Cleveland Indians - 2018

Batter	1	2	3	4	5	6	7	8	9	AB	R	H	RBI	BB	SO	LOB
6 Billy Hamilton, S (1, 8)	F8		B2-3			K		G6-3		2	0	0	0	0	0	0
85 Jose Siri, R (5, 8)										2	0	0	0	0	1	0
84 Aristides Aquino, R (8, 9)										0	0	0	0	0	0	0
7 Eugenio Suárez, R (1, 5)	F9		F9			78 HR 1B		66 S 1B		2	0	0	0	0	0	0
46 Phil Gosselin, R (5, 5) OBP: 1.000, SLG: 1.000										2	1	2	0	0	0	0
19 Joey Votto, L (1, 3)	G3			K		1-H HR		F9		2	0	0	0	0	1	0
78 Brandon Dixon, R (5, 3) OBP: 0.500, SLG: 2.000										2	1	1	2	0	0	1
3 Scooter Gennett, L (1, 4)		F7		G3		G6-3		K 1-2		2	0	0	0	0	0	0
66 Alex Blandino, R (5, 4)										2	0	0	0	0	1	1
23 Adam Duvall, R (1, 7)		P3		P3		P2			HR	2	0	0	0	0	0	0
81 Rosell Herrera, S (5, 7) OBP: 0.500, SLG: 2.000										2	1	1	1	0	0	0
43 Scott Schebler, L (1, 9)	L5				9 CS BB		4 G6-3 32 G4-3 2B		K2-3	1	0	0	0	1	0	0
68 Mason Williams, L (5, 9) OBP: 0.500, SLG: 1.000 (8, 8)										2	1	1	0	0	1	0
9 José Peraza, R (1, 6) OBP: 0.500, SLG: 0.500					F8 1-2		G6-3 2-3		G5-3	2	1	1	0	0	0	1
4 Cliff Pennington, S (5, 6)			16 HR 1B							2	0	0	0	0	0	1
16 Tucker Barnhart, L (1, 2) OBP: 1.000, SLG: 4.000										1	1	1	2	1	0	0
32 Stuart Turner, R (5, 2)			1-H HR				G4-3 3-H			1	0	0	1	1	0	0
67 Joe Hudson, R (9, 2)					BB				BB	0	0	0	0	0	0	0
15 Dilson Herrera, R (1, 10)			F7							2	0	0	0	0	1	1
76 Darnell Sweeney, S (7, PH) (7, 10)					K		K		K	2	0	0	0	0	2	1
Inning Stats	R: 0 E: 0 K: 0 S: 3	H: 0 LOB: 0 BB: 0 P: 3	R: 0 E: 0 K: 0 S: 3	H: 0 LOB: 0 BB: 0 P: 3	R: 2 E: 0 K: 0 S: 5	H: 2 LOB: 0 BB: 0 P: 5	R: 0 E: 0 K: 1 S: 5	H: 0 LOB: 0 BB: 0 P: 5	R: 0 E: 0 K: 1 S: 5	H: 0 LOB: 1 BB: 2 P: 13	R: 2 E: 0 K: 1 S: 7	H: 2 LOB: 0 BB: 0 P: 7	R: 1 E: 0 K: 1 S: 6	H: 1 LOB: 0 BB: 0 P: 6	R: 0 E: 0 K: 1 S: 6	H: 1 LOB: 1 BB: 0 P: 6	R: 1 E: 0 K: 2 S: 9	H: 1 LOB: 1 BB: 1 P: 16	1B: 3 2B: 1 3B: 0 HR: 3	SF: 0 SAC: 0 DP: 0 HBP: 0	WP: 0 PB: 0 SB: 1 CS: 1	PA: 36

TOP

Cincinnati Reds @ Cleveland Indians

Goodyear Ballpark, Goodyear, AZ

Fri Feb 23 2018, 3:08 PM - 5:33 PM EST

Att. 4,094 - Partly Cloudy - 59 F

livebaseballscorecards.com

	AB	33
	R	6
	H	7
	RBI	6
	BB	3
	SO	7
	LOB	6

PITCHER		IP	WLS	BF	H	R	ER	SO	BB	IBB	HBP	BLK	WP	HR	S	P	ERA	WHIP
52 Mike Clevinger, R (1, 1) ERA:		1.0		3	0	0	0	0	0	0	0	0	0	0	3	3	0.00	0.000
54 Ryan Merritt, L (2, 1) ERA:		1.0		3	0	0	0	0	0	0	0	0	0	0	3	3	0.00	0.000
61 Dan Otero, R (3, 1) ERA: 18.0		1.0	L	5	2	2	2	0	0	0	0	0	0	1	5	5	18.00	2.000
34 Zach McAllister, R (4, 1) ERA:		1.0		3	0	0	0	1	0	0	0	0	0	0	5	5	0.00	0.000
40 Alexi Ogando, R (5, 1) ERA:		1.0		4	0	0	0	1	2	0	0	0	0	0	5	13	0.00	2.000

PITCHER		IP	WLS	BF	H	R	ER	SO	BB	IBB	HBP	BLK	WP	HR	S	P	ERA	WHIP
63 Preston Claiborne, R (6, 1) ERA: 18.0		1.0		5	2	2	2	1	0	0	0	0	0	1	7	7	18.00	2.000
83 Louis Head, R (7, 1) ERA: 9.0		1.0		4	1	1	1	1	0	0	0	0	0	0	6	6	9.00	1.000
62 Dominic DeMasi, R (8, 1) ERA:		1.0		4	1	0	0	1	0	0	0	0	0	0	6	6	0.00	1.000
56 Matt Whitehouse, L (9, 1) ERA: 9.0		1.0		5	1	1	1	2	1	0	0	0	0	1	9	16	9.00	2.000

Cincinnati Reds @ Cleveland Indians

Goodyear Ballpark, Goodyear, AZ

Fri Feb 23 2018, 3:08 PM - 5:33 PM EST

Att. 4,094 - Partly Cloudy - 59 F

livebaseballscorecards.com

BOTTOM

Batter	1	2	3	4	5	6	7	8	9	AB	R	H	RBI	BB	SO	LOB
12 Francisco Lindor, S (1, 6) 66 Eric Stamets, R (4, 6) OBP: 1.000, SLG: 2.500	F7		BBBB 4-0 7 G6-4-3 1-2 BB			BCBX 2-1 HR		X 0-0 84 BB 62 3B 1B		1 2	0 2	0 2	0 1	1 0	0 0	0 0
7 Yan Gomes, R (1, 2) OBP: 0.500, SLG: 0.500 45 Ryan Hanigan, R (4, 2) 84 Jack Murphy, S (7, 2)	1B		G6-4-3 1-2f 2-3			G6-3		BBBB 4-0 62 3B 1-2 BB		2 1 0	0 0 1	1 0 0	0 0 0	0 0 1	0 0 0	2 0 0
11 José Ramírez, S (1, 5) 62 Richie Shaffer, R (4, 5) OBP: 0.500, SLG: 1.500	F8		G3-1			CCC 0-3 K		0-0 1-H 2-H 3B		2 2	0 0	0 1	0 2	0 0	0 1	2 0
10 Edwin Encarnación, R (1, 10) 79 Bobby Bradley, L (6, PH) (7, 10)	F9			G4-3		F8		CSS 0-3 K		2 2	0 0	0 0	0 0	0 0	0 1	1 1
17 Yonder Alonso, L (1, 3) OBP: 0.500, SLG: 2.000 81 Nellie Rodriguez, R (5, 3)		HR		SSS 0-3 K			CSS 0-3 K		P4	2 2	1 0	1 0	1 0	0 0	1 1	0 0
26 Rajai Davis, R (1, 8) 53 Greg Allen, S (5, 8)	G6-3			SSS 0-3 K			SSS 0-3 K		P2	2 2	0 0	0 0	0 0	0 0	1 1	0 0
0 B.J. Upton, R (1, 9) OBP: 0.500, SLG: 0.500 33 Rob Refsnyder, R (6, 9)	SSS 0-3 K			13 CS 1B			L4		BBBB 4-0 BB	2 1	0 0	1 0	0 0	0 1	1 0	0 0
13 Brandon Barnes, R (1, 7) 35 Abraham Almonte, S (6, 7)	G5-3			SSS 0-3 K 1-2				F8	G3	2 2	0 0	0 0	0 0	0 0	1 0	1 1
70 Drew Maggi, R (1, 4) OBP: 0.500, SLG: 0.500 52 Tyler Krieger, S (6, 4)			7 12 G6-4-3 BB 1B	SSS 0-3 K				G3		2 1	0 0	1 0	0 0	0 0	1 0	0 0
Inning Stats	R: 0 H: 1 E: 0 LOB: 1 K: 0 BB: 0 S: 4 P: 4	R: 1 H: 1 E: 0 LOB: 0 K: 1 BB: 0 S: 6 P: 6	R: 0 H: 1 E: 0 LOB: 1 K: 0 BB: 1 S: 3 P: 7	R: 0 H: 0 E: 0 LOB: 0 K: 2 BB: 0 S: 7 P: 7	R: 0 H: 1 E: 0 LOB: 0 K: 2 BB: 0 S: 7 P: 7	R: 1 H: 1 E: 0 LOB: 0 K: 1 BB: 0 S: 7 P: 9	R: 0 H: 0 E: 0 LOB: 0 K: 2 BB: 0 S: 7 P: 7	R: 2 H: 2 E: 0 LOB: 1 K: 1 BB: 1 S: 7 P: 11	R: 0 H: 0 E: 0 LOB: 1 K: 0 BB: 1 S: 3 P: 7	1B: 4 2B: 0 3B: 1 HR: 2	SF: 0 SAC: 0 DP: 1 HBP: 0			WP: 0 PB: 0 SB: 0 CS: 1	PA: 35		

PITCHER		IP	WLS	BF	H	R	ER	SO	BB	IBB	HBP	BLK	WP	HR	S	P	ERA	WHIP
47 Sal Romano, R ERA: 4.5	(1, 1)	2.0	W	8	2	1	1	1	0	0	0	0	0	1	10	10	4.50	1.000
30 Tyler Mahle, R ERA:	(3, 1)	2.0	H	7	1	0	0	2	1	0	0	0	0	0	10	14	0.00	1.000
62 Jackson Stephens, R ERA: 4.5	(5, 1)	2.0	H	7	2	1	1	3	0	0	0	0	0	1	14	16	4.50	1.000
41 Kevin Shackelford, R ERA:	(7, 1)	1.0	H	3	0	0	0	2	0	0	0	0	0	0	7	7	0.00	0.000
36 Keury Mella, R ERA: 18.0	(8, 1)	1.0	H	6	2	2	2	1	1	0	0	0	0	0	7	11	18.00	3.000

PITCHER		IP	WLS	BF	H	R	ER	SO	BB	IBB	HBP	BLK	WP	HR	S	P	ERA	WHIP
65 Jimmy Herget, R ERA:	(9, 1)	1.0	S	4	0	0	0	0	1	0	0	0	0	0	3	7	0.00	1.000

AB	32
R	4
H	7
RBI	4
BB	3
SO	9
LOB	8

Cleveland Indians @ Arizona Diamondbacks

Salt River Fields at Talking Stick, Scottsdale, AZ

Sat Feb 24 2018, 3:12 PM - 6:31 PM EST

Att. 9,628 - Sunny - 55 F

livebaseballscorecards.com

TOP

Batter	1	2	3	4	5	6	7	8	9	AB	R	H	RBI	BB	SO	LOB
4 Bradley Zimmer, L (1, 8) 53 Greg Allen, S (5, 8) OBP: 0.400, SLG: 0.600	C SI 90 F SI 92 B CH 82 B SI 92 B SI 92 F FC 90 X SI 92 3-2 ① G4-3		B FF 89 C FF 90 X FF 90 1-1 ① F7		B FF 95 F FF 96 B FF 97 F FF 97 B FF 97 X FF 97 3-2 ① F9	C FF 94 C FF 94 C FF 94 0-3 ③ K		F FF 93 B FF 94 B SL 84 F FF 93 B SL 83 X FF 91 3-2 13 S 1-3 3-H 1B	B FF 92 F FF 92 F FF 93 B FF 92 D CH 81 F FF 93 F FF 92 X FF 92 3-2 33 1B 1-3 2B	3 0 0 0 0 0 1 3 1 2 1 0 1 3						
30 Tyler Naquin, L (1, 7) OBP: 0.667, SLG: 2.000 13 Brandon Barnes, R (5, 7)	C KC 84 S CH 83 B SI 91 B CH 83 F SI 93 F FC 90 F SI 91 X KC 85 2-2 ② G4-3		B FF 91 X SL 84 1-0 1-H HR		S FF 97 B FF 97 B FF 90 X FF 95 2-1 2B		C SI 98 B SL 82 C SL 81 C SI 97 1-3 ① K	1 SAFE S SL 83 F SL 84 B FF 94 B FF 92 B SL 83 F CU 82 F FF 92 S FF 93 3-3 ② K 1-2	B SL 83 F SI 91 F SI 92 F SL 83 F SI 92 F SL 82 F SL 81 F SI 93 X CH 82 1-2 ② SF7 3-H	3 1 2 2 0 0 0 2 0 0 1 0 2 2						
8 Lonnie Chisenhall, L (1, 9) OBP: 0.333, SLG: 0.333 33 Rob Refsnyder, R (5, 9) OBP: 0.400, SLG: 0.250	F SI 92 X SI 92 0-1 1B		C SL 86 X SL 86 0-1 ② P6		C FF 97 C FF 97 F FF 97 X KC 80 0-2 ② F7		C SL 81 B SI 96 X SI 96 1-1 ② L9	B FF 94 B FF 90 B FF 90 C FF 91 C FF 90 S FF 90 3-3 ③ K	X SI 92 0-0 2-H 1B	3 0 1 0 0 0 1 3 0 1 1 0 1 2						
35 Abraham Almonte, S (1, 10) 81 Nellie Rodriguez, R (7, PH) OBP: 0.200, SLG: 0.800 (7, 10)	C SI 90 F CH 84 D KC 84 X CH 82 1-2 ③ G6-3		X FF 90 0-0 ③ F8		C FF 97 C FF 97 S FF 97 0-3 ③ K		B SI 96 B SL 80 C FF 94 X SL 81 2-1 E8		HR K	3 0 0 0 0 1 2 3 1 1 1 0 1 1						
36 Yandy Díaz, R (1, 5) OBP: 1.000, SLG: 2.000 75 Yu Chang, R (4, 5) OBP: 0.667, SLG: 1.000		C SI 90 B FC 92 B SI 91 S SI 90 B KC 84 F SI 91 F KC 82 B FC 89 4-2 55 79 1B G6-4-3 BB	B FF 91 B FF 90 F FF 90 B FF 91 F FF 91 X FF 91 3-2 39 2B 2B		B FF 94 B FF 94 X FF 94 2-0 39 E 2B	C SI 96 B FF 96 S FF 96 B SI 96 S FF 95 2-3 ③ K		C SL 82 B SI 93 X SL 84 1-1 62 HR 1B	1 1 1 0 1 0 0 3 1 2 0 0 1 1						
79 Bobby Bradley, L (1, 3) OBP: 0.200, SLG: 0.200 62 Richie Shaffer, R (6, 3)		X SI 91 0-0 55 G6-4-3 1-2 1B	D FS 83 S FS 83 B FF 90 F FF 89 S FS 82 2-3 ① K		X FF 94 0-0 ① F7			F FF 95 B SL 86 S SL 83 B FF 95 B SL 85 B FF 93 4-2 71 2B BB	C SI 91 B SL 83 X SI 91 1-1 1-H HR	3 0 1 0 0 1 2 1 2 1 2 1 0 0						
55 Roberto Pérez, R (1, 2) 27 Francisco Mejía, S (4, PH) (4, 2) 71 Eric Haase, R (7, 2) OBP: 1.000, SLG: 3.000		B SI 90 B SI 89 B FC 88 F FC 90 X FC 88 3-1 ① ② G6-4-3 1-2f 2-3 C SL 84 S SL 83 F SL 83 B SL 84 X FF 90 1-2 ③ G1	B FF 90 S FS 83 X FF 90 1-1 ② F7 B FS 83 X FS 83 1-0 2-H 2B B FF 90 X SL 84 1-0 30 HR 1B	B FF 90 B FF 90 X FF 91 2-0 ③ L9	C FF 94 D SL 85 X FF 94 1-1 ② L7 B SL 87 C FF 95 X SL 86 1-1 E6 9 BB 2-3 1 SAFE C FF 93 B SL 86 B FF 94 F FF 94 1 SAFE F SL 86 F FF 93 B SL 82 4-2 F FF 95 B FF 95 1-2 BB		B SI 95 X FF 91 1-0 73 1B 53 1B 1-H 2B D SL 85 X FF 93 1-0 ① L8 B FF 94 X FF 93 1-0 53 1B 53 S 2-3 1B	C SI 90 B FF 91 X SL 82 1-1 HR C FF 91 B CH 87 X FF 90 1-1 ① G5-3 X CH 86 0-0 53 2B 13 SF7 1B	1 0 0 0 0 0 2 2 0 0 0 0 0 2 2 2 2 2 0 0 0 3 0 1 1 0 0 2 2 0 0 0 0 0 1 2 1 1 0 1 0 1 2 1 2 0 0 0 0						
39 Gio Urshela, R (1, 4) OBP: 0.333, SLG: 0.667 66 Eric Stamets, R (6, PR) OBP: 0.500, SLG: 1.250 (6, 4)																
9 Erik González, R (1, 6) OBP: 0.667, SLG: 0.500 73 Willi Castro, S (6, PR) OBP: 1.000, SLG: 1.000 (6, 6)																

	AB	45
	R	11
	H	18
	RBI	11
	BB	3
	SO	8
	LOB	23

Inning Stats																																		
	R: 0	H: 1	E: 0	LOB: 1	K: 0	BB: 0	S: 15	P: 21	R: 0	H: 1	E: 0	LOB: 1	K: 0	BB: 1	S: 11	P: 19	R: 2	H: 2	E: 0	LOB: 0	K: 0	BB: 0	S: 7	P: 10	R: 1	H: 2	E: 0	LOB: 1	K: 1	BB: 0	S: 10	P: 19	R: 0	H: 1	E: 0	LOB: 1	K: 1	BB: 0	S: 12	P: 17
	R: 0	H: 1	E: 1	LOB: 3	K: 1	BB: 1	S: 14	P: 22	R: 0	H: 0	E: 1	LOB: 1	K: 2	BB: 0	S: 10	P: 16	R: 2	H: 3	E: 0	LOB: 2	K: 2	BB: 1	S: 16	P: 32	R: 6	H: 7	E: 0	LOB: 1	K: 1	BB: 0	S: 27	P: 35	1B: 8	SF: 1	2B: 6	SAC: 0	3B: 0	DP: 1	HR: 4	HBP: 0	WP: 0	PA: 49	PB: 0	SB: 2	CS: 0

PITCHER		IP	WLS	BF	H	R	ER	SO	BB	IBB	HBP	BLK	WP	HR	S	P	ERA	WHIP
52 Zack Godley, R ERA:	(1, 1)	1.2		7	2	0	0	0	1	0	0	0	0	0	22	35	0.00	1.800
93 Michael Dimock, R ERA:	(2, 1)	0.1		1	0	0	0	0	0	0	0	0	0	0	4	5	0.00	0.000
63 Jared Miller, L ERA: 18.0	(3, 1)	1.0	L	5	2	2	2	0	0	0	0	0	0	1	7	10	18.00	2.000
66 Yoshihisa Hirano, R ERA: 9.0	(4, 1)	1.0		5	2	1	1	1	0	0	0	0	0	0	10	19	9.00	2.000
25 Archie Bradley, R ERA:	(5, 1)	1.0		4	1	0	0	1	0	0	0	0	0	0	12	17	0.00	1.000
33 Jake Barrett, R ERA:	(6, 1)	1.0		6	1	0	0	1	1	0	0	0	0	0	14	22	0.00	2.000
65 Joey Krehbiel, R ERA:	(7, 1)	1.0		4	0	0	0	2	0	0	0	0	0	0	10	16	0.00	0.000
92 Taylor Grover, R ERA: 18.0	(8, 1)	1.0		7	3	2	2	2	1	0	0	0	0	0	16	32	18.00	4.000
90 David Carpenter, R ERA: 135.0	(9, 1)	0.1		6	5	5	5	0	0	0	0	0	0	0	3	10	14	135.00	15.000
91 Parker Markel, R ERA: 13.5	(9, 1)	0.2		4	2	1	1	1	0	0	0	0	0	0	17	21	13.50	3.000

Cleveland Indians @ Arizona Diamondbacks

Salt River Fields at Talking Stick, Scottsdale, AZ

Sat Feb 24 2018, 3:12 PM - 6:31 PM EST

Att. 9,628 - Sunny - 55 F

livebaseballscorecards.com

BOTTOM

Batter	1	2	3	4	5	6	7	8	9	AB	R	H	RBI	BB	SO	LOB
6 David Peralta, L (1, 7) OBP: 1.000, SLG: 1.500 70 Ramón Flores, L (3, PR) OBP: 0.200, SLG: 0.200 (4, 7)	B SL 88 B SL 88 B SL 88 C SL 88 C SL 88 X SL 90 3-2 11 G6-3 44 G6-3 2B		C FF 91 X FF 92 0-1 1B		B FF 91 B FF 92 X FF 92 2-0 ① G3		X FF 91 0-0 ② G1-3		C FF 91 B FF 92 B SI 91 B SI 92 X SI 91 3-1 1B	2 3	1 0	2 1	0 0	0 0	0 0	0 0
11 AJ Pollock, R (1, 8) 76 Jack Reinheimer, R (4, 5)	C SL 90 X CH 84 0-1 ① G6-3 2-3		B FF 91 B FF 90 B FF 90 X FF 90 3-0 ① F9		X FF 93 0-0 ② F9		F SI 96 C SL 86 F FF 95 X SL 86 0-2 ③ G4-3		C FF 89 F SI 90 D CH 85 B SL 82 B SI 91 F SI 91 X SI 92 3-2 ③ G1-3	2 3	0 0	0 0	0 0	0 0	0 0	2 1
44 Paul Goldschmidt, R (1, 3) 14 Rey Fuentes, L (4, 8) OBP: 0.800, SLG: 0.667	C SL 88 X SL 88 0-1 ② G6-3 3-H		C FF 92 B FF 91 D SL 84 C FF 90 T FF 91 2-2 ② K		C CU 78 C CU 79 H FF 94 1-2 22 S HBP			C FF 86 B CU 82 F FF 86 B FF 86 B CU 76 X FF 87 3-2 15 BB 1B		2 1	0 0	0 1	1 0	0 0	1 0	1 0
22 Jake Lamb, L (1, 5) 22 Cody Decker, R (4, 3)	B CU 75 C SL 90 B CU 74 F CU 90 C SL 90 2-3 ③ K		C FF 91 F FF 91 S FF 92 0-3 ③ K		S FF 90 B CU 77 B CU 76 S FF 91 X FF 92 2-2 ③ G5-3 1-2			S FF 86 1 SAFE S CH 81 S CH 80 0-3 ① K		2 2	0 0	0 0	0 0	0 0	2 1	1 2
3 Daniel Descalso, L (1, 4) OBP: 0.500, SLG: 0.500 15 Ildemaro Vargas, S (4, PR) (5, 6)		C CH 88 C SL 79 B SL 78 X SL 89 1-2 ① F7	C FF 88 B CU 75 B SI 90 X FF 88 2-1 41 HBP 13 1B 1B		X FF 89 0-0 ① F8			B FF 86 B CH 81 B FF 86 C FF 86 B FF 87 4-1 84 FC5-4 1-2 BB		2 1	0 1	1 0	0 0	0 1	0 0	0 0
68 Kevin Cron, R (1, 10)		B CU 74 C CH 90 C CU 73 X SL 89 1-2 E5 41 HBP	B FF 88 C FF 88 S CH 82 D CH 83 B CH 82 F FF 88 S CH 83 3-3 ① K		C FF 89 F FC 83 C FF 89 0-3 ② K			S SL 83 F SL 84 B CH 80 X CU 77 1-2 ② F7		4	0	0	0	0	2	3
41 Jeremy Hazelbaker, L (1, 9) OBP: 0.667, SLG: 1.333 84 Jason Morozowski, R (6, PR) (7, 9)		B SL 88 F CH 88 C SL 88 H SL 76 2-2 1-2 HBP	B FF 88 B CU 71 B FF 87 C FF 88 H FF 86 4-1 13 1B 1-2 HBP		C FC 81 B CU 74 B FF 90 C FF 89 B CU 73 B FF 89 4-2 BB			B CU 81 B FF 86 B CH 85 C FF 86 X FF 86 3-1 ③ FC5-4 1-2f		0 1	0 0	0 0	0 0	1 0	0 0	0 2
13 Nick Ahmed, R (1, 6) OBP: 0.500, SLG: 0.500 45 Kristopher Negrón, R (4, PR) (5, 4)	X SL 90 0-0 ② F9		F CH 82 B SI 88 D CH 82 B FF 88 X FF 88 3-1 36 G5-4-3 1-2 2-H 1B		B FF 89 1 SAFE D FF 89 C FF 88 B FF 88 X FF 88 3-1 ③ F8				C FF 91 B FF 92 S SI 91 F FF 92 B SI 92 C SI 91 2-3 ① K	2 2	0 0	1 0	1 0	0 0	0 1	2 1
36 John Ryan Murphy, R (1, 2) 9 Josh Thole, L (6, 2)	B SL 88 X CH 84 1-0 ③ P4		X FF 88 0-0 ②③ G5-4-3 1-2f				C FF 95 F SI 95 F SI 96 B SL 87 X SI 95 1-2 ① F8		B FF 91 B FF 92 B SI 90 C SI 92 X FF 91 3-1 ② L8	2 2	0 0	0 0	0 0	0 0	0 0	4 0
Inning Stats	R: 1 E: 0 K: 1 S: 10 H: 1 LOB: 0 BB: 0 P: 15	R: 0 E: 1 K: 0 S: 10 H: 0 LOB: 2 BB: 0 P: 15	R: 0 E: 0 K: 2 S: 9 H: 1 LOB: 1 BB: 0 P: 14	R: 1 E: 0 K: 1 S: 10 H: 2 LOB: 2 BB: 0 P: 22	R: 0 E: 0 K: 0 S: 7 H: 0 LOB: 1 BB: 0 P: 12	R: 0 E: 0 K: 1 S: 8 H: 0 LOB: 1 BB: 1 P: 15	R: 0 E: 0 K: 0 S: 9 H: 0 LOB: 0 BB: 0 P: 10	R: 0 E: 0 K: 1 S: 12 H: 1 LOB: 2 BB: 1 P: 23	R: 0 E: 0 K: 1 S: 12 H: 1 LOB: 1 BB: 0 P: 23	1B: 5 2B: 1 3B: 0 HR: 0 SF: 0 SAC: 0 DP: 1 HBP: 3						

AB	33
R	2
H	6
RBI	2
BB	2
SO	7
LOB	19

WP: 0 PB: 0 SB: 1 CS: 0 PA: 38

PITCHER		IP	WLS	BF	H	R	ER	SO	BB	IBB	HBP	BLK	WP	HR	S	P	ERA	WHIP
74 Shawn Morimando, L	(1, 1)	2.0	W	9	1	1	1	1	0	0	1	0	0	0	20	30	4.50	0.500
ERA: 4.5																		
44 Nick Goody, R	(3, 1)	1.0	H	4	1	0	0	2	0	0	0	0	0	0	9	14	0.00	1.000
ERA:																		
49 Tyler Olson, L	(4, 1)	1.0	H	5	2	1	1	1	0	0	1	0	0	0	10	22	9.00	2.000
ERA: 9.0																		
78 Cam Hill, R	(5, 1)	1.0	H	4	0	0	0	0	0	0	1	0	0	0	7	12	0.00	0.000
ERA:																		
38 Jeff Beliveau, L	(6, 1)	1.0	H	4	0	0	0	1	1	0	0	0	0	0	8	15	0.00	1.000
ERA:																		
58 Neil Ramírez, R	(7, 1)	1.0	H	3	0	0	0	0	0	0	0	0	0	0	9	10	0.00	0.000
ERA:																		
65 Adam Wilk, L	(8, 1)	1.0	H	5	1	0	0	1	1	0	0	0	0	0	12	23	0.00	2.000
ERA:																		
67 Robert Zárate, L	(9, 1)	1.0		4	1	0	0	1	0	0	0	0	0	0	12	23	0.00	1.000
ERA:																		

Batter	1	2	3	4	5	6	7	8	9	AB	R	H	RBI	BB	SO	LOB
4 Bradley Zimmer, L (1, 10) 36 Yandy Díaz, R (6, PH) OBP: 0.500, SLG: 0.667 (6, 10)	L6	P6		G3		K		G6-3 2-3		3 2	0 0	0 0	0 0	0 0	0 1	4 4
53 Greg Allen, S (1, 8) OBP: 0.500, SLG: 0.800 13 Brandon Barnes, R (5, 8)	K		G6-3		27 HR 1B	K		K		3 2	1 0	1 0	0 0	0 0	1 2	0 4
8 Lonnie Chisenhall, L (1, 9) OBP: 0.333, SLG: 0.333 33 Rob Refsnyder, R (5, 9) OBP: 0.300, SLG: 0.222	1B		G4-3		K	K		F9		3 2	0 0	1 0	0 0	0 0	1 1	1 4
35 Abraham Almonte, S (1, 7) 30 Tyler Naquin, L (5, 7) OBP: 0.400, SLG: 1.200	G3-1		K	P4			K 81 BB		K	3 2	0 0	0 0	0 0	0 0	1 2	2 0
55 Roberto Pérez, R (1, 2) OBP: 0.333, SLG: 0.667 27 Francisco Mejía, S (4, PR) OBP: 0.500, SLG: 1.250 (4, 2) 71 Eric Haase, R (7, PH) OBP: 0.750, SLG: 2.000 (7, 2)		F9		79 1B 2B	1-H HR		K		81 BB 75 2B BB	2 1 1	0 2 1	1 1 0	0 2 0	0 0 1	0 0 1	0 0 1
79 Bobby Bradley, L (1, 3) OBP: 0.375, SLG: 0.500 81 Nellie Rodriguez, R (5, 3) OBP: 0.333, SLG: 0.571		62 1B 2B		39 G5-3 62 BB 2-H 1B	G3		1-2 BB		75 2B 1-2 BB	3 0	1 0	2 0	1 0	0 2	0 0	0 0
62 Richie Shaffer, R (1, 5) OBP: 0.857, SLG: 2.000 75 Yu Chang, R (6, PR) OBP: 0.500, SLG: 0.833 (6, 5)		9 G5-3 39 BB 2-H 1B		39 G5-3 1-2 BB		39 2B BB			73 G3-6 1-3 2-H 2B	1 2	0 1	1 1	1 1	2 0	0 1	0 2
39 Gio Urshela, R (1, 6) OBP: 0.500, SLG: 0.800 73 Willi Castro, S (6, PR) OBP: 0.400, SLG: 0.400 (6, 6)		9 G5-3 1-2 BB		G5-3 1-2 2-3f		9 2B 1-H 2B	F8		G3-6 2-3f	2 2	0 0	1 0	1 0	1 0	0 0	2 4
9 Erik González, R (1, 4) OBP: 0.667, SLG: 0.750 70 Drew Maggi, R (6, PR) OBP: 0.400, SLG: 0.600 (6, 4)		G5-3 1-2 2-3				2-3 2B		36 G6-3 2B		2 1	0 0	1 1	0 0	1 0	0 0	2 0
Inning Stats	R: 0 E: 0 K: 1 S: 7 H: 1 LOB: 1 BB: 0 P: 7	R: 1 E: 0 K: 0 S: 5 H: 2 LOB: 2 BB: 1 P: 9	R: 0 E: 0 K: 1 S: 5 H: 0 LOB: 0 BB: 0 P: 5	R: 1 E: 0 K: 0 S: 4 H: 2 LOB: 2 BB: 2 P: 12	R: 2 E: 0 K: 1 S: 9 H: 2 LOB: 0 BB: 0 P: 9	R: 1 E: 0 K: 3 S: 11 H: 2 LOB: 3 BB: 1 P: 15	R: 0 E: 0 K: 3 S: 10 H: 0 LOB: 2 BB: 1 P: 14	R: 0 E: 0 K: 1 S: 6 H: 1 LOB: 1 BB: 0 P: 6	R: 1 E: 0 K: 1 S: 5 H: 1 LOB: 1 BB: 2 P: 13	1B: 4 2B: 7 3B: 0 HR: 1 SF: 0 SAC: 0 DP: 2 HBP: 0						

PITCHER		IP	WLS	BF	H	R	ER	SO	BB	IBB	HBP	BLK	WP	HR	S	P	ERA	WHIP
41 Junior Guerra, R ERA: 3.0	(1, 1)	2.0		10	3	1	1	1	1	0	0	0	0	0	12	16	4.50	2.000
35 Brent Suter, L ERA:	(3, 1)	1.0		3	0	0	0	1	0	0	0	0	0	0	5	5	0.00	0.000
51 Oliver Drake, R ERA: 9.0	(4, 1)	1.0	H	6	2	1	1	0	2	0	0	0	0	0	4	12	9.00	4.000
39 Tyler Webb, L ERA: 9.0	(5, 1)	1.0	B	5	2	2	2	1	0	0	0	0	0	1	9	9	18.00	2.000
38 Ernesto Frieri, R ERA: 4.5	(6, 1)	1.0	W	6	2	1	1	3	1	0	0	0	0	0	11	15	9.00	3.000
76 Jon Perrin, R ERA: 21.6	(7, 1)	1.0	H	5	0	0	0	3	1	0	0	0	1	0	10	14	0.00	1.000
62 Radhames Liz, R ERA: 4.5	(8, 1)	1.0	H	4	1	0	0	1	0	0	0	0	0	0	6	6	0.00	1.000
61 Erik Davis, R ERA: 4.5	(9, 1)	1.0	S	5	1	1	1	1	2	0	0	0	0	0	5	13	9.00	3.000

TOP

Cleveland Indians @ Milwaukee Brewers

Maryvale Baseball Park, Phoenix, AZ

Mon Feb 26 2018, 3:09 PM - 6:24 PM EST

Att. 2,360 - Sunny - 64 F

livebaseballscorecards.com

AB	37
R	6
H	11
RBI	6
BB	7
SO	11
LOB	30

WP: 1 PB: 0 SB: 0 CS: 0 PA: 44

Cleveland Indians @ Milwaukee Brewers

Maryvale Baseball Park, Phoenix, AZ

Mon Feb 26 2018, 3:09 PM - 6:24 PM EST

Att. 2,360 - Sunny - 64 F

BOTTOM

livebaseballscorecards.com

Batter	1	2	3	4	5	6	7	8	9	AB	R	H	RBI	BB	SO	LOB
5 Jonathan Villar, S (1, 4) OBP: 0.500, SLG: 0.556 93 Troy Stokes Jr., R (6, PR) OBP: 0.500, SLG: 1.000 (7, 9)	S S S 0-3 K ①		B B B 4-0 7 BB 8 BB 14 1B 1-2 BB	X 0-0 1B		X 0-0 E6 1-2 2-3 3-H		S S S 0-3 K ①		3 1 1 1 1 1 2 1 0 0 0 0 1 0						
6 Lorenzo Cain, R (1, 8) OBP: 0.500, SLG: 0.571 90 Johnny Davis, S (5, 8)	C X 0-1 F9 ②		X 0-0 F9 ② 2-3	X 0-0 P6 ③		X 0-0 SF7 ② 3-H		X 0-0 G4-3 ②		3 0 0 0 0 0 3 1 0 0 1 0 0 0						
8 Ryan Braun, R (1, 7) OBP: 1.000, SLG: 1.000 78 Kyle Wren, L (3, PR) OBP: 0.667, SLG: 0.875 (4, 7)	X 0-0 1B		B B B B 4-0 7 BB 14 1B 1-2 BB		X 0-0 14 L4-3 1B	X 0-0 F8 ③		C C C 0-3 K ③		1 0 1 0 1 0 0 3 1 1 0 0 1 2						
7 Eric Thames, L (1, 10) 29 Christian Bethancourt, R (7, PH) OBP: 0.333, SLG: 0.333 (8, 10)	C C C 0-3 K ③		B B B B 4-0 65 WP 14 1B 1-2 2-3 3-H BB		C C C 0-3 K ①	X 0-0 P6 ①				2 0 0 1 1 2 2 1 0 0 0 0 0 0						
14 Hernán Pérez, R (1, 5) OBP: 0.400, SLG: 0.600 68 Jacob Nottingham, R (6, 2) OBP: 0.500, SLG: 1.250		X 0-0 L7 ①	X 0-0 65 WP 1-2 2-H 3-H 1B		X 0-0 L4-3 ② ③ 1-1	B B F X 2-1 HR				3 0 1 2 0 0 1 1 1 1 1 0 0 0						
65 Ji Man Choi, L (1, 3) OBP: 0.600, SLG: 1.000 70 Nate Orf, R (6, 5) OBP: 0.556, SLG: 0.571 (7, 4)		X 0-0 L7 ②	B X 1-0 F7 ③ 1-2 2-3			B B B B 4-0 24 1B 23 1B 5 E BB	X 0-0 F8 ②			2 0 0 0 0 0 2 1 1 0 0 1 0 0						
23 Keon Broxton, R (1, 9) OBP: 0.556, SLG: 0.857 26 Lucas Erceg, L (7, 5) OBP: 0.600, SLG: 0.500		X 0-0 F9 ③		X 0-0 9 F9 9 WP 18 SF7 1B		X 0-0 5 E 24 1B 90 SF7 1-2 1B	X 0-0 24 1B 1B			3 2 2 0 0 0 0 1 0 1 0 0 0 0						
9 Manny Piña, R (1, 2) 24 Jesús Aguilar, R (6, 3) OBP: 0.250, SLG: 0.250			X 0-0 F8 ①	B X 1-0 F9 ① 1-3		X 0-0 5 E 1-2 2-3 1B	X 0-0 1-2 1B			2 0 0 0 0 0 1 2 0 2 0 0 0 0						
18 Eric Sogard, L (1, 6) OBP: 0.400, SLG: 1.000 66 Mauricio Dubón, R (6, 6) OBP: 0.222, SLG: 0.125			X 0-0 6 F9 5 BB 7 BB 1B	X 0-0 SF7 ② 3-H		F F S 0-3 K ①	S S S 0-3 K ③			1 1 1 1 0 0 0 2 0 0 0 0 2 5						
Inning Stats	R: 0 E: 0 K: 2 S: 9 H: 1 LOB: 1 BB: 0 P: 9	R: 0 E: 0 K: 0 S: 3 H: 0 LOB: 0 BB: 0 P: 3	R: 3 E: 0 K: 0 S: 5 H: 2 LOB: 3 BB: 3 P: 18	R: 1 E: 0 K: 0 S: 5 H: 2 LOB: 1 BB: 0 P: 6	R: 0 E: 0 K: 1 S: 5 H: 1 LOB: 0 BB: 0 P: 5	R: 2 E: 1 K: 1 S: 8 H: 2 LOB: 2 BB: 1 P: 12	R: 1 E: 0 K: 1 S: 9 H: 3 LOB: 2 BB: 0 P: 11	R: 0 E: 0 K: 2 S: 7 H: 0 LOB: 0 BB: 0 P: 7		1B: 10 2B: 1 3B: 0 HR: 1	SF: 2 SAC: 0 DP: 1 HBP: 0			WP: 2 PB: 0 SB: 0 CS: 0	PA: 39		

AB	33
R	7
H	11
RBI	7
BB	4
SO	7
LOB	18

PITCHER		IP	WLS	BF	H	R	ER	SO	BB	IBB	HBP	BLK	WP	HR	S	P	ERA	WHIP
43 Josh Tomlin, R ERA:	(1, 1)	2.0		7	1	0	0	2	0	0	0	0	0	0	12	12	0.00	0.500
61 Dan Otero, R ERA: 27.0	(3, 1)	0.2	B	7	2	3	3	0	3	0	0	0	0	0	4	16	40.50	7.500
67 D.J. Brown, R ERA:	(3, 1)	0.1		1	0	0	0	0	0	0	0	0	1	0	1	2	0.00	0.000
49 Tyler Olson, L ERA: 9.0	(4, 1)	1.0		5	2	1	1	0	0	0	0	0	1	0	5	6	9.00	2.000
38 Jeff Beliveau, L ERA:	(5, 1)	1.0		3	1	0	0	1	0	0	0	0	0	0	5	5	0.00	1.000

PITCHER		IP	WLS	BF	H	R	ER	SO	BB	IBB	HBP	BLK	WP	HR	S	P	ERA	WHIP
50 Evan Marshall, R ERA: 9.0	(6, 1)	1.0	L	7	2	2	1	1	1	0	0	0	0	0	8	12	9.00	3.000
58 Neil Ramírez, R ERA: 4.5	(7, 1)	1.0		6	3	1	1	1	0	0	0	0	0	1	9	11	9.00	3.000
40 Alexi Ogando, R ERA:	(8, 1)	1.0		3	0	0	0	2	0	0	0	0	0	0	7	7	0.00	0.000

Batter	1	2	3	4	5	6	7	8	9	AB	R	H	RBI	BB	SO	LOB
3 Boog Powell, L (1, 8) OBP: 0.333, SLG: 0.222 82 Nick Allen, R (6, 6) OBP: 0.250, SLG: 0.250	L5		1 3B BB		BB		89 1B 1B		G4-3	1 1 0 0 2 0 0 2 0 1 0 0 0 0						
1 Franklin Barreto, R (1, 6) OBP: 0.333, SLG: 1.000 89 Greg Deichmann, L (6, 9) OBP: 1.000, SLG: 1.000	5 SF8 3B		1-H 5 SF9 3B		K		76 G4-6-3 1B		76 FC5-4 1B	3 2 2 1 0 1 1 2 0 2 0 0 0 0						
5 Jake Smolinski, R (1, 9) OBP: 0.286, SLG: 1.000 76 Edwin Díaz, R (6, 5) OBP: 0.250, SLG: 0.250	SF8 3-H		SF9 3-H			84 E 73 HR 1B	G4-6-3 1-2f		FC5-4 16 1B 1-2f	1 1 1 2 0 0 0 2 0 0 0 0 0 3						
20 Mark Canha, R (1, 3) OBP: 0.100, SLG: 0.100 16 Slade Heathcott, L (6, 3) OBP: 0.556, SLG: 0.500	K		F8			K		84 HR BB	84 DI 1-3 1B	3 0 0 0 0 2 1 1 1 1 0 1 0 0						
72 Nick Martini, L (1, 7) OBP: 0.556, SLG: 0.500 84 BJ Boyd, L (6, PH) OBP: 0.200, SLG: 1.000 (6, 7)		K		K		FC6 73 HR 1-2		1-H HR	K 1-2	2 0 0 0 0 2 0 3 2 1 2 0 1 3						
19 Josh Phegley, R (1, 2) OBP: 0.200, SLG: 0.200 54 Santiago Chávez, R (7, 2) OBP: 0.500, SLG: 0.500		K2-3		E5 73 G6-4-3		K		38 FC4-6 1B		3 0 0 0 0 2 2 1 0 1 0 0 0 0						
73 Sheldon Neuse, R (1, 10) OBP: 0.417, SLG: 0.556 61 Beau Taylor, L (8, PH) OBP: 0.600, SLG: 0.800 (8, 10)		BB	G6-4-3 1-2f			3-1 1-H 2-H HR		K		2 1 1 3 1 0 1 1 0 0 0 0 1 1						
76 Nick Noonan, L (1, 5) OBP: 0.143, SLG: 0.143 56 Ramón Laureano, R (6, PH) OBP: 0.300, SLG: 0.222 (6, 8)		F9			21 G6-4-3 1B	G6-3		K		2 0 1 0 0 0 1 2 0 0 0 0 1 1						
21 Steve Lombardozzi, S (1, 4) OBP: 0.500, SLG: 0.571 38 Kevin Merrell, L (6, 4) OBP: 0.250, SLG: 0.250			G4-3		G6-4-3 1-2f		G4-3		FC4-6 1-2f	2 0 0 0 0 0 1 2 0 0 0 0 0 1						
Inning Stats	R: 1 H: 1 E: 0 LOB: 0 K: 1 BB: 0 S: 6 P: 6	R: 0 H: 0 E: 0 LOB: 1 K: 2 BB: 1 S: 7 P: 11	R: 2 H: 1 E: 0 LOB: 0 K: 0 BB: 1 S: 4 P: 8	R: 0 H: 0 E: 1 LOB: 0 K: 1 BB: 0 S: 5 P: 5	R: 0 H: 1 E: 0 LOB: 1 K: 1 BB: 1 S: 5 P: 9	R: 3 H: 2 E: 1 LOB: 0 K: 2 BB: 0 S: 11 P: 14	R: 0 H: 2 E: 0 LOB: 1 K: 0 BB: 0 S: 4 P: 4	R: 2 H: 2 E: 0 LOB: 1 K: 2 BB: 1 S: 9 P: 14	R: 0 H: 2 E: 0 LOB: 2 K: 1 BB: 0 S: 7 P: 7	1B: 7 SF: 2 2B: 0 SAC: 0 3B: 2 DP: 3 HR: 2 HBP: 0						

PITCHER		IP	WLS	BF	H	R	ER	SO	BB	IBB	HBP	BLK	WP	HR	S	P	ERA	WHIP
28 Corey Kluber, R ERA: 4.5	(1, 1)	2.0		8	1	1	1	3	1	0	0	0	0	0	13	17	4.50	1.000
44 Nick Goody, R ERA: 9.0	(3, 1)	1.0	B	5	1	2	2	0	1	0	0	0	0	0	4	8	18.00	2.000
78 Cam Hill, R ERA:	(4, 1)	2.0		7	1	0	0	2	1	0	0	0	0	0	10	14	0.00	1.000
67 Robert Zárate, L ERA:	(6, 1)	1.0	B	6	2	3	0	2	0	0	0	0	0	1	11	14	0.00	2.000
62 Dominic DeMasi, R ERA: 9.0	(7, 1)	1.0	W	6	3	2	2	0	1	0	0	0	0	1	5	10	18.00	4.000

PITCHER		IP	WLS	BF	H	R	ER	SO	BB	IBB	HBP	BLK	WP	HR	S	P	ERA	WHIP
54 Michael Peoples, R ERA:	(8, 1)	1.0	H	4	1	0	0	2	0	0	0	0	0	0	8	8	0.00	1.000
56 Matt Whitehouse, L ERA: 4.5	(9, 1)	1.0		5	2	0	0	1	0	0	0	0	0	0	7	7	0.00	2.000

TOP

Oakland Athletics @ Cleveland Indians

Goodyear Ballpark, Goodyear, AZ

Tue Feb 27 2018, 3:08 PM - 6:26 PM EST

Att. 2,275 - Sunny - 66 F

livebaseballscorecards.com

AB	35
R	8
H	11
RBI	8
BB	4
SO	10
LOB	16

WP: 0	PA: 41		
PB: 0			
SB: 0			
CS: 0			

BOTTOM

Oakland Athletics @ Cleveland Indians

Goodyear Ballpark, Goodyear, AZ

Tue Feb 27 2018, 3:08 PM - 6:26 PM EST

Att. 2,275 - Sunny - 66 F

livebaseballscorecards.com

Batter	1	2	3	4	5	6	7	8	9	AB	R	H	RBI	BB	SO	LOB
12 Francisco Lindor, S (1, 6) OBP: 0.250, SLG: 0.143 75 Yu Chang, R (5, PR) OBP: 0.625, SLG: 0.857 (6, 6)	L3		G3		22 HR 1B		62 HR 1B	62 BB, 70 1B, 81 BB BB		3 1	0 3	1 1	0 0	0 1	0 0	0 0
22 Jason Kipnis, L (1, 4) OBP: 0.800, SLG: 2.600 66 Eric Stamets, R (6, 4) OBP: 0.333, SLG: 0.833	1B		HR		1-H 3-H HR		K	K		3 2	2 0	3 0	4 0	0 0	0 2	0 6
11 José Ramírez, S (1, 5) OBP: 0.250, SLG: 0.143 70 Drew Maggi, R (6, 5) OBP: 0.429, SLG: 0.571	F8		F8		F9		K	81 BB, 62 BB, 71 BB 1B		3 2	0 1	0 1	0 2	0 0	0 1	2 3
10 Edwin Encarnación, R (1, 10) OBP: 0.143, SLG: 0.143 62 Richie Shaffer, R (7, PH) OBP: 0.889, SLG: 2.400 (8, 10)	K		K		G1-3		HR	71 BB, 81 BB, 53 1B BB		3 1	0 2	0 1	0 4	0 1	2 0	2 0
17 Yonder Alonso, L (1, 3) OBP: 0.375, SLG: 0.857 81 Nellie Rodriguez, R (6, PR) OBP: 0.455, SLG: 0.571 (7, 3)		26 F8, 33 HR 2B		K		84 G3-6-3 BB	BB	71 BB, 53 1B BB		2 0	1 1	1 0	0 1	1 2	1 0	0 0
7 Yan Gomes, R (1, 2) OBP: 0.400, SLG: 0.600 84 Jack Murphy, S (5, 2) OBP: 0.400, SLG: 0.250 71 Eric Haase, R (8, 2) OBP: 0.800, SLG: 2.000		P1	K			G3-6-3 1-2f	K	53 1B BB		2 2 0	0 0 0	0 0 0	0 0 1	0 0 1	1 2 0	1 2 0
26 Rajai Davis, R (1, 8) 35 Abraham Almonte, S (6, 7) 53 Greg Allen, S (8, PR) OBP: 0.545, SLG: 0.818 (9, 7)		F8 2-3	33 CS HBP		K			75 BB, 30 BB, 70 1B HBP 1-2 2-H 3-H 1B		1 1 1	0 0 1	0 0 1	0 0 2	0 0 0	0 1 0	1 1 0
33 Rob Refsnyder, R (1, 9) OBP: 0.364, SLG: 0.600 0 B.J. Upton, R (5, PR) OBP: 0.286, SLG: 0.286 (6, 9)		3-H HR	CS 1-2		CI 12 1B 22 HR		75 1B, 30 1B 62 HR 1B	K F8		1 3	1 2	1 1	2 0	0 0	0 1	0 3
13 Brandon Barnes, R (1, 7) 30 Tyler Naquin, L (6, 8) OBP: 0.571, SLG: 1.167		F8			K		75 1B 62 HR 1B	75 BB 70 1B 1-2 BB		2 1	0 2	0 1	0 0	0 1	1 0	1 0
Inning Stats	R: 0 E: 0 K: 1 S: 6 H: 1 LOB: 1 BB: 0 P: 6	R: 2 E: 0 K: 0 S: 6 H: 2 LOB: 0 BB: 0 P: 6	R: 1 E: 0 K: 1 S: 8 H: 1 LOB: 0 BB: 0 P: 8	R: 0 E: 0 K: 2 S: 6 H: 0 LOB: 0 BB: 0 P: 8	R: 3 E: 1 K: 1 S: 10 H: 2 LOB: 1 BB: 0 P: 13	R: 0 E: 0 K: 1 S: 4 H: 0 LOB: 1 BB: 1 P: 8	R: 4 E: 0 K: 3 S: 15 H: 4 LOB: 1 BB: 1 P: 20	R: 6 E: 0 K: 2 S: 9 H: 2 LOB: 2 BB: 5 P: 30		1B: 7 2B: 1 3B: 0 HR: 4	SF: 0 SAC: 0 DP: 1 HBP: 2					

	AB	34
	R	16
	H	12
	RBI	16
	BB	7
	SO	11
	LOB	22

WP: 0 PB: 0 SB: 0 CS: 1 PA: 45

PITCHER		IP	WLS	BF	H	R	ER	SO	BB	IBB	HBP	BLK	WP	HR	S	P	ERA	WHIP
47 Frankie Montas, R ERA: 9.0	(1, 1)	2.0		9	3	2	2	1	0	0	0	0	0	1	12	12	9.00	1.500
36 Yusmeiro Petit, R ERA: 9.0	(3, 1)	1.0	B	4	1	1	1	1	0	0	0	0	0	1	8	8	9.00	1.000
15 Emilio Pagán, R ERA:	(4, 1)	1.0		3	0	0	0	2	0	0	1	0	0	0	6	8	0.00	0.000
40 Chris Bassitt, R ERA: 6.0	(5, 1)	2.0		9	2	3	2	2	1	0	0	0	0	1	14	21	9.00	1.500
63 Bobby Wahl, R ERA: 21.6	(7, 1)	0.2	L	7	4	4	4	2	1	0	0	0	0	1	12	17	54.00	7.500

PITCHER		IP	WLS	BF	H	R	ER	SO	BB	IBB	HBP	BLK	WP	HR	S	P	ERA	WHIP
68 Kyle Finnegan, R ERA:	(7, 1)	0.1		1	0	0	0	1	0	0	0	0	0	0	3	3	0.00	0.000
71 Jarret Martin, L ERA: 27.0	(8, 1)	0.2		6	1	4	4	2	2	0	1	0	0	0	7	16	54.00	4.500
94 James Naile, R ERA: 54.0	(8, 1)	0.1		5	1	2	2	0	3	0	0	0	0	0	2	14	54.00	12.000

Cleveland Indians @ Los Angeles Angels

Tempe Diablo Stadium, Tempe, AZ

Wed Feb 28 2018, 3:13 PM - 6:45 PM EST

Att. 4,015 - Partly Cloudy - 58 F

livebaseballscorecards.com

TOP

Batter	1	2	3	4	5	6	7	8	9	AB	R	H	RBI	BB	SO	LOB
12 Francisco Lindor, S (1, 6) OBP: 0.273, SLG: 0.111 73 Willi Castro, S (4, 6) OBP: 0.571, SLG: 0.571 54 Luke Wakamatsu, S (8, PH) (8, 6)	F9		HBP	F9		69 G6-3 1B	64 HR 1B	P2		2 0 0 0 0 0 1 2 2 2 1 0 0 0 1 0 0 0 0 0 0						
4 Bradley Zimmer, L (1, 8) OBP: 0.222, SLG: 0.333 53 Greg Allen, S (5, 8) OBP: 0.615, SLG: 0.923 46 Mike Papi, L (8, PH) (8, 7)	K		2B		36 1B	81 1B 2B	64 HR 1B	K		3 1 2 0 0 1 0 2 2 2 1 0 0 0 1 0 0 0 0 1 0						
22 Jason Kipnis, L (1, 10) OBP: 0.750, SLG: 1.875 71 Eric Haase, R (5, PR) OBP: 0.625, SLG: 1.167 (5, 10)	FC4-6 1B		L8		35 G6-3 36 1B 1B	K	64 HR 1B	G1-3		3 0 2 0 0 0 1 3 1 1 0 0 1 2						
36 Yandy Díaz, R (1, 5) OBP: 0.429, SLG: 0.500 64 Todd Hankins, R (5, PR) OBP: 1.000, SLG: 2.500 (5, 5)	FC4-6			G6-3	35 G6-3 1B	69 G6-3 81 1B BB	HR		FC6 1B	3 0 1 1 0 0 1 2 2 2 4 1 0 0						
35 Abraham Almonte, S (1, 7) OBP: 0.154, SLG: 0.083 69 Ka'ai Tom, L (5, 7) (8, 8)		P4		30 2B 79 3B 1B	G6-3	G6-3	F8		FC6 17 1B 81 1B	3 1 1 0 0 0 2 3 1 0 1 0 0 3						
30 Tyler Naquin, L (1, 9) OBP: 0.600, SLG: 1.125 17 Will Benson, L (5, 9) OBP: 1.000, SLG: 1.000		G1-3		79 3B 2B	BB	81 1B BB	27 1B BB		81 1B 1B	2 1 1 0 1 0 0 1 0 1 0 2 0 0						
79 Bobby Bradley, L (1, 3) OBP: 0.455, SLG: 0.727 81 Nellie Rodriguez, R (5, 3) OBP: 0.500, SLG: 0.600		45 FC6-4 1B		9 1B 3B	K	1B	K		1B	3 1 2 2 0 1 2 3 0 2 3 0 1 1						
45 Ryan Hanigan, R (1, 2) 27 Francisco Mejía, S (5, 2) OBP: 0.500, SLG: 1.000		FC6-4		L5		2B K2-3	1B		F8	2 0 0 0 0 0 2 4 1 2 0 0 1 4						
9 Erik González, R (1, 4) OBP: 0.625, SLG: 0.667 52 Tyler Krieger, S (4, PR) OBP: 0.400, SLG: 0.750 (4, 4)			K	1B		73 1B 3B HBP F9			K	2 0 1 1 0 1 0 3 2 1 1 0 1 4						
Inning Stats	R: 0 E: 0 K: 1 S: 6 H: 1 LOB: 1 BB: 0 P: 6	R: 0 E: 0 K: 0 S: 4 H: 1 LOB: 1 BB: 0 P: 4	R: 0 E: 0 K: 1 S: 5 H: 1 LOB: 1 BB: 0 P: 6	R: 3 E: 0 K: 0 S: 7 H: 4 LOB: 1 BB: 0 P: 8	R: 1 E: 0 K: 1 S: 7 H: 3 LOB: 2 BB: 1 P: 11	R: 5 E: 0 K: 2 S: 12 H: 5 LOB: 2 BB: 2 P: 20	R: 5 E: 0 K: 1 S: 12 H: 5 LOB: 2 BB: 1 P: 19	R: 0 E: 0 K: 1 S: 5 H: 0 LOB: 0 BB: 0 P: 5	R: 1 E: 0 K: 1 S: 8 H: 3 LOB: 2 BB: 0 P: 8	1B: 16 2B: 4 3B: 2 HR: 1 SF: 0 SAC: 0 DP: 1 HBP: 2						

AB	48
R	15
H	23
RBI	15
BB	4
SO	8
LOB	23

WP: 1 PB: 0 SB: 0 CS: 0 PA: 54

PITCHER		IP	WLS	BF	H	R	ER	SO	BB	IBB	HBP	BLK	WP	HR	S	P	ERA	WHIP
28 Andrew Heaney, L ERA:	(1, 1)	2.0		8	2	0	0	1	0	0	0	0	0	0	10	10	0.00	1.000
32 Cam Bedrosian, R ERA:	(3, 1)	1.0		4	1	0	0	1	0	0	1	0	0	0	5	6	0.00	1.000
53 Blake Parker, R ERA: 27.0	(4, 1)	1.0	L	7	4	3	3	0	0	0	0	0	1	0	7	8	27.00	4.000
62 Parker Bridwell, R ERA: 15.0	(5, 1)	1.0		10	7	5	5	1	1	0	0	0	0	0	11	15	45.00	8.000
75 Adam Hofacket, R ERA: 3.86	(6, 1)	1.0		6	1	1	1	2	2	0	0	0	0	0	8	16	9.00	3.000

PITCHER		IP	WLS	BF	H	R	ER	SO	BB	IBB	HBP	BLK	WP	HR	S	P	ERA	WHIP
Luke Bard, R ERA: 19.29	(7, 1)	0.1		7	4	5	5	0	1	0	1	0	0	1	7	14	135.00	15.000
54 Greg Mahle, L ERA:	(7, 1)	0.2		3	1	0	0	1	0	0	0	0	0	0	5	5	0.00	1.500
40 Branden Pinder, R ERA: 10.8	(8, 1)	1.0		3	0	0	0	1	0	0	0	0	0	0	5	5	0.00	0.000
76 Nathan Bates, R ERA: 9.0	(9, 1)	1.0		6	3	1	1	1	0	0	0	0	0	0	8	8	9.00	3.000

Batter	1	2	3	4	5	6	7	8	9	AB	R	H	RBI	BB	SO	LOB
3 Ian Kinsler, R (1, 4)	BBBB 4-0 27 E 8 SF9 BB		BBBB 4-0 8 1B 56 1B BB		x 0-0 ② G4-3		SSS 0-3 ② K		SSS 0-3 ③ K	0	2	0	0	2	0	0
22 Kaleb Cowart, S (5, 4) OBP: 0.267, SLG: 0.214										3	0	0	0	0	2	2
27 Mike Trout, R (1, 8)	BX 1-0 ① F9 1-3		x 0-0 ① F9		x 0-0 ③ G4-3		x 0-0 ③ G4-3			2	0	0	0	0	0	2
83 José Miguel Fernández, L (5, 5)										2	0	0	0	0	0	1
8 Justin Upton, R (1, 7) OBP: 0.500, SLG: 1.000	x 0-0 ② SF9 3-H		x 0-0 56 1B 1-2 1B			x 0-0 ① F9		x 0-0 ① G6-3		1	0	1	1	0	0	0
37 Rymer Liriano, R (5, 9) OBP: 0.538, SLG: 0.444										2	0	0	0	0	0	0
5 Albert Pujols, R (1, 10)	x 0-0 E4 56 1B		x 0-0 ② F7			BSX 1-1 HR		x 0-0 ② F8		2	0	0	0	0	0	2
31 Chris Carter, R (6, PH) OBP: 0.400, SLG: 0.875 (7, 10)										2	1	1	1	0	0	0
56 Kole Calhoun, L (1, 9) OBP: 1.000, SLG: 1.000	x 0-0 7 FC6-4 1-2 1B		x 0-0 ③ 1-3 2-H 1B			x 0-0 1B		BBBB 4-0 BB		2	0	2	1	0	0	0
51 Colin Walsh, S (5, 6) OBP: 0.357, SLG: 0.538										1	0	1	0	1	0	0
7 Zack Cozart, R (1, 5)	x 0-0 ③ FC6-4 1-2f			x 0-0 ① G5-3		SSS 0-3 ② K		SSS 0-3 ③ K		2	0	0	0	0	0	2
54 Jabari Blash, R (5, 7)										2	0	0	0	0	2	2
18 Luis Valbuena, L (1, 3) OBP: 0.444, SLG: 0.500		CCC 0-3 ① K		x 0-0 ② F8		x 0-0 ③ F7			SSS 0-3 ① K	2	0	0	0	0	1	0
85 Matt Thaiss, L (5, 3) OBP: 0.231, SLG: 0.091										2	0	0	0	0	1	1
2 Andrelton Simmons, R (1, 6)		x 0-0 ② G4-3		x 0-0 ③ G6-3			x 0-0 ① G5-3		x 0-0 ② P2	2	0	0	0	0	0	0
13 Juan Graterol, R (5, 2) OBP: 0.250, SLG: 0.250										1	0	0	0	0	0	0
97 Michael Barash, R (8, 2) OBP: 0.250, SLG: 0.250										1	0	0	0	0	0	0
12 Martín Maldonado, R (1, 2) OBP: 0.333, SLG: 0.333		SSS 0-3 ③ K			x 0-0 ① F7		x 0-0 2B		x 0-0 1B	1	0	0	0	0	1	0
84 Michael Hermosillo, R (5, 8) OBP: 0.182, SLG: 0.200										2	0	1	0	0	0	0
99 Taylor Ward, R (9, PH) OBP: 0.500, SLG: 0.333										1	0	1	0	0	0	0
Inning Stats	R: 1 H: 1 E: 1 LOB: 2 K: 0 BB: 1 S: 5 P: 10	R: 0 H: 0 E: 0 LOB: 0 K: 2 BB: 0 S: 7 P: 7	R: 1 H: 2 E: 0 LOB: 2 K: 0 BB: 1 S: 4 P: 8	R: 0 H: 0 E: 0 LOB: 0 K: 0 BB: 0 S: 3 P: 3	R: 0 H: 0 E: 0 LOB: 0 K: 0 BB: 0 S: 3 P: 3	R: 1 H: 2 E: 0 LOB: 1 K: 1 BB: 0 S: 8 P: 9	R: 0 H: 1 E: 0 LOB: 1 K: 1 BB: 0 S: 6 P: 6	R: 0 H: 0 E: 0 LOB: 1 K: 1 BB: 1 S: 5 P: 9	R: 0 H: 1 E: 0 LOB: 1 K: 2 BB: 0 S: 8 P: 8	1B: 5 SF: 1 2B: 1 SAC: 0 3B: 0 DP: 0 HR: 1 HBP: 0							

PITCHER		IP	WLS	BF	H	R	ER	SO	BB	IBB	HBP	BLK	WP	HR	S	P	ERA	WHIP
54 Ryan Merritt, L	(1, 1)	1.2		8	1	1	0	1	1	0	0	0	0	0	9	14	0.00	1.200
ERA:																		
52 Luke Eubank, R	(2, 1)	0.1		1	0	0	0	1	0	0	0	0	0	0	3	3	0.00	0.000
ERA:																		
63 Preston Claiborne, R	(3, 1)	2.0	W	8	2	1	1	0	1	0	0	0	0	0	7	11	4.50	1.500
ERA: 6.75																		
83 Louis Head, R	(5, 1)	2.0		8	2	1	1	1	0	0	0	0	0	1	11	12	4.50	1.000
ERA: 4.5																		
40 Alexi Ogando, R	(7, 1)	1.0		4	1	0	0	1	0	0	0	0	0	0	6	6	0.00	1.000
ERA:																		

PITCHER		IP	WLS	BF	H	R	ER	SO	BB	IBB	HBP	BLK	WP	HR	S	P	ERA	WHIP
80 Josh Martin, R	(8, 1)	1.0		4	0	0	0	1	1	0	0	0	0	0	5	9	0.00	1.000
ERA: 9.0																		
56 David Speer, L	(9, 1)	1.0		4	1	0	0	2	0	0	0	0	0	0	8	8	0.00	1.000
ERA:																		

BOTTOM

Cleveland Indians @ Los Angeles Angels

Tempe Diablo Stadium, Tempe, AZ

Wed Feb 28 2018, 3:13 PM - 6:45 PM EST

Att. 4,015 - Partly Cloudy - 58 F

livebaseballscorecards.com

AB	33
R	3
H	7
RBI	3
BB	3
SO	7
LOB	12

Batter	1	2	3	4	5	6	7	8	9	AB	R	H	RBI	BB	SO	LOB
16 Ben Gamel, L (1, 7) OBP: 0.250, SLG: 0.417	G5-3		G1-3		K			G4-3	K	3	0	0	0	0	1	1
49 Junior Lake, R (5, 7) OBP: 0.200, SLG: 0.222										2	0	0	0	0	1	0
7 Andrew Romine, S (1, 6) OBP: 0.538, SLG: 0.833	G1		1B		FC6-4 1-2f			45 FC3-6 1B		3	0	1	0	0	0	1
81 Yonathan Mendoza, S (5, 6) OBP: 0.500, SLG: 0.333										1	0	1	0	0	0	0
26 Cameron Perkins, R (1, 9) OBP: 0.333, SLG: 0.286	F8		G6-3			57 CS 1B		FC3-6 86 1B 59 1B 1-2f		3	0	1	0	0	0	1
45 Kirk Nieuwenhuis, L (7, 9)										1	0	0	0	0	0	1
20 Daniel Vogelbach, L (1, 3) OBP: 0.556, SLG: 0.500		6 FC3-6 1B		K		F9		86 1B 1-2		3	0	1	0	0	1	1
59 Matt Hague, R (6, 3) OBP: 0.200, SLG: 0.500										1	0	1	0	0	0	0
57 John Andreoli, R (1, 8) OBP: 0.455, SLG: 0.250	F8			G6-3	SAFE K 1-2			1-2 2-3 1B		3	0	0	0	0	1	2
86 Anthony Jimenez, R (8, PH) OBP: 0.500, SLG: 0.500										1	0	1	0	0	0	0
6 Mike Ford, L (1, 10) OBP: 0.286, SLG: 0.182	FC3-6 21 3B 1-2f			21 FC4 BB			G6-3	L6		2	1	0	0	1	0	1
86 Chuck Taylor, S (8, PH) OBP: 0.667, SLG: 0.667										1	0	0	0	0	0	3
21 Taylor Motter, R (1, 5) OBP: 0.357, SLG: 0.643									G5-3	3	0	1	1	0	0	1
83 Seth Mejias-Brean, R (7, 5) OBP: 0.200, SLG: 0.800	1-H 3B			FC4 1-2f			G6-3			1	0	0	0	0	0	0
1 Gordon Beckham, R (1, 4) OBP: 0.692, SLG: 1.000	F9				7 FC6-4 1B		E5		K	3	0	1	0	0	0	1
85 Danny Muno, S (7, PR)										1	0	0	0	0	1	0
36 David Freitas, R (1, 2) OBP: 0.333, SLG: 0.333			G6-3		K		G1-3		HR	2	0	0	0	0	1	1
4 Tuffy Gosewisch, R (6, 2) OBP: 0.143, SLG: 0.571										2	1	1	1	0	0	1
Inning Stats	R: 0 E: 0 K: 0 S: 3 H: 0 LOB: 0 BB: 0 P: 3	R: 1 E: 0 K: 0 S: 5 H: 2 LOB: 1 BB: 0 P: 5	R: 0 E: 0 K: 0 S: 4 H: 1 LOB: 1 BB: 0 P: 4	R: 0 E: 0 K: 1 S: 5 H: 0 LOB: 1 BB: 1 P: 9	R: 0 E: 0 K: 2 S: 8 H: 1 LOB: 1 BB: 0 P: 8	R: 0 E: 0 K: 1 S: 5 H: 1 LOB: 0 BB: 0 P: 5	R: 0 E: 1 K: 0 S: 4 H: 0 LOB: 1 BB: 0 P: 4	R: 0 E: 0 K: 0 S: 6 H: 3 LOB: 3 BB: 0 P: 6	R: 1 E: 0 K: 2 S: 8 H: 1 LOB: 0 BB: 0 P: 8	1B: 7 2B: 0 3B: 1 HR: 1	SF: 0 SAC: 0 DP: 0 HBP: 0						

PITCHER		IP	WLS	BF	H	R	ER	SO	BB	IBB	HBP	BLK	WP	HR	S	P	ERA	WHIP
52 Mike Clevinger, R ERA: 3.0	(1, 1)	2.0		8	2	1	1	0	0	0	0	0	0	0	8	8	4.50	1.000
34 Zach McAllister, R ERA:	(3, 1)	2.0		8	1	0	0	1	1	0	0	0	0	0	9	13	0.00	1.000
74 Shawn Morimando, L ERA: 2.25	(5, 1)	2.0	W	7	2	0	0	3	0	0	0	0	0	0	13	13	0.00	1.000
61 Dan Otero, R ERA: 16.88	(7, 1)	1.0	H	4	0	0	0	0	0	0	0	0	0	0	4	4	0.00	0.000
57 Carlos Torres, R ERA:	(8, 1)	1.0	H	6	3	0	0	0	0	0	0	0	0	0	6	6	0.00	3.000

PITCHER		IP	WLS	BF	H	R	ER	SO	BB	IBB	HBP	BLK	WP	HR	S	P	ERA	WHIP
58 Neil Ramírez, R ERA: 6.0	(9, 1)	1.0	S	4	1	1	1	2	0	0	0	0	0	1	8	8	9.00	1.000

TOP

Seattle Mariners @ Cleveland Indians

Goodyear Ballpark, Goodyear, AZ

Wed Feb 28 2018, 3:07 PM - 5:48 PM EST

Att. 2,615 - Sunny - 58 F

livebaseballscorecards.com

AB	36
R	2
H	9
RBI	2
BB	1
SO	6
LOB	15

1B: 7	SF: 0	WP: 0	PA: 37
2B: 0	SAC: 0	PB: 0	
3B: 1	DP: 0	SB: 0	
HR: 1	HBP: 0	CS: 1	

Batter	1	2	3	4	5	6	7	8	9	AB	R	H	RBI	BB	SO	LOB
26 Rajai Davis, R (1, 10) OBP: 0.200, SLG: 0.111 51 Dorssys Paulino, R (8, PH) (9, 10)	F9	K 1-2		1B 1-3		F8		G5-3		4 1	0 0	1 0	0 0	0 0	1 0	2 0
8 Lonnie Chisenhall, L (1, 9) OBP: 0.222, SLG: 0.222 33 Rob Refsnyder, R (5, 9) OBP: 0.385, SLG: 0.583 (6, 8)	G6-3	G1-3		K		70 1B 84 1B		G5-3		3 2	0 1	0 1	0 0	0 0	1 0	4 0
11 José Ramírez, S (1, 5) OBP: 0.364, SLG: 0.333 70 Drew Maggi, R (5, PR) OBP: 0.444, SLG: 0.556 (6, 5) (7, 4)	2B	G6-3			55 G1 0 HR BB	84 1B 1-2 1B		E5		2 2	0 1	1 1	0 0	1 0	0 0	0 0
55 Roberto Pérez, R (1, 2) OBP: 0.500, SLG: 0.800 84 Jack Murphy, S (6, 2) OBP: 0.429, SLG: 0.333	BB	2B		G1 1-2		1-3 2-H 1B		G5-3		2 2	0 0	1 1	0 1	1 0	0 0	1 1
62 Richie Shaffer, R (1, 3) OBP: 0.667, SLG: 1.500 59 Ulysses Cantu, R (6, 3)	K	G6-3			K	K				3 1	0 0	0 0	0 0	0 1	2 2	5 2
0 B.J. Upton, R (1, 8) OBP: 0.300, SLG: 0.600 59 Mitch Longo, L (6, 9)	G4-3	K			HR 2-H	F7				3 1	1 0	1 0	2 0	0 0	1 0	1 0
39 Gio Urshela, R (1, 6) OBP: 0.556, SLG: 0.750 75 Yu Chang, R (5, PR) OBP: 0.556, SLG: 0.750 (6, 6)	13 3B 1B	G6-3		1B	F8					3 1	1 0	2 0	0 0	0 0	0 0	0 0
13 Brandon Barnes, R (1, 7) OBP: 0.071, SLG: 0.231 61 Conner Capel, L (6, 7) OBP: 1.000, SLG: 1.000	1-H 3B	F9		K		1B				3 1	0 0	1 1	1 0	0 0	1 0	1 0
66 Eric Stamets, R (1, 4) OBP: 0.444, SLG: 0.714 63 Nolan Jones, L (7, 5)	26 WP HBP			26 1B BB		G5-3				1 1	0 0	0 0	0 0	1 0	0 1	0 1
Inning Stats	R: 0 E: 0 K: 1 S: 6 H: 1 LOB: 2 BB: 1 P: 10	R: 1 E: 0 K: 1 S: 7 H: 2 LOB: 2 BB: 0 P: 9	R: 0 E: 0 K: 1 S: 6 H: 1 LOB: 1 BB: 0 P: 6	R: 0 E: 0 K: 1 S: 6 H: 1 LOB: 2 BB: 1 P: 10	R: 2 E: 0 K: 2 S: 10 H: 2 LOB: 1 BB: 1 P: 17	R: 1 E: 0 K: 1 S: 8 H: 3 LOB: 2 BB: 0 P: 8	R: 0 E: 0 K: 1 S: 6 H: 1 LOB: 1 BB: 0 P: 6	R: 0 E: 1 K: 0 S: 4 H: 0 LOB: 1 BB: 0 P: 4		1B: 7 2B: 2 3B: 1 HR: 1 SF: 0 SAC: 0 DP: 0 HBP: 1						

PITCHER		IP	WLS	BF	H	R	ER	SO	BB	IBB	HBP	BLK	WP	HR	S	P	ERA	WHIP
37 Aríel Miranda, L ERA: 3.6	(1, 1)	3.0		15	4	1	1	3	1	0	1	0	1	0	19	25	3.00	1.667
12 Juan Nicasio, R ERA:	(4, 1)	1.0		5	1	0	0	1	1	0	0	0	0	0	6	10	0.00	2.000
39 Edwin Díaz, R ERA: 9.0	(5, 1)	1.0	L	6	2	2	2	2	1	0	0	0	0	1	10	17	18.00	3.000
46 Ryan Cook, R ERA: 9.0	(6, 1)	1.0		6	3	1	1	1	0	0	0	0	0	0	8	8	9.00	3.000
64 Mike Morin, R ERA: 9.0	(7, 1)	1.0		4	1	0	0	1	0	0	0	0	0	0	6	6	0.00	1.000

PITCHER		IP	WLS	BF	H	R	ER	SO	BB	IBB	HBP	BLK	WP	HR	S	P	ERA	WHIP
62 Sam Moll, L ERA:	(8, 1)	1.0		4	0	0	0	0	0	0	0	0	0	0	4	4	0.00	0.000

BOTTOM

Seattle Mariners @ Cleveland Indians

Goodyear Ballpark, Goodyear, AZ

Wed Feb 28 2018, 3:07 PM - 5:48 PM EST

Att. 2,615 - Sunny - 58 F

livebaseballscorecards.com

AB	36
R	4
H	11
RBI	4
BB	3
SO	8
LOB	18

WP: 1 PA: 40
PB: 0
SB: 0
CS: 0

Batter	1	2	3	4	5	6	7	8	9	AB	R	H	RBI	BB	SO	LOB
0 B.J. Upton, R (1, 7) OBP: 0.231, SLG: 0.462	G6-3		K		K				G1-3	3	0	0	0	0	2	1
30 Tyler Naquin, L (5, 7) OBP: 0.583, SLG: 1.000								71 WP; 36 1B; 1B		2	1	1	0	0	0	2
7 Yan Gomes, R (1, 2) OBP: 0.375, SLG: 0.500	K	P2				10 G6-4-3; 17 BB; 1B		K 1-2	G5-3	3	0	1	0	0	1	0
71 Eric Haase, R (6, PR) OBP: 0.500, SLG: 0.875 (6, 2)										2	0	0	0	0	1	2
17 Yonder Alonso, L (1, 3) OBP: 0.364, SLG: 0.667	K	F8				10 G6-4-3; BB; 1-2		39 1B; 36 1B; 35 1B; BB	36 WP; 39 1B; 2B	2	0	0	0	1	1	0
81 Nellie Rodriguez, R (6, PR) OBP: 0.563, SLG: 0.727 (6, 3)										1	2	1	0	1	0	0
10 Edwin Encarnación, R (1, 10) OBP: 0.200, SLG: 0.111		53 BB; 33 1B; HBP	K	G6-4-3; 1-2f; 2-3				39 1B; 35 1B; 1-2; 2-H; 3-H; 1B	K 2-3	2	1	0	0	0	1	2
36 Yandy Díaz, R (8, PH) OBP: 0.444, SLG: 0.500 (8, 10)										2	1	1	2	0	1	1
62 Richie Shaffer, R (1, 5) OBP: 0.533, SLG: 1.091	K	K	K	G5-3				35 1B; 27 E; 1-2; 2-3; 1B	1B 3-H	3	0	0	0	0	2	3
39 Gio Urshela, R (6, 5) OBP: 0.636, SLG: 0.800										2	1	2	1	0	0	0
53 Greg Allen, S (1, 8) OBP: 0.563, SLG: 0.800	75 FC1-6; 33 1B; 1-2; BB	G6-3		G3				27 WP; 27 1B; 1-2; 2-H; 3-H; 1B	F8	2	0	0	0	1	0	0
35 Abraham Almonte, S (7, 8) OBP: 0.200, SLG: 0.143										2	1	1	2	0	0	1
33 Rob Refsnyder, R (1, 9) OBP: 0.375, SLG: 0.533	75 FC1-6; 1-2; 2-H; 1B			K			K	66 1B; 1-H; 2-H; 1B		3	0	1	1	0	2	0
46 Mike Papi, L (7, 9)										0	0	0	0	0	0	0
27 Francisco Mejía, S (8, PH) OBP: 0.556, SLG: 1.000										1	0	1	1	0	0	0
64 Todd Hankins, R (8, PR) OBP: 1.000, SLG: 2.500 (8, 9)										0	0	0	0	0	0	0
75 Yu Chang, R (1, 6) OBP: 0.455, SLG: 0.600	FC1-6; 1-2f; 2-3				P4		K	F7		2	0	0	0	0	0	2
73 Willi Castro, S (5, 6) OBP: 0.444, SLG: 0.444										2	0	0	0	0	1	1
70 Drew Maggi, R (1, 4) OBP: 0.500, SLG: 0.583	G6-3							30 1B; 36 1B; 1B; 1-2; 1B		3	0	2	0	0	0	2
66 Eric Stamets, R (8, PR) OBP: 0.500, SLG: 0.750 (8, 4)										1	1	1	0	0	0	0
Inning Stats	R: 0 E: 0 K: 2 S: 7 H: 0 LOB: 0 BB: 0 P: 7	R: 1 E: 0 K: 1 S: 6 H: 1 LOB: 2 BB: 1 P: 11	R: 0 E: 0 K: 1 S: 5 H: 0 LOB: 0 BB: 0 P: 5	R: 0 E: 0 K: 2 S: 7 H: 0 LOB: 0 BB: 0 P: 7	R: 0 E: 0 K: 2 S: 8 H: 1 LOB: 1 BB: 0 P: 8	R: 0 E: 0 K: 0 S: 3 H: 1 LOB: 2 BB: 1 P: 7	R: 0 E: 0 K: 2 S: 7 H: 0 LOB: 0 BB: 0 P: 7	R: 6 E: 0 K: 1 S: 12 H: 7 LOB: 2 BB: 1 P: 18	R: 1 E: 0 K: 1 S: 7 H: 2 LOB: 1 BB: 0 P: 8	1B: 11 2B: 1 3B: 0 HR: 0 SF: 0 SAC: 0 DP: 1 HBP: 1							

PITCHER		IP	WLS	BF	H	R	ER	SO	BB	IBB	HBP	BLK	WP	HR	S	P	ERA	WHIP
38 Manny Bañuelos, L ERA: 12.27	(1, 1)	2.0		9	1	1	1	3	1	0	1	0	0	0	13	18	4.50	1.000
41 Pat Venditte, S ERA:	(3, 1)	1.0		3	0	0	0	1	0	0	0	0	0	0	5	5	0.00	0.000
75 Scott Alexander, L ERA: 4.5	(4, 1)	1.0		3	0	0	0	2	0	0	0	0	0	0	7	7	0.00	0.000
56 Daniel Corcino, R ERA: 3.38	(5, 1)	1.0		4	1	0	0	2	0	0	0	0	0	0	8	8	0.00	1.000
77 Dennis Santana, R ERA:	(6, 1)	1.0	H	4	1	0	0	0	1	0	0	0	0	0	3	7	0.00	2.000

PITCHER		IP	WLS	BF	H	R	ER	SO	BB	IBB	HBP	BLK	WP	HR	S	P	ERA	WHIP
76 Brian Moran, L ERA:	(7, 1)	1.0	H	3	0	0	0	2	0	0	0	0	0	0	7	7	0.00	0.000
58 Edward Paredes, L ERA: 11.57	(8, 1)	0.1		4	2	3	3	1	1	0	0	0	1	0	5	10	81.00	9.000
69 Andrew Robinson, R ERA: 135.0	(8, 1)	0.0		3	3	1	1	0	0	0	0	0	0	0	3	3	∞	∞
92 Cesár Ramos, L ERA: 5.4	(8, 1)	0.2	B	4	2	2	2	0	0	0	0	0	1	0	4	5	27.00	3.000
91 Ryan Moseley, R ERA: 4.5	(9, 1)	1.0	L	5	2	1	1	1	0	0	0	0	1	0	7	8	9.00	2.000

TOP

Cleveland Indians @ Los Angeles Dodgers

Camelback Ranch, Glendale, AZ

Thu Mar 01 2018, 3:06 PM - 6:31 PM EST

Att. 5,725 - Sunny - 64 F

livebaseballscorecards.com

AB	38
R	8
H	12
RBI	7
BB	3
SO	12
LOB	17

1B: 11	SF: 0	WP: 4	PA: 42
2B: 1	SAC: 0	PB: 0	
3B: 0	DP: 1	SB: 0	
HR: 0	HBP: 1	CS: 0	

Batter	1	2	3	4	5	6	7	8	9	AB	R	H	RBI	BB	SO	LOB
3 Chris Taylor, R (1, 6) OBP: 0.500, SLG: 0.545	G6-3		BBBB 4-0 10 G6-4-3 BB		1-3 2-H 1B	SSS 0-3 K	G5-3			2	0	1	1	1	0	0
0 Errol Robinson, R (6, 6)										2	0	0	0	0	1	0
10 Justin Turner, R (1, 5) OBP: 0.455, SLG: 0.667	27 G5-4-3 1B		G6-4-3 1-2f		F7	80 1B 2B			SSS 0-3 K	3	0	1	0	0	0	3
89 Cristian Santana, R (7, 5) OBP: 0.333, SLG: 0.667										2	1	1	0	0	1	0
27 Matt Kemp, R (1, 7) OBP: 0.364, SLG: 0.600	G5-4-3 1-2f			F8		80 1B 1B	CCC K		BBBB 4-0 80 1B 80 1B BB	3	0	1	0	0	0	1
67 Travis Taijeron, R (6, PR) OBP: 0.400, SLG: 0.375 (7, 9)										1	0	0	0	1	1	1
66 Yasiel Puig, R (1, 9) OBP: 0.222, SLG: 0.222		31 1B 9 G4-3 61 FC4-6 1B		G4-3		F9	BBBB 4-0 80 1B 88 1B BB		CCC 0-3 K	3	1	1	0	0	0	1
81 Yusniel Díaz, R (7, 7) OBP: 0.286, SLG: 0.667										1	1	0	0	1	1	1
9 Yasmani Grandal, S (1, 2)		G4-3 1-2		SSS 0-3 K		88 G6-4-3 1-2 1B	88 1B 1-3 2-H 1B		1-H 1B	2	0	0	0	0	1	1
80 Keibert Ruiz, S (6, 2) OBP: 0.600, SLG: 0.600										3	0	3	1	0	0	0
31 Joc Pederson, L (1, 10) OBP: 0.214, SLG: 0.231		61 FC4-6 2-3 1B			G3-1	G6-4-3 1-2f	1-2 3-H 1B			2	0	1	0	0	0	0
88 Shawn Zarraga, S (6, PH) OBP: 0.250, SLG: 0.250 (7, 10)										2	0	1	1	0	0	2
61 Alex Verdugo, L (1, 8) OBP: 0.385, SLG: 0.500		FC4-6 1-2f 3-H			87 1B 3 1B 1B	78 E 87 HR 1B	K			2	1	1	1	0	0	1
89 DJ Peters, R (6, 8) OBP: 0.444, SLG: 0.444										2	1	1	0	0	1	2
13 Max Muncy, L (1, 3) OBP: 0.385, SLG: 0.667		G6-3			F8	FC2 87 HR 1-2	SSS 0-3 K			2	0	0	0	0	0	2
78 Edwin Ríos, L (6, 3) OBP: 0.300, SLG: 0.333										2	1	0	0	0	1	1
87 Jake Peter, L (1, 4) OBP: 0.250, SLG: 0.545			G3-1		3 1B 1-2 1B	BBBX 3-0 1-H 2-H HR		G4-3		3	1	2	3	0	0	0
70 Tim Locastro, R (8, 4) OBP: 0.154, SLG: 0.154										1	0	0	0	0	0	0
Inning Stats	R: 0 E: 0 K: 0 S: 3 H: 1 LOB: 0 BB: 0 P: 3	R: 1 E: 0 K: 0 S: 5 H: 2 LOB: 1 BB: 0 P: 5	R: 0 E: 0 K: 0 S: 2 H: 0 LOB: 0 BB: 1 P: 6	R: 0 E: 0 K: 1 S: 5 H: 0 LOB: 0 BB: 0 P: 5	R: 1 E: 0 K: 0 S: 6 H: 3 LOB: 2 BB: 0 P: 6	R: 0 E: 0 K: 0 S: 4 H: 2 LOB: 2 BB: 0 P: 4	R: 5 E: 1 K: 3 S: 15 H: 5 LOB: 2 BB: 1 P: 22	R: 0 E: 0 K: 1 S: 5 H: 0 LOB: 0 BB: 0 P: 5	R: 0 E: 0 K: 2 S: 7 H: 1 LOB: 2 BB: 1 P: 11	1B: 12 2B: 1 3B: 0 HR: 1	SF: 0 SAC: 0 DP: 3 HBP: 0						

BOTTOM

Cleveland Indians @ Los Angeles Dodgers

Camelback Ranch, Glendale, AZ

Thu Mar 01 2018, 3:06 PM - 6:31 PM EST

Att. 5,725 - Sunny - 64 F

livebaseballscorecards.com

AB	38
R	7
H	14
RBI	7
BB	3
SO	7
LOB	16

PITCHER		IP	WLS	BF	H	R	ER	SO	BB	IBB	HBP	BLK	WP	HR	S	P	ERA	WHIP
69 Stephen Fife, R ERA: 1.8	(1, 1)	3.0		11	3	1	1	0	1	0	0	0	0	0	10	14	3.00	1.333
49 Tyler Olson, L ERA: 6.0	(4, 1)	1.0		3	0	0	0	1	0	0	0	0	0	0	5	5	0.00	0.000
44 Nick Goody, R ERA: 9.0	(5, 1)	1.0		6	3	1	1	0	0	0	0	0	0	0	6	6	9.00	3.000
46 Matt Belisle, R ERA:	(6, 1)	1.0		4	2	0	0	0	0	0	0	0	0	0	4	4	0.00	2.000
38 Jeff Beliveau, L ERA: 6.75	(7, 1)	0.2		7	3	5	2	2	1	0	0	0	0	1	10	17	27.00	6.000

PITCHER		IP	WLS	BF	H	R	ER	SO	BB	IBB	HBP	BLK	WP	HR	S	P	ERA	WHIP
67 D.J. Brown, R ERA:	(7, 1)	0.1		3	2	0	0	1	0	0	0	0	0	0	5	5	0.00	6.000
50 Evan Marshall, R ERA: 4.5	(8, 1)	1.0	W	3	0	0	0	1	0	0	0	0	0	0	5	5	0.00	0.000
67 Robert Zárate, L ERA:	(9, 1)	1.0	S	4	1	0	0	2	1	0	0	0	0	0	7	11	0.00	2.000

Texas Rangers @ Cleveland Indians

Goodyear Ballpark, Goodyear, AZ

Fri Mar 02 2018, 3:08 PM - 5:51 PM EST

Att. 4,223 - Sunny - 69 F

TOP

livebaseballscorecards.com

Batter	1	2	3	4	5	6	7	8	9	AB	R	H	RBI	BB	SO	LOB
12 Rougned Odor, L (1, 4) OBP: 0.500, SLG: 0.500	F9		30 1B 2B 1-3		F7		G6-3		1B	3	0	1	0	0	0	0
98 Luis Marté, R (6, 4) OBP: 0.444, SLG: 0.444										1	0	0	0	0	0	1
5 Willie Calhoun, L (9, PH) OBP: 0.563, SLG: 0.714										1	0	1	0	0	0	0
1 Elvis Andrus, R (1, 6) OBP: 0.500, SLG: 0.500	30 G4-3 1B		K		P6		2-H 1B		K	2	0	1	0	0	1	2
95 Michael De León, S (4, 6) OBP: 0.167, SLG: 0.182										3	0	1	1	0	1	1
30 Nomar Mazara, L (1, 9) OBP: 0.357, SLG: 0.500	G4-3 1-2		2-H 3-H 1B		K		K			3	0	1	1	0	1	1
14 Destin Hood, R (6, 9) OBP: 0.273, SLG: 0.455										1	0	0	0	0	1	1
13 Joey Gallo, L (1, 3) OBP: 0.364, SLG: 0.700	K			F9		HR		F7		3	1	1	1	0	1	1
67 Ronald Guzmán, L (6, 3) OBP: 0.313, SLG: 0.417										1	0	0	0	0	0	0
84 Andy Ibáñez, R (1, 5) OBP: 0.333, SLG: 0.500		K		K	K			2B		4	0	1	0	0	3	0
18 Drew Robinson, L (1, 7) OBP: 0.300, SLG: 0.353		F8		61 1B 2B	K			F7		4	1	1	0	0	1	1
16 Ryan Rua, R (1, 10) OBP: 0.364, SLG: 0.444		G5-3		61 1B BB		G6-3		K		3	0	0	0	1	1	1
61 Robinson Chirinos, R (1, 2) OBP: 0.429, SLG: 0.333			12 2B 30 1B HBP				K		F8	1	1	1	1	0	0	0
71 Jose Trevino, R (5, 2) OBP: 0.333, SLG: 0.667										1	0	0	0	0	1	0
73 Isiah Kiner-Falefa, R (7, 2) OBP: 0.300, SLG: 0.556				1-2 2-H 1B						1	0	0	0	0	0	0
Carlos Tocci, R (1, 8) OBP: 0.278, SLG: 0.294			K	K			95 1B 2B		F9	4	1	1	0	0	2	3

AB	36
R	4
H	10
RBI	4
BB	1
SO	13
LOB	12

Inning Stats	1	2	3	4	5	6	7	8	9	1B: 5	SF: 0	WP: 0	PA: 38
	R: 0	R: 0	R: 1	R: 1	R: 0	R: 1	R: 1	R: 0	R: 0	2B: 4	SAC: 0	PB: 0	
	E: 0	E: 0	E: 0	E: 0	E: 0	E: 0	E: 0	E: 0	E: 0	3B: 0	DP: 0	SB: 0	
	K: 1	K: 1	K: 2	K: 2	K: 1	K: 2	K: 2	K: 1	K: 1	HR: 1	HBP: 1	CS: 0	
	S: 6	S: 5	S: 8	S: 9	S: 5	S: 10	S: 9	S: 6	S: 6				
	H: 1	H: 0	H: 2	H: 2	H: 0	H: 1	H: 2	H: 1	H: 1				
	LOB: 1	LOB: 0	LOB: 2	LOB: 2	LOB: 0	LOB: 0	LOB: 1	LOB: 1	LOB: 1				
	BB: 0	BB: 0	BB: 0	BB: 1	BB: 0	BB: 0	BB: 0	BB: 0	BB: 0				
	P: 6	P: 5	P: 9	P: 13	P: 5	P: 11	P: 9	P: 6	P: 6				

PITCHER		IP	WLS	BF	H	R	ER	SO	BB	IBB	HBP	BLK	WP	HR	S	P	ERA	WHIP
47 Trevor Bauer, R ERA: 1.8	(1, 1)	3.0		12	3	1	1	4	0	0	1	0	0	0	19	20	3.00	1.000
59 Carlos Carrasco, R ERA: 9.0	(4, 1)	1.0		6	2	1	1	2	1	0	0	0	0	0	9	13	9.00	3.000
37 Cody Allen, R ERA:	(5, 1)	1.0	W	3	0	0	0	1	0	0	0	0	0	0	5	5	0.00	0.000
24 Andrew Miller, L ERA: 9.0	(6, 1)	1.0		4	1	1	1	2	0	0	0	0	0	1	10	11	9.00	1.000
57 Carlos Torres, R ERA: 4.5	(7, 1)	1.0		5	2	1	1	2	0	0	0	0	0	0	9	9	9.00	2.000

PITCHER		IP	WLS	BF	H	R	ER	SO	BB	IBB	HBP	BLK	WP	HR	S	P	ERA	WHIP
88 Ben Taylor, R ERA:	(8, 1)	1.0		4	1	0	0	1	0	0	0	0	0	0	6	6	0.00	1.000
66 Argenis Angulo, R ERA:	(9, 1)	1.0		4	1	0	0	1	0	0	0	0	0	0	6	6	0.00	1.000

BOTTOM

Texas Rangers @ Cleveland Indians

Goodyear Ballpark, Goodyear, AZ

Fri Mar 02 2018, 3:08 PM - 5:51 PM EST

Att. 4,223 - Sunny - 69 F

Batter	1	2	3	4	5	6	7	8	9	AB	R	H	RBI	BB	SO	LOB
12 Francisco Lindor, S (1, 6) OBP: 0.214, SLG: 0.083 66 Eric Stamets, R (6, 6) OBP: 0.417, SLG: 0.600	G6-3		L8-1-5 1-2		FC6 22 HR 1-2	P3		L8		3 2	1 0	0 0	0 0	0 0	0 0	2 0
22 Jason Kipnis, L (1, 4) OBP: 0.636, SLG: 1.727 70 Drew Maggi, R (6, 4) OBP: 0.500, SLG: 0.538	K		G4-3		HR 1-H 2-H	HBP 39 E 39 S 36 1B		L5		3 1	1 1	1 0	3 0	0 0	1 0	0 0
11 José Ramírez, S (1, 5) OBP: 0.429, SLG: 0.500 39 Gio Urshela, R (6, 5) OBP: 0.615, SLG: 0.750	K			2B 8 1B	1B 8 2B	E6 13 WP 36 1B 1-3		1B		3 2	2 0	2 1	0 0	0 0	1 0	0 1
7 Yan Gomes, R (1, 10) OBP: 0.364, SLG: 0.545 36 Yandy Díaz, R (6, PH) OBP: 0.500, SLG: 0.556 (7, 10) 27 Francisco Mejía, S (8, PH) OBP: 0.500, SLG: 0.900 (9, 10)		2B 4 F8 55 2B		K	L7	1B 13 WP 1-2 3-H		L4		3 1 1	1 0 0	1 1 0	0 1 0	0 0 0	1 0 0	2 0 1
8 Lonnie Chisenhall, L (1, 9) OBP: 0.333, SLG: 0.417 13 Brandon Barnes, R (5, PR) OBP: 0.067, SLG: 0.214 (6, 9)		B2		1B 55 FC6-4 2-H	2B 1-H	K 1-2 2-3				3 1	0 0	2 0	2 0	0 0	0 1	1 2
4 Bradley Zimmer, L (1, 8) OBP: 0.167, SLG: 0.250 53 Greg Allen, S (6, 8) OBP: 0.529, SLG: 0.750		F8 2-3		K	K		K			3 1	0 0	0 0	0 0	0 0	2 1	3 0
55 Roberto Pérez, R (1, 2) OBP: 0.556, SLG: 1.250 45 Ryan Hanigan, R (7, 2)		2B 3-H		FC6-4 1-2f		HR	BB			3 0	1 0	2 0	2 0	0 1	0 0	1 0
79 Bobby Bradley, L (1, 3) OBP: 0.429, SLG: 0.615 81 Nellie Rodriguez, R (7, 3) OBP: 0.529, SLG: 0.667		K			BB 12 E 22 HR	F9	F9			2 1	1 0	0 0	0 0	1 0	1 0	1 1
26 Rajai Davis, R (1, 7) OBP: 0.250, SLG: 0.182 35 Abraham Almonte, S (6, 7) OBP: 0.235, SLG: 0.375			1B 12 L8-1-5 12 BLK		F8	HR	K			2 2	0 1	1 1	0 1	0 0	0 1	1 1
Inning Stats	R: 0 E: 0 K: 2 S: 7 H: 0 LOB: 0 BB: 0 P: 7	R: 1 E: 0 K: 1 S: 7 H: 2 LOB: 1 BB: 0 P: 7	R: 0 E: 0 K: 0 S: 3 H: 1 LOB: 0 BB: 0 P: 3	R: 1 E: 0 K: 2 S: 9 H: 2 LOB: 1 BB: 0 P: 9	R: 4 E: 1 K: 1 S: 11 H: 3 LOB: 1 BB: 1 P: 15	R: 3 E: 1 K: 1 S: 10 H: 3 LOB: 2 BB: 0 P: 13	R: 0 E: 0 K: 2 S: 7 H: 0 LOB: 1 BB: 1 P: 11	R: 0 E: 0 K: 0 S: 4 H: 1 LOB: 1 BB: 0 P: 4								

AB	37
R	9
H	12
RBI	9
BB	2
SO	9
LOB	17

1B: 5 SF: 0 WP: 1 PA: 40
2B: 5 SAC: 0 PB: 0
3B: 0 DP: 1 SB: 1
HR: 3 HBP: 1 CS: 0

livebaseballscorecards.com

PITCHER	IP	WLS	BF	H	R	ER	SO	BB	IBB	HBP	BLK	WP	HR	S	P	ERA	WHIP
65 Yohander Méndez, L (1, 1) ERA: 1.8	3.0		11	3	1	1	3	0	0	0	1	0	0	17	17	3.00	1.000
79 David Hurlbut, L (4, 1) ERA: 6.0	1.0	B	5	2	1	1	2	0	0	0	0	0	0	9	9	9.00	2.000
41 Jake Diekman, L (5, 1) ERA: 10.8	0.2	L	6	2	4	2	0	1	0	0	0	0	1	7	11	27.00	4.500
57 Deolis Guerra, R (5, 1) ERA: 10.8	1.1		10	4	3	2	2	0	0	1	0	1	2	14	17	13.50	3.000
50 Keone Kela, R (7, 1) ERA:	1.0		4	0	0	0	2	1	0	0	0	0	0	7	11	0.00	1.000

PITCHER	IP	WLS	BF	H	R	ER	SO	BB	IBB	HBP	BLK	WP	HR	S	P	ERA	WHIP
31 Chris Martin, R (8, 1) ERA:	1.0		4	1	0	0	0	0	0	0	0	0	0	4	4	0.00	1.000

San Francisco Giants @ Cleveland Indians

Goodyear Ballpark, Goodyear, AZ

Sat Mar 03 2018, 3:08 PM - 6:00 PM EST

Att. 7,246 - Sunny - 70 F

TOP

livebaseballscorecards.com

Batter	1	2	3	4	5	6	7	8	9	AB	R	H	RBI	BB	SO	LOB
16 Austin Jackson, R (1, 8) OBP: 0.500, SLG: 0.750	0-0 51 1B 48 E 1B	0-0 48 SF9 7 HR 1-3 2-H 2B		0-0 7 S 1B		0-0 1-2 1B		0-0 1-2 1B	0-0 98 HR 2-H 3-H 3B	2	2	2	1	0	0	0
80 Eury Pérez, R (3, 8) OBP: 0.667, SLG: 1.000										4	1	4	2	0	0	0
48 Pablo Sandoval, S (1, 3) OBP: 0.267, SLG: 0.615	1 SAFE C S S 0-3 K 1-2	0-0 SF9 2-3 3-H		0-0 F8		0-0 P5		0-0 P5	B C X 1-1 HR 3-H	3	0	0	1	0	1	4
98 Jerry Sands, R (6, 3) OBP: 0.200, SLG: 0.600										2	1	1	2	0	0	2
7 Gorkys Hernández, R (1, 9) OBP: 0.438, SLG: 0.583	C S S 0-3 K	B X 1-0 3-H HR	C X 0-1 F9 1-2				S C S 0-0 F8	S C S 0-3 K	S C S 0-3 K	3	1	1	2	0	1	2
92 Sandro Fabian, R (6, 9) OBP: 0.438, SLG: 0.583										3	0	0	0	0	2	2
6 Jarrett Parker, L (1, 10) OBP: 0.318, SLG: 0.526	B B B B 4-0 51 1B BB	S S C 0-3 K			C S S 0-3 K		0-0 51 HR 3B	S C S 0-3 K		3	1	1	0	1	2	0
93 Dillon Dobson, L (8, PH) (8, 10)										1	0	0	0	0	1	2
51 Mac Williamson, R (1, 7) OBP: 0.421, SLG: 0.947	0-0 1-3 2-H 1B		0-0 84 E 1B		0-0 F9		C B S X 2-2 3-H HR		B B C X 2-1 HR	4	1	3	3	0	0	0
74 Dylan Davis, R (7, 7) OBP: 0.250, SLG: 1.000										1	1	1	1	0	0	0
52 Miguel Gómez, S (1, 4) OBP: 0.316, SLG: 0.611	0-0 G3		0-0 F8		0-0 G3-1		0-0 F7		0-0 F9	3	0	0	0	0	0	3
71 Jalen Miller, R (6, 4)										2	0	0	0	0	0	0
84 Jonah Arenado, R (1, 5) OBP: 0.364, SLG: 0.364		C S S 0-3 K	S C S 0-3 K 1-3			0-0 E6 80 1B	C B S X 1-2 HR		0-0 72 E 83 1B 80 3B 1B	3	0	0	0	0	2	1
88 Myles Schroder, S (6, 5) OBP: 0.667, SLG: 1.667										2	2	2	1	0	0	0
37 Kelby Tomlinson, R (1, 6) OBP: 0.222, SLG: 0.294	0-0 74 1B 16 2B 1B	S S C 0-3 K		S S S 0-3 K	C S S 0-3 K		0-0 72 E 80 3B 1-2 1B		3	1	1	0	0	2	2
83 Ryan Howard, R (6, 6) OBP: 0.444, SLG: 0.444										2	1	1	0	0	1	0
74 Aramis Garcia, R (1, 2) OBP: 0.143, SLG: 0.143	0-0 16 2B 48 SF9 1-2 1B			0-0 F8		0-0 F8		0-0 80 1B 1B	0-0 F3 1-2 2-3	3	1	1	0	0	0	1
72 Justin O'Conner, R (6, 2) OBP: 0.429, SLG: 0.333										2	0	1	0	0	0	2
Inning Stats	R: 1 E: 1 K: 2 S: 9 H: 2 LOB: 2 BB: 1 P: 13	R: 4 E: 0 K: 2 S: 11 H: 4 LOB: 0 BB: 0 P: 12	R: 0 E: 1 K: 2 S: 8 H: 1 LOB: 1 BB: 0 P: 8	R: 0 E: 0 K: 0 S: 5 H: 1 LOB: 1 BB: 0 P: 5	R: 0 E: 0 K: 1 S: 5 H: 0 LOB: 0 BB: 0 P: 5	R: 0 E: 1 K: 1 S: 7 H: 1 LOB: 2 BB: 0 P: 7	R: 3 E: 0 K: 1 S: 12 H: 3 LOB: 0 BB: 0 P: 15	R: 0 E: 0 K: 2 S: 9 H: 2 LOB: 2 BB: 0 P: 9	R: 5 E: 1 K: 1 S: 12 H: 5 LOB: 0 BB: 0 P: 15	1B: 11 2B: 1 3B: 2 HR: 5 SF: 1 SAC: 0 DP: 0 HBP: 0						

	AB	46
	R	13
	H	19
	RBI	13
	BB	1
	SO	12
	LOB	21

WP: 0 PB: 0 SB: 1 CS: 0 PA: 48

PITCHER		IP	WLS	BF	H	R	ER	SO	BB	IBB	HBP	BLK	WP	HR	S	P	ERA	WHIP
43 Josh Tomlin, R ERA: 11.25	(1, 1)	2.0	L	13	6	5	5	4	1	0	0	0	0	1	20	25	22.50	3.500
61 Dan Otero, R ERA: 12.27	(3, 1)	1.0		4	1	0	0	2	0	0	0	0	0	0	8	8	0.00	1.000
46 Matt Belisle, R ERA:	(4, 1)	1.0		4	1	0	0	0	0	0	0	0	0	0	5	5	0.00	1.000
78 Cam Hill, R ERA:	(5, 1)	2.0		8	1	0	0	2	0	0	0	0	0	0	12	12	0.00	0.500
58 Neil Ramírez, R ERA: 11.25	(7, 1)	1.0		6	3	3	3	1	0	0	0	0	0	2	12	15	27.00	3.000
40 Alexi Ogando, R ERA:	(8, 1)	1.0		5	2	0	0	2	0	0	0	0	0	0	9	9	0.00	2.000
83 Louis Head, R ERA: 12.6	(9, 1)	1.0		8	5	5	5	1	0	0	0	0	0	2	12	15	45.00	5.000

BOTTOM

San Francisco Giants @ Cleveland Indians

Goodyear Ballpark, Goodyear, AZ

Sat Mar 03 2018, 3:08 PM - 6:00 PM EST

Att. 7,246 - Sunny - 70 F

livebaseballscorecards.com

Batter	1	2	3	4	5	6	7	8	9	AB	R	H	RBI	BB	SO	LOB
30 Tyler Naquin, L (1, 8) OBP: 0.467, SLG: 0.769	F8		F8		K			G3		3	0	0	0	0	1	0
53 Greg Allen, S (6, 8) OBP: 0.500, SLG: 0.706										1	0	0	0	0	0	0
7 Yan Gomes, R (1, 2) OBP: 0.357, SLG: 0.462	F8		F7			11 F8, 11 WP, 10 HR		K		2	0	0	0	1	0	0
71 Eric Haase, R (6, PR) OBP: 0.455, SLG: 0.778						BB				1	1	0	0	0	1	0
(7, 2)																
11 José Ramírez, S (1, 5) OBP: 0.412, SLG: 0.429	G3			10 FC5-4		F8		F7		2	0	0	0	1	0	1
66 Eric Stamets, R (7, 5) OBP: 0.385, SLG: 0.545				BB		1-3				1	0	0	0	0	0	0
10 Edwin Encarnación, R (1, 10) OBP: 0.231, SLG: 0.417		K		FC5-4, 17 1B, 33 SF7		2-0			K	3	2	1	2	0	1	1
79 Bobby Bradley, L (9, PH) OBP: 0.400, SLG: 0.571				1-2f		HR				1	0	0	0	0	1	0
						3-H										
17 Yonder Alonso, L (1, 3) OBP: 0.429, SLG: 0.636		0 FC4		F7		F7		G5-3		2	0	1	0	1	0	1
81 Nellie Rodriguez, R (7, 3) OBP: 0.500, SLG: 0.615		BB		1-3						1	0	0	0	0	0	0
				1B												
33 Rob Refsnyder, R (1, 9) OBP: 0.316, SLG: 0.471		K		SF7		G6-3			G5-3	2	0	0	1	0	1	2
13 Brandon Barnes, R (7, 9) OBP: 0.063, SLG: 0.200				3-H						1	0	0	0	0	0	0
0 B.J. Upton, R (1, 7) OBP: 0.188, SLG: 0.375	FC4			K			F9			3	0	0	0	0	1	2
35 Abraham Almonte, S (8, 7) OBP: 0.235, SLG: 0.375	1-2f									0	0	0	0	0	0	0
39 Gio Urshela, R (1, 4) OBP: 0.563, SLG: 0.867			HR		F9		F9			3	1	1	1	0	0	0
70 Drew Maggi, R (8, 4) OBP: 0.500, SLG: 0.538										0	0	0	0	0	0	0
9 Erik González, R (1, 6) OBP: 0.455, SLG: 0.444			G5-3		K		K			3	0	0	0	0	2	0
75 Yu Chang, R (8, 6) OBP: 0.455, SLG: 0.600										0	0	0	0	0	0	0

	AB	29
	R	4
	H	3
	RBI	4
	BB	3
	SO	8
	LOB	7

Inning Stats	1	2	3	4	5	6	7	8	9
	R: 0 E: 0 K: 0 S: 3 H: 0 LOB: 0 BB: 0 P: 3	R: 0 E: 0 K: 2 S: 7 H: 0 LOB: 1 BB: 1 P: 11	R: 1 E: 0 K: 0 S: 5 H: 1 LOB: 0 BB: 0 P: 7	R: 1 E: 0 K: 1 S: 6 H: 1 LOB: 1 BB: 1 P: 10	R: 0 E: 0 K: 2 S: 7 H: 0 LOB: 0 BB: 0 P: 7	R: 2 E: 0 K: 0 S: 4 H: 1 LOB: 1 BB: 1 P: 11	R: 0 E: 0 K: 1 S: 5 H: 0 LOB: 0 BB: 0 P: 5	R: 0 E: 0 K: 1 S: 5 H: 0 LOB: 0 BB: 0 P: 5	R: 0 E: 0 K: 1 S: 5 H: 0 LOB: 0 BB: 0 P: 5

	1B: 1	SF: 1	WP: 1	PA: 33
	2B: 0	SAC: 0	PB: 0	
	3B: 0	DP: 0	SB: 0	
	HR: 2	HBP: 0	CS: 0	

PITCHER		IP	WLS	BF	H	R	ER	SO	BB	IBB	HBP	BLK	WP	HR	S	P	ERA	WHIP
38 Tyler Beede, R ERA: 7.2	(1, 1)	3.0	W	11	1	1	1	2	1	0	0	0	0	1	15	21	3.00	0.667
32 Steven Okert, L ERA: 3.0	(4, 1)	1.0		5	1	1	1	1	1	0	0	0	0	0	6	10	9.00	2.000
54 Reyes Moronta, R ERA: 9.82	(5, 1)	1.1	H	6	1	2	2	2	1	0	0	0	1	1	9	16	13.50	1.500
58 Pierce Johnson, R ERA:	(6, 1)	0.2	H	2	0	0	0	0	0	0	0	0	0	0	2	2	0.00	0.000
68 Joan Gregorio, R ERA: 4.5	(7, 1)	1.0		3	0	0	0	1	0	0	0	0	0	0	5	5	0.00	0.000

PITCHER		IP	WLS	BF	H	R	ER	SO	BB	IBB	HBP	BLK	WP	HR	S	P	ERA	WHIP
85 José Domínguez, R ERA: 4.5	(8, 1)	1.0		3	0	0	0	1	0	0	0	0	0	0	5	5	0.00	0.000
95 Casey Kelly, R ERA:	(9, 1)	1.0		3	0	0	0	1	0	0	0	0	0	0	5	5	0.00	0.000

Cleveland Indians @ Milwaukee Brewers

Maryvale Baseball Park, Phoenix, AZ

Sun Mar 04 2018, 3:08 PM - 6:16 PM EST

Att. 6,355 - Cloudy - 65 F

TOP

livebaseballscorecards.com

Batter	1	2	3	4	5	6	7	8	9	AB	R	H	RBI	BB	SO	LOB
12 Francisco Lindor, S (1, 6) OBP: 0.278, SLG: 0.250 75 Yu Chang, R (6, PR) OBP: 0.417, SLG: 0.545 (6, 6)	E3 4 G4-3 22 HR	PO 1-2	22 G6-3 4 1B 1B	K		1-H 2-H 2B			K	4 1	1 0	2 0	2 0	0 0	1 1	2 0
4 Bradley Zimmer, L (1, 8) OBP: 0.267, SLG: 0.333 33 Rob Refsnyder, R (5, 9) OBP: 0.286, SLG: 0.421	G4-3 1-2		22 G6-3 1-2 1B		22 S 1B	K			K	3 2	0 0	2 0	0 0	0 0	0 2	1 2
22 Jason Kipnis, L (1, 4) OBP: 0.571, SLG: 1.643 66 Eric Stamets, R (5, 4) OBP: 0.400, SLG: 0.769	2-H HR		G6-3 1-2f 2-3		K 1-2		HR		K	3 2	1 1	1 1	2 1	0 0	1 1	3 0
36 Yandy Díaz, R (1, 5) OBP: 0.538, SLG: 0.500 62 Richie Shaffer, R (5, PR) OBP: 0.500, SLG: 1.000 (5, 5)	BB	G1-3		8 G1-6-3 BB			K			1 1	0 0	0 0	0 0	0 0	2 1	1 0
8 Lonnie Chisenhall, L (1, 9) OBP: 0.333, SLG: 0.357 53 Greg Allen, S (5, 8) OBP: 0.474, SLG: 0.667	L8			55 BB 81 1B BB	G1-6-3 1-2f		K			2 1	1 0	0 0	0 0	1 0	0 1	3 0
32 Mike Napoli, R (1, 10) 0 B.J. Upton, R (7, PH) OBP: 0.176, SLG: 0.353 (7, 10)	K			P3		G4-3	F9			3 1	0 0	0 0	0 0	0 0	1 0	2 0
55 Roberto Pérez, R (1, 2) OBP: 0.583, SLG: 1.100 79 Bobby Bradley, L (6, PR) OBP: 0.375, SLG: 0.533 (6, 3)		F8		81 1B 1-2 BB		81 1B 12 2B 1B		K		2 1	0 1	1 1	0 0	1 0	0 1	0 0
81 Nellie Rodriguez, R (1, 3) OBP: 0.571, SLG: 0.667 84 Jack Murphy, S (6, 2) OBP: 0.375, SLG: 0.286		26 FC5-4 BB		1-2 2-H 1B		1-2 12 2B 1B		L6		2 1	1 0	2 0	1 0	1 0	0 0	0 0
26 Rajai Davis, R (1, 7) OBP: 0.200, SLG: 0.143 13 Brandon Barnes, R (6, 7) OBP: 0.059, SLG: 0.188		FC5-4 12 PO 1-2f		P3		K		L4		3 1	0 0	0 0	0 0	0 0	1 0	5 0

Inning Stats	1	2	3	4	5	6	7	8	9
	R: 2 E: 1 K: 1 S: 9	R: 0 E: 0 K: 0 S: 3	R: 0 E: 0 K: 0 S: 4	R: 1 E: 0 K: 1 S: 6	R: 0 E: 0 K: 1 S: 5	R: 2 E: 0 K: 2 S: 10	R: 1 E: 0 K: 2 S: 10	R: 0 E: 0 K: 1 S: 5	R: 0 E: 0 K: 3 S: 9
	H: 1 LOB: 1 BB: 1 P: 14	H: 0 LOB: 0 BB: 1 P: 7	H: 2 LOB: 1 BB: 0 P: 4	H: 1 LOB: 2 BB: 2 P: 14	H: 1 LOB: 2 BB: 1 P: 10	H: 3 LOB: 2 BB: 0 P: 10	H: 1 LOB: 0 BB: 0 P: 11	H: 0 LOB: 0 BB: 0 P: 5	H: 0 LOB: 0 BB: 0 P: 9

1B: 6	SF: 0	WP: 0	PA: 40
2B: 1	SAC: 0	PB: 0	
3B: 0	DP: 2	SB: 1	
HR: 2	HBP: 0	CS: 0	

PITCHER		IP	WLS	BF	H	R	ER	SO	BB	IBB	HBP	BLK	WP	HR	S	P	ERA	WHIP
45 Jhoulys Chacín, R ERA: 1.59	(1, 1)	2.2	L	12	3	2	1	1	2	0	0	0	0	1	15	24	3.38	1.875
51 Oliver Drake, R ERA: 5.4	(3, 1)	0.1		1	0	0	0	0	0	0	0	0	0	0	1	1	0.00	0.000
49 Yovani Gallardo, R ERA: 7.2	(4, 1)	2.1		13	4	3	3	2	3	0	0	0	0	0	14	27	11.57	3.000
38 Ernesto Frieri, R ERA: 2.7	(6, 1)	0.2		3	1	0	0	2	0	0	0	0	0	0	7	7	0.00	1.500
46 Corey Knebel, R ERA: 9.0	(7, 1)	1.0		4	1	1	1	2	0	0	0	0	0	1	10	11	9.00	1.000

PITCHER		IP	WLS	BF	H	R	ER	SO	BB	IBB	HBP	BLK	WP	HR	S	P	ERA	WHIP
71 Josh Hader, L ERA:	(8, 1)	1.0		3	0	0	0	1	0	0	0	0	0	0	5	5	0.00	0.000
37 Matt Albers, R ERA:	(9, 1)	1.0		3	0	0	0	3	0	0	0	0	0	0	9	9	0.00	0.000

AB	34
R	6
H	9
RBI	6
BB	5
SO	11
LOB	19

Batter	1	2	3	4	5	6	7	8	9	AB	R	H	RBI	BB	SO	LOB
22 Christian Yelich, L (1, 7) OBP: 0.444, SLG: 0.467 33 Brett Phillips, L (6, 9) OBP: 0.158, SLG: 0.167	0-0 6 1B 16 1B 2B	0-3 K			0-0 6 2B 1B		0-0 L9		0-3 K	3 2	2 0	2 0	0 0	0 0	1 1	1 1
6 Lorenzo Cain, R (1, 8) OBP: 0.412, SLG: 0.500 2 Nick Franklin, S (6, 5) OBP: 0.474, SLG: 0.647	0-0 16 1B 2-3 1B		0-0 G6-3		0-0 24 G4-3 1-H 2B		0-0 24 G5-3 2-3 1B		0-0 L3	3 2	0 0	2 1	1 0	0 0	0 0	0 0
8 Ryan Braun, R (1, 3) OBP: 0.375, SLG: 0.286 24 Jesús Aguilar, R (5, PH) OBP: 0.278, SLG: 0.333 (6, 3)	0-2 K		0-0 P6		0-0 G4-3 2-3		0-0 G5-3 1-2		0-0 1B	2 3	0 0	0 1	0 0	0 0	1 0	2 3
16 Domingo Santana, R (1, 9) OBP: 0.389, SLG: 0.471 78 Kyle Wren, L (6, 7) OBP: 0.476, SLG: 0.471	0-0 1-2 3-H 1B		0-3 K		0-3 K		1-0 HBP		0-3 K	3 1	0 0	1 0	1 0	0 0	2 1	1 1
7 Eric Thames, L (1, 10) OBP: 0.333, SLG: 0.538 72 Keston Hiura, R (7, PH) OBP: 0.471, SLG: 0.500 (8, 10)	0-0 L5			0-0 P5	0-0 P6		0-3 K			3 1	0 0	0 0	0 0	0 0	0 1	3 3
14 Hernán Pérez, R (1, 5) OBP: 0.450, SLG: 0.700 23 Keon Broxton, R (6, 8) OBP: 0.474, SLG: 0.571	0-3 K			0-0 3 FC5 5 WP 1B		0-3 K		0-3 K		2 2	0 0	1 0	0 0	0 0	1 2	2 0
5 Jonathan Villar, S (1, 4) OBP: 0.368, SLG: 0.353 70 Nate Orf, R (7, 4) OBP: 0.524, SLG: 0.600		0-0 G3		4-0 3 FC5 1-2 BB		0-3 K		0-0 F9		2 1	0 0	0 0	0 0	1 0	1 0	0 0
3 Orlando Arcia, R (1, 6) OBP: 0.118, SLG: 0.118 66 Mauricio Dubón, R (7, 6) OBP: 0.474, SLG: 0.357		0-0 1B		0-0 FC5 1-2 2-3f		0-0 L9		0-0 29 FC6-4 1B		3 1	0 0	1 1	0 0	0 0	0 0	2 0
47 Jett Bandy, R (1, 2) OBP: 0.316, SLG: 0.333 29 Christian Bethancourt, R (8, 2) OBP: 0.182, SLG: 0.182		0-3 K		0-0 G5-3			0-0 2 1B 2B	0-0 FC6-4 1-2f		3 1	0 0	1 0	0 0	0 0	1 0	3 1
Inning Stats	R: 1 H: 3 E: 0 LOB: 2 K: 2 BB: 0 S: 10 P: 10	R: 0 H: 1 E: 0 LOB: 1 K: 2 BB: 0 S: 8 P: 8	R: 0 H: 0 E: 0 LOB: 0 K: 1 BB: 0 S: 5 P: 5	R: 0 H: 1 E: 0 LOB: 2 K: 0 BB: 1 S: 4 P: 8	R: 1 H: 2 E: 0 LOB: 1 K: 1 BB: 0 S: 7 P: 7	R: 0 H: 0 E: 0 LOB: 0 K: 2 BB: 0 S: 7 P: 7	R: 0 H: 2 E: 0 LOB: 3 K: 1 BB: 0 S: 7 P: 8	R: 0 H: 1 E: 0 LOB: 1 K: 1 BB: 0 S: 6 P: 6	R: 0 H: 1 E: 0 LOB: 1 K: 2 BB: 0 S: 8 P: 8	1B: 8 2B: 3 3B: 0 HR: 0	SF: 0 SAC: 0 DP: 0 HBP: 1			WP: 1 PB: 0 SB: 0 CS: 0	PA: 40		

PITCHER		IP	WLS	BF	H	R	ER	SO	BB	IBB	HBP	BLK	WP	HR	S	P	ERA	WHIP
28 Corey Kluber, R ERA: 3.6	(1, 1)	3.0	W	13	4	1	1	5	0	0	0	0	0	0	23	23	3.00	1.333
34 Zach McAllister, R ERA: 1.59	(4, 1)	1.2	H	9	3	1	1	1	1	0	0	0	1	0	10	14	5.40	2.400
80 Josh Martin, R ERA: 7.71	(5, 1)	0.1	H	1	0	0	0	0	0	0	0	0	0	0	1	1	0.00	0.000
49 Tyler Olson, L ERA: 4.5	(6, 1)	1.0	H	3	0	0	0	2	0	0	0	0	0	0	7	7	0.00	0.000
38 Jeff Beliveau, L ERA: 4.91	(7, 1)	1.0		6	2	0	0	1	0	0	1	0	0	0	7	8	0.00	2.000

PITCHER		IP	WLS	BF	H	R	ER	SO	BB	IBB	HBP	BLK	WP	HR	S	P	ERA	WHIP
63 Preston Claiborne, R ERA: 5.4	(8, 1)	1.0		4	1	0	0	1	0	0	0	0	0	0	6	6	0.00	1.000
88 Ben Taylor, R ERA:	(9, 1)	1.0		4	1	0	0	2	0	0	0	0	0	0	8	8	0.00	1.000

BOTTOM

Cleveland Indians @ Milwaukee Brewers

Maryvale Baseball Park, Phoenix, AZ

Sun Mar 04 2018, 3:08 PM - 6:16 PM EST

Att. 6,355 - Cloudy - 65 F

livebaseballscorecards.com

AB	38
R	2
H	11
RBI	2
BB	1
SO	12
LOB	23

Cleveland Indians @ Los Angeles Dodgers

Camelback Ranch, Glendale, AZ

Mon Mar 05 2018, 3:05 PM - 5:38 PM EST

Att. 6,889 - Sunny - 72 F

livebaseballscorecards.com

TOP

Batter	1	2	3	4	5	6	7	8	9	AB	R	H	RBI	BB	SO	LOB
10 Edwin Encarnación, R (1, 3) OBP: 0.188, SLG: 0.333 79 Bobby Bradley, L (6, 3) OBP: 0.353, SLG: 0.500	CSS 0-3 ① K		SSS 0-3 ② K			SSS 0-3 ② K		SSS 0-3 ① K		3 0 0 0 0 3 0 1 0 0 0 0 1 1						
7 Yan Gomes, R (1, 2) OBP: 0.353, SLG: 0.400 45 Ryan Hanigan, R (6, 2)	H 1-0 17 2B HBP		X 0-0 ③ F9			FFC 0-3 ③ K		SSS 0-3 ② K		2 1 0 0 0 1 0 1 0 0 0 0 1 1						
11 José Ramírez, S (1, 5) OBP: 0.350, SLG: 0.353 39 Gio Urshela, R (7, 5) OBP: 0.529, SLG: 0.813	X 0-0 ② F8			SSS 0-3 ① K			SSS 0-3 ① K	X 0-0 ③ G3		3 0 0 0 0 2 1 1 0 0 0 0 0 1						
17 Yonder Alonso, L (1, 10) OBP: 0.471, SLG: 0.786 62 Richie Shaffer, R (7, PR) OBP: 0.529, SLG: 1.000 (7, 10)	X 0-0 1-H 2B			X 0-0 ② G4-3			X 0-0 13 BB 2B		X 0-0 1B	3 0 2 1 0 0 0 1 0 1 0 0 0 0						
30 Tyler Naquin, L (1, 7) OBP: 0.389, SLG: 0.625 35 Abraham Almonte, S (7, 7) OBP: 0.222, SLG: 0.353	X 0-0 ③ F7			X 0-0 ③ G6-3			SSS 0-3 ② K		X 0-0 ① F9	3 0 0 0 0 1 2 1 0 0 0 0 0 1						
0 B.J. Upton, R (1, 8) OBP: 0.200, SLG: 0.316 53 Greg Allen, S (7, 8) OBP: 0.450, SLG: 0.632		X 0-0 ① P6			X 0-0 ① G4-3		BBB 4-0 13 BB BB		CCC 0-3 ② K	2 0 0 0 1 0 0 1 0 0 0 0 1 1						
13 Brandon Barnes, R (1, 9) OBP: 0.100, SLG: 0.167 55 Taylor Murphy, L (7, 9)		SSS 0-3 ② K			X 0-0 ② G5-3		BBB 4-0 1-2 2-3 BB		SSS 0-3 ③ K	2 0 0 0 1 1 0 1 0 0 0 0 1 1						
66 Eric Stamets, R (1, 4) OBP: 0.353, SLG: 0.667 9 Erik González, R (5, 4) OBP: 0.417, SLG: 0.400 (6, 6)		X 0-0 ③ L6			X 0-0 ③ F7		SSS 0-3 ③ K			2 0 0 0 0 0 0 1 0 0 0 0 1 3						
73 Willi Castro, S (1, 6) OBP: 0.364, SLG: 0.364 70 Drew Maggi, R (6, 4) OBP: 0.533, SLG: 0.643			SSS 0-3 ① K			X 0-0 ① L7		X 0-0 2B		2 0 0 0 0 1 0 1 0 1 0 0 0 0						
Inning Stats	R: 1 H: 1 E: 0 LOB: 1 K: 1 BB: 0 S: 6 P: 7	R: 0 H: 0 E: 0 LOB: 0 K: 1 BB: 0 S: 5 P: 5	R: 0 H: 0 E: 0 LOB: 0 K: 2 BB: 0 S: 7 P: 7	R: 0 H: 0 E: 0 LOB: 0 K: 1 BB: 0 S: 5 P: 5	R: 0 H: 0 E: 0 LOB: 0 K: 0 BB: 0 S: 3 P: 3	R: 0 H: 0 E: 0 LOB: 0 K: 2 BB: 0 S: 7 P: 7	R: 0 H: 1 E: 0 LOB: 3 K: 3 BB: 2 S: 10 P: 18	R: 0 H: 1 E: 0 LOB: 1 K: 2 BB: 0 S: 8 P: 8	R: 0 H: 1 E: 0 LOB: 1 K: 2 BB: 0 S: 8 P: 8	1B: 1 SF: 0 2B: 3 SAC: 0 3B: 0 DP: 0 HR: 0 HBP: 1						

	AB	31
	R	1
	H	4
	RBI	1
	BB	2
	SO	14
	LOB	12

WP: 0 PB: 0 SB: 0 CS: 0 PA: 34

PITCHER		IP	WLS	BF	H	R	ER	SO	BB	IBB	HBP	BLK	WP	HR	S	P	ERA	WHIP
44 Rich Hill, L ERA: 3.0	(1, 1)	3.0		11	1	1	1	4	0	0	1	0	0	0	18	19	3.00	0.333
36 Adam Liberatore, L ERA:	(4, 1)	1.0		3	0	0	0	1	0	0	0	0	0	0	5	5	0.00	0.000
68 Ross Stripling, R ERA:	(5, 1)	2.0		6	0	0	0	2	0	0	0	0	0	0	10	10	0.00	0.000
58 Edward Paredes, L ERA: 9.0	(7, 1)	0.2		4	1	0	0	2	1	0	0	0	0	0	7	11	0.00	3.000
81 Corey Copping, R ERA:	(7, 1)	0.1	W	2	0	0	0	1	1	0	0	0	0	0	3	7	0.00	3.000

PITCHER		IP	WLS	BF	H	R	ER	SO	BB	IBB	HBP	BLK	WP	HR	S	P	ERA	WHIP
75 Scott Alexander, L ERA: 3.0	(8, 1)	1.0		4	1	0	0	2	0	0	0	0	0	0	8	8	0.00	1.000
41 Pat Venditte, S ERA:	(9, 1)	1.0		4	1	0	0	2	0	0	0	0	0	0	8	8	0.00	1.000

BOTTOM

Cleveland Indians @ Los Angeles Dodgers

Camelback Ranch, Glendale, AZ

Mon Mar 05 2018, 3:05 PM - 5:38 PM EST

Att. 6,889 - Sunny - 72 F

livebaseballscorecards.com

Batter	1	2	3	4	5	6	7	8	9	AB	R	H	RBI	BB	SO	LOB
26 Chase Utley, L (1, 4) OBP: 0.133, SLG: 0.143	G4-3		F7			L6	2B (2-H)			3	0	0	0	0	0	1
87 Jake Peter, L (7, 5) OBP: 0.389, SLG: 1.118										1	0	1	1	0	0	0
5 Corey Seager, L (1, 10) OBP: 0.167, SLG: 0.250	K			K		K	G4-3			3	0	0	0	0	3	0
88 Shawn Zarraga, S (7, PH) OBP: 0.143, SLG: 0.143 (8, 10)										1	0	0	0	0	0	1
10 Justin Turner, R (1, 5) OBP: 0.412, SLG: 0.800	K			K		F9		L5		3	0	0	0	0	2	0
70 Tim Locastro, R (7, 4) OBP: 0.158, SLG: 0.158										1	0	0	0	0	0	0
35 Cody Bellinger, L (1, 3) OBP: 0.400, SLG: 0.462		K		BB (27 FC6-4)			K	E9 (61 HR)		2	0	0	0	1	2	0
84 Matt Beaty, L (8, 3) OBP: 0.357, SLG: 0.571										1	1	0	0	0	0	0
27 Matt Kemp, R (1, 7) OBP: 0.353, SLG: 0.875		K		FC6-4 (1-2f)			HR	HR (2-H)		3	1	1	1	0	1	1
61 Alex Verdugo, L (8, 9) OBP: 0.421, SLG: 0.833										1	1	1	2	0	0	0
9 Yasmani Grandal, S (1, 2) OBP: 0.273, SLG: 0.526	G4-3				HR		E7 (31 2B)	G3		3	2	1	1	0	0	0
80 Keibert Ruiz, S (8, PH) OBP: 0.625, SLG: 0.625 (9, 2)										1	0	0	0	0	0	0
31 Joc Pederson, L (1, 8) OBP: 0.174, SLG: 0.227			K		P5		2B (14 2B, 2-H)	HR		3	1	1	1	0	1	0
89 DJ Peters, R (8, 8) OBP: 0.500, SLG: 0.929										1	1	1	1	0	0	0
14 Enrique Hernández, R (1, 6) OBP: 0.533, SLG: 1.000			K		K		2B (87 2B, 2-H)	F7		3	1	1	1	0	2	0
17 Donovan Solano, R (8, 6) OBP: 0.500, SLG: 0.667										1	0	0	0	0	0	0
21 Trayce Thompson, R (1, 9) OBP: 0.375, SLG: 0.333			BB		K		L9			2	0	0	0	1	1	1
94 Kyle Garlick, R (8, 7)										0	0	0	0	0	0	0
Inning Stats	R: 0 E: 0 K: 2 S: 7 / H: 0 LOB: 0 BB: 0 P: 7	R: 0 E: 0 K: 2 S: 7 / H: 0 LOB: 0 BB: 0 P: 7	R: 0 E: 0 K: 2 S: 7 / H: 0 LOB: 1 BB: 1 P: 11	R: 0 E: 0 K: 2 S: 7 / H: 0 LOB: 1 BB: 1 P: 11	R: 1 E: 0 K: 2 S: 8 / H: 1 LOB: 0 BB: 0 P: 8	R: 0 E: 0 K: 1 S: 5 / H: 0 LOB: 0 BB: 0 P: 5	R: 4 E: 1 K: 1 S: 10 / H: 4 LOB: 1 BB: 0 P: 10	R: 3 E: 1 K: 0 S: 8 / H: 2 LOB: 0 BB: 0 P: 8		1B: 0 2B: 3 3B: 0 HR: 4	SF: 0 SAC: 0 DP: 0 HBP: 0						

	AB	33
	R	8
	H	7
	RBI	8
	BB	2
	SO	12
	LOB	4

WP: 0 PB: 0 SB: 0 CS: 0 PA: 35

PITCHER		IP	WLS	BF	H	R	ER	SO	BB	IBB	HBP	BLK	WP	HR	S	P	ERA	WHIP
52 Mike Clevinger, R ERA: 1.5	(1, 1)	3.0		10	0	0	0	6	1	0	0	0	0	0	21	25	0.00	0.333
24 Andrew Miller, L ERA: 4.5	(4, 1)	1.0	H	4	0	0	0	2	1	0	0	0	0	0	7	11	0.00	1.000
37 Cody Allen, R ERA: 4.5	(5, 1)	1.0	B	4	1	1	1	2	0	0	0	0	0	1	8	8	9.00	1.000
54 Ryan Merritt, L ERA: 3.86	(6, 1)	2.0	L	11	4	4	2	2	0	0	0	0	0	1	15	15	9.00	2.000
50 Evan Marshall, R ERA: 6.0	(8, 1)	1.0		6	2	3	1	0	0	0	0	0	0	2	8	8	9.00	2.000

PITCHER	IP	WLS	BF	H	R	ER	SO	BB	IBB	HBP	BLK	WP	HR	S	P	ERA	WHIP

Cleveland Indians @ Cincinnati Reds

Goodyear Ballpark, Goodyear, AZ

Tue Mar 06 2018, 3:07 PM - 5:57 PM EST

Att. 3,807 - Partly Cloudy - 74 F

TOP

livebaseballscorecards.com

Batter	1	2	3	4	5	6	7	8	9	AB	R	H	RBI	BB	SO	LOB
12 Francisco Lindor, S (1, 6) OBP: 0.364, SLG: 0.526	HR		BB	2B			G4-3		1B	3	2	2	3	1	0	0
75 Yu Chang, R (7, 6) OBP: 0.462, SLG: 0.583										1	0	1	0	0	0	0
22 Jason Kipnis, L (1, 10) OBP: 0.529, SLG: 1.588	E4		HR	G4-3			BB		K	3	1	1	2	0	0	1
0 B.J. Upton, R (7, PH) OBP: 0.238, SLG: 0.316										0	0	0	0	1	0	0
(7, 10)																
36 Yandy Díaz, R (9, PH) OBP: 0.500, SLG: 0.455										1	0	0	0	0	1	1
8 Lonnie Chisenhall, L (1, 9) OBP: 0.278, SLG: 0.294	G4-6-3		K		G4-3		F9		K	3	0	0	0	0	1	1
33 Rob Refsnyder, R (5, 9) OBP: 0.261, SLG: 0.381										2	0	0	0	0	1	2
32 Mike Napoli, R (1, 3)	K		K		G5-3			K	BB	3	0	0	0	0	2	0
81 Nellie Rodriguez, R (5, 3) OBP: 0.545, SLG: 0.625										1	0	0	0	0	1	0
79 Bobby Bradley, L (9, PH) OBP: 0.389, SLG: 0.500										0	0	0	0	1	0	0
4 Bradley Zimmer, L (1, 8) OBP: 0.222, SLG: 0.278		L8	F7		G3			G4-3	F7	3	0	0	0	0	0	0
30 Tyler Naquin, L (5, 8) OBP: 0.350, SLG: 0.556										2	0	0	0	0	0	2
26 Rajai Davis, R (1, 7) OBP: 0.222, SLG: 0.176		1B		K	G5-3			1B		3	0	1	0	0	1	0
53 Greg Allen, S (6, 7) OBP: 0.476, SLG: 0.650										1	1	1	0	0	0	0
55 Roberto Pérez, R (1, 2) OBP: 0.533, SLG: 0.923	F8		1B		G5-3			HBP		3	1	1	0	0	0	1
27 Francisco Mejía, S (6, 2) OBP: 0.545, SLG: 0.900										0	0	0	0	0	0	0
71 Eric Haase, R (8, PR) OBP: 0.455, SLG: 0.778										0	0	0	0	0	0	0
(8, 2)																
62 Richie Shaffer, R (1, 5) OBP: 0.500, SLG: 0.867		BB		F7				1B		2	0	0	0	1	1	1
70 Drew Maggi, R (6, 5) OBP: 0.563, SLG: 0.667										1	0	1	1	0	0	0
39 Gio Urshela, R (1, 4) OBP: 0.500, SLG: 0.789		FC6-4		2B			K	L9		3	1	1	0	0	1	2
9 Erik González, R (7, 4) OBP: 0.385, SLG: 0.364										1	0	0	0	0	0	2

	AB	36
	R	6
	H	9
	RBI	6
	BB	4
	SO	9
	LOB	13

Inning Stats										
	R: 1	H: 1	R: 0	H: 1	R: 2	H: 1	R: 2	H: 3	R: 0	H: 0
	E: 1	LOB: 0	E: 0	LOB: 2	E: 0	LOB: 0	E: 0	LOB: 1	E: 0	LOB: 0
	K: 1	BB: 0	K: 0	BB: 1	K: 2	BB: 1	K: 1	BB: 0	K: 0	BB: 0
	S: 7	P: 7	S: 5	P: 9	S: 9	P: 16	S: 8	P: 8	S: 3	P: 3

Inning Stats										
	R: 0	H: 0	R: 0	H: 0	R: 1	H: 2	R: 0	H: 1	1B: 5	SF: 0
	E: 0	LOB: 0	E: 0	LOB: 1	E: 0	LOB: 2	E: 0	LOB: 2	2B: 2	SAC: 0
	K: 1	BB: 0	K: 1	BB: 1	K: 1	BB: 0	K: 2	BB: 1	3B: 0	DP: 1
	S: 5	P: 5	S: 5	P: 9	S: 7	P: 8	S: 8	P: 12	HR: 2	HBP: 1

	WP: 0	PA: 41
	PB: 0	
	SB: 2	
	CS: 0	

PITCHER		IP	WLS	BF	H	R	ER	SO	BB	IBB	HBP	BLK	WP	HR	S	P	ERA	WHIP
29 Brandon Finnegan, L ERA: 4.5	(1, 1)	2.0		9	2	1	1	1	1	0	0	0	0	1	12	16	4.50	1.500
41 Kevin Shackelford, R ERA: 4.5	(3, 1)	1.0		5	1	2	2	2	1	0	0	0	0	1	9	16	18.00	2.000
26 Raisel Iglesias, R ERA: 6.75	(4, 1)	1.0		6	3	2	2	1	0	0	0	0	0	0	8	8	18.00	3.000
31 Oliver Pérez, L ERA: 15.0	(5, 1)	1.0	W	3	0	0	0	0	0	0	0	0	0	0	3	3	0.00	0.000
49 Zack Weiss, R ERA:	(6, 1)	1.0	H	3	0	0	0	1	0	0	0	0	0	0	5	5	0.00	0.000

PITCHER		IP	WLS	BF	H	R	ER	SO	BB	IBB	HBP	BLK	WP	HR	S	P	ERA	WHIP
73 Jesús Reyes, R ERA: 3.0	(7, 1)	1.2	H	8	1	1	1	2	1	0	1	0	0	0	10	15	5.40	1.200
Barrett Astin, R ERA: 4.5	(8, 1)	0.1	H	2	1	0	0	0	0	0	0	0	0	0	2	2	0.00	3.000
77 Dylan Floro, R ERA: 2.25	(9, 1)	1.0	S	5	1	0	0	2	1	0	0	0	0	0	8	12	0.00	2.000

BOTTOM

Cleveland Indians @ Cincinnati Reds

Goodyear Ballpark, Goodyear, AZ

Tue Mar 06 2018, 3:07 PM - 5:57 PM EST

Att. 3,807 - Partly Cloudy - 74 F

livebaseballscorecards.com

Batter	1	2	3	4	5	6	7	8	9	AB	R	H	RBI	BB	SO	LOB
2 Ben Revere, L (1, 8) OBP: 0.286, SLG: 0.571	E5 33 G3-6-1		L9		33 1B 1-H 3-H 3B	K				3	1	1	2	0	0	0
68 Mason Williams, L (6, 8) OBP: 0.350, SLG: 0.526										1	0	0	0	0	1	0
33 Jesse Winker, L (1, 7) OBP: 0.350, SLG: 0.667	G3-6-1 1-2f		HR		3 1B 7 BB 43 SF7 3-H 1B		K2-3			3	2	2	2	0	0	1
55 Narciso Crook, R (6, 7)										1	0	0	0	0	1	0
7 Eugenio Suárez, R (1, 5) OBP: 0.368, SLG: 0.588	K		F8		3 1B 1-2 BB		K			2	0	0	0	1	1	0
17 Patrick Kivlehan, R (6, 5) OBP: 0.222, SLG: 0.125										1	0	0	0	0	1	0
3 Scooter Gennett, L (1, 4) OBP: 0.412, SLG: 0.533		HR		K	23 G6-4-3 1-2 2-3 1B		BB			3	1	2	1	0	1	0
4 Cliff Pennington, S (6, 4) OBP: 0.263, SLG: 0.222										0	0	0	0	1	0	0
43 Scott Schebler, L (1, 9) OBP: 0.471, SLG: 0.667		2B		2B	SF7 3-H		G6-3 1-2			2	0	2	1	0	0	0
27 Phillip Ervin, R (6, 9) OBP: 0.333, SLG: 0.286										1	0	0	0	0	0	1
23 Adam Duvall, R (1, 10) OBP: 0.222, SLG: 0.529	K		P6	G6-4-3 1-2f				K		3	0	0	0	0	1	4
26 Tony Sanchez, R (8, PH) (9, 10)										1	0	0	0	0	1	0
39 Devin Mesoraco, R (1, 2) OBP: 0.278, SLG: 0.400	K		G5-3			G6-3		K		2	0	0	0	0	1	2
32 Stuart Turner, R (6, 2)										2	0	0	0	0	1	0
78 Brandon Dixon, R (1, 3) OBP: 0.316, SLG: 0.789	K				9 1B 2 3B 1B	2-2 HR		BB		2	1	1	0	0	1	1
12 Brian O'Grady, L (6, 3) OBP: 1.000, SLG: 4.000										1	1	1	1	1	0	0
9 José Peraza, R (1, 6) OBP: 0.294, SLG: 0.375		P2			2 3B 1-3 1B	L7		F9		2	1	1	0	0	0	0
46 Phil Gosselin, R (6, 6) OBP: 0.350, SLG: 0.368										2	0	0	0	0	0	1

	AB	32
	R	7
	H	10
	RBI	7
	BB	3
	SO	10
	LOB	10

Inning Stats	1	2	3	4	5	6	7	8	9
	R: 0 H: 0 E: 1 LOB: 0 K: 1 BB: 0 S: 5 P: 5	R: 1 H: 2 E: 0 LOB: 1 K: 3 BB: 0 S: 11 P: 11	R: 1 H: 1 E: 0 LOB: 0 K: 0 BB: 0 S: 5 P: 5	R: 0 H: 1 E: 0 LOB: 1 K: 1 BB: 0 S: 6 P: 6	R: 4 H: 5 E: 0 LOB: 1 K: 0 BB: 1 S: 7 P: 11	R: 1 H: 1 E: 0 LOB: 0 K: 1 BB: 0 S: 8 P: 10	R: 0 H: 0 E: 0 LOB: 1 K: 2 BB: 1 S: 7 P: 12	R: 0 H: 0 E: 0 LOB: 1 K: 2 BB: 1 S: 7 P: 11	

	1B	4	SF	1	WP	0	PA	36
	2B	2	SAC	0	PB	0		
	3B	1	DP	2	SB	1		
	HR	3	HBP	0	CS	0		

PITCHER		IP	WLS	BF	H	R	ER	SO	BB	IBB	HBP	BLK	WP	HR	S	P	ERA	WHIP
59 Carlos Carrasco, R	(1, 1)	2.0		8	2	1	1	4	0	0	0	0	0	1	16	16	4.50	1.000
ERA: 6.0																		
57 Carlos Torres, R	(3, 1)	1.0	H	4	1	1	1	0	0	0	0	0	0	1	5	5	9.00	1.000
ERA: 6.0																		
74 Shawn Morimando, L	(4, 1)	1.1	L	11	6	4	4	1	1	0	0	0	0	0	12	16	27.00	5.250
ERA: 8.44																		
78 Cam Hill, R	(5, 1)	0.2		1	0	0	0	0	0	0	0	0	0	0	1	1	0.00	0.000
ERA:																		
76 Adam Plutko, R	(6, 1)	1.0		4	1	1	1	1	0	0	0	0	0	1	8	10	9.00	1.000
ERA: 9.0																		

PITCHER		IP	WLS	BF	H	R	ER	SO	BB	IBB	HBP	BLK	WP	HR	S	P	ERA	WHIP
58 Neil Ramírez, R	(7, 1)	1.0		4	0	0	0	2	1	0	0	0	0	0	7	12	0.00	1.000
ERA: 9.0																		
40 Alexi Ogando, R	(8, 1)	1.0		4	0	0	0	2	1	0	0	0	0	0	7	11	0.00	1.000
ERA:																		

Batter	1	2	3	4	5	6	7	8	9	AB	R	H	RBI	BB	SO	LOB
8 Ian Happ, S (1, 10) OBP: 0.524, SLG: 1.222 54 Charcer Burks, R (5, PH) OBP: 0.294, SLG: 0.286 (5, 10)	S H 1-1 5 2B HBP		B B B B 4-0 12 S 12 E BB	X 0-0 ① G2-3 1-2	S S T 0-2 ③ K		S S S 0-3 ① K		C C C 0-3 ③ K	1 1 0 0 1 0 1 3 0 0 0 0 3 6						
12 Kyle Schwarber, L (1, 7) OBP: 0.478, SLG: 0.556 83 Bijan Rademacher, L (6, 7) OBP: 0.350, SLG: 0.278	F C C 0-3 ① K		D X 1-0 E4 2 1B 2 S 53 1B 1-H 1B	B B B B 4-0 5 HR BB		F B B X 2-1 HR	X 0-0 ② G4-3 2-3 3-H			3 3 2 1 1 1 1 1 0 0 1 0 0 2						
5 Albert Almora Jr., R (1, 8) OBP: 0.200, SLG: 0.526 75 Jacob Hannemann, L (6, 8) OBP: 0.273, SLG: 0.118	X 0-0 ② 1-H 2B		S S S 0-3 ① K	X 0-0 1-H 2-H HR		X 0-0 ① G5-3	C C C 0-3 ③ K			4 1 2 3 0 1 1 1 0 0 0 0 1 2						
2 Tommy La Stella, L (1, 5) OBP: 0.364, SLG: 0.429 86 Jason Vosler, L (6, PR) OBP: 0.167, SLG: 0.125 (6, 5)	X 0-0 ③ G6-3		D X 1-0 61 1B 53 1B 13 SF8 1-3 1B	X 0-0 ② G6-3		X 0-0 1B		S S S 0-3 ① K		4 1 2 0 0 0 1 1 0 0 0 0 1 0						
53 Chris Gimenez, R (1, 2) OBP: 0.474, SLG: 0.375 64 Ali Solis, R (7, 2) OBP: 0.222, SLG: 0.556		X 0-0 E5 61 HR	X 0-0 61 1B 1-2 3-H 1B	X 0-0 ③ G4-3		X 0-0 ② P3		X 0-0 85 G4-6-3 1B		4 1 1 1 0 0 1 1 0 1 0 0 0 0						
61 Efren Navarro, L (1, 3) OBP: 0.423, SLG: 0.591 85 Yasiel Balaguert, R (6, 3) OBP: 0.400, SLG: 0.250		X 0-0 1-H HR	X 0-0 1-2 2-3 1B	B B B B 4-0 66 BB BB	X 0-0 ③ G6-3			X 0-0 ②③ G4-6-3 1-2f		3 1 2 2 1 0 1 1 0 0 0 0 0 1						
13 Peter Bourjos, R (1, 9) OBP: 0.316, SLG: 0.294 86 Jeffrey Baez, R (7, PR) OBP: 0.500, SLG: 0.500 (7, 9)		X 0-0 ① P3	X 0-0 ② SF8 3-H	S S S 0-3 ① K			X 0-0 76 HBP 4 2B 1B		X 0-0 ① G1-3	3 0 1 1 0 1 1 1 1 0 0 0 0 0						
66 Ryan Court, R (1, 4) OBP: 0.524, SLG: 0.882 76 David Bote, R (6, 4) OBP: 0.355, SLG: 0.333		X 0-0 4 G1-6-3 1B	S S S 0-3 ③ K	B B B B 4-0 1-2 BB			H 1-0 4 2B 83 G4-3 1-2 HBP		B B B D 4-0 BB	2 0 1 0 1 1 2 0 1 0 0 1 0 0						
4 Mike Freeman, L (1, 6) OBP: 0.577, SLG: 0.739 85 Chesny Young, R (7, 6) OBP: 0.160, SLG: 0.167		X 0-0 ②③ G1-6-3 1-2f	B B B B 4-0 8 G2-3 5 HR BB	X 0-0 ② P2			X 0-0 83 G4-3 1-3 2-H 2B		X 0-0 ② P3	3 1 1 1 1 0 3 1 0 0 0 0 0 1						
Inning Stats	R: 0 H: 1 E: 0 LOB: 1 K: 1 BB: 0 S: 6 P: 7	R: 2 H: 2 E: 1 LOB: 0 K: 0 BB: 0 S: 5 P: 5	R: 3 H: 4 E: 1 LOB: 2 K: 2 BB: 1 S: 11 P: 17	R: 3 H: 1 E: 0 LOB: 0 K: 0 BB: 2 S: 4 P: 12	R: 0 H: 0 E: 0 LOB: 2 K: 2 BB: 2 S: 7 P: 15	R: 1 H: 2 E: 0 LOB: 1 K: 0 BB: 0 S: 6 P: 8	R: 2 H: 2 E: 0 LOB: 2 K: 2 BB: 0 S: 9 P: 10	R: 0 H: 1 E: 0 LOB: 0 K: 1 BB: 0 S: 5 P: 5	R: 0 H: 0 E: 0 LOB: 1 K: 1 BB: 1 S: 5 P: 9	1B: 8 SF: 1 2B: 2 SAC: 0 3B: 0 DP: 2 HR: 3 HBP: 2						

TOP

Chicago Cubs @ Cleveland Indians

Goodyear Ballpark, Goodyear, AZ

Wed Mar 07 2018, 8:06 PM - 11:28 PM EST

Att. 9,269 - Cloudy - 78 F

livebaseballscorecards.com

AB	37
R	11
H	13
RBI	10
BB	6
SO	9
LOB	24

WP: 0 PA: 46
PB: 0
SB: 2
CS: 0

PITCHER		IP	WLS	BF	H	R	ER	SO	BB	IBB	HBP	BLK	WP	HR	S	P	ERA	WHIP
47 Trevor Bauer, R ERA: 8.64	(1, 1)	3.1	L	21	8	8	7	3	3	0	1	0	0	2	24	39	18.90	3.300
88 Ben Taylor, R ERA:	(4, 1)	0.2		2	0	0	0	0	0	0	0	0	0	0	2	2	0.00	0.000
34 Zach McAllister, R ERA: 1.35	(5, 1)	1.0		5	0	0	0	2	2	0	0	0	0	0	7	15	0.00	2.000
44 Nick Goody, R ERA: 9.0	(6, 1)	1.0		5	2	1	1	0	0	0	0	0	0	1	6	8	9.00	2.000
61 Dan Otero, R ERA: 13.5	(7, 1)	1.0		6	2	2	2	2	0	0	1	0	0	0	9	10	18.00	2.000

PITCHER		IP	WLS	BF	H	R	ER	SO	BB	IBB	HBP	BLK	WP	HR	S	P	ERA	WHIP
46 Matt Belisle, R ERA:	(8, 1)	1.0		3	1	0	0	1	0	0	0	0	0	0	5	5	0.00	1.000
38 Jeff Beliveau, L ERA: 3.86	(9, 1)	1.0		4	0	0	0	1	1	0	0	0	0	0	5	9	0.00	1.000

BOTTOM

Chicago Cubs @ Cleveland Indians

Goodyear Ballpark, Goodyear, AZ

Wed Mar 07 2018, 8:06 PM - 11:28 PM EST

Att. 9,269 - Cloudy - 78 F

Batter	1	2	3	4	5	6	7	8	9	AB	R	H	RBI	BB	SO	LOB
12 Francisco Lindor, S (1, 6) OBP: 0.360, SLG: 0.476 73 Willi Castro, S (5, 6) OBP: 0.308, SLG: 0.308	G5-3	G4-3		11 BLK, 1-2, BB		K2-3		K		2 0 0 0 1 0 2 2 0 0 0 0 2 1						
22 Jason Kipnis, L (1, 4) OBP: 0.450, SLG: 1.350 9 Erik González, R (5, 4) OBP: 0.333, SLG: 0.308	F7		G3	F5		K		K		3 0 0 0 0 0 2 2 0 0 0 0 2 1						
11 José Ramírez, S (1, 5) OBP: 0.348, SLG: 0.316 36 Yandy Díaz, R (5, 5) OBP: 0.438, SLG: 0.385	BB		E1, 8 HBP, 10 1B, 7 HR	K, 1-2 2-3		K		G6-3		2 1 0 0 1 1 2 2 0 0 0 0 1 1						
10 Edwin Encarnación, R (1, 10) OBP: 0.211, SLG: 0.333 27 Francisco Mejía, S (7, PH) OBP: 0.462, SLG: 0.750 (8, 10)	F7		8 HBP, 7 HR, 1-2, 1B	K			K		G4-3	3 1 1 0 0 1 3 2 0 0 0 0 1 0						
17 Yonder Alonso, L (1, 3) OBP: 0.500, SLG: 0.938 79 Bobby Bradley, L (5, PR) OBP: 0.350, SLG: 0.444 (6, 3)		HR	L1		4 PB, 7 BB, BB		F8		K	2 1 1 1 1 0 2 2 0 0 0 0 1 0						
8 Lonnie Chisenhall, L (1, 9) OBP: 0.333, SLG: 0.316 33 Rob Refsnyder, R (6, 9) OBP: 0.280, SLG: 0.522	4 FC6-4, 1B	7 HR, 1-2 2-3, HBP	L6				HR		K	2 1 1 0 0 0 1 2 1 1 1 0 1 0						
7 Yan Gomes, R (1, 2) OBP: 0.400, SLG: 0.588 53 Greg Allen, S (5, PR) OBP: 0.455, SLG: 0.619 (6, 8)	F9	1-H 2-H 3-H, HR		4 PB, 1-2, BB			E1, 71 FC6-4			2 1 1 4 1 0 1 1 0 0 0 0 0 0						
4 Bradley Zimmer, L (1, 8) OBP: 0.190, SLG: 0.238 71 Eric Haase, R (6, 2) OBP: 0.417, SLG: 0.700	FC6-4, 0 1B, 1-2f	K			1-2 2-3, K		FC6-4, 1-2f			3 0 0 0 0 2 3 1 0 0 0 0 0 1						
0 B.J. Upton, R (1, 7) OBP: 0.292, SLG: 0.333 35 Abraham Almonte, S (6, 7) OBP: 0.211, SLG: 0.333	1-2, 1B			11 BLK, 12 S, BB	K			E7		2 0 1 0 1 1 3 1 0 0 0 0 0 0						
Inning Stats	R: 0 E: 0 K: 0 S: 3 H: 0 LOB: 1 BB: 1 P: 7	R: 1 E: 0 K: 0 S: 8 H: 3 LOB: 2 BB: 0 P: 10	R: 4 E: 1 K: 1 S: 10 H: 2 LOB: 0 BB: 0 P: 13	R: 0 E: 0 K: 2 S: 7 H: 0 LOB: 2 BB: 2 P: 15	R: 0 E: 0 K: 2 S: 7 H: 0 LOB: 3 BB: 2 P: 16	R: 0 E: 0 K: 3 S: 9 H: 0 LOB: 0 BB: 0 P: 9	R: 1 E: 1 K: 1 S: 8 H: 1 LOB: 1 BB: 0 P: 9	R: 0 E: 1 K: 2 S: 8 H: 0 LOB: 1 BB: 0 P: 8	R: 0 E: 0 K: 2 S: 7 H: 0 LOB: 0 BB: 0 P: 7	1B: 3 2B: 0 3B: 0 HR: 3	SF: 0 SAC: 0 DP: 0 HBP: 1		WP: 0 PB: 1 SB: 1 CS: 0	PA: 42			

livebaseballscorecards.com

AB	36
R	6
H	6
RBI	6
BB	5
SO	13
LOB	23

PITCHER		IP	WLS	BF	H	R	ER	SO	BB	IBB	HBP	BLK	WP	HR	S	P	ERA	WHIP
62 Jose Quintana, L ERA: 5.4	(1, 1)	2.1		12	3	2	2	0	1	0	0	0	0	1	13	19	7.71	1.714
79 David Garner, R ERA: 9.82	(3, 1)	0.2	W	5	2	3	2	1	0	0	1	0	0	1	8	11	27.00	3.000
57 Shae Simmons, R ERA: 2.45	(4, 1)	0.0		2	0	0	0	0	2	0	0	0	0	0	0	8	∞	∞
72 Craig Brooks, R ERA: 9.64	(4, 1)	1.0	H	3	0	0	0	2	0	0	0	1	0	0	7	7	0.00	0.000
68 Dario Álvarez, L ERA: 9.0	(5, 1)	1.0	H	5	0	0	0	2	2	0	0	0	0	0	7	16	0.00	2.000
36 Dillon Maples, R ERA: 9.0	(6, 1)	1.0		3	0	0	0	3	0	0	0	0	0	0	9	9	0.00	0.000
1 Jen-Ho Tseng, R ERA: 5.79	(7, 1)	1.0		5	1	1	1	1	0	0	0	0	0	1	8	9	9.00	1.000
74 Duane Underwood Jr., R ERA:	(8, 1)	1.0		4	0	0	0	2	0	0	0	0	0	0	8	8	0.00	0.000
87 Alberto Baldonado, L ERA:	(9, 1)	1.0		3	0	0	0	2	0	0	0	0	0	0	7	7	0.00	0.000

Batter	1	2	3	4	5	6	7	8	9	AB	R	H	RBI	BB	SO	LOB
3 Chris Taylor, R (1, 8) OBP: 0.429, SLG: 0.316 21 Trayce Thompson, R (5, 8) OBP: 0.353, SLG: 0.313	C X 0-1 ① F8		X 0-0 ① F8		S C C 0-3 ③ K			S S S 0-3 ② K2-3		3 0 0 0 0 1 0 1 0 0 0 0 1 0						
5 Corey Seager, L (1, 10) OBP: 0.222, SLG: 0.188 60 Andrew Toles, L (8, PH) OBP: 0.348, SLG: 0.750 (8, 10)	S S C 0-3 ② K		B B B B 4-0 10 G5-4-3 BB			X 0-0 ① G3-1		X 0-0 ③ F9		2 0 0 0 1 1 0 1 0 0 0 0 0 0						
10 Justin Turner, R (1, 5) OBP: 0.391, SLG: 0.650 65 Kyle Farmer, R (7, 5) OBP: 0.588, SLG: 0.857	C F C 0-3 ③ K		X 0-0 ② ③ G5-4-3 1-2f			C C S 0-3 ② K			X 0-0 ① G6-3	3 0 0 0 0 2 1 1 0 0 0 0 0 0						
35 Cody Bellinger, L (1, 3) OBP: 0.429, SLG: 0.588 61 Alex Verdugo, L (6, 7) OBP: 0.409, SLG: 0.810		X 0-0 HR		X 0-0 ① G3		B B B B 4-0 BB			F F T 0-2 ② K	2 1 1 1 1 0 0 1 0 0 0 0 1 0						
27 Matt Kemp, R (1, 7) OBP: 0.391, SLG: 0.857 78 Edwin Ríos, L (6, 3) OBP: 0.400, SLG: 0.667		B B B B 4-0 26 1B BB		X 0-0 2B		F F S 0-3 ③ K			B B B B 4-0 BB	2 0 1 0 1 1 1 0 0 0 0 1 0 0						
66 Yasiel Puig, R (1, 9) OBP: 0.286, SLG: 0.381 79 Will Smith, R (7, 2) OBP: 0.308, SLG: 0.667		X 0-0 ① F7		S T T 0-2 ② K			X 0-0 ① G3-1		X 0-0 ③ F9	3 0 0 0 0 1 2 1 0 0 0 0 0 1						
26 Chase Utley, L (1, 4) OBP: 0.190, SLG: 0.200 70 Tim Locastro, R (7, PR) OBP: 0.150, SLG: 0.150 (7, 4)		X 0-0 1-2 1B		X 0-0 ③ G3			X 0-0 15 CS 1B			3 0 2 0 0 0 1 0 0 0 0 0 0 0						
15 Austin Barnes, R (1, 2) OBP: 0.188, SLG: 0.071 72 Henry Ramos, S (7, 9) OBP: 0.389, SLG: 0.182		C F C 0-3 ② K			X 0-0 ① G6-3		1 SAFE X 0-0 ② ③ G4-3 1-2			3 0 0 0 0 1 3 0 0 0 0 0 0 0						
14 Enrique Hernández, R (1, 6) OBP: 0.381, SLG: 0.647 87 Jake Peter, L (8, 6) OBP: 0.350, SLG: 1.000		F S S 0-3 ③ K			X 0-0 ② F8			C C S 0-3 ① K		3 0 0 0 0 2 2 0 0 0 0 0 0 0						
Inning Stats	R: 0 H: 0 E: 0 LOB: 0 K: 2 BB: 0 S: 8 P: 8	R: 1 H: 2 E: 0 LOB: 2 K: 2 BB: 1 S: 9 P: 13	R: 0 H: 0 E: 0 LOB: 0 K: 0 BB: 1 S: 2 P: 6	R: 0 H: 1 E: 0 LOB: 1 K: 1 BB: 0 S: 6 P: 6	R: 0 H: 0 E: 0 LOB: 0 K: 1 BB: 0 S: 5 P: 5	R: 0 H: 0 E: 0 LOB: 1 K: 2 BB: 1 S: 7 P: 11	R: 0 H: 1 E: 0 LOB: 1 K: 0 BB: 0 S: 3 P: 3	R: 0 H: 0 E: 0 LOB: 0 K: 2 BB: 0 S: 7 P: 7	R: 0 H: 0 E: 0 LOB: 1 K: 1 BB: 1 S: 5 P: 9	1B: 2 SF: 0 2B: 1 SAC: 0 3B: 0 DP: 1 HR: 1 HBP: 0						

TOP

Los Angeles Dodgers @ Cleveland Indians

Goodyear Ballpark, Goodyear, AZ

Thu Mar 08 2018, 8:06 PM - 10:49 PM EST

Att. 8,002 - Partly Cloudy - 79 F

livebaseballscorecards.com

AB	29
R	1
H	4
RBI	1
BB	4
SO	11
LOB	11

PITCHER		IP	WLS	BF	H	R	ER	SO	BB	IBB	HBP	BLK	WP	HR	S	P	ERA	WHIP
43 Josh Tomlin, R ERA: 7.36	(1, 1)	3.1		14	3	1	1	4	2	0	0	0	0	1	21	29	2.70	1.500
63 Preston Claiborne, R ERA: 4.76	(4, 1)	0.2		2	0	0	0	1	0	0	0	0	0	0	4	4	0.00	0.000
37 Cody Allen, R ERA: 3.0	(5, 1)	1.0		3	0	0	0	1	0	0	0	0	0	0	5	5	0.00	0.000
57 Carlos Torres, R ERA: 3.6	(6, 1)	2.0	W	7	1	0	0	2	1	0	0	0	0	0	10	14	0.00	1.000
49 Tyler Olson, L ERA: 3.6	(8, 1)	1.0	H	3	0	0	0	2	0	0	0	0	0	0	7	7	0.00	0.000

PITCHER		IP	WLS	BF	H	R	ER	SO	BB	IBB	HBP	BLK	WP	HR	S	P	ERA	WHIP
50 Evan Marshall, R ERA: 4.5	(9, 1)	1.0	S	4	0	0	0	1	1	0	0	0	0	0	5	9	0.00	1.000

WP: 0 PA: 33
PB: 0
SB: 0
CS: 1

Batter	1	2	3	4	5	6	7	8	9	AB	R	H	RBI	BB	SO	LOB
12 Francisco Lindor, S (1, 6) OBP: 0.357, SLG: 0.583 39 Gio Urshela, R (7, 6) OBP: 0.524, SLG: 0.800	C F S 0-3 ① K		X 0-0 ③ G5-3			B B F X 2-1 HR		X 0-0 53 BB 33 BB 81 1B 1B		3 1 1 1 0 1 0 1 1 1 0 0 0 0						
26 Rajai Davis, R (1, 7) OBP: 0.333, SLG: 0.350 33 Rob Refsnyder, R (7, 7) OBP: 0.308, SLG: 0.522	X 0-0 2B			X 0-0 11 G6-4-3 1B		X 0-0 1B		B B B B 4-0 53 BB 81 1B 1-2 BB		3 0 3 0 0 0 0 0 1 0 0 1 0 0						
11 José Ramírez, S (1, 5) OBP: 0.308, SLG: 0.273 62 Richie Shaffer, R (8, 5) OBP: 0.476, SLG: 0.813	C S S 0-3 ② K			X 0-0 ① ② G6-4-3 1-2f		X 0-0 ③ F8		C F S 0-3 ① K		3 0 0 0 0 1 3 1 0 0 0 0 1 2						
10 Edwin Encarnación, R (1, 3) OBP: 0.227, SLG: 0.333 53 Greg Allen, S (7, PR) OBP: 0.478, SLG: 0.619 (8, 8)	X 0-0 ③ G5-3			C F S 0-3 ③ K			X 0-0 30 G4-3 17 BB 27 G6-3 1B	B B B B 4-0 81 1B 1-2 2-3 BB		3 0 1 0 0 1 1 0 1 0 0 1 0 0						
17 Yonder Alonso, L (1, 10) OBP: 0.478, SLG: 0.833 36 Yandy Díaz, R (7, PR) OBP: 0.412, SLG: 0.357 (8, 10)		X 0-0 ① G5-3			X 0-0 ① G3		B B B B 4-0 30 G4-3 1-2 BB	F S T 0-2 ② K		2 0 0 0 1 0 0 1 0 0 0 0 1 3						
30 Tyler Naquin, L (1, 8) OBP: 0.304, SLG: 0.476 81 Nellie Rodriguez, R (8, 3) OBP: 0.565, SLG: 0.647		X 0-0 ② G4-3			S S C 0-3 ② K		X 0-0 ① G4-3 1-2 2-3	X 0-0 1-3 2-H 3-H 1B		3 0 0 0 0 1 2 1 0 1 2 0 0 0						
55 Roberto Pérez, R (1, 2) OBP: 0.471, SLG: 0.800 27 Francisco Mejía, S (6, 2) OBP: 0.400, SLG: 0.643		X 0-0 ③ G5-3			C C S 0-3 ③ K		X 0-0 ② G6-3 3-H	X 0-0 ③ F9		2 0 0 0 0 1 0 2 0 0 1 0 0 4						
13 Brandon Barnes, R (1, 9) OBP: 0.091, SLG: 0.150 35 Abraham Almonte, S (7, 9) OBP: 0.250, SLG: 0.333			F S S 0-3 ① K			X 0-0 ① F8	B B B B 4-0 BB			2 0 0 0 0 1 0 0 0 0 0 1 0 0						
66 Eric Stamets, R (1, 4) OBP: 0.316, SLG: 0.588 70 Drew Maggi, R (7, 4) OBP: 0.529, SLG: 0.625			C S S 0-3 ② K			C F S 0-3 ② K	X 0-0 ③ F8			2 0 0 0 0 2 0 1 0 0 0 0 0 2						
Inning Stats	R: 0 H: 1 E: 0 LOB: 1 K: 2 BB: 0 S: 8 P: 8	R: 0 H: 0 E: 0 LOB: 0 K: 0 BB: 0 S: 3 P: 3	R: 0 H: 0 E: 0 LOB: 0 K: 2 BB: 0 S: 7 P: 7	R: 0 H: 1 E: 0 LOB: 0 K: 1 BB: 0 S: 5 P: 5	R: 0 H: 0 E: 0 LOB: 0 K: 2 BB: 0 S: 7 P: 7	R: 1 H: 2 E: 0 LOB: 1 K: 1 BB: 0 S: 8 P: 10	R: 1 H: 1 E: 0 LOB: 2 K: 0 BB: 2 S: 4 P: 12	R: 2 H: 2 E: 0 LOB: 2 K: 2 BB: 2 S: 9 P: 17		1B: 5 SF: 0 2B: 1 SAC: 0 3B: 0 DP: 1 HR: 1 HBP: 0						

PITCHER		IP	WLS	BF	H	R	ER	SO	BB	IBB	HBP	BLK	WP	HR	S	P	ERA	WHIP
57 Alex Wood, L ERA: 4.91	(1, 1)	4.0		13	2	0	0	5	0	0	0	0	0	0	23	23	0.00	0.500
58 Edward Paredes, L ERA: 7.36	(5, 1)	0.2	H	2	0	0	0	1	0	0	0	0	0	0	4	4	0.00	0.000
41 Pat Venditte, S ERA: 1.5	(5, 1)	1.1	B	6	2	1	1	2	0	0	0	0	0	1	11	13	6.75	1.500
75 Scott Alexander, L ERA: 4.91	(7, 1)	0.2	L	5	1	1	1	0	2	0	0	0	0	0	3	11	13.50	4.500
73 Yaisel Sierra, R ERA: 9.82	(7, 1)	0.2		5	1	2	2	1	2	0	0	0	0	0	5	13	27.00	4.500

PITCHER		IP	WLS	BF	H	R	ER	SO	BB	IBB	HBP	BLK	WP	HR	S	P	ERA	WHIP
51 C.C. Lee, R ERA: 9.82	(8, 1)	0.2		3	1	0	0	1	0	0	0	0	0	0	5	5	0.00	1.500

BOTTOM

Los Angeles Dodgers @ Cleveland Indians

Goodyear Ballpark, Goodyear, AZ

Thu Mar 08 2018, 8:06 PM - 10:49 PM EST

Att. 8,002 - Partly Cloudy - 79 F

livebaseballscorecards.com

AB	30
R	4
H	7
RBI	4
BB	4
SO	10
LOB	17

Cleveland Indians @ Colorado Rockies

Salt River Fields at Talking Stick, Scottsdale, AZ

Fri Mar 09 2018, 3:12 PM - 6:20 PM EST

Att. 9,527 - Sunny - 78 F

TOP

livebaseballscorecards.com

Batter	1	2	3	4	5	6	7	8	9	AB	R	H	RBI	BB	SO	LOB
4 Bradley Zimmer, L (1, 8) OBP: 0.240, SLG: 0.280	G4-3	K						G3-1		4	1	2	0	0	1	2
0 B.J. Upton, R (6, 8) OBP: 0.280, SLG: 0.318				SH1-4 1B		22 1B 22 S 7 1B 1B				1	0	0	0	0	0	0
22 Jason Kipnis, L (1, 4) OBP: 0.522, SLG: 1.364	7 HR BB		7 G4-3 8 1B 2B	SH1-4		7 1B 1B		HR		2	2	2	0	1	0	0
39 Gio Urshela, R (6, PR) OBP: 0.545, SLG: 0.952 (6, 4)										1	1	1	1	0	0	0
7 Yan Gomes, R (1, 2) OBP: 0.417, SLG: 0.714	HR		G4-3	K		1B				4	1	2	3	0	1	2
45 Ryan Hanigan, R (6, 2)										1	0	0	0	0	0	0
8 Lonnie Chisenhall, L (1, 9) OBP: 0.320, SLG: 0.304	F8		27 HR 32 1B 1B		K	L7		F7		4	1	1	1	0	1	2
35 Abraham Almonte, S (6, 9) OBP: 0.238, SLG: 0.316										1	0	0	0	0	0	0
32 Mike Napoli, R (1, 3) OBP: 0.222, SLG: 0.333	K				27 1B 2B		G3-1		1B	3	1	2	0	0	1	0
79 Bobby Bradley, L (5, PR) OBP: 0.364, SLG: 0.450 (5, 3)			27 HR 1B				2B		K	2	0	1	0	0	0	0
27 Francisco Mejía, S (1, 10) OBP: 0.474, SLG: 0.889		P4	HR		36 G6-4-3 1B		2B		K	4	1	3	3	0	0	0
84 Jack Murphy, S (9, PH) OBP: 0.333, SLG: 0.250 (9, 10)										1	0	0	0	0	1	1
36 Yandy Díaz, R (1, 5) OBP: 0.400, SLG: 0.353		9 FC3-6 33 BB 1B	G4-3		G6-4-3		BB		F9	3	0	1	0	0	0	3
62 Richie Shaffer, R (5, 5) OBP: 0.478, SLG: 0.765										1	0	0	0	1	0	1
33 Rob Refsnyder, R (1, 7) OBP: 0.310, SLG: 0.480		9 FC3-6 BB	F9			F9		K	G3-1	2	0	0	0	1	0	0
53 Greg Allen, S (6, 7) OBP: 0.440, SLG: 0.565										2	0	0	0	0	1	3
9 Erik González, R (1, 6) OBP: 0.278, SLG: 0.250		FC3-6 4 WP		G4-3		G5-3		P6		3	0	0	0	0	0	2
66 Eric Stamets, R (6, 6) OBP: 0.300, SLG: 0.556										1	0	0	0	0	0	2
Inning Stats	R: 2 E: 0 K: 1 S: 12 H: 1 LOB: 0 BB: 1 P: 19	R: 0 E: 0 K: 1 S: 11 H: 1 LOB: 2 BB: 1 P: 20	R: 4 E: 0 K: 0 S: 17 H: 4 LOB: 0 BB: 0 P: 24	R: 0 E: 0 K: 1 S: 8 H: 1 LOB: 1 BB: 0 P: 10	R: 0 E: 0 K: 1 S: 12 H: 2 LOB: 2 BB: 0 P: 16	R: 1 E: 0 K: 0 S: 14 H: 3 LOB: 3 BB: 0 P: 20	R: 0 E: 0 K: 1 S: 12 H: 1 LOB: 2 BB: 1 P: 18	R: 1 E: 0 K: 0 S: 9 H: 1 LOB: 0 BB: 0 P: 15	R: 0 E: 0 K: 1 S: 6 H: 1 LOB: 1 BB: 0 P: 8	1B: 9 2B: 3 3B: 0 HR: 3 SF: 0 SAC: 1 DP: 1 HBP: 0						

	AB	40
	R	8
	H	15
	RBI	8
	BB	3
	SO	6
	LOB	18

WP: 1 PB: 0 SB: 1 CS: 0 PA: 44

PITCHER		IP	WLS	BF	H	R	ER	SO	BB	IBB	HBP	BLK	WP	HR	S	P	ERA	WHIP
55 Jon Gray, R ERA: 9.72	(1, 1)	3.1	L	18	6	6	6	2	2	0	0	0	1	2	43	66	16.20	2.400
59 Harrison Musgrave, L ERA: 9.0	(4, 1)	0.0		1	1	0	0	0	0	0	0	0	0	0	1	3	∞	∞
60 Zac Rosscup, L ERA: 5.79	(4, 1)	1.2		6	2	0	0	2	0	0	0	0	0	0	16	20	0.00	1.200
45 Scott Oberg, R ERA: 5.4	(6, 1)	1.0		6	3	1	1	0	0	0	0	0	0	0	14	20	9.00	3.000
97 Jairo Díaz, R ERA:	(7, 1)	1.0		5	1	0	0	1	1	0	0	0	0	0	12	18	0.00	2.000

PITCHER		IP	WLS	BF	H	R	ER	SO	BB	IBB	HBP	BLK	WP	HR	S	P	ERA	WHIP
50 Brooks Pounders, R ERA: 3.6	(8, 1)	1.0		4	1	1	1	0	0	0	0	0	0	1	9	15	9.00	1.000
95 Scott McGough, R ERA: 2.7	(9, 1)	1.0		4	1	0	0	1	0	0	0	0	0	0	6	8	0.00	1.000

Cleveland Indians @ Colorado Rockies

Salt River Fields at Talking Stick, Scottsdale, AZ

Fri Mar 09 2018, 3:12 PM - 6:20 PM EST

Att. 9,527 - Sunny - 78 F

livebaseballscorecards.com

BOTTOM

Batter	1	2	3	4	5	6	7	8	9	AB	R	H	RBI	BB	SO	LOB
20 Ian Desmond, R (1, 7) OBP: 0.053, SLG: 0.053 15 Raimel Tapia, L (6, 7) OBP: 0.316, SLG: 0.444	C SI 90 S CU 85 B SI 92 S CU 84 1-3 K ①		F SI 90 B FC 88 B SI 91 S CU 83 S CU 83 2-3 K ②		C FF 91 S FF 91 B SL 84 C FF 90 1-3 K ③		B FF 85 X FF 90 1-0 G3 ③		X FF 92 0-0 2B	3 2	0 0	0 1	0 0	0 0	3 0	0 0
9 DJ LeMahieu, R (1, 4) OBP: 0.429, SLG: 0.524 68 Garrett Hampson, R (6, PR) OBP: 0.417, SLG: 0.476 (7, 6)	C FF 92 S CU 84 S CU 84 0-3 K ②		B SI 92 B FF 92 S SI 90 S FC 88 X FF 93 2-2 G1-3 ③			C SL 81 B FF 89 B FF 91 F FF 90 F SL 81 X SL 82 2-2 19 F8 19 S 26 1B 1B		C FF 93 B SI 93 C SL 86 C FF 94 1-3 K ①	B SL 83 X SI 90 1-0 G6-3 ③	3 2	0 1	1 0	0 0	0 0	1 1	0 1
19 Charlie Blackmon, L (1, 8) OBP: 0.389, SLG: 0.750 3 Mike Tauchman, L (7, 8) OBP: 0.405, SLG: 0.613	F SI 92 F FC 88 F CH 85 B SI 92 X CU 86 1-2 G1 ③			C CU 80 B SI 90 B FC 87 X FC 88 2-1 P1 ①		B FF 89 B FF 89 B FF 88 F FF 88 S FF 89 X FF 90 3-2 F8 ① 1-3		B SI 92 C FF 93 B FF 94 F FF 93 F FF 94 S FF 95 2-3 K ②		3 1	0 0	0 0	0 0	0 0	0 1	1 0
27 Trevor Story, R (1, 6) OBP: 0.571, SLG: 1.118 65 Brendan Rodgers, R (6, PR) OBP: 0.303, SLG: 0.469 (7, 4)		S FC 86 C FC 86 S FF 92 0-3 K ①		X SI 92 0-0 42 S 26 HR 1B		B SL 83 S SL 80 F FF 90 D SL 82 B SL 81 F SL 80 B FF 90 4-2 26 1B BB		C SL 86 X SL 81 0-1 14 2B 1B		2 1	1 1	1 1	0 0	1 0	1 0	0 0
42 Chris Iannetta, R (1, 2) OBP: 0.500, SLG: 0.818 14 Tony Wolters, L (6, 2) OBP: 0.400, SLG: 0.429		B FF 91 S FC 87 B CU 83 B FF 91 C FC 88 B FC 88 4-2 24 1B BB		B FC 87 C SI 90 C SI 90 C CU 83 1-3 K ② 1-2		F FF 90 C FF 88 B FF 90 S FF 90 1-3 K ②		B SI 92 D SI 92 F FF 92 X FF 92 2-1 1-H 2B		1 2	0 0	0 1	0 1	1 0	1 1	1 2
26 David Dahl, L (1, 9) OBP: 0.216, SLG: 0.444 88 Derrik Gibson, R (7, 5)		F FC 87 1 SAFE S CH 84 B FC 87 F SI 92 D CU 83 C FC 87 2-3 K ②		C SI 96 F FF 96 F FF 95 F SL 87 F SI 96 B SL 89 X SL 87 1-2 2-H HR		B FF 94 C FF 95 X FF 94 1-1 1-2 3-H 1B		C FF 94 F SI 92 B FF 95 B FF 94 C FF 94 2-3 K ③		3 1	1 0	2 0	3 0	0 0	1 1	1 1
24 Ryan McMahon, L (1, 3) OBP: 0.385, SLG: 0.553		D CU 82 F SI 90 B SI 91 X FC 87 2-1 1-2 1B		X SI 95 0-0 F7 ③		B SL 84 X FF 94 1-0 G3 ③			F FF 91 F SI 90 X CH 83 0-2 25 F8 56 G6-3 2B	4	1	2	0	0	0	2
77 Brian Mundell, R (1, 10) OBP: 0.346, SLG: 0.286 25 Jordan Patterson, L (7, PH) OBP: 0.286, SLG: 0.353 (8, 10)		C CU 82 S FC 86 B FC 88 S CU 82 1-3 K ③			S SL 81 B FF 91 B FF 90 C SL 82 C FF 91 2-3 K ①		S FF 88 B FF 85 S FF 90 B FF 91 S SL 86 2-3 K ①		F FF 92 B SL 83 X SI 91 1-1 F8 ① 2-3	2 2	0 0	0 0	0 0	0 0	2 1	2 1
6 Daniel Castro, R (1, 5) OBP: 0.346, SLG: 0.333 56 Noel Cuevas, R (7, 9) OBP: 0.474, SLG: 0.556			C SI 90 F CU 82 X CU 81 0-2 F7 ①		L FF 91 F FF 90 F SL 82 B FF 91 S SL 82 1-3 K ②		B CU 70 B SL 85 C SL 84 F FF 91 S SL 87 2-3 K ②		C FF 91 B SI 92 X SL 85 1-1 G6-3 ② 3-H	2 2	0 0	0 0	0 1	0 0	1 1	0 0
Inning Stats	R: 0 H: 0 E: 0 LOB: 0 K: 2 BB: 0 S: 10 P: 12	R: 0 H: 1 E: 0 LOB: 2 K: 3 BB: 1 S: 14 P: 23	R: 0 H: 0 E: 0 LOB: 0 K: 1 BB: 0 S: 9 P: 13	R: 2 H: 2 E: 0 LOB: 0 K: 1 BB: 0 S: 13 P: 17	R: 0 H: 0 E: 0 LOB: 0 K: 3 BB: 0 S: 10 P: 14	R: 1 H: 2 E: 0 LOB: 2 K: 1 BB: 1 S: 16 P: 28	R: 0 H: 0 E: 0 LOB: 0 K: 2 BB: 0 S: 7 P: 12	R: 1 H: 2 E: 0 LOB: 1 K: 3 BB: 0 S: 14 P: 21	R: 1 H: 2 E: 0 LOB: 1 K: 0 BB: 0 S: 9 P: 12	1B: 5 2B: 3 3B: 0 HR: 1	SF: 0 SAC: 0 DP: 0 HBP: 0						

	AB	36
	R	5
	H	9
	RBI	5
	BB	2
	SO	16
	LOB	12

WP: 0 PA: 38
PB: 0
SB: 2
CS: 0

COLORADO ROCKIES

PITCHER		IP	WLS	BF	H	R	ER	SO	BB	IBB	HBP	BLK	WP	HR	S	P	ERA	WHIP
28 Corey Kluber, R ERA: 3.12	(1, 1)	3.2	W	14	2	1	1	7	1	0	0	0	0	0	39	57	2.46	0.818
58 Neil Ramírez, R ERA: 10.13	(4, 1)	0.1		2	1	1	1	0	0	0	0	0	0	1	7	8	27.00	3.000
44 Nick Goody, R ERA: 7.94	(5, 1)	1.2		7	1	1	1	4	1	0	0	0	0	0	23	37	5.40	1.200
83 Louis Head, R ERA: 11.81	(6, 1)	0.1		2	1	0	0	0	0	0	0	0	0	0	3	5	0.00	3.000
46 Matt Belisle, R ERA:	(7, 1)	1.0		3	0	0	0	2	0	0	0	0	0	0	7	12	0.00	0.000

PITCHER		IP	WLS	BF	H	R	ER	SO	BB	IBB	HBP	BLK	WP	HR	S	P	ERA	WHIP
40 Alexi Ogando, R ERA: 1.5	(8, 1)	1.0		5	2	1	1	3	0	0	0	0	0	0	14	21	9.00	2.000
88 Ben Taylor, R ERA: 2.45	(9, 1)	1.0		5	2	1	1	0	0	0	0	0	0	0	9	12	9.00	2.000

Batter	1	2	3	4	5	6	7	8	9	AB	R	H	RBI	BB	SO	LOB
12 Francisco Lindor, S (1, 6) OBP: 0.387, SLG: 0.830 9 Erik González, R (6, 6) OBP: 0.300, SLG: 0.278	10 S 1B		1 SAFE F9 1-2			11 HR 2B	36 HR 1B	G4-3 2-3 3-H		3 1 2 0 0 0 1 2 1 1 1 0 0 1						
26 Rajai Davis, R (1, 7) OBP: 0.292, SLG: 0.304 13 Brandon Barnes, R (6, 7) OBP: 0.083, SLG: 0.136	L9			E6 11 1B		K	F9	K		3 0 0 0 0 1 2 2 0 0 0 0 1 4						
11 José Ramírez, S (1, 5) OBP: 0.345, SLG: 0.440 62 Richie Shaffer, R (6, 5) OBP: 0.480, SLG: 0.722	F9			17 G4-6-3 1-2 1B		2-H HR	K	79 1B 36 1B BB		3 1 2 2 0 0 1 1 0 0 0 1 1 3						
10 Edwin Encarnación, R (1, 10) OBP: 0.200, SLG: 0.292 36 Yandy Díaz, R (7, PH) OBP: 0.455, SLG: 0.579 (7, 10)	K 1-2			F8		K	1-H 2-H 3-H HR	79 1B 1-2 3-H		3 0 0 0 0 2 3 2 1 2 5 0 0 0						
17 Yonder Alonso, L (1, 3) OBP: 0.462, SLG: 0.762 79 Bobby Bradley, L (6, PR) OBP: 0.417, SLG: 0.500 (6, 3)		G3	G4-6-3 1-2f			30 BB 1B	71 WP 33 BB 1B	1-2 2-H 1B		3 0 1 0 0 0 2 2 0 2 0 0 0 0						
30 Tyler Naquin, L (1, 9) OBP: 0.346, SLG: 0.478 33 Rob Refsnyder, R (6, PR) OBP: 0.323, SLG: 0.462 (6, 9)		55 G6-4-3 1B			K	1-2 BB	1-2 71 WP BB		K	2 0 1 0 1 1 0 1 0 0 0 1 1 0						
55 Roberto Pérez, R (1, 2) OBP: 0.450, SLG: 0.722 71 Eric Haase, R (6, 2) OBP: 0.357, SLG: 0.583		G6-4-3 1-2f			70 WP 1B	K	1-2 2-3 K		K	3 0 1 0 0 1 3 2 0 0 0 0 2 2						
0 B.J. Upton, R (1, 8) OBP: 0.321, SLG: 0.400 35 Abraham Almonte, S (7, PR) OBP: 0.261, SLG: 0.333 (7, 8)			12 CS 1B		F8	9 1B 36 HR 2B	70 E 9 G4-3 1B		P5	3 0 2 0 0 0 1 2 2 1 0 0 0 0						
70 Drew Maggi, R (1, 4) OBP: 0.476, SLG: 0.526			P4		G5-3 1-2	9 1B 36 HR HBP	E8 9 G4-3 36 1B 1-3			3 2 0 0 0 0 3						
Inning Stats	R: 0 H: 1 E: 0 LOB: 1 K: 1 BB: 0 S: 6 P: 6	R: 0 H: 1 E: 0 LOB: 0 K: 0 BB: 0 S: 3 P: 3	R: 0 H: 1 E: 0 LOB: 0 K: 0 BB: 0 S: 3 P: 3	R: 0 H: 1 E: 1 LOB: 1 K: 0 BB: 0 S: 4 P: 4	R: 0 H: 1 E: 0 LOB: 1 K: 1 BB: 0 S: 6 P: 7	R: 2 H: 3 E: 0 LOB: 2 K: 3 BB: 1 S: 14 P: 19	R: 4 H: 4 E: 0 LOB: 2 K: 2 BB: 1 S: 12 P: 17	R: 2 H: 3 E: 1 LOB: 2 K: 1 BB: 1 S: 9 P: 13	R: 0 H: 0 E: 0 LOB: 0 K: 2 BB: 0 S: 7 P: 7	1B: 11 SF: 0 2B: 2 SAC: 0 3B: 0 DP: 2 HR: 2 HBP: 1						

TOP

Cleveland Indians @ San Diego Padres

Peoria Stadium, Peoria, AZ

Sat Mar 10 2018, 3:11 PM - 6:15 PM EST

Att. 7,790 - Cloudy - 75 F

livebaseballscorecards.com

AB	40
R	8
H	15
RBI	8
BB	3
SO	10
LOB	26

PITCHER		IP	WLS	BF	H	R	ER	SO	BB	IBB	HBP	BLK	WP	HR	S	P	ERA	WHIP
80 Eric Lauer, L ERA: 2.7	(1, 1)	3.0		10	3	0	0	1	0	0	0	0	0	0	12	12	0.00	1.000
90 Adam Cimber, R ERA:	(4, 1)	1.0	H	4	1	0	0	0	0	0	0	0	0	0	4	4	0.00	1.000
56 Carter Capps, R ERA: 12.0	(5, 1)	1.0	H	4	1	0	0	1	0	0	0	0	1	0	6	7	0.00	1.000
65 José Castillo, L ERA: 7.36	(6, 1)	0.2	H	6	3	2	2	2	1	0	0	0	0	1	11	16	27.00	6.000
91 Eric Yardley, R ERA: 8.31	(6, 1)	1.0	H	6	2	3	3	2	0	0	1	0	0	0	9	10	27.00	2.000

PITCHER		IP	WLS	BF	H	R	ER	SO	BB	IBB	HBP	BLK	WP	HR	S	P	ERA	WHIP
88 Phil Maton, R ERA: 7.71	(7, 1)	0.1	B	4	2	1	1	1	1	0	0	0	1	1	6	10	27.00	9.000
57 Brad Wieck, L ERA:	(8, 1)	1.0	B	7	3	2	0	1	1	0	0	0	0	0	9	13	0.00	4.000
67 Jonathan Aro, R ERA: 3.86	(9, 1)	1.0		3	0	0	0	2	0	0	0	0	0	0	7	7	0.00	0.000

Batter	1	2	3	4	5	6	7	8	9	AB	R	H	RBI	BB	SO	LOB
7 Manuel Margot, R (1, 8) OBP: 0.250, SLG: 0.300 16 Travis Jankowski, L (6, 8) OBP: 0.379, SLG: 0.625 (7, 7)	X 0-0 20 1B 1B		CSS 0-3 ① K		X 0-0 ② F8		MDX 1-1 1-H 2-H HR		BBBSX 3-1 HR	3 0 1 0 0 1 0 2 2 2 4 0 0 0						
20 Carlos Asuaje, L (1, 4) OBP: 0.394, SLG: 0.633 92 Eguy Rosario, R (6, 4)	1 SAFE X 0-0 ① 1-2 1B		CBBSBX 3-2 HR		X 0-0 ③ G4-3		X 0-0 ② F8		X 0-0 ③ F8	3 1 2 1 0 0 0 2 0 0 0 0 0 1						
4 Wil Myers, R (1, 9) OBP: 0.393, SLG: 0.519 71 Shane Peterson, L (6, PR) OBP: 0.400, SLG: 0.250 (7, 9)	X 0-0 ② F9		X 0-0 ② G4-3			X 0-0 30 G4-3 2 1B 2B	X 0-0 ③ G4-3			3 0 1 0 0 0 1 1 1 0 0 0 0 1						
30 Eric Hosmer, L (1, 3) OBP: 0.200, SLG: 0.360 11 Allen Craig, R (7, 3) OBP: 0.345, SLG: 0.136	CSS 0-3 ③ K		X 0-0 ③ G4-3			X 0-0 ① G4-3 2-3		X 0-0 ① L5		3 0 0 0 0 1 2 1 0 0 0 0 0 0						
2 José Pirela, R (1, 10) OBP: 0.548, SLG: 0.750 90 Nate Easley, R (6, PR) (7, 10)		FBX 1-1 HR		X 0-0 8 S 1B		X 0-0 84 G6-4-3 3-H 1B		X 0-0 ② G4-3		3 1 3 2 0 0 0 1 0 0 0 0 0 0						
84 Fernando Tatis Jr., R (1, 5) OBP: 0.375, SLG: 0.517 97 Hudson Potts, R (7, 5) OBP: 0.333, SLG: 0.400		CCC 0-3 ① K		CFS 0-3 ① K		X 0-0 ② ③ G6-4-3 1-2f		X 0-0 1B		3 0 0 0 0 2 3 1 0 1 0 0 0 0						
10 Hunter Renfroe, R (1, 7) OBP: 0.278, SLG: 0.588 97 Edward Olivares, R (7, 8) OBP: 0.200, SLG: 0.200		CBBX 2-1 HR		X 0-0 ② P4			X 0-0 ① G5-3	X 0-0 ③ F7		2 1 1 1 0 0 1 2 0 0 0 0 0 1						
8 A.J. Ellis, R (1, 2) OBP: 0.500, SLG: 0.417 75 Stephen McGee, R (6, 2) OBP: 0.286, SLG: 0.333	X 0-0 ② G4-3			BSFC 1-3 ③ K 1-2			BBBBB 4-0 85 BB 16 HR BB		X 0-0 ① F8	2 0 0 0 0 1 1 1 1 0 0 1 0 0						
85 Luis Urías, R (1, 6) OBP: 0.433, SLG: 0.520 9 Dusty Coleman, R (7, PR) OBP: 0.200, SLG: 0.550 (8, 6)	X 0-0 ③ P4				X 0-0 ① L9		BBBB 4-0 1-2 16 HR BB		SSS 0-3 ② K	2 0 0 0 1 0 0 1 1 0 0 0 1 0						
Inning Stats	R: 0 H: 2 E: 0 LOB: 1 K: 1 BB: 0 S: 6 P: 6	R: 2 H: 2 E: 0 LOB: 0 K: 1 BB: 0 S: 9 P: 12	R: 1 H: 1 E: 0 LOB: 0 K: 1 BB: 0 S: 8 P: 11	R: 0 H: 1 E: 0 LOB: 1 K: 2 BB: 0 S: 8 P: 9	R: 0 H: 0 E: 0 LOB: 0 K: 0 BB: 0 S: 3 P: 3	R: 1 H: 2 E: 0 LOB: 2 K: 0 BB: 0 S: 4 P: 4	R: 3 H: 1 E: 0 LOB: 1 K: 0 BB: 2 S: 5 P: 14	R: 0 H: 1 E: 0 LOB: 1 K: 0 BB: 0 S: 4 P: 4	R: 1 H: 1 E: 0 LOB: 0 K: 1 BB: 0 S: 7 P: 10	1B: 5 SF: 0 2B: 2 SAC: 0 3B: 0 DP: 1 HR: 5 HBP: 0						

PITCHER		IP	WLS	BF	H	R	ER	SO	BB	IBB	HBP	BLK	WP	HR	S	P	ERA	WHIP
52 Mike Clevinger, R ERA: 4.0	(1, 1)	3.0		13	5	3	3	3	0	0	0	0	0	3	23	29	9.00	1.667
34 Zach McAllister, R ERA: 1.04	(4, 1)	2.0		7	1	0	0	2	0	0	0	0	0	0	11	12	0.00	0.500
61 Dan Otero, R ERA: 12.71	(6, 1)	1.0		4	2	1	1	0	0	0	0	0	0	0	4	4	9.00	2.000
65 Adam Wilk, L ERA: 13.5	(7, 1)	1.0	B	6	1	3	3	0	2	0	0	0	0	1	5	14	27.00	3.000
80 Josh Martin, R ERA: 5.4	(8, 1)	1.0	H	4	1	0	0	0	0	0	0	0	0	0	4	4	0.00	1.000

PITCHER		IP	WLS	BF	H	R	ER	SO	BB	IBB	HBP	BLK	WP	HR	S	P	ERA	WHIP
78 Cam Hill, R ERA: 1.35	(9, 1)	1.0	B	4	1	1	1	1	0	0	0	0	0	1	7	10	9.00	1.000

BOTTOM

Cleveland Indians @ San Diego Padres

Peoria Stadium, Peoria, AZ

Sat Mar 10 2018, 3:11 PM - 6:15 PM EST

Att. 7,790 - Cloudy - 75 F

livebaseballscorecards.com

AB	36
R	8
H	11
RBI	8
BB	2
SO	6
LOB	11

Cleveland Indians @ Kansas City Royals

Surprise Stadium, Surprise, AZ

Sun Mar 11 2018, 4:06 PM - 6:31 PM EDT

Att. 5,590 - Sunny - 71 F

TOP

livebaseballscorecards.com

Batter	1	2	3	4	5	6	7	8	9	AB	R	H	RBI	BB	SO	LOB
4 Bradley Zimmer, L (1, 8) OBP: 0.214, SLG: 0.250	K		FC9-6 55 HR 1-2f		K		G4-3			3	1	0	0	0	2	2
53 Greg Allen, S (6, 8) OBP: 0.423, SLG: 0.542										1	0	0	0	0	0	1
55 Roberto Pérez, R (1, 2) OBP: 0.435, SLG: 0.810	K		1-1 1-H HR		P6			63 FC6-4 1B		3	1	1	2	0	1	1
45 Ryan Hanigan, R (6, 2) OBP: 0.250, SLG: 0.143										1	0	1	0	0	0	0
36 Yandy Díaz, R (1, 5) OBP: 0.480, SLG: 0.591	32 FC4 1B		K			1B		FC6-4 47 CS 1-2f		3	0	2	0	0	1	0
63 Nolan Jones, L (7, 5)										1	0	0	0	0	0	1
32 Mike Napoli, R (1, 3) OBP: 0.154, SLG: 0.231	FC4 1-2f			F8		P3		P5		4	0	0	0	0	0	3
44 Sicnarf Loopstok, R (8, 3)										0	0	0	0	0	0	0
35 Abraham Almonte, S (1, 7) OBP: 0.269, SLG: 0.304		G3		13 CS BB		F7		CS 1-2	G6-3	2	0	0	0	1	0	1
47 Hosea Nelson, L (6, 7)										1	0	0	0	0	0	0
0 B.J. Upton, R (1, 10) OBP: 0.290, SLG: 0.357		K		P4		P6			G3-1	3	0	0	0	0	1	2
27 Francisco Mejía, S (9, PH) OBP: 0.450, SLG: 0.842										1	0	0	0	0	0	0
(9, 10)																
13 Brandon Barnes, R (1, 9) OBP: 0.111, SLG: 0.280		G6-3		CS 1-2		HR			G6-3	3	1	1	1	0	1	0
69 Tre Gantt, L (7, 9)										1	0	0	0	0	0	0
39 Gio Urshela, R (1, 4) OBP: 0.560, SLG: 0.917			L6			1B				3	0	2	0	0	0	0
70 Drew Maggi, R (7, 4) OBP: 0.476, SLG: 0.526							9 WP 1B			0	0	0	0	0	0	0
9 Erik González, R (1, 6) OBP: 0.304, SLG: 0.286			4 FC9-6 1B		P4		L6 1-2			3	0	1	0	0	0	2
54 Luke Wakamatsu, S (7, 6)										0	0	0	0	0	0	0
Inning Stats	R: 0 E: 0 K: 2 S: 8 H: 1 LOB: 1 BB: 0 P: 8	R: 0 E: 0 K: 1 S: 5 H: 0 LOB: 0 BB: 0 P: 5	R: 2 E: 0 K: 1 S: 8 H: 2 LOB: 0 BB: 0 P: 9	R: 0 E: 0 K: 0 S: 2 H: 0 LOB: 0 BB: 1 P: 7	R: 1 E: 0 K: 1 S: 7 H: 2 LOB: 1 BB: 0 P: 9	R: 0 E: 0 K: 0 S: 4 H: 1 LOB: 1 BB: 0 P: 4	R: 0 E: 0 K: 1 S: 6 H: 1 LOB: 1 BB: 0 P: 7	R: 0 E: 0 K: 0 S: 3 H: 1 LOB: 0 BB: 0 P: 4	R: 0 E: 0 K: 0 S: 3 H: 0 LOB: 0 BB: 0 P: 3	1B: 6 2B: 0 3B: 0 HR: 2 SF: 0 SAC: 0 DP: 0 HBP: 0							

AB	33
R	3
H	8
RBI	3
BB	1
SO	6
LOB	13

WP: 1 PB: 0 SB: 0 CS: 2 PA: 36

PITCHER		IP	WLS	BF	H	R	ER	SO	BB	IBB	HBP	BLK	WP	HR	S	P	ERA	WHIP
55 Nate Karns, R ERA: 3.86	(1, 1)	3.0	L	12	3	2	2	4	0	0	0	0	0	1	21	22	6.00	1.000
74 Richard Lovelady, L ERA:	(4, 1)	1.0		3	0	0	0	0	1	0	0	0	0	0	2	7	0.00	1.000
53 Eric Skoglund, L ERA: 1.35	(5, 1)	2.2		12	4	1	1	2	0	0	0	0	1	1	16	19	3.38	1.500
57 Mike Broadway, R ERA: 2.7	(7, 1)	1.1		4	1	0	0	0	0	0	0	0	0	0	4	5	0.00	0.750
73 Foster Griffin, L ERA: 6.75	(9, 1)	1.0		3	0	0	0	0	0	0	0	0	0	0	3	3	0.00	0.000

PITCHER	IP	WLS	BF	H	R	ER	SO	BB	IBB	HBP	BLK	WP	HR	S	P	ERA	WHIP

BOTTOM

Cleveland Indians @ Kansas City Royals

Surprise Stadium, Surprise, AZ

Sun Mar 11 2018, 4:06 PM - 6:31 PM EDT

Att. 5,590 - Sunny - 71 F

livebaseballscorecards.com

Batter	1	2	3	4	5	6	7	8	9	AB	R	H	RBI	BB	SO	LOB
4 Alex Gordon, L (1, 7) OBP: 0.276, SLG: 0.208	G5-3		K			K		1B		3	0	0	0	0	2	1
46 Ramón Torres, S (7, 5) OBP: 0.381, SLG: 0.476										1	0	1	0	0	0	0
25 Jon Jay, L (1, 8) OBP: 0.143, SLG: 0.143	K			F7		F8		P5		3	0	0	0	0	1	1
78 Donnie Dewees, L (7, 8) OBP: 0.476, SLG: 0.500										1	0	0	0	0	0	1
19 Cheslor Cuthbert, R (1, 5) OBP: 0.269, SLG: 0.462	G6-3			F7		L5		K		3	0	0	0	0	0	1
0 Terrance Gore, R (7, 7) OBP: 0.417, SLG: 0.222										1	0	0	0	0	1	1
13 Salvador Perez, R (1, 2) OBP: 0.333, SLG: 0.714		G4-3		E5 7 FC4-6			F9	P6		3	0	0	0	0	0	0
71 Parker Morin, L (8, 2)										1	0	0	0	0	0	1
7 Tyler Collins, L (1, 10) OBP: 0.393, SLG: 0.400		1B		FC4-6 1-2f			G4-3		L7	2	0	1	0	0	0	1
69 Frank Schwindel, R (7, PH) OBP: 0.095, SLG: 0.050										2	0	0	0	0	0	0
(8, 10)																
88 Michael Saunders, L (1, 9) OBP: 0.391, SLG: 0.350		K			P5		17 1B 68 1B	1B	P5	2	0	0	0	0	1	1
14 Billy Burns, S (7, 9) OBP: 0.286, SLG: 0.286										2	1	1	0	0	0	0
9 Drew Butera, R (1, 3) OBP: 0.278, SLG: 0.438		L9			F8		68 1B 1-2		G5-3	2	0	0	0	0	0	1
17 Hunter Dozier, R (7, 3) OBP: 0.333, SLG: 0.294								1B		2	0	1	0	0	0	0
2 Alcides Escobar, R (1, 6) OBP: 0.250, SLG: 0.182			K		L4		1-3 2-H			2	0	0	0	0	1	0
68 Humberto Arteaga, R (7, 6) OBP: 0.429, SLG: 0.400										1	0	1	1	0	0	0
47 Nicky Lopez, L (1, 4) OBP: 0.222, SLG: 0.176			P5			1B		G6-3		2	0	1	0	0	0	0
48 Jack López, R (7, 4) OBP: 0.300, SLG: 0.400										1	0	0	0	0	0	2
Inning Stats	R: 0 E: 0 K: 1 S: 5 H: 0 LOB: 0 BB: 0 P: 5	R: 0 E: 0 K: 1 S: 6 H: 1 LOB: 1 BB: 0 P: 6	R: 0 E: 0 K: 2 S: 7 H: 0 LOB: 0 BB: 0 P: 7	R: 0 E: 1 K: 0 S: 4 H: 0 LOB: 1 BB: 0 P: 4	R: 0 E: 0 K: 0 S: 3 H: 0 LOB: 0 BB: 0 P: 3	R: 0 E: 0 K: 1 S: 6 H: 1 LOB: 1 BB: 0 P: 6	R: 1 E: 0 K: 0 S: 6 H: 3 LOB: 2 BB: 0 P: 6	R: 0 E: 0 K: 1 S: 6 H: 1 LOB: 1 BB: 0 P: 6	R: 0 E: 0 K: 0 S: 3 H: 0 LOB: 0 BB: 0 P: 3	1B: 6 2B: 0 3B: 0 HR: 0 SF: 0 SAC: 0 DP: 0 HBP: 0						

	AB	34
	R	1
	H	6
	RBI	1
	BB	0
	SO	6
	LOB	11

WP: 0 PB: 0 SB: 0 CS: 0 PA: 34

PITCHER		IP	WLS	BF	H	R	ER	SO	BB	IBB	HBP	BLK	WP	HR	S	P	ERA	WHIP
54 Ryan Merritt, L ERA: 2.7	(1, 1)	2.0	W	7	1	0	0	2	0	0	0	0	0	0	11	11	0.00	0.500
74 Shawn Morimando, L ERA: 5.4	(3, 1)	3.0	H	10	0	0	0	2	0	0	0	0	0	0	14	14	0.00	0.000
49 Tyler Olson, L ERA: 3.0	(6, 1)	1.0	H	4	1	0	0	1	0	0	0	0	0	0	6	6	0.00	1.000
63 Preston Claiborne, R ERA: 5.4	(7, 1)	1.0	H	6	3	1	1	0	0	0	0	0	0	0	6	6	9.00	3.000
50 Evan Marshall, R ERA: 3.6	(8, 1)	1.0	H	4	1	0	0	1	0	0	0	0	0	0	6	6	0.00	1.000

PITCHER		IP	WLS	BF	H	R	ER	SO	BB	IBB	HBP	BLK	WP	HR	S	P	ERA	WHIP
83 Louis Head, R ERA: 9.95	(9, 1)	1.0	S	3	0	0	0	0	0	0	0	0	0	0	3	3	0.00	0.000

Batter	1	2	3	4	5	6	7	8	9	AB	R	H	RBI	BB	SO	LOB
22 Christian Yelich, L (1, 9) OBP: 0.467, SLG: 0.364 70 Nate Orf, R (6, 5) OBP: 0.452, SLG: 0.600 (7, 6) 92 Shane Opitz, L (8, 6) OBP: 1.000, SLG: 1.000	F8			BB		1B		P4	1B	2 1 1	0 0 1	1 0 1	0 0 1	1 0 1	0 0 0	0 0 0
5 Jonathan Villar, S (1, 4) OBP: 0.357, SLG: 0.385 65 Ji Man Choi, L (7, 3) OBP: 0.517, SLG: 0.714	K			K		1B		BB	BB	3 1	0 1	1 1	0 0	0 1	2 0	1 0
21 Travis Shaw, L (1, 5) OBP: 0.269, SLG: 0.636 78 Kyle Wren, L (6, 9) OBP: 0.448, SLG: 0.417	K			BB		FC5-4		F8	1B	2 2	0 0	0 1	0 1	1 0	1 0	3 1
7 Eric Thames, L (1, 3) OBP: 0.250, SLG: 0.346 72 Keston Hiura, R (7, 4) OBP: 0.435, SLG: 0.455		K		F8			G4-3	BB	1B	3 2	0 0	0 2	0 1	0 0	1 0	2 0
23 Keon Broxton, R (1, 8) OBP: 0.382, SLG: 0.393 93 Troy Stokes Jr., R (7, 7) OBP: 0.538, SLG: 0.750		K		F8			33 S 33 E 1B	BB	K	3 1	1 0	1 0	0 0	0 1	1 1	2 2
33 Brett Phillips, L (1, 7) OBP: 0.156, SLG: 0.200 79 Dustin Houle, R (7, 2) OBP: 0.143, SLG: 0.143		K			K		E4 3B	F9		3 1	1 0	1 0	1 0	0 0	2 0	0 3
3 Orlando Arcia, R (1, 6) OBP: 0.222, SLG: 0.259 96 Luis Aviles Jr., R (7, 5)			47 G5-4-3 1B		K		F8		F9	3 1	0 0	1 0	0 0	0 0	1 0	0 0
47 Jett Bandy, R (1, 2) OBP: 0.250, SLG: 0.296 25 Tyrone Taylor, R (7, PR) OBP: 0.333, SLG: 0.636 (7, 8)			G5-4-3 1-2f		G4-3		2B		F8	3 1	0 0	1 0	0 0	0 0	0 0	1 0
12 Stephen Vogt, L (1, 10) OBP: 0.333, SLG: 0.200 13 Tyler Heineman, S (9, PH) OBP: 0.500, SLG: 0.500 (9, 10)			K			5 1B 22 1B 21 FC5-4 1B	F7		92 DI 92 1B 1B	3 1	0 1	1 1	0 0	0 0	1 0	1 0

TOP

Milwaukee Brewers @ Cleveland Indians

Goodyear Ballpark, Goodyear, AZ

Sun Mar 11 2018, 4:09 PM - 7:05 PM EDT
Att. 6,048 - Partly Cloudy - 71 F

livebaseballscorecards.com

	AB	R	H	RBI	BB	SO	LOB
	37	5	13	4	4	10	16

Inning Stats	1	2	3	4	5	6	7	8	9
	R: 0 E: 0 K: 2 S: 7	R: 0 E: 0 K: 3 S: 9	R: 0 E: 0 K: 1 S: 5	R: 0 E: 0 K: 1 S: 5	R: 0 E: 0 K: 2 S: 7	R: 0 E: 0 K: 0 S: 4	R: 2 E: 1 K: 0 S: 7	R: 0 E: 0 K: 0 S: 5	R: 3 E: 0 K: 1 S: 10
	H: 0 LOB: 0 BB: 0 P: 7	H: 0 LOB: 0 BB: 0 P: 9	H: 1 LOB: 0 BB: 0 P: 5	H: 0 LOB: 2 BB: 2 P: 13	H: 0 LOB: 0 BB: 0 P: 7	H: 3 LOB: 1 BB: 0 P: 4	H: 3 LOB: 1 BB: 0 P: 7	H: 2 LOB: 3 BB: 1 P: 9	H: 4 LOB: 2 BB: 1 P: 14

	1B	SF	WP	PA
	11	0	0	41
	2B: 1	SAC: 0	PB: 0	
	3B: 2	DP: 1	SB: 2	
	HR: 0	HBP: 0	CS: 0	

PITCHER		IP	WLS	BF	H	R	ER	SO	BB	IBB	HBP	BLK	WP	HR	S	P	ERA	WHIP
59 Carlos Carrasco, R ERA: 3.0	(1, 1)	3.0		9	1	0	0	6	0	0	0	0	0	0	21	21	0.00	0.333
37 Cody Allen, R ERA: 2.25	(4, 1)	1.0	H	5	0	0	0	1	2	0	0	0	0	0	5	13	0.00	2.000
24 Andrew Miller, L ERA: 3.0	(5, 1)	1.0	H	3	0	0	0	2	0	0	0	0	0	0	7	7	0.00	0.000
46 Matt Belisle, R ERA: 3.0	(6, 1)	2.0	H	10	6	2	2	0	0	0	0	0	0	0	11	11	9.00	3.000
57 Carlos Torres, R ERA: 3.0	(8, 1)	1.0	H	6	2	0	0	0	1	0	0	0	0	0	5	9	0.00	3.000

PITCHER		IP	WLS	BF	H	R	ER	SO	BB	IBB	HBP	BLK	WP	HR	S	P	ERA	WHIP
76 Adam Plutko, R ERA: 21.6	(9, 1)	0.2	L	5	2	3	3	0	1	0	0	0	0	0	5	9	40.50	4.500
52 Nick Pasquale, R ERA:	(9, 1)	0.1	B	3	2	0	0	1	0	0	0	0	0	0	5	5	0.00	6.000

BOTTOM

Batter	1	2	3	4	5	6	7	8	9	AB	R	H	RBI	BB	SO	LOB
12 Francisco Lindor, S (1, 6) OBP: 0.382, SLG: 0.700 66 Eric Stamets, R (6, 6) OBP: 0.286, SLG: 0.526	HR		F9		G5-4-3 1-2f			B2		3 1	1 0	1 0	1 0	0 0	0 0	1 1
22 Jason Kipnis, L (1, 4) OBP: 0.538, SLG: 1.360 52 Tyler Krieger, S (6, PR) OBP: 0.500, SLG: 0.800 (7, 4)	F8			10 P3 11 BB 17 1B 1B		11 SF9 3B		79 2B 1-3 1B		3 1	1 1	2 1	0 0	0 0	0 0	0 0
11 José Ramírez, S (1, 5) OBP: 0.344, SLG: 0.423 79 Bobby Bradley, L (7, 3) OBP: 0.440, SLG: 0.565	K			17 1B 1-2 BB		SF9 3-H				1 1	0 0	0 1	0 1	1 0	1 0	0 0
10 Edwin Encarnación, R (1, 3) OBP: 0.185, SLG: 0.269 62 Richie Shaffer, R (5, 3) OBP: 0.444, SLG: 0.650 (7, 5)	G5-3			P3 2-3		K		P2		2 2	0 0	0 0	0 0	0 0	0 1	2 4
17 Yonder Alonso, L (1, 10) OBP: 0.448, SLG: 0.708 84 Jack Murphy, S (8, PH) OBP: 0.300, SLG: 0.222 (9, 10)		K		7 FC4 1-2 3-H 1B		G5-3		K		3 1	0 0	1 0	1 0	0 0	1 1	1 3
8 Lonnie Chisenhall, L (1, 9) OBP: 0.286, SLG: 0.269 46 Mike Papi, L (8, 9)	F7			K			K		L4	3 1	0 0	0 0	0 0	0 0	2 0	2 0
7 Yan Gomes, R (1, 2) OBP: 0.385, SLG: 0.652 71 Eric Haase, R (6, 2) OBP: 0.313, SLG: 0.500	K			FC4 1-2f			G6-3		K	2 2	0 0	0 0	0 0	0 0	1 1	2 0
30 Tyler Naquin, L (1, 8) OBP: 0.345, SLG: 0.440 69 Ka'ai Tom, L (8, 8)			33 G6-3 BB		G5-3		L6		P5	2 1	0 0	0 0	0 0	1 0	0 0	0 0
33 Rob Refsnyder, R (1, 7) OBP: 0.324, SLG: 0.429 59 Mitch Longo, L (8, PR) (9, 7)			G6-3 1-2		12 G5-4-3 BB			E5 52 1B 52 S 79 2B		2 0	0 1	0 0	0 0	1 0	0 0	1 0
Inning Stats	R: 1 H: 1 E: 0 LOB: 0 K: 1 BB: 0 S: 7 P: 7	R: 0 H: 0 E: 0 LOB: 0 K: 2 BB: 0 S: 7 P: 7	R: 0 H: 0 E: 0 LOB: 0 K: 0 BB: 1 S: 2 P: 6	R: 1 H: 2 E: 0 LOB: 2 K: 1 BB: 1 S: 7 P: 11	R: 0 H: 0 E: 0 LOB: 0 K: 0 BB: 1 S: 2 P: 6	R: 1 H: 1 E: 0 LOB: 1 K: 1 BB: 0 S: 6 P: 6	R: 0 H: 0 E: 0 LOB: 0 K: 1 BB: 0 S: 5 P: 5	R: 1 H: 2 E: 1 LOB: 3 K: 1 BB: 0 S: 8 P: 9	R: 0 H: 0 E: 0 LOB: 0 K: 1 BB: 0 S: 5 P: 5	1B: 3 2B: 1 3B: 1 HR: 1	SF: 1 SAC: 0 DP: 1 HBP: 0			WP: 0 PB: 0 SB: 1 CS: 0	PA: 35		

PITCHER		IP	WLS	BF	H	R	ER	SO	BB	IBB	HBP	BLK	WP	HR	S	P	ERA	WHIP
20 Wade Miley, L ERA: 1.38	(1, 1)	5.0		19	3	2	2	4	3	0	0	0	0	1	25	37	3.60	1.200
64 Michael Brady, R ERA: 1.93	(6, 1)	1.0		4	1	1	1	1	0	0	0	0	0	0	6	6	9.00	1.000
62 Radhames Liz, R ERA: 2.7	(7, 1)	1.0		3	0	0	0	1	0	0	0	0	0	0	5	5	0.00	0.000
38 Ernesto Frieri, R ERA: 5.4	(8, 1)	1.0	W	6	2	1	0	1	0	0	0	0	0	0	8	9	0.00	2.000
61 Erik Davis, R ERA: 2.25	(9, 1)	1.0	S	3	0	0	0	1	0	0	0	0	0	0	5	5	0.00	0.000

PITCHER	IP	WLS	BF	H	R	ER	SO	BB	IBB	HBP	BLK	WP	HR	S	P	ERA	WHIP

Milwaukee Brewers @ Cleveland Indians

Goodyear Ballpark, Goodyear, AZ

Sun Mar 11 2018, 4:09 PM - 7:05 PM EDT

Att. 6,048 - Partly Cloudy - 71 F

livebaseballscorecards.com

AB	31
R	4
H	6
RBI	4
BB	3
SO	8
LOB	17

Batter	1	2	3	4	5	6	7	8	9	AB	R	H	RBI	BB	SO	LOB
Carlos Tocci, R (1, 8) OBP: 0.273, SLG: 0.258	BBBB 4-0 19 E 30 2B BB		S S S 0-3 ② K	X 0-0 19 S 1B				X 0-0 ① G5-3		3	1	1	0	1	1	0
19 Jurickson Profar, S (1, 6) OBP: 0.290, SLG: 0.333 95 Michael De León, S (6, 6) OBP: 0.143, SLG: 0.150	B S S S 1-3 ① K 1-3		X 0-0 1B	B S S S 1-3 ③ K 1-2				X 0-0 ② G6-3		3 1	0 0	1 0	0 0	0 0	2 0	2 0
30 Nomar Mazara, L (1, 9) OBP: 0.281, SLG: 0.469 85 Scott Heineman, R (6, 9) OBP: 0.333, SLG: 0.278	X 0-0 13 G3 3-H 2B		S S S 0-3 ③ K			C C C 0-3 ① K		C C C 0-3 ③ K		3 1	0 0	1 0	1 0	0 0	2 1	1 0
13 Joey Gallo, L (1, 10) OBP: 0.323, SLG: 0.481 55 Preston Beck, L (6, PR) OBP: 0.333, SLG: 0.833 (6, 10)	X 0-0 ② G3 2-3			X 0-0 ① G4-3		X 0-0 1B			S S T 0-2 ① K	3 1	0 0	1 0	0 0	0 0	0 1	1 0
20 Darwin Barney, R (1, 4) OBP: 0.280, SLG: 0.375	X 0-0 ③ G1-3			S S S 0-3 ② K		X 0-0 ② P3			X 0-0 1B	4	0	1	0	0	1	2
5 Willie Calhoun, L (1, 7) OBP: 0.282, SLG: 0.324		X 0-0 8 CS 1B		X 0-0 ③ F8		X 0-0 ③ F8			X 0-0 ② P6	4	0	1	0	0	0	2
98 Luis Marté, R (1, 5) OBP: 0.375, SLG: 0.750		C C C 0-3 ① K			X 0-0 HR		X 0-0 ① G6-3		X 0-0 ③ F7	4	1	1	1	0	1	2
8 Juan Centeno, L (1, 2) OBP: 0.333, SLG: 0.571 77 Mike Ohlman, R (6, 2) OBP: 0.500, SLG: 1.000		B C C C 1-3 ② ③ K 1-2			X 0-0 ① G3		X 0-0 ② F9			2 1	0 0	0 0	0 0	0 0	1 0	1 0
67 Ronald Guzmán, L (1, 3) OBP: 0.258, SLG: 0.208			X 0-0 ① P4		S S S 0-3 ② K		X 0-0 ③ F8			3	0	0	0	0	1	0
Inning Stats	R: 1 E: 0 K: 1 S: 6 H: 1 LOB: 1 BB: 1 P: 11	R: 0 E: 0 K: 2 S: 7 H: 1 LOB: 0 BB: 0 P: 8	R: 0 E: 0 K: 2 S: 8 H: 1 LOB: 1 BB: 0 P: 8	R: 0 E: 0 K: 1 S: 5 H: 0 LOB: 0 BB: 0 P: 5	R: 1 E: 0 K: 2 S: 9 H: 2 LOB: 1 BB: 0 P: 10	R: 0 E: 0 K: 1 S: 6 H: 1 LOB: 1 BB: 0 P: 6	R: 0 E: 0 K: 0 S: 3 H: 0 LOB: 0 BB: 0 P: 3	R: 0 E: 0 K: 1 S: 5 H: 0 LOB: 0 BB: 0 P: 5	R: 0 E: 0 K: 1 S: 6 H: 1 LOB: 1 BB: 0 P: 6	1B: 5 2B: 1 3B: 0 HR: 1	SF: 0 SAC: 0 DP: 0 HBP: 0			WP: 0 PB: 0 SB: 1 CS: 1	PA: 34		

TOP

Texas Rangers @ Cleveland Indians

Goodyear Ballpark, Goodyear, AZ

Mon Mar 12 2018, 4:06 PM - 6:36 PM EDT

Att. 5,333 - Sunny - 80 F

livebaseballscorecards.com

AB	33
R	2
H	7
RBI	2
BB	1
SO	11
LOB	11

PITCHER		IP	WLS	BF	H	R	ER	SO	BB	IBB	HBP	BLK	WP	HR	S	P	ERA	WHIP
47 Trevor Bauer, R ERA: 6.75	(1, 1)	5.0	W	20	5	2	2	8	1	0	0	0	0	1	35	42	3.60	1.200
44 Nick Goody, R ERA: 6.75	(6, 1)	1.0	H	4	1	0	0	1	0	0	0	0	0	0	6	6	0.00	1.000
69 Stephen Fife, R ERA: 1.5	(7, 1)	1.0	H	3	0	0	0	0	0	0	0	0	0	0	3	3	0.00	0.000
38 Jeff Beliveau, L ERA: 3.18	(8, 1)	1.0	H	3	0	0	0	1	0	0	0	0	0	0	5	5	0.00	0.000
58 Neil Ramírez, R ERA: 8.53	(9, 1)	1.0	S	4	1	0	0	1	0	0	0	0	0	0	6	6	0.00	1.000

PITCHER	IP	WLS	BF	H	R	ER	SO	BB	IBB	HBP	BLK	WP	HR	S	P	ERA	WHIP

Texas Rangers @ Cleveland Indians

Goodyear Ballpark, Goodyear, AZ

Mon Mar 12 2018, 4:06 PM - 6:36 PM EDT

Att. 5,333 - Sunny - 80 F

BOTTOM

livebaseballscorecards.com

Batter	1	2	3	4	5	6	7	8	9	AB	R	H	RBI	BB	SO	LOB
12 Francisco Lindor, S (1, 6) OBP: 0.378, SLG: 0.667 9 Erik González, R (6, 6) OBP: 0.333, SLG: 0.318	22 1B, 22 S, 11 3B, 1B	F8 ①			F8 ①		66 CS, 1B			3 1	1 0	1 1	0 0	0 0	0 0	1 0
22 Jason Kipnis, L (1, 4) OBP: 0.517, SLG: 1.250 66 Eric Stamets, R (6, 4) OBP: 0.318, SLG: 0.550	1-0, 11 3B, 1-3, 1B	0-3 K ②			P6 ②		CS ③, 1-2	36 FC6-4, 1B		3 1	1 0	1 1	0 0	0 0	1 0	1 0
11 José Ramírez, S (1, 5) OBP: 0.343, SLG: 0.483 39 Gio Urshela, R (6, 5) OBP: 0.538, SLG: 0.880	10 G5-3, 1-H, 3-H, 3B	0-1 P3 ③, 1-2			F8 ③			0-3 K ①		3 1	1 0	1 0	2 0	0 0	0 1	1 1
10 Edwin Encarnación, R (1, 10) OBP: 0.200, SLG: 0.250 36 Yandy Díaz, R (6, PR) OBP: 0.462, SLG: 0.565 (7, 10)	G5-3 ①, 3-H		0-3 K ①			4-0, 55 FC6-4, BB		FC6-4 ②, 32 FC5-4, 1-2f		2 1	0 0	0 0	1 0	1 0	1 0	0 1
17 Yonder Alonso, L (1, 3) OBP: 0.438, SLG: 0.667 32 Mike Napoli, R (7, 3) OBP: 0.143, SLG: 0.214	7 FC5-4, 1B	F8 ②				F8 ①		FC5-4 ③, 1-2f		3 1	0 0	1 0	0 0	0 0	0 0	1 1
8 Lonnie Chisenhall, L (1, 9) OBP: 0.258, SLG: 0.241 33 Rob Refsnyder, R (7, 9) OBP: 0.324, SLG: 0.429	F8 ②	F7 ③				F9 ②				3 0	0 0	0 0	0 0	0 0	0 0	2 0
7 Yan Gomes, R (1, 2) OBP: 0.357, SLG: 0.600 55 Roberto Pérez, R (6, 2) OBP: 0.417, SLG: 0.773	FC5-4 ③, 1-2f			L8 ①		FC6-4 ③, 1-2f				2 1	0 0	0 0	0 0	0 0	0 0	1 1
4 Bradley Zimmer, L (1, 8) OBP: 0.233, SLG: 0.367 30 Tyler Naquin, L (7, 8) OBP: 0.333, SLG: 0.423		HR		G3-1 ②			K ①			2 1	1 0	1 0	1 0	0 0	0 1	0 0
26 Rajai Davis, R (1, 7) OBP: 0.308, SLG: 0.320 0 B.J. Upton, R (5, 7) OBP: 0.281, SLG: 0.345		11 S, 1B		G6-3 ③			K ②			2 1	0 0	1 0	0 0	0 0	0 1	0 0
Inning Stats	R: 3 H: 4 E: 0 LOB: 1 K: 0 BB: 0 S: 7 P: 8	R: 1 H: 2 E: 0 LOB: 1 K: 1 BB: 0 S: 8 P: 8	R: 0 H: 0 E: 0 LOB: 0 K: 1 BB: 0 S: 5 P: 5	R: 0 H: 0 E: 0 LOB: 0 K: 0 BB: 0 S: 3 P: 3	R: 0 H: 0 E: 0 LOB: 0 K: 0 BB: 0 S: 3 P: 3	R: 0 H: 0 E: 0 LOB: 1 K: 0 BB: 1 S: 3 P: 7	R: 0 H: 1 E: 0 LOB: 0 K: 2 BB: 0 S: 7 P: 8	R: 0 H: 1 E: 0 LOB: 1 K: 1 BB: 0 S: 6 P: 6		1B: 6 SF: 0 2B: 0 SAC: 0 3B: 1 DP: 0 HR: 1 HBP: 0						

	AB	31
	R	4
	H	8
	RBI	4
	BB	1
	SO	5
	LOB	11

PITCHER		IP	WLS	BF	H	R	ER	SO	BB	IBB	HBP	BLK	WP	HR	S	P	ERA	WHIP
47 Clayton Blackburn, R ERA: 8.22	(1, 1)	0.1	L	5	4	3	3	0	0	0	0	0	0	0	5	6	81.00	12.000
62 José Leclerc, R ERA: 3.86	(1, 1)	2.1		9	2	1	1	2	0	0	0	0	0	1	14	14	3.86	0.857
52 Steve Delabar, R ERA: 5.4	(3, 1)	1.1		4	0	0	0	0	0	0	0	0	0	0	4	4	0.00	0.000
31 Chris Martin, R ERA:	(5, 1)	1.0		3	0	0	0	0	0	0	0	0	0	0	3	3	0.00	0.000
56 Austin Bibens-Dirkx, R ERA: 1.13	(6, 1)	3.0		11	2	0	0	3	1	0	0	0	0	0	16	21	0.00	1.000

PITCHER	IP	WLS	BF	H	R	ER	SO	BB	IBB	HBP	BLK	WP	HR	S	P	ERA	WHIP

Los Angeles Angels @ Cleveland Indians

Goodyear Ballpark, Goodyear, AZ

Wed Mar 14 2018, 4:08 PM - 6:45 PM EDT

Att. 7,917 - Partly Cloudy - 80 F

TOP

livebaseballscorecards.com

Batter	1	2	3	4	5	6	7	8	9	AB	R	H	RBI	BB	SO	LOB
3 Ian Kinsler, R (1, 4) OBP: 0.448, SLG: 0.542	F9		G5-4-3 1-2f			G5-3			K	3	0	0	0	0	0	2
54 Jabari Blash, R (6, 7) OBP: 0.200, SLG: 0.444										1	0	0	0	0	1	0
27 Mike Trout, R (1, 8) OBP: 0.357, SLG: 0.348	F7			G6-3			5 FC6-5-4 2B		83 1B 1B	2	0	0	0	0	0	0
9 Eric Young Jr., S (6, 8) OBP: 0.371, SLG: 0.500										2	0	2	0	0	0	0
8 Justin Upton, R (1, 7) OBP: 0.286, SLG: 0.538	K			G5-3			G5-3		1-2 1B	2	0	0	0	0	1	0
86 David Fletcher, R (6, 4) OBP: 0.432, SLG: 0.424										1	0	0	0	0	0	1
83 José Miguel Fernández, L (9, PH) OBP: 0.407, SLG: 0.522										1	0	1	0	0	0	0
5 Albert Pujols, R (1, 3) OBP: 0.200, SLG: 0.267		K		K			FC6-5-4 37 FC6-4 2-3		L7	3	0	0	0	0	2	1
51 Sherman Johnson, L (7, PR) OBP: 0.444, SLG: 0.375										0	0	0	0	0	0	0
(7, 5)																
31 Chris Carter, R (9, PH) OBP: 0.333, SLG: 0.560										1	0	0	0	0	0	2
56 Kole Calhoun, L (1, 9) OBP: 0.500, SLG: 0.609		7 K 1B			L7		FC6-4 1-2f			2	0	1	0	0	0	0
37 Rymer Liriano, R (6, 9) OBP: 0.333, SLG: 0.310										1	0	0	0	0	0	1
7 Zack Cozart, R (1, 6) OBP: 0.231, SLG: 0.240		K 1-2			G4-3			F7		2	0	0	0	0	1	1
51 Colin Walsh, S (6, 6) OBP: 0.400, SLG: 0.667										1	0	0	0	0	0	0
17 Shohei Ohtani, L (1, 10) OBP: 0.250, SLG: 0.100			22 F6 12 BB HBP		P4			K		2	0	0	0	0	1	0
12 Martín Maldonado, R (1, 2) OBP: 0.276, SLG: 0.407			3 G5-4-3 1-2 BB			22 G6-4-3 1B		G6-3		2	0	1	0	1	0	0
58 Carlos Pérez, R (8, 2) OBP: 0.250, SLG: 0.400										0	0	0	0	0	0	0
22 Kaleb Cowart, S (1, 5) OBP: 0.250, SLG: 0.222			F6 2-3			G6-4-3 1-2f			L7	2	0	0	0	0	0	3
19 Jefry Marte, R (7, 3) OBP: 0.611, SLG: 0.786										1	0	0	0	0	0	0

	AB	29
	R	0
	H	5
	RBI	0
	BB	1
	SO	6
	LOB	11

Inning Stats																																
	R: 0	E: 0	K: 1	S: 5	H: 0	LOB: 0	BB: 0	P: 5	R: 0	E: 0	K: 2	S: 7	H: 1	LOB: 1	BB: 0	P: 8	R: 0	E: 0	K: 0	S: 2	H: 0	LOB: 1	BB: 1	P: 7	R: 0	E: 0	K: 1	S: 5	H: 0	LOB: 0	BB: 0	P: 5
	R: 0	E: 0	K: 0	S: 3	H: 1	LOB: 0	BB: 0	P: 3	R: 0	E: 0	K: 0	S: 4	H: 1	LOB: 1	BB: 0	P: 4	R: 0	E: 0	K: 1	S: 5	H: 0	LOB: 0	BB: 0	P: 5	R: 0	E: 0	K: 1	S: 7	H: 2	LOB: 2	BB: 0	P: 7

	1B: 4	SF: 0
	2B: 1	SAC: 0
	3B: 0	DP: 2
	HR: 0	HBP: 1

	WP: 0	PA: 31
	PB: 0	
	SB: 0	
	CS: 0	

PITCHER		IP	WLS	BF	H	R	ER	SO	BB	IBB	HBP	BLK	WP	HR	S	P	ERA	WHIP
28 Corey Kluber, R ERA: 1.98	(1, 1)	5.0	W	16	1	0	0	4	1	0	1	0	0	0	22	28	0.00	0.400
34 Zach McAllister, R ERA: 0.87	(6, 1)	1.2	H	6	2	0	0	0	0	0	0	0	0	0	6	6	0.00	1.200
49 Tyler Olson, L ERA: 2.84	(7, 1)	0.1	H	1	0	0	0	0	0	0	0	0	0	0	1	1	0.00	0.000
57 Carlos Torres, R ERA: 2.57	(8, 1)	1.0	H	3	0	0	0	1	0	0	0	0	0	0	5	5	0.00	0.000
46 Matt Belisle, R ERA: 2.57	(9, 1)	1.0		5	2	0	0	1	0	0	0	0	0	0	7	7	0.00	2.000

PITCHER		IP	WLS	BF	H	R	ER	SO	BB	IBB	HBP	BLK	WP	HR	S	P	ERA	WHIP

BOTTOM

Los Angeles Angels @ Cleveland Indians

Goodyear Ballpark, Goodyear, AZ

Wed Mar 14 2018, 4:08 PM - 6:45 PM EDT

Att. 7,917 - Partly Cloudy - 80 F

livebaseballscorecards.com

Batter	1	2	3	4	5	6	7	8	9	AB	R	H	RBI	BB	SO	LOB
12 Francisco Lindor, S (1, 6) OBP: 0.350, SLG: 0.611 39 Gio Urshela, R (7, 6) OBP: 0.536, SLG: 0.852	F8		K			F9	K	1B		3 2	0 0	0 1	0 0	0 0	1 1	0 2
22 Jason Kipnis, L (1, 4) OBP: 0.469, SLG: 1.129 70 Drew Maggi, R (7, 4) OBP: 0.435, SLG: 0.476	F8		K			K	F9	K		3 2	0 0	0 0	0 0	0 0	2 1	0 4
11 José Ramírez, S (1, 5) OBP: 0.342, SLG: 0.452 36 Yandy Díaz, R (6, PR) OBP: 0.481, SLG: 0.625 (7, 5) 66 Eric Stamets, R (8, PR) OBP: 0.318, SLG: 0.550 (9, 5)	BB		K			E6 10 1B		33 BB 45 1B 2B		2 1 0	0 1 1	0 1 0	0 0 0	1 0 0	1 0 0	0 0 0
10 Edwin Encarnación, R (1, 10) OBP: 0.212, SLG: 0.258 0 B.J. Upton, R (6, PR) OBP: 0.273, SLG: 0.333 (7, 10)	K			P2		17 2B 2-H 1B		K		3 1	0 0	1 0	1 0	0 0	1 1	1 1
17 Yonder Alonso, L (1, 3) OBP: 0.429, SLG: 0.667 62 Richie Shaffer, R (6, PR) OBP: 0.464, SLG: 0.667 (7, 3)		K		F9		1-3 2B		45 1B 33 BB 53 SF7 1B		3 1	0 1	1 1	0 0	0 0	1 0	0 0
8 Lonnie Chisenhall, L (1, 9) OBP: 0.235, SLG: 0.219 33 Rob Refsnyder, R (7, 9) OBP: 0.343, SLG: 0.429		K		G3		L3		45 1B 13 HR 1-2 2-3 BB		3 0	0 1	0 0	0 0	0 1	1 0	3 0
55 Roberto Pérez, R (1, 2) OBP: 0.423, SLG: 0.792 45 Ryan Hanigan, R (6, 2) OBP: 0.300, SLG: 0.222		2B			K		K	13 HR 1-2 2-3 3-H 1B		2 2	0 1	1 1	0 1	0 0	1 1	0 0
4 Bradley Zimmer, L (1, 8) OBP: 0.242, SLG: 0.344 53 Greg Allen, S (7, PR) OBP: 0.407, SLG: 0.542 (8, 8)		G3-1			G4-3		13 S BB	SF7 3-H		2 0	0 0	0 0	0 1	1 0	0 0	1 0
30 Tyler Naquin, L (1, 7) OBP: 0.344, SLG: 0.536 13 Brandon Barnes, R (6, 7) OBP: 0.172, SLG: 0.423			HR		F7		1-2 BB	1-H 2-H HR		2 1	1 1	1 1	1 3	0 1	0 0	0 0
Inning Stats	R: 0 E: 0 K: 1 S: 5 H: 0 LOB: 1 BB: 1 P: 9	R: 0 E: 0 K: 2 S: 8 H: 1 LOB: 1 BB: 0 P: 8	R: 1 E: 0 K: 3 S: 10 H: 1 LOB: 0 BB: 0 P: 10	R: 0 E: 0 K: 0 S: 3 H: 0 LOB: 0 BB: 0 P: 3	R: 0 E: 0 K: 1 S: 5 H: 0 LOB: 0 BB: 0 P: 5	R: 1 E: 1 K: 1 S: 8 H: 2 LOB: 3 BB: 0 P: 8	R: 0 E: 0 K: 2 S: 7 H: 0 LOB: 2 BB: 2 P: 15	R: 5 E: 0 K: 2 S: 13 H: 5 LOB: 2 BB: 1 P: 17		1B: 4 2B: 3 3B: 0 HR: 2 SF: 1 SAC: 0 DP: 0 HBP: 0				WP: 0 PB: 0 SB: 1 CS: 0 PA: 38		

	AB	33
	R	7
	H	9
	RBI	7
	BB	4
	SO	12
	LOB	12

PITCHER		IP	WLS	BF	H	R	ER	SO	BB	IBB	HBP	BLK	WP	HR	S	P	ERA	WHIP
52 Matt Shoemaker, R ERA: 7.43	(1, 1)	5.0	L	18	2	1	1	7	1	0	0	0	0	1	31	35	1.80	0.600
48 Jose Alvarez, L ERA: 1.29	(6, 1)	1.0		6	2	1	0	1	0	0	0	0	0	0	8	8	0.00	2.000
32 Cam Bedrosian, R ERA:	(7, 1)	1.0		5	0	0	0	2	2	0	0	0	0	0	7	15	0.00	2.000
53 Blake Parker, R ERA: 18.69	(8, 1)	0.2		8	5	5	5	1	1	0	0	0	0	1	10	14	67.50	9.000
56 Tyler Warmoth, R ERA: 5.4	(8, 1)	0.1		1	0	0	0	1	0	0	0	0	0	0	3	3	0.00	0.000

PITCHER	IP	WLS	BF	H	R	ER	SO	BB	IBB	HBP	BLK	WP	HR	S	P	ERA	WHIP

Cincinnati Reds @ Cleveland Indians

Goodyear Ballpark, Goodyear, AZ

Thu Mar 15 2018, 4:08 PM - 7:07 PM EDT

Att. 6,720 - Cloudy - 69 F

TOP

livebaseballscorecards.com

Batter	1	2	3	4	5	6	7	8	9	AB	R	H	RBI	BB	SO	LOB
6 Billy Hamilton, S (1, 8) OBP: 0.303, SLG: 0.115 76 Darnell Sweeney, S (7, 8) OBP: 0.250, SLG: 0.130	F8		19 1B 7 FC4 43 2B 1B 1-2	G4-3-6-4 1-2f		BBB 4-0 1-2 2-3 BB		17 HR 1B		3 1 1 0 1 0 1 1 1 1 0 0 0 0						
7 Eugenio Suárez, R (1, 5) OBP: 0.371, SLG: 0.667 81 Rosell Herrera, S (7, 5) OBP: 0.240, SLG: 0.565	G1-5-3		FC4 19 1B 43 2B 1-2 2-3	G4-3		SF7 3-H	SSS	K		3 1 0 1 0 0 2 1 0 0 0 0 1 1						
19 Joey Votto, L (1, 3) OBP: 0.359, SLG: 0.143 17 Patrick Kivlehan, R (5, 3) OBP: 0.276, SLG: 0.320	43 2B 43 E 1B		43 2B 1B 1-2 2-3 3-H		CFS K	CSS K		BX 1-0 1-H HR		3 2 2 1 0 1 0 2 1 1 2 0 1 2						
43 Scott Schebler, L (1, 9) OBP: 0.531, SLG: 0.893 68 Mason Williams, L (7, PH) OBP: 0.290, SLG: 0.400 (7, 9)	E6 1-H 2B		23 2B 1-H 2-H 3-H 2B		L7		F9	G3-1		3 1 2 3 0 0 0 2 0 0 0 0 0 0						
23 Adam Duvall, R (1, 7) OBP: 0.324, SLG: 0.533 2 Ben Revere, L (7, PH) OBP: 0.211, SLG: 0.278 (7, 7)	L9		2-H 2B		BBB 4-0 BB		F8	G3-1		2 0 1 1 1 0 1 2 0 0 0 0 0 0						
69 Sebastián Elizalde, L (1, 10) OBP: 0.310, SLG: 0.286 15 Dilson Herrera, R (7, PH) OBP: 0.300, SLG: 0.368 (7, 10)		F8	F7		F8		66 1B 3B		SSS K	3 0 0 0 0 0 2 2 1 1 0 0 1 0						
39 Devin Mesoraco, R (1, 2) OBP: 0.367, SLG: 0.500 60 Tony Cruz, R (7, PH) OBP: 0.353, SLG: 0.533 (7, 2)		G1-4-3	F7			BBB 4-0 6 BB 4 BB 7 SF7 BB	BBB 4-0 66 1B BB		66 G6-4-3 1B	2 1 0 0 1 0 1 1 0 1 0 1 0 0						
78 Brandon Dixon, R (1, 4) OBP: 0.303, SLG: 0.594 66 Alex Blandino, R (7, PH) OBP: 0.385, SLG: 0.375 (7, 4)		P2	P6			F9	79 FC6-4 1-2 3-H 1B		G6-4-3 1-2f	3 0 0 0 0 0 2 2 0 1 1 0 0 1						
4 Cliff Pennington, S (1, 6) OBP: 0.333, SLG: 0.231 79 Nick Senzel, R (7, PH) OBP: 0.240, SLG: 0.333 (7, 6)			7 FC4 6 1B 19 1B 1B	6 6-4/3-6-4 1B		BBB 4-0 6 BB 1-2 BB	FC6-4 1-2f			2 1 2 0 1 0 0 1 0 0 0 0 0 2						

	AB	38
	R	10
	H	13
	RBI	9
	BB	5
	SO	4
	LOB	15

Inning Stats																				
	R: 1	H: 2	R: 0	H: 0	R: 5	H: 5	R: 0	H: 1	R: 0	H: 0	R: 1	H: 0	R: 1	H: 2	R: 2	H: 2	R: 0	H: 1	1B: 8	SF: 1	WP: 0	PA: 44
	E: 1	LOB: 1	E: 0	LOB: 0	E: 0	LOB: 1	E: 0	LOB: 0	E: 0	LOB: 1	E: 0	LOB: 2	E: 0	LOB: 0	E: 1	LOB: 0	E: 0	LOB: 0	2B: 3	SAC: 0	PB: 0	
	K: 0	BB: 1	K: 0	BB: 0	K: 0	BB: 0	K: 1	BB: 1	K: 0	BB: 0	K: 1	BB: 3	K: 0	BB: 1	K: 1	BB: 0	K: 1	BB: 0	3B: 1	DP: 2	SB: 0	
	S: 5	P: 5	S: 3	P: 3	S: 9	P: 9	S: 5	P: 3	S: 5	P: 17	S: 5	P: 9	S: 7	P: 8	S: 5	P: 5	HR: 1	HBP: 0			CS: 0	

PITCHER		IP	WLS	BF	H	R	ER	SO	BB	IBB	HBP	BLK	WP	HR	S	P	ERA	WHIP
50 Evan Marshall, R ERA: 2.57	(1, 1)	2.0	L	8	2	1	0	0	0	0	0	0	0	0	8	8	0.00	1.000
44 Nick Goody, R ERA: 12.86	(3, 1)	0.1		7	5	5	5	0	0	0	0	0	0	0	7	7	135.00	15.000
52 Luke Eubank, R ERA:	(3, 1)	0.2		2	0	0	0	0	0	0	0	0	0	0	2	2	0.00	0.000
49 Tyler Olson, L ERA: 2.45	(4, 1)	1.0		3	1	0	0	0	0	0	0	0	0	0	3	3	0.00	1.000
38 Jeff Beliveau, L ERA: 3.86	(5, 1)	1.1		6	0	1	1	1	2	0	0	0	0	0	6	14	6.75	1.500

PITCHER		IP	WLS	BF	H	R	ER	SO	BB	IBB	HBP	BLK	WP	HR	S	P	ERA	WHIP
63 Preston Claiborne, R ERA: 5.63	(6, 1)	1.1		8	1	1	1	1	3	0	0	0	0	0	7	19	6.75	3.000
78 Cam Hill, R ERA: 3.38	(7, 1)	1.1		7	3	2	2	1	0	0	0	0	0	1	9	10	13.50	2.250
56 David Speer, L ERA:	(9, 1)	1.0		3	1	0	0	1	0	0	0	0	0	0	5	5	0.00	1.000

BOTTOM

Cincinnati Reds @ Cleveland Indians

Goodyear Ballpark, Goodyear, AZ

Thu Mar 15 2018, 4:08 PM - 7:07 PM EDT

Att. 6,720 - Cloudy - 69 F

livebaseballscorecards.com

Batter	1	2	3	4	5	6	7	8	9	AB	R	H	RBI	BB	SO	LOB
12 Francisco Lindor, S (1, 6) OBP: 0.349, SLG: 0.667 9 Erik González, R (7, 6) OBP: 0.308, SLG: 0.292	G4-3		G4-3			2-H HR	P3		K	3 2	1 0	1 0	2 0	0 0	0 1	0 1
22 Jason Kipnis, L (1, 4) OBP: 0.486, SLG: 1.118 66 Eric Stamets, R (6, PR) OBP: 0.333, SLG: 0.545 (7, 4)	2B		L9			71 BB 10 1B 53 WP 1B	G5-3		39 2B 1B	3 2	0 1	2 1	0 0	0 0	0 0	0 1
11 José Ramírez, S (1, 5) OBP: 0.317, SLG: 0.412 39 Gio Urshela, R (7, 5) OBP: 0.567, SLG: 0.897	P5			G4-3		F8		32 FC5 36 BB 1B	1-3 2B	3 2	0 0	0 2	0 0	0 0	0 0	2 0
10 Edwin Encarnación, R (1, 10) OBP: 0.222, SLG: 0.265 36 Yandy Díaz, R (6, PR) OBP: 0.483, SLG: 0.600 (7, 10)	F8			F9		53 WP 71 BB 1-2 1B		BBBB 4-0 32 FC5 71 IHR 1-2 BB	SSS K	3 1	0 1	1 0	0 0	0 1	0 1	1 2
17 Yonder Alonso, L (1, 3) OBP: 0.395, SLG: 0.606 32 Mike Napoli, R (7, 3) OBP: 0.133, SLG: 0.200		G3		F7		F7		FC5 71 IHR 1-2 2-3f		3 1	0 1	0 0	0 0	0 0	0 0	2 2
7 Yan Gomes, R (1, 2) OBP: 0.367, SLG: 0.593 71 Eric Haase, R (6, 2) OBP: 0.389, SLG: 0.733	26 FC5-4 1B				L8	BBBB 4-0 53 WP 1-2 2-3 BB		1-H 2-H IHR		2 1	0 1	1 1	0 3	0 1	0 0	0 0
26 Rajai Davis, R (1, 8) OBP: 0.286, SLG: 0.296 53 Greg Allen, S (6, 8) OBP: 0.379, SLG: 0.500	FC5-4 1-2f				F8	B X 1-0 L8 1-2 2-3 3-H		SSS K		2 2	0 0	0 0	0 0	0 0	0 1	1 2
0 B.J. Upton, R (1, 7) OBP: 0.250, SLG: 0.303 51 Dorssys Paulino, R (8, 7)	G4-3				G4-3		P5	G6-3		3 1	0 0	0 0	0 0	0 0	0 0	1 0
33 Rob Refsnyder, R (1, 9) OBP: 0.351, SLG: 0.467 13 Brandon Barnes, R (7, 9) OBP: 0.194, SLG: 0.464			G1-3			12 HR 2B	2B		SSS K	2 2	1 0	1 1	0 0	0 0	0 1	0 0
Inning Stats	R: 0 E: 0 K: 0 S: 4 H: 1 LOB: 1 BB: 0 P: 4	R: 0 E: 0 K: 0 S: 4 H: 1 LOB: 1 BB: 0 P: 4	R: 0 E: 0 K: 0 S: 3 H: 0 LOB: 0 BB: 0 P: 3	R: 0 E: 0 K: 0 S: 3 H: 0 LOB: 0 BB: 0 P: 3	R: 0 E: 0 K: 0 S: 3 H: 0 LOB: 0 BB: 0 P: 3	R: 3 E: 0 K: 0 S: 8 H: 4 LOB: 3 BB: 1 P: 13	R: 0 E: 0 K: 0 S: 4 H: 1 LOB: 1 BB: 0 P: 4	R: 3 E: 0 K: 1 S: 7 H: 2 LOB: 0 BB: 1 P: 11	R: 0 E: 0 K: 3 S: 11 H: 2 LOB: 2 BB: 0 P: 11	1B: 5 2B: 4 3B: 0 HR: 2	SF: 0 SAC: 0 DP: 0 HBP: 0						

	AB	38
	R	6
	H	11
	RBI	5
	BB	2
	SO	4
	LOB	15

PITCHER		IP	WLS	BF	H	R	ER	SO	BB	IBB	HBP	BLK	WP	HR	S	P	ERA	WHIP
30 Tyler Mahle, R ERA: 2.45	(1, 1)	5.0	W	17	2	0	0	0	0	0	0	0	0	0	17	17	0.00	0.400
40 Austin Brice, R ERA: 6.75	(6, 1)	1.0		8	4	3	3	0	1	0	0	0	1	1	8	13	27.00	5.000
49 Zack Weiss, R ERA:	(7, 1)	1.0		4	1	0	0	0	0	0	0	0	0	0	4	4	0.00	1.000
31 Oliver Pérez, L ERA: 19.29	(8, 1)	1.0		6	2	3	3	1	1	0	0	0	0	0	7	11	27.00	3.000
53 Wandy Peralta, L ERA: 9.53	(9, 1)	1.0		5	2	0	0	3	0	0	0	0	0	0	11	11	0.00	2.000

PITCHER	IP	WLS	BF	H	R	ER	SO	BB	IBB	HBP	BLK	WP	HR	S	P	ERA	WHIP

Cleveland Indians @ Oakland Athletics

Hohokam Stadium, Mesa, AZ

Fri Mar 16 2018, 4:07 PM - 6:59 PM EDT

Att. 10,012 - Cloudy - 69 F

livebaseballscorecards.com

Batter	1	2	3	4	5	6	7	8	9	AB	R	H	RBI	BB	SO	LOB
4 Bradley Zimmer, L (1, 8) OBP: 0.278, SLG: 0.457 53 Greg Allen, S (6, 8) OBP: 0.387, SLG: 0.481	HR		1B			L9	K		HBP	3 1	1 0	2 0	1 0	0 0	0 1	0 2
30 Tyler Naquin, L (1, 7) OBP: 0.314, SLG: 0.484 13 Brandon Barnes, R (6, 7) OBP: 0.182, SLG: 0.433	G4-3		F8			K	G6-3		K	3 2	0 0	0 0	0 0	0 0	1 1	1 4
8 Lonnie Chisenhall, L (1, 9) OBP: 0.243, SLG: 0.206 55 Taylor Murphy, L (6, PR) (6, 9)	G3			G4-3		BB		P4	K	2 2	0 1	0 0	0 0	1 0	0 1	0 2
32 Mike Napoli, R (1, 10) OBP: 0.167, SLG: 0.176 33 Rob Refsnyder, R (6, PR) OBP: 0.342, SLG: 0.452 (6, 10)	G6-3			F9		BB		E6		2 1	0 0	0 0	0 0	1 0	0 0	0 0
55 Roberto Pérez, R (1, 2) OBP: 0.414, SLG: 0.741 45 Ryan Hanigan, R (6, 2) OBP: 0.273, SLG: 0.200		G5-3		G5-3		1B		F9		3 1	0 0	1 0	1 0	0 0	0 0	0 1
36 Yandy Díaz, R (1, 5) OBP: 0.438, SLG: 0.536 70 Drew Maggi, R (6, 5) OBP: 0.458, SLG: 0.545		P3			K	K		2B		3 1	0 0	0 1	0 0	0 0	2 0	2 0
39 Gio Urshela, R (1, 3) OBP: 0.559, SLG: 0.939		K			1B		F9		HR	4	1	2	1	0	1	0
66 Eric Stamets, R (1, 4) OBP: 0.370, SLG: 0.542 52 Tyler Krieger, S (7, PR) OBP: 0.429, SLG: 0.667 (7, 4)			K		BB		1B		2B	2 1	0 0	1 0	0 0	1 0	1 1	0 0
9 Erik González, R (1, 6) OBP: 0.310, SLG: 0.269 54 Luke Wakamatsu, S (7, PR) OBP: 0.500, SLG: 1.000 (7, 6)			G5-3		L9-6		BB		2B	2 1	0 0	0 1	0 0	1 0	0 0	2 0
Inning Stats	R: 1 E: 0 K: 0 S: 6 H: 1 LOB: 0 BB: 0 P: 8	R: 0 E: 0 K: 1 S: 5 H: 0 LOB: 0 BB: 0 P: 5	R: 0 E: 0 K: 1 S: 6 H: 1 LOB: 1 BB: 0 P: 6	R: 0 E: 0 K: 0 S: 3 H: 0 LOB: 0 BB: 0 P: 3	R: 0 E: 0 K: 1 S: 5 H: 1 LOB: 1 BB: 1 P: 9	R: 1 E: 0 K: 2 S: 8 H: 1 LOB: 2 BB: 2 P: 16	R: 0 E: 0 K: 1 S: 6 H: 1 LOB: 2 BB: 1 P: 10	R: 0 E: 1 K: 0 S: 4 H: 1 LOB: 2 BB: 0 P: 4	R: 1 E: 0 K: 3 S: 11 H: 2 LOB: 2 BB: 0 P: 13	1B: 4 2B: 3 3B: 0 HR: 2 SF: 0 SAC: 0 DP: 1 HBP: 1						

TOP

AB	34
R	3
H	8
RBI	3
BB	4
SO	9
LOB	14

WP: 0 PB: 0 SB: 0 CS: 0 PA: 39

PITCHER		IP	WLS	BF	H	R	ER	SO	BB	IBB	HBP	BLK	WP	HR	S	P	ERA	WHIP
33 Daniel Mengden, R ERA: 8.04	(1, 1)	5.2		21	3	2	2	4	2	0	0	0	0	1	29	39	3.18	0.882
39 Blake Treinen, R ERA: 1.69	(6, 1)	0.1	B	3	1	0	0	1	1	0	0	0	0	0	4	8	0.00	6.000
31 Liam Hendriks, R ERA: 6.75	(7, 1)	1.0	W	5	1	0	0	1	1	0	0	0	0	0	6	10	0.00	2.000
50 Raúl Alcántara, R ERA: 4.5	(8, 1)	1.0		4	1	0	0	0	0	0	0	0	0	0	4	4	0.00	1.000
67 Simon Castro, R ERA: 1.8	(9, 1)	1.0		6	2	1	1	3	0	0	1	0	0	1	11	13	9.00	2.000

PITCHER	IP	WLS	BF	H	R	ER	SO	BB	IBB	HBP	BLK	WP	HR	S	P	ERA	WHIP

BOTTOM

Cleveland Indians @ Oakland Athletics

Hohokam Stadium, Mesa, AZ

Fri Mar 16 2018, 4:07 PM - 6:59 PM EDT

Att. 10,012 - Cloudy - 69 F

livebaseballscorecards.com

Batter	1	2	3	4	5	6	7	8	9	AB	R	H	RBI	BB	SO	LOB
11 Dustin Fowler, L (1, 8) OBP: 0.241, SLG: 0.259	F8	1-3 2-H 3-H 2B			F7		BBBD 4-0 21 1B 61 WP 1-2 BB	1-2 2-3 1B		3	0	1	2	0	0	0
84 BJ Boyd, L (7, 8) OBP: 0.400, SLG: 0.714										1	1	1	0	1	0	0
1 Franklin Barreto, R (1, 4) OBP: 0.366, SLG: 0.694	FFS K	G6-3			F8		61 WP 56 SF8 1-3 2-H 1B	L6		3	0	0	0	0	1	2
21 Steve Lombardozzi, S (7, 4) OBP: 0.360, SLG: 0.391										2	1	1	1	0	0	3
23 Matt Joyce, L (1, 10) OBP: 0.190, SLG: 0.158	BBBB 2 FC5-4 BB		F9			P6	53 BB 1-3 3-H BB	FFC K		2	0	0	0	1	0	0
61 Beau Taylor, L (7, PH) OBP: 0.500, SLG: 0.500 (8, 10)										1	0	0	0	1	1	3
2 Khris Davis, R (1, 7) OBP: 0.167, SLG: 0.441	FC5-4 1-2f		CSC K			SSS K	BBBB 1-2 BB			3	0	0	0	0	2	1
53 Anthony García, R (7, 7) OBP: 0.385, SLG: 0.783										0	0	0	0	1	0	0
26 Matt Chapman, R (1, 5) OBP: 0.167, SLG: 0.348		G6-3	CCCS K			L7	SF8 3-H			3	0	0	0	0	1	0
56 Will Toffey, L (7, 5) OBP: 0.286, SLG: 0.200										0	0	0	1	0	0	0
18 Chad Pinder, R (1, 6) OBP: 0.270, SLG: 0.405	CSS K			F9			13 HR 1B L7			3	0	1	0	0	1	0
38 Kevin Merrell, L (7, PR) OBP: 0.455, SLG: 0.909										0	1	0	0	0	0	0
73 Sheldon Neuse, R (7, PH) OBP: 0.317, SLG: 0.528 (8, 6)										1	0	0	0	0	0	2
13 Bruce Maxwell, L (1, 2) OBP: 0.320, SLG: 0.542	BBBB 3 1B 20 1B 11 2B BB			F7			1-H HR	F 0-1 CI 84 1B 72 BB		2	2	1	2	1	0	0
16 Slade Heathcott, L (8, 3) OBP: 0.500, SLG: 0.471										0	0	0	0	0	0	0
20 Mark Canha, R (1, 3) OBP: 0.412, SLG: 0.710	3 1B 11 2B 1-2 1B			F8			F8	P4		3	1	1	0	0	0	1
12 Dustin Garneau, R (8, 2) OBP: 0.143, SLG: 0.154										1	0	0	0	0	0	1
3 Boog Powell, L (1, 9) OBP: 0.343, SLG: 0.355	11 2B 1-2 2-3 1B				G4-3		84 S 21 1B 1B	BBBB 84 1B 1-2 BB		3	1	2	0	0	0	0
72 Nick Martini, L (8, 9) OBP: 0.480, SLG: 0.444										0	0	0	0	1	0	0
Inning Stats	R: 0 E: 0 K: 1 S: 5 H: 0 LOB: 1 BB: 1 P: 9	R: 2 E: 0 K: 1 S: 8 H: 3 LOB: 2 BB: 1 P: 12	R: 0 E: 0 K: 2 S: 7 H: 0 LOB: 0 BB: 0 P: 7	R: 0 E: 0 K: 0 S: 3 H: 0 LOB: 0 BB: 0 P: 3	R: 0 E: 0 K: 0 S: 3 H: 0 LOB: 0 BB: 0 P: 3	R: 0 E: 0 K: 1 S: 5 H: 0 LOB: 0 BB: 0 P: 5	R: 5 E: 0 K: 0 S: 7 H: 4 LOB: 2 BB: 3 P: 19	R: 0 E: 1 K: 1 S: 7 H: 1 LOB: 3 BB: 1 P: 11		1B: 6 2B: 1 3B: 0 HR: 1	SF: 1 SAC: 0 DP: 0 HBP: 0						

	AB	31
	R	7
	H	8
	RBI	6
	BB	6
	SO	6
	LOB	13

WP: 2 PB: 0 SB: 1 CS: 0 PA: 39

PITCHER		IP	WLS	BF	H	R	ER	SO	BB	IBB	HBP	BLK	WP	HR	S	P	ERA	WHIP
59 Carlos Carrasco, R ERA: 3.6	(1, 1)	4.0		17	3	2	2	4	2	0	0	0	0	0	23	31	4.50	1.250
40 Alexi Ogando, R ERA: 1.13	(5, 1)	2.0		6	0	0	0	1	0	0	0	0	0	0	8	8	0.00	0.000
57 Carlos Torres, R ERA: 8.59	(7, 1)	0.1	L	7	4	5	5	0	2	0	0	0	1	1	5	13	135.00	18.000
58 Neil Ramírez, R ERA: 7.71	(7, 1)	0.2		3	0	0	0	0	1	0	0	0	0	0	2	6	0.00	1.500
46 Matt Belisle, R ERA: 2.25	(8, 1)	1.0		6	1	0	0	1	1	0	0	0	0	0	7	11	0.00	2.000

PITCHER	IP	WLS	BF	H	R	ER	SO	BB	IBB	HBP	BLK	WP	HR	S	P	ERA	WHIP

Cleveland Indians @ Chicago Cubs

Sloan Park, Mesa, AZ

Sat Mar 17 2018, 4:08 PM - 6:47 PM EDT

Att. 15,826 - Partly Cloudy - 66 F

TOP

livebaseballscorecards.com

Batter	1	2	3	4	5	6	7	8	9	AB	R	H	RBI	BB	SO	LOB
30 Tyler Naquin, L (1, 8) OBP: 0.308, SLG: 0.486	G3		F7	G4-3			1-H 2B			4	0	1	1	0	0	3
55 Austen Wade, L (7, PR) (7, 8) (9, 9)										0	0	0	0	0	0	0
39 Gio Urshela, R (1, 4) OBP: 0.500, SLG: 0.838	K			G4-3	F8		P3			4	0	0	0	0	1	2
47 Sam Haggerty, S (7, 4)										0	0	0	0	0	0	0
11 José Ramírez, S (1, 5) OBP: 0.326, SLG: 0.400	G3			10 E 55 HR BB	K		K			1	0	0	0	1	0	0
62 Richie Shaffer, R (4, PR) OBP: 0.433, SLG: 0.609 (4, 5)										2	1	0	0	0	2	2
13 Jorma Rodriguez, R (9, 5)										0	0	0	0	0	0	0
10 Edwin Encarnación, R (1, 10) OBP: 0.231, SLG: 0.250		K		1 SAFE 17 E 55 HR 1-2 BB	F7			K		2	1	0	0	1	1	0
59 Ulysses Cantu, R (8, PH) (8, 10)										1	0	0	0	0	1	0
17 Yonder Alonso, L (1, 3) OBP: 0.415, SLG: 0.600		55 1B 1B		55 HR 1-2 2-3 BB		G4-3		K2-3		2	1	1	0	1	0	0
Nellie Rodriguez, R (7, 3) OBP: 0.542, SLG: 0.611										1	0	0	0	0	1	0
55 Roberto Pérez, R (1, 2) OBP: 0.438, SLG: 0.833		33 G5-4-3 1-2 1B		1-H 2-H 3-H HR		G6-3		K		3	1	2	4	0	0	0
45 Ryan Hanigan, R (7, 2) OBP: 0.250, SLG: 0.182										1	0	0	0	0	1	0
33 Rob Refsnyder, R (1, 7) OBP: 0.317, SLG: 0.412	G5-4-3 1-2f		G5-3			K			K	3	0	0	0	0	1	3
47 Hosea Nelson, L (7, 7)										1	0	0	0	0	1	0
9 Erik González, R (1, 6) OBP: 0.344, SLG: 0.286		G4-3		61 1B BB			30 S 30 2B 1B		K	2	0	1	0	1	0	0
69 Miguel Eladio, R (7, PR) (7, 6)										1	1	0	0	0	1	0
61 Conner Capel, L (1, 9) OBP: 0.500, SLG: 0.500		G4-3		1-2 1B			K		P6	3	0	1	0	0	1	1
Gabriel Mejia, R (9, PH) (9, 8)										1	0	0	0	0	0	0

AB	32
R	5
H	6
RBI	5
BB	4
SO	11
LOB	11

Inning Stats	1	2	3	4	5	6	7	8	9
	R: 0 H: 0 E: 0 LOB: 0 K: 1 BB: 0 S: 5 P: 5	R: 0 H: 2 E: 0 LOB: 1 K: 1 BB: 0 S: 6 P: 6	R: 0 H: 0 E: 0 LOB: 0 K: 0 BB: 0 S: 3 P: 3	R: 4 H: 2 E: 1 LOB: 3 K: 0 BB: 4 S: 7 P: 23	R: 0 H: 0 E: 0 LOB: 0 K: 1 BB: 0 S: 5 P: 5	R: 0 H: 0 E: 0 LOB: 0 K: 1 BB: 0 S: 5 P: 5	R: 1 H: 2 E: 0 LOB: 2 K: 2 BB: 0 S: 10 P: 10	R: 0 H: 0 E: 0 LOB: 0 K: 3 BB: 0 S: 9 P: 9	R: 0 H: 0 E: 0 LOB: 0 K: 2 BB: 0 S: 7 P: 7

1B:	4	SF: 0
2B:	1	SAC: 0
3B:	0	DP: 1
HR:	1	HBP: 0

WP:	0	PA: 36
PB:	0	
SB:	2	
CS:	0	

PITCHER		IP	WLS	BF	H	R	ER	SO	BB	IBB	HBP	BLK	WP	HR	S	P	ERA	WHIP
33 Eddie Butler, R ERA: 4.5	(1, 1)	3.1	L	14	2	3	3	2	3	0	0	0	0	0	16	28	8.10	1.500
60 Jordan Minch, L ERA: 13.5	(4, 1)	0.2	B	5	2	1	1	0	1	0	0	0	0	1	5	9	13.50	4.500
41 Steve Cishek, R ERA: 3.0	(5, 1)	1.0		3	0	0	0	1	0	0	0	0	0	0	5	5	0.00	0.000
37 Justin Wilson, L ERA: 3.0	(6, 1)	1.0		3	0	0	0	1	0	0	0	0	0	0	5	5	0.00	0.000
Luke Farrell, R ERA: 4.66	(7, 1)	3.0		11	2	1	1	7	0	0	0	0	0	0	26	26	3.00	0.667

PITCHER		IP	WLS	BF	H	R	ER	SO	BB	IBB	HBP	BLK	WP	HR	S	P	ERA	WHIP

Batter	1	2	3	4	5	6	7	8	9	AB	R	H	RBI	BB	SO	LOB
8 Ian Happ, S (1, 8) OBP: 0.425, SLG: 0.914	F8		P5		L4		K			3	0	0	0	0	0	0
86 Jeffrey Baez, R (6, 8) OBP: 0.250, SLG: 0.250										1	0	0	0	0	1	0
9 Javier Báez, R (1, 4) OBP: 0.350, SLG: 0.526	K		12 2B 1B		G4-3		P3			3	0	1	0	0	1	0
98 Stephen Bruno, R (6, 4) OBP: 0.250, SLG: 0.500										1	0	0	0	0	0	0
12 Kyle Schwarber, L (1, 7) OBP: 0.439, SLG: 0.750	K		1-3 2B		3B			K		3	0	2	0	0	1	0
39 Kevonte Mitchell, R (6, 7)										1	0	0	0	0	1	0
18 Ben Zobrist, S (1, 9) OBP: 0.263, SLG: 0.389		HR			K			BB		3	1	1	1	0	2	3
Bijan Rademacher, L (6, 9) OBP: 0.348, SLG: 0.250			K		K					0	0	0	0	1	0	0
2 Tommy La Stella, L (1, 5) OBP: 0.308, SLG: 0.342		E5 4 1B	K			4 S 1B		K		3	0	1	0	0	1	2
7 Trent Giambrone, R (6, PR) (7, 5) OBP: 0.333, SLG: 0.333						K		K		1	0	0	0	0	1	1
61 Efren Navarro, L (1, 3) OBP: 0.325, SLG: 0.444		K		F7		K		K		3	0	0	0	0	2	2
86 Tyler Alamo, R (7, 3)										1	0	0	0	0	1	1
4 Mike Freeman, L (1, 6) OBP: 0.500, SLG: 0.675		43 FC4 1-2 1B		F7		G5-3 1-2			P4	3	0	1	0	0	0	1
96 Carlos Penalver, R (7, 6)										1	0	0	0	0	0	0
13 Peter Bourjos, R (1, 10) OBP: 0.368, SLG: 0.371		P2		43 S BB		K			F7	2	0	0	0	1	1	4
52 Kevin Cornelius, R (9, PH)										1	0	0	0	0	0	0
43 Taylor Davis, R (1, 2) OBP: 0.214, SLG: 0.429		FC4 1-2f		K 1-2			G6-3		G6-3	3	0	0	0	0	1	3
Ian Rice, R (9, PH)										1	0	0	0	0	0	0
Inning Stats	R: 0 E: 0 K: 2 S: 7 H: 0 LOB: 0 BB: 0 P: 7	R: 1 E: 1 K: 1 S: 9 H: 2 LOB: 2 BB: 0 P: 9	R: 0 E: 0 K: 2 S: 9 H: 2 LOB: 2 BB: 0 P: 9	R: 0 E: 0 K: 1 S: 5 H: 0 LOB: 1 BB: 1 P: 9	R: 0 E: 0 K: 1 S: 6 H: 1 LOB: 1 BB: 0 P: 6	R: 0 E: 0 K: 2 S: 9 H: 1 LOB: 2 BB: 0 P: 9	R: 0 E: 0 K: 1 S: 5 H: 0 LOB: 0 BB: 0 P: 5	R: 0 E: 0 K: 3 S: 9 H: 0 LOB: 1 BB: 1 P: 13	R: 0 E: 0 K: 0 S: 3 H: 0 LOB: 0 BB: 0 P: 3	1B: 3 2B: 1 3B: 1 HR: 1	SF: 0 SAC: 0 DP: 0 HBP: 0						

PITCHER		IP	WLS	BF	H	R	ER	SO	BB	IBB	HBP	BLK	WP	HR	S	P	ERA	WHIP
47 Trevor Bauer, R ERA: 5.4	(1, 1)	5.0	W	23	6	1	1	7	1	0	0	0	0	1	37	41	1.80	1.400
24 Andrew Miller, L ERA: 1.93	(6, 1)	1.2	H	5	0	0	0	3	0	0	0	0	0	0	12	12	0.00	0.000
37 Cody Allen, R ERA: 1.69	(7, 1)	1.1		5	0	0	0	3	1	0	0	0	0	0	10	14	0.00	0.750
61 Dan Otero, R ERA: 10.8	(9, 1)	1.0		3	0	0	0	0	0	0	0	0	0	0	3	3	0.00	0.000

PITCHER	IP	WLS	BF	H	R	ER	SO	BB	IBB	HBP	BLK	WP	HR	S	P	ERA	WHIP

BOTTOM

Cleveland Indians @ Chicago Cubs

Sloan Park, Mesa, AZ

Sat Mar 17 2018, 4:08 PM - 6:47 PM EDT

Att. 15,826 - Partly Cloudy - 66 F

livebaseballscorecards.com

AB	34
R	1
H	6
RBI	1
BB	2
SO	13
LOB	17

WP: 0 PB: 0 SB: 2 CS: 0 PA: 36

Batter	1	2	3	4	5	6	7	8	9	AB	R	H	RBI	BB	SO	LOB
12 Francisco Lindor, S (1, 6) OBP: 0.326, SLG: 0.619 66 Eric Stamets, R (6, 6) OBP: 0.393, SLG: 0.600	G5-3		K			K		2B		3 1	0 0	0 1	0 0	0 0	2 0	0 0
26 Rajai Davis, R (1, 10) OBP: 0.258, SLG: 0.267 51 Dorssys Paulino, R (8, PH) (8, 10)	K			L5			K	G5-3		3 1	0 0	0 0	0 0	0 0	2 0	0 1
22 Jason Kipnis, L (1, 4) OBP: 0.500, SLG: 1.081 70 Drew Maggi, R (7, PR) OBP: 0.480, SLG: 0.545 (7, 4)	1B			L6			32 HR 1B		58 G1-3 13 HR BB	3 0	0 2	2 0	0 0	0 1	0 0	0 0
32 Mike Napoli, R (1, 3) OBP: 0.190, SLG: 0.350 58 Joe Sever, R (7, 3)	P5			K			1-H HR		G1-3 1-2	3 1	1 0	1 0	2 0	0 0	1 0	1 1
36 Yandy Díaz, R (1, 5) OBP: 0.429, SLG: 0.516 64 Todd Hankins, R (7, PR) OBP: 0.750, SLG: 1.667 (7, 5)		P3			K		4 DI 1B		K	3 1	0 0	1 0	0 0	0 0	1 1	0 1
0 B.J. Upton, R (1, 9) OBP: 0.237, SLG: 0.286 13 Brandon Barnes, R (5, 9) OBP: 0.200, SLG: 0.531 (7, 8)		K			G5-3		K		2-H HR	2 2	0 1	0 1	0 2	0 0	1 1	0 1
4 Bradley Zimmer, L (1, 8) OBP: 0.256, SLG: 0.421 69 Ka'ai Tom, L (7, 9)		K			G3-1		G6-3 1-2		K	3 1	0 0	0 0	0 0	0 0	1 1	1 0
71 Eric Haase, R (1, 2) OBP: 0.350, SLG: 0.647 84 Jack Murphy, S (7, 2) OBP: 0.273, SLG: 0.200			K			G5-3		K		2 1	0 0	0 0	0 0	0 0	1 1	0 0
53 Greg Allen, S (1, 7) OBP: 0.353, SLG: 0.433 46 Mike Papi, L (8, 7)			G6-3			F8		K		3 0	0 0	0 0	0 0	0 0	1 0	0 0
Inning Stats	R: 0 E: 0 K: 1 S: 6 H: 1 LOB: 1 BB: 0 P: 6	R: 0 E: 0 K: 2 S: 7 H: 0 LOB: 0 BB: 0 P: 7	R: 0 E: 0 K: 2 S: 7 H: 0 LOB: 0 BB: 0 P: 7	R: 0 E: 0 K: 1 S: 5 H: 0 LOB: 0 BB: 0 P: 5	R: 0 E: 0 K: 1 S: 5 H: 0 LOB: 0 BB: 0 P: 5	R: 0 E: 0 K: 1 S: 5 H: 0 LOB: 0 BB: 0 P: 5	R: 2 E: 0 K: 2 S: 13 H: 3 LOB: 2 BB: 0 P: 14	R: 0 E: 0 K: 2 S: 8 H: 1 LOB: 1 BB: 0 P: 8	R: 2 E: 0 K: 2 S: 10 H: 1 LOB: 0 BB: 1 P: 15	1B: 3 2B: 1 3B: 0 HR: 2 SF: 0 SAC: 0 DP: 0 HBP: 0						

PITCHER		IP	WLS	BF	H	R	ER	SO	BB	IBB	HBP	BLK	WP	HR	S	P	ERA	WHIP
62 Jose Quintana, L ERA: 1.93	(1, 1)	6.0	W	19	1	0	0	8	0	0	0	0	0	0	35	35	0.00	0.167
6 Carl Edwards Jr., R ERA: 3.0	(7, 1)	1.0		6	3	2	2	2	0	0	0	0	0	1	13	14	18.00	3.000
Dario Álvarez, L ERA: 7.36	(8, 1)	1.0		4	1	0	0	2	0	0	0	0	0	0	8	8	0.00	1.000
77 Randy Rosario, L ERA: 2.45	(9, 1)	1.0		5	1	2	2	2	1	0	0	0	0	1	10	15	18.00	2.000

PITCHER	IP	WLS	BF	H	R	ER	SO	BB	IBB	HBP	BLK	WP	HR	S	P	ERA	WHIP

TOP

Cleveland Indians @ Chicago Cubs

Cashman Field, Las Vegas, NV

Sat Mar 17 2018, 7:06 PM - 9:42 PM EDT

Att. 10,651 - Cloudy - 62 F

livebaseballscorecards.com

AB	33
R	4
H	6
RBI	4
BB	1
SO	14
LOB	6

WP: 0 PB: 0 SB: 0 CS: 0 PA: 34

Batter	1	2	3	4	5	6	7	8	9	AB	R	H	RBI	BB	SO	LOB
David Bote, R (1, 4) OBP: 0.377, SLG: 0.489 66 Ryan Court, R (8, 4) OBP: 0.488, SLG: 0.743	0-0 17 1B 44 G4-6-3 2B	0-0 2B	0-3 ③ K		0-0 ② G4-3		0-0 7 HBP 1-2 2-3 3-H 1B			5 0	1 0	3 0	1 0	0 0	1 0	2 0
17 Kris Bryant, R (1, 5) OBP: 0.485, SLG: 0.400 86 Jason Vosler, L (5, 5) OBP: 0.227, SLG: 0.200	0-0 44 G4-6-3 2-3 1B	0-3 ③ K		C B X 1-1 ① G6-3	C C C 0-3 ③ K		0-0 ② P5			3 2	0 0	1 0	0 0	0 0	1 1	1 4
44 Anthony Rizzo, L (1, 3) OBP: 0.368, SLG: 0.563 7 Victor Caratini, S (4, PR) OBP: 0.405, SLG: 0.379 (5, 3) 85 Yasiel Balaguert, R (7, PR) OBP: 0.250, SLG: 0.182 (8, 3)	0-0 ①② G4-6-3 1-2f 3-H		0-0 27 1B 22 1B 2B	H 1-0 22 1B 27 1B 53 SF3 HBP		0-0 ① G4-3	H 1-0 1-2 2-3 3-H HBP			2 1 0	1 1 0	1 0 0	0 1 0	0 0 0	0 0 0	1 0 0
27 Addison Russell, R (1, 6) OBP: 0.424, SLG: 0.643 85 Chesny Young, R (5, 6) OBP: 0.162, SLG: 0.167	C X 0-1 HR	0-0 22 1B HR 2-3 1B	0-0 53 SF3 22 1B 1-2 1B	C C C 0-3 ② K	0-0 ③ F9					3 2	2 0	3 0	1 0	0 0	0 1	0 3
22 Jason Heyward, L (1, 9) OBP: 0.306, SLG: 0.375 88 Trey Martin, R (5, 9) OBP: 0.500, SLG: 0.750	C C C 0-3 ③ K	0-0 S HR 1-3 3-H 1B	0-0 1-2 2-3 1B	0-0 ③ L9		0-0 64 FC6-4 1B				3 2	1 0	2 1	1 0	0 0	1 0	0 0
53 Chris Gimenez, R (1, 2) OBP: 0.314, SLG: 0.333 93 Erick Castillo, R (7, PR) (8, 2) 64 Ali Solis, R (8, PH) OBP: 0.158, SLG: 0.316 (9, 2)	S S S 0-3 ① K	S S S 0-3 ① K	X 0-0 ② SF3 2-3 3-H	B B B B 4-0 E 1B BB	X 0-0 ① FC6-4 1-2f 1B					2 0 1	0 1 0	0 0 0	1 0 0	1 0 0	2 0 0	2 0 1
Mark Zagunis, R (1, 7) OBP: 0.410, SLG: 0.455 Charcer Burks, R (8, PH) OBP: 0.286, SLG: 0.278 (9, 7)	X 0-0 75 HR 1B	B B C X 2-1 1-H 3-H HR	C C C 0-3 ③	X 0-0 E9 1B 75 G1-3 7 HBP 1-3	X 0-0 1-2 1B					4 1	3 0	2 1	3 0	0 0	1 0	3 0
75 Jacob Hannemann, L (1, 8) OBP: 0.385, SLG: 0.548 39 Wynton Bernard, R (8, PH) OBP: 0.333, SLG: 0.143 (9, 8)	C X 0-1 1-H HR	X 0-0 2B	X 0-0 62 SH3 2B	X 0-0 ① G1-3 1-2	C C C 0-3 ② K					4 1	1 0	3 0	2 0	0 0	0 1	2 2
62 Jose Quintana, R (1, 1) 6 Carl Edwards Jr., R (7, 1) 0 Cael Brockmeyer, R (7, PH) OBP: 0.667, SLG: 1.333 Dario Alvarez, L (8, 1) 67 Daniel Spingola, L (8, PH) 77 Randy Rosario, L (9, 1)	X 0-0 ② L9	X 0-0 ② L8	X 0-0 ① SH3 2-3	B B B B B 4-0 7 HBP 1B BB	X 0-0 ③ G3-1					2 0 0 0 1 0	0 0 0 0 0 0	0 0 0 0 0 0	0 0 1 0 0 0	0 0 0 0 0 0	0 0 0 0 0 0	1 0 0 0 2 0
Inning Stats	R: 2 H: 3 E: 0 LOB: 0 K: 1 BB: 0 S: 8 P: 8	R: 2 H: 3 E: 0 LOB: 1 K: 2 BB: 0 S: 11 P: 11	R: 4 H: 5 E: 0 LOB: 1 K: 2 BB: 0 S: 13 P: 15	R: 1 H: 2 E: 0 LOB: 2 K: 1 BB: 0 S: 8 P: 10	R: 0 H: 1 E: 0 LOB: 1 K: 1 BB: 0 S: 6 P: 6	R: 0 H: 0 E: 0 LOB: 0 K: 1 BB: 0 S: 5 P: 5	R: 2 H: 1 E: 1 LOB: 3 K: 0 BB: 2 S: 5 P: 14	R: 0 H: 2 E: 0 LOB: 2 K: 1 BB: 0 S: 7 P: 7		1B: 9 2B: 5 3B: 0 HR: 3	SF: 1 SAC: 1 DP: 1 HBP: 2				WP: 0 PB: 0 SB: 1 CS: 0	PA: 45	

PITCHER		IP	WLS	BF	H	R	ER	SO	BB	IBB	HBP	BLK	WP	HR	S	P	ERA	WHIP
54 Ryan Merritt, L ERA: 9.31	(1, 1)	3.0	L	19	11	8	8	5	0	0	0	0	0	3	32	34	24.00	3.667
34 Zach McAllister, R ERA: 1.35	(4, 1)	3.0		13	3	1	1	3	0	0	1	0	0	0	19	21	3.00	1.000
38 Jeff Beliveau, L ERA: 4.91	(7, 1)	0.1		5	1	2	1	0	2	0	0	0	0	0	3	11	27.00	9.000
78 Cam Hill, R ERA: 3.12	(7, 1)	0.2		3	0	0	0	0	0	0	1	0	0	0	2	3	0.00	0.000
50 Evan Marshall, R ERA: 2.25	(8, 1)	1.0		5	2	0	0	1	0	0	0	0	0	0	7	7	0.00	2.000

PITCHER	IP	WLS	BF	H	R	ER	SO	BB	IBB	HBP	BLK	WP	HR	S	P	ERA	WHIP

BOTTOM

Cleveland Indians @ Chicago Cubs

Cashman Field, Las Vegas, NV

Sat Mar 17 2018, 7:06 PM - 9:42 PM EDT

Att. 10,651 - Cloudy - 62 F

livebaseballscorecards.com

AB	39
R	11
H	17
RBI	10
BB	2
SO	9
LOB	24

Cleveland Indians @ Chicago Cubs

Cashman Field, Las Vegas, NV

Sun Mar 18 2018, 4:05 PM - 7:03 PM EDT

Att. 10,774 - Sunny - 62 F

TOP

livebaseballscorecards.com

Batter	1	2	3	4	5	6	7	8	9	AB	R	H	RBI	BB	SO	LOB
12 Francisco Lindor, S (1, 6) OBP: 0.306, SLG: 0.578	K	P4	K2-3 1-2		K	K			P2	3	0	0	0	0	2	2
66 Eric Stamets, R (3, 6) OBP: 0.355, SLG: 0.536										3	0	0	0	0	2	1
26 Rajai Davis, R (1, 7) OBP: 0.265, SLG: 0.273	36 1B, 22 S, 4 BB 1B	F9		G3	0 1B, 0 1B HBP	P3			K	3	1	1	0	0	0	1
53 Greg Allen, S (4, 7) OBP: 0.351, SLG: 0.406										2	1	0	0	0	1	0
22 Jason Kipnis, L (1, 10) OBP: 0.512, SLG: 1.053	4 BB, 36 1B 1-2 BB	L9		32 BB, 36 1B BB	58 E, 64 1B 1-H 3-H 1B		G4-3		G4-3	1	0	0	0	2	0	0
0 B.J. Upton, R (4, PR) OBP: 0.250, SLG: 0.297										2	2	1	1	0	0	0
(4, 10)																
51 Dorssys Paulino, R (9, PH)										1	0	0	0	0	0	0
(9, 10)																
32 Mike Napoli, R (1, 3) OBP: 0.250, SLG: 0.333	K	4 BB, 36 1B, 71 HR BB		36 1B 1-2 BB	E5, 64 1B, 69 1B 1-2		2B			1	1	0	0	2	1	2
58 Joe Sever, R (4, PR) OBP: 0.333, SLG: 0.667										2	1	1	0	0	0	1
(4, 3)																
36 Yandy Díaz, R (1, 5) OBP: 0.474, SLG: 0.559	4 BB 1-2 2-3 1B	4 BB, 71 HR 1-2 1B		4 S 1-3 2-H 1B	69 1B, 46 1B 1-2 2-H 1B		F7			3	1	3	1	0	0	0
64 Todd Hankins, R (4, PR) OBP: 0.667, SLG: 1.200										2	1	1	1	0	0	1
(4, 5)																
4 Bradley Zimmer, L (1, 8) OBP: 0.286, SLG: 0.410	BB 1-2 2-3 3-H	71 HR 1-2 2-3 BB		K 1-2	46 1B 1-2 2-H 1B		G4-3			1	1	0	1	2	1	2
69 Ka'ai Tom, L (4, 8) OBP: 0.143, SLG: 0.143										2	0	1	1	0	0	1
13 Brandon Barnes, R (1, 9) OBP: 0.184, SLG: 0.486	K	K	K	K	84 WP 1-3 2-H 1B			F8		3	0	0	0	0	3	9
46 Mike Papi, L (4, 9) OBP: 0.250, SLG: 0.250										2	0	1	1	0	0	0
71 Eric Haase, R (1, 2) OBP: 0.348, SLG: 0.750		G5-3	HR 1-H 2-H 3-H		L6 G4-3			F8		3	1	1	4	0	0	0
84 Jack Murphy, S (5, PH) OBP: 0.231, SLG: 0.167										2	0	0	0	0	0	2
(5, 2)																
70 Angel Lopez, R (8, 2)										0	0	0	0	0	0	0
70 Drew Maggi, R (1, 4) OBP: 0.500, SLG: 0.615	1B	BB 12 S			0 1B 3B	K		G5-3		4	1	2	0	1	1	0

Inning Stats	R: 1 E: 0 K: 3 S: 11	H: 2 LOB: 3 BB: 2 P: 20	R: 0 E: 0 K: 0 S: 4	H: 1 LOB: 1 BB: 0 P: 4	R: 4 E: 0 K: 2 S: 9	H: 2 LOB: 1 BB: 3 P: 22	R: 1 E: 0 K: 2 S: 8	H: 1 LOB: 3 BB: 2 P: 17	R: 5 E: 1 K: 1 S: 11	H: 5 LOB: 2 BB: 0 P: 14	R: 0 E: 0 K: 2 S: 7	H: 0 LOB: 0 BB: 0 P: 7	R: 0 E: 0 K: 0 S: 4	H: 1 LOB: 1 BB: 0 P: 4	R: 0 E: 0 K: 0 S: 3	H: 0 LOB: 0 BB: 0 P: 3	R: 0 E: 0 K: 1 S: 5	H: 0 LOB: 0 BB: 0 P: 5	1B: 9 2B: 1 3B: 1 HR: 1	SF: 0 SAC: 0 DP: 0 HBP: 1	WP: 1 PB: 0 SB: 3 CS: 0	PA: 48

	AB	40
	R	11
	H	12
	RBI	10
	BB	7
	SO	11
	LOB	22

PITCHER		IP	WLS	BF	H	R	ER	SO	BB	IBB	HBP	BLK	WP	HR	S	P	ERA	WHIP
29 Rob Zastryzny, L ERA: 8.44	(1, 1)	2.2	L	17	5	5	5	4	4	0	0	0	0	1	21	39	16.88	3.375
Dillon Maples, R ERA: 12.86	(3, 1)	1.1		8	1	1	1	3	3	0	0	0	0	0	11	24	6.75	3.000
Cory Mazzoni, R ERA: 11.05	(5, 1)	0.2		9	5	5	2	1	0	0	1	0	0	0	10	12	27.00	7.500
Alberto Baldonado, L ERA:	(5, 1)	1.1		4	0	0	0	2	0	0	0	0	1	0	8	9	0.00	0.000
Alec Mills, R ERA: 1.74	(7, 1)	3.0		10	1	0	0	1	0	0	0	0	0	0	12	12	0.00	0.333

PITCHER	IP	WLS	BF	H	R	ER	SO	BB	IBB	HBP	BLK	WP	HR	S	P	ERA	WHIP

BOTTOM

Cleveland Indians @ Chicago Cubs

Cashman Field, Las Vegas, NV

Sun Mar 18 2018, 4:05 PM - 7:03 PM EDT

Att. 10,774 - Sunny - 62 F

livebaseballscorecards.com

Batter	1	2	3	4	5	6	7	8	9	AB	R	H	RBI	BB	SO	LOB
44 Anthony Rizzo, L (1, 3) OBP: 0.350, SLG: 0.529	SSS 0-3 K ①		SSS 0-3 K ①		X 0-0 2-H 2B			X 0-0 93 1B SF8 2B		2	0	0	0	0	2	1
85 Yasiel Balaguert, R (4, 3) OBP: 0.357, SLG: 0.462										2	1	2	1	0	0	0
17 Kris Bryant, R (1, 10) OBP: 0.486, SLG: 0.407	X 0-0 G5-3 ②		X 0-0 2-H 1B ②		X 0-0 L8 ③			X 0-0 2-3 1B		2	0	1	0	0	0	0
53 Chris Gimenez, R (5, PH) OBP: 0.306, SLG: 0.323										1	0	0	0	0	0	1
(6, 10)																
93 Erick Castillo, R (8, PH) OBP: 1.000, SLG: 1.000										1	0	1	0	0	0	0
(9, 10)																
27 Addison Russell, R (1, 6) OBP: 0.400, SLG: 0.600	X 0-0 G1-4-3 ③		SSS 0-3 K ③			SST 0-2 K ①		X 0-0 SF8 ① 3-H		2	0	0	0	0	1	1
David Bote, R (4, 4) OBP: 0.364, SLG: 0.479										1	0	0	1	0	1	0
22 Jason Heyward, L (1, 9) OBP: 0.289, SLG: 0.353		X 0-0 P1 ①		SSS 0-3 K ①		SSS 0-3 K ②		SSS 0-3 K ②		2	0	0	0	0	1	0
Mark Zagunis, R (5, 9) OBP: 0.400, SLG: 0.441										1	0	0	0	0	1	0
67 Daniel Spingola, L (8, PH)										1	0	0	0	0	1	1
(9, 9)																
7 Victor Caratini, S (1, 2) OBP: 0.410, SLG: 0.387		X 0-0 66 HR 1B		X 0-0 G6-3 ②		BBBB 4-0 BB		X 0-0 F8 ③		2	1	1	0	0	0	0
64 Ali Solis, R (6, 2) OBP: 0.190, SLG: 0.300										1	0	0	0	1	0	1
66 Ryan Court, R (1, 5) OBP: 0.477, SLG: 0.789		BFBX 2-1 1-H HR		SSS 0-3 K ③		X 0-0 L6 ③			CCC 0-3 K ①	3	1	1	2	0	1	1
86 Jason Vosler, L (8, 5) OBP: 0.217, SLG: 0.190										1	0	0	0	0	1	0
75 Jacob Hannemann, L (1, 8) OBP: 0.357, SLG: 0.500		SSS 0-3 K ②			SSS 0-3 K ①		X 0-0 L6 ①		X 0-0 L4 ②	3	0	0	0	0	2	0
88 Trey Martin, R (8, 8) OBP: 0.400, SLG: 0.600										1	0	0	0	0	0	0
85 Chesny Young, R (1, 4) OBP: 0.175, SLG: 0.158		X 0-0 G2-3 ③			BBBB 4-0 85 2B G4-3 BB		X 0-0 L9 ②		SSS 0-3 K ③	2	1	0	0	1	0	0
(4, 6)																
0 Cael Brockmeyer, R (9, PH) OBP: 0.571, SLG: 1.000										1	0	0	0	0	1	0
Charcer Burks, R (1, 7) OBP: 0.292, SLG: 0.286			X 0-0 E6 17 1B 1B		X 0-0 1-2 G4-3 ②		CCC 0-3 K ③			3	0	1	0	0	1	1
39 Wynton Bernard, R (8, 7) OBP: 0.333, SLG: 0.143										0	0	0	0	0	0	0
Inning Stats	R: 0 H: 0 E: 0 LOB: 0 K: 1 BB: 0 S: 5 P: 5	R: 2 H: 2 E: 0 LOB: 0 K: 1 BB: 0 S: 8 P: 10	R: 0 H: 2 E: 1 LOB: 1 K: 2 BB: 0 S: 8 P: 8	R: 0 H: 0 E: 0 LOB: 0 K: 2 BB: 0 S: 7 P: 7	R: 1 H: 1 E: 0 LOB: 1 K: 1 BB: 1 S: 6 P: 10	R: 0 H: 0 E: 0 LOB: 1 K: 2 BB: 0 S: 7 P: 11	R: 0 H: 0 E: 0 LOB: 0 K: 1 BB: 0 S: 5 P: 5	R: 1 H: 2 E: 0 LOB: 1 K: 1 BB: 0 S: 7 P: 7	R: 0 H: 0 E: 0 LOB: 0 K: 2 BB: 0 S: 7 P: 7	1B: 4 SF: 1 2B: 2 SAC: 0 3B: 0 DP: 0 HR: 1 HBP: 0						

	AB	32
	R	4
	H	7
	RBI	4
	BB	2
	SO	13
	LOB	7

WP: 0 PA: 35
PB: 0
SB: 0
CS: 0

PITCHER		IP	WLS	BF	H	R	ER	SO	BB	IBB	HBP	BLK	WP	HR	S	P	ERA	WHIP
69 Stephen Fife, R ERA: 2.7	(1, 1)	4.0	W	15	4	2	2	6	0	0	0	0	0	1	28	30	4.50	1.000
49 Tyler Olson, L ERA: 3.24	(5, 1)	1.0		5	1	1	1	1	1	0	0	0	0	0	6	10	9.00	2.000
57 Carlos Torres, R ERA: 7.56	(6, 1)	1.0		4	0	0	0	2	1	0	0	0	0	0	7	11	0.00	1.000
63 Preston Claiborne, R ERA: 5.0	(7, 1)	1.0		3	0	0	0	1	0	0	0	0	0	0	5	5	0.00	0.000
40 Alexi Ogando, R ERA: 2.0	(8, 1)	1.0		5	2	1	1	1	0	0	0	0	0	0	7	7	9.00	2.000

PITCHER		IP	WLS	BF	H	R	ER	SO	BB	IBB	HBP	BLK	WP	HR	S	P	ERA	WHIP
58 Neil Ramírez, R ERA: 6.75	(9, 1)	1.0		3	0	0	0	2	0	0	0	0	0	0	7	7	0.00	0.000

Cleveland Indians @ Seattle Mariners

Peoria Stadium, Peoria, AZ

Sun Mar 18 2018, 4:12 PM - 7:38 PM EDT

Att. 8,696 - Sunny - 62 F

livebaseballscorecards.com

TOP

Batter	1	2	3	4	5	6	7	8	9	AB	R	H	RBI	BB	SO	LOB
30 Tyler Naquin, L (1, 8) OBP: 0.349, SLG: 0.538 56 Clark Scolamiero, L (5, 8)	10 1B 2B	7 2B 1B 1-3 2-H	7 HR 1B 1-2 2-3 3-H	F7 ②		G4-3 ③		39 WP 39 1B BB 1-2 2-3 3-H		4 1	3 1	3 0	2 1	0 1	0 0	2 2
7 Yan Gomes, R (1, 2) OBP: 0.382, SLG: 0.710 45 Ryan Hanigan, R (7, PH) OBP: 0.214, SLG: 0.154 (7, 2)	F8 ① 1 SAFE	10 BB 2B 1-H 3-H	HR 1-H 2-H 3-H	G5-3 ③			P4 ①	K ② CCS		4 2	1 0	2 0	5 0	0 0	0 1	3 3
8 Lonnie Chisenhall, L (1, 9) OBP: 0.244, SLG: 0.189 39 Trenton Brooks, L (5, 9) OBP: 0.500, SLG: 0.500	G3 ② H	10 BB HBP 1-0	K ① FSS		K ① SFS		F7 ② B X	1-0 1-H 2-H 3-H 1B		3 2	0 0	0 1	0 2	0 0	2 0	1 0
10 Edwin Encarnación, R (1, 3) OBP: 0.256, SLG: 0.256 67 Anthony Miller, L (5, 3)	2-H 1B B B B	1-2 2-3 BB 4-0	K ② CSS		F8 ② X 0-0	G1-4-3 ③		K ③ FSS 0-3		3 2	0 0	1 0	1 0	1 0	1 1	0 1
17 Yonder Alonso, L (1, 10) OBP: 0.400, SLG: 0.641 59 Mitch Longo, L (8, PH) (8, 10)	G4-3 ③	G3 ③	HR		K ③ FFC 0-3			69 1B 32 1B BB B B B B 4-0	L7 ① 0-0	4 1	1 1	1 0	1 0	0 1	1 0	4 0
33 Rob Refsnyder, R (1, 7) OBP: 0.333, SLG: 0.405 69 Tre Gantt, L (6, PR) OBP: 0.667, SLG: 0.667 (6, 7)	CFS 0-3	K ① 39 2B 1B 0-0	K 0-3			9 1B BB B B B B 4-0		54 BB 56 BB 32 1B 1B 1-2 0-0	1B 0-0	3 2	1 1	1 2	0 0	1 0	2 0	0 0
39 Gio Urshela, R (1, 4) OBP: 0.500, SLG: 0.829 32 Erlin Cerda, R (6, 4) OBP: 0.500, SLG: 0.500	SFS 0-3	K ② 9 E 30 1B 2B 1-H	9 1B 1B 0-0			F8 ① 0-0		56 BB 54 BB 39 WP 1B 1-2 2-H 0-0	F7 ② 0-0	4 2	1 1	2 1	1 1	0 0	1 0	1 1
62 Richie Shaffer, R (1, 5) OBP: 0.441, SLG: 0.560 70 Alexis Pantoja, L (6, 5)	B B B B 4-0	9 1B 30 1B BB D B B B 4-0	30 1B 9 E 7 HR BB C C C 0-3	K ① 0-3		F8 ② 0-0		K ① FFS 0-3	G3-1 ③ 0-0	2 2	2 0	0 0	0 0	2 0	1 1	2 3
9 Erik González, R (1, 6) OBP: 0.389, SLG: 0.344 54 Luke Wakamatsu, S (6, PR) OBP: 0.667, SLG: 1.000 (6, 6)	30 1B 7 E 1B 1-2	FC1 30 1B 7 HR 1-2 2-3	1-2			1-3 1B		39 WP 56 BB 39 1B BB B B B B 1-2 2-3 4-0		4 0	2 1	3 0	0 0	0 1	0 0	2 0
Inning Stats	R: 1 E: 0 K: 0 S: 5 H: 2 LOB: 1 BB: 0 P: 5	R: 3 E: 1 K: 2 S: 10 H: 3 LOB: 3 BB: 2 P: 19	R: 7 E: 1 K: 3 S: 17 H: 5 LOB: 0 BB: 1 P: 21	R: 0 E: 0 K: 1 S: 7 H: 2 LOB: 2 BB: 0 P: 7	R: 0 E: 0 K: 2 S: 7 H: 0 LOB: 0 BB: 0 P: 7	R: 0 E: 0 K: 0 S: 4 H: 1 LOB: 2 BB: 1 P: 8	R: 0 E: 0 K: 0 S: 3 H: 0 LOB: 0 BB: 0 P: 3	R: 5 E: 0 K: 3 S: 12 H: 3 LOB: 1 BB: 3 P: 25	R: 0 E: 0 K: 0 S: 4 H: 1 LOB: 1 BB: 0 P: 4	1B: 12 2B: 3 3B: 0 HR: 2 SF: 0 SAC: 0 DP: 0 HBP: 1						

AB	45
R	16
H	17
RBI	14
BB	7
SO	11
LOB	25

WP: 1 PB: 0 SB: 0 CS: 0 PA: 53

PITCHER		IP	WLS	BF	H	R	ER	SO	BB	IBB	HBP	BLK	WP	HR	S	P	ERA	WHIP
63 Rob Whalen, R ERA: 6.0	(1, 1)	2.0	L	19	8	9	9	2	3	0	1	0	0	0	19	32	40.50	5.500
80 Bryan Bonnell, R ERA: 9.0	(3, 1)	2.0		10	4	2	1	4	0	0	0	0	0	2	20	20	4.50	2.000
12 Juan Nicasio, R ERA: 1.35	(5, 1)	1.0		3	0	0	0	2	0	0	0	0	0	0	7	7	0.00	0.000
50 Nick Vincent, R ERA:	(6, 1)	1.0		5	1	0	0	0	1	0	0	0	0	0	4	8	0.00	2.000
39 Edwin Díaz, R ERA: 2.57	(7, 1)	1.0		3	0	0	0	0	0	0	0	0	0	0	3	3	0.00	0.000

PITCHER		IP	WLS	BF	H	R	ER	SO	BB	IBB	HBP	BLK	WP	HR	S	P	ERA	WHIP
46 Ryan Cook, R ERA: 13.5	(8, 1)	0.1		6	2	5	5	1	3	0	0	0	0	0	5	17	135.00	15.000
88 Seth Elledge, R ERA: 10.8	(8, 1)	0.2		3	1	0	0	2	0	0	0	0	1	0	7	8	0.00	1.500
88 Michael Koval, R ERA:	(9, 1)	1.0		4	1	0	0	0	0	0	0	0	0	0	4	4	0.00	1.000

BOTTOM

Cleveland Indians @ Seattle Mariners

Peoria Stadium, Peoria, AZ

Sun Mar 18 2018, 4:12 PM - 7:38 PM EDT

Att. 8,696 - Sunny - 62 F

livebaseballscorecards.com

Batter	1	2	3	4	5	6	7	8	9	AB	R	H	RBI	BB	SO	LOB
5 Guillermo Heredia, R (1, 8) OBP: 0.394, SLG: 0.333 87 Beau Amaral, L (7, 7)	K	K			17 1B 15 1B BB		F8			2 1	1 0	0 0	0 0	1 0	2 0	2 0
17 Mitch Haniger, R (1, 9) OBP: 0.261, SLG: 0.333 45 Kirk Nieuwenhuis, L (6, 9) OBP: 0.182, SLG: 0.150	K	K	K		15 1B 1-2 1B			K		3 1	0 0	1 0	0 0	0 0	2 1	0 0
15 Kyle Seager, L (1, 5) OBP: 0.325, SLG: 0.447 83 Seth Mejias-Brean, R (5, PR) OBP: 0.083, SLG: 0.333 (6, 5)	K		F7		27 G6-4-3 1-2 2-H 1B			P4		3 1	0 0	1 0	1 0	0 0	1 0	0 0
27 Ryon Healy, R (1, 3) OBP: 0.333, SLG: 0.400 20 Daniel Vogelbach, L (7, 3) OBP: 0.538, SLG: 0.854		21 BB 6 1B 71 1B BB	K		G6-4-3 1-2f			1B		2 1	1 0	0 1	0 0	1 0	1 0	2 0
6 Mike Ford, L (1, 10) OBP: 0.339, SLG: 0.348 91 Dario Pizzano, L (8, PH) (9, 10)		21 BB 71 1B 1-2 1B		P6		10 G6-4-3 BB		F7		2 1	1 0	1 0	0 0	1 0	0 0	0 1
10 Mike Marjama, R (1, 2) OBP: 0.412, SLG: 0.607 4 Tuffy Gosewisch, R (7, 2) OBP: 0.091, SLG: 0.227	F6			E5		G6-4-3 1-2f			88 1B G6-4-3 1B	3 1	0 0	0 1	0 0	0 0	0 0	3 0
21 Taylor Motter, R (1, 6) OBP: 0.353, SLG: 0.531 88 Eugene Helder, R (7, 6) OBP: 1.000, SLG: 1.000	71 1B 1-2 2-3 BB			F7		G5-3		G6-4-3 1-2 1B		2 1	0 0	0 1	0 0	1 0	0 0	1 0
Ian Miller, L (1, 7) OBP: 0.276, SLG: 0.259 Andrew Aplin, L (6, 7) OBP: 0.333, SLG: 0.111 (7, 8)	K		K				L8		G6-4-3 1-2f 2-3	2 2	0 0	0 0	0 0	0 0	2 0	4 2
71 Zach Vincej, R (1, 4) OBP: 0.231, SLG: 0.423 85 Bryson Brigman, R (7, 4)	1-3 2-H 3-H 1B				K		F8		G5-3	2 2	0 0	1 0	2 0	0 0	1 0	0 1
Inning Stats	R: 0 E: 0 K: 3 S: 9 H: 0 LOB: 0 BB: 0 P: 9	R: 2 E: 0 K: 2 S: 9 H: 2 LOB: 2 BB: 2 P: 17	R: 0 E: 0 K: 2 S: 7 H: 0 LOB: 0 BB: 0 P: 7	R: 0 E: 1 K: 1 S: 6 H: 0 LOB: 1 BB: 0 P: 6	R: 1 E: 0 K: 1 S: 6 H: 2 LOB: 2 BB: 1 P: 10	R: 0 E: 0 K: 0 S: 2 H: 0 LOB: 0 BB: 1 P: 6	R: 0 E: 0 K: 0 S: 3 H: 0 LOB: 0 BB: 0 P: 3	R: 0 E: 0 K: 1 S: 7 H: 1 LOB: 1 BB: 0 P: 7	R: 0 E: 0 K: 0 S: 4 H: 2 LOB: 1 BB: 0 P: 4	1B: 7 2B: 0 3B: 0 HR: 0	SF: 0 SAC: 0 DP: 3 HBP: 0					

	AB	32
	R	3
	H	7
	RBI	3
	BB	4
	SO	10
	LOB	16

WP: 0 PB: 0 SB: 0 CS: 0 PA: 36

PITCHER		IP	WLS	BF	H	R	ER	SO	BB	IBB	HBP	BLK	WP	HR	S	P	ERA	WHIP
52 Mike Clevinger, R ERA: 4.73	(1, 1)	4.1	W	19	2	3	3	9	3	0	0	0	0	0	34	46	6.23	1.154
61 Dan Otero, R ERA: 9.82	(5, 1)	0.2		3	2	0	0	0	0	0	0	0	0	0	3	3	0.00	3.000
44 Nick Goody, R ERA: 10.0	(6, 1)	2.0		6	0	0	0	0	1	0	0	0	0	0	5	9	0.00	0.500
46 Matt Belisle, R ERA: 2.0	(8, 1)	1.0		4	1	0	0	1	0	0	0	0	0	0	7	7	0.00	1.000
60 Carlos Frías, R ERA:	(9, 1)	1.0		4	2	0	0	0	0	0	0	0	0	0	4	4	0.00	2.000

PITCHER	IP	WLS	BF	H	R	ER	SO	BB	IBB	HBP	BLK	WP	HR	S	P	ERA	WHIP

Cleveland Indians @ San Francisco Giants

Scottsdale Stadium, Scottsdale, AZ

Mon Mar 19 2018, 4:06 PM - 6:43 PM EDT

Att. 10,950 - Sunny - 70 F

TOP

livebaseballscorecards.com

Batter	1	2	3	4	5	6	7	8	9	AB	R	H	RBI	BB	SO	LOB
12 Francisco Lindor, S (1, 6) OBP: 0.340, SLG: 0.625	0-0 30 E 17 HR 1B	4-0 BB		0-0 3B		1-0 L3 ② 1-2			0-0 70 1B 2B	3	1	2	0	1	0	1
39 Gio Urshela, R (6, 6) OBP: 0.512, SLG: 0.857										1	0	1	0	0	0	0
13 Jodd Carter, R (9, PR)										0	0	0	0	0	0	0
67 D.J. Brown, R (9, 1)										0	0	0	0	0	0	0
30 Tyler Naquin, L (1, 8) OBP: 0.340, SLG: 0.512	1 SAFE	0-0 F8 ③		0-0 G3-1 ③		0-0			0-3 K ①	4	0	1	1	0	0	3
33 Rob Refsnyder, R (6, PR) OBP: 0.326, SLG: 0.395	0-0 P6 ① 1-2					2-H 1B				1	0	0	0	0	1	1
(6, 8)																
11 José Ramírez, S (1, 5) OBP: 0.319, SLG: 0.368	4-0 17 HR BB		0-3 K ①		0-3 K ①	0-3 K ③			0-0 CS ② 2-H 1B	3	1	0	0	1	3	1
70 Drew Maggi, R (6, 5) OBP: 0.516, SLG: 0.630										1	0	1	0	0	0	0
17 Yonder Alonso, L (1, 3) OBP: 0.438, SLG: 0.810	0-1 1-H 2-H HR		0-0 8 1B 1B		1-2 HR		0-0 G5-3 ①		0-1 CS ③ 1-2	3	2	3	4	0	0	0
Nellie Rodriguez, R (5, 3) OBP: 0.520, SLG: 0.579										1	0	0	0	0	0	0
32 Mike Napoli, R (1, 10) OBP: 0.296, SLG: 0.375	0-0 1B		0-0 F8 ②		0-0 8 1B 1B		0-3 K ②			3	0	2	0	0	0	1
47 Sam Haggerty, S (5, PR)										1	0	0	0	0	1	0
(5, 10)																
(9, 6)																
8 Lonnie Chisenhall, L (1, 9) OBP: 0.267, SLG: 0.220	0-3 K ②		0-0 1-3 1B		0-0 55 G6-4-3 1-2 1B		0-0 G4-3 ③			4	0	2	0	0	1	1
59 Mitch Longo, L (7, 9)										0	0	0	0	0	0	0
55 Roberto Pérez, R (1, 2) OBP: 0.400, SLG: 0.758	0-3 K ③		0-0 L8 ③		0-0 ② ③ G6-4-3 1-2f			0-0 G5-3 ①		3	0	0	0	0	1	5
84 Jack Murphy, S (7, 2) OBP: 0.214, SLG: 0.154										1	0	0	0	0	0	0
53 Greg Allen, S (1, 7) OBP: 0.341, SLG: 0.371		0-0 G3 ①		0-0 F7 ①		0-0 F9 ①		1-0 9 CS HBP		3	0	0	0	0	0	0
32 Connor Marabell, L (8, 7)										0	0	0	0	0	0	0
9 Erik González, R (1, 4) OBP: 0.375, SLG: 0.333		0-0 F8 ②		0-0 G4-3 ②		0-0 12 S 30 1B 1B		0-1 P6 ② ③ 1-2		4	1	1	0	0	0	1
30 Mark Mathias, R (8, 4)										0	0	0	0	0	0	0
Inning Stats	R: 3 H: 3 E: 1 LOB: 1 K: 2 BB: 1 S: 11 P: 15	R: 0 H: 0 E: 0 LOB: 1 K: 0 BB: 1 S: 3 P: 7	R: 0 H: 2 E: 0 LOB: 2 K: 1 BB: 0 S: 7 P: 7	R: 0 H: 1 E: 0 LOB: 1 K: 0 BB: 0 S: 4 P: 4	R: 1 H: 3 E: 0 LOB: 2 K: 1 BB: 0 S: 9 P: 10	R: 1 H: 2 E: 0 LOB: 1 K: 1 BB: 0 S: 7 P: 8	R: 0 H: 0 E: 0 LOB: 0 K: 1 BB: 0 S: 5 P: 5	R: 0 H: 0 E: 0 LOB: 0 K: 0 BB: 0 S: 3 P: 4	R: 0 H: 2 E: 0 LOB: 1 K: 1 BB: 0 S: 6 P: 6	1B: 9 SF: 0 2B: 1 SAC: 0 3B: 1 DP: 1 HR: 2 HBP: 1						

AB	36
R	5
H	13
RBI	5
BB	2
SO	7
LOB	14

WP: 0 PB: 0 SB: 1 CS: 2 PA: 40

PITCHER	IP	WLS	BF	H	R	ER	SO	BB	IBB	HBP	BLK	WP	HR	S	P	ERA	WHIP
47 Johnny Cueto, R (1, 1) ERA: 5.79	4.1	L	22	7	4	4	4	2	0	0	0	0	2	31	40	8.31	2.077
56 Tony Watson, L (5, 1) ERA: 6.75	1.0		5	3	1	1	0	0	0	0	0	0	0	5	5	9.00	3.000
60 Hunter Strickland, R (6, 1) ERA:	0.2		3	1	0	0	1	0	0	0	0	0	0	5	6	0.00	1.500
41 Mark Melancon, R (7, 1) ERA: 3.0	1.0		3	0	0	0	1	0	0	0	0	0	0	5	5	0.00	0.000
73 Tyler Rogers, R (8, 1) ERA:	1.0		3	0	0	0	0	0	0	1	0	0	0	3	4	0.00	0.000

PITCHER	IP	WLS	BF	H	R	ER	SO	BB	IBB	HBP	BLK	WP	HR	S	P	ERA	WHIP
93 Dillon McNamara, R (9, 1) ERA:	1.0		3	2	0	0	1	0	0	0	0	0	0	6	6	0.00	2.000

Cleveland Indians @ San Francisco Giants

Scottsdale Stadium, Scottsdale, AZ

Mon Mar 19 2018, 4:06 PM - 6:43 PM EDT

Att. 10,950 - Sunny - 70 F

livebaseballscorecards.com

BOTTOM

Batter	1	2	3	4	5	6	7	8	9	AB	R	H	RBI	BB	SO	LOB
12 Joe Panik, L (1, 4) OBP: 0.333, SLG: 0.361	F7		F9		G3		K		2B	4	0	0	0	0	1	0
80 Kyle Jensen, R (8, 3) OBP: 0.526, SLG: 0.926										1	0	1	0	0	0	0
9 Brandon Belt, L (1, 3) OBP: 0.500, SLG: 0.737	G4-3		28 1B 48 2B 1B		28 FC6-4 1B		F7		K	4	1	2	0	0	0	0
14 Trevor Brown, R (8, 2) OBP: 0.179, SLG: 0.200										1	0	0	0	0	1	1
22 Andrew McCutchen, R (1, 9) OBP: 0.371, SLG: 0.344	K		P3		K		HR			3	0	0	0	0	2	2
6 Jarrett Parker, L (6, 9) OBP: 0.364, SLG: 0.622										1	1	1	1	0	0	0
28 Buster Posey, R (1, 2) OBP: 0.526, SLG: 0.833		35 1B 48 G3 78 1B 1B	48 2B 1-2 1B		FC6-4 1-2f		L9			3	1	2	0	0	0	1
2 Chase d'Arnaud, R (7, PH) OBP: 0.351, SLG: 0.364										1	0	0	0	0	0	0
73 Tyler Rogers, R (8, 1)										0	0	0	0	0	0	0
46 Orlando Calixte, R (9, 8) OBP: 0.333, SLG: 0.400										0	0	0	0	0	0	0
48 Pablo Sandoval, S (1, 5) OBP: 0.356, SLG: 0.538		G3 1-2	1-3 2-H 2B			G4-3		F7		3	0	1	1	0	0	1
88 Andrés Blanco, S (7, 5) OBP: 0.375, SLG: 0.286										1	0	0	0	0	0	0
35 Brandon Crawford, L (1, 6) OBP: 0.386, SLG: 0.350		78 1B 1 SF7 2-3 1B	G4-3			1 BB 1B		P4		3	1	2	0	0	0	2
19 Josh Rutledge, R (6, PR) OBP: 0.333, SLG: 0.536										1	0	0	0	0	0	0
(7, 6)																
78 Steven Duggar, L (1, 8) OBP: 0.362, SLG: 0.585				F7		F7		G6-3		4	0	1	1	0	0	1
93 Dillon McNamara, R (9, 1)		1-3 3-H 1B								0	0	0	0	0	0	0
1 Grégor Blanco, L (1, 7) OBP: 0.419, SLG: 0.708										1	0	0	1	1	0	0
41 Mark Melancon, R (7, 1)		SF7 3-H		L6		1-2 BB			G6-4-3 1B	0	0	0	0	0	0	0
37 Kelby Tomlinson, R (8, 4) OBP: 0.341, SLG: 0.359										1	0	1	0	0	0	0
47 Johnny Cueto, R (1, 1)		G3		F9		F8			G6-4-3 1-2f	2	0	0	0	0	0	1
56 Tony Watson, L (5, 1)										0	0	0	0	0	0	0
60 Hunter Strickland, R (6, 1)										0	0	0	0	0	0	0
Mac Williamson, R (6, PH) OBP: 0.333, SLG: 0.727										2	0	0	0	0	0	3
(7, 7)																
Inning Stats	R: 0 E: 0 K: 1 S: 5 H: 0 LOB: 0 BB: 0 P: 5	R: 2 E: 0 K: 0 S: 6 H: 3 LOB: 1 BB: 0 P: 6	R: 1 E: 0 K: 0 S: 6 H: 3 LOB: 2 BB: 0 P: 6	R: 0 E: 0 K: 0 S: 3 H: 0 LOB: 0 BB: 0 P: 3	R: 0 E: 0 K: 1 S: 6 H: 1 LOB: 1 BB: 0 P: 6	R: 0 E: 0 K: 0 S: 4 H: 1 LOB: 2 BB: 1 P: 8	R: 1 E: 0 K: 1 S: 7 H: 1 LOB: 0 BB: 0 P: 8	R: 0 E: 0 K: 0 S: 3 H: 0 LOB: 0 BB: 0 P: 3	R: 0 E: 0 K: 1 S: 6 H: 2 LOB: 1 BB: 0 P: 6	1B: 8 2B: 2 3B: 0 HR: 1 SF: 1 SAC: 0 DP: 1 HBP: 0	WP: 0 PB: 0 SB: 0 CS: 0 PA: 38					

	AB	36
	R	4
	H	11
	RBI	4
	BB	1
	SO	4
	LOB	12

PITCHER		IP	WLS	BF	H	R	ER	SO	BB	IBB	HBP	BLK	WP	HR	S	P	ERA	WHIP
43 Josh Tomlin, R ERA: 6.23	(1, 1)	5.2	W	25	8	3	3	2	0	0	0	0	0	0	29	29	4.76	1.412
66 Argenis Angulo, R ERA:	(6, 1)	0.1	H	2	0	0	0	0	1	0	0	0	0	0	1	5	0.00	3.000
56 David Speer, L ERA: 3.0	(7, 1)	1.0	H	4	1	1	1	1	0	0	0	0	0	1	7	8	9.00	1.000
62 Dominic DeMasi, R ERA: 6.0	(8, 1)	1.0	H	3	0	0	0	0	0	0	0	0	0	0	3	3	0.00	0.000
67 D.J. Brown, R ERA:	(9, 1)	1.0	S	4	2	0	0	1	0	0	0	0	0	0	6	6	0.00	2.000

PITCHER	IP	WLS	BF	H	R	ER	SO	BB	IBB	HBP	BLK	WP	HR	S	P	ERA	WHIP

Kansas City Royals @ Cleveland Indians

Goodyear Ballpark, Goodyear, AZ

Wed Mar 21 2018, 9:07 PM - 12:26 AM EDT

Att. 6,869 - Clear - 82 F

TOP

livebaseballscorecards.com

Batter	1	2	3	4	5	6	7	8	9	AB	R	H	RBI	BB	SO	LOB
25 Jon Jay, L (1, 8) OBP: 0.485, SLG: 0.481	C X 0-1 15 G4-3 1B		X 0-0 ③ F8	B B B B 4-0 15 FC6-4 1-2 BB		B X 1-0 15 WP 15 1B 1-H 3-H 1B	X 0-0 G5-3 ①		X 0-0 ① G6-3	3	1	2	2	1	0	0
7 Tyler Collins, L (6, 8) OBP: 0.368, SLG: 0.371										2	0	0	0	0	0	0
15 Whit Merrifield, R (1, 4) OBP: 0.469, SLG: 0.957	X 0-0 ① ② G4-3 1-2f			x 0-0 8 2B 69 1B 1B x 0-0 ③ FC6-4 1-2f		B X 1-0 13 1B 69 2B 2-H 1B	X 0-0 E3 9 BB 69 1B		X 0-0 9 WP 69 G1-2-3 2B	4	2	2	1	0	0	4
68 Humberto Arteaga, R (6, 4) OBP: 0.452, SLG: 0.538										2	1	1	0	0	0	0
8 Mike Moustakas, L (1, 10) OBP: 0.444, SLG: 1.000	X 0-0 ③ G6-3			X 0-0 69 1B 19 SF9 1-3 2B	B F F X 1-2 HR	X 0-0 ① P5	S S S 0-3 ② K		B B B B 4-0 9 WP BB	3	2	2	1	0	0	0
14 Billy Burns, S (6, PH) OBP: 0.273, SLG: 0.200										2	0	0	0	1	1	2
(6, 10)																
13 Salvador Perez, R (1, 2) OBP: 0.450, SLG: 1.000		H 1-0 69 FC6-4 HBP		H 1-0 16 1B 69 1B 4 1B HBP	X 0-0 ① F8	X 0-0 69 2B 19 1B 1-2 1B	B B B B 4-0 69 1B 1-2 BB		B B B B 4-0 1-2 2-3 BB	2	2	1	0	0	0	0
9 Drew Butera, R (6, 2) OBP: 0.351, SLG: 0.345										0	0	0	0	2	0	0
69 Frank Schwindel, R (1, 3) OBP: 0.395, SLG: 0.973		X 0-0 ① FC6-4 19 1B 1-2f		X 0-0 4 1B 16 1B 1 FC4-6 1-2 2-3 3-H 1B	B B X 2-0 HR	X 0-0 19 1B 1-3 2-H 2B	X 0-0 1-2 2-H 1B		X 0-0 ② ③ G1-2-3 3-Hf	6	2	4	4	0	0	4
19 Cheslor Cuthbert, R (1, 5) OBP: 0.377, SLG: 0.600		X 0-0 16 G6-4-3 2-3 1B		X 0-0 ① SF9 3-H	X 0-0 ② G1-3	X 0-0 ② 4 BB 79 1B 2-H 3-H 1B	S S S 0-3 ③ K			3	0	2	2	0	0	0
25 Cody Asche, L (7, PH) OBP: 0.412, SLG: 0.500										1	0	0	0	0	1	2
(7, 5)																
16 Paulo Orlando, R (1, 9) OBP: 0.464, SLG: 0.741		X 0-0 ② ③ G6-4-3 1-2f		X 0-0 1 FC4-6 4 1B 1-2 2-3 1B	X 0-0 ③ G4-3	X 0-0 4 BB 1-2 1B		C C C 0-3 ① K		3	0	1	0	0	0	2
79 Khalil Lee, L (6, PH) OBP: 0.500, SLG: 0.500										2	0	1	0	0	1	0
(6, 9)																
4 Alex Gordon, L (1, 7) OBP: 0.228, SLG: 0.143		X 0-0 ① F7		x 0-0 1 FC4-6 1-2 2-3 3-H 1B		x 0-0 1 1B 25 1B 1B B B B 4-0 1-2 2-3 BB		C C C 0-3 ② K		3	1	2	1	1	0	0
88 Michael Saunders, L (6, 7) OBP: 0.342, SLG: 0.353										1	0	0	0	0	1	0
1 Ryan Goins, L (1, 6) OBP: 0.455, SLG: 0.500		X 0-0 ② G6-3		X 0-0 ② FC4-6 25 BB 1-2f 2-3 3-H		x 0-0 25 WP 25 1B 1-3 1B x 0-0 ③ G4-3		X 0-0 ③ F8		4	1	1	1	0	0	5
Nicky Lopez, L (7, 6) OBP: 0.200, SLG: 0.158										1	0	0	0	0	0	0
Inning Stats	R: 0 E: 0 K: 0 S: 4 H: 1 LOB: 0 BB: 0 P: 4	R: 0 E: 1 K: 0 S: 3 H: 1 LOB: 1 BB: 0 P: 4	R: 0 E: 0 K: 0 S: 3 H: 0 LOB: 0 BB: 0 P: 3	R: 4 E: 0 K: 0 S: 8 H: 5 LOB: 3 BB: 1 P: 13	R: 2 E: 0 K: 0 S: 7 H: 2 LOB: 0 BB: 0 P: 10	R: 5 E: 0 K: 0 S: 10 H: 8 LOB: 3 BB: 1 P: 16	R: 1 E: 1 K: 2 S: 9 H: 1 LOB: 2 BB: 1 P: 13	R: 0 E: 0 K: 2 S: 7 H: 0 LOB: 0 BB: 0 P: 7	R: 0 E: 0 K: 0 S: 3 H: 1 LOB: 2 BB: 2 P: 11	1B: 14 2B: 3 3B: 0 HR: 2		SF: 1 SAC: 0 DP: 3 HBP: 2				

	AB	42
	R	12
	H	19
	RBI	12
	BB	5
	SO	4
	LOB	19

WP: 3 PB: 0 SB: 0 CS: 0 PA: 50

PITCHER		IP	WLS	BF	H	R	ER	SO	BB	IBB	HBP	BLK	WP	HR	S	P	ERA	WHIP
59 Carlos Carrasco, R ERA: 6.14	(1, 1)	4.2		24	9	6	6	0	1	0	2	0	0	2	24	33	11.57	2.143
88 Ben Taylor, R ERA: 2.25	(5, 1)	0.1		1	0	0	0	0	0	0	0	0	0	0	1	1	0.00	0.000
46 Matt Belisle, R ERA: 6.75	(6, 1)	0.1	L	7	6	5	5	0	0	0	0	0	2	0	7	9	135.00	18.000
62 Dominic DeMasi, R ERA: 4.91	(6, 1)	0.2		4	2	0	0	0	1	0	0	0	0	0	3	7	0.00	4.500
57 Carlos Torres, R ERA: 6.75	(7, 1)	1.0		6	1	1	0	2	1	0	0	0	0	0	9	13	0.00	2.000

PITCHER		IP	WLS	BF	H	R	ER	SO	BB	IBB	HBP	BLK	WP	HR	S	P	ERA	WHIP
49 Tyler Olson, L ERA: 2.89	(8, 1)	1.0		3	0	0	0	2	0	0	0	0	0	0	7	7	0.00	0.000
40 Alexi Ogando, R ERA: 1.8	(9, 1)	1.0		5	1	0	0	0	2	0	0	0	1	0	3	11	0.00	3.000

BOTTOM

Kansas City Royals @ Cleveland Indians

Goodyear Ballpark, Goodyear, AZ

Wed Mar 21 2018, 9:07 PM - 12:26 AM EDT

Att. 6,869 - Clear - 82 F

livebaseballscorecards.com

Batter	1	2	3	4	5	6	7	8	9	AB	R	H	RBI	BB	SO	LOB
12 Francisco Lindor, S (1, 6) OBP: 0.333, SLG: 0.654 9 Erik González, R (7, 6) OBP: 0.366, SLG: 0.324	BBBFX 3-1 HR	SSS 0-3 ② K	SSS 0-3 ③ K		X 0-0 ③ G6-3			CCC 0-3 ① K		4 1	1 0	1 0	1 0	0 0	2 1	6 0
22 Jason Kipnis, L (1, 4) OBP: 0.467, SLG: 0.952 30 Mark Mathias, R (7, 4)	X 0-0 ① F8	X 0-0 ③ P3		SSS 0-3 ① K		CCC 0-3 ① K		X 0-0 ② G6-3		4 1	0 0	0 0	0 0	0 0	2 0	3 0
11 José Ramírez, S (1, 5) OBP: 0.353, SLG: 0.405 70 Drew Maggi, R (6, PR) OBP: 0.500, SLG: 0.607 (7, 5)	CCC 0-3 ② K		X 0-0 17 HR 1B	X 0-0 10 S 1B		X 0-0 10 HR 1B		X 0-0 ③ F9		4 1	1 1	3 0	0 0	0 0	1 0	0 0
10 Edwin Encarnación, R (1, 10) OBP: 0.255, SLG: 0.326 69 Ka'ai Tom, L (9, PH) OBP: 0.125, SLG: 0.125	X 0-0 ③ F8		SSS 0-3 ① K	SSS 0-3 ② K 1-2		BBFX 2-1 1-H HR			SSS 0-3 ① K	4 1	1 0	1 0	2 0	0 0	2 1	2 0
23 Michael Brantley, L (1, 7) OBP: 0.333, SLG: 1.333 33 Rob Refsnyder, R (6, 7) OBP: 0.313, SLG: 0.375		BBX 2-0 HR	CCC 0-3 ② K	X 0-0 ③ F7		X 0-0 ② G5-3			X 0-0 ② P4	3 2	1 0	1 0	1 0	0 0	1 0	2 1
17 Yonder Alonso, L (1, 3) OBP: 0.462, SLG: 0.867 58 Joe Sever, R (7, 3) OBP: 0.250, SLG: 0.500		H 1-0 7 F8 8 1B HBP	B X 1-0 1-H HR		X 0-0 30 2B 1B	X 0-0 ③ F7			X 0-0 ③ G4-3	3 1	1 0	2 0	2 0	0 0	0 0	1 0
8 Lonnie Chisenhall, L (1, 9) OBP: 0.286, SLG: 0.244 61 Conner Capel, L (8, 9) OBP: 0.500, SLG: 0.500		X 0-0 7 F8 1-2 1B	X 0-0 7 1B 30 2B 1B		SST 0-2 ① K		X 0-0 ① G5-3			4 0	1 0	2 0	0 0	0 0	1 0	1 0
7 Yan Gomes, R (1, 2) OBP: 0.378, SLG: 0.676 84 Jack Murphy, S (7, 2) OBP: 0.200, SLG: 0.143		X 0-0 ① F8 1-2 2-3	X 0-0 30 2B 1-3 1B		SSS 0-3 ② K		SSS 0-3 ② K			3 1	1 0	1 0	0 0	0 0	1 1	3 0
30 Tyler Naquin, L (1, 8) OBP: 0.380, SLG: 0.578 53 Greg Allen, S (5, PR) OBP: 0.333, SLG: 0.361 (6, 8)		BBBB 4-0 BB	X 0-0 1-H 3-H 2B		X 0-0 1-3 2B		SSS 0-3 ③ K			2 1	0 0	2 0	2 0	1 0	0 1	0 0
Inning Stats	R: 1 E: 0 K: 1 S: 7 H: 1 LOB: 0 BB: 0 P: 10	R: 1 E: 0 K: 1 S: 7 H: 2 LOB: 3 BB: 1 P: 14	R: 4 E: 0 K: 3 S: 14 H: 5 LOB: 1 BB: 0 P: 15	R: 0 E: 0 K: 2 S: 8 H: 1 LOB: 1 BB: 0 P: 8	R: 0 E: 0 K: 2 S: 9 H: 2 LOB: 2 BB: 0 P: 9	R: 2 E: 0 K: 1 S: 8 H: 2 LOB: 1 BB: 0 P: 10	R: 0 E: 0 K: 2 S: 7 H: 0 LOB: 0 BB: 0 P: 7	R: 0 E: 0 K: 1 S: 5 H: 0 LOB: 0 BB: 0 P: 5	R: 0 E: 0 K: 1 S: 5 H: 0 LOB: 0 BB: 0 P: 5	1B: 7 2B: 2 3B: 0 HR: 4	SF: 0 SAC: 0 DP: 0 HBP: 1			WP: 0 PB: 0 SB: 1 CS: 0	PA: 42		

	AB	40
	R	8
	H	13
	RBI	8
	BB	1
	SO	14
	LOB	19

PITCHER		IP	WLS	BF	H	R	ER	SO	BB	IBB	HBP	BLK	WP	HR	S	P	ERA	WHIP
39 Jason Hammel, R ERA: 9.75	(1, 1)	4.0		23	9	6	6	7	1	0	1	0	0	3	36	47	13.50	2.500
33 Brian Flynn, L ERA: 2.31	(5, 1)	2.0	W	10	4	2	2	3	0	0	0	0	0	1	17	19	9.00	2.000
37 Brandon Maurer, R ERA: 1.42	(7, 1)	1.0		3	0	0	0	2	0	0	0	0	0	0	7	7	0.00	0.000
54 Blaine Boyer, R ERA:	(8, 1)	1.0		3	0	0	0	1	0	0	0	0	0	0	5	5	0.00	0.000
57 Mike Broadway, R ERA: 1.42	(9, 1)	1.0		3	0	0	0	1	0	0	0	0	0	0	5	5	0.00	0.000

PITCHER	IP	WLS	BF	H	R	ER	SO	BB	IBB	HBP	BLK	WP	HR	S	P	ERA	WHIP

San Diego Padres @ Cleveland Indians

Goodyear Ballpark, Goodyear, AZ

Thu Mar 22 2018, 4:07 PM - 6:52 PM EDT

Att. 6,066 - Partly Cloudy - 85 F

livebaseballscorecards.com

Batter	1	2	3	4	5	6	7	8	9	AB	R	H	RBI	BB	SO	LOB
7 Manuel Margot, R (1, 8) OBP: 0.321, SLG: 0.354 16 Travis Jankowski, L (6, 8) OBP: 0.356, SLG: 0.459	B C C C 1-3 ① K		X 0-0 ② F8			F F X 0-2 HR	S S S 0-3 ② K		C C C 0-3 ③ K	3 2	1 0	1 0	1 0	0 0	1 2	0 2
20 Carlos Asuaje, L (1, 4) OBP: 0.404, SLG: 0.667 94 Chris Baker, R (7, PR) (7, 4)	B B B B 4-0 4 G4-3 BB		B B B B 4-0 BB			X 0-0 ① G3-1	X 0-0 4 HR 2B 1-H 2-H			2 0	0 1	1 0	2 0	2 0	0 0	0 0
4 Wil Myers, R (1, 9) OBP: 0.352, SLG: 0.566 27 Jordan Lyles, R (7, 1) 77 Buddy Baumann, L (8, 1) 66 Robert Stock, L (8, 1) 67 Jonathan Aro, R (9, 1)	X 0-0 ② ③ G4-3 1-2f		C C C 0-3 ③ K			X 0-0 ② 1B	B F X 1-1 2-H HR			4 0 0 0 0	1 0 0 0 0	2 0 0 0 0	2 0 0 0 0	0 0 0 0 0	1 0 0 0 0	2 0 0 0 0
2 José Pirela, R (1, 7) OBP: 0.509, SLG: 0.689 10 Hunter Renfroe, R (6, 7) OBP: 0.279, SLG: 0.561		X 0-0 22 E 1B	X 0-0 ① F8			S S S 0-3 ③ K	S S S 0-3 ③ K			3 1	0 0	1 0	0 0	0 0	1 1	0 2
12 Chase Headley, S (1, 3) OBP: 0.444, SLG: 0.471 68 Raffy Lopez, L (7, 2) OBP: 0.435, SLG: 0.737		S S S 0-3 ① K	S S S 0-3 ② K				X 0-0 HR	S S S 0-3 ① K		3 1	1 0	1 0	1 0	0 0	2 1	1 0
13 Freddy Galvis, S (1, 6) OBP: 0.346, SLG: 0.532 9 Dusty Coleman, R (7, 6) OBP: 0.138, SLG: 0.379		X 0-0 ② F8	X 0-0 ③ G4-3				X 0-0 22 SF8 3B	X 0-0 ② F7		3 1	1 0	1 0	0 0	0 0	0 0	1 0
22 Christian Villanueva, R (1, 5) OBP: 0.358, SLG: 0.500 23 Matt Szczur, R (7, 9) OBP: 0.273, SLG: 0.500		X 0-0 E5 1-3			C C C 0-3 ① K		X 0-0 ① SF8 3-H	X 0-0 ③ G6-3		2 1	0 0	0 0	1 0	0 0	1 0	1 0
18 Austin Hedges, R (1, 2) OBP: 0.273, SLG: 0.474 90 Nate Easley, R (7, PR) 99 Brad Zunica, L (7, 3)		X 0-0 ③ G5-3			X 0-0 ② F9		H 1-0 15 1B 20 2B HBP		X 0-0 ① F9	2 0 1	0 1 0	0 0 0	0 0 0	0 0 0	0 0 0	2 0 0
15 Cory Spangenberg, L (1, 10) OBP: 0.333, SLG: 0.568 (7, 5)			X 0-0 ① G4-3		S S S 0-3 ③ K		X 0-0 20 2B 1-2 1B		X 0-0 ② F8	4	1	1	0	0	1	0
Inning Stats	R: 0 E: 0 K: 1 S: 4 H: 0 LOB: 0 BB: 1 P: 9	R: 0 E: 1 K: 1 S: 7 H: 1 LOB: 2 BB: 0 P: 7	R: 0 E: 0 K: 1 S: 5 H: 0 LOB: 1 BB: 1 P: 9	R: 0 E: 0 K: 1 S: 5 H: 0 LOB: 0 BB: 0 P: 5	R: 0 E: 0 K: 2 S: 7 H: 0 LOB: 0 BB: 0 P: 7	R: 1 E: 0 K: 1 S: 8 H: 2 LOB: 0 BB: 0 P: 8	R: 6 E: 0 K: 2 S: 13 H: 5 LOB: 2 BB: 0 P: 15	R: 0 E: 0 K: 1 S: 5 H: 0 LOB: 0 BB: 0 P: 5	R: 0 E: 0 K: 1 S: 5 H: 0 LOB: 0 BB: 0 P: 5	1B: 3 2B: 1 3B: 1 HR: 3 SF: 1 SAC: 0 DP: 1 HBP: 1						

	AB	33
	R	7
	H	8
	RBI	7
	BB	2
	SO	11
	LOB	11

WP: 0 PB: 0 SB: 0 CS: 0 PA: 37

PITCHER		IP	WLS	BF	H	R	ER	SO	BB	IBB	HBP	BLK	WP	HR	S	P	ERA	WHIP
47 Trevor Bauer, R ERA: 4.44	(1, 1)	6.0		22	3	1	1	7	2	0	0	0	0	1	36	45	1.50	0.833
24 Andrew Miller, L ERA: 8.44	(7, 1)	0.2	L	6	3	4	4	1	0	0	1	0	0	1	7	8	54.00	4.500
50 Evan Marshall, R ERA: 4.32	(7, 1)	0.1		3	2	2	2	1	0	0	0	0	0	1	6	7	54.00	6.000
37 Cody Allen, R ERA: 1.42	(8, 1)	1.0		3	0	0	0	1	0	0	0	0	0	0	5	5	0.00	0.000
44 Nick Goody, R ERA: 9.0	(9, 1)	1.0		3	0	0	0	1	0	0	0	0	0	0	5	5	0.00	0.000

PITCHER	IP	WLS	BF	H	R	ER	SO	BB	IBB	HBP	BLK	WP	HR	S	P	ERA	WHIP

BOTTOM

Batter	1	2	3	4	5	6	7	8	9	AB	R	H	RBI	BB	SO	LOB
26 Rajai Davis, R (1, 7) OBP: 0.263, SLG: 0.250 61 Andrew Calica, L (8, PR) (9, 7)	BBBB 4-0 11 WP, 4 S, 11 1B — BB	X 0-0 G6-3 ②	S S T 0-2 K ①					X 0-0 E6 59 G6-3, 55 HR ①	X 0-0 G6-4-3 ①② 1-2f 3-H	3 1	1 1	0 0	0 0	1 0	1 0	2 1
4 Bradley Zimmer, L (1, 8) OBP: 0.283, SLG: 0.381 62 Ronny Dominguez, R (8, PR) (9, 8)	B X 1-0 G1-3 ① 1-2	X 0-0 G1-6-3 ③	X 0-0 FC6-4 ② 11 WP 1-2f 2-3					H 1-0 55 HR, 59 G6-3 HBP	S S S 0-3 K ③	3 1	0 1	0 0	0 0	0 0	0 1	3 0
11 José Ramírez, S (1, 10) OBP: 0.352, SLG: 0.400 30 Tyler Naquin, L (8, PH) OBP: 0.373, SLG: 0.565 (9, 10)	B X 1-0 2-H — 1B		X 0-0 G5-3 ①	B S S S 1-3 K ③ 1-2 3-H			F F S 0-3 K ①		3 1	0 0	1 0	1 0	0 0	1 1	1 2
32 Mike Napoli, R (1, 3) OBP: 0.267, SLG: 0.333 59 Ulysses Cantu, R (7, 3)	X 0-0 F9 ②		X 0-0 F8 ②			S S S 0-3 K ①	X 0-0 G6-3 ② 1-2 2-3		3 1	0 0	0 0	0 0	0 0	1 0	1 2
55 Roberto Pérez, R (1, 2) OBP: 0.410, SLG: 0.806 84 Jack Murphy, S (9, 2) OBP: 0.200, SLG: 0.143	S S S 0-3 K ③		B B B B 4-0 33 2B — BB			C C C 0-3 K ②	B B B F F X 3-2 2-H 3-H — HR		3 0	1 0	1 0	3 0	1 0	2 0	1 0
33 Rob Refsnyder, R (1, 9) OBP: 0.327, SLG: 0.395 46 Mike Papi, L (9, 9) OBP: 0.250, SLG: 0.250		X 0-0 G6-3 ①	X 0-0 1-3 — 2B			S S S 0-3 K ③	B B B B 4-0 — BB		3 0	0 0	1 0	0 0	1 0	1 0	0 0
70 Drew Maggi, R (1, 4) OBP: 0.444, SLG: 0.531 32 Erlin Cerda, R (9, 4) OBP: 0.500, SLG: 0.500		F F T 0-2 K ②	X 0-0 G6-3 ③			X 0-0 F8 ①	C C C 0-3 K ③		4 0	0 0	0 0	0 0	0 0	2 0	4 0
9 Erik González, R (1, 6) OBP: 0.364, SLG: 0.350 54 Luke Wakamatsu, S (8, 6) OBP: 0.750, SLG: 1.000		X 0-0 F9 ③		X 0-0 4 FC6-4, 11 WP — 2B		S S S 0-3 K ②		X 0-0 70 1B, 61 G6-4-3 — 1B	3 1	1 1	1 1	0 0	0 0	1 0	0 0
44 Gavin Collins, R (1, 5) 70 Alexis Pantoja, L (9, PH) OBP: 0.333, SLG: 0.333			X 0-0 G5-3 ①	B B B B 4-0 4 FC6-4 — BB		X 0-0 G6-3 ③		X 0-0 1-3 — 61 G6-4-3 1B	2 1	0 0	0 1	0 0	1 0	0 0	0 0
Inning Stats	R: 1 E: 0 K: 1 S: 6 — H: 1 LOB: 1 BB: 1 P: 12	R: 0 E: 0 K: 1 S: 5 — H: 0 LOB: 0 BB: 0 P: 5	R: 0 E: 0 K: 0 S: 3 — H: 0 LOB: 0 BB: 0 P: 3	R: 0 E: 0 K: 0 S: 4 — H: 1 LOB: 2 BB: 1 P: 8	R: 1 E: 0 K: 2 S: 8 — H: 1 LOB: 1 BB: 1 P: 13	R: 0 E: 0 K: 3 S: 9 — H: 0 LOB: 0 BB: 0 P: 9	R: 0 E: 0 K: 1 S: 5 — H: 0 LOB: 0 BB: 0 P: 5	R: 3 E: 1 K: 2 S: 11 — H: 1 LOB: 2 BB: 1 P: 19	R: 1 E: 0 K: 1 S: 6 — H: 2 LOB: 0 BB: 0 P: 6	1B: 3 2B: 2 3B: 0 HR: 1	SF: 0 SAC: 0 DP: 1 HBP: 1			WP: 2 PB: 0 SB: 1 CS: 0	PA: 38		

PITCHER		IP	WLS	BF	H	R	ER	SO	BB	IBB	HBP	BLK	WP	HR	S	P	ERA	WHIP
79 Joey Lucchesi, L ERA: 1.54	(1, 1)	4.2		20	3	2	2	3	3	0	0	0	1	0	23	37	3.86	1.286
39 Kirby Yates, R ERA: 1.42	(5, 1)	0.1		1	0	0	0	1	0	0	0	0	1	0	3	4	0.00	0.000
34 Craig Stammen, R ERA: 11.12	(6, 1)	1.0	W	3	0	0	0	3	0	0	0	0	0	0	9	9	0.00	0.000
27 Jordan Lyles, R ERA: 9.9	(7, 1)	1.0		3	0	0	0	1	0	0	0	0	0	0	5	5	0.00	0.000
77 Buddy Baumann, L ERA: 4.32	(8, 1)	0.2		6	1	3	0	1	1	0	1	0	0	1	8	16	0.00	3.000

PITCHER		IP	WLS	BF	H	R	ER	SO	BB	IBB	HBP	BLK	WP	HR	S	P	ERA	WHIP
66 Robert Stock, R ERA: 5.4	(8, 1)	1.0	H	4	2	1	1	1	0	0	0	0	0	0	6	6	9.00	2.000
67 Jonathan Aro, R ERA: 4.91	(9, 1)	0.1	S	1	0	0	0	1	0	0	0	0	0	0	3	3	0.00	0.000

San Diego Padres @ Cleveland Indians

Goodyear Ballpark, Goodyear, AZ

Thu Mar 22 2018, 4:07 PM - 6:52 PM EDT

Att. 6,066 - Partly Cloudy - 85 F

livebaseballscorecards.com

AB	33
R	6
H	6
RBI	4
BB	4
SO	11
LOB	17

Arizona Diamondbacks @ Cleveland Indians

Goodyear Ballpark, Goodyear, AZ

Fri Mar 23 2018, 9:07 PM - 12:13 AM EDT

Att. 10,022 - Clear - 82 F

TOP

livebaseballscorecards.com

Batter	1	2	3	4	5	6	7	8	9	AB	R	H	RBI	BB	SO	LOB
6 David Peralta, L (1, 7) OBP: 0.488, SLG: 0.605 90 Rudy Flores, L (4, 7)	FCC 0-3 ① K			X 0-0 ① G1-3		SSS 0-3 ② K		X 0-0 ② G4-3		2	0	0	0	0	1	0
										0	0	0	0	0	0	0
16 Chris Owings, R (1, 9) OBP: 0.311, SLG: 0.231 Ronnie Freeman, R (8, 2)	X 0-0 ② F8			X 0-0 ② P3		BBBB 4-0 5 HBP 3 BB BB		X 0-0 ③ G6-3		3	0	0	0	1	0	0
										0	0	0	0	0	0	0
3 Daniel Descalso, L (1, 3) OBP: 0.326, SLG: 0.325 (7, 4) (8, 6)	SSS 0-3 ③ K			X 0-0 1B		BBBB 4-0 1-2 5 HBP BB			X 0-0 ① G1-3	3	0	1	0	1	1	0
5 Alex Avila, L (1, 2) OBP: 0.233, SLG: 0.269 César Puello, R (8, 9) OBP: 0.457, SLG: 0.533		X 0-0 45 FC6-4 1B		CCC 0-3 ③ K		H 1-0 1-2 2-3 HBP			SSS 0-3 ② K	2	0	1	0	0	1	1
										1	0	0	0	0	1	0
45 Kristopher Negrón, R (1, 6) OBP: 0.296, SLG: 0.380 77 Juniel Querecuto, S (8, 4)		X 0-0 ① FC6-4 89 K 1-2f			SSS 0-3 ① K	X 0-0 ③ F9			SSS 0-3 ③ K	3	0	0	0	0	1	4
										1	0	0	0	0	1	0
89 Drew Ellis, R (1, 5) 85 Ben DeLuzio, R (7, 8) OBP: 0.167, SLG: 0.167		1 SAFE SSS 0-3 ②③ K 1-2			X 0-0 ② G6-3		X 0-0 ① G6-3			3	0	0	0	0	1	1
										0	0	0	0	0	0	0
8 Marcus Wilson, R (1, 8) OBP: 0.167, SLG: 0.333 91 Ramon Hernandez, R (7, 5)			X 0-0 ① G3-1		X 0-0 ③ G6-3		SST 0-2 ② K			3	0	0	0	0	1	0
										0	0	0	0	0	0	0
79 Camden Duzenack, R (1, 4) OBP: 0.200, SLG: 0.800 66 Yoshihisa Hirano, R (7, 1) 57 Fernando Salas, R (8, 1)			CCC 0-3 ② K			BBX 2-0 HR	SSS 0-3 ③ K			3	1	1	1	0	2	0
										0	0	0	0	0	0	0
										0	0	0	0	0	0	0
46 Patrick Corbin, L (1, 1) 30 T.J. McFarland, L (6, 1) 88 Pavin Smith, L (7, 3)			X 0-0 ③ G6-3			X 0-0 ① F7		X 0-0 ① G4-1		2	0	0	0	0	0	0
										0	0	0	0	0	0	0
										1	0	0	0	0	0	0

Inning Stats																		
	R: 0	H: 0	R: 0	H: 1	R: 0	H: 0	R: 0	H: 1	R: 0	H: 0	R: 1	H: 1	R: 0	H: 0	R: 0	H: 0	R: 0	H: 0
	E: 0	LOB: 0	E: 0	LOB: 0	E: 0	LOB: 0	E: 0	LOB: 1	E: 0	LOB: 0	E: 0	LOB: 3	E: 0	LOB: 0	E: 0	LOB: 0	E: 0	LOB: 0
	K: 2	BB: 0	K: 1	BB: 0	K: 1	BB: 0	K: 1	BB: 0	K: 1	BB: 0	K: 1	BB: 2	K: 2	BB: 0	K: 0	BB: 0	K: 2	BB: 0
	S: 7	P: 7	S: 5	P: 5	S: 5	P: 5	S: 6	P: 6	S: 5	P: 5	S: 6	P: 17	S: 7	P: 7	S: 3	P: 3	S: 7	P: 7

	AB	27
	R	1
	H	3
	RBI	1
	BB	2
	SO	10
	LOB	6

	1B: 2	SF: 0	WP: 0	PA: 32
	2B: 0	SAC: 0	PB: 0	
	3B: 0	DP: 0	SB: 0	
	HR: 1	HBP: 1	CS: 0	

PITCHER		IP	WLS	BF	H	R	ER	SO	BB	IBB	HBP	BLK	WP	HR	S	P	ERA	WHIP
52 Mike Clevinger, R ERA: 3.79	(1, 1)	5.2	W	19	3	1	1	7	0	0	0	0	0	1	33	35	1.59	0.529
38 Jeff Beliveau, L ERA: 4.7	(6, 1)	0.1	H	4	0	0	0	0	2	0	1	0	0	0	1	10	0.00	6.000
46 Matt Belisle, R ERA: 6.1	(7, 1)	1.0		3	0	0	0	2	0	0	0	0	0	0	7	7	0.00	0.000
57 Carlos Torres, R ERA: 6.1	(8, 1)	1.0		3	0	0	0	0	0	0	0	0	0	0	3	3	0.00	0.000
49 Tyler Olson, L ERA: 2.61	(9, 1)	1.0		3	0	0	0	2	0	0	0	0	0	0	7	7	0.00	0.000

PITCHER	IP	WLS	BF	H	R	ER	SO	BB	IBB	HBP	BLK	WP	HR	S	P	ERA	WHIP

Arizona Diamondbacks @ Cleveland Indians

Goodyear Ballpark, Goodyear, AZ

Fri Mar 23 2018, 9:07 PM - 12:13 AM EDT

Att. 10,022 - Clear - 82 F

livebaseballscorecards.com

BOTTOM

Batter	1	2	3	4	5	6	7	8	9	AB	R	H	RBI	BB	SO	LOB
12 Francisco Lindor, S (1, 6) OBP: 0.328, SLG: 0.636 9 Erik González, R (7, 6) OBP: 0.356, SLG: 0.341	G6-3		E6 22 FC1-6-5	1-3 3-H 1B		SF8 1-H 3-H		G4-3		3 1	0 0	1 0	2 0	0 0	0 0	0 3
22 Jason Kipnis, L (1, 4) OBP: 0.429, SLG: 0.870 70 Drew Maggi, R (7, 4) OBP: 0.432, SLG: 0.515	G4-3		FC1-6-5 11 2B 2-3		G4-3	G3		F8		4 1	1 0	0 0	0 0	0 0	0 0	1 3
11 José Ramírez, S (1, 5) OBP: 0.362, SLG: 0.417 46 Dillon Persinger, R (8, 5)	BB		2-H 2B		F8		K			3 0	0 0	1 0	1 0	1 0	1 0	0 0
23 Michael Brantley, L (1, 7) OBP: 0.286, SLG: 0.714 69 Tre Gantt, L (8, 7) OBP: 0.667, SLG: 0.667	G4-3		P6		1B		K			4 0	0 0	1 0	0 0	0 0	1 0	2 0
10 Edwin Encarnación, R (1, 10) OBP: 0.235, SLG: 0.298		K	K		K		K			4	0	0	0	0	4	2
17 Yonder Alonso, L (1, 3) OBP: 0.473, SLG: 0.917 32 Jose Medina, L (7, 3)		FC6-4 7 8 BB 1B		G4-3		2-0 HR		K 7 BB 30 2B		3 1	1 1	2 0	1 0	0 0	0 1	0 0
8 Lonnie Chisenhall, L (1, 9) OBP: 0.283, SLG: 0.229 84 Jack Murphy, S (9, 2) OBP: 0.200, SLG: 0.143		7 FC6-4 1-2 BB		G3-1		K		F7		3 0	0 0	0 0	0 0	1 0	1 0	1 0
7 Yan Gomes, R (1, 2) OBP: 0.415, SLG: 0.703 49 Michael Tinsley, L (8, PR) (9, 9)	FC6-4 1-2f 2-3			4 WP 12 1B 2B		4 1B 12 PB 1B		30 2B 1-2 BB		3 0	2 0	2 0	0 0	1 0	0 0	2 0
4 Bradley Zimmer, L (1, 8) OBP: 0.306, SLG: 0.386 30 Tyler Naquin, L (8, 8) OBP: 0.385, SLG: 0.596	P5			12 1B 2-3 BB		12 S 12 SF8 1-3 1B		1-3 2-H 2B		2 1	1 0	1 1	0 1	1 0	0 0	2 0
Inning Stats	R: 0 E: 0 K: 0 S: 3 H: 0 LOB: 1 BB: 1 P: 7	R: 0 E: 0 K: 1 S: 6 H: 1 LOB: 2 BB: 1 P: 10	R: 1 E: 1 K: 1 S: 7 H: 1 LOB: 1 BB: 0 P: 7	R: 1 E: 0 K: 0 S: 4 H: 2 LOB: 2 BB: 1 P: 8	R: 0 E: 0 K: 1 S: 6 H: 1 LOB: 1 BB: 0 P: 6	R: 3 E: 0 K: 1 S: 8 H: 3 LOB: 0 BB: 0 P: 11	R: 0 E: 0 K: 3 S: 9 H: 0 LOB: 0 BB: 0 P: 9	R: 1 E: 0 K: 1 S: 7 H: 1 LOB: 3 BB: 1 P: 11		1B: 5 2B: 3 3B: 0 HR: 1 SF: 1 SAC: 0 DP: 0 HBP: 0				WP: 2 PB: 1 SB: 1 CS: 0 PA: 38		

	AB	R	H	RBI	BB	SO	LOB
	33	6	9	5	4	8	16

PITCHER	IP	WLS	BF	H	R	ER	SO	BB	IBB	HBP	BLK	WP	HR	S	P	ERA	WHIP
46 Patrick Corbin, L (1, 1) ERA: 4.91	5.0	L	24	6	3	2	3	3	0	0	0	1	1	27	41	3.60	1.800
30 T.J. McFarland, L (6, 1) ERA: 2.16	1.0		5	2	2	2	1	0	0	0	0	0	0	7	8	18.00	2.000
66 Yoshihisa Hirano, R (7, 1) ERA: 6.75	1.0		3	0	0	0	3	0	0	0	0	0	0	9	9	0.00	0.000
57 Fernando Salas, R (8, 1) ERA: 0.9	1.0		6	1	1	1	1	1	0	0	0	1	0	7	11	9.00	2.000

PITCHER	IP	WLS	BF	H	R	ER	SO	BB	IBB	HBP	BLK	WP	HR	S	P	ERA	WHIP

Cleveland Indians @ Texas Rangers

Surprise Stadium, Surprise, AZ

Sat Mar 24 2018, 3:06 PM - 6:07 PM EDT

Att. 8,900 - Partly Cloudy - 76 F

TOP

livebaseballscorecards.com

Batter	1	2	3	4	5	6	7	8	9	AB	R	H	RBI	BB	SO	LOB
7 Yan Gomes, R (1, 10) OBP: 0.422, SLG: 0.700	F9		BB 55 G5-4-3		K		55 BB 58 1B 2B	47 2B 62 WP HBP	FC4-6	3	0	1	2	1	1	1
56 Elvis Perez, S (7, PR) (7, 10)										1	2	0	1	0	0	2
6 Brandon Guyer, R (1, 7) OBP: 0.500, SLG: 0.333	32 1B 1B		F8		K		58 1B 55 BB 33 SF9 HBP	62 WP 2B	G4-3	3	0	1	0	0	1	2
47 Hosea Nelson, L (7, PR) OBP: 0.250, SLG: 0.500										2	1	1	2	0	0	2
(7, 7)																
55 Roberto Pérez, R (1, 2) OBP: 0.419, SLG: 0.846	K		G5-4-3			HR	58 1B BB	K		3	1	1	1	1	1	2
62 Todd Isaacs, R (7, PR) (7, 8)										1	0	0	0	0	1	1
32 Mike Napoli, R (1, 3) OBP: 0.303, SLG: 0.367	1B			9 BLK 30 S 1B		K		G6-3		3	0	2	0	0	1	0
58 Mitch Reeves, R (6, 3) OBP: 0.500, SLG: 0.500							1B			2	0	1	1	0	0	1
33 Rob Refsnyder, R (1, 9) OBP: 0.304, SLG: 0.370	F7			K		G6-3	SF9		54 E 55 BB 70 BB 1B	3	0	0	1	0	1	3
84 Jack Murphy, S (7, 2) OBP: 0.250, SLG: 0.200										1	1	1	0	0	0	0
30 Tyler Naquin, L (1, 8) OBP: 0.357, SLG: 0.549		G3-1		K		F9	G4-3		70 BB 54 E 56 FC4-6 BB	4	0	0	0	0	1	3
55 Taylor Murphy, L (7, 9)										0	1	0	0	1	0	0
9 Erik González, R (1, 6) OBP: 0.354, SLG: 0.341		70 CS 1B		K			G4-3	G6-3	E3	3	0	1	0	0	1	1
54 Luke Wakamatsu, S (7, 6) OBP: 0.500, SLG: 0.600									56 FC4-6 70 BB	2	0	0	0	0	0	2
70 Drew Maggi, R (1, 4) OBP: 0.452, SLG: 0.500		BB			F8		7 S 47 BB 7 2B 1B	E6 56 HBP 47 2B 1B	56 FC4-6 BB	3	2	1	1	2	0	0
13 Jorma Rodriguez, R (1, 5) OBP: 0.500, SLG: 1.000	G5-3				2B		7 S 7 2B BB	56 HBP 47 2B 1B	K	2	0	1	0	0	0	1
47 Sam Haggerty, S (7, PH) OBP: 0.500, SLG: 0.333										2	2	1	0	1	1	3
(7, 5)																

	AB	38
	R	10
	H	12
	RBI	9
	BB	6
	SO	9
	LOB	24

Inning Stats									
	R: 0 E: 0 K: 1 S: 7	H: 2 LOB: 2 BB: 0 P: 7	R: 0 E: 0 K: 0 S: 3	H: 1 LOB: 1 BB: 1 P: 7	R: 0 E: 0 K: 0 S: 2	H: 0 LOB: 0 BB: 1 P: 6	R: 0 E: 0 K: 3 S: 10	H: 1 LOB: 1 BB: 0 P: 10	R: 0 E: 0 K: 2 S: 8	H: 1 LOB: 1 BB: 0 P: 8
	R: 1 E: 0 K: 1 S: 7	H: 1 LOB: 0 BB: 0 P: 8	R: 4 E: 0 K: 0 S: 7	H: 3 LOB: 2 BB: 2 P: 16	R: 3 E: 1 K: 1 S: 8	H: 2 LOB: 1 BB: 0 P: 9	R: 2 E: 1 K: 1 S: 7	H: 1 LOB: 2 BB: 2 P: 15		

	1B: 8	SF: 1	WP: 1	PA: 47
	2B: 3	SAC: 0	PB: 0	
	3B: 0	DP: 1	SB: 3	
	HR: 1	HBP: 2	CS: 1	

PITCHER		IP	WLS	BF	H	R	ER	SO	BB	IBB	HBP	BLK	WP	HR	S	P	ERA	WHIP
35 Cole Hamels, L ERA: 4.15	(1, 1)	3.0		12	3	0	0	1	2	0	0	0	0	0	12	20	0.00	1.667
58 Alex Claudio, L ERA: 2.16	(4, 1)	0.1	H	2	1	0	0	1	0	0	0	0	0	0	4	4	0.00	3.000
50 Keone Kela, R ERA: 2.57	(4, 1)	0.2	H	2	0	0	0	2	0	0	0	1	0	0	6	6	0.00	0.000
62 José Leclerc, R ERA: 2.84	(5, 1)	1.0	H	4	1	0	0	2	0	0	0	0	0	0	8	8	0.00	1.000
32 Kevin Jepsen, R ERA: 1.74	(6, 1)	1.0	H	4	1	1	1	1	0	0	0	0	0	1	7	8	9.00	1.000

PITCHER		IP	WLS	BF	H	R	ER	SO	BB	IBB	HBP	BLK	WP	HR	S	P	ERA	WHIP
94 Grant Zawadzki, R ERA: 27.0	(7, 1)	0.1	L	7	3	4	4	0	2	0	1	0	0	0	5	14	108.00	15.000
92 Kaleb Fontenot, R ERA:	(7, 1)	0.2		2	0	0	0	0	0	0	0	0	0	0	2	2	0.00	0.000
81 James Jones, L ERA: 11.57	(8, 1)	1.0		7	2	3	2	1	0	0	1	0	1	0	8	9	18.00	2.000
52 Steve Delabar, R ERA: 5.0	(9, 1)	0.2		6	1	2	0	1	2	0	0	0	0	0	6	14	0.00	4.500
Yohander Méndez, L ERA: 2.92	(9, 1)	0.1		1	0	0	0	0	0	0	0	0	0	0	1	1	0.00	0.000

Cleveland Indians @ Texas Rangers

Surprise Stadium, Surprise, AZ

Sat Mar 24 2018, 3:06 PM - 6:07 PM EDT

Att. 8,900 - Partly Cloudy - 76 F

livebaseballscorecards.com

BOTTOM

Batter	1	2	3	4	5	6	7	8	9	AB	R	H	RBI	BB	SO	LOB
3 Delino DeShields, R (1, 8) OBP: 0.415, SLG: 0.456 81 Jose Cardona, R (4, 8) OBP: 0.231, SLG: 0.167	0-0 18 CS 1B		0-0 B2-3 ①			0-0 G5-3 ①		0-0 G1-3 ②		2	0	1	0	0	0	0
										2	0	0	0	0	0	0
18 Drew Robinson, L (1, 10) OBP: 0.286, SLG: 0.361 78 Michael O'Neill, R (8, PH) OBP: 0.333, SLG: 0.333 (9, 10)	4-0 1 HR 1-2 BB ①		0-3 K ②			0-3 K ②		0-0 1B		2	1	0	0	1	2	0
										1	0	1	0	0	0	0
1 Elvis Andrus, R (1, 6) OBP: 0.447, SLG: 0.676 2 Hanser Alberto, R (4, 6) OBP: 0.217, SLG: 0.273	0-0 1-H HR		0-0 G4-3 ③			0-0 F9 ③		0-0 F8 ③		2	1	1	2	0	0	0
										2	0	0	0	0	0	1
30 Nomar Mazara, L (1, 9) OBP: 0.368, SLG: 0.491 85 Scott Heineman, R (5, 9) OBP: 0.370, SLG: 0.522	4-0 16 G1-3 BB			0-0 F7 ①			0-0 3B		0-0 HR	1	0	0	0	1	0	0
										2	1	2	1	0	0	0
16 Ryan Rua, R (1, 7) OBP: 0.294, SLG: 0.433 Carlos Tocci, R (4, PR) OBP: 0.220, SLG: 0.196 (5, 7)	0-0 G1-3 1-2 ②			0-0 12 K2-3-2 1B			0-3 K ①		0-0 G6-3 ①	2	0	1	0	0	0	1
										2	0	0	0	0	1	1
12 Rougned Odor, L (1, 4) OBP: 0.258, SLG: 0.351 98 Luis Marté, R (5, 4) OBP: 0.357, SLG: 0.607	0-0 P6 ③			0-3 K2-3-2 1 SAFE 1-1 ② ③			0-3 K ②		0-0 80 G5-4-3 1B	2	0	0	0	0	1	2
										2	0	1	0	0	1	1
19 Jurickson Profar, S (1, 5) OBP: 0.276, SLG: 0.375 80 Christian Lopes, R (6, 5) OBP: 0.265, SLG: 0.233		0-0 F9 ①			0-3 K ①		4-0 BB		0-0 G5-4-3 1-2f ② ③	2	0	0	0	0	1	0
										1	0	0	0	1	0	1
14 Destin Hood, R (1, 3) OBP: 0.275, SLG: 0.658 55 Preston Beck, L (7, PH) OBP: 0.400, SLG: 0.647 (8, 3)		0-3 K ②			0-0 G6-3 ②		0-0 L3 ③			2	0	0	0	0	1	0
										1	0	0	0	0	0	2
6 Brett Nicholas, L (1, 2) OBP: 0.250, SLG: 0.250 95 Chuck Moorman, R (7, 2)		0-0 F7 ③			0-3 K ③			0-0 G3-1 ①		2	0	0	0	0	1	0
										1	0	0	0	0	0	0
Inning Stats	R: 2 H: 2 E: 0 LOB: 1 K: 0 BB: 2 S: 4 P: 12	R: 0 H: 0 E: 0 LOB: 0 K: 1 BB: 0 S: 5 P: 5	R: 0 H: 0 E: 0 LOB: 0 K: 1 BB: 0 S: 5 P: 5	R: 0 H: 1 E: 0 LOB: 1 K: 1 BB: 0 S: 5 P: 5	R: 0 H: 0 E: 0 LOB: 0 K: 2 BB: 0 S: 7 P: 7	R: 0 H: 0 E: 0 LOB: 0 K: 1 BB: 0 S: 5 P: 5	R: 0 H: 1 E: 0 LOB: 2 K: 2 BB: 1 S: 8 P: 12	R: 0 H: 1 E: 0 LOB: 1 K: 0 BB: 0 S: 4 P: 4	R: 1 H: 2 E: 0 LOB: 0 K: 0 BB: 0 S: 4 P: 4	1B: 4 SF: 0 2B: 1 SAC: 0 3B: 1 DP: 2 HR: 2 HBP: 0							WP: 0 PA: 34 PB: 0 SB: 0 CS: 1

	AB	31
	R	3
	H	7
	RBI	3
	BB	3
	SO	8
	LOB	9

PITCHER		IP	WLS	BF	H	R	ER	SO	BB	IBB	HBP	BLK	WP	HR	S	P	ERA	WHIP
28 Corey Kluber, R ERA: 2.29	(1, 1)	6.0	W	21	3	2	2	6	2	0	0	0	0	1	31	39	3.00	0.833
34 Zach McAllister, R ERA: 1.29	(7, 1)	0.2	H	4	1	0	0	2	1	0	0	0	0	0	7	11	0.00	3.000
65 Mitch Brown, R ERA:	(7, 1)	0.1	H	1	0	0	0	0	0	0	0	0	0	0	1	1	0.00	0.000
61 Dan Otero, R ERA: 8.64	(8, 1)	1.0		4	1	0	0	0	0	0	0	0	0	0	4	4	0.00	1.000
50 Evan Marshall, R ERA: 4.82	(9, 1)	1.0		4	2	1	1	0	0	0	0	0	0	1	4	4	9.00	2.000

PITCHER	IP	WLS	BF	H	R	ER	SO	BB	IBB	HBP	BLK	WP	HR	S	P	ERA	WHIP

Batter	1	2	3	4	5	6	7	8	9	AB	R	H	RBI	BB	SO	LOB
6 Billy Hamilton, S (1, 8) OBP: 0.288, SLG: 0.289	G5-3		F9			K		K		2	0	0	0	0	0	0
27 Phillip Ervin, R (5, 8) OBP: 0.286, SLG: 0.326										2	0	0	0	0	2	1
7 Eugenio Suárez, R (1, 6) OBP: 0.340, SLG: 0.543	K			3 1B 43 G4-6-3 2B		F7			46 FC6-4 19 1B 78 1B 1B	2	1	1	0	0	1	0
69 Sebastián Elizalde, L (5, 7) OBP: 0.279, SLG: 0.244										2	1	1	0	0	0	0
3 Scooter Gennett, L (1, 4) OBP: 0.409, SLG: 0.585	G4-3			43 G4-6-3 2-3 1B			K		46 FC6-4 1-2 1B	2	0	1	0	0	0	0
78 Brandon Dixon, R (5, 9) OBP: 0.375, SLG: 0.622										2	0	1	0	0	1	0
43 Scott Schebler, L (1, 9) OBP: 0.460, SLG: 0.767		G3-1		G4-6-3 1-2f 3-H			K		FC6-4 63 BB 19 1B 1-2f 2-3	2	0	0	0	0	0	1
46 Phil Gosselin, R (5, 4) OBP: 0.255, SLG: 0.267										2	0	0	0	0	1	2
23 Adam Duvall, R (1, 7) OBP: 0.340, SLG: 0.522		K		K			K2-3		63 BB 1-2 3-H 1B	2	0	0	0	0	2	0
19 D.J. Peterson, R (5, 3) OBP: 0.500, SLG: 0.500										2	0	1	1	0	1	0
Rosell Herrera, S (9, PR) OBP: 0.303, SLG: 0.552										0	0	0	0	0	0	0
16 Tucker Barnhart, L (1, 2) OBP: 0.326, SLG: 0.600		F8			F8			6 FC6 3B	K	2	0	0	0	0	0	0
Alex Blandino, R (6, 5) OBP: 0.409, SLG: 0.462										2	1	1	0	0	1	2
39 Devin Mesoraco, R (1, 10) OBP: 0.372, SLG: 0.486			F8		G3			6 FC6 1B	1-2 2-3 BB	2	0	0	0	0	0	0
63 Hernan Iribarren, L (8, PH) OBP: 1.000, SLG: 1.000										1	0	1	0	1	0	0
(8, 10)																
60 Tony Cruz, R (1, 3) OBP: 0.367, SLG: 0.520			3-2 HR		F8			FC6 9 WP 1-2f 3-H	K	2	1	1	1	0	0	0
6 Blake Trahan, R (5, 6)										2	0	0	1	0	1	4
4 Cliff Pennington, S (1, 5) OBP: 0.295, SLG: 0.308			F8			F8		K 1-2		2	0	0	0	0	0	0
9 Tyler Stephenson, R (6, 2) OBP: 0.500, SLG: 1.000										1	0	0	0	0	1	1
Inning Stats	R: 0 E: 0 K: 1 S: 5 H: 0 LOB: 0 BB: 0 P: 5	R: 0 E: 0 K: 1 S: 5 H: 0 LOB: 0 BB: 0 P: 5	R: 1 E: 0 K: 0 S: 6 H: 1 LOB: 0 BB: 0 P: 9	R: 1 E: 0 K: 1 S: 6 H: 2 LOB: 0 BB: 0 P: 6	R: 0 E: 0 K: 0 S: 3 H: 0 LOB: 0 BB: 0 P: 3	R: 0 E: 0 K: 1 S: 5 H: 0 LOB: 0 BB: 0 P: 5	R: 0 E: 0 K: 3 S: 9 H: 0 LOB: 0 BB: 0 P: 9	R: 1 E: 0 K: 2 S: 9 H: 2 LOB: 1 BB: 0 P: 10	R: 1 E: 0 K: 2 S: 10 H: 3 LOB: 3 BB: 1 P: 14	1B: 5 2B: 1 3B: 1 HR: 1 SF: 0 SAC: 0 DP: 1 HBP: 0							

TOP

Cincinnati Reds @ Cleveland Indians

Goodyear Ballpark, Goodyear, AZ

Sun Mar 25 2018, 3:06 PM - 5:35 PM EDT

Att. 10,311 - Sunny - 73 F

livebaseballscorecards.com

AB	34
R	4
H	8
RBI	3
BB	1
SO	11
LOB	11

PITCHER		IP	WLS	BF	H	R	ER	SO	BB	IBB	HBP	BLK	WP	HR	S	P	ERA	WHIP
43 Josh Tomlin, R ERA: 5.03	(1, 1)	6.2	W	22	3	2	2	6	0	0	0	0	0	1	36	39	2.70	0.450
24 Andrew Miller, L ERA: 9.0	(7, 1)	0.2	H	4	2	1	1	1	0	0	0	0	0	0	6	6	13.50	3.000
37 Cody Allen, R ERA: 1.29	(8, 1)	0.2	H	2	0	0	0	2	0	0	0	0	1	0	6	7	0.00	0.000
34 Zach McAllister, R ERA: 1.88	(9, 1)	0.1	H	3	2	1	1	0	0	0	0	0	0	0	3	3	27.00	6.000
49 Tyler Olson, L ERA: 2.45	(9, 1)	0.2	S	4	1	0	0	2	1	0	0	0	0	0	7	11	0.00	3.000

PITCHER	IP	WLS	BF	H	R	ER	SO	BB	IBB	HBP	BLK	WP	HR	S	P	ERA	WHIP

WP: 1 PB: 0 SB: 0 CS: 0 PA: 35

BOTTOM

Cincinnati Reds @ Cleveland Indians

Goodyear Ballpark, Goodyear, AZ

Sun Mar 25 2018, 3:06 PM - 5:35 PM EDT

Att. 10,311 - Sunny - 73 F

livebaseballscorecards.com

Batter	1	2	3	4	5	6	7	8	9	AB	R	H	RBI	BB	SO	LOB
12 Francisco Lindor, S (1, 6) OBP: 0.308, SLG: 0.593	G5-3	F7		F8		F5		1B		4	0	0	0	0	0	2
9 Erik González, R (7, 6) OBP: 0.367, SLG: 0.356										1	0	1	0	0	0	0
22 Jason Kipnis, L (1, 4) OBP: 0.434, SLG: 0.833	P5		BBBB 4-0 11 1B 23 1B BB	BBBB 4-0 BB		G3		L7		2	1	0	0	2	0	2
70 Drew Maggi, R (7, 4) OBP: 0.442, SLG: 0.486										1	0	0	0	0	0	1
11 José Ramírez, S (1, 5) OBP: 0.387, SLG: 0.442	10 1B 23 1B 17 2B 1B		10 FC6-5 23 1B 1-3 1B	CCC 0-3 K			55 FC4-6 1B			4	1	3	0	0	1	1
32 Erlin Cerda, R (7, PR) OBP: 0.500, SLG: 0.500 (8, 5)										0	0	0	0	0	0	0
23 Michael Brantley, L (1, 7) OBP: 0.400, SLG: 0.700	10 1B 17 2B 1-2 1B		17 F7 10 FC6-5 1-2 3-H 1B		G3		FC4-6 17 HR 1-2f			3	1	2	1	0	0	0
55 Quentin Holmes, R (6, 7)										1	1	0	0	0	0	1
10 Edwin Encarnación, R (1, 10) OBP: 0.241, SLG: 0.300	17 2B 1-2 2-3 1B		FC6-5 1-2 2-3f		G4-3		BFX 1-1 1-H HR			3	0	1	0	0	0	2
17 Will Benson, L (7, PH) OBP: 1.000, SLG: 2.500 (8, 10)										1	1	1	2	0	0	0
17 Yonder Alonso, L (1, 3) OBP: 0.466, SLG: 0.902	1-3 2-H 3-H 2B		F7 2-3		F7		SSS K			3	0	1	2	0	0	2
67 Anthony Miller, L (6, 3)										1	0	0	0	0	1	1
8 Lonnie Chisenhall, L (1, 9) OBP: 0.268, SLG: 0.216	G5-3		F7			F7	F8			3	0	0	0	0	0	4
30 Tyler Naquin, L (7, 8) OBP: 0.351, SLG: 0.538										1	0	0	0	0	0	1
7 Yan Gomes, R (1, 2) OBP: 0.429, SLG: 0.674		SSS K2-3		G6-3		BBBB 4-0 4 BB BB		33 G4-3 1B		3	0	1	0	1	1	0
69 Miguel Eladio, R (8, PR)										0	0	0	0	0	0	0
84 Jack Murphy, S (9, 2) OBP: 0.250, SLG: 0.200										0	0	0	0	0	0	0
4 Bradley Zimmer, L (1, 8) OBP: 0.327, SLG: 0.457		CCC 0-3 K		FX 0-1 HR		BBBB 4-0 1-2 BB		BX 1-0 1-2 G4-3		2	1	1	1	1	1	0
33 Rob Refsnyder, R (6, PR) OBP: 0.298, SLG: 0.362 (7, 9)										1	0	0	0	0	0	1
Inning Stats	R: 2 H: 4 E: 0 LOB: 2 K: 0 BB: 0 S: 7 P: 7	R: 0 H: 0 E: 0 LOB: 0 K: 2 BB: 0 S: 7 P: 7	R: 1 H: 2 E: 0 LOB: 2 K: 0 BB: 1 S: 5 P: 9	R: 1 H: 1 E: 0 LOB: 1 K: 1 BB: 1 S: 7 P: 11	R: 0 H: 0 E: 0 LOB: 0 K: 0 BB: 0 S: 3 P: 3	R: 0 H: 0 E: 0 LOB: 2 K: 0 BB: 2 S: 3 P: 11	R: 2 H: 2 E: 0 LOB: 1 K: 1 BB: 0 S: 8 P: 9	R: 0 H: 2 E: 0 LOB: 1 K: 0 BB: 0 S: 4 P: 5		1B: 8 SF: 0 2B: 1 SAC: 0 3B: 0 DP: 0 HR: 2 HBP: 0						

	AB	34
	R	6
	H	11
	RBI	6
	BB	4
	SO	4
	LOB	18

WP: 0 PA: 38
PB: 0
SB: 0
CS: 0

PITCHER		IP	WLS	BF	H	R	ER	SO	BB	IBB	HBP	BLK	WP	HR	S	P	ERA	WHIP
58 Luis Castillo, R ERA: 4.73	(1, 1)	5.0	L	24	7	4	4	3	2	0	0	0	0	1	29	37	7.20	1.800
49 Zack Weiss, R ERA: 4.32	(6, 1)	0.2		4	0	0	0	0	2	0	0	0	0	0	2	10	0.00	3.000
40 Austin Brice, R ERA: 10.24	(6, 1)	1.1		6	2	2	2	1	0	0	0	0	0	1	9	10	13.50	1.500
47 Dean Kiekhefer, L ERA:	(8, 1)	1.0		4	2	0	0	0	0	0	0	0	0	0	4	5	0.00	2.000

PITCHER	IP	WLS	BF	H	R	ER	SO	BB	IBB	HBP	BLK	WP	HR	S	P	ERA	WHIP

Cleveland Indians @ Arizona Diamondbacks

Chase Field, Phoenix, AZ

Mon Mar 26 2018, 6:41 PM - 9:04 PM MST

Att. 16,392 - Clear - 70 F

livebaseballscorecards.com

TOP

Batter	1	2	3	4	5	6	7	8	9	AB	R	H	RBI	BB	SO	LOB
12 Francisco Lindor, S (1, 6) OBP: 0.264, SLG: 0.565 9 Erik González, R (6, 6) OBP: 0.360, SLG: 0.348	C FF 89 C FF 90 B FF 89 X SL 85 1-2 ① F8			C FF 88 S SI 89 B FF 89 X CH 86 1-2 ① G4-3		C CU 74 B SL 82 S FF 88 F CH 85 B EP 67 X CH 85 2-2 ③ G1-3			F SL 78 X SL 79 0-1 ③ F8	3 1	0 0	0 0	0 0	0 0	0 0	0 0
26 Rajai Davis, R (1, 10) OBP: 0.268, SLG: 0.256	C FF 89 B CU 68 X CU 74 1-1 ② F7			X FF 89 0-0 22 FC6-5 1B			C FF 96 C FF 96 B FF 91 C SL 90 1-3 ① K			3	0	1	0	0	1	0
22 Jason Kipnis, L (1, 4) OBP: 0.429, SLG: 0.800 70 Tyler Friis, S (7, PR) (7, 4)	C CH 84 X CH 84 0-1 ③ F8			C CH 85 S CH 85 X SI 89 0-2 ② FC6-5 1-2f			C KC 79 B FF 96 B KC 78 B FF 95 F FF 95 F FF 95 F FF 95 B KC 79 4-2 11 G4-3 BB			2 0	0 0	0 0	0 0	1 0	0 0	1 0
11 José Ramírez, S (1, 5) OBP: 0.369, SLG: 0.418 70 Drew Maggi, R (7, 5) OBP: 0.442, SLG: 0.486		C FF 87 B CH 88 X FF 88 1-1 ① P6		B SI 89 S CH 85 X SI 89 1-1 ③ P4			C FF 95 B SL 88 B FF 96 C FF 95 F FF 96 B SL 90 X FF 96 3-2 ②③ G4-3 1-2f			3 0	0 0	0 0	0 0	0 0	0 0	2 0
17 Yonder Alonso, L (1, 3) OBP: 0.443, SLG: 0.852 59 Ulysses Cantu, R (8, 3)		C FF 89 B CU 75 F SL 83 B FF 90 F FF 90 S SL 83 2-3 ② K			C CU 72 S SL 83 F FF 89 F CH 86 C FF 90 0-3 ① K			C FF 88 X FF 91 0-1 ① F9		3 0	0 0	0 0	0 0	0 0	2 0	0 0
8 Lonnie Chisenhall, L (1, 9) OBP: 0.254, SLG: 0.204 51 Dorssys Paulino, R (8, 9)		F FF 89 B FF 89 S SL 83 X FF 89 1-2 ③ G4-3			S FF 89 S SL 82 F FF 90 B CU 76 B FF 89 C FF 89 2-3 ② K			C FF 88 B CH 79 B CH 80 C FF 89 B FF 91 C FF 91 3-3 ② K		3 0	0 0	0 0	0 0	0 0	2 0	0 0
6 Brandon Guyer, R (1, 7) OBP: 0.286, SLG: 0.167 13 Jodd Carter, R (8, 8)			C FF 88 B SL 82 X FF 89 1-1 ① P3		B FF 88 C SL 82 F FF 88 X FF 91 1-2 ③ G6-3			B SL 86 B FF 90 T FF 91 B FF 90 F FF 90 S FF 92 3-3 ③ K		3 0	0 0	0 0	0 0	0 0	1 0	0 0
4 Bradley Zimmer, L (1, 8) OBP: 0.315, SLG: 0.438 30 Tyler Naquin, L (6, 8) OBP: 0.345, SLG: 0.528 (8, 7)			F FF 89 B FF 88 F SL 83 B FF 90 S CU 70 2-3 ② K			B CU 72 S CH 84 B FF 87 C FF 88 F SL 82 F SL 82 B FF 88 X CH 85 3-2 ① G6-3			C FF 92 B FF 89 S FS 83 B FF 91 S FS 82 2-3 ① K	2 1	0 0	0 0	0 0	0 0	1 1	0 0
55 Roberto Pérez, R (1, 2) OBP: 0.400, SLG: 0.805 84 Jack Murphy, S (7, 2) OBP: 0.235, SLG: 0.188			X FF 88 0-0 ③ F9			B FF 88 C SL 82 S SL 82 X FF 88 1-2 ② F8			B FS 83 F FF 91 F FF 91 B FS 84 B FS 84 X FF 91 3-2 ② L9	2 1	0 0	0 0	0 0	0 0	0 0	0 0
Inning Stats	R: 0 E: 0 K: 0 S: 7 H: 0 LOB: 0 BB: 0 P: 9	R: 0 E: 0 K: 1 S: 9 H: 0 LOB: 0 BB: 0 P: 13	R: 0 E: 0 K: 1 S: 6 H: 0 LOB: 0 BB: 0 P: 9	R: 0 E: 0 K: 0 S: 9 H: 1 LOB: 1 BB: 0 P: 11	R: 0 E: 0 K: 2 S: 12 H: 0 LOB: 0 BB: 0 P: 15	R: 0 E: 0 K: 0 S: 12 H: 0 LOB: 0 BB: 0 P: 18	R: 0 E: 0 K: 1 S: 11 H: 0 LOB: 1 BB: 1 P: 19	R: 0 E: 0 K: 2 S: 8 H: 0 LOB: 0 BB: 0 P: 14	R: 0 E: 0 K: 1 S: 8 H: 0 LOB: 0 BB: 0 P: 13	1B: 1 2B: 0 3B: 0 HR: 0 SF: 0 SAC: 0 DP: 1 HBP: 0						

	AB	27
	R	0
	H	1
	RBI	0
	BB	1
	SO	8
	LOB	3

WP: 0 PA: 28
PB: 0
SB: 0
CS: 0

PITCHER		IP	WLS	BF	H	R	ER	SO	BB	IBB	HBP	BLK	WP	HR	S	P	ERA	WHIP
21 Zack Greinke, R ERA: 1.04	(1, 1)	6.0	W	19	1	0	0	4	0	0	0	0	0	0	55	75	0.00	0.167
25 Archie Bradley, R ERA: 3.86	(7, 1)	1.0		3	0	0	0	1	1	0	0	0	0	0	11	19	0.00	1.000
31 Brad Boxberger, R ERA: 1.5	(8, 1)	1.0		3	0	0	0	2	0	0	0	0	0	0	8	14	0.00	0.000
66 Yoshihisa Hirano, R ERA: 6.0	(9, 1)	1.0		3	0	0	0	1	0	0	0	0	0	0	8	13	0.00	0.000

PITCHER		IP	WLS	BF	H	R	ER	SO	BB	IBB	HBP	BLK	WP	HR	S	P	ERA	WHIP

BOTTOM

Cleveland Indians @ Arizona Diamondbacks

Chase Field, Phoenix, AZ

Mon Mar 26 2018, 6:41 PM - 9:04 PM MST

Att. 16,392 - Clear - 70 F

livebaseballscorecards.com

Batter	1	2	3	4	5	6	7	8	9	AB	R	H	RBI	BB	SO	LOB
1 Jarrod Dyson, L (1, 9) OBP: 0.200, SLG: 0.172 45 Kristopher Negrón, R (8, 5) OBP: 0.305, SLG: 0.358	C FF 93 B SI 93 S SL 81 B SL 83 F FF 94 B FF 94 F SI 92 X SI 93 3-2 G3 ①		C SL 81 B SI 92 S CH 88 S SL 87 1-3 K ③	C SL 79 D CH 86 F CH 85 S SL 83 1-3 K ③			X FF 87 0-0 F8 ①	C FF 89 C FF 89 B FF 89 C CU 74 1-3 K ③		4 0 0 0 0 2 1 1 0 0 0 0 1 2						
11 AJ Pollock, R (1, 8) OBP: 0.296, SLG: 0.385 36 John Ryan Murphy, R (8, 2) OBP: 0.333, SLG: 0.261	B FF 92 F SL 80 B CH 90 C SL 84 C FF 93 2-3 K ②			C CU 80 F SI 90 F SL 85 B FF 93 F SL 85 B SL 81 B FF 92 B SL 84 4-2 44 HR BB	B FF 89 F FF 89 B SL 86 X SL 85 2-1 P6 ①		C SI 88 C SI 88 X SI 88 0-2 22 FC4-6 44 1B 1B			3 1 1 0 1 1 0 0 0 0 0 0 0 0						
44 Paul Goldschmidt, R (1, 3) OBP: 0.392, SLG: 0.545 77 Anfernee Grier, R (8, 8)	C FF 92 S SL 84 S SL 86 0-3 K ③			X SI 90 0-0 1-H HR	C CU 73 B CU 73 C FF 92 B FF 93 F SL 88 X FF 93 2-2 22 2B 2B		C SI 88 X SI 88 0-1 22 FC4-6 1-2 1B			4 2 3 2 0 1 0 0 0 0 0 0 0 0						
22 Jake Lamb, L (1, 5) OBP: 0.412, SLG: 0.700 8 Marcus Wilson, R (8, 7) OBP: 0.182, SLG: 0.455		B SI 92 F CH 87 B SI 92 F CH 86 X SL 86 2-2 HR		B SI 91 B FF 90 B CH 86 C FF 92 B SI 91 4-1 16 1B 3 1B BB	C X FF 88 0-1 16 G4-3 2-H 2B		B SI 88 C FF 88 S CH 81 F FF 89 F SI 89 F CH 81 X CH 81 1-2 FC4-6 1-2f 2-3			3 2 2 2 1 0 2 0 0 0 0 0 0 0						
16 Chris Owings, R (1, 4) OBP: 0.340, SLG: 0.277 31 Brad Boxberger, R (8, 1) 66 Yoshihisa Hirano, R (9, 1)		C FF 92 F SI 91 S SL 85 0-3 K ①		B FF 91 F FF 91 X FF 90 1-1 3 1B 2 2B 1-2 1B	B SL 84 B FF 91 X SL 86 2-0 G4-3 2-3		X SL 84 0-0 F9 ③			4 1 1 0 0 1 3 0 0 0 0 0 0 0 0 0 0 0 0 0 0						
3 Daniel Descalso, L (1, 7) OBP: 0.340, SLG: 0.404 25 Archie Bradley, R (7, 1) 5 Alex Avila, L (8, 3) OBP: 0.226, SLG: 0.259		X SI 92 0-0 G1-3 ②		C SL 80 X FF 92 0-1 2 2B 21 G5-3 1-3 2-H 1B	C FF 91 F SL 88 X FF 92 0-2 F8 ③			C FF 89 B CU 74 B FF 90 S FF 88 C CU 75 2-3 K ①		3 1 1 1 0 0 1 0 0 0 0 0 0 0 1 0 0 0 0 1 0						
13 Nick Ahmed, R (1, 6) OBP: 0.400, SLG: 0.595 79 Camden Duzenack, R (9, 4) OBP: 0.444, SLG: 0.857		B SL 80 C CU 79 C SI 93 B SL 85 C FF 93 2-3 K ③		F SI 90 C SL 82 F SL 82 S SL 84 0-3 K ①		B SL 82 F FF 90 S FF 92 F FF 92 F SL 83 B FF 92 S SL 82 2-3 K ①		C FF 90 F CU 74 B FF 90 T FF 90 1-2 K ②		4 0 0 0 0 4 2 0 0 0 0 0 0 0						
2 Jeff Mathis, R (1, 2) OBP: 0.409, SLG: 0.294 10 Deven Marrero, R (8, 4) OBP: 0.310, SLG: 0.352 (9, 6)			C FF 92 B SI 91 B FF 93 C SL 83 X SL 85 2-2 F8 ①	F FF 90 X CH 88 0-1 21 G5-3 1-3 3-H 2B		B FF 92 B FF 91 X FF 91 2-0 P3 ②		B CU 74 B FF 89 B FF 89 B FF 89 4-0 1B BB		3 0 1 1 0 0 0 0 0 0 0 1 0 0						
21 Zack Greinke, R (1, 1) César Puello, R (6, PH) OBP: 0.452, SLG: 0.500 (7, 7) (8, 9)			C FF 93 B FF 94 B FF 94 C FF 94 X FF 94 2-2 G6-3 ②	B FF 93 B FF 93 X FF 91 2-0 G5-3 2-3 3-H		C FF 92 X SL 84 0-1 G3-1 ③		C FF 88 X CU 74 0-1 1-2 1B		2 0 0 1 0 0 1 2 0 1 0 0 0 0						

	AB	34
	R	7
	H	10
	RBI	7
	BB	3
	SO	11
	LOB	12

Inning Stats	1	2	3	4	5	6	7	8	9
	R: 0 E: 0 K: 2 S: 11 H: 0 LOB: 0 BB: 0 P: 16	R: 1 E: 0 K: 2 S: 10 H: 1 LOB: 0 BB: 0 P: 14	R: 0 E: 0 K: 1 S: 9 H: 0 LOB: 0 BB: 0 P: 14	R: 5 E: 0 K: 2 S: 20 H: 4 LOB: 1 BB: 2 P: 32	R: 1 E: 0 K: 0 S: 12 H: 2 LOB: 1 BB: 0 P: 18	R: 0 E: 0 K: 1 S: 8 H: 0 LOB: 0 BB: 0 P: 12	R: 0 E: 0 K: 0 S: 13 H: 2 LOB: 2 BB: 0 P: 14	R: 0 E: 0 K: 3 S: 11 H: 1 LOB: 2 BB: 1 P: 19	

	1B: 5	SF: 0	WP: 0	PA: 37
	2B: 3	SAC: 0	PB: 0	
	3B: 0	DP: 0	SB: 0	
	HR: 2	HBP: 0	CS: 0	

PITCHER		IP	WLS	BF	H	R	ER	SO	BB	IBB	HBP	BLK	WP	HR	S	P	ERA	WHIP
59 Carlos Carrasco, R ERA: 7.71	(1, 1)	4.0	L	19	5	6	6	7	2	0	0	0	0	2	50	76	13.50	1.750
46 Matt Belisle, R ERA: 6.35	(5, 1)	1.0		5	2	1	1	0	0	0	0	0	0	0	12	18	9.00	2.000
44 Nick Goody, R ERA: 8.18	(6, 1)	1.0		3	0	0	0	1	0	0	0	0	0	0	8	12	0.00	0.000
61 Dan Otero, R ERA: 7.71	(7, 1)	1.0		5	2	0	0	0	0	0	0	0	0	0	13	14	0.00	2.000
38 Jeff Beliveau, L ERA: 4.15	(8, 1)	1.0		5	1	0	0	3	1	0	0	0	0	0	11	19	0.00	2.000

PITCHER	IP	WLS	BF	H	R	ER	SO	BB	IBB	HBP	BLK	WP	HR	S	P	ERA	WHIP

Cleveland Indians @ Arizona Diamondbacks

Chase Field, Phoenix, AZ

Tue Mar 27 2018, 12:40 PM - 3:35 PM MST

Att. 12,843 - Sunny - 74 F

TOP

livebaseballscorecards.com

Batter	1	2	3	4	5	6	7	8	9	AB	R	H	RBI	BB	SO	LOB
12 Francisco Lindor, S (1, 6) OBP: 0.282, SLG: 0.538 54 Luke Wakamatsu, S (6, 6) OBP: 0.429, SLG: 0.500	C FF 94 S FF 94 X FF 95 0-2 G4-3	D CU 76 C FS 90 X FS 90 1-1 L8	B FF 89 X CH 86 1-0 L5	B SI 92 B SI 94 F CH 86 1 SAFE F FF 93 D SL 83 X FF 93 3-2 P4-3 1-1f		3 0 0 0 0 0 1 1 0 0 0 0 0 1
55 Roberto Pérez, R (1, 10) OBP: 0.383, SLG: 0.767 32 Mike Napoli, R (6, PH) OBP: 0.314, SLG: 0.469 (6, 10)	C FF 96 B FF 95 B CU 79 B FF 94 F FF 95 X FF 95 3-2 G3-1	B FS 86 F FS 88 F FF 94 X FC 88 1-2 G6-3	F FF 89 T FF 90 B FF 88 F KC 80 F CH 85 F FF 91 X CH 88 1-2 HR	B SI 94 B FF 88 X SI 94 2-0 G5-3		2 0 0 0 0 0 0 2 1 1 1 0 0 1
22 Jason Kipnis, L (1, 4) OBP: 0.424, SLG: 0.769 70 Drew Maggi, R (6, 4) OBP: 0.432, SLG: 0.474	C FF 94 B CU 77 C FF 94 B FF 96 B FF 94 S FS 90 3-3 K	B CU 75 B CU 75 B FF 94 B FF 93 4-0 9 G6-3 BB	B CH 84 X CH 85 1-0 G3	C SI 90 B SI 90 S CH 82 X SI 90 1-2 G6-3		2 0 0 0 1 1 0 1 0 0 0 0 0 0
11 José Ramírez, S (1, 5) OBP: 0.369, SLG: 0.418 9 Erik González, R (2, PH) OBP: 0.370, SLG: 0.360 (2, 5) (5, 3)	F FF 92 C FC 89 X FF 95 0-2 17 G3-6-3 1B	C FF 93 F FC 86 D FS 88 F FF 93 X FF 95 1-2 G6-3 1-2f	F CH 87 B KC 78 B CH 85 X FF 89 2-1 F8	B SL 78 X SL 78 1-0 1B		0 0 0 0 0 0 0 4 0 2 0 0 0 1
17 Yonder Alonso, L (1, 3) OBP: 0.444, SLG: 0.839 30 Mark Mathias, R (5, PR) OBP: 0.333, SLG: 1.333 (5, 5)	X FS 89 0-0 G3-6-3 1-2f	C FF 92 C CU 74 B FS 87 X FF 94 1-2 8 1B 7 FC6-4 1B	B FF 90 C FS 81 C FS 81 F FC 84 B FF 92 B FF 92 F FS 82 X FF 92 3-2 HR	C SI 90 B CH 83 B SI 89 F CH 83 B SI 90 X SI 90 3-2 F9		2 0 1 0 0 0 1 2 2 1 1 0 0 1
8 Lonnie Chisenhall, L (1, 9) OBP: 0.262, SLG: 0.214 56 Clark Scolamiero, L (5, PR) (5, 9)	B FF 95 B FF 94 X FF 93 2-0 G4-3	S FF 93 S FF 92 F FF 94 X FC 89 0-2 7 FC6-4 1-3 1B	B FF 92 B FF 92 B FF 92 C FF 91 C FF 91 F FF 92 C FS 84 3-3 K	S SI 90 S SI 90 B SI 91 B SI 90 S SL 81 2-3 K		2 0 1 0 0 0 0 2 0 0 0 0 2 1
7 Yan Gomes, R (1, 2) OBP: 0.423, SLG: 0.652 84 Jack Murphy, S (7, 2) OBP: 0.235, SLG: 0.188	C FF 94 B CU 77 F FC 88 F FF 96 B FS 89 X FC 90 2-2 4 WP 1B	B FF 93 D FC 88 X FF 94 2-0 FC6-4 1-2f 3-H	F FF 92 C CU 75 S FS 84 0-3 K			3 0 1 1 0 1 1 0 0 0 0 0 0 0
4 Bradley Zimmer, L (1, 8) OBP: 0.304, SLG: 0.420 26 Rajai Davis, R (5, 8) OBP: 0.262, SLG: 0.250	B FF 94 F FF 94 S FS 87 F FS 90 F FF 94 B CU 77 B FF 90 F FF 95 X FS 90 3-2 L3 1-2	B FS 87 B FF 94 B FS 92 C FF 94 C FS 88 X FS 88 3-2 L9	S FS 83 X FF 92 0-1 L9			2 0 0 0 0 0 2 1 0 0 0 0 0 0
30 Tyler Naquin, L (1, 7) OBP: 0.344, SLG: 0.518 60 Oscar Gonzalez, R (8, PR) (8, 7)	B FF 94 C FF 92 B FF 94 B FF 93 S FF 94 F FF 94 F FF 93 F FS 90 S SI 94 3-3 K	X FS 94 0-0 G6-3	C SI 93 X SL 83 0-1 54 P4-3 1B			3 0 1 0 0 1 2 0 0 0 0 0 0 0
Inning Stats	R: 0 E: 0 K: 1 S: 9 H: 0 LOB: 0 BB: 0 P: 15	R: 0 E: 0 K: 0 S: 5 H: 1 LOB: 0 BB: 0 P: 7	R: 0 E: 0 K: 1 S: 18 H: 1 LOB: 1 BB: 0 P: 27	R: 0 E: 0 K: 0 S: 7 H: 0 LOB: 0 BB: 1 P: 13	R: 1 E: 0 K: 0 S: 12 H: 2 LOB: 1 BB: 0 P: 18	R: 1 E: 0 K: 0 S: 10 H: 1 LOB: 0 BB: 0 P: 15	R: 1 E: 0 K: 2 S: 14 H: 1 LOB: 0 BB: 0 P: 20	R: 0 E: 0 K: 0 S: 6 H: 1 LOB: 1 BB: 0 P: 11	R: 0 E: 0 K: 1 S: 10 H: 1 LOB: 1 BB: 0 P: 17	1B: 6 2B: 1 3B: 0 HR: 2 SF: 0 SAC: 0 DP: 3 HBP: 0	WP: 1 PB: 0 SB: 0 CS: 0 PA: 33	

	AB	32
	R	3
	H	8
	RBI	3
	BB	1
	SO	5
	LOB	12

PITCHER		IP	WLS	BF	H	R	ER	SO	BB	IBB	HBP	BLK	WP	HR	S	P	ERA	WHIP
99 Taijuan Walker, R ERA: 4.32	(1, 1)	5.0		18	4	1	1	2	1	0	0	0	1	0	51	80	1.80	1.000
57 Fernando Salas, R ERA: 1.64	(6, 1)	1.0		4	1	1	1	0	0	0	0	0	0	1	10	15	9.00	1.000
29 Jorge De La Rosa, L ERA: 8.1	(7, 1)	1.0		4	1	1	1	2	0	0	0	0	0	1	14	20	9.00	1.000
40 Andrew Chafin, L ERA: 8.59	(8, 1)	1.0		3	1	0	0	0	0	0	0	0	0	0	6	11	0.00	1.000
30 T.J. McFarland, L ERA: 2.7	(9, 1)	1.0		4	1	0	0	1	0	0	0	0	0	0	10	17	0.00	1.000

PITCHER	IP	WLS	BF	H	R	ER	SO	BB	IBB	HBP	BLK	WP	HR	S	P	ERA	WHIP

BOTTOM

Cleveland Indians @ Arizona Diamondbacks

Chase Field, Phoenix, AZ

Tue Mar 27 2018, 12:40 PM - 3:35 PM MST

Att. 12,843 - Sunny - 74 F

livebaseballscorecards.com

Batter	1	2	3	4	5	6	7	8	9	AB	R	H	RBI	BB	SO	LOB
6 David Peralta, L (1, 7) OBP: 0.457, SLG: 0.561	C FF 91 F FC 88 S FC 82 0-3 K		S KC 76 B KC 79 B FC 87 S CH 86 F FC 80 B KC 80 C FF 94 3-3 K		F FC 81 B FC 82 B FF 94 X CH 88 2-1 G3			C SI 94 C CH 85 B FF 96 F SL 86 X SI 95 1-2 10 G6-4-3 1B	B FF 90 B SL 89 X FF 90 2-0 F7 1-2	3	0	0	0	0	2	0
57 Fernando Salas, R (6, 1)										0	0	0	0	0	0	0
29 Jorge De La Rosa, L (7, 1)										0	0	0	0	0	0	0
36 John Ryan Murphy, R (8, 2) OBP: 0.345, SLG: 0.280										2	0	1	0	0	0	2
11 AJ Pollock, R (1, 8) OBP: 0.304, SLG: 0.407	C FC 88 C KC 78 X FC 81 0-2 2B		B KC 76 S FF 93 X KC 78 1-1 G5-3			C SL 88 C FF 92 S SL 84 X SL 84 1-2 G4-3		B SI 94 B FF 92 C FF 94 X FF 95 2-1 F7		2	0	1	0	0	0	0
1 Jarrod Dyson, L (4, 8) OBP: 0.188, SLG: 0.161										2	0	0	0	0	0	1
30 T.J. McFarland, L (9, 1)										0	0	0	0	0	0	0
44 Paul Goldschmidt, R (1, 3) OBP: 0.377, SLG: 0.522	B KC 76 C FC 86 B FC 80 B FF 93 C FC 87 C FC 85 3-3 K			C FF 92 B FF 92 C KC 76 B FC 82 X FF 94 2-2 G6-3		C SL 83 C FF 94 X FF 94 0-2 L9		B SL 85 X SI 94 1-0 G6-4-3 1-2f		2	0	0	0	0	1	1
10 Deven Marrero, R (5, 5) OBP: 0.300, SLG: 0.339										2	0	0	0	0	0	1
22 Jake Lamb, L (1, 5) OBP: 0.415, SLG: 0.683	B FF 92 C CH 87 S FC 88 F FC 83 C FF 94 1-3 K			S FC 88 B CH 88 F KC 77 F FC 82 B FC 83 B FC 89 F SI 94 B FF 95 4-2 4 1B 5 G4-3 BB		C FF 93 F FF 92 B SL 91 B FF 94 F SL 84 F FF 94 B FF 95 B SL 86 4-2 BB			C CU 74 B CU 74 C CU 74 B FF 88 X CU 75 2-2 77 BB 89 2B 1B	1	1	0	0	1	1	1
3 Daniel Descalso, L (5, 3) OBP: 0.365, SLG: 0.417										1	0	1	0	1	0	0
79 Camden Duzenack, R (PR) OBP: 0.444, SLG: 0.857										0	1	0	0	0	0	0
4 Ketel Marte, S (1, 4) OBP: 0.531, SLG: 0.571		X FF 93 0-0 5 CS 1B		D FC 88 F FF 93 X CH 88 1-1 5 G4-3 1-3 1B		F FF 94 B FF 94 B SL 83 X SL 83 2-1 L9			B FF 90 F FF 90 B CU 75 C FF 90 B FF 90 F FF 90 B FF 91 4-2 89 2B 78 FC4-2 1-2 BB	3	0	2	0	0	0	1
77 Anfernee Grier, R (9, 8)										0	0	0	0	1	0	0
5 Alex Avila, L (1, 2) OBP: 0.235, SLG: 0.267		B FC 86 S CH 86 B KC 76 C FC 86 C KC 79 2-3 1-2 K		B FC 89 B KC 78 B FF 94 F FF 94 C FF 94 1 SAFE X SI 94 3-2 G4-3 1-2 3-H			B FF 93 T FF 93 S KC 83 X FF 92 1-2 FC5-4 1B		F FF 90 D CU 75 C FF 90 D SL 90 X FF 90 2-2 78 FC4-2 FC6-4 1-3 2-H 2B	3	0	1	1	0	1	2
89 Drew Ellis, R (7, PR) OBP: 0.222, SLG: 0.444										1	1	1	1	0	0	0
(8, 5)																
16 Chris Owings, R (1, 9) OBP: 0.327, SLG: 0.265		C FC 87 S KC 78 F FC 82 B FC 83 B SI 95 X KC 79 2-2 E5		X FC 89 0-0 F8			B FF 93 C FF 92 S KC 83 B KC 82 C FF 92 2-3 K		B FF 89 B FF 90 B FF 90 B FF 90 4-0 FC6-4 78 FC4-2 BB	2	0	0	0	0	0	1
8 Marcus Wilson, R (7, 9) OBP: 0.231, SLG: 0.417										1	0	0	0	1	1	1
13 Nick Ahmed, R (1, 6) OBP: 0.377, SLG: 0.556		B FC 84 B KC 75 X FC 86 2-0 G5-3			B KC 74 B FF 93 F FC 86 F FF 93 S KC 80 2-3 K		C FF 93 B KC 83 X FF 92 1-1 L7		F FF 90 B FF 90 F FF 91 X FF 91 1-2 FC4-2 FC6-4 1-2 2-3 3-Hf	3	0	0	0	0	1	2
40 Andrew Chafin, R (8, 1)										0	0	0	0	0	0	0
78 Jose Vinicio, R (9, 4) OBP: 0.500, SLG: 1.500										1	0	0	0	0	0	3
99 Taijuan Walker, R (1, 1)			B FF 92 C FF 92 F FF 92 X FC 82 1-2 F9		C FF 94 F FF 94 S KC 81 0-3 K		B FF 92 B FF 92 B FF 93 X FF 92 3-0 FC5-4 1-2f		F FF 89 B SL 90 B FF 90 S FF 91 F FF 90 X FF 91 2-2 FC6-4 36 DI 1-2f 2-3 3-H	2	0	0	0	0	1	0
Kristopher Negrón, R (6, 7) OBP: 0.295, SLG: 0.345										2	0	0	1	0	0	3

	AB	33
	R	3
	H	7
	RBI	3
	BB	4
	SO	8
	LOB	19

Inning Stats	1	2	3	4	5	6	7	8	9			
	R: 0 E: 0 K: 3 S: 13	H: 1 LOB: 1 BB: 0 P: 17	R: 0 E: 1 K: 1 S: 9	H: 1 LOB: 1 BB: 0 P: 15	R: 0 E: 0 K: 1 S: 9	H: 0 LOB: 0 BB: 0 P: 14	R: 1 E: 0 K: 0 S: 13	H: 1 LOB: 1 BB: 1 P: 23	R: 0 E: 0 K: 2 S: 8	H: 0 LOB: 0 BB: 0 P: 12	R: 0 E: 0 K: 0 S: 12	H: 0 LOB: 1 BB: 1 P: 19
	R: 0 E: 0 K: 1 S: 9	H: 1 LOB: 1 BB: 0 P: 16	R: 0 E: 0 K: 0 S: 7	H: 1 LOB: 0 BB: 0 P: 11	R: 2 E: 0 K: 0 S: 17	H: 2 LOB: 3 BB: 2 P: 34	1B: 5 2B: 2 3B: 0 HR: 0	SF: 0 SAC: 0 DP: 1 HBP: 0	WP: 0 PB: 0 SB: 0 CS: 1	PA: 37		

PITCHER		IP	WLS	BF	H	R	ER	SO	BB	IBB	HBP	BLK	WP	HR	S	P	ERA	WHIP
47 Trevor Bauer, R ERA: 3.99	(1, 1)	5.0		19	3	1	1	7	1	0	0	0	0	0	52	81	1.80	0.800
24 Andrew Miller, L ERA: 7.71	(6, 1)	1.0	H	4	0	0	0	0	1	0	0	0	0	0	12	19	0.00	1.000
37 Cody Allen, R ERA: 1.13	(7, 1)	1.0	H	4	1	0	0	1	0	0	0	0	0	0	9	16	0.00	1.000
50 Evan Marshall, R ERA: 4.35	(8, 1)	1.0	H	3	1	0	0	0	0	0	0	0	0	0	7	11	0.00	1.000
49 Tyler Olson, L ERA: 3.27	(9, 1)	0.0		1	1	1	1	0	0	0	0	0	0	0	3	5	∞	∞

PITCHER		IP	WLS	BF	H	R	ER	SO	BB	IBB	HBP	BLK	WP	HR	S	P	ERA	WHIP
65 Mitch Brown, R ERA: 6.75	(9, 1)	1.0	B	6	1	1	1	0	2	0	0	0	0	0	14	29	9.00	3.000

Cleveland Indians @ Seattle Mariners

Safeco Field, Seattle, WA

Thu Mar 29 2018, 7:11 PM - 9:45 PM PDT

Att. 47,149 - Cloudy - 55 F

TOP

livebaseballscorecards.com

Batter	1	2	3	4	5	6	7	8	9	AB	R	H	RBI	BB	SO	LOB
12 Francisco Lindor, S (1, 6)	P6		F8			G5-3		F9		4	0	0	0	0	0	0
22 Jason Kipnis, L (1, 4) OBP: 0.500, SLG: 0.333	G4-3		1B			11 G3-6-3 BB		K		3	0	1	0	1	1	0
11 José Ramírez, S (1, 5)	G6-3		F7			G3-6-3 1-2f		P6		4	0	0	0	0	0	2
17 Yonder Alonso, L (1, 3)		K		G4-3			L6		K	4	0	0	0	0	2	0
10 Edwin Encarnación, R (1, 10) OBP: 0.667, SLG: 0.500 26 Rajai Davis, R (9, PR)		CI 7 BB		8 G6-3 1B			F7		7 S 8 BLK HBP	2 0	0 0	1 0	0 0	0 0	0 0	0 0
8 Lonnie Chisenhall, L (1, 9) OBP: 0.500, SLG: 0.667		P5		G6-3 1-2f			7 1B 2B		7 S 1-2 HBP	3	1	1	0	0	0	2
7 Yan Gomes, R (1, 2) OBP: 0.500, SLG: 0.333		1-2 BB			P2		30 1B 2-H 1B		1-2 2-3 K	3	0	1	1	1	1	2
30 Tyler Naquin, L (1, 7) OBP: 0.250, SLG: 0.250		K			G4-3		1-2 1B		K	4	0	1	0	0	2	5
4 Bradley Zimmer, L (1, 8)			K		K	L3				3	0	0	0	0	2	2

AB	30
R	1
H	5
RBI	1
BB	2
SO	8
LOB	13

Inning Stats	1	2	3	4	5	6	7	8	9
	R: 0 H: 0 E: 0 LOB: 0 K: 0 BB: 0 S: 6 P: 11	R: 0 H: 0 E: 1 LOB: 2 K: 2 BB: 1 S: 16 P: 25	R: 0 H: 1 E: 0 LOB: 1 K: 1 BB: 0 S: 10 P: 15	R: 0 H: 1 E: 0 LOB: 0 K: 0 BB: 0 S: 5 P: 7	R: 0 H: 0 E: 0 LOB: 0 K: 1 BB: 0 S: 9 P: 15	R: 0 H: 0 E: 0 LOB: 0 K: 0 BB: 1 S: 6 P: 13	R: 1 H: 3 E: 0 LOB: 2 K: 0 BB: 0 S: 10 P: 14	R: 0 H: 0 E: 0 LOB: 0 K: 1 BB: 0 S: 10 P: 17	R: 0 H: 0 E: 0 LOB: 3 K: 3 BB: 0 S: 13 P: 20

1B: 4	SF: 0	WP: 0	PA: 35
2B: 1	SAC: 0	PB: 0	
3B: 0	DP: 2	SB: 2	
HR: 0	HBP: 2	CS: 0	

PITCHER		IP	WLS	BF	H	R	ER	SO	BB	IBB	HBP	BLK	WP	HR	S	P	ERA	WHIP
34 Félix Hernández, R ERA:	(1, 1)	5.1	W	20	2	0	0	4	2	0	0	0	0	0	49	83	0.00	0.750
53 Dan Altavilla, R ERA:	(6, 1)	0.2	H	1	0	0	0	0	0	0	0	0	0	0	3	3	0.00	0.000
25 Marc Rzepczynski, L ERA:	(7, 1)	0.1	H	1	0	0	0	0	0	0	0	0	0	0	1	1	0.00	0.000
50 Nick Vincent, R ERA: 13.5	(7, 1)	0.2	H	5	3	1	1	0	0	0	0	0	0	0	9	13	13.50	4.500
12 Juan Nicasio, R ERA:	(8, 1)	1.0	H	3	0	0	0	1	0	0	0	0	0	0	10	17	0.00	0.000

PITCHER		IP	WLS	BF	H	R	ER	SO	BB	IBB	HBP	BLK	WP	HR	S	P	ERA	WHIP
39 Edwin Díaz, R ERA:	(9, 1)	1.0	S	5	0	0	0	3	0	0	2	1	0	0	13	20	0.00	0.000

Batter	1	2	3	4	5	6	7	8	9	AB	R	H	RBI	BB	SO	LOB
9 Dee Strange-Gordon, L (1, 8) OBP: 0.500, SLG: 0.333	F SI 91 S CH 85 B SI 92 F CU 85 F FF 93 S CU 86 1-3 K ①		B FC 88 B FC 89 B SI 92 B SI 92 4-0 2 G6-4-3 BB			B CH 84 C FC 87 B CH 85 B SI 91 C SI 91 X SI 91 3-2 G3 ①		B FC 89 X SI 92 1-0 1B		3	0	1	0	1	1	0
2 Jean Segura, R (1, 6)	C SI 93 X FC 89 0-1 G2-3 ②		B FC 88 F SI 92 X FC 88 1-1 G6-4-3 ② ③ 1-2f			B SI 92 C SI 92 X FF 91 1-1 G6-3 ②		X FC 89 0-0 G4-3 ③		4	0	0	0	0	0	2
22 Robinson Canó, L (1, 4) OBP: 0.333, SLG: 0.333	X CU 84 0-0 23 HR 1B			B SI 92 S FC 88 F CH 85 B SI 93 F FC 89 F CU 83 C SI 93 2-3 K ①		X SI 92 0-0 G6-3 ③				3	1	1	0	0	1	0
23 Nelson Cruz, R (1, 10) OBP: 0.333, SLG: 1.333	X FC 88 0-0 1-H HR			B SI 93 X SI 93 1-0 G5-3 ②			B SI 91 T SI 91 X CU 82 1-1 L8 ①			3	1	1	2	0	0	0
15 Kyle Seager, L (1, 5)	S CH 86 X FC 89 0-1 F9 ③			F FC 89 C SI 92 S CU 82 0-3 K ③			S FC 88 S CH 85 C SI 92 0-3 K ②			3	0	0	0	0	2	0
17 Mitch Haniger, R (1, 9) OBP: 1.000, SLG: 1.333		C SI 92 X SI 92 0-1 10 G6-4-3 1B			C SI 90 C SI 92 B CU 84 B FC 88 F CU 84 B SI 92 F FC 89 X FC 89 3-2 2B		B SI 92 X SI 92 1-0 27 FC6-4 1B			3	0	3	0	0	0	0
27 Ryon Healy, R (1, 3)		B CU 82 S FC 88 S FC 88 S FC 88 1-3 K ①			C CU 83 B SI 91 X CU 83 1-1 F8 ①		1 SAFE B FC 88 B SI 91 X FC 87 2-0 FC6-4 ③ 1-2f			3	0	0	0	0	1	3
10 Mike Marjama, R (1, 2)		C SI 92 X CU 83 0-1 G6-4-3 ② ③ 1-2f			C SI 90 X FC 88 0-1 G6-3 ②			C SI 90 C SI 92 B SI 91 S CU 83 1-3 K ①		3	0	0	0	0	1	2
51 Ichiro Suzuki, L (1, 7) 5 Guillermo Heredia, R (8, 7)			C SI 92 X FC 89 0-1 G3 ①		C SI 92 F FC 88 F FF 92 B SI 93 F CU 84 S FF 93 1-3 K ③			S FC 86 C SI 91 C SI 92 0-3 K ②		2 1	0 0	0 0	0 0	0 0	1 1	1 0
Inning Stats	R: 2 E: 0 K: 1 S: 11 H: 2 LOB: 0 BB: 0 P: 12	R: 0 E: 0 K: 1 S: 7 H: 1 LOB: 0 BB: 0 P: 8	R: 0 E: 0 K: 0 S: 4 H: 0 LOB: 0 BB: 1 P: 9	R: 0 E: 0 K: 2 S: 9 H: 0 LOB: 0 BB: 0 P: 12	R: 0 E: 0 K: 1 S: 14 H: 1 LOB: 1 BB: 0 P: 19	R: 0 E: 0 K: 0 S: 6 H: 0 LOB: 0 BB: 0 P: 10	R: 0 E: 0 K: 1 S: 7 H: 1 LOB: 1 BB: 0 P: 11	R: 0 E: 0 K: 2 S: 8 H: 1 LOB: 1 BB: 0 P: 10		1B: 4 2B: 1 3B: 0 HR: 1 SF: 0 SAC: 0 DP: 2 HBP: 0						

PITCHER	IP	WLS	BF	H	R	ER	SO	BB	IBB	HBP	BLK	WP	HR	S	P	ERA	WHIP
28 Corey Kluber, R (1, 1) ERA: 2.25	8.0	L	29	6	2	2	8	1	0	0	0	0	1	66	91	2.25	0.875

PITCHER	IP	WLS	BF	H	R	ER	SO	BB	IBB	HBP	BLK	WP	HR	S	P	ERA	WHIP

BOTTOM

Cleveland Indians @ Seattle Mariners

Safeco Field, Seattle, WA

Thu Mar 29 2018, 7:11 PM - 9:45 PM PDT

Att. 47,149 - Cloudy - 55 F

livebaseballscorecards.com

AB	28
R	2
H	6
RBI	2
BB	1
SO	8
LOB	8

WP: 0 PA: 29
PB: 0
SB: 0
CS: 0

Cleveland Indians @ Seattle Mariners

Safeco Field, Seattle, WA

Sat Mar 31 2018, 1:11 PM - 3:57 PM PDT

Att. 35,881 - Cloudy - 48 F

TOP

livebaseballscorecards.com

Batter	1	2	3	4	5	6	7	8	9	AB	R	H	RBI	BB	SO	LOB
12 Francisco Lindor, S (1, 6) OBP: 0.111, SLG: 0.111	B FF 92 B FF 94 X FF 95 2-0 ① L5	X FF 96 0-0 1B		B KC 77 B KC 80 C FF 94 X FF 93 2-1 ② F8		B SI 90 S CH 82 F SI 90 F CH 84 S SL 82 1-3 ③ K2-3			X SL 87 0-0 ③ G4-3	5	0	1	0	0	1	1
22 Jason Kipnis, L (1, 4) OBP: 0.500, SLG: 0.571	B FF 94 S FF 95 S FF 96 F FF 98 F FC 89 X FF 97 1-2 26 BB 17 HR 2B	1 SAFE B FF 94 D KC 81 C FF 94 X FF 95 2-1 ③ F7		D FC 87 B KC 80 S X FF 94 2-1 1-2 1B			B SI 89 C SL 82 B CH 82 X SL 81 2-1 ① P2			4	1	2	0	0	0	1
11 José Ramírez, S (1, 5)	B KC 80 X FF 94 1-0 ② P3		B KC 79 X FF 93 1-0 ① F7	B FF 93 C FF 94 X FF 94 1-1 ③ F8			B CH 83 C SL 79 X SI 90 1-1 ② F7			4	0	0	0	0	0	3
10 Edwin Encarnación, R (1, 10) OBP: 0.429, SLG: 0.200	B FF 95 B KC 81 B FF 94 C FF 95 C KC 81 B FF 95 4-2 26 BB 17 HR BB		C FF 96 C FC 89 F FF 97 B FC 89 X FF 97 1-2 ② G6-5-3		C KC 77 B FF 94 B CH 85 F FF 94 B FC 87 F FF 94 F FF 96 F KC 79 T FF 94 3-2 ① K		B SI 90 F SL 82 B CH 83 X FF 91 2-1 ③ G4-3			3	1	0	0	1	1	0
26 Rajai Davis, R (1, 8) (5, 7)	B FF 94 B FF 95 F FF 94 B FF 95 F FF 94 F FF 95 F FF 96 F FF 95 D KC 82 4-2 1-2 2-3 17 HR BB		F FF 96 B FC 90 B FF 97 F FF 96 C FF 97 2-3 ③ K		B CH 86 B FF 94 X FF 94 2-0 ② F9			B SL 79 S SL 82 F SL 81 X SL 80 1-2 ① P3		3	1	0	0	1	1	0
17 Yonder Alonso, L (1, 3) OBP: 0.375, SLG: 0.667	B KC 79 X FF 95 1-0 1-H 2-H 3-H HR			C FF 94 B FC 87 S FC 87 F FC 88 B KC 82 B FF 97 B FF 97 4-2 7 HR BB	B KC 78 B KC 79 B FF 95 C FF 95 B FF 95 4-1 BB			C SL 84 S SL 84 B SL 85 S SI 91 1-3 ② K		2	2	1	4	2	1	0
6 Brandon Guyer, R (1, 7) 4 Bradley Zimmer, L (5, PH) (5, 8)	X FF 96 0-0 ③ G4-3			B FF 92 D FF 94 X FF 94 2-0 ① F8	B SL 82 B SI 90 B SI 90 S FF 91 1 SAFE S SL 82 X CH 83 3-2 ③ F8			X SI 91 0-0 ③ G4-3		2 2	0 0	0 0	0 0	0 0	0 0	1 1
7 Yan Gomes, R (1, 2) OBP: 0.375, SLG: 0.714		S FF 95 S FC 89 B FF 96 B FC 89 F FF 95 F FF 97 F FF 96 S FC 88 2-3 ① K		C FF 93 D FC 86 F FC 86 B FF 95 X FF 94 2-2 1-H HR		C SL 82 B SL 81 C FF 91 B SL 82 F SI 90 F FF 91 S CH 84 2-3 ① K			C SL 87 S FF 94 B SL 87 S SL 87 1-3 ① K	4	1	1	2	0	3	0
8 Lonnie Chisenhall, L (1, 9) OBP: 0.375, SLG: 0.429		C FF 96 F FF 96 F FF 96 B KC 81 F KC 81 S FF 96 1-3 ② K		X FF 94 0-0 22 1B 1B		C SL 81 B CH 82 X CH 83 1-1 ② F9			B FF 96 B SL 87 F FF 96 B SL 86 X FF 91 3-1 ② G3	4	0	1	0	0	1	0
Inning Stats	R: 4 E: 0 K: 0 S: 16 H: 2 LOB: 0 BB: 0 P: 29	R: 0 E: 0 K: 2 S: 14 H: 1 LOB: 1 BB: 0 P: 19	R: 0 E: 0 K: 1 S: 8 H: 0 LOB: 0 BB: 0 P: 12	R: 2 E: 0 K: 0 S: 14 H: 3 LOB: 2 BB: 1 P: 27	R: 0 E: 0 K: 1 S: 11 H: 0 LOB: 1 BB: 1 P: 23	R: 0 E: 0 K: 2 S: 11 H: 0 LOB: 0 BB: 0 P: 15	R: 0 E: 0 K: 0 S: 6 H: 0 LOB: 0 BB: 0 P: 11	R: 0 E: 0 K: 1 S: 7 H: 0 LOB: 0 BB: 0 P: 9	R: 0 E: 0 K: 1 S: 6 H: 0 LOB: 0 BB: 0 P: 10	1B: 3 2B: 1 3B: 0 HR: 2 SF: 0 SAC: 0 DP: 0 HBP: 0						

	AB	33
	R	6
	H	6
	RBI	6
	BB	4
	SO	8
	LOB	7

WP: 0 PA: 37
PB: 0
SB: 0
CS: 0

PITCHER		IP	WLS	BF	H	R	ER	SO	BB	IBB	HBP	BLK	WP	HR	S	P	ERA	WHIP
65 James Paxton, L ERA: 11.57	(1, 1)	4.2	L	24	6	6	6	4	4	0	0	0	0	2	60	104	11.57	2.143
61 Casey Lawrence, R ERA:	(5, 1)	2.2		8	0	0	0	2	0	0	0	0	0	0	23	36	0.00	0.000
25 Marc Rzepczynski, L ERA:	(8, 1)	0.2		2	0	0	0	1	0	0	0	0	0	0	4	5	0.00	0.000
53 Dan Altavilla, R ERA:	(9, 1)	1.0		3	0	0	0	1	0	0	0	0	0	0	6	10	0.00	0.000

PITCHER	IP	WLS	BF	H	R	ER	SO	BB	IBB	HBP	BLK	WP	HR	S	P	ERA	WHIP

Batter	1	2	3	4	5	6	7	8	9	AB	R	H	RBI	BB	SO	LOB
9 Dee Strange-Gordon, L (1, 8) OBP: 0.444, SLG: 0.375	B FF 91 F FF 94 B FF 94 F FF 94 B CH 89 X FF 93 3-2 ① F7		X FF 93 0-0 2 1B 22 1B 1-3 1B		C CH 88 B CH 89 C SL 84 F FF 94 F FF 92 S SL 85 1-3 ③ K		C FF 95 X SL 83 0-1 1-2 1B		B KC 84 X FF 94 1-0 ③ F7	5	1	2	0	0	1	0
2 Jean Segura, R (1, 6) OBP: 0.125, SLG: 0.125	C FF 93 S SL 85 S SL 87 0-3 ② K		C SL 84 S SL 83 X SL 86 0-2 23 L3-6 22 1B 1-3 3-H 1B			B FF 93 B FF 93 C SL 83 X FF 92 2-1 ① G1-3	C SL 83 F FF 95 S SL 85 0-3 ③ K			4	0	1	1	0	2	2
22 Robinson Canó, L (1, 4) OBP: 0.571, SLG: 0.714	C FF 94 C FF 94 S CH 89 0-3 ③ K		D CH 88 S CH 87 X FF 93 1-1 1-2 3-H 1B			X CH 88 0-0 23 HR 1B		B FF 92 B FF 93 X SL 84 2-0 2B		4	1	3	1	0	1	0
23 Nelson Cruz, R (1, 10) OBP: 0.333, SLG: 1.333 5 Guillermo Heredia, R (8, PH) (9, 10)		C FF 95 B FF 95 B CH 89 C FF 94 X SL 86 2-2 ① G6-3	B SI 92 C SL 86 X FF 94 1-1 ② ③ L3-6 2-2			X CH 87 0-0 1-H HR		C SL 83 L SL 83 B SL 84 X SL 85 1-2 ① F7		3 1	1 0	1 0	2 0	0 0	0 0	2 1
15 Kyle Seager, L (1, 5)		C SL 84 B CH 88 B CH 89 X FF 95 2-1 ② G4-3		X CU 81 0-0 ① F8		B FF 93 S FF 93 X SL 82 1-1 ② F9		B FF 94 F SL 84 C FF 95 F SL 85 S SL 86 1-3 ② K		4	0	0	0	0	1	1
17 Mitch Haniger, R (1, 9) OBP: 0.714, SLG: 1.333		C FF 95 C SL 84 B FF 95 X SL 85 1-2 HR		B FF 92 B SI 93 F FF 92 S SI 92 B CH 89 X FF 94 3-2 ② F9		C FF 94 B FF 94 X CU 81 1-1 ③ F9			0-0 IBB	3	1	1	1	1	0	0
27 Ryon Healy, R (1, 3)		C SL 86 B FF 94 B FF 95 F SL 86 S SL 84 2-3 ③ K		B SL 85 B FF 94 B FF 94 C FF 93 F SI 92 X FF 94 3-2 ③ F9			C FF 93 B FF 92 B FF 94 X FF 94 2-1 ① F9	B SL 84 B FF 95 C SL 84 C SL 83 S SL 83 2-3 ③ K		4	0	0	0	0	2	2
10 Mike Marjama, R (1, 2) 20 Daniel Vogelbach, L (9, PH)			F FF 94 B SL 82 X FF 94 1-1 ① G4-3		C FF 92 X SI 90 0-1 ① P4		X FF 93 0-0 ② P2		B KC 84 C FF 94 F FF 94 B KC 85 S FF 94 2-3 ① K	3 1	0 0	0 0	0 0	0 0	0 1	0 0
51 Ichiro Suzuki, L (1, 7) OBP: 0.333, SLG: 0.333			X FF 93 0-0 9 1B 2 1B 1B		B FF 93 B CH 87 X FF 92 2-0 ② F9		C SL 82 S SL 83 B SL 84 X SL 82 1-2 9 1B 1B		C FF 94 S KC 84 X KC 84 0-2 ② G5-3	4	1	2	0	0	0	0
Inning Stats	R: 0 E: 0 K: 2 S: 9 H: 0 LOB: 0 BB: 0 P: 12	R: 1 E: 0 K: 1 S: 11 H: 1 LOB: 0 BB: 0 P: 18	R: 2 E: 0 K: 0 S: 11 H: 4 LOB: 1 BB: 0 P: 14	R: 0 E: 0 K: 0 S: 7 H: 0 LOB: 0 BB: 0 P: 13	R: 0 E: 0 K: 1 S: 8 H: 0 LOB: 0 BB: 0 P: 11	R: 2 E: 0 K: 0 S: 8 H: 2 LOB: 0 BB: 0 P: 12	R: 0 E: 0 K: 1 S: 11 H: 2 LOB: 2 BB: 0 P: 14	R: 0 E: 0 K: 2 S: 11 H: 1 LOB: 2 BB: 1 P: 17	R: 0 E: 0 K: 1 S: 7 H: 0 LOB: 0 BB: 0 P: 10	1B: 7 2B: 2 3B: 0 HR: 2 SF: 0 SAC: 0 DP: 1 HBP: 0						

PITCHER	IP	WLS	BF	H	R	ER	SO	BB	IBB	HBP	BLK	WP	HR	S	P	ERA	WHIP
59 Carlos Carrasco, R (1, 1) ERA: 7.94	5.2	W	23	7	5	5	4	0	0	0	0	0	2	52	77	7.94	1.235
34 Zach McAllister, R (6, 1) ERA:	1.0	H	3	0	0	0	0	0	0	0	0	0	0	5	8	0.00	0.000
24 Andrew Miller, L (7, 1) ERA:	1.1	H	8	3	0	0	3	0	1	0	0	0	0	19	26	0.00	2.250
37 Cody Allen, R (9, 1) ERA:	1.0	S	3	0	0	0	1	0	0	0	0	0	0	7	10	0.00	0.000

PITCHER	IP	WLS	BF	H	R	ER	SO	BB	IBB	HBP	BLK	WP	HR	S	P	ERA	WHIP

BOTTOM

Cleveland Indians @ Seattle Mariners

Safeco Field, Seattle, WA

Sat Mar 31 2018, 1:11 PM - 3:57 PM PDT

Att. 35,881 - Cloudy - 48 F

livebaseballscorecards.com

AB	36
R	5
H	10
RBI	5
BB	1
SO	8
LOB	8

Cleveland Indians @ Seattle Mariners

Safeco Field, Seattle, WA

Sun Apr 01 2018, 1:11 PM - 4:07 PM PDT

Att. 24,506 - Roof Closed - 47 F

TOP

livebaseballscorecards.com

Batter	1	2	3	4	5	6	7	8	9	AB	R	H	RBI	BB	SO	LOB
12 Francisco Lindor, S (1, 6) OBP: 0.214, SLG: 0.154	X SI 88 0-0 11 F8 22 S 1B	C KC 79 D CH 82 F SL 81 X CH 81 1-2 ③ G4-3			B KC 78 B KC 78 F SI 90 B FF 90 F SI 90 B SI 90 4-2 22 G3-6-1 BB		F CH 84 C CH 84 B FF 90 X SL 82 1-2 E6		S FF 99 B FF 100 S SL 90 F FF 100 B FF 100 B SL 90 S SL 89 3-3 ③ K	4	0	1	0	1	1	2
22 Jason Kipnis, L (1, 4) OBP: 0.333, SLG: 0.364	B SI 89 F CH 81 1 SAFE 1 SAFE F FC 87 F FF 90 B KC 80 S FF 89 2-3 ① K 1-2		C FC 86 X SI 89 0-1 ① L8		C SI 89 1 SAFE X CH 83 0-1 ② ③ G3-6-1 1-2f		C FC 88 1 SAFE F FC 88 S FC 90 0-3 ③ K			4	0	0	0	0	2	3
11 José Ramírez, S (1, 5)	C FF 90 B FF 90 X CH 82 1-1 ② F8 2-3		B SI 89 B KC 78 X FC 88 2-0 ② G4-3			B KC 76 C SI 89 S SL 80 X CH 82 1-2 ① G3		B SL 83 C FF 93 S FF 93 F FF 93 F SL 88 X SL 84 1-2 ① G3		4	0	0	0	0	0	1
17 Yonder Alonso, L (1, 3) OBP: 0.417, SLG: 0.700	F CH 82 B CH 81 D KC 79 B SI 91 X CH 82 3-1 ③ G3		X CH 83 0-0 ③ F8			B SI 90 X SL 81 1-0 2B		C FF 92 X SL 88 0-1 10 HR 1B		4	1	2	0	0	0	1
10 Edwin Encarnación, R (1, 10) OBP: 0.455, SLG: 1.000		C SI 88 B CH 81 B SL 79 C FC 88 C SI 90 2-3 ① K		B KC 76 B SI 87 X FC 86 2-0 HR		C SI 89 X KC 79 0-1 ② G5-3		T SI 93 D SL 89 X CH 90 1-1 1-H HR		4	2	2	3	0	1	1
8 Lonnie Chisenhall, L (1, 9) OBP: 0.417, SLG: 0.400		S SI 88 X FC 87 0-1 55 BB 4 1B 1B		B SI 88 F SI 88 C SI 88 X FC 89 1-2 ① G3		B CH 83 B CH 83 B KC 78 3-0 IBB		B SI 94 C FF 93 C FF 93 B FF 94 F FF 93 F FF 94 C FF 94 2-3 ② K		3	1	1	0	1	1	0
55 Roberto Pérez, R (1, 2)		C SI 90 B SI 90 B FC 90 S SL 80 F SI 91 D KC 80 F FC 89 D CH 84 4-2 4 1B 1-2 BB		X SI 88 0-0 ② G4-3		B KC 79 S KC 81 B SI 91 X SL 81 2-1 ③ F8		S SL 88 B SL 88 X FF 94 1-1 ③ F9		3	0	0	0	1	0	2
30 Tyler Naquin, L (1, 7) OBP: 0.125, SLG: 0.125		B SI 89 B CH 82 X SI 90 2-0 ② F7		C KC 78 F CH 83 B FF 90 B FC 89 F FC 89 X SI 91 2-2 ③ G4-3			F SI 89 F CH 83 B SI 91 B SL 81 X FC 89 2-2 ① F8		C FF 96 S FF 98 F FF 99 F FF 98 F FF 99 F SL 90 S SL 90 0-3 ① K2-3	4	0	0	0	0	1	2
4 Bradley Zimmer, L (1, 8) OBP: 0.111, SLG: 0.111		B SI 90 X SI 89 1-0 1-2 2-H 1B			B FC 87 B CH 82 X SI 89 2-0 ① G6-3		B SI 92 F CH 84 C SI 90 S FC 90 1-3 ② K		C FF 98 S SL 89 S SL 90 0-3 ② K	4	0	1	1	0	2	0

	AB	34
	R	4
	H	7
	RBI	4
	BB	3
	SO	8
	LOB	12

Inning Stats																		
	R: 0	H: 1	R: 1	H: 2	R: 0	H: 0	R: 1	H: 1	R: 0	H: 0	R: 0	H: 1	R: 0	H: 0	R: 2	H: 2	R: 0	H: 0
	E: 0	LOB: 1	E: 0	LOB: 2	E: 0	LOB: 0	E: 0	LOB: 0	E: 0	LOB: 0	E: 0	LOB: 2	E: 1	LOB: 1	E: 0	LOB: 0	E: 0	LOB: 0
	K: 1	BB: 0	K: 1	BB: 1	K: 0	BB: 0	K: 0	BB: 0	K: 0	BB: 1	K: 0	BB: 1	K: 2	BB: 0	K: 1	BB: 0	K: 3	BB: 0
	S: 9	P: 15	S: 14	P: 24	S: 4	P: 6	S: 9	P: 14	S: 5	P: 11	S: 8	P: 15	S: 12	P: 16	S: 16	P: 21	S: 14	P: 17

	1B: 4	SF: 0
	2B: 1	SAC: 0
	3B: 0	DP: 1
	HR: 2	HBP: 0

	WP: 0	PA: 37
	PB: 0	
	SB: 1	
	CS: 0	

PITCHER		IP	WLS	BF	H	R	ER	SO	BB	IBB	HBP	BLK	WP	HR	S	P	ERA	WHIP
8 Mike Leake, R ERA: 2.57	(1, 1)	7.0	W	29	5	2	2	4	2	1	0	0	0	1	61	101	2.57	1.000
12 Juan Nicasio, R ERA: 9.0	(8, 1)	1.0	H	5	2	2	2	1	0	0	0	0	0	1	16	21	18.00	2.000
39 Edwin Díaz, R ERA:	(9, 1)	1.0	S	3	0	0	0	3	0	0	0	0	0	0	14	17	0.00	0.000

PITCHER		IP	WLS	BF	H	R	ER	SO	BB	IBB	HBP	BLK	WP	HR	S	P	ERA	WHIP

BOTTOM

Cleveland Indians @ Seattle Mariners

Safeco Field, Seattle, WA

Sun Apr 01 2018, 1:11 PM - 4:07 PM PDT

Att. 24,506 - Roof Closed - 47 F

livebaseballscorecards.com

Batter	1	2	3	4	5	6	7	8	9	AB	R	H	RBI	BB	SO	LOB
9 Dee Strange-Gordon, L (1, 8) OBP: 0.385, SLG: 0.583	C FF 94 B FF 94 F FF 94 B ST 83 F SI 95 B KC 78 C FF 96 3-3 ① K		B FF 94 X FF 94 1-0 ② F7		X FF 93 0-0 ① SH5-3 2-3		C SI 88 B CH 82 B FF 89 F SI 88 F FF 89 F CH 82 X FF 89 2-2 HR	1 SAFE X FF 90 0-0 ③ F8		4	1	1	1	0	1	1
2 Jean Segura, R (1, 6) OBP: 0.250, SLG: 0.333	X FF 95 0-0 ② P3		C KC 79 B KC 79 C FF 96 X ST 82 1-2 17 BB 22 BB 1B		B FF 94 D KC 79 X FF 94 2-0 15 2B 2B 3-H		C SI 89 F SI 90 X SI 89 0-2 ① L6			4	1	2	1	0	0	0
22 Robinson Canó, L (1, 4) OBP: 0.636, SLG: 0.800	C FF 96 B FC 89 X KC 79 1-1 2B		S FF 93 C CH 88 1 SAFE B FF 95 F ST 82 D ST 83 B FF 95 D KC 80 4-2 17 BB BB 1-2		F FF 94 B FF 94 B KC 78 2 SAFE F KC 78 C SI 94 2-3 ② K		C FF 88 B SI 90 F CU 74 F CU 76 X SI 89 1-2 17 HR 1B			3	1	2	0	1	1	1
17 Mitch Haniger, R (1, 9) OBP: 0.727, SLG: 1.500	C FF 95 C KC 79 D ST 82 D KC 82 F FF 96 X ST 82 2-2 ③ G5-3		D KC 79 C KC 79 B KC 79 S FF 94 F FF 96 B FF 96 B FF 96 4-2 BB 1-2 2-3		C KC 80 H FF 94 1-1 15 2B HBP		X FF 88 0-0 HR 1-H			2	1	1	2	1	0	1
15 Kyle Seager, L (1, 5) OBP: 0.182, SLG: 0.200		B FF 94 F FF 93 F FC 87 B ST 84 B KC 80 B FF 95 4-2 BB	C KC 79 B FF 95 F FF 95 F KC 80 F ST 83 F FF 95 S KC 81 1-3 ③ K		F KC 79 D KC 80 X CH 89 1-1 1-3 2-H 2B		C CU 74 F CU 75 B CU 76 X CU 75 1-2 ② G4-3			3	0	1	1	1	1	3
20 Daniel Vogelbach, L (1, 10)		B FF 94 B CH 88 F FF 94 B FF 94 F FF 94 F FF 94 X FF 95 3-2 ① F8	F FF 93 C KC 77 C ST 80 0-3 ① K	C KC 79 S KC 81 F KC 81 D ST 82 F KC 81 B FF 96 S KC 80 2-3 ③ K		S CU 75 B CU 74 X CU 74 1-1 ③ P5			4	0	0	0	0	2	3
27 Ryon Healy, R (1, 3)		C FF 95 B FF 94 S KC 80 D ST 82 X FF 95 2-2 ② F9	X FF 94 0-0 ② G4-3	B SI 91 B SI 90 C SI 90 B SI 90 X SI 90 3-1 ① G5-3		B SL 82 F SL 81 X FF 90 1-1 ① G6-3			4	0	0	0	0	0	1
51 Ichiro Suzuki, L (1, 7) OBP: 0.222, SLG: 0.222 5 Guillermo Heredia, R (8, 7)	B FF 94 X FF 94 1-0 ③ P6		C FF 93 C FF 94 B KC 79 F ST 80 S ST 81 1-3 ③ K		C FF 90 B CH 82 S CH 83 B CH 82 X SI 90 2-2 ② G4-3		C FF 90 B SL 83 F FF 91 B FF 92 B SL 82 B FF 89 4-2 BB			3 0	0 0	0 0	0 0	0 1	1 0	1 0
36 David Freitas, R (1, 2) OBP: 0.250, SLG: 0.500			C FF 93 C FF 95 B ST 82 F ST 82 S KC 81 1-3 ① K		B FF 92 X FF 92 1-0 9 SH5-3 2 2B 2B		B SI 90 S SI 90 F SI 90 S SI 91 1-3 ③ K	B FF 90 X FF 90 1-0 ② F7		4	1	1	0	0	2	1
Inning Stats	R: 0 E: 0 K: 1 S: 11 H: 1 LOB: 1 BB: 0 P: 17	R: 0 E: 0 K: 0 S: 10 H: 0 LOB: 1 BB: 1 P: 20	R: 0 E: 0 K: 2 S: 20 H: 1 LOB: 3 BB: 2 P: 32	R: 0 E: 0 K: 2 S: 8 H: 0 LOB: 0 BB: 0 P: 9	R: 2 E: 0 K: 2 S: 14 H: 3 LOB: 2 BB: 0 P: 23	R: 0 E: 0 K: 1 S: 8 H: 0 LOB: 0 BB: 0 P: 14	R: 3 E: 0 K: 0 S: 18 H: 3 LOB: 0 BB: 0 P: 23	R: 0 E: 0 K: 0 S: 6 H: 0 LOB: 1 BB: 1 P: 12		1B: 2 2B: 4 3B: 0 HR: 2 SF: 0 SAC: 1 DP: 0 HBP: 1				WP: 0 PB: 0 SB: 0 CS: 0 PA: 37		

	AB	31
	R	5
	H	8
	RBI	5
	BB	4
	SO	8
	LOB	12

PITCHER		IP	WLS	BF	H	R	ER	SO	BB	IBB	HBP	BLK	WP	HR	S	P	ERA	WHIP
47 Trevor Bauer, R ERA: 3.6	(1, 1)	5.0		24	5	2	2	7	3	0	1	0	0	0	63	101	3.60	1.600
61 Dan Otero, R ERA: 6.75	(6, 1)	1.1	L	5	1	1	1	1	0	0	0	0	0	1	16	24	6.75	0.750
49 Tyler Olson, L ERA: 27.0	(7, 1)	0.2		4	2	2	2	0	0	0	0	0	0	1	10	13	27.00	3.000
44 Nick Goody, R ERA:	(8, 1)	1.0		4	0	0	0	0	1	0	0	0	0	0	6	12	0.00	1.000

PITCHER	IP	WLS	BF	H	R	ER	SO	BB	IBB	HBP	BLK	WP	HR	S	P	ERA	WHIP

Cleveland Indians @ Los Angeles Angels

Angel Stadium, Anaheim, CA

Mon Apr 02 2018, 7:08 PM - 10:31 PM PDT

Att. 43,904 - Overcast - 62 F

livebaseballscorecards.com

TOP

Batter	1	2	3	4	5	6	7	8	9	AB	R	H	RBI	BB	SO	LOB
12 Francisco Lindor, S (1, 6) OBP: 0.263, SLG: 0.176	B FF 94 C FF 94 B SL 88 S FF 94 X FF 95 2-2 ① L8		B FF 94 1 SAFE B FF 93 B CU 77 B FF 94 4-0 E2 1-H BB		C CU 75 X FF 90 0-1 ① L9		B FF 93 F FF 91 F CH 86 B FF 94 F SL 86 X CH 87 2-2 22 FC4-6 1B		B FF 88 S CH 82 C FF 89 F FF 89 F CH 83 S FF 88 1-3 ① K	4	0	1	0	1	1	0
22 Jason Kipnis, L (1, 4) OBP: 0.235, SLG: 0.250 9 Erik González, R (9, 4)	C FF 95 B CU 79 C CU 80 X FF 95 1-2 ② G3-1		1 SAFE 1 SAFE C FF 92 X CU 78 0-1 ② F7		B CU 77 B CU 76 C FF 91 X FF 92 2-1 ② G3-1		B FF 93 1 SAFE B FF 93 F FF 94 1 SAFE X FF 92 2-1 ② FC4-6 1-2f		B FF 89 B FF 88 B FF 87 C FF 88 S FF 88 F FF 88 F CH 84 F FF 87 F FF 89 3-3 ② K S CH 83	5 0	0 0	0 0	0 0	0 0	1 0	2 0
11 José Ramírez, S (1, 5)	C FF 95 B FF 95 S CU 81 F SL 88 F FF 94 X FF 95 1-2 ③ G3-1		X FF 94 0-0 ③ L7		B FF 92 B CU 76 B FF 91 B FF 92 4-0 BB		B CH 84 B SI 92 X FF 93 2-0 ③ L8		B CH 84 B FF 89 B FF 88 B FF 87 4-0 BB	3	0	0	0	2	0	2
17 Yonder Alonso, L (1, 3) OBP: 0.412, SLG: 0.786		F CU 78 B CU 80 B SI 92 B SL 84 X FF 93 3-1 ① F8		X SL 86 0-0 HR	F CU 80 X FF 91 0-1 ③ G6-3			B CH 85 B CH 86 B CH 87 C FF 92 B FF 91 4-1 7 BB 6 2B BB	C CH 82 X CH 82 0-1 ③ G4-3	4	2	1	1	1	0	2
10 Edwin Encarnación, R (1, 10) OBP: 0.400, SLG: 1.000		C SL 87 X SI 94 0-1 IHR	B SL 87 X SL 85 1-0 ① P6			C SI 89 B SI 90 C CH 80 B FF 89 X CH 79 2-2 ① G1-3		B FF 90 S SL 84 F SL 85 S FF 93 1-3 ① K		4	1	1	1	0	1	1
8 Lonnie Chisenhall, L (1, 9) OBP: 0.375, SLG: 0.357		C CU 78 B FF 93 X FF 94 1-1 ② L4	B CU 80 B CU 78 F FF 91 B FF 93 F FF 92 F CU 78 X CU 80 3-2 30 HR 1B			F CU 82 X CU 80 0-1 ② G3-1		C FF 90 D CH 84 C SL 86 F FF 92 B FF 92 F SL 85 F FF 93 X SL 86 2-2 ② F8		4	1	1	0	0	0	1
7 Yan Gomes, R (1, 2) OBP: 0.417, SLG: 0.556		C SI 95 C SI 94 F SI 94 B SL 88 S SI 96 1-3 ③ K	S SL 85 F SI 94 F SI 94 X SI 93 0-2 ② L9			B CH 79 B CH 79 B SI 90 C FF 89 B FF 90 4-1 BB		B SL 83 B SL 84 B FF 91 B FF 92 4-0 6 2B 1-2 BB		2	0	0	0	2	1	1
30 Tyler Naquin, L (1, 7) OBP: 0.200, SLG: 0.500 6 Brandon Guyer, R (6, PH) OBP: 0.250, SLG: 0.500 (6, 7)			F CU 78 S CU 78 B CU 79 T FF 93 1-2 ① K	1 SAFE B CU 77 X FF 92 1-0 1-H HR		B CH 80 B SI 92 B SI 90 C FF 91 X SI 90 3-1 ③ L7		C CU 76 B FF 89 C CU 77 X CH 84 1-2 1-3 2-H 2B		2 2	1 0	1 1	2 1	0 0	1 0	0 1
4 Bradley Zimmer, L (1, 8) OBP: 0.154, SLG: 0.154			X SI 93 0-0 12 S 12 PB 1B	B CU 76 S FF 93 B FF 91 F CU 78 S CU 79 2-3 ③ K			C CU 80 B SL 83 S FF 91 B FF 90 S CU 82 2-3 ① K	B CH 85 B FF 90 B FF 88 C FF 89 C FF 89 S FF 89 3-3 ③ K		4	1	1	0	0	3	2
Inning Stats	R: 0 E: 0 K: 0 S: 11 H: 0 LOB: 0 BB: 0 P: 15	R: 1 E: 0 K: 1 S: 10 H: 1 LOB: 0 BB: 0 P: 15	R: 1 E: 1 K: 1 S: 7 H: 1 LOB: 1 BB: 1 P: 12	R: 3 E: 0 K: 1 S: 14 H: 3 LOB: 0 BB: 0 P: 21	R: 0 E: 0 K: 0 S: 6 H: 0 LOB: 1 BB: 1 P: 12	R: 0 E: 0 K: 0 S: 8 H: 0 LOB: 1 BB: 1 P: 17	R: 0 E: 0 K: 1 S: 10 H: 1 LOB: 1 BB: 0 P: 18	R: 1 E: 0 K: 2 S: 16 H: 1 LOB: 2 BB: 2 P: 31	R: 0 E: 0 K: 2 S: 14 H: 0 LOB: 1 BB: 1 P: 22	1B: 3 2B: 1 3B: 0 HR: 3 SF: 0 SAC: 0 DP: 0 HBP: 0						

	AB	34
	R	6
	H	7
	RBI	5
	BB	6
	SO	8
	LOB	12

WP: 0 PB: 1 SB: 1 CS: 0 PA: 40

PITCHER		IP	WLS	BF	H	R	ER	SO	BB	IBB	HBP	BLK	WP	HR	S	P	ERA	WHIP
66 JC Ramírez, R ERA: 7.71	(1, 1)	4.2	L	21	5	5	4	3	2	0	0	0	0	2	46	73	7.71	1.500
48 Jose Alvarez, L ERA:	(5, 1)	1.2		6	0	0	0	1	1	0	0	0	0	0	13	24	0.00	0.600
65 Luke Bard, R ERA: 3.86	(7, 1)	1.1		7	1	1	1	1	2	0	0	0	0	0	17	34	6.75	2.250
25 Noé Ramirez, R ERA: 3.38	(8, 1)	1.1		6	1	0	0	3	1	0	0	0	0	0	20	32	0.00	1.500

PITCHER	IP	WLS	BF	H	R	ER	SO	BB	IBB	HBP	BLK	WP	HR	S	P	ERA	WHIP

Cleveland Indians @ Los Angeles Angels

Angel Stadium, Anaheim, CA

Mon Apr 02 2018, 7:08 PM - 10:31 PM PDT

Att. 43,904 - Overcast - 62 F

livebaseballscorecards.com

BOTTOM

Batter	1	2	3	4	5	6	7	8	9	AB	R	H	RBI	BB	SO	LOB
7 Zack Cozart, R (1, 4) OBP: 0.360, SLG: 0.667	X FF 92 0-0 ① F8		B CU 75 C FF 93 X SL 80 1-1 2B		C FF 92 B FF 91 C FF 90 X SL 80 1-2 ② L7		B FF 92 C SL 82 S FF 91 B FF 92 X SL 82 2-2 ③ FC5-4 1-2f		B FF 89 X FF 89 1-0 ③ FC5-4 1-2f	5	0	1	0	0	0	3
27 Mike Trout, R (1, 8) OBP: 0.292, SLG: 0.522	C FF 94 C FF 94 T FF 94 0-2 ② K		C SL 81 B FF 92 B SL 81 B FF 94 X SL 79 3-1 ② P3		C SL 78 F SL 79 B FF 93 B FF 91 F SL 79 F FF 92 B CU 78 B FF 92 4-2 8 FC5-4 BB			X FF 91 0-0 ① G4-3		3	0	0	0	1	1	1
8 Justin Upton, R (1, 7) OBP: 0.304, SLG: 0.263	C SL 81 S FF 94 F FF 94 B CU 77 F CU 78 B SL 81 B CH 88 B FF 93 4-2 BB		D CH 88 F FF 94 B FF 93 X FF 92 2-1 ③ F8		C SL 79 C FF 93 X SL 80 0-2 ③ FC5-4 1-2f			B FF 91 B SL 81 F FF 90 B FF 90 H FF 90 4-1 5 PB HBP		2	0	0	0	1	0	2
5 Albert Pujols, R (1, 10) OBP: 0.174, SLG: 0.348	F FF 93 B FF 95 X SL 80 1-1 ③ P2			C FF 92 F FF 93 F SL 80 S CH 87 0-3 ① K		F FF 91 F FF 92 F SL 78 X FF 92 0-2 ① F8		B SL 81 S FF 90 F FF 90 F SL 79 B FF 90 B FF 90 X FF 89 3-2 ② P2 1-2		4	0	0	0	0	1	2
56 Kole Calhoun, L (1, 9) OBP: 0.190, SLG: 0.429		C FF 93 B FF 94 C FF 94 B CH 88 F CH 88 F FF 93 S SL 82 2-3 ① K		B CH 85 B FF 93 F FF 93 S FF 94 F FF 93 F CH 87 F SL 80 T FF 92 2-2 ② K		S CU 74 F CU 76 X FF 88 0-2 ② F7		B CU 78 F FF 95 X FF 95 1-1 ③ P5		4	0	0	0	0	2	1
2 Andrelton Simmons, R (1, 6) OBP: 0.476, SLG: 0.450		B CH 88 C FF 94 B FF 94 S SL 82 B FF 94 X FF 94 3-2 1B		B SL 80 B FF 92 C FF 92 X FF 93 2-1 18 1B 1B		F SI 89 B CU 74 B CH 84 F CH 85 F SI 89 S CH 84 2-3 ③ K			C FF 88 X FF 89 0-1 ① L8	4	0	2	0	0	1	0
18 Luis Valbuena, L (1, 5) OBP: 0.167, SLG: 0.222		S FF 93 S CH 87 1 SAFE B FF 93 X CH 87 1-2 ② F7		B CH 85 X FF 91 1-0 1-2 1B			C FF 87 B CU 75 S CU 74 F CU 76 F CH 87 F CU 75 S SI 87 1-3 ① K		C FF 90 B CH 85 C FF 90 B CU 76 B FF 90 X FF 89 3-2 ② G6-3	4	0	1	0	0	1	1
19 Jefry Marte, R (1, 3) OBP: 0.500, SLG: 0.636		1 SAFE S SL 79 C SL 80 B FF 91 1 SAFE F SL 79 X FF 93 1-2 ③ G4-3		C SL 78 C SL 80 D SL 78 B FF 90 B FF 92 C FF 92 3-3 ③ K			B FF 90 X SL 81 1-0 7 FC5-4 1B		S SL 85 C FF 92 X SL 86 0-2 12 HBP 1B	4	0	2	0	0	1	3
12 Martín Maldonado, R (1, 2) OBP: 0.313, SLG: 0.286			F FF 93 X FF 92 0-1 ① G1-3		B FF 90 S SL 78 X SL 80 1-1 ① G1-3		C SL 83 F SL 83 B FF 92 X FF 91 1-2 ② P6		S SL 84 H FF 90 1-1 7 FC5-4 1-2 HBP	3	0	0	0	0	0	1
Inning Stats	R: 0 E: 0 K: 1 S: 10 H: 0 LOB: 1 BB: 1 P: 15	R: 0 E: 0 K: 1 S: 15 H: 1 LOB: 1 BB: 0 P: 22	R: 0 E: 0 K: 0 S: 8 H: 1 LOB: 1 BB: 0 P: 14	R: 0 E: 0 K: 3 S: 16 H: 2 LOB: 2 BB: 0 P: 24	R: 0 E: 0 K: 0 S: 12 H: 0 LOB: 1 BB: 1 P: 18	R: 0 E: 0 K: 1 S: 11 H: 0 LOB: 0 BB: 0 P: 13	R: 0 E: 0 K: 1 S: 13 H: 1 LOB: 1 BB: 0 P: 18	R: 0 E: 0 K: 0 S: 8 H: 0 LOB: 1 BB: 0 P: 16	R: 0 E: 0 K: 0 S: 10 H: 1 LOB: 2 BB: 0 P: 15	1B: 5 2B: 1 3B: 0 HR: 0	SF: 0 SAC: 0 DP: 0 HBP: 2	WP: 0 PB: 1 SB: 0 CS: 0	PA: 37				

PITCHER		IP	WLS	BF	H	R	ER	SO	BB	IBB	HBP	BLK	WP	HR	S	P	ERA	WHIP
52 Mike Clevinger, R ERA:	(1, 1)	5.1	W	22	4	0	0	5	2	0	0	0	0	0	65	97	0.00	1.125
49 Tyler Olson, L ERA: 10.8	(6, 1)	1.0		3	0	0	0	2	0	0	0	0	0	0	13	16	0.00	0.000
44 Nick Goody, R ERA:	(7, 1)	1.1		6	1	0	0	0	0	0	1	0	0	0	13	24	0.00	0.750
34 Zach McAllister, R ERA:	(8, 1)	0.1		1	0	0	0	0	0	0	0	0	0	0	2	3	0.00	0.000
46 Matt Belisle, R ERA:	(9, 1)	1.0		5	1	0	0	0	0	0	1	0	0	0	10	15	0.00	1.000

PITCHER	IP	WLS	BF	H	R	ER	SO	BB	IBB	HBP	BLK	WP	HR	S	P	ERA	WHIP

Batter	1	2	3	4	5	6	7	8	9	AB	R	H	RBI	BB	SO	LOB
12 Francisco Lindor, S (1, 6) OBP: 0.261, SLG: 0.150	B FF 97 B FF 97 S SL 90 B FF 97 B FF 96 4-1 11 HR BB	C FF 98 C CU 83 S SL 91 0-3 K ③			C FF 95 C SL 89 S CU 82 0-3 K ①		B FF 91 F SI 93 F SI 93 C SI 94 1-3 K ③			3	1	0	0	1	3	0
22 Jason Kipnis, L (1, 4) OBP: 0.200, SLG: 0.211 9 Erik González, R (6, 4)	C FF 96 B FF 97 X FF 97 1-1 L7 ①		B SI 97 C FF 96 X CU 81 1-1 G5-3 ①		B CU 80 C SL 90 B FF 96 F SL 89 X SL 89 2-2 G5-3 ②			B FF 93 B FF 92 F FF 92 B FF 93 X FF 92 3-1 L8 ①		3 1	0 0	0 0	0 0	0 0	0 0	1 0
11 José Ramírez, S (1, 5) OBP: 0.190, SLG: 0.222	C FF 96 X FF 97 0-1 1-H HR		B CU 82 B SL 91 C FF 96 B SL 90 B FF 97 4-1 BB		B CU 82 B SL 89 S SL 89 B CU 80 F FF 95 S SL 88 3-3 K ③			B CU 78 F FF 92 X FS 82 1-1 P5 ②		3	1	1	2	1	1	0
17 Yonder Alonso, L (1, 3) OBP: 0.333, SLG: 0.611	C CU 82 S CU 83 X FF 96 0-2 G1-3 ②		S CU 81 S CU 82 S FF 96 0-3 K ②			C FF 95 B FF 96 B CU 80 B FF 96 S FF 96 S SL 90 3-3 K ①		B FS 81 C CU 78 X FS 80 1-1 F9 ③		4	0	0	0	0	2	1
10 Edwin Encarnación, R (1, 10) OBP: 0.389, SLG: 0.867 26 Rajai Davis, R (9, PH)	B FF 96 X SL 89 1-0 E3 8 BB		S SL 91 B SL 90 D FF 97 F SL 91 B CU 81 S FF 97 3-3 K ③			B SI 96 H SI 95 2-0 8 WP HBP			X FF 96 0-0 G4-3 ①	2 1	0 0	0 0	0 0	1 0	1 0	1 0
8 Lonnie Chisenhall, L (1, 9) OBP: 0.368, SLG: 0.313 6 Brandon Guyer, R (6, 9) OBP: 0.200, SLG: 0.400	S CU 82 D CU 82 D CU 79 B FF 95 B FF 96 4-1 1-2 BB			C CU 82 B FF 97 X SL 91 1-1 L8 ①		C FF 95 D CU 81 F FF 94 B SL 90 D SL 89 S SL 89 3-3 1-2 K ②			B FF 96 X FF 96 1-0 G6-3 ②	2 1	0 0	0 0	0 0	1 0	1 0	1 0
55 Roberto Pérez, R (1, 2)	D FF 97 C SL 88 B SL 89 S SL 90 X FF 96 2-2 P6 ③			F FF 97 B FF 97 B SL 90 S SL 90 X FF 97 2-2 G6-3 ②		B SI 92 C SI 92 F SI 93 B SI 94 S CU 79 2-3 K ③			B FF 96 F FF 95 B FF 96 C FF 96 S SL 90 2-3 K ③	4	0	0	0	0	2	3
30 Tyler Naquin, L (1, 7) OBP: 0.231, SLG: 0.417		B FF 96 B CU 81 B FF 96 C FF 96 F FF 96 C FF 97 3-3 K ①		B FF 97 B SI 96 C SL 90 S SL 91 F CU 84 B FF 96 F SL 90 F SL 90 B FF 97 4-2 4 FC6 BB			C SI 91 F CU 77 F FF 92 B CH 88 F SI 94 X CU 80 1-2 F9 ①			2	0	0	0	1	1	0
4 Bradley Zimmer, L (1, 8) OBP: 0.125, SLG: 0.125		C CU 82 F CU 82 C SL 90 0-3 K ②		S CU 82 B CU 82 X FF 96 1-1 FC6 ③ 1-2f			C CU 77 X CH 87 0-1 G6-3 ②			3	0	0	0	0	1	1
Inning Stats	R: 2 E: 1 K: 0 S: 13 H: 1 LOB: 2 BB: 2 P: 25	R: 0 E: 0 K: 3 S: 9 H: 0 LOB: 0 BB: 0 P: 12	R: 0 E: 0 K: 2 S: 9 H: 0 LOB: 1 BB: 1 P: 17	R: 0 E: 0 K: 0 S: 12 H: 0 LOB: 1 BB: 1 P: 20	R: 0 E: 0 K: 2 S: 9 H: 0 LOB: 0 BB: 0 P: 14	R: 0 E: 0 K: 3 S: 9 H: 0 LOB: 1 BB: 0 P: 19	R: 0 E: 0 K: 1 S: 10 H: 0 LOB: 0 BB: 0 P: 12	R: 0 E: 0 K: 0 S: 6 H: 0 LOB: 0 BB: 0 P: 11	R: 0 E: 0 K: 1 S: 5 H: 0 LOB: 0 BB: 0 P: 8	1B: 0 2B: 0 3B: 0 HR: 1	SF: 0 SAC: 0 DP: 0 HBP: 1			WP: 1 PB: 0 SB: 0 CS: 0	PA: 34		

PITCHER		IP	WLS	BF	H	R	ER	SO	BB	IBB	HBP	BLK	WP	HR	S	P	ERA	WHIP
43 Garrett Richards, R ERA: 5.06	(1, 1)	5.2	W	24	1	2	2	9	4	0	1	0	1	1	58	102	3.18	0.882
33 Jim Johnson, R ERA:	(6, 1)	1.1		4	0	0	0	2	0	0	0	0	0	0	13	17	0.00	0.000
53 Blake Parker, R ERA: 7.71	(8, 1)	1.0		3	0	0	0	0	0	0	0	0	0	0	6	11	0.00	0.000
46 Blake Wood, R ERA:	(9, 1)	1.0		3	0	0	0	1	0	0	0	0	0	0	5	8	0.00	0.000

PITCHER	IP	WLS	BF	H	R	ER	SO	BB	IBB	HBP	BLK	WP	HR	S	P	ERA	WHIP

TOP

Cleveland Indians @ Los Angeles Angels

Angel Stadium, Anaheim, CA

Tue Apr 03 2018, 7:09 PM - 9:58 PM PDT

Att. 35,007 - Clear - 65 F

livebaseballscorecards.com

AB	29
R	2
H	1
RBI	2
BB	4
SO	12
LOB	8

BOTTOM

Cleveland Indians @ Los Angeles Angels

Angel Stadium, Anaheim, CA

Tue Apr 03 2018, 7:09 PM - 9:58 PM PDT

Att. 35,007 - Clear - 65 F

livebaseballscorecards.com

Batter	1	2	3	4	5	6	7	8	9	AB	R	H	RBI	BB	SO	LOB
7 Zack Cozart, R (1, 4) OBP: 0.310, SLG: 0.571	C SI 85 B CU 74 X CU 74 1-1 ① F8	C FF 85 X FF 86 0-1 ① P2		X FF 90 0-0 ① G5-3	X SI 90 0-0 ③ G5-3			B CU 78 F FF 95 B CU 80 F FF 92 F FF 93 S CU 80 2-3 ① K		4	0	0	0	0	0	1
24 Chris Young, R (7, 7)										1	0	0	0	0	1	0
27 Mike Trout, R (1, 8) OBP: 0.310, SLG: 0.593	C SI 87 B SI 86 X SI 88 1-1 ② HR	B FC 84 C FC 84 B FF 85 F FC 84 X FF 86 2-2 ② F7		B FF 90 F SI 90 F SI 90 X CH 83 1-2 ② G6-3		B FF 88 F FF 88 B FF 88 F SL 85 B FF 90 X FF 90 3-2 ① F8		C FF 91 S CU 80 B FF 93 B CU 80 B FF 94 B FF 94 4-2 19 G4-3 BB		4	1	1	1	1	0	0
8 Justin Upton, R (1, 7) OBP: 0.333, SLG: 0.435	B FC 85 B FC 86 B FC 87 C FF 89 X FC 85 3-1 5 1B 56 1B 1B	B CU 75 S FC 84 X FF 87 1-1 HR		B SI 91 C SI 89 F SI 90 B SI 91 S SI 91 2-3 ③ K		B CU 72 C SL 85 B CU 75 B FF 90 F SL 87 X FF 90 3-2 ② F8		F FF 94 C SI 94 X FF 94 0-2 ② ③ G4-3 1-2f		4	2	2	1	0	1	0
19 Jefry Marte, R (7, 3) OBP: 0.462, SLG: 0.583										1	0	0	0	0	0	1
5 Albert Pujols, R (1, 3) OBP: 0.222, SLG: 0.370	C FF 87 1 SAFE F FC 85 F FC 85 B FF 87 1 SAFE B FF 87 B FC 86 F FC 85 3-2 F FC 85 1 SAFE X FC 85 2 FC5 56 1B 1-3 1B	B FF 86 B FF 87 B FC 85 X FF 87 3-0 ③ P3			B SI 88 X SI 90 1-0 56 G1-3 2 2B 1B	C FF 89 C CU 74 X FF 91 0-2 ③ L3				4	1	2	0	0	0	0
16 Nolan Fontana, L (7, 4)										0	0	0	0	0	0	0
56 Kole Calhoun, L (1, 9) OBP: 0.200, SLG: 0.400	B FF 86 X FF 86 1-0 18 BB 2 FC5 17 WP 1-2 3-H 1B		F CU 71 S CH 80 S CU 73 0-3 ① K2-3		C SI 89 B SI 90 F SI 89 B FF 90 X CH 82 2-2 ① G1-3 1-2		C CU 70 B SL 84 B SL 85 F SL 84 S SL 85 2-3 ① K			4	1	1	1	0	2	1
2 Andrelton Simmons, R (1, 6) OBP: 0.440, SLG: 0.458	B FC 84 S FC 84 X FC 83 1-1 ② FC5 17 WP 18 BB 17 HR 1-2 2-3f		S CU 73 B CU 74 X FC 82 1-1 ② G4-3		C SI 91 B SI 91 C SI 91 X SI 90 1-2 44 2B 2B 2-H		B CU 72 X SL 84 1-0 ② G6-3			4	2	1	1	0	0	2
18 Luis Valbuena, L (1, 5) OBP: 0.273, SLG: 0.400	B CU 73 D CU 74 F FC 85 D CH 82 F FC 85 F FC 84 F FF 87 B FC 86 4-2 17 WP 17 HR BB 1-2 2-3		C CU 71 B CH 82 B CH 81 S CU 73 X FC 82 2-2 HR		C SI 90 B CH 83 F SI 89 B FF 90 B CH 82 B CH 84 4-2 44 2B BB		X FF 89 0-0 ③ L8			2	3	1	1	2	0	0
17 Shohei Ohtani, L (1, 10) OBP: 0.444, SLG: 0.778	B FC 84 F FC 85 S CU 74 B CU 74 F FC 86 X CU 74 2-2 1-H 2-H 3-H HR		C FF 86 X FC 84 0-1 1B		C SI 90 F SI 89 C FF 90 0-3 ② K			C FF 94 B FF 94 F FF 95 F FF 95 B CH 90 X FF 95 2-2 44 HR 1B		4	2	3	3	0	1	2
44 René Rivera, R (1, 2) OBP: 0.500, SLG: 1.125	F FF 88 C FC 85 F FC 84 F FC 85 X FC 85 0-2 ③ F8		D CU 73 D FC 82 C FC 83 S CU 73 1 SAFE 1 SAFE D CU 72 X FC 82 3-2 ③ F8		C SI 90 F SI 90 F SL 84 B SI 90 X SL 84 1-2 1-H 2-H 2B			X FF 94 0-0 1-H HR		4	1	2	4	0	0	1

Inning Stats																							
	R: 6	H: 5	R: 1	H: 1	R: 1	H: 2	R: 0	H: 0	R: 3	H: 3	R: 0	H: 0	R: 0	H: 0	R: 2	H: 2	1B: 6	SF: 0	WP: 1	PA: 39
	E: 0	LOB: 0	E: 0	LOB: 0	E: 0	LOB: 1	E: 0	LOB: 0	E: 0	LOB: 1	E: 0	LOB: 0	E: 0	LOB: 0	E: 0	LOB: 0	2B: 2	SAC: 0	PB: 0	
	K: 0	BB: 1	K: 0	BB: 0	K: 1	BB: 0	K: 1	BB: 0	K: 1	BB: 1	K: 0	BB: 0	K: 1	BB: 0	K: 1	BB: 1	3B: 0	DP: 1	SB: 0	
	S: 28	P: 44	S: 8	P: 14	S: 13	P: 19	S: 7	P: 10	S: 17	P: 26	S: 9	P: 15	S: 5	P: 8	S: 14	P: 22	HR: 5	HBP: 0	CS: 0	

PITCHER		IP	WLS	BF	H	R	ER	SO	BB	IBB	HBP	BLK	WP	HR	S	P	ERA	WHIP
43 Josh Tomlin, R	(1, 1)	3.0	L	18	8	8	8	1	1	0	0	0	1	4	49	77	24.00	3.000
ERA: 24.0																		
61 Dan Otero, R	(4, 1)	2.0		10	3	3	3	2	1	0	0	0	0	0	24	36	13.50	2.000
ERA: 10.8																		
46 Matt Belisle, R	(6, 1)	2.0		6	0	0	0	1	0	0	0	0	0	0	14	23	0.00	0.000
ERA:																		
34 Zach McAllister, R	(8, 1)	1.0		5	2	2	2	1	1	0	0	0	0	1	14	22	18.00	3.000
ERA: 7.71																		

PITCHER	IP	WLS	BF	H	R	ER	SO	BB	IBB	HBP	BLK	WP	HR	S	P	ERA	WHIP

Batter	1	2	3	4	5	6	7	8	9	10	11	12	13	AB	R	H	RBI	BB	SO	LOB
12 Francisco Lindor, S (1, 6) OBP: 0.276, SLG: 0.192	B FF 91 B FF 92 C FF 92 F SI 93 X CU 78 2-2 11 F7 22 BB 6 1B 1B	C CH 85 B SI 91 D FF 92 X CH 86 2-1 ③ L7 1-2			C CU 73 B SI 93 B CH 84 S SI 93 X FF 93 2-2 22 S 22 1B 1B		1 SAFE 1 SAFE B SL 81 X FF 93 1-0 ③ G6-3			B SI 96 F FF 95 B SI 96 S SL 89 S SL 89 2-3 ① K		C SL 84 X FF 94 0-1 ③ G4-3		6	2	2	0	0	1	2
22 Jason Kipnis, L (1, 4) OBP: 0.269, SLG: 0.217	B FF 92 C FF 92 B CU 75 1 SAFE B CU 76 F FF 92 B FF 93 4-2 6 1B 11 F7 1-2 BB	B CU 73 C FF 91 B FF 92 X FF 92 2-1 ① F7			1 SAFE T FF 92 1 SAFE 1 SAFE S CU 76 D CU 77 1 SAFE F CU 78 F FF 93 2-2 B FF 92 F CU 77 X CU 77 1-H 1B			C FF 96 X FF 96 0-1 ① F8		C SL 89 B FS 87 B SI 96 B SI 94 B SL 88 4-1 10 FC4 BB		B SL 84 F FF 92 B FF 93 B SL 85 X FF 93 3-1 ① P2	4	0	1	1	2	0	0
11 José Ramírez, S (1, 5) OBP: 0.185, SLG: 0.174	B CU 75 B SI 92 C FF 92 S FF 92 B FF 93 X FF 92 3-2 ① F7 1-2 2-3	C CU 73 C CU 74 B FF 92 B SI 93 F CU 76 X FF 94 2-2 ② L6			C CU 75 B FF 92 F SI 92 D CU 79 X FF 92 2-2 ③ P6			B SL 87 C FF 95 F SL 89 X FF 96 1-2 ② F9		C SL 88 B FF 95 F SL 88 X FF 96 1-2 ② P6		B SL 84 B FF 92 C SL 85 B FF 93 C SL 85 F FF 93 F SL 84 B SL 85 4-2 30 WP BB		5	0	0	0	1	0	4
10 Edwin Encarnación, R (1, 10) OBP: 0.333, SLG: 0.650	C CU 75 B CU 77 S SI 92 B CU 78 F FF 92 B FF 91 B CU 76 4-2 6 1B BB	C CU 75 F CH 85 F FF 93 F CH 84 B FF 93 B CU 78 S SI 94 2-3 ③ K				C SI 91 C FF 91 S CU 78 0-3 ① K		F SL 88 C FF 97 X FF 97 0-2 ③ F9		F FF 94 F SL 91 F FF 96 B FF 97 B FF 97 X FF 95 2-2 ③ FC4 1-2f			X FF 93 0-0 ② F9	5	0	0	0	1	2	2
6 Brandon Guyer, R (1, 9) OBP: 0.200, SLG: 0.300 (9, 7) 30 Tyler Naquin, L (13, PH) OBP: 0.286, SLG: 0.417 (13, 7)	C SI 92 F SI 93 C CU 75 F FF 93 X CU 78 0-2 17 G1-6-3 1-2 2-3 3-H 1B			C CU 73 B SI 90 C FF 91 F FF 91 F FF 92 F CU 76 B SI 94 S CH 85 2-3 ① K2-3		B SI 92 X SI 91 1-0 ② F9		B SL 85 B SL 87 X FF 95 2-0 ① G6-3		S FF 91 B FF 91 C CU 76 C FF 92 1-3 ① K		B SL 84 F SL 84 B FF 93 2-1 1-2 IBB	5 0	0 0	1 0	1 0	0 1	2 0	0 0
17 Yonder Alonso, L (1, 3) OBP: 0.320, SLG: 0.545 9 Erik González, R (9, PR) (9, 3)	C FF 92 F CU 76 X CU 79 0-2 ② G1-6-3 1-2f			F CU 74 B FF 93 B CU 76 B CU 76 X FF 93 3-1 ② P6		C FF 92 C FF 92 B CH 82 F SL 82 B FF 92 S FF 92 2-3 ③ K		F FF 96 B CH 87 B SL 87 B SL 86 X FF 96 3-1 8 BB 1B		B FF 91 B FS 77 X FF 90 2-0 ② F9		C CU 75 F CU 76 C FF 90 0-3 ③ K	4 2	0 0	1 0	0 0	0 0	1 1	3 2
7 Yan Gomes, R (1, 2) OBP: 0.294, SLG: 0.357		C FF 92 F SI 92 S FF 92 0-3 ① K		S CU 73 B FF 93 F CH 86 F SI 93 S CU 77 1-3 ③ K			X FF 91 0-0 ① F9	F FF 95 S FF 95 S FF 97 0-3 ② K		B FS 79 C FS 77 F FS 78 B FS 80 X FS 79 2-2 ③ F7				5	0	0	0	0	3	1
26 Rajai Davis, R (1, 7) OBP: 0.250, SLG: 0.143 8 Lonnie Chisenhall, L (9, PH) OBP: 0.381, SLG: 0.294 (9, 9)		C CU 75 S FF 92 B FF 92 X CU 78 1-2 12 S 1B			C CH 83 B CH 82 B SI 91 B SI 92 F FF 92 F FF 93 X SI 92 3-2 ① G4-3		B FF 92 B FF 93 F FF 92 F FF 93 X SL 84 2-2 ② F7	B CH 86 B CH 86 S FF 96 B FF 96 S FF 95 F FF 98 F FF 96 B FF 97 4-2 1-2 BB			F SL 85 B FF 92 B SL 84 F SL 85 S FF 93 2-3 ① K	3 1	0 0	1 0	0 0	0 1	0 1	0 0
4 Bradley Zimmer, L (1, 8) OBP: 0.143, SLG: 0.143		F CU 74 B FF 92 S FF 92 1 SAFE S FF 93 1-3 ② K			X CU 73 0-0 ② G3		B FF 92 C FF 93 F FF 93 F SL 84 B FF 94 B FF 94 X SL 84 3-2 1B	S FF 98 S FF 97 B FF 97 S FF 97 1-3 ③ K				L FF 94 F FF 93 B FF 92 C SL 86 1-3 ② K		5	0	1	0	0	3	3
Inning Stats	R: 1 E: 0 K: 0 S: 19 H: 2 LOB: 2 BB: 2 P: 32	R: 0 E: 0 K: 2 S: 11 H: 1 LOB: 1 BB: 0 P: 15	R: 0 E: 0 K: 1 S: 11 H: 0 LOB: 0 BB: 0 P: 17	R: 0 E: 0 K: 2 S: 12 H: 0 LOB: 0 BB: 0 P: 18	R: 1 E: 0 K: 0 S: 17 H: 2 LOB: 1 BB: 0 P: 26	R: 0 E: 0 K: 2 S: 8 H: 0 LOB: 0 BB: 0 P: 11	R: 0 E: 0 K: 0 S: 9 H: 1 LOB: 1 BB: 0 P: 15	R: 0 E: 0 K: 0 S: 8 H: 0 LOB: 0 BB: 0 P: 9	R: 0 E: 0 K: 2 S: 13 H: 1 LOB: 2 BB: 1 P: 23	R: 0 E: 0 K: 1 S: 11 H: 0 LOB: 1 BB: 1 P: 20	R: 0 E: 0 K: 1 S: 7 H: 0 LOB: 0 BB: 0 P: 12	R: 0 E: 0 K: 2 S: 8 H: 0 LOB: 0 BB: 0 P: 11	R: 0 E: 0 K: 1 S: 11 H: 0 LOB: 2 BB: 2 P: 20	1B: 7 2B: 0 3B: 0 HR: 0 SF: 0 SAC: 0 DP: 1 HBP: 0	WP: 1 PB: 0 SB: 2 CS: 0 PA: 51					

PITCHER		IP	WLS	BF	H	R	ER	SO	BB	IBB	HBP	BLK	WP	HR	S	P	ERA	WHIP
45 Tyler Skaggs, L ERA: 1.64	(1, 1)	4.2		20	5	2	2	5	2	0	0	0	0	0	67	103	3.86	1.500
33 Jim Johnson, R ERA:	(5, 1)	1.0		3	0	0	0	1	0	0	0	0	0	0	7	10	0.00	0.000
48 Jose Alvarez, L ERA:	(6, 1)	0.1		1	0	0	0	1	0	0	0	0	0	0	4	6	0.00	0.000
32 Cam Bedrosian, R ERA: 3.38	(7, 1)	1.0		4	1	0	0	0	0	0	0	0	0	0	9	15	0.00	1.000
39 Keynan Middleton, R ERA:	(8, 1)	2.0		8	1	0	0	2	1	0	0	0	0	0	21	32	0.00	1.000

PITCHER		IP	WLS	BF	H	R	ER	SO	BB	IBB	HBP	BLK	WP	HR	S	P	ERA	WHIP
46 Blake Wood, R ERA:	(10, 1)	1.0		4	0	0	0	1	1	0	0	0	0	0	11	20	0.00	1.000
53 Blake Parker, R ERA: 5.4	(11, 1)	1.0		3	0	0	0	1	0	0	0	0	0	0	7	12	0.00	0.000
65 Luke Bard, R ERA: 2.25	(12, 1)	1.2		7	0	0	0	2	1	1	0	0	1	0	16	28	0.00	0.600
25 Noé Ramirez, R ERA: 3.0	(13, 1)	0.1	W	1	0	0	0	1	0	0	0	0	0	0	3	3	0.00	0.000

TOP

Cleveland Indians @ Los Angeles Angels

Angel Stadium, Anaheim, CA

Wed Apr 04 2018, 1:09 PM - 5:36 PM PDT

Att. 32,412 - Overcast - 65 F

livebaseballscorecards.com

AB	45
R	2
H	7
RBI	2
BB	6
SO	14
LOB	17

Cleveland Indians @ Los Angeles Angels

Angel Stadium, Anaheim, CA

Wed Apr 04 2018, 1:09 PM - 5:36 PM PDT

Att. 32,412 - Overcast - 65 F

livebaseballscorecards.com

BOTTOM

Batter	1	2	3	4	5	6	7	8	9	10	11	12	13	AB	R	H	RBI	BB	SO	LOB
7 Zack Cozart, R (1, 4) (10, 5) OBP: 0.314, SLG: 0.606	P5		F8			G5-3		BB		G6-3			HR	5	1	1	1	1	0	0
27 Mike Trout, R (1, 8) OBP: 0.324, SLG: 0.533	G3			P4		BB		K			BB			3	0	0	0	2	1	2
8 Justin Upton, R (1, 7) OBP: 0.313, SLG: 0.370	BB			G4-3		F7		G6-3			K			4	0	0	0	1	1	4
5 Albert Pujols, R (1, 3) OBP: 0.226, SLG: 0.355	F7			K		G6-3			1B		P4			4	0	1	0	0	1	2
16 Nolan Fontana, L (9, PR) (10, 4)														1	0	0	0	0	0	1
56 Kole Calhoun, L (1, 9) OBP: 0.167, SLG: 0.333		K			K		K		F7		F8			5	0	0	0	0	3	2
2 Andrelton Simmons, R (1, 6) OBP: 0.400, SLG: 0.414		L9			18 WP 17 HR 1B		G5-3		P3			F8		5	1	1	0	0	0	1
18 Luis Valbuena, L (1, 5) OBP: 0.231, SLG: 0.333 (10, 3)		G5-3			K 1-2		F9		K			K		4	0	0	0	0	2	2
19 Jefry Marte, R (12, PH) OBP: 0.429, SLG: 0.538 (13, 3)														1	0	0	0	0	1	0
17 Shohei Ohtani, L (1, 10) OBP: 0.429, SLG: 0.857			K		HR 2-H			G4-3		B1-6-3 1B		G3-1		5	1	2	2	0	1	0
12 Martín Maldonado, R (1, 2) OBP: 0.368, SLG: 0.313			L8		1B			HBP 7 BB		B1-6-3 1-2f			K	2	0	1	0	0	0	0
24 Chris Young, R (8, PR)														0	0	0	0	0	0	0
44 René Rivera, R (9, 2) OBP: 0.400, SLG: 0.900														2	0	0	0	0	1	1
Inning Stats	R: 0 E: 0 K: 0 S: 9 H: 0 LOB: 1 BB: 1 P: 16	R: 0 E: 0 K: 1 S: 7 H: 0 LOB: 0 BB: 0 P: 9	R: 0 E: 0 K: 1 S: 9 H: 0 LOB: 0 BB: 0 P: 11	R: 0 E: 0 K: 1 S: 9 H: 0 LOB: 0 BB: 0 P: 12	R: 2 E: 0 K: 2 S: 13 H: 3 LOB: 1 BB: 0 P: 19	R: 0 E: 0 K: 0 S: 6 H: 0 LOB: 1 BB: 1 P: 11	R: 0 E: 0 K: 1 S: 11 H: 0 LOB: 0 BB: 0 P: 18	R: 0 E: 0 K: 1 S: 12 H: 0 LOB: 2 BB: 1 P: 21	R: 0 E: 0 K: 1 S: 8 H: 1 LOB: 1 BB: 0 P: 11	R: 0 E: 0 K: 0 S: 6 H: 1 LOB: 0 BB: 0 P: 10	R: 0 E: 0 K: 1 S: 9 H: 0 LOB: 1 BB: 1 P: 16	R: 0 E: 0 K: 1 S: 5 H: 0 LOB: 0 BB: 0 P: 9	R: 1 E: 0 K: 1 S: 8 H: 1 LOB: 0 BB: 0 P: 14	1B: 4 2B: 0 3B: 0 HR: 2 SF: 0 SAC: 0 DP: 1 HBP: 1						

WP: 1 PB: 0 SB: 0 CS: 0 PA: 46

	AB	41
	R	3
	H	6
	RBI	3
	BB	4
	SO	11
	LOB	15

PITCHER		IP	WLS	BF	H	R	ER	SO	BB	IBB	HBP	BLK	WP	HR	S	P	ERA	WHIP
28 Corey Kluber, R ERA: 2.4	(1, 1)	7.0		25	3	2	2	6	2	0	0	0	1	1	64	96	2.57	0.714
24 Andrew Miller, L ERA:	(8, 1)	1.0		5	0	0	0	1	1	0	1	0	0	0	12	21	0.00	1.000
37 Cody Allen, R ERA:	(9, 1)	2.0		7	2	0	0	1	0	0	0	0	0	0	14	21	0.00	1.000
44 Nick Goody, R ERA:	(11, 1)	1.1		5	0	0	0	1	1	0	0	0	0	0	10	18	0.00	0.750
49 Tyler Olson, L ERA: 7.71	(12, 1)	0.2		2	0	0	0	1	0	0	0	0	0	0	4	7	0.00	0.000

PITCHER		IP	WLS	BF	H	R	ER	SO	BB	IBB	HBP	BLK	WP	HR	S	P	ERA	WHIP
34 Zach McAllister, R ERA: 10.13	(13, 1)	0.1	L	2	1	1	1	1	0	0	0	0	0	1	8	14	27.00	3.000

Batter	1	2	3	4	5	6	7	8	9	AB	R	H	RBI	BB	SO	LOB
25 Jon Jay, L (1, 7) OBP: 0.455, SLG: 0.333	B FF 93 B FF 93 C FF 93 S FF 95 X FF 94 2-2 15 2B 8 G4-3 1B		C CU 79 C SL 83 B CH 88 B SL 82 S FF 94 2-3 ② K			B FF 90 S SL 80 X SL 81 1-1 15 SH1-4 1-2 1B		B FF 91 B FF 91 C FF 91 B FF 91 B FF 91 4-1 15 1B BB		3	1	2	0	1	1	0
15 Whit Merrifield, R (1, 4) OBP: 0.333, SLG: 0.316	B FF 95 S CH 86 X FF 94 1-1 8 G4-3 21 1B 1-3 2B		C FF 94 X SL 82 0-1 ③ G6-3			X FF 90 0-0 ① SH1-4 1-2 2-3		B SL 85 C SL 82 C FF 93 B FF 93 X SL 83 2-2 1-2 1B		3	1	2	0	0	0	0
8 Mike Moustakas, L (1, 5) OBP: 0.286, SLG: 0.368	X SL 82 0-0 ① G4-3 2-3 3-H			C SL 81 F CH 88 F SI 93 F SL 83 C FF 94 0-3 ① K		0-0 IBB		S SL 83 S SL 81 F SL 83 S SL 82 0-3 ① K		3	0	0	1	1	2	3
21 Lucas Duda, L (1, 10) OBP: 0.267, SLG: 0.429	T FF 94 T FF 93 B FF 94 D CH 88 X SL 84 2-2 19 G6-4-3 3-H 1B			C SL 82 B CH 87 F CH 87 X FF 94 1-2 ② F7		B SL 82 F FF 91 S CH 86 B CH 88 B FF 90 F FF 92 C FF 93 3-3 ② K		C FF 93 C SL 82 S FF 93 0-3 ② K		4	0	1	1	0	2	5
19 Cheslor Cuthbert, R (1, 3) OBP: 0.353, SLG: 0.357	S SL 85 S FF 92 B SL 86 X SL 84 1-2 ②③ G6-4-3 1-2f			S FF 94 X FF 94 0-1 ③ F9		B SL 84 T FF 92 B SL 83 B FF 91 C FF 92 X FF 93 3-2 ③ L7		B FF 90 B SL 82 B SL 81 C FF 90 F FF 91 C SL 82 3-3 ③ K		4	0	0	0	0	1	6
12 Jorge Soler, R (1, 9)		C FF 93 C SL 82 X SL 86 0-2 ① G6-3			S SL 84 B FF 92 B SL 80 X FF 92 2-1 ① F8		C SL 81 B SL 80 S SL 80 C SL 81 1-3 ① K		B FF 93 B FF 94 F FF 93 B FF 93 B FF 93 4-1 2 G6-4-3 BB	3	0	0	0	1	1	0
4 Alex Gordon, L (1, 8) OBP: 0.167, SLG: 0.222		S FF 94 C SL 82 F FF 93 F FF 94 B CH 88 B CH 88 S SL 84 2-3 ② K			F FF 91 F FF 92 B FF 92 B SL 82 X FF 93 2-2 ② G4-3		B FF 91 C FF 90 X FF 90 1-1 1B		C KC 81 D KC 83 F FF 92 D KC 84 S FF 93 2-3 ① K	4	0	1	0	0	2	1
2 Alcides Escobar, R (1, 6) OBP: 0.222, SLG: 0.353		B FF 94 B SL 85 C FF 94 C FF 95 F FF 94 B CH 87 F FF 95 X FF 94 3-2 ③ G6-3			C SL 83 F CH 84 B SL 80 X SL 85 1-2 ③ G6-3		F FF 90 1 SAFE F SL 82 B SL 81 1 SAFE F SL 80 X FF 90 1-2 ② F7		F FF 92 B KC 82 D KC 83 X FF 92 2-1 ②③ G6-4-3 1-2f	4	0	0	0	0	0	2
9 Drew Butera, R (1, 2) OBP: 0.231, SLG: 0.333			C FF 92 X FF 94 0-1 ① L9			B FF 92 C SL 83 F SL 83 B CH 88 F FF 93 X SL 85 2-2 15 SH1-4 25 1B 1B	B SL 82 X FF 90 1-0 ③ F8			3	0	1	0	0	0	1
Inning Stats	R: 2 E: 0 K: 0 S: 12 H: 3 LOB: 0 BB: 0 P: 18	R: 0 E: 0 K: 1 S: 13 H: 0 LOB: 0 BB: 0 P: 18	R: 0 E: 0 K: 1 S: 7 H: 0 LOB: 0 BB: 0 P: 9	R: 0 E: 0 K: 1 S: 10 H: 0 LOB: 0 BB: 0 P: 11	R: 0 E: 0 K: 0 S: 8 H: 0 LOB: 0 BB: 0 P: 13	R: 0 E: 0 K: 1 S: 14 H: 2 LOB: 3 BB: 1 P: 23	R: 0 E: 0 K: 1 S: 10 H: 1 LOB: 1 BB: 0 P: 14	R: 0 E: 0 K: 3 S: 14 H: 1 LOB: 2 BB: 1 P: 23	R: 0 E: 0 K: 1 S: 6 H: 0 LOB: 0 BB: 1 P: 14	1B: 6 2B: 1 3B: 0 HR: 0 SF: 0 SAC: 1 DP: 2 HBP: 0						

PITCHER		IP	WLS	BF	H	R	ER	SO	BB	IBB	HBP	BLK	WP	HR	S	P	ERA	WHIP
59 Carlos Carrasco, R ERA: 5.4	(1, 1)	6.0	W	23	5	2	2	4	0	1	0	0	0	0	64	92	3.00	0.833
44 Nick Goody, R ERA:	(7, 1)	1.0	H	4	1	0	0	1	0	0	0	0	0	0	10	14	0.00	1.000
24 Andrew Miller, L ERA:	(8, 1)	1.0	H	5	1	0	0	3	1	0	0	0	0	0	14	23	0.00	2.000
37 Cody Allen, R ERA:	(9, 1)	1.0	S	3	0	0	0	1	1	0	0	0	0	0	6	14	0.00	1.000

PITCHER	IP	WLS	BF	H	R	ER	SO	BB	IBB	HBP	BLK	WP	HR	S	P	ERA	WHIP

TOP

Kansas City Royals @ Cleveland Indians

Progressive Field, Cleveland, OH

Fri Apr 06 2018, 4:13 PM - 6:53 PM EDT

Att. 34,720 - Cloudy - 41 F

livebaseballscorecards.com

AB	31
R	2
H	7
RBI	2
BB	3
SO	9
LOB	18

WP: 0 PA: 35
PB: 0
SB: 0
CS: 0

BOTTOM

Kansas City Royals @ Cleveland Indians

Progressive Field, Cleveland, OH

Fri Apr 06 2018, 4:13 PM - 6:53 PM EDT

Att. 34,720 - Cloudy - 41 F

livebaseballscorecards.com

Batter	1	2	3	4	5	6	7	8	9	AB	R	H	RBI	BB	SO	LOB
12 Francisco Lindor, S (1, 6) OBP: 0.273, SLG: 0.172	B SI 95 B FF 93 B FF 93 B FF 93 4-0 22 BB 11 1B BB	B FF 92 B SL 81 C FF 90 X FF 90 2-1 ② L9			B CH 80 C FF 90 F SL 78 S SL 81 1-3 K		B SI 93 L FF 95 X SI 94 1-1 ① G4-3 2-3			3	1	0	0	1	1	1
22 Jason Kipnis, L (1, 4) OBP: 0.267, SLG: 0.192	1 SAFE B FF 93 B FF 92 C FF 93 B FF 92 F FF 92 1 SAFE B FF 93 4-2 10 BB 11 1B 23 1B 1-2 BB	B FF 93 B CH 83 F FF 90 X FF 92 2-1 ③ F8			X FF 91 0-0 ① F7		C SI 93 X SI 95 0-1 ② L5-3			3	1	0	0	1	0	2
11 José Ramírez, S (1, 5) OBP: 0.226, SLG: 0.192	B CH 83 B FF 94 B FF 93 C FF 92 X FF 92 3-1 10 BB 23 1B 1-2 2-H 1B		C FF 91 B CU 75 X FF 91 1-1 ① G6-3		1 SAFE B FF 91 B SI 88 1 SAFE X FF 89 2-0 ② L7		0-0 10 S IBB			3	1	1	1	1	0	1
10 Edwin Encarnación, R (1, 10) OBP: 0.321, SLG: 0.565	C CU 75 D CH 85 B FF 94 D CU 74 B SI 93 4-1 23 1B 1-2 2-3 BB		B SL 81 S FF 92 B CH 85 S CH 82 X FF 92 2-2 ② F7		1 SAFE B CH 81 C FF 91 X FF 90 1-1 ③ F7		B FF 95 B FF 95 F FF 95 S FF 96 X FF 95 2-2 ③ G5-3 1-2			3	0	0	0	1	0	3
23 Michael Brantley, L (1, 7) OBP: 0.250, SLG: 0.250	X FF 94 0-0 1-2 2-H 3-H 1B		C FF 91 C SL 83 B CU 80 C FF 93 1-3 ③ K			B FF 89 B SL 78 B FF 89 C FF 89 T FF 89 X FF 89 3-2 ① G5-3		C FF 92 F FF 92 B SL 82 X SI 91 1-2 ① G4-3		4	0	1	2	0	1	0
6 Brandon Guyer, R (1, 9) OBP: 0.214, SLG: 0.357	C CH 85 C CH 84 B FF 95 B SL 84 S CH 83 2-3 ① K			B FF 90 B FF 89 B FF 89 C FF 89 F FF 89 X FF 91 3-2 ① F9		F FF 91 B CH 83 B SL 81 B FF 90 F FF 89 X FF 90 3-2 2B		C SI 91 F SL 82 X FF 93 0-2 ② G3		4	0	1	0	0	1	2
17 Yonder Alonso, L (1, 3) OBP: 0.276, SLG: 0.462	B SL 85 T FF 94 F FF 94 B SL 85 X FF 93 2-2 ② L8			C SL 81 F FF 92 X SI 92 0-2 E3	X SL 81 0-0 ② P4			B FF 92 F FF 92 B SI 91 X FF 91 2-1 ③ F8		4	0	0	0	0	0	3
7 Yan Gomes, R (1, 2) OBP: 0.250, SLG: 0.294	D CH 84 S FF 92 B FF 94 F CH 84 F FF 93 X FF 94 2-2 ③ G6-3			B FF 91 C FF 89 X FF 91 1-1 ② F7		C FF 94 T SL 86 X SL 88 0-2 ③ F9				3	0	0	0	0	0	4
26 Rajai Davis, R (1, 8) OBP: 0.273, SLG: 0.300		C FF 91 X FF 91 0-1 ① G6-3		B SL 80 S CH 82 B SI 93 X FF 91 2-1 ③ F9			B FF 92 B FF 93 B SI 92 C SI 92 X SI 92 3-1 12 G4-3 2B			3	0	1	0	0	0	1
Inning Stats	R: 3 E: 0 K: 1 S: 16 H: 2 LOB: 2 BB: 3 P: 37	R: 0 E: 0 K: 0 S: 6 H: 0 LOB: 0 BB: 0 P: 10	R: 0 E: 0 K: 1 S: 8 H: 0 LOB: 0 BB: 0 P: 12	R: 0 E: 1 K: 0 S: 10 H: 0 LOB: 1 BB: 0 P: 16	R: 0 E: 0 K: 1 S: 7 H: 0 LOB: 1 BB: 0 P: 11	R: 0 E: 0 K: 0 S: 10 H: 1 LOB: 1 BB: 0 P: 16	R: 0 E: 0 K: 0 S: 9 H: 1 LOB: 2 BB: 1 P: 15	R: 0 E: 0 K: 0 S: 8 H: 0 LOB: 0 BB: 0 P: 11		1B: 2 2B: 2 3B: 0 HR: 0 SF: 0 SAC: 0 DP: 0 HBP: 0					

	AB	30
	R	3
	H	4
	RBI	3
	BB	4
	SO	3
	LOB	17

WP: 1 PB: 0 SB: 1 CS: 0 PA: 34

PITCHER		IP	WLS	BF	H	R	ER	SO	BB	IBB	HBP	BLK	WP	HR	S	P	ERA	WHIP
41 Danny Duffy, L ERA: 7.45	(1, 1)	5.2	L	25	3	3	3	3	3	0	0	0	1	0	54	99	4.76	1.059
56 Brad Keller, R ERA:	(6, 1)	1.1		6	1	0	0	0	0	1	0	0	0	0	12	18	0.00	0.750
54 Tim Hill, L ERA: 3.86	(8, 1)	1.0		3	0	0	0	0	0	0	0	0	0	0	8	11	0.00	0.000

PITCHER	IP	WLS	BF	H	R	ER	SO	BB	IBB	HBP	BLK	WP	HR	S	P	ERA	WHIP

Batter	1	2	3	4	5	6	7	8	9	AB	R	H	RBI	BB	SO	LOB
25 Jon Jay, L (1, 7) OBP: 0.385, SLG: 0.273	B FF 94 C FF 93 C KC 77 F ST 82 B KC 80 X SI 93 2-2 ① G4-3		X FF 92 0-0 ③ F8			C FF 91 C CH 87 B ST 81 X ST 80 1-2 ① G4-3		C CH 86 B KC 76 C KC 77 X ST 80 1-2 ② G5-3		4	0	0	0	0	0	1
15 Whit Merrifield, R (1, 9) OBP: 0.280, SLG: 0.261	B FF 94 B FF 93 F FF 94 X FF 94 2-1 ② L9			C FF 90 F KC 76 S ST 80 0-3 ① K		C KC 76 X ST 79 0-1 ② G6-3		S FF 93 B KC 78 S KC 77 B ST 82 C SI 95 2-3 ③ K		4	0	0	0	0	2	0
8 Mike Moustakas, L (1, 5) OBP: 0.240, SLG: 0.304	C KC 76 B CH 89 X CH 88 1-1 ③ F9			B KC 74 X CH 86 1-0 ② L3		F FF 92 F KC 78 F ST 81 S ST 82 0-3 ③ K2-3			X CU 73 0-0 ① G3	4	0	0	0	0	1	0
21 Lucas Duda, L (1, 10) OBP: 0.263, SLG: 0.556		B KC 76 X FF 93 1-0 ① P1		B FF 92 C FF 92 C KC 75 B ST 82 S ST 81 2-3 ③ K			X FF 90 0-0 HR		C CU 72 F CU 74 B CU 75 S SI 87 1-3 ② K	4	1	1	1	0	2	0
19 Cheslor Cuthbert, R (1, 3) OBP: 0.286, SLG: 0.278		B FF 95 X FF 93 1-0 ② L9			B FF 93 S ST 75 X KC 76 1-1 ① L9		B KC 75 F FF 92 B KC 77 X ST 79 2-1 ① G1-3		B CU 73 C CU 73 F FF 88 B CH 84 F CH 84 S CU 75 2-3 ③ K	4	0	0	0	0	1	0
1 Ryan Goins, L (1, 4) OBP: 0.250, SLG: 0.250		B FF 94 B FF 93 X FF 93 2-0 ③ P5			C FF 93 C KC 77 S ST 81 0-3 ② K		B KC 74 B CH 86 C FF 91 S FF 92 F ST 80 X ST 82 2-2 1B			3	0	1	0	0	1	0
2 Alcides Escobar, R (1, 6) OBP: 0.238, SLG: 0.350			C FF 91 C ST 80 S ST 81 0-3 ① K		X KC 77 0-0 4 E 4 S 1B		C ST 79 X ST 80 0-1 ② G2			3	0	1	0	0	1	1
4 Alex Gordon, L (1, 8) OBP: 0.190, SLG: 0.200			C KC 76 X KC 75 0-1 ② G5-3		S FF 92 B FF 94 B FC 86 F KC 79 B ST 83 B SI 92 4-2 9 S 1-3 BB		B KC 74 F FF 92 X FF 92 1-1 ③ F8			2	0	0	0	1	0	1
9 Drew Butera, R (1, 2) OBP: 0.250, SLG: 0.286			C FF 93 B KC 78 C ST 80 B ST 82 F ST 80 F FF 94 F KC 81 B KC 80 B FF 93 4-2 BB		C FF 94 S KC 81 B FC 86 D KC 81 B ST 84 C SI 93 3-3 ③ K 1-2			X FF 91 0-0 ① F9		2	0	0	0	1	1	2
Inning Stats	R: 0 E: 0 K: 0 S: 8 H: 0 LOB: 0 BB: 0 P: 13	R: 0 E: 0 K: 0 S: 3 H: 0 LOB: 0 BB: 0 P: 7	R: 0 E: 0 K: 1 S: 11 H: 0 LOB: 1 BB: 1 P: 15	R: 0 E: 0 K: 2 S: 7 H: 0 LOB: 0 BB: 0 P: 10	R: 0 E: 0 K: 2 S: 11 H: 1 LOB: 2 BB: 1 P: 19	R: 0 E: 0 K: 1 S: 9 H: 0 LOB: 0 BB: 0 P: 10	R: 1 E: 0 K: 0 S: 11 H: 2 LOB: 1 BB: 0 P: 16	R: 0 E: 0 K: 1 S: 7 H: 0 LOB: 0 BB: 0 P: 10	R: 0 E: 0 K: 2 S: 8 H: 0 LOB: 0 BB: 0 P: 11	1B: 2 2B: 0 3B: 0 HR: 1	SF: 0 SAC: 0 DP: 0 HBP: 0					

PITCHER		IP	WLS	BF	H	R	ER	SO	BB	IBB	HBP	BLK	WP	HR	S	P	ERA	WHIP
47 Trevor Bauer, R ERA: 2.08	(1, 1)	8.0	L	29	3	1	1	7	2	0	0	0	0	1	67	100	1.12	0.625
49 Tyler Olson, L ERA: 5.4	(9, 1)	1.0		3	0	0	0	2	0	0	0	0	0	0	8	11	0.00	0.000

PITCHER	IP	WLS	BF	H	R	ER	SO	BB	IBB	HBP	BLK	WP	HR	S	P	ERA	WHIP

TOP

Kansas City Royals @ Cleveland Indians

Progressive Field, Cleveland, OH

Sat Apr 07 2018, 4:11 PM - 6:39 PM EDT

Att. 17,362 - Sunny - 34 F

livebaseballscorecards.com

AB	30
R	1
H	3
RBI	1
BB	2
SO	9
LOB	5

BOTTOM

Kansas City Royals @ Cleveland Indians

Progressive Field, Cleveland, OH

Sat Apr 07 2018, 4:11 PM - 6:39 PM EDT

Att. 17,362 - Sunny - 34 F

livebaseballscorecards.com

Batter	1	2	3	4	5	6	7	8	9	AB	R	H	RBI	BB	SO	LOB
12 Francisco Lindor, S (1, 6) OBP: 0.297, SLG: 0.242	F FF 92 B KC 76 S FF 92 F FF 92 S KC 78 1-3 ① K		1 SAFE 1 SAFE B FF 90 C CH 83 C FF 90 1 SAFE 1 SAFE B FF 90 F FF 90 2-2 ② FC4-6 X CH 84 1-2f			C KC 75 F FF 88 X KC 76 0-2 11 S 2B		B CU 80 X FF 92 1-0 11 CS 1B		4	0	2	0	0	1	1
22 Jason Kipnis, L (1, 4) OBP: 0.235, SLG: 0.167	C FF 92 B FF 91 B FF 91 S FF 92 F FF 92 X FC 87 2-2 ② F9		1 SAFE 1 SAFE F FF 90 D SL 87 X FF 90 1-1 ③ F8			L CH 88 L CH 84 B FF 90 F FF 90 F CH 84 S FF 90 1-3 ① K		C FF 92 X FF 92 0-1 ① L7		4	0	0	0	0	1	3
11 José Ramírez, S (1, 5) OBP: 0.200, SLG: 0.167	B FF 91 B CH 85 F FF 91 B FF 92 F FF 91 F FF 92 F FF 93 X CH 86 3-2 ③ P6			C FF 88 B CH 84 F FF 90 B FF 90 F FF 91 B CH 85 F FF 90 X FF 91 3-2 ① G4-3		C FF 89 S FF 90 F FF 91 D CH 85 B KC 76 S CH 84 2-3 ② K		C FF 91 B FF 93 S CU 82 X CU 82 1-2 ②③ G4-3 1-2		4	0	0	0	0	1	2
23 Michael Brantley, L (1, 7) OBP: 0.125, SLG: 0.125		B FF 89 C FF 91 X FF 91 1-1 ① L7		F FF 90 B FF 91 F FF 90 C FF 92 1-3 ② K		C FF 91 F FF 89 X FF 90 0-2 ③ F8			B SI 96 X SI 95 1-0 ① L8	4	0	0	0	0	1	1
10 Edwin Encarnación, R (1, 10) OBP: 0.344, SLG: 0.556		C FF 91 C FF 90 B KC 79 X KC 78 1-2 1B		C FF 91 T FF 91 X FF 91 0-2 1B			B FF 91 X SI 92 1-0 ① F7		F FF 98 S SL 82 S FF 95 0-3 ② K	4	0	2	0	0	1	0
17 Yonder Alonso, L (1, 3) OBP: 0.242, SLG: 0.400		B FF 90 F FF 90 F FF 91 F FF 92 S KC 77 1-3 ② K		X FF 89 0-0 ③ L9			C SI 93 C SL 88 F SL 89 B SL 88 B SL 88 F SL 89 B SI 94 S SL 86 3-3 ② K		F SI 98 B CH 89 S CH 89 X FF 98 1-2 ③ G6-3	4	0	0	0	0	2	2
8 Lonnie Chisenhall, L (1, 9) OBP: 0.381, SLG: 0.294 26 Rajai Davis, R (2, PH) OBP: 0.286, SLG: 0.308 (3, 9)		C FF 90 B FF 91 F FF 91 F KC 76 S FF 91 1-3 ③ K			F FF 89 F FF 89 X FC 85 0-2 ① G4-3		C SL 87 C FF 93 X FF 92 0-2 55 E 55 S 1B			0 3	0 0	0 1	0 0	0 0	0 1	0 1
55 Roberto Pérez, R (1, 2)			F FF 91 B FF 90 B FF 90 X FF 91 2-1 ① F8		C FF 91 B FC 85 B FC 86 F FF 90 B FF 91 F FF 91 F FF 92 S CH 85 3-3 ② K		1 SAFE B SL 83 C SL 87 B SL 86 F SL 87 B SL 88 B SL 88 4-2 1-3 BB			2	0	0	0	1	1	0
4 Bradley Zimmer, L (1, 8) OBP: 0.167, SLG: 0.167			C FF 89 X KC 77 0-1 12 FC4-6 1B		C FF 90 S FF 91 B FF 91 S FF 91 1-3 ③ K		X SL 86 0-0 ③ L3			3	0	1	0	0	1	2
Inning Stats	R: 0 E: 0 K: 1 S: 13 H: 0 LOB: 0 BB: 0 P: 19	R: 0 E: 0 K: 2 S: 13 H: 1 LOB: 1 BB: 0 P: 17	R: 0 E: 0 K: 0 S: 10 H: 1 LOB: 1 BB: 0 P: 15	R: 0 E: 0 K: 1 S: 12 H: 1 LOB: 1 BB: 0 P: 16	R: 0 E: 0 K: 2 S: 11 H: 0 LOB: 0 BB: 0 P: 15	R: 0 E: 0 K: 2 S: 16 H: 1 LOB: 1 BB: 0 P: 19	R: 0 E: 0 K: 1 S: 12 H: 1 LOB: 2 BB: 1 P: 20	R: 0 E: 0 K: 0 S: 6 H: 1 LOB: 0 BB: 0 P: 8	R: 0 E: 0 K: 1 S: 7 H: 0 LOB: 0 BB: 0 P: 9	1B: 5 2B: 1 3B: 0 HR: 0	SF: 0 SAC: 0 DP: 0 HBP: 0					

	AB	32
	R	0
	H	6
	RBI	0
	BB	1
	SO	10
	LOB	12

WP: 0 PB: 0 SB: 2 CS: 1 PA: 33

PITCHER		IP	WLS	BF	H	R	ER	SO	BB	IBB	HBP	BLK	WP	HR	S	P	ERA	WHIP
31 Ian Kennedy, R ERA: 0.75	(1, 1)	6.0	W	22	4	0	0	8	0	0	0	0	0	0	75	101	0.00	0.667
51 Blaine Boyer, R ERA: 12.0	(7, 1)	1.0	H	5	1	0	0	1	1	0	0	0	0	0	12	20	0.00	2.000
52 Justin Grimm, R ERA: 2.7	(8, 1)	1.0	H	3	1	0	0	0	0	0	0	0	0	0	6	8	0.00	1.000
40 Kelvin Herrera, R ERA:	(9, 1)	1.0	S	3	0	0	0	1	0	0	0	0	0	0	7	9	0.00	0.000

PITCHER	IP	WLS	BF	H	R	ER	SO	BB	IBB	HBP	BLK	WP	HR	S	P	ERA	WHIP

Batter	1	2	3	4	5	6	7	8	9	AB	R	H	RBI	BB	SO	LOB
25 Jon Jay, L (1, 7) OBP: 0.433, SLG: 0.375	C FF 92 B CU 75 F FF 92 B FF 92 B FF 92 B FF 92 4-2 8 G3-6-1 BB		C SL 80 B CH 89 B FF 92 B FF 92 B FF 90 4-1 15 1B 8 1B BB		C FF 91 X SL 78 0-1 1-H 3B		S CH 86 T FF 92 F FF 91 F CU 75 X CH 84 0-2 ③ G4-3			2	0	1	1	2	0	1
15 Whit Merrifield, R (1, 3) OBP: 0.276, SLG: 0.259	C CH 87 1 SAFE X FF 91 0-1 ① F9		X FF 92 0-0 8 1B 1-2 1B		C SL 78 B CH 85 D CU 75 F FF 91 B FF 92 F FF 91 F SL 78 F CH 85 S SL 79 3-3 ③ K			B CU 73 C SL 78 C SL 77 F CH 86 X FF 91 1-2 ① P4		4	0	1	0	0	1	2
8 Mike Moustakas, L (1, 5) OBP: 0.276, SLG: 0.333	B FF 93 S FF 92 X CH 87 1-1 ②③ G3-6-1 1-2f		X CH 87 0-0 ③ 1-2 2-H 1B			S CU 75 F CU 74 B SL 80 F SL 79 F FF 92 X CU 76 1-2 12 2B 1B		C CU 74 B CU 75 B CU 73 F SI 88 S CU 74 2-3 ② K		4	0	2	0	0	1	1
21 Lucas Duda, L (1, 10) OBP: 0.261, SLG: 0.500		C FF 91 X CU 74 0-1 1 G4-6-3 12 1B 1B		C CH 86 C FF 91 B FF 88 F SL 81 S CH 86 1-3 ① K		B FF 90 B FF 91 B CH 85 C FF 91 X FF 92 3-1 ① F8		C FF 88 B CU 74 C CU 73 F SI 86 S CU 74 1-3 ③ K		4	0	1	0	0	2	1
12 Jorge Soler, R (1, 9) OBP: 0.316, SLG: 0.267		X FF 92 0-0 1 G4-6-3 1-2 1B		C SL 79 C CH 86 B FF 93 X SL 79 1-2 1 CS 1B		S SL 78 B SL 79 C FF 91 1 SAFE B SL 79 X FF 91 2-2 ② 1-2 2B			C FF 92 B FF 93 B KC 82 F FF 93 C FF 94 2-3 ① K	4	0	3	0	0	1	0
1 Ryan Goins, L (1, 4) OBP: 0.125, SLG: 0.125		L CH 88 B CH 87 2 SAFE L CH 86 B CH 87 F FF 92 B FF 93 X FF 93 3-2 ①② G4-6-3 1-2f 2-3		C FF 93 B FF 93 B CH 87 B FF 92 F FF 91 1 SAFE S FF 90 3-3 ②③ K 1-2		X CH 86 0-0 ③ G4-3			T FF 93 C FF 93 S KC 84 0-3 ② K	4	0	0	0	0	2	4
2 Alcides Escobar, R (1, 6) OBP: 0.200, SLG: 0.292		X SL 80 0-0 ③ P3			B FF 92 C FF 91 F FF 91 X CU 76 1-2 ① G1-3		F CH 85 C FF 90 X CU 74 0-2 ① L9		B KC 83 F FF 93 B FF 94 B FF 93 F FF 93 X FF 93 3-2 ③ F8	4	0	0	0	0	0	1
4 Alex Gordon, L (1, 8) OBP: 0.208, SLG: 0.217			B FF 91 B CH 86 B FF 90 C FF 91 F FF 92 S CH 88 3-3 ① K		B CU 73 X FF 93 1-0 36 FC5-4 1B		C FF 91 C SL 79 X CH 87 0-2 ② G4-3			3	0	1	0	0	1	0
36 Cam Gallagher, R (1, 2) OBP: 0.167, SLG: 0.167			B CU 75 X FF 94 1-0 ② G5-3		B SL 79 X FF 92 1-0 ② FC5-4 25 3B 1-2f		C FF 91 B FF 92 S SL 79 B SL 78 B FF 92 X FF 91 3-2 1B			3	1	1	0	0	0	1
Inning Stats	R: 0 E: 0 K: 0 S: 6 H: 0 LOB: 0 BB: 1 P: 11	R: 0 E: 0 K: 0 S: 8 H: 2 LOB: 1 BB: 0 P: 11	R: 0 E: 0 K: 1 S: 7 H: 2 LOB: 2 BB: 1 P: 15	R: 0 E: 0 K: 2 S: 10 H: 1 LOB: 1 BB: 0 P: 15	R: 1 E: 0 K: 1 S: 13 H: 2 LOB: 1 BB: 0 P: 19	R: 0 E: 0 K: 0 S: 11 H: 2 LOB: 1 BB: 0 P: 17	R: 0 E: 0 K: 0 S: 14 H: 1 LOB: 1 BB: 0 P: 17	R: 0 E: 0 K: 2 S: 11 H: 0 LOB: 0 BB: 0 P: 15	R: 0 E: 0 K: 2 S: 9 H: 0 LOB: 0 BB: 0 P: 14	1B: 8 2B: 2 3B: 1 HR: 0	SF: 0 SAC: 0 DP: 3 HBP: 0					

TOP

Kansas City Royals @ Cleveland Indians

Progressive Field, Cleveland, OH

Sun Apr 08 2018, 1:12 PM - 4:05 PM EDT

Att. 14,240 - Partly Cloudy - 32 F

livebaseballscorecards.com

AB	32
R	1
H	10
RBI	1
BB	2
SO	8
LOB	11

PITCHER		IP	WLS	BF	H	R	ER	SO	BB	IBB	HBP	BLK	WP	HR	S	P	ERA	WHIP
52 Mike Clevinger, R ERA: 0.71	(1, 1)	7.1		29	10	1	1	4	2	0	0	0	0	0	73	110	1.23	1.636
49 Tyler Olson, L ERA: 4.5	(8, 1)	0.2		2	0	0	0	2	0	0	0	0	0	0	7	10	0.00	0.000
37 Cody Allen, R ERA:	(9, 1)	1.0	W	3	0	0	0	2	0	0	0	0	0	0	9	14	0.00	0.000

PITCHER	IP	WLS	BF	H	R	ER	SO	BB	IBB	HBP	BLK	WP	HR	S	P	ERA	WHIP

BOTTOM

Kansas City Royals @ Cleveland Indians

Progressive Field, Cleveland, OH

Sun Apr 08 2018, 1:12 PM - 4:05 PM EDT

Att. 14,240 - Partly Cloudy - 32 F

livebaseballscorecards.com

Batter	1	2	3	4	5	6	7	8	9	AB	R	H	RBI	BB	SO	LOB
12 Francisco Lindor, S (1, 6) OBP: 0.275, SLG: 0.222	F SI 92 S FF 91 B FF 92 B SL 86 X SI 93 2-2 F8 ①		C CU 77 F FF 92 B SL 86 B CU 78 F CU 78 B FF 93 X SI 92 3-2 G4-3 ②		X SL 85 0-0 G6-3 ③			B FF 93 B FF 93 L CU 80 X FF 93 2-1 SH5-3 ① 1-3		3	0	0	0	0	0	2
22 Jason Kipnis, L (1, 4) OBP: 0.211, SLG: 0.147	B FF 92 F SI 92 F FF 92 C CU 78 1-3 K ②		B SI 92 X SI 93 1-0 F8 ③			C CU 76 F FF 91 B FF 91 S SL 86 1-3 K ①		B CU 81 S CU 81 X CU 81 1-1 E1 11 G1-3		4	0	0	0	0	2	1
11 José Ramírez, S (1, 5) OBP: 0.205, SLG: 0.152	B CU 79 C SI 92 B FF 92 B FF 92 B SI 92 4-1 23 1B BB			B SI 92 C SL 86 F FF 92 B SL 86 X FF 92 2-2 F8 ①		T SL 85 B CU 78 B SI 91 S SL 84 F SI 92 F SL 85 X FF 92 2-2 F7 ②		B CU 81 B FF 94 F CU 80 X FF 94 2-1 G1-3 ② 1-2 3-H		3	0	0	1	1	0	1
23 Michael Brantley, L (1, 7) OBP: 0.250, SLG: 0.182	1 SAFE X SI 91 0-0 1-3 1B			X SI 92 0-0 G4-3 ②		C SI 92 C SL 84 B FF 92 B CU 78 B SL 85 F SL 86 F FF 92 D SL 86 4-2 BB		C CU 80 C CU 81 D CU 81 B FF 94 X CU 80 2-2 F7 ③		3	0	1	0	1	0	1
10 Edwin Encarnación, R (1, 10) OBP: 0.306, SLG: 0.484	C SL 86 S SI 92 B SI 92 T SL 85 1-2 K ③			B SI 91 X FF 92 1-0 G5-3 ③		X FF 92 0-0 F9 ③			F FF 94 S FF 93 S SL 82 0-3 K ①	4	0	0	0	0	2	3
17 Yonder Alonso, L (1, 3) OBP: 0.270, SLG: 0.394 9 Erik González, R (9, PR)		F FF 91 X FF 91 0-1 F9 ①			C SL 85 B SI 91 B CH 85 B SL 86 X SI 91 3-1 7 FC4 1B		C FF 92 B SL 77 F SI 91 B SL 83 F FF 92 F FF 92 F FF 92 X FF 92 2-2 G1-3 ①		B SI 94 S CH 86 B CH 86 C SL 81 B FF 97 D CH 85 4-2 7 HR BB	3 0	0 1	1 0	0 0	1 0	0 0	0 0
7 Yan Gomes, R (1, 2) OBP: 0.250, SLG: 0.429		B SL 84 S FF 92 X SI 91 1-1 G4-3 ②			B SI 90 X SI 91 1-0 FC4 30 1B 1-2f ①	C FF 92 S SI 91 B SI 91 B FF 92 X FF 92 2-2 P6 ②			S FF 92 B SL 83 B FF 93 F FF 95 B SL 80 F FF 95 1 SAFE 1 SAFE F FF 96 3-2 1 SAFE F FF 94 X FF 96 1-H HR	4	1	1	2	0	0	1
30 Tyler Naquin, L (1, 9) OBP: 0.313, SLG: 0.429 26 Rajai Davis, R (7, PH) OBP: 0.267, SLG: 0.286 (8, 9)		B SI 92 B SI 91 C SI 92 S FF 91 X FF 91 2-2 G5-3 ③			C FF 91 1 SAFE D SL 86 B SI 91 X SI 91 2-1 1-2 1B		B SI 91 F FF 92 B SL 81 B SI 90 F FF 90 F FF 91 X SI 91 3-2 L4 ③			2 1	0 0	1 0	0 0	0 0	0 0	0 0
4 Bradley Zimmer, L (1, 8) OBP: 0.185, SLG: 0.154			S FF 91 C SI 91 B SL 85 S FF 92 1-3 K ①		B SL 87 B FF 91 F SI 91 F FF 91 D SL 86 C FF 91 3-3 K ②			B FF 89 B FF 89 B FF 90 B FF 91 4-0 12 SH5-3 12 S 11 G1-3 BB		2	1	0	0	1	2	2
Inning Stats	R: 0 H: 1 E: 0 LOB: 2 K: 2 BB: 1 S: 11 P: 19	R: 0 H: 0 E: 0 LOB: 0 K: 0 BB: 0 S: 7 P: 10	R: 0 H: 0 E: 0 LOB: 0 K: 1 BB: 0 S: 8 P: 13	R: 0 H: 0 E: 0 LOB: 0 K: 0 BB: 0 S: 5 P: 8	R: 0 H: 2 E: 0 LOB: 2 K: 1 BB: 0 S: 9 P: 18	R: 0 H: 0 E: 0 LOB: 1 K: 1 BB: 1 S: 13 P: 20	R: 0 H: 0 E: 0 LOB: 0 K: 0 BB: 0 S: 13 P: 20	R: 1 H: 0 E: 1 LOB: 1 K: 0 BB: 1 S: 9 P: 20	R: 2 H: 1 E: 0 LOB: 1 K: 1 BB: 1 S: 11 P: 18	1B: 3 2B: 0 3B: 0 HR: 1	SF: 0 SAC: 1 DP: 0 HBP: 0			WP: 0 PB: 0 SB: 1 CS: 0	PA: 34		

PITCHER		IP	WLS	BF	H	R	ER	SO	BB	IBB	HBP	BLK	WP	HR	S	P	ERA	WHIP
39 Jason Hammel, R ERA: 4.09	(1, 1)	6.0		23	3	0	0	5	2	0	0	0	0	0	53	88	0.00	0.833
54 Tim Hill, L ERA: 2.7	(7, 1)	1.0	H	4	0	1	0	0	1	0	0	0	0	0	13	24	0.00	1.000
52 Justin Grimm, R ERA: 2.08	(8, 1)	1.0	B	4	0	0	0	0	0	0	0	0	0	0	9	16	0.00	0.000
37 Brandon Maurer, R ERA: 22.5	(9, 1)	0.1	L	3	1	2	2	1	1	0	0	0	0	1	11	18	54.00	6.000

PITCHER	IP	WLS	BF	H	R	ER	SO	BB	IBB	HBP	BLK	WP	HR	S	P	ERA	WHIP

AB	29
R	3
H	4
RBI	3
BB	4
SO	6
LOB	11

TOP

Detroit Tigers @ Cleveland Indians

Progressive Field, Cleveland, OH

Mon Apr 09 2018, 6:12 PM - 8:50 PM EDT

Att. 9,843 - Clear - 33 F

livebaseballscorecards.com

Batter	1	2	3	4	5	6	7	8	9	AB	R	H	RBI	BB	SO	LOB
12 Leonys Martin, L (1, 8) OBP: 0.342, SLG: 0.250 21 JaCoby Jones, R (9, PH) OBP: 0.538, SLG: 0.333	B SI 91 F SI 91 S FC 87 X FF 91 1-2 G6-3		C CH 84 X CH 83 0-1 P5			C CU 80 B SI 89 F CH 84 B CU 83 B SI 91 B FC 87 4-2 46 FC4-6 BB			B FF 90 S FF 90 B FF 89 H SL 83 3-1 24 G6-4-3 HBP	2 0	0 0	0 0	0 0	1 0	0 0	0 0
46 Jeimer Candelario, S (1, 5) OBP: 0.273, SLG: 0.256	C SI 91 S CU 83 B CU 84 C SI 92 1-3 K			C SI 90 C CU 82 S CU 82 0-3 K		B SI 90 X SI 90 1-0 FC4-6 1-2f			C SL 83 S FF 92 C SL 82 0-3 K	4	0	0	0	0	3	2
24 Miguel Cabrera, R (1, 3) OBP: 0.316, SLG: 0.424	B SI 92 C SI 92 B SI 92 F FF 92 C FC 87 2-3 K			C SI 90 S CU 83 B CU 84 B CU 83 F SI 91 X CU 82 2-2 G4-3		D FC 88 D CU 83 X SI 92 2-0 L6			C FF 94 X SL 83 0-1 G6-4-3 1-2f	4	0	0	0	0	1	2
9 Nick Castellanos, R (1, 9) OBP: 0.390, SLG: 0.486		C FC 86 S CU 82 B SI 91 B CU 83 B SI 91 S FC 88 3-3 K		X SI 91 0-0 1B			C FC 86 F SI 90 C SI 91 0-3 K			3	0	1	0	0	2	0
41 Victor Martinez, S (1, 10) OBP: 0.357, SLG: 0.375		X SI 90 0-0 1B		F CH 84 B FC 86 S CH 84 1 SAFE S SI 90 1-3 K			C CH 84 F CU 81 B CU 82 F FC 88 B CH 83 B SI 92 X FC 86 3-2 G3-1			3	0	1	0	0	1	1
8 Mikie Mahtook, R (1, 7) OBP: 0.219, SLG: 0.179		X SI 89 0-0 F9			C CU 80 C SI 89 B FC 87 C SI 90 1-3 K		B FC 85 X SI 89 1-0 F9			3	0	0	0	0	1	1
34 James McCann, R (1, 2) OBP: 0.290, SLG: 0.222		C SI 90 F SI 91 C SI 91 0-3 K			B FC 86 F FC 87 B SI 91 F FC 88 S CU 83 2-3 K			F FC 87 C SI 90 F SI 90 C SI 91 0-3 K		3	0	0	0	0	3	1
1 Jose Iglesias, R (1, 6) OBP: 0.182, SLG: 0.103			C FC 86 B SI 90 X CU 82 1-1 G4-3		C CU 82 B SI 91 B SI 90 S FC 87 F CU 83 S CU 83 2-3 K			C CU 81 X CU 81 0-1 G6-3		3	0	0	0	0	1	0
49 Dixon Machado, R (1, 4) OBP: 0.297, SLG: 0.429			C CU 82 S CU 82 F FF 91 C SI 91 0-3 K			C FC 85 C SI 90 F CU 83 B CU 81 X CU 82 1-2 G5-3		F SI 89 B CU 81 C CU 80 B CU 82 B SI 90 F FC 86 C SI 91 3-3 K		3	0	0	0	0	2	0

	AB	28
	R	0
	H	2
	RBI	0
	BB	1
	SO	14
	LOB	7

Inning Stats																		
	R: 0 E: 0 K: 2 S: 9	H: 0 LOB: 0 BB: 0 P: 13	R: 0 E: 0 K: 2 S: 8	H: 1 LOB: 1 BB: 0 P: 11	R: 0 E: 0 K: 1 S: 8	H: 0 LOB: 0 BB: 0 P: 9	R: 0 E: 0 K: 2 S: 11	H: 1 LOB: 1 BB: 0 P: 14	R: 0 E: 0 K: 3 S: 10	H: 0 LOB: 0 BB: 0 P: 15	R: 0 E: 0 K: 0 S: 8	H: 0 LOB: 1 BB: 1 P: 16	R: 0 E: 0 K: 1 S: 8	H: 0 LOB: 0 BB: 0 P: 12	R: 0 E: 0 K: 2 S: 10	H: 0 LOB: 0 BB: 0 P: 13	R: 0 E: 0 K: 1 S: 6	H: 0 LOB: 0 BB: 0 P: 9	1B: 2 2B: 0 3B: 0 HR: 0	SF: 0 SAC: 0 DP: 1 HBP: 1	WP: 0 PB: 0 SB: 0 CS: 0	PA: 30

PITCHER		IP	WLS	BF	H	R	ER	SO	BB	IBB	HBP	BLK	WP	HR	S	P	ERA	WHIP
28 Corey Kluber, R ERA: 1.57	(1, 1)	8.0	W	27	2	0	0	13	1	0	0	0	0	0	72	103	0.00	0.375
24 Andrew Miller, L ERA:	(9, 1)	1.0	S	3	0	0	0	1	0	0	1	0	0	0	6	9	0.00	0.000

PITCHER	IP	WLS	BF	H	R	ER	SO	BB	IBB	HBP	BLK	WP	HR	S	P	ERA	WHIP

BOTTOM

Batter	1	2	3	4	5	6	7	8	9	AB	R	H	RBI	BB	SO	LOB
12 Francisco Lindor, S (1, 6) OBP: 0.250, SLG: 0.200	B SI 91 X SI 91 1-0 ① F9			C SL 80 B CH 84 B CH 83 B SL 80 S SI 92 F SI 92 F SI 92 X SL 81 3-2 ① F8	C SL 81 B SI 91 C SI 91 C SI 92 1-3 ③ K			S SI 94 B SL 88 F SI 95 B FF 95 S SL 89 2-3 ① K		4	0	0	0	0	2	1
22 Jason Kipnis, L (1, 10) OBP: 0.214, SLG: 0.135	C SI 92 F SL 86 S SL 84 0-3 ② K			B SL 83 B SI 93 B SI 93 B SI 93 4-0 11 BB BB		B CH 84 C SI 92 B SI 92 F SL 85 F SI 92 F SL 85 S SL 87 2-3 ① K		B CH 88 B SI 96 B SI 95 C SI 94 X SI 95 3-1 ② G4-3		3	0	0	0	1	2	0
11 José Ramírez, S (1, 5) OBP: 0.256, SLG: 0.171	B SI 92 B SL 80 B SI 92 C SI 91 F SI 91 X SL 81 3-2 ③ F9			B SI 91 C 1 SAFE F SI 92 B SI 93 B SI 92 B SI 92 4-2 10 G4-3 BB 1-2		C CH 85 B SI 92 F SL 82 F SL 83 F SL 82 B SI 92 B SI 92 F SL 82 F SL 83 3-2 X SI 91 10 G5-3 1B		B CH 90 B SI 94 F SI 94 B CU 80 F SI 94 F SI 93 D SL 87 4-2 BB		2	0	1	0	2	0	0
10 Edwin Encarnación, R (1, 3) OBP: 0.275, SLG: 0.429 17 Yonder Alonso, L (9, 3) OBP: 0.270, SLG: 0.394		B SI 91 T SL 81 B SI 92 X SI 92 2-1 ① F8		X SL 81 0-0 ②③ G4-3 1-2f		B SI 90 1 SAFE F SI 91 F SL 83 B SI 90 1 SAFE F SI 90 B SL 80 X SI 91 3-2 ② G5-3 1-2		B SI 95 C SI 94 S SL 89 S FF 95 1-3 ③ K		4 0	0 0	0 0	0 0	0 0	1 0	4 0
6 Brandon Guyer, R (1, 9) OBP: 0.176, SLG: 0.294		B SL 80 C SL 80 C SI 92 C SI 93 1-3 ② K			C SL 79 X CH 84 0-1 ① G6-3	B SL 81 D SL 82 S SL 82 X SI 90 2-1 ③ G6-3				3	0	0	0	0	1	1
26 Rajai Davis, R (1, 7) OBP: 0.278, SLG: 0.353		F SI 92 C SI 92 X SL 82 0-2 ③ F9			F SL 82 X SI 92 0-1 ② G4-3		F SL 79 B FF 94 B CH 85 S FF 94 B FF 94 X FF 94 3-2 9 CS 2B			3	0	1	0	0	0	0
7 Yan Gomes, R (1, 2) OBP: 0.259, SLG: 0.417			X SI 92 0-0 ① F9		C SI 92 X CH 86 0-1 4 HR 1B		S SL 79 D SL 81 D SL 80 S CH 85 X SL 81 2-2 ① G6-3			3	1	1	0	0	0	1
4 Bradley Zimmer, L (1, 8) OBP: 0.233, SLG: 0.286			C SI 91 C SL 84 B SL 88 X SL 86 1-2 ② F8		F SI 84 B SL 82 X SL 84 1-1 1-H HR		D CH 85 C FF 91 B FF 91 D CH 85 D CH 86 4-1 9 CS BB			2	1	1	2	1	0	0
9 Erik González, R (1, 4)			C CH 84 B SL 83 B CH 87 B SL 80 X SI 92 3-1 ③ G5-3		B SI 92 B SI 92 B SI 92 C SI 92 B SI 92 4-1 BB		D SL 87 2 SAFE B SI 93 S SI 92 S SI 93 S SL 87 2-3 ②③ K 1-2 2-3			2	0	0	0	1	1	2
Inning Stats	R: 0 E: 0 K: 1 S: 7 H: 0 LOB: 0 BB: 0 P: 11	R: 0 E: 0 K: 1 S: 8 H: 0 LOB: 0 BB: 0 P: 11	R: 0 E: 0 K: 0 S: 6 H: 0 LOB: 0 BB: 0 P: 10	R: 0 E: 0 K: 0 S: 8 H: 0 LOB: 1 BB: 2 P: 19	R: 2 E: 0 K: 1 S: 12 H: 2 LOB: 1 BB: 1 P: 18	R: 0 E: 0 K: 1 S: 18 H: 1 LOB: 1 BB: 0 P: 28	R: 0 E: 0 K: 1 S: 10 H: 1 LOB: 1 BB: 1 P: 21	R: 0 E: 0 K: 2 S: 11 H: 0 LOB: 1 BB: 1 P: 21		1B: 2 2B: 1 3B: 0 HR: 1 SF: 0 SAC: 0 DP: 1 HBP: 0					WP: 0 PB: 0 SB: 0 CS: 2 PA: 31	

PITCHER		IP	WLS	BF	H	R	ER	SO	BB	IBB	HBP	BLK	WP	HR	S	P	ERA	WHIP
38 Francisco Liriano, L ERA: 2.13	(1, 1)	6.0	L	23	3	2	2	4	3	0	0	0	0	1	59	97	3.00	1.000
45 Buck Farmer, R ERA: 16.88	(7, 1)	0.1		3	1	0	0	0	1	0	0	0	0	0	7	16	0.00	6.000
54 Drew VerHagen, R ERA: 3.86	(7, 1)	1.2		5	0	0	0	3	1	0	0	0	0	0	14	26	0.00	0.600

PITCHER	IP	WLS	BF	H	R	ER	SO	BB	IBB	HBP	BLK	WP	HR	S	P	ERA	WHIP

Detroit Tigers @ Cleveland Indians

Progressive Field, Cleveland, OH

Mon Apr 09 2018, 6:12 PM - 8:50 PM EDT

Att. 9,843 - Clear - 33 F

livebaseballscorecards.com

AB	26
R	2
H	4
RBI	2
BB	5
SO	7
LOB	9

Detroit Tigers @ Cleveland Indians

Progressive Field, Cleveland, OH

Tue Apr 10 2018, 6:10 PM - 8:57 PM EDT

Att. 10,078 - Partly Cloudy - 40 F

TOP

livebaseballscorecards.com

Batter	1	2	3	4	5	6	7	8	9	AB	R	H	RBI	BB	SO	LOB
12 Leonys Martin, L (1, 8) OBP: 0.317, SLG: 0.229 21 JaCoby Jones, R (7, PH) OBP: 0.500, SLG: 0.300 (7, 8)	B SI 86 X FF 88 1-0 ① P6		C FF 86 B CH 83 X FF 87 1-1 ① P6		B CU 71 B FF 85 F SI 86 C SI 85 S FC 82 2-3 ① K		F SI 91 C SI 91 C SI 90 0-3 ② K			3 1	0 0	0 0	0 0	0 0	1 1	0 1
46 Jeimer Candelario, S (1, 5) OBP: 0.333, SLG: 0.381	F FF 88 B FF 88 F FC 86 B SI 88 B SI 85 F FF 89 X SI 86 3-2 24 G6-3 2B		C CU 74 S CU 74 H FF 87 1-2 41 BB 24 1B HBP		S CU 73 F CU 74 B CU 74 F CU 76 B FF 86 X CU 74 2-2 2B		C SI 89 B SI 90 X SI 89 1-1 3-H 2B			3	0	3	1	0	0	0
24 Miguel Cabrera, R (1, 3) OBP: 0.310, SLG: 0.405	S CU 74 D CU 75 B FF 87 X CU 75 2-1 ② G6-3 2-3		B FC 84 X FC 83 1-0 41 BB 1-2 1B		B FF 86 X CU 74 1-0 ② G5-3		C SI 90 B SI 90 X SI 90 1-1 ③ G4-3			4	0	1	0	0	0	3
9 Nick Castellanos, R (1, 9) OBP: 0.378, SLG: 0.450	C FF 88 B FC 83 B FC 84 B FC 85 B FF 88 4-1 BB		B FF 86 C CU 74 X CU 75 1-1 ② F7		C FC 83 S FC 83 B FF 87 B FC 83 F FC 83 B FF 87 F FC 84 S FC 82 3-3 ③ K			S FF 92 X FF 93 0-1 ① G4-3		3	0	0	0	1	1	3
41 Victor Martinez, S (1, 10) OBP: 0.344, SLG: 0.333	D CU 74 D CH 84 1 SAFE C FC 84 S CU 75 D CU 75 X FF 88 3-2 ③ G4-3		F CH 83 B FF 87 D CU 74 B SI 84 S FF 87 F FC 84 F FF 87 B FC 84 4-2 1-2 2-3 BB			B CU 78 F FF 94 B CU 80 X FF 95 2-1 ① F8		B FF 94 C SL 84 F SL 84 B FF 94 X SL 83 2-2 ② G6-3		3	0	0	0	1	0	2
28 Niko Goodrum, S (1, 6) OBP: 0.318, SLG: 0.450		B SI 85 F SI 86 X CH 83 1-1 34 F8 1B	B CU 74 B SI 87 F FF 87 S FF 86 F FF 87 F FC 84 X CU 74 2-2 ③ G1-3			B SI 95 F SI 95 X SI 94 1-1 ② F7		C SL 83 C SL 83 B FF 94 F SL 83 B SL 82 C SL 82 2-3 ③ K		4	0	1	0	0	1	3
34 James McCann, R (1, 2) OBP: 0.257, SLG: 0.194		B FF 86 1 SAFE F FC 84 B FC 84 1 SAFE X FF 86 2-1 ① F8 1-2		B CU 72 S FC 82 F CU 74 F FF 86 X FC 82 1-2 ① G6-3		B FF 95 C CU 80 B FF 95 X FF 94 2-1 ③ G6-3			B FF 93 C FF 93 X KC 82 1-1 ① G6-3	4	0	0	0	0	0	1
22 Victor Reyes, S (1, 7) OBP: 0.200, SLG: 0.200		S FF 86 F FF 86 B FC 83 C FC 84 1-3 ② K		C CU 72 X FF 86 0-1 ② G6-3			C CU 71 C CU 74 F FF 87 X CH 82 0-2 49 E 49 S 46 2B 1B		S FF 93 S FF 93 F FF 94 S FF 94 0-3 ② K	4	1	1	0	0	2	1
49 Dixon Machado, R (1, 4) OBP: 0.268, SLG: 0.385		S FC 84 C FC 84 D CU 75 X FC 84 1-2 ③ G5-3		B FF 86 B FF 85 C FF 85 S FC 81 X FF 86 2-2 ③ P6			B CU 74 B FF 87 1 SAFE 1 SAFE S FF 87 F FF 88 1 SAFE F CU 74 1 SAFE 3-3 ① K 1-3		S KC 82 B KC 84 B FF 93 B FF 93 C FF 93 X FF 93 3-2 ③ F8	4	0	0	0	0	1	2
Inning Stats	R: 0 E: 0 K: 0 S: 11 H: 1 LOB: 2 BB: 1 P: 24	R: 0 E: 0 K: 1 S: 10 H: 1 LOB: 1 BB: 0 P: 15	R: 0 E: 0 K: 0 S: 16 H: 1 LOB: 3 BB: 1 P: 26	R: 0 E: 0 K: 0 S: 9 H: 0 LOB: 0 BB: 0 P: 12	R: 0 E: 0 K: 2 S: 13 H: 1 LOB: 1 BB: 0 P: 21	R: 0 E: 0 K: 0 S: 6 H: 0 LOB: 0 BB: 0 P: 11	R: 1 E: 1 K: 2 S: 15 H: 2 LOB: 1 BB: 0 P: 20	R: 0 E: 0 K: 1 S: 9 H: 0 LOB: 0 BB: 0 P: 13	R: 0 E: 0 K: 1 S: 9 H: 0 LOB: 0 BB: 0 P: 13	1B: 3 2B: 3 3B: 0 HR: 0	SF: 0 SAC: 0 DP: 0 HBP: 1			WP: 0 PB: 0 SB: 1 CS: 0	PA: 36	

	AB	33
	R	1
	H	6
	RBI	1
	BB	2
	SO	7
	LOB	16

PITCHER		IP	WLS	BF	H	R	ER	SO	BB	IBB	HBP	BLK	WP	HR	S	P	ERA	WHIP
43 Josh Tomlin, R ERA: 9.0	(1, 1)	5.0		22	4	0	0	3	2	0	1	0	0	0	59	98	0.00	1.200
34 Zach McAllister, R ERA: 7.36	(6, 1)	1.0	H	3	0	0	0	0	0	0	0	0	0	0	6	11	0.00	0.000
49 Tyler Olson, L ERA: 6.23	(7, 1)	0.1	H	2	1	1	1	1	0	0	0	0	0	0	8	11	27.00	3.000
61 Dan Otero, R ERA: 9.0	(7, 1)	0.2	B	3	1	0	0	1	0	0	0	0	0	0	7	9	0.00	1.500
24 Andrew Miller, L ERA:	(8, 1)	1.0	W	3	0	0	0	1	0	0	0	0	0	0	9	13	0.00	0.000
37 Cody Allen, R ERA:	(9, 1)	1.0	S	3	0	0	0	1	0	0	0	0	0	0	9	13	0.00	0.000

Detroit Tigers @ Cleveland Indians

Progressive Field, Cleveland, OH

Tue Apr 10 2018, 6:10 PM - 8:57 PM EDT

Att. 10,078 - Partly Cloudy - 40 F

livebaseballscorecards.com

BOTTOM

Batter	1	2	3	4	5	6	7	8	9	AB	R	H	RBI	BB	SO	LOB
12 Francisco Lindor, S (1, 6) OBP: 0.229, SLG: 0.182	C FF 89 C CU 73 B FF 90 B FF 91 B SL 79 F FF 90 X CH 76 3-2 ① P4		C SI 90 X SI 90 0-1 ② G5-3 1-2		D SL 81 B SI 88 X FF 88 2-0 ③ F9			B SI 92 C SL 86 F SI 92 C SL 86 1-3 ② K		4	0	0	0	0	1	2
22 Jason Kipnis, L (1, 4) OBP: 0.196, SLG: 0.122	C FF 90 B SL 80 B FF 90 S FF 90 F FF 91 B FF 90 X SL 79 3-2 ② F8		C SL 79 X CU 73 0-1 ③ F8			C CH 77 C CU 73 B FF 88 S SL 79 1-3 ① K		B SI 92 C SL 87 C SL 86 B SI 92 B SL 86 S SL 86 3-3 ③ K		4	0	0	0	0	2	1
11 José Ramírez, S (1, 5) OBP: 0.283, SLG: 0.289	B CH 78 F FF 90 X FF 90 1-1 HR			B B CH 78 B CH 79 C FF 89 X SL 80 3-1 10 G1-4-3 1B		C CH 79 B FF 90 F CU 73 B FF 91 F FF 90 X SL 83 2-2 ② G5-3				3	1	2	1	0	0	0
10 Edwin Encarnación, R (1, 10) OBP: 0.256, SLG: 0.395	S SL 79 C SL 79 B FF 92 B SL 78 C SL 78 2-3 ③ K			X SL 80 0-0 ①② G1-4-3 1-2f		F SI 89 F SL 80 B FF 92 F FF 90 F CH 77 S SL 81 1-3 ③ K				3	0	0	0	0	2	1
23 Michael Brantley, L (1, 7) OBP: 0.267, SLG: 0.154		B CU 72 C SL 80 X FF 89 1-1 ① F7		C CU 74 H FF 89 1-1 6 FC6-4 HBP			C SL 77 S FF 89 B FF 89 B SL 78 X CU 71 2-2 ① P4			2	0	0	0	0	0	0
6 Brandon Guyer, R (1, 9) OBP: 0.150, SLG: 0.250		C FF 89 S SI 89 B SL 80 X SL 79 1-2 ② G1-3		B SL 79 X CU 72 1-0 ③ FC6-4 1-2f			B SL 80 B CH 79 F FF 89 F FF 88 X CU 72 2-2 ② F7			3	0	0	0	0	0	1
17 Yonder Alonso, L (1, 3) OBP: 0.250, SLG: 0.361		B SL 81 F FF 90 B SL 80 C SL 79 X FF 91 2-2 ③ G3-1			X FF 89 0-0 ① F7		C CU 73 B CU 74 F CU 73 S SL 80 1-3 ③ K			3	0	0	0	0	1	0
55 Roberto Pérez, R (1, 2) OBP: 0.357, SLG: 0.455			C FF 89 B CU 71 C CH 78 B SL 80 B SL 78 B FF 89 4-2 12 G5-3 BB		B FF 88 X FF 88 1-0 1B			B SL 87 B SL 88 X FF 92 2-0 HR		2	1	2	1	1	0	0
26 Rajai Davis, R (1, 8) OBP: 0.238, SLG: 0.300 4 Bradley Zimmer, L (9, 8) OBP: 0.233, SLG: 0.286			S SL 80 F SI 89 D CU 74 F SL 80 X FF 91 1-2 ① F9		S CU 72 D CU 74 B SL 79 D CH 76 F FF 88 F FF 87 X SL 80 3-2 ② L8			F SL 88 X SL 86 0-1 ① G1-3		3 0	0 0	0 0	0 0	0 0	0 0	2 0
Inning Stats	R: 1 E: 0 K: 1 S: 13 H: 1 LOB: 0 BB: 0 P: 22	R: 0 E: 0 K: 0 S: 8 H: 0 LOB: 0 BB: 0 P: 12	R: 0 E: 0 K: 0 S: 10 H: 0 LOB: 1 BB: 1 P: 15	R: 0 E: 0 K: 0 S: 5 H: 1 LOB: 1 BB: 0 P: 10	R: 0 E: 0 K: 0 S: 7 H: 1 LOB: 1 BB: 0 P: 13	R: 0 E: 0 K: 2 S: 12 H: 0 LOB: 0 BB: 0 P: 16	R: 0 E: 0 K: 1 S: 9 H: 0 LOB: 0 BB: 0 P: 14	R: 1 E: 0 K: 2 S: 9 H: 1 LOB: 0 BB: 0 P: 15		1B: 2 2B: 0 3B: 0 HR: 2 SF: 0 SAC: 0 DP: 1 HBP: 1						

	AB	27
	R	2
	H	4
	RBI	2
	BB	1
	SO	6
	LOB	7

PITCHER		IP	WLS	BF	H	R	ER	SO	BB	IBB	HBP	BLK	WP	HR	S	P	ERA	WHIP
48 Matthew Boyd, L ERA: 1.38	(1, 1)	7.0		25	3	1	1	4	1	0	1	0	0	1	64	102	1.29	0.571
30 Alex Wilson, R ERA: 5.19	(8, 1)	1.0	L	4	1	1	1	2	0	0	0	0	0	1	9	15	9.00	1.000

PITCHER		IP	WLS	BF	H	R	ER	SO	BB	IBB	HBP	BLK	WP	HR	S	P	ERA	WHIP

Batter	1	2	3	4	5	6	7	8	9	AB	R	H	RBI	BB	SO	LOB
12 Leonys Martin, L (1, 8) OBP: 0.356, SLG: 0.385	C FF 95 X FF 95 0-1 24 G4-3 2B		C FF 94 B SL 84 F CH 88 B SI 93 B CU 82 X FF 92 3-2 46 CS 1B			S SL 84 X SL 85 0-1 HR			C FF 92 B CH 88 X CH 87 1-1 ① L6	4	1	3	1	0	0	0
46 Jeimer Candelario, S (1, 5) OBP: 0.327, SLG: 0.356	F CH 90 X FF 94 0-1 ① F8		C SI 92 1 SAFE 1 SAFE 0-1 ③ CS 1-2	B CU 82 B SI 92 F SI 91 F CH 87 F SL 84 S CH 88 2-3 ① K		X SI 91 0-0 ③ G3			B SL 81 B SI 91 B FF 93 C FF 92 B SI 92 4-1 24 FC3-6 BB	3	0	0	0	1	1	1
24 Miguel Cabrera, R (1, 3) OBP: 0.283, SLG: 0.366 21 JaCoby Jones, R (9, PR) OBP: 0.500, SLG: 0.300	X SL 86 0-0 ② G4-3 2-3			F SI 91 C FF 93 X SL 82 0-2 ② G6-3			B SL 86 C SI 91 S CU 83 B FF 92 F CU 84 X SL 86 2-2 ① G6-3		B SL 81 F SL 84 X SL 84 1-1 ② FC3-6 9 DI 1-2f	4 0	0 0	0 0	0 0	0 0	0 0	2 0
9 Nick Castellanos, R (1, 9) OBP: 0.347, SLG: 0.409	X SI 93 0-0 ③ G6-3			F FF 92 B FF 93 S SL 84 X SL 85 1-2 ③ G2-3			X SL 83 0-0 ② G5-3		S SL 84 B SI 91 F SL 85 D CH 87 F SL 86 X FF 93 2-2 ③ G4-3 1-2	4	0	0	0	0	0	2
41 Victor Martinez, S (1, 10) OBP: 0.343, SLG: 0.310		B FF 93 C CU 80 B CH 88 C SL 81 X SL 86 2-2 ① P5			C FF 92 B CU 82 X SL 86 1-1 ① G4-3		B SI 92 B CH 84 B FF 92 B FF 92 4-0 BB			2	0	0	0	1	0	0
28 Niko Goodrum, S (1, 4) OBP: 0.280, SLG: 0.391		C FF 94 X CH 89 0-1 ② G4-3			C FF 92 T FF 92 C FF 92 0-3 ② K		T CH 86 F SI 92 X SL 83 0-2 ③ G1-3			3	0	0	0	0	1	1
34 James McCann, R (1, 2) OBP: 0.237, SLG: 0.176		S FF 95 B FF 94 S SL 83 S SL 86 1-3 ③ K			C FF 93 X FF 93 0-1 ③ F9			C SL 83 T SL 84 X SL 84 0-2 ① P4		3	0	0	0	0	1	0
8 Mikie Mahtook, R (1, 7) OBP: 0.200, SLG: 0.161			B FF 94 C SL 84 B SI 92 X SL 85 2-1 ① F9			C SL 84 B CU 80 X FF 92 1-1 ① F9		B FF 92 C SI 90 B CH 86 C SL 84 B SL 86 F FF 94 F FF 94 S SL 85 3-3 ② K		3	0	0	0	0	1	0
1 Jose Iglesias, R (1, 6) OBP: 0.167, SLG: 0.094			C FF 94 B SL 83 C FF 94 S SL 86 1-3 ② K			C SL 82 S SI 90 B FF 93 F SL 82 S CH 86 1-3 ② K		B FF 93 C FF 93 B CU 80 X SL 84 2-1 ③ G1		3	0	0	0	0	2	0
Inning Stats	R: 0 E: 0 K: 0 S: 6 H: 1 LOB: 1 BB: 0 P: 6	R: 0 E: 0 K: 1 S: 8 H: 0 LOB: 0 BB: 0 P: 11	R: 0 E: 0 K: 1 S: 9 H: 1 LOB: 0 BB: 0 P: 15	R: 0 E: 0 K: 1 S: 10 H: 0 LOB: 0 BB: 0 P: 13	R: 0 E: 0 K: 1 S: 7 H: 0 LOB: 0 BB: 0 P: 8	R: 1 E: 0 K: 1 S: 9 H: 1 LOB: 0 BB: 0 P: 11	R: 0 E: 0 K: 0 S: 8 H: 0 LOB: 1 BB: 1 P: 14	R: 0 E: 0 K: 1 S: 10 H: 0 LOB: 0 BB: 0 P: 15	R: 0 E: 0 K: 0 S: 9 H: 0 LOB: 2 BB: 1 P: 17	1B: 1 2B: 1 3B: 0 HR: 1	SF: 0 SAC: 0 DP: 0 HBP: 0			WP: 0 PB: 0 SB: 0 CS: 1	PA: 32	

PITCHER	IP	WLS	BF	H	R	ER	SO	BB	IBB	HBP	BLK	WP	HR	S	P	ERA	WHIP
59 Carlos Carrasco, R (1, 1) ERA: 3.48	9.0	W	31	3	1	1	6	2	0	0	0	0	1	76	110	1.00	0.556

PITCHER	IP	WLS	BF	H	R	ER	SO	BB	IBB	HBP	BLK	WP	HR	S	P	ERA	WHIP

TOP

Detroit Tigers @ Cleveland Indians

Progressive Field, Cleveland, OH

Wed Apr 11 2018, 6:11 PM - 8:54 PM EDT

Att. 10,872 - Cloudy - 54 F

livebaseballscorecards.com

AB	29
R	1
H	3
RBI	1
BB	2
SO	6
LOB	6

BOTTOM

Batter	1	2	3	4	5	6	7	8	9	AB	R	H	RBI	BB	SO	LOB
12 Francisco Lindor, S (1, 6) OBP: 0.245, SLG: 0.224	C FF 90 X CU 80 0-1 L9 ①		X FF 90 0-0 G5-3 ② 1-2	D SL 83 S SL 83 1 SAFE 1 SAFE X FF 90 1-1 1-2 3-H 1B		C CU 81 T CH 91 X FF 96 0-2 G6-3 ③		S CH 84 X CH 85 0-1 2B		5	0	2	1	0	0	1
22 Jason Kipnis, L (1, 4) OBP: 0.196, SLG: 0.152 9 Erik González, R (9, 4)	B FF 91 C SI 91 B SI 91 F CU 80 X FF 92 2-2 L1-3 ②		C SL 84 D SL 84 B SL 84 X SL 83 2-1 F8 ③	C SI 95 B SI 96 F CU 79 B SL 88 S SL 88 2-3 K ③			B CH 85 B CH 85 C FF 94 X FF 94 2-1 23 1B 2B	C FF 91 B SL 83 F SL 83 C FF 94 1-3 K ③		5 0	1 0	1 0	0 0	2 0	4 0
11 José Ramírez, S (1, 5) OBP: 0.300, SLG: 0.293	B FF 89 C SL 81 B SL 83 B FF 89 C SL 82 B SL 80 4-2 23 FC6 BB			B CH 84 C SL 83 C SI 90 B SI 90 X SL 84 2-2 17 S 23 1B 17 1B 1B F SI 94 B SI 95 X SI 95 1-1 G4-3 ①			C FF 95 B FF 93 S CH 86 B FF 93 X FF 94 2-2 P6 ①		3	1	1	0	1	0	1
23 Michael Brantley, L (1, 7) OBP: 0.316, SLG: 0.235	B FF 88 B FF 88 C SL 79 1 SAFE F SL 79 B SL 83 X SL 80 3-2 FC6 ③ 1-2f			X FF 89 0-0 17 S 17 1B 1-2 1B B CH 90 B CH 90 X SI 96 2-0 G6-3 ②			X FF 95 0-0 17 BB 2-H 1B			4	1	2	1	0	0	1
10 Edwin Encarnación, R (1, 10) OBP: 0.255, SLG: 0.366		B FF 89 C SL 84 F FF 90 B SL 84 S SL 83 2-3 K ①	F SL 82 B SL 83 B SI 88 C SI 87 T SL 84 2-2 K ① F SL 91 B CU 82 B FF 96 B SI 96 B SL 90 4-1 17 BB BB				S SL 81 D SL 80 X FF 94 1-1 F9 ②			3	0	0	0	1	2	3
17 Yonder Alonso, L (1, 3) OBP: 0.295, SLG: 0.368		C CU 77 F SL 85 B FF 90 B FF 91 F FF 90 X SL 84 2-2 G3-1 ②	C SL 83 F FF 90 D CU 79 X SL 85 1-2 7 1B 30 1B 1-H 2-H 1B B SI 95 D CU 80 C SI 96 B SI 95 B SI 95 4-1 1-2 BB				B SL 80 B FF 93 B CH 87 B FF 93 4-0 1-2 BB			2	1	1	2	2	0	0
7 Yan Gomes, R (1, 2) OBP: 0.258, SLG: 0.393		B SI 90 B FF 91 C SL 82 C SL 82 S CU 76 2-3 K2-3 ③		X FF 90 0-0 4 FC6-4 30 1B 12 1B 1-2 1B D SL 89 C SI 95 D CU 80 X SL 88 2-1 G5-3 ③			C FF 93 S SL 80 D SL 82 S CH 87 1-3 K ③			4	1	1	0	0	2	4
30 Tyler Naquin, L (1, 9) OBP: 0.316, SLG: 0.412 6 Brandon Guyer, R (8, PH) OBP: 0.143, SLG: 0.238 (9, 9)			C SL 84 B CU 77 X SL 82 1-1 G6-3 ①	B SL 81 F FF 87 B SL 80 F SL 80 B FF 89 X SL 80 3-2 4 FC6-4 1-2 2-H 1B		F SI 95 B SI 96 B CU 79 X SI 95 2-1 L7 ①		S SL 84 X FF 93 0-1 F8 ①		3 1	0 0	1 0	1 0	0 0	0 0	0 0
4 Bradley Zimmer, L (1, 8) OBP: 0.235, SLG: 0.281			X FF 90 0-0 12 G5-3 1B	C FF 90 X SI 90 0-1 FC6-4 ② 12 1B 1-2f 2-3		F SI 95 X CU 81 0-1 G6-3 ②		F FF 93 B FF 93 B FF 93 S SL 84 B FF 93 X SL 85 3-2 G3 ②		4	0	1	0	0	0	2
Inning Stats	R: 0 E: 0 K: 0 S: 10 H: 0 LOB: 1 BB: 1 P: 19	R: 0 E: 0 K: 2 S: 10 H: 0 LOB: 0 BB: 0 P: 16	R: 0 E: 0 K: 0 S: 6 H: 1 LOB: 1 BB: 0 P: 9	R: 4 E: 0 K: 2 S: 21 H: 6 LOB: 2 BB: 0 P: 32	R: 0 E: 0 K: 0 S: 7 H: 0 LOB: 2 BB: 2 P: 20	R: 0 E: 0 K: 0 S: 7 H: 0 LOB: 0 BB: 0 P: 9	R: 1 E: 0 K: 1 S: 11 H: 2 LOB: 2 BB: 1 P: 21	R: 0 E: 0 K: 1 S: 10 H: 1 LOB: 1 BB: 0 P: 14								

| | | | | | | | |

Detroit Tigers @ Cleveland Indians

Progressive Field, Cleveland, OH

Thu Apr 12 2018, 6:10 PM - 9:08 PM EDT

Att. 12,901 - Partly Cloudy - 74 F

TOP

livebaseballscorecards.com

Batter	1	2	3	4	5	6	7	8	9	AB	R	H	RBI	BB	SO	LOB
12 Leonys Martin, L (1, 8) OBP: 0.380, SLG: 0.432	C FF 94 X CH 88 0-1 G3		C FF 93 F KC 80 B ST 83 X KC 81 1-2 G1-6-3 24 9 1B 2B		C FF 92 X KC 78 0-1 24 BB 1B		B FC 89 F FC 88 B CH 86 S FF 94 X SI 94 2-2 24 1B 9 1B 1B	F FF 92 F FF 92 X FF 92 0-2 F9		5	2	3	0	0	0	2
46 Jeimer Candelario, S (1, 5) OBP: 0.298, SLG: 0.320	B FF 92 B FF 93 C FF 93 F CH 88 F SI 92 B ST 81 F FF 94 F FF 95 T FF 95 3-2 K		S KC 80 D KC 80 X FF 95 1-1 P5		F FF 93 F KC 79 S ST 82 0-3 K		C KC 79 S KC 79 X ST 83 0-2 L9	B FF 92 C FF 92 F FF 92 F FF 92 F FF 92 F FF 92 B FF 92 D SL 82 F SL 83 3-2 X FF 91 L7		5	0	0	0	0	2	5
24 Miguel Cabrera, R (1, 3) OBP: 0.300, SLG: 0.364 28 Niko Goodrum, S (7, PR) OBP: 0.269, SLG: 0.375 (7, 3)	C FF 95 S KC 78 F ST 82 C ST 82 0-3 K		X KC 79 0-0 G1-6-3 2-3		B ST 82 B KC 77 S FF 95 B ST 83 B FF 95 4-1 1-2 BB		S FF 95 T FF 95 D FC 86 D ST 83 X SI 95 2-2 1-3 9 1B 1B		B FF 90 F FF 89 F FF 90 X SL 86 1-2 G6-3	3 1	0 0	1 0	0 0	1 0	1 0	1 0
9 Nick Castellanos, R (1, 9) OBP: 0.352, SLG: 0.408		C FF 92 B KC 77 F KC 76 X ST 81 1-2 G6-3	C FF 96 F KC 81 F ST 85 F KC 82 D KC 82 X FF 96 1-2 3-H 1B		F ST 81 F KC 79 D KC 81 X ST 84 1-2 F8		B KC 79 X KC 78 1-0 1-2 3-H 1B		S CU 72 B FF 88 S CU 75 X SL 84 1-2 L9	5	0	2	2	0	0	2
41 Victor Martinez, S (1, 10) OBP: 0.325, SLG: 0.294		X FF 92 0-0 1 HBP 21 BB 1B	C CH 89 B FF 95 C KC 79 X ST 84 1-2 F9		F CH 86 D KC 79 D KC 79 C FF 94 S SI 94 2-3 K		F FF 94 X FF 94 0-1 G4-3		B FF 91 C FF 90 X CU 75 1-1 G6-3	5	0	1	0	0	1	5
55 John Hicks, R (1, 2) OBP: 0.200, SLG: 0.222		X FF 94 0-0 F8		C FF 94 B KC 79 S KC 79 S KC 81 1-3 K		C ST 80 F KC 78 B ST 83 S ST 82 1-3 K		B FF 91 S SL 82 S SL 81 X FF 92 1-2 1 E 49 2B 2B		4	1	1	0	0	2	1
21 JaCoby Jones, R (1, 7) OBP: 0.444, SLG: 0.231		B KC 76 B KC 76 B FF 94 B FF 94 4-0 1 HBP 1-2 BB	X FF 94 0-0 E6 1 G6-3			C FF 93 C KC 78 S ST 83 0-3 K		B FF 92 X SL 82 1-0 G5-3		3	0	0	0	1	1	1
1 Jose Iglesias, R (1, 6) OBP: 0.175, SLG: 0.086		C KC 77 H FF 94 1-1 49 FC5-4 1-2 2-3 HBP	B KC 79 C FF 96 X FF 94 1-1 G6-3 2-3			X KC 77 0-0 L8		B FF 90 B FF 91 C SL 80 X FF 91 2-1 E4 49 2B 2-3		3	0	0	0	0	0	2
49 Dixon Machado, R (1, 4) OBP: 0.267, SLG: 0.395		B KC 78 C KC 77 X KC 78 1-1 FC5-4 1-2f	B FF 95 D KC 80 X FF 95 2-0 F9				C FF 93 X KC 77 0-1 L8	B FF 91 S SL 81 B SL 81 X SL 81 2-1 1-3 3-H 2B		4	0	1	1	0	0	4

	AB	38
	R	3
	H	9
	RBI	3
	BB	2
	SO	7
	LOB	23

Inning Stats																								
	R: 0 E: 0 K: 2 S: 12	H: 0 LOB: 0 BB: 0 P: 15	R: 0 E: 0 K: 0 S: 8	H: 1 LOB: 3 BB: 1 P: 15	R: 1 E: 0 K: 0 S: 14	H: 2 LOB: 1 BB: 0 P: 18	R: 0 E: 1 K: 1 S: 7	H: 0 LOB: 1 BB: 0 P: 11	R: 0 E: 0 K: 2 S: 12	H: 1 LOB: 2 BB: 1 P: 19	R: 0 E: 0 K: 2 S: 7	H: 0 LOB: 0 BB: 0 P: 8	R: 1 E: 0 K: 0 S: 14	H: 3 LOB: 2 BB: 0 P: 19	R: 1 E: 1 K: 0 S: 18	H: 2 LOB: 2 BB: 0 P: 27	R: 0 E: 0 K: 0 S: 8	H: 0 LOB: 0 BB: 0 P: 11	1B: 6 2B: 3 3B: 0 HR: 0	SF: 0 SAC: 0 DP: 0 HBP: 1	WP: 0 PB: 0 SB: 0 CS: 0	PA: 41

PITCHER		IP	WLS	BF	H	R	ER	SO	BB	IBB	HBP	BLK	WP	HR	S	P	ERA	WHIP
47 Trevor Bauer, R ERA: 2.25	(1, 1)	7.0	W	32	7	2	2	7	2	0	1	0	0	0	74	105	2.57	1.286
44 Nick Goody, R ERA: 1.59	(8, 1)	1.0		6	2	1	1	0	0	0	0	0	0	0	18	27	9.00	2.000
46 Matt Belisle, R ERA:	(9, 1)	1.0		3	0	0	0	0	0	0	0	0	0	0	8	11	0.00	0.000

PITCHER	IP	WLS	BF	H	R	ER	SO	BB	IBB	HBP	BLK	WP	HR	S	P	ERA	WHIP

BOTTOM

Batter	1	2	3	4	5	6	7	8	9	AB	R	H	RBI	BB	SO	LOB
12 Francisco Lindor, S (1, 6) OBP: 0.276, SLG: 0.321	B SI 94 C FF 92 C FF 93 F SL 85 B CH 89 F SI 95 F SI 94 F SL 85 X SI 95 2-2 HR	X SI 94 0-0 22 G4-3 11 HR 2B 1-H 3-H		F SL 85 H FF 94 1-1 22 1B 23 2B 1-2 HBP	C SL 80 X SI 92 0-1 ② F9		B SL 78 X SI 91 1-0 ① ② G6-3 1-2f			4	3	2	3	0	0	2
22 Jason Kipnis, L (1, 4) OBP: 0.236, SLG: 0.220 9 Erik González, R (5, PR) (6, 4)	F SI 95 B CH 88 B SL 86 X SI 94 2-1 11 G4-3 23 E 2B	B SL 85 B SL 84 C CH 87 C SI 94 B SL 86 X CH 86 3-2 ② G4-3 2-3		B CH 85 X SI 95 1-0 23 2B 1-3 2-H 3-H 1B	B FF 93 X FC 87 1-0 1-2 1B		B SI 91 C SI 91 F FF 92 B SL 83 B CH 86 X SI 93 3-2 ③ G4-3			4 1	1 0	3 0	2 0	0 0	0 0	1 0
11 José Ramírez, S (1, 5) OBP: 0.291, SLG: 0.348	F FF 94 B SL 85 X CH 87 1-1 ① G4-3 2-3	B SL 85 D CH 88 C SL 83 F CH 88 D SL 85 X SL 85 3-2 HR 3-H		B SL 83 X FF 93 1-0 ① F9	C SL 81 B FF 93 B SL 80 B FF 93 C SL 81 F FC 85 X SL 83 3-2 ③ G6-3			B FF 95 C FF 95 B SL 83 C FF 94 F SL 84 F FF 96 B FF 96 X FF 95 3-2 ① F7		5	1	1	2	0	0	5
23 Michael Brantley, L (1, 7) OBP: 0.348, SLG: 0.333 6 Brandon Guyer, R (6, PR) OBP: 0.136, SLG: 0.227 (7, 7)	X SI 95 0-0 FC3 3-H	C SI 95 X SI 96 0-1 ③ G4-3		C FF 94 F SL 82 B FC 86 B FF 95 B FF 95 F FC 87 X FF 94 3-2 1-3 2B 3-H		B FF 93 B FF 92 C FF 93 X FF 94 2-1 17 1B 1B		F FF 96 B SL 84 S FF 95 B SL 84 X FF 96 2-2 ② G4-3		4 1	0 0	2 0	1 0	0 0	0 0	0 0
10 Edwin Encarnación, R (1, 10) OBP: 0.255, SLG: 0.341 26 Rajai Davis, R (8, PH) OBP: 0.273, SLG: 0.333 (9, 10)	B SL 86 F SI 94 F CH 87 S SL 84 1-3 ② K	X SI 92 0-0 ① L7		0-0 55 FC6-4 IBB		B FF 93 C CH 86 D SL 83 X CH 86 2-1 ① F8		F FF 96 F SL 85 X SL 84 0-2 1B		3 1	0 0	0 1	0 0	1 0	1 0	2 0
17 Yonder Alonso, L (1, 3) OBP: 0.286, SLG: 0.349	X SI 94 0-0 ③ G6-3	B SI 93 S CH 88 B CH 87 F CH 86 F SI 95 X CH 87 2-2 ② G1-3		F FC 87 B FC 86 F FF 94 D FC 87 S FC 87 2-3 ② K		X FC 86 0-0 1-3 1B		X FF 95 0-0 ③ F7		5	0	1	0	0	1	5
55 Roberto Pérez, R (1, 2) OBP: 0.333, SLG: 0.400		B SI 92 B SI 92 X SI 94 2-0 30 1B 12 2B 1B	C SL 86 C SL 84 B FF 95 X CH 87 1-2 ③ G6-3	X FF 94 0-0 ③ FC6-4 1-2f		C SL 81 B SI 92 S SI 93 S SI 93 1-3 ② K				4	1	1	0	0	1	5
30 Tyler Naquin, L (1, 9) OBP: 0.304, SLG: 0.381		C FF 94 X CH 86 0-1 12 2B 1-3 1B		B CH 87 B SI 93 F SI 94 F SL 84 F CH 87 B SI 94 X SI 95 3-2 E4 4 1B 22 1B	X SL 80 0-0 ① G4-3	C FF 93 S FF 93 B FF 93 S SL 84 1-3 ③ K				4	2	1	0	0	1	2
4 Bradley Zimmer, L (1, 8) OBP: 0.289, SLG: 0.333		B FF 94 C SI 93 B SL 84 F CH 88 B SI 94 C SI 94 3-3 ① K		B CH 87 1 SAFE X SI 92 1-0 12 HBP 22 1B 1-3 1B	C FF 92 X SL 82 0-1 22 1B 1B		F FF 91 F FF 90 X SL 80 0-2 12 G6-3 1B			4	1	3	0	0	1	2
Inning Stats	R: 2 E: 1 K: 1 S: 16 H: 2 LOB: 1 BB: 0 P: 22	R: 4 E: 0 K: 1 S: 15 H: 4 LOB: 0 BB: 0 P: 26	R: 0 E: 0 K: 0 S: 8 H: 0 LOB: 0 BB: 0 P: 11	R: 3 E: 1 K: 1 S: 16 H: 3 LOB: 3 BB: 1 P: 28	R: 0 E: 0 K: 0 S: 10 H: 2 LOB: 2 BB: 0 P: 14	R: 0 E: 0 K: 2 S: 11 H: 2 LOB: 2 BB: 0 P: 17	R: 0 E: 0 K: 0 S: 7 H: 1 LOB: 0 BB: 0 P: 11	R: 0 E: 0 K: 0 S: 12 H: 1 LOB: 1 BB: 0 P: 17		1B: 10 2B: 3 3B: 0 HR: 2 SF: 0 SAC: 0 DP: 1 HBP: 1						

PITCHER		IP	WLS	BF	H	R	ER	SO	BB	IBB	HBP	BLK	WP	HR	S	P	ERA	WHIP
32 Michael Fulmer, R ERA: 3.86	(1, 1)	3.0	L	20	8	9	6	2	0	0	1	0	0	2	46	72	18.00	2.667
64 Chad Bell, L ERA:	(4, 1)	4.0		18	6	0	0	3	0	1	0	0	0	0	37	57	0.00	1.500
77 Joe Jiménez, R ERA:	(8, 1)	1.0		4	1	0	0	0	0	0	0	0	0	0	12	17	0.00	1.000

PITCHER	IP	WLS	BF	H	R	ER	SO	BB	IBB	HBP	BLK	WP	HR	S	P	ERA	WHIP

Detroit Tigers @ Cleveland Indians

Progressive Field, Cleveland, OH

Thu Apr 12 2018, 6:10 PM - 9:08 PM EDT

Att. 12,901 - Partly Cloudy - 74 F

livebaseballscorecards.com

AB	40
R	9
H	15
RBI	8
BB	1
SO	5
LOB	24

Toronto Blue Jays @ Cleveland Indians

Progressive Field, Cleveland, OH

Fri Apr 13 2018, 7:12 PM - 10:22 PM EDT

Att. 25,592 - Cloudy - 46 F

TOP

livebaseballscorecards.com

Batter	1	2	3	4	5	6	7	8	9	AB	R	H	RBI	BB	SO	LOB
18 Curtis Granderson, L (1, 10) OBP: 0.405, SLG: 0.514 28 Steve Pearce, R (7, PH) OBP: 0.303, SLG: 0.600 (7, 10)	C FF 93 B FF 93 S CH 89 B CH 89 F FF 95 B FF 94 X FF 93 3-2 ① F9		C CH 90 B CU 76 C FF 92 B FF 93 B CH 88 X CH 88 3-2 ③ G3		C SI 89 C CH 83 B CH 84 S SI 90 1-3 K		C FF 94 F SL 83 X FF 95 0-2 ② FC3-2 37 PB 37 2B 3-H		X SL 84 0-0 37 2B 1-H 2-H 2B	3 2	0 2	0 1	0 2	0 0	1 0	0 1
37 Teoscar Hernández, R (1, 7) OBP: 0.400, SLG: 0.800	X FF 94 0-0 ② G4-3			C FF 92 B FF 93 B SL 78 F FF 92 B CU 77 S FF 93 3-3 ① K	1 SAFE B SI 89 F SI 88 F SI 88 X SI 89 1-2 ② L9		C SL 82 S SL 84 F FF 95 B SL 84 X SL 83 1-2 14 S 1-H 2B		T FF 87 D SL 84 D SL 86 X FF 88 2-1 2-H 2B	5	0	2	2	0	1	1
14 Justin Smoak, S (1, 3) OBP: 0.381, SLG: 0.462	B FF 94 C FF 95 C CU 76 C FF 94 1-3 ③ K			B CU 78 C FF 93 B FF 92 B FF 93 B FF 92 4-1 26 BB 11 1B BB	B FF 89 X FF 89 1-0 ③ F8		B FF 95 C SL 83 F FF 95 C SL 82 2-3 ③ K 2-3		F FF 86 B CU 72 B CH 82 C FF 88 S CH 83 2-3 ② K	4	1	0	0	1	3	3
26 Yangervis Solarte, S (1, 5) OBP: 0.423, SLG: 0.500		C FF 92 B CU 76 X CU 75 1-1 ① G4-1		S CH 87 D CU 76 B FF 92 F CH 86 B SL 81 B CH 87 4-2 11 1B 1 HR 1-2 BB		X SI 89 0-0 ① G6-3		C FF 88 F SL 85 F SL 88 B FF 88 F SL 86 F SL 86 X CU 75 1-2 ① G4-3	X CH 83 0-0 ③ P5	4	1	0	0	1	0	1
55 Russell Martin, R (1, 2) OBP: 0.243, SLG: 0.333		C FF 93 B CH 88 C SL 79 C FF 94 1-3 ② K		B SL 81 B FF 94 B FF 93 F FF 93 F FF 92 F FF 92 X FF 92 3-2 ② F9		C SI 89 B SI 90 B SL 81 X SI 89 2-1 E6		S SL 83 C FF 89 B SL 85 B CU 73 B SL 86 X SL 86 3-2 ② G1-3		4	0	0	0	0	1	2
11 Kevin Pillar, R (1, 8) OBP: 0.333, SLG: 0.462		B FF 94 B FF 94 F FF 93 B FF 94 X FF 94 3-1 2B		B SL 80 F FF 92 C FF 93 B FF 90 X FF 92 2-2 1 HR 1-2 2-H 1B		F SI 90 B SL 80 C SI 90 F SI 90 C SI 90 1-3 ② K		X FF 89 0-0 ③ L8		4	1	2	1	0	1	1
1 Aledmys Díaz, R (1, 6) OBP: 0.256, SLG: 0.605		S SL 80 B FF 94 B SL 81 X FF 94 2-1 ③ G5-3		S CU 75 B SL 81 S SL 79 F SL 79 F SL 78 D SL 77 X FF 93 2-2 1-H 2-H HR		B SI 89 C SI 90 B SI 89 X SI 89 2-1 ③ G5-3			B CU 71 C SL 83 X SL 84 1-1 29 S 28 2B 1B	4	2	2	3	0	0	2
15 Randal Grichuk, R (1, 9) OBP: 0.149, SLG: 0.167		C FF 93 B FF 94 C CU 76 F SL 79 F FF 94 S CU 76 1-3 ① K		F SL 79 B CH 88 X SL 80 1-1 ③ G6-3			B FF 94 C FF 95 B CU 81 B FF 96 B FF 95 4-2 29 G4-1 29 S 28 FC3-2 BB		1 SAFE F FF 89 B FF 88 F SL 83 B FF 89 B FF 91 S FF 90 1 SAFE 3-3 ① K	3	0	0	0	1	2	1
29 Devon Travis, R (1, 4) OBP: 0.146, SLG: 0.105 61 Gift Ngoepe, R (9, 4) OBP: 0.143, SLG: 0.077		C FF 94 S SL 81 S FF 94 0-3 ② K			B SI 90 C SL 79 X SI 89 1-1 ① G5-3		B FF 95 S SI 93 X FF 95 1-1 ① G4-1 1-3		F FF 89 B SL 87 F FF 89 F FF 90 H FF 89 2-2 28 2B 1-2 HBP	3 0	1 0	0 0	0 0	0 0	1 0	1 0
Inning Stats	R: 0 E: 0 K: 1 S: 8 H: 0 LOB: 0 BB: 0 P: 12	R: 0 E: 0 K: 1 S: 9 H: 1 LOB: 1 BB: 0 P: 16	R: 0 E: 0 K: 2 S: 11 H: 0 LOB: 0 BB: 0 P: 15	R: 4 E: 0 K: 1 S: 20 H: 2 LOB: 0 BB: 2 P: 39	R: 0 E: 1 K: 1 S: 9 H: 0 LOB: 1 BB: 0 P: 13	R: 0 E: 1 K: 1 S: 9 H: 0 LOB: 1 BB: 0 P: 14	R: 1 E: 0 K: 1 S: 14 H: 1 LOB: 1 BB: 1 P: 22	R: 0 E: 0 K: 0 S: 10 H: 0 LOB: 0 BB: 0 P: 14	R: 3 E: 0 K: 2 S: 15 H: 3 LOB: 1 BB: 0 P: 25	1B: 2 2B: 4 3B: 0 HR: 1	SF: 0 SAC: 0 DP: 0 HBP: 1			WP: 0 PB: 1 SB: 3 CS: 0	PA: 40		

	AB	36
	R	8
	H	7
	RBI	8
	BB	3
	SO	10
	LOB	13

PITCHER		IP	WLS	BF	H	R	ER	SO	BB	IBB	HBP	BLK	WP	HR	S	P	ERA	WHIP
52 Mike Clevinger, R ERA: 2.7	(1, 1)	4.0		17	3	4	4	5	2	0	0	0	0	1	48	82	9.00	1.250
61 Dan Otero, R ERA: 6.0	(5, 1)	2.0		8	0	0	0	2	0	0	0	0	0	0	18	27	0.00	0.000
34 Zach McAllister, R ERA: 6.75	(7, 1)	0.1	L	2	0	1	0	0	1	0	0	0	0	0	4	9	0.00	3.000
24 Andrew Miller, L ERA:	(7, 1)	0.2		3	1	0	0	1	0	0	0	0	0	0	10	13	0.00	1.500
46 Matt Belisle, R ERA: 5.06	(8, 1)	1.1		8	3	3	3	1	0	0	1	0	0	0	21	33	20.25	2.250

PITCHER		IP	WLS	BF	H	R	ER	SO	BB	IBB	HBP	BLK	WP	HR	S	P	ERA	WHIP
49 Tyler Olson, L ERA: 5.4	(9, 1)	0.2		2	0	0	0	1	0	0	0	0	0	0	4	6	0.00	0.000

Batter	1	2	3	4	5	6	7	8	9	AB	R	H	RBI	BB	SO	LOB
12 Francisco Lindor, S (1, 6) OBP: 0.302, SLG: 0.379	C SI 93 C SI 92 F SV 83 B CH 85 F SI 93 X SV 85 1-2 22 G3 17 1B 1B	B SI 92 B SI 92 C SV 85 C SV 86 B SI 91 X SI 92 3-2 1-H 22 2B 2B		C SI 90 C SV 85 F FF 91 F SV 86 B SI 91 B SV 85 X SI 92 2-2 ① L9		C FF 91 S FF 92 B CH 81 X CH 81 1-2 11 1B 2B			C FF 94 C FC 90 C FC 88 0-3 ① K	5	2	3	1	0	1	0
22 Jason Kipnis, L (1, 4) OBP: 0.233, SLG: 0.236	B SI 92 C SI 92 X SI 92 1-1 ① G3 1-2	B CH 86 C SI 92 C SV 86 F SI 92 X CH 85 1-2 2-H 2B		C SI 91 X SI 92 0-1 ② G3		F FF 91 B FF 92 2 SAFE B FF 90 F FF 90 F FF 92 T FF 92 2-2 ② K			B SI 94 X FF 94 1-0 ② G6-3	5	0	1	1	0	1	2
11 José Ramírez, S (1, 5) OBP: 0.300, SLG: 0.340	C SI 93 C SI 92 B SI 93 B FF 93 D SV 84 F SI 93 D CH 85 4-2 17 1B 30 1B BB	C SV 83 B CH 88 C SI 92 S SV 84 1-3 ② K		X SI 91 0-0 ③ G4-3		C FF 92 F FF 92 B CH 81 F FF 93 F FF 92 B CH 80 X CH 81 2-2 ③ 2-H 1B			C FF 95 B SL 87 T FF 94 F FF 95 F FC 89 F CH 83 B FF 94 S FC 90 2-3 ③ K	4	1	1	0	1	2	1
17 Yonder Alonso, L (1, 3) OBP: 0.283, SLG: 0.340	X SV 82 0-0 ③ 30 1B 1-3 2-H 1B	S SI 91 B SI 92 B SV 84 B SI 92 S SV 85 S SV 85 3-3 ③ K			B SI 91 B SV 85 X SI 91 2-0 ① G3		S CH 77 T FF 89 B FS 80 S FF 90 1-3 ① K			4	0	1	1	0	2	1
10 Edwin Encarnación, R (1, 10) OBP: 0.255, SLG: 0.333	C SI 93 F SI 92 B SV 86 F SV 85 S SV 85 1-3 ② K	C SI 92 B SI 90 B SI 92 X SI 92 2-1 ① G5-3			X SV 83 0-0 ③ 30 1B 1B		B SL 86 C FF 90 C FF 89 B FF 91 X FF 89 2-2 ② G4-3			4	0	1	0	0	1	2
30 Tyler Naquin, L (1, 9) OBP: 0.333, SLG: 0.400	F SI 92 B FF 92 X SI 91 1-1 1-3 3-H 1B	C CH 81 B SV 87 B SI 92 C SV 86 X SV 86 2-2 ② G4-3			B FF 92 F SI 91 B FF 93 B SV 85 X SI 92 3-1 1-2 1B		X CH 78 0-0 ③ F8			4	0	2	1	0	0	0
7 Yan Gomes, R (1, 2) OBP: 0.286, SLG: 0.387	S SV 83 F SI 92 S SV 85 0-3 ③ K	B SI 92 B SI 92 B SV 86 F FF 93 B SV 86 4-1 4 1B BB			C SI 93 F SI 92 S SV 86 0-3 ② K			X FC 89 0-0 26 G4-6-3 1B		3	0	1	0	1	2	4
4 Bradley Zimmer, L (1, 8) OBP: 0.286, SLG: 0.325		X SI 92 0-0 ① G6-3	C SI 92 B FF 92 B SV 84 B SV 85 X SI 91 3-1 26 FC4-6 1-2 1B		B SI 92 B SV 85 C SV 86 X SI 91 2-1 ③ G1-3			F SI 95 S SI 95 D FC 91 B FF 93 1 SAFE F FC 89 B FF 94 S FC 88 3-3 ① K		4	0	1	0	0	1	3
26 Rajai Davis, R (1, 7) OBP: 0.269, SLG: 0.320		C FF 91 B SV 83 X SI 91 1-1 12 S 12 2B 1B	X SI 91 0-0 ③ FC4-6 1-2f			B FF 90 F FF 90 B SL 84 C FF 91 F FF 92 T FF 90 2-2 ① K		X SI 95 0-0 ②③ G4-6-3 1-2f		4	1	1	0	0	1	3
Inning Stats	R: 2 E: 0 K: 2 S: 20 H: 3 LOB: 2 BB: 1 P: 28	R: 2 E: 0 K: 2 S: 16 H: 3 LOB: 1 BB: 0 P: 25	R: 0 E: 0 K: 0 S: 9 H: 1 LOB: 2 BB: 1 P: 20	R: 0 E: 0 K: 0 S: 8 H: 0 LOB: 0 BB: 0 P: 10	R: 0 E: 0 K: 1 S: 9 H: 2 LOB: 2 BB: 0 P: 16	R: 0 E: 0 K: 2 S: 16 H: 2 LOB: 2 BB: 0 P: 23	R: 0 E: 0 K: 1 S: 7 H: 0 LOB: 0 BB: 0 P: 10	R: 0 E: 0 K: 1 S: 6 H: 1 LOB: 0 BB: 0 P: 9	R: 0 E: 0 K: 2 S: 10 H: 0 LOB: 0 BB: 0 P: 13	1B: 9 2B: 3 3B: 0 HR: 0 SF: 0 SAC: 0 DP: 1 HBP: 0						

PITCHER		IP	WLS	BF	H	R	ER	SO	BB	IBB	HBP	BLK	WP	HR	S	P	ERA	WHIP
6 Marcus Stroman, R ERA: 7.98	(1, 1)	5.0		26	9	4	4	5	2	0	0	0	0	0	62	99	7.20	2.200
24 Danny Barnes, R ERA: 1.23	(6, 1)	1.0	W	4	2	0	0	2	0	0	0	0	0	0	16	23	0.00	2.000
36 Tyler Clippard, R ERA: 2.35	(7, 1)	1.0	H	3	0	0	0	1	0	0	0	0	0	0	7	10	0.00	0.000
52 Ryan Tepera, R ERA: 2.25	(8, 1)	1.0	H	3	1	0	0	1	0	0	0	0	0	0	6	9	0.00	1.000
54 Roberto Osuna, R ERA:	(9, 1)	1.0		3	0	0	0	2	0	0	0	0	0	0	10	13	0.00	0.000

PITCHER	IP	WLS	BF	H	R	ER	SO	BB	IBB	HBP	BLK	WP	HR	S	P	ERA	WHIP

BOTTOM

Toronto Blue Jays @ Cleveland Indians

Progressive Field, Cleveland, OH

Fri Apr 13 2018, 7:12 PM - 10:22 PM EDT

Att. 25,592 - Cloudy - 46 F

livebaseballscorecards.com

AB	37
R	4
H	12
RBI	4
BB	2
SO	11
LOB	16

Cleveland Indians @ Minnesota Twins

Hiram Bithorn Stadium, San Juan, PR

Tue Apr 17 2018, 7:12 PM - 10:34 PM EDT

Att. 19,516 - Partly Cloudy - 78 F

livebaseballscorecards.com

Batter	1	2	3	4	5	6	7	8	9	AB	R	H	RBI	BB	SO	LOB
12 Francisco Lindor, S (1, 6) OBP: 0.294, SLG: 0.413	F8		K		2-H HR		L8		F7	5	1	1	2	0	1	1
22 Jason Kipnis, L (1, 4) OBP: 0.246, SLG: 0.237	11 G3 BB		G4-3		P6		11 1B 23 1B 1B		K	4	1	1	0	1	1	1
11 José Ramírez, S (1, 5) OBP: 0.323, SLG: 0.418	G3 1-2			F9		HR	23 1B 1-2 1B		1B	5	1	3	1	0	0	1
23 Michael Brantley, L (1, 7) OBP: 0.393, SLG: 0.538 53 Greg Allen, S (9, 7)	F7			2B		HR	1-3 2-H 1B		G1-3	5 0	1 0	3 0	2 0	0 0	0 0	2 0
10 Edwin Encarnación, R (1, 10) OBP: 0.237, SLG: 0.308		P3		K		L8	F9			4	0	0	0	0	1	3
17 Yonder Alonso, L (1, 3) OBP: 0.281, SLG: 0.392		G4-3		G4-3		G1-3			HR	4	1	1	1	0	0	1
7 Yan Gomes, R (1, 2) OBP: 0.282, SLG: 0.371		K			K	1B			K	4	0	1	0	0	3	0
30 Tyler Naquin, L (1, 9) OBP: 0.310, SLG: 0.370 6 Brandon Guyer, R (6, PH) OBP: 0.125, SLG: 0.208 (6, 9)			K		K	G5-3			K	2 2	0 0	0 0	0 0	0 0	2 1	0 1
4 Bradley Zimmer, L (1, 8) OBP: 0.304, SLG: 0.386			2B		12 PB 12 HR 2B		F7		F7	4	1	2	0	0	0	0

Inning Stats	R: 0 E: 0 K: 0 S: 9	H: 0 LOB: 1 BB: 1 P: 18	R: 0 E: 0 K: 1 S: 6	H: 0 LOB: 0 BB: 0 P: 9	R: 0 E: 0 K: 2 S: 14	H: 1 LOB: 1 BB: 0 P: 20	R: 0 E: 0 K: 1 S: 10	H: 1 LOB: 1 BB: 0 P: 18	R: 2 E: 0 K: 2 S: 15	H: 2 LOB: 0 BB: 0 P: 25	R: 2 E: 0 K: 0 S: 14	H: 3 LOB: 1 BB: 0 P: 21	R: 1 E: 0 K: 0 S: 13	H: 3 LOB: 2 BB: 0 P: 19	R: 1 E: 0 K: 2 S: 13	H: 1 LOB: 0 BB: 0 P: 18	R: 0 E: 0 K: 1 S: 13	H: 1 LOB: 1 BB: 0 P: 21	1B: 5 2B: 3 3B: 0 HR: 4	SF: 0 SAC: 0 DP: 0 HBP: 0	WP: 0 PB: 1 SB: 0 CS: 0	PA: 40

PITCHER	IP	WLS	BF	H	R	ER	SO	BB	IBB	HBP	BLK	WP	HR	S	P	ERA	WHIP
12 Jake Odorizzi, R (1, 1) ERA: 3.38	5.0	L	22	6	4	4	6	1	0	0	0	0	3	58	97	7.20	1.400
55 Taylor Rogers, L (6, 1) ERA: 3.18	1.2		7	2	1	1	0	0	0	0	0	0	0	18	25	5.40	1.200
67 Alan Busenitz, R (7, 1) ERA:	0.1		3	2	0	0	0	0	0	0	0	0	0	5	8	0.00	6.000
58 Gabriel Moya, L (8, 1) ERA: 6.23	1.0		4	1	1	1	2	0	0	0	0	0	1	13	18	9.00	1.000
61 Tyler Kinley, R (9, 1) ERA: 4.5	1.0		4	1	0	0	1	0	0	0	0	0	0	13	21	0.00	1.000

PITCHER	IP	WLS	BF	H	R	ER	SO	BB	IBB	HBP	BLK	WP	HR	S	P	ERA	WHIP

TOP

AB	39
R	6
H	12
RBI	6
BB	1
SO	9
LOB	10

Cleveland Indians @ Minnesota Twins

Hiram Bithorn Stadium, San Juan, PR

Tue Apr 17 2018, 7:12 PM - 10:34 PM EDT

Att. 19,516 - Partly Cloudy - 78 F

livebaseballscorecards.com

BOTTOM

Batter	1	2	3	4	5	6	7	8	9	AB	R	H	RBI	BB	SO	LOB
2 Brian Dozier, R (1, 4) OBP: 0.386, SLG: 0.600	BFST 1-2 K ①		C X 0-1 F8 ②		S C D B X 2-2 F8 ①		B D C C F D F F X 3-2 2B 3-H		D X 1-0 7 DI 1-3 1B	5	0	2	1	0	1	2
7 Joe Mauer, L (1, 3) OBP: 0.531, SLG: 0.486	C B F X 1-2 P6 ②		B B C B D 4-1 1-2 BB		C C F X 0-2 P5 ②		C B B C B B 4-2 BB		B B S B F X 3-2 G4-3 ③ 1-2	3	0	0	0	2	0	3
22 Miguel Sanó, R (1, 5) OBP: 0.327, SLG: 0.545	C B X 1-1 1B		B X 1-0 F8 ③		F X 0-1 L9 ③		C C S 0-3 K ③			4	0	1	0	0	1	5
20 Eddie Rosario, L (1, 7) OBP: 0.267, SLG: 0.381	B S F D S 2-3 K ③			X 0-0 26 G1-3 99 BB 1B		B F X 1-1 L4 ①		C B X 1-1 G3 ①		4	0	1	0	0	1	1
99 Logan Morrison, L (1, 10) OBP: 0.209, SLG: 0.108		C S S 0-3 K ①		B F F B B 1 SAFE 4-2 1-2 26 G1-3 BB		C C B C 1-3 K ②		B C S X 1-2 G1-3 ②		3	0	0	0	1	2	0
5 Eduardo Escobar, S (1, 6) OBP: 0.286, SLG: 0.474		X 0-0 F8 ②		C S C 0-3 K ①		F B X 1-1 G4-3 ③		C S T 0-2 K ③		4	0	0	0	0	2	2
26 Max Kepler, L (1, 8) OBP: 0.391, SLG: 0.579		C B X 1-1 L9 ③		C X 0-1 G1-3 ② 1-2 2-3			B F B F X 2-2 15 G3 2 2B 2B		B S S B F B F F B 4-2 2 1B BB	3	1	1	0	1	0	2
36 Robbie Grossman, S (1, 9) OBP: 0.111, SLG: 0.167			C B B X 2-1 E3 7 BB	C B B X 2-1 G3 ③			C S B S 1-3 K ①		B C C B F X 2-2 F8 ①	4	0	0	0	0	1	4
15 Jason Castro, L (1, 2) OBP: 0.265, SLG: 0.300			B C B X 2-1 F7 ①		B C C X 1-2 1B		C B F B X 2-2 G3 ② 2-3		S B F F F D S 2-3 K ②	4	0	1	0	0	1	3
Inning Stats	R: 0 H: 1 E: 0 LOB: 1 K: 2 BB: 0 S: 11 P: 16	R: 0 H: 0 E: 0 LOB: 0 K: 1 BB: 0 S: 6 P: 7	R: 0 H: 0 E: 1 LOB: 2 K: 0 BB: 1 S: 8 P: 17	R: 0 H: 1 E: 0 LOB: 2 K: 1 BB: 1 S: 10 P: 16	R: 0 H: 1 E: 0 LOB: 1 K: 0 BB: 0 S: 12 P: 15	R: 0 H: 0 E: 0 LOB: 0 K: 1 BB: 0 S: 7 P: 10	R: 1 H: 2 E: 0 LOB: 2 K: 2 BB: 1 S: 20 P: 32	R: 0 H: 0 E: 0 LOB: 0 K: 1 BB: 0 S: 8 P: 10	R: 0 H: 1 E: 0 LOB: 2 K: 1 BB: 1 S: 18 P: 30	1B: 4 SF: 0 2B: 2 SAC: 0 3B: 0 DP: 0 HR: 0 HBP: 0						WP: 0 PA: 38 PB: 0 SB: 0 CS: 0	

	AB	34
	R	1
	H	6
	RBI	1
	BB	4
	SO	9
	LOB	22

PITCHER		IP	WLS	BF	H	R	ER	SO	BB	IBB	HBP	BLK	WP	HR	S	P	ERA	WHIP
28 Corey Kluber, R ERA: 1.52	(1, 1)	6.2	W	28	5	1	1	6	2	0	0	0	0	0	69	104	1.35	1.050
24 Andrew Miller, L ERA:	(7, 1)	1.1		5	0	0	0	2	1	0	0	0	0	0	13	19	0.00	0.750
37 Cody Allen, R ERA:	(9, 1)	1.0		5	1	0	0	1	1	0	0	0	0	0	18	30	0.00	2.000

PITCHER	IP	WLS	BF	H	R	ER	SO	BB	IBB	HBP	BLK	WP	HR	S	P	ERA	WHIP

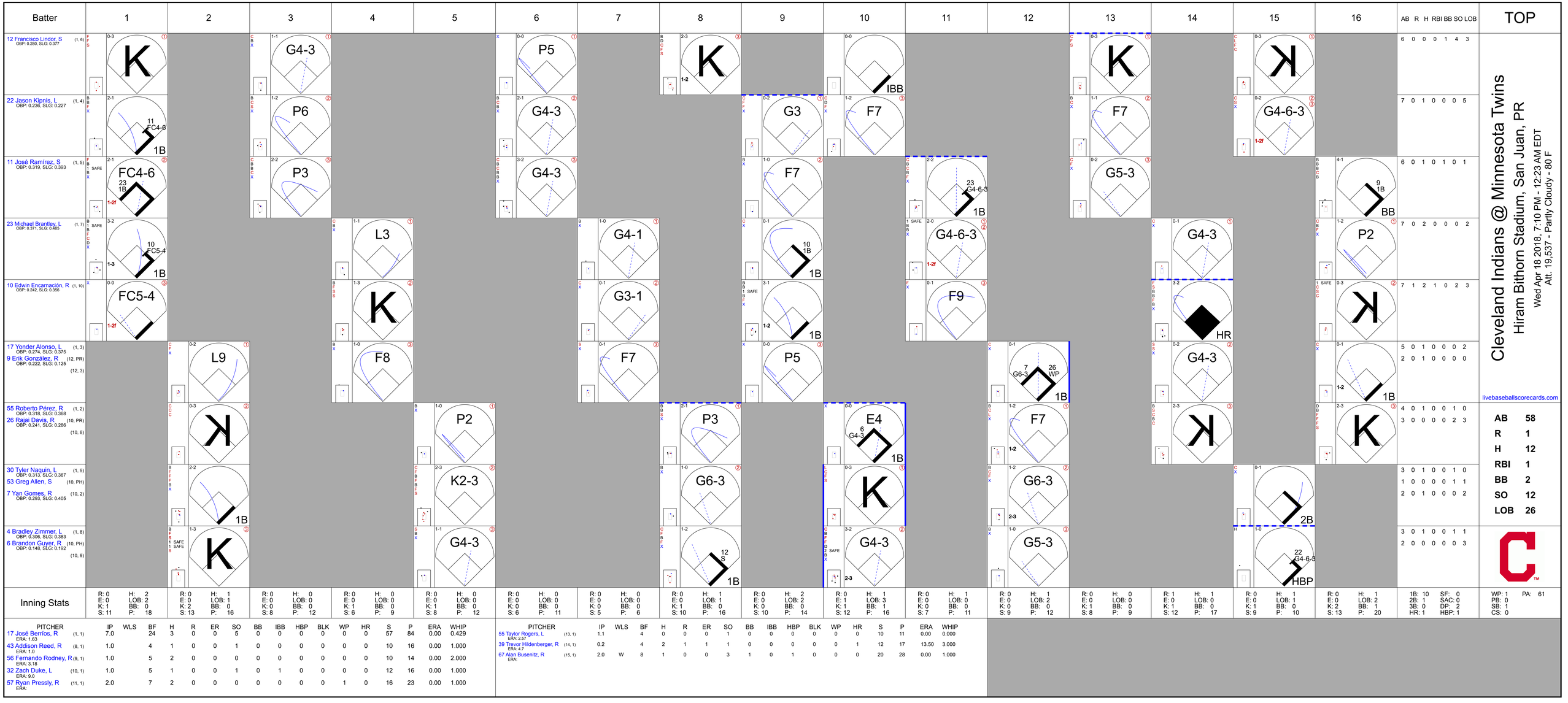
Batter
1
2
3
4
5
6
7
8
9
10
11
12
13
14
15
16
AB R H RBI BB SO LOB
TOP
12 Francisco Lindor, S (1, 6)
OBP: 0.280, SLG: 0.377
6 0 0 0 1 4 3
22 Jason Kipnis, L (1, 4)
OBP: 0.236, SLG: 0.227
7 0 1 0 0 0 5
11 José Ramírez, S (1, 5)
OBP: 0.319, SLG: 0.393
6 0 1 0 1 0 1
23 Michael Brantley, L (1, 7)
OBP: 0.371, SLG: 0.485
7 0 2 0 0 0 2
10 Edwin Encarnación, R (1, 10)
OBP: 0.242, SLG: 0.356
7 1 2 1 0 2 3
17 Yonder Alonso, L (1, 3)
OBP: 0.274, SLG: 0.375
9 Erik González, R (12, PR)
OBP: 0.222, SLG: 0.125
(12, 3)
5 0 1 0 0 0 2
2 0 1 0 0 0 0
55 Roberto Pérez, R (1, 2)
OBP: 0.318, SLG: 0.368
26 Rajai Davis, R (10, PR)
OBP: 0.241, SLG: 0.286
(10, 8)
4 0 1 0 0 1 0
3 0 0 0 0 2 3
30 Tyler Naquin, L (1, 9)
OBP: 0.313, SLG: 0.367
53 Greg Allen, S (10, PH)
7 Yan Gomes, R (10, 2)
OBP: 0.293, SLG: 0.405
3 0 1 0 0 1 0
1 0 0 0 0 1 1
2 0 1 0 0 0 2
4 Bradley Zimmer, L (1, 8)
OBP: 0.306, SLG: 0.383
6 Brandon Guyer, R (10, PH)
OBP: 0.148, SLG: 0.192
(10, 9)
3 0 1 0 0 1 1
2 0 0 0 0 0 3
AB 58
R 1
H 12
RBI 1
BB 2
SO 12
LOB 26
Inning Stats
R: 0 H: 2
E: 0 LOB: 2
K: 1 BB: 0
S: 11 P: 18
R: 0 H: 1
E: 0 LOB: 1
K: 2 BB: 0
S: 13 P: 16
R: 0 H: 0
E: 0 LOB: 0
K: 0 BB: 0
S: 8 P: 12
R: 0 H: 0
E: 0 LOB: 0
K: 1 BB: 0
S: 6 P: 9
R: 0 H: 0
E: 0 LOB: 0
K: 1 BB: 0
S: 8 P: 12
R: 0 H: 0
E: 0 LOB: 0
K: 0 BB: 0
S: 6 P: 11
R: 0 H: 0
E: 0 LOB: 0
K: 0 BB: 0
S: 5 P: 6
R: 0 H: 1
E: 0 LOB: 1
K: 1 BB: 0
S: 10 P: 16
R: 0 H: 2
E: 0 LOB: 2
K: 0 BB: 0
S: 10 P: 14
R: 0 H: 1
E: 1 LOB: 3
K: 1 BB: 1
S: 12 P: 16
R: 0 H: 1
E: 0 LOB: 0
K: 0 BB: 0
S: 7 P: 11
R: 0 H: 1
E: 0 LOB: 0
K: 0 BB: 0
S: 9 P: 12
R: 0 H: 0
E: 0 LOB: 0
K: 1 BB: 0
S: 8 P: 9
R: 1 H: 1
E: 0 LOB: 0
K: 1 BB: 0
S: 12 P: 17
R: 0 H: 1
E: 0 LOB: 1
K: 1 BB: 0
S: 9 P: 10
R: 0 H: 1
E: 0 LOB: 2
K: 2 BB: 1
S: 13 P: 20
1B: 10 SF: 0
2B: 1 SAC: 0
3B: 0 DP: 2
HR: 1 HBP: 1
WP: 1 PA: 61
PB: 0
SB: 1
CS: 0
PITCHER IP WLS BF H R ER SO BB IBB HBP BLK WP HR S P ERA WHIP
17 José Berríos, R (1, 1) 7.0 24 3 0 0 5 0 0 0 0 0 0 57 84 0.00 0.429
ERA: 1.63
43 Addison Reed, R (8, 1) 1.0 4 1 0 0 1 0 0 0 0 0 0 10 16 0.00 1.000
ERA: 1.0
56 Fernando Rodney, R (9, 1) 1.0 5 2 0 0 0 0 0 0 0 0 0 10 14 0.00 2.000
ERA: 3.18
32 Zach Duke, L (10, 1) 1.0 5 1 0 0 1 0 1 0 0 0 0 12 16 0.00 1.000
ERA: 9.0
57 Ryan Pressly, R (11, 1) 2.0 7 2 0 0 0 0 0 0 0 1 0 16 23 0.00 1.000
ERA:
PITCHER IP WLS BF H R ER SO BB IBB HBP BLK WP HR S P ERA WHIP
55 Taylor Rogers, L (13, 1) 1.1 4 0 0 0 1 0 0 0 0 0 0 10 11 0.00 0.000
ERA: 2.57
39 Trevor Hildenberger, R (14, 1) 0.2 4 2 1 1 1 0 0 0 0 0 1 12 17 13.50 3.000
ERA: 4.7
67 Alan Busenitz, R (15, 1) 2.0 W 8 1 0 0 3 1 0 1 0 0 0 20 28 0.00 1.000
ERA:
Cleveland Indians @ Minnesota Twins
Hiram Bithorn Stadium, San Juan, PR
Wed Apr 18 2018, 7:10 PM - 12:23 AM EDT
Att. 19,537 - Partly Cloudy - 80 F
livebaseballscorecards.com

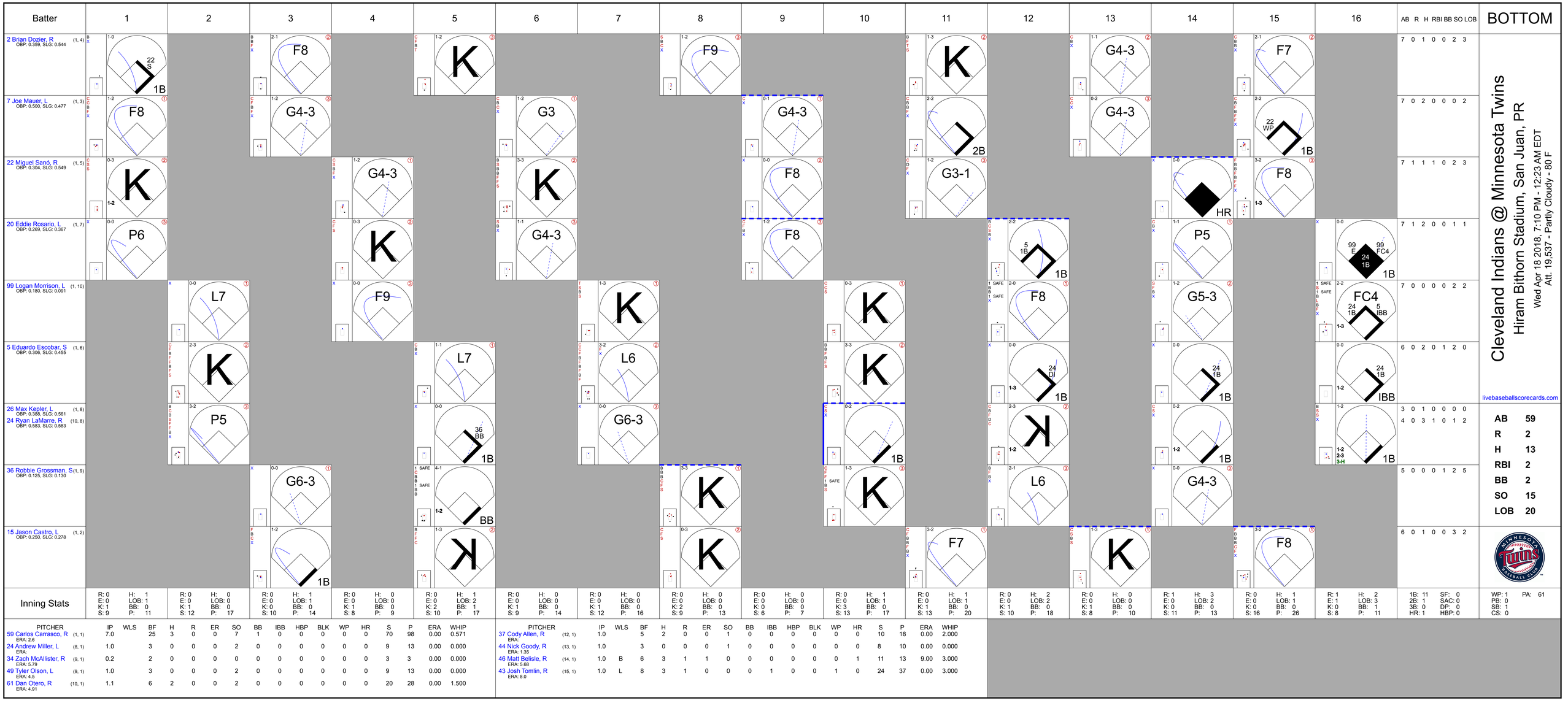
Batter
1
2
3
4
5
6
7
8
9
10
11
12
13
14
15
16
AB R H RBI BB SO LOB
BOTTOM
2 Brian Dozier, R (1, 4) OBP: 0.359, SLG: 0.544
7 Joe Mauer, L (1, 3) OBP: 0.500, SLG: 0.477
22 Miguel Sanó, R (1, 5) OBP: 0.304, SLG: 0.549
20 Eddie Rosario, L (1, 7) OBP: 0.269, SLG: 0.367
99 Logan Morrison, L (1, 10) OBP: 0.180, SLG: 0.091
5 Eduardo Escobar, S (1, 6) OBP: 0.306, SLG: 0.455
26 Max Kepler, L (1, 8) OBP: 0.368, SLG: 0.561
24 Ryan LaMarre, R (10, 8) OBP: 0.583, SLG: 0.583
36 Robbie Grossman, S (1, 9) OBP: 0.125, SLG: 0.130
15 Jason Castro, L (1, 2) OBP: 0.250, SLG: 0.278
Cleveland Indians @ Minnesota Twins
Hiram Bithorn Stadium, San Juan, PR
Wed Apr 18 2018, 7:10 PM - 12:23 AM EDT
Att. 19,537 - Partly Cloudy - 80 F
livebaseballscorecards.com
AB 59
R 2
H 13
RBI 2
BB 2
SO 15
LOB 20
Inning Stats
PITCHER IP WLS BF H R ER SO BB IBB HBP BLK WP HR S P ERA WHIP
59 Carlos Carrasco, R (1, 1) ERA: 2.6 7.0 25 3 0 0 7 1 0 0 0 0 0 70 98 0.00 0.571
24 Andrew Miller, L (8, 1) ERA: 1.0 3 0 0 0 2 0 0 0 0 0 0 9 13 0.00 0.000
34 Zach McAllister, R (9, 1) ERA: 5.79 0.2 2 0 0 0 0 0 0 0 0 0 0 3 3 0.00 0.000
49 Tyler Olson, L (9, 1) ERA: 4.5 1.0 3 0 0 0 2 0 0 0 0 0 0 9 13 0.00 0.000
61 Dan Otero, R (10, 1) ERA: 4.91 1.1 6 2 0 0 2 0 0 0 0 0 0 20 28 0.00 1.500
37 Cody Allen, R (12, 1) ERA: 1.0 5 2 0 0 1 0 0 0 0 0 0 8 10 0.00 2.000
44 Nick Goody, R (13, 1) ERA: 1.35 1.0 3 0 0 0 1 0 0 0 0 0 0 8 10 0.00 0.000
46 Matt Belisle, R (14, 1) ERA: 5.68 1.0 B 6 3 1 1 0 0 0 0 0 0 1 11 13 9.00 3.000
43 Josh Tomlin, R (15, 1) ERA: 8.0 1.0 L 8 3 1 0 0 0 1 0 0 1 0 24 37 0.00 3.000
1B: 11 SF: 0
2B: 1 SAC: 0
3B: 0 DP: 0
HR: 1 HBP: 0
WP: 1 PA: 61
PB: 0
SB: 1
CS: 0

Cleveland Indians @ Baltimore Orioles

Oriole Park at Camden Yards, Baltimore, MD

Fri Apr 20 2018, 7:07 PM - 9:58 PM EDT

Att. 20,004 - Clear - 58 F

livebaseballscorecards.com

Batter	1	2	3	4	5	6	7	8	9	AB	R	H	RBI	BB	SO	LOB
12 Francisco Lindor, S (1, 6) OBP: 0.275, SLG: 0.356	C FF 90 F FF 91 S SL 84 0-3 ① K	B SI 89 B CH 83 S CH 83 1 SAFE 1 SAFE B FF 92 S FF 93 F SL 82 F SL 82 3-2 ②③ F FF 92 X FF 92 P6 1-2			B FF 90 B CH 84 B FF 90 B FF 90 4-0 22 S BB		X SI 87 0-0 ② G3 2-3		C SI 86 B SI 86 S SL 79 S SL 80 1-3 ③ K 1-2	4	0	0	0	1	2	3
22 Jason Kipnis, L (1, 4) OBP: 0.250, SLG: 0.232	B FF 92 B FF 92 B CH 84 C FF 91 S CH 85 F FF 92 X CH 85 3-2 23 1B 11 BB 10 HBP 1B		B CU 72 C FF 89 B CU 74 S FF 91 S FF 91 2-3 ① K		C CH 84 F FF 90 D SL 83 F SL 83 F FF 92 S SL 80 1-3 ① K 1-2		D SL 80 B SI 88 B SI 86 B SI 87 4-0 11 FC6-4 BB			3	1	1	0	1	2	1
11 José Ramírez, S (1, 5) OBP: 0.316, SLG: 0.375	B FF 92 B CH 84 C FF 92 B FF 92 F CH 86 F FF 91 B CH 84 4-2 10 HBP 23 1B 1-2 BB		C FF 91 B CU 75 F FF 90 B SL 82 F FF 91 X FF 92 2-2 ② G6-3		B CH 84 B SI 92 X CH 84 2-0 ② F9		C FC 87 X SI 88 0-1 ③ FC6-4 1-2f			3	0	0	0	1	0	3
23 Michael Brantley, L (1, 7) OBP: 0.385, SLG: 0.514	X FF 91 0-0 10 HBP 1-2 2-3 1B		C CU 74 B CU 76 F FF 91 X SL 82 1-2 2B		B CH 82 C FF 91 F SL 83 X FF 92 1-2 ③ F7			C FC 85 X SL 78 0-1 ① F7		4	0	2	0	0	0	1
10 Edwin Encarnación, R (1, 10) OBP: 0.243, SLG: 0.339	S SL 83 H SL 83 1-1 1-2 2-3 3-H HBP		B SL 80 C SL 82 X FF 92 1-1 ③ G4-3			C SL 82 C SL 82 C SL 83 0-3 ① K		X SI 89 0-0 ② L3		3	0	0	1	0	1	1
17 Yonder Alonso, L (1, 3) OBP: 0.258, SLG: 0.350	D FF 92 S CH 84 X FF 92 1-1 ② F7			C CU 73 B CU 76 B SI 92 X CH 84 2-1 ① G5-3		S FF 92 B CU 76 S CH 85 F FF 93 B SL 84 T SL 83 2-2 ② K		F SI 88 F SI 90 S SL 79 0-3 ③ K		4	0	0	0	0	2	3
55 Roberto Pérez, R (1, 2) OBP: 0.269, SLG: 0.304	S SL 82 S SL 82 S SL 83 0-3 ③ K			C FF 92 B SL 83 B FF 92 B FF 92 F FF 92 S SL 82 3-3 ② K	S SL 82 S SL 82 S SL 82 0-3 ③ K				C SL 79 B SL 78 B SI 86 C SL 78 C FF 88 2-3 ① K	4	0	0	0	0	4	3
30 Tyler Naquin, L (1, 9) OBP: 0.353, SLG: 0.406 26 Rajai Davis, R (7, PH) OBP: 0.258, SLG: 0.276 (7, 8)		B FF 91 S FF 90 S CH 84 F SL 83 X FF 93 1-2 12 CS 1B		C CU 74 B FF 92 S FF 92 F FF 90 X FF 92 1-2 1B			L FC 85 F FC 86 B SI 89 X FC 87 1-2 ① F8		B SI 86 F SL 79 C SL 79 H FF 87 2-2 12 DI HBP	2 1	0 0	2 0	0 0	0 0	0 0	0 0
4 Bradley Zimmer, L (1, 8) OBP: 0.294, SLG: 0.367 6 Brandon Guyer, R (7, PH) OBP: 0.172, SLG: 0.250 (7, 9)		B FF 92 B FF 91 X CH 84 2-0 ① F8		C FF 91 S SL 81 S SL 82 0-3 ③ K			C FC 86 X SI 89 0-1 12 G3 2B		C SI 86 C SL 78 X SL 78 0-2 ② L8	2 2	0 0	0 1	0 0	0 0	1 0	2 1
Inning Stats	R: 1 H: 2 E: 0 LOB: 3 K: 2 BB: 1 S: 17 P: 26	R: 0 H: 1 E: 0 LOB: 0 K: 0 BB: 0 S: 11 P: 17	R: 0 H: 1 E: 0 LOB: 1 K: 1 BB: 0 S: 12 P: 18	R: 0 H: 1 E: 0 LOB: 1 K: 2 BB: 0 S: 12 P: 18	R: 0 H: 0 E: 0 LOB: 1 K: 1 BB: 1 S: 9 P: 17	R: 0 H: 0 E: 0 LOB: 0 K: 3 BB: 0 S: 10 P: 12	R: 0 H: 1 E: 0 LOB: 2 K: 0 BB: 1 S: 8 P: 13	R: 0 H: 0 E: 0 LOB: 0 K: 1 BB: 0 S: 6 P: 6	R: 0 H: 0 E: 0 LOB: 1 K: 2 BB: 0 S: 11 P: 16	1B: 4 SF: 0 2B: 2 SAC: 0 3B: 0 DP: 0 HR: 0 HBP: 2						

TOP	
AB	32
R	1
H	6
RBI	1
BB	3
SO	12
LOB	18

PITCHER		IP	WLS	BF	H	R	ER	SO	BB	IBB	HBP	BLK	WP	HR	S	P	ERA	WHIP
37 Dylan Bundy, R ERA: 1.42	(1, 1)	6.0	W	25	5	1	1	9	2	0	1	0	0	0	71	108	1.50	1.167
48 Richard Bleier, L ERA: 0.61	(7, 1)	2.0	H	8	1	0	0	1	1	0	0	0	0	0	14	19	0.00	1.000
56 Darren O'Day, R ERA: 4.15	(9, 1)	1.0	S	4	0	0	0	2	0	0	1	0	0	0	11	16	0.00	0.000

PITCHER	IP	WLS	BF	H	R	ER	SO	BB	IBB	HBP	BLK	WP	HR	S	P	ERA	WHIP

WP: 0 PA: 37
PB: 0
SB: 1
CS: 1

Batter	1	2	3	4	5	6	7	8	9	AB	R	H	RBI	BB	SO	LOB
16 Trey Mancini, R (1, 7) OBP: 0.352, SLG: 0.420 14 Craig Gentry, R (8, 7) OBP: 0.313, SLG: 0.241	C FF 91 B KC 76 B FF 93 C FF 93 B ST 81 X SI 94 3-2 ① G4-3		B FF 94 X FF 93 1-0 ③ F9		B KC 80 C KC 79 C KC 81 F KC 81 B FF 95 X KC 81 2-2 1-H 3-H 2B		F FF 93 B FF 94 B KC 80 F FF 93 X ST 81 2-2 ② F8			4 0	0 0	1 0	2 0	0 0	0 0	0 0
24 Pedro Alvarez, L (1, 10) OBP: 0.395, SLG: 0.486	C KC 75 B KC 76 B CH 86 F FF 93 C ST 83 2-3 ② K			B KC 77 S CH 86 F KC 77 X CH 86 1-2 ① G6-3	S CH 87 B CH 87 S CH 88 F ST 83 S CH 87 1-3 ① K		B KC 78 B CH 85 F FF 94 X CH 86 2-1 ③ G4-3			4	0	0	0	0	2	1
13 Manny Machado, R (1, 6) OBP: 0.418, SLG: 0.650	B KC 76 S KC 76 X KC 77 1-1 ③ G1-3			B ST 81 B ST 82 B ST 82 X FF 93 3-0 HR	0-0 10 G6-4-3 IBB			C FF 95 B CU 82 F CU 80 F SI 95 F SI 96 F SI 96 B CU 82 F SI 95 B SI 94 3-2 ① X SI 96 L9		3	1	1	1	1	0	0
10 Adam Jones, R (1, 8) OBP: 0.261, SLG: 0.417		B FF 93 C FF 93 S KC 77 B ST 82 X ST 82 2-2 ① L9		S FF 96 C KC 79 B ST 83 B FF 96 X KC 80 2-2 ② G6-3	D FF 96 S KC 79 D KC 80 F ST 81 F SI 95 X ST 82 2-2 ②③ G6-4-3 1-2f			C SI 96 B CU 82 B CU 81 S SI 95 F SI 94 B CU 82 F SI 95 F SI 96 X SI 95 3-2 19 WP 2B		4	0	1	0	0	0	2
19 Chris Davis, L (1, 3) OBP: 0.286, SLG: 0.288		C KC 78 X KC 77 0-1 ② G3		C KC 79 F FF 95 B ST 82 X KC 80 1-2 2B		B CH 86 F FF 92 S FF 92 B KC 78 X KC 79 2-2 1B		F SI 94 B SI 94 F FF 94 B FF 92 B SI 95 F FF 95 F SI 95 X FF 95 3-2 ② P4 2-3		4	0	2	0	0	0	1
1 Tim Beckham, R (1, 5) OBP: 0.265, SLG: 0.284		B FF 93 F FF 93 B ST 82 S ST 82 B SI 94 B SI 94 4-2 BB		B KC 78 D ST 82 B FF 95 B SI 92 4-0 BB		B FF 93 X FF 93 1-0 ① F8		X FF 94 0-0 ③ P4		2	0	0	0	2	0	2
25 Anthony Santander, S (1, 9) OBP: 0.226, SLG: 0.300		B FF 93 C FF 94 C KC 77 1 SAFE F ST 83 1 SAFE D KC 80 C SI 94 2-3 ③ K		F FF 94 F FF 94 X KC 80 0-2 ③ G4-3		S FF 94 X FF 93 0-1 ② P3				3	0	0	0	0	1	4
15 Chance Sisco, L (1, 2) OBP: 0.317, SLG: 0.324			C FF 92 S KC 78 B KC 79 C ST 81 1-3 ① K		H KC 77 1-0 3 1B 16 2B HBP	B FF 93 F FF 92 S FF 93 D CH 86 F SI 93 S ST 82 2-3 ③ K				2	1	0	0	0	2	1
3 Luis Sardinas, S (1, 4) OBP: 0.308, SLG: 0.455			F FF 94 B KC 79 B KC 78 F FF 94 C SI 94 2-3 ② K		B FF 93 F FF 93 C FF 94 X SI 93 1-2 16 2B 1-3 1B		F FF 92 X KC 77 0-1 ① G1			3	1	1	0	0	1	0
Inning Stats	R: 0 E: 0 K: 1 S: 8 H: 0 LOB: 0 BB: 0 P: 14	R: 0 E: 0 K: 1 S: 11 H: 0 LOB: 1 BB: 1 P: 19	R: 0 E: 0 K: 2 S: 7 H: 0 LOB: 0 BB: 0 P: 11	R: 1 E: 0 K: 0 S: 13 H: 2 LOB: 2 BB: 1 P: 24	R: 2 E: 0 K: 1 S: 15 H: 2 LOB: 1 BB: 1 P: 22	R: 0 E: 0 K: 1 S: 10 H: 1 LOB: 1 BB: 0 P: 15	R: 0 E: 0 K: 0 S: 7 H: 0 LOB: 0 BB: 0 P: 11	R: 0 E: 0 K: 0 S: 19 H: 1 LOB: 1 BB: 0 P: 28		1B: 2 2B: 3 3B: 0 HR: 1 SF: 0 SAC: 0 DP: 1 HBP: 1			WP: 1 PB: 0 SB: 0 CS: 0 PA: 33	

PITCHER	IP	WLS	BF	H	R	ER	SO	BB	IBB	HBP	BLK	WP	HR	S	P	ERA	WHIP
47 Trevor Bauer, R (1, 1) ERA: 2.67	7.0	L	29	5	3	3	6	2	1	1	0	0	1	71	116	3.86	1.000
34 Zach McAllister, R (8, 1) ERA: 4.76	1.0		4	1	0	0	0	0	0	0	0	1	0	19	28	0.00	1.000

PITCHER	IP	WLS	BF	H	R	ER	SO	BB	IBB	HBP	BLK	WP	HR	S	P	ERA	WHIP

BOTTOM

Cleveland Indians @ Baltimore Orioles

Oriole Park at Camden Yards, Baltimore, MD

Fri Apr 20 2018, 7:07 PM - 9:58 PM EDT

Att. 20,004 - Clear - 58 F

livebaseballscorecards.com

AB	29
R	3
H	6
RBI	3
BB	3
SO	6
LOB	11

Cleveland Indians @ Baltimore Orioles

Oriole Park at Camden Yards, Baltimore, MD

Sat Apr 21 2018, 4:07 PM - 6:28 PM EDT

Att. 29,187 - Cloudy - 63 F

TOP

livebaseballscorecards.com

Batter	1	2	3	4	5	6	7	8	9	AB	R	H	RBI	BB	SO	LOB
12 Francisco Lindor, S (1, 6) OBP: 0.274, SLG: 0.351	C SI 89 X FF 89 0-1 F9		B KC 74 X FF 88 1-0 G6-3		C FF 89 C KC 74 S SL 83 0-3 K		B SL 88 X FF 96 1-0 22 CS 1B			4	0	1	0	0	1	0
22 Jason Kipnis, L (1, 4) OBP: 0.263, SLG: 0.236	B FF 90 C FF 88 B CH 83 B SI 89 B SI 90 4-1 23 WP 11 1B 23 G4-3 BB		B SI 89 C FF 88 B KC 74 X SI 89 2-1 11 1B 1B		C CH 81 X FF 88 0-1 G1-3		1 SAFE 1 SAFE B FF 96 F FF 95 1 SAFE B FF 96 2-1 CS 1-2	B SL 85 S FF 95 F FF 96 B SL 88 B SL 85 F FF 95 S SL 86 3-3 K		3	1	1	0	1	1	0
11 José Ramírez, S (1, 5) OBP: 0.338, SLG: 0.441	C FF 90 X KC 75 0-1 23 G4-3 23 WP 1-2 1B		B FF 91 B SI 87 1 SAFE B CH 81 X FF 88 3-0 23 G3-6-1 1-2 1B			C CH 80 B CH 80 B FF 90 B CH 80 X SI 87 3-1 HR		B SL 87 X FF 94 1-0 L8		4	1	3	1	0	0	0
23 Michael Brantley, L (1, 7) OBP: 0.372, SLG: 0.488	B KC 76 F CH 84 B FF 90 B CH 84 X CH 83 3-1 G4-3 1-3 2-H		X CH 82 0-0 G3-6-1 1-2f			B SI 89 X CH 82 1-0 17 CS 1B		X FF 95 0-0 P4		4	0	1	1	0	0	3
10 Edwin Encarnación, R (1, 10) OBP: 0.243, SLG: 0.323 26 Rajai Davis, R (9, PR) OBP: 0.258, SLG: 0.276 (9, 10)	X SL 85 0-0 F8			C SI 88 1 SAFE B SL 82 B CH 84 S SL 81 C SL 81 2-3 K		D SL 82 1 SAFE C SL 82 C SI 87 C SI 89 1-3 K			C FF 93 B SL 86 B FF 92 F FF 93 F FF 94 B FF 94 B FF 95 4-2 7 CS 17 BB BB	3 0	0 0	0 0	0 0	1 0	2 0	2 0
17 Yonder Alonso, L (1, 3) OBP: 0.286, SLG: 0.413		X FF 89 0-0 7 WP 1B		B KC 74 X CH 82 1-0 G5-3		1 SAFE B CH 82 F SI 90 B SL 83 B CH 84 X SI 88 3-1 1-2 HR			1 SAFE F FF 94 B CH 86 B FF 95 1 SAFE F FF 94 B CH 87 F FF 95 F FF 94 4-2 1 SAFE B FF 96 1-2 BB	3	1	2	1	1	0	0
7 Yan Gomes, R (1, 2) OBP: 0.289, SLG: 0.463		B SL 88 X SI 87 1-0 G6-3 1-2		F FF 89 B SI 87 F SL 82 F SL 82 B SI 90 X FF 86 2-2 HR		F SL 85 C SL 82 F SL 82 S FF 92 0-3 K			C FF 96 B FF 96 F SL 87 F FF 97 S FF 96 1-3 2-3 K	4	1	1	1	0	2	3
30 Tyler Naquin, L (1, 9) OBP: 0.316, SLG: 0.361		B KC 74 C FF 90 B KC 75 X CH 82 2-1 L9		C CH 84 B SI 90 X CH 84 1-1 F7			F FF 96 X FF 95 0-1 G4-3		C FF 96 S FF 95 S FF 96 0-3 K	4	0	0	0	0	1	2
4 Bradley Zimmer, L (1, 8) OBP: 0.278, SLG: 0.346		F FF 89 F FF 91 B SI 89 F SL 86 F FF 92 T KC 76 1-2 K			L SI 87 B FF 87 X SL 86 1-1 G3		B FF 96 X FF 97 1-0 G4-3			3	0	0	0	0	1	1
Inning Stats	R: 1 E: 0 K: 0 S: 8 H: 1 LOB: 1 BB: 1 P: 15	R: 0 E: 0 K: 1 S: 9 H: 1 LOB: 1 BB: 0 P: 13	R: 0 E: 0 K: 0 S: 5 H: 2 LOB: 1 BB: 0 P: 11	R: 1 E: 0 K: 1 S: 10 H: 1 LOB: 0 BB: 0 P: 16	R: 0 E: 0 K: 1 S: 7 H: 0 LOB: 0 BB: 0 P: 8	R: 2 E: 0 K: 2 S: 12 H: 3 LOB: 0 BB: 0 P: 20	R: 0 E: 0 K: 0 S: 5 H: 1 LOB: 0 BB: 0 P: 9	R: 0 E: 0 K: 1 S: 6 H: 0 LOB: 0 BB: 0 P: 10	R: 0 E: 0 K: 2 S: 14 H: 0 LOB: 1 BB: 2 P: 23	1B: 6 2B: 0 3B: 0 HR: 3 SF: 0 SAC: 0 DP: 1 HBP: 0						

	AB	32
	R	4
	H	9
	RBI	4
	BB	3
	SO	8
	LOB	11

WP: 2 PA: 36
PB: 0
SB: 0
CS: 3

PITCHER		IP	WLS	BF	H	R	ER	SO	BB	IBB	HBP	BLK	WP	HR	S	P	ERA	WHIP
30 Chris Tillman, R ERA: 9.87	(1, 1)	6.0	L	25	8	4	4	5	1	0	0	0	2	3	51	83	6.00	1.500
66 Tanner Scott, L ERA: 2.45	(7, 1)	2.0		6	1	0	0	1	0	0	0	0	0	0	11	19	0.00	0.500
60 Mychal Givens, R ERA: 5.91	(9, 1)	1.0		4	0	0	0	2	2	0	0	0	0	0	14	23	0.00	2.000

PITCHER	IP	WLS	BF	H	R	ER	SO	BB	IBB	HBP	BLK	WP	HR	S	P	ERA	WHIP

BOTTOM

Cleveland Indians @ Baltimore Orioles

Oriole Park at Camden Yards, Baltimore, MD

Sat Apr 21 2018, 4:07 PM - 6:28 PM EDT

Att. 29,187 - Cloudy - 63 F

livebaseballscorecards.com

Batter	1	2	3	4	5	6	7	8	9	AB	R	H	RBI	BB	SO	LOB
14 Craig Gentry, R (1, 7) OBP: 0.278, SLG: 0.212	C FF 92 F FF 94 B CH 88 B FF 95 X SL 81 2-2 ① P6		F CH 85 B FF 94 C SL 79 F SL 81 F FF 94 X FF 92 1-2 ② FC6-4 1-2f		B FF 93 S FF 92 X FF 91 1-1 ③ F9			C FF 92 B CU 75 X CH 87 1-1 ③ G5-3		4	0	0	0	0	0	1
24 Pedro Alvarez, L (1, 10) OBP: 0.362, SLG: 0.436	B FF 93 B CH 88 B FF 94 C FF 93 X FF 94 3-1 ② F7		1 SAFE S CU 74 1 SAFE S CH 85 D CH 88 1 SAFE F CH 86 S CU 76 1-3 ③ K			B FF 92 B CH 86 C FF 91 X FF 92 2-1 ① F7			B CH 83 T FF 90 X CU 74 1-1 ① F9	4	0	0	0	0	1	1
13 Manny Machado, R (1, 6) OBP: 0.421, SLG: 0.639	B FF 94 C FF 93 B FF 95 F SL 82 B SL 82 B CH 87 4-2 BB			B CU 75 X FF 92 1-0 19 E 19 FC6 1B		C FF 94 F FF 93 B FF 91 F CU 74 S SL 80 1-3 ② K			X FF 92 0-0 ② G4-3	3	0	1	0	1	1	0
10 Adam Jones, R (1, 8) OBP: 0.250, SLG: 0.398	S SL 81 1 SAFE X SL 79 0-1 ③ P3			B CH 86 B SL 79 F FF 92 X SL 80 2-1 ① L8		C SL 79 B CH 88 B SL 78 X FF 92 2-1 ③ F9			C SL 77 B CH 88 X CU 73 1-1 ③ G3	4	0	0	0	0	0	2
19 Chris Davis, L (1, 3) OBP: 0.275, SLG: 0.275		F FF 92 B FF 93 F SL 81 B CH 89 B CH 88 F FF 93 F FF 93 S CU 75 3-3 ① K		B FF 92 X CH 87 1-0 FC6 1-3			X CH 84 0-0 ① G4-3			3	0	0	0	0	1	1
1 Tim Beckham, R (1, 5) OBP: 0.256, SLG: 0.273		S SL 82 B FF 95 F CU 76 X SL 80 1-2 ② F8		C CH 88 X SL 80 0-1 ② F7			X FF 92 0-0 ② B5-3			3	0	0	0	0	0	2
25 Anthony Santander, S (1, 9) OBP: 0.214, SLG: 0.283		X FF 93 0-0 ③ F8		F FF 94 D CH 87 C CU 76 X CH 86 1-2 ③ G3			C FF 90 C CU 74 X CU 76 0-2 ③ G3-1			3	0	0	0	0	0	2
15 Chance Sisco, L (1, 2) OBP: 0.341, SLG: 0.333			B FF 92 S CH 88 B FF 93 S FF 93 B CH 88 B FF 93 4-2 14 FC6-4 BB		B CU 75 S FF 91 B CU 75 X FF 91 2-1 3 G3-6-3 1B			F FF 90 S CU 74 B CH 87 X FF 90 1-2 ① G3		2	0	1	0	1	0	0
3 Luis Sardinas, S (1, 4) OBP: 0.250, SLG: 0.357			B FF 93 C FF 93 X SL 81 1-1 ① F7		T CH 86 X FF 92 0-1 ①② G3-6-3 1-2f			X CH 87 0-0 ② G4-3		3	0	0	0	0	0	2
Inning Stats	R: 0 E: 0 K: 0 S: 9 H: 0 LOB: 1 BB: 1 P: 18	R: 0 E: 0 K: 1 S: 9 H: 0 LOB: 0 BB: 0 P: 13	R: 0 E: 0 K: 1 S: 13 H: 0 LOB: 1 BB: 1 P: 20	R: 0 E: 1 K: 0 S: 9 H: 1 LOB: 2 BB: 0 P: 14	R: 0 E: 0 K: 0 S: 6 H: 1 LOB: 0 BB: 0 P: 9	R: 0 E: 0 K: 1 S: 8 H: 0 LOB: 0 BB: 0 P: 13	R: 0 E: 0 K: 0 S: 5 H: 0 LOB: 0 BB: 0 P: 5	R: 0 E: 0 K: 0 S: 6 H: 0 LOB: 0 BB: 0 P: 8	R: 0 E: 0 K: 0 S: 5 H: 0 LOB: 0 BB: 0 P: 7	1B: 2 2B: 0 3B: 0 HR: 0 SF: 0 SAC: 0 DP: 1 HBP: 0						

	AB	29
	R	0
	H	2
	RBI	0
	BB	2
	SO	3
	LOB	11

WP: 0 PA: 31
PB: 0
SB: 0
CS: 0

PITCHER	IP	WLS	BF	H	R	ER	SO	BB	IBB	HBP	BLK	WP	HR	S	P	ERA	WHIP
52 Mike Clevinger, R (1, 1) ERA: 1.75	9.0	W	31	2	0	0	3	2	0	0	0	0	0	70	107	0.00	0.444

PITCHER	IP	WLS	BF	H	R	ER	SO	BB	IBB	HBP	BLK	WP	HR	S	P	ERA	WHIP

Cleveland Indians @ Baltimore Orioles

Oriole Park at Camden Yards, Baltimore, MD

Sun Apr 22 2018, 1:08 PM - 4:01 PM EDT

Att. 27,394 - Partly Cloudy - 61 F

TOP

livebaseballscorecards.com

Batter	1	2	3	4	5	6	7	8	9	AB	R	H	RBI	BB	SO	LOB
12 Francisco Lindor, S (1, 6) OBP: 0.281, SLG: 0.354	B FF 92 C FF 93 F FF 93 B CU 80 X SI 93 2-2 ① F9		S FF 95 F SI 95 F CU 83 X FF 97 0-2 ② F9		C FF 92 1 SAFE B CH 83 T FF 92 D SL 86 X SI 93 2-2 11 BB 23 1B 1-H 1B	1 SAFE X CH 82 0-0 1-2 1B		1 SAFE 1 SAFE F SI 96 B CH 86 S CH 86 F SI 96 B CH 88 B SL 84 F SI 94 3-2 ③ X CH 86 F8		5	1	2	1	0	0	3
22 Jason Kipnis, L (1, 4) OBP: 0.259, SLG: 0.234	C FF 93 B CU 83 B SI 93 B SI 91 F FF 94 C SI 92 3-3 ② K		B CH 85 C SI 95 X CU 85 1-1 ③ L8		B SI 91 X SI 91 1-0 ① L9	B FF 93 C SI 92 F CU 81 F SI 93 F CU 81 S FF 95 1-3 ③ K			C FF 93 B SL 86 B SI 93 F FF 93 X CH 88 2-2 11 HR 1B	5	1	1	0	0	2	5
11 José Ramírez, S (1, 5) OBP: 0.353, SLG: 0.528	B CU 82 C CU 81 B SI 93 B FF 94 C FF 94 F SI 93 T SI 93 3-2 ③ K			B CH 82 F SI 91 X SI 93 1-1 HR	D CH 82 D CH 83 B SI 91 B SI 92 4-0 23 1B 1-2 BB		C SI 99 B SI 98 B CH 87 C SI 93 T SI 94 2-2 ① K		B FF 94 D CH 87 X FF 94 2-0 1-H HR	4	2	2	3	1	2	0
23 Michael Brantley, L (1, 7) OBP: 0.375, SLG: 0.500		X FF 92 0-0 ① F9		C SI 93 B CU 83 X SI 94 1-1 ① G4-3	X SI 93 0-0 1-2 2-H 1B		B SI 98 C SI 94 B SL 83 F SI 94 F CH 87 F CH 87 X SL 82 2-2 2B		B SI 92 B FF 93 F CH 86 X CH 85 2-1 ① G4-3	5	0	2	1	0	0	0
10 Edwin Encarnación, R (1, 10) OBP: 0.241, SLG: 0.329		C SI 90 F SI 91 C FF 94 0-3 ② K		C SI 93 B SL 88 X SL 89 1-1 17 2B 2B	F SL 88 F SI 94 2 SAFE S SL 88 0-3 ② K		X SI 96 0-0 ② P4		C SL 84 B SL 84 S FF 92 X FF 92 1-2 ② G4-3	5	1	1	0	0	2	3
17 Yonder Alonso, L (1, 3) OBP: 0.293, SLG: 0.426		B CU 83 F FF 94 C SI 94 B FF 95 B CU 84 F SI 94 F FF 94 T CH 84 3-2 ③ K		D CU 80 F FF 94 C SI 94 B FF 95 D CU 84 F CH 85 X SI 93 3-2 2-H 2B	B FF 94 D CH 84 X CH 84 2-0 ③ G3-1		X SI 96 0-0 ③ P5		B CH 85 S CH 86 B FF 93 X SI 92 2-1 7 2B 1B	5	1	2	1	0	1	3
7 Yan Gomes, R (1, 2) OBP: 0.320, SLG: 0.500			C SI 91 B SI 91 X SL 87 1-1 26 SH5-4 30 E 1B	B SI 94 C SI 94 F SI 95 B SL 89 B FF 96 F SI 94 F FF 94 F CH 85 X SI 94 3-2 ② L7		F SI 91 X SL 85 0-1 30 FC3-6 1B		B SI 98 X SI 96 1-0 ① G6-3	X FF 93 0-0 1-H 2B	5	0	3	1	0	0	1
30 Tyler Naquin, L (1, 9) OBP: 0.302, SLG: 0.341			F FF 93 F FF 92 X CU 82 0-2 FC4 26 SH5-4 1-2 S CH 83 S CH 83 S CH 84 0-3 ③ K			F FF 92 F CH 83 X CH 80 0-2 ① FC3-6 12 1B 1-2f		S SI 98 C SI 98 X SI 98 0-2 1B	C CH 85 X CH 85 0-1 ③ G1-3	5	0	1	0	0	1	4
26 Rajai Davis, R (1, 8) OBP: 0.265, SLG: 0.258			B SI 93 L SI 94 X SI 93 1-1 ① SH5-4 1-2 2-3		B CU 80 B CU 79 B SI 91 B SI 92 4-0 12 WP 12 1B BB	B SI 92 1 SAFE F SI 91 F SI 92 X CU 81 1-2 ② F8		1 SAFE F SI 94 C SI 95 1 SAFE X SL 84 0-2 ② P3		2	1	0	0	1	0	2
Inning Stats	R: 0 E: 0 K: 2 S: 10 H: 0 LOB: 0 BB: 0 P: 18	R: 0 E: 0 K: 2 S: 9 H: 0 LOB: 0 BB: 0 P: 12	R: 0 E: 1 K: 0 S: 13 H: 1 LOB: 2 BB: 0 P: 16	R: 2 E: 0 K: 1 S: 19 H: 3 LOB: 1 BB: 0 P: 28	R: 2 E: 0 K: 1 S: 9 H: 2 LOB: 2 BB: 2 P: 22	R: 0 E: 0 K: 1 S: 14 H: 2 LOB: 2 BB: 0 P: 16	R: 0 E: 0 K: 1 S: 10 H: 1 LOB: 1 BB: 0 P: 14	R: 0 E: 0 K: 0 S: 12 H: 1 LOB: 1 BB: 0 P: 16	R: 3 E: 0 K: 0 S: 14 H: 4 LOB: 1 BB: 0 P: 23	1B: 8 2B: 4 3B: 0 HR: 2 SF: 0 SAC: 1 DP: 0 HBP: 0						

	AB	41
	R	7
	H	14
	RBI	7
	BB	2
	SO	8
	LOB	21

WP: 1 PA: 44
PB: 0
SB: 0
CS: 0

PITCHER		IP	WLS	BF	H	R	ER	SO	BB	IBB	HBP	BLK	WP	HR	S	P	ERA	WHIP
54 Andrew Cashner, R ERA: 3.6	(1, 1)	6.0	L	29	8	4	4	7	2	0	0	0	1	1	74	112	6.00	1.667
50 Miguel Castro, R ERA: 3.29	(7, 1)	2.0		8	2	0	0	1	0	0	0	0	0	0	22	30	0.00	1.000
35 Brad Brach, R ERA: 5.19	(9, 1)	1.0		7	4	3	3	0	0	0	0	0	0	1	14	23	27.00	4.000

PITCHER	IP	WLS	BF	H	R	ER	SO	BB	IBB	HBP	BLK	WP	HR	S	P	ERA	WHIP

Cleveland Indians @ Baltimore Orioles

Oriole Park at Camden Yards, Baltimore, MD

Sun Apr 22 2018, 1:08 PM - 4:01 PM EDT

Att. 27,394 - Partly Cloudy - 61 F

livebaseballscorecards.com

BOTTOM

Batter	1	2	3	4	5	6	7	8	9	AB	R	H	RBI	BB	SO	LOB
14 Craig Gentry, R (1, 7) OBP: 0.250, SLG: 0.189	B SI 90 C SI 91 B CU 83 C SI 92 X SI 93 2-2 ① G1-3		C FF 92 S SI 92 B SI 92 B CU 84 T CU 84 2-2 ③ K			X FF 91 0-0 ① B1-3		B SL 84 B SL 84 C FF 94 B SL 84 S SL 84 S FF 92 3-3 ② K		4	0	0	0	0	2	1
24 Pedro Alvarez, L (1, 10) OBP: 0.340, SLG: 0.405 2 Danny Valencia, R (8, PH) OBP: 0.286, SLG: 0.379 (9, 10)	B SI 92 B SI 93 X FC 88 2-0 ② P5			X FC 87 0-0 ① F7		C FF 91 B CU 83 B FF 91 F FC 89 F CU 84 X FF 92 2-2 ② G1-5-3		X SL 85 0-0 ③ FC6-4 1-2f		3 1	0 0	0 0	0 0	0 0	0 0	0 1
13 Manny Machado, R (1, 6) OBP: 0.434, SLG: 0.713	B SI 93 B FC 89 X SI 92 2-0 HR			B FF 92 X CU 84 1-0 HR		T FC 89 S FF 94 X CU 85 0-2 10 FC6-4 1B			C FF 94 F FF 94 X FF 94 0-2 ① F9	4	2	3	2	0	0	0
10 Adam Jones, R (1, 8) OBP: 0.250, SLG: 0.402	C FC 88 X CU 82 0-1 ③ G6-3			C SI 92 F SI 92 B SI 93 B SI 92 X FC 88 2-2 19 1B 2B		C FC 90 X SI 92 0-1 ③ FC6-4 1-2f			S KC 84 S FF 94 B KC 84 S FF 94 1-3 ② K	4	1	1	0	0	1	1
19 Chris Davis, L (1, 3) OBP: 0.274, SLG: 0.274		F FF 91 X FC 89 0-1 ① G3		B CH 83 S FC 90 C SI 93 F CU 84 B SI 93 X CH 85 2-2 1 G5-4-3 1B 2-H			F FC 86 C SI 91 F CU 83 B SI 91 B CU 82 T FF 92 2-2 ① K		B FF 94 C KC 83 C KC 83 X KC 83 1-2 ③ F9	4	0	1	1	0	1	0
1 Tim Beckham, R (1, 5) OBP: 0.247, SLG: 0.263		B SI 92 C FC 88 F SI 92 B CU 84 X FC 88 2-2 ② F9		S CU 84 B SI 92 F CU 84 B SI 92 X FF 92 2-2 ② ③ G5-4-3 1-2f			S FF 91 C SI 92 S FF 92 0-3 ② K			3	0	0	0	0	1	1
25 Anthony Santander, S (1, 9) OBP: 0.203, SLG: 0.268		S FC 86 L FC 87 B SI 92 B CU 83 X FF 91 2-2 ③ F7			B CH 83 B FC 88 X FF 91 2-0 ① F8		C CU 82 F FF 91 B FF 91 B CH 85 F SI 91 F FC 88 F CU 84 F CU 84 F FF 93 3-3 B CH 85 F FC 89 S FC 89 ③ K			3	0	0	0	0	1	0
36 Caleb Joseph, R (1, 2) OBP: 0.122, SLG: 0.150			F FF 91 B SI 92 X CU 83 1-1 ① F9		X CU 84 0-0 ② G5-3			B FF 91 F FC 87 X SI 91 1-1 2 FC6-4 1B		3	0	1	0	0	0	0
3 Luis Sardinas, S (1, 4) OBP: 0.211, SLG: 0.294			B CH 84 X FC 88 1-0 ② G4-3		C FC 86 B CH 84 S FC 88 X SI 92 1-2 ③ L8			C FF 93 B FF 93 C SL 82 S FF 96 1-3 ① K		3	0	0	0	0	1	1

	AB	32
	R	3
	H	6
	RBI	3
	BB	0
	SO	7
	LOB	5

Inning Stats	1	2	3	4	5	6	7	8	9
	R: 1 E: 0 K: 0 S: 7	H: 1 LOB: 0 BB: 0 P: 13	R: 0 E: 0 K: 0 S: 8	H: 0 LOB: 0 BB: 0 P: 12	R: 0 E: 0 K: 1 S: 6	H: 0 LOB: 0 BB: 0 P: 10	R: 2 E: 0 K: 0 S: 12	H: 3 LOB: 0 BB: 0 P: 19	R: 0 E: 0 K: 0 S: 5	H: 0 LOB: 0 BB: 0 P: 8	R: 0 E: 0 K: 0 S: 10	H: 1 LOB: 1 BB: 0 P: 12	R: 0 E: 0 K: 3 S: 16	H: 0 LOB: 0 BB: 0 P: 21	R: 0 E: 0 K: 2 S: 9	H: 1 LOB: 1 BB: 0 P: 14	R: 0 E: 0 K: 1 S: 9	H: 0 LOB: 0 BB: 0 P: 11

	1B: 3	SF: 0	WP: 0	PA: 32
	2B: 1	SAC: 0	PB: 0	
	3B: 0	DP: 1	SB: 0	
	HR: 2	HBP: 0	CS: 0	

PITCHER		IP	WLS	BF	H	R	ER	SO	BB	IBB	HBP	BLK	WP	HR	S	P	ERA	WHIP
28 Corey Kluber, R ERA: 1.96	(1, 1)	7.0	W	26	6	3	3	4	0	0	0	0	0	2	66	98	3.86	0.857
24 Andrew Miller, L ERA:	(8, 1)	1.0	H	3	0	0	0	2	0	0	0	0	0	0	7	11	0.00	0.000
37 Cody Allen, R ERA:	(9, 1)	1.0		3	0	0	0	1	0	0	0	0	0	0	9	11	0.00	0.000

PITCHER	IP	WLS	BF	H	R	ER	SO	BB	IBB	HBP	BLK	WP	HR	S	P	ERA	WHIP

Batter	1	2	3	4	5	6	7	8	9	AB	R	H	RBI	BB	SO	LOB
12 Francisco Lindor, S (1, 6) OBP: 0.290, SLG: 0.353	B FF 93 B FF 92 C FF 94 B FF 94 B FF 92 4-1 11 G1-3 BB		B FF 90 B CH 81 B CH 82 C FF 93 X FF 94 3-1 ① P6		C SL 79 X FS 84 0-1 1B			C FF 93 B FF 95 X FS 85 1-1 ② G4-3		3	0	1	0	1	0	0
22 Jason Kipnis, L (1, 4) OBP: 0.247, SLG: 0.222	C FF 92 F FF 92 1 SAFE D FS 82 F FF 93 S FS 82 1-3 ① K		B SL 79 F FF 94 S FS 82 X FS 85 1-2 ② G1-3		C FF 94 1 SAFE X FF 93 0-1 ③ F7			B SL 78 S FS 85 F FS 84 B FS 85 S FF 96 2-3 ③ K		4	0	0	0	0	2	2
11 José Ramírez, S (1, 5) OBP: 0.348, SLG: 0.526	1 SAFE 1 SAFE B FS 81 B FF 91 S CH 82 C FF 92 F FS 82 F FF 94 X FS 82 2-2 ② G1-3 1-2		C CH 82 B FF 90 X FS 84 1-1 2B			B SL 78 S CH 83 B FF 95 C CH 84 F FS 84 B FS 84 F FF 95 X FS 84 3-2 ① G4-3			C SL 78 X SI 89 0-1 ① F7	4	0	1	0	0	0	1
23 Michael Brantley, L (1, 7) OBP: 0.346, SLG: 0.460	C FF 93 T FF 93 F FF 95 F FS 84 S FF 95 0-3 ③ K		D FF 94 X FF 94 1-0 ③ F7			B SL 81 C FF 94 F FS 84 F FF 96 X FS 86 1-2 ② G3-1			B SL 78 T SI 86 X SI 88 1-1 ② G3	4	0	0	0	0	1	2
10 Edwin Encarnación, R (1, 10) OBP: 0.241, SLG: 0.324		C FF 92 F FF 93 X SL 82 0-2 17 HR 1B		B SL 82 C FF 94 X FF 94 1-1 ① L9		C FF 96 B FF 97 B FS 84 X FF 96 2-1 ③ G6-3			F FC 88 B FC 84 X FC 85 1-1 ③ F8	4	1	1	0	0	0	0
17 Yonder Alonso, L (1, 3) OBP: 0.295, SLG: 0.465		B SL 76 X FF 91 1-0 1-H HR		C FS 83 S CH 84 B FS 87 B FS 86 X FF 97 2-2 ② F8			C SL 78 S FS 85 S FS 86 0-3 ① K			3	1	1	2	0	1	0
7 Yan Gomes, R (1, 2) OBP: 0.302, SLG: 0.469		X FF 93 0-0 ① L7		C SL 83 B SL 86 B FF 95 B FF 94 C FF 95 X FF 96 3-2 ③ G5-3			C FF 94 C FF 95 S FF 94 0-3 ② K			3	0	0	0	0	1	0
4 Bradley Zimmer, L (1, 8) OBP: 0.263, SLG: 0.327		B FF 95 X FF 94 1-0 ② L8			X FF 92 0-0 ① F8		C FF 95 F FF 95 C FF 95 0-3 ③ K			3	0	0	0	0	1	0
6 Brandon Guyer, R (1, 9) OBP: 0.156, SLG: 0.226		B SL 83 B FF 94 S FF 95 C FF 94 F FF 96 S FS 85 2-3 ③ K			C FF 94 F SL 82 X FF 96 0-2 ② L6			X FF 94 0-0 ① G5-3		3	0	0	0	0	1	0
Inning Stats	R: 0 E: 0 K: 2 S: 15 H: 0 LOB: 1 BB: 1 P: 22	R: 2 E: 0 K: 1 S: 10 H: 2 LOB: 0 BB: 0 P: 14	R: 0 E: 0 K: 0 S: 8 H: 1 LOB: 1 BB: 0 P: 14	R: 0 E: 0 K: 0 S: 8 H: 0 LOB: 0 BB: 0 P: 14	R: 0 E: 0 K: 0 S: 8 H: 1 LOB: 1 BB: 0 P: 8	R: 0 E: 0 K: 0 S: 11 H: 0 LOB: 0 BB: 0 P: 17	R: 0 E: 0 K: 3 S: 9 H: 0 LOB: 0 BB: 0 P: 9	R: 0 E: 0 K: 1 S: 6 H: 0 LOB: 0 BB: 0 P: 9	R: 0 E: 0 K: 0 S: 6 H: 0 LOB: 0 BB: 0 P: 8	1B: 2 2B: 1 3B: 0 HR: 1	SF: 0 SAC: 0 DP: 0 HBP: 0			WP: 0 PB: 0 SB: 0 CS: 0	PA: 32		

PITCHER		IP	WLS	BF	H	R	ER	SO	BB	IBB	HBP	BLK	WP	HR	S	P	ERA	WHIP
34 Kevin Gausman, R ERA: 4.66	(1, 1)	8.0	L	29	4	2	2	7	1	0	0	0	0	1	75	107	2.25	0.625
48 Richard Bleier, L ERA: 0.57	(9, 1)	1.0		3	0	0	0	0	0	0	0	0	0	0	6	8	0.00	0.000

PITCHER	IP	WLS	BF	H	R	ER	SO	BB	IBB	HBP	BLK	WP	HR	S	P	ERA	WHIP

TOP

Cleveland Indians @ Baltimore Orioles

Oriole Park at Camden Yards, Baltimore, MD

Mon Apr 23 2018, 7:08 PM - 9:28 PM EDT

Att. 10,614 - Partly Cloudy - 65 F

livebaseballscorecards.com

AB	31
R	2
H	4
RBI	2
BB	1
SO	7
LOB	5

BOTTOM

Cleveland Indians @ Baltimore Orioles

Oriole Park at Camden Yards, Baltimore, MD

Mon Apr 23 2018, 7:08 PM - 9:28 PM EDT

Att. 10,614 - Partly Cloudy - 65 F

livebaseballscorecards.com

Batter	1	2	3	4	5	6	7	8	9	AB	R	H	RBI	BB	SO	LOB
1 Tim Beckham, R (1, 4) OBP: 0.247, SLG: 0.262 3 Luis Sardinas, S (8, PR) OBP: 0.211, SLG: 0.294 (9, 4)	B FF 94 C FF 94 S CU 80 X SL 86 1-2 F8 ①		F SL 83 C FF 93 D CU 81 1 SAFE 1 SAFE S SL 84 1-3 K ① 1-2		C FF 94 X CU 79 0-1 F7 ③			X SI 94 0-0 13 1B 1B		4 0	0 0	1 0	0 0	0 0	1 0	1 0
24 Pedro Alvarez, L (1, 10) OBP: 0.321, SLG: 0.378 16 Trey Mancini, R (8, PH) OBP: 0.348, SLG: 0.415 (9, 10)	B FF 95 S CH 88 S SI 96 B SI 94 S CH 90 2-3 K ②		B SL 81 X FF 94 1-0 P4 ②			X FF 94 0-0 F8 ①		C SL 80 S FF 94 B FF 95 D SL 84 S SL 85 2-3 K ②		3 1	0 0	0 0	0 0	0 0	1 1	1 1
13 Manny Machado, R (1, 6) OBP: 0.447, SLG: 0.708	F FF 95 X SI 93 0-1 F8 ③		0-0 10 FC6-4 IBB			B FF 95 F CH 89 S SL 87 F SL 87 B SI 94 B SL 87 B FF 95 4-2 10 L8-3 BB		B FF 96 X FF 94 1-0 10 FC5-4 1-2 1B		2	0	1	0	2	0	0
10 Adam Jones, R (1, 8) OBP: 0.250, SLG: 0.396		B FF 95 C SL 85 X CH 89 1-1 19 1B 15 1B 1B	X SL 85 0-0 FC6-4 ③ 1-2f			B SL 84 B FF 95 S FF 94 X SL 85 2-1 L8-3 ②③ 1-1		C SL 84 F FF 96 F SI 97 X SL 86 0-2 FC5-4 ③ 1-2f		4	1	1	0	0	0	5
19 Chris Davis, L (1, 3) OBP: 0.273, SLG: 0.273		F CH 88 X SI 94 0-1 15 1B 1-3 1B	S CU 82 X CU 84 0-1 G3-1 ①				T CH 89 F SL 84 B SI 94 F SL 88 S FF 93 1-3 K ①		S KC 82 B KC 84 S FF 94 F FF 94 B KC 84 F FF 94 B FF 94 S FF 95 3-3 K ①	4	0	1	0	0	2	0
2 Danny Valencia, R (1, 5) OBP: 0.282, SLG: 0.394		S SL 85 S SL 86 S SL 85 0-3 K ①	C SL 84 C FF 95 C SL 85 0-3 K ②				X CU 82 0-0 2B		C FF 94 S KC 85 S KC 84 0-3 K ②	4	0	1	0	0	3	2
15 Chance Sisco, L (1, 2) OBP: 0.333, SLG: 0.326		X SI 94 0-0 25 L1-3 1-2 3-H 1B	C FF 95 B SL 87 S CH 90 S CU 85 1-3 K ③				T FF 95 S CH 88 B SI 94 D SL 83 S CH 88 2-3 K ②		B KC 83 C KC 82 S KC 83 B FF 94 C FF 94 2-3 K ③	4	0	1	1	0	3	1
25 Anthony Santander, S (1, 9) OBP: 0.194, SLG: 0.254		X SI 94 0-0 L1-3 ②③ 1-1			B CU 82 S CH 88 B CU 81 L FF 92 X CH 89 2-2 G6-3 ①		S CH 88 C SI 93 B CH 88 X SL 83 1-2 F9 ③			3	0	0	0	0	0	3
14 Craig Gentry, R (1, 7) OBP: 0.256, SLG: 0.200			X FF 93 0-0 1 S 1B		B SL 86 B FF 95 F FF 95 X SI 94 2-1 G6-3 ②			B SL 86 B SL 86 C FF 94 X FF 94 2-1 G1-3 ①		3	0	1	0	0	0	0

Inning Stats	1	2	3	4	5	6	7	8	9
	R: 0 E: 0 K: 1 S: 8	R: 1 E: 0 K: 1 S: 9	R: 0 E: 0 K: 1 S: 6	R: 0 E: 0 K: 2 S: 8	R: 0 E: 0 K: 0 S: 7	R: 0 E: 0 K: 0 S: 6	R: 0 E: 0 K: 2 S: 11	R: 0 E: 0 K: 1 S: 11	R: 0 E: 0 K: 3 S: 11
	H: 0 LOB: 0 BB: 0 P: 11	H: 3 LOB: 1 BB: 0 P: 10	H: 1 LOB: 2 BB: 1 P: 8	H: 0 LOB: 0 BB: 0 P: 9	H: 0 LOB: 0 BB: 0 P: 11	H: 0 LOB: 0 BB: 1 P: 12	H: 1 LOB: 1 BB: 0 P: 15	H: 2 LOB: 2 BB: 0 P: 16	H: 0 LOB: 0 BB: 0 P: 16

1B: 6	SF: 0
2B: 3	SAC: 0
3B: 0	DP: 2
HR: 0	HBP: 0

WP: 0	PA: 34
PB: 0	
SB: 1	
CS: 0	

AB	32
R	1
H	7
RBI	1
BB	2
SO	11
LOB	14

PITCHER	IP	WLS	BF	H	R	ER	SO	BB	IBB	HBP	BLK	WP	HR	S	P	ERA	WHIP
59 Carlos Carrasco, R (1, 1) ERA: 2.31	7.1	W	28	6	1	1	7	1	1	0	0	0	0	58	81	1.23	0.955
24 Andrew Miller, L (8, 1) ERA:	0.2	H	3	1	0	0	1	0	0	0	0	0	0	8	11	0.00	1.500
37 Cody Allen, R ERA: (9, 1)	1.0	S	3	0	0	0	3	0	0	0	0	0	0	11	16	0.00	0.000

PITCHER	IP	WLS	BF	H	R	ER	SO	BB	IBB	HBP	BLK	WP	HR	S	P	ERA	WHIP

Chicago Cubs @ Cleveland Indians

Progressive Field, Cleveland, OH

Tue Apr 24 2018, 6:11 PM - 9:10 PM EDT

Att. 16,408 - Drizzle - 56 F

TOP

livebaseballscorecards.com

Batter	1	2	3	4	5	6	7	8	9	AB	R	H	RBI	BB	SO	LOB
5 Albert Almora Jr., R (1, 8) OBP: 0.362, SLG: 0.481	C FF 87 C CU 74 S FC 86 0-3 ① K	X FC 85 0-0 ③ P4		B SI 89 S SI 89 C SI 89 F SI 89 C SI 90 1-3 ③ K			C CU 79 X FF 94 0-1 E1 (44 1B; 9 G4-3; 2 1B) 1B 1-3 3-H	F FF 91 F SL 82 S SL 81 0-3 ③ K		5	1	1	1	0	3	2
9 Javier Báez, R (1, 4) OBP: 0.365, SLG: 0.740	F FF 88 B S B F F B X 3-2 2B		S CU 73 B FF 86 S CU 74 B SI 88 C FC 84 2-3 ① K		F SI 88 X SI 89 0-1 G1-4-3		B FF 95 F FF 94 1 SAFE C FF 94 1 SAFE F FF 94 F CU 79 X FF 94 1-2 ① G4-3 1-2 3-H		X CU 72 0-0 44 1B 2B	5	1	2	1	0	1	1
44 Anthony Rizzo, L (1, 3) OBP: 0.290, SLG: 0.226	X 0-0 ② F7		B FF 88 B CU 73 B CU 74 F FC 84 S FC 85 X CU 74 3-2 ② G4-3		C SI 90 B CH 83 S FF 90 C FF 91 1-3 ② K		C FF 93 F FF 93 S CH 85 X FF 94 0-2 (2 1B) 1B 2-3		B FF 88 X SL 84 1-0 (2 WP; 40 BB; 2 G4-3) 1B 2-H	5	1	2	1	0	1	1
40 Willson Contreras, R (1, 2) OBP: 0.361, SLG: 0.438	C CU 72 B FC 86 X CU 73 1-1 ③ G6-3		B CU 74 C FC 84 S FC 85 F FF 88 X FC 85 1-2 HR		C SI 91 B CH 84 F SI 90 F SI 92 B SI 91 S SI 91 2-3 ③ K		X CU 80 0-0 ② F8		B FF 91 B SL 85 F SL 84 B FF 90 S SL 85 B SL 86 4-2 (2 G4-3; 2 WP) 1-2 BB	4	1	1	1	1	1	3
2 Tommy La Stella, L (1, 5) OBP: 0.364, SLG: 0.367		F FF 86 C CH 83 B FC 83 C FC 84 1-3 ① K	X SI 87 0-0 ③ L8			C CU 73 B FF 88 F FF 88 B CU 74 F CU 75 F CU 76 B FF 89 X FF 88 3-2 ① G4-3	C FF 92 C FF 93 B FF 94 F FF 93 X CH 83 1-2 1-3 3-H 1B		B CU 75 C FF 90 B SL 87 X SL 86 2-1 ① G4-3 1-3 2-H	5	0	1	2	0	1	1
12 Kyle Schwarber, L (1, 10) OBP: 0.413, SLG: 0.635		B CU 72 F CH 81 B FF 88 X CH 83 2-1 HR		B CU 72 B FC 84 X CU 73 2-0 HR		C SI 89 B SI 90 B CU 75 X FF 89 2-1 ② G1	S FF 92 B FF 93 B FF 93 X FF 93 2-2 ③ F7		B SL 86 B FF 89 S FF 91 C FF 91 F FF 91 X SL 86 2-2 ② F8	5	2	2	2	0	0	3
27 Addison Russell, R (1, 6) OBP: 0.316, SLG: 0.290		B FC 86 X FF 88 1-0 (8 1B) 2B		B FC 85 X FF 87 1-0 ① L9		S FF 89 C FF 89 B CH 84 B CH 85 X CU 75 2-2 ③ G5-3		B SL 80 F SL 81 C SL 82 S FF 91 1-3 ① K	B FF 92 X CU 73 1-0 ③ G6-3	5	1	1	0	0	1	1
22 Jason Heyward, L (1, 9) OBP: 0.360, SLG: 0.431		C SI 86 C CU 73 X FC 85 0-2 ② F8		C FF 87 B FF 88 X FF 86 1-1 ② L8			S FF 92 B FF 94 X FF 94 1-1 (8 1B; 5 1B) 1B	F SL 82 B FF 91 X FF 91 1-1 2B		4	1	2	0	0	0	1
8 Ian Happ, S (1, 7) OBP: 0.306, SLG: 0.448		F CU 72 D CU 74 X CU 74 1-1 2-H 1B		C FF 88 B FF 87 B FC 84 X FF 86 2-1 HR			C FF 93 S FF 93 F FF 94 X FF 94 0-2 (5 E; 5 1B; 9 G4-3) 1-3 1B	F FF 92 S FF 91 T FF 91 0-2 ② K		4	2	3	2	0	1	1

	AB	42
	R	10
	H	15
	RBI	10
	BB	1
	SO	9
	LOB	14

Inning Stats	1	2	3	4	5	6	7	8	9
	R: 0 E: 0 K: 1 S: 11	R: 2 E: 0 K: 1 S: 12	R: 1 E: 0 K: 1 S: 11	R: 2 E: 0 K: 1 S: 10	R: 0 E: 0 K: 2 S: 10	R: 0 E: 0 K: 0 S: 10	R: 3 E: 1 K: 0 S: 25	R: 0 E: 0 K: 3 S: 11	R: 2 E: 0 K: 0 S: 11
	H: 1 LOB: 1 BB: 0 P: 15	H: 3 LOB: 1 BB: 0 P: 17	H: 1 LOB: 0 BB: 0 P: 17	H: 2 LOB: 0 BB: 0 P: 17	H: 0 LOB: 0 BB: 0 P: 13	H: 0 LOB: 0 BB: 0 P: 17	H: 5 LOB: 2 BB: 0 P: 30	H: 1 LOB: 1 BB: 0 P: 13	H: 2 LOB: 1 BB: 1 P: 21

	1B: 7	SF: 0	WP: 1	PA: 43
	2B: 4	SAC: 0	PB: 0	
	3B: 0	DP: 0	SB: 0	
	HR: 4	HBP: 0	CS: 0	

PITCHER		IP	WLS	BF	H	R	ER	SO	BB	IBB	HBP	BLK	WP	HR	S	P	ERA	WHIP
43 Josh Tomlin, R ERA: 9.24	(1, 1)	3.2	L	18	7	5	5	3	0	0	0	0	0	4	40	61	12.27	1.909
61 Dan Otero, R ERA: 4.15	(4, 1)	1.1		4	0	0	0	3	0	0	0	0	0	0	14	18	0.00	0.000
49 Tyler Olson, L ERA: 3.86	(6, 1)	1.0		3	0	0	0	0	0	0	0	0	0	0	10	17	0.00	0.000
34 Zach McAllister, R ERA: 8.1	(7, 1)	1.0		8	5	3	3	0	0	0	0	0	0	0	25	30	27.00	5.000
44 Nick Goody, R ERA: 1.17	(8, 1)	1.0		4	1	0	0	3	0	0	0	0	0	0	11	13	0.00	1.000

PITCHER		IP	WLS	BF	H	R	ER	SO	BB	IBB	HBP	BLK	WP	HR	S	P	ERA	WHIP
46 Matt Belisle, R ERA: 7.36	(9, 1)	1.0		6	2	2	2	0	1	0	0	0	1	0	11	21	18.00	3.000

BOTTOM

Chicago Cubs @ Cleveland Indians

Progressive Field, Cleveland, OH

Tue Apr 24 2018, 6:11 PM - 9:10 PM EDT

Att. 16,408 - Drizzle - 56 F

Batter	1	2	3	4	5	6	7	8	9	AB	R	H	RBI	BB	SO	LOB
12 Francisco Lindor, S (1, 6) OBP: 0.292, SLG: 0.345 9 Erik González, R (8, 6) OBP: 0.300, SLG: 0.222	B SI 91 C SI 90 F SI 92 X CH 86 1-2 G6-3 ①		X SI 92 0-0 SH5-3 ① 1-2 2-3		B FC 88 B CH 84 X SI 92 2-0 G1-3 ③		B SL 77 B SL 78 B SL 77 B SI 88 4-0 BB		X SL 84 0-0 22 DI 2-H 1B	2 1	0 0	0 1	0 1	1 1	0 0	1 0
22 Jason Kipnis, L (1, 4) OBP: 0.245, SLG: 0.212	B SI 93 B SI 93 B SI 92 C FF 92 F FF 94 B FF 92 4-2 11 1B BB		C FC 89 D CU 78 T FC 88 X CU 78 1-2 G5-3 ② 3-H			C SI 91 X CU 77 0-1 L9 ①	C SI 88 B SI 90 F SL 77 B CH 86 X SI 88 2-2 F8 ③		B FF 92 C FF 93 F FF 93 S FF 93 1-3 K ③ 1-2	4	0	0	1	1	1	5
11 José Ramírez, S (1, 5) OBP: 0.376, SLG: 0.557	C SI 93 C SI 94 B FF 96 B SI 92 X FF 94 2-2 17 G5-4-3 1-2 1B		X FC 88 0-0 ③ 2-H 1B			B SI 90 B SI 90 B CH 89 B FC 90 4-0 BB		B FF 95 X FF 94 1-0 10 WP 10 1B 2B		3	1	3	0	1	0	0
17 Yonder Alonso, L (1, 3) OBP: 0.280, SLG: 0.440	B FF 93 X FF 93 1-0 G5-4-3 ②③ 1-2f			B FC 91 C FC 90 B FC 88 X FC 86 2-1 G6-3 ①		B FF 92 C FF 94 B FF 92 S FC 88 D FC 88 X FC 85 3-2 P4 ②		X FC 91 0-0 F9 ①		4	0	0	0	0	0	4
10 Edwin Encarnación, R (1, 10) OBP: 0.241, SLG: 0.321		B FF 92 F FF 92 B FC 90 S FC 86 B FC 89 S FC 84 3-3 K ①		C CU 71 F CU 76 C CU 75 0-3 K ②		X FF 92 0-0 F9 ③		B FF 94 C FF 95 X FC 90 1-1 6 G5-4-3 2-H 1B		4	0	1	1	0	2	1
30 Tyler Naquin, L (1, 9) OBP: 0.326, SLG: 0.349 6 Brandon Guyer, R (8, PH) OBP: 0.152, SLG: 0.219 (9, 9)		B SI 90 B FF 91 B FF 92 C FF 92 T FF 92 B FF 93 4-2 4 PO BB		B SI 91 C FF 93 X CU 70 1-1 G6-3 ③			C B SI 90 B FC 90 F FF 92 B FF 91 X FF 93 3-2 4 2B 1B	B FF 94 X FF 95 1-0 G5-4-3 ②③ 1-2f		2 1	0 0	1 0	0 0	1 0	0 0	0 1
55 Roberto Pérez, R (1, 2) OBP: 0.267, SLG: 0.269		B FC 87 1 SAFE B FC 86 F FC 85 C FC 85 C FC 85 2-3 K ②			B FC 90 B FC 83 C FC 84 B FC 85 B FF 92 4-1 BB		C SI 86 C SI 87 S FF 88 0-3 K ①		S FF 92 B FF 93 S FF 93 S SL 85 1-3 K ①	3	0	0	0	1	3	2
4 Bradley Zimmer, L (1, 8) OBP: 0.295, SLG: 0.373		1 SAFE 0-0 ③ PO 1-2	X SI 90 0-0 12 SH5-3 26 BB 22 G5-3 1B		F FC 91 B FC 89 F FC 87 S CH 84 1-3 K ①		X SI 89 0-0 1-3 2B		F FF 92 X FF 93 0-1 E7 9 1B 1B	4	2	3	0	0	1	1
26 Rajai Davis, R (1, 7) OBP: 0.263, SLG: 0.235			B FF 91 B FF 92 B FF 92 C FF 92 B FF 92 4-1 12 SH5-3 11 1B 1-2 BB		F FF 92 B FF 91 F FF 92 S CH 82 1-3 K ②		F SI 90 F SI 89 B CH 85 B SL 78 S SL 77 2-3 K ②		S FF 93 B FF 92 B FF 93 S FF 92 F FF 94 C SL 84 2-3 K ②	3	0	0	0	1	3	4
Inning Stats	R: 0 E: 0 K: 0 S: 10 H: 1 LOB: 1 BB: 1 P: 18	R: 0 E: 0 K: 2 S: 8 H: 0 LOB: 0 BB: 1 P: 17	R: 1 E: 0 K: 0 S: 7 H: 2 LOB: 2 BB: 1 P: 12	R: 0 E: 0 K: 1 S: 7 H: 0 LOB: 0 BB: 0 P: 10	R: 0 E: 0 K: 2 S: 8 H: 0 LOB: 1 BB: 1 P: 16	R: 0 E: 0 K: 0 S: 6 H: 0 LOB: 1 BB: 1 P: 13	R: 0 E: 0 K: 2 S: 13 H: 2 LOB: 3 BB: 1 P: 24	R: 1 E: 0 K: 0 S: 5 H: 2 LOB: 0 BB: 0 P: 8	R: 1 E: 1 K: 3 S: 13 H: 2 LOB: 1 BB: 0 P: 17	1B: 7 2B: 2 3B: 0 HR: 0 SF: 0 SAC: 1 DP: 2 HBP: 0						WP: 1 PB: 0 SB: 0 CS: 0 PA: 39	

livebaseballscorecards.com

	AB	31
	R	3
	H	9
	RBI	3
	BB	6
	SO	10
	LOB	19

PITCHER		IP	WLS	BF	H	R	ER	SO	BB	IBB	HBP	BLK	WP	HR	S	P	ERA	WHIP
21 Tyler Chatwood, R ERA: 3.74	(1, 1)	6.0	W	24	4	1	1	5	5	0	0	0	0	0	49	92	1.50	1.500
41 Steve Cishek, R ERA: 2.25	(7, 1)	1.0		5	1	0	0	2	1	0	0	0	0	0	10	18	0.00	2.000
37 Justin Wilson, L ERA: 5.59	(8, 1)	1.0		4	2	1	1	0	0	0	0	0	1	0	5	8	9.00	2.000
59 Luke Farrell, R ERA:	(9, 1)	1.0		5	2	1	0	3	0	0	0	0	0	0	13	17	0.00	2.000

PITCHER	IP	WLS	BF	H	R	ER	SO	BB	IBB	HBP	BLK	WP	HR	S	P	ERA	WHIP

Chicago Cubs @ Cleveland Indians

Progressive Field, Cleveland, OH

Wed Apr 25 2018, 7:10 PM - 10:00 PM EDT

Att. 15,712 - Overcast - 45 F

TOP

livebaseballscorecards.com

Batter	1	2	3	4	5	6	7	8	9	AB	R	H	RBI	BB	SO	LOB
5 Albert Almora Jr., R (1, 8) OBP: 0.365, SLG: 0.466	X FF 93 0-0 ① F8		X FC 90 0-0 9 1B 1B		1 SAFE 1 SAFE B ST 82 D KC 79 F FF 93 B FF 94 B FC 87 4-1 44 1B 1-2 BB		C ST 82 C KC 79 F ST 85 S KC 81 0-3 ② K		X FF 94 0-0 ③ F9	4	0	1	0	1	1	0
9 Javier Báez, R (1, 5) OBP: 0.371, SLG: 0.728	S FF 94 F ST 82 B FF 94 B KC 78 F KC 77 B SI 94 X FC 88 3-2 ② L8		X ST 83 0-0 1-2 1B		S ST 83 F FF 93 F KC 80 B FF 95 D ST 84 S ST 84 2-3 ② K		S KC 80 B KC 81 X KC 79 1-1 1B			4	0	2	0	0	1	2
44 Anthony Rizzo, L (1, 3) OBP: 0.303, SLG: 0.232	B FF 95 F FF 95 H FC 84 2-1 40 FC5-4 HBP		C CH 87 B KC 79 2 SAFE S FC 89 B FF 96 S CH 87 2-3 ② K		X FF 95 0-0 40 FC5-4 1-3 2-H 1B		B SL 83 B FF 92 B CU 74 C FF 86 X FF 85 3-1 ③ F8			3	0	1	1	0	1	3
40 Willson Contreras, R (1, 2) OBP: 0.356, SLG: 0.442 (8, 7)	B FC 89 B FF 94 D FC 89 X FF 94 3-0 ③ FC5-4 1-2f		S FF 95 C KC 79 X KC 82 0-2 ③ G1-3		C ST 83 B KC 80 D CH 87 S ST 81 X ST 83 2-2 ③ FC5-4 1-2f			C SI 89 F CH 83 B CH 87 X CH 83 1-2 7 G4-3 2B		4	0	1	0	0	0	5
2 Tommy La Stella, L (1, 4) OBP: 0.333, SLG: 0.333 7 Victor Caratini, S (8, PH) OBP: 0.306, SLG: 0.333 (8, 2)		F FF 93 F FC 89 B FC 85 B FF 94 B KC 81 T FF 94 3-2 ① K	C FF 93 B KC 77 X FC 89 1-1 ① F8		C CH 86 X KC 76 0-1 ① G4-3			C CU 74 B FF 87 B CU 74 T FF 86 X FF 87 2-2 ① G4-3 2-3		3 1	0 0	0 0	0 0	1 0	0 1
12 Kyle Schwarber, L (1, 10) OBP: 0.405, SLG: 0.606		B KC 80 S CH 88 F FC 91 F FC 86 B FF 97 B FF 95 B CH 88 4-2 27 WP BB	C KC 77 F KC 79 B CH 87 B FF 96 F CH 88 X KC 82 2-2 ② G3		C FF 94 B KC 79 B CH 88 B KC 80 X FF 94 3-2 ② F8			B SI 88 B CU 76 C CU 74 S FF 94 F CU 74 F SI 87 S SI 87 2-3 ② K		3	0	0	0	1	1	1
27 Addison Russell, R (1, 6) OBP: 0.301, SLG: 0.274		C FF 95 B KC 80 F FF 96 S KC 80 1-3 ② K 1-2	X KC 79 0-0 ③ G6-3		B FF 94 C FF 94 B ST 82 B FF 94 F FF 95 X SI 94 3-2 E9			C SL 82 B FF 90 B FF 91 S SL 81 S SL 82 2-3 ③ K		4	0	0	0	0	2	2
22 Jason Heyward, L (1, 9) OBP: 0.342, SLG: 0.406		X FF 94 0-0 ③ L9			C KC 77 X FF 93 0-1 ① P2	B CH 87 F FF 94 C KC 79 S KC 80 1-3 ③ K2-3			B FF 94 X FF 93 1-0 ① F8	4	0	0	0	0	1	2
8 Ian Happ, S (1, 7) OBP: 0.303, SLG: 0.426 (8, 4)			B FF 93 S CH 86 C CH 86 C FF 95 1-3 ① K		F KC 77 B CH 85 B CH 85 S FF 93 B KC 80 B FF 94 4-2 5 WP 44 1B BB		C FF 94 S KC 79 B KC 81 S FF 94 1-3 ① K		C FF 94 S FF 94 S FF 94 0-3 ② K	3	1	0	0	1	3	0
Inning Stats	R: 0 E: 0 K: 0 S: 7 H: 0 LOB: 1 BB: 0 P: 15	R: 0 E: 0 K: 2 S: 10 H: 0 LOB: 1 BB: 1 P: 18	R: 0 E: 0 K: 2 S: 11 H: 2 LOB: 2 BB: 0 P: 14	R: 0 E: 0 K: 0 S: 7 H: 0 LOB: 0 BB: 0 P: 10	R: 1 E: 0 K: 1 S: 13 H: 1 LOB: 2 BB: 2 P: 25	R: 0 E: 1 K: 1 S: 11 H: 0 LOB: 1 BB: 0 P: 18	R: 0 E: 0 K: 2 S: 11 H: 1 LOB: 1 BB: 0 P: 16	R: 0 E: 0 K: 2 S: 14 H: 1 LOB: 1 BB: 0 P: 21	R: 0 E: 0 K: 1 S: 5 H: 0 LOB: 0 BB: 0 P: 6	1B: 4 2B: 1 3B: 0 HR: 0 SF: 0 SAC: 0 DP: 0 HBP: 1						

	AB	33
	R	1
	H	5
	RBI	1
	BB	3
	SO	11
	LOB	16

WP: 2 PA: 37
PB: 0
SB: 0
CS: 0

PITCHER		IP	WLS	BF	H	R	ER	SO	BB	IBB	HBP	BLK	WP	HR	S	P	ERA	WHIP
47 Trevor Bauer, R ERA: 2.41	(1, 1)	6.2	W	29	4	1	1	8	3	0	1	0	2	0	68	111	1.35	1.050
24 Andrew Miller, L ERA:	(7, 1)	0.0		0	0	0	0	0	0	0	0	0	0	0	0	0	∞	∞
49 Tyler Olson, L ERA: 3.38	(7, 1)	1.0	H	4	1	0	0	1	0	0	0	0	0	0	13	21	0.00	1.000
44 Nick Goody, R ERA: 1.13	(8, 1)	0.1	H	1	0	0	0	1	0	0	0	0	0	0	3	5	0.00	0.000
37 Cody Allen, R ERA:	(9, 1)	1.0	S	3	0	0	0	1	0	0	0	0	0	0	5	6	0.00	0.000

PITCHER		IP	WLS	BF	H	R	ER	SO	BB	IBB	HBP	BLK	WP	HR	S	P	ERA	WHIP

Batter	1	2	3	4	5	6	7	8	9	AB	R	H	RBI	BB	SO	LOB
12 Francisco Lindor, S (1, 6) OBP: 0.300, SLG: 0.378	C FF 90 S CU 74 X FC 89 0-2 ① G4-3		C CU 74 X CU 74 0-1 ③ F8			F FC 87 X FF 90 0-1 HR		B SI 92 B SI 93 B SI 93 C FF 93 B SI 93 4-1 22 SH1-3 22 E BB		3	2	1	1	1	0	0
22 Jason Kipnis, L (1, 4) OBP: 0.237, SLG: 0.205	C FC 88 F FC 90 B FC 88 B FF 92 X FF 93 2-2 ② G3-1			B CU 72 B FC 88 X FC 87 2-0 ① P5		C FF 91 F FC 89 F FC 89 F CH 85 C FF 91 0-3 ① K		B FF 91 L SI 90 1 SAFE 1 SAFE B FF 91 X FF 91 2-1 ① SH1-3 1-H		3	0	0	0	0	1	0
11 José Ramírez, S (1, 5) OBP: 0.371, SLG: 0.542	B FF 92 B SI 91 S FF 91 X FF 91 2-1 1B			B FF 90 C FF 91 B CH 85 X FF 88 2-1 ② F7		C CU 74 B CU 75 F FF 90 F FC 88 B FF 91 T CH 86 2-2 ② K		B CH 83 X CH 82 1-0 ② B2		4	0	1	0	0	1	0
10 Edwin Encarnación, R (1, 10) OBP: 0.264, SLG: 0.370 30 Tyler Naquin, L (8, PR) OBP: 0.326, SLG: 0.349 (9, 10)	C FF 92 B CU 75 B FF 92 X FC 89 2-1 ③ F9			C CU 73 F CU 74 B FF 92 B FC 89 B FC 89 B FC 88 4-2 BB		C FF 91 X FF 91 0-1 HR		C B SL 83 X FF 94 1-1 23 1B 1B		3 0	1 0	2 0	1 0	1 0	0 0	1 0
23 Michael Brantley, L (1, 7) OBP: 0.339, SLG: 0.444		B FF 90 X FF 90 1-0 ① L8		F SI 89 F CU 76 X FC 88 0-2 ③ P6		B FF 90 B FC 87 C FC 86 X FC 86 2-1 ③ G3-1		X SI 95 0-0 1-2 1B		4	0	1	0	0	0	1
7 Yan Gomes, R (1, 2) OBP: 0.281, SLG: 0.434		X FF 91 0-0 ② F7			B CH 83 C CH 83 B CH 84 C CU 73 F CH 82 B CU 75 F FC 87 X CH 84 3-2 ① L9		C CU 74 B FC 86 C FC 86 X CU 75 1-2 ① G4-3	B SL 82 B FC 88 X FC 86 2-0 ③ F8		4	0	0	0	0	0	2
17 Yonder Alonso, L (1, 3) OBP: 0.271, SLG: 0.423		C FF 91 F SI 90 F FF 91 B FF 92 S FC 89 1-3 ③ K			B CU 73 X FC 87 1-0 ② P4		B FC 87 X FC 87 1-0 ② F8			3	0	0	0	0	1	0
6 Brandon Guyer, R (1, 9) OBP: 0.194, SLG: 0.324			B FF 90 F FF 90 F FF 90 B CH 85 F CH 85 C FC 88 2-3 ① K		B CU 75 C FF 90 B FF 89 B FF 90 X FC 87 3-1 HR		B FF 90 B FF 90 B CH 84 C FF 90 B CH 84 4-1 BB			2	1	1	1	1	1	0
26 Rajai Davis, R (1, 8) OBP: 0.244, SLG: 0.216 4 Bradley Zimmer, L (8, 8) OBP: 0.295, SLG: 0.373			B FF 91 F FF 91 B FF 92 X FC 88 2-1 ② F8		B FF 91 B FF 91 B FC 88 C FF 90 X FF 91 3-1 ③ F9		C FF 90 1 SAFE S FF 90 B FF 89 D CU 77 X FF 90 2-2 ③ L8			3 0	0 0	0 0	0 0	0 0	0 0	1 0
Inning Stats	R: 0 H: 1 E: 0 LOB: 1 K: 0 BB: 0 S: 10 P: 16	R: 0 H: 0 E: 0 LOB: 0 K: 1 BB: 0 S: 6 P: 8	R: 0 H: 0 E: 0 LOB: 0 K: 1 BB: 0 S: 8 P: 12	R: 0 H: 0 E: 0 LOB: 1 K: 0 BB: 1 S: 8 P: 16	R: 1 H: 1 E: 0 LOB: 0 K: 0 BB: 0 S: 10 P: 20	R: 2 H: 2 E: 0 LOB: 0 K: 2 BB: 0 S: 15 P: 19	R: 0 H: 0 E: 0 LOB: 1 K: 0 BB: 1 S: 8 P: 16	R: 1 H: 2 E: 1 LOB: 2 K: 0 BB: 1 S: 8 P: 18		1B: 3 SF: 0 2B: 0 SAC: 1 3B: 0 DP: 0 HR: 3 HBP: 0						

BOTTOM

Chicago Cubs @ Cleveland Indians

Progressive Field, Cleveland, OH

Wed Apr 25 2018, 7:10 PM - 10:00 PM EDT

Att. 15,712 - Overcast - 45 F

livebaseballscorecards.com

AB	29
R	4
H	6
RBI	3
BB	3
SO	4
LOB	5

PITCHER		IP	WLS	BF	H	R	ER	SO	BB	IBB	HBP	BLK	WP	HR	S	P	ERA	WHIP
34 Jon Lester, L ERA: 3.29	(1, 1)	7.0	L	27	4	3	3	4	2	0	0	0	0	3	65	107	3.86	0.857
38 Mike Montgomery, L ERA: 5.4	(8, 1)	0.2		3	0	1	1	0	1	0	0	0	0	0	4	11	13.50	1.500
46 Pedro Strop, R ERA: 2.89	(8, 1)	0.1		3	2	0	0	0	0	0	0	0	0	0	4	7	0.00	6.000

PITCHER	IP	WLS	BF	H	R	ER	SO	BB	IBB	HBP	BLK	WP	HR	S	P	ERA	WHIP

Batter	1	2	3	4	5	6	7	8	9	AB	R	H	RBI	BB	SO	LOB
9 Dee Strange-Gordon, L (1, 8) OBP: 0.314, SLG: 0.378	S FF 94 X FF 94 0-1 ① F9		F CH 87 B FF 93 X CH 86 1-1 2 2B 1-H 3B		C FF 91 X CU 76 0-1 ① B2-3		F SI 90 X SI 91 0-1 ③ G6-3		C FF 94 X FF 94 0-1 ③ G4-3	5	1	1	1	0	0	0
2 Jean Segura, R (1, 6) OBP: 0.311, SLG: 0.426	B FF 92 C SL 80 F FF 94 X CU 77 1-2 ② L6		X CU 75 0-0 22 1B 3-H 2B		C FF 93 X SL 79 0-1 ② G6-3			B SI 89 F SI 89 X SL 80 1-1 ① G4-3		4	1	1	1	0	0	0
22 Robinson Canó, L (1, 4) OBP: 0.441, SLG: 0.452	C FF 95 S CH 89 S FF 95 0-3 ③ K		F FF 92 X FF 93 0-1 23 FC5-4 2-H 1B		X FF 93 0-0 2B			C FF 89 F CU 74 B FF 89 C FF 90 1-3 ② K		4	0	2	1	0	2	0
23 Nelson Cruz, R (1, 10) OBP: 0.290, SLG: 0.550 51 Ichiro Suzuki, L (8, PR) OBP: 0.289, SLG: 0.250 (8, 10)		C FF 93 C FF 94 B FF 94 F CU 76 B CH 89 F SL 81 X SL 80 2-2 ① F7	S SL 80 C SL 79 X SL 79 0-2 ③ FC5-4 1-2f		B FF 92 B SL 80 S SL 80 S SL 80 S SL 80 2-3 ③ K			S SL 83 C FF 92 B FF 91 B SL 82 X SL 83 2-2 15 2B 2B		4 0	0 1	1 0	0 0	0 0	1 0	2 0
15 Kyle Seager, L (1, 5) OBP: 0.297, SLG: 0.419		B FF 93 C CU 74 B CU 78 F FF 93 F CH 86 F FF 92 B FF 94 X FF 92 3-2 ② L4		B FF 92 F FF 92 B FF 91 X CH 87 2-1 17 G5-3 3 1B 1B		X FF 90 0-0 17 G6-4-3 1B		C FF 91 D SL 82 X FF 91 1-1 2-H 2B		4	1	3	1	0	0	0
17 Mitch Haniger, R (1, 9) OBP: 0.367, SLG: 0.635		C FF 94 C FF 94 B CH 87 S CU 76 1-3 ③ K		B SL 79 B FF 92 F FF 92 C FF 94 B FF 91 1 SAFE X FF 94 3-2 ① G5-3 1-2		S SL 79 D CU 76 X FF 92 1-1 ①② G6-4-3 1-2f			0-0 IBB	3	0	0	0	1	1	2
3 Mike Zunino, R (1, 2) OBP: 0.240, SLG: 0.500			B SL 78 X FF 92 1-0 ① G5-3	B CU 74 F FF 94 X FF 92 1-1 2-H 1B		S FF 92 X CU 75 0-1 ③ G5-3		F SL 82 D SL 83 S SL 83 X SL 81 1-2 ③ P6		4	0	1	1	0	0	2
16 Ben Gamel, L (1, 7) OBP: 0.192, SLG: 0.250			B FF 92 B CU 76 X FF 92 2-0 ② L8	D CU 76 B FF 90 F FF 93 F FF 92 F SL 79 1 SAFE B FF 91 C CH 86 3-3 ② K			B FF 89 B CH 84 B FF 89 B FF 88 4-0 27 G5-4-3 BB		B FF 93 X FF 93 1-0 ① L8	3	0	0	0	1	1	1
27 Ryon Healy, R (1, 3) OBP: 0.148, SLG: 0.154			X FF 94 0-0 9 3B 1B	B SL 80 C SL 80 B SL 80 F FF 93 C FF 92 2-3 ③ K			C SI 88 B SI 89 C SI 88 1 SAFE B SI 89 F SI 90 X SI 89 2-2 ①② G5-4-3 1-2f		C CU 79 X FF 94 0-1 ② L9	4	1	1	0	0	1	2
Inning Stats	R: 0 E: 0 K: 1 S: 8 H: 0 LOB: 0 BB: 0 P: 9	R: 0 E: 0 K: 1 S: 13 H: 0 LOB: 0 BB: 0 P: 19	R: 3 E: 0 K: 0 S: 11 H: 4 LOB: 0 BB: 0 P: 15	R: 1 E: 0 K: 2 S: 14 H: 2 LOB: 1 BB: 0 P: 25	R: 0 E: 0 K: 1 S: 8 H: 1 LOB: 1 BB: 0 P: 10	R: 0 E: 0 K: 0 S: 5 H: 1 LOB: 0 BB: 0 P: 6	R: 0 E: 0 K: 0 S: 6 H: 0 LOB: 0 BB: 1 P: 12	R: 1 E: 0 K: 1 S: 13 H: 2 LOB: 2 BB: 1 P: 19	R: 0 E: 0 K: 0 S: 5 H: 0 LOB: 0 BB: 0 P: 6	1B: 5 2B: 4 3B: 1 HR: 0	SF: 0 SAC: 0 DP: 2 HBP: 0					

PITCHER		IP	WLS	BF	H	R	ER	SO	BB	IBB	HBP	BLK	WP	HR	S	P	ERA	WHIP
52 Mike Clevinger, R ERA: 2.56	(1, 1)	6.0		26	8	4	4	5	1	0	0	0	0	0	59	88	6.00	1.500
61 Dan Otero, R ERA: 3.6	(7, 1)	1.1		3	0	0	0	0	0	0	0	0	0	0	8	11	0.00	0.000
38 Jeff Beliveau, L ERA:	(8, 1)	0.1		1	0	0	0	1	0	0	0	0	0	0	3	4	0.00	0.000
44 Nick Goody, R ERA: 2.16	(8, 1)	0.1	L	4	2	1	1	0	0	1	0	0	0	0	8	12	27.00	6.000
34 Zach McAllister, R ERA: 7.04	(9, 1)	1.0		3	0	0	0	0	0	0	0	0	0	0	5	6	0.00	0.000

PITCHER	IP	WLS	BF	H	R	ER	SO	BB	IBB	HBP	BLK	WP	HR	S	P	ERA	WHIP

TOP

Seattle Mariners @ Cleveland Indians

Progressive Field, Cleveland, OH

Thu Apr 26 2018, 6:10 PM - 8:57 PM EDT

Att. 12,133 - Clear - 48 F

livebaseballscorecards.com

AB	35
R	5
H	10
RBI	5
BB	2
SO	6
LOB	9

WP: 0	PA: 37		
PB: 0			
SB: 0			
CS: 0			

BOTTOM

Seattle Mariners @ Cleveland Indians

Progressive Field, Cleveland, OH

Thu Apr 26 2018, 6:10 PM - 8:57 PM EDT

Att. 12,133 - Clear - 48 F

livebaseballscorecards.com

Batter	1	2	3	4	5	6	7	8	9	AB	R	H	RBI	BB	SO	LOB
12 Francisco Lindor, S (1, 6) OBP: 0.305, SLG: 0.366	C FF 92 F FF 94 C FF 94 0-3 ① K		C FF 94 B KC 80 X KC 80 1-1 ① G4-3		T FF 95 F KC 80 S FC 88 0-3 ① K		C FF 89 B FC 86 B FC 86 C FC 85 F FF 90 H FC 86 3-2 22 WP, 22 S, 22 2B, HBP		B FF 99 B FF 98 B SL 88 C FF 97 B FF 98 4-1 BB	3	1	0	0	1	2	0
22 Jason Kipnis, L (1, 4) OBP: 0.255, SLG: 0.228	C FF 95 B FF 96 B KC 80 S FF 95 B FF 97 F FF 96 F FF 97 B FF 97 4-2 BB		B FF 94 B FF 96 C FF 96 B FF 96 X FF 95 3-1 1B		B KC 80 C FF 95 B FF 95 F FF 96 S FC 90 2-3 ② K		C SI 91 S SL 85 B SL 84 B SI 92 X SL 86 2-2 1-H 11 WP, 10 1B, 2B		C FF 98 X FF 98 0-1 ② F7	4	1	2	1	1	1	1
11 José Ramírez, S (1, 5) OBP: 0.353, SLG: 0.511	F FF 94 F FC 87 F FF 96 F FC 89 C FF 96 0-3 ② K		B KC 79 B FF 95 F FF 95 X FF 95 2-1 ② P3		C KC 82 F FF 96 X FC 89 0-2 ③ F9		B FF 96 B SL 89 F FF 98 B FF 97 S SL 87 S SL 89 3-3 ② K 2-3		P PO 92 B SL 87 F FF 98 C FF 98 B FF 97 F FF 99 S SL 90 3-3 ③ K	5	0	0	0	0	3	4
10 Edwin Encarnación, R (1, 10) OBP: 0.263, SLG: 0.365	F FF 96 S FF 95 B FF 96 F FC 89 F FF 97 D FC 90 S FC 88 2-3 ③ K		T FF 96 B KC 81 S FC 88 F FC 90 T FF 97 1-2 ③ K			C KC 80 X FF 96 0-1 ① F9	X FF 98 0-0 3-H 1B			4	0	1	1	0	2	2
23 Michael Brantley, L (1, 7) OBP: 0.333, SLG: 0.431		B FF 94 X FF 94 1-0 ① L7		C FF 92 C KC 79 S KC 81 0-3 ① K		X FF 96 0-0 17 HR, 1B	C SL 88 X FF 97 0-1 ③ F8			4	1	1	0	0	1	1
7 Yan Gomes, R (1, 2) OBP: 0.279, SLG: 0.439		C KC 80 F KC 81 S FF 96 0-3 ② K		T FF 95 B FC 87 X KC 80 1-1 17 G4-3, 2B		T FF 95 T FF 96 T FF 96 0-2 ② K		F CH 90 B FF 93 C FF 92 X SL 87 1-2 ① G5-3		4	0	1	0	0	2	1
17 Yonder Alonso, L (1, 3) OBP: 0.281, SLG: 0.463		C FF 96 X FF 97 0-1 6 BB, 1B		B FF 95 X FF 95 1-0 ② G4-3 2-3		S FC 90 B KC 82 C FF 97 F FC 89 D FC 90 B FF 98 F FF 98 F FF 98 X FF 98 3-2 1-H HR		X FF 92 0-0 ② F7		4	1	2	2	0	0	1
6 Brandon Guyer, R (1, 9) OBP: 0.231, SLG: 0.314 30 Tyler Naquin, L (8, PH) OBP: 0.319, SLG: 0.341 (9, 9)		B FF 94 B FF 95 B FF 95 C FF 95 B FF 96 4-1 1-2 BB		B FF 95 F FF 95 B KC 82 B FF 96 F FF 96 F FF 97 D FF 97 4-2 BB		C KC 82 B KC 82 X FF 97 1-1 ③ L7		B FF 92 C FF 92 F FF 93 S SI 93 1-3 ③ K		1 1	0 0	0 0	0 0	2 0	0 1	0 0
26 Rajai Davis, R (1, 8) OBP: 0.227, SLG: 0.200 4 Bradley Zimmer, L (9, 8) OBP: 0.290, SLG: 0.367		X FF 96 0-0 ③ G2-3		F KC 81 F FF 97 S FC 89 0-3 ③ K			B FC 86 X FC 85 1-0 ① G6-3		B SL 87 B FF 96 S FF 96 F FF 96 C FF 98 2-3 ① K	3 1	0 0	0 0	0 0	0 0	1 1	4 0
Inning Stats	R: 0 E: 0 K: 3 S: 17 H: 0 LOB: 1 BB: 1 P: 23	R: 0 E: 0 K: 1 S: 8 H: 1 LOB: 2 BB: 1 P: 13	R: 0 E: 0 K: 1 S: 10 H: 1 LOB: 1 BB: 0 P: 17	R: 0 E: 0 K: 2 S: 12 H: 1 LOB: 2 BB: 1 P: 18	R: 0 E: 0 K: 2 S: 9 H: 0 LOB: 0 BB: 0 P: 11	R: 2 E: 0 K: 1 S: 14 H: 2 LOB: 0 BB: 0 P: 18	R: 2 E: 0 K: 1 S: 13 H: 2 LOB: 1 BB: 0 P: 22	R: 0 E: 0 K: 1 S: 7 H: 0 LOB: 0 BB: 0 P: 9	R: 0 E: 0 K: 2 S: 11 H: 0 LOB: 1 BB: 1 P: 19	1B: 4 2B: 2 3B: 0 HR: 1	SF: 0 SAC: 0 DP: 0 HBP: 1			WP: 2 PB: 0 SB: 1 CS: 0	PA: 39	

	AB	34
	R	4
	H	7
	RBI	4
	BB	4
	SO	14
	LOB	14

PITCHER		IP	WLS	BF	H	R	ER	SO	BB	IBB	HBP	BLK	WP	HR	S	P	ERA	WHIP
65 James Paxton, L ERA: 5.12	(1, 1)	6.0		26	5	2	2	10	3	0	0	0	0	1	70	100	3.00	1.333
50 Nick Vincent, R ERA: 6.75	(7, 1)	0.1	H	2	0	1	1	0	0	0	1	0	0	0	4	8	27.00	0.000
25 Marc Rzepczynski, L ERA: 11.25	(7, 1)	0.0		1	1	0	0	0	0	0	0	0	1	0	3	5	∞	∞
53 Dan Altavilla, R ERA: 3.0	(7, 1)	0.2	W	3	1	1	1	1	0	0	0	0	1	0	6	9	13.50	1.500
12 Juan Nicasio, R ERA: 3.55	(8, 1)	1.0	H	3	0	0	0	1	0	0	0	0	0	0	7	9	0.00	0.000

PITCHER		IP	WLS	BF	H	R	ER	SO	BB	IBB	HBP	BLK	WP	HR	S	P	ERA	WHIP
39 Edwin Díaz, R ERA: 0.68	(9, 1)	1.0	S	4	0	0	0	2	1	0	0	0	0	0	11	19	0.00	1.000

Batter	1	2	3	4	5	6	7	8	9	AB	R	H	RBI	BB	SO	LOB
9 Dee Strange-Gordon, L (1, 8) OBP: 0.305, SLG: 0.366 7 Andrew Romine, S (7, 8)	C SI 92 C FC 89 S FC 89 0-3 ① **K**		C FC 87 F FC 88 X FF 93 0-2 ② **FC5-4** 2 1B 1-2f			C CU 82 F FC 89 C SI 93 0-3 ① **K**		F FC 88 B SI 91 B CH 85 F FC 88 B FF 92 B SI 93 4-2 2 G6-4-3 BB		3 0	0 0	0 0	0 0	0 1	2 0	1 0
2 Jean Segura, R (1, 6) OBP: 0.309, SLG: 0.419	X SI 93 0-0 ② **G6-3**		C FC 87 X SI 92 0-1 **1-2** 1B			B FC 88 X CU 86 1-0 ② **P4**		B FC 89 X SI 92 1-0 ② ③ **G6-4-3** 1-2f		4	0	1	0	0	0	1
22 Robinson Canó, L (1, 4) OBP: 0.425, SLG: 0.432	C FF 93 B SI 93 S FC 89 X FC 90 1-2 ③ **L9**		F FC 88 S FC 89 C SI 93 0-3 ③ **K**			F FC 88 F FC 88 S CU 84 0-3 ③ **K**			C CH 86 B FC 88 B FC 89 F FC 88 X SI 94 2-2 ① **L9**	4	0	0	0	0	2	2
23 Nelson Cruz, R (1, 10) OBP: 0.273, SLG: 0.516		B FF 91 X SI 92 1-0 ① **L9**		C CU 83 F SI 92 F CU 83 B FF 93 B FF 93 S FC 88 2-3 ① **K**			B FF 91 B CU 82 X SI 91 2-0 ① **G4-3**		S CU 85 X SI 94 0-1 ② **G6-3**	4	0	0	0	0	1	0
15 Kyle Seager, L (1, 5) OBP: 0.305, SLG: 0.417		C FF 92 F CU 84 S CU 83 0-3 ② **K**		C FC 88 B FC 88 F CH 85 B FC 88 B SI 94 X FC 90 3-2 ② **L9**			B FF 92 B FC 88 B SI 91 C SI 91 B SI 92 4-1 17 HR BB		C FC 88 S FC 89 B CU 85 B SI 94 X FC 89 2-2 17 2B 3 HR 1B	3	2	1	0	1	1	0
17 Mitch Haniger, R (1, 9) OBP: 0.382, SLG: 0.682		B SI 92 B FC 89 B SI 92 B SI 92 4-0 3 FC5-4 BB		C SI 92 C CU 84 C SI 93 0-3 ③ **K**			X SI 91 0-0 **1-H** HR		B KC 82 X FF 93 1-0 **1-3** 3 HR 2B	3	2	2	2	1	1	0
3 Mike Zunino, R (1, 2) OBP: 0.241, SLG: 0.571		B FC 88 C SI 94 S FC 88 B SI 93 X CU 84 2-2 ③ **FC5-4** 1-2f			C SI 91 B SI 91 B CU 84 C SI 92 F CU 84 F CU 84 F SI 93 X CU 85 2-2 ① **F9**		B FC 89 F FC 88 C FF 92 F SI 92 X FC 88 1-2 ② **G6-3**		C KC 83 D KC 84 X KC 84 1-1 2-H 3-H HR	4	1	1	3	0	0	1
16 Ben Gamel, L (1, 7) OBP: 0.167, SLG: 0.214			B SI 91 S FC 88 B SI 92 C FC 88 B SI 92 F FC 90 S FC 88 3-3 ① **K**		X CH 85 0-0 ② **P6**		C FC 87 S CH 86 C SI 92 0-3 ③ **K**		C FF 94 F KC 83 X FF 94 0-2 ③ **L6**	4	0	0	0	0	2	0
27 Ryon Healy, R (1, 3) OBP: 0.167, SLG: 0.172			B SI 92 S CU 83 X CU 84 1-1 9 FC5-4 1B		C SI 92 F SI 92 C SI 93 0-3 ③ **K**			B FF 91 S FC 87 F FC 87 X FC 88 1-2 ① **F9**		3	0	1	0	0	1	0
Inning Stats	R: 0 E: 0 K: 1 S: 7 H: 0 LOB: 0 BB: 0 P: 8	R: 0 E: 0 K: 1 S: 7 H: 0 LOB: 1 BB: 1 P: 14	R: 0 E: 0 K: 2 S: 14 H: 2 LOB: 2 BB: 0 P: 18	R: 0 E: 0 K: 2 S: 10 H: 0 LOB: 0 BB: 0 P: 15	R: 0 E: 0 K: 1 S: 10 H: 0 LOB: 0 BB: 0 P: 12	R: 0 E: 0 K: 2 S: 7 H: 0 LOB: 0 BB: 0 P: 8	R: 2 E: 0 K: 1 S: 10 H: 1 LOB: 0 BB: 1 P: 17	R: 0 E: 0 K: 0 S: 6 H: 0 LOB: 0 BB: 1 P: 12	R: 3 E: 0 K: 0 S: 14 H: 3 LOB: 0 BB: 0 P: 20	1B: 3 2B: 1 3B: 0 HR: 2	SF: 0 SAC: 0 DP: 1 HBP: 0	WP: 0 PB: 0 SB: 0 CS: 0	PA: 35				

PITCHER	IP	WLS	BF	H	R	ER	SO	BB	IBB	HBP	BLK	WP	HR	S	P	ERA	WHIP
28 Corey Kluber, R (1, 1) ERA: 2.18	8.2	W	32	4	3	3	10	3	0	0	0	0	1	79	116	3.12	0.808
37 Cody Allen, R (9, 1) ERA: 1.59	0.1		3	2	2	2	0	0	0	0	0	0	1	6	8	54.00	6.000

PITCHER	IP	WLS	BF	H	R	ER	SO	BB	IBB	HBP	BLK	WP	HR	S	P	ERA	WHIP

Seattle Mariners @ Cleveland Indians

Progressive Field, Cleveland, OH

Fri Apr 27 2018, 7:21 PM - 9:56 PM EDT

Att. 16,335 - Overcast - 55 F

TOP

livebaseballscorecards.com

AB	32
R	5
H	6
RBI	5
BB	3
SO	10
LOB	5

Seattle Mariners @ Cleveland Indians

Progressive Field, Cleveland, OH

Fri Apr 27 2018, 7:21 PM - 9:56 PM EDT

Att. 16,335 - Overcast - 55 F

BOTTOM

livebaseballscorecards.com

Batter	1	2	3	4	5	6	7	8	9	AB	R	H	RBI	BB	SO	LOB
12 Francisco Lindor, S (1, 6) OBP: 0.318, SLG: 0.418	B SI 89 C CH 80 C FC 87 F FF 91 B CH 82 F FC 86 F FF 91 X SI 92 2-2 HR	B FC 86 B CH 81 C FC 85 X FF 90 2-1 ③ F7		C CH 82 F FC 87 F CH 82 S FC 86 0-3 ③ K		F SI 93 B CH 87 X SI 93 1-1 11 FC6-4 2-3 1B		X SI 87 0-0 2B		5	1	3	1	0	1	3
22 Jason Kipnis, L (1, 4) OBP: 0.252, SLG: 0.237 9 Erik González, R (9, 4) OBP: 0.300, SLG: 0.222	C SI 90 B SI 89 C CH 82 X CH 82 1-2 ① G6-3		X FF 88 0-0 11 G4-3 23 SF8 2B		C SL 80 B CH 82 F FF 89 F FC 86 S CH 83 1-3 ① K	C SI 93 D SL 84 T SI 92 B SI 92 D SL 86 C SI 92 3-3 ② K		C FC 82 X SI 86 0-1 ③ G3		5 0	1 0	1 0	0 0	0 0	2 0	3 0
11 José Ramírez, S (1, 5) OBP: 0.340, SLG: 0.489	C SI 88 B FC 85 C FC 85 X CH 82 1-2 ② F7		B FC 88 B CH 82 F SI 89 X FC 86 2-1 ① G4-3 2-3		X SL 81 0-0 ② L3	C SI 93 X CH 86 0-1 ③ FC6-4 1-2f				4	0	0	0	0	0	3
23 Michael Brantley, L (1, 7) OBP: 0.359, SLG: 0.541	B SI 89 X SI 88 1-0 HR		B FC 86 C CH 83 B CH 82 F FC 87 X FF 90 2-2 ② SF8 3-H		X FF 91 0-0 3B		F FF 87 X CH 77 0-1 1B			3	1	3	2	0	0	0
10 Edwin Encarnación, R (1, 10) OBP: 0.263, SLG: 0.393	S FC 85 C SL 81 X FC 85 0-2 HR		F FF 90 B SL 83 B FF 90 S CH 83 S CH 82 2-3 ③ K		C SL 83 X FF 91 0-1 ③ F9		B FF 86 B FC 84 X FC 83 2-0 ① P4			4	1	1	1	0	1	2
17 Yonder Alonso, L (1, 3) OBP: 0.280, SLG: 0.488	F FC 86 F CH 83 B CH 82 X SI 90 1-2 ③ F8			C FC 86 B CH 80 X SI 90 1-1 ① G4-3		X SI 90 0-0 HR	1 SAFE B FC 83 F SI 87 S FC 82 F CH 78 B SI 86 1 SAFE X SI 87 2-2 ② F8			4	1	1	1	0	0	1
7 Yan Gomes, R (1, 2) OBP: 0.292, SLG: 0.483		F FF 88 C SL 81 S CH 82 0-3 ① K		B FC 86 B CH 82 C SI 89 S FC 85 H CH 81 3-2 30 1B HBP		S SL 82 X SL 81 0-1 HR	C FC 84 B FF 87 F CH 78 C SI 88 1-3 ③ K			3	1	1	1	0	2	1
30 Tyler Naquin, L (1, 9) OBP: 0.333, SLG: 0.375		B FF 89 B FC 86 F FF 89 C SI 90 X FC 88 2-2 4 G6-3 2B		X SI 89 0-0 1-2 1B		B SI 91 F SI 91 F SL 81 S SL 85 1-3 ① K		B FF 86 B SI 87 X SI 86 2-0 ① F8		4	0	2	0	0	1	0
4 Bradley Zimmer, L (1, 8) OBP: 0.288, SLG: 0.375		C FF 89 B CH 83 X SI 89 1-1 ② G6-3 2-3		F FC 84 T CH 81 C CH 82 0-3 ② K		S SI 92 F SI 92 B SL 83 F SI 93 B SL 85 X SI 93 2-2 12 1B 2B		C FC 83 B CH 78 F SI 87 B FC 82 S CH 79 2-3 ② K		4	0	1	0	0	2	3
Inning Stats	R: 3 E: 0 K: 0 S: 19 H: 3 LOB: 0 BB: 0 P: 25	R: 0 E: 0 K: 1 S: 10 H: 1 LOB: 1 BB: 0 P: 15	R: 1 E: 0 K: 1 S: 9 H: 1 LOB: 0 BB: 0 P: 15	R: 0 E: 0 K: 2 S: 12 H: 1 LOB: 2 BB: 0 P: 16	R: 0 E: 0 K: 1 S: 8 H: 1 LOB: 1 BB: 0 P: 9	R: 2 E: 0 K: 2 S: 17 H: 4 LOB: 2 BB: 0 P: 24	R: 0 E: 0 K: 1 S: 10 H: 1 LOB: 1 BB: 0 P: 15	R: 0 E: 0 K: 1 S: 7 H: 1 LOB: 1 BB: 0 P: 11		1B: 3 2B: 4 3B: 1 HR: 5	SF: 1 SAC: 0 DP: 0 HBP: 1		WP: 0 PB: 0 SB: 0 CS: 0	PA: 38	

PITCHER		IP	WLS	BF	H	R	ER	SO	BB	IBB	HBP	BLK	WP	HR	S	P	ERA	WHIP
31 Erasmo Ramírez, R ERA: 10.24	(1, 1)	5.0	L	25	9	6	6	5	0	0	1	0	0	5	61	83	10.80	1.800
25 Marc Rzepczynski, L ERA: 9.0	(6, 1)	1.0		5	2	0	0	2	0	0	0	0	0	0	14	21	0.00	2.000
49 Wade LeBlanc, L ERA: 4.61	(7, 1)	2.0		8	2	0	0	2	0	0	0	0	0	0	17	26	0.00	1.000

PITCHER	IP	WLS	BF	H	R	ER	SO	BB	IBB	HBP	BLK	WP	HR	S	P	ERA	WHIP

AB	36
R	6
H	13
RBI	6
BB	0
SO	9
LOB	16

Seattle Mariners @ Cleveland Indians

Progressive Field, Cleveland, OH

Sat Apr 28 2018, 4:11 PM - 7:11 PM EDT

Att. 19,172 - Cloudy - 41 F

TOP

livebaseballscorecards.com

Batter	1	2	3	4	5	6	7	8	9	AB	R	H	RBI	BB	SO	LOB
9 Dee Strange-Gordon, L (1, 8) OBP: 0.318, SLG: 0.381	B FF 96 X CH 90 1-0 2 HR 1B		F SI 91 B FF 92 H SL 82 2-1 2 1B 2 S 22 SF7 HBP	S FF 96 C FF 95 X FF 95 0-2 1-3 2 1B 2B	F FF 89 B FF 88 X CU 73 1-1 ③ G4-3			B FF 89 F SL 85 F FF 90 F FF 90 X SL 86 1-2 G3-1		4	3	2	0	0	0	1
2 Jean Segura, R (1, 6) OBP: 0.322, SLG: 0.455	1 SAFE B SI 94 B FF 91 X FF 94 2-0 1-H HR		B SL 80 1 SAFE B CH 86 B SL 81 C CH 88 X SL 80 3-1 23 E 23 S 23 1B 1-3 1B	B FF 94 F FF 95 F FF 95 F FF 96 X CU 82 1-2 22 2B 2-H 3-H 1B		C FF 87 C CU 73 X FF 88 0-2 ① F8		B CU 72 T FF 90 F FF 90 S SL 87 1-3 ② K		5	3	3	4	0	1	0
22 Robinson Canó, L (1, 4) OBP: 0.423, SLG: 0.440	B FF 94 B CU 81 F CH 86 B FF 94 S CH 88 F CH 88 X SL 86 3-2 ① F9		X CU 80 0-0 ① SF7 3-H	C FF 95 B FF 95 F FF 94 S CU 81 X CU 82 2-2 15 HR 2-H 2B		B FF 88 B CU 73 B FF 89 C FF 88 B FF 89 4-1 15 F9 23 1B BB		F FF 91 X SL 87 0-1 ③ F7		3	1	1	2	1	0	0
23 Nelson Cruz, R (1, 10) OBP: 0.310, SLG: 0.594 16 Ben Gamel, L (9, PR) OBP: 0.167, SLG: 0.214 (9, 10)	B SL 84 X FF 94 1-0 HR		B FF 92 C SL 81 B SL 83 S SL 82 D SL 82 X SL 83 3-2 17 BB 1-H 1B	X FF 95 0-0 ② F9		B CU 74 S CU 73 B FF 87 X FF 88 2-1 1-2 1B			S SI 89 S SI 89 B SI 90 B SI 89 X SI 88 2-2 17 G1-3 27 HR 2B	5 0	1 1	4 0	2 0	0 0	0 0	1 0
15 Kyle Seager, L (1, 5) OBP: 0.300, SLG: 0.436	C CU 81 B SL 82 B FF 94 C CU 80 F SI 92 X SL 84 2-2 ② F8		B FF 91 B CH 84 C CH 85 X CU 78 2-1 ② L8	B FF 94 X FF 94 1-0 2-H HR		C FF 88 D CU 74 B CU 71 X FF 88 2-1 ② F9 2-3			C SI 89 X SI 89 0-1 ① F7	5	1	1	2	0	0	4
17 Mitch Haniger, R (1, 9) OBP: 0.374, SLG: 0.652	C FF 93 F SL 84 F SL 86 B SL 82 B CU 81 B SL 84 S SL 83 3-3 ③ K		B FF 90 F SL 80 F SL 80 B CH 89 B SL 81 B FF 92 4-2 1-2 BB	C CU 82 B CU 82 S CU 81 F FF 94 B FF 94 F FF 94 S FF 95 2-3 ③ K		C FF 88 D FF 90 C FF 90 F FF 90 X CU 74 1-2 ③ F8			C SI 90 F SI 90 X SI 90 0-2 ② G1-3 2-3	4	0	0	0	1	2	3
27 Ryon Healy, R (1, 3) OBP: 0.171, SLG: 0.265		B FF 93 C SL 82 S SL 85 C FF 94 1-3 ① K	X FF 91 0-0 ③ F8		C FF 88 S CU 73 F FF 88 B CU 74 B FF 88 X 2-2 ① G6-3		C FF 87 X FF 88 0-1 ① P3		X SI 90 0-0 3-H HR	5	1	1	2	0	1	2
51 Ichiro Suzuki, L (1, 7) OBP: 0.256, SLG: 0.220		F FF 93 B SI 94 C CU 81 S FF 93 1-3 ② K		C FF 94 B FF 95 F FF 95 X FF 95 1-2 ① G6-3	C FF 88 B CU 75 X FF 88 1-1 ② F8		B FF 89 F FF 88 F FF 90 X SL 88 1-2 ② P6		B FF 88 B FF 88 F SI 88 X SI 87 2-1 ③ F7	5	0	0	0	0	1	1
36 David Freitas, R (1, 2) OBP: 0.316, SLG: 0.353		F FF 93 C SL 83 S SL 82 0-3 ③ K		F FF 96 0-1 CI 9 2B 2 1B	B FF 89 C FF 89 C CU 72 B FF 88 F FF 88 F CU 73 F FF 88 B CU 73 B FF 88 4-2 BB		B FF 90 X FF 91 1-0 ③ F9			2	1	0	0	1	1	0

| | | |

BOTTOM

Seattle Mariners @ Cleveland Indians

Progressive Field, Cleveland, OH

Sat Apr 28 2018, 4:11 PM - 7:11 PM EDT

Att. 19,172 - Cloudy - 41 F

livebaseballscorecards.com

Batter	1	2	3	4	5	6	7	8	9	AB	R	H	RBI	BB	SO	LOB
12 Francisco Lindor, S (1, 6) OBP: 0.307, SLG: 0.402	C SI 88 B CH 83 B CH 82 B FC 86 F SI 87 F SI 90 F CH 84 C SI 89 3-3 K ①		B CH 82 B CH 83 B SI 88 C SI 88 X FC 86 3-1 F7 ①		B SI 88 S KC 78 F CH 84 X SL 80 1-2 P6 ②		X SI 95 0-0 F9 ③			4	0	0	0	0	1	0
22 Jason Kipnis, L (1, 4) OBP: 0.243, SLG: 0.228	C SI 89 F FC 87 B SL 82 X SI 89 1-2 L6 ②		C KC 78 B FC 87 F CH 84 B FC 88 B FC 87 X CH 84 3-2 L7 ②		C SI 89 B FC 87 X FC 86 1-1 G4-3 ③			B SI 86 X FC 84 1-0 F7 ①		4	0	0	0	0	0	0
11 José Ramírez, S (1, 5) OBP: 0.336, SLG: 0.479 9 Erik González, R (9, 5) OBP: 0.300, SLG: 0.222	C SI 89 C KC 78 B CH 83 B SI 89 B SI 89 X CH 84 3-2 G6-3 ③		C FC 86 F KC 79 B KC 79 X SI 90 1-2 P5 ③			C CH 82 B SI 88 C FC 86 F SL 80 X SI 89 1-2 23 2B 17 SF7 1B		X FF 88 0-0 G3 ②		4 0	1 0	1 0	0 0	0 0	0 0	0 0
23 Michael Brantley, L (1, 7) OBP: 0.368, SLG: 0.554		C KC 76 C KC 77 F SL 79 S SL 81 0-3 K ①		C CH 81 X FC 86 0-1 17 HR 1B		X SI 88 0-0 1-3 2B		C FC 85 F FF 89 B FC 85 F FF 89 X FF 90 1-2 F9 ③		4	1	2	0	0	1	0
10 Edwin Encarnación, R (1, 10) OBP: 0.262, SLG: 0.380		F SI 89 B SI 89 B SL 80 B SI 88 C FC 87 B FC 88 4-2 55 G5-3 30 1B 17 1B BB		C SI 89 B SI 90 B CH 83 S SL 81 F SI 90 S SL 81 2-3 K ①		B SL 80 F SL 80 S SL 81 B SL 81 S SL 81 2-3 K ①			B SL 83 X SI 89 1-0 F8 ①	3	1	0	0	1	2	3
17 Yonder Alonso, L (1, 3) OBP: 0.289, SLG: 0.528		C KC 78 X FC 88 0-1 30 1B 55 G5-3 1-2 1B		S SI 88 F CH 85 B SL 81 1 SAFE X FC 87 1-2 1-H HR		C SL 80 B SL 80 X SI 89 1-1 SF7 ② 3-H			F SI 90 S SI 91 B SL 83 B SL 83 F FF 90 S SL 85 2-3 K ②	3	1	2	3	0	1	0
55 Roberto Pérez, R (1, 2) OBP: 0.265, SLG: 0.241		X SI 89 0-0 G5-3 1-2 2-3 ②		C SI 89 B SI 88 X SL 80 1-1 G5-3 ②		C SI 90 C SL 80 S SL 80 0-3 K ③			B SL 85 B SL 84 B SI 90 B SI 88 4-0 BB	3	0	0	0	1	1	3
30 Tyler Naquin, L (1, 9) OBP: 0.340, SLG: 0.380 6 Brandon Guyer, R (7, PH) OBP: 0.220, SLG: 0.297 (8, 9)		D KC 79 C FC 88 X SI 90 1-1 2-3 3-H 1B		B KC 79 B CH 84 X SI 89 2-0 G4-1 ③			C SI 93 B SI 94 B SI 93 B SI 94 S SI 94 F SI 96 C SI 96 3-3 K ①		B SI 89 F SI 88 C SL 86 B SL 84 F FF 90 B SL 84 S FF 91 3-3 K ③	2 2	0 0	1 0	1 0	0 0	0 2	0 1
4 Bradley Zimmer, L (1, 8) OBP: 0.275, SLG: 0.358		B FC 87 S CH 84 B SI 88 B CH 83 S FC 88 C FC 88 3-3 K ③			X SI 87 0-0 F8 ①		F SI 95 C SI 95 C SI 96 0-3 K ②			3	0	0	0	0	2	2
Inning Stats	R: 0 E: 0 K: 1 S: 11 H: 0 LOB: 0 BB: 0 P: 18	R: 1 E: 0 K: 2 S: 14 H: 2 LOB: 2 BB: 1 P: 22	R: 0 E: 0 K: 0 S: 8 H: 0 LOB: 0 BB: 0 P: 15	R: 2 E: 0 K: 1 S: 12 H: 2 LOB: 0 BB: 0 P: 18	R: 0 E: 0 K: 0 S: 6 H: 0 LOB: 0 BB: 0 P: 8	R: 1 E: 0 K: 2 S: 13 H: 2 LOB: 1 BB: 0 P: 17	R: 0 E: 0 K: 2 S: 8 H: 0 LOB: 0 BB: 0 P: 11	R: 0 E: 0 K: 0 S: 6 H: 0 LOB: 0 BB: 0 P: 8	R: 0 E: 0 K: 2 S: 9 H: 0 LOB: 1 BB: 1 P: 19	1B: 4 2B: 1 3B: 0 HR: 1	SF: 1 SAC: 0 DP: 0 HBP: 0			WP: 0 PB: 0 SB: 0 CS: 0	PA: 35		

PITCHER		IP	WLS	BF	H	R	ER	SO	BB	IBB	HBP	BLK	WP	HR	S	P	ERA	WHIP
8 Mike Leake, R ERA: 6.48	(1, 1)	6.0	W	25	6	4	4	6	1	0	0	0	0	1	64	98	6.00	1.167
47 James Pazos, L ERA: 1.8	(7, 1)	1.0		3	0	0	0	2	0	0	0	0	0	0	8	11	0.00	0.000
50 Nick Vincent, R ERA: 6.1	(8, 1)	1.0		3	0	0	0	0	0	0	0	0	0	0	6	8	0.00	0.000
60 Chasen Bradford, R ERA: 1.69	(9, 1)	1.0		4	0	0	0	2	1	0	0	0	0	0	9	19	0.00	1.000

PITCHER	IP	WLS	BF	H	R	ER	SO	BB	IBB	HBP	BLK	WP	HR	S	P	ERA	WHIP

Seattle Mariners @ Cleveland Indians

Progressive Field, Cleveland, OH

Sun Apr 29 2018, 1:12 PM - 4:11 PM EDT

Att. 17,878 - Sunny - 42 F

TOP

livebaseballscorecards.com

Batter	1	2	3	4	5	6	7	8	9	AB	R	H	RBI	BB	SO	LOB
9 Dee Strange-Gordon, L (1, 8) OBP: 0.339, SLG: 0.400	B SI 86 C FF 87 L FC 86 F FC 86 F SI 87 X FC 85 1-2 23 HBP 1B	X CU 72 0-0 2 1B 2-H 1B		C FC 84 C FF 87 F FF 86 X CU 74 0-2 1B		C FC 83 B FC 84 B FC 84 C FF 85 X FC 82 2-2 1B		X FF 91 0-0 ② G5-3		5	1	4	1	0	0	0
2 Jean Segura, R (1, 6) OBP: 0.325, SLG: 0.447	B SI 86 1 SAFE X FC 86 1-0 ① L8	B FC 84 C FF 86 X CU 73 1-1 22 HR 2-H 1B		X FC 83 0-0 ③ F9		1 SAFE 1 SAFE C FC 82 1 SAFE B FF 85 F FC 84 1 SAFE B FF 85 X FC 82 2-2 ③ L4		B FF 90 B FF 90 B SL 81 C FF 91 B FF 90 4-1 22 E BB		4	1	1	1	1	0	3
22 Robinson Canó, L (1, 4) OBP: 0.422, SLG: 0.479	1 SAFE C FC 85 1 SAFE B FF 86 1 SAFE 1 SAFE X FC 84 1-1 L9 ②	F B FF 86 D CH 82 X FC 84 2-1 1-H HR			B FC 84 B CH 81 B CH 81 C FF 85 X FF 85 3-1 15 G4-3 2B		X FF 88 0-0 ① G5-3	X SL 82 0-0 E4 1-3		5	1	2	2	0	0	2
23 Nelson Cruz, R (1, 10) OBP: 0.303, SLG: 0.562	F FC 84 H FF 86 1-1 1-2 HBP	B FF 88 C FC 87 F FF 88 B FC 76 X FC 85 2-2 ③ G6-3			C FF 86 S FC 83 C FF 86 0-3 ① K		X SI 90 0-0 ② L6	F FF 91 F SL 82 B FF 91 B SL 83 S FF 91 2-3 ③ K		4	0	0	0	0	2	3
15 Kyle Seager, L (1, 5) OBP: 0.287, SLG: 0.415	B FC 86 X FF 86 1-0 ③ F8		B FF 84 B CH 81 C FF 86 B CH 82 X FC 84 3-1 ① G4-3		D FC 84 X CH 81 1-0 ② G4-3 2-3		C FF 89 B CU 76 S CU 74 C SI 87 1-3 ③ K		B FF 94 C FF 95 C SI 94 B FF 94 X CU 80 2-2 ① F7	5	0	0	0	0	1	3
17 Mitch Haniger, R (1, 9) OBP: 0.384, SLG: 0.701		B SI 85 F SI 86 X FC 84 1-1 27 2B 1B	C SI 85 B CU 74 B FF 85 F FF 86 C FF 86 2-3 ② K		B FF 84 X FC 84 1-0 ③ F8			B SL 83 S SL 82 X SL 82 1-1 16 1B 3B	B FF 94 C CU 80 B FF 96 X FF 93 2-1 HR	5	3	3	1	0	1	1
3 Mike Zunino, R (1, 2) OBP: 0.206, SLG: 0.485		X FF 86 0-0 ① F7	S FC 84 B FF 87 B SI 86 S CU 74 S FC 85 2-3 ③ K			C SI 84 F CH 84 B SI 85 F SI 84 B CU 74 X FC 82 2-2 ① G5-3		S FF 92 S SL 83 B FF 92 S SL 82 1-3 ① K	S FF 95 F FF 94 B FF 95 C CU 81 1-3 ② K	5	0	0	0	0	3	2
16 Ben Gamel, L (1, 7) OBP: 0.171, SLG: 0.212		1 SAFE C FC 85 X FC 84 0-1 ② F9		C FC 84 B CH 81 X FF 85 1-1 ① F9		B FC 82 X CH 82 1-0 ② G4-3		F SL 83 X SL 82 0-1 27 HR 3-H 1B	C FF 94 X CH 89 0-1 ③ G4-3	5	1	1	1	0	0	1
27 Ryon Healy, R (1, 3) OBP: 0.231, SLG: 0.500		B FF 86 B FF 86 C FC 84 1 SAFE C FC 84 1 SAFE 1 SAFE X FC 83 2-2 9 1B 1-H 2B		B SI 86 C CU 74 X FF 86 1-1 ② G6-3		X SI 85 0-0 HR		C SL 83 X SL 82 0-1 1-H HR		4	3	3	4	0	0	0
Inning Stats	R: 0 E: 0 K: 0 S: 10 H: 1 LOB: 2 BB: 0 P: 15	R: 5 E: 0 K: 0 S: 16 H: 5 LOB: 0 BB: 0 P: 24	R: 0 E: 0 K: 2 S: 8 H: 0 LOB: 0 BB: 0 P: 15	R: 0 E: 0 K: 0 S: 9 H: 1 LOB: 1 BB: 0 P: 11	R: 0 E: 0 K: 1 S: 7 H: 1 LOB: 1 BB: 0 P: 12	R: 1 E: 0 K: 0 S: 12 H: 2 LOB: 1 BB: 0 P: 19	R: 0 E: 0 K: 1 S: 5 H: 0 LOB: 0 BB: 0 P: 6	R: 3 E: 1 K: 2 S: 15 H: 3 LOB: 2 BB: 1 P: 23	R: 1 E: 0 K: 1 S: 10 H: 1 LOB: 0 BB: 0 P: 15	1B: 7 2B: 2 3B: 1 HR: 4 SF: 0 SAC: 0 DP: 0 HBP: 1						

	AB	42
	R	10
	H	14
	RBI	10
	BB	1
	SO	7
	LOB	15

WP: 0 PB: 0 SB: 0 CS: 0 PA: 44

PITCHER		IP	WLS	BF	H	R	ER	SO	BB	IBB	HBP	BLK	WP	HR	S	P	ERA	WHIP
43 Josh Tomlin, R ERA: 9.16	(1, 1)	6.0	L	29	10	6	6	3	0	0	1	0	0	2	62	96	9.00	1.667
49 Tyler Olson, L ERA: 3.0	(7, 1)	1.0		3	0	0	0	1	0	0	0	0	0	0	5	6	0.00	0.000
44 Nick Goody, R ERA: 4.82	(8, 1)	1.0		8	3	3	3	2	1	0	0	0	0	1	15	23	27.00	4.000
34 Zach McAllister, R ERA: 10.24	(9, 1)	1.0		4	1	1	1	1	0	0	0	0	0	1	10	15	9.00	1.000

PITCHER	IP	WLS	BF	H	R	ER	SO	BB	IBB	HBP	BLK	WP	HR	S	P	ERA	WHIP

Batter	1	2	3	4	5	6	7	8	9	AB	R	H	RBI	BB	SO	LOB
12 Francisco Lindor, S (1, 6) OBP: 0.319, SLG: 0.400	C FF 90 B CU 78 F FC 88 B CH 83 F FC 88 B FC 87 B FF 91 4-2 4 B5-3 BB	C FF 91 F CH 84 B FC 89 X CH 85 1-2 ③ G6-3			C CU 77 X CU 79 0-1 4 FC5-4 1B		B FF 98 B FF 97 C SL 88 B SL 88 B FF 97 4-1 11 2B 1-2 2-3 BB		B FF 98 F FF 98 X FF 99 1-1 ② F7	3	0	1	0	2	0	0
4 Bradley Zimmer, L (1, 8) OBP: 0.257, SLG: 0.333	X FF 90 0-0 ①② B5-3 1-1f		F FF 90 X CU 77 0-1 ① G6-3		1 SAFE B FC 85 S CU 78 1 SAFE D CH 84 X FC 85 2-1 ② FC5-4 1-2f		S SI 95 F SI 95 F SI 95 F SI 96 B SI 96 B SL 83 F SI 95 S SI 96 2-3 ② K		S FF 99 B FF 99 B SL 90 F FF 98 C FF 98 2-3 ③ K	5	0	0	0	0	2	5
11 José Ramírez, S (1, 5) OBP: 0.351, SLG: 0.510	C FF 91 B FF 91 B CH 84 X FF 91 2-1 23 1B 1B	C CU 77 F FC 87 B CH 85 B FF 91 X FC 88 2-2 23 G6-3 2B			C FF 91 C CU 78 X CH 83 0-2 ③ F9		B SI 95 B SI 94 X SI 95 2-0 1-3 2-H 3-H 2B			4	0	3	2	0	0	1
23 Michael Brantley, L (1, 7) OBP: 0.361, SLG: 0.536	X FF 92 0-0 1-3 1B		X CU 78 0-0 ② G6-3 2-3			B FC 86 B CU 79 B FF 90 C FF 89 X FF 90 3-1 ① F8	F SI 93 C SL 80 B SI 94 X SI 94 1-2 ③ G1-3			4	0	1	0	0	0	3
10 Edwin Encarnación, R (1, 10) OBP: 0.252, SLG: 0.365	B FF 90 C CH 84 B FC 88 F CH 84 1 SAFE B FC 88 X CH 84 3-2 ③ G5-3		B CH 84 X CH 84 1-0 ③ L7			C FF 90 B CU 80 C FF 90 F FC 86 S CH 84 1-3 ② K		B FF 92 F FF 92 X SL 86 1-1 ① G6-3		4	0	0	0	0	1	3
17 Yonder Alonso, L (1, 3) OBP: 0.277, SLG: 0.505		C FF 90 X CU 78 0-1 ① G6-3		X FC 86 0-0 ① P5		C FF 90 C CH 84 X CU 78 0-2 ③ G1-6-3		F SL 85 X SL 87 0-1 ② G6-3		4	0	0	0	0	0	0
7 Yan Gomes, R (1, 2) OBP: 0.319, SLG: 0.508		C FF 91 B CU 79 B CH 84 X FF 92 2-1 6 HR 2B		B CU 77 F CH 84 B CH 84 F CU 78 S FC 88 2-3 ② K			F SL 88 B FF 96 B FF 95 C SL 85 H SL 86 3-2 12 WP 22 BB 11 2B HBP	C SL 86 X SL 86 0-1 30 DI 1B		3	2	2	0	0	1	0
6 Brandon Guyer, R (1, 9) OBP: 0.227, SLG: 0.375 30 Tyler Naquin, L (8, PH) OBP: 0.333, SLG: 0.373 (9, 9)		B FF 91 X FF 91 1-0 2-H HR		S CU 78 C CH 85 B CU 79 F CH 83 F FF 92 F FC 88 B CU 79 X CH 85 2-2 ③ F8			B FF 93 F SL 85 F FF 94 D FF 95 B FF 97 S SL 86 3-3 ① K	C FF 94 C FF 94 C SI 94 0-3 ③ K 1-2		3 1	1 0	1 0	2 0	0 0	1 1	1 1
9 Erik González, R (1, 4) OBP: 0.250, SLG: 0.182 22 Jason Kipnis, L (7, PH) OBP: 0.248, SLG: 0.225 (8, 4)	C CU 78 C CH 84 B CH 85 B FC 87 C FF 91 2-3 ② K				C FF 89 B FF 89 F CU 77 F FC 87 B CH 84 F FC 88 S CH 83 2-3 ① K		B FF 98 F FF 97 F SL 87 B FF 97 B SL 87 B CH 90 4-2 12 WP 11 2B 1-2 BB		B FF 96 C FF 97 S SL 89 S SL 89 1-3 ① K	2 1	0 1	0 1	0 0	0 1	2 1	0 0
Inning Stats	R: 0 H: 2 E: 0 LOB: 2 K: 0 BB: 1 S: 10 P: 19	R: 2 H: 2 E: 0 LOB: 0 K: 1 BB: 0 S: 11 P: 17	R: 0 H: 1 E: 0 LOB: 1 K: 0 BB: 0 S: 7 P: 10	R: 0 H: 0 E: 0 LOB: 0 K: 1 BB: 0 S: 10 P: 14	R: 0 H: 1 E: 0 LOB: 1 K: 1 BB: 0 S: 12 P: 16	R: 0 H: 0 E: 0 LOB: 0 K: 1 BB: 0 S: 9 P: 13	R: 2 H: 1 E: 0 LOB: 2 K: 2 BB: 2 S: 18 P: 37	R: 0 H: 1 E: 0 LOB: 1 K: 1 BB: 0 S: 9 P: 10	R: 0 H: 0 E: 0 LOB: 0 K: 2 BB: 0 S: 8 P: 12	1B: 4 2B: 4 3B: 0 HR: 1	SF: 0 SAC: 0 DP: 1 HBP: 1						

PITCHER		IP	WLS	BF	H	R	ER	SO	BB	IBB	HBP	BLK	WP	HR	S	P	ERA	WHIP
32 Marco Gonzales, L ERA: 5.02	(1, 1)	6.0	W	24	6	2	2	4	1	0	0	0	0	1	59	89	3.00	1.167
53 Dan Altavilla, R ERA: 4.38	(7, 1)	0.1		4	0	2	2	1	2	0	1	0	1	0	8	22	54.00	6.000
47 James Pazos, L ERA: 1.69	(7, 1)	0.2	H	3	1	0	0	1	0	0	0	0	0	0	10	15	0.00	1.500
12 Juan Nicasio, R ERA: 3.29	(8, 1)	1.0		4	1	0	0	1	0	0	0	0	0	0	9	10	0.00	1.000
39 Edwin Díaz, R ERA: 0.63	(9, 1)	1.0		3	0	0	0	2	0	0	0	0	0	0	8	12	0.00	0.000

PITCHER	IP	WLS	BF	H	R	ER	SO	BB	IBB	HBP	BLK	WP	HR	S	P	ERA	WHIP

BOTTOM

Seattle Mariners @ Cleveland Indians

Progressive Field, Cleveland, OH

Sun Apr 29 2018, 1:12 PM - 4:11 PM EDT

Att. 17,878 - Sunny - 42 F

livebaseballscorecards.com

AB	34
R	4
H	8
RBI	4
BB	3
SO	9
LOB	14

1B: 4	SF: 0	WP: 1	PA: 38
2B: 4	SAC: 0	PB: 0	
3B: 0	DP: 1	SB: 0	
HR: 1	HBP: 1	CS: 0	

Texas Rangers @ Cleveland Indians

Progressive Field, Cleveland, OH

Mon Apr 30 2018, 6:11 PM - 10:06 PM EDT

Att. 12,851 - Clear - 59 F

livebaseballscorecards.com

Batter	1	2	3	4	5	6	7	8	9	AB	R	H	RBI	BB	SO	LOB
3 Delino DeShields, R (1, 8) OBP: 0.326, SLG: 0.333	F FF 92 X FF 94 0-1 19 G4-3 2B		C FC 89 C KC 78 F ST 82 F FF 96 S FC 85 0-3 ③ K			B FF 92 B FC 84 B FF 91 B FF 92 4-0 19 G3 BB		C FF 88 X CU 75 0-1 17 FC1-6 1B	C FF 94 B FF 93 S KC 84 S KC 84 1-3 ① K	4	0	2	0	1	2	1
17 Shin-Soo Choo, L (1, 10) OBP: 0.313, SLG: 0.414	C FF 93 C FC 88 B ST 84 F KC 78 B FF 93 F ST 83 S ST 82 2-3 ① K			T FF 93 B CH 87 X FF 93 1-1 30 F7 19 1B 13 G4-3 1B		1 SAFE B FF 91 F FF 92 C CH 84 1 SAFE B ST 82 1 SAFE C SI 92 2-3 ① K		C FF 88 F FF 88 X CU 76 0-2 ① FC1-6 19 WP 1-2f 19 2B	B FF 93 B FF 93 C FF 94 B FF 93 F FF 94 D FF 94 4-2 30 1B 19 G4-3 1-2 BB	4	2	1	0	1	2	3
19 Jurickson Profar, S (1, 6) OBP: 0.349, SLG: 0.351	B FF 94 D CH 87 B FC 88 C FF 94 S FF 95 F FF 94 F ST 83 X FF 94 3-2 ② G4-3 2-3			C CH 87 X KC 77 0-1 13 G4-3 30 F7 1-2 1B		F CH 85 1 SAFE B ST 82 B CH 86 F FF 94 1 SAFE F ST 82 F SI 93 F FC 88 2-2 1 SAFE X KC 80 G3 1-2		B FF 88 B CU 73 C FF 87 F CU 74 B CH 84 X CU 74 3-2 30 2B 1-H 2B	C FF 93 F FF 93 F KC 84 X FF 93 0-2 ② G4-3 1-2 2-3	5	1	2	1	0	0	4
30 Nomar Mazara, L (1, 9) OBP: 0.333, SLG: 0.404 16 Ryan Rua, R (9, PR) OBP: 0.218, SLG: 0.308	B KC 79 C KC 78 S KC 80 F KC 81 D ST 83 X KC 80 2-2 ③ G3			B KC 78 S KC 77 S KC 78 X SI 94 1-2 ① F7 1-2 2-3		B FF 93 B KC 77 D CH 87 3-0 IBB		C FF 88 X FF 88 0-1 13 G6-3 2-H 2B	D KC 84 C KC 83 S KC 84 X KC 83 1-2 2-3 3-H 1B	4 0	0 0	2 0	2 0	1 0	0 0	3 0
13 Joey Gallo, L (1, 7) OBP: 0.304, SLG: 0.468		B KC 76 B FF 93 B CH 86 C FF 93 F FF 94 B FF 94 4-2 9 CS BB		C KC 79 D KC 80 X KC 80 1-1 ② G4-3 2-3 3-H		D KC 80 S FF 93 S FC 89 X ST 83 1-2 ③ F9		X FF 94 0-0 ② G6-3 2-3	D CU 75 D CU 73 D CU 73 C FF 89 S FF 90 F FF 88 C FF 90 3-3 ③ K	4	0	0	1	1	1	6
9 Isiah Kiner-Falefa, R (1, 5) OBP: 0.303, SLG: 0.355		C FC 86 C KC 78 B ST 82 B SI 93 S ST 81 2-3 ① ② K 1-2		B FF 96 S KC 79 C SI 94 F ST 82 D ST 83 S KC 80 2-3 ③ K			C FF 94 B KC 78 X FC 88 1-1 ① G6-3	B FF 93 B FF 94 B FF 94 B FF 93 4-0 67 HBP BB		3	0	0	0	1	2	2
67 Ronald Guzmán, L (1, 3) OBP: 0.277, SLG: 0.432		C FF 94 B FC 88 B KC 77 F FF 94 S ST 82 2-3 ③ K	C FF 92 F FC 87 B ST 82 B KC 79 C SI 93 2-3 ① K				B KC 77 F FF 94 S FC 90 S KC 81 1-3 ② K2-3	B FF 93 C FF 94 H KC 83 2-1 1-2 HBP		3	0	0	0	0	3	0
61 Robinson Chirinos, R (1, 2) OBP: 0.273, SLG: 0.481			C FF 92 F FC 86 S FC 86 B KC 80 B ST 81 B SI 94 S FF 95 3-3 ① K	B KC 77 B KC 87 S FC 86 S FC 86 C SI 93 2-3 ② K			S FC 87 B KC 79 B FF 96 X FC 88 2-1 HR	B KC 82 B KC 82 F FF 94 T FF 94 B KC 84 X FF 94 3-2 ③ F9		4	1	1	1	0	2	3
18 Drew Robinson, L (1, 4) OBP: 0.273, SLG: 0.235			C FF 94 B FC 88 B CH 87 B FF 94 X FF 94 3-1 ② G3-1	C FF 93 C CH 87 S ST 82 0-3 ③ K2-3			B FF 88 B CU 75 B FF 89 C FF 88 F FF 89 C CU 75 3-3 ③ K		C C KC 82 B KC 84 B KC 84 F FF 94 F FF 94 B FF 93 F FF 94 X FF 94 3-2 19 G4-3 17 DI 30 1B 1B	4	1	1	0	0	2	0

Inning Stats																								
	R: 0	H: 1	R: 0	H: 0	R: 0	H: 0	R: 1	H: 2	R: 0	H: 0	R: 0	H: 0	R: 1	H: 1	R: 2	H: 3	R: 1	H: 2	1B: 5	SF: 0	WP: 1	PA: 41
	E: 0	LOB: 1	E: 0	LOB: 0	E: 0	LOB: 0	E: 0	LOB: 1	E: 0	LOB: 0	E: 0	LOB: 2	E: 0	LOB: 0	E: 0	LOB: 3	E: 0	LOB: 2	2B: 4	SAC: 0	PB: 0	
	K: 1	BB: 0	K: 2	BB: 1	K: 2	BB: 0	K: 1	BB: 0	K: 3	BB: 0	K: 1	BB: 2	K: 2	BB: 0	K: 0	BB: 1	K: 2	BB: 1	3B: 0	DP: 1	SB: 0	
	S: 16	P: 23	S: 8	P: 16	S: 11	P: 17	S: 13	P: 18	S: 9	P: 13	S: 12	P: 24	S: 10	P: 17	S: 15	P: 27	S: 22	P: 34	HR: 1	HBP: 1	CS: 1	

PITCHER		IP	WLS	BF	H	R	ER	SO	BB	IBB	HBP	BLK	WP	HR	S	P	ERA	WHIP
47 Trevor Bauer, R ERA: 2.45	(1, 1)	6.2		26	4	2	2	11	2	1	0	0	0	1	76	122	2.70	0.900
49 Tyler Olson, L ERA: 4.66	(7, 1)	0.2		5	3	2	2	1	0	0	0	0	1	0	13	19	27.00	4.500
37 Cody Allen, R ERA: 2.13	(8, 1)	1.1	W	9	2	1	1	1	2	0	1	0	0	0	23	41	6.75	3.000
38 Jeff Beliveau, L ERA:	(9, 1)	0.1	S	1	0	0	0	1	0	0	0	0	0	0	4	7	0.00	0.000

PITCHER	IP	WLS	BF	H	R	ER	SO	BB	IBB	HBP	BLK	WP	HR	S	P	ERA	WHIP

TOP	
AB	35
R	5
H	9
RBI	5
BB	5
SO	14
LOB	22

Batter	1	2	3	4	5	6	7	8	9	AB	R	H	RBI	BB	SO	LOB
12 Francisco Lindor, S (1, 6) OBP: 0.331, SLG: 0.409	X FF 90 0-0 ① G5-3		C FF 92 F SI 90 S SL 88 0-3 ② K		F FF 92 C CH 82 X FF 92 0-2 22 2B 1-2 1B		X SI 87 0-0 22 1B 11 1B 1B	F SL 84 2 SAFE B FF 94 B FC 90 X SL 82 2-1 11 2B 17 1B 1-2 2-H 1B		5	2	3	1	0	1	0
22 Jason Kipnis, L (1, 4) OBP: 0.254, SLG: 0.243	C FF 91 C FF 92 B SL 86 F FF 92 S SL 87 1-3 ② K		C FC 88 F SI 92 B CU 80 B SL 87 S CH 84 2-3 ③ K		F FF 92 X FF 91 0-1 1-3 2-H 2B		B SI 87 1 SAFE C CH 70 1 SAFE L CH 69 X SL 75 1-2 10 G4-6-3 11 1B 1-3 1B	B FF 94 B FF 94 C FC 91 S FC 90 F FC 91 X SL 84 2-2 ② F9		5	0	2	1	0	2	2
11 José Ramírez, S (1, 5) OBP: 0.353, SLG: 0.514	C FF 93 B FC 88 B CU 79 B SI 92 X SI 92 3-1 ③ L5			C FC 86 B FF 91 F CH 82 S CH 83 1-3 K 7 HBP 6 E	B FC 87 C CH 84 B FC 87 F FC 87 D FC 88 X CH 83 3-2 ② L7		B CH 74 X CH 71 1-0 10 G4-6-3 1-2 3-H 1B	D SL 84 X FC 89 1-0 17 1B 1-3 2-H 2B		5	2	2	2	0	1	2
10 Edwin Encarnación, R (1, 3) OBP: 0.243, SLG: 0.350 17 Yonder Alonso, L (8, 3) OBP: 0.284, SLG: 0.511		B FF 90 C SI 91 X FC 89 1-1 ① P3		B SI 92 F CH 83 F CH 83 X FC 88 1-2 ① F8	C SL 85 B SL 85 C FC 90 S SL 87 1-3 ③ K		C CU 83 D CU 82 B CU 81 C CH 84 F FF 93 X FF 92 2-2 ① ② G4-6-3 1-2f 2-3	D CH 84 X CH 85 1-0 2-H 3-H 1B		4 1	0 0	0 1	0 2	0 0	1 0	5 0
7 Yan Gomes, R (1, 10) OBP: 0.338, SLG: 0.500		F FF 91 F FF 91 B FF 91 B FF 92 F SI 92 S CU 80 2-3 ② K		H FF 91 1-0 6 FC 1-2 HBP	C CU 74 B CH 80 B CH 81 T CH 81 F SL 84 F CU 78 X CH 82 2-2 26 SH1-4 6 BB 1B	D CU 84 B FF 92 B FF 92 C FF 92 B CU 80 4-1 BB	C FC 91 S SL 84 B FF 91 D SL 84 F CU 76 S FC 91 2-3 ③ K		3	0	1	0	1	2	1
6 Brandon Guyer, R (1, 9) OBP: 0.255, SLG: 0.366 23 Michael Brantley, L (7, PH) OBP: 0.356, SLG: 0.529 30 Tyler Naquin, L (8, 9) OBP: 0.333, SLG: 0.373		F FF 92 F FF 93 B SL 86 F SL 87 B FF 92 B CU 80 F SI 92 B FF 91 4-2 55 WP 26 1B BB		B FC 87 D CH 83 B FF 91 C FF 92 X FF 91 3-1 ② FC 26 WP 1-2f 2-H		B FF 91 S CH 83 B CH 83 B FF 91 B FF 92 4-1 26 SH1-4 1-2 BB	B CU 82 1 SAFE X FF 91 1-0 ③ G3		1 1 0	0 0 0	0 0 0	0 0 0	2 0 0	0 0 0	1 2 0
26 Rajai Davis, R (1, 7) OBP: 0.255, SLG: 0.233		X FF 92 0-0 55 WP 1-2 1B		S CH 82 S CH 83 B CH 84 X SL 87 1-2 ③ G4-3 1-2		B FF 92 X FF 92 1-0 ① SH1-4 1-2 2-3		X SL 83 0-0 12 S 4 1B 12 1B 1B	3	1	2	0	0	0	1
55 Roberto Pérez, R (1, 2) OBP: 0.237, SLG: 0.212		D CU 79 C FC 87 F FF 92 D FC 88 F CU 79 B FC 86 C FC 87 3-3 ③ K 1-2 2-3			S CU 76 B CH 81 B CU 78 S CH 81 B CH 82 S CH 82 3-3 ① K	B SL 79 C SL 79 S FF 94 S SL 78 1-3 ② K		1 SAFE B FF 91 X FF 92 1-0 ① B2	4	0	0	0	0	3	5
4 Bradley Zimmer, L (1, 8) OBP: 0.269, SLG: 0.333			S SI 90 X SI 90 0-1 ① G4-3		C FC 86 B CU 79 B SI 91 F SI 91 B CH 83 F SI 92 B SI 92 4-2 12 1B 22 2B BB	B SL 79 C SL 77 B FF 95 S SL 80 D SL 79 S SL 80 3-3 ③ K		1 SAFE 1 SAFE B FF 93 1 SAFE 1 SAFE 1 SAFE S FF 94 F FF 94 1 SAFE 1-2 X SL 82 12 1B 11 2B 1-2 1B	3	2	1	0	1	1	2
Inning Stats	R: 0 E: 0 K: 1 S: 7 H: 0 LOB: 0 BB: 0 P: 11	R: 0 E: 0 K: 2 S: 15 H: 1 LOB: 2 BB: 1 P: 25	R: 0 E: 0 K: 2 S: 8 H: 0 LOB: 0 BB: 0 P: 10	R: 1 E: 1 K: 1 S: 11 H: 0 LOB: 1 BB: 0 P: 18	R: 1 E: 0 K: 2 S: 17 H: 2 LOB: 2 BB: 1 P: 28	R: 0 E: 0 K: 2 S: 13 H: 1 LOB: 2 BB: 1 P: 24	R: 1 E: 0 K: 0 S: 11 H: 3 LOB: 2 BB: 1 P: 20	R: 4 E: 0 K: 1 S: 17 H: 5 LOB: 1 BB: 0 P: 27		1B: 10 2B: 2 3B: 0 HR: 0 SF: 0 SAC: 1 DP: 1 HBP: 1					WP: 3 PB: 0 SB: 1 CS: 0 PA: 41	

PITCHER		IP	WLS	BF	H	R	ER	SO	BB	IBB	HBP	BLK	WP	HR	S	P	ERA	WHIP
35 Cole Hamels, L ERA: 4.08	(1, 1)	5.0		24	4	2	1	8	3	0	1	0	3	0	64	104	1.80	1.400
62 José Leclerc, R ERA:	(6, 1)	1.0		3	0	0	0	2	0	0	0	0	0	0	7	12	0.00	0.000
58 Alex Claudio, L ERA: 7.5	(7, 1)	0.0		3	3	1	1	0	0	0	0	0	0	0	5	7	∞	∞
32 Kevin Jepsen, R ERA: 4.5	(7, 1)	1.0		3	0	0	0	0	1	0	0	0	0	0	6	13	0.00	1.000
31 Chris Martin, R ERA: 5.14	(8, 1)	0.2	L	6	4	4	4	0	0	0	0	0	0	0	12	19	54.00	6.000

PITCHER		IP	WLS	BF	H	R	ER	SO	BB	IBB	HBP	BLK	WP	HR	S	P	ERA	WHIP
53 Jesse Chavez, R ERA: 5.63	(8, 1)	0.1		2	1	0	0	1	0	0	0	0	0	0	5	8	0.00	3.000

BOTTOM

Texas Rangers @ Cleveland Indians

Progressive Field, Cleveland, OH

Mon Apr 30 2018, 6:11 PM - 10:06 PM EDT

Att. 12,851 - Clear - 59 F

livebaseballscorecards.com

AB	35
R	7
H	12
RBI	6
BB	4
SO	11
LOB	21

Texas Rangers @ Cleveland Indians

Progressive Field, Cleveland, OH

Tue May 01 2018, 6:12 PM - 10:16 PM EDT

Att. 16,356 - Clear - 81 F

livebaseballscorecards.com

Batter	1	2	3	4	5	6	7	8	9	10	11	12	AB	R	H	RBI	BB	SO	LOB
3 Delino DeShields, R (1, 8) OBP: 0.327, SLG: 0.400	C FF 92 F FF 94 F FF 95 F FF 95 S SL 80 0-3 K ①		B CU 76 C SL 80 X SL 80 1-1 17 S 1B		F FF 93 B CU 74 B SL 80 B FF 91 X FF 92 3-1 HR		B SL 78 C SL 77 1 SAFE X SL 78 1-1 B2 ②		T FF 90 B FF 93 F FF 92 S CU 76 1-3 K ①		T FF 92 F FF 92 B FF 92 1 SAFE D SL 82 1 SAFE X FF 91 2-2 F8 ②		6	1	2	1	0	2	2
17 Shin-Soo Choo, L (1, 10) OBP: 0.328, SLG: 0.420	B FF 94 S CH 87 X FF 95 1-1 G4-3 ②		1 SAFE B CH 88 B CH 86 B FF 94 C FF 93 F FF 93 B CH 84 4-2 1-2 BB		B CU 75 F FF 91 C FF 92 X FF 92 1-2 19 2B 2B		B FF 88 H FF 87 2-0 1-2 19 2B HBP		B SL 88 S FF 92 F SL 88 F SL 88 X SL 88 1-2 G2 ②		B FF 92 B SL 82 B FF 92 B FF 91 4-0 1-2 BB		3	2	1	0	2	0	0
19 Jurickson Profar, S (1, 6) OBP: 0.348, SLG: 0.375	B FF 94 B FF 94 X FF 93 2-0 G6-3 ③		X FF 93 0-0 G3-1 ③		C CH 86 S CH 86 B FF 92 B SL 81 X FF 92 2-2 2-H 2B		B FC 83 S CH 81 B FF 88 C FF 88 C FF 89 F FF 89 F FF 89 F FF 89 F FF 89 3-2 F FF 90 X CU 74 1-H 2-H 30 HR 2B		C CU 74 B SL 88 T SL 87 X SL 87 1-2 G5-3 ③		F FF 92 B SL 81 F FF 91 S SL 82 1-3 K ③		6	1	2	3	0	1	4
30 Nomar Mazara, L (1, 9) OBP: 0.325, SLG: 0.417		C FF 91 C FF 93 F FF 93 B CH 87 B FF 93 F CH 87 B CU 76 X CH 86 3-2 G3 ①		C CU 75 F FF 94 B FF 93 X SL 80 1-2 L9 ①	S CH 86 X CH 86 0-1 G6-3 ③		C FF 89 B FF 88 X CU 74 1-1 2-H HR			C FF 89 C SI 90 S CU 77 0-3 K ①		B SL 82 C FF 91 X FF 90 1-1 G6-3 ①	6	1	1	2	0	1	1
13 Joey Gallo, L (1, 7) (10, 3) OBP: 0.305, SLG: 0.487		B CU 75 S FF 91 F CH 87 B SL 79 B FF 94 S FF 92 3-3 K ②		B FF 93 B FF 91 C CH 86 B FF 94 S FF 93 C FF 93 3-3 K ②	S CH 86 B FF 90 X CU 74 1-1 F8 ①		S SI 89 B SI 90 X CH 82 1-1 1B			C CU 76 C CU 75 B SI 88 C SI 90 1-3 K ②		X FF 92 0-0 HR	6	1	2	1	0	3	0
9 Isiah Kiner-Falefa, R (1, 5) OBP: 0.333, SLG: 0.441		B FF 94 X FF 94 1-0 2B		C FF 94 B FF 92 X SL 81 1-1 1B	C FF 91 B SL 78 B CH 87 F FF 92 X SL 80 2-2 L9 ②		C SI 90 X SI 89 0-1 G3 ③			B FF 90 C SI 90 F CH 84 X SI 89 1-2 20 WP 1B		X FF 92 0-0 HR	6	1	4	1	0	0	1
67 Ronald Guzmán, L (1, 3) OBP: 0.255, SLG: 0.396 20 Renato Núñez, R (10, PH) OBP: 0.227, SLG: 0.350 (10, 7) 8 Juan Centeno, L (11, 2) OBP: 0.171, SLG: 0.176		X FF 94 0-0 L7 ③		F FF 93 1 SAFE S CH 85 F CU 74 B FF 92 C FF 93 1-3 K ③		S CH 87 F FF 92 X FF 92 0-2 G3 ③		C FF 88 B SI 89 F CH 83 S FF 90 1-3 K ①		C SL 83 B SL 83 F FF 93 1 SAFE B SL 84 S SL 83 2-3 K ③ 1-2		C FF 95 F FF 95 S FF 96 0-3 K ②	4 1 1	0 0 0	0 0 0	0 0 0	0 1 0	2 1 1	2 1 0
61 Robinson Chirinos, R (1, 2) OBP: 0.269, SLG: 0.463 16 Ryan Rua, R (11, PR) OBP: 0.232, SLG: 0.321 (11, 7)			X FF 94 0-0 G5-3 ①		B SL 80 F FF 92 C CU 74 S CH 86 1-3 K ①		B SL 78 C FF 91 S CU 74 C FF 92 1-3 K ①	S SL 80 S SI 90 B SI 91 X SI 90 1-2 F9 ②			B SL 82 F FF 92 B FF 92 X SL 82 2-1 17 BB 1B	B CU 82 C FF 95 B FF 96 B FF 96 X FF 96 3-1 1B	5 1	0 0	1 1	0 0	0 0	2 0	0 0
18 Drew Robinson, L (1, 4) OBP: 0.265, SLG: 0.230			C FF 94 C FF 90 C SL 82 0-3 K ②		C CU 75 S CH 87 B FF 93 X FF 92 1-2 F7 ②		C CH 84 F FF 92 X CU 75 0-2 17 HBP 19 2B 1B	C SI 90 C SI 90 B FF 91 B CH 84 B CH 84 S FF 89 3-3 K ③			X SL 83 0-0 B2 ①	1 SAFE 1 SAFE F FF 95 S FF 96 S FF 96 0-3 K ③	6	1	1	0	0	3	2
Inning Stats	R: 0 E: 0 K: 1 S: 8 H: 0 LOB: 0 BB: 0 P: 11	R: 0 E: 0 K: 1 S: 10 H: 1 LOB: 1 BB: 0 P: 17	R: 0 E: 0 K: 1 S: 9 H: 1 LOB: 2 BB: 1 P: 14	R: 0 E: 0 K: 2 S: 12 H: 1 LOB: 1 BB: 0 P: 18	R: 2 E: 0 K: 1 S: 16 H: 3 LOB: 1 BB: 0 P: 24	R: 0 E: 0 K: 0 S: 8 H: 0 LOB: 0 BB: 0 P: 11	R: 4 E: 0 K: 1 S: 22 H: 4 LOB: 1 BB: 0 P: 31	R: 0 E: 0 K: 2 S: 9 H: 0 LOB: 0 BB: 0 P: 14	R: 0 E: 0 K: 1 S: 10 H: 0 LOB: 0 BB: 0 P: 13	R: 0 E: 0 K: 3 S: 12 H: 1 LOB: 1 BB: 0 P: 16	R: 0 E: 0 K: 1 S: 9 H: 1 LOB: 2 BB: 1 P: 18	R: 2 E: 0 K: 2 S: 12 H: 3 LOB: 1 BB: 0 P: 16	1B: 7 2B: 4 3B: 0 HR: 4 SF: 0 SAC: 0 DP: 0 HBP: 1						

TOP

AB	51
R	8
H	15
RBI	8
BB	2
SO	16
LOB	13

WP: 1 PB: 0 SB: 1 CS: 0 PA: 54

PITCHER	IP	WLS	BF	H	R	ER	SO	BB	IBB	HBP	BLK	WP	HR	S	P	ERA	WHIP
52 Mike Clevinger, R (1, 1) ERA: 2.82	6.2		28	7	3	3	7	1	0	0	0	0	1	71	105	4.05	1.200
38 Jeff Beliveau, L (7, 1) ERA: 11.57	0.0		3	2	3	3	0	0	0	1	0	0	1	10	16	∞	∞
61 Dan Otero, R (7, 1) ERA: 4.38	1.1		5	1	0	0	2	0	0	0	0	0	0	13	19	0.00	0.750
46 Matt Belisle, R (9, 1) ERA: 5.06	1.0		3	0	0	0	1	0	0	0	0	0	0	10	13	0.00	0.000
49 Tyler Olson, L (10, 1) ERA: 4.35	0.2		3	1	0	0	2	0	0	0	0	0	0	9	11	0.00	1.500

PITCHER	IP	WLS	BF	H	R	ER	SO	BB	IBB	HBP	BLK	WP	HR	S	P	ERA	WHIP
44 Nick Goody, R (10, 1) ERA: 5.73	1.2	L	9	3	2	2	2	1	0	0	0	1	2	16	28	10.80	2.400
34 Zach McAllister, R (12, 1) ERA: 9.58	0.2		3	1	0	0	2	0	0	0	0	0	0	8	11	0.00	1.500

Texas Rangers @ Cleveland Indians

Progressive Field, Cleveland, OH

Tue May 01 2018, 6:12 PM - 10:16 PM EDT

Att. 16,356 - Clear - 81 F

livebaseballscorecards.com

BOTTOM

Batter	1	2	3	4	5	6	7	8	9	10	11	12	AB	R	H	RBI	BB	SO	LOB
12 Francisco Lindor, S (1, 6) OBP: 0.331, SLG: 0.414	B SI 88 C SI 89 X FC 85 1-1 22 G3 11 FC1-2-5-2 2B		C SI 90 X SI 89 0-1 ①② G4-6-3 1-2f 2-3		1 SAFE 1 SAFE B SI 87 X SI 88 1-0 ③ L8		B CH 82 S SI 89 B SI 88 B SI 89 X SI 89 3-1 ② F7		F FF 97 F FF 97 D CU 86 B CU 84 F CU 84 X FF 98 2-2 22 1B 23 HR 1-2 1B		F SI 86 X SI 88 0-1 ① G1-3		6	1	2	0	0	0	5
22 Jason Kipnis, L (1, 4) OBP: 0.266, SLG: 0.259	B SI 89 C SI 89 B CH 82 X SI 90 2-1 ① G3 2-3		B SI 89 B FC 86 X SI 89 2-0 ③ L7			C FC 85 B SI 87 B CU 73 B CH 83 B SI 90 4-1 11 1B BB	C SI 89 S CU 73 X SI 89 0-2 1-H 2-H 2B		B FF 97 B FF 97 C FF 97 S FF 98 X CU 85 2-2 23 HR 1-2 2-3 1B		C SI 87 X CH 72 0-1 ② G4-3		5	1	2	2	1	0	2
11 José Ramírez, S (1, 5) OBP: 0.352, SLG: 0.514	B SI 88 F CU 74 B FC 84 X CH 82 2-1 ② FC1-2-5-2 3-H			C CH 81 B SI 88 F FC 86 X CU 72 1-2 ① G4-3		B SI 88 B SI 88 1 SAFE C SI 88 D CH 82 1 SAFE F SI 88 X SI 88 3-2 1-2 1B	F FF 97 B SI 96 S SL 84 B SL 84 X SL 84 2-2 ③ G4-3		B FF 98 B CU 84 F FF 97 S FF 98 B CU 85 S CU 84 3-3 ② K		B SI 86 B CH 72 X CH 71 2-0 2B		6	0	2	0	0	1	5
23 Michael Brantley, L (1, 7) OBP: 0.342, SLG: 0.539	B CU 71 B CH 82 X CH 81 2-0 ③ G4-3			B SI 88 B SI 89 C CU 74 X FC 86 2-1 ② G3-1		B FC 84 B SI 88 C SI 88 X FC 85 2-1 ① L6	F FF 95 C FF 96 B SL 84 X SI 96 1-2 ① G4-3		C CU 84 S CU 84 X CU 85 0-2 1-H 2-H 3-H HR		S CH 71 D CH 72 X SI 87 1-1 ③ G3		6	1	1	4	0	0	4
10 Edwin Encarnación, R (1, 10) OBP: 0.250, SLG: 0.352 26 Rajai Davis, R (9, PR) OBP: 0.250, SLG: 0.227 (10, 10)		B SI 87 C SI 88 B FC 86 F FC 85 C SI 88 2-3 ① K		B CU 72 B SI 88 X SI 89 2-0 1B		C SI 89 S FC 83 D FC 84 B SI 88 S SI 88 2-3 ② K	C FF 96 B SI 95 X FF 96 1-1 ② L1-3		B CU 84 X FF 98 1-0 1B			X SI 87 0-0 ① L9	5 1	0 0	2 0	0 0	0 0	2 0	2 0
17 Yonder Alonso, L (1, 3) OBP: 0.278, SLG: 0.485		C CU 74 F CH 83 B SI 88 B CH 83 X SI 90 2-2 ② G3		C SI 89 F FC 85 F FC 86 C SI 89 0-3 ③ K		X CH 82 0-0 ③ G1-3	B SL 85 B SL 83 B SI 96 C FF 96 B FF 97 4-1 BB		1 SAFE B FF 96 F FF 96 T FF 96 S CU 86 1-3 ③ K2-3			B SI 86 C CH 70 C CH 70 F SI 85 F SI 86 B CH 71 F SI 87 X SL 76 2-2 ② G4-3	5	0	0	0	1	2	4
7 Yan Gomes, R (1, 2) OBP: 0.338, SLG: 0.486		C SI 89 F SI 88 B SI 89 S SI 88 1-3 ③ K			X SI 87 0-0 4 FC4-6 1B		B SI 87 B SI 86 C SI 88 B FC 85 F SI 89 F SI 88 X CH 82 3-2 30 E 22 2B 1B	B SL 79 S FF 93 F FF 93 S SL 79 1-3 ③ K			X CH 71 0-0 F8		C SI 88 B SI 88 X CH 72 1-1 ③ G5-3	6	1	2	0	0	2	1
30 Tyler Naquin, L (1, 9) OBP: 0.345, SLG: 0.370 6 Brandon Guyer, R (10, PH) OBP: 0.271, SLG: 0.381 (11, 9)			C SI 86 H FC 86 1-1 12 G4-6-3 4 BB HBP		X SI 88 0-0 ① L8		C SI 87 B FC 86 S CH 81 1 SAFE B SI 88 X CU 74 2-2 FC1 22 2B 1-2		C CH 93 X CU 84 0-1 4 FC6-4 1B		B SI 87 C SI 86 F CH 72 F CH 71 X SI 87 1-2 4 G6-4-3 1B		3 1	1 0	1 1	0 0	0 0	0 0	2 0
4 Bradley Zimmer, L (1, 8) OBP: 0.265, SLG: 0.316			C SI 88 1 SAFE F CH 81 B FC 84 1 SAFE B SI 87 B CH 81 B SI 89 4-2 12 G4-6-3 1-2 BB		B SI 87 X SI 88 1-0 ② FC4-6 1-2f		B SI 88 X SI 88 1-0 ① F8		X FF 96 0-0 ① FC6-4 22 1B 12 1B 23 HR 1-2f		B SI 86 T SI 87 X SI 86 1-1 ②③ G6-4-3 1-2f		4	1	0	0	1	0	5
Inning Stats	R: 0 E: 0 K: 0 S: 7 H: 1 LOB: 1 BB: 0 P: 14	R: 0 E: 0 K: 2 S: 9 H: 0 LOB: 0 BB: 0 P: 14	R: 0 E: 0 K: 0 S: 6 H: 0 LOB: 1 BB: 1 P: 13	R: 0 E: 0 K: 1 S: 10 H: 1 LOB: 1 BB: 0 P: 15	R: 0 E: 0 K: 0 S: 4 H: 1 LOB: 1 BB: 0 P: 6	R: 0 E: 0 K: 1 S: 10 H: 1 LOB: 2 BB: 1 P: 21	R: 2 E: 1 K: 0 S: 16 H: 2 LOB: 1 BB: 0 P: 27	R: 0 E: 0 K: 1 S: 9 H: 0 LOB: 1 BB: 1 P: 16	R: 4 E: 0 K: 2 S: 20 H: 5 LOB: 1 BB: 0 P: 29	R: 0 E: 0 K: 0 S: 7 H: 1 LOB: 0 BB: 0 P: 9	R: 0 E: 0 K: 0 S: 7 H: 1 LOB: 1 BB: 0 P: 10	R: 0 E: 0 K: 0 S: 9 H: 0 LOB: 0 BB: 0 P: 12	1B: 9 2B: 3 3B: 0 HR: 1 SF: 0 SAC: 0 DP: 2 HBP: 1	WP: 0 PB: 0 SB: 0 CS: 0 PA: 52					

PITCHER	IP	WLS	BF	H	R	ER	SO	BB	IBB	HBP	BLK	WP	HR	S	P	ERA	WHIP
38 Doug Fister, R (1, 1) ERA: 2.88	6.2		29	6	2	0	4	2	0	1	0	0	0	59	105	0.00	1.200
41 Jake Diekman, L (7, 1) ERA: 4.35	1.0		4	0	0	0	0	1	0	0	0	0	0	9	17	0.00	1.000
62 José Leclerc, R (8, 1) ERA:	0.1		1	0	0	0	1	0	0	0	0	0	0	3	4	0.00	0.000
50 Keone Kela, R (9, 1) ERA: 6.3	1.0		8	5	4	4	2	0	0	0	0	0	1	20	29	36.00	5.000
58 Alex Claudio, L (10, 1) ERA: 6.0	3.0	W	10	2	0	0	0	0	0	0	0	0	0	23	31	0.00	0.667

PITCHER	IP	WLS	BF	H	R	ER	SO	BB	IBB	HBP	BLK	WP	HR	S	P	ERA	WHIP

AB	48
R	6
H	13
RBI	6
BB	3
SO	7
LOB	30

Batter	1	2	3	4	5	6	7	8	9	AB	R	H	RBI	BB	SO	LOB
3 Delino DeShields, R (1, 8) OBP: 0.321, SLG: 0.388	C SI 92 B SI 92 F SI 92 F FC 87 S CU 84 1-3 ① K		X FC 87 0-0 ③ 17 1B 1B		B CU 84 X SI 91 1-0 ③ G6-3			B SI 90 F SI 89 B SI 90 F SI 89 B SI 90 X SI 90 3-2 ① G4-3 2-3		4	0	1	0	0	1	1
17 Shin-Soo Choo, L (1, 10) OBP: 0.333, SLG: 0.423	C SI 92 C SI 93 B FC 89 X SI 94 1-2 ② L7		X FC 86 0-0 19 G4-6-3 1B 1-2			C SI 91 B CU 82 F CH 83 B SI 92 X SI 92 2-2 ① L4		X FF 90 0-0 19 G4-6-3 1B 3-H		4	0	2	1	0	0	0
19 Jurickson Profar, S (1, 6) OBP: 0.333, SLG: 0.357	F SI 93 F FC 89 F SI 93 C CU 85 0-3 ③ K		D CU 84 B SI 93 C FC 89 S CU 84 S CU 85 2-3 ② K			B SI 91 F SI 91 B CU 81 B CU 82 X SI 92 3-1 ② G3-1		F SI 89 F SI 90 F FF 90 D CH 83 B FF 90 X CH 82 2-2 ②③ G4-6-3 1-2f		4	0	0	0	0	2	3
30 Nomar Mazara, L (1, 9) OBP: 0.331, SLG: 0.441 20 Renato Núñez, R (9, PR) OBP: 0.227, SLG: 0.350		B SI 92 B FC 88 C FC 87 X SI 92 2-1 HR	X FC 90 0-0 ③ G4-1			S CU 83 F CU 83 B SI 92 F FC 87 X CU 83 1-2 ③ G3-1			B FF 93 C CH 83 F FF 93 B SL 86 B CH 82 F FF 92 B FF 94 4-2 67 DI BB	3 0	1 0	1 0	1 0	1 0	0 0	2 0
13 Joey Gallo, L (1, 7) OBP: 0.306, SLG: 0.508 16 Ryan Rua, R (8, 7) OBP: 0.228, SLG: 0.315		S CU 83 X CU 84 0-1 ① F7		B FC 88 S CH 84 S FF 92 B FF 92 S FC 87 2-3 ① K			X FF 92 0-0 HR		C FF 91 C FF 92 S SL 85 0-3 ① K	3 1	1 0	1 0	1 0	0 0	1 1	0 1
9 Isiah Kiner-Falefa, R (1, 5) OBP: 0.316, SLG: 0.417		C SI 92 X CU 84 0-1 ② P4		B FC 88 X FC 88 1-0 ② G3-1			C SI 93 B CU 82 B FC 88 X FC 86 2-1 ① G6-3		C FF 92 X SL 84 0-1 ② F8	4	0	0	0	0	0	1
67 Ronald Guzmán, L (1, 3) OBP: 0.255, SLG: 0.385		B FC 87 C SI 92 X FC 88 1-1 ③ G1-3		B FC 87 B CH 84 F FC 90 C CU 82 X CU 84 2-2 ③ P4			B FC 87 F SI 92 B FC 88 C CU 81 X FC 87 2-2 8 G6-4-3 1B		C FF 93 B FF 94 F FF 92 F FF 94 X FF 93 1-2 ③ G6-3 1-2	4	0	1	0	0	0	1
8 Juan Centeno, L (1, 2) OBP: 0.184, SLG: 0.270			C SI 90 C FC 88 B SI 91 X SI 93 1-2 HR		C SI 91 B CU 83 B CH 84 F FC 89 X CU 84 2-2 ① G4-3		C FC 87 B CU 82 D CU 81 F FC 89 X CU 83 2-2 ②③ G6-4-3 1-2f			3	1	1	1	0	0	1
18 Drew Robinson, L (1, 4) OBP: 0.267, SLG: 0.247			C SI 92 F CU 83 B FC 88 B FF 93 B FC 88 F SI 94 S FC 91 3-3 ① K		B CU 83 B FC 90 C FC 89 B SI 93 F FC 89 F FC 89 S FC 89 3-3 ② K			B SI 90 B SI 89 C SI 89 F SI 88 X SI 90 2-2 3 G4-3 17 1B 2B		3	1	1	0	0	2	0
Inning Stats	R: 0 E: 0 K: 2 S: 11 H: 0 LOB: 0 BB: 0 P: 13	R: 1 E: 0 K: 0 S: 8 H: 1 LOB: 0 BB: 0 P: 11	R: 1 E: 0 K: 2 S: 13 H: 3 LOB: 2 BB: 0 P: 19	R: 0 E: 0 K: 1 S: 7 H: 0 LOB: 0 BB: 0 P: 12	R: 0 E: 0 K: 1 S: 8 H: 0 LOB: 0 BB: 0 P: 14	R: 0 E: 0 K: 0 S: 9 H: 0 LOB: 0 BB: 0 P: 15	R: 1 E: 0 K: 0 S: 9 H: 2 LOB: 0 BB: 0 P: 15	R: 1 E: 0 K: 0 S: 11 H: 2 LOB: 0 BB: 0 P: 18	R: 0 E: 0 K: 1 S: 12 H: 0 LOB: 2 BB: 1 P: 17	1B: 4 2B: 1 3B: 0 HR: 3	SF: 0 SAC: 0 DP: 2 HBP: 0					

PITCHER		IP	WLS	BF	H	R	ER	SO	BB	IBB	HBP	BLK	WP	HR	S	P	ERA	WHIP
28 Corey Kluber, R ERA: 2.41	(1, 1)	7.0	W	26	6	3	3	6	0	0	0	0	0	3	65	99	3.86	0.857
61 Dan Otero, R ERA: 4.73	(8, 1)	1.0		4	2	1	1	0	0	0	0	0	0	0	11	18	9.00	2.000
35 Ben Taylor, R ERA:	(9, 1)	1.0		4	0	0	0	1	1	0	0	0	0	0	12	17	0.00	1.000

PITCHER	IP	WLS	BF	H	R	ER	SO	BB	IBB	HBP	BLK	WP	HR	S	P	ERA	WHIP

TOP

Texas Rangers @ Cleveland Indians

Progressive Field, Cleveland, OH

Wed May 02 2018, 1:12 PM - 3:52 PM EDT

Att. 15,637 - Partly Cloudy - 82 F

livebaseballscorecards.com

AB	33
R	4
H	8
RBI	4
BB	1
SO	7
LOB	10

1B: 4 2B: 1 3B: 0 HR: 3	SF: 0 SAC: 0 DP: 2 HBP: 0	WP: 0 PB: 0 SB: 0 CS: 0	PA: 34

Texas Rangers @ Cleveland Indians

Progressive Field, Cleveland, OH

Wed May 02 2018, 1:12 PM - 3:52 PM EDT

Att. 15,637 - Partly Cloudy - 82 F

livebaseballscorecards.com

BOTTOM

Batter	1	2	3	4	5	6	7	8	9	AB	R	H	RBI	BB	SO	LOB
26 Rajai Davis, R (1, 8) OBP: 0.255, SLG: 0.239 4 Bradley Zimmer, L (5, PH) (6, 8) OBP: 0.259, SLG: 0.309	C FF 91 S CH 83 F FF 93 X CH 84 0-2 ① G6-3	S CH 84 F CH 81 B FF 92 X FF 92 1-2 22 HR 2-3 1B	X CH 83 0-0 ① SF8 3-H		C SL 86 B SL 86 F FF 95 B CH 89 S SL 87 2-3 ② K		C SL 86 B FF 94 S SL 86 S FC 93 1-3 ③ K			2 2	1 0	1 0	1 0	0 0	0 2	0 1
22 Jason Kipnis, L (1, 4) OBP: 0.279, SLG: 0.302	B FF 91 X FF 92 1-0 12 1B 23 1B 2B	C KC 79 B FF 92 X FF 93 1-1 1-H 3-H HR	C FF 92 S KC 80 D KC 78 B FC 89 X CH 84 2-2 ② FC1-6 12 FC6-4 1-2f 2-3		B FF 95 C SL 88 F FF 95 F SL 86 H SL 88 2-2 HBP			C CU 78 X FC 92 0-1 ① L4		4	2	2	3	0	0	2
12 Francisco Lindor, S (1, 6) OBP: 0.341, SLG: 0.446	F CH 85 F FC 89 F KC 81 D CH 84 X FC 89 1-2 23 1B 10 HR 2-3 1B	B FF 92 C CH 84 B FC 90 X FF 92 2-1 23 PB 10 HR 1B	F FC 90 S FC 90 X KC 79 0-2 ③ FC6-4 1-2f		S SL 86 B SL 87 F FF 94 X SL 89 1-2 ③ F8			B SI 94 F CU 79 B FF 93 X CH 86 2-1 HR		5	3	3	1	0	0	4
23 Michael Brantley, L (1, 7) OBP: 0.345, SLG: 0.543 30 Tyler Naquin, L (9, 9) OBP: 0.345, SLG: 0.370	F FF 93 C FF 93 B KC 80 F CH 82 X FF 92 1-2 10 HR 3-H 1B	B FF 92 D FF 92 X FF 92 2-0 ② L8 1-2		X FF 91 0-0 ① G4-3		B FF 94 B SL 87 B FF 92 C FF 94 X FF 93 3-1 2B		B FC 93 S FC 92 B CU 79 C FC 93 B SL 87 X FC 92 3-2 ② F7		5 0	1 0	2 0	1 0	0 0	0 0	1 0
10 Edwin Encarnación, R (1, 10) OBP: 0.264, SLG: 0.445	C FF 93 X CH 85 0-1 1-H 2-H HR	X FF 92 0-0 2-H HR		C FF 94 S FF 94 B KC 80 X CH 83 1-2 ② F8		C SL 88 B SL 87 X FF 94 1-1 ① F9		B FF 94 C FC 91 S CU 78 B CU 79 B SL 86 X FC 91 3-2 HR		5	3	3	6	0	0	1
17 Yonder Alonso, L (1, 3) OBP: 0.274, SLG: 0.466	X FF 92 0-0 ② L8	B KC 80 F FF 91 B KC 81 S CH 85 S CH 84 2-3 ③ K		F KC 80 B KC 79 B FF 93 B FF 92 B FF 92 4-1 BB		X FF 94 0-0 ② F7		X SI 94 0-0 ③ G4-3		4	0	0	0	1	1	1
6 Brandon Guyer, R (1, 9) (9, 7) OBP: 0.269, SLG: 0.391	C FF 91 B FF 91 B FC 89 S CH 84 B CH 86 X FF 93 3-2 ③ L6		B FF 91 B FF 92 B FF 90 C FF 92 X FF 91 3-1 9 1B 26 SF8 2B	B FF 92 F CH 84 F FF 92 F CH 84 B FC 88 F FF 92 F KC 80 X KC 78 2-2 ③ F7		C SL 87 B SL 88 B FF 94 F SL 86 B SL 86 F FF 95 X FF 95 3-2 ③ F9			4	1	1	0	0	0	2
55 Roberto Pérez, R (1, 2) OBP: 0.238, SLG: 0.194		F FF 91 B FF 91 B FC 89 F FF 91 F FF 93 X CH 83 2-2 ① F9	S CH 83 B FF 93 C FF 92 F CH 82 D KC 81 B CH 83 B FF 92 4-2 22 FC1-6 9 1B BB		F FF 95 B FF 94 X SL 87 1-1 ① L7		B FF 93 S SI 94 C CU 78 C SL 86 1-3 ① K			3	0	0	0	1	1	0
9 Erik González, R (1, 5) OBP: 0.375, SLG: 0.533		C FF 92 S KC 80 X FF 92 0-2 26 1B 22 HR 2B	X CH 84 0-0 22 FC1-6 1-2 2-3 1B		X FF 94 0-0 3B		S CU 79 S CU 79 B SL 87 S FC 91 1-3 ② K			4	1	3	0	0	1	0
Inning Stats	R: 4 E: 0 K: 0 S: 19 H: 4 LOB: 0 BB: 0 P: 25	R: 5 E: 0 K: 1 S: 19 H: 5 LOB: 0 BB: 0 P: 29	R: 1 E: 0 K: 0 S: 13 H: 2 LOB: 2 BB: 1 P: 22	R: 0 E: 0 K: 0 S: 11 H: 0 LOB: 1 BB: 1 P: 18	R: 0 E: 0 K: 1 S: 12 H: 1 LOB: 2 BB: 0 P: 18	R: 0 E: 0 K: 0 S: 9 H: 1 LOB: 1 BB: 0 P: 16	R: 0 E: 0 K: 3 S: 9 H: 0 LOB: 0 BB: 0 P: 12	R: 2 E: 0 K: 0 S: 11 H: 2 LOB: 0 BB: 0 P: 19		1B: 5 2B: 4 3B: 1 HR: 5	SF: 1 SAC: 0 DP: 0 HBP: 1			WP: 0 PB: 1 SB: 0 CS: 0	PA: 42		

	AB	38
	R	12
	H	15
	RBI	12
	BB	2
	SO	5
	LOB	12

PITCHER		IP	WLS	BF	H	R	ER	SO	BB	IBB	HBP	BLK	WP	HR	S	P	ERA	WHIP
55 Matt Moore, L ERA: 7.67	(1, 1)	4.0	L	25	11	10	10	1	2	0	0	0	0	3	62	94	22.50	3.250
45 Nick Gardewine, R ERA: 3.6	(5, 1)	2.0		9	2	0	0	1	0	0	1	0	0	0	21	34	0.00	1.000
53 Jesse Chavez, R ERA: 6.0	(7, 1)	2.0		8	2	2	2	3	0	0	0	0	0	2	20	31	9.00	1.000

PITCHER	IP	WLS	BF	H	R	ER	SO	BB	IBB	HBP	BLK	WP	HR	S	P	ERA	WHIP

Batter	1	2	3	4	5	6	7	8	9	10	11	AB	R	H	RBI	BB	SO	LOB
18 Curtis Granderson, L (1, 7) OBP: 0.435, SLG: 0.486	B FF 96 C FF 96 S CH 91 B SI 95 T CH 90 2-2 ① K	C SL 81 D CH 88 B CH 87 B SL 81 B SI 92 4-1 BB		D CH 86 B SI 92 1 SAFE B SI 90 S FF 91 B SI 91 4-1 20 2B 26 1B 1-2 BB		F FF 94 C SL 82 B CH 89 X CH 88 1-2 20 HR 1B		C FF 94 B CU 81 B FF 96 S FF 95 S FF 96 2-3 ① K	F FF 94 B KC 83 1 SAFE B KC 82 B FF 94 F FF 94 B FF 94 4-2 1-2 BB	B CH 85 C FF 90 B CH 86 C CU 76 B CH 85 B CH 84 4-2 20 2B 26 HR BB	3	2	1	0	3	2	0
21 Luke Maile, R (11, PH) OBP: 0.426, SLG: 0.439												0	1	0	0	1	0	0
27 Dwight Smith Jr., L (11, 7)												0	0	0	0	0	0	0
20 Josh Donaldson, R (1, 5) OBP: 0.361, SLG: 0.547	B FF 96 F FF 96 F CH 90 B SL 88 S SL 86 2-3 ② K	C SL 84 X CH 88 0-1 ③ G5-3		S CU 80 C SL 82 F CU 82 X CH 87 0-2 1-3 2-H 26 1B 2B		X SL 81 0-0 1-H HR		C FF 96 B FF 96 F FF 96 S CU 83 0-3 ② K	X FF 94 0-0 ③ P2	X CH 83 0-0 1-3 26 HR 2B	7	3	3	3	0	2	5
37 Teoscar Hernández, R (1, 9) OBP: 0.349, SLG: 0.590	B SL 85 S FF 94 F FF 96 B CH 91 B SL 86 X FF 95 3-2 ③ P3		B SL 85 B FF 94 X FF 90 2-0 ① G6-3	X SL 82 0-0 ② G6-3		S SL 84 B SL 84 C FF 92 F SL 83 S SL 82 1-3 ② K		C FF 96 B CU 82 B FF 96 B FF 96 C FF 96 X FF 96 3-2 11 S 11 2B 2B		C SI 89 F SI 89 B FF 91 B SL 82 S SI 90 2-3 ① K	B CH 85 B SI 90 D CH 84 B CH 85 4-0 26 HR BB	6	2	1	0	1	2	2
26 Yangervis Solarte, S (1, 4) OBP: 0.359, SLG: 0.532 (5, 3)		X SI 93 0-0 55 HR 1B	S SL 85 X CH 88 0-1 55 F8 2B	F SL 81 B FF 92 X SL 83 1-1 2-H 3-H 1B		F FF 93 X FF 92 0-1 ③ G4-3		B FF 96 B SI 96 B FF 95 B FF 95 4-0 11 2B BB		C CH 82 B SI 90 F FF 90 B FF 91 F CH 82 X FF 91 2-2 ② 1B	B CU 74 B FF 90 X FF 88 2-0 1-H 2-H 3-H HR	6	2	5	6	1	0	0
11 Kevin Pillar, R (1, 8) OBP: 0.377, SLG: 0.573		C SL 84 S FF 95 S SL 85 0-3 ① K	B FF 93 D SL 84 B FF 93 C FF 93 F FF 94 B SL 85 4-2 BB	C FF 93 T FF 92 F SL 82 B FF 91 B SL 82 X SL 83 2-2 ③ P5			B FF 92 S SL 82 F SL 82 X SL 82 1-2 8 G4-3 8 S 13 1B 1B	C FF 95 C CU 82 C FF 96 F FF 96 B FF 97 X CU 82 1-2 1-3 2-H 2B		B SL 81 C SI 91 B SI 91 F SI 90 B SI 92 F SI 89 X SI 92 3-2 E6 55 HBP	B FF 90 F CH 85 B CH 86 C FF 89 F CU 76 X CH 85 2-2 ③ F9	6	1	2	1	1	1	2
55 Russell Martin, R (1, 2) OBP: 0.299, SLG: 0.347		1 SAFE B SL 83 C FF 94 X FF 93 1-1 1-H HR	B SL 85 B SL 83 C SI 92 C SL 84 X SL 84 2-2 ② F8 2-3		B FF 92 S SL 83 C SL 84 F SL 85 S SL 85 1-3 ① K		1 SAFE X FF 95 0-0 ① L7	C SL 84 B SI 92 C FF 92 D SL 86 T SI 91 2-2 ③ K		F SI 89 B SI 90 1 SAFE S SL 81 1 SAFE 1 SAFE H SI 90 2-2 1-2 HBP		5	1	1	2	0	2	5
8 Kendrys Morales, S (1, 10) OBP: 0.288, SLG: 0.349	S SI 94 B SL 82 C SI 94 B CH 89 F CH 89 X SI 94 2-2 ② L7	C CH 86 S CH 88 B CH 89 S SL 86 1-3 ③ K		C SL 82 S CH 89 X SI 93 0-2 ② F7		B FF 96 S FF 96 B FF 97 B FF 97 X FF 96 3-1 ② G4-3 1-3			C KC 82 C FF 93 B KC 83 F KC 82 C KC 83 1-3 ① K	C SI 90 F CH 82 X FF 91 0-2 ③ F7		6	0	0	0	0	2	5
Steve Pearce, R (1, 3) OBP: 0.333, SLG: 0.485	B SL 85 B FF 94 C SL 83 X SL 84 2-1 13 2B 1B			C FF 93 B CU 81 C SL 82 B FF 93 X SL 82 2-2 ① G5-3	B FF 94 S SL 84 F SL 84 B CH 88 S SL 84 2-3 ③ K		B FF 97 B FF 97 B FF 96 C FF 97 F FF 97 F FF 97 B FF 97 4-2 13 1B BB		C FF 94 X KC 83 0-1 ② F9		B SI 90 F FF 89 S CU 75 F SI 89 F CH 85 B SI 88 S CH 84 2-3 ① K	3	0	1	0	0	1	0
1 Aledmys Díaz, R (5, 6) OBP: 0.245, SLG: 0.352												2	0	0	0	1	1	0
13 Lourdes Gurriel Jr., R (1, 6) OBP: 0.289, SLG: 0.349 (5, 4)	B FF 93 B FF 93 F FF 92 X FF 93 2-1 1-3 2B			C SL 83 S CH 89 X SL 84 0-2 18 BB 20 2B 1B		C FF 92 B SL 82 C SL 83 B CU 81 S CH 89 2-3 ① K	B FF 96 B FF 96 C FF 97 F FF 97 F FF 97 B FF 98 X FF 96 3-2 ③ 1-3 3-H 1B		C KC 84 B KC 84 F FF 94 F FF 94 B KC 84 F FF 94 B FF 94 4-2 18 BB BB	S CH 86 X CH 86 0-1 ② G5-3	5	1	3	1	1	1	0
Inning Stats	R: 0 H: 0 E: 0 LOB: 0 K: 2 BB: 0 S: 9 P: 16	R: 2 H: 4 E: 0 LOB: 3 K: 1 BB: 1 S: 17 P: 28	R: 0 H: 1 E: 0 LOB: 2 K: 1 BB: 1 S: 11 P: 20	R: 3 H: 3 E: 0 LOB: 1 K: 0 BB: 1 S: 18 P: 27	R: 0 H: 0 E: 0 LOB: 0 K: 2 BB: 0 S: 10 P: 13	R: 2 H: 2 E: 0 LOB: 0 K: 2 BB: 0 S: 13 P: 17	R: 1 H: 2 E: 0 LOB: 2 K: 0 BB: 1 S: 13 P: 24	R: 1 H: 2 E: 0 LOB: 2 K: 3 BB: 1 S: 18 P: 30	R: 0 H: 0 E: 0 LOB: 2 K: 1 BB: 2 S: 13 P: 22	R: 0 H: 1 E: 1 LOB: 2 K: 1 BB: 0 S: 16 P: 25	R: 4 H: 2 E: 0 LOB: 0 K: 1 BB: 2 S: 15 P: 29	1B: 8 2B: 6 3B: 0 HR: 3	SF: 0 SAC: 0 DP: 0 HBP: 1					

PITCHER		IP	WLS	BF	H	R	ER	SO	BB	IBB	HBP	BLK	WP	HR	S	P	ERA	WHIP
59 Carlos Carrasco, R ERA: 3.95	(1, 1)	5.1		28	9	6	6	7	3	0	0	0	0	1	71	113	10.12	2.250
Nick Goody, R ERA: 6.94	(6, 1)	0.2	B	4	2	2	2	1	0	0	0	0	0	1	10	12	27.00	3.000
34 Zach McAllister, R ERA: 9.0	(7, 1)	1.2		9	3	1	1	2	2	0	0	0	0	0	25	45	5.40	3.000
35 Ben Taylor, R ERA:	(8, 1)	0.1		1	0	0	0	1	0	0	0	0	0	0	3	5	0.00	0.000
37 Cody Allen, R ERA: 1.98	(9, 1)	1.0		5	0	0	0	1	2	0	0	0	0	0	13	22	0.00	2.000

PITCHER		IP	WLS	BF	H	R	ER	SO	BB	IBB	HBP	BLK	WP	HR	S	P	ERA	WHIP
61 Dan Otero, R ERA: 4.4	(10, 1)	1.0		5	1	0	0	1	0	0	1	0	0	0	16	25	0.00	1.000
49 Tyler Olson, L ERA: 7.15	(11, 1)	1.0	L	7	2	4	4	1	2	0	0	0	0	1	15	29	36.00	4.000

TOP

Toronto Blue Jays @ Cleveland Indians

Progressive Field, Cleveland, OH

Thu May 03 2018, 3:04 PM - 7:50 PM EDT

Cloudy - 73 F

livebaseballscorecards.com

AB	49
R	13
H	17
RBI	13
BB	9
SO	14
LOB	19

WP: 0	PB: 0	SB: 2	CS: 0
PA: 59			

Batter	1	2	3	4	5	6	7	8	9	10	11	AB	R	H	RBI	BB	SO	LOB
12 Francisco Lindor, S (1, 6) OBP: 0.348, SLG: 0.496	C FF 89 X FF 88 0-1 P4 ①		X SI 91 0-0 26 FC6-4 1-2 1B	C CH 81 X SI 90 0-1 1-H 3-H HR		C SI 95 X CU 80 0-1 F9 ①		B FF 96 F FC 89 X SI 96 1-1 HR		F SL 85 S FF 94 B FF 95 S FF 95 1-3 K ③		6	2	3	4	0	1	0
26 Rajai Davis, R (1, 7) OBP: 0.263, SLG: 0.250	F FF 90 S CH 82 B FF 90 B SL 80 S SL 82 2-3 K ②		C FF 90 X SI 90 0-1 FC6-4 11 S 1-2f 2-3 ②	S FF 90 X SL 80 0-1 11 CS 1B		C SI 95 X SI 96 0-1 G4-3 ②		S FF 96 S FC 91 B FC 90 X FC 88 1-2 11 CS 1B			X FF 95 0-0 F9 ①	6	0	2	0	0	1	2
11 José Ramírez, S (1, 5) OBP: 0.359, SLG: 0.500	C FF 90 F FF 90 X CH 84 0-2 F9 ③		B SI 90 B FF 89 F FF 90 X FF 91 2-1 P3 ③ 1-2	1 SAFE B FF 89 1 SAFE B CH 79 C FF 90 1 SAFE B FF 90 F FF 92 B FF 93 4-2 23 S 10 1B 1-2 BB ②		C SI 95 B SI 97 X SI 96 1-1 F8 ③		1 SAFE B FF 95 B FC 90 B FC 90 F FF 95 B FF 95 4-1 23 2B 1-2 BB ②			C FF 94 C SI 95 B FF 95 H SL 88 2-2 23 2B 10 1B HBP	3	3	0	0	2	0	2
23 Michael Brantley, L (1, 10) OBP: 0.378, SLG: 0.593		C SI 89 B SI 89 B SI 90 X FF 90 2-1 L4 ①		1B BB			B CH 78 C CH 77 C FF 92 B FF 91 X CH 78 2-2 4 WP 2B	X SI 95 0-0 1-H 2B ③			C FC 91 F SI 95 B FF 94 X FC 90 1-2 10 1B 1-3 2B	5	2	4	1	1	0	0
10 Edwin Encarnación, R (1, 3) OBP: 0.283, SLG: 0.452		B FF 90 B CH 82 S CH 82 T FF 90 S SL 83 2-3 K ②		1B 1B			B SL 85 B CH 78 C CH 79 B FF 90 B SL 83 4-1 4 WP BB		B FC 84 C SI 90 B SI 91 X FF 91 2-1 F9 ①		C FF 96 C FF 95 X SL 88 0-2 2-H 3-H 1B	5	1	3	3	1	1	0
7 Yan Gomes, R (1, 2) OBP: 0.329, SLG: 0.461 17 Yonder Alonso, L (11, PH) OBP: 0.272, SLG: 0.462	B SI 91 B SI 90 F FF 90 F FF 91 B CH 83 F FF 90 B CH 84 4-2 BB			F8 G4-3			C CH 78 F FF 92 B FS 84 S CH 78 1-3 K ①		B FC 86 C FC 82 S FF 92 F FF 92 B SL 78 F FF 92 S FC 86 2-3 K ②		S FC 92 F FC 91 S SL 86 0-3 K ②	4 1	0 0	0 0	0 0	1 1	2 1	6 1
6 Brandon Guyer, R (1, 9) OBP: 0.273, SLG: 0.408 22 Jason Kipnis, L (7, PH) OBP: 0.273, SLG: 0.294 (8, 4)	X FF 89 0-0 F7 ③		C SI 90 B SI 90 B CH 82 X FF 90 2-1 4 1B 1-3 3-H 2B	X SI 95 0-0 G6-3 ①			B CH 78 F FS 87 B SL 84 B FF 91 X FF 92 3-1 F7 ②		C SI 92 S CH 84 F FF 92 B FF 91 F FC 85 B FF 92 F FF 92 X CU 72 2-2 F9 ③		X FF 95 0-0 L8 ③	3 3	1 0	1 0	1 0	0 0	0 3	1 3
4 Bradley Zimmer, L (1, 8) OBP: 0.256, SLG: 0.302			M SI 89 B SI 90 S SI 89 B SL 81 S SL 82 2-3 K2-3 ①	C SL 81 D CU 74 X SI 89 1-1 9 WP 9 S 12 HR 2-H 3-H 1B	B SI 96 F SI 96 C CU 80 C SI 97 1-3 K ②		C CH 79 F FF 91 B FS 84 C CH 80 1-3 K ③ 1-2 2-3			B FF 94 F FF 94 S SL 88 X SL 88 1-2 F8 ①		5	1	1	2	0	3	2
9 Erik González, R (1, 4) OBP: 0.368, SLG: 0.500 30 Tyler Naquin, L (8, 9) OBP: 0.350, SLG: 0.375			B CU 73 X FF 90 1-0 26 FC6-4 12 1B 1B	B CU 70 B CH 81 F SI 89 C SI 90 S SL 80 2-3 K 12 HR 1-3	B SI 97 F CU 81 F SI 97 X SI 97 1-2 G6-3 ③			F FC 88 C FF 95 B FC 90 B FF 95 F FF 94 S SL 79 2-3 K ①			X SL 86 0-0 1B ②	3 2	1 0	1 1	0 0	0 1	1 0	1 0
Inning Stats	R: 0 E: 0 K: 1 S: 8 H: 0 LOB: 0 BB: 0 P: 10	R: 0 E: 0 K: 1 S: 9 H: 0 LOB: 1 BB: 1 P: 17	R: 0 E: 0 K: 1 S: 9 H: 2 LOB: 2 BB: 0 P: 14	R: 7 E: 0 K: 1 S: 25 H: 7 LOB: 2 BB: 2 P: 44	R: 0 E: 0 K: 1 S: 8 H: 0 LOB: 0 BB: 0 P: 10	R: 0 E: 0 K: 2 S: 6 H: 0 LOB: 0 BB: 0 P: 7	R: 0 E: 0 K: 2 S: 12 H: 1 LOB: 2 BB: 1 P: 23	R: 2 E: 0 K: 1 S: 11 H: 3 LOB: 1 BB: 1 P: 19	R: 0 E: 0 K: 1 S: 13 H: 0 LOB: 0 BB: 0 P: 19	R: 0 E: 0 K: 1 S: 7 H: 1 LOB: 0 BB: 0 P: 9	R: 2 E: 0 K: 1 S: 13 H: 2 LOB: 1 BB: 0 P: 16	1B: 10 2B: 4 3B: 0 HR: 2 SF: 0 SAC: 0 DP: 0 HBP: 1	WP: 2 PB: 0 SB: 3 CS: 2 PA: 52					

PITCHER		IP	WLS	BF	H	R	ER	SO	BB	IBB	HBP	BLK	WP	HR	S	P	ERA	WHIP
57 Jaime García, L ERA: 6.0	(1, 1)	3.1		19	7	6	6	4	1	0	0	0	1	1	41	67	16.20	2.400
Danny Barnes, R ERA: 2.57	(4, 1)	0.1		4	2	1	1	0	2	0	0	0	0	0	9	17	27.00	12.000
77 John Axford, R ERA: 1.65	(4, 1)	2.1		7	0	0	0	1	0	0	0	0	0	0	15	18	0.00	0.000
36 Tyler Clippard, R ERA: 1.65	(7, 1)	1.0	H	5	1	0	0	2	1	0	0	0	1	0	12	23	0.00	2.000
52 Ryan Tepera, R ERA: 2.87	(8, 1)	1.0	B	5	3	2	2	1	1	0	0	0	0	1	11	19	18.00	4.000

PITCHER		IP	WLS	BF	H	R	ER	SO	BB	IBB	HBP	BLK	WP	HR	S	P	ERA	WHIP
22 Seunghwan Oh, R ERA: 2.03	(9, 1)	1.0		3	0	0	0	1	0	0	0	0	0	0	13	19	0.00	0.000
58 Tim Mayza, L ERA:	(10, 1)	1.0	W	3	1	0	0	1	0	0	0	0	0	0	7	9	0.00	1.000
54 Roberto Osuna, R ERA: 3.14	(11, 1)	1.0		6	2	2	2	1	0	0	1	0	0	0	13	16	18.00	2.000

BOTTOM

Toronto Blue Jays @ Cleveland Indians

Progressive Field, Cleveland, OH

Thu May 03 2018, 3:04 PM - 7:50 PM EDT

Cloudy - 73 F

livebaseballscorecards.com

AB	46
R	11
H	16
RBI	11
BB	5
SO	11
LOB	18

Batter	1	2	3	4	5	6	7	8	9	AB	R	H	RBI	BB	SO	LOB
13 Lourdes Gurriel Jr., R (1, 4) OBP: 0.260, SLG: 0.313	C FF 92 S FF 92 B FF 93 F FF 93 F FF 93 F SL 85 C FF 92 1-3 ① K		X FF 92 0-0 ③ F8		C FF 91 B FF 91 F FF 92 F FF 92 S SL 85 1-3 ③ K			B FF 90 X SL 82 1-0 ① P6	B FF 89 B FF 90 B FF 88 C FF 88 F FF 88 X FF 88 3-2 ③ G6-3	5	0	0	0	0	2	4
20 Josh Donaldson, R (1, 10) OBP: 0.354, SLG: 0.579	C FF 94 S FF 94 B FF 94 B FF 94 B FF 93 X FF 94 3-2 ② F7			B CU 74 C SL 83 B FF 91 X FF 91 2-1 HR		S FF 88 S SL 82 C FF 90 0-3 ① K		B FF 95 C CU 82 F SI 94 F CH 86 T CH 88 1-2 ② K		4	1	1	1	0	2	0
37 Teoscar Hernández, R (1, 9) OBP: 0.333, SLG: 0.561	C CU 76 B FF 94 C FF 93 F FF 93 F FF 94 S SL 85 1-3 ③ K			X SL 82 0-0 ① G1-3		X FF 89 0-0 ② F9		B CU 83 B SI 95 X SI 95 2-0 ③ G6-3		4	0	0	0	0	1	0
26 Yangervis Solarte, S (1, 5) OBP: 0.371, SLG: 0.574		C CU 75 F FF 92 B FF 93 F FF 93 X CU 78 1-2 HR		B FF 91 C SL 82 X SL 84 1-1 2B		B FF 90 C FF 91 B FF 91 F FF 89 F FF 91 F SL 83 S FF 90 2-3 ③ K			B FF 90 X FF 89 1-0 8 F9 27 G3-1 11 1B 1B	4	2	3	1	0	1	0
11 Kevin Pillar, R (1, 8) OBP: 0.373, SLG: 0.562		F FF 93 S SL 85 B FF 94 F FF 92 B SL 85 X SL 83 2-2 ① P5		B FF 90 C FF 90 B SL 85 S SL 84 X FF 91 2-2 ② L9			C FF 88 S CU 73 B SL 85 X SL 82 1-2 ① G5-3		C FF 90 X CH 82 0-1 1 BB 27 G3-1 1-2 1B	4	0	1	0	0	0	1
8 Kendrys Morales, S (1, 3) OBP: 0.273, SLG: 0.328		B CU 77 F FF 92 X FF 92 1-1 ② F9		B FF 91 C FF 91 B CU 76 D CU 75 C FF 91 X FF 92 3-2 ③ G5-3			C FF 89 C CH 86 B FF 90 X FF 89 1-2 ② G4-3		X FF 89 0-0 ① F9 2-3	4	0	0	0	0	0	3
27 Dwight Smith Jr., L (1, 7) OBP: 0.500, SLG: 1.000		B FF 92 X FF 92 1-0 ③ L7			B FF 90 F FF 90 C CU 74 X FF 91 1-2 1 F8 2B		X FF 88 0-0 2B		B FF 90 F FF 90 X CU 75 1-1 ② G3-1 1-2 3-H	4	0	2	1	0	0	1
21 Luke Maile, R (1, 2) OBP: 0.412, SLG: 0.409			B FF 90 C SL 82 X SL 82 1-1 ① G5-3		C SL 83 T FF 90 C FF 91 0-3 ① K		D SL 85 C FF 90 X FF 90 1-1 ③ P6		B FF 90 B FF 90 F FF 90 B FF 90 F FF 89 F FF 89 B FF 88 4-2 1 BB BB	3	0	0	0	1	1	2
1 Aledmys Díaz, R (1, 6) OBP: 0.255, SLG: 0.383			F FF 92 S SL 83 F FF 93 B SL 83 X SL 83 1-2 ② P4		C FF 90 X SL 85 0-1 ② F8 2-3			F FF 88 X CU 74 0-1 HR	S FF 89 B FF 89 B CH 80 B FF 89 F FF 89 F FF 89 B FF 89 4-2 1-2 2-3 BB	3	1	1	1	1	0	1
Inning Stats	R: 0 E: 0 K: 2 S: 14 H: 0 LOB: 0 BB: 0 P: 19	R: 1 E: 0 K: 0 S: 11 H: 1 LOB: 0 BB: 0 P: 16	R: 0 E: 0 K: 0 S: 7 H: 0 LOB: 0 BB: 0 P: 9	R: 1 E: 0 K: 0 S: 11 H: 2 LOB: 1 BB: 0 P: 19	R: 0 E: 0 K: 2 S: 12 H: 1 LOB: 1 BB: 0 P: 14	R: 0 E: 0 K: 2 S: 9 H: 0 LOB: 0 BB: 0 P: 11	R: 0 E: 0 K: 0 S: 9 H: 1 LOB: 1 BB: 0 P: 12	R: 1 E: 0 K: 1 S: 8 H: 1 LOB: 0 BB: 0 P: 12	R: 1 E: 0 K: 0 S: 15 H: 2 LOB: 3 BB: 2 P: 28	1B: 2 2B: 3 3B: 0 HR: 3 SF: 0 SAC: 0 DP: 0 HBP: 0						

PITCHER		IP	WLS	BF	H	R	ER	SO	BB	IBB	HBP	BLK	WP	HR	S	P	ERA	WHIP
45 Adam Plutko, R ERA: 3.68	(1, 1)	7.1	W	28	6	3	3	6	0	0	0	0	0	3	76	104	3.68	0.818
50 Evan Marshall, R ERA:	(8, 1)	0.2		2	0	0	0	1	0	0	0	0	0	0	5	8	0.00	0.000
38 Jeff Beliveau, L ERA: 10.8	(9, 1)	1.0		7	2	1	1	0	2	0	0	0	0	0	15	28	9.00	4.000

PITCHER	IP	WLS	BF	H	R	ER	SO	BB	IBB	HBP	BLK	WP	HR	S	P	ERA	WHIP

TOP

Toronto Blue Jays @ Cleveland Indians

Progressive Field, Cleveland, OH

Thu May 03 2018, 8:33 PM - 11:43 PM EDT

Att. 19,008 - Cloudy - 68 F

livebaseballscorecards.com

AB	35
R	4
H	8
RBI	4
BB	2
SO	7
LOB	12

Toronto Blue Jays @ Cleveland Indians

Progressive Field, Cleveland, OH

Thu May 03 2018, 8:33 PM - 11:43 PM EDT

Att. 19,008 - Cloudy - 68 F

livebaseballscorecards.com

BOTTOM

Batter	1	2	3	4	5	6	7	8	9	AB	R	H	RBI	BB	SO	LOB
12 Francisco Lindor, S (1, 6) OBP: 0.347, SLG: 0.496	F SI 92 S SI 92 F SI 93 S CU 77 0-3 ① K		B CU 76 B CH 86 S FC 89 F CH 86 D FC 90 X FC 89 3-2 11 1B 1-H 1B	F SI 92 B FF 91 S SI 92 X CH 86 1-2 ③ G4-3	C CU 80 X SI 94 0-1 11 2B 2-H 2B	S CH 86 F FF 93 B CH 85 X CU 83 1-2 ③ F7		B SL 82 X SI 92 1-0 ② FC3-6 22 1B 1-2f		6	1	2	2	0	1	4
22 Jason Kipnis, L (1, 4) OBP: 0.283, SLG: 0.298	B SI 94 X SI 93 1-0 ② G6-3		B SI 92 C SI 93 S CH 86 B CH 86 X FC 90 2-2 ② L9		C CU 90 X SI 94 0-2 11 HR 1B B CH 86 S CH 85 D CU 93 S FF 94 4-0 11 2B 23 SF9 BB		B SI 93 X SI 92 1-0 ① G4-3	C SI 91 B SI 92 B FF 90 F SI 91 B SL 83 X SI 91 3-2 1-2 1B		5	2	2	0	1	0	1
11 José Ramírez, S (1, 10) OBP: 0.372, SLG: 0.538	C CU 77 B CH 86 B CU 77 X SI 93 2-1 ③ L4		B SI 93 C CU 77 F FC 89 X CH 86 1-2 2-3 1B		B CU 74 S SI 92 D CU 74 X SI 90 3-0 1-H HR C FF 94 B CU 93 B CU 91 F CU 93 B FF 94 X FF 95 3-2 23 SF9 1-3 2-H 2B		C SL 85 S SL 84 B SL 84 B SL 83 B SI 94 B SI 93 4-2 17 BB 23 BB 55 WP BB	D SL 81 C FF 92 F SI 92 B SL 82 F SL 82 B SI 92 F FF 91 X SI 92 3-2 ③ L9	5	2	3	3	1	0	2
23 Michael Brantley, L (1, 7) OBP: 0.379, SLG: 0.584 6 Brandon Guyer, R (7, PR) OBP: 0.273, SLG: 0.408 (8, 7)		C SI 92 B SI 93 X SI 92 1-1 1B	B SI 92 1 SAFE C SI 92 1 SAFE B SI 92 F SI 92 X SI 93 2-2 ③ G5-3		X SI 90 0-0 ① L8 X FF 95 0-0 ② SF9 2-3 3-H		B SI 94 B SL 83 D SL 84 B FF 93 4-0 55 WP 17 BB 1-2 BB			3	0	1	1	1	0	2
										0	0	0	0	0	0	0
17 Yonder Alonso, L (1, 3) OBP: 0.277, SLG: 0.454		S CH 85 B CU 75 F CH 85 B FF 92 X CU 78 2-2 ① F9		C CH 84 F SI 91 B CU 77 X SI 92 1-2 ① G6-3	X SI 90 0-0 55 BB 4 BB 30 1B 1B C CU 81 S CH 87 S FF 94 0-3 ③ K		B FF 93 C SI 93 B SI 93 S SL 83 D SL 83 B SI 93 4-2 55 WP 1-2 2-3 BB			4	1	1	0	1	1	2
30 Tyler Naquin, L (1, 9) OBP: 0.354, SLG: 0.393		C SI 93 F CU 77 C FF 92 0-3 ② K		C CU 75 F FC 88 B CH 84 B SI 92 X SI 91 2-2 55 1B 2B	F FF 89 S CU 75 B FF 89 X FF 90 1-2 4 BB 55 BB 9 2B 1-2 1B	T FF 94 B FF 94 F CU 83 B FF 93 F FF 94 X CH 87 2-2 ① G4-3	C FF 92 B SI 93 F SI 92 S SL 85 1-3 ② K			5	2	2	0	0	2	4
55 Roberto Pérez, R (1, 2) OBP: 0.255, SLG: 0.200		1 SAFE C SI 93 C SI 93 C SI 94 0-3 ③ K		T FC 89 X SI 92 0-1 4 WP 2-H 1B	B CU 83 C CU 82 F FF 94 B CH 85 B CU 85 B CU 84 4-2 4 BB 9 2B 1-2 2-3 BB	C FF 95 B FF 94 C FF 94 B CH 88 F FF 96 F CU 83 C CU 81 2-3 ② K	F FF 93 C SL 83 B SL 83 B FF 93 D SL 84 X FF 93 3-2 1-2 2-3 3-H G6-3			4	1	1	1	1	2	3
4 Bradley Zimmer, L (1, 8) OBP: 0.284, SLG: 0.307			F CU 75 C SI 92 C SI 92 0-3 ① K	F SI 91 B CU 76 B CH 85 B SI 92 B SI 92 4-1 1-2 BB	B CH 86 B CH 85 B SI 95 B FF 94 4-0 9 2B 1-2 2-3 3-H BB	X FF 93 0-0 9 2B 1B		B SI 92 C FF 91 T SL 82 B SL 80 B SL 84 F FF 92 B FF 91 4-2 12 FC3-6 BB		2	2	1	1	3	1	0
9 Erik González, R (1, 5) OBP: 0.417, SLG: 0.609			F FC 88 X SI 92 0-1 12 WP 12 1B 1B	C FC 88 B FC 88 X SI 91 1-1 ② L8	B CU 82 C SI 94 X CU 81 1-1 12 2B 1-H 2-H 3-H 2B	S FF 93 X CU 80 0-1 1-H 2B		B FF 91 F FF 91 F FF 92 S SL 82 1-3 ① K		5	2	3	4	0	1	3
Inning Stats	R: 0 E: 0 K: 1 S: 7 H: 0 LOB: 0 BB: 0 P: 10	R: 0 E: 0 K: 2 S: 11 H: 1 LOB: 1 BB: 0 P: 14	R: 1 E: 0 K: 1 S: 17 H: 3 LOB: 2 BB: 0 P: 25	R: 1 E: 0 K: 0 S: 14 H: 2 LOB: 2 BB: 1 P: 23	R: 9 E: 0 K: 1 S: 25 H: 7 LOB: 1 BB: 3 P: 45	R: 1 E: 0 K: 1 S: 15 H: 2 LOB: 1 BB: 0 P: 20	R: 1 E: 0 K: 1 S: 11 H: 0 LOB: 3 BB: 3 P: 28	R: 0 E: 0 K: 1 S: 15 H: 1 LOB: 2 BB: 1 P: 27		1B: 10 2B: 5 3B: 0 HR: 1 SF: 1 SAC: 0 DP: 0 HBP: 0						

	AB	39
	R	13
	H	16
	RBI	12
	BB	8
	SO	8
	LOB	21

WP: 3 PB: 0 SB: 0 CS: 0 PA: 48

PITCHER		IP	WLS	BF	H	R	ER	SO	BB	IBB	HBP	BLK	WP	HR	S	P	ERA	WHIP
31 Joe Biagini, R ERA: 8.1	(1, 1)	4.1	L	24	10	6	6	4	1	0	0	0	2	1	59	86	12.46	2.538
71 Luis Santos, R ERA: 32.4	(5, 1)	1.2		13	5	6	6	2	3	0	0	0	0	0	30	51	32.40	4.800
38 Carlos Ramirez, R ERA: 3.86	(7, 1)	2.0		11	1	1	1	2	4	0	0	0	1	0	26	55	4.50	2.500

PITCHER	IP	WLS	BF	H	R	ER	SO	BB	IBB	HBP	BLK	WP	HR	S	P	ERA	WHIP

Cleveland Indians @ New York Yankees

Yankee Stadium, Bronx, NY

Fri May 04 2018, 7:11 PM - 10:30 PM EDT

Att. 46,869 - Partly Cloudy - 79 F

livebaseballscorecards.com

TOP

Batter	1	2	3	4	5	6	7	8	9	AB	R	H	RBI	BB	SO	LOB
12 Francisco Lindor, S (1, 6) OBP: 0.349, SLG: 0.500	B SI 89 F CH 82 B FC 87 F SL 79 B SL 79 F SL 79 S FC 87 3-3 ① K		C SL 82 B FC 90 F FF 90 F CH 83 B CH 84 F SL 81 F SL 80 T FC 90 2-2 ③ K			B FC 88 X CH 83 1-0 2B		F FF 92 B FS 84 F FS 83 B FF 92 B FS 84 X FS 84 3-2 22 FC6 1B	C FF 99 S FF 100 B FF 102 C FF 101 1-3 ② K 1-2 2-3	5	0	2	0	0	3	2
22 Jason Kipnis, L (1, 4) OBP: 0.273, SLG: 0.287	C FC 89 B FC 90 F SL 80 X SL 80 1-2 ② F9			B SL 79 C SL 80 B SL 79 F SL 79 B FC 91 F SL 81 F FC 91 X FC 91 3-2 ① P6		S SL 80 F SI 90 X SL 80 0-2 ③ P6		F KC 86 B KC 83 X SL 83 1-1 ① FC6 11 HR 1-2f	C FF 101 F FF 102 B FF 102 S FF 101 1-3 ③ K 2-3 3-H	5	1	0	0	0	1	3
11 José Ramírez, S (1, 5) OBP: 0.383, SLG: 0.577	X FC 89 0-0 ③ F8			C SL 79 X SL 80 0-1 10 CS 2B			B KC 82 X KC 83 1-0 17 FC6-5 1B	C SL 89 C SL 84 D KC 86 B KC 84 F SL 84 B FC 94 F KC 85 X FC 94 3-2 1-H HR		4	1	3	2	0	0	0
10 Edwin Encarnación, R (1, 10) OBP: 0.275, SLG: 0.437		C FC 88 B FC 88 B FC 87 C SL 78 F FC 90 F SL 78 B SL 79 X SL 80 3-2 ① F9		C FC 88 B FC 88 F FC 88 B FC 90 F FC 89 C SL 80 2-3 ② ③ K 2-3			C KC 83 C SV 85 S FF 98 0-3 ① K	B SL 88 X SL 87 1-0 ② F8		4	0	0	0	0	2	2
6 Brandon Guyer, R (1, 9) OBP: 0.259, SLG: 0.385 30 Tyler Naquin, L (8, PH) OBP: 0.364, SLG: 0.403 (8, 9)		C FC 88 B SL 79 B FC 89 X CH 84 2-1 ② P4			B FC 87 F CH 83 X FC 88 1-1 ① F8		C KC 83 B FF 97 T FF 98 F SV 86 F FF 98 S SV 88 1-3 ② K	C FC 94 X KC 83 0-1 1B		3 1	0 0	0 1	0 0	0 0	1 0	1 0
17 Yonder Alonso, L (1, 3) OBP: 0.276, SLG: 0.446 9 Erik González, R (8, 3) OBP: 0.417, SLG: 0.609		C FC 90 X SI 89 0-1 1B			B SI 90 C SL 79 F SL 80 T SI 91 1-2 ② K		C FF 99 F SV 88 B FF 98 X SV 88 1-2 ③ FC6-5 1-2f	B KC 84 C FC 93 1 SAFE C FC 95 X KC 83 1-2 ③ F7		4 0	0 0	1 0	0 0	0 0	1 0	2 0
7 Yan Gomes, R (1, 2) OBP: 0.337, SLG: 0.456		B FC 88 B SL 80 B CH 84 F SI 90 F FC 88 F SL 80 F FC 90 X CH 83 3-2 ③ F9			F FC 87 F FC 90 B CH 84 B SL 79 B SL 81 S FC 89 3-3 ③ K			B FF 91 B FS 82 B FF 92 C FF 92 F FF 92 F FF 93 D SL 85 4-2 4 HR 26 1B BB	B FF 99 F FF 99 B FF 99 B FF 98 X FF 98 3-1 12 WP 22 WP 4 HBP 1B	3	2	1	0	1	1	1
26 Rajai Davis, R (1, 7) OBP: 0.262, SLG: 0.250			B FC 87 B FC 87 X SI 89 2-0 ① G1-3			B SI 88 S CH 82 B FC 88 F SL 80 X FC 89 2-2 ① G5-3		X FS 83 0-0 4 HR 1-2 1B	C SL 86 1 SAFE S SL 87 S SI 100 0-3 ① K	4	1	1	0	0	1	1
4 Bradley Zimmer, L (1, 8) OBP: 0.293, SLG: 0.341			C FF 90 S SL 81 C SL 82 0-3 ② K			B SL 79 B SL 80 F FC 91 F FF 90 S SI 91 2-3 ② K		B FF 92 X SL 85 1-0 1-H 2-H HR	B FF 100 H FF 99 2-0 22 WP 12 WP 1-2 HBP	3	1	1	3	0	2	0
Inning Stats	R: 0 H: 0 E: 0 LOB: 0 K: 1 BB: 0 S: 8 P: 12	R: 0 H: 1 E: 0 LOB: 1 K: 0 BB: 0 S: 14 P: 22	R: 0 H: 0 E: 0 LOB: 0 K: 2 BB: 0 S: 10 P: 14	R: 0 H: 1 E: 0 LOB: 0 K: 1 BB: 0 S: 11 P: 16	R: 0 H: 0 E: 0 LOB: 0 K: 2 BB: 0 S: 8 P: 13	R: 0 H: 1 E: 0 LOB: 1 K: 1 BB: 0 S: 10 P: 15	R: 0 H: 1 E: 0 LOB: 1 K: 2 BB: 0 S: 12 P: 15	R: 5 H: 5 E: 0 LOB: 1 K: 0 BB: 1 S: 21 P: 35	R: 1 H: 1 E: 0 LOB: 1 K: 3 BB: 0 S: 11 P: 18	1B: 6 SF: 0 2B: 2 SAC: 0 3B: 0 DP: 0 HR: 2 HBP: 1						

AB	36
R	6
H	10
RBI	5
BB	1
SO	12
LOB	12

WP: 2 PA: 38
PB: 0
SB: 0
CS: 1

PITCHER		IP	WLS	BF	H	R	ER	SO	BB	IBB	HBP	BLK	WP	HR	S	P	ERA	WHIP
52 CC Sabathia, L ERA: 1.39	(1, 1)	6.0		20	3	0	0	7	0	0	0	0	0	0	61	92	0.00	0.500
68 Dellin Betances, R ERA: 4.15	(7, 1)	1.0		4	1	0	0	2	0	0	0	0	0	0	12	15	0.00	1.000
45 Chasen Shreve, L ERA: 3.75	(8, 1)	0.0		4	3	4	4	0	1	0	0	0	0	1	8	16	∞	∞
30 David Robertson, R ERA: 3.31	(8, 1)	1.0	B	5	2	1	1	0	0	0	0	0	0	1	13	19	9.00	2.000
54 Aroldis Chapman, L ERA: 1.8	(9, 1)	1.0	W	5	1	1	1	3	0	0	1	0	2	0	11	18	9.00	1.000

PITCHER	IP	WLS	BF	H	R	ER	SO	BB	IBB	HBP	BLK	WP	HR	S	P	ERA	WHIP

Batter	1	2	3	4	5	6	7	8	9	AB	R	H	RBI	BB	SO	LOB
11 Brett Gardner, L (1, 7) OBP: 0.326, SLG: 0.252	C FF 87 X FF 88 0-1 L7	C FC 86 F CH 84 H FF 88 1-2 1-2 2-3 HBP		X FF 87 0-0 G3-1		C FF 87 B FC 85 C FF 87 X CH 84 1-2 99 G4-6-3 1B		D FF 91 B FF 94 B FF 94 C FF 93 B FF 93 4-1 99 BB 1-2 2-3 BB		3	0	1	0	1	0	0
99 Aaron Judge, R (1, 9) OBP: 0.432, SLG: 0.576	B FF 90 C CU 76 B SI 89 B FF 90 X FC 87 3-1 18 FC6-5 2B	S CU 75 B CU 76 B FF 89 X FC 87 2-1 F8		B FC 87 C FF 89 S CU 76 X CU 76 1-2 HR		S FC 85 1 SAFE F FC 84 B SI 87 X FC 86 1-2 G4-6-3 1-2f		S SL 88 B FF 95 C FF 94 B SL 90 B FF 95 D FF 93 4-2 1-2 2-3 3-H BB		4	1	2	2	1	0	4
18 Didi Gregorius, L (1, 6) OBP: 0.403, SLG: 0.681	X FF 88 0-0 FC6-5 27 BB 2-3		F FC 85 X FC 86 0-1 P2	F FC 87 F FC 88 X FF 89 0-2 F8			X FF 85 0-0 P6	X SI 92 0-0 P6		5	0	0	0	0	0	4
27 Giancarlo Stanton, R (1, 10) OBP: 0.317, SLG: 0.469	C FF 89 1 SAFE B SI 88 B CU 75 1 SAFE B FF 88 F FC 86 F CU 74 F FF 89 4-2 B FC 87 1-2 BB		S FC 87 F FF 88 S FC 86 0-3 K	C FC 88 S FF 90 B S FC 87 1-3 K			C SI 86 B CU 75 X FC 85 1-1 P2		X FF 91 0-0 31 G3-1 41 1B 2B	4	1	1	0	1	2	0
24 Gary Sánchez, R (1, 2) OBP: 0.288, SLG: 0.518	B FF 88 C FC 87 S FF 88 D CU 77 S FC 86 2-3 K		B CU 76 C FC 87 C FF 90 B FC 87 B CU 76 B FC 86 4-2 BB		F FF 87 F FC 86 X FF 88 0-2 HR		C FF 87 B FF 87 B CU 76 X FC 85 2-1 F8		C KC 84 B FF 92 C FF 94 B KC 84 X KC 85 2-2 F9	4	1	1	1	1	1	3
31 Aaron Hicks, S (1, 8) OBP: 0.349, SLG: 0.388		F FC 84 F FC 86 B FF 87 B FC 87 T CH 83 2-2 K	B CU 72 X FC 86 1-0 G3-1		B FC 86 B CH 83 B FC 86 C FF 88 X FC 86 3-1 F9			C FF 94 F SI 94 S SL 89 0-3 K	B KC 83 C KC 83 X FF 94 1-1 G3-1 2-3	5	0	0	0	0	2	2
14 Neil Walker, S (1, 3) OBP: 0.263, SLG: 0.212		B FF 88 X CH 84 1-0 11 HBP 41 1B 1B		B FF 85 X FC 85 1-0 41 E 25 HR 1B	C FF 88 S CU 74 X FC 84 0-2 L4			B SI 94 B SL 86 B FF 94 C FF 93 F FF 94 F SL 88 F FF 94 F FF 94 B FF 94 4-2 41 FC5-4 BB	C FF 94 S KC 84 F KC 84 B FF 94 D KC 85 B FF 94 D KC 84 4-2 41 1B 41 DI BB	3	1	2	0	2	0	0
41 Miguel Andujar, R (1, 5) OBP: 0.301, SLG: 0.520		C FC 86 1 SAFE X FF 87 0-1 11 HBP 1-2 1B	X FC 85 0-0 FC6 25 HR 1-2	B F FC 84 F FF 88 X CU 75 1-2 P6				C SL 88 B SL 88 F FF 93 F FF 94 X SL 88 1-2 FC5-4 11 BB 25 1B 99 BB 1-2f	S FF 95 B FF 94 S KC 83 X KC 83 1-2 1-3 3-H 1B	5	2	2	1	0	0	2
25 Gleyber Torres, R (1, 4) OBP: 0.367, SLG: 0.467		B FC 86 F FC 84 F FF 87 X CU 73 1-2 F8	X CU 73 0-0 1-H 2-H HR			X SI 86 0-0 P4		X SL 89 0-0 99 BB 11 BB 1-2 1B		4	1	2	3	0	0	2
Inning Stats	R: 0 E: 0 K: 1 S: 12 H: 1 LOB: 2 BB: 1 P: 21	R: 0 E: 0 K: 1 S: 13 H: 2 LOB: 3 BB: 0 P: 20	R: 0 E: 0 K: 1 S: 8 H: 0 LOB: 1 BB: 1 P: 13	R: 4 E: 1 K: 1 S: 13 H: 3 LOB: 0 BB: 0 P: 16	R: 1 E: 0 K: 0 S: 11 H: 1 LOB: 0 BB: 0 P: 15	R: 0 E: 0 K: 0 S: 7 H: 1 LOB: 0 BB: 0 P: 9	R: 0 E: 0 K: 0 S: 5 H: 0 LOB: 0 BB: 0 P: 8	R: 1 E: 0 K: 1 S: 17 H: 1 LOB: 3 BB: 3 P: 30	R: 1 E: 0 K: 0 S: 12 H: 2 LOB: 2 BB: 1 P: 20	1B: 6 2B: 2 3B: 0 HR: 3 SF: 0 SAC: 0 DP: 1 HBP: 1	WP: 0 PB: 0 SB: 0 CS: 0 PA: 44					

PITCHER		IP	WLS	BF	H	R	ER	SO	BB	IBB	HBP	BLK	WP	HR	S	P	ERA	WHIP
43 Josh Tomlin, R ERA: 8.06	(1, 1)	7.0		32	8	5	4	4	2	0	1	0	0	3	69	102	5.14	1.429
40 Alexi Ogando, R ERA: 18.0	(8, 1)	1.0	L	8	2	2	2	1	3	0	0	0	0	0	18	31	18.00	5.000
37 Cody Allen, R ERA: 1.88	(9, 1)	0.2		4	1	0	0	0	1	0	0	0	0	0	11	19	0.00	3.000

PITCHER	IP	WLS	BF	H	R	ER	SO	BB	IBB	HBP	BLK	WP	HR	S	P	ERA	WHIP

BOTTOM

Cleveland Indians @ New York Yankees

Yankee Stadium, Bronx, NY

Fri May 04 2018, 7:11 PM - 10:30 PM EDT

Att. 46,869 - Partly Cloudy - 79 F

livebaseballscorecards.com

AB	37
R	7
H	11
RBI	7
BB	6
SO	5
LOB	17

Cleveland Indians @ New York Yankees

Yankee Stadium, Bronx, NY

Sat May 05 2018, 1:10 PM - 3:40 PM EDT

Att. 43,075 - Partly Cloudy - 70 F

livebaseballscorecards.com

TOP

Batter	1	2	3	4	5	6	7	8	9	AB	R	H	RBI	BB	SO	LOB
12 Francisco Lindor, S (1, 6) OBP: 0.353, SLG: 0.518	B FF 94 X FF 92 1-0 ① G4-3		F ST 84 D FF 94 B SI 95 B CH 91 B CU 82 4-1 BB		C FF 94 B SI 90 F SI 94 F FF 95 B ST 84 B SI 95 F FF 95 X SI 95 3-2 HR			B FF 96 C FF 96 X FF 97 1-1 ① F7		3	1	1	1	1	0	0
22 Jason Kipnis, L (1, 4) OBP: 0.265, SLG: 0.278	B FF 93 C FF 94 X CU 81 1-1 ② L7		C FF 94 F SI 92 S ST 86 0-3 ② K		B CU 82 C FF 95 C CU 83 X ST 84 1-2 ③ G4-3			C FF 95 C FF 96 F FF 97 B SL 86 S SL 87 1-3 ② K		4	0	0	0	0	2	3
11 José Ramírez, S (1, 5) OBP: 0.379, SLG: 0.575	B FF 94 B FF 93 B FF 94 C FF 93 X CH 90 3-1 ③ G4-3		B CU 83 C FF 94 X SI 91 1-1 ③ F8			C FF 93 B CH 89 B FF 94 X CH 90 2-1 23 G6-3 10 G3-1 2B		C FF 96 C SL 87 S FF 96 0-3 ③ K		4	1	1	0	0	1	3
23 Michael Brantley, L (1, 7) OBP: 0.374, SLG: 0.565		B FF 93 C FF 93 F CU 82 B SI 94 S ST 84 2-3 ① K		B CU 82 F SI 92 B FF 93 B FF 94 D FF 94 4-1 10 FC5-4 BB		C FF 94 B FF 94 X CH 89 1-1 ① G6-3 2-3			B FC 94 C FC 93 C SL 83 S KC 86 1-3 ① K	3	0	0	0	1	2	1
10 Edwin Encarnación, R (1, 10) OBP: 0.274, SLG: 0.439		C FF 94 X FF 95 0-1 ② G6-3		X ST 85 0-0 ① FC5-4 1-2f		F FF 94 B ST 85 X FF 94 1-1 ② G3-1 3-H			C SL 85 B SL 88 S FC 93 X KC 84 1-2 2B	4	0	1	1	0	0	1
17 Yonder Alonso, L (1, 3) OBP: 0.268, SLG: 0.431		C CU 82 B FF 95 B CU 83 F CH 90 T FF 96 2-2 ③ K		B CU 82 B FF 94 C FF 94 B CH 89 F FF 95 S CU 82 3-3 ② K		C CU 81 F CU 82 S CU 81 0-3 ③ K			F SL 84 B FC 92 S KC 84 F KC 85 S KC 84 1-3 ② K	4	0	0	0	0	4	2
30 Tyler Naquin, L (1, 9) OBP: 0.357, SLG: 0.394 (7, 8)			X FF 93 0-0 4 2B 1B	B CU 82 C FF 93 X CH 89 1-1 ③ F7			F FF 96 S FF 97 B FF 96 S FF 96 1-3 ① K		C KC 85 X FC 93 0-1 ③ G6-3	4	0	1	0	0	1	2
55 Roberto Pérez, R (1, 2) OBP: 0.240, SLG: 0.186			D FF 94 C FF 93 B SI 93 1 SAFE 1 SAFE L FF 93 B ST 85 1 SAFE S FF 94 3-3 ① K		F FF 94 S SI 94 B FF 94 F CU 80 F FF 95 B CU 83 B ST 84 S ST 84 3-3 ① K		S FF 96 B SL 88 B FF 97 B FF 95 T FF 96 X FF 96 3-2 ② F7			3	0	0	0	0	2	1
4 Bradley Zimmer, L (1, 8) OBP: 0.294, SLG: 0.351 6 Brandon Guyer, R (7, 9) OBP: 0.259, SLG: 0.385			1 SAFE B CH 90 C FF 93 D SI 94 1 SAFE X FF 93 2-1 1-3 2B		X FF 95 0-0 ② B3-1		F SL 87 S FF 97 C FF 96 0-3 ③ K			3 0 0 0	0 1 0 0	0 0 0 0	0 0 0 0	1 0 0 0	0 0 0 0	0 0
Inning Stats	R: 0 E: 0 K: 0 S: 5 H: 0 LOB: 0 BB: 0 P: 10	R: 0 E: 0 K: 2 S: 8 H: 0 LOB: 0 BB: 0 P: 12	R: 0 E: 0 K: 2 S: 12 H: 2 LOB: 3 BB: 1 P: 22	R: 0 E: 0 K: 1 S: 7 H: 0 LOB: 1 BB: 1 P: 15	R: 1 E: 0 K: 1 S: 14 H: 1 LOB: 0 BB: 0 P: 21	R: 1 E: 0 K: 1 S: 9 H: 1 LOB: 0 BB: 0 P: 13	R: 0 E: 0 K: 2 S: 9 H: 0 LOB: 0 BB: 0 P: 13	R: 0 E: 0 K: 2 S: 9 H: 0 LOB: 0 BB: 0 P: 11	R: 0 E: 0 K: 2 S: 12 H: 1 LOB: 1 BB: 0 P: 15	1B: 1 2B: 3 3B: 0 HR: 1	SF: 0 SAC: 0 DP: 0 HBP: 0					

	AB	32
	R	2
	H	5
	RBI	2
	BB	2
	SO	13
	LOB	13

PITCHER		IP	WLS	BF	H	R	ER	SO	BB	IBB	HBP	BLK	WP	HR	S	P	ERA	WHIP
55 Sonny Gray, R ERA: 6.0	(1, 1)	6.0	W	24	4	2	2	7	2	0	0	0	0	1	55	93	3.00	1.000
57 Chad Green, R ERA: 2.08	(7, 1)	2.0	H	6	0	0	0	4	0	0	0	0	0	0	18	24	0.00	0.000
30 David Robertson, R ERA: 3.12	(9, 1)	1.0	S	4	1	0	0	2	0	0	0	0	0	0	12	15	0.00	1.000

PITCHER		IP	WLS	BF	H	R	ER	SO	BB	IBB	HBP	BLK	WP	HR	S	P	ERA	WHIP

WP: 0 PA: 34
PB: 0
SB: 0
CS: 0

Cleveland Indians @ New York Yankees

Yankee Stadium, Bronx, NY

Sat May 05 2018, 1:10 PM - 3:40 PM EDT

Att. 43,075 - Partly Cloudy - 70 F

livebaseballscorecards.com

Batter	1	2	3	4	5	6	7	8	9	AB	R	H	RBI	BB	SO	LOB
11 Brett Gardner, L (1, 7) OBP: 0.324, SLG: 0.254	C FF 93 X FF 92 0-1 F8 ①			C FF 94 B CH 88 C CH 87 X SL 83 1-2 G6-3 ①	B FC 90 B CH 87 F FF 97 F FF 96 X SI 95 2-2 SF7 ② 2-3 3-H		F FF 93 X FF 94 0-1 2-H 1B			3	0	1	2	0	0	0
99 Aaron Judge, R (1, 10) OBP: 0.420, SLG: 0.557	F FF 94 B KC 78 B KC 77 C FC 87 S SL 82 2-3 K ②			C KC 77 C KC 79 B FF 96 S SL 84 1-3 K ②	B KC 80 S KC 79 B FF 96 S FF 97 B FF 96 F FC 90 C FF 98 3-3 K ③		B FF 93 X SL 83 1-0 G3 ③			4	0	0	0	0	3	2
31 Aaron Hicks, S (1, 8) OBP: 0.345, SLG: 0.380	X FF 94 0-0 P6 ③			B FF 96 F FC 90 B KC 80 S FC 88 S SL 84 2-3 K ③		B CH 86 X FF 95 1-0 1B		B FF 92 B CH 84 C FF 91 C FF 92 B CH 85 X FF 90 3-2 L3 ①		4	0	1	0	0	1	0
27 Giancarlo Stanton, R (1, 9) OBP: 0.309, SLG: 0.455		B FF 92 X FF 92 1-0 F8 ①			X KC 78 0-0 P3 ①	1 SAFE B FF 94 C FC 89 S KC 79 F KC 79 F SL 82 1 SAFE B FF 94 C KC 78 2-3 K ①		C SL 84 B FF 92 B FF 92 S SL 85 S FF 94 2-3 K ②		4	0	0	0	0	2	1
14 Neil Walker, S (1, 3) OBP: 0.263, SLG: 0.205		X FF 94 0-0 L3 ②			C KC 77 B CH 88 B FC 87 F KC 78 B FF 96 F SI 95 B FF 96 4-2 25 1B 41 BB 28 BB BB	C FF 95 B FC 89 S KC 78 D KC 80 C SI 95 2-3 K ②		X FF 93 0-0 G6-3 ③		3	1	0	0	1	1	1
41 Miguel Andujar, R (1, 5) OBP: 0.302, SLG: 0.510		B FC 87 F FF 94 C KC 78 X SL 83 1-2 G6-3 ③			B KC 78 C KC 78 C SI 95 F SL 83 F KC 80 B SI 96 D SL 84 B SI 95 4-2 28 BB 25 1B 74 FC6 1-2 BB	B FF 96 X FC 88 1-0 G1-3 ③				2	1	0	0	1	0	1
25 Gleyber Torres, R (1, 4) OBP: 0.365, SLG: 0.458			C FC 88 C KC 77 B SL 83 F SI 94 B KC 81 S SL 82 2-3 K ①		F KC 78 X KC 80 0-1 28 BB 74 E 1-2 2-3 1B		C FF 94 S FF 94 F SL 87 B FF 94 S FF 94 1-3 K ①			3	1	1	0	0	2	0
28 Austin Romine, R (1, 2) OBP: 0.375, SLG: 0.371			S KC 78 B KC 79 B FF 93 F FF 95 B SL 83 F SI 96 F FF 96 C FC 87 3-3 K ②		C KC 79 D SL 83 S FF 96 B SI 96 D SL 84 F FF 97 F FF 97 B FF 98 4-2 74 E 11 SF7 1-2 2-3 3-H BB		B FF 94 B SL 84 X FF 92 2-0 11 1B 2B			2	2	1	1	1	0
74 Ronald Torreyes, R (1, 6) OBP: 0.375, SLG: 0.447			C KC 77 X KC 80 0-1 G1-3 ③		B FC 88 F FC 90 F KC 80 X KC 82 1-2 FC6 11 SF7 1-3 2-H 3-H		C SL 84 F FF 93 S FF 93 0-3 K ②			3	0	0	1	0	1	2
Inning Stats	R: 0 E: 0 K: 1 S: 6 H: 0 LOB: 0 BB: 0 P: 8	R: 0 E: 0 K: 0 S: 5 H: 0 LOB: 0 BB: 0 P: 7	R: 0 E: 0 K: 2 S: 11 H: 0 LOB: 0 BB: 0 P: 16	R: 0 E: 0 K: 2 S: 9 H: 0 LOB: 0 BB: 0 P: 13	R: 4 E: 1 K: 1 S: 24 H: 1 LOB: 1 BB: 3 P: 42	R: 0 E: 0 K: 2 S: 10 H: 1 LOB: 1 BB: 0 P: 16	R: 1 E: 0 K: 2 S: 11 H: 2 LOB: 1 BB: 0 P: 15	R: 0 E: 0 K: 1 S: 7 H: 0 LOB: 0 BB: 0 P: 12		1B: 3 2B: 1 3B: 0 HR: 0 SF: 1 SAC: 0 DP: 0 HBP: 0						

BOTTOM

AB	28
R	5
H	4
RBI	4
BB	3
SO	11
LOB	7

WP: 0 PB: 0 SB: 0 CS: 0 PA: 32

PITCHER	IP	WLS	BF	H	R	ER	SO	BB	IBB	HBP	BLK	WP	HR	S	P	ERA	WHIP
47 Trevor Bauer, R (1, 1) ERA: 2.53	6.0	L	24	2	4	2	8	3	0	0	0	0	0	65	102	3.00	0.833
35 Ben Taylor, R (7, 1) ERA: 2.7	2.0		8	2	1	1	3	0	0	0	0	0	0	18	27	4.50	1.000

PITCHER	IP	WLS	BF	H	R	ER	SO	BB	IBB	HBP	BLK	WP	HR	S	P	ERA	WHIP

Cleveland Indians @ New York Yankees

Yankee Stadium, Bronx, NY

Sun May 06 2018, 1:09 PM - 4:13 PM EDT

Att. 40,107 - Cloudy - 61 F

TOP

livebaseballscorecards.com

Batter	1	2	3	4	5	6	7	8	9	AB	R	H	RBI	BB	SO	LOB
12 Francisco Lindor, S (1, 6) OBP: 0.350, SLG: 0.517	C FF 94 S CU 81 B CU 81 X SI 95 1-2 ① G4-3			X SI 93 0-0 ① F7		B CH 87 F CU 81 F CU 81 F CH 88 B SI 95 X CU 82 2-2 ② F9		B CH 86 B CH 85 X SL 79 2-0 22 PB 22 SF7 1-3 2-H 2B		4	1	1	1	0	0	0
22 Jason Kipnis, L (1, 4) OBP: 0.258, SLG: 0.272	C FF 93 B CH 87 S CH 88 B FF 96 B SI 95 C CU 83 3-3 ② K			B CU 81 B CH 87 T FF 94 X CH 86 2-1 ② G3		B FF 94 B CU 80 C CH 86 C CH 86 S CU 83 2-3 ③ K		C CH 87 B FF 94 F CH 87 F CH 86 F FF 93 F FF 93 B CH 86 X SL 81 2-2 ② SF7 2-H 3-H		3	0	0	1	0	2	0
11 José Ramírez, S (1, 5) OBP: 0.376, SLG: 0.562	C CU 82 S CH 88 B FF 96 B CU 83 X CU 82 2-2 ③ F7			B CH 88 B CH 87 B CU 82 B SI 94 4-0 BB			F KC 82 F KC 84 F SV 87 B SV 88 B SV 87 F SV 87 S SV 88 2-3 ① K	C SL 81 B CH 87 X FF 94 1-1 ③ L3		3	0	0	0	1	1	1
23 Michael Brantley, L (1, 7) OBP: 0.359, SLG: 0.542		B CU 80 C CU 80 X SI 94 1-1 ① G4-3		D CU 81 S CH 87 F CH 85 S CU 84 1-3 ③ K			C FF 97 B KC 85 S SV 87 C SV 88 1-3 ② K		C FF 92 B FS 84 B FS 84 C FS 84 B FF 92 X FF 92 3-2 ① F7	4	0	0	0	0	2	1
10 Edwin Encarnación, R (1, 10) OBP: 0.273, SLG: 0.429		B FF 94 C CH 86 S SI 96 C CU 83 1-3 ② K			S CU 82 B FF 94 B CU 82 B CU 82 B CU 81 4-1 BB		B FF 98 C KC 84 B KC 84 B SV 86 F KC 83 X FF 98 3-2 ③ G6-3		F FF 91 B FS 83 S FS 84 B FS 84 B FS 84 S FS 85 3-3 ② K	3	0	0	0	1	2	0
17 Yonder Alonso, L (1, 3) OBP: 0.269, SLG: 0.429 26 Rajai Davis, R (8, PR) OBP: 0.262, SLG: 0.250 9 Erik González, R (8, 3) OBP: 0.400, SLG: 0.583		C SI 95 X CU 82 0-1 ③ F9			F FF 94 B CU 81 B CH 85 S CH 86 F CU 82 F CU 80 S CH 86 2-3 ① K			C SV 86 C FF 98 B SV 88 B SV 86 F FF 99 F FF 98 X SV 87 2-2 30 S 7 1B 30 1B 1B	B FS 84 F FF 91 C FS 85 F FS 85 B FF 91 S FS 84 2-3 ③ K	3 0 1	0 1 0	1 0 0	0 0 0	0 0 0	1 0 1	1 0 0
7 Yan Gomes, R (1, 2) OBP: 0.337, SLG: 0.451			C FF 92 F SI 95 T FF 95 0-2 ① K		1 SAFE B CU 81 F FF 95 C CH 86 F CU 83 S CH 87 1-3 ② K			B FF 98 1 SAFE B KC 85 F KC 84 X FF 98 2-1 30 1B 12 2B 1-2 1B		3	1	1	0	0	2	1
30 Tyler Naquin, L (1, 9) OBP: 0.356, SLG: 0.391			B CH 88 C SI 93 F CU 83 B FF 96 S CU 83 2-3 ② K2-3		F FF 93 B FF 95 X CH 87 1-1 ③ G4-3			B SV 88 B SV 88 C FF 99 X KC 85 2-1 12 2B 22 PB 1-2 2-H 1B		3	1	1	1	0	1	1
1 Greg Allen, S (1, 8)			C CU 82 C CU 81 X CH 90 0-2 ③ G3			C CU 81 B CH 87 S CH 86 B CU 82 S CU 82 2-3 ① K		B FF 91 2 SAFE L FF 91 X FF 92 1-1 ① B2		3	0	0	0	0	1	2

	AB	30
	R	4
	H	4
	RBI	3
	BB	2
	SO	13
	LOB	7

Inning Stats																		
	R: 0 E: 0 K: 1 S: 9	H: 0 LOB: 0 BB: 0 P: 15	R: 0 E: 0 K: 1 S: 7	H: 0 LOB: 0 BB: 0 P: 9	R: 0 E: 0 K: 2 S: 9	H: 0 LOB: 0 BB: 0 P: 11	R: 0 E: 0 K: 1 S: 6	H: 0 LOB: 1 BB: 1 P: 13	R: 0 E: 0 K: 2 S: 12	H: 0 LOB: 1 BB: 1 P: 20	R: 0 E: 0 K: 2 S: 10	H: 0 LOB: 0 BB: 0 P: 16	R: 0 E: 0 K: 2 S: 11	H: 0 LOB: 0 BB: 0 P: 17	R: 4 E: 0 K: 0 S: 20	H: 4 LOB: 1 BB: 0 P: 32	R: 0 E: 0 K: 2 S: 10	H: 0 LOB: 0 BB: 0 P: 18	1B: 3 2B: 1 3B: 0 HR: 0	SF: 1 SAC: 0 DP: 0 HBP: 0	WP: 0 PB: 1 SB: 1 CS: 0	PA: 33

PITCHER	IP	WLS	BF	H	R	ER	SO	BB	IBB	HBP	BLK	WP	HR	S	P	ERA	WHIP
65 Domingo Germán, R (1, 1) ERA: 2.66	6.0		20	0	0	0	9	2	0	0	0	0	0	53	84	0.00	0.333
68 Dellin Betances, R (7, 1) ERA: 5.79	1.0		6	3	3	3	2	0	0	0	0	0	0	20	32	27.00	3.000
56 Jonathan Holder, R (8, 1) ERA: 6.23	1.0		4	1	1	0	0	0	0	0	0	0	0	11	17	0.00	1.000
45 Chasen Shreve, L (9, 1) ERA: 3.46	1.0	W	3	0	0	0	2	0	0	0	0	0	0	10	18	0.00	0.000

PITCHER	IP	WLS	BF	H	R	ER	SO	BB	IBB	HBP	BLK	WP	HR	S	P	ERA	WHIP

Cleveland Indians @ New York Yankees

Yankee Stadium, Bronx, NY

Sun May 06 2018, 1:09 PM - 4:13 PM EDT

Att. 40,107 - Cloudy - 61 F

livebaseballscorecards.com

BOTTOM

Batter	1	2	3	4	5	6	7	8	9	AB	R	H	RBI	BB	SO	LOB
11 Brett Gardner, L (1, 7) OBP: 0.322, SLG: 0.254	B FF 93 B FF 94 C FF 93 F FF 91 F FF 94 X CU 76 2-2 ① F7			C CU 72 B CH 88 X CH 87 1-1 ① G4-3		C CU 76 B FF 93 X CU 76 1-1 ② G1-3		C FF 95 D KC 85 B KC 85 F FF 95 F FF 95 D KC 84 X FF 94 3-2 1-3 2-H 99 2B 1B		4	1	1	1	0	0	0
99 Aaron Judge, R (1, 9) OBP: 0.422, SLG: 0.560	B FF 94 B FF 93 F FF 94 C FF 95 B CH 90 B FF 95 4-2 18 G4-3 BB			C SL 80 F FF 93 S SL 80 0-3 ② K		C SL 81 S SL 80 S SL 80 0-3 ③ K		D KC 85 S FF 95 B FF 95 S FF 94 X FF 94 2-2 1-H 3-H 2B		3	0	1	2	1	2	0
18 Didi Gregorius, L (1, 6) OBP: 0.399, SLG: 0.664	B FF 93 S CH 87 F FF 93 B SL 81 B FF 94 1 SAFE X FF 94 3-2 ② ③ G4-3 1-2			S FF 94 C FF 92 B FF 92 B CH 90 B CH 88 X CH 87 3-2 E3			C CH 85 X FF 91 0-1 ① F8	B FF 95 B FF 95 2-0 IBB		3	0	0	0	1	0	1
24 Gary Sánchez, R (1, 2) OBP: 0.279, SLG: 0.500		C FF 94 C FF 94 S SL 82 0-3 ① K		B SL 80 S SL 80 S FF 94 B SL 81 F SL 80 F SL 79 B FF 95 S SL 81 3-3 ③ K			B SL 80 C SL 80 B FF 92 F FF 93 F SL 79 S FF 93 2-3 ② K	C FF 95 F KC 84 D KC 85 B FF 94 X FF 94 2-2 ③ F8		4	0	0	0	0	3	3
31 Aaron Hicks, S (1, 8) OBP: 0.352, SLG: 0.400		C CU 75 B FF 93 S CH 87 B SL 80 X FF 94 2-2 ② P5			B CU 73 C CH 85 X FF 91 1-1 41 G6-3 14 BB 1B		B CH 87 B CH 89 F FF 91 X FF 93 2-1 ③ G4-3		B KC 83 B FF 94 F FF 94 C FF 95 B KC 85 X FF 94 3-2 14 2B 2B	4	1	2	0	0	0	0
14 Neil Walker, S (1, 3) OBP: 0.282, SLG: 0.222		C FF 93 B CU 76 X SL 80 1-1 ③ G3			B CH 87 B FF 91 F FF 91 F CH 85 D CU 74 B FF 92 4-2 41 G6-3 1-2 BB			C FF 89 B CU 73 B CU 72 B CH 84 F FF 89 B CH 86 4-2 26 BB 11 1B BB	B FF 94 X KC 83 1-0 2-H 25 HR 2B	2	2	1	1	2	0	0
41 Miguel Andujar, R (1, 5) OBP: 0.291, SLG: 0.491			B SL 80 B FF 93 F FF 93 S SL 81 C FF 95 2-3 ① K	X SL 79 0-0 ① ② G6-3 1-2f 2-3			C SL 78 B FF 92 X SL 78 1-1 ① P6	B SI 90 X SI 89 1-0 ① G5-3		4	0	0	0	0	1	4
26 Tyler Austin, R (1, 10) OBP: 0.329, SLG: 0.549 27 Giancarlo Stanton, R (9, PH) OBP: 0.313, SLG: 0.455		C SL 81 C SL 81 S SL 81 0-3 ② K		S SL 79 S SL 79 B FF 92 B SL 79 F SL 80 S FF 94 2-3 ③ K			S SL 79 B FF 93 S SL 80 B SL 79 B FF 93 F SL 78 B SL 77 4-2 11 1B 99 2B 1-2 BB	0-0 25 HR IBB		2 0	1 1	0 0	0 0	1 1	2 0	1 0
25 Gleyber Torres, R (1, 4) OBP: 0.357, SLG: 0.500			F FF 94 C FF 94 B FF 94 S SL 81 1-3 ③ K		S FF 91 F SL 81 B FF 92 F SL 79 C FF 94 1-3 ① K			F FF 94 S FF 96 F KC 84 F FF 95 X FF 95 0-2 ② F8	F SI 89 D SL 79 B SI 88 B SI 89 F SI 88 X SI 88 3-2 1-H 2-H HR	4	1	1	3	0	2	2

Inning Stats	1	2	3	4	5	6	7	8	9
	R: 0 E: 0 K: 0 S: 9	R: 0 E: 0 K: 1 S: 8	R: 0 E: 0 K: 3 S: 9	R: 0 E: 1 K: 2 S: 13	R: 0 E: 0 K: 1 S: 9	R: 0 E: 0 K: 2 S: 9	R: 0 E: 0 K: 1 S: 8	R: 3 E: 0 K: 0 S: 22	R: 4 E: 0 K: 0 S: 8
	H: 0 LOB: 0 BB: 1 P: 18	H: 0 LOB: 0 BB: 0 P: 11	H: 0 LOB: 0 BB: 0 P: 12	H: 0 LOB: 1 BB: 0 P: 20	H: 1 LOB: 1 BB: 1 P: 16	H: 0 LOB: 0 BB: 0 P: 11	H: 0 LOB: 0 BB: 0 P: 12	H: 2 LOB: 2 BB: 3 P: 40	H: 3 LOB: 0 BB: 1 P: 16

	AB	R	H	RBI	BB	SO	LOB
	30	7	6	7	6	10	11

	1B	2B	3B	HR	SF	SAC	DP	HBP
	2	3	0	1	0	0	1	0

	WP	PB	SB	CS	PA
	0	0	0	0	36

PITCHER		IP	WLS	BF	H	R	ER	SO	BB	IBB	HBP	BLK	WP	HR	S	P	ERA	WHIP
52 Mike Clevinger, R ERA: 2.76	(1, 1)	7.1		26	1	2	2	10	4	0	0	0	0	0	72	116	2.46	0.682
37 Cody Allen, R ERA: 3.6	(8, 1)	0.2	L	7	4	3	3	0	0	1	0	0	0	0	19	32	40.50	6.000
61 Dan Otero, R ERA: 5.52	(9, 1)	0.1		3	1	2	2	0	0	1	0	0	0	1	4	8	54.00	3.000

PITCHER	IP	WLS	BF	H	R	ER	SO	BB	IBB	HBP	BLK	WP	HR	S	P	ERA	WHIP

Cleveland Indians @ Milwaukee Brewers

Miller Park, Milwaukee, WI

Tue May 08 2018, 6:41 PM - 9:29 PM CDT

Att. 35,314 - Partly Cloudy - 78 F

TOP

livebaseballscorecards.com

Batter	1	2	3	4	5	6	7	8	9	AB	R	H	RBI	BB	SO	LOB
12 Francisco Lindor, S (1, 6) OBP: 0.354, SLG: 0.544	B SI 89 C FF 90 X FC 87 1-1 23 G4-1 2B		B FF 88 X FF 88 1-0 ① L6		B CH 78 B CH 80 F FF 88 B FF 88 F FF 86 F FF 88 X FF 87 3-2 HR		X SI 90 0-0 ③ G6-3			4	1	2	1	0	0	0
22 Jason Kipnis, L (1, 4) OBP: 0.258, SLG: 0.266	B FF 90 C FC 88 F CU 76 D CU 77 B FC 90 D CU 78 4-2 23 G4-1 BB		B FF 88 C SL 82 X SL 80 1-1 ② P6		C FF 86 C FF 88 B SL 80 X FF 87 1-2 ① F7			C SI 95 B SI 96 S SL 84 S SL 82 1-3 ① K		3	0	0	0	1	1	0
11 José Ramírez, S (1, 5) OBP: 0.373, SLG: 0.575	C FC 88 B CH 81 F FC 88 F SL 80 F FC 88 F CH 81 B FF 89 F CH 82 2 SAFE 2-2 X SI 89 ① F7		C FF 89 B F FF 89 B FF 90 F FF 88 F FF 89 F SL 77 X FF 89 2-2 HR		C FF 87 B SL 79 B SL 78 C CH 82 F FF 87 B CH 79 F FF 88 S FF 89 3-3 ② K			B SI 95 S SI 95 X SL 82 1-1 ② F7		4	1	1	1	0	1	2
23 Michael Brantley, L (1, 7) OBP: 0.355, SLG: 0.525	B FC 86 D FF 87 1 SAFE X FF 86 2-0 ② G4-1 1-2 2-3		B SL 79 C FF 88 F FF 88 B SL 79 F FF 89 B SL 80 B SL 79 4-2 10 1B BB		F SL 79 F SL 80 B FF 88 X SL 77 1-2 ③ G3			B SI 83 S SL 82 C SL 82 F SI 96 F SI 98 X SL 82 1-2 ③ F8		3	0	0	0	1	0	2
10 Edwin Encarnación, R (1, 3) OBP: 0.273, SLG: 0.423	B CH 81 F CU 75 C FF 88 B FF 89 S FF 89 2-3 ③ K		D CH 82 1 SAFE F CH 83 B FF 88 X FF 88 2-1 1-2 1B			B FF 96 B KC 82 F FF 96 S KC 82 S FS 91 2-3 ① K			B SI 94 X SI 93 1-0 ① L5	4	0	1	0	0	2	2
7 Yan Gomes, R (1, 2) OBP: 0.323, SLG: 0.430		C FF 87 B CH 83 C FF 88 B FF 89 T CU 76 2-2 ① K	X CH 82 0-0 ③ L7			C KC 81 B FF 97 C FF 96 F FS 90 X KC 83 1-2 ② F9			B SL 82 C SI 93 F SI 95 F SL 80 S SI 95 1-3 ② K	4	0	0	0	0	2	2
6 Brandon Guyer, R (1, 9) OBP: 0.258, SLG: 0.375		X FF 88 0-0 28 B1-6 26 1B 1B		S FF 86 B CU 76 B FF 88 S CH 80 F CH 80 F FF 88 X FF 88 2-2 ① L8		C KC 81 C KC 80 B KC 81 B FF 96 C FS 91 2-3 ③ K			B SI 96 S SI 95 B SI 96 F SI 96 F SI 97 S SI 97 2-3 ③ K	4	0	1	0	0	2	0
26 Rajai Davis, R (1, 8) OBP: 0.266, SLG: 0.254		C CH 78 1 SAFE X FF 87 0-1 1-2 1B		C CU 74 F CU 76 T FF 87 0-2 ② K			S FF 95 B KC 80 X KC 81 1-1 ① L8			3	0	1	0	0	1	0
28 Corey Kluber, R (1, 1) 17 Yonder Alonso, L (7, PH) OBP: 0.267, SLG: 0.425 50 Evan Marshall, R (7, 1) 49 Tyler Olson, R (8, 1) 34 Zach McAllister, R (8, 1)		X SI 86 0-0 ② ③ B1-6 2-2f		B FF 86 C FF 85 B FF 87 C FF 84 B FF 85 F FF 82 C FF 85 3-3 ③ K			C SL 82 B SI 92 X SI 91 1-1 ② G3			2 1 0 0 0	0 0 0 0 0	0 0 0 0 0	0 0 0 0 0	1 0 0 0 0	2 0 0 0 0	2 0 0 0 0
Inning Stats	R: 0 E: 0 K: 1 S: 15 H: 1 LOB: 2 BB: 1 P: 26	R: 0 E: 0 K: 1 S: 7 H: 2 LOB: 1 BB: 0 P: 9	R: 1 E: 0 K: 0 S: 15 H: 2 LOB: 2 BB: 1 P: 25	R: 0 E: 0 K: 2 S: 12 H: 0 LOB: 0 BB: 0 P: 17	R: 1 E: 0 K: 1 S: 15 H: 1 LOB: 0 BB: 0 P: 23	R: 0 E: 0 K: 2 S: 10 H: 0 LOB: 0 BB: 0 P: 15	R: 0 E: 0 K: 0 S: 5 H: 0 LOB: 0 BB: 0 P: 7	R: 0 E: 0 K: 1 S: 10 H: 0 LOB: 0 BB: 0 P: 13	R: 0 E: 0 K: 2 S: 9 H: 0 LOB: 0 BB: 0 P: 13	1B: 3 2B: 2 3B: 0 HR: 2 SF: 0 SAC: 0 DP: 1 HBP: 0						

	AB	32
	R	2
	H	6
	RBI	2
	BB	2
	SO	10
	LOB	10

WP: 0 PB: 0 SB: 0 CS: 0 PA: 34

PITCHER		IP	WLS	BF	H	R	ER	SO	BB	IBB	HBP	BLK	WP	HR	S	P	ERA	WHIP
20 Wade Miley, L ERA: 1.42	(1, 1)	0.1		3	1	0	0	0	1	0	0	0	0	0	11	18	0.00	6.000
35 Brent Suter, L ERA: 4.86	(1, 1)	4.2	W	19	5	2	2	5	1	0	0	0	0	2	53	82	3.86	1.286
32 Jeremy Jeffress, R ERA: 0.45	(6, 1)	1.1	H	4	0	0	0	2	0	0	0	0	0	0	12	18	0.00	0.000
38 Dan Jennings, L ERA: 1.84	(7, 1)	0.2	H	2	0	0	0	0	0	0	0	0	0	0	3	4	0.00	0.000
71 Josh Hader, L ERA: 1.64	(8, 1)	2.0	S	6	0	0	0	3	0	0	0	0	0	0	19	26	0.00	0.000

PITCHER	IP	WLS	BF	H	R	ER	SO	BB	IBB	HBP	BLK	WP	HR	S	P	ERA	WHIP

Batter	1	2	3	4	5	6	7	8	9	AB	R	H	RBI	BB	SO	LOB
6 Lorenzo Cain, R (1, 8) OBP: 0.378, SLG: 0.425	C SI 91 C SI 92 F SI 93 B CU 83 S CU 83 1-3 ① K	C FC 87 C FC 88 B SI 91 F SI 93 B FC 88 B SI 92 X FC 88 3-2 22 1B 1B	B FF 91 B FC 88 S FC 89 F SI 92 D CU 83 C FC 88 3-3 ① K	X SI 93 0-0 ③ G5-3				4	0	1	0	0	2	2
22 Christian Yelich, L (1, 7) OBP: 0.371, SLG: 0.462	F FF 92 B CU 83 X FC 89 1-1 8 FC5-4 1B	B FC 86 X SI 92 1-0 21 G4-6-3 1-2 1B	C FF 92 B FC 87 B CH 84 F FC 88 X FC 88 2-2 ② L7				B SI 91 B CU 76 C FF 90 X SI 92 2-1 8 2B 5 FC5-2 1B		4	0	3	0	0	0	1
8 Ryan Braun, R (1, 3) OBP: 0.283, SLG: 0.450	B SI 91 B FC 88 S FC 88 B SI 92 1 SAFE X FC 89 3-1 ② FC5-4 21 HR 1-2f	B SI 91 C FC 88 D SI 91 F FC 88 S CU 84 2-3 ① K	T CU 84 X FC 88 0-1 ③ G1-3				B CH 84 S CU 75 B FF 91 X CH 85 2-1 5 FC5-2 1-3 2B		4	1	1	0	0	1	4
21 Travis Shaw, L (1, 5) OBP: 0.317, SLG: 0.468	C SI 91 B CH 84 S FC 89 1 SAFE B SI 92 1 SAFE X CU 83 2-2 1-H HR	B CH 84 B FC 87 F SI 92 B FC 87 C FC 88 X SI 92 3-2 ② ③ G4-6-3 1-2f				F FC 87 B SI 91 C CH 85 X SI 92 1-2 ① P5		C CU 76 X CU 76 0-1 ① P6		4	1	1	2	0	0	4
16 Domingo Santana, R (1, 9) OBP: 0.352, SLG: 0.330	B SI 91 X FC 88 1-0 ③ G1-3			F FC 87 B CH 85 C FC 92 F CU 83 B CH 86 B SI 93 B FC 87 4-2 2 FC4-6 BB		B CH 84 F SI 92 C FC 88 F FF 92 B CH 82 S CU 84 2-3 ② K		0-0 5 FC5-2 IBB		2	0	0	0	2	1	0
2 Nick Franklin, S (1, 4) 5 Jonathan Villar, S (4, PR) OBP: 0.311, SLG: 0.330 (5, 4)		B FF 92 F FC 87 C FC 87 B CH 85 B FC 88 X FF 93 3-2 ① G3-1		F FC 86 X SI 92 0-1 ① FC4-6 3 L4-6 9 E 1-2f		X FC 87 0-0 ③ G3		B CU 74 F CU 74 S CH 85 F CH 85 X CH 84 1-2 ② FC5-2 1-2 2-3 3-Hf		2 2	0 0	0 0	0 0	0 0	0 0	1 3
9 Manny Piña, R (1, 2) OBP: 0.250, SLG: 0.319		B SI 92 C CU 82 F SI 92 X CU 83 1-2 ② G6-3		S FC 86 B FC 87 1 SAFE C FC 87 F FF 91 X CU 82 1-2 E9 1-2			F SI 93 B SI 93 B CU 82 F SI 93 X SI 92 2-2 ① G4-3	F FF 96 B FF 96 F FF 97 F FF 97 F FF 98 F CU 83 B FF 97 F FF 97 F FF 97 2-3 ③ K		4	0	0	0	0	1	4
3 Orlando Arcia, R (1, 6) OBP: 0.245, SLG: 0.304		X FC 86 0-0 ③ G5-3		B CU 82 B SI 91 X FC 88 2-0 ② ③ L4-6 2-2			S CU 83 B CU 83 B SI 94 B SI 93 X SI 93 3-1 ② L8			3	0	0	0	0	0	2
20 Wade Miley, L (1, 1) OBP: 0.500, SLG: 0.500 35 Brent Suter, L (1, 1) OBP: 0.273, SLG: 0.500 32 Jeremy Jeffress, R (6, 1) OBP: 1.000, SLG: 2.000 38 Dan Jennings, L (7, 1) OBP: 0.167, SLG: 0.167 33 Brett Phillips, L (7, PH) OBP: 1.000, SLG: 1.000 71 Josh Hader, L (8, 1)			X SI 89 0-0 HR		C FC 86 X FC 88 0-1 E4		F SI 93 B CU 83 B SI 93 X SI 93 2-1 1B			0 2 0 0 1 0	0 1 0 0 0 0	0 1 0 0 1 0	0 1 0 0 0 0	0 0 0 0 0 0	0 0 0 0 0 0	0 0 0 0 0 0
Inning Stats	R: 2 E: 0 K: 1 S: 12 H: 2 LOB: 0 BB: 0 P: 20	R: 0 E: 0 K: 0 S: 7 H: 0 LOB: 0 BB: 0 P: 11	R: 1 E: 0 K: 1 S: 12 H: 3 LOB: 1 BB: 0 P: 21	R: 0 E: 1 K: 0 S: 10 H: 0 LOB: 1 BB: 1 P: 17	R: 0 E: 1 K: 1 S: 10 H: 0 LOB: 1 BB: 0 P: 15	R: 0 E: 0 K: 1 S: 8 H: 0 LOB: 0 BB: 0 P: 11	R: 0 E: 0 K: 0 S: 8 H: 1 LOB: 1 BB: 0 P: 15	R: 0 E: 0 K: 1 S: 23 H: 2 LOB: 3 BB: 1 P: 30		1B: 5 2B: 2 3B: 0 HR: 2 SF: 0 SAC: 0 DP: 2 HBP: 0				WP: 0 PB: 0 SB: 0 CS: 0 PA: 34		

PITCHER		IP	WLS	BF	H	R	ER	SO	BB	IBB	HBP	BLK	WP	HR	S	P	ERA	WHIP
28 Corey Kluber, R ERA: 2.62	(1, 1)	6.0	L	24	5	3	3	4	1	0	0	0	0	2	59	95	4.50	1.000
50 Evan Marshall, R ERA:	(7, 1)	1.0		4	1	0	0	0	0	0	0	0	0	0	8	15	0.00	1.000
49 Tyler Olson, L ERA: 6.75	(8, 1)	0.2		5	2	0	0	0	0	1	0	0	0	0	10	15	0.00	3.000
34 Zach McAllister, R ERA: 8.76	(8, 1)	0.1		1	0	0	0	1	0	0	0	0	0	0	13	15	0.00	0.000

PITCHER	IP	WLS	BF	H	R	ER	SO	BB	IBB	HBP	BLK	WP	HR	S	P	ERA	WHIP

BOTTOM

Cleveland Indians @ Milwaukee Brewers

Miller Park, Milwaukee, WI

Tue May 08 2018, 6:41 PM - 9:29 PM CDT

Att. 35,314 - Partly Cloudy - 78 F

livebaseballscorecards.com

AB	32
R	3
H	8
RBI	3
BB	2
SO	5
LOB	21

Cleveland Indians @ Milwaukee Brewers

Miller Park, Milwaukee, WI

Wed May 09 2018, 12:11 PM - 2:52 PM CDT

Att. 26,345 - Roof Closed - 70 F

TOP

livebaseballscorecards.com

Batter	1	2	3	4	5	6	7	8	9	AB	R	H	RBI	BB	SO	LOB
12 Francisco Lindor, S (1, 6) OBP: 0.355, SLG: 0.558	C FF 92 F FF 94 S SI 94 0-3 ① K		B FF 93 F FF 93 F FF 93 F FS 87 B FS 88 F FS 86 S FS 87 2-3 ② K		F FF 92 S SL 84 X FS 86 0-2 ① 1B		F FF 97 B FF 96 B KC 80 X FF 96 2-1 HR		B SI 94 B KC 81 B KC 82 C FF 93 X FF 94 3-1 ① F8	5	1	2	1	0	2	1
22 Jason Kipnis, L (1, 4) OBP: 0.256, SLG: 0.264 9 Erik González, R (9, 4) OBP: 0.400, SLG: 0.583	B FF 93 C FF 94 X SI 94 1-1 11 FC5-6 1B		C FF 93 B SL 84 X FF 93 1-1 ③ P6		F FF 93 S SL 86 C FF 94 0-3 ② K		B FF 96 X FF 96 1-0 ① G6-3		D SI 94 B SI 94 B FF 94 C FF 94 F FF 94 F KC 82 X FF 94 3-2 ② L7	5 0	0 0	1 0	0 0	0 0	1 0	1 0
11 José Ramírez, S (1, 5) OBP: 0.373, SLG: 0.572	F FF 94 S FS 87 D FS 87 X FF 94 1-2 ② FC5-6 23 S 1-2f			B FF 93 C FF 93 B FS 84 B FS 85 X SI 94 3-1 23 1B 2B	B SL 85 B FS 86 B FF 91 B FF 92 4-0 23 S BB		B KC 80 C KC 80 F FF 96 F FF 97 X FF 97 1-2 ② G6-3		X SI 94 0-0 ③ P6	4	1	1	0	1	0	2
23 Michael Brantley, L (1, 7) OBP: 0.360, SLG: 0.520	B FF 93 C FS 86 B FF 94 2 SAFE B FS 86 B SI 94 4-1 1-2 BB			F FF 93 B FF 93 B FS 87 X FS 86 2-1 17 2B 30 HR 1B 2-H	B FF 92 B SL 83 C FF 92 X SL 83 2-1 ③ F7 1-2		C KC 81 B FF 97 B KC 82 X FF 96 2-1 ③ G3-1			3	1	1	1	1	0	1
17 Yonder Alonso, L (1, 3) OBP: 0.274, SLG: 0.435	S FF 94 B FF 94 B FS 87 T SI 93 S FF 94 2-3 ③ K			B SI 93 B SI 93 S SI 93 X FF 94 2-1 30 HR 2B 1-3		B FF 97 F FF 97 X FC 91 1-1 30 1B 1B		B FF 95 X SI 95 1-0 ① L9		4	1	2	0	0	1	2
30 Tyler Naquin, L (1, 9) OBP: 0.364, SLG: 0.438		B FF 91 B FF 92 S FF 92 T FF 92 T FF 93 2-2 ① K		S FF 94 D FS 88 F FF 95 F FF 94 B FF 94 B FF 94 X FS 87 3-2 2-H 3-H HR		B FF 95 X FC 90 1-0 59 FC6-4 1B 1-2		C FF 94 B KC 80 B FF 95 B SI 94 T SI 94 F FF 95 F SI 95 C KC 83 3-3 ② K		4	1	2	3	0	2	0
4 Bradley Zimmer, L (1, 8) OBP: 0.283, SLG: 0.337		B FF 93 C FF 94 T FF 94 X SI 94 1-2 ② L7		B FF 93 F FF 94 B FF 94 F FF 93 F SL 84 B FF 93 S SL 84 3-3 ① K		X FF 94 0-0 ① F6		B KC 81 B SI 94 S SI 94 X SI 94 2-1 ③ G4-3		4	0	0	0	0	1	2
55 Roberto Pérez, R (1, 2) OBP: 0.241, SLG: 0.234		C FF 94 B FF 94 B FF 93 C FF 94 S FF 94 2-3 ③ K		F FF 93 B FF 94 B SL 84 F FF 93 B FS 86 X FF 94 3-2 ② L7		X FF 96 0-0 ② F8			X FF 95 0-0 59 1B 3B	4	1	1	0	0	1	2
59 Carlos Carrasco, R (1, 1) OBP: 0.250, SLG: 0.250			C FF 91 B FF 93 S FF 92 S FF 92 1-3 ① K	S FF 92 S FF 92 B FF 93 C FF 93 1-3 ③ K		B FF 94 B FF 96 C FF 94 X FF 94 2-1 ③ FC6-4 1-2f			C SI 95 X SI 95 0-1 3-H 1B	4	0	1	1	0	2	2

	AB	37
	R	6
	H	11
	RBI	6
	BB	2
	SO	10
	LOB	13

Inning Stats	1	2	3	4	5	6	7	8	9	1B: 6	SF: 0	WP: 0	PA: 39
	R: 0 E: 0 K: 2 S: 12	R: 0 E: 0 K: 2 S: 9	R: 0 E: 0 K: 2 S: 10	R: 4 E: 0 K: 2 S: 20	R: 0 E: 0 K: 1 S: 8	R: 0 E: 0 K: 0 S: 7	R: 1 E: 0 K: 0 S: 9	R: 0 E: 0 K: 1 S: 8	R: 1 E: 0 K: 0 S: 10	2B: 2 3B: 1 HR: 2	SAC: 0 DP: 0 HBP: 0	PB: 0 SB: 2 CS: 0	
	H: 1 LOB: 2 BB: 1 P: 20	H: 0 LOB: 0 BB: 0 P: 14	H: 0 LOB: 0 BB: 0 P: 14	H: 4 LOB: 0 BB: 0 P: 37	H: 1 LOB: 1 BB: 1 P: 14	H: 2 LOB: 2 BB: 0 P: 11	H: 1 LOB: 0 BB: 0 P: 15	H: 0 LOB: 0 BB: 0 P: 14	H: 2 LOB: 1 BB: 0 P: 16				

PITCHER		IP	WLS	BF	H	R	ER	SO	BB	IBB	HBP	BLK	WP	HR	S	P	ERA	WHIP
41 Junior Guerra, R ERA: 3.09	(1, 1)	5.0	L	22	6	4	4	9	2	0	0	0	0	1	59	99	7.20	1.600
50 Jacob Barnes, R ERA: 2.0	(6, 1)	1.0		5	2	0	0	0	0	0	0	0	0	0	7	11	0.00	2.000
46 Corey Knebel, R ERA: 9.82	(7, 1)	1.0		4	1	1	1	0	0	0	0	0	0	1	9	15	9.00	1.000
28 Jorge López, R ERA: 5.14	(8, 1)	2.0		8	2	1	1	1	0	0	0	0	0	0	18	30	4.50	1.000

PITCHER	IP	WLS	BF	H	R	ER	SO	BB	IBB	HBP	BLK	WP	HR	S	P	ERA	WHIP

BOTTOM

Cleveland Indians @ Milwaukee Brewers

Miller Park, Milwaukee, WI

Wed May 09 2018, 12:11 PM - 2:52 PM CDT

Att. 26,345 - Roof Closed - 70 F

livebaseballscorecards.com

Batter	1	2	3	4	5	6	7	8	9	AB	R	H	RBI	BB	SO	LOB
6 Lorenzo Cain, R (1, 8) OBP: 0.381, SLG: 0.435	B SI 90 F FF 93 B SI 91 S SL 84 X SL 84 2-2 1B		B SI 92 C SL 82 B CH 89 F SL 84 F CU 83 F SL 85 B FF 95 S FF 95 3-3 ③ K			X SI 91 0-0 ② ③ G6-4-3 1-2f			C FF 94 B SI 92 B CH 88 F FF 94 X FF 94 2-2 22 G4-3 24 SF9 2B	4	1	2	0	0	1	1
22 Christian Yelich, L (1, 7) OBP: 0.367, SLG: 0.454	C FF 91 B CH 85 F FF 92 S CH 86 1-3 ① K			C SI 92 F FF 92 B SL 85 S SL 86 1-3 ① K			C SI 91 B CH 87 F CH 86 X SI 92 1-2 24 1B 21 FC4-6 1B		D CH 86 B SI 92 C SI 92 D SL 84 C SI 92 F SI 93 X FF 94 3-2 ① G4-3 2-3	4	1	1	0	0	2	2
24 Jesús Aguilar, R (1, 3) OBP: 0.397, SLG: 0.508	C SI 92 X SI 90 0-1 ② F9			T FF 94 F SL 85 S SL 85 0-3 ② K			C SI 90 S SL 83 D SL 84 F SI 92 X SL 83 1-2 21 FC4-6 1-3 1B		C SI 93 S SI 93 X FF 94 0-2 ② SF9 3-H	3	0	1	1	0	1	1
21 Travis Shaw, L (1, 5) OBP: 0.308, SLG: 0.454	1 SAFE X FF 92 0-0 ③ F8			C CU 80 F SL 85 C FF 95 0-3 ③ K			X CH 85 0-0 ① FC4-6 1-2f 3-H		B SL 80 S CH 86 B CH 88 F FF 93 F SL 85 S SL 85 2-3 ③ K	4	0	0	1	0	2	2
16 Domingo Santana, R (1, 9) OBP: 0.344, SLG: 0.321		F FF 92 F FF 93 B SL 85 S SL 84 1-3 ① K			C CU 82 S SL 85 X FF 95 0-2 ① G4-3		C FF 92 C FF 93 B SL 84 S SL 83 1-3 ② K			3	0	0	0	0	2	1
5 Jonathan Villar, S (1, 4) OBP: 0.311, SLG: 0.330 28 Jorge López, R (8, 1) OBP: 1.000, SLG: 2.000		C FF 93 B CH 88 B CH 88 X CH 86 2-1 9 G6-4-3 1B			C SI 92 F CU 84 B SL 84 B SI 94 F SL 85 B FF 94 S SI 93 3-3 ② K		F FF 93 B SI 92 F SL 81 F SL 83 F SI 94 B SL 84 S SI 93 2-3 ③ K			3 0	0 0	1 0	0 0	0 0	2 0	1 0
9 Manny Piña, R (1, 2) OBP: 0.241, SLG: 0.306		F FF 93 1 SAFE 1 SAFE X FF 93 0-1 ② ③ G6-4-3 1-2f			C SL 84 C SL 85 S SL 86 0-3 ③ K			B FF 94 X FF 92 1-0 ① F9		3	0	0	0	0	1	1
3 Orlando Arcia, R (1, 6) OBP: 0.248, SLG: 0.298			B FF 94 S SL 84 S SL 84 S SL 85 1-3 ① K			B FF 93 B SL 84 B FF 93 B FF 93 4-0 6 G6-4-3 BB		S FF 93 C CU 81 X FF 94 0-2 ② F9		2	0	0	0	1	1	0
41 Junior Guerra, R (1, 1) 50 Jacob Barnes, R (6, 1) 33 Brett Phillips, L (6, PH) OBP: 0.154, SLG: 0.154 46 Corey Knebel, R (7, 1) 14 Hernán Pérez, R (8, 4) OBP: 0.235, SLG: 0.364			F FF 94 S SL 84 B FF 95 S SL 85 1-3 ② K			C FF 92 S FF 94 C SL 84 0-3 ① K		X FF 93 0-0 ③ G6-3		1 0 1 0 1	0 0 0 0 0	0 0 0 0 0	0 0 0 0 0	0 0 1 0 0	1 0 1 0 0	0 0 1 0 0

| Inning Stats | | |

Batter	1	2	3	4	5	6	7	8	9	AB	R	H	RBI	BB	SO	LOB
25 Jon Jay, L (1, 7) OBP: 0.350, SLG: 0.315	C FF 94 X KC 77 0-1 ① G3-1-3	C KC 78 F FF 95 F ST 84 B KC 81 B KC 82 X SI 95 2-2 1-H 3-H 2B		C FF 95 F FC 88 B KC 81 F FF 96 B ST 83 X CH 89 2-2 ① G4-3	B SI 88 X SI 89 1-0 ③ G6-3		B FF 92 B SL 83 B FF 92 C FF 93 C FF 91 B SL 84 4-2 13 HR BB		C FF 95 X CU 81 0-1 ② G6-3	5	1	1	2	1	0	2
12 Jorge Soler, R (1, 9) OBP: 0.426, SLG: 0.525	X FF 94 0-0 ② P3	S KC 81 S KC 81 D KC 81 S ST 82 1-3 ③ K		C KC 80 B ST 82 B FF 96 B FF 97 S FF 96 F FF 96 X FF 96 3-2 8 1B 1B		C FF 90 B SI 89 B SL 81 S SI 89 F SI 89 B SI 90 F SI 89 X SI 89 3-2 E6 8 2B	C SL 84 S FF 94 C SL 84 0-3 ① K		C FF 95 S CU 82 C FF 96 0-3 ③ K	6	1	1	0	0	3	2
8 Mike Moustakas, L (1, 5) OBP: 0.335, SLG: 0.569	B FF 95 C CH 88 X FC 89 1-1 1B	B KC 77 X KC 78 1-0 ① G3	S CH 88 B KC 80 X KC 80 1-1 13 G6-4-3 1-2 1B	B SI 90 X FF 89 1-0 13 F9 21 2B 2-H 2B	C SL 83 S SL 84 F SL 84 T FF 94 0-2 ② K					5	1	3	1	0	1	1
13 Salvador Perez, R (1, 2) OBP: 0.312, SLG: 0.535	S FF 95 X KC 79 0-1 ③ F8	B FF 95 X ST 80 1-0 E8 21 2B 2 BB	F KC 80 S FF 95 B FF 95 X KC 82 1-2 ② ③ G6-4-3 1-2f	B SI 91 S SI 89 S FF 90 F FF 90 B SI 91 X SI 90 2-2 ① F9 2-3	C FF 94 B SL 83 X SL 83 1-1 1-H HR					5	2	1	2	0	0	4
21 Lucas Duda, L (1, 3) OBP: 0.321, SLG: 0.408		B FF 94 B CH 84 X FF 94 2-0 ① G6-3	B KC 79 C KC 79 B KC 80 F FF 96 F KC 81 X ST 82 2-2 2 BB 1-3 2B	F FF 93 B CH 87 X FF 94 1-1 15 1B 2 FC6-4 2B	X SI 90 0-0 2 1B 3-H 2B	X FF 95 0-0 ③ F8				5	2	3	1	0	0	0
15 Whit Merrifield, R (1, 4) OBP: 0.352, SLG: 0.407		B FF 94 C FC 85 B KC 78 F FF 94 B ST 84 F FF 96 X FC 86 3-2 2 1B 2B	B KC 80 B FF 96 C FF 97 F FC 89 B FC 85 B FF 98 4-2 2 BB BB	C FF 95 S KC 78 B ST 82 B SI 94 B FF 96 F SI 94 F FF 94 X SI 94 3-2 2 FC6-4 2-3 1B	X SI 93 0-0 ② P4		X FF 96 0-0 ① G6-3			4	1	2	0	1	0	1
4 Alex Gordon, L (1, 10) OBP: 0.344, SLG: 0.420		S FF 95 B FF 95 B KC 78 C FF 95 X KC 80 2-2 ② G4-3	S FF 97 B FF 97 S KC 81 S KC 83 1-3 ② K	B KC 78 C KC 79 F KC 78 S KC 82 1-3 ① K	B FF 93 F CH 86 S CH 86 F CH 87 F FF 93 F FF 94 B CH 87 D CH 88 B CU 83 4-2 2 1B BB		B FF 95 F FF 96 X FF 95 1-1 ② G6-3			4	0	0	0	1	2	6
2 Alcides Escobar, R (1, 6) OBP: 0.300, SLG: 0.333		B FC 86 X FC 86 1-0 45 1B 25 2B 2-H 1B	B FF 98 C FF 97 D KC 83 B FF 98 B FF 98 4-1 1-2 2-3 3-H BB	F FF 95 S KC 81 D KC 82 X KC 82 1-2 ② FC6-4 45 1B 1-2f 3-H	B FF 93 X SI 93 1-0 1-2 2-H 1B		B FF 94 C FF 96 S CU 82 S FF 96 1-3 ③ K			4	1	2	4	1	1	1
45 Abraham Almonte, S (1, 8) OBP: 0.279, SLG: 0.381		F FF 95 B FF 94 X CH 88 1-1 25 WP 25 2B 1-3 1B	S KC 82 X KC 81 0-1 ③ F8	B KC 78 B KC 79 B FF 95 C FF 95 X FF 95 3-1 1-3 1B	S CH 87 S CH 87 S CH 88 0-3 ③ K				X FF 93 0-0 ① B1-3	5	1	2	0	0	1	5
Inning Stats	R: 0 E: 0 K: 0 S: 7 H: 1 LOB: 1 BB: 0 P: 8	R: 3 E: 0 K: 1 S: 18 H: 4 LOB: 1 BB: 0 P: 30	R: 1 E: 1 K: 1 S: 14 H: 1 LOB: 3 BB: 2 P: 27	R: 0 E: 0 K: 0 S: 13 H: 2 LOB: 1 BB: 0 P: 20	R: 1 E: 0 K: 1 S: 16 H: 3 LOB: 2 BB: 0 P: 26	R: 3 E: 1 K: 1 S: 21 H: 3 LOB: 2 BB: 1 P: 32	R: 2 E: 0 K: 2 S: 12 H: 1 LOB: 0 BB: 1 P: 17	R: 0 E: 0 K: 1 S: 6 H: 0 LOB: 0 BB: 0 P: 8	R: 0 E: 0 K: 1 S: 6 H: 0 LOB: 0 BB: 0 P: 6	1B: 8 2B: 6 3B: 0 HR: 1 SF: 0 SAC: 0 DP: 1 HBP: 0						

PITCHER		IP	WLS	BF	H	R	ER	SO	BB	IBB	HBP	BLK	WP	HR	S	P	ERA	WHIP
47 Trevor Bauer, R ERA: 3.0	(1, 1)	4.2		27	11	5	4	3	2	0	0	0	1	0	67	109	7.71	2.786
61 Dan Otero, R ERA: 5.87	(5, 1)	0.2		5	2	3	1	0	0	0	0	0	0	0	12	19	13.50	3.000
50 Evan Marshall, R ERA:	(6, 1)	0.2	H	4	1	0	0	1	1	0	0	0	0	0	10	15	0.00	3.000
24 Andrew Miller, L ERA: 1.69	(7, 1)	0.2	L	4	1	2	2	2	1	0	0	0	0	1	11	16	27.00	3.000
34 Zach McAllister, R ERA: 7.36	(7, 1)	2.1		7	0	0	0	2	0	0	0	0	0	0	13	15	0.00	0.000

PITCHER	IP	WLS	BF	H	R	ER	SO	BB	IBB	HBP	BLK	WP	HR	S	P	ERA	WHIP

TOP

Kansas City Royals @ Cleveland Indians

Progressive Field, Cleveland, OH

Fri May 11 2018, 7:10 PM - 10:44 PM EDT

Att. 24,408 - Cloudy - 55 F

livebaseballscorecards.com

AB	43
R	10
H	15
RBI	10
BB	4
SO	8
LOB	22

WP: 1 PA: 47
PB: 0
SB: 0
CS: 0

Batter	1	2	3	4	5	6	7	8	9	AB	R	H	RBI	BB	SO	LOB
12 Francisco Lindor, S (1, 6) OBP: 0.362, SLG: 0.554	C SI 90 B CU 74 F CU 75 X FF 92 1-2 ① P4		B SI 91 F CU 75 B SL 83 S SL 84 F FF 91 F FF 91 X CU 76 2-2 ① G3	B CU 77 B FF 91 B SL 82 B FF 91 4-0 23 HR BB 1-2 2-3		B FF 95 B CH 90 B SI 96 C FF 95 X FF 95 3-1 23 G3-6-1 1B		F FF 95 B CH 92 S FF 96 B CH 90 F CH 90 F FF 95 B FF 96 F FF 96 F FF 97 4-2 D CH 91 BB		3	1	1	0	2	0	0
23 Michael Brantley, L (1, 7) OBP: 0.362, SLG: 0.542	C SL 83 B SL 83 F SI 92 B SI 92 X SL 83 2-2 11 HR 1B		B CU 78 S CH 85 X FF 92 1-1 ② F9	B FF 91 C SL 85 B CH 85 F FF 91 F FF 91 F SL 84 X FF 92 2-2 1-H 2-H 3-H HR		C SI 94 B CH 89 F FF 98 X FF 97 1-2 ①② G3-6-1 1-2f		X FF 94 0-0 ③ P4		5	2	2	4	0	0	2
11 José Ramírez, S (1, 5) OBP: 0.374, SLG: 0.587	X SI 92 0-0 1-H HR		B CU 76 B CH 85 X SL 84 2-0 ③ G3-1	C SI 90 F SL 80 C SI 92 0-3 ③ K		B CH 91 X CH 91 1-0 1B			B SI 96 C SI 96 B FF 96 F CH 88 X FF 97 2-2 ① G5-3	5	1	2	2	0	1	0
10 Edwin Encarnación, R (1, 10) OBP: 0.270, SLG: 0.415	C SI 91 X SI 92 0-1 ② G5-3			B SL 84 F SI 91 B SI 92 B SI 92 F SI 92 X SL 85 3-2 22 FC1-5 17 BB 1B	B FF 92 S FF 92 C FF 94 S CH 81 1-3 ① K	X FF 96 0-0 ③ F8			F FF 96 B FF 96 S SL 80 F SL 80 B SL 82 B SL 80 F SI 94 F CH 86 X SI 94 3-2 ② G6-3	5	0	1	0	0	1	1
17 Yonder Alonso, L (1, 3) OBP: 0.286, SLG: 0.457	B CU 77 F FF 91 F FF 91 B SL 82 X SI 92 2-2 HR			B CU 77 C CU 77 B CH 85 F CU 76 B FF 92 B CU 77 4-2 22 FC1-5 30 2B 1-2 BB	B CU 78 B FF 94 B CH 81 B FF 94 4-0 55 BB 22 BB BB		F FF 95 F FF 94 B CH 90 X FF 97 1-2 ① G5-3		B SI 97 B CH 89 S CH 89 B SI 96 C SI 95 F CH 88 F FF 96 X CH 88 3-2 ③ F9	3	2	1	1	2	0	0
22 Jason Kipnis, L (1, 4) OBP: 0.256, SLG: 0.259	C CU 76 B SL 84 X SI 91 1-1 ③ F7			X SI 92 0-0 ① FC1-5 30 2B 1-2 2-3f	B FF 92 B FF 92 B CH 80 C FF 92 B FF 91 4-1 55 BB 1-2 BB		B SL 86 C SL 84 X CH 90 1-1 ② G6-3			3	1	0	0	1	0	2
30 Tyler Naquin, L (1, 9) OBP: 0.367, SLG: 0.453			C FF 91 X CU 76 0-1 ① F7	C FF 92 F CU 76 B FF 91 B FF 92 X CU 76 2-2 12 BB 23 HR 2B 1-H 2-H	C FF 93 D CU 78 B FF 91 C FF 92 S FF 92 3-3 ② K		B SL 85 C SL 84 B SL 83 S FF 94 S FF 96 2-3 ③ K			2	1	1	2	0	0	0
6 Brandon Guyer, R (5, 9) OBP: 0.250, SLG: 0.362										2	0	0	0	0	2	2
55 Roberto Pérez, R (1, 2) OBP: 0.259, SLG: 0.224			F SI 91 C SI 92 X SL 84 0-2 ② G6-3	D SL 84 B SL 84 S SI 92 T SI 92 D SL 86 B SI 92 4-2 12 BB 23 HR BB	B FF 92 B SI 88 F FF 93 B FF 92 B FF 93 4-1 1-2 2-3 BB			C SI 93 B SL 85 S SI 94 C FF 96 1-3 ① K		2	1	0	0	2	1	0
1 Greg Allen, S (1, 8)			F SI 92 B SL 83 B FF 91 S FF 90 C FF 91 2-3 ③ K	F FF 92 C FF 92 F FF 91 D SL 84 F FF 91 F SL 85 B FF 91 B FF 90 F FF 91 3-2 ② X FF 90 F8	C FF 91 S CH 81 B CH 82 B CH 79 F FF 93 F FF 92 D FF 94 F FF 91 F FF 92 3-2 ③ X FF 92 F8			C FF 96 B FF 95 B CH 91 X FF 96 2-1 ② L8		4	0	0	0	0	1	5
Inning Stats	R: 3 H: 3 E: 0 LOB: 0 K: 0 BB: 0 S: 14 P: 20		R: 0 H: 0 E: 0 LOB: 0 K: 1 BB: 0 S: 8 P: 10	R: 0 H: 0 E: 0 LOB: 0 K: 0 BB: 0 S: 8 P: 13	R: 6 H: 3 E: 0 LOB: 0 K: 1 BB: 3 S: 27 P: 49	R: 0 H: 0 E: 0 LOB: 3 K: 2 BB: 3 S: 15 P: 34	R: 0 H: 2 E: 0 LOB: 1 K: 0 BB: 0 S: 7 P: 12	R: 0 H: 0 E: 0 LOB: 0 K: 1 BB: 0 S: 8 P: 12	R: 0 H: 0 E: 0 LOB: 1 K: 1 BB: 1 S: 12 P: 19	R: 0 H: 0 E: 0 LOB: 0 K: 0 BB: 0 S: 14 P: 22	1B: 4 SF: 0 2B: 1 SAC: 0 3B: 0 DP: 1 HR: 3 HBP: 0						

PITCHER		IP	WLS	BF	H	R	ER	SO	BB	IBB	HBP	BLK	WP	HR	S	P	ERA	WHIP
39 Jason Hammel, R ERA: 6.13	(1, 1)	3.2		20	6	9	9	1	3	0	0	0	0	0	54	89	22.09	2.455
54 Tim Hill, L ERA: 3.75	(4, 1)	0.1		1	0	0	0	1	0	0	0	0	0	0	3	3	0.00	0.000
64 Burch Smith, R ERA: 4.67	(5, 1)	1.0		6	0	0	0	2	3	0	0	0	0	0	15	34	0.00	3.000
56 Brad Keller, R ERA: 2.2	(6, 1)	3.0	W	11	2	0	0	2	1	0	0	0	0	0	27	43	0.00	1.000
40 Kelvin Herrera, R ERA: 0.61	(9, 1)	1.0	S	3	0	0	0	0	0	0	0	0	0	0	14	22	0.00	0.000

PITCHER	IP	WLS	BF	H	R	ER	SO	BB	IBB	HBP	BLK	WP	HR	S	P	ERA	WHIP

BOTTOM

Kansas City Royals @ Cleveland Indians

Progressive Field, Cleveland, OH

Fri May 11 2018, 7:10 PM - 10:44 PM EDT

Att. 24,408 - Cloudy - 55 F

livebaseballscorecards.com

AB	34
R	9
H	8
RBI	9
BB	7
SO	6
LOB	12

1B: 4	SF: 0	WP: 0	PA: 41
2B: 1	SAC: 0	PB: 0	
3B: 0	DP: 1	SB: 0	
HR: 3	HBP: 0	CS: 0	

Kansas City Royals @ Cleveland Indians

Progressive Field, Cleveland, OH

Sat May 12 2018, 5:27 PM - 7:56 PM EDT

Att. 24,587 - Overcast - 48 F

livebaseballscorecards.com

TOP

Batter	1	2	3	4	5	6	7	8	9	AB	R	H	RBI	BB	SO	LOB
25 Jon Jay, L (1, 9) OBP: 0.360, SLG: 0.333	C FF 92 B CH 88 C FF 93 B CU 77 F FF 94 F CH 86 F FF 94 F FF 94 X SL 78 2-2 12 2B 13 G4-3 1B		C FF 94 F FF 92 F CU 76 B FF 92 F SL 79 X SL 78 1-2 12 2B 2B		X CH 86 0-0 ③ G1-3			C FF 93 F FF 91 B CH 88 X CH 86 1-2 1B		4	2	3	0	0	0	0
12 Jorge Soler, R (1, 10) OBP: 0.434, SLG: 0.548	B SL 78 B FF 93 X FF 94 2-0 13 G4-3 1-3 2B		C FF 94 D CU 75 X FF 94 1-1 8 L4-6 2-H 2B			C SL 77 X SL 79 0-1 13 WP 1B		C SL 77 B FF 90 S SL 79 D CU 74 S SL 77 2-3 ② K		4	0	3	1	0	1	1
8 Mike Moustakas, L (1, 5) OBP: 0.327, SLG: 0.554	S CU 74 F CH 88 S CH 87 0-3 ① K		T FF 93 X CH 87 0-1 ② ③ L4-6 2-2			B FF 93 S CU 73 X CH 86 1-1 ① F8		B CU 73 B FF 88 X FF 88 2-0 ③ F9		4	0	0	0	0	1	5
13 Salvador Perez, R (1, 2) OBP: 0.296, SLG: 0.507	S SL 79 X SL 78 0-1 ② G4-3 2-3 3-H			B CU 72 C SL 78 S SL 79 F SL 78 B FF 92 B FF 92 F SL 78 F FF 94 F SL 78 3-2 ① X CH 85 F7		F SL 78 S FF 90 B CH 88 S SL 79 1-3 ② K 1-2			B KC 82 F FF 93 X KC 83 1-1 ① G5-3	4	0	0	1	0	1	2
21 Lucas Duda, L (1, 3) OBP: 0.319, SLG: 0.403	B FF 94 B CH 88 X FF 93 2-0 ③ L8			S CU 74 B FF 94 B CU 75 B FF 93 X FF 93 3-1 1B		X CH 86 0-0 ③ G4-3			C FF 94 B FF 94 C FF 93 S KC 83 1-3 ② K	4	0	1	0	0	1	2
15 Whit Merrifield, R (1, 4) OBP: 0.349, SLG: 0.403		C FF 92 X FF 89 0-1 4 FC5-6 1B		C SL 79 D CH 87 S SL 78 X FF 91 1-2 ② F9			B FF 91 B SL 76 C FF 91 F FF 92 X SL 78 2-2 ① F9		C FF 93 F FF 94 S KC 84 0-3 ③ K	4	0	1	0	0	1	1
4 Alex Gordon, L (1, 7) OBP: 0.333, SLG: 0.407		B CH 86 F FF 93 X CH 87 1-1 ① FC5-6 2 G6-4-3 1-2f		F FF 94 F FF 94 S CU 73 0-3 ③ K			C CU 74 B FF 93 B FF 94 C FF 92 F CH 87 F FF 93 S CU 75 2-3 ② K			3	0	0	0	0	2	2
2 Alcides Escobar, R (1, 6) OBP: 0.294, SLG: 0.326		B FF 94 C FF 94 S SL 79 F SL 79 X FF 94 1-2 ② ③ G6-4-3 1-2f			B FF 92 B FF 92 F FF 93 X FF 92 2-1 ① G4-3		B SL 78 F SL 77 X SL 77 1-1 ③ G6-3			3	0	0	0	0	0	1
45 Abraham Almonte, S (1, 8) OBP: 0.268, SLG: 0.364			C FF 92 F CH 85 B CH 88 X FF 93 1-2 ① L8		F FF 92 B CU 74 B CH 86 B FF 92 S FF 90 X FF 93 3-2 ② F7			C FF 90 B CU 75 X FF 90 1-1 ① G4-3		3	0	0	0	0	0	0
Inning Stats	R: 1 E: 0 K: 1 S: 14 H: 2 LOB: 1 BB: 0 P: 20	R: 0 E: 0 K: 0 S: 8 H: 1 LOB: 0 BB: 0 P: 10	R: 1 E: 0 K: 0 S: 12 H: 2 LOB: 0 BB: 0 P: 15	R: 0 E: 0 K: 1 S: 15 H: 1 LOB: 1 BB: 0 P: 22	R: 0 E: 0 K: 0 S: 6 H: 0 LOB: 0 BB: 0 P: 11	R: 0 E: 0 K: 1 S: 8 H: 1 LOB: 1 BB: 0 P: 10	R: 0 E: 0 K: 1 S: 10 H: 0 LOB: 0 BB: 0 P: 15	R: 0 E: 0 K: 1 S: 9 H: 1 LOB: 1 BB: 0 P: 15	R: 0 E: 0 K: 2 S: 8 H: 0 LOB: 0 BB: 0 P: 10	1B: 5 2B: 4 3B: 0 HR: 0 SF: 0 SAC: 0 DP: 2 HBP: 0						

PITCHER		IP	WLS	BF	H	R	ER	SO	BB	IBB	HBP	BLK	WP	HR	S	P	ERA	WHIP
52 Mike Clevinger, R ERA: 2.7	(1, 1)	7.2	W	29	8	2	2	5	0	0	0	0	1	0	81	115	2.35	1.043
49 Tyler Olson, L ERA: 6.57	(8, 1)	0.1		1	0	0	0	0	0	0	0	0	0	0	1	3	0.00	0.000
37 Cody Allen, R ERA: 3.38	(9, 1)	1.0		3	0	0	0	2	0	0	0	0	0	0	8	10	0.00	0.000

PITCHER	IP	WLS	BF	H	R	ER	SO	BB	IBB	HBP	BLK	WP	HR	S	P	ERA	WHIP

AB	33
R	2
H	8
RBI	2
BB	0
SO	7
LOB	14

WP: 1 PA: 33
PB: 0
SB: 0
CS: 0

Batter	1	2	3	4	5	6	7	8	9	AB	R	H	RBI	BB	SO	LOB
12 Francisco Lindor, S (1, 6) OBP: 0.376, SLG: 0.615	B FF 89 B SI 89 C SI 89 X SI 90 2-1 23 1B 2B		B SL 81 B SL 81 X SI 92 2-0 HR			C SI 88 X CH 83 0-1 23 2B 2B	C SI 93 B CU 85 X SI 93 1-1 HR			4	4	4	2	0	0	0
23 Michael Brantley, L (1, 7) OBP: 0.375, SLG: 0.559	B FF 92 C SL 81 X CH 84 1-1 10 FC4-6 2-H 1B		B SI 92 S SL 83 B FF 92 B FF 92 X SI 90 3-1 ② L8			C CU 80 C SL 82 2 SAFE B FF 91 X SL 83 1-2 11 F9 17 1B 2-H 2B	B CH 85 B SI 92 B SI 92 C SI 92 S SI 91 X SI 91 3-2 10 E 10 1B 1B			4	2	3	2	0	0	0
11 José Ramírez, S (1, 5) OBP: 0.365, SLG: 0.571	B SL 82 C SI 91 X SI 92 1-1 ① L7		C CH 84 X SI 92 0-1 ③ L8			F SL 80 B FF 92 X FF 92 1-1 ① F9 2-3	1 SAFE B SI 92 B CH 84 X SI 93 2-0 ② P3			4	0	0	0	0	0	3
10 Edwin Encarnación, R (1, 10) OBP: 0.270, SLG: 0.410	1 SAFE X SL 82 0-0 ② FC4-6 17 WP 1-2f			C CU 79 X SL 81 0-1 ① L8		F FF 92 F SI 91 B FF 91 D SL 84 B SL 84 F SI 91 T SI 92 3-2 ② K	1 SAFE B SI 92 B SI 92 C SI 92 B SI 92 F SI 93 F SI 92 F SI 93 X SI 92 3-2 17 BB 1-H 1B			4	0	1	1	0	1	2
17 Yonder Alonso, L (1, 3) OBP: 0.292, SLG: 0.454	C SI 90 B FF 92 C FF 92 D SL 84 B SL 84 F SL 84 F FF 94 S SL 84 3-3 ③ K 1-2			X SI 90 0-0 ② F7		B SL 82 S SL 83 X FF 93 1-1 7 WP 22 BB 3-H 1B	C CH 86 B SI 92 B SI 91 S CH 85 B SI 93 F SI 93 B SI 92 4-2 1-2 BB			3	0	1	1	1	1	1
22 Jason Kipnis, L (1, 4) OBP: 0.256, SLG: 0.253		F FF 91 X SI 92 0-1 ① G6-3		C FF 89 C SL 82 B SI 90 B SL 82 X SL 82 2-2 ③ L7		B SI 91 B CU 80 B CH 84 B SI 91 4-0 7 WP 1-2 BB	B SI 91 C FF 91 X FF 92 1-1 ③ G3			3	0	0	0	1	0	2
7 Yan Gomes, R (1, 2) OBP: 0.320, SLG: 0.416		B FF 92 F CU 80 B SI 92 B SL 82 F FF 92 F FF 92 X SL 82 3-2 ② F9			F FF 89 F FF 92 S SL 82 0-3 ① K	B FF 93 B SI 91 B SL 83 3-0 1 FC4-6 1-2 2-3 IBB		B SL 84 F FF 90 F CU 74 S SL 88 1-3 ① K		3	0	0	0	1	2	0
1 Greg Allen, S (1, 8)		C FF 91 S SL 83 S SL 84 0-3 ③ K2-3			C CU 80 S FF 92 B SL 82 C SL 83 1-3 ② K	C SI 92 X SI 92 0-1 ③ FC4-6 1-2f		F SI 91 F FF 93 C SL 88 0-3 ② K		4	0	0	0	0	3	3
6 Brandon Guyer, R (1, 9) OBP: 0.235, SLG: 0.339			C FF 90 B FF 91 C SL 81 B SL 82 B FF 93 S FF 92 3-3 ① K		C CU 80 S SL 82 F SL 83 T SL 83 0-2 ③ K		B SI 92 F CU 81 B SI 93 X SI 92 2-1 ① G6-3	S FF 91 B SL 87 B FF 92 S FF 92 B SL 88 X FF 92 3-2 ③ G6-3		4	0	0	0	0	2	0
Inning Stats	R: 1 E: 0 K: 1 S: 12 H: 2 LOB: 1 BB: 0 P: 19	R: 0 E: 0 K: 1 S: 9 H: 0 LOB: 0 BB: 0 P: 12	R: 1 E: 0 K: 1 S: 8 H: 1 LOB: 0 BB: 0 P: 16	R: 0 E: 0 K: 0 S: 6 H: 0 LOB: 0 BB: 0 P: 8	R: 0 E: 0 K: 3 S: 10 H: 0 LOB: 0 BB: 0 P: 11	R: 2 E: 0 K: 1 S: 15 H: 3 LOB: 3 BB: 2 P: 28	R: 2 E: 1 K: 0 S: 18 H: 3 LOB: 2 BB: 1 P: 34	R: 0 E: 0 K: 2 S: 9 H: 0 LOB: 0 BB: 0 P: 13		1B: 4 2B: 3 3B: 0 HR: 2 SF: 0 SAC: 0 DP: 0 HBP: 0						

PITCHER		IP	WLS	BF	H	R	ER	SO	BB	IBB	HBP	BLK	WP	HR	S	P	ERA	WHIP
65 Jakob Junis, R ERA: 3.53	(1, 1)	5.2	L	25	6	4	4	7	1	1	0	0	2	1	58	92	6.35	1.235
61 Kevin McCarthy, R ERA: 3.45	(6, 1)	1.0		7	3	2	1	0	1	0	0	0	0	1	18	33	9.00	4.000
51 Blaine Boyer, R ERA: 13.83	(7, 1)	1.1		4	0	0	0	2	0	0	0	0	0	0	11	16	0.00	0.000

PITCHER	IP	WLS	BF	H	R	ER	SO	BB	IBB	HBP	BLK	WP	HR	S	P	ERA	WHIP

BOTTOM

Kansas City Royals @ Cleveland Indians

Progressive Field, Cleveland, OH

Sat May 12 2018, 5:27 PM - 7:56 PM EDT

Att. 24,587 - Overcast - 48 F

livebaseballscorecards.com

AB	33
R	6
H	9
RBI	6
BB	3
SO	9
LOB	11

WP: 2 PA: 36
PB: 0
SB: 0
CS: 0

Batter	1	2	3	4	5	6	7	8	9	AB	R	H	RBI	BB	SO	LOB
25 Jon Jay, L (1, 7) OBP: 0.355, SLG: 0.329	B SI 91 C SI 92 S FC 88 C SI 93 1-3 ① K		C CH 84 B SI 92 F CH 85 X FC 88 1-2 1B		B FC 85 X SI 92 1-0 ③ F8		B FC 86 S CH 84 F FC 87 F CH 87 B SI 92 X SI 92 2-2 ② G5-3		C FF 94 F FF 95 S SL 85 0-3 ③ K	5	0	1	0	0	2	3
12 Jorge Soler, R (1, 9) OBP: 0.423, SLG: 0.531	B SI 93 S FC 89 B FC 89 C FC 89 S FC 88 2-3 ② K		C CU 83 C FC 88 X CU 83 0-2 ② P4			C FC 86 B SI 91 B CU 82 X FC 88 2-1 E5 19 WP 13 2B	X SI 91 0-0 ③ G1-3			4	1	0	0	0	1	1
8 Mike Moustakas, L (1, 5) OBP: 0.329, SLG: 0.553 19 Cheslor Cuthbert, R (6, PH) OBP: 0.289, SLG: 0.310 (6, 5)	S FC 88 B CH 87 S FC 88 F SI 94 F FC 90 F CU 85 F CH 87 X CH 87 1-2 1B		X CH 84 0-0 ③ G4-3			S CU 83 C CU 84 B SI 92 B CU 83 F FC 87 B CU 83 X FC 87 3-2 ① G6-3 1-2		F FF 92 B FF 93 C FF 93 B FS 86 C FS 84 2-3 ① K		2 2	0 0	1 0	0 0	0 0	0 1	1 1
13 Salvador Perez, R (1, 10) OBP: 0.306, SLG: 0.519	X FF 91 0-0 ③ G6-3			B CU 82 C FC 87 X SI 92 1-1 15 G5-4-3 1B		B FC 88 B CU 83 X FC 88 2-0 15 1B 2-H 2B		X FF 92 0-0 ② P6		4	1	2	1	0	0	1
21 Lucas Duda, L (1, 3) OBP: 0.317, SLG: 0.398		X SI 91 0-0 1B		D CH 84 C FC 88 B SI 92 F FC 88 F FF 92 X SI 93 2-2 ① F7		C CU 83 X FC 88 0-1 ② F8		B FF 92 S CU 80 S FS 85 B FS 84 F FS 84 X FF 93 2-2 ③ L7		4	0	1	0	0	0	2
15 Whit Merrifield, R (1, 4) OBP: 0.347, SLG: 0.399		X SI 91 0-0 ① L5		B CU 84 B CU 83 X FC 87 2-0 ②③ G5-4-3 1-2f		C CU 82 B SI 91 X SI 92 1-1 4 1B 2-H 1B			B CU 77 S FF 92 S FF 92 X FS 84 1-2 ① F9	4	0	1	1	0	0	2
4 Alex Gordon, L (1, 8) OBP: 0.340, SLG: 0.411		S CU 81 S FC 88 F FC 88 F FF 92 C SI 93 0-3 ② K			B SI 90 F FC 88 X CU 82 1-1 ① G6-3	X CH 84 0-0 1-2 1B			C FF 92 B CU 81 X FF 92 1-1 9 BB 1B	4	0	2	0	0	1	1
2 Alcides Escobar, R (1, 6) OBP: 0.290, SLG: 0.321 1 Ryan Goins, L (6, PH) OBP: 0.280, SLG: 0.292 (6, 6)		X FC 88 0-0 ③ P3			B CU 83 X SI 90 1-0 ② G6-3	B SI 90 X FC 87 1-0 ③ G3-1			S FF 89 F FF 93 C FF 93 0-3 ② K	2 2	0 0	0 0	0 0	0 0	0 1	1 3
9 Drew Butera, R (1, 2) OBP: 0.278, SLG: 0.242			C SI 90 C SI 91 F FC 85 S FC 87 0-3 ① K		C CU 82 B CU 83 C SI 90 B FC 87 B CU 83 F SI 91 F SI 92 X CU 83 3-2 1B		B SI 91 X SI 90 1-0 ① F9		B FF 93 F FF 93 B SL 81 C SL 83 B SL 83 B FF 91 4-2 1-2 BB	3	0	1	0	1	1	0
Inning Stats	R: 0 E: 0 K: 2 S: 15 H: 1 LOB: 1 BB: 0 P: 19	R: 0 E: 0 K: 1 S: 8 H: 1 LOB: 1 BB: 0 P: 8	R: 0 E: 0 K: 1 S: 11 H: 1 LOB: 1 BB: 0 P: 12	R: 0 E: 0 K: 0 S: 7 H: 1 LOB: 0 BB: 0 P: 12	R: 0 E: 0 K: 0 S: 9 H: 1 LOB: 1 BB: 0 P: 15	R: 2 E: 1 K: 0 S: 13 H: 3 LOB: 2 BB: 0 P: 22	R: 0 E: 0 K: 0 S: 6 H: 0 LOB: 0 BB: 0 P: 9	R: 0 E: 0 K: 1 S: 8 H: 0 LOB: 0 BB: 0 P: 12	R: 0 E: 0 K: 2 S: 13 H: 1 LOB: 2 BB: 1 P: 19	1B: 8 2B: 1 3B: 0 HR: 0 SF: 0 SAC: 0 DP: 1 HBP: 0						

TOP

Kansas City Royals @ Cleveland Indians

Progressive Field, Cleveland, OH

Sun May 13 2018, 1:12 PM - 4:05 PM EDT

Att. 22,105 - Partly Cloudy - 55 F

livebaseballscorecards.com

AB	36
R	2
H	9
RBI	2
BB	1
SO	7
LOB	16

PITCHER		IP	WLS	BF	H	R	ER	SO	BB	IBB	HBP	BLK	WP	HR	S	P	ERA	WHIP
28 Corey Kluber, R ERA: 2.34	(1, 1)	7.0	W	29	8	2	0	4	0	0	0	0	1	0	69	97	0.00	1.143
46 Oliver Drake, R ERA: 5.79	(8, 1)	1.1		5	1	0	0	1	0	0	0	0	0	0	13	19	0.00	0.750
24 Andrew Miller, L ERA: 1.59	(9, 1)	0.2		3	0	0	0	2	1	0	0	0	0	0	8	12	0.00	1.500

PITCHER	IP	WLS	BF	H	R	ER	SO	BB	IBB	HBP	BLK	WP	HR	S	P	ERA	WHIP

Batter	1	2	3	4	5	6	7	8	9	AB	R	H	RBI	BB	SO	LOB
12 Francisco Lindor, S (1, 6) OBP: 0.388, SLG: 0.624	B SI 93 C FF 93 X FF 93 1-1 ① F8	C FF 95 S SL 84 H SL 84 1-2 23 FC3-6 1-2 2-3 HBP	C FF 93 F FF 93 X SL 82 0-2 1-2 3-H 1B		B SI 91 F SI 92 X FF 93 1-1 23 G4-3 2B		C SL 84 B SI 92 B SI 91 B SL 86 X SI 93 3-1 23 HR 1B			4	1	3	1	0	0	0
23 Michael Brantley, L (1, 10) OBP: 0.368, SLG: 0.569	C FF 94 B CU 73 B FF 95 F FF 94 X FF 95 2-2 ② F7	S SL 86 X SI 95 0-1 ② FC3-6 11 HR 1-2f 2-3 3-H	B FF 94 B SL 84 X FF 94 2-0 ③ F7		D SL 86 C SL 84 B FF 91 X SI 91 2-1 ① G4-3 2-3		B FF 91 X FF 90 1-0 1-H HR			5	2	1	3	0	0	5
11 José Ramírez, S (1, 5) OBP: 0.378, SLG: 0.600	B SL 83 F FF 94 B CH 85 C FF 94 X SL 83 2-2 10 PB 2B	C SL 83 B FF 95 B CH 86 X FF 95 2-1 1-H 3-H HR		B SI 92 B CH 82 B FF 90 B SI 91 4-0 6 1B 6 S 7 HR BB	B SL 86 S SL 85 F SL 86 D SL 86 B SL 86 F SL 85 B FF 93 4-2 10 G6-4-3 BB		B SI 92 F SL 86 B SL 86 F FF 92 B FF 92 F SL 86 X SL 85 3-2 ① G5-3			3	2	2	3	2	0	0
10 Edwin Encarnación, R (1, 3) OBP: 0.280, SLG: 0.408	B FF 96 B SL 84 C SL 85 B FF 96 D SL 84 4-1 2-3 BB	B SI 95 C CH 86 F FF 94 B SL 84 B SL 85 B SI 94 4-2 BB		C SL 82 X SL 82 0-1 ① F9	B SL 86 F SI 93 X SI 92 1-1 ② ③ G6-4-3 1-2f		X SI 92 0-0 1B			3	0	1	0	2	0	3
6 Brandon Guyer, R (1, 9) OBP: 0.233, SLG: 0.328	B SL 83 C FF 94 F CH 86 F SL 84 X CH 85 1-2 ③ G1-3	C CH 84 F SI 94 C FF 94 0-3 ③ K		S SL 82 B SL 81 C CH 83 X SL 84 1-2 1-3 7 HR 1B		X SI 90 0-0 ① F8	T FF 92 B FF 93 S CU 76 F FF 93 F CU 77 B FF 94 B FF 93 S FF 92 3-3 ② K			5	1	1	0	0	2	4
7 Yan Gomes, R (1, 2) OBP: 0.343, SLG: 0.479		S FF 94 F FF 93 B FF 94 F CH 85 X SL 84 1-2 9 1B 1 FC4-6 2B	B SL 82 X SI 93 1-0 26 L8 9 BB 12 1B 1B	S SL 82 X SL 82 0-1 1-H 3-H HR		C SI 91 S SL 84 X SL 84 0-2 1 1B 1B	F FF 94 X CU 78 0-1 ③ P3			5	3	4	3	0	0	1
9 Erik González, R (1, 4) OBP: 0.400, SLG: 0.536		X SL 84 0-0 1 FC4-6 2-3 1B	B SI 93 D CH 81 B SI 92 B FF 91 4-0 12 1B 1-2 BB	B SI 92 X SL 84 1-0 ② G6-3		B SI 90 F SI 89 F SL 84 C FF 91 1-3 ② K	X CU 74 0-0 ① L8			4	0	1	0	1	1	1
1 Greg Allen, S (1, 8) OBP: 0.118, SLG: 0.118		B FF 94 B FF 94 F FF 95 F FF 95 F SL 84 X SL 84 2-2 ① FC4-6 12 HBP 26 WP 23 FC3-6 1-2f 3-H	L FF 92 C FF 93 S SL 84 0-3 ① K	S SL 85 B SL 85 X SI 93 1-1 1B		D SI 92 S SI 92 F SL 85 B SL 86 X FF 93 2-2 1-2 1B	B FF 92 B FF 91 B FF 91 C FF 91 T FF 90 F FF 91 F FF 93 X CU 77 3-2 ② G4-3			5	1	2	1	0	1	3
26 Rajai Davis, R (1, 7) OBP: 0.261, SLG: 0.238		1 SAFE 1 SAFE 1 SAFE B SL 83 B SL 82 B SI 93 C FF 94 B FF 93 4-1 23 FC3-6 12 HBP 11 HR 1-2 BB	C SL 83 X FF 93 0-1 ② L8 2-3	D FF 92 F SL 84 D SL 86 C SI 92 F SL 86 C FF 93 2-3 ③ K		S SL 85 C SI 92 D SL 86 F SL 86 B SL 86 X SI 93 2-2 ③ G6-3	B CU 77 F FF 94 F FF 94 B CU 80 F FF 93 B CH 82 S CH 80 3-3 ③ K			4	1	0	0	1	2	5
Inning Stats	R: 0 E: 0 K: 0 S: 13 H: 1 LOB: 2 BB: 1 P: 23	R: 5 E: 0 K: 1 S: 21 H: 3 LOB: 1 BB: 2 P: 35	R: 1 E: 0 K: 1 S: 10 H: 2 LOB: 2 BB: 1 P: 17	R: 3 E: 0 K: 1 S: 14 H: 3 LOB: 1 BB: 1 P: 23	R: 0 E: 0 K: 0 S: 9 H: 1 LOB: 1 BB: 1 P: 17	R: 0 E: 0 K: 1 S: 14 H: 2 LOB: 2 BB: 0 P: 19	R: 2 E: 0 K: 1 S: 15 H: 3 LOB: 1 BB: 0 P: 25	R: 0 E: 0 K: 1 S: 10 H: 0 LOB: 0 BB: 0 P: 16		1B: 9 2B: 3 3B: 0 HR: 3 SF: 0 SAC: 0 DP: 1 HBP: 1						

BOTTOM

Kansas City Royals @ Cleveland Indians

Progressive Field, Cleveland, OH

Sun May 13 2018, 1:12 PM - 4:05 PM EDT

Att. 22,105 - Partly Cloudy - 55 F

livebaseballscorecards.com

AB	38
R	11
H	15
RBI	11
BB	6
SO	6
LOB	22

PITCHER		IP	WLS	BF	H	R	ER	SO	BB	IBB	HBP	BLK	WP	HR	S	P	ERA	WHIP
41 Danny Duffy, L ERA: 6.51	(1, 1)	3.1	L	24	8	9	9	2	5	0	1	0	1	2	51	87	24.30	3.900
33 Brian Flynn, L ERA: 4.5	(4, 1)	3.0		16	7	2	2	2	1	0	0	0	0	1	38	62	6.00	2.667
64 Burch Smith, R ERA: 4.26	(7, 1)	1.2		5	0	0	0	2	0	0	0	0	0	0	17	26	0.00	0.000

PITCHER	IP	WLS	BF	H	R	ER	SO	BB	IBB	HBP	BLK	WP	HR	S	P	ERA	WHIP

WP: 1 PA: 45
PB: 1
SB: 1
CS: 0

Cleveland Indians @ Detroit Tigers

Comerica Park, Detroit, MI

Mon May 14 2018, 7:12 PM - 10:21 PM EDT

Att. 17,775 - Partly Cloudy - 75 F

TOP

livebaseballscorecards.com

Batter	1	2	3	4	5	6	7	8	9	AB	R	H	RBI	BB	SO	LOB
12 Francisco Lindor, S (1, 6) OBP: 0.383, SLG: 0.612	B FF 88 B FF 88 B CU 70 C FF 88 F FF 89 X CH 83 3-2 G6-3		1 SAFE 1 SAFE B SI 86 T FF 89 1 SAFE C FF 89 S FF 89 1-3 K			S CH 82 B SI 89 S SI 88 F SI 90 F FF 89 B CU 74 B CU 74 F FF 90 S FF 90 3-3 K		B FF 95 B CH 90 F FF 96 T FF 96 F FF 96 B CH 90 X FF 97 3-2 F7	C ST 82 X FF 96 0-1 1-3 3-H 1B	5	0	1	1	0	2	1
23 Michael Brantley, L (1, 7) OBP: 0.362, SLG: 0.554	X FF 90 0-0 L7		C FF 88 X CU 72 0-1 1-3 1B			B CU 71 C CH 82 S CH 84 X SL 87 1-2 F8		S FF 97 C SL 86 B FF 96 S FF 97 1-3 K	C FC 90 S ST 83 B ST 82 B FC 90 X FC 91 2-2 G3	5	0	1	0	0	1	2
11 José Ramírez, S (1, 5) OBP: 0.381, SLG: 0.614	C CU 71 B CH 83 B CU 71 X FF 91 2-1 HR		C SI 89 C SI 90 B FF 89 X FF 88 1-2 F8			B SL 82 B SL 85 B FF 88 B FF 89 4-0 10 FC4 BB		B SL 86 C FF 96 F SL 85 X FF 97 1-2 E4 10 2B		3	2	1	1	1	0	2
10 Edwin Encarnación, R (1, 10) OBP: 0.280, SLG: 0.411 26 Rajai Davis, R (8, PR) OBP: 0.261, SLG: 0.238 (8, 10)	F FF 89 C SL 83 B FF 90 B SL 84 F FF 91 X FF 90 2-2 L7			C CU 71 B CH 80 F SL 80 B SI 88 C CH 80 2-3 K		X SL 82 0-0 FC4 1-2f		X FF 96 0-0 1-H 2B		4 0	0 0	1 0	1 0	0 0	1 0	1 0
17 Yonder Alonso, L (1, 3) OBP: 0.284, SLG: 0.440		C FF 88 F CU 71 B SL 87 F SI 89 B CH 83 X CH 82 2-2 P5		X CH 82 0-0 P6			B FF 90 X FF 90 1-0 F7	X SL 86 0-0 P6		4	0	0	0	0	0	1
22 Jason Kipnis, L (1, 4) OBP: 0.256, SLG: 0.248		B CH 82 B FF 89 F FF 88 F SL 86 X FF 88 2-2 F9		B FF 88 C FF 89 S CH 82 X FF 90 2-2 F8			B FF 91 B FF 91 B FF 90 B FF 90 4-0 6 WP 1 1B BB		B SI 94 X SI 95 1-0 F8	3	0	0	0	1	0	0
7 Yan Gomes, R (1, 2) OBP: 0.330, SLG: 0.459		C FF 89 B SL 82 X SL 83 1-1 F8			B CU 71 F FF 88 T FF 88 B FF 89 B CU 70 S FF 88 3-3 K		S SL 88 X FF 91 0-1 L7		C SI 96 C SI 95 F FF 96 B ST 84 B SI 95 F FC 90 T ST 83 2-2 K	4	0	0	0	0	2	1
1 Greg Allen, S (1, 8) OBP: 0.238, SLG: 0.333			C SI 86 B CH 82 X CH 82 1-1 23 1B 1B		C CH 83 B CU 71 C CU 71 F FF 88 B SI 89 F CH 81 B CH 83 S CH 82 3-3 K		B FF 92 X CH 85 1-0 6 WP 1-2 1B		B SI 96 X SI 95 1-0 12 1B 3B	4	1	3	0	0	1	0
6 Brandon Guyer, R (1, 9) OBP: 0.234, SLG: 0.314			1 SAFE L FF 89 X SL 83 0-1 L8		B CU 72 B FF 90 X FF 88 2-0 G4-3		C SL 86 B SL 88 B SL 87 S SL 88 F SL 88 F SL 89 F FF 93 S SL 88 2-3 K 1-2 2-3		C FC 86 B SI 96 B ST 82 B SI 96 B SI 96 4-1 12 1B BB	3	0	0	0	1	1	3

	AB	35
	R	3
	H	7
	RBI	3
	BB	3
	SO	8
	LOB	11

Inning Stats	1	2	3	4	5	6	7	8	9
	R: 1 E: 0 K: 0 S: 10	R: 0 E: 0 K: 0 S: 9	R: 0 E: 0 K: 1 S: 12	R: 0 E: 0 K: 1 S: 7	R: 0 E: 0 K: 2 S: 9	R: 0 E: 0 K: 1 S: 10	R: 0 E: 0 K: 1 S: 10	R: 1 E: 1 K: 1 S: 12	R: 1 E: 0 K: 1 S: 13
	H: 1 LOB: 0 BB: 0 P: 17	H: 0 LOB: 0 BB: 0 P: 14	H: 2 LOB: 2 BB: 0 P: 15	H: 0 LOB: 0 BB: 0 P: 11	H: 0 LOB: 0 BB: 0 P: 17	H: 0 LOB: 1 BB: 1 P: 18	H: 1 LOB: 2 BB: 1 P: 18	H: 1 LOB: 1 BB: 0 P: 17	H: 2 LOB: 2 BB: 1 P: 23

	1B: 4	SF: 0	WP: 1	PA: 38
	2B: 1	SAC: 0	PB: 0	
	3B: 1	DP: 0	SB: 0	
	HR: 1	HBP: 0	CS: 0	

PITCHER		IP	WLS	BF	H	R	ER	SO	BB	IBB	HBP	BLK	WP	HR	S	P	ERA	WHIP
50 Mike Fiers, R ERA: 4.23	(1, 1)	6.0	W	22	3	1	1	5	1	0	0	0	0	1	57	92	1.50	0.667
53 Warwick Saupold, R ERA: 2.35	(7, 1)	1.0	H	5	1	0	0	1	1	0	0	0	1	0	10	18	0.00	2.000
77 Joe Jiménez, R ERA: 3.05	(8, 1)	0.2	H	4	1	1	0	1	0	0	0	0	0	0	11	16	0.00	1.500
68 Daniel Stumpf, L ERA: 5.79	(8, 1)	0.1	H	1	0	0	0	0	0	0	0	0	0	0	1	1	0.00	0.000
61 Shane Greene, R ERA: 3.93	(9, 1)	1.0		6	2	1	1	1	1	0	0	0	0	0	13	23	9.00	3.000

PITCHER	IP	WLS	BF	H	R	ER	SO	BB	IBB	HBP	BLK	WP	HR	S	P	ERA	WHIP

BOTTOM

Cleveland Indians @ Detroit Tigers

Comerica Park, Detroit, MI

Mon May 14 2018, 7:12 PM - 10:21 PM EDT

Att. 17,775 - Partly Cloudy - 75 F

livebaseballscorecards.com

Batter	1	2	3	4	5	6	7	8	9	AB	R	H	RBI	BB	SO	LOB
8 Mikie Mahtook, R (1, 7) OBP: 0.224, SLG: 0.250	C FF 95 X SL 85 0-1 G6-3		B SL 85 C FF 93 X SI 93 1-1 FC6-4 33 S 1-2f 2-3	C SL 83 C FF 90 F SL 84 C FF 92 0-3 K			B SL 82 F FF 93 B SI 91 S FF 94 X SL 85 2-2 33 1B 1B	D CU 80 C FF 94 B FF 94 F FF 94 S FF 95 2-3 K 1-2		5	0	1	0	0	2	4
33 Pete Kozma, R (1, 5) OBP: 0.333, SLG: 0.600	F FF 96 F FF 95 S SL 86 0-3 K		S SL 85 B SL 86 B SI 93 C SL 86 F SL 85 B CH 89 F FF 95 F FF 96 X SL 86 3-2 G5-3 1-2 3-H		C CH 85 X FF 93 0-1 G4-3		1 SAFE B SI 92 F FF 94 X SI 94 1-1 1-2 1B			4	0	1	1	0	1	1
41 Victor Martinez, S (1, 10) OBP: 0.297, SLG: 0.350	B CU 83 X SI 95 1-0 G5-3		B SL 84 B SI 93 2-0 IBB		S SL 80 B SI 92 F SL 83 B SL 83 B CH 86 F SI 93 X SI 93 3-2 G6-3		S CU 83 B CH 86 C CH 87 X SI 93 1-2 G4-3			3	0	0	0	1	0	2
34 James McCann, R (1, 2) OBP: 0.326, SLG: 0.388		B FF 96 B CU 82 F FF 96 B FF 96 F FF 96 D SL 86 4-2 55 FC4-6 BB	F FF 93 S SL 85 D SL 86 C SI 93 1-3 K		B SL 84 C FF 92 X CU 81 1-1 P3			B CU 82 B FF 93 B SI 93 C FF 93 F SI 93 B SI 94 4-2 55 BB 28 HR BB		2	1	0	0	2	1	2
55 John Hicks, R (1, 3) OBP: 0.329, SLG: 0.526		B SL 84 X FF 95 1-0 FC4-6 1-2f		C FF 94 B CU 83 B SL 87 X FF 94 2-1 28 HR 2B		B CH 85 B SI 90 B SL 82 C FF 92 S SL 84 X FF 94 3-2 G4-3		B SI 94 B SI 94 B SI 94 C FF 94 B FF 94 4-1 28 HR 1-2 BB		3	2	1	0	1	0	1
21 JaCoby Jones, R (1, 8) OBP: 0.298, SLG: 0.397		F FF 95 C FF 95 S SL 85 0-3 K	B SL 84 C FF 93 2 SAFE F SL 84 X CU 82 1-2 F8		F FF 93 B CH 87 B SL 84 X FF 93 2-1 F9			B FF 96 B FF 96 F FF 95 S FF 95 F FF 96 S FF 96 2-3 K		4	0	0	0	0	2	4
28 Niko Goodrum, S (1, 9) OBP: 0.325, SLG: 0.514		B FF 94 B CH 88 T SI 94 S SI 94 F FF 96 X CH 90 2-2 G4-3	X FF 94 0-0 2-H HR		S CH 87 B CU 82 B SI 93 S CH 87 X CH 88 2-2 G3			C FF 95 B FF 95 B FF 96 B FF 94 F FF 95 X FF 95 3-2 1-H 2-H HR		4	2	2	5	0	0	1
1 Jose Iglesias, R (1, 6) OBP: 0.293, SLG: 0.360			B FF 94 F FF 94 B SI 92 X FF 95 2-1 8 FC6-4 49 1B 33 G5-3 1B	B SL 82 B SL 85 F SI 91 X FF 92 2-1 2B			F FF 91 F FF 92 X SL 82 0-2 G5-3	B FF 96 B FF 95 B FF 96 B FF 94 4-0 8 S BB		3	1	2	0	1	0	0
49 Dixon Machado, R (1, 4) OBP: 0.265, SLG: 0.312			B SL 85 1 SAFE S SL 84 S SL 84 F SL 84 B FF 94 1 SAFE 1 SAFE F SL 81 2-2 1 SAFE F CH 88 X SL 84 8 FC6-4 1-2 1B	X FF 91 0-0 F8			B SL 83 B SL 82 C FF 93 C FF 93 X SL 84 2-2 L6	1 SAFE B FF 93 B FF 94 C FF 94 X FF 93 2-1 L8		4	0	1	0	0	0	2
Inning Stats	R: 0 E: 0 K: 1 S: 6 H: 0 LOB: 0 BB: 0 P: 7	R: 0 E: 0 K: 1 S: 10 H: 0 LOB: 1 BB: 1 P: 17	R: 1 E: 0 K: 1 S: 19 H: 2 LOB: 2 BB: 1 P: 30	R: 2 E: 0 K: 1 S: 13 H: 3 LOB: 1 BB: 0 P: 18	R: 0 E: 0 K: 0 S: 8 H: 0 LOB: 0 BB: 0 P: 12	R: 0 E: 0 K: 0 S: 8 H: 0 LOB: 0 BB: 0 P: 15	R: 0 E: 0 K: 0 S: 14 H: 2 LOB: 2 BB: 0 P: 20	R: 3 E: 0 K: 2 S: 15 H: 1 LOB: 1 BB: 3 P: 36		1B: 4 2B: 2 3B: 0 HR: 2 SF: 0 SAC: 0 DP: 0 HBP: 0						

	AB	32
	R	6
	H	8
	RBI	6
	BB	5
	SO	6
	LOB	17

PITCHER		IP	WLS	BF	H	R	ER	SO	BB	IBB	HBP	BLK	WP	HR	S	P	ERA	WHIP
59 Carlos Carrasco, R ERA: 3.66	(1, 1)	6.2	L	28	6	3	3	4	1	1	0	0	0	1	73	112	4.05	1.050
50 Evan Marshall, R ERA: 6.75	(7, 1)	0.1		4	1	2	2	0	2	0	0	0	0	0	8	18	54.00	9.000
34 Zach McAllister, R ERA: 7.47	(8, 1)	1.0		5	1	1	1	2	1	0	0	0	0	1	12	25	9.00	2.000

PITCHER	IP	WLS	BF	H	R	ER	SO	BB	IBB	HBP	BLK	WP	HR	S	P	ERA	WHIP

Batter	1	2	3	4	5	6	7	8	9	AB	R	H	RBI	BB	SO	LOB
26 Rajai Davis, R (1, 7) OBP: 0.280, SLG: 0.275	B SI 91 B SI 92 C SI 91 B SI 93 X SI 92 3-1 12 S 23 WP 6 HR 1B	M CH 86 B CH 88 X SI 93 1-1 ② L8		B SL 84 X CH 87 1-0 1B		C SL 82 F FF 95 B FF 95 B SL 82 F SL 80 B FF 94 F SL 79 X SL 80 3-2 11 2B 1-H 2-H 2B	X SL 85 0-0 ② FC1 2-3 3-H		C FC 88 B SI 94 B ST 80 B SI 94 C FC 86 X FC 89 3-2 E1 23 WP	6	2	3	2	0	0	2
23 Michael Brantley, L (1, 10) OBP: 0.368, SLG: 0.544	B SL 87 B SI 95 C SL 87 F SL 88 B SI 95 B SL 87 4-2 12 BB 6 HR 1-2 BB	X SI 93 0-0 11 1B 1B		1 SAFE D SL 87 B SI 92 1 SAFE X SI 93 2-0 ③ G4-3		C FF 95 C FF 95 B FF 94 F FF 94 B FF 93 F SL 80 B FF 93 F FF 94 B FF 94 4-2 11 2B BB	S FF 90 B SL 80 B SL 83 B SI 88 C SL 83 F FF 90 X SL 83 3-2 ③ G4-3		C ST 80 T FC 88 F ST 81 B ST 80 X FC 88 1-2 ③ G6-3 2-3	4	1	1	0	2	0	4
11 José Ramírez, S (1, 5) OBP: 0.387, SLG: 0.627	C SL 87 X SI 94 0-1 ① F4	C SL 83 S CH 87 B SL 86 B SI 93 B SI 94 X CH 86 3-2 1-2 1B			B CH 84 C SI 91 B SL 83 C SL 84 X SI 92 2-2 ① G5-3	X FF 93 0-0 1-3 2-H 2B		B SI 93 C FF 93 S SL 86 B SL 86 X FF 94 2-2 7 BB 2B		5	0	3	1	0	0	2
12 Francisco Lindor, S (1, 6) OBP: 0.394, SLG: 0.608	B SI 93 C SI 93 B SL 83 B SL 87 S CH 87 B SI 94 4-2 6 HR 1-2 2-3 BB	B SL 82 F CH 86 T SL 82 B SI 93 B SL 85 C SL 85 3-3 ③ K			B SL 83 F SI 92 B SL 84 B CH 88 B FF 94 4-1 7 1B BB	0-0 IBB		B SL 85 B SL 85 F SL 85 B FF 94 F SL 86 B SI 93 4-2 7 BB BB		1	1	0	0	4	1	2
7 Yan Gomes, R (1, 2) OBP: 0.333, SLG: 0.451	S SL 86 C SL 86 S SI 93 0-3 ② K		B CH 85 S CH 86 F SL 82 S CH 86 1-3 ① K		B SL 83 1 SAFE 1 SAFE 1 SAFE B SI 91 C SI 92 1 SAFE S CH 86 B SL 84 3-2 X SI 82 6 G6-4-3 1-3 1B	F SL 80 X SL 80 0-1 ② F4		C SI 92 B SL 86 B SL 86 S FF 94 F FF 94 D SL 87 D SI 93 4-2 22 G4-6-3 1-2 2-3 BB	4	0	1	0	1	2	6
6 Brandon Guyer, R (1, 9) OBP: 0.232, SLG: 0.347	X SI 93 0-0 1-H 2-H 3-H HR		B CH 85 S SL 82 X SI 92 1-1 ② L9		B SL 81 B SL 81 X FF 94 2-0 ②③ G6-4-3 1-2f	X SL 82 0-0 ③ L9		B FF 94 F SI 94 F SI 93 S SI 94 1-3 ① K		5	1	1	4	0	1	8
22 Jason Kipnis, L (1, 4) OBP: 0.260, SLG: 0.248	B SI 94 B SI 94 C SL 86 B SI 94 C SL 86 X SL 88 3-2 ③ P6		S SI 90 B SI 93 X SL 88 1-1 ③ F8			B FF 94 B FF 94 B FF 94 C FF 94 B FF 95 4-1 1 FC1-5 17 1B BB	B FF 91 S FF 90 F FF 90 B SL 83 X SL 83 2-2 17 2B 26 FC1 1B	C SL 86 X SI 94 0-1 ②③ G4-6-3 1-2f		4	0	1	0	1	0	3
9 Erik González, R (1, 3) OBP: 0.406, SLG: 0.633 17 Yonder Alonso, L (6, PH) (6, 3) OBP: 0.291, SLG: 0.453		C SL 81 F CH 84 F CH 85 B SI 92 F SL 82 B SL 84 X SL 83 2-2 HR		B SI 91 C CH 86 X SI 92 1-1 ① G1-3		F FF 94 1 SAFE B FF 94 B FF 95 B SL 81 F FF 95 X FF 95 3-2 1 FC1-5 26 2B 1-2 1B	B FF 91 B FF 89 C SL 83 S SI 87 X FF 90 2-2 26 FC1 1-3 2B		X SI 93 0-0 ① L7	2 3	1 1	1 2	1 0	0 0	0 0	0 0
1 Greg Allen, S (1, 8) OBP: 0.192, SLG: 0.269		X SI 92 0-0 ① L7		B CH 85 S CH 86 C SL 82 X CH 87 1-2 G1-3		X FF 94 0-0 ① FC1-5 26 2B 1-2 2-3f	F SL 82 C SL 82 B SL 82 S FF 90 1-3 ① K		B ST 82 C ST 80 B FC 89 C ST 80 X ST 80 2-2 ② G4-3	5	1	0	0	0	1	4
Inning Stats	R: 4 E: 0 K: 1 S: 15 H: 2 LOB: 0 BB: 2 P: 29	R: 1 E: 0 K: 1 S: 15 H: 3 LOB: 2 BB: 0 P: 24	R: 0 E: 0 K: 1 S: 7 H: 0 LOB: 0 BB: 0 P: 10	R: 0 E: 0 K: 0 S: 7 H: 1 LOB: 1 BB: 0 P: 12	R: 0 E: 0 K: 0 S: 8 H: 1 LOB: 1 BB: 1 P: 19	R: 3 E: 0 K: 0 S: 19 H: 3 LOB: 3 BB: 3 P: 33	R: 0 E: 0 K: 1 S: 14 H: 2 LOB: 2 BB: 0 P: 22	R: 0 E: 0 K: 1 S: 14 H: 1 LOB: 2 BB: 2 P: 25	R: 0 E: 1 K: 0 S: 11 H: 0 LOB: 1 BB: 0 P: 17	1B: 7 2B: 4 3B: 0 HR: 2 SF: 0 SAC: 0 DP: 2 HBP: 0	WP: 2 PB: 0 SB: 1 CS: 0 PA: 47					

PITCHER		IP	WLS	BF	H	R	ER	SO	BB	IBB	HBP	BLK	WP	HR	S	P	ERA	WHIP
38 Francisco Liriano, L ERA: 4.03	(1, 1)	4.1		23	7	5	5	3	3	0	0	0	1	2	51	91	10.38	2.308
26 Zac Reininger, R ERA: 10.13	(5, 1)	1.2		10	3	3	3	0	2	1	0	0	0	0	20	36	16.20	3.000
19 Louis Coleman, R ERA:	(7, 1)	1.0	W	5	2	0	0	1	0	0	0	0	0	0	14	22	0.00	2.000
68 Daniel Stumpf, L ERA: 5.4	(8, 1)	1.0	H	5	1	0	0	1	2	0	0	0	0	0	14	25	0.00	3.000
61 Shane Greene, R ERA: 3.72	(9, 1)	1.0	S	4	0	0	0	0	0	0	0	0	1	0	11	17	0.00	0.000

PITCHER	IP	WLS	BF	H	R	ER	SO	BB	IBB	HBP	BLK	WP	HR	S	P	ERA	WHIP

TOP

Cleveland Indians @ Detroit Tigers

Comerica Park, Detroit, MI

Tue May 15 2018, 7:11 PM - 10:31 PM EDT

Att. 20,997 - Partly Cloudy - 70 F

livebaseballscorecards.com

AB	39
R	8
H	13
RBI	8
BB	8
SO	5
LOB	31

Batter	1	2	3	4	5	6	7	8	9	AB	R	H	RBI	BB	SO	LOB
21 JaCoby Jones, R (1, 8) OBP: 0.301, SLG: 0.429	B SI 86 B FF 86 X FC 85 2-0 HR		X FC 85 0-0 ② ③ L8-4-6-3 1-1		C FF 88 F FC 88 F FF 89 T CU 76 0-2 ③ K		F SL 82 B FF 93 X SL 82 1-1 33 2B 1-H 2B	F SI 95 S SL 87 B SI 96 F FF 95 B SL 88 X SL 88 2-2 ③ G1-3		5	2	2	2	0	1	2
33 Pete Kozma, R (1, 5) OBP: 0.316, SLG: 0.579	B FF 87 S FC 87 C CU 75 B FF 89 F CU 75 X FC 86 2-2 ① F7			X FC 82 0-0 ① L7		C FF 86 B SI 87 C CU 74 F FF 88 F SI 88 X FC 87 1-2 ① F8	X FF 92 0-0 28 BB 55 BB 2-H 2B			4	1	1	1	0	0	0
9 Nick Castellanos, R (1, 9) OBP: 0.383, SLG: 0.514	X FF 88 0-0 ② L7			C SI 87 B CU 75 B CU 76 B FF 87 X FC 86 3-1 ② F8		X CU 74 0-0 HR	X FF 92 0-0 ② L7			4	1	1	1	0	0	1
41 Victor Martinez, S (1, 10) OBP: 0.296, SLG: 0.341 22 Victor Reyes, S (7, PR) OBP: 0.111, SLG: 0.111 (8, 10)	B FF 87 S CH 82 C FC 86 B FC 88 F CU 75 B CH 83 S FC 86 3-3 ③ K			F CH 82 B FC 86 F CU 74 B FC 86 B CH 85 X FF 87 3-2 ③ G4-3		B FF 89 B FF 90 X FF 90 2-0 ② F8	B FF 94 C SL 84 B FF 93 B FF 94 B SL 84 4-1 55 BB 28 BB BB			3 0	0 0	0 0	0 0	1 0	1 0	0 0
28 Niko Goodrum, S (1, 7) OBP: 0.333, SLG: 0.507 8 Mikie Mahtook, R (9, 7) OBP: 0.224, SLG: 0.250		C SI 86 B FC 87 S CH 82 F FC 85 S CU 75 1-3 ① K			B CH 80 T FC 83 X FC 84 1-1 55 WP 55 1B 1B	B CH 85 C FF 90 S CH 84 F CH 85 B SI 91 B CH 84 C FF 90 3-3 ③ K	B SL 84 S SL 83 S SL 83 B SL 84 F FF 92 B SL 85 B SL 84 4-2 55 BB 1-2 2-3 BB			3 0	1 0	1 0	0 0	1 0	2 0	0 0
55 John Hicks, R (1, 3) OBP: 0.349, SLG: 0.532		F FC 85 F CU 74 F FC 86 F FC 86 B FF 90 C FC 86 1-3 ② K			B FC 85 B CU 73 F SI 88 F FC 84 X CU 75 2-2 34 2B 1 G6-3 1-H 1B		34 2B 1B			3	2	2	2	1	1	0
34 James McCann, R (1, 2) OBP: 0.331, SLG: 0.408		B FF 89 F CU 76 B CU 77 X FC 87 2-1 ③ F9			C FC 86 X FF 88 0-1 1-3 2B		G4-3 49 FC6 1-H 2B K			4	1	2	1	0	1	3
1 Jose Iglesias, R (1, 6) OBP: 0.285, SLG: 0.350			C FF 87 F FF 88 X FC 86 0-2 ① F9		B FC 88 X FC 87 1-0 ① G6-3 3-H		B SI 90 F SI 90 C SI 90 F SI 91 F SI 90 X SI 91 1-2 ① G4-3 2-3	C SL 86 X SI 95 0-1 ① P3		4	0	0	1	0	0	2
49 Dixon Machado, R (1, 4) OBP: 0.265, SLG: 0.310			B FF 87 C CU 74 S FC 86 X FC 86 1-2 21 8-4-6-3 1B		D CU 76 C FF 86 X FC 87 1-1 ② G6-3		X SI 90 0-0 FC6 21 2B 3-H	F SI 95 B SI 96 X SI 96 1-1 ② L8		4	1	1	1	0	0	1
Inning Stats	R: 1 E: 0 K: 1 S: 10 H: 1 LOB: 0 BB: 0 P: 17	R: 0 E: 0 K: 2 S: 11 H: 0 LOB: 0 BB: 0 P: 15	R: 0 E: 0 K: 0 S: 7 H: 1 LOB: 0 BB: 0 P: 8	R: 0 E: 0 K: 0 S: 6 H: 0 LOB: 0 BB: 0 P: 12	R: 2 E: 0 K: 1 S: 14 H: 3 LOB: 1 BB: 0 P: 19	R: 1 E: 0 K: 1 S: 11 H: 1 LOB: 0 BB: 0 P: 17	R: 5 E: 0 K: 1 S: 24 H: 4 LOB: 3 BB: 3 P: 38	R: 0 E: 0 K: 0 S: 8 H: 0 LOB: 0 BB: 0 P: 11		1B: 4 2B: 5 3B: 0 HR: 2 SF: 0 SAC: 0 DP: 1 HBP: 0						

BOTTOM

Cleveland Indians @ Detroit Tigers

Comerica Park, Detroit, MI

Tue May 15 2018, 7:11 PM - 10:31 PM EDT

Att. 20,997 - Partly Cloudy - 70 F

livebaseballscorecards.com

AB	34
R	9
H	10
RBI	9
BB	3
SO	6
LOB	9

WP: 1 PA: 37
PB: 0
SB: 0
CS: 0

PITCHER		IP	WLS	BF	H	R	ER	SO	BB	IBB	HBP	BLK	WP	HR	S	P	ERA	WHIP
43 Josh Tomlin, R ERA: 7.84	(1, 1)	5.1		21	6	4	4	4	0	0	0	0	1	2	54	78	6.75	1.125
49 Tyler Olson, L ERA: 6.23	(6, 1)	0.2		2	0	0	0	1	0	0	0	0	0	0	5	10	0.00	0.000
61 Dan Otero, R ERA: 7.47	(7, 1)	0.1		4	2	3	3	0	0	0	0	0	0	0	11	12	81.00	6.000
24 Andrew Miller, L ERA: 3.09	(7, 1)	0.1	L	6	2	2	2	0	3	0	0	0	0	0	9	22	54.00	15.000
58 Neil Ramírez, R ERA:	(7, 1)	1.1		4	0	0	0	1	0	0	0	0	0	0	12	15	0.00	0.000

PITCHER	IP	WLS	BF	H	R	ER	SO	BB	IBB	HBP	BLK	WP	HR	S	P	ERA	WHIP

Batter	1	2	3	4	5	6	7	8	9	AB	R	H	RBI	BB	SO	LOB
26 Rajai Davis, R (1, 8) (9, 7) OBP: 0.275, SLG: 0.270	B SI 91 X SI 91 1-0 23 1B 11 E 1B		B FF 89 X CH 82 1-0 ① G4-3	C FF 91 B FF 91 B CH 82 X SI 89 2-1 ③ FC4-6 1-2f			B FF 92 X FF 93 1-0 ① G4-3		B FF 92 B SL 85 B FF 92 C FF 92 F FF 92 F FF 94 X FF 93 3-2 ② G6-3	5	1	1	0	0	0	1
23 Michael Brantley, L (1, 7) OBP: 0.376, SLG: 0.569 1 Greg Allen, S (9, PR) (9, 8) OBP: 0.192, SLG: 0.269	1 SAFE B SL 82 B FF 91 1 SAFE 1 SAFE X FF 92 2-0 11 E 12 SF9 1-3 1B		C SL 80 F FF 90 B FF 90 X SL 80 1-2 ② G4-3		X FF 88 0-0 HR		C CU 76 B FF 93 X CH 84 1-1 ② L8		X FF 93 0-0 11 1B 1B	5 0	2 0	3 0	1 0	0 0	0 0	0 0
11 José Ramírez, S (1, 10) OBP: 0.387, SLG: 0.617	B SL 81 C SL 81 X CU 77 1-1 E1 12 SF9 1-3 3-H		F SL 80 B CU 76 B SL 80 S CU 75 X CU 77 2-2 ③ G6-3		B SL 80 C FF 88 F CU 74 F SL 79 F CU 75 B SI 89 F SL 79 X CU 75 2-2 ① F9		B FF 93 B CU 76 B FF 93 C FF 92 F FF 93 B SL 86 4-2 BB		F SL 85 X FF 93 0-1 1-3 1B	4	0	1	1	1	0	1
12 Francisco Lindor, S (1, 6) OBP: 0.389, SLG: 0.600	B CU 77 X FF 91 1-0 ① SF9 2-3 3-H			C SL 80 B FF 89 C CU 76 B FF 90 F SL 80 B CU 76 X FF 90 3-2 17 G1-6-3 6 BB 9 1B 1B	B CH 82 C SL 79 B CU 73 X FF 89 2-1 ② P4		B SL 84 F FF 94 B FF 94 B SL 87 X FF 93 3-1 ③ F7		B SL 85 F SL 86 B FF 92 F SL 83 F FF 94 F FF 94 S CU 76 2-3 ③ K	4	1	1	1	0	1	3
6 Brandon Guyer, R (1, 9) OBP: 0.244, SLG: 0.338	C SL 82 X FF 91 0-1 ② G5-3			B FF 91 B FF 91 F SI 90 1 SAFE B SL 82 F SI 91 B FF 91 4-2 17 G1-6-3 1-2 BB	C SL 80 B FF 88 F CU 74 H SL 79 2-2 17 FC6 HBP			C SL 82 F FF 91 B SL 85 F FF 92 B SL 85 X FF 94 2-2 ① L9		2	0	0	0	1	0	1
17 Yonder Alonso, L (1, 3) OBP: 0.284, SLG: 0.440	C SL 82 X FF 91 0-1 ③ F9			F SL 81 F FF 90 X FF 90 0-2 ①② G1-6-3 1-2f 2-3	B SI 89 F SL 80 S SL 79 X FF 89 1-2 ③ FC6 1-2f			F SL 84 S SL 86 F FF 94 C FF 94 0-3 ② K		4	0	0	0	0	1	4
9 Erik González, R (1, 5) OBP: 0.417, SLG: 0.618		B FF 89 S FF 89 B CH 83 F FF 91 B FF 90 F FF 92 X CH 83 3-2 ① L7		B FF 91 X CH 83 1-0 22 2B 3-H 1B		S FF 93 B FF 92 B SL 85 X FF 94 2-1 ① P4		X CU 76 0-0 1B		4	1	2	1	0	0	0
22 Jason Kipnis, L (1, 4) OBP: 0.260, SLG: 0.255		C FF 91 C CU 76 B FF 90 X SL 80 1-2 ② P5		B FF 91 B SL 82 X FF 91 2-0 55 1B 1-H 2B		B FF 94 C FF 94 B CU 77 B FF 94 T FF 93 F FF 94 F FF 95 F FF 94 X CH 83 3-2 ② F9		B FF 94 F FF 93 B CH 83 F FF 93 C FF 94 2-3 ③ K		4	1	1	1	0	1	1
55 Roberto Pérez, R (1, 2) OBP: 0.258, SLG: 0.226		X FF 91 0-0 ③ G4-3		C SL 81 B FF 91 S CU 76 B SL 80 X FF 90 2-2 26 FC4-6 2-H 1B		B FF 94 B FF 94 B FF 93 C FF 93 S FF 93 F FF 94 S FF 95 3-3 ③ K			C SL 82 C CU 75 X FF 93 0-2 ① G6-3	4	0	1	1	0	1	0

| Inning Stats | | |

BOTTOM

Cleveland Indians @ Detroit Tigers

Comerica Park, Detroit, MI

Wed May 16 2018, 1:10 PM - 3:43 PM EDT

Att. 24,771 - Partly Cloudy - 70 F

Batter	1	2	3	4	5	6	7	8	9	AB	R	H	RBI	BB	SO	LOB
21 JaCoby Jones, R (1, 8) OBP: 0.299, SLG: 0.425	B FF 93 F FF 94 X FC 85 1-1 ① G5-3			B FF 94 F FF 93 S FF 95 X CH 89 1-2 ① G1-6-3		F FF 96 B KC 79 F KC 79 F ST 82 F SI 94 S KC 82 1-3 ② K			S FF 93 S FF 93 S FF 93 0-3 ① K	1	0	0	0	0	0	0
22 Victor Reyes, S (3, 7) OBP: 0.100, SLG: 0.100										3	0	0	0	0	2	3
33 Pete Kozma, R (1, 5) OBP: 0.261, SLG: 0.478	C FF 94 B FF 95 B KC 76 X FF 95 2-1 ② G6-3			B FF 95 C FF 96 B KC 79 C FF 96 C SI 95 2-3 ② K		B KC 79 S FF 96 F KC 80 B ST 82 C SI 95 2-3 ③ K			C KC 83 F FF 93 B KC 84 B FF 94 F KC 82 F KC 83 B FF 94 S FF 93 3-3 ② K	4	0	0	0	0	3	3
9 Nick Castellanos, R (1, 10) OBP: 0.373, SLG: 0.500	S FF 95 S KC 79 B ST 84 B ST 84 F FF 96 S ST 82 2-3 ③ K			F KC 78 B FF 97 X FC 86 1-1 ③ P6			F FF 95 F SI 94 T ST 83 0-2 ① K		C FF 93 B FF 93 S FF 93 B FF 93 S KC 84 2-3 ③ K	4	0	0	0	0	3	1
28 Niko Goodrum, S (1, 9) OBP: 0.333, SLG: 0.500		F FF 93 B KC 78 F FC 86 B ST 83 B FC 85 C FF 96 3-3 ① K			B KC 76 X FF 94 1-0 55 G6-4-3 1B		B FC 86 X CH 88 1-0 ② F9			3	0	1	0	0	1	0
55 John Hicks, R (1, 3) OBP: 0.337, SLG: 0.512		B KC 78 B FC 85 F FF 95 C FF 95 S ST 82 2-3 ② K			B ST 84 F FC 86 X FF 95 1-1 ① ② G6-4-3 1-2f		B KC 76 B KC 78 F FF 95 S FF 94 S ST 83 2-3 ③ K			3	0	0	0	0	2	1
8 Mikie Mahtook, R (1, 7) OBP: 0.230, SLG: 0.255 (3, 8)		C FF 96 B KC 79 X KC 79 1-1 ③ G5-3			S FF 95 B KC 79 F FF 96 B ST 83 F ST 82 B SI 96 S FF 96 3-3 ③ K			C FF 94 B KC 77 F FF 95 B ST 83 X SI 94 2-2 1 G6-3 1B		3	0	1	0	0	1	0
17 Grayson Greiner, R (1, 2) OBP: 0.313, SLG: 0.375		S FF 94 B KC 77 B KC 76 X FF 95 2-1 ① P1				C FF 94 B KC 78 B KC 77 B FF 95 F FF 95 X FF 95 3-2 49 FC5-4 2B		S FC 87 F KC 79 S ST 83 0-3 ① K		3	0	1	0	0	1	1
1 Jose Iglesias, R (1, 6) OBP: 0.286, SLG: 0.350		C FF 96 F KC 80 B FF 94 X ST 83 1-2 ② L7				X FF 95 0-0 49 FC5-4 1B		F FF 95 B FF 95 S FC 86 F FC 87 X ST 84 1-2 ② ③ G6-3 1-2f		3	0	1	0	0	0	1
49 Dixon Machado, R (1, 4) OBP: 0.266, SLG: 0.310		B FF 96 C FC 90 B FF 97 B FC 88 X FF 96 3-1 ③ G6-3				C FC 87 C KC 78 X ST 83 0-2 ① FC5-4 1-2f 2-3			X FF 93 0-0 1B	3	0	1	0	0	0	2
Inning Stats	R: 0 E: 0 K: 1 S: 8 H: 0 LOB: 0 BB: 0 P: 13	R: 0 E: 0 K: 2 S: 8 H: 0 LOB: 0 BB: 0 P: 14	R: 0 E: 0 K: 0 S: 7 H: 0 LOB: 0 BB: 0 P: 13	R: 0 E: 0 K: 1 S: 8 H: 0 LOB: 0 BB: 0 P: 12	R: 0 E: 0 K: 1 S: 7 H: 1 LOB: 0 BB: 0 P: 12	R: 0 E: 0 K: 2 S: 15 H: 2 LOB: 2 BB: 0 P: 21	R: 0 E: 0 K: 2 S: 7 H: 0 LOB: 0 BB: 0 P: 10	R: 0 E: 0 K: 1 S: 10 H: 1 LOB: 0 BB: 0 P: 13	R: 0 E: 0 K: 3 S: 12 H: 1 LOB: 1 BB: 0 P: 17	1B: 4 2B: 1 3B: 0 HR: 0 SF: 0 SAC: 0 DP: 2 HBP: 0						

PITCHER		IP	WLS	BF	H	R	ER	SO	BB	IBB	HBP	BLK	WP	HR	S	P	ERA	WHIP
47 Trevor Bauer, R ERA: 2.59	(1, 1)	8.0	W	26	4	0	0	10	0	0	0	0	0	0	70	108	0.00	0.500
37 Cody Allen, R ERA: 3.18	(9, 1)	1.0		4	1	0	0	3	0	0	0	0	0	0	12	17	0.00	1.000

PITCHER	IP	WLS	BF	H	R	ER	SO	BB	IBB	HBP	BLK	WP	HR	S	P	ERA	WHIP

livebaseballscorecards.com

AB	30
R	0
H	5
RBI	0
BB	0
SO	13
LOB	12

WP: 0 PA: 30
PB: 0
SB: 0
CS: 0

Cleveland Indians @ Houston Astros

Minute Maid Park, Houston, TX

Fri May 18 2018, 7:12 PM - 10:01 PM CDT

Att. 35,959 - Roof Closed - 73 F

livebaseballscorecards.com

Batter	1	2	3	4	5	6	7	8	9	AB	R	H	RBI	BB	SO	LOB
12 Francisco Lindor, S (1, 6) OBP: 0.379, SLG: 0.583	C FF 96 X FF 96 0-1 P6		B FF 97 B CU 80 X FF 97 2-0 F8			C CU 79 F CU 80 S CU 80 0-3 K		B FF 94 X FF 94 1-0 F7	B FF 97 F SL 88 B SL 89 S SL 88 S SL 88 2-3 K	5	0	0	0	0	2	2
23 Michael Brantley, L (1, 7) OBP: 0.372, SLG: 0.560	B CU 79 F FF 96 F FF 97 B CU 80 S CU 81 2-3 K			B CU 78 B FF 96 B FF 95 C FF 96 X FF 95 3-1 G3-1		B SI 95 B FC 88 B FC 90 F FF 96 X FF 97 3-1 G3-1		S CH 83 B CH 84 B SL 81 F FF 95 X FF 96 2-2 10 BB 11 1B 1B		4	0	1	0	0	1	0
11 José Ramírez, S (1, 5) OBP: 0.384, SLG: 0.608	B FF 97 C CU 80 F FF 98 F FF 98 B CU 79 F CU 81 F FF 98 B CU 81 X FF 98 3-2 P5			X FF 96 0-0 L3			C FF 95 B FS 87 X CU 80 1-1 G3	C CH 83 S CH 83 X CH 84 0-2 1-2 10 BB 1B		4	0	1	0	0	0	0
10 Edwin Encarnación, R (1, 10) OBP: 0.291, SLG: 0.436		C FF 96 B CU 82 B SI 96 X CU 81 2-1 1B		C FF 96 F FS 88 S CU 81 0-3 K			B SI 95 X FF 96 1-0 HR	B FF 96 C CH 84 B CH 84 S CH 81 B FF 97 B SL 85 4-2 1-2 2-3 BB		3	1	2	1	1	1	0
17 Yonder Alonso, L (1, 3) OBP: 0.283, SLG: 0.434		C FF 96 S FF 96 F FF 97 B CU 80 F CU 80 F FF 98 S CU 82 1-3 K			C CU 79 B FF 95 F FF 96 X FF 96 1-2 G6-3		X FF 96 0-0 7 1B 1B	C CH 84 S CH 84 D CH 84 X FF 96 1-2 P6		4	0	1	0	0	1	4
22 Jason Kipnis, L (1, 4) OBP: 0.259, SLG: 0.250		B FF 97 S FS 90 B FF 97 B FS 89 X SI 96 3-1 F8			B FF 96 B CU 80 B FC 89 B FF 96 4-0 BB		C SI 96 C CU 81 F SI 97 S CU 81 0-3 K		C FF 97 X FF 98 0-1 G3	3	0	0	0	1	1	2
7 Yan Gomes, R (1, 2) OBP: 0.339, SLG: 0.453		C FF 97 F SI 96 X FF 96 0-2 F9			X SI 95 0-0 F9		X SI 95 0-0 1-2 1B		C FF 98 C FF 97 X FF 98 0-2 1 1B 1B	4	0	2	0	0	0	2
1 Greg Allen, S (1, 9) OBP: 0.200, SLG: 0.267			B SI 95 C FF 95 B FC 90 F FF 96 S CU 80 2-3 K		T FF 96 C FF 95 S CU 80 0-3 K		B CU 80 F SI 96 C CU 79 C SI 96 1-3 K		X FF 97 0-0 1-2 1B	4	0	1	0	0	3	3
26 Rajai Davis, R (1, 8) OBP: 0.262, SLG: 0.256			C FC 87 C CU 80 B SI 95 F FF 96 X FF 96 1-2 G6-3			F CU 78 C FS 86 F FF 96 F SI 95 X CU 80 0-2 G5-3		B FF 94 F FF 93 X SL 82 1-1 G3	D FF 97 B FF 98 X FF 98 2-0 P3	4	0	0	0	0	0	2

| Inning Stats | | |

Cleveland Indians @ Houston Astros

Minute Maid Park, Houston, TX

Fri May 18 2018, 7:12 PM - 10:01 PM CDT

Att. 35,959 - Roof Closed - 73 F

livebaseballscorecards.com

BOTTOM

Batter	1	2	3	4	5	6	7	8	9	AB	R	H	RBI	BB	SO	LOB
4 George Springer, R (1, 9) OBP: 0.359, SLG: 0.503	F FF 94 X FF 94 0-1 1 BB 27 1B 1B		B SL 80 F SL 80 F SL 79 B CU 76 X FF 92 2-2 HR		1 SAFE B SL 79 B FF 93 B FF 94 B FF 94 4-0 2 FC5-4 1-2 BB		X SL 86 0-0 FC4 2 S 2-3 3-H			3	1	2	2	1	0	1
2 Alex Bregman, R (1, 5) OBP: 0.376, SLG: 0.398	C SL 77 B FF 94 B SL 77 B FF 94 1 SAFE F FF 94 F FF 94 X FF 94 3-2 ① F9		C FF 94 B CH 90 C FF 94 B SL 80 X FF 95 2-2 27 L5-3 1B		X CH 87 0-0 ①② FC5-4 27 PO 1-2 2-3		1 SAFE C FF 94 B SL 86 B SL 86 F FF 95 B FF 96 C FF 96 3-3 ② K 1-2			4	0	1	0	0	1	5
27 Jose Altuve, R (1, 4) OBP: 0.361, SLG: 0.411	X SL 79 0-0 10 G5-3 1 BB 1-2 1B		B FF 96 B FF 94 B FF 94 X FF 94 3-0 ②③ L5-3 1-1		C SL 80 F FF 93 1 SAFE B FF 91 1 SAFE 1-2 ③ PO 1-2	B FF 93 X SL 79 1-0 ① G5-3	B FF 96 X SL 86 1-0 ③ G6-3			4	0	1	0	0	0	3
1 Carlos Correa, R (1, 6) OBP: 0.374, SLG: 0.494	B FF 91 B FF 94 B FF 91 B FF 93 4-0 1-2 2-3 BB			C SL 79 X FF 94 0-1 ① G4-3		C SL 78 X FF 93 0-1 ② P4		X SL 86 0-0 9 F9 10 1B 11 SF9 1B		3	1	1	0	1	0	0
10 Yuli Gurriel, R (1, 10) (9, 3) OBP: 0.303, SLG: 0.377	S SL 78 C FF 92 D CH 88 X CH 87 1-2 ②③ G5-3 2-3f			B FF 92 B FF 94 C SL 78 S CH 86 X FF 93 2-2 9 1B 1B		C FF 93 F SL 79 X SL 80 0-2 ③ G6-3		1 SAFE B FF 94 C SL 85 X FF 93 1-1 1-2 1B		4	0	2	0	0	0	3
9 Marwin Gonzalez, S (1, 3) (9, 7) OBP: 0.303, SLG: 0.317		B FF 93 F CH 87 S CU 75 C SL 80 1-3 ① K	B CH 87 C FF 93 S CU 76 X CH 86 1-2 1-2 1B			B FF 92 B CH 85 C FF 92 F FF 92 B CU 74 F FF 92 F CH 87 F FF 92 B CH 87 4-2 21 BB 18 2B BB	C FF 89 B CH 85 X CU 75 1-1 ① F9 2-3		3	1	1	0	1	1	2
21 Derek Fisher, L (1, 8) OBP: 0.222, SLG: 0.419 11 Evan Gattis, R (8, PH) OBP: 0.274, SLG: 0.372 53 Ken Giles, R (9, 1)	F CH 88 C SL 80 S FF 94 0-3 ② K		S FF 94 T CH 87 B FF 94 S CH 88 1-3 ② K			B CH 86 B CH 85 B FF 92 C FF 91 B FF 90 4-1 18 2B 4 FC4 1-2 BB	S FF 96 F FF 96 D CU 82 X FF 96 1-2 ② SF9 3-H		2 0 0	1 0 0	0 0 0	0 1 0	1 0 0	2 0 0	2 0 0
12 Max Stassi, R (1, 2) OBP: 0.352, SLG: 0.500 16 Brian McCann, L (7, PH) OBP: 0.360, SLG: 0.383 (8, 2)	S SL 80 C SL 79 F SL 78 B FF 91 S SL 78 1-3 ③ K		B SL 80 C FF 94 C FF 94 S SL 80 1-3 ③ K				C FF 92 S CU 73 B CH 87 X CU 74 1-2 ① F4	C CU 81 F CU 82 1 SAFE F FF 95 X FF 96 0-2 ③ F8		2 2	0 0	0 0	0 0	0 0	2 0	2 3
18 Tony Kemp, L (1, 7) (9, 8) OBP: 0.500, SLG: 0.667			F CH 87 B CH 86 F FF 92 F FF 95 F CU 76 C FF 94 1-3 ① K		F FF 92 X FF 93 0-1 2 FC5-4 4 S 1B		C CU 73 X FF 91 0-1 4 FC4 1-3 2-H 2B			3	0	2	1	0	1	0
Inning Stats	R: 0 E: 0 K: 0 S: 10 H: 2 LOB: 2 BB: 1 P: 18	R: 0 E: 0 K: 3 S: 10 H: 0 LOB: 0 BB: 0 P: 12	R: 1 E: 0 K: 1 S: 12 H: 2 LOB: 0 BB: 0 P: 20	R: 0 E: 0 K: 2 S: 14 H: 2 LOB: 2 BB: 0 P: 19	R: 0 E: 0 K: 0 S: 5 H: 1 LOB: 0 BB: 1 P: 10	R: 0 E: 0 K: 0 S: 6 H: 0 LOB: 0 BB: 0 P: 7	R: 2 E: 0 K: 1 S: 16 H: 1 LOB: 2 BB: 2 P: 29	R: 1 E: 0 K: 0 S: 12 H: 2 LOB: 1 BB: 0 P: 15		1B: 8 2B: 2 3B: 0 HR: 1 SF: 1 SAC: 0 DP: 3 HBP: 0						

	AB	R	H	RBI	BB	SO	LOB
AB	**30**						
R	**4**						
H	**10**						
RBI	**4**						
BB	**4**						
SO	**7**						
LOB	**21**						

WP: 0 PB: 0 SB: 2 CS: 0 PA: 36

PITCHER		IP	WLS	BF	H	R	ER	SO	BB	IBB	HBP	BLK	WP	HR	S	P	ERA	WHIP
52 Mike Clevinger, R ERA: 2.87	(1, 1)	6.1	L	27	8	3	3	6	4	0	0	0	0	1	68	106	4.26	1.895
58 Neil Ramírez, R ERA: 4.5	(7, 1)	0.2		5	2	1	1	1	0	0	0	0	0	0	8	13	13.50	3.000
49 Tyler Olson, L ERA: 6.08	(8, 1)	0.1		1	0	0	0	0	0	0	0	0	0	0	2	3	0.00	0.000
34 Zach McAllister, R ERA: 7.16	(8, 1)	0.2		2	0	0	0	0	0	0	0	0	0	0	7	8	0.00	0.000

PITCHER	IP	WLS	BF	H	R	ER	SO	BB	IBB	HBP	BLK	WP	HR	S	P	ERA	WHIP

Batter	1	2	3	4	5	6	7	8	9	AB	R	H	RBI	BB	SO	LOB
12 Francisco Lindor, S (1, 6) OBP: 0.377, SLG: 0.576	C SI 87 F FC 85 X SI 90 0-2 ① G5-3	C SL 77 X SL 77 0-1 23 G6-3 1B			C SI 89 X SI 90 0-1 ① G2-3 1-2		X SL 83 0-0 ② G5-3			4	0	1	0	0	0	1
23 Michael Brantley, L (1, 7) OBP: 0.369, SLG: 0.572	B SI 88 X SL 77 1-0 HR	F SI 89 B SI 91 F SI 90 B SI 90 1 SAFE B SI 90 X SI 90 3-2 ②③ G6-3 1-2f			B SI 89 B SI 90 S SI 90 D SL 81 F SI 90 X SI 90 3-2 ② G3-1 2-3		C SL 83 C FF 92 X SL 82 0-2 ③ G6-3			4	1	1	1	0	0	2
11 José Ramírez, S (1, 5) OBP: 0.392, SLG: 0.615	B SI 88 B FC 87 S SI 89 F FC 86 X FC 86 2-2 10 2B 2B		B SI 87 C SI 87 C SL 77 F FC 85 B FF 90 B SI 90 X SI 90 3-2 ① G5-3		C FC 86 D SL 79 D SL 81 F FC 87 D SL 82 X SI 91 3-2 E5 10 WP 3-H 1B			B FF 92 F FF 92 C CU 76 B CU 77 B CU 77 F ST 80 B FF 94 4-2 7 CS BB		3	1	2	1	1	0	0
10 Edwin Encarnación, R (1, 10) OBP: 0.290, SLG: 0.438	C FC 86 S SI 90 X SI 91 0-2 22 2B 2-H 2B		C SL 77 S FC 87 S SL 79 0-3 ② K		S FC 87 C FF 88 B SL 81 B FC 87 B SL 80 F SI 90 X SI 90 3-2 ③ G1-3 2-3			C FF 93 B FF 93 B FF 92 F ST 80 S FF 93 2-3 ① K		4	1	1	1	0	2	2
6 Brandon Guyer, R (1, 9) OBP: 0.244, SLG: 0.325	B FC 87 B SI 90 B FC 87 D SI 90 4-0 22 2B BB		C FC 84 B CH 80 C FC 85 F SI 91 X FF 91 1-2 ③ F8			S SI 87 F SI 88 X SL 79 0-2 ① F8		B ST 79 C ST 80 F FF 92 F ST 80 F FF 92 F CU 77 F ST 80 1 SAFE B FC 87 2-3 ② S FF 92 K		3	0	0	0	1	1	1
7 Yan Gomes, R (1, 2) OBP: 0.336, SLG: 0.473	F FC 86 X FC 86 0-1 ② F3			C SI 87 S SI 89 F SI 91 S SL 80 0-3 ① K		B SL 78 S SL 80 X FF 89 1-1 HR		S FF 92 B FF 92 1 SAFE 1-1 ③ CS 1-2	F FF 96 X FF 96 0-1 ① F7	4	1	1	1	0	1	2
22 Jason Kipnis, L (1, 4) OBP: 0.265, SLG: 0.257	C SL 77 C SI 90 B SI 90 X SL 79 1-2 1-3 2-H 2B			B SI 90 B SI 91 B SI 91 C SI 91 F SI 90 F SI 90 F SI 91 X SI 91 3-2 ② G4-3		B SL 79 B SL 79 B SI 88 C SI 88 F FF 89 F SL 80 B SL 79 4-2 17 CS BB			C SL 87 X CH 92 0-1 ② G1-3	3	0	1	1	1	0	0
9 Erik González, R (1, 3) OBP: 0.395, SLG: 0.583 17 Yonder Alonso, L (6, PH) OBP: 0.280, SLG: 0.429 (6, 3)	F FF 88 B SI 90 X FC 87 1-1 ③ G6-3			B SI 90 F SI 90 B FC 86 F FC 87 B SI 91 F CH 81 X SI 90 3-2 ③ G4-3		C FF 89 B FF 90 B FF 89 F FF 89 B SL 78 F FF 89 F FF 89 X FF 89 3-2 ②③ F9 1-2			C FF 97 F CH 93 F FF 98 B FF 96 S CH 92 1-3 ③ K	2 2	0 0	0 0	0 0	0 0	0 1	2 1
26 Rajai Davis, R (1, 8) OBP: 0.264, SLG: 0.250		F SI 87 F FC 85 B CH 81 C SI 90 1-3 ① K			B SI 87 B SI 88 B SI 88 C SI 88 B SI 89 4-1 23 G3-1 12 G2-3 11 E BB		C FF 92 B FS 80 S FF 92 B FS 79 X FF 92 2-2 ① F8			2	1	0	0	1	1	0
Inning Stats	R: 3 E: 0 K: 0 S: 17 H: 4 LOB: 2 BB: 1 P: 26	R: 0 E: 0 K: 1 S: 8 H: 1 LOB: 0 BB: 0 P: 12	R: 0 E: 0 K: 1 S: 11 H: 0 LOB: 0 BB: 0 P: 15	R: 0 E: 0 K: 1 S: 13 H: 0 LOB: 0 BB: 0 P: 19	R: 1 E: 1 K: 0 S: 13 H: 1 LOB: 1 BB: 1 P: 26	R: 1 E: 0 K: 0 S: 13 H: 1 LOB: 0 BB: 1 P: 21	R: 0 E: 0 K: 0 S: 7 H: 0 LOB: 0 BB: 0 P: 9	R: 0 E: 0 K: 2 S: 14 H: 0 LOB: 0 BB: 1 P: 23	R: 0 E: 0 K: 1 S: 8 H: 0 LOB: 0 BB: 0 P: 9	1B: 2 2B: 3 3B: 0 HR: 2	SF: 0 SAC: 0 DP: 1 HBP: 0			WP: 1 PB: 0 SB: 0 CS: 2	PA: 36		

TOP

Cleveland Indians @ Houston Astros

Minute Maid Park, Houston, TX

Sat May 19 2018, 3:12 PM - 6:20 PM CDT

Att. 39,926 - Roof Closed - 73 F

livebaseballscorecards.com

AB	31
R	5
H	7
RBI	5
BB	4
SO	6
LOB	11

PITCHER		IP	WLS	BF	H	R	ER	SO	BB	IBB	HBP	BLK	WP	HR	S	P	ERA	WHIP
60 Dallas Keuchel, L ERA: 3.43	(1, 1)	5.0	L	22	6	4	4	3	2	0	0	0	1	1	62	98	7.20	1.600
38 Joe Smith, R ERA: 7.43	(6, 1)	1.0		4	1	1	1	0	1	0	0	0	0	1	13	21	9.00	2.000
29 Tony Sipp, L ERA: 4.32	(7, 1)	1.0		3	0	0	0	0	0	0	0	0	0	0	7	9	0.00	0.000
31 Collin McHugh, R ERA: 0.51	(8, 1)	1.0		3	0	0	0	2	1	0	0	0	0	0	14	23	0.00	1.000
30 Héctor Rondón, R ERA: 2.3	(9, 1)	1.0		3	0	0	0	1	0	0	0	0	0	0	8	9	0.00	0.000

PITCHER	IP	WLS	BF	H	R	ER	SO	BB	IBB	HBP	BLK	WP	HR	S	P	ERA	WHIP

BOTTOM

Cleveland Indians @ Houston Astros

Minute Maid Park, Houston, TX

Sat May 19 2018, 3:12 PM - 6:20 PM CDT

Att. 39,926 - Roof Closed - 73 F

livebaseballscorecards.com

Batter	1	2	3	4	5	6	7	8	9	AB	R	H	RBI	BB	SO	LOB
4 George Springer, R (1, 9) OBP: 0.361, SLG: 0.503	B SI 93 X FC 89 1-0 1B		B SI 93 S CU 83 B FF 93 X CU 85 2-1 1B			C SI 92 C SI 92 B CU 84 B CU 84 S SI 94 2-3 ① K		B SI 95 S SI 96 S SI 96 F SI 96 S SL 86 1-3 ① K		4	0	2	0	0	2	0
2 Alex Bregman, R (1, 5) OBP: 0.373, SLG: 0.412	C SI 92 B FC 90 B FC 90 S SI 93 S CU 84 2-3 ① K		B FC 88 C SI 94 X CU 84 1-1 ③ F8			B FC 89 B CU 84 X SI 94 2-0 ② G4-3		B SL 86 C SL 84 B SI 96 B SI 96 X SI 95 3-1 HR		4	1	1	1	0	1	2
27 Jose Altuve, R (1, 4) OBP: 0.364, SLG: 0.418	C SI 93 S FC 90 B FF 93 C SI 94 1-3 ② K			C SI 92 F FC 88 S CU 84 0-3 ① K		B FC 90 C CU 85 X FC 89 1-1 1 HR 1B		F SI 96 X SL 86 0-1 2B		4	1	2	0	0	2	1
1 Carlos Correa, R (1, 6) OBP: 0.372, SLG: 0.506	X FC 90 0-0 ③ G5-3			F FC 90 F SI 92 B SI 94 C SI 94 1-3 ② K		B SI 93 F FC 88 X SI 92 1-1 1-H HR		B KC 82 S KC 81 X FF 93 1-1 ② F7		4	1	1	2	0	1	2
16 Brian McCann, L (1, 2) OBP: 0.348, SLG: 0.367		C CU 82 B CH 85 F FC 88 F FC 88 B SI 91 B SI 92 S FC 90 3-3 ① K		F FC 90 F FC 89 F SI 92 F CU 83 B CH 86 B SI 93 F FC 88 C CU 84 2-3 ③ K		B CH 83 F FC 88 F FC 88 B CU 84 F FC 88 C SI 92 2-3 ③ K		D KC 82 B FF 93 C FF 92 C KC 82 X FF 93 2-2 ③ F9		4	0	0	0	0	3	1
10 Yuli Gurriel, R (1, 3) OBP: 0.301, SLG: 0.381		F SI 93 C SI 94 B CU 84 C CU 84 1-3 ② K			C CU 83 B SI 93 B FC 89 B CU 84 X SI 94 3-1 ① G6-3		S FC 86 X SI 92 0-1 9 G3-1 2B		B KC 82 F FF 93 C FF 93 B KC 84 X KC 83 2-2 ① F9	4	0	1	0	0	1	0
9 Marwin Gonzalez, S (1, 7) OBP: 0.308, SLG: 0.342		F SI 93 B CU 84 S FC 90 F CU 85 F CH 88 F FF 94 F FC 89 B SI 92 B FC 90 3-2 ③ F7			S SI 93 X SI 93 0-1 11 HBP 1B		C CU 83 X FC 90 0-1 ① G3-1 2-3		B KC 83 B FF 93 X FF 94 2-0 HR	4	1	2	1	0	0	1
11 Evan Gattis, R (1, 10) OBP: 0.276, SLG: 0.365 22 Josh Reddick, L (9, PH) OBP: 0.333, SLG: 0.406			S FC 88 S CU 82 B CU 84 B SI 93 C CU 84 2-3 ① K		H SI 93 1-0 18 G4-6-3 1-2 HBP		B FC 88 S CU 84 X CU 83 1-1 ② P3		B FF 94 B KC 83 B FF 94 C FF 94 F FF 94 F FF 94 X FF 94 3-2 ② F8	2	0	0	0	0	1	1
18 Tony Kemp, L (1, 8) OBP: 0.300, SLG: 0.400			C SI 93 B FC 89 F FC 90 X CU 84 1-2 ② G5-3		B FC 88 B SI 93 B FC 89 C SI 92 S SI 92 X SI 93 3-2 ② ③ G4-6-3 1-2f		C FC 88 B SI 94 B CU 83 X FC 88 2-1 ③ G3		B FF 94 S FF 94 C KC 83 F FF 94 S KC 84 1-3 ③ K2-3	4	0	0	0	0	1	3
1	0	0	0	0	0	0	0	0	0	1	0	0	0	0	0	0

AB	35
R	4
H	9
RBI	4
BB	0
SO	12
LOB	11

Inning Stats	1	2	3	4	5	6	7	8	9
	R: 0 E: 0 K: 2 S: 8 H: 1 LOB: 1 BB: 0 P: 12	R: 0 E: 0 K: 2 S: 15 H: 0 LOB: 0 BB: 0 P: 22	R: 0 E: 0 K: 1 S: 10 H: 1 LOB: 1 BB: 0 P: 16	R: 0 E: 0 K: 3 S: 12 H: 0 LOB: 0 BB: 0 P: 15	R: 0 E: 0 K: 0 S: 7 H: 1 LOB: 1 BB: 0 P: 14	R: 2 E: 0 K: 2 S: 12 H: 2 LOB: 0 BB: 0 P: 20	R: 0 E: 0 K: 0 S: 8 H: 1 LOB: 1 BB: 0 P: 11	R: 1 E: 0 K: 1 S: 13 H: 2 LOB: 1 BB: 0 P: 20	R: 1 E: 0 K: 1 S: 12 H: 1 LOB: 0 BB: 0 P: 20

1B: 4	SF: 0	WP: 0	PA: 36
2B: 2	SAC: 0	PB: 0	
3B: 0	DP: 1	SB: 0	
HR: 3	HBP: 1	CS: 0	

PITCHER		IP	WLS	BF	H	R	ER	SO	BB	IBB	HBP	BLK	WP	HR	S	P	ERA	WHIP
28 Corey Kluber, R ERA: 2.36	(1, 1)	7.0	W	27	6	2	2	10	0	0	1	0	0	1	72	110	2.57	0.857
58 Neil Ramírez, R ERA: 7.71	(8, 1)	0.1	H	3	2	1	1	1	0	0	0	0	0	1	8	12	27.00	6.000
37 Cody Allen, R ERA: 3.38	(8, 1)	1.2	S	6	1	1	1	1	0	0	0	0	0	1	17	28	5.40	0.600

PITCHER	IP	WLS	BF	H	R	ER	SO	BB	IBB	HBP	BLK	WP	HR	S	P	ERA	WHIP

Cleveland Indians @ Houston Astros

Minute Maid Park, Houston, TX

Sun May 20 2018, 7:09 PM - 9:56 PM CDT

Att. 30,770 - Roof Closed - 73 F

livebaseballscorecards.com

Batter	1	2	3	4	5	6	7	8	9	AB	R	H	RBI	BB	SO	LOB
12 Francisco Lindor, S (1, 6) OBP: 0.370, SLG: 0.564	B SI 91 B SI 92 C SI 91 X KC 84 2-1 ① L8			C KC 82 B CH 85 F SI 94 X KC 86 1-2 ① G3-1		B CH 87 F KC 86 S KC 87 D KC 88 X KC 87 2-2 ③ G3		F FF 93 F CH 83 S CH 84 0-3 ③ K		4	0	0	0	0	1	2
23 Michael Brantley, L (1, 7) OBP: 0.366, SLG: 0.570	B SI 93 S CH 86 X SI 94 1-1 ② F7			X SI 94 0-0 ② L8			B SI 94 X KC 84 1-0 ① G3-1		C FF 93 S CH 81 B CH 82 B FF 95 X CH 82 2-2 11 L8 10 G5-3 2B	4	1	1	0	0	0	0
11 José Ramírez, S (1, 5) OBP: 0.384, SLG: 0.601	C KC 82 B CH 86 C SI 94 S SI 95 1-3 ③ K			C CH 86 F KC 85 F SI 96 X CH 89 0-2 ③ P1			C CH 86 B KC 85 B CH 86 S KC 86 S KC 86 2-3 ② K		C FF 94 B CH 83 B CH 83 B FF 94 X FF 95 3-1 ① L8 2-3	4	0	0	0	0	2	1
10 Edwin Encarnación, R (1, 10) OBP: 0.289, SLG: 0.429		F SI 91 F SI 93 B KC 84 S CH 85 1-3 ① K			B SI 94 B CH 85 X SI 95 2-0 ① F8		C CH 88 B KC 86 B SI 95 F CH 88 B KC 87 B CH 88 4-2 17 BB BB		F FF 98 F FF 97 F FF 98 X SL 88 0-2 ② G5-3 3-H	3	0	0	1	1	1	0
17 Yonder Alonso, L (1, 3) OBP: 0.279, SLG: 0.420		F SI 94 F CH 84 B SI 94 S KC 85 1-3 ② K			X CH 87 0-0 ② G3-1		B SI 94 B KC 85 B KC 86 B SI 93 4-0 1-2 BB		B FF 98 B FF 97 X FF 98 2-0 ③ G4-3	3	0	0	0	1	1	0
53 Melky Cabrera, S (1, 9)		F SI 94 F CH 85 B SI 96 S KC 85 1-3 ③ K			C KC 85 B KC 84 T KC 86 F KC 87 B FF 95 F KC 87 F SI 95 B CH 89 X KC 87 3-2 ③ F8		C KC 86 F KC 86 D KC 86 B KC 86 X CH 87 2-2 ③ L9			3	0	0	0	0	1	2
22 Jason Kipnis, L (1, 4) OBP: 0.266, SLG: 0.259			C CH 90 X SI 92 0-1 ① L8			B KC 83 C KC 83 B CH 87 C CH 88 F KC 86 X SI 95 2-2 7 FC4-6 1B		C FC 93 B FC 93 F FC 93 F CU 82 B FC 93 X FC 92 2-2 ① L6		3	0	1	0	0	0	0
7 Yan Gomes, R (1, 2) OBP: 0.328, SLG: 0.460			C SI 92 B CH 85 S CH 87 S CH 88 1-3 ② K			X CH 88 0-0 ① FC4-6 1-2f		B FC 92 B CU 82 C FC 92 S FC 93 B FC 93 F FC 92 F FC 92 S FC 92 3-3 ② K		3	0	0	0	0	2	1
1 Greg Allen, S (1, 8) OBP: 0.212, SLG: 0.273			C KC 82 F SI 94 B KC 84 F KC 86 B SI 95 S CH 88 2-3 ③ K			B KC 86 F CH 86 F KC 85 F KC 87 S CH 88 1-3 ② K		B FC 93 F FC 93 B CU 83 X FC 92 2-1 1B		3	0	1	0	0	2	1

Inning Stats	1	2	3	4	5	6	7	8	9
R:	0	0	0	0	0	0	0	0	1
E:	0	0	0	0	0	1	0	1	0
K:	1	3	2	0	0	1	1	2	0
S:	7	9	9	8	8	12	9	14	10
H:	0	0	0	0	0	1	0	1	1
LOB:	0	0	0	0	0	1	1	1	0
BB:	0	0	0	0	0	0	2	0	0
P:	11	12	12	9	13	17	22	21	17

1B:	2
2B:	1
3B:	0
HR:	0
SF:	0
SAC:	0
DP:	0
HBP:	0

WP:	0
PB:	0
SB:	0
CS:	0
PA:	32

AB	30
R	1
H	3
RBI	1
BB	2
SO	10
LOB	7

PITCHER		IP	WLS	BF	H	R	ER	SO	BB	IBB	HBP	BLK	WP	HR	S	P	ERA	WHIP
43 Lance McCullers Jr., R ERA: 3.2	(1, 1)	7.0	W	24	1	0	0	8	2	0	0	0	0	0	62	96	0.00	0.429
36 Will Harris, R ERA: 3.45	(8, 1)	0.2	H	3	1	0	0	1	0	0	0	0	0	0	11	18	0.00	1.500
47 Chris Devenski, R ERA: 1.53	(8, 1)	0.2	H	3	1	1	1	1	0	0	0	0	0	0	8	13	13.50	1.500
53 Ken Giles, R ERA: 3.6	(9, 1)	0.2	S	2	0	0	0	0	0	0	0	0	0	0	5	7	0.00	0.000

PITCHER		IP	WLS	BF	H	R	ER	SO	BB	IBB	HBP	BLK	WP	HR	S	P	ERA	WHIP

Batter	1	2	3	4	5	6	7	8	9	AB	R	H	RBI	BB	SO	LOB
4 George Springer, R (1, 8) OBP: 0.354, SLG: 0.492	X FF 95 0-0 ① G3-1	S SL 85 B FF 94 X SL 85 1-1 ③ G3			C FF 93 X SL 83 0-1 ② F8		S SL 84 X SI 92 0-1 ③ P4			4	0	0	0	0	0	4
2 Alex Bregman, R (1, 5) OBP: 0.376, SLG: 0.414	C FF 95 C FF 95 B CH 90 B SL 88 B SL 87 X FF 96 3-2 27 1B 1B		C CU 80 F SL 84 C CH 90 0-3 ① K		1 SAFE X FF 94 0-0 ③ F8			C FF 92 X CU 81 0-1 1 G6-4-3 27 1B 22 2B 1B		4	1	2	0	0	1	1
27 Jose Altuve, R (1, 4) OBP: 0.367, SLG: 0.420	F SI 95 F CH 89 1 SAFE D SL 87 1 SAFE B FF 94 F FF 95 X SL 84 2-2 ② 1 S 1-3 1B		F SL 83 C FF 95 B CU 83 X SI 94 1-2 ② F9			B SL 85 F FF 94 C SL 82 B SI 94 B CH 90 F FF 95 X SL 86 3-2 ① G6-3		S CH 86 C SL 83 B CH 88 1 SAFE X FF 93 1-2 1 G6-4-3 1-2 1B		4	0	2	0	0	0	0
1 Carlos Correa, R (1, 6) OBP: 0.364, SLG: 0.494	S SL 84 C SL 85 F FF 94 D SL 85 S SL 86 1-3 ③ K 2-3		B SI 93 C CU 83 B FF 95 C FF 96 C SL 85 2-3 ③ K			B FF 94 F SL 85 C SL 85 B CH 89 B FF 95 X SL 86 3-2 ② G4-3		B CH 87 X SL 82 1-0 ①② G6-4-3 1-2f 2-3		4	0	0	0	0	2	3
22 Josh Reddick, L (1, 9) OBP: 0.331, SLG: 0.409		C FF 93 B FF 94 F SL 85 F SI 95 F SL 83 S CH 90 1-3 ① K		X CU 81 0-0 ① G3		C SI 93 B SI 95 S CU 82 B CU 83 X SI 95 2-2 ③ G4-3		C CU 74 F FF 90 X SI 87 0-2 2B 3-H		4	0	1	1	0	1	0
10 Yuli Gurriel, R (1, 10) OBP: 0.307, SLG: 0.392		X FF 95 0-0 9 E 2B		C FF 95 X CH 90 0-1 ② G6-3			X SL 85 0-0 9 SH1-4 16 HR 1B	B FF 92 B KC 81 F FF 93 B KC 82 F FF 93 F FF 93 X KC 82 3-2 ③ P6		4	1	2	0	0	0	1
9 Marwin Gonzalez, S (1, 3) OBP: 0.304, SLG: 0.338		B SI 94 B SL 81 X SI 94 2-0 E3 18 BB 2-3		C CU 81 B CU 83 T CH 90 S SL 87 1-3 ③ K			B CU 81 C CU 80 X CH 86 1-1 ① SH1-4 1-2			2	0	0	0	0	1	1
16 Brian McCann, L (1, 2) OBP: 0.347, SLG: 0.396		B SL 81 C FF 94 F SL 83 B CH 89 S SL 85 1 SAFE 2-3 ② K			C SI 94 B SL 84 B CU 81 F SL 85 B CH 89 X SI 93 3-2 ① F7		B CU 81 X CH 87 1-0 2-H HR			3	1	1	2	0	1	2
18 Tony Kemp, L (1, 7) OBP: 0.385, SLG: 0.417		B SI 94 1 SAFE B SL 83 C SI 93 B FF 94 B SI 93 4-1 1-2 BB			S CH 88 X SI 94 0-1 1B		X SI 91 0-0 ② F7			2	0	1	0	1	0	0
Inning Stats	R: 0 E: 0 K: 1 S: 12 H: 2 LOB: 1 BB: 0 P: 18	R: 0 E: 1 K: 2 S: 13 H: 1 LOB: 3 BB: 1 P: 23	R: 0 E: 0 K: 2 S: 9 H: 0 LOB: 0 BB: 0 P: 12	R: 0 E: 0 K: 1 S: 6 H: 0 LOB: 0 BB: 0 P: 7	R: 0 E: 0 K: 0 S: 8 H: 1 LOB: 1 BB: 0 P: 11	R: 0 E: 0 K: 0 S: 10 H: 0 LOB: 0 BB: 0 P: 18	R: 2 E: 0 K: 0 S: 7 H: 2 LOB: 0 BB: 0 P: 9	R: 1 E: 0 K: 0 S: 13 H: 3 LOB: 1 BB: 0 P: 18		1B: 6 2B: 2 3B: 0 HR: 1 SF: 0 SAC: 1 DP: 1 HBP: 0				WP: 0 PB: 0 SB: 1 CS: 0 PA: 33		

BOTTOM

Cleveland Indians @ Houston Astros

Minute Maid Park, Houston, TX

Sun May 20 2018, 7:09 PM - 9:56 PM CDT

Att. 30,770 - Roof Closed - 73 F

livebaseballscorecards.com

AB	31
R	3
H	9
RBI	3
BB	1
SO	6
LOB	12

PITCHER		IP	WLS	BF	H	R	ER	SO	BB	IBB	HBP	BLK	WP	HR	S	P	ERA	WHIP
59 Carlos Carrasco, R ERA: 3.65	(1, 1)	7.2	L	31	8	3	3	6	1	0	0	0	0	1	71	106	3.52	1.174
49 Tyler Olson, L ERA: 6.08	(8, 1)	0.0		1	1	0	0	0	0	0	0	0	0	0	3	3	∞	∞
37 Cody Allen, R ERA: 3.32	(8, 1)	0.1		1	0	0	0	0	0	0	0	0	0	0	4	7	0.00	0.000

PITCHER	IP	WLS	BF	H	R	ER	SO	BB	IBB	HBP	BLK	WP	HR	S	P	ERA	WHIP

Cleveland Indians @ Chicago Cubs

Wrigley Field, Chicago, IL

Tue May 22 2018, 6:10 PM - 9:29 PM CDT

Att. 37,168 - Clear - 53 F

TOP

livebaseballscorecards.com

Batter	1	2	3	4	5	6	7	8	9	AB	R	H	RBI	BB	SO	LOB
12 Francisco Lindor, S (1, 6) OBP: 0.378, SLG: 0.573	K2-3		11 HR 23 1B BB	P4	17 2B 2B		23 G4-3 2B		BB	4	2	2	0	2	1	0
23 Michael Brantley, L (1, 7) 26 Rajai Davis, R (9, 7) OBP: 0.365, SLG: 0.561 OBP: 0.264, SLG: 0.250	F7		11 HR 1B	17 BB 53 2B 1B	G1-3		G4-3		L8	6 0	2 0	2 0	0 0	0 0	0 0	4 0
11 José Ramírez, S (1, 5) OBP: 0.394, SLG: 0.617 46 Oliver Drake, R (7, 1) 61 Dan Otero, R (8, 1) 24 Andrew Miller, L (8, 1) 43 Josh Tomlin, R (9, 1)	17 1B BB		1-H 2-H HR	P4	17 2B IBB		BB			2 0 0 0 0	2 0 0 0 0	1 0 0 0 0	3 0 0 0 0	3 0 0 0 0	0 0 0 0 0	1 0 0 0 0
17 Yonder Alonso, L (1, 3) OBP: 0.294, SLG: 0.435	1-3 1B		22 G1-3 55 SF9 53 BB 1B	53 2B 22 1B BB	1-H 2-H 3-H 2B		G3-1			4	2	3	3	1	0	2
53 Melky Cabrera, S (1, 9) OBP: 0.250, SLG: 0.286	G3		55 SF9 22 G1-3 1-2 BB	1-3 2-H 22 1B 2B	P3			G6-3		4	1	1	1	1	0	3
22 Jason Kipnis, L (1, 4) OBP: 0.269, SLG: 0.259		55 G3-6-3 BB	G1-3 1-2 2-3	2-H 3-H 1B		F7		F7		4	0	1	2	1	0	2
55 Roberto Pérez, R (1, 2) OBP: 0.239, SLG: 0.211		G3-6-3 1-2f	SF9 2-3 3-H	K		G4-3		K		4	0	0	1	0	2	2
1 Greg Allen, S (1, 8) OBP: 0.263, SLG: 0.278		BB	BB		47 FC2-6 1B	G4-3			G6-3	3	0	1	0	2	0	0
47 Trevor Bauer, R (1, 1) 9 Erik González, R (7, PH) OBP: 0.375, SLG: 0.553 (7, 5)	G6-3		K	FC2-6 12 2B 17 2B 1-2f			K		G4-3	3 2	1 0	0 0	0 0	0 0	1 1	4 0

	AB	36
	R	10
	H	11
	RBI	10
	BB	10
	SO	5
	LOB	18

Inning Stats										
	R: 0 E: 0 K: 1 S: 9	H: 1 LOB: 2 BB: 1 P: 17	R: 0 E: 0 K: 0 S: 6	H: 0 LOB: 1 BB: 2 P: 18	R: 4 E: 0 K: 1 S: 18	H: 3 LOB: 2 BB: 3 P: 43	R: 3 E: 0 K: 1 S: 23	H: 3 LOB: 1 BB: 1 P: 38	R: 3 E: 0 K: 0 S: 12	H: 3 LOB: 1 BB: 1 P: 17
	R: 0 E: 0 K: 0 S: 6	H: 0 LOB: 0 BB: 0 P: 10	R: 0 E: 0 K: 1 S: 9	H: 1 LOB: 2 BB: 1 P: 17	R: 0 E: 0 K: 1 S: 9	H: 0 LOB: 0 BB: 0 P: 12	R: 0 E: 0 K: 0 S: 9	H: 0 LOB: 1 BB: 1 P: 16	1B: 6 2B: 4 3B: 0 HR: 1	SF: 1 SAC: 0 DP: 1 HBP: 0
	WP: 0 PB: 0 SB: 0 CS: 0	PA: 47								

PITCHER	IP	WLS	BF	H	R	ER	SO	BB	IBB	HBP	BLK	WP	HR	S	P	ERA	WHIP
21 Tyler Chatwood, R (1, 1) ERA: 3.74	2.2	L	17	4	4	4	1	6	0	0	0	0	1	30	74	13.50	3.750
38 Mike Montgomery, L (3, 1) ERA: 5.33	2.1		15	6	6	6	2	1	1	0	0	0	0	38	59	23.14	3.000
54 Justin Hancock, R (6, 1) ERA: 1.93	3.0		11	1	0	0	2	1	0	0	0	0	0	24	39	0.00	0.667
37 Justin Wilson, L (9, 1) ERA: 3.44	1.0		4	0	0	0	0	1	0	0	0	0	0	9	16	0.00	1.000

PITCHER	IP	WLS	BF	H	R	ER	SO	BB	IBB	HBP	BLK	WP	HR	S	P	ERA	WHIP

BOTTOM

Cleveland Indians @ Chicago Cubs

Wrigley Field, Chicago, IL

Tue May 22 2018, 6:10 PM - 9:29 PM CDT

Att. 37,168 - Clear - 53 F

livebaseballscorecards.com

Batter	1	2	3	4	5	6	7	8	9	AB	R	H	RBI	BB	SO	LOB
18 Ben Zobrist, S (1, 9) OBP: 0.383, SLG: 0.396	B FF 93 X FF 93 1-0 ① G3		C FF 94 X CH 87 0-1 ① G3		C FF 95 B CH 88 F FF 95 B KC 81 B CH 90 B FF 96 4-2 5 1B BB		B CU 79 B FF 93 C FF 92 X FF 92 2-1 5 FC5-4 1B		B CH 84 X FC 87 1-0 ① F8	4	0	1	0	1	0	0
5 Albert Almora Jr., R (1, 8) OBP: 0.371, SLG: 0.433	F FF 95 B FF 93 B KC 77 F ST 85 B ST 81 X FF 96 3-2 17 FC5-4 1B		B KC 78 F FF 95 B ST 81 B FF 95 X FF 95 3-1 ② L8		X FF 96 0-0 ② 1-3 1B		B FS 84 S FS 84 X FS 84 1-1 ② FC5-4 44 PB 17 BB 1-2f		C CU 74 F CU 76 S FC 87 0-3 ② K	5	0	2	0	0	1	1
17 Kris Bryant, R (1, 5) OBP: 0.426, SLG: 0.581	C FF 95 D KC 79 B CH 87 S ST 85 B ST 81 F ST 84 F FF 95 1 SAFE X FC 86 3-2 ② FC5-4 44 1B 1-2f		B CH 88 B CH 87 C FC 87 X FF 96 2-1 2B		B KC 80 F KC 79 B KC 80 C SI 94 S ST 83 2-3 ③ K		C FF 93 B FS 84 F FF 92 D FS 84 D FS 81 B FF 94 4-2 44 PB 1-2 BB		B CU 75 F FC 86 F FF 88 X FC 86 1-2 ③ G2-3	4	0	1	0	1	1	2
44 Anthony Rizzo, L (1, 3) OBP: 0.302, SLG: 0.361	F FF 95 F KC 78 X KC 79 0-2 1-3 1B		D KC 78 B CH 87 C FF 94 X FC 87 2-1 ③ F7			C FF 94 S CH 88 X ST 81 0-2 ① L4	C FF 92 B FS 85 X FF 91 1-1 ③ F8 1-2 2-3			4	0	1	0	0	0	3
40 Willson Contreras, R (1, 2) OBP: 0.354, SLG: 0.481	C KC 78 S KC 79 S ST 82 0-3 ③ K			B FF 95 C FF 96 B KC 78 X FF 94 2-1 ① F7		X KC 76 0-0 9 WP 12 1B 1B		C FF 91 X FF 90 0-1 ① G5-3		4	0	1	0	0	1	2
12 Kyle Schwarber, L (1, 7) OBP: 0.385, SLG: 0.492		X FF 94 0-0 ① F8		B FF 96 C FF 96 B FC 90 F FF 96 B ST 83 B SI 96 4-2 27 WP 9 WP BB		B KC 79 B FF 95 C FF 94 X FF 94 2-1 9 WP 1-2 1B		C SI 91 T CH 83 C FF 91 0-3 ② K		3	0	1	0	1	1	0
9 Javier Báez, R (1, 4) OBP: 0.304, SLG: 0.576		B FC 86 S FC 86 X KC 78 1-1 27 S 1B		S FC 90 S KC 81 F ST 82 B KC 82 X ST 82 1-2 ② F7 1-2		F FC 86 S KC 80 D ST 84 S KC 80 1-3 ② K 1-2 2-3		B FF 94 B FF 92 X FF 92 2-0 3B		4	0	2	0	0	1	3
27 Addison Russell, R (1, 6) OBP: 0.343, SLG: 0.359		B FF 94 F ST 85 B FF 94 B FC 86 C FF 96 S FC 88 3-3 ② K 1-2		C FF 96 S KC 81 F ST 82 B ST 83 B FF 96 T ST 82 2-2 ③ K 2-3		F KC 79 D KC 81 X ST 80 1-1 ③ G5-3		C FF 94 B FF 95 X SL 83 1-1 ③ F8		4	0	0	0	0	2	5
21 Tyler Chatwood, R (1, 1) OBP: 0.182, SLG: 0.182 38 Mike Montgomery, L (3, 1) 7 Victor Caratini, S (5, PH) OBP: 0.304, SLG: 0.308 54 Justin Hancock, R (6, 1) 37 Justin Wilson, L (9, 1) 8 Ian Happ, S (9, PH) OBP: 0.366, SLG: 0.539		B FF 96 C FF 96 B FF 96 X FF 95 2-1 ③ L3			C FF 95 C KC 78 B KC 80 C ST 81 1-3 ① K		B FF 93 C FF 93 S FF 92 S FF 93 1-3 ① K		C FC 85 C CH 84 B FC 84 B FC 86 X FC 86 2-2 HR	1 0 1 1 0 1	0 0 0 0 0 0	0 0 0 0 0 0	0 0 0 0 0 0	0 0 1 1 0 1	0 0 0 0 0 0	1 0 0 0 0 0
Inning Stats	R: 0 E: 0 K: 1 S: 15 H: 2 LOB: 2 BB: 0 P: 22	R: 0 E: 0 K: 1 S: 8 H: 1 LOB: 1 BB: 0 P: 14	R: 0 E: 0 K: 0 S: 8 H: 1 LOB: 1 BB: 0 P: 15	R: 0 E: 0 K: 1 S: 12 H: 0 LOB: 1 BB: 1 P: 21	R: 0 E: 0 K: 2 S: 9 H: 1 LOB: 1 BB: 1 P: 16	R: 0 E: 0 K: 1 S: 11 H: 2 LOB: 2 BB: 0 P: 15	R: 0 E: 0 K: 1 S: 11 H: 1 LOB: 2 BB: 1 P: 20	R: 0 E: 0 K: 1 S: 8 H: 1 LOB: 1 BB: 0 P: 11	R: 1 E: 0 K: 1 S: 10 H: 1 LOB: 0 BB: 0 P: 14	1B: 7 2B: 1 3B: 1 HR: 1 SF: 0 SAC: 0 DP: 0 HBP: 0						

	AB	36
	R	1
	H	10
	RBI	1
	BB	3
	SO	9
	LOB	17

WP: 3 PB: 1 SB: 1 CS: 0 PA: 39

PITCHER		IP	WLS	BF	H	R	ER	SO	BB	IBB	HBP	BLK	WP	HR	S	P	ERA	WHIP
47 Trevor Bauer, R ERA: 2.35	(1, 1)	6.0	W	26	7	0	0	6	2	0	0	0	3	0	63	103	0.00	1.500
46 Oliver Drake, R ERA: 5.4	(7, 1)	1.0		5	1	0	0	1	1	0	0	0	0	0	11	20	0.00	2.000
61 Dan Otero, R ERA: 7.16	(8, 1)	0.2		2	0	0	0	1	0	0	0	0	0	0	5	5	0.00	0.000
24 Andrew Miller, L ERA: 3.0	(8, 1)	0.1		2	1	0	0	0	0	0	0	0	0	0	3	6	0.00	3.000
43 Josh Tomlin, R ERA: 7.88	(9, 1)	1.0		4	1	1	1	1	0	0	0	0	0	1	10	14	9.00	1.000

PITCHER		IP	WLS	BF	H	R	ER	SO	BB	IBB	HBP	BLK	WP	HR	S	P	ERA	WHIP

Batter	1	2	3	4	5	6	7	8	9	AB	R	H	RBI	BB	SO	LOB
12 Francisco Lindor, S (1, 6) OBP: 0.380, SLG: 0.571	C FF 92 B CU 77 B FF 92 X FC 88 2-1 ① 1B		B FF 91 2 SAFE X CU 75 1-0 ② P6		C CU 77 B FC 88 X FC 89 1-1 ③ G5-3			B CU 81 F FF 96 X FF 95 1-1 11 1B 1B		4	0	2	0	0	0	2
23 Michael Brantley, L (1, 7) OBP: 0.374, SLG: 0.563	C FF 93 B SI 91 B FF 93 X FC 89 2-1 11 CS 1B		B FC 89 B FC 89 X FC 88 2-0 2-H 1B			S FC 86 S CH 84 B CU 76 B FF 91 F FF 92 F FF 92 B FC 88 F FC 86 B FF 91 4-2 BB		C CU 81 1 SAFE 1 SAFE S FF 95 B FF 95 S CU 82 1-3 ② K		3	0	2	1	1	1	1
11 José Ramírez, S (1, 5) OBP: 0.391, SLG: 0.609	B FF 92 1 SAFE C CU 75 B CH 84 F FC 90 F FC 89 F FF 92 B CU 78 S FC 90 3-3 ② ③ K 1-2		C CU 75 B FC 88 C FF 92 X FF 92 1-2 ③ G4-3			C CH 85 X FF 90 0-1 ① P5		1 SAFE C FF 94 B CU 79 B FF 94 B FF 95 F FF 95 X CU 81 3-2 10 S 1B 1-3		4	0	1	0	0	1	3
10 Edwin Encarnación, R (1, 3) OBP: 0.282, SLG: 0.419 37 Cody Allen, R (8, 1)		F FF 90 B FF 92 C FF 92 F CH 84 B CH 86 F FF 92 X FF 92 2-2 ① F9		C CU 74 C CU 76 S FC 88 0-3 ① K		C CU 76 F FF 90 D CU 77 S CH 85 1-3 ② K		F FF 96 S CU 81 X FF 95 0-2 ③ F9 1-2		4 0	0 0	0 0	0 0	0 0	2 0	3 0
53 Melky Cabrera, S (1, 9) OBP: 0.182, SLG: 0.200 1 Greg Allen, S (8, 9) OBP: 0.256, SLG: 0.270		B FF 93 B FF 92 X FF 91 2-0 ② F7		C FF 92 F FC 89 B CU 77 B FC 89 F FC 89 B CU 79 C FF 92 3-3 ② K		C FF 92 F FC 88 X CH 85 0-2 ③ G1-3			L FF 96 S SL 87 C FF 98 0-3 ① K	3 1	0 0	0 0	0 0	0 0	1 1	1 0
7 Yan Gomes, R (1, 2) OBP: 0.326, SLG: 0.453		C CU 73 X CH 85 0-1 1B		C FC 89 F FC 89 F CU 79 X FF 91 0-2 ③ L8			S CU 75 X FC 88 0-1 ① G4-3		S SL 89 S SL 89 S FF 99 0-3 ② K	4	0	1	0	0	1	0
22 Jason Kipnis, L (1, 4) OBP: 0.269, SLG: 0.258		C FC 87 S FF 92 X CU 76 0-2 ③ F9			B FF 92 C FC 88 F FC 89 X FF 91 1-2 ① G4-3		B CU 75 C FF 91 B FF 92 B FC 88 F FF 90 X FF 90 3-2 ② F7		B FF 99 X FF 98 1-0 1B	4	0	1	0	0	0	1
26 Rajai Davis, R (1, 8) OBP: 0.275, SLG: 0.262			B FF 91 B FF 92 X FF 90 2-0 45 SH1-4 23 1B 1B		B CU 73 B FF 91 F FF 91 X FC 88 2-1 45 SH3-4 1B		B FC 88 B FC 88 S FF 91 X FF 92 2-1 ③ F9		B FF 98 C FF 98 D SL 88 X FF 97 2-1 ③ L4	4	1	2	0	0	0	1
45 Adam Plutko, R (1, 1) 24 Andrew Miller, L (7, 1) 17 Yonder Alonso, L (8, 3) OBP: 0.294, SLG: 0.435			B FF 90 X FF 90 1-0 ① SH1-4 1-2		B FF 90 1 SAFE L FF 91 B FF 90 X FF 91 2-1 ② SH3-4 1-2			C FF 94 C FF 95 C FF 95 0-3 ① K		0 1 0	0 0 0	0 0 0	0 0 0	0 0 0	0 1 0	0 0 0
Inning Stats	R: 0 E: 0 K: 1 S: 9 H: 2 LOB: 1 BB: 0 P: 16	R: 0 E: 0 K: 0 S: 11 H: 1 LOB: 1 BB: 0 P: 15	R: 1 E: 0 K: 0 S: 7 H: 2 LOB: 0 BB: 0 P: 14	R: 0 E: 0 K: 2 S: 11 H: 0 LOB: 0 BB: 0 P: 14	R: 0 E: 0 K: 0 S: 9 H: 1 LOB: 1 BB: 0 P: 15	R: 0 E: 0 K: 1 S: 13 H: 0 LOB: 1 BB: 1 P: 18	R: 0 E: 0 K: 0 S: 7 H: 0 LOB: 0 BB: 0 P: 12	R: 0 E: 0 K: 2 S: 14 H: 2 LOB: 2 BB: 0 P: 19	R: 0 E: 0 K: 2 S: 9 H: 1 LOB: 1 BB: 0 P: 12	1B: 9 2B: 1 3B: 0 HR: 0 SF: 0 SAC: 2 DP: 1 HBP: 0						

PITCHER		IP	WLS	BF	H	R	ER	SO	BB	IBB	HBP	BLK	WP	HR	S	P	ERA	WHIP
34 Jon Lester, L ERA: 2.37	(1, 1)	7.0	L	26	6	1	1	4	1	0	0	0	0	0	67	104	1.29	1.000
6 Carl Edwards Jr., R ERA: 3.27	(8, 1)	1.0		5	2	0	0	2	0	0	0	0	0	0	14	19	0.00	2.000
15 Brandon Morrow, R ERA: 1.06	(9, 1)	1.0		4	1	0	0	2	0	0	0	0	0	0	9	12	0.00	1.000

PITCHER	IP	WLS	BF	H	R	ER	SO	BB	IBB	HBP	BLK	WP	HR	S	P	ERA	WHIP

Cleveland Indians @ Chicago Cubs

Wrigley Field, Chicago, IL

Wed May 23 2018, 7:08 PM - 9:46 PM CDT

Att. 39,004 - Clear - 63 F

TOP

livebaseballscorecards.com

AB	32
R	1
H	9
RBI	1
BB	1
SO	8
LOB	12

Batter	1	2	3	4	5	6	7	8	9	AB	R	H	RBI	BB	SO	LOB
8 Ian Happ, S (1, 8) (9, 7) OBP: 0.362, SLG: 0.525	B FF 90 C CH 86 F FF 92 B FF 91 B FF 93 B FF 92 4-2 12 F7-3 BB		F FF 92 F SL 83 B FF 92 B CU 76 F FF 92 F SL 83 B FF 92 X FF 93 3-2 ① F8			X CH 84 0-0 ① G3		L FF 94 F FF 93 B FF 95 C SL 84 1-3 ② K		3	0	0	0	1	1	0
12 Kyle Schwarber, L (1, 7) OBP: 0.381, SLG: 0.485 15 Brandon Morrow, R (9, 1)	B FF 92 X FF 92 1-0 ①② F7-3 1-2		C CU 77 B FF 93 C FF 88 F SL 84 F CH 85 B CH 87 C FF 92 2-3 ② K			C FF 90 B SL 84 X CH 85 1-1 ② G4-3		C FF 93 C SL 84 X SL 84 0-2 1B		4 0	0 0	1 0	0 0	0 0	1 0	1 0
17 Kris Bryant, R (1, 5) OBP: 0.418, SLG: 0.566	B FF 92 S SL 85 X FF 92 1-1 ③ G5-3		F CU 75 C SL 85 F SL 85 T FF 92 0-2 ③ K			X SL 82 0-0 ③ F7		B KC 81 C FF 93 X KC 81 1-1 ③ F8		4	0	0	0	0	1	1
44 Anthony Rizzo, L (1, 3) OBP: 0.306, SLG: 0.367		B CH 83 B FF 91 B FF 92 C FF 92 L FF 91 F CH 88 F FF 93 B CH 85 4-2 22 BB 40 PB BB	F FF 90 B FF 91 B CU 75 X CH 87 2-1 ① G5-3			B FF 89 X CH 86 1-0 40 1B 9 FC1-2 2B			C FF 92 S KC 83 X FF 92 0-2 ① G1-3	3	0	1	0	1	0	0
40 Willson Contreras, R (1, 2) OBP: 0.358, SLG: 0.478		B FF 92 B SL 83 B FF 92 C FF 92 C FF 92 D SL 87 4-2 22 BB 1-2 BB	F FF 92 S SL 84 B FF 93 X FF 92 2-1 ② F9			L SL 82 X SL 83 0-1 9 FC1-2 2-3 1B			X KC 83 0-0 ② G5-3	3	0	1	0	1	0	0
9 Javier Báez, R (1, 4) OBP: 0.297, SLG: 0.563		S FF 91 F FF 92 F SL 84 B FF 91 C FF 92 1-3 ① K	B CU 78 B FF 93 X FF 92 2-0 ③ F7			F FF 94 X SL 84 0-1 ① FC1-2 1-2 3-H			B KC 82 X KC 82 1-0 ③ F8	4	0	0	0	0	1	4
27 Addison Russell, R (1, 6) OBP: 0.337, SLG: 0.351		X SL 85 0-0 ② F8		B FF 90 C SL 81 F FF 91 B CU 75 F FF 91 B FF 91 S FF 90 3-3 ① K			C SL 83 B SL 83 S SL 83 F FF 95 B SL 84 S SL 84 2-3 ② K			3	0	0	0	0	2	4
22 Jason Heyward, L (1, 9) OBP: 0.306, SLG: 0.343		D CU 77 D FF 92 B FF 92 B FF 91 4-0 1-2 2-3 BB		B CU 76 X FF 91 1-0 ② F9			B FF 95 B SL 81 F FF 92 F SL 83 X FF 94 2-2 ③ G3			2	0	0	0	1	0	2
34 Jon Lester, L (1, 1) OBP: 0.105, SLG: 0.105 6 Carl Edwards Jr., R (8, 1) 5 Albert Almora Jr., R (8, PH) OBP: 0.369, SLG: 0.430 (9, 8)		X FF 91 0-0 ③ G6-3		X FF 90 0-0 ③ L8				S SL 84 S SL 84 X SL 86 0-2 ① F8		2 0 1	0 0 0	0 0 0	0 0 0	0 0 0	0 0 0	3 0 0
Inning Stats	R: 0 E: 0 K: 0 S: 5 H: 0 LOB: 0 BB: 1 P: 11	R: 0 E: 0 K: 1 S: 12 H: 0 LOB: 3 BB: 3 P: 25	R: 0 E: 0 K: 2 S: 14 H: 0 LOB: 0 BB: 0 P: 19	R: 0 E: 0 K: 0 S: 5 H: 0 LOB: 0 BB: 0 P: 11	R: 0 E: 0 K: 1 S: 6 H: 0 LOB: 0 BB: 0 P: 10	R: 0 E: 0 K: 0 S: 4 H: 0 LOB: 0 BB: 0 P: 5	R: 0 E: 0 K: 1 S: 12 H: 2 LOB: 2 BB: 0 P: 17	R: 0 E: 0 K: 1 S: 11 H: 1 LOB: 1 BB: 0 P: 13	R: 0 E: 0 K: 0 S: 5 H: 0 LOB: 0 BB: 0 P: 6	1B: 2 2B: 2 3B: 0 HR: 0 SF: 0 SAC: 0 DP: 1 HBP: 0						WP: 0 PB: 1 SB: 0 CS: 0 PA: 33

BOTTOM

Cleveland Indians @ Chicago Cubs

Wrigley Field, Chicago, IL

Wed May 23 2018, 7:08 PM - 9:46 PM CDT

Att. 39,004 - Clear - 63 F

livebaseballscorecards.com

AB	29
R	0
H	3
RBI	0
BB	4
SO	6
LOB	15

PITCHER		IP	WLS	BF	H	R	ER	SO	BB	IBB	HBP	BLK	WP	HR	S	P	ERA	WHIP
45 Adam Plutko, R ERA: 2.03	(1, 1)	6.0	W	23	2	0	0	4	4	0	0	0	0	0	49	85	0.00	1.000
24 Andrew Miller, L ERA: 2.63	(7, 1)	1.2	H	6	1	0	0	2	0	0	0	0	0	0	18	23	0.00	0.600
37 Cody Allen, R ERA: 3.1	(8, 1)	1.1	S	4	0	0	0	0	0	0	0	0	0	0	7	9	0.00	0.000

PITCHER	IP	WLS	BF	H	R	ER	SO	BB	IBB	HBP	BLK	WP	HR	S	P	ERA	WHIP

Houston Astros @ Cleveland Indians

Progressive Field, Cleveland, OH

Thu May 24 2018, 6:12 PM - 9:07 PM EDT

Att. 19,660 - Partly Cloudy - 74 F

TOP

livebaseballscorecards.com

Batter	1	2	3	4	5	6	7	8	9	AB	R	H	RBI	BB	SO	LOB
4 George Springer, R (1, 9) OBP: 0.364, SLG: 0.508	C FF 95 C SL 78 B FF 94 B SL 80 B SL 80 B FF 95 4-2 27 S BB		C FF 95 X FF 94 0-1 2B		1 SAFE B FF 94 B SL 78 B SL 77 B FF 92 4-0 2 HR 1-2 BB	C SL 87 S SL 86 F FF 95 X FF 96 0-2 2 S 2 2B 1B		C FF 97 B FF 95 1 SAFE B FF 97 S FF 96 F FF 97 S FF 97 2-3 K		3	2	2	0	2	1	1
2 Alex Bregman, R (1, 5) OBP: 0.393, SLG: 0.451	C FF 95 C SL 79 B CH 89 C FF 96 1-3 K		C FF 94 D CH 90 B SL 78 B FF 94 B FF 92 4-1 27 G6-3 BB		B FF 92 B CH 86 C FF 93 C FF 93 F FF 94 X SL 78 2-2 1-H 2-H HR	S FF 95 D SL 88 1 SAFE B SL 86 X FF 96 2-1 1-H 2B			C FC 86 B CU 76 B CU 76 F FC 87 X SI 89 2-2 G5-3	4	1	2	4	1	1	1
27 Jose Altuve, R (1, 4) OBP: 0.357, SLG: 0.403	S SL 81 B FF 96 F CH 88 F SL 82 T FF 93 1-2 K		C CU 73 S SL 81 X SL 78 0-2 G6-3 1-2f		C FF 92 B SL 78 C CU 74 F FF 93 F SL 78 X CH 86 1-2 G6-3	F FF 93 F CU 78 D FS 86 X FS 84 1-2 F8			X CU 77 0-0 G5-3	5	0	0	0	0	1	4
1 Carlos Correa, R (1, 6) OBP: 0.359, SLG: 0.475	B SL 81 C FF 92 C CH 88 B SL 80 S FF 93 2-3 K			X FF 93 0-0 F9		B CU 74 C CH 85 C FF 90 B FF 88 X SL 79 2-2 10 1B 9 G3 12 1B 1B	C FF 92 F FS 83 S FS 85 0-3 K		X FC 88 0-0 G6-3	5	1	1	0	0	2	1
9 Marwin Gonzalez, S (1, 3) OBP: 0.296, SLG: 0.327		C CU 74 F FF 94 B CH 88 B CH 89 S CH 90 2-3 K		C FF 92 S CU 75 F FF 95 B CU 75 X CH 87 1-2 10 G4-6-3 1B		B CU 74 X CU 75 1-0 G3 1-2	C CU 78 F FF 93 X FS 85 0-2 G4-3			4	0	1	0	0	1	1
10 Yuli Gurriel, R (1, 10) OBP: 0.307, SLG: 0.385		F CU 75 C FF 92 B SL 80 B SL 81 B CH 88 F CH 87 X FF 94 3-2 16 FC5-6 1B		B SL 78 B CH 88 B CH 82 C FF 92 X FF 93 3-1 G4-6-3 1-2f		F FF 92 B FF 93 X SL 80 1-1 12 1B 6 HR 2-3 1B	C FF 93 S FS 84 S FS 85 0-3 K			4	1	2	0	0	1	1
16 Brian McCann, L (1, 2) OBP: 0.331, SLG: 0.374 12 Max Stassi, R (6, PH) OBP: 0.377, SLG: 0.522 (6, 2)		C CH 89 B FF 95 F CH 88 X FF 94 1-2 FC5-6 1-2f			B CH 87 C CH 85 X CU 75 1-1 G6-3	C CU 74 X FF 89 0-1 6 HR 1-2 3-H 1B		F FF 95 S CU 80 C FF 97 0-3 K		2 2	0 1	0 1	0 1	0 0	0 1	1 0
6 Jake Marisnick, R (1, 8) OBP: 0.167, SLG: 0.326		B FF 95 C SL 79 C FF 95 F FF 95 X SL 80 1-2 F9			F CU 74 S SL 78 B FF 92 B FF 92 B FF 93 F FF 93 X FF 94 3-2 18 HBP 1B	B SL 86 B FF 95 F FF 95 S FF 95 X FF 96 2-2 1-H 2-H HR		C CU 80 S CU 83 C FF 95 0-3 K		4	1	2	3	0	1	1
18 Tony Kemp, L (1, 7) OBP: 0.478, SLG: 0.444			F FF 92 B CU 73 B CH 87 X FF 92 2-1 L8		1 SAFE F FF 93 1 SAFE F FF 92 H FF 93 1-2 4 S 2 HR 1-2 HBP	C FF 94 S SL 87 X SL 88 0-2 G4-3		X FF 95 0-0 1B		3	1	1	0	0	0	0
Inning Stats	R: 0 E: 0 K: 3 S: 12 H: 0 LOB: 1 BB: 1 P: 20	R: 0 E: 0 K: 1 S: 14 H: 1 LOB: 1 BB: 0 P: 21	R: 0 E: 0 K: 0 S: 8 H: 1 LOB: 1 BB: 1 P: 14	R: 0 E: 0 K: 0 S: 7 H: 1 LOB: 0 BB: 0 P: 11	R: 3 E: 0 K: 0 S: 17 H: 2 LOB: 0 BB: 1 P: 29	R: 5 E: 0 K: 0 S: 23 H: 6 LOB: 1 BB: 0 P: 32	R: 0 E: 0 K: 2 S: 9 H: 0 LOB: 0 BB: 0 P: 9	R: 0 E: 0 K: 3 S: 11 H: 1 LOB: 1 BB: 0 P: 13	R: 0 E: 0 K: 0 S: 5 H: 0 LOB: 0 BB: 0 P: 7	1B: 8 2B: 2 3B: 0 HR: 2 SF: 0 SAC: 0 DP: 2 HBP: 1						

	AB	36
	R	8
	H	12
	RBI	8
	BB	3
	SO	9
	LOB	11

WP: 0 PB: 0 SB: 3 CS: 0 PA: 40

PITCHER		IP	WLS	BF	H	R	ER	SO	BB	IBB	HBP	BLK	WP	HR	S	P	ERA	WHIP
52 Mike Clevinger, R ERA: 3.32	(1, 1)	5.1	L	24	7	5	5	4	3	0	1	0	0	1	64	105	8.44	1.875
49 Tyler Olson, L ERA: 6.75	(6, 1)	0.0		1	1	0	0	0	0	0	0	0	0	0	2	2	∞	∞
58 Neil Ramírez, R ERA: 13.5	(6, 1)	0.1		4	3	3	3	0	0	0	0	0	0	1	12	16	81.00	9.000
46 Oliver Drake, R ERA: 4.96	(6, 1)	1.1		4	0	0	0	2	0	0	0	0	0	0	12	13	0.00	0.000
34 Zach McAllister, R ERA: 6.75	(8, 1)	1.0		4	1	0	0	3	0	0	0	0	0	0	11	13	0.00	1.000

PITCHER		IP	WLS	BF	H	R	ER	SO	BB	IBB	HBP	BLK	WP	HR	S	P	ERA	WHIP
43 Josh Tomlin, R ERA: 7.64	(9, 1)	1.0		3	0	0	0	0	0	0	0	0	0	0	5	7	0.00	0.000

BOTTOM

Houston Astros @ Cleveland Indians

Progressive Field, Cleveland, OH

Thu May 24 2018, 6:12 PM - 9:07 PM EDT

Att. 19,660 - Partly Cloudy - 74 F

livebaseballscorecards.com

Batter	1	2	3	4	5	6	7	8	9	AB	R	H	RBI	BB	SO	LOB
12 Francisco Lindor, S (1, 6) OBP: 0.378, SLG: 0.570 9 Erik González, R (9, 6) OBP: 0.375, SLG: 0.553	C FF 95 S CU 80 B CU 79 X CU 79 1-2 G4-3 ①		X SI 94 0-0 23 1B 1-3 2B		B FS 86 C CU 80 S CU 80 F CU 80 F FF 97 F CU 80 B CU 78 X FC 90 2-2 G6-3 ②		C FF 96 X SL 85 0-1 G4-3 ③			4 0	1 0	1 0	0 0	0 0	0 0	1 0
23 Michael Brantley, L (1, 7) OBP: 0.371, SLG: 0.555 26 Rajai Davis, R (9, 7) OBP: 0.275, SLG: 0.262	L FF 96 F FF 96 C CU 78 0-3 K ②		C CU 79 X CU 81 0-1 10 PB 11 G6-3 2-H 3-H 1B		C CU 80 F FF 97 F CU 80 S CU 80 0-3 K ③			C FF 93 C FC 88 T CH 87 0-2 K ①		4 0	0 0	1 0	2 0	0 0	3 0	0 0
11 José Ramírez, S (1, 5) OBP: 0.393, SLG: 0.604	C FF 97 B CU 80 B CU 80 B FS 87 X FF 96 3-1 G6-3 ③		C CU 79 X FF 96 0-1 G6-3 ② 1-2			B FF 94 B FS 85 B FF 94 B FF 94 4-0 BB		X FF 93 0-0 1B		3	0	1	0	1	0	1
10 Edwin Encarnación, R (1, 10) OBP: 0.282, SLG: 0.411		F SI 93 C FF 93 S CU 80 0-3 K ①	B SI 95 B SI 95 B SI 93 C SI 94 B FS 87 4-1 2-3 BB			C CU 78 S CU 79 B CU 80 B FF 96 X CU 80 2-2 F9 ①		B ST 81 X FF 92 1-0 L9 ②		3	0	0	0	1	1	2
17 Yonder Alonso, L (1, 3) OBP: 0.293, SLG: 0.430		X FF 95 0-0 1B	C FF 97 D FS 88 B CU 83 X FF 96 2-1 L6 ③			B FF 96 S CU 80 F CU 80 B FF 96 F SI 96 S CU 80 2-3 K ②		B FC 89 X FF 92 1-0 P5 ③		4	0	1	0	0	1	4
53 Melky Cabrera, S (1, 9) OBP: 0.200, SLG: 0.214		B CU 78 B CU 79 B FF 94 C FF 95 F FF 96 F FF 97 F CU 80 F FF 97 X FF 97 3-2 F7 ②		B FF 95 X SI 94 1-0 1B ①		X FF 96 0-0 F7 ③			C FF 92 C FC 88 B CU 78 F FF 92 S CS 68 1-3 K ①	4	0	1	0	0	1	2
22 Jason Kipnis, L (1, 4) OBP: 0.268, SLG: 0.254		C CU 77 F FS 86 S CU 80 0-3 K ③		B CU 77 C CU 79 B FS 86 S SI 95 F CU 81 B FF 96 F CU 80 F FF 96 B SI 95 4-2 55 G4-3 BB			C FF 95 X FF 97 0-1 F7 ①		B FF 92 X FF 92 1-0 F7 ②	3	0	0	0	1	1	1
55 Roberto Pérez, R (1, 2) OBP: 0.239, SLG: 0.213			X FF 93 0-0 12 2B 23 1B 1B	C CU 78 X SI 94 0-1 G4-3 ②③ 1-2f			F FF 97 B FF 98 B FF 98 S SL 88 S SL 87 2-3 K ②		B CU 78 X FF 93 1-0 G4-3 ③	4	1	1	0	0	1	1
1 Greg Allen, S (1, 8) OBP: 0.262, SLG: 0.275			B SI 93 B SI 94 X SI 94 2-0 L8 ①		B CU 78 B FF 95 C FF 94 B SI 95 X FF 95 3-1 G3 ①		C FF 97 B CH 94 C FF 97 X CH 91 1-2 1B			3	0	1	0	0	0	1
Inning Stats	R: 0 E: 0 K: 1 S: 8 H: 0 LOB: 0 BB: 0 P: 12	R: 0 E: 0 K: 2 S: 13 H: 1 LOB: 1 BB: 0 P: 16	R: 2 E: 0 K: 0 S: 10 H: 3 LOB: 2 BB: 1 P: 18	R: 0 E: 0 K: 0 S: 8 H: 1 LOB: 0 BB: 1 P: 13	R: 0 E: 0 K: 1 S: 12 H: 0 LOB: 0 BB: 0 P: 17	R: 0 E: 0 K: 1 S: 8 H: 0 LOB: 1 BB: 1 P: 16	R: 0 E: 0 K: 1 S: 10 H: 1 LOB: 1 BB: 0 P: 13	R: 0 E: 0 K: 1 S: 6 H: 1 LOB: 1 BB: 0 P: 8	R: 0 E: 0 K: 1 S: 6 H: 0 LOB: 0 BB: 0 P: 9	1B: 6 2B: 1 3B: 0 HR: 0 SF: 0 SAC: 0 DP: 1 HBP: 0						WP: 0 PB: 1 SB: 0 CS: 0 PA: 35	

	AB	32
	R	2
	H	7
	RBI	2
	BB	3
	SO	8
	LOB	13

PITCHER		IP	WLS	BF	H	R	ER	SO	BB	IBB	HBP	BLK	WP	HR	S	P	ERA	WHIP
50 Charlie Morton, R ERA: 2.04	(1, 1)	6.0	W	24	5	2	2	5	3	0	0	0	0	0	59	92	3.00	1.333
30 Héctor Rondón, R ERA: 2.04	(7, 1)	1.0		4	1	0	0	1	0	0	0	0	0	0	10	13	0.00	1.000
31 Collin McHugh, R ERA: 0.46	(8, 1)	2.0		7	1	0	0	2	0	0	0	0	0	0	12	17	0.00	0.500

PITCHER	IP	WLS	BF	H	R	ER	SO	BB	IBB	HBP	BLK	WP	HR	S	P	ERA	WHIP

Houston Astros @ Cleveland Indians

Progressive Field, Cleveland, OH

Fri May 25 2018, 7:11 PM - 10:52 PM EDT

Att. 29,431 - Clear - 79 F

TOP

livebaseballscorecards.com

Batter	1	2	3	4	5	6	7	8	9	AB	R	H	RBI	BB	SO	LOB
4 George Springer, R (1, 9) OBP: 0.367, SLG: 0.527	C SI 93 S CU 84 X SI 94 0-2 2 CS 1B		C FC 90 B FF 92 1 SAFE D CU 84 F FC 90 D CU 85 X FC 90 3-2 ③ G1-3		1 SAFE F FC 89 B SI 93 B CU 84 C SI 93 X CU 86 2-2 ③ F8			B SL 83 B SI 84 C FF 87 F SI 91 X SL 84 2-2 27 2B 2B B FF 92 B SI 90 B SI 91 X SI 91 3-2 ③ L9	C FC 86 B FF 88 C FC 86 D CU 77 X FC 86 2-2 1-H 2-H HR	6	2	3	3	0	0	5
2 Alex Bregman, R (1, 5) OBP: 0.391, SLG: 0.444	1 SAFE B FC 89 S FC 91 S FC 91 1 SAFE B CU 86 F FC 91 F FF 93 F SI 95 3-3 ① ② B CU 85 C FC 90 K 1-2			X SI 93 0-0 9 1B 1B		B CU 84 X SI 93 1-0 ① G5-3		B FF 94 B FF 94 B FF 93 C FF 93 B FF 92 4-1 27 2B BB	X FF 92 F7 B FF 90 B CU 79 B FF 89 B FC 87 F FC 87 F FC 87 F FC 86 X SI 88 3-2 ③ G5-3	5	1	1	0	1	1	1
27 Jose Altuve, R (1, 4) OBP: 0.358, SLG: 0.412	C SI 93 C SI 94 S FF 94 0-3 ③ K			F FC 90 S CU 84 F FF 92 B FF 93 D CU 86 F CU 86 X SI 94 2-2 ① L9		B SI 93 X FC 90 1-0 ② G6-3		X SL 84 0-0 1 G6-3 9 SH 1-H 2-H 2B	B FF 93 B FF 92 X FF 93 2-0 1 2B 2B	5	2	2	2	0	1	1
1 Carlos Correa, R (1, 6) OBP: 0.355, SLG: 0.473		B SI 93 X FC 90 1-0 ① G4-3		S CU 85 S CU 85 B CU 86 C SI 94 1-3 ② K		F SI 94 C CU 84 F FC 88 B CU 86 B SI 94 X CU 86 2-2 ③ F9		B FF 94 X KC 83 1-0 ① G6-3 2-3	B CU 79 X FF 94 1-0 10 1B 11 1B 2-H 2B	5	1	1	1	0	1	2
9 Marwin Gonzalez, S (1, 7) OBP: 0.301, SLG: 0.327 (7, 8) (8, 7)		C FF 92 B CU 85 B CU 84 B SI 93 F SI 94 S FC 89 3-3 ② K		B SI 92 B CH 87 C FC 90 B FC 91 S FC 91 F FC 91 X SI 94 3-2 1-3 1B			C CU 82 F SI 91 S CU 84 0-3 ① K	X KC 83 0-0 SH 11 HBP 10 1B 12 BB 3-H	D FS 86 B FF 93 S FS 86 C FS 85 F FS 85 H FF 94 3-2 10 1B 11 1B HBP	3	2	1	1	0	2	0
10 Yuli Gurriel, R (1, 3) OBP: 0.310, SLG: 0.385		B FC 90 X CU 86 1-0 ③ L8		F FC 90 F SI 94 D CU 85 F CU 86 D CU 85 F FC 91 F SI 94 X FF 93 2-2 ③ F9			B FC 88 F SI 92 X CU 84 1-1 E5 12 1B 11 1B	D KC 83 X FF 93 1-0 12 BB 11 HBP 1-2 1B	B FS 85 X FF 92 1-0 11 1B 12 FC5 1-2 2-3 1B	5	0	2	0	0	0	2
11 Evan Gattis, R (1, 10) OBP: 0.295, SLG: 0.389			B CU 84 C FC 89 C SI 93 B CU 84 X CU 85 2-2 18 FC6-4 2B		B FC 90 X FC 91 1-0 ① G6-3		C SI 93 F FC 88 X SI 93 0-2 12 1B 1-2 1B	B KC 83 C KC 83 F FF 93 H KC 82 2-2 12 BB 1-2 2-3 HBP	D CU 79 C FS 84 X FS 84 1-1 6 1B 1-3 2-H 3-H 1B	4	1	3	2	0	0	0
12 Max Stassi, R (1, 2) OBP: 0.378, SLG: 0.507			C FC 90 B SI 93 F CU 85 S FC 89 1-3 ① K		B FF 93 B CU 84 S FC 90 C SI 92 S CU 86 2-3 ② K		X FC 90 0-0 28 G6-4-3 1-2 2-3 1B	B FF 93 D FF 94 B FF 94 C FF 94 F FF 93 B FF 93 4-2 1-2 2-3 3-H BB	F FF 92 B FS 84 X FS 82 1-1 ② FC5 6 1B 4 HR 3-H	4	1	1	1	1	2	3
18 Tony Kemp, L (1, 8) OBP: 0.480, SLG: 0.450 28 J.D. Davis, R (7, PH) OBP: 0.382, SLG: 0.222 (7, 7) 6 Jake Marisnick, R (8, 8) OBP: 0.176, SLG: 0.333			C FF 93 S FC 89 X SI 93 0-2 ② FC6-4 2-3		X FC 89 0-0 1B		B SL 83 F FF 91 X SL 84 1-1 ② ③ G6-4-3 1-2f	X SI 90 0-0 ② L6	C FF 93 B FS 84 F FS 82 X FF 93 1-2 4 HR 2-H 1B	2 2 1	0 0 1	1 0 1	0 0 1	0 0 0	0 0 0	1 6 0

| Inning Stats | | |

Batter	1	2	3	4	5	6	7	8	9	AB	R	H	RBI	BB	SO	LOB
12 Francisco Lindor, S (1, 6) OBP: 0.374, SLG: 0.559	X SI 87 0-0 G5-3		B SL 75 F FC 85 X CH 78 1-1 G4-3		B FC 86 B SI 88 B FC 86 C SI 89 X SI 89 3-1 G5-3		B CU 82 F FC 92 S CU 83 S CU 84 1-3 K		B SL 82 S FF 91 B FF 91 B FF 91 F FF 91 F FF 90 F FF 91 F FF 91 F FF 91 4-2 F FF 90 F FF 90 B SL 84 23 FC3-6 BB	4	0	0	0	1	1	0
23 Michael Brantley, L (1, 7) OBP: 0.372, SLG: 0.556	B SI 87 C SI 88 F SI 89 B SL 79 B SI 87 X SI 90 3-2 L8		F SI 88 B SI 88 C SI 88 B SL 81 F SI 89 X CH 80 2-2 11 2B 2B		F SL 79 B FF 90 X FF 90 1-1 G1-3		B CU 82 X FC 92 1-0 10 S 1B		B FF 92 X SL 83 1-0 FC3-6 11 FC5-4 1-2f 2-3	5	1	2	0	0	0	2
11 José Ramírez, S (1, 5) OBP: 0.389, SLG: 0.599	B SI 88 C SL 77 X FC 86 1-1 G6-3		C SI 89 B SI 89 X CH 79 1-1 2-H 2B			C SL 73 C FC 84 S SL 79 0-3 K	C FC 92 B CU 83 X FC 93 1-1 F7		C FF 91 B FF 92 S FS 80 X FS 80 1-2 FC5-4 1-2f	5	0	1	1	0	1	3
10 Edwin Encarnación, R (1, 3) OBP: 0.286, SLG: 0.413 17 Yonder Alonso, L (8, 3) OBP: 0.293, SLG: 0.430		B SI 86 B FC 84 B SI 86 C SI 87 X SI 88 3-1 53 2B 1B	X FC 86 0-0 L7			C FC 84 B FF 89 B SL 77 C FC 86 F FF 89 B SL 81 F FC 86 F FC 85 X SI 90 3-2 7 1B 53 1B 22 FC3-6 1B	1 SAFE C SL 78 B SI 88 B SL 80 S SI 89 C SL 79 2-3 1-2			4 0	1 0	2 0	0 0	0 0	1 0	2 0
53 Melky Cabrera, S (1, 10) OBP: 0.263, SLG: 0.333		C SI 88 B FF 90 X SL 78 1-1 1-3 2B		B SI 87 F FC 85 X FF 89 1-1 L6		B FC 85 S FC 84 F FC 84 X FC 85 1-2 22 FC3-6 7 1B 1-2 1B		C FF 94 X CH 83 0-1 P6		4	0	2	0	0	0	0
7 Yan Gomes, R (1, 2) OBP: 0.323, SLG: 0.446		C FC 86 F FC 85 S FF 90 0-3 K		F SL 76 B FF 89 C FC 85 F SL 79 S FC 85 1-3 K		S FC 86 B FC 86 X FF 89 1-1 22 FC3-6 1-2 2-3 1B		F FF 94 C SL 82 B FF 95 F SL 84 B CH 86 S FF 95 2-3 K		4	0	1	0	0	3	2
22 Jason Kipnis, L (1, 4) OBP: 0.268, SLG: 0.254		B SL 79 C SI 89 B SL 79 F SI 89 D SL 81 S SI 90 3-3 K		B SL 77 B SI 89 C SI 90 X SI 90 2-1 26 FC5-4 1B		D FC 86 X SI 90 1-0 FC3-6 26 PB 1-2f 2-3 3-H		C FF 95 S CH 84 B CH 85 F SL 84 B CH 85 F FF 96 F CH 85 B FF 96 S CH 83 3-3 K		4	0	1	1	0	2	4
26 Rajai Davis, R (1, 8) OBP: 0.274, SLG: 0.253		X SI 90 0-0 G3		B CH 77 F FC 86 B FC 87 X CH 79 2-1 FC5-4 1-2f		B SI 89 D CH 79 B SI 89 S SI 88 B SI 90 4-1 1-2 BB			B FF 92 C FF 91 S FF 92 B FS 80 B FF 91 X FF 90 3-2 F9	3	0	0	0	1	0	3
1 Greg Allen, S (1, 9) OBP: 0.244, SLG: 0.256 9 Erik González, R (9, PH) OBP: 0.390, SLG: 0.590			C SI 86 X CH 77 0-1 F9		S SI 87 B SI 87 B FC 86 C FF 89 X FF 89 2-2 G6-3	S SI 89 C SI 89 B SI 90 B FC 86 S SI 89 2-3 K			X FF 92 0-0 23 FC3-6 2B	3 1	0 0	0 1	0 0	0 0	1 0	3 0
Inning Stats	R: 0 E: 0 K: 0 S: 6 H: 0 LOB: 0 BB: 0 P: 10	R: 0 E: 0 K: 2 S: 11 H: 2 LOB: 2 BB: 0 P: 18	R: 1 E: 0 K: 0 S: 11 H: 2 LOB: 1 BB: 0 P: 15	R: 0 E: 0 K: 1 S: 10 H: 1 LOB: 1 BB: 0 P: 16	R: 0 E: 0 K: 0 S: 7 H: 0 LOB: 0 BB: 0 P: 13	R: 1 E: 0 K: 2 S: 19 H: 3 LOB: 3 BB: 1 P: 31	R: 0 E: 0 K: 2 S: 9 H: 1 LOB: 1 BB: 0 P: 14	R: 0 E: 0 K: 2 S: 12 H: 0 LOB: 0 BB: 0 P: 17	R: 0 E: 0 K: 0 S: 16 H: 1 LOB: 2 BB: 1 P: 25	1B: 6 2B: 4 3B: 0 HR: 0 SF: 0 SAC: 0 DP: 0 HBP: 0						

PITCHER		IP	WLS	BF	H	R	ER	SO	BB	IBB	HBP	BLK	WP	HR	S	P	ERA	WHIP
60 Dallas Keuchel, L ERA: 3.39	(1, 1)	6.0		27	8	2	2	5	1	0	0	0	0	0	64	103	3.00	1.500
36 Will Harris, R ERA: 3.12	(7, 1)	0.2		3	1	0	0	1	0	0	0	0	0	0	6	9	0.00	1.500
38 Joe Smith, R ERA: 6.91	(7, 1)	0.1	W	1	0	0	0	1	0	0	0	0	0	0	3	5	0.00	0.000
47 Chris Devenski, R ERA: 1.45	(8, 1)	1.0	H	3	0	0	0	2	0	0	0	0	0	0	12	17	0.00	0.000
29 Tony Sipp, L ERA: 3.72	(9, 1)	1.0		5	1	0	0	0	1	0	0	0	0	0	16	25	0.00	2.000

PITCHER	IP	WLS	BF	H	R	ER	SO	BB	IBB	HBP	BLK	WP	HR	S	P	ERA	WHIP

BOTTOM

Houston Astros @ Cleveland Indians

Progressive Field, Cleveland, OH

Fri May 25 2018, 7:11 PM - 10:52 PM EDT

Att. 29,431 - Clear - 79 F

livebaseballscorecards.com

AB	37
R	2
H	10
RBI	2
BB	2
SO	9
LOB	19

PA: 39

WP: 0
PB: 1
SB: 1
CS: 0

Houston Astros @ Cleveland Indians

Progressive Field, Cleveland, OH

Sat May 26 2018, 8:17 PM - 11:43 PM EDT

Att. 30,639 - Partly Cloudy - 72 F

livebaseballscorecards.com

TOP

Batter	1	2	3	4	5	6	7	8	9	AB	R	H	RBI	BB	SO	LOB
4 George Springer, R (1, 9) OBP: 0.359, SLG: 0.514	C FF 95 B SI 94 F CU 82 B CH 89 S SL 86 2-3 ① **K**		C SL 86 S CH 88 B SL 88 X SL 87 1-2 ② **G2-3**		B SL 82 C FF 94 B FF 95 F FF 95 X SL 86 2-2 ① **L8**	B CU 81 C FF 96 X FF 96 1-1 ③ **P6**			X FF 95 0-0 ② **G4-3**	5	0	0	0	0	1	0
2 Alex Bregman, R (1, 5) OBP: 0.387, SLG: 0.435	F FF 95 C CH 87 F SL 87 F FF 95 B SL 87 X SL 84 1-2 ② **P6**		H CH 87 1-0 27 HR **HBP**		C FF 96 C FF 95 B CH 89 T FF 95 1-2 ② **K**		B FF 95 C CU 80 C CU 81 B FF 96 F FF 95 X FF 96 2-2 ① **G6-3**		B FF 94 B FF 95 C FF 94 F FF 94 B KC 84 X FF 95 3-2 ③ **G5-3**	4	1	0	0	0	1	0
27 Jose Altuve, R (1, 4) OBP: 0.369, SLG: 0.447	F FF 94 C SL 85 X CH 90 0-2 1 S **1B**		B SL 82 C FF 93 B CH 86 1 SAFE X SL 85 2-1 **1-H** **HR**		B FF 96 X FF 95 1-0 1 S 1 2B **1B**		B FF 96 F FF 96 B FF 95 X FF 95 2-1 1 G4-3 **3B**			4	3	4	2	0	0	0
1 Carlos Correa, R (1, 6) OBP: 0.362, SLG: 0.481	B SL 83 B SL 84 B FF 94 B FF 94 4-0 **1-2** **BB**		F FF 94 F SL 81 B SL 84 B CH 87 X SL 85 2-2 **1B**		C SL 84 C SI 92 D SL 86 X SL 83 1-2 **1-H** **2B**		B FF 95 C FF 96 F FF 95 D CU 84 D CU 84 F FF 96 X FF 96 3-2 ② **G4-3** **3-H**			3	0	2	2	1	0	0
9 Marwin Gonzalez, S (1, 7) OBP: 0.294, SLG: 0.319	C SI 94 C SL 83 F SL 86 S SI 93 0-3 ③ **K**		1 SAFE C SL 82 F FF 83 S SL 82 0-3 ③ **K**		C SI 94 D SL 86 F FF 94 D SL 83 F SI 94 S SL 85 2-3 ③ **K**		B FF 95 F FF 95 C CU 81 F FF 95 B CU 84 X FF 95 2-2 ③ **L9**			4	0	0	0	0	3	4
10 Yuli Gurriel, R (1, 3) OBP: 0.309, SLG: 0.382		C FF 94 F SL 86 X FF 92 0-2 ① **G4-3**		B FF 93 S SL 84 S SL 85 B SL 86 F CU 83 X CH 88 2-2 16 G4-3 **1B**		C FF 93 B FF 94 C SI 93 F FF 95 B SL 86 C FF 95 2-3 ① **K**		X FF 88 0-0 ① **L3**		4	0	1	0	0	1	0
16 Brian McCann, L (1, 2) OBP: 0.323, SLG: 0.364 12 Max Stassi, R (8, PH) OBP: 0.386, SLG: 0.514 (8, 2)		C FF 93 B SI 94 B SI 94 B CU 82 X SI 94 3-1 ② **G3**		S SI 95 X SL 85 0-1 ① **G4-3** **1-2**		B CU 82 S SI 94 B SL 83 S SL 86 C SI 94 2-3 ② **K**		C SI 91 B SI 92 F SI 91 X SI 91 1-2 11 G6-4-3 **1B**		3 1	0 0	0 1	0 0	0 0	1 0	1 0
11 Evan Gattis, R (1, 10) OBP: 0.294, SLG: 0.380		B FF 94 X FF 95 1-0 ③ **F9**		B SL 83 B FF 92 C SL 85 S SL 84 S SL 85 2-3 ② **K2-3**		C FF 96 C CU 83 B SL 86 B FF 96 B SL 84 B SL 86 4-2 18 HR **BB**		C SI 91 B SI 90 B SI 91 X SI 90 2-1 ② ③ **G6-4-3** **1-2f**		3	1	0	0	1	1	2
18 Tony Kemp, L (1, 8) OBP: 0.448, SLG: 0.542			C SI 92 C SL 84 X SI 95 0-2 ① **F7**	B SI 92 C CH 86 X FF 93 1-1 ③ **L8**		B CU 80 X FF 94 1-0 **1-H** **HR**			B FF 94 C FF 94 C FF 95 F KC 85 C KC 84 1-3 ① **K**	4	1	1	2	0	1	1
Inning Stats	R: 0 E: 0 K: 2 S: 15 H: 1 LOB: 2 BB: 1 P: 22	R: 0 E: 0 K: 0 S: 6 H: 0 LOB: 0 BB: 0 P: 10	R: 2 E: 0 K: 1 S: 14 H: 2 LOB: 1 BB: 0 P: 20	R: 0 E: 0 K: 1 S: 11 H: 1 LOB: 1 BB: 0 P: 16	R: 1 E: 0 K: 2 S: 14 H: 2 LOB: 1 BB: 0 P: 21	R: 2 E: 0 K: 2 S: 12 H: 1 LOB: 0 BB: 1 P: 22	R: 1 E: 0 K: 0 S: 14 H: 1 LOB: 0 BB: 0 P: 23	R: 0 E: 0 K: 0 S: 6 H: 1 LOB: 0 BB: 0 P: 9	R: 0 E: 0 K: 1 S: 8 H: 0 LOB: 0 BB: 0 P: 12	1B: 5 2B: 1 3B: 1 HR: 2	SF: 0 SAC: 0 DP: 1 HBP: 1				WP: 0 PB: 0 SB: 2 CS: 0	PA: 38	

	AB	35
	R	6
	H	9
	RBI	6
	BB	2
	SO	9
	LOB	8

PITCHER		IP	WLS	BF	H	R	ER	SO	BB	IBB	HBP	BLK	WP	HR	S	P	ERA	WHIP
59 Carlos Carrasco, R ERA: 3.98	(1, 1)	5.2	W	27	7	5	5	8	2	0	1	0	0	2	70	108	7.94	1.588
34 Zach McAllister, R ERA: 6.75	(6, 1)	1.1	H	5	1	1	1	0	0	0	0	0	0	0	16	26	6.75	0.750
49 Tyler Olson, L ERA: 6.59	(8, 1)	0.1	H	1	0	0	0	0	0	0	0	0	0	0	1	1	0.00	0.000
61 Dan Otero, R ERA: 6.62	(8, 1)	0.2	H	2	1	0	0	0	0	0	0	0	0	0	5	8	0.00	1.500
37 Cody Allen, R ERA: 3.32	(9, 1)	1.0	S	3	0	0	0	1	0	0	0	0	0	0	8	12	0.00	0.000

PITCHER	IP	WLS	BF	H	R	ER	SO	BB	IBB	HBP	BLK	WP	HR	S	P	ERA	WHIP

BOTTOM

Houston Astros @ Cleveland Indians

Progressive Field, Cleveland, OH

Sat May 26 2018, 8:17 PM - 11:43 PM EDT

Att. 30,639 - Partly Cloudy - 72 F

livebaseballscorecards.com

Batter	1	2	3	4	5	6	7	8	9	AB	R	H	RBI	BB	SO	LOB
12 Francisco Lindor, S (1, 6) OBP: 0.366, SLG: 0.545	C SI 91 B KC 81 C KC 83 B CH 87 X KC 86 2-2 ① F7		C SI 93 B SI 94 F KC 85 S SI 95 1-3 ① K	B CH 88 F CH 87 B SI 95 B CH 88 F KC 85 F KC 85 X KC 86 3-2 ③ L8			B ST 83 C ST 83 B KC 79 S ST 82 X FF 94 2-2 ① L7	C CU 75 B FC 85 F FC 87 B FF 92 B FF 92 S FF 92 3-3 ② K		5	0	0	0	0	2	2
23 Michael Brantley, L (1, 7) OBP: 0.367, SLG: 0.564	B SI 92 B SI 93 C KC 85 B SI 95 C KC 84 F KC 86 X KC 85 3-2 ② G6-3		B SI 94 F SI 94 X KC 88 1-1 ② G3		X SI 92 0-0 ① G6-3		B FF 94 B FF 94 F ST 84 F FF 93 F KC 79 B KC 80 X FF 93 3-2 HR	B CU 76 B FF 92 C FF 93 B FC 87 X FF 92 3-1 ③ F8		5	1	1	1	0	0	2
11 José Ramírez, S (1, 5) OBP: 0.391, SLG: 0.593	B KC 81 S CH 86 C KC 85 C SI 94 F KC 87 S CH 86 1-3 ③ K		C KC 85 B CH 87 C KC 86 B KC 85 X SI 96 2-2 ③ G4-3		C SI 91 B KC 85 B CH 87 S KC 85 B KC 85 F KC 86 F KC 85 B KC 84 4-2 10 HR BB		B SI 93 B ST 83 B ST 82 C SI 93 C KC 79 B KC 80 4-2 10 BB BB			2	1	0	0	2	1	0
10 Edwin Encarnación, R (1, 10) OBP: 0.302, SLG: 0.447		B SI 91 C SI 92 X CH 85 1-2 17 WP 53 E 2B		B SI 92 C KC 84 C KC 85 B FF 94 F SI 95 X KC 88 2-2 17 HR 1B	X SI 94 0-0 1-H HR		F SI 92 B FF 93 B ST 83 B ST 82 B ST 83 4-1 1-2 BB			3	3	3	2	1	0	0
17 Yonder Alonso, L (1, 3) OBP: 0.298, SLG: 0.447		F KC 84 B SI 95 S KC 85 D KC 84 B KC 86 D KC 87 4-2 53 E 2-3 BB		X SI 95 0-0 1-H HR	B SL 83 X SL 82 1-0 ② G1-3		B FF 97 F CH 91 B FF 98 F FF 98 T FF 98 2-2 ② K			3	1	1	2	1	1	2
53 Melky Cabrera, S (1, 9) OBP: 0.261, SLG: 0.364 26 Rajai Davis, R (8, 8) OBP: 0.274, SLG: 0.253		S CH 87 S KC 86 F KC 86 X KC 86 0-2 E3 1-2 3-H		B KC 86 B KC 85 F SI 94 X KC 86 2-1 22 HR 2B	B FF 91 C FF 92 F FF 91 B FS 79 B FS 78 S FF 91 3-3 ③ K		B FF 97 C FF 98 D CH 93 S SL 87 B FF 96 X SL 87 3-2 ③ G6-3			4 0	1 0	1 0	1 0	0 0	1 0	3 0
22 Jason Kipnis, L (1, 4) OBP: 0.272, SLG: 0.275		C CH 87 F CH 85 X KC 85 0-2 ① F7		B SI 95 B SI 94 C KC 84 F KC 84 X KC 86 2-2 2-H HR		C FF 93 C ST 83 X FF 93 0-2 ① F7		F FF 92 B FF 92 B CH 86 B ST 79 F FF 92 F CU 76 X FF 92 3-2 1 1B 1B		4	1	2	2	0	0	2
7 Yan Gomes, R (1, 2) OBP: 0.314, SLG: 0.432		C SI 95 X CH 86 0-1 ② F7		T SI 95 F SI 94 B FF 89 F CH 88 X KC 87 1-2 ① L7		X SI 93 0-0 ② G6-3		B FF 91 F FF 92 S ST 80 X FF 91 1-2 ① L7		4	0	0	0	0	0	3
1 Greg Allen, S (1, 8) OBP: 0.245, SLG: 0.255 (8, 9)		C KC 85 B KC 84 X KC 85 1-1 ③ G4-3		B CH 87 T SI 95 X KC 87 1-1 ② G4-3		C ST 82 F FF 94 B KC 79 F SI 94 S KC 80 1-3 ③ K		B SI 92 B FF 93 X FF 92 2-0 1-2 1B		4	0	1	0	0	1	2
Inning Stats	R: 0 E: 0 K: 1 S: 12 H: 0 LOB: 0 BB: 0 P: 18	R: 1 E: 1 K: 0 S: 16 H: 1 LOB: 2 BB: 1 P: 22	R: 0 E: 0 K: 1 S: 8 H: 0 LOB: 0 BB: 0 P: 12	R: 4 E: 0 K: 0 S: 20 H: 4 LOB: 0 BB: 0 P: 31	R: 2 E: 0 K: 1 S: 10 H: 1 LOB: 0 BB: 1 P: 18	R: 0 E: 0 K: 1 S: 8 H: 0 LOB: 0 BB: 0 P: 9	R: 1 E: 0 K: 1 S: 16 H: 1 LOB: 2 BB: 2 P: 34	R: 0 E: 0 K: 1 S: 13 H: 2 LOB: 2 BB: 0 P: 25		1B: 3 2B: 2 3B: 0 HR: 4 SF: 0 SAC: 0 DP: 0 HBP: 0					WP: 1 PB: 0 SB: 0 CS: 0 PA: 38	

	AB	34
	R	8
	H	9
	RBI	8
	BB	4
	SO	6
	LOB	16

PITCHER		IP	WLS	BF	H	R	ER	SO	BB	IBB	HBP	BLK	WP	HR	S	P	ERA	WHIP
43 Lance McCullers Jr., R ERA: 3.98	(1, 1)	4.1	L	22	6	7	7	2	2	0	0	0	1	3	62	93	14.54	1.846
29 Tony Sipp, L ERA: 3.48	(5, 1)	0.2		2	0	0	0	1	0	0	0	0	0	0	4	8	0.00	0.000
41 Brad Peacock, R ERA: 2.14	(6, 1)	1.1		7	1	1	1	1	2	0	0	0	0	1	18	32	6.75	2.250
30 Héctor Rondón, R ERA: 1.96	(7, 1)	0.2		2	0	0	0	1	0	0	0	0	0	0	6	11	0.00	0.000
31 Collin McHugh, R ERA: 0.44	(8, 1)	1.0		5	2	0	0	1	0	0	0	0	0	0	13	25	0.00	2.000

PITCHER	IP	WLS	BF	H	R	ER	SO	BB	IBB	HBP	BLK	WP	HR	S	P	ERA	WHIP

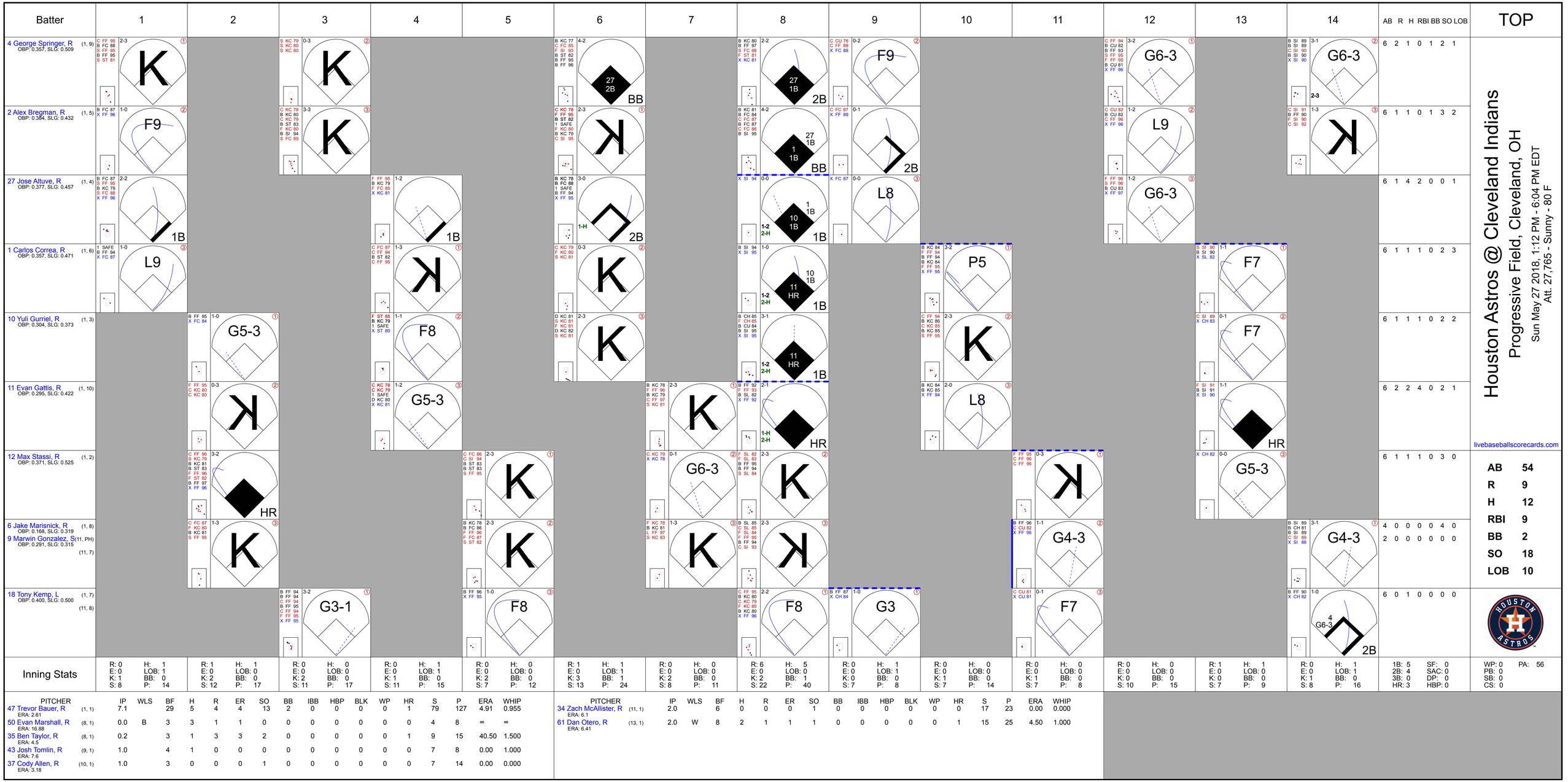
Batter
1
2
3
4
5
6
7
8
9
10
11
12
13
14
AB R H RBI BB SO LOB
TOP
4 George Springer, R (1, 9) OBP: 0.357, SLG: 0.509
6 2 1 0 1 2 1
2 Alex Bregman, R (1, 5) OBP: 0.384, SLG: 0.432
6 1 1 0 1 3 2
27 Jose Altuve, R (1, 4) OBP: 0.377, SLG: 0.457
6 1 4 2 0 0 1
1 Carlos Correa, R (1, 6) OBP: 0.357, SLG: 0.471
6 1 1 1 0 2 3
10 Yuli Gurriel, R (1, 3) OBP: 0.304, SLG: 0.373
6 1 1 1 0 2 2
11 Evan Gattis, R (1, 10) OBP: 0.295, SLG: 0.422
6 2 2 4 0 2 1
12 Max Stassi, R (1, 2) OBP: 0.371, SLG: 0.525
6 1 1 1 0 3 0
6 Jake Marisnick, R (1, 8) OBP: 0.168, SLG: 0.319
4 0 0 0 0 4 0
9 Marwin Gonzalez, S (11, PH) (11, 7) OBP: 0.291, SLG: 0.315
2 0 0 0 0 0 0
18 Tony Kemp, L (1, 7) (11, 8) OBP: 0.400, SLG: 0.500
6 0 1 0 0 0 0
Houston Astros @ Cleveland Indians
Progressive Field, Cleveland, OH
Sun May 27 2018, 1:12 PM - 6:04 PM EDT
Att. 27,765 - Sunny - 80 F
livebaseballscorecards.com
AB 54
R 9
H 12
RBI 9
BB 2
SO 18
LOB 10
Inning Stats
1: R: 0 E: 0 K: 1 S: 8 | H: 1 LOB: 1 BB: 0 P: 14
2: R: 1 E: 0 K: 2 S: 12 | H: 1 LOB: 0 BB: 0 P: 17
3: R: 0 E: 0 K: 2 S: 11 | H: 0 LOB: 0 BB: 0 P: 17
4: R: 0 E: 0 K: 1 S: 11 | H: 1 LOB: 1 BB: 0 P: 15
5: R: 0 E: 0 K: 2 S: 7 | H: 0 LOB: 0 BB: 0 P: 12
6: R: 1 E: 0 K: 3 S: 13 | H: 1 LOB: 1 BB: 1 P: 24
7: R: 0 E: 0 K: 2 S: 8 | H: 0 LOB: 0 BB: 0 P: 11
8: R: 6 E: 0 K: 2 S: 22 | H: 5 LOB: 0 BB: 1 P: 40
9: R: 0 E: 0 K: 0 S: 7 | H: 1 LOB: 1 BB: 0 P: 8
10: R: 0 E: 0 K: 1 S: 7 | H: 0 LOB: 0 BB: 0 P: 14
11: R: 0 E: 0 K: 1 S: 7 | H: 0 LOB: 0 BB: 0 P: 8
12: R: 0 E: 0 K: 0 S: 10 | H: 0 LOB: 0 BB: 0 P: 15
13: R: 1 E: 0 K: 0 S: 7 | H: 1 LOB: 0 BB: 0 P: 9
14: R: 0 E: 0 K: 1 S: 8 | H: 1 LOB: 1 BB: 0 P: 16
1B: 5 2B: 4 3B: 0 HR: 3
SF: 0 SAC: 0 DP: 0 HBP: 0
WP: 0 PB: 0 SB: 0 CS: 0
PA: 56
PITCHER IP WLS BF H R ER SO BB IBB HBP BLK WP HR S P ERA WHIP
47 Trevor Bauer, R (1, 1) ERA: 2.61 7.1 29 5 4 4 13 2 0 0 0 0 1 79 127 4.91 0.955
50 Evan Marshall, R (8, 1) ERA: 16.88 0.0 B 3 3 1 1 0 0 0 0 0 0 4 8 ∞ ∞
35 Ben Taylor, R (8, 1) ERA: 4.5 0.2 3 1 3 3 2 0 0 0 0 0 1 9 15 40.50 1.500
43 Josh Tomlin, R (9, 1) ERA: 7.6 1.0 4 1 0 0 0 0 0 0 0 0 0 7 8 0.00 1.000
37 Cody Allen, R (10, 1) ERA: 3.18 1.0 3 0 0 0 1 0 0 0 0 0 0 7 14 0.00 0.000
PITCHER IP WLS BF H R ER SO BB IBB HBP BLK WP HR S P ERA WHIP
34 Zach McAllister, R (11, 1) ERA: 6.1 2.0 6 0 0 0 1 0 0 0 0 0 0 17 23 0.00 0.000
61 Dan Otero, R (13, 1) ERA: 6.41 2.0 W 8 2 1 1 1 0 0 0 0 0 1 15 25 4.50 1.000

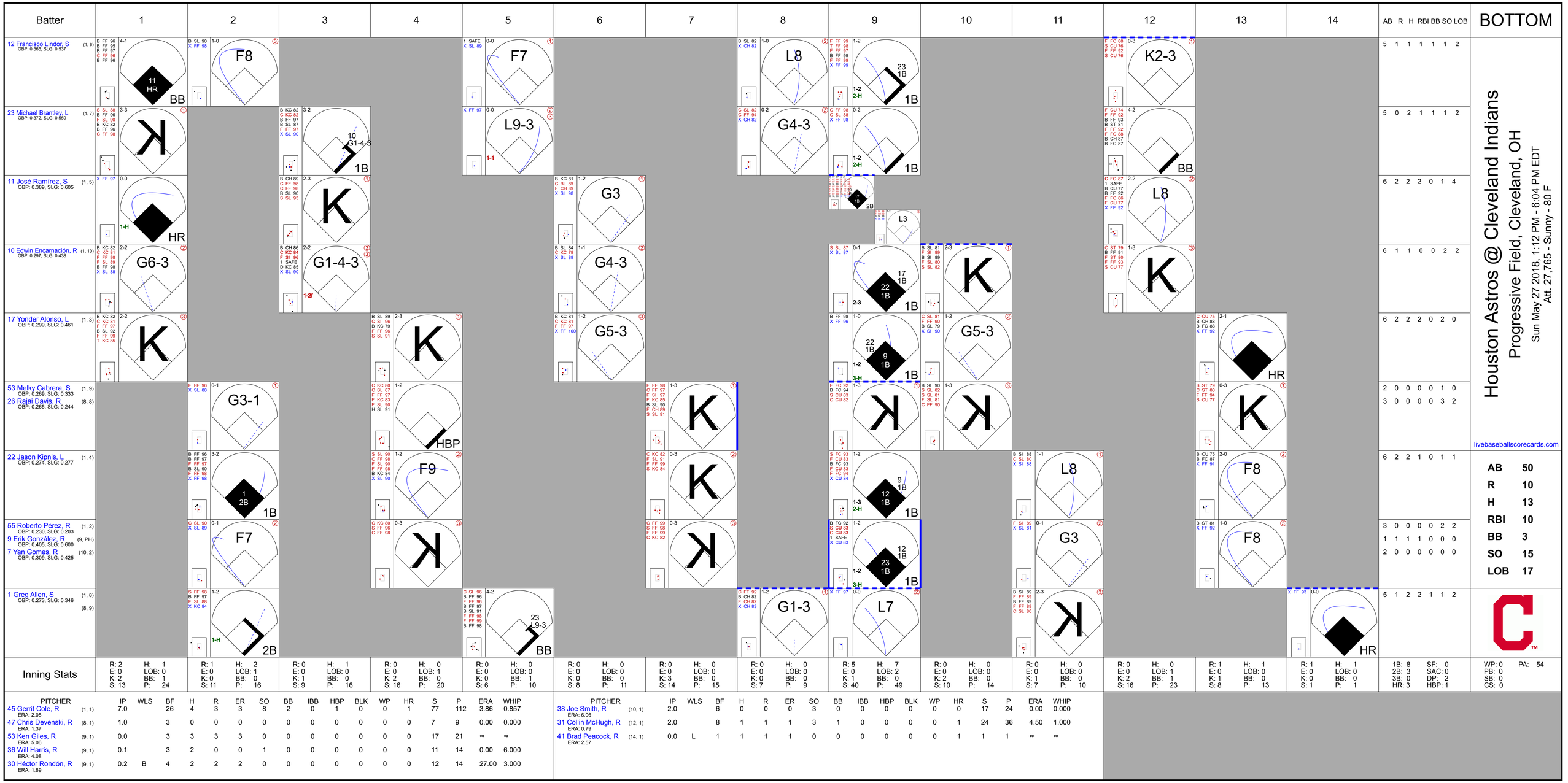

Houston Astros @ Cleveland Indians

Progressive Field, Cleveland, OH

Sun May 27 2018, 1:12 PM - 6:04 PM EDT

Att. 27,765 - Sunny - 80 F

livebaseballscorecards.com

Batter	1	2	3	4	5	6	7	8	9	10	11	12	13	14	AB	R	H	RBI	BB	SO	LOB
12 Francisco Lindor, S (1, 6) OBP: 0.365, SLG: 0.537	B FF 96 B FF 95 B FF 97 C FF 96 B FF 96 4-1 11 HR BB	B SL 90 X FF 98 1-0 F8			1 SAFE X SL 89 0-0 F7			B SL 82 X CH 82 1-0 L8	F FF 99 T FF 98 F FF 97 B FF 99 F FF 99 X FF 99 1-2 23 1B 1-2 2-H 1B			F FC 88 S CU 76 F FF 92 S CU 76 0-3 K2-3			5	1	1	1	1	1	2
23 Michael Brantley, L (1, 7) OBP: 0.372, SLG: 0.559	S SL 88 B FF 96 F SL 90 B KC 82 B FF 96 C FF 98 3-3		B KC 82 C KC 82 B FF 97 B SL 87 F FF 97 X SL 90 3-2 10 G1-4-3 1B		X FF 97 0-0 L9-3 1-1			C SL 82 C FF 94 X CH 82 0-2 G4-3	C FF 98 C SL 88 X FF 98 0-2 1-2 2-H 1B			F CU 74 F FF 92 B FF 93 B ST 81 F FF 92 F FC 88 B CH 87 B FC 87 4-2 BB			5	0	2	1	1	1	2
11 José Ramírez, S (1, 5) OBP: 0.389, SLG: 0.605	X FF 97 0-0 1-H HR		B CH 89 C FF 98 C FF 98 B SL 90 S SL 93 2-3			B KC 81 C SL 89 F CH 89 X SI 98 1-2 G3			17 1B 2B L3			C FC 87 1 SAFE B CU 77 B FF 92 F FC 86 F CU 77 X FF 92 2-2 L8			6	2	2	2	0	1	4
10 Edwin Encarnación, R (1, 10) OBP: 0.297, SLG: 0.438	B KC 82 C KC 81 F FF 98 F SL 89 B FF 98 X SL 88 2-2 G6-3		B CH 86 C KC 84 F SI 96 1 SAFE D KC 85 X SL 90 2-2 G1-4-3 1-2f			B SL 84 C KC 79 X SL 89 1-1 G4-3			S SL 87 X SL 87 0-1 17 1B 22 1B 2-3 1B	B SL 81 F SI 89 B SI 89 F SL 80 S SL 82 2-3		C ST 79 B FF 91 F ST 80 F FF 93 S CU 77 1-3			6	1	1	0	0	2	2
17 Yonder Alonso, L (1, 3) OBP: 0.299, SLG: 0.461	B KC 82 C KC 81 F FF 97 B SL 92 F FF 99 T KC 85 2-2			B SL 89 C SI 96 B KC 79 F FF 96 S SL 91 2-3		B KC 81 C KC 81 F FF 97 X FF 100 1-2 G5-3			B FF 98 X FF 96 1-0 22 1B 9 1B 1-2 3-H 1B	C SL 81 F FF 90 B SL 79 X SI 90 1-2 G5-3			C CU 75 B CH 88 B FC 88 X FF 92 2-1 HR		6	2	2	2	0	2	0
53 Melky Cabrera, S (1, 9) OBP: 0.269, SLG: 0.333		F FF 96 X SL 88 0-1 G3-1		C KC 80 C SL 87 F FF 97 F KC 83 F SL 90 H SL 91 1-2 HBP			F FF 98 C FF 97 F SI 97 F KC 85 B SL 90 F CH 89 S SL 91 1-3		F FC 92 B FC 94 S CU 83 C CU 82 1-3	B SI 90 S SL 82 S SL 81 F SL 81 C FF 90 1-3			S ST 79 C ST 80 F FF 94 S CU 77 0-3		2	0	0	0	0	1	0
26 Rajai Davis, R (8, 8) OBP: 0.265, SLG: 0.244															3	0	0	0	0	3	2
22 Jason Kipnis, L (1, 4) OBP: 0.274, SLG: 0.277		B FF 96 B FF 97 F FF 97 B SL 90 F FF 98 X FF 98 3-2 1 2B 1B		S SL 90 C FF 98 F SL 90 F FF 98 B KC 84 X SL 90 1-2 F9			C KC 82 F SL 91 F FF 99 S KC 84 0-3		S FC 93 F CU 83 B FC 93 F CU 83 F FC 94 X CU 84 1-2 9 1B 12 1B 1-3 2-H 1B		B SI 88 C SL 80 X SI 88 1-1 L8		B CU 75 B FC 87 X FF 91 2-0 F8		6	2	2	1	0	1	1
55 Roberto Pérez, R (1, 2) OBP: 0.230, SLG: 0.203		C SL 90 X SL 89 0-1 F7		C KC 80 S FF 96 C FF 98 0-3			C FF 99 S FF 98 F FF 99 C KC 82 0-3		B FC 92 S CU 83 C CU 83 1 SAFE X CU 83 1-2 12 1B 23 1B 1-2 3-H 1B		F SI 89 X SL 81 0-1 G3		B ST 81 X FF 92 1-0 F8		3	0	0	0	0	2	2
9 Erik González, R (9, PH) OBP: 0.405, SLG: 0.600															1	1	1	1	0	0	0
7 Yan Gomes, R (10, 2) OBP: 0.309, SLG: 0.425															2	0	0	0	0	0	0
1 Greg Allen, S (1, 8) OBP: 0.273, SLG: 0.346 (8, 9)		S FF 98 B FF 97 F SL 88 X KC 84 1-2 1-H 2B			C SI 96 B FF 96 F FF 96 B FF 97 B SL 91 F FF 98 F FF 99 B FF 98 4-2 23 L9-3 BB			C FF 92 B CH 82 F CH 82 X CH 83 1-2 G1-3	X FF 97 0-0 L7		B SI 89 F FF 89 B FF 89 F FF 89 C SL 80 2-3			X FF 93 0-0 HR	5	1	2	2	1	1	2

Inning Stats	1	2	3	4	5	6	7	8	9	10	11	12	13	14	AB	R	H	RBI	BB	SO	LOB
	R: 2 E: 0 K: 2 S: 13	H: 1 LOB: 0 BB: 1 P: 24	R: 1 E: 0 K: 0 S: 11	H: 2 LOB: 1 BB: 0 P: 16	R: 0 E: 0 K: 1 S: 9	H: 1 LOB: 0 BB: 0 P: 16	R: 0 E: 0 K: 2 S: 16	H: 0 LOB: 0 BB: 0 P: 20	R: 0 E: 0 K: 0 S: 6	H: 0 LOB: 0 BB: 1 P: 10	R: 0 E: 0 K: 0 S: 8	H: 0 LOB: 0 BB: 0 P: 11	R: 0 E: 0 K: 3 S: 14	H: 0 LOB: 0 BB: 0 P: 15	R: 0 E: 0 K: 0 S: 7	H: 0 LOB: 0 BB: 0 P: 9	R: 5 E: 0 K: 1 S: 40	H: 7 LOB: 2 BB: 0 P: 49	R: 0 E: 0 K: 2 S: 10	H: 0 LOB: 0 BB: 0 P: 14	R: 0 E: 0 K: 1 S: 7	H: 0 LOB: 0 BB: 0 P: 10	R: 0 E: 0 K: 2 S: 16	H: 0 LOB: 1 BB: 1 P: 23	R: 1 E: 0 K: 1 S: 8	H: 1 LOB: 0 BB: 0 P: 13	R: 1 E: 0 K: 0 S: 1	H: 1 LOB: 0 BB: 0 P: 1	1B: 8 2B: 3 3B: 0 HR: 3	SF: 0 SAC: 0 DP: 2 HBP: 1	WP: 0 PB: 0 SB: 0 CS: 0	PA: 54

PITCHER		IP	WLS	BF	H	R	ER	SO	BB	IBB	HBP	BLK	WP	HR	S	P	ERA	WHIP
45 Gerrit Cole, R ERA: 2.05	(1, 1)	7.0		26	4	3	3	8	2	0	1	0	0	1	77	112	3.86	0.857
47 Chris Devenski, R ERA: 1.37	(8, 1)	1.0		3	0	0	0	0	0	0	0	0	0	0	7	9	0.00	0.000
53 Ken Giles, R ERA: 5.06	(9, 1)	0.0		3	3	3	3	0	0	0	0	0	0	0	17	21	∞	∞
36 Will Harris, R ERA: 4.08	(9, 1)	0.1		3	2	0	0	1	0	0	0	0	0	0	11	14	0.00	6.000
30 Héctor Rondón, R ERA: 1.89	(9, 1)	0.2	B	4	2	2	2	0	0	0	0	0	0	0	12	14	27.00	3.000

PITCHER		IP	WLS	BF	H	R	ER	SO	BB	IBB	HBP	BLK	WP	HR	S	P	ERA	WHIP
38 Joe Smith, R ERA: 6.06	(10, 1)	2.0		6	0	0	0	3	0	0	0	0	0	0	17	24	0.00	0.000
31 Collin McHugh, R ERA: 0.79	(12, 1)	2.0		8	1	1	1	3	1	0	0	0	0	1	24	36	4.50	1.000
41 Brad Peacock, R ERA: 2.57	(14, 1)	0.0	L	1	1	1	1	0	0	0	0	0	0	1	1	1	∞	∞

AB	50
R	10
H	13
RBI	10
BB	3
SO	15
LOB	17

Batter	1	2	3	4	5	6	7	8	9	AB	R	H	RBI	BB	SO	LOB
10 Yoán Moncada, S (1, 4) OBP: 0.326, SLG: 0.441	B FF 91 B FF 92 B FF 90 B FF 91 4-0 5 G4-3 5 S 79 SF8 BB	C FF 91 F SL 82 B FF 89 B CU 77 F FF 92 X CH 86 2-2 ① F7	C FF 90 B CU 77 C FF 91 S SL 83 1-3 ② K2-3		C CH 87 S CH 85 D CH 86 S CH 87 1-3 ③ K		F FF 93 S CH 86 S FF 94 0-3 ② K	4	1	0	0	1	3	2
5 Yolmer Sánchez, S (1, 5) OBP: 0.317, SLG: 0.407	B FF 90 1 SAFE C FF 92 B FF 92 X FF 91 2-1 ① G4-3 1-3	B CH 85 C FF 92 S CU 76 B CH 86 F SL 84 X FF 92 2-2 ② G5-3	C FF 90 F SL 85 X FF 91 0-2 1B			B SI 94 B FF 96 C SI 96 S SI 95 X SI 97 2-2 7 FC5 41 BB 1B	X FF 94 0-0 ③ G3	5	0	2	0	0	0	2
79 José Abreu, R (1, 10) OBP: 0.368, SLG: 0.540	C FF 91 F CH 86 B FF 90 F FF 91 X CU 78 1-2 ② SF8 3-H	B CH 85 F SL 83 B CU 78 B FF 92 S SL 83 S SL 81 3-3 ③ K	1 SAFE X SL 84 0-0 ③ P4			B SL 87 C FF 95 F FF 96 C FF 96 1-3 ① K		3	0	0	1	0	2	2
18 Daniel Palka, L (1, 9) OBP: 0.302, SLG: 0.516	C CH 86 B FF 92 X FF 92 1-1 ③ P4		S CU 74 C FF 90 B CH 84 X FF 92 1-2 41 CS 1B	C CU 74 B CU 75 C CU 74 S CU 75 1-3 ① K		B FF 96 B SI 95 C SI 96 F SI 96 F SI 96 D SL 86 F FF 96 X SI 97 3-2 ② L9		4	0	1	0	0	1	1
41 Matt Skole, L (1, 3) OBP: 0.750, SLG: 1.667		X FF 91 0-0 15 3B 1B	F FF 91 B FF 90 B CU 75 B CH 86 X FF 90 3-1 ① 1-2 HR	B CU 74 S FF 88 C FF 88 C CU 74 1-3 ② K		B FF 96 B FF 95 C FF 95 B SI 95 B FF 96 4-1 7 FC5 1-2 BB		3	2	2	1	1	1	0
7 Tim Anderson, R (1, 6) OBP: 0.307, SLG: 0.456		X FF 91 0-0 ① F9	F SL 84 B SL 83 B CU 74 X FF 91 2-1 HR	C CU 83 B CU 83 S SI 93 S CU 84 1-3 ③ K		B SI 96 C SL 86 X SL 87 1-1 ③ FC5 1-2 2-3f		4	1	1	1	0	1	3
15 Adam Engel, R (1, 8) OBP: 0.285, SLG: 0.298		B FF 90 S FF 91 X FF 91 1-1 22 SF8 1-H 3B	B FF 90 X SL 82 1-0 ② P3			B CU 82 S SI 92 S SI 92 B CH 84 F SI 93 X SI 94 2-2 38 G6-4-3 22 1B 1B	C FF 93 B SL 80 X FF 93 1-1 ① G6-3	4	1	2	1	0	0	0
22 Charles Tilson, L (1, 7) OBP: 0.273, SLG: 0.300		B CH 85 L CH 85 B CH 88 F FF 91 X SL 85 2-2 ② SF8 3-H	C FF 91 F SL 82 F CU 76 X FF 91 0-2 ③ L8			B SI 93 1 SAFE F SI 94 X FF 94 1-1 38 G6-4-3 1-2 1B	C FF 93 X CH 85 0-1 38 2B 1B	3	1	2	1	0	0	0
60 Alfredo González, R (1, 2) 38 Omar Narváez, L (7, PH) OBP: 0.284, SLG: 0.254 (7, 2)		B FF 90 B SL 82 X FF 91 2-0 ③ G1-3		X SL 81 0-0 ① G5-3		B CH 84 X SI 93 1-0 ①② G6-4-3 1-2f 2-3	C FF 94 B CH 85 S FF 94 F FF 95 B SL 84 F FF 94 B FF 92 X SI 92 3-2 1-H 2B	2 2	0 0	0 1	0 1	0 0	0 0	0 2
Inning Stats	R: 1 E: 0 K: 0 S: 8 H: 0 LOB: 0 BB: 1 P: 16	R: 2 E: 0 K: 0 S: 8 H: 2 LOB: 0 BB: 0 P: 13	R: 0 E: 0 K: 1 S: 11 H: 0 LOB: 0 BB: 0 P: 18	R: 2 E: 0 K: 0 S: 12 H: 3 LOB: 0 BB: 0 P: 19	R: 0 E: 0 K: 1 S: 8 H: 1 LOB: 1 BB: 0 P: 9	R: 0 E: 0 K: 3 S: 9 H: 0 LOB: 0 BB: 0 P: 12	R: 0 E: 0 K: 1 S: 10 H: 2 LOB: 1 BB: 0 P: 15	R: 0 E: 0 K: 1 S: 14 H: 1 LOB: 2 BB: 1 P: 25	R: 1 E: 0 K: 1 S: 13 H: 2 LOB: 1 BB: 0 P: 17	1B: 7 2B: 1 3B: 1 HR: 2	SF: 2 SAC: 0 DP: 1 HBP: 0	WP: 0 PB: 0 SB: 1 CS: 1	PA: 38			

TOP

Chicago White Sox @ Cleveland Indians

Progressive Field, Cleveland, OH

Mon May 28 2018, 4:11 PM - 7:22 PM EDT

Att. 23,729 - Sunny - 86 F

livebaseballscorecards.com

AB	34
R	6
H	11
RBI	6
BB	2
SO	8
LOB	12

PITCHER		IP	WLS	BF	H	R	ER	SO	BB	IBB	HBP	BLK	WP	HR	S	P	ERA	WHIP
45 Adam Plutko, R ERA: 3.93	(1, 1)	5.0	W	21	6	5	5	2	1	0	0	0	0	2	47	75	9.00	1.400
49 Tyler Olson, L ERA: 6.28	(6, 1)	0.2	H	2	0	0	0	2	0	0	0	0	0	0	6	8	0.00	0.000
50 Evan Marshall, R ERA: 11.25	(6, 1)	1.1	H	5	2	0	0	2	0	0	0	0	0	0	13	19	0.00	1.500
58 Neil Ramírez, R ERA: 9.82	(8, 1)	1.0		5	1	0	0	1	1	0	0	0	0	0	14	25	0.00	2.000
35 Ben Taylor, R ERA: 5.4	(9, 1)	1.0		5	2	1	1	1	0	0	0	0	0	0	13	17	9.00	2.000

PITCHER		IP	WLS	BF	H	R	ER	SO	BB	IBB	HBP	BLK	WP	HR	S	P	ERA	WHIP

Batter	1	2	3	4	5	6	7	8	9	AB	R	H	RBI	BB	SO	LOB
12 Francisco Lindor, S (1, 6) OBP: 0.374, SLG: 0.541	C SI 93 C SI 92 F SI 93 S SI 93 0-3 ① K		S SI 94 D SL 88 C SI 94 B SL 88 B FS 86 B SI 95 4-2 23 G6-3 1-H BB		1 SAFE F SI 94 F SI 93 1 SAFE X SI 94 0-2 23 BB 10 2B 1-2 1B	C CU 77 S FC 88 D FC 87 F FC 88 F CH 84 B SI 94 X CU 78 2-2 23 PB 3-H 1B		B CU 79 X CH 82 1-0 23 G4-6-3 1B		4	1	3	1	1	1	0
23 Michael Brantley, L (1, 7) OBP: 0.372, SLG: 0.552	C SI 94 X FS 85 0-1 1B		D SI 93 X SI 95 1-0 ②③ G6-3 1-2f		F CU 80 F FS 86 D CU 82 B SI 94 F FS 86 B SI 93 B SI 94 4-2 10 2B 1-2 2-3 BB	B SI 92 X CU 77 1-0 ② F7 1-2		C FF 90 C FF 88 B FF 88 F FF 91 X SC 79 1-2 ②③ G4-6-3 1-2f		4	1	1	0	1	0	3
11 José Ramírez, S (1, 5) OBP: 0.387, SLG: 0.598	B SI 94 X SI 94 1-0 ② F9			B SI 92 C SI 94 C SL 87 B SL 86 F SI 94 X SI 93 2-2 17 2B 53 G3-1 1B	X CU 70 0-0 ② F6	C CH 89 F SI 93 F SL 88 B CH 91 S FF 96 1-3 ③ K				4	1	1	0	0	1	5
10 Edwin Encarnación, R (1, 10) OBP: 0.302, SLG: 0.461	B SI 94 C SI 95 B SL 89 X SI 95 2-1 ③ G4-3			F SL 87 F SI 94 S SL 88 0-3 ① K	C SI 92 X SI 92 0-1 17 2B 1-H 2-H 3-H 2B		C SL 84 X FF 95 0-1 HR			4	2	2	4	0	1	2
17 Yonder Alonso, L (1, 3) OBP: 0.314, SLG: 0.479		C SI 92 B SI 93 B SI 94 F SI 93 F CU 81 B SI 95 F SI 94 B FS 85 4-2 53 G4-6-3 BB		X SI 92 0-0 53 G3-1 1-3 2B	B CU 74 X FC 87 1-0 53 E 2-H 2B		B FF 95 C SL 88 B CH 88 B CH 90 B FF 96 4-1 53 G4-6-3 BB			2	1	2	1	2	0	0
53 Melky Cabrera, S (1, 9) OBP: 0.233, SLG: 0.286 26 Rajai Davis, R (8, 8) OBP: 0.265, SLG: 0.244		B SI 94 B SI 94 B SI 94 C SI 94 X SI 94 3-1 ①② G4-6-3 1-2f		F CU 81 X SI 93 0-1 ② G3-1 2-3 3-H	C CU 76 B FF 93 B SI 91 X SI 92 2-1 E4 2-H		C FF 95 X FF 94 0-1 ①② G4-6-3 1-2f			4 0	0 0	0 0	1 0	0 0	0 0	3 0
22 Jason Kipnis, L (1, 4) OBP: 0.274, SLG: 0.281		B SL 88 B SI 93 B SI 94 C SI 94 F SI 94 X SI 94 3-2 ③ F7		C SI 94 F SL 87 S CU 82 0-3 ③ K	C CU 77 F SI 92 D FC 86 S FC 89 1-3 ③ K		C SL 86 B CH 91 X FF 95 1-1 2B			4	0	1	0	0	2	2
7 Yan Gomes, R (1, 2) OBP: 0.308, SLG: 0.427			C SI 93 B SL 87 B SI 94 X SI 94 2-1 ① G6-3		B SL 86 F SI 92 B SI 94 B SI 93 F SI 94 X SI 93 3-2 E6 1 FC6	B SI 89 X SI 92 1-0 1 SH5-4 12 1B 2B	B FF 96 C FF 95 F SL 87 B FF 95 X CH 89 2-2 ③ L5			4	1	1	0	0	0	1
1 Greg Allen, S (1, 8) (8, 9) OBP: 0.276, SLG: 0.345			B SI 94 X SI 94 1-0 12 S 12 WP 1B		D SI 94 B SI 93 C SI 94 X SI 94 2-1 ① FC6 23 BB 12 1B 10 2B 1-2f	B CU 77 X FF 93 1-0 ① SH5-4 2-3		C FF 87 S CH 81 B FF 90 F FF 90 F SC 78 C CH 82 1-3 ① K		3	2	1	0	0	1	1
Inning Stats	R: 0 E: 0 K: 1 S: 9 H: 1 LOB: 1 BB: 0 P: 12	R: 0 E: 0 K: 0 S: 9 H: 0 LOB: 0 BB: 1 P: 19	R: 1 E: 0 K: 0 S: 6 H: 1 LOB: 0 BB: 1 P: 14	R: 1 E: 0 K: 2 S: 13 H: 2 LOB: 1 BB: 0 P: 15	R: 5 E: 2 K: 1 S: 20 H: 3 LOB: 1 BB: 1 P: 33	R: 1 E: 0 K: 1 S: 12 H: 2 LOB: 1 BB: 0 P: 18	R: 1 E: 0 K: 0 S: 10 H: 2 LOB: 1 BB: 1 P: 17	R: 0 E: 0 K: 1 S: 10 H: 1 LOB: 0 BB: 0 P: 13		1B: 6 2B: 5 3B: 0 HR: 1	SF: 0 SAC: 1 DP: 4 HBP: 0					

BOTTOM

Chicago White Sox @ Cleveland Indians

Progressive Field, Cleveland, OH

Mon May 28 2018, 4:11 PM - 7:22 PM EDT

Att. 23,729 - Sunny - 86 F

livebaseballscorecards.com

AB	33
R	9
H	12
RBI	7
BB	4
SO	6
LOB	17

WP: 2 PB: 1 SB: 1 CS: 0 PA: 38

PITCHER		IP	WLS	BF	H	R	ER	SO	BB	IBB	HBP	BLK	WP	HR	S	P	ERA	WHIP
68 Dylan Covey, R ERA: 3.63	(1, 1)	4.1		20	5	5	3	3	3	0	0	0	1	0	48	80	6.23	1.846
70 Luis Avilán, L ERA: 4.2	(5, 1)	0.1		1	0	0	0	0	0	0	0	0	0	0	1	1	0.00	0.000
66 Chris Volstad, R ERA: 4.0	(5, 1)	0.0	L	1	1	0	0	0	0	0	0	0	0	0	2	2	∞	∞
57 Jace Fry, L ERA: 0.82	(5, 1)	1.0		7	3	3	1	1	0	0	0	0	0	0	14	23	9.00	3.000
54 Chris Beck, R ERA: 4.35	(6, 1)	1.1		6	2	1	1	1	1	0	0	0	0	1	14	22	6.75	2.250

PITCHER		IP	WLS	BF	H	R	ER	SO	BB	IBB	HBP	BLK	WP	HR	S	P	ERA	WHIP
53 Héctor Santiago, L ERA: 4.87	(8, 1)	1.0		3	1	0	0	1	0	0	0	0	0	0	10	13	0.00	1.000

Chicago White Sox @ Cleveland Indians

Progressive Field, Cleveland, OH

Tue May 29 2018, 6:12 PM - 9:09 PM EDT

Att. 30,441 - Partly Cloudy - 81 F

livebaseballscorecards.com

TOP

Batter	1	2	3	4	5	6	7	8	9	AB	R	H	RBI	BB	SO	LOB
10 Yoán Moncada, S (1, 4) OBP: 0.325, SLG: 0.437	B FF 93 C FF 92 B FF 94 X FF 94 2-1 ① F7		F CU 75 B CU 75 F FF 93 B FF 93 X CH 87 2-2 ① G4-3		B CU 77 S CH 89 C FF 94 B CH 90 S CU 77 2-3 ③ K			C FF 88 B CH 84 D CH 84 X FF 88 2-1 5 G6-4-3 1-2 1B		4	0	1	0	0	1	0
5 Yolmer Sánchez, S (1, 5) OBP: 0.316, SLG: 0.415	C CU 74 F FF 94 B FF 95 B CH 88 X CH 88 2-2 ② G3		B CU 75 B CH 88 X FF 93 2-0 3B			C CH 87 S CU 77 B FF 93 F CU 76 B FF 92 X CU 75 2-2 ① G1-3		C CU 73 B CU 73 D CH 84 S CU 73 X CH 83 2-2 ①② G6-4-3 1-2f 2-3		4	0	1	0	0	0	2
79 José Abreu, R (1, 3) OBP: 0.362, SLG: 0.530	C CU 76 B SL 82 X FF 93 1-1 ③ L8		F FF 93 B FF 94 X CU 77 1-1 ② P3			C CU 75 F SL 80 F SL 80 B FF 92 B CU 77 F SL 78 B SL 81 F FF 91 S SL 80 3-3 ② K		C SI 91 X SI 90 0-1 ③ G6-3		4	0	0	0	0	1	2
18 Daniel Palka, L (1, 9) OBP: 0.310, SLG: 0.557		B FF 94 C CH 89 X CU 76 1-1 41 G6-3 7 1B 2B	B FF 96 B FF 95 S FF 94 S FF 95 X FF 95 2-2 ③ F7			S CU 73 B CU 75 F CH 87 B FF 92 B SL 79 C FF 93 3-3 ③ K			B FF 90 C FF 89 C CU 74 B FF 90 F FF 90 F CU 75 F FF 90 B FF 89 X FF 90 3-2 HR	4	2	2	1	0	1	1
41 Matt Skole, L (1, 10) OBP: 0.571, SLG: 1.000 20 José Rondón, R (9, PH) OBP: 0.294, SLG: 0.594		X FF 94 0-0 ① G6-3 2-3	C FF 93 B FF 94 B CH 88 X FF 94 2-1 ① P2				C CH 87 B CU 76 B FF 93 S CH 87 B FF 92 F FF 93 B FF 93 4-2 BB		C FF 95 S CU 83 X FF 95 0-2 ① L3	2 1	0 0	0 0	0 0	1 0	0 0	1 0
7 Tim Anderson, R (1, 6) OBP: 0.305, SLG: 0.452		C SL 80 B SL 80 X SL 80 1-1 15 S 3-H 1B	F FF 95 B FF 95 F CU 77 B FF 95 B FF 95 F FF 95 S SL 81 3-3 ② K				B FF 93 X FF 91 1-0 ① L9		C CU 82 S CU 83 F CU 83 C FF 95 0-3 ② K	4	0	1	1	0	2	1
15 Adam Engel, R (1, 8) OBP: 0.284, SLG: 0.291		1 SAFE B FF 95 C SL 80 C FF 94 X SL 79 1-2 ② F9 1-2	F FF 94 S SL 81 C SL 81 0-3 ③ K				C SL 80 S CU 76 B FF 91 S SL 80 1-3 ② K		B CU 82 B CU 83 B FF 95 B FF 96 4-0 32 DI 32 1B BB	3	1	0	0	1	2	2
22 Charles Tilson, L (1, 7) OBP: 0.385, SLG: 0.364 32 Trayce Thompson, R (7, PH) OBP: 0.169, SLG: 0.275 (7, 7)		F CU 75 F FF 94 B CH 90 B FF 94 B CH 88 B FF 95 4-2 BB			C FF 92 F FF 93 X FF 94 0-2 38 G4-6-3 1B		C CU 74 B CU 74 B FF 89 C CU 74 D CH 85 S CH 85 3-3 ③ K		B FF 96 C FF 95 B FF 96 S FF 96 X FF 96 2-2 1-H 38 DI 1B	1 2	0 0	1 1	0 1	1 0	0 1	0 1
38 Omar Narváez, L (1, 2) OBP: 0.282, SLG: 0.243		F FF 94 B FF 93 F CU 76 C FF 94 1-3 ③ K			1 SAFE C FF 93 B FF 93 1 SAFE 1 SAFE X FF 94 1-1 ①② G4-6-3 1-2f			C FF 88 B CU 74 B CU 74 F FF 87 B CU 74 B CU 74 4-2 5 G6-4-3 10 1B BB	C CU 84 D CU 83 B FF 95 F FF 96 F FF 95 F CU 82 X FF 96 2-2 ③ G6-3 1-2	3	0	0	0	1	1	4
Inning Stats	R: 0 E: 0 K: 0 S: 7 H: 0 LOB: 0 BB: 0 P: 12	R: 1 E: 0 K: 1 S: 13 H: 2 LOB: 2 BB: 1 P: 21	R: 0 E: 0 K: 0 S: 9 H: 1 LOB: 1 BB: 0 P: 16	R: 0 E: 0 K: 2 S: 9 H: 0 LOB: 0 BB: 0 P: 14	R: 0 E: 0 K: 1 S: 8 H: 1 LOB: 0 BB: 0 P: 11	R: 0 E: 0 K: 2 S: 13 H: 0 LOB: 0 BB: 0 P: 21	R: 0 E: 0 K: 2 S: 10 H: 0 LOB: 1 BB: 1 P: 19	R: 0 E: 0 K: 0 S: 9 H: 1 LOB: 1 BB: 1 P: 17	R: 2 E: 0 K: 1 S: 21 H: 2 LOB: 1 BB: 1 P: 32	1B: 4 2B: 1 3B: 1 HR: 1 SF: 0 SAC: 0 DP: 2 HBP: 0						

	AB	32
	R	3
	H	7
	RBI	3
	BB	4
	SO	9
	LOB	14

WP: 0 PB: 0 SB: 1 CS: 0 PA: 36

PITCHER		IP	WLS	BF	H	R	ER	SO	BB	IBB	HBP	BLK	WP	HR	S	P	ERA	WHIP
52 Mike Clevinger, R ERA: 3.14	(1, 1)	6.2	W	25	4	1	1	7	2	0	0	0	0	0	66	108	1.35	0.900
49 Tyler Olson, L ERA: 5.87	(7, 1)	1.0		4	1	0	0	1	1	0	0	0	0	0	10	21	0.00	2.000
61 Dan Otero, R ERA: 6.3	(8, 1)	0.1		1	0	0	0	0	0	0	0	0	0	0	2	2	0.00	0.000
38 Jeff Beliveau, L ERA: 13.5	(9, 1)	0.0		1	1	1	1	0	0	0	0	0	0	1	6	9	∞	∞
34 Zach McAllister, R ERA: 6.23	(9, 1)	1.0		5	1	1	1	1	1	0	0	0	0	0	15	23	9.00	2.000

PITCHER	IP	WLS	BF	H	R	ER	SO	BB	IBB	HBP	BLK	WP	HR	S	P	ERA	WHIP

BOTTOM

Batter	1	2	3	4	5	6	7	8	9	AB	R	H	RBI	BB	SO	LOB
12 Francisco Lindor, S (1, 6) OBP: 0.375, SLG: 0.538	C FF 91 F FF 92 B FF 91 B SL 83 B FF 93 X FF 93 3-2 ① G6-3		B CU 76 F CH 81 T SL 83 B FF 92 B FF 92 X FF 92 3-2 ① P5		T CH 79 X FF 91 0-1 23 L3-6 23 S 2-H 1B		B SL 83 F FF 94 B SI 94 X SI 93 2-1 23 1B 1-2 2-3 1B	C FF 95 B CH 91 B FF 95 F SL 87 X CH 90 2-2 ③ L6		5	0	2	1	0	0	1
23 Michael Brantley, L (1, 7) OBP: 0.380, SLG: 0.573	C FF 93 B CU 77 B FF 93 X CH 81 2-1 11 2B 1B		X FF 92 0-0 HR		C CU 77 C FF 91 B FF 91 X SL 82 1-2 ①② L3-6 1-2		S SL 84 D SL 85 X SI 94 1-1 1-2 2-3 3-H 1B			4	2	3	2	0	0	1
11 José Ramírez, S (1, 5) OBP: 0.389, SLG: 0.616	C FF 91 1 SAFE B SL 83 X FF 92 1-1 10 1B 17 1B 1-H 2B		C CU 77 B SL 83 B FF 92 C CH 81 X FF 94 2-2 ② G6-3		B CH 82 X FF 92 1-0 HR		C SL 84 B SI 93 B SI 94 C SI 93 F FF 93 S SL 83 2-3 ① K			4	2	2	2	0	1	3
10 Edwin Encarnación, R (1, 10) OBP: 0.300, SLG: 0.457	B SL 84 C SL 82 X FF 92 1-1 17 1B 2-3 1B		X CU 78 0-0 ③ G5-3		B CU 79 C SL 83 S SL 82 F SL 81 F CU 78 T FF 92 1-2 ③ K		C FF 97 B FF 97 F FF 97 S SL 88 1-3 ② K			4	0	1	0	0	2	3
17 Yonder Alonso, L (1, 3) OBP: 0.313, SLG: 0.474	X FF 91 0-0 53 G6-3 1-2 3-H 1B			B CU 75 C SL 80 X FF 92 1-1 ① F8		C CU 76 B CU 76 F FF 90 B SL 82 B FF 92 F FF 92 S CH 80 3-3 ① K	X FF 98 0-0 ③ P3			4	0	1	1	0	1	3
53 Melky Cabrera, S (1, 9) OBP: 0.212, SLG: 0.258 26 Rajai Davis, R (7, 8) OBP: 0.263, SLG: 0.242	C SL 83 X FF 92 0-1 ②③ G6-3 1-2f			C CH 80 F FF 92 B SI 92 X SL 82 1-2 ② L9		X FF 92 0-0 ② G4-3		S SL 85 X SL 86 0-1 ① F8		3 1	0 0	0 0	0 0	0 0	0 0	2 0
22 Jason Kipnis, L (1, 4) OBP: 0.278, SLG: 0.300		B CU 76 B FF 90 X FF 89 2-0 ① G6-3		B FF 91 F CH 80 B CH 81 C FF 92 X FF 92 2-2 1B		B CH 79 C CH 79 S CU 77 B CU 78 B FF 93 X FF 93 3-2 ③ G3-1		B FF 94 F SL 84 B CH 89 T SL 87 F FF 95 X SL 87 2-2 HR		4	1	2	1	0	0	0
55 Roberto Pérez, R (1, 2) OBP: 0.244, SLG: 0.235		C FF 91 B SL 81 C SL 81 B SL 84 F FF 92 B SL 84 X FF 92 3-2 ② G5-3		B FF 92 S FF 91 B FF 92 C FF 92 B SL 82 F FF 92 C SL 83 3-3 ③ K			B SL 82 X SI 93 1-0 12 1B 1 1B 23 1B 1B	C SL 84 B FF 95 B FF 95 S SL 86 B SL 88 X FF 95 3-2 1 G6-3 2B		4	1	2	0	0	1	1
1 Greg Allen, S (1, 8) (7, 9) OBP: 0.290, SLG: 0.373		C FF 90 F FF 91 B FF 92 B CU 77 F FF 92 B SI 93 F FF 92 X FF 93 3-2 ③ F8			X FF 90 0-0 12 1B 2B		B SI 92 X SI 93 1-0 23 1B 12 1B 1-2 1B	C SL 86 S SL 87 X SL 86 0-2 ② G6-3 2-3		4	1	2	0	0	0	1
Inning Stats	R: 2 E: 0 K: 0 S: 12 H: 4 LOB: 1 BB: 0 P: 19	R: 0 E: 0 K: 0 S: 10 H: 0 LOB: 0 BB: 0 P: 18	R: 1 E: 0 K: 0 S: 8 H: 1 LOB: 0 BB: 0 P: 13	R: 0 E: 0 K: 1 S: 12 H: 1 LOB: 1 BB: 0 P: 19	R: 2 E: 0 K: 1 S: 12 H: 3 LOB: 0 BB: 0 P: 15	R: 0 E: 0 K: 1 S: 8 H: 0 LOB: 0 BB: 0 P: 14	R: 1 E: 0 K: 2 S: 14 H: 4 LOB: 3 BB: 0 P: 22	R: 1 E: 0 K: 0 S: 15 H: 2 LOB: 1 BB: 0 P: 22		1B: 9 2B: 4 3B: 0 HR: 3	SF: 0 SAC: 0 DP: 2 HBP: 0			WP: 0 PB: 0 SB: 1 CS: 0	PA: 37	

PITCHER		IP	WLS	BF	H	R	ER	SO	BB	IBB	HBP	BLK	WP	HR	S	P	ERA	WHIP
27 Lucas Giolito, R ERA: 7.53	(1, 1)	6.0	L	25	9	5	5	3	0	0	0	0	0	2	62	98	7.50	1.500
39 Aaron Bummer, L ERA: 3.44	(7, 1)	0.1		5	4	1	1	1	0	0	0	0	0	0	10	17	27.00	12.000
44 Bruce Rondón, R ERA: 4.76	(7, 1)	0.2		2	0	0	0	1	0	0	0	0	0	0	4	5	0.00	0.000
54 Chris Beck, R ERA: 4.57	(8, 1)	1.0		5	2	1	1	0	0	0	0	0	0	1	15	22	9.00	2.000

PITCHER	IP	WLS	BF	H	R	ER	SO	BB	IBB	HBP	BLK	WP	HR	S	P	ERA	WHIP

Chicago White Sox @ Cleveland Indians

Progressive Field, Cleveland, OH

Tue May 29 2018, 6:12 PM - 9:09 PM EDT

Att. 30,441 - Partly Cloudy - 81 F

livebaseballscorecards.com

AB	37
R	7
H	15
RBI	7
BB	0
SO	5
LOB	15

Chicago White Sox @ Cleveland Indians

Progressive Field, Cleveland, OH

Wed May 30 2018, 1:12 PM - 4:19 PM EDT

Att. 17,930 - Cloudy - 84 F

TOP

livebaseballscorecards.com

Batter	1	2	3	4	5	6	7	8	9	AB	R	H	RBI	BB	SO	LOB
10 Yoán Moncada, S (1, 4) OBP: 0.323, SLG: 0.433	C SI 93 B SI 93 B FC 90 X SI 93 2-1 79 CS 1B		C FC 88 B CH 86 S CH 86 B CU 85 S CH 85 2-3 ③ K			C SI 91 B FC 90 S FC 90 B SI 93 S CU 86 2-3 ② K		C SI 93 S CU 84 D CH 86 F CH 88 B CU 87 B CH 87 S CH 89 3-3 ③ K 1-2		4	0	1	0	0	3	2
5 Yolmer Sánchez, S (1, 5) OBP: 0.314, SLG: 0.426	B SI 92 B FC 90 F FF 93 L FC 90 1 SAFE F CU 84 F SI 93 1 SAFE S CH 84 2-3 ① K			B FF 90 C SI 90 X CU 82 1-1 ① L8		C CU 82 X CH 85 0-1 ③ F8			B FF 92 F FF 93 B CH 84 F FF 93 B FF 92 F FF 92 X FF 93 3-2 HR	4	1	1	1	0	1	1
79 José Abreu, R (1, 3) OBP: 0.360, SLG: 0.522	C CU 84 1 SAFE F CU 84 S FF 93 0-3 ②③ K 1-2			B SI 92 F FC 90 B SI 92 C SI 92 T SI 93 2-2 ② K			B FF 89 T CH 81 F FF 89 B CU 74 B CU 74 B FF 88 4-2 18 G4-5-3 BB		B SL 84 B FF 93 F SI 92 B SI 93 X FF 92 3-1 ① G6-3	3	0	0	0	1	2	1
18 Daniel Palka, L (1, 9) OBP: 0.298, SLG: 0.535		B FC 88 X SI 91 1-0 ① G6-3		C CU 83 C CU 83 B CU 84 B FC 89 C SI 92 2-3 ③ K			X CU 75 0-0 ①② G4-5-3 1-2f		B FF 92 C CH 84 X FF 92 1-1 ② P3	4	0	0	0	0	1	1
41 Matt Skole, L (1, 10) OBP: 0.455, SLG: 0.667		B FC 88 B SI 91 C FC 89 B SI 92 X FC 89 3-1 1B			C SI 90 S CH 85 B SI 91 F CH 86 X FC 88 1-2 ① L7		S FF 89 F CU 74 B CU 76 X FF 91 1-2 ③ P2		C CH 84 C FF 93 X SL 83 0-2 ③ F7	4	0	1	0	0	0	0
7 Tim Anderson, R (1, 6) OBP: 0.311, SLG: 0.466		C CU 84 F SI 92 B FF 92 F FC 89 F CU 85 F CU 85 F FF 92 F SI 93 F FC 89 1-3 ② K F CU 85 1 SAFE S FF 94			B SI 91 X FC 90 1-0 38 F8 2B			F SI 92 X CH 84 0-1 38 G6-3 2B		3	0	2	0	0	1	1
38 Omar Narváez, L (1, 2) OBP: 0.273, SLG: 0.234		B SI 92 C FC 89 F FC 90 F FF 93 C CU 84 1-3 ③ K			F SI 91 B CU 83 B SI 92 F FF 93 X FC 90 2-2 ② F8 2-3			C SI 93 X SI 92 0-1 ① G6-3 2-3		3	0	0	0	0	1	3
15 Adam Engel, R (1, 8) OBP: 0.278, SLG: 0.285			S FF 91 B FF 93 C SI 93 F FF 92 S CU 84 1-3 ① K2-3		B FF 93 S FC 89 B SI 92 S FC 88 B FC 90 S FC 90 3-3 ③ K			C CU 84 S CU 85 S FF 94 0-3 ② K		3	0	0	0	0	3	2
32 Trayce Thompson, R (1, 7) OBP: 0.174, SLG: 0.268			B FF 90 C FC 89 B SI 92 X FC 88 2-1 ② F7			X SI 91 0-0 ① G6-3		C CU 86 B SI 94 B SI 94 D CU 85 S SI 94 B CU 83 4-2 10 WP BB		2	0	0	0	1	0	0

Inning Stats	1	2	3	4	5	6	7	8	9
	R: 0 E: 0 K: 2 S: 10 H: 1 LOB: 1 BB: 0 P: 14	R: 0 E: 0 K: 2 S: 17 H: 1 LOB: 1 BB: 0 P: 23	R: 0 E: 0 K: 2 S: 9 H: 0 LOB: 0 BB: 0 P: 14	R: 0 E: 0 K: 2 S: 8 H: 0 LOB: 0 BB: 0 P: 13	R: 0 E: 0 K: 1 S: 11 H: 1 LOB: 1 BB: 0 P: 18	R: 0 E: 0 K: 1 S: 6 H: 0 LOB: 0 BB: 0 P: 8	R: 0 E: 0 K: 0 S: 6 H: 0 LOB: 0 BB: 1 P: 11	R: 0 E: 0 K: 2 S: 13 H: 1 LOB: 2 BB: 1 P: 20	R: 1 E: 0 K: 0 S: 11 H: 1 LOB: 0 BB: 0 P: 18

AB	30
R	1
H	5
RBI	1
BB	2
SO	12
LOB	11

		1B: 2	SF: 0	WP: 1	PA: 32
		2B: 3	SAC: 0	PB: 0	
		3B: 0	DP: 2	SB: 0	
		HR: 1	HBP: 0	CS: 1	

PITCHER		IP	WLS	BF	H	R	ER	SO	BB	IBB	HBP	BLK	WP	HR	S	P	ERA	WHIP
28 Corey Kluber, R ERA: 2.02	(1, 1)	6.0	W	20	3	0	0	10	0	0	0	0	0	0	61	90	0.00	0.500
38 Jeff Beliveau, L ERA: 10.38	(7, 1)	1.0		3	0	0	0	0	1	0	0	0	0	0	6	11	0.00	1.000
50 Evan Marshall, R ERA: 9.0	(8, 1)	1.0		5	1	0	0	2	1	0	0	0	1	0	13	20	0.00	2.000
35 Ben Taylor, R ERA: 6.0	(9, 1)	1.0		4	1	1	1	0	0	0	0	0	0	1	11	18	9.00	1.000

PITCHER		IP	WLS	BF	H	R	ER	SO	BB	IBB	HBP	BLK	WP	HR	S	P	ERA	WHIP

Batter	1	2	3	4	5	6	7	8	9	AB	R	H	RBI	BB	SO	LOB
1 Greg Allen, S (1, 8) OBP: 0.299, SLG: 0.375	C FF 96 F FF 97 F SL 86 X FF 97 0-2 11 F9 23 1B 10 WP 1B	C CU 80 F FF 96 B FF 97 B SL 86 F SL 85 X FF 98 2-2 ③ L8	F SI 91 C CH 82 B CU 82 F CU 81 X SI 92 1-2 1-2 1B		S CH 88 B SI 95 F CH 88 B SL 86 F FF 96 F SL 87 B FF 95 X SL 86 3-2 E4		B SI 99 C SI 97 F SI 98 X SL 90 1-2 ① L8			5	1	2	0	0	0	1
23 Michael Brantley, L (1, 7) OBP: 0.383, SLG: 0.569 26 Rajai Davis, R (6, 7) OBP: 0.270, SLG: 0.250	C FF 96 F CH 85 1 SAFE 1 SAFE B FF 97 F SL 86 X FF 96 1-2 17 1B 10 WP 53 SF8 1B	H CU 76 2-0 H CU 76 11 1B 10 1B HBP X SI 92 0-0 ③ F7			X FF 94 0-0 ③ G5-3		B SI 98 F SI 97 F SI 98 F SL 91 X SI 98 1-2 1-2 1B			3 1	2 0	1 1	0 0	0 0	0 0	3 0
11 José Ramírez, S (1, 5) OBP: 0.393, SLG: 0.628	C CU 80 X FF 97 0-1 ① F9 2-3	B FF 96 1 SAFE S CH 84 B CH 83 B FF 96 1 SAFE F FF 96 X CH 83 3-2 17 1B 10 1B 53 2B 1-3 1B	B CU 78 B SI 91 B SI 91 C FF 90 F SI 92 X SI 91 3-2 HR			C CU 75 B CH 82 B FF 93 B FF 93 F FF 93 B FF 93 4-2 22 WP 53 E BB	C SI 99 D SL 90 B SI 98 X SI 98 2-1 ② P5			4	2	2	1	1	0	4
10 Edwin Encarnación, R (1, 10) OBP: 0.309, SLG: 0.476 55 Roberto Pérez, R (7, PH) OBP: 0.241, SLG: 0.232 (8, 10)	F SL 87 B SL 86 F FF 97 B SL 87 B FF 98 B SL 86 4-2 53 SF8 17 1B 1-2 3-H BB	F FF 97 X SL 85 0-1 17 1B 53 2B 1-2 3-H 1B	C SI 92 B CU 81 B CU 81 X SI 92 2-1 HR			B CU 77 X SI 93 1-0 ① L8	S SI 99 X SI 99 0-1 ③ F7			3 1	2 0	2 0	2 0	1 0	0 0	1 2
17 Yonder Alonso, L (1, 3) OBP: 0.320, SLG: 0.478	B FF 98 B CH 86 F FF 96 C CH 86 F CH 86 X FF 98 2-2 1-2 2-3 1B	F FF 96 F CH 85 F FF 95 F CU 76 X FF 97 0-2 53 2B 7 SF8 1-2 2-3 1B	X CH 82 0-0 53 G4-6-3 1B			C CU 78 S FC 89 D FC 88 S SI 93 1-3 ② K		C FF 90 B CU 71 X FF 92 1-1 ① F7		5	1	3	0	0	1	1
53 Melky Cabrera, S (1, 9) OBP: 0.211, SLG: 0.286	X FF 97 0-0 ② SF8 2-3 3-H	C CH 84 X FF 96 0-1 7 SF8 9 1B 2B 1-3 2-H 3-H	F CH 81 S CH 81 F SI 90 D CH 84 B CH 83 B SI 92 F CH 81 X CH 83 3-2 ① ② G4-6-3 1-2f			C FF 94 X CH 84 0-1 E6 22 WP 1-2		C FF 93 X FF 91 0-1 ② G6-3		4	1	1	3	0	0	2
22 Jason Kipnis, L (1, 4) OBP: 0.276, SLG: 0.295	B FF 97 S FF 97 F FF 96 F CH 86 F FF 97 F SL 86 S FF 96 2-3 ③ K	B SL 85 C FF 97 F FF 96 D CU 79 F FF 96 X SL 85 2-2 ① P6	B CU 73 B CU 71 S SI 91 S SI 91 B CH 83 F CH 83 C CH 83 3-3 ③ K			B CU 76 B SI 94 S SI 92 S SI 93 B FC 88 B SI 93 4-2 1-2 2-3 BB		F FF 93 S CU 72 B FF 92 X FF 94 1-2 ③ L7		4	0	0	0	1	2	4
7 Yan Gomes, R (1, 2) OBP: 0.299, SLG: 0.418		B FF 94 S FF 94 B CH 83 T FF 95 X FF 97 2-2 ① P3	X SL 84 0-0 ② SF8 2-3 3-H		B FF 94 B FF 95 B FF 94 C FF 94 X FF 94 3-1 ① F7	C CU 78 F FF 93 F FC 88 S FC 89 0-3 ③ K				3	0	0	1	0	1	3
9 Erik González, R (1, 6) OBP: 0.413, SLG: 0.581		C CU 79 S SL 86 B SL 87 F FF 97 S SL 87 1-3 ② K	F FF 97 X FF 95 0-1 1 1B 3-H 1B		F SI 94 B SI 96 B SL 86 X FF 95 2-1 ② G6-3		C SI 98 B SL 90 F SL 88 B SL 90 B SL 89 B SI 98 4-2 26 1B BB			3	0	1	1	1	1	0
Inning Stats	R: 2 E: 0 K: 1 S: 22 H: 3 LOB: 2 BB: 1 P: 31	R: 0 E: 0 K: 1 S: 11 H: 0 LOB: 0 BB: 0 P: 16	R: 5 E: 0 K: 0 S: 24 H: 6 LOB: 2 BB: 0 P: 32	R: 2 E: 0 K: 1 S: 15 H: 3 LOB: 0 BB: 0 P: 26	R: 0 E: 1 K: 0 S: 10 H: 0 LOB: 1 BB: 0 P: 18	R: 0 E: 1 K: 2 S: 14 H: 0 LOB: 3 BB: 2 P: 24	R: 0 E: 0 K: 0 S: 13 H: 1 LOB: 2 BB: 1 P: 21	R: 0 E: 0 K: 0 S: 7 H: 0 LOB: 0 BB: 0 P: 9		1B: 10 2B: 1 3B: 0 HR: 2 SF: 2 SAC: 0 DP: 1 HBP: 1						

PITCHER		IP	WLS	BF	H	R	ER	SO	BB	IBB	HBP	BLK	WP	HR	S	P	ERA	WHIP
40 Reynaldo López, R ERA: 3.8	(1, 1)	2.2	L	18	8	7	7	2	1	0	1	0	1	0	52	73	23.62	3.375
66 Chris Volstad, R ERA: 4.61	(3, 1)	0.1		5	4	2	2	0	0	0	0	0	0	2	11	17	54.00	12.000
70 Luis Avilán, L ERA: 3.94	(4, 1)	1.0		2	0	0	0	1	0	0	0	0	0	0	9	15	0.00	0.000
44 Bruce Rondón, R ERA: 4.5	(5, 1)	1.0		4	0	0	0	0	0	0	0	0	0	0	10	18	0.00	0.000
57 Jace Fry, L ERA: 0.75	(6, 1)	1.0		6	0	0	0	2	2	0	0	0	1	0	14	24	0.00	2.000

PITCHER		IP	WLS	BF	H	R	ER	SO	BB	IBB	HBP	BLK	WP	HR	S	P	ERA	WHIP
65 Nate Jones, R ERA: 3.1	(7, 1)	1.0		5	1	0	0	0	1	0	0	0	0	0	13	21	0.00	2.000
48 Joakim Soria, R ERA: 4.42	(8, 1)	1.0		3	0	0	0	0	0	0	0	0	0	0	7	9	0.00	0.000

BOTTOM

Chicago White Sox @ Cleveland Indians

Progressive Field, Cleveland, OH

Wed May 30 2018, 1:12 PM - 4:19 PM EDT

Att. 17,930 - Cloudy - 84 F

livebaseballscorecards.com

AB	36
R	9
H	13
RBI	8
BB	4
SO	5
LOB	21

WP: 2 PB: 0 SB: 0 CS: 0 PA: 43

Cleveland Indians @ Minnesota Twins

Target Field, Minneapolis, MN

Thu May 31 2018, 7:12 PM - 10:40 PM CDT

Att. 19,148 - Partly Cloudy - 82 F

TOP

livebaseballscorecards.com

Batter	1	2	3	4	5	6	7	8	9	AB	R	H	RBI	BB	SO	LOB
12 Francisco Lindor, S (1, 6) OBP: 0.383, SLG: 0.579	B FF 90 C FF 90 B FF 90 X FF 90 2-1 10 2B 2B	C CU 72 X FS 84 0-1 2B		B FC 89 C SL 86 X SL 87 1-1 1-H 2-H HR	C CU 79 F SL 85 F SL 87 B FF 94 F SL 85 X SI 90 1-2 G1-3 1-2 ②			B SL 87 C SL 84 S SL 86 B SL 86 F SL 86 X SL 86 2-2 HR		5	3	4	4	0	0	2
23 Michael Brantley, L (1, 7) OBP: 0.383, SLG: 0.560	B FF 91 B FF 90 B FF 90 F FF 90 B FF 91 4-1 10 2B 17 1B BB	F FS 83 B FF 91 B FS 83 F FC 86 D CU 74 S FS 84 3-3 ② K		F FS 84 C FC 86 F FS 84 X FF 92 0-2 ② F8	C CU 79 S CU 81 F SL 83 S SI 94 0-3 ③ K			B SL 85 B FF 93 B FF 92 S FF 92 B FF 92 4-1 11 1B 10 FC BB		3	1	0	0	2	2	3
11 José Ramírez, S (1, 5) OBP: 0.393, SLG: 0.637	C FS 83 B FF 91 X SL 86 1-1 ① F9	B CU 73 B CU 72 S FS 83 X FS 83 2-1 ③ P6		C FS 84 X FF 92 0-1 HR		X SI 93 0-0 ① G4-3		1 SAFE C FF 93 B FF 91 B FF 93 F FF 92 1 SAFE F SL 86 F FF 92 F FF 91 2-2 X FF 91 10 FC 1-3 1B		5	1	2	1	0	0	3
10 Edwin Encarnación, R (1, 10) OBP: 0.307, SLG: 0.474	D SL 85 F FF 91 B SL 84 B SL 83 X SL 83 3-1 17 1B 53 SF9 1-3 2-H 2B	X FF 89 0-0 ① P6		C CU 74 B SL 86 X FC 87 1-1 E4 17 BB 53 1B		C FF 95 B SI 94 B SI 94 X SI 93 2-1 ② L7		B FF 93 X SL 86 1-0 ② ③ FC 1-2 3-H		5	2	1	1	0	0	2
17 Yonder Alonso, L (1, 3) OBP: 0.322, SLG: 0.473	S FF 90 F FF 90 X FF 92 0-2 22 HBP 2-3 3-H 1B	B FS 84 F FS 84 B FS 84 F FF 90 X FS 84 2-2 ② F9		B FS 83 C FS 82 B FC 86 B FC 85 B FS 84 4-1 53 1B 1-2 BB		S SI 96 B CH 89 F SI 95 B KC 80 F FF 95 F KC 82 X SI 95 2-2 ③ G5-3			X CU 74 0-0 ① G3-1	4	0	1	1	1	0	0
53 Melky Cabrera, S (1, 9) OBP: 0.209, SLG: 0.282 26 Rajai Davis, R (9, 8) OBP: 0.270, SLG: 0.250	B SL 85 B FS 83 F FS 84 S FC 87 X FC 87 2-2 ② SF9 3-H	B FF 91 B FF 90 B FF 90 C FF 90 C FF 91 C FF 91 3-3 ③ K		B CU 79 F SI 93 X SI 94 1-1 ③ 1-2 2-H 1B			C KC 79 F FF 92 S KC 84 0-3 ① K		C SI 87 B SI 88 B CH 83 B SL 79 X SI 89 3-1 ② F9	4 0	0 0	1 0	2 0	0 0	2 0	0 0
22 Jason Kipnis, L (1, 4) OBP: 0.283, SLG: 0.303	F FF 91 C FF 91 F FS 84 B FF 91 H SL 84 2-2 1-2 HBP			X FF 90 0-0 12 HR 2B	C SI 94 B SI 93 C SI 94 B CU 78 F SI 95 X CU 79 2-2 1 1B 1B		F FF 92 C SI 93 F FF 94 F KC 82 B FF 95 B KC 83 X KC 82 2-2 ② G4-3		B SL 78 C SI 89 X SI 90 1-1 ③ G6-3	4	1	2	0	0	0	0
7 Yan Gomes, R (1, 2) OBP: 0.291, SLG: 0.406	F FF 91 B FF 92 S FF 91 X FF 91 1-2 ③ F9			B SL 84 S SL 84 S FF 90 B FF 91 F FS 84 X FS 84 2-2 ① G6-3	C SI 94 B CU 80 B CU 80 B SI 94 F SI 93 X SI 94 3-2 ① F8		B KC 79 F SI 94 F SI 93 F KC 86 X FF 95 1-2 ③ P6			4	0	0	0	0	0	4
1 Greg Allen, S (1, 8) (9, 9) OBP: 0.310, SLG: 0.373		C FF 90 S FS 84 B FS 82 B FS 83 S FF 91 2-3 ① K		C FS 83 C FF 90 F FF 91 F FS 83 H FF 91 1-2 12 HR HBP	C SI 94 X SI 93 0-1 12 G1-3 1-3 1B			C FF 92 B FF 93 B FF 92 C FF 90 F FF 93 F FF 93 B SL 86 F FF 93 F FF 92 3-2 ① X FF 92 F7		3	1	1	0	0	1	0
Inning Stats	R: 3 E: 0 K: 0 S: 19 H: 3 LOB: 2 BB: 1 P: 34	R: 0 E: 0 K: 2 S: 10 H: 1 LOB: 1 BB: 0 P: 17	R: 0 E: 0 K: 1 S: 7 H: 0 LOB: 0 BB: 0 P: 12	R: 5 E: 1 K: 0 S: 22 H: 4 LOB: 2 BB: 1 P: 32	R: 0 E: 0 K: 1 S: 19 H: 2 LOB: 2 BB: 0 P: 25	R: 0 E: 0 K: 0 S: 8 H: 0 LOB: 0 BB: 0 P: 12	R: 0 E: 0 K: 1 S: 12 H: 0 LOB: 0 BB: 0 P: 15	R: 1 E: 0 K: 0 S: 19 H: 2 LOB: 1 BB: 1 P: 31	R: 0 E: 0 K: 0 S: 5 H: 0 LOB: 0 BB: 0 P: 9	1B: 5 2B: 5 3B: 0 HR: 3	SF: 1 SAC: 0 DP: 1 HBP: 2					

PITCHER		IP	WLS	BF	H	R	ER	SO	BB	IBB	HBP	BLK	WP	HR	S	P	ERA	WHIP
12 Jake Odorizzi, R ERA: 4.14	(1, 1)	3.2		23	7	8	7	3	2	0	2	0	0	2	56	92	17.18	2.455
55 Taylor Rogers, L ERA: 5.48	(4, 1)	1.1		6	3	0	0	1	0	0	0	0	0	0	21	28	0.00	2.250
21 Tyler Duffey, R ERA: 9.82	(6, 1)	2.0		6	0	0	0	1	0	0	0	0	0	0	20	27	0.00	0.000
43 Addison Reed, R ERA: 2.83	(8, 1)	1.0	L	5	2	1	1	0	1	0	0	0	0	1	19	31	9.00	3.000
32 Zach Duke, L ERA: 3.86	(9, 1)	1.0		3	0	0	0	0	0	0	0	0	0	0	5	9	0.00	0.000

PITCHER	IP	WLS	BF	H	R	ER	SO	BB	IBB	HBP	BLK	WP	HR	S	P	ERA	WHIP

AB	37
R	9
H	12
RBI	9
BB	3
SO	5
LOB	14

1B: 5 SF: 1 WP: 0 PA: 43
2B: 5 SAC: 0 PB: 0
3B: 0 DP: 1 SB: 0
HR: 3 HBP: 2 CS: 0

Batter	1	2	3	4	5	6	7	8	9	AB	R	H	RBI	BB	SO	LOB
2 Brian Dozier, R (1, 4) OBP: 0.308, SLG: 0.400	C FF 93 F FF 94 B FF 94 B SL 84 T FF 94 2-2 ① K			C FF 93 F KC 80 B FF 93 B SL 82 S SL 83 2-3 ① K	C FF 93 B FF 94 X KC 80 1-1 ②③ G5-3 2-3f		S SI 92 B SL 82 C SI 92 B SI 92 F SI 91 F SL 80 F SI 91 B SI 93 H SI 89 4-2 20 1B 22 HR 1-2 HBP	B FF 94 B KC 83 B FF 94 C FF 94 T FF 94 X FF 94 3-2 ③ P4		4	1	0	0	0	2	3
20 Eddie Rosario, L (1, 7) OBP: 0.333, SLG: 0.519	X FF 94 0-0 22 K2-3-2 1B			C KC 80 B FF 93 B CH 88 F FF 93 B FF 93 X FF 93 3-2 ② F8		C KC 79 S CH 88 C FF 94 0-3 ① K	X CU 76 0-0 22 HR 1-2 2-H 1B		B KC 83 B KC 84 X FF 95 2-0 ① P6	5	1	2	1	0	1	0
22 Miguel Sanó, R (1, 5) OBP: 0.285, SLG: 0.459	C SL 84 B FF 94 C FF 94 S SL 84 1 SAFE 1-3 ②③ K2-3-2 1-1			F SL 83 X FF 93 0-1 1B		F SL 83 B KC 79 X FF 94 1-1 ② G6-3	S FF 97 X FF 97 0-1 1-H 2-H HR		C KC 84 S FF 94 B KC 85 C KC 85 1-3 ② K	5	1	2	3	0	2	1
99 Logan Morrison, L (1, 3) OBP: 0.316, SLG: 0.358		F FF 93 B SL 82 X CH 88 1-1 ① F7		C FF 93 S KC 81 B FF 93 B FF 93 S KC 81 2-3 ③ K		B FF 92 B KC 81 X FF 92 2-0 HR	B CU 75 F FF 90 X CU 75 1-1 ② F7		S FF 94 S FF 94 F KC 85 B FF 95 B FF 94 T KC 85 2-2 ③ K	5	1	1	1	0	2	1
5 Eduardo Escobar, S (1, 6) OBP: 0.324, SLG: 0.492		X CH 88 0-0 ② G4-3			C FF 92 S FF 93 X FF 94 0-2 23 G5-3 36 1B 2B	X CH 88 0-0 HR	F FF 90 B CH 86 S CU 75 B CH 86 B CH 84 B CU 74 4-2 BB			3	2	2	1	1	0	0
26 Max Kepler, L (1, 9) OBP: 0.336, SLG: 0.470		B FF 94 B FF 94 B FF 94 C FF 93 X FF 93 3-1 ③ G4-3			B FF 93 B CH 88 B FF 92 B FF 92 4-0 36 1B 23 G5-3 24 1B BB	B FF 93 C KC 80 B FF 93 B FF 92 X FF 93 3-1 1B	C CU 73 B CU 74 F CU 74 S FF 89 1-3 ③ K			3	1	1	0	1	1	1
23 Mitch Garver, R (1, 2) OBP: 0.304, SLG: 0.348			B FF 94 C FF 93 S SL 85 X FF 95 1-2 ① G3		C SL 83 X FF 93 0-1 ① G5-3 1-2 2-3	B SI 90 C SI 90 F SI 90 X SI 90 1-2 ③ P3		B CU 83 C FF 93 F FF 94 B CU 86 B SI 93 X SI 93 3-2 ① G5-3		4	0	0	0	0	0	3
36 Robbie Grossman, S (1, 10) OBP: 0.314, SLG: 0.322			B FF 94 B FF 94 C FF 94 C FF 94 C FF 95 2-3 ② K		B KC 81 F FF 93 B FF 93 B FF 92 X FF 93 3-1 2 G5-3 24 1B 2-3 3-H 1B		B SI 91 S CH 82 X CH 82 1-1 2 HBP 20 1B 1B	F FF 92 B CU 84 B SI 93 T CH 87 S CH 87 2-3 ② K2-3		4	1	2	1	0	2	0
24 Ryan LaMarre, R (1, 8) OBP: 0.340, SLG: 0.283			C SL 84 B FF 94 B FF 95 F FF 93 X SL 83 2-2 ③ G6-3		B SL 81 C FF 92 F KC 79 F SL 82 X FF 92 1-2 3-H 1B		L SI 90 X SI 90 0-1 ① P4	C FF 94 X SI 93 0-1 1B		4	0	2	1	0	0	1
Inning Stats	R: 0 E: 0 K: 2 S: 7 H: 1 LOB: 1 BB: 0 P: 10	R: 0 E: 0 K: 0 S: 5 H: 0 LOB: 0 BB: 0 P: 9	R: 0 E: 0 K: 1 S: 9 H: 0 LOB: 0 BB: 0 P: 14	R: 0 E: 0 K: 2 S: 11 H: 1 LOB: 1 BB: 0 P: 18	R: 2 E: 0 K: 0 S: 13 H: 3 LOB: 1 BB: 1 P: 22	R: 2 E: 0 K: 1 S: 12 H: 3 LOB: 1 BB: 0 P: 19	R: 4 E: 0 K: 1 S: 19 H: 3 LOB: 1 BB: 1 P: 30	R: 0 E: 0 K: 1 S: 11 H: 1 LOB: 1 BB: 0 P: 19	R: 0 E: 0 K: 2 S: 8 H: 0 LOB: 0 BB: 0 P: 13	1B: 8 2B: 2 3B: 0 HR: 3 SF: 0 SAC: 0 DP: 2 HBP: 1				WP: 0 PB: 0 SB: 0 CS: 0 PA: 40		

BOTTOM

Cleveland Indians @ Minnesota Twins

Target Field, Minneapolis, MN

Thu May 31 2018, 7:12 PM - 10:40 PM CDT

Att. 19,148 - Partly Cloudy - 82 F

livebaseballscorecards.com

AB	37
R	8
H	12
RBI	8
BB	2
SO	10
LOB	10

PITCHER		IP	WLS	BF	H	R	ER	SO	BB	IBB	HBP	BLK	WP	HR	S	P	ERA	WHIP
57 Shane Bieber, R ERA: 6.35	(1, 1)	5.2		24	8	4	4	6	1	0	0	0	0	2	54	88	6.35	1.588
61 Dan Otero, R ERA: 6.97	(6, 1)	0.2		4	1	2	2	0	0	0	1	0	0	0	12	18	27.00	1.500
38 Jeff Beliveau, L ERA: 12.46	(7, 1)	0.0		1	1	0	0	0	0	0	0	0	0	0	1	1	∞	∞
34 Zach McAllister, R ERA: 6.65	(7, 1)	0.0	B	1	1	2	2	0	0	0	0	0	0	1	2	2	∞	∞
49 Tyler Olson, L ERA: 5.63	(7, 1)	0.2	W	3	0	0	0	1	1	0	0	0	0	0	7	13	0.00	1.500

PITCHER		IP	WLS	BF	H	R	ER	SO	BB	IBB	HBP	BLK	WP	HR	S	P	ERA	WHIP
50 Evan Marshall, R ERA: 7.94	(8, 1)	0.2	H	3	1	0	0	1	0	0	0	0	0	0	8	13	0.00	1.500
37 Cody Allen, R ERA: 3.0	(8, 1)	1.1	S	4	0	0	0	2	0	0	0	0	0	0	11	19	0.00	0.000

Batter	1	2	3	4	5	6	7	8	9	AB	R	H	RBI	BB	SO	LOB
12 Francisco Lindor, S (1, 6) OBP: 0.381, SLG: 0.571	B FF 95 F SI 94 B FF 94 C FF 94 B SI 94 F FF 95 F SV 85 F SI 94 F SV 85 4-2 F SI 85 B SV 84 BB		C SV 81 B SI 93 X SV 82 1-1 ① G4-3 2-3 3-H		X SV 82 0-0 ③ G3		B CH 77 S CH 78 X CH 79 1-1 ③ G1-3			3	0	0	1	1	0	2
23 Michael Brantley, L (1, 7) OBP: 0.376, SLG: 0.551	X SI 93 0-0 ① F7		B SV 81 B CH 84 X SI 93 2-0 ② SF8 3-H			B SI 92 B CH 83 C SI 92 X SV 81 2-1 ① G4-3		C CU 73 B SI 87 X SI 88 1-1 ① G3-1		3	0	0	1	0	0	1
11 José Ramírez, S (1, 5) OBP: 0.391, SLG: 0.634	1 SAFE 1 SAFE C FF 93 1 SAFE F FF 94 S FF 94 0-3 ② K		B SV 80 X SV 80 1-0 ③ G3			C SV 81 B FF 92 F FF 93 X FF 94 1-2 10 HR 2B		C SI 88 B CH 83 B CU 74 X SI 89 2-1 ② G6-3		4	1	1	0	0	1	1
10 Edwin Encarnación, R (1, 10) OBP: 0.310, SLG: 0.490	F FF 94 1 SAFE S SI 93 B SV 83 1 SAFE F SI 95 D SV 84 F SV 84 X SI 94 2-2 ③ P6			B SV 82 B SI 92 C FF 94 C SV 82 B FF 96 S SV 84 3-3 ① K		B SI 92 X SV 81 1-0 2-H HR		B SI 88 C SI 89 B CU 73 X SI 89 2-1 1B		4	1	2	2	0	1	1
17 Yonder Alonso, L (1, 3) OBP: 0.316, SLG: 0.462		B SI 93 C SI 92 S SV 83 S FF 92 1-3 ① K		C SV 81 T FF 93 S SV 82 0-3 ② K		C SV 82 X SI 93 0-1 ② G4-3		X SI 90 0-0 ③ G5-3		4	0	0	0	0	2	1
53 Melky Cabrera, S (1, 9) OBP: 0.213, SLG: 0.279		B SI 93 B FF 92 C SI 93 X 2-1 ② F7		C SI 92 B CH 85 F CH 83 F SI 94 B SV 84 X FF 93 2-2 1B		C CH 84 B CH 84 C SV 81 B SV 82 B SV 82 F SI 94 X SI 93 3-2 ③ G4-3			B SI 90 C SI 93 B SI 93 X SI 91 2-1 ① G1-3	4	0	1	0	0	0	0
22 Jason Kipnis, L (1, 4) OBP: 0.278, SLG: 0.298		C SI 94 C FF 93 F SI 94 F FF 94 F SV 83 B SI 94 F SV 84 F SI 94 B CH 87 2-3 C SI 95 K		C SI 93 C FF 94 S FF 94 0-3 ③ K			C SI 87 F CH 77 X CH 77 0-2 ① G5-3		S CH 83 B CH 84 X CH 83 1-1 ② P6	4	0	0	0	0	2	1
7 Yan Gomes, R (1, 2) OBP: 0.290, SLG: 0.401			C FF 92 X SI 91 0-1 1 2B 12 G4-3 1B		C SI 92 S FF 92 S FF 94 0-3 ① K		C SI 89 B SL 78 F SI 89 S CH 77 1-3 ② K		B SI 95 B SI 94 F SI 94 S SI 95 X CH 85 2-2 ③ P3	4	1	1	0	0	2	0
1 Greg Allen, S (1, 8) OBP: 0.324, SLG: 0.429			B FF 91 T SI 92 C SI 92 X FF 93 1-2 12 G4-3 23 SF8 1-3 2B		B SI 91 S SI 92 B CH 82 X SI 92 2-1 ② L7		X SI 89 0-0 3B			3	1	2	0	0	0	0
Inning Stats	R: 0 E: 0 K: 1 S: 16 H: 0 LOB: 1 BB: 1 P: 22	R: 0 E: 0 K: 2 S: 13 H: 0 LOB: 0 BB: 0 P: 18	R: 2 E: 0 K: 0 S: 9 H: 2 LOB: 0 BB: 0 P: 14	R: 0 E: 0 K: 3 S: 13 H: 1 LOB: 1 BB: 0 P: 18	R: 0 E: 0 K: 1 S: 6 H: 0 LOB: 0 BB: 0 P: 8	R: 2 E: 0 K: 0 S: 12 H: 2 LOB: 0 BB: 0 P: 19	R: 0 E: 0 K: 1 S: 9 H: 1 LOB: 1 BB: 0 P: 11	R: 0 E: 0 K: 0 S: 7 H: 1 LOB: 1 BB: 0 P: 12	R: 0 E: 0 K: 0 S: 7 H: 0 LOB: 0 BB: 0 P: 12	1B: 3 2B: 2 3B: 1 HR: 1 SF: 1 SAC: 0 DP: 0 HBP: 0						

TOP

Cleveland Indians @ Minnesota Twins

Target Field, Minneapolis, MN

Fri Jun 01 2018, 7:14 PM - 9:49 PM CDT

Att. 30,171 - Partly Cloudy - 79 F

livebaseballscorecards.com

AB	33
R	4
H	7
RBI	4
BB	1
SO	8
LOB	7

PITCHER		IP	WLS	BF	H	R	ER	SO	BB	IBB	HBP	BLK	WP	HR	S	P	ERA	WHIP
17 José Berríos, R ERA: 3.86	(1, 1)	6.0	W	24	5	4	4	7	1	0	0	0	0	1	69	99	6.00	1.000
39 Trevor Hildenberger, R ERA: 2.89	(7, 1)	1.0	H	4	1	0	0	1	0	0	0	0	0	0	9	11	0.00	1.000
32 Zach Duke, L ERA: 3.66	(8, 1)	1.0	H	4	1	0	0	0	0	0	0	0	0	0	7	12	0.00	1.000
56 Fernando Rodney, R ERA: 2.84	(9, 1)	1.0	S	3	0	0	0	0	0	0	0	0	0	0	7	12	0.00	0.000

PITCHER		IP	WLS	BF	H	R	ER	SO	BB	IBB	HBP	BLK	WP	HR	S	P	ERA	WHIP

WP: 0 PA: 35
PB: 0
SB: 0
CS: 0

Cleveland Indians @ Minnesota Twins

Target Field, Minneapolis, MN

Fri Jun 01 2018, 7:14 PM - 9:49 PM CDT

Att. 30,171 - Partly Cloudy - 79 F

livebaseballscorecards.com

BOTTOM

Batter	1	2	3	4	5	6	7	8	9	AB	R	H	RBI	BB	SO	LOB
2 Brian Dozier, R (1, 4) OBP: 0.310, SLG: 0.405	B FF 93 S FF 93 X FF 95 1-1 5 HR 2B	C SL 82 B FF 93 B SL 81 S SL 84 F FF 93 F FF 93 1 SAFE 1 SAFE X SL 81 2-2 20 1B 1-2 1B		X SL 81 0-0 ② G6-3 2-3		C SL 85 C SL 85 B SI 96 X SL 83 1-2 ② F8 2-3		C FF 89 X CU 76 0-1 ② G5-3		5	1	2	0	0	0	2
20 Eddie Rosario, L (1, 7) OBP: 0.339, SLG: 0.517	C SL 81 X SI 94 0-1 ① F7	C SI 92 X CH 85 0-1 1-3 2-H 1B		D SL 80 B SI 91 2-0 22 2B IBB		0-0 IBB		B CH 84 S FC 86 S FC 87 B CU 74 S FC 87 2-3 ③ K		3	0	1	1	2	1	1
22 Miguel Sanó, R (1, 5) OBP: 0.283, SLG: 0.461	C SL 83 S SL 84 B SL 85 B SL 84 S CU 82 2-3 ② K	B CH 89 S SL 85 S SL 83 S SL 84 1-3 ③ K		C FF 92 X SL 82 0-1 1-3 3-H 2B		X FF 95 0-0 ③ F9				4	0	1	1	0	2	5
99 Logan Morrison, L (1, 3) OBP: 0.314, SLG: 0.352	C SI 94 B CH 89 B SI 94 B FF 94 B SI 94 4-1 5 HR BB		B CU 79 F FF 92 F SL 83 F CU 79 X SI 92 1-2 ① G6-3	B FF 91 F CU 74 F CU 74 F FF 90 X FF 90 1-2 ③ G3			F FF 88 C FC 87 X FF 89 0-2 ① P2			3	1	0	0	1	0	2
5 Eduardo Escobar, S (1, 6) OBP: 0.327, SLG: 0.523	S SL 83 X SL 82 0-1 1-H 2-H HR		F SI 93 B CH 88 X SI 92 1-1 ② F7		C FF 95 S FF 96 X SI 96 0-2 ① L7		F FC 87 X FF 90 0-1 HR			4	2	2	4	0	0	0
26 Max Kepler, L (1, 9) OBP: 0.330, SLG: 0.460	X SI 91 0-0 ③ F7		C CU 79 X SI 92 0-1 ③ P5		B SL 86 F FF 96 B FF 97 X SI 96 2-1 ② F9		C CU 76 B FC 88 B FF 89 X FC 88 2-1 ② G4-3			4	0	0	0	0	0	0
36 Robbie Grossman, S (1, 10) OBP: 0.326, SLG: 0.325		F FF 92 B SI 92 C FF 93 B SL 84 F CH 87 B SI 92 B FF 92 4-2 2 1B 20 1B BB		C SL 82 F FF 92 B CH 88 X SI 93 1-2 24 2B 1B	C SI 97 S SI 97 F SL 85 S FF 96 0-3 ③ K		C SI 88 B CU 75 C FC 87 B FC 88 F FF 89 B FC 88 F FF 89 B FF 89 4-2 24 WP BB			2	2	1	0	2	1	0
24 Ryan LaMarre, R (1, 8) OBP: 0.333, SLG: 0.300		C SL 82 X FF 92 0-1 ① F9		1 SAFE B SL 81 B FF 93 C FF 92 1 SAFE F SL 82 F FF 92 X SL 81 2-2 2 G6-3 22 2B 1-H 2B		T FF 95 S FF 96 S SI 96 0-3 ① K		C CU 76 1 SAFE B FC 88 S FC 87 D CU 77 B CU 76 F FC 86 X FC 84 3-2 ③ F9 1-2		4	1	1	1	0	1	2
46 Bobby Wilson, R (1, 2) OBP: 0.190, SLG: 0.342		B FF 92 B SL 81 X FF 93 2-0 ② P4		L SL 82 C FF 91 X CH 91 0-2 ① G6-3		S SI 96 F SI 96 X SI 96 0-2 2 F8 2B		X FF 88 0-0 ① P4		4	0	1	0	0	0	2
Inning Stats	R: 3 E: 0 K: 1 S: 11 H: 2 LOB: 0 BB: 1 P: 18	R: 1 E: 0 K: 1 S: 16 H: 2 LOB: 2 BB: 1 P: 25	R: 0 E: 0 K: 0 S: 8 H: 0 LOB: 0 BB: 0 P: 10	R: 2 E: 0 K: 0 S: 17 H: 3 LOB: 2 BB: 1 P: 23	R: 0 E: 0 K: 1 S: 9 H: 0 LOB: 0 BB: 0 P: 11	R: 0 E: 0 K: 1 S: 10 H: 1 LOB: 2 BB: 1 P: 11	R: 1 E: 0 K: 0 S: 15 H: 1 LOB: 1 BB: 1 P: 24	R: 0 E: 0 K: 1 S: 6 H: 0 LOB: 0 BB: 0 P: 8		1B: 3 2B: 4 3B: 0 HR: 2 SF: 0 SAC: 0 DP: 0 HBP: 0						

	AB	33
	R	7
	H	9
	RBI	7
	BB	5
	SO	5
	LOB	14

PITCHER		IP	WLS	BF	H	R	ER	SO	BB	IBB	HBP	BLK	WP	HR	S	P	ERA	WHIP
59 Carlos Carrasco, R ERA: 4.5	(1, 1)	3.2	L	21	7	6	6	2	2	1	0	0	0	1	48	71	14.73	2.455
38 Jeff Beliveau, L ERA: 11.57	(4, 1)	0.1		1	0	0	0	0	0	0	0	0	0	0	4	5	0.00	0.000
58 Neil Ramírez, R ERA: 6.35	(5, 1)	2.0		8	1	0	0	2	0	1	0	0	0	0	19	22	0.00	0.500
43 Josh Tomlin, R ERA: 7.43	(7, 1)	2.0		8	1	1	1	1	1	0	0	0	1	1	21	32	4.50	1.000

PITCHER	IP	WLS	BF	H	R	ER	SO	BB	IBB	HBP	BLK	WP	HR	S	P	ERA	WHIP

Cleveland Indians @ Minnesota Twins

Target Field, Minneapolis, MN

Sat Jun 02 2018, 3:13 PM - 6:23 PM CDT

Att. 23,476 - Overcast - 62 F

TOP

livebaseballscorecards.com

Batter	1	2	3	4	5	6	7	8	9	AB	R	H	RBI	BB	SO	LOB
12 Francisco Lindor, S (1, 6) OBP: 0.381, SLG: 0.572	G3		G4-3		11 BB 1B		K		1-3 2B	5	0	2	0	0	1	1
23 Michael Brantley, L (1, 7) OBP: 0.371, SLG: 0.539	G4-3		11 FC4-5 BB		L9		F9		L3	4	0	0	0	1	0	4
11 José Ramírez, S (1, 5) OBP: 0.395, SLG: 0.630	BB		FC4-5 17 HBP 10 BB 1-2f		10 G5-4-3 BB 1-2			10 1B 1B	F8	3	0	1	0	2	0	3
10 Edwin Encarnación, R (1, 10) OBP: 0.314, SLG: 0.487	F8		17 HBP BB 1-2		G5-4-3 1-2f			1-2 1B		3	0	1	0	1	0	3
17 Yonder Alonso, L (1, 3) OBP: 0.314, SLG: 0.455		F8	HBP 1-2 2-3			K		K		3	0	0	0	0	2	2
1 Greg Allen, S (1, 9) OBP: 0.321, SLG: 0.411		22 1B 55 S BB	F7			L9		K		3	1	0	0	1	1	5
22 Jason Kipnis, L (1, 4) OBP: 0.278, SLG: 0.297		55 S 1B 1-3		G4-3		G6-3		G1-3		4	0	1	0	0	0	2
55 Roberto Pérez, R (1, 2) OBP: 0.232, SLG: 0.222 53 Melky Cabrera, S (9, PH) OBP: 0.208, SLG: 0.273		K 1-2 3-H	K	K			G5-3		G6-3	3 1	0 0	0 0	0 0	0 0	2 0	1 0
4 Bradley Zimmer, L (1, 8) OBP: 0.291, SLG: 0.343		K	K	K			2-1 1B		12 2B 1B	4	0	2	0	0	2	1
Inning Stats	R: 0 E: 0 K: 0 S: 8 H: 0 LOB: 1 BB: 1 P: 17	R: 1 E: 0 K: 2 S: 11 H: 1 LOB: 1 BB: 1 P: 21	R: 0 E: 0 K: 0 S: 14 H: 0 LOB: 3 BB: 2 P: 31	R: 0 E: 0 K: 2 S: 11 H: 0 LOB: 0 BB: 0 P: 13	R: 0 E: 0 K: 0 S: 11 H: 1 LOB: 1 BB: 1 P: 17	R: 0 E: 0 K: 1 S: 10 H: 0 LOB: 0 BB: 0 P: 14	R: 0 E: 0 K: 1 S: 11 H: 1 LOB: 1 BB: 0 P: 18	R: 0 E: 0 K: 2 S: 21 H: 2 LOB: 2 BB: 0 P: 26	R: 0 E: 0 K: 0 S: 13 H: 2 LOB: 2 BB: 0 P: 17	1B: 6 2B: 1 3B: 0 HR: 0	SF: 0 SAC: 0 DP: 1 HBP: 1						

	AB	33
	R	1
	H	7
	RBI	0
	BB	5
	SO	8
	LOB	22

WP: 0 PB: 0 SB: 2 CS: 0 PA: 39

PITCHER		IP	WLS	BF	H	R	ER	SO	BB	IBB	HBP	BLK	WP	HR	S	P	ERA	WHIP
31 Lance Lynn, R ERA: 5.46	(1, 1)	6.0	W	25	2	1	1	5	5	0	1	0	0	0	65	113	1.50	1.167
39 Trevor Hildenberger, R ERA: 2.79	(7, 1)	1.0		4	1	0	0	1	0	0	0	0	0	0	11	18	0.00	1.000
57 Ryan Pressly, R ERA: 2.15	(8, 1)	1.0		5	2	0	0	2	0	0	0	0	0	0	21	26	0.00	2.000
21 Tyler Duffey, R ERA: 8.64	(9, 1)	1.0		5	2	0	0	0	0	0	0	0	0	0	13	17	0.00	2.000

PITCHER		IP	WLS	BF	H	R	ER	SO	BB	IBB	HBP	BLK	WP	HR	S	P	ERA	WHIP

BOTTOM

Cleveland Indians @ Minnesota Twins

Target Field, Minneapolis, MN

Sat Jun 02 2018, 3:13 PM - 6:23 PM CDT

Att. 23,476 - Overcast - 62 F

livebaseballscorecards.com

Batter	1	2	3	4	5	6	7	8	9	AB	R	H	RBI	BB	SO	LOB
2 Brian Dozier, R (1, 4) OBP: 0.313, SLG: 0.420	F FF 94 C FC 86 B ST 84 S ST 83 1-3 ① K		D FC 87 F KC 79 X FC 87 1-1 20 HR 3B 2-H		B KC 79 C ST 82 C KC 81 S ST 83 1-3 ② K	C FF 90 B FF 90 X SI 89 1-1 20 PB 2B 1-3 2-H				4	1	2	2	0	2	0
20 Eddie Rosario, L (1, 7) OBP: 0.347, SLG: 0.531	B FF 94 B FC 90 B CH 89 B FF 94 4-0 99 WP BB		X FC 89 0-0 3-H HR		S KC 81 B FF 95 B KC 81 B KC 80 F FF 96 B KC 81 4-2 BB	B SI 94 X SL 79 1-0 ③ G4-3 2-3 3-H				2	1	1	2	2	0	1
5 Eduardo Escobar, S (1, 5) OBP: 0.321, SLG: 0.513	X FF 95 0-0 ② F7		C FF 97 C KC 80 B KC 81 C SI 95 1-3 ② K		1 SAFE F FF 96 D KC 81 T FF 96 1 SAFE 1 SAFE S KC 81 1-3 ③ K		S FF 92 S SI 93 S SL 79 0-3 ① K			4	0	0	0	0	3	2
99 Logan Morrison, L (1, 3) OBP: 0.318, SLG: 0.355	S FF 94 B FF 94 F FF 94 B KC 81 S KC 80 2-3 ③ K 1-2		X FF 96 0-0 ③ P6			C KC 77 C KC 79 B KC 80 X KC 80 1-2 36 E 26 1B 1B	C SL 80 B SL 80 F FF 91 X SL 80 1-2 26 WP 1B			4	1	2	0	0	1	1
36 Robbie Grossman, S (1, 10) OBP: 0.324, SLG: 0.331		F FF 94 B CH 87 C CH 86 X ST 83 1-2 ① F9		C FF 95 B CH 88 B FF 94 B FF 94 X FF 96 3-1 26 G3 23 FC5-2 2B		C KC 78 X KC 79 0-1 FC4 26 1B 23 FC3-2 1-2	C SI 93 T FF 92 S SI 94 0-3 ② K			4	0	1	0	0	1	2
26 Max Kepler, L (1, 9) OBP: 0.329, SLG: 0.456		F FF 95 B CH 87 S FC 89 F KC 81 F KC 81 C FC 86 1-3 ② K		C KC 78 B KC 79 2 SAFE S KC 80 X KC 81 1-2 ① G3 2-3		S KC 80 F KC 80 D KC 81 X SI 95 1-2 23 FC3-2 24 1B 1B 1-3 2-H	C SI 94 S FF 93 D SL 81 B SL 80 B SL 79 C SI 94 3-3 ③ K 1-2			4	1	1	1	0	2	2
23 Mitch Garver, R (1, 2) OBP: 0.292, SLG: 0.333		F FF 96 C KC 78 B ST 84 S ST 82 1-3 ③ K		B KC 80 X KC 80 1-0 ② FC5-2 3-H		D KC 81 C FF 96 B KC 80 X SI 95 2-1 ① FC3-2 24 1B 2 2B 1-2 3-H		B CU 84 S FF 93 F FF 93 B CU 86 B SI 93 F FF 94 X SI 94 3-2 ① L9		4	1	0	0	0	1	3
16 Ehire Adrianza, S (1, 6) OBP: 0.289, SLG: 0.327			B FF 94 B CH 87 B FF 94 C FF 95 B FF 95 4-1 24 E 2 3B BB	D KC 80 B KC 79 F FF 95 F FF 96 S KC 81 2-3 ③ K		D KC 80 D FF 96 S FC 90 S KC 81 2-3 ② K		B CH 86 C SI 94 F CH 87 X FF 94 1-2 ② F7		3	1	0	0	1	2	3
24 Ryan LaMarre, R (1, 8) OBP: 0.328, SLG: 0.296			S FC 86 B KC 78 1 SAFE S KC 79 F KC 80 B ST 83 C ST 82 2-3 ① K 1-2		S FF 94 B KC 79 C KC 80 F ST 82 B ST 83 C SI 94 2-3 ① K	X KC 79 0-0 2 2B 20 PB 1B 1-2 2-H		B CU 85 C FF 94 B CU 84 S FF 94 S FF 95 2-3 ③ K		4	1	1	1	0	3	1
Inning Stats	R: 0 E: 0 K: 2 S: 7 H: 0 LOB: 1 BB: 1 P: 14	R: 0 E: 0 K: 2 S: 11 H: 0 LOB: 0 BB: 0 P: 14	R: 3 E: 0 K: 2 S: 12 H: 2 LOB: 0 BB: 1 P: 20	R: 0 E: 0 K: 1 S: 9 H: 1 LOB: 1 BB: 0 P: 16	R: 0 E: 0 K: 3 S: 12 H: 0 LOB: 1 BB: 1 P: 20	R: 4 E: 1 K: 1 S: 17 H: 4 LOB: 1 BB: 0 P: 25	R: 0 E: 0 K: 3 S: 12 H: 1 LOB: 1 BB: 0 P: 16	R: 0 E: 0 K: 1 S: 10 H: 0 LOB: 0 BB: 0 P: 16		1B: 4 2B: 2 3B: 1 HR: 1 SF: 0 SAC: 0 DP: 0 HBP: 0				WP: 2 PB: 1 SB: 0 CS: 0 PA: 36	

	AB	33
	R	7
	H	8
	RBI	6
	BB	3
	SO	15
	LOB	15

PITCHER		IP	WLS	BF	H	R	ER	SO	BB	IBB	HBP	BLK	WP	HR	S	P	ERA	WHIP
47 Trevor Bauer, R ERA: 2.77	(1, 1)	5.2	L	27	6	7	3	11	3	0	0	0	1	1	65	104	4.76	1.588
61 Dan Otero, R ERA: 6.97	(6, 1)	0.0		1	1	0	0	0	0	0	0	0	0	0	2	3	∞	∞
39 Oliver Pérez, L ERA:	(6, 1)	1.1		5	1	0	0	3	0	0	0	0	1	0	13	18	0.00	0.750
50 Evan Marshall, R ERA: 6.75	(8, 1)	1.0		3	0	0	0	1	0	0	0	0	0	0	10	16	0.00	0.000

PITCHER	IP	WLS	BF	H	R	ER	SO	BB	IBB	HBP	BLK	WP	HR	S	P	ERA	WHIP

Cleveland Indians @ Minnesota Twins

Target Field, Minneapolis, MN

Sun Jun 03 2018, 1:12 PM - 4:26 PM CDT

Att. 26,096 - Cloudy - 60 F

livebaseballscorecards.com

Batter	1	2	3	4	5	6	7	8	9	AB	R	H	RBI	BB	SO	LOB
12 Francisco Lindor, S (1, 6) OBP: 0.379, SLG: 0.565	F8			K		BB		F8		3	1	0	0	1	1	0
23 Michael Brantley, L (1, 7) OBP: 0.369, SLG: 0.549	F8			G4-3		G5-3		HR		4	1	1	1	0	0	1
11 José Ramírez, S (1, 10) OBP: 0.397, SLG: 0.624	K			K2-3		BB		BB		2	1	0	0	2	2	0
10 Edwin Encarnación, R (1, 3) OBP: 0.317, SLG: 0.517		G1-3			HR	HR		G4-3		4	2	2	4	0	0	1
22 Jason Kipnis, L (1, 4) OBP: 0.281, SLG: 0.300		G4-3			1B	K			1B	4	0	2	0	0	1	0
7 Yan Gomes, R (1, 2) OBP: 0.289, SLG: 0.404		K			G6-3		2B		L8	4	0	1	0	0	1	2
1 Greg Allen, S (1, 9) OBP: 0.317, SLG: 0.395			K		BB		FC2-6		L6	3	0	0	0	1	1	2
4 Bradley Zimmer, L (1, 8) OBP: 0.281, SLG: 0.330			G6-3		K		K		K	4	0	0	0	0	3	3
9 Erik González, R (1, 5) OBP: 0.388, SLG: 0.543			K			G3-1	G4-3			3	0	0	0	0	1	1

	AB	31
	R	5
	H	6
	RBI	5
	BB	4
	SO	10
	LOB	10

Inning Stats	1	2	3	4	5	6	7	8	9
	R: 0 E: 0 K: 1 S: 7	H: 0 LOB: 0 BB: 0 P: 10	R: 0 E: 0 K: 1 S: 10	H: 0 LOB: 0 BB: 0 P: 15	R: 0 E: 0 K: 2 S: 7	H: 0 LOB: 0 BB: 0 P: 11	R: 0 E: 0 K: 2 S: 12	H: 0 LOB: 0 BB: 0 P: 20	R: 1 E: 0 K: 1 S: 14	H: 2 LOB: 1 BB: 1 P: 24
	R: 3 E: 0 K: 1 S: 17	H: 1 LOB: 0 BB: 2 P: 28	R: 0 E: 0 K: 1 S: 11	H: 1 LOB: 1 BB: 0 P: 14	R: 1 E: 0 K: 0 S: 8	H: 1 LOB: 0 BB: 1 P: 14	R: 0 E: 0 K: 1 S: 15	H: 1 LOB: 1 BB: 0 P: 22	1B: 2 2B: 1 3B: 0 HR: 3	SF: 0 SAC: 0 DP: 2 HBP: 0
	WP: 0 PB: 0 SB: 2 CS: 0	PA: 35								

PITCHER		IP	WLS	BF	H	R	ER	SO	BB	IBB	HBP	BLK	WP	HR	S	P	ERA	WHIP
44 Kyle Gibson, R ERA: 3.54	(1, 1)	5.2		20	2	2	2	7	2	0	0	0	0	1	63	99	3.18	0.706
57 Ryan Pressly, R ERA: 2.76	(6, 1)	0.0	B	2	1	2	2	0	1	0	0	0	0	1	1	5	∞	∞
55 Taylor Rogers, L ERA: 5.16	(6, 1)	1.1		5	1	0	0	2	0	0	0	0	0	0	14	18	0.00	0.750
43 Addison Reed, R ERA: 3.03	(8, 1)	1.0	B	4	1	1	1	0	1	0	0	0	0	1	8	14	9.00	2.000
56 Fernando Rodney, R ERA: 2.7	(9, 1)	1.0	W	4	1	0	0	1	0	0	0	0	0	0	15	22	0.00	1.000

PITCHER	IP	WLS	BF	H	R	ER	SO	BB	IBB	HBP	BLK	WP	HR	S	P	ERA	WHIP

Batter	1	2	3	4	5	6	7	8	9	AB	R	H	RBI	BB	SO	LOB
2 Brian Dozier, R (1, 4) OBP: 0.319, SLG: 0.434	F FF 92 X FF 94 0-1 ① G6-3	B FF 95 B SL 81 S FF 96 F SL 80 X FF 95 2-2 20 FC3-6 1B 1-2 2-H		B SL 80 1 SAFE C FF 94 1 SAFE D SL 80 F SL 79 X FF 93 2-2 ② F9 1-2			B FF 94 B FF 93 X FF 93 2-0 HR		B KC 84 C KC 84 F KC 84 F FF 94 B KC 84 B KC 84 F FF 95 F FF 94 B FF 94 4-2 20 HR BB	4	2	2	2	1	0	1
20 Eddie Rosario, L (1, 7) OBP: 0.352, SLG: 0.573	B FF 94 S FF 94 B CU 77 B FF 94 C FF 93 X FF 94 3-2 HR	X CH 87 0-0 ② FC3-6 1-2f 2-3		B FF 94 F CH 88 X FF 94 1-1 ③ L7			S CU 75 X CU 76 0-1 HR		S FF 95 B FF 94 D KC 84 X FF 94 2-1 1-H HR	5	3	3	4	0	0	3
22 Miguel Sanó, R (1, 5) OBP: 0.282, SLG: 0.449	B SL 80 B FF 94 B FF 94 D FF 92 4-0 5 2B BB	B FF 93 S SL 79 B FF 93 X FF 94 2-1 ③ F9			S SL 78 S SL 81 B SL 81 S SL 81 1-3 ① K		C FF 95 F FF 95 B SI 96 B SL 88 S SL 86 2-3 ① K			3	1	0	0	1	2	2
99 Logan Morrison, L (1, 3) OBP: 0.312, SLG: 0.347	C FF 93 C FF 94 F FF 94 B CU 73 S FF 93 1-3 ② K		F CH 89 F FF 94 F FF 94 B SL 80 X CH 88 1-2 ① L6		B FF 93 F FF 94 B FF 94 C FF 94 F CU 77 X FF 95 2-2 ② P5		B SL 79 C SI 92 X SL 79 1-1 ② G4-3			4	0	0	0	0	1	1
5 Eduardo Escobar, S (1, 6) OBP: 0.320, SLG: 0.512	F FF 94 X FF 93 0-1 1-H 2B		S FF 93 B CH 89 X CH 87 1-1 ② L8		B FF 93 B SL 80 B FF 94 X FF 94 3-0 ③ P4		C FF 92 B FF 93 F SI 92 F FF 94 B SL 78 F SI 94 X SL 80 2-2 ③ F8			4	0	1	1	0	0	0
26 Max Kepler, L (1, 9) OBP: 0.327, SLG: 0.449	B CH 88 X FF 93 1-0 ③ L8		B CU 74 B FF 93 C FF 92 B FF 95 C FF 94 B FF 93 4-2 BB			T FF 93 B CH 86 B FF 93 X CH 86 2-1 ① G4-3		C SL 78 B SL 79 B SL 79 X SL 79 2-1 ① F8		3	0	0	0	1	0	1
36 Robbie Grossman, S (1, 10) OBP: 0.329, SLG: 0.331 16 Ehire Adrianza, S (8, PR) OBP: 0.289, SLG: 0.327 (9, 10)		T FF 93 C FF 92 B FF 95 F CH 89 F CH 88 B FF 94 F FF 95 B CU 78 B FF 93 4-2 46 1B 2 1B BB	X CH 89 0-0 ③ G5-3			S FF 94 S FF 94 B FF 92 B FF 94 X CH 89 2-2 ② G4-3		B SL 76 B FF 91 S SL 80 F SI 94 B SL 79 F SI 93 X SI 93 3-2 24 2B 1B		3	1	1	0	1	0	1
										0	0	0	0	0	0	0
24 Ryan LaMarre, R (1, 8) OBP: 0.355, SLG: 0.362		X FF 94 0-0 ① L8		X FF 92 0-0 2 S 1B		B SL 79 S FF 94 C FF 95 F SL 81 X FF 95 1-2 2B		X FF 94 0-0 ② 1-H 2B		4	0	3	0	0	0	1
46 Bobby Wilson, R (1, 2) OBP: 0.196, SLG: 0.333		C CU 77 F FF 94 X SL 80 0-2 20 FC3-6 2 1B 1B 1-2		F FF 95 C FF 94 B FF 93 S SL 80 1-3 ① K		S SL 78 F FF 94 X SL 80 0-2 ③ F8		F FF 96 F FF 96 F FF 96 F CU 83 B FF 96 F FF 95 D CU 82 X FF 95 2-2 ③ G4-3		4	0	1	0	0	1	4
Inning Stats	R: 2 E: 0 K: 1 S: 12 H: 2 LOB: 1 BB: 1 P: 21	R: 1 E: 0 K: 0 S: 15 H: 2 LOB: 2 BB: 1 P: 23	R: 0 E: 0 K: 0 S: 9 H: 0 LOB: 1 BB: 1 P: 15	R: 0 E: 0 K: 1 S: 9 H: 1 LOB: 1 BB: 0 P: 13	R: 0 E: 0 K: 1 S: 8 H: 0 LOB: 0 BB: 0 P: 14	R: 0 E: 0 K: 0 S: 12 H: 1 LOB: 1 BB: 0 P: 17	R: 2 E: 0 K: 1 S: 13 H: 2 LOB: 0 BB: 0 P: 20	R: 0 E: 0 K: 0 S: 13 H: 2 LOB: 2 BB: 0 P: 20	R: 2 E: 0 K: 0 S: 7 H: 1 LOB: 0 BB: 1 P: 13	1B: 4 2B: 3 3B: 0 HR: 4 SF: 0 SAC: 0 DP: 0 HBP: 0						

PITCHER		IP	WLS	BF	H	R	ER	SO	BB	IBB	HBP	BLK	WP	HR	S	P	ERA	WHIP
52 Mike Clevinger, R ERA: 3.36	(1, 1)	6.0		28	7	4	4	3	3	0	0	0	0	2	66	106	6.00	1.667
49 Tyler Olson, L ERA: 6.19	(7, 1)	0.0		1	1	1	1	0	0	0	0	0	0	1	2	2	∞	∞
58 Neil Ramírez, R ERA: 6.0	(7, 1)	0.1		1	0	0	0	1	0	0	0	0	0	0	3	5	0.00	0.000
39 Oliver Pérez, L ERA:	(7, 1)	1.0		4	1	0	0	0	0	0	0	0	0	0	13	21	0.00	1.000
34 Zach McAllister, R ERA: 6.45	(8, 1)	0.2		2	1	0	0	0	0	0	0	0	0	0	7	9	0.00	1.500

PITCHER		IP	WLS	BF	H	R	ER	SO	BB	IBB	HBP	BLK	WP	HR	S	P	ERA	WHIP
37 Cody Allen, R ERA: 3.75	(9, 1)	0.0	L	2	1	2	2	0	1	0	0	0	0	1	7	13	∞	∞

BOTTOM

Cleveland Indians @ Minnesota Twins

Target Field, Minneapolis, MN

Sun Jun 03 2018, 1:12 PM - 4:26 PM CDT

Att. 26,096 - Cloudy - 60 F

livebaseballscorecards.com

AB	34
R	7
H	11
RBI	7
BB	4
SO	4
LOB	14

WP: 0 PB: 0 SB: 1 CS: 0

PA: 38

Milwaukee Brewers @ Cleveland Indians

Progressive Field, Cleveland, OH

Tue Jun 05 2018, 7:11 PM - 9:50 PM EDT

Att. 22,330 - Clear - 59 F

TOP

livebaseballscorecards.com

Batter	1	2	3	4	5	6	7	8	9	AB	R	H	RBI	BB	SO	LOB
6 Lorenzo Cain, R (1, 8) OBP: 0.387, SLG: 0.431	G5-3		1-2 3-H 1B		1B			P4		4	0	2	1	0	0	0
22 Christian Yelich, L (1, 9) OBP: 0.370, SLG: 0.469	24 G5-4-3 1B		L4		G5-3			G3		4	0	1	0	0	0	3
24 Jesús Aguilar, R (1, 3) OBP: 0.369, SLG: 0.549	G5-4-3 1-2f		K			K		K		4	0	0	0	0	3	3
21 Travis Shaw, L (1, 5) OBP: 0.340, SLG: 0.514		K	L7			P5			HR	4	1	1	1	0	1	0
8 Ryan Braun, R (1, 7) OBP: 0.291, SLG: 0.408		K	K			1B			F9	4	0	1	0	0	2	0
25 Ji Man Choi, L (1, 10) OBP: 0.259, SLG: 0.400		K	1B			L7			G4-3	4	0	1	0	0	1	1
5 Jonathan Villar, S (1, 4) OBP: 0.330, SLG: 0.398			F7 G3				G6-3		K	4	0	0	0	0	1	1
9 Manny Piña, R (1, 2) OBP: 0.279, SLG: 0.351			3 1B 6 1B 2B		K		L6			3	1	1	0	0	1	0
3 Orlando Arcia, R (1, 6) OBP: 0.242, SLG: 0.275			6 1B 2-3 1B		L4		G3-1			3	0	1	0	0	0	0

	AB	R	H	RBI	BB	SO	LOB
	34	2	8	2	0	9	8

Inning Stats																		
	R: 0 E: 0 K: 0 S: 4	H: 1 LOB: 0 BB: 0 P: 9	R: 0 E: 0 K: 3 S: 10	H: 0 LOB: 0 BB: 0 P: 16	R: 1 E: 0 K: 1 S: 19	H: 3 LOB: 2 BB: 0 P: 26	R: 0 E: 0 K: 1 S: 11	H: 1 LOB: 1 BB: 0 P: 17	R: 0 E: 0 K: 1 S: 13	H: 1 LOB: 1 BB: 0 P: 18	R: 0 E: 0 K: 1 S: 9	H: 1 LOB: 1 BB: 0 P: 15	R: 0 E: 0 K: 0 S: 8	H: 0 LOB: 0 BB: 0 P: 11	R: 0 E: 0 K: 1 S: 7	H: 0 LOB: 0 BB: 0 P: 9	R: 1 E: 0 K: 1 S: 11	H: 1 LOB: 0 BB: 0 P: 18	1B: 6 2B: 1 3B: 0 HR: 1	SF: 0 SAC: 0 DP: 1 HBP: 0	WP: 0 PB: 0 SB: 0 CS: 0	PA: 34

PITCHER		IP	WLS	BF	H	R	ER	SO	BB	IBB	HBP	BLK	WP	HR	S	P	ERA	WHIP
28 Corey Kluber, R ERA: 1.96	(1, 1)	7.0	W	27	7	1	1	7	0	0	0	0	0	0	74	112	1.29	1.000
58 Neil Ramírez, R ERA: 5.14	(8, 1)	1.0	H	3	0	0	0	1	0	0	0	0	0	0	7	9	0.00	0.000
37 Cody Allen, R ERA: 3.96	(9, 1)	1.0	S	4	1	1	1	1	0	0	0	0	0	1	11	18	9.00	1.000

PITCHER		IP	WLS	BF	H	R	ER	SO	BB	IBB	HBP	BLK	WP	HR	S	P	ERA	WHIP

Batter	1	2	3	4	5	6	7	8	9	AB	R	H	RBI	BB	SO	LOB
12 Francisco Lindor, S (1, 6) OBP: 0.374, SLG: 0.556	C FF 91 X SI 94 0-1 ① L9		C FF 91 F FF 92 X FS 86 0-2 ① L4		B SI 92 F FS 85 F FS 84 S FF 92 1-3 ② K		B SI 91 X SI 91 1-0 ③ G5-3			4	0	0	0	0	1	0
23 Michael Brantley, L (1, 7) OBP: 0.367, SLG: 0.548	F FF 93 B SI 93 B SI 94 B SI 92 F FF 93 X SI 94 3-2 ② G3-1		B FS 85 F FS 84 F FS 92 F FS 86 X SI 92 1-2 ② G4-3		B FS 85 X FF 92 1-0 2B			B SL 80 C SL 81 F SL 81 C SI 92 1-3 ① K		4	0	1	0	0	1	0
11 José Ramírez, S (1, 5) OBP: 0.395, SLG: 0.631	C FF 93 B SI 93 F SI 93 S FS 88 1-3 ③ K		B FF 92 B FS 87 X FF 93 2-0 HR		C FS 87 B FF 92 D SL 84 D FS 87 X FF 93 3-1 ③ F9			C FF 95 B FF 95 F KC 79 X FF 95 1-2 ② F8		4	1	1	1	0	1	1
10 Edwin Encarnación, R (1, 10) OBP: 0.320, SLG: 0.519		B FF 93 S SI 93 C SL 84 B FF 92 B FS 86 B FF 94 4-2 BB	C SI 92 F SI 91 B FS 87 X SL 84 1-2 ③ F7			C SI 91 F FF 91 B FS 86 X SI 92 1-2 ① L9		F FF 96 C KC 80 X FF 96 0-2 2B		3	1	1	0	1	0	0
17 Yonder Alonso, L (1, 3) OBP: 0.313, SLG: 0.451		S SI 93 S FS 86 F SI 94 B SI 94 D FS 87 X FF 93 2-2 1-2 1B		X FS 83 0-0 ① L4		C SL 83 B FS 86 F FF 93 S FF 92 1-3 ② K		B KC 80 B KC 81 S FF 96 C FF 96 B KC 80 F FF 96 S KC 80 3-3 ③ K		4	1	1	0	0	2	1
22 Jason Kipnis, L (1, 4) OBP: 0.286, SLG: 0.310		F SI 92 X SI 92 0-1 ① L9		B FF 92 B FF 91 B FF 91 C FF 91 X SI 91 3-1 2B		C FF 91 F SL 83 X FF 92 0-2 1B				3	0	2	0	0	0	2
7 Yan Gomes, R (1, 2) OBP: 0.290, SLG: 0.403		X FF 94 0-0 1-2 2-3 1B		C SL 82 F SI 92 D FS 87 F FF 92 B FF 92 F SL 85 S SI 93 2-3 ② K		C SL 82 B SI 92 F SL 83 S FS 87 1-3 ③ K				3	0	1	0	0	2	2
8 Lonnie Chisenhall, L (1, 9) OBP: 0.375, SLG: 0.300		B FF 94 X SI 94 1-0 1-2 2-H 3-H 1B		C FF 91 X FF 93 0-1 ③ P6			C SI 90 B SL 81 B SI 91 X SL 80 2-1 ① G1-3			3	0	1	2	0	0	1
1 Greg Allen, S (1, 8) OBP: 0.306, SLG: 0.380		C SI 93 F FF 93 B FS 88 X SI 94 1-2 ② ③ G4-6-3 1-2f			F FF 92 B FF 92 X FF 93 1-1 ① F8		B SI 91 B SI 91 F SI 90 F SI 91 B SL 83 F SL 82 C SI 92 3-3 ② K			3	0	0	0	0	1	2
Inning Stats	R: 0 E: 0 K: 1 S: 8 H: 0 LOB: 0 BB: 0 P: 12	R: 2 E: 0 K: 0 S: 13 H: 3 LOB: 1 BB: 1 P: 21	R: 1 E: 0 K: 0 S: 11 H: 1 LOB: 0 BB: 0 P: 15	R: 0 E: 0 K: 1 S: 10 H: 1 LOB: 1 BB: 0 P: 15	R: 0 E: 0 K: 1 S: 8 H: 1 LOB: 1 BB: 0 P: 14	R: 0 E: 0 K: 2 S: 12 H: 1 LOB: 1 BB: 0 P: 15	R: 0 E: 0 K: 1 S: 7 H: 0 LOB: 0 BB: 0 P: 13	R: 0 E: 0 K: 2 S: 13 H: 1 LOB: 1 BB: 0 P: 18		1B: 4 2B: 3 3B: 0 HR: 1 SF: 0 SAC: 0 DP: 1 HBP: 0					WP: 0 PB: 0 SB: 0 CS: 0 PA: 32	

PITCHER		IP	WLS	BF	H	R	ER	SO	BB	IBB	HBP	BLK	WP	HR	S	P	ERA	WHIP
41 Junior Guerra, R ERA: 2.83	(1, 1)	6.0	L	25	7	3	3	5	1	0	0	0	0	1	62	92	4.50	1.333
38 Dan Jennings, L ERA: 3.41	(7, 1)	1.1		4	0	0	0	2	0	0	0	0	0	0	10	17	0.00	0.000
46 Corey Knebel, R ERA: 4.76	(8, 1)	0.2		3	1	0	0	1	0	0	0	0	0	0	10	14	0.00	1.500

PITCHER	IP	WLS	BF	H	R	ER	SO	BB	IBB	HBP	BLK	WP	HR	S	P	ERA	WHIP

BOTTOM

Milwaukee Brewers @ Cleveland Indians

Progressive Field, Cleveland, OH

Tue Jun 05 2018, 7:11 PM - 9:50 PM EDT

Att. 22,330 - Clear - 59 F

livebaseballscorecards.com

AB	31
R	3
H	8
RBI	3
BB	1
SO	8
LOB	9

Batter	1	2	3	4	5	6	7	8	9	AB	R	H	RBI	BB	SO	LOB
6 Lorenzo Cain, R (1, 8) OBP: 0.389, SLG: 0.432	C FF 95 X FF 95 0-1 1B	C SL 86 B SI 94 B SL 86 B SL 86 C FF 93 F FF 94 X FF 95 3-2 ③ F9			C SL 84 S CH 88 B FF 93 F CH 88 B SL 84 X SL 83 2-2 24 BB 1B		B FF 93 D SL 82 C SI 92 X SI 90 2-1 ②③ G4-6-3 1-2f			4	0	2	0	0	0	4
22 Christian Yelich, L (1, 7) OBP: 0.373, SLG: 0.474	B FF 95 F FF 94 1 SAFE S CH 90 S SL 87 1-3 ① K		F FF 94 S SL 84 X FF 93 0-2 24 G6-3 21 1B 2B		1 SAFE 1 SAFE C CU 79 1 SAFE S CH 86 S SL 83 0-3 ① K			B SI 95 X SI 95 1-0 1B		4	1	2	0	0	2	2
24 Jesús Aguilar, R (1, 3) OBP: 0.367, SLG: 0.538	X FF 95 0-0 ② F7		B SL 82 C FF 92 S SL 85 D SL 84 X CH 90 2-2 ① G6-3 2-3		B SL 83 B FF 92 B FF 93 C FF 92 F FF 93 1 SAFE B FF 93 4-2 21 G3-6-1 1-2 BB			S SL 87 S SL 86 S SL 87 0-3 ① K		3	0	0	0	1	1	3
21 Travis Shaw, L (1, 5) OBP: 0.339, SLG: 0.509	C CH 89 B FF 95 1 SAFE B SL 86 B FF 95 F FF 95 S FF 95 3-3 ③ K		B CH 89 S SL 83 D SL 86 X SL 85 2-1 3-H 1B		C CH 86 D SL 84 F CH 88 D SL 84 B SI 93 2 SAFE X CH 87 3-2 ②③ G3-6-1 1-2f			S SL 79 C SL 78 D SL 82 F SL 79 F F SL 79 B SL 81 C SI 92 2-3 ② K		4	0	1	1	0	2	4
16 Domingo Santana, R (1, 9) OBP: 0.322, SLG: 0.362		S SL 83 C SI 93 S SI 90 0-3 ① K	X FF 93 0-0 ② F8			C SL 81 C FF 92 F CH 87 B CH 88 B SL 82 T CH 87 2-2 ① K		B KC 83 S KC 82 F KC 82 B FF 94 D KC 84 F FF 94 F FF 94 S FF 94 3-3 ③ K		4	0	0	0	0	3	2
25 Ji Man Choi, L (1, 10) OBP: 0.233, SLG: 0.357 14 Hernán Pérez, R (9, PH) OBP: 0.267, SLG: 0.351		F FF 95 B SL 84 B FF 94 S SL 86 S SL 88 2-3 ② K	C SI 94 C CU 82 B SI 93 F SL 83 S CH 90 1-3 ③ K			T CU 80 B SI 90 B SL 81 F SI 92 S SL 82 2-3 ② K			S KC 83 S KC 83 S KC 84 0-3 ① K	3 1	0 0	0 0	0 0	0 0	3 1	1 0
5 Jonathan Villar, S (1, 4) OBP: 0.328, SLG: 0.394		C SL 84 X FF 95 0-1 18 1B 15 1B 1B	S CH 86 C CU 82 S CH 88 0-3 ① K			C CH 86 B CH 87 X SL 80 1-1 ③ G6-3			C FF 94 F FF 94 F FF 93 B KC 84 B KC 84 X FF 93 2-2 ② G1-3	4	0	1	0	0	1	0
15 Erik Kratz, R (1, 2) OBP: 0.529, SLG: 0.875		X FF 96 0-0 18 1B 1-2 1B	X SL 85 0-0 ② G5-3				B SL 82 C FF 92 X CU 79 1-1 6 G4-6-3 1B		C KC 82 C KC 83 F KC 84 B KC 85 S KC 84 1-3 ③ K	4	0	2	0	0	1	0
18 Eric Sogard, L (1, 6) OBP: 0.226, SLG: 0.162		D FF 94 F CH 89 B FF 95 B FF 95 X FF 94 3-1 1-2 2-3 1B	C FF 93 B CH 88 C CU 81 B SL 85 S CH 87 2-3 ③ K				B CH 85 F SI 90 D SL 80 X SI 91 2-1 ① F7			3	0	1	0	0	1	1

Inning Stats	1	2	3	4	5	6	7	8	9
	R: 0 E: 0 K: 2 S: 9 H: 1 LOB: 1 BB: 0 P: 13	R: 0 E: 0 K: 2 S: 15 H: 3 LOB: 3 BB: 0 P: 23	R: 1 E: 0 K: 1 S: 13 H: 2 LOB: 1 BB: 0 P: 18	R: 0 E: 0 K: 2 S: 7 H: 0 LOB: 0 BB: 0 P: 9	R: 0 E: 0 K: 1 S: 12 H: 1 LOB: 1 BB: 1 P: 21	R: 0 E: 0 K: 2 S: 9 H: 0 LOB: 0 BB: 0 P: 14	R: 0 E: 0 K: 0 S: 6 H: 1 LOB: 0 BB: 0 P: 11	R: 0 E: 0 K: 3 S: 15 H: 1 LOB: 1 BB: 0 P: 21	R: 0 E: 0 K: 2 S: 11 H: 0 LOB: 0 BB: 0 P: 14

1B: 8 SF: 0 WP: 0 PA: 35
2B: 1 SAC: 0 PB: 0
3B: 0 DP: 2 SB: 0
HR: 0 HBP: 0 CS: 0

PITCHER		IP	WLS	BF	H	R	ER	SO	BB	IBB	HBP	BLK	WP	HR	S	P	ERA	WHIP
59 Carlos Carrasco, R ERA: 4.23	(1, 1)	7.0	W	28	8	1	1	10	1	0	0	0	0	0	71	109	1.29	1.286
58 Neil Ramírez, R ERA: 4.91	(8, 1)	0.1	H	2	1	0	0	1	0	0	0	0	0	0	4	5	0.00	3.000
39 Oliver Pérez, L ERA:	(8, 1)	0.1	H	1	0	0	0	1	0	0	0	0	0	0	6	8	0.00	0.000
37 Cody Allen, R ERA: 3.76	(8, 1)	1.1	S	4	0	0	0	3	0	0	0	0	0	0	16	22	0.00	0.000

PITCHER	IP	WLS	BF	H	R	ER	SO	BB	IBB	HBP	BLK	WP	HR	S	P	ERA	WHIP

TOP

Milwaukee Brewers @ Cleveland Indians

Progressive Field, Cleveland, OH

Wed Jun 06 2018, 1:11 PM - 4:33 PM EDT

Att. 21,315 - Cloudy - 58 F

livebaseballscorecards.com

AB	34
R	1
H	9
RBI	1
BB	1
SO	15
LOB	17

Batter	1	2	3	4	5	6	7	8	9	AB	R	H	RBI	BB	SO	LOB
12 Francisco Lindor, S (1, 6) OBP: 0.371, SLG: 0.547	B SI 90 F SI 92 C CH 82 B FF 92 F FC 90 C CU 76 2-3 K ①		C CH 81 X SI 90 0-1 F9 ①		1 SAFE B SI 90 S CU 77 B CH 82 B SI 92 B CH 82 4-1 23 1B 11 2B 1-2 BB	D FF 95 B FF 96 1 SAFE C FF 96 1 SAFE F FF 96 F CH 90 F FF 97 1 SAFE 2-3 S SL 87 K ② 1-2		S FF 93 B FF 94 X FC 89 1-1 L7 ③ 1-2		4	1	0	0	1	2	2
23 Michael Brantley, L (1, 7) OBP: 0.369, SLG: 0.547	C CU 76 B FF 91 X CH 83 1-1 11 BB 1B		C CU 75 B CU 76 F FC 88 X FF 92 1-2 L8 ②		B FC 89 C CU 76 B FC 90 2 SAFE F FF 92 X CH 84 2-2 11 2B 17 BB 1-3 2-H 1B	D SL 87 B SL 85 F FF 95 B FF 96 X FF 96 3-1 E4 2-3				4	1	2	1	0	0	1
11 José Ramírez, S (1, 5) OBP: 0.396, SLG: 0.632	F SI 92 B FC 89 C FC 89 1 SAFE 1 SAFE D CU 78 B FC 91 F CH 83 F CH 83 4-2 F FF 93 B CH 82 1-2 BB		B SI 91 B CH 83 C CH 84 B CU 76 X FF 93 3-1 L7 ③		F KC 78 B KC 79 X SI 95 1-1 17 BB 1-3 3-H 2B	X FF 97 0-0 F9 ③				3	0	1	1	1	0	2
10 Edwin Encarnación, R (1, 10) OBP: 0.319, SLG: 0.512	B CU 78 B FF 94 C CH 83 S CH 83 C FF 93 2-3 K ②			B FF 91 C CH 81 X FC 85 1-1 F7 ① B CU 76 X CH 82 1-0 L7 ②	C KC 79 B KC 79 F FS 90 B KC 80 B FS 90 D FS 91 4-2 17 BB D KC 80 D SI 95 D FF 96 F FF 95 B FF 95 4-1 1-2 2-3 3-H BB		C SL 85 B SL 86 B FF 96 X FF 96 2-1 F9 ① B SL 85 X FF 94 1-0 P5 ②		3	0	0	0	1	1	2
17 Yonder Alonso, L (1, 3) OBP: 0.312, SLG: 0.444	S CU 76 S CU 77 S CH 83 0-3 K ③									3	0	0	1	1	1	2
22 Jason Kipnis, L (1, 4) OBP: 0.285, SLG: 0.306		C SI 89 X CU 75 0-1 G6-3 ①		B SI 91 B SI 91 B CH 82 B FF 92 4-0 BB	C KC 80 T FS 92 F KC 80 S FS 90 0-3 K ②		C FF 94 B SL 85 B SL 86 F FF 93 S SL 85 2-3 K ③			3	0	0	0	1	2	3
7 Yan Gomes, R (1, 2) OBP: 0.289, SLG: 0.405		F CH 82 X FF 91 0-1 2B		1 SAFE B FC 88 B CH 82 C FC 87 S CU 76 1 SAFE B FC 88 F CH 83 S CU 78 3-3 K ③	B SI 95 S KC 80 S KC 80 F KC 80 C KC 80 1-3 K ③			F FF 96 B FC 90 B FF 95 F FF 96 F FF 95 T FC 91 3-2 K ①		4	0	1	0	0	3	4
8 Lonnie Chisenhall, L (1, 9) OBP: 0.321, SLG: 0.250		B FF 91 X CH 81 1-0 P6 ②			F SI 90 S FC 88 F FC 88 F FC 88 B CH 83 X CH 82 1-2 L8 ①	C FF 96 F FF 96 B FF 96 F SL 86 X SL 86 1-2 F7 ①		C FF 94 B FC 89 B FF 95 B FF 93 C FF 94 X FF 94 3-2 G4-3 ②		4	0	0	0	0	0	1
26 Rajai Davis, R (1, 8) OBP: 0.288, SLG: 0.263		D CU 77 C CH 83 D CU 77 F FC 86 X FF 91 2-2 L8 ③			B CU 76 B SI 90 B FC 87 C FF 91 X FC 88 3-1 12 S 23 1B 1B	L FF 96 B SL 86 F FF 96 B FF 96 B FF 98 B FF 96 4-2 23 E 12 S BB		X FF 94 0-0 12 S 1B		3	1	2	0	1	0	1
Inning Stats	R: 0 E: 0 K: 3 S: 17 H: 1 LOB: 2 BB: 1 P: 26	R: 0 E: 0 K: 0 S: 8 H: 1 LOB: 1 BB: 0 P: 11	R: 0 E: 0 K: 0 S: 7 H: 0 LOB: 0 BB: 0 P: 11	R: 0 E: 0 K: 1 S: 7 H: 0 LOB: 1 BB: 1 P: 16	R: 3 E: 0 K: 2 S: 24 H: 3 LOB: 3 BB: 3 P: 44	R: 0 E: 1 K: 1 S: 14 H: 0 LOB: 2 BB: 1 P: 24	R: 0 E: 0 K: 1 S: 6 H: 0 LOB: 0 BB: 0 P: 11	R: 0 E: 0 K: 1 S: 10 H: 1 LOB: 1 BB: 0 P: 17		1B: 4 2B: 2 3B: 0 HR: 0 SF: 0 SAC: 0 DP: 0 HBP: 0						

PITCHER		IP	WLS	BF	H	R	ER	SO	BB	IBB	HBP	BLK	WP	HR	S	P	ERA	WHIP
57 Chase Anderson, R ERA: 4.57	(1, 1)	4.1	L	20	4	3	3	4	3	0	0	0	0	0	50	85	6.23	1.615
32 Jeremy Jeffress, R ERA: 0.59	(5, 1)	0.2		5	1	0	0	2	2	0	0	0	0	0	13	23	0.00	4.500
54 Taylor Williams, R ERA: 2.31	(6, 1)	1.1		6	0	0	0	1	1	0	0	0	0	0	16	28	0.00	0.750
48 Boone Logan, L ERA: 5.63	(7, 1)	0.2		2	0	0	0	1	0	0	0	0	0	0	4	7	0.00	0.000
50 Jacob Barnes, R ERA: 2.35	(8, 1)	1.0		4	1	0	0	1	0	0	0	0	0	0	10	17	0.00	1.000

PITCHER	IP	WLS	BF	H	R	ER	SO	BB	IBB	HBP	BLK	WP	HR	S	P	ERA	WHIP

BOTTOM

Milwaukee Brewers @ Cleveland Indians

Progressive Field, Cleveland, OH

Wed Jun 06 2018, 1:11 PM - 4:33 PM EDT

Att. 21,315 - Cloudy - 58 F

livebaseballscorecards.com

AB	31
R	3
H	6
RBI	3
BB	6
SO	9
LOB	18

Cleveland Indians @ Detroit Tigers

Comerica Park, Detroit, MI

Fri Jun 08 2018, 7:12 PM - 9:53 PM EDT

Att. 21,766 - Clear - 79 F

TOP

livebaseballscorecards.com

Batter	1	2	3	4	5	6	7	8	9	AB	R	H	RBI	BB	SO	LOB
12 Francisco Lindor, S (1, 6) OBP: 0.365, SLG: 0.538	C FF 95 B SI 96 C CH 89 B FF 97 X FF 97 2-2 ① G6-3		X CH 89 0-0 ③ G1			C SL 84 C SI 96 F FF 97 X FF 99 0-2 ① G4-3		B FF 96 C FF 96 S FF 97 C FF 98 1-3 ③ K		4	0	0	0	0	1	0
23 Michael Brantley, L (1, 7) OBP: 0.367, SLG: 0.541	F SI 96 B CH 90 C CH 88 X FF 97 1-2 1B			B SI 96 B CH 87 C SI 97 C SI 97 F FF 98 B SL 87 X SI 96 3-2 ① G4-3		C SI 97 B SL 87 X CH 88 1-1 ② G4-3			X SI 92 0-0 ① P5	4	0	1	0	0	0	0
11 José Ramírez, S (1, 5) OBP: 0.394, SLG: 0.623	B SI 95 X SI 96 1-0 ② F9			C CH 90 B FF 98 C SL 85 B SI 98 S FF 98 2-3 ② K		C SL 86 B SL 86 X FF 97 1-1 ③ L3			B ST 80 B ST 84 B SI 95 F SI 94 F SI 95 B ST 82 4-2 17 1B 22 HR BB	3	1	0	0	1	1	1
10 Edwin Encarnación, R (1, 10) OBP: 0.318, SLG: 0.507	B FF 97 S FF 96 B FF 96 S SI 96 S FF 97 2-3 ③ K			B SL 87 F FF 98 F SI 98 B FF 99 X SI 98 2-2 17 2B 1B			S FF 97 B SL 87 C SL 87 F FF 97 C SL 86 1-3 ① K		B SI 94 1 SAFE C FC 86 B ST 81 X FC 87 2-1 ② P4	4	1	1	0	0	2	2
17 Yonder Alonso, L (1, 3) OBP: 0.320, SLG: 0.455		C FF 95 X SI 96 0-1 ① L8		B SI 98 B CH 89 X SI 96 2-0 ③ 1-H 2B			B SL 85 C SL 86 F FF 97 B SL 86 F SI 98 X SL 85 2-2 1B		B FC 89 B SI 94 F SI 95 B ST 79 F FC 89 X FF 95 3-2 1-3 22 HR 1B	4	1	3	1	0	0	0
22 Jason Kipnis, L (1, 4) OBP: 0.285, SLG: 0.318		C FF 96 T SI 97 B FF 96 F FF 97 B SL 86 X CH 90 2-2 ② G6-3			B CH 88 B CH 86 F SI 96 F FF 96 F SI 97 F FF 98 S SL 87 2-3 ① K		C SI 97 F SI 97 F SI 98 B SI 98 C SI 96 1-3 ② K		B ST 79 X ST 82 1-0 2-H 3-H HR	4	1	1	3	0	2	1
8 Lonnie Chisenhall, L (1, 9) OBP: 0.313, SLG: 0.250		C SL 86 F SI 97 B FF 97 B SI 97 C SI 97 2-3 ③ K			B CH 89 F SI 97 B CH 89 B SI 98 X FF 96 3-1 55 FC6-4 1B		F FF 98 B FF 96 B FF 96 C SL 86 B FF 98 S SL 86 3-3 ③ K		B FF 95 B FC 88 X SI 94 2-0 ③ L8	4	0	1	0	0	2	1
55 Roberto Pérez, R (1, 2) OBP: 0.224, SLG: 0.213			B SI 95 B FF 95 F SI 96 X SI 96 2-1 ① G6-3		X SI 96 0-0 ② FC6-4 1-2f			C SL 84 S SL 85 F FF 97 B FF 97 S SL 85 1-3 ① K		3	0	0	0	0	1	1
1 Greg Allen, S (1, 8) OBP: 0.295, SLG: 0.366			B SI 96 B SL 85 X SI 97 2-0 ② P6		C SI 97 S SL 86 F SL 85 F SL 85 F FF 97 X SL 85 0-2 ③ P4			B FF 96 C FF 97 S SL 84 X SL 85 1-2 ② G4-3		3	0	0	0	0	0	1
Inning Stats	R: 0 E: 0 K: 1 S: 10 H: 1 LOB: 1 BB: 0 P: 16	R: 0 E: 0 K: 1 S: 9 H: 0 LOB: 0 BB: 0 P: 13	R: 0 E: 0 K: 0 S: 4 H: 0 LOB: 0 BB: 0 P: 8	R: 1 E: 0 K: 1 S: 11 H: 2 LOB: 1 BB: 0 P: 20	R: 0 E: 0 K: 1 S: 14 H: 1 LOB: 1 BB: 0 P: 19	R: 0 E: 0 K: 0 S: 8 H: 0 LOB: 0 BB: 0 P: 10	R: 0 E: 0 K: 3 S: 15 H: 1 LOB: 1 BB: 0 P: 22	R: 0 E: 0 K: 2 S: 10 H: 0 LOB: 0 BB: 0 P: 13	R: 3 E: 0 K: 0 S: 10 H: 2 LOB: 0 BB: 1 P: 22	1B: 5 2B: 1 3B: 0 HR: 1 SF: 0 SAC: 0 DP: 0 HBP: 0						

	AB	33
	R	4
	H	7
	RBI	4
	BB	1
	SO	9
	LOB	7

WP: 0 PB: 0 SB: 0 CS: 0 PA: 34

PITCHER		IP	WLS	BF	H	R	ER	SO	BB	IBB	HBP	BLK	WP	HR	S	P	ERA	WHIP
32 Michael Fulmer, R ERA: 4.4	(1, 1)	7.0		25	5	1	1	7	0	0	0	0	0	0	71	108	1.29	0.714
77 Joe Jiménez, R ERA: 2.3	(8, 1)	1.0		3	0	0	0	2	0	0	0	0	0	0	10	13	0.00	0.000
61 Shane Greene, R ERA: 4.15	(9, 1)	1.0	L	6	2	3	3	0	1	0	0	0	0	1	10	22	27.00	3.000

PITCHER	IP	WLS	BF	H	R	ER	SO	BB	IBB	HBP	BLK	WP	HR	S	P	ERA	WHIP

Batter	1	2	3	4	5	6	7	8	9	AB	R	H	RBI	BB	SO	LOB
12 Leonys Martin, L (1, 8) OBP: 0.330, SLG: 0.473	X FF 93 0-0 9 2B 2B	B KC 79 F KC 79 F FC 88 S KC 81 1-3 ③ K			C CH 86 S KC 80 B KC 82 B FF 96 F FC 88 B SI 95 T FF 96 3-2 ② K		C KC 78 B CH 87 B KC 79 B FF 95 X FF 96 3-1 9 S 1B			4	1	2	0	0	2	2
9 Nick Castellanos, R (1, 9) OBP: 0.369, SLG: 0.512	B SI 94 C FC 86 X FC 86 1-1 2-H 2B		C FF 95 F CH 88 B ST 84 S ST 83 1-3 ① K		F FF 97 B KC 82 F KC 81 S ST 84 1-3 ③ K		F FF 95 B FC 88 F KC 80 S ST 83 1-3 ③ K 1-2			4	0	1	1	0	3	1
24 Miguel Cabrera, R (1, 3) OBP: 0.400, SLG: 0.472	F FF 95 S FF 96 S ST 83 0-3 ① K		X KC 78 0-0 1B			X ST 82 0-0 41 1B 1B		X FC 87 0-0 ① F7		4	0	2	0	0	1	1
46 Jeimer Candelario, S (1, 5) OBP: 0.357, SLG: 0.508	C FF 95 B CH 88 X CH 87 1-1 ② P3		C CH 88 B KC 79 F FC 87 D KC 80 D KC 80 T FF 96 3-2 ② K			F FF 95 S FC 88 B FC 88 B SI 96 D KC 81 T FF 97 3-2 ① K		B CH 86 S CH 86 C KC 79 X KC 81 1-2 ② G3		4	0	0	0	0	2	3
41 Victor Martinez, S (1, 10) OBP: 0.309, SLG: 0.351	F FF 95 X KC 79 0-1 ③ L8		F FF 96 X CH 88 0-1 ③ G3			F CH 88 X CH 88 0-1 1-3 1B		B FF 95 X FF 94 1-0 ③ G6-3		4	0	1	0	0	0	2
28 Niko Goodrum, S (1, 7) OBP: 0.322, SLG: 0.437		F FF 94 S FC 88 C ST 82 0-3 ① K		X FF 94 0-0 ① F7		B KC 81 F FC 90 D KC 82 C FF 98 F ST 85 F FF 98 F FC 88 F KC 82 B CH 89 3-3 S FC 80 ② K			B FF 95 C FF 94 B KC 84 F FF 95 B FF 95 B FF 95 4-2 1 L1-3 BB	3	0	0	0	1	2	2
34 James McCann, R (1, 2) OBP: 0.302, SLG: 0.359		B KC 77 B FF 95 S FC 88 X SI 94 2-1 ② F9		C FF 96 F ST 83 S FC 84 0-3 ② K		B KC 81 S FF 97 B KC 83 C FF 98 X FC 86 2-2 ③ L7			B FF 94 C FF 94 F FF 94 S KC 83 1-3 ① K	4	0	0	0	0	2	3
1 Jose Iglesias, R (1, 6) OBP: 0.307, SLG: 0.381		C FF 95 C ST 82 B FF 94 X ST 82 1-2 2B		B FF 94 F FF 94 C KC 79 F FF 96 F FF 97 X KC 81 1-2 ③ G5-3			X FF 94 0-0 ① P4		B FF 94 B FF 94 C FF 93 F FF 94 X KC 82 2-2 ② L1-3 1-2	4	0	1	0	0	0	1
49 Dixon Machado, R (1, 4) OBP: 0.266, SLG: 0.298 55 John Hicks, R (9, PH) OBP: 0.316, SLG: 0.434		C FF 96 C FC 87 B ST 84 D KC 81 B SI 95 B FF 97 4-2 BB			T FF 94 X KC 79 0-1 ① G5-3		C FF 95 F KC 79 S ST 83 0-3 ② K		C FF 94 S KC 84 S KC 84 0-3 ③ K	2 1	0 0	0 0	0 0	1 0	1 1	0 1
Inning Stats	R: 1 E: 0 K: 1 S: 10 H: 2 LOB: 1 BB: 0 P: 12	R: 0 E: 0 K: 2 S: 13 H: 1 LOB: 2 BB: 1 P: 21	R: 0 E: 0 K: 2 S: 9 H: 1 LOB: 1 BB: 0 P: 13	R: 0 E: 0 K: 1 S: 9 H: 0 LOB: 0 BB: 0 P: 10	R: 0 E: 0 K: 2 S: 9 H: 0 LOB: 0 BB: 0 P: 13	R: 0 E: 0 K: 2 S: 16 H: 2 LOB: 2 BB: 0 P: 24	R: 0 E: 0 K: 2 S: 9 H: 1 LOB: 1 BB: 0 P: 13	R: 0 E: 0 K: 0 S: 5 H: 0 LOB: 0 BB: 0 P: 7	R: 0 E: 0 K: 2 S: 11 H: 0 LOB: 1 BB: 1 P: 18	1B: 4 2B: 3 3B: 0 HR: 0	SF: 0 SAC: 0 DP: 0 HBP: 0			WP: 0 PB: 0 SB: 1 CS: 0	PA: 36		

PITCHER	IP	WLS	BF	H	R	ER	SO	BB	IBB	HBP	BLK	WP	HR	S	P	ERA	WHIP
47 Trevor Bauer, R (1, 1) ERA: 2.62	8.0	W	32	7	1	1	12	1	0	0	0	0	0	80	113	1.12	1.000
37 Cody Allen, R (9, 1) ERA: 3.62	1.0	S	4	0	0	0	2	1	0	0	0	0	0	11	18	0.00	1.000

PITCHER	IP	WLS	BF	H	R	ER	SO	BB	IBB	HBP	BLK	WP	HR	S	P	ERA	WHIP

BOTTOM

Cleveland Indians @ Detroit Tigers

Comerica Park, Detroit, MI

Fri Jun 08 2018, 7:12 PM - 9:53 PM EDT

Att. 21,766 - Clear - 79 F

livebaseballscorecards.com

AB	34
R	1
H	7
RBI	1
BB	2
SO	14
LOB	16

Batter	1	2	3	4	5	6	7	8	9	10	11	12	AB	R	H	RBI	BB	SO	LOB
12 Francisco Lindor, S (1, 6) OBP: 0.359, SLG: 0.527	C FF 88 C CU 71 F FF 89 B FF 89 B CU 72 F CH 84 X CH 82 2-2 ① L3		B FF 88 F FF 88 X SL 87 1-1 ② F8			C CH 83 F CU 72 B SL 86 B FF 88 F SL 86 B SL 86 S CH 83 3-3 ① K		S FF 90 S SL 83 S FF 89 0-3 ① K		B FF 95 B CH 87 S FF 95 F FF 96 F FF 96 B SL 81 X FF 96 3-2 ③ G4-3			5	0	0	0	0	2	0
23 Michael Brantley, L (1, 10) OBP: 0.372, SLG: 0.540	B SI 89 X CH 83 1-0 11 1B 1B		X CH 85 0-0 ③ G4-3			B CU 72 B SL 87 C FF 88 C SL 87 X FF 90 2-2 ② L8		X SL 83 0-0 8 FC6 1B			B FF 91 C FF 92 B FF 94 B FF 93 F FF 93 B FF 95 4-2 11 BB BB		4	0	2	0	1	0	0
11 José Ramírez, S (1, 5) OBP: 0.394, SLG: 0.617	C SI 88 C SI 90 D CU 74 1 SAFE X SI 89 1-2 8 G4-6-3 1B 1-3			C CU 71 C CU 73 C SL 87 0-3 ① K		C CH 85 B CU 71 F SL 87 S CU 74 1-3 ③ K		B FF 89 B FF 90 S SL 83 B FF 88 F FF 90 S SL 82 3-3 ② K			B FF 95 B FF 95 1 SAFE 1 SAFE F FF 94 C FF 95 B FF 95 F FF 95 1 SAFE 4-2 B FF 85 1-2 BB		4	0	1	0	1	3	1
8 Lonnie Chisenhall, L (1, 9) OBP: 0.297, SLG: 0.273	S FF 90 X FF 90 0-1 ② ③ G4-6-3 1-2f			B FF 89 F FF 89 X CU 71 1-1 ② F8			B CU 71 X FF 88 1-0 2B	B SL 88 X SI 92 1-0 ③ FC6 1-2f			B SL 88 X SL 88 1-0 ① B2		5	0	1	0	0	0	5
17 Yonder Alonso, L (1, 3) OBP: 0.317, SLG: 0.446		B CH 86 C FF 85 F CU 72 F FF 89 B CU 73 X CU 70 2-2 ① G3-1		B CU 73 B CU 71 F SL 87 F SL 86 S CU 74 2-3 ③ K			B FF 89 D CU 72 B FF 88 B SI 89 4-0 BB		B SI 94 B SI 94 X SI 96 2-0 ① G4-3		B CU 80 B FF 92 B FF 92 C FF 93 X SL 90 3-1 ② F8		4	0	0	0	1	1	2
22 Jason Kipnis, L (1, 4) OBP: 0.279, SLG: 0.311 1 Greg Allen, S (12, 8) OBP: 0.295, SLG: 0.366		B FF 89 B CH 84 B FF 88 C FF 88 X FF 88 3-1 ② P3			X FF 87 0-0 ① F8		C FF 88 F FF 88 B SL 87 F SL 87 F CU 74 F FF 89 S SL 86 1-3 ① K		C SI 96 X FF 94 0-1 ② F7		F FF 92 B FF 93 B FF 93 B SL 90 C SL 89 F FF 94 F FF 93 X FF 94 3-2 ③ L7		5 0	0 0	0 0	0 0	0 0	1 0	4 0
53 Melky Cabrera, S (1, 7) OBP: 0.208, SLG: 0.265 9 Erik González, R (12, 4) OBP: 0.388, SLG: 0.543		S FF 90 C FF 91 B FF 90 X FF 90 1-2 ③ G4-3			B FF 88 F FF 88 X CH 84 1-1 1B		S FF 90 F FF 89 B FF 90 X FF 88 1-2 ② L7		F SI 95 X FF 96 0-1 ③ P6			B FF 90 B FF 90 F FF 91 F FF 92 X FF 92 2-2 ① G5-3	5 0	0 0	1 0	0 0	0 0	0 0	2 0
7 Yan Gomes, R (1, 2) OBP: 0.287, SLG: 0.418			X FF 88 0-0 HR		C SL 87 S SL 87 B SL 87 F SL 86 D CU 73 S CH 83 2-3 ② K		B SL 86 F SL 86 C CU 73 F SL 84 F CH 83 B FF 90 D CU 74 F CU 74 S FF 91 3-3 ③ K			X SL 80 0-0 ① G5-3		S SL 88 X CU 80 0-1 ② G5-3	5	1	1	1	0	2	3
26 Rajai Davis, R (1, 8) OBP: 0.284, SLG: 0.290 (12, 7)			C FF 88 S CU 71 B SL 86 B SL 85 B CH 83 C FF 89 3-3 ① K		F SL 86 F SL 86 F FF 89 X SL 86 0-2 ③ L7			X FF 90 0-0 HR		S SL 80 B FF 94 X SL 80 1-1 ② G5-3		X SL 88 0-0 ③ G1	5	1	1	1	0	1	1
Inning Stats	R: 0 E: 0 K: 0 S: 11 H: 2 LOB: 1 BB: 0 P: 15	R: 0 E: 0 K: 0 S: 9 H: 0 LOB: 0 BB: 0 P: 15	R: 1 E: 0 K: 1 S: 7 H: 1 LOB: 0 BB: 0 P: 11	R: 0 E: 0 K: 2 S: 8 H: 0 LOB: 0 BB: 0 P: 11	R: 0 E: 0 K: 1 S: 11 H: 1 LOB: 1 BB: 0 P: 14	R: 0 E: 0 K: 2 S: 10 H: 0 LOB: 0 BB: 0 P: 16	R: 0 E: 0 K: 2 S: 16 H: 1 LOB: 2 BB: 1 P: 26	R: 1 E: 0 K: 2 S: 9 H: 2 LOB: 1 BB: 0 P: 13	R: 0 E: 0 K: 0 S: 5 H: 0 LOB: 0 BB: 0 P: 7	R: 0 E: 0 K: 0 S: 7 H: 0 LOB: 0 BB: 0 P: 11	R: 0 E: 0 K: 0 S: 13 H: 0 LOB: 2 BB: 2 P: 28	R: 0 E: 0 K: 0 S: 6 H: 0 LOB: 0 BB: 0 P: 8	1B: 4 2B: 1 3B: 0 HR: 2	SF: 0 SAC: 0 DP: 1 HBP: 0	WP: 0 PB: 0 SB: 0 CS: 0	PA: 45			

PITCHER		IP	WLS	BF	H	R	ER	SO	BB	IBB	HBP	BLK	WP	HR	S	P	ERA	WHIP
50 Mike Fiers, R ERA: 4.01	(1, 1)	7.0		26	5	1	1	8	1	0	0	0	0	1	72	108	1.29	0.857
19 Louis Coleman, R ERA: 1.72	(8, 1)	0.2	B	4	2	1	1	2	0	0	0	0	0	1	8	11	13.50	3.000
30 Alex Wilson, R ERA: 4.29	(8, 1)	0.1		1	0	0	0	0	0	0	0	0	0	0	1	2	0.00	0.000
61 Shane Greene, R ERA: 4.02	(9, 1)	1.0		3	0	0	0	0	0	0	0	0	0	0	5	7	0.00	0.000
45 Buck Farmer, R ERA: 6.14	(10, 1)	1.0		5	0	0	0	0	2	0	0	0	0	0	12	24	0.00	2.000

PITCHER		IP	WLS	BF	H	R	ER	SO	BB	IBB	HBP	BLK	WP	HR	S	P	ERA	WHIP
53 Warwick Saupold, R ERA: 3.25	(11, 1)	2.0	W	6	0	0	0	0	0	0	0	0	0	0	14	23	0.00	0.000

TOP

Cleveland Indians @ Detroit Tigers

Comerica Park, Detroit, MI

Sat Jun 09 2018, 6:03 PM - 9:47 PM EDT

Att. 27,038 - Overcast - 67 F

livebaseballscorecards.com

AB	42
R	2
H	7
RBI	2
BB	3
SO	10
LOB	18

Batter	1	2	3	4	5	6	7	8	9	10	11	12	AB	R	H	RBI	BB	SO	LOB
12 Leonys Martin, L (1, 8) OBP: 0.330, SLG: 0.466	C FF 92 B FF 93 B CH 87 B FF 93 F FF 92 B FF 94 4-2 24 S 9 S 41 1B BB		X CH 88 0-0 ① F8			C FF 93 S FF 92 F FF 92 B CU 76 F CU 76 F CH 89 B CH 90 C FF 94 2-3 ① K	B SL 78 X SI 91 1-0 ③ P4			C SI 92 X CH 82 0-1 9 1B 1B		B FF 94 C FF 93 F FF 94 S FF 94 1-3 ① K	5	1	1	0	1	2	3
9 Nick Castellanos, R (1, 9) OBP: 0.365, SLG: 0.504	1 SAFE C FF 94 S SL 80 B SL 80 B FF 95 X SL 80 2-2 ① P3 1-2		C FF 92 B CH 88 C CH 89 B CU 75 F SL 79 S FF 94 2-3 ② K			X CH 89 0-0 ② L6		C SL 87 S SI 97 F SL 87 X SL 88 0-2 ① G5-3		C SI 90 F SI 90 F SI 89 B SI 92 F SI 92 1 SAFE B SI 89 X SI 91 2-2 22 FC6-5 24 IBB 1-3 1B		X FF 95 0-0 ② G6-3	6	0	1	0	0	1	1
24 Miguel Cabrera, R (1, 3) OBP: 0.404, SLG: 0.465	B FF 95 B CH 88 B FF 94 C FF 94 B FF 94 4-1 41 1B 2-3 BB		X FF 94 0-0 ③ G4-3			C FF 95 S FF 93 B SL 81 F SL 80 B FF 93 X SL 80 2-2 ③ G1-3		B FF 96 X SL 87 1-0 ② P3		0-0 22 FC6-5 1-2 IBB		S KC 83 F KC 84 B KC 83 X FF 93 1-2 46 HR 1B	4	1	1	0	2	0	0
46 Jeimer Candelario, S (1, 5) OBP: 0.352, SLG: 0.512	S FF 94 C FF 94 S FF 94 0-3 ② K		B SL 79 C FF 96 B FF 94 B FF 93 F FF 93 X FF 94 3-2 ① F8			B CU 73 C CH 88 B FF 93 B FF 92 S FF 90 S FF 91 3-3 ① K		B SI 96 S FF 98 B FF 97 B FF 97 S FF 97 F FF 97 X FF 98 3-2 ③ P5		C FF 90 X FF 90 0-1 ② L6		B FF 94 D KC 84 X FF 93 2-0 1-H HR	6	1	1	2	0	2	5
41 Victor Martinez, S (1, 10) OBP: 0.314, SLG: 0.355 22 Victor Reyes, S (7, PR) OBP: 0.196, SLG: 0.304 (8, 10)	C CH 89 F FF 94 B SL 80 B SL 80 X CH 88 1-2 1-2 3-H 1B		B FF 93 C SL 78 S SL 79 F CU 74 B FF 92 F FF 93 X SL 78 2-2 ② F7			C CH 88 X SL 78 0-1 21 1B 34 1B 1 BB 1B		C SI 95 F SI 96 B SL 87 X SL 88 1-2 21 S 1B	B SI 91 X FF 90 1-0 ③ FC6-5 1-2 2-3f			3	0	2	1	0	0	0
													2	1	1	0	0	0	3
34 James McCann, R (1, 2) OBP: 0.299, SLG: 0.355	C FF 94 B FF 94 F SL 79 B FF 93 F FF 94 F SL 81 X SL 80 2-2 ③ F8			B FF 94 F SL 79 B CU 76 F FF 93 X FF 94 0-0 ③ P6		X FF 92 0-0 1 BB 21 1B 1-2 1B		B FF 96 1 SAFE F SI 97 1 SAFE 1 SAFE S SL 86 B SI 96 X SI 96 2-2 ① L7		C CU 79 S CU 81 S CU 82 0-3 ① K		5	0	1	0	0	1	3
21 JaCoby Jones, R (1, 7) OBP: 0.266, SLG: 0.374		F FF 92 X CU 76 0-1 ① F8			B FF 93 X SL 79 1-0 ① B5-3		C SL 79 F SL 78 B FF 95 X CU 74 1-2 1 BB 1-2 2-3 1B		B SI 97 C SL 86 S FF 96 X SL 87 1-2 ② G5-3 1-2			B FF 96 F CU 80 F FF 95 T FF 96 1-2 ② K	5	0	1	0	0	1	1
1 Jose Iglesias, R (1, 6) OBP: 0.309, SLG: 0.388		B FF 94 F SL 79 B CU 76 F FF 93 X FF 94 2-2 ② G3			C FF 92 X FF 93 0-1 ② P3		B FF 93 S SL 80 F SL 79 B FF 91 B FF 94 B FF 92 4-2 1-2 2-3 3-H BB		F FF 96 B FF 96 S SL 86 X SI 96 1-2 ③ P4			C FF 96 X FF 95 0-1 3B	4	0	1	1	1	0	1
49 Dixon Machado, R (1, 4) OBP: 0.260, SLG: 0.290		C FF 94 F SL 80 S FF 94 0-3 ③ K			B FF 92 X FF 92 1-0 ③ L9		F CH 87 X SL 79 0-1 ② F9			C SI 91 X SI 91 0-1 ① G6-3		C CU 80 S FF 96 X FF 96 0-2 ③ F8	5	0	0	0	0	1	4
Inning Stats	R: 1 H: 1 E: 0 LOB: 2 K: 1 BB: 2 S: 17 P: 30	R: 0 H: 0 E: 0 LOB: 0 K: 1 BB: 0 S: 8 P: 10	R: 0 H: 0 E: 0 LOB: 0 K: 1 BB: 0 S: 6 P: 8	R: 0 H: 0 E: 0 LOB: 0 K: 0 BB: 0 S: 9 P: 14	R: 0 H: 0 E: 0 LOB: 0 K: 0 BB: 0 S: 4 P: 6	R: 0 H: 0 E: 0 LOB: 0 K: 1 BB: 0 S: 11 P: 15	R: 1 H: 3 E: 0 LOB: 3 K: 1 BB: 1 S: 14 P: 23	R: 0 H: 0 E: 0 LOB: 0 K: 0 BB: 0 S: 9 P: 13	R: 0 H: 1 E: 0 LOB: 1 K: 0 BB: 0 S: 12 P: 17	R: 0 H: 2 E: 0 LOB: 3 K: 0 BB: 1 S: 12 P: 15	R: 0 H: 1 E: 0 LOB: 1 K: 2 BB: 0 S: 11 P: 12	R: 2 H: 2 E: 0 LOB: 0 K: 1 BB: 0 S: 8 P: 12	1B: 8 2B: 0 3B: 1 HR: 1	SF: 0 SAC: 0 DP: 0 HBP: 0	WP: 0 PB: 0 SB: 3 CS: 0	PA: 49			

PITCHER		IP	WLS	BF	H	R	ER	SO	BB	IBB	HBP	BLK	WP	HR	S	P	ERA	WHIP
52 Mike Clevinger, R ERA: 3.31	(1, 1)	6.2		27	4	2	2	5	3	0	0	0	0	0	68	104	2.70	1.050
39 Oliver Pérez, L ERA:	(7, 1)	0.1		1	0	0	0	0	0	0	0	0	0	0	1	2	0.00	0.000
58 Neil Ramírez, R ERA: 3.86	(8, 1)	2.0		7	1	0	0	0	0	0	0	0	0	0	21	30	0.00	0.500
61 Dan Otero, R ERA: 6.65	(10, 1)	1.0		6	2	0	0	0	0	1	0	0	0	0	12	15	0.00	2.000
34 Zach McAllister, R ERA: 6.17	(11, 1)	1.0		4	1	0	0	2	0	0	0	0	0	0	11	12	0.00	1.000

PITCHER		IP	WLS	BF	H	R	ER	SO	BB	IBB	HBP	BLK	WP	HR	S	P	ERA	WHIP
37 Cody Allen, R ERA: 4.18	(12, 1)	0.2	L	4	2	2	2	1	0	0	0	0	0	1	8	12	27.00	3.000

Cleveland Indians @ Detroit Tigers

Comerica Park, Detroit, MI

Sat Jun 09 2018, 6:03 PM - 9:47 PM EDT

Att. 27,038 - Overcast - 67 F

BOTTOM

livebaseballscorecards.com

AB	45
R	4
H	10
RBI	4
BB	4
SO	8
LOB	21

Cleveland Indians @ Detroit Tigers

Comerica Park, Detroit, MI

Sun Jun 10 2018, 1:12 PM - 4:00 PM EDT

Att. 22,862 - Cloudy - 65 F

TOP

livebaseballscorecards.com

Batter	1	2	3	4	5	6	7	8	9	AB	R	H	RBI	BB	SO	LOB
1 Greg Allen, S (1, 8) OBP: 0.290, SLG: 0.356	B FF 91 C FF 90 C SL 83 F SL 84 S CU 79 1-3 ① **K**		B FF 92 B FF 92 C FF 92 X SL 86 2-1 ② **P5**		X FF 90 0-0 23 F8-5 23 S 1B	B SI 95 S SI 94 L CU 78 S SL 86 1-3 ③ **K**		B FF 95 C FF 94 S SL 81 B SL 80 B FF 94 C FF 94 3-3 ① **K**		5	0	1	0	0	3	1
23 Michael Brantley, L (1, 10) OBP: 0.364, SLG: 0.528	C FF 92 F FF 92 X SL 87 0-2 ② **G4-3**		C CU 78 B FF 91 C CU 79 F SL 87 X FF 91 1-2 ③ **P3**		B FF 90 F FF 91 X CU 78 1-1 ① ② **F8-5** 1-3		C SI 94 S CU 78 T FF 93 0-2 ① **K**	F FF 94 B FF 94 B CU 78 X FF 93 2-1 ② **F7**		5	0	0	0	0	1	2
11 José Ramírez, S (1, 5) OBP: 0.391, SLG: 0.617	C SL 86 F FF 92 B SL 86 X FF 92 1-2 ③ **G4-3**			C CU 76 B FF 90 B FF 91 C CU 74 B SL 88 F SL 87 C CU 75 3-3 ① **K**	B FF 90 C SL 85 X SL 86 1-1 3B		B CU 79 S SI 95 B SI 94 S CU 78 X FF 94 2-2 ② **F9**	B FF 94 C CU 79 X FF 94 1-1 ③ **G4-3**		5	0	1	0	0	1	1
12 Francisco Lindor, S (1, 6) OBP: 0.363, SLG: 0.533		B FF 92 C FF 90 X SL 86 1-1 17 E 17 S 17 2B 1B		C FF 91 X FF 92 0-1 8 1B 17 S 53 SF8 1B	C CU 77 X CU 80 0-1 ③ **F8**		C SI 94 X CU 80 0-1 2B		C FF 93 B CH 85 S FF 94 B FF 94 F SL 82 F CH 87 F FF 95 B CH 86 X FF 94 3-2 ① **F7**	5	2	3	0	0	0	1
17 Yonder Alonso, L (1, 3) OBP: 0.319, SLG: 0.447		B FF 90 1 SAFE 1 SAFE B FF 90 F FF 92 X SL 84 2-1 8 G4-3 53 SF8 1-H 2B		B FF 90 B CU 74 1 SAFE 1 SAFE B CH 90 B FF 91 4-0 55 E 8 1B 1-2 BB		F SI 94 B SI 94 B SL 84 F SI 95 F SL 84 X CU 77 2-2 ① **G3**	C SI 94 X SI 95 0-1 ③ **F7**		C FF 95 B CH 87 B CH 87 T FF 94 B FF 94 X CH 87 3-2 ② **P4**	4	1	1	1	1	0	1
8 Lonnie Chisenhall, L (1, 9) OBP: 0.357, SLG: 0.324		X FF 91 0-0 ① **G4-3** 2-3		B CH 90 F FF 91 S CU 76 X FF 91 1-2 55 E 1-2 2-3 1B		C SI 94 B CU 79 F SI 94 B FF 95 X CU 79 2-2 53 2B 9 2B 1B		C FF 94 B FF 93 X SL 81 1-1 E9 53 1B 1B	B FF 95 B FF 94 B CH 86 C FF 94 B FF 94 4-1 BB	4	2	3	0	1	0	1
53 Melky Cabrera, S (1, 7) OBP: 0.224, SLG: 0.308		F FF 91 F SL 87 X FF 91 0-2 ② **SF8** 3-H		X FF 92 0-0 ② **SF8** 3-H		B SI 94 B SI 93 X SI 95 2-0 9 2B 1-3 2B		F FF 94 B FF 94 X SL 81 1-1 7 HR 2-H 1B	C FF 94 B CH 87 S CH 87 B CH 88 B FF 94 F CH 88 F FF 95 X FF 95 3-2 ③ **P5**	3	2	2	3	0	0	1
55 Roberto Pérez, R (1, 2) OBP: 0.227, SLG: 0.208 7 Yan Gomes, R (6, 2) OBP: 0.291, SLG: 0.440		F FF 91 C CU 79 B CU 80 B SL 85 T FF 91 2-2 ③ **K**		C CU 76 B CU 79 B FF 91 X SL 84 2-1 **E3** 1-2 2-3		B SL 86 F SL 86 B CU 78 H SI 94 3-1 9 2B HBP		D CU 80 B FF 95 B FF 95 C FF 94 F FF 95 X FF 94 3-2 1-H HR		2 1	1 1	0 1	0 2	0 0	1 0	2 0
9 Erik González, R (1, 4) OBP: 0.396, SLG: 0.580			C CU 76 B FF 91 S SL 86 B SL 86 B FF 92 S SL 86 3-3 ① **K**	C CU 77 F CU 78 F FF 91 X SL 86 0-2 ③ **G4-3**		F SL 85 B SL 86 X SI 93 1-1 ② 1-H 2-H 3-H 2B		C SL 83 X SL 82 0-1 2B		4	0	2	3	0	1	3

Inning Stats																												
	R: 0	H: 0	E: 0	LOB: 0	K: 1	BB: 0	S: 10	P: 12	R: 2	H: 2	E: 0	LOB: 0	K: 1	BB: 0	S: 11	P: 16	R: 0	H: 0	E: 0	LOB: 0	K: 1	BB: 0	S: 9	P: 15	R: 1	H: 2	E: 1	LOB: 3	K: 1	BB: 1	S: 16	P: 26
	R: 0	H: 2	E: 0	LOB: 1	K: 0	BB: 0	S: 7	P: 9	R: 3	H: 3	E: 0	LOB: 0	K: 1	BB: 0	S: 14	P: 25	R: 0	H: 1	E: 0	LOB: 1	K: 1	BB: 0	S: 10	P: 12	R: 3	H: 4	E: 1	LOB: 1	K: 1	BB: 0	S: 16	P: 27
	R: 0	H: 0	E: 0	LOB: 1	K: 0	BB: 1	S: 15	P: 28	1B: 7	SF: 2	2B: 6	SAC: 0	3B: 1	DP: 1	HR: 1	HBP: 1	WP: 0	PA: 43	PB: 0	SB: 3	CS: 0											

	AB	38
	R	9
	H	14
	RBI	9
	BB	2
	SO	7
	LOB	13

PITCHER		IP	WLS	BF	H	R	ER	SO	BB	IBB	HBP	BLK	WP	HR	S	P	ERA	WHIP
57 Artie Lewicki, R ERA: 4.18	(1, 1)	5.0	L	22	6	3	3	4	1	0	0	0	0	0	53	78	5.40	1.400
54 Drew VerHagen, R ERA: 9.77	(6, 1)	2.0		10	4	3	3	2	0	0	1	0	0	0	24	37	13.50	2.000
26 Zac Reininger, R ERA: 10.29	(8, 1)	1.0		7	4	3	3	1	0	0	0	0	0	1	16	27	27.00	4.000
45 Buck Farmer, R ERA: 5.93	(9, 1)	1.0		4	0	0	0	0	1	0	0	0	0	0	15	28	0.00	1.000

PITCHER	IP	WLS	BF	H	R	ER	SO	BB	IBB	HBP	BLK	WP	HR	S	P	ERA	WHIP

Batter	1	2	3	4	5	6	7	8	9	AB	R	H	RBI	BB	SO	LOB
12 Leonys Martin, L (1, 8) OBP: 0.329, SLG: 0.476	C SI 91 B SI 93 T FC 90 C FC 91 1-3 ① K		F SI 93 B SI 92 T FC 89 X SI 93 1-2 ② G4-3 2-3 3-H			C SI 93 S FC 89 B SI 93 B CU 85 F FF 94 X SI 93 2-2 HR		S CH 86 B FC 90 B SI 94 F FC 89 B CU 86 C FC 91 3-3 ② K		4	1	1	2	0	2	3
9 Nick Castellanos, R (1, 9) OBP: 0.360, SLG: 0.496	S CU 86 F SI 93 B CU 85 S CU 84 1-3 ② K		B FC 90 F FC 90 S CU 85 B CU 85 C SI 94 2-3 ③ K			X FC 89 0-0 ② G6-3		C SI 94 X CU 86 0-1 ③ F7		4	0	0	0	0	2	3
24 Miguel Cabrera, R (1, 3) OBP: 0.394, SLG: 0.451	X SI 94 0-0 ③ G4-3			B SI 92 B SI 92 F FC 89 X SI 93 2-1 ① G6-3		C SI 94 F SI 93 X CU 86 0-2 ③ G6-3			F FF 88 F FF 89 S FC 87 0-3 ① K	4	0	0	0	0	1	0
46 Jeimer Candelario, S (1, 5) OBP: 0.350, SLG: 0.507		C SI 92 F CH 85 B FF 92 F FC 89 B CU 85 B SI 94 X FC 89 3-2 ① L4		S CU 84 B SI 93 B CH 86 B FC 89 X FC 90 3-1 ② 1B			C CU 82 B FC 90 C CU 84 B FC 90 C SI 94 2-3 ① K		B CU 76 C FC 88 B CU 76 F FC 86 C FC 88 2-3 ② K	4	0	1	0	0	2	0
41 Victor Martinez, S (1, 10) OBP: 0.308, SLG: 0.348		B SI 92 C CH 86 X SI 93 1-1 ② F8		F SI 93 C FC 89 B SI 92 F CU 86 C SI 92 1-3 ③ K			C CU 84 S CH 86 B CU 85 F SI 94 F CU 85 F FC 90 X FF 93 1-2 ② G4-3		X FC 87 0-0 ③ G6-3	4	0	0	0	0	1	0
28 Niko Goodrum, S (1, 4) OBP: 0.316, SLG: 0.428		C CU 84 X FC 89 0-1 ③ F7			F SI 91 B FC 89 F CU 84 F CU 85 X FC 89 1-2 ① G3		B FC 89 S CH 86 F SI 93 S CU 84 1-3 ③ K			3	0	0	0	0	1	0
55 John Hicks, R (1, 2) OBP: 0.323, SLG: 0.439			C CU 84 X FC 89 0-1 21 2B 12 G4-3 1B		F CU 84 F CU 83 B CU 84 C SI 93 1-3 ② K			C SI 92 B FC 89 B CU 83 X SI 92 2-1 21 G4-3 1 E 1B		3	1	2	0	0	1	0
1 Jose Iglesias, R (1, 6) OBP: 0.305, SLG: 0.383			B SI 93 C SI 92 X FC 90 1-1 ① F8		X SI 92 0-0 ③ F7			C FC 89 B SI 92 X CU 84 1-1 FC5 21 G4-3 1-2		3	0	0	0	0	0	2
21 JaCoby Jones, R (1, 7) OBP: 0.267, SLG: 0.378			C SI 92 X CU 84 0-1 12 G4-3 1-3 2B			X FC 88 0-0 ① G6-3		C SI 92 S CU 84 X CU 86 0-2 ① G4-3 1-2 2-3		3	0	1	0	0	0	2
Inning Stats	R: 0 E: 0 K: 2 S: 7 H: 0 LOB: 0 BB: 0 P: 9	R: 0 E: 0 K: 0 S: 8 H: 0 LOB: 0 BB: 0 P: 12	R: 1 E: 0 K: 1 S: 12 H: 2 LOB: 1 BB: 0 P: 16	R: 0 E: 0 K: 1 S: 8 H: 1 LOB: 0 BB: 0 P: 14	R: 0 E: 0 K: 1 S: 8 H: 0 LOB: 0 BB: 0 P: 10	R: 1 E: 0 K: 0 S: 9 H: 1 LOB: 0 BB: 0 P: 11	R: 0 E: 0 K: 2 S: 12 H: 0 LOB: 0 BB: 0 P: 16	R: 0 E: 1 K: 1 S: 12 H: 1 LOB: 2 BB: 0 P: 18	R: 0 E: 0 K: 2 S: 7 H: 0 LOB: 0 BB: 0 P: 9	1B: 3 2B: 1 3B: 0 HR: 1	SF: 0 SAC: 0 DP: 0 HBP: 0	WP: 0 PB: 0 SB: 0 CS: 0	PA: 32			

PITCHER	IP	WLS	BF	H	R	ER	SO	BB	IBB	HBP	BLK	WP	HR	S	P	ERA	WHIP
28 Corey Kluber, R (1, 1) ERA: 1.99	8.0	W	29	5	2	2	8	0	0	0	0	0	1	76	106	2.25	0.625
43 Josh Tomlin, R (9, 1) ERA: 7.23	1.0		3	0	0	0	2	0	0	0	0	0	0	7	9	0.00	0.000

PITCHER	IP	WLS	BF	H	R	ER	SO	BB	IBB	HBP	BLK	WP	HR	S	P	ERA	WHIP

BOTTOM

Cleveland Indians @ Detroit Tigers

Comerica Park, Detroit, MI

Sun Jun 10 2018, 1:12 PM - 4:00 PM EDT

Att. 22,862 - Cloudy - 65 F

livebaseballscorecards.com

AB	32
R	2
H	5
RBI	2
BB	0
SO	10
LOB	10

Batter	1	2	3	4	5	6	7	8	9	AB	R	H	RBI	BB	SO	LOB
1 Greg Allen, S (1, 8) OBP: 0.276, SLG: 0.337	B FF 92 C SI 92 X SI 92 1-1 F7		1 SAFE B CH 80 S FF 93 B SL 83 S FF 94 B CU 78 X FF 93 3-2 F7 1-2		B FF 92 X SI 90 1-0 G5-3		F SI 90 L CH 79 S SI 91 0-3 K	F SI 96 F SI 97 C FF 96 0-3 K		5	0	0	0	0	2	3
23 Michael Brantley, L (1, 7) OBP: 0.361, SLG: 0.534	B SI 93 B FF 93 X SI 92 2-0 P6		C FF 91 X FF 94 0-1 F8		B CU 77 C SI 91 S CH 81 B FF 92 B CH 83 S CH 82 2-1 HR		B CU 70 F SI 91 F CU 71 B SI 91 S CH 83 2-3 K		B FF 88 C SI 88 B CU 74 B FF 89 X FF 89 3-1 G6-3	5	1	1	1	0	1	1
11 José Ramírez, S (1, 5) OBP: 0.387, SLG: 0.608	C CH 83 B FF 93 C CU 80 F FF 94 B CU 80 X SI 94 2-2 G3			B CU 78 B CH 81 B SI 91 C FF 93 F SI 93 F FF 94 X FF 95 3-2 G6-3	B CU 77 C SI 91 S CH 81 B FF 92 B CH 83 S CH 82 3-3 K		C CH 81 B CH 81 C SI 90 B CH 82 F CH 82 B SI 91 X SI 91 3-2 12 S 1B		B CU 71 B SI 87 X FF 90 2-0 L7	5	0	1	0	0	1	0
12 Francisco Lindor, S (1, 6) OBP: 0.360, SLG: 0.525		B SI 91 X SI 92 1-0 G6-3		B CU 79 F SI 92 C FF 94 B FF 94 C SI 94 2-3 K	B SI 93 B SI 93 B FF 92 F FF 93 X SI 92 3-1 F7		D CU 72 B SI 90 F CH 82 B CH 82 B CH 82 4-1 1-2 BB		B FF 91 X FF 90 1-0 G5-3	4	0	0	0	1	1	0
17 Yonder Alonso, L (1, 3) OBP: 0.322, SLG: 0.445		X SI 92 0-0 G6-3		C CU 79 B CH 82 F CU 80 B SI 93 B CU 80 B FF 93 4-2 53 BB 8 1B BB		X SI 91 0-0 8 2B 1B	X CU 71 0-0 P3			3	1	1	0	1	0	2
53 Melky Cabrera, S (1, 10) OBP: 0.242, SLG: 0.296		B SI 93 B SI 92 B SI 92 B FF 92 4-0 BB		B FF 92 B SI 93 F FF 93 B FF 93 B FF 92 4-1 8 1B 7 2B 1-2 BB		C FC 86 S FC 86 F FC 88 D CU 80 D CU 80 B FC 87 F FC 87 S FC 86 3-3 K		B SI 94 F SI 94 B SI 94 X SL 86 2-1 F9		2	1	0	0	2	1	1
8 Lonnie Chisenhall, L (1, 9) OBP: 0.391, SLG: 0.390		B FF 92 B SI 91 C SI 92 F SI 92 X SI 94 2-2 F7		X FF 94 0-0 7 2B 1-3 2-H 1B		B FC 86 F FC 86 X FC 87 1-1 1-3 2B		C FF 97 F SL 86 X FF 96 0-2 7 BB 1B		4	1	3	1	0	0	1
7 Yan Gomes, R (1, 2) OBP: 0.295, SLG: 0.444			B FF 92 F SI 91 S SL 84 S FF 92 1-3 K	C SI 92 B SI 92 B SI 91 X FF 94 2-1 1-H 3-H 2B		X CU 79 0-0 G6-3		1 SAFE 1 SAFE B SL 82 B SI 94 F SI 94 1 SAFE B SL 84 S SI 94 F SI 95 4-2 B SL 85 1-2 BB		3	0	1	2	1	1	2
9 Erik González, R (1, 4) OBP: 0.386, SLG: 0.547			B SI 92 C FF 92 B CU 78 B FF 92 B SI 92 4-1 1 S BB	D FF 93 F CH 82 S SL 85 D CU 81 D SL 85 X FF 93 3-2 G6-3		C FC 86 B FC 86 2 SAFE B FC 88 X FC 86 2-1 G6-3		B SI 96 C SL 85 F SI 94 C SL 85 1-3 K		3	0	0	0	1	1	5
Inning Stats	R: 0 E: 0 K: 0 S: 7 H: 0 LOB: 0 BB: 0 P: 12	R: 0 E: 0 K: 0 S: 5 H: 0 LOB: 1 BB: 1 P: 12	R: 0 E: 0 K: 1 S: 9 H: 0 LOB: 1 BB: 1 P: 17	R: 3 E: 0 K: 1 S: 16 H: 2 LOB: 1 BB: 2 P: 34	R: 1 E: 0 K: 1 S: 8 H: 1 LOB: 0 BB: 0 P: 17	R: 0 E: 0 K: 1 S: 11 H: 2 LOB: 2 BB: 0 P: 17	R: 0 E: 0 K: 2 S: 12 H: 1 LOB: 2 BB: 1 P: 21	R: 0 E: 0 K: 2 S: 14 H: 1 LOB: 2 BB: 1 P: 21	R: 0 E: 0 K: 0 S: 4 H: 0 LOB: 0 BB: 0 P: 10	1B: 4 2B: 2 3B: 0 HR: 1 SF: 0 SAC: 0 DP: 0 HBP: 0						

TOP

Cleveland Indians @ Chicago White Sox

Guaranteed Rate Field, Chicago, IL

Mon Jun 11 2018, 7:11 PM - 10:09 PM CDT

Att. 13,125 - Overcast - 65 F

livebaseballscorecards.com

AB	34
R	4
H	7
RBI	4
BB	6
SO	8
LOB	15

PITCHER		IP	WLS	BF	H	R	ER	SO	BB	IBB	HBP	BLK	WP	HR	S	P	ERA	WHIP
27 Lucas Giolito, R ERA: 7.09	(1, 1)	5.0	L	23	4	4	4	3	4	0	0	0	0	1	46	93	7.20	1.600
52 Xavier Cedeño, L ERA:	(6, 1)	1.0		4	1	0	0	1	0	0	0	0	0	0	10	16	0.00	1.000
70 Luis Avilán, L ERA: 3.26	(7, 1)	1.0		5	1	0	0	2	1	0	0	0	0	0	12	21	0.00	2.000
44 Bruce Rondón, R ERA: 3.74	(8, 1)	1.0		5	1	0	0	2	1	0	0	0	0	0	14	21	0.00	2.000
53 Héctor Santiago, L ERA: 4.86	(9, 1)	1.0		3	0	0	0	0	0	0	0	0	0	0	4	10	0.00	0.000

PITCHER	IP	WLS	BF	H	R	ER	SO	BB	IBB	HBP	BLK	WP	HR	S	P	ERA	WHIP

BOTTOM

Cleveland Indians @ Chicago White Sox

Guaranteed Rate Field, Chicago, IL

Mon Jun 11 2018, 7:11 PM - 10:09 PM CDT

Att. 13,125 - Overcast - 65 F

livebaseballscorecards.com

Batter	1	2	3	4	5	6	7	8	9	AB	R	H	RBI	BB	SO	LOB
10 Yoán Moncada, S (1, 4) OBP: 0.305, SLG: 0.411	C FF 95 S SL 86 C FF 95 0-3 ① K		S CH 87 B SI 92 S SL 81 S CH 89 1-3 ① K			C CU 80 F CH 87 C SI 91 0-3 ① K		C FF 92 X SI 90 0-1 ② FC1-6-4 1-2f		4	0	0	0	0	3	1
5 Yolmer Sánchez, S (1, 5) OBP: 0.312, SLG: 0.412	B CH 89 F SI 95 H SL 87 2-1 18 S 79 WP HBP		C SI 93 X SL 82 0-1 ② G4-3			B CH 87 C SI 92 B SL 82 F SI 92 F CH 89 B CU 82 B SI 92 4-2 79 WP BB		F SI 91 B FF 90 B SI 91 F FF 90 X SI 92 2-2 ③ F7		2	0	0	0	1	0	1
79 José Abreu, R (1, 3) OBP: 0.350, SLG: 0.512	C FF 96 F SL 84 B FF 95 1 SAFE F CH 90 B SL 85 B SL 83 F SI 92 X SL 81 3-2 ② L8 1-2		C SL 83 X SI 92 0-1 ③ G5-3			F SL 82 C SL 82 B CU 80 X SL 82 1-2 ② F7 1-2			X SL 84 0-0 ① F8	4	0	0	0	0	0	2
18 Daniel Palka, L (1, 9) OBP: 0.289, SLG: 0.504	B SL 81 C FF 94 D CU 82 B CH 89 F FF 94 S CH 89 3-3 ③ K 2-3			B SL 81 F CU 81 B CH 88 F FF 93 S CH 90 2-3 ① K		C FF 92 B CU 80 S CH 88 2 SAFE X FF 92 1-2 ③ P5			C SI 94 S FF 95 F SI 95 B SI 94 S SL 86 1-3 ② K2-3	4	0	0	0	0	3	2
24 Matt Davidson, R (1, 10) OBP: 0.350, SLG: 0.463		C FF 92 S SL 82 B FF 94 S SL 83 1-3 ① K		F FF 95 B FF 94 B SL 81 S SL 84 F SL 84 S CH 90 2-3 ② K			S SL 83 F FF 91 F CH 89 S SL 84 0-3 ① K		B SL 85 C SL 85 B SL 86 F FF 95 S SL 85 2-3 ③ K	4	0	0	0	0	4	0
36 Kevan Smith, R (1, 2) OBP: 0.421, SLG: 0.474		C FF 94 F FF 94 B SL 84 F FF 95 B CH 90 F FF 94 F SL 83 B SL 84 F FF 94 3-2 X FF 94 22 1B 1B		C FF 92 X FF 93 0-1 ③ L9			S SI 91 B SL 81 F SL 83 X SL 84 1-2 ② G6-3			3	0	1	0	0	0	0
7 Tim Anderson, R (1, 6) OBP: 0.302, SLG: 0.433		C SL 82 B FF 94 B FF 94 F SL 82 S SL 83 2-3 ② K			B FF 93 X SL 83 1-0 ① G5-3		B FF 94 F FF 92 C SL 82 S FF 92 1-3 ③ K			3	0	0	0	0	2	1
22 Charles Tilson, L (1, 7) OBP: 0.260, SLG: 0.255		F FF 92 S SL 83 B SI 93 B CH 89 D SL 83 F FF 93 X SI 93 3-2 1-2 1B			C SI 92 B CU 81 X SI 92 1-1 ② G4-3			C FF 94 B CU 81 C FF 94 X FF 94 1-2 ① L6		3	0	1	0	0	0	0
15 Adam Engel, R (1, 8) OBP: 0.290, SLG: 0.325		B FF 94 C SL 82 F FF 93 C FF 93 1-3 ③ K			B FF 93 X FF 94 1-0 ③ F9			H CU 79 1-0 10 EC1-6-4 HBP		2	0	0	0	0	1	2
Inning Stats	R: 0 H: 0 E: 0 LOB: 1 K: 2 BB: 0 S: 12 P: 20	R: 0 H: 2 E: 0 LOB: 2 K: 3 BB: 0 S: 20 P: 30	R: 0 H: 0 E: 0 LOB: 0 K: 1 BB: 0 S: 7 P: 8	R: 0 H: 0 E: 0 LOB: 0 K: 2 BB: 0 S: 9 P: 13	R: 0 H: 0 E: 0 LOB: 0 K: 0 BB: 0 S: 4 P: 7	R: 0 H: 0 E: 0 LOB: 1 K: 1 BB: 1 S: 12 P: 18	R: 0 H: 0 E: 0 LOB: 0 K: 2 BB: 0 S: 10 P: 12	R: 0 H: 0 E: 0 LOB: 1 K: 0 BB: 0 S: 8 P: 12	R: 0 H: 0 E: 0 LOB: 0 K: 2 BB: 0 S: 8 P: 11	1B: 2 SF: 0 2B: 0 SAC: 0 3B: 0 DP: 0 HR: 0 HBP: 2					WP: 2 PA: 32 PB: 0 SB: 1 CS: 0	

	AB	29
	R	0
	H	2
	RBI	0
	BB	1
	SO	13
	LOB	9

PITCHER		IP	WLS	BF	H	R	ER	SO	BB	IBB	HBP	BLK	WP	HR	S	P	ERA	WHIP
59 Carlos Carrasco, R ERA: 3.9	(1, 1)	7.0	W	25	2	0	0	11	1	0	1	0	2	0	74	108	0.00	0.429
34 Zach McAllister, R ERA: 6.08	(8, 1)	0.1		2	0	0	0	0	0	0	1	0	0	0	3	5	0.00	0.000
39 Oliver Pérez, L ERA:	(8, 1)	0.2		2	0	0	0	0	0	0	0	0	0	0	5	7	0.00	0.000
58 Neil Ramírez, R ERA: 3.48	(9, 1)	1.0		3	0	0	0	2	0	0	0	0	0	0	8	11	0.00	0.000

PITCHER		IP	WLS	BF	H	R	ER	SO	BB	IBB	HBP	BLK	WP	HR	S	P	ERA	WHIP

Cleveland Indians @ Chicago White Sox

Guaranteed Rate Field, Chicago, IL

Tue Jun 12 2018, 7:11 PM - 10:08 PM CDT

Att. 12,357 - Cloudy - 72 F

livebaseballscorecards.com

Batter	1	2	3	4	5	6	7	8	9	AB	R	H	RBI	BB	SO	LOB
12 Francisco Lindor, S (1, 6) OBP: 0.365, SLG: 0.534	H FF 90 1-0 HBP		B FF 91 C CH 83 X CH 84 1-1 2B			B CH 82 X CH 84 1-0 23 1B 11 SF7 2B		C CU 77 B FC 88 B FF 94 F FC 89 S FC 88 2-3 ② K		3	1	2	0	0	1	0
23 Michael Brantley, L (1, 7) OBP: 0.359, SLG: 0.529	B FF 90 B SI 90 B FC 88 C FF 88 X FF 91 3-1 ① F7		X FC 89 0-0 ③ L8			B CH 82 B FC 87 X CH 83 2-0 11 WP 2-3 1B		B CU 77 C FF 93 B SI 93 S FC 89 X FC 89 2-2 ③ G6-3		4	0	1	0	0	0	2
11 José Ramírez, S (1, 5) OBP: 0.385, SLG: 0.609	C FF 91 B CH 85 S CH 83 X CH 83 1-2 ② P3			B FC 87 B SI 89 C FF 89 C FC 87 F SI 90 B CH 82 X CH 83 3-2 ① L8		C SI 88 F CH 83 D KC 78 B KC 77 B CH 83 F KC 78 X SI 90 3-2 SF7 1-2 3-H			B SI 98 C SI 98 B SL 88 B SI 97 F SI 97 F SI 98 F SI 97 X SI 98 3-2 10 G4-3 2B	3	0	1	1	0	0	1
10 Edwin Encarnación, R (1, 10) OBP: 0.313, SLG: 0.498	S FC 88 B FC 88 F KC 78 S FF 92 1-3 ③ K			F FC 87 C KC 77 B KC 77 B FC 87 F KC 78 X FF 90 2-2 ② F9		C FC 86 S FC 85 F EP 69 X EP 68 0-2 ③ F7			B SI 98 X SI 97 1-0 ① G4-3 2-3	4	0	0	0	0	1	3
17 Yonder Alonso, L (1, 3) OBP: 0.325, SLG: 0.449		C FF 89 B SI 91 B FF 90 X CH 83 2-1 ① F7		B KC 77 S KC 77 B SI 90 X CH 83 2-1 ③ G6-3			B KC 79 X KC 78 1-0 7 G6-3 2B		D SL 88 B SI 98 B SI 97 D SI 97 4-0 7 DI BB	3	0	1	0	1	0	0
22 Jason Kipnis, L (1, 4) OBP: 0.275, SLG: 0.306		C FF 91 B FC 88 F SI 91 X CH 85 1-2 ② L8			B FF 90 F FF 89 F FC 87 B KC 78 F FF 90 X CH 83 2-2 ① L8		B FF 90 C CH 82 F FC 87 D EP 69 X CH 83 2-2 ① F7		B CU 79 B FC 86 S FC 87 F FC 87 S CU 80 2-3 ② K	4	0	0	0	0	1	3
7 Yan Gomes, R (1, 2) OBP: 0.289, SLG: 0.434		C FF 91 F FC 87 X FF 90 0-2 ③ L9			B FF 90 C FC 87 F SI 90 X EP 69 1-2 ② G5-3		F FC 86 T FF 89 B FF 87 F FC 85 X FC 86 1-2 ② G6-3 2-3		F FF 92 D SL 76 X FF 93 1-1 ③ F8 1-2	4	0	0	0	0	0	3
8 Lonnie Chisenhall, L (1, 9) OBP: 0.367, SLG: 0.364			C FF 89 B SI 90 F SI 90 B CH 83 S CH 84 2-3 ① K		C KC 78 X FC 87 0-1 ③ F8		B FF 89 X CH 83 1-0 ③ F8			3	0	0	0	0	1	1
1 Greg Allen, S (1, 8) OBP: 0.267, SLG: 0.326			B FF 89 X FF 90 1-0 ② F8			C FF 88 S KC 76 B KC 77 B KC 77 X FC 84 2-2 ① L8		C CU 74 B SI 92 B SI 91 B FC 89 F FF 94 S FC 88 3-3 ① K		3	0	0	0	0	1	0
Inning Stats	R: 0 E: 0 K: 1 S: 8 H: 0 LOB: 1 BB: 0 P: 14	R: 0 E: 0 K: 0 S: 8 H: 0 LOB: 0 BB: 0 P: 11	R: 0 E: 0 K: 1 S: 7 H: 1 LOB: 1 BB: 0 P: 11	R: 0 E: 0 K: 0 S: 10 H: 0 LOB: 0 BB: 0 P: 17	R: 0 E: 0 K: 0 S: 9 H: 0 LOB: 0 BB: 0 P: 12	R: 1 E: 0 K: 0 S: 13 H: 2 LOB: 1 BB: 0 P: 21	R: 0 E: 0 K: 0 S: 10 H: 1 LOB: 1 BB: 0 P: 15	R: 0 E: 0 K: 2 S: 9 H: 0 LOB: 0 BB: 0 P: 16	R: 0 E: 0 K: 1 S: 11 H: 1 LOB: 2 BB: 1 P: 22	1B: 1 2B: 4 3B: 0 HR: 0 SF: 1 SAC: 0 DP: 0 HBP: 1						

TOP	
AB	31
R	1
H	5
RBI	1
BB	1
SO	5
LOB	13

PITCHER		IP	WLS	BF	H	R	ER	SO	BB	IBB	HBP	BLK	WP	HR	S	P	ERA	WHIP
33 James Shields, R ERA: 4.63	(1, 1)	7.0	W	26	4	1	1	2	0	0	1	0	1	0	65	101	1.29	0.571
57 Jace Fry, L ERA: 2.0	(8, 1)	1.0		3	0	0	0	2	0	0	0	0	0	0	9	16	0.00	0.000
65 Nate Jones, R ERA: 2.55	(9, 1)	0.1		3	1	0	0	0	1	0	0	0	0	0	6	14	0.00	6.000
52 Xavier Cedeño, L ERA:	(9, 1)	0.1	H	1	0	0	0	1	0	0	0	0	0	0	3	5	0.00	0.000
48 Joakim Soria, R ERA: 3.24	(9, 1)	0.1	S	1	0	0	0	0	0	0	0	0	0	0	2	3	0.00	0.000

PITCHER	IP	WLS	BF	H	R	ER	SO	BB	IBB	HBP	BLK	WP	HR	S	P	ERA	WHIP

BOTTOM

Cleveland Indians @ Chicago White Sox

Guaranteed Rate Field, Chicago, IL

Tue Jun 12 2018, 7:11 PM - 10:08 PM CDT

Att. 12,357 - Cloudy - 72 F

livebaseballscorecards.com

Batter	1	2	3	4	5	6	7	8	9	AB	R	H	RBI	BB	SO	LOB
10 Yoán Moncada, S (1, 4) OBP: 0.304, SLG: 0.421	B FF 90 B CH 85 F FF 91 X FF 91 2-1 HR	C FF 92 1 SAFE B FF 91 F CU 77 B FF 92 S CH 87 2-3 ②③ K 1-2		X FF 92 0-0 ③ P5		B FF 95 B CU 81 F FF 95 B FF 95 S FF 95 C FF 96 3-3 ③ K				4	1	1	1	0	2	3
5 Yolmer Sánchez, S (1, 5) OBP: 0.315, SLG: 0.424	X FF 91 0-0 HR		B SL 82 B FF 90 F FF 90 F CH 86 B CU 74 F FF 91 B CH 85 4-2 79 BLK BB		C CU 75 X SL 83 0-1 ① P5		X FF 94 0-0 ① L7			3	1	1	1	1	0	0
79 José Abreu, R (1, 3) OBP: 0.345, SLG: 0.504	C SL 84 F FF 92 B FF 92 B SL 83 X FF 92 2-2 ① G4-3		B SL 82 B FF 90 F FF 90 1 SAFE S SL 82 S FF 92 2-3 ① K 1-2		F FF 90 C CU 75 X FF 90 0-2 ② G6-3		B FF 95 B CU 82 F FF 95 X CU 80 2-1 ② G6-3			4	0	0	0	0	1	1
18 Daniel Palka, L (1, 9) OBP: 0.295, SLG: 0.496 32 Trayce Thompson, R (8, 9) OBP: 0.172, SLG: 0.226	F SL 84 B CH 86 B SL 83 F FF 91 B CU 76 F FF 92 B CH 86 4-2 24 2B BB		B FF 91 F SL 83 F FF 92 T FF 91 1-2 ② K		B SL 83 C CH 87 B CU 77 B CH 84 S FF 91 B FF 92 4-2 24 2B BB		C CU 82 T FF 95 F FF 96 X CU 83 0-2 ③ G3			2 0	2 0	0 0	0 0	2 0	1 0	1 0
24 Matt Davidson, R (1, 10) OBP: 0.358, SLG: 0.479 20 José Rondón, R (8, PR) OBP: 0.313, SLG: 0.533 (9, 10)	X SL 85 0-0 7 WP 1-H 2B		S FF 91 F CU 76 B FF 91 B SL 84 S FF 92 2-3 ③ K		B CU 75 1 SAFE S FF 90 X SL 84 1-1 38 2B 1-H 2B			B FF 90 F SI 86 B FF 90 F FF 89 B CU 75 B FF 89 4-2 22 BB BB		3 0	1 0	2 0	2 0	1 0	1 0	1 0
38 Omar Narváez, L (1, 2) OBP: 0.297, SLG: 0.283	C FF 91 D CU 77 X FF 92 1-1 ② F7			B FF 90 B FF 90 X FF 91 2-0 22 FC4-6 1B	X FF 91 0-0 2-H 2B			1 SAFE B FF 88 X FF 89 1-0 ① B2		4	0	2	1	0	0	2
7 Tim Anderson, R (1, 6) OBP: 0.297, SLG: 0.425	B CU 76 S FF 92 F FF 93 F SL 84 S FF 93 1-3 ③ K 2-3			B FF 90 X SL 83 1-0 ① P4	C FF 94 S CU 81 F FF 95 F FF 96 F FF 95 S CU 82 0-3 ③ K			B CU 74 X CH 84 1-0 ② L7		4	0	0	0	0	2	4
22 Charles Tilson, L (1, 7) OBP: 0.278, SLG: 0.260		B FF 90 X FF 91 1-0 10 CS 1B		D SL 84 C CH 87 B FF 91 L FF 90 F SL 84 F SL 84 B CH 85 X FF 91 3-2 ② FC4-6 15 1B 1-2f		F FF 94 F CU 82 B FF 94 B FF 95 S CU 82 2-3 ① K		1 SAFE 1 SAFE S FF 88 1 SAFE B FF 88 B CU 75 B FF 89 D FF 88 4-1 1-2 BB		3	0	1	0	1	1	1
15 Adam Engel, R (1, 8) OBP: 0.289, SLG: 0.323		B FF 90 1 SAFE X FF 91 1-0 ① F8		1 SAFE B FF 91 X FF 90 1-0 1-3 1B		C FF 96 S CU 83 B CU 83 X FF 94 1-2 ② L6		B FC 86 C FF 89 S FC 85 F FF 88 F FC 85 F CU 75 S FC 84 1-3 ③ K		4	0	1	0	0	1	3
Inning Stats	R: 3 E: 0 K: 1 S: 16 H: 3 LOB: 1 BB: 1 P: 26	R: 0 E: 0 K: 1 S: 5 H: 1 LOB: 0 BB: 0 P: 9	R: 0 E: 0 K: 3 S: 12 H: 0 LOB: 1 BB: 1 P: 21	R: 0 E: 0 K: 0 S: 9 H: 2 LOB: 2 BB: 0 P: 16	R: 2 E: 0 K: 1 S: 16 H: 2 LOB: 1 BB: 1 P: 21	R: 0 E: 0 K: 2 S: 9 H: 0 LOB: 0 BB: 0 P: 15	R: 0 E: 0 K: 0 S: 7 H: 0 LOB: 0 BB: 0 P: 9	R: 0 E: 0 K: 1 S: 11 H: 0 LOB: 2 BB: 2 P: 22		1B: 3 2B: 3 3B: 0 HR: 2	SF: 0 SAC: 0 DP: 0 HBP: 0	WP: 1 PB: 0 SB: 0 CS: 1	PA: 36			

	AB	31
	R	5
	H	8
	RBI	5
	BB	5
	SO	9
	LOB	16

PITCHER		IP	WLS	BF	H	R	ER	SO	BB	IBB	HBP	BLK	WP	HR	S	P	ERA	WHIP
45 Adam Plutko, R ERA: 5.09	(1, 1)	4.2	L	24	8	5	5	5	3	0	0	1	1	2	52	87	9.64	2.357
34 Zach McAllister, R ERA: 5.54	(5, 1)	2.1		7	0	0	0	3	0	0	0	0	0	0	22	30	0.00	0.000
49 Tyler Olson, L ERA: 5.94	(8, 1)	0.2		4	0	0	0	0	2	0	0	0	0	0	5	15	0.00	3.000
43 Josh Tomlin, R ERA: 7.17	(8, 1)	0.1		1	0	0	0	1	0	0	0	0	0	0	6	7	0.00	0.000

PITCHER	IP	WLS	BF	H	R	ER	SO	BB	IBB	HBP	BLK	WP	HR	S	P	ERA	WHIP

Cleveland Indians @ Chicago White Sox

Guaranteed Rate Field, Chicago, IL

Wed Jun 13 2018, 7:12 PM - 9:41 PM CDT

Att. 19,390 - Clear - 76 F

livebaseballscorecards.com

Batter	1	2	3	4	5	6	7	8	9	AB	R	H	RBI	BB	SO	LOB
12 Francisco Lindor, S (1, 6) OBP: 0.366, SLG: 0.531	B SI 93 B SI 91 C SI 93 C SI 94 B SI 93 X SI 95 3-2 ① G3		C CU 78 X SI 92 0-1 ② G4-3		B SI 94 X FS 84 1-0 ②③ G3-6 1-2f			C SI 92 B SL 85 X SI 92 1-1 23 1B; 10 1B; 1B	S CU 71 X FF 92 0-1 23 G4-3 1-2 1B	5	1	2	0	0	0	1
23 Michael Brantley, L (1, 7) OBP: 0.364, SLG: 0.530	B SI 94 F SI 94 X CU 80 1-1 10 G4-3; 11 1B; 1B		F SI 94 C SI 94 S SL 87 0-3 ③ K			C FS 81 X SI 94 0-1 10 L9; 11 1B; 1B		B SI 92 F SL 86 F FS 84 X SI 94 1-2 10 1B; 17 2B; 1-3 1B	F FF 94 B FF 93 X FF 94 1-1 ②③ G4-3 1-2f	5	1	3	0	0	1	2
11 José Ramírez, S (1, 5) OBP: 0.387, SLG: 0.607	X SI 94 0-0 10 G4-3 1-2 1B			B SI 91 B FS 83 X SI 92 2-0 ① G3-1		C FS 83 B CU 79 X CU 80 1-1 1-2 1B		X CH 84 0-0 ① G5-3		4	0	2	0	0	0	2
10 Edwin Encarnación, R (1, 10) OBP: 0.311, SLG: 0.493 26 Rajai Davis, R (8, PR) OBP: 0.284, SLG: 0.290 (8, 10)	C SI 94 X SI 94 0-1 ② G4-3 1-2 2-3			B SL 87 X SI 92 1-0 ② F9		F SI 93 B SL 88 F SI 95 X SL 87 1-2 ① L9 2-3		B FF 93 X CH 84 1-0 17 2B 2-3 3-H 1B		4 0	0 0	1 0	1 0	0 0	0 0	4 0
17 Yonder Alonso, L (1, 3) OBP: 0.328, SLG: 0.454 9 Erik González, R (8, PR) OBP: 0.386, SLG: 0.547 (8, 3)	B SI 95 B SL 86 S SL 88 F SI 95 C SI 95 2-3 ③ K			S FS 84 B SL 85 F SI 93 X SI 94 1-2 53 1B; 1B		B CU 80 D FC 86 F SI 94 X FS 84 2-1 ② P3		S CU 77 D FC 89 1 SAFE X CU 78 1-1 1-3 3-H 2B		4 0	0 0	2 0	1 0	0 0	1 0	4 0
53 Melky Cabrera, S (1, 9) OBP: 0.242, SLG: 0.293		C SI 92 F SI 94 B CU 81 F SI 94 B SI 95 B SL 85 S SL 86 3-3 ① K		X SI 94 0-0 1-2 1B		B SI 94 1 SAFE 1 SAFE X SI 93 1-0 ③ F8		S FF 93 F FC 88 F FC 89 S FF 94 0-3 ② K		4	0	1	0	0	2	5
22 Jason Kipnis, L (1, 4) OBP: 0.275, SLG: 0.305		C SI 94 C SI 95 B SI 94 F SI 95 F SL 88 T FS 86 1-2 ② K	C CU 79 C SI 94 X SI 94 0-2 ③ G5-3				C SI 90 B FS 83 X SI 93 1-1 1 G3-5; 55 G5-3; 1B	B SI 94 B SI 94 C CU 77 F SI 94 S FC 89 2-3 ③ K		4	0	1	0	0	2	5
55 Roberto Pérez, R (1, 2) OBP: 0.228, SLG: 0.210		X SI 94 0-0 ③ G4-3			X SI 93 0-0 12 G3-6; 1B		B SL 86 X SI 94 1-0 ① G5-3 1-2		F FF 92 S FF 92 C CH 87 0-3 ① K	4	0	1	0	0	1	1
1 Greg Allen, S (1, 8) OBP: 0.260, SLG: 0.316 8 Lonnie Chisenhall, L (9, PH) OBP: 0.380, SLG: 0.378			B SI 91 C SL 86 B SI 93 C SI 92 C SI 94 2-3 ① K		B SI 92 X SI 92 1-0 ① F9		X CU 79 0-0 ②③ G3-5 2-3f		S FF 93 S FF 90 B FF 91 B CH 89 X CH 88 2-2 12 1B; 1B	3 1	0 0	0 1	0 0	0 0	1 0	2 0
Inning Stats	R: 0 H: 2 E: 0 LOB: 2 K: 1 BB: 0 S: 11 P: 17	R: 0 H: 0 E: 0 LOB: 0 K: 2 BB: 0 S: 10 P: 14	R: 0 H: 0 E: 0 LOB: 0 K: 2 BB: 0 S: 8 P: 10	R: 0 H: 2 E: 0 LOB: 2 K: 0 BB: 0 S: 9 P: 13	R: 0 H: 1 E: 0 LOB: 0 K: 0 BB: 0 S: 3 P: 5	R: 0 H: 2 E: 0 LOB: 2 K: 0 BB: 0 S: 10 P: 15	R: 0 H: 1 E: 0 LOB: 0 K: 0 BB: 0 S: 4 P: 6	R: 2 H: 4 E: 0 LOB: 3 K: 2 BB: 0 S: 16 P: 22	R: 0 H: 2 E: 0 LOB: 1 K: 1 BB: 0 S: 10 P: 13	1B: 13 SF: 0 2B: 2 SAC: 0 3B: 0 DP: 3 HR: 0 HBP: 0						

TOP	
AB	38
R	2
H	14
RBI	2
BB	0
SO	8
LOB	26

WP: 0 PA: 38
PB: 0
SB: 0
CS: 0

PITCHER		IP	WLS	BF	H	R	ER	SO	BB	IBB	HBP	BLK	WP	HR	S	P	ERA	WHIP
68 Dylan Covey, R ERA: 2.29	(1, 1)	7.0	W	29	10	2	2	5	0	0	0	0	0	0	60	87	2.57	1.429
57 Jace Fry, L ERA: 1.89	(8, 1)	1.0	H	5	2	0	0	2	0	0	0	0	0	0	11	15	0.00	2.000
48 Joakim Soria, R ERA: 3.12	(9, 1)	1.0	S	4	2	0	0	1	0	0	0	0	0	0	10	13	0.00	2.000

PITCHER		IP	WLS	BF	H	R	ER	SO	BB	IBB	HBP	BLK	WP	HR	S	P	ERA	WHIP

BOTTOM

Cleveland Indians @ Chicago White Sox

Guaranteed Rate Field, Chicago, IL

Wed Jun 13 2018, 7:12 PM - 9:41 PM CDT

Att. 19,390 - Clear - 76 F

livebaseballscorecards.com

Batter	1	2	3	4	5	6	7	8	9	AB	R	H	RBI	BB	SO	LOB
10 Yoán Moncada, S (1, 4) OBP: 0.300, SLG: 0.414	C FF 94 S CH 84 B KC 79 C ST 83 1-3 ① K		S KC 78 B KC 79 F FF 96 S CH 88 1-3 ② K		X FF 96 0-0 ③ F9			B CH 85 F FC 87 F KC 78 B KC 81 B SI 94 X FF 95 3-2 ① L8		4	0	0	0	0	2	0
5 Yolmer Sánchez, S (1, 5) OBP: 0.314, SLG: 0.418	C KC 76 B FF 94 B CH 85 S FC 84 B FC 88 B FF 95 4-2 18 WP BB		C KC 78 S FC 85 F KC 81 B KC 81 C SI 95 1-3 ③ K			C KC 78 C CH 86 F ST 81 S KC 81 0-3 ① K2-3		C FF 95 F FC 88 S KC 81 0-3 ② K2-3		3	0	0	0	1	3	0
79 José Abreu, R (1, 3) OBP: 0.344, SLG: 0.504	X FF 95 0-0 ② L9			C KC 76 B FF 93 X KC 77 1-1 ① G6-3		B FF 94 C FC 86 B FF 95 X FC 85 2-1 ② 36 1B 2B		C SI 91 F SI 91 B SI 92 X SI 91 1-2 ③ G4-3		4	1	1	0	0	0	1
18 Daniel Palka, L (1, 10) OBP: 0.289, SLG: 0.485	C KC 77 C FF 94 1 SAFE B KC 78 S ST 82 1-3 ③ K 1-2			F KC 76 B FF 95 B FF 95 S FC 87 F SI 94 F KC 81 C SI 96 2-3 ② K		F FF 94 S KC 80 S KC 80 0-3 ② K2-3				3	0	0	0	0	3	2
36 Kevan Smith, R (1, 2) OBP: 0.409, SLG: 0.455		F FF 94 C KC 78 B ST 81 F SI 95 B ST 83 F FF 96 S KC 81 2-3 ① K		B FF 97 B FC 87 F FF 96 X FF 96 2-1 ③ G3		C FF 95 S KC 79 D KC 80 D ST 83 D KC 80 X FF 95 3-2 2-H 1B				3	0	1	1	0	1	0
7 Tim Anderson, R (1, 6) OBP: 0.298, SLG: 0.422		C KC 78 S FC 86 B ST 83 X ST 82 1-2 ② G5-3			B KC 76 S FF 94 C KC 78 F ST 81 B ST 82 B FF 94 B FF 96 4-2 22 E 22 S 22 3B BB	C KC 79 B FC 87 F FC 85 S ST 83 1-3 ③ K				2	1	0	0	1	1	1
22 Charles Tilson, L (1, 7) OBP: 0.298, SLG: 0.321		X FF 95 0-0 1B			B FF 93 C FF 95 X CH 86 1-1 1-H 32 SH2-3 3B		C FF 95 X FC 87 0-1 ① G4-3			3	1	2	1	0	0	0
15 Adam Engel, R (1, 8) OBP: 0.284, SLG: 0.317		X FF 95 0-0 ③ F7			B FF 97 S FC 88 C KC 79 S ST 82 1-3 ① K		F FF 95 F KC 78 B ST 81 X ST 80 1-2 ② F7			3	0	0	0	0	1	2
32 Trayce Thompson, R (1, 9) OBP: 0.169, SLG: 0.222			C FF 94 B KC 78 F FC 85 B ST 83 F SI 95 B KC 80 F FF 96 X FC 87 3-2 ① G5-3		S FF 95 D KC 81 X KC 80 1-1 ② SH2-3 3-H		B KC 79 B FC 85 C FF 95 F FC 86 C SI 95 2-3 ③ K			2	0	0	1	0	1	0
Inning Stats	R: 0 E: 0 K: 2 S: 9 H: 0 LOB: 1 BB: 1 P: 15	R: 0 E: 0 K: 1 S: 10 H: 1 LOB: 1 BB: 0 P: 13	R: 0 E: 0 K: 2 S: 12 H: 0 LOB: 0 BB: 0 P: 17	R: 0 E: 0 K: 1 S: 9 H: 0 LOB: 0 BB: 0 P: 14	R: 2 E: 0 K: 1 S: 11 H: 1 LOB: 0 BB: 1 P: 18	R: 1 E: 0 K: 3 S: 15 H: 2 LOB: 1 BB: 0 P: 21	R: 0 E: 0 K: 1 S: 8 H: 0 LOB: 0 BB: 0 P: 11	R: 0 E: 0 K: 1 S: 9 H: 0 LOB: 0 BB: 0 P: 13		1B: 2 2B: 1 3B: 1 HR: 0 SF: 0 SAC: 1 DP: 0 HBP: 0						

	AB	27
	R	3
	H	4
	RBI	3
	BB	2
	SO	12
	LOB	6

WP: 1 PA: 30
PB: 0
SB: 1
CS: 0

PITCHER		IP	WLS	BF	H	R	ER	SO	BB	IBB	HBP	BLK	WP	HR	S	P	ERA	WHIP
47 Trevor Bauer, R ERA: 2.69	(1, 1)	7.2	L	29	4	3	3	12	2	0	0	0	1	0	80	118	3.52	0.783
61 Dan Otero, R ERA: 6.55	(8, 1)	0.1		1	0	0	0	0	0	0	0	0	0	0	3	4	0.00	0.000

PITCHER	IP	WLS	BF	H	R	ER	SO	BB	IBB	HBP	BLK	WP	HR	S	P	ERA	WHIP

Cleveland Indians @ Chicago White Sox

Guaranteed Rate Field, Chicago, IL

Thu Jun 14 2018, 1:11 PM - 4:02 PM CDT

Att. 17,183 - Cloudy - 79 F

livebaseballscorecards.com

Batter	1	2	3	4	5	6	7	8	9	AB	R	H	RBI	BB	SO	LOB
12 Francisco Lindor, S (1, 6) OBP: 0.367, SLG: 0.540	B SI 90 F FF 89 X SI 92 1-1 HR		X FF 92 0-0 ① P4	B CH 83 X SL 86 1-0 ③ G6-3			C CH 84 X CU 83 0-1 11 S 11 HR 1B	C FF 96 F FF 96 S CH 91 0-3 ③ K		5	2	2	1	0	1	2
26 Rajai Davis, R (1, 7) OBP: 0.281, SLG: 0.279	B SI 92 F SI 92 S SL 84 X FF 92 1-2 ① G6-3		C FF 94 B SL 85 B CH 83 B FF 94 F FF 93 F FF 95 F FF 95 D CH 85 4-2 6 HBP 10 S 7 BB BB		B FF 93 B CH 84 X FF 92 2-0 ① P4		F CU 81 X SI 93 0-1 ② P4		F FF 88 C B FF 88 S FF 89 1-3 ① K	4	1	0	0	1	1	1
11 José Ramírez, S (1, 5) OBP: 0.384, SLG: 0.611	F SI 92 B SL 85 S SL 84 B SL 85 B SI 91 X SI 92 3-2 ② F8		C SL 84 C FF 93 B FF 94 X FF 93 1-2 ② F7		B SL 84 B SL 85 F FF 94 F CH 85 F SL 86 B FF 96 F FF 96 X FF 96 3-2 ② F7		B SI 93 C CU 81 B SI 92 S CH 85 F FF 93 X SI 94 2-2 1-H HR		C FF 89 B CH 82 B CH 83 B CU 75 X FF 90 3-1 ② F8	5	1	1	2	0	0	1
10 Edwin Encarnación, R (1, 10) OBP: 0.309, SLG: 0.484	C CH 79 C SI 91 B SL 85 F CH 84 F SI 93 B SL 84 B SL 85 X CH 85 3-2 ③ F9		1 SAFE 1 SAFE 1 SAFE B CH 84 B FF 92 C FF 94 B SL 85 C CH 84 B FF 95 4-2 7 BB 6 HBP 1-2 BB		S FF 96 X CH 87 0-1 ③ F8		B SI 94 C CH 85 B CU 82 X SI 94 2-1 ③ G4-3		B CU 76 F FF 90 B CH 83 C FF 90 F FF 91 S FF 91 2-3 ③ K	4	0	0	0	1	1	0
6 Brandon Guyer, R (1, 9) OBP: 0.255, SLG: 0.325		X SI 89 0-0 7 HBP 1B	C FF 95 F FF 95 H SL 87 1-2 7 BB 1-2 2-3 HBP			C CU 78 SI 92 B CU 81 X SI 92 2-1 ① G6-3		F FF 95 B SL 87 X SL 88 1-1 ① G5-3		3	0	1	0	0	0	0
7 Yan Gomes, R (1, 2) OBP: 0.304, SLG: 0.443		C SI 89 H SL 84 1-1 1-2 HBP	F FF 94 B FF 94 F FF 94 B FF 96 B CH 83 D CH 85 4-2 1-2 2-3 3-H BB			B SI 92 B SI 93 B SI 92 C SI 92 F SI 93 F SI 93 F CU 82 F SI 93 X CH 84 3-2 17 G6-3 2B		B FF 96 B CU 85 B FF 95 C FF 95 S FF 95 B FF 96 4-2 9 1B 1 E BB	1	1	1	1	2	0	0
17 Yonder Alonso, L (1, 3) OBP: 0.323, SLG: 0.446		B CH 81 B FF 92 B SI 92 C FF 91 X SI 92 3-1 ① L7	C FF 95 F SL 87 B FF 96 S SL 87 1-3 ③ K			X SI 92 0-0 ② G6-3 2-3		X FF 95 0-0 ② P3		4	0	0	0	0	1	7
9 Erik González, R (1, 4) OBP: 0.377, SLG: 0.526		B SI 94 B CH 84 S CH 83 X FF 94 2-1 ② L9		C FF 91 B CH 83 S SL 85 B FF 94 F SL 87 F FF 95 F FF 95 B FF 95 C FF 93 3-3 ① K		B SI 92 B SI 93 S SI 93 X SI 93 2-1 ③ G6-3		1 SAFE B SL 87 B FF 96 B FF 96 C FF 96 X FF 96 3-1 1 E 1-2 1B		4	0	1	0	0	1	3
1 Greg Allen, S (1, 8) OBP: 0.250, SLG: 0.304		B SI 93 F FF 92 B FF 94 C SL 83 F FF 94 T FF 93 2-2 ③ K		F SI 93 S FF 95 F CH 84 B SL 86 T FF 95 1-2 ② K			C SI 91 C CU 80 X SI 91 0-2 ① G4-3	F FF 95 S CH 90 F CH 90 F FF 96 B FF 96 D CH 91 X CH 90 2-2 E1 1-3 2-H		4	0	0	0	0	2	3

Inning Stats	1	2	3	4	5	6	7	8	9
	R: 1 E: 0 K: 0 S: 13 H: 1 LOB: 0 BB: 0 P: 21	R: 0 E: 0 K: 1 S: 10 H: 1 LOB: 2 BB: 0 P: 18	R: 1 E: 0 K: 1 S: 17 H: 0 LOB: 3 BB: 3 P: 32	R: 0 E: 0 K: 2 S: 11 H: 0 LOB: 0 BB: 0 P: 16	R: 0 E: 0 K: 0 S: 8 H: 0 LOB: 0 BB: 0 P: 13	R: 0 E: 0 K: 0 S: 11 H: 1 LOB: 1 BB: 0 P: 18	R: 2 E: 0 K: 0 S: 13 H: 2 LOB: 0 BB: 0 P: 17	R: 1 E: 1 K: 1 S: 15 H: 1 LOB: 2 BB: 1 P: 25	R: 0 E: 0 K: 2 S: 9 H: 0 LOB: 0 BB: 0 P: 15

	AB	34
	R	5
	H	6
	RBI	4
	BB	4
	SO	7
	LOB	17

	1B: 3	SF: 0	WP: 0	PA: 40
	2B: 1	SAC: 0	PB: 0	
	3B: 0	DP: 0	SB: 2	
	HR: 2	HBP: 2	CS: 0	

PITCHER		IP	WLS	BF	H	R	ER	SO	BB	IBB	HBP	BLK	WP	HR	S	P	ERA	WHIP
55 Carlos Rodón, L ERA: 3.6	(1, 1)	5.0		22	2	2	2	4	3	0	2	0	0	1	59	100	3.60	1.000
66 Chris Volstad, R ERA: 4.19	(6, 1)	2.0	L	9	3	2	2	0	0	0	0	0	0	1	24	35	9.00	1.500
37 Juan Minaya, R ERA: 8.31	(8, 1)	1.0		6	1	1	0	1	1	0	0	0	0	0	15	25	0.00	2.000
53 Héctor Santiago, L ERA: 4.77	(9, 1)	1.0		3	0	0	0	2	0	0	0	0	0	0	9	15	0.00	0.000

PITCHER	IP	WLS	BF	H	R	ER	SO	BB	IBB	HBP	BLK	WP	HR	S	P	ERA	WHIP

Batter	1	2	3	4	5	6	7	8	9	AB	R	H	RBI	BB	SO	LOB
5 Yolmer Sánchez, S (1, 4) (9, 6) OBP: 0.313, SLG: 0.413	C FF 93 X CU 76 0-1 E4 79 HR		C CH 87 S FF 94 B FF 94 B SL 82 B FF 95 C FF 94 3-3 ① K		C FF 94 B CH 89 1 SAFE 1 SAFE T CH 88 F FF 95 B FF 94 1 SAFE B CH 89 4-2 ① B CH 89 1-2 BB			B FF 95 X SI 95 1-0 ① L8		3	1	0	0	1	1	0
20 José Rondón, R (1, 6) OBP: 0.294, SLG: 0.500 10 Yoán Moncada, S (8, PH) OBP: 0.298, SLG: 0.412 (9, 4)	C FF 95 1 SAFE B FF 96 S FF 96 C FF 97 1-3 ① K		S FF 96 S CU 78 B SL 83 S FF 97 1-3 ② K		F FF 96 1 SAFE F SL 80 B FF 95 S SL 81 1-3 ② K			B SL 87 S FF 96 B SL 86 F FF 96 F FF 96 F SI 96 B SL 87 X SI 97 3-2 ② F8		3 1	0 0	0 0	0 0	0 0	3 0	2 0
79 José Abreu, R (1, 3) OBP: 0.346, SLG: 0.515	C SL 80 1 SAFE X FF 95 0-1 1-H HR		C FF 97 B FF 94 F SL 82 B SL 83 F FF 97 X FF 96 2-2 ③ G6-3		B SL 80 T FF 95 T FF 96 B CU 75 S SL 82 2-3 ③ K			C SL 86 B SL 85 B FF 96 F FF 96 X SL 86 2-2 1B		4	1	2	2	0	1	1
18 Daniel Palka, L (1, 10) OBP: 0.283, SLG: 0.474 7 Tim Anderson, R (8, PH) OBP: 0.296, SLG: 0.420 (9, 10)	F FF 96 B FF 95 X CU 76 1-1 ② G1-3			F CU 77 B CH 90 F FF 94 B FF 96 B CH 90 F FF 95 F FF 96 X CH 89 3-2 ① G6-3		X CH 88 0-0 ① G4-3		S FF 92 C SI 92 B SI 92 S SL 79 1-3 ③ K		3 1	0 0	0 0	0 0	0 1	0 1	0 1
36 Kevan Smith, R (1, 2) OBP: 0.423, SLG: 0.462	X FF 94 0-0 1B			X FF 95 0-0 22 CI 1B		B SL 82 C SL 80 B FF 92 S SL 80 F SL 81 B FF 96 X FF 95 3-2 ② G4-3		C FF 95 F FF 95 B KC 85 B KC 85 F FF 95 F FF 95 C FF 95 2-3 ① K		4	0	2	0	0	1	0
24 Matt Davidson, R (1, 5) OBP: 0.351, SLG: 0.468	B FF 94 C SL 82 X SL 82 1-1 ③ P2			B CH 90 S FF 95 B FF 95 B SL 82 C FF 96 S FF 97 3-3 ② K		C CU 76 B SL 81 T FF 95 C SL 80 1-3 ③ K		S KC 86 S KC 85 S KC 85 0-3 ② K		4	0	0	0	0	3	2
22 Charles Tilson, L (1, 7) OBP: 0.317, SLG: 0.339		C FF 92 F CU 77 S FF 92 0-3 ① K		F FF 94 0-1 CI 1-2		C FF 93 X CU 77 0-1 15 L5-3 1B		B FF 94 C FF 94 X FF 95 1-1 15 WP 15 DI 1B		3	0	2	0	0	1	0
15 Adam Engel, R (1, 8) OBP: 0.278, SLG: 0.310		C SL 80 X SL 80 0-1 ② G1-3		S SL 82 C FF 96 T SL 82 0-2 ③ K		X FF 94 0-0 ①② L5-3 1-1		C FF 95 C FF 94 B FF 94 B KC 86 S FF 94 2-3 ③ K 1-3		4	0	0	0	0	2	4
32 Trayce Thompson, R (1, 9) OBP: 0.173, SLG: 0.225		C SL 78 B FF 95 S FF 94 T CU 77 1-2 ③ K			C FF 95 F FF 95 F SL 80 X FF 96 0-2 5 CS 1B		C FF 94 B SL 80 F FF 94 B FF 91 S FF 96 2-3 ③ K			3	0	1	0	0	2	0
Inning Stats	R: 2 H: 2 E: 1 LOB: 1 K: 1 BB: 0 S: 12 P: 15	R: 0 H: 0 E: 0 LOB: 0 K: 2 BB: 0 S: 8 P: 9	R: 0 H: 0 E: 0 LOB: 0 K: 2 S: 10 BB: 0 P: 16	R: 0 H: 1 E: 1 LOB: 2 K: 2 BB: 0 S: 13 P: 19	R: 0 H: 1 E: 0 LOB: 1 K: 2 BB: 1 S: 13 P: 20	R: 0 H: 0 E: 0 LOB: 0 K: 1 BB: 0 S: 8 P: 12	R: 0 H: 1 E: 0 LOB: 0 K: 1 BB: 0 S: 6 P: 8	R: 0 H: 1 E: 0 LOB: 1 K: 1 BB: 0 S: 12 P: 19	R: 0 H: 1 E: 0 LOB: 1 K: 3 BB: 0 S: 13 P: 18	1B: 6 SF: 0 2B: 1 SAC: 0 3B: 0 DP: 1 HR: 1 HBP: 0				WP: 1 PA: 35 PB: 0 SB: 0 CS: 1		

BOTTOM

Cleveland Indians @ Chicago White Sox

Guaranteed Rate Field, Chicago, IL

Thu Jun 14 2018, 1:11 PM - 4:02 PM CDT

Att. 17,183 - Cloudy - 79 F

livebaseballscorecards.com

AB	33
R	2
H	7
RBI	2
BB	1
SO	15
LOB	10

PITCHER		IP	WLS	BF	H	R	ER	SO	BB	IBB	HBP	BLK	WP	HR	S	P	ERA	WHIP
52 Mike Clevinger, R ERA: 3.15	(1, 1)	7.0	W	27	5	2	1	11	1	0	0	0	0	1	70	99	1.29	0.857
58 Neil Ramírez, R ERA: 3.27	(8, 1)	0.2	H	3	1	0	0	0	0	0	0	0	0	0	9	15	0.00	1.500
39 Oliver Pérez, L ERA:	(8, 1)	0.1	H	1	0	0	0	1	0	0	0	0	0	0	3	4	0.00	0.000
37 Cody Allen, R ERA: 4.03	(9, 1)	1.0	S	4	1	0	0	3	0	0	0	0	1	0	13	18	0.00	1.000

PITCHER	IP	WLS	BF	H	R	ER	SO	BB	IBB	HBP	BLK	WP	HR	S	P	ERA	WHIP

Batter	1	2	3	4	5	6	7	8	9	AB	R	H	RBI	BB	SO	LOB
7 Joe Mauer, L (1, 3) OBP: 0.394, SLG: 0.345	C SI 93 B FC 89 X SI 93 1-1 G3-1		B FF 92 B CH 86 B FC 89 C SI 92 C FC 89 X FC 91 3-2 G3-1		B CU 82 C FC 89 B SI 90 B FC 89 X SI 92 3-1 G4-3		C SI 90 X CH 83 0-1 G4-3			4	0	0	0	0	0	0
20 Eddie Rosario, L (1, 7) OBP: 0.350, SLG: 0.565	X SI 92 0-0 HR			C FC 88 X CH 85 0-1 99 E 2B		B FF 89 X FF 88 1-0 L6		B FC 87 B CU 76 B FC 86 C FF 88 S FC 86 X FC 86 3-2 P6		4	2	2	1	0	0	0
5 Eduardo Escobar, S (1, 5) OBP: 0.342, SLG: 0.561	S CU 83 F CU 84 B CH 87 B SI 93 T FC 90 2-2 K			B FC 89 B SI 92 F FC 90 B SI 92 B FC 90 4-1 99 FC3-6 BB		C FF 89 X SI 90 0-1 99 1B 2 E 1B		C FC 88 B SI 90 B FC 88 F FF 89 B FC 87 S FC 88 3-3 K		3	1	1	0	1	2	0
99 Logan Morrison, L (1, 10) OBP: 0.293, SLG: 0.337	B FC 90 X CH 86 1-0 G4-3			B SI 92 X FC 90 1-0 FC3-6 2 HR 1-2f 2-H		F FF 90 F CU 76 F CU 75 B FF 88 F CU 75 B SI 88 F CU 74 1 SAFE X FF 88 2-2 26 G4-3 2 E 23 BLK 1-3 1B		B CU 76 S FC 88 F FC 87 B FC 86 X FF 90 2-2 L4		4	2	1	0	0	0	1
2 Brian Dozier, R (1, 4) OBP: 0.305, SLG: 0.402		C SI 91 X CU 84 0-1 L8		B FC 89 X FC 89 1-0 1-H HR		B SL 82 X SI 90 1-0 E6 23 BLK 26 G4-3 1-2 3-H			C FF 88 B FF 89 B FC 86 B CU 75 C FF 90 X FF 90 3-2 G5-3	4	1	1	3	0	0	1
26 Max Kepler, L (1, 9) OBP: 0.319, SLG: 0.405		C FC 88 B SI 91 X FC 90 1-1 G3		C SI 92 F CU 84 X FC 90 0-2 F9		C FF 91 B CH 84 X SI 91 1-1 G4-3 1-2 2-3			C CU 77 X FF 90 0-1 F7	4	0	0	0	0	0	2
23 Mitch Garver, R (1, 2) OBP: 0.301, SLG: 0.341		B SI 90 X FC 88 1-0 P6		C SI 91 C SI 92 C CU 84 0-3 K		C SI 91 B SL 82 C SI 91 X SI 92 1-2 G4-3 2-3 3-H			F FC 87 B FF 90 C CU 77 X FC 87 1-2 P3	4	0	0	0	0	1	1
16 Ehire Adrianza, S (1, 6) OBP: 0.312, SLG: 0.413			B FC 87 B SI 90 B SI 91 C SI 91 F FC 90 X FC 90 3-2 24 G6-4-3 1B		C SI 90 F FC 90 F CU 83 X FF 91 0-2 L7		C FF 90 B FF 89 F FF 89 X FF 91 1-2 G4-3			3	0	1	0	0	0	0
24 Ryan LaMarre, R (1, 8) OBP: 0.290, SLG: 0.291			M SI 92 X FC 88 0-1 G6-4-3 1-2f		C SI 91 F CU 84 F FF 91 B SI 91 B CU 83 B CU 82 S FC 88 3-3 K		B SI 91 B SI 90 C SI 89 S SI 90 X SI 90 2-2 L4			3	0	0	0	0	1	1
Inning Stats	R: 1 E: 0 K: 1 S: 7 H: 1 LOB: 0 BB: 0 P: 11	R: 0 E: 0 K: 0 S: 5 H: 0 LOB: 0 BB: 0 P: 7	R: 0 E: 0 K: 0 S: 8 H: 1 LOB: 0 BB: 0 P: 14	R: 3 E: 1 K: 1 S: 11 H: 2 LOB: 0 BB: 1 P: 17	R: 0 E: 0 K: 1 S: 10 H: 0 LOB: 0 BB: 0 P: 16	R: 2 E: 1 K: 0 S: 15 H: 2 LOB: 1 BB: 0 P: 21	R: 0 E: 0 K: 0 S: 8 H: 0 LOB: 0 BB: 0 P: 11	R: 0 E: 0 K: 1 S: 9 H: 0 LOB: 0 BB: 0 P: 17	R: 0 E: 0 K: 0 S: 8 H: 0 LOB: 0 BB: 0 P: 12	1B: 3 2B: 1 3B: 0 HR: 2 SF: 0 SAC: 0 DP: 1 HBP: 0						

TOP

Minnesota Twins @ Cleveland Indians

Progressive Field, Cleveland, OH

Fri Jun 15 2018, 7:12 PM - 9:53 PM EDT

Att. 32,637 - Cloudy - 75 F

livebaseballscorecards.com

AB	33
R	6
H	6
RBI	4
BB	1
SO	4
LOB	6

PITCHER		IP	WLS	BF	H	R	ER	SO	BB	IBB	HBP	BLK	WP	HR	S	P	ERA	WHIP
28 Corey Kluber, R ERA: 2.24	(1, 1)	5.0	L	19	4	4	4	3	1	0	0	0	0	2	41	65	7.20	1.000
49 Tyler Olson, L ERA: 6.35	(6, 1)	0.1		3	2	2	1	0	0	0	0	0	0	0	9	12	27.00	6.000
61 Dan Otero, R ERA: 6.08	(6, 1)	1.2		6	0	0	0	0	0	0	0	1	0	0	14	20	0.00	0.000
43 Josh Tomlin, R ERA: 6.81	(8, 1)	2.0		6	0	0	0	1	0	0	0	0	0	0	17	29	0.00	0.000

PITCHER	IP	WLS	BF	H	R	ER	SO	BB	IBB	HBP	BLK	WP	HR	S	P	ERA	WHIP

Minnesota Twins @ Cleveland Indians

Progressive Field, Cleveland, OH

Fri Jun 15 2018, 7:12 PM - 9:53 PM EDT

Att. 32,637 - Cloudy - 75 F

livebaseballscorecards.com

BOTTOM

Batter	1	2	3	4	5	6	7	8	9	AB	R	H	RBI	BB	SO	LOB
12 Francisco Lindor, S (1, 6) OBP: 0.361, SLG: 0.530	C SI 92 X SI 92 0-1 G4-3 ①		B FF 94 S FF 93 B CU 82 X SI 90 2-1 G4-3 ①		D CH 86 S CH 85 X CH 86 1-1 G4-3 ③		C FF 93 B SI 91 C SI 92 B CU 82 X SL 84 2-2 P5 ③		D SI 91 F SI 91 F SI 94 B FF 94 S CH 82 2-3 K ③	5	0	0	0	0	1	2
23 Michael Brantley, L (1, 7) OBP: 0.362, SLG: 0.524	C SI 94 B SI 92 F FF 93 B FF 92 B SI 93 B SI 94 4-2 BB		B SI 92 C SI 93 F SL 86 F SL 86 X FF 94 1-2 L8 ②			C FF 90 X FF 92 0-1 F9 ①		B SI 88 C SI 89 C FF 92 B CH 80 X CH 80 2-2 L9 ①		3	0	0	0	1	0	0
11 José Ramírez, S (1, 5) OBP: 0.385, SLG: 0.608	F FF 92 X FF 93 0-1 L9 ②		C CU 82 B SL 86 B SL 87 B SI 91 F FF 94 X FF 95 3-2 G6-3 ③			B CU 81 C SL 85 B CH 85 F FF 93 B SL 87 F FF 94 B SI 92 4-2 10 G3 7 1B BB		C CH 81 B CH 80 B SI 89 X SI 91 2-1 1B ②		3	1	1	0	1	0	1
10 Edwin Encarnación, R (1, 10) OBP: 0.304, SLG: 0.476	T SI 94 B SI 94 X SI 93 1-1 P5 ③			C SL 84 B SL 86 F SL 85 C SL 86 1-3 K ①		F SI 94 B FF 93 D SI 93 S FF 95 X FF 94 2-2 G3 ② 1-2		B SL 81 C SL 80 F FF 93 F CH 79 B CH 78 C SL 81 2-3 K ③		4	0	0	0	0	2	2
22 Jason Kipnis, L (1, 4) OBP: 0.274, SLG: 0.301		F FF 93 B FF 93 X SI 94 1-1 G3-1 ①		C SI 92 X SL 86 0-1 F8 ②		D CU 82 B SL 85 C FF 95 F FF 94 B FF 94 F CH 86 B CH 85 4-2 7 1B BB			C SI 93 F SI 94 B SI 93 F CU 79 F SI 93 X SL 83 1-2 F7 ①	3	0	0	0	1	0	0
7 Yan Gomes, R (1, 2) OBP: 0.309, SLG: 0.462		C FF 95 S FF 94 F FF 94 B FF 94 C SI 94 1-3 K ②		B SL 86 X SL 85 1-0 F7 ③		X FF 94 0-0 1-2 2-H 1B			C SI 94 X SI 94 0-1 HR	4	1	2	2	0	1	0
8 Lonnie Chisenhall, L (1, 9) OBP: 0.396, SLG: 0.383 6 Brandon Guyer, R (9, PH) OBP: 0.253, SLG: 0.321		B FF 94 X SI 94 1-0 30 1B 1B			B FF 92 F CH 84 B CH 85 B FF 93 B SI 90 4-1 30 FC4-5 BB	C CU 80 S SL 86 S SL 86 0-3 K ③			B SI 94 B SI 94 X SI 94 2-0 G5-3 ②	2 1	0 0	1 0	0 0	1 0	1 0	2 0
30 Tyler Naquin, L (1, 8) OBP: 0.366, SLG: 0.449 26 Rajai Davis, R (9, PH) OBP: 0.287, SLG: 0.286		B FF 94 B CH 86 X FF 94 2-0 1-2 1B			B SI 91 C FF 93 B SL 85 F SI 94 X FF 94 2-2 FC4-5 ① 9 G4-3 1-2f		B FF 91 X CH 88 1-0 L9 ①		B SI 94 B SI 93 B CU 79 C SI 94 F SI 94 X SI 94 3-2 9 2B 1B	3 1	0 1	1 1	0 0	0 0	0 0	1 0
9 Erik González, R (1, 3) OBP: 0.369, SLG: 0.525		S SL 85 X SL 86 0-1 L6 ③			B SL 85 B SI 93 F SI 93 F SI 93 X SI 94 2-2 G4-3 ② 1-2		C FF 92 X CH 85 0-1 G1-3 ②		C CU 79 X SI 94 0-1 1-H 2B	4	0	1	1	0	0	3

	AB	33
	R	3
	H	7
	RBI	3
	BB	4
	SO	5
	LOB	11

Inning Stats	1	2	3	4	5	6	7	8	9
	R: 0 E: 0 K: 0 S: 8	H: 0 LOB: 1 BB: 1 P: 13	R: 0 E: 0 K: 1 S: 10	H: 2 LOB: 2 BB: 0 P: 15	R: 0 E: 0 K: 0 S: 9	H: 0 LOB: 0 BB: 0 P: 15	R: 0 E: 0 K: 1 S: 6	H: 0 LOB: 0 BB: 0 P: 8	R: 0 E: 0 K: 0 S: 9	H: 0 LOB: 1 BB: 1 P: 18	R: 1 E: 0 K: 1 S: 15	H: 1 LOB: 2 BB: 2 P: 25	R: 0 E: 0 K: 0 S: 6	H: 0 LOB: 0 BB: 0 P: 9	R: 0 E: 0 K: 1 S: 9	H: 1 LOB: 0 BB: 0 P: 15	R: 2 E: 0 K: 1 S: 16	H: 3 LOB: 1 BB: 0 P: 24

1B: 5	SF: 0	WP: 0	PA: 37
2B: 1	SAC: 0	PB: 0	
3B: 0	DP: 0	SB: 0	
HR: 1	HBP: 0	CS: 0	

PITCHER		IP	WLS	BF	H	R	ER	SO	BB	IBB	HBP	BLK	WP	HR	S	P	ERA	WHIP
44 Kyle Gibson, R ERA: 3.27	(1, 1)	7.0	W	28	3	1	1	3	4	0	0	0	0	0	63	103	1.29	1.000
39 Trevor Hildenberger, R ERA: 2.34	(8, 1)	1.0		3	1	0	0	1	0	0	0	0	0	0	9	15	0.00	1.000
55 Taylor Rogers, L ERA: 5.13	(9, 1)	0.2		5	3	2	2	0	0	0	0	0	0	1	13	19	27.00	4.500
56 Fernando Rodney, R ERA: 3.09	(9, 1)	0.1	S	1	0	0	0	1	0	0	0	0	0	0	3	5	0.00	0.000

PITCHER	IP	WLS	BF	H	R	ER	SO	BB	IBB	HBP	BLK	WP	HR	S	P	ERA	WHIP

Batter	1	2	3	4	5	6	7	8	9	AB	R	H	RBI	BB	SO	LOB
7 Joe Mauer, L (1, 10) OBP: 0.400, SLG: 0.349	C FF 94 B FF 94 X CH 88 1-1 20 BB 5 2B 1B	C FF 93 X SL 82 0-1 ① L1-3		B FF 94 B FF 94 C FF 94 F FF 95 X CU 82 2-2 20 2B 99 F9-3-5 1B		B FF 89 B FF 88 B FF 89 B FF 89 4-0 20 1B 99 E BB		C FF 92 F FF 93 X FF 92 0-2 ② P5		4	2	2	0	1	0	0
20 Eddie Rosario, L (1, 7) OBP: 0.362, SLG: 0.586	B FF 94 B CH 88 S CH 88 B SI 93 F CH 88 B CH 89 4-2 5 2B 1-2 BB	X SI 89 0-0 5 S 99 2B 1B		X CU 82 0-0 1-3 2B		X CU 75 0-0 99 E 1-2 3-H 1B		X FF 92 0-0 HR		4	4	4	2	1	0	0
5 Eduardo Escobar, S (1, 5) OBP: 0.347, SLG: 0.565	C SI 93 D CU 82 B CH 87 B SI 92 X SI 92 3-1 36 1B 26 2B 1-H 2-H 2B	B SI 87 F SI 89 1 SAFE B SL 76 X SI 89 2-1 ② L8 1-2		0-0 IBB		D FF 89 T FF 90 B FF 89 F CH 84 B FF 90 T FF 89 3-2 ② K		C CU 76 X CH 87 0-1 1B		4	1	2	2	1	1	3
99 Logan Morrison, L (1, 3) OBP: 0.300, SLG: 0.350	H CU 82 1-0 36 1B 26 2B HBP	B SL 79 C SI 91 X SI 90 1-1 2-H 2B		B FF 95 F FF 96 F FF 95 X FF 96 1-2 ② ③ F9-3-5 3-3		F FF 89 B CU 73 B CU 73 B FF 88 F FF 89 F CU 75 X FF 89 3-2 E9 1-H 2-H 2B		F FF 91 C CU 75 D CU 77 X FF 92 1-2 ③ G4-3		4	1	2	3	0	0	4
2 Brian Dozier, R (1, 4) OBP: 0.301, SLG: 0.396 45 Taylor Motter, R (9, PH) OBP: 0.333, SLG: 0.438 (9, 4)	C SL 82 F FF 92 F SL 80 S SL 82 0-3 ① K	C SI 90 X SL 76 0-1 ③ G5-3			C CU 80 B CU 81 B CU 81 B FF 96 F FF 96 F FF 96 F FF 95 C CU 82 3-3 ① K	F SI 91 C SI 90 X SI 91 0-2 ③ G5-3			F CU 77 B CU 78 B CU 78 X CU 77 2-1 ① G5-3	4 1	0 0	0 0	0 0	0 0	2 0	4 0
36 Robbie Grossman, S (1, 9) OBP: 0.316, SLG: 0.317 24 Ryan LaMarre, R (8, 8) OBP: 0.287, SLG: 0.287	C FF 92 B FF 92 B FF 93 C CH 87 F SL 83 B FF 92 F FF 93 X FF 91 3-2 26 2B 16 FC3-2 1-2 2-3 1B	C FF 87 X FF 90 0-1 ① F9		F FF 95 B FF 95 X FF 95 1-1 ② L7		C FF 91 B FF 92 S B FF 91 S FF 92 2-3 ① K		X CU 78 0-0 ② F7		4 1	0 0	1 0	0 0	0 0	1 0	0 0
26 Max Kepler, L (1, 8) OBP: 0.317, SLG: 0.405 (8, 9)	B CU 80 C FF 91 F CH 86 X SL 82 1-2 16 FC3-2 1-3 2-H 3-H 2B	C SL 76 B SL 79 F SL 79 B SL 76 X SI 92 2-2 ② G4-3		C FF 95 B CH 87 B FF 95 B FF 95 X FF 93 3-1 ③ P6		B CU 76 S FF 92 B FF 92 F FF 92 X FF 93 2-2 ② L8		C CU 79 B CU 79 X CU 78 1-1 ③ F8		5	0	1	2	0	0	0
16 Ehire Adrianza, S (1, 6) OBP: 0.311, SLG: 0.415	F FF 92 D SL 80 X CH 86 1-1 ② FC3-2 2-3 3-H	B SL 78 X FF 88 1-0 ③ L4			C FF 94 B CU 81 X CU 81 1-1 46 SH5-3 20 1B 2B	X FF 92 0-0 ③ F7				4	1	1	0	0	0	2
46 Bobby Wilson, R (1, 2) OBP: 0.200, SLG: 0.278	C SL 80 F SL 83 C FF 92 0-3 ③ K			F FF 94 F FF 94 B FF 96 X CU 82 1-2 ① G6-3		X FF 94 0-0 ① SH5-3 2-3		X FF 92 0-0 ① F8		3	0	0	0	0	1	2
Inning Stats	R: 4 E: 0 K: 2 S: 23 H: 4 LOB: 2 BB: 1 P: 37	R: 1 E: 0 K: 0 S: 9 H: 2 LOB: 1 BB: 0 P: 12	R: 0 E: 0 K: 0 S: 6 H: 0 LOB: 0 BB: 0 P: 9	R: 0 E: 0 K: 0 S: 10 H: 2 LOB: 2 BB: 1 P: 14	R: 0 E: 0 K: 1 S: 9 H: 0 LOB: 0 BB: 0 P: 16	R: 3 E: 1 K: 1 S: 14 H: 3 LOB: 1 BB: 1 P: 25	R: 0 E: 0 K: 1 S: 7 H: 0 LOB: 0 BB: 0 P: 11	R: 1 E: 0 K: 0 S: 10 H: 2 LOB: 1 BB: 0 P: 11	R: 0 E: 0 K: 0 S: 5 H: 0 LOB: 0 BB: 0 P: 8	1B: 6 2B: 7 3B: 0 HR: 1	SF: 0 SAC: 1 DP: 1 HBP: 1					

PITCHER		IP	WLS	BF	H	R	ER	SO	BB	IBB	HBP	BLK	WP	HR	S	P	ERA	WHIP
59 Carlos Carrasco, R ERA: 4.24	(1, 1)	1.1	L	10	4	4	4	2	1	0	1	0	0	0	25	39	27.00	3.750
39 Oliver Pérez, L ERA: 1.59	(2, 1)	1.2		7	2	1	1	0	0	0	0	0	0	0	13	19	5.40	1.200
34 Zach McAllister, R ERA: 5.4	(4, 1)	2.1		10	3	1	1	1	0	1	0	0	0	0	22	34	3.86	1.286
49 Tyler Olson, L ERA: 7.27	(6, 1)	0.1		4	2	2	2	1	1	0	0	0	0	0	8	18	54.00	9.000
61 Dan Otero, R ERA: 6.0	(6, 1)	0.1		1	0	0	0	0	0	0	0	0	0	0	3	3	0.00	0.000

PITCHER		IP	WLS	BF	H	R	ER	SO	BB	IBB	HBP	BLK	WP	HR	S	P	ERA	WHIP
45 Adam Plutko, R ERA: 5.04	(7, 1)	2.0		8	2	1	1	1	0	0	0	0	0	1	17	22	4.50	1.000
6 Brandon Guyer, R ERA:	(9, 1)	1.0		3	0	0	0	0	0	0	0	0	0	0	5	8	0.00	0.000

Minnesota Twins @ Cleveland Indians

Progressive Field, Cleveland, OH

Sat Jun 16 2018, 4:11 PM - 7:05 PM EDT

Att. 30,282 - Cloudy - 79 F

TOP

livebaseballscorecards.com

AB	38
R	9
H	13
RBI	9
BB	3
SO	5
LOB	15

WP: 0 PB: 0 SB: 1 CS: 0 PA: 43

BOTTOM

Minnesota Twins @ Cleveland Indians

Progressive Field, Cleveland, OH

Sat Jun 16 2018, 4:11 PM - 7:05 PM EDT

Att. 30,282 - Cloudy - 79 F

livebaseballscorecards.com

Batter	1	2	3	4	5	6	7	8	9	AB	R	H	RBI	BB	SO	LOB
12 Francisco Lindor, S (1, 10) OBP: 0.361, SLG: 0.538	B FF 94 C SI 94 F CH 87 X CH 91 1-2 HR		C SI 96 X SI 96 0-1 11 FC3-6 23 1B 1B		B SL 82 B FF 93 F FF 94 X FF 95 2-1 ① F8		X SL 84 0-0 ③ F9		S SL 90 B FF 96 F SL 89 S CU 85 1-3 ② K	5	1	2	1	0	1	2
23 Michael Brantley, L (1, 7) OBP: 0.360, SLG: 0.519 1 Greg Allen, S (9, 7) OBP: 0.248, SLG: 0.301	C SI 94 X SI 95 0-1 ① G3		1 SAFE C SI 94 X SI 95 0-1 11 FC3-6 1-2 1B		F FF 95 B SL 85 C CH 88 X FF 95 1-2 ② L7			C FF 90 X FF 90 0-1 ① G5-3	C FF 96 C FF 97 F SL 90 B FF 96 S CU 84 1-3 ③ K2-3	4 1	0 0	1 0	0 0	0 0	0 1	0 1
11 José Ramírez, S (1, 5) OBP: 0.384, SLG: 0.614	C FF 94 B FF 95 B SI 95 F SI 95 F SI 97 F SL 88 F SL 88 X FF 96 2-2 HR		C SL 87 S SL 88 X SL 89 0-2 ② FC3-6 1-2f 2-3		B SL 85 C SL 85 F FF 95 B SL 86 X FF 96 2-2 ③ F8			C FF 91 F CU 77 B FF 92 C FF 92 1-3 ② K		4	1	1	1	0	1	2
10 Edwin Encarnación, R (1, 3) OBP: 0.304, SLG: 0.472	C SI 96 X SI 96 0-1 ② G5-3		F FF 95 D SI 94 B SI 95 X SI 94 2-1 ③ L8			C SL 82 B SL 83 X FF 93 1-1 ① L1-3		B SL 86 C SL 86 S SL 86 F FF 91 B SL 88 X FF 92 2-2 7 1B 22 1B 1B		4	0	1	0	0	0	2
22 Jason Kipnis, L (1, 4) OBP: 0.278, SLG: 0.302	B SI 96 C SI 96 X SI 92 1-1 ③ G3			B SI 95 B CH 89 B SI 94 C FF 95 B SI 94 4-1 8 2B 30 SF7 BB		C FF 93 B CH 86 S FF 93 B FF 93 F FF 93 F SL 83 B FF 94 X FF 94 3-2 ② L8		F FF 92 X FF 92 0-1 7 1B 1-2 1B		3	1	1	0	1	0	0
7 Yan Gomes, R (1, 2) OBP: 0.313, SLG: 0.463		B SI 94 C FF 95 B FF 95 X SI 96 2-1 8 FC6-5 1B		C FF 95 F SI 94 B FF 95 S FF 96 1-3 ① K		X FF 94 0-0 ③ P3		F FF 91 F FF 92 B SL 87 X FF 91 1-2 1-2 2-3 1B		4	0	2	0	0	1	1
8 Lonnie Chisenhall, L (1, 9) OBP: 0.404, SLG: 0.400		F SI 95 F SI 93 B SI 94 F FF 95 F FF 95 X FF 95 1-2 ① FC6-5 30 G4-6-3 1-2f	B SI 93 F FF 95 D FF 95 X SI 94 2-1 30 SF7 1-3 2B			H SL 84 1-0 HBP	X SL 88 0-0 ③ F8		3	0	1	0	0	0	4
30 Tyler Naquin, L (1, 8) OBP: 0.360, SLG: 0.457		B SI 94 F SI 95 X FF 95 1-1 ②③ G4-6-3 1-2f	B CH 87 X FF 93 1-0 ② SF7 2-3 3-H				B FF 91 X FF 92 1-0 ① F7		B FF 95 X FF 94 1-0 2B	3	0	1	1	0	0	2
9 Erik González, R (1, 6) OBP: 0.348, SLG: 0.492			B SL 87 C FF 96 X SL 88 1-1 ① F7	B SL 87 X SL 86 1-0 ③ L5			B FF 93 F FF 94 F FF 92 B FF 94 S SL 84 2-3 ② K		F SL 90 S SL 90 S SL 90 0-3 ① K	4	0	0	0	0	2	3
Inning Stats	R: 2 E: 0 K: 0 S: 15 H: 2 LOB: 0 BB: 0 P: 19	R: 0 E: 0 K: 0 S: 9 H: 1 LOB: 0 BB: 0 P: 13	R: 0 E: 0 K: 0 S: 11 H: 2 LOB: 2 BB: 0 P: 14	R: 1 E: 0 K: 1 S: 8 H: 1 LOB: 1 BB: 1 P: 17	R: 0 E: 0 K: 0 S: 8 H: 0 LOB: 0 BB: 0 P: 13	R: 0 E: 0 K: 0 S: 8 H: 0 LOB: 0 BB: 0 P: 12	R: 0 E: 0 K: 1 S: 5 H: 0 LOB: 1 BB: 0 P: 9	R: 0 E: 0 K: 1 S: 15 H: 3 LOB: 3 BB: 0 P: 19	R: 0 E: 0 K: 3 S: 11 H: 1 LOB: 1 BB: 0 P: 14	1B: 6 2B: 2 3B: 0 HR: 2 SF: 1 SAC: 0 DP: 1 HBP: 1						

	AB	R	H	RBI	BB	SO	LOB
	35	3	10	3	1	6	17

	WP: 0	PA: 38
	PB: 0	
	SB: 0	
	CS: 0	

PITCHER	IP	WLS	BF	H	R	ER	SO	BB	IBB	HBP	BLK	WP	HR	S	P	ERA	WHIP
77 Fernando Romero, R (1, 1) ERA: 4.17	4.0		18	6	3	3	1	1	0	0	0	0	2	43	63	6.75	1.750
68 Matt Magill, R (5, 1) ERA: 1.14	3.0	W	10	0	0	0	1	0	0	1	0	0	0	21	34	0.00	0.000
38 Matt Belisle, R (8, 1) ERA: 4.5	1.0		6	3	0	0	1	0	0	0	0	0	0	15	19	0.00	3.000
57 Ryan Pressly, R (9, 1) ERA: 3.41	1.0		4	1	0	0	3	0	0	0	0	0	0	11	14	0.00	1.000

PITCHER	IP	WLS	BF	H	R	ER	SO	BB	IBB	HBP	BLK	WP	HR	S	P	ERA	WHIP

Minnesota Twins @ Cleveland Indians

Progressive Field, Cleveland, OH

Sun Jun 17 2018, 1:12 PM - 4:14 PM EDT

Att. 27,128 - Sunny - 88 F

TOP

livebaseballscorecards.com

Batter	1	2	3	4	5	6	7	8	9	AB	R	H	RBI	BB	SO	LOB
7 Joe Mauer, L (1, 3) OBP: 0.394, SLG: 0.351	B FF 92 B FF 91 C FF 92 B FF 93 X FF 92 3-1 5 2B 2B		C FF 92 B SL 84 B FF 93 B CH 86 F FF 91 X FF 92 3-2 ① G4-3		B SL 83 X CH 86 1-0 ① G4-3	B SI 92 C SL 80 C SI 91 C SL 81 1-3 ③ K			C FF 95 X FF 93 0-1 ①② G4-6-3 1-2f	5	1	1	0	0	1	3
20 Eddie Rosario, L (1, 7) OBP: 0.359, SLG: 0.579	F SL 83 F FF 94 B KC 80 S FF 94 1-3 ① K		C SL 84 C CH 87 X FF 94 0-2 ② P2		B CH 87 C FF 93 B SL 84 X SL 84 2-1 5 2B 1B		F SL 77 F SL 79 F SL 81 X SL 80 0-2 ① F8		F KC 85 S FF 94 F KC 84 S KC 84 0-3 ③ K	5	0	1	0	0	2	1
5 Eduardo Escobar, S (1, 5) OBP: 0.353, SLG: 0.579	C FF 93 X KC 80 0-1 2-H 2B		F CH 87 S SL 84 B SL 84 X FF 94 1-2 2B		C FF 93 X FF 94 0-1 1-3 2B		B SI 92 S FF 92 T SI 92 S SL 80 1-3 ② K			4	0	3	1	0	1	0
99 Logan Morrison, L (1, 10) OBP: 0.299, SLG: 0.344	C FF 93 B FF 93 F FF 94 C FF 93 1-3 ② K		B SL 82 F FF 93 B FF 94 D CH 88 B FF 93 4-1 BB		B KC 80 F FF 93 F FF 94 B FF 94 S KC 81 2-3 ② K		C SL 79 S SL 80 X SL 80 0-2 ③ G3			3	0	0	0	1	2	3
2 Brian Dozier, R (1, 4) OBP: 0.297, SLG: 0.390	C FF 92 B SL 84 B FF 94 S SL 84 C FF 94 2-3 ③ K		B SL 81 X FF 92 1-0 ③ F9		F FF 93 X KC 79 0-1 ③ G6-3			B SL 84 C SL 86 C SL 85 B SL 85 S SL 84 2-3 ① K		4	0	0	0	0	2	5
36 Robbie Grossman, S (1, 9) OBP: 0.321, SLG: 0.323 45 Taylor Motter, R (6, PR) OBP: 0.368, SLG: 0.438 (6, 9)		X FF 92 0-0 ① P5		B FF 91 X FF 92 1-0 1B		B FF 92 F FF 92 X SL 83 1-1 23 WP 26 1B 1B		B SL 84 C SL 86 C SL 85 B SL 85 S SL 84 2-3 ① K		3 0	0 0	2 0	0 0	0 1	0 0	0 0
26 Max Kepler, L (1, 8) OBP: 0.316, SLG: 0.403		C FF 92 B CH 87 X FF 93 1-1 ② L7		C FF 92 C FF 93 X FF 93 0-2 ① F8		X CH 86 0-0 23 WP 1-2 1B		B SI 95 F SI 94 F SL 84 F SI 96 D SL 85 X FF 95 2-2 ② P2		4	0	1	0	0	0	2
23 Mitch Garver, R (1, 2) OBP: 0.300, SLG: 0.339		C FF 93 S SL 84 X SL 84 0-2 16 1B 16 1B 1B		C SL 82 1 SAFE C FF 92 C FF 93 0-3 ② K		C FF 92 B KC 80 S FF 93 D KC 80 F FF 93 S SL 83 2-3 ① K 1-2 2-3			C FF 95 X SL 85 0-1 ③ G5-3	4	0	1	0	0	2	4
16 Ehire Adrianza, S (1, 6) OBP: 0.315, SLG: 0.413		B CH 87 T FF 93 X FF 93 1-1 ③ 1-H 1B		B FF 93 C SL 83 X CH 87 1-1 ③ F9		F FF 94 F SL 84 S FF 94 0-3 ② K			B FF 94 B FF 94 C FF 94 B FF 95 B FF 95 4-1 7 G4-6-3 BB	3	0	1	0	1	1	3
Inning Stats	R: 1 E: 0 K: 3 S: 13 H: 2 LOB: 1 BB: 0 P: 20	R: 0 E: 0 K: 0 S: 8 H: 2 LOB: 2 BB: 0 P: 10	R: 0 E: 0 K: 0 S: 11 H: 1 LOB: 2 BB: 1 P: 20	R: 0 E: 0 K: 1 S: 9 H: 1 LOB: 1 BB: 0 P: 11	R: 0 E: 0 K: 1 S: 10 H: 2 LOB: 2 BB: 0 P: 15	R: 0 E: 0 K: 3 S: 13 H: 2 LOB: 2 BB: 0 P: 17	R: 0 E: 0 K: 1 S: 10 H: 0 LOB: 0 BB: 0 P: 11	R: 0 E: 0 K: 1 S: 11 H: 0 LOB: 1 BB: 1 P: 19	R: 0 E: 0 K: 1 S: 7 H: 0 LOB: 0 BB: 1 P: 11	1B: 6 2B: 4 3B: 0 HR: 0 SF: 0 SAC: 0 DP: 1 HBP: 0						

	AB	35
	R	1
	H	10
	RBI	1
	BB	3
	SO	11
	LOB	21

WP: 1 PA: 38
PB: 0
SB: 0
CS: 0

PITCHER		IP	WLS	BF	H	R	ER	SO	BB	IBB	HBP	BLK	WP	HR	S	P	ERA	WHIP
57 Shane Bieber, R ERA: 3.97	(1, 1)	5.2	W	27	10	1	1	7	1	0	0	0	1	0	61	89	1.59	1.941
39 Oliver Pérez, L ERA: 1.29	(6, 1)	1.1	H	4	0	0	0	2	0	0	0	0	0	0	13	15	0.00	0.000
58 Neil Ramírez, R ERA: 3.0	(8, 1)	1.0	H	4	0	0	0	1	1	0	0	0	0	0	11	19	0.00	1.000
37 Cody Allen, R ERA: 3.9	(9, 1)	1.0	S	3	0	0	0	1	1	0	0	0	0	0	7	11	0.00	1.000

PITCHER	IP	WLS	BF	H	R	ER	SO	BB	IBB	HBP	BLK	WP	HR	S	P	ERA	WHIP

Minnesota Twins @ Cleveland Indians

Progressive Field, Cleveland, OH

Sun Jun 17 2018, 1:12 PM - 4:14 PM EDT

Att. 27,128 - Sunny - 88 F

livebaseballscorecards.com

BOTTOM

Batter	1	2	3	4	5	6	7	8	9	AB	R	H	RBI	BB	SO	LOB
12 Francisco Lindor, S (1, 6) OBP: 0.360, SLG: 0.533	C FF 90 B CU 71 X FS 83 1-1 G5-3 ①	B CU 71 B FS 84 C FF 91 B FS 84 S FF 91 S FF 91 3-3 K ③		B FS 82 B FF 89 B FF 89 B FF 88 4-0 23 G6-4-3 BB			C CU 78 S SL 84 F SL 83 B SL 86 B CU 76 X SI 94 2-2 G4-3 ①			3	0	0	0	1	1	2
23 Michael Brantley, L (1, 10) OBP: 0.363, SLG: 0.523	C FF 90 B FS 84 X FS 84 1-1 L1 ②		X FF 90 0-0 11 G3-1 7 2B 2B	F FS 85 B FS 83 B FF 91 X FS 85 2-1 G6-4-3 ②③ 1-2f			C SI 94 X SI 94 0-1 11 S 1B			4	1	2	0	0	0	1
11 José Ramírez, S (1, 5) OBP: 0.382, SLG: 0.607	B FF 90 B FF 90 B FF 90 C FF 89 S FS 85 B FF 91 4-2 BB		D FS 84 X FS 83 1-0 G3-1 ① 2-3		B CU 68 F FS 82 C FF 89 B FS 84 B FF 89 X FF 90 3-2 P5 ①		B FF 91 1 SAFE C SL 88 B SL 87 1 SAFE F FF 89 F SL 88 B CU 74 F SL 88 3-3 F FF 93 S SL 88 K ② 1-2			3	0	0	0	1	1	2
10 Edwin Encarnación, R (1, 3) OBP: 0.303, SLG: 0.466	1 SAFE B SL 82 S SL 80 1 SAFE F FF 91 B SL 83 X FF 90 2-2 F8 ③		B FF 91 B SL 83 F SL 81 F FF 92 B FS 84 B FF 92 4-2 8 BB 7 2B BB		B FF 91 B FS 83 F FF 90 F FF 90 C SL 83 2-3 K ②		S SL 88 F FF 94 F SL 86 B FF 92 X CU 76 1-2 F7 ③			3	1	0	0	1	1	2
8 Lonnie Chisenhall, L (1, 9) OBP: 0.426, SLG: 0.453		B FF 90 X FF 89 1-0 30 1B 3B	S FF 92 B FF 92 B FF 92 B FF 92 S FF 91 F FF 92 F FF 92 F FS 85 4-2 B FF 92 7 2B 1-2 BB		C FF 91 B FF 91 F FS 83 F FF 91 X FF 90 1-2 1B			C SL 77 S CU 72 S CU 72 0-3 K ①		3	2	2	0	1	1	0
7 Yan Gomes, R (1, 2) OBP: 0.311, SLG: 0.464		B CU 71 B SL 82 C SL 82 F FS 84 B FF 92 S FF 91 3-3 K ①	B SL 85 B FF 92 B FF 92 C FF 91 S FF 92 X FF 92 3-2 30 WP 1-H 2-H 3-H 2B		B SL 82 B SL 82 B FF 91 X FF 90 3-0 G4-3 ③			X CH 83 0-0 E5		4	0	1	3	0	1	2
30 Tyler Naquin, L (1, 8) 6 Brandon Guyer, R (8, PH) 1 Greg Allen, S (9, 8) OBP: 0.360, SLG: 0.452 OBP: 0.250, SLG: 0.318 OBP: 0.248, SLG: 0.301		B FS 84 X FS 84 1-0 26 1B 3-H 1B	F FS 86 F FF 91 B FF 92 B CU 73 F FF 91 B FC 82 X FF 90 3-2 G6-3 ② 2-3			C SI 92 F SL 82 B SL 85 F SL 82 F SI 94 S CU 79 1-3 K ①		B CH 82 C SI 87 B CH 81 C CU 73 X CU 72 2-2 P6 ②	3 1 0	0 0 0	1 0 0	1 0 0	0 0 0	1 1 0	1 1 0
9 Erik González, R (1, 4) OBP: 0.329, SLG: 0.464		C SL 86 C FF 92 B FF 92 S FF 92 1-3 K ②	F SL 79 T SL 81 F FF 91 F FF 91 S SL 79 0-3 K ③				S CU 79 B SI 94 S SL 82 S SL 82 1-3 K ②		C CU 72 S CU 72 S CU 72 0-3 K ③	4	0	0	0	0	4	3
26 Rajai Davis, R (1, 7) OBP: 0.288, SLG: 0.287		B FF 92 X FF 91 1-0 1-2 1B		B FF 88 X FF 89 1-0 G3-1 ①			B SI 95 F CU 79 F SL 84 S SL 85 1-3 K ③			3	0	1	0	0	1	0
Inning Stats	R: 0 E: 0 K: 0 S: 9 H: 0 LOB: 1 BB: 1 P: 17	R: 1 E: 0 K: 3 S: 12 H: 3 LOB: 2 BB: 0 P: 22	R: 3 E: 0 K: 1 S: 22 H: 2 LOB: 1 BB: 2 P: 37	R: 0 E: 0 K: 0 S: 3 H: 0 LOB: 0 BB: 1 P: 10	R: 0 E: 0 K: 1 S: 11 H: 1 LOB: 1 BB: 0 P: 20	R: 0 E: 0 K: 3 S: 11 H: 0 LOB: 0 BB: 0 P: 14	R: 0 E: 0 K: 1 S: 16 H: 1 LOB: 1 BB: 0 P: 22	R: 0 E: 1 K: 2 S: 10 H: 0 LOB: 1 BB: 0 P: 12		1B: 4 2B: 2 3B: 1 HR: 0 SF: 0 SAC: 0 DP: 1 HBP: 0				WP: 1 PB: 0 SB: 1 CS: 0 PA: 35		

| | | | |

Batter	1	2	3	4	5	6	7	8	9	AB	R	H	RBI	BB	SO	LOB
10 Yoán Moncada, S (1, 4) OBP: 0.302, SLG: 0.401	F FF 93 X FC 86 0-1 5 CS 1B		B CH 85 C CH 86 B FF 94 B FF 95 B FF 94 4-1 5 G3-6-1 BB			C FF 94 S KC 78 B KC 80 S KC 80 1-3 ① K		C FF 92 B CH 86 F CH 86 X CU 84 1-2 5 1B 1-2 1B		3	0	2	0	1	1	0
5 Yolmer Sánchez, S (1, 5) OBP: 0.312, SLG: 0.415	S CH 84 F CH 84 B ST 82 1 SAFE F SI 92 S CH 85 1-3 ①② K 1-2		C KC 79 X CH 86 0-1 ②③ G3-6-1 1-2f			B FF 94 X CH 86 1-0 ② G4-3		B CH 86 F CH 86 F FF 93 X FF 93 1-2 1-2 2-H 1B		4	0	1	1	0	1	2
79 José Abreu, R (1, 3) OBP: 0.338, SLG: 0.500	C FF 94 B FF 94 X FF 94 1-1 1B			C FF 95 B KC 81 B KC 81 F FF 95 X ST 83 2-2 ① F7		B FF 96 C CH 86 X KC 80 1-1 ③ G6-3		B SI 93 B SI 92 F SI 94 B FF 94 X SI 94 3-1 ② F6		4	0	1	0	0	0	2
18 Daniel Palka, L (1, 9) OBP: 0.291, SLG: 0.463	C KC 77 B KC 77 S KC 77 D KC 79 S ST 82 2-3 ③ K			C FF 95 B KC 79 B KC 78 C FF 96 S ST 83 2-3 ② K			B FF 94 B FF 93 B FF 93 B FF 94 4-0 BB	B SI 95 F SI 94 X SL 83 1-1 ③ P4		3	0	0	0	1	2	3
36 Kevan Smith, R (1, 2) OBP: 0.395, SLG: 0.421		B FF 94 X FF 93 1-0 ① F8		S FF 96 C KC 80 B FF 96 B KC 80 C SI 95 2-3 ③ K			B FC 86 B FF 93 C FF 94 X FF 94 2-1 ① F9		C SI 90 X SI 90 0-1 ① G6-3	4	0	0	0	0	1	1
24 Matt Davidson, R (1, 10) OBP: 0.357, SLG: 0.503		C FF 95 C KC 78 B ST 83 B ST 83 B SI 94 X FC 88 3-2 ① 2B			C FF 95 B KC 80 B KC 79 F FC 88 S ST 83 2-3 ① K		B FF 95 B FC 86 F FF 95 B FC 88 X FF 95 3-1 ② L8		C SI 90 B SL 80 X SI 91 1-1 HR	4	1	2	1	0	1	1
7 Tim Anderson, R (1, 6) OBP: 0.301, SLG: 0.416		B KC 77 F KC 77 S FF 95 F ST 83 T ST 83 1-2 ② K			B FF 95 B FC 88 S FF 96 S FC 87 X ST 83 2-2 ② G5-3		X FF 94 0-0 ③ F8		C FF 91 F SI 90 B CH 84 S SI 92 1-3 ② K	4	0	0	0	0	2	2
22 Charles Tilson, L (1, 7) OBP: 0.289, SLG: 0.296		F FF 94 S FF 94 S KC 81 0-3 ③ K			B FF 95 B FF 95 F FF 95 X FC 88 2-1 E3			B SI 92 F FF 93 C CH 84 S CH 87 1-3 ① K	C FF 90 B CH 84 C CH 82 F FF 91 B FF 92 B SI 90 X SI 89 3-2 ③ G1-3	4	0	0	0	0	2	1
15 Adam Engel, R (1, 8) OBP: 0.272, SLG: 0.297			C FF 94 B KC 80 B KC 78 S FF 93 B ST 82 F FF 95 X FF 95 3-2 ① G3		C FF 94 D KC 80 X FC 86 1-1 ③ F9			C CU 82 B CU 83 B CU 82 S SI 93 F CU 85 H SI 93 3-2 10 1B 5 1B HBP		2	1	0	0	0	0	1
Inning Stats	R: 0 E: 0 K: 2 S: 11 H: 2 LOB: 1 BB: 0 P: 15	R: 0 E: 0 K: 2 S: 11 H: 1 LOB: 1 BB: 0 P: 16	R: 0 E: 0 K: 0 S: 7 H: 0 LOB: 0 BB: 1 P: 14	R: 0 E: 0 K: 2 S: 9 H: 0 LOB: 0 BB: 0 P: 15	R: 0 E: 1 K: 1 S: 10 H: 0 LOB: 1 BB: 0 P: 17	R: 0 E: 0 K: 1 S: 6 H: 0 LOB: 0 BB: 0 P: 9	R: 0 E: 0 K: 0 S: 5 H: 0 LOB: 1 BB: 1 P: 14	R: 1 E: 0 K: 1 S: 16 H: 2 LOB: 2 BB: 0 P: 26	R: 1 E: 0 K: 1 S: 11 H: 1 LOB: 0 BB: 0 P: 16	1B: 4 2B: 2 3B: 0 HR: 1 SF: 0 SAC: 0 DP: 2 HBP: 1	WP: 0 PB: 0 SB: 0 CS: 1 PA: 35					

TOP

Chicago White Sox @ Cleveland Indians

Progressive Field, Cleveland, OH

Mon Jun 18 2018, 7:11 PM - 10:47 PM EDT

Att. 17,271 - Cloudy - 89 F

livebaseballscorecards.com

AB	32
R	2
H	6
RBI	2
BB	2
SO	10
LOB	13

PITCHER		IP	WLS	BF	H	R	ER	SO	BB	IBB	HBP	BLK	WP	HR	S	P	ERA	WHIP
47 Trevor Bauer, R ERA: 2.5	(1, 1)	7.0	W	25	3	0	0	8	2	0	0	0	0	0	59	100	0.00	0.714
50 Evan Marshall, R ERA: 7.71	(8, 1)	0.1		4	2	1	1	1	0	0	1	0	0	0	12	18	27.00	6.000
58 Neil Ramírez, R ERA: 2.84	(8, 1)	0.2		2	0	0	0	0	0	0	0	0	0	0	4	8	0.00	0.000
61 Dan Otero, R ERA: 6.12	(9, 1)	1.0		4	1	1	1	1	0	0	0	0	0	1	11	16	9.00	1.000

PITCHER	IP	WLS	BF	H	R	ER	SO	BB	IBB	HBP	BLK	WP	HR	S	P	ERA	WHIP

Batter	1	2	3	4	5	6	7	8	9	AB	R	H	RBI	BB	SO	LOB
12 Francisco Lindor, S (1, 6) OBP: 0.361, SLG: 0.529	C SI 92 X FS 84 0-1 G6-3	X CU 80 0-0 ① SF7 3-H	F FS 84 S SL 88 D CU 82 H SI 94 2-2 1-2 2-3 HBP			B FF 88 B FF 90 B FF 90 B FF 88 4-0 11 1B 23 1B 8 BB BB	B FF 96 B CH 88 F FF 96 F FF 96 F CH 88 B CH 87 S CH 88 3-3 ② K			2	1	0	1	1	1	1
23 Michael Brantley, L (1, 7) OBP: 0.363, SLG: 0.520	B SI 92 B SL 87 B SI 93 C SI 94 X SI 94 3-1 10 E 10 S 1B	X CU 81 0-0 ② F8 2-3	B SI 93 B SI 94 S SL 89 X SL 88 2-1 ③ F9			C FF 88 F FF 89 F FF 88 1 SAFE 1 SAFE B CH 83 X FF 90 1-2 8 BB 11 1B 1-2 1B	C CU 83 X CH 89 0-1 ③ G3-1			5	0	2	0	0	0	5
11 José Ramírez, S (1, 5) OBP: 0.385, SLG: 0.604	C SI 94 B CU 81 C SL 88 X SI 94 1-2 ② L7	0-0 10 S IBB		C CU 78 B SI 92 B FS 84 B SL 87 B SI 93 4-1 10 FC6-4 BB		C FF 89 X CH 81 0-1 8 BB 1-2 2-3 1B		B FF 91 B FF 91 F FF 91 C FF 91 B CH 87 X FF 93 3-2 ① F7		3	0	1	0	2	0	1
10 Edwin Encarnación, R (1, 10) OBP: 0.301, SLG: 0.458	F SI 94 F SL 88 D SL 90 B SI 95 B FS 86 B SI 96 4-2 1-3 BB	S SI 94 F SI 94 F FC 95 B SL 90 D SI 96 S CU 83 2-3 ③ K 1-2		S CU 80 1 SAFE C SL 86 X SI 94 0-2 ① FC6-4 17 G6-5-3 1-2f		B FF 90 S CH 82 B FF 90 F FF 90 S FF 91 2-3 ① K		C CU 70 S CU 72 X CH 86 0-2 ② G5-3		4	0	0	0	1	2	6
17 Yonder Alonso, L (1, 3) OBP: 0.316, SLG: 0.436	X SI 94 0-0 ③ L9		X SI 92 0-0 ① G4-3	D SI 93 X SI 93 1-0 ② ③ G6-5-3 1-2f		C FF 92 B FF 90 B FF 91 F FF 91 S FF 92 2-3 ② K		X FF 93 0-0 ③ P5		5	0	0	0	0	1	6
8 Lonnie Chisenhall, L (1, 9) OBP: 0.446, SLG: 0.455		C SI 92 B SI 93 B SL 87 X SI 93 2-1 22 1B 26 E 55 2B 1B	B SI 93 B SI 93 B SI 93 F SI 94 B SI 93 4-1 26 FC6-4 BB		C SI 90 F CU 79 B SI 92 X FS 84 1-2 ① F8	C FF 91 B FF 91 B CH 82 C FF 91 B FF 90 F FF 90 B FF 90 4-2 1-2 2-3 3-H BB				2	1	1	1	2	0	0
26 Rajai Davis, R (1, 8) OBP: 0.279, SLG: 0.277		F SI 94 C SI 95 F CU 82 X SI 94 0-2 FC4 22 1B 55 2B 1-2	F SL 88 1 SAFE F SL 88 X SI 96 0-2 ② FC6-4 22 E 22 1B 1-2f		C SI 93 S FS 85 X SI 94 0-2 ② G6-3	S CU 86 F FF 96 F FF 95 B CU 87 B CH 90 F CH 89 S CH 90 2-3 ③ K				4	2	0	0	0	1	5
22 Jason Kipnis, L (1, 4) OBP: 0.284, SLG: 0.320		X SI 94 0-0 55 2B 12 SF7 1-2 2-3 1B	1 SAFE 1 SAFE B CU 80 B SI 94 2 SAFE S FS 84 B SI 94 X SI 94 3-1 12 HBP 55 BB 1-H 1B		C SL 87 X SI 93 0-1 HR		C CU 84 S CH 90 B CH 91 F CH 91 F FF 96 X CH 92 1-2 ① G3-1			4	2	3	2	0	0	0
55 Roberto Pérez, R (1, 2) OBP: 0.250, SLG: 0.250		B SL 88 B SI 95 X SI 95 2-0 23 F8 1-3 2-H 3-H 2B	F SI 93 C SL 88 B SI 94 F SL 89 B CU 81 B SI 95 B SI 94 4-2 12 HBP 1-2 BB		B SI 92 C SL 87 F CU 81 F SI 94 B SL 86 F SI 93 S FS 85 3-3 ③ K		C FF 96 S SL 86 B FF 96 B CH 91 F CU 85 B CU 86 X FF 95 3-2 2B			3	0	2	2	1	1	0
Inning Stats	R: 0 E: 0 K: 0 S: 10 H: 1 LOB: 2 BB: 1 P: 18	R: 3 E: 1 K: 1 S: 14 H: 3 LOB: 2 BB: 1 P: 20	R: 1 E: 1 K: 0 S: 14 H: 1 LOB: 3 BB: 2 P: 29	R: 0 E: 0 K: 0 S: 5 H: 0 LOB: 0 BB: 1 P: 10	R: 1 E: 0 K: 1 S: 13 H: 1 LOB: 0 BB: 0 P: 17	R: 1 E: 0 K: 3 S: 21 H: 2 LOB: 3 BB: 2 P: 36	R: 0 E: 0 K: 1 S: 15 H: 1 LOB: 1 BB: 0 P: 22	R: 0 E: 0 K: 0 S: 7 H: 0 LOB: 0 BB: 0 P: 10		1B: 6 2B: 2 3B: 0 HR: 1 SF: 1 SAC: 0 DP: 1 HBP: 1			WP: 0 PB: 0 SB: 2 CS: 0 PA: 41	

PITCHER		IP	WLS	BF	H	R	ER	SO	BB	IBB	HBP	BLK	WP	HR	S	P	ERA	WHIP
68 Dylan Covey, R ERA: 2.9	(1, 1)	5.0	L	27	6	5	4	2	4	1	1	0	0	1	56	94	7.20	2.000
53 Héctor Santiago, L ERA: 4.71	(6, 1)	0.2		6	2	1	1	2	2	0	0	0	0	0	15	28	13.50	6.000
37 Juan Minaya, R ERA: 5.87	(6, 1)	1.1		5	1	0	0	2	0	0	0	0	0	0	21	30	0.00	0.750
48 Joakim Soria, R ERA: 3.0	(8, 1)	1.0		3	0	0	0	0	0	0	0	0	0	0	7	10	0.00	0.000

PITCHER	IP	WLS	BF	H	R	ER	SO	BB	IBB	HBP	BLK	WP	HR	S	P	ERA	WHIP

BOTTOM

Chicago White Sox @ Cleveland Indians

Progressive Field, Cleveland, OH

Mon Jun 18 2018, 7:11 PM - 10:47 PM EDT

Att. 17,271 - Cloudy - 89 F

livebaseballscorecards.com

AB	32
R	6
H	9
RBI	6
BB	7
SO	6
LOB	24

Batter	1	2	3	4	5	6	7	8	9	AB	R	H	RBI	BB	SO	LOB
10 Yoán Moncada, S (1, 4) OBP: 0.304, SLG: 0.409	C FF 94 B FF 94 B CH 87 X FF 94 2-1 79 1B 2B	1 SAFE C FF 94 1 SAFE 1 SAFE X FF 94 0-1 ③ L7 1-2			C SL 79 B CH 89 B SL 79 C FF 95 S CU 74 2-3 ③ K			C B SL 79 S CH 86 C FF 94 1-3 ① K	B FF 97 X FF 96 1-0 5 E 1-H 2-H 2B	5	1	2	2	0	2	1
5 Yolmer Sánchez, S (1, 5) OBP: 0.310, SLG: 0.408	B CH 88 F FF 93 C CU 75 X FF 94 1-2 ① P5		C FF 94 B FF 94 B SL 79 C CH 87 X CU 76 2-2 ① G1-3			B CU 75 F FF 93 X CU 74 1-1 ① G3		C CH 86 S FF 92 F SL 80 B CH 86 B CU 75 F FF 93 F CH 86 B FF 94 B CH 85 4-2 18 BB BB	B FF 95 C CU 81 F FF 95 B FF 96 F FF 95 F FF 96 B FF 97 F FF 95 X FF 96 3-2 E4 2-3	4	0	0	0	1	0	2
79 José Abreu, R (1, 3) OBP: 0.336, SLG: 0.495	B SL 80 X FF 95 1-0 24 E 2-H 1B		S CU 77 B SL 79 F CH 88 B FF 95 S CU 75 2-3 ② K			C FF 95 C SL 79 B FF 92 C FF 92 1-3 ② K		B SL 78 F FF 94 C FF 92 S CU 76 1-3 ② K	B FF 94 X KC 84 1-0 ③ F9	5	0	1	1	0	3	3
18 Daniel Palka, L (1, 9) OBP: 0.296, SLG: 0.461	B CU 75 F FF 94 B FF 93 S CH 88 F FF 95 B SL 78 X FF 93 3-2 ② F9		S CH 88 C CH 88 B FF 94 S CU 75 1-3 ③ K			B CU 76 B FF 94 X CH 85 2-0 1B		B CU 74 B FF 94 B FF 93 B FF 92 4-0 24 FC6-4 1-2 BB		3	0	1	0	1	1	1
24 Matt Davidson, R (1, 10) OBP: 0.351, SLG: 0.492	C SL 78 B SL 78 X FF 94 1-1 FC6 1-2			B FF 95 S SL 79 S FF 96 X SL 79 1-2 ① F8		C CU 74 F FF 94 B FF 90 S SL 79 1-3 ③ K		C SL 86 X SL 86 0-1 ③ FC6-4 1-2f		4	0	0	0	0	1	4
38 Omar Narváez, L (1, 2) OBP: 0.297, SLG: 0.321	C FF 93 C FF 94 S FF 94 0-3 ③ K			C SL 79 X CH 89 0-1 ② F7			X FF 92 0-0 ① L6		C FF 94 C FF 94 F CU 82 F FF 96 S FF 97 0-3 ① K	4	0	0	0	0	2	2
7 Tim Anderson, R (1, 6) OBP: 0.300, SLG: 0.414		F FF 94 C CU 75 X SL 80 0-2 ① L7		C FF 95 S FF 95 B FF 95 X FF 96 1-2 ③ F9			B FF 93 F SL 77 X CU 75 1-1 ② G6-3		B CU 82 X FF 95 1-0 22 1B 10 2B 1B	4	1	1	0	0	0	0
22 Charles Tilson, L (1, 7) OBP: 0.313, SLG: 0.320		C CH 87 C SL 80 X FF 91 0-2 10 E 1B			L FF 92 B CU 76 F SL 76 S CH 88 1-3 ① K		F FF 94 B FF 93 B CU 75 X FF 93 2-1 1B		C FF 95 D CU 82 F FF 96 X FF 96 1-2 10 2B 1-2 1B	4	1	3	0	0	1	0
15 Adam Engel, R (1, 8) OBP: 0.267, SLG: 0.291		X FF 94 0-0 ② F9			C FF 94 C SL 78 B FF 94 C FF 94 1-3 ② K		C FF 94 X SL 78 0-1 ③ L4		B FF 96 C FF 95 F FF 96 B FF 96 X FF 96 2-2 ② P3	4	0	0	0	0	1	4
Inning Stats	R: 1 E: 1 K: 1 S: 15 H: 2 LOB: 2 BB: 0 P: 23	R: 0 E: 1 K: 0 S: 9 H: 1 LOB: 1 BB: 0 P: 9	R: 0 E: 0 K: 2 S: 9 H: 0 LOB: 0 BB: 0 P: 14	R: 0 E: 0 K: 0 S: 8 H: 0 LOB: 0 BB: 0 P: 10	R: 0 E: 0 K: 3 S: 9 H: 0 LOB: 0 BB: 0 P: 13	R: 0 E: 0 K: 2 S: 9 H: 1 LOB: 1 BB: 0 P: 14	R: 0 E: 0 K: 0 S: 7 H: 1 LOB: 1 BB: 0 P: 10	R: 0 E: 0 K: 2 S: 13 H: 0 LOB: 2 BB: 2 P: 23	R: 2 E: 1 K: 1 S: 20 H: 3 LOB: 2 BB: 0 P: 29	1B: 6 2B: 2 3B: 0 HR: 0 SF: 0 SAC: 0 DP: 0 HBP: 0						

TOP

Chicago White Sox @ Cleveland Indians

Progressive Field, Cleveland, OH

Tue Jun 19 2018, 7:11 PM - 9:57 PM EDT

Att. 20,394 - Partly Cloudy - 76 F

livebaseballscorecards.com

AB	37
R	3
H	8
RBI	3
BB	2
SO	11
LOB	17

PITCHER		IP	WLS	BF	H	R	ER	SO	BB	IBB	HBP	BLK	WP	HR	S	P	ERA	WHIP
52 Mike Clevinger, R ERA: 3.0	(1, 1)	7.2	W	31	5	1	1	10	2	0	0	0	0	0	77	114	1.17	0.913
58 Neil Ramírez, R ERA: 2.77	(8, 1)	0.1		1	0	0	0	0	0	0	0	0	0	0	2	2	0.00	0.000
34 Zach McAllister, R ERA: 5.9	(9, 1)	0.2		6	3	2	2	1	0	0	0	0	0	0	19	27	27.00	4.500
37 Cody Allen, R ERA: 3.86	(9, 1)	0.1	S	1	0	0	0	0	0	0	0	0	0	0	1	2	0.00	0.000

PITCHER	IP	WLS	BF	H	R	ER	SO	BB	IBB	HBP	BLK	WP	HR	S	P	ERA	WHIP

Batter	1	2	3	4	5	6	7	8	9	AB	R	H	RBI	BB	SO	LOB
12 Francisco Lindor, S (1, 6) OBP: 0.362, SLG: 0.529	B FF 90 X FF 91 1-0 ① F8	B FF 94 B FF 91 X FF 93 2-0 2-H 3-H 1B			B SL 81 X SI 91 1-0 1B		1 SAFE 1 SAFE C SI 94 B SL 84 F FF 96 S CH 90 1-3 ② K 1-3			4	0	2	2	0	1	1
23 Michael Brantley, L (1, 7) OBP: 0.362, SLG: 0.520	C FF 92 B SI 92 S SL 84 S SL 86 1-3 ② K	C SL 85 X FF 92 0-1 ③ G4-3			1 SAFE 1 SAFE X FF 90 0-0 ① L7		X SI 96 0-0 10 1B 3-H 2B			4	1	1	1	0	1	2
11 José Ramírez, S (1, 5) OBP: 0.387, SLG: 0.601	C FF 94 B CH 84 B FF 94 F FF 92 F SI 93 S SL 87 2-3 ③ K		S SL 80 B CH 83 B FF 90 B SL 82 F FF 92 X SI 94 3-2 10 L6-3 1B		1 SAFE C SI 93 1 SAFE F FF 93 B FF 92 F SL 84 C SI 92 1-3 ② K		0-0 10 1B IBB			3	0	1	0	1	2	1
10 Edwin Encarnación, R (1, 10) OBP: 0.304, SLG: 0.457		B FF 91 B FF 90 B SI 92 B FF 93 4-0 6 HBP 17 1B BB	B FF 92 C SI 92 B CH 82 X FF 94 2-1 ① ② L6-3 1-2		X SI 94 0-0 ③ F9		D SL 84 B SI 94 S SL 86 X SL 86 2-1 1-2 2-H 1B			3	1	1	1	1	0	2
6 Brandon Guyer, R (1, 9) OBP: 0.263, SLG: 0.322 8 Lonnie Chisenhall, L (7, PH) OBP: 0.439, SLG: 0.446 (8, 9)		H FF 92 1-0 7 BB 17 1B 26 WP 1-2 HBP	F SI 93 B CH 85 X FF 92 1-1 17 E 17 S 1B			C CH 82 F FF 93 B SL 86 X SI 94 1-2 ① P3	B CH 88 C SI 93 B SI 94 S SL 85 X SL 84 2-2 ③ F7			2 1	1 0	1 0	0 0	0 0	0 0	0 2
17 Yonder Alonso, L (1, 3) OBP: 0.315, SLG: 0.433	B SL 84 B FF 94 C FF 93 F FF 94 D SL 86 F FF 95 X FF 94 3-2 26 WP 7 BB 12 1B 1-2 2-H 1B	S SL 86 F FF 94 F SL 86 D SL 84 F SL 87 S SI 95 1-3 ③ K 1-3			B SL 85 B FF 92 F FF 93 F FF 94 X SI 96 2-2 ② L5		B FC 86 C FC 86 F CU 78 S CU 80 1-3 ① K			4	1	1	1	0	2	1
7 Yan Gomes, R (1, 2) OBP: 0.315, SLG: 0.459	D SL 86 C FF 94 B FF 93 F FF 93 B SL 84 B FF 93 4-2 26 WP 12 1B 1-2 2-3 BB		C FF 92 B CH 85 X FF 92 1-1 ① L7		C SI 94 X CH 85 0-1 ③ F9			C FC 87 F FC 87 F FC 86 B CU 80 B FC 86 B CU 80 B FC 86 4-2 22 1B BB		2	1	0	0	2	0	0
22 Jason Kipnis, L (1, 4) OBP: 0.284, SLG: 0.319 9 Erik González, R (9, 4) OBP: 0.329, SLG: 0.464	B SL 85 F FF 94 X FF 94 1-1 ① F6		B SL 85 X FF 90 1-0 ② F9				C SL 84 F FF 96 B SL 88 X SL 88 1-2 ① L9	C FC 86 X FC 86 0-1 ② 1-3 1B		4 0	0 0	1 0	0 0	0 0	0 0	3 0
26 Rajai Davis, R (1, 8) OBP: 0.278, SLG: 0.276	S FF 94 F FF 95 B FF 96 B SL 86 F FF 94 F SL 87 F FF 94 X FF 94 2-2 ② L3 1-2 2-3 3-H		F SL 81 C FF 93 F FF 95 S SL 85 0-3 ③ K				X FF 94 0-0 12 WP 12 S 23 2B 1B	S FC 85 F FC 86 S FC 86 0-3 ③ K		4	1	1	0	0	2	3
Inning Stats	R: 0 E: 0 K: 2 S: 8 H: 0 LOB: 0 BB: 0 P: 12	R: 4 E: 0 K: 0 S: 17 H: 2 LOB: 1 BB: 2 P: 34	R: 0 E: 0 K: 1 S: 12 H: 2 LOB: 1 BB: 0 P: 19	R: 0 E: 0 K: 1 S: 7 H: 0 LOB: 0 BB: 0 P: 9	R: 0 E: 0 K: 1 S: 7 H: 1 LOB: 1 BB: 0 P: 9	R: 0 E: 0 K: 0 S: 8 H: 0 LOB: 0 BB: 0 P: 11	R: 2 E: 0 K: 1 S: 13 H: 3 LOB: 2 BB: 1 P: 19	R: 0 E: 0 K: 2 S: 11 H: 1 LOB: 1 BB: 1 P: 16		1B: 8 2B: 2 3B: 0 HR: 0 SF: 0 SAC: 0 DP: 1 HBP: 1						

PITCHER		IP	WLS	BF	H	R	ER	SO	BB	IBB	HBP	BLK	WP	HR	S	P	ERA	WHIP
55 Carlos Rodón, L ERA: 4.41	(1, 1)	6.1	L	26	5	4	4	5	2	0	1	0	1	0	62	98	5.68	1.105
44 Bruce Rondón, R ERA: 4.7	(7, 1)	0.2		6	3	2	2	1	0	1	0	0	1	0	10	15	27.00	4.500
52 Xavier Cedeño, L ERA:	(8, 1)	1.0		4	1	0	0	2	1	0	0	0	0	0	11	16	0.00	2.000

PITCHER	IP	WLS	BF	H	R	ER	SO	BB	IBB	HBP	BLK	WP	HR	S	P	ERA	WHIP

BOTTOM

Chicago White Sox @ Cleveland Indians

Progressive Field, Cleveland, OH

Tue Jun 19 2018, 7:11 PM - 9:57 PM EDT

Att. 20,394 - Partly Cloudy - 76 F

livebaseballscorecards.com

AB	31
R	6
H	9
RBI	5
BB	4
SO	8
LOB	15

WP: 2 PA: 36
PB: 0
SB: 2
CS: 0

Batter	1	2	3	4	5	6	7	8	9	AB	R	H	RBI	BB	SO	LOB
10 Yoán Moncada, S (1, 4) OBP: 0.300, SLG: 0.404	B SI 92 B FC 89 C SI 93 F FC 90 B SI 93 F FC 91 F FC 90 F SI 94 S CH 87 3-3 K		X CH 85 0-0 G4-3			B FC 88 B CH 86 F FC 89 B SI 92 F SI 92 F FC 89 C SI 93 3-3 K			C SI 88 X FC 86 0-1 E5 79 2B	3	0	0	0	0	2	0
20 José Rondón, R (8, 4) OBP: 0.288, SLG: 0.490										1	0	0	0	0	0	0
5 Yolmer Sánchez, S (1, 5) OBP: 0.306, SLG: 0.402	C SI 93 X CH 86 0-1 G1-3			B FC 87 B CH 84 F SI 92 F FC 88 S CH 85 2-3 K			B FF 90 B SI 91 C FC 87 C FC 89 X CH 85 2-2 G6-3		X FC 85 0-0 L8	4	0	0	0	0	1	1
79 José Abreu, R (1, 3) OBP: 0.334, SLG: 0.495	B SI 94 S CU 86 T FC 90 X CU 85 1-2 G2-3			X FC 90 0-0 G1-3			C SI 92 C FC 90 B CU 85 X CU 84 1-2 G5-3		C FF 87 D CU 76 F FC 86 B FC 87 X FC 86 2-2 1-3 2B	4	0	1	0	0	0	0
18 Daniel Palka, L (1, 9) OBP: 0.289, SLG: 0.449		B CU 81 B CH 85 X FC 88 2-0 F9		C SI 91 S CU 84 B CU 84 F CH 86 F FF 92 B SI 91 X CU 84 2-2 P4			C CU 83 S CU 82 B CU 85 S SI 92 1-3 K		C FC 88 T CU 77 X FF 89 0-2 F7	4	0	0	0	0	1	2
24 Matt Davidson, R (1, 10) OBP: 0.345, SLG: 0.482		S SI 92 S FC 89 B SI 92 S CU 84 1-3 K			C CU 82 X CU 83 0-1 G6-3			B FC 87 B FF 90 S FC 87 F FC 86 T FC 88 2-2 K	X FC 87 0-0 F8	4	0	0	0	0	2	2
38 Omar Narváez, L (1, 2) OBP: 0.306, SLG: 0.324		B SI 92 C FC 88 S FC 89 X SI 91 1-2 1B			B SI 90 F CH 85 S FC 89 B FF 90 B SI 93 X FC 88 3-2 F8			B SI 90 C FC 86 B SL 85 C FC 87 B FC 87 B FC 85 4-2 22 BB BB		2	0	1	0	1	0	0
7 Tim Anderson, R (1, 6) OBP: 0.297, SLG: 0.409		B FC 89 S SI 92 C CU 84 X FF 92 1-2 F8			F SI 92 F CU 84 B FC 89 B SI 93 B CU 84 S FC 90 3-3 K			S SL 85 C SI 89 F SL 84 C FC 87 0-3 K		3	0	0	0	0	2	2
22 Charles Tilson, L (1, 7) OBP: 0.325, SLG: 0.316			C FF 91 B FC 89 B FC 87 F SI 93 B SI 91 F FC 90 F SI 92 B FF 93 4-2 15 CS BB			C SI 90 F CU 83 S FC 87 0-3 K		B FC 85 D SI 88 B FC 85 B FC 87 4-0 1-2 BB		1	0	0	0	2	1	0
15 Adam Engel, R (1, 8) OBP: 0.264, SLG: 0.288			C FC 89 C SI 92 F CU 83 X CU 84 0-2 F7 1-2			B FC 89 C SI 92 X CU 83 1-1 P3		C FC 86 C FC 86 T SL 83 0-2 K		2	0	0	0	0	0	1
32 Trayce Thompson, R (8, PH) OBP: 0.162, SLG: 0.211 (8, 8)										1	0	0	0	0	1	2
Inning Stats	R: 0 E: 0 K: 1 S: 11 H: 0 LOB: 0 BB: 0 P: 15	R: 0 E: 0 K: 1 S: 10 H: 1 LOB: 1 BB: 0 P: 15	R: 0 E: 0 K: 0 S: 9 H: 0 LOB: 0 BB: 1 P: 13	R: 0 E: 0 K: 1 S: 9 H: 0 LOB: 0 BB: 0 P: 13	R: 0 E: 0 K: 1 S: 8 H: 0 LOB: 0 BB: 0 P: 14	R: 0 E: 0 K: 2 S: 9 H: 0 LOB: 0 BB: 0 P: 13	R: 0 E: 0 K: 1 S: 9 H: 0 LOB: 0 BB: 0 P: 13	R: 0 E: 0 K: 3 S: 12 H: 0 LOB: 2 BB: 2 P: 22	R: 0 E: 1 K: 0 S: 10 H: 1 LOB: 2 BB: 0 P: 12	1B: 1 2B: 1 3B: 0 HR: 0 SF: 0 SAC: 0 DP: 0 HBP: 0						

TOP

Chicago White Sox @ Cleveland Indians

Progressive Field, Cleveland, OH

Wed Jun 20 2018, 1:13 PM - 4:17 PM EDT

Att. 23,101 - Overcast - 70 F

livebaseballscorecards.com

AB	29
R	0
H	2
RBI	0
BB	3
SO	10
LOB	10

WP: 0 PA: 32
PB: 0
SB: 0
CS: 1

PITCHER		IP	WLS	BF	H	R	ER	SO	BB	IBB	HBP	BLK	WP	HR	S	P	ERA	WHIP
28 Corey Kluber, R ERA: 2.1	(1, 1)	7.0	W	22	1	0	0	7	1	0	0	0	0	0	65	96	0.00	0.286
70 George Kontos, R ERA: 4.79	(8, 1)	1.0		5	0	0	0	3	2	0	0	0	0	0	12	22	0.00	2.000
43 Josh Tomlin, R ERA: 6.64	(9, 1)	1.0		5	1	0	0	0	0	0	0	0	0	0	10	12	0.00	1.000

PITCHER	IP	WLS	BF	H	R	ER	SO	BB	IBB	HBP	BLK	WP	HR	S	P	ERA	WHIP

Batter	1	2	3	4	5	6	7	8	9	AB	R	H	RBI	BB	SO	LOB
12 Francisco Lindor, S (1, 6) OBP: 0.366, SLG: 0.525	B FF 93 B FF 93 B FF 94 B FF 94 4-0 23 E 11 HR BB	B FF 97 B CH 85 X FF 97 2-0 L9 ③		1 SAFE P PO 80 1 SAFE B FF 96 B FF 94 F FF 96 B SL 85 4-1 1-2 BB		B SL 84 F FF 94 B SI 94 B SL 86 B SL 86 4-1 23 S 10 2B 1-3 BB	B FF 95 C FF 94 F FF 95 F CH 90 S CH 90 1-3 K ①			2	2	0	0	3	1	1
23 Michael Brantley, L (1, 7) OBP: 0.359, SLG: 0.512 6 Brandon Guyer, R (7, PR) OBP: 0.263, SLG: 0.322 (8, 7)	B FF 94 C FF 95 C CH 84 B FF 96 X CH 85 2-2 E4 11 HR 1-3		S SL 82 F FF 96 B FF 96 B FF 96 B CH 84 B FF 97 4-2 17 CS 10 1B BB	F CU 76 F FF 94 F FF 96 F SL 86 B FF 96 T SL 85 1-2 K ③		B FF 96 3 SAFE X SL 85 1-0 G4-3 ① 1-2	X FF 96 0-0 FC3-6 9 1B ② 1-2f			4 0	1 0	0 0	0 0	1 0	1 0	6 0
11 José Ramírez, S (1, 5) OBP: 0.391, SLG: 0.611 9 Erik González, R (7, 5) OBP: 0.338, SLG: 0.471	B FF 95 X FF 96 1-0 1-H 3-H HR		1 SAFE X FF 97 0-0 P6 ①		B CU 76 B SL 82 C SL 82 B FF 95 B FF 96 4-1 10 S 17 2B BB	0-0 10 2B 22 WP IBB	D FF 96 C FF 96 B FF 96 X FF 96 2-1 10 FC6-4 1-2 1B			2 1	3 0	1 1	3 0	2 0	0 0	1 0
10 Edwin Encarnación, R (1, 10) OBP: 0.305, SLG: 0.460	C FF 95 X SL 83 0-1 G3 ①		C SL 84 X FF 96 0-1 17 CS 1-2 1B		B FF 96 1 SAFE C SL 82 B FF 96 F FF 95 1 SAFE F SL 82 1 SAFE B CH 82 3-3 2 SAFE S FF 95 K ① 1-2	S SL 87 F FF 97 D CH 92 F SL 87 X SL 87 1-2 22 WP 22 HR 1-3 2-H 3-H 2B	B CH 89 S FF 96 X FF 96 1-1 FC6-4 ③ 1-2f			5	1	2	2	0	1	3
17 Yonder Alonso, L (1, 3) OBP: 0.324, SLG: 0.443	C SL 82 F FF 96 X SL 85 0-2 1B		B FF 96 F FF 95 F CH 85 F FF 97 B CH 85 F FF 98 F SL 85 B FF 97 S SL 83 3-3 K ② ③ 1-2 2-3		B CU 77 B FF 95 F FF 95 D SL 84 X FF 96 3-1 22 G1-3 2-H 2B	B CH 90 C FF 95 D SL 87 B SL 86 T SL 85 B FF 96 4-2 22 WP 22 HR BB		B FF 89 F FF 89 C FF 89 B FF 90 X CH 82 2-2 7 2B 30 G5-3 1B		4	2	3	1	1	1	2
22 Jason Kipnis, L (1, 4) OBP: 0.282, SLG: 0.328	B FF 97 F FF 97 S SL 84 F FF 96 D SL 84 D CH 85 X FF 97 3-2 L8 ②			F FF 95 F SL 82 X FF 94 0-2 L7 ① 2-2 G1-3 ② 2-3	C CU 70 F SI 90 B CH 84 B SI 91 X CH 83	B CH 90 X FF 94 1-0 1-H 2-H 3-H HR		C SI 87 B CH 82 X SI 88 1-1 P5 ①		5	1	1	3	0	0	3
7 Yan Gomes, R (1, 2) OBP: 0.322, SLG: 0.470	C SL 84 D SL 85 X FF 97 1-1 F9 ③			S SL 83 B FF 95 X SL 84 1-1 26 1B 2B 0-0 IBB		B FF 95 B SL 85 C FF 94 S SL 85 S SL 84 2-3 K ②		B CH 82 B CH 84 X FF 91 2-0 1-3 2B		4	1	2	0	1	1	1
30 Tyler Naquin, L (1, 9) OBP: 0.340, SLG: 0.427		F FF 94 F FF 96 C FF 96 0-3 K ①	F FF 96 F FF 95 B FF 96 S SL 85 1-3 K ② X SI 91 0-0 L8 ③		C FF 93 F CH 89 B CH 90 X FF 96 1-2 G3-1 ③			B FF 90 F FF 89 C FF 91 B FF 91 X FF 91 2-2 G5-3 ② 3-H		5	0	0	1	0	2	4
26 Rajai Davis, R (1, 8) OBP: 0.290, SLG: 0.283		S SL 84 S SL 84 B FF 97 F FF 96 S SL 84 1-3 K ②		C SL 84 B FF 96 C SL 84 X SL 86 1-2 12 BB 2-H 1B		B FF 95 F SL 86 B SL 85 B FF 95 C FF 94 X FF 94 3-2 12 WP 12 S 10 2B 1B	B CU 84 C FF 94 B FF 95 S CH 89 F FF 96 H FF 94 3-2 23 FC3-6 HBP	C SI 91 B CU 73 X SI 90 1-1 F9 ③		4	1	2	1	0	1	1
Inning Stats	R: 3 E: 1 K: 0 S: 15 H: 2 LOB: 1 BB: 1 P: 26	R: 0 E: 0 K: 2 S: 8 H: 0 LOB: 0 BB: 0 P: 11	R: 0 E: 0 K: 1 S: 11 H: 1 LOB: 1 BB: 1 P: 18	R: 1 E: 0 K: 2 S: 18 H: 2 LOB: 2 BB: 1 P: 25	R: 1 E: 0 K: 1 S: 11 H: 1 LOB: 2 BB: 2 P: 23	R: 6 E: 0 K: 1 S: 18 H: 3 LOB: 0 BB: 3 P: 35	R: 0 E: 0 K: 1 S: 12 H: 1 LOB: 2 BB: 0 P: 19	R: 1 E: 0 K: 0 S: 11 H: 2 LOB: 1 BB: 0 P: 19		1B: 6 2B: 4 3B: 0 HR: 2 SF: 0 SAC: 0 DP: 0 HBP: 1				WP: 2 PB: 0 SB: 3 CS: 2 PA: 45		

PITCHER		IP	WLS	BF	H	R	ER	SO	BB	IBB	HBP	BLK	WP	HR	S	P	ERA	WHIP
40 Reynaldo López, R ERA: 3.59	(1, 1)	4.1	L	23	6	5	4	6	4	0	0	0	0	1	59	97	8.31	2.308
70 Luis Avilán, L ERA: 3.0	(5, 1)	0.2		3	0	0	0	0	0	1	0	0	0	0	4	6	0.00	0.000
44 Bruce Rondón, R ERA: 6.75	(6, 1)	1.0		9	3	6	6	1	2	1	0	0	2	1	18	35	54.00	5.000
37 Juan Minaya, R ERA: 5.19	(7, 1)	1.0		5	1	0	0	1	0	0	1	0	0	0	12	19	0.00	1.000
53 Héctor Santiago, L ERA: 4.78	(8, 1)	1.0		5	2	1	1	0	0	0	0	0	0	0	11	19	9.00	2.000

PITCHER	IP	WLS	BF	H	R	ER	SO	BB	IBB	HBP	BLK	WP	HR	S	P	ERA	WHIP

BOTTOM

Chicago White Sox @ Cleveland Indians

Progressive Field, Cleveland, OH

Wed Jun 20 2018, 1:13 PM - 4:17 PM EDT

Att. 23,101 - Overcast - 70 F

livebaseballscorecards.com

AB	36
R	12
H	12
RBI	11
BB	8
SO	8
LOB	22

Detroit Tigers @ Cleveland Indians

Progressive Field, Cleveland, OH

Fri Jun 22 2018, 8:52 PM - 11:34 PM EDT

Att. 30,926 - Overcast - 68 F

TOP

livebaseballscorecards.com

Batter	1	2	3	4	5	6	7	8	9	AB	R	H	RBI	BB	SO	LOB
12 Leonys Martin, L (1, 8) OBP: 0.330, SLG: 0.449	C FF 92 B FF 93 B SL 85 C FF 92 S KC 82 2-3 K		X FF 92 0-0 L7			B FF 90 B CH 86 B FF 91 B FF 91 4-0 9 1B BB		S FF 96 B SI 96 S CU 83 C FF 94 1-3 K		3	0	0	0	1	2	2
46 Jeimer Candelario, S (1, 5) OBP: 0.353, SLG: 0.475	C FF 93 S KC 82 B FF 93 B FF 94 F KC 81 X FF 93 2-2 F8			B FF 92 S CH 87 C FF 93 B KC 82 B KC 80 X FF 92 3-2 G3		B FF 92 C FF 92 C FF 92 S KC 81 1-3 K		S FF 95 F FF 95 F CU 82 X CU 82 0-2 G1-3		4	0	0	0	0	1	2
9 Nick Castellanos, R (1, 9) OBP: 0.344, SLG: 0.487 22 Victor Reyes, S (9, PH) OBP: 0.217, SLG: 0.300	B FF 93 S SL 83 F FF 92 S SL 85 1-3 K			B SL 84 C FF 92 X FF 93 1-1 E4 41 G4-5-3		B FF 92 X FF 92 1-0 41 G6-4-3 1-2 1B			F FC 87 X CH 84 0-1 G4-3	3 1	0 0	1 0	0 0	0 0	1 0	0 0
41 Victor Martinez, S (1, 10) OBP: 0.299, SLG: 0.338 49 Dixon Machado, R (9, PH) OBP: 0.264, SLG: 0.286		B FF 92 F FF 92 C SL 83 C KC 80 1-3 K		B KC 80 X FF 92 1-0 G4-5-3 1-2f		B CH 88 F FF 92 F FF 92 X KC 79 1-2 G6-4-3 1-2f			C FC 88 S FC 86 B FF 90 F FC 87 X SL 83 1-2 P4	3 1	0 0	0 0	0 0	0 0	1 0	3 0
28 Niko Goodrum, S (1, 4) OBP: 0.323, SLG: 0.463 60 Ronny Rodríguez, R (9, PH) OBP: 0.115, SLG: 0.083		S FF 92 S FF 93 B FF 93 F FF 94 B KC 81 F FF 93 S CH 89 2-3 K			C CH 87 F SL 83 B FF 93 X FF 94 1-2 G3		B FF 91 S CH 87 C KC 81 C FF 92 1-3 K		S FF 90 S FC 87 X FC 87 0-2 G5-3	3 1	0 0	0 0	0 0	0 0	2 0	0 0
55 John Hicks, R (1, 3) OBP: 0.323, SLG: 0.436		S SL 83 B FF 93 C FF 92 B KC 81 S SL 84 2-3 K			B FF 92 X SL 83 1-0 1 FC6-4 34 1B 1B		S SL 84 S SL 84 S SL 84 0-3 K			3	0	1	0	0	2	0
34 James McCann, R (1, 2) OBP: 0.293, SLG: 0.343			B FF 92 C FF 92 X FF 92 1-1 G4-3		C SL 82 C FF 92 B FF 93 X KC 81 1-2 1 FC6-4 1-2 1B		B KC 79 S SL 83 X SL 85 1-1 F8			3	0	1	0	0	0	0
1 Jose Iglesias, R (1, 6) OBP: 0.319, SLG: 0.397			B FF 92 S SL 84 C FF 92 B KC 81 F FF 93 X FF 92 2-2 1B		B FF 93 B FF 92 B FF 92 C FF 91 C FF 91 X FF 92 3-2 FC6-4 1-2f 2-3			B FF 94 C FF 95 X CU 82 1-1 G6-3		3	0	1	0	0	0	2
21 JaCoby Jones, R (1, 7) OBP: 0.281, SLG: 0.391			X FF 92 0-0 F9		C SL 83 B FF 93 C FF 92 S SL 84 1-3 K			X FF 95 0-0 2B		3	0	1	0	0	1	3
Inning Stats	R: 0 E: 0 K: 2 S: 10 H: 0 LOB: 0 BB: 0 P: 15	R: 0 E: 0 K: 3 S: 11 H: 0 LOB: 0 BB: 0 P: 16	R: 0 E: 0 K: 0 S: 8 H: 1 LOB: 1 BB: 0 P: 11	R: 0 E: 1 K: 0 S: 6 H: 0 LOB: 0 BB: 0 P: 11	R: 0 E: 0 K: 1 S: 13 H: 2 LOB: 2 BB: 0 P: 20	R: 0 E: 0 K: 1 S: 7 H: 1 LOB: 1 BB: 1 P: 14	R: 0 E: 0 K: 2 S: 8 H: 0 LOB: 0 BB: 0 P: 10	R: 0 E: 0 K: 1 S: 10 H: 1 LOB: 1 BB: 0 P: 12	R: 0 E: 0 K: 0 S: 9 H: 0 LOB: 0 BB: 0 P: 10	1B: 4 2B: 1 3B: 0 HR: 0 SF: 0 SAC: 0 DP: 2 HBP: 0						

	AB	31
	R	0
	H	5
	RBI	0
	BB	1
	SO	10
	LOB	12

WP: 0 PB: 0 SB: 0 CS: 0 PA: 32

PITCHER		IP	WLS	BF	H	R	ER	SO	BB	IBB	HBP	BLK	WP	HR	S	P	ERA	WHIP
57 Shane Bieber, R ERA: 2.45	(1, 1)	7.0	W	25	4	0	0	9	1	0	0	0	0	0	63	97	0.00	0.714
34 Zach McAllister, R ERA: 5.7	(8, 1)	1.0		4	1	0	0	1	0	0	0	0	0	0	10	12	0.00	1.000
70 George Kontos, R ERA: 4.57	(9, 1)	1.0		3	0	0	0	0	0	0	0	0	0	0	9	10	0.00	0.000

PITCHER		IP	WLS	BF	H	R	ER	SO	BB	IBB	HBP	BLK	WP	HR	S	P	ERA	WHIP

BOTTOM

Detroit Tigers @ Cleveland Indians

Progressive Field, Cleveland, OH

Fri Jun 22 2018, 8:52 PM - 11:34 PM EDT

Att. 30,926 - Overcast - 68 F

livebaseballscorecards.com

Batter	1	2	3	4	5	6	7	8	9	AB	R	H	RBI	BB	SO	LOB
12 Francisco Lindor, S (1, 6) OBP: 0.367, SLG: 0.533 9 Erik González, R (8, 6) OBP: 0.347, SLG: 0.471	X SI 88 0-0 ① F8		C SI 89 B SL 86 B SL 87 B CH 84 X FF 90 3-1 HR		C FF 90 1 SAFE 1 SAFE B SL 87 B FF 89 F CH 85 1 SAFE X CU 75 2-2 ① F7		B FF 95 B FF 95 F FF 94 1 SAFE 1 SAFE B FF 93 C FF 94 F FF 94 B FF 94 4-2 10 1B 23 WP 17 HR BB	F SL 88 H FF 92 1-1 6 E HBP		3 0	2 0	1 0	1 0	1 0	0 0	1 0
23 Michael Brantley, L (1, 7) OBP: 0.357, SLG: 0.512 6 Brandon Guyer, R (8, 7) OBP: 0.260, SLG: 0.318	B SI 88 X SL 86 1-0 ② F7		B SI 90 X CH 85 1-0 ③ G4-3		B CU 73 X SL 87 1-0 10 F9 1-H 2B		B CH 83 B FF 93 X FF 94 2-0 ① P2 1-2 2-3	B SL 89 F SL 88 F FF 92 B FF 93 X FF 93 2-2 E4 1-2 3-H		4 1	0 0	1 0	1 1	0 0	0 0	2 1
11 José Ramírez, S (1, 5) OBP: 0.398, SLG: 0.609	B SI 88 C SI 90 C CH 83 B SL 87 F SL 88 B SI 89 F CH 85 B CH 84 4-2 BB			B CU 73 B SI 90 C CH 85 S SL 87 B CU 74 B FF 91 4-2 10 HR BB	B CU 74 F SL 88 F SI 90 B CH 83 D SL 88 B FF 90 4-2 17 S BB		0-0 10 1B 17 HR IBB	B FF 92 B SL 90 F FF 92 S CH 86 C SL 90 2-3 ② K		1 0	2 0	0 0	0 4	4 1	1 2	2 0
10 Edwin Encarnación, R (1, 10) OBP: 0.307, SLG: 0.470	X SL 86 0-0 ③ L8			1 SAFE X FF 90 0-0 1-H HR	C SI 90 F SL 86 D CH 83 B CH 83 X SL 88 2-2 ② F9 2-3		B SL 84 C SL 85 B FF 94 X SL 84 2-1 17 HR 1B 1-2 2-3 3-H	C FF 92 S SL 90 S CH 86 C SL 90 2-3 ③ K		5 0	2 0	2 0	3 0	0 0	1 0	5 0
17 Yonder Alonso, L (1, 3) OBP: 0.327, SLG: 0.456		B SI 89 X CH 83 1-0 ① G6-3		B SI 91 C SL 89 F SI 91 F SL 88 X CU 75 1-2 1B	B SL 88 X CH 86 1-0 ③ G4-1 1-2		B FF 93 B FF 93 F FF 94 X FF 94 2-1 1-H 2-H 3-H HR			4 0	1 0	2 0	4 0	0 0	0 0	2 0
8 Lonnie Chisenhall, L (1, 9) OBP: 0.414, SLG: 0.417		C SI 88 B FF 89 S SL 87 B SI 89 S SL 87 2-3 ② K		B SL 88 B SI 90 X FF 90 2-0 ① P6		C FF 93 X CH 85 0-1 ① F9	B FF 89 B FF 90 B SL 89 C FF 91 X FF 91 3-1 ② L7			4 0	0 0	0 0	0 0	0 0	1 0	1 0
7 Yan Gomes, R (1, 2) OBP: 0.316, SLG: 0.460		C FF 90 B FF 91 S SL 85 X FF 90 1-2 ③ P4		C SL 84 F CH 86 F SL 87 S FF 91 0-3 ② K		B FF 95 B FF 95 B FF 94 C FF 94 F FF 95 T FF 95 3-2 ② K	C SL 88 C CU 79 B FF 90 X SL 89 1-2 ③ F9			4 0	0 0	0 0	0 0	0 0	2 0	1 0
22 Jason Kipnis, L (1, 4) OBP: 0.282, SLG: 0.331			B SI 89 B SI 89 X SL 87 2-0 ① F7	B SI 90 C CH 86 F SL 88 S FF 90 1-3 ③ K		C CH 87 B SL 81 B FF 94 X FF 94 2-1 ③ F8		B FF 91 C FF 92 B FF 90 F FF 92 X FF 90 2-2 30 G3-1 6 E 2B		4 0	1 0	1 0	0 0	0 0	1 0	1 0
30 Tyler Naquin, L (1, 8) OBP: 0.337, SLG: 0.419			B FF 89 X SI 89 1-0 ② G1-3		C SI 88 F SL 87 F FF 90 F SL 88 B CU 75 F CU 74 S CU 76 1-3 K 23 2B		B FF 95 X FF 95 1-0 23 WP 12 BB 10 1B 1B	C CU 80 F SL 90 D CU 81 D CU 81 X SL 88 2-2 ① G3-1 2-3		4 0	2 0	1 0	0 0	0 0	1 0	1 0
Inning Stats	R: 0 E: 0 K: 0 S: 7 H: 0 LOB: 1 BB: 1 P: 12	R: 0 E: 0 K: 1 S: 7 H: 0 LOB: 0 BB: 0 P: 11	R: 1 E: 0 K: 0 S: 5 H: 1 LOB: 0 BB: 0 P: 12	R: 2 E: 0 K: 2 S: 15 H: 2 LOB: 1 BB: 1 P: 23	R: 1 E: 0 K: 1 S: 16 H: 1 LOB: 2 BB: 1 P: 27	R: 0 E: 0 K: 1 S: 7 H: 0 LOB: 0 BB: 0 P: 12	R: 5 E: 0 K: 0 S: 14 H: 3 LOB: 0 BB: 2 P: 29	R: 1 E: 1 K: 2 S: 16 H: 1 LOB: 2 BB: 0 P: 27		1B: 3 2B: 2 3B: 0 HR: 3	SF: 0 SAC: 0 DP: 0 HBP: 1				WP: 2 PB: 0 SB: 1 CS: 0	PA: 40

	AB	34
	R	10
	H	8
	RBI	10
	BB	5
	SO	7
	LOB	17

PITCHER		IP	WLS	BF	H	R	ER	SO	BB	IBB	HBP	BLK	WP	HR	S	P	ERA	WHIP
50 Mike Fiers, R ERA: 4.29	(1, 1)	5.0	L	23	4	4	4	4	3	0	0	0	1	2	50	85	7.20	1.400
45 Buck Farmer, R ERA: 5.14	(6, 1)	1.0		3	0	0	0	1	0	0	0	0	0	0	7	12	0.00	0.000
51 Johnny Barbato, R ERA: 12.15	(7, 1)	0.1		6	3	5	5	0	1	1	0	0	1	1	9	20	135.00	12.000
53 Warwick Saupold, R ERA: 4.5	(7, 1)	1.2		8	1	1	1	2	0	0	1	0	0	0	21	36	5.40	0.600

PITCHER	IP	WLS	BF	H	R	ER	SO	BB	IBB	HBP	BLK	WP	HR	S	P	ERA	WHIP

Detroit Tigers @ Cleveland Indians

Progressive Field, Cleveland, OH

Sat Jun 23 2018, 6:12 PM - 9:01 PM EDT

Att. 34,435 - Partly Cloudy - 73 F

TOP

livebaseballscorecards.com

Batter	1	2	3	4	5	6	7	8	9	AB	R	H	RBI	BB	SO	LOB
12 Leonys Martin, L (1, 8) OBP: 0.329, SLG: 0.444	C FF 94 S CH 86 B KC 79 B KC 79 B SI 94 C FF 95 3-3 K ①	B KC 79 F CH 87 C KC 79 B KC 81 H FF 94 3-2 HBP			X FF 93 0-0 B1-3 ①		B SL 79 F SI 92 C SI 92 B SL 80 1 SAFE B SI 93 X SI 92 1-2f 3-2 FC6-4 46 S ②			3	0	0	0	0	1	1
46 Jeimer Candelario, S (1, 5) OBP: 0.348, SLG: 0.467	C KC 77 S FC 86 B ST 82 F SI 95 F FC 86 F ST 82 S CH 89 1-3 K ②	F FF 95 F FC 88 S KC 81 0-3 K ③			B FF 94 S CH 86 C FC 88 B KC 82 C CH 87 2-3 K ②		B SI 93 1 SAFE C SI 92 S FF 93 B SI 92 S SI 92 1-2 2-3 K ③			4	0	0	0	0	4	2
9 Nick Castellanos, R (1, 9) OBP: 0.346, SLG: 0.483	B FF 96 B FF 95 B FC 88 C FF 95 C FF 96 B SI 95 4-2 41 1B BB		F FF 95 B CH 87 X FC 87 1-1 F9 ①		B KC 79 B FF 95 B FF 94 S FF 95 B FF 96 4-1 BB			C SL 85 F SI 95 S SL 87 0-3 K ①		2	0	0	0	2	1	0
41 Victor Martinez, S (1, 10) OBP: 0.298, SLG: 0.336	X FF 95 0-0 28 HBP 1-3 1B		B FF 93 B FF 94 C FF 95 B CH 85 X FF 95 3-1 F9 ②		S FF 95 C KC 79 F FF 95 F CH 87 F FC 87 C KC 79 0-3 K ③			X FF 95 0-0 F7 ②		4	0	1	0	0	1	1
28 Niko Goodrum, S (1, 3) OBP: 0.326, SLG: 0.458	C KC 78 S FC 80 D KC 81 H ST 83 2-2 1-2 HBP		F CH 87 S KC 80 B KC 80 B FF 96 B ST 82 C FF 96 3-3 K ③			X FF 93 0-0 F8 ①		B SI 95 S SL 86 B SI 95 B SI 95 B SI 94 4-1 BB		2	0	0	0	1	1	0
34 James McCann, R (1, 2) OBP: 0.288, SLG: 0.337	C FF 96 D KC 81 T FC 87 S ST 84 1-3 K ③			T FF 94 S KC 78 B KC 80 S ST 82 1-3 K ①		C FF 93 B KC 78 C FF 94 F SI 94 X ST 82 1-2 F8 ②		1 SAFE S SL 86 C SL 84 1 SAFE S FF 94 0-3 K ③		4	0	0	0	0	3	4
21 JaCoby Jones, R (1, 7) OBP: 0.285, SLG: 0.393		B FF 94 C FF 93 X FC 86 1-1 1 L8 1 S 49 WP 1B		S KC 77 B FF 96 F KC 78 B ST 83 B SI 95 S FF 96 3-3 K ②		C FF 95 S FF 94 X ST 84 0-2 1 CS 1B			C FF 94 C KC 84 B FF 95 B KC 85 F FF 95 T FF 95 2-2 K ①	4	1	2	0	0	2	0
1 Jose Iglesias, R (1, 6) OBP: 0.318, SLG: 0.395		C FF 95 B KC 79 1 SAFE B FF 95 X FC 88 2-1 L8 ① 1-3		C FC 89 S ST 82 X SI 96 0-2 1B		F FF 94 B ST 82 1-1 CS ③ 1-2	C FF 93 C ST 81 B SI 95 F FF 95 C KC 81 1-3 K ①		B KC 85 F FF 95 C KC 84 B KC 84 F FF 94 T FF 94 2-2 K ②	4	0	1	0	0	2	1
49 Dixon Machado, R (1, 4) OBP: 0.263, SLG: 0.285		C KC 80 S KC 80 B ST 82 S ST 83 1-3 K ② 3-H		B FF 94 C FF 94 D KC 80 X FF 95 2-1 F8 ③			X FF 95 0-0 12 FC6-4 1B		B KC 85 X FF 95 1-0 F9 ③	4	0	1	0	0	1	1

Inning Stats																				
	R: 0	H: 1	R: 1	H: 1	R: 0	H: 0	R: 0	H: 1	R: 0	H: 1	R: 0	H: 1	R: 0	H: 0	R: 0	H: 1	1B: 5	SF: 0	WP: 1	PA: 37
	E: 0	LOB: 3	E: 0	LOB: 1	E: 0	LOB: 0	E: 0	LOB: 1	E: 0	LOB: 1	E: 0	LOB: 0	E: 0	LOB: 1	E: 0	LOB: 0	2B: 0	SAC: 0	PB: 0	
	K: 3	BB: 1	K: 2	BB: 0	K: 1	BB: 0	K: 2	BB: 1	K: 0	BB: 0	K: 2	BB: 0	K: 2	BB: 1	K: 2	BB: 0	3B: 0	DP: 0	SB: 2	
	S: 17	P: 28	S: 12	P: 19	S: 7	P: 14	S: 11	P: 17	S: 9	P: 11	S: 11	P: 17	S: 8	P: 12	S: 9	P: 14	HR: 0	HBP: 2	CS: 1	

PITCHER		IP	WLS	BF	H	R	ER	SO	BB	IBB	HBP	BLK	WP	HR	S	P	ERA	WHIP
47 Trevor Bauer, R ERA: 2.44	(1, 1)	6.1	W	27	5	1	1	11	2	0	2	0	1	0	72	112	1.42	1.105
39 Oliver Pérez, L ERA: 1.17	(7, 1)	0.2	H	2	0	0	0	1	0	0	0	0	0	0	6	11	0.00	0.000
58 Neil Ramírez, R ERA: 2.57	(8, 1)	1.0	H	4	0	0	0	2	1	0	0	0	0	0	8	12	0.00	1.000
37 Cody Allen, R ERA: 3.73	(9, 1)	1.0	S	3	0	0	0	2	0	0	0	0	0	0	9	14	0.00	0.000

PITCHER	IP	WLS	BF	H	R	ER	SO	BB	IBB	HBP	BLK	WP	HR	S	P	ERA	WHIP

AB	31
R	1
H	5
RBI	0
BB	3
SO	16
LOB	10

BOTTOM

Detroit Tigers @ Cleveland Indians

Progressive Field, Cleveland, OH

Sat Jun 23 2018, 6:12 PM - 9:01 PM EDT

Att. 34,435 - Partly Cloudy - 73 F

livebaseballscorecards.com

Batter	1	2	3	4	5	6	7	8	9	AB	R	H	RBI	BB	SO	LOB
12 Francisco Lindor, S (1, 6) OBP: 0.369, SLG: 0.542	C SI 90 B SI 92 X SL 83 1-1 23 BB 11 1B 1B	B CH 84 B SI 92 X SI 92 2-0 ② L8			C SI 92 C SL 86 F FF 93 F SL 87 B SL 85 B SL 87 X SL 86 2-2 HR		B FF 88 B FF 89 S SL 81 X FF 88 2-1 ② P6			4	2	2	1	0	0	1
23 Michael Brantley, L (1, 7) OBP: 0.356, SLG: 0.506	B SI 91 F SL 85 B SI 93 B SI 93 B SI 93 4-1 11 1B 1-2 BB	X SI 94 0-0 ③ G6-3			X SI 92 0-0 ① G5-3		C FF 89 B FF 89 B SL 82 C SL 81 X FF 87 2-2 ③ F7			3	0	0	0	1	0	1
11 José Ramírez, S (1, 10) OBP: 0.396, SLG: 0.604	D SL 85 B CH 85 X SI 92 2-0 ① 10 WP 10 1B 1-3 2-H 1B		B SI 91 B SL 81 F SI 91 S SL 84 X SI 92 2-2 E6 10 G6-4-3		C SI 92 B SI 92 F SI 92 F SL 87 B SI 93 C SI 92 2-3 ② K			F FF 96 B FF 98 C FF 97 F FF 98 B SL 86 B SL 86 F FF 97 F CH 91 X FF 98 3-2 ① L7		4	1	1	1	0	1	0
10 Edwin Encarnación, R (1, 3) OBP: 0.306, SLG: 0.467	C SL 85 2 SAFE B SI 92 2 SAFE B SL 87 B SI 93 F SL 84 X SL 82 3-2 26 WP 6 E 2-H 1B		X SL 85 0-0 ① ② G6-4-3 1-2f		B SL 88 C FF 92 B SL 88 S SL 87 C SI 93 2-3 ③ K			C FF 98 X FF 98 0-1 ② G6-3		4	1	1	1	0	1	1
26 Rajai Davis, R (1, 8) OBP: 0.286, SLG: 0.279 30 Tyler Naquin, L (6, PH) OBP: 0.330, SLG: 0.411 (7, 8)	C SL 85 F SI 93 B SL 83 S SL 85 1-3 ② K 1-2		X SI 92 0-0 E3 6 S		F SI 92 B SL 87 X SL 86 1-1 ① F8			F FF 98 B FF 96 F CH 91 T FF 97 1-2 ③ K		2 2	0 0	0 0	0 0	0 0	1 1	1 0
6 Brandon Guyer, R (1, 9) OBP: 0.265, SLG: 0.322 8 Lonnie Chisenhall, L (6, PH) OBP: 0.408, SLG: 0.410 (7, 9)	C SI 94 S SL 86 D SL 84 B SI 94 X SI 94 2-2 E2 22 BB 2-H 1B		B SL 83 1 SAFE 1 SAFE B SI 92 F SI 93 F CH 86 S SL 85 2-3 ③ K 1-2		X SI 92 0-0 ② F7					2 1	0 0	1 0	0 0	0 0	1 0	1 0
22 Jason Kipnis, L (1, 4) OBP: 0.286, SLG: 0.330	B SL 86 F SI 94 S SL 87 F SL 89 1 SAFE B SL 88 F SI 95 F SL 80 B SL 88 4-2 D SL 88 1-2 BB		C SL 84 F SL 87 B SL 87 B SL 86 B SL 88 B SL 88 4-2 55 G6-4-3 BB		C SI 92 B SI 92 F SI 92 B SI 92 T SL 86 2-2 ③ K					1	0	0	0	2	1	0
55 Roberto Pérez, R (1, 2) OBP: 0.242, SLG: 0.241	S CH 85 B SI 92 B CH 85 B CH 85 X FF 93 3-1 ③ F9		B SI 91 C SL 82 B SI 91 B SI 92 T SI 92 X SI 93 3-2 ① ② G6-4-3 1-2f				C FF 90 B SL 83 B SL 81 B FF 89 S FF 90 X FF 90 3-2 ① G6-3			3	0	0	0	0	0	3
9 Erik González, R (1, 5) OBP: 0.346, SLG: 0.466		B SI 90 C SI 91 B SI 92 T CH 85 C SI 92 2-3 ① K			B CH 86 X CH 85 1-0 ③ F9		X SL 83 0-0 1B			3	0	1	0	0	1	0
Inning Stats	R: 3 E: 1 K: 1 S: 20 H: 4 LOB: 2 BB: 2 P: 40	R: 0 E: 0 K: 1 S: 5 H: 0 LOB: 0 BB: 0 P: 9	R: 0 E: 2 K: 1 S: 8 H: 0 LOB: 1 BB: 0 P: 12	R: 0 E: 0 K: 0 S: 6 H: 0 LOB: 0 BB: 1 P: 14	R: 1 E: 0 K: 2 S: 13 H: 1 LOB: 0 BB: 0 P: 19	R: 0 E: 0 K: 1 S: 6 H: 0 LOB: 0 BB: 0 P: 9	R: 0 E: 0 K: 0 S: 9 H: 1 LOB: 1 BB: 0 P: 16	R: 0 E: 0 K: 1 S: 11 H: 0 LOB: 0 BB: 0 P: 15		1B: 5 2B: 0 3B: 0 HR: 1 SF: 0 SAC: 0 DP: 2 HBP: 0						

AB	29
R	4
H	6
RBI	3
BB	3
SO	7
LOB	8

WP: 2 PA: 32
PB: 0
SB: 1
CS: 0

PITCHER		IP	WLS	BF	H	R	ER	SO	BB	IBB	HBP	BLK	WP	HR	S	P	ERA	WHIP
38 Francisco Liriano, L ERA: 3.94	(1, 1)	4.0	L	18	4	3	2	3	3	0	0	0	2	0	39	75	4.50	1.750
30 Alex Wilson, R ERA: 4.0	(5, 1)	2.0		7	1	1	1	3	0	0	0	0	0	1	19	28	4.50	0.500
19 Louis Coleman, R ERA: 2.18	(7, 1)	1.0		4	1	0	0	0	0	0	0	0	0	0	9	16	0.00	1.000
77 Joe Jiménez, R ERA: 1.98	(8, 1)	1.0		3	0	0	0	1	0	0	0	0	0	0	11	15	0.00	0.000

PITCHER		IP	WLS	BF	H	R	ER	SO	BB	IBB	HBP	BLK	WP	HR	S	P	ERA	WHIP

Batter	1	2	3	4	5	6	7	8	9	AB	R	H	RBI	BB	SO	LOB
12 Leonys Martin, L (1, 8) OBP: 0.327, SLG: 0.440	B FF 90 C FF 90 B FF 91 X FF 91 2-1 41 F7 46 FC3 1B		F FF 90 B CU 76 B CH 84 F FF 91 T SL 84 2-2 ② K		X FF 91 0-0 ② L8			C SI 90 C FF 92 X SL 79 0-2 ① F8		4	0	1	0	0	1	0
46 Jeimer Candelario, S (1, 5) OBP: 0.343, SLG: 0.459	B FF 90 C CH 85 B CH 85 F FF 90 F FF 91 B CH 85 X FF 91 3-2 FC3 1-2		C CH 85 B CH 85 B SL 83 F FF 90 F FF 92 F CU 76 B CH 85 X FF 92 3-2 ③ L9		B FF 90 C SL 83 B CH 86 X FF 90 2-1 ③ P5			B SL 76 X FF 92 1-0 ② F9		4	0	0	0	0	0	1
9 Nick Castellanos, R (1, 9) OBP: 0.348, SLG: 0.487	B FF 91 S SL 82 D SL 86 X FF 92 2-1 ① F9			B SL 83 X FF 90 1-0 41 1B 28 1B 2B		C FF 90 B CH 85 F CH 85 F FF 92 B SL 84 B SL 83 X FF 91 3-2 28 FC4-6 1B		C SL 86 S SL 86 S SL 86 0-3 ③ K		4	1	2	0	0	1	2
41 Victor Martinez, S (1, 10) OBP: 0.299, SLG: 0.336 22 Victor Reyes, S (9, PH) OBP: 0.213, SLG: 0.295	F FF 92 X FF 91 0-1 ② F7 2-3			X FF 91 0-0 55 G6-4-3 28 1B 34 1B 2-3 1B		C CU 76 B CH 86 F SL 83 B CH 86 F SL 82 X FF 92 2-2 ① F7			B FF 88 F FC 88 B FC 87 X FC 88 2-1 ① L6	3 1	1 0	1 0	0 0	0 0	0 0	3 0
28 Niko Goodrum, S (1, 4) OBP: 0.325, SLG: 0.453	C FF 91 S CH 85 X CH 86 0-2 ③ F7			X FF 91 0-0 55 G6-4-3 1-2 3-H 1B		F CH 87 B FF 92 B FF 91 X CH 87 2-1 ② FC4-6 1-2f			B FF 90 C FC 86 S CH 86 S CU 76 1-3 ② K	4	0	1	1	0	1	3
55 John Hicks, R (1, 3) OBP: 0.316, SLG: 0.426		F FF 90 C CU 74 B SL 82 C FF 90 1-3 ① K		X SL 83 0-0 ①② G6-4-3 1-2f 2-3		S SL 82 B SL 81 B FF 89 F FF 90 1 SAFE S SL 82 2-3 ③ K			F CU 76 X FC 87 0-1 ③ L9	4	0	0	0	0	2	3
34 James McCann, R (1, 2) OBP: 0.288, SLG: 0.336		B FF 91 F FF 91 X SL 82 1-1 ② G4-3	B CU 77 S FF 91 X SL 83 1-1 3-H 1B				C SI 91 B SI 90 F SI 91 C SI 91 1-3 ① K			3	0	1	1	0	1	0
1 Jose Iglesias, R (1, 6) OBP: 0.314, SLG: 0.390		C FF 91 B SL 82 X SL 83 1-1 ③ G6-3	C FF 90 B FF 90 X FF 90 1-1 ③ L8				F SL 80 F SI 91 X FF 91 0-2 ② G1-3			3	0	0	0	0	0	1
21 JaCoby Jones, R (1, 7) OBP: 0.281, SLG: 0.388			C FF 89 B CU 76 F FF 90 X SL 83 1-2 ① G1-3		C SL 83 B FF 89 F FF 89 B CU 77 C FF 90 2-3 ① K		X SL 80 0-0 ③ F8			3	0	0	0	0	1	0
Inning Stats	R: 0 E: 0 K: 0 S: 13 H: 1 LOB: 2 BB: 0 P: 20	R: 0 E: 0 K: 1 S: 7 H: 0 LOB: 0 BB: 0 P: 10	R: 0 E: 0 K: 1 S: 11 H: 0 LOB: 0 BB: 0 P: 17	R: 2 E: 0 K: 0 S: 8 H: 4 LOB: 1 BB: 0 P: 11	R: 0 E: 0 K: 1 S: 6 H: 0 LOB: 0 BB: 0 P: 10	R: 0 E: 0 K: 1 S: 13 H: 1 LOB: 1 BB: 0 P: 22	R: 0 E: 0 K: 1 S: 7 H: 0 LOB: 0 BB: 0 P: 8	R: 0 E: 0 K: 1 S: 7 H: 0 LOB: 0 BB: 0 P: 8	R: 0 E: 0 K: 1 S: 7 H: 0 LOB: 0 BB: 0 P: 10	1B: 5 2B: 1 3B: 0 HR: 0 SF: 0 SAC: 0 DP: 1 HBP: 0						

TOP

Detroit Tigers @ Cleveland Indians

Progressive Field, Cleveland, OH

Sun Jun 24 2018, 1:12 PM - 4:06 PM EDT

Att. 31,208 - Partly Cloudy - 74 F

livebaseballscorecards.com

AB	33
R	2
H	6
RBI	2
BB	0
SO	7
LOB	13

PITCHER		IP	WLS	BF	H	R	ER	SO	BB	IBB	HBP	BLK	WP	HR	S	P	ERA	WHIP	PITCHER		IP	WLS	BF	H	R	ER	SO	BB	IBB	HBP	BLK	WP	HR	S	P	ERA	WHIP
45 Adam Plutko, R ERA: 4.65	(1, 1)	6.0	W	24	6	2	2	4	0	0	0	0	0	0	58	90	3.00	1.000																		
61 Dan Otero, R ERA: 5.88	(7, 1)	1.0		3	0	0	0	1	0	0	0	0	0	0	7	8	0.00	0.000																		
39 Oliver Pérez, L ERA: 1.08	(8, 1)	0.2		2	0	0	0	0	0	0	0	0	0	0	4	5	0.00	0.000																		
58 Neil Ramírez, R ERA: 2.51	(8, 1)	0.1		1	0	0	0	1	0	0	0	0	0	0	3	3	0.00	0.000																		
43 Josh Tomlin, R ERA: 6.48	(9, 1)	1.0		3	0	0	0	1	0	0	0	0	0	0	7	10	0.00	0.000																		

WP: 0 PB: 0 SB: 0 CS: 0 PA: 33

BOTTOM

Detroit Tigers @ Cleveland Indians

Progressive Field, Cleveland, OH

Sun Jun 24 2018, 1:12 PM - 4:06 PM EDT

Att. 31,208 - Partly Cloudy - 74 F

livebaseballscorecards.com

Batter	1	2	3	4	5	6	7	8	9	AB	R	H	RBI	BB	SO	LOB
12 Francisco Lindor, S (1, 6) OBP: 0.372, SLG: 0.556	C FF 91 F FF 92 X SL 80 0-2 10 2B 2B	X SL 82 0-0 ② P6		C CU 73 1 SAFE F FF 91 B SI 89 F FF 91 F SL 80 1 SAFE F CU 74 1 SAFE 1-2 X FF 92 1-H HR		B FF 91 X FF 92 1-0 ① G5-3		C CU 79 X FF 93 0-1 23 2B 10 HR 1B		5	3	3	2	0	0	2
23 Michael Brantley, L (1, 7) OBP: 0.360, SLG: 0.511	F SI 90 F SI 91 S SL 80 0-3 ① K	B SI 90 1 SAFE 1 SAFE 1 SAFE B SI 89 X SL 81 2-0 11 1B 11 S 1-H 3-H 1B		C FF 91 X FF 92 0-1 10 G5-4-3 11 1B 1B		B FF 92 B CH 85 F FF 92 B FF 93 C FF 92 X FF 92 3-2 ② L7		B FF 92 X FF 92 1-0 10 HR 1-3 2B		5	1	3	2	0	1	1
11 José Ramírez, S (1, 5) OBP: 0.402, SLG: 0.616	B SL 80 B FF 93 F CH 77 F FF 94 F SL 81 B CU 72 X FF 94 3-2 ② P5	C CU 73 B CH 77 X SI 92 1-1 10 S 1-3 1B		B FF 92 C FF 93 1 SAFE 1 SAFE X FF 91 1-1 10 G5-4-3 1-2 1B		C CU 78 X FF 93 0-1 HR		0-0 10 HR IBB		4	2	3	1	1	0	1
10 Edwin Encarnación, R (1, 10) OBP: 0.311, SLG: 0.483	C SL 81 X SL 80 0-1 2-H 2B	C CU 72 B FF 92 1 SAFE S SL 80 B FF 90 F SI 93 D SL 82 B SL 81 4-2 1-2 BB		C SL 86 X FF 92 0-1 ① ② G5-4-3 1-2f 2-3		C FF 92 C CU 79 B FF 92 S FF 93 1-3 ③ K		D FF 92 X SL 86 1-0 1-H 2-H 3-H HR		4	1	2	5	1	1	2
6 Brandon Guyer, R (1, 9) OBP: 0.260, SLG: 0.315 8 Lonnie Chisenhall, L (4, PH) OBP: 0.405, SLG: 0.406 (5, 9)	T FF 92 B FF 93 F SL 81 S FF 93 1-3 K	C SL 80 B FF 90 F FF 91 S SL 79 1-3 ③ K		B FF 92 C FF 92 X CU 78 1-1 ③ G3			X FF 92 0-0 7 L4-3 1B	B FF 90 X CH 84 1-0 ② F8		2 3	0 0	0 1	0 0	0 0	2 0	4 1
17 Yonder Alonso, L (1, 3) OBP: 0.325, SLG: 0.451		C CU 72 B SI 90 F FF 91 B SL 83 S SL 80 2-3 ① K2-3	S SL 80 S CU 72 T FF 92 0-2 ① K		B CH 85 F CH 85 X FF 92 1-1 ① F7		D FF 92 X CH 84 1-0 ① P5	B SL 88 B FF 91 X FF 91 2-0 7 1B 1B		5	0	1	0	0	2	1
7 Yan Gomes, R (1, 2) OBP: 0.318, SLG: 0.459		C FF 91 X FF 93 0-1 22 BB 26 1B 1B	C FF 91 S CU 73 B CH 77 B CH 79 F FF 92 X SL 82 2-2 ② P4		C FF 93 S SL 85 B CU 81 X SL 86 1-2 ② F9		C FF 92 X SL 86 0-1 ② ③ L4-3 1-1	B FF 92 B SL 89 F FF 91 F FF 92 X FF 92 2-2 1-2 1B		5	1	2	0	0	0	1
22 Jason Kipnis, L (1, 4) OBP: 0.292, SLG: 0.344 9 Erik González, R (8, PH) OBP: 0.342, SLG: 0.459 (9, 4)		B SL 80 B FF 91 C SL 80 C FF 91 B FF 91 F SL 81 B FF 91 4-2 26 1B 23 1B 1-2 BB	C FF 92 F CU 72 B SL 82 B FF 92 X SL 79 2-2 ③ F8		C CH 86 X CU 78 0-1 1B			C CU 77 C FF 85 F FF 92 1-1 HR C CU 80 B SL 89 F SL 89 X FF 93 2-1 ② G6-3		3 1	2 0	2 0	1 0	1 0	0 0	0 2
26 Rajai Davis, R (1, 8) OBP: 0.296, SLG: 0.290 30 Tyler Naquin, L (5, PH) OBP: 0.324, SLG: 0.402 (6, 8)		C SL 79 F FF 92 B SI 91 X SL 80 1-2 23 S 23 1B 1-3 2-H 1B		F FF 87 B CH 78 X CH 77 1-1 12 HR 1B	C FF 92 X SL 86 0-1 ③ P5			B FF 92 F FF 92 F FF 92 S CU 81 1-3 ① K		2 2	2 0	2 0	1 0	0 1	0 1	0 1
Inning Stats	R: 1 E: 0 K: 2 S: 15 H: 2 LOB: 1 BB: 0 P: 19	R: 3 E: 0 K: 2 S: 21 H: 4 LOB: 3 BB: 2 P: 36	R: 0 E: 0 K: 1 S: 10 H: 0 LOB: 0 BB: 0 P: 14	R: 2 E: 0 K: 0 S: 16 H: 4 LOB: 1 BB: 0 P: 20	R: 0 E: 0 K: 0 S: 9 H: 1 LOB: 1 BB: 0 P: 11	R: 1 E: 0 K: 1 S: 9 H: 1 LOB: 0 BB: 0 P: 14	R: 0 E: 0 K: 0 S: 4 H: 1 LOB: 0 BB: 0 P: 5	R: 5 E: 0 K: 1 S: 16 H: 6 LOB: 2 BB: 1 P: 27		1B: 12 2B: 4 3B: 0 HR: 4 SF: 0 SAC: 0 DP: 2 HBP: 0						

AB	41
R	12
H	19
RBI	12
BB	3
SO	7
LOB	16

WP: 0 PA: 44
PB: 0
SB: 3
CS: 0

PITCHER		IP	WLS	BF	H	R	ER	SO	BB	IBB	HBP	BLK	WP	HR	S	P	ERA	WHIP
48 Matthew Boyd, L ERA: 4.15	(1, 1)	3.0	L	19	8	6	6	5	2	0	0	0	0	1	54	79	18.00	3.333
57 Artie Lewicki, R ERA: 5.46	(4, 1)	4.1		21	9	6	6	2	0	1	0	0	0	3	39	53	12.46	2.077
53 Warwick Saupold, R ERA: 4.41	(8, 1)	0.2		4	2	0	0	0	0	0	0	0	0	0	7	14	0.00	3.000

PITCHER	IP	WLS	BF	H	R	ER	SO	BB	IBB	HBP	BLK	WP	HR	S	P	ERA	WHIP

Batter	1	2	3	4	5	6	7	8	9	AB	R	H	RBI	BB	SO	LOB
12 Francisco Lindor, S (1, 6) OBP: 0.368, SLG: 0.549	B SI 90 B CH 80 X SI 92 2-0 ① G3		B FF 93 B SL 82 C CH 81 X FF 92 2-1 ② P6		C CU 76 X CH 81 0-1 ② G3-1			B SI 102 B SI 100 S SI 100 F SI 100 S SL 84 2-3 ② K		4	0	0	0	0	1	0
23 Michael Brantley, L (1, 7) OBP: 0.362, SLG: 0.507	C CU 75 F SL 83 C FF 93 0-3 ② K		F FF 93 B CU 78 S CH 82 B CH 81 B CH 82 B SL 82 4-2 BB		C CU 76 X SI 93 0-1 ③ G4-3			B SI 103 F SI 102 B SI 102 B SI 101 F SI 102 B SI 101 4-2 11 1B BB		2	0	0	0	2	1	0
11 José Ramírez, S (1, 5) OBP: 0.403, SLG: 0.613	B FF 92 B CH 80 B FF 92 B SI 91 4-0 BB		X CH 79 0-0 ③ G3			C SI 92 C SI 92 B FF 92 B SI 92 X CH 82 2-2 ① G4-3		C SI 100 X SI 100 0-1 1-2 1B		3	0	1	0	1	0	1
10 Edwin Encarnación, R (1, 3) OBP: 0.311, SLG: 0.477	1 SAFE C SI 91 1 SAFE S SL 83 X FF 95 0-2 ③ L8			C SI 92 B SL 83 F SI 93 B CH 81 F CH 81 B SL 82 D SL 82 4-2 22 FC4-6 BB		B SL 83 F CH 81 B CH 80 B FF 93 S FF 90 X SI 91 3-2 ② P4		C SL 86 B SL 85 X SI 101 1-1 ③ G6-3		3	0	0	0	1	0	3
8 Lonnie Chisenhall, L (1, 9) OBP: 0.390, SLG: 0.388 26 Rajai Davis, R (9, PH) OBP: 0.301, SLG: 0.296		B CU 74 X SI 91 1-0 ① F9		B SI 93 C FF 93 F SI 93 X CH 82 1-2 ① P2		B SI 93 X FF 93 1-0 ③ L9			C FF 94 X KC 79 0-1 30 L6 22 1B 1B	3 1	0 0	0 1	0 0	0 0	0 0	1 0
22 Jason Kipnis, L (1, 4) OBP: 0.294, SLG: 0.344		C SI 93 B CU 77 C SL 83 X CH 80 1-2 ② G6-3		B SI 92 F FF 93 X CH 82 1-1 ② FC4-6 7 BB 1-2f			B FF 90 B CH 82 B CH 80 B FF 90 4-0 7 G5-4-3 BB		B FF 94 C FF 94 X FF 95 1-1 1-2 1B	3	0	1	0	1	0	1
7 Yan Gomes, R (1, 2) OBP: 0.321, SLG: 0.457		B SI 93 C SL 83 C SL 82 B CH 81 F FF 94 X SL 83 2-2 30 FC4-6 1B		B SI 92 B CH 80 T CH 81 1 SAFE B SI 92 B FF 92 4-1 1-2 BB			X SI 91 0-0 ①② G5-4-3 1-2f		B FC 89 B FF 94 C FF 95 B FC 90 F FC 89 S FF 95 3-3 ① K	3	0	1	0	1	1	3
30 Tyler Naquin, L (1, 8) OBP: 0.311, SLG: 0.386		X SI 93 0-0 ③ FC4-6 1-2f		B CU 77 C SI 92 F FF 93 D CH 82 B SL 81 S CH 83 3-3 ③ K			C SI 92 T FF 93 F SI 94 B SI 94 X SI 93 1-2 ③ L5		X FC 91 0-0 ②③ L6 2-2	4	0	0	0	0	1	5
52 Mike Clevinger, R (1, 1) 34 Zach McAllister, R (6, 1) 6 Brandon Guyer, R (8, PH) OBP: 0.257, SLG: 0.312 70 George Kontos, R (8, 1)			S SI 91 C SI 93 F FF 95 S SL 81 0-3 ① K		C SI 91 B SI 93 S SL 81 S FF 93 1-3 ① K			C SI 100 B SL 85 B SI 101 X SI 100 2-1 ① G5-3		2 0 1 0	0 0 0 0	0 0 0 0	0 0 0 0	2 0 0 0	0 0 0 0	0 0 0 0

Inning Stats	1	2	3	4	5	6	7	8	9
	R: 0 E: 0 K: 1 S: 7 H: 0 LOB: 1 BB: 1 P: 13	R: 0 E: 0 K: 0 S: 9 H: 1 LOB: 1 BB: 0 P: 13	R: 0 E: 0 K: 1 S: 9 H: 0 LOB: 1 BB: 1 P: 15	R: 0 E: 0 K: 1 S: 12 H: 0 LOB: 2 BB: 2 P: 25	R: 0 E: 0 K: 1 S: 7 H: 0 LOB: 0 BB: 0 P: 8	R: 0 E: 0 K: 0 S: 7 H: 0 LOB: 0 BB: 0 P: 13	R: 0 E: 0 K: 0 S: 5 H: 0 LOB: 0 BB: 1 P: 10	R: 0 E: 0 K: 1 S: 11 H: 1 LOB: 2 BB: 1 P: 20	R: 0 E: 0 K: 1 S: 8 H: 2 LOB: 1 BB: 0 P: 12

1B: 4 SF: 0 WP: 0 PA: 35
2B: 1 SAC: 0 PB: 0
3B: 0 DP: 2 SB: 0
HR: 0 HBP: 0 CS: 0

PITCHER	IP	WLS	BF	H	R	ER	SO	BB	IBB	HBP	BLK	WP	HR	S	P	ERA	WHIP
53 John Gant, R (1, 1) ERA: 3.48	7.0	W	26	1	0	0	4	5	0	0	0	0	0	56	97	0.00	0.857
49 Jordan Hicks, R (8, 1) ERA: 2.01	1.0	H	5	1	0	0	1	1	0	0	0	0	0	11	20	0.00	2.000
68 Austin Gomber, L (9, 1) ERA: 4.22	0.0		2	2	0	0	0	0	0	0	0	0	0	4	5	∞	∞
26 Bud Norris, R (9, 1) ERA: 3.21	1.0	S	2	0	0	0	1	0	0	0	0	0	0	4	7	0.00	0.000

PITCHER	IP	WLS	BF	H	R	ER	SO	BB	IBB	HBP	BLK	WP	HR	S	P	ERA	WHIP

TOP

Cleveland Indians @ St. Louis Cardinals

Busch Stadium, St. Louis, MO

Mon Jun 25 2018, 8:37 PM - 11:24 PM CDT

Att. 42,007 - Cloudy - 80 F

livebaseballscorecards.com

AB	29
R	0
H	4
RBI	0
BB	6
SO	6
LOB	14

Batter	1	2	3	4	5	6	7	8	9	AB	R	H	RBI	BB	SO	LOB
13 Matt Carpenter, L (1, 5) (8, 3) OBP: 0.352, SLG: 0.475	C FF 93 B FF 93 B CH 85 B FF 92 X FF 95 3-1 35 FC2-5 2B		B FF 91 C CH 83 B SL 78 X FF 90 2-1 35 BB 23 2B 1B		C CH 85 B FF 91 B SL 79 B CH 87 C FF 91 X FF 91 3-2 ① F9		C FF 93 S FF 94 X FF 94 0-2 35 G6-4-3 1B			4	1	3	0	0	0	0
35 Greg Garcia, L (1, 6) OBP: 0.343, SLG: 0.385	X FF 93 0-0 ① FC2-5 23 1B 2-3		B CH 84 C FF 91 D SL 80 B FF 91 B FF 92 4-1 23 2B 1-2 BB		X FF 91 0-0 ② F7		X FF 94 0-0 ①② G6-4-3 1-2f			3	1	0	0	1	0	2
38 José Martínez, R (1, 3) OBP: 0.371, SLG: 0.489 49 Jordan Hicks, R (8, 1) 68 Austin Gomber, L (9, 1) 28 Tommy Pham, R (9, 8) OBP: 0.336, SLG: 0.428 26 Bud Norris, R (9, 1)	C SL 80 C FF 94 F SL 78 B FF 93 F SL 80 1 SAFE S FF 96 1-3 ② K		C SL 79 B FF 92 B SL 78 B SL 78 X FF 92 3-1 ② F9		C SL 78 C FF 92 B SL 78 X FF 91 1-2 1B		C CU 81 F CU 82 B FF 96 B CU 82 F FF 95 X FF 96 2-2 ③ G4-3			4 0 0 0 0	0 0 0 0 0	1 0 0 0 0	0 0 0 0 0	0 0 0 0 0	1 0 0 0 0	3 0 0 0 0
23 Marcell Ozuna, R (1, 7) OBP: 0.334, SLG: 0.429	C FF 96 1 SAFE F SL 80 B FF 94 F CH 87 F SL 80 1 SAFE B FF 92 B FF 95 3-2 X FF 85 1-3 1B		X FF 90 0-0 1-H 2-H 2B		B CU 72 C FF 91 S CH 83 C FF 91 1-3 ③ K			C FC 86 X SL 83 0-1 ① G5-3		4	0	2	2	0	1	1
4 Yadier Molina, R (1, 2) OBP: 0.314, SLG: 0.494	S SL 80 B FF 95 F FF 94 F CU 73 B FF 94 C SL 80 2-3 ③ K		B FF 92 X SL 78 1-0 ③ P2			X FF 94 0-0 ① P2		B FF 89 C FC 86 F SL 82 F SI 90 F FC 86 X FC 86 1-2 25 G3 48 1B 2B		4	1	1	0	0	1	3
25 Dexter Fowler, S (1, 9) OBP: 0.278, SLG: 0.280		F FF 92 C SL 78 B CH 86 S FF 92 1-3 ① K		B SL 77 C FF 90 X CH 83 1-1 ① G4-3		C FF 95 B CU 84 S CU 83 B CU 83 X FF 95 2-2 48 WP 16 2B 1B		C CH 83 X SL 85 0-1 ② G3 2-3		4	1	1	0	0	1	1
48 Harrison Bader, R (1, 8) (9, 9) OBP: 0.321, SLG: 0.384		F FF 93 B FF 92 S SL 78 B FF 92 X SL 78 2-2 16 G3-6-3 1B		C FF 91 S FF 91 B FF 90 B CU 74 F SL 77 F SL 77 F FF 91 F SL 78 F FF 92 2-2 ② F SL 78 X SL 77 P5		B FF 95 C FF 95 C FF 94 B CU 83 T FF 95 2-2 ② K 1-2		D FC 87 B FC 85 D FC 86 C SL 85 C FC 85 X FC 86 3-2 16 S 3-H 1B		4	0	2	1	0	1	1
16 Kolten Wong, L (1, 4) OBP: 0.291, SLG: 0.313		X FF 92 0-0 ②③ G3-6-3 1-2f		C CU 71 B CH 84 B CU 73 C FF 90 F SL 76 B FF 92 B FF 89 4-2 53 FC5-4 BB		B FF 95 S CU 83 X CU 83 1-1 2-H 2B		C FC 86 B SL 84 B CH 83 C FC 86 X FC 85 2-2 ③ G4-3 1-2		3	0	1	1	1	0	2
53 John Gant, R (1, 1) 3 Jedd Gyorko, R (8, 5) OBP: 0.302, SLG: 0.392			B FF 93 C FF 92 B FF 92 X FF 93 2-1 ① G4-3	C FF 90 F FF 91 B FF 90 D SL 78 1 SAFE X FF 90 2-2 ③ FC5-4 1-2f		B FF 95 X FF 95 1-0 ③ G1				3 0	0 0	0 0	0 0	0 0	0 0	2 0
Inning Stats	R: 0 E: 0 K: 2 S: 17 H: 2 LOB: 2 BB: 0 P: 26	R: 0 E: 0 K: 1 S: 7 H: 1 LOB: 0 BB: 0 P: 10	R: 2 E: 0 K: 0 S: 9 H: 2 LOB: 1 BB: 1 P: 21	R: 0 E: 0 K: 0 S: 17 H: 0 LOB: 1 BB: 1 P: 26	R: 0 E: 0 K: 1 S: 10 H: 1 LOB: 1 BB: 0 P: 15	R: 1 E: 0 K: 1 S: 10 H: 2 LOB: 1 BB: 0 P: 16	R: 0 E: 0 K: 0 S: 8 H: 1 LOB: 0 BB: 0 P: 10	R: 1 E: 0 K: 0 S: 15 H: 2 LOB: 1 BB: 0 P: 21		1B: 7 2B: 4 3B: 0 HR: 0 SF: 0 SAC: 0 DP: 2 HBP: 0				WP: 1 PB: 0 SB: 1 CS: 0 PA: 35		

PITCHER		IP	WLS	BF	H	R	ER	SO	BB	IBB	HBP	BLK	WP	HR	S	P	ERA	WHIP
52 Mike Clevinger, R ERA: 3.03	(1, 1)	5.0	L	22	6	2	2	4	2	0	0	0	0	0	60	98	3.60	1.600
34 Zach McAllister, R ERA: 5.63	(6, 1)	2.0		8	3	1	1	1	0	0	0	0	1	0	18	26	4.50	1.500
70 George Kontos, R ERA: 4.76	(8, 1)	1.0		5	2	1	1	0	0	0	0	0	0	0	15	21	9.00	2.000

PITCHER	IP	WLS	BF	H	R	ER	SO	BB	IBB	HBP	BLK	WP	HR	S	P	ERA	WHIP

BOTTOM

Cleveland Indians @ St. Louis Cardinals

Busch Stadium, St. Louis, MO

Mon Jun 25 2018, 8:37 PM - 11:24 PM CDT

Att. 42,007 - Cloudy - 80 F

livebaseballscorecards.com

AB	33
R	4
H	11
RBI	4
BB	2
SO	5
LOB	15

Cleveland Indians @ St. Louis Cardinals

Busch Stadium, St. Louis, MO

Tue Jun 26 2018, 8:42 PM - 11:34 PM CDT

Att. 40,288 - Drizzle - 69 F

TOP

livebaseballscorecards.com

Batter	1	2	3	4	5	6	7	8	9	AB	R	H	RBI	BB	SO	LOB
12 Francisco Lindor, S (1, 6) OBP: 0.367, SLG: 0.545	C FF 93 B FC 91 S SL 83 B FC 89 B SL 85 X FF 96 3-2 11 F8 23 BB 8 1B 1B	B SL 84 S CH 86 B FC 91 X SL 83 2-1 F7 ③			B SI 90 C SI 91 F SI 91 F FC 89 B SL 83 B CH 85 S SI 91 3-3 K ①		B FF 90 C SI 89 X KC 82 1-1 G6-3 ③			4	1	1	0	0	1	0
39 Oliver Pérez, L (7, 1)										0	0	0	0	0	0	0
70 George Kontos, R (8, 1)										0	0	0	0	0	0	0
23 Michael Brantley, L (1, 7) OBP: 0.364, SLG: 0.506	1 SAFE B FC 91 D CH 87 F SI 94 1 SAFE F CH 88 B FF 96 B SL 84 4-2 8 1B 22 1B 1-2 BB	C SI 91 X CU 80 0-1 17 1B 1B			C SL 81 X CH 86 0-1 G4-3 ②			C FF 92 F SL 87 B SL 87 F SL 87 B FF 93 X CU 80 2-2 G6-3 ①		3	1	1	0	1	0	0
26 Rajai Davis, R (8, 7) OBP: 0.301, SLG: 0.296										0	0	0	0	0	0	0
11 José Ramírez, S (1, 5) OBP: 0.398, SLG: 0.605	F SI 93 B SL 84 F CH 87 B SL 85 B FF 94 F SL 84 X SI 94 3-2 F8 ① 2-3	1 SAFE C FF 91 F FF 93 B SL 81 F CH 86 X FF 94 1-2 F8 ①			B CU 80 C FC 89 F CH 85 X SL 83 1-2 F7 ③			B FF 94 X FF 93 1-0 L9 ②		4	0	0	0	0	0	3
17 Yonder Alonso, L (1, 3) OBP: 0.324, SLG: 0.448	F FC 93 F SI 95 F SL 86 F FF 97 X FF 98 0-2 P2 ②	B SL 83 1 SAFE B CH 86 C SI 92 F FC 91 X FF 97 2-2 1-2 1B				C CH 86 B FC 89 X FC 91 1-1 P5 ①		B CU 78 B FF 94 X FF 93 2-0 G3-1 ③		4	0	1	0	0	0	2
8 Lonnie Chisenhall, L (1, 9) OBP: 0.395, SLG: 0.394	X FF 98 0-0 22 1B 1-2 3-H 1B	F SL 83 F CH 86 B CH 87 B SL 84 F SL 85 B FF 96 F FF 96 S FC 93 3-3 K ②				C SI 91 S FC 89 X SL 83 0-2 1B			C FF 97 F FF 96 B FF 96 F SL 87 F FF 98 B SL 86 F FF 97 F CH 89 X FF 97 2-2 L7 ①	4	0	2	1	0	1	2
22 Jason Kipnis, L (1, 4) OBP: 0.294, SLG: 0.343	C SL 83 X SI 96 0-1 1-3 2-H 1B	B SL 83 S CH 87 S FC 92 X FF 97 1-2 F7 ③				C SI 91 B SI 92 B SI 92 S CH 85 T SL 83 2-2 K ②			C FF 95 B SL 87 C SL 85 X FF 98 1-2 F7 ②	4	0	1	1	0	1	3
7 Yan Gomes, R (1, 2) OBP: 0.315, SLG: 0.448	B SL 86 S FF 97 S SL 85 S FF 98 1-3 K ③			C SI 91 X SL 82 0-1 F8 ①		C SL 82 S SI 92 F SL 83 C FC 89 0-3 K ③			C SL 87 S SL 87 C FF 98 0-3 K ③	4	0	0	0	0	3	3
30 Tyler Naquin, L (1, 8) OBP: 0.303, SLG: 0.375		S SL 81 B SL 82 F FF 94 B FF 95 S SL 84 2-3 K ①	C SI 91 X CH 85 0-1 G6-3 ②				X FF 89 0-0 F8 ①			3	0	0	0	0	1	0
28 Corey Kluber, R (1, 1) 61 Dan Otero, R (2, 1) 6 Brandon Guyer, R (4, PH) OBP: 0.255, SLG: 0.309 43 Josh Tomlin, R (4, 1) 9 Erik González, R (7, PH) OBP: 0.338, SLG: 0.453 (7, 6)		C FF 94 C SI 93 S SL 83 0-3 K ②	C SI 92 B SI 92 C SL 82 S FF 97 1-3 K ③				B FC 87 C KC 81 B SI 89 X SI 90 2-1 F8 ②			1	0	0	0	0	1	0
										0	0	0	0	0	0	0
										1	0	0	0	0	1	0
										0	0	0	0	0	0	0
										1	0	0	0	0	0	0

AB	33
R	2
H	6
RBI	2
BB	1
SO	9
LOB	13

Inning Stats	1	2	3	4	5	6	7	8	9
	R: 2 E: 0 K: 1 S: 20	R: 0 E: 0 K: 2 S: 8	R: 0 E: 0 K: 1 S: 17	R: 0 E: 0 K: 1 S: 7	R: 0 E: 0 K: 1 S: 9	R: 0 E: 0 K: 2 S: 12	R: 0 E: 0 K: 0 S: 5	R: 0 E: 0 K: 0 S: 6	R: 0 E: 0 K: 1 S: 13
	H: 3 LOB: 2 BB: 1 P: 31	H: 0 LOB: 0 BB: 0 P: 12	H: 2 LOB: 2 BB: 0 P: 24	H: 0 LOB: 0 BB: 0 P: 8	H: 0 LOB: 0 BB: 0 P: 13	H: 1 LOB: 1 BB: 0 P: 15	H: 0 LOB: 0 BB: 0 P: 8	H: 0 LOB: 0 BB: 0 P: 11	H: 0 LOB: 0 BB: 0 P: 16

1B: 6	SF: 0	WP: 0	PA: 34
2B: 0	SAC: 0	PB: 0	
3B: 0	DP: 0	SB: 0	
HR: 0	HBP: 0	CS: 0	

PITCHER		IP	WLS	BF	H	R	ER	SO	BB	IBB	HBP	BLK	WP	HR	S	P	ERA	WHIP
18 Carlos Martinez, R ERA: 3.22	(1, 1)	6.0	W	25	6	2	2	8	1	0	0	0	0	0	73	103	3.00	1.167
27 Brett Cecil, L ERA: 4.5	(7, 1)	1.0		3	0	0	0	0	0	0	0	0	0	0	5	8	0.00	0.000
56 Greg Holland, R ERA: 7.27	(8, 1)	1.0		3	0	0	0	0	0	0	0	0	0	0	6	11	0.00	0.000
59 Mike Mayers, R ERA: 2.88	(9, 1)	1.0		3	0	0	0	1	0	0	0	0	0	0	13	16	0.00	0.000

PITCHER		IP	WLS	BF	H	R	ER	SO	BB	IBB	HBP	BLK	WP	HR	S	P	ERA	WHIP

Batter	1	2	3	4	5	6	7	8	9	AB	R	H	RBI	BB	SO	LOB
13 Matt Carpenter, L (1, 5) OBP: 0.362, SLG: 0.511	B SI 92 F SI 92 S CU 84 X CU 86 1-2 HR	S FF 92 F FC 90 B FF 93 B SI 93 B FC 91 F SI 94 X FC 91 3-2 38 HR 1-2 2-H 1B		B FF 89 C FC 86 X CH 84 1-1 23 1B 28 E 4 SF8 1B		B FF 87 B FC 87 B FF 87 C CH 85 F FC 85 X FF 88 3-2 23 E 2B		B SI 89 X FC 86 1-0 HR		5 0	5 0	5 0	3 0	0 0	0 0	0 0
28 Tommy Pham, R (1, 8) OBP: 0.330, SLG: 0.420	B SI 92 B FC 90 F SI 93 F FC 90 F SI 93 S CU 86 2-3 K	F CU 85 X CU 86 0-1 F8 2-3		1 SAFE C FF 89 X FC 87 0-1 FC6 4 SF8 23 1B 1-2		X FC 86 0-0 G6-3		C FC 87 C SL 84 B FC 87 X SI 89 1-2 G1-3		5	0	0	0	0	1	4
38 José Martínez, R (1, 3) OBP: 0.373, SLG: 0.500 27 Brett Cecil, R (7, 1) 56 Greg Holland, R (8, 1) 3 Jedd Gyorko, R (8, PH) OBP: 0.301, SLG: 0.390 (9, 5)	C SI 93 F FF 93 X FF 93 0-2 1B	F FC 90 B FF 92 X SI 92 1-1 1-H 3-H HR		C FC 87 F FC 86 B FF 89 S FC 87 1-3 K		B FC 87 C CU 75 X FC 84 1-1 G6-3		S SL 84 C SI 89 S FC 85 0-3 K		4 0 0 1	1 0 0 0	2 0 0 0	3 0 0 0	0 0 0 0	1 0 0 1	3 0 0 0
23 Marcell Ozuna, R (1, 7) OBP: 0.335, SLG: 0.429	D FC 91 C SI 93 S FC 90 S CU 86 1-3 K	B SI 89 B SI 91 C SI 90 X SI 90 2-1 G5-3		C FC 86 X FF 89 0-1 4 SF8 1-2 2-3 1B		X FC 85 0-0 E7 4 FC6-4 2-H 1B		S FC 86 B FC 85 B SI 89 B SL 85 X FC 85 3-1 P4		5	0	2	0	0	1	1
4 Yadier Molina, R (1, 2) OBP: 0.308, SLG: 0.486 (7, 3)	B FC 90 X FC 90 1-0 F7		C SI 90 C SI 90 F FF 90 X CH 83 0-2 G6-3	B FC 87 F FC 88 X FF 89 1-1 SF8 1-2 2-3 3-H		X FC 86 0-0 FC6-4 1-2f				3	0	0	1	0	0	2
34 Yairo Muñoz, R (1, 6) OBP: 0.331, SLG: 0.383 35 Greg Garcia, L (4, 6) OBP: 0.336, SLG: 0.376		C SI 92 B SI 92 F CU 84 B SI 92 X FC 90 2-2 16 1B 48 BB 18 SF8 1B	B SI 89 C SI 90 B SI 90 C SI 90 F SI 90 F SI 90 B SI 90 F SI 89 F SI 89 3-2 G6-3	B CU 75 C FC 86 F FC 86 B FF 88 S CU 75 2-3 K			X SI 90 0-0 G6-3		2 2	1 0	1 0	0 0	0 0	0 1	0 2
48 Harrison Bader, R (1, 9) OBP: 0.331, SLG: 0.386		B FF 92 B SI 92 F FC 90 1 SAFE S SI 91 B SI 93 B SI 92 4-2 16 1B 13 1B 1-2 BB	C SI 90 X SI 91 0-1 16 HR 1B		B FF 86 B CU 74 S FC 84 F FC 85 X FC 86 2-2 G4-3		C SI 90 B FF 91 B SL 79 B SL 78 B FF 92 4-1 BB		2	2	1	0	2	0	0
16 Kolten Wong, L (1, 4) OBP: 0.295, SLG: 0.333		X FC 91 0-0 28 F8 13 1B 38 HR 1-2 2-3 1B	1 SAFE B CH 81 B CH 82 B SI 88 C SI 88 X SI 88 3-1 1-H HR		X FF 89 0-0 F7		F SI 91 F FF 91 B SL 79 S SL 79 1-3 K		4	2	2	2	0	1	1
18 Carlos Martinez, R (1, 1) OBP: 0.208, SLG: 0.348 46 Francisco Peña, R (7, 2) OBP: 0.233, SLG: 0.294		B FC 90 B SI 92 S FC 90 F FC 91 X FC 90 2-2 SF8 3-H	B SI 90 F SI 88 S SI 89 F SI 90 F SI 89 B SI 89 F SI 89 X SI 89 2-2 G6-3		X FF 88 0-0 G5-3		B SI 91 S SL 78 C SL 78 C SI 91 1-3 K		2 1	0 0	0 0	1 0	0 0	0 1	0 1
Inning Stats	R: 1 E: 0 K: 2 S: 14 H: 2 LOB: 1 BB: 0 P: 19	R: 5 E: 0 K: 0 S: 19 H: 4 LOB: 0 BB: 1 P: 33	R: 2 E: 0 K: 0 S: 25 H: 2 LOB: 0 BB: 0 P: 33	R: 1 E: 1 K: 2 S: 14 H: 2 LOB: 2 BB: 0 P: 19	R: 0 E: 0 K: 0 S: 5 H: 0 LOB: 0 BB: 0 P: 7	R: 1 E: 1 K: 0 S: 8 H: 2 LOB: 1 BB: 0 P: 12	R: 0 E: 0 K: 2 S: 8 H: 0 LOB: 1 BB: 1 P: 14	R: 1 E: 0 K: 1 S: 9 H: 1 LOB: 0 BB: 0 P: 14		1B: 8 2B: 1 3B: 0 HR: 4 SF: 2 SAC: 0 DP: 0 HBP: 0				WP: 0 PB: 0 SB: 0 CS: 0 PA: 40		

PITCHER		IP	WLS	BF	H	R	ER	SO	BB	IBB	HBP	BLK	WP	HR	S	P	ERA	WHIP
28 Corey Kluber, R ERA: 2.54	(1, 1)	1.2	L	12	6	6	6	2	1	0	0	0	0	2	31	48	32.40	4.200
61 Dan Otero, R ERA: 6.26	(2, 1)	1.1		6	2	2	2	0	0	0	0	0	0	1	27	37	13.50	1.500
43 Josh Tomlin, R ERA: 6.04	(4, 1)	3.0		14	4	2	0	2	0	0	0	0	0	0	27	38	0.00	1.333
39 Oliver Pérez, L ERA: 0.96	(7, 1)	1.0		4	0	0	0	2	1	0	0	0	0	0	8	14	0.00	1.000
70 George Kontos, R ERA: 4.94	(8, 1)	1.0		4	1	1	1	1	0	0	0	0	0	1	9	14	9.00	1.000

PITCHER	IP	WLS	BF	H	R	ER	SO	BB	IBB	HBP	BLK	WP	HR	S	P	ERA	WHIP

BOTTOM

Cleveland Indians @ St. Louis Cardinals

Busch Stadium, St. Louis, MO

Tue Jun 26 2018, 8:42 PM - 11:34 PM CDT

Att. 40,288 - Drizzle - 69 F

livebaseballscorecards.com

AB	36
R	11
H	13
RBI	10
BB	2
SO	7
LOB	14

Batter	1	2	3	4	5	6	7	8	9	AB	R	H	RBI	BB	SO	LOB
12 Francisco Lindor, S (1, 6) OBP: 0.364, SLG: 0.539	X FF 91 0-0 ① G3-1		B SI 91 B FF 93 B FF 92 C FF 93 S SL 84 B FF 94 4-2 23 2B 8 FC4-6 BB	C FF 93 X FF 92 0-1 ② G3 2-3		X FF 94 0-0 ③ F9			C FF 95 X FF 95 0-1 ① L7	4	1	0	0	1	0	2
23 Michael Brantley, L (1, 7) OBP: 0.361, SLG: 0.504	C FF 89 X KC 76 0-1 ② G3		1 SAFE 1 SAFE C SL 84 B FF 92 F FF 92 X SL 83 1-2 8 FC4-6 22 1B 1-3 2B	S SL 85 B CH 86 C SI 92 B SI 93 B FF 95 X FF 94 3-2 ③ L9			B FF 96 B SL 90 B CU 80 B SI 96 C SI 96 X SI 97 3-1 ① F7		X FF 96 0-0 ② F7	5	1	1	0	0	0	1
11 José Ramírez, S (1, 5) OBP: 0.395, SLG: 0.598	B FF 92 C FF 92 C KC 77 B SL 84 S SL 84 2-3 ③ K		X FF 92 0-0 ① G3		C FF 93 B FF 94 B FF 94 S CH 83 S KC 80 2-3 ① K		C CU 79 C CU 80 B CU 80 B SI 96 X SL 90 2-2 ② L7		C SL 85 B CH 89 F CH 89 X FF 97 1-2 10 S 1B	5	0	1	0	0	2	2
10 Edwin Encarnación, R (1, 3) OBP: 0.312, SLG: 0.485		B FF 93 B FF 92 X FF 93 2-0 HR	B FF 94 D SI 92 2-0 8 FC4-6 IBB		B KC 78 B KC 76 C FF 93 S CH 84 B FF 96 X FF 94 3-2 ② F7		S FF 96 B CU 78 F CU 79 B SL 90 X FF 95 2-2 ③ G6-3		D SL 84 C SL 81 1 SAFE B FF 94 C SL 83 S SL 83 2-3 ③ K 1-2	4	1	1	1	1	1	1
8 Lonnie Chisenhall, L (1, 9) OBP: 0.388, SLG: 0.427		B KC 75 B FF 92 C CH 84 F SL 84 B FF 94 X FF 94 3-2 HR	S KC 78 X FF 94 0-1 ② FC4-6 22 1B 1-2f 2-3 3-H	C KC 79 B FF 95 F FF 95 B KC 80 X KC 80 2-2 ③ P4				B SI 94 C SL 90 S CU 81 B SI 96 F FF 96 X CU 80 2-2 ① G1-3		4	1	1	2	0	0	2
22 Jason Kipnis, L (1, 4) OBP: 0.297, SLG: 0.345		B KC 74 F SI 90 B CH 86 B SL 85 F SL 84 F SL 83 C FF 94 3-3 ① K	B SL 87 F SL 85 B SI 92 S FF 92 B KC 77 F SL 83 X SL 85 3-2 1-3 3-H 1B		B KC 75 C KC 75 X CH 83 1-1 55 SH5-3 30 2B 1B			C CU 78 X SI 95 0-1 ② G4-3	4	1	2	1	0	1	0
55 Roberto Pérez, R (1, 2) OBP: 0.235, SLG: 0.233		F FF 93 C KC 76 B SL 84 B FF 95 C SL 85 2-3 ② K	F SL 84 B KC 78 1 SAFE B FF 93 B SL 84 S SL 85 S FF 94 3-3 ③ K		X FF 93 0-0 ① SH5-3 1-2			X FF 95 0-0 E8 30 BB	3	0	0	0	0	2	2
30 Tyler Naquin, L (1, 8) OBP: 0.319, SLG: 0.393		B FF 94 C KC 77 X FF 95 1-1 1B		C FF 92 X CH 86 0-1 ① G4-3		C KC 78 F FF 93 B FF 94 B FF 94 F KC 80 F KC 79 X KC 80 2-2 2-H 2B		F FF 95 B FF 93 S FF 96 B FF 95 F FF 94 B CU 75 B FF 93 4-2 1-2 BB	3	0	2	1	1	0	0
57 Shane Bieber, R (1, 1) OBP: 0.333, SLG: 0.667 58 Neil Ramírez, R (7, 1) 39 Oliver Pérez, L (8, 1) 37 Cody Allen, R (9, 1)		F FF 93 C SL 84 F FF 94 S FF 94 0-3 ③ K		X FF 90 0-0 12 G3 2B		C FF 94 B FF 94 S KC 78 B FF 94 C FF 94 2-3 ② K		B CU 77 B FF 94 B FF 93 C FF 92 C FF 93 S FF 92 3-3 ③ K	3 1 0 0	0 0 0 0	1 0 0 0	0 0 0 0	2 1 0 0	2 2 0 0	2 2 0 0

Inning Stats																															
	R: 0	H: 0	E: 0	LOB: 0	K: 1	BB: 0	S: 6	P: 8	R: 2	H: 3	E: 0	LOB: 1	K: 3	BB: 0	S: 17	P: 28	R: 2	H: 2	E: 0	LOB: 2	K: 1	BB: 2	S: 15	P: 28	R: 0	H: 1	E: 0	LOB: 1	K: 0	BB: 0	S: 8	P: 11
	R: 0	H: 0	E: 0	LOB: 0	K: 1	BB: 0	S: 9	P: 16	R: 1	H: 2	E: 0	LOB: 1	K: 1	BB: 0	S: 12	P: 17	R: 0	H: 0	E: 0	LOB: 0	K: 0	BB: 0	S: 8	P: 15	R: 0	H: 0	E: 1	LOB: 2	K: 1	BB: 1	S: 13	P: 22
	R: 0	H: 1	E: 0	LOB: 1	K: 1	BB: 0	S: 9	P: 12	1B: 4	SF: 0	2B: 3	SAC: 1	3B: 0	DP: 0	HR: 2	HBP: 0	WP: 0	PA: 40	PB: 0		SB: 1		CS: 0								

PITCHER		IP	WLS	BF	H	R	ER	SO	BB	IBB	HBP	BLK	WP	HR	S	P	ERA	WHIP
32 Jack Flaherty, R ERA: 2.92	(1, 1)	4.0	L	20	6	4	4	5	1	1	0	0	0	2	46	75	9.00	1.750
68 Austin Gomber, L ERA: 4.26	(5, 1)	2.0		8	2	1	1	2	0	0	0	0	0	0	21	33	4.50	1.000
64 Sam Tuivailala, R ERA: 3.33	(7, 1)	2.0		8	0	0	0	1	1	0	0	0	0	0	21	37	0.00	0.500
60 John Brebbia, R ERA: 2.86	(9, 1)	1.0		4	1	0	0	1	0	0	0	0	0	0	9	12	0.00	1.000

PITCHER	IP	WLS	BF	H	R	ER	SO	BB	IBB	HBP	BLK	WP	HR	S	P	ERA	WHIP

TOP

Cleveland Indians @ St. Louis Cardinals

Busch Stadium, St. Louis, MO

Wed Jun 27 2018, 7:18 PM - 10:13 PM CDT

Att. 43,598 - Partly Cloudy - 90 F

livebaseballscorecards.com

AB	36
R	5
H	9
RBI	5
BB	3
SO	9
LOB	14

BOTTOM

Cleveland Indians @ St. Louis Cardinals

Busch Stadium, St. Louis, MO

Wed Jun 27 2018, 7:18 PM - 10:13 PM CDT

Att. 43,598 - Partly Cloudy - 90 F

livebaseballscorecards.com

Batter	1	2	3	4	5	6	7	8	9	AB	R	H	RBI	BB	SO	LOB
13 Matt Carpenter, L (1, 5) OBP: 0.364, SLG: 0.513	C FF 91 B FF 93 C FF 93 S KC 82 1-3 ① K		B KC 79 B CH 87 B FF 93 B FF 92 4-0 ① 28 G5-3 38 1B BB		X FF 92 0-0 ① 38 1B 2B		F SI 95 B SL 87 F SL 86 F SL 87 X FF 96 1-2 ① L8			3	1	1	0	1	1	0
28 Tommy Pham, R (1, 8) OBP: 0.326, SLG: 0.414	C FF 93 S SL 84 F SL 82 F FF 93 X FF 92 0-2 ② L8		D SL 83 B FF 91 C FF 91 S SL 82 X SL 82 2-2 ② G5-3 1-2		C FF 92 D KC 80 X SL 82 1-1 ① G5-3		C SL 86 X SL 85 0-1 ② G6-3			4	0	0	0	0	0	2
38 José Martínez, R (1, 3) OBP: 0.375, SLG: 0.500	B FF 93 C SL 83 X FF 92 1-1 ③ F9		X SL 81 0-0 23 1B 2-H 1B		B KC 78 F KC 79 F KC 80 B FF 92 X FF 92 2-2 4 FC6-4 2-3 1B		F FF 96 B FF 95 X SL 84 1-1 ③ F9			4	0	2	1	0	0	0
23 Marcell Ozuna, R (1, 7) OBP: 0.334, SLG: 0.426		C FF 92 X SL 83 0-1 ① G6-3	C FF 92 C FF 92 F KC 81 B KC 78 X FF 92 1-2 1-2 1B		S SL 83 S SL 83 S SL 82 0-3 ② K			C FF 95 S SL 86 B FF 94 C SL 87 1-3 ① K		4	0	1	0	0	2	2
4 Yadier Molina, R (1, 2) OBP: 0.307, SLG: 0.481		B FF 92 X FF 92 1-0 35 1B 1B	S SL 82 S SL 82 X SL 82 0-2 ③ G5-3		X FF 92 0-0 ③ FC6-4 1-2f			B SL 87 B FF 95 S FF 95 F FF 95 X SL 84 2-2 ② P6		4	0	1	0	0	0	4
35 Greg Garcia, L (1, 6) OBP: 0.333, SLG: 0.371		C FF 93 C FF 92 F KC 81 X FF 92 0-2 1-2 1B		C FF 90 B FF 90 X SL 82 1-1 ① F7		F FF 90 B SL 81 B KC 78 F FF 92 X SL 82 2-2 ① F8		S SL 79 C FF 92 F SL 80 B SL 78 S SL 78 1-3 ③ K		4	0	1	0	0	1	0
25 Dexter Fowler, S (1, 9) OBP: 0.273, SLG: 0.274		C FF 92 S KC 80 C KC 80 0-3 ② K		S KC 78 B KC 79 F KC 79 B FF 92 S KC 79 2-3 ② K		B KC 78 B KC 77 C FF 92 F FF 91 F SL 81 F SL 81 F KC 79 X KC 79 2-2 ② L9			F FF 93 X KC 83 0-1 ① F8	4	0	0	0	0	2	2
16 Kolten Wong, L (1, 4) OBP: 0.300, SLG: 0.332 64 Sam Tuivailala, R (7, 1) 60 John Brebbia, L (9, 1) 48 Harrison Bader, R (9, PH) OBP: 0.329, SLG: 0.383		B CH 87 B FF 92 C KC 79 F KC 80 C FF 92 2-3 ③ K		C KC 78 B FF 92 C KC 79 H FF 92 2-2 HBP		B CH 86 C FF 93 S KC 80 H FF 93 2-2 HBP			S FF 93 C FF 93 S KC 84 0-3 ② K	1 0 0 1	0 0 0 0	0 0 0 0	0 0 0 0	1 0 0 1	2 0 0 0	
32 Jack Flaherty, R (1, 1) OBP: 0.158, SLG: 0.158 34 Yairo Muñoz, R (4, PH) OBP: 0.328, SLG: 0.380 68 Austin Gomber, L (5, 1) 3 Jedd Gyorko, R (6, PH) OBP: 0.297, SLG: 0.385 (7, 4)			C FF 92 B FF 93 B FF 92 X FF 92 2-1 ① G1-3	C FF 92 X FF 92 0-1 ③ G1-3		B FF 92 B FF 91 S FF 91 C FF 90 X SL 82 2-2 ③ P4			C KC 84 S KC 85 B FF 93 X KC 84 1-2 ③ G6-3	1 1 0 2	0 0 0 0	0 0 0 0	0 0 0 0	0 1 0 0	0 0 0 1	
Inning Stats	R: 0 E: 0 K: 1 S: 10 H: 0 LOB: 0 BB: 0 P: 12	R: 0 E: 0 K: 2 S: 13 H: 2 LOB: 2 BB: 0 P: 16	R: 1 E: 0 K: 0 S: 13 H: 2 LOB: 2 BB: 1 P: 22	R: 0 E: 0 K: 1 S: 9 H: 0 LOB: 1 BB: 0 P: 14	R: 0 E: 0 K: 1 S: 10 H: 2 LOB: 2 BB: 0 P: 13	R: 0 E: 0 K: 0 S: 14 H: 0 LOB: 1 BB: 0 P: 22	R: 0 E: 0 K: 0 S: 8 H: 0 LOB: 0 BB: 0 P: 10	R: 0 E: 0 K: 2 S: 10 H: 0 LOB: 0 BB: 0 P: 14	R: 0 E: 0 K: 1 S: 8 H: 0 LOB: 0 BB: 0 P: 9	1B: 5 2B: 1 3B: 0 HR: 0 SF: 0 SAC: 0 DP: 0 HBP: 2						

| | | | | | |

Batter	1	2	3	4	5	6	7	8	9	AB	R	H	RBI	BB	SO	LOB
12 Francisco Lindor, S (1, 6) OBP: 0.366, SLG: 0.541	C SI 91 B SL 89 B SL 87 B SI 91 C SI 90 X SI 92 3-2 23 CS 1B		C SL 87 S CH 84 F SL 84 X FF 90 0-2 ② P5			B SL 86 B CH 84 F SL 85 F SL 86 S CU 80 2-3 ① K		D CH 83 C FF 89 B FF 90 B FF 90 F FF 90 F CH 82 X CH 84 3-2 2-H 2B		4	0	2	1	0	1	0
23 Michael Brantley, L (1, 7) OBP: 0.356, SLG: 0.496	C FF 91 B SL 88 F CH 86 F SL 86 B FF 91 B SI 91 F SL 84 X SL 86 3-2 ① ② G4-3 1-2		B SI 90 F CH 84 B FF 90 C SL 88 S CU 80 2-3 ③ K			X SI 90 0-0 ② G4-3		C FF 89 F FF 89 D CU 79 S CU 78 1-3 ③ K2-3		4	0	0	0	0	2	2
11 José Ramírez, S (1, 5) OBP: 0.397, SLG: 0.595	B SL 86 S CH 85 B FF 91 C SI 90 F SL 88 H FF 91 3-2 10 S HBP			C CH 83 C SL 86 S FF 89 0-3 ① K		B CH 84 B SL 87 F CH 84 B SL 86 X SI 89 3-1 ③ F7			C SI 97 S SI 98 X SI 99 0-2 26 BB 1B	3	0	1	0	0	1	0
10 Edwin Encarnación, R (1, 10) OBP: 0.308, SLG: 0.478	1 SAFE B SI 90 1 SAFE C SL 88 B SI 90 B CH 85 X SI 90 3-1 ③ P5 1-2			C CH 84 B SL 87 X SI 90 1-1 ② G6-3			C CU 77 B SL 86 S SL 83 F CU 78 B CU 78 X SL 82 2-2 ① P3		B SI 96 X SI 97 1-0 ① F8	4	0	0	0	0	0	2
17 Yonder Alonso, L (1, 3) OBP: 0.323, SLG: 0.442		C SL 88 X CH 84 0-1 ① L6		B FF 89 B SI 89 B SL 86 B SI 89 4-0 BB			F FF 92 S FC 89 B FF 93 B CU 80 B CU 80 X FF 91 3-2 ② P6		F FF 97 C SI 96 S SL 90 0-3 ② K	3	0	0	0	1	1	1
8 Lonnie Chisenhall, L (1, 9) OBP: 0.391, SLG: 0.429 26 Rajai Davis, R (7, PH) OBP: 0.304, SLG: 0.294 (7, 8)		C FF 90 B FF 89 B SL 88 B CH 85 X SI 90 3-1 22 1B 1B		X SL 86 0-0 ③ F9			B FF 92 C FF 92 F FF 92 S FF 93 1-3 ③ K		B SI 98 B SI 97 B SI 97 B FF 97 4-0 1-2 BB	2 1	0 0	1 0	0 0	0 1	0 1	1 0
22 Jason Kipnis, L (1, 4) OBP: 0.296, SLG: 0.344		B SI 90 C SL 88 F SL 89 F SI 90 D SL 85 F SL 86 F FF 91 F SI 90 X FF 91 2-2 55 G6-3 1B 1-2			C CH 84 S CH 82 B SL 86 C FF 89 1-3 ① K			B FC 87 S FF 91 F FF 91 X FF 93 1-2 ① G3	C SI 96 B SI 97 B SI 96 X SI 95 2-1 ③ F9	4	0	1	0	0	1	2
55 Roberto Pérez, R (1, 2) OBP: 0.231, SLG: 0.228 7 Yan Gomes, R (8, PH) OBP: 0.318, SLG: 0.455 (8, 2)		B SI 90 B SL 87 S SL 85 F SI 90 B CU 78 X SL 86 3-2 ② ③ G6-3 1-2f			C SL 86 B SL 87 C SI 89 B CU 79 S CU 78 2-3 ② K			B FF 93 F FF 92 C FF 92 X FF 92 1-2 12 2B 2B		2 1	0 1	0 1	0 0	0 0	1 0	2 0
30 Tyler Naquin, L (1, 8) OBP: 0.313, SLG: 0.385 (7, 9) 6 Brandon Guyer, R (8, PH) OBP: 0.252, SLG: 0.305 (8, 9)			C SI 89 B SL 87 X SL 87 1-1 ① F8		B CH 84 X SL 87 1-0 ③ F7			X FF 87 0-0 ② L5		2 1	0 0	0 0	0 0	0 0	0 0	0 1
Inning Stats	R: 0 E: 0 K: 0 S: 13 H: 1 LOB: 1 BB: 0 P: 25	R: 0 E: 0 K: 0 S: 14 H: 2 LOB: 1 BB: 0 P: 22	R: 0 E: 0 K: 1 S: 9 H: 0 LOB: 0 BB: 0 P: 12	R: 0 E: 0 K: 1 S: 6 H: 0 LOB: 1 BB: 1 P: 11	R: 0 E: 0 K: 2 S: 7 H: 0 LOB: 0 BB: 0 P: 11	R: 0 E: 0 K: 1 S: 6 H: 0 LOB: 0 BB: 0 P: 11	R: 0 E: 0 K: 1 S: 10 H: 0 LOB: 0 BB: 0 P: 16	R: 1 E: 0 K: 1 S: 14 H: 2 LOB: 1 BB: 0 P: 20	R: 0 E: 0 K: 1 S: 9 H: 1 LOB: 2 BB: 1 P: 16	1B: 4 2B: 2 3B: 0 HR: 0 SF: 0 SAC: 0 DP: 1 HBP: 1						

TOP

Cleveland Indians @ Oakland Athletics

Oakland Coliseum, Oakland, CA

Fri Jun 29 2018, 7:09 PM - 9:57 PM PDT

Att. 14,823 - Clear - 69 F

livebaseballscorecards.com

AB	31
R	1
H	6
RBI	1
BB	2
SO	8
LOB	11

PITCHER		IP	WLS	BF	H	R	ER	SO	BB	IBB	HBP	BLK	WP	HR	S	P	ERA	WHIP
58 Paul Blackburn, R ERA: 6.46	(1, 1)	6.1	W	22	3	0	0	5	1	0	1	0	0	0	59	98	0.00	0.632
52 Ryan Buchter, L ERA: 2.84	(7, 1)	1.0	H	4	1	1	1	1	0	0	0	0	0	0	12	18	9.00	1.000
36 Yusmeiro Petit, R ERA: 3.66	(8, 1)	0.2	H	3	1	0	0	1	0	0	0	0	0	0	8	12	0.00	1.500
39 Blake Treinen, R ERA: 0.89	(9, 1)	1.0	S	5	1	0	0	1	1	0	0	0	0	0	9	16	0.00	2.000

PITCHER	IP	WLS	BF	H	R	ER	SO	BB	IBB	HBP	BLK	WP	HR	S	P	ERA	WHIP

BOTTOM

Cleveland Indians @ Oakland Athletics

Oakland Coliseum, Oakland, CA

Fri Jun 29 2018, 7:09 PM - 9:57 PM PDT

Att. 14,823 - Clear - 69 F

livebaseballscorecards.com

Batter	1	2	3	4	5	6	7	8	9	AB	R	H	RBI	BB	SO	LOB
11 Dustin Fowler, L (1, 8) OBP: 0.279, SLG: 0.378 20 Mark Canha, R (7, PH) OBP: 0.326, SLG: 0.465 (8, 8)	C FF 92 F FC 87 B SI 93 F KC 78 S SI 94 1-3 K ①		C KC 78 B CH 88 C FF 95 X CH 88 1-2 G4-3 ②			B FF 94 F FF 94 X CH 86 1-1 G4-3 ① 0-0 IBB				3 0	0 0	0 0	0 0	0 1	1 0	0 0
23 Matt Joyce, L (1, 7) OBP: 0.312, SLG: 0.362 18 Chad Pinder, R (7, PH) OBP: 0.312, SLG: 0.429 (8, 7)	C SI 94 B KC 78 S FC 87 X SI 94 1-2 G3 ②		B FF 95 C CH 88 F SI 94 B ST 85 X CH 87 2-2 G5-3 ③			B FF 94 X FF 94 1-0 8 WP 2 2B 1B	T FF 94 T FF 95 B FF 95 S FF 96 1-3 K ③			3 1	1 0	1 0	0 0	0 1	0 3	0 3
8 Jed Lowrie, S (1, 5) OBP: 0.349, SLG: 0.503	C FF 93 B C X ST 82 1-2 G1-3 ③			B FF 94 X FF 94 1-0 P5 ①		C CH 86 C KC 78 F SI 94 S KC 80 0-3 K ② 1-2		S FF 94 C FF 95 X FF 95 0-2 HR		4	1	1	1	0	1	1
2 Khris Davis, R (1, 10) OBP: 0.319, SLG: 0.493		B FF 94 B FC 84 B FF 94 C FF 94 S FC 87 X ST 82 3-2 G3 ①		B KC 77 B FC 88 B FF 97 B FF 94 4-0 BB		X KC 78 0-0 2-H 2B		B CU 82 C FF 95 B CU 82 X FF 94 2-1 28 G3-5-1 1B		3	0	2	1	1	0	0
28 Matt Olson, L (1, 3) OBP: 0.322, SLG: 0.452		B FF 94 F FF 93 B FC 87 S FF 94 B FF 95 X SI 95 3-2 25 G4-3 10 1B 2B		F FF 94 C FC 85 S KC 80 0-3 K ②		C FF 94 C SI 93 B ST 82 D KC 81 S SI 94 2-3 K ③		B SI 89 B SI 90 F SI 90 F CH 82 F FF 90 X CH 82 2-2 ① ② G3-5-1 1-2f		4	1	1	0	0	2	3
25 Stephen Piscotty, R (1, 9) OBP: 0.321, SLG: 0.409		B FC 86 B FC 86 F FF 94 X FC 86 2-1 ② G4-3 2-3		F ST 82 F KC 78 X ST 82 0-2 ③ L4			B FC 85 X FC 86 1-0 10 1B 2B	B SI 91 F SI 91 F SI 91 B SL 83 B SI 92 X SI 90 3-2 ③ G6-3		4	0	1	0	0	0	2
10 Marcus Semien, R (1, 6) OBP: 0.305, SLG: 0.368		B KC 78 X KC 79 1-0 3-H 1B			C FF 94 B ST 81 F FF 95 B KC 81 X SI 94 2-2 ① G3		C FF 95 B FF 95 X KC 80 1-1 21 S 2-3 1B			3	0	2	1	0	0	0
21 Jonathan Lucroy, R (1, 2) OBP: 0.315, SLG: 0.339		F FF 95 D KC 79 C FF 94 B ST 84 1 SAFE F ST 83 1 SAFE F SI 93 B ST 83 3-2 ③ L8 F FF 86 X FC 86			B FF 94 B FF 94 C FF 95 F FF 94 B ST 84 F FF 95 X SI 94 3-2 ② G6-3		B FF 95 C FC 86 C SI 95 S ST 84 1-3 ① K 1-2			3	0	0	0	0	1	3
1 Franklin Barreto, R (1, 4) OBP: 0.240, SLG: 0.438			B FF 94 B FF 95 S FC 88 C FF 95 S ST 82 2-3 ① K		S FF 95 C KC 80 S KC 82 0-3 ③ K		C KC 80 C KC 82 S ST 84 0-3 ② K			3	0	0	0	0	3	2
Inning Stats	R: 0 E: 0 K: 1 S: 10 H: 0 LOB: 0 BB: 0 P: 13	R: 1 E: 0 K: 0 S: 15 H: 2 LOB: 1 BB: 0 P: 27	R: 0 E: 0 K: 1 S: 9 H: 0 LOB: 0 BB: 0 P: 14	R: 0 E: 0 K: 1 S: 7 H: 0 LOB: 1 BB: 1 P: 12	R: 0 E: 0 K: 1 S: 10 H: 0 LOB: 0 BB: 0 P: 15	R: 1 E: 0 K: 2 S: 11 H: 2 LOB: 1 BB: 0 P: 15	R: 0 E: 0 K: 3 S: 12 H: 2 LOB: 3 BB: 1 P: 16	R: 1 E: 0 K: 0 S: 12 H: 2 LOB: 0 BB: 0 P: 19		1B: 4 2B: 3 3B: 0 HR: 1	SF: 0 SAC: 0 DP: 1 HBP: 0			WP: 1 PB: 0 SB: 1 CS: 0	PA: 33	

	AB	31
	R	3
	H	8
	RBI	3
	BB	2
	SO	9
	LOB	14

PITCHER		IP	WLS	BF	H	R	ER	SO	BB	IBB	HBP	BLK	WP	HR	S	P	ERA	WHIP
47 Trevor Bauer, R ERA: 2.45	(1, 1)	6.2	L	27	6	2	2	8	1	0	0	0	1	0	71	108	2.70	1.050
39 Oliver Pérez, L ERA: 0.93	(7, 1)	0.0		1	0	0	0	0	0	1	0	0	0	0	0	0	∞	∞
34 Zach McAllister, R ERA: 5.85	(7, 1)	0.1		3	2	1	1	1	0	0	0	0	0	1	8	11	27.00	6.000
61 Dan Otero, R ERA: 6.04	(8, 1)	1.0		2	0	0	0	0	0	0	0	0	0	0	7	12	0.00	0.000

PITCHER	IP	WLS	BF	H	R	ER	SO	BB	IBB	HBP	BLK	WP	HR	S	P	ERA	WHIP

Cleveland Indians @ Oakland Athletics

Oakland Coliseum, Oakland, CA

Sat Jun 30 2018, 1:07 PM - 3:57 PM PDT

Att. 17,748 - Sunny - 81 F

TOP

livebaseballscorecards.com

Batter	1	2	3	4	5	6	7	8	9	AB	R	H	RBI	BB	SO	LOB
12 Francisco Lindor, S (1, 6) OBP: 0.365, SLG: 0.547	B FF 91 X CH 87 1-0 ① F9			C FC 90 B SI 93 X SL 85 1-1 HR		B FC 91 B SI 91 X CH 87 2-0 ② P4			B FF 91 C SI 91 F SI 93 S FF 93 1-3 ① K	4	1	1	1	0	1	0
23 Michael Brantley, L (1, 7) OBP: 0.355, SLG: 0.493	C SI 92 F CU 77 B FF 93 F FC 91 B FC 92 T SL 86 2-2 ② K			C CH 86 B SI 92 X CH 87 1-1 ① L7		B SL 86 X FC 90 1-0 ③ F7			B FF 92 B CH 86 B SI 92 C FF 93 X SI 93 3-1 10 BB 11 HBP 1B	4	0	1	0	0	1	0
11 José Ramírez, S (1, 5) OBP: 0.398, SLG: 0.603	B FF 94 C CH 86 B FC 91 B SL 83 F FC 90 X SL 86 3-2 ③ F8			C SL 85 B CH 86 B SI 91 F CH 87 X FF 95 2-2 HR			B FC 91 X SI 92 1-0 ① L7		C CH 84 B KC 76 F CH 86 B FF 92 H KC 79 3-2 10 BB 1-2 HBP	3	1	1	1	0	0	0
10 Edwin Encarnación, R (1, 10) OBP: 0.307, SLG: 0.473		B FF 91 S SL 85 C FF 91 B FF 94 X SL 86 2-2 ① P1		B FC 91 X FC 90 1-0 ② G6-3			B SI 92 F SL 87 B SI 92 S FF 94 S SL 86 2-3 ② K		B KC 76 B SI 93 B SI 92 C FF 93 B SL 88 4-1 17 G3-6-1 1-2 2-3 BB	3	0	0	0	1	1	0
17 Yonder Alonso, L (1, 3) OBP: 0.318, SLG: 0.435		B CU 79 B SI 92 B SI 92 X FF 93 3-0 ② F8		X CH 88 0-0 ③ F7			B CU 80 F FF 94 S CU 81 F CU 82 B FF 95 F FF 95 S FF 94 2-3 ③ K		B FF 97 F FC 92 X FC 91 1-1 ② ③ G3-6-1 1-2f	4	0	0	0	0	1	3
8 Lonnie Chisenhall, L (1, 9) OBP: 0.382, SLG: 0.418 6 Brandon Guyer, R (8, PH) OBP: 0.250, SLG: 0.302 (8, 9)		B SI 92 B CH 88 S FF 93 S FC 91 X FC 93 2-2 ③ F9		B SI 91 C SL 86 F SI 92 B CU 78 B FC 90 F SL 84 X SL 84 3-2 ① L4				B FC 84 S FF 93 C FF 94 S FF 95 1-3 ① K		2 1	0 0	0 0	0 0	0 0	0 1	0 0
22 Jason Kipnis, L (1, 4) OBP: 0.296, SLG: 0.341		C FF 91 B CU 79 F SL 83 S SL 86 1-3 ① K		B FF 90 C SI 90 C CU 78 T FC 91 1-2 ② K				B SI 93 B FC 83 B SI 94 B SI 93 4-0 30 WP BB		2	0	0	0	1	2	0
7 Yan Gomes, R (1, 2) OBP: 0.314, SLG: 0.449		B FC 90 B FF 91 C FC 89 X SL 86 2-1 ② G2-3		C SL 84 B FC 91 F FC 90 S FF 97 1-3 ③ K				1 SAFE D FC 86 1 SAFE F FF 94 B FC 86 B FC 85 S FF 94 F FF 94 F FF 94 3-2 ② 1 SAFE X FC 86 P6		3	0	0	0	0	1	1
30 Tyler Naquin, L (1, 8) OBP: 0.305, SLG: 0.375		C FC 91 B CH 87 S SL 86 C SL 86 1-3 ③ K			B SI 91 F CH 85 F CU 79 F FF 95 X SL 85 1-2 ① F7			T FF 94 F FF 93 B FF 94 B FC 86 S FF 94 2-3 ③ K 1-2		3	0	0	0	0	2	1

	AB	29
	R	2
	H	3
	RBI	2
	BB	2
	SO	10
	LOB	5

Inning Stats	1	2	3	4	5	6	7	8	9
	R: 0 E: 0 K: 1 S: 8	R: 0 E: 0 K: 0 S: 7	R: 0 E: 0 K: 2 S: 8	R: 2 E: 0 K: 0 S: 9	R: 0 E: 0 K: 2 S: 10	R: 0 E: 0 K: 0 S: 6	R: 0 E: 0 K: 2 S: 9	R: 0 E: 0 K: 2 S: 11	R: 0 E: 0 K: 1 S: 10
	H: 0 LOB: 0 BB: 0 P: 14	H: 0 LOB: 0 BB: 0 P: 14	H: 0 LOB: 0 BB: 0 P: 12	H: 2 LOB: 0 BB: 0 P: 14	H: 0 LOB: 0 BB: 0 P: 15	H: 0 LOB: 0 BB: 0 P: 10	H: 0 LOB: 0 BB: 0 P: 14	H: 0 LOB: 1 BB: 1 P: 21	H: 1 LOB: 2 BB: 1 P: 22

1B: 1	SF: 0	WP: 1	PA: 32
2B: 0	SAC: 0	PB: 0	
3B: 0	DP: 1	SB: 0	
HR: 2	HBP: 1	CS: 0	

PITCHER		IP	WLS	BF	H	R	ER	SO	BB	IBB	HBP	BLK	WP	HR	S	P	ERA	WHIP
37 Edwin Jackson, R ERA: 2.13	(1, 1)	6.2	W	22	2	2	2	6	0	0	0	0	0	2	52	86	2.70	0.300
52 Ryan Buchter, L ERA: 2.77	(7, 1)	0.1	H	1	0	0	0	1	0	0	0	0	0	0	5	7	0.00	0.000
15 Emilio Pagán, R ERA: 2.86	(8, 1)	1.0	H	4	0	0	0	2	1	0	0	0	1	0	11	21	0.00	1.000
46 Santiago Casilla, R ERA: 3.0	(9, 1)	0.1		4	1	0	0	1	1	0	1	0	0	0	8	19	0.00	6.000
62 Lou Trivino, R ERA: 1.56	(9, 1)	0.2	S	1	0	0	0	0	0	0	0	0	0	0	2	3	0.00	0.000

PITCHER		IP	WLS	BF	H	R	ER	SO	BB	IBB	HBP	BLK	WP	HR	S	P	ERA	WHIP

Batter	1	2	3	4	5	6	7	8	9	AB	R	H	RBI	BB	SO	LOB
11 Dustin Fowler, L (1, 8) OBP: 0.286, SLG: 0.405	F FF 92 B CU 77 T FF 92 S FF 90 1-3 ① **K**			C FF 90 F FF 90 B CU 76 B CU 76 F FF 91 X FF 91 2-2 ① **P5**		F FF 90 B CH 84 X CH 87 1-1 **20 2B 1B**		B CH 82 B SI 90 X FF 90 2-0 **HR**		4	2	2	1	0	1	0
20 Mark Canha, R (1, 7) OBP: 0.329, SLG: 0.468	F FF 92 X FF 93 0-1 ② **G6-3**			B FF 90 C SL 81 B FF 90 X FF 90 2-1 ② **F8**		S FF 89 1 SAFE X FF 90 0-1 ① **1-H 2B**		C B FF 88 B FC 87 B CU 76 B FC 87 4-1 **8 E 8 BB 2 SF9 BB**		3	1	1	1	1	0	0
8 Jed Lowrie, S (1, 5) OBP: 0.351, SLG: 0.500	C FF 92 B CH 86 B SL 80 B FF 90 X FF 91 3-1 ③ **F7**			C SL 81 C FF 92 F CU 77 B FF 90 X CU 76 1-2 ③ **P5**		B CU 76 B FF 91 F FF 90 B SL 81 F FF 91 B FF 91 4-2 **BB**		1 SAFE B FC 86 C FF 87 B FC 86 1 SAFE F FF 88 F FC 86 B CU 75 B FC 86 4-2 **E2 28 WP 28 HR 1-3 BB**		2	1	0	0	2	0	0
2 Khris Davis, R (1, 10) OBP: 0.318, SLG: 0.495		S FF 91 B FF 92 F SL 83 B FF 91 F SL 81 B X FF 92 3-2 ① **G4-3**			B FF 91 B FF 91 S SL 83 F FF 91 X FF 91 2-2 **2B**	D SL 80 X SL 79 1-0 ② **P5**		S CU 74 X FC 86 0-1 ② **SF9 3-H**		3	0	1	1	0	0	1
28 Matt Olson, L (1, 3) OBP: 0.321, SLG: 0.459		B FF 91 C CH 86 B FF 91 X FF 91 2-1 ② **F8**			D CU 77 X FF 90 1-0 ① **P3**	B SL 78 B SI 92 X SI 91 2-0 ③ **G3**		B FC 86 C FF 88 F CU 75 B CU 77 X FC 86 2-2 **1-H HR**		4	1	1	2	0	0	2
25 Stephen Piscotty, R (1, 9) OBP: 0.320, SLG: 0.406		F FF 91 B SL 83 B SL 82 B FF 91 F FF 92 X FF 92 3-2 ③ **F9**			B FF 90 F SL 82 B FF 91 S FF 90 S SL 82 2-3 ② **K**		X SI 91 0-0 ① **G5-3**	C FF 89 B FC 86 X FF 89 1-1 **10 WP 1B**		4	0	1	0	0	1	1
10 Marcus Semien, R (1, 6) OBP: 0.302, SLG: 0.364			C SL 83 X SL 82 0-1 ① **G1-3**		B FF 90 F SL 81 B SL 81 F FF 91 X FF 91 2-2 ③ **P3**		C SI 91 B SL 82 B SI 91 C SI 90 C SI 90 2-3 ② **K**	D FC 86 B FC 86 D FC 86 S SI 89 F SI 90 F FC 86 X SI 90 3-2 ③ **G5-3 1-2**		4	0	0	0	0	1	2
1 Franklin Barreto, R (1, 4) OBP: 0.245, SLG: 0.451			B FF 90 F FF 90 S FF 90 S FF 91 1-3 ② **K**			B CU 75 S SL 81 X SL 81 1-1 **19 HR 2B**	C SI 90 S SI 90 B SL 82 B SI 91 F SI 90 B SI 91 S SI 90 3-3 ③ **K**			3	1	1	0	0	2	0
19 Josh Phegley, R (1, 2) OBP: 0.276, SLG: 0.593			B FF 92 B FF 90 X FF 90 2-0 ③ **F7**			F FF 90 F FF 89 B FF 89 F SL 81 X SL 82 1-2 **2-H HR**		C FF 89 F SI 89 B SI 90 B SI 91 S SL 81 2-3 ① **K**		3	1	1	2	0	1	0
Inning Stats	R: 0 E: 0 K: 1 S: 7 H: 0 LOB: 0 BB: 0 P: 11	R: 0 E: 0 K: 0 S: 9 H: 0 LOB: 0 BB: 0 P: 17	R: 0 E: 0 K: 1 S: 6 H: 0 LOB: 0 BB: 0 P: 9	R: 0 E: 0 K: 0 S: 10 H: 0 LOB: 0 BB: 0 P: 15	R: 0 E: 0 K: 1 S: 10 H: 1 LOB: 1 BB: 0 P: 17	R: 3 E: 0 K: 0 S: 14 H: 4 LOB: 1 BB: 1 P: 24	R: 0 E: 0 K: 2 S: 8 H: 0 LOB: 0 BB: 0 P: 13	R: 4 E: 1 K: 1 S: 19 H: 3 LOB: 1 BB: 2 P: 37		1B: 2 2B: 3 3B: 0 HR: 3 SF: 1 SAC: 0 DP: 0 HBP: 0	WP: 2 PB: 0 SB: 0 CS: 0 PA: 34					

PITCHER		IP	WLS	BF	H	R	ER	SO	BB	IBB	HBP	BLK	WP	HR	S	P	ERA	WHIP
45 Adam Plutko, R ERA: 4.66	(1, 1)	5.2	L	22	5	3	3	3	1	0	0	0	0	1	55	90	4.76	1.059
39 Oliver Pérez, L ERA: 0.9	(6, 1)	0.1		1	0	0	0	0	0	0	0	0	0	0	1	3	0.00	0.000
61 Dan Otero, R ERA: 6.07	(7, 1)	1.1		5	1	1	1	3	0	0	0	0	0	1	12	21	6.75	0.750
43 Josh Tomlin, R ERA: 6.6	(8, 1)	0.1		5	2	3	3	0	2	0	0	0	1	1	11	22	81.00	12.000
70 George Kontos, R ERA: 4.88	(8, 1)	0.1		1	0	0	0	0	0	0	0	0	1	0	4	7	0.00	0.000

PITCHER	IP	WLS	BF	H	R	ER	SO	BB	IBB	HBP	BLK	WP	HR	S	P	ERA	WHIP

BOTTOM

Cleveland Indians @ Oakland Athletics

Oakland Coliseum, Oakland, CA

Sat Jun 30 2018, 1:07 PM - 3:57 PM PDT

Att. 17,748 - Sunny - 81 F

livebaseballscorecards.com

AB	30
R	7
H	8
RBI	7
BB	3
SO	6
LOB	6

Cleveland Indians @ Oakland Athletics

Oakland Coliseum, Oakland, CA

Sun Jul 01 2018, 1:08 PM - 4:28 PM PDT

Att. 16,164 - Cloudy - 68 F

TOP

livebaseballscorecards.com

Batter	1	2	3	4	5	6	7	8	9	AB	R	H	RBI	BB	SO	LOB
12 Francisco Lindor, S (1, 6) OBP: 0.372, SLG: 0.564	K		2B		2B		HR	BB	BB	4	4	3	2	2	1	0
23 Michael Brantley, L (1, 7) OBP: 0.356, SLG: 0.495 6 Brandon Guyer, R (8, 7) OBP: 0.248, SLG: 0.299	2B		G4-3		L7		F9	1B	K	5 1	2 0	2 0	2 0	0 0	0 1	2 1
11 José Ramírez, S (1, 5) OBP: 0.399, SLG: 0.607	F8		F7		2B		F7	1B	2B	6	2	3	2	0	0	2
10 Edwin Encarnación, R (1, 10) OBP: 0.312, SLG: 0.484 55 Roberto Pérez, R (9, PH) OBP: 0.229, SLG: 0.226 (9, 10)	1B		G5-3		K		HR	BB	F7	4 1	2 0	2 0	2 0	1 0	1 0	2 2
17 Yonder Alonso, L (1, 3) OBP: 0.325, SLG: 0.448	1B			K	2B	SH5-3 2B	K	1B	2B	6	1	4	3	0	2	0
8 Lonnie Chisenhall, L (1, 9) OBP: 0.394, SLG: 0.452	K			2B		SH5-3			G1-3	5	1	3	2	0	1	3
7 Yan Gomes, R (1, 2) OBP: 0.312, SLG: 0.448		F7		K		K		2B		5	1	1	0	0	2	4
22 Jason Kipnis, L (1, 4) OBP: 0.298, SLG: 0.344 9 Erik González, R (8, 4) OBP: 0.338, SLG: 0.453		P6		L9		2B		HBP	K2-3	4 0	1 0	1 0	1 0	0 0	1 0	3 0
26 Rajai Davis, R (1, 8) OBP: 0.298, SLG: 0.287 30 Tyler Naquin, L (8, PH) OBP: 0.308, SLG: 0.377 (8, 8)		G6-3			G6-3	K		1B	P6	3 2	0 1	0 1	0 1	0 0	1 0	1 2
Inning Stats	R: 1 E: 0 K: 2 S: 15 H: 3 LOB: 2 BB: 0 P: 25	R: 0 E: 0 K: 0 S: 8 H: 0 LOB: 0 BB: 0 P: 13	R: 0 E: 0 K: 0 S: 6 H: 1 LOB: 1 BB: 0 P: 7	R: 0 E: 0 K: 2 S: 9 H: 1 LOB: 1 BB: 0 P: 12	R: 1 E: 0 K: 1 S: 12 H: 2 LOB: 1 BB: 0 P: 21	R: 1 E: 0 K: 2 S: 15 H: 2 LOB: 1 BB: 0 P: 17	R: 2 E: 0 K: 1 S: 15 H: 2 LOB: 0 BB: 0 P: 23	R: 8 E: 0 K: 1 S: 26 H: 7 LOB: 2 BB: 2 P: 47	R: 2 E: 0 K: 1 S: 13 H: 2 LOB: 1 BB: 1 P: 21	1B: 7 2B: 11 3B: 0 HR: 2 SF: 0 SAC: 1 DP: 0 HBP: 1						

	AB	46
	R	15
	H	20
	RBI	15
	BB	3
	SO	10
	LOB	22

PITCHER		IP	WLS	BF	H	R	ER	SO	BB	IBB	HBP	BLK	WP	HR	S	P	ERA	WHIP
47 Frankie Montas, R ERA: 3.83	(1, 1)	5.2	L	26	9	3	3	6	0	0	0	0	0	0	60	89	4.76	1.588
36 Yusmeiro Petit, R ERA: 3.94	(6, 1)	1.1		6	2	2	2	2	0	0	0	0	0	2	20	29	13.50	1.500
44 Chris Hatcher, R ERA: 4.88	(8, 1)	0.0		4	3	4	4	0	0	0	1	0	0	0	7	13	∞	∞
54 Josh Lucas, R ERA: 6.28	(8, 1)	1.0		9	4	4	4	1	2	0	0	0	0	0	19	34	36.00	6.000
46 Santiago Casilla, R ERA: 3.54	(9, 1)	1.0		6	2	2	2	1	1	0	0	0	0	0	13	21	18.00	3.000

PITCHER	IP	WLS	BF	H	R	ER	SO	BB	IBB	HBP	BLK	WP	HR	S	P	ERA	WHIP

WP: 0	PB: 0	SB: 0	CS: 0	PA: 51													

BOTTOM

Cleveland Indians @ Oakland Athletics

Oakland Coliseum, Oakland, CA

Sun Jul 01 2018, 1:08 PM - 4:28 PM PDT

Att. 16,164 - Cloudy - 68 F

livebaseballscorecards.com

Batter	1	2	3	4	5	6	7	8	9	AB	R	H	RBI	BB	SO	LOB
11 Dustin Fowler, L (1, 8) OBP: 0.280, SLG: 0.396 25 Stephen Piscotty, R (7, PH) (8, 9) OBP: 0.318, SLG: 0.405	B FF 94 B FF 92 C FF 94 F FF 94 B CH 88 S FF 94 3-3 K ①		X CH 88 0-0 F8 ①		B FF 94 C FF 94 S CU 76 X FF 93 1-2 G4-3 ②		C SI 90 B SI 92 S CH 85 S SL 85 1-3 K ①			3 1	0 0	0 0	0 0	0 0	1 1	0 2
20 Mark Canha, R (1, 9) (8, 8) OBP: 0.332, SLG: 0.466	C FF 96 C FF 95 B SL 81 X FF 96 1-2 2 G1-3 8 BB 1B		C FF 93 H CU 75 1-1 8 L8-4-3 HBP		S FF 95 F FF 95 F SL 80 F FF 94 B CU 76 B SL 79 C SL 78 2-3 K ③		D SL 87 B SI 95 D SL 87 C SI 96 F SI 96 X SL 87 3-2 FC5-4 8 2-6 ② 1-2f 3-H			3	0	1	1	0	1	1
8 Jed Lowrie, S (1, 5) OBP: 0.351, SLG: 0.497 1 Franklin Barreto, R (8, PH) (9, 4) OBP: 0.241, SLG: 0.442	S FF 96 B CH 89 F FF 96 B SL 82 F FF 96 1 SAFE B FF 94 1 SAFE B FF 96 4-2 2 G1-3 1-2 BB		B CH 87 F FF 96 B SL 79 B FF 94 1 SAFE C FF 94 X FF 94 3-2 L8-4-3 ② ③ 1-1			S FF 93 F CU 76 B FF 92 B FF 94 S CH 87 2-3 K ①	S SI 95 D SL 87 1-1 2-6 ③ 1-2	C FF 93 S FF 94 B FF 94 B CU 82 F FF 96 F FF 95 B FF 96 X FF 96 3-2 P4 ①		2 1	0 0	0 0	0 0	1 0	1 0	1 0
2 Khris Davis, R (1, 10) OBP: 0.320, SLG: 0.498	X SL 79 0-0 G1-3 ② 1-2 2-3			C FF 94 S SL 79 B SL 79 F SL 80 X CH 88 1-2 28 2B 2B		B FF 94 S FF 93 X FF 94 1-1 1B		F CU 81 X CU 83 0-1 G5-3 ②		4	1	2	0	0	0	2
28 Matt Olson, L (1, 3) OBP: 0.323, SLG: 0.461	B FF 96 B CH 87 B FF 96 B FF 94 4-0 BB			S FF 94 B FF 95 F CH 88 B FF 94 B CU 75 X FF 95 3-2 23 F8 2B 2-H	C FF 93 F SL 79 B FF 93 X FF 94 1-2 F8 ②			B FF 96 B CU 82 F FF 95 X FF 95 2-1 L7 ③		3	0	1	1	1	0	1
18 Chad Pinder, R (1, 4) (9, 5) OBP: 0.305, SLG: 0.420	C FF 95 S FF 96 B FF 95 X FF 96 1-2 F9 ③			B SL 80 X FF 94 1-0 L7 ①	B FF 95 D SL 78 X FF 93 2-0 P3 ③				F FF 88 X CU 76 0-1 F8 ①	4	0	0	0	0	0	5
23 Matt Joyce, L (1, 7) OBP: 0.315, SLG: 0.365		F FF 95 F FF 93 B FF 95 S CU 76 1-3 K ①		X FF 94 0-0 F8 ② 2-3			S CH 86 B CU 76 F FF 93 X FF 93 1-2 10 1B 21 1B 1B		F SI 88 C FC 86 B CU 76 B FC 84 B FC 86 X FF 88 3-2 1B	4	1	2	0	0	1	1
10 Marcus Semien, R (1, 6) OBP: 0.304, SLG: 0.365		B FF 96 C SL 78 B CH 89 X FF 93 2-1 21 K 1B		B SL 80 B SL 79 F FF 94 X SL 77 2-1 G5-3 ③			S FF 94 X FF 94 0-1 21 1B 20 FC5-4 1-2 1B		B FC 85 F FC 86 F CU 75 B FC 86 F FF 89 C FC 86 2-3 K ②	4	1	2	0	0	1	2
21 Jonathan Lucroy, R (1, 2) OBP: 0.314, SLG: 0.338		C FF 96 1 SAFE C SL 77 B FF 93 1 SAFE B FF 96 S CU 75 2-3 K ② ③ 1-2			F SL 78 X SL 78 0-1 L7 ①		C SL 78 B FF 94 F SL 78 F FF 95 F CU 75 X SL 79 1-2 20 FC5-4 1B 1-3 2-H		C FF 87 B FF 89 F CU 75 D CU 76 X FC 86 2-2 F9 ③	4	0	1	1	0	1	2
Inning Stats	R: 0 E: 0 K: 1 S: 13 H: 1 LOB: 3 BB: 2 P: 26	R: 0 E: 0 K: 2 S: 8 H: 1 LOB: 0 BB: 0 P: 13	R: 0 E: 0 K: 0 S: 5 H: 0 LOB: 0 BB: 0 P: 9	R: 1 E: 0 K: 0 S: 11 H: 2 LOB: 1 BB: 0 P: 18	R: 0 E: 0 K: 1 S: 10 H: 0 LOB: 0 BB: 0 P: 13	R: 0 E: 0 K: 1 S: 9 H: 1 LOB: 1 BB: 0 P: 15	R: 2 E: 0 K: 1 S: 17 H: 3 LOB: 1 BB: 0 P: 24	R: 0 E: 0 K: 0 S: 9 H: 0 LOB: 0 BB: 0 P: 14	R: 0 E: 0 K: 1 S: 12 H: 1 LOB: 1 BB: 0 P: 19	1B: 7 2B: 3 3B: 0 HR: 0 SF: 0 SAC: 0 DP: 1 HBP: 1						

	AB	33
	R	3
	H	9
	RBI	3
	BB	2
	SO	7
	LOB	17

PITCHER		IP	WLS	BF	H	R	ER	SO	BB	IBB	HBP	BLK	WP	HR	S	P	ERA	WHIP
52 Mike Clevinger, R ERA: 3.11	(1, 1)	6.0	W	27	8	3	3	5	2	0	1	0	0	0	66	106	4.50	1.667
33 Marc Rzepczynski, L ERA: 9.0	(7, 1)	0.1	H	1	0	0	0	1	0	0	0	0	0	0	3	4	0.00	0.000
58 Neil Ramírez, R ERA: 2.16	(7, 1)	0.2	H	2	0	0	0	0	0	0	0	0	0	0	4	8	0.00	0.000
34 Zach McAllister, R ERA: 5.67	(8, 1)	1.0		3	0	0	0	0	0	0	0	0	0	0	9	14	0.00	0.000
43 Josh Tomlin, R ERA: 6.46	(9, 1)	1.0		4	1	0	0	1	0	0	0	0	0	0	12	19	0.00	1.000

PITCHER	IP	WLS	BF	H	R	ER	SO	BB	IBB	HBP	BLK	WP	HR	S	P	ERA	WHIP

Batter	1	2	3	4	5	6	7	8	9	AB	R	H	RBI	BB	SO	LOB
12 Francisco Lindor, S (1, 6) OBP: 0.373, SLG: 0.581 9 Erik González, R (8, 6) OBP: 0.338, SLG: 0.453	C SI 89 B FF 92 C CU 80 B FF 92 X CH 85 2-2 ① G3		X CH 85 0-0 SH 11 2B 10 SF9 2-3	F SI 92 B CH 86 B FF 93 B SL 81 X CH 85 3-1 1-H 2-H 3-H HR		C SL 81 B SI 92 F SI 91 F FF 93 F SL 82 F SL 82 B FF 93 X SL 83 2-2 1-H 2-H HR		B SI 90 B SL 86 F SI 92 X SI 91 2-1 ① L9		4	3	2	7	0	0	1
23 Michael Brantley, L (1, 7) OBP: 0.353, SLG: 0.491 6 Brandon Guyer, R (8, 7) OBP: 0.248, SLG: 0.299	C FF 93 B SL 81 X CH 85 1-1 ② G3		X FF 91 0-0 ① SF9 3-H	C SI 89 X CU 80 0-1 11 L3 1B		C FF 93 X SI 93 0-1 ② G6-3		B SL 84 B SI 92 X SI 92 2-0 ②③ G4-6-3 1-2f		4	0	1	1	0	0	1
11 José Ramírez, S (1, 5) OBP: 0.402, SLG: 0.612	B CU 80 B FF 92 F CH 86 B CU 80 F CH 86 B SL 83 4-2 10 S BB		1 SAFE 1 SAFE C FF 92 X FF 91 0-1 ②③ 10 SF9 1-3 2B	B CH 85 X CH 86 1-0 ②③ L3 1-1		X SI 93 0-0 2B			C CU 77 B CU 78 B CH 89 X FF 95 2-1 ① F8	4	0	2	0	1	0	1
10 Edwin Encarnación, R (1, 10) OBP: 0.307, SLG: 0.477	C SL 81 B SI 93 C SI 92 D SL 84 S SL 83 2-3 ③ K 1-2		S SL 83 F SI 92 X SL 83 0-2 ② SF9 2-3 3-H		B FF 91 X FF 91 1-0 ① G6-3	B FF 92 F SI 92 F FF 93 X FF 93 1-2 ③ G6-3			F FF 94 F CU 78 X CH 90 0-2 ② G6-3	4	0	0	1	0	1	2
17 Yonder Alonso, L (1, 3) OBP: 0.323, SLG: 0.442		C SI 88 B CU 80 F CH 84 B SL 81 X SL 81 2-2 ① G4-3	F CH 87 S SL 82 D SL 83 X FF 93 1-2 ③ G4-3		B SI 91 F SI 91 B SL 82 X CH 84 2-1 ② G3		B SI 91 X SI 92 1-0 ① L8		B CU 78 B FF 95 B FF 94 B FF 94 4-0 22 FC4-6 BB	4	0	0	0	1	0	1
22 Jason Kipnis, L (1, 4) OBP: 0.293, SLG: 0.338		S FF 92 B FF 91 B FF 91 X CH 85 2-1 ② F7		C CU 79 B FF 92 C FF 91 S SL 82 1-3 ① K	B SL 81 B FF 92 X FF 92 2-0 ③ L9		B FF 92 T SI 92 X SI 92 1-1 ② G4-3		C FF 94 S CH 89 B FF 95 F FF 94 X CH 90 1-2 ③ FC4-6 1-2f	5	0	0	0	0	1	1
7 Yan Gomes, R (1, 2) OBP: 0.319, SLG: 0.451		B FF 91 B CU 80 F FF 92 H CU 79 3-1 HBP		F FF 92 X SL 82 0-1 26 HBP 30 HBP 12 HR 1B		C FF 91 F FF 92 F SL 82 X SL 82 0-2 ① F9	B SI 92 B SI 92 X SI 93 2-0 1B			3	1	2	0	0	0	0
30 Tyler Naquin, L (1, 9) OBP: 0.315, SLG: 0.376		C SI 91 X FF 92 0-1 ③ G4-3		B CH 86 C CH 84 F SL 82 H SL 84 2-2 26 HBP 12 HR 1-2 HBP		B FF 92 F FF 91 X FF 92 1-1 26 1B 12 HR 1B	C SI 92 F SL 87 D SI 93 F SI 93 B SI 93 X FF 93 2-2 ③ G6-3			3	2	1	0	0	0	2
26 Rajai Davis, R (1, 8) OBP: 0.317, SLG: 0.311			B FF 90 X SI 88 1-0 12 SH 23 SF9 2B	H SL 81 1-0 12 HR 1-2 2-3 HBP		C FF 91 F FF 91 X SL 83 0-2 12 HR 1-2 1B		C SI 91 F SL 85 F FF 92 X FF 93 0-2 23 G4-6-3 1B		3	3	3	0	0	0	0
Inning Stats	R: 0 E: 0 K: 1 S: 10 H: 0 LOB: 1 BB: 1 P: 19	R: 0 E: 0 K: 0 S: 8 H: 0 LOB: 1 BB: 0 P: 15	R: 2 E: 1 K: 0 S: 11 H: 2 LOB: 1 BB: 0 P: 13	R: 4 E: 0 K: 1 S: 12 H: 3 LOB: 0 BB: 0 P: 20	R: 0 E: 0 K: 0 S: 4 H: 0 LOB: 0 BB: 0 P: 9	R: 3 E: 0 K: 0 S: 21 H: 4 LOB: 1 BB: 0 P: 25	R: 0 E: 0 K: 0 S: 8 H: 1 LOB: 1 BB: 0 P: 14	R: 0 E: 0 K: 0 S: 7 H: 1 LOB: 0 BB: 0 P: 11	R: 0 E: 0 K: 0 S: 9 H: 0 LOB: 1 BB: 1 P: 16	1B: 6 2B: 4 3B: 0 HR: 2	SF: 2 SAC: 1 DP: 2 HBP: 3	WP: 0 PB: 0 SB: 1 CS: 0	PA: 42			

TOP

Cleveland Indians @ Kansas City Royals

Kauffman Stadium, Kansas City, MO

Mon Jul 02 2018, 7:16 PM - 9:59 PM CDT

Att. 18,285 - Clear - 88 F

livebaseballscorecards.com

AB	34
R	9
H	11
RBI	9
BB	2
SO	2
LOB	9

PITCHER		IP	WLS	BF	H	R	ER	SO	BB	IBB	HBP	BLK	WP	HR	S	P	ERA	WHIP
65 Jakob Junis, R ERA: 5.13	(1, 1)	5.1	L	28	8	9	8	2	1	0	3	0	0	2	60	94	13.50	1.688
33 Brian Flynn, L ERA: 3.86	(6, 1)	2.2		10	3	0	0	0	0	0	0	0	0	0	21	32	0.00	1.125
50 Jason Adam, R ERA: 4.15	(9, 1)	1.0		4	0	0	0	0	1	0	0	0	0	0	9	16	0.00	1.000

PITCHER	IP	WLS	BF	H	R	ER	SO	BB	IBB	HBP	BLK	WP	HR	S	P	ERA	WHIP

Cleveland Indians @ Kansas City Royals

Kauffman Stadium, Kansas City, MO

Mon Jul 02 2018, 7:16 PM - 9:59 PM CDT

Att. 18,285 - Clear - 88 F

livebaseballscorecards.com

BOTTOM

Batter	1	2	3	4	5	6	7	8	9	AB	R	H	RBI	BB	SO	LOB
15 Whit Merrifield, R (1, 4) OBP: 0.359, SLG: 0.410	B SI 92 B SI 92 X SI 92 2-0 HR		C SI 93 S FC 90 B SI 93 B CU 86 X CU 85 2-2 ① L4		F CU 84 X SI 93 0-1 ③ G4-3		B SL 82 F SL 82 F SI 90 B CH 84 F SI 89 F CH 83 F SI 91 B SL 83 X SI 90 3-2 ③ F8			4	1	1	1	0	0	0
7 Rosell Herrera, S (1, 8) OBP: 0.232, SLG: 0.328	B FF 92 X FC 90 1-0 ① G4-3		B CU 83 X FC 90 1-0 ② G4-3			B SI 90 C FC 88 F CH 85 B SI 91 X CH 85 2-2 21 1B 38 1B		X SI 92 0-0 ① G5-3		4	1	1	0	0	0	0
8 Mike Moustakas, L (1, 10) OBP: 0.312, SLG: 0.472	X SI 92 0-0 13 1B 2B		S CH 86 X CH 86 0-1 ③ P5			C FC 90 B SI 92 S CU 85 S CH 86 1-3 ① K		C SI 92 B FC 88 X FC 88 1-1 ② G4-3		4	1	1	0	0	1	1
13 Salvador Perez, R (1, 2) OBP: 0.253, SLG: 0.386	C FC 91 F CU 86 D CU 87 B SI 94 F CU 86 F FF 94 F SI 94 F CU 86 3-2 B SI 84 X FC 91 38 PB 2-H 1B			C SI 92 S CU 84 X CU 85 0-2 ① F7		B CU 85 X SI 93 1-0 ② L8		B FC 88 C SI 92 C FC 88 F FC 86 F FC 86 F SI 92 X FC 87 1-2 ③ G6-3		4	0	1	1	0	0	1
21 Lucas Duda, L (1, 3) OBP: 0.310, SLG: 0.387 17 Hunter Dozier, R (9, PH) OBP: 0.283, SLG: 0.357	B SI 93 B SI 94 B FC 91 C SI 93 S FC 91 F FC 92 C CU 86 3-3 ② K			B CU 84 C SI 92 S CH 85 B SI 93 S CU 85 2-3 ② K		B FC 89 C CU 84 B CH 86 F FC 90 D CU 84 X CU 86 3-2 38 1B 1-3 1B			C SI 92 B SL 84 F CH 85 X SL 86 1-2 45 G3-6-1 1B	3 1	0 0	1 1	0 0	0 0	2 0	1 0
38 Jorge Bonifacio, R (1, 9) OBP: 0.357, SLG: 0.308	B FF 93 X FC 90 1-0 ③ F9 1-2			B CU 84 B SI 92 X FC 90 2-0 1B		B FC 92 X SI 94 1-0 1-2 3-H 1B			B CH 85 B SI 92 C SI 92 X SI 92 2-1 ① F9	4	0	2	1	0	0	2
4 Alex Gordon, L (1, 7) OBP: 0.326, SLG: 0.339 45 Abraham Almonte, Sr (9, PH) OBP: 0.264, SLG: 0.295		F FC 89 B CU 84 F CH 86 B SI 93 X FC 90 2-2 ① G3		B CH 86 S FC 90 X FC 90 1-1 ③ G3		F FC 90 S CH 86 B CU 85 F SI 93 F CU 86 X CH 87 1-2 ③ G4-3			X SI 92 0-0 ② ③ G3-6-1 1-2f	3 1	0 0	0 0	0 0	0 0	0 0	3 1
2 Alcides Escobar, R (1, 5) OBP: 0.243, SLG: 0.270		C SI 92 B SI 92 B FC 90 S CU 85 C CU 86 2-3 ② K			F FC 89 F FC 88 B FF 93 X SI 93 1-2 ① G3		C SI 89 B SL 80 X SI 90 1-1 ① F8			3	0	0	0	0	1	0
27 Adalberto Mondesi, S (1, 6) OBP: 0.205, SLG: 0.342		B FF 92 F FC 90 F SI 93 B CU 86 S CH 85 2-3 ③ K			B FC 89 C CH 84 B SI 91 X FC 90 2-1 ② L4		F SI 90 X SI 90 0-1 ② G4-3			3	0	0	0	0	1	0

Inning Stats	1	2	3	4	5	6	7	8	9
R	2	0	0	0	0	1	0	0	0
H	3	0	0	1	0	3	0	0	1
E	0	0	0	0	0	0	0	0	0
LOB	1	0	0	1	0	2	0	0	0
K	1	2	0	0	0	1	0	0	0
BB	0	0	0	0	0	0	0	0	0
S	16	9	6	9	7	16	10	9	6
P	26	15	9	14	10	25	14	11	9

1B	6
2B	1
3B	0
HR	1
SF	0
SAC	0
DP	1
HBP	0
WP	0
PB	1
SB	0
CS	0
PA	34

AB	34
R	3
H	8
RBI	3
BB	0
SO	5
LOB	9

PITCHER		IP	WLS	BF	H	R	ER	SO	BB	IBB	HBP	BLK	WP	HR	S	P	ERA	WHIP
28 Corey Kluber, R ERA: 2.64	(1, 1)	6.0	W	25	7	3	3	5	0	0	0	0	0	1	63	99	4.50	1.167
61 Dan Otero, R ERA: 5.87	(7, 1)	1.0		3	0	0	0	0	0	0	0	0	0	0	10	14	0.00	0.000
70 George Kontos, R ERA: 4.68	(8, 1)	1.0		3	0	0	0	0	0	0	0	0	0	0	9	11	0.00	0.000
33 Marc Rzepczynski, L ERA: 8.0	(9, 1)	1.0		3	1	0	0	0	0	0	0	0	0	0	6	9	0.00	1.000

PITCHER		IP	WLS	BF	H	R	ER	SO	BB	IBB	HBP	BLK	WP	HR	S	P	ERA	WHIP

Cleveland Indians @ Kansas City Royals

Kauffman Stadium, Kansas City, MO

Tue Jul 03 2018, 7:16 PM - 10:13 PM CDT

Att. 19,005 - Clear - 94 F

TOP

livebaseballscorecards.com

Batter	1	2	3	4	5	6	7	8	9	AB	R	H	RBI	BB	SO	LOB
12 Francisco Lindor, S (1, 6) OBP: 0.376, SLG: 0.580	C SI 94 B CU 75 B FF 93 X CH 83 2-1 23 1B 11 1B 1B	C SI 94 S SI 94 S CU 78 0-3 ③ K			B SL 85 B CH 84 B SI 93 C SI 93 X SI 92 3-1 1B	C FF 93 D CH 81 F SI 93 F CU 76 X CU 76 1-2 ② G1-3 1-2		0-0 23 G4-3 IBB		4	1	2	0	1	1	1
23 Michael Brantley, L (1, 7) OBP: 0.351, SLG: 0.487	C FF 93 B FF 94 B SI 94 B SI 93 X SI 94 3-1 6 BB 11 1B 17 SF8 1-3 1B		C FF 92 B SI 93 C CU 75 X SL 85 1-2 ① G1-3		T SL 83 F SI 94 1 SAFE X CU 77 0-2 ② L7	X SL 82 0-0 ③ G3		B FF 93 S CH 86 X SL 84 1-1 ② G4-3 1-2 2-3		5	1	1	0	0	0	4
11 José Ramírez, S (1, 5) OBP: 0.399, SLG: 0.606	B SI 95 X CU 76 1-0 6 BB 1-2 3-H 1B		B CH 83 B SI 93 X SI 92 2-0 ② F8		1 SAFE X CH 84 0-0 ③ P4		B SL 86 F SI 93 X SL 87 1-1 ① F8	C CH 86 B FF 94 X SL 86 1-1 ③ G3-1		5	0	1	1	0	0	3
10 Edwin Encarnación, R (1, 10) OBP: 0.305, SLG: 0.470	B CU 77 C SI 95 C CU 78 D CH 87 B CU 76 S SI 95 3-3 ① K		B SI 93 B CU 75 X FF 93 2-0 ③ P3			C SI 92 B SL 83 B CH 81 B FF 91 B SI 92 4-1 17 1B 6 HBP 7 HR BB	X SI 93 0-0 ② G6-3		C SL 82 B FF 97 C SL 82 X FF 97 1-2 ① L9	4	1	0	0	1	1	2
6 Brandon Guyer, R (1, 9) OBP: 0.265, SLG: 0.303 30 Tyler Naquin, L (9, PH) OBP: 0.312, SLG: 0.373 (9, 9)	B FF 95 F CH 85 B FF 94 C FF 93 F SI 95 F CH 85 B CU 75 B CH 84 4-2 1-2 2-3 BB			B CU 75 X CH 84 1-0 ① G6-3	F CH 83 B FF 92 S FF 93 H FF 93 2-2 17 1B 7 HR 1-2 HBP	X FF 93 0-0 E1 1B		B SL 81 B SL 83 F FF 95 B SL 80 C FF 95 S FF 94 3-3 ② K	2 1	1 0	1 0	0 0	1 0	0 1	0 0
17 Yonder Alonso, L (1, 3) OBP: 0.331, SLG: 0.448	S SL 86 S SI 96 F CU 78 F SL 85 F FF 95 F FF 94 X FF 96 0-2 ② SF8 3-H			B FF 94 X FF 92 1-0 7 WP 1B	C FF 94 X SI 94 0-1 7 HR 1-2 2-3 1B	B CH 86 B SI 93 2-0 IBB		F SL 82 B CH 86 X FF 95 1-1 1B	3	1	3	1	1	0	0
7 Yan Gomes, R (1, 2) OBP: 0.317, SLG: 0.459	S SI 96 B FF 94 B CU 77 X FF 95 2-1 ③ F9			C CU 77 B CH 83 B CU 76 X CH 83 2-1 ② G5-3 1-2	B CU 75 X CH 84 1-0 1-H 2-H 3-H HR	C SI 93 C SI 93 2 SAFE F CH 86 F CH 84 2 SAFE S SL 87 0-3 ③ K		C FF 96 B SL 84 X SL 84 1-1 ③ G1-3	5	1	1	4	0	1	6
9 Erik González, R (1, 4) OBP: 0.333, SLG: 0.443		C SI 93 S SI 92 B FF 92 S CU 77 1-3 ① K		B SI 94 X CH 83 1-0 ③ G6-3		X SI 95 0-0 ① G3		X SL 85 0-0 23 G4-3 26 SH2-3 1B		4	0	1	0	0	1	1
26 Rajai Davis, R (1, 8) OBP: 0.318, SLG: 0.311		B CH 84 B CH 84 F SI 92 B FF 93 X SI 93 3-1 ② L8		F SI 93 X CU 73 0-1 ① G4-3	B SI 95 B CU 74 B SI 94 C FF 94 X FF 94 3-1 12 G1-3 1B			X SI 93 0-0 ① SH2-3 1-2		3	0	1	0	0	0	0

AB	36
R	6
H	11
RBI	6
BB	4
SO	5
LOB	17

Inning Stats	1	2	3	4	5	6	7	8	9
	R: 2 E: 0 K: 1 S: 21	R: 0 E: 0 K: 2 S: 8	R: 0 E: 0 K: 0 S: 5	R: 0 E: 0 K: 0 S: 5	R: 0 E: 0 K: 0 S: 8	R: 4 E: 0 K: 0 S: 14	R: 0 E: 1 K: 1 S: 9	R: 0 E: 0 K: 0 S: 6	R: 0 E: 0 K: 1 S: 10
	H: 3 LOB: 2 BB: 1 P: 36	H: 0 LOB: 0 BB: 0 P: 12	H: 0 LOB: 0 BB: 0 P: 10	H: 1 LOB: 1 BB: 0 P: 10	H: 1 LOB: 1 BB: 0 P: 11	H: 3 LOB: 1 BB: 1 P: 25	H: 1 LOB: 2 BB: 1 P: 12	H: 1 LOB: 2 BB: 1 P: 8	H: 1 LOB: 1 BB: 0 P: 16

1B: 10	SF: 1
2B: 0	SAC: 1
3B: 0	DP: 0
HR: 1	HBP: 1

WP: 1	PA: 43
PB: 0	
SB: 0	
CS: 0	

PITCHER		IP	WLS	BF	H	R	ER	SO	BB	IBB	HBP	BLK	WP	HR	S	P	ERA	WHIP
41 Danny Duffy, L ERA: 5.19	(1, 1)	6.0	L	29	8	6	6	3	2	0	1	0	1	1	61	104	9.00	1.667
61 Kevin McCarthy, R ERA: 3.22	(7, 1)	1.0		5	1	0	0	1	0	1	0	0	0	0	9	12	0.00	1.000
37 Brandon Maurer, R ERA: 9.64	(8, 1)	1.0		5	1	0	0	0	0	1	0	0	0	0	6	8	0.00	1.000
43 Wily Peralta, R ERA: 1.59	(9, 1)	1.0		4	1	0	0	1	0	0	0	0	0	0	10	16	0.00	1.000

PITCHER	IP	WLS	BF	H	R	ER	SO	BB	IBB	HBP	BLK	WP	HR	S	P	ERA	WHIP

Batter	1	2	3	4	5	6	7	8	9	AB	R	H	RBI	BB	SO	LOB
15 Whit Merrifield, R (1, 4) OBP: 0.360, SLG: 0.408	C FF 90 B FF 92 F SL 81 X FF 92 1-2 L8 ①	D SL 82 S FF 91 D SL 82 C FF 91 F FF 92 X KC 80 2-2 7 2B 1-H 1B		B SL 82 X FF 91 1-0 L3 ② ③ 1-1			B SL 87 C SL 86 F FF 95 B FF 95 F SL 86 B SL 86 X SI 95 3-2 P4 ②		B KC 83 B FF 94 B FF 94 B FF 95 4-0 BB	4	1	1	1	1	0	1
7 Rosell Herrera, S (1, 8) OBP: 0.257, SLG: 0.361	C FF 91 X KC 79 0-1 21 HR 1B	1 SAFE B FF 92 S FF 91 1 SAFE F SL 83 X FF 92 1-2 1-H 2B			C FF 91 B FF 92 S SL 83 F FF 92 B KC 76 X SL 82 2-2 21 CS 1B		B SL 86 C SL 86 F FF 96 F SI 95 B SL 85 C SL 86 2-3 K ③		C FF 94 B FF 94 B FF 94 F FF 95 S FF 94 2-3 K ②	5	1	3	1	0	2	2
13 Salvador Perez, R (1, 2) OBP: 0.252, SLG: 0.379	S SL 82 1 SAFE X SL 82 0-1 L7 ②	C SL 82 X FF 92 0-1 F9 ③			F FF 92 S SL 81 1 SAFE S FF 92 0-3 K ①			C SI 95 F SL 87 B SI 95 F FF 95 F SL 87 B SL 86 H FF 95 3-2 4 1B 17 1B HBP	B KC 84 X FF 94 1-0 F7 ③	4	0	0	0	0	1	5
21 Lucas Duda, L (1, 10) OBP: 0.314, SLG: 0.415	C FF 91 D CH 86 1 SAFE B FF 92 B FF 92 X FF 92 3-1 1-H HR		C FF 90 X SL 82 0-1 F7 ①		1 SAFE B FF 91 B SL 82 C FF 92 S SL 81 X FF 92 2-2 1-2 2B ②			C SL 79 S SL 79 B SL 79 B SL 80 F SL 79 B SL 80 X SL 80 3-2 F9 ①		4	1	2	2	0	0	1
38 Jorge Bonifacio, R (1, 9) OBP: 0.389, SLG: 0.375	C FF 91 B FF 91 B SL 82 F SL 82 B SL 82 F FF 91 F FF 91 B SL 81 4-2 BB		C FF 92 B SL 83 F SL 81 B KC 78 F FF 92 X KC 78 2-2 4 G3 2B		S SL 82 S SL 82 D SL 83 B FF 92 D SL 82 X FF 91 3-2 F9 ③			F SI 92 B FF 92 B SL 78 B SI 92 S SL 79 F SI 93 X SI 93 3-2 F9 ②		3	0	1	0	1	0	2
4 Alex Gordon, L (1, 7) OBP: 0.325, SLG: 0.338	B FF 91 B FF 91 X FF 90 2-0 F8 ③		C SL 80 B CH 87 X SL 82 1-1 G3 ② 2-3			B FF 91 F FF 91 F FF 92 B KC 80 X FF 92 2-2 G6-3 ①		C SI 92 F SL 80 B SI 92 X SL 77 1-2 17 1B 1-2 1B		4	0	1	0	0	0	2
17 Hunter Dozier, R (1, 3) OBP: 0.282, SLG: 0.354		X FF 91 0-0 F9 ①	C KC 81 X KC 78 0-1 G6-3 ③			S KC 78 S SL 83 S KC 80 0-3 K ②		S KC 84 B FF 94 X KC 84 1-1 1-2 2-H 1B ③		4	0	1	0	0	1	1
2 Alcides Escobar, R (1, 5) OBP: 0.243, SLG: 0.269		B FF 91 B SL 82 X FF 91 2-0 27 FC4-6 1B		C CH 90 X KC 78 0-1 L9 ①		C FF 92 F SL 83 F FF 93 B FF 92 F KC 80 X SL 82 1-2 F7 ③			X FF 93 0-0 F9 ①	4	0	1	0	0	0	0
27 Adalberto Mondesi, S (1, 6) OBP: 0.233, SLG: 0.357		X FF 91 0-0 FC4-6 15 S 15 1B ② 1-2f		C KC 78 B FF 92 X FF 92 1-1 15 L3 1B			S SL 87 F FF 95 B FF 95 S SL 87 1-3 K ①		C FF 93 B KC 83 X KC 84 1-1 E4 1B	4	1	2	0	0	1	1
Inning Stats	R: 2 E: 0 K: 0 S: 14 H: 2 LOB: 1 BB: 1 P: 24	R: 2 E: 0 K: 0 S: 12 H: 3 LOB: 1 BB: 0 P: 17	R: 0 E: 0 K: 0 S: 10 H: 1 LOB: 1 BB: 0 P: 13	R: 0 E: 0 K: 0 S: 5 H: 1 LOB: 0 BB: 0 P: 7	R: 0 E: 0 K: 1 S: 13 H: 2 LOB: 1 BB: 0 P: 20	R: 0 E: 0 K: 1 S: 11 H: 0 LOB: 0 BB: 0 P: 14	R: 0 E: 0 K: 2 S: 11 H: 0 LOB: 0 BB: 0 P: 17	R: 0 E: 0 K: 0 S: 17 H: 2 LOB: 2 BB: 0 P: 28	R: 0 E: 1 K: 1 S: 7 H: 1 LOB: 2 BB: 1 P: 15	1B: 8 2B: 4 3B: 0 HR: 1 SF: 0 SAC: 0 DP: 1 HBP: 1						

BOTTOM

Cleveland Indians @ Kansas City Royals

Kauffman Stadium, Kansas City, MO

Tue Jul 03 2018, 7:16 PM - 10:13 PM CDT

Att. 19,005 - Clear - 94 F

livebaseballscorecards.com

AB	36
R	4
H	12
RBI	4
BB	2
SO	5
LOB	15

WP: 0 PB: 0 SB: 1 CS: 1 PA: 39

PITCHER		IP	WLS	BF	H	R	ER	SO	BB	IBB	HBP	BLK	WP	HR	S	P	ERA	WHIP
57 Shane Bieber, R ERA: 2.97	(1, 1)	6.0	W	26	9	4	4	2	1	0	0	0	0	1	65	95	6.00	1.667
58 Neil Ramírez, R ERA: 2.04	(7, 1)	1.0	H	4	0	0	0	2	0	0	1	0	0	0	15	24	0.00	0.000
39 Oliver Pérez, L ERA: 0.84	(8, 1)	0.2	H	3	1	0	0	0	0	0	0	0	0	0	11	18	0.00	1.500
37 Cody Allen, R ERA: 3.48	(8, 1)	1.1	S	6	2	0	0	1	1	0	0	0	0	0	9	18	0.00	2.250

PITCHER	IP	WLS	BF	H	R	ER	SO	BB	IBB	HBP	BLK	WP	HR	S	P	ERA	WHIP

Batter	1	2	3	4	5	6	7	8	9	AB	R	H	RBI	BB	SO	LOB
12 Francisco Lindor, S (1, 6) OBP: 0.374, SLG: 0.573	B SI 89 C SI 89 B SI 90 F FC 87 B FC 86 F FC 85 B SI 89 4-2 23 S 23 2B BB	C SI 89 B CH 80 X SL 84 1-1 ③ G3			B FF 93 B FF 92 X FF 92 2-0 ① F8		C CH 86 B CH 87 B SL 83 B SL 83 X CH 86 3-1 ③ G3		B SL 85 C CU 83 X FF 97 1-1 ③ G6-3 1-2 2-3	4	1	0	0	1	0	3
23 Michael Brantley, L (1, 7) OBP: 0.353, SLG: 0.488	C SL 82 F SL 83 B SI 90 F FC 85 X SL 82 1-2 11 F8 10 SF8 1-H 2B		B SI 88 B SI 87 X SI 88 2-0 ① G6-3		X SL 84 0-0 ② G3			L SL 79 B SL 79 B SI 90 T FF 91 B FF 92 B FF 92 4-2 11 FC5-4 BB		3	1	1	1	1	0	0
11 José Ramírez, S (1, 5) OBP: 0.398, SLG: 0.600	D FC 85 X SI 89 1-0 ① F8 2-3		B SL 82 C SI 89 F SI 89 B SI 89 B SL 82 F SL 82 X SL 82 3-2 ② P5		C SL 85 B FF 93 B CH 87 F SL 84 F FF 93 B FF 94 B SL 84 4-2 10 S BB			C SL 79 X SI 91 0-1 ① FC5-4 17 S 1-2f		3	0	0	0	1	0	2
10 Edwin Encarnación, R (1, 10) OBP: 0.305, SLG: 0.467	X SI 88 0-0 ② SF8 3-H		B SI 89 C SL 80 B SI 89 B SI 88 B SL 80 4-1 BB		C SL 84 F FF 93 F FF 92 B SL 84 S SL 84 1-3 ③ K 1-2			F SI 90 X SI 92 0-1 ② F9		2	0	0	1	1	1	2
17 Yonder Alonso, L (1, 3) OBP: 0.327, SLG: 0.441	C SI 90 C SI 90 X SI 90 0-2 ③ G3		S SL 80 S SI 88 S SL 80 0-3 ③ K			C SL 84 B CH 86 S CH 87 B SI 93 S SL 86 2-3 ① K		1 SAFE 1 SAFE 1 SAFE S SL 82 F FF 92 B FF 92 S SL 81 1-3 ③ K 1-2		4	0	0	0	0	3	2
22 Jason Kipnis, L (1, 4) OBP: 0.296, SLG: 0.341		C SI 89 B SI 89 S SI 88 B FC 86 B SI 89 B SI 89 4-2 55 SH1-3 30 BB 1 SF8 BB	B SI 87 C SL 80 X SI 88 1-1 2B			B FF 92 C CH 87 X CH 87 1-1 ② G6-3			B SL 81 C SL 83 X FF 96 1-1 ① F8	3	1	1	0	1	0	0
30 Tyler Naquin, L (1, 9) OBP: 0.310, SLG: 0.364		B SL 80 B SI 87 B FC 84 C SI 88 B SI 89 4-1 1 SF8 55 SH1-3 1-2 BB	S SL 81 C SI 88 F SL 82 B SL 82 B SI 88 F SL 81 B SI 89 X SL 81 3-2 ① F8			X CH 85 0-0 ③ G4-3			C SL 82 X CH 86 0-1 ② L9	3	0	0	0	1	0	1
55 Roberto Pérez, R (1, 2) OBP: 0.231, SLG: 0.229		X SI 88 0-0 ① SH1-3 1-2 2-3	M SL 80 S SL 80 C SL 81 0-3 ② K				C FF 93 B SL 85 C FF 94 B SL 86 B SL 85 F FF 92 X FF 93 3-2 ① G5-3		C FF 96 B SL 84 C SL 86 X FF 96 1-2 12 WP 1 1B 1B	3	0	1	0	0	1	1
1 Greg Allen, S (1, 8) OBP: 0.248, SLG: 0.302		T SL 81 S SL 82 D SL 83 F SI 89 B SL 81 X SI 89 2-2 ② SF8 2-3 3-H	C SL 80 X SI 88 0-1 ③ G1-3				C SL 84 B CH 87 X CH 86 1-1 ② L7		C SL 82 F CH 86 X CH 87 0-2 12 WP 1-2 1B	3	0	1	1	0	0	1

Inning Stats																				
	R: 2	H: 1	R: 1	H: 0	R: 0	H: 0	R: 0	H: 1	R: 0	H: 0	R: 0	H: 0	R: 0	H: 0	R: 0	H: 2	1B: 2	SF: 2	WP: 1	PA: 37
	E: 0	LOB: 0	E: 0	LOB: 1	E: 0	LOB: 1	E: 0	LOB: 1	E: 0	LOB: 0	E: 0	LOB: 0	E: 0	LOB: 1	E: 0	LOB: 2	2B: 2	SAC: 1	PB: 0	
	K: 0	BB: 1	K: 0	BB: 2	K: 1	BB: 1	K: 1	BB: 0	K: 1	BB: 0	K: 1	BB: 0	K: 0	BB: 1	K: 0	BB: 0	3B: 0	DP: 0	SB: 3	
	S: 12	P: 18	S: 10	P: 21	S: 9	P: 18	S: 12	P: 16	S: 9	P: 16	S: 6	P: 9	S: 8	P: 15	S: 9	P: 14	HR: 0	HBP: 0	CS: 0	

PITCHER		IP	WLS	BF	H	R	ER	SO	BB	IBB	HBP	BLK	WP	HR	S	P	ERA	WHIP
34 Trevor Oaks, R ERA: 7.24	(1, 1)	4.0	L	18	2	3	3	2	4	0	0	0	0	0	43	73	6.75	1.500
49 Heath Fillmyer, R ERA: 2.0	(5, 1)	3.0		10	0	0	0	2	1	0	0	0	0	0	23	40	0.00	0.333
54 Tim Hill, L ERA: 5.47	(8, 1)	1.0		4	0	0	0	1	1	0	0	0	0	0	9	14	0.00	1.000
43 Wily Peralta, R ERA: 1.35	(9, 1)	1.0		5	2	0	0	0	0	0	0	0	1	0	12	15	0.00	2.000

PITCHER	IP	WLS	BF	H	R	ER	SO	BB	IBB	HBP	BLK	WP	HR	S	P	ERA	WHIP

TOP

Cleveland Indians @ Kansas City Royals

Kauffman Stadium, Kansas City, MO

Wed Jul 04 2018, 7:16 PM - 10:04 PM CDT

Att. 22,001 - Clear - 92 F

livebaseballscorecards.com

AB	28
R	3
H	4
RBI	3
BB	6
SO	5
LOB	12

Batter	1	2	3	4	5	6	7	8	9	AB	R	H	RBI	BB	SO	LOB
15 Whit Merrifield, R (1, 4) OBP: 0.358, SLG: 0.411	X FF 93 0-0 ① F8		C FF 94 B KC 78 F KC 78 S ST 84 1-3 ① K		C KC 80 B FF 95 B FC 87 X KC 81 2-1 ② SF9 3-H			B FF 95 C FC 87 B FF 96 B FC 86 X FF 94 3-1 13 CS 2B		3	0	1	1	0	1	0
7 Rosell Herrera, S (1, 8) OBP: 0.269, SLG: 0.360	C FF 93 C CH 85 S KC 79 0-3 ② K		B FF 96 C FF 95 X KC 80 1-1 13 CS 1B		B FF 95 B FF 94 S FF 95 B FC 88 B FF 95 4-1 1-2 BB			B FF 96 F FF 95 B FC 90 F FF 96 X KC 82 2-2 ① F7		3	0	1	0	1	1	1
13 Salvador Perez, R (1, 10) OBP: 0.255, SLG: 0.381	B ST 80 C FF 94 B FC 86 X SI 94 2-1 1B		S FF 96 F KC 81 B ST 85 B ST 84 B FF 96 1 SAFE S FF 96 3-3 ②③ K 1-2		C FF 96 F ST 84 B ST 85 S KC 83 1-3 ③ K			F FC 88 B FF 96 X FF 97 1-1 ② 2-3 1B		4	0	2	0	0	2	3
21 Lucas Duda, L (1, 3) OBP: 0.307, SLG: 0.405	B KC 77 B KC 77 X FF 94 2-0 ③ P5			C FF 95 X KC 78 0-1 ① L4		B KC 78 B FF 95 C FF 94 F FF 95 S FC 91 2-3 ① K		B SL 80 F SI 92 C SI 93 B SL 81 F SI 93 C SI 93 2-3 ③ K		4	0	0	0	0	2	2
38 Jorge Bonifacio, R (1, 9) OBP: 0.318, SLG: 0.300		C FF 93 B FF 93 S ST 80 F ST 81 S KC 80 1-3 ① K2-3		B KC 78 B FF 95 X FF 95 2-0 ② F9		C KC 78 S FC 83 B KC 82 X ST 83 1-2 ② L8			C KC 82 B KC 84 B FF 94 C FF 94 F KC 84 T FF 94 2-2 ① K	4	0	0	0	0	2	0
4 Alex Gordon, L (1, 7) OBP: 0.327, SLG: 0.342		B FF 92 C CH 86 H FC 88 2-1 2 F9 17 1B 9 CS HBP		F FF 95 C KC 79 B KC 81 B ST 82 X SI 95 2-2 ③ P5		F FF 95 B FF 95 B FF 95 C FF 95 F CH 89 C ST 82 2-3 ③ K			B FF 94 F FF 94 C FF 94 B FF 95 X KC 84 2-2 2B	3	1	1	0	0	1	0
17 Hunter Dozier, R (1, 5) OBP: 0.281, SLG: 0.351		C FF 93 X ST 81 0-1 9 CS 1-2 1B			F FF 93 S FC 86 X ST 83 0-2 ① F9		B FF 93 S FC 87 C SI 94 X ST 84 1-2 ① G6-3		C FF 95 T FF 95 S FF 95 0-3 ② K	4	0	1	0	0	1	1
2 Alcides Escobar, R (1, 6) OBP: 0.243, SLG: 0.269		B FF 95 C FF 95 X ST 82 1-1 ② F9 2-3			C FC 86 F FF 95 X ST 82 0-2 9 1B 15 SF9 1B		B FF 95 X FC 88 1-0 ② F7		C FF 95 T KC 85 S KC 85 0-3 ③ K	4	1	1	0	0	1	3
9 Drew Butera, R (1, 2) OBP: 0.236, SLG: 0.224		C KC 78 C KC 79 B ST 84 B ST 83 B SI 96 C FF 96 3-3 ③ K 1-2 3-H			1 SAFE X FF 94 0-0 7 BB 1-3 1B		X FF 95 0-0 ③ F9			3	0	1	0	0	1	1
Inning Stats	R: 0 E: 0 K: 1 S: 7 H: 1 LOB: 1 BB: 0 P: 11	R: 1 E: 0 K: 2 S: 12 H: 1 LOB: 1 BB: 0 P: 19	R: 0 E: 0 K: 2 S: 8 H: 1 LOB: 1 BB: 0 P: 13	R: 0 E: 0 K: 0 S: 6 H: 0 LOB: 0 BB: 0 P: 10	R: 1 E: 0 K: 1 S: 13 H: 2 LOB: 2 BB: 1 P: 20	R: 0 E: 0 K: 2 S: 10 H: 0 LOB: 0 BB: 0 P: 15	R: 0 E: 0 K: 0 S: 5 H: 0 LOB: 0 BB: 0 P: 7	R: 0 E: 0 K: 1 S: 11 H: 2 LOB: 1 BB: 0 P: 19	R: 0 E: 0 K: 3 S: 13 H: 1 LOB: 1 BB: 0 P: 17	1B: 6 2B: 3 3B: 0 HR: 0	SF: 1 SAC: 0 DP: 1 HBP: 1					

PITCHER		IP	WLS	BF	H	R	ER	SO	BB	IBB	HBP	BLK	WP	HR	S	P	ERA	WHIP
47 Trevor Bauer, R ERA: 2.37	(1, 1)	7.2	W	30	7	2	1	8	1	0	1	0	0	0	68	108	1.17	1.043
39 Oliver Pérez, L ERA: 0.82	(8, 1)	0.1	H	1	0	0	0	1	0	0	0	0	0	0	4	6	0.00	0.000
37 Cody Allen, R ERA: 3.38	(9, 1)	1.0	S	4	1	0	0	3	0	0	0	0	0	0	13	17	0.00	1.000

PITCHER	IP	WLS	BF	H	R	ER	SO	BB	IBB	HBP	BLK	WP	HR	S	P	ERA	WHIP

BOTTOM

Cleveland Indians @ Kansas City Royals

Kauffman Stadium, Kansas City, MO

Wed Jul 04 2018, 7:16 PM - 10:04 PM CDT

Att. 22,001 - Clear - 92 F

livebaseballscorecards.com

AB	32
R	2
H	8
RBI	1
BB	1
SO	12
LOB	11

WP: 0 PB: 0 SB: 0 CS: 4 PA: 35

Batter	1	2	3	4	5	6	7	8	9	AB	R	H	RBI	BB	SO	LOB
11 Dustin Fowler, L (1, 8) OBP: 0.295, SLG: 0.424 18 Chad Pinder, R (7, PH) OBP: 0.311, SLG: 0.436 (7, 7)	B FF 95 C FF 95 B FF 95 X FF 94 2-1 HR		C CU 80 C CH 89 S SL 84 0-3 ② K		T CH 88 S SL 86 B CH 90 F SI 94 F SL 86 X CH 89 1-2 20 1B 2-H 1B		B SI 91 B SL 78 C SI 90 F SI 91 B SI 93 X SI 92 3-2 ② F3		B SI 89 S SI 90 C SI 89 F SL 80 B SI 91 F SI 90 S SI 90 2-3 ③ K	3 2	1 0	2 0	2 0	0 0	1 1	0 2
20 Mark Canha, R (1, 7) OBP: 0.338, SLG: 0.486 (7, 8)	C SL 85 F FF 95 B FF 95 X SL 86 1-2 2 CS 1B		C SL 83 C CU 81 S SL 84 0-3 ③ K		1 SAFE C FF 92 S SL 84 1 SAFE 1 SAFE F SL 83 B FF 93 1 SAFE X SL 82 1-2 1-2 1B		X SL 86 0-0 1-3 2-H 2B			4	0	3	1	0	1	0
8 Jed Lowrie, S (1, 4) OBP: 0.358, SLG: 0.496	C CU 83 F FF 93 F SL 86 T CH 89 0-2 ① K			B SI 93 F FF 94 B CH 89 C CH 88 H SL 87 3-2 28 L8 2 1B HBP	X 0-0 ③ L8		B SI 95 B SL 86 B SI 95 B SI 95 4-0 BB			2	0	0	0	1	1	3
2 Khris Davis, R (1, 10) OBP: 0.320, SLG: 0.495	S SL 84 T SL 84 B SL 85 B CH 90 S SL 85 2-3 ②③ K 1-2			B SI 92 C SL 82 B SL 83 X SL 83 2-1 25 G6-3 1-2 1B		C FF 92 B CH 88 B SL 83 C FF 94 B SL 85 S FF 94 3-3 ① K	B SL 86 B SI 95 C SI 95 F FF 95 T SL 86 2-2 ③ K			4	0	1	0	0	3	4
28 Matt Olson, L (1, 3) OBP: 0.326, SLG: 0.467		C FF 93 B FF 94 B CH 89 B SL 85 X FF 94 3-1 HR		B SL 82 B FF 93 F CH 86 X CH 87 2-1 ① L8 2-3		C SI 90 B SL 82 B SL 84 T SI 92 B SL 86 X SL 84 3-2 ② 2B		C FF 90 B CH 83 B SI 90 S SI 90 S FF 90 2-3 ① K		4	1	2	1	0	1	2
25 Stephen Piscotty, R (1, 9) OBP: 0.319, SLG: 0.410		B FF 96 S SL 84 C SL 83 B FF 94 X SL 84 2-2 ① L8		C SL 82 S SL 84 X FF 92 0-2 ②③ G6-3 1-2f		B FF 95 X FF 96 1-0 ③ F9		C SI 89 B SL 79 F SI 91 B FF 90 B SI 91 X SI 90 3-2 ② G4-3		4	0	0	0	0	0	2
26 Matt Chapman, R (1, 5) OBP: 0.340, SLG: 0.433		C CU 81 B CU 83 X FF 93 1-1 ② P4			B SL 83 F FF 94 C FF 94 B CU 82 S SL 84 2-3 ① K		C FF 94 X FF 94 0-1 10 1B 20 2B 1B	B SI 91 X SI 90 1-0 ③ G6-3		4	1	1	0	0	1	0
10 Marcus Semien, R (1, 6) OBP: 0.305, SLG: 0.363		C FF 94 B FF 94 F SL 83 B CH 89 F CH 87 B SL 82 F SL 83 X FF 94 3-2 ③ G4-3			C SL 83 B SL 83 S FF 94 B SL 85 X SL 84 2-2 21 G4-3 11 1B 1B		C FF 95 B CU 80 D FF 94 X FF 93 2-1 20 2B 1-2 1B		C SI 90 F SI 89 B FF 89 F SI 90 X SI 91 1-2 ① G6-3	4	1	2	0	0	0	0
21 Jonathan Lucroy, R (1, 2) OBP: 0.310, SLG: 0.332			B FF 92 C SL 83 C SL 82 F CH 88 S SL 84 1-3 ① K		F FF 93 S SL 82 X SL 84 0-2 ② G4-3 1-2		B FF 96 C FF 95 B FF 95 F FF 95 F FF 95 X CU 82 2-2 ① F4		C SI 90 F SI 89 B SL 82 C SI 91 1-3 ② K	4	0	0	0	0	2	3
Inning Stats	R: 1 E: 0 K: 2 S: 12 H: 2 LOB: 0 BB: 0 P: 17	R: 1 E: 0 K: 0 S: 12 H: 1 LOB: 0 BB: 0 P: 21	R: 0 E: 0 K: 3 S: 10 H: 0 LOB: 0 BB: 0 P: 11	R: 0 E: 0 K: 0 S: 9 H: 1 LOB: 1 BB: 0 P: 16	R: 1 E: 0 K: 1 S: 19 H: 3 LOB: 2 BB: 0 P: 25	R: 0 E: 0 K: 1 S: 7 H: 1 LOB: 0 BB: 0 P: 14	R: 1 E: 0 K: 1 S: 15 H: 3 LOB: 3 BB: 1 P: 28	R: 0 E: 0 K: 1 S: 7 H: 0 LOB: 0 BB: 0 P: 13	R: 0 E: 0 K: 2 S: 12 H: 0 LOB: 0 BB: 0 P: 16	1B: 7 2B: 2 3B: 0 HR: 2 SF: 0 SAC: 0 DP: 1 HBP: 1						

PITCHER		IP	WLS	BF	H	R	ER	SO	BB	IBB	HBP	BLK	WP	HR	S	P	ERA	WHIP
59 Carlos Carrasco, R ERA: 4.28	(1, 1)	5.1	W	22	7	3	3	7	0	0	1	0	0	2	65	96	5.06	1.312
33 Marc Rzepczynski, L ERA: 7.71	(6, 1)	0.1	H	1	1	0	0	0	0	0	0	0	0	0	3	6	0.00	3.000
34 Zach McAllister, R ERA: 5.82	(6, 1)	0.2	H	4	2	1	1	0	0	0	0	0	0	0	9	14	13.50	3.000
39 Oliver Pérez, L ERA: 0.79	(7, 1)	0.1	H	1	0	0	0	0	0	0	0	0	0	0	3	6	0.00	0.000
58 Neil Ramírez, R ERA: 2.0	(7, 1)	0.1	H	3	1	0	0	1	1	0	0	0	0	0	4	10	0.00	6.000

PITCHER		IP	WLS	BF	H	R	ER	SO	BB	IBB	HBP	BLK	WP	HR	S	P	ERA	WHIP
61 Dan Otero, R ERA: 5.51	(8, 1)	2.0		6	0	0	0	3	0	0	0	0	0	0	19	29	0.00	0.000

TOP

Oakland Athletics @ Cleveland Indians

Progressive Field, Cleveland, OH

Fri Jul 06 2018, 7:12 PM - 10:27 PM EDT

Att. 34,633 - Clear - 72 F

livebaseballscorecards.com

AB	35
R	4
H	11
RBI	4
BB	1
SO	11
LOB	16

WP: 0	PB: 0	SB: 0	CS: 1
PA: 37			

BOTTOM

Oakland Athletics @ Cleveland Indians

Progressive Field, Cleveland, OH

Fri Jul 06 2018, 7:12 PM - 10:27 PM EDT

Att. 34,633 - Clear - 72 F

livebaseballscorecards.com

Batter	1	2	3	4	5	6	7	8	9	AB	R	H	RBI	BB	SO	LOB
12 Francisco Lindor, S (1, 6) OBP: 0.378, SLG: 0.574	C FF 89 X SL 88 0-1 G6-3		F CH 84 F SL 89 X CU 78 0-2 23 2B 11 2B 1B		C SI 88 B SL 87 B SL 88 X CH 83 2-1 23 2B 1B		1 SAFE B FF 95 B FF 94 B FF 96 B SI 95 4-0 11 1B 10 S 1-2 BB			3	3	2	0	1	0	0
23 Michael Brantley, L (1, 7) OBP: 0.354, SLG: 0.495	C SL 86 X FF 90 0-1 F8 ②		P FF 87 1 SAFE F SL 87 X FF 90 1-1 11 2B 1-3 2B		1 SAFE B SL 85 B SI 88 1 SAFE B CH 86 F SI 89 F SL 87 1 SAFE X SL 84 3-2 11 G3 10 SF7 1-H 2B		B FF 95 B FF 95 C FF 95 F FF 95 B FF 96 X FF 95 3-2 L7 ①			4	2	2	1	0	0	2
11 José Ramírez, S (1, 5) OBP: 0.399, SLG: 0.602	C FF 90 B SL 88 F SL 89 B CH 84 B SL 83 S SL 86 3-3 K ③		C SL 88 F SL 88 X CU 80 0-2 10 WP 10 SF7 2-H 3-H 2B		C FC 86 X FF 89 0-1 G3 ① 2-3		D FC 86 D FF 96 F FF 96 F FF 95 D FC 86 X FF 96 3-2 10 S 10 2B 1-3 2-H 1B			4	2	2	3	0	1	1
10 Edwin Encarnación, R (1, 10) OBP: 0.307, SLG: 0.474		B SL 86 C SL 86 B SL 85 X SL 84 2-1 17 E 22 1B 1B	S SL 88 C CU 77 2 SAFE B CU 77 B FF 91 X CU 78 2-2 SF7 ② 2-H		B FC 87 D CU 77 F FC 85 X FF 91 2-1 SF7 ② 3-H		1 SAFE C FC 86 F FC 85 X FF 96 0-2 17 WP 17 SF8 1-H 3-H 2B			2	2	2	3	0	0	0
17 Yonder Alonso, L (1, 3) OBP: 0.322, SLG: 0.436		F SL 87 F FF 90 D CU 79 D CU 79 F SL 88 D SL 87 1 SAFE S SL 88 3-3 K ① 1-2	X FF 91 0-0 P3 ③		B SI 89 B CH 84 F CH 83 F CH 82 C FC 86 2-3 K ③		F FF 95 B SI 91 T FF 95 F FF 95 F FC 86 F FF 95 F FF 95 B CH 90 X FF 95 2-2 SF8 ② 2-H			3	0	0	1	0	2	1
22 Jason Kipnis, L (1, 4) OBP: 0.302, SLG: 0.343 9 Erik González, R (6, PR) OBP: 0.329, SLG: 0.438 (7, 4)		X SL 87 0-0 2-H 1B	C CH 83 B FF 89 B FF 89 B CH 84 C SL 87 B FF 91 4-2 30 G3 7 S BB			B SI 88 C FC 86 S CH 81 B FF 90 B FF 86 B FF 90 4-2 7 G5-4-3 BB	B SL 89 S SL 90 X FF 93 1-1 F9 ③			1 1	0 0	1 0	1 0	2 0	0 0	0 0
7 Yan Gomes, R (1, 2) OBP: 0.311, SLG: 0.450		B SL 86 S SL 87 B SL 87 X FF 91 2-1 F7 ②	C CU 78 S SL 86 T SL 85 0-2 K ① 1-2			X FC 84 0-0 G5-4-3 ①② 1-2f		B FF 92 X FC 89 1-0 G1-4-3 ①		4	0	0	0	0	1	3
30 Tyler Naquin, L (1, 9) OBP: 0.301, SLG: 0.352		B SL 89 X FF 92 1-0 G5-3 ③	C FF 89 X SL 86 0-1 G3 ② 2-3			B SI 89 X CH 83 1-0 G6-3 ③		C FF 91 X FS 86 0-1 G6-3 ②		4	0	0	0	0	0	3
1 Greg Allen, S (1, 8) OBP: 0.248, SLG: 0.300			B SI 90 S SL 87 X SL 87 1-1 L3 ① F SL 88 D CH 84 B SI 90 F SL 88 X SI 90 2-2 P4 ③				X FF 94 0-0 12 S 11 1B 1B	C SI 91 B FS 86 B FS 87 X SI 91 2-1 G4-3 ③		4	1	1	0	0	0	1

Inning Stats	R: 0 E: 0 K: 1 S: 7	H: 0 LOB: 0 BB: 0 P: 10	R: 1 E: 1 K: 1 S: 10	H: 2 LOB: 1 BB: 0 P: 18	R: 3 E: 0 K: 0 S: 15	H: 3 LOB: 0 BB: 0 P: 18	R: 0 E: 0 K: 1 S: 10	H: 0 LOB: 1 BB: 1 P: 16	R: 2 E: 0 K: 1 S: 12	H: 2 LOB: 0 BB: 0 P: 21	R: 0 E: 0 K: 0 S: 4	H: 0 LOB: 1 BB: 1 P: 9	R: 4 E: 0 K: 0 S: 19	H: 3 LOB: 0 BB: 1 P: 32	R: 0 E: 0 K: 0 S: 5	H: 0 LOB: 0 BB: 0 P: 8	1B: 6 2B: 4 3B: 0 HR: 0	SF: 3 SAC: 0 DP: 1 HBP: 0	WP: 2 PB: 0 SB: 4 CS: 0	PA: 36
---	---	---	---	---	---	---	---	---	---	---	---	---	---	---	---	---	---	---	---	---

PITCHER		IP	WLS	BF	H	R	ER	SO	BB	IBB	HBP	BLK	WP	HR	S	P	ERA	WHIP
58 Paul Blackburn, R ERA: 7.16	(1, 1)	4.0	L	20	7	6	5	3	1	0	0	0	1	0	47	72	11.25	2.000
36 Yusmeiro Petit, R ERA: 3.78	(5, 1)	2.0		6	0	0	0	1	1	0	0	0	0	0	11	20	0.00	0.500
15 Emilio Pagán, R ERA: 3.68	(7, 1)	0.2		6	3	4	4	0	1	0	0	0	1	0	17	29	54.00	6.000
46 Santiago Casilla, R ERA: 3.49	(7, 1)	0.1		1	0	0	0	0	0	0	0	0	0	0	2	3	0.00	0.000
44 Chris Hatcher, R ERA: 4.71	(8, 1)	1.0		3	0	0	0	0	0	0	0	0	0	0	5	8	0.00	0.000

PITCHER	IP	WLS	BF	H	R	ER	SO	BB	IBB	HBP	BLK	WP	HR	S	P	ERA	WHIP

Oakland Athletics @ Cleveland Indians

Progressive Field, Cleveland, OH

Sat Jul 07 2018, 4:13 PM - 8:00 PM EDT

Att. 33,195 - Sunny - 77 F

TOP

livebaseballscorecards.com

Batter	1	2	3	4	5	6	7	8	9	10	11	AB	R	H	RBI	BB	SO	LOB
11 Dustin Fowler, L (1, 8) OBP: 0.290, SLG: 0.414	B SI 93 F FC 90 B SI 93 S FC 91 B FC 91 F SI 94 F FC 91 S SI 95 3-3 K		X CH 87 0-0 1B		C FC 89 X CU 84 0-1 F8			B FF 95 B FF 95 C FF 95 F FF 95 F SI 94 S SL 87 2-3 K	B FF 93 C FF 94 C KC 83 X KC 84 1-2 L6		B FC 86 X FC 86 1-0 G3-6 1-2f	6	0	1	0	0	2	2
20 Mark Canha, R (1, 7) OBP: 0.339, SLG: 0.481	B SI 94 C FC 92 F CU 86 B SI 95 B CU 87 B FC 90 4-2 2 1B BB		C CU 84 C SI 92 B FF 93 B CU 85 X CU 85 2-2 F8		F SI 92 C SI 92 B SI 92 F FC 90 X FF 92 1-2 G1			B SL 87 B FF 95 S SI 95 C FF 96 X SI 96 2-2 8 HR 1B		C FF 93 S FF 94 X FF 94 0-2 L7		4	1	1	0	1	0	1
8 Jed Lowrie, S (1, 4) OBP: 0.359, SLG: 0.503	X FC 91 0-0 F9		C SI 93 1 SAFE C FC 90 X CH 86 0-2 F7			C CH 84 F CU 84 B FF 93 B SI 92 B SI 92 X FC 90 3-2 28 G6-5-3 1B		F SI 95 F SL 86 B FF 94 B SL 88 F FF 95 F FF 95 X SL 86 2-2 1-H HR		B KC 84 B FF 94 B FF 94 X FF 94 3-0 F8		5	1	2	2	0	0	2
2 Khris Davis, R (1, 10) OBP: 0.322, SLG: 0.503	B SI 94 C FC 90 S FC 91 X FC 91 1-2 1-3 1B		B SI 93 F SI 94 X CU 85 1-1 F8			F CU 85 C SI 93 S SI 93 0-3 K		S SL 86 B SL 87 X FF 94 1-1 HR		S KC 84 S KC 84 B KC 84 B KC 84 S KC 84 2-3 K		5	1	2	1	0	2	2
28 Matt Olson, L (1, 3) OBP: 0.324, SLG: 0.463	C SI 93 B SI 93 F FC 90 B CU 86 X CU 85 2-2 F8			C FC 90 B CH 87 X FC 90 1-1 F7		B CH 86 X FC 90 1-0 G6-5-3 1-2f		X SL 78 0-0 F9			B FC 87 F FC 86 C FF 88 B FC 87 X FC 87 2-2 25 HR 1B	5	1	1	0	0	0	3
25 Stephen Piscotty, R (1, 9) OBP: 0.317, SLG: 0.417		B SI 92 C SI 92 X SI 92 1-1 L4		B CU 86 C SI 92 S CU 85 B CU 85 S FF 93 2-3 K			S FC 90 B CU 84 F SI 91 X CU 83 1-2 G5-3	C FF 95 F CU 81 X FF 96 0-2 L1			S FF 88 F FC 86 B FC 87 B FF 89 F FC 86 1 SAFE B FF 88 1 SAFE X FC 86 3-2 1-H HR	5	1	1	2	0	1	0
26 Matt Chapman, R (1, 5) OBP: 0.351, SLG: 0.450		C SI 93 B CU 86 B CU 85 X FC 90 2-1 2B		C CU 86 B FF 92 B SI 93 C CU 85 B SI 94 B CU 86 4-2 BB			B SI 92 B SI 92 F FC 90 B SI 93 X FC 91 3-1 10 G4-3 1B	X 0-0 10 SH1-3 1B			X CU 76 0-0 21 S 21 E 2B	4	1	4	0	1	0	0
10 Marcus Semien, R (1, 6) OBP: 0.302, SLG: 0.359		B SI 93 C CU 85 D CU 86 X SI 93 2-1 G5-3		B FC 90 B SI 93 X FC 90 2-0 P3			S CU 85 B CU 85 X SI 93 1-1 G4-3 1-2	X FF 94 0-0 SH1-3 1-2			C FC 87 F FF 89 B CU 76 B FC 87 F FF 89 X CU 76 2-2 G5-3	4	0	0	0	0	0	4
21 Jonathan Lucroy, R (1, 2) OBP: 0.304, SLG: 0.325		C SI 93 B SI 92 X CU 85 1-1 L8			B CU 84 X FC 89 1-0 F8		F FC 89 C SI 92 X CU 85 0-2 F8	C FF 95 D CU 81 F FF 95 X FF 96 1-2 G5-3			S FC 85 B CU 75 F FC 85 F FF 88 B FC 86 F CU 75 F FC 86 X FC 86 2-2 11 E6 G3-6 2-H	5	0	0	1	0	0	3
Inning Stats	R: 0 E: 0 K: 1 S: 14 H: 1 LOB: 2 BB: 1 P: 24	R: 0 E: 0 K: 0 S: 8 H: 1 LOB: 1 BB: 0 P: 14	R: 0 E: 0 K: 0 S: 9 H: 1 LOB: 1 BB: 0 P: 12	R: 0 E: 0 K: 1 S: 8 H: 0 LOB: 1 BB: 1 P: 17	R: 0 E: 0 K: 0 S: 7 H: 0 LOB: 0 BB: 0 P: 9	R: 0 E: 0 K: 1 S: 7 H: 1 LOB: 0 BB: 0 P: 11	R: 0 E: 0 K: 0 S: 10 H: 1 LOB: 1 BB: 0 P: 15	R: 3 E: 0 K: 1 S: 18 H: 3 LOB: 0 BB: 0 P: 25	R: 0 E: 0 K: 0 S: 8 H: 1 LOB: 1 BB: 0 P: 10	R: 0 E: 0 K: 1 S: 7 H: 0 LOB: 0 BB: 0 P: 12	R: 3 E: 1 K: 0 S: 19 H: 3 LOB: 0 BB: 0 P: 29	1B: 7 2B: 2 3B: 0 HR: 3	SF: 0 SAC: 1 DP: 2 HBP: 0	WP: 0 PB: 0 SB: 1 CS: 0	PA: 46			

PITCHER		IP	WLS	BF	H	R	ER	SO	BB	IBB	HBP	BLK	WP	HR	S	P	ERA	WHIP
28 Corey Kluber, R ERA: 2.49	(1, 1)	7.0		27	5	0	0	3	2	0	0	0	0	0	63	102	0.00	1.000
58 Neil Ramírez, R ERA: 3.44	(8, 1)	0.1	B	4	3	3	3	1	0	0	0	0	0	2	14	21	81.00	9.000
39 Oliver Pérez, L ERA: 0.77	(8, 1)	0.1		1	0	0	0	0	0	0	0	0	0	0	1	1	0.00	0.000
34 Zach McAllister, R ERA: 5.66	(8, 1)	1.0		4	1	0	0	0	0	0	0	0	0	0	8	9	0.00	1.000
34 Zach McAllister, R ERA: 5.66	(9, 1)	1.0		4	1	0	0	0	0	0	0	0	0	0	8	9	0.00	1.000

PITCHER		IP	WLS	BF	H	R	ER	SO	BB	IBB	HBP	BLK	WP	HR	S	P	ERA	WHIP
37 Cody Allen, R ERA: 3.25	(9, 1)	1.1		4	0	0	0	1	0	0	0	0	0	0	10	16	0.00	0.000
43 Josh Tomlin, R ERA: 6.89	(11, 1)	1.0	L	6	3	3	3	0	0	0	0	0	0	1	19	29	27.00	3.000

AB	43
R	6
H	12
RBI	6
BB	2
SO	5
LOB	17

Batter	1	2	3	4	5	6	7	8	9	10	11	AB	R	H	RBI	BB	SO	LOB
12 Francisco Lindor, S (1, 6) OBP: 0.378, SLG: 0.572	C SI 91 X SL 84 0-1 23 2B 10 G6-3 1B	C CH 88 X SI 95 0-1 ③ G3			1 SAFE C FC 90 F FC 92 X SL 85 0-2 ① P4	F FC 91 X FF 94 0-1 ③ 1-3 2-H 1B			B SI 97 C SI 97 F FC 92 B CU 81 B SI 98 S FC 92 3-3 ② K			5	1	2	1	0	1	2
23 Michael Brantley, L (1, 7) OBP: 0.355, SLG: 0.497	C SL 85 B SI 93 B FF 92 1 SAFE X SL 84 2-1 1-3 2B		B FC 90 F FC 89 B CH 86 F FC 91 F FF 95 X SL 89 2-2 ① P5		B FC 91 1 SAFE B FF 92 C FC 91 F SL 85 B FC 91 X FF 94 3-2 ② F9 1-3		B FC 88 B FF 91 X FF 92 2-0 ① F8		C FC 91 X FF 98 0-1 1B			5	0	2	0	0	0	1
11 José Ramírez, S (1, 5) OBP: 0.396, SLG: 0.595	C SI 93 X SI 95 0-1 ① L4		C FF 93 B CH 87 B CH 88 X FC 93 2-1 ② G3		0-0 10 S IBB		L FF 93 F FF 92 B CU 82 F CU 82 X FF 93 1-2 ② G5-3		S FC 91 F SI 97 1 SAFE B FF 97 F FC 91 1 SAFE X SI 98 1-2 ③ G1-3			4	0	0	0	1	0	3
10 Edwin Encarnación, R (1, 10) OBP: 0.305, SLG: 0.468 (9, 3)	X SI 94 0-0 ② G6-3 3-H		X FC 93 0-0 ③ F8		F SI 93 1 SAFE D SL 83 B SI 92 B SL 86 F FC 92 F SL 87 B FC 90 4-2 1-2 BB		B FC 92 B FC 91 F FF 93 X FF 94 2-1 ③ G5-3			C SL 89 B SL 90 X SL 89 1-1 ① G6-3		4	0	0	1	1	0	1
17 Yonder Alonso, L (1, 3) OBP: 0.322, SLG: 0.434 26 Rajai Davis, R (8, PR) OBP: 0.315, SLG: 0.309 (9, 8) 43 Josh Tomlin, R (11, 1)	D FF 94 S FF 96 S SL 87 B FF 97 F SL 88 D SL 87 X SL 87 3-2 P6			X CU 78 0-0 ① G4-3	X FC 92 0-0 ③ P4			B FF 98 B FC 94 F FF 99 X FF 98 2-1 9 CS 1B		B SI 99 S SI 98 B SI 99 C SI 100 S SI 99 2-3 ② K		4 1 0	0 0 0	1 0 0	0 0 0	0 1 0	0 0 0	4 0 0
22 Jason Kipnis, L (1, 4) OBP: 0.302, SLG: 0.341 9 Erik González, R (8, 4) OBP: 0.322, SLG: 0.427		B SI 93 C SI 92 F FC 92 B FC 87 B SI 93 S FC 91 3-3 ① K		B SI 91 C FC 91 C FF 95 B SI 96 B FC 90 B FF 94 4-2 BB		B FC 91 F FC 89 B FF 90 B FC 91 F FC 91 X SI 91 3-2 ① G4-3		C FC 94 L FC 92 1 SAFE 1 SAFE B FF 95 B FF 98 S FC 92 2-3 ① ② K 1-2		F SI 99 F SL 91 B SL 91 F SI 98 X SL 90 1-2 ③ G6-3		2 2	0 0	0 0	0 0	1 1	1 1	0 1
7 Yan Gomes, R (1, 2) OBP: 0.309, SLG: 0.445		S FC 92 F FC 88 B FF 97 X SL 86 1-2 E1 1 2B		1 SAFE B FC 92 F FC 90 F FF 94 F SI 94 D SL 87 1 SAFE S SL 87 2-3 ② K		X FC 92 0-0 ② L9		C FC 92 B SI 98 X FC 92 1-1 1B		B SI 97 X SI 97 1-0 ① G6-3		5	1	1	0	0	1	1
30 Tyler Naquin, L (1, 9) OBP: 0.299, SLG: 0.349 34 Zach McAllister, R (9, 1) 37 Cody Allen, R (9, 1) 6 Brandon Guyer, R (11, 9) OBP: 0.263, SLG: 0.300		B FC 92 S FC 92 F SI 94 B FC 93 X FC 94 2-2 ② L8		F FC 92 1 SAFE S FC 92 B FF 95 B C FC 92 2-3 ③ K		B SI 93 B CH 88 X SI 93 2-0 1 1B 12 1B 1B		C FF 97 F FF 98 C FC 92 0-3 ③ K			C SI 98 C SL 89 B SL 90 B SI 98 F SL 90 S SI 98 2-3 ② K	4 0 0 1	1 0 0 0	1 0 0 0	0 0 0 0	0 0 0 1	2 0 0 0	3 0 0 0
1 Greg Allen, S (1, 8) OBP: 0.262, SLG: 0.316 (9, 9) (11, 8)		X SI 94 0-0 2-H 2B			B CH 87 B CH 86 B FC 90 C FF 91 B SI 92 4-1 23 F9 23 S BB	D SI 94 C FC 92 X FC 92 1-1 12 1B 1-2 1B			X SI 97 0-0 ① G4-3		B SI 98 C FF 98 X SI 99 1-1 ③ G3-1	4	0	2	1	1	0	0
Inning Stats	R: 1 E: 0 K: 0 S: 11 H: 2 LOB: 1 BB: 0 P: 16	R: 1 E: 1 K: 1 S: 12 H: 1 LOB: 1 BB: 0 P: 18	R: 0 E: 0 K: 0 S: 7 H: 0 LOB: 0 BB: 0 P: 11	R: 0 E: 0 K: 2 S: 10 H: 0 LOB: 1 BB: 1 P: 18	R: 0 E: 0 K: 0 S: 11 H: 0 LOB: 3 BB: 3 P: 22	R: 1 E: 0 K: 0 S: 9 H: 3 LOB: 2 BB: 0 P: 15	R: 0 E: 0 K: 0 S: 7 H: 0 LOB: 0 BB: 0 P: 12	R: 0 E: 0 K: 2 S: 10 H: 2 LOB: 1 BB: 0 P: 15	R: 0 E: 0 K: 1 S: 11 H: 1 LOB: 1 BB: 0 P: 15	R: 0 E: 0 K: 1 S: 9 H: 0 LOB: 0 BB: 0 P: 13	R: 0 E: 0 K: 1 S: 7 H: 0 LOB: 0 BB: 0 P: 11	1B: 7 2B: 2 3B: 0 HR: 0 SF: 0 SAC: 0 DP: 0 HBP: 0	WP: 0 PB: 0 SB: 2 CS: 1 PA: 45					

PITCHER	IP	WLS	BF	H	R	ER	SO	BB	IBB	HBP	BLK	WP	HR	S	P	ERA	WHIP
37 Edwin Jackson, R (1, 1) ERA: 2.45	5.2		27	5	3	2	3	3	1	0	0	0	0	58	98	3.18	1.412
52 Ryan Buchter, L (6, 1) ERA: 2.3	1.1		4	1	0	0	0	0	0	0	0	0	0	9	14	0.00	0.750
62 Lou Trivino, R (8, 1) ERA: 1.41	2.0		8	3	0	0	3	0	0	0	0	0	0	21	30	0.00	1.500
39 Blake Treinen, R (10, 1) ERA: 0.81	2.0	W	6	0	0	0	2	0	0	0	0	0	0	16	24	0.00	0.000

PITCHER	IP	WLS	BF	H	R	ER	SO	BB	IBB	HBP	BLK	WP	HR	S	P	ERA	WHIP

BOTTOM

Oakland Athletics @ Cleveland Indians

Progressive Field, Cleveland, OH

Sat Jul 07 2018, 4:13 PM - 8:00 PM EDT

Att. 33,195 - Sunny - 77 F

livebaseballscorecards.com

AB	41
R	3
H	9
RBI	3
BB	4
SO	8
LOB	16

Oakland Athletics @ Cleveland Indians

Progressive Field, Cleveland, OH

Sun Jul 08 2018, 1:12 PM - 4:15 PM EDT

Att. 27,125 - Sunny - 79 F

TOP

livebaseballscorecards.com

Batter	1	2	3	4	5	6	7	8	9	AB	R	H	RBI	BB	SO	LOB
11 Dustin Fowler, L (1, 8) OBP: 0.294, SLG: 0.413	G3	20 FC4 1B 3-H			K		K	20 1B 1-3 1B		5	0	2	1	0	2	0
20 Mark Canha, R (1, 7) OBP: 0.340, SLG: 0.480	2 2B 1B	FC4 1-2f			K		K	1-2 3-H 1B		5	1	2	1	0	2	1
8 Jed Lowrie, S (1, 4) OBP: 0.357, SLG: 0.507	F8		K		F8		HR	K		5	1	1	1	0	2	3
2 Khris Davis, R (1, 10) OBP: 0.326, SLG: 0.511	1-H 2B		K			25 HR 1B	2B		F9	5	1	3	1	0	1	0
28 Matt Olson, L (1, 3) OBP: 0.328, SLG: 0.462	BB		1B			L9	BB		K	3	0	1	0	2	1	1
25 Stephen Piscotty, R (1, 9) OBP: 0.315, SLG: 0.424	K		L9			1-H HR	F7		K T FC 86	5	1	1	2	0	2	5
26 Matt Chapman, R (1, 5) OBP: 0.350, SLG: 0.450		19 G3 11 1B 2B		K		G1		G6-3		4	1	1	0	0	1	0
10 Marcus Semien, R (1, 6) OBP: 0.301, SLG: 0.357		K		F9		19 FC5-4 1B		L8		4	0	1	0	0	1	1
19 Josh Phegley, R (1, 2) OBP: 0.278, SLG: 0.500		G3 2-3		G3-1		FC5-4 1-2f		11 1B 20 1B BB		3	1	0	0	1	0	2
Inning Stats	R: 1 H: 2 E: 0 LOB: 2 K: 1 BB: 1 S: 15 P: 27	R: 1 H: 2 E: 0 LOB: 1 K: 1 BB: 0 S: 15 P: 20	R: 0 H: 1 E: 0 LOB: 1 K: 2 BB: 0 S: 10 P: 13	R: 0 H: 0 E: 0 LOB: 0 K: 1 BB: 0 S: 7 P: 9	R: 0 H: 0 E: 0 LOB: 0 K: 2 BB: 0 S: 8 P: 11	R: 2 H: 3 E: 0 LOB: 2 K: 0 BB: 1 S: 16 P: 18	R: 1 H: 2 E: 0 LOB: 2 K: 2 BB: 1 S: 16 P: 24	R: 1 H: 2 E: 0 LOB: 2 K: 1 BB: 1 S: 17 P: 26	R: 0 H: 0 E: 0 LOB: 0 K: 2 BB: 0 S: 11 P: 18	1B: 7 SF: 0 2B: 3 SAC: 0 3B: 0 DP: 0 HR: 2 HBP: 0						

	AB	39
	R	6
	H	12
	RBI	6
	BB	3
	SO	12
	LOB	13

WP: 0 PA: 42
PB: 0
SB: 0
CS: 0

PITCHER		IP	WLS	BF	H	R	ER	SO	BB	IBB	HBP	BLK	WP	HR	S	P	ERA	WHIP
57 Shane Bieber, R ERA: 3.47	(1, 1)	6.0	L	27	8	4	4	7	1	0	0	0	0	1	71	98	6.00	1.500
61 Dan Otero, R ERA: 5.67	(7, 1)	0.2		4	2	1	1	2	0	0	0	0	0	1	11	15	13.50	3.000
33 Marc Rzepczynski, L ERA: 7.71	(7, 1)	0.0		1	0	0	0	0	1	0	0	0	0	0	3	7	∞	∞
34 Zach McAllister, R ERA: 5.7	(7, 1)	1.1		7	2	1	1	1	1	0	0	0	0	0	19	28	6.75	2.250
43 Josh Tomlin, R ERA: 6.75	(9, 1)	1.0		3	0	0	0	2	0	0	0	0	0	0	11	18	0.00	0.000

PITCHER	IP	WLS	BF	H	R	ER	SO	BB	IBB	HBP	BLK	WP	HR	S	P	ERA	WHIP

Oakland Athletics @ Cleveland Indians

Progressive Field, Cleveland, OH

Sun Jul 08 2018, 1:12 PM - 4:15 PM EDT

Att. 27,125 - Sunny - 79 F

livebaseballscorecards.com

BOTTOM

Batter	1	2	3	4	5	6	7	8	9	AB	R	H	RBI	BB	SO	LOB
12 Francisco Lindor, S (1, 6) OBP: 0.374, SLG: 0.565	B SI 89 C SI 90 F CH 81 B FF 91 X SL 81 2-2 ① G4-3		C KC 74 B SI 91 F FF 91 S SL 81 1-3 ② K2-3		B CH 86 X CH 80 1-0 ② L8		B FF 90 F FF 90 F FC 87 F FF 90 F FC 86 X CH 83 1-2 ③ G5-3			4	0	0	0	0	1	0
23 Michael Brantley, L (1, 10) OBP: 0.351, SLG: 0.490	C FF 92 B SL 82 B SI 89 S SL 81 S SL 83 2-3 ② K		B SI 88 X SL 80 1-0 ③ G4-3		B FF 90 C SI 87 S SL 81 B SL 81 X SI 90 2-2 ③ G4-3			B FF 91 X FF 92 1-0 ① P6		4	0	0	0	0	1	0
11 José Ramírez, S (1, 5) OBP: 0.395, SLG: 0.590	C KC 75 B CH 82 B SI 92 B SI 88 X SI 89 3-1 ③ G6-3			C SI 87 X KC 74 0-1 ① G5-3		C CH 78 C CH 86 B SI 88 F SL 79 B FF 89 F SL 79 X SI 88 2-2 10 1B 1B		C FF 92 B FF 93 B FC 91 X FF 94 2-1 ② L8		4	0	1	0	0	0	0
10 Edwin Encarnación, R (1, 3) OBP: 0.311, SLG: 0.470		B SI 87 F CH 80 B SL 81 F SL 81 B SI 91 F SL 82 F CH 82 F FF 91 X KC 75 3-2 E4 6 2B		C SL 79 F SL 79 B FF 90 B KC 74 X CH 82 2-2 55 BB 6 BB 1B		C FC 87 1 SAFE F FF 89 X CU 78 0-2 1-2 1B		C CU 77 B FF 93 F FF 94 B CU 83 B FF 94 B CU 79 4-2 BB		3	0	2	0	1	0	0
6 Brandon Guyer, R (1, 9) OBP: 0.276, SLG: 0.317 30 Tyler Naquin, L (6, PH) OBP: 0.295, SLG: 0.344 (7, 9)		C SI 88 D KC 76 B CH 86 X CH 81 2-1 1-3 2B		C FF 89 D KC 74 F FF 89 B SL 80 F SL 79 B SI 89 B SL 81 4-2 1-2 9 FC5 55 BB BB		C CH 83 F FF 90 C FF 90 0-3 ① K		C FF 91 S FC 90 B FF 94 S FF 93 1-3 ③ K		1 2	0 0	1 0	0 0	1 0	0 2	0 3
26 Rajai Davis, R (1, 7) OBP: 0.307, SLG: 0.300		B SI 89 X SL 80 1-0 ① F9		B SL 79 X SI 87 1-0 ② F9		X FC 86 0-0 ② P2			B FF 94 B FF 93 C FF 93 F FF 94 X FF 95 2-2 ① G6-3	4	0	0	0	0	0	6
55 Roberto Pérez, R (1, 2) OBP: 0.232, SLG: 0.222		C SL 80 D SI 89 C SL 81 F FF 91 F SL 82 F SL 82 B SI 91 B SL 82 S SL 82 3-3 ② K		B SL 80 F SI 88 B KC 73 D CH 82 F FF 88 B FF 90 4-2 1-2 2-3 9 FC5 BB		F FC 86 C FC 86 F CU 78 B FC 87 F FF 90 D CU 77 C FF 92 2-3 ③ K			X FF 95 0-0 ② P6	3	0	0	0	1	2	4
9 Erik González, R (1, 4) OBP: 0.319, SLG: 0.419		B SI 89 D CH 82 B SI 87 X SI 87 3-0 ③ P3		D SL 81 F FF 89 X KC 74 1-1 ③ FC5 1-2 2-3f			B FC 85 F FC 84 F FF 90 C FF 90 1-3 ① K		B FC 86 S FF 95 X FF 95 1-1 1 DI 1B	4	0	1	0	0	1	5
1 Greg Allen, S (1, 8) OBP: 0.254, SLG: 0.305			C KC 72 B SI 88 T SL 80 F SL 80 X FF 91 1-2 ① L6		B SL 79 B CH 79 X CH 86 2-0 ① P4		F SI 88 C FF 89 B FF 90 X CH 82 1-2 ② P3		C FF 95 B FF 95 F FC 86 S FC 85 1-3 ③ K2-3 1-2	4	0	0	0	0	1	1
Inning Stats	R: 0 H: 0 E: 0 LOB: 0 K: 1 BB: 0 S: 8 P: 15	R: 0 H: 1 E: 1 LOB: 2 K: 1 BB: 0 S: 16 P: 28	R: 0 H: 0 E: 0 LOB: 0 K: 1 BB: 0 S: 8 P: 11	R: 0 H: 1 E: 0 LOB: 3 K: 0 BB: 2 S: 13 P: 25	R: 0 H: 0 E: 0 LOB: 0 K: 0 BB: 0 S: 5 P: 10	R: 0 H: 2 E: 0 LOB: 2 K: 2 BB: 0 S: 17 P: 21	R: 0 H: 0 E: 0 LOB: 0 K: 1 BB: 0 S: 11 P: 14	R: 0 H: 0 E: 0 LOB: 1 K: 1 BB: 1 S: 8 P: 16	R: 0 H: 1 E: 0 LOB: 1 K: 1 BB: 0 S: 9 P: 13	1B: 4 SF: 0 2B: 1 SAC: 0 3B: 0 DP: 0 HR: 0 HBP: 0						

	AB	33
	R	0
	H	5
	RBI	0
	BB	3
	SO	8
	LOB	19

WP: 0 PA: 36
PB: 0
SB: 0
CS: 0

PITCHER		IP	WLS	BF	H	R	ER	SO	BB	IBB	HBP	BLK	WP	HR	S	P	ERA	WHIP
30 Brett Anderson, L ERA: 5.75	(1, 1)	5.0	W	21	3	0	0	3	2	0	0	0	0	0	55	96	0.00	1.000
36 Yusmeiro Petit, R ERA: 3.63	(6, 1)	2.0		7	1	0	0	3	0	0	0	0	0	0	23	28	0.00	0.500
52 Ryan Buchter, L ERA: 2.16	(8, 1)	1.0		4	0	0	0	1	1	0	0	0	0	0	8	16	0.00	1.000
15 Emilio Pagán, R ERA: 3.58	(9, 1)	1.0		4	1	0	0	1	0	0	0	0	0	0	9	13	0.00	1.000

PITCHER	IP	WLS	BF	H	R	ER	SO	BB	IBB	HBP	BLK	WP	HR	S	P	ERA	WHIP

Batter	1	2	3	4	5	6	7	8	9	AB	R	H	RBI	BB	SO	LOB
43 Scott Schebler, L (1, 9) OBP: 0.354, SLG: 0.484	X FF 95 0-0 1B		B CU 76 X CH 86 1-0 9 CS 1B		B FF 94 F FF 94 F CU 77 S FF 95 1-3 ① K		F SI 91 F SI 93 B SL 84 X SI 92 1-2 19 G1-6-3 9 E 1-H 1B		1 SAFE F FC 86 1 SAFE X FC 87 0-1 1-H HR	5	1	4	3	0	1	0
9 José Peraza, R (1, 6) OBP: 0.322, SLG: 0.374	B FF 94 B FF 95 F FF 94 1 SAFE F FF 95 C SL 79 2-3 ① K		S SL 80 F FF 95 B SL 80 B FF 95 S SL 80 2-3 ① ② K 1-2		C SL 80 F FF 95 S SL 81 0-3 ② K		B SI 92 S CH 86 X CH 87 1-1 FC4 19 G1-6-3 1-2		X FF 88 0-0 ① G4-3	5	0	0	0	0	3	3
19 Joey Votto, L (1, 3) OBP: 0.425, SLG: 0.444	S CH 88 1 SAFE B FF 95 B CU 76 F FF 94 C FF 95 2-3 ② K		X CU 76 0-0 ③ G6-3		F CH 90 C FF 95 B CU 78 B FF 94 X FF 94 3-2 HR		B SI 93 B SI 92 X SI 92 2-0 ① ② G1-6-3 1-2f 2-3		B CU 77 B FC 87 F FC 87 B FF 89 B FC 87 4-1 BB	4	1	1	1	1	1	3
3 Scooter Gennett, L (1, 4) OBP: 0.366, SLG: 0.509	B FF 95 B CH 88 C FF 95 F FF 95 X FF 96 2-2 ③ L9			S FF 94 B SL 80 T FF 94 F CU 78 B FF 95 F FF 95 B CH 90 B CH 89 4-2 33 2B BB	F CH 91 B FF 94 F FF 94 S FF 93 1-3 ③ K		X SI 92 0-0 ③ G6-3		F CU 76 S FC 86 B FC 88 F FF 88 B FC 86 X FF 88 2-2 ② L7	4	1	0	0	1	1	3
7 Eugenio Suárez, R (1, 5) OBP: 0.405, SLG: 0.585		B FF 94 B SL 79 F FF 95 B SL 79 B FF 94 4-1 33 G3 16 2B BB		B SL 80 C FF 95 S SL 80 S FF 95 1-3 ① K		X FF 93 0-0 ① F8		F SI 89 B SI 89 C SI 90 B FF 90 X SI 90 2-2 33 1B 1B	C FF 88 B FF 88 S FC 87 X CU 75 1-2 ③ F8	4	1	1	0	1	1	2
33 Jesse Winker, L (1, 10) OBP: 0.392, SLG: 0.406		F FF 94 F FF 94 B FF 94 B SL 80 F CH 90 B CH 88 X FF 95 3-2 ① G3 1-2		B SL 80 F FF 95 C FF 95 X SL 81 1-2 16 1B 1-H 2B		B FF 93 S CH 87 F FF 95 B FF 94 B SL 80 B FF 94 4-2 BB		D SI 90 B CH 82 X SI 90 2-0 23 G5-4-3 1-2 1B		3	1	2	1	1	0	1
16 Tucker Barnhart, L (1, 2) OBP: 0.337, SLG: 0.368		X FF 94 0-0 2-H 2B		B CH 88 F CH 89 C FF 94 X SL 81 1-2 3-H 1B		C FF 93 C CU 76 S FF 94 0-3 ② K		B SI 90 X SI 90 1-0 ① L5		4	0	2	2	0	1	3
23 Adam Duvall, R (1, 7) OBP: 0.282, SLG: 0.398		C SL 80 X FF 96 0-1 ② F8		S SL 80 F SL 80 S SL 81 0-3 ② K		S CU 75 T SL 80 F FF 93 F SL 80 B FF 93 S SL 80 1-3 ③ K		B SL 81 F SI 90 B SI 90 X SI 91 2-1 ② ③ G5-4-3 1-2f		4	0	0	0	0	2	5
6 Billy Hamilton, S (1, 8) OBP: 0.315, SLG: 0.318		B CH 87 S FF 94 C FF 94 S SL 82 1-3 ③ K		F FF 94 F FF 94 B FF 95 F FF 94 X SL 81 1-2 ③ P6			B CH 87 S CH 87 X SL 79 1-1 43 E 43 S 43 1B 1B		F FF 89 X CH 85 0-1 43 HR 1B	4	2	2	0	0	1	2
Inning Stats	R: 0 E: 0 K: 2 S: 10 H: 1 LOB: 1 BB: 0 P: 16	R: 1 E: 0 K: 1 S: 11 H: 1 LOB: 1 BB: 1 P: 19	R: 0 E: 0 K: 1 S: 5 H: 1 LOB: 0 BB: 0 P: 8	R: 2 E: 0 K: 2 S: 20 H: 2 LOB: 1 BB: 1 P: 28	R: 1 E: 0 K: 3 S: 12 H: 1 LOB: 0 BB: 0 P: 17	R: 0 E: 0 K: 2 S: 11 H: 0 LOB: 1 BB: 1 P: 16	R: 1 E: 1 K: 0 S: 9 H: 2 LOB: 1 BB: 0 P: 14	R: 0 E: 0 K: 0 S: 7 H: 2 LOB: 1 BB: 0 P: 14	R: 2 E: 0 K: 0 S: 13 H: 2 LOB: 1 BB: 1 P: 20	1B: 8 2B: 2 3B: 0 HR: 2 SF: 0 SAC: 0 DP: 2 HBP: 0						

PITCHER		IP	WLS	BF	H	R	ER	SO	BB	IBB	HBP	BLK	WP	HR	S	P	ERA	WHIP
52 Mike Clevinger, R ERA: 3.34	(1, 1)	6.0	L	27	7	5	5	11	3	0	0	0	0	1	71	107	7.50	1.667
33 Marc Rzepczynski, L ERA: 6.97	(7, 1)	1.0		4	1	0	0	0	0	0	0	0	0	0	7	11	0.00	1.000
61 Dan Otero, R ERA: 5.5	(8, 1)	1.0		4	2	0	0	0	0	0	0	0	0	0	7	14	0.00	2.000
43 Josh Tomlin, R ERA: 6.98	(9, 1)	1.0		6	2	2	2	0	1	0	0	0	0	1	13	20	18.00	3.000

PITCHER	IP	WLS	BF	H	R	ER	SO	BB	IBB	HBP	BLK	WP	HR	S	P	ERA	WHIP

TOP

Cincinnati Reds @ Cleveland Indians

Progressive Field, Cleveland, OH

Mon Jul 09 2018, 7:10 PM - 10:07 PM EDT

Att. 22,561 - Partly Cloudy - 81 F

livebaseballscorecards.com

AB	37
R	7
H	12
RBI	7
BB	4
SO	11
LOB	22

Batter	1	2	3	4	5	6	7	8	9	AB	R	H	RBI	BB	SO	LOB
12 Francisco Lindor, S (1, 6) OBP: 0.372, SLG: 0.565	C FF 92 B SL 86 X FF 93 1-1 ① P5		S SL 86 X FF 93 0-1 ② L7		B CH 89 X FF 94 1-0 ③ L8			C FF 95 B SL 82 X FF 95 1-1 23 F7 2B	C SI 95 B CH 86 X CH 85 1-1 ② SF7 3-H	4	0	1	1	0	0	0
23 Michael Brantley, L (1, 7) OBP: 0.354, SLG: 0.494	C FF 94 B FF 94 B CH 88 S SL 86 B SI 94 B SL 85 4-2 BB		F FF 94 B CH 88 S FF 95 X SI 94 1-2 1B			B KC 78 B FF 92 F FF 92 F SL 86 C SI 93 2-3 ① K		X FF 95 0-0 ① F7 2-3	X SI 94 0-0 1-H 2B	4	0	2	1	1	1	1
11 José Ramírez, S (1, 5) OBP: 0.390, SLG: 0.582	F FF 93 X FF 95 0-1 ② P5		D SL 88 B FF 94 X FF 93 2-0 ③ G3-4-3			B CH 88 X FF 93 1-0 ② F9		F FF 94 B FF 96 S SL 84 X FF 96 1-2 ② P3	C CH 87 S CH 87 S CH 87 0-3 ③ K2-3	5	0	0	0	0	1	4
10 Edwin Encarnación, R (1, 10) OBP: 0.310, SLG: 0.465	B FF 94 C SI 94 F SL 88 C SI 93 1-3 ③ K			B SI 92 B FF 93 C SL 87 S SL 87 X SI 94 2-2 ① G4-3		S SL 87 B SI 92 B SI 92 B FF 93 B FF 92 4-1 BB		X FF 95 0-0 ③ P3		3	0	0	0	1	1	2
17 Yonder Alonso, L (1, 3) OBP: 0.324, SLG: 0.443		B KC 82 C FF 92 B SL 87 F FF 93 X SI 93 2-2 ① G6-3		F SL 88 B FF 94 F SL 86 B SL 87 F SI 94 B SL 87 X FF 93 3-2 HR		X CH 88 0-0 ③ G3			B FF 94 B FF 92 B FF 93 B FF 93 4-0 22 HR BB	3	2	1	1	1	0	1
22 Jason Kipnis, L (1, 4) OBP: 0.305, SLG: 0.356		F FF 93 B KC 78 B FF 94 X FF 93 2-1 ② F8		C FF 94 B SL 87 X CH 89 1-1 ② G3			C FF 90 C SL 85 B SI 92 X SI 92 1-2 2B		C FF 93 B SL 83 B FF 92 B FF 94 C FF 93 F FF 95 X FF 95 3-2 1-H HR	4	1	2	2	0	0	0
7 Yan Gomes, R (1, 2) OBP: 0.312, SLG: 0.450		B FF 94 F FF 94 S SL 87 X SL 87 1-2 1B		B SL 88 X FF 93 1-0 ③ F8			B FF 92 C FF 92 F SI 91 S SL 86 1-3 ① K		X FF 100 0-0 1 1B 12 SF7 2B	4	1	2	0	0	1	1
30 Tyler Naquin, L (1, 9) OBP: 0.294, SLG: 0.341		B FF 94 B FF 94 F FF 94 X FF 94 2-1 ③ F7			B SL 85 X FF 92 1-0 1 G4-6-3 1B		B FF 92 F FF 92 X FF 92 1-1 ② F8		X FF 99 0-0 ① G5-3	4	0	1	0	0	0	3
1 Greg Allen, S (1, 8) OBP: 0.254, SLG: 0.303			B FF 92 C FF 92 B FF 93 X FF 93 2-1 ① F8		B FF 93 1 SAFE B SI 93 B SI 92 C FF 93 F FF 92 F SI 92 X FF 94 3-2 ①② G4-6-3 1-2f		X FF 92 0-0 ③ F8		B FF 100 X FF 100 1-0 23 2B 1B 2-3	4	1	1	0	0	0	2
Inning Stats	R: 0 E: 0 K: 1 S: 9 H: 0 LOB: 1 BB: 1 P: 15	R: 0 E: 0 K: 0 S: 10 H: 1 LOB: 1 BB: 0 P: 17	R: 0 E: 0 K: 0 S: 8 H: 1 LOB: 1 BB: 0 P: 13	R: 1 E: 0 K: 0 S: 10 H: 1 LOB: 0 BB: 0 P: 17	R: 0 E: 0 K: 0 S: 6 H: 1 LOB: 0 BB: 0 P: 11	R: 0 E: 0 K: 1 S: 6 H: 0 LOB: 1 BB: 1 P: 13	R: 0 E: 0 K: 1 S: 9 H: 1 LOB: 1 BB: 0 P: 12	R: 0 E: 0 K: 0 S: 7 H: 1 LOB: 1 BB: 0 P: 9	R: 4 E: 0 K: 1 S: 13 H: 4 LOB: 1 BB: 1 P: 22	1B: 4 2B: 4 3B: 0 HR: 2	SF: 1 SAC: 0 DP: 1 HBP: 0			WP: 0 PB: 0 SB: 0 CS: 0	PA: 39		

PITCHER		IP	WLS	BF	H	R	ER	SO	BB	IBB	HBP	BLK	WP	HR	S	P	ERA	WHIP
28 Anthony DeSclafani, R ERA: 4.43	(1, 1)	7.0	W	27	5	1	1	3	2	0	0	0	0	1	58	98	1.29	1.000
50 Amir Garrett, L ERA: 3.74	(8, 1)	1.0		6	2	2	2	0	1	0	0	0	0	1	11	20	18.00	3.000
44 Tanner Rainey, R ERA: 15.63	(9, 1)	0.1		3	2	0	0	0	0	0	0	0	0	0	3	4	0.00	6.000
26 Raisel Iglesias, R ERA: 2.48	(9, 1)	0.2	S	3	1	2	2	1	0	0	0	0	0	0	6	7	27.00	1.500

PITCHER	IP	WLS	BF	H	R	ER	SO	BB	IBB	HBP	BLK	WP	HR	S	P	ERA	WHIP

BOTTOM

Cincinnati Reds @ Cleveland Indians

Progressive Field, Cleveland, OH

Mon Jul 09 2018, 7:10 PM - 10:07 PM EDT

Att. 22,561 - Partly Cloudy - 81 F

livebaseballscorecards.com

AB	35
R	5
H	10
RBI	5
BB	3
SO	4
LOB	14

Batter	1	2	3	4	5	6	7	8	9	AB	R	H	RBI	BB	SO	LOB
43 Scott Schebler, L (1, 9) (9, 8) OBP: 0.352, SLG: 0.477	B KC 79 F FF 95 B FF 94 S FC 85 T KC 80 2-2 ① K		S KC 78 S KC 79 S KC 81 0-3 ③ K			S KC 78 F KC 79 S KC 80 0-3 ② K		C FF 95 X KC 78 0-1 ① G5-3	0-0 15 BB 19 2B IBB	4	1	0	0	1	3	1
15 Dilson Herrera, R (1, 4) OBP: 0.422, SLG: 0.443	C FF 95 B FC 86 C SI 94 B ST 81 B ST 80 T FF 95 3-2 ② K			B FF 94 C FC 83 X FF 94 1-1 ① G1-3		C KC 77 S KC 79 D ST 83 B KC 80 B SI 94 B SI 94 4-2 1-2 BB		S FF 94 B KC 80 B SI 94 S FF 95 C ST 82 2-3 ② K	B FF 94 S FF 94 D KC 85 F FF 94 B FF 94 B FF 94 4-2 1-2 2-3 19 2B BB	3	1	0	0	2	2	0
19 Joey Votto, L (1, 3) OBP: 0.369, SLG: 0.507	B FF 93 C FF 93 B CH 88 C FF 94 F SI 95 F KC 81 C ST 82 2-3 ③ K			T FF 94 X KC 79 0-1 ② L4		B KC 79 X SI 94 1-0 ③ G3		F FF 96 B ST 80 B ST 80 X FF 95 2-1 ③ F7	B SI 90 B SI 90 S SI 90 B SI 90 C SI 90 F SI 90 X FF 91 3-2 1-H 2-H 3-H 7 1B 2B	5	1	1	3	0	1	2
3 Scooter Gennett, L (1, 10) OBP: 0.405, SLG: 0.582		X FF 92 0-0 ① P6		C KC 77 F FC 87 X SI 95 0-2 ③ F8			S KC 77 B KC 76 B FF 94 B FF 94 T FF 94 F FF 93 X FF 94 3-2 2 BB 33 BB 1B		7 1B 9 1B HBP 0-0 7 1B IBB	3	1	1	0	1	0	0
7 Eugenio Suárez, R (1, 5) OBP: 0.397, SLG: 0.406		C KC 76 S FC 84 S ST 80 0-3 ② K			C KC 77 S KC 78 F KC 79 S ST 82 0-3 ① K		T FF 93 D KC 78 C ST 80 B ST 82 C SI 95 2-3 ① K		9 1B 23 2B 1-2 1B 1-1 1-3 2-H 1B	5	1	2	1	0	3	1
33 Jesse Winker, L (1, 7) (9, 9) OBP: 0.456, SLG: 0.500		B FF 94 B FF 94 B FF 93 B FF 94 4-0 BB			X FF 95 0-0 16 G3-6-3 1B		B KC 78 B FF 94 F FF 94 B FC 87 B FF 95 4-1 2 BB 1-2 BB		B FF 94 C FF 95 F FF 94 B FF 94 C KC 84 2-3 ① K	2	0	1	0	2	1	2
16 Tucker Barnhart, L (1, 2) OBP: 0.332, SLG: 0.362		B FF 94 B FC 86 X FF 95 2-0 ③ G4-3			X FF 95 0-0 ② ③ G3-6-3 1-2f		D KC 79 F FF 95 D KC 80 S FC 87 C KC 81 2-3 ② K		B FF 94 S FF 94 F FF 94 X FF 95 1-2 ② F7	4	0	0	0	0	1	6
2 Alex Blandino, R (1, 6) OBP: 0.314, SLG: 0.282 9 José Peraza, R (9, PH) (9, 6) OBP: 0.324, SLG: 0.375			B FF 94 C FC 85 B SI 92 F FF 94 S ST 81 2-3 ① K			B FF 95 X FC 88 1-0 15 BB 1B	B FF 96 B FC 87 B FF 95 B FF 95 4-0 1-2 2-3 BB		X KC 84 0-0 23 2B 1-3 2-H 1B	2 1	0 1	1 1	0 1	1 0	1 0	0 0
6 Billy Hamilton, S (1, 8) OBP: 0.312, SLG: 0.314 23 Adam Duvall, R (9, PH) (9, 7) OBP: 0.284, SLG: 0.404			F FF 93 B FC 87 C FF 94 X ST 81 1-2 ② F8			B FF 94 F FF 94 F FF 95 C SI 94 1-3 ① K	B FF 96 X FF 96 1-0 ③ L8		C KC 83 B KC 84 S KC 84 D KC 84 X KC 85 2-2 15 BB 19 2B 1-H 3-H 2B	3 1	0 1	0 1	0 2	0 0	1 0	4 0
Inning Stats	R: 0 E: 0 K: 3 S: 11 H: 0 LOB: 0 BB: 0 P: 18	R: 0 E: 0 K: 1 S: 5 H: 0 LOB: 1 BB: 1 P: 11	R: 0 E: 0 K: 2 S: 9 H: 0 LOB: 0 BB: 0 P: 12	R: 0 E: 0 K: 0 S: 7 H: 0 LOB: 0 BB: 0 P: 8	R: 0 E: 0 K: 1 S: 6 H: 1 LOB: 0 BB: 0 P: 6	R: 0 E: 0 K: 2 S: 10 H: 1 LOB: 2 BB: 1 P: 17	R: 0 E: 0 K: 2 S: 12 H: 1 LOB: 3 BB: 2 P: 28	R: 0 E: 0 K: 1 S: 7 H: 0 LOB: 0 BB: 0 P: 11	R: 7 E: 0 K: 1 S: 25 H: 5 LOB: 2 BB: 3 P: 41	1B: 6 2B: 2 3B: 0 HR: 0 SF: 0 SAC: 0 DP: 1 HBP: 1						

PITCHER		IP	WLS	BF	H	R	ER	SO	BB	IBB	HBP	BLK	WP	HR	S	P	ERA	WHIP
47 Trevor Bauer, R ERA: 2.23	(1, 1)	8.0		30	3	0	0	12	4	0	0	0	0	0	67	111	0.00	0.875
37 Cody Allen, R ERA: 4.66	(9, 1)	0.2	L	8	3	6	6	1	1	1	1	0	0	0	19	31	81.00	6.000
61 Dan Otero, R ERA: 5.71	(9, 1)	0.1	B	3	2	1	1	0	0	1	0	0	0	0	6	10	27.00	6.000

PITCHER	IP	WLS	BF	H	R	ER	SO	BB	IBB	HBP	BLK	WP	HR	S	P	ERA	WHIP

TOP

Cincinnati Reds @ Cleveland Indians

Progressive Field, Cleveland, OH

Tue Jul 10 2018, 7:12 PM - 9:58 PM EDT

Att. 21,908 - Partly Cloudy - 80 F

livebaseballscorecards.com

AB	33
R	7
H	8
RBI	7
BB	7
SO	13
LOB	16

Batter	1	2	3	4	5	6	7	8	9	AB	R	H	RBI	BB	SO	LOB
12 Francisco Lindor, S (1, 6) OBP: 0.370, SLG: 0.568	B SI 94 C SI 93 B CH 88 F SI 94 F SI 94 X SI 95 2-2 HR	X SL 87 0-0 ② G4-3 2-3 3-H			B CH 90 X SI 94 1-0 ② F7		B SI 95 C SI 95 X SL 89 1-1 ③ L4		F SI 97 S FF 96 X CH 88 0-2 ③ G1-3 1-2	5	1	1	2	0	0	4
23 Michael Brantley, L (1, 7) OBP: 0.350, SLG: 0.488	C SI 94 X SL 87 0-1 ① G6-3	B SI 94 X SI 95 1-0 ③ G3			B SL 86 C SI 94 B CH 89 B SI 95 X SI 95 3-1 ③ G3-1			X SI 93 0-0 ① F8		4	0	0	0	0	0	1
11 José Ramírez, S (1, 5) OBP: 0.391, SLG: 0.592	C SI 95 C SI 94 B SL 87 B SL 87 X SI 95 2-2 HR		C SL 85 B CH 88 X SI 93 1-1 ① F8			C SI 93 X SI 92 0-1 ① P2		B SI 93 B SI 94 F SI 94 X SI 94 2-1 10 FC6 2B		4	1	2	1	0	0	0
10 Edwin Encarnación, R (1, 10) OBP: 0.306, SLG: 0.459 26 Rajai Davis, R (8, PR) OBP: 0.307, SLG: 0.300 (9, 10)	F SI 95 F SL 88 X SI 95 0-2 ② G5-3		B SI 93 F SI 93 X SI 93 1-1 ② L7			B SL 88 X SI 93 1-0 ② G5-3		B SI 94 B SI 94 C SI 94 X SI 95 2-1 FC6 2-3		4 0	0 0	0 0	0 0	0 0	0 0	1 0
17 Yonder Alonso, L (1, 3) OBP: 0.320, SLG: 0.437	B CH 90 B SI 95 X SI 96 2-0 ③ L8		B SI 94 F SI 93 B CH 89 B CH 89 X SI 94 3-1 ③ L7			B SI 94 B SI 94 B SI 94 X SI 94 3-0 ③ G4-3		B FF 87 F SL 76 X SL 76 1-1 ② P6		4	0	0	0	0	0	2
22 Jason Kipnis, L (1, 4) OBP: 0.307, SLG: 0.354		B SI 94 B SI 93 C SI 94 B CH 88 B SI 94 4-1 30 2B 55 E BB		X SI 93 0-0 ① F8			C SI 93 F SL 86 B SL 88 B SI 94 B SI 94 F SI 93 B SI 93 4-2 30 FC4-6 BB	C FF 86 C FF 89 C FF 89 0-3 ③ K		2	1	0	0	2	1	2
30 Tyler Naquin, L (1, 9) OBP: 0.299, SLG: 0.353		B SI 94 F SI 94 C SI 94 X SL 87 1-2 1 SH1-3 12 G4-3 1-3 2B		C SI 93 C SL 86 X SI 92 0-2 ② L7			B SI 94 F SI 94 B SL 87 X SI 93 2-1 ① FC4-6 55 1B 1-2f		C SI 95 S CH 88 X SL 85 0-2 12 DI 1B	4	1	2	0	0	0	1
55 Roberto Pérez, R (1, 2) OBP: 0.233, SLG: 0.223		S SI 94 X SI 94 0-1 E5 12 G4-3 1 SH1-3 3-H		C SI 93 F SL 86 S SL 88 0-3 ③ K			X SI 94 0-0 1-2 1B		T SI 96 C SL 86 S SL 88 0-3 ① K	4	0	1	1	0	2	2
1 Greg Allen, S (1, 8) OBP: 0.248, SLG: 0.296		B SI 93 X SI 94 1-0 ① SH1-3 1-2 2-3			B SI 93 X SI 93 1-0 ① G3		F SI 94 B SI 94 F SI 94 F SL 87 D SL 88 X SI 95 2-2 ② L9		F CH 87 S CH 88 B FF 95 S SI 96 1-3 ② K	3	0	0	0	0	1	3
Inning Stats	R: 2 H: 2 E: 0 LOB: 0 K: 0 BB: 0 S: 13 P: 19	R: 2 H: 1 E: 1 LOB: 1 K: 0 BB: 1 S: 9 P: 16	R: 0 H: 0 E: 0 LOB: 0 K: 0 BB: 0 S: 6 P: 11	R: 0 H: 0 E: 0 LOB: 0 K: 1 BB: 0 S: 7 P: 7	R: 0 H: 0 E: 0 LOB: 0 K: 0 BB: 0 S: 4 P: 9	R: 0 H: 0 E: 0 LOB: 0 K: 0 BB: 0 S: 4 P: 8	R: 0 H: 1 E: 0 LOB: 2 K: 0 BB: 1 S: 12 P: 21	R: 0 H: 1 E: 1 LOB: 2 K: 1 BB: 0 S: 10 P: 15	R: 0 H: 1 E: 0 LOB: 1 K: 2 BB: 0 S: 12 P: 13	1B: 2 2B: 2 3B: 0 HR: 2	SF: 0 SAC: 1 DP: 0 HBP: 0					

PITCHER		IP	WLS	BF	H	R	ER	SO	BB	IBB	HBP	BLK	WP	HR	S	P	ERA	WHIP
47 Sal Romano, R ERA: 5.28	(1, 1)	7.1		31	5	4	3	1	2	0	0	0	0	2	60	100	3.68	0.955
51 Kyle Crockett, L ERA: 4.15	(8, 1)	0.2	W	2	0	0	0	1	0	0	0	0	0	0	5	6	0.00	0.000
26 Raisel Iglesias, R ERA: 2.41	(9, 1)	1.0	S	4	1	0	0	2	0	0	0	0	0	0	12	13	0.00	1.000

PITCHER	IP	WLS	BF	H	R	ER	SO	BB	IBB	HBP	BLK	WP	HR	S	P	ERA	WHIP

BOTTOM

Cincinnati Reds @ Cleveland Indians

Progressive Field, Cleveland, OH

Tue Jul 10 2018, 7:12 PM - 9:58 PM EDT

Att. 21,908 - Partly Cloudy - 80 F

livebaseballscorecards.com

AB	34
R	4
H	6
RBI	4
BB	2
SO	4
LOB	16

1B: 2 SF: 0
2B: 2 SAC: 1
3B: 0 DP: 0
HR: 2 HBP: 0

WP: 0 PA: 37
PB: 0
SB: 0
CS: 0

Batter	1	2	3	4	5	6	7	8	9	AB	R	H	RBI	BB	SO	LOB
43 Scott Schebler, L (1, 9) OBP: 0.353, SLG: 0.473	B FF 94 F SL 84 S SL 85 B SL 86 C FF 96 2-3 ① K	S CH 88 F FF 94 S SL 86 0-3 ① K	F CH 89 B SL 82 F FF 92 S CH 90 1-3 ① K	B FF 92 F FF 91 X CU 75 1-1 9 G5-4-3 1-2 1B	C FF 91 B FF 91 F SL 80 B FF 91 F FF 91 B FF 91 B FF 91 4-2 9 1B BB	4	0	1	0	1	3	1
9 José Peraza, R (1, 6) OBP: 0.322, SLG: 0.374	F FF 95 B CU 81 F FF 94 C SL 85 1-3 ② K	C SL 85 F FF 94 B SL 87 X FF 93 1-2 L9	B SL 83 F FF 94 B FF 95 X FF 94 2-1 ② SF9 3-H	F SL 81 F FF 91 B FF 92 F SL 79 F CU 76 X SL 81 1-2 ②③ G5-4-3 1-2f	C FF 91 B FF 91 X SL 81 1-1 1-2 1B	4	0	1	1	0	1	2
19 Joey Votto, L (1, 3) OBP: 0.424, SLG: 0.444 15 Dilson Herrera, R (5, 7) (8, 5)	C CH 88 B SL 85 X FF 94 1-1 3 1B 1B	B FF 94 S CH 89 B CU 84 B SI 94 C FF 95 F CH 89 B SI 93 4-2 BB	X SI 93 0-0 ③ F8		C FF 90 S FF 90 T FF 91 0-2 ① K C SL 78 F FF 90 B SL 80 T FF 91 1-2 ② K	2	0	1	0	1	0	0
						2	0	0	0	0	2	2
3 Scooter Gennett, L (1, 4) OBP: 0.372, SLG: 0.518	B SI 94 F FF 94 B FF 93 S CH 88 B FF 95 X CH 87 3-2 1-2 1B	B CH 87 X FF 92 1-0 ③ L8	C FF 91 B FF 92 F FF 91 X CU 74 1-2 HR	F FF 90 F FF 91 B FF 91 B FF 91 B CH 84 F FF 91 X FF 92 3-2 33 HR 1B	F FF 91 X CH 85 0-1 ③ G4-3	5	2	3	1	0	0	3
7 Eugenio Suárez, R (1, 5) OBP: 0.401, SLG: 0.575 2 Alex Blandino, R (6, 5) OBP: 0.312, SLG: 0.280 (8, 1)	B FF 94 S SL 85 F SL 86 B FF 94 S SL 85 2-3 ③ K	C FF 93 B SL 85 F SL 83 X CH 90 1-2 ① G6-3	B FF 92 B FF 91 B SL 78 C FF 92 C FF 92 2-3 ① K	B SL 80 F FF 90 X FF 91 1-1 ② F9	3	0	0	0	0	2	2
					1	0	0	0	0	0	1
33 Jesse Winker, L (1, 10) OBP: 0.398, SLG: 0.424 (8, 7)	C CU 82 S CH 88 X SL 84 0-2 16 G5-3 2B	B FF 94 F FF 94 C CU 82 S CH 90 1-3 ② K	C FF 92 F SL 83 F FF 93 F FF 92 F CU 76 F CH 86 X FF 92 0-2 ② G4-3	C FF 91 B CU 75 X CU 74 1-1 1-H HR	4	1	2	2	0	1	0
16 Tucker Barnhart, L (1, 2) OBP: 0.333, SLG: 0.363 38 Curt Casali, R (5, 2) OBP: 0.405, SLG: 0.500	C FF 94 S CH 89 B SI 95 X CH 90 1-2 ① G5-3 2-3	X FF 94 0-0 23 WP 1B	B FF 92 S SL 82 C FF 92 F SL 81 X SL 82 1-2 ③ G5-3	X FF 92 0-0 1B	2	0	1	0	0	0	1
					2	0	1	0	0	0	0
23 Adam Duvall, R (1, 7) OBP: 0.281, SLG: 0.398 (5, 3)	B SI 93 C SL 84 S SL 85 B FF 94 B SL 86 S SL 84 3-3 ② K	T FF 94 F FF 94 D SL 84 B SL 85 D SL 86 X FF 94 3-2 ③ G4-3 1-2	C FF 92 F FF 91 B FF 91 S SL 82 1-3 ① K	X SL 79 0-0 ③ P2	4	0	0	0	0	2	3
6 Billy Hamilton, S (1, 8) OBP: 0.314, SLG: 0.322	X FF 93 0-0 ③ F7	C FF 92 B CU 81 B FF 94 B SI 92 F FF 93 X FF 95 3-2 9 SF9 3B	B FF 92 C FF 93 B SL 82 B FF 92 C FF 92 F FF 93 F FF 92 B FF 93 4-2 43 1B BB	C FF 91 F FF 91 X SL 80 0-2 ① P4	3	1	1	0	1	0	1
Inning Stats	R: 0 E: 0 K: 3 S: 14 H: 2 LOB: 2 BB: 0 P: 23	R: 0 E: 0 K: 1 S: 10 H: 1 LOB: 1 BB: 0 P: 14	R: 0 E: 0 K: 1 S: 10 H: 0 LOB: 1 BB: 1 P: 16	R: 0 E: 0 K: 1 S: 10 H: 1 LOB: 1 BB: 0 P: 15	R: 1 E: 0 K: 1 S: 9 H: 1 LOB: 0 BB: 0 P: 15	R: 1 E: 0 K: 1 S: 17 H: 1 LOB: 0 BB: 0 P: 21	R: 0 E: 0 K: 1 S: 14 H: 1 LOB: 1 BB: 1 P: 21	R: 2 E: 0 K: 1 S: 13 H: 3 LOB: 1 BB: 0 P: 18	R: 0 E: 0 K: 1 S: 13 H: 1 LOB: 2 BB: 1 P: 19	1B: 7 2B: 1 3B: 1 HR: 2 SF: 1 SAC: 0 DP: 1 HBP: 0						

PITCHER		IP	WLS	BF	H	R	ER	SO	BB	IBB	HBP	BLK	WP	HR	S	P	ERA	WHIP
59 Carlos Carrasco, R ERA: 4.16	(1, 1)	5.0	W	21	5	1	1	7	1	0	0	0	1	0	53	83	1.80	1.200
45 Adam Plutko, R ERA: 4.87	(6, 1)	4.0	S	19	6	3	3	4	2	0	0	0	0	2	57	79	6.75	2.000

PITCHER	IP	WLS	BF	H	R	ER	SO	BB	IBB	HBP	BLK	WP	HR	S	P	ERA	WHIP

TOP

Cincinnati Reds @ Cleveland Indians

Progressive Field, Cleveland, OH

Wed Jul 11 2018, 7:12 PM - 10:41 PM EDT

Att. 22,215 - Clear - 77 F

livebaseballscorecards.com

AB	36
R	4
H	11
RBI	4
BB	3
SO	11
LOB	16

WP: 1	PA: 40		
PB: 0			
SB: 0			
CS: 0			

Batter	1	2	3	4	5	6	7	8	9	AB	R	H	RBI	BB	SO	LOB
12 Francisco Lindor, S (1, 6) OBP: 0.370, SLG: 0.571	C FF 90 F SL 80 B FF 93 F FF 92 F SL 82 F FF 92 X FF 94 1-2 F8 ①	C CH 84 B FF 94 F FF 95 D SL 84 S FF 94 2-3 K ③	B FF 98 C FF 98 D CH 89 B FF 97 B FF 96 4-1 23 1B, 11 HR, 1-2 2-3 BB	S FF 95 B CU 74 X CH 88 1-1 1-H 3-H HR		B SI 93 B CH 86 B SI 92 C SI 92 T FF 93 F FF 94 F SL 87 X FF 94 3-2 FC3-6 6 G6-4-3 ① 1-2f		B FA 86 X FA 86 1-0 L7 ①		5	2	1	3	1	1	3
23 Michael Brantley, L (1, 7) OBP: 0.352, SLG: 0.488 6 Brandon Guyer, R (5, 7) OBP: 0.271, SLG: 0.311	B FF 92 X FF 93 1-0 11 HR 1B	C FF 83 X SL 82 0-1 E3 10 1B, 17 1B C FF 97 S SL 99 X SL 87 0-2 11 HR 1B, 1-3 2-H 3-H	C SI 94 B CH 87 X FF 95 1-1 P6 ①	F FF 94 D SI 95 S SL 86 B CU 75 X SI 94 2-2 G6-4-3 ② ③ 1-2f			C FA 89 C KN 78 S KN 67 0-3 K ②		4 2	3 0	2 0	2 0	0 0	0 1	0 1
11 José Ramírez, S (1, 5) OBP: 0.392, SLG: 0.609 9 Erik González, R (5, 5) OBP: 0.333, SLG: 0.432	B FF 92 X FF 92 1-0 1-H HR	C FF 83 D SL 82 B SL 81 F FF 95 X SL 83 3-2 F8 ① B FF 97 B FF 96 F FF 97 S CH 90 X FF 98 3-2 1-H 3-H HR	C CU 77 B SI 95 X SI 96 1-1 F7 ②				C FF 86 B CH 81 F FF 88 F FF 90 B SL 76 X SL 76 2-2 55 17 1B 1B	B FA 89 F FA 88 X FA 88 1-1 55 WP 1B	4 2	2 1	2 2	5 0	0 0	0 0	1 0
10 Edwin Encarnación, R (1, 10) OBP: 0.309, SLG: 0.458 55 Roberto Pérez, R (7, PH) OBP: 0.237, SLG: 0.229 (8, 10)	B SL 83 F FF 92 X FF 93 1-1 F7 ②	S FF 93 D SL 84 2 SAFE X SL 84 1-1 22 1B, 17 1B, 7 1B, 2-3 1B B SL 90 B FF 98 B SL 89 B FF 99 F FF 98 X FF 97 3-2 F9 ③	C SL 88 B SL 88 B FF 95 S SI 95 B SI 95 B FF 94 4-2 BB			B FF 87 B FF 88 B FF 86 C FF 86 C FF 85 X FF 87 3-2 22 BB 17 1B 30 1B 1-2 1B	C FA 90 F KN 80 B KN 72 B FA 89 F KN 81 D KN 81 T FA 90 3-2 K ③ 1-2		3 2	1 1	1 1	0 0	1 1	0 1	0 1
17 Yonder Alonso, L (1, 3) OBP: 0.324, SLG: 0.438	B FF 91 C FF 93 F CH 84 F FF 95 B SL 84 X FF 94 2-2 F8 ③	F CH 86 X SL 82 0-1 22 1B, 7 1B, 1-2 3-H 1B B FF 94 4-0 22 HR BB C FF 98 D CH 89 B SI 95 B FF 97 F SL 87 F SL 90 B FF 95 2-3 K ③					X FF 86 0-0 30 1B, 22 BB, 1-2 2-H 1B			4	2	2	2	1	1	1
22 Jason Kipnis, L (1, 4) OBP: 0.314, SLG: 0.366		C FF 90 B SL 79 B CH 84 B FF 92 F FF 94 B FF 93 4-2 30 BB BB	B FF 94 F FF 93 B FF 94 2 SAFE C FF 93 F FF 95 F SL 82 X SL 84 2-2 7 1B, 30 1B, 1-2 2-3 1B	B FF 95 C FF 97 B CH 89 B FF 96 X FF 96 3-1 1-H HR	B SI 93 B SL 86 C SI 94 F SI 94 S SL 87 2-3 K ①		B FF 88 F FF 87 B FF 88 D SL 75 B FF 86 4-1 30 1B 1-2 2-3 BB		3	2	2	2	2	1	0
7 Yan Gomes, R (1, 2) OBP: 0.314, SLG: 0.447		B FF 91 F FF 92 B SL 83 X SL 83 2-1 L4 ①	F SL 83 X FF 94 0-1 12 BB, 30 1B, 23 1B, 1-3 2-H 3-H 1B	B FF 98 C FF 97 F FF 97 B SL 89 F FF 97 F SL 88 B FF 97 B FF 96 4-2 30 2B BB	B SL 87 B FF 95 F FF 95 S FF 94 B CU 76 F SL 86 X SL 86 3-2 L5 ②		F FF 86 B CH 81 B CH 81 F FF 86 S SL 75 2-3 K ①		4	2	1	2	1	1	4
30 Tyler Naquin, L (1, 9) OBP: 0.316, SLG: 0.371		C FF 92 B FF 92 S CH 83 D SL 80 B FF 93 B FF 94 4-2 1-2 BB	D FF 98 X FF 97 1-0 12 BB, 23 1B, 1-2 3-H 1B	F FF 96 D FF 95 X CH 90 1-1 1 1B, 12 HR, 1-H 2B	C SL 85 C FH 88 B FF 94 B FF 94 X CU 77 2-2 G5-3 ③		F FF 88 C FF 88 B FF 88 X SL 76 1-2 1 G6-4-3 1-2 2-3 3-H 1B		4	2	3	3	1	0	0
1 Greg Allen, S (1, 8) OBP: 0.254, SLG: 0.300		C FF 93 F SL 82 F FF 95 D SL 82 F FF 94 D SL 83 X FF 95 2-2 F8 ②	B FF 98 X FF 97 1-0 L7 ②	F FF 94 X FF 94 0-1 12 HR 2-3 1B		X SI 92 0-0 12 FC3-6 1B	B SL 75 F FF 87 X CH 80 1-1 G6-4-3 ② ③ 1-2f		5	1	2	0	0	0	7
Inning Stats	R: 2 E: 0 K: 0 S: 14 H: 2 LOB: 0 BB: 0 P: 20	R: 0 E: 0 K: 1 S: 14 H: 0 LOB: 2 BB: 2 P: 28	R: 9 E: 1 K: 0 S: 29 H: 7 LOB: 0 BB: 1 P: 47	R: 6 E: 0 K: 1 S: 25 H: 4 LOB: 1 BB: 3 P: 46	R: 0 E: 0 K: 1 S: 10 H: 0 LOB: 0 BB: 0 P: 17	R: 0 E: 0 K: 0 S: 9 H: 1 LOB: 0 BB: 0 P: 14	R: 2 E: 0 K: 1 S: 17 H: 4 LOB: 2 BB: 1 P: 30	R: 0 E: 0 K: 2 S: 10 H: 1 LOB: 1 BB: 0 P: 15		1B: 14 2B: 1 3B: 0 HR: 4 SF: 0 SAC: 0 DP: 2 HBP: 0					WP: 1 PB: 0 SB: 0 CS: 0 PA: 49	

PITCHER		IP	WLS	BF	H	R	ER	SO	BB	IBB	HBP	BLK	WP	HR	S	P	ERA	WHIP
30 Tyler Mahle, R ERA: 4.02	(1, 1)	2.1	L	16	6	7	6	1	2	0	0	0	0	1	45	71	23.14	3.429
44 Tanner Rainey, R ERA: 24.43	(3, 1)	0.2		10	5	8	7	0	3	0	0	0	0	2	20	44	94.50	12.000
62 Jackson Stephens, R ERA: 3.8	(4, 1)	3.0		12	3	2	2	2	1	0	0	0	0	1	36	57	6.00	1.333
51 Kyle Crockett, L ERA: 6.75	(7, 1)	1.0		7	4	2	2	1	1	0	0	0	0	0	17	30	18.00	5.000
2 Alex Blandino, R ERA:	(8, 1)	1.0		4	1	0	0	2	0	0	0	0	1	0	10	15	0.00	1.000

PITCHER	IP	WLS	BF	H	R	ER	SO	BB	IBB	HBP	BLK	WP	HR	S	P	ERA	WHIP

BOTTOM

Cincinnati Reds @ Cleveland Indians

Progressive Field, Cleveland, OH

Wed Jul 11 2018, 7:12 PM - 10:41 PM EDT

Att. 22,215 - Clear - 77 F

livebaseballscorecards.com

AB	42
R	19
H	19
RBI	19
BB	7
SO	6
LOB	18

Batter	1	2	3	4	5	6	7	8	9	AB	R	H	RBI	BB	SO	LOB
11 Brett Gardner, L (1, 7) OBP: 0.349, SLG: 0.408	C SI 93 C FC 90 B SI 93 F CU 86 B FC 91 S FF 94 2-3 K		C CU 84 F FC 89 B SI 93 F CU 86 B FC 91 X FC 91 2-2 2-H HR		C FF 92 F CU 85 B FF 93 X CH 87 1-2 G4-3		B FF 93 X FF 93 1-0 F7		B FF 89 C FF 88 B FF 90 B FF 89 X FF 89 3-1 HR	5	2	2	3	0	1	0
99 Aaron Judge, R (1, 9) OBP: 0.397, SLG: 0.556	B FF 94 X CU 85 1-0 F9		X SI 93 0-0 F9		S CU 86 B FF 93 B FF 94 S CU 85 F CU 86 B FF 94 X CU 86 3-2 18 G3-1 2B		X FC 91 0-0 F9		C FF 96 B CU 81 X FF 96 1-1 G6-3	5	0	1	0	0	0	0
18 Didi Gregorius, L (1, 6) OBP: 0.324, SLG: 0.467	B FF 92 B FC 90 F SI 93 F SI 93 X SI 94 2-2 F8			B CH 84 C SI 92 X FC 89 1-1 HR	B FF 94 X CH 86 1-0 G3-1 2-3			B FF 92 B FF 92 B CH 86 B FF 94 4-0 31 2B BB		3	2	1	1	1	0	1
27 Giancarlo Stanton, R (1, 10) OBP: 0.347, SLG: 0.515		C FC 90 X FC 89 0-1 F9		C CU 86 B FF 94 B CU 86 S FC 90 F SI 93 X FC 91 2-2 31 E 31 SH 33 2B 1B	C FF 93 C FF 92 S CU 87 0-3 K			D CU 86 X FC 91 1-0 F9		4	1	1	0	0	1	2
31 Aaron Hicks, S (1, 8) OBP: 0.352, SLG: 0.506		X SI 92 0-0 L8		B FC 90 S CH 85 X CH 86 1-1 SH 33 2B 1-3		B CU 84 X CH 86 1-0 G3		S CH 85 D FF 94 1 SAFE B CH 85 S CH 86 F CH 85 1 SAFE D CU 85 F FF 94 3-2 X CH 87 33 S 33 SF7 1-H 2B		3	1	1	1	0	0	0
33 Greg Bird, L (1, 3) OBP: 0.322, SLG: 0.445		B SI 92 C FC 88 B CH 85 C FC 90 B FC 90 S FC 90 3-3 K		B SI 93 X FC 90 1-0 1-3 3-H 2B		B SI 92 C CU 84 S CH 87 B FF 93 F CH 87 S FC 90 2-3 K		B SI 93 C SL 80 B SL 80 F SI 93 B SL 80 X SI 94 3-2 SF7 2-H		3	0	1	2	0	2	0
41 Miguel Andujar, R (1, 5) OBP: 0.318, SLG: 0.500			X SI 92 0-0 11 HR 2B	S CU 85 B CU 86 B FF 93 D CU 86 B SI 93 4-1 14 L3 BB		X SI 93 0-0 1B		C SL 86 F FF 96 B SL 86 B SL 86 X FF 95 2-2 G5-3		3	1	2	0	1	0	0
28 Austin Romine, R (1, 2) OBP: 0.336, SLG: 0.492			D FC 89 F SI 92 F FC 90 B SI 93 C CU 86 2-3 K	F CU 86 S FF 94 D CU 86 S FC 90 1-3 K		C CU 87 T FF 93 D CU 86 B SI 93 S CU 86 2-3 K			B FF 95 F FF 95 F SL 87 T FF 95 1-2 K	4	0	0	0	0	4	5
14 Neil Walker, S (1, 4) OBP: 0.274, SLG: 0.263 12 Tyler Wade, L (8, 4) OBP: 0.208, SLG: 0.289			F SI 92 C FC 90 F CU 85 B FF 93 S FC 91 1-3 K	X FF 93 0-0 L3 1-1			C CU 84 S CH 85 S CH 87 0-3 K		S FF 90 B FF 88 S CU 75 S CU 75 1-3 K	3 1	0 0	0 0	0 0	0 0	2 1	4 0
Inning Stats	R: 0 E: 0 K: 1 S: 8 H: 0 LOB: 0 BB: 0 P: 13	R: 0 E: 0 K: 1 S: 6 H: 0 LOB: 0 BB: 0 P: 9	R: 2 E: 0 K: 2 S: 13 H: 2 LOB: 0 BB: 0 P: 18	R: 2 E: 1 K: 1 S: 14 H: 3 LOB: 2 BB: 1 P: 24	R: 0 E: 0 K: 1 S: 11 H: 1 LOB: 1 BB: 0 P: 16	R: 0 E: 0 K: 2 S: 9 H: 1 LOB: 1 BB: 0 P: 14	R: 0 E: 0 K: 1 S: 5 H: 0 LOB: 0 BB: 0 P: 6	R: 2 E: 0 K: 0 S: 12 H: 1 LOB: 0 BB: 1 P: 25	R: 1 E: 0 K: 2 S: 10 H: 1 LOB: 0 BB: 0 P: 16	1B: 2 2B: 5 3B: 0 HR: 3 SF: 1 SAC: 1 DP: 1 HBP: 0						

PITCHER		IP	WLS	BF	H	R	ER	SO	BB	IBB	HBP	BLK	WP	HR	S	P	ERA	WHIP
28 Corey Kluber, R ERA: 2.76	(1, 1)	7.1	L	32	8	6	6	9	2	0	0	0	0	2	72	114	7.36	1.364
39 Oliver Pérez, L ERA: 0.75	(8, 1)	0.1		1	0	0	0	0	0	0	0	0	0	0	3	6	0.00	0.000
58 Neil Ramírez, R ERA: 3.32	(8, 1)	0.2		2	0	0	0	1	0	0	0	0	0	0	6	9	0.00	0.000
49 Tyler Olson, L ERA: 7.64	(9, 1)	0.1		2	1	1	1	1	0	0	0	0	0	1	5	9	27.00	3.000
34 Zach McAllister, R ERA: 5.65	(9, 1)	0.1		1	0	0	0	0	0	0	0	0	0	0	2	3	0.00	0.000

PITCHER	IP	WLS	BF	H	R	ER	SO	BB	IBB	HBP	BLK	WP	HR	S	P	ERA	WHIP

TOP

New York Yankees @ Cleveland Indians

Progressive Field, Cleveland, OH

Thu Jul 12 2018, 7:12 PM - 10:17 PM EDT

Att. 31,267 - Cloudy - 77 F

livebaseballscorecards.com

AB	34
R	7
H	9
RBI	7
BB	2
SO	11
LOB	12

Batter	1	2	3	4	5	6	7	8	9	AB	R	H	RBI	BB	SO	LOB
12 Francisco Lindor, S (1, 6) OBP: 0.371, SLG: 0.573	F FF 96 X FF 97 0-1 23 G4-3 11 1B 2B	B FF 96 C CH 88 T FF 96 F CH 89 F SL 89 D SL 88 B CH 90 F SL 87 F SL 85 X FF 97 3-2 ③ L3			X FF 98 0-0 23 G4-6-3 1B		C FC 93 S KC 85 F KC 83 X FC 93 0-2 ② G5-3			4	1	2	0	0	0	1
23 Michael Brantley, L (1, 7) OBP: 0.351, SLG: 0.485	B SL 85 X FF 96 1-0 ① G4-3 2-3	B FF 95 B FF 97 C FF 97 X CH 88 2-1 10 S 17 1B 1B			1 SAFE B SL 85 B FF 95 B FF 96 C FF 96 X FF 96 3-1 ①② G4-6-3 1-2f		C FC 93 B SL 84 B KC 85 X FC 92 2-1 ③ G6-3			4	1	1	0	0	0	2
11 José Ramírez, S (1, 5) OBP: 0.396, SLG: 0.618	D SL 86 T FF 96 D SL 88 B CH 89 X CH 89 3-1 10 CS 3-H 1B	X FF 97 0-0 ① L9			B SL 86 C SL 88 X FF 99 1-1 HR			B FF 97 B FF 97 C FF 97 B FF 96 F FF 97 B KC 84 4-2 BB		3	1	2	2	1	0	1
10 Edwin Encarnación, R (1, 10) OBP: 0.311, SLG: 0.466	B FF 97 C FF 97 X SL 88 1-1 ② 1-2 HR	B SL 87 C FF 97 D SL 87 F FF 98 1 SAFE F FF 98 B SL 89 B FF 98 4-2 17 1B 1-2 BB			S SL 87 S SL 88 T FF 100 0-2 ③ K			F FF 98 X FF 98 0-1 ① P2		3	1	1	1	1	1	1
17 Yonder Alonso, L (1, 3) OBP: 0.326, SLG: 0.439	X FF 95 0-0 1B	C FF 96 C CH 90 D SL 89 F FF 98 D SL 87 B CH 90 X FF 98 3-2 ② 1-3 2-H 1B			X FF 91 0-0 ① L3			C FF 97 C KC 87 X FF 99 0-2 ② L4		4	0	2	1	0	0	1
22 Jason Kipnis, L (1, 4) OBP: 0.310, SLG: 0.362	C FF 95 B CH 89 T FF 96 F FF 96 B SL 87 F FF 98 F SL 87 X FF 98 2-2 ③ F7	F FF 98 S SL 90 F FF 98 X SL 86 0-2 ③ F9			C FF 92 B CH 84 B SL 84 S CH 85 B SL 85 X FF 92 3-2 E4			B FF 97 C FF 98 T FF 98 S SV 87 1-3 ③ K		4	0	0	0	0	1	3
30 Tyler Naquin, L (1, 9) OBP: 0.310, SLG: 0.363 26 Rajai Davis, R (9, PH) OBP: 0.305, SLG: 0.298		X FF 96 0-0 ① G6-3		B FF 94 C FF 96 C SL 87 X FF 97 1-2 ① L8	B SL 85 C FF 92 S SL 84 B FF 91 B SL 84 F SL 84 F FF 91 T FF 92 3-2 ② K			F FF 99 B FF 99 F FF 98 B SL 85 S SL 86 2-3 ① K		3 1	0 0	0 0	0 0	1 0	1 1	1 0
7 Yan Gomes, R (1, 2) OBP: 0.313, SLG: 0.444		C FF 96 B SL 89 F SL 88 B SL 88 B SL 90 F FF 96 X FF 97 3-2 1B		F FF 96 F FF 97 X CH 89 0-2 ② F8	B SL 86 C SL 86 F SL 85 X FF 92 1-2 ③ L1-3			C SL 86 B SL 86 X FF 98 1-1 ② G5-3		4	0	1	0	0	0	1
1 Greg Allen, S (1, 8) OBP: 0.248, SLG: 0.293 6 Brandon Guyer, R (9, PH) OBP: 0.269, SLG: 0.308		T FF 95 F FF 96 F SL 88 F SL 87 B CH 89 X SL 87 1-2 ② L9		B SL 88 F FF 97 F CH 90 B FF 98 B SL 88 F FF 99 F FF 97 X FF 98 3-2 ③ G1-3			X KC 83 0-0 ① G1-3		C CH 88 F FF 100 X SI 100 0-2 ③ P6	3 1	0 0	0 0	0 0	0 0	0 0	1 0
Inning Stats	R: 2 H: 4 E: 0 LOB: 1 K: 0 BB: 0 S: 14 P: 21	R: 0 H: 1 E: 0 LOB: 1 K: 0 BB: 0 S: 16 P: 23	R: 1 H: 2 E: 0 LOB: 1 K: 0 BB: 1 S: 14 P: 23	R: 0 H: 0 E: 0 LOB: 0 K: 0 BB: 0 S: 11 P: 15	R: 1 H: 2 E: 0 LOB: 0 K: 1 BB: 0 S: 8 P: 12	R: 0 H: 0 E: 1 LOB: 1 K: 0 BB: 0 S: 12 P: 19	R: 0 H: 0 E: 0 LOB: 0 K: 0 BB: 0 S: 7 P: 9	R: 0 H: 0 E: 0 LOB: 1 K: 1 BB: 1 S: 10 P: 15	R: 0 H: 0 E: 0 LOB: 0 K: 1 BB: 0 S: 8 P: 11	1B: 6 2B: 1 3B: 0 HR: 2	SF: 0 SAC: 0 DP: 1 HBP: 0					WP: 0 PB: 0 SB: 1 CS: 1	PA: 36

PITCHER	IP	WLS	BF	H	R	ER	SO	BB	IBB	HBP	BLK	WP	HR	S	P	ERA	WHIP
40 Luis Severino, R (1, 1) ERA: 2.31	5.0		22	9	4	4	1	1	0	0	0	0	2	63	94	7.20	2.000
43 Adam Warren, R (6, 1) ERA: 1.85	1.0		4	0	0	0	1	0	0	0	0	0	0	12	19	0.00	0.000
30 David Robertson, R (7, 1) ERA: 3.19	1.0	W	3	0	0	0	0	0	0	0	0	0	0	7	9	0.00	0.000
68 Dellin Betances, R (8, 1) ERA: 2.68	1.0	H	4	0	0	0	1	1	0	0	0	0	0	10	15	0.00	1.000
54 Aroldis Chapman, L (9, 1) ERA: 1.38	1.0	S	3	0	0	0	1	0	0	0	0	0	0	8	11	0.00	0.000

PITCHER	IP	WLS	BF	H	R	ER	SO	BB	IBB	HBP	BLK	WP	HR	S	P	ERA	WHIP

BOTTOM

New York Yankees @ Cleveland Indians

Progressive Field, Cleveland, OH

Thu Jul 12 2018, 7:12 PM - 10:17 PM EDT

Att. 31,267 - Cloudy - 77 F

livebaseballscorecards.com

AB	34
R	4
H	9
RBI	4
BB	2
SO	4
LOB	12

Batter	1	2	3	4	5	6	7	8	9	AB	R	H	RBI	BB	SO	LOB
11 Brett Gardner, L (1, 7) OBP: 0.346, SLG: 0.404	C FF 92 C FF 93 X FF 94 0-2 ① F7		C KC 81 B FF 94 B CH 89 X FF 94 2-1 ③ G3		C CH 87 X KC 80 0-1 ② SF8 1-2 3-H			B FF 92 B SL 80 F SI 92 B SL 77 F SI 92 X SI 92 3-2 ① G6-3 2-H		3	0	0	2	0	0	0
99 Aaron Judge, R (1, 10) OBP: 0.395, SLG: 0.551	B SL 86 X FF 94 1-0 ② G6-3			B FF 93 S SL 84 S SL 83 C FF 94 1-3 ① K	S FF 92 F KC 80 X SL 82 0-2 ③ F8			S SL 88 S SL 87 B SL 88 H FF 96 2-2 31 CS HBP		3	0	0	0	0	1	1
31 Aaron Hicks, S (1, 8) OBP: 0.351, SLG: 0.500	B FF 94 C CH 90 B FF 94 S SL 85 F FF 94 F KC 82 S FF 94 2-3 ③ K			B CH 89 C FF 94 F SL 84 B FF 94 B FF 94 B FF 94 4-2 27 G6-4-3 BB		C KC 80 C SL 84 B KC 82 C KC 80 1-3 ① K		B SL 86 C SL 86 S SL 85 B SL 85 1 SAFE B SL 86 F SI 96 S SL 85 3-3 ②③ K 1-2		3	0	0	0	1	3	1
27 Giancarlo Stanton, R (1, 9) OBP: 0.346, SLG: 0.521		X FF 93 0-0 ① L7		B FF 93 F FF 93 B FF 92 D SL 83 X FF 93 3-1 ②③ G6-4-3 1-2f		B SL 82 B KC 79 C FF 92 C SL 82 X FF 93 2-2 ② G6-3			C FF 93 B KC 84 S FF 94 X FF 94 1-2 HR	4	1	1	1	0	0	1
33 Greg Bird, L (1, 3) OBP: 0.327, SLG: 0.455 77 Clint Frazier, R (9, PR) OBP: 0.375, SLG: 0.353		C FF 93 B SL 85 B CH 89 X FF 94 2-1 ② G4-3			B FF 93 C SL 84 B SL 83 C FF 93 F FF 93 X SL 83 2-2 14 2B 2B	B KC 80 X FF 93 1-0 ③ G4-3			B KC 84 X FF 94 1-0 41 G6-4-3 1B	4 0	1 0	2 0	0 0	0 0	0 0	0 0
41 Miguel Andujar, R (1, 5) OBP: 0.320, SLG: 0.498		C SL 84 B FF 93 X FF 93 1-1 1B			B SL 81 B FF 93 B SL 82 D FF 92 4-0 14 2B 66 WP BB		C X KC 80 0-1 ① G4-3		X FF 94 0-0 ①② G6-4-3 1-2f	3	1	1	0	1	0	1
14 Neil Walker, S (1, 4) OBP: 0.278, SLG: 0.270		B FF 93 S SL 84 B FF 93 S SL 84 B SL 85 S SL 85 3-3 ③ K			X FF 92 0-0 66 WP 11 SF8 2B 1-3 2-H		B SL 84 B FF 92 F FF 90 X FF 92 2-1 ② G1		B FF 94 C FF 93 B KC 84 B FF 94 B FF 93 4-1 BB	3	1	1	1	1	1	1
66 Kyle Higashioka, R (1, 2) OBP: 0.267, SLG: 0.556 18 Didi Gregorius, L (9, PH) OBP: 0.323, SLG: 0.466			C FF 92 C FF 92 X SL 84 0-2 ① F9		C SL 83 B FF 93 S SL 82 S SL 82 1-3 ① K 2-3 3-H		X FF 92 0-0 ③ G6-3		X FF 94 0-0 ③ P6	3 1	0 0	0 0	0 0	0 0	1 0	1 1
12 Tyler Wade, L (1, 6) OBP: 0.235, SLG: 0.333			C KC 80 F CH 88 F FF 93 F SL 85 S FF 94 0-3 ② K		F KC 80 B FF 92 F SL 83 B FF 93 X KC 80 2-2 11 SF8 1B			B FF 92 F FF 93 X FF 93 1-1 11 PB 11 G6-3 2B		3	1	2	0	0	1	0
Inning Stats	R: 0 E: 0 K: 1 S: 9 H: 0 LOB: 0 BB: 0 P: 12	R: 0 E: 0 K: 1 S: 8 H: 1 LOB: 1 BB: 0 P: 14	R: 0 E: 0 K: 1 S: 10 H: 0 LOB: 0 BB: 0 P: 12	R: 0 E: 0 K: 1 S: 7 H: 0 LOB: 0 BB: 1 P: 15	R: 3 E: 0 K: 1 S: 16 H: 3 LOB: 1 BB: 1 P: 25	R: 0 E: 0 K: 1 S: 7 H: 0 LOB: 0 BB: 0 P: 11	R: 0 E: 0 K: 0 S: 5 H: 0 LOB: 0 BB: 0 P: 7	R: 1 E: 0 K: 1 S: 11 H: 1 LOB: 1 BB: 0 P: 20	R: 1 E: 0 K: 0 S: 7 H: 2 LOB: 1 BB: 1 P: 13	1B: 3 2B: 4 3B: 0 HR: 1 SF: 1 SAC: 0 DP: 3 HBP: 1						

PITCHER		IP	WLS	BF	H	R	ER	SO	BB	IBB	HBP	BLK	WP	HR	S	P	ERA	WHIP
57 Shane Bieber, R ERA: 3.53	(1, 1)	7.0	W	27	5	4	3	6	2	0	0	0	1	0	64	99	3.86	1.000
39 Oliver Pérez, L ERA: 0.73	(8, 1)	0.1	H	1	0	0	0	0	0	0	0	0	0	0	3	6	0.00	0.000
58 Neil Ramírez, R ERA: 3.2	(8, 1)	0.2	H	2	0	0	0	1	0	0	1	0	0	0	6	11	0.00	0.000
37 Cody Allen, R ERA: 4.78	(9, 1)	1.0	S	5	2	1	1	0	1	0	0	0	0	1	7	13	9.00	3.000

PITCHER	IP	WLS	BF	H	R	ER	SO	BB	IBB	HBP	BLK	WP	HR	S	P	ERA	WHIP

New York Yankees @ Cleveland Indians

Progressive Field, Cleveland, OH

Fri Jul 13 2018, 7:11 PM - 10:09 PM EDT

Att. 35,078 - Clear - 81 F

TOP

livebaseballscorecards.com

AB	30
R	5
H	7
RBI	4
BB	3
SO	7
LOB	7

WP: 1	PA: 35		
PB: 1			
SB: 0			
CS: 1			

BOTTOM

New York Yankees @ Cleveland Indians

Progressive Field, Cleveland, OH

Fri Jul 13 2018, 7:11 PM - 10:09 PM EDT

Att. 35,078 - Clear - 81 F

livebaseballscorecards.com

Batter	1	2	3	4	5	6	7	8	9	AB	R	H	RBI	BB	SO	LOB
12 Francisco Lindor, S (1, 6) OBP: 0.374, SLG: 0.574	B FF 96 F B SI 95 B CH 88 F FF 94 B CH 87 4-2 11 WP 23 S 11 G3 BB	D CU 82 B FF 94 S CH 87 B FF 94 B CU 80 4-1 23 2B BB		X FF 95 0-0 ③ L7		C FC 84 B FF 92 C FF 92 S FF 94 1-3 ② K		C FS 86 B FF 92 S FF 92 B FF 93 B FS 86 X FF 93 3-2 2B		3	2	1	0	2	1	0
23 Michael Brantley, L (1, 7) OBP: 0.354, SLG: 0.488	B FF 92 B SI 94 1 SAFE F FF 94 F FF 93 D CU 81 D CU 82 4-2 11 G3 11 WP 1-2 BB	F CH 86 X CH 84 0-1 1-H 3-H 2B			C FF 93 B FF 94 F CU 82 B CU 82 F SI 95 X CH 90 2-2 11 3B 1B	C FC 84 B FF 94 X FF 93 1-1 ③ G3		B FF 92 D SI 88 X FF 92 2-0 ③ F8		4	1	2	2	1	0	1
11 José Ramírez, S (1, 5) OBP: 0.399, SLG: 0.624	C FF 95 S CU 82 B CU 83 X FF 97 1-2 ① G3 1-3 2-H	S CU 81 D FF 94 B CU 81 B CH 87 D CU 81 4-1 BB			C CU 81 1 SAFE B CU 81 B SI 94 1 SAFE C CU 80 F CU 82 X CU 79 2-2 17 1B 1-H 3B		C FF 91 B FS 86 X SL 84 1-1 10 BB 1B			3	1	2	2	1	0	1
10 Edwin Encarnación, R (1, 10) OBP: 0.313, SLG: 0.463	C FF 96 B SI 96 B FF 96 S CU 82 B CU 82 S CU 83 3-3 ② K	B FF 93 C FF 94 B FF 93 C CU 81 S SI 94 2-3 ③ K			B FF 94 B FC 84 F FF 93 B FC 83 B FC 85 4-1 30 G6-3 17 1B BB		S FF 93 B FF 92 1 SAFE B FS 86 D FS 85 F FF 92 B FS 86 4-2 1-2 BB			2	0	0	0	2	2	3
17 Yonder Alonso, L (1, 3) OBP: 0.325, SLG: 0.436	C CU 81 B SI 93 D CU 82 T FF 95 C SI 96 2-3 ③ K		C CU 79 F CH 88 S CU 81 0-3 ① K		B CH 85 C FF 94 X CH 85 1-1 30 G6-3 1-2 3-H 1B		F FF 93 S SL 87 F SL 88 F FF 93 F FF 93 D FS 85 S FS 85 1-3 ① K			4	0	1	1	0	3	3
22 Jason Kipnis, L (1, 4) OBP: 0.307, SLG: 0.357		B FF 93 B FF 93 X FF 93 2-0 ① G4-3	B FF 93 B CH 86 X FF 94 2-0 ② F9		B FF 93 B FF 92 C CH 86 C FF 93 S FF 94 2-3 ① K		B SL 87 B FF 92 B FF 93 C FF 92 S FF 92 X FF 92 3-2 ② P3			4	0	0	0	0	1	4
30 Tyler Naquin, L (1, 9) OBP: 0.310, SLG: 0.362 6 Brandon Guyer, R (7, PH) OBP: 0.267, SLG: 0.305 (8, 9)		B FF 94 F FF 94 X SI 94 1-1 7 2B 1B	C FF 93 F SI 95 F FF 94 F CU 81 F CU 81 B FF 94 B SI 95 S CU 83 2-3 ③ K2-3		C FF 94 X FF 94 0-1 ② G6-3 1-2 2-3		B FF 92 B FF 92 F FF 92 S FF 92 X FF 93 2-2 ③ G1-3			3 1	1 0	1 0	0 0	0 0	1 0	2 2
7 Yan Gomes, R (1, 2) OBP: 0.312, SLG: 0.444	B FF 94 1 SAFE C CH 86 B CH 84 1 SAFE X SI 93 2-1 1 G4-3 23 2B 1-H 2B		B FF 93 S CH 88 S CU 82 S CU 82 1-3 ① K		D FC 86 X FF 94 1-0 ③ F8			S FF 90 C FF 91 B FF 92 S FS 85 1-3 ① K		4	1	1	1	0	2	2
1 Greg Allen, S (1, 8) OBP: 0.241, SLG: 0.285		C CU 80 X CH 88 0-1 ② G4-3 2-3		B CH 88 C FF 94 F CU 80 X CU 82 1-2 ② G3		L FF 91 X CH 84 0-1 ① P5		T FF 91 F FF 91 S FS 86 0-3 ② K		4	0	0	0	0	1	1
Inning Stats	R: 1 E: 0 K: 2 S: 13 H: 0 LOB: 1 BB: 2 P: 27	R: 3 E: 0 K: 1 S: 14 H: 3 LOB: 2 BB: 2 P: 29	R: 0 E: 0 K: 2 S: 10 H: 0 LOB: 0 BB: 0 P: 14	R: 0 E: 0 K: 1 S: 7 H: 0 LOB: 0 BB: 0 P: 9	R: 2 E: 0 K: 1 S: 17 H: 3 LOB: 2 BB: 1 P: 29	R: 0 E: 0 K: 1 S: 7 H: 0 LOB: 0 BB: 0 P: 9	R: 0 E: 0 K: 1 S: 16 H: 1 LOB: 2 BB: 1 P: 27	R: 0 E: 0 K: 2 S: 10 H: 1 LOB: 1 BB: 0 P: 16		1B: 4 2B: 3 3B: 1 HR: 0	SF: 0 SAC: 0 DP: 0 HBP: 0			WP: 1 PB: 0 SB: 1 CS: 0	PA: 38	

	AB	32
	R	6
	H	8
	RBI	6
	BB	6
	SO	11
	LOB	19

PITCHER	IP	WLS	BF	H	R	ER	SO	BB	IBB	HBP	BLK	WP	HR	S	P	ERA	WHIP
65 Domingo Germán, R (1, 1) ERA: 5.49	4.0	L	21	5	6	6	6	4	0	0	0	1	0	52	91	13.50	2.250
56 Jonathan Holder, R (5, 1) ERA: 1.85	2.0		8	1	0	0	2	1	0	0	0	0	0	16	26	0.00	1.000
45 Chasen Shreve, L (7, 1) ERA: 4.54	2.0		9	2	0	0	3	1	0	0	0	0	0	26	43	0.00	1.500

PITCHER	IP	WLS	BF	H	R	ER	SO	BB	IBB	HBP	BLK	WP	HR	S	P	ERA	WHIP

New York Yankees @ Cleveland Indians

Progressive Field, Cleveland, OH

Sat Jul 14 2018, 7:17 PM - 10:26 PM EDT

Att. 35,353 - Partly Cloudy - 83 F

livebaseballscorecards.com

TOP

Batter	1	2	3	4	5	6	7	8	9	AB	R	H	RBI	BB	SO	LOB
11 Brett Gardner, L (1, 7) OBP: 0.346, SLG: 0.405	B FF 95 F FF 94 B FF 95 F FF 90 B CU 78 B FF 95 4-2 99 1B 18 HR BB		C FF 93 C FF 94 S CU 77 0-3 ① K		B CU 78 B FF 95 X FF 94 2-0 2B		C SL 78 B SI 94 F SL 81 B SI 94 B SL 82 X SI 94 3-2 ② F7		F FF 90 F SI 91 X FF 91 0-2 ③ L9	4	1	1	0	1	1	2
99 Aaron Judge, R (1, 9) OBP: 0.394, SLG: 0.548	S FF 96 F FF 96 F FF 96 1 SAFE B SL 81 1 SAFE F SL 80 X SL 81 1-2 18 HR 1B		B CU 75 C FF 94 F CH 89 F FF 95 T CU 76 1-2 ② K		C SL 81 F FF 96 S CU 77 0-3 ② K		F SI 95 B SL 85 F SL 86 S SL 86 1-3 ③ K			4	1	1	0	0	3	1
18 Didi Gregorius, L (1, 6) OBP: 0.327, SLG: 0.477	B FF 95 X CH 89 1-0 1-H 2-H HR		C FF 77 S FF 95 F CU 78 F FF 94 B FF 94 X FF 93 1-2 27 1B 1B		C FF 95 B FF 94 X FF 96 1-2 ③ P6			B SI 94 B SI 95 B SI 95 4-0 31 G4-6-3 BB		3	1	2	3	1	0	1
27 Giancarlo Stanton, R (1, 10) OBP: 0.345, SLG: 0.518	C SL 82 X FF 95 0-1 ① G4-3		B SL 80 C FF 94 1 SAFE B SL 80 X FF 93 2-1 1-2 1B			C FF 94 F SL 80 S FF 93 0-3 ① K		B SL 85 S SL 86 S SL 85 F FF 94 F SL 86 S FF 95 1-3 ① K		4	0	1	0	0	2	1
31 Aaron Hicks, S (1, 8) OBP: 0.346, SLG: 0.492	C FF 94 F CU 76 B FF 94 B SL 78 S CH 86 2-3 ② K		F CU 75 B CH 88 B CH 87 F FF 95 S FF 94 2-3 ③ K			B FF 94 B CH 88 F FF 94 B FF 93 X CH 90 3-1 ② F8		C FF 95 B SL 85 1 SAFE C SL 84 F SI 96 F SL 85 B SI 96 1 SAFE 1 SAFE 2-2 ②③ F SL 85 X FF 96 G4-6-3 1-2f		4	0	0	0	0	2	3
33 Greg Bird, L (1, 3) OBP: 0.325, SLG: 0.471	C FF 94 B FF 93 F FF 92 X CH 89 1-2 ③ G1-3			C C FF 94 S FF 95 0-3 ① K		B CU 77 F CH 88 B FF 95 X FF 93 2-1 HR			C FF 88 S CU 74 X CU 74 0-2 ① P2	4	1	1	1	0	1	0
41 Miguel Andujar, R (1, 5) OBP: 0.319, SLG: 0.495		B FF 94 X SL 79 1-0 ① F7		C SL 81 F FF 95 X CU 77 0-2 ② P6		C FF 95 X SL 80 0-1 ③ P4			C SL 79 C SI 90 X FF 89 0-2 28 FC6-4 1B	4	0	1	0	0	0	0
28 Austin Romine, R (1, 2) OBP: 0.333, SLG: 0.492		C FF 95 B FF 96 B FF 94 X FF 95 2-1 ② G6-3		B SL 80 F FF 96 F FF 95 B FF 97 X SL 82 2-2 ③ G5-3			X FF 95 0-0 E4 2B		B SI 88 X SI 90 1-0 ② FC6-4 12 1B 1-2f	4	1	1	0	0	0	1
12 Tyler Wade, L (1, 4) OBP: 0.236, SLG: 0.327		C CU 75 F FF 96 F SL 80 B FF 94 S CU 76 1-3 ③ K			F CH 88 X CU 78 0-1 ① G4-3		S SL 80 B SL 80 C SL 81 B SL 81 S SL 82 2-3 ① K		F CH 83 B SI 90 D CH 82 B SI 90 F SI 89 X SI 90 3-2 1-3 1B	4	0	1	0	0	2	0
Inning Stats	R: 3 E: 0 K: 1 S: 16 H: 2 LOB: 0 BB: 1 P: 25	R: 0 E: 0 K: 1 S: 7 H: 0 LOB: 0 BB: 0 P: 11	R: 0 E: 0 K: 3 S: 17 H: 2 LOB: 2 BB: 0 P: 23	R: 0 E: 0 K: 1 S: 9 H: 0 LOB: 0 BB: 0 P: 11	R: 0 E: 0 K: 1 S: 9 H: 1 LOB: 1 BB: 0 P: 12	R: 1 E: 0 K: 1 S: 9 H: 1 LOB: 0 BB: 0 P: 14	R: 1 E: 1 K: 2 S: 10 H: 1 LOB: 0 BB: 0 P: 16	R: 0 E: 0 K: 1 S: 11 H: 0 LOB: 0 BB: 1 P: 18	R: 0 E: 0 K: 0 S: 13 H: 2 LOB: 2 BB: 0 P: 17	1B: 5 2B: 2 3B: 0 HR: 2 SF: 0 SAC: 0 DP: 1 HBP: 0	WP: 0 PB: 0 SB: 0 CS: 0 PA: 37					

	AB	35
	R	5
	H	9
	RBI	4
	BB	2
	SO	11
	LOB	9

PITCHER		IP	WLS	BF	H	R	ER	SO	BB	IBB	HBP	BLK	WP	HR	S	P	ERA	WHIP
52 Mike Clevinger, R ERA: 3.47	(1, 1)	6.0	L	26	7	5	4	8	1	0	0	0	0	2	68	97	6.00	1.333
39 Oliver Pérez, L ERA: 0.69	(7, 1)	0.2		2	0	0	0	1	0	0	0	0	0	0	6	11	0.00	0.000
58 Neil Ramírez, R ERA: 3.0	(7, 1)	1.1		4	0	0	0	2	1	0	0	0	0	0	14	22	0.00	0.750
49 Tyler Olson, L ERA: 7.5	(9, 1)	0.1		1	0	0	0	0	0	0	0	0	0	0	3	3	0.00	0.000
61 Dan Otero, R ERA: 5.6	(9, 1)	0.2		4	2	0	0	0	0	0	0	0	0	0	10	14	0.00	3.000

PITCHER		IP	WLS	BF	H	R	ER	SO	BB	IBB	HBP	BLK	WP	HR	S	P	ERA	WHIP

BOTTOM

Batter	1	2	3	4	5	6	7	8	9	AB	R	H	RBI	BB	SO	LOB
12 Francisco Lindor, S (1, 6) OBP: 0.370, SLG: 0.568	B FC 87 C FC 86 F SL 81 B FC 88 F FC 89 X SL 81 2-2 ① G6-3		C FC 88 C FC 89 X FC 91 0-2 ① G6-3 1-3			B SI 90 S SL 81 F FC 90 F SL 81 F FC 91 S SL 81 1-3 ① K2-3	B FC 92 C KC 84 B FC 92 S KC 84 X KC 84 2-2 ③ F8			4	0	0	0	0	1	1
23 Michael Brantley, L (1, 7) OBP: 0.353, SLG: 0.485	C FC 91 B SI 90 X SI 91 1-1 ② G4-3		B SI 91 X SI 90 1-0 ② G3 3-H			C SI 91 C SL 82 X SL 82 0-2 10 G5-3 6 1B 11 BB 1B		C FF 96 F KC 86 B FF 98 F FF 98 B SV 86 B SV 87 X FF 98 3-2 ① P6		4	1	1	1	0	0	0
11 José Ramírez, S (1, 5) OBP: 0.400, SLG: 0.630	B SL 79 F SL 81 B FC 89 F FC 90 X SL 81 2-2 HR		X FC 90 0-0 ③ G6-3			B SL 80 B FC 89 C FC 89 F FC 90 F FC 91 F SL 81 B FC 90 D SL 82 4-2 10 G5-3 6 1B BB 1-2		C KC 86 B KC 85 B KC 86 F FF 98 C SV 87 2-3 ② K		3	2	1	1	1	1	0
10 Edwin Encarnación, R (1, 3) OBP: 0.309, SLG: 0.457	C FC 89 B FC 89 F SL 82 B FC 88 B SL 81 S FC 90 3-3 ③ K			B SL 81 F FC 90 B CH 85 C SL 82 B SL 83 X SL 81 3-2 ① G6-3		C FC 89 X FC 90 0-1 ② G5-3 1-2 2-3		B KC 86 S FF 99 B FF 99 B KC 85 F KC 85 S FF 99 3-3 ③ K		4	0	0	0	0	2	2
6 Brandon Guyer, R (1, 9) OBP: 0.274, SLG: 0.306		B FC 88 B SL 80 B FC 90 C FC 92 C FC 90 F FC 90 B FC 90 4-2 BB		C SI 92 F CH 84 B FC 91 F CH 85 X FC 90 1-2 ② G6-3		X FC 90 0-0 27 BB 1B 2-H 3-H			F FF 99 C FF 101 X SI 100 0-2 ① G6-3	3	0	1	2	1	0	0
27 Francisco Mejía, S (1, 10) 1 Greg Allen, S (9, PR) OBP: 0.241, SLG: 0.285		B FC 88 B SL 82 X FC 89 2-0 ① L9		C SL 81 B CH 84 X CH 84 1-1 ③ G4-3		B FC 93 1 SAFE B FC 92 C FC 93 1 SAFE B FC 93 B FC 93 4-1 BB 1-2			T FF 99 B SL 86 B FF 99 B FF 100 B FF 99 4-1 BB	2 0	0 0	0 0	0 0	2 0	0 0	1 0
7 Yan Gomes, R (1, 2) OBP: 0.307, SLG: 0.437		B FC 90 B SL 81 S FC 90 F FC 91 X SL 82 2-2 ② L7			C SL 80 X FC 89 0-1 ① G5-3	D SL 88 S FC 92 F KC 86 B SL 83 S KC 86 2-3 ③ K			1 SAFE C SL 86 F FF 99 T SL 89 0-2 ② K	4	0	0	0	0	2	4
26 Rajai Davis, R (1, 8) OBP: 0.297, SLG: 0.290	C FC 89 B CH 84 C SL 80 B CH 85 X FC 90 2-2 ③ G3				X SI 91 0-0 ② F8		S SL 87 B SL 87 C FC 92 F KC 85 F KC 86 S KC 84 1-3 ① K2-3		B SL 86 B FF 99 C FF 100 X SL 86 2-1 ③ F9	4	0	0	0	0	1	2
9 Erik González, R (1, 4) OBP: 0.333, SLG: 0.429			B FC 88 X FC 89 1-0 12 G6-3 12 S 23 G3 1B		B CH 84 B SL 81 B FC 90 C FC 91 S CH 84 F FC 90 X SL 80 3-2 ③ P4		B FC 93 S SL 85 F SL 85 F KC 85 B KC 86 F KC 84 S KC 83 2-3 ② K			3	1	1	0	0	1	0
Inning Stats	R: 1 H: 1 E: 0 LOB: 0 K: 1 BB: 0 S: 12 P: 20	R: 0 H: 0 E: 0 LOB: 1 K: 0 BB: 1 S: 10 P: 20	R: 1 H: 1 E: 0 LOB: 0 K: 0 BB: 0 S: 6 P: 8	R: 0 H: 0 E: 0 LOB: 0 K: 0 BB: 0 S: 9 P: 14	R: 0 H: 0 E: 0 LOB: 0 K: 0 BB: 0 S: 7 P: 10	R: 2 H: 2 E: 0 LOB: 2 K: 2 BB: 2 S: 19 P: 30	R: 0 H: 0 E: 0 LOB: 0 K: 2 BB: 0 S: 13 P: 18	R: 0 H: 0 E: 0 LOB: 0 K: 2 BB: 0 S: 10 P: 18	R: 0 H: 0 E: 0 LOB: 1 K: 1 BB: 1 S: 9 P: 15	1B: 3 SF: 0 2B: 0 SAC: 0 3B: 0 DP: 0 HR: 1 HBP: 0						PA: 35 WP: 0 PB: 0 SB: 1 CS: 0

PITCHER	IP	WLS	BF	H	R	ER	SO	BB	IBB	HBP	BLK	WP	HR	S	P	ERA	WHIP
52 CC Sabathia, L (1, 1) ERA: 3.51	5.2		23	4	4	4	2	2	0	0	0	0	1	59	92	6.35	1.059
30 David Robertson, R (6, 1) ERA: 3.09	1.1	W	5	0	0	0	3	1	0	0	0	0	0	17	28	0.00	0.750
68 Dellin Betances, R (8, 1) ERA: 2.61	1.0	H	3	0	0	0	2	0	0	0	0	0	0	10	18	0.00	0.000
54 Aroldis Chapman, L (9, 1) ERA: 1.35	1.0	S	4	0	0	0	1	1	0	0	0	0	0	9	15	0.00	1.000

PITCHER	IP	WLS	BF	H	R	ER	SO	BB	IBB	HBP	BLK	WP	HR	S	P	ERA	WHIP

New York Yankees @ Cleveland Indians

Progressive Field, Cleveland, OH

Sat Jul 14 2018, 7:17 PM - 10:26 PM EDT

Att. 35,353 - Partly Cloudy - 83 F

livebaseballscorecards.com

AB	31
R	4
H	4
RBI	4
BB	4
SO	8
LOB	10

New York Yankees @ Cleveland Indians

Progressive Field, Cleveland, OH

Sun Jul 15 2018, 1:11 PM - 4:03 PM EDT

Att. 32,644 - Sunny - 85 F

TOP

livebaseballscorecards.com

Batter	1	2	3	4	5	6	7	8	9	AB	R	H	RBI	BB	SO	LOB
11 Brett Gardner, L (1, 7) OBP: 0.345, SLG: 0.403	F FF 93 X FF 94 0-1 ① P2		C FF 94 B KC 77 B CH 86 X FF 94 2-1 18 1B, 99 WP, 31 1B, 1B	C FF 95 B CH 88 X CH 88 1-1 ③ G4-3			B FF 95 C FF 95 B KC 79 X FF 95 2-1 ② F8			4	1	1	0	0	0	0
99 Aaron Judge, R (1, 10) OBP: 0.392, SLG: 0.544	X FF 93 0-0 ② 27 1B, 1B		S KC 79 C KC 78 F KC 80 S ST 81 0-3 ① K 1-2		B KC 79 S FC 86 F KC 79 S ST 82 1-3 ① K		B KC 80 S FF 95 C FF 96 C KC 81 1-3 ③ K			4	0	1	0	0	3	1
18 Didi Gregorius, L (1, 6) OBP: 0.326, SLG: 0.474	B CH 87 F CH 86 B FC 86 S FF 94 S CH 87 2-3 ② K		C CH 87 X FC 86 0-1 31 1B, 2-3 1B		C FF 96 S KC 80 B ST 80 F KC 81 F CH 90 X KC 81 1-2 ② L8			C FF 97 B FF 96 B CH 91 X CH 90 2-1 ① G1-3		4	0	1	0	0	1	1
27 Giancarlo Stanton, R (1, 9) OBP: 0.346, SLG: 0.518	B KC 78 C KC 78 1 SAFE F FF 94 B KC 82 F KC 80 D ST 83 X SI 95 3-2 31 BB, 1-3 1B		S KC 79 F KC 79 B FF 96 D KC 82 C FF 96 2-3 ② K		B KC 80 C KC 81 X KC 80 1-1 31 S, 1B			C FF 97 B SL 87 B SL 86 F FF 96 B CH 91 S SL 86 3-3 ② K		4	0	2	0	0	2	2
31 Aaron Hicks, S (1, 8) OBP: 0.348, SLG: 0.491	B KC 79 B FC 89 B KC 79 C KC 79 S FC 86 D FC 88 4-2 1-2 BB		B KC 78 X CH 88 1-0 1-2 3-H 1B		B CH 88 B FF 95 C FF 96 F CH 89 B ST 84 X FC 87 3-2 ③ L3 1-2			B FF 96 C CU 84 S CH 91 S FF 97 1-3 ③ K		3	0	1	1	1	1	1
33 Greg Bird, L (1, 3) OBP: 0.317, SLG: 0.457	C KC 79 F KC 80 X KC 81 0-2 ③ G4-3		F FF 95 X KC 78 0-1 ③ F8			B FF 94 C FF 94 X FC 87 1-1 ① P4			B FF 94 C KC 82 C KC 84 S KC 84 1-3 ① K	4	0	0	0	0	1	5
41 Miguel Andujar, R (1, 5) OBP: 0.316, SLG: 0.489		C FC 86 S KC 77 B KC 80 F ST 81 F KC 79 B FF 95 B ST 81 S FF 96 3-3 ① K		C FF 94 S ST 80 X KC 79 0-2 ① L8		X FF 95 0-0 ② G4-3			B FF 95 C FF 95 F FF 95 B FF 95 S KC 85 2-3 ② K	4	0	0	0	0	2	0
66 Kyle Higashioka, R (1, 2) 77 Clint Frazier, R (9, PH) OBP: 0.390, SLG: 0.353		X FF 95 0-0 ② P4		C KC 76 B KC 78 B FF 94 F FF 94 X FC 86 2-2 ② F7		C FF 96 B KC 80 F FC 88 B ST 83 X ST 81 2-2 ③ F8			B KC 84 H FF 94 2-0 HBP	3 0	0 0	0 0	0 0	0 0	0 0	0 0
14 Neil Walker, S (1, 4) OBP: 0.278, SLG: 0.285		C FF 94 B KC 77 F FF 94 B KC 80 S CH 88 2-3 ③ K		C FF 94 X KC 78 0-1 HR			F FF 94 B FF 95 B CH 88 X SI 95 2-1 ① L7		X FF 94 0-0 ③ P4	4	1	1	1	0	1	1

Inning Stats																		
	R: 0	H: 2	R: 0	H: 0	R: 1	H: 3	R: 1	H: 1	R: 0	H: 1	R: 0	H: 0	R: 0	H: 0	R: 0	H: 0	1B: 6	SF: 0	WP: 1	PA: 36
	E: 0	LOB: 3	E: 0	LOB: 0	E: 0	LOB: 2	E: 0	LOB: 0	E: 0	LOB: 1	E: 0	LOB: 0	E: 0	LOB: 0	E: 0	LOB: 1	2B: 0	SAC: 0	PB: 0	
	K: 1	BB: 1	K: 2	BB: 0	K: 2	BB: 0	K: 0	BB: 0	K: 1	BB: 0	K: 0	BB: 0	K: 1	BB: 0	K: 2	BB: 0	3B: 0	DP: 0	SB: 1	
	S: 15	P: 24	S: 9	P: 14	S: 14	P: 19	S: 10	P: 13	S: 13	P: 19	S: 6	P: 9	S: 7	P: 12	S: 8	P: 14	S: 7	P: 12	HR: 1	HBP: 1	CS: 0	

PITCHER	IP	WLS	BF	H	R	ER	SO	BB	IBB	HBP	BLK	WP	HR	S	P	ERA	WHIP
47 Trevor Bauer, R (1, 1) ERA: 2.24	7.0		29	7	2	2	7	1	0	0	0	1	1	74	110	2.57	1.143
59 Carlos Carrasco, R (8, 1) ERA: 4.12	1.0	W	3	0	0	0	2	0	0	0	0	0	0	8	14	0.00	0.000
37 Cody Allen, R (9, 1) ERA: 4.66	1.0	S	4	0	0	0	2	0	0	1	0	0	0	7	12	0.00	0.000

PITCHER	IP	WLS	BF	H	R	ER	SO	BB	IBB	HBP	BLK	WP	HR	S	P	ERA	WHIP

AB	34
R	2
H	7
RBI	2
BB	1
SO	11
LOB	11

BOTTOM

New York Yankees @ Cleveland Indians

Progressive Field, Cleveland, OH

Sun Jul 15 2018, 1:11 PM - 4:03 PM EDT

Att. 32,644 - Sunny - 85 F

livebaseballscorecards.com

Batter	1	2	3	4	5	6	7	8	9	AB	R	H	RBI	BB	SO	LOB
12 Francisco Lindor, S (1, 6) OBP: 0.367, SLG: 0.562	C SL 82 X FS 86 0-1 ① G4-3		B FS 84 X SI 89 1-0 ③ F7		B FS 87 X SL 84 1-0 ② G3-1 2-3		B FF 95 X FF 95 1-0 ③ F9			4	0	0	0	0	0	3
23 Michael Brantley, L (1, 7) OBP: 0.355, SLG: 0.493	B FF 90 C SL 82 X SL 82 1-1 ② L7			C SL 83 B FF 91 B FS 85 B FS 86 B FF 92 4-1 10 HR BB	F FS 88 F FF 93 F SL 86 D SI 90 B FF 93 X SI 90 2-2 ③ G4-3			C FF 94 X FF 94 0-1 HR		3	2	1	1	1	0	1
11 José Ramírez, S (1, 5) OBP: 0.401, SLG: 0.628	C CU 76 B FF 91 C FS 86 T FS 86 1-2 ③ K			T SL 84 S FS 87 C FS 87 0-3 ① K		B FS 87 C SL 83 B FS 87 F SL 84 B FF 93 X FS 89 3-2 17 G6-3 1B		C FF 96 C SL 86 B FF 96 X FF 97 1-2 10 E 10 S 7 SF9 1B		4	1	2	0	0	2	1
10 Edwin Encarnación, R (1, 10) OBP: 0.311, SLG: 0.466 9 Erik González, R (8, PR) OBP: 0.333, SLG: 0.429 (9, 10)		F FC 88 B SL 82 F FS 88 X SL 83 1-2 ① G5-3		1 SAFE 1 SAFE X SL 82 0-0 1-H HR		B FC 90 F FF 94 X FS 87 1-1 ① F8		S FF 96 B FF 96 C FF 96 F FF 96 F FF 97 B SL 86 H FF 96 3-2 7 SF9 17 S 30 WP 1-3 HBP		3 0	1 1	1 0	2 0	0 0	0 0	1 0
17 Yonder Alonso, L (1, 3) OBP: 0.324, SLG: 0.434		C FF 91 F SL 83 B FS 87 B FF 92 S FS 87 2-3 ② K		S FS 85 X FF 91 0-1 1B		X SL 83 0-0 ②③ G6-3 1-2f		F FF 96 F FF 94 B FF 96 B FF 96 C FF 97 2-3 ① 1-2 K		4	0	1	0	0	2	3
22 Jason Kipnis, L (1, 4) OBP: 0.312, SLG: 0.360		X CU 77 0-0 1B		C SL 82 F FS 86 S FF 92 0-3 ② K			C FF 93 F FC 90 B SI 89 X FS 85 1-2 55 FC1-6 1B		0-0 30 WP 30 S IBB	3	0	2	0	1	1	1
55 Roberto Pérez, R (1, 2) OBP: 0.231, SLG: 0.222 26 Rajai Davis, R (7, PR) OBP: 0.297, SLG: 0.290 7 Yan Gomes, R (8, 2) OBP: 0.306, SLG: 0.437		D SL 81 X FF 91 1-0 ③ F9		S SL 82 S SL 83 D FS 87 S FF 92 1-3 ③ K			1 SAFE C SL 83 B SL 85 X FF 93 1-1 ① FC1-6 1 1B 1-2f	F FF 96 S FF 97 X FF 96 0-2 ② SF9 2-3 3-H		3 0 0	0 0 0	0 0 0	0 0 1	0 0 0	1 0 0	3 0 0
30 Tyler Naquin, L (1, 9) OBP: 0.309, SLG: 0.359			C FF 90 B FF 89 S FS 84 B FF 91 F FS 86 X FS 88 2-2 ① G4-3		C SL 82 X FS 86 0-1 12 G3-1 1 SH1-3 1B		1 SAFE C FF 96 1 SAFE B FF 96 X FF 94 1-1 ② F7	B FF 95 S FF 96 F FF 96 B FF 96 B FF 96 F FF 97 F FF 96 C FF 96 3-3 ③ 1-3 3-H K		4	0	1	0	0	1	2
1 Greg Allen, S (1, 8) OBP: 0.245, SLG: 0.288			C CU 76 X SI 90 0-1 ② G1-3		X SL 83 0-0 ① SH1-3 1-2		B FF 96 1 SAFE F FF 96 1 SAFE X FF 95 1-1 1-3 1B			2	0	1	0	0	0	0
Inning Stats	R: 0 H: 0 E: 0 LOB: 0 K: 1 BB: 0 S: 7 P: 9	R: 0 H: 1 E: 0 LOB: 1 K: 1 BB: 0 S: 8 P: 12	R: 0 H: 0 E: 0 LOB: 0 K: 0 BB: 0 S: 7 P: 10	R: 2 H: 2 E: 0 LOB: 1 K: 3 BB: 1 S: 13 P: 18	R: 0 H: 1 E: 0 LOB: 1 K: 0 BB: 0 S: 8 P: 11	R: 0 H: 1 E: 0 LOB: 0 K: 0 BB: 0 S: 6 P: 10	R: 0 H: 2 E: 0 LOB: 2 K: 0 BB: 0 S: 10 P: 15	R: 3 H: 2 E: 0 LOB: 2 K: 2 BB: 1 S: 20 P: 29		1B: 7 SF: 1 2B: 0 SAC: 1 3B: 0 DP: 1 HR: 2 HBP: 1						

	AB	30
	R	5
	H	9
	RBI	4
	BB	2
	SO	7
	LOB	15

WP: 1 PA: 35
PB: 0
SB: 3
CS: 0

PITCHER	IP	WLS	BF	H	R	ER	SO	BB	IBB	HBP	BLK	WP	HR	S	P	ERA	WHIP
19 Masahiro Tanaka, R (1, 1) ERA: 4.54	6.1		25	6	2	2	5	1	0	0	0	0	1	54	77	2.84	1.105
57 Chad Green, R (7, 1) ERA: 2.74	1.2	L	10	3	3	3	2	0	1	1	0	1	1	25	37	16.20	1.800

PITCHER	IP	WLS	BF	H	R	ER	SO	BB	IBB	HBP	BLK	WP	HR	S	P	ERA	WHIP

Cleveland Indians @ Texas Rangers

Globe Life Park in Arlington, Arlington, TX

Fri Jul 20 2018, 8:09 PM - 12:56 AM EDT

Att. 28,253 - Clear - 107 F

livebaseballscorecards.com

TOP

Batter	1	2	3	4	5	6	7	8	9	10	11	AB	R	H	RBI	BB	SO	LOB
12 Francisco Lindor, S (1, 6) OBP: 0.371, SLG: 0.560	G6-3	CS 1-2	FC4-6 1B		BB G3-6-3	F8		HBP		BB		3	0	1	0	2	0	2
23 Michael Brantley, L (1, 7) OBP: 0.349, SLG: 0.484	K		FC4-6 1-2f		G3-6-3 1-2f 2-3		F8	F9 1-2		G4-3 1-2		6	0	0	0	0	1	5
11 José Ramírez, S (1, 5) OBP: 0.400, SLG: 0.635	G6-3		F8			HR	G4-3		G4-3		10 1B 2B	6	2	2	1	0	0	1
10 Edwin Encarnación, R (1, 3) OBP: 0.317, SLG: 0.468		G5-3	F8			BB 36 1B 22 1B	6 PB 6 1B 1B		36 3B 1B		2-H 1B	5	3	3	1	1	0	1
6 Brandon Guyer, R (1, 9) OBP: 0.285, SLG: 0.325		36 1B 2B		22 G4-3 36 F9 1B		K	36 1B 1-H 1B		P4		G5-3	6	1	3	1	0	1	2
36 Yandy Díaz, R (1, 10) OBP: 0.667, SLG: 1.000		22 HR 2-H 1B		F9 1-2		22 1B 30 FC6-4 1-2 1B	1-3 1B		1-H 3B		G6-3	6	2	4	2	0	0	1
22 Jason Kipnis, L (1, 4) OBP: 0.313, SLG: 0.370	HR 2-H		G4-3 2-3			30 FC6-4 1-3 2-H 1B	F8		F8			5	1	2	3	0	0	4
55 Roberto Pérez, R (1, 2) OBP: 0.228, SLG: 0.218					BB 30 FC6-4			K		G6-3		2	0	0	0	0	2	1
17 Yonder Alonso, L (6, PH) OBP: 0.326, SLG: 0.434												0	0	0	0	1	0	0
7 Yan Gomes, R (6, PR) OBP: 0.304, SLG: 0.434												2	0	0	0	0	1	0
(6, 2)																		
26 Rajai Davis, R (1, 8) OBP: 0.306, SLG: 0.299		12 CS 1B			23 G3-6-3 12 BB 1B	FC6-4 12 S 1-2f 2-3 3-H	G3-1					2	0	2	0	0	0	0
30 Tyler Naquin, L (6, PH) OBP: 0.303, SLG: 0.353												3	0	0	1	0	1	2
(6, 8)																		
Inning Stats	R: 0 E: 0 K: 1 S: 7 H: 0 LOB: 0 BB: 0 P: 11	R: 3 E: 0 K: 1 S: 19 H: 4 LOB: 0 BB: 0 P: 31	R: 0 E: 0 K: 0 S: 9 H: 1 LOB: 1 BB: 0 P: 15	R: 0 E: 0 K: 1 S: 9 H: 1 LOB: 1 BB: 0 P: 14	R: 0 E: 0 K: 0 S: 9 H: 1 LOB: 0 BB: 1 P: 16	R: 3 E: 0 K: 1 S: 17 H: 3 LOB: 3 BB: 2 P: 31	R: 1 E: 0 K: 0 S: 10 H: 3 LOB: 2 BB: 0 P: 21	R: 0 E: 0 K: 1 S: 10 H: 0 LOB: 1 BB: 0 P: 17	R: 1 E: 0 K: 0 S: 12 H: 2 LOB: 1 BB: 0 P: 18	R: 0 E: 0 K: 1 S: 8 H: 0 LOB: 1 BB: 1 P: 18	R: 1 E: 0 K: 0 S: 7 H: 2 LOB: 0 BB: 0 P: 13							

AB	46																			
R	9																			
H	17																			
RBI	9																			
BB	4																			
SO	6																			
LOB	19																			

1B: 12 2B: 2 3B: 1 HR: 2 SF: 0 SAC: 0 DP: 1 HBP: 1

WP: 0 PB: 1 SB: 3 CS: 1 PA: 52

PITCHER		IP	WLS	BF	H	R	ER	SO	BB	IBB	HBP	BLK	WP	HR	S	P	ERA	WHIP
33 Martín Pérez, L (1, 1) ERA: 8.05		5.1		25	10	6	6	4	2	0	0	0	0	2	64	105	10.12	2.250
44 Cory Gearrin, R (6, 1) ERA: 3.67		0.2		3	0	0	0	0	1	0	0	0	0	0	6	13	0.00	1.500
68 Ricardo Rodríguez, R (7, 1) ERA: 4.05		1.0		6	3	1	1	0	0	0	0	0	0	0	10	21	9.00	3.000
62 José Leclerc, R (8, 1) ERA: 2.12		1.0		4	0	0	0	1	0	0	1	0	0	0	10	17	0.00	0.000
41 Jake Diekman, L (9, 1) ERA: 3.38		1.0		5	2	1	1	0	0	0	0	0	0	0	12	18	9.00	2.000

PITCHER		IP	WLS	BF	H	R	ER	SO	BB	IBB	HBP	BLK	WP	HR	S	P	ERA	WHIP
50 Keone Kela, R (10, 1) ERA: 3.18		1.0		4	0	0	0	1	1	0	0	0	0	0	8	18	0.00	1.000
55 Matt Moore, L (11, 1) ERA: 7.11		1.0	L	4	2	1	1	0	0	0	0	0	0	0	7	13	9.00	2.000

Batter	1	2	3	4	5	6	7	8	9	10	11	AB	R	H	RBI	BB	SO	LOB
17 Shin-Soo Choo, L (1, 9) OBP: 0.405, SLG: 0.503	F FF 92 B FF 93 B FC 86 X FF 93 2-1 1 WP 29 2B 1B	C CH 88 X KC 80 0-1 ① 5 1B 1-2 2-3 3-H 1B		C FF 94 B CH 88 B FF 94 S FF 94 B CH 87 X FF 94 3-2 ② P5	C SL 79 S SL 81 F SL 80 C SI 92 0-3 ③ K		B FF 95 C ST 83 S FF 95 F FF 95 X ST 84 1-2 ③ G4-3		B KC 83 F KC 82 1 SAFE 1 SAFE B FF 93 C KC 83 1 SAFE F KC 83 B FF 93 4-2 B KC 83 1-2 BB		B SI 90 X CH 83 1-0 ② G4-3	6	1	2	1	1	1	2
5 Willie Calhoun, L (1, 10) OBP: 0.286, SLG: 0.167	C FF 93 D FC 86 1 SAFE B FF 94 B FF 94 X FF 94 3-1 ① F9	B CH 86 F FF 96 X KC 79 1-1 1-3 3-H 1B		B FF 95 B FF 94 B FF 94 B FF 94 4-0 1 BB BB	C SL 75 C SL 79 X SL 78 0-2 ① G1-3			C FF 93 B FF 93 F ST 82 B ST 84 B ST 82 C ST 83 3-3 ① K	C FF 94 S KC 83 B KC 84 B FF 93 D KC 83 S FF 94 3-3 ③ K		B SI 91 X SI 91 1-0 ③ G5-3	6	0	1	1	1	2	3
1 Elvis Andrus, R (1, 6) OBP: 0.331, SLG: 0.370	C FF 95 B FC 88 C KC 77 S ST 80 1-3 ② K 1-2	F FC 88 S ST 82 S ST 83 0-3 ② K		C FC 86 B FF 95 B ST 83 B FF 95 C FF 95 F ST 81 B SI 95 4-2 1-2 BB		B SL 86 B SL 87 B FF 94 B FF 95 4-0 12 S BB		C SI 86 C SI 85 X SI 86 0-2 29 G6-3 1B		X FF 95 0-0 12 1B 29 1B 67 FC5-2 1B		4	0	2	0	2	2	3
29 Adrián Beltré, R (1, 5) OBP: 0.345, SLG: 0.397 9 Isiah Kiner-Falefa, R (10, PR) OBP: 0.322, SLG: 0.349 (11, 5)	B FF 94 C FC 86 F FF 94 X ST 81 1-2 12 1B 2-H 2B	C KC 80 S SI 96 C KC 82 S ST 83 1-3 ③ K		C KC 80 D ST 82 D KC 80 S FC 85 X ST 82 2-2 ③ L6		C SL 87 X FF 96 0-1 ② F9	1 SAFE B SL 86 B FF 95 B FF 96 C FF 95 F FF 96 S SL 86 3-3 ③ K 1-2	1 SAFE X SI 87 0-0 ②③ G6-3 1-2f		C CU 80 X FF 96 0-1 67 FC5-2 12 1B 1-2 1B		6	0	2	1	0	1	6
12 Rougned Odor, L (1, 4) OBP: 0.323, SLG: 0.381	X CH 87 0-0 2-3 1B		C FF 94 C KC 78 S ST 82 0-3 ① K		F CH 86 X KC 77 0-1 67 1B 67 S 61 1B 1B				F FF 94 F FF 94 S KC 84 0-3 ① K	B CU 82 F CU 82 X CU 84 1-1 1-2 2-3 67 FC5-2 1B		6	1	3	0	0	3	1
67 Ronald Guzmán, L (1, 3) OBP: 0.327, SLG: 0.433	F FF 95 F KC 79 S KC 80 0-3 ③ K		B KC 79 B FF 95 B FF 95 C FF 95 B FF 95 4-1 BB		B FF 93 S FC 86 F FF 94 1 SAFE D KC 80 D FC 87 X SI 94 3-2 61 1B 1-3 1B		B FF 94 B FF 95 B SI 95 C FF 94 B FF 95 4-1 13 HR BB		C KC 84 F FF 94 F KC 84 B FF 94 X KC 84 1-2 ② F9	B FF 96 C FF 96 S CU 82 X SI 97 1-2 ① FC5-2 1-2 2-3 3-Hf		4	1	1	0	2	1	5
61 Robinson Chirinos, R (1, 2) OBP: 0.323, SLG: 0.430		B FF 94 B FC 85 B FF 94 C FF 94 B FF 94 4-1 3 1B 13 BB 17 1B BB	C FC 86 S FF 95 B ST 83 F ST 82 D KC 80 S SI 95 2-3 ② K		D FC 89 X FF 96 1-0 1-2 3-H 1B	C SL 86 D SL 86 F FF 94 X FF 96 1-2 ① F7		B KC 82 X FF 94 1-0 HR	B CU 83 F CU 82 F FF 97 T FF 97 1-2 ② K		5	2	2	2	1	2	5
13 Joey Gallo, L (1, 7) OBP: 0.299, SLG: 0.461		B KC 79 F FF 94 B FC 87 T FF 94 F FF 96 B KC 80 B SI 95 4-2 17 1B 3 1B 5 1B 1-2 BB	S FC 87 B KC 80 S FF 94 B KC 80 F SI 95 S ST 82 2-3 ③ K		B SL 78 S SL 78 S SL 78 D SL 78 X SI 92 2-2 ① P5	C ST 82 C ST 83 D ST 83 D ST 83 X ST 84 2-2 1-H HR		X FF 94 0-0 HR	F FF 96 D CU 81 T SI 96 F SI 97 B CU 82 F FF 95 S SI 97 2-3 ③ K		5	3	2	3	1	2	6
3 Delino DeShields, R (1, 8) OBP: 0.301, SLG: 0.275 19 Jurickson Profar, S (9, PH) OBP: 0.328, SLG: 0.432 15 Carlos Tocci, R (10, 8) OBP: 0.200, SLG: 0.086 16 Ryan Rua, R (11, PH) OBP: 0.220, SLG: 0.350	X FF 96 0-0 17 1B 1-2 2-3 1B			C FF 94 C FC 84 B ST 82 X ST 81 1-2 ① G5-3	C SL 77 B SI 91 F SI 91 F SL 78 B SI 92 X FF 92 2-2 ② P3		C SI 94 C ST 82 B SI 96 F FF 96 X ST 83 1-2 ② F9	F KC 84 S KC 84 X KC 84 0-2 17 BB 1B		C SI 90 C SI 91 S SI 90 0-3 ① K	4 1 0 1	0 0 0 0	1 1 0 0	0 0 0 0	0 0 0 1	0 0 0 0	2 0 0 0
Inning Stats	R: 1 E: 0 K: 2 S: 14 H: 3 LOB: 2 BB: 0 P: 21	R: 2 E: 0 K: 2 S: 15 H: 3 LOB: 2 BB: 2 P: 25	R: 0 E: 0 K: 3 S: 12 H: 0 LOB: 1 BB: 1 P: 20	R: 0 E: 0 K: 0 S: 12 H: 0 LOB: 2 BB: 2 P: 26	R: 1 E: 0 K: 1 S: 17 H: 3 LOB: 2 BB: 0 P: 25	R: 0 E: 0 K: 1 S: 8 H: 0 LOB: 1 BB: 1 P: 15	R: 2 E: 0 K: 0 S: 15 H: 1 LOB: 0 BB: 1 P: 24	R: 0 E: 0 K: 1 S: 7 H: 1 LOB: 0 BB: 0 P: 10	R: 2 E: 0 K: 2 S: 19 H: 3 LOB: 2 BB: 1 P: 28	R: 0 E: 0 K: 2 S: 16 H: 3 LOB: 3 BB: 0 P: 21	R: 0 E: 0 K: 1 S: 5 H: 0 LOB: 0 BB: 0 P: 7	1B: 13 2B: 1 3B: 0 HR: 3 SF: 0 SAC: 0 DP: 1 HBP: 0	WP: 1 PB: 0 SB: 2 CS: 0 PA: 56					

PITCHER		IP	WLS	BF	H	R	ER	SO	BB	IBB	HBP	BLK	WP	HR	S	P	ERA	WHIP
47 Trevor Bauer, R ERA: 2.44	(1, 1)	4.0		25	9	4	4	7	5	0	0	0	1	0	59	102	9.00	3.500
39 Oliver Pérez, L ERA: 0.63	(5, 1)	1.1		4	0	0	0	1	0	0	0	0	0	0	14	18	0.00	0.000
58 Neil Ramírez, R ERA: 3.27	(6, 1)	1.0	H	5	0	1	1	1	2	0	0	0	0	0	9	21	9.00	2.000
33 Brad Hand, L ERA: 3.18	(7, 1)	1.0	H	4	1	1	1	1	0	0	0	0	0	1	14	21	9.00	1.000
90 Adam Cimber, R ERA: 3.12	(8, 1)	0.2	H	2	1	0	0	0	0	0	0	0	0	0	4	4	0.00	1.500

PITCHER		IP	WLS	BF	H	R	ER	SO	BB	IBB	HBP	BLK	WP	HR	S	P	ERA	WHIP
37 Cody Allen, R ERA: 4.99	(9, 1)	1.0	B	7	3	2	2	2	1	0	0	0	0	2	19	28	18.00	4.000
34 Zach McAllister, R ERA: 5.5	(10, 1)	1.0	W	6	3	0	0	2	0	0	0	0	0	0	16	21	0.00	3.000
61 Dan Otero, R ERA: 5.45	(11, 1)	1.0	S	3	0	0	0	1	0	0	0	0	0	0	5	7	0.00	0.000

BOTTOM

Cleveland Indians @ Texas Rangers

Globe Life Park in Arlington, Arlington, TX

Fri Jul 20 2018, 8:09 PM - 12:56 AM EDT

Att. 28,253 - Clear - 107 F

livebaseballscorecards.com

AB	48
R	8
H	17
RBI	8
BB	8
SO	15
LOB	33

Cleveland Indians @ Texas Rangers

Globe Life Park in Arlington, Arlington, TX

Sat Jul 21 2018, 8:09 PM - 11:19 PM EDT

Att. 31,532 - Clear - 107 F

TOP

livebaseballscorecards.com

Batter	1	2	3	4	5	6	7	8	9	AB	R	H	RBI	BB	SO	LOB
12 Francisco Lindor, S (1, 6) OBP: 0.371, SLG: 0.563 36 Yandy Díaz, R (8, 5) OBP: 0.714, SLG: 1.000	B SI 85 C SI 87 X SI 87 1-1 23 FC6-5 2B		C FF 87 X FC 79 0-1 ① F8		X CH 80 0-0 1-H 23 1B 2B	X FF 90 0-0 ② G3		C CU 79 B FF 88 C SL 84 B CU 79 F SL 82 X FF 89 2-2 ② G4-3	X SI 89 0-0 1-2 6 2B 1B	5 1	1 1	2 1	1 1	0 0	0 0	0 0
23 Michael Brantley, L (1, 7) OBP: 0.351, SLG: 0.483 6 Brandon Guyer, R (6, 7) OBP: 0.295, SLG: 0.345	X SI 88 0-0 ① FC6-5 2-3		B FF 87 B SI 86 B SI 86 C SI 86 X SI 87 3-1 ② G3		F SI 89 X SI 88 0-1 2-H 11 1B 11 E 1B	C FF 90 B FF 90 C FF 91 B FF 90 B CH 83 F FF 90 F FF 91 F FF 89 B FF 90 4-2 11 3B BB		B SL 84 X SL 83 1-0 9 1B 10 2B 1B	D SI 88 B SL 83 X SI 88 2-0 1-H 2-H 9 2B 2B	3 2	2 2	1 2	1 2	1 0	0 0	1 0
11 José Ramírez, S (1, 5) OBP: 0.401, SLG: 0.639 9 Erik González, R (6, 5) OBP: 0.347, SLG: 0.452 (8, 6)	C SI 86 C SI 85 1 SAFE C SI 85 0-3 ② K		C SI 85 S CH 80 B FF 91 B SI 87 X SI 88 2-2 ③ G4-3		B SI 86 1 SAFE 1 SAFE B SI 85 X SI 85 2-0 1-H E9 1B	B SI 89 F FF 90 B SI 88 F SI 88 X FF 90 2-2 1-H 3B		X SL 83 0-0 1-2 10 2B 1B	C SL 83 X FF 89 0-1 2-H 55 1B 2B	4 2	0 1	2 2	1 1	0 0	1 0	1 0
10 Edwin Encarnación, R (1, 10) OBP: 0.318, SLG: 0.473 55 Roberto Pérez, R (9, PH) OBP: 0.234, SLG: 0.225 (9, 10)	1 SAFE C SI 86 F SI 84 F SI 86 B SI 86 1 SAFE B CH 80 F SI 86 1 SAFE 3-3 ③ K			B SI 85 B SI 84 B SI 88 C SI 87 X SI 86 3-1 ① P4	B SI 87 X FC 86 1-0 17 HR 2B	B SL 85 S CU 81 X SL 85 1-1 ③ G5-3		C SL 83 D CU 80 X CU 80 1-1 1-H 2-H 2B	F SL 83 F SL 84 B SL 83 B SI 89 B SL 83 X SI 89 3-2 2-3 1B	5 1	1 0	2 1	2 0	0 0	1 0	2 0
17 Yonder Alonso, L (1, 3) OBP: 0.329, SLG: 0.453		B SI 86 B SI 87 B SI 86 B SI 86 4-0 22 FC4-6 BB		C SI 88 X CH 80 0-1 ② G4-3	B FF 88 X CH 81 1-0 2-H HR		X FF 89 0-0 HR	B SI 88 B SI 88 X SI 88 2-0 F7	S SI 86 F SI 88 F CH 69 B SL 76 S SL 77 1-3 ③ K	5	2	2	3	1	1	3
22 Jason Kipnis, L (1, 4) OBP: 0.309, SLG: 0.364		C SI 85 B SI 85 X SI 86 1-1 ① FC4-6 7 F8 53 1B 1-2f		C SI 86 F SI 86 B FC 87 B SL 80 B SI 89 X SI 88 3-2 F9	F FF 89 X SL 84 0-1 ③ F8		B CU 80 B CH 81 B FF 89 C FF 88 X FF 88 3-1 ① G3		C FF 87 B CU 78 X SL 83 1-1 ① L4	5	0	0	0	0	0	1
53 Melky Cabrera, S (1, 9) OBP: 0.268, SLG: 0.349	1 SAFE B SI 85 C SI 85 F CH 80 F FC 84 X FC 84 1-2 1-2 1B				X SI 86 0-0 7 1B 2B	B FF 89 C FF 88 F SL 85 X CU 80 1-2 ① L8	B CH 83 B SL 84 X FF 89 2-0 ② G3		S CU 80 F CU 80 B SI 90 B SL 83 X FF 89 2-2 30 1B 2B	5	2	3	0	0	0	0
7 Yan Gomes, R (1, 2) OBP: 0.306, SLG: 0.431		C SI 88 S SI 88 X FF 91 0-2 ② F8 2-3			B SI 87 S SI 87 X SI 88 1-1 2-H 12 2B 1B	H SI 89 1-0 30 HR HBP	B SL 85 S SL 85 S CU 81 B CU 80 F SI 90 F SI 90 F SL 85 B CU 80 X FF 90 3-2 ③ F9		F SI 88 X SL 83 0-1 ② L9	4	2	1	1	0	0	3
30 Tyler Naquin, L (1, 8) OBP: 0.306, SLG: 0.373		B SI 87 C SI 85 B SI 86 1 SAFE 1 SAFE X SI 87 2-1 ③ G1-3			F SI 87 X SI 87 0-1 ① F8	B SI 89 X SL 85 1-0 1-H HR		B CH 81 X CH 81 1-0 ① G3	X CH 82 0-0 2-H 36 1B 6 2B 1B	5	2	2	3	0	0	3

Inning Stats	1	2	3	4	5	6	7	8	9
	R: 0 E: 0 K: 2 S: 11	H: 1 LOB: 1 BB: 0 P: 15	R: 0 E: 0 K: 0 S: 11	H: 1 LOB: 2 BB: 1 P: 19	R: 0 E: 0 K: 0 S: 7	H: 0 LOB: 0 BB: 0 P: 12	R: 0 E: 0 K: 0 S: 7	H: 0 LOB: 0 BB: 0 P: 13	R: 6 E: 1 K: 0 S: 13	H: 7 LOB: 0 BB: 0 P: 18	R: 3 E: 0 K: 0 S: 15	H: 2 LOB: 1 BB: 1 P: 25	R: 1 E: 0 K: 0 S: 10	H: 1 LOB: 0 BB: 0 P: 18	R: 2 E: 0 K: 0 S: 10	H: 3 LOB: 1 BB: 0 P: 17	R: 4 E: 0 K: 1 S: 20	H: 6 LOB: 2 BB: 0 P: 29

	AB	47
	R	16
	H	21
	RBI	15
	BB	2
	SO	3
	LOB	14

1B: 9	SF: 0	WP: 0	PA: 50
2B: 8	SAC: 0	PB: 0	
3B: 1	DP: 0	SB: 0	
HR: 3	HBP: 1	CS: 0	

PITCHER		IP	WLS	BF	H	R	ER	SO	BB	IBB	HBP	BLK	WP	HR	S	P	ERA	WHIP
40 Bartolo Colon, R ERA: 4.85	(1, 1)	4.2	L	22	8	5	5	2	1	0	0	0	0	0	46	73	9.64	1.929
56 Austin Bibens-Dirkx, R ERA: 5.92	(5, 1)	4.0		27	13	11	11	0	1	0	1	0	0	3	53	87	24.75	3.500
58 Alex Claudio, L ERA: 4.29	(9, 1)	0.1		1	0	0	0	1	0	0	0	0	0	0	5	6	0.00	0.000

PITCHER		IP	WLS	BF	H	R	ER	SO	BB	IBB	HBP	BLK	WP	HR	S	P	ERA	WHIP

Cleveland Indians @ Texas Rangers

Globe Life Park in Arlington, Arlington, TX

Sat Jul 21 2018, 8:09 PM - 11:19 PM EDT

Att. 31,532 - Clear - 107 F

BOTTOM

Batter	1	2	3	4	5	6	7	8	9	AB	R	H	RBI	BB	SO	LOB
17 Shin-Soo Choo, L (1, 10) OBP: 0.401, SLG: 0.497	C FF 95 B SL 85 B FF 95 2-2 G5-3 ①		F CH 88 B CU 81 S SL 85 S FF 94 1-3 K ③			C CH 87 F SL 84 B SI 94 B CU 82 B CH 89 T SL 86 3-2 K ②		B SI 91 T SI 90 X CH 83 1-1 FC4-6 ② 12 1B 67 1B 1-2f		4	0	0	0	0	2	2
16 Ryan Rua, R (8, PR) OBP: 0.220, SLG: 0.350										0	1	0	0	0	0	0
(9, 10)																
12 Rougned Odor, L (1, 4) OBP: 0.326, SLG: 0.383	X FF 95 0-0 29 S 1B			B CH 88 F CH 87 X CH 90 1-1 G3 ①		F CH 88 B SI 94 S SL 86 D SL 86 S CH 86 2-3 K ③		X CH 83 0-0 67 1B 1-2 1B		4	0	2	0	0	1	1
1 Elvis Andrus, R (1, 6) OBP: 0.331, SLG: 0.369	B SI 92 C SL 85 F FF 96 F SL 86 1 SAFE X SL 83 1-2 L8 ②			C FF 94 S SL 85 B FF 94 B CU 83 F FF 95 X SL 87 2-2 F7 ②			X FF 93 0-0 29 HR 1B	S SI 91 B SI 92 X CH 83 1-1 1-3 2-H 1B		3	1	1	0	0	0	1
67 Ronald Guzmán, L (8, PH) OBP: 0.329, SLG: 0.436										1	0	1	1	0	0	0
(9, 3)																
29 Adrián Beltré, R (1, 5) OBP: 0.344, SLG: 0.408	B FF 95 C FF 95 S CH 87 B SL 84 B CH 89 S SL 85 3-3 K ③ 1-2			F FF 94 B FF 94 C SL 84 X CU 82 1-2 L6 ③			B SL 82 B SL 81 F FF 93 C FF 93 D CH 86 F SL 84 X FF 95 3-2 1-H HR	C SI 92 F SI 90 X SL 81 0-2 G6-3 ③		3	1	1	2	0	1	1
9 Isiah Kiner-Falefa, R (8, PH) OBP: 0.321, SLG: 0.347										1	0	0	0	0	0	2
(9, 5)																
19 Jurickson Profar, S (1, 3) OBP: 0.330, SLG: 0.431		C FF 92 F SL 85 B SI 93 F CH 90 S CU 82 1-3 K ①			C SI 92 S CU 81 F SI 94 B CU 82 B FF 93 B CH 88 X SL 85 3-2 61 G5-4-3 1B		S CH 87 B CH 89 B CH 88 B SI 93 B SI 94 4-1 13 G3-5-1 BB		S FF 95 F SI 96 B SI 95 X CU 81 1-2 F8 ①	3	0	1	0	1	1	0
(9, 6)																
13 Joey Gallo, L (1, 9) OBP: 0.299, SLG: 0.457		C SI 95 S SL 85 B CH 89 S CU 83 1-3 K ②			S CH 87 B FF 94 X CH 88 1-1 F8 ①		D CH 86 S SL 85 X SL 84 1-1 G3-5-1 ①② 1-2f		B SI 96 C CU 82 B SI 95 B FF 96 B FF 96 4-1 BB	3	0	0	0	1	1	2
61 Robinson Chirinos, R (1, 2) OBP: 0.319, SLG: 0.423		B SL 83 C SL 83 B FF 94 X SL 86 2-1 G5-3 ③			B FF 92 X SL 81 1-0 G5-4-3 ②③ 1-2f		C FF 92 S KC 83 B KC 84 B KC 84 X KC 84 2-2 G6-3 ③		C FF 96 B FF 96 F CU 81 X SI 96 1-2 L9 ②	4	0	0	0	0	0	2
5 Willie Calhoun, L (1, 7) OBP: 0.273, SLG: 0.200			C SI 92 X SI 94 0-1 G4-3 ①			C SI 92 F FF 94 S SL 84 0-3 K ①		X SI 90 0-0 17 FC4-6 1B	X FF 96 0-0 F7 ③	4	0	1	0	0	1	1
15 Carlos Tocci, R (1, 8) OBP: 0.209, SLG: 0.158			C FF 94 F FF 94 B SL 85 S SL 83 1-3 K ②			X FF 94 0-0 3B		B SI 90 C SI 90 T SI 90 B SI 90 S SI 91 2-3 K ①		3	0	1	0	0	2	1
Inning Stats	R: 0 H: 1 E: 0 LOB: 1 K: 1 BB: 0 S: 11 P: 17	R: 0 H: 0 E: 0 LOB: 0 K: 2 BB: 0 S: 9 P: 13	R: 0 H: 0 E: 0 LOB: 0 K: 2 BB: 0 S: 8 P: 10	R: 0 H: 0 E: 0 LOB: 0 K: 0 BB: 0 S: 9 P: 13	R: 0 H: 1 E: 0 LOB: 0 K: 0 BB: 0 S: 7 P: 12	R: 0 H: 1 E: 0 LOB: 1 K: 3 BB: 0 S: 10 P: 15	R: 2 H: 2 E: 0 LOB: 0 K: 0 BB: 1 S: 11 P: 21	R: 1 H: 3 E: 0 LOB: 2 K: 1 BB: 0 S: 12 P: 16	R: 0 H: 0 E: 0 LOB: 1 K: 0 BB: 1 S: 8 P: 14	1B: 6 2B: 0 3B: 1 HR: 1	SF: 0 SAC: 0 DP: 2 HBP: 0					

livebaseballscorecards.com

AB	33
R	3
H	8
RBI	3
BB	2
SO	9
LOB	13

PITCHER		IP	WLS	BF	H	R	ER	SO	BB	IBB	HBP	BLK	WP	HR	S	P	ERA	WHIP	PITCHER	IP	WLS	BF	H	R	ER	SO	BB	IBB	HBP	BLK	WP	HR	S	P	ERA	WHIP
59 Carlos Carrasco, R ERA: 4.03	(1, 1)	6.2	W	24	5	2	2	8	1	0	0	0	0	1	62	96	2.70	0.900																	
37 Cody Allen, R ERA: 4.95	(7, 1)	0.1		1	0	0	0	0	0	0	0	0	0	0	3	5	0.00	0.000																	
61 Dan Otero, R ERA: 5.54	(8, 1)	1.0		6	3	1	1	1	0	0	0	0	0	0	12	16	9.00	3.000																	
34 Zach McAllister, R ERA: 5.35	(9, 1)	1.0		4	0	0	0	0	1	0	0	0	0	0	8	14	0.00	1.000																	

Cleveland Indians @ Texas Rangers

Globe Life Park in Arlington, Arlington, TX

Sun Jul 22 2018, 3:09 PM - 5:41 PM EDT

Att. 21,829 - Sunny - 102 F

TOP

livebaseballscorecards.com

Batter	1	2	3	4	5	6	7	8	9	AB	R	H	RBI	BB	SO	LOB
12 Francisco Lindor, S (1, 6) OBP: 0.370, SLG: 0.563	B FF 89 X SI 89 1-0 G3 ①		B CU 79 C FF 90 B SL 88 F CU 79 X FF 91 2-2 E5 11 BB		C CU 79 X CU 81 0-1 G5-3 ③			B FF 94 X SL 83 1-0 23 G4-3 2B		4	0	1	0	0	0	0
23 Michael Brantley, L (1, 7) OBP: 0.350, SLG: 0.483	C FF 90 X CU 79 0-1 2B		1 SAFE X FF 90 0-0 F7 ①			C SI 89 C FF 90 B SI 90 F SL 89 B SL 87 F FF 91 B CH 86 X CH 86 3-2 F9 ①		B SL 81 B SI 94 C SL 81 C SL 83 B FF 94 X SL 83 3-2 G4-3 ① 2-3		4	0	1	0	0	0	2
11 José Ramírez, S (1, 5) OBP: 0.404, SLG: 0.637	X SI 92 0-0 F7 ②		B CH 84 1 SAFE B CH 85 B SI 92 B SI 92 4-0 17 G1-6-3 1-2 BB			B SL 88 B SI 92 B CH 87 C FF 90 B FF 92 4-1 17 G1-4-3 BB		B SI 94 C FF 95 C SI 95 F FF 95 H SL 83 2-2 53 BB HBP		1	0	0	0	2	0	1
17 Yonder Alonso, L (1, 3) OBP: 0.329, SLG: 0.448	B CU 79 B CU 80 B SI 92 C SI 92 B SI 92 4-1 BB		B SL 90 X CH 87 1-0 G1-6-3 ② ③ 1-2f			D CU 81 1 SAFE 1 SAFE B CU 79 X CH 86 2-0 G1-4-3 ② 1-2 B SI 91 X SI 92 1-0 G6-3 ③		C SL 81 S SL 82 X SL 82 0-2 P6 ② B SI 95 B FF 95 B SL 82 B SI 95 4-0 1-2 BB		3	0	0	0	1	0	5
53 Melky Cabrera, S (1, 9) OBP: 0.280, SLG: 0.348	C SL 89 C SI 92 D SL 90 C FF 93 1-3 K ③			C SI 90 X FF 90 0-1 22 L9-3 1B						3	0	1	0	1	1	3
36 Yandy Díaz, R (1, 10) OBP: 0.545, SLG: 0.727		B CU 78 B FF 90 F CH 84 X SL 88 2-1 G6-3 ①		X SL 89 0-0 L9 ①			B FF 93 C SL 80 C SL 79 F FF 95 X SL 81 1-2 1B	C SL 82 S SL 82 B FF 95 B SL 81 B SL 83 S SL 84 3-3 K2-3 ③		4	0	1	0	0	1	4
22 Jason Kipnis, L (1, 4) OBP: 0.308, SLG: 0.361		B CU 77 B SI 91 B FF 90 C FF 90 B CH 85 4-1 7 1B BB		C CH 86 C CH 85 B SI 91 B SI 92 X SL 90 2-2 L9-3 ② ③ 1-1			B FF 94 B FF 94 C SL 80 B FF 95 1 SAFE C FF 94 1 SAFE S SL 82 3-3 K ①		C SI 89 B SI 90 X SI 91 1-1 G6-3 ①	3	0	0	0	1	1	2
7 Yan Gomes, R (1, 2) OBP: 0.305, SLG: 0.428		X SL 90 0-0 1-3 1B ②			F FF 90 X SI 90 0-1 G4-3 ①		S SL 81 S FF 94 F FF 95 1 SAFE F FF 96 S SL 80 0-3 K ②		B SL 82 X SI 91 1-0 F7 ②	4	0	1	0	0	1	1
30 Tyler Naquin, L (1, 8) OBP: 0.299, SLG: 0.364		D CU 81 T SI 91 F CH 86 X CU 80 1-2 G3 ③			C CH 86 X CH 85 0-1 L7 ②		1 SAFE S FF 95 X CU 75 0-1 G6-3 ③		C SI 91 X SI 90 0-1 G6-3 ③	4	0	0	0	0	0	2

Inning Stats																					
	R: 0	H: 1	R: 0	H: 1	R: 0	H: 0	R: 0	H: 1	R: 0	H: 0	R: 0	H: 0	R: 0	H: 1	R: 0	H: 0	1B: 3	SF: 0	WP: 0	PA: 36
	E: 0	LOB: 2	E: 0	LOB: 1	E: 1	LOB: 1	E: 0	LOB: 0	E: 0	LOB: 0	E: 0	LOB: 1	E: 0	LOB: 1	E: 0	LOB: 0	2B: 3	SAC: 0	PB: 0	
	K: 1	BB: 1	K: 0	BB: 1	K: 0	BB: 1	K: 0	BB: 0	K: 0	BB: 0	K: 0	BB: 1	K: 2	BB: 0	K: 1	BB: 1	3B: 0	DP: 2	SB: 0	
	S: 8	P: 14	S: 7	P: 14	S: 5	P: 12	S: 6	P: 8	S: 6	P: 6	S: 8	P: 18	S: 14	P: 18	S: 13	P: 26	HR: 0	HBP: 1	CS: 0	

PITCHER		IP	WLS	BF	H	R	ER	SO	BB	IBB	HBP	BLK	WP	HR	S	P	ERA	WHIP
49 Yovani Gallardo, R ERA: 7.18	(1, 1)	6.0	W	23	3	0	0	1	4	0	0	0	0	0	40	72	0.00	1.167
62 José Leclerc, R ERA: 2.06	(7, 1)	1.0	H	4	1	0	0	2	0	0	0	0	0	0	14	18	0.00	1.000
41 Jake Diekman, L ERA: 3.28	(8, 1)	1.0	H	6	1	0	0	1	1	0	1	0	0	0	13	26	0.00	2.000
44 Cory Gearrin, R ERA: 3.57	(9, 1)	1.0		3	0	0	0	0	0	0	0	0	0	0	5	7	0.00	0.000

PITCHER	IP	WLS	BF	H	R	ER	SO	BB	IBB	HBP	BLK	WP	HR	S	P	ERA	WHIP

AB	30
R	0
H	5
RBI	0
BB	5
SO	4
LOB	20

BOTTOM

Cleveland Indians @ Texas Rangers

Globe Life Park in Arlington, Arlington, TX

Sun Jul 22 2018, 3:09 PM - 5:41 PM EDT

Att. 21,829 - Sunny - 102 F

Batter	1	2	3	4	5	6	7	8	9	AB	R	H	RBI	BB	SO	LOB
17 Shin-Soo Choo, L (1, 10) OBP: 0.400, SLG: 0.493	C FF 93 F FF 94 B FF 94 S SL 80 1-3 ① K		1 SAFE 1 SAFE B CH 87 B FF 93 C FF 94 C CH 88 D SL 80 F CH 88 B FF 95 4-2 19 1B 12 1B 1-2 BB		F FF 93 P PO 91 X CH 86 1-1 ① G4-3 1-3		B SI 92 B SL 78 C SI 92 S SI 92 X SL 81 2-2 ③ G3			3	0	0	0	1	1	2
12 Rougned Odor, L (1, 4) OBP: 0.332, SLG: 0.403	F CH 89 M FF 95 X SL 80 0-2 1 S 1B		F FF 93 B SL 81 X CH 89 1-1 19 1B 1-2 2-H 1B		X SL 79 0-0 ② SF8 3-H			C SL 79 X SL 79 0-1 HR		3	1	3	3	0	0	0
1 Elvis Andrus, R (1, 6) OBP: 0.330, SLG: 0.366	C FF 94 B FF 96 1 SAFE C SL 79 S SL 79 1-3 ② K 1-2		S SL 80 S SL 78 B FF 95 S SL 78 1-3 ② K		S CU 75 F FF 93 T SL 79 0-2 ③ K			B SL 84 F FF 94 F FF 94 F SL 85 B SL 85 X SL 87 2-2 19 G3 19 S 16 HR 1B		4	1	1	0	0	3	3
19 Jurickson Profar, S (1, 5) OBP: 0.329, SLG: 0.429	B FF 94 B CH 88 B FF 94 C FF 94 X FF 94 3-1 ③ F7		X CU 75 0-0 1-2 2-3 1B			C CU 73 C FF 91 F SL 77 X CH 88 0-2 ① G4-3		C FF 92 1 SAFE F SI 94 B SL 85 X SL 85 1-2 ① G3 1-3		4	0	1	0	0	0	2
67 Ronald Guzmán, L (1, 3) OBP: 0.324, SLG: 0.428		C FF 94 X FF 92 0-1 ① F8	B CH 88 F FF 94 F CH 87 S CU 73 1-3 ③ K			F CH 87 B CH 87 B FF 91 B SL 75 X FF 91 3-1 ② F8		F FF 94 C FF 94 S SL 85 0-3 ② K		4	0	0	0	0	2	4
13 Joey Gallo, L (1, 9) OBP: 0.299, SLG: 0.454 16 Ryan Rua, R (8, 9) OBP: 0.226, SLG: 0.381 (9, 7)		S CU 75 B CH 89 B FF 94 B CH 88 B FF 94 4-1 9 G4-6-3 BB		C FF 92 B FF 92 B FF 89 S FF 93 X CU 75 2-2 ① G1-3		B SL 76 C CH 86 B FF 91 B SL 78 C FF 91 F FF 93 X CH 88 3-2 ③ G2-3		F FF 95 X SL 84 0-1 3-H HR		2 1	0 1	0 1	0 2	1 0	0 0	0 0
9 Isiah Kiner-Falefa, R (1, 2) OBP: 0.320, SLG: 0.346		B FF 94 B SL 78 X FF 94 2-0 ② ③ G4-6-3 1-2f		C FF 92 F FF 92 B SL 80 S CU 75 1-3 ② K2-3			B SL 74 B FF 90 X FF 89 2-0 1B	B FF 94 F FF 94 F SL 85 X SL 84 1-2 ③ G4-3		4	0	1	0	0	1	1
5 Willie Calhoun, L (1, 7) OBP: 0.214, SLG: 0.154 15 Carlos Tocci, R (9, 9) OBP: 0.209, SLG: 0.158			X FF 93 0-0 ① P6	C CH 87 X CH 86 0-1 ③ F8			B FF 92 B CH 85 X CH 85 2-0 ① L8			3 0	0 0	0 0	0 0	0 0	0 0	1 0
3 Delino DeShields, R (1, 8) OBP: 0.304, SLG: 0.274			C FF 94 B FF 94 B SL 79 C SL 79 B FF 95 B FF 93 4-2 17 S 12 1B BB		B SL 80 B FF 91 B FF 93 C FF 91 B FF 92 4-1 17 G4-3 17 S 12 SF8 BB		B FF 91 C SL 76 L SL 78 D CU 78 T FF 93 2-2 ② K			1	2	0	0	2	1	1
Inning Stats	R: 0 H: 1 E: 0 LOB: 1 K: 2 BB: 0 S: 11 P: 16	R: 0 H: 0 E: 0 LOB: 0 K: 0 BB: 1 S: 4 P: 10	R: 1 H: 2 E: 0 LOB: 3 K: 2 BB: 2 S: 15 P: 26	R: 0 H: 0 E: 0 LOB: 0 K: 1 BB: 0 S: 8 P: 11	R: 1 H: 0 E: 0 LOB: 0 K: 1 BB: 1 S: 8 P: 12	R: 0 H: 0 E: 0 LOB: 0 K: 0 BB: 0 S: 10 P: 16	R: 0 H: 1 E: 0 LOB: 1 K: 1 BB: 0 S: 8 P: 16	R: 3 H: 3 E: 0 LOB: 0 K: 1 BB: 0 S: 17 P: 21		1B: 5 SF: 1 2B: 0 SAC: 0 3B: 0 DP: 1 HR: 2 HBP: 0				WP: 0 PA: 34 PB: 0 SB: 4 CS: 0		

livebaseballscorecards.com

	AB	R	H	RBI	BB	SO	LOB
	29	5	7	5	4	8	14

PITCHER		IP	WLS	BF	H	R	ER	SO	BB	IBB	HBP	BLK	WP	HR	S	P	ERA	WHIP
52 Mike Clevinger, R ERA: 3.43	(1, 1)	6.2	L	27	4	2	2	7	4	0	0	0	0	0	61	102	2.70	1.200
39 Oliver Pérez, L ERA: 1.23	(7, 1)	0.1		2	1	1	1	0	0	0	0	0	0	1	5	7	27.00	3.000
58 Neil Ramírez, R ERA: 3.91	(8, 1)	1.0		5	2	2	2	1	0	0	0	0	0	1	15	19	18.00	2.000

PITCHER	IP	WLS	BF	H	R	ER	SO	BB	IBB	HBP	BLK	WP	HR	S	P	ERA	WHIP

Batter	1	2	3	4	5	6	7	8	9	AB	R	H	RBI	BB	SO	LOB
12 Corey Dickerson, L (1, 7) OBP: 0.349, SLG: 0.507	F SI 92 B SI 92 X FC 90 1-1 25 G3-6 1B	S FC 89 F FC 90 B FF 92 B FC 89 F FC 90 B CH 86 B FC 89 4-2 6 1B BB		C CH 85 B FC 90 X FC 90 1-1 ② FC4-6 6 1B 25 3B 1-2f 2-3		C CU 82 X FF 97 0-1 ③ L7				3	1	1	0	1	0	2
6 Starling Marte, R (1, 8) OBP: 0.336, SLG: 0.496	B SI 91 X FF 91 1-0 ① F8	F SI 92 X FC 89 0-1 1-3 2-H 1B		X SI 93 0-0 25 3B 1-2 3-H 1B						3	1	2	2	0	0	1
25 Gregory Polanco, L (1, 9) OBP: 0.338, SLG: 0.502	F FC 88 S FC 88 X FC 88 0-2 ②③ G3-6 1-2f	B FC 89 B CU 84 S FC 89 X FC 89 2-1 ③ F9		X FF 92 0-0 1-H 2-H 3B						3	0	1	2	0	0	3
32 Elias Díaz, R (1, 2) OBP: 0.325, SLG: 0.458		B SI 90 F FC 88 C SI 90 B SI 91 X CU 84 2-2 ① F8	X FC 88 0-0 ① F8	S CU 85 D CU 86 T FC 88 C CU 84 1-3 ③ K						3	0	0	0	0	1	1
19 Colin Moran, L (1, 10) OBP: 0.338, SLG: 0.399		B CU 82 S FC 87 X SI 90 1-1 55 FC4-6 1B	C SI 90 C CH 84 B SI 92 S CU 85 1-3 ② K		F FF 94 F FF 95 B FF 96 B CU 83 F CU 83 S SI 96 2-3 ① K					3	0	1	0	0	2	0
55 Josh Bell, S (1, 3) OBP: 0.350, SLG: 0.402		F FC 88 X FC 88 0-1 ② FC4-6 23 E 5 HR 1-2f	B CH 85 S CU 82 F CU 83 B SI 91 X SI 91 2-2 ③ F8		X FF 95 0-0 23 G6-4-3 1B					3	1	1	0	0	0	1
23 David Freese, R (1, 5) OBP: 0.337, SLG: 0.424		B SI 90 B FC 89 X FC 89 2-0 E3 5 HR 1-3		X SI 90 0-0 ① G5-3	C FF 95 X CU 82 0-1 ②③ G6-4-3 1-2f					3	1	0	0	0	0	2
5 Josh Harrison, R (1, 4) OBP: 0.295, SLG: 0.357		C FC 89 S CU 85 F SI 92 X CU 84 0-2 1-H 3-H HR		C SI 90 B SI 92 F SI 91 B SI 92 F FC 90 B FC 89 X SI 92 3-2 12 FC4-6 10 1B 6 1B		B SI 95 B CU 81 C FF 95 S FF 95 S FF 96 2-3 ① K				3	2	2	3	0	1	0
10 Jordy Mercer, R (1, 6) OBP: 0.320, SLG: 0.399		X SI 92 0-0 6 1B 2B		C SI 92 S CU 84 1 SAFE B CU 84 1 SAFE B FC 90 F FC 89 X SI 91 2-2 12 FC4-6 1-2 1B		C FF 95 F FF 94 X FF 96 0-2 ② L8				3	1	2	0	0	0	0
Inning Stats	R: 0 E: 0 K: 0 S: 6 H: 1 LOB: 0 BB: 0 P: 8	R: 4 E: 1 K: 0 S: 20 H: 4 LOB: 2 BB: 1 P: 31	R: 0 E: 0 K: 1 S: 7 H: 0 LOB: 0 BB: 0 P: 10	R: 3 E: 0 K: 1 S: 16 H: 4 LOB: 1 BB: 0 P: 23	R: 0 E: 0 K: 1 S: 7 H: 1 LOB: 0 BB: 0 P: 9	R: 0 E: 0 K: 1 S: 8 H: 0 LOB: 0 BB: 0 P: 10				1B: 7 2B: 1 3B: 1 HR: 1 SF: 0 SAC: 0 DP: 2 HBP: 0						

TOP

Pittsburgh Pirates @ Cleveland Indians

Progressive Field, Cleveland, OH

Mon Jul 23 2018, 8:06 PM - 10:19 PM EDT

Att. 24,925 - Cloudy - 75 F

livebaseballscorecards.com

AB	27
R	7
H	10
RBI	7
BB	1
SO	4
LOB	10

WP: 0 PA: 28
PB: 0
SB: 0
CS: 0

PITCHER		IP	WLS	BF	H	R	ER	SO	BB	IBB	HBP	BLK	WP	HR	S	P	ERA	WHIP
28 Corey Kluber, R ERA: 2.88	(1, 1)	4.0	L	22	9	7	3	2	1	0	0	0	0	1	49	72	6.75	2.500
34 Zach McAllister, R ERA: 5.09	(5, 1)	2.0		6	1	0	0	2	0	0	0	0	0	0	15	19	0.00	0.500

PITCHER	IP	WLS	BF	H	R	ER	SO	BB	IBB	HBP	BLK	WP	HR	S	P	ERA	WHIP

BOTTOM

Pittsburgh Pirates @ Cleveland Indians

Progressive Field, Cleveland, OH

Mon Jul 23 2018, 8:06 PM - 10:19 PM EDT

Att. 24,925 - Cloudy - 75 F

livebaseballscorecards.com

Batter	1	2	3	4	5	6	7	8	9	AB	R	H	RBI	BB	SO	LOB
12 Francisco Lindor, S (1, 6) OBP: 0.368, SLG: 0.558	C FF 92 T FF 92 B FF 92 B CH 83 X FF 93 2-2 ① F8		F SI 89 X CH 82 0-1 ③ F9			C SI 87 B FF 89 F FF 89 B SL 81 X SI 88 2-2 ① G6-3				3	0	0	0	0	0	0
23 Michael Brantley, L (1, 7) OBP: 0.350, SLG: 0.482	C SI 91 X FF 92 0-1 ② F9			C SI 88 B CH 81 F FF 90 B FF 90 X SI 88 2-2 ① G3-1		X SI 88 0-0 36 1B 11 WP 1B				3	0	1	0	0	0	0
11 José Ramírez, S (1, 5) OBP: 0.404, SLG: 0.633	B SI 89 B CH 82 F CH 83 S SI 90 B CH 83 F FF 92 X SI 91 3-2 ③ L4			C SI 89 B SI 88 F FF 90 B SL 79 B SI 89 X FF 92 3-2 ② G6-3		B CH 81 B CH 82 B FF 89 B FF 89 4-0 36 1B 1-2 BB				2	0	0	0	1	0	0
36 Yandy Díaz, R (1, 10) OBP: 0.500, SLG: 0.643		B FF 90 C FF 91 X SL 80 1-1 ① G6-3		C FF 91 B SI 89 F FF 91 X SL 80 1-2 ③ F8		B FF 89 X SL 80 1-0 1-2 2-3 1B				3	0	1	0	0	0	0
17 Yonder Alonso, L (1, 3) OBP: 0.329, SLG: 0.446		C SI 89 X FF 91 0-1 ② L8			S SI 87 B CH 82 F SI 88 B SL 81 F FF 90 B FF 91 B SI 90 4-2 22 1B BB	S CH 83 F CH 83 F FF 91 D SL 82 T CH 81 1-2 ② K				2	0	0	0	1	1	3
53 Melky Cabrera, S (1, 9) OBP: 0.282, SLG: 0.348		B SI 90 C SI 90 F CH 82 X FF 91 1-2 1B			B SI 88 C FF 90 X SI 87 1-1 ① F7	F CH 82 B FF 90 F CH 82 X FF 91 1-2 ③ G4-3				3	0	1	0	0	0	4
22 Jason Kipnis, L (1, 4) OBP: 0.309, SLG: 0.362		X SI 88 0-0 ③ F7			B SI 88 B FF 90 X SI 87 2-0 30 FC6-4 1B 1-2					2	0	1	0	0	0	1
7 Yan Gomes, R (1, 2) OBP: 0.303, SLG: 0.425			C FF 90 X SL 80 0-1 ① G5-3		X SL 79 0-0 ② F4					2	0	0	0	0	0	2
30 Tyler Naquin, L (1, 8) OBP: 0.295, SLG: 0.359			C FF 90 F FF 90 X FF 91 0-2 ② G5-3		B SI 87 X CH 82 1-0 ③ FC6-4 1-2f					2	0	0	0	0	0	2
Inning Stats	R: 0 E: 0 K: 0 S: 9 H: 0 LOB: 0 BB: 0 P: 14	R: 0 E: 0 K: 0 S: 8 H: 1 LOB: 1 BB: 0 P: 10	R: 0 E: 0 K: 0 S: 7 H: 0 LOB: 0 BB: 0 P: 7	R: 0 E: 0 K: 0 S: 9 H: 0 LOB: 0 BB: 0 P: 15	R: 0 E: 0 K: 0 S: 8 H: 1 LOB: 2 BB: 1 P: 16	R: 0 E: 0 K: 1 S: 13 H: 2 LOB: 3 BB: 1 P: 22				1B: 4 2B: 0 3B: 0 HR: 0 SF: 0 SAC: 0 DP: 0 HBP: 0						

PITCHER	IP	WLS	BF	H	R	ER	SO	BB	IBB	HBP	BLK	WP	HR	S	P	ERA	WHIP
34 Trevor Williams, R (1, 1) ERA: 4.11	6.0	W	24	4	0	0	1	2	0	0	0	1	0	54	84	0.00	1.000

PITCHER	IP	WLS	BF	H	R	ER	SO	BB	IBB	HBP	BLK	WP	HR	S	P	ERA	WHIP

AB	22
R	0
H	4
RBI	0
BB	2
SO	1
LOB	12

WP: 1 PA: 24
PB: 0
SB: 0
CS: 0

Pittsburgh Pirates @ Cleveland Indians

Progressive Field, Cleveland, OH

Tue Jul 24 2018, 7:13 PM - 10:05 PM EDT

Att. 26,414 - Cloudy - 78 F

TOP

livebaseballscorecards.com

Batter	1	2	3	4	5	6	7	8	9	AB	R	H	RBI	BB	SO	LOB
12 Corey Dickerson, L (1, 7) OBP: 0.351, SLG: 0.517	S FF 93 B SL 86 F FF 94 B KC 79 F FF 94 F SL 84 X FF 94 2-2 6 HR 2B	B CH 88 X SL 85 1-0 6 1B 1-H 2-H 3B		C FF 92 X SI 91 0-1 G4-3 ①		C FF 94 S SL 86 B SL 85 B FF 94 F SL 84 F FF 94 D SL 85 B FF 94 4-2 6 G6-4-3 1-2 BB			X FF 93 0-0 1B	3	2	2	2	0	0	0
47 Jordan Luplow, R (4, 7) OBP: 0.263, SLG: 0.556										1	0	1	0	1	0	0
6 Starling Marte, R (1, 8) OBP: 0.337, SLG: 0.503	B FF 94 B FF 93 S SL 86 X FF 93 2-1 2-H HR	C SL 84 C FF 94 F FF 94 F KC 80 B FF 92 B FF 93 B SL 83 X FF 93 3-2 25 WP 25 HR 3-H 1B		B SI 87 B SL 79 S SI 91 S SI 92 S FF 93 2-3 K ②		F SI 95 D FF 96 X SL 85 1-1 G6-4-3 ① ② 1-2f 2-3			C FF 93 F FF 93 F KC 82 X FF 94 0-2 L8 ①	5	2	2	3	0	1	3
25 Gregory Polanco, L (1, 9) OBP: 0.336, SLG: 0.506	B FF 93 C SL 84 F CH 89 B FF 94 X SL 85 2-2 ① F8	1 SAFE F FF 92 F FF 92 B FF 93 D SL 84 B KC 81 X FF 92 3-2 1-H HR		B SL 78 F SL 80 B SI 92 F SI 92 T SI 92 2-2 ③ K		C SL 85 S SL 84 S FF 95 1-3 ③ K			B FF 94 S FF 94 B FF 93 X FF 93 2-1 ② L8	5	1	1	2	0	2	2
32 Elias Díaz, R (1, 2) OBP: 0.327, SLG: 0.456	F FF 93 X SL 84 0-1 ② F8	C SI 88 C SI 89 B SI 88 B SI 90 X SI 90 2-2 ③ G5-3			B FF 94 F FF 94 X SL 87 1-1 55 HR 1B		X SI 95 0-0 55 G6-4-3 1B		B FF 94 F KC 83 X FF 94 1-1 ③ L8	5	1	2	0	0	0	1
19 Colin Moran, L (1, 10) OBP: 0.336, SLG: 0.396	F KC 80 B FF 93 F FF 94 F SL 83 T SL 84 1-2 ③ K		X SI 89 0-0 23 1B 1B		F FF 95 F FF 95 B SL 87 F SL 86 B FF 96 F FF 95 S SL 87 2-3 ① K		X ST 83 0-0 ① P6			4	0	1	0	0	2	2
55 Josh Bell, S (1, 3) OBP: 0.352, SLG: 0.412		B SL 85 B SL 85 X FF 93 2-0 23 FC5-4 1B	F CH 80 B FF 88 C CH 81 S FF 89 1-3 ① K		1 SAFE X FF 95 0-0 1-H HR		C ST 83 F FF 95 D ST 84 B FF 96 F ST 84 D ST 84 X ST 82 3-2 ② ③ G6-4-3 1-2f			4	1	2	2	0	1	2
23 David Freese, R (1, 5) OBP: 0.335, SLG: 0.420		B SL 83 S FF 93 S FF 93 1 SAFE F FF 93 F KC 80 X FF 93 1-2 ① FC5-4 5 1B 12 3B 1-2f	C SI 90 B SI 88 B SL 82 F SI 89 X SI 90 2-2 1-2 1B		B SL 87 S FF 95 T SI 95 X FF 95 1-2 ② F9			F SI 84 C SL 76 F FF 86 B SL 78 B SL 78 B SI 85 X SI 87 3-2 ① G4-3		4	1	1	0	0	0	1
5 Josh Harrison, R (1, 4) OBP: 0.295, SLG: 0.355	C FF 93 B FF 94 X SL 84 1-1 12 3B 1-2 1B	S SI 90 B SI 89 F CH 83 D SI 90 T SI 90 2-2 ② K			C SL 86 S SL 87 B FF 95 X SI 95 1-2 ③ G6-3			X SL 78 0-0 ② G5-3		4	1	1	0	0	1	2
10 Jordy Mercer, R (1, 6) OBP: 0.319, SLG: 0.397	C SL 83 C FF 93 S SL 85 0-3 ② K	B SI 90 B SI 89 X SI 89 2-0 ③ G5-3				C FF 94 X SI 95 0-1 6 G6-4-3 47 BB 1B		F SI 86 S SL 79 B SL 79 F SL 79 X SI 85 1-2 ③ F8		4	0	1	0	0	1	4
Inning Stats	R: 2 E: 0 K: 1 S: 16 H: 2 LOB: 0 BB: 0 P: 23	R: 5 E: 0 K: 1 S: 23 H: 5 LOB: 0 BB: 0 P: 36	R: 0 E: 0 K: 2 S: 11 H: 2 LOB: 2 BB: 0 P: 18	R: 0 E: 0 K: 2 S: 8 H: 0 LOB: 0 BB: 0 P: 12	R: 2 E: 0 K: 1 S: 14 H: 2 LOB: 0 BB: 0 P: 19	R: 0 E: 0 K: 1 S: 11 H: 1 LOB: 1 BB: 1 P: 17	R: 0 E: 0 K: 0 S: 6 H: 1 LOB: 0 BB: 0 P: 9	R: 0 E: 0 K: 0 S: 9 H: 0 LOB: 0 BB: 0 P: 13	R: 0 E: 0 K: 0 S: 9 H: 1 LOB: 1 BB: 0 P: 12	1B: 9 2B: 1 3B: 1 HR: 3 SF: 0 SAC: 0 DP: 2 HBP: 0						

	AB	39
	R	9
	H	14
	RBI	9
	BB	1
	SO	8
	LOB	17

WP: 1 PA: 40
PB: 0
SB: 0
CS: 0

PITCHER		IP	WLS	BF	H	R	ER	SO	BB	IBB	HBP	BLK	WP	HR	S	P	ERA	WHIP
57 Shane Bieber, R ERA: 4.8	(1, 1)	1.2	L	12	7	7	7	2	0	0	0	0	1	2	36	54	37.80	4.200
61 Dan Otero, R ERA: 5.35	(2, 1)	1.1		6	2	0	0	2	0	0	0	0	0	0	14	23	0.00	1.500
39 Oliver Pérez, L ERA: 1.15	(4, 1)	1.0		3	0	0	0	2	0	0	0	0	0	0	8	12	0.00	0.000
58 Neil Ramírez, R ERA: 4.32	(5, 1)	2.0		9	3	2	2	2	1	0	0	0	0	1	25	36	9.00	2.000
33 Brad Hand, L ERA: 3.11	(7, 1)	1.0		3	1	0	0	0	0	0	0	0	0	0	6	9	0.00	1.000

PITCHER		IP	WLS	BF	H	R	ER	SO	BB	IBB	HBP	BLK	WP	HR	S	P	ERA	WHIP
90 Adam Cimber, R ERA: 3.06	(8, 1)	1.0		3	0	0	0	0	0	0	0	0	0	0	9	13	0.00	0.000
37 Cody Allen, R ERA: 4.83	(9, 1)	1.0		4	1	0	0	0	0	0	0	0	0	0	9	12	0.00	1.000

BOTTOM

Pittsburgh Pirates @ Cleveland Indians

Progressive Field, Cleveland, OH

Tue Jul 24 2018, 7:13 PM - 10:05 PM EDT

Att. 26,414 - Cloudy - 78 F

livebaseballscorecards.com

Batter	1	2	3	4	5	6	7	8	9	AB	R	H	RBI	BB	SO	LOB
12 Francisco Lindor, S (1, 6) OBP: 0.367, SLG: 0.559	B FF 93 B SI 91 C FC 89 F FC 89 F SI 94 X FF 95 2-2 23 SH1-3 11 G4-3 2B		C SI 93 F CU 84 B FF 96 X CH 86 1-2 ① G4-3		C FF 94 F FF 95 X FF 95 0-2 ② L8			C FF 92 B FF 92 X FF 92 1-1 ① L1	X SL 88 0-0 1-H 2B	3	1	1	0	0	0	0
9 Erik González, R (8, 6) OBP: 0.350, SLG: 0.463										2	0	1	1	0	0	0
23 Michael Brantley, L (1, 7) OBP: 0.348, SLG: 0.479	X FF 92 0-0 ① SH1-3 2-3		C CU 84 X SI 93 0-1 ② G6-3		X SI 94 0-0 ③ G3			B FF 93 F SI 91 F FF 93 B FC 87 X FF 93 2-2 HR	F SI 94 B SL 87 C SL 86 S SL 87 1-3 ③ K	2	0	0	0	0	0	0
6 Brandon Guyer, R (6, 7) OBP: 0.299, SLG: 0.373										2	1	1	1	0	1	1
11 José Ramírez, S (1, 5) OBP: 0.402, SLG: 0.628	F CU 83 B FC 90 X CH 86 1-1 ② G4-3 3-H		C FF 95 B CU 84 B SI 93 X CH 86 2-1 ③ G3-1			B CU 84 B SI 92 B SI 91 B FF 93 4-0 17 FC6 1 BB		B FF 95 B CH 86 F SI 92 F SI 92 F FF 94 B SI 92 X CH 84 3-2 ② G1-3		3	0	0	1	1	0	0
10 Edwin Encarnación, R (1, 10) OBP: 0.323, SLG: 0.483	C SL 84 F FF 95 X FC 90 0-2 1B			C FF 94 B SL 86 F SI 92 B SL 84 X FC 90 2-2 HR		B FF 92 X FF 93 1-0 ① P2		B SI 93 B CH 85 B SI 92 C SI 92 B SI 91 4-1 17 1B BB		3	1	2	1	1	0	1
17 Yonder Alonso, L (1, 3) OBP: 0.328, SLG: 0.443	S CH 86 S CH 87 F CH 86 B FF 94 F FC 90 X CH 86 1-2 ③ G6-3			B SI 91 X CH 85 1-0 ① G3-1		C SI 91 1 SAFE X SI 91 0-1 ② FC6 1-2f		X FF 93 0-0 1-3 1B		4	0	1	0	0	0	2
53 Melky Cabrera, S (1, 9) OBP: 0.280, SLG: 0.342		C FF 92 X SI 91 0-1 1B		C SI 94 X CU 83 0-1 ② G3-1		B SI 91 B SI 91 X SI 91 2-0 ③ L7		B SI 90 B SI 91 F FF 93 F FF 93 B CH 86 F FF 94 X FF 93 3-2 ③ G5-3		4	0	1	0	0	0	3
22 Jason Kipnis, L (1, 4) OBP: 0.308, SLG: 0.360		B SI 92 B FC 88 C SI 92 B FF 92 C SI 91 F SI 91 F FF 93 X SI 93 3-2 ① L7		F CH 85 X SI 93 0-1 1B			B SI 92 C SI 91 F CH 84 C SL 82 1-3 ① K		C SI 95 X SI 94 0-1 ① G1-3	4	0	1	0	0	1	1
7 Yan Gomes, R (1, 2) OBP: 0.300, SLG: 0.420		S FC 90 X SL 83 0-1 ② P3		S FF 93 F FF 95 X SL 85 0-2 ③ G1-3			C FC 89 F FF 95 B FF 95 X SL 84 1-2 ② L3		C SI 94 B SL 87 X SL 88 1-1 ② G5-3	3	0	0	0	0	0	2
55 Roberto Pérez, R (8, 2) OBP: 0.232, SLG: 0.223										1	0	0	0	0	0	0
30 Tyler Naquin, L (1, 8) OBP: 0.294, SLG: 0.357		C SI 92 C FC 87 F SL 85 F CU 83 S FF 94 0-3 ③ K			C SI 91 B SI 92 X CH 84 1-1 ① G3		C SI 92 X CH 85 0-1 ③ F8		F SI 95 X SI 94 0-1 9 2B 1B	4	1	1	0	0	1	1

	AB	R	H	RBI	BB	SO	LOB
	35	4	9	4	2	3	11

Inning Stats	1	2	3	4	5	6	7	8	9	1B	SF	WP	PA
R	1	0	0	1	0	0	0	1	1	5	0	0	38
E	0	0	0	0	0	0	0	0	0	2	1	0	
K	0	1	0	0	0	1	0	1	1	2	0	0	
S	15	14	7	11	6	4	8	15	10	3	0	0	
H	2	1	0	2	0	0	0	2	2	HR 2	SAC 1	PB 0	
LOB	1	1	0	1	0	1	0	2	1		DP 0	SB 0	
BB	0	0	0	0	0	1	0	1	0		HBP 0	CS 0	
P	19	17	10	14	7	11	10	28	12				

PITCHER		IP	WLS	BF	H	R	ER	SO	BB	IBB	HBP	BLK	WP	HR	S	P	ERA	WHIP
59 Joe Musgrove, R ERA: 3.9	(1, 1)	7.0	W	27	5	2	2	2	1	0	0	0	0	1	65	88	2.57	0.857
43 Steven Brault, L ERA: 4.88	(8, 1)	1.0		6	2	1	1	0	1	0	0	0	0	1	15	28	9.00	3.000
37 Edgar Santana, R ERA: 3.22	(9, 1)	1.0		5	2	1	1	1	0	0	0	0	0	0	10	12	9.00	2.000

PITCHER	IP	WLS	BF	H	R	ER	SO	BB	IBB	HBP	BLK	WP	HR	S	P	ERA	WHIP

Batter	1	2	3	4	5	6	7	8	9	AB	R	H	RBI	BB	SO	LOB
47 Jordan Luplow, R (1, 7) OBP: 0.217, SLG: 0.455	F FF 94 B FF 93 C FF 94 B ST 81 X FF 94 2-2 P2	X FC 84 0-0 B5-3	S FC 85 C KC 80 X ST 81 0-2 G6-3	B SL 80 F SI 87 F SI 86 X FF 90 1-2 G4-6-3 1-2f 2-3	4	0	0	0	0	0	3
6 Starling Marte, R (1, 8) OBP: 0.339, SLG: 0.503 26 Adam Frazier, L (1, 8) OBP: 0.323, SLG: 0.362	L FF 94 H FF 95 1-1 25 CS HBP	B CH 86 C CH 86 T FC 86 F KC 80 F KC 79 X SI 95 1-2 2B	C CH 87 C KC 78 B ST 80 F KC 80 X FF 96 1-2 G4-3	S ST 82 F ST 83 F FF 96 S ST 84 0-3 K	0	0	0	0	0	0	0
					3	0	1	0	0	1	1
25 Gregory Polanco, L (1, 9) OBP: 0.335, SLG: 0.502	1 SAFE C KC 74 1 SAFE C KC 75 B FF 94 F FF 95 B ST 83 X FF 94 2-2 G6-3 1-2	C KC 78 C KC 79 D KC 79 F KC 79 B ST 80 S FC 85 2-3 K	B FF 95 B KC 78 B FF 96 F FF 95 F FF 95 D FC 87 4-2 55 BB BB	C FF 93 C ST 82 X FF 94 0-2 G4-3	3	0	0	0	1	1	2
19 Colin Moran, L (1, 5) OBP: 0.332, SLG: 0.391	B CH 90 X FF 92 1-0 G4-3	S KC 78 T FC 85 S KC 81 0-3 K2-3	X FF 96 0-0 L8	C FF 94 B FF 94 F FF 94 F FF 96 F ST 83 C FF 94 1-3 K	4	0	0	0	0	2	2
55 Josh Bell, S (1, 3) OBP: 0.351, SLG: 0.408	B FF 93 C FF 92 B KC 77 B FC 86 F FF 94 C SI 94 3-3 K	X FC 84 0-0 F7	B FF 94 B FF 94 B FF 94 B FF 94 4-0 3 FC6-4 1-2 BB	S ST 84 B FF 95 C FF 96 C FF 97 1-3 K	3	0	0	0	1	2	1
23 David Freese, R (1, 10) OBP: 0.330, SLG: 0.412	B FC 84 S FC 84 B FF 93 X FF 94 2-1 L8	B FF 94 B FF 93 S FC 85 C FC 83 S ST 81 2-3 K	C KC 76 D KC 79 C KC 79 S ST 82 1-3 K	3	0	0	0	0	2	2
3 Sean Rodríguez, R (1, 4) OBP: 0.288, SLG: 0.341	B FC 85 S FC 87 F KC 77 B ST 82 S ST 82 2-3 K	C FF 96 F KC 79 B KC 81 S ST 82 1-3 K	D KC 80 X FC 84 1-0 FC6-4 1-2f	3	0	0	0	0	2	2
10 Jordy Mercer, R (1, 6) OBP: 0.319, SLG: 0.396	S FC 85 C KC 79 S ST 81 0-3 K	C KC 78 B FF 96 F KC 78 F ST 82 S KC 81 1-3 K	C FF 93 B KC 78 F FC 83 X ST 80 1-2 47 G4-6-3 58 1B 1B	3	0	1	0	0	2	0
58 Jacob Stallings, R (1, 2) OBP: 0.214, SLG: 0.154	B FF 96 C FF 96 B KC 79 B FF 96 X FF 95 3-1 E6	C FF 93 F KC 78 B ST 81 C SI 96 1-3 K	F SI 84 B SL 79 X SL 77 1-1 47 G4-6-3 1-2 1B	3	0	1	0	0	1	0
Inning Stats	R: 0 E: 0 K: 0 S: 8 H: 0 LOB: 0 BB: 0 P: 13	R: 0 E: 0 K: 1 S: 6 H: 0 LOB: 0 BB: 0 P: 12	R: 0 E: 1 K: 2 S: 9 H: 0 LOB: 1 BB: 0 P: 14	R: 0 E: 0 K: 2 S: 13 H: 1 LOB: 1 BB: 0 P: 16	R: 0 E: 0 K: 3 S: 10 H: 0 LOB: 0 BB: 0 P: 14	R: 0 E: 0 K: 1 S: 10 H: 0 LOB: 0 BB: 0 P: 12	R: 0 E: 0 K: 1 S: 7 H: 0 LOB: 2 BB: 2 P: 17	R: 0 E: 0 K: 1 S: 12 H: 2 LOB: 1 BB: 0 P: 15	R: 0 E: 0 K: 2 S: 11 H: 0 LOB: 0 BB: 0 P: 13	1B: 2 2B: 1 3B: 0 HR: 0 SF: 0 SAC: 0 DP: 1 HBP: 1						

TOP

Pittsburgh Pirates @ Cleveland Indians

Progressive Field, Cleveland, OH

Wed Jul 25 2018, 1:12 PM - 3:49 PM EDT

Att. 31,682 - Sunny - 79 F

livebaseballscorecards.com

AB	29
R	0
H	3
RBI	0
BB	2
SO	13
LOB	13

WP: 0 PA: 32
PB: 0
SB: 0
CS: 1

PITCHER		IP	WLS	BF	H	R	ER	SO	BB	IBB	HBP	BLK	WP	HR	S	P	ERA	WHIP
47 Trevor Bauer, R ERA: 2.32	(1, 1)	7.0	W	26	2	0	0	10	2	0	1	0	0	0	66	102	0.00	0.571
90 Adam Cimber, R ERA: 3.02	(8, 1)	0.2	H	2	1	0	0	0	0	0	0	0	0	0	5	7	0.00	1.500
33 Brad Hand, L ERA: 3.02	(8, 1)	1.1	S	4	0	0	0	3	0	0	0	0	0	0	15	17	0.00	0.000

PITCHER	IP	WLS	BF	H	R	ER	SO	BB	IBB	HBP	BLK	WP	HR	S	P	ERA	WHIP

BOTTOM

Pittsburgh Pirates @ Cleveland Indians

Progressive Field, Cleveland, OH

Wed Jul 25 2018, 1:12 PM - 3:49 PM EDT

Att. 31,682 - Sunny - 79 F

livebaseballscorecards.com

Batter	1	2	3	4	5	6	7	8	9	AB	R	H	RBI	BB	SO	LOB
12 Francisco Lindor, S (1, 6) OBP: 0.369, SLG: 0.559	B SI 94 B FF 95 X SI 96 2-0 E9 1B		C CU 84 X FF 96 0-1 11 FC3-6 23 1B 10 1B 1B		C FF 95 B FF 95 X SL 90 1-1 ① L8		X CU 83 0-0 ② ③ G4-6-3 1-2f			4	1	2	0	0	0	1
23 Michael Brantley, L (1, 7) OBP: 0.347, SLG: 0.477	C SI 95 S CU 84 F CU 83 B FF 96 F SI 96 B SL 90 S CU 84 2-3 ① K		1 SAFE 1 SAFE C FF 96 X SI 96 0-1 11 FC3-6 1-2 1B		B CH 87 X FF 97 1-0 ② F7			B SL 79 F FF 96 F FF 96 B SL 80 B FF 95 X FF 96 3-2 ① G4-3		4	0	1	0	0	1	1
11 José Ramírez, S (1, 5) OBP: 0.403, SLG: 0.625	D CU 84 C SI 96 B SL 91 F SI 97 F CU 84 B CU 85 F FF 96 B SL 91 4-2 17 FC6-4 BB		C CU 82 F FF 96 X SI 96 0-2 ② FC3-6 10 S 10 1B 1-2f 2-3		B FF 96 X SI 96 1-0 ③ F8			B FF 96 T FF 96 C SL 80 B SL 79 B FF 96 F FF 95 B FF 96 4-2 10 S 17 HR BB		2	2	0	0	2	0	2
10 Edwin Encarnación, R (1, 10) OBP: 0.322, SLG: 0.481	X FF 96 0-0 ② F6		B CU 82 B FF 96 X CU 83 2-0 1-H 3-H 1B			B FF 94 X SI 94 1-0 ① G6-3		1 SAFE C FF 95 F FF 96 1 SAFE 1 SAFE B FF 96 S FF 95 1-3 ② K 1-2		4	0	1	2	0	1	3
17 Yonder Alonso, L (1, 3) OBP: 0.327, SLG: 0.450	B CU 84 X SI 95 1-0 ③ FC6-4 1-2f		C SI 96 B FF 96 B CU 84 X SL 92 2-1 ③ G3			B CU 84 B CH 88 F SI 95 F FF 95 B CU 86 X FF 96 3-2 ② L7		B FF 98 F FF 98 B FF 98 S FF 98 X FF 99 2-2 2-H HR		4	1	1	2	0	0	3
53 Melky Cabrera, S (1, 9) OBP: 0.282, SLG: 0.342 26 Rajai Davis, R (6, PR) (7, 8) OBP: 0.304, SLG: 0.297		C FF 94 B SI 94 S FF 95 S CU 84 1-3 ① K		C SL 89 B SI 96 X FF 95 1-1 ① G4-3		X SI 96 0-0 1B		X CH 89 0-0 ③ G5-3		3 1	0 0	1 0	0 0	0 0	1 0	0 0
22 Jason Kipnis, L (1, 4) OBP: 0.309, SLG: 0.366		C SL 95 B SI 95 X SI 95 1-1 ② G5-3		B SI 96 B SI 96 C FF 96 X SL 90 2-1 3B		1 SAFE X SI 94 0-0 ③ P5				3	0	1	0	0	0	1
55 Roberto Pérez, R (1, 2) OBP: 0.227, SLG: 0.217		T FF 95 B SI 96 F SL 87 B SL 90 B FF 97 S FF 95 3-3 ③ K		X SI 95 0-0 ② L5			B SL 89 C FF 94 F SL 90 B CU 84 S FF 95 2-3 ① K			3	0	0	0	0	2	1
30 Tyler Naquin, L (1, 8) (7, 9) OBP: 0.295, SLG: 0.356			B FF 95 X SI 95 1-0 ① G5-3	D CU 86 C FF 96 F CU 84 F FF 97 S FF 96 1-3 ③ K			C SL 95 F CU 84 X FF 95 0-2 12 G4-6-3 1B			3	0	1	0	0	1	1
Inning Stats	R: 0 H: 1 E: 1 LOB: 2 K: 1 BB: 1 S: 12 P: 21	R: 0 H: 0 E: 0 LOB: 0 K: 2 BB: 0 S: 8 P: 13	R: 2 H: 3 E: 0 LOB: 1 K: 0 BB: 0 S: 11 P: 16	R: 0 H: 1 E: 0 LOB: 1 K: 1 BB: 0 S: 9 P: 13	R: 0 H: 0 E: 0 LOB: 0 K: 0 BB: 0 S: 4 P: 7	R: 0 H: 1 E: 0 LOB: 1 K: 0 BB: 0 S: 6 P: 10	R: 0 H: 1 E: 0 LOB: 0 K: 1 BB: 0 S: 7 P: 9	R: 2 H: 1 E: 0 LOB: 0 K: 1 BB: 1 S: 13 P: 23		1B: 6 SF: 0 2B: 0 SAC: 0 3B: 1 DP: 1 HR: 1 HBP: 0						

	AB	31
	R	4
	H	8
	RBI	4
	BB	2
	SO	6
	LOB	13

WP: 0 PA: 33
PB: 0
SB: 2
CS: 0

PITCHER		IP	WLS	BF	H	R	ER	SO	BB	IBB	HBP	BLK	WP	HR	S	P	ERA	WHIP
50 Jameson Taillon, R ERA: 3.73	(1, 1)	7.0	L	28	7	2	2	5	1	0	0	0	0	0	57	89	2.57	1.143
30 Kyle Crick, R ERA: 2.13	(8, 1)	0.2		3	0	1	1	1	1	0	0	0	0	0	9	17	13.50	1.500
73 Felipe Vázquez, L ERA: 3.16	(8, 1)	0.1		2	1	1	1	0	0	0	0	0	0	1	4	6	27.00	3.000

PITCHER	IP	WLS	BF	H	R	ER	SO	BB	IBB	HBP	BLK	WP	HR	S	P	ERA	WHIP

Cleveland Indians @ Detroit Tigers

Comerica Park, Detroit, MI

Fri Jul 27 2018, 7:12 PM - 10:20 PM EDT

Att. 26,962 - Partly Cloudy - 76 F

livebaseballscorecards.com

Batter	1	2	3	4	5	6	7	8	9	AB	R	H	RBI	BB	SO	LOB
12 Francisco Lindor, S (1, 6) OBP: 0.369, SLG: 0.571	B FF 90 B FF 89 B FF 89 C FF 90 S FF 89 F FF 90 X FF 90 3-2 ① P5		C SI 89 X CU 74 0-1 ② L3		C SI 92 B SI 91 B SL 87 C SI 91 X FF 92 2-2 1-H HR		X FF 90 0-0 ③ P5		B SI 93 F SI 94 X SI 94 1-1 HR	5	2	2	3	0	0	0
23 Michael Brantley, L (1, 7) OBP: 0.348, SLG: 0.476	C FF 91 B FF 91 B SI 90 X CH 85 2-1 ② L8		C SI 89 B CU 75 B CU 74 X SI 90 2-1 11 BB 1B		B CH 86 C CH 85 B SI 91 B SL 87 F CH 86 X FF 90 3-2 ② P5			B FF 95 C FF 96 F CH 90 B FF 96 F FF 97 F FF 96 F FF 97 X CH 90 2-2 11 BB 17 1B 1B	B SI 94 B SI 93 X SI 94 2-0 ② P5	5	1	2	0	0	0	0
11 José Ramírez, S (1, 5) OBP: 0.403, SLG: 0.620	X FF 91 0-0 ③ P4		C SI 90 B SI 91 F FF 90 B SL 87 F SI 88 D SI 86 F CU 75 F SI 92 D CU 76 4-2 1-2 BB		C CU 74 C CH 85 F SI 89 B SL 81 B SL 88 B SI 91 X SI 92 3-2 ③ G4-3			C FF 96 B FF 96 B FF 95 D FF 96 B FF 96 4-1 17 1B 6 HR 1-2 BB	B CH 87 S CH 88 X SI 93 1-1 ③ F8	3	1	0	0	2	0	0
10 Edwin Encarnación, R (1, 10) OBP: 0.319, SLG: 0.475		X FF 90 0-0 ① G5-3	C CU 76 B SL 87 S SL 88 C SI 93 1-3 ③ K			C SL 83 F CH 83 B SL 86 F CH 84 C CU 75 1-3 ① K		S FF 95 S FF 96 F FF 97 S FF 97 0-3 ① K		4	0	0	0	0	3	4
17 Yonder Alonso, L (1, 3) OBP: 0.331, SLG: 0.461		B FF 89 F CH 85 B CH 85 S SI 90 F SI 91 B SL 88 F FF 90 B FF 91 4-2 53 1B BB		C FF 89 B CU 74 X CH 84 1-1 ① F9		X CH 85 0-0 HR		S FF 96 S FF 96 F FF 97 B FF 95 F FF 96 X FF 97 1-2 1-2 2-H 6 HR 1B		3	2	2	2	1	0	0
53 Melky Cabrera, S (1, 9) OBP: 0.284, SLG: 0.342 6 Brandon Guyer, R (8, PH) OBP: 0.304, SLG: 0.403 (8, 9)		F FF 90 B SL 88 X SL 89 1-1 1-2 1B		C CH 84 B SI 86 B CU 74 B FF 90 X FF 90 3-1 ② F8		X FF 89 0-0 ② F7		C FF 92 F FF 93 B FF 94 F SL 84 F FF 94 X FF 94 1-2 1-H 2-H HR		3 1	0 1	1 1	0 3	0 0	0 0	0 0
22 Jason Kipnis, L (1, 4) OBP: 0.306, SLG: 0.362		B SI 90 B FF 90 S FF 90 C CH 86 X SI 91 2-2 ② F8		C CU 74 C CU 77 B FF 92 S FF 91 1-3 ③ K		B CU 74 S FF 89 S FF 91 X FF 92 1-2 ③ F8		C SL 86 C FF 94 F SL 86 S SL 85 0-3 ② K		4	0	0	0	0	2	2
7 Yan Gomes, R (1, 2) OBP: 0.299, SLG: 0.417		F FF 92 S SI 91 S FF 92 0-3 ③ K		B FF 89 X SL 85 1-0 12 HR 1B			C FF 88 C FF 89 X SL 82 0-2 ① L5	B SL 85 S FF 94 B FF 94 F FF 94 F FF 94 F SL 85 B CH 87 F FF 94 F FF 94 3-2 ③ P4		4	1	1	0	0	1	2
26 Rajai Davis, R (1, 8) OBP: 0.297, SLG: 0.289			C CU 71 X FF 88 0-1 ① G1-3		B SL 86 B SL 87 C SI 89 F SI 91 D SL 85 F FF 91 X SI 91 3-2 ① F9		B SL 82 C FF 89 B FF 89 B SL 83 S FF 88 S FF 89 3-3 ② K		X SI 93 0-0 ① F7	4	0	0	0	0	1	1
Inning Stats	R: 0 E: 0 K: 0 S: 7 H: 0 LOB: 0 BB: 0 P: 12	R: 0 E: 0 K: 1 S: 13 H: 1 LOB: 2 BB: 1 P: 20	R: 0 E: 0 K: 1 S: 14 H: 1 LOB: 2 BB: 1 P: 21	R: 0 E: 0 K: 1 S: 7 H: 0 LOB: 0 BB: 0 P: 12	R: 2 E: 0 K: 0 S: 15 H: 2 LOB: 0 BB: 0 P: 27	R: 1 E: 0 K: 1 S: 9 H: 1 LOB: 0 BB: 0 P: 11	R: 0 E: 0 K: 1 S: 7 H: 0 LOB: 0 BB: 0 P: 10	R: 4 E: 0 K: 2 S: 32 H: 3 LOB: 0 BB: 1 P: 43	R: 1 E: 0 K: 0 S: 6 H: 1 LOB: 0 BB: 0 P: 10	1B: 5 2B: 0 3B: 0 HR: 4 SF: 0 SAC: 0 DP: 0 HBP: 0						

TOP	
AB	36
R	8
H	9
RBI	8
BB	3
SO	7
LOB	9

WP: 0 PA: 39
PB: 0
SB: 0
CS: 0

PITCHER		IP	WLS	BF	H	R	ER	SO	BB	IBB	HBP	BLK	WP	HR	S	P	ERA	WHIP
50 Mike Fiers, R ERA: 3.54	(1, 1)	6.0		25	5	3	3	4	2	0	0	0	0	2	65	103	4.50	1.167
19 Louis Coleman, R ERA: 3.64	(7, 1)	1.0		3	0	0	0	1	0	0	0	0	0	0	7	10	0.00	0.000
77 Joe Jiménez, R ERA: 3.18	(8, 1)	0.1	L	4	2	3	3	1	1	0	0	0	0	0	16	23	81.00	9.000
68 Daniel Stumpf, L ERA: 6.65	(8, 1)	0.2		3	1	1	1	1	0	0	0	0	0	1	16	20	13.50	1.500
58 Victor Alcántara, R ERA: 1.35	(9, 1)	1.0		4	1	1	1	0	0	0	0	0	0	1	6	10	9.00	1.000

PITCHER	IP	WLS	BF	H	R	ER	SO	BB	IBB	HBP	BLK	WP	HR	S	P	ERA	WHIP

Cleveland Indians @ Detroit Tigers

Comerica Park, Detroit, MI

Fri Jul 27 2018, 7:12 PM - 10:20 PM EDT

Att. 26,962 - Partly Cloudy - 76 F

BOTTOM

Batter	1	2	3	4	5	6	7	8	9	AB	R	H	RBI	BB	SO	LOB
12 Leonys Martin, L (1, 8) OBP: 0.323, SLG: 0.414	X FF 94 0-0 9 FC5-4 1B		C CH 88 S SL 84 B SI 95 F CH 90 B FF 96 S SL 85 2-3 ① K	B CH 87 X SI 92 1-0 ③ F8			C SL 79 B SL 79 F SL 78 X SL 79 1-2 46 G3-6-3 1B		F SI 90 B CH 83 B SI 90 S CH 82 S FF 90 2-3 ② K 1-2	5	0	2	0	0	2	4
46 Jeimer Candelario, S (1, 5) OBP: 0.323, SLG: 0.425	X FF 94 0-0 ① F8		B CH 88 S FF 95 S SL 86 B FF 94 X SL 86 2-2 ② G3 1-3		B FF 92 C SL 85 F SL 84 X SI 93 1-2 ① 1B		B FF 94 1 SAFE C FF 94 X FF 94 1-1 ②③ G3-6-3 1-2f		C CH 83 D CH 83 F FF 90 X CH 83 1-2 ③ G3	5	0	1	0	0	0	4
9 Nick Castellanos, R (1, 9) OBP: 0.350, SLG: 0.505	X FF 95 0-0 ② FC5-4 1-2f		B SL 85 X FF 95 1-0 28 2B 3-H 2B		B CH 87 S SL 82 F SL 85 F CH 89 S FF 92 1-3 ② K			C FF 92 C FF 92 F FF 93 B FF 93 B KC 83 X FF 94 2-2 ① G6-3		4	1	1	1	0	1	1
28 Niko Goodrum, S (1, 4) OBP: 0.312, SLG: 0.439	C FF 94 B CU 81 F FF 94 F CU 84 X SI 95 1-2 ③ G1-3		X SI 93 0-0 41 1B 2-H 2B		S CU 81 S CH 88 S CH 89 0-3 ③ K			X FF 94 0-0 ② F7		4	0	1	1	0	1	1
41 Victor Martinez, S (1, 10) OBP: 0.296, SLG: 0.333 37 James Adduci, L (8, PR) OBP: 0.265, SLG: 0.344 (9, 10)		B SI 94 B CU 84 B FF 95 B FF 93 4-0 55 FC5-4 BB	B CU 81 B SI 93 C SI 93 X CH 88 2-1 ③ 2-H 1B			F SI 92 F CH 88 X SL 85 0-2 HR		B FF 93 B FF 93 F FF 94 F FF 94 B FF 94 B KC 84 4-2 55 1B BB		2	1	2	1	2	0	0
										0	0	0	0	0	0	0
55 John Hicks, R (1, 3) OBP: 0.326, SLG: 0.427		C SL 84 S SL 85 X SL 84 0-2 ① FC5-4 1-2f		X FF 94 0-0 ① F9		F FF 94 F CH 87 B SL 83 F FF 94 F SL 83 S CU 82 1-3 ① K		B SI 84 F SI 84 D SL 78 X SI 84 2-1 1-3 1B		4	0	1	0	0	1	1
34 James McCann, R (1, 2) OBP: 0.277, SLG: 0.337		B FF 96 S SL 82 B FF 95 C FF 95 F SL 85 F CH 89 S FF 95 2-3 ② K		C FF 93 X SI 93 0-1 22 FC4-6 2B		B FF 94 C SL 82 F SL 84 S CU 81 1-3 ② K		X SL 79 0-0 ③ F8		4	0	1	0	0	2	3
1 Jose Iglesias, R (1, 6) OBP: 0.308, SLG: 0.385		C FF 95 B CU 80 S CU 81 1 SAFE B FF 95 F SL 84 S FF 95 2-3 ③ K		D SL 85 B FF 94 F CU 82 B FF 93 B FF 92 4-1 22 FC4-6 BB		C SL 82 C CH 88 F CU 80 B FF 95 F CU 83 X CU 81 1-2 ③ P5			B SI 90 B SI 89 C SI 89 S SI 89 X SI 90 2-2 22 FC6 1B	3	0	1	0	1	1	1
22 Victor Reyes, S (1, 7) OBP: 0.225, SLG: 0.273			B FF 94 X CH 87 1-0 E3 46 G3 46 S 9 2B	B CH 87 F FF 93 C SL 85 X CH 88 1-2 ② FC4-6 1-2f 2-3			S FF 93 B SI 93 S CU 82 S CH 89 1-3 ① K		F SI 90 F FF 90 B FF 89 F CH 83 F FF 90 X CH 83 1-2 ① FC6 12 DI 1-2f	4	1	0	0	0	1	3

livebaseballscorecards.com

AB	35
R	3
H	10
RBI	3
BB	3
SO	9
LOB	18

Inning Stats	1	2	3	4	5	6	7	8	9
	R: 0 E: 0 K: 0 S: 7 H: 1 LOB: 1 BB: 0 P: 8	R: 0 E: 0 K: 2 S: 12 H: 0 LOB: 1 BB: 1 P: 20	R: 2 E: 1 K: 1 S: 12 H: 3 LOB: 2 BB: 0 P: 20	R: 0 E: 0 K: 0 S: 8 H: 1 LOB: 2 BB: 1 P: 14	R: 0 E: 0 K: 2 S: 10 H: 1 LOB: 0 BB: 0 P: 12	R: 1 E: 0 K: 2 S: 16 H: 1 LOB: 0 BB: 0 P: 19	R: 0 E: 0 K: 1 S: 8 H: 1 LOB: 0 BB: 0 P: 11	R: 0 E: 0 K: 0 S: 10 H: 1 LOB: 2 BB: 1 P: 18	R: 0 E: 0 K: 1 S: 14 H: 1 LOB: 1 BB: 0 P: 20

1B: 6	SF: 0
2B: 3	SAC: 0
3B: 0	DP: 1
HR: 1	HBP: 0

WP: 0	PA: 38
PB: 0	
SB: 1	
CS: 0	

PITCHER		IP	WLS	BF	H	R	ER	SO	BB	IBB	HBP	BLK	WP	HR	S	P	ERA	WHIP
59 Carlos Carrasco, R ERA: 3.89	(1, 1)	6.1		27	7	3	1	8	2	0	0	0	0	1	68	97	1.42	1.421
39 Oliver Pérez, L ERA: 1.15	(7, 1)	0.0		1	1	0	0	0	0	0	0	0	0	0	3	4	∞	∞
37 Cody Allen, R ERA: 4.68	(7, 1)	1.1	W	4	0	0	0	0	1	0	0	0	0	0	9	16	0.00	0.750
90 Adam Cimber, R ERA: 3.0	(8, 1)	0.1		2	1	0	0	0	0	0	0	0	0	0	3	5	0.00	3.000
61 Dan Otero, R ERA: 5.22	(9, 1)	1.0		4	1	0	0	1	0	0	0	0	0	0	14	20	0.00	1.000

PITCHER	IP	WLS	BF	H	R	ER	SO	BB	IBB	HBP	BLK	WP	HR	S	P	ERA	WHIP

Batter	1	2	3	4	5	6	7	8	9	AB	R	H	RBI	BB	SO	LOB
12 Francisco Lindor, S (1, 6) OBP: 0.368, SLG: 0.567	B FF 88 B FF 88 C CH 80 B FF 88 B FF 89 4-1 23 CS BB		C CU 73 X FF 86 0-1 F9		C CU 74 X FF 87 0-1 G5-3			B FF 95 S CH 88 F FF 96 X CH 89 1-2 G4-3		3	0	0	0	1	0	1
23 Michael Brantley, L (1, 7) OBP: 0.349, SLG: 0.476	C FF 89 1 SAFE C FC 85 1 SAFE X FC 87 0-2 1-2 1B		B FF 87 X FF 87 1-0 F8			C SI 95 B CU 80 F SI 95 X CU 81 1-2 1B		B FF 95 B FF 95 B FF 95 X FF 95 3-0 L8		4	0	2	0	0	0	0
11 José Ramírez, S (1, 5) OBP: 0.402, SLG: 0.615	C FF 89 C CU 76 1 SAFE B FC 86 B CU 77 F FF 90 B CU 74 1 SAFE F FC 85 3-2 X FF 89 P6		C FF 88 C CU 76 B CH 81 B CU 76 X FC 85 2-2 G4-3			B SI 94 F SI 94 1 SAFE B CU 79 X SI 94 2-1 P6		B FF 96 B SL 86 B CH 88 B FF 95 4-0 BB		3	0	0	0	1	0	2
10 Edwin Encarnación, R (1, 10) OBP: 0.316, SLG: 0.470	C FC 86 B FF 89 X CH 81 1-1 F9			B FF 86 B FC 84 F CH 79 X FC 85 2-1 F8		B SL 85 C SI 95 1 SAFE D SI 96 F SI 95 S SL 87 2-3 K		B SL 86 X FF 95 1-0 F8		4	0	0	0	0	1	3
6 Brandon Guyer, R (1, 9) OBP: 0.295, SLG: 0.390		X FF 86 0-0 F9		F FC 83 B FF 88 X FC 84 1-1 F9		B SL 86 C SI 96 S SL 87 F SL 88 B FF 95 X SI 96 2-2 F9			C ST 80 B ST 81 X FC 88 1-1 F8	4	0	0	0	0	0	1
17 Yonder Alonso, L (1, 3) OBP: 0.331, SLG: 0.459		B FF 86 F FC 83 S FC 83 B FF 89 X FC 84 2-2 26 1B 22 1B 1B		C CU 74 B FF 88 S FC 84 B CU 76 X CU 74 2-2 F8			X SI 94 0-0 F9		C FC 87 B FF 94 S FC 87 F SI 94 F FC 88 X SI 95 1-2 G6-3	4	1	1	0	0	0	0
26 Rajai Davis, R (1, 8) OBP: 0.298, SLG: 0.290 53 Melky Cabrera, S (9, PH) OBP: 0.281, SLG: 0.338		X FF 87 0-0 22 1B 1-3 1B			C CU 73 C FC 83 S CH 79 0-3 K		C SI 95 X SL 88 0-1 P6		B SI 93 F FC 90 X SI 94 1-1 P5	3 1	0 0	1 0	0 0	0 0	1 0	0 0
22 Jason Kipnis, L (1, 4) OBP: 0.306, SLG: 0.362		C FF 85 1 SAFE F FC 84 X FC 86 0-2 55 G6-4-3 1-2 3-H 1B			B CU 75 C FF 87 B CU 74 B FC 84 S FC 83 X FC 83 3-2 P6		C SI 95 F CU 80 B SI 95 X SI 95 1-2 E4 55 FC4-6			3	0	1	1	0	0	0
55 Roberto Pérez, R (1, 2) OBP: 0.229, SLG: 0.214		C CU 75 B FF 90 F CH 80 B CU 74 F FC 85 F CH 80 F FF 90 X CH 80 2-2 G6-4-3 1-2f			C CU 75 B FC 82 B FC 82 B CH 80 B FF 88 4-1 BB		C SL 87 X SI 94 0-1 FC4-6 1-2f			2	0	0	0	1	0	3
Inning Stats	R: 0 E: 0 K: 0 S: 11 H: 1 LOB: 1 BB: 1 P: 19	R: 1 E: 0 K: 0 S: 14 H: 3 LOB: 1 BB: 0 P: 18	R: 0 E: 0 K: 0 S: 6 H: 0 LOB: 0 BB: 0 P: 9	R: 0 E: 0 K: 0 S: 7 H: 0 LOB: 0 BB: 0 P: 12	R: 0 E: 0 K: 1 S: 9 H: 0 LOB: 1 BB: 1 P: 16	R: 0 E: 0 K: 1 S: 12 H: 1 LOB: 1 BB: 0 P: 19	R: 0 E: 1 K: 0 S: 8 H: 0 LOB: 1 BB: 0 P: 9	R: 0 E: 0 K: 0 S: 5 H: 0 LOB: 1 BB: 1 P: 14	R: 0 E: 0 K: 0 S: 9 H: 0 LOB: 0 BB: 0 P: 12	1B: 5 2B: 0 3B: 0 HR: 0 SF: 0 SAC: 0 DP: 1 HBP: 0						

TOP

Cleveland Indians @ Detroit Tigers

Comerica Park, Detroit, MI

Sat Jul 28 2018, 6:11 PM - 8:37 PM EDT

Att. 29,097 - Partly Cloudy - 79 F

livebaseballscorecards.com

AB	31
R	1
H	5
RBI	1
BB	3
SO	2
LOB	10

WP: 0 PB: 0 SB: 0 CS: 1 PA: 34

PITCHER		IP	WLS	BF	H	R	ER	SO	BB	IBB	HBP	BLK	WP	HR	S	P	ERA	WHIP
36 Blaine Hardy, L ERA: 3.61	(1, 1)	5.0	W	19	4	1	1	1	2	0	0	0	0	0	47	74	1.80	1.200
54 Drew VerHagen, R ERA: 6.32	(6, 1)	2.0	H	8	1	0	0	1	0	0	0	0	0	0	20	28	0.00	0.500
77 Joe Jiménez, R ERA: 3.11	(8, 1)	1.0	H	4	0	0	0	0	1	0	0	0	0	0	5	14	0.00	1.000
61 Shane Greene, R ERA: 4.09	(9, 1)	1.0	S	3	0	0	0	0	0	0	0	0	0	0	9	12	0.00	0.000

PITCHER	IP	WLS	BF	H	R	ER	SO	BB	IBB	HBP	BLK	WP	HR	S	P	ERA	WHIP

Batter	1	2	3	4	5	6	7	8	9	AB	R	H	RBI	BB	SO	LOB
12 Leonys Martin, L (1, 8) OBP: 0.322, SLG: 0.411	B FF 93 B CH 87 C FF 93 X CH 86 2-1 ① L9		B CU 76 X CH 86 1-0 9 E 1B		1 SAFE B FF 92 B CU 78 S FF 94 F CU 75 X FF 94 2-2 ① F9 1-3		X SL 77 0-0 ① F3			4	0	1	0	0	0	4
46 Jeimer Candelario, S (1, 5) OBP: 0.320, SLG: 0.420	C FF 95 S CU 77 F FF 95 S CU 77 0-3 ② K		C CU 74 X FF 93 0-1 ② L8		C CU 77 S CU 77 F FF 94 S CU 78 0-3 ② K		B SL 86 F FF 95 X SL 85 1-1 ② F9			4	0	0	0	0	2	5
9 Nick Castellanos, R (1, 9) OBP: 0.347, SLG: 0.500	X FF 95 0-0 ③ G6-3		1 SAFE S SL 78 1 SAFE 1 SAFE F SL 81 B FF 93 S FF 96 1-3 ③ K		B SL 82 S FF 93 F FF 91 F SL 81 B FF 93 S FF 95 2-3 ③ K		S SL 86 S SL 85 S SL 87 0-3 ③ K			4	0	0	0	0	3	5
28 Niko Goodrum, S (1, 4) OBP: 0.308, SLG: 0.433		X FF 94 0-0 ① F7		B FF 93 C CH 88 F CU 77 F FF 94 B CH 89 S CH 89 2-3 ① K		B CU 81 B FF 94 B FF 94 T FF 95 C FF 95 C SI 95 3-3 ① K		X FF 95 0-0 ① P6		4	0	0	0	0	2	0
41 Victor Martinez, S (1, 10) OBP: 0.296, SLG: 0.332		F FF 94 B FF 93 C CH 88 X FF 95 1-2 ② P2		X CU 75 0-0 55 1B 1B		C SI 95 X CU 81 0-1 ② F8		B FF 95 X FF 95 1-0 ② F9		4	0	1	0	0	0	0
55 John Hicks, R (1, 2) OBP: 0.325, SLG: 0.425		B CU 75 X SL 78 1-0 ③ P3		C FF 93 X SL 80 0-1 1-2 1B		C FF 95 B FF 94 X CU 82 1-1 ③ G6-3		S SL 85 S SL 85 T SL 87 0-2 ③ K		4	0	1	0	0	1	0
37 James Adduci, L (1, 3) OBP: 0.270, SLG: 0.343			C CU 75 F FF 94 B FF 94 B CU 77 F FF 94 F FF 94 S CH 89 2-3 ① K	D CH 88 B FF 93 S FF 92 F FF 92 S FF 94 2-3 ② K			C SI 94 X FF 94 0-1 1 E 1 S 1B			3	0	1	0	0	2	2
1 Jose Iglesias, R (1, 6) OBP: 0.308, SLG: 0.387			C SL 78 B CU 78 X CH 88 1-1 21 HR 2B	B CU 77 S SL 79 B SL 80 S SL 80 B FF 95 S SL 80 3-3 ③ K			B FF 96 B SI 96 C FF 95 D FF 94 1 SAFE C SI 96 X SI 96 3-2 E3 22 S 1-3			3	1	1	0	0	1	3
21 JaCoby Jones, R (1, 7) OBP: 0.265, SLG: 0.369 22 Victor Reyes, S (7, 7) OBP: 0.232, SLG: 0.273			X FF 94 0-0 2-H HR		C SL 79 F FF 94 F SL 81 B FF 93 B SL 81 F SL 80 B FF 94 B SL 78 4-2 12 F9 12 S BB		B CU 81 B FF 96 B FF 96 C SI 94 T SI 96 B FF 96 1-2 BB			1 0	1 0	1 0	2 0	1 1	0 0	0 0
Inning Stats	R: 0 E: 0 K: 1 S: 7 H: 0 LOB: 0 BB: 0 P: 9	R: 0 E: 0 K: 0 S: 5 H: 0 LOB: 0 BB: 0 P: 7	R: 2 E: 1 K: 2 S: 14 H: 3 LOB: 1 BB: 0 P: 19	R: 0 E: 0 K: 3 S: 13 H: 2 LOB: 2 BB: 0 P: 20	R: 0 E: 0 K: 2 S: 15 H: 0 LOB: 1 BB: 1 P: 23	R: 0 E: 0 K: 1 S: 7 H: 0 LOB: 0 BB: 0 P: 11	R: 0 E: 1 K: 1 S: 13 H: 1 LOB: 3 BB: 1 P: 21	R: 0 E: 0 K: 1 S: 5 H: 0 LOB: 0 BB: 0 P: 6		1B: 4 2B: 1 3B: 0 HR: 1 SF: 0 SAC: 0 DP: 0 HBP: 0						

PITCHER		IP	WLS	BF	H	R	ER	SO	BB	IBB	HBP	BLK	WP	HR	S	P	ERA	WHIP
52 Mike Clevinger, R ERA: 3.43	(1, 1)	5.0	L	21	5	2	2	8	1	0	0	0	0	1	54	78	3.60	1.200
34 Zach McAllister, R ERA: 4.97	(6, 1)	1.0		6	1	0	0	1	1	0	0	0	0	0	14	25	0.00	2.000
39 Oliver Pérez, L ERA: 1.13	(7, 1)	0.1		1	0	0	0	0	0	0	0	0	0	0	1	1	0.00	0.000
58 Neil Ramírez, R ERA: 4.05	(7, 1)	1.2		5	0	0	0	2	0	0	0	0	0	0	10	12	0.00	0.000

PITCHER	IP	WLS	BF	H	R	ER	SO	BB	IBB	HBP	BLK	WP	HR	S	P	ERA	WHIP

BOTTOM

Cleveland Indians @ Detroit Tigers

Comerica Park, Detroit, MI

Sat Jul 28 2018, 6:11 PM - 8:37 PM EDT

Att. 29,097 - Partly Cloudy - 79 F

livebaseballscorecards.com

AB	31
R	2
H	6
RBI	2
BB	2
SO	11
LOB	19

WP: 0 PB: 0 SB: 3 CS: 0 PA: 33

Cleveland Indians @ Detroit Tigers

Comerica Park, Detroit, MI

Sun Jul 29 2018, 1:12 PM - 4:05 PM EDT

Att. 26,498 - Sunny - 78 F

livebaseballscorecards.com

Batter	1	2	3	4	5	6	7	8	9	AB	R	H	RBI	BB	SO	LOB
12 Francisco Lindor, S (1, 6) OBP: 0.366, SLG: 0.563	F7	1B		G3		L8		P5		5	0	1	1	0	0	3
23 Michael Brantley, L (1, 7) OBP: 0.347, SLG: 0.477 6 Brandon Guyer, R (8, 7) OBP: 0.295, SLG: 0.390	3B	L6		G3-1			K	K		5 0	1 0	1 0	0 0	0 0	2 0	4 0
11 José Ramírez, S (1, 5) OBP: 0.402, SLG: 0.612	SF8		BB		F7		K	BB		2	2	0	1	2	1	0
10 Edwin Encarnación, R (1, 10) OBP: 0.319, SLG: 0.479	K		G5-3		BB		HR	1B		4	1	2	2	1	1	1
17 Yonder Alonso, L (1, 3) OBP: 0.334, SLG: 0.473		L8	HR		G4-3		1B	2B		5	1	3	3	0	0	1
53 Melky Cabrera, S (1, 9) OBP: 0.298, SLG: 0.388		HR	G4-3		1B		1B	L3		5	1	3	1	0	0	2
22 Jason Kipnis, L (1, 4) OBP: 0.308, SLG: 0.363 9 Erik González, R (8, 4) OBP: 0.347, SLG: 0.458		1B	G3			L3 1B	1B		L8	4 1	1 0	2 0	0 0	0 0	0 0	0 0
7 Yan Gomes, R (1, 2) OBP: 0.297, SLG: 0.413		1B		K 3B		G6-3 2B	K		K	5	0	1	0	0	2	3
26 Rajai Davis, R (1, 8) OBP: 0.306, SLG: 0.325		K		3B		2B		2B	K	5	1	3	0	0	2	2
Inning Stats	R: 1 E: 0 K: 1 S: 11 H: 1 LOB: 0 BB: 0 P: 19	R: 2 E: 0 K: 1 S: 24 H: 4 LOB: 2 BB: 0 P: 36	R: 2 E: 0 K: 0 S: 15 H: 1 LOB: 0 BB: 1 P: 25	R: 0 E: 0 K: 1 S: 8 H: 1 LOB: 1 BB: 0 P: 12	R: 0 E: 0 K: 0 S: 10 H: 1 LOB: 2 BB: 1 P: 18	R: 0 E: 0 K: 0 S: 6 H: 1 LOB: 1 BB: 0 P: 11	R: 1 E: 0 K: 2 S: 18 H: 4 LOB: 3 BB: 0 P: 22	R: 2 E: 0 K: 1 S: 22 H: 3 LOB: 2 BB: 1 P: 31	R: 0 E: 0 K: 2 S: 10 H: 0 LOB: 0 BB: 0 P: 16	1B: 8 2B: 3 3B: 2 HR: 3 SF: 1 SAC: 0 DP: 0 HBP: 0	WP: 0 PB: 0 SB: 1 CS: 0 PA: 45					

	AB	41
	R	8
	H	16
	RBI	8
	BB	3
	SO	8
	LOB	16

PITCHER		IP	WLS	BF	H	R	ER	SO	BB	IBB	HBP	BLK	WP	HR	S	P	ERA	WHIP
27 Jordan Zimmermann, R ERA: 4.44	(1, 1)	3.0	L	16	6	5	5	2	1	0	0	0	0	2	50	80	15.00	2.333
38 Francisco Liriano, L ERA: 4.41	(4, 1)	2.0		8	2	0	0	1	1	0	0	0	0	0	18	30	0.00	1.500
58 Victor Alcántara, R ERA: 1.17	(6, 1)	1.0		4	1	0	0	0	0	0	0	0	0	0	6	11	0.00	1.000
68 Daniel Stumpf, L ERA: 6.75	(7, 1)	1.0		7	4	1	1	2	0	0	0	0	0	1	18	22	9.00	4.000
45 Buck Farmer, R ERA: 4.86	(8, 1)	1.0		7	3	2	2	1	1	0	0	0	0	0	22	31	18.00	4.000

PITCHER		IP	WLS	BF	H	R	ER	SO	BB	IBB	HBP	BLK	WP	HR	S	P	ERA	WHIP
30 Alex Wilson, R ERA: 3.24	(9, 1)	1.0		3	0	0	0	2	0	0	0	0	0	0	10	16	0.00	0.000

Batter	1	2	3	4	5	6	7	8	9	AB	R	H	RBI	BB	SO	LOB
12 Leonys Martin, L (1, 8) OBP: 0.321, SLG: 0.409	X SI 91 0-0 28 2B 9 G6-3 1B		B FC 88 S CH 85 S FC 90 F FF 93 B CH 88 B CU 85 X FC 90 3-2 ② G3		S FF 92 B FF 92 F FC 89 X FF 94 1-2 ③ F8			C ST 80 X FF 93 0-1 ② L8		4	1	1	0	0	0	2
28 Niko Goodrum, S (1, 4) OBP: 0.307, SLG: 0.434	F FF 92 D FC 88 X SI 93 1-1 55 G4-3 1-3 2B		S CH 87 S FC 90 B CH 88 F CH 87 X SI 93 1-2 ③ F7			C CU 82 S CH 85 B SI 91 F CH 86 S FC 89 1-3 ① K		B SI 94 C ST 80 C ST 82 X FF 93 1-2 ③ G6-3		4	0	1	0	0	1	1
9 Nick Castellanos, R (1, 9) OBP: 0.346, SLG: 0.496	B FC 90 B SI 93 X FC 91 2-0 ① G6-3 3-H			C FC 88 B FF 93 S CU 85 B CU 84 B SI 93 F FC 90 B FC 91 4-2 55 FC4-6 BB		X FF 92 0-0 ② F9			X FF 91 0-0 ① F9	3	0	0	1	1	0	1
55 John Hicks, R (1, 3) OBP: 0.321, SLG: 0.419	B FC 90 X SI 92 1-0 ② G4-3 2-3			C SI 93 F CU 84 F FC 88 X FF 93 0-2 ① FC4-6 37 FC3-6 1-2f		S CU 83 S CU 84 B CU 85 C SI 92 1-3 ③ K			S FF 91 F SL 80 B FF 90 X SL 78 1-2 ② P6	4	0	0	0	0	1	2
37 James Adduci, L (1, 10) OBP: 0.244, SLG: 0.308	B FC 90 S CH 88 B SI 93 F FC 90 S CH 88 2-3 ③ K			B SI 92 F FC 89 X CH 86 1-1 ② FC3-6 1-2f			C CU 81 S CU 82 B CH 84 X CU 82 1-2 ① P5		X FF 90 0-0 ③ L9	4	0	0	0	0	1	2
60 Ronny Rodríguez, R (1, 5) OBP: 0.213, SLG: 0.171		B SI 91 C SI 92 X FC 89 1-1 1 FC6-4 1B		X CU 84 0-0 ③ G4-3			C SI 92 X CU 82 0-1 ② F9			3	0	1	0	0	0	1
34 James McCann, R (1, 2) OBP: 0.275, SLG: 0.333		C FC 90 S FF 92 F CU 84 F FF 92 B SI 93 S CU 84 1-3 ① K			C SI 91 X SI 91 0-1 ① L8		F FC 88 F SI 92 B FF 91 S CU 83 1-3 ③ K			3	0	0	0	0	2	1
1 Jose Iglesias, R (1, 6) OBP: 0.308, SLG: 0.390		X SI 92 0-0 ② FC6-4 22 CS 1-2f			C SI 91 X CU 84 0-1 22 G4-3 2B			X CH 88 0-0 ① P6		3	0	1	0	0	0	1
22 Victor Reyes, S (1, 7) OBP: 0.235, SLG: 0.274		C FF 93 0-1 ③ CS 1-2	C CU 82 B CH 84 F FC 88 B SI 92 F CU 83 F CH 87 F FC 91 X CU 84 2-2 ① G6-3		T CU 83 F CU 83 X FC 89 0-2 ② G4-3 2-3			C SI 90 X FC 88 0-1 1B		3	0	1	0	0	0	1
Inning Stats	R: 1 E: 0 K: 1 S: 8 H: 2 LOB: 1 BB: 0 P: 14	R: 0 E: 0 K: 1 S: 9 H: 1 LOB: 0 BB: 0 P: 11	R: 0 E: 0 K: 0 S: 14 H: 0 LOB: 0 BB: 0 P: 20	R: 0 E: 0 K: 0 S: 10 H: 0 LOB: 1 BB: 1 P: 15	R: 0 E: 0 K: 0 S: 10 H: 1 LOB: 1 BB: 0 P: 11	R: 0 E: 0 K: 2 S: 8 H: 0 LOB: 0 BB: 0 P: 10	R: 0 E: 0 K: 1 S: 8 H: 0 LOB: 0 BB: 0 P: 10	R: 0 E: 0 K: 0 S: 8 H: 1 LOB: 1 BB: 0 P: 9	R: 0 E: 0 K: 0 S: 5 H: 0 LOB: 0 BB: 0 P: 6	1B: 3 2B: 2 3B: 0 HR: 0 SF: 0 SAC: 0 DP: 0 HBP: 0						

BOTTOM

Cleveland Indians @ Detroit Tigers

Comerica Park, Detroit, MI

Sun Jul 29 2018, 1:12 PM - 4:05 PM EDT

Att. 26,498 - Sunny - 78 F

livebaseballscorecards.com

AB	31
R	1
H	5
RBI	1
BB	1
SO	5
LOB	12

PITCHER		IP	WLS	BF	H	R	ER	SO	BB	IBB	HBP	BLK	WP	HR	S	P	ERA	WHIP
28 Corey Kluber, R ERA: 2.79	(1, 1)	7.1	W	27	5	1	1	5	1	0	0	0	0	0	70	94	1.23	0.818
33 Brad Hand, L ERA: 2.98	(8, 1)	0.2		2	0	0	0	0	0	0	0	0	0	0	5	6	0.00	0.000
45 Adam Plutko, R ERA: 4.75	(9, 1)	1.0		3	0	0	0	0	0	0	0	0	0	0	5	6	0.00	0.000

PITCHER	IP	WLS	BF	H	R	ER	SO	BB	IBB	HBP	BLK	WP	HR	S	P	ERA	WHIP

Cleveland Indians @ Minnesota Twins

Target Field, Minneapolis, MN

Mon Jul 30 2018, 7:11 PM - 10:07 PM CDT

Att. 26,256 - Partly Cloudy - 82 F

TOP

livebaseballscorecards.com

Batter	1	2	3	4	5	6	7	8	9	AB	R	H	RBI	BB	SO	LOB
12 Francisco Lindor, S (1, 6) OBP: 0.366, SLG: 0.564	C FF 89 X CH 83 0-1 P6		C FF 90 C SL 82 B SL 82 F FF 90 X SL 81 1-2 L7		X SI 88 0-0 P5 1-2		S SI 89 F SI 92 F CH 80 X CH 79 0-2 3B		B SI 91 B CH 66 B FF 92 B FF 92 4-0 23 G6-3 23 S BB	4	0	1	0	1	0	1
23 Michael Brantley, L (1, 7) OBP: 0.343, SLG: 0.471	C FF 90 X SL 79 0-1 L8			B FF 88 B SL 79 F FF 89 F CH 83 X CH 81 2-2 L8	X SI 88 0-0 F7		F SI 89 B SI 91 B FF 93 X SI 90 2-1 G4-3		C SI 93 T CH 83 X SI 94 0-2 G6-3 1-3	5	0	0	0	0	0	3
11 José Ramírez, S (1, 5) OBP: 0.404, SLG: 0.626	C SL 79 B CH 81 B SL 82 B SI 91 F FF 90 X FF 91 3-2 HR			C FF 90 B CH 84 B SL 81 B CH 83 F SI 90 X CH 82 3-2 HR		C SI 87 B CH 82 B SI 88 F CH 82 X SI 91 2-2 F8	B SI 92 B SI 90 2-0 10 S IBB		D CH 83 F SI 93 B SI 96 B SI 95 F CH 84 F FF 97 S SI 97 3-3 K	4	2	2	2	1	1	1
10 Edwin Encarnación, R (1, 10) OBP: 0.323, SLG: 0.477	C SL 83 X FF 90 0-1 G1-3			F SI 91 B SI 90 C CH 83 X SL 83 1-2 17 BB 1B		H SI 89 1-0 17 2B HBP	B CH 78 B SL 80 F SL 80 S CH 78 F SL 78 C CH 78 2-3 1-2		B SI 95 B SI 96 B CH 86 B SI 96 4-0 17 S BB	3	1	1	0	1	1	2
17 Yonder Alonso, L (1, 3) OBP: 0.335, SLG: 0.473		F FF 90 B FF 89 X CH 84 1-1 L7		C SL 80 F CH 83 B FF 89 D SL 80 1 SAFE F CH 83 B SL 81 F CH 83 F FF 89 4-2 F CH 83 D CH 84 53 G6-3 1-2 BB		X SL 82 0-0 22 G3 1-H 2B		F SI 93 B SI 94 B CU 79 X SI 93 2-1 L7	B SI 96 D CH 85 C SI 97 F SI 96 S FF 98 2-3 K 1-2	4	0	1	1	1	1	2
53 Melky Cabrera, S (1, 9) OBP: 0.306, SLG: 0.386 26 Rajai Davis, R (8, PR) OBP: 0.306, SLG: 0.325 (8, 8)		F FF 90 X CH 84 0-1 F8		F SI 90 B CH 82 C SL 80 X SL 81 1-2 G6-3 1-2f		F SI 88 S SL 81 D SL 81 B FF 88 B CH 81 F CH 81 F FF 89 F CH 81 B FF 89 4-2 22 G3 BB		C CU 81 F SL 85 B CU 81 B SI 95 X SI 94 2-2 22 1B 1B		3 0	0 0	1 0	0 0	1 0	0 0	2 0
22 Jason Kipnis, L (1, 4) OBP: 0.307, SLG: 0.362		C SI 90 B FF 89 B SL 81 S CH 83 F FF 91 B SL 83 S CH 83 3-3 K			C SL 78 X FF 88 0-1 P3 B FF 90 X CH 79 1-0 G3 1-2 2-3			X SI 93 0-0 1-2 1B		4	0	1	0	0	1	2
7 Yan Gomes, R (1, 2) OBP: 0.297, SLG: 0.422			S FF 89 C SL 81 F SL 82 X SI 88 0-2 L6		B FF 89 X SL 81 1-0 HR	X SI 89 0-0 G4-3		C CU 83 2 SAFE S FF 95 F FF 96 B FF 97 F FF 97 S CU 86 1-3 K		4	1	1	1	0	1	4
1 Greg Allen, S (1, 8) OBP: 0.245, SLG: 0.287 (8, 9)			C FF 89 X SL 80 0-1 L4		B SI 88 X FF 89 1-0 12 P5 1B		B SI 88 C CH 78 X CH 79 1-1 F7	D CU 86 X FF 96 1-0 F7		4	0	1	0	0	0	2

Inning Stats																				
	R: 1	H: 1	R: 0	H: 0	R: 0	H: 0	R: 1	H: 2	R: 1	H: 2	R: 1	H: 1	R: 0	H: 1	R: 0	H: 2	R: 0	H: 0	1B: 4	SF: 0	WP: 0	PA: 41
	E: 0	LOB: 0	E: 0	LOB: 0	E: 0	LOB: 0	E: 0	LOB: 1	E: 0	LOB: 2	E: 0	LOB: 2	E: 0	LOB: 2	E: 0	LOB: 2	E: 0	LOB: 2	2B: 1	SAC: 0	PB: 0	
	K: 0	BB: 0	K: 1	BB: 0	K: 0	BB: 0	K: 0	BB: 1	K: 0	BB: 1	K: 0	BB: 1	K: 1	BB: 1	K: 1	BB: 0	K: 2	BB: 2	3B: 1	DP: 1	SB: 3	
	S: 9	P: 12	S: 8	P: 12	S: 10	P: 11	S: 18	P: 29	S: 6	P: 8	S: 11	P: 19	S: 12	P: 19	S: 12	P: 18	S: 10	P: 23	HR: 3	HBP: 1	CS: 0	

PITCHER		IP	WLS	BF	H	R	ER	SO	BB	IBB	HBP	BLK	WP	HR	S	P	ERA	WHIP
54 Ervin Santana, R ERA: 6.1	(1, 1)	5.1		24	6	4	4	1	2	0	1	0	0	3	60	88	6.75	1.500
58 Gabriel Moya, L ERA: 7.56	(6, 1)	0.2		2	0	0	0	0	0	0	0	0	0	0	2	3	0.00	0.000
39 Trevor Hildenberger, R ERA: 3.68	(7, 1)	1.0		5	1	0	0	1	0	1	0	0	0	0	12	19	0.00	1.000
55 Taylor Rogers, L ERA: 4.22	(8, 1)	0.1		3	2	0	0	0	0	0	0	0	0	0	6	10	0.00	6.000
68 Matt Magill, R ERA: 3.72	(8, 1)	0.2		2	0	0	0	1	0	0	0	0	0	0	6	8	0.00	0.000

PITCHER		IP	WLS	BF	H	R	ER	SO	BB	IBB	HBP	BLK	WP	HR	S	P	ERA	WHIP
56 Fernando Rodney, R ERA: 3.4	(9, 1)	1.0	W	5	0	0	0	2	2	0	0	0	0	0	10	23	0.00	2.000

AB	35
R	4
H	9
RBI	4
BB	5
SO	5
LOB	19

Cleveland Indians @ Minnesota Twins

Target Field, Minneapolis, MN

Mon Jul 30 2018, 7:11 PM - 10:07 PM CDT

Att. 26,256 - Partly Cloudy - 82 F

livebaseballscorecards.com

BOTTOM

Batter	1	2	3	4	5	6	7	8	9	AB	R	H	RBI	BB	SO	LOB
7 Joe Mauer, L (1, 3) OBP: 0.360, SLG: 0.368	C FF 94 T FF 94 S SL 85 0-3 K ①		C FF 93 X SL 84 0-1 G6-3 ②		C FF 93 B SL 84 D CH 89 B FF 94 B FF 93 4-1 11 1B 1-2 2-3 BB		C SI 90 F SI 92 B FF 91 B SL 79 C SL 79 2-3 K ②			3	0	0	0	1	2	1
20 Eddie Rosario, L (1, 7) OBP: 0.347, SLG: 0.509	C FF 95 X SL 85 0-1 P5 ②		B FF 89 C SL 84 B FF 95 B FF 94 B FF 95 4-1 BB		B FF 94 C FF 94 T FF 94 S FF 94 1-3 K ②		S SL 79 F SI 91 X SI 93 0-2 G3 ③			3	0	0	0	1	1	4
11 Jorge Polanco, S (1, 6) OBP: 0.360, SLG: 0.382	C FF 94 F KC 82 B FF 95 B FF 95 B FF 95 T FF 95 3-2 K ③		C FF 93 X SL 84 0-1 P6 ③		B KC 80 B FF 94 X FF 94 2-0 1-2 2-H 3-H 1B			C KC 83 X FF 94 0-1 P4 ①		4	0	1	2	0	1	1
Brian Dozier, R (1, 4) OBP: 0.307, SLG: 0.405		X FF 94 0-0 26 1B 36 SF8 1B	B FF 93 B SL 84 C FF 93 X FF 93 2-1 P5 ①		B SL 84 C SL 84 S SL 84 B SL 83 S FF 94 2-3 K ③			B KC 84 B FF 94 S FF 94 S KC 84 B KC 84 X FF 94 3-2 1B		4	1	2	0	0	1	2
26 Max Kepler, L (1, 10) OBP: 0.316, SLG: 0.413		C FF 94 C FF 93 B FF 94 X KC 81 1-2 22 2B 1-3 1B	C CH 88 F FF 94 B FF 94 X FF 94 1-2 L8 ②			S FF 93 S SL 85 F FF 94 B FF 94 X FF 94 1-2 G4-3 ①		C FF 93 X FF 93 0-1 F7 ②		4	1	1	0	0	0	1
36 Robbie Grossman, S (1, 9) OBP: 0.329, SLG: 0.360		B FF 94 B KC 80 F FF 94 X FF 94 2-1 SF8 ① 3-H	C KC 79 F SL 84 F FF 94 B FF 90 F KC 82 X FF 95 1-2 G6-3 ③			X SL 84 0-0 F9 ②		C FF 93 1 SAFE D KC 84 F FF 93 B FF 92 B KC 84 F FF 93 X FF 94 3-2 L7 ③		3	0	0	1	0	0	1
22 Miguel Sanó, R (1, 5) OBP: 0.270, SLG: 0.399 16 Ehire Adrianza, S (9, PR) OBP: 0.313, SLG: 0.387		X FF 93 0-0 60 A4 D8 1-H 2B			C FF 93 X SL 84 0-1 7 BB 23 1B 11 1B 1B	S SL 85 C FF 94 F FF 93 F SL 84 F FF 94 S KC 80 0-3 K ③			B SL 86 F SL 85 B FF 96 S SL 86 B SL 86 F SL 85 F FF 96 B SL 85 4-2 60 SH5-4 23 2B BB	3 0	1 1	2 0	1 0	1 0	1 0	0 0
60 Jake Cave, L (1, 8) OBP: 0.311, SLG: 0.475		C FF 94 B KC 79 2 SAFE C SL 84 C FF 94 1-3 K ② ③ 2-3			F FF 94 B FF 93 X SL 83 1-1 L9 ①		T FF 94 B FF 94 S SL 84 X FF 95 1-2 1B		C FF 95 1 SAFE B FF 96 1 SAFE X SI 96 1-1 SH5-4 ① 1-2	3	0	1	0	0	1	2
23 Mitch Garver, R (1, 2) OBP: 0.347, SLG: 0.413			C FF 94 S SL 85 C FF 94 0-3 K ①		B SL 84 F FF 93 F FF 93 X SL 84 1-2 7 BB 11 1B 1-2 1B		C FF 93 X SL 83 0-1 F8 ①		C SL 86 X FF 96 0-1 2-H 2B	4	1	2	1	0	1	1
Inning Stats	R: 0 E: 0 K: 2 S: 8 H: 0 LOB: 0 BB: 0 P: 11	R: 2 E: 0 K: 1 S: 10 H: 3 LOB: 0 BB: 0 P: 14	R: 0 E: 0 K: 1 S: 8 H: 0 LOB: 1 BB: 1 P: 12	R: 0 E: 0 K: 0 S: 10 H: 0 LOB: 0 BB: 0 P: 14	R: 2 E: 0 K: 2 S: 15 H: 3 LOB: 2 BB: 1 P: 26	R: 0 E: 0 K: 1 S: 11 H: 0 LOB: 0 BB: 0 P: 12	R: 0 E: 0 K: 1 S: 11 H: 1 LOB: 1 BB: 0 P: 14	R: 0 E: 0 K: 0 S: 11 H: 1 LOB: 1 BB: 0 P: 17	R: 1 E: 0 K: 0 S: 8 H: 1 LOB: 2 BB: 1 P: 13	1B: 7 2B: 2 3B: 0 HR: 0 SF: 1 SAC: 1 DP: 0 HBP: 0				WP: 0 PB: 0 SB: 0 CS: 0		PA: 36	

	AB	31
	R	5
	H	9
	RBI	5
	BB	3
	SO	8
	LOB	13

PITCHER		IP	WLS	BF	H	R	ER	SO	BB	IBB	HBP	BLK	WP	HR	S	P	ERA	WHIP
57 Shane Bieber, R ERA: 4.91	(1, 1)	6.1		27	7	4	4	7	2	0	0	0	0	0	67	95	5.68	1.421
39 Oliver Pérez, L ERA: 1.08	(7, 1)	0.2		2	0	0	0	1	0	0	0	0	0	0	6	8	0.00	0.000
37 Cody Allen, R ERA: 4.57	(8, 1)	1.0		4	1	0	0	0	0	0	0	0	0	0	11	17	0.00	1.000
58 Neil Ramírez, R ERA: 4.33	(9, 1)	0.1	L	3	1	1	1	0	1	0	0	0	0	0	8	13	27.00	6.000

PITCHER	IP	WLS	BF	H	R	ER	SO	BB	IBB	HBP	BLK	WP	HR	S	P	ERA	WHIP

Batter	1	2	3	4	5	6	7	8	9	AB	R	H	RBI	BB	SO	LOB
12 Francisco Lindor, S (1, 6) OBP: 0.369, SLG: 0.564	B SI 90 C FF 93 F CU 81 S SL 86 1-3 K ①		1 SAFE D SI 93 F SL 85 B FF 94 S SL 84 B SL 86 1 SAFE B SI 93 4-2 23 G6-3 1-2 BB		C FF 92 D SL 86 C SI 93 X SL 85 1-2 FC1-5 23 FC4-6 ① 1-2 2-3f		1 SAFE C FF 90 C SL 84 B FF 90 X FF 91 1-2 E5 10 1B 1-3 1B		C CU 77 X FF 96 0-1 11 1B 10 FC4 1B	4	2	2	0	1	1	2
23 Michael Brantley, L (1, 7) OBP: 0.341, SLG: 0.466	B SI 90 F CH 85 B FF 93 B CH 87 B SI 94 4-1 BB		C CH 85 D CH 85 X SI 95 1-1 ① ② G6-3 1-2f 2-3 3-H		F CH 85 X CH 85 0-1 ② FC4-6 11 1B 1-2f 2-3		C SL 87 X FF 92 0-1 ② G6-3		B FF 94 B CH 86 S FF 93 1 SAFE 1 SAFE F FF 94 S CU 77 2-3 ① K	4	0	0	0	1	1	7
11 José Ramírez, S (1, 5) OBP: 0.408, SLG: 0.630	C SI 93 X CU 79 0-1 ② F7		B SL 84 X CU 82 1-0 3-H 2B		1 SAFE B CH 84 B CH 84 B FF 93 X FF 94 3-0 1-2 3-H 1B		0-0 10 1B IBB		X FF 93 0-0 10 FC4 10 S 1-3 1B	4	0	3	2	1	0	1
10 Edwin Encarnación, R (1, 10) OBP: 0.321, SLG: 0.473	1 SAFE B SI 94 S SL 85 F SI 93 B FF 92 B SL 85 X SL 85 3-2 G4-3 ③		B SL 85 C SI 93 F SL 85 S SL 86 1-3 ③ K		B SL 85 X SI 93 1-0 ③ G3		B FF 91 D SL 86 C FF 92 X FF 92 2-1 1-3 2-H 3-H 1B		B CU 77 S FF 95 B CU 78 F FF 94 X FF 94 2-2 FC4 17 G4-6-3 1-3 3-H	5	0	1	3	0	1	5
17 Yonder Alonso, L (1, 3) OBP: 0.331, SLG: 0.466		B CU 80 B CU 81 C FF 93 S FF 93 X SL 85 2-2 ① G3	B FF 93 F FF 93 F SL 86 B SL 86 F FF 95 B FF 94 X FF 94 3-2 ① G3		B CU 81 X FF 93 1-0 ① F8		F CU 78 S CU 78 D SL 84 F CU 78 D SL 84 B SI 94 C SI 94 3-3 ③ K		1 SAFE B FF 92 X FF 94 1-0 ② ③ G4-6-3 1-2f	5	0	0	0	0	1	4
53 Melky Cabrera, S (1, 9) OBP: 0.297, SLG: 0.374 6 Brandon Guyer, R (7, 9) OBP: 0.293, SLG: 0.387		S CU 81 F CU 83 S CU 81 0-3 ② K	B FF 94 B FF 95 B SI 91 C FF 94 X SI 92 3-1 ② G6-3		B CU 82 C SI 91 F CU 81 S FF 90 1-3 ② K			B SL 82 B FF 89 X FF 89 2-0 ① F8		3 1	0 0	0 0	0 0	0 0	2 0	0 0
22 Jason Kipnis, L (1, 4) OBP: 0.304, SLG: 0.358		B FF 95 X CH 86 1-0 ③ G6-3	F FF 94 L FF 94 S FF 93 0-3 ③ K		C CH 86 F FF 92 F CU 82 F SL 85 B FF 93 B CH 87 C FF 94 2-3 ③ K			B FF 90 X FF 90 1-0 ② P2		4	0	0	0	0	2	0
55 Roberto Pérez, R (1, 2) OBP: 0.244, SLG: 0.233			B FF 93 X SI 91 1-0 1 1B 23 G6-3 2B		F SI 92 B SL 86 B SL 85 S SI 92 B SI 94 B SI 92 4-2 12 FC1-5 1 1B BB		B SL 84 X FF 90 1-0 ① F9	B SL 84 C FF 90 B SL 83 B FF 90 C FF 89 X FF 90 3-2 1B		3	1	2	0	1	0	0
1 Greg Allen, S (1, 8) OBP: 0.258, SLG: 0.299			B SI 90 L SI 93 X FF 94 1-1 23 G6-3 12 BB 11 2B 2-3 1B		B SI 93 F FF 93 1 SAFE B SI 92 X SI 92 2-1 23 FC4-6 12 FC1-5 11 1B 1-2 1B		C FF 91 X FF 91 0-1 12 E 12 1B 10 1B 1B	X FF 90 0-0 ③ F8		4	3	3	0	0	0	1
Inning Stats	R: 0 E: 0 K: 1 S: 9 H: 0 LOB: 1 BB: 1 P: 17	R: 0 E: 0 K: 1 S: 7 H: 0 LOB: 0 BB: 0 P: 10	R: 2 E: 0 K: 1 S: 11 H: 3 LOB: 1 BB: 1 P: 20	R: 0 E: 0 K: 1 S: 9 H: 0 LOB: 0 BB: 0 P: 15	R: 1 E: 0 K: 0 S: 11 H: 2 LOB: 2 BB: 1 P: 22	R: 0 E: 0 K: 2 S: 10 H: 0 LOB: 0 BB: 0 P: 14	R: 2 E: 1 K: 1 S: 14 H: 3 LOB: 2 BB: 1 P: 21	R: 0 E: 0 K: 0 S: 6 H: 1 LOB: 1 BB: 0 P: 12	R: 1 E: 0 K: 1 S: 10 H: 2 LOB: 1 BB: 0 P: 15	1B: 9 2B: 2 3B: 0 HR: 0	SF: 0 SAC: 0 DP: 2 HBP: 0						

PITCHER		IP	WLS	BF	H	R	ER	SO	BB	IBB	HBP	BLK	WP	HR	S	P	ERA	WHIP
44 Kyle Gibson, R ERA: 3.47	(1, 1)	6.0	L	25	5	3	3	6	3	0	0	0	0	0	57	98	4.50	1.333
38 Matt Belisle, R ERA: 6.99	(7, 1)	0.2		6	3	2	2	0	0	1	0	0	0	0	10	14	27.00	4.500
55 Taylor Rogers, L ERA: 4.19	(7, 1)	0.1		1	0	0	0	1	0	0	0	0	0	0	4	7	0.00	0.000
43 Addison Reed, R ERA: 4.71	(8, 1)	1.0		4	1	0	0	0	0	0	0	0	0	0	6	12	0.00	1.000
65 Trevor May, R ERA: 9.0	(9, 1)	1.0		5	2	1	1	1	0	0	0	0	0	0	10	15	9.00	2.000

PITCHER	IP	WLS	BF	H	R	ER	SO	BB	IBB	HBP	BLK	WP	HR	S	P	ERA	WHIP

TOP

Cleveland Indians @ Minnesota Twins

Target Field, Minneapolis, MN

Tue Jul 31 2018, 7:11 PM - 10:18 PM CDT

Att. 25,407 - Partly Cloudy - 83 F

livebaseballscorecards.com

AB	37
R	6
H	11
RBI	5
BB	4
SO	8
LOB	20

WP: 0 PA: 41
PB: 0
SB: 1
CS: 0

Cleveland Indians @ Minnesota Twins

Target Field, Minneapolis, MN

Tue Jul 31 2018, 7:11 PM - 10:18 PM CDT

Att. 25,407 - Partly Cloudy - 83 F

livebaseballscorecards.com

BOTTOM

Batter	1	2	3	4	5	6	7	8	9	AB	R	H	RBI	BB	SO	LOB
7 Joe Mauer, L (1, 3) OBP: 0.357, SLG: 0.365	B FF 94 C FF 93 B FF 94 X FF 94 2-1 L9		C FF 95 X CH 86 0-1 G4-3		B FF 95 B FF 95 X FF 96 2-0 L7		B FF 93 C FF 94 S ST 82 X FF 96 1-2 F7		C FF 94 B FF 94 X FF 94 1-1 1-2 1B	5	0	1	0	0	0	2
20 Eddie Rosario, L (1, 7) OBP: 0.343, SLG: 0.504	S CH 86 B FC 88 B FF 96 X CH 87 2-1 G6-3		X CH 86 0-0 G6-3		B FF 95 S FF 95 F FF 95 X ST 82 1-2 1-2f FC3-5		F ST 83 D ST 84 F ST 83 X ST 84 1-2 G4-3		B FF 94 X FF 94 1-0 F7	5	0	0	0	0	0	4
11 Jorge Polanco, S (1, 6) OBP: 0.365, SLG: 0.374	C FF 96 B FC 88 B CH 85 F FF 96 B ST 82 B SI 96 4-2 99 HBP BB		B FC 90 B CH 86 B FF 95 C FF 96 C FF 97 B SI 96 4-2 BB		B FF 95 B FF 95 X FF 95 2-0 P6			B ST 81 C FF 93 C ST 82 F FF 96 C ST 82 1-3 K		2	0	0	0	2	1	1
99 Logan Morrison, L (1, 10) OBP: 0.290, SLG: 0.383	C FF 96 B KC 79 F FF 95 1 SAFE 1 SAFE H ST 82 2-2 1-2 HBP		B KC 79 B FF 96 X FF 95 2-0 F8			C FF 96 F CH 87 X ST 82 0-2 HR		B ST 84 X FF 95 1-3 1-0 P5		3	1	1	1	0	0	1
26 Max Kepler, L (1, 9) OBP: 0.318, SLG: 0.417	B FF 95 B FF 96 C FC 86 B FF 96 S FF 96 F FF 96 X FF 96 3-2 F7			C FF 95 B KC 80 C KC 79 B ST 80 B ST 82 F FF 97 X FF 97 3-2 P5		X FF 96 0-0 22 G5-4-3 1B		C ST 83 B ST 84 X FF 95 1-1 2B		4	0	2	0	0	0	2
22 Miguel Sanó, R (1, 5) OBP: 0.275, SLG: 0.404		C KC 78 X KC 79 0-1 16 SH1-3 60 SF7 2B		B FC 87 S FC 86 C FF 97 B ST 83 F FF 97 B ST 83 B SI 98 4-2 BB		S ST 81 B FF 96 X ST 81 1-1 1-2f G5-4-3		C KC 84 X FF 93 0-1 F9		3	1	1	0	1	0	2
16 Ehire Adrianza, S (1, 4) OBP: 0.310, SLG: 0.383 36 Robbie Grossman, S (9, PH) OBP: 0.328, SLG: 0.359		X FF 94 0-0 2-3 SH1-3		C KC 79 C KC 80 F KC 82 B ST 81 C SI 95 1-3 K		F FF 96 B KC 80 X KC 80 1-1 G3		X FF 94 0-0 F8	2 1	0 0	0 0	0 0	1 0	1 0	1 0
60 Jake Cave, L (1, 8) OBP: 0.309, SLG: 0.471		F FF 96 D KC 81 X FF 96 1-1 3-H SF7		C FF 95 S CH 86 B ST 82 F KC 82 C SI 96 1-3 K			C FF 94 B KC 78 X FC 84 1-1 46 F8 1B		C FF 94 B FF 93 S KC 84 F FF 94 S KC 85 1-3 K2-3	3	0	1	1	0	2	1
46 Bobby Wilson, R (1, 2) OBP: 0.224, SLG: 0.254 23 Mitch Garver, R (9, PH) OBP: 0.350, SLG: 0.413		S FC 86 S KC 81 B ST 83 C SI 96 1-3 K			C ST 79 B KC 80 B SI 95 B FF 96 C FF 95 B SI 96 4-2 20 FC3-5 BB		C FF 95 X FC 87 0-1 1-2 F8		C KC 83 C KC 84 B KC 83 B FF 94 B KC 84 B FF 95 4-2 7 1B BB	2 0	0 0	0 0	0 1	1 0	1 0	1 0
Inning Stats	R: 0 E: 0 K: 0 S: 12 H: 0 LOB: 2 BB: 1 P: 25	R: 1 E: 0 K: 1 S: 8 H: 1 LOB: 0 BB: 0 P: 10	R: 0 E: 0 K: 0 S: 6 H: 0 LOB: 1 BB: 1 P: 12	R: 0 E: 0 K: 2 S: 15 H: 0 LOB: 1 BB: 1 P: 24	R: 0 E: 0 K: 0 S: 7 H: 0 LOB: 1 BB: 1 P: 16	R: 1 E: 0 K: 0 S: 8 H: 2 LOB: 0 BB: 0 P: 10	R: 0 E: 0 K: 0 S: 10 H: 1 LOB: 1 BB: 0 P: 13	R: 0 E: 0 K: 1 S: 9 H: 1 LOB: 1 BB: 0 P: 12	R: 0 E: 0 K: 1 S: 10 H: 1 LOB: 2 BB: 1 P: 17	1B: 3 2B: 2 3B: 0 HR: 1 SF: 1 SAC: 1 DP: 1 HBP: 1	WP: 0 PB: 0 SB: 0 CS: 0 PA: 38					

	AB	30
	R	2
	H	6
	RBI	2
	BB	5
	SO	5
	LOB	15

PITCHER		IP	WLS	BF	H	R	ER	SO	BB	IBB	HBP	BLK	WP	HR	S	P	ERA	WHIP
47 Trevor Bauer, R ERA: 2.34	(1, 1)	6.1	W	27	4	2	2	3	4	0	1	0	0	1	60	102	2.84	1.263
33 Brad Hand, L ERA: 2.9	(7, 1)	1.1	H	5	1	0	0	1	0	0	0	0	0	0	13	18	0.00	0.750
37 Cody Allen, R ERA: 4.43	(8, 1)	1.1	S	6	1	0	0	1	1	0	0	0	0	0	12	19	0.00	1.500

Batter	1	2	3	4	5	6	7	8	9	AB	R	H	RBI	BB	SO	LOB
12 Francisco Lindor, S (1, 6) OBP: 0.371, SLG: 0.561	B FF 92 B FF 92 B FF 91 C FF 92 C FF 93 B FF 93 4-2 BB		B SI 91 F FF 93 B SL 87 B FF 93 1 SAFE C FF 92 B FF 93 4-2 1-2 BB			F FF 94 C CU 84 B CU 85 B CU 86 F FF 95 F FF 94 B FF 95 X FF 95 3-2 ① L8		F CH 80 B SL 76 B SL 77 B SI 89 X SI 88 3-1 ① G3	B SI 93 B CH 82 2-0 IBB	2	0	0	0	3	0	0
26 Rajai Davis, R (1, 8) (6, 7) OBP: 0.303, SLG: 0.321	X FF 93 0-0 ① F7		X CH 81 0-0 ② ③ G5-3 2-3f			B SL 86 S FF 95 X FF 94 1-1 11 1B 10 CS 1B		C SI 90 B SI 90 X SL 78 1-1 ② P4	B SI 94 D SI 93 F SI 95 F SI 95 B FF 96 F FF 95 S FF 95 3-3 ③ K	5	1	1	0	0	1	6
11 José Ramírez, S (1, 5) OBP: 0.409, SLG: 0.631	B SL 83 B CH 81 X FF 93 2-0 ② P4			B SI 89 F FF 92 F SL 86 B CH 83 F FF 94 X SL 86 2-2 ① G5-3		1 SAFE 1 SAFE F FF 95 X FF 95 0-1 10 CS 1-3 1B		B SL 79 F CH 80 B CH 82 X SI 88 2-1 2B		4	0	2	0	0	0	1
10 Edwin Encarnación, R (1, 10) OBP: 0.323, SLG: 0.475	F FF 94 B SL 84 F FF 93 1 SAFE F FF 93 B SL 86 X SL 86 2-2 ③ G4-3			C FF 92 B FF 92 B CH 83 B FF 93 C SL 84 B SL 85 4-2 17 L9-6 6 HBP BB		F CU 84 1 SAFE 1 SAFE B FF 94 B CU 84 X CU 84 2-1 ② 1-2 3-H 2B		C SL 79 X SL 79 0-1 ③ G5-3		3	0	1	0	1	0	2
6 Brandon Guyer, R (1, 9) OBP: 0.296, SLG: 0.384 13 Leonys Martin, L (6, PH) (6, 8) OBP: 0.322, SLG: 0.410		C FF 92 S CH 81 B SL 87 F SL 86 B FF 93 F SL 86 X FF 94 2-2 ① F7		H SL 82 1-0 1-2 HBP		B SI 93 S CU 85 B FF 93 S FF 94 F FF 95 O CU 85 F SL 85 X FF 94 3-2 ③ F8			M FF 90 X FF 93 0-1 17 E 17 FC5 7 1B 1B	1 2	0 1	0 1	0 0	0 0	0 0	0 1
17 Yonder Alonso, L (1, 3) OBP: 0.327, SLG: 0.461		S FF 93 X FF 93 0-1 ② P6		C FF 93 X SL 87 0-1 ② ③ L9-6 2-3			F FF 90 B SL 85 B SI 90 C CH 81 B FF 91 F CH 83 F CH 82 S CH 82 3-3 ① K		X SI 92 0-0 FC5 53 WP 7 1B 1-3	4	0	0	0	0	1	3
7 Yan Gomes, R (1, 2) OBP: 0.296, SLG: 0.419		C SL 81 X CH 81 0-1 ③ G4-3			B FF 91 F SL 83 F SL 85 F SL 85 F FF 93 B CH 81 S SL 85 2-3 ① K		B CH 82 X SI 90 1-0 ② F9		B FF 93 B SI 93 C FF 94 X SI 92 2-1 53 WP 1-2 3-H 1B	4	0	1	1	0	1	0
53 Melky Cabrera, S (1, 7) (6, 9) OBP: 0.295, SLG: 0.368			F FF 92 B CH 82 F SL 86 S CH 81 1-3 ① K		B SL 83 C SL 86 F FF 93 F SL 87 F FF 94 X SL 86 1-2 ② G6-3		S CH 84 X SI 86 0-1 E8 1B		B CH 59 F SI 93 B SI 94 D CH 84 X SI 92 3-1 ① G4-3 1-2 2-3	4	0	1	0	0	1	2
9 Erik González, R (1, 4) OBP: 0.343, SLG: 0.450			B SL 81 X CH 80 1-0 26 G5-3 12 BB 1B		B FF 94 F SL 83 C SL 87 B FF 92 B FF 94 X FF 93 3-2 ③ L4		C CH 82 B SL 82 S SL 83 F CH 85 B FF 92 S SL 83 2-3 ③ K		S CH 83 B SI 93 X SI 94 1-1 ② G6-3	4	0	1	0	0	1	3
Inning Stats	R: 0 E: 0 K: 0 S: 8 H: 0 LOB: 1 BB: 1 P: 16	R: 0 E: 0 K: 0 S: 9 H: 0 LOB: 0 BB: 0 P: 11	R: 0 E: 0 K: 1 S: 7 H: 1 LOB: 1 BB: 1 P: 13	R: 0 E: 0 K: 0 S: 8 H: 0 LOB: 1 BB: 1 P: 15	R: 0 E: 0 K: 1 S: 13 H: 0 LOB: 0 BB: 0 P: 19	R: 1 E: 0 K: 0 S: 16 H: 3 LOB: 1 BB: 0 P: 25	R: 0 E: 1 K: 2 S: 12 H: 1 LOB: 1 BB: 0 P: 18	R: 0 E: 0 K: 0 S: 8 H: 1 LOB: 1 BB: 0 P: 14	R: 1 E: 1 K: 1 S: 13 H: 2 LOB: 3 BB: 1 P: 24	1B: 6 2B: 3 3B: 0 HR: 0 SF: 0 SAC: 0 DP: 2 HBP: 1						

PITCHER		IP	WLS	BF	H	R	ER	SO	BB	IBB	HBP	BLK	WP	HR	S	P	ERA	WHIP
49 Adalberto Mejía, L ERA: 2.6	(1, 1)	5.0		18	1	0	0	2	3	0	1	0	0	0	45	74	0.00	0.800
68 Matt Magill, R ERA: 3.86	(6, 1)	1.0	L	5	3	1	1	0	0	0	0	0	0	0	16	25	9.00	3.000
58 Gabriel Moya, L ERA: 6.75	(7, 1)	1.0		4	1	0	0	2	0	0	0	0	0	0	12	18	0.00	1.000
39 Trevor Hildenberger, R ERA: 3.61	(8, 1)	1.0		4	1	0	0	0	0	0	0	0	0	0	8	14	0.00	1.000
56 Fernando Rodney, R ERA: 3.32	(9, 1)	1.0		7	2	1	0	1	0	1	0	0	1	0	13	24	0.00	2.000

PITCHER	IP	WLS	BF	H	R	ER	SO	BB	IBB	HBP	BLK	WP	HR	S	P	ERA	WHIP

TOP

Cleveland Indians @ Minnesota Twins

Target Field, Minneapolis, MN

Wed Aug 01 2018, 12:12 PM - 3:13 PM CDT

Att. 29,261 - Cloudy - 73 F

livebaseballscorecards.com

AB	33
R	2
H	8
RBI	1
BB	4
SO	5
LOB	18

WP: 1	PA: 38		
PB: 0			
SB: 0			
CS: 2			

BOTTOM

Cleveland Indians @ Minnesota Twins

Target Field, Minneapolis, MN

Wed Aug 01 2018, 12:12 PM - 3:13 PM CDT

Att. 29,261 - Cloudy - 73 F

livebaseballscorecards.com

Batter	1	2	3	4	5	6	7	8	9	AB	R	H	RBI	BB	SO	LOB
7 Joe Mauer, L (1, 10) OBP: 0.356, SLG: 0.370	C FF 92 B CH 88 F CH 88 B SI 94 S SL 86 2-3 ① K			F CH 89 F FF 95 X SI 94 0-2 ① G6-3		C SI 94 F SL 85 B CH 89 F FF 94 F SI 94 F SL 85 F CH 89 X SL 87 1-2 3B			C FF 92 B ST 82 C ST 82 B ST 82 C FF 96 2-3 ① K	4	0	1	0	0	2	0
20 Eddie Rosario, L (1, 7) OBP: 0.340, SLG: 0.499	B SI 94 F CH 89 F FF 95 X SL 85 1-2 ② G4-3			F FF 96 B SI 96 F FF 93 S CH 90 1-3 ② K		F CH 89 F SI 94 F SI 95 F CH 89 B FF 95 S CU 84 1-3 ③ K			C FF 94 F FF 95 F ST 83 B ST 84 X FF 94 1-2 ② G4-3	4	0	0	0	0	2	1
11 Jorge Polanco, S (1, 6) OBP: 0.370, SLG: 0.379	C SI 94 C FF 96 X SI 94 0-2 ③ P5			C CH 90 B SI 95 B CH 89 B SL 84 X SI 95 3-1 1B			B CU 80 X CH 86 1-0 ① G4-3		X FF 94 0-0 1B	4	0	2	0	0	0	0
99 Logan Morrison, L (1, 3) OBP: 0.287, SLG: 0.378		C FF 95 X SL 85 0-1 ① G6-3		S SL 83 B SI 94 B CH 89 X FF 95 2-1 ③ L8			C SL 82 B CU 84 X FF 95 1-1 ② G4-3		S ST 84 C ST 84 S FF 96 0-3 ③ K	4	0	0	0	0	1	2
22 Miguel Sanó, R (1, 5) OBP: 0.276, SLG: 0.402		F FF 96 C FF 96 S SL 87 0-3 ② K			B SL 85 S SL 86 F FF 94 F SL 86 B CU 82 B FF 95 X SL 86 3-2 26 G1-6-3 1B		B SL 85 B CH 89 C SL 85 B FF 96 X SL 85 3-1 ③ F7			3	0	1	0	0	1	0
26 Max Kepler, L (1, 9) OBP: 0.318, SLG: 0.416 (9, 8)		B FF 96 F SI 94 F SL 86 C FF 95 1-3 ③ K			X CH 88 0-0 ① ② G1-6-3 1-2f			B SI 95 F CH 89 X CH 89 1-1 36 BB 1B		3	0	1	0	0	1	1
23 Mitch Garver, R (1, 2) OBP: 0.345, SLG: 0.407			C FF 95 S SL 84 S SL 88 0-3 ① K		S SL 82 F SL 85 B CU 83 B FF 95 F FF 95 B SL 87 F FF 96 S FF 96 3-3 ③ K			B SL 82 F FF 94 S FF 92 X FF 94 1-2 ① F8		3	0	0	0	0	2	1
60 Jake Cave, L (1, 8) OBP: 0.304, SLG: 0.462 36 Robbie Grossman, R (8, PH) OBP: 0.330, SLG: 0.359 (9, 9)			X SI 95 0-0 ② G6-3			B FF 94 S CH 86 B SI 94 F FF 94 S SL 86 2-3 ① K		D ST 81 1 SAFE B SI 94 C FF 94 F FF 94 D ST 83 F FF 95 F FF 95 F FF 95 4-2 1 SAFE 1 SAFE F ST 82 B FF 95 1-2 24 G6-4-3 BB		2 0	0 0	0 0	0 0	0 0	1 0	0 0
16 Ehire Adrianza, S (1, 4) OBP: 0.307, SLG: 0.380 24 Logan Forsythe, R (8, PH) OBP: 0.269, SLG: 0.289 (9, 4)			C SI 95 S SL 86 S SL 87 0-3 ③ K			C CU 82 B CH 89 S SI 94 B FF 95 S CH 90 2-3 ② K		C ST 82 C FF 95 X FF 95 0-2 ② ③ G6-4-3 1-2f		2 1	0 0	0 0	0 0	0 0	2 0	0 2
Inning Stats	R: 0 E: 0 K: 1 S: 9 H: 0 LOB: 0 BB: 0 P: 12	R: 0 E: 0 K: 2 S: 8 H: 0 LOB: 0 BB: 0 P: 9	R: 0 E: 0 K: 2 S: 7 H: 0 LOB: 0 BB: 0 P: 7	R: 0 E: 0 K: 1 S: 10 H: 1 LOB: 1 BB: 0 P: 16	R: 0 E: 0 K: 1 S: 10 H: 1 LOB: 0 BB: 0 P: 16	R: 0 E: 0 K: 3 S: 18 H: 1 LOB: 1 BB: 0 P: 24	R: 0 E: 0 K: 0 S: 5 H: 0 LOB: 0 BB: 0 P: 10	R: 0 E: 0 K: 0 S: 14 H: 1 LOB: 1 BB: 1 P: 20	R: 0 E: 0 K: 2 S: 11 H: 1 LOB: 1 BB: 0 P: 14	1B: 4 2B: 0 3B: 1 HR: 0 SF: 0 SAC: 0 DP: 2 HBP: 0						

	AB	30
	R	0
	H	5
	RBI	0
	BB	1
	SO	12
	LOB	7

PITCHER	IP	WLS	BF	H	R	ER	SO	BB	IBB	HBP	BLK	WP	HR	S	P	ERA	WHIP
59 Carlos Carrasco, R (1, 1) ERA: 3.66	7.1	W	25	4	0	0	10	0	0	0	0	0	0	72	101	0.00	0.545
33 Brad Hand, L (8, 1) ERA: 2.81	1.2	S	6	1	0	0	2	1	0	0	0	0	0	20	27	0.00	1.200

PITCHER	IP	WLS	BF	H	R	ER	SO	BB	IBB	HBP	BLK	WP	HR	S	P	ERA	WHIP

Los Angeles Angels @ Cleveland Indians

Progressive Field, Cleveland, OH

Fri Aug 03 2018, 7:12 PM - 10:20 PM EDT

Att. 35,242 - Partly Cloudy - 82 F

TOP

livebaseballscorecards.com

Batter	1	2	3	4	5	6	7	8	9	AB	R	H	RBI	BB	SO	LOB
56 Kole Calhoun, L (1, 9) OBP: 0.269, SLG: 0.384	F FF 95 S FF 95 B CH 90 F SL 82 X CH 90 1-2 17 HR 1B	1 SAFE B FF 93 B CH 87 C FF 92 1 SAFE F FF 93 1 SAFE 1 SAFE B SL 81 3-3 F FF 94 S FF 94 K ③			X FF 94 0-0 F8 ①		S SL 82 C FF 92 F SL 83 B FF 92 X SL 82 1-2 F9 ③	0-0 IBB		4	1	1	0	1	1	3
8 Justin Upton, R (1, 7) OBP: 0.351, SLG: 0.449	C SL 80 B FF 96 F FF 97 B FF 95 D SL 82 1 SAFE C FF 96 3-3 K ①		S FF 94 S FF 95 F SL 80 S FF 96 0-3 K ①		F FF 94 F SL 82 S SL 81 0-3 K ②			K P4		5	0	0	0	0	4	5
17 Shohei Ohtani, L (1, 10) OBP: 0.343, SLG: 0.533	C FF 95 X FF 96 0-1 1-H HR		B FF 94 B CH 88 B CH 88 C FF 92 C FF 94 X FF 94 3-2 HR		B CU 75 F CH 87 1 SAFE C SL 76 X CH 88 1-2 G4-3 ③			B SL 78 X SI 90 1-0 2 FC6-4 5 S 6 2B 1B	C SI 90 B CH 82 C SL 82 B FF 90 X CH 84 2-2 2 G4-3 1B	5	3	4	3	0	0	1
5 Albert Pujols, R (1, 3) OBP: 0.291, SLG: 0.431	C FF 96 B CU 78 S SL 80 S SL 82 1-3 K ②		X FF 95 0-0 G3 ②			B FF 92 B SL 79 B FF 92 F FF 91 X FF 92 3-1 G5-3 ①		1 SAFE B SI 84 B SI 88 B SI 85 3-0 2 FC6-4 1-2 IBB	B SI 89 X SI 90 1-0 F9 ①	4	0	0	0	1	1	1
2 Andrelton Simmons, R (1, 6) OBP: 0.357, SLG: 0.424	B FF 96 C SL 80 S SL 81 B SL 82 B FF 95 F SL 80 X FF 94 3-2 6 S 1B		C FF 94 X FF 94 0-1 G5-3 ③			C SL 79 X FF 92 0-1 P4 ②		X SI 87 0-0 FC6-4 6 2B 10 1B ② 1-2f 2-3	C SI 90 X SI 90 1-1 G4-3 ② ③ 1-2f	5	1	1	0	0	0	3
6 David Fletcher, R (1, 4) OBP: 0.319, SLG: 0.377	1 SAFE F FF 95 C SL 81 F FF 95 1 SAFE F SL 80 F CU 77 B FF 94 F CU 76 1-2 F FF 85 X FF 93 L9 ③ 1-2			C FF 92 S CH 87 X SL 78 0-2 L7 ①		B CU 75 B FF 92 F FF 92 C FF 92 X SL 78 2-2 F7 ③		C SI 86 B SL 81 T SI 87 F SI 87 F SI 88 1 SAFE X SL 81 1-2 10 1B 9 2B 2B 1-3 3-H		4	1	1	1	0	0	1
37 Francisco Arcia, L (1, 2) OBP: 0.467, SLG: 1.000 19 Jefry Marte, R (7, PH) OBP: 0.254, SLG: 0.361 (7, 5) 18 Luis Valbuena, L (8, PH) OBP: 0.253, SLG: 0.335 (8, 5)		F FF 94 F SL 81 X FF 95 0-2 G1-3 ①		B SL 79 S FF 93 C CU 78 B FF 93 F FF 93 X CH 87 2-2 L8 ②			B FF 91 C SL 82 X SL 82 1-1 G5-3 ①	0-0 10 1B 9 2B IBB		2 1 0	0 0 1	0 0 0	0 0 0	0 0 1	0 0 0	0 0 0
22 Kaleb Cowart, S (1, 5) OBP: 0.167, SLG: 0.125 10 José Briceño, R (7, PH) OBP: 0.306, SLG: 0.379 (7, 2)		X FF 95 0-0 F7 ②		C CU 75 C FF 93 F FF 93 S CU 77 0-3 K ③			B FF 93 B SL 81 S SL 81 B FF 92 B FF 91 4-1 56 WP BB	C SI 85 F SI 86 X SI 88 0-2 9 2B 1B 1-2 2-3 3-H		2 1	0 0	0 1	0 1	0 1	1 0	0 0
9 Eric Young Jr., S (1, 8) OBP: 0.273, SLG: 0.300		B CU 77 C FF 94 S CU 76 H SL 83 2-2 HBP			C FF 92 B CU 76 X FF 94 1-1 1B		F SL 82 C SL 82 C FF 93 0-3 K ②	B SI 88 B FF 89 X FF 86 2-0 1-3 2-H 3-H 2B		3	0	2	2	0	1	1
Inning Stats	R: 2 H: 3 E: 0 LOB: 1 K: 2 BB: 0 S: 24 P: 33	R: 0 H: 0 E: 0 LOB: 1 K: 1 BB: 0 S: 10 P: 15	R: 1 H: 1 E: 0 LOB: 0 K: 1 BB: 0 S: 10 P: 13	R: 0 H: 0 E: 0 LOB: 0 K: 1 BB: 0 S: 11 P: 13	R: 0 H: 1 E: 0 LOB: 1 K: 1 BB: 0 S: 9 P: 11	R: 0 H: 0 E: 0 LOB: 0 K: 0 BB: 0 S: 7 P: 12	R: 0 H: 0 E: 0 LOB: 1 K: 1 BB: 1 S: 10 P: 16	R: 4 H: 4 E: 0 LOB: 3 K: 1 BB: 3 S: 15 P: 24	R: 0 H: 1 E: 0 LOB: 0 K: 0 BB: 0 S: 6 P: 10	1B: 6 SF: 0 2B: 2 SAC: 0 3B: 0 DP: 1 HR: 2 HBP: 1						

	AB	36
	R	7
	H	10
	RBI	7
	BB	4
	SO	8
	LOB	15

WP: 1 PA: 41
PB: 0
SB: 2
CS: 0

PITCHER		IP	WLS	BF	H	R	ER	SO	BB	IBB	HBP	BLK	WP	HR	S	P	ERA	WHIP
52 Mike Clevinger, R ERA: 3.48	(1, 1)	6.0		24	5	3	3	6	0	0	1	0	0	2	71	97	4.50	0.833
24 Andrew Miller, L ERA: 4.11	(7, 1)	1.0		4	0	0	0	1	1	0	0	0	1	0	10	16	0.00	1.000
58 Neil Ramírez, R ERA: 4.28	(8, 1)	0.1		1	0	0	0	1	0	0	0	0	0	0	3	5	0.00	0.000
39 Oliver Pérez, L ERA: 1.62	(8, 1)	0.0	L	1	1	0	0	0	0	0	0	0	0	0	1	2	∞	∞
90 Adam Cimber, R ERA: 3.51	(8, 1)	0.1		7	3	4	4	0	0	3	0	0	0	0	10	16	108.00	9.000

PITCHER		IP	WLS	BF	H	R	ER	SO	BB	IBB	HBP	BLK	WP	HR	S	P	ERA	WHIP
61 Dan Otero, R ERA: 5.05	(8, 1)	1.1		4	1	0	0	0	0	0	0	0	0	0	7	11	0.00	0.750

BOTTOM

Los Angeles Angels @ Cleveland Indians

Progressive Field, Cleveland, OH

Fri Aug 03 2018, 7:12 PM - 10:20 PM EDT

Att. 35,242 - Partly Cloudy - 82 F

livebaseballscorecards.com

Batter	1	2	3	4	5	6	7	8	9	AB	R	H	RBI	BB	SO	LOB
12 Francisco Lindor, S (1, 6) OBP: 0.371, SLG: 0.558	B FF 90 C FF 91 B CH 82 F FF 91 F SL 82 B CH 82 B SL 82 4-2 23 2B BB	1 SAFE B SL 82 B SI 91 C SI 91 T SL 81 1 SAFE F SI 90 1 SAFE X SI 91 2-2 ② F8		X SL 81 0-0 ② F8		B SI 91 1-0 ③ CS 1-2	B FF 98 X FF 98 1-0 ① L7		B FS 80 C FS 80 X CU 77 1-1 23 DI 1B	4	1	1	0	1	0	3
23 Michael Brantley, L (1, 7) OBP: 0.340, SLG: 0.465	C SI 91 X SI 89 0-1 11 1B 1-H 2B	B SL 80 X SL 82 1-0 ③ L3		B CH 84 C SI 91 B SL 80 X SL 82 2-1 ③ G3-1			B SL 87 C SL 86 B FF 98 S SL 87 X SL 87 2-2 ② F7		B FF 91 B FF 92 C FF 92 X FS 80 2-1 ③ G4-3 1-2	5	1	1	1	0	0	4
11 José Ramírez, S (1, 5) OBP: 0.408, SLG: 0.628	C SL 81 B CH 84 B SL 80 X SI 91 2-1 17 G2-3 2-H 1B	B SI 90 C CH 81 B CH 82 B SL 81 C SL 81 S SL 80 3-3 ① K	C SL 82 B SI 90 B SI 90 F CH 83 B SI 91 F SL 82 F SL 82 S SL 83 3-3 ① K				C FF 98 B FF 98 F SL 87 B FF 98 S FF 98 2-3 ③ K			4	0	1	1	0	3	0
10 Edwin Encarnación, R (1, 10) OBP: 0.325, SLG: 0.474	C SL 80 X FF 92 0-1 ① P6	B SI 91 C SI 91 B SL 84 S CH 82 B FF 91 B SL 82 4-2 BB	B SI 91 B FF 91 B SL 82 C SL 82 F SL 81 X SL 82 3-2 1B					C FF 92 C SL 81 B FF 92 X FF 94 1-2 ① L9		3	0	1	0	1	0	1
17 Yonder Alonso, L (1, 3) OBP: 0.324, SLG: 0.456	B SI 91 B CH 83 1 SAFE B SI 91 S SI 91 1 SAFE C SI 92 F SL 83 F SL 80 3-2 1 SAFE X SL 81 ② G2-3 1-2	B SI 91 B CH 82 B SL 82 X SI 92 3-0 ② F8	B SI 91 B SL 82 F SL 81 F SI 90 S SL 82 2-3 ② K					F FF 92 X FF 91 0-1 ② G4-3		4	0	0	0	0	1	3
53 Melky Cabrera, S (1, 9) OBP: 0.284, SLG: 0.354	C SL 81 X SL 79 0-1 ③ G4-3	D CH 82 X SI 92 1-0 ③ G6-3			X SI 91 0-0 ③ F8			C FF 92 X SL 81 0-1 ③ G1-3		4	0	0	0	0	0	3
22 Jason Kipnis, L (1, 4) OBP: 0.301, SLG: 0.354		C FF 88 X SI 90 0-1 ① G5-3		X FF 90 0-0 ① F7		B CU 82 B CU 81 B FF 90 C FF 91 F FF 91 X FF 91 3-2 ① P6			C CU 76 X CU 77 0-1 ① F9	4	0	0	0	0	0	0
7 Yan Gomes, R (1, 2) OBP: 0.298, SLG: 0.425 55 Roberto Pérez, R (4, PH) OBP: 0.246, SLG: 0.236 (5, 2)		C FF 91 X SL 79 0-1 13 1B 2B		B FF 90 B FF 90 F FF 90 C SL 82 B SL 82 X FF 91 3-2 13 FC3 1B		B FF 91 B SI 91 F SI 92 X SI 92 2-1 ② G6-3			C FF 91 C CU 77 S FS 81 0-3 ② K	1 3	1 0	1 1	0 0	0 0	0 1	0 0
13 Leonys Martin, L (1, 8) OBP: 0.327, SLG: 0.422		F SL 81 B SI 91 X SI 92 1-1 2-H 1B		F SI 91 X SI 92 0-1 FC3 1-2		B CU 80 S FF 91 B FF 91 B CU 80 B FF 92 4-1 12 CS BB			B CU 77 C FF 91 B CU 78 X FF 91 2-1 HR	3	1	2	2	1	0	1

Inning Stats	1	2	3	4	5	6	7	8	9
	R: 2 E: 0 K: 0 S: 16	R: 1 E: 0 K: 0 S: 11	R: 0 E: 0 K: 1 S: 7	R: 0 E: 0 K: 0 S: 9	R: 0 E: 0 K: 2 S: 12	R: 0 E: 0 K: 0 S: 6	R: 0 E: 0 K: 1 S: 7	R: 0 E: 0 K: 0 S: 7	R: 1 E: 0 K: 1 S: 11
	H: 2 LOB: 1 BB: 1 P: 25	H: 2 LOB: 1 BB: 0 P: 15	H: 0 LOB: 1 BB: 1 P: 18	H: 1 LOB: 2 BB: 0 P: 14	H: 1 LOB: 1 BB: 0 P: 20	H: 0 LOB: 0 BB: 1 P: 16	H: 0 LOB: 0 BB: 0 P: 12	H: 0 LOB: 0 BB: 0 P: 8	H: 2 LOB: 1 BB: 0 P: 16

	AB	35
	R	4
	H	8
	RBI	4
	BB	3
	SO	5
	LOB	15

1B: 5 SF: 0 WP: 0 PA: 39
2B: 2 SAC: 0 PB: 0
3B: 0 DP: 0 SB: 0
HR: 1 HBP: 0 CS: 1

PITCHER		IP	WLS	BF	H	R	ER	SO	BB	IBB	HBP	BLK	WP	HR	S	P	ERA	WHIP
51 Jaime Barria, R ERA: 3.84	(1, 1)	5.0		24	6	3	3	3	2	0	0	0	0	0	55	92	5.40	1.600
48 Jose Alvarez, L ERA: 2.98	(6, 1)	1.0		3	0	0	0	0	1	0	0	0	0	0	6	16	0.00	1.000
38 Justin Anderson, R ERA: 3.07	(7, 1)	1.0	W	3	0	0	0	1	0	0	0	0	0	0	7	12	0.00	0.000
32 Cam Bedrosian, R ERA: 3.33	(8, 1)	1.0		3	0	0	0	0	0	0	0	0	0	0	7	8	0.00	0.000
53 Blake Parker, R ERA: 3.38	(9, 1)	1.0		5	2	1	1	1	0	0	0	0	0	1	11	16	9.00	2.000

PITCHER	IP	WLS	BF	H	R	ER	SO	BB	IBB	HBP	BLK	WP	HR	S	P	ERA	WHIP

Batter	1	2	3	4	5	6	7	8	9	AB	R	H	RBI	BB	SO	LOB
56 Kole Calhoun, L (1, 9) OBP: 0.269, SLG: 0.381	F SI 93 B SI 92 X CH 86 1-1 ① L6		B FC 88 S CU 85 B CU 84 B FC 90 D FC 90 4-1 BB		C SI 91 C SI 92 T FF 92 0-2 ③ K			F CU 83 B SI 92 F FC 88 X FF 92 1-2 ② L8		3	0	0	0	1	1	0
8 Justin Upton, R (1, 7) OBP: 0.348, SLG: 0.444	C SI 93 B FC 90 F CU 85 B CU 86 S FC 90 2-3 ② K		B FC 90 F CU 85 X FC 91 1-1 ② F9 2-3			X SI 91 0-0 ① G6-3		C SI 92 B FF 91 S CU 84 C SI 93 1-3 ③ K		4	0	0	0	0	2	2
17 Shohei Ohtani, L (1, 10) OBP: 0.337, SLG: 0.521	B CU 85 B FC 90 F FC 90 B CU 86 S FC 90 C FC 90 3-3 ③ K		C FC 90 F CU 85 B FC 89 X FC 90 1-2 ③ G5-3			L CU 82 B SI 91 S CU 83 C SI 92 1-3 ② K			B SI 91 X FC 89 1-0 ① F9	4	0	0	0	0	2	2
5 Albert Pujols, R (1, 3) OBP: 0.290, SLG: 0.430		F SI 92 X FC 89 0-1 ① P3		B FC 89 X SI 90 1-0 ① G6-3		C CU 84 B CU 83 B FC 88 B FC 89 X SI 92 3-1 1B			B SI 92 C CU 83 X FC 89 1-1 ② P4	4	0	1	0	0	0	0
2 Andrelton Simmons, R (1, 6) OBP: 0.356, SLG: 0.422		B SI 92 X FC 89 1-0 ② G6-3		X SI 91 0-0 6 G6-3 1B		B FC 89 X CU 84 1-0 ③ G4-3			C CU 83 B SI 93 X CU 83 1-1 ③ G1	4	0	1	0	0	0	1
6 David Fletcher, R (1, 4) OBP: 0.319, SLG: 0.371		C SI 91 H SI 92 1-1 HBP		C FC 88 B FC 89 X SI 91 1-1 ② G6-3 1-2			C SI 90 X CU 82 0-1 ① G5-3			2	0	0	0	0	0	1
37 Francisco Arcia, L (1, 2) OBP: 0.389, SLG: 0.824		X FC 88 0-0 ③ L3		B SI 92 B CH 86 F CU 84 X FC 89 2-1 ③ G3			C CU 82 C CU 82 B SI 91 S CU 86 1-3 ② K			3	0	0	0	0	1	2
22 Kaleb Cowart, S (1, 5) OBP: 0.143, SLG: 0.105			C SI 92 F CH 85 B SI 91 C FC 89 1-3 ① K		X FF 90 0-0 ① G3		B SI 90 S CH 85 B SI 91 F FC 88 B SI 92 X SI 92 3-2 ③ F8			3	0	0	0	0	1	0
9 Eric Young Jr., S (1, 8) OBP: 0.286, SLG: 0.385			X SI 92 0-0 8 F9 2B		X SI 90 0-0 ② G4-3			C SI 89 F CU 81 B SI 91 F FC 87 X SI 90 1-2 ① L4		3	0	1	0	0	0	0
Inning Stats	R: 0 E: 0 K: 2 S: 8 H: 0 LOB: 0 BB: 0 P: 14	R: 0 E: 0 K: 0 S: 5 H: 0 LOB: 1 BB: 0 P: 7	R: 0 E: 0 K: 1 S: 10 H: 1 LOB: 2 BB: 1 P: 17	R: 0 E: 0 K: 0 S: 6 H: 1 LOB: 1 BB: 0 P: 10	R: 0 E: 0 K: 1 S: 5 H: 0 LOB: 0 BB: 0 P: 5	R: 0 E: 0 K: 1 S: 7 H: 1 LOB: 1 BB: 0 P: 12	R: 0 E: 0 K: 1 S: 8 H: 0 LOB: 0 BB: 0 P: 12	R: 0 E: 0 K: 1 S: 10 H: 0 LOB: 0 BB: 0 P: 13	R: 0 E: 0 K: 0 S: 5 H: 0 LOB: 0 BB: 0 P: 8	1B: 2 2B: 1 3B: 0 HR: 0	SF: 0 SAC: 0 DP: 0 HBP: 1			WP: 0 PB: 0 SB: 0 CS: 0	PA: 32		

PITCHER	IP	WLS	BF	H	R	ER	SO	BB	IBB	HBP	BLK	WP	HR	S	P	ERA	WHIP
28 Corey Kluber, R (1, 1) ERA: 2.63	9.0	W	32	3	0	0	7	1	0	1	0	0	0	64	98	0.00	0.444

PITCHER	IP	WLS	BF	H	R	ER	SO	BB	IBB	HBP	BLK	WP	HR	S	P	ERA	WHIP

TOP

Los Angeles Angels @ Cleveland Indians

Progressive Field, Cleveland, OH

Sat Aug 04 2018, 7:11 PM - 9:38 PM EDT

Att. 34,814 - Clear - 82 F

livebaseballscorecards.com

AB	30
R	0
H	3
RBI	0
BB	1
SO	7
LOB	8

Batter	1	2	3	4	5	6	7	8	9	AB	R	H	RBI	BB	SO	LOB
12 Francisco Lindor, S (1, 6) OBP: 0.373, SLG: 0.559	B SL 79 C SL 79 B SI 94 B SI 94 B SI 94 4-1 23 CS BB		B SI 93 B CH 86 F SI 94 T SI 93 C SI 93 2-3 ③ K			B SL 80 X SI 92 1-0 23 1B 2B	C SL 88 S SL 89 B FF 98 B FF 98 X SL 91 2-2 ③ G6-3			3	1	1	0	1	1	2
23 Michael Brantley, L (1, 7) OBP: 0.343, SLG: 0.466	D SI 94 C SI 93 D SL 83 1 SAFE B SI 92 C SI 93 B SI 93 4-2 ① 1-2 BB			F CH 86 B SI 93 F SI 93 F SL 83 B SL 83 B CH 86 F SI 94 B SI 94 4-2 10 G6-3 BB		B SL 81 C SL 80 B SI 92 B SL 80 F SL 81 X SI 91 3-2 2-H 1B		C CU 76 B CH 85 X CH 85 1-1 ① G6-3		2	0	1	1	2	0	0
11 José Ramírez, S (1, 5) OBP: 0.406, SLG: 0.624	B SL 82 1 SAFE C SI 92 B CH 86 X SI 92 2-1 ② P6			X SI 94 0-0 ① P6		C CH 84 D SL 81 B CH 84 C SI 91 1 SAFE F CH 84 B SI 91 1 SAFE F CH 84 3-2 X CH 84 L7		C FF 91 C CU 78 F CH 85 B CH 85 X FF 90 1-2 10 G5-3 10 S 1B		4	0	1	0	0	0	3
10 Edwin Encarnación, R (1, 10) OBP: 0.321, SLG: 0.469	B SI 92 B FF 92 X FF 93 2-0 ③ F7			D SL 84 S SL 82 F SI 92 F SI 91 F SL 82 1 SAFE B SL 83 X CH 84 2-2 ② G6-3 1-2		C SI 92 B SI 92 1 SAFE X SI 92 1-1 ② P4		C CU 78 X CU 79 0-1 ② G5-3 1-3		4	0	0	0	0	0	4
17 Yonder Alonso, L (1, 3) OBP: 0.321, SLG: 0.450		B SI 92 X SI 92 1-0 ① G1-3		S SL 81 X CH 86 0-1 ③ P6		B SI 92 B CH 87 F SI 93 F SI 92 D CU 79 S CU 80 3-3 ③ K		S CH 87 F CH 86 F CH 86 X CU 79 0-2 ③ G3-1		4	0	0	0	0	1	3
53 Melky Cabrera, S (1, 9) OBP: 0.286, SLG: 0.347 6 Brandon Guyer, R (7, PR) (8, 9) OBP: 0.296, SLG: 0.384		B SI 93 C SI 93 B SL 82 X CH 86 2-1 ② G4-3			B SI 92 C SL 82 C SI 93 B SL 84 B SI 92 X SL 82 3-2 ① L8		B SL 90 B SL 90 F FF 96 B FF 97 C FF 97 B FF 97 4-2 55 SH1-4 22 WP 13 PB BB			2 0	0 1	0 0	0 0	1 0	0 0	0 0
22 Jason Kipnis, L (1, 4) OBP: 0.301, SLG: 0.352		B SI 93 C CH 85 B SL 83 X SI 93 2-1 ③ F7			X SI 94 0-0 ② F8		B SL 89 B FF 96 B FF 97 C FF 96 B FF 96 4-1 13 PB 55 SH1-4 1-2 BB			2	0	0	0	1	0	0
55 Roberto Pérez, R (1, 2) OBP: 0.243, SLG: 0.232			S SL 79 X SI 93 0-1 ① G4-3		X SI 93 0-0 ③ G4-3		L SL 90 X FF 93 0-1 ① SH1-4 1-2 2-3			2	0	0	0	0	0	0
13 Leonys Martin, L (1, 8) OBP: 0.328, SLG: 0.431			C SL 79 S SL 84 B FF 92 X SI 93 1-2 ② G5-3			B CH 84 B CH 83 C SI 92 B SI 92 X SI 93 3-1 HR	B SL 90 B SL 91 F FF 97 S FF 96 B FF 97 F SL 91 S FF 97 3-3 ② K 2-3 3-H			3	1	1	1	0	1	2
Inning Stats	R: 0 E: 0 K: 0 S: 6 H: 0 LOB: 1 BB: 2 P: 18	R: 0 E: 0 K: 0 S: 5 H: 0 LOB: 0 BB: 0 P: 10	R: 0 E: 0 K: 1 S: 8 H: 0 LOB: 0 BB: 0 P: 11	R: 0 E: 0 K: 0 S: 12 H: 0 LOB: 1 BB: 1 P: 18	R: 0 E: 0 K: 0 S: 5 H: 0 LOB: 0 BB: 0 P: 8	R: 2 E: 0 K: 1 S: 16 H: 3 LOB: 1 BB: 0 P: 30	R: 1 E: 0 K: 1 S: 12 H: 0 LOB: 2 BB: 2 P: 25	R: 0 E: 0 K: 0 S: 12 H: 1 LOB: 1 BB: 0 P: 14		1B: 2 2B: 1 3B: 0 HR: 1 SF: 0 SAC: 1 DP: 0 HBP: 0				WP: 1 PB: 1 SB: 1 CS: 1 PA: 32		

PITCHER		IP	WLS	BF	H	R	ER	SO	BB	IBB	HBP	BLK	WP	HR	S	P	ERA	WHIP
64 Félix Peña, R ERA: 4.97	(1, 1)	5.1	L	21	3	2	2	1	3	0	0	0	0	1	47	86	3.38	1.125
33 Jim Johnson, R ERA: 3.35	(6, 1)	0.2		2	0	0	0	1	0	0	0	0	0	0	5	9	0.00	0.000
57 Hansel Robles, R ERA: 4.38	(7, 1)	1.0		5	0	1	0	1	2	0	0	0	1	0	12	25	0.00	2.000
25 Noé Ramirez, R ERA: 4.62	(8, 1)	1.0		4	1	0	0	0	0	0	0	0	0	0	12	14	0.00	1.000

PITCHER	IP	WLS	BF	H	R	ER	SO	BB	IBB	HBP	BLK	WP	HR	S	P	ERA	WHIP

BOTTOM

Los Angeles Angels @ Cleveland Indians

Progressive Field, Cleveland, OH

Sat Aug 04 2018, 7:11 PM - 9:38 PM EDT

Att. 34,814 - Clear - 82 F

livebaseballscorecards.com

AB	26
R	3
H	4
RBI	2
BB	5
SO	3
LOB	14

Batter	1	2	3	4	5	6	7	8	9	AB	R	H	RBI	BB	SO	LOB
56 Kole Calhoun, L (1, 9) OBP: 0.271, SLG: 0.387	F FF 93 C FF 94 B FF 94 X FF 94 1-2 ① F7		X FF 93 0-0 ② L9		F FF 92 X FF 92 0-1 17 1B 1-H 3B		C SL 82 X SL 84 0-1 ① L8		X FF 94 0-0 8 FC5-4 1B	5	1	2	1	0	0	2
9 Eric Young Jr., S (1, 8) OBP: 0.278, SLG: 0.353 8 Justin Upton, R (9, PH) OBP: 0.347, SLG: 0.443	S KC 80 B FF 93 B KC 80 F SL 83 C FF 94 2-3 ② K		B FF 93 B KC 78 C FF 92 B FF 92 F FF 92 S FF 93 3-3 ③ K		F KC 79 S KC 80 C FF 93 0-3 ② K		X FF 93 0-0 6 FC5 17 HBP 1-2 1B		B FF 93 X SI 94 1-0 ① FC5-4 17 G3 17 WP 2 1B 1-2f	4 1	0 1	1 1	0 0	0 0	3 0	2 1
17 Shohei Ohtani, L (1, 10) OBP: 0.343, SLG: 0.526	B KC 80 C KC 79 S SL 84 B FF 94 X KC 81 2-2 2B			B FF 93 B CH 90 C FF 93 X SL 84 2-1 ① F9	B FF 92 B FF 92 X KC 80 2-0 3-H 1B		B FF 94 S SL 84 H FF 94 2-1 6 FC5 1-2 2-3 HBP		B ST 82 C ST 82 S ST 83 D ST 84 X ST 83 2-2 ② G3 1-3	4	0	2	1	0	0	1
2 Andrelton Simmons, R (1, 6) OBP: 0.356, SLG: 0.421	C FF 92 C FF 93 X SL 84 0-2 ③ G5-3			B SL 83 F FF 93 F FF 92 B FF 93 F FF 93 X FF 94 2-2 6 2B 1B	X FF 93 0-0 ③ F8		X FF 93 0-0 ② F3		B ST 82 S ST 83 X ST 83 1-1 3-H 1B	5	0	2	1	0	0	5
6 David Fletcher, R (1, 4) OBP: 0.315, SLG: 0.372		C FF 93 B FF 93 C FF 93 B FF 94 X FF 93 2-2 ① G4-3		B FF 93 X FF 92 1-0 1-3 2B		F FF 92 B SL 82 X FF 92 1-1 ① G4-3	B FF 94 B FF 94 X FF 94 2-0 ③ FC5 1-2 2-3f		C FF 94 F FF 96 S ST 84 0-3 ③ K2-3	5	0	1	0	0	1	4
37 Francisco Arcia, L (1, 3) OBP: 0.318, SLG: 0.667		C FF 93 C CH 89 B FF 94 T FF 94 1-2 ② K		C KC 80 B FF 93 F KC 80 S FF 93 1-3 ② K	C KC 79 B KC 78 S FF 93 C FF 93 1-3 ② K			C KC 84 B FF 92 X KC 84 1-1 ① L5		4	0	0	0	0	3	2
22 Kaleb Cowart, S (1, 7) OBP: 0.200, SLG: 0.136		X FF 94 0-0 ③ L1-3		F KC 81 B KC 80 T FF 93 F FF 94 B KC 80 F KC 80 C FF 93 2-3 ③ K	B KC 78 B KC 78 F FF 93 F FF 92 B FF 93 F FF 93 F FF 93 D FF 94 4-2 19 FC6-4 BB			X FF 95 0-0 19 S 1B		3	0	1	0	1	1	2
19 Jefry Marte, R (1, 5) OBP: 0.246, SLG: 0.350			X FF 93 0-0 ① F9		B KC 77 C SL 81 C FF 93 B FF 93 X SL 84 2-2 ① G5-3	1 SAFE B SI 85 F SI 85 C SI 86 F FF 88 1 SAFE X FF 88 1-2 ③ FC6-4 1-2f		C KC 84 B KC 84 S FF 94 B FF 94 D KC 84 T FF 94 3-2 ② K 1-2		4	0	0	0	0	1	2
10 José Briceño, R (1, 2) OBP: 0.333, SLG: 0.393			B FF 93 C FF 92 X SL 83 1-1 1B		B FF 93 F FF 92 B FF 92 X SL 82 2-1 56 3B 1B		F SI 84 F SI 87 F FF 88 H FF 89 1-2 17 HBP 9 1B HBP	X FF 94 0-0 ③ P3		3	1	2	0	0	0	1
Inning Stats	R: 0 E: 0 K: 1 S: 12 H: 1 LOB: 1 BB: 0 P: 17	R: 0 E: 0 K: 1 S: 7 H: 0 LOB: 0 BB: 0 P: 10	R: 0 E: 0 K: 1 S: 7 H: 1 LOB: 1 BB: 0 P: 11	R: 0 E: 0 K: 2 S: 15 H: 2 LOB: 2 BB: 0 P: 23	R: 2 E: 0 K: 1 S: 12 H: 3 LOB: 1 BB: 0 P: 18	R: 0 E: 0 K: 1 S: 13 H: 0 LOB: 1 BB: 1 P: 20	R: 0 E: 0 K: 0 S: 9 H: 1 LOB: 3 BB: 0 P: 14	R: 0 E: 0 K: 1 S: 7 H: 1 LOB: 1 BB: 0 P: 11	R: 1 E: 0 K: 1 S: 10 H: 2 LOB: 1 BB: 0 P: 14	1B: 8 2B: 2 3B: 1 HR: 0 SF: 0 SAC: 0 DP: 0 HBP: 2						

TOP

Los Angeles Angels @ Cleveland Indians

Progressive Field, Cleveland, OH

Sun Aug 05 2018, 1:12 PM - 4:17 PM EDT

Att. 28,993 - Sunny - 84 F

livebaseballscorecards.com

AB	38
R	3
H	11
RBI	3
BB	1
SO	9
LOB	22

WP: 1 PA: 41
PB: 0
SB: 1
CS: 0

PITCHER		IP	WLS	BF	H	R	ER	SO	BB	IBB	HBP	BLK	WP	HR	S	P	ERA	WHIP
57 Shane Bieber, R ERA: 4.74	(1, 1)	5.2	W	25	7	2	2	7	1	0	0	0	0	0	62	94	3.18	1.412
90 Adam Cimber, R ERA: 3.48	(6, 1)	0.1	H	2	0	0	0	0	0	0	1	0	0	0	7	9	0.00	0.000
24 Andrew Miller, L ERA: 4.02	(7, 1)	0.1	H	3	1	0	0	0	0	0	1	0	0	0	4	6	0.00	3.000
37 Cody Allen, R ERA: 4.27	(7, 1)	1.2	H	6	1	0	0	1	0	0	0	0	0	0	9	15	0.00	0.600
33 Brad Hand, L ERA: 2.92	(9, 1)	1.0	S	5	2	1	1	1	0	0	0	0	1	0	10	14	9.00	2.000

PITCHER	IP	WLS	BF	H	R	ER	SO	BB	IBB	HBP	BLK	WP	HR	S	P	ERA	WHIP

BOTTOM

Los Angeles Angels @ Cleveland Indians

Progressive Field, Cleveland, OH

Sun Aug 05 2018, 1:12 PM - 4:17 PM EDT

Att. 28,993 - Sunny - 84 F

livebaseballscorecards.com

Batter	1	2	3	4	5	6	7	8	9	AB	R	H	RBI	BB	SO	LOB
12 Francisco Lindor, S (1, 6) OBP: 0.374, SLG: 0.561	B FF 91 X FF 92 1-0 11 WP 23 BB 11 HR 1B	C SL 85 B FF 93 X CH 86 1-1 23 G6-3 2B		B CH 83 B SL 88 F SL 85 F FF 93 X SL 87 2-2 ③ P6			C CU 77 C CU 78 B FF 91 B FF 91 X FS 79 2-2 ① P6			4	1	2	0	0	0	0
23 Michael Brantley, L (1, 7) OBP: 0.343, SLG: 0.462	1 SAFE B FF 91 1 SAFE B SL 83 B FF 91 C FF 91 1 SAFE C SL 84 1 SAFE 4-2 D CU 77 11 HR 1-2 BB	X FF 93 0-0 ① G6-3 2-3			C FC 88 C SI 90 S SL 83 0-3 ① K		X FF 91 0-0 ② L8			3	1	0	0	1	1	1
11 José Ramírez, S (1, 5) OBP: 0.409, SLG: 0.631	C CU 76 C SL 83 B CU 76 B FF 93 1 SAFE D CU 76 X FF 93 3-2 1-H 2-H HR	B FF 93 F CH 85 B FF 94 F FF 94 B FF 95 B CH 88 4-2 10 L8-3 BB			C SI 90 B FF 92 B CH 81 B SI 92 B SI 92 4-1 10 G5-4-3 BB		B FF 92 C CU 77 B FS 80 B FS 80 C CU 76 F FF 92 X FS 81 3-2 ③ F9			2	1	1	3	2	0	0
10 Edwin Encarnación, R (1, 10) OBP: 0.321, SLG: 0.465	H CU 76 1-0 17 1B 55 FC5-2 HBP	B SL 88 F SL 90 1 SAFE X FF 94 1-1 ②③ L8-3 1-2			C SI 89 F SI 91 X FF 91 0-2 ②③ G5-4-3 1-2f			B SI 92 C CU 78 B SI 92 X SI 92 2-1 ① G4-3		3	0	0	0	0	0	3
17 Yonder Alonso, L (1, 3) OBP: 0.320, SLG: 0.448	B FF 92 T FF 91 X CH 88 1-1 55 FC5-2 22 HBP 1-3 1B	C SL 84 B SL 86 F SL 87 F CH 86 F CH 86 F CH 87 T FF 94 1-2 ① K				S CU 82 X FF 91 0-1 ① G6-3		B CU 78 B CU 79 F SI 92 X CH 88 2-1 ② L8		4	0	1	0	0	1	0
53 Melky Cabrera, S (1, 9) OBP: 0.287, SLG: 0.346 6 Brandon Guyer, R (6, PR) OBP: 0.301, SLG: 0.389 (7, 9)	C FF 92 S FF 92 S FF 92 0-3 ① K	B FF 94 C SL 87 F FF 94 B FF 94 F CH 88 B SL 89 F CH 86 F CH 86 T SL 87 3-2 ② K				B FF 91 B FF 91 S SL 82 X FF 91 2-1 22 E 1B		B FF 92 C FF 92 X SI 93 1-1 1B		3 1	0 1	1 1	0 0	0 0	2 0	2 0
22 Jason Kipnis, L (1, 4) OBP: 0.303, SLG: 0.355	C SL 83 B FF 92 F CU 76 H FF 91 2-2 55 FC5-2 1-2 HBP	B SL 85 X SL 87 1-0 ③ G3-1				B SL 82 B FF 92 C FF 92 X FF 92 2-1 E6 1-H 2B		B SI 92 1 SAFE B FF 92 X SI 92 2-0 ③ F8		3	0	1	1	0	0	1
55 Roberto Pérez, R (1, 2) OBP: 0.245, SLG: 0.228	X FF 91 0-0 ② FC5-2 1-2 2-3 3-Hf			L CH 89 B SL 85 B SL 85 S CH 83 B SL 87 T CH 84 3-2 ① K		B SL 83 B FF 91 B SL 82 B FF 93 4-0 13 G4-6-3 BB				2	0	0	0	1	1	3
13 Leonys Martin, L (1, 8) OBP: 0.325, SLG: 0.427	C CH 84 X FF 92 0-1 ③ P6			B FF 92 S SL 85 X FF 93 1-1 ② F8		X FF 93 0-0 ②③ G4-6-3 1-2f				3	0	0	0	0	0	5
Inning Stats	R: 3 E: 0 K: 1 S: 16 H: 3 LOB: 3 BB: 1 P: 28	R: 0 E: 0 K: 0 S: 7 H: 1 LOB: 1 BB: 1 P: 13	R: 0 E: 0 K: 2 S: 13 H: 0 LOB: 0 BB: 0 P: 18	R: 0 E: 0 K: 1 S: 8 H: 0 LOB: 0 BB: 0 P: 14	R: 0 E: 0 K: 1 S: 7 H: 0 LOB: 0 BB: 1 P: 11	R: 1 E: 1 K: 0 S: 7 H: 2 LOB: 2 BB: 1 P: 15	R: 0 E: 0 K: 0 S: 8 H: 0 LOB: 0 BB: 0 P: 13	R: 0 E: 0 K: 0 S: 7 H: 1 LOB: 1 BB: 0 P: 14		1B: 4 2B: 3 3B: 0 HR: 1 SF: 0 SAC: 0 DP: 3 HBP: 2					

	AB	28
	R	4
	H	7
	RBI	4
	BB	4
	SO	5
	LOB	15

PITCHER		IP	WLS	BF	H	R	ER	SO	BB	IBB	HBP	BLK	WP	HR	S	P	ERA	WHIP
68 Deck McGuire, R ERA: 7.11	(1, 1)	0.1	L	7	3	3	3	1	1	0	2	0	1	1	13	25	81.00	12.000
67 Taylor Cole, R ERA: 1.72	(1, 1)	3.2		12	1	0	0	3	1	0	0	0	0	0	31	48	0.00	0.545
48 Jose Alvarez, L ERA: 2.89	(5, 1)	1.1		4	0	0	0	1	1	0	0	0	0	0	9	13	0.00	0.750
32 Cam Bedrosian, R ERA: 3.47	(6, 1)	0.2		4	2	1	1	0	1	0	0	0	0	0	5	13	13.50	4.500
53 Blake Parker, R ERA: 3.31	(7, 1)	1.0		3	0	0	0	0	0	0	0	0	0	0	8	13	0.00	0.000

PITCHER		IP	WLS	BF	H	R	ER	SO	BB	IBB	HBP	BLK	WP	HR	S	P	ERA	WHIP
33 Jim Johnson, R ERA: 3.27	(8, 1)	1.0		4	1	0	0	0	0	0	0	0	0	0	7	14	0.00	1.000

Minnesota Twins @ Cleveland Indians

Progressive Field, Cleveland, OH

Mon Aug 06 2018, 7:11 PM - 10:02 PM EDT

Att. 18,620 - Overcast - 85 F

TOP

livebaseballscorecards.com

Batter	1	2	3	4	5	6	7	8	9	AB	R	H	RBI	BB	SO	LOB
7 Joe Mauer, L (1, 3) OBP: 0.354, SLG: 0.364	C FF 94 B CH 86 B FF 94 X FF 94 2-1 G4-3		B FF 94 C FF 94 X FF 95 1-1 F8		C FF 95 C KC 81 S CH 89 0-3 K			B FF 88 C FF 89 F SL 78 B SI 90 T FF 90 2-2 K		3	0	0	0	0	1	2
16 Ehire Adrianza, S (8, PH) OBP: 0.309, SLG: 0.377 (8, 3)										1	0	0	0	0	1	0
20 Eddie Rosario, L (1, 7) OBP: 0.334, SLG: 0.494	B KC 78 S FF 95 S FF 95 S FF 95 1-3 K		F KC 79 B ST 81 F CH 86 F FF 97 D CH 88 F FF 95 1 SAFE F CH 88 S FF 95 2-3 K			B CH 87 B FF 95 S FF 95 B CH 88 C FF 96 X CH 89 3-2 G6-3		S SL 78 F SL 78 X SI 90 0-2 L8		3	0	0	0	0	2	1
51 Johnny Field, R (8, PH) OBP: 0.251, SLG: 0.371 (8, 7)										1	0	0	0	0	0	0
11 Jorge Polanco, S (1, 6) OBP: 0.365, SLG: 0.384	C FF 94 B KC 80 S CH 86 C FF 96 1-3 K			S CH 86 C KC 79 X CH 87 0-2 F9		C FF 95 C KC 80 B KC 82 F SI 96 B CH 88 F FF 97 F FC 88 B CH 89 X FF 97 3-2 99 F9 2B		C FF 88 F SI 91 S FF 92 0-3 K		4	0	1	0	0	2	0
99 Logan Morrison, L (1, 10) OBP: 0.285, SLG: 0.382		X FF 93 0-0 F8		C KC 79 F KC 80 F FF 97 S KC 82 0-3 K		D KC 80 B FF 95 C FF 95 C FF 96 X FC 88 2-2 F9 2-3			F FF 91 B FF 91 X CH 83 1-1 G6-3	4	0	0	0	0	1	1
22 Miguel Sanó, R (1, 5) OBP: 0.289, SLG: 0.401		B ST 77 C ST 79 B ST 80 C FF 96 F FF 94 S ST 82 2-3 K		C ST 81 B ST 82 B KC 81 F FF 96 B SI 96 F ST 83 B FF 97 4-2 BB		B KC 81 B ST 80 F FF 96 B FF 96 B FF 97 4-1 BB			B SL 82 X SI 91 1-0 G6-3	2	0	0	0	2	1	0
26 Max Kepler, L (1, 9) OBP: 0.332, SLG: 0.429		B FF 94 B CH 86 B FF 94 C FF 95 B FF 93 4-1 BB		X FF 95 0-0 P3		C FC 90 B SI 95 B FC 89 C FF 96 B ST 82 C SI 95 3-3 K			B FF 91 B CH 84 B SI 91 C FF 90 X SI 90 3-1 G4-3	3	0	0	0	1	1	3
24 Logan Forsythe, R (1, 4) OBP: 0.278, SLG: 0.298		B FC 85 B FF 95 B FF 94 C FF 95 C FF 94 T FF 95 3-2 K			B FF 93 B FF 94 B FF 94 C FF 94 C FF 94 F FF 95 X FF 95 3-2 46 S 1B		B SI 86 X SI 86 1-0 G5-3			3	0	1	0	0	1	1
60 Jake Cave, L (1, 8) OBP: 0.310, SLG: 0.479			X FF 94 0-0 1B		C CH 85 B KC 80 S CH 87 B KC 82 S CH 88 2-3 K		B SL 78 X FF 87 1-0 G1-3			3	0	1	0	0	1	1
46 Bobby Wilson, R (1, 2) OBP: 0.220, SLG: 0.256			C ST 79 B ST 80 F FF 94 B SI 96 C SI 95 2-3 K		S FC 86 F ST 81 D KC 83 C SI 96 1-3 K 1-2		B FF 86 B SI 86 S SI 85 B SI 86 S SI 86 X SI 87 3-2 G6-3			3	0	0	0	0	2	2

	AB	30
	R	0
	H	3
	RBI	0
	BB	3
	SO	13
	LOB	11

Inning Stats	1	2	3	4	5	6	7	8	9	1B: 2	SF: 0	WP: 0	PA: 33
R:	0	0	0	0	1	0	0	0	0	2B: 1	SAC: 0	PB: 0	
E:	0	0	0	0	0	0	0	0	0	3B: 0	DP: 0	SB: 1	
K:	2	2	2	1	3	1	0	2	0	HR: 0	HBP: 0	CS: 0	
S:	8	9	12	11	13	16	5	9	5				
H:	0	0	1	0	1	1	0	0	0				
LOB:	0	1	1	1	1	2	0	0	0				
BB:	0	1	0	1	0	1	0	0	0				
P:	12	18	17	15	19	31	10	11	10				

PITCHER		IP	WLS	BF	H	R	ER	SO	BB	IBB	HBP	BLK	WP	HR	S	P	ERA	WHIP
47 Trevor Bauer, R ERA: 2.25	(1, 1)	6.0	W	24	3	0	0	11	3	0	0	0	0	0	69	112	0.00	1.000
90 Adam Cimber, R ERA: 3.42	(7, 1)	1.0		3	0	0	0	0	0	0	0	0	0	0	5	10	0.00	0.000
39 Oliver Pérez, L ERA: 1.53	(8, 1)	1.0		3	0	0	0	2	0	0	0	0	0	0	9	11	0.00	0.000
61 Dan Otero, R ERA: 4.93	(9, 1)	1.0		3	0	0	0	0	0	0	0	0	0	0	5	10	0.00	0.000

PITCHER	IP	WLS	BF	H	R	ER	SO	BB	IBB	HBP	BLK	WP	HR	S	P	ERA	WHIP

BOTTOM

Minnesota Twins @ Cleveland Indians

Progressive Field, Cleveland, OH

Mon Aug 06 2018, 7:11 PM - 10:02 PM EDT

Att. 18,620 - Overcast - 85 F

livebaseballscorecards.com

Batter	1	2	3	4	5	6	7	8	9	AB	R	H	RBI	BB	SO	LOB
12 Francisco Lindor, S (1, 6) OBP: 0.376, SLG: 0.560	B SI 90 F FF 92 B FF 93 F SI 91 B SI 92 B SI 94 4-2 11 E 23 1B 11 SF4 BB		C SI 93 B CU 79 S SI 90 B FF 91 S SL 86 2-3 ② K	B FF 95 B SI 94 B SI 91 C SI 92 X SI 93 3-1 23 G6-3 23 S 1B		C CU 71 X SI 93 0-1 ③ F8		S CU 68 F CU 64 B CU 60 B CH 81 B CU 62 X CU 66 3-2 1B		4	1	2	0	1	1	0
23 Michael Brantley, L (1, 7) OBP: 0.346, SLG: 0.464 26 Rajai Davis, R (7, PR) OBP: 0.302, SLG: 0.319 (8, 7)	X SI 93 0-0 11 SF4 11 E 10 G1 1-2 1B		X CH 86 0-0 11 S 1B	B FF 94 1 SAFE 1 SAFE B FF 93 B SI 91 C FF 92 X SI 92 3-1 ② G6-3 1-3			C CU 71 B FF 92 B SI 92 B FF 91 B SI 92 4-1 11 BB 10 HR BB	X CU 70 0-0 ② F8		3 1	1 1	2 0	0 0	1 0	0 0	1 1
11 José Ramírez, S (1, 5) OBP: 0.410, SLG: 0.629 9 Erik González, R (7, PR) OBP: 0.340, SLG: 0.446 (8, 5)	B FF 93 B CH 84 2 SAFE X FF 92 2-0 ① SF4 1-3 2-H		B CH 85 S CH 85 F FF 92 1 SAFE B CH 86 1 SAFE B SL 86 D CH 85 4-2 1-2 BB	B CH 86 B FF 93 X CH 85 2-0 ③ G6-3			B SI 93 B SI 92 C SL 88 B FF 92 F SL 87 B FF 91 4-2 10 HR 1-2 BB	B CU 67 F CU 68 X CU 69 1-1 ③ G4-3		1 1	0 1	0 0	1 0	2 0	0 0	1 1
10 Edwin Encarnación, R (1, 10) OBP: 0.320, SLG: 0.471	D SL 86 B SI 92 X SL 84 2-0 ② G1 3-H		D SL 86 B SI 92 D SL 85 C FF 94 F SI 93 C SL 84 3-3 ③ K		B SL 85 S SL 84 B SI 92 B SL 85 S SI 93 X SI 94 3-2 ① F8		B SI 92 B SL 83 F FF 89 B SI 92 S FF 93 F FF 94 X FF 92 3-2 1-H 2-H HR			4	1	1	4	0	1	2
17 Yonder Alonso, L (1, 3) OBP: 0.319, SLG: 0.454	B CU 81 X FF 94 1-0 ③ F9			C CU 80 B CU 81 X FF 93 1-1 HR	B CU 82 S CU 82 C CU 82 F CU 81 B FF 94 F FF 95 B CU 83 X SL 85 3-2 ② G3-1		S FF 92 F SL 84 B SL 86 F FF 91 B SI 91 S SL 85 2-3 ① K			4	1	1	1	0	1	1
13 Leonys Martin, L (1, 8) OBP: 0.324, SLG: 0.425		X FF 92 0-0 ① B1-3		C CH 86 B CH 85 S CH 87 B FF 92 S CH 87 2-3 ① K	S CH 86 F FF 93 X SL 86 0-2 ③ G3		X FF 91 0-0 1B			4	0	1	0	0	1	0
22 Jason Kipnis, L (1, 4) OBP: 0.308, SLG: 0.365		C SI 92 X FF 92 0-1 55 G6-4-3 1B		B FF 94 B CH 86 F SI 94 F FF 94 F FF 95 F SL 86 B CH 86 B CH 85 4-2 55 2B BB		X FF 91 0-0 HR	B SL 86 C SL 86 S SL 87 F FF 91 F SL 85 F FF 90 X FF 92 1-2 ② F9			3	2	2	1	1	0	1
55 Roberto Pérez, R (1, 2) OBP: 0.252, SLG: 0.238		B SI 92 B SL 84 X SI 94 2-0 ② ③ G6-4-3 1-2f		C SI 94 B SL 85 B SI 93 F SI 93 1 SAFE B SI 93 X SI 92 3-2 6 HR 1-H 2B		B SL 82 B FF 91 B FF 93 B FF 93 4-0 6 G4-3 BB	F FF 91 S SI 92 B SL 85 B SL 83 S SI 91 2-3 ③ K			3	1	1	1	1	1	2
6 Brandon Guyer, R (1, 9) OBP: 0.299, SLG: 0.408			X FF 92 0-0 ① G5-3	B SL 85 C SI 94 X SL 85 1-1 2-H HR		S FF 92 C FF 94 B FF 93 X SI 93 1-2 ① ② G4-3 1-2f		B CU 74 C CU 70 B CU 62 X CU 67 2-1 ① G5-3		4	1	1	2	0	0	1
Inning Stats	R: 2 E: 1 K: 0 S: 6 H: 1 LOB: 0 BB: 1 P: 15	R: 0 E: 0 K: 0 S: 4 H: 1 LOB: 0 BB: 0 P: 6	R: 0 E: 0 K: 2 S: 10 H: 1 LOB: 2 BB: 1 P: 19	R: 4 E: 0 K: 1 S: 19 H: 4 LOB: 1 BB: 1 P: 38	R: 0 E: 0 K: 0 S: 11 H: 0 LOB: 0 BB: 0 P: 17	R: 1 E: 0 K: 0 S: 6 H: 1 LOB: 0 BB: 1 P: 11	R: 3 E: 0 K: 2 S: 21 H: 2 LOB: 1 BB: 2 P: 37	R: 0 E: 0 K: 0 S: 8 H: 1 LOB: 1 BB: 0 P: 14		1B: 6 2B: 1 3B: 0 HR: 4 SF: 1 SAC: 0 DP: 2 HBP: 0			WP: 0 PB: 0 SB: 2 CS: 0 PA: 39	

AB	32
R	10
H	11
RBI	10
BB	6
SO	5
LOB	11

PITCHER		IP	WLS	BF	H	R	ER	SO	BB	IBB	HBP	BLK	WP	HR	S	P	ERA	WHIP
44 Kyle Gibson, R ERA: 3.6	(1, 1)	5.0	L	24	7	6	4	3	3	0	0	0	0	2	50	95	7.20	2.000
38 Matt Belisle, R ERA: 7.71	(6, 1)	2.0		11	3	4	4	2	3	0	0	0	0	2	27	48	18.00	3.000
23 Mitch Garver, R ERA:	(8, 1)	1.0		4	1	0	0	0	0	0	0	0	0	0	8	14	0.00	1.000

PITCHER	IP	WLS	BF	H	R	ER	SO	BB	IBB	HBP	BLK	WP	HR	S	P	ERA	WHIP

Minnesota Twins @ Cleveland Indians

Progressive Field, Cleveland, OH

Tue Aug 07 2018, 9:20 PM - 12:13 AM EDT

Att. 19,921 - Overcast - 75 F

livebaseballscorecards.com

TOP

Batter	1	2	3	4	5	6	7	8	9	AB	R	H	RBI	BB	SO	LOB
7 Joe Mauer, L (1, 3) OBP: 0.352, SLG: 0.361	X FF 96 / 0-0 ① F7	B FF 92, B FF 93, C FF 92, C SL 83, S CH 87 / 2-3 ① K		B CU 81, C SL 84, S CH 87, B SL 84, X SI 93 / 2-2 ② G3			B FF 91, B SI 89, F FF 92, X FF 92 / 2-1 ① G1-3		B SI 95, S SL 86, B SI 96, F SI 95, B SL 83, F SI 95, X SL 83 / 3-2 1B	5	0	1	0	0	1	0
20 Eddie Rosario, L (1, 7) OBP: 0.339, SLG: 0.502	B FF 96, X CH 90 / 1-0 11 1B 1B	B FF 93, C SL 82, X SL 82 / 1-1 ② 1B		S FF 92, F SI 93, X CU 82 / 0-2 2B			C CH 86, X CH 87 / 0-1 2B		X FF 95 / 0-0 ② F7	5	0	4	0	0	0	1
11 Jorge Polanco, S (1, 6) OBP: 0.366, SLG: 0.385	C FF 95, D SL 86, B CH 89, B SI 94, C SI 94, X SI 93 / 3-2 22 BB 1-3 1B	B SL 81, F FF 92, B CH 86, X SL 79 / 2-1 1B		X CH 86 / 0-0 ③ L7			X SL 81 / 0-0 ② B2		C SL 83, F SI 94, C SL 84 / 0-3 ③ K	5	0	2	0	0	1	3
99 Logan Morrison, L (1, 10) OBP: 0.282, SLG: 0.377	B SI 93, S CH 88, S CH 88, S CH 90 / 1-3 ② K	X FF 91 / 0-0 ③ L8			C CU 81, F FF 93, B CH 88, S SL 83 / 1-3 ① K		C FF 92, F FF 92, X SL 84 / 0-2 ③ G4-3			4	0	0	0	0	2	4
22 Miguel Sanó, R (1, 5) OBP: 0.289, SLG: 0.394	C SL 85, D SL 85, F FF 94, B SL 84, D CH 89, B FF 95 / 4-2 1-2 BB		X FF 90 / 0-0 ① L6		C SL 82, F SL 84, B SL 83, S CH 88 / 1-3 ② K			S SL 82, F FF 92, B FF 92, C SL 84 / 1-3 ① K		3	0	0	0	1	2	0
26 Max Kepler, L (1, 9) OBP: 0.329, SLG: 0.424	F FF 94, S SI 94, X CH 90 / 0-2 ③ G4-3		B FF 93, B SI 90, C FF 91, S CH 86, F FF 93, S SL 84 / 2-3 ② K		X SI 91 / 0-0 ③ L8			X FF 93 / 0-0 ② G4-3		4	0	0	0	0	1	3
24 Logan Forsythe, R (1, 4) OBP: 0.290, SLG: 0.305		B FF 92, H SL 82 / 2-0 60 1B 23 HR HBP	B FF 93, B FF 92, B FF 92, C FF 91, X FF 92 / 3-1 1B			B SL 81, C FF 90, F FF 92, B CU 81, X FF 92 / 2-2 60 G1-6-3 1B		B SL 81, B FF 90, B FF 88, B FF 91 / 4-0 BB		2	1	2	0	1	0	0
60 Jake Cave, L (1, 8) OBP: 0.308, SLG: 0.472		C FF 91, B FF 93, F SL 81, X SI 91 / 1-2 23 HR 1-2 1B	C SL 79, F CH 85, S SL 84 / 0-3 ③ K			X CH 85 / 0-0 ① ② G1-6-3 1-2f		B SL 83, B FF 91, B SL 82, C FF 92, X FF 92 / 3-1 ③ F7		4	1	1	0	0	1	3
23 Mitch Garver, R (1, 2) OBP: 0.336, SLG: 0.407		B CH 85, X FF 91 / 1-0 1-H 2-H HR		C FF 93, S SL 84, S SL 85 / 0-3 ① K		C SL 80, B SL 83, C FF 92, B SL 83, B SL 84, C FF 93 / 3-3 ③ K			B SL 84, C FF 95, F SI 95, S SL 84 / 1-3 ① K	4	1	1	3	0	3	0
Inning Stats	R: 0 E: 0 K: 1 S: 13 / H: 2 LOB: 3 BB: 1 P: 22	R: 3 E: 0 K: 1 S: 12 / H: 4 LOB: 1 BB: 0 P: 21	R: 0 E: 0 K: 2 S: 10 / H: 1 LOB: 1 BB: 0 P: 15	R: 0 E: 0 K: 1 S: 10 / H: 1 LOB: 1 BB: 0 P: 12	R: 0 E: 0 K: 2 S: 7 / H: 0 LOB: 0 BB: 0 P: 9	R: 0 E: 0 K: 1 S: 7 / H: 1 LOB: 1 BB: 0 P: 12	R: 0 E: 0 K: 0 S: 8 / H: 1 LOB: 1 BB: 0 P: 10	R: 0 E: 0 K: 1 S: 6 / H: 0 LOB: 1 BB: 1 P: 14	R: 0 E: 0 K: 2 S: 11 / H: 1 LOB: 1 BB: 0 P: 15	1B: 8 2B: 2 3B: 0 HR: 1 / SF: 0 SAC: 0 DP: 1 HBP: 1						

	AB	36
	R	3
	H	11
	RBI	3
	BB	2
	SO	11
	LOB	14

WP: 0 PB: 0 SB: 0 CS: 0 PA: 39

PITCHER		IP	WLS	BF	H	R	ER	SO	BB	IBB	HBP	BLK	WP	HR	S	P	ERA	WHIP
59 Carlos Carrasco, R ERA: 3.69	(1, 1)	6.1	L	29	10	3	3	8	1	0	1	0	0	1	63	97	4.26	1.737
24 Andrew Miller, L ERA: 3.63	(7, 1)	1.2		6	0	0	0	1	1	0	0	0	0	0	10	18	0.00	0.600
58 Neil Ramírez, R ERA: 4.13	(9, 1)	1.0		4	1	0	0	2	0	0	0	0	0	0	11	15	0.00	1.000

PITCHER	IP	WLS	BF	H	R	ER	SO	BB	IBB	HBP	BLK	WP	HR	S	P	ERA	WHIP

BOTTOM

Minnesota Twins @ Cleveland Indians

Progressive Field, Cleveland, OH

Tue Aug 07 2018, 9:20 PM - 12:13 AM EDT

Att. 19,921 - Overcast - 75 F

livebaseballscorecards.com

Batter	1	2	3	4	5	6	7	8	9	AB	R	H	RBI	BB	SO	LOB
12 Francisco Lindor, S (1, 6) OBP: 0.376, SLG: 0.565	B FF 91 C FF 91 B SL 85 F FF 91 X FF 92 2-2 11 FC3-4 23 HBP 1B		B SL 80 C SL 82 B CH 79 B FF 92 X FF 91 3-1 ① F8			C FF 88 B CH 79 B CH 81 B CH 78 X SI 88 3-1 ① L8		B SI 88 F SI 88 X SL 78 1-1 HR	F SI 95 D CH 85 F CH 84 B FF 97 F SI 95 C SI 96 2-3 ③ 1-2	5	1	2	1	0	1	1
23 Michael Brantley, L (1, 7) OBP: 0.350, SLG: 0.465	B SL 86 C FF 93 F SI 91 F SL 88 B FF 93 F FF 91 F FF 93 H CH 79 3-2 11 FC3-4 1-2 HBP		X SI 90 0-0 ② G3			B FF 88 C FF 89 X CH 80 1-1 10 BB 1B		X CH 78 0-0 10 1B 13 SF8 1B		3	1	2	0	0	0	0
11 José Ramírez, S (1, 5) OBP: 0.407, SLG: 0.623	D CH 81 X SI 91 1-0 ① FC3-4 1-2f 2-3		C FF 93 B CH 81 B CH 80 X FF 94 2-1 ③ F7			B SI 90 C FF 88 B SL 79 T SI 88 X CH 82 2-2 ② F7		C SI 88 F FF 91 D CH 76 B FF 92 B SI 88 S CH 79 3-3 ① K		4	0	0	0	0	1	4
10 Edwin Encarnación, R (1, 10) OBP: 0.322, SLG: 0.469 9 Erik González, R (8, PR) OBP: 0.340, SLG: 0.446 (9, 10)	X FF 92 0-0 ② F9			C SL 81 B SL 85 S SL 87 B CH 82 S CH 82 2-3 ① K		B SL 79 B CH 83 C CH 80 F FF 89 B CH 83 B CH 82 4-2 1-2 BB		B SI 89 X CH 78 1-0 1-3 1B		3 0	0 0	1 0	0 0	1 0	1 0	2 0
6 Brandon Guyer, R (1, 9) OBP: 0.293, SLG: 0.398 13 Leonys Martin, L (8, PH) OBP: 0.323, SLG: 0.425 (9, 9)	C SI 91 C CH 82 X FF 92 0-2 ③ L1			F FF 93 X FF 94 0-1 ② P3		C SI 88 B SL 79 B SL 78 X CH 83 2-1 ③ F7		B SI 88 S CH 78 1 SAFE T CH 78 X CH 77 1-2 ② SF8 3-H		3 0	0 0	0 0	0 1	0 0	0 0	4 0
17 Yonder Alonso, L (1, 3) OBP: 0.319, SLG: 0.451		B FF 91 B FF 91 B FF 91 B FF 89 4-0 7 WP BB		B FF 94 T FF 95 C FF 95 X FF 94 1-2 ③ F8			F SI 92 X SI 92 0-1 ① L7	1 SAFE S CH 78 F FF 91 P PO 85 S CH 78 1-3 ③ K		3	0	0	0	1	1	1
7 Yan Gomes, R (1, 2) OBP: 0.301, SLG: 0.424		C SL 82 B SL 87 S CH 80 B CH 78 S FF 93 2-3 ① K 1-2			B SI 90 X FF 92 1-0 ① G5-3		B CU 80 C CU 78 H SL 86 2-1 HBP		B SI 92 C SI 94 X SI 93 1-1 12 PB 1B	3	0	1	0	0	1	1
22 Jason Kipnis, L (1, 4) OBP: 0.305, SLG: 0.361		F FF 92 B FF 91 F SL 83 B SL 87 F FF 93 X FF 93 2-2 ② F9			C SL 83 C SL 86 F SL 87 S FF 93 0-3 ② K		C SI 94 F SI 93 S CU 79 0-3 ② K		C SI 93 S CH 84 C FF 95 0-3 ① K	4	0	0	0	0	3	3
26 Rajai Davis, R (1, 8) OBP: 0.297, SLG: 0.314 53 Melky Cabrera, S (9, PH) OBP: 0.284, SLG: 0.343		X FF 92 0-0 ③ F9			C CH 81 B CH 79 B SL 81 F SL 83 B FF 94 X FF 94 3-2 ③ G6-3		C SI 94 F SI 94 S CU 79 0-3 ③ K		B SI 94 B SI 95 B CH 82 C SI 96 X SI 94 3-1 ② F9	3 1	0 0	0 0	0 0	0 0	1 0	2 1
Inning Stats	R: 0 E: 0 K: 0 S: 13 H: 1 LOB: 2 BB: 0 P: 19	R: 0 E: 0 K: 1 S: 8 H: 0 LOB: 1 BB: 1 P: 16	R: 0 E: 0 K: 0 S: 5 H: 0 LOB: 0 BB: 0 P: 10	R: 0 E: 0 K: 1 S: 8 H: 0 LOB: 0 BB: 0 P: 11	R: 0 E: 0 K: 1 S: 8 H: 0 LOB: 0 BB: 0 P: 12	R: 0 E: 0 K: 0 S: 11 H: 1 LOB: 2 BB: 1 P: 23	R: 0 E: 0 K: 2 S: 9 H: 0 LOB: 1 BB: 0 P: 11	R: 2 E: 0 K: 2 S: 14 H: 3 LOB: 1 BB: 0 P: 20	R: 0 E: 0 K: 2 S: 11 H: 1 LOB: 1 BB: 0 P: 17	1B: 5 2B: 0 3B: 0 HR: 1	SF: 1 SAC: 0 DP: 0 HBP: 2		WP: 1 PB: 1 SB: 0 CS: 0	PA: 37			

	AB	32
	R	2
	H	6
	RBI	2
	BB	2
	SO	9
	LOB	19

PITCHER		IP	WLS	BF	H	R	ER	SO	BB	IBB	HBP	BLK	WP	HR	S	P	ERA	WHIP
49 Adalberto Mejía, L ERA: 2.01	(1, 1)	5.0	W	18	1	0	0	3	1	0	1	0	1	0	42	68	0.00	0.400
58 Gabriel Moya, L ERA: 5.93	(6, 1)	1.0	H	5	1	0	0	0	1	0	0	0	0	0	11	23	0.00	2.000
55 Taylor Rogers, L ERA: 3.94	(7, 1)	1.0	H	4	0	0	0	2	0	0	1	0	0	0	9	11	0.00	0.000
39 Trevor Hildenberger, R ERA: 4.07	(8, 1)	1.0	H	6	3	2	2	2	0	0	0	0	0	1	14	20	18.00	3.000
56 Fernando Rodney, R ERA: 3.09	(9, 1)	1.0	S	4	1	0	0	2	0	0	0	0	0	0	11	17	0.00	1.000

PITCHER	IP	WLS	BF	H	R	ER	SO	BB	IBB	HBP	BLK	WP	HR	S	P	ERA	WHIP

Minnesota Twins @ Cleveland Indians

Progressive Field, Cleveland, OH

Wed Aug 08 2018, 7:12 PM - 10:31 PM EDT

Att. 25,476 - Cloudy - 79 F

TOP

livebaseballscorecards.com

Batter	1	2	3	4	5	6	7	8	9	AB	R	H	RBI	BB	SO	LOB
7 Joe Mauer, L (1, 10) OBP: 0.351, SLG: 0.360	C FF 93 C FF 94 B CH 90 S CU 78 1-3 K		B FF 93 C FF 94 C FF 94 B CH 89 T FF 95 2-2 K		C CU 75 B CH 88 X CU 76 1-1 F7			B FF 93 B ST 81 X FF 93 2-0 1B		4	0	1	0	0	2	2
20 Eddie Rosario, L (1, 7) (9, 8) OBP: 0.340, SLG: 0.501	B FF 94 B FF 94 C FF 92 B FF 93 B CH 88 4-1 11 G4-3 BB		B FF 94 F FF 95 S FF 93 2 SAFE X FF 94 1-2 1-2 2-3 1B		F FF 92 X CH 88 0-1 G3			F ST 81 B ST 82 X ST 82 1-1 L5		3	0	1	0	1	0	1
11 Jorge Polanco, S (1, 6) OBP: 0.356, SLG: 0.372	B FF 94 F FF 94 S CH 88 F FF 94 X CU 76 1-2 G4-3 1-2		C CU 77 F FF 93 X SL 80 0-2 P6			C FF 91 X CH 87 0-1 G6-3		L FF 94 C ST 82 F FF 95 F ST 83 F ST 83 D ST 83 S FF 96 1-3 K		4	0	0	0	0	1	4
22 Miguel Sanó, R (1, 5) OBP: 0.293, SLG: 0.418	C FF 94 D SL 81 F SL 80 F SL 79 B FF 94 C FF 95 2-3 K			C SL 77 C SL 79 X SL 79 0-2 24 2B 2B		F FF 94 F CU 77 S CU 78 0-3 K			B KC 82 S KC 82 B FF 93 X KC 83 2-1 HR	4	2	2	1	0	2	1
26 Max Kepler, L (1, 9) OBP: 0.326, SLG: 0.420		B FF 92 C FF 93 C FF 94 B SL 80 X CH 90 2-2 G4-3		X FF 93 0-0 P6		B CH 88 S CH 87 B FF 92 X FF 93 2-1 F9			F FF 93 B FF 94 F FF 93 S KC 84 1-3 K	4	0	0	0	0	1	1
24 Logan Forsythe, R (1, 4) OBP: 0.294, SLG: 0.313		C FF 94 B FF 95 C CU 79 B FF 96 C SL 81 2-3 K		X SL 78 0-0 99 G6-3 2-H 2B			B FF 93 F FF 94 B CU 74 C SL 78 X FF 94 2-2 G6-3		B FF 93 F FF 93 B KC 84 F FF 93 X FF 93 2-2 99 FC1-6-3 99 WP 1B	4	0	2	1	0	1	0
99 Logan Morrison, L (1, 3) OBP: 0.279, SLG: 0.373		B CU 77 B CH 89 C FF 94 B FF 94 X FF 94 3-1 P5		C FF 93 B FF 94 S CH 89 X CH 89 1-2 G6-3 2-3			F FF 95 C CU 75 B FF 92 B FF 94 B CU 76 X CH 87 3-2 F8		1 SAFE B FF 93 B KC 84 B FF 93 X FF 93 3-0 FC1-6-5 1-3	4	0	0	0	0	0	2
23 Mitch Garver, R (1, 2) OBP: 0.339, SLG: 0.406			B FF 94 C FF 94 X FF 94 1-1 20 1B 60 1B 1B	D SL 81 X FF 93 1-0 F9			B SL 80 X SL 78 1-0 G6-3		B FF 93 B FF 93 C FF 93 B KC 84 B KC 84 4-1 BB	3	0	1	0	1	0	1
60 Jake Cave, L (1, 8) OBP: 0.311, SLG: 0.472 51 Johnny Field, R (8, PH) (8, 8) OBP: 0.250, SLG: 0.368 16 Ehire Adrianza, S (9, PH) (9, 7) OBP: 0.308, SLG: 0.376			C FF 94 B CH 89 X CH 89 1-1 20 1B 1-2 1B		C FF 91 B FF 93 F FF 92 X FF 92 1-2 L8			B ST 79 C ST 80 F SI 93 B ST 82 S ST 80 2-3 K	B FF 94 C FF 93 B KC 85 C FF 93 B FF 93 S KC 84 3-3 K	2 1 1	0 0 0	1 0 0	0 0 0	0 0 0	0 1 2	0 0 0

Inning Stats										
	R: 0 E: 0 K: 2 S: 12	H: 0 LOB: 1 BB: 1 P: 20	R: 0 E: 0 K: 1 S: 8	H: 0 LOB: 0 BB: 0 P: 15	R: 0 E: 0 K: 1 S: 13	H: 3 LOB: 2 BB: 0 P: 18	R: 1 E: 0 K: 0 S: 9	H: 2 LOB: 1 BB: 0 P: 11	R: 0 E: 0 K: 0 S: 7	H: 0 LOB: 0 BB: 0 P: 9
	R: 0 E: 0 K: 1 S: 7	H: 0 LOB: 0 BB: 0 P: 9	R: 0 E: 0 K: 0 S: 7	H: 0 LOB: 0 BB: 0 P: 13	R: 0 E: 0 K: 2 S: 12	H: 1 LOB: 1 BB: 0 P: 18	R: 1 E: 0 K: 2 S: 13	H: 2 LOB: 2 BB: 1 P: 28	1B: 5 2B: 2 3B: 0 HR: 1	SF: 0 SAC: 0 DP: 0 HBP: 0	WP: 1 PB: 0 SB: 0 CS: 0	PA: 36

PITCHER		IP	WLS	BF	H	R	ER	SO	BB	IBB	HBP	BLK	WP	HR	S	P	ERA	WHIP
52 Mike Clevinger, R ERA: 3.38	(1, 1)	7.0		26	5	1	1	5	1	0	0	0	0	0	63	95	1.29	0.857
33 Brad Hand, L ERA: 2.87	(8, 1)	1.0	H	4	1	0	0	2	0	0	0	0	0	0	12	18	0.00	1.000
37 Cody Allen, R ERA: 4.37	(9, 1)	1.0	W	6	2	1	1	2	1	0	0	0	1	1	13	28	9.00	3.000

PITCHER	IP	WLS	BF	H	R	ER	SO	BB	IBB	HBP	BLK	WP	HR	S	P	ERA	WHIP

AB	34
R	2
H	8
RBI	2
BB	2
SO	9
LOB	14

BOTTOM

Batter	1	2	3	4	5	6	7	8	9	AB	R	H	RBI	BB	SO	LOB
12 Francisco Lindor, S (1, 6) OBP: 0.376, SLG: 0.572	C FF 90 F CU 72 B FF 91 F FF 90 F FF 91 B FS 84 X FS 85 2-2 23 E 10 SF8 2B		B FS 84 B FF 90 C FS 83 T FF 92 B FF 92 F FF 92 F FF 92 F FF 92 X FF 93 3-2 ① G5-3		C FF 91 T FF 91 B FF 91 B FF 92 F FF 91 X FS 84 2-2 ① FC4-6 23 G6-3 1-2f 2-3		C FF 94 X FF 95 0-1 ② G4-3		X CH 80 0-0 1-H 3-H HR	5	2	2	3	0	0	2
23 Michael Brantley, L (1, 7) OBP: 0.347, SLG: 0.461	X FF 90 0-0 E8 17 S 2-3		B CU 73 B FS 85 X FF 91 2-0 ② L8		1 SAFE F FF 91 D FS 84 X FS 85 1-1 ② G6-3 1-2 3-H		C FF 95 X FF 95 0-1 ③ L9			4	0	0	1	0	0	2
11 José Ramírez, S (1, 5) OBP: 0.409, SLG: 0.622	C FF 91 F FF 91 1 SAFE B FF 91 X FF 91 1-2 ① P5		C FF 92 C FF 92 B FS 85 B FS 85 B FF 92 X FF 92 3-2 10 E 10 S 1B		B FF 91 B FS 85 2 SAFE B FF 91 3-0 IBB			C CU 84 C CU 83 B CU 85 B FF 94 F FF 94 B FF 94 B FF 95 4-2 26 CS BB		2	0	1	0	2	0	2
10 Edwin Encarnación, R (1, 10) OBP: 0.319, SLG: 0.466	1 SAFE S FF 92 B FF 91 B FC 85 1 SAFE B FF 91 X SL 83 3-1 ② SF8 3-H		B FF 92 1 SAFE 1 SAFE C FF 92 F FF 92 D SL 83 B FF 93 X FF 91 3-2 ③ G5-3 1-3		S FF 95 F CU 80 B FF 95 X CU 79 1-2 ③ F9			F FF 95 X FF 95 0-1 ① L8		3	0	0	1	0	0	4
17 Yonder Alonso, L (1, 3) OBP: 0.315, SLG: 0.446	B FF 92 1 SAFE B FF 92 C FS 85 B FS 85 T FF 91 X FF 91 3-2 ③ F9 1-2			B CU 70 B FS 83 F FF 90 X FF 91 2-1 ① F7		C CU 78 S CH 86 B FF 94 C CH 87 1-3 ① K		F SI 92 1 SAFE F SI 93 1 SAFE S CU 77 0-3 ② K		4	0	0	0	0	2	2
53 Melky Cabrera, S (1, 9) OBP: 0.286, SLG: 0.343 26 Rajai Davis, R (6, PR) OBP: 0.295, SLG: 0.312 (7, 8)		B FF 90 C FF 90 X CU 72 1-1 ① G4-3		B FF 90 C FF 91 F CU 73 B FF 91 F FF 91 B FS 84 X FF 91 3-2 ② L8		B FF 95 F FF 95 S FF 94 X FF 95 1-2 22 E 1B		1 SAFE 0-0 ③ CS 1-2	C SL 77 F FF 92 B SL 78 F SL 77 B CH 77 C SI 90 2-3 ① K	3 1	0 0	1 0	0 0	0 1	0 0	0 0
22 Jason Kipnis, L (1, 4) OBP: 0.304, SLG: 0.360		C FF 90 F FF 91 X FF 91 0-2 ② G3		S FF 92 L FF 92 B FF 91 F FF 91 F CU 74 B FF 91 X FF 91 2-2 ③ P5		1 SAFE 1 SAFE B FF 94 C CU 77 F CH 85 D CU 80 B FF 95 S CH 86 3-3 ② K 1-2			C FF 92 B CH 79 X CH 80 1-1 6 1B 12 HR 1B	4	1	1	0	0	1	1
7 Yan Gomes, R (1, 2) OBP: 0.304, SLG: 0.423		B FF 91 B FF 91 C FF 91 B FF 91 B FF 91 4-1 BB			B FF 90 B SL 84 F FF 91 F FF 89 F FS 84 X FF 92 2-2 12 FC4-6 6 1B 23 G6-3 1B	B CU 78 F SL 86 B FF 93 X CH 86 2-1 ③ G5-3			B SI 90 1 SAFE B SI 90 X SI 90 2-0 ② F9	3	1	1	0	1	0	3
6 Brandon Guyer, R (1, 8) OBP: 0.299, SLG: 0.401 (7, 9)		F SL 84 B FC 86 B FF 92 F FF 92 X FF 92 2-2 ③ P4			L FF 92 X FF 90 0-1 12 FC4-6 1-2 1B		X FF 95 0-0 ① P2		1 SAFE B SI 89 S SL 78 D SL 80 B SI 90 X SI 90 3-1 1-3 12 HR 1B	4	1	2	0	0	0	1
Inning Stats	R: 1 H: 1 E: 1 LOB: 1 K: 0 BB: 0 S: 14 P: 23	R: 0 H: 0 E: 0 LOB: 1 K: 0 BB: 1 S: 9 P: 16	R: 0 H: 1 E: 0 LOB: 1 K: 0 BB: 0 S: 13 P: 24	R: 0 H: 0 E: 0 LOB: 0 K: 0 BB: 0 S: 11 P: 18	R: 1 H: 2 E: 0 LOB: 2 K: 0 BB: 1 S: 15 P: 24	R: 0 H: 1 E: 1 LOB: 2 K: 2 BB: 0 S: 11 P: 18	R: 0 H: 0 E: 0 LOB: 0 K: 0 BB: 0 S: 5 P: 5	R: 0 H: 0 E: 0 LOB: 0 K: 1 BB: 1 S: 8 P: 12	R: 3 H: 3 E: 0 LOB: 0 K: 1 BB: 0 S: 10 P: 18	1B: 6 SF: 1 2B: 1 SAC: 0 3B: 0 DP: 0 HR: 1 HBP: 0						

PITCHER		IP	WLS	BF	H	R	ER	SO	BB	IBB	HBP	BLK	WP	HR	S	P	ERA	WHIP
12 Jake Odorizzi, R ERA: 4.5	(1, 1)	4.2		21	4	2	1	0	1	1	0	0	0	0	59	101	1.93	1.071
65 Trevor May, R ERA: 2.45	(5, 1)	1.1		5	1	0	0	2	0	0	0	0	0	0	14	22	0.00	0.750
68 Matt Magill, R ERA: 3.73	(7, 1)	1.1		5	0	0	0	0	1	0	0	0	0	0	10	14	0.00	0.750
55 Taylor Rogers, L ERA: 3.88	(8, 1)	0.2		1	0	0	0	1	0	0	0	0	0	0	3	3	0.00	0.000
39 Trevor Hildenberger, R ERA: 4.5	(9, 1)	0.2	L	5	3	3	3	1	0	0	0	0	0	1	10	18	40.50	4.500

PITCHER	IP	WLS	BF	H	R	ER	SO	BB	IBB	HBP	BLK	WP	HR	S	P	ERA	WHIP

Minnesota Twins @ Cleveland Indians

Progressive Field, Cleveland, OH

Wed Aug 08 2018, 7:12 PM - 10:31 PM EDT

Att. 25,476 - Cloudy - 79 F

livebaseballscorecards.com

AB	33
R	5
H	8
RBI	5
BB	3
SO	4
LOB	17

WP: 0 PA: 38
PB: 0
SB: 2
CS: 1

Batter	1	2	3	4	5	6	7	8	9	AB	R	H	RBI	BB	SO	LOB
24 Logan Forsythe, R (1, 4) OBP: 0.293, SLG: 0.312	B SI 92 C SI 92 B SI 92 X SI 93 2-1 11 FC4-6 1B		B SI 91 B FC 89 B SI 92 C SI 92 X SI 92 3-1 ③ F8			C CU 83 X SI 92 0-1 ① L9		B SI 92 X FF 91 1-0 ① G5-3		4	0	1	0	0	0	1
20 Eddie Rosario, L (1, 10) OBP: 0.339, SLG: 0.499	B SI 93 F CU 84 S FF 93 F FF 93 S FF 93 1-3 ① K			X CH 82 0-0 ① G3-1		B FF 92 S FF 93 S CU 85 X FF 92 1-2 11 HR 1-2 1B		F ST 81 F ST 81 B FF 94 B FF 94 F ST 82 S FF 93 2-3 ② K		4	1	1	0	0	2	1
11 Jorge Polanco, S (1, 6) OBP: 0.353, SLG: 0.392	X SI 92 0-0 ② FC4-6 22 CS 1-2f			B SI 91 C SI 90 F CH 84 B SI 92 C SI 91 2-3 ② K		B SI 93 X FC 88 1-0 1-H 2-H HR		B ST 81 S ST 81 F ST 94 S ST 83 1-3 ③ K		4	1	1	3	0	2	1
22 Miguel Sanó, R (1, 3) OBP: 0.292, SLG: 0.415	F CU 84 B FF 92 B FF 92 2-1 ③ CS 1-2	C FC 88 T CU 84 F CU 84 B FF 91 B FF 92 B CU 85 F FC 90 X SI 94 3-2 E5 16 G4-3 1B		C FF 92 T SI 91 C SI 92 0-3 ③ K		C CU 84 B CU 84 F FC 89 B SI 93 B CU 84 C SI 93 3-3 ② K			C SL 82 B FF 94 F SL 83 B FF 95 B FF 94 X FF 92 3-2 ① G6-3	4	0	1	0	0	2	0
26 Max Kepler, L (1, 9) OBP: 0.325, SLG: 0.421		C FC 89 F FF 92 B FC 89 B SI 92 F FC 90 F SI 92 X CU 85 2-2 ① L8			C SI 90 B FF 91 F CH 84 X FF 91 1-2 16 F7 60 SF8 2B	C FC 90 F CU 84 B SI 91 B SI 92 S CU 84 2-3 ③ K			X FF 94 0-0 ② P6	4	1	1	0	0	1	1
16 Ehire Adrianza, S (1, 5) OBP: 0.303, SLG: 0.369		B FC 89 F FC 90 B SI 92 F FC 89 F FF 93 F CU 84 B SI 92 X FC 89 3-2 ② G4-3 2-3			B SI 91 F SI 91 X SI 91 1-1 ① F7 2-3		B CU 83 F FC 88 C CU 82 B CU 83 F CU 84 C SI 91 2-3 ① K		B SL 80 S SL 80 C SL 81 T FF 94 1-2 ③ K	4	0	0	0	0	2	2
60 Jake Cave, L (1, 8) OBP: 0.304, SLG: 0.465		C CU 84 B FC 90 X CU 84 1-1 ③ G4-3			F CU 83 F FC 87 B CU 85 X CU 84 1-2 ② SF8 3-H	X FC 88 0-0 ② G3				2	0	0	1	0	0	1
51 Johnny Field, R (1, 7) OBP: 0.251, SLG: 0.368			B SI 91 C SI 91 F CU 84 X FC 88 1-2 ① F9		C CU 83 B SI 91 B CU 82 T FC 87 F SI 92 S FC 90 2-3 ③ K	S CU 82 B CU 82 B CU 83 C FC 88 X CU 83 2-2 1B				3	0	1	0	0	1	0
46 Bobby Wilson, R (1, 2) OBP: 0.222, SLG: 0.258			C SI 92 C SI 92 X SI 92 0-2 ② G3-1			B FC 87 B FC 88 X FC 87 2-0 20 1B 11 HR 1B	C SI 91 B SI 92 F CU 84 1 SAFE B SI 91 F SI 92 X CU 84 2-2 ③ F7			3	1	1	0	0	0	1

Minnesota Twins @ Cleveland Indians

Progressive Field, Cleveland, OH

Thu Aug 09 2018, 1:12 PM - 4:08 PM EDT

Att. 25,942 - Partly Cloudy - 77 F

TOP

livebaseballscorecards.com

AB	32
R	4
H	7
RBI	4
BB	0
SO	10
LOB	8

Inning Stats	1	2	3	4	5	6	7	8	9
	R: 0 E: 0 K: 1 S: 8	H: 1 LOB: 0 BB: 0 P: 13	R: 0 E: 1 K: 0 S: 17	H: 1 LOB: 1 BB: 0 P: 26	R: 0 E: 0 K: 0 S: 8	H: 0 LOB: 0 BB: 0 P: 12	R: 0 E: 0 K: 2 S: 7	H: 0 LOB: 0 BB: 0 P: 9	R: 1 E: 0 K: 1 S: 12	H: 1 LOB: 0 BB: 0 P: 17	R: 3 E: 0 K: 2 S: 13	H: 3 LOB: 0 BB: 0 P: 22	R: 0 E: 0 K: 1 S: 12	H: 1 LOB: 1 BB: 0 P: 18	R: 0 E: 0 K: 2 S: 8	H: 0 LOB: 0 BB: 0 P: 12	R: 0 E: 0 K: 1 S: 7	H: 0 LOB: 0 BB: 0 P: 11

1B: 5	SF: 1	WP: 0	PA: 34
2B: 1	SAC: 0	PB: 0	
3B: 0	DP: 0	SB: 0	
HR: 1	HBP: 0	CS: 1	

PITCHER		IP	WLS	BF	H	R	ER	SO	BB	IBB	HBP	BLK	WP	HR	S	P	ERA	WHIP
28 Corey Kluber, R ERA: 2.74	(1, 1)	7.0		27	7	4	4	7	0	0	0	0	0	1	77	117	5.14	1.000
33 Brad Hand, L ERA: 2.82	(8, 1)	1.0		3	0	0	0	2	0	0	0	0	0	0	8	12	0.00	0.000
24 Andrew Miller, L ERA: 3.44	(9, 1)	1.0	W	3	0	0	0	1	0	0	0	0	0	0	7	11	0.00	0.000

PITCHER		IP	WLS	BF	H	R	ER	SO	BB	IBB	HBP	BLK	WP	HR	S	P	ERA	WHIP

Batter	1	2	3	4	5	6	7	8	9	AB	R	H	RBI	BB	SO	LOB
12 Francisco Lindor, S (1, 6) OBP: 0.376, SLG: 0.572	C FF 93 B FF 94 F SV 82 X FF 94 1-2 ① L9	B FF 93 T FF 93 X FF 95 1-1 E3 2-H 3-H 1B		B SV 78 S SV 80 X SV 79 1-1 1-3 2-H 2B		B FF 91 C CH 80 B SL 80 X CH 80 2-1 ② G4-3			F FF 91 B FF 92 X FF 92 1-1 ① G3 1-3	5	0	2	3	0	0	1
23 Michael Brantley, L (1, 7) OBP: 0.347, SLG: 0.459	C SV 81 B CH 83 B CH 85 B SI 94 C SI 92 B SI 93 4-2 BB	B SV 79 B SI 92 F SI 91 2 SAFE X SV 81 2-1 ③ G3		B SV 79 C FF 92 B SV 80 F SI 89 S SV 81 2-3 ② K		F FF 90 X SL 81 0-1 ③ G4-3			B FF 91 B FF 92 C FF 91 X SL 83 2-1 3-H 1B	4	0	1	1	1	1	3
11 José Ramírez, S (1, 5) OBP: 0.410, SLG: 0.619	C SI 92 X FF 92 0-1 ② F8		B SV 80 B SV 80 B SI 92 B SI 92 4-0 10 G6-3 BB	0-0 IBB			C SL 82 B SL 82 B FF 90 C CH 82 F CH 83 F CH 83 B SI 92 X CH 79 3-2 ① L4			2	0	0	0	2	0	1
10 Edwin Encarnación, R (1, 10) OBP: 0.316, SLG: 0.461	F SI 92 B FF 94 1 SAFE 1 SAFE S SI 92 B FF 93 1 SAFE D SV 83 S SV 82 3-3 ③ K		B SI 92 1 SAFE 1 SAFE B SI 91 C SI 92 F SV 81 B FF 91 X SI 92 3-2 ① G6-3 1-2	B SV 82 B SI 92 F SI 92 F SI 92 T SV 82 2-2 ③ K			X CH 86 0-0 ② P3		4	0	0	0	0	2	5
17 Yonder Alonso, L (1, 3) OBP: 0.315, SLG: 0.452		B FF 92 X FF 92 1-0 HR	F FF 92 B SV 81 S SV 81 D SV 82 B SI 94 S SV 82 3-3 ② K		B FF 90 C FF 88 X SL 81 1-1 ① P3		X SI 92 0-0 ③ P5			4	1	1	1	0	1	1
53 Melky Cabrera, S (1, 9) OBP: 0.285, SLG: 0.333 6 Brandon Guyer, R (9, 9) OBP: 0.299, SLG: 0.401		B SV 80 C SV 79 B CH 83 F SI 92 F FF 93 F SV 82 F SV 81 B CH 84 B SI 94 4-2 55 SH1-4 22 BB 12 E BB	2 SAFE S SV 81 F SV 81 F SV 82 F FF 93 X SV 82 0-2 ③ G4-3		B CH 81 S CH 81 F SL 80 F FF 90 X CH 83 1-2 ② G1-3			C CU 77 X CU 78 0-1 ① F7	3 0	1 0	0 0	0 0	1 0	0 0	1 0
22 Jason Kipnis, L (1, 4) OBP: 0.308, SLG: 0.359		C SI 92 B FF 92 S FF 92 B SI 92 B SI 93 B FF 94 4-2 55 SH1-4 12 E 1-2 BB	C SV 80 B CH 84 B FF 92 S SV 80 F SV 81 F FF 94 B SV 81 B SV 80 4-2 1 1B 12 2B BB	C FF 90 S SL 83 B FF 90 B FF 90 B FF 90 B CH 81 4-2 BB			C CU 77 C CU 79 S CU 78 0-3 ② K		1	2	0	0	3	1	0
55 Roberto Pérez, R (1, 2) OBP: 0.247, SLG: 0.233		X FF 90 0-0 ① SH1-4 1-2 2-3	B SI 90 1 SAFE X SI 90 1-0 ① F8	C CH 82 F SL 81 S FF 90 0-3 ③ K			B SL 81 B FF 90 F FF 89 C FF 90 S FF 91 2-3 ③ K		3	0	0	0	0	2	2
1 Greg Allen, S (1, 8) OBP: 0.264, SLG: 0.305		C FF 92 F SV 80 B SV 82 S SV 81 1-3 ② K	C SI 92 B FF 91 S SV 80 F SV 81 1 SAFE B SV 81 X SI 93 2-2 12 2B 1-2 1B			C CH 81 B SL 81 B CH 82 X CH 80 2-1 ① G6-3			C SI 89 X SL 82 0-1 12 G3 12 S 23 1B 1B	4	1	2	0	0	1	2
Inning Stats	R: 0 E: 0 K: 1 S: 10 H: 0 LOB: 1 BB: 1 P: 18	R: 3 E: 1 K: 1 S: 16 H: 2 LOB: 1 BB: 2 P: 29	R: 0 E: 0 K: 1 S: 11 H: 0 LOB: 1 BB: 1 P: 21	R: 1 E: 0 K: 2 S: 17 H: 2 LOB: 3 BB: 2 P: 29	R: 0 E: 0 K: 1 S: 11 H: 0 LOB: 1 BB: 1 P: 17	R: 0 E: 0 K: 0 S: 6 H: 0 LOB: 0 BB: 0 P: 10	R: 0 E: 0 K: 0 S: 7 H: 0 LOB: 0 BB: 0 P: 10	R: 0 E: 0 K: 2 S: 8 H: 0 LOB: 0 BB: 0 P: 10	R: 1 E: 0 K: 0 S: 6 H: 2 LOB: 1 BB: 0 P: 9	1B: 4 2B: 1 3B: 0 HR: 1	SF: 0 SAC: 1 DP: 0 HBP: 0	WP: 0 PB: 0 SB: 1 CS: 0	PA: 38				

PITCHER		IP	WLS	BF	H	R	ER	SO	BB	IBB	HBP	BLK	WP	HR	S	P	ERA	WHIP
17 José Berríos, R ERA: 3.66	(1, 1)	4.0		22	4	4	4	5	5	1	0	0	0	1	54	97	9.00	2.250
58 Gabriel Moya, L ERA: 4.96	(5, 1)	2.2		9	0	0	0	1	1	0	0	0	0	0	23	36	0.00	0.375
55 Taylor Rogers, L ERA: 3.8	(7, 1)	1.0		3	0	0	0	1	0	0	0	0	0	0	6	6	0.00	0.000
43 Addison Reed, R ERA: 4.74	(8, 1)	0.2	L	4	2	1	1	1	0	0	0	0	0	0	9	14	13.50	3.000

PITCHER	IP	WLS	BF	H	R	ER	SO	BB	IBB	HBP	BLK	WP	HR	S	P	ERA	WHIP

BOTTOM

Minnesota Twins @ Cleveland Indians

Progressive Field, Cleveland, OH

Thu Aug 09 2018, 1:12 PM - 4:08 PM EDT

Att. 25,942 - Partly Cloudy - 77 F

livebaseballscorecards.com

AB	30
R	5
H	6
RBI	5
BB	7
SO	8
LOB	16

Cleveland Indians @ Chicago White Sox

Guaranteed Rate Field, Chicago, IL

Fri Aug 10 2018, 7:12 PM - 9:56 PM CDT

Att. 18,772 - Clear - 76 F

livebaseballscorecards.com

Batter	1	2	3	4	5	6	7	8	9	AB	R	H	RBI	BB	SO	LOB
12 Francisco Lindor, S (1, 6) OBP: 0.377, SLG: 0.573	BB		2B		G1-3			G4-3		3	0	1	0	1	0	1
23 Michael Brantley, L (1, 7) OBP: 0.345, SLG: 0.455	F9		G6-3			P6		CI		3	0	0	0	0	0	2
11 José Ramírez, S (1, 5) OBP: 0.409, SLG: 0.618	P3		P3			2B		F9		4	0	1	0	0	0	3
10 Edwin Encarnación, R (1, 10) OBP: 0.317, SLG: 0.461 53 Melky Cabrera, S (4, PH) OBP: 0.286, SLG: 0.327 (4, 10) 1 Greg Allen, S (9, PR) OBP: 0.264, SLG: 0.305 (9, 10)	BB			F7		F9			FC5-4 BB	0 2 0	0 0 0	0 0 0	0 0 0	1 1 0	0 0 0	0 1 0
6 Brandon Guyer, R (1, 9) OBP: 0.291, SLG: 0.390	K			K		F8			FC5-4 1B	4	0	0	0	0	2	4
17 Yonder Alonso, L (1, 3) OBP: 0.317, SLG: 0.452		K		G6-3			G6-4-3 1B		1B	4	0	2	0	0	1	0
7 Yan Gomes, R (1, 2) OBP: 0.300, SLG: 0.417		G5-3			F8		G6-4-3		K	4	0	0	0	0	1	3
22 Jason Kipnis, L (1, 4) OBP: 0.305, SLG: 0.355		K			P6		L4		P5	4	0	0	0	0	1	2
26 Rajai Davis, R (1, 8) OBP: 0.296, SLG: 0.312			B3		1B			K		3	0	1	0	0	1	0

TOP	
AB	31
R	0
H	5
RBI	0
BB	3
SO	6
LOB	16

Inning Stats	1	2	3	4	5	6	7	8	9
	R: 0 E: 0 K: 1 S: 11	H: 0 LOB: 2 BB: 2 P: 24	R: 0 E: 0 K: 2 S: 9	H: 0 LOB: 0 BB: 0 P: 12	R: 0 E: 0 K: 0 S: 9	H: 1 LOB: 1 BB: 0 P: 15	R: 0 E: 0 K: 1 S: 9	H: 0 LOB: 0 BB: 0 P: 13	R: 0 E: 0 K: 0 S: 8	H: 1 LOB: 1 BB: 0 P: 9	R: 0 E: 0 K: 0 S: 6	H: 1 LOB: 1 BB: 0 P: 8	R: 0 E: 0 K: 0 S: 4	H: 1 LOB: 0 BB: 0 P: 8	R: 0 E: 1 K: 1 S: 13	H: 0 LOB: 1 BB: 0 P: 17	R: 0 E: 0 K: 1 S: 18	H: 1 LOB: 2 BB: 1 P: 26

| | | |

Batter	1	2	3	4	5	6	7	8	9	AB	R	H	RBI	BB	SO	LOB
30 Nicky Delmonico, L (1, 7) OBP: 0.326, SLG: 0.368 15 Adam Engel, R (8, PH) OBP: 0.266, SLG: 0.296 (9, 8)	C FF 92 C FF 93 F FF 94 S KC 80 0-3 ① K		S FF 92 C FF 92 X FF 93 0-2 ① F7		C FF 93 S SL 84 F FF 93 F FF 93 S SL 83 0-3 ② K			1 SAFE L SI 89 1 SAFE L FF 91 L SI 91 0-3 ① K		3 1	0 0	0 0	0 0	0 0	2 1	1 1
5 Yolmer Sánchez, S (1, 5) OBP: 0.297, SLG: 0.376	C FF 94 C KC 80 B CH 89 X KC 81 1-2 ② G4-3		B KC 80 F FF 93 B SL 83 B FF 93 X FF 93 3-1 ② G3		X KC 79 0-0 ③ F9			C SL 78 F SI 92 T SI 93 0-2 ② K		4	0	0	0	0	1	2
79 José Abreu, R (1, 3) OBP: 0.329, SLG: 0.485	B FF 94 C SL 84 X FF 94 1-1 1B		S SL 83 F FF 94 F FF 93 B FF 93 B SL 83 F FF 93 X FF 94 2-2 ③ G3			X FF 92 0-0 ① G6-3		C SL 85 X SI 95 0-1 ③ F8		4	0	1	0	0	0	1
18 Daniel Palka, L (1, 10) OBP: 0.281, SLG: 0.502	S FF 93 S KC 80 B KC 81 B FF 93 B SL 84 C FF 93 3-3 ③ K			C KC 79 F SL 84 F KC 80 C FF 94 0-3 ① K		C FF 92 B FF 93 S KC 80 B KC 80 F FF 93 S FF 93 2-3 ② K			F SI 95 B SL 86 C SL 87 X SI 96 1-2 HR	4	1	1	1	0	3	1
26 Avisaíl García, R (1, 9) OBP: 0.277, SLG: 0.493		C FF 93 C FF 93 S SL 85 0-3 ① K		S SL 84 B FF 94 B FF 94 S SL 84 X FF 94 2-2 ② G5-3		X SL 84 0-0 ③ G5-3				3	0	0	0	0	1	0
38 Omar Narváez, L (1, 2) OBP: 0.370, SLG: 0.425		B FF 94 B CH 89 C FF 93 S FF 94 X FF 94 2-2 ② G4-3		F FF 94 B KC 81 B FF 93 B SL 82 F FF 93 B FF 92 4-2 7 FC6-4 BB			F FF 93 B KC 79 F FF 92 X SL 84 1-2 ① F8			2	0	0	0	1	0	0
7 Tim Anderson, R (1, 6) OBP: 0.288, SLG: 0.404		C SL 84 B SL 86 B FF 93 B SL 84 F FF 94 F SL 83 X FF 93 3-2 2B		S SL 83 X SL 83 0-1 ③ FC6-4 1-2f			B KC 78 S SL 84 C FF 93 B SL 85 S SL 84 2-3 ② K			3	0	1	0	0	1	1
10 Yoán Moncada, S (1, 4) OBP: 0.302, SLG: 0.393		D KC 81 B FF 93 B CH 88 C FF 93 B FF 93 4-1 BB			S KC 78 C KC 79 F FF 92 B FF 93 B SL 85 F FF 93 X CH 89 2-2 2B		B SI 91 C SL 78 B SL 79 F SI 91 C SI 91 2-3 ③ K			2	0	1	0	1	1	0
25 Ryan LaMarre, R (1, 8) OBP: 0.323, SLG: 0.325 (9, 7)		C FF 92 S SL 83 X SL 83 0-2 ③ G5-3			C FF 93 2 SAFE M SL 84 2 SAFE F SL 84 S SL 84 0-3 ① K			S SL 76 C SL 80 F FF 92 F SI 91 B SL 76 F SL 80 F FF 91 X SI 93 1-2 1B		3	0	1	0	0	1	3
Inning Stats	R: 0 E: 0 K: 2 S: 12 H: 1 LOB: 1 BB: 0 P: 17	R: 0 E: 0 K: 1 S: 14 H: 1 LOB: 2 BB: 1 P: 23	R: 0 E: 0 K: 0 S: 10 H: 0 LOB: 0 BB: 0 P: 15	R: 0 E: 0 K: 1 S: 11 H: 0 LOB: 1 BB: 1 P: 17	R: 0 E: 0 K: 2 S: 15 H: 1 LOB: 1 BB: 0 P: 17	R: 0 E: 0 K: 1 S: 6 H: 0 LOB: 0 BB: 0 P: 8	R: 0 E: 0 K: 2 S: 9 H: 0 LOB: 0 BB: 0 P: 14	R: 0 E: 0 K: 2 S: 15 H: 1 LOB: 1 BB: 0 P: 16	R: 1 E: 0 K: 0 S: 3 H: 1 LOB: 0 BB: 0 P: 4	1B: 2 2B: 2 3B: 0 HR: 1 SF: 0 SAC: 0 DP: 0 HBP: 0						WP: 0 PB: 0 SB: 0 CS: 0 PA: 31

PITCHER		IP	WLS	BF	H	R	ER	SO	BB	IBB	HBP	BLK	WP	HR	S	P	ERA	WHIP
57 Shane Bieber, R ERA: 4.24	(1, 1)	6.2		25	3	0	0	8	2	0	0	0	0	0	74	106	0.00	0.750
39 Oliver Pérez, L ERA: 1.45	(7, 1)	1.0		4	1	0	0	3	0	0	0	0	0	0	16	19	0.00	1.000
58 Neil Ramírez, R ERA: 4.4	(8, 1)	0.1	L	2	1	1	1	0	0	0	0	0	0	1	5	6	27.00	3.000

PITCHER	IP	WLS	BF	H	R	ER	SO	BB	IBB	HBP	BLK	WP	HR	S	P	ERA	WHIP

BOTTOM

Cleveland Indians @ Chicago White Sox

Guaranteed Rate Field, Chicago, IL

Fri Aug 10 2018, 7:12 PM - 9:56 PM CDT

Att. 18,772 - Clear - 76 F

livebaseballscorecards.com

AB	29
R	1
H	5
RBI	1
BB	2
SO	11
LOB	10

Cleveland Indians @ Chicago White Sox

Guaranteed Rate Field, Chicago, IL

Sat Aug 11 2018, 6:26 PM - 9:19 PM CDT

Att. 28,061 - Partly Cloudy - 81 F

livebaseballscorecards.com

Batter	1	2	3	4	5	6	7	8	9	AB	R	H	RBI	BB	SO	LOB
12 Francisco Lindor, S (1, 6) OBP: 0.374, SLG: 0.567	X FF 90 0-0 ① L8		C FF 89 B CH 83 B CH 84 S FC 88 B FF 89 F CH 84 X FC 87 3-2 ③ G3		1 SAFE 1 SAFE C FF 90 F EP 70 1 SAFE S EP 71 0-3 ③ K2-3		X SI 88 0-0 ③ P5		B SL 84 X SI 91 1-0 ③ G4-3	5	0	0	0	0	1	1
23 Michael Brantley, L (1, 7) OBP: 0.349, SLG: 0.468	C FF 89 X SI 90 0-1 ② F9			C FF 88 B CH 82 B FC 88 F FC 88 X SI 88 2-2 E9 2B		B KC 77 F CH 84 X EP 69 1-1 HR		C CU 67 B SI 87 X CH 79 1-1 11 E 1B		4	1	3	1	0	0	0
11 José Ramírez, S (1, 5) OBP: 0.409, SLG: 0.624	C FF 90 C FC 88 B CH 84 B CH 84 F CH 82 B SI 89 X FF 91 3-2 ③ L7			S KC 77 3 SAFE D KC 78 X KC 78 1-1 ① P5		B FF 90 B CH 82 B CH 81 F FF 88 X FF 90 3-1 HR		C CU 69 C SI 90 1 SAFE B SI 89 F CH 80 B SI 91 F CH 82 B SI 91 1 SAFE 1-3 3-2 F CH 82 1 SAFE F CH 80 1 SAFE X CH 80 E8 1B		4	1	2	1	0	0	1
17 Yonder Alonso, L (1, 3) OBP: 0.314, SLG: 0.447		C FF 90 S CH 83 B CH 84 S CH 84 1-3 ① K		S KC 78 S EP 70 D EP 69 D KC 77 F KC 78 B CH 84 F CH 84 X KC 78 3-2 ② P5		X SI 89 0-0 ① G6-3		B CU 70 C CU 71 B SI 90 F CH 81 S CH 82 2-3 ① K		4	0	0	0	0	2	3
53 Melky Cabrera, S (1, 10) OBP: 0.285, SLG: 0.319		X FF 89 0-0 ② P6		B KC 78 X CH 84 1-0 ③ G6-3		B CH 83 C SI 89 F KC 77 B SI 87 B EP 70 X CH 84 3-2 ② P6		B CH 80 C SI 90 C SI 91 D CH 81 H SI 91 3-2 HBP		3	0	0	0	0	0	1
22 Jason Kipnis, L (1, 4) OBP: 0.307, SLG: 0.359		C FF 89 X FC 88 0-1 1B			B FF 89 X CH 84 1-0 ① F8	B SI 89 X FC 86 1-0 2B		B CU 71 D SI 89 B SI 90 C SI 88 F CH 80 X CH 82 3-2 ② F7		4	0	2	0	0	0	3
6 Brandon Guyer, R (1, 9) OBP: 0.284, SLG: 0.379		B FF 91 F FC 85 F KC 79 X KC 78 1-2 ③ P4			B FF 90 F FF 88 S CH 82 B EP 69 B CH 82 S CH 83 3-3 ② K	B KC 77 S FC 86 X KC 78 1-1 ③ F9		C SI 91 B CH 86 X CH 85 1-1 ③ G4-3		4	0	0	0	0	1	5
55 Roberto Pérez, R (1, 2) OBP: 0.247, SLG: 0.234			B FF 90 B FF 89 X FF 89 2-0 ① F7		B FC 86 B FC 86 X FF 90 2-0 1 E 1 S 1 1B 1B		B FF 88 X FC 85 1-0 ① B1-3		C SL 81 X SL 86 0-1 ① L9	4	1	1	0	0	0	0
1 Greg Allen, S (1, 8) OBP: 0.264, SLG: 0.303			X FF 89 0-0 ② G6-3		C FF 90 D KC 78 X CH 84 1-1 1-H 1B		C FF 88 S KC 78 B KC 77 S KC 77 1-3 ② K		B SI 90 C SI 91 B CH 85 S SI 92 X SI 91 2-2 ② G3-1	4	0	1	1	0	1	0
Inning Stats	R: 0 E: 0 K: 0 S: 7 H: 0 LOB: 0 BB: 0 P: 10	R: 0 E: 0 K: 1 S: 9 H: 1 LOB: 1 BB: 0 P: 11	R: 0 E: 0 K: 0 S: 6 H: 0 LOB: 0 BB: 0 P: 11	R: 0 E: 1 K: 0 S: 11 H: 1 LOB: 1 BB: 0 P: 18	R: 1 E: 0 K: 2 S: 10 H: 2 LOB: 1 BB: 0 P: 17	R: 2 E: 0 K: 0 S: 11 H: 3 LOB: 1 BB: 0 P: 20	R: 0 E: 0 K: 1 S: 5 H: 0 LOB: 0 BB: 0 P: 7	R: 0 E: 1 K: 1 S: 19 H: 2 LOB: 3 BB: 0 P: 32	R: 0 E: 0 K: 0 S: 6 H: 0 LOB: 0 BB: 0 P: 9	1B: 5 2B: 2 3B: 0 HR: 2	SF: 0 SAC: 0 DP: 0 HBP: 1		WP: 0 PB: 0 SB: 1 CS: 0	PA: 37			

PITCHER		IP	WLS	BF	H	R	ER	SO	BB	IBB	HBP	BLK	WP	HR	S	P	ERA	WHIP
33 James Shields, R ERA: 4.41	(1, 1)	7.0	L	28	7	3	2	4	0	0	0	0	0	2	59	94	2.57	1.000
70 Luis Avilán, L ERA: 3.63	(8, 1)	0.2		5	2	0	0	1	0	0	1	0	0	0	17	29	0.00	3.000
54 Jeanmar Gómez, R ERA: 3.52	(8, 1)	1.1		4	0	0	0	0	0	0	0	0	0	0	8	12	0.00	0.000

PITCHER	IP	WLS	BF	H	R	ER	SO	BB	IBB	HBP	BLK	WP	HR	S	P	ERA	WHIP

AB	36
R	3
H	9
RBI	3
BB	0
SO	5
LOB	14

Batter	1	2	3	4	5	6	7	8	9	AB	R	H	RBI	BB	SO	LOB
30 Nicky Delmonico, L (1, 7) OBP: 0.325, SLG: 0.365	B FF 92 X FF 93 1-0 ① F8		C KC 78 B KC 80 F FF 95 B CH 89 B ST 81 X FF 95 3-2 1B			S CH 88 F FC 88 B KC 81 C CH 89 1-3 ② K		B ST 81 C ST 82 F ST 83 S FF 95 1-3 ③ K		4	0	1	0	0	2	0
5 Yolmer Sánchez, S (1, 5) OBP: 0.296, SLG: 0.374	B FF 93 B CH 87 B FF 94 C FF 93 X FF 94 3-1 ② F7		C FF 94 B CH 88 S FC 87 X CH 89 1-2 ③ G4-3			B FF 95 B CH 88 C FF 95 F FF 95 X CH 87 2-2 ③ G1-3			B FF 93 F FF 93 C KC 84 F FF 94 X KC 85 1-2 1B	4	0	1	0	0	0	1
79 José Abreu, R (1, 3) OBP: 0.327, SLG: 0.481	C ST 80 S FF 95 S ST 82 0-3 ③ K			C FF 93 B FF 93 B FF 94 S FF 95 X ST 82 2-2 ① P5			C ST 78 X FF 94 0-1 ① L1-3		X FF 94 0-0 ① P2	4	0	0	0	0	1	1
18 Daniel Palka, L (1, 10) OBP: 0.280, SLG: 0.496		B KC 78 F FF 93 S KC 79 S KC 80 1-3 ① K		C KC 79 C KC 79 X ST 80 0-2 ② G4-3			B ST 80 B ST 79 B FF 91 B FF 92 4-0 26 BB BB		F KC 84 S KC 84 D KC 84 B KC 84 B KC 85 X KC 84 3-2 ② F8	3	0	0	0	1	1	1
26 Avisaíl García, R (1, 9) OBP: 0.276, SLG: 0.486		F FF 97 S KC 81 B KC 82 F ST 83 F ST 84 B FF 97 F ST 83 C KC 81 2-3 ② K		S KC 81 B ST 82 B FF 96 S FC 87 B SI 96 X FC 87 3-2 ③ F8			B FF 93 B ST 82 B ST 82 B FF 93 4-0 1-2 BB		B KC 84 C FF 94 F FF 93 B FF 94 S FF 94 2-3 ③ K	3	0	0	0	1	2	1
38 Omar Narváez, L (1, 2) OBP: 0.364, SLG: 0.418		B FC 89 B FF 96 B FF 95 C FF 95 F FF 94 F SI 96 X FF 95 3-2 ③ G6-3			C FF 94 S KC 79 C KC 80 0-3 ① K		D FF 92 C FF 94 B ST 83 F FF 94 S FF 94 2-3 ② K			3	0	0	0	0	2	2
7 Tim Anderson, R (1, 6) OBP: 0.286, SLG: 0.401			B FF 93 C FC 85 B FF 94 S FC 87 C SI 95 2-3 ① K		F FC 85 F KC 78 B KC 81 B ST 83 B SI 95 F FF 96 X FC 87 3-2 ② G6-3		C ST 82 B ST 83 F ST 82 S ST 83 1-3 ③ K			3	0	0	0	0	2	2
10 Yoán Moncada, S (1, 4) OBP: 0.303, SLG: 0.400			S CH 88 B KC 79 B CH 88 T FC 87 B KC 80 X FF 95 3-2 HR		B KC 79 B FF 95 C FF 95 S FF 95 S CH 89 2-3 ③ K			B SI 91 C ST 81 B ST 82 F ST 80 B FF 93 F FF 93 X FF 92 3-2 ① F9		3	1	1	1	0	1	0
25 Ryan LaMarre, R (1, 8) OBP: 0.315, SLG: 0.316			B FF 95 C FC 87 C KC 79 B ST 82 B SI 95 X SI 95 3-2 ② G4-3			F FF 95 C KC 78 B ST 82 B SI 94 F ST 80 T KC 80 2-2 ① K		X SI 93 0-0 ② G4-1		3	0	0	0	0	1	0
Inning Stats	R: 0 E: 0 K: 1 S: 6 H: 0 LOB: 0 BB: 0 P: 10	R: 0 E: 0 K: 2 S: 13 H: 0 LOB: 0 BB: 0 P: 19	R: 1 E: 0 K: 1 S: 15 H: 2 LOB: 1 BB: 0 P: 27	R: 0 E: 0 K: 0 S: 9 H: 0 LOB: 0 BB: 0 P: 14	R: 0 E: 0 K: 2 S: 10 H: 0 LOB: 0 BB: 0 P: 10	R: 0 E: 0 K: 2 S: 10 H: 0 LOB: 0 BB: 0 P: 15	R: 0 E: 0 K: 2 S: 8 H: 0 LOB: 2 BB: 2 P: 19	R: 0 E: 0 K: 1 S: 8 H: 0 LOB: 0 BB: 0 P: 12	R: 0 E: 0 K: 1 S: 11 H: 1 LOB: 1 BB: 0 P: 17	1B: 2 2B: 0 3B: 0 HR: 1	SF: 0 SAC: 0 DP: 0 HBP: 0					

PITCHER		IP	WLS	BF	H	R	ER	SO	BB	IBB	HBP	BLK	WP	HR	S	P	ERA	WHIP
47 Trevor Bauer, R ERA: 2.22	(1, 1)	6.1	W	21	2	1	1	8	0	0	0	0	0	1	65	102	1.42	0.316
33 Brad Hand, L ERA: 2.73	(7, 1)	1.2	H	7	0	0	0	3	2	0	0	0	0	0	14	29	0.00	1.200
37 Cody Allen, R ERA: 4.28	(9, 1)	1.0	S	4	1	0	0	1	0	0	0	0	0	0	11	17	0.00	1.000

PITCHER	IP	WLS	BF	H	R	ER	SO	BB	IBB	HBP	BLK	WP	HR	S	P	ERA	WHIP

BOTTOM

Cleveland Indians @ Chicago White Sox

Guaranteed Rate Field, Chicago, IL

Sat Aug 11 2018, 6:26 PM - 9:19 PM CDT

Att. 28,061 - Partly Cloudy - 81 F

livebaseballscorecards.com

AB	30
R	1
H	3
RBI	1
BB	2
SO	12
LOB	8

Cleveland Indians @ Chicago White Sox

Guaranteed Rate Field, Chicago, IL

Sun Aug 12 2018, 1:12 PM - 4:42 PM CDT

Att. 23,853 - Sunny - 82 F

livebaseballscorecards.com

Batter	1	2	3	4	5	6	7	8	9	AB	R	H	RBI	BB	SO	LOB
12 Francisco Lindor, S OBP: 0.372, SLG: 0.561 (1, 6)	K	K		23 CS BB		L3		K	K	5	0	0	0	1	4	2
23 Michael Brantley, L OBP: 0.351, SLG: 0.467 (1, 7) 26 Rajai Davis, R OBP: 0.296, SLG: 0.312 (8, PR) (8, 7)	17 1B 1B	36 1B 1B		L7 1-2		G4-3		22 1B 36 1B BB		3 0	2 1	1 0	0 0	2 0	0 0	1 0
22 Jason Kipnis, L OBP: 0.313, SLG: 0.363 (1, 4)	F8	36 1B 1B 1-3 H		1B		BB		17 F8 36 1B 1B 1-2 H		4	0	3	2	1	0	1
36 Yandy Díaz, R OBP: 0.526, SLG: 0.632 (1, 10)	17 1B 53 HR 1B 1-2	1B 1-3 H		L8		P6		6 BB 1-2 H 1B		5	1	3	2	0	0	2
17 Yonder Alonso, L OBP: 0.315, SLG: 0.447 (1, 3)	53 HR 1B 1-2 H	P4			7 1B 1B		K	F8 2-3		5	1	2	1	0	1	4
53 Melky Cabrera, S OBP: 0.291, SLG: 0.350 (1, 9) 6 Brandon Guyer, R OBP: 0.288, SLG: 0.379 (7, PR) (7, 9)	HR 1-H 2-H	G4-3			K		E7 7 SF8 1B	BB 1-2		4 0	1 1	2 0	3 0	0 1	1 0	1 0
7 Yan Gomes, R OBP: 0.298, SLG: 0.415 (1, 2)	G6-3	K			1B 1-3		SF8 3-H	G6-3		4	0	1	1	0	1	3
1 Greg Allen, S OBP: 0.268, SLG: 0.302 (1, 8)		9 S 22 1B 1B		BB	K		F9		G6-3	4	1	1	0	1	1	3
9 Erik González, R OBP: 0.333, SLG: 0.434 (1, 5)		G6-3 1-2		K	K			23 BB 22 1B 1B	G4-3	5	1	1	0	0	2	4

TOP

AB	39
R	9
H	14
RBI	9
BB	6
SO	10
LOB	21

Inning Stats	1	2	3	4	5	6	7	8	9
	R: 4 E: 0 K: 1 S: 17 H: 4 LOB: 0 BB: 0 P: 28	R: 2 E: 0 K: 1 S: 22 H: 3 LOB: 2 BB: 1 P: 35	R: 0 E: 0 K: 2 S: 13 H: 0 LOB: 1 BB: 1 P: 22	R: 0 E: 0 K: 0 S: 9 H: 1 LOB: 1 BB: 1 P: 19	R: 0 E: 0 K: 3 S: 17 H: 2 LOB: 2 BB: 0 P: 25	R: 0 E: 0 K: 0 S: 10 H: 0 LOB: 1 BB: 1 P: 19	R: 1 E: 1 K: 1 S: 7 H: 1 LOB: 1 BB: 0 P: 10	R: 2 E: 0 K: 1 S: 24 H: 3 LOB: 3 BB: 2 P: 41	R: 0 E: 0 K: 1 S: 7 H: 0 LOB: 0 BB: 0 P: 7

PITCHER		IP	WLS	BF	H	R	ER	SO	BB	IBB	HBP	BLK	WP	HR	S	P	ERA	WHIP	PITCHER		IP	WLS	BF	H	R	ER	SO	BB	IBB	HBP	BLK	WP	HR	S	P	ERA	WHIP
68 Dylan Covey, R ERA: 6.06	(1, 1)	2.2	L	17	7	6	6	3	2	0	0	0	0	1	49	80	20.25	3.375																			
53 Héctor Santiago, L ERA: 5.01	(3, 1)	3.2		16	4	1	0	5	2	0	0	0	0	0	43	73	0.00	1.636																			
60 Tyler Danish, R ERA: 7.11	(7, 1)	1.0		7	3	2	2	1	1	0	0	0	0	0	23	37	18.00	4.000																			
50 Thyago Vieira, R ERA: 7.5	(8, 1)	1.2		6	0	0	0	1	1	0	0	0	0	0	11	16	0.00	0.600																			

1B: 13	SF: 1	WP: 0	PA: 46
2B: 0	SAC: 0	PB: 0	
3B: 0	DP: 0	SB: 1	
HR: 1	HBP: 0	CS: 1	

Cleveland Indians @ Chicago White Sox

Guaranteed Rate Field, Chicago, IL

Sun Aug 12 2018, 1:12 PM - 4:42 PM CDT

Att. 23,853 - Sunny - 82 F

livebaseballscorecards.com

BOTTOM

Batter	1	2	3	4	5	6	7	8	9	AB	R	H	RBI	BB	SO	LOB
30 Nicky Delmonico, L (1, 7) OBP: 0.316, SLG: 0.355	C FF 93 F FF 94 X FF 93 0-2 ① P5	S CH 86 S CH 87 S SL 86 0-3 ③ K			B FF 94 X SI 92 1-0 ③ G4-3			C FF 86 F FF 87 B FF 87 F FF 87 F FF 88 S SL 78 1-3 ② K	C FF 93 S KC 84 C FF 83 F FF 93 S FF 93 0-3 ② K	5	0	0	0	0	3	4
5 Yolmer Sánchez, S (1, 5) OBP: 0.297, SLG: 0.382	B FF 95 C CH 87 B SL 83 F FF 94 B SL 87 X SI 95 3-2 18 WP 79 E 18 G3-1 1B		C CU 80 B SL 87 B FF 94 F CH 87 X SL 86 2-2 ① G4-3			C CU 81 F SL 86 C SI 93 0-3 ① K		F FF 87 B SL 79 X FF 86 1-1 HR	B KC 84 B FF 94 C FF 94 F FF 93 S FF 93 2-3 ③ K	5	2	2	1	0	2	2
79 José Abreu, R (1, 3) OBP: 0.324, SLG: 0.477	C FF 94 F SL 85 X SI 92 0-2 FC3 18 G3-1 18 WP 1-2		F FF 95 S SL 81 S SL 85 0-3 ② K			C FF 95 F SL 84 S CU 81 0-3 ② K		B SL 78 T SI 86 X SI 85 1-1 ③ G5-3		4	0	0	0	0	2	1
18 Daniel Palka, L (1, 10) OBP: 0.276, SLG: 0.489	B SL 85 X CH 87 1-0 ② G3-1 1-3 2-H		B CH 88 C CU 80 B CH 89 F SI 94 S SL 86 2-3 ③ K			B CU 80 S FF 93 B SL 85 C SI 94 B SL 85 F CH 88 F FF 95 F CH 88 X CH 89 3-2 ③ G4-3			S SI 90 B SI 91 C CH 83 B FF 91 T FF 91 2-2 ① K	4	0	0	1	0	2	1
26 Avisaíl García, R (1, 9) OBP: 0.276, SLG: 0.479 25 Ryan LaMarre, R (9, PR) OBP: 0.315, SLG: 0.316	S SL 85 X FF 94 0-1 ③ F9			B CU 81 S SL 85 X FF 94 1-1 ① G6-3			S SL 83 F SL 85 B FF 92 S SL 82 1-3 ① K		H SI 90 1-0 10 1B 7 1B HBP	3 0	0 1	0 0	0 0	0 0	1 0	1 0
10 Yoán Moncada, S (1, 4) OBP: 0.302, SLG: 0.398		C CH 90 S CH 87 B CH 89 B SI 94 B SL 86 F SI 94 C FF 95 3-3 ① K		C SL 81 S SL 85 F FF 92 B CU 82 C SL 85 1-3 ② K			B SL 84 X SI 93 1-0 ② P6		B SI 90 C CH 82 B SI 90 S SI 90 B SI 91 X SI 89 3-2 7 1B 36 1B 1-2 1B	4	1	1	0	0	2	0
7 Tim Anderson, R (1, 6) OBP: 0.288, SLG: 0.402		B FF 95 B FF 94 X FF 93 2-0 36 FC5-4 1B		F FF 94 C CU 81 S SL 86 0-3 ③ K			S FF 94 F CU 81 B SL 85 X FF 93 1-2 ③ F9		X SI 90 0-0 36 1B 15 3B 1-3 1B 2-H	4	1	2	1	0	1	0
36 Kevan Smith, R (1, 2) OBP: 0.339, SLG: 0.318		B SL 83 F FF 93 B FF 94 1 SAFE F FF 92 X SL 84 2-2 ② FC5-4 15 1B 1-2f			X FF 91 0-0 ① G5-3			C SI 84 X SL 77 0-1 ① G6-3	B SL 84 B SI 91 F SI 90 B SI 90 X SI 88 3-1 15 3B 1B 2-3 3-H	4	1	1	1	0	0	1
15 Adam Engel, R (1, 8) OBP: 0.272, SLG: 0.319		X FF 94 0-0 1-2 1B			B FF 91 B SL 84 X FF 92 2-0 ② F9			B SI 84 B SI 86 X SI 85 2-0 HR	F FF 92 F KC 83 B FF 93 X KC 84 1-2 1-H 3-H 3B	4	1	3	3	0	0	0
Inning Stats	R: 1 H: 1 E: 1 LOB: 1 K: 0 BB: 0 S: 12 P: 16	R: 0 H: 2 E: 0 LOB: 2 K: 2 BB: 0 S: 12 P: 19	R: 0 H: 0 E: 0 LOB: 0 K: 2 BB: 0 S: 9 P: 13	R: 0 H: 0 E: 0 LOB: 0 K: 2 BB: 0 S: 9 P: 11	R: 0 H: 0 E: 0 LOB: 0 K: 0 BB: 0 S: 3 P: 6	R: 0 H: 0 E: 0 LOB: 0 K: 2 BB: 0 S: 12 P: 15	R: 0 H: 0 E: 0 LOB: 0 K: 1 BB: 0 S: 7 P: 10	R: 2 H: 2 E: 0 LOB: 0 K: 1 BB: 0 S: 12 P: 17	R: 4 H: 4 E: 0 LOB: 2 K: 3 BB: 0 S: 20 P: 32	1B: 6 SF: 0 2B: 0 SAC: 0 3B: 1 DP: 0 HR: 2 HBP: 1					WP: 1 PA: 38 PB: 0 SB: 0 CS: 0	

PITCHER		IP	WLS	BF	H	R	ER	SO	BB	IBB	HBP	BLK	WP	HR	S	P	ERA	WHIP
59 Carlos Carrasco, R ERA: 3.5	(1, 1)	7.0	W	25	3	1	0	9	0	0	0	0	1	0	64	90	0.00	0.429
90 Adam Cimber, R ERA: 3.69	(8, 1)	1.0		5	2	2	2	1	0	0	0	0	0	2	12	17	18.00	2.000
61 Dan Otero, R ERA: 5.74	(9, 1)	0.1		5	3	4	4	1	0	0	1	0	0	0	9	18	108.00	9.000
37 Cody Allen, R ERA: 4.22	(9, 1)	0.2	S	3	1	0	0	2	0	0	0	0	0	0	11	14	0.00	1.500

PITCHER	IP	WLS	BF	H	R	ER	SO	BB	IBB	HBP	BLK	WP	HR	S	P	ERA	WHIP

AB	37
R	7
H	9
RBI	7
BB	0
SO	13
LOB	10

Cleveland Indians @ Cincinnati Reds

Great American Ball Park, Cincinnati, OH

Mon Aug 13 2018, 7:12 PM - 10:34 PM EDT

Att. 20,607 - Partly Cloudy - 85 F

TOP

livebaseballscorecards.com

Batter	1	2	3	4	5	6	7	8	9	AB	R	H	RBI	BB	SO	LOB
12 Francisco Lindor, S (1, 6) OBP: 0.375, SLG: 0.560	B FF 93 B FF 93 B SI 94 C FF 93 C FF 94 F SL 88 F SL 88 X FF 94 3-2 23 CS 1B		C FF 94 B SL 90 F FS 86 S SL 90 1-3 ② K	B FS 86 B FF 94 F SL 90 F KC 82 D SL 90 D SL 90 4-2 BB		0-0 23 2B 53 1B IBB	B SI 97 C CH 89 C CH 88 B FF 96 B FF 96 X CH 90 3-2 23 1B 11 1B 1B		C CU 64 B CU 66 X CU 67 1-1 ① P5	4	2	2	0	2	1	0
23 Michael Brantley, L (1, 7) OBP: 0.353, SLG: 0.469	C SI 94 B KC 81 F FF 93 S FS 87 1-3 ①② K 1-2		F KC 82 F FS 87 B FS 85 X SL 88 1-2 11 HR 1B	C KC 81 S FS 87 F FF 94 X FF 95 0-2 ③ G4-3		B SL 84 B FF 95 X FF 95 2-0 53 1B 1-3 2-H 2B	C SL 87 C SL 87 D CH 88 F SI 96 X SL 88 1-2 11 1B 1-3 1B		B CU 67 F CU 68 B CU 70 X CU 68 2-1 ② F7	6	2	3	1	0	1	4
11 José Ramírez, S (1, 5) OBP: 0.412, SLG: 0.631	B FF 94 F SI 94 B FS 87 X FF 94 2-1 1B		S FS 89 C FS 86 B FF 94 X FF 90 1-2 1-H HR		B KC 79 C FS 85 F FF 93 B SL 88 X KC 81 2-2 ① G3-1	0-0 53 1B 22 2B IBB	D CH 89 D SI 96 1 SAFE X SI 96 2-0 1-2 3-H 1B		C CU 66 C CU 74 S CU 67 0-3 ③ K	5	2	3	3	1	1	0
17 Yonder Alonso, L (1, 3) OBP: 0.313, SLG: 0.446	X SI 93 0-0 ③ F7		C SL 88 X SI 94 0-1 2B		B FS 87 B SI 95 B SL 86 T FF 95 X FF 96 3-1 ② L9	S SL 84 S SL 85 D SL 84 B FF 96 B FF 96 T SL 85 3-2 ② K	F FF 96 F SL 87 B CH 89 F FF 96 B SL 86 X SL 88 2-2 ② P2			5	0	1	0	0	1	6
53 Melky Cabrera, S (1, 9) OBP: 0.297, SLG: 0.355 6 Brandon Guyer, R (6, PR) OBP: 0.287, SLG: 0.377 (6, 9)		C SI 93 X KC 81 0-1 ① F8	C FF 93 F FF 93 X SL 89 0-2 ③ G4-3		B KC 82 B SI 95 X FF 94 2-0 1B	F FF 95 X SL 84 0-1 1-3 2-H 3-H 1B	C FF 96 D CH 87 X CH 89 1-1 ③ G1-3			4 1	0 1	2 0	2 0	0 0	0 0	1 2
22 Jason Kipnis, L (1, 4) OBP: 0.314, SLG: 0.366		B FF 93 F FF 94 F SL 89 S FF 94 1-3 ② K		C SI 93 B SL 88 C KC 80 X FF 93 1-2 1 BLK 7 E 1B	B SI 94 X SI 95 1-0 ③ L8	X FF 96 0-0 7 2B 2-H 3-H 2B		C SL 89 X FF 94 0-1 ① F8		5	1	2	2	0	1	1
7 Yan Gomes, R (1, 2) OBP: 0.303, SLG: 0.425		C SI 94 S FS 87 X FF 94 0-2 2B		D SL 88 F SI 93 B SI 93 1 SAFE X SL 87 2-1 FC6 1 BLK 1-2		F SL 89 X SL 90 0-1 ① L8 B FF 94 X FF 95 1-0 2-H 2B		B SL 88 S SI 94 X CH 87 1-1 1B		5	0	3	1	0	0	1
1 Greg Allen, S (1, 8) OBP: 0.266, SLG: 0.299		C KC 79 F FF 94 D FS 86 X FS 86 1-2 ③ G6-3		X SI 94 0-0 ① B1 1-2 2-3		B KC 81 X FF 95 1-0 36 S 2B 1B B FF 95 X FF 95 1-0 ③ F8		F SI 94 C SI 94 B SL 86 D SL 85 S SL 88 2-3 ② K		5	1	1	0	0	1	5
52 Mike Clevinger, R (1, 1) 36 Yandy Díaz, R (6, PH) OBP: 0.550, SLG: 0.700 24 Andrew Miller, L (6, 1) 26 Rajai Davis, R (7, PH) OBP: 0.294, SLG: 0.310 39 Oliver Pérez, L (7, 1) 9 Erik González, R (8, PH) OBP: 0.330, SLG: 0.430 58 Neil Ramírez, R (8, 1) 61 Dan Otero, R (9, 1)			C FF 94 B FF 94 B FF 94 C FF 93 S FF 94 2-3 ① K	F SI 93 S KC 80 D KC 80 T KC 80 1-2 ② K		T SL 88 B FF 95 B SL 90 F SI 95 F FF 95 D FS 88 F SL 89 X SL 88 3-2 23 2B 1-H 2B	C CH 87 S SL 86 S CH 89 0-3 ① K	X SI 95 0-0 ③ G1-3		2 1 0 1 0 1 0 1 0 0	0 1 0 0 0 0 0 0 0 0	0 1 0 0 0 0 0 0 0 0	0 0 0 0 0 0 0 0 0 0	2 0 0 1 0 0 1 0 0 0	2 0 0 0 0 0 0 0 0 0

Inning Stats	1	2	3	4	5	6	7	8	9
	R: 0 E: 0 K: 1 S: 11	R: 0 E: 0 K: 1 S: 11	R: 2 E: 0 K: 2 S: 17	R: 0 E: 1 K: 1 S: 15	R: 0 E: 0 K: 0 S: 7	R: 7 E: 0 K: 1 S: 17	R: 1 E: 0 K: 1 S: 17	R: 0 E: 0 K: 1 S: 8	R: 0 E: 0 K: 1 S: 7
	H: 2 LOB: 1 BB: 0 P: 17	H: 1 LOB: 1 BB: 0 P: 13	H: 3 LOB: 0 BB: 0 P: 22	H: 1 LOB: 3 BB: 1 P: 23	H: 1 LOB: 1 BB: 0 P: 15	H: 6 LOB: 2 BB: 2 P: 28	H: 3 LOB: 2 BB: 0 P: 26	H: 1 LOB: 1 BB: 0 P: 11	H: 0 LOB: 0 BB: 0 P: 10

1B: 11	SF: 0
2B: 6	SAC: 0
3B: 0	DP: 0
HR: 1	HBP: 0

WP: 0	PA: 48
PB: 0	
SB: 1	
CS: 1	

AB	45
R	10
H	18
RBI	10
BB	3
SO	9
LOB	23

PITCHER		IP	WLS	BF	H	R	ER	SO	BB	IBB	HBP	BLK	WP	HR	S	P	ERA	WHIP
34 Homer Bailey, R ERA: 6.33	(1, 1)	5.1	L	28	10	5	5	5	1	1	0	1	0	1	69	102	8.44	2.062
50 Amir Garrett, L ERA: 4.14	(6, 1)	0.2		7	4	4	4	1	0	1	0	0	0	0	9	16	54.00	6.000
53 Wandy Peralta, L ERA: 5.71	(7, 1)	1.0		6	3	1	1	1	0	0	0	0	0	0	17	26	9.00	3.000
25 Cody Reed, L ERA: 4.5	(8, 1)	1.0		4	1	0	0	1	0	0	0	0	0	0	8	11	0.00	1.000
4 Brandon Dixon, R ERA:	(9, 1)	1.0		3	0	0	0	1	0	0	0	0	0	0	7	10	0.00	0.000

PITCHER	IP	WLS	BF	H	R	ER	SO	BB	IBB	HBP	BLK	WP	HR	S	P	ERA	WHIP

BOTTOM

Cleveland Indians @ Cincinnati Reds

Great American Ball Park, Cincinnati, OH

Mon Aug 13 2018, 7:12 PM - 10:34 PM EDT

Att. 20,607 - Partly Cloudy - 85 F

livebaseballscorecards.com

Batter	1	2	3	4	5	6	7	8	9	AB	R	H	RBI	BB	SO	LOB
9 José Peraza, R (1, 6) OBP: 0.329, SLG: 0.388	X FF 95 0-0 ① G6-3		C FF 94 C FF 96 F SL 81 B SL 82 F SL 80 B FF 94 B FF 95 X FF 96 3-2 ① G6-3	C SL 79 1 SAFE 1 SAFE B FF 95 F SL 79 B FF 96 B SL 80 F FF 96 B FF 96 4-2 19 BB 1-3 BB		C SL 82 B FF 94 X SL 84 1-1 7 FC6-4 1B		C FF 96 B SI 95 F SL 86 X SL 86 1-2 ③ G1-3		4	0	1	0	1	0	0
19 Joey Votto, L (1, 3) OBP: 0.428, SLG: 0.428 53 Wandy Peralta, L (7, 1) 15 Dilson Herrera, R (8, 4) OBP: 0.303, SLG: 0.393	B FF 94 C FF 96 C FF 95 B CU 77 X CU 77 2-2 ② G6-3		X CH 90 0-0 16 BB 2B	B FF 96 B CU 74 1 SAFE F FF 94 B FF 95 B CU 74 4-1 1-2 BB		X FF 93 0-0 ② F7			B FF 90 S SI 88 F SI 90 S SI 90 1-3 ① K	3 0 1	0 0 0	1 0 0	0 0 0	1 0 0	0 0 1	2 0 0
7 Eugenio Suárez, R (1, 5) OBP: 0.384, SLG: 0.567	C SL 79 C SL 80 B SL 80 T FF 94 1-2 ③ K		F FF 95 S FF 96 B FF 95 B FF 95 D CU 77 B SL 80 4-2 16 BB	F SL 79 S FF 94 B FF 93 B FF 95 X SL 79 2-2 ③ G1-3		C FF 94 B FF 95 B FF 94 X SL 82 2-1 ③ FC6-4 1-2f			C SI 90 B SI 90 F FF 90 B SI 90 X SI 90 2-2 21 1B 1B	4	0	1	0	1	1	5
3 Scooter Gennett, L (1, 4) OBP: 0.357, SLG: 0.486 25 Cody Reed, L (8, 1) 21 Michael Lorenzen, R (9, 9) OBP: 0.333, SLG: 0.824		C FF 94 B FF 95 B CH 90 B FF 94 F FF 94 X CH 90 3-2 ① G4-3	B CH 87 B FF 94 F FF 94 X FF 96 2-1 ② F7		B FF 94 F CH 86 X SL 79 1-1 HR		C SL 78 S SL 79 S SL 80 0-3 ① K		C SI 91 D SL 82 X SI 91 1-1 1-2 1B	4 0 1	1 0 0	1 0 1	1 0 0	0 0 0	1 0 0	2 0 0
16 Tucker Barnhart, L (1, 2) OBP: 0.327, SLG: 0.367		B FF 95 B CU 77 X FF 94 2-0 HR	B CH 90 F CH 88 B FF 95 B SL 81 F FF 96 B FF 96 4-2 1-2 2-3 BB		B CH 88 B FF 93 B FF 93 B FF 93 4-0 27 G4-6-3 BB		B FF 88 X SI 91 1-0 ② G4-3		B SI 90 F SI 91 B CH 82 X SI 90 2-1 ② P6	3	1	1	1	2	0	2
46 Mason Williams, L (1, 8) OBP: 0.291, SLG: 0.370		B CU 77 F FF 96 B FF 95 X FF 94 2-1 12 BB 1B	C FF 95 F FF 95 S FF 95 0-3 ③ K		B CH 86 B FF 91 X FF 93 2-0 ① P5		C SL 76 X SL 79 0-1 ③ G4-3		F SI 91 S CH 83 B FF 90 F CH 84 B FF 90 X CH 83 2-2 ③ G4-3	5	0	1	0	0	1	6
27 Phillip Ervin, R (1, 9) OBP: 0.364, SLG: 0.442 50 Amir Garrett, R (6, 1) 38 Curt Casali, R (7, 3) OBP: 0.407, SLG: 0.507		C SL 79 B FF 96 S SL 79 S SL 79 1-3 ② K		C SL 79 C FF 95 X FF 96 0-2 9 WP 9 S 1B	F FF 94 C SL 78 F CU 79 X FF 94 0-2 ②③ G4-6-3 1-2f			C SI 96 B SL 86 B SI 95 C SL 85 X SI 95 2-2 HR	3 0 1	0 0 1	1 0 1	0 0 1	0 0 0	1 0 0	2 0 0
12 Preston Tucker, L (1, 7) OBP: 0.293, SLG: 0.406		B FF 95 B CH 89 B CH 89 C FF 95 1 SAFE B FF 95 4-1 1-2 BB	B CH 87 X FF 94 1-0 ① F7		C FF 91 S FF 93 B FF 94 B SL 84 S SL 84 2-3 ① K			C SL 87 B SL 88 F SI 96 C SL 86 1-3 ① K	3	0	0	0	1	2	1
34 Homer Bailey, R (1, 1) OBP: 0.182, SLG: 0.143 4 Brandon Dixon, R (6, 9) OBP: 0.221, SLG: 0.308 (9, 1)		S FF 95 S FF 96 B FF 97 S SL 80 1-3 ③ K	1 SAFE X FF 93 0-0 ② B1		F FF 92 X SL 82 0-1 2B		B SL 86 F SL 85 S SI 96 B SL 86 F FF 96 C SI 97 2-3 ② K		2 2	0 0	0 1	0 0	0 1	1 0	3 0

Inning Stats	1	2	3	4	5	6	7	8	9
	R: 0 E: 0 K: 1 S: 7 H: 0 LOB: 0 BB: 0 P: 10	R: 1 E: 0 K: 2 S: 13 H: 2 LOB: 2 BB: 1 P: 26	R: 0 E: 0 K: 1 S: 15 H: 1 LOB: 3 BB: 2 P: 28	R: 0 E: 0 K: 0 S: 12 H: 1 LOB: 3 BB: 2 P: 23	R: 1 E: 0 K: 0 S: 7 H: 1 LOB: 0 BB: 1 P: 14	R: 0 E: 0 K: 1 S: 10 H: 2 LOB: 2 BB: 0 P: 15	R: 0 E: 0 K: 1 S: 6 H: 0 LOB: 0 BB: 0 P: 7	R: 1 E: 0 K: 2 S: 13 H: 1 LOB: 0 BB: 0 P: 19	R: 0 E: 0 K: 1 S: 14 H: 2 LOB: 2 BB: 0 P: 22

1B: 5	SF: 0
2B: 2	SAC: 0
3B: 0	DP: 1
HR: 3	HBP: 0

WP: 1	PA: 42
PB: 0	
SB: 1	
CS: 0	

AB	36
R	3
H	10
RBI	3
BB	6
SO	9
LOB	23

PITCHER	IP	WLS	BF	H	R	ER	SO	BB	IBB	HBP	BLK	WP	HR	S	P	ERA	WHIP
52 Mike Clevinger, R (1, 1) ERA: 3.38	5.0	W	25	5	2	2	4	6	0	0	0	1	2	54	101	3.60	2.200
24 Andrew Miller, L (6, 1) ERA: 3.26	1.0		5	2	0	0	1	0	0	0	0	0	0	10	15	0.00	2.000
39 Oliver Pérez, L (7, 1) ERA: 1.37	1.0		3	0	0	0	1	0	0	0	0	0	0	6	7	0.00	0.000
58 Neil Ramírez, R (8, 1) ERA: 4.55	1.0		4	1	1	1	2	0	0	0	0	0	1	13	19	9.00	1.000
61 Dan Otero, R (9, 1) ERA: 5.61	1.0		5	2	0	0	1	0	0	0	0	0	0	14	22	0.00	2.000

PITCHER	IP	WLS	BF	H	R	ER	SO	BB	IBB	HBP	BLK	WP	HR	S	P	ERA	WHIP

Cleveland Indians @ Cincinnati Reds

Great American Ball Park, Cincinnati, OH

Tue Aug 14 2018, 7:11 PM - 9:48 PM EDT

Att. 19,034 - Partly Cloudy - 86 F

livebaseballscorecards.com

Batter	1	2	3	4	5	6	7	8	9	AB	R	H	RBI	BB	SO	LOB
12 Francisco Lindor, S (1, 6) OBP: 0.373, SLG: 0.557	B SI 92 C SI 94 B SI 94 X SI 94 2-1 23 BB 11 1B 1B	B CH 86 B SI 93 X SI 93 2-0 ① P4	B SI 96 C FC 94 X FC 92 1-1 ③ L9			F FC 90 B SI 94 X SI 94 1-1 ① G4-3		B FC 85 C FF 93 X SI 92 1-1 ③ F8		5	1	1	0	0	0	1
58 Neil Ramírez, R (8, 1)										0	0	0	0	0	0	0
49 Tyler Olson, R (9, 1)										0	0	0	0	0	0	0
23 Michael Brantley, L (1, 7) OBP: 0.354, SLG: 0.467	F SI 94 B SI 95 B CH 88 4-1 11 1B 17 1B 1-2 BB	X SI 93 0-0 11 2B 17 SF8 1B		B SI 96 C CH 88 B FC 93 S CH 88 X SI 98 2-2 ① G4-3		C SI 94 F SI 94 B CU 83 B CH 88 X SI 95 2-2 ② G5-3			C CH 89 C CH 83 B CH 90 S CH 86 1-3 ① K	4	2	1	0	1	1	0
26 Rajai Davis, R (9, 7) OBP: 0.294, SLG: 0.310										0	0	0	0	0	0	0
11 José Ramírez, S (1, 5) OBP: 0.414, SLG: 0.640	B SI 95 B SI 95 F SI 94 X SI 94 2-1 17 1B 1-3 2-H 1B	B FF 93 B CH 87 X SI 92 2-0 53 1B 1-3 2B		C CH 88 C CH 89 B CU 85 B CH 88 X SI 98 2-2 ② G4-3		F FC 92 B CU 81 F CH 87 B CU 82 F SI 95 B CH 87 X CH 88 3-2 HR			C CH 87 S FF 96 F CH 81 C CH 84 0-3 ② K	5	3	3	2	0	1	0
17 Yonder Alonso, L (1, 3) OBP: 0.312, SLG: 0.444	B SL 86 X SI 95 1-0 22 FC4-6 7 G5-3 53 1B 2-H 3-H 1B	F SI 93 F SL 86 X SL 86 0-2 SF8 3-H		B SI 96 B SI 97 X SI 96 2-0 ③ F7		B SI 94 X SI 94 1-0 ③ F7			F SI 96 B CH 86 B CH 90 S SI 96 B CH 90 S CH 91 3-3 ③ K	4	1	1	3	0	1	0
53 Melky Cabrera, S (1, 9) OBP: 0.310, SLG: 0.367	B SI 95 X SI 94 1-0 22 FC4-6 1-2 1B	X SI 93 0-0 2-H 1B			C SI 95 B FC 94 X FC 93 1-1 7 BB 22 BB 1 G4-6-3 1B		C SI 90 F SI 90 C SL 86 0-3 ① K			4	1	3	1	0	1	0
6 Brandon Guyer, R (7, 9) OBP: 0.287, SLG: 0.377										0	0	0	0	0	0	0
22 Jason Kipnis, L (1, 4) OBP: 0.313, SLG: 0.364	C SI 94 B SL 87 B SI 94 X SI 94 2-1 ① FC4-6 28 S 7 G5-3 1-2f 2-3	B SI 96 C SI 95 X FC 93 1-1 ③ L9			F SI 96 B CH 89 B CH 89 B SI 96 B SI 96 4-1 1 G4-6-3 7 BB 1-2 BB		B SI 90 X SI 91 1-0 ② G4-3			3	0	0	0	1	0	3
7 Yan Gomes, R (1, 2) OBP: 0.302, SLG: 0.421	D SL 88 F SI 93 B SL 86 B SI 93 X SI 93 3-1 ② G5-3 1-2 3-H		X SI 96 0-0 ① F9		C SI 95 B FC 93 F SI 96 D CU 84 B SI 95 B FC 91 4-2 1 G4-6-3 1-2 2-3 BB		C SI 91 F SI 92 B SI 92 S SI 92 1-3 ③ K			3	0	0	1	1	1	1
1 Greg Allen, S (1, 8) OBP: 0.271, SLG: 0.299	0-0 IBB		C SI 96 B CH 89 S FC 93 F CU 84 B CU 83 B SI 98 X SI 97 3-2 1B		C SI 94 C SI 95 X CU 82 0-2 ① ② G4-6-3 1-2f 2-3 3-H			T SI 92 B FC 84 B CH 86 B SI 92 X SI 92 3-1 ① F7		3	0	1	0	1	0	2
28 Corey Kluber, R (1, 1)	B SI 94 C SI 93 S SI 93 F SI 94 F SL 86 B SI 93 S FF 94 2-3 ③ K 2-3	L FC 92 D CU 81 T FC 91 C FC 91 1-3 ② K			X SI 93 0-0 ③ P6			F FC 87 B CU 80 B FF 94 S SI 92 S FC 87 2-3 ② K		3	0	0	0	0	2	4
9 Erik González, R (8, PH) OBP: 0.327, SLG: 0.426										1	0	0	0	0	1	0
(8, 6)																

| Inning Stats | | | | | | | | | | | | | | | |

Batter	1	2	3	4	5	6	7	8	9	AB	R	H	RBI	BB	SO	LOB
9 José Peraza, R (1, 6) OBP: 0.327, SLG: 0.385	C SI 91 B SI 91 X CU 82 1-1 F9 ①		B FC 88 C SI 92 1-1 CS ③ 1-2	C CU 82 B CU 83 X SI 90 1-1 G4-3 ①		C SI 91 F SI 91 S CU 85 0-3 K ①		B SL 85 S SL 86 C FF 96 B SL 86 B SL 84 S SL 85 3-3 K ②		3	0	0	0	0	1	1
48 Jared Hughes, R (7, 1)										0	0	0	0	0	0	0
37 David Hernandez, R (8, 1)										0	0	0	0	0	0	0
4 Brandon Dixon, R (8, PH) OBP: 0.217, SLG: 0.303 (9, 3)										1	0	0	0	0	1	0
19 Joey Votto, L (1, 3) OBP: 0.425, SLG: 0.423	S SI 90 S FC 89 B CU 84 C FC 89 1-3 K ②			X SI 91 0-0 G3-1 ②		C FC 88 C CU 84 F FF 92 S CU 85 0-3 K ②		B SI 94 C SI 84 F FF 94 X SI 95 1-2 F7 ③		4	0	0	0	0	2	1
26 Raisel Iglesias, R (9, 1)										0	0	0	0	0	0	0
7 Eugenio Suárez, R (1, 5) OBP: 0.380, SLG: 0.561 (7, 6)	F FF 92 X CU 83 0-1 G5-3 ③			B SI 90 F CU 83 X FC 89 1-1 L7 ③		C SI 92 B FF 91 B SI 92 C CU 85 B SI 93 F FF 93 S CU 85 3-3 K ③			B FF 89 B FF 89 X FF 89 2-0 F9 ①	4	0	0	0	0	1	1
3 Scooter Gennett, L (1, 4) OBP: 0.354, SLG: 0.482		F FF 90 C FC 87 B SI 91 T FC 88 1-2 K ①			F SI 90 B FF 90 X FC 88 1-1 G4-3 ①		C FF 91 B SI 92 B CH 85 C FC 89 X FC 89 2-2 F7 ①		F FF 89 S CU 74 F CU 74 B CU 75 B FF 90 X CU 75 2-2 G4-3 ②	4	0	0	0	0	1	0
16 Tucker Barnhart, L (1, 2) OBP: 0.327, SLG: 0.371		B CU 83 F FF 91 C FC 87 X CH 85 1-2 L6 ②			B SI 91 X FC 88 1-0 G3 ②		X FC 88 0-0 12 1B 3B		F FF 90 X CH 84 0-1 L5 ③	4	1	1	0	0	0	0
46 Mason Williams, L (1, 9) OBP: 0.293, SLG: 0.368		C FC 88 B CH 85 F FC 90 C SI 91 1-3 K ③			C FC 86 X FC 88 0-1 12 BB 1B		F FF 91 B FC 89 B CU 85 C FC 89 S CU 85 2-3 K ②			3	0	1	0	0	2	1
12 Preston Tucker, L (1, 7) OBP: 0.307, SLG: 0.414			B CU 83 B FC 87 C SI 90 X FC 89 2-1 21 G4-6-3 1B	B CH 84 C SI 92 B CU 83 B FC 88 B SI 92 4-1 1-2 BB			B CU 84 B SI 91 X SI 91 2-0 15 FC6 3-H 1B			2	0	2	1	1	0	0
47 Sal Romano, L (1, 1) OBP: 0.031, SLG: 0.063 21 Michael Lorenzen, R (2, 1) OBP: 0.300, SLG: 0.737 15 Dilson Herrera, R (7, 5) OBP: 0.294, SLG: 0.379			B SI 92 B FC 89 X SI 92 2-0 G4-6-3 ①② 1-2f	F FC 88 B SI 92 F FC 88 F CU 84 X CU 84 1-2 L8 ③			B FF 92 F FC 89 B FC 88 X SI 92 2-1 FC6 ③ 1-2f			0	0	0	0	0	0	0
										2	0	0	0	0	0	3
										1	0	0	0	0	0	1
6 Billy Hamilton, S (1, 8) OBP: 0.303, SLG: 0.306			B FF 90 B FC 90 B SI 91 C SI 91 B SI 90 4-1 9 CS BB			F FF 90 F FC 88 B SI 91 B CH 84 X FC 87 2-2 1B		S SI 94 F FF 95 S SL 86 0-3 K ①		2	0	1	0	1	1	0
Inning Stats	R: 0 E: 0 K: 1 S: 7 H: 0 LOB: 0 BB: 0 P: 9	R: 0 E: 0 K: 2 S: 9 H: 0 LOB: 0 BB: 0 P: 12	R: 0 E: 0 K: 0 S: 5 H: 1 LOB: 0 BB: 1 P: 14	R: 0 E: 0 K: 0 S: 5 H: 0 LOB: 0 BB: 0 P: 7	R: 0 E: 0 K: 0 S: 10 H: 1 LOB: 2 BB: 1 P: 17	R: 0 E: 0 K: 3 S: 14 H: 1 LOB: 1 BB: 0 P: 19	R: 1 E: 0 K: 1 S: 10 H: 2 LOB: 1 BB: 0 P: 18	R: 0 E: 0 K: 2 S: 10 H: 0 LOB: 0 BB: 0 P: 14	R: 0 E: 0 K: 0 S: 7 H: 0 LOB: 0 BB: 0 P: 11	1B: 4 2B: 0 3B: 1 HR: 0 SF: 0 SAC: 0 DP: 1 HBP: 0	WP: 0 PB: 0 SB: 0 CS: 1 PA: 33					

PITCHER		IP	WLS	BF	H	R	ER	SO	BB	IBB	HBP	BLK	WP	HR	S	P	ERA	WHIP
28 Corey Kluber, R ERA: 2.68	(1, 1)	7.0	W	26	5	1	1	7	2	0	0	0	0	0	60	96	1.29	1.000
58 Neil Ramírez, R ERA: 4.4	(8, 1)	1.0		3	0	0	0	2	0	0	0	0	0	0	10	14	0.00	0.000
49 Tyler Olson, L ERA: 7.11	(9, 1)	1.0		3	0	0	0	0	0	0	0	0	0	0	7	11	0.00	0.000

PITCHER	IP	WLS	BF	H	R	ER	SO	BB	IBB	HBP	BLK	WP	HR	S	P	ERA	WHIP

BOTTOM

Cleveland Indians @ Cincinnati Reds

Great American Ball Park, Cincinnati, OH

Tue Aug 14 2018, 7:11 PM - 9:48 PM EDT

Att. 19,034 - Partly Cloudy - 86 F

livebaseballscorecards.com

AB	30
R	1
H	5
RBI	1
BB	2
SO	9
LOB	8

Cleveland Indians @ Cincinnati Reds

Great American Ball Park, Cincinnati, OH

Wed Aug 15 2018, 7:12 PM - 10:35 PM EDT

Att. 17,275 - Overcast - 76 F

livebaseballscorecards.com

TOP

Batter	1	2	3	4	5	6	7	8	9	AB	R	H	RBI	BB	SO	LOB
12 Francisco Lindor, S (1, 6) OBP: 0.372, SLG: 0.553	C FF 95 B FF 94 B FF 94 F FF 94 B SL 87 B FF 95 4-2 23 1B BB	C FS 85 F SL 85 F SL 85 D SL 85 F FS 83 B FF 94 F FS 85 F SL 84 F SL 84 2-2 F SL 84 F SL 82 X FS 85 G3 1-2 3-H			C SL 87 F FF 93 F SL 85 X CH 89 0-2 G6-3		X SI 90 0-0 L5			3	0	0	1	1	0	1
23 Michael Brantley, L (1, 7) OBP: 0.355, SLG: 0.467	F FF 94 1 SAFE B FS 84 1 SAFE X FF 94 1-1 1-2 1B	D FS 84 B FF 93 B FF 93 C FF 93 B FF 93 4-1 BB			C FF 93 B SL 85 B SL 84 C SL 84 F FF 95 F SL 86 F SL 85 F SI 91 F FF 95 2-2 F SL 86 F FF 95 X SL 87 G4-3		C SI 90 B SI 91 B CH 87 X SI 91 2-1 G3-1			3	0	1	0	1	0	0
11 José Ramírez, S (1, 5) OBP: 0.411, SLG: 0.634	B SL 84 B FF 93 B FF 93 F FF 93 X FF 93 3-1 F8	C SL 89 B CH 87 B CH 88 X FF 94 2-1 F9			B SL 86 C SL 83 X SL 85 1-1 F7			B SI 92 C FC 84 B CH 86 C SI 92 B SI 92 X FC 86 3-2 P2		4	0	0	0	0	0	4
17 Yonder Alonso, L (1, 3) OBP: 0.314, SLG: 0.443	B FS 85 B FF 92 S FF 93 B FS 86 F FF 93 S SL 87 3-3 K		C SL 87 B FF 94 X FF 93 1-1 53 G6-4-3 1B			B SL 86 B FF 94 B FF 93 C FF 92 B FF 91 4-1 53 HR BB			F SI 93 X FC 85 0-1 G4-1	3	1	1	0	1	1	2
53 Melky Cabrera, S (1, 9) OBP: 0.308, SLG: 0.386 6 Brandon Guyer, R (8, 9) OBP: 0.287, SLG: 0.377	C SL 84 S FS 86 D SL 86 B FS 84 S SL 84 2-3 K		X FF 94 0-0 G6-4-3 1-2f			B FF 91 X FF 91 1-0 1-H HR			F SI 92 X FC 85 0-1 P5	4 0	1 0	1 0	2 0	0 0	1 0	3 0
22 Jason Kipnis, L (1, 4) OBP: 0.315, SLG: 0.362		B FF 94 B FF 94 B FF 93 B FF 93 4-0 1 WP 1 1B BB	B FF 94 X FF 94 1-0 L8			C SL 86 X SL 85 0-1 F8			B CH 90 S CH 89 S CH 88 H CH 88 2-2 HBP	2	1	0	0	1	0	0
1 Greg Allen, S (1, 8) OBP: 0.276, SLG: 0.304		B SL 85 C FF 93 B FF 94 X FF 93 2-1 55 F7 12 G3 55 S 1-H 1B		X SI 91 0-0 G5-3		B SL 84 X SI 90 1-0 55 CS 1B			B CH 87 S FF 94 S CH 87 F CH 88 X SI 93 1-2 F7	4	1	2	1	0	0	1
55 Roberto Pérez, R (1, 2) OBP: 0.241, SLG: 0.227	1 SAFE B FF 93 B SL 85 X FF 92 2-0 F7 1-3		C SI 92 B SL 87 C SI 92 F SL 88 B FF 94 C SL 87 2-3 K			C SI 89 1 SAFE B SI 89 C SI 90 1 SAFE D SI 91 B SI 91 S SI 91 3-3 K 1-2			C SL 83 X SI 95 0-1 F8	4	0	0	0	0	2	3
57 Shane Bieber, R (1, 1) OBP: 0.400, SLG: 0.500 39 Oliver Pérez, L (5, 1) 61 Dan Otero, R (5, 1) 49 Tyler Olson, R (6, 1) 26 Rajai Davis, R (7, PH) OBP: 0.283, SLG: 0.309 37 Cody Allen, R (7, 1) 36 Yandy Díaz, R (9, PH) OBP: 0.524, SLG: 0.667 33 Brad Hand, L (9, 1)		B SL 83 B FF 92 B FF 93 B FF 93 4-0 12 G3 BB		B FF 93 S FF 93 F FF 93 B SL 84 X FF 94 2-2 G6-3			B SL 85 S SI 90 F SI 90 S SL 85 1-3 K		C SI 96 F FF 95 F SL 83 S SI 96 0-3 K	1 0 0 0 1 0 0 1 0	0 0 0 0 0 0 0 0 0	0 0 0 0 0 0 0 0 0	0 0 0 0 0 0 0 0 0	1 0 0 0 0 0 0 1 0	0 0 0 0 1 0 0 1 0	0 0 0 0 0 0 0 1 0
Inning Stats	R: 0 E: 0 K: 2 S: 12 H: 1 LOB: 2 BB: 1 P: 25	R: 2 E: 0 K: 0 S: 16 H: 1 LOB: 2 BB: 3 P: 36	R: 0 E: 0 K: 0 S: 4 H: 1 LOB: 0 BB: 0 P: 6	R: 0 E: 0 K: 1 S: 8 H: 0 LOB: 0 BB: 0 P: 12	R: 0 E: 0 K: 0 S: 16 H: 0 LOB: 0 BB: 0 P: 19	R: 2 E: 0 K: 1 S: 8 H: 2 LOB: 1 BB: 1 P: 17	R: 0 E: 0 K: 1 S: 6 H: 0 LOB: 0 BB: 0 P: 9	R: 0 E: 0 K: 0 S: 7 H: 0 LOB: 0 BB: 0 P: 10	R: 0 E: 0 K: 1 S: 12 H: 0 LOB: 1 BB: 0 P: 15	1B: 4 2B: 1 3B: 0 HR: 1	SF: 0 SAC: 0 DP: 2 HBP: 1			WP: 1 PB: 0 SB: 1 CS: 1	PA: 36		

	AB	30
	R	4
	H	5
	RBI	4
	BB	5
	SO	6
	LOB	15

PITCHER		IP	WLS	BF	H	R	ER	SO	BB	IBB	HBP	BLK	WP	HR	S	P	ERA	WHIP
55 Robert Stephenson, R ERA: 7.94	(1, 1)	1.2		11	2	2	2	2	4	0	0	0	1	0	26	57	10.80	3.600
25 Cody Reed, L ERA: 4.66	(2, 1)	3.2	L	14	3	2	2	1	1	0	0	0	0	1	35	52	4.91	1.091
48 Jared Hughes, R ERA: 1.31	(6, 1)	1.2		4	0	0	0	2	0	0	0	0	0	0	9	15	0.00	0.000
37 David Hernandez, R ERA: 1.93	(8, 1)	1.0		3	0	0	0	0	0	0	0	0	0	0	7	10	0.00	0.000
26 Raisel Iglesias, R ERA: 2.38	(9, 1)	1.0		4	0	0	0	1	0	0	1	0	0	0	12	15	0.00	0.000

PITCHER		IP	WLS	BF	H	R	ER	SO	BB	IBB	HBP	BLK	WP	HR	S	P	ERA	WHIP
57 Shane Bieber, R ERA: 0.00	(1, 1)	3.0	W	11	1	0	0	6	0	0	0	0	0	0	30	41	0.00	0.333
39 Oliver Pérez, L ERA: 0.00	(5, 1)	0.1		3	0	0	0	1	0	0	0	0	0	0	4	6	0.00	0.000
61 Dan Otero, R ERA: 0.00	(5, 1)	1.0		3	0	0	0	1	0	0	0	0	0	0	8	11	0.00	0.000
49 Tyler Olson, R ERA: 0.00	(6, 1)	0.1		3	1	0	0	0	0	0	0	0	0	0	4	6	0.00	1.000
26 Rajai Davis, R ERA: 0.00	(7, PH)	0.0		1	0	0	0	0	0	0	0	0	0	0	0	0	0.00	0.000
37 Cody Allen, R ERA: 0.00	(7, 1)	1.0		3	0	0	0	1	0	0	0	0	0	0	9	13	0.00	0.000
36 Yandy Díaz, R ERA: 0.00	(9, PH)	0.0		1	0	0	0	0	0	0	0	0	0	0	0	0	0.00	0.000
33 Brad Hand, L ERA: 0.00	(9, 1)	1.0		3	0	0	0	1	0	0	0	0	0	0	8	11	0.00	0.000

BOTTOM

Cleveland Indians @ Cincinnati Reds

Great American Ball Park, Cincinnati, OH

Wed Aug 15 2018, 7:12 PM - 10:35 PM EDT

Att. 17,275 - Overcast - 76 F

livebaseballscorecards.com

Batter	1	2	3	4	5	6	7	8	9	AB	R	H	RBI	BB	SO	LOB
9 José Peraza, R (1, 6) OBP: 0.329, SLG: 0.394	C FF 91 X FF 92 0-1 19 F8 3 1B 2B	X SL 82 0-0 ② F9		C SL 80 B SL 82 X FF 92 1-1 ③ P2		B CH 82 B FF 89 F FF 88 X CU 72 2-1 2B			C FF 92 1 SAFE F FF 92 1 SAFE X FF 94 0-2 3 BB 1-3 2B	5	1	3	0	0	0	1
19 Joey Votto, L (1, 3) OBP: 0.422, SLG: 0.419 21 Michael Lorenzen, R (9, PR) OBP: 0.300, SLG: 0.737	S FF 92 C FF 93 D KC 80 D KC 80 F FF 93 X FF 93 2-2 ① F8 2-3	D KC 80 B SL 78 X FF 92 2-0 ③ L7 2-3			B KC 79 B FF 92 B FF 91 F FF 92 B FF 92 4-1 12 G3-1 3 1B BB	B CU 73 C FF 88 B CU 73 S CU 73 S FF 88 2-3 ③ K			B ST 81 X ST 82 1-0 ① FC3-2 3 BB 3-H	4 0	0 0	0 0	0 0	1 0	1 0	5 0
7 Eugenio Suárez, R (1, 5) OBP: 0.376, SLG: 0.554	S FF 93 B FF 94 S SL 84 S SL 82 1-3 ② K		C SL 83 B SL 80 B SL 83 C SL 82 B FF 92 T FF 93 3-2 ① K		C FF 91 B FF 92 D SL 83 F FF 92 B FF 92 C FF 92 3-3 ① K		B FF 93 C FF 93 F FF 93 C FF 94 1-3 ① K		S ST 82 D ST 82 S FF 93 F FF 93 F ST 82 F ST 83 S FF 94 1-3 ② K	5	0	0	0	0	5	4
3 Scooter Gennett, L (1, 4) OBP: 0.356, SLG: 0.482	C FF 93 B FF 93 F FF 93 X FF 93 1-2 12 HR 3-H 1B		B KC 80 F SL 82 X FF 93 1-1 ② G6-3		B FF 92 B FF 93 B FF 92 X FF 91 3-0 12 G3-1 1-2 1B		B FF 94 C KC 84 B FF 93 S KC 84 F KC 83 F FF 94 F FF 94 F KC 84 S FF 94 2-3 ② K		B ST 83 B ST 82 B ST 82 B ST 82 4-0 1-2 2-3 BB	4	1	2	1	1	1	0
12 Preston Tucker, L (1, 7) OBP: 0.314, SLG: 0.437 48 Jared Hughes, R (6, 1) 15 Dilson Herrera, R (7, PH) OBP: 0.286, SLG: 0.367 37 David Hernandez, R (8, 1) 26 Raisel Iglesias, R (9, 1) 38 Curt Casali, R (9, PH) OBP: 0.402, SLG: 0.500	B FF 93 D SL 83 C FF 93 D SL 82 F FF 93 X FF 92 3-2 1-H HR		B KC 79 F SL 83 B KC 78 B SL 82 B FF 92 4-1 16 E 16 1B BB		C SI 89 B SL 76 F SL 76 B SI 92 X SI 92 2-2 ② G3-1 1-2 2-3		B FF 93 B KC 84 S FF 94 C FF 93 B FF 93 F KC 84 S FF 94 3-3 ③ K		D FF 92 C ST 80 C SL 81 X FF 92 1-2 ③ F9	2 0 1 0 0 0	1 0 0 0 0 0	1 0 0 0 0 0	2 0 0 0 0 0	1 0 1 0 0 0	0 0 0 0 0 0	2 0 0 0 0 3
16 Tucker Barnhart, L (1, 2) OBP: 0.331, SLG: 0.376	B KC 78 B KC 79 C FF 92 F FF 92 X SL 83 2-2 2B	X FF 91 0-0 E5 1-3 1B		B SL 74 C SI 92 C SL 78 B SI 93 F SI 91 B FF 93 B SL 76 4-2 BB		B KC 82 B FF 92 X FF 93 2-0 ① L7				3	0	2	0	1	0	0
27 Phillip Ervin, R (1, 9) OBP: 0.351, SLG: 0.424 (6, 7)	F SL 82 C SL 81 X SL 80 0-2 ③ G4-3		B FF 92 F SL 82 X SL 82 1-1 ③ F8		B SI 90 X SI 90 1-0 ③ L8			C KC 84 B KC 84 F KC 84 F KC 84 S FF 93 1-3 ② K		4	0	0	0	0	1	6
55 Robert Stephenson, R (1, 1) 25 Cody Reed, L (2, 1) 46 Mason Williams, L (6, 9) OBP: 0.293, SLG: 0.368 4 Brandon Dixon, R (6, PH) OBP: 0.211, SLG: 0.294 (7, 9)		B FF 91 B FF 91 C FF 92 C FF 91 S FF 92 2-3 ① K		B FF 90 C FF 92 F FF 91 S FF 92 1-3 ① K		C CU 73 S FF 88 F CH 83 S FF 89 0-3 ① K		B KC 83 B KC 84 C KC 84 X FF 94 2-1 ③ G6-3		0 2 0 2	0 0 0 0	0 0 0 0	0 0 0 0	0 2 0 0	0 0 0 1	0 0 0 0
6 Billy Hamilton, S (1, 8) OBP: 0.305, SLG: 0.311		F FF 92 B KC 79 B FF 92 F FF 92 B FF 92 F FF 92 F FF 92 X FF 92 3-2 19 WP 2B		F SL 82 B FF 93 X KC 78 1-1 ② F8		F FF 88 C CU 73 S FF 88 0-3 ② K			C ST 80 F FF 91 X ST 80 0-2 9 2B 19 FC3-2 1B	4	0	2	0	0	1	0

Inning Stats	1	2	3	4	5	6	7	8	9
	R: 3 E: 0 K: 1 S: 21 H: 4 LOB: 1 BB: 0 P: 30	R: 0 E: 0 K: 1 S: 10 H: 1 LOB: 1 BB: 0 P: 17	R: 0 E: 1 K: 1 S: 9 H: 1 LOB: 2 BB: 1 P: 18	R: 0 E: 0 K: 1 S: 7 H: 0 LOB: 0 BB: 0 P: 10	R: 0 E: 0 K: 1 S: 12 H: 1 LOB: 3 BB: 2 P: 29	R: 0 E: 0 K: 3 S: 12 H: 1 LOB: 1 BB: 0 P: 16	R: 0 E: 0 K: 3 S: 14 H: 0 LOB: 0 BB: 0 P: 20	R: 0 E: 0 K: 1 S: 7 H: 0 LOB: 0 BB: 0 P: 12	R: 0 E: 0 K: 1 S: 16 H: 2 LOB: 3 BB: 1 P: 23

1B: 4 2B: 5 3B: 0 HR: 1	SF: 0 SAC: 0 DP: 0 HBP: 0	WP: 1 PB: 0 SB: 0 CS: 0	PA: 41
---	---	---	---

PITCHER		IP	WLS	BF	H	R	ER	SO	BB	IBB	HBP	BLK	WP	HR	S	P	ERA	WHIP
57 Shane Bieber, R ERA: 4.37	(1, 1)	4.1		22	7	3	3	5	2	0	0	0	1	1	52	90	6.23	2.077
39 Oliver Pérez, L ERA: 1.35	(5, 1)	0.1		2	0	0	0	0	1	0	0	0	0	0	6	12	0.00	3.000
61 Dan Otero, R ERA: 5.56	(5, 1)	0.1	W	1	0	0	0	0	0	0	0	0	0	0	1	2	0.00	0.000
49 Tyler Olson, L ERA: 6.75	(6, 1)	1.0	H	4	1	0	0	3	0	0	0	0	0	0	12	16	0.00	1.000
37 Cody Allen, R ERA: 4.06	(7, 1)	2.0	H	6	0	0	0	4	0	0	0	0	0	0	21	32	0.00	0.000

PITCHER		IP	WLS	BF	H	R	ER	SO	BB	IBB	HBP	BLK	WP	HR	S	P	ERA	WHIP
33 Brad Hand, L ERA: 2.68	(9, 1)	1.0	S	6	2	0	0	1	1	0	0	0	0	0	16	23	0.00	3.000

AB	37
R	3
H	10
RBI	3
BB	4
SO	13
LOB	21

Baltimore Orioles @ Cleveland Indians

Progressive Field, Cleveland, OH

Fri Aug 17 2018, 7:11 PM - 9:49 PM EDT

Att. 28,264 - Partly Cloudy - 77 F

livebaseballscorecards.com

TOP

Batter	1	2	3	4	5	6	7	8	9	AB	R	H	RBI	BB	SO	LOB
3 Cedric Mullins, L (1, 8) OBP: 0.407, SLG: 0.500	B FF 92 B FF 94 C FF 93 B FF 94 C FF 92 X FF 94 3-2 ① F9		L FF 93 B CH 88 B CH 86 X SI 93 2-1 ② F7		C CU 80 B CH 87 X CH 87 1-1 ② G6-3			C SL 80 F SL 81 B FF 92 B SL 83 F SL 82 F SL 82 B FF 92 S SL 81 3-3 ① K		4	0	0	0	0	1	1
34 Jonathan Villar, S (1, 4) OBP: 0.320, SLG: 0.383	C FF 95 C CH 88 B SL 85 F SI 95 B CH 89 S SL 84 2-3 ② K		C CU 81 S CH 88 S SL 86 0-3 ③ K		S SL 83 X SI 92 0-1 ③ F8			B FF 93 S SL 81 F FF 93 F FF 93 X SL 83 1-2 ② G3-4 1-2		4	0	0	0	0	2	1
16 Trey Mancini, R (1, 7) OBP: 0.304, SLG: 0.394	C CU 81 B FF 94 C FF 94 S SL 84 1-3 ③ K			B FF 93 B CU 80 C FF 92 T FF 94 F FF 94 X SL 84 2-2 ① G5-3		B SL 82 F FF 92 F SL 84 B SI 92 F CU 81 B FF 93 F SL 84 X SL 82 3-2 ① G6-3		B C SI 84 F SL 77 F FF 88 F FF 88 B SL 79 X SI 85 2-2 2-H 1B		4	0	1	1	0	1	0
45 Mark Trumbo, R (1, 10) OBP: 0.316, SLG: 0.458		B FF 94 S SL 83 S SL 84 F FF 93 B FF 94 X SL 84 2-2 ① G6-3		B FF 94 X SL 83 1-0 1 1B 19 G3 1B		B SL 84 F FF 93 B SI 92 C SL 82 X FF 92 2-2 ② F9		X SI 87 0-0 ③ G1-3		4	0	1	0	0	0	1
19 Chris Davis, L (1, 3) OBP: 0.245, SLG: 0.309		B CU 81 C CU 81 F SI 93 X SL 84 1-2 1 E 1B		C CH 87 F SI 93 X CH 88 0-2 ② G3 1-2		B SI 91 C CU 81 S CH 87 S CU 83 1-3 ③ K2-3			C FF 93 B FF 93 S KC 83 C KC 82 1-3 ① K	4	0	1	0	0	2	1
39 Renato Núñez, R (1, 5) OBP: 0.333, SLG: 0.382 14 Craig Gentry, R (9, PR) OBP: 0.306, SLG: 0.301		B FF 94 B FF 95 F SI 92 X SL 82 2-1 ② F8		B FF 92 B SL 82 C FF 92 S FF 94 F FF 94 F CH 88 B FF 95 D SL 84 4-2 1 1B BB			C FF 95 B FF 94 C SL 85 X CH 90 1-2 ① G5-3		B FF 93 S FF 94 B FF 93 B FF 94 B FF 94 4-1 1 S BB	2	0	0	0	2	0	1
1 Tim Beckham, R (1, 6) OBP: 0.288, SLG: 0.365		B FF 94 C SL 82 S SL 84 F FF 94 B SL 84 F CU 83 X SL 84 2-2 E5 1-2		S SL 82 X SL 83 0-1 1-2 2-3 1B			S FF 94 B FF 93 S SL 85 F FF 94 X CH 88 1-2 ② G5-3		B KC 83 1 SAFE B KC 82 X FF 92 2-0 ② F7 1-2	0	0	0	0	0	0	0
23 Joey Rickard, R (1, 9) OBP: 0.284, SLG: 0.416		S SL 82 B FF 93 D SL 83 B FF 93 X FF 92 3-1 ③ L7		B FF 93 F FF 93 S FF 94 F FF 93 S SL 84 1-3 ③ K			B SL 84 X FF 93 1-0 ③ P3		F KC 82 C FF 92 B FF 93 B KC 82 T FF 93 2-2 ③ K	4	0	0	0	0	2	7
36 Caleb Joseph, R (1, 2) OBP: 0.257, SLG: 0.338			B FF 94 B FF 94 S SL 85 C SL 84 T SL 85 2-2 ① K		B FF 93 B FF 93 X SI 92 2-0 ① G6-3			C SL 80 B FF 91 F SL 83 B FF 93 F SL 81 F SL 81 B FF 91 F SL 80 F SL 82 4-2 B SL 82 34 G3-4 16 1B BB		2	1	0	0	1	1	0
Inning Stats	R: 0 E: 0 K: 2 S: 10 H: 0 LOB: 0 BB: 0 P: 16	R: 0 E: 1 K: 0 S: 16 H: 1 LOB: 2 BB: 0 P: 26	R: 0 E: 0 K: 2 S: 8 H: 0 LOB: 0 BB: 0 P: 12	R: 0 E: 0 K: 1 S: 18 H: 2 LOB: 3 BB: 1 P: 26	R: 0 E: 0 K: 0 S: 5 H: 0 LOB: 0 BB: 0 P: 8	R: 0 E: 0 K: 1 S: 11 H: 0 LOB: 0 BB: 0 P: 17	R: 0 E: 0 K: 0 S: 8 H: 0 LOB: 0 BB: 0 P: 11	R: 1 E: 0 K: 1 S: 21 H: 1 LOB: 1 BB: 1 P: 31	R: 0 E: 0 K: 2 S: 8 H: 0 LOB: 2 BB: 1 P: 17	1B: 4 2B: 0 3B: 0 HR: 0	SF: 0 SAC: 0 DP: 0 HBP: 0					

	AB	32
	R	1
	H	4
	RBI	1
	BB	3
	SO	9
	LOB	14

WP: 0 PB: 0 SB: 1 CS: 0 PA: 35

PITCHER		IP	WLS	BF	H	R	ER	SO	BB	IBB	HBP	BLK	WP	HR	S	P	ERA	WHIP
59 Carlos Carrasco, R ERA: 3.33	(1, 1)	7.0	W	26	3	0	0	6	1	0	0	0	0	0	76	116	0.00	0.571
24 Andrew Miller, L ERA: 3.6	(8, 1)	0.2	H	3	0	1	1	1	1	0	0	0	0	0	15	23	13.50	1.500
90 Adam Cimber, R ERA: 3.67	(8, 1)	0.1	H	2	1	0	0	0	0	0	0	0	0	0	6	8	0.00	3.000
37 Cody Allen, R ERA: 3.98	(9, 1)	1.0	S	4	0	0	0	2	1	0	0	0	0	0	8	17	0.00	1.000

PITCHER	IP	WLS	BF	H	R	ER	SO	BB	IBB	HBP	BLK	WP	HR	S	P	ERA	WHIP

Batter	1	2	3	4	5	6	7	8	9	AB	R	H	RBI	BB	SO	LOB
12 Francisco Lindor, S (1, 6) OBP: 0.371, SLG: 0.551	C FF 91 F FF 92 X SL 82 0-2 ① G4-3		B FF 91 X CH 84 1-0 ①② G6-3 1-2f		C FF 89 B SL 80 B CU 72 F FF 90 B FF 90 X FF 90 3-2 ① G4-3		X SI 98 0-0 ② 1B			4	0	1	0	0	0	1
23 Michael Brantley, L (1, 7) OBP: 0.358, SLG: 0.467	C FF 91 B FF 92 B CU 71 B FF 91 C FF 92 B FF 92 4-2 11 HR BB		B FF 92 B FF 92 B FF 92 C FF 92 B FF 92 4-1 36 BB 11 HBP BB		B FF 89 B CH 85 X FF 90 2-0 11 BB 1B		C SI 97 B SI 93 C SI 95 X SL 84 1-2 ③ G6-3			2	1	1	0	2	0	0
11 José Ramírez, S (1, 5) OBP: 0.414, SLG: 0.640	B FF 89 B FF 92 F FF 92 B CU 70 X FF 90 3-1 1-H HR		F FF 91 C CU 72 D SL 79 H SL 80 2-2 36 BB 1-2 HBP		B CH 82 F CH 83 C FF 90 B CU 72 F FF 92 B CU 69 B SL 80 4-2 1-2 BB			B SL 84 S CH 89 F SI 97 X SI 91 1-2 ① G4-3		2	1	1	2	1	0	0
36 Yandy Díaz, R (1, 10) OBP: 0.520, SLG: 0.625	X SL 79 0-0 17 G3-6-3 1B		B SL 79 B SL 80 B FF 92 D FF 92 4-0 1-2 2-3 BB		B SL 79 C FF 90 F SL 78 C FF 90 1-3 ② K			B SL 84 X SI 96 1-0 ② G1-3		3	0	1	0	1	1	2
17 Yonder Alonso, L (1, 3) OBP: 0.311, SLG: 0.439	X FF 92 0-0 ②③ G3-6-3 1-2f		B CU 71 C CH 82 D CU 72 C FF 91 B CH 83 S SL 80 3-3 ③ K		C FF 90 X CU 73 0-1 ③ G3-1			X SI 97 0-0 ③ L8		4	0	0	0	0	1	6
53 Melky Cabrera, S (1, 9) OBP: 0.302, SLG: 0.378 6 Brandon Guyer, R (7, 9) OBP: 0.287, SLG: 0.377		C CU 73 B FF 90 B FF 91 X FF 91 2-1 ① G6-3		F FF 89 X CU 74 0-1 ① P5		C CU 74 B FF 90 X FF 90 1-1 ① G4-3				3 0	0 0	0 0	0 0	0 0	0 0	0 0
22 Jason Kipnis, L (1, 4) OBP: 0.313, SLG: 0.359		B FF 92 X FF 93 1-0 ② G3		B FF 91 C CH 85 B CU 74 X FF 92 2-1 ② L7		C FF 90 C CU 74 S SL 79 0-3 ② K				3	0	0	0	0	1	0
7 Yan Gomes, R (1, 2) OBP: 0.302, SLG: 0.420		C FF 93 B FF 95 S SL 81 X SL 80 1-2 ③ L3		S SL 79 F FF 93 B SL 80 B SL 80 F FF 90 X FF 90 2-2 1B		B CU 73 X FF 90 1-0 ③ F8				3	0	1	0	0	0	0
1 Greg Allen, S (1, 8) OBP: 0.277, SLG: 0.305			B FF 92 B CU 72 C FF 92 F FF 92 F CH 84 X SL 80 2-2 12 G6-3 1B	B CU 73 X FF 91 1-0 ③ G4-3			B SI 96 B SI 95 C SI 95 X SI 93 2-1 ① F8			3	0	1	0	0	0	1
Inning Stats	R: 2 E: 0 K: 0 S: 9 H: 2 LOB: 0 BB: 1 P: 16	R: 0 E: 0 K: 0 S: 6 H: 0 LOB: 0 BB: 0 P: 10	R: 0 E: 0 K: 1 S: 11 H: 1 LOB: 3 BB: 2 P: 27	R: 0 E: 0 K: 0 S: 9 H: 1 LOB: 1 BB: 0 P: 14	R: 0 E: 0 K: 1 S: 12 H: 1 LOB: 2 BB: 1 P: 22	R: 0 E: 0 K: 1 S: 6 H: 0 LOB: 0 BB: 0 P: 8	R: 0 E: 0 K: 0 S: 6 H: 1 LOB: 0 BB: 0 P: 9	R: 0 E: 0 K: 0 S: 5 H: 0 LOB: 0 BB: 0 P: 7		1B: 5 2B: 0 3B: 0 HR: 1	SF: 0 SAC: 0 DP: 2 HBP: 1		WP: 0 PB: 0 SB: 0 CS: 0	PA: 32		

PITCHER		IP	WLS	BF	H	R	ER	SO	BB	IBB	HBP	BLK	WP	HR	S	P	ERA	WHIP
41 David Hess, R ERA: 5.95	(1, 1)	6.0	L	26	5	2	2	3	4	0	1	0	0	1	53	97	3.00	1.500
50 Miguel Castro, R ERA: 3.75	(7, 1)	2.0		6	1	0	0	0	0	0	0	0	0	0	11	16	0.00	0.500

PITCHER	IP	WLS	BF	H	R	ER	SO	BB	IBB	HBP	BLK	WP	HR	S	P	ERA	WHIP

BOTTOM

Baltimore Orioles @ Cleveland Indians

Progressive Field, Cleveland, OH

Fri Aug 17 2018, 7:11 PM - 9:49 PM EDT

Att. 28,264 - Partly Cloudy - 77 F

livebaseballscorecards.com

AB	27
R	2
H	6
RBI	2
BB	4
SO	3
LOB	10

Baltimore Orioles @ Cleveland Indians

Progressive Field, Cleveland, OH

Sat Aug 18 2018, 4:07 PM - 6:24 PM EDT

Att. 35,007 - Sunny - 79 F

TOP

livebaseballscorecards.com

Batter	1	2	3	4	5	6	7	8	9	AB	R	H	RBI	BB	SO	LOB
3 Cedric Mullins, L (1, 8) OBP: 0.419, SLG: 0.607	B FF 90 C FF 91 X CH 83 1-1 F9 ①		X FF 90 0-0 34 HR 1-2 1B		C FF 91 X CU 76 0-1 G3 ③			B SI 94 X FF 94 1-0 HR		4	2	2	1	0	0	0
34 Jonathan Villar, S (1, 4) OBP: 0.322, SLG: 0.392	F FF 92 B CU 74 B FF 92 F FF 92 B SL 82 F FF 92 S FF 91 3-3 K ②		C FF 91 B SL 81 C FF 90 D SL 83 B FF 91 X FF 90 3-2 1-H 2-H HR			C CH 83 B CH 84 F FF 90 F CH 84 B CU 76 S CH 83 2-3 K ①		S SL 86 B SL 85 S FF 95 B SL 86 B SL 85 F SI 95 F FF 95 F SL 86 B FF 96 4-2 16 S BB		3	1	1	3	1	2	0
16 Trey Mancini, R (1, 7) OBP: 0.301, SLG: 0.391 23 Joey Rickard, R (8, 7) OBP: 0.284, SLG: 0.416	F FF 92 X FF 93 0-1 F8 ③		C SL 82 X FF 90 0-1 F9 ②			B CU 72 B FF 91 X FF 91 2-0 G4-3 ②		1 SAFE F FF 94 1 SAFE P PO 92 B SL 86 C SL 85 B SL 86 F FF 96 S FF 95 3-3 K ③ 1-2		4 0	0 0	0 0	0 0	0 0	1 0	1 0
45 Mark Trumbo, R (1, 10) OBP: 0.313, SLG: 0.453		C FF 90 B FF 91 B CU 76 X SL 81 2-1 P3 ①	B SL 81 B FF 92 C FF 90 F FF 90 F FF 92 S SL 80 2-3 K ③			B FF 91 B CU 75 F FF 90 X SL 81 2-1 G6-3 ③			B SI 90 C SL 81 X SL 81 1-1 F9 ①	4	0	0	0	0	1	0
19 Chris Davis, L (1, 3) OBP: 0.243, SLG: 0.306		B FF 91 F CH 84 B CH 85 X FF 91 2-1 P6 ②		S FF 91 F FF 90 F FF 90 S CU 77 0-3 K ①			B FF 89 F CH 83 F FF 90 B CU 76 B FF 90 X FF 90 3-2 G3 ①		F FF 90 X CH 83 0-1 G3-1 ②	4	0	0	0	0	1	0
39 Renato Núñez, R (1, 5) OBP: 0.338, SLG: 0.395 29 Jace Peterson, L (9, PR) OBP: 0.315, SLG: 0.320 (9, 5)		T FF 91 B FF 92 S SL 81 F FF 92 X SL 81 1-2 2B		C CU 73 B FF 90 S SL 80 T FF 91 1-2 K ②			B FF 91 X FF 90 1-0 P4 ②		C SI 91 B SI 90 S SI 90 X SL 82 1-2 1B	4 0	0 0	2 0	0 0	0 0	1 0	0 0
1 Tim Beckham, R (1, 6) OBP: 0.284, SLG: 0.360		B FF 91 C SL 80 X SL 79 1-1 F7 ③		B FF 91 F FF 91 C SL 80 B SL 82 B FF 91 F SL 80 X FF 90 3-2 F8 ③			C FF 90 C FF 90 B SL 83 B CH 86 T FF 92 2-2 K ③		C SI 90 F SI 89 T FF 90 0-2 K ③	4	0	0	0	0	2	2
14 Craig Gentry, R (1, 9) OBP: 0.299, SLG: 0.294			X FF 90 0-0 L6 ①		X FF 90 0-0 L7 ①			B FF 94 C FF 94 B FF 94 S FF 94 S SL 86 2-3 K ①		3	0	0	0	0	1	0
61 Austin Wynns, R (1, 2) OBP: 0.322, SLG: 0.482			B FF 91 B SL 80 B FF 91 B FF 91 4-0 3 1B 34 HR BB		C FF 90 B FF 91 B FF 89 C SL 80 X FF 90 2-2 F9 ②			C SI 95 F SL 85 B FF 94 X FF 94 1-2 P4 ②		2	1	0	0	1	0	0
Inning Stats	R: 0 E: 0 K: 1 S: 8 H: 0 LOB: 0 BB: 0 P: 12	R: 0 E: 0 K: 0 S: 10 H: 1 LOB: 1 BB: 0 P: 16	R: 3 E: 0 K: 1 S: 11 H: 2 LOB: 0 BB: 1 P: 20	R: 0 E: 0 K: 2 S: 11 H: 0 LOB: 0 BB: 0 P: 15	R: 0 E: 0 K: 0 S: 6 H: 0 LOB: 0 BB: 0 P: 8	R: 0 E: 0 K: 1 S: 7 H: 0 LOB: 0 BB: 0 P: 13	R: 0 E: 0 K: 1 S: 7 H: 0 LOB: 0 BB: 0 P: 13	R: 1 E: 0 K: 2 S: 17 H: 1 LOB: 1 BB: 1 P: 27	R: 0 E: 0 K: 1 S: 10 H: 1 LOB: 1 BB: 0 P: 12	1B: 2 2B: 1 3B: 0 HR: 2 SF: 0 SAC: 0 DP: 0 HBP: 0						

	AB	32
	R	4
	H	5
	RBI	4
	BB	2
	SO	9
	LOB	3

WP: 0 PB: 0 SB: 1 CS: 0 PA: 34

PITCHER		IP	WLS	BF	H	R	ER	SO	BB	IBB	HBP	BLK	WP	HR	S	P	ERA	WHIP
45 Adam Plutko, R ERA: 4.62	(1, 1)	7.0	L	25	3	3	3	6	1	0	0	0	0	1	60	97	3.86	0.571
58 Neil Ramírez, R ERA: 4.55	(8, 1)	1.0		5	1	1	1	2	1	0	0	0	0	1	17	27	9.00	2.000
61 Dan Otero, R ERA: 5.44	(9, 1)	1.0		4	1	0	0	1	0	0	0	0	0	0	10	12	0.00	1.000

PITCHER	IP	WLS	BF	H	R	ER	SO	BB	IBB	HBP	BLK	WP	HR	S	P	ERA	WHIP

Batter	1	2	3	4	5	6	7	8	9	AB	R	H	RBI	BB	SO	LOB
12 Francisco Lindor, S (1, 6) OBP: 0.372, SLG: 0.550	C SI 90 L KC 81 B FS 85 S FS 85 1-3 K ①			X KC 81 0-0 11 G3-6-3 1B		B KC 80 X FS 86 1-0 11 CS 1-3 2-H 1B			C KC 82 C SI 92 B FS 87 B FS 87 X FS 86 2-2 G4-3 ①	4	0	2	1	0	1	0
23 Michael Brantley, L (1, 7) OBP: 0.355, SLG: 0.463	X SI 92 0-0 G3 ②			1 SAFE C SI 92 B FS 86 1 SAFE X FS 86 1-1 L7 ①		X SI 92 0-0 SF8 ② 3-H			C KC 82 X FS 87 0-1 G3-1 ②	3	0	0	1	0	0	1
11 José Ramírez, S (1, 5) OBP: 0.412, SLG: 0.636	C SI 91 C KC 81 X KC 82 0-2 G3-1 ③			1 SAFE X KC 81 0-0 G3-6-3 ②③ 1-2f		1 SAFE 1 SAFE B FS 86 1-0 CS ③ 1-2	C KC 81 B FS 85 C FS 87 B KC 83 B FS 86 F FS 87 F SI 93 B FS 87 4-2 17 1B BB		B FS 88 B KC 83 B SI 93 C SI 93 S FS 87 X FS 88 3-2 G6-3 ③	3	0	0	0	1	0	1
36 Yandy Díaz, R (1, 10) OBP: 0.464, SLG: 0.556		X SI 91 0-0 L9 ①			C SI 93 F KC 82 B SI 92 F FS 87 X SI 93 1-2 L1 ①		C SI 92 F SI 93 S FS 86 0-3 K ①			3	0	0	0	0	1	1
17 Yonder Alonso, L (1, 3) OBP: 0.311, SLG: 0.438 26 Rajai Davis, R (7, PR) OBP: 0.293, SLG: 0.309 (8, 8)		B KC 80 C SI 91 X KC 80 1-1 G4-3 ②			B KC 82 X FS 87 1-0 G4-3 ②		1 SAFE D FS 87 F SI 92 1 SAFE X FS 86 1-1 53 G4-6-3 1-3 1B			3 0	0 0	1 0	0 0	0 0	0 0	0 0
53 Melky Cabrera, S (1, 9) OBP: 0.296, SLG: 0.370 9 Erik González, R (8, 3) OBP: 0.327, SLG: 0.426		C SI 92 B FS 86 B FS 86 S FS 86 X SI 92 2-2 G6-3 ③			C SI 92 B FS 86 B KC 81 F SI 93 F FS 86 S FS 85 2-3 K ③		X SI 92 0-0 G4-6-3 ②③ 1-2f			3 0	0 0	0 0	0 0	0 0	1 0	2 0
22 Jason Kipnis, L (1, 4) OBP: 0.311, SLG: 0.357			C SI 91 X FS 86 0-1 L7 ①			B KC 82 B FS 87 X SI 91 2-0 L8 ①		B KC 81 C SI 92 X FS 86 1-1 G1-3 ①		3	0	0	0	0	0	0
7 Yan Gomes, R (1, 2) OBP: 0.303, SLG: 0.419			B SI 92 F SI 92 S KC 82 F KC 82 B KC 83 F FS 86 F FS 86 X KC 82 2-2 L8 ②			S KC 83 C SI 92 X KC 83 0-2 1 1B 12 1B 1B		X SI 92 0-0 L8 ②		3	1	1	0	0	0	0
1 Greg Allen, S (1, 8) OBP: 0.278, SLG: 0.305 (8, 9)			B SI 93 B FS 86 X SI 91 2-0 F8 ③			B SI 92 B SI 92 C SI 92 X KC 82 2-1 12 1B 23 SF8 1-2 1B		C SI 93 F FS 87 F SI 94 F SI 92 B KC 83 X FS 87 1-2 G6-3 ③		3	1	1	0	0	0	0
Inning Stats	R: 0 E: 0 K: 1 S: 7 H: 0 LOB: 0 BB: 0 P: 8	R: 0 E: 0 K: 0 S: 6 H: 0 LOB: 0 BB: 0 P: 9	R: 0 E: 0 K: 0 S: 9 H: 0 LOB: 0 BB: 0 P: 13	R: 0 E: 0 K: 0 S: 4 H: 1 LOB: 0 BB: 0 P: 5	R: 0 E: 0 K: 1 S: 9 H: 0 LOB: 0 BB: 0 P: 13	R: 2 E: 0 K: 0 S: 8 H: 3 LOB: 0 BB: 0 P: 14	R: 0 E: 0 K: 1 S: 10 H: 1 LOB: 2 BB: 1 P: 15	R: 0 E: 0 K: 0 S: 8 H: 0 LOB: 0 BB: 0 P: 10	R: 0 E: 0 K: 0 S: 8 H: 0 LOB: 0 BB: 0 P: 13	1B: 5 2B: 0 3B: 0 HR: 0	SF: 1 SAC: 0 DP: 2 HBP: 0	WP: 0 PB: 0 SB: 0 CS: 1	PA: 31				

PITCHER	IP	WLS	BF	H	R	ER	SO	BB	IBB	HBP	BLK	WP	HR	S	P	ERA	WHIP
17 Alex Cobb, R (1, 1) ERA: 5.09	9.0	W	30	5	2	2	3	1	0	0	0	0	0	69	100	2.00	0.667

PITCHER	IP	WLS	BF	H	R	ER	SO	BB	IBB	HBP	BLK	WP	HR	S	P	ERA	WHIP

BOTTOM

Baltimore Orioles @ Cleveland Indians

Progressive Field, Cleveland, OH

Sat Aug 18 2018, 4:07 PM - 6:24 PM EDT

Att. 35,007 - Sunny - 79 F

livebaseballscorecards.com

AB	28
R	2
H	5
RBI	2
BB	1
SO	3
LOB	5

Batter	1	2	3	4	5	6	7	8	9	AB	R	H	RBI	BB	SO	LOB
3 Cedric Mullins, L (1, 8) OBP: 0.457, SLG: 0.645	B FF 94 C FF 94 F FF 95 B CH 89 X FF 95 2-2 34 1B 2B		B FF 93 B CU 76 B FF 94 C FF 92 B FF 93 4-1 16 FC6-4 BB		C FF 91 X CH 88 0-1 16 G6-4-3 1B		B SL 81 S SL 80 F FF 91 C FF 94 1-3 ③ K			3	0	2	0	1	1	1
16 Trey Mancini, R (1, 7) (8, 3) OBP: 0.301, SLG: 0.389	S FF 94 F CU 76 S SL 80 0-3 ① K		B FF 94 S FF 94 1 SAFE X SL 79 1-1 ① FC6-4 1-2f		B SL 79 F FF 94 C SL 78 F SL 79 F FF 94 X SL 78 1-2 ② ③ G6-4-3 1-2f			C SI 90 C SL 80 F SI 90 B SI 90 X SI 91 1-2 61 G6-4-3 1B		4	0	1	0	0	1	3
34 Jonathan Villar, S (1, 6) OBP: 0.321, SLG: 0.391	B CU 75 X CH 89 1-0 45 K 2-3 1B		C CU 74 F FF 94 B FF 95 X CU 76 1-2 ② L7			B FF 92 B CH 89 C FF 92 B CH 87 C FF 93 S FF 94 3-3 ① K		F SI 90 B FF 90 B CH 83 F CH 83 F FF 91 B CH 84 C CH 82 3-3 ① K		4	0	1	0	0	2	2
45 Mark Trumbo, R (1, 10) OBP: 0.313, SLG: 0.452 61 Austin Wynns, R (8, PH) OBP: 0.317, SLG: 0.474 (8, 10)	C SL 79 S SL 78 1 SAFE B FF 92 F SL 80 F FF 93 D CU 77 S SL 80 2-3 ② ③ K 1-2		S CU 76 F CU 75 F SL 79 B FF 96 C FF 96 1-3 ③ K			C FF 95 S FF 94 X FF 95 0-2 1B		F SI 90 C SI 90 X SI 92 0-2 ② ③ G6-4-3 1-2f		3 1	0 0	1 0	0 0	0 0	2 0	3 1
19 Chris Davis, L (1, 3) OBP: 0.246, SLG: 0.311 23 Joey Rickard, R (8, 7) OBP: 0.288, SLG: 0.420		S FF 93 B FF 94 S FF 96 B FF 94 X CH 89 2-2 14 1B 2B		S FF 93 B FF 94 T FF 93 B FF 94 X FF 94 2-2 1B		B CU 71 B FF 93 F FF 92 B FF 93 X FF 92 3-1 ② F8			X SI 85 0-0 39 G4-6-3 1B	3 1	0 0	2 1	0 0	0 0	0 0	1 0
39 Renato Núñez, R (1, 5) OBP: 0.328, SLG: 0.381		B FF 95 S SL 81 S SL 81 S FF 96 1-3 ① K		C FF 96 D CU 77 S SL 80 D SL 81 S SL 78 2-3 ① K		C SL 79 S SL 80 D SL 80 F FF 95 X SL 79 1-2 ③ F8			C SI 84 B SL 78 F SL 78 X SI 87 1-2 ① ② G4-6-3 1-2f	4	0	0	0	0	2	4
14 Craig Gentry, R (1, 9) OBP: 0.298, SLG: 0.292		B FF 96 C FF 95 X SL 81 1-1 2-3 1B		B FF 94 S SL 79 C FF 94 X SL 80 1-2 ② P3			S FF 91 C FF 93 S FF 95 0-3 ① K		B SL 78 S SI 87 X SL 78 1-1 ③ F9	4	0	1	0	0	1	1
29 Jace Peterson, L (1, 4) OBP: 0.310, SLG: 0.315		B FF 94 B FF 95 F FF 95 X FF 94 2-1 ② F7		B FF 93 B CU 74 B FF 92 C FF 93 X FF 92 3-1 ③ F8			X FF 94 0-0 ② G4-3			3	0	0	0	0	0	3
36 Caleb Joseph, R (1, 2) OBP: 0.258, SLG: 0.335		C FF 96 B SL 82 C SL 79 S FF 96 1-3 ③ K			B FF 92 B FF 93 F FF 93 X FF 93 2-1 ① G5-3		C FF 92 H SL 81 1-1 HBP			2	0	0	0	0	1	2
Inning Stats	R: 0 E: 0 K: 2 S: 12 H: 2 LOB: 1 BB: 0 P: 17	R: 0 E: 0 K: 2 S: 13 H: 2 LOB: 2 BB: 0 P: 20	R: 0 E: 0 K: 1 S: 10 H: 0 LOB: 1 BB: 1 P: 17	R: 0 E: 0 K: 1 S: 11 H: 1 LOB: 1 BB: 0 P: 19	R: 0 E: 0 K: 0 S: 9 H: 1 LOB: 0 BB: 0 P: 12	R: 0 E: 0 K: 1 S: 12 H: 1 LOB: 1 BB: 0 P: 19	R: 0 E: 0 K: 2 S: 8 H: 0 LOB: 1 BB: 0 P: 10	R: 0 E: 0 K: 1 S: 11 H: 1 LOB: 0 BB: 0 P: 15	R: 0 E: 0 K: 0 S: 6 H: 1 LOB: 0 BB: 0 P: 8	1B: 7 2B: 2 3B: 0 HR: 0 SF: 0 SAC: 0 DP: 3 HBP: 1						

PITCHER		IP	WLS	BF	H	R	ER	SO	BB	IBB	HBP	BLK	WP	HR	S	P	ERA	WHIP
52 Mike Clevinger, R ERA: 3.25	(1, 1)	6.0	W	24	7	0	0	7	1	0	0	0	0	0	67	104	0.00	1.333
24 Andrew Miller, L ERA: 3.43	(7, 1)	1.0		4	0	0	0	2	0	0	1	0	0	0	8	10	0.00	0.000
61 Dan Otero, R ERA: 5.32	(8, 1)	1.0		3	1	0	0	1	0	0	0	0	0	0	11	15	0.00	1.000
90 Adam Cimber, R ERA: 3.6	(9, 1)	1.0		3	1	0	0	0	0	0	0	0	0	0	6	8	0.00	1.000

PITCHER	IP	WLS	BF	H	R	ER	SO	BB	IBB	HBP	BLK	WP	HR	S	P	ERA	WHIP

TOP

Baltimore Orioles @ Cleveland Indians

Progressive Field, Cleveland, OH

Sun Aug 19 2018, 1:11 PM - 4:06 PM EDT

Att. 30,555 - Partly Cloudy - 77 F

livebaseballscorecards.com

AB	32
R	0
H	9
RBI	0
BB	1
SO	10
LOB	21

BOTTOM

Baltimore Orioles @ Cleveland Indians

Progressive Field, Cleveland, OH

Sun Aug 19 2018, 1:11 PM - 4:06 PM EDT

Att. 30,555 - Partly Cloudy - 77 F

livebaseballscorecards.com

Batter	1	2	3	4	5	6	7	8	9	AB	R	H	RBI	BB	SO	LOB
1 Greg Allen, S (1, 8) OBP: 0.286, SLG: 0.309	C FF 91 H FF 90 1-1 11 S 36 2B HBP	X CH 88 0-0 11 WP 23 1B 1B 3-H		1-3 23 2B 36 BB 1B 2-2 FC5 1-2 2-f			B FF 96 B FF 95 B FF 96 C FF 94 F FF 95 X FF 96 3-2 FC3-6 ② 1-2f			4	2	2	1	0	0	3
23 Michael Brantley, L (1, 7) OBP: 0.356, SLG: 0.465 26 Rajai Davis, R (8, 7) OBP: 0.293, SLG: 0.309	B FF 90 1 SAFE B FF 90 C FF 91 1 SAFE X CH 85 2-1 L7 ①	1 SAFE 1 SAFE C FF 91 X FF 92 0-1 11 WP 1B 1-2		F CH 86 X CH 87 0-1 36 BB 53 HR 2B 1-3 3-H	C SL 78 B SI 88 X SL 78 1-1 L9 ①		C FF 96 B FS 88 D FS 87 X FF 96 2-1 P5 ③			5 0	1 0	2 0	1 0	0 0	0 0	2 0
11 José Ramírez, S (1, 5) OBP: 0.412, SLG: 0.632	B FF 91 B SL 86 F CH 85 B CH 86 X SL 86 3-1 L7 ② 1-2	S CH 88 B SL 89 B CH 87 C FF 95 B SL 87 X CH 87 3-2 G4-3 ③ 1-2 2-3		B CH 87 B FF 94 B SL 87 3-0 36 BB 53 HR IBB	C CU 72 F CH 80 B FF 88 B CH 78 B CH 78 F SL 80 X CH 78 3-2 36 G6-4-3 1B			B SL 82 C FF 91 C FF 92 F SL 83 X SL 83 1-2 G1-3 ①		4	1	1	0	1	0	3
36 Yandy Díaz, R (1, 10) OBP: 0.455, SLG: 0.548	B SL 88 C FF 92 F SL 88 X FF 93 1-2 17 WP 2B 2-H		S B FF 94 F CH 86 B SL 89 C SL 89 2-3 K ①	B FF 92 B FF 92 B FF 93 C FF 92 S FF 94 F FF 93 B SL 88 4-2 53 HR BB 1-2 2-3 3-H	X FF 90 0-0 G6-4-3 ② ③ 1-2f			X FF 92 0-0 G5-3 ②		4	1	1	2	1	1	1
17 Yonder Alonso, L (1, 3) OBP: 0.312, SLG: 0.435	B SL 88 Z SAFE D CH 87 C SL 86 F FF 93 B SL 89 B CH 86 4-2 2-3 BB		C CH 89 B FF 93 B CH 90 F FF 92 B FF 94 B FF 94 4-2 22 BB BB	F SL 78 S SL 79 S SL 81 0-3 K ①		B FF 96 C FF 96 S SL 90 1-3 K ①		B FF 92 C FF 92 F FF 92 S SL 85 1-3 K ③		3	0	0	0	2	3	3
53 Melky Cabrera, S (1, 9) OBP: 0.295, SLG: 0.387 6 Brandon Guyer, R (7, 9) OBP: 0.287, SLG: 0.377	B FF 92 C FF 92 T FF 92 D SL 88 X CH 87 2-2 L4 ③		C FF 91 X FF 92 0-1 F8 ② B SI 88 F CH 79 X SI 89 1-1 HR 1-H 2-H 3-H			F FF 96 F SL 89 S SL 89 0-3 K ②				4 0	1 0	1 0	4 0	0 0	1 0	3 0
22 Jason Kipnis, L (1, 4) OBP: 0.312, SLG: 0.356		F FF 92 X CH 86 0-1 E9 55 SH1-3 1 1B 1B	B SL 89 D CH 86 F FF 93 B FF 93 B FF 93 4-1 BB 1-2	C SL 79 B SI 89 B FF 89 S SL 79 X SI 90 2-2 L8 ②		C SL 89 S FF 98 B SL 90 S SL 88 1-3 K ③				3	1	1	0	1	1	0
55 Roberto Pérez, R (1, 2) OBP: 0.242, SLG: 0.236		L SL 87 X FF 92 0-1 SH1-3 ① 2-3	S FF 93 C SL 89 B SL 89 S SL 89 1-3 K ③	C CU 72 S CH 80 B SI 90 B SL 80 X CH 79 2-2 1 FC5 2B			B FF 96 C FF 96 F FF 96 S SL 83 1-3 K ①			3	0	1	0	0	2	2
9 Erik González, R (1, 6) OBP: 0.333, SLG: 0.423		B SL 87 F SL 87 C FF 93 D SL 87 X SL 88 2-2 G4-3 ②		2-1 1 1B 23 2B 1B 4-2 1 FC5 BB			B SL 83 B FF 96 X FF 96 2-0 E6 1 FC3-6			3	1	1	0	1	0	1
Inning Stats	R: 1 E: 0 K: 0 S: 13 H: 1 LOB: 2 BB: 1 P: 26	R: 1 E: 1 K: 0 S: 13 H: 3 LOB: 2 BB: 0 P: 18	R: 0 E: 0 K: 2 S: 11 H: 0 LOB: 2 BB: 2 P: 22	R: 6 E: 0 K: 1 S: 27 H: 5 LOB: 2 BB: 3 P: 47	R: 0 E: 0 K: 0 S: 7 H: 1 LOB: 0 BB: 0 P: 11	R: 0 E: 0 K: 3 S: 9 H: 0 LOB: 0 BB: 0 P: 11	R: 0 E: 1 K: 1 S: 9 H: 0 LOB: 1 BB: 0 P: 17	R: 0 E: 0 K: 1 S: 8 H: 0 LOB: 0 BB: 0 P: 10		1B: 6 2B: 3 3B: 0 HR: 1	SF: 0 SAC: 1 DP: 1 HBP: 1				WP: 2 PB: 0 SB: 1 CS: 0	PA: 41	

	AB	33
	R	8
	H	10
	RBI	8
	BB	6
	SO	8
	LOB	18

PITCHER		IP	WLS	BF	H	R	ER	SO	BB	IBB	HBP	BLK	WP	HR	S	P	ERA	WHIP
32 Yefry Ramírez, R ERA: 6.49	(1, 1)	3.0	L	22	7	7	7	2	4	1	1	0	2	0	46	84	21.00	3.667
63 Sean Gilmartin, L ERA: 3.6	(4, 1)	1.1		8	3	1	1	1	1	0	0	0	0	1	24	39	6.75	3.000
52 Ryan Meisinger, R ERA: 2.7	(5, 1)	0.2		1	0	0	0	0	0	0	0	0	0	0	1	1	0.00	0.000
66 Tanner Scott, L ERA: 6.39	(6, 1)	1.0		3	0	0	0	3	0	0	0	0	0	0	9	11	0.00	0.000
49 Cody Carroll, R ERA: 4.76	(7, 1)	1.0		4	0	0	0	1	0	0	0	0	0	0	9	17	0.00	0.000

PITCHER		IP	WLS	BF	H	R	ER	SO	BB	IBB	HBP	BLK	WP	HR	S	P	ERA	WHIP
51 Paul Fry, L ERA: 3.0	(8, 1)	1.0		3	0	0	0	1	0	0	0	0	0	0	8	10	0.00	0.000

Cleveland Indians @ Boston Red Sox

Fenway Park, Boston, MA

Mon Aug 20 2018, 7:11 PM - 10:11 PM EDT

Att. 37,274 - Partly Cloudy - 70 F

livebaseballscorecards.com

Batter	1	2	3	4	5	6	7	8	9	AB	R	H	RBI	BB	SO	LOB
12 Francisco Lindor, S (1, 6) OBP: 0.371, SLG: 0.548	C SI 88 F CU 76 C SI 91 0-3 ① K		B CH 82 F SL 86 B FF 91 B SL 87 C SI 90 F SL 85 X SL 87 3-2 ② P5			C FF 90 X CU 74 0-1 23 HR 1B	B CU 75 C FF 90 T FF 90 F SL 86 B SI 90 F CH 81 X FF 90 2-2 ③ F8			4	1	1	0	0	1	0
23 Michael Brantley, L (1, 7) OBP: 0.357, SLG: 0.472	C SI 91 F CH 82 B CU 80 X SI 92 1-2 ② G4-3		C SI 90 B CU 76 F SL 87 X CH 83 1-2 ③ G3			1 SAFE 1 SAFE B CH 81 X SL 86 1-0 1-H HR		C FF 93 F CU 78 X FF 93 0-2 1B		4	1	2	2	0	0	0
11 José Ramírez, S (1, 5) OBP: 0.409, SLG: 0.627	C SI 91 C FF 93 C SI 92 0-3 ③ K			C SI 89 X SL 84 0-1 ① P3		C CH 82 C CU 74 X FF 92 0-2 ① P5		B CH 85 B CU 75 F CH 84 1 SAFE B FF 91 X FF 91 3-1 ① P5		4	0	0	0	0	1	1
36 Yandy Díaz, R (1, 10) OBP: 0.405, SLG: 0.486		B SI 90 X SI 89 1-0 ① G6-3		B SI 90 C SI 89 S CU 74 S FF 93 1-3 ② K		X SI 91 0-0 ② G1-3		C FF 93 F FF 93 B FF 93 S CU 78 1-3 ② K		4	0	0	0	0	2	1
17 Yonder Alonso, L (1, 3) OBP: 0.311, SLG: 0.433		C FF 92 B CU 77 X CU 76 1-1 7 WP 53 1B 1B		C CH 81 F FF 92 F SL 88 F SI 90 S SL 86 0-3 ③ K		C CH 81 B CH 80 S CU 74 F SL 85 F FF 91 B CU 76 X CH 81 2-2 ③ F9		X CH 86 0-0 ③ L9		4	0	1	0	0	1	1
53 Melky Cabrera, S (1, 9) OBP: 0.302, SLG: 0.414 6 Brandon Guyer, R (8, 9) OBP: 0.285, SLG: 0.374		X CH 82 0-0 7 WP 1-2 1B			C SI 87 X FF 90 0-1 HR		B SI 88 X CU 74 1-0 ① G3-1		B SI 88 F SI 88 C KC 79 F KC 80 B FF 90 X KC 77 2-2 ① L8	3 1	1 0	2 0	1 0	0 0	0 0	0 0
22 Jason Kipnis, L (1, 4) OBP: 0.312, SLG: 0.354		C SI 89 B FF 94 D CH 82 F CH 82 B SI 92 F FF 94 T SI 92 3-2 ② K			C SI 88 X CU 76 0-1 ① G3-1		B CU 73 B CH 80 F CH 81 F FF 90 B CH 81 B SL 82 4-2 7 FC1-4 BB		B FF 88 C FF 89 S FC 88 B FF 90 S FC 87 2-3 ② K	3	0	0	0	1	2	2
7 Yan Gomes, R (1, 2) OBP: 0.299, SLG: 0.413		B CU 77 F CH 83 C FF 93 B CU 76 T FF 93 2-2 ③ K 1-2 2-3			B SL 83 F SL 82 B SI 89 F FF 90 F SL 85 F SI 92 B CU 76 X SI 89 3-2 ② F9		B CU 74 X SI 90 1-0 ② FC1-4 1-2f 1 HR		X KC 78 0-0 ③ G5-3	4	1	0	0	0	1	3
1 Greg Allen, S (1, 8) OBP: 0.287, SLG: 0.326			C SI 88 B FF 92 F FF 92 B SI 90 B SI 91 X SI 91 3-2 ① L9		C SI 89 C CU 75 B CH 83 B SI 90 X SL 84 2-2 ③ L7		D CH 80 X CH 80 1-0 1-H HR			3	1	1	2	0	0	0
Inning Stats	R: 0 E: 0 K: 2 S: 9 H: 0 LOB: 0 BB: 0 P: 10	R: 0 E: 0 K: 2 S: 11 H: 2 LOB: 2 BB: 0 P: 18	R: 0 E: 0 K: 0 S: 10 H: 0 LOB: 0 BB: 0 P: 17	R: 0 E: 0 K: 2 S: 10 H: 0 LOB: 0 BB: 0 P: 11	R: 1 E: 0 K: 0 S: 12 H: 1 LOB: 0 BB: 0 P: 17	R: 2 E: 0 K: 0 S: 12 H: 2 LOB: 0 BB: 0 P: 15	R: 2 E: 0 K: 0 S: 10 H: 1 LOB: 0 BB: 1 P: 19	R: 0 E: 0 K: 1 S: 9 H: 1 LOB: 1 BB: 0 P: 13	R: 0 E: 0 K: 1 S: 8 H: 0 LOB: 0 BB: 0 P: 12	1B: 4 2B: 0 3B: 0 HR: 3 SF: 0 SAC: 0 DP: 0 HBP: 0						

TOP	
AB	34
R	5
H	7
RBI	5
BB	1
SO	8
LOB	8

WP: 1 PA: 35
PB: 0
SB: 0
CS: 0

PITCHER		IP	WLS	BF	H	R	ER	SO	BB	IBB	HBP	BLK	WP	HR	S	P	ERA	WHIP
22 Rick Porcello, R ERA: 4.14	(1, 1)	7.0	L	28	6	5	5	6	1	0	0	0	1	3	74	107	6.43	1.000
47 Tyler Thornburg, R ERA: 4.11	(8, 1)	1.0		4	1	0	0	1	0	0	0	0	0	0	9	13	0.00	1.000
31 Drew Pomeranz, L ERA: 6.23	(9, 1)	1.0		3	0	0	0	1	0	0	0	0	0	0	8	12	0.00	0.000

PITCHER	IP	WLS	BF	H	R	ER	SO	BB	IBB	HBP	BLK	WP	HR	S	P	ERA	WHIP

Batter	1	2	3	4	5	6	7	8	9	AB	R	H	RBI	BB	SO	LOB
50 Mookie Betts, R (1, 9) OBP: 0.430, SLG: 0.651	C SI 93 B SI 92 S FC 90 F SI 94 S FF 93 1-3 ① K	C FC 88 X FC 90 0-1 16 1B 2-3 1B		C SI 93 1 SAFE 1 SAFE B FF 92 S CU 84 B SI 93 S CU 84 2-3 ③ K			B CU 83 X SI 91 1-0 ① G6-3		B FF 94 C FF 94 X FF 94 1-1 18 FC4-6 2 1B 2B	5	1	2	0	0	2	1
16 Andrew Benintendi, L (1, 7) OBP: 0.379, SLG: 0.496	B FC 89 B SI 93 S FC 90 C SI 94 F FC 90 F CU 87 C FF 93 2-3 ② K	S CU 86 B SI 92 B FC 90 X FC 90 2-1 1-2 3-H 1B			B CH 84 B SI 91 C FC 88 B CH 84 S FC 87 C SI 92 3-3 ① K		X SI 91 0-0 ② G3		B FF 94 S FF 94 B FF 94 F FF 94 B FF 94 F FF 94 B KC 83 4-2 18 FC4-6 BB	4	0	1	1	1	2	0
18 Mitch Moreland, L (1, 3) OBP: 0.325, SLG: 0.466	C FF 94 S FC 91 F FF 92 F CU 86 B CH 88 X FC 89 1-2 28 2B 2 1B 1B	B CH 85 X FF 92 1-0 ③ G3-1			B CU 83 F FC 89 B CH 86 B SI 92 B FC 89 4-1 BB		F FF 88 B SL 78 B SL 79 F SI 91 B SL 79 B SL 80 4-2 28 1B BB		B KC 83 B FF 94 X FF 93 2-0 ① FC4-6 2 1B 1-2f 2-3	3	1	1	0	2	0	4
28 J.D. Martinez, R (1, 10) OBP: 0.402, SLG: 0.662	B SI 94 D CU 86 X SI 94 2-0 2 1B 1-3 2B		F CU 84 B FF 92 S SI 93 X FF 92 1-2 ① G4-3		F FC 88 B SI 92 B SI 92 B SI 93 F FC 89 S FC 89 3-3 ② K		C SI 86 C SI 89 X FF 90 0-2 1-3 1B		B KC 82 F FF 93 F FF 93 X FF 94 1-2 ② P3	5	1	2	0	0	1	3
2 Xander Bogaerts, R (1, 6) OBP: 0.357, SLG: 0.516	C FC 89 T CU 86 F FC 89 X CU 86 0-2 2-H 3-H 1B		C SI 93 B SI 93 S FC 88 X SI 93 1-2 ② G6-3		B FC 89 B SI 93 B SI 93 C SI 92 F FC 88 X SI 92 3-2 ③ F8		B SI 88 C SL 79 X SI 88 1-1 ③ G4-3		C KC 83 C KC 83 X KC 84 0-2 1-2 3-H 1B	5	0	2	3	0	0	3
5 Ian Kinsler, R (1, 4) OBP: 0.306, SLG: 0.399	B SI 93 X FC 90 1-0 ③ L8		B SI 92 X SI 93 1-0 ③ G5-3			B SI 91 X SI 90 1-0 1B		B SL 78 B SI 86 F SI 85 B SI 87 F SI 87 F SI 88 F SI 88 S SI 89 3-3 ① K	B FF 94 F FF 94 B KC 83 F FF 94 F FF 93 F KC 84 B FF 93 X FF 94 3-2 ③ F7	5	0	1	0	0	1	3
12 Brock Holt, L (1, 5) 36 Eduardo Núñez, R (8, PH) OBP: 0.282, SLG: 0.369 (9, 5)		B SI 92 B CU 82 F FC 88 X SI 91 2-1 ① L8		B CU 82 X SI 91 1-0 3 CS 1B		C SI 90 B FC 87 1 SAFE B SI 91 X FC 88 2-1 ① L7		B FF 92 X ST 80 1-0 ② F9		3 1	0 0	1 0	0 0	0 0	0 0	1 0
3 Sandy León, S (1, 2) 25 Steve Pearce, R (8, PH) OBP: 0.390, SLG: 0.575 23 Blake Swihart, S (9, 2) OBP: 0.273, SLG: 0.287		B FF 92 X SI 92 1-0 ② F7		1 SAFE S FC 87 B CH 86 C CH 85 F FC 87 F CU 83 S FF 92 1-3 ① ② K 1-2		C CH 84 1 SAFE B FC 87 X CH 83 1-1 ② F9		B SI 93 X FF 93 1-0 2B		3 1 0	0 0 0	0 1 0	0 0 0	0 0 0	1 0 0	2 0 0
19 Jackie Bradley Jr., L (1, 8) OBP: 0.305, SLG: 0.388		B SI 92 B FC 89 X SI 93 2-0 50 1B 16 1B 2B		B SI 92 S FC 88 S CH 86 X FF 92 1-2 1B		1 SAFE B FF 92 1 SAFE 1 SAFE B CH 84 X FC 88 2-0 ③ P2		B ST 82 C ST 81 B FF 94 F ST 82 S ST 83 2-3 ③ K		4	1	2	0	0	1	2
Inning Stats	R: 2 E: 0 K: 2 S: 20 H: 3 LOB: 1 BB: 0 P: 27	R: 1 E: 0 K: 0 S: 9 H: 3 LOB: 2 BB: 0 P: 17	R: 0 E: 0 K: 0 S: 7 H: 0 LOB: 0 BB: 0 P: 10	R: 0 E: 0 K: 2 S: 12 H: 2 LOB: 1 BB: 0 P: 17	R: 0 E: 0 K: 2 S: 10 H: 0 LOB: 1 BB: 1 P: 23	R: 0 E: 0 K: 0 S: 6 H: 1 LOB: 1 BB: 0 P: 12	R: 0 E: 0 K: 0 S: 9 H: 1 LOB: 2 BB: 1 P: 15	R: 0 E: 0 K: 2 S: 10 H: 1 LOB: 1 BB: 0 P: 17	R: 1 E: 0 K: 0 S: 17 H: 2 LOB: 2 BB: 1 P: 28	1B: 9 2B: 4 3B: 0 HR: 0 SF: 0 SAC: 0 DP: 0 HBP: 0						

PITCHER		IP	WLS	BF	H	R	ER	SO	BB	IBB	HBP	BLK	WP	HR	S	P	ERA	WHIP
28 Corey Kluber, R ERA: 2.74	(1, 1)	6.1	W	28	9	3	3	6	1	0	0	0	0	0	65	108	4.26	1.579
39 Oliver Pérez, L ERA: 1.33	(7, 1)	0.1	H	2	0	0	0	0	1	0	0	0	0	0	3	7	0.00	3.000
90 Adam Cimber, R ERA: 3.56	(7, 1)	0.2	H	3	1	0	0	1	0	0	0	0	0	0	10	14	0.00	1.500
33 Brad Hand, L ERA: 2.65	(8, 1)	0.2	H	3	1	0	0	1	0	0	0	0	0	0	5	9	0.00	1.500
37 Cody Allen, R ERA: 4.08	(9, 1)	1.0	S	6	2	1	1	0	1	0	0	0	0	0	17	28	9.00	3.000

PITCHER	IP	WLS	BF	H	R	ER	SO	BB	IBB	HBP	BLK	WP	HR	S	P	ERA	WHIP

BOTTOM

Cleveland Indians @ Boston Red Sox

Fenway Park, Boston, MA

Mon Aug 20 2018, 7:11 PM - 10:11 PM EDT

Att. 37,274 - Partly Cloudy - 70 F

livebaseballscorecards.com

AB	39
R	4
H	13
RBI	4
BB	3
SO	8
LOB	19

WP: 0 PA: 42
PB: 0
SB: 0
CS: 1

Cleveland Indians @ Boston Red Sox

Fenway Park, Boston, MA

Tue Aug 21 2018, 7:13 PM - 10:10 PM EDT

Att. 37,188 - Partly Cloudy - 70 F

livebaseballscorecards.com

Batter	1	2	3	4	5	6	7	8	9	AB	R	H	RBI	BB	SO	LOB
12 Francisco Lindor, S (1, 6) OBP: 0.368, SLG: 0.543	C FF 99 B FC 94 B FC 96 X FC 97 2-1 ① P5		B FC 93 C FS 88 X FC 94 1-1 ② G6-3	F FC 94 X FF 97 0-1 ③ F7		C KC 82 S KC 83 B FF 98 F FF 98 F KC 84 F KC 84 F KC 82 S CH 87 1-3 ② K		B FF 92 C FF 92 1 SAFE X FF 93 1-1 ② P5		5	0	0	0	0	1	5
23 Michael Brantley, L (1, 7) OBP: 0.359, SLG: 0.475	F FF 100 X FF 100 0-1 ② G1-3		B FF 98 B FF 99 C FC 94 B FC 89 B FF 99 4-1 BB		C FS 88 X FF 97 0-1 36 G4-3 2B	B FF 98 F KC 84 C KC 84 B CH 88 X KC 83 2-2 ③ 1-3 2-H 1B		B FF 92 F CH 84 1 SAFE B FF 92 C FF 91 F CU 79 F FF 92 F FF 92 X CU 78 2-2 ③ L4		4	0	2	1	1	0	1
11 José Ramírez, S (1, 5) OBP: 0.409, SLG: 0.623	C FF 99 C FC 97 X FS 92 0-2 ③ G1-3		F FC 94 C FF 98 B FF 96 X CU 79 1-2 ③ G3		C FC 92 B CU 79 F FC 93 B FF 96 F FC 94 S FS 86 2-3 ① K		B KC 81 C KC 80 C KC 82 B FF 90 F FF 90 B KC 83 D KC 84 4-2 36 G6-3 36 S 17 SF9 BB		C SI 89 F FF 89 B FF 88 B KC 79 B SI 90 B KC 79 4-2 36 G6-3 BB	3	1	0	0	2	1	2
36 Yandy Díaz, R (1, 10) OBP: 0.381, SLG: 0.450		C FF 98 F FC 95 X CU 79 0-2 53 2B 22 FC3-2 1B		X FC 92 0-0 ① L9	D SL 87 B SL 84 B FC 93 X FC 93 3-0 ② G4-3 2-3		1 SAFE C FC 88 X KC 81 0-1 ① G6-3 1-3		B FF 89 C KC 78 F FF 90 F FF 90 1 SAFE 1 SAFE B FF 90 X KC 79 2-2 ① ② G6-3 1-2f	5	0	1	0	0	0	3
17 Yonder Alonso, L (1, 3) OBP: 0.310, SLG: 0.431		C FC 93 B FC 95 S FF 98 1 SAFE F FF 96 F FC 95 S FS 89 1-3 ① K		C FF 97 X CU 78 0-1 ② G3-1	X FS 88 0-0 ③ G3		C FF 91 C FF 92 D KC 82 X KC 81 1-2 ② SF9 3-H		F SI 89 S FF 87 X FC 87 0-2 1B	4	0	1	1	0	1	2
53 Melky Cabrera, S (1, 9) OBP: 0.313, SLG: 0.450 6 Brandon Guyer, R (7, 9) OBP: 0.283, SLG: 0.372		C FC 94 B FF 98 F FF 98 B FF 97 B FC 96 X FC 94 3-2 22 FC3-2 1-3 2B		C FF 97 C FC 95 X CU 79 0-2 22 1B 7 1B 1B		F FS 88 F FC 94 B FF 97 F FS 86 X FC 93 1-2 HR	C FF 92 B KC 82 S KC 80 C KC 80 1-3 ③ K		C KC 80 B SI 89 T SI 90 F FF 90 F FF 90 F SI 85 X FF 91 1-2 ③ L5	4 1	2 0	3 0	1 0	0 0	1 0	0 1
22 Jason Kipnis, L (1, 4) OBP: 0.311, SLG: 0.353		C FC 93 X FF 97 0-1 ② FC3-2 2-3 3-H		X FF 97 0-0 7 1B 1 2B 1-3 1B		B FC 91 C FS 88 X SL 88 1-1 ① F7		B FF 92 C CH 85 S CU 78 S CU 79 1-3 ① K		4	1	1	0	0	1	2
7 Yan Gomes, R (1, 2) OBP: 0.304, SLG: 0.427		F FC 96 B FF 98 X SL 88 1-1 ③ F8		F FC 96 B FC 95 X FC 93 1-1 1 2B 1-2 3-H 1B		B SL 88 S SL 86 B FF 97 S SL 87 X SL 88 2-2 1 1B 23 1B 1B		B CH 85 C CH 85 C FF 92 B FF 93 X CU 78 2-2 HR		4	2	3	2	0	0	2
1 Greg Allen, S (1, 8) OBP: 0.296, SLG: 0.337		C FF 98 C FC 94 B CU 79 X CU 80 1-2 ① G2-3		X FC 93 0-0 1-3 2-H 2B		C FS 87 C CU 79 X SL 85 0-2 23 1B 1-2 1B		B FF 92 H CU 78 2-0 HBP		3	0	2	1	0	0	0

	AB	37
	R	6
	H	13
	RBI	6
	BB	3
	SO	5
	LOB	18

Inning Stats	1	2	3	4	5	6	7	8	9	1B: 8	SF: 1	WP: 0	PA: 42
R:	0	0	0	2	0	2	1	1	0	2B: 3	SAC: 0	PB: 0	
E:	0	0	0	0	0	0	0	0	0	3B: 0	DP: 1	SB: 1	
K:	0	1	0	0	1	1	1	1	0	HR: 2	HBP: 1	CS: 0	
S:	7	15	9	12	8	22	11	14	15				
H:	0	2	0	4	1	4	0	1	1				
LOB:	0	2	1	2	1	2	1	1	1				
BB:	0	0	1	0	0	0	1	0	1				
P:	9	20	16	13	13	29	17	22	22				

PITCHER	IP	WLS	BF	H	R	ER	SO	BB	IBB	HBP	BLK	WP	HR	S	P	ERA	WHIP
17 Nathan Eovaldi, R (1, 1) ERA: 3.81	5.1	L	27	10	4	4	2	1	0	0	0	0	1	63	87	6.75	2.062
56 Joe Kelly, R (6, 1) ERA: 4.15	0.2		2	1	0	0	1	0	0	0	0	0	0	10	13	0.00	1.500
44 Brandon Workman, R (7, 1) ERA: 2.63	1.0		4	0	1	1	1	1	0	0	0	0	0	11	17	9.00	1.000
47 Tyler Thornburg, R (8, 1) ERA: 4.41	1.0		5	1	1	1	1	0	0	1	0	0	1	14	22	9.00	1.000
31 Drew Pomeranz, L (9, 1) ERA: 6.12	1.0		4	1	0	0	0	1	0	0	0	0	0	15	22	0.00	2.000

PITCHER	IP	WLS	BF	H	R	ER	SO	BB	IBB	HBP	BLK	WP	HR	S	P	ERA	WHIP

Batter	1	2	3	4	5	6	7	8	9	AB	R	H	RBI	BB	SO	LOB
50 Mookie Betts, R (1, 9) OBP: 0.426, SLG: 0.645	C FF 93 S KC 79 B FF 95 F SL 84 B KC 82 B FF 94 F FF 94 C FF 93 3-3 ① K			C KC 78 X SL 84 0-1 ① G6-3		B SL 82 C FF 93 C FF 93 X SL 84 1-2 ③ G5-3		C FF 94 X FF 94 0-1 ③ G4-3		4	0	0	0	0	1	1
16 Andrew Benintendi, L (1, 7) OBP: 0.380, SLG: 0.498	B FF 94 B CH 88 C FF 94 F FF 94 X KC 81 2-2 ② G4-3			B FF 92 B CH 88 F FF 93 X FF 93 2-1 28 G6-4-3 1B			X KC 79 0-0 28 1B 2 2B 2B		C ST 80 B FF 92 C ST 81 B ST 83 S ST 81 2-3 ① K	4	1	2	0	0	1	0
28 J.D. Martinez, R (1, 10) OBP: 0.401, SLG: 0.658	C FF 94 B FF 94 B FF 94 S KC 80 F KC 81 B SL 83 F KC 81 C FF 94 3-3 ③ K			B FF 93 B FF 92 X FF 92 2-0 ② ③ G6-4-3 1-2f			X SL 82 0-0 2 2B 18 SF8 2-3 1B		X FF 94 0-0 ② L6	4	1	1	0	0	1	1
2 Xander Bogaerts, R (1, 6) OBP: 0.356, SLG: 0.516		B FF 93 C FF 92 B FF 92 X FF 93 2-1 ① P3			S SL 83 X FF 93 0-1 ① F8		C FF 92 X SL 83 0-1 18 SF8 5 G4-3 1-3 3-H 2B		C ST 81 S SI 95 B ST 83 B ST 82 X FF 93 2-2 E4 18 DI	4	1	1	1	0	0	0
18 Mitch Moreland, L (1, 3) OBP: 0.322, SLG: 0.462		C KC 79 C FF 93 S KC 80 0-3 ② K			C FF 92 X CH 87 0-1 ② F8		B FF 92 F CH 87 B FF 92 X FF 91 2-1 ① SF8 2-3 3-H		C ST 82 S FF 95 F ST 83 B FF 96 S ST 82 1-3 ③ K 1-2	3	0	0	1	0	2	1
5 Ian Kinsler, R (1, 4) OBP: 0.304, SLG: 0.396		B FF 94 B SL 84 F FF 92 F FF 94 X KC 79 2-2 ③ G6-3			B FF 93 C FF 92 S SL 83 B SL 84 C FF 93 2-3 ③ K		B SL 78 F SI 86 B SL 78 B SI 87 X SI 85 3-1 ② G4-3 3-H			3	0	0	1	0	1	0
36 Eduardo Núñez, R (1, 5) OBP: 0.283, SLG: 0.371			C FF 93 X SL 82 0-1 ① G6-3			C SL 83 X KC 79 0-1 2B	F SI 86 X SL 80 0-1 ③ G4-3			3	0	1	0	0	0	0
3 Sandy León, S (1, 2) OBP: 0.258, SLG: 0.319 25 Steve Pearce, R (8, PH) OBP: 0.388, SLG: 0.571 23 Blake Swihart, S (9, 2) OBP: 0.273, SLG: 0.287			B KC 79 S FF 92 C CH 88 C FF 93 1-3 ② K			B FF 92 X FF 92 1-0 ① F9		B FF 90 C FF 92 S SL 82 F FF 94 B SL 84 S SL 82 2-3 ① K		2 1 0	0 0 0	0 0 0	0 0 0	0 0 0	1 1 0	1 0 0
19 Jackie Bradley Jr., L (1, 8) OBP: 0.303, SLG: 0.385			X CH 87 0-0 ③ G6-3			B CH 87 C FF 92 C FF 92 F SL 84 B FF 92 F FF 93 B SL 83 X SL 83 3-2 ② L9		S SL 82 S SL 82 B SL 83 B FF 92 S SL 83 2-3 ② K		3	0	0	0	0	1	1
Inning Stats	R: 0 H: 0 E: 0 LOB: 0 K: 2 BB: 0 S: 13 P: 21	R: 0 H: 0 E: 0 LOB: 0 K: 1 BB: 0 S: 8 P: 12	R: 0 H: 0 E: 0 LOB: 0 K: 1 BB: 0 S: 6 P: 7	R: 0 H: 1 E: 0 LOB: 0 K: 0 BB: 0 S: 5 P: 9	R: 0 H: 0 E: 0 LOB: 0 K: 1 BB: 0 S: 7 P: 9	R: 0 H: 1 E: 0 LOB: 1 K: 0 BB: 0 S: 11 P: 16	R: 3 H: 3 E: 0 LOB: 0 K: 0 BB: 0 S: 10 P: 15	R: 0 H: 0 E: 0 LOB: 0 K: 2 BB: 0 S: 9 P: 13	R: 0 H: 0 E: 1 LOB: 1 K: 2 BB: 0 S: 11 P: 16	1B: 2 SF: 1 2B: 3 SAC: 0 3B: 0 DP: 1 HR: 0 HBP: 0					WP: 0 PA: 32 PB: 0 SB: 0 CS: 0	

PITCHER	IP	WLS	BF	H	R	ER	SO	BB	IBB	HBP	BLK	WP	HR	S	P	ERA	WHIP
57 Shane Bieber, R (1, 1) ERA: 4.36	6.1	W	23	5	3	3	5	0	0	0	0	0	0	56	82	4.26	0.789
90 Adam Cimber, R (7, 1) ERA: 3.51	0.2	H	2	0	0	0	0	0	0	0	0	0	0	4	7	0.00	0.000
24 Andrew Miller, L (8, 1) ERA: 3.27	1.0	H	3	0	0	0	2	0	0	0	0	0	0	9	13	0.00	0.000
33 Brad Hand, L (9, 1) ERA: 2.61	1.0	S	4	0	0	0	2	0	0	0	0	0	0	11	16	0.00	0.000

PITCHER	IP	WLS	BF	H	R	ER	SO	BB	IBB	HBP	BLK	WP	HR	S	P	ERA	WHIP

BOTTOM

Cleveland Indians @ Boston Red Sox

Fenway Park, Boston, MA

Tue Aug 21 2018, 7:13 PM - 10:10 PM EDT

Att. 37,188 - Partly Cloudy - 70 F

livebaseballscorecards.com

AB	31
R	3
H	5
RBI	3
BB	0
SO	9
LOB	5

Cleveland Indians @ Boston Red Sox

Fenway Park, Boston, MA

Wed Aug 22 2018, 7:11 PM - 10:34 PM EDT

Att. 37,107 - Partly Cloudy - 80 F

TOP

livebaseballscorecards.com

Batter	1	2	3	4	5	6	7	8	9	AB	R	H	RBI	BB	SO	LOB
12 Francisco Lindor, S (1, 6) OBP: 0.369, SLG: 0.542	B FF 89 C FF 89 B CU 74 C CU 74 F FF 93 X SL 78 2-2 10 HR 2B		C CU 74 F SI 89 F CU 74 B CU 75 B FF 89 F CU 75 F SI 91 F SL 78 X FF 91 2-2 ① L9		B CU 72 B CU 72 B SL 76 B FF 87 4-0 10 HR BB		B KC 86 B KC 84 C FF 97 X KC 85 2-1 ② G1-3		B FF 97 F FF 96 B CH 89 F FF 97 X SL 85 2-2 ③ L3	4	2	1	0	1	0	0
23 Michael Brantley, L (1, 7) OBP: 0.357, SLG: 0.470	C FF 89 X FF 90 0-1 ① L7		C SL 78 F FF 90 X SL 80 0-2 ② G4-3		B FF 86 B SL 77 C SL 78 X FF 88 2-1 ① L7		B FF 98 B FF 98 X FF 98 2-0 ③ F9			4	0	0	0	0	0	2
11 José Ramírez, S (1, 5) OBP: 0.410, SLG: 0.624	B CU 75 B FF 90 B CU 76 F FF 88 X FF 90 3-1 ② P4		B SL 77 B SL 80 C CU 74 F FF 90 B SL 78 X FF 90 3-2 2B		C FF 93 X FF 93 0-1 ② F8			C SL 86 F FF 99 B KC 84 B FF 100 X CH 87 2-2 53 WP 10 G5-4-3 1B		4	0	2	0	0	0	2
10 Edwin Encarnación, R (1, 3) OBP: 0.319, SLG: 0.477	B CU 76 B FF 91 X FF 91 2-0 2-H HR		X CU 75 0-0 ③ G5-3		B CU 83 B SL 88 1 SAFE B SL 89 C SL 89 X FF 94 3-1 1-H HR			C SL 89 S SL 89 D SL 86 F FF 100 B SL 86 F SL 88 B SL 87 X SL 88 3-2 ① G5-4-3 1-2		4	2	2	4	0	0	2
36 Yandy Díaz, R (1, 10) OBP: 0.370, SLG: 0.432	C FF 90 B CU 76 X CU 77 1-1 1B			B FF 85 B FF 88 F SL 79 B FF 89 X CU 74 3-1 ① L6	C FF 95 B CU 82 F SL 89 C FF 95 1-3 ③ K			B FF 100 C FF 100 X FF 100 1-1 ② L3		4	0	1	0	0	1	1
6 Brandon Guyer, R (1, 9) OBP: 0.284, SLG: 0.367 53 Melky Cabrera, S (8, PH) OBP: 0.317, SLG: 0.450 (8, 9)	F FF 89 F FF 88 B FF 88 F SL 80 F FF 92 S FF 89 1-3 ③ K			C CU 73 C CU 74 F CU 75 B CU 75 H FF 88 2-2 7 1B HBP		C KC 81 C FF 93 S KC 82 0-3 ① K		S KC 86 T KC 85 F KC 84 B SI 100 B FF 100 B KC 86 B FF 100 4-2 2-3 BB		2 0	0 0	0 0	0 0	0 1	2 0	1 0
7 Yan Gomes, R (1, 2) OBP: 0.307, SLG: 0.428		B SL 77 F FF 88 X SL 78 1-1 ① F7		C CU 74 F SL 78 X FF 91 0-2 1-2 1B	C FC 88 F FF 93 X KC 82 0-2 ② 1B			C FF 100 S FF 99 F FF 99 S FF 100 0-3 ③ K		4	0	2	0	0	1	2
1 Greg Allen, S (1, 8) OBP: 0.291, SLG: 0.330		B FF 91 X FF 90 1-0 ② G6-3		B FF 89 B SL 77 C CU 74 F CU 73 S FF 89 2-3 ② K	B FF 92 F FF 93 C FF 92 X FF 93 1-2 ③ F8				C SI 97 F FF 98 B SL 87 F SL 86 B SI 98 F SL 83 F FF 98 X SI 95 2-2 ① L7	4	0	0	0	0	1	2
9 Erik González, R (1, 4) OBP: 0.322, SLG: 0.409		C FF 90 X SL 78 0-1 ③ G6-3		C CU 74 B FF 90 S CU 77 B CU 75 C FF 91 2-3 ③ K			B FF 96 B FF 97 F FF 96 X FF 98 2-1 ① G3-1		B FF 96 X FF 97 1-0 ② G3	4	0	0	0	0	1	2

	AB	34
	R	4
	H	8
	RBI	4
	BB	2
	SO	6
	LOB	14

Inning Stats	1	2	3	4	5	6	7	8	9
	R: 2 E: 0 K: 1 S: 16	R: 0 E: 0 K: 0 S: 5	R: 0 E: 0 K: 0 S: 14	R: 0 E: 0 K: 2 S: 14	R: 2 E: 0 K: 1 S: 9	R: 0 E: 0 K: 1 S: 9	R: 0 E: 0 K: 0 S: 5	R: 0 E: 0 K: 1 S: 17	R: 0 E: 0 K: 0 S: 10
	H: 3 LOB: 1 BB: 0 P: 25	H: 0 LOB: 0 BB: 0 P: 7	H: 1 LOB: 1 BB: 0 P: 19	H: 1 LOB: 2 BB: 0 P: 23	H: 1 LOB: 0 BB: 1 P: 19	H: 1 LOB: 0 BB: 0 P: 10	H: 0 LOB: 0 BB: 0 P: 11	H: 1 LOB: 2 BB: 1 P: 27	H: 0 LOB: 0 BB: 0 P: 15

1B: 4 SF: 0
2B: 2 SAC: 0
3B: 0 DP: 0
HR: 2 HBP: 1

WP: 1 PA: 37
PB: 0
SB: 0
CS: 0

PITCHER		IP	WLS	BF	H	R	ER	SO	BB	IBB	HBP	BLK	WP	HR	S	P	ERA	WHIP
61 Brian Johnson, L ERA: 4.12	(1, 1)	4.1		20	5	3	3	3	1	0	1	0	0	1	51	82	6.23	1.385
37 Heath Hembree, R ERA: 3.88	(5, 1)	0.2		3	1	1	1	1	0	0	0	0	0	1	7	11	13.50	1.500
44 Brandon Workman, R ERA: 2.54	(6, 1)	1.0	H	3	1	0	0	1	0	0	0	0	0	0	9	10	0.00	1.000
32 Matt Barnes, R ERA: 2.62	(7, 1)	1.0	W	3	0	0	0	0	0	0	0	0	0	0	5	11	0.00	0.000
56 Joe Kelly, R ERA: 4.08	(8, 1)	1.0		5	1	0	0	1	1	0	0	0	1	0	17	27	0.00	2.000

PITCHER		IP	WLS	BF	H	R	ER	SO	BB	IBB	HBP	BLK	WP	HR	S	P	ERA	WHIP
70 Ryan Brasier, R ERA: 0.95	(9, 1)	1.0		3	0	0	0	0	0	0	0	0	0	0	10	15	0.00	0.000

BOTTOM

Cleveland Indians @ Boston Red Sox

Fenway Park, Boston, MA

Wed Aug 22 2018, 7:11 PM - 10:34 PM EDT

Att. 37,107 - Partly Cloudy - 80 F

livebaseballscorecards.com

Batter	1	2	3	4	5	6	7	8	9	AB	R	H	RBI	BB	SO	LOB
50 Mookie Betts, R (1, 9) OBP: 0.426, SLG: 0.642	B FF 95 F FF 95 C FF 97 S CH 91 1-3 ① **K**		C SL 84 T FF 96 X CU 83 0-2 1B	B FF 94 B CH 88 B SL 83 B FF 92 4-0 16 2B 1-2 2-3 BB		B FF 96 D SL 86 F SI 95 C SL 86 X FF 95 2-2 ① F8		B FF 93 F FF 94 X KC 83 1-1 ① F9		4	1	1	0	1	1	2
16 Andrew Benintendi, L (1, 7) OBP: 0.378, SLG: 0.497	B FF 97 C SI 96 C CH 91 F SI 95 X SL 87 1-2 E4 28 WP 18 G4-3 28 1B		C CH 87 B CH 87 F SI 94 F CH 89 1 SAFE X SI 94 1-2 ② F9	B CH 88 C SI 92 F CH 86 X SL 84 1-2 18 1B 1-H 2-H 3-H 2B		T CH 82 C SI 91 B FF 90 X CH 82 1-2 ② G4-3 2-3		C FF 92 B FF 93 S FF 93 F FF 92 S KC 82 1-3 ② **K**		5	1	1	3	0	1	3
18 Mitch Moreland, L (1, 3) OBP: 0.326, SLG: 0.471	1 SAFE B SI 95 F FF 95 F FF 95 X CH 89 1-2 ② G4-3 1-2		1 SAFE B CU 81 C SI 94 X SL 87 1-1 ③ G6-3	S SL 77 B SL 78 X SI 91 1-1 2 FC5 28 BB 2-3 1B		B CH 82 B SI 91 S SI 91 S SI 91 F SI 92 X FF 91 2-2 3-H HR		F FF 93 B KC 82 B FF 93 B FF 92 F FF 94 B FF 93 4-2 28 1B 1-2 BB		4	1	2	2	1	0	2
28 J.D. Martinez, R (1, 10) OBP: 0.403, SLG: 0.657	S SL 85 F FF 94 B SL 86 B SL 86 X FF 95 2-2 2-H 1B			0-3 ① **K** 1-2 BB		B SI 91 C SL 81 S SI 90 B SI 90 F SI 90 F SI 89 S SL 82 2-3 ③ **K**		B KC 82 B FF 93 X FF 94 2-0 1-2 2-H 1B		4	0	2	2	1	2	0
2 Xander Bogaerts, R (1, 6) OBP: 0.357, SLG: 0.530	C SL 82 F FF 96 F CH 90 S SL 82 0-3 ③ **K**			F FF 96 X CU 82 0-1 HR B FF 96 C FF 96 C SL 86 X SL 86 1-2 ③ 2-3# FC5			C SI 89 B SL 81 B SI 89 X SI 89 2-1 HR	X FF 93 0-0 ③ L8		5	2	2	2	0	1	6
5 Ian Kinsler, R (1, 4) OBP: 0.306, SLG: 0.397		C FF 94 X SI 93 0-1 12 CS 1B	B FF 94 B FF 94 C SL 82 B FF 94 C FF 94 F CU 83 X FF 94 3-2 12 1B 23 1B 1B	C SL 85 F SL 86 B FF 96 S SI 97 1-3 ① **K**			F SI 90 B CH 82 S SL 81 B CH 83 F SI 90 X SI 89 2-2 ① G5-3			4	1	2	0	0	1	0
12 Brock Holt, L (1, 5) OBP: 0.341, SLG: 0.363		B FF 93 F CH 88 1 SAFE 1 SAFE C CH 87 S SL 85 1-3 ①② 1-2 **K**	X CH 87 0-0 50 BB 23 1B 16 2B 1-3 1B	C FF 97 S SL 87 F FF 96 B FF 96 B SL 87 X SL 86 2-2 ② G3			B CH 82 B SI 89 X SI 88 2-0 ② G6-3			4	1	1	0	0	1	1
23 Blake Swihart, S (1, 2) OBP: 0.272, SLG: 0.286		C SI 94 F SL 86 B SI 94 B CH 89 B FF 96 S SL 86 3-3 ③ **K**	X SI 93 0-0 50 BB 16 2B 1-2 3-H 1B	S SL 85 C FF 96 F FF 97 F SL 86 F SL 87 F SI 96 S FF 96 0-3 ③ **K**			B CH 82 S CH 81 X CH 82 1-1 ③ G4-3			4	1	1	1	0	2	0
19 Jackie Bradley Jr., L (1, 8) OBP: 0.304, SLG: 0.389			C SL 83 B CH 89 S SL 84 B SL 85 B SI 95 F FF 96 F SL 85 F FF 95 F SL 86 3-2 X CH 89 G6-3	F CH 88 B CH 88 S SL 83 S SL 84 1-3 ② **K**		B FF 95 C SL 86 B FF 95 X SL 87 2-1 16 G4-3 18 HR 2B		C FF 92 B FF 93 B KC 83 X FF 93 2-1 18 BB 28 1B 1B		4	2	2	0	0	1	2
Inning Stats	R: 1 E: 1 K: 2 S: 17 H: 1 LOB: 1 BB: 0 P: 22	R: 0 E: 0 K: 2 S: 8 H: 1 LOB: 0 BB: 0 P: 12	R: 0 E: 0 K: 0 S: 16 H: 1 LOB: 1 BB: 0 P: 21	R: 5 E: 0 K: 2 S: 24 H: 6 LOB: 3 BB: 2 P: 39	R: 0 E: 0 K: 2 S: 14 H: 0 LOB: 0 BB: 0 P: 17	R: 2 E: 0 K: 1 S: 17 H: 2 LOB: 0 BB: 0 P: 26	R: 1 E: 0 K: 0 S: 9 H: 1 LOB: 0 BB: 0 P: 16	R: 1 E: 0 K: 1 S: 12 H: 2 LOB: 2 BB: 1 P: 22		1B: 9 2B: 3 3B: 0 HR: 3 SF: 0 SAC: 0 DP: 1 HBP: 0						

	AB	38
	R	10
	H	14
	RBI	10
	BB	3
	SO	10
	LOB	16

WP: 1 PA: 41
PB: 0
SB: 0
CS: 1

PITCHER		IP	WLS	BF	H	R	ER	SO	BB	IBB	HBP	BLK	WP	HR	S	P	ERA	WHIP
59 Carlos Carrasco, R ERA: 3.55	(1, 1)	3.2	L	20	8	6	5	6	1	0	0	0	1	1	58	81	12.27	2.455
39 Oliver Pérez, L ERA: 1.33	(4, 1)	0.0		1	1	0	0	0	0	0	0	0	0	0	2	3	∞	∞
58 Neil Ramírez, R ERA: 4.59	(4, 1)	1.2		7	1	1	1	2	1	0	0	0	0	0	24	36	5.40	1.200
61 Dan Otero, R ERA: 5.51	(6, 1)	1.2		7	2	2	2	1	0	0	0	0	0	2	21	33	10.80	1.200
37 Cody Allen, R ERA: 4.17	(8, 1)	1.0		6	2	1	1	1	1	0	0	0	0	0	12	22	9.00	3.000

PITCHER	IP	WLS	BF	H	R	ER	SO	BB	IBB	HBP	BLK	WP	HR	S	P	ERA	WHIP

Cleveland Indians @ Boston Red Sox

Fenway Park, Boston, MA

Thu Aug 23 2018, 1:07 PM - 3:52 PM EDT

Att. 37,396 - Cloudy - 72 F

TOP

livebaseballscorecards.com

Batter	1	2	3	4	5	6	7	8	9	AB	R	H	RBI	BB	SO	LOB
12 Francisco Lindor, S (1, 6) OBP: 0.368, SLG: 0.540	C SI 92 B FC 88 S CH 86 F SI 93 B FC 89 X SI 92 2-2 ① L9		C FC 90 B SI 95 F FC 91 1 SAFE T FC 94 1-2 ③ K			B KC 78 B CH 85 X SI 93 2-0 ③ F9			C FF 93 B FF 93 B CU 79 C CH 85 F CU 80 B FF 93 F CH 85 X CH 83 3-2 1-2 36 G6-4-3 1B	4	0	1	0	0	1	1
36 Yandy Díaz, R (1, 10) OBP: 0.360, SLG: 0.417 (8, 3)	C SI 94 F FF 93 F CH 87 F SI 95 F FC 91 B SI 94 B CH 87 X CH 88 2-2 ② G6-3			B CH 84 C CH 85 F SI 93 F FC 92 X FC 90 1-2 ① F9			B FC 88 C CH 85 X CH 85 1-1 53 L6 10 1B 1B		B FF 94 D CH 88 C FF 93 F FF 93 F CU 80 D CU 80 F FF 92 F FF 93 F FF 92 3-2 ① ② F FF 93 X FF 94 1-2f 2-3 G6-4-3	4	0	1	0	0	0	2
11 José Ramírez, S (1, 5) OBP: 0.408, SLG: 0.620 9 Erik González, R (8, 5) OBP: 0.320, SLG: 0.405	S CH 87 B SI 91 C FC 91 B CH 88 B FC 92 C SI 93 3-3 ③ K			F FC 90 S FF 94 F SI 94 X SI 94 0-2 ② L6			X CH 85 0-0 ① L5		X CH 86 0-0 ③ F7	3 1	0 0	0 0	0 0	0 0	1 0	1 1
10 Edwin Encarnación, R (1, 3) OBP: 0.319, SLG: 0.476 43 Josh Tomlin, R (8, 1)		C SI 92 B CH 87 B CH 85 C FC 90 B CH 87 X FC 91 3-2 ① G5-3		X CH 88 0-0 ③ F9			C FC 90 F SI 92 F SI 94 X SI 94 0-2 1-2 1B			3 0	0 0	1 0	0 0	0 0	0 0	0 0
53 Melky Cabrera, S (1, 7) OBP: 0.311, SLG: 0.441		C FC 90 B FF 93 B SI 94 C FC 90 C FF 94 2-3 ② K			L CH 85 B SI 93 B FC 90 F FC 90 S FF 94 2-3 ① K		X FC 91 0-0 ② ③ L6 2-3			3	0	0	0	0	2	2
6 Brandon Guyer, R (1, 9) OBP: 0.285, SLG: 0.362		S CH 87 C FF 94 B FC 93 X CH 86 1-2 ③ G5-3			B SI 94 X FF 94 1-0 ② P4			C CH 86 B FC 90 B FF 92 S FC 90 H SI 93 3-2 22 G3-6 HBP		2	0	0	0	0	0	0
22 Jason Kipnis, L (1, 4) OBP: 0.309, SLG: 0.350			X SI 93 0-0 ① G4-3		B SI 94 C FF 93 X SI 92 1-1 ③ G3-1			B FF 92 X SI 93 1-0 ① ② 1-2f G3-6		3	0	0	0	0	0	1
55 Roberto Pérez, R (1, 2) OBP: 0.238, SLG: 0.231			C SI 93 C FC 90 B SI 93 B CH 87 S FC 90 2-3 ② K			B SI 90 X SI 92 1-0 ① G1-3		B FC 91 S CH 86 B CH 88 F FC 90 F CH 88 S FC 92 2-3 ③ K		3	0	0	0	0	2	0
1 Greg Allen, S (1, 8) OBP: 0.296, SLG: 0.335			C KC 81 B CH 87 X CH 88 1-1 12 S 1B			C KC 79 C FC 88 F SI 92 F SI 93 B FC 91 S CH 86 1-3 ② K			C FF 94 B CU 80 X FF 94 1-1 36 G6-4-3 12 1B 1B	3	0	2	0	0	1	0
Inning Stats	R: 0 E: 0 K: 1 S: 13 H: 0 LOB: 0 BB: 0 P: 20	R: 0 E: 0 K: 1 S: 9 H: 0 LOB: 0 BB: 0 P: 15	R: 0 E: 0 K: 2 S: 9 H: 1 LOB: 1 BB: 0 P: 13	R: 0 E: 0 K: 0 S: 9 H: 0 LOB: 0 BB: 0 P: 10	R: 0 E: 0 K: 1 S: 6 H: 0 LOB: 0 BB: 0 P: 10	R: 0 E: 0 K: 1 S: 7 H: 0 LOB: 0 BB: 0 P: 11	R: 0 E: 0 K: 0 S: 8 H: 2 LOB: 1 BB: 0 P: 9	R: 0 E: 0 K: 1 S: 7 H: 0 LOB: 0 BB: 0 P: 13	R: 0 E: 0 K: 0 S: 16 H: 2 LOB: 1 BB: 0 P: 23	1B: 5 2B: 1 3B: 0 HR: 0	SF: 0 SAC: 0 DP: 3 HBP: 1					

	AB	29
	R	0
	H	5
	RBI	0
	BB	0
	SO	7
	LOB	8

PITCHER		IP	WLS	BF	H	R	ER	SO	BB	IBB	HBP	BLK	WP	HR	S	P	ERA	WHIP
24 David Price, L ERA: 3.5	(1, 1)	8.0	W	26	3	0	0	7	0	0	1	0	0	0	68	101	0.00	0.375
47 Tyler Thornburg, R ERA: 4.15	(9, 1)	1.0		4	2	0	0	0	0	0	0	0	0	0	16	23	0.00	2.000

PITCHER	IP	WLS	BF	H	R	ER	SO	BB	IBB	HBP	BLK	WP	HR	S	P	ERA	WHIP

Batter	1	2	3	4	5	6	7	8	9	AB	R	H	RBI	BB	SO	LOB
50 Mookie Betts, R (1, 9) OBP: 0.426, SLG: 0.639	C FF 91 C FF 91 S FF 92 0-3 K		S FF 92 F FF 92 B FF 92 B SL 81 F FF 92 1 SAFE X FF 91 2-2 FC6-4 16 CS 1-2f		B SL 82 X SL 80 1-0 F7	C FF 89 B CU 78 X FC 86 1-1 23 1B 28 1B 1B	F FF 90 B FF 89 C CU 77 B FF 90 X FF 91 2-2 1B			5	1	2	0	0	1	3
16 Andrew Benintendi, L (1, 7) OBP: 0.378, SLG: 0.494	B CU 76 B FF 91 B FF 92 S FF 91 B FF 91 4-1 18 1B BB		1 SAFE B FF 92 C FF 91 B CU 75 X CH 83 2-1 F9 1-2		C FF 90 B FF 91 B FF 91 B FF 91 F FF 91 B FF 91 4-2 23 2B 2 2B 1-2 BB	X FF 88 0-0 F8	C FF 89 1 SAFE F FC 87 X FF 88 0-2 G6-3			3	1	0	0	2	0	3
18 Mitch Moreland, L (1, 3) OBP: 0.327, SLG: 0.472 23 Blake Swihart, S (1, PR) OBP: 0.279, SLG: 0.300 (2, 3)	B FF 91 B CH 82 T FF 91 1 SAFE S FF 91 X FF 91 2-2 1-2 1B			B FF 90 F FF 90 F CH 83 X FF 92 1-2 G3	F FF 90 B FF 92 C FF 91 B FF 92 F FF 91 F SL 81 X FF 92 2-2 2 2B 1-3 2-H 3-H 2B	1 SAFE C FF 88 1 SAFE B FC 86 X FC 86 1-1 12 1B 28 1B 1-3 1B		B CU 74 C FF 88 B CU 75 F FC 87 X CU 76 2-2 G3-1	1 4	0 1	1 2	0 2	0 0	0 0	0 0
28 J.D. Martinez, R (1, 10) OBP: 0.405, SLG: 0.655	D CU 73 B FF 91 C FF 92 F FF 91 F FF 92 C FF 92 2-3 K			B SL 80 B SL 81 C SL 81 B FF 92 B FF 92 4-1 12 BB BB	0-0 2 2B 36 2B IBB	B FF 88 X FF 89 1-0 12 1B 1-2 3-H 1B		B CU 75 X FC 86 1-0 G6-3		3	1	1	1	2	1	2
2 Xander Bogaerts, R (1, 6) OBP: 0.355, SLG: 0.528	C FF 92 C SL 80 F FF 91 S FF 94 0-3 K			X FF 90 0-0 F9	B SI 86 F SI 85 S SI 88 X SI 87 1-2 36 2B 1-3 2-H 3-H 2B	B FC 86 C FC 86 B FF 88 B FF 89 C FC 88 S FC 87 3-3 K		C FF 89 B CU 76 B FF 90 B CU 75 X FC 87 3-1 F7		5	1	1	2	0	2	5
12 Brock Holt, L (1, 4) OBP: 0.347, SLG: 0.364		X FF 91 0-0 F9		C FF 92 B FF 92 B CH 83 B FF 92 B FF 91 4-1 1-2 BB	0-0 36 2B IBB	X FF 88 0-0 1-2 2-3 1B				2	0	1	0	2	0	0
36 Eduardo Núñez, R (1, 5) OBP: 0.282, SLG: 0.373		C FF 90 B CU 76 C CU 75 F FF 93 B FF 92 B FF 93 S FF 92 3-3 K		B SL 82 S SL 78 F FF 92 X FF 91 1-2 L8	X SI 86 0-0 1-3 2-H 3-H 2B	X CU 76 0-0 P4				4	0	1	2	0	1	5
3 Sandy León, S (1, 2) OBP: 0.257, SLG: 0.323		C FF 91 F CH 85 B FF 92 F FF 92 F CH 84 F FF 92 F FF 92 B CU 76 F CH 84 2-2 X FF 91 P5		B CU 74 F FF 91 F FF 90 F SL 80 B FF 92 F FF 90 X CU 74 1-2 19 1B 23 2B 2B P6			C FF 86 C CU 74 B FC 84 X FC 85 1-2 G6-3			4	1	1	0	0	0	2
19 Jackie Bradley Jr., L (1, 8) OBP: 0.306, SLG: 0.390			C CU 72 F FF 90 B FF 92 F CU 74 F FF 92 X FF 92 1-2 50 FC6-4 1B	F FF 91 F FF 91 X FF 91 0-2 16 BB 23 2B 2-3 1B B SL 78 S SL 82 S SL 82 S SL 80 1-3 K			C CU 74 S CU 75 B CU 77 S CU 75 1-3 K			4	1	2	0	0	2	2
Inning Stats	R: 0 E: 0 K: 3 S: 15 H: 1 LOB: 2 BB: 1 P: 23	R: 0 E: 0 K: 1 S: 13 H: 0 LOB: 0 BB: 0 P: 18	R: 0 E: 0 K: 0 S: 11 H: 1 LOB: 0 BB: 0 P: 16	R: 0 E: 0 K: 0 S: 9 H: 0 LOB: 2 BB: 2 P: 19	R: 6 E: 0 K: 1 S: 25 H: 5 LOB: 2 BB: 3 P: 35	R: 1 E: 0 K: 1 S: 11 H: 4 LOB: 3 BB: 0 P: 17	R: 0 E: 0 K: 1 S: 12 H: 1 LOB: 1 BB: 0 P: 16	R: 0 E: 0 K: 0 S: 6 H: 0 LOB: 0 BB: 0 P: 12		1B: 8 2B: 4 3B: 0 HR: 0	SF: 0 SAC: 0 DP: 0 HBP: 0			WP: 0 PB: 0 SB: 0 CS: 1	PA: 41	

PITCHER		IP	WLS	BF	H	R	ER	SO	BB	IBB	HBP	BLK	WP	HR	S	P	ERA	WHIP
45 Adam Plutko, R ERA: 5.09	(1, 1)	4.1	L	22	5	5	5	4	4	1	0	0	0	0	65	101	10.38	2.077
90 Adam Cimber, R ERA: 3.67	(5, 1)	0.0		3	2	1	1	0	0	1	0	0	0	0	4	5	∞	∞
39 Oliver Pérez, L ERA: 1.29	(5, 1)	0.2		2	0	0	0	1	0	0	0	0	0	0	4	5	0.00	0.000
43 Josh Tomlin, R ERA: 6.75	(6, 1)	3.0		14	5	1	1	2	0	0	0	0	0	0	29	45	3.00	1.667
43 Josh Tomlin, R ERA: 6.75	(8, 1)	3.0		14	5	1	1	2	0	0	0	0	0	0	29	45	3.00	1.667

PITCHER	IP	WLS	BF	H	R	ER	SO	BB	IBB	HBP	BLK	WP	HR	S	P	ERA	WHIP

BOTTOM

Cleveland Indians @ Boston Red Sox

Fenway Park, Boston, MA

Thu Aug 23 2018, 1:07 PM - 3:52 PM EDT

Att. 37,396 - Cloudy - 72 F

livebaseballscorecards.com

AB	35
R	7
H	12
RBI	7
BB	6
SO	7
LOB	22

Cleveland Indians @ Kansas City Royals

Kauffman Stadium, Kansas City, MO

Fri Aug 24 2018, 7:18 PM - 10:40 PM CDT

Att. 19,304 - Clear - 88 F

livebaseballscorecards.com

Batter	1	2	3	4	5	6	7	8	9	AB	R	H	RBI	BB	SO	LOB
12 Francisco Lindor, S (1, 6) OBP: 0.366, SLG: 0.537	2-2 11 BB 1B		2-0 ① F7 1-3		2-2 ① G6-3		2-3 ③ K		2-2 ② G3 2-3	5	0	1	0	0	1	2
23 Michael Brantley, L (1, 7) OBP: 0.359, SLG: 0.471	0-3 ① K		2-1 11 FC4-6 3-H 1B		1-1 1B			3-2 ① L7	4-2 BB	4	0	2	1	1	1	1
11 José Ramírez, S (1, 5) OBP: 0.408, SLG: 0.616	4-1 1-2 BB		0-0 ② FC4-6 1-2f		1-0 ② L8			0-1 10 G5-3 17 HR 1B	2-2 ③ G6-3	4	1	1	0	1	0	4
10 Edwin Encarnación, R (1, 10) OBP: 0.316, SLG: 0.471	2-3 ② K		3-2 ③ G6-3		3-2 ③ F9			3-2 ② G5-3 1-2		4	0	0	0	0	1	5
17 Yonder Alonso, L (1, 3) OBP: 0.312, SLG: 0.446	1-3 ③ K			3-2 HR		1-3 ① K		3-1 2-H HR		4	2	2	3	0	2	2
53 Melky Cabrera, S (1, 9) OBP: 0.310, SLG: 0.432		1-0 ① G6-3		1-1 ① G3		1-3 ② K		4-1 BB		3	0	0	0	1	1	0
22 Jason Kipnis, L (1, 4) OBP: 0.307, SLG: 0.347		3-2 ② L8		2-0 ② G3		3-2 ③ P5		1-1 ③ L8		4	0	0	0	0	0	1
7 Yan Gomes, R (1, 2) OBP: 0.312, SLG: 0.435		1-3 ③ K		0-0 2B			2-0 1 G4-3 1B		1-2 12 WP 1 SH3-4 1B	4	0	3	0	0	1	0
1 Greg Allen, S (1, 8) OBP: 0.297, SLG: 0.335			2-2 12 F7 12 S 23 1B 1B	0-2 ③ K			1-2 ①② G4-3 1-2f		0-0 ① SH3-4 1-2	3	1	1	0	0	1	2
Inning Stats	R: 0 H: 1 E: 0 LOB: 2 K: 3 BB: 1 S: 20 P: 29	R: 0 H: 0 E: 0 LOB: 0 K: 1 BB: 0 S: 9 P: 14	R: 1 H: 2 E: 0 LOB: 1 K: 0 BB: 0 S: 11 P: 20	R: 1 H: 2 E: 0 LOB: 1 K: 1 BB: 0 S: 11 P: 17	R: 0 H: 1 E: 0 LOB: 0 K: 0 BB: 0 S: 9 P: 16	R: 0 H: 0 E: 0 LOB: 0 K: 2 BB: 0 S: 12 P: 17	R: 0 H: 1 E: 0 LOB: 0 K: 1 BB: 0 S: 7 P: 12	R: 2 H: 2 E: 0 LOB: 1 K: 0 BB: 1 S: 16 P: 30	R: 0 H: 1 E: 0 LOB: 2 K: 0 BB: 1 S: 12 P: 21	1B: 7 SF: 0 2B: 1 SAC: 1 3B: 0 DP: 1 HR: 2 HBP: 0						WP: 1 PA: 39 PB: 0 SB: 1 CS: 0	

PITCHER		IP	WLS	BF	H	R	ER	SO	BB	IBB	HBP	BLK	WP	HR	S	P	ERA	WHIP
56 Brad Keller, R ERA: 3.33	(1, 1)	5.0		22	6	2	2	5	1	0	0	0	0	1	60	96	3.60	1.400
33 Brian Flynn, L ERA: 3.97	(6, 1)	1.0	H	3	0	0	0	2	0	0	0	0	0	0	12	17	0.00	0.000
61 Kevin McCarthy, R ERA: 3.49	(7, 1)	1.0	H	3	1	0	0	1	0	0	0	0	0	0	7	12	0.00	1.000
37 Brandon Maurer, R ERA: 8.25	(8, 1)	1.0	B	6	2	2	2	0	1	0	0	0	0	1	16	30	18.00	3.000
43 Wily Peralta, R ERA: 3.32	(9, 1)	1.0	W	5	1	0	0	0	1	0	0	0	1	0	12	21	0.00	2.000

PITCHER	IP	WLS	BF	H	R	ER	SO	BB	IBB	HBP	BLK	WP	HR	S	P	ERA	WHIP

BOTTOM

Cleveland Indians @ Kansas City Royals

Kauffman Stadium, Kansas City, MO

Fri Aug 24 2018, 7:18 PM - 10:40 PM CDT

Att. 19,304 - Clear - 88 F

livebaseballscorecards.com

Batter	1	2	3	4	5	6	7	8	9	AB	R	H	RBI	BB	SO	LOB
15 Whit Merrifield, R (1, 4) OBP: 0.373, SLG: 0.431	B FF 95 B FF 95 F FF 94 B SL 78 B FF 94 4-1 4 1B 13 HR BB	X FF 92 0-0 ① F7	B SL 78 1 SAFE F CH 88 C FF 95 X CU 75 1-2 ② L5	B FF 93 C FF 90 X SL 80 1-1 ③ F7			3	1	0	0	1	0	2
4 Alex Gordon, L (1, 7) OBP: 0.323, SLG: 0.351	B FF 93 1 SAFE X FF 94 1-0 13 HR 1-2 1B	C FF 93 B FF 93 S CU 72 B FF 93 S CU 75 2-3 ② K	C FF 94 B FF 95 1 SAFE B CH 89 C FF 94 X CU 76 2-2 1-3 1B					C ST 79 S FF 92 X ST 81 0-2 ① G4-3		4	1	2	0	0	1	0
13 Salvador Perez, R (1, 2) OBP: 0.270, SLG: 0.430	F FF 94 B FF 92 B SL 77 S SL 77 B SL 79 X FF 94 3-2 1-H 2-H HR	X SL 79 0-0 ③ L8	C FF 95 F FF 94 B SL 79 F SL 80 X FF 96 1-2 ③ G4-3					B FF 92 C ST 79 B ST 80 B ST 81 B SI 93 4-1 21 FC6-4 BB		3	1	1	3	1	0	2
21 Lucas Duda, L (1, 10) OBP: 0.303, SLG: 0.386	B CU 75 X FF 94 1-0 ① P5			B CU 74 X FF 93 1-0 ① F7		B CU 74 C CH 86 X FF 94 1-1 ① F9		X ST 80 0-0 ② FC6-4 1-2f		4	0	0	0	0	0	1
38 Jorge Bonifacio, R (1, 9) OBP: 0.301, SLG: 0.338	F FF 94 B CU 76 B SL 78 B FF 95 C FF 94 X FF 94 3-2 ② G5-3			X FF 93 0-0 ② P3		C FF 94 F FF 94 B FF 93 B FF 93 B SL 79 X FF 94 3-2 ② F8		C ST 81 B FF 93 X ST 80 1-1 ③ G5-3		4	0	0	0	0	0	1
66 Ryan O'Hearn, L (1, 3) OBP: 0.295, SLG: 0.589	C CH 90 B FF 95 B CH 88 C FF 95 F FF 95 F CH 88 F CU 76 F FF 94 S SL 78 2-3 ③ K			B FF 94 B CH 88 B FF 93 F FF 93 C FF 95 X FF 95 3-2 2B		B CU 75 B FF 95 S CH 88 F CH 87 C SL 79 2-3 ③ K			X FF 93 0-0 HR	4	1	2	1	0	2	0
17 Hunter Dozier, R (1, 5) OBP: 0.275, SLG: 0.349		C FF 94 F FF 96 S SL 77 0-3 ① K	C SL 79 F FF 95 B FF 93 F CU 76 S SL 80 1-3 ③ K			C SL 80 B FF 92 H SL 82 2-1 HBP		B KC 82 S KC 83 X FF 93 1-1 HR	3	1	1	1	0	2	1
14 Brett Phillips, L (1, 8) OBP: 0.258, SLG: 0.307		B FF 93 F FF 93 S FF 94 F FF 94 F CU 75 C FF 94 1-3 ② K			B FF 94 B FF 95 B FF 94 C FF 93 B FF 93 4-1 4 1B BB		M SL 81 L SL 81 L SL 81 0-3 ① K			2	0	0	0	1	2	1
27 Adalberto Mondesi, S (1, 6) OBP: 0.266, SLG: 0.393		B FF 94 F FF 94 S CU 74 B FF 93 B SL 79 C FF 93 3-3 ③ K			C FF 94 L FF 94 F SL 79 B FF 92 1 SAFE B CH 87 S FF 94 2-3 ① K		B SL 79 X SL 81 1-0 ② F7			3	0	0	0	0	2	2
Inning Stats	R: 3 E: 0 K: 1 S: 16 H: 2 LOB: 0 BB: 1 P: 30	R: 0 E: 0 K: 3 S: 11 H: 0 LOB: 0 BB: 0 P: 15	R: 0 E: 0 K: 1 S: 5 H: 0 LOB: 0 BB: 0 P: 7	R: 0 E: 0 K: 1 S: 9 H: 1 LOB: 1 BB: 0 P: 14	R: 0 E: 0 K: 1 S: 15 H: 1 LOB: 2 BB: 1 P: 25	R: 0 E: 0 K: 1 S: 8 H: 0 LOB: 0 BB: 0 P: 14	R: 0 E: 0 K: 1 S: 7 H: 0 LOB: 1 BB: 0 P: 11	R: 0 E: 0 K: 0 S: 7 H: 0 LOB: 1 BB: 1 P: 12	R: 2 E: 0 K: 0 S: 3 H: 2 LOB: 0 BB: 0 P: 4	1B: 2 2B: 1 3B: 0 HR: 3 SF: 0 SAC: 0 DP: 0 HBP: 1						

	AB	30
	R	5
	H	6
	RBI	5
	BB	3
	SO	9
	LOB	10

PITCHER		IP	WLS	BF	H	R	ER	SO	BB	IBB	HBP	BLK	WP	HR	S	P	ERA	WHIP
52 Mike Clevinger, R ERA: 3.3	(1, 1)	6.0		24	4	3	3	8	2	0	0	0	0	1	64	105	4.50	1.000
24 Andrew Miller, L ERA: 3.13	(7, 1)	1.0		4	0	0	0	1	0	0	1	0	0	0	7	11	0.00	0.000
33 Brad Hand, L ERA: 2.56	(8, 1)	1.0	H	4	0	0	0	0	1	0	0	0	0	0	7	12	0.00	1.000
37 Cody Allen, R ERA: 4.5	(9, 1)	0.0	L	2	2	2	2	0	0	0	0	0	0	2	3	4	∞	∞

PITCHER	IP	WLS	BF	H	R	ER	SO	BB	IBB	HBP	BLK	WP	HR	S	P	ERA	WHIP

Batter	1	2	3	4	5	6	7	8	9	AB	R	H	RBI	BB	SO	LOB
12 Francisco Lindor, S (1, 6) OBP: 0.364, SLG: 0.533	C FF 94 B FF 93 S SL 86 B FF 94 B FF 95 X FF 94 3-2 ① G6-3		C CU 81 S SL 83 B FF 95 B FF 94 X FF 94 2-2 ② L4		S SL 84 B FF 93 B FF 93 X CH 86 2-1 ③ G3			C FF 94 B SL 86 S SL 85 B FF 94 X SL 84 2-2 ② F7		4	0	0	0	0	0	1
23 Michael Brantley, L (1, 7) OBP: 0.356, SLG: 0.467	C SL 86 B FF 95 B CH 89 X FF 94 2-1 ② G3		S SL 86 B FF 94 F FF 94 F SL 85 B SL 85 X CH 88 2-2 ③ G6-3			B CH 87 C FF 92 C FF 92 B SL 85 F SL 85 S CH 86 2-3 ① K		C FF 95 B FF 94 B FF 94 F FF 94 T FF 94 2-2 ③ K		4	0	0	0	0	2	0
11 José Ramírez, S (1, 5) OBP: 0.406, SLG: 0.612	X SI 94 0-0 ③ L6			B SI 93 B CH 85 C SL 85 B CU 82 F FF 94 F FF 95 F SL 84 F FF 95 X CH 87 3-2 ① G4-3		B SL 85 F CH 86 B CH 86 B SL 84 B SI 92 4-1 10 G6-4-3 BB			C SI 94 B SL 87 B CU 79 B SL 87 X SI 93 3-1 ① F7	3	0	0	0	1	0	0
10 Edwin Encarnación, R (1, 10) OBP: 0.316, SLG: 0.469		C FF 94 C FF 94 B SL 88 B SL 84 B SL 84 S FF 94 3-3 ① K		B SL 84 S SL 86 X FF 94 1-1 ② G6-3		F FF 92 F SL 85 B FF 93 1 SAFE 1 SAFE 1 SAFE X SL 84 1-2 ② ③ G6-4-3 1-2f			C FF 94 X FF 94 0-1 17 WP 1B	4	0	1	0	0	1	1
17 Yonder Alonso, L (1, 3) OBP: 0.313, SLG: 0.445		B F SL 85 B B T SI 94 B SL 85 4-2 53 2B 22 BLK BB		B FF 95 B CH 88 X SL 85 2-0 1B			B SL 80 S SI 89 B SL 82 C SI 90 B SI 91 S SI 90 3-3 ① K		F FF 94 S SL 86 F SL 89 F FF 94 B CU 78 X FF 94 1-2 ② P5 1-2	3	1	1	0	1	1	1
53 Melky Cabrera, S (1, 9) OBP: 0.314, SLG: 0.447		B FF 92 C CH 86 X CH 86 1-1 22 BLK 1-3 2B		B FF 94 C FF 92 D SL 86 C SL 84 F FF 92 X FF 94 2-2 ③ G4-3			B SI 90 B SI 90 C SI 90 X SL 83 2-1 22 G3 2B		F SI 93 B SL 87 S SL 88 S SI 94 1-3 ③ K	4	0	2	0	0	1	2
22 Jason Kipnis, L (1, 4) OBP: 0.305, SLG: 0.345		B SI 94 C CU 81 F FF 94 S SL 84 1-3 ② K 2-3 3-H			B FF 92 S SL 84 F FF 93 B SL 85 X SL 84 2-2 ① G4-3		F FF 90 B FF 90 B SI 90 X SI 90 2-1 ② G3 2-3			3	0	0	0	0	1	2
7 Yan Gomes, R (1, 2) OBP: 0.312, SLG: 0.434		B FF 94 B FF 94 S SL 85 F FF 94 X CU 80 2-2 ③ G5-3			C FF 93 B FF 92 T FF 94 X SL 85 1-2 1B		B FF 94 C FF 94 X FF 94 1-1 ③ P5			3	0	1	0	0	0	2
1 Greg Allen, S (1, 8) OBP: 0.292, SLG: 0.330			B FF 94 B CH 86 B SI 94 C FF 94 X SI 93 3-1 ① F8		C FF 93 B FF 92 F CU 81 B FF 92 X FF 93 2-2 ② L8			B FF 94 C FF 94 X SL 83 1-1 ① G6-3		3	0	0	0	0	0	1
Inning Stats	R: 0 H: 0 E: 0 LOB: 0 K: 0 BB: 0 S: 6 P: 11	R: 1 H: 1 E: 0 LOB: 1 K: 2 BB: 1 S: 13 P: 24	R: 0 H: 0 E: 0 LOB: 0 K: 0 BB: 0 S: 9 P: 16	R: 0 H: 1 E: 0 LOB: 1 K: 0 BB: 0 S: 13 P: 21	R: 0 H: 1 E: 0 LOB: 1 K: 0 BB: 0 S: 11 P: 18	R: 0 H: 0 E: 0 LOB: 0 K: 1 BB: 1 S: 8 P: 15	R: 0 H: 1 E: 0 LOB: 1 K: 1 BB: 0 S: 9 P: 17	R: 0 H: 0 E: 0 LOB: 0 K: 1 BB: 0 S: 8 P: 13	R: 0 H: 1 E: 0 LOB: 1 K: 1 BB: 0 S: 12 P: 17	1B: 3 SF: 0 2B: 2 SAC: 0 3B: 0 DP: 1 HR: 0 HBP: 0						

TOP

Cleveland Indians @ Kansas City Royals

Kauffman Stadium, Kansas City, MO

Sat Aug 25 2018, 6:17 PM - 9:01 PM CDT

Att. 16,894 - Clear - 91 F

livebaseballscorecards.com

AB	31
R	1
H	5
RBI	0
BB	2
SO	6
LOB	10

PITCHER		IP	WLS	BF	H	R	ER	SO	BB	IBB	HBP	BLK	WP	HR	S	P	ERA	WHIP
49 Heath Fillmyer, R ERA: 4.21	(1, 1)	6.0	W	22	3	1	1	3	2	0	0	1	0	0	60	105	1.50	0.833
54 Tim Hill, L ERA: 4.82	(7, 1)	0.2		3	1	0	0	1	0	0	0	0	0	0	7	14	0.00	1.500
68 Jake Newberry, R ERA:	(7, 1)	1.1		4	0	0	0	1	0	0	0	0	0	0	10	16	0.00	0.000
39 Jason Hammel, R ERA: 5.97	(9, 1)	1.0		4	1	0	0	1	0	0	0	0	1	0	12	17	0.00	1.000

PITCHER	IP	WLS	BF	H	R	ER	SO	BB	IBB	HBP	BLK	WP	HR	S	P	ERA	WHIP

Batter	1	2	3	4	5	6	7	8	9	AB	R	H	RBI	BB	SO	LOB
15 Whit Merrifield, R (1, 8) OBP: 0.374, SLG: 0.433	C SI 90 F CU 84 B FF 90 F FC 89 X CU 84 1-2 ① F9		B SI 90 B FC 88 X SI 91 2-0 4 G3-6-3 1-H 1B		F CU 82 T CH 85 B CU 84 X FF 91 1-2 ② G6-3		X SI 88 0-0 13 L7-4 1-H 2B			4	0	2	2	0	0	0
4 Alex Gordon, L (1, 7) OBP: 0.320, SLG: 0.347	X FF 91 0-0 ② G6-3		S FC 89 1 SAFE 1 SAFE B SI 92 X CU 84 1-1 ②③ G3-6-3 1-2f		C FC 87 B SI 92 X CH 86 1-1 ③ G4-3		S CH 82 C SI 90 F FF 90 S SL 83 0-3 ① K			4	0	0	0	0	1	2
13 Salvador Perez, R (1, 2) OBP: 0.272, SLG: 0.432	B SI 92 B FC 88 B SI 93 C SI 93 B FC 90 4-1 BB			X FC 89 0-0 38 SH1-3 66 2B 2B		B CU 82 B SI 92 T FC 88 C CU 82 C CU 84 2-3 ① K	F SI 90 X SL 84 0-1 ②③ L7-4 2-2			3	1	1	0	1	1	1
21 Lucas Duda, L (1, 10) OBP: 0.309, SLG: 0.404	C SI 92 C FC 88 S CU 85 0-3 ③ K			B SI 91 C CU 84 B SI 93 X CH 85 2-1 38 SH1-3 66 2B 1B		S FC 87 X CU 83 0-1 HR		B FF 88 X CH 83 1-0 66 1B 2B		4	3	3	1	0	1	1
38 Jorge Bonifacio, R (1, 9) OBP: 0.307, SLG: 0.345		B CU 82 B SI 91 C FC 88 C SI 92 X FC 88 2-2 17 G6-4-3 1B		F FC 88 B SI 91 X SI 92 1-1 ① SH1-3 1-2 2-3		X SI 91 0-0 66 BB 17 1B 1B		C CU 76 B FC 88 X CU 76 1-1 ① F7		3	1	2	0	0	0	1
66 Ryan O'Hearn, L (1, 3) OBP: 0.323, SLG: 0.610		S FC 88 B CH 85 B SI 92 F FC 89 B SI 93 S FC 89 3-3 ① K		X FC 89 0-0 2-H 3-H 2B		B CH 84 B SI 92 C FC 88 B CH 84 S FC 89 1 SAFE F CU 85 B CU 85 4-2 17 1B 1-2 BB		X FC 87 0-0 7 1B 2-H 1B		3	0	2	3	1	1	1
17 Hunter Dozier, R (1, 5) OBP: 0.275, SLG: 0.348		C FC 88 S CU 84 F FF 93 B SI 94 X FC 89 1-2 ②③ G6-4-3 1-2f		S CU 85 F FF 92 F FF 93 X CU 84 0-2 ② P3		X FC 89 0-0 7 G6-4-3 1-2 2-H 1B		C CU 76 B FF 88 X FC 86 1-1 ② L7		4	0	1	1	0	0	3
7 Rosell Herrera, S (1, 4) OBP: 0.277, SLG: 0.311			B FC 88 C FF 90 C CU 84 S CU 84 1-3 ① K	F SI 92 F SI 92 B FF 92 B CU 85 B CU 85 C CU 84 3-3 ③ K		B SI 92 S SL 78 X SL 80 1-1 ②③ G6-4-3 1-2f		F FF 88 B CU 76 X FF 89 1-1 1-2 1B		4	0	1	0	0	2	3
27 Adalberto Mondesi, S (1, 6) OBP: 0.272, SLG: 0.396			X FC 88 0-0 15 S 15 1B 1B		C CU 81 S CH 83 B SI 89 B CU 83 S CU 84 2-3 ① K		F SI 90 X CH 82 0-1 15 2B 1B	B FC 87 C FF 87 D CU 76 B FC 86 X FF 87 3-1 ③ F8		4	2	2	0	0	1	2
Inning Stats	R: 0 E: 0 K: 1 S: 9 H: 0 LOB: 1 BB: 1 P: 14	R: 0 E: 0 K: 1 S: 10 H: 1 LOB: 0 BB: 0 P: 16	R: 1 E: 0 K: 1 S: 7 H: 2 LOB: 0 BB: 0 P: 11	R: 2 E: 0 K: 1 S: 13 H: 3 LOB: 1 BB: 0 P: 19	R: 0 E: 0 K: 1 S: 8 H: 0 LOB: 0 BB: 0 P: 12	R: 2 E: 0 K: 1 S: 12 H: 3 LOB: 1 BB: 1 P: 19	R: 1 E: 0 K: 1 S: 9 H: 2 LOB: 0 BB: 0 P: 9	R: 1 E: 0 K: 0 S: 10 H: 3 LOB: 2 BB: 0 P: 17		1B: 9 2B: 5 3B: 0 HR: 1 SF: 0 SAC: 1 DP: 4 HBP: 0						

PITCHER		IP	WLS	BF	H	R	ER	SO	BB	IBB	HBP	BLK	WP	HR	S	P	ERA	WHIP
28 Corey Kluber, R ERA: 2.91	(1, 1)	5.1	L	25	9	5	5	6	2	0	0	0	0	1	57	88	8.44	2.062
39 Oliver Pérez, L ERA: 1.25	(6, 1)	0.2		1	0	0	0	0	0	0	0	0	0	0	2	3	0.00	0.000
61 Dan Otero, R ERA: 5.59	(7, 1)	1.0		4	2	1	1	1	0	0	0	0	0	0	9	9	9.00	2.000
43 Josh Tomlin, R ERA: 6.79	(8, 1)	1.0		6	3	1	1	0	0	0	0	0	0	0	10	17	9.00	3.000

PITCHER	IP	WLS	BF	H	R	ER	SO	BB	IBB	HBP	BLK	WP	HR	S	P	ERA	WHIP

BOTTOM

Cleveland Indians @ Kansas City Royals

Kauffman Stadium, Kansas City, MO

Sat Aug 25 2018, 6:17 PM - 9:01 PM CDT

Att. 16,894 - Clear - 91 F

livebaseballscorecards.com

AB	33
R	7
H	14
RBI	7
BB	2
SO	7
LOB	14

Cleveland Indians @ Kansas City Royals

Kauffman Stadium, Kansas City, MO

Sun Aug 26 2018, 1:18 PM - 4:25 PM CDT

Att. 18,575 - Cloudy - 91 F

livebaseballscorecards.com

Batter	1	2	3	4	5	6	7	8	9	AB	R	H	RBI	BB	SO	LOB
12 Francisco Lindor, S (1, 6) OBP: 0.363, SLG: 0.530	B SI 94 S FF 93 F SI 94 X FF 95 1-2 ① F9		C FF 94 X KC 81 0-1 ② F8	B CH 89 B KC 79 C KC 80 F CH 87 S FF 92 2-3 ② K 2-3 3-H		B CU 79 F CU 79 F FF 95 F CU 83 B FF 96 F FF 94 B CH 84 X CU 81 3-2 23 1B 2-H 3-H 1B		X FF 92 0-0 23 BB 10 HR 1B	B SL 82 S CH 87 F SL 85 F SL 84 X CH 87 1-2 ② G4-3 1-2	6	1	2	2	0	1	2
23 Michael Brantley, L (1, 7) OBP: 0.358, SLG: 0.466	C SI 95 F CH 89 B CH 90 X FF 95 1-2 1B		X CH 88 0-0 ③ G6-3	B SI 92 C KC 80 F CH 86 B KC 79 X SI 91 2-2 ③ G4-3		B FF 94 1 SAFE B FF 94 X FF 94 2-0 1-2 1B		B FF 92 D SL 82 B FF 92 B FF 93 4-0 11 L3 1-2 BB	C CH 85 S SL 86 F SL 84 F FF 94 F SL 85 X CH 87 0-2 ③ P5	5	0	2	0	1	0	2
11 José Ramírez, S (1, 5) OBP: 0.403, SLG: 0.606	C KC 80 F SI 93 C KC 80 0-3 ② K			B SI 93 C KC 82 C CH 87 S KC 82 1-3 ① K	B CU 77 X FF 92 1-0 ① F8	B CU 81 B CU 79 X FF 95 2-0 ③ G4-3		B SL 84 C FF 94 C FF 95 X SL 84 1-2 ①② L3 1-1		5	0	0	0	0	2	5
10 Edwin Encarnación, R (1, 10) OBP: 0.317, SLG: 0.474	1 SAFE F SI 93 B SI 94 S KC 80 S KC 82 1-3 ③ K			C SL 88 S SI 94 B KC 82 F FF 95 B KC 83 B SI 94 F SI 94 B SI 94 4-2 17 2B 53 1B BB	B FF 94 S FF 94 B CU 78 B FF 93 S FF 93 S FF 95 3-3 ② K		B FF 93 X FF 92 1-0 ① F8	C SL 84 B FF 94 X FF 93 1-1 2-H HR		4	2	1	2	1	2	1
17 Yonder Alonso, L (1, 3) OBP: 0.312, SLG: 0.445 36 Yandy Díaz, R (9, 3) OBP: 0.360, SLG: 0.417		C KC 82 B KC 82 B SI 93 B CH 89 F SI 94 X FF 95 3-2 ① F7		B CH 87 B CH 88 F SI 94 X SI 94 2-1 53 1B 22 1B 1-3 2B	B FF 94 C CU 79 C FF 96 B FF 96 S CU 81 2-3 ③ K		X FF 94 0-0 ② G4-3	C SL 83 C FF 93 B SL 85 F SL 83 X FF 94 1-2 ③ P4		5 0	1 0	1 0	0 0	1 0	0 0
53 Melky Cabrera, S (1, 9) OBP: 0.333, SLG: 0.453		B SI 93 B SI 94 B SI 94 B SI 95 4-0 22 FC8-6 BB		C KC 80 X KC 82 0-1 55 BB 22 1B 1 2B 2-3 3-H 1B		B FF 92 S CH 83 X FF 93 1-1 55 SH1-3 22 1B 12 1B 1B	B FF 94 B FF 92 B FF 93 B FF 94 4-0 22 2B BB		B FF 94 B SL 82 B FF 95 B FF 93 4-0 22 IHR BB	2	4	2	1	3	0	0
22 Jason Kipnis, L (1, 4) OBP: 0.310, SLG: 0.359 9 Erik González, R (9, 4) OBP: 0.320, SLG: 0.405		B KC 81 X SI 93 1-0 ② FC8-6 1-2f		D CH 87 F SI 93 D SI 94 X SI 92 2-1 55 BB 1 2B 1-2 3-H 1B		B FF 92 B FF 92 B FF 92 C FF 93 1 SAFE X FF 92 3-1 55 SH1-3 12 1B 1-2 1B	B CH 83 X CH 80 1-0 55 S 1-H 2B		B SI 92 C FF 95 B SL 84 X FF 94 2-1 1-H IHR	5 0	3 0	4 0	4 0	0 0	0 0	1 0
55 Roberto Pérez, R (1, 2) OBP: 0.244, SLG: 0.228		C SL 86 C KC 81 D KC 81 X FF 94 1-2 ③ F9		B SL 85 F SI 93 B SI 94 B SL 86 F SI 93 B KC 81 4-2 1 2B 12 WP 1-2 2-3 BB		X CU 78 0-0 ① SH1-3 1-2 2-3	B CU 76 B CU 77 B CU 78 B FF 95 4-0 1 FC6-4 2-3 BB		S SL 86 X SL 86 0-1 ① G6-3	2	1	0	0	2	0	1
1 Greg Allen, S (1, 8) OBP: 0.290, SLG: 0.332			B SI 93 C SI 93 F KC 80 B KC 82 X SI 93 2-2 ① G4-3	C KC 81 X KC 80 0-1 12 WP 1-3 2-H 3-H 2B		B CU 78 C FF 94 B CU 80 F FF 93 X CU 81 2-2 ② G4-3	F SI 90 S SI 90 X CH 84 0-2 ③ FC6-4 1-2f		C SL 83 B FF 96 X SL 85 1-1 E3 12 G4-3	5	0	1	2	0	0	4
Inning Stats	R: 0 E: 0 K: 2 S: 12 H: 1 LOB: 1 BB: 0 P: 15	R: 0 E: 0 K: 0 S: 7 H: 0 LOB: 1 BB: 1 P: 16	R: 0 E: 0 K: 0 S: 6 H: 0 LOB: 0 BB: 0 P: 8	R: 5 E: 0 K: 2 S: 23 H: 4 LOB: 1 BB: 2 P: 40	R: 0 E: 0 K: 2 S: 7 H: 0 LOB: 0 BB: 0 P: 13	R: 2 E: 0 K: 0 S: 15 H: 4 LOB: 2 BB: 0 P: 28	R: 1 E: 0 K: 0 S: 6 H: 1 LOB: 2 BB: 2 P: 16	R: 2 E: 0 K: 0 S: 10 H: 2 LOB: 0 BB: 1 P: 17	R: 2 E: 1 K: 0 S: 16 H: 1 LOB: 1 BB: 1 P: 24	1B: 8 2B: 4 3B: 0 HR: 2 SF: 0 SAC: 1 DP: 1 HBP: 0	WP: 1 PB: 0 SB: 1 CS: 0 PA: 47					

TOP

AB	39
R	12
H	13
RBI	11
BB	7
SO	6
LOB	16

PITCHER		IP	WLS	BF	H	R	ER	SO	BB	IBB	HBP	BLK	WP	HR	S	P	ERA	WHIP
Jorge López, R ERA: 4.86	(1, 1)	4.0	L	20	5	5	5	4	3	0	0	0	1	0	48	79	11.25	2.000
64 Burch Smith, R ERA: 6.53	(5, 1)	2.2		15	5	3	3	2	2	0	0	0	0	0	25	54	10.12	2.625
61 Kevin McCarthy, R ERA: 3.47	(7, 1)	0.1		1	0	0	0	0	0	0	0	0	0	0	3	3	0.00	0.000
68 Jake Newberry, R ERA: 3.86	(8, 1)	1.0		5	2	2	2	0	1	0	0	0	0	1	10	17	18.00	3.000
37 Brandon Maurer, R ERA: 8.64	(9, 1)	1.0		6	1	2	2	0	1	0	0	0	0	0	16	24	18.00	2.000

PITCHER	IP	WLS	BF	H	R	ER	SO	BB	IBB	HBP	BLK	WP	HR	S	P	ERA	WHIP

Batter	1	2	3	4	5	6	7	8	9	AB	R	H	RBI	BB	SO	LOB
15 Whit Merrifield, R (1, 4) OBP: 0.374, SLG: 0.441	B FF 92 B FF 93 B FF 92 C FF 92 S FF 93 X FF 93 3-2 HR		C KC 80 X KC 80 0-1 ② F8		C SL 84 B FF 94 C SL 84 B FF 94 B FF 94 X SL 84 3-2 ③ L7			B FF 90 B FF 92 B FF 90 C FF 91 X FF 91 3-1 13 F9 21 1B 2B	C FF 93 C KC 83 X FF 93 0-2 ③ G4-3	5	2	2	1	0	0	3
4 Alex Gordon, L (1, 9) OBP: 0.320, SLG: 0.349	B FF 94 F FF 94 S KC 81 X KC 80 1-2 ① F7		B KC 80 F FF 93 F FF 93 F KC 81 B FF 94 C FF 94 2-3 ③ K			B FF 92 S CH 88 X KC 80 1-1 21 HR 2B		B FF 93 B SL 82 C SL 81 B SL 79 F FF 93 F SL 82 X SL 82 3-2 ① F8		4	1	1	0	0	1	1
13 Salvador Perez, R (1, 10) OBP: 0.272, SLG: 0.437	B SL 85 S SL 84 S SL 84 F FF 94 B SL 82 T FF 93 2-2 ② K			C FF 93 F KC 80 X FF 94 0-2 HR	F SL 83 D KC 81 F SL 84 C KC 81 1-3 ① K			C SL 81 X FF 93 0-1 ② F9 2-3		4	1	1	1	0	2	2
21 Lucas Duda, L (1, 3) OBP: 0.311, SLG: 0.415	C FF 93 B FF 93 X FF 93 1-1 ③ L8			F KC 79 F FF 94 C FF 94 0-3 ① K	C FF 94 B CH 88 S KC 81 B KC 80 X KC 80 2-2 2-H HR			C SL 81 T SL 82 F FF 93 X FF 94 0-2 17 FC6-4 3-H 1B		4	1	2	3	0	1	0
17 Hunter Dozier, R (1, 5) OBP: 0.271, SLG: 0.342		S SL 84 S KC 80 S SL 85 0-3 ① K		C KC 79 X SL 84 0-1 ② G6-3	C SL 74 X SI 91 0-1 ② F9			B SL 82 B SL 80 X FF 93 2-0 ③ FC6-4 1-2f		4	0	0	0	0	1	1
66 Ryan O'Hearn, L (1, 7) OBP: 0.319, SLG: 0.581		B KC 80 B KC 80 C FF 94 C FF 93 C SL 84 2-3 ② K		C KC 79 S KC 81 B FF 94 X FF 93 1-2 ③ G1-3	S SI 91 C SL 79 S SL 81 0-3 ③ K				B KC 82 B FF 93 B FF 93 C FF 94 B FF 94 4-1 2 1B BB	3	0	0	0	1	2	0
2 Alcides Escobar, R (1, 6) OBP: 0.265, SLG: 0.298		B SL 85 S SL 84 B SL 85 X FF 92 2-1 2B			C FF 93 B KC 78 C SL 83 X KC 80 1-2 E5 9 G6-4-3 14 1B		C SL 76 B SL 78 C SL 77 X SI 91 1-2 ① G5-3		C FF 93 F FF 93 B KC 83 F FF 93 X KC 83 1-2 1-2 1B	4	0	2	0	0	0	0
14 Brett Phillips, L (1, 8) OBP: 0.257, SLG: 0.304	F FF 93 S KC 80 S KC 80 0-3 ③ K				X FF 93 0-0 9 G6-4-3 1-2 1B		S SI 91 B FF 90 B SL 80 S SL 81 B SI 90 C SL 79 3-3 ② K		C FF 93 B FF 93 F KC 83 B FF 93 S FF 94 2-3 ① K	4	0	1	0	0	3	3
9 Drew Butera, R (1, 2) OBP: 0.253, SLG: 0.269			C FF 92 B SL 86 B SL 84 B X FF 92 3-1 ① G5-3		S SL 83 X KC 80 0-1 ① ② G6-4-3 1-2f 2-3		C SL 76 B SL 77 F FF 85 X SL 79 1-2 ③ F8		C FF 93 C KC 84 B FF 93 F FF 94 B KC 84 F FF 94 F FF 93 X KC 84 2-2 ② F5	4	0	0	0	0	0	4
Inning Stats	R: 1 E: 0 K: 1 S: 12 H: 1 LOB: 0 BB: 0 P: 19	R: 0 E: 0 K: 3 S: 11 H: 1 LOB: 1 BB: 0 P: 15	R: 0 E: 0 K: 1 S: 8 H: 0 LOB: 0 BB: 0 P: 13	R: 1 E: 0 K: 1 S: 11 H: 1 LOB: 0 BB: 0 P: 12	R: 0 E: 1 K: 0 S: 9 H: 1 LOB: 1 BB: 0 P: 13	R: 2 E: 0 K: 2 S: 13 H: 2 LOB: 0 BB: 0 P: 17	R: 0 E: 0 K: 1 S: 9 H: 0 LOB: 0 BB: 0 P: 14	R: 1 E: 0 K: 0 S: 13 H: 2 LOB: 1 BB: 0 P: 21	R: 0 E: 0 K: 1 S: 17 H: 1 LOB: 2 BB: 1 P: 26	1B: 3 2B: 3 3B: 0 HR: 3 SF: 0 SAC: 0 DP: 1 HBP: 0						

PITCHER		IP	WLS	BF	H	R	ER	SO	BB	IBB	HBP	BLK	WP	HR	S	P	ERA	WHIP
57 Shane Bieber, R ERA: 4.52	(1, 1)	5.1	W	22	6	4	4	7	0	0	0	0	0	3	59	84	6.75	1.125
39 Oliver Pérez, L ERA: 1.17	(6, 1)	1.1	H	4	0	0	0	2	0	0	0	0	0	0	11	15	0.00	0.000
90 Adam Cimber, R ERA: 3.65	(7, 1)	0.1		1	0	0	0	0	0	0	0	0	0	0	3	4	0.00	0.000
24 Andrew Miller, L ERA: 3.38	(8, 1)	1.0		5	2	1	1	0	0	0	0	0	0	0	13	21	9.00	2.000
37 Cody Allen, R ERA: 4.42	(9, 1)	1.0		5	1	0	0	1	1	0	0	0	0	0	17	26	0.00	2.000

PITCHER	IP	WLS	BF	H	R	ER	SO	BB	IBB	HBP	BLK	WP	HR	S	P	ERA	WHIP

BOTTOM

Cleveland Indians @ Kansas City Royals

Kauffman Stadium, Kansas City, MO

Sun Aug 26 2018, 1:18 PM - 4:25 PM CDT

Att. 18,575 - Cloudy - 91 F

livebaseballscorecards.com

AB	36
R	5
H	9
RBI	5
BB	1
SO	10
LOB	14

Batter	1	2	3	4	5	6	7	8	9	AB	R	H	RBI	BB	SO	LOB
7 Joe Mauer, L (1, 3) OBP: 0.353, SLG: 0.376	C FF 94 B SI 94 X CH 88 1-1 24 FC6-4 1B		F SI 93 B SL 86 B SI 93 X SL 85 2-1 2B		C SI 94 C SI 93 B SI 93 C SI 94 1-3 ② K			B SL 82 B SI 93 X SI 92 2-0 ① G5-3	B SI 90 X SI 90 1-0 ③ G5-3	4	0	2	0	0	1	1
64 Willians Astudillo, R (8, 5) OBP: 0.304, SLG: 0.364										1	0	0	0	0	0	1
24 Logan Forsythe, R (1, 4) OBP: 0.312, SLG: 0.315	C FF 95 T CH 87 B FF 95 X SL 85 1-2 ① FC6-4 1-2f		B SL 86 F FF 94 B SL 84 C FF 94 F FF 95 B FF 95 4-2 BB		C SL 85 C FF 93 C CU 83 B CU 84 F FF 95 S SL 84 2-3 ③ K			F FF 93 F CH 87 B CU 84 B CU 83 S SL 84 2-3 ② K		3	0	0	0	1	2	2
20 Eddie Rosario, L (1, 7) OBP: 0.326, SLG: 0.481	F FF 95 X FF 94 0-1 ② F8		B CH 89 X SI 94 1-0 ③ F8			X SI 94 0-0 ① F7		C FF 90 X ST 79 0-1 22 BB 1B		4	0	1	0	0	0	3
22 Miguel Sanó, R (1, 5) OBP: 0.287, SLG: 0.416	S SL 86 B FF 95 C SL 84 F SL 86 1 SAFE S SL 84 (8, 3) 1-3 ③ K			S SL 84 S CH 88 S SL 84 0-3 ① K		C FF 95 B FF 94 B SL 85 S SI 93 B SL 87 B FF 95 4-2 26 FC4-6 BB		B ST 80 C SI 92 B FF 92 C ST 80 D ST 81 F ST 81 B FF 94 4-2 1-2 BB		2	0	0	0	2	2	1
26 Max Kepler, L (1, 9) OBP: 0.319, SLG: 0.430		B SI 94 S CH 88 X FF 94 1-1 ① G5-3		C CH 88 X SL 85 0-1 1B		X SI 94 0-0 ② FC4-6 1-2f		B FF 93 B ST 82 B ST 82 C FF 93 C FF 92 F FF 94 S FF 93 3-3 ③ K		4	0	1	0	0	1	3
31 Tyler Austin, R (1, 10) OBP: 0.297, SLG: 0.539		B FF 94 C SL 83 S SL 84 F FF 95 B FF 95 S SL 86 2-3 ② K		F FF 93 B SL 82 S SL 83 F FF 94 1 SAFE S SL 84 1-3 ② K		S SL 83 F SL 84 B SL 84 S FF 94 1-3 ③ K			B SI 90 C SI 90 B SL 81 F SI 89 F SI 90 X SL 80 2-2 ① L9	4	0	0	0	0	3	2
60 Jake Cave, L (1, 8) OBP: 0.312, SLG: 0.462		C CU 83 X SI 94 0-1 ③ G5-3		C CH 87 B CH 88 S SL 84 B FF 95 X CH 89 2-2 ③ G5-3			C SI 92 B SL 83 F SI 92 C SL 82 1-3 ① K		B SI 91 X SI 90 1-0 HR	4	1	1	1	0	1	1
23 Mitch Garver, R (1, 2) OBP: 0.330, SLG: 0.412			C FF 94 C CU 84 B SL 85 B FF 96 S SL 85 2-3 ① K		C SL 82 B FF 94 F FF 94 S CU 83 1-3 ① K		X FF 93 0-0 ② L8		X SI 91 0-0 1B	4	0	1	0	0	2	0
16 Ehire Adrianza, S (1, 6) OBP: 0.306, SLG: 0.378			F CU 84 F CH 89 X FF 94 0-2 ② P6		X SI 92 0-0 1B		C CH 85 B SL 83 X SI 93 1-1 ③ F8		B SI 89 D CH 83 X SI 90 2-0 ② L6	4	0	1	0	0	0	1
Inning Stats	R: 0 E: 0 K: 1 S: 11 H: 1 LOB: 1 BB: 0 P: 14	R: 0 E: 0 K: 1 S: 8 H: 0 LOB: 0 BB: 0 P: 11	R: 0 E: 0 K: 1 S: 12 H: 1 LOB: 2 BB: 1 P: 21	R: 0 E: 0 K: 2 S: 12 H: 1 LOB: 1 BB: 0 P: 15	R: 0 E: 0 K: 3 S: 11 H: 1 LOB: 1 BB: 0 P: 15	R: 0 E: 0 K: 1 S: 7 H: 0 LOB: 1 BB: 1 P: 12	R: 0 E: 0 K: 1 S: 6 H: 0 LOB: 0 BB: 0 P: 8	R: 0 E: 0 K: 2 S: 13 H: 1 LOB: 2 BB: 1 P: 24	R: 1 E: 0 K: 0 S: 8 H: 2 LOB: 1 BB: 0 P: 14	1B: 5 2B: 1 3B: 0 HR: 1 SF: 0 SAC: 0 DP: 0 HBP: 0						

TOP

Minnesota Twins @ Cleveland Indians

Progressive Field, Cleveland, OH

Tue Aug 28 2018, 7:11 PM - 10:14 PM EDT

Att. 19,194 - Clear - 90 F

livebaseballscorecards.com

AB	34
R	1
H	7
RBI	1
BB	3
SO	12
LOB	15

WP: 0 PA: 37
PB: 0
SB: 0
CS: 0

PITCHER		IP	WLS	BF	H	R	ER	SO	BB	IBB	HBP	BLK	WP	HR	S	P	ERA	WHIP
59 Carlos Carrasco, R ERA: 3.38	(1, 1)	7.2	W	29	4	0	0	11	2	0	0	0	0	0	71	104	0.00	0.783
33 Brad Hand, L ERA: 2.55	(8, 1)	0.1		3	1	0	0	1	1	0	0	0	0	0	9	16	0.00	6.000
61 Dan Otero, R ERA: 5.66	(9, 1)	1.0		5	2	1	1	0	0	0	0	0	0	1	8	14	9.00	2.000

PITCHER	IP	WLS	BF	H	R	ER	SO	BB	IBB	HBP	BLK	WP	HR	S	P	ERA	WHIP

Batter	1	2	3	4	5	6	7	8	9	AB	R	H	RBI	BB	SO	LOB
12 Francisco Lindor, S (1, 6) OBP: 0.367, SLG: 0.533	C FF 95 X FF 93 0-1 23 FC4-5 1B		C CH 86 B FF 94 C SL 86 B CU 83 B SI 95 X FF 96 3-2 23 1B 11 SF8 1B	F SI 92 X FF 95 0-1 G3 ③		X SI 87 0-0 11 2B 1-2 1B		B CU 79 B CU 80 X FF 95 2-0 E5 23 1B 36 FC1-6 1B		5	2	4	0	0	0	1
9 Erik González, R (8, PR) (9, 6) OBP: 0.320, SLG: 0.405										0	1	0	0	0	0	0
23 Michael Brantley, L (1, 7) OBP: 0.360, SLG: 0.467	C SI 95 B FF 93 1 SAFE F SI 91 X CU 81 1-2 FC4-5 11 G6-3 1-2f ①		D CU 79 X FF 94 1-0 11 SF8 10 1B 1-3 1B		B SI 92 X FF 93 1-0 17 FC4-6 11 WP 1B	F FF 89 F FF 90 X SI 89 0-2 L7 ②		B CU 78 X CU 82 1-0 36 FC1-6 2-3 1B		5	1	3	0	0	0	3
11 José Ramírez, S (1, 5) OBP: 0.403, SLG: 0.607	B CU 80 B CH 87 X SI 95 2-0 G6-3 ② 2-3		B CH 87 1 SAFE B SL 86 X SI 94 2-0 SF8 ② 1-2 3-H		C SI 92 B CU 81 F CH 86 X CU 81 1-2 17 FC4-6 1-2 1B	B CH 84 X CH 81 1-0 10 1B 1-H 2-H 2B		F FF 95 S FF 96 B FF 96 X CU 83 1-2 P5 ①		4	1	2	3	0	0	4
10 Edwin Encarnación, R (1, 10) OBP: 0.320, SLG: 0.475 36 Yandy Díaz, R (8, PH) (9, 10) OBP: 0.353, SLG: 0.408	F FF 96 D SI 95 S SI 95 F CH 88 D SL 88 F SL 87 B SI 96 F SI 96 F SI 96 4-2 D CH 89 BB		B SI 96 S SL 85 B SI 95 X SL 86 2-1 17 FC5-6 2-H 1B		B SI 94 C SI 93 F SI 94 B FF 93 B SI 94 S SL 86 3-3 K ①	B FF 88 F CH 82 X SL 80 1-1 2-H 1B		C FF 96 X CU 81 0-1 FC1-6 ② 1-2f 3-H		3	0	2	2	1	1	2
										1	0	0	1	0	0	2
17 Yonder Alonso, L (1, 3) OBP: 0.309, SLG: 0.440	C SI 96 B SI 94 B SI 94 F CH 86 F CH 88 F SI 95 S CU 82 2-3 K ③		X SI 92 0-0 FC5-6 ③ 1-2f		B CU 82 X CH 87 1-0 FC4-6 ② 1-2f 2-3	S FF 89 F CH 82 C FF 90 0-3 K ③		B FF 96 B FF 95 B CU 83 C FF 95 X FF 95 3-1 P5 ③		5	0	0	0	0	2	8
53 Melky Cabrera, S (1, 9) OBP: 0.333, SLG: 0.448 6 Brandon Guyer, R (7, 9) OBP: 0.283, SLG: 0.359		C CU 81 S SL 86 S CU 82 0-3 K ①	B SI 92 B CU 81 B FF 94 B SI 90 4-0 7 G5-3 22 BB 1 G5-3 BB		X CH 86 0-0 G6-3 ③		C FS 82 S FS 84 S FF 92 0-3 K ①			2	1	0	0	1	1	2
										1	0	0	0	0	1	0
22 Jason Kipnis, L (1, 4) OBP: 0.313, SLG: 0.361		B FF 95 B FF 95 X SI 91 2-0 G6-3 ②	B SI 94 B CH 84 B FF 94 C FF 93 B SI 91 4-1 7 G5-3 1-2 BB			C CU 80 X CU 84 0-1 7 1B 1 FC4-6 1B	B FF 93 B FS 84 X FF 93 2-0 1B			3	1	2	0	1	0	0
7 Yan Gomes, R (1, 2) OBP: 0.311, SLG: 0.432		B FF 95 C SI 95 B SI 94 F CH 87 T SI 96 2-2 K ③	B SL 86 S CU 85 F SL 85 B SI 94 F SI 94 D SL 86 X SI 94 3-2 G5-3 ① 1-2 2-3			S SI 93 D SI 93 X SL 84 1-1 1 FC4-6 1B 1-3	S FF 92 F FS 83 B FF 92 S FS 84 1-3 K ②			4	0	1	0	0	2	3
1 Greg Allen, S (1, 8) OBP: 0.285, SLG: 0.325			B FF 93 C CU 83 C CU 80 X CU 81 1-2 G3 ① D CU 80 C SI 94 F CU 81 D SL 85 B SI 93 X FF 95 3-2 G5-3 ② 3-H			L CU 80 X SI 91 0-1 FC4-6 ① 12 1B 11 2B 1-2f 3-H	F FS 83 B FF 92 B FS 84 F FF 92 F FS 84 S FS 84 2-3 K2-3 ③			4	1	0	2	0	1	3
Inning Stats	R: 0 E: 1 K: 1 S: 17 H: 1 LOB: 2 BB: 1 P: 26	R: 0 E: 0 K: 2 S: 7 H: 0 LOB: 0 BB: 0 P: 11	R: 2 E: 0 K: 0 S: 11 H: 3 LOB: 1 BB: 0 P: 20	R: 1 E: 0 K: 0 S: 10 H: 0 LOB: 1 BB: 2 P: 24	R: 0 E: 0 K: 1 S: 9 H: 2 LOB: 2 BB: 0 P: 15	R: 4 E: 0 K: 1 S: 16 H: 5 LOB: 1 BB: 0 P: 19	R: 0 E: 0 K: 3 S: 11 H: 1 LOB: 1 BB: 0 P: 16	R: 1 E: 1 K: 0 S: 9 H: 2 LOB: 2 BB: 0 P: 16		1B: 13 2B: 1 3B: 0 HR: 0	SF: 1 SAC: 0 DP: 0 HBP: 0		WP: 1 PB: 0 SB: 0 CS: 0	PA: 41		

PITCHER		IP	WLS	BF	H	R	ER	SO	BB	IBB	HBP	BLK	WP	HR	S	P	ERA	WHIP
44 Kyle Gibson, R ERA: 3.79	(1, 1)	5.1	L	27	8	5	5	4	3	0	0	0	1	0	60	103	8.44	2.062
58 Gabriel Moya, L ERA: 5.11	(6, 1)	0.2		5	3	2	2	1	0	0	0	0	0	0	10	12	27.00	4.500
32 Oliver Drake, R ERA: 6.05	(7, 1)	1.0		4	1	0	0	3	0	0	0	0	0	0	11	16	0.00	1.000
67 Alan Busenitz, R ERA: 4.05	(8, 1)	1.0		5	2	1	0	0	0	0	0	0	0	0	9	16	0.00	2.000

PITCHER	IP	WLS	BF	H	R	ER	SO	BB	IBB	HBP	BLK	WP	HR	S	P	ERA	WHIP

BOTTOM

Minnesota Twins @ Cleveland Indians

Progressive Field, Cleveland, OH

Tue Aug 28 2018, 7:11 PM - 10:14 PM EDT

Att. 19,194 - Clear - 90 F

livebaseballscorecards.com

AB	37
R	8
H	14
RBI	8
BB	3
SO	8
LOB	28

Batter	1	2	3	4	5	6	7	8	9	AB	R	H	RBI	BB	SO	LOB
7 Joe Mauer, L (1, 3) OBP: 0.351, SLG: 0.376	C FF 90 B FF 91 T FF 91 X FF 90 1-2 ① G3-1		F FF 91 X FF 91 0-1 ① F8		C FF 91 F CH 82 X SL 81 0-2 20 2B 2B		B FF 92 C FF 93 F FF 93 B KC 82 S KC 83 2-3 ② K	C FF 89 X CU 74 0-1 ③ L7		5	1	1	0	0	1	2
24 Logan Forsythe, R (1, 4) OBP: 0.316, SLG: 0.313	B FF 91 B FF 91 X FF 91 2-0 ② F8		B SL 80 F FF 91 B CU 74 F FF 91 B SL 83 B FF 92 4-2 20 WP BB		B FF 91 F SL 80 F SL 84 C SL 82 1-3 ② K		B KC 82 B FF 93 C FF 93 B FF 92 B FF 92 4-1 20 1B 36 1B BB		H SI 84 1-0 22 FC1-4 20 1B HBP	2	1	0	0	2	1	1
20 Eddie Rosario, L (1, 7) OBP: 0.329, SLG: 0.484	C FF 93 S CU 77 X FF 91 0-2 ③ F8		D CH 83 F FF 92 F CH 84 B CU 78 F CU 75 F FF 92 B FF 91 S FF 92 3-3 ② K 1-2		X FF 90 0-0 2-H 2B		S KC 82 B FF 92 X FF 92 1-1 22 BB 36 1B 1-3 1B		F SI 85 T FF 88 X FF 89 0-2 22 FC1-4 1-2 1B	5	1	3	1	0	1	1
22 Miguel Sanó, R (1, 5) OBP: 0.285, SLG: 0.409		C FF 89 S FF 90 B SL 82 B FF 92 S SL 80 2-3 ① K	C SL 82 C SL 83 F SL 83 B FF 93 S SL 83 1-3 ③ K		X SL 83 0-0 ③ G6-3		B KC 83 B FF 92 B KC 83 B FF 93 4-0 36 1B 1-2 BB		B SI 86 S SL 78 F SL 80 X SI 86 1-2 ① FC1-4 1-2f 2-3	4	0	0	0	1	2	4
36 Robbie Grossman, S (1, 9) OBP: 0.336, SLG: 0.364 26 Max Kepler, L (8, 9) OBP: 0.319, SLG: 0.429		C FF 91 H FF 91 1-1 60 2B HBP		F FF 91 B FF 92 F SL 81 B FF 91 X SL 80 2-2 ① F7		C FF 90 B CU 73 C CH 82 F FF 90 B SL 81 F SL 81 X FF 91 2-2 31 F9 2B	B FF 92 C FF 92 F FF 93 X FF 93 1-2 ③ 1B 1-3 2-H 3-H		B SI 86 B FF 88 B SI 88 C SI 87 X FF 88 3-1 ② P5	3 1	0 0	2 0	2 0	0 0	0 0	0 2
31 Tyler Austin, R (1, 10) OBP: 0.299, SLG: 0.529		F FF 91 S SL 80 B FF 90 F FF 91 F SL 82 S FF 91 1-3 ② K		C SL 81 B SL 83 C FF 92 F FF 92 F CU 76 B FF 92 B SL 81 B FF 92 4-2 60 FC4-6 BB		F SL 82 X FF 91 0-1 ① F9 2-3		B FF 89 B FF 89 B FF 89 C FF 90 B FF 90 4-1 16 1B BB	C SL 79 S SI 86 B SL 80 B SL 80 B SL 81 X SI 87 3-2 ③ G5-3	3	0	0	0	2	1	4
60 Jake Cave, L (1, 8) OBP: 0.311, SLG: 0.463		C FF 91 B FF 92 B SL 82 F FF 92 F CH 82 X FF 91 2-2 1-3 2B		X CH 82 0-0 ② FC4-6 1-2f		C SL 79 X SL 79 0-1 ② G3		B FF 89 S FF 88 L FF 88 B CU 74 S CU 74 2-3 ① K		4	0	1	0	0	1	3
16 Ehire Adrianza, S (1, 6) OBP: 0.305, SLG: 0.375		B CH 84 F FF 92 D SL 82 X FF 91 2-1 ③ P4		F FF 90 D CH 82 B FF 91 X FF 91 2-1 ③ F7		B SL 77 F SI 92 B FF 92 C SL 79 F SI 92 F SL 80 F SL 78 B SI 93 T SI 94 3-2 ③ K		X CH 84 0-0 1-2 1B		4	0	1	0	0	1	4
64 Willians Astudillo, R (1, 2) OBP: 0.296, SLG: 0.462			B FF 90 X FF 91 1-0 HR		C FF 90 B SL 80 X FF 91 1-1 ① F9		X FF 92 0-0 ① F8	C FF 88 C CU 74 F FF 88 F CU 74 B CH 82 S CH 83 1-3 ② K		4	1	1	1	0	1	2
Inning Stats	R: 0 E: 0 K: 0 S: 7 H: 0 LOB: 0 BB: 0 P: 10	R: 0 E: 0 K: 2 S: 15 H: 1 LOB: 2 BB: 0 P: 23	R: 1 E: 0 K: 2 S: 14 H: 1 LOB: 1 BB: 1 P: 23	R: 0 E: 0 K: 0 S: 10 H: 0 LOB: 1 BB: 1 P: 18	R: 1 E: 0 K: 1 S: 10 H: 2 LOB: 1 BB: 0 P: 12	R: 0 E: 0 K: 1 S: 15 H: 1 LOB: 1 BB: 0 P: 20	R: 2 E: 0 K: 1 S: 10 H: 2 LOB: 2 BB: 2 P: 22	R: 0 E: 0 K: 2 S: 12 H: 1 LOB: 2 BB: 1 P: 19	R: 0 E: 0 K: 0 S: 11 H: 1 LOB: 2 BB: 0 P: 19	1B: 4 2B: 4 3B: 0 HR: 1 SF: 0 SAC: 0 DP: 0 HBP: 2						

PITCHER		IP	WLS	BF	H	R	ER	SO	BB	IBB	HBP	BLK	WP	HR	S	P	ERA	WHIP
45 Adam Plutko, R ERA: 4.94	(1, 1)	5.1		24	5	2	2	5	2	0	1	0	1	1	63	95	3.38	1.312
39 Oliver Pérez, L ERA: 1.14	(6, 1)	0.2	H	2	0	0	0	1	0	0	0	0	0	0	8	11	0.00	0.000
37 Cody Allen, R ERA: 4.66	(7, 1)	1.0	L	6	2	2	2	1	2	0	0	0	0	0	10	22	18.00	4.000
49 Tyler Olson, L ERA: 6.43	(8, 1)	1.0		5	1	0	0	2	1	0	0	0	0	0	12	19	0.00	2.000
90 Adam Cimber, R ERA: 3.59	(9, 1)	1.0		5	1	0	0	0	0	0	1	0	0	0	11	19	0.00	1.000

PITCHER	IP	WLS	BF	H	R	ER	SO	BB	IBB	HBP	BLK	WP	HR	S	P	ERA	WHIP

TOP

Minnesota Twins @ Cleveland Indians

Progressive Field, Cleveland, OH

Wed Aug 29 2018, 7:11 PM - 10:19 PM EDT

Att. 20,398 - Cloudy - 74 F

livebaseballscorecards.com

AB	35
R	4
H	9
RBI	4
BB	5
SO	9
LOB	23

BOTTOM

Minnesota Twins @ Cleveland Indians

Progressive Field, Cleveland, OH

Wed Aug 29 2018, 7:11 PM - 10:19 PM EDT

Att. 20,398 - Cloudy - 74 F

livebaseballscorecards.com

Batter	1	2	3	4	5	6	7	8	9	AB	R	H	RBI	BB	SO	LOB
12 Francisco Lindor, S (1, 6) OBP: 0.366, SLG: 0.530	C SI 91 X CH 87 0-1 11 S 17 1B 1B	C FF 93 B SI 93 F CU 79 X SI 94 1-2 ② G4-3			C SI 92 X CU 78 0-1 ① F9	B FF 93 X FF 94 1-0 ③ F7			C SI 90 F SI 91 X SI 91 0-2 ③ G4-3	5	1	1	0	0	0	1
23 Michael Brantley, L (1, 7) OBP: 0.357, SLG: 0.463	B FF 92 F SI 91 1 SAFE C FF 93 X SI 94 1-2 ① L7	B SI 93 F SI 92 B CH 87 X CH 88 2-1 ③ G3-1			C CH 89 B SI 93 X FF 91 1-1 ② F7		B CU 78 B SI 94 C SI 94 X CU 78 2-1 ① G4-3			4	0	0	0	0	0	1
11 José Ramírez, S (1, 5) OBP: 0.402, SLG: 0.604	B SI 94 1 SAFE B SI 91 B SI 93 C SI 91 X CH 88 3-1 ② G1-3 1-2		B SI 91 X SI 90 1-0 ① G1-3		B SI 94 C CH 89 X FF 94 1-1 10 2B 1B		X SL 84 0-0 ② L8			4	1	1	0	0	0	1
10 Edwin Encarnación, R (1, 10) OBP: 0.322, SLG: 0.477	B FF 93 B SL 89 B SL 88 C FF 93 B FF 94 4-1 17 E 17 1B 53 1B BB		X SL 87 0-0 ② G5-3		B FF 92 1 SAFE X FF 93 1-0 1-H 2B		C SI 95 X SL 85 0-1 ③ P3			3	1	1	1	1	0	0
17 Yonder Alonso, L (1, 3) OBP: 0.311, SLG: 0.440 36 Yandy Díaz, R (8, PH) OBP: 0.346, SLG: 0.400 (9, 3)	S CH 88 B FF 93 C SI 93 F SI 94 F FF 93 X SI 94 1-2 E8 22 BB 53 1B 1-3 2-H 1B		C SI 92 C SI 92 B CU 80 B SI 93 X SI 93 2-2 ③ G5-3		B FF 93 C FF 93 C CH 85 D CU 79 B FF 93 F CH 84 F FF 94 F FF 94 4-2 B FF 93 BB			C CU 79 B SI 96 F SL 82 F SL 84 B CU 79 S SI 95 2-3 ① K		2	0	1	1	1	0	0
53 Melky Cabrera, S (1, 9) OBP: 0.337, SLG: 0.449 6 Brandon Guyer, R (8, PR) OBP: 0.283, SLG: 0.359 (9, 9)	C CU 77 X CU 76 0-1 22 BB 1-2 3-H 1B			B SI 89 B CU 76 C SI 89 C SI 90 B CU 76 X SI 90 3-2 ① G6-3	S CH 85 X CU 78 0-1 ③ L8			C SL 83 F SL 83 B SI 95 B SI 95 X SL 82 2-2 22 L5-3 1B		1 1	0 0	2 0	1 0	0 0	0 0	2 0
22 Jason Kipnis, L (1, 4) OBP: 0.315, SLG: 0.363	C SI 92 F CH 88 B FF 93 B SI 93 F CH 88 B FF 94 B CH 89 4-2 1-2 2-3 BB			C SI 92 B CH 88 F FF 92 B SI 94 B CH 89 X SI 92 3-2 1 WP 2B		C FF 93 F SL 86 B FF 94 B FF 94 C CH 86 2-3 ① K		X SI 96 0-0 ②③ L5-3 1-1		3	0	1	0	1	1	1
7 Yan Gomes, R (1, 2) OBP: 0.310, SLG: 0.430	B FF 94 F CU 79 B FF 94 B FF 94 X SI 92 3-1 ③ G5-3			C SI 91 F SI 92 B CU 81 B SL 88 F SI 94 F SI 92 D CU 81 F CU 80 S SI 94 3-3 ② K		C SL 89 F FF 94 B SL 88 X FF 94 1-2 1B			B SL 77 F SI 88 F SI 89 X SL 79 1-2 ① G4-3	4	0	1	0	0	1	4
1 Greg Allen, S (1, 8) OBP: 0.280, SLG: 0.319		C SI 90 B FF 91 B SI 91 F SI 91 F FF 93 C SI 92 2-3 ① K		F SI 93 B SI 93 F FF 93 D CU 80 X CH 89 2-2 ③ G4-3 2-3		S FF 94 S CH 86 B CH 86 B FF 94 S SL 86 2-3 ② K			X SI 89 0-0 ② L8	4	0	0	0	0	2	2

Inning Stats																				
	R: 2	H: 3	R: 0	H: 0	R: 0	H: 0	R: 0	H: 1	R: 1	H: 2	R: 0	H: 1	R: 0	H: 0	R: 0	H: 1	R: 0	H: 0	1B: 6	SF: 0	WP: 1	PA: 37
	E: 1	LOB: 3	E: 0	LOB: 0	E: 0	LOB: 0	E: 0	LOB: 1	E: 0	LOB: 2	E: 0	LOB: 1	E: 0	LOB: 0	E: 1	LOB: 1	E: 0	LOB: 0	2B: 3	SAC: 0	PB: 0	
	K: 0	BB: 2	K: 1	BB: 0	K: 0	BB: 0	K: 0	BB: 0	K: 1	BB: 1	K: 2	BB: 0	K: 0	BB: 0	K: 1	BB: 0	K: 0	BB: 0	3B: 0	DP: 1	SB: 1	
	S: 20	P: 36	S: 9	P: 14	S: 5	P: 8	S: 15	P: 26	S: 15	P: 22	S: 10	P: 16	S: 5	P: 7	S: 8	P: 12	S: 7	P: 8	HR: 0	HBP: 0	CS: 0	

PITCHER		IP	WLS	BF	H	R	ER	SO	BB	IBB	HBP	BLK	WP	HR	S	P	ERA	WHIP
53 Kohl Stewart, R ERA: 6.61	(1, 1)	4.2		22	6	3	3	2	2	0	0	0	1	0	56	94	5.79	1.714
65 Trevor May, R ERA: 2.08	(5, 1)	1.1	W	6	1	0	0	2	1	0	0	0	0	0	18	28	0.00	1.500
55 Taylor Rogers, L ERA: 3.2	(7, 1)	2.0	H	6	1	0	0	1	0	0	0	0	0	0	13	19	0.00	0.500
39 Trevor Hildenberger, R ERA: 4.38	(9, 1)	1.0	S	3	0	0	0	0	0	0	0	0	0	0	7	8	0.00	0.000

PITCHER	IP	WLS	BF	H	R	ER	SO	BB	IBB	HBP	BLK	WP	HR	S	P	ERA	WHIP

AB	34
R	3
H	8
RBI	3
BB	3
SO	5
LOB	12

Batter	1	2	3	4	5	6	7	8	9	AB	R	H	RBI	BB	SO	LOB
7 Joe Mauer, L (1, 10) OBP: 0.348, SLG: 0.372	B FF 93 C FF 93 B FF 94 B FF 94 F FF 93 X FF 95 3-2 ① G1-3		C FF 94 S CU 75 B CU 77 X CH 90 1-2 ③ G3		C FF 94 B CH 90 X CH 90 1-1 ③ L7			B FF 88 C SI 90 S SL 78 B SI 92 S SI 92 2-3 ① K		4	0	0	0	0	1	0
24 Logan Forsythe, R (1, 4) OBP: 0.315, SLG: 0.310	C FF 94 F FF 94 B FF 94 B FF 96 B SL 80 C FF 96 3-3 ② K			B CU 74 B SL 78 C FF 94 B FF 94 X FF 94 3-1 ① G1-3		B SL 78 C FF 93 B CU 76 C SL 78 B SL 80 X SL 77 3-2 ① L5		C FF 94 B KC 84 B KC 83 F FF 94 F FF 94 B KC 85 B FF 94 4-2 22 1-3-4-1 BB		3	0	0	0	1	1	0
20 Eddie Rosario, L (1, 7) OBP: 0.329, SLG: 0.484 36 Robbie Grossman, S (5, 7) OBP: 0.337, SLG: 0.365	X CU 75 0-0 ③ G6-3			B CH 89 B CH 90 C CU 74 X CH 89 2-1 1B		B CU 74 S FF 95 X FF 94 1-1 22 FC5-4 1B		B FF 94 B FF 94 F FF 94 X FF 93 2-1 ② F9		2 2	0 0	1 1	0 0	0 0	0 0	0 1
22 Miguel Sanó, R (1, 5) OBP: 0.285, SLG: 0.418		C SL 77 B CU 76 B FF 93 C SL 77 S FF 95 2-3 ① K		S SL 77 1 SAFE B SL 80 C CU 74 D SL 80 S SL 79 2-3 ② K		X SL 79 0-0 ② FC5-4 1-2f		D KC 84 1-0 ③ 2-3-4-1 1-2	B FF 92 B ST 82 F FF 91 B FF 92 S FF 94 X FF 94 3-2 HR	4	1	1	1	0	2	2
26 Max Kepler, L (1, 9) OBP: 0.316, SLG: 0.425		F FF 95 C FF 96 B FF 95 S FF 94 1-3 ② K		C CU 75 B FF 95 S FF 94 D CU 76 F FF 95 S CH 89 2-3 ③ K		X CU 76 0-0 ③ F8			S ST 83 S ST 84 S ST 83 0-3 ① K	4	0	0	0	0	3	2
23 Mitch Garver, R (1, 2) OBP: 0.332, SLG: 0.411		B FF 96 C SL 78 B FF 95 C SL 76 B FF 95 F FF 96 X FF 96 3-2 1B			X FF 92 0-0 E5 16 HR		C FF 93 S CU 74 X SL 78 0-2 ① L5		B ST 82 B SI 93 B SI 92 C FF 93 B FF 94 4-1 BB	3	1	1	0	1	0	0
60 Jake Cave, L (1, 8) OBP: 0.304, SLG: 0.453		D CH 90 C CH 88 X CU 74 1-1 ③ G4-3			F FF 91 B CU 74 S FF 93 B CH 88 D CH 88 S CH 88 3-3 ① K		B FF 93 C CH 88 B FF 93 F CH 88 B SL 79 F FF 95 F CH 89 F FF 94 S SL 79 3-3 ② K		C ST 83 B ST 83 C ST 85 C ST 84 1-3 ② K	4	0	0	0	0	3	3
31 Tyler Austin, R (1, 3) OBP: 0.298, SLG: 0.520			C SL 76 S CU 74 X CU 75 0-2 ① P4		B FF 96 B SL 78 C SL 77 F FF 95 F FF 95 S SL 80 2-3 ② K		S CU 75 B CU 76 S SL 79 B SL 80 B FF 96 B SL 79 4-2 BB		C ST 84 S ST 85 D ST 84 C ST 85 1-3 ③ K	3	0	0	0	1	2	2
16 Ehire Adrianza, S (1, 6) OBP: 0.306, SLG: 0.387			S FF 94 F FF 94 F FF 94 B CU 76 B CU 77 F CH 88 C FF 95 2-3 ② K		B CU 74 B CH 88 X FF 93 2-0 1-H HR		C SL 78 S SL 78 S SL 80 0-3 ③ K			3	1	1	2	0	2	1

| Inning Stats | | |

Minnesota Twins @ Cleveland Indians

Progressive Field, Cleveland, OH

Thu Aug 30 2018, 1:11 PM - 4:16 PM EDT

Att. 20,244 - Cloudy - 73 F

BOTTOM

livebaseballscorecards.com

Batter	1	2	3	4	5	6	7	8	9	AB	R	H	RBI	BB	SO	LOB
12 Francisco Lindor, S (1, 6) OBP: 0.363, SLG: 0.526	C FF 91 F FF 91 B FF 91 B FF 91 F FF 90 X FF 90 2-2 ① F9		F FS 86 F FF 93 B FF 93 F FF 93 X FS 85 1-2 ③ G4-3		C CU 71 B FS 84 L FS 82 F FS 84 S FF 92 1-3 ③ K		S FS 83 X FS 82 0-1 ② G1-3			4	0	0	0	0	1	1
23 Michael Brantley, L (1, 7) OBP: 0.358, SLG: 0.468	B FF 92 C FF 91 F FF 91 X FF 92 1-2 ② P5			B FF 90 B FF 90 F FF 90 F FF 91 X FF 91 2-2 10 1B 2B		C CU 71 B FF 91 B FF 90 X FS 85 2-1 ① P4	S CU 81 B FF 92 X FS 83 1-1 11 WP 2B			4	1	2	0	0	0	0
11 José Ramírez, S (1, 5) OBP: 0.402, SLG: 0.602	B FF 91 X FF 91 1-0 ③ L9			B FS 84 F FF 90 B FS 85 X FS 84 2-1 ① F9		B FF 91 B FF 91 B FS 85 B FF 91 4-0 10 BB 17 1B BB	B FS 81 C FS 83 B FS 83 D FS 83 B FS 83 4-1 10 S 2-3 BB			2	1	0	0	2	0	1
10 Edwin Encarnación, R (1, 10) OBP: 0.323, SLG: 0.476		F FF 90 C SL 84 B SL 84 T SL 82 1-2 ① K		B FF 92 T FF 92 B SL 84 F FF 91 B FF 93 F FS 84 X FF 92 3-2 17 BB 2-H 1B		1 SAFE 1 SAFE B SL 83 1 SAFE B SL 82 B FS 83 1 SAFE B FF 92 4-0 17 1B 22 HR 1-2 BB	B FS 82 C FF 92 S FF 93 B FF 93 X CU 82 2-2 ③ G5-3 1-2			3	1	1	1	1	1	2
17 Yonder Alonso, L (1, 3) OBP: 0.313, SLG: 0.439		B FF 90 B FS 84 C FF 91 X FS 85 2-1 ② G6-3		B FS 84 B FS 84 C FS 84 B FF 91 D FS 84 4-1 1-2 BB		C CU 81 D CU 81 B FF 96 C SI 95 D CU 83 X FF 95 3-2 22 HR 1-2 2-H 1B		B FF 90 S CH 81 B CH 84 B FF 90 F CH 81 F CH 83 F FF 90 X CH 82 3-2 ① F9		3	1	1	1	1	0	0
53 Melky Cabrera, S (1, 9) OBP: 0.332, SLG: 0.441 6 Brandon Guyer, R (7, 9) OBP: 0.282, SLG: 0.357		C FF 90 B FF 91 X FF 90 1-1 ③ L7		F FF 91 B FF 92 S FF 91 S FF 92 1-3 ② K		C CU 80 S CU 82 X FF 95 0-2 ② F9		F CH 83 C SL 82 B FF 89 F FF 91 S FF 90 1-3 ② K		3 1	0 0	0 0	0 0	0 0	1 1	4 0
22 Jason Kipnis, L (1, 4) OBP: 0.316, SLG: 0.373			B FF 91 F FF 90 F FF 91 B FF 91 F FF 92 X CU 73 2-2 55 SH1-3 2B	F FF 92 F FF 91 B FF 91 D FS 85 B FF 92 X FF 91 3-2 ③ F7		C FF 96 B FF 96 C CU 84 D CU 83 X FF 96 2-2 1-H 2-H HR		C FF 91 X SL 84 0-1 ③ G3-1		4	1	2	3	0	0	2
55 Roberto Pérez, R (1, 2) OBP: 0.241, SLG: 0.225			X SL 82 0-0 ① SH1-3 2-3		B FF 90 X FF 90 1-0 ① L9	B CU 83 F FF 96 C FF 95 B CU 82 C CU 81 2-3 ③ K				2	0	0	0	0	1	0
1 Greg Allen, S (1, 8) OBP: 0.276, SLG: 0.315			C FF 92 S FF 92 B FF 92 B FF 92 B FF 92 S FF 92 3-3 ② K		C FF 90 S FF 91 X FF 91 0-2 ② F7		M FF 90 C CU 81 F FF 92 X FF 92 0-2 ① G5-3			3	0	0	0	0	1	1
Inning Stats	R: 0 E: 0 K: 0 S: 8 H: 0 LOB: 0 BB: 0 P: 12	R: 0 E: 0 K: 1 S: 7 H: 0 LOB: 0 BB: 0 P: 11	R: 0 E: 0 K: 1 S: 12 H: 1 LOB: 1 BB: 0 P: 18	R: 1 E: 0 K: 1 S: 16 H: 2 LOB: 2 BB: 1 P: 31	R: 0 E: 0 K: 1 S: 8 H: 0 LOB: 0 BB: 0 P: 10	R: 4 E: 0 K: 1 S: 14 H: 2 LOB: 0 BB: 2 P: 31	R: 0 E: 0 K: 0 S: 12 H: 1 LOB: 2 BB: 1 P: 19	R: 0 E: 0 K: 1 S: 11 H: 0 LOB: 0 BB: 0 P: 15		1B: 2 2B: 3 3B: 0 HR: 1 SF: 0 SAC: 1 DP: 0 HBP: 0						

	AB	29
	R	5
	H	6
	RBI	5
	BB	4
	SO	6
	LOB	11

WP: 1 PA: 34
PB: 0
SB: 1
CS: 0

PITCHER		IP	WLS	BF	H	R	ER	SO	BB	IBB	HBP	BLK	WP	HR	S	P	ERA	WHIP
12 Jake Odorizzi, R ERA: 4.41	(1, 1)	5.1	L	22	3	3	3	4	3	0	0	0	0	0	53	94	5.06	1.125
67 Alan Busenitz, R ERA: 4.79	(6, 1)	0.2	B	4	2	2	2	1	0	0	0	0	0	1	12	19	27.00	3.000
32 Oliver Drake, R ERA: 5.9	(7, 1)	1.0		5	1	0	0	0	1	0	0	0	1	0	12	19	0.00	2.000
58 Gabriel Moya, L ERA: 4.91	(8, 1)	1.0		3	0	0	0	1	0	0	0	0	0	0	11	15	0.00	0.000

PITCHER	IP	WLS	BF	H	R	ER	SO	BB	IBB	HBP	BLK	WP	HR	S	P	ERA	WHIP

Batter	1	2	3	4	5	6	7	8	9	AB	R	H	RBI	BB	SO	LOB
18 Joey Wendle, L (1, 4) OBP: 0.345, SLG: 0.422	X SI 93 0-0 5 BB 1B		B FF 93 B FC 89 C SI 93 X FC 90 2-1 ③ G3			C CU 83 F SI 92 F FF 91 B FF 93 S CU 85 1-3 ① K			F FF 91 B ST 82 F FF 92 S ST 82 1-3 ① K	4	0	1	0	0	2	0
5 Matt Duffy, R (1, 5) OBP: 0.355, SLG: 0.369	B SI 93 B FC 88 B SI 93 B SI 93 4-0 29 G5-4-3 1-2 BB			C SI 92 S FF 91 B FC 88 X CU 84 1-2 ① L8		F FC 90 C FF 92 C SI 93 0-3 ② K			X SI 92 0-0 ② G1-3	3	0	0	0	1	1	0
26 Ji Man Choi, L (1, 10) OBP: 0.340, SLG: 0.465	S SI 93 C CU 85 S FC 90 0-3 ① K			B CH 86 F FF 92 B CU 84 B CH 85 B SI 92 4-1 29 1B BB		C FC 89 B SI 93 B CU 82 X FF 92 2-1 ③ F7			B ST 81 S FF 93 B ST 82 C FF 94 X FF 95 2-2 ③ G3	3	0	0	0	1	1	2
29 Tommy Pham, R (1, 7) OBP: 0.338, SLG: 0.406	C FC 89 C SI 94 B CU 86 B CU 85 X FC 90 2-2 ②③ G5-4-3 1-2f			S FC 90 B FC 90 C SI 93 B SI 93 F CU 85 X FC 89 2-2 1-2 1B			B SI 91 S CU 83 C SI 92 C FF 92 1-3 ① K			3	0	1	0	0	1	2
9 Jake Bauers, L (1, 9) OBP: 0.316, SLG: 0.390		S FC 89 S CH 85 B SI 93 B FC 89 C FF 93 2-3 ① K		B FC 90 B SI 93 B FC 90 C SI 93 F FC 89 C SI 94 3-3 ② K			C CH 85 C SI 93 B CU 85 B FC 87 B CU 84 C FF 93 3-3 ② K			3	0	0	0	0	3	2
44 C.J. Cron, R (1, 3) OBP: 0.322, SLG: 0.484		F SI 93 B FC 88 B SI 93 F FC 90 X CU 85 2-2 ② L8		B FF 93 X CU 84 1-0 ③ F7			F FF 93 B FF 92 C SI 93 F CU 85 X FF 93 1-2 ③ F9			3	0	0	0	0	0	2
39 Kevin Kiermaier, L (1, 8) OBP: 0.261, SLG: 0.319		B FC 88 S SI 93 F CH 87 F FF 93 X CU 84 1-2 ③ F9			F FC 87 S SI 92 B FF 92 F CU 84 F SI 92 F CH 87 F FF 93 X FC 90 1-2 ① L8			X FF 93 0-0 ① P6		3	0	0	0	0	0	0
1 Willy Adames, R (1, 6) OBP: 0.313, SLG: 0.394			B CU 82 C SI 92 X SI 92 1-1 ① G6-3		S SI 92 B FC 87 S SI 92 B SI 92 T SI 93 2-2 ② K			B FF 94 C FF 94 S KC 83 F KC 83 C KC 84 1-3 ② K		3	0	0	0	0	2	0
45 Jesús Sucre, R (1, 2) OBP: 0.240, SLG: 0.229 35 Brandon Lowe, L (8, PH) OBP: 0.356, SLG: 0.292 31 Adam Moore, R (8, 2) OBP: 0.167, SLG: 0.167			B SI 92 C FC 88 F FF 91 F CU 84 B SI 92 F CU 85 X SI 93 2-2 ② L3		S FC 88 B SI 92 S CU 83 X SI 93 1-2 ③ G3			C KC 83 S KC 83 S KC 83 0-3 ③ K		2 1 0	0 0 0	0 0 0	0 0 0	0 0 0	0 1 0	0 0 0
Inning Stats	R: 0 E: 0 K: 1 S: 7 H: 1 LOB: 1 BB: 1 P: 13	R: 0 E: 0 K: 1 S: 10 H: 0 LOB: 0 BB: 0 P: 15	R: 0 E: 0 K: 0 S: 9 H: 0 LOB: 0 BB: 0 P: 14	R: 0 E: 0 K: 1 S: 12 H: 1 LOB: 2 BB: 1 P: 23	R: 0 E: 0 K: 1 S: 13 H: 0 LOB: 0 BB: 0 P: 17	R: 0 E: 0 K: 2 S: 9 H: 0 LOB: 0 BB: 0 P: 12	R: 0 E: 0 K: 2 S: 10 H: 0 LOB: 0 BB: 0 P: 15	R: 0 E: 0 K: 2 S: 8 H: 0 LOB: 0 BB: 0 P: 9	R: 0 E: 0 K: 1 S: 7 H: 0 LOB: 0 BB: 0 P: 10	1B: 2 2B: 0 3B: 0 HR: 0	SF: 0 SAC: 0 DP: 1 HBP: 0					

PITCHER		IP	WLS	BF	H	R	ER	SO	BB	IBB	HBP	BLK	WP	HR	S	P	ERA	WHIP
28 Corey Kluber, R ERA: 2.8	(1, 1)	7.0	W	24	2	0	0	8	2	0	0	0	0	0	70	109	0.00	0.571
37 Cody Allen, R ERA: 4.53	(8, 1)	1.0	H	3	0	0	0	2	0	0	0	0	0	0	8	9	0.00	0.000
33 Brad Hand, L ERA: 2.61	(9, 1)	1.0	S	3	0	0	0	1	0	0	0	0	0	0	7	10	0.00	0.000

PITCHER	IP	WLS	BF	H	R	ER	SO	BB	IBB	HBP	BLK	WP	HR	S	P	ERA	WHIP

TOP

Tampa Bay Rays @ Cleveland Indians

Progressive Field, Cleveland, OH

Fri Aug 31 2018, 7:10 PM - 9:28 PM EDT

Att. 25,639 - Clear - 76 F

livebaseballscorecards.com

AB	28
R	0
H	2
RBI	0
BB	2
SO	11
LOB	8

WP: 0	PA: 30		
PB: 0			
SB: 0			
CS: 0			

Batter	1	2	3	4	5	6	7	8	9	AB	R	H	RBI	BB	SO	LOB
12 Francisco Lindor, S (1, 6) OBP: 0.363, SLG: 0.523	C FF 97 S FF 98 X SL 85 0-2 ① L8			C FF 96 S FF 96 B SL 86 F SL 85 B FF 98 C SL 84 2-3 ① K		1 SAFE F FF 97 F FF 97 1 SAFE X FF 96 0-2 ② F9		C SL 89 B FF 99 S SL 90 B SL 90 B FF 99 B SL 89 4-2 23 S 23 1B 1-3 BB		3	1	0	0	1	1	1
23 Michael Brantley, L (1, 7) OBP: 0.358, SLG: 0.466	B FF 98 F FF 98 C CU 82 F FF 98 S SL 86 1-3 ② K			C CU 80 X FF 98 0-1 ② G3		1 SAFE X FF 95 0-0 ③ G3		B SL 90 B SL 89 X FF 99 2-0 1-H 3-H 1B		4	0	1	1	0	1	1
11 José Ramírez, S (1, 5) OBP: 0.400, SLG: 0.597	B FF 98 C CU 82 F FF 98 B SL 87 S SL 86 2-3 ③ K			B CU 82 B CU 82 F FF 97 B FF 97 X FF 98 3-1 ③ F8			C FF 97 C FF 97 B SL 87 X SL 85 1-2 ① G4-3	B FF 98 1 SAFE B FF 98 F FF 98 S FS 90 S FS 89 2-3 ③ K		4	0	0	0	0	2	1
10 Edwin Encarnación, R (1, 10) OBP: 0.324, SLG: 0.482		S FF 96 B FF 98 B SL 85 C CU 82 X FF 97 2-2 ① L7			X FF 95 0-0 ① L8		X CU 83 0-0 HR			3	1	1	1	0	0	0
17 Yonder Alonso, L (1, 3) OBP: 0.313, SLG: 0.437		B FF 96 C FF 98 B CU 83 C FF 97 B SL 86 F FF 98 B CU 81 4-2 53 G4-6-3 BB			C FF 96 X FF 96 0-1 ② G6-3		F FF 95 B FF 98 B FF 96 B FF 96 C FF 97 X FF 97 3-2 ② G3-1			2	0	0	0	1	0	0
53 Melky Cabrera, S (1, 9) OBP: 0.332, SLG: 0.439 6 Brandon Guyer, R (8, 9) OBP: 0.282, SLG: 0.357		X FF 97 0-0 ② ③ G4-6-3 1-2f			C FF 99 X FF 99 0-1 22 S 1B		X FF 96 0-0 ③ P5			3 0	0 0	1 0	0 0	0 0	0 0	1 0
22 Jason Kipnis, L (1, 4) OBP: 0.314, SLG: 0.371			C FF 98 X FF 97 0-1 ① F7		D FF 97 F FF 95 C FF 98 F FF 98 D SL 86 S SL 85 2-3 ③ K 1-2			B FF 100 X FF 99 1-0 ① F8		3	0	0	0	0	1	1
7 Yan Gomes, R (1, 2) OBP: 0.308, SLG: 0.426			C FF 98 B FF 97 F FF 97 T FF 98 1-2 ② K			S FF 96 B FF 96 F CU 80 S SL 86 1-3 ① K		S SL 91 B SL 92 S FF 99 B SL 91 B SL 89 X FF 99 3-2 ② P6		3	0	0	0	0	2	0
1 Greg Allen, S (1, 8) OBP: 0.281, SLG: 0.317			X FF 96 0-0 ③ F8			C FF 97 H FF 97 1-1 HBP		X FF 99 0-0 12 WP 12 S 23 WP 1B		2	1	1	0	0	0	0
Inning Stats	R: 0 E: 0 K: 2 S: 10 H: 0 LOB: 0 BB: 0 P: 13	R: 0 E: 0 K: 0 S: 7 H: 0 LOB: 0 BB: 1 P: 13	R: 0 E: 0 K: 1 S: 6 H: 0 LOB: 0 BB: 0 P: 7	R: 0 E: 0 K: 1 S: 8 H: 0 LOB: 0 BB: 0 P: 13	R: 0 E: 0 K: 1 S: 9 H: 1 LOB: 1 BB: 0 P: 11	R: 0 E: 0 K: 1 S: 8 H: 0 LOB: 1 BB: 0 P: 10	R: 1 E: 0 K: 0 S: 8 H: 1 LOB: 0 BB: 0 P: 12	R: 2 E: 0 K: 1 S: 11 H: 2 LOB: 1 BB: 1 P: 23		1B: 3 2B: 0 3B: 0 HR: 1	SF: 0 SAC: 0 DP: 1 HBP: 1		WP: 2 PB: 0 SB: 4 CS: 0	PA: 30		

PITCHER		IP	WLS	BF	H	R	ER	SO	BB	IBB	HBP	BLK	WP	HR	S	P	ERA	WHIP
20 Tyler Glasnow, R ERA: 3.95	(1, 1)	7.0	L	24	2	1	1	6	1	0	1	0	0	1	56	79	1.29	0.429
55 Ryne Stanek, R ERA: 2.77	(8, 1)	1.0		6	2	2	2	1	1	0	0	0	2	0	11	23	18.00	3.000

PITCHER	IP	WLS	BF	H	R	ER	SO	BB	IBB	HBP	BLK	WP	HR	S	P	ERA	WHIP

BOTTOM

Tampa Bay Rays @ Cleveland Indians

Progressive Field, Cleveland, OH

Fri Aug 31 2018, 7:10 PM - 9:28 PM EDT

Att. 25,639 - Clear - 76 F

livebaseballscorecards.com

AB	27
R	3
H	4
RBI	2
BB	2
SO	7
LOB	5

Tampa Bay Rays @ Cleveland Indians

Progressive Field, Cleveland, OH

Sat Sep 01 2018, 7:11 PM - 10:23 PM EDT

Att. 31,816 - Cloudy - 86 F

TOP

livebaseballscorecards.com

Batter	1	2	3	4	5	6	7	8	9	AB	R	H	RBI	BB	SO	LOB
18 Joey Wendle, L (1, 4) OBP: 0.345, SLG: 0.425	B FF 95 C FF 95 X SL 86 1-1 5 P3-1 1B		C KC 79 F CH 87 F FF 94 B KC 81 X KC 80 1-2 ③ G5-3			D CH 87 C FF 93 X KC 81 1-1 5 2B 1-3 2B	B FF 89 B SL 80 B SL 79 C SI 92 C SI 93 T FF 93 3-2 ② K		C SI 91 F FC 88 X FF 90 0-2 ① P4	5	1	2	0	0	1	0
5 Matt Duffy, R (1, 5) OBP: 0.355, SLG: 0.372	C FF 95 B FF 95 F SL 85 B FF 94 B KC 80 1 SAFE 1 SAFE X FF 94 3-2 ① ② P3-1 1-1f			F KC 79 F FF 93 B KC 82 B FF 94 F FF 94 X SL 85 2-2 ① G3-1		X SL 84 0-0 26 G4-3 29 2B 2-H 3-H 2B	B SI 90 C SI 88 C SI 90 F SI 89 B SL 83 F SI 89 F SI 91 F SI 90 B SI 90 3-2 ③ X SI 89 L7		C CU 77 T FC 87 B FF 90 B FC 87 B FF 91 X FC 86 3-2 1B	5	1	2	2	0	0	1
26 Ji Man Choi, L (1, 10) OBP: 0.349, SLG: 0.485	X FF 93 0-0 2B			C CH 88 B SL 85 C FF 94 B FF 95 X KC 80 2-2 39 PO 2B		B FF 93 B FF 93 X FF 92 2-0 ① G4-3 2-3		B FF 95 X FF 95 1-0 9 BB 1 BB 1B	C CH 84 S FC 88 1 SAFE B FF 89 S CU 76 1-3 ② K	5	0	3	0	0	1	2
29 Tommy Pham, R (1, 7) (7, 8) OBP: 0.337, SLG: 0.406	X SL 84 0-0 ③ F8			B FF 94 B FF 92 C FF 92 S FF 93 B FF 92 S SL 84 3-3 ② K		C FF 93 X SL 86 0-1 39 1B 3-H 2B		B SL 87 F FF 95 S FF 96 S SL 88 1-3 ① K	B CU 76 1 SAFE S FC 87 X CU 76 1-1 ③ F8	5	1	1	1	0	2	4
39 Kevin Kiermaier, L (1, 8) OBP: 0.262, SLG: 0.319 27 Carlos Gómez, R (7, 9) OBP: 0.309, SLG: 0.349		S FF 93 F FF 94 C FF 95 0-3 ① K		S FF 93 S FF 93 2 SAFE 0-2 ③ PO 2-3	S KC 79 S FF 85 S KC 80 0-3 ① K	C FF 88 S CU 74 F CU 75 B FF 89 X CU 74 1-2 2-H 1B		F FF 95 X SL 88 0-1 ② L8		3 1	0 0	1 0	1 0	0 0	2 0	0 1
1 Willy Adames, R (1, 6) OBP: 0.320, SLG: 0.395		S SL 85 S SL 85 X SL 86 0-2 9 CS 1B			F FF 93 B KC 80 F SL 84 B FF 94 C FF 93 2-3 ② K	0-0 IBB		B SL 88 B FF 95 D FF 94 B FF 95 4-0 45 FC5 9 BB 1-2 BB		2	0	1	0	2	1	0
9 Jake Bauers, L (1, 3) OBP: 0.319, SLG: 0.393		B FF 94 B CH 89 S FF 94 B FF 93 F FF 93 F SL 86 F FF 94 X FF 94 3-2 ② ③ L6 1-2			B KC 80 F KC 79 B CH 87 C FF 93 B SL 86 X FF 94 3-2 2B	B FF 90 S CU 75 B SI 90 F FF 89 B CU 75 S CU 75 3-3 ② K		C FF 95 D CU 81 B FF 93 B FF 93 B FF 93 4-1 45 FC5 1-2 2-3 BB		3	0	1	0	1	1	3
45 Jesús Sucre, R (1, 2) OBP: 0.234, SLG: 0.223			B FF 94 F SL 86 X FF 94 1-1 ① L9		X FF 93 0-0 ③ L9	C SI 85 B SL 79 X SI 85 1-1 ③ G5-3		C FF 94 F FF 94 B SL 87 F SL 88 X SL 87 1-2 ③ FC5 1-2 2-3f		4	0	0	0	0	0	6
35 Brandon Lowe, L (1, 9) (7, 7) OBP: 0.365, SLG: 0.365			C KC 80 C FF 94 B KC 81 X FF 95 1-2 ② L7			X FF 94 0-0 18 2B 5 2B 1B	S SL 74 B SL 80 X SI 91 1-1 ① G1-5-3		X FC 87 0-0 HR	4	2	2	1	0	0	0

	AB	R	H	RBI	BB	SO	LOB
	37	5	13	5	3	8	17

Inning Stats	1	2	3	4	5	6	7	8	9	1B: 6	SF: 0	WP: 0	PA: 41
	R: 0 E: 0 K: 0 S: 7	H: 2 LOB: 1 BB: 0 P: 11	R: 0 E: 0 K: 1 S: 11	H: 1 LOB: 0 BB: 0 P: 14	R: 0 E: 0 K: 0 S: 9	H: 0 LOB: 0 BB: 0 P: 12	R: 0 E: 0 K: 1 S: 12	H: 1 LOB: 0 BB: 0 P: 19	R: 0 E: 0 K: 2 S: 10	H: 1 LOB: 1 BB: 0 P: 15	R: 4 E: 0 K: 1 S: 16	H: 5 LOB: 2 BB: 1 P: 24	R: 0 E: 0 K: 1 S: 12	H: 0 LOB: 0 BB: 0 P: 19	R: 0 E: 0 K: 1 S: 11	H: 1 LOB: 3 BB: 2 P: 22	R: 1 E: 0 K: 1 S: 12	H: 2 LOB: 1 BB: 0 P: 17	2B: 7 3B: 0 HR: 1	SAC: 0 DP: 1 HBP: 0	PB: 0 SB: 0 CS: 1	

PITCHER		IP	WLS	BF	H	R	ER	SO	BB	IBB	HBP	BLK	WP	HR	S	P	ERA	WHIP
57 Shane Bieber, R ERA: 4.66	(1, 1)	5.1	L	22	9	4	4	4	0	0	0	0	0	0	56	81	6.75	1.688
49 Tyler Olson, L ERA: 6.33	(6, 1)	0.1		3	1	0	0	1	0	1	0	0	0	0	7	11	0.00	3.000
90 Adam Cimber, R ERA: 3.57	(6, 1)	0.1		1	0	0	0	0	0	0	0	0	0	0	2	3	0.00	0.000
39 Oliver Pérez, L ERA: 1.08	(7, 1)	0.2		2	0	0	0	1	0	0	0	0	0	0	5	9	0.00	0.000
61 Dan Otero, R ERA: 5.62	(7, 1)	0.1		1	0	0	0	0	0	0	0	0	0	0	7	10	0.00	0.000

PITCHER		IP	WLS	BF	H	R	ER	SO	BB	IBB	HBP	BLK	WP	HR	S	P	ERA	WHIP
46 Jon Edwards, R ERA:	(8, 1)	1.0		6	1	0	0	1	2	0	0	0	0	0	11	22	0.00	3.000
43 Josh Tomlin, R ERA: 6.83	(9, 1)	1.0		5	2	1	1	1	0	0	0	0	0	1	12	17	9.00	2.000

Batter	1	2	3	4	5	6	7	8	9	AB	R	H	RBI	BB	SO	LOB
12 Francisco Lindor, S (1, 6) OBP: 0.360, SLG: 0.519	C FF 98 C FF 97 S CU 83 0-3 ① K2-3	S CU 81 D CH 88 S CU 80 S CU 84 1-3 ② K2-3			C CU 81 X FF 97 0-1 ① L3		C SI 97 F CU 85 X FC 90 0-2 ③ G4-3			4	0	0	0	0	2	2
23 Michael Brantley, L (1, 7) OBP: 0.359, SLG: 0.466	B FF 97 B FF 98 X FF 97 2-0 ③ 36 S, 11 S, 1B	B CU 81 S SL 89 X SL 90 1-1 ③ 2-H 1B			F CU 82 B FF 97 F FF 97 B SL 91 B FF 98 S SL 89 3-3 ② K			C SI 98 B SI 98 S FC 89 B FC 91 X FC 91 2-2 E6, 10 G6-4-3, 11 BB		4	0	2	0	0	1	0
11 José Ramírez, S (1, 5) OBP: 0.400, SLG: 0.595	B CU 80 S CH 86 S CH 87 S CU 83 1-3 ② K 1-2		C CU 80 X CH 87 0-1 10 G6-4-3, 1B		B FF 98 B CU 83 B CH 87 X FF 98 3-0 ③ G6-3			B SI 97 F SI 96 1 SAFE B SI 98 B SI 96 F FF 96 B FC 89 4-2 10 G6-4-3, 1-2 BB		3	0	1	0	1	1	1
10 Edwin Encarnación, R (1, 3) OBP: 0.323, SLG: 0.478	B CH 87 B SL 91 D CH 87 B CH 88 4-0 36 S, BB		B FF 96 X CH 88 1-0 ① ② G6-4-3, 1-2f			B FF 96 B FF 94 S CU 80 B CH 87 F CH 87 C CU 79 3-3 ① K		B ST 82 X ST 80 1-0 ① ② G6-4-3, 1-2f, 2-3		3	0	0	0	1	1	3
36 Yandy Díaz, R (1, 10) OBP: 0.321, SLG: 0.370	B FF 96 S CH 87 B FF 97 C FF 96 D CU 83 X CH 88 3-2 ③ F9, 1-2, 2-3		S FF 97 B SL 89 C FF 95 B CU 84 B CU 82 C CU 80 3-3 ③ K			B FF 97 B CH 87 S CH 87 C CU 82 S CU 82 2-3 ② K		B ST 83 C ST 82 S ST 83 X ST 82 1-2 ③ F8		4	0	0	0	0	2	3
6 Brandon Guyer, R (1, 8) 22 Jason Kipnis, L (9, PH) OBP: 0.282, SLG: 0.357 OBP: 0.316, SLG: 0.379		B FF 98 B FF 94 S FF 96 F CH 90 B SL 90 X CH 88 3-2 E5, 53 2B	C CU 78 X FF 97 0-1 53 CS, 1B			F FF 98 F FF 97 S FF 97 0-3 ③ K			B SI 92 B SI 92 S SI 92 X FF 92 2-1 HR	3 1	1 1	1 1	0 1	0 0	1 0	0 0
53 Melky Cabrera, S (1, 9) OBP: 0.335, SLG: 0.446		S FF 97 X FF 97 0-1 7 2B, 2-H 2B	S CU 80 S CU 82 X CU 81 0-2 ① 9 FC5-4, 1-2 1B				C CU 80 B CU 83 C CH 87 B CU 83 S SL 89 2-3 ① K		C SI 92 C ST 80 F ST 81 X ST 80 0-2 ① L4	4	1	2	1	0	1	0
7 Yan Gomes, R (1, 2) OBP: 0.307, SLG: 0.427		C FF 97 B FF 96 D CH 89 B FF 96 S CH 88 X FF 97 3-2 23 1B, 2-H 2B	B FF 96 C CU 79 F CH 88 X FF 96 1-2 ② F9				B FF 97 X CH 88 1-0 ② G6-3		B ST 79 C ST 81 B SI 92 F ST 81 S ST 82 2-3 ② K	4	0	1	1	0	1	1
9 Erik González, R (1, 4) OBP: 0.320, SLG: 0.403 17 Yonder Alonso, L (9, PH) OBP: 0.312, SLG: 0.436		X FF 94 0-0 ① B2	D FF 96 F FF 94 D CU 83 S CU 81 X CH 87 2-2 ③ FC5-4, 1-2f				F FF 98 X FF 98 0-1 1B		X SI 89 0-0 ③ G3-1	3 1	0 0	1 0	0 0	0 0	0 0	2 0
Inning Stats	R: 0 E: 0 K: 2 S: 10 H: 1 LOB: 2 BB: 1 P: 20	R: 2 E: 1 K: 1 S: 14 H: 3 LOB: 2 BB: 0 P: 22	R: 0 E: 0 K: 1 S: 6 H: 1 LOB: 0 BB: 0 P: 10	R: 0 E: 0 K: 0 S: 11 H: 2 LOB: 1 BB: 0 P: 14	R: 0 E: 0 K: 1 S: 6 H: 0 LOB: 0 BB: 0 P: 12	R: 0 E: 0 K: 3 S: 9 H: 0 LOB: 0 BB: 0 P: 14	R: 0 E: 0 K: 1 S: 9 H: 1 LOB: 1 BB: 0 P: 12	R: 0 E: 1 K: 0 S: 9 H: 0 LOB: 1 BB: 1 P: 17	R: 1 E: 0 K: 1 S: 10 H: 1 LOB: 0 BB: 0 P: 14	1B: 6 2B: 2 3B: 0 HR: 1 SF: 0 SAC: 0 DP: 2 HBP: 0						

PITCHER		IP	WLS	BF	H	R	ER	SO	BB	IBB	HBP	BLK	WP	HR	S	P	ERA	WHIP
42 Blake Snell, L ERA: 2.02	(1, 1)	6.2	W	27	8	2	1	9	1	0	0	0	0	0	62	101	1.35	1.350
46 José Alvarado, L ERA: 2.22	(7, 1)	0.1	H	3	0	0	0	0	1	0	0	0	0	0	8	14	0.00	3.000
52 Chaz Roe, R ERA: 3.77	(8, 1)	1.2	H	5	1	1	1	1	0	0	0	0	0	1	13	19	5.40	0.600
56 Adam Kolarek, L ERA: 3.91	(9, 1)	0.1	S	1	0	0	0	0	0	0	0	0	0	0	1	1	0.00	0.000

PITCHER	IP	WLS	BF	H	R	ER	SO	BB	IBB	HBP	BLK	WP	HR	S	P	ERA	WHIP

BOTTOM

Tampa Bay Rays @ Cleveland Indians

Progressive Field, Cleveland, OH

Sat Sep 01 2018, 7:11 PM - 10:23 PM EDT

Att. 31,816 - Cloudy - 86 F

livebaseballscorecards.com

AB	34
R	3
H	9
RBI	3
BB	2
SO	10
LOB	12

WP: 0 PB: 0 SB: 3 CS: 1 PA: 36

Tampa Bay Rays @ Cleveland Indians

Progressive Field, Cleveland, OH

Sun Sep 02 2018, 4:12 PM - 7:20 PM EDT

Att. 26,535 - Partly Cloudy - 88 F

TOP

livebaseballscorecards.com

Batter	1	2	3	4	5	6	7	8	9	AB	R	H	RBI	BB	SO	LOB
18 Joey Wendle, L (1, 5) OBP: 0.346, SLG: 0.427	G1-3		K		G4-3		2B			5	1	2	1	0	1	0
29 Tommy Pham, R (1, 8) (8, 7) OBP: 0.338, SLG: 0.411	G6-3		1B		K		3B	G3-6-1		5	1	2	1	0	1	2
26 Ji Man Choi, L (1, 10) OBP: 0.351, SLG: 0.478	1B		K		G3		BB		G4-3	4	1	1	0	1	1	1
44 C.J. Cron, R (1, 3) OBP: 0.323, SLG: 0.492	K			HR		2B	P6		K	5	1	2	1	0	2	3
35 Brandon Lowe, L (1, 4) OBP: 0.382, SLG: 0.474		HR		G3		L9-5	2B		2B	5	1	3	3	0	0	1
1 Willy Adames, R (1, 6) OBP: 0.326, SLG: 0.397		K		1B		1B	BB		F9	4	0	2	0	1	1	1
9 Jake Bauers, L (1, 7) OBP: 0.318, SLG: 0.388		G4-3		BB		K	K			3	0	0	0	1	2	3
11 Andrew Velazquez, S (8, 8)										0	0	0	0	0	0	0
27 Carlos Gómez, R (1, 9) OBP: 0.309, SLG: 0.346		L7		K			BB		G4-3	3	1	0	0	1	1	2
31 Adam Moore, R (1, 2) OBP: 0.222, SLG: 0.333			K	K			SH3		2B	3	0	1	0	0	2	2
Inning Stats	R: 0 E: 0 K: 1 S: 10 H: 1 LOB: 1 BB: 0 P: 14	R: 1 E: 0 K: 1 S: 9 H: 1 LOB: 0 BB: 0 P: 14	R: 0 E: 0 K: 3 S: 10 H: 1 LOB: 1 BB: 0 P: 15	R: 1 E: 0 K: 2 S: 16 H: 2 LOB: 2 BB: 1 P: 23	R: 0 E: 0 K: 1 S: 8 H: 0 LOB: 0 BB: 0 P: 12	R: 0 E: 0 K: 1 S: 9 H: 2 LOB: 1 BB: 0 P: 13	R: 4 E: 0 K: 1 S: 18 H: 3 LOB: 2 BB: 3 P: 35	R: 0 E: 0 K: 0 S: 15 H: 2 LOB: 1 BB: 0 P: 17	R: 0 E: 0 K: 1 S: 12 H: 1 LOB: 1 BB: 0 P: 20	1B: 5 2B: 6 3B: 1 HR: 2 SF: 0 SAC: 1 DP: 2 HBP: 0	WP: 0 PB: 0 SB: 0 CS: 0 PA: 42					

	AB	37
	R	6
	H	13
	RBI	6
	BB	4
	SO	11
	LOB	15

PITCHER		IP	WLS	BF	H	R	ER	SO	BB	IBB	HBP	BLK	WP	HR	S	P	ERA	WHIP
59 Carlos Carrasco, R ERA: 3.52	(1, 1)	6.1	L	29	9	5	5	9	2	0	0	0	0	2	70	107	7.11	1.737
58 Neil Ramírez, R ERA: 4.81	(7, 1)	0.1		4	1	1	1	0	2	0	0	0	0	0	7	15	27.00	9.000
49 Tyler Olson, L ERA: 6.23	(7, 1)	0.1		1	0	0	0	1	0	0	0	0	0	0	3	4	0.00	0.000
90 Adam Cimber, R ERA: 3.51	(8, 1)	1.0		4	2	0	0	0	0	0	0	0	0	0	15	17	0.00	2.000
43 Josh Tomlin, R ERA: 6.71	(9, 1)	1.0		4	1	0	0	1	0	0	0	0	0	0	12	20	0.00	1.000

PITCHER	IP	WLS	BF	H	R	ER	SO	BB	IBB	HBP	BLK	WP	HR	S	P	ERA	WHIP

Batter	1	2	3	4	5	6	7	8	9	AB	R	H	RBI	BB	SO	LOB
12 Francisco Lindor, S (1, 6) OBP: 0.360, SLG: 0.517	B FF 99 B SI 98 X FF 99 2-0 ① P6		1 SAFE L SI 88 B FC 87 X CH 81 1-1 ②③ G5-3 1-2			B CU 74 S CU 74 B FF 90 F CH 82 X FC 87 2-2 ③ G5-3			X FF 96 0-0 23 G3 36 1B 1B	4	1	1	0	0	0	1
23 Michael Brantley, L (1, 7) OBP: 0.358, SLG: 0.467	C FF 100 B FF 101 B SL 91 F SI 99 S SL 92 2-3 ② K			C FF 87 B FF 88 F CU 74 S CU 75 1-3 ① K			X FF 87 0-0 11 1B 2B		B FF 95 X FF 94 1-0 ① G3 1-2	4	1	1	0	0	2	1
11 José Ramírez, S (1, 5) OBP: 0.401, SLG: 0.593	C FF 101 C SL 92 B SL 93 X FF 101 1-2 ③ G3			B CH 80 B FF 90 C FF 90 X CH 81 2-1 ② P3			C CH 79 X FC 86 0-1 17 G4-6-3 2-H 1B		B FF 97 B CH 86 F FF 96 D FF 96 F FF 96 F FF 96 D CH 87 4-2 36 1B 53 2B BB	3	1	1	1	1	0	0
36 Yandy Díaz, R (1, 10) OBP: 0.333, SLG: 0.379		B SI 98 C SI 96 F SL 89 X SL 91 1-2 1B		C FF 90 B FC 88 X CH 81 1-1 ③ G6-3			B SI 88 X CH 81 1-0 ① F9		B SL 90 X SL 88 1-0 53 2B 1-2 2-H 1B	4	1	2	1	0	0	1
17 Yonder Alonso, L (1, 3) OBP: 0.310, SLG: 0.432		B CU 76 C CU 72 B FF 90 F FF 89 S CU 76 2-3 ① K			B CU 75 B FF 88 F FF 88 B FF 90 C FF 89 X FF 90 3-2 ① F8		B SL 79 F SI 90 B SL 79 S SI 91 F SI 92 X SI 91 2-2 ②③ G4-6-3 1-2f		B SI 96 C SI 94 B SI 96 F SI 97 C CU 84 2-3 ② K	4	0	0	0	0	2	4
53 Melky Cabrera, S (1, 9) OBP: 0.333, SLG: 0.448		S CH 81 S FC 86 F FC 88 F FF 91 D CH 81 F CH 81 F CU 76 C FF 91 1-3 ② K			B CU 74 X FF 89 1-0 ② L7			B CH 83 B CH 83 F SI 90 B SI 90 X SI 89 3-1 ① G4-3	B SI 97 X SI 95 1-0 22 DI 1-H 2-H 2B	4	0	1	2	0	1	1
22 Jason Kipnis, L (1, 4) OBP: 0.313, SLG: 0.376		X FF 89 0-0 ③ L6			B CU 77 B CU 74 B FF 90 C FF 88 X FF 89 3-1 ③ P3			B SI 90 X SI 90 1-0 E1	C SI 98 D FC 90 B SI 97 F FF 97 S SI 98 2-3 ③ K 2-3	4	0	0	0	0	1	2
55 Roberto Pérez, R (1, 2) OBP: 0.244, SLG: 0.224 38 Eric Haase, R (8, 2)			F FF 88 T SI 89 B FC 86 B CH 81 B CH 81 F FF 90 F FF 90 B FF 90 4-2 1 FC3-6 BB			B SI 88 B FF 88 X FF 89 2-0 ① L5		C SI 90 F CH 84 B FF 93 F CH 82 F FF 94 S FF 94 1-3 ② K		1	0	0	0	1	0	0
1 Greg Allen, S (1, 8) OBP: 0.278, SLG: 0.312			C FF 91 B CH 81 X SI 89 1-1 ① FC3-6 12 CS 1-2f			B FF 90 S CH 79 F CH 81 X FC 86 1-2 ② G5-3		F CH 85 B FF 93 X CH 83 1-1 ③ F9		1	0	0	0	1	1	1
										3	0	0	0	0	0	2
Inning Stats	R: 0 E: 0 K: 1 S: 7 H: 0 LOB: 0 BB: 0 P: 12	R: 0 E: 0 K: 2 S: 14 H: 1 LOB: 1 BB: 0 P: 18	R: 0 E: 0 K: 0 S: 8 H: 0 LOB: 0 BB: 1 P: 14	R: 0 E: 0 K: 1 S: 7 H: 0 LOB: 0 BB: 0 P: 11	R: 0 E: 0 K: 0 S: 6 H: 0 LOB: 0 BB: 0 P: 13	R: 0 E: 0 K: 0 S: 7 H: 0 LOB: 0 BB: 0 P: 12	R: 1 E: 0 K: 0 S: 8 H: 2 LOB: 0 BB: 0 P: 11	R: 0 E: 1 K: 1 S: 10 H: 0 LOB: 1 BB: 0 P: 16	R: 3 E: 0 K: 2 S: 14 H: 3 LOB: 1 BB: 1 P: 25	1B: 4 2B: 2 3B: 0 HR: 0	SF: 0 SAC: 0 DP: 1 HBP: 0				WP: 0 PB: 0 SB: 0 CS: 1	PA: 34	

PITCHER		IP	WLS	BF	H	R	ER	SO	BB	IBB	HBP	BLK	WP	HR	S	P	ERA	WHIP
63 Diego Castillo, R ERA: 3.64	(1, 1)	1.0		4	1	0	0	1	0	0	0	0	0	0	10	16	0.00	1.000
48 Ryan Yarbrough, L ERA: 3.68	(2, 1)	5.0	W	17	2	1	1	3	1	0	0	0	0	0	42	67	1.80	0.600
56 Adam Kolarek, L ERA: 3.6	(7, 1)	2.0		6	0	0	0	1	0	0	0	0	0	0	15	24	0.00	0.000
61 Hunter Wood, R ERA: 4.45	(9, 1)	0.1		4	2	3	3	0	1	0	0	0	0	0	6	12	81.00	9.000
46 José Alvarado, L ERA: 2.2	(9, 1)	0.2	S	3	1	0	0	2	0	0	0	0	0	0	8	13	0.00	1.500

PITCHER	IP	WLS	BF	H	R	ER	SO	BB	IBB	HBP	BLK	WP	HR	S	P	ERA	WHIP

BOTTOM

Tampa Bay Rays @ Cleveland Indians

Progressive Field, Cleveland, OH

Sun Sep 02 2018, 4:12 PM - 7:20 PM EDT

Att. 26,535 - Partly Cloudy - 88 F

livebaseballscorecards.com

AB	32
R	4
H	6
RBI	4
BB	2
SO	7
LOB	13

Kansas City Royals @ Cleveland Indians

Progressive Field, Cleveland, OH

Mon Sep 03 2018, 4:12 PM - 6:50 PM EDT

Att. 20,536 - Partly Cloudy - 85 F

livebaseballscorecards.com

TOP

Batter	1	2	3	4	5	6	7	8	9	AB	R	H	RBI	BB	SO	LOB
15 Whit Merrifield, R (1, 4) OBP: 0.374, SLG: 0.444	B FF 91 F FF 92 S SL 79 F SL 82 X SL 80 1-2 ① G1		D CU 77 X FF 90 1-0 ① F9		C CU 74 B CH 84 B CH 84 F SL 81 B FF 91 X FF 92 3-2 ② F9		C SI 91 B FF 89 B SI 90 C SI 90 F FF 90 B SL 83 X SL 82 3-2 ③ G5-3		S SL 88 F SL 85 B SL 86 F SI 96 B FF 95 B SL 86 F FF 94 S SL 86 3-3 ② K 1-2	5	0	0	0	0	1	3
4 Alex Gordon, L (1, 7) OBP: 0.318, SLG: 0.352	F FF 92 F FF 92 B CU 77 X CH 84 1-2 ② G4-3		B CH 82 C FF 91 D SL 80 B FF 91 F FF 91 C FF 91 3-3 ② K		C FF 91 B SL 82 C SL 79 B FF 91 F FF 91 S CH 83 2-3 ③ K			F FF 98 S FF 95 F FF 97 B CU 82 F FF 97 C FF 96 1-3 ① K	B FF 95 F FF 97 F SI 96 B SI 96 X SL 84 2-2 ③ G6-3	5	0	0	0	0	3	3
17 Hunter Dozier, R (1, 10) OBP: 0.287, SLG: 0.399	B FF 92 B FF 92 F FF 92 F FF 92 X SL 82 2-2 ③ L8		B SL 82 X FF 91 1-0 ③ F9			C SL 81 X SL 82 0-1 66 HR 1B		C SL 88 X FF 97 0-1 HR		4	2	2	1	0	0	1
66 Ryan O'Hearn, L (1, 3) OBP: 0.341, SLG: 0.646		X CH 84 0-0 ① G4-3		C FF 90 C CH 84 B FF 91 B CU 75 B SL 80 X FF 91 3-2 HR		D CH 83 X CH 83 1-0 1-H HR		F FF 95 B FF 96 B SL 86 C FF 95 F CU 81 X FF 95 2-2 2B		4	2	3	3	0	0	0
38 Jorge Bonifacio, R (1, 9) OBP: 0.321, SLG: 0.373		C FF 91 B CU 77 S SL 80 X FF 92 1-2 HR		C FF 91 B SL 81 S SL 83 S SL 83 1-3 ① K		B FF 90 F SL 81 F FF 90 S CU 76 1-3 ① K		C SL 88 S SL 88 B SL 88 B SL 86 F SL 87 S SL 87 2-3 ② K		4	1	1	1	0	3	1
25 Brian Goodwin, L (1, 8) OBP: 0.352, SLG: 0.426		C FF 92 F FF 92 B SL 82 X FF 92 1-2 ② G3		B FF 90 B CH 83 C CH 84 X CH 83 2-1 1B		C FF 90 C SL 79 X FF 90 0-2 ② G3		C FF 94 S FF 95 F FF 96 X FF 95 0-2 ③ L8		4	0	1	0	0	0	1
27 Adalberto Mondesi, S (1, 6) OBP: 0.292, SLG: 0.451		B FF 91 S CH 84 X SL 80 1-1 2B		F FF 90 B FF 90 S CU 74 1 SAFE S SL 80 1-3 ② K		S CU 73 L FF 90 B FF 91 S SL 82 1-3 ③ K			B SI 95 S FF 95 S SI 96 F SI 96 F SI 96 B SL 87 B FF 96 F SI 97 X FF 96 3-2 2 1B 1B	4	0	2	0	0	2	1
2 Alcides Escobar, R (1, 5) OBP: 0.269, SLG: 0.300		S FF 91 S FF 92 S SL 81 0-3 ③ K		1 SAFE X SL 79 0-0 ③ G1-3			C CH 82 C SI 90 S FF 90 0-3 ① K		B SL 86 X SI 96 1-0 1-3 15 S 1B	4	0	1	0	0	2	2
36 Cam Gallagher, R (1, 2) OBP: 0.278, SLG: 0.382			B FF 89 B SL 80 F FF 90 C SL 79 B FF 91 X FF 91 3-2 1B		S FF 90 B FF 90 F CU 74 S SL 81 1-3 ① K		C SL 82 B SI 91 B SI 90 B SI 90 X SI 88 3-1 ② G6-3		X SI 96 0-0 ① F8	4	0	1	0	0	1	2
Inning Stats	R: 0 E: 0 K: 0 S: 10 H: 0 LOB: 0 BB: 0 P: 14	R: 1 E: 0 K: 1 S: 12 H: 2 LOB: 1 BB: 0 P: 15	R: 0 E: 0 K: 1 S: 8 H: 1 LOB: 1 BB: 0 P: 16	R: 1 E: 0 K: 2 S: 12 H: 2 LOB: 1 BB: 0 P: 19	R: 0 E: 0 K: 2 S: 10 H: 0 LOB: 0 BB: 0 P: 16	R: 2 E: 0 K: 2 S: 12 H: 2 LOB: 0 BB: 0 P: 15	R: 0 E: 0 K: 1 S: 9 H: 0 LOB: 0 BB: 0 P: 15	R: 1 E: 0 K: 2 S: 19 H: 2 LOB: 1 BB: 0 P: 24	R: 0 E: 0 K: 1 S: 16 H: 2 LOB: 2 BB: 0 P: 25	1B: 5 2B: 2 3B: 0 HR: 4	SF: 0 SAC: 0 DP: 0 HBP: 0						

	AB	38
	R	5
	H	11
	RBI	5
	BB	0
	SO	12
	LOB	14

WP: 0 PB: 0 SB: 1 CS: 0 PA: 38

PITCHER		IP	WLS	BF	H	R	ER	SO	BB	IBB	HBP	BLK	WP	HR	S	P	ERA	WHIP
45 Adam Plutko, R ERA: 5.04	(1, 1)	6.0	L	25	7	4	4	8	0	0	0	0	0	3	64	95	6.00	1.167
61 Dan Otero, R ERA: 5.51	(7, 1)	1.0		3	0	0	0	1	0	0	0	0	0	0	9	15	0.00	0.000
46 Jon Edwards, R ERA: 4.5	(8, 1)	1.0		5	2	1	1	2	0	0	0	0	0	1	19	24	9.00	2.000
58 Neil Ramírez, R ERA: 4.67	(9, 1)	1.0		5	2	0	0	1	0	0	0	0	0	0	16	25	0.00	2.000

PITCHER	IP	WLS	BF	H	R	ER	SO	BB	IBB	HBP	BLK	WP	HR	S	P	ERA	WHIP

Batter	1	2	3	4	5	6	7	8	9	AB	R	H	RBI	BB	SO	LOB
12 Francisco Lindor, S (1, 6) OBP: 0.360, SLG: 0.522	C FF 90 S SI 90 B FF 90 S SL 82 1-3 ① K		B FF 91 F SI 90 1 SAFE 1 SAFE X SI 91 1-1 E8 1-3 1B			F CU 79 F FF 92 X SL 81 0-2 ② G5-3			X FF 96 0-0 HR	4	1	2	1	0	1	0
23 Michael Brantley, L (1, 7) OBP: 0.357, SLG: 0.465	X FF 90 0-0 ② L4		C SL 80 0-1 ③ CS 3-H	B FF 91 X FF 91 1-0 ① G3-1		C SI 92 F FF 91 B SI 91 B SL 82 B CH 85 X FF 92 3-2 ③ G3			C SL 81 B CH 86 F CH 85 X FF 96 1-2 10 BB 11 BB 1B	4	0	1	0	0	0	0
11 José Ramírez, S (1, 5) OBP: 0.400, SLG: 0.590	C FF 89 C CU 79 B CU 80 X CU 80 1-2 ③ G1-3			C CU 79 B FF 90 B SL 80 F SI 91 B SL 81 S FF 93 3-3 ② K			F FF 90 B SL 80 F SI 90 B SL 82 X SI 92 2-2 ① L8		D SL 84 B FF 95 B FF 95 B FF 96 4-0 10 BB 1-2 BB	3	0	0	0	1	1	0
10 Edwin Encarnación, R (1, 10) OBP: 0.322, SLG: 0.475		B SL 80 F FF 90 B FF 91 F FF 91 F FF 92 F SI 91 F SL 82 X FF 92 2-2 ① P3		B FF 92 B SI 91 S FF 92 B FF 92 X FF 92 3-1 ③ G6-3			F SL 80 B SI 91 C FF 91 B SL 82 X FF 92 2-2 ② P5		B FF 96 B FF 96 D SL 85 B FF 95 4-0 36 G4-6-3 1-2 2-3 BB	3	0	0	0	1	0	0
17 Yonder Alonso, L (1, 3) OBP: 0.310, SLG: 0.432 36 Yandy Díaz, R (9, PH) OBP: 0.328, SLG: 0.373		X FF 90 0-0 ② G1-3			B SI 89 B FF 92 X FF 90 2-0 1B		B SI 90 C FF 90 B CU 79 F FF 91 B SL 81 F SI 90 S FF 92 3-3 ③ K		B SI 90 C SI 90 F SI 91 X SI 92 1-2 ② ③ G4-6-3 1-2f	3 1	0 0	1 0	0 0	0 0	1 0	0 3
53 Melky Cabrera, S (1, 9) OBP: 0.328, SLG: 0.440		C FF 91 F FF 91 B CU 79 F SL 82 X SI 91 1-2 ③ L5			B CU 78 C SI 90 X SI 90 1-1 ① L8			B SI 92 C SI 93 F SI 93 B SL 86 X SI 93 2-2 ① G6-3		3	0	0	0	0	0	1
22 Jason Kipnis, L (1, 4) OBP: 0.312, SLG: 0.373			X FF 88 0-0 ① F7		C SI 91 B SL 81 F SI 91 S SL 80 1-3 ② K			B FF 94 F FF 94 X SL 86 1-1 ② L7		3	0	0	0	0	1	1
7 Yan Gomes, R (1, 2) OBP: 0.305, SLG: 0.423			B FF 89 B FF 90 C FF 89 S FF 91 S FF 92 2-3 ② K		F FF 92 S FF 92 D SL 82 B FF 93 F FF 92 S FF 93 2-3 ③ K			X SI 94 0-0 ③ F9		3	0	0	0	0	2	1
1 Greg Allen, S (1, 8) OBP: 0.278, SLG: 0.309			B FF 90 F SI 89 H SL 80 2-1 12 E 12 1B 23 CS HBP			C FF 90 X FF 91 0-1 ① F7			C FF 95 B CH 85 X FF 97 1-1 ① G4-3	2	0	0	0	0	0	0
Inning Stats	R: 0 E: 0 K: 1 S: 7 H: 0 LOB: 0 BB: 0 P: 9	R: 0 E: 0 K: 0 S: 11 H: 0 LOB: 0 BB: 0 P: 14	R: 0 E: 1 K: 1 S: 8 H: 1 LOB: 1 BB: 0 P: 13	R: 0 E: 0 K: 1 S: 6 H: 0 LOB: 0 BB: 0 P: 13	R: 0 E: 0 K: 2 S: 10 H: 1 LOB: 1 BB: 0 P: 16	R: 0 E: 0 K: 0 S: 8 H: 0 LOB: 0 BB: 0 P: 11	R: 0 E: 0 K: 1 S: 10 H: 0 LOB: 0 BB: 0 P: 17	R: 0 E: 0 K: 0 S: 6 H: 0 LOB: 0 BB: 0 P: 9	R: 1 E: 0 K: 0 S: 9 H: 2 LOB: 2 BB: 2 P: 20	1B: 3 2B: 0 3B: 0 HR: 1	SF: 0 SAC: 0 DP: 1 HBP: 1	WP: 0 PB: 0 SB: 0 CS: 1	PA: 33			

PITCHER		IP	WLS	BF	H	R	ER	SO	BB	IBB	HBP	BLK	WP	HR	S	P	ERA	WHIP
65 Jakob Junis, R ERA: 4.32	(1, 1)	7.0	W	23	2	0	0	6	0	0	1	0	0	0	60	93	0.00	0.286
33 Brian Flynn, L ERA: 3.86	(8, 1)	1.0		3	0	0	0	0	0	0	0	0	0	0	6	9	0.00	0.000
43 Wily Peralta, R ERA: 3.91	(9, 1)	0.1		5	2	1	1	0	2	0	0	0	0	1	6	16	27.00	12.000
54 Tim Hill, L ERA: 4.62	(9, 1)	0.2	S	1	0	0	0	0	0	0	0	0	0	0	3	4	0.00	0.000

PITCHER	IP	WLS	BF	H	R	ER	SO	BB	IBB	HBP	BLK	WP	HR	S	P	ERA	WHIP

BOTTOM

Kansas City Royals @ Cleveland Indians

Progressive Field, Cleveland, OH

Mon Sep 03 2018, 4:12 PM - 6:50 PM EDT

Att. 20,536 - Partly Cloudy - 85 F

livebaseballscorecards.com

AB	29
R	1
H	4
RBI	1
BB	2
SO	6
LOB	6

Kansas City Royals @ Cleveland Indians

Progressive Field, Cleveland, OH

Tue Sep 04 2018, 7:11 PM - 10:09 PM EDT

Att. 17,041 - Partly Cloudy - 85 F

TOP

livebaseballscorecards.com

Batter	1	2	3	4	5	6	7	8	9	AB	R	H	RBI	BB	SO	LOB
15 Whit Merrifield, R (1, 4) OBP: 0.372, SLG: 0.440	F FF 95 X FF 96 0-1 ① L7		C CU 76 C CH 89 B FF 93 F CH 88 X CU 76 1-2 ② L7		B FF 96 B SL 78 C SL 79 B SL 80 T FF 94 F FF 95 X SL 80 3-2 ③ G6-3			C X SI 86 0-1 ① G4-3		4	0	0	0	0	0	1
27 Adalberto Mondesi, S (1, 6) OBP: 0.291, SLG: 0.443	B FF 96 B CH 89 S CH 89 S CH 88 X CH 91 2-2 ② G3		C CU 74 S CH 89 F FF 95 B CU 77 B CH 88 C CH 89 2-3 ③ K			B CU 73 X CH 88 1-0 ① G3		C ST 78 S ST 78 H ST 80 1-2 17 2B HBP		3	1	0	0	0	1	0
4 Alex Gordon, L (1, 7) OBP: 0.318, SLG: 0.358	F FF 96 S FF 96 T FF 95 0-2 ③ K			C FF 95 S FF 94 B FF 95 X CU 75 1-2 HR		X FF 92 0-0 ② L7		C FF 91 B FF 92 B FF 91 B FF 91 X FF 92 3-1 ② P5		4	1	1	1	0	1	1
17 Hunter Dozier, R (1, 3) OBP: 0.290, SLG: 0.407		T FF 95 B SL 79 B SL 79 C SL 79 B FF 96 X FF 97 3-2 2B		C SL 80 B SL 79 B SL 79 C SL 77 X FF 94 2-2 ① L6		B CU 73 B SL 78 C SL 78 S SL 80 T FF 95 2-2 ③ K		C ST 80 B ST 80 B ST 81 F FF 93 F FF 92 X ST 82 1-H 2-2 2B		4	0	2	1	0	1	0
66 Ryan O'Hearn, L (1, 10) OBP: 0.337, SLG: 0.624		B FF 95 B FF 94 B CH 89 B FF 95 4-0 BB		C FF 95 B FF 95 C CH 90 B FF 96 F FF 96 F FF 96 B CU 77 F FF 95 C CH 88 3-3 ② K			B SL 78 X SI 92 1-0 ① G1-3	C ST 81 S ST 81 S FF 93 0-3 ③ K		3	0	0	0	1	2	1
25 Brian Goodwin, L (1, 8) OBP: 0.357, SLG: 0.417		C FF 94 C CU 74 S CU 75 0-3 ① K		B FF 94 B FF 94 F FF 94 X FF 94 2-1 ③ G3			C SI 91 F SL 80 F SL 79 H SI 89 1-2 2 1B 2 PB 38 FC5-4 HBP		B FF 94 C FF 94 B KC 82 F FF 94 B FF 95 B FF 94 4-2 BB	2	1	0	0	1	1	2
2 Alcides Escobar, R (1, 5) OBP: 0.271, SLG: 0.302		B SL 81 C SL 80 C FF 97 F SL 80 S FF 96 1-3 ② K			B FF 91 C FF 94 F FF 93 X SL 78 1-2 1B		C SI 85 1 SAFE B SI 85 X SI 86 1-1 38 FC5-4 1-3 1B		B FF 94 C FF 94 X FF 94 1-1 ① F9	4	0	2	0	0	1	3
14 Brett Phillips, L (1, 9) OBP: 0.262, SLG: 0.342 38 Jorge Bonifacio, R (3, 9) OBP: 0.316, SLG: 0.367		D FF 96 C FF 95 S CU 75 F FF 96 S CU 74 1-3 ③ K			S FF 94 S FF 94 S FF 95 0-3 ① K		C SI 86 B SL 80 F SL 79 B SI 87 X SI 86 2-2 ② FC5-4 1-2f 3-H		C FF 94 S KC 84 B KC 85 C KC 84 1-3 ② K	1 3	0 0	0 0	0 1	0 0	1 2	2 3
36 Cam Gallagher, R (1, 2) OBP: 0.250, SLG: 0.342			C FF 95 S CU 76 B FF 96 C SL 79 1-3 ① K		C SL 78 B FF 94 C SL 78 S FF 95 1-3 ② K		X SI 87 0-0 ③ G2-3		B FF 94 B FF 94 B FF 94 C FF 94 T FF 95 C FF 94 3-3 ③ K	4	0	0	0	0	3	3

| Inning Stats | | |

Batter	1	2	3	4	5	6	7	8	9	AB	R	H	RBI	BB	SO	LOB
12 Francisco Lindor, S (1, 6) OBP: 0.361, SLG: 0.526	C SI 89 B CH 88 F SI 89 B CU 72 X SI 88 2-2 HR	F FF 95 F FF 95 F CU 81 F FF 96 B CH 84 B CH 83 H FF 96 3-2 36 BB 11 2B HBP	B CH 82 B CH 81 X FF 92 2-0 ② F7		F FF 94 X CH 86 0-1 ② P5		B FF 96 B CH 87 X SL 82 2-0 ② F8			4	2	1	1	0	0	2
36 Yandy Díaz, R (1, 10) OBP: 0.364, SLG: 0.476	C CH 87 B FF 88 X CH 80 1-1 6 1B 11 BB 53 FC4-6 1B	**B FF 94** **1 SAFE** **1 SAFE** **F FF 92** **B CH 82** 1 SAFE B FF 93 S FF 93 1 SAFE 4-2 B FF 94 11 2B **1-2** 10 SF8 BB	F FF 92 F CU 79 F FF 94 F FF 92 B CH 82 B FF 92 C CU 78 2-3 ③ K		B FF 94 X SL 82 1-0 HR		F FF 96 B FF 98 C SL 86 F FF 98 F SL 84 B FF 97 X SL 84 2-2 **1-H** 3B			4	3	3	2	1	1	1
11 José Ramírez, S (1, 5) OBP: 0.402, SLG: 0.590	B CU 72 1 SAFE C SI 90 F CH 81 B SL 81 B CH 81 F SI 91 B SI 90 4-2 53 FC4-6 6 1B 22 1B **1-2** BB	C CH 82 X FF 94 0-1 10 SF8 6 1B **1-3** **2-H** 2B		B FF 92 C FF 92 X SL 82 1-1 E3 53 1B 22 1B	B SL 83 C FF 95 B CH 86 B FF 94 B FF 92 4-1 BB		C SL 87 B CH 90 X SL 86 1-1 ③ G6-3			3	3	1	1	2	0	1
10 Edwin Encarnación, R (1, 3) OBP: 0.320, SLG: 0.472 32 Adam Rosales, R (8, 3)	F FF 91 X FF 91 0-1 ① F7	X FF 92 0-0 ② SF8 **2-3** **3-H**		S SL 83 C SL 83 S SL 82 0-3 ① K	B SL 83 S FF 94 X FF 93 1-1 ③ P4			S FF 92 C SL 84 T SL 86 0-2 ① K		3 1	0 0	0 0	1 0	0 0	1 1	4 0
6 Brandon Guyer, R (1, 7) OBP: 0.286, SLG: 0.358	B CU 71 X SI 90 1-0 53 FC4-6 **1-2** **2-3** 1B	C FF 93 B CU 78 B FF 94 X FF 92 2-1 53 1B **3-H** 1B		F FF 93 C FF 93 X SL 82 0-2 ② F8		C SL 83 C FF 91 S SL 84 0-3 ① K		B SL 85 C FF 92 C SL 85 S FF 92 1-3 ② K		5	0	2	1	0	2	1
53 Melky Cabrera, S (1, 9) OBP: 0.332, SLG: 0.441 0 Brandon Barnes, R (7, 9)	B SI 91 B CH 82 B FF 91 C FF 92 X SI 91 3-1 ② FC4-6 22 1B **1-2f** **2-3** **3-H**	C FF 92 B CH 82 C CH 80 D CH 83 X FF 95 2-2 **1-3** 1B		C FF 93 B FF 92 X CH 84 1-1 22 1B **1-2** 1B		C FF 91 B SL 84 X FF 90 1-1 ② P3		F FF 92 S SL 85 S SL 85 0-3 ③ K		4 1	0 0	2 0	1 0	0 0	0 1	2 0
22 Jason Kipnis, L (1, 4) OBP: 0.313, SLG: 0.374 9 Erik González, R (7, 4) OBP: 0.320, SLG: 0.403	B SI 92 X FF 91 1-0 **1-2** **3-H** 1B	B CU 78 F FF 92 B FF 94 B FF 92 F FF 93 F FF 94 X CH 83 3-2 ③ P6		X FF 93 0-0 **1-2** **2-H** 1B		C SL 86 F FF 92 X SL 85 0-2 ③ L7				4 0	0 0	2 0	2 0	0 0	0 0	2 0
55 Roberto Pérez, R (1, 2) OBP: 0.244, SLG: 0.219	B CU 77 C CU 74 S FF 93 F CU 79 F FF 95 S FF 97 1-3 ③ K		B CU 75 C CH 80 C FF 91 B CU 78 B CU 76 B FF 92 4-2 BB	B SL 83 C SL 81 C FF 93 S SL 84 1-3 ③ K			B FF 96 B SL 87 X FF 97 2-0 ① P3			3	0	0	0	1	2	4
26 Rajai Davis, R (1, 8) OBP: 0.292, SLG: 0.303		F FF 93 F FF 95 S FF 95 0-3 ① K	F FF 92 F FF 93 B FF 93 S CH 82 1-3 ① K		B SL 81 C FF 91 S SL 82 B SL 84 F SL 80 X FF 93 2-2 ① G6-3		C FF 96 B SL 85 H SL 83 2-1 36 3B HBP			3	1	0	0	0	2	1
Inning Stats	R: 3 E: 0 K: 1 S: 19 H: 4 LOB: 2 BB: 1 P: 32	R: 3 E: 0 K: 1 S: 21 H: 3 LOB: 2 BB: 1 P: 35	R: 0 E: 0 K: 2 S: 11 H: 0 LOB: 1 BB: 1 P: 20	R: 1 E: 1 K: 2 S: 14 H: 2 LOB: 2 BB: 0 P: 17	R: 1 E: 0 K: 0 S: 10 H: 1 LOB: 1 BB: 1 P: 18	R: 0 E: 0 K: 1 S: 9 H: 0 LOB: 0 BB: 0 P: 10	R: 1 E: 0 K: 0 S: 10 H: 1 LOB: 1 BB: 0 P: 19	R: 0 E: 0 K: 3 S: 9 H: 0 LOB: 0 BB: 0 P: 10							

BOTTOM

Kansas City Royals @ Cleveland Indians

Progressive Field, Cleveland, OH

Tue Sep 04 2018, 7:11 PM - 10:09 PM EDT

Att. 17,041 - Partly Cloudy - 85 F

livebaseballscorecards.com

AB	35
R	9
H	11
RBI	9
BB	4
SO	10
LOB	18

1B: 7	SF: 1	WP: 0	PA: 42
2B: 1	SAC: 0	PB: 0	
3B: 1	DP: 0	SB: 0	
HR: 2	HBP: 2	CS: 0	

PITCHER		IP	WLS	BF	H	R	ER	SO	BB	IBB	HBP	BLK	WP	HR	S	P	ERA	WHIP
41 Danny Duffy, L ERA: 4.88	(1, 1)	0.2	L	7	4	3	3	0	1	0	0	0	0	1	14	26	40.50	7.500
64 Burch Smith, R ERA: 6.69	(1, 1)	2.1		13	3	3	3	4	2	0	1	0	0	0	37	61	11.57	2.143
68 Jake Newberry, R ERA: 3.52	(4, 1)	2.0		11	3	2	1	2	1	0	0	0	0	1	24	35	4.50	2.000
51 Jerry Vasto, L ERA: 16.2	(6, 1)	1.0		3	0	0	0	1	0	0	0	0	0	0	9	10	0.00	0.000
37 Brandon Maurer, R ERA: 8.65	(7, 1)	1.0		5	1	1	1	0	0	0	1	0	0	0	10	19	9.00	1.000

PITCHER		IP	WLS	BF	H	R	ER	SO	BB	IBB	HBP	BLK	WP	HR	S	P	ERA	WHIP
39 Jason Hammel, R ERA: 5.98	(8, 1)	1.0		3	0	0	0	3	0	0	0	0	0	0	9	10	0.00	0.000

Batter	1	2	3	4	5	6	7	8	9	AB	R	H	RBI	BB	SO	LOB
15 Whit Merrifield, R (1, 10) OBP: 0.369, SLG: 0.437	B FF 91 B SI 92 C SI 92 F SI 92 S FC 88 2-3 ① K			C SI 90 B FF 91 X FC 87 1-1 ① G4-3		S FC 88 S FC 87 B SI 91 B CU 84 X FC 88 2-2 ② G4-3			B SI 92 C ST 81 F FF 93 B ST 81 C FF 93 2-3 ① K	4	0	0	0	0	2	0
4 Alex Gordon, L (1, 7) OBP: 0.317, SLG: 0.359	X FF 92 0-0 ② L8			C FC 87 B CH 84 B CU 81 S FC 87 B FC 88 X SI 92 3-2 66 3B 2B		B CU 81 B SI 92 F FC 86 F FC 88 F CU 84 S FC 87 2-3 ③ K			B FF 93 C FF 92 B ST 82 F ST 82 C FF 94 2-3 ② K	4	1	1	0	0	2	0
17 Hunter Dozier, R (1, 5) OBP: 0.286, SLG: 0.401	B SI 92 X FC 89 1-0 ③ F9			C FC 87 F FF 92 F CU 83 F FF 92 B FC 86 F CU 83 B SI 92 S CU 83 2-3 ② K			B SI 91 B FC 88 X SI 92 2-0 ① P3		B ST 81 C ST 81 C ST 82 F FF 95 S ST 82 1-3 ③ K	4	0	0	0	0	2	1
66 Ryan O'Hearn, L (1, 3) OBP: 0.347, SLG: 0.644		C FC 85 C SI 91 F SI 91 B CU 84 S CU 83 1-3 ① K		B SI 92 C SI 92 X SI 92 1-1 2-H 3B			C CU 83 C SI 92 B SI 92 F CU 84 B CH 86 B FC 87 B CU 84 4-2 BB			2	0	1	1	1	1	0
38 Jorge Bonifacio, R (1, 9) OBP: 0.311, SLG: 0.360		B FF 92 B SI 92 S FC 88 C CU 83 F SI 93 S CU 84 2-3 ② K		D CU 83 B FC 86 B SI 92 F SI 92 S FC 87 S CU 83 3-3 ③ K			S FC 88 B FC 91 B FC 88 S CU 84 S CU 84 2-3 ② K			3	0	0	0	0	3	2
25 Brian Goodwin, L (1, 8) OBP: 0.348, SLG: 0.404		B FF 91 F SI 91 B SI 91 F FC 88 F CU 84 C SI 92 2-3 ③ K			L FC 85 S FC 86 B FC 86 S CH 84 1-3 ① K		B SI 91 C SI 91 B SL 80 1 SAFE C SI 91 B SL 81 S SL 80 3-3 ③ K			3	0	0	0	0	3	1
7 Rosell Herrera, S (1, 4) OBP: 0.272, SLG: 0.297			C CU 82 B CU 83 B CH 84 S FC 87 X SI 91 2-2 ① G4-3		C CU 81 C FF 90 X CH 85 0-2 ② G4-3			C FF 93 S KC 85 F KC 85 F FF 95 B KC 85 X KC 85 1-2 ① G1-3		3	0	0	0	0	0	0
2 Alcides Escobar, R (1, 6) OBP: 0.269, SLG: 0.300			B SI 91 B FC 87 S FC 88 B SI 92 X FC 87 3-1 ② F8		C FF 90 B SI 91 F FC 88 F CU 83 X CU 82 1-2 ③ L7			C FF 94 B KC 84 S KC 84 F FF 94 F KC 84 S KC 85 1-3 ② K		3	0	0	0	0	1	0
72 Meibrys Viloria, L (1, 2) OBP: 0.286, SLG: 0.333			C SI 91 C CU 84 S CU 83 0-3 ③ K			F SI 91 C CU 82 X SI 91 0-2 ① G4-3		C KC 84 S KC 84 B KC 84 B KC 84 F FF 95 S KC 84 2-3 ③ K		3	0	0	0	0	2	0
Inning Stats	R: 0 E: 0 K: 1 S: 5 H: 0 LOB: 0 BB: 0 P: 8	R: 0 E: 0 K: 3 S: 12 H: 0 LOB: 0 BB: 0 P: 17	R: 0 E: 0 K: 1 S: 8 H: 0 LOB: 0 BB: 0 P: 13	R: 1 E: 0 K: 2 S: 16 H: 2 LOB: 1 BB: 0 P: 26	R: 0 E: 0 K: 1 S: 10 H: 0 LOB: 0 BB: 0 P: 12	R: 0 E: 0 K: 1 S: 10 H: 0 LOB: 0 BB: 0 P: 14	R: 0 E: 0 K: 2 S: 10 H: 0 LOB: 1 BB: 1 P: 21	R: 0 E: 0 K: 2 S: 14 H: 0 LOB: 0 BB: 0 P: 18	R: 0 E: 0 K: 3 S: 10 H: 0 LOB: 0 BB: 0 P: 15	1B: 0 2B: 1 3B: 1 HR: 0	SF: 0 SAC: 0 DP: 0 HBP: 0			WP: 0 PB: 0 SB: 0 CS: 0	PA: 30		

TOP

Kansas City Royals @ Cleveland Indians

Progressive Field, Cleveland, OH

Wed Sep 05 2018, 1:11 PM - 3:41 PM EDT

Att. 18,435 - Sunny - 91 F

livebaseballscorecards.com

AB	29
R	1
H	2
RBI	1
BB	1
SO	16
LOB	4

PITCHER		IP	WLS	BF	H	R	ER	SO	BB	IBB	HBP	BLK	WP	HR	S	P	ERA	WHIP
28 Corey Kluber, R ERA: 2.75	(1, 1)	6.2	W	23	2	1	1	10	1	0	0	0	0	0	68	105	1.35	0.450
39 Oliver Pérez, L ERA: 1.05	(7, 1)	0.1	H	1	0	0	0	1	0	0	0	0	0	0	3	6	0.00	0.000
37 Cody Allen, R ERA: 4.37	(8, 1)	1.0	H	3	0	0	0	2	0	0	0	0	0	0	14	18	0.00	0.000
33 Brad Hand, L ERA: 2.69	(9, 1)	1.0	S	3	0	0	0	3	0	0	0	0	0	0	10	15	0.00	0.000

PITCHER	IP	WLS	BF	H	R	ER	SO	BB	IBB	HBP	BLK	WP	HR	S	P	ERA	WHIP

Batter	1	2	3	4	5	6	7	8	9	AB	R	H	RBI	BB	SO	LOB
12 Francisco Lindor, S (1, 6) OBP: 0.358, SLG: 0.522	C FF 94 F SI 95 F SL 87 S FF 96 0-3 ① **K**	1 SAFE 1 SAFE X SI 92 0-0 ③ **G4-3**			B FF 95 X SI 95 1-0 ① **G4-3**		B SI 94 X SI 94 1-0 ① **L8**			4	0	0	0	0	1	1
23 Michael Brantley, L (1, 7) OBP: 0.356, SLG: 0.463	B SI 94 X SI 93 1-0 ② **F7**		C SI 92 F FF 94 F FF 95 B SL 88 F FF 95 S SL 86 1-3 ① **K**		B SI 94 X SI 93 1-0 36 E, 36 FC6, 10 FC5-4 **1B**		F FF 95 F SL 87 X FF 96 0-2 ② **G6-3**			4	1	1	0	0	1	0
36 Yandy Díaz, R (1, 5) OBP: 0.371, SLG: 0.470 26 Rajai Davis, R (7, PR) OBP: 0.292, SLG: 0.303 9 Erik González, R (8, 5) OBP: 0.320, SLG: 0.403	B FF 96 F FF 95 B SI 94 B SI 93 F FF 95 B SL 90 4-2 10 1B **BB**		C SI 94 X SI 93 0-1 ② **G3**		B SI 92 B SI 92 B SI 93 C FF 94 X FF 94 3-1 **FC6**, 10 FC5-4, **1-3**		C FF 96 X SI 94 0-1 **1B**			3 0 0	0 0 0	1 0 0	0 0 0	1 0 0	0 0 0	1 0 0
10 Edwin Encarnación, R (1, 10) OBP: 0.321, SLG: 0.472	S SL 85 C SL 84 F FF 96 B SL 86 B FF 96 X FF 96 2-2 **1-3** **1B**		B FF 97 B SI 94 F SL 87 S FF 95 B SL 86 X FF 95 3-2 ② **1B**		C FF 95 F SL 87 X FF 97 0-2 ② **FC5-4**, **1-2f**, **3-H**		C SL 85 X FF 94 0-1 ③ **F9**			4	0	2	1	0	0	2
17 Yonder Alonso, L (1, 3) OBP: 0.309, SLG: 0.430	D SL 87 F FF 95 X SI 94 1-1 ③ **F7**		B SI 95 X FF 95 1-0 ③ **L4**		S FF 95 X FF 95 0-1 ③ **P6**			X SI 94 0-0 6 E, 6 1B, 22 SF9 **1B**		4	1	1	0	0	0	4
53 Melky Cabrera, S (1, 9) OBP: 0.332, SLG: 0.445 6 Brandon Guyer, R (7, 9) OBP: 0.290, SLG: 0.362		B SI 92 B SI 93 C SI 94 B SI 94 F SI 93 F FF 95 C SL 86 3-3 ① **K**		C SI 93 B SI 94 B SI 93 X FF 94 2-1 **2B**		B SI 94 F SI 94 X SI 94 1-1 ① **G4-3**		X SI 92 0-0 **E5**, 22 SF9, **1-3** **1B**		3 1	0 0	1 1	0 0	0 0	1 0	0 0
22 Jason Kipnis, L (1, 4) OBP: 0.314, SLG: 0.378		C SL 84 X SI 94 0-1 7 1B, 1 1B **2B**		B FF 94 X FF 95 1-0 ① **L3**		C SI 95 B SL 88 X FF 95 1-1 1 S **1B**		X SI 93 0-0 ① **SF9** 2-3 3-H		3	1	2	1	0	0	1
7 Yan Gomes, R (1, 2) OBP: 0.304, SLG: 0.421		D SL 86 S FF 94 X SI 93 1-1 ② **2-3** **1B**		D SL 89 B SL 86 F FF 95 S FF 95 S FF 96 2-3 ② **K**		X FF 94 0-0 ② **L4**		F FF 93 S SL 87 B SL 87 S SL 88 1-3 ② **K**		4	0	1	0	0	2	3
1 Greg Allen, S (1, 8) OBP: 0.278, SLG: 0.308		C FF 95 X FF 95 0-1 **3-H** **1B**		X FF 94 0-0 ③ **G3**		C FF 94 S FF 94 S FF 96 0-3 ③ **K**, **1-2**		S SI 93 B SI 94 D SL 87 F SI 93 D SL 87 X SI 94 3-2 ③ **L9**		4	0	1	1	0	1	3
Inning Stats	R: 0 E: 0 K: 1 S: 13 H: 1 LOB: 2 BB: 1 P: 21	R: 1 E: 0 K: 1 S: 11 H: 3 LOB: 1 BB: 0 P: 15	R: 0 E: 0 K: 1 S: 11 H: 1 LOB: 1 BB: 0 P: 16	R: 0 E: 0 K: 1 S: 7 H: 1 LOB: 1 BB: 0 P: 12	R: 1 E: 1 K: 0 S: 9 H: 1 LOB: 1 BB: 0 P: 14	R: 0 E: 0 K: 1 S: 8 H: 1 LOB: 1 BB: 0 P: 10	R: 0 E: 0 K: 0 S: 8 H: 1 LOB: 1 BB: 0 P: 9	R: 1 E: 1 K: 1 S: 9 H: 2 LOB: 1 BB: 0 P: 13		1B: 9 2B: 2 3B: 0 HR: 0	SF: 1 SAC: 0 DP: 0 HBP: 0			WP: 0 PB: 0 SB: 1 CS: 0	PA: 36	

PITCHER		IP	WLS	BF	H	R	ER	SO	BB	IBB	HBP	BLK	WP	HR	S	P	ERA	WHIP
56 Brad Keller, R ERA: 3.14	(1, 1)	7.0	L	33	11	3	1	5	1	0	0	0	0	0	69	99	1.29	1.714
33 Brian Flynn, L ERA: 3.8	(8, 1)	1.0		3	0	0	0	1	0	0	0	0	0	0	7	11	0.00	0.000

PITCHER	IP	WLS	BF	H	R	ER	SO	BB	IBB	HBP	BLK	WP	HR	S	P	ERA	WHIP

BOTTOM

Kansas City Royals @ Cleveland Indians

Progressive Field, Cleveland, OH

Wed Sep 05 2018, 1:11 PM - 3:41 PM EDT

Att. 18,435 - Sunny - 91 F

livebaseballscorecards.com

AB	34
R	3
H	11
RBI	3
BB	1
SO	6
LOB	15

Batter	1	2	3	4	5	6	7	8	9	AB	R	H	RBI	BB	SO	LOB
12 Francisco Lindor, S (1, 6) OBP: 0.362, SLG: 0.535	B SI 86 B SI 86 X SI 87 2-0 HR		C SI 88 F SI 88 B SI 87 B SL 84 B SI 89 X SL 84 3-2 HR		C SL 87 B CU 80 B FF 94 F CU 80 F CU 82 B FF 95 F SL 89 F CU 81 X FF 95 3-2 2-H 3-H 1B		C FF 90 B FF 92 X CH 78 1-1 ① F8		X SI 90 0-0 22 HR 1-2 1B	5	3	4	4	0	0	0
22 Jason Kipnis, L (1, 4) OBP: 0.313, SLG: 0.383	B SI 86 F CH 85 X CH 82 1-1 ① L3		B CU 79 B SI 85 S CU 79 C SI 88 B SL 85 X SI 88 3-2 ③ F8		1 SAFE 1 SAFE B CU 82 X FF 93 1-0 ② P2		C FF 90 B CH 78 F CH 80 F FF 92 B SL 82 B CH 79 C FF 91 3-3 ② K		B FS 82 F FS 83 X FF 91 1-1 1-H 2-H HR	5	1	1	3	0	1	1
11 José Ramírez, S (1, 5) OBP: 0.400, SLG: 0.586	C SI 88 B SL 82 B SI 87 C CH 84 F SL 83 B SI 88 F SL 83 F SI 89 S SL 86 3-3 ② K			C CU 78 C CH 84 B SL 82 X CH 84 1-2 10 CS 1B	C FF 94 F FF 95 B FF 96 1 SAFE B CU 84 X FF 95 2-2 ③ F9		C SL 81 B FF 93 F FF 92 X SL 84 1-2 ③ F8		B SI 92 B CU 72 B FS 83 C SI 91 X SI 91 3-1 ② F8	5	0	1	0	0	1	1
10 Edwin Encarnación, R (1, 10) OBP: 0.324, SLG: 0.473	X SI 89 0-0 ③ G5-3			C SI 88 B SL 83 B SL 83 S CH 82 F SL 82 C SI 88 2-3 ①② 1-2 K	C SL 83 X SL 84 0-1 53 BB 17 E 1 2B 1B		C FF 95 F CH 84 B FF 93 B CU 77 X CU 76 2-2 E1 1B		C FF 91 X FC 87 0-1 1B	5	1	3	0	0	1	1
17 Yonder Alonso, L (1, 3) OBP: 0.306, SLG: 0.425		B SI 88 B CU 76 X SI 86 2-0 ① G1		B CH 82 C CH 81 S SL 82 B CH 84 B SI 87 S SL 83 3-3 ③ K		B SI 93 X SI 92 1-0 E4 7 L4 53 BB 1-2		B CH 83 F FF 93 S CH 84 B CH 87 F CU 77 S CH 83 2-3 ① K	C SI 90 B SI 90 S FS 88 S FS 85 1-3 ③ K	5	0	0	0	0	3	3
53 Melky Cabrera, S (1, 9) OBP: 0.330, SLG: 0.438 0 Brandon Barnes, R (8, 9)		B SI 87 X SI 86 1-0 ② L9			C CU 76 F SL 84 B SI 88 B CH 84 S CH 84 2-3 ① K	B SI 93 C SI 92 B SL 84 D CH 86 B SI 93 4-1 1 2B 1-2 2-3 BB		C CU 75 F CU 79 B FF 92 S FF 94 1-3 ② K		3 0	0 0	0 0	0 0	1 0	2 0	1 0
7 Yan Gomes, R (1, 2) OBP: 0.304, SLG: 0.419		C SI 88 B SI 88 X SI 88 1-1 ③ G4-3			B SI 85 B CH 81 F SL 82 S SL 84 X SL 83 2-2 1 1B 6 2B 1B	S SL 82 B SI 93 B SI 93 B SI 92 X SI 92 3-1 ①② L4 2-2		C FF 94 X SL 82 0-1 ③ F9		4	1	1	0	0	0	4
1 Greg Allen, S (1, 8) OBP: 0.282, SLG: 0.316			C SI 85 F SL 81 X SL 82 0-2 ① L3		F SI 88 X SI 87 0-1 6 2B 12 1B 1-2 1B	C FF 93 X SL 85 0-1 1-3 3-H 2B			C SI 91 F SI 92 B FS 86 F FS 83 S SI 91 1-3 ① K	4	1	2	1	0	1	0
6 Brandon Guyer, R (1, 7) OBP: 0.294, SLG: 0.367			C SL 82 B SI 87 X SL 84 1-1 ② F9		B SL 82 X SL 82 1-0 12 1B 1-3 2-H 2B	F FF 94 X SL 84 0-1 ③ L7			F FC 87 H SI 91 1-1 12 1B 22 HR HBP	3	2	1	1	0	0	2
Inning Stats	R: 1 E: 0 K: 1 S: 10 H: 1 LOB: 0 BB: 0 P: 16	R: 0 E: 0 K: 0 S: 4 H: 0 LOB: 0 BB: 0 P: 8	R: 1 E: 0 K: 0 S: 11 H: 1 LOB: 0 BB: 0 P: 18	R: 0 E: 0 K: 2 S: 10 H: 1 LOB: 0 BB: 0 P: 16	R: 3 E: 0 K: 1 S: 19 H: 4 LOB: 1 BB: 0 P: 30	R: 1 E: 1 K: 0 S: 10 H: 2 LOB: 2 BB: 1 P: 18	R: 0 E: 0 K: 1 S: 9 H: 0 LOB: 0 BB: 0 P: 14	R: 0 E: 1 K: 2 S: 12 H: 1 LOB: 1 BB: 0 P: 17	R: 3 E: 0 K: 2 S: 15 H: 3 LOB: 1 BB: 0 P: 22	1B: 8 2B: 3 3B: 0 HR: 3 SF: 0 SAC: 0 DP: 1 HBP: 1						

PITCHER		IP	WLS	BF	H	R	ER	SO	BB	IBB	HBP	BLK	WP	HR	S	P	ERA	WHIP
43 Sam Gaviglio, R ERA: 5.25	(1, 1)	4.1	L	18	6	5	5	4	0	0	0	0	0	2	44	72	10.38	1.385
50 José Manuel Fernández, L ERA: 2.25	(5, 1)	0.2		3	1	0	0	0	0	0	0	0	0	0	10	16	0.00	1.500
66 Justin Shafer, R ERA:	(6, 1)	1.0		6	2	1	0	0	1	0	0	0	0	0	10	18	0.00	3.000
24 Danny Barnes, R ERA: 5.5	(7, 1)	1.0		3	0	0	0	1	0	0	0	0	0	0	9	14	0.00	0.000
22 David Paulino, R ERA:	(8, 1)	1.0		4	1	0	0	2	0	0	0	0	0	0	12	17	0.00	1.000

PITCHER		IP	WLS	BF	H	R	ER	SO	BB	IBB	HBP	BLK	WP	HR	S	P	ERA	WHIP
62 Mark Leiter Jr., R ERA: 6.27	(9, 1)	1.0		7	3	3	3	2	0	0	1	0	0	1	15	22	27.00	3.000

TOP

Cleveland Indians @ Toronto Blue Jays

Rogers Centre, Toronto, ON

Thu Sep 06 2018, 7:08 PM - 10:01 PM EDT

Att. 20,618 - Cloudy - 77 F

livebaseballscorecards.com

AB	39
R	9
H	13
RBI	9
BB	1
SO	9
LOB	13

BOTTOM

Cleveland Indians @ Toronto Blue Jays

Rogers Centre, Toronto, ON

Thu Sep 06 2018, 7:08 PM - 10:01 PM EDT

Att. 20,618 - Cloudy - 77 F

livebaseballscorecards.com

Batter	1	2	3	4	5	6	7	8	9	AB	R	H	RBI	BB	SO	LOB
28 Billy McKinney, L (1, 9) OBP: 0.433, SLG: 0.649 15 Randal Grichuk, R (7, PH) OBP: 0.302, SLG: 0.473 (8, 9)	C FF 93 B FF 94 B CH 88 X FF 93 2-1 13 G3 29 G5-3 1B	C FF 92 B SL 85 F FF 93 B FF 93 F SL 84 X KC 81 2-2 ② G3 B FF 92 D CH 88 C FF 92 X FF 92 2-1 ③ F7	B FF 88 B FF 88 F FF 88 F FF 89 X CH 84 2-2 29 G5-4-3 1-2 1B	B SI 90 F SI 90 S SI 90 X SL 82 1-2 29 G1-6-3 2-3 1B	3 0 1 0 0 0 1 2 0 2 0 0 0 0										
29 Devon Travis, R (1, 4) OBP: 0.284, SLG: 0.393	C FF 93 S KC 81 B SL 84 B FF 94 X KC 81 2-2 ① G5-3 1-2	C FF 94 X FF 94 0-1 ③ G6-3	C FF 93 S KC 80 X FF 93 0-2 8 G5-6-3 1B	B SL 78 B SI 88 C SI 86 X SL 80 2-1 ②③ G5-4-3 1-2f	X SI 91 0-0 ②③ G1-6-3 1-2f	5 0 1 0 0 0 5										
13 Lourdes Gurriel Jr., R (1, 6) OBP: 0.316, SLG: 0.439	C FF 94 S SL 84 X FF 94 0-2 ② G3 2-3	X SL 83 0-0 8 BB 68 2B 1B F FF 93 X KC 79 0-1 ① L6	S KC 84 B FF 93 B FF 92 C KC 84 F KC 84 B KC 83 F FF 93 B FF 93 4-2 68 2B BB	3 1 1 0 1 0 2										
8 Kendrys Morales, S (1, 10) OBP: 0.340, SLG: 0.464	C KC 81 C FF 94 B FF 94 S SL 85 1-3 ③ K	C FF 93 B CH 88 S SL 85 F FF 94 B FF 94 1 SAFE D SL 85 B FF 94 4-2 68 2B 37 2B 1-2 BB D KC 80 1 SAFE B FF 93 X FF 93 2-0 ②③ G5-6-3 1-2f	C FF 94 C FF 93 S KC 84 0-3 ① K	3 1 0 0 1 2 3										
11 Kevin Pillar, R (1, 8) OBP: 0.275, SLG: 0.406	C SL 83 B FF 93 C FF 93 C FF 93 1-3 ① K	C FF 93 S SL 84 S SL 85 0-3 ① K	X SL 84 0-0 ① G6-3	C FF 93 S KC 84 F KC 83 D KC 84 X KC 84 1-2 ② F9	4 0 0 0 0 2 3											
68 Rowdy Tellez, L (1, 3) OBP: 0.800, SLG: 1.600 67 Jonathan Davis, R (8, PR) 14 Justin Smoak, S (9, 3) OBP: 0.356, SLG: 0.469	B KC 80 B FF 93 X FF 94 2-0 2B	C FF 94 D SL 85 X FF 93 1-1 37 2B 1-3 2-H 2B	C SL 86 X FF 94 0-1 ② F8	B KC 83 C FF 93 B FF 93 S KC 84 X KC 83 2-2 1-3 2B	4 1 3 1 0 0 0 0 0 0 0 0 0 0 0 0 0 0 0 0 0											
37 Teoscar Hernández, R (1, 7) OBP: 0.301, SLG: 0.470	C FF 93 F KC 80 S SL 84 0-3 ② K	B FF 94 S SL 85 S SL 84 X SL 84 1-2 70 G4-3 1 E 2-H 3-H 2B	F FF 95 F KC 81 B FF 95 T FF 95 1-2 ③ K	F FF 93 C KC 83 S FF 93 0-3 ③ K	4 1 1 2 0 3 3											
70 Reese McGuire, L (1, 2) OBP: 0.250, SLG: 0.500	B FF 93 X SL 84 1-0 ③ F7	X KC 79 0-0 ② G4-3 2-3	C FF 94 B KC 81 S SL 85 B FF 94 S FF 94 2-3 ① K	B SI 90 F SI 89 X FF 89 1-1 15 1B 2B	4 0 1 0 0 1 2											
1 Aledmys Díaz, R (1, 5) OBP: 0.291, SLG: 0.447 7 Richard Urena, S (9, PH) OBP: 0.314, SLG: 0.383	X FF 93 0-0 ① G5-3	C FF 93 T FF 93 X FF 93 0-2 E3 3-H	C FF 94 B KC 82 F SL 85 B FF 94 B FF 94 X SL 84 3-2 15 1B 1B	S SI 90 S SI 90 T FF 90 0-2 ① K	3 0 1 0 0 0 0 1 0 0 0 0 1 1											
Inning Stats	R: 0 H: 1 E: 0 LOB: 1 K: 1 BB: 0 S: 11 P: 16	R: 0 H: 1 E: 0 LOB: 1 K: 2 BB: 0 S: 8 P: 12	R: 0 H: 0 E: 0 LOB: 0 K: 0 BB: 0 S: 7 P: 9	R: 4 H: 3 E: 1 LOB: 1 K: 1 BB: 1 S: 18 P: 26	R: 0 H: 1 E: 0 LOB: 0 K: 0 BB: 0 S: 6 P: 8	R: 0 H: 0 E: 0 LOB: 0 K: 1 BB: 0 S: 6 P: 7	R: 0 H: 2 E: 0 LOB: 1 K: 1 BB: 0 S: 11 P: 20	R: 0 H: 1 E: 0 LOB: 2 K: 2 BB: 1 S: 17 P: 24	R: 0 H: 2 E: 0 LOB: 1 K: 1 BB: 0 S: 9 P: 11	1B: 6 SF: 0 2B: 5 SAC: 0 3B: 0 DP: 3 HR: 0 HBP: 0	WP: 0 PA: 38 PB: 0 SB: 0 CS: 0						

	AB	R	H	RBI	BB	SO	LOB
AB	36						
R	4						
H	11						
RBI	3						
BB	2						
SO	9						
LOB	20						

PITCHER		IP	WLS	BF	H	R	ER	SO	BB	IBB	HBP	BLK	WP	HR	S	P	ERA	WHIP
57 Shane Bieber, R ERA: 4.63	(1, 1)	6.1	W	27	7	4	3	6	1	0	0	0	0	0	62	89	4.26	1.263
49 Tyler Olson, L ERA: 6.23	(7, 1)	0.0		1	1	0	0	0	0	0	0	0	0	0	3	5	∞	∞
90 Adam Cimber, R ERA: 3.41	(7, 1)	0.2	H	1	0	0	0	0	0	0	0	0	0	0	2	4	0.00	0.000
37 Cody Allen, R ERA: 4.3	(8, 1)	1.0	H	5	1	0	0	2	1	0	0	0	0	0	17	24	0.00	2.000
61 Dan Otero, R ERA: 5.4	(9, 1)	1.0		4	2	0	0	1	0	0	0	0	0	0	9	11	0.00	2.000

PITCHER	IP	WLS	BF	H	R	ER	SO	BB	IBB	HBP	BLK	WP	HR	S	P	ERA	WHIP

Batter	1	2	3	4	5	6	7	8	9	10	11	AB	R	H	RBI	BB	SO	LOB
12 Francisco Lindor, S (1, 6) OBP: 0.360, SLG: 0.530	B CH 75 B FF 88 X FF 87 2-0 ① F8		B FF 89 1 SAFE X CH 77 1-0 ① F9		C FF 88 B FF 88 D CH 75 X CH 76 2-1 ② F9 1-2		B SL 87 B FF 94 S SL 88 B FF 94 F SL 88 B FF 94 4-2 11 S BB		C FF 98 X SL 85 0-1 ② L9 1-2		F SI 97 S SL 88 S SL 89 0-3 ② K	5	0	0	0	1	1	5
22 Jason Kipnis, L (1, 4) OBP: 0.314, SLG: 0.379	B CU 75 X FF 87 1-0 ② P6		B FF 88 B FC 85 C FF 88 S CH 77 X CH 76 2-2 ② F9		B FF 88 B FF 88 B CH 76 B CH 77 4-0 11 1B BB		C SL 87 F SL 88 B SI 95 X SL 88 1-2 ② L9		C SL 86 F SL 87 D SL 87 B FF 97 F SL 87 X SL 87 2-2 ③ G3		B SI 97 B SL 85 C SI 95 S CH 89 B CH 88 D SL 89 4-2 1-2 2-3 BB	4	0	0	0	2	0	3
11 José Ramírez, S (1, 5) OBP: 0.399, SLG: 0.583	B CH 75 C CH 75 B FF 88 C FF 88 B FF 88 X FF 88 3-2 ③ G3		1 SAFE C CU 76 B FF 88 X FF 88 1-1 ③ P6 1-2		B CH 77 S CH 76 C CH 76 B FC 84 X CH 77 2-2 1-2 2-H 1B		B FF 95 1 SAFE 1 SAFE C FF 93 B SL 85 S SL 86 B SI 95 D SL 86 4-2 1-2 BB			C FF 94 X CU 81 0-1 ① G6-3	B CH 77 C FF 90 X CH 78 1-1 ③ G4-3	5	0	1	1	1	0	4
10 Edwin Encarnación, R (1, 10) OBP: 0.323, SLG: 0.470		X FF 87 0-0 6' FC6-4 1B		B FF 88 F CH 75 S CH 77 X CH 76 1-2 ① P2	S FF 88 C CH 77 S FF 89 0-3 ③ K		S CH 76 B FF 91 F CH 78 B CU 75 S FS 82 2-3 ③ K			C CU 83 F FF 95 F SL 86 B SL 91 B FF 95 F CU 83 X CU 83 2-2 ② P3		5	0	1	0	0	2	4
17 Yonder Alonso, L (1, 3) OBP: 0.305, SLG: 0.423 32 Adam Rosales, R (10, PR) (10, 3)		C FF 87 B FF 88 S FF 88 X FF 88 1-2 ① P5		C CU 76 S CH 77 S CH 75 0-3 ② K	C FF 87 B FF 87 X CH 76 2-1 ① P4			B SI 94 X FF 92 1-0 ① G4-3		B CU 83 B FF 95 C CU 81 F CU 82 B FF 96 X FF 95 3-2 1B		5 0	0 0	1 0	0 0	0 0	1 0	1 0
6 Brandon Guyer, R (1, 9) OBP: 0.293, SLG: 0.371 23 Michael Brantley, L (10, PH) 0 Brandon Barnes, R (10, 9)		C CH 76 D FC 85 X CH 77 1-1 ② FC6-4 7 1B 1-2f		B CU 77 F FF 88 F FF 89 B FF 88 B CH 76 X FF 88 3-2 2B	C FF 88 C CH 76 T FF 88 0-2 ② K			B SI 92 C SI 92 C FC 86 B FC 86 F SI 92 F FC 86 B SL 79 T SI 93 3-2 ② K		B SI 94 X SI 96 1-0 ③ G4-3	4 1 0	0 0 0	1 0 0	0 0 0	0 0 0	2 0 0	1 1 0
7 Yan Gomes, R (1, 2) OBP: 0.307, SLG: 0.430	B FF 88 S CH 76 F CH 74 X FF 88 1-2 1-3 1B		C CH 78 S FF 88 B FF 88 F FF 88 F FF 89 B CU 78 X CH 77 2-2 ③ F8		F CH 77 B CU 77 X FF 88 1-1 HR		B CH 91 B SI 94 C FC 87 B SI 94 C FF 91 S FC 90 3-3 ③ K				F SI 95 B SI 96 S SL 86 F SL 88 X SI 97 1-2 26 FC1-5 1 WP 1B	5	1	3	1	0	1	1
1 Greg Allen, S (1, 8) OBP: 0.284, SLG: 0.312	C CH 75 F CH 75 S CH 75 0-3 ③ K		C CH 75 H FF 88 1-1 12 S 11 1B HBP	C FF 88 F FF 88 F CH 76 B FF 88 B FF 88 F CH 77 S CH 76 2-3 ③ K				C FF 97 F FF 97 B SL 86 F FF 96 B SL 87 F FF 97 X FF 98 2-2 G3-1		C SI 94 L CH 90 F SI 97 B CH 89 B SI 97 D SL 89 B SI 95 4-2 22 WP 26 FC1-5 1-2 BB	3	1	0	0	1	2	2
26 Rajai Davis, R (1, 7) OBP: 0.294, SLG: 0.302		C CH 75 B CU 76 F CH 76 F FF 88 B CU 77 B CH 76 D CH 76 4-2 11 S BB		B CH 76 1 SAFE C FF 88 F CH 76 B CU 78 X FF 88 2-2 ① P3		B SL 84 C FF 93 B SL 86 F SL 86 S FF 93 2-3 ① K		F FF 97 B FF 98 B FF 97 C SL 86 B SL 85 X FF 98 3-2 12 S 1B		L SL 87 B SI 98 B SI 95 B SI 95 X SI 96 3-1 ① FC1-5 22 WP 1-2 2-3f	4	0	1	0	1	1	3
Inning Stats	R: 0 E: 0 K: 0 S: 5 H: 0 LOB: 0 BB: 0 P: 11	R: 0 E: 0 K: 1 S: 12 H: 2 LOB: 2 BB: 0 P: 15	R: 0 E: 0 K: 0 S: 9 H: 0 LOB: 1 BB: 1 P: 17	R: 0 E: 0 K: 1 S: 14 H: 1 LOB: 1 BB: 0 P: 20	R: 1 E: 0 K: 1 S: 12 H: 1 LOB: 2 BB: 1 P: 23	R: 1 E: 0 K: 2 S: 12 H: 1 LOB: 0 BB: 0 P: 17	R: 0 E: 0 K: 2 S: 13 H: 0 LOB: 2 BB: 2 P: 26	R: 0 E: 0 K: 2 S: 9 H: 0 LOB: 0 BB: 0 P: 16	R: 0 E: 0 K: 0 S: 14 H: 1 LOB: 1 BB: 0 P: 21	R: 0 E: 0 K: 0 S: 11 H: 1 LOB: 1 BB: 0 P: 17	R: 0 E: 0 K: 1 S: 16 H: 1 LOB: 3 BB: 2 P: 29	1B: 6 2B: 1 3B: 0 HR: 1	SF: 0 SAC: 0 DP: 0 HBP: 1	WP: 2 PB: 0 SB: 4 CS: 0	PA: 48

PITCHER		IP	WLS	BF	H	R	ER	SO	BB	IBB	HBP	BLK	WP	HR	S	P	ERA	WHIP
25 Marco Estrada, R ERA: 5.32	(1, 1)	6.0		26	5	2	2	5	2	0	1	0	0	1	64	103	3.00	1.167
58 Tim Mayza, L ERA: 3.99	(7, 1)	0.2		4	0	0	0	1	2	0	0	0	0	0	10	21	0.00	3.000
36 Tyler Clippard, R ERA: 3.79	(7, 1)	0.1		1	0	0	0	1	0	0	0	0	0	0	3	5	0.00	0.000
52 Ryan Tepera, R ERA: 3.49	(8, 1)	1.0		3	0	0	0	2	0	0	0	0	0	0	9	16	0.00	0.000
51 Ken Giles, R ERA: 5.36	(9, 1)	1.0		4	1	0	0	0	0	0	0	0	0	0	14	21	0.00	1.000

PITCHER		IP	WLS	BF	H	R	ER	SO	BB	IBB	HBP	BLK	WP	HR	S	P	ERA	WHIP
50 José Manuel Fernández, ERA: 1.93	(10, 1)	0.2		3	1	0	0	0	0	0	0	0	0	0	10	15	0.00	1.500
39 Jake Petricka, R ERA: 4.5	(10, 1)	1.0		6	1	0	0	1	2	0	0	0	2	0	15	28	0.00	3.000
24 Danny Barnes, R ERA: 5.45	(11, 1)	0.1	W	1	0	0	0	0	0	0	0	0	0	0	2	3	0.00	0.000

TOP

Cleveland Indians @ Toronto Blue Jays

Rogers Centre, Toronto, ON

Fri Sep 07 2018, 7:08 PM - 10:59 PM EDT

Att. 26,830 - Partly Cloudy - 72 F

livebaseballscorecards.com

AB	41
R	2
H	8
RBI	2
BB	6
SO	10
LOB	25

Batter	1	2	3	4	5	6	7	8	9	10	11	AB	R	H	RBI	BB	SO	LOB
28 Billy McKinney, L (1, 7) OBP: 0.423, SLG: 0.623 37 Teoscar Hernández, R (10, PH) OBP: 0.300, SLG: 0.469 70 Reese McGuire, L (11, 2) OBP: 0.250, SLG: 0.500	B FF 94 X FF 93 1-0 ① F7			C CU 81 F SI 94 B CU 82 B CU 83 X CH 91 2-2 ① G6-3		C CH 86 S CU 80 B SI 92 S CH 89 1-3 ① K		F CH 87 X SI 94 0-1 ① 15 FC5 14 BB 1B		B ST 81 S ST 80 C ST 82 S ST 81 1-3 ① K		4 1 0	0 0 0	1 0 0	0 0 0	0 0 0	1 1 0	1 1 0
13 Lourdes Gurriel Jr., R (1, 6) OBP: 0.313, SLG: 0.429	C FF 95 F FF 95 S CH 89 0-3 ② K			B FF 95 B CH 89 C SL 84 S SL 86 B FF 96 S SL 85 3-3 ② K		X SL 82 0-0 ② FC5-4 1-2f		S SL 84 S CH 88 D SL 86 F CH 89 S SL 85 1-3 ② K		F ST 81 H ST 82 1-1 1-2 HBP		4	0	0	0	0	3	2
14 Justin Smoak, S (1, 10) OBP: 0.355, SLG: 0.465	B FF 94 B SL 83 S SI 93 F SI 94 S CH 90 2-3 ③ K			C CU 84 S CH 90 F SL 85 C SI 96 0-3 ③ K		F SI 92 F SL 85 T SI 94 0-2 ③ K		D CH 88 B FF 93 C CH 88 B CH 89 B SI 93 4-1 1-2 BB		S FF 92 B ST 81 S FF 92 D ST 82 B ST 82 S FF 94 3-3 ② K		4	0	0	0	1	4	3
15 Randal Grichuk, R (1, 9) OBP: 0.301, SLG: 0.472		C FF 94 B FF 94 C SL 85 S CH 90 1-3 ① K			S SL 84 B SL 82 F FF 94 S SL 84 1-3 ① K		B FF 94 B SL 82 B FF 93 C FF 93 X FF 93 3-1 68 2B 2B	S SL 85 T CH 88 X CH 90 0-2 ③ FC5 2-3f		C ST 81 C ST 82 S ST 82 0-3 ③ K		5	1	1	0	0	3	4
68 Rowdy Tellez, L (1, 3) OBP: 0.600, SLG: 1.200		B SI 93 C CH 88 F SL 86 B SI 94 F CU 83 S CH 90 2-3 ② K			F CH 88 C SI 93 X SI 94 0-2 11 E 1 SF9 2B		X SL 84 0-0 1 WP 2-H 2B		S SL 79 C SL 81 S SL 80 0-3 ① K		C ST 79 B ST 80 C ST 80 C FF 93 1-3 ① K	5	1	2	1	0	3	0
11 Kevin Pillar, R (1, 8) OBP: 0.276, SLG: 0.412		C FF 95 X FF 95 0-1 ③ P3			C SL 83 F FF 93 X CH 89 0-2 E5 2-3		X SL 81 0-0 ① F7		X SL 86 0-0 7 E 7 S 1B		B SL 77 C SL 78 B SI 84 X SL 78 2-1 HR	5	1	2	1	0	0	2
1 Aledmys Díaz, R (1, 5) OBP: 0.288, SLG: 0.443		S SL 84 F FF 95 B CH 90 B FF 94 B SL 85 X FF 96 3-2 ① P3			X FF 94 0-0 ② SF9 3-H		S CH 87 F CH 88 D CU 83 D SL 86 B CH 89 F SL 84 C SL 86 3-3 ② K 2-3		B SL 85 1 SAFE C FF 95 1 SAFE F SL 88 1 SAFE F SI 97 F SL 85 F FF 96 1-3 ② K			3	0	0	1	0	2	2
7 Richard Urena, S (1, 4) OBP: 0.309, SLG: 0.373		F SI 94 S SL 84 B CH 90 F SL 85 F CH 90 F CU 83 B SI 94 X SL 84 2-2 21 CS 1B			1 SAFE S CH 85 F CH 85 P PO 88 C SI 92 1-3 ③ K		X SI 94 0-0 ③ F7		1 SAFE 1 SAFE B SL 88 S SI 95 S FF 96 F FF 95 F SI 97 F SL 87 X SI 96 1-2 ③ F8 1-3			4	0	1	0	0	1	3
21 Luke Maile, R (1, 2) OBP: 0.327, SLG: 0.368 8 Kendrys Morales, S (8, PH) OBP: 0.340, SLG: 0.463 9 Danny Jansen, R (9, 2) OBP: 0.379, SLG: 0.438 67 Jonathan Davis, R (10, PR) (11, 7)		S FF 94 C SL 84 F FF 95 S CU 83 0-3 ② ③ K 1-2				B FF 92 X SL 84 1-0 13 FC5-4 1B		C SL 84 S CH 89 S CH 90 0-3 ① K		B ST 80 B SI 91 X SI 92 2-0 13 HBP 1B		2 1 1 0	0 0 0 0	1 0 1 0	0 0 0 0	0 0 0 0	1 1 0 0	1 0 0 0
Inning Stats	R: 0 H: 0 E: 0 LOB: 0 K: 2 BB: 0 S: 7 P: 10	R: 0 H: 0 E: 0 LOB: 0 K: 2 BB: 0 S: 9 P: 12	R: 0 H: 1 E: 0 LOB: 0 K: 1 BB: 0 S: 13 P: 18	R: 0 H: 0 E: 0 LOB: 0 K: 2 BB: 0 S: 10 P: 15	R: 1 H: 1 E: 1 LOB: 1 K: 2 BB: 0 S: 14 P: 15	R: 0 H: 1 E: 0 LOB: 1 K: 2 BB: 0 S: 8 P: 10	R: 1 H: 2 E: 0 LOB: 1 K: 1 BB: 0 S: 9 P: 15	R: 0 H: 1 E: 0 LOB: 2 K: 2 BB: 1 S: 13 P: 18	R: 0 H: 1 E: 0 LOB: 1 K: 2 BB: 0 S: 16 P: 18	R: 0 H: 1 E: 0 LOB: 2 K: 3 BB: 0 S: 11 P: 18	R: 1 H: 1 E: 0 LOB: 0 K: 1 BB: 0 S: 5 P: 8	1B: 5 SF: 1 2B: 3 SAC: 0 3B: 0 DP: 0 HR: 1 HBP: 1		WP: 1 PA: 42 PB: 0 SB: 1 CS: 1				

PITCHER	IP	WLS	BF	H	R	ER	SO	BB	IBB	HBP	BLK	WP	HR	S	P	ERA	WHIP
59 Carlos Carrasco, R (1, 1) ERA: 3.41	8.0		31	6	2	1	14	1	0	0	0	1	0	83	113	1.12	0.875
39 Oliver Pérez, L (9, 1) ERA: 1.04	0.1		1	0	0	0	1	0	0	0	0	0	0	3	3	0.00	0.000
58 Neil Ramírez, R (9, 1) ERA: 4.58	0.2		3	1	0	0	1	0	0	0	0	0	0	13	15	0.00	1.500
33 Brad Hand, L (10, 1) ERA: 2.63	1.1		6	1	0	0	4	0	0	1	0	0	0	14	22	0.00	0.750
90 Adam Cimber, R (11, 1) ERA: 3.56	0.0	L	1	1	1	1	0	0	0	0	0	0	1	2	4	∞	∞

PITCHER	IP	WLS	BF	H	R	ER	SO	BB	IBB	HBP	BLK	WP	HR	S	P	ERA	WHIP

BOTTOM

Cleveland Indians @ Toronto Blue Jays

Rogers Centre, Toronto, ON

Fri Sep 07 2018, 7:08 PM - 10:59 PM EDT

Att. 26,830 - Partly Cloudy - 72 F

livebaseballscorecards.com

AB	39
R	3
H	9
RBI	3
BB	1
SO	20
LOB	19

Batter	1	2	3	4	5	6	7	8	9	AB	R	H	RBI	BB	SO	LOB
12 Francisco Lindor, S (1, 6) OBP: 0.358, SLG: 0.527	C FF 95 B SI 96 F SL 85 F FF 96 B FF 96 X SL 86 2-2 ① G4-3		F FF 93 F SL 85 D SL 84 X SL 83 1-2 ① G1-3		C FF 93 1 SAFE X SL 83 0-1 ① F8	C SI 91 B FC 89 X CU 73 1-1 ① F9	B SL 88 S SL 86 X FF 94 1-1 23 1B 1B		F SI 92 X SI 93 0-1 ② P5	6	0	1	0	0	0	2
23 Michael Brantley, L (1, 7) OBP: 0.359, SLG: 0.468	B SI 96 B SI 94 C SL 84 B SI 94 B SI 95 4-1 BB		F FF 94 D CH 85 C SL 85 X FF 94 1-2 ② P5		B SI 93 B SI 92 C SL 84 X FF 93 2-1 1-H HR	B SI 90 B SI 91 B FS 85 C SI 90 F SI 91 B FS 85 4-2 10 E 11 1B 17 FC1-2 BB	B FF 95 S SL 86 X FF 95 1-1 1-3 1B		B CU 79 B FF 92 B SI 93 C SI 92 X SI 92 3-1 ③ G6-3	4	1	2	2	2	0	1
11 José Ramírez, S (1, 5) OBP: 0.398, SLG: 0.579	B FF 94 C SL 85 B CH 84 X SI 95 2-1 ② F8		B SL 84 B SI 94 C SL 83 C SL 83 S FF 95 2-3 ③ K		B SL 83 F SI 94 X SL 83 1-1 ② L5	C FC 87 X SI 91 0-1 17 FC1-2 10 E 53 WP 1-2 1B	B SL 86 X SL 84 1-0 ③ G1-3			5	1	1	0	0	1	4
10 Edwin Encarnación, R (1, 10) OBP: 0.321, SLG: 0.466	C FF 95 B SL 84 F FF 94 B FF 96 F FF 95 S SL 85 2-3 ③ K			B SL 84 F SL 84 B FF 94 X FF 93 2-1 ① G5-3	B FF 94 B FF 94 B FF 94 B FF 94 4-0 53 BB 17 BB 22 BB BB	B FC 84 B FC 91 X FF 91 2-0 E5 53 WP 17 FC1-2 1-2 2-3		B FF 91 C FF 91 S CU 76 S FF 91 1-3 ① K		4	1	0	0	1	2	3
17 Yonder Alonso, L (1, 3) OBP: 0.306, SLG: 0.422		B FF 94 F SI 94 C SL 83 F FF 96 B CH 88 B SL 85 X FF 95 3-2 ① 1B		F SI 93 B CU 82 S SL 85 B FF 94 S SL 84 2-3 ② K	D SL 84 C SI 92 S SL 83 B FF 94 F SL 84 B SL 84 F SL 84 B SL 84 4-2 22 BB 53 BB 55 2B 1-2 BB	F FC 85 D CU 73 B FC 87 X SI 90 2-1 ② FC1-2 53 BB 1-2 2-3 3-Hf		B FF 92 C CH 78 C FF 90 F CU 77 B SL 81 S FF 92 2-3 ② K		4	1	1	0	1	2	3
53 Melky Cabrera, S (1, 9) OBP: 0.338, SLG: 0.439 0 Brandon Barnes, R (6, PR) OBP: 0.500, SLG: 0.500 (6, 9)		C FF 95 X CH 88 0-1 ② G4-3		B CH 88 B FF 94 B SI 93 C FF 93 X SI 94 3-1 1B	B SI 91 B SI 92 B SI 91 B SI 91 4-0 22 BB 55 2B 1-2 2-3 BB	C FC 85 B FS 82 C SI 91 B CU 73 B FS 86 B SI 90 4-2 1-2 2-3 3-H BB		S FF 90 B FF 92 F FF 91 B CU 75 X FF 92 2-2 22 1B 1B		2 1	1 0	1 1	0 0	2 0	0 0	0 0
22 Jason Kipnis, L (1, 4) OBP: 0.314, SLG: 0.378		C FF 95 C FF 96 B FF 94 F SL 85 X CU 84 1-2 ③ P5		X FF 94 0-0 ③ L8	D SL 85 B FF 91 B FF 92 B FF 90 4-0 55 2B 1-2 2-3 3-H BB	B FC 87 X SI 91 1-0 ③ P4		X FF 91 0-0 1-3 1B		4	1	1	1	1	0	4
55 Roberto Pérez, R (1, 2) OBP: 0.254, SLG: 0.252			C FF 94 B FF 94 B FF 94 B FF 93 B FF 92 4-1 1 2B BB	X FF 93 0-0 HR B SL 83 B FF 93 X FF 92 2-1 1-H 2-H 3-H 2B		B FF 92 C SL 83 B SL 86 F FF 93 C FF 94 2-3 ① K	M CH 78 F FF 91 C FS 82 0-3 ③ K		4	2	2	4	1	2	2
1 Greg Allen, S (1, 8) OBP: 0.286, SLG: 0.315			C FF 92 D CH 86 B SI 92 C SL 84 B SL 83 X FF 94 3-2 1-H 2B	C SI 94 C CU 81 B SL 84 B FF 94 F SL 84 F FF 95 4-2 23 HR BB 2-1 L9 ③		F FF 92 B FF 94 C SL 87 B SL 86 X FF 93 2-2 ② F8		C FF 91 S SI 92 S SI 92 0-3 ① K	4	1	1	1	1	1	1

Inning Stats	1	2	3	4	5	6	7	8	9
	R: 0 E: 0 K: 1 S: 11	R: 0 E: 0 K: 0 S: 10	R: 1 E: 0 K: 1 S: 13	R: 0 E: 0 K: 1 S: 8	R: 7 E: 0 K: 0 S: 21	R: 1 E: 1 K: 0 S: 12	R: 0 E: 0 K: 1 S: 11	R: 0 E: 0 K: 3 S: 14	R: 0 E: 0 K: 1 S: 7
	H: 0 LOB: 1 BB: 1 P: 21	H: 1 LOB: 0 BB: 0 P: 14	H: 1 LOB: 1 BB: 1 P: 24	H: 1 LOB: 1 BB: 0 P: 15	H: 3 LOB: 1 BB: 5 P: 48	H: 1 LOB: 3 BB: 2 P: 26	H: 2 LOB: 2 BB: 0 P: 18	H: 2 LOB: 2 BB: 0 P: 19	H: 0 LOB: 0 BB: 0 P: 10

1B: 7 SF: 0 WP: 1 PA: 47
2B: 2 SAC: 0 PB: 0
3B: 0 DP: 0 SB: 0
HR: 2 HBP: 0 CS: 0

PITCHER		IP	WLS	BF	H	R	ER	SO	BB	IBB	HBP	BLK	WP	HR	S	P	ERA	WHIP
54 Sean Reid-Foley, R ERA: 6.86	(1, 1)	4.2	L	23	5	6	6	3	5	0	0	0	0	2	59	106	11.57	2.143
66 Justin Shafer, R ERA: 2.84	(5, 1)	0.1		4	1	2	2	0	2	0	0	0	0	0	4	16	54.00	9.000
62 Mark Leiter Jr., R ERA: 5.95	(6, 1)	1.0		7	1	1	0	0	2	0	0	0	1	0	12	26	0.00	3.000
58 Tim Mayza, L ERA: 3.86	(7, 1)	1.0		5	2	0	0	1	0	0	0	0	0	0	11	18	0.00	2.000
36 Tyler Clippard, R ERA: 3.73	(8, 1)	1.0		5	2	0	0	3	0	0	0	0	0	0	14	19	0.00	2.000

PITCHER		IP	WLS	BF	H	R	ER	SO	BB	IBB	HBP	BLK	WP	HR	S	P	ERA	WHIP
65 Taylor Guerrieri, R ERA: 1.8	(9, 1)	1.0		3	0	0	0	1	0	0	0	0	0	0	7	10	0.00	0.000

TOP

Cleveland Indians @ Toronto Blue Jays

Rogers Centre, Toronto, ON

Sat Sep 08 2018, 4:09 PM - 7:46 PM EDT

Att. 35,353 - Partly Cloudy - 61 F

livebaseballscorecards.com

AB	38
R	9
H	11
RBI	8
BB	9
SO	8
LOB	20

Batter	1	2	3	4	5	6	7	8	9	AB	R	H	RBI	BB	SO	LOB
28 Billy McKinney, L (1, 7) OBP: 0.427, SLG: 0.615 29 Devon Travis, R (7, PH) OBP: 0.283, SLG: 0.392 67 Jonathan Davis, R (8, 7) 27 Dwight Smith Jr., L (9, PH) OBP: 0.344, SLG: 0.462	X FF 89 0-0 8 FC4-6 13 1B 1B	D SL 80 T FF 91 B FF 91 C FF 92 X FF 91 2-2 ② L8		B SL 80 X CH 82 1-0 ③ F8		C CH 83 F CH 83 X SL 84 0-2 13 2B 8 1B 1B	S SL 78 X SL 78 0-1 ② G6-3		D KC 82 C KC 82 S KC 84 F KC 83 D KC 84 F FF 93 F KC 83 X FF 93 2-2 ② F8	4 1 0 1	1 0 0 0	2 0 0 0	0 0 0 0	0 0 0 0	0 0 0 0	2 1 0 1
13 Lourdes Gurriel Jr., R (1, 6) OBP: 0.319, SLG: 0.434	X FF 89 0-0 8 FC4-6 1-2 1B	D SL 81 S FF 91 B FF 91 F SL 81 S FF 92 2-3 ③ K			B FF 89 F FF 89 S SL 77 F FF 91 F SL 82 X FF 90 1-2 ① F7	S SI 90 X SI 90 0-1 8 1B 1-3 2B	0-0 IBB		C KC 83 D KC 84 S KC 84 X KC 84 1-2 ③ L9	5	1	2	0	1	1	2
8 Kendrys Morales, S (1, 10) OBP: 0.338, SLG: 0.459	B FF 90 F FF 90 S FF 91 F SL 80 F FF 90 B FF 90 X CH 81 2-2 ① FC4-6 1-2f 2-3		C CH 82 S CU 75 B FF 90 B FF 90 S CH 83 2-3 ① K		B FF 89 B CH 82 B FF 88 C FF 90 S FF 90 X FF 91 3-2 ② F7	B SI 90 S CH 82 B CH 83 S CH 83 B CH 83 X CH 82 3-2 15 1B 2-H 3-H 1B	C SI 91 S SL 80 B SI 92 B SL 81 X SL 78 2-2 ③ F8			5	0	1	2	0	1	4
15 Randal Grichuk, R (1, 9) OBP: 0.304, SLG: 0.490	B FF 90 X SL 82 1-0 ② F9		C CU 72 F CU 76 F FF 92 B FF 92 X FF 92 1-2 HR		F SL 80 B SL 79 B CU 74 B SL 80 F FF 91 X SL 82 3-2 HR	B SI 91 X SI 90 1-0 68 BB 1-3 1B		C SL 78 C SI 93 S FF 93 0-3 ① K		5	2	3	2	0	1	2
68 Rowdy Tellez, L (1, 3) OBP: 0.600, SLG: 1.214	B FF 91 F FF 91 B FF 91 F CH 82 F FF 91 S FF 92 2-3 ③ K		X FF 91 0-0 ② P3		C CU 74 B FF 90 B CH 83 X FF 91 2-1 HR	B CU 73 B CU 74 B CU 72 C FF 89 F FF 89 B FF 90 4-2 1-2 BB		C SL 77 C SI 94 X SL 82 0-2 1B		4	1	2	1	1	1	2
11 Kevin Pillar, R (1, 8) OBP: 0.277, SLG: 0.416		B CU 75 F FF 91 X FF 91 1-1 7 2B 2B	C SL 79 S SL 83 X FF 93 0-2 ③ L9		C SI 90 B SI 91 F SI 90 X SI 91 1-2 2B	D SL 87 B FF 96 X FF 96 2-0 ③ F8		1 SAFE B FC 87 S FC 86 1 SAFE X FC 88 1-1 ② F9		5	1	2	0	0	0	4
9 Danny Jansen, R (1, 2) OBP: 0.371, SLG: 0.442 14 Justin Smoak, S (8, PH) OBP: 0.354, SLG: 0.464 21 Luke Maile, R (9, 2) OBP: 0.327, SLG: 0.368		S FF 91 B FF 92 F SL 81 C FF 92 1-3 ① K		C SL 77 B CU 75 X SL 81 1-1 ① G5-3	C SI 90 C SI 91 B SI 91 F SI 91 B SI 89 F SI 89 X SI 90 2-2 ③ G6-3		F SI 94 B SL 88 X SL 87 1-1 7 G3 1 2B 2B	1 SAFE B FF 88 C SI 89 S CU 75 C CU 75 1-3 ③ K		4 1 0	1 0 0	1 0 0	0 0 0	0 1 0	1 1 0	2 1 0
7 Richard Urena, S (1, 4) OBP: 0.300, SLG: 0.375		S CH 82 B FF 91 X CH 82 1-1 1 1B 2-H 2B		B CU 74 B CH 82 C FF 90 X CH 82 2-1 ② P5		C SI 89 F CH 83 B FF 89 X CH 82 1-2 ① G4-3	B SI 96 F SI 95 F FF 96 X FF 95 1-2 ① G3 2-3		C KC 82 S KC 82 B KC 83 S KC 83 1-3 ① K2-3	5	1	1	1	0	1	1
1 Aledmys Díaz, R (1, 5) OBP: 0.295, SLG: 0.456		B FF 92 F SL 81 F FF 91 F FF 92 D CU 77 B SL 81 X SL 80 3-2 2-H 1B		B SL 80 C CU 74 F FF 89 F FF 91 B CH 84 X CH 84 2-2 2B		X SL 84 0-0 ② F9	F SI 96 X FF 96 0-1 3-H 2B		X FF 92 0-0 2B	5	0	4	2	0	0	0
Inning Stats	R: 0 E: 0 K: 1 S: 12 H: 2 LOB: 2 BB: 0 P: 17	R: 2 E: 0 K: 2 S: 17 H: 3 LOB: 1 BB: 0 P: 27	R: 1 E: 0 K: 1 S: 11 H: 1 LOB: 0 BB: 0 P: 14	R: 0 E: 0 K: 0 S: 9 H: 1 LOB: 1 BB: 0 P: 15	R: 2 E: 0 K: 0 S: 21 H: 3 LOB: 1 BB: 0 P: 33	R: 2 E: 0 K: 0 S: 16 H: 4 LOB: 3 BB: 1 P: 27	R: 1 E: 0 K: 0 S: 12 H: 2 LOB: 2 BB: 1 P: 16	R: 0 E: 0 K: 2 S: 11 H: 1 LOB: 1 BB: 0 P: 13	R: 0 E: 0 K: 1 S: 13 H: 1 LOB: 1 BB: 0 P: 17	1B: 7 2B: 8 3B: 0 HR: 3 SF: 0 SAC: 0 DP: 0 HBP: 0						

PITCHER		IP	WLS	BF	H	R	ER	SO	BB	IBB	HBP	BLK	WP	HR	S	P	ERA	WHIP
45 Adam Plutko, R ERA: 5.35	(1, 1)	4.2		23	9	5	5	4	0	0	0	0	0	3	62	95	9.64	1.929
61 Dan Otero, R ERA: 5.64	(5, 1)	1.0		8	5	2	2	0	0	0	0	0	0	0	21	29	18.00	5.000
49 Tyler Olson, L ERA: 6.23	(6, 1)	0.0		1	0	0	0	0	1	0	0	0	0	0	2	6	∞	∞
58 Neil Ramírez, R ERA: 4.75	(6, 1)	0.2	H	4	2	1	1	0	0	0	0	0	0	0	8	12	13.50	3.000
39 Oliver Pérez, L ERA: 1.0	(7, 1)	1.0	H	5	1	0	0	1	0	1	0	0	0	0	11	13	0.00	1.000

PITCHER		IP	WLS	BF	H	R	ER	SO	BB	IBB	HBP	BLK	WP	HR	S	P	ERA	WHIP
43 Josh Tomlin, R ERA: 6.63	(8, 1)	0.2	W	2	0	0	0	1	0	0	0	0	0	0	5	7	0.00	0.000
37 Cody Allen, R ERA: 4.23	(9, 1)	1.0	S	4	1	0	0	1	0	0	0	0	0	0	13	17	0.00	1.000

BOTTOM

Cleveland Indians @ Toronto Blue Jays

Rogers Centre, Toronto, ON

Sat Sep 08 2018, 4:09 PM - 7:46 PM EDT

Att. 35,353 - Partly Cloudy - 61 F

livebaseballscorecards.com

AB	45
R	8
H	18
RBI	8
BB	2
SO	7
LOB	22

WP: 0 PA: 47
PB: 0
SB: 0
CS: 0

Cleveland Indians @ Toronto Blue Jays

Rogers Centre, Toronto, ON

Sun Sep 09 2018, 1:09 PM - 3:51 PM EDT

Att. 31,184 - Roof Closed - 68 F

livebaseballscorecards.com

TOP

Batter	1	2	3	4	5	6	7	8	9	AB	R	H	RBI	BB	SO	LOB
12 Francisco Lindor, S (1, 6) OBP: 0.359, SLG: 0.531	C FF 89 X FF 89 0-1 ① F8		B FF 88 B FF 88 X FF 88 2-0 HR		B FF 87 C CU 70 X CH 82 1-1 1B		C FF 94 B FF 92 F FF 93 F FC 92 F FC 87 B FC 92 T FC 88 2-2 ③ K		F FF 97 B FF 98 S FF 98 F FF 99 F SL 86 D FF 98 F SL 88 X SL 87 2-2 ③ G3	5	1	2	1	0	1	2
23 Michael Brantley, L (1, 7) OBP: 0.360, SLG: 0.469	C FF 89 X FF 88 0-1 11 FC6-4 1B		F FF 88 C CU 70 F CU 70 S CU 70 0-3 ② K		X FF 88 0-0 ② P6			B CU 81 C SL 88 B FF 94 X CU 81 2-1 1B		4	0	2	0	0	1	1
11 José Ramírez, S (1, 5) OBP: 0.395, SLG: 0.574	B FF 89 C FF 89 D CH 83 F FF 88 X CU 71 2-2 ② FC6-4 10 S 1-2f		C FF 88 B CH 82 X FF 88 1-1 ③ G6-3		C FF 90 X FF 90 0-1 ③ P5			C SI 93 B SI 95 B SI 95 F SI 94 C CH 88 2-3 ① K		4	0	0	0	0	1	3
10 Edwin Encarnación, R (1, 10) OBP: 0.321, SLG: 0.463	B FF 88 C FF 88 F FF 90 D CU 71 B FF 89 B CU 70 4-2 BB 1-2			B FF 87 C CU 70 B CH 81 F FF 88 F FF 88 B CH 84 X FF 89 3-2 ① P3		X FF 87 0-0 ① G5-3		B SI 96 F SL 84 B SL 85 C SI 96 B SL 87 S SI 95 3-3 ② K		3	0	0	0	1	1	1
36 Yandy Díaz, R (1, 3) OBP: 0.351, SLG: 0.443	C FF 89 B FF 88 X CH 83 1-1 ③ G4-3			C CU 70 B FF 88 X CU 69 1-1 ② G5-3		C FF 87 X FF 86 0-1 ② P3		B SL 87 B SI 95 C SI 96 D SI 95 F SI 96 T SI 97 3-2 ③ K		4	0	0	0	0	1	3
6 Brandon Guyer, R (1, 9) OBP: 0.292, SLG: 0.364		C FF 89 X CH 83 0-1 ① P4		B FF 89 S FF 87 B CU 69 S FF 88 F FF 89 B FF 88 F FF 87 B FF 88 4-2 7 BB BB		B FF 88 X FF 87 1-0 ③ F9			C FF 93 B CU 73 F FF 93 X SL 83 1-2 ① G6-3	3	0	0	0	1	0	0
7 Yan Gomes, R (1, 2) OBP: 0.307, SLG: 0.427		C FF 88 B FF 89 B FF 89 X CH 83 2-1 ② P3		D CU 70 C FF 90 S FF 86 B FF 91 1 SAFE B FF 90 D CU 72 4-2 1-2 BB			B CU 70 X FF 87 1-0 ① P3		B SL 79 C SL 78 S CH 82 B SL 84 F CH 84 T CH 83 2-2 ② K	3	0	0	0	1	1	0
0 Brandon Barnes, R (1, 8) OBP: 0.500, SLG: 1.000		S FF 89 S FF 90 T FF 89 0-2 ③ K		C FF 90 S FF 90 F FF 90 B CU 74 B FF 92 F CH 82 X FF 88 2-2 ③ F8			B CU 72 C FF 88 B CH 82 S CH 82 F CH 82 X FF 88 2-2 HR		B SL 80 B CH 83 B FF 94 C FF 93 B CH 83 4-1 9 1B BB	3	1	1	1	1	1	2
9 Erik González, R (1, 4) OBP: 0.318, SLG: 0.398			B FF 88 F FF 87 X CH 82 1-1 ① P3		F CH 82 B FF 87 X CH 82 1-1 ① G6-3		C FC 87 S FC 89 S FC 88 0-3 ② K		C FF 93 B SL 82 B SL 79 X FF 93 2-1 1-2 1B	4	0	1	0	0	1	0
Inning Stats	R: 0 E: 0 K: 0 S: 11 H: 1 LOB: 2 BB: 1 P: 18	R: 0 E: 0 K: 1 S: 7 H: 0 LOB: 0 BB: 0 P: 9	R: 1 E: 0 K: 1 S: 9 H: 1 LOB: 0 BB: 0 P: 13	R: 0 E: 0 K: 0 S: 17 H: 0 LOB: 2 BB: 2 P: 31	R: 0 E: 0 K: 0 S: 7 H: 1 LOB: 1 BB: 0 P: 9	R: 0 E: 0 K: 0 S: 4 H: 0 LOB: 0 BB: 0 P: 5	R: 1 E: 0 K: 2 S: 13 H: 1 LOB: 0 BB: 0 P: 18	R: 0 E: 0 K: 3 S: 11 H: 1 LOB: 1 BB: 0 P: 21	R: 0 E: 0 K: 1 S: 16 H: 1 LOB: 2 BB: 1 P: 27	1B: 4 2B: 0 3B: 0 HR: 2 SF: 0 SAC: 0 DP: 0 HBP: 0						

	AB	33
	R	2
	H	6
	RBI	2
	BB	4
	SO	8
	LOB	12

WP: 0 PB: 0 SB: 1 CS: 0 PA: 37

PITCHER		IP	WLS	BF	H	R	ER	SO	BB	IBB	HBP	BLK	WP	HR	S	P	ERA	WHIP
45 Thomas Pannone, L ERA: 4.13	(1, 1)	6.1	W	26	4	2	2	2	3	0	0	0	0	2	60	93	2.84	1.105
52 Ryan Tepera, R ERA: 3.45	(7, 1)	0.2	H	2	0	0	0	2	0	0	0	0	0	0	8	10	0.00	0.000
50 José Manuel Fernández, L ERA: 1.93	(8, 1)	0.0		1	1	0	0	0	0	0	0	0	0	0	2	4	∞	∞
39 Jake Petricka, R ERA: 4.38	(8, 1)	1.0	H	3	0	0	0	3	0	0	0	0	0	0	9	17	0.00	0.000
22 David Paulino, R ERA:	(9, 1)	0.2		4	1	0	0	1	1	0	0	0	0	0	10	19	0.00	3.000

PITCHER		IP	WLS	BF	H	R	ER	SO	BB	IBB	HBP	BLK	WP	HR	S	P	ERA	WHIP
51 Ken Giles, R ERA: 5.32	(9, 1)	0.1	S	1	0	0	0	0	0	0	0	0	0	0	6	8	0.00	0.000

Batter	1	2	3	4	5	6	7	8	9	AB	R	H	RBI	BB	SO	LOB
28 Billy McKinney, L (1, 7) (4, 9) OBP: 0.418, SLG: 0.609	B FF 95 C FF 95 B CU 76 F FF 95 F CH 89 F SL 80 F FF 96 B CU 78 X FF 96 3-2 ① F7		B SL 78 C FF 95 F CH 88 S CU 77 1-3 ① K		B CH 86 F FF 93 1 SAFE C CU 76 B FF 95 B CH 89 X FF 96 3-2 ② G3 1-2			B SL 86 C FF 94 F FF 94 X SL 88 1-2 13 FC4-5 2B		4	0	1	0	0	1	2
13 Lourdes Gurriel Jr., R (1, 6) OBP: 0.318, SLG: 0.427	C FF 96 B SL 81 B SL 81 F FF 96 F FF 96 B SL 81 B FF 95 4-2 14 HR BB		D CH 90 S SL 80 S SL 81 B FF 94 S CU 77 2-3 ② K 1-2		B FF 96 C CH 89 F CU 75 B FF 94 F SL 78 S SL 81 2-3 ③ K			S SL 87 X FF 94 0-1 ① FC4-5 14 E 37 HR 2-3		3	2	0	0	1	2	3
14 Justin Smoak, S (1, 3) OBP: 0.355, SLG: 0.471	B FF 95 X FF 94 1-0 1-H HR		C CH 88 B CU 78 B FF 94 X CH 90 2-1 2-H 1B			C CU 74 F CU 74 B SL 80 S FF 95 1-3 ① K		S SL 87 C SL 86 X FF 95 0-2 FC3 37 HR 1-2		4	2	2	3	0	1	1
15 Randal Grichuk, R (1, 9) OBP: 0.303, SLG: 0.488 37 Teoscar Hernández, R (4, 7) OBP: 0.303, SLG: 0.480 67 Jonathan Davis, R (9, 7)	C SL 79 F FF 96 B CH 87 F SL 80 S FF 94 1-3 ② K		F FF 96 B FF 95 S CU 78 S SL 82 1-3 ③ K			S FF 95 B CU 76 C FF 96 B SL 81 B SL 78 X SL 78 3-2 68 G3-1 2B		X FF 93 0-0 1-H 2-H HR		2 2 0	0 1 0	0 2 0	0 3 0	0 0 0	2 0 0	1 0 0
68 Rowdy Tellez, L (1, 10) OBP: 0.474, SLG: 0.944	X CH 88 0-0 ③ P5			C FF 93 C CU 75 B FF 95 B SL 81 F FF 95 B CU 78 F CH 89 X CH 88 3-2 ① G4-3		F FF 95 D CU 75 X CH 87 1-1 ② G3-1 2-3		B FF 88 F FF 86 C SL 80 S FF 88 1-3 ② K		4	0	0	0	0	1	1
11 Kevin Pillar, R (1, 8) OBP: 0.275, SLG: 0.413		B FF 94 F FF 94 S FF 95 B FF 96 F SL 79 X SL 82 2-2 ① P3		C CH 90 F SL 80 S CU 78 0-3 ② K		C SL 80 S CH 89 X SL 80 0-2 ③ L8		B SI 86 S SI 86 F SI 88 X FF 89 1-2 ③ G4-3		4	0	0	0	0	1	1
26 Yangervis Solarte, S (1, 4) OBP: 0.285, SLG: 0.394 7 Richard Urena, S (9, 4) OBP: 0.300, SLG: 0.375		C FF 95 S CU 76 X FF 95 0-2 ② G3		X CH 90 0-0 ③ L9			C FF 95 B SL 88 F SL 87 F FF 96 S SL 87 1-3 ① K			3 0	0 0	0 0	0 0	0 0	1 0	0 0
1 Aledmys Díaz, R (1, 5) OBP: 0.293, SLG: 0.452		B SL 80 B FF 94 C SL 80 S SL 81 S CU 75 2-3 ③ K2-3			C FF 95 S CH 88 B CU 76 S CU 76 1-3 ① K		B SL 88 S FF 95 F SL 87 X FF 96 1-2 ② G6-3			3	0	0	0	0	2	0
70 Reese McGuire, L (1, 2) OBP: 0.429, SLG: 0.500			B FF 94 B FF 94 B FF 94 B FF 94 4-0 13 S 14 1B BB		C FF 94 B CH 87 S CH 87 B FF 95 X CU 75 2-2 28 G3 1B		B FF 96 C SL 87 X FF 95 1-1 ③ F8			2	1	1	0	1	0	0
Inning Stats	R: 2 E: 0 K: 1 S: 15 H: 1 LOB: 0 BB: 1 P: 24	R: 0 E: 0 K: 1 S: 10 H: 0 LOB: 0 BB: 0 P: 14	R: 1 E: 0 K: 3 S: 11 H: 1 LOB: 1 BB: 1 P: 21	R: 0 E: 0 K: 1 S: 9 H: 0 LOB: 0 BB: 0 P: 12	R: 0 E: 0 K: 2 S: 13 H: 1 LOB: 1 BB: 0 P: 21	R: 0 E: 0 K: 1 S: 11 H: 1 LOB: 1 BB: 0 P: 16	R: 0 E: 0 K: 1 S: 9 H: 0 LOB: 0 BB: 0 P: 12	R: 3 E: 1 K: 1 S: 15 H: 2 LOB: 0 BB: 0 P: 18		1B: 2 2B: 2 3B: 0 HR: 2 SF: 0 SAC: 0 DP: 0 HBP: 0				WP: 0 PB: 0 SB: 1 CS: 0 PA: 33		

PITCHER		IP	WLS	BF	H	R	ER	SO	BB	IBB	HBP	BLK	WP	HR	S	P	ERA	WHIP
52 Mike Clevinger, R ERA: 3.16	(1, 1)	6.0	L	24	4	3	3	9	2	0	0	0	0	1	69	108	4.50	1.000
46 Jon Edwards, R ERA: 8.1	(7, 1)	1.1		7	2	3	2	1	0	0	0	0	0	1	18	22	13.50	1.500
90 Adam Cimber, R ERA: 3.52	(8, 1)	0.2		2	0	0	0	1	0	0	0	0	0	0	6	8	0.00	0.000

PITCHER	IP	WLS	BF	H	R	ER	SO	BB	IBB	HBP	BLK	WP	HR	S	P	ERA	WHIP

BOTTOM

Cleveland Indians @ Toronto Blue Jays

Rogers Centre, Toronto, ON

Sun Sep 09 2018, 1:09 PM - 3:51 PM EDT

Att. 31,184 - Roof Closed - 68 F

livebaseballscorecards.com

AB	31
R	6
H	6
RBI	6
BB	2
SO	11
LOB	9

Cleveland Indians @ Tampa Bay Rays

Tropicana Field, St. Petersburg, FL

Mon Sep 10 2018, 7:11 PM - 10:48 PM EDT

Att. 12,724 - Dome - 72 F

TOP

livebaseballscorecards.com

Batter	1	2	3	4	5	6	7	8	9	AB	R	H	RBI	BB	SO	LOB
12 Francisco Lindor, S (1, 6) OBP: 0.359, SLG: 0.531	B FF 100 X FF 98 1-0 ① F8		C FF 91 B CH 87 S CH 86 B FF 91 D CU 77 C FF 92 3-3 ① K		T FF 93 B CH 88 X FF 92 1-1 23 2B; 11 2B; 1B	B SI 91 F CH 83 S SI 91 X FF 91 1-2 ② P5		B FF 93 X CH 83 1-0 23 G4-3; 2B		5	1	2	0	0	1	2
23 Michael Brantley, L (1, 7) OBP: 0.362, SLG: 0.471	B SI 100 B SI 99 C FF 100 B FF 100 B FF 99 4-1 11 G6-3; 11 WP; 10 1B; BB		C FF 92 X CU 77 0-1 11 FC5-4; 1-2; 1B		X FF 90 0-0 11 2B; 1-3; 2B	B SL 80 F SI 91 B SL 82 F SI 90 F SI 90 F SI 90 B SI 89 F SI 90 X SI 91 3-2 ③ G3		C FF 93 F SL 86 B FF 94 F SL 85 D SL 86 X SL 85 2-2 ② G4-3; 2-3		4	1	2	0	1	0	2
11 José Ramírez, S (1, 5) OBP: 0.397, SLG: 0.575	C SL 89 B SL 90 C SI 99 D SL 90 X SL 90 2-2 ② G6-3; 1-3		D CH 87 B FF 92 F FF 91 F FF 92 X CH 88 2-2 ② FC5-4; 1-2f; 2-3		X CH 87 0-0 2-3; 3-H; 2B		C ST 79 S ST 80 B SI 92 F ST 80 B FF 91 B ST 81 F SI 92 H ST 80 4-2 17 S; 10 S; 17 FC4; HBP		0-0 IBB	3	1	1	1	1	0	3
10 Edwin Encarnación, R (1, 10) OBP: 0.320, SLG: 0.460	B SL 89 F SL 89 D SL 90 F FF 98 X SL 91 2-2 3-H; 1B		S CH 87 S CH 87 F CH 89 B SI 93 F CU 78 F CH 88 F CU 78 B FF 91 X CH 88 2-2 ③ L8		F SL 89 S FF 99 S FS 88 0-3 ② K		1 SAFE C ST 81 F ST 81 S ST 80 0-3 ① K; 1-2	D SL 86 F SL 84 X FF 94 1-1 ③ F9		5	0	1	1	0	2	7
17 Yonder Alonso, L (1, 3) OBP: 0.304, SLG: 0.418 26 Rajai Davis, R (7, PR) OBP: 0.293, SLG: 0.301 (7, 8)	B SI 98 B SL 88 F SI 99 X FF 99 2-1 ③ P6			B FF 92 B FF 92 C FF 91 F FF 91 X CU 78 2-2 ① G3-1	C SL 80 X SI 90 0-1 ③ G5-3		F SI 91 B ST 79 D ST 79 X SI 92 2-1 2-H; FC4; 22 S		S FF 94 F FF 95 B FF 95 F FF 95 X SL 88 1-2 ① G5-3	4 1	0 0	0 0	1 0	0 0	0 0	3 0
53 Melky Cabrera, S (1, 9) OBP: 0.341, SLG: 0.437 32 Adam Rosales, R (7, 3)		X SI 96 0-0 ① L8		B CU 77 H FF 92 2-0 HBP		B SI 88 C CH 83 B CH 84 X SI 89 2-1 22 FC5-4; 1B	P PO 86 1 SAFE C SI 91 X SI 91 1-1 ② F7		F FF 94 C SL 85 X FF 96 0-2 ② F8	3 1	0 0	1 0	0 0	0 0	0 0	1 0
22 Jason Kipnis, L (1, 4) OBP: 0.315, SLG: 0.376		B SI 99 C FF 99 B SL 90 S FF 100 T FF 100 2-2 ② K	C FF 92 X FC 86 0-1 ② F7		B SL 80 S SI 89 X SI 90 1-1 ① FC5-4; 7; 1B; 6; 2B; 1-2f	P PO 85 B SI 93 1 SAFE C SI 92 D ST 82 B SI 91 4-1 1-2; BB		B FF 95 S FF 95 F FF 96 B FF 96 B FF 95 B FF 94 4-2 BB	3	1	0	0	2	1	2
7 Yan Gomes, R (1, 2) OBP: 0.306, SLG: 0.423	F FF 100 S SL 89 F FF 100 F SL 91 F FF 100 X FF 100 0-2 ③ F9		B FF 92 F FF 91 D CH 88 S CH 86 F FF 92 S CH 87 2-3 ③ K		B SI 90 C CH 82 F SI 91 X SI 90 1-2 6 2B; 1-2; 1B	B ST 80 C SI 91 C SI 91 X ST 80 1-2 ③ L4		S FF 93 B FF 95 T SL 85 B FF 95 1 SAFE S FF 94 2-3 ③ K		5	1	1	0	0	2	4
1 Greg Allen, S (1, 8) OBP: 0.288, SLG: 0.314 6 Brandon Guyer, R (6, PH) OBP: 0.294, SLG: 0.371 (6, 8) (7, 9)			B FF 91 B FF 90 C FF 91 B FF 92 F FF 92 B FF 92 4-2 11 FC5-4; 23 1B; BB		C FF 90 F FF 92 S CH 87 0-3 ① K	C CH 82 S SI 92 X CH 84 0-2 1-H; 2-H; 2B		S SL 86 C SL 86 B FF 94 B SL 87 X FF 93 2-2 ① F8		1 2	0 0	0 1	0 2	1 0	1 0	0 0

	AB	R	H	RBI	BB	SO	LOB
	37	5	9	5	5	7	24

Inning Stats	1	2	3	4	5	6	7	8	9
	R: 1 E: 0 K: 0 S: 10	R: 0 E: 0 K: 1 S: 10	R: 0 E: 0 K: 1 S: 17	R: 0 E: 0 K: 1 S: 9	R: 1 E: 0 K: 2 S: 12	R: 2 E: 0 K: 0 S: 19	R: 1 E: 0 K: 1 S: 17	R: 0 E: 0 K: 0 S: 10	R: 0 E: 0 K: 1 S: 12
	H: 1 LOB: 1 BB: 1 P: 21	H: 0 LOB: 0 BB: 0 P: 12	H: 1 LOB: 2 BB: 1 P: 28	H: 0 LOB: 1 BB: 0 P: 15	H: 3 LOB: 2 BB: 0 P: 13	H: 3 LOB: 1 BB: 0 P: 27	H: 0 LOB: 2 BB: 1 P: 27	H: 1 LOB: 2 BB: 1 P: 16	H: 0 LOB: 1 BB: 1 P: 19

	1B	SF	WP	PA
	5	0	1	44
	2B	SAC	PB	
	4	0	0	
	3B	DP	SB	
	0	0	3	
	HR	HBP	CS	
	0	2	0	

PITCHER		IP	WLS	BF	H	R	ER	SO	BB	IBB	HBP	BLK	WP	HR	S	P	ERA	WHIP
63 Diego Castillo, R ERA: 3.45	(1, 1)	2.0		8	1	1	1	1	1	0	0	0	1	0	20	33	4.50	1.000
68 Jalen Beeks, L ERA: 5.57	(3, 1)	2.1		13	4	1	1	3	1	0	1	0	0	0	33	51	3.86	2.143
55 Ryne Stanek, R ERA: 2.62	(5, 1)	0.1	H	1	0	0	0	1	0	0	0	0	0	0	3	3	0.00	0.000
56 Adam Kolarek, L ERA: 4.13	(5, 1)	1.1	B	7	3	2	2	0	0	0	0	0	0	0	21	29	13.50	2.250
52 Chaz Roe, R ERA: 3.86	(7, 1)	1.0		6	0	1	1	1	1	0	1	0	0	0	17	27	9.00	1.000
36 Andrew Kittredge, R ERA: 6.96	(8, 1)	1.0		5	1	0	0	0	0	1	0	0	0	0	10	16	0.00	1.000
57 Jaime Schultz, R ERA: 3.7	(9, 1)	1.0	W	4	0	0	0	1	1	0	0	0	0	0	12	19	0.00	1.000

Cleveland Indians @ Tampa Bay Rays

Tropicana Field, St. Petersburg, FL

Mon Sep 10 2018, 7:11 PM - 10:48 PM EDT

Att. 12,724 - Dome - 72 F

livebaseballscorecards.com

BOTTOM

Batter	1	2	3	4	5	6	7	8	9	AB	R	H	RBI	BB	SO	LOB
0 Mallex Smith, L (1, 8) OBP: 0.377, SLG: 0.425	C SI 89 S CH 85 S FC 88 0-3 ① K	B CH 85 B FC 88 B SI 92 B SI 92 4-0 26 HBP, 29 1B BB		C FF 90 B SL 80 X SI 93 1-1 26 CS 2B			B SI 95 S SI 95 X SL 87 1-1 ① F9		C FF 91 S ST 81 C FF 93 0-3 ② K	4	0	1	0	1	2	1
29 Tommy Pham, R (1, 7) OBP: 0.347, SLG: 0.428	C SI 92 B FC 88 S CU 83 B CU 81 X SI 92 2-2 ② L9	B FC 88 B SI 92 B FC 89 C SI 92 X SI 93 3-1 26 HBP 1B 1-2 2-3		0-0 IBB			1 SAFE C SI 95 D SL 86 C SL 87 B FF 95 D SL 86 S SL 87 3-3 ② K 1-2		C ST 80 B SI 92 S FF 92 B ST 82 X ST 82 2-2 26 HR 1B	4	1	2	0	1	1	1
26 Ji Man Choi, L (1, 10) OBP: 0.362, SLG: 0.529	C CU 82 S FC 88 S FC 88 0-3 ③ K	B FC 89 C SI 93 F CU 84 H FC 89 2-2 HBP 1-2 2-3 3-H		C SI 94 2 SAFE B SL 80 1-1 ③ CS 2-3	C SI 91 S SL 79 F SL 81 B SI 93 F SL 80 B SL 81 B FF 91 C SI 94 3-3 ① K		2 SAFE B SI 95 B SI 96 S FF 96 D SL 87 S FF 95 F FF 96 X SL 87 3-2 ③ F8		C ST 81 X FF 94 0-1 1-H HR	4	1	1	3	0	2	2
44 C.J. Cron, R (1, 3) OBP: 0.319, SLG: 0.482		2-3 K 3-2 K			C SI 89 F SI 89 F SI 90 B FF 89 S SI 89 1-3 ② K			F FF 92 C KC 83 B KC 84 X KC 83 1-2 ① G5-3		4	0	0	0	0	3	3
18 Joey Wendle, L (1, 5) OBP: 0.340, SLG: 0.425		B FC 88 X CH 86 1-0 1 1B 3B B FF 88 C CU 73 F SI 90 B SI 88 B CU 75 S CU 75 3-3 ① K			B SI 90 F CH 82 F SI 89 B FF 90 X FF 90 2-2 ③ P6			X FF 94 0-0 ② L8		4	1	1	0	0	1	0
1 Willy Adames, R (1, 6) OBP: 0.333, SLG: 0.397		F CU 84 B FC 88 F FC 88 B CU 84 F SI 93 B FF 93 X FF 92 3-2 9 HR 1B 3-H S FF 88 B FF 88 S CU 74 B SI 90 B CH 81 S CU 72 3-3 ② K				C SL 82 C FF 93 B FF 95 X SL 84 1-2 ① G5-3		C KC 83 B FF 93 B KC 83 B KC 83 F FF 93 F FF 93 B FF 94 4-2 35 WP BB		3	1	1	1	1	1	0
35 Brandon Lowe, L (1, 4) OBP: 0.360, SLG: 0.461		S FC 87 B SI 93 S FC 88 1 SAFE B FC 88 C CU 84 2-3 ② K		C CU 74 B CU 74 S FF 89 C CU 74 1-3 ③ K		C SL 84 S SL 83 F SL 84 S SL 83 0-3 ② K		B FF 93 1 SAFE B KC 83 S FF 93 B FF 93 F FF 93 B FF 93 4-2 1-3 BB		3	0	0	0	1	3	1
9 Jake Bauers, L (1, 9) OBP: 0.314, SLG: 0.382		C CU 83 C FC 88 B CU 84 1 SAFE B FC 88 F CU 84 B SI 92 X FC 89 3-2 1-H HR			B SL 78 C SL 78 B SL 79 C SI 91 B SI 93 S SI 92 3-3 ① K		B SL 84 C SL 82 C FF 93 S SL 84 1-3 ③ K	C KC 84 F FF 93 B KC 83 X FF 93 1-2 ③ G4-3		4	1	1	2	0	2	2
19 Nick Ciuffo, L (1, 2) OBP: 0.421, SLG: 0.600 11 Andrew Velazquez, S (7, PR) OBP: 0.667, SLG: 0.500 45 Jesús Sucre, R (8, 2) OBP: 0.227, SLG: 0.216 27 Carlos Gómez, R (9, PH) OBP: 0.307, SLG: 0.353		F FF 90 B FF 92 B CH 86 S FC 89 X SI 93 2-2 29 1B 26 HBP 2B			F SI 93 C FF 93 B SL 81 C SL 81 1-3 ② K		C SI 95 S SI 95 B FF 96 B SI 96 B SL 87 B SI 96 4-2 29 S BB		F ST 79 B ST 79 T FF 92 B ST 80 X ST 80 2-2 ① P3	2 0 0 1	1 0 0 0	1 0 0 0	0 0 0 0	1 0 0 0	1 0 0 0	0 0 0 0
Inning Stats	R: 0 E: 0 K: 2 S: 9 H: 0 LOB: 0 BB: 0 P: 11	R: 4 E: 0 K: 3 S: 25 H: 5 LOB: 3 BB: 1 P: 48	R: 0 E: 0 K: 3 S: 9 H: 0 LOB: 0 BB: 0 P: 16	R: 0 E: 0 K: 2 S: 9 H: 1 LOB: 1 BB: 1 P: 15	R: 0 E: 0 K: 2 S: 12 H: 0 LOB: 0 BB: 0 P: 18	R: 0 E: 0 K: 2 S: 10 H: 0 LOB: 0 BB: 0 P: 12	R: 0 E: 0 K: 1 S: 11 H: 0 LOB: 2 BB: 1 P: 22	R: 0 E: 0 K: 0 S: 12 H: 0 LOB: 2 BB: 2 P: 22	R: 2 E: 0 K: 1 S: 11 H: 2 LOB: 0 BB: 0 P: 15	1B: 3 2B: 2 3B: 1 HR: 2 SF: 0 SAC: 0 DP: 0 HBP: 1		WP: 2 PB: 0 SB: 1 CS: 1		PA: 40		

	AB	R	H	RBI	BB	SO	LOB
	33	6	8	6	5	16	10

PITCHER		IP	WLS	BF	H	R	ER	SO	BB	IBB	HBP	BLK	WP	HR	S	P	ERA	WHIP
28 Corey Kluber, R ERA: 2.91	(1, 1)	1.2		12	5	4	4	4	1	0	1	0	0	1	31	55	21.60	3.600
49 Tyler Olson, L ERA: 5.87	(2, 1)	1.1		4	0	0	0	4	0	0	0	0	0	0	12	20	0.00	0.000
39 Oliver Pérez, L ERA: 0.95	(4, 1)	1.1		5	1	0	0	3	0	1	0	0	0	0	14	23	0.00	0.750
61 Dan Otero, R ERA: 5.57	(5, 1)	0.2		2	0	0	0	1	0	0	0	0	0	0	7	10	0.00	0.000
24 Andrew Miller, L ERA: 3.24	(6, 1)	1.0		3	0	0	0	2	0	0	0	0	0	0	10	12	0.00	0.000

PITCHER		IP	WLS	BF	H	R	ER	SO	BB	IBB	HBP	BLK	WP	HR	S	P	ERA	WHIP
58 Neil Ramírez, R ERA: 4.62	(7, 1)	1.0	H	4	0	0	0	1	1	0	0	0	0	0	11	22	0.00	1.000
37 Cody Allen, R ERA: 4.16	(8, 1)	1.0	H	5	0	0	0	0	2	0	0	0	1	0	12	22	0.00	2.000
33 Brad Hand, L ERA: 2.88	(9, 1)	0.2	L	4	2	2	2	1	0	0	0	0	0	1	11	15	27.00	3.000

Cleveland Indians @ Tampa Bay Rays

Tropicana Field, St. Petersburg, FL

Tue Sep 11 2018, 7:10 PM - 9:53 PM EDT

Att. 10,599 - Dome - 72 F

TOP

livebaseballscorecards.com

Batter	1	2	3	4	5	6	7	8	9	AB	R	H	RBI	BB	SO	LOB
12 Francisco Lindor, S (1, 6) OBP: 0.358, SLG: 0.529	F8		L8		1B			P4	F7	5	0	1	0	0	0	4
23 Michael Brantley, L (1, 7) OBP: 0.361, SLG: 0.469	K		G4-3		G5-3			11 BLK 1B		4	0	1	0	0	1	3
11 José Ramírez, S (1, 4) OBP: 0.394, SLG: 0.571	F8			G3-1		P5		F7		4	0	0	0	0	0	1
10 Edwin Encarnación, R (1, 10) OBP: 0.323, SLG: 0.468		K		27 WP 1B		HR		27 FC6-4 BB		3	1	2	1	1	1	0
27 Josh Donaldson, R (1, 5) OBP: 0.325, SLG: 0.411 9 Erik González, R (8, 5) OBP: 0.318, SLG: 0.398		F8		L9		K		FC6-4		4 0	0 0	0 0	0 0	0 0	1 0	3 0
17 Yonder Alonso, L (1, 3) OBP: 0.302, SLG: 0.414		G4-3		G3		F7			K	4	0	0	0	0	1	1
53 Melky Cabrera, S (1, 9) OBP: 0.336, SLG: 0.431 0 Brandon Barnes, R (7, 9) OBP: 0.571, SLG: 1.000			G4-3		G3		G3		7 FC4-6 1 BB 1B	3 1	0 0	0 1	0 0	0 0	0 0	0 0
22 Jason Kipnis, L (1, 8) OBP: 0.315, SLG: 0.376 1 Greg Allen, S (7, 8) OBP: 0.291, SLG: 0.314			7 1B 1B		G4-3		G6-3		7 FC4-6 BB	3 0	0 0	1 0	0 0	0 1	0 0	0 0
7 Yan Gomes, R (1, 2) OBP: 0.308, SLG: 0.432			1-2 1B		HR		F9		FC4-6	4	1	2	1	0	0	2

Inning Stats										
	R: 0 E: 0 K: 1 S: 7	H: 0 LOB: 0 BB: 0 P: 10	R: 0 E: 0 K: 1 S: 6	H: 0 LOB: 0 BB: 0 P: 6	R: 0 E: 0 K: 0 S: 19	H: 2 LOB: 2 BB: 0 P: 23	R: 0 E: 0 K: 0 S: 8	H: 1 LOB: 1 BB: 0 P: 15	R: 1 E: 0 K: 0 S: 9	H: 2 LOB: 1 BB: 0 P: 11
	R: 1 E: 0 K: 1 S: 11	H: 1 LOB: 0 BB: 0 P: 19	R: 0 E: 0 K: 0 S: 6	H: 0 LOB: 0 BB: 0 P: 6	R: 0 E: 0 K: 0 S: 9	H: 1 LOB: 2 BB: 1 P: 15	R: 0 E: 0 K: 1 S: 12	H: 1 LOB: 2 BB: 1 P: 22	1B: 6 2B: 0 3B: 0 HR: 2	SF: 0 SAC: 0 DP: 0 HBP: 0
	WP: 1 PB: 0 SB: 0 CS: 0	PA: 37								

	AB	35
	R	2
	H	8
	RBI	2
	BB	2
	SO	4
	LOB	14

PITCHER		IP	WLS	BF	H	R	ER	SO	BB	IBB	HBP	BLK	WP	HR	S	P	ERA	WHIP
20 Tyler Glasnow, R ERA: 4.48	(1, 1)	7.0	L	27	6	2	2	3	0	0	0	0	1	2	66	90	2.57	0.857
38 Vidal Nuño, L ERA: 1.52	(8, 1)	0.2		3	1	0	0	0	0	0	0	1	0	0	7	9	0.00	1.500
36 Andrew Kittredge, R ERA: 6.89	(8, 1)	0.1		2	0	0	0	0	1	0	0	0	0	0	2	6	0.00	3.000
57 Jaime Schultz, R ERA: 3.55	(9, 1)	1.0		5	1	0	0	1	1	0	0	0	0	0	12	22	0.00	2.000

PITCHER		IP	WLS	BF	H	R	ER	SO	BB	IBB	HBP	BLK	WP	HR	S	P	ERA	WHIP

Cleveland Indians @ Tampa Bay Rays

Tropicana Field, St. Petersburg, FL

Tue Sep 11 2018, 7:10 PM - 9:53 PM EDT

Att. 10,599 - Dome - 72 F

livebaseballscorecards.com

BOTTOM

Batter	1	2	3	4	5	6	7	8	9	AB	R	H	RBI	BB	SO	LOB
0 Mallex Smith, L (1, 8) OBP: 0.373, SLG: 0.421	C FF 93 X FF 94 0-1 ① L7		B KC 80 F SL 83 F FF 94 C FF 94 1-3 ③ K			B KC 80 F FF 92 F SL 85 X KC 81 1-2 ① G6-3	D ST 82 D FF 92 B FF 91 C FF 92 S FF 92 X FF 93 3-2 ③ P6			4	0	0	0	0	1	3
29 Tommy Pham, R (1, 7) OBP: 0.348, SLG: 0.428	F FF 94 B SL 85 B FF 94 X FF 94 2-1 1B			C SL 84 B FF 94 S KC 81 B FF 94 B KC 84 B FF 93 4-2 BB 26 S		C FF 93 F FF 93 B FF 93 C FF 94 1-3 ② K		B FF 90 S FF 91 B ST 79 S FF 92 S FF 94 2-3 ① K		3	0	1	0	1	2	0
26 Ji Man Choi, L (1, 10) OBP: 0.359, SLG: 0.522	C FF 93 1 SAFE F FF 93 B FF 94 D KC 81 S SL 84 2-3 ② K			B SL 84 F SL 84 C FF 94 C SL 84 1-3 ① K **1-2**		X FF 94 0-0 1B		B ST 80 C ST 78 X ST 79 1-1 ② G3		4	0	1	0	0	2	2
44 C.J. Cron, R (1, 3) OBP: 0.316, SLG: 0.478	C FF 94 1 SAFE S SL 86 B FF 94 D KC 82 S SL 85 2-3 ③ K			B FF 94 C FF 94 S SL 85 C FF 94 1-3 ② K		X FF 93 0-0 ③ G5-3		C ST 80 X FF 94 0-1 ③ G6-3		4	0	0	0	0	2	3
18 Joey Wendle, L (1, 5) OBP: 0.342, SLG: 0.428		B KC 79 C FF 92 F SL 84 F KC 81 S SL 86 1-3 ① K2-3		B FF 94 B FF 94 B FF 94 C FF 94 X SL 85 3-1 ③ L4			X SL 85 0-0 5 BB 2B		B FF 93 C FF 92 B KC 81 F FF 93 B KC 83 X FF 94 3-2 1 FC6-4 1B	4	0	2	0	0	1	1
1 Willy Adames, R (1, 6) OBP: 0.328, SLG: 0.390		B KC 80 B FF 94 B FF 95 C FF 93 X FF 94 3-1 ② G6-3			C FF 94 S SL 84 S FF 95 0-3 ① K		B FF 92 F SL 84 C FF 93 X SL 85 1-2 ① G6-3		B KC 84 C FF 93 X KC 83 1-1 ① FC6-4 1-2f	4	0	0	0	0	1	2
35 Brandon Lowe, L (1, 4) OBP: 0.355, SLG: 0.443		C SL 84 C FF 94 C FF 96 0-3 ③ K			C SL 86 B KC 82 B FF 95 S SL 86 B FF 96 B FF 95 4-2 BB		S FF 94 C FF 94 X SL 84 0-2 ② F7		C KC 83 S KC 83 B FF 93 D KC 83 C KC 83 2-3 ② K	3	0	0	0	1	2	2
9 Jake Bauers, L (1, 9) OBP: 0.313, SLG: 0.378			B SL 84 C FF 94 X KC 80 1-1 ① F7		B FF 94 S SL 85 1 SAFE 1 SAFE B FF 94 C FF 94 S SL 86 2-3 ② K		B FF 93 B FF 93 B FF 94 B FF 93 4-0 5 BB BB		C KC 83 X FF 93 0-1 ③ F9	3	0	0	0	1	1	2
19 Nick Ciuffo, L (1, 2) OBP: 0.381, SLG: 0.529 5 Matt Duffy, R (7, PH) OBP: 0.359, SLG: 0.370 45 Jesús Sucre, R (8, 2) OBP: 0.227, SLG: 0.216			C FF 94 F SL 85 B FF 94 S FF 94 1-3 ② K		D KC 81 B FF 93 C FF 93 F FF 93 X SL 84 2-2 ③ F7		B ST 80 B FF 92 B FF 92 B FF 91 4-0 **1-2** **2-3** BB			2 0 0	0 0 0	0 0 0	0 0 0	0 1 0	1 0 0	1 0 0
Inning Stats	R: 0 E: 0 K: 2 S: 10 H: 1 LOB: 1 BB: 0 P: 16	R: 0 E: 0 K: 2 S: 9 H: 0 LOB: 0 BB: 0 P: 13	R: 0 E: 0 K: 2 S: 8 H: 0 LOB: 0 BB: 0 P: 11	R: 0 E: 0 K: 2 S: 10 H: 0 LOB: 1 BB: 1 P: 19	R: 0 E: 0 K: 2 S: 11 H: 0 LOB: 1 BB: 1 P: 19	R: 0 E: 0 K: 1 S: 8 H: 1 LOB: 1 BB: 0 P: 10	R: 0 E: 0 K: 0 S: 10 H: 1 LOB: 3 BB: 2 P: 22	R: 0 E: 0 K: 1 S: 7 H: 0 LOB: 0 BB: 0 P: 10	R: 0 E: 0 K: 1 S: 10 H: 1 LOB: 1 BB: 0 P: 16	1B: 3 2B: 1 3B: 0 HR: 0	SF: 0 SAC: 0 DP: 0 HBP: 0				WP: 0 PB: 0 SB: 1 CS: 0	PA: 35	

	AB	31
	R	0
	H	4
	RBI	0
	BB	4
	SO	13
	LOB	16

PITCHER		IP	WLS	BF	H	R	ER	SO	BB	IBB	HBP	BLK	WP	HR	S	P	ERA	WHIP
57 Shane Bieber, R ERA: 4.32	(1, 1)	6.2	W	26	3	0	0	11	3	0	0	0	0	0	63	100	0.00	0.900
33 Brad Hand, L ERA: 2.82	(7, 1)	1.1	H	5	0	0	0	1	1	0	0	0	0	0	10	20	0.00	0.750
37 Cody Allen, R ERA: 4.1	(9, 1)	1.0	S	4	1	0	0	1	0	0	0	0	0	0	10	16	0.00	1.000

PITCHER	IP	WLS	BF	H	R	ER	SO	BB	IBB	HBP	BLK	WP	HR	S	P	ERA	WHIP

Cleveland Indians @ Tampa Bay Rays

Tropicana Field, St. Petersburg, FL

Wed Sep 12 2018, 1:12 PM - 3:30 PM EDT

Att. 10,654 - Dome - 72 F

TOP

livebaseballscorecards.com

Batter	1	2	3	4	5	6	7	8	9	AB	R	H	RBI	BB	SO	LOB
12 Francisco Lindor, S (1, 6) OBP: 0.356, SLG: 0.525	F CH 89 C CU 81 B CU 83 B CU 82 X CH 87 2-2 ① G6-3		T FF 97 F CU 83 F FF 97 B FF 96 B FF 98 B SL 89 F CU 81 S CU 83 3-3 ③ K			B CH 86 S CU 81 B FF 95 B SL 88 X CH 87 3-1 ② G6-3			C SI 97 B CU 84 C SI 97 C SI 98 1-3 ① K	4	0	0	0	0	2	1
36 Yandy Díaz, R (1, 3) OBP: 0.333, SLG: 0.419	B FF 96 C CH 86 F CU 80 B FF 96 S CU 84 2-3 ② K			B FF 96 X CH 86 1-0 ① G6-3		B FF 96 B FF 96 X CH 86 2-0 ③ F9			B SI 97 B SI 97 C SI 96 F SI 97 S FC 88 2-3 ② K	4	0	0	0	0	2	0
11 José Ramírez, S (1, 4) OBP: 0.393, SLG: 0.574	B FF 97 F CU 81 B CH 87 B CH 87 S FF 97 S FF 98 3-3 ③ K			C CU 80 B FF 96 F CH 87 B FF 96 B CU 80 F CH 86 C CU 81 3-3 ② K			B CU 81 B CU 79 B CH 85 C CH 87 F FF 94 F CU 81 X CU 81 3-2 HR		C SI 98 X SI 98 0-1 ③ F9	4	1	1	1	0	2	0
10 Edwin Encarnación, R (1, 10) OBP: 0.323, SLG: 0.466		B FF 94 C CH 86 B SL 88 C CU 81 S FF 97 2-3 ① K		C FF 98 B FF 97 B CH 87 B SL 90 B CH 85 4-1 BB			C FF 98 S CH 88 F FF 97 B CU 82 B CU 82 F CU 81 X CH 86 2-2 ① F8			2	0	0	0	1	1	0
6 Brandon Guyer, R (1, 7) OBP: 0.290, SLG: 0.365		B FF 95 X CH 86 1-0 ② G6-3		B FF 96 C CU 80 F CH 87 X FF 96 1-2 ③ F9			B FF 98 X CH 85 1-0 ② G5-3			3	0	0	0	0	0	1
53 Melky Cabrera, S (1, 9) OBP: 0.332, SLG: 0.424		C CU 80 S FF 97 B FF 96 S CU 80 1-3 ③ K			C CU 80 X CH 87 0-1 ① G1-3		B CH 85 B CH 86 S CH 85 F CU 81 F FF 98 S CU 83 2-3 ③ K			3	0	0	0	0	2	0
26 Rajai Davis, R (1, 8) OBP: 0.290, SLG: 0.297 1 Greg Allen, S (8, PH) OBP: 0.290, SLG: 0.313 (8, 8)			B CU 79 S FF 97 F CU 82 S FF 97 1-3 ① K		X FF 97 0-0 ② L9			B SI 91 F SI 90 C ST 79 C ST 78 1-3 ① K		2 1	0 0	0 0	0 0	1 1	0 0	0 0
55 Roberto Pérez, R (1, 2) OBP: 0.257, SLG: 0.250 17 Yonder Alonso, L (8, PH) OBP: 0.303, SLG: 0.414 32 Adam Rosales, R (8, PR) (8, 5)			B FF 97 C FF 96 B CH 87 B FF 97 F FF 96 B FF 98 4-2 BB		C FF 97 B FF 96 C CU 81 B FF 97 S CU 83 2-3 ③ K			B SI 92 B SI 90 F SI 91 B ST 78 B SI 92 4-1 27 G5-4-3 BB		1 0 0	0 0 0	0 0 0	0 0 0	1 1 0	1 0 0	0 0 0
9 Erik González, R (1, 5) OBP: 0.313, SLG: 0.392 27 Josh Donaldson, R (8, PH) OBP: 0.323, SLG: 0.408 38 Eric Haase, R (8, 2)			C CU 80 X CH 87 0-1 ② L8			X FF 95 0-0 ① G4-3		C ST 80 X ST 80 0-1 ②③ G5-4-3 1-2f		2 1 0	0 0 0	0 0 0	0 0 0	0 0 0	0 0 0	1 1 0
Inning Stats	R: 0 E: 0 K: 2 S: 9 H: 0 LOB: 0 BB: 0 P: 16	R: 0 E: 0 K: 2 S: 7 H: 0 LOB: 0 BB: 0 P: 11	R: 0 E: 0 K: 2 S: 12 H: 0 LOB: 1 BB: 1 P: 20	R: 0 E: 0 K: 1 S: 9 H: 0 LOB: 1 BB: 1 P: 18	R: 0 E: 0 K: 1 S: 6 H: 0 LOB: 0 BB: 0 P: 8	R: 0 E: 0 K: 0 S: 4 H: 0 LOB: 0 BB: 0 P: 9	R: 1 E: 0 K: 1 S: 14 H: 1 LOB: 0 BB: 0 P: 22	R: 0 E: 0 K: 1 S: 6 H: 0 LOB: 1 BB: 1 P: 11	R: 0 E: 0 K: 2 S: 8 H: 0 LOB: 0 BB: 0 P: 11	1B: 0 2B: 0 3B: 0 HR: 1	SF: 0 SAC: 0 DP: 1 HBP: 0			WP: 0 PB: 0 SB: 0 CS: 0	PA: 30		

	AB	27
	R	1
	H	1
	RBI	1
	BB	3
	SO	12
	LOB	4

PITCHER		IP	WLS	BF	H	R	ER	SO	BB	IBB	HBP	BLK	WP	HR	S	P	ERA	WHIP
42 Blake Snell, L ERA: 2.03	(1, 1)	7.0	W	24	1	1	1	9	2	0	0	0	0	1	61	104	1.29	0.429
52 Chaz Roe, R ERA: 3.77	(8, 1)	1.0	H	3	0	0	0	1	1	0	0	0	0	0	6	11	0.00	1.000
46 José Alvarado, L ERA: 2.14	(9, 1)	1.0	S	3	0	0	0	2	0	0	0	0	0	0	8	11	0.00	0.000

PITCHER		IP	WLS	BF	H	R	ER	SO	BB	IBB	HBP	BLK	WP	HR	S	P	ERA	WHIP

BOTTOM

Cleveland Indians @ Tampa Bay Rays

Tropicana Field, St. Petersburg, FL

Wed Sep 12 2018, 1:12 PM - 3:30 PM EDT

Att. 10,654 - Dome - 72 F

livebaseballscorecards.com

Batter	1	2	3	4	5	6	7	8	9	AB	R	H	RBI	BB	SO	LOB
0 Mallex Smith, L (1, 9) OBP: 0.372, SLG: 0.419	C SI 92 S CU 83 B CU 83 X SI 94 1-2 G5-3 ①		X SL 78 0-0 26 WP, 29 S, 1B ①		X SI 92 0-0 FC6-4 ① 1-2f		B CH 86 F CU 81 X CH 88 1-1 G1-3 ②			4	0	1	0	0	0	1
18 Joey Wendle, L (1, 5) OBP: 0.339, SLG: 0.424	B CH 86 C SI 92 X CU 82 1-1 G4-3 ②		1 SAFE 1 SAFE X CH 90 0-0 P5 ②		C SI 91 B CH 85 1 SAFE B CH 89 F SI 91 X SL 82 2-2 F7 ②		S SL 80 X SI 92 0-1 F8 ③			4	0	0	0	0	0	2
29 Tommy Pham, R (1, 7) OBP: 0.349, SLG: 0.427	B CU 81 B FF 92 C FF 94 X SI 92 2-1 26 HR, 1B		1 SAFE B CH 91 C SL 79 B SL 82 C SL 82 B FF 93 F FF 93 B SL 82 4-2 26 WP, BB 1-2		1 SAFE B SI 90 F FF 91 F SI 91 B CU 81 S SL 83 2-3 K ③ 1-2			S SL 82 B FF 91 S SL 83 C FF 94 1-3 K ①		3	1	1	0	1	2	1
26 Ji Man Choi, L (1, 10) OBP: 0.362, SLG: 0.540	X SI 91 0-0 1-H HR		C CH 86 S SL 83 B SL 84 D CU 83 B CH 89 S SL 84 3-3 K ③ 1-2 2-3			C CU 80 B CH 89 B SL 86 C CH 87 B SL 84 S SL 82 3-3 K ①		C FF 93 X SL 84 0-1 39 FC4-6, 1B		4	1	2	2	0	2	2
35 Brandon Lowe, L (1, 4) OBP: 0.354, SLG: 0.463 1 Willy Adames, R (8, PH) OBP: 0.327, SLG: 0.388 (9, 6)	B CU 80 S CH 85 X CH 86 1-1 G3 ③			S CU 79 X CH 88 0-1 39 SF7, 3B		C CU 81 B SI 92 S SL 84 F SL 83 B SI 93 F CU 83 S CH 89 2-3 K ②		C SL 82 S SL 82 B SL 84 S SL 83 1-3 K ②		3 1	1 0	1 0	0 0	0 1	1 1	0 1
39 Kevin Kiermaier, L (1, 8) OBP: 0.285, SLG: 0.386		X CH 85 0-0 G1-3 ①		C SI 92 B SI 94 S SL 82 X SI 93 1-2 SF7 ① 3-H		B CH 86 B CH 87 X SI 92 2-0 3B		C SL 81 X SL 82 0-1 FC4-6 ③ 1-2f		3	0	1	1	0	0	1
9 Jake Bauers, L (1, 3) OBP: 0.313, SLG: 0.375		C SI 90 X SI 90 0-1 F9 ②		B CU 79 X CU 80 1-0 G3-1 ②		B SL 80 S SL 80 D CU 82 S SL 84 B SL 85 D CU 82 4-2 45 FC5-4, BB				2	0	0	0	1	0	0
45 Jesús Sucre, R (1, 2) OBP: 0.223, SLG: 0.212		B FF 92 S SL 82 B FF 92 S SL 82 B SL 83 X FF 93 3-2 G5-3 ③		B SL 84 X FF 92 1-0 G6-3 ③		X SL 82 0-0 FC5-4 ③ 1-2f				3	0	0	0	0	0	2
11 Andrew Velazquez, S (1, 6) OBP: 0.500, SLG: 0.400 (9, 4)			S FF 92 B SL 82 B CH 86 X CH 85 2-1 G3 ①		B FF 92 C CU 81 B SI 92 X CH 85 2-1 0 FC6-4, 1B		S CU 79 F CU 81 B SL 82 B CH 87 C SL 83 2-3 K ①			3	0	1	0	0	1	0

Inning Stats																								
	R: 2	H: 2	R: 0	H: 0	R: 0	H: 1	R: 1	H: 1	R: 0	H: 1	R: 0	H: 1	R: 0	H: 0	R: 0	H: 1	1B: 4	SF: 1	WP: 1	PA: 33
	E: 0	LOB: 0	E: 0	LOB: 0	E: 0	LOB: 2	E: 0	LOB: 0	E: 0	LOB: 1	E: 0	LOB: 2	E: 0	LOB: 0	E: 0	LOB: 1	2B: 0	SAC: 0	PB: 0	
	K: 0	BB: 0	K: 0	BB: 0	K: 1	BB: 1	K: 0	BB: 0	K: 1	BB: 0	K: 2	BB: 1	K: 1	BB: 0	K: 2	BB: 0	3B: 2	DP: 0	SB: 2	
	S: 10	P: 15	S: 6	P: 9	S: 10	P: 19	S: 7	P: 10	S: 9	P: 15	S: 12	P: 23	S: 7	P: 10	S: 10	P: 12	HR: 1	HBP: 0	CS: 0	

	AB	30
	R	3
	H	7
	RBI	3
	BB	2
	SO	7
	LOB	10

PITCHER		IP	WLS	BF	H	R	ER	SO	BB	IBB	HBP	BLK	WP	HR	S	P	ERA	WHIP
59 Carlos Carrasco, R ERA: 3.43	(1, 1)	7.0	L	29	6	3	3	5	2	0	0	0	1	1	61	101	3.86	1.143
24 Andrew Miller, L ERA: 3.12	(8, 1)	1.0		4	1	0	0	2	0	0	0	0	0	0	10	12	0.00	1.000

PITCHER	IP	WLS	BF	H	R	ER	SO	BB	IBB	HBP	BLK	WP	HR	S	P	ERA	WHIP

Detroit Tigers @ Cleveland Indians

Progressive Field, Cleveland, OH

Fri Sep 14 2018, 7:11 PM - 10:16 PM EDT

Att. 26,952 - Partly Cloudy - 76 F

TOP

livebaseballscorecards.com

Batter	1	2	3	4	5	6	7	8	9	AB	R	H	RBI	BB	SO	LOB
46 Jeimer Candelario, S (1, 5) OBP: 0.315, SLG: 0.412	B SI 90 C FC 88 X FF 90 1-1 HR		C CU 76 X FC 87 0-1 ① P6		B SL 86 C FF 96 X FF 96 1-1 ① L8		X FF 92 0-0 14 FC6-5 3-H 2B		X SI 90 0-0 ① F9	5	1	2	2	0	0	0
14 Christin Stewart, L (1, 7) OBP: 0.350, SLG: 0.250	B FC 88 C SI 91 B CU 76 F FC 89 B CU 76 F FC 87 F FC 88 B FF 90 4-2 9 1B BB		F FF 89 S CU 77 B CU 76 F FC 87 X CU 76 1-2 ② G4-3		B FF 96 F SL 88 B FF 96 F FF 96 S CU 83 2-3 ② K		B SL 81 S SL 81 F SL 80 B SL 81 X FF 93 2-2 ② FC6-5 9 BB 41 2B 2-3		B FF 90 C CH 82 X CH 82 1-1 ② G3	4	1	0	0	1	1	1
9 Nick Castellanos, R (1, 9) OBP: 0.352, SLG: 0.492	X FF 89 0-0 1-2 1B		C FF 90 F CU 77 X SI 90 0-2 1B		C SL 88 F SL 88 B SL 88 X FF 95 1-2 ③ L8		F FF 94 F FF 94 B SL 85 F SL 83 B SL 82 B FF 94 B SL 84 4-2 41 2B 1-2 BB		X SI 90 0-0 ③ G5-3	4	0	2	0	1	0	0
41 Victor Martinez, S (1, 10) OBP: 0.297, SLG: 0.352	C FC 87 X FC 88 0-1 ① L4		B CU 76 1 SAFE C FC 86 B CH 84 1 SAFE X CU 75 2-1 ③ F7			X SI 89 0-0 34 1B 1B	S SL 82 F SL 82 X SL 82 0-2 1-3 2-H 2B			4	0	2	1	0	0	3
37 James Adduci, L (1, 3) OBP: 0.309, SLG: 0.410 8 Mikie Mahtook, R (7, PH) OBP: 0.286, SLG: 0.353 60 Ronny Rodríguez, R (7, 3) OBP: 0.259, SLG: 0.331	X FF 90 0-0 ② F7			C FF 87 B CH 83 F FF 88 X CU 76 1-2 21 2B 2B		B FF 89 F CU 74 B CU 73 F FF 89 X CU 76 2-2 ① P2	B FF 92 F SL 82 B SL 83 F SL 81 B FF 93 F SL 83 F SL 82 S FF 93 3-3 ③ K			3 1 0	1 0 0	1 0 0	0 0 0	0 0 0	0 1 0	3 2 0
34 James McCann, R (1, 2) OBP: 0.268, SLG: 0.320	B FC 89 C FF 89 F CU 76 X FC 87 1-2 ③ P4			B FC 86 D CU 76 X FC 84 2-0 ① P3		F SI 85 F SI 86 F FF 89 F SI 86 X FF 89 0-2 21 G6-4-3 1-2 1B		C SI 95 F SI 95 S SL 86 0-3 ① K		4	0	1	0	0	1	3
21 JaCoby Jones, R (1, 8) OBP: 0.262, SLG: 0.380		B FF 89 C CU 77 B FF 90 X FC 88 2-1 ① F9		C CU 75 B FF 88 S CU 76 X FC 86 1-2 18 G1-3 2-H 2B		X SI 88 0-0 ②③ G6-4-3 1-2f		S SL 86 B SI 96 F SI 95 F SL 86 B FF 95 X SL 86 2-2 18 S 18 K2-3 1B		4	1	2	1	0	0	2
18 Dawel Lugo, R (1, 4) OBP: 0.309, SLG: 0.333		C CU 76 X FC 88 0-1 ② G4-3		C FC 86 F FC 87 X FC 87 0-2 ② G1-3 2-3			B SI 85 X SI 86 1-0 33 SH1-4 46 2B 2B	1 SAFE S FF 94 B SL 85 S SI 95 S SL 86 1-3 ② K2-3 1-H		4	1	1	0	0	1	1
33 Pete Kozma, R (1, 6) OBP: 0.182, SLG: 0.279		B FF 90 S FC 88 S FC 88 S FC 88 1-3 ③ K		B FF 87 B FC 86 F FC 86 F CH 84 C CU 76 2-3 ③ K			X SL 77 0-0 ① SH1-4 2-3	F FF 96 F FF 95 B SL 87 B SL 86 F FF 96 S SL 86 2-3 ③ K		3	0	0	0	0	3	1

AB	36															
R	5															
H	11															
RBI	4															
BB	2															
SO	7															
LOB	16															

Inning Stats																																
	R: 1 E: 0 K: 0 S: 13	H: 2 LOB: 2 BB: 1 P: 19	R: 0 E: 0 K: 1 S: 7	H: 0 LOB: 0 BB: 0 P: 10	R: 0 E: 0 K: 0 S: 11	H: 1 LOB: 1 BB: 0 P: 14	R: 1 E: 0 K: 1 S: 13	H: 2 LOB: 1 BB: 0 P: 19	R: 0 E: 0 K: 1 S: 8	H: 0 LOB: 0 BB: 0 P: 12	R: 0 E: 0 K: 0 S: 10	H: 2 LOB: 1 BB: 0 P: 12	R: 2 E: 0 K: 1 S: 17	H: 3 LOB: 2 BB: 1 P: 27	R: 1 E: 0 K: 3 S: 14	H: 1 LOB: 0 BB: 0 P: 19	R: 0 E: 0 K: 0 S: 4	H: 0 LOB: 0 BB: 0 P: 5	1B: 5 2B: 5 3B: 0 HR: 1	SF: 0 SAC: 1 DP: 1 HBP: 0	WP: 0 PB: 0 SB: 1 CS: 0	PA: 39

PITCHER		IP	WLS	BF	H	R	ER	SO	BB	IBB	HBP	BLK	WP	HR	S	P	ERA	WHIP
43 Josh Tomlin, R ERA: 6.49	(1, 1)	4.0		18	5	2	2	2	1	0	0	0	0	1	44	62	4.50	1.500
46 Jon Edwards, R ERA: 6.23	(5, 1)	1.0		3	0	0	0	1	0	0	0	0	0	0	8	12	0.00	0.000
49 Tyler Olson, L ERA: 5.79	(6, 1)	0.1		2	1	0	0	0	0	0	0	0	0	0	4	6	0.00	3.000
90 Adam Cimber, R ERA: 3.61	(6, 1)	1.0	L	4	2	1	1	0	0	0	0	0	0	0	8	9	9.00	2.000
24 Andrew Miller, L ERA: 3.38	(7, 1)	0.2		5	2	1	1	1	1	0	0	0	0	0	15	24	13.50	4.500

PITCHER		IP	WLS	BF	H	R	ER	SO	BB	IBB	HBP	BLK	WP	HR	S	P	ERA	WHIP
58 Neil Ramírez, R ERA: 4.74	(8, 1)	1.0		4	1	1	1	3	0	0	0	0	0	0	14	19	9.00	1.000
61 Dan Otero, R ERA: 5.47	(9, 1)	1.0		3	0	0	0	0	0	0	0	0	0	0	4	5	0.00	0.000

Detroit Tigers @ Cleveland Indians

Progressive Field, Cleveland, OH

Fri Sep 14 2018, 7:11 PM - 10:16 PM EDT

Att. 26,952 - Partly Cloudy - 76 F

livebaseballscorecards.com

BOTTOM

Batter	1	2	3	4	5	6	7	8	9	AB	R	H	RBI	BB	SO	LOB
12 Francisco Lindor, S (1, 6) OBP: 0.356, SLG: 0.523	B SI 93 B FF 93 C FF 93 X SI 94 2-1 E7 1B		C SI 90 B SL 82 F SI 92 B SL 81 B SI 93 B SI 93 4-2 23 FC4-6 BB		C CU 73 B CH 78 S SL 80 B CU 74 F FF 90 F SI 90 F SL 79 F SI 90 X FF 91 2-2 ② P3		B SI 96 B SI 96 F SI 95 B CH 90 S FF 96 X SI 96 3-2 ③ G4-3		B ST 79 S SI 94 B SI 92 X ST 79 2-1 ③ F9	4	0	1	0	1	0	2
23 Michael Brantley, L (1, 7) OBP: 0.359, SLG: 0.466	C SI 94 B SI 93 F SI 93 F SL 83 C SL 80 1-3 ① K		C SL 79 1 SAFE 1 SAFE F SI 92 B SI 93 1 SAFE 1 SAFE X SL 82 1-2 ② FC4-6 1-2f		B CU 72 C SL 80 B FF 90 X SL 78 2-1 ③ F9			C FF 94 C FF 96 T FF 95 0-2 ① K		4	0	0	0	0	2	2
11 José Ramírez, S (1, 4) OBP: 0.392, SLG: 0.571	C FF 94 H FF 94 1-1 HBP		B SL 80 C SL 79 X FF 92 1-1 ③ P4			B CU 70 B SL 79 X SL 79 2-0 ① F7		C FF 95 F CH 90 B SL 87 F FF 95 B FF 95 C SL 86 2-3 ② K		3	0	0	0	0	1	1
10 Edwin Encarnación, R (1, 10) OBP: 0.324, SLG: 0.472	C SL 80 F FF 93 S FF 94 0-3 ② K			H CU 72 1-0 36 BB HBP		X FF 91 0-0 HR		B FF 95 B SL 85 S FF 94 S FF 96 X FF 96 2-2 ③ G6-3		3	1	1	1	0	1	2
27 Josh Donaldson, R (1, 5) OBP: 0.327, SLG: 0.432 9 Erik González, R (9, PR) OBP: 0.313, SLG: 0.392	F FF 93 B SI 93 S SL 80 D SL 82 C SL 81 2-3 ③ K			B SI 92 B SI 90 S FF 91 X SL 79 2-1 ① P6		B CU 72 B FF 91 B SL 80 X FF 91 3-0 HR			C SI 93 C ST 80 B ST 78 X FC 86 1-2 17 1B 53 SF8 1B	4 0	1 1	2 0	1 0	0 0	1 0	3 0
36 Yandy Díaz, R (1, 3) OBP: 0.333, SLG: 0.408 17 Yonder Alonso, L (9, PH) OBP: 0.304, SLG: 0.416		B CU 72 C FF 91 B SI 92 B SL 79 X FF 91 3-1 ① L9		B SL 79 F SL 78 F SI 90 B FF 93 B SL 79 B SL 80 4-2 1-2 BB		C CU 78 X CU 81 0-1 ② G6-3			F SI 93 X SI 94 0-1 7 1B 22 G3 1-3 1B	2 1	0 1	0 1	0 0	1 0	0 0	0 0
6 Brandon Guyer, R (1, 9) OBP: 0.287, SLG: 0.361 53 Melky Cabrera, S (6, PH) OBP: 0.329, SLG: 0.422 (7, 9)		B FF 92 C CH 80 S SL 79 T FF 93 1-2 ② K		C SL 79 F FF 92 C SL 80 0-3 ② K		X SI 95 0-0 ③ L6			X SI 93 0-0 ① SF8 3-H	2 1	0 0	0 0	0 1	0 0	2 0	2 0
7 Yan Gomes, R (1, 2) OBP: 0.307, SLG: 0.430 26 Rajai Davis, R (9, PR) OBP: 0.290, SLG: 0.297		C FF 92 F SI 92 B SI 93 F SL 81 B SL 80 S SI 92 2-3 ③ K		B FF 90 C SI 90 S SL 78 F SL 80 X FF 89 1-2 ③ F7			C FF 95 B FF 95 F CU 84 S FF 96 1-3 ① K		F FC 87 B SI 94 X SI 92 1-1 22 G3 1-3 1B	4 0	0 0	1 0	0 0	0 0	2 0	2 0
22 Jason Kipnis, L (1, 8) OBP: 0.313, SLG: 0.373			B SI 89 B SI 90 F FF 90 S SL 79 B SL 82 C SL 79 3-3 ① K		C SL 79 S FF 91 X SI 90 0-2 ① F8		X SI 96 0-0 ② G1-3		C SI 93 B FF 94 X SI 94 1-1 ② G3 1-2 3-H	4	0	0	1	0	1	1

Inning Stats																																
	R: 0	E: 1	K: 3	S: 13	H: 1	LOB: 2	BB: 0	P: 19	R: 0	E: 0	K: 2	S: 9	H: 0	LOB: 0	BB: 0	P: 15	R: 0	E: 0	K: 1	S: 10	H: 0	LOB: 1	BB: 1	P: 19	R: 0	E: 0	K: 1	S: 11	H: 0	LOB: 2	BB: 1	P: 19
	R: 0	E: 0	K: 0	S: 12	H: 0	LOB: 0	BB: 0	P: 16	R: 2	E: 0	K: 0	S: 6	H: 2	LOB: 0	BB: 0	P: 11	R: 0	E: 0	K: 1	S: 7	H: 0	LOB: 0	BB: 0	P: 11	R: 0	E: 0	K: 2	S: 10	H: 0	LOB: 0	BB: 0	P: 14
	R: 2	E: 0	K: 0	S: 12	H: 3	LOB: 2	BB: 0	P: 17	1B: 4	2B: 0	3B: 0	HR: 2	SF: 1	SAC: 0	DP: 0	HBP: 2	WP: 0	PB: 0	SB: 0	CS: 0	PA: 37											

PITCHER		IP	WLS	BF	H	R	ER	SO	BB	IBB	HBP	BLK	WP	HR	S	P	ERA	WHIP
48 Matthew Boyd, L ERA: 4.08	(1, 1)	5.1		23	3	2	2	7	2	0	2	0	0	2	58	96	3.38	0.938
54 Drew VerHagen, R ERA: 4.7	(6, 1)	0.2	W	2	0	0	0	0	0	0	0	0	0	0	3	3	0.00	0.000
56 Spencer Turnbull, R ERA:	(7, 1)	1.0	H	3	0	0	0	1	0	0	0	0	0	0	7	11	0.00	0.000
77 Joe Jiménez, R ERA: 4.27	(8, 1)	1.0	H	3	0	0	0	2	0	0	0	0	0	0	10	14	0.00	0.000
61 Shane Greene, R ERA: 5.01	(9, 1)	1.0	S	6	3	2	2	0	0	0	0	0	0	0	12	17	18.00	3.000

PITCHER	IP	WLS	BF	H	R	ER	SO	BB	IBB	HBP	BLK	WP	HR	S	P	ERA	WHIP

Batter	1	2	3	4	5	6	7	8	9	AB	R	H	RBI	BB	SO	LOB
46 Jeimer Candelario, S (1, 5) OBP: 0.315, SLG: 0.410	B FF 95 B CH 89 S FF 96 B FF 95 B FF 95 4-1 14 F8 BB			C FF 93 B CU 76 B CU 75 C CH 85 F FF 94 F FF 95 X CH 90 2-2 ① G4-3		C CH 87 S CU 76 B FF 93 S FF 93 1-3 ① K		B KC 83 C FF 93 F FF 93 X KC 84 1-2 ③ G1		3	0	0	0	1	1	1
14 Christin Stewart, L (1, 7) OBP: 0.333, SLG: 0.250	C FF 95 1 SAFE S CU 75 B CU 77 X CH 87 1-2 ① ② F8 1-2			F FF 94 B FF 96 B CU 75 X FF 93 2-1 12 BB 9 WP 1B		B CH 87 B FF 94 F FF 93 C CH 88 F FF 93 B CH 86 X CH 85 3-2 ② F7			B FF 93 S FF 93 C KC 84 B KC 84 F FF 94 F FF 93 B KC 84 F FF 94 F FF 93 3-3 C KC 84 ① K	4	0	1	0	0	1	1
9 Nick Castellanos, R (1, 9) OBP: 0.353, SLG: 0.491 8 Mikie Mahtook, R (4, 9) OBP: 0.288, SLG: 0.351	F FF 95 X FF 96 0-1 ③ F9			S SL 80 S SL 81 B SL 81 D SL 81 B FF 93 B FF 93 4-2 12 BB 1-2 BB		F FF 94 B FF 94 X SL 80 1-1 ③ G4-3			B SI 92 F SI 92 B ST 81 B ST 81 B SI 92 4-1 BB	1 1	0 0	0 0	0 0	1 1	0 0	0 0
41 Victor Martinez, S (1, 10) OBP: 0.296, SLG: 0.351 12 Jarrod Saltalamacchia, R (5 PH) (4, 10)		B FF 93 C FF 93 S CU 74 B FF 95 B SL 80 X FF 95 3-2 ① G5-3		B FF 94 F FF 94 B CU 74 B CH 87 B FF 94 4-1 1-2 2-3 BB			C SL 75 C SL 79 X SI 92 0-2 ① L8		F FF 93 S ST 83 S ST 83 0-3 ② K	1 2	0 0	0 0	0 1	0 1	0 1	0 1
37 James Adduci, L (1, 3) OBP: 0.303, SLG: 0.401 60 Ronny Rodríguez, R (9, PH) OBP: 0.257, SLG: 0.329		C FF 94 B FF 95 S CH 88 F CH 89 B FF 95 X CH 89 2-2 ② G1-3		F FF 94 F FF 93 B CU 74 S SL 81 1-3 ② K			F SL 77 X SI 90 0-1 ② G6-3		B ST 81 F FF 93 C ST 82 S FF 94 1-3 ③ K	3 1	0 0	0 0	0 0	0 0	1 1	3 1
34 James McCann, R (1, 2) OBP: 0.266, SLG: 0.317		B FF 95 C SL 80 S CU 77 B CU 75 B FF 97 X FF 95 3-2 ③ G1-3		S SL 80 C SL 80 S SL 79 0-3 ③ K			B FF 89 C SL 77 C SI 92 S FF 94 1-3 ③ K			3	0	0	0	0	2	3
21 JaCoby Jones, R (1, 8) OBP: 0.262, SLG: 0.379 22 Victor Reyes, S (4, 8) OBP: 0.259, SLG: 0.311			B FF 95 C FF 94 B SL 79 S SL 80 C FF 95 2-3 ① K		B FF 91 X CH 87 1-0 ① P6			C FF 86 S SL 79 F FF 88 B SL 80 F SL 79 X FF 90 1-2 33 G5-3 18 G1-3 1B		1 2	0 0	0 1	0 0	0 0	1 0	0 0
18 Dawel Lugo, R (1, 4) OBP: 0.293, SLG: 0.315			B FF 97 S FF 96 X FF 96 1-1 ② G4-3		C FF 95 C SL 80 X SL 79 0-2 ② G1-3			X SI 87 0-0 ① G1-3 1-2		3	0	0	0	0	0	1
33 Pete Kozma, R (1, 6) OBP: 0.170, SLG: 0.261			C FF 96 X CU 75 0-1 ③ L6		C FF 94 C FF 94 B FF 95 C FF 95 1-3 ③ K			C SL 80 B SI 87 B SL 80 X SI 87 2-1 ② G5-3 2-3		3	0	0	0	0	1	1
Inning Stats	R: 0 H: 0 E: 0 LOB: 0 K: 0 BB: 1 S: 6 P: 11	R: 0 H: 0 E: 0 LOB: 0 K: 0 BB: 0 S: 10 P: 18	R: 0 H: 0 E: 0 LOB: 0 K: 1 BB: 0 S: 7 P: 10	R: 0 H: 1 E: 0 LOB: 3 K: 2 BB: 2 S: 16 P: 29	R: 0 H: 0 E: 0 LOB: 0 K: 1 BB: 0 S: 7 P: 9	R: 0 H: 0 E: 0 LOB: 0 K: 1 BB: 0 S: 9 P: 14	R: 0 H: 0 E: 0 LOB: 0 K: 1 BB: 0 S: 8 P: 9	R: 0 H: 1 E: 0 LOB: 1 K: 0 BB: 0 S: 12 P: 16	R: 0 H: 0 E: 0 LOB: 1 K: 3 BB: 1 S: 14 P: 22	1B: 2 SF: 0 2B: 0 SAC: 0 3B: 0 DP: 0 HR: 0 HBP: 0						

TOP

Detroit Tigers @ Cleveland Indians

Progressive Field, Cleveland, OH

Sat Sep 15 2018, 3:11 PM - 6:31 PM EDT

Att. 26,532 - Sunny - 80 F

livebaseballscorecards.com

AB	28
R	0
H	2
RBI	0
BB	4
SO	9
LOB	12

WP: 1 PA: 32
PB: 0
SB: 0
CS: 0

PITCHER		IP	WLS	BF	H	R	ER	SO	BB	IBB	HBP	BLK	WP	HR	S	P	ERA	WHIP
52 Mike Clevinger, R ERA: 3.06	(1, 1)	6.0	W	21	1	0	0	5	3	0	0	0	1	0	55	91	0.00	0.667
39 Oliver Pérez, L ERA: 0.92	(7, 1)	1.0		3	0	0	0	1	0	0	0	0	0	0	8	9	0.00	0.000
90 Adam Cimber, R ERA: 3.57	(8, 1)	0.2		3	1	0	0	0	0	0	0	0	0	0	9	12	0.00	1.500
37 Cody Allen, R ERA: 4.06	(8, 1)	0.2		2	0	0	0	1	0	0	0	0	0	0	10	14	0.00	0.000
33 Brad Hand, L ERA: 2.79	(9, 1)	0.2		3	0	0	0	2	1	0	0	0	0	0	7	12	0.00	1.500

PITCHER	IP	WLS	BF	H	R	ER	SO	BB	IBB	HBP	BLK	WP	HR	S	P	ERA	WHIP

Batter	1	2	3	4	5	6	7	8	9	AB	R	H	RBI	BB	SO	LOB
12 Francisco Lindor, S (1, 6) OBP: 0.355, SLG: 0.525 9 Erik González, R (5, PR) OBP: 0.318, SLG: 0.405 (6, 6)	HR G6-3	L9 ②	G1-3 ①	E3 23 G4-6-3 2-3	2B					5 1	1 0	1 1	1 0	0 0	0 0	4 0
23 Michael Brantley, L (1, 7) OBP: 0.363, SLG: 0.472 6 Brandon Guyer, R (6, 7) OBP: 0.291, SLG: 0.361	HR	11 E BB BB	11 3B 1B	G4-6-3 1-2f ②③	BB					3 0	3 0	2 0	1 0	2 1	0 0	3 0
11 José Ramírez, S (1, 4) OBP: 0.396, SLG: 0.578 32 Adam Rosales, R (6, PR) (7, 4)	10 WP 10 E 1B	E9 10 1B 2B P6 ③	10 1B 3B	1 1B BB	L8 ③					4 1	3 0	3 0	2 0	1 0	0 0	3 2
10 Edwin Encarnación, R (1, 10) OBP: 0.328, SLG: 0.473 26 Rajai Davis, R (4, PR) OBP: 0.287, SLG: 0.294 (5, 10)	E3 53 1B 17 E 36 FC4-6	17 1B 53 1B 1B	17 HR BB	53 FC3-6 17 1B 1B	K ①	P1 ①				3 2	3 0	2 0	2 0	1 0	0 1	0 1
17 Yonder Alonso, L (1, 3) OBP: 0.306, SLG: 0.423	FC4 36 FC4-6 53 1B 22 SF7	36 1B 53 1B 22 HBP 1B	1-H HR	53 FC3-6 1B	L7 ②	G3 ②				6	3	3	2	0	0	2
53 Melky Cabrera, S (1, 9) OBP: 0.332, SLG: 0.424 1 Greg Allen, S (5, 9) OBP: 0.295, SLG: 0.315 (6, 8)	36 FC4-6 1B	22 HBP 36 1B 55 SF7 1B	L5 ①	FC3-6 ②	1B	L8 ③				4 1	1 0	2 1	1 0	0 1	0 0	2 0
36 Yandy Díaz, R (1, 5) OBP: 0.322, SLG: 0.390	FC4-6 ① 22 SF7 55 1B	23 BB 22 HBP 1B	G6-3 ②	K ③				G5-3 ③		6	1	1	1	0	1	8
22 Jason Kipnis, L (1, 8) OBP: 0.316, SLG: 0.376 0 Brandon Barnes, R (5, PR) OBP: 0.500, SLG: 0.857 (6, 9)	SF7 ② 1-2 3-H	23 BB 1-2 2-3 3-H HBP	HBP	12 E 2B	G5-3 ①					1 1	0 0	1 0	2 0	0 0	0 0	0 0
55 Roberto Pérez, R (1, 2) OBP: 0.257, SLG: 0.252 38 Eric Haase, R (7, 2)	2-H 1B	SF7 ① 3-H	P2 ③	G5-3 ①	F8 ②					3 1	0 0	1 0	2 0	0 0	0 0	2 0
Inning Stats	R: 6 E: 2 K: 0 S: 24 H: 5 LOB: 1 BB: 0 P: 33	R: 5 E: 1 K: 0 S: 27 H: 5 LOB: 3 BB: 2 P: 48	R: 2 E: 0 K: 0 S: 11 H: 1 LOB: 1 BB: 1 P: 24	R: 2 E: 0 K: 1 S: 16 H: 4 LOB: 3 BB: 0 P: 23	R: 0 E: 1 K: 0 S: 8 H: 1 LOB: 3 BB: 0 P: 15	R: 0 E: 0 K: 1 S: 10 H: 1 LOB: 2 BB: 1 P: 18	R: 0 E: 0 K: 0 S: 13 H: 1 LOB: 2 BB: 1 P: 21	R: 0 E: 0 K: 0 S: 10 H: 0 LOB: 1 BB: 1 P: 19		1B: 11 2B: 3 3B: 1 HR: 3 SF: 2 SAC: 0 DP: 1 HBP: 2						

BOTTOM

Detroit Tigers @ Cleveland Indians

Progressive Field, Cleveland, OH

Sat Sep 15 2018, 3:11 PM - 6:31 PM EDT

Att. 26,532 - Sunny - 80 F

livebaseballscorecards.com

AB	42
R	15
H	18
RBI	14
BB	6
SO	2
LOB	27

PITCHER		IP	WLS	BF	H	R	ER	SO	BB	IBB	HBP	BLK	WP	HR	S	P	ERA	WHIP
32 Michael Fulmer, R ERA: 4.69	(1, 1)	0.0	L	2	2	2	2	0	0	0	0	0	0	2	4	5	∞	∞
64 Matt Hall, L ERA: 54.0	(1, 1)	1.0		15	8	9	6	0	1	0	1	0	1	0	34	53	54.00	9.000
62 Sandy Báez, R ERA: 1.59	(2, 1)	1.2		9	1	2	2	0	2	0	1	0	0	1	22	42	10.80	1.800
26 Zac Reininger, R ERA: 7.53	(3, 1)	1.1		8	4	2	2	1	0	0	0	0	0	0	18	28	13.50	3.000
45 Buck Farmer, R ERA: 4.5	(5, 1)	2.0		9	2	0	0	1	1	0	0	0	0	0	18	33	0.00	1.500

PITCHER		IP	WLS	BF	H	R	ER	SO	BB	IBB	HBP	BLK	WP	HR	S	P	ERA	WHIP
19 Louis Coleman, R ERA: 3.59	(7, 1)	1.0		5	1	0	0	0	1	0	0	0	0	0	13	21	0.00	2.000
36 Blaine Hardy, L ERA: 3.76	(8, 1)	1.0		4	0	0	0	0	1	0	0	0	0	0	10	19	0.00	1.000

WP: 1 PA: 52
PB: 0
SB: 0
CS: 0

Batter	1	2	3	4	5	6	7	8	9	AB	R	H	RBI	BB	SO	LOB
46 Jeimer Candelario, S (1, 5) OBP: 0.317, SLG: 0.412	X FF 94 0-0 9 FC3-6 37 SF7 14 1B 1B		C FF 94 F SL 84 F FF 94 B CH 89 F FF 95 S KC 83 1-3 ① K		1 SAFE 1 SAFE X FF 93 0-0 14 1B 37 HR 1-2 1B		C SL 82 F FF 92 B FF 96 X SL 84 1-2 ① G3		F CH 84 B CH 85 B FF 91 F CH 83 X FF 94 2-2 14 1B 1B	5	2	3	0	0	1	0
14 Christin Stewart, L (1, 7) OBP: 0.379, SLG: 0.320	B FF 94 B FF 94 X FF 94 2-0 9 FC3-6 1-2 1B		C KC 81 F FF 94 X KC 81 0-2 ② G3-1		C KC 80 X CH 88 0-1 37 HR 1-2 2-H 1B		X FF 93 0-0 ② G1-3		F CU 75 B FF 93 X FF 92 1-1 1-2 1B	5	1	3	1	0	0	0
9 Nick Castellanos, R (1, 10) OBP: 0.350, SLG: 0.487	C KC 81 C FF 95 F SL 85 B FF 94 X FF 95 1-2 ① FC3-6 1-2f 2-3		B SL 83 T FF 94 F FF 93 S SL 85 1-3 ③ K		S SL 85 F FF 94 S FF 93 S SL 85 0-3 ② K		F FF 94 B SL 83 S SL 83 X SI 94 1-2 ③ G5-3		S SL 82 D SL 83 B SL 83 F FF 92 F FF 92 T FF 91 2-2 ③ K	5	0	0	0	0	3	6
37 James Adduci, L (1, 3) OBP: 0.301, SLG: 0.420	X CH 88 0-0 ② SF7 3-H			C FF 93 B KC 82 S KC 82 B FF 94 X KC 82 2-2 ① G5-3	F KC 81 C FF 93 B FF 93 X SL 84 1-2 1-H 2-H HR			B SL 83 X SL 82 1-0 ① F8		3	1	1	4	0	0	0
8 Mikie Mahtook, R (1, 9) OBP: 0.292, SLG: 0.370	S SL 84 D SL 87 C FF 94 1 SAFE B FF 95 X SL 86 2-2 ③ G1-3			C FF 94 B SL 86 C KC 81 F FF 94 F KC 82 B FF 95 F SL 85 X FF 94 2-2 ② P3	S SL 85 C FF 94 B KC 81 B SL 84 X FF 93 2-2 17 S 1B			B SL 84 F SL 83 C SL 84 B SL 83 B SL 83 F SL 83 X SL 83 3-2 HR		4	1	2	1	0	0	1
17 Grayson Greiner, R (1, 2) OBP: 0.326, SLG: 0.309		C FF 93 C FF 94 F FF 94 F FF 94 B SL 87 C FF 95 1-3 ① K		B KC 82 S SL 85 X FF 93 1-1 18 FC6-4 1B	C SL 84 X SL 84 0-1 ③ F8 1-2			C FF 96 B SL 89 B SL 86 F FF 96 S FF 97 2-3 ② K		4	0	1	0	0	2	1
18 Dawel Lugo, R (1, 4) OBP: 0.290, SLG: 0.310		B SL 84 F FF 94 B FF 94 F FF 93 X SL 85 2-2 60 FC4-6 1B		X FF 94 0-0 ③ FC6-4 1-2f		X FF 93 0-0 ① G4-3		X SL 88 0-0 ③ G3-1		4	0	1	0	0	0	1
60 Ronny Rodríguez, R (1, 6) OBP: 0.257, SLG: 0.327		B SL 85 X FF 94 1-0 ② FC4-6 22 S 1-2f			C SL 85 B SL 86 B KC 80 X FF 94 2-1 22 FC4-6 1B	C FF 93 B KC 81 X SL 85 1-1 ② L9			S FF 92 B FF 92 F SL 83 B FF 93 B SL 84 X SL 84 3-2 ① F7	4	0	1	0	0	0	1
22 Victor Reyes, S (1, 8) OBP: 0.254, SLG: 0.305		C FF 94 B KC 82 X CH 88 1-1 ③ G6-3 1-2			B KC 80 F FF 94 1 SAFE F FF 93 X KC 80 1-2 ① FC4-6 46 1B 14 1B 1-2f	C FF 94 X SL 85 0-1 ③ F8			C FF 92 F CH 84 X CU 77 0-2 ② L7	4	1	0	0	0	0	2
Inning Stats	R: 1 E: 0 K: 0 S: 10 H: 2 LOB: 1 BB: 0 P: 15	R: 0 E: 0 K: 1 S: 11 H: 1 LOB: 1 BB: 0 P: 16	R: 0 E: 0 K: 2 S: 11 H: 0 LOB: 0 BB: 0 P: 13	R: 0 E: 0 K: 0 S: 12 H: 1 LOB: 1 BB: 0 P: 17	R: 4 E: 0 K: 1 S: 20 H: 5 LOB: 1 BB: 0 P: 26	R: 0 E: 0 K: 0 S: 5 H: 0 LOB: 0 BB: 0 P: 6	R: 0 E: 0 K: 0 S: 7 H: 0 LOB: 0 BB: 0 P: 9	R: 1 E: 0 K: 1 S: 9 H: 1 LOB: 0 BB: 0 P: 15	R: 0 E: 0 K: 1 S: 15 H: 2 LOB: 2 BB: 0 P: 23	1B: 10 2B: 0 3B: 0 HR: 2 SF: 1 SAC: 0 DP: 0 HBP: 0						

TOP

Detroit Tigers @ Cleveland Indians

Progressive Field, Cleveland, OH

Sun Sep 16 2018, 1:11 PM - 3:43 PM EDT

Att. 24,862 - Partly Cloudy - 83 F

livebaseballscorecards.com

AB	38
R	6
H	12
RBI	6
BB	0
SO	6
LOB	12

PITCHER		IP	WLS	BF	H	R	ER	SO	BB	IBB	HBP	BLK	WP	HR	S	P	ERA	WHIP	PITCHER		IP	WLS	BF	H	R	ER	SO	BB	IBB	HBP	BLK	WP	HR	S	P	ERA	WHIP
57 Shane Bieber, R ERA: 4.5	(1, 1)	6.0	L	27	9	5	5	4	0	0	0	0	0	1	69	93	7.50	1.500																			
24 Andrew Miller, L ERA: 3.54	(7, 1)	1.1		5	1	1	1	0	0	0	0	0	0	1	12	18	6.75	0.750																			
46 Jon Edwards, R ERA: 5.4	(8, 1)	0.2		2	0	0	0	1	0	0	0	0	0	0	4	6	0.00	0.000																			
45 Adam Plutko, R ERA: 5.27	(9, 1)	1.0		5	2	0	0	1	0	0	0	0	0	0	15	23	0.00	2.000																			

Batter	1	2	3	4	5	6	7	8	9	AB	R	H	RBI	BB	SO	LOB
26 Rajai Davis, R (1, 7) OBP: 0.280, SLG: 0.286	C SI 91 B SI 90 F SL 84 S CH 84 1-3 K ①		X SL 84 0-0 G6-3 ①	F SI 93 F SL 87 B CH 87 S SI 92 1-3 K ③			B SL 87 B CH 88 F FF 92 B CH 87 X SI 94 3-1 G6-3 ③		X ST 81 0-0 P6 ③	5	0	0	0	0	2	4
1 Greg Allen, S (1, 8) OBP: 0.294, SLG: 0.318	C SI 91 B CH 85 B CH 84 B SI 92 X SI 93 3-1 36 1B 2B		C SI 92 B SL 85 B SI 92 B CH 86 F SI 92 X SI 93 3-2 L4 ②		B SL 86 X SI 93 1-0 G5-3 ①			B FF 94 C FF 95 C CH 89 B FF 95 C FF 94 2-3 K ①		4	1	1	0	0	1	0
27 Josh Donaldson, R (1, 5) OBP: 0.320, SLG: 0.420	C SL 84 B SI 92 S CH 85 S CH 86 1-3 K ②		B SL 87 B SI 92 C SI 93 C SL 87 S SL 86 2-3 K ③		X CH 86 0-0 P3 ②			X SL 87 0-0 G6-3 ②		4	0	0	0	0	2	1
36 Yandy Díaz, R (1, 3) OBP: 0.330, SLG: 0.407	B FF 92 X CH 85 1-0 6 1B 2-H 1B			X SI 91 0-0 38 1B 2B	B SI 92 F SI 92 F SL 88 X SL 88 1-2 G6-3 ③			B FF 95 B FF 95 F FF 95 F FF 95 B FF 96 F FF 95 X FF 96 3-2 G6-3 ③		4	1	2	1	0	0	0
6 Brandon Guyer, R (1, 10) OBP: 0.304, SLG: 0.368	X SI 93 0-0 1-2 1B			B CH 85 B SL 86 F SL 88 B CH 86 B SL 88 4-1 38 1B 9 G6-3 BB		F SI 92 F SL 86 H SL 84 1-2 38 G5-4-3 HBP			X FC 87 0-0 38 G3 0 1B 32 1B 1B	2	2	2	0	1	0	0
0 Brandon Barnes, R (1, 9) OBP: 0.417, SLG: 0.636	B SL 86 X SI 94 1-0 G4-3 ③			D SI 92 B CH 85 F SI 93 B FF 93 F SI 93 F SI 94 C SL 87 3-3 K ①		B SI 92 B CH 84 T FF 93 F SI 91 F SL 87 S CH 86 2-3 K ①			B SI 93 F SI 92 F ST 80 X ST 80 1-2 32 1B 38 G3 1-2 1B	4	0	1	0	0	2	5
38 Eric Haase, R (1, 2) OBP: 0.167, SLG: 0.167		B SI 91 C CH 85 S SI 91 B SI 92 S SL 86 2-3 K ①		X FF 93 0-0 9 G6-3 1-3 2-H 1B	X CH 87 0-0 G5-4-3 ②③ 1-2f				C ST 80 X SI 90 0-1 G3 ① 1-2 2-3	4	0	1	1	0	1	3
9 Erik González, R (1, 6) OBP: 0.309, SLG: 0.392		B SL 85 B SI 91 X SI 91 2-0 G4-3 ②		F SL 86 F SI 92 X CH 87 0-2 G6-3 ② 2-3 3-H			B SI 91 X CH 86 1-0 G6-3 ①		S ST 80 B ST 82 F SI 95 T ST 78 1-2 K ②	4	0	0	1	0	1	3
32 Adam Rosales, R (1, 4) OBP: 0.286, SLG: 0.167		X SI 91 0-0 G1-3 ③		B SI 93 S SL 86 B CH 87 B CH 86 B SI 92 4-1 BB			B SI 92 B SI 93 B SI 92 C FF 92 X SI 90 3-1 G5-3 ②		X SI 93 0-0 2-3 3-H 1B	3	0	1	1	1	0	0
Inning Stats	R: 1 E: 0 K: 2 S: 11 H: 3 LOB: 2 BB: 0 P: 18	R: 0 E: 0 K: 1 S: 5 H: 0 LOB: 0 BB: 0 P: 9	R: 0 E: 0 K: 1 S: 7 H: 0 LOB: 0 BB: 0 P: 12	R: 2 E: 0 K: 2 S: 14 H: 2 LOB: 2 BB: 2 P: 26	R: 0 E: 0 K: 0 S: 5 H: 0 LOB: 0 BB: 0 P: 7	R: 0 E: 0 K: 1 S: 7 H: 0 LOB: 0 BB: 0 P: 10	R: 0 E: 0 K: 0 S: 5 H: 0 LOB: 0 BB: 0 P: 12	R: 0 E: 0 K: 1 S: 8 H: 0 LOB: 0 BB: 0 P: 13	R: 1 E: 0 K: 1 S: 11 H: 3 LOB: 2 BB: 0 P: 13	1B: 6 2B: 2 3B: 0 HR: 0 SF: 0 SAC: 0 DP: 1 HBP: 1						WP: 0 PB: 0 SB: 0 CS: 0 PA: 37

PITCHER		IP	WLS	BF	H	R	ER	SO	BB	IBB	HBP	BLK	WP	HR	S	P	ERA	WHIP
38 Francisco Liriano, L ERA: 4.54	(1, 1)	7.0	W	28	5	3	3	7	2	0	1	0	0	0	54	94	3.86	1.000
77 Joe Jiménez, R ERA: 4.2	(8, 1)	1.0	H	3	0	0	0	1	0	0	0	0	0	0	8	13	0.00	0.000
61 Shane Greene, R ERA: 5.07	(9, 1)	1.0	S	6	3	1	1	1	0	0	0	0	0	0	11	13	9.00	3.000

PITCHER	IP	WLS	BF	H	R	ER	SO	BB	IBB	HBP	BLK	WP	HR	S	P	ERA	WHIP

BOTTOM

Detroit Tigers @ Cleveland Indians

Progressive Field, Cleveland, OH

Sun Sep 16 2018, 1:11 PM - 3:43 PM EDT

Att. 24,862 - Partly Cloudy - 83 F

livebaseballscorecards.com

AB	34
R	4
H	8
RBI	4
BB	2
SO	9
LOB	16

Batter	1	2	3	4	5	6	7	8	9	AB	R	H	RBI	BB	SO	LOB
5 Yolmer Sánchez, S (1, 5) OBP: 0.314, SLG: 0.380	X SI 91 0-0 ① G4-3		D CU 83 X CH 86 1-0 ③ G3		C FC 87 X CU 82 0-1 ③ G3		B FC 86 B SI 92 B FC 86 C SI 92 X FC 88 3-1 3-H 2B		S FF 96 S FF 97 D SL 85 S SL 84 1-3 ② K	5	0	1	1	0	1	4
7 Tim Anderson, R (1, 6) OBP: 0.287, SLG: 0.414	C SI 90 S CU 84 S CU 84 0-3 ② K			C FC 86 X CU 83 0-1 ① G4-3		X CU 81 0-0 ① L8	B FC 87 C SI 92 F CU 82 B SI 92 C FF 91 2-3 ③ K		B SL 84 B SL 84 S SL 83 X FF 94 2-1 1-2 1B	5	0	1	0	0	2	1
18 Daniel Palka, L (1, 10) OBP: 0.296, SLG: 0.495	B SI 91 X CU 83 1-0 ③ P4			B SI 92 B FC 87 C SI 92 B CH 84 B SI 91 4-1 BB		C SI 91 B SI 90 X CU 82 1-1 HR		B SI 90 B SI 92 C FC 87 C SI 91 S CU 84 2-3 ① K	X FF 94 0-0 ③ G5-3	4	1	1	1	1	1	2
26 Avisaíl García, R (1, 9) OBP: 0.275, SLG: 0.452		X SI 90 0-0 ① G4-3		S FC 89 B SI 91 S CU 83 C SI 92 1-3 ② K		X FC 86 0-0 ② G6-3		T FC 87 B SI 92 S CU 83 X CU 84 1-2 ② G6-3		4	0	0	0	0	1	1
38 Omar Narváez, L (1, 2) OBP: 0.363, SLG: 0.433		C SI 91 S CH 85 B FC 89 S CH 86 1-3 ② K		C FC 88 F CH 86 X CU 83 0-2 ③ G4-3		C CU 82 B FF 90 X CH 85 1-1 HR		C FF 92 C SI 91 B CH 85 X SI 92 1-2 24 BB 1B		4	1	2	1	0	1	1
24 Matt Davidson, R (1, 3) OBP: 0.330, SLG: 0.445		X SI 91 0-0 ③ G6-3			C CU 83 S CU 82 B CU 83 X SI 92 1-2 10 1B 1B	S FC 87 B CU 83 S FC 87 B FC 88 S CU 84 2-3 ③ K		B FC 88 F SI 92 B CU 85 B FC 88 B FC 88 4-1 1-2 BB		3	0	1	0	1	1	0
25 Ryan LaMarre, R (1, 7) OBP: 0.317, SLG: 0.377			C SI 90 B FC 86 S CU 82 S SI 92 1-3 ① K		C FC 86 S FC 86 S FC 87 0-3 ① K		C SI 91 X SI 92 0-1 10 G6-3 5 2B 2B	F FC 88 C FF 92 X CU 83 0-2 ③ G6-3		4	1	1	0	0	2	3
10 Yoán Moncada, S (1, 4) OBP: 0.307, SLG: 0.395			B CU 82 B CU 81 X SI 91 2-0 2B		T CH 85 B FC 87 D SI 92 X FC 87 2-1 1-2 1B		C SI 92 X CU 83 0-1 ① G6-3 2-3		C FF 93 B SL 83 S SL 84 F FF 94 B SL 84 C FF 93 2-3 ① K	4	0	2	0	0	1	1
15 Adam Engel, R (1, 8) OBP: 0.277, SLG: 0.342 21 Welington Castillo, R (9, PH) OBP: 0.285, SLG: 0.403 49 Ryan Cordell, R (9, PR) OBP: 0.059, SLG: 0.250			B FC 86 F SI 92 S CU 82 F SI 92 S FC 87 1-3 ② K		C FC 87 C SI 92 S CU 83 0-3 ② K		S CU 83 S FC 86 S CU 84 0-3 ② K		C SL 84 B FF 94 F SL 83 S FF 96 1-3 K 7 1B	3 1 0	0 0 0	0 0 0	0 0 0	0 0 0	3 1 0	4 0 0
Inning Stats	R: 0 E: 0 K: 1 S: 5 H: 0 LOB: 0 BB: 0 P: 6	R: 0 E: 0 K: 1 S: 5 H: 0 LOB: 0 BB: 0 P: 6	R: 0 E: 0 K: 2 S: 9 H: 1 LOB: 1 BB: 0 P: 14	R: 0 E: 0 K: 1 S: 9 H: 0 LOB: 1 BB: 1 P: 14	R: 0 E: 0 K: 2 S: 13 H: 2 LOB: 2 BB: 0 P: 16	R: 2 E: 0 K: 1 S: 9 H: 2 LOB: 0 BB: 0 P: 13	R: 1 E: 0 K: 2 S: 12 H: 2 LOB: 1 BB: 0 P: 17	R: 0 E: 0 K: 1 S: 13 H: 1 LOB: 2 BB: 1 P: 21	R: 0 E: 0 K: 3 S: 13 H: 1 LOB: 2 BB: 0 P: 19	1B: 4 2B: 3 3B: 0 HR: 2 SF: 0 SAC: 0 DP: 0 HBP: 0						

TOP

Chicago White Sox @ Cleveland Indians

Progressive Field, Cleveland, OH

Tue Sep 18 2018, 7:11 PM - 9:36 PM EDT

Att. 19,277 - Clear - 78 F

livebaseballscorecards.com

AB	37
R	3
H	9
RBI	3
BB	2
SO	14
LOB	17

WP: 0 PA: 39
PB: 1
SB: 0
CS: 0

PITCHER		IP	WLS	BF	H	R	ER	SO	BB	IBB	HBP	BLK	WP	HR	S	P	ERA	WHIP
28 Corey Kluber, R ERA: 2.93	(1, 1)	8.0	W	34	8	3	3	11	2	0	0	0	0	2	75	107	3.38	1.250
24 Andrew Miller, L ERA: 3.41	(9, 1)	1.0	S	5	1	0	0	3	0	0	0	0	0	0	13	19	0.00	1.000

PITCHER		IP	WLS	BF	H	R	ER	SO	BB	IBB	HBP	BLK	WP	HR	S	P	ERA	WHIP

BOTTOM

Chicago White Sox @ Cleveland Indians

Progressive Field, Cleveland, OH

Tue Sep 18 2018, 7:11 PM - 9:36 PM EDT

Att. 19,277 - Clear - 78 F

livebaseballscorecards.com

Batter	1	2	3	4	5	6	7	8	9	AB	R	H	RBI	BB	SO	LOB
12 Francisco Lindor, S (1, 6) OBP: 0.356, SLG: 0.525	C FF 92 X CH 85 0-1 G6-3		B CH 84 F FF 93 X CH 86 1-1 G1-3		C FF 93 B SL 86 B FF 93 X CH 87 2-1 E6 23 G3 36 1B 1B		C FF 92 F FF 92 B SL 84 B SL 84 B CH 87 B SI 94 4-2 11 CS BB			3	1	1	0	1	0	0
23 Michael Brantley, L (1, 7) OBP: 0.362, SLG: 0.471	C FF 91 X SI 92 0-1 G4-3		X SL 86 0-0 1B		C FF 94 X SL 87 0-1 G3 2-3		X FF 92 0-0 F9			4	0	1	0	0	0	2
11 José Ramírez, S (1, 4) OBP: 0.395, SLG: 0.574	B FF 93 B FF 92 X FF 92 2-0 G6-3		C FF 93 X FF 94 0-1 F7		S SL 89 D SL 88 B SL 86 H FF 95 3-1 36 S 36 1B HBP		B SL 84 S CH 85 X CH 86 1-1 G5-3 1-2			3	1	0	0	0	0	2
36 Yandy Díaz, R (1, 10) OBP: 0.337, SLG: 0.404 26 Rajai Davis, R (8, PR) OBP: 0.280, SLG: 0.286 (9, 10)		C SL 82 F FF 92 B SL 85 B SL 86 X SI 95 2-2 G4-3	B CH 87 X CH 86 1-0 L9		B FF 94 S FF 95 F SL 87 X SL 87 1-2 1-H 3-H 1B			B SI 98 F SI 97 B SL 89 B SI 97 F SI 97 B SI 98 4-2 17 E 17 S BB		3 0	0 0	1 0	2 0	1 0	0 0	1 0
27 Josh Donaldson, R (1, 5) OBP: 0.324, SLG: 0.414		B SI 93 B SI 94 B FF 92 B FF 93 4-0 53 2B BB	B SL 84 S CH 88 B FF 94 B CH 87 B SI 95 4-1 53 G5-4-3 BB	B FF 94 X CH 87 1-0 P5			X SI 98 0-0 L7		2	1	0	0	2	0	2
53 Melky Cabrera, S (1, 9) OBP: 0.331, SLG: 0.425 0 Brandon Barnes, R (9, 9) OBP: 0.417, SLG: 0.636		X FF 91 0-0 1-H 7 1B 2B	B CH 86 C FF 93 X CH 86 1-1 G5-4-3 1-2f	B CH 86 X CH 87 1-0 F7			F SI 97 B SI 97 X SI 96 1-1 L9		4 0	1 0	1 0	1 0	0 0	0 0	3 0
17 Yonder Alonso, L (1, 3) OBP: 0.308, SLG: 0.422		B SL 84 F SL 85 H FF 92 2-1 7 1B HBP	X SI 96 0-0 7 FC6-4 1B	B SL 84 C SL 84 C FF 93 S SL 86 1-3 K			B SI 97 D SI 98 C CH 87 C SL 88 S SL 89 2-3 K 1-3		3	0	1	0	0	2	1
7 Yan Gomes, R (1, 2) OBP: 0.307, SLG: 0.430		B SL 81 B FF 91 X FF 92 2-0 22 G6-4-3 1-2 2-H 1B	F FF 93 D CH 87 X CH 87 1-1 FC6-4 1-2f		X CH 86 0-0 F9				3	0	1	1	0	0	1
22 Jason Kipnis, L (1, 8) OBP: 0.316, SLG: 0.382 1 Greg Allen, S (7, 8) OBP: 0.294, SLG: 0.318		C FF 92 X SL 86 0-1 G6-4-3 1-2f		B FF 93 B FF 94 B FF 92 C FF 92 X FF 93 3-1 HR	X FF 94 0-0 P6				3 0	1 0	1 0	1 0	0 0	0 0	2 0
Inning Stats	R: 0 E: 0 K: 0 S: 5 H: 0 LOB: 0 BB: 0 P: 7	R: 2 E: 0 K: 0 S: 8 H: 2 LOB: 1 BB: 1 P: 18	R: 0 E: 0 K: 0 S: 6 H: 1 LOB: 1 BB: 0 P: 8	R: 0 E: 0 K: 0 S: 6 H: 1 LOB: 1 BB: 1 P: 12	R: 3 E: 1 K: 0 S: 12 H: 3 LOB: 1 BB: 0 P: 23	R: 0 E: 0 K: 1 S: 5 H: 0 LOB: 0 BB: 0 P: 6	R: 0 E: 0 K: 0 S: 5 H: 0 LOB: 0 BB: 1 P: 10	R: 0 E: 0 K: 1 S: 8 H: 0 LOB: 2 BB: 1 P: 15		1B: 5 2B: 1 3B: 0 HR: 1	SF: 0 SAC: 0 DP: 2 HBP: 2		WP: 0 PB: 0 SB: 2 CS: 1	PA: 34	

	AB	28
	R	5
	H	7
	RBI	5
	BB	4
	SO	2
	LOB	14

PITCHER		IP	WLS	BF	H	R	ER	SO	BB	IBB	HBP	BLK	WP	HR	S	P	ERA	WHIP
55 Carlos Rodón, L ERA: 3.22	(1, 1)	7.0	L	30	7	5	4	1	3	0	2	0	0	1	47	84	5.14	1.429
65 Nate Jones, R ERA: 2.28	(8, 1)	1.0		4	0	0	0	1	1	0	0	0	0	0	8	15	0.00	1.000

PITCHER	IP	WLS	BF	H	R	ER	SO	BB	IBB	HBP	BLK	WP	HR	S	P	ERA	WHIP

Batter	1	2	3	4	5	6	7	8	9	AB	R	H	RBI	BB	SO	LOB
10 Yoán Moncada, S (1, 4) OBP: 0.306, SLG: 0.393	B FF 95 S CH 89 S SI 94 C CH 91 1-3 ① K		C SL 84 S FF 93 C SI 94 0-3 ② K		B CH 87 F SL 84 X CH 88 1-1 ③ F8		F SL 82 S SL 80 X SI 95 0-2 1B		B FF 93 S SL 80 B SL 79 C SI 93 B SI 94 F FF 92 C SI 94 3-3 ③ K	5	0	1	0	0	3	2
5 Yolmer Sánchez, S (1, 5) OBP: 0.314, SLG: 0.379	C SI 95 L CU 84 S CH 90 0-3 ② K2-3		C SL 82 F CH 89 X SL 85 0-2 1B			C SL 80 B SI 92 B CU 82 B CH 88 C SI 92 C SI 93 3-3 ① K	C SL 82 X SL 82 0-1 ③ F8			4	0	1	0	0	2	1
18 Daniel Palka, L (1, 7) OBP: 0.295, SLG: 0.500 25 Ryan LaMarre, R (8, 7) OBP: 0.317, SLG: 0.377	B SI 96 S CH 90 S CH 90 X CH 91 1-2 E6		C SI 94 S CH 88 1 SAFE S CH 88 0-3 ③ K2-3			F FF 94 B SL 84 B CH 89 S CH 89 X FF 94 2-2 HR		B ST 80 S FF 92 C ST 82 C ST 83 1-3 ① K		4 0	1 0	1 0	1 0	0 0	2 0	1 0
26 Avisaíl García, R (1, 9) OBP: 0.272, SLG: 0.446	S FF 95 D SL 85 B SL 85 B FF 96 F FF 94 S FF 95 3-3 ③ K			B FF 93 S CU 81 S SL 85 X SL 85 1-2 ① L7		B FF 94 B SL 85 C SL 83 F FF 93 S CH 87 2-3 ② K		S FF 94 F FF 94 B ST 83 B ST 82 F FF 95 F FF 95 B ST 83 S ST 83 3-3 ② K		4	0	0	0	0	3	1
38 Omar Narváez, L (1, 10) OBP: 0.365, SLG: 0.432		B FF 94 B SI 92 F FF 94 F SI 94 F SI 95 B SL 86 B CH 89 4-2 24 G6-3 BB		B CU 80 X SI 92 1-0 ② G4-3		B CU 80 X SI 92 1-0 24 WP 1B		X FF 95 0-0 ③ P2		3	0	1	0	1	0	0
24 Matt Davidson, R (1, 3) OBP: 0.330, SLG: 0.443		C SL 84 S FF 96 B FF 95 D SL 86 X SL 86 2-2 ① G6-3 1-2		C FF 93 B FF 93 B FF 94 B SL 85 X FF 94 3-1 36 WP 1B		B FF 93 C SL 83 F FF 93 S CH 88 1-3 K 1-2			C SI 86 B SL 78 X FF 87 1-1 ① L9	4	0	1	0	0	1	2
36 Kevan Smith, R (1, 2) OBP: 0.349, SLG: 0.344		S SL 85 F SL 84 S CH 88 0-3 ② K	B SL 84 B FF 93 C FF 92 X FF 92 2-1 ③ G6-3 1-2		C SL 83 B FF 93 D SL 84 X FF 92 2-1 ③ F9				F SL 79 B SI 86 B SI 84 C SL 79 B FF 86 B SI 86 4-2 7 E BB	3	0	0	0	1	1	4
7 Tim Anderson, R (1, 6) OBP: 0.285, SLG: 0.411		B SL 84 B FF 94 B FF 94 X FF 94 3-0 ③ G4-3		B SL 84 B FF 91 X FF 93 2-0 ① F9			C FF 92 B SI 92 C SL 84 F CH 89 B SL 85 T CH 88 2-2 ① K		B SI 87 F SI 86 X SI 88 1-1 E4 1-2	4	0	0	0	0	1	2
49 Ryan Cordell, R (1, 8) OBP: 0.048, SLG: 0.200			C FF 93 X SL 84 0-1 ① G5-3		F SL 83 B FF 93 F FF 94 B FF 94 S CH 88 2-3 ② K2-3		C SL 82 S SL 83 B FF 92 B CH 88 B SL 86 X FF 93 3-2 ② G5-3		B SI 87 C SI 87 S SI 87 C SI 88 1-3 ② K	4	0	0	0	0	2	2
Inning Stats	R: 0 E: 1 K: 3 S: 12 H: 0 LOB: 1 BB: 0 P: 17	R: 0 E: 0 K: 1 S: 10 H: 0 LOB: 1 BB: 1 P: 19	R: 0 E: 0 K: 2 S: 11 H: 1 LOB: 1 BB: 0 P: 11	R: 0 E: 0 K: 0 S: 8 H: 1 LOB: 1 BB: 0 P: 15	R: 0 E: 0 K: 1 S: 6 H: 0 LOB: 0 BB: 0 P: 11	R: 1 E: 0 K: 3 S: 15 H: 2 LOB: 2 BB: 0 P: 26	R: 0 E: 0 K: 1 S: 12 H: 1 LOB: 1 BB: 0 P: 17	R: 0 E: 0 K: 2 S: 9 H: 0 LOB: 0 BB: 0 P: 13	R: 0 E: 1 K: 2 S: 13 H: 0 LOB: 2 BB: 1 P: 23	1B: 4 2B: 0 3B: 0 HR: 1 SF: 0 SAC: 0 DP: 0 HBP: 0						

PITCHER		IP	WLS	BF	H	R	ER	SO	BB	IBB	HBP	BLK	WP	HR	S	P	ERA	WHIP
59 Carlos Carrasco, R ERA: 3.35	(1, 1)	6.2		27	4	1	1	11	1	0	0	0	2	1	69	111	1.35	0.750
24 Andrew Miller, L ERA: 3.38	(7, 1)	0.1		2	1	0	0	0	0	0	0	0	0	0	5	5	0.00	3.000
33 Brad Hand, L ERA: 2.75	(8, 1)	1.0		3	0	0	0	2	0	0	0	0	0	0	9	13	0.00	0.000
90 Adam Cimber, R ERA: 3.53	(9, 1)	0.2		4	0	0	0	1	1	0	0	0	0	0	9	16	0.00	1.500
39 Oliver Pérez, L ERA: 0.91	(9, 1)	0.1	W	1	0	0	0	1	0	0	0	0	0	0	4	7	0.00	0.000

PITCHER	IP	WLS	BF	H	R	ER	SO	BB	IBB	HBP	BLK	WP	HR	S	P	ERA	WHIP

TOP

Chicago White Sox @ Cleveland Indians

Progressive Field, Cleveland, OH

Wed Sep 19 2018, 7:11 PM - 10:22 PM EDT

Att. 18,263 - Clear - 70 F

livebaseballscorecards.com

AB	35
R	1
H	5
RBI	1
BB	2
SO	15
LOB	15

BOTTOM

Chicago White Sox @ Cleveland Indians

Progressive Field, Cleveland, OH

Wed Sep 19 2018, 7:11 PM - 10:22 PM EDT

Att. 18,263 - Clear - 70 F

livebaseballscorecards.com

Batter	1	2	3	4	5	6	7	8	9	AB	R	H	RBI	BB	SO	LOB
12 Francisco Lindor, S (1, 6) OBP: 0.354, SLG: 0.521	C SI 96 S FC 94 T SI 97 0-2 ① K		S FC 91 B SI 96 X FS 88 1-1 ① G3-1		C SI 94 F FS 86 B FS 86 F FC 92 X SI 96 1-2 ① G4-3		F FF 95 S FC 87 D CH 86 1 SAFE D FC 87 D CU 79 F CH 85 F CU 80 F CU 78 3-2 ③ X FF 95 P4			4	0	0	0	0	1	1
23 Michael Brantley, L (1, 7) OBP: 0.359, SLG: 0.467	X FC 93 0-0 ② G1-3		C SI 95 S FS 86 S SL 86 0-3 ② K 27 BB 11 BB		B FC 93 F SI 96 B SL 84 X SI 96 2-1 ② G3			C CU 77 X FC 86 0-1 ① L8		4	0	0	0	0	1	0
11 José Ramírez, S (1, 4) OBP: 0.395, SLG: 0.572	B FC 93 B FC 93 B SI 97 B SI 96 4-0 10 1B BB		1 SAFE 1 SAFE B SL 83 B FS 86 F SI 96 B FS 86 D FC 94 4-1 27 BB 1-2 BB		B SL 82 B SI 96 C SI 96 B FS 86 C FC 91 C CH 86 3-3 ③ K			C CU 77 B CH 85 B SI 92 F CU 77 X FF 94 2-2 ② P5		2	0	0	0	2	1	0
10 Edwin Encarnación, R (1, 10) OBP: 0.327, SLG: 0.471	B SI 97 C SI 98 F FC 94 B FC 92 X SI 97 2-2 1-3 1B		B FC 94 B SI 97 X SI 96 2-0 ② P2			B CU 80 X SI 94 1-0 ① G4-3		B CH 88 C FF 95 C CH 88 S CU 85 1-3 ③ K		4	0	1	0	0	1	2
27 Josh Donaldson, R (1, 5) OBP: 0.328, SLG: 0.413 26 Rajai Davis, R (9, PR) OBP: 0.280, SLG: 0.286	B SI 96 C SI 97 B FC 93 C FS 87 X SI 97 2-2 ③ G4-3		B SI 96 C FC 93 S FS 87 B SL 88 D SI 97 B FS 89 4-2 1-2 2-3 BB			C SI 94 F SL 85 B FC 93 X SI 96 1-2 ② G4-3			B CU 86 C FF 94 B FF 94 X CH 90 2-1 7 HBP 36 1B 22 HR 1B	3 0	0 1	1 0	0 0	1 0	0 0	2 0
17 Yonder Alonso, L (1, 3) OBP: 0.306, SLG: 0.420 36 Yandy Díaz, R (9, PH) OBP: 0.344, SLG: 0.411 1 Greg Allen, S (9, PR) OBP: 0.294, SLG: 0.318		C SI 95 F FC 91 X FS 87 0-2 ① G3-1	C FS 87 C SI 97 B FC 88 S FS 88 1-3 ③ K			X CU 81 0-0 ③ G4-3			1 SAFE 1 SAFE B FF 96 S FF 95 1 SAFE X SL 88 2-1 7 HBP 22 HR 1-2 1B	3 1 0	0 0 1	0 1 0	0 0 0	0 0 0	1 0 0	3 0 0
53 Melky Cabrera, S (1, 9) OBP: 0.325, SLG: 0.417		C SI 96 F FC 93 B SI 96 X FC 90 1-2 ② G6-3	B SI 95 B FC 91 X SI 96 2-0 ① G4-3			B CU 76 X CH 84 1-0 ① G1-3			X FF 94 0-0 ① B1	4	0	0	0	0	0	2
7 Yan Gomes, R (1, 2) OBP: 0.309, SLG: 0.432		B FC 93 B SI 96 C SI 97 B FC 94 S SI 97 X SI 97 3-2 2B	C SI 96 B FF 96 B SI 96 B FC 93 F SI 96 F SI 97 X SI 97 3-2 ② G5-3			C CU 77 C FC 85 B CH 85 F CH 88 X CU 78 1-2 ② G4-3			H SL 89 1-0 1-2 2-3 22 HR HBP	3	1	1	0	0	0	0
22 Jason Kipnis, L (1, 8) OBP: 0.317, SLG: 0.388		S FC 93 F SI 97 D FC 94 S FS 88 1-3 ③ K	C SL 83 B SI 96 S SL 83 X FC 94 1-2 ③ G1-3				B FF 94 B FC 87 C CU 77 B CU 78 C CU 77 F FF 94 F FC 87 B FC 88 4-2 BB		B FF 98 S CH 89 F FF 97 B FF 97 B FF 96 X CH 91 3-2 1-H 2-H 3-H HR	3	1	1	4	1	1	1
Inning Stats	R: 0 H: 1 E: 0 LOB: 2 K: 1 BB: 1 S: 10 P: 18	R: 0 H: 1 E: 0 LOB: 1 K: 1 BB: 0 S: 12 P: 17	R: 0 H: 0 E: 0 LOB: 3 K: 2 BB: 2 S: 12 P: 24	R: 0 H: 0 E: 0 LOB: 0 K: 0 BB: 0 S: 8 P: 14	R: 0 H: 0 E: 0 LOB: 0 K: 1 BB: 0 S: 9 P: 15	R: 0 H: 0 E: 0 LOB: 0 K: 0 BB: 0 S: 5 P: 7	R: 0 H: 0 E: 0 LOB: 1 K: 0 BB: 1 S: 15 P: 24	R: 0 H: 0 E: 0 LOB: 0 K: 1 BB: 0 S: 8 P: 11	R: 4 H: 3 E: 0 LOB: 1 K: 0 BB: 0 S: 8 P: 16	1B: 3 2B: 1 3B: 0 HR: 1	SF: 0 SAC: 0 DP: 0 HBP: 1			WP: 0 PB: 1 SB: 0 CS: 0	PA: 36		

PITCHER		IP	WLS	BF	H	R	ER	SO	BB	IBB	HBP	BLK	WP	HR	S	P	ERA	WHIP	PITCHER	IP	WLS	BF	H	R	ER	SO	BB	IBB	HBP	BLK	WP	HR	S	P	ERA	WHIP
68 Dylan Covey, R ERA: 5.33	(1, 1)	6.0		24	2	0	0	5	3	0	0	0	0	0	56	95	0.00	0.833																	
57 Jace Fry, L ERA: 4.01	(7, 1)	1.2	H	6	0	0	0	0	1	0	0	0	0	0	20	31	0.00	0.600																	
37 Juan Minaya, R ERA: 3.56	(8, 1)	0.1	H	2	1	1	1	1	0	0	0	0	0	0	5	8	27.00	3.000																	
67 Caleb Frare, L ERA: 9.0	(9, 1)	0.1	L	2	1	0	0	0	0	0	0	0	0	0	3	5	0.00	3.000																	
63 Ian Hamilton, R ERA: 4.76	(9, 1)	0.0	B	2	1	3	3	0	0	0	1	0	0	1	3	7	∞	∞																	

AB	31
R	4
H	5
RBI	4
BB	4
SO	6
LOB	11

Chicago White Sox @ Cleveland Indians

Progressive Field, Cleveland, OH

Thu Sep 20 2018, 7:11 PM - 11:33 PM EDT

Att. 19,457 - Partly Cloudy - 82 F

TOP

livebaseballscorecards.com

Batter	1	2	3	4	5	6	7	8	9	10	11	AB	R	H	RBI	BB	SO	LOB
10 Yoán Moncada, S (1, 4) OBP: 0.309, SLG: 0.397	B SI 89 X CH 86 1-0 5 26 1B 1B	B CU 75 S CU 75 B CU 76 B CU 75 X FC 87 3-1 1-H 2-H 2B		C FF 89 F CU 76 X CU 76 0-2 ② F7		X SL 76 0-0 1-2 1B			B SI 92 C ST 80 B ST 81 B FF 93 F FF 93 B ST 80 4-2 36 G6-3 5 SH1-4 BB	B SL 78 F SL 79 F FF 88 F FF 88 F SL 81 B FF 89 F FF 89 S FF 90 2-3 ③ K 1-2 2-3		5	1	3	2	1	1	2
5 Yolmer Sánchez, S (1, 5) OBP: 0.315, SLG: 0.381	B SI 90 1 SAFE C FF 90 1 SAFE F FF 89 B SI 90 F FC 88 F CU 75 X FC 87 2-2 38 G6-3 26 1B 1-2 1B	B FF 89 X FF 88 1-0 ② F7		C CH 85 C CU 77 B FF 90 X CU 77 1-2 ③ G3		C SI 91 B SL 77 C SL 78 C SI 92 1-3 ③ K			X FF 92 0-0 ① SH1-4 1-2		X FF 87 0-0 36 G6-3 24 1B 2B	5	1	2	0	0	1	3
18 Daniel Palka, L (1, 9) OBP: 0.292, SLG: 0.495 36 Kevan Smith, R (9, PH) OBP: 0.345, SLG: 0.340 (9, 2)	F FC 88 B FF 89 B FC 87 F CU 74 B SI 89 X FC 88 3-2 ① F7	S CU 76 F CU 76 B FF 90 B FF 89 B FC 88 F FC 86 X FF 90 3-2 ③ P3		B FF 88 C CU 72 C CU 73 F CU 73 S CU 74 1-3 ① K			F SL 85 C SL 86 B SI 96 F FF 94 X SL 86 1-2 ① G6-3		C FF 94 B FF 93 X ST 82 1-1 ② G6-3 2-3		F SI 85 F SL 78 B FF 86 X SI 86 1-2 ① G6-3 2-3	4 2	0 0	0 0	0 0	1 0	3 2
26 Avisaíl García, R (1, 10) OBP: 0.276, SLG: 0.444	B FF 90 B FF 89 B FC 88 C FF 90 X FC 87 3-1 38 G6-3 1-2 2-H 1B		B FF 90 B CU 77 B FF 90 X FF 89 3-0 ① F9		F FF 88 X CU 72 0-1 ② G5-3		X SL 85 0-0 E5		0-0 20 FC5-4 IBB		0-0 24 1B IBB	4	0	1	1	2	0	0
38 Omar Narváez, L (1, 2) OBP: 0.367, SLG: 0.442 20 José Rondón, R (9, PH) OBP: 0.300, SLG: 0.482 49 Ryan Cordell, R (9, 9) OBP: 0.045, SLG: 0.190	B FF 89 F FF 88 F FF 88 X CU 76 1-2 ② G6-3 1-2 2-3		F SI 90 C CU 76 F FC 87 B CU 75 F CU 77 B FF 90 F CU 76 X FF 90 2-2 HR		B FF 89 B FF 89 B FF 87 B FF 87 4-0 BB		B FF 95 F FF 95 B FF 95 S SL 84 S SL 85 2-3 ② K		B ST 81 X ST 81 1-0 ③ FC5-4 1-2f		F SI 86 B SI 87 M SI 85 S SI 88 1-3 ② K	3 1 1	1 0 0	1 0 0	1 0 0	1 0 1	1 0 2	3 2 2
24 Matt Davidson, R (1, 3) OBP: 0.330, SLG: 0.441	C FC 87 C CU 76 S CU 78 0-3 ③ K		F CU 77 B CU 78 X FC 86 1-1 7 FC6-4 1B		C SI 91 F SI 90 B FF 91 F SI 91 B SI 92 X SI 90 2-2 ③ G4-3		C SL 84 S SL 84 S SL 84 0-3 ③ K			C SL 78 X SL 78 0-2 ① G6-3	F SI 86 X SI 88 0-1 1-2 3-H 1B	6	0	2	1	0	2	4
7 Tim Anderson, R (1, 6) OBP: 0.282, SLG: 0.407		C FF 88 F CU 75 S FC 87 0-3 ① K	X FC 87 0-0 ② FC6-4 1-2f			B SI 90 B SI 88 S SI 90 X SI 90 2-1 ① G6-3		B SL 86 S FF 96 S FF 96 S FF 96 B FF 97 F SL 87 C FF 96 2-3 ① K		X SI 86 0-0 ② G5-3	B SI 87 B SI 86 F SI 86 F SI 88 X SI 87 2-2 ③ L9	6	0	0	0	0	2	3
25 Ryan LaMarre, R (1, 7) OBP: 0.320, SLG: 0.373		X SI 90 0-0 15 1B 10 2B 1B	B FC 87 1 SAFE X FC 86 1-0 ③ G1-3			F SI 91 S SI 90 B SL 82 S SI 90 1-3 ② K		C SL 88 B CU 83 C SL 88 B FF 96 T FF 96 2-2 ② K			H SI 84 1-0 10 WP 15 HBP HBP	4	1	1	0	0	2	1
15 Adam Engel, R (1, 8) OBP: 0.280, SLG: 0.342		1 SAFE C FC 87 1 SAFE C CU 76 F FC 87 X FC 86 0-2 10 2B 1-2 1B		C SI 88 X CU 76 0-1 ① G5-3		C SL 82 B SI 90 B SL 83 B SI 90 B SI 90 4-1 10 1B BB		S FF 97 S FF 95 T FF 97 0-2 ③ K		C SI 85 C SI 85 H SI 85 1-2 10 WP 1-2 HBP	3	1	1	0	1	1	0
Inning Stats	R: 1 E: 0 K: 1 S: 17 H: 3 LOB: 2 BB: 0 P: 27	R: 2 E: 0 K: 1 S: 15 H: 3 LOB: 1 BB: 0 P: 22	R: 1 E: 0 K: 0 S: 11 H: 2 LOB: 1 BB: 0 P: 18	R: 0 E: 0 K: 0 S: 8 H: 0 LOB: 0 BB: 0 P: 9	R: 0 E: 0 K: 1 S: 10 H: 0 LOB: 1 BB: 1 P: 17	R: 0 E: 0 K: 2 S: 10 H: 1 LOB: 2 BB: 1 P: 18	R: 0 E: 1 K: 2 S: 11 H: 0 LOB: 1 BB: 0 P: 14	R: 0 E: 0 K: 3 S: 10 H: 0 LOB: 0 BB: 0 P: 14	R: 0 E: 0 K: 0 S: 6 H: 0 LOB: 2 BB: 2 P: 12	R: 0 E: 0 K: 1 S: 12 H: 0 LOB: 2 BB: 0 P: 16	R: 1 E: 0 K: 1 S: 12 H: 2 LOB: 2 BB: 1 P: 16	1B: 8 2B: 2 3B: 0 HR: 1 SF: 0 SAC: 1 DP: 0 HBP: 2	WP: 1 PB: 0 SB: 0 CS: 0 PA: 52					

PITCHER	IP	WLS	BF	H	R	ER	SO	BB	IBB	HBP	BLK	WP	HR	S	P	ERA	WHIP
43 Josh Tomlin, R (1, 1) ERA: 6.64	4.0		20	8	4	4	2	0	0	0	0	0	1	51	76	9.00	2.000
49 Tyler Olson, L (5, 1) ERA: 5.63	0.2		3	0	0	0	1	1	0	0	0	0	0	6	11	0.00	1.500
61 Dan Otero, R (5, 1) ERA: 5.37	1.0		4	0	0	0	1	1	0	0	0	0	0	10	19	0.00	1.000
39 Oliver Pérez, L (6, 1) ERA: 0.9	0.1		2	1	0	0	1	0	0	0	0	0	0	4	5	0.00	3.000
58 Neil Ramírez, R (7, 1) ERA: 4.62	1.0		4	0	0	0	2	0	0	0	0	0	0	11	14	0.00	0.000

PITCHER	IP	WLS	BF	H	R	ER	SO	BB	IBB	HBP	BLK	WP	HR	S	P	ERA	WHIP
46 Jon Edwards, R (8, 1) ERA: 4.5	1.0		3	0	0	0	3	0	0	0	0	0	0	10	14	0.00	0.000
33 Brad Hand, L (9, 1) ERA: 2.71	1.0		5	0	0	0	0	1	1	0	0	0	0	6	12	0.00	1.000
90 Adam Cimber, R (10, 1) ERA: 3.56	2.0	L	11	2	1	1	2	0	1	2	0	1	0	24	32	4.50	1.000

AB	44
R	5
H	11
RBI	5
BB	5
SO	12
LOB	25

Chicago White Sox @ Cleveland Indians

Progressive Field, Cleveland, OH

Thu Sep 20 2018, 7:11 PM - 11:33 PM EDT

Att. 19,457 - Partly Cloudy - 82 F

livebaseballscorecards.com

Batter	1	2	3	4	5	6	7	8	9	10	11	AB	R	H	RBI	BB	SO	LOB
12 Francisco Lindor, S (1, 6) OBP: 0.355, SLG: 0.528	B FF 89 B FF 89 B FF 90 C FF 88 B FF 90 4-1 17 BB 10 BB BB		C SI 90 B CH 84 X CH 84 1-1 HR		F KC 78 F KC 78 X EP 68 0-2 ① P5			C SL 82 F FC 90 B SL 82 B SL 83 X FC 86 2-2 23 WP 3B	B FF 93 F FF 93 F FF 93 F FF 87 X SL 89 1-2 ② G5-3		B CU 72 X FF 90 1-0 ① F8	5	2	2	1	1	0	1
23 Michael Brantley, L (1, 7) OBP: 0.361, SLG: 0.473	C FF 89 X FF 89 0-1 ① L7		X FF 90 0-0 HR		B SI 90 C CH 83 B FC 84 X SI 89 2-1 ② G4-3			B SL 80 F SI 93 B SL 83 X SI 92 2-1 10 WP 53 BB 10 S 3-H 1B	B CU 76 C FF 92 C SI 89 X CU 75 1-2 1B		B FF 90 F FF 89 C FF 92 C FF 92 1-3 ② K	6	2	3	1	0	1	2
11 José Ramírez, S (1, 4) OBP: 0.392, SLG: 0.566	C SI 90 X CH 83 0-1 ② L9		B SI 90 X KC 77 1-0 ① F9		C FC 87 B SI 88 S SI 88 B EP 71 X FC 85 2-2 ③ F8			1 SAFE B FC 89 B SI 94 F SI 93 F FC 89 F FC 88 D SI 94 1 SAFE F FC 88 3-3 S SI 92 ① K	B CH 85 C FF 93 S FF 92 1 SAFE X FF 92 1-2 ③ P5		T FF 91 S CH 84 F FF 94 B FF 92 B FF 92 X SI 92 2-2 ③ G4-3	6	0	0	0	0	1	4
10 Edwin Encarnación, R (1, 10) OBP: 0.332, SLG: 0.474 26 Rajai Davis, R (8, PR) OBP: 0.284, SLG: 0.286 (9, 10)	B FF 90 D FC 88 B FC 89 C FF 89 B FC 88 4-1 36 FC5 17 BB 1-2 BB		B FC 88 B KC 76 B FF 91 C FF 90 X FC 87 3-1 17 1B 2B			F KC 76 B SI 88 B KC 76 C KC 78 H FC 84 3-2 36 G5-4-3 HBP		B SL 88 S CU 83 C CU 83 B SI 94 T SI 94 F SL 89 D CU 84 4-2 53 BB 27 BB 1-3 BB		B FF 89 B FF 92 B FF 90 C FF 90 B FF 90 4-1 22 1B 32 SH1-3 BB		1	0	1	0	2	0	0
17 Yonder Alonso, L (1, 3) OBP: 0.308, SLG: 0.420 27 Josh Donaldson, R (8, PH) OBP: 0.331, SLG: 0.413 32 Adam Rosales, R (8, PR) OBP: 0.286, SLG: 0.167 (9, 3)	B SI 91 D CH 85 B FF 90 B FF 91 4-0 1-2 2-3 BB		D KC 79 D CH 84 X SI 90 2-0 36 G6-4-3 2-3 1B			S CH 84 S SI 89 B CH 82 B SI 90 X CH 83 2-2 ① F8		B SL 88 B SL 86 D SL 88 B FF 95 B SL 85 4-1 53 BB 1-2 BB		1 SAFE 1 SAFE 1 SAFE X FF 87 0-0 ① SH1-3 1-2		2	0	1	0	1	0	1
36 Yandy Díaz, R (1, 5) OBP: 0.327, SLG: 0.389 9 Erik González, R (11, 5) OBP: 0.309, SLG: 0.392	C FC 88 B KC 79 X KC 79 1-1 ③ FC5 2-3f		D SI 90 B FC 87 S FC 87 X KC 77 2-1 ②③ G6-4-3 1-2f			D KC 79 F KC 78 B SI 89 D SI 90 C FC 87 F FC 94 1 SAFE X SI 89 3-2 ②③ G5-4-3 1-2f		F FF 95 T CH 89 D CH 91 S CH 90 1-3 ② K		B FF 90 F FF 90 C FF 93 X FF 92 1-2 ② G5-3		5	0	0	0	0	1	10
53 Melky Cabrera, S (1, 9) OBP: 0.328, SLG: 0.416 0 Brandon Barnes, R (8, PR) OBP: 0.462, SLG: 0.636 (9, 9)		B FF 90 C FF 89 B FC 89 X FC 88 2-1 ① G3		B FF 90 F FC 86 X KC 77 1-1 55 CS 1B			C SL 82 B SI 94 F SI 95 X FC 87 1-2 ① F8	C FF 95 S FF 95 B FF 94 F CH 90 F FF 96 B CH 89 F FF 96 F CH 90 B CH 90 4-2 B CH 88 1-2 2-3 3-H BB		B CH 84 S FF 92 B FF 93 S FF 91 B FF 92 B FF 92 4-2 22 1B BB		3	0	1	1	1	0	0
22 Jason Kipnis, L (1, 8) OBP: 0.316, SLG: 0.386		C FF 90 F KC 77 B FF 90 X SI 90 1-2 ② L4		C SI 90 F KC 80 F FC 86 X KC 77 0-2 ① F9			C SL 82 B SL 82 F SI 93 F SL 85 B FC 87 X SI 94 2-2 ② G4-3	C FF 94 X FF 95 0-1 ③ P6		C SI 90 X FF 91 0-1 ③ 1-2 2-3 1B		5	0	1	0	0	0	4
55 Roberto Pérez, R (1, 2) OBP: 0.253, SLG: 0.247 6 Brandon Guyer, R (9, PH) OBP: 0.303, SLG: 0.366 38 Eric Haase, R (10, 2) OBP: 0.286, SLG: 0.167		B FF 91 B FC 88 F FF 90 X FC 88 2-1 ③ L3		B FC 86 B FC 86 1 SAFE C FC 86 S SI 89 B KC 77 1 SAFE F FC 87 S KC 79 3-3 ②③ K 1-2			F SI 95 B SI 94 B SI 93 F FC 88 B SL 81 C SI 92 3-3 ③ K		B FF 92 B FF 91 B FF 93 C FF 91 C FF 91 S FF 93 3-3 ① K	S FF 91 B FF 93 H SL 87 2-1 HBP	3	0	0	0	0	2	1
Inning Stats	R: 0 E: 0 K: 0 S: 8 H: 0 LOB: 3 BB: 3 P: 21	R: 0 E: 0 K: 0 S: 7 H: 0 LOB: 0 BB: 0 P: 12	R: 2 E: 0 K: 0 S: 9 H: 4 LOB: 1 BB: 0 P: 18	R: 0 E: 0 K: 0 S: 10 H: 1 LOB: 1 BB: 0 P: 14	R: 0 E: 0 K: 0 S: 8 H: 0 LOB: 0 BB: 0 P: 12	R: 0 E: 0 K: 0 S: 9 H: 0 LOB: 0 BB: 0 P: 17	R: 0 E: 0 K: 1 S: 10 H: 0 LOB: 0 BB: 0 P: 16	R: 2 E: 0 K: 2 S: 25 H: 2 LOB: 3 BB: 3 P: 45	R: 0 E: 0 K: 1 S: 13 H: 1 LOB: 1 BB: 0 P: 19	R: 0 E: 0 K: 0 S: 9 H: 1 LOB: 2 BB: 2 P: 18	R: 0 E: 0 K: 1 S: 9 H: 0 LOB: 1 BB: 0 P: 15	1B: 5 2B: 2 3B: 1 HR: 2	SF: 0 SAC: 1 DP: 3 HBP: 2	WP: 2 PB: 0 SB: 1 CS: 1	PA: 48			

PITCHER		IP	WLS	BF	H	R	ER	SO	BB	IBB	HBP	BLK	WP	HR	S	P	ERA	WHIP
33 James Shields, R ERA: 4.48	(1, 1)	6.0		24	5	2	2	1	3	0	1	0	0	2	51	94	3.00	1.333
39 Aaron Bummer, L ERA: 4.91	(7, 1)	1.1	H	6	2	2	2	2	0	0	0	0	1	0	20	33	13.50	1.500
52 Rob Scahill, R ERA:	(8, 1)	0.0		1	0	0	0	0	1	0	0	0	1	0	3	7	∞	∞
67 Caleb Frare, L ERA: 9.0	(8, 1)	0.0		1	0	0	0	0	1	0	0	0	0	0	1	5	∞	∞
37 Juan Minaya, R ERA: 3.5	(8, 1)	0.2	B	3	0	0	0	1	1	0	0	0	0	0	11	16	0.00	1.500

PITCHER		IP	WLS	BF	H	R	ER	SO	BB	IBB	HBP	BLK	WP	HR	S	P	ERA	WHIP
53 Héctor Santiago, L ERA: 4.38	(9, 1)	3.0	W	13	2	0	0	2	2	0	1	0	0	0	31	52	0.00	1.333

AB	37
R	4
H	9
RBI	3
BB	8
SO	6
LOB	23

Boston Red Sox @ Cleveland Indians

Progressive Field, Cleveland, OH

Fri Sep 21 2018, 7:12 PM - 10:45 PM EDT

Att. 27,892 - Partly Cloudy - 78 F

TOP

livebaseballscorecards.com

Batter	1	2	3	4	5	6	7	8	9	AB	R	H	RBI	BB	SO	LOB
30 Tzu-Wei Lin, L (1, 8) OBP: 0.288, SLG: 0.333	L8		F7			G6-3	0 1B 11 1B 3-H 1B		HR	5	2	2	2	0	0	0
0 Brandon Phillips, R (1, 4) OBP: 0.316, SLG: 0.375	28 2-4 BB		G5-3			G6-3	28 BB 11 1B 1-3 1B		11 G4-6-3 1B	4	0	2	0	1	0	0
11 Rafael Devers, L (1, 5) OBP: 0.297, SLG: 0.422	F7			G5-3		HR	25 FC5 28 BB 1-2 3-H 1B		G4-6-3 1-2f	5	1	2	2	0	0	2
28 J.D. Martinez, R (1, 10) OBP: 0.401, SLG: 0.627	2-4 1-2	K		25 G5-4-3 BB		L4-3	25 FC5 1-2 2-3 BB			2	0	0	0	2	1	0
25 Steve Pearce, R (1, 3) OBP: 0.387, SLG: 0.523		12 1B 1B		G5-4-3 1-2f			G6-3 FC5			4	0	1	0	0	0	4
12 Brock Holt, L (1, 6) OBP: 0.357, SLG: 0.397		23 G6-4-3 1-2 1B			59 G6-4-3 23 BB 1B		59 WP 23 1B 59 2B 1B	L7		4	1	3	0	0	0	0
23 Blake Swihart, S (1, 9) OBP: 0.288, SLG: 0.300 (9, 7)	G6-4-3 1-2f				59 G6-4-3 1-2 BB		59 WP 59 2B 1-2 1B	G3-1		3	1	1	0	1	0	2
59 Sam Travis, R (1, 7) OBP: 0.259, SLG: 0.400 19 Jackie Bradley Jr., L (9, 9) OBP: 0.312, SLG: 0.403			HR	G6-4-3 1-2f 2-3			3 G4-3 30 1B 1-H 2-H 2B	K		4 0	2 0	2 0	3 0	0 0	1 0	2 0
3 Sandy León, S (1, 2) OBP: 0.236, SLG: 0.281			K	G4-3			G4-3 2-3		G3	4	0	0	0	0	1	2

Inning Stats	1	2	3	4	5	6	7	8	9
	R: 0 E: 0 K: 0 S: 9	H: 0 LOB: 1 BB: 1 P: 22	R: 0 E: 0 K: 1 S: 9	H: 2 LOB: 1 BB: 0 P: 13	R: 1 E: 0 K: 1 S: 9	H: 1 LOB: 0 BB: 0 P: 13	R: 0 E: 0 K: 0 S: 7	H: 0 LOB: 0 BB: 1 P: 13	R: 0 E: 0 K: 0 S: 10	H: 1 LOB: 1 BB: 1 P: 18	R: 1 E: 0 K: 0 S: 14	H: 1 LOB: 0 BB: 0 P: 20	R: 4 E: 0 K: 0 S: 20	H: 6 LOB: 3 BB: 1 P: 33	R: 0 E: 0 K: 1 S: 7	H: 0 LOB: 0 BB: 0 P: 9	R: 1 E: 0 K: 0 S: 8	H: 2 LOB: 0 BB: 0 P: 9

| | | | |

Batter	1	2	3	4	5	6	7	8	9	AB	R	H	RBI	BB	SO	LOB
12 Francisco Lindor, S (1, 6) OBP: 0.355, SLG: 0.528	B SI 90 B SI 90 B SI 92 C SI 92 X SI 92 3-1 P6 ①		B CH 86 F CH 86 C SL 81 B SI 95 C FF 95 2-3 K ②		C FF 89 C FF 90 B CH 82 F CH 83 F FF 90 B FF 91 F FF 91 X CH 83 2-2 23 1B 11 SF9 2B		F KC 80 B FF 91 C FF 92 S KC 83 1-3 K ② 0-0 IBB			4	1	1	0	1	2	1
23 Michael Brantley, L (1, 7) OBP: 0.363, SLG: 0.473	B FF 91 X FF 92 1-0 G4-3 ②		X SL 76 0-0 1-3 1B		X FF 90 0-0 11 SF9 2-3 1B		H FF 92 1-0 11 E HBP	C SI 88 B SL 75 X SL 76 1-1 F7 ③		4	1	2	0	0	0	3
11 José Ramírez, S (1, 4) OBP: 0.389, SLG: 0.562	C CH 84 C SL 77 B SI 90 B FF 95 B SL 78 F SL 77 S CH 84 3-3 K ③		C SL 79 1 SAFE 1 SAFE F FF 94 F FF 95 B FF 94 B FF 96 B CH 88 3-2 F SL 79 F FF 95 X CH 85 G6-3 ③		B CH 82 F CH 82 X FF 91 1-1 SF9 ① 1-2 3-H		C KC 79 D KC 81 B KC 82 X FF 93 2-1 E7 1-H		X FF 97 0-0 G6-3 ①	4	0	0	1	0	1	2
10 Edwin Encarnación, R (1, 3) OBP: 0.331, SLG: 0.470		C CH 82 C SL 76 B CH 86 B CH 85 S SL 79 2-3 K ①	S CH 83 B FF 89 S FF 93 T FF 94 1-2 K ①		C FF 91 F FF 91 B FF 90 S FF 91 1-3 K ②		C FF 92 D KC 80 C KC 81 B KC 83 B KC 81 F FF 93 B KC 81 4-2 BB		B FF 98 C KC 86 S KC 87 S KC 88 1-3 K2-3 ②	4	0	0	0	1	4	1
27 Josh Donaldson, R (1, 10) OBP: 0.333, SLG: 0.431		C SI 89 B FF 93 B FF 92 X CH 85 2-1 1B	C SL 78 B FF 92 F FF 93 X FF 95 1-2 HR	X CH 82 0-0 F7 ③			C FF 90 B FC 86 C KC 79 B FC 86 F FF 91 D KC 81 X FC 86 3-2 L8 ③		C KC 85 B FF 98 B FF 98 F KC 87 X KC 87 2-2 G6-3 ③	5	1	2	1	0	0	3
36 Yandy Díaz, R (1, 5) OBP: 0.337, SLG: 0.392 26 Rajai Davis, R (6, PR) OBP: 0.284, SLG: 0.286 9 Erik González, R (7, 5) OBP: 0.307, SLG: 0.389		B CH 86 S CH 87 C FF 92 B SL 81 F SL 79 F FF 95 F CH 86 C SL 80 2-3 K ②	B CH 86 S SL 78 S SL 78 F FF 94 X SL 79 1-2 6 G6-3 7 HR 1B			C FF 96 B KC 86 C KC 85 B FF 97 B FF 97 F FF 98 F KC 86 D KC 87 4-2 1 CS BB	F SL 83 B CH 84 B CH 84 B CH 84 X SI 89 3-1 E5 7 2B		2 0 1	1 0 0	1 0 0	0 0 0	1 0 0	1 0 0	1 0 0
6 Brandon Guyer, R (1, 9) OBP: 0.300, SLG: 0.362 1 Greg Allen, S (5, 9) OBP: 0.292, SLG: 0.316		C CH 86 B FF 94 B FF 93 F CH 87 S SL 80 2-3 K ③	B CU 77 F FF 92 1 SAFE B FF 94 B FF 91 F FF 93 X CU 80 3-2 G6-3 ② 1-2			C FF 96 1 SAFE 1 SAFE B FF 96 B FF 96 B KC 85 X FF 96 3-1 G5-3 ①② 1-2	C CH 84 B FF 91 C SL 84 X SL 84 1-2 L7 ①		2 2	0 0	0 0	0 0	1 0	2 2	2 2
7 Yan Gomes, R (1, 2) OBP: 0.313, SLG: 0.445			B SI 92 B CH 85 X FF 92 2-0 23 1B 1B	X CU 80 0-0 2-H HR		B FF 96 B FF 98 S FF 97 F FF 97 B FF 97 F FF 97 S FF 97 3-3 K ③		X SI 90 0-0 1-3 2B		4	1	3	2	0	1	1
22 Jason Kipnis, L (1, 8) OBP: 0.314, SLG: 0.383			C SL 78 S SL 79 F SL 79 S SL 81 0-3 K ①	C FF 93 F CU 81 B FF 94 T FF 94 1-2 K ③			B FF 90 B FF 88 C FF 91 F FF 89 C KC 80 2-3 K ①	S SI 88 B SL 76 S SL 75 X SL 76 1-2 P2 ②		4	0	0	0	0	3	3
Inning Stats	R: 0 E: 0 K: 1 S: 8 H: 0 LOB: 0 BB: 0 P: 15	R: 0 E: 0 K: 3 S: 14 H: 1 LOB: 1 BB: 0 P: 22	R: 0 E: 0 K: 2 S: 16 H: 2 LOB: 2 BB: 0 P: 23	R: 3 E: 0 K: 2 S: 17 H: 3 LOB: 0 BB: 0 P: 24	R: 1 E: 0 K: 1 S: 13 H: 2 LOB: 1 BB: 0 P: 17	R: 0 E: 0 K: 1 S: 10 H: 0 LOB: 1 BB: 1 P: 20	R: 1 E: 1 K: 2 S: 15 H: 0 LOB: 2 BB: 1 P: 28	R: 0 E: 1 K: 0 S: 11 H: 1 LOB: 3 BB: 1 P: 17	R: 0 E: 0 K: 1 S: 7 H: 0 LOB: 0 BB: 0 P: 10	1B: 5 2B: 2 3B: 0 HR: 2 SF: 1 SAC: 0 DP: 0 HBP: 1						

PITCHER		IP	WLS	BF	H	R	ER	SO	BB	IBB	HBP	BLK	WP	HR	S	P	ERA	WHIP
41 Chris Sale, L ERA: 2.0	(1, 1)	3.1		15	5	2	2	7	0	0	0	0	0	1	48	73	5.40	1.500
37 Heath Hembree, R ERA: 4.4	(4, 1)	0.2		3	1	1	1	1	0	0	0	0	0	1	7	11	13.50	1.500
66 Bobby Poyner, L ERA: 2.45	(5, 1)	1.0		5	2	1	1	1	0	0	0	0	0	0	13	17	9.00	2.000
32 Matt Barnes, R ERA: 3.34	(6, 1)	1.0	W	3	0	0	0	1	1	0	0	0	0	0	10	20	0.00	1.000
31 Drew Pomeranz, L ERA: 6.11	(7, 1)	0.2	H	5	0	1	0	2	1	0	1	0	0	0	11	21	0.00	1.500

PITCHER		IP	WLS	BF	H	R	ER	SO	BB	IBB	HBP	BLK	WP	HR	S	P	ERA	WHIP
44 Brandon Workman, R ERA: 2.75	(7, 1)	0.1	H	1	0	0	0	0	0	0	0	0	0	0	4	7	0.00	0.000
76 Hector Velázquez, R ERA: 3.18	(8, 1)	0.1	H	3	1	0	0	0	0	0	0	0	0	0	6	10	0.00	3.000
63 Robby Scott, L ERA: 11.57	(8, 1)	0.2	H	3	0	0	0	0	0	1	0	0	0	0	5	7	0.00	0.000
46 Craig Kimbrel, R ERA: 2.21	(9, 1)	1.0	S	3	0	0	0	1	0	0	0	0	0	0	7	10	0.00	0.000

BOTTOM

Boston Red Sox @ Cleveland Indians

Progressive Field, Cleveland, OH

Fri Sep 21 2018, 7:12 PM - 10:45 PM EDT

Att. 27,892 - Partly Cloudy - 78 F

livebaseballscorecards.com

AB	36
R	5
H	9
RBI	4
BB	3
SO	13
LOB	19

Batter	1	2	3	4	5	6	7	8	9	10	11	AB	R	H	RBI	BB	SO	LOB
16 Andrew Benintendi, L (1, 7) OBP: 0.364, SLG: 0.464	B FF 95 B FF 94 B FF 95 B FF 95 4-0 11 WP BB	S CU 76 B FF 94 X CH 88 1-1 G6-3 ③		F CU 75 B CH 90 X CU 76 1-1 F7 ②			B FF 92 B SL 81 F FF 92 B FF 93 B SL 82 4-1 11 E BB	B ST 82 C ST 81 F FF 94 X ST 82 1-2 2-H 3-H 1B ③			C FF 89 F CU 74 B SI 88 S CU 74 1-3 K ②	4	0	1	2	2	1	2
5 Ian Kinsler, R (1, 4) OBP: 0.301, SLG: 0.385	C FF 96 S SL 81 F FF 96 S SL 80 0-3 K ①	C FF 95 X CH 88 0-1 G6-3 ①	B SL 80 C SL 79 X FF 94 1-1 G3 ③	S SL 82 B FF 93 S SL 83 F FF 94 B FF 94 F SL 84 X SL 84 2-2 F7 ①	X FF 94 0-0 G5-3 ①	C FF 88 X FF 89 0-1 G6-3 ③	6	0	0	0	0	1	2
11 Rafael Devers, L (1, 5) OBP: 0.296, SLG: 0.426	B FF 95 B CH 88 1 SAFE C FF 95 C SL 80 S CU 78 2-3 K 1-2 ②	C SL 81 B CH 89 B FF 94 S CH 89 B SL 80 F FF 94 X CH 89 3-2 HR	C FF 93 B FF 93 F CU 75 B CU 78 X FF 94 2-2 G5-3 ①	X SL 83 0-0 FC4 1-2	C FF 96 X FF 95 0-1 G6-3 ②	5	1	1	1	0	1	2
28 J.D. Martinez, R (1, 9) OBP: 0.401, SLG: 0.624	B SL 81 B FF 96 C FF 95 B SL 83 B FF 96 4-1 BB	X FF 96 0-0 L9 ②	F FF 95 B FF 93 B CU 77 S SL 80 X SL 80 2-2 F9 ②	F SL 82 X FF 94 0-1 F9 ②	S FF 96 C SL 89 X SL 86 0-2 2 FC6-4 1B	4	0	1	0	1	0	2
2 Xander Bogaerts, R (1, 6) OBP: 0.354, SLG: 0.509	B FF 96 C SL 81 S SL 82 B SL 81 B FF 96 S SL 81 3-3 K ③	B FF 96 C SL 81 B SL 84 B SL 81 B FF 96 4-1 18 BB BB	C FF 95 C FF 95 X SL 81 0-2 1B	B SL 83 C SL 81 X FF 93 1-1 L4 ③	S SL 88 S SL 89 F FF 95 F FF 94 B SL 87 F SL 86 1 SAFE X SL 87 1-2 FC6-4 1-2f ③	4	0	1	0	1	1	5
18 Mitch Moreland, L (1, 10) OBP: 0.320, SLG: 0.434 30 Tzu-Wei Lin, L (8, PR) OBP: 0.288, SLG: 0.333 (8, 10) 59 Sam Travis, R (10, PH) OBP: 0.250, SLG: 0.385 (10, 10)		C FF 94 B SL 82 F FF 94 B CU 77 B FF 95 B CH 88 4-2 12 HBP BB	B CH 88 B FF 94 S FF 94 C FF 94 B FF 95 4-2 BB 1-2	X FF 93 0-0 F7 ③	C SL 82 B FF 93 X SL 82 1-1 19 2B 16 1B 1B	X FF 87 0-0 F8 ①	2 0 1	0 1 0	1 0 0	0 0 0	2 0 0	0 0 0	1 0 0
12 Brock Holt, L (1, 3) OBP: 0.359, SLG: 0.398 25 Steve Pearce, R (8, PH) OBP: 0.384, SLG: 0.518 (8, 3)		C FF 95 B CH 90 F CH 89 F FF 95 H CU 78 2-2 1-2 HBP	F CH 88 B CU 76 F FF 94 B FF 94 S CU 76 2-3 K ③	B SL 77 C SL 78 B SI 91 F SI 92 B SL 80 X SI 92 3-2 23 CS 1B	C FF 91 B FF 94 X SL 83 1-1 F8 ①	C FF 88 S CU 73 F CU 75 X FF 89 0-2 G5-3 ②	2 2	0 0	1 0	0 0	1 0	2 1	2 1
23 Blake Swihart, S (1, 2) OBP: 0.286, SLG: 0.314	S FF 94 B FF 95 X CH 88 1-1 F6 ①		B FF 93 X CH 86 1-0 HR	S SI 90 B SI 92 B FF 92 S SL 78 F SI 94 F FF 92 F SI 93 1 SAFE F SL 80 2-3 C SI 93 1-2 ① ②	B SL 83 S SL 82 C SL 82 F FF 95 B FF 94 F SL 83 C SL 83 2-3 ②	X FF 88 0-0 G6-3 ③	5	1	1	1	0	2	4
19 Jackie Bradley Jr., L (1, 8) OBP: 0.311, SLG: 0.403	C FF 94 B CU 76 B FF 94 2 SAFE F CH 87 B CH 89 C FF 95 3-3 K ②		B FF 94 C FF 94 C FF 93 B FF 94 B CU 76 F FF 93 F FF 93 T FF 94 3-2 K ①	S FF 90 B FF 93 C SI 93 F SI 93 F SL 80 S SL 79 1-3 K ③	X FF 93 0-0 16 1B 1-3 2B	B CU 73 C FF 88 B FF 88 C CU 73 S CU 74 3-3 K ①	5	1	1	0	0	4	2
Inning Stats	R: 0 E: 0 K: 3 S: 11 H: 0 LOB: 2 BB: 2 P: 24	R: 0 E: 0 K: 1 S: 12 H: 0 LOB: 2 BB: 1 P: 23	R: 1 E: 0 K: 1 S: 13 H: 1 LOB: 2 BB: 2 P: 26	R: 1 E: 0 K: 1 S: 10 H: 1 LOB: 0 BB: 0 P: 16	R: 0 E: 0 K: 0 S: 10 H: 1 LOB: 1 BB: 0 P: 14	R: 0 E: 0 K: 2 S: 15 H: 1 LOB: 0 BB: 0 P: 21	R: 0 E: 1 K: 0 S: 11 H: 0 LOB: 2 BB: 1 P: 18	R: 2 E: 0 K: 1 S: 13 H: 3 LOB: 1 BB: 0 P: 18	R: 0 E: 0 K: 0 S: 12 H: 1 LOB: 1 BB: 0 P: 13	R: 0 E: 0 K: 0 S: 6 H: 0 LOB: 0 BB: 0 P: 6	R: 0 E: 0 K: 2 S: 8 H: 0 LOB: 0 BB: 0 P: 12	1B: 5 2B: 1 3B: 0 HR: 2	SF: 0 SAC: 0 DP: 0 HBP: 1	WP: 1 PB: 0 SB: 0 CS: 1	PA: 47		

PITCHER		IP	WLS	BF	H	R	ER	SO	BB	IBB	HBP	BLK	WP	HR	S	P	ERA	WHIP
52 Mike Clevinger, R ERA: 3.07	(1, 1)	5.0		24	3	2	2	6	5	0	1	0	1	2	56	103	3.60	1.600
39 Oliver Pérez, L ERA: 0.87	(6, 1)	1.0	H	3	1	0	0	2	0	0	0	0	0	0	15	21	0.00	1.000
24 Andrew Miller, L ERA: 3.48	(7, 1)	1.2	H	8	1	1	1	1	1	0	0	0	0	0	20	31	5.40	1.200
33 Brad Hand, L ERA: 2.83	(8, 1)	0.1	B	2	2	1	1	0	0	0	0	0	0	0	4	5	27.00	6.000
46 Jon Edwards, R ERA: 3.86	(9, 1)	1.0		4	1	0	0	0	0	0	0	0	0	0	12	13	0.00	1.000

PITCHER		IP	WLS	BF	H	R	ER	SO	BB	IBB	HBP	BLK	WP	HR	S	P	ERA	WHIP
49 Tyler Olson, L ERA: 5.06	(10, 1)	2.0	W	6	0	0	0	2	0	0	0	0	0	0	14	18	0.00	0.000

TOP

Boston Red Sox @ Cleveland Indians

Progressive Field, Cleveland, OH

Sat Sep 22 2018, 7:11 PM - 10:56 PM EDT

Att. 35,095 - Cloudy - 62 F

livebaseballscorecards.com

AB	40
R	4
H	8
RBI	4
BB	6
SO	11
LOB	23

Batter	1	2	3	4	5	6	7	8	9	10	11	AB	R	H	RBI	BB	SO	LOB
12 Francisco Lindor, S (1, 6) OBP: 0.356, SLG: 0.527	B SI 87 C SI 87 F SL 86 B FF 92 X SI 90 2-2 F8 ①	F CU 76 F FF 91 B FF 92 X SL 86 1-2 2-H 3-H 1B ③		S FF 92 F FF 92 X CU 74 0-2 1-2 2-H 1B			D CU 73 F FF 87 B SL 78 1 SAFE B CU 74 X FF 88 3-1 G6-3 ① 1-2		F CU 74 X SL 77 0-1 F9 ②		B KC 79 B SI 90 2-0 1-2 2-3 23 1B IBB	5	0	2	1	1	0	1
23 Michael Brantley, L (1, 7) OBP: 0.364, SLG: 0.474	F SI 88 B SL 87 B CH 82 F SI 88 X SI 91 2-2 1B		C CH 82 X CU 77 0-1 10 G5-3 11 BB 1B	B SL 84 F SI 88 F FF 90 X FF 91 1-2 L7-4 2-2 ②③			B FF 88 C SL 77 B FF 88 B FF 88 X FF 89 3-1 F7 ②		B SL 77 B FF 89 B FF 91 C FF 90 X SL 79 3-1 G4-3 ③		B KC 79 F FF 90 X KC 78 1-1 1-2 2-3 3-H 1B	6	0	3	1	0	0	4
11 José Ramírez, S (1, 4) OBP: 0.390, SLG: 0.560	C SL 86 C SI 90 D SL 90 B FF 92 F SL 88 B CH 82 X SI 89 3-2 F8 ②		1 SAFE 1 SAFE C SI 89 B SL 87 B SI 91 B CH 83 F SI 91 B FF 92 4-2 1-2 27 1B 10 G5-3 BB		B SI 87 C SI 87 X CH 80 1-1 F8 ①		B CH 81 B FF 88 B FF 90 B FF 90 4-0 10 BB BB			B CU 75 B CU 74 B SL 78 B FF 90 4-0 10 BB BB		2	1	0	0	3	0	1
10 Edwin Encarnación, R (1, 10) OBP: 0.332, SLG: 0.467	X CU 75 0-0 G4-3 ③		X SL 86 0-0 1-2 2-3f G5-3 ①②		C SI 90 S SI 90 F FF 91 B CU 75 B SL 86 S SL 86 2-3 K ②		S SL 79 B FF 91 D CU 77 B SL 78 B FF 90 4-1 1-2 2-3 BB			B FF 89 C CU 75 B FF 88 B CU 76 B CU 76 4-1 1-2 BB		3	0	0	0	2	1	3
27 Josh Donaldson, R (1, 5) OBP: 0.335, SLG: 0.430 9 Erik González, R (11, 5) OBP: 0.307, SLG: 0.389		B SL 87 F SL 86 S SL 85 X SL 86 1-2 53 1B 7 2B 1B	C CU 74 X SL 86 0-1 2-H 1B		C SL 86 F SI 90 B FF 91 B SL 85 F SL 84 X SI 90 2-2 G5-3 ③		D CU 75 C CH 80 D CU 76 X FF 89 2-1 F9 ③			B KC 83 F FF 98 B FF 98 B CH 88 F FF 98 S FF 98 3-3 K ①		5 0	1 0	2 0	1 0	0 0	1 0	5 0
17 Yonder Alonso, L (1, 3) OBP: 0.305, SLG: 0.416		B SL 86 X FF 91 1-0 F9 ①	X FF 91 0-0 G6-3 ③			C SL 75 X SI 88 0-1 F8 ①		B FF 86 C SL 78 B CU 74 B SL 77 C SL 76 F FF 89 F SL 79 X SL 79 3-2 P3 ①		C KC 86 S CH 88 S CH 87 0-3 K ②		5	0	0	0	0	1	4
53 Melky Cabrera, S (1, 9) OBP: 0.328, SLG: 0.415 0 Brandon Barnes, R (7, 9) OBP: 0.429, SLG: 0.583 36 Yandy Díaz, R (10, PH) OBP: 0.333, SLG: 0.388 6 Brandon Guyer, R (11, 9) OBP: 0.300, SLG: 0.362	C CH 82 B SL 87 B SI 89 X SL 87 2-1 1-3 7 2B 12 1B 1B			B FF 90 F SI 89 B SL 86 F SI 88 X CU 77 2-2 G4-3 ①		S FF 89 B FF 90 X CU 73 1-1 G6-3 ②		B CU 74 B CU 74 S FF 90 S CU 75 B FF 91 X CU 74 3-2 F9 ②		B KC 87 B KC 86 C CH 87 B CH 87 C KC 86 X CH 88 3-2 G6-3 ③		3 1 1 0	1 0 0 0	1 0 0 0	0 0 0 0	0 0 0 0	0 0 2 0	0 0 0 0
7 Yan Gomes, R (1, 2) OBP: 0.314, SLG: 0.447 26 Rajai Davis, R (11, PR) OBP: 0.284, SLG: 0.286	X FF 93 0-0 1-3 3-H 12 1B 2B			C FF 90 X SI 90 0-1 E6 22 BB 12 1B		B CU 74 B CU 74 C CU 74 S CU 73 S FF 90 2-3 K ③		S CU 75 S CU 76 B CU 77 S FF 90 1-3 K ③			B KC 78 B FF 89 C KC 76 F KC 78 F FF 89 F KC 79 F KC 79 F FF 90 F KC 80 2-2 X KC 79 12 S 1 1B 23 1B 1B	5 0	1 1	2 0	1 0	0 0	2 0	0 0
22 Jason Kipnis, L (1, 8) OBP: 0.316, SLG: 0.383 1 Greg Allen, S (7, PR) OBP: 0.294, SLG: 0.317 (8, 8)	X CU 75 0-0 L3 ②			B FF 91 B CH 81 B SI 89 C FF 90 C SL 87 F FF 91 F FF 92 F FF 93 B CU 75 4-2 1-2 23 L7-4 12 1B BB			B SI 86 C SI 87 X SI 86 1-1 10 BB 12 S 1B	C CU 73 B CU 74 F FF 87 X CU 75 1-2 G5-3 ①			B FF 88 B KC 80 L KC 80 C SI 90 X KC 80 2-2 1-2 23 1B 12 S 1B	2 2	0 0	1 1	0 0	1 0	0 0	2 0
Inning Stats	R: 0 E: 0 K: 0 S: 11 H: 1 LOB: 1 BB: 0 P: 18	R: 2 E: 0 K: 0 S: 11 H: 4 LOB: 2 BB: 0 P: 16	R: 1 E: 0 K: 0 S: 8 H: 2 LOB: 1 BB: 1 P: 12	R: 1 E: 1 K: 0 S: 16 H: 1 LOB: 1 BB: 1 P: 23	R: 0 E: 0 K: 1 S: 10 H: 0 LOB: 0 BB: 0 P: 15	R: 0 E: 0 K: 1 S: 7 H: 0 LOB: 0 BB: 0 P: 10	R: 0 E: 0 K: 0 S: 9 H: 1 LOB: 3 BB: 2 P: 26	R: 0 E: 0 K: 1 S: 11 H: 0 LOB: 0 BB: 0 P: 18	R: 0 E: 0 K: 0 S: 7 H: 0 LOB: 0 BB: 0 P: 11	R: 0 E: 0 K: 2 S: 10 H: 0 LOB: 2 BB: 2 P: 24	R: 1 E: 0 K: 0 S: 13 H: 3 LOB: 3 BB: 1 P: 20	1B: 11 2B: 2 3B: 0 HR: 0 SF: 0 SAC: 0 DP: 2 HBP: 0	WP: 0 PB: 0 SB: 3 CS: 0 PA: 47					

PITCHER		IP	WLS	BF	H	R	ER	SO	BB	IBB	HBP	BLK	WP	HR	S	P	ERA	WHIP
22 Rick Porcello, R ERA: 4.33	(1, 1)	5.0		23	8	4	3	1	2	0	0	0	0	0	56	84	5.40	2.000
63 Robby Scott, L ERA: 9.53	(6, 1)	1.0		4	1	0	0	1	0	0	0	0	0	0	9	13	0.00	1.000
61 Brian Johnson, L ERA: 4.11	(7, 1)	3.0		13	0	0	0	1	4	0	0	0	0	0	26	61	0.00	1.333
56 Joe Kelly, R ERA: 4.38	(10, 1)	1.0		3	0	0	0	2	0	0	0	0	0	0	9	15	0.00	0.000
31 Drew Pomeranz, L ERA: 6.24	(11, 1)	0.0	L	4	3	1	1	0	0	1	0	0	0	0	13	20	∞	∞

PITCHER	IP	WLS	BF	H	R	ER	SO	BB	IBB	HBP	BLK	WP	HR	S	P	ERA	WHIP

BOTTOM

Boston Red Sox @ Cleveland Indians

Progressive Field, Cleveland, OH

Sat Sep 22 2018, 7:11 PM - 10:56 PM EDT

Att. 35,095 - Cloudy - 62 F

livebaseballscorecards.com

AB	40
R	5
H	12
RBI	5
BB	7
SO	5
LOB	22

Boston Red Sox @ Cleveland Indians

Progressive Field, Cleveland, OH

Sun Sep 23 2018, 7:09 PM - 11:27 PM EDT

Att. 27,879 - Clear - 68 F

TOP

livebaseballscorecards.com

Batter	1	2	3	4	5	6	7	8	9	10	11	AB	R	H	RBI	BB	SO	LOB
50 Mookie Betts, R (1, 9) OBP: 0.434, SLG: 0.636 23 Blake Swihart, S (11, 9) OBP: 0.286, SLG: 0.314	C FF 92 C FF 92 B FF 91 F FF 93 F FF 91 B SL 83 X FF 93 2-2 16 SH1-3 11 WP 2B		B FF 90 B SL 82 F FF 91 B SL 81 F SL 84 X FF 91 3-2 11 G3 2 BB 1-2 1B		C FF 88 C CU 73 B CU 75 B SL 80 B FF 88 X FF 90 3-2 HR		B SI 89 B SI 90 X SI 90 2-0 16 G4-3 2B		B SI 85 C SL 77 F SI 85 F SI 86 B SL 77 S SI 89 2-3 ① K		B FC 84 B CU 74 F FC 87 C CU 75 C CU 75 2-3 ① K	6 0	2 0	4 0	1 0	0 0	2 0	0 0
16 Andrew Benintendi, L (1, 7) OBP: 0.361, SLG: 0.460 59 Sam Travis, R (11, 7) OBP: 0.250, SLG: 0.385	X CH 84 0-0 ① SH1-3 2-3		B FF 90 2 SAFE B FF 90 X FF 90 2-0 ① F6		C CH 81 B CU 74 S FF 89 X FF 90 1-2 ① G6-3		F SI 90 X CH 83 0-1 ② G4-3 2-3		B SL 80 S FF 87 F FF 87 F FF 89 B FF 89 X FF 88 2-2 ② F8		B SI 88 C CU 75 F CU 76 B FF 89 X FF 89 2-2 ② F7	5 0	0 0	0 0	0 0	0 0	0 0	3 0
2 Xander Bogaerts, R (1, 6) OBP: 0.356, SLG: 0.509 30 Tzu-Wei Lin, L (7, PH) OBP: 0.311, SLG: 0.364 (7, 6)	B SL 83 F SL 83 B FF 92 B CH 85 D CH 85 4-1 11 WP BB		B SL 84 B FF 91 B FF 89 B FF 89 4-0 11 G3 1-2 2-3 BB		F FF 90 B CU 75 F SL 80 X FF 91 1-2 1B		B SI 89 C SL 82 S SI 90 F SI 91 F SI 90 D SL 81 S FF 91 2-3 ③ K		C FF 88 F FF 88 B FF 90 X FF 88 1-2 2B		B CU 76 B FC 87 B FF 88 C FF 88 B SI 88 4-1 BB	1 2	0 0	1 1	0 0	2 1	0 1	0 1
11 Rafael Devers, L (1, 5) OBP: 0.296, SLG: 0.422	S CU 77 D FF 92 S CU 75 X CU 78 1-2 ② P6 1-2 3-H		C FF 90 F CU 76 X CU 77 0-2 ② G3 1-2 2-3 3-H		F FF 90 F FF 89 C FF 90 0-3 ② K			B SL 87 B FF 93 B FF 95 C FF 94 B FF 94 4-1 19 HBP 25 BB BB		0-0 IBB		C CU 76 1 SAFE X CU 76 0-1 ③ G1-3	4	0	0	1	2	1	5
25 Steve Pearce, R (1, 10) OBP: 0.380, SLG: 0.507	S FF 92 X FF 92 0-1 ③ F9		S FF 91 B FF 92 B FF 92 F FF 91 X FF 92 2-2 ③ G3-1		F FF 90 T FF 91 X FF 91 0-2 ③ G1-3			B FF 94 1 SAFE B SL 87 F FF 94 1 SAFE B FF 94 B FF 94 4-1 19 HBP 1-2 BB	B SI 86 X SL 79 1-0 ③ G1-3			4	0	0	0	1	0	6
18 Mitch Moreland, L (1, 3) OBP: 0.319, SLG: 0.430		C FF 91 B CU 77 F CH 83 B FF 90 F FF 90 F CH 84 B FF 91 F FF 91 X FF 91 3-2 ① F7		B CU 72 C CH 82 B FF 89 F FF 89 B FF 89 B FF 90 4-2 BB		X FF 89 0-0 ① F7		D CU 80 C FF 94 B FF 94 S FF 94 X FF 94 2-2 ① F9		C CU 76 F FC 86 B CH 86 B FF 89 S CU 75 2-3 ① K		4	0	0	0	1	1	2
5 Ian Kinsler, R (1, 4) OBP: 0.298, SLG: 0.381	C SL 80 B FF 91 B SL 83 X FF 91 2-1 ② P3			B FF 89 F FF 89 F FF 88 X SL 82 1-2 ① P3		B FF 90 F SL 82 B FF 89 X FF 90 2-1 ② F9		C FF 96 F FF 96 F FF 95 F SL 87 F FF 94 S SL 86 0-3 ② K		X FF 89 0-0 ② G5-3		5	0	0	0	0	1	3
19 Jackie Bradley Jr., L (1, 8) OBP: 0.311, SLG: 0.402	B CU 75 B CH 84 C CH 85 S CH 84 F FF 92 X SL 82 2-2 ③ L7			B FF 88 X FF 89 1-0 ② F8		F CH 82 B CH 84 F CH 82 F CU 76 F FF 91 C CU 74 1-3 ③ K		C FF 95 B FF 95 F FF 96 H SL 87 2-2 1-2 2-3 HBP		F FC 87 B CH 85 B CU 76 X FC 88 2-1 1B		4	0	1	0	0	1	1
7 Christian Vázquez, R (1, 2) OBP: 0.256, SLG: 0.292			B FF 89 F FF 89 F FF 89 B FF 91 X SL 82 2-2 2 BB 50 1B 11 G3 1B	F FF 89 X FF 89 0-1 ③ F9			C FF 90 X SI 89 0-1 ① G3	F SI 95 F FF 96 F FF 95 X FF 96 0-2 ③ P4		B FC 86 1 SAFE C CU 76 S FC 86 X CU 76 1-2 ③ F8		5	1	1	0	0	0	5

Inning Stats																						
	R: 1	H: 1	R: 0	H: 0	R: 1	H: 2	R: 0	H: 0	R: 1	R: 0	H: 0	R: 0	H: 1	R: 0	H: 0	R: 0	H: 1	R: 0	H: 0	1B: 4	SF: 0	WP: 1	PA: 49
	E: 0	LOB: 1	E: 0	LOB: 0	E: 0	LOB: 2	E: 0	LOB: 1	E: 0	E: 0	LOB: 3	E: 0	LOB: 1	E: 0	LOB: 2	E: 0	LOB: 1	E: 0	LOB: 1	2B: 3	SAC: 1	PB: 0	
	K: 0	BB: 1	K: 0	BB: 0	K: 0	BB: 1	K: 1	BB: 0	K: 1	K: 1	BB: 2	K: 1	BB: 0	K: 1	BB: 1	K: 1	BB: 1	K: 1	BB: 1	3B: 0	DP: 0	SB: 0	
	S: 12	P: 19	S: 12	P: 19	S: 13	P: 26	S: 8	P: 14	S: 15	S: 8	P: 11	S: 10	P: 14	S: 17	P: 29	S: 12	P: 18	S: 9	P: 14	HR: 1	HBP: 1	CS: 0	

PITCHER		IP	WLS	BF	H	R	ER	SO	BB	IBB	HBP	BLK	WP	HR	S	P	ERA	WHIP
45 Adam Plutko, R ERA: 5.21	(1, 1)	6.0		26	5	3	3	2	3	0	0	0	1	1	68	109	4.50	1.333
61 Dan Otero, R ERA: 5.34	(7, 1)	1.0		4	1	0	0	1	0	0	0	0	0	0	10	14	0.00	1.000
46 Jon Edwards, R ERA: 3.68	(8, 1)	0.1		3	0	0	0	0	2	0	0	0	0	0	5	15	0.00	6.000
58 Neil Ramírez, R ERA: 4.39	(8, 1)	0.2		3	0	0	0	1	0	0	1	0	0	0	12	14	0.00	0.000
90 Adam Cimber, R ERA: 3.51	(9, 1)	1.0		5	1	0	0	1	0	1	0	0	0	0	12	18	0.00	1.000

PITCHER		IP	WLS	BF	H	R	ER	SO	BB	IBB	HBP	BLK	WP	HR	S	P	ERA	WHIP
43 Josh Tomlin, R ERA: 6.44	(10, 1)	2.0	W	8	1	0	0	2	1	0	0	0	0	0	18	31	0.00	1.000

AB	40
R	3
H	8
RBI	2
BB	7
SO	7
LOB	26
PA	49

Boston Red Sox @ Cleveland Indians

Progressive Field, Cleveland, OH

Sun Sep 23 2018, 7:09 PM - 11:27 PM EDT

Att. 27,879 - Clear - 68 F

livebaseballscorecards.com

Batter	1	2	3	4	5	6	7	8	9	10	11	AB	R	H	RBI	BB	SO	LOB
12 Francisco Lindor, S (1, 6) OBP: 0.355, SLG: 0.524	C SL 83 F CH 86 B FF 92 S FF 92 1-3 K ①		S CU 75 F CH 85 X CH 86 0-2 G6-3 ③		B CU 76 X CH 82 1-0 G1-3 ②			B CU 80 H SL 86 2-0 HBP		F SL 86 D CH 82 F SL 86 F CH 82 F CH 81 F SL 87 X SI 92 1-2 G4-3 ② 1-2 2-3		4	0	0	0	0	1	2
23 Michael Brantley, L (1, 7) OBP: 0.363, SLG: 0.471 6 Brandon Guyer, R (11, 7) OBP: 0.300, SLG: 0.362	B SI 91 B SI 90 B SI 91 C FF 90 C SL 84 F CH 84 F FF 90 F SL 84 X CH 85 3-2 G6-3 ②			C SI 88 B SL 84 B FF 91 F SI 90 B FF 91 X CH 86 3-2 10 WP 10 E 10 1B 1B	C CU 76 F FF 90 B FF 90 B CH 82 F CH 81 F FF 90 S CH 82 2-3 K ③			B SI 91 B CH 82 F SI 91 F CH 83 F FF 90 F SL 86 F FF 92 X CH 83 2-2 P5 ②		S SL 88 D FF 91 D SL 87 X SL 85 2-1 G3-1 ③		5 0	1 0	1 0	0 0	0 0	1 0	3 0
11 José Ramírez, S (1, 4) OBP: 0.390, SLG: 0.557	C CU 74 B FF 91 X FF 91 1-1 G5-3 ③			C SL 84 F CH 86 1 SAFE S CU 78 0-3 K ①	C CU 75 B FF 90 F FF 89 F FF 91 B FF 91 F FF 90 B CH 83 B CH 82 4-2 27 G6-4-3 BB			C SL 86 X FF 92 0-1 P5 ③			C SL 85 B CU 80 B FF 88 B CH 82 C CH 82 F SL 85 F FF 90 B CH 82 4-2 9 E 26 SH2-4 1 1B BB	3 0	1 0	0 0	0 0	2 0	1 0	2 0
10 Edwin Encarnación, R (1, 10) OBP: 0.335, SLG: 0.473 26 Rajai Davis, R (9, PR) OBP: 0.284, SLG: 0.286 (10, 10)		C SI 89 B FF 91 B CH 84 X CH 84 2-1 27 FC6-2 3B		B SI 90 1 SAFE 1 SAFE B SI 88 S SI 89 S CH 85 X SI 92 2-2 17 E 27 PB 53 2B 1B 1-H	D SL 85 C SL 87 C CU 78 B FF 91 S CU 79 2-3 K ①			B CU 81 B CU 80 B CU 80 C SL 86 B SL 86 4-1 27 CS BB		L FF 90 X SL 84 0-1 SH2-4 ① 1-2	3 0	1 0	2 0	1 0	1 0	1 0	1 0
27 Josh Donaldson, R (1, 5) OBP: 0.328, SLG: 0.420 9 Erik González, R (10, 5) OBP: 0.304, SLG: 0.386		C SI 91 B FF 92 X SL 80 1-1 FC6-2 17 1B ① 3-H		B KN 78 C KN 78 F KN 77 S CU 69 1-3 K ② 1-2	X SL 87 0-0 G6-4-3 ②③ 1-2f			1 SAFE C SL 86 1 SAFE F SL 86 F FF 91 B CU 79 1 SAFE B FF 92 B SI 91 3-3 C CH 84 K ①② 1-2		S CU 79 B FF 89 X CU 79 1-1 E6 1 1B 36 IBB 2-3	4 1	0 0	0 0	0 0	0 0	2 0	4 1
17 Yonder Alonso, L (1, 3) OBP: 0.307, SLG: 0.416 36 Yandy Díaz, R (11, PH) OBP: 0.340, SLG: 0.388		X CH 85 0-0 53 G4-6-3 1-2 1B		S KN 78 X KN 78 0-1 E8 53 2B 1B 2-3			X CH 82 0-0 G5-3 ①		C CH 84 X FF 92 0-1 L9 ③		0-0 1 1B 1-2 IBB	4 0	1 0	2 0	0 0	0 1	0 0	1 0
53 Melky Cabrera, S (1, 9) OBP: 0.332, SLG: 0.420 1 Greg Allen, S (7, PR) OBP: 0.295, SLG: 0.319 (8, 9) (11, 8)		F SI 90 B SI 91 B SI 90 X CH 85 2-1 G4-6-3 ②③ 1-2f		C KN 77 F CU 71 X KN 80 0-2 2B 2-H 3-H			B CH 82 B SL 87 B CH 80 C SI 88 B FF 91 4-1 22 CS BB			C SL 84 F CH 82 X CH 84 0-2 G3-1 ① C CH 83 B CH 83 F CH 82 F FF 90 B FF 90 B FF 90 F FF 90 X CH 85 3-2 1-2 2-3 3-H 1B	2 2	0 0	1 1	2 1	1 0	0 0	2 0
22 Jason Kipnis, L (1, 8) OBP: 0.316, SLG: 0.384 0 Brandon Barnes, R (10, PR) OBP: 0.429, SLG: 0.583 (11, 9)			C SI 89 B CH 83 C CH 85 X FF 92 1-2 L7 ① C CU 74 C SL 81 F SL 81 B SI 90 C SI 92 1-3 K ②	B KN 77 B KN 76 F KN 76 X KN 76 2-1 P6 ③			S CH 82 1 SAFE B FF 90 S CH 82 1 SAFE B FF 90 B CH 83 S CH 82 3-3 K ②③ 1-2			B CH 82 B CH 83 C SL 87 B CH 83 C SL 85 F FF 91 X FF 92 3-2 12 G4-3 2B	4 0	0 0	1 0	0 0	1 0	2 0
55 Roberto Pérez, R (1, 2) OBP: 0.251, SLG: 0.246 38 Eric Haase, R (5, PH) OBP: 0.300, SLG: 0.222 (6, 2)				C FF 90 S FF 89 S FF 90 0-3 K ①				S FF 90 S CU 79 B CU 81 F SI 91 F CU 79 B FF 91 F SL 86 B CH 83 F SL 86 3-3 F SI 91 S CU 81 K ①		S CU 80 S CU 78 B FF 90 X CU 79 1-2 12 G4-3 1B	1 3	0 0	0 1	0 0	0 0	1 2	0 0
Inning Stats	R: 0 E: 0 K: 1 S: 11 H: 0 LOB: 0 BB: 0 P: 16	R: 0 E: 0 K: 0 S: 7 H: 2 LOB: 1 BB: 0 P: 12	R: 0 E: 0 K: 1 S: 10 H: 0 LOB: 0 BB: 0 P: 12	R: 3 E: 2 K: 2 S: 19 H: 4 LOB: 1 BB: 0 P: 27	R: 0 E: 0 K: 2 S: 10 H: 0 LOB: 0 BB: 0 P: 13	R: 0 E: 0 K: 1 S: 8 H: 0 LOB: 0 BB: 1 P: 14	R: 0 E: 0 K: 1 S: 5 H: 0 LOB: 1 BB: 1 P: 12	R: 0 E: 0 K: 1 S: 16 H: 0 LOB: 1 BB: 0 P: 23	R: 0 E: 0 K: 1 S: 7 H: 0 LOB: 1 BB: 1 P: 14	R: 0 E: 0 K: 0 S: 18 H: 2 LOB: 2 BB: 0 P: 25	R: 1 E: 1 K: 0 S: 13 H: 1 LOB: 3 BB: 2 P: 21	1B: 6 2B: 3 3B: 1 HR: 0	SF: 0 SAC: 1 DP: 3 HBP: 1		WP: 1 PB: 1 SB: 0 CS: 2		PA: 43		

PITCHER		IP	WLS	BF	H	R	ER	SO	BB	IBB	HBP	BLK	WP	HR	S	P	ERA	WHIP
76 Hector Velázquez, R ERA: 3.27	(1, 1)	3.1		13	4	2	2	3	0	0	0	0	1	0	37	54	5.40	1.200
35 Steven Wright, R ERA: 2.66	(4, 1)	0.2		4	2	1	0	1	0	0	0	0	0	0	10	13	0.00	3.000
66 Bobby Poyner, L ERA: 2.33	(5, 1)	1.0		4	0	0	0	2	1	0	0	0	0	0	14	21	0.00	1.000
67 William Cuevas, R ERA: 4.32	(6, 1)	5.1	L	20	2	1	1	4	3	0	1	0	0	0	58	93	1.69	0.938
63 Robby Scott, L ERA: 9.53	(11, 1)	0.0		2	1	0	0	0	0	1	0	0	0	0	5	8	∞	∞

PITCHER	IP	WLS	BF	H	R	ER	SO	BB	IBB	HBP	BLK	WP	HR	S	P	ERA	WHIP

AB	36
R	4
H	9
RBI	4
BB	5
SO	10
LOB	18

Cleveland Indians @ Chicago White Sox

Guaranteed Rate Field, Chicago, IL

Mon Sep 24 2018, 7:12 PM - 10:03 PM CDT

Att. 18,217 - Overcast - 70 F

TOP

livebaseballscorecards.com

Batter	1	2	3	4	5	6	7	8	9	AB	R	H	RBI	BB	SO	LOB
1 Greg Allen, S (1, 8) OBP: 0.301, SLG: 0.325	B SI 94 B SI 94 C SI 94 S FC 91 S SI 95 2-3 K ①		X FS 84 0-0 G3 ①		B SI 95 B SI 94 B SI 94 B SI 93 4-0 36 S BB		B FF 96 B FF 96 C FF 96 X FF 96 2-1 1B		B SI 98 X CH 90 1-0 36 1B 0 1B 2B	4	1	2	0	1	1	0
36 Yandy Díaz, R (1, 5) OBP: 0.342, SLG: 0.388	B SI 95 B SI 96 C SI 96 X SI 96 2-1 53 1B 1B		C SI 93 B FS 87 C FS 86 S SL 83 1-3 K ②		B SI 93 2 SAFE B CU 81 B SI 95 X SI 94 3-0 L9 ③ 1-2		1 SAFE 1 SAFE 1 SAFE C FF 95 1 SAFE F FF 95 X SL 89 0-2 P3 ③		C SI 98 X SL 89 0-1 0 1B 10 1B 2-3 1B	5	1	2	0	0	1	2
53 Melky Cabrera, S (1, 9) OBP: 0.331, SLG: 0.417 0 Brandon Barnes, R (8, 9) OBP: 0.467, SLG: 0.615	X SI 95 0-0 1-2 1B		C SI 94 C SI 94 X FC 90 0-2 G6-3 ③			B CU 77 C FC 89 S FS 85 F FS 86 B SI 94 F FC 90 X SI 94 2-2 G5-3 ①		C SI 91 X CH 83 0-1 F9 ① X SI 97	X SI 97 0-0 17 G3 10 1B 1-2 3-H 1B	4 1	0 0	1 1	0 1	0 0	0 0	0 0
10 Edwin Encarnación, R (1, 10) OBP: 0.335, SLG: 0.472 26 Rajai Davis, R (9, PR) OBP: 0.284, SLG: 0.286 (9, 10)	F FC 91 C SI 95 S SL 85 0-3 K ②			C SI 93 X FC 90 0-1 17 1B 1B		B SI 93 B SI 94 C SI 94 B FC 89 F SI 93 F SI 94 F FS 85 F SL 83 F SI 94 3-2 X SI 95 F9 ②		B CU 78 C CH 84 C FF 93 B CH 84 S FC 87 2-3 K ②	X SI 97 0-0 17 G3 1-2 2-H 1B	5 0	0 0	2 0	1 0	0 0	2 0	2 0
17 Yonder Alonso, L (1, 3) OBP: 0.309, SLG: 0.418	B SL 82 2 SAFE F SI 95 S FC 92 C SI 94 1-3 K ③			X SI 93 0-0 6 G5-4-3 1-2 1B		B CU 78 B CU 79 B SI 93 X SI 94 3-0 1B		C CU 76 X FF 94 0-1 7 BB 1B	X SI 86 0-0 G3 ② 1-2 2-3	5	0	3	0	0	1	4
7 Yan Gomes, R (1, 2) OBP: 0.315, SLG: 0.448		C SI 94 X SI 95 0-1 6 SH5-3 2B		B SI 94 B FC 90 B SI 94 F SI 94 F SI 94 S FC 89 3-3 K ①		B SI 93 C SI 93 F CU 81 B FS 86 B FS 86 F SL 84 F SI 93 S FC 90 3-3 K ③		B SI 92 B CH 84 B SI 92 D SI 92 4-0 1-2 BB	S FF 91 S FF 91 T FF 92 0-2 K ③	4	0	1	0	1	3	6
6 Brandon Guyer, R (1, 7) OBP: 0.300, SLG: 0.378		X SI 95 0-0 SH5-3 ① 2-3		C CU 81 F SI 94 F FS 86 X SL 84 0-2 G5-4-3 ②③ 1-2f			B FF 96 F FF 96 X FF 96 1-1 HR	B SL 86 C FF 95 S FF 94 X SL 88 1-2 P4 ③		3	1	1	1	0	0	4
9 Erik González, R (1, 6) OBP: 0.296, SLG: 0.375		B FC 91 X SI 95 1-0 G4-3 ②			C FC 90 B FS 86 B FC 90 C SI 94 B FC 90 F FC 91 X SI 95 3-2 L8 ①		X SL 89 0-0 F7 ①		B SI 98 C SI 97 C SI 97 B SL 89 S SL 89 2-3 K ①	4	0	0	0	0	1	1
32 Adam Rosales, R (1, 4) OBP: 0.273, SLG: 0.500		B SI 95 F SI 95 F FC 90 D SL 84 S FS 87 2-3 K ③			F SI 94 S FS 86 B SL 83 X SL 84 1-2 G5-3 ②		X FF 96 0-0 F8 ②		C SL 88 B SL 90 X SL 88 1-1 HR	4	1	1	1	0	1	1
Inning Stats	R: 0 E: 0 K: 3 S: 12 H: 2 LOB: 2 BB: 0 P: 17	R: 0 E: 0 K: 1 S: 7 H: 1 LOB: 1 BB: 0 P: 10	R: 0 E: 0 K: 1 S: 7 H: 0 LOB: 0 BB: 0 P: 8	R: 0 E: 0 K: 1 S: 10 H: 2 LOB: 1 BB: 0 P: 13	R: 0 E: 0 K: 0 S: 8 H: 0 LOB: 1 BB: 1 P: 19	R: 0 E: 0 K: 1 S: 18 H: 1 LOB: 1 BB: 0 P: 29	R: 1 E: 0 K: 0 S: 9 H: 2 LOB: 1 BB: 0 P: 12	R: 0 E: 0 K: 1 S: 10 H: 1 LOB: 2 BB: 1 P: 17	R: 3 E: 0 K: 2 S: 14 H: 5 LOB: 3 BB: 0 P: 18	1B: 10 2B: 2 3B: 0 HR: 2 SF: 0 SAC: 1 DP: 1 HBP: 0						

	AB	39
	R	4
	H	14
	RBI	4
	BB	2
	SO	10
	LOB	20

WP: 0 PA: 42
PB: 0
SB: 1
CS: 0

PITCHER		IP	WLS	BF	H	R	ER	SO	BB	IBB	HBP	BLK	WP	HR	S	P	ERA	WHIP
68 Dylan Covey, R ERA: 5.06	(1, 1)	6.0		24	6	0	0	7	1	0	0	0	0	0	62	96	0.00	1.167
63 Ian Hamilton, R ERA: 4.7	(7, 1)	1.0	L	5	2	1	1	0	0	0	0	0	0	1	9	12	9.00	2.000
57 Jace Fry, L ERA: 4.32	(8, 1)	0.2		4	1	0	0	1	1	0	0	0	0	0	7	13	0.00	3.000
37 Juan Minaya, R ERA: 3.48	(8, 1)	0.1		1	0	0	0	0	0	0	0	0	0	0	3	4	0.00	0.000
65 Nate Jones, R ERA: 3.1	(9, 1)	0.1		6	5	3	3	1	0	0	0	0	0	1	10	14	81.00	15.000

PITCHER		IP	WLS	BF	H	R	ER	SO	BB	IBB	HBP	BLK	WP	HR	S	P	ERA	WHIP
53 Héctor Santiago, L ERA: 4.35	(9, 1)	0.2		2	0	0	0	1	0	0	0	0	0	0	4	4	0.00	0.000

Batter	1	2	3	4	5	6	7	8	9	AB	R	H	RBI	BB	SO	LOB
5 Yolmer Sánchez, S (1, 4) OBP: 0.310, SLG: 0.375	B SI 91 C FF 91 F CU 82 F CH 86 X CU 83 1-2 ① G1-3		B CU 81 C FF 91 C SI 91 S FF 91 1-3 ② K		F SI 91 X CH 84 0-1 ② B2-3			C FF 93 B FF 95 S SL 85 F FF 95 F SL 85 C SL 83 1-3 ② K		4	0	0	0	0	2	0
18 Daniel Palka, L (1, 7) OBP: 0.289, SLG: 0.492 24 Matt Davidson, R (8, PH) OBP: 0.328, SLG: 0.434 (9, 3)	B SI 92 C SI 92 B CH 85 F FC 89 X SI 93 2-2 ② G4-3		B FC 86 B SI 92 B CU 83 B FC 87 4-0 26 1B BB		S FC 86 B FC 86 C SI 91 F FF 91 S CU 84 1-3 ③ K			S SL 84 B FF 95 B SL 85 S SL 85 B SL 84 C FF 94 3-3 ③ K		2 1	0 0	0 0	0 0	1 0	1 1	0 0
26 Avisaíl García, R (1, 9) OBP: 0.278, SLG: 0.440	F SI 92 C FF 92 B CU 84 S CU 84 1-3 ③ K		X FC 87 0-0 1-2 1B			C SI 89 B FF 89 C SI 90 F FF 91 F FC 85 S CU 82 1-3 ① K			B FF 92 C FF 92 F KC 82 S KC 83 1-3 ① K	4	0	1	0	0	3	0
38 Omar Narváez, L (1, 10) OBP: 0.362, SLG: 0.434		X FF 90 0-0 30 1B 1B	B FC 87 F FC 88 C SI 91 F CU 83 S FF 93 1-3 ③ K			C CU 83 B FF 90 F FC 87 X SI 91 1-2 ② L8			B FF 92 C FF 92 C KC 82 B KC 83 C FF 93 2-3 ② K	4	0	1	0	0	2	2
36 Kevan Smith, R (1, 2) OBP: 0.343, SLG: 0.362		D FC 87 F FF 92 C CU 81 X SI 92 1-2 ① F8	B FC 86 X CU 81 1-0 ① L8			C CU 82 S FC 86 X FF 91 0-2 ③ G4-3			B KC 82 B FF 92 C FF 92 X FF 92 2-1 ③ F8	4	0	0	0	0	0	1
30 Nicky Delmonico, L (1, 3) OBP: 0.303, SLG: 0.385 (9, 7)	B FF 91 S CH 84 1 SAFE B FC 86 B SI 91 F FC 87 X SI 92 3-2 1-3 1B		C FF 91 X FC 86 0-1 1B				B FF 90 C FC 86 S CH 83 X CU 82 1-2 ① G3			3	0	2	0	0	0	0
7 Tim Anderson, R (1, 6) OBP: 0.284, SLG: 0.411	B FC 87 S SI 91 S CU 84 D CU 84 S FC 86 2-3 ② K		F SI 90 B FC 85 S FF 90 B FF 90 B CU 82 F FF 91 S FC 86 3-3 ② K				C SI 88 C FC 86 B FC 85 F CU 82 B CU 82 F FC 86 B SI 91 X CU 83 3-2 ② P4			3	0	0	0	0	2	3
20 José Rondón, R (1, 5) OBP: 0.283, SLG: 0.457	B FC 87 B SI 92 S FC 87 C FC 87 C SI 92 2-3 ③ K		F FF 91 B SI 91 S FC 86 S FC 86 1-3 ③ K				B SI 91 S FC 87 B SI 88 C SI 91 X CU 84 2-2 ③ L4			3	0	0	0	0	2	3
49 Ryan Cordell, R (1, 8) OBP: 0.077, SLG: 0.200			C SI 90 C SI 90 C SI 91 0-3 ① K		F FC 86 B FC 84 F SI 89 S CU 82 1-3 ① K			C SL 83 B FF 93 S SL 84 X SL 84 1-2 ① P4		3	0	0	0	0	2	0
Inning Stats	R: 0 E: 0 K: 1 S: 10 H: 0 LOB: 0 BB: 0 P: 14	R: 0 E: 0 K: 2 S: 13 H: 2 LOB: 2 BB: 0 P: 21	R: 0 E: 0 K: 3 S: 11 H: 1 LOB: 2 BB: 1 P: 17	R: 0 E: 0 K: 2 S: 10 H: 1 LOB: 1 BB: 0 P: 15	R: 0 E: 0 K: 2 S: 9 H: 0 LOB: 0 BB: 0 P: 11	R: 0 E: 0 K: 1 S: 11 H: 0 LOB: 0 BB: 0 P: 13	R: 0 E: 0 K: 0 S: 11 H: 0 LOB: 0 BB: 0 P: 17	R: 0 E: 0 K: 2 S: 11 H: 0 LOB: 0 BB: 0 P: 16	R: 0 E: 0 K: 2 S: 8 H: 0 LOB: 0 BB: 0 P: 13	1B: 4 2B: 0 3B: 0 HR: 0	SF: 0 SAC: 0 DP: 0 HBP: 0			WP: 0 PB: 0 SB: 0 CS: 0	PA: 32		

PITCHER		IP	WLS	BF	H	R	ER	SO	BB	IBB	HBP	BLK	WP	HR	S	P	ERA	WHIP
28 Corey Kluber, R ERA: 2.83	(1, 1)	7.0	W	26	4	0	0	11	1	0	0	0	0	0	75	108	0.00	0.714
24 Andrew Miller, L ERA: 3.38	(8, 1)	1.0	H	3	0	0	0	2	0	0	0	0	0	0	11	16	0.00	0.000
37 Cody Allen, R ERA: 3.99	(9, 1)	1.0		3	0	0	0	2	0	0	0	0	0	0	8	13	0.00	0.000

PITCHER	IP	WLS	BF	H	R	ER	SO	BB	IBB	HBP	BLK	WP	HR	S	P	ERA	WHIP

BOTTOM

Cleveland Indians @ Chicago White Sox

Guaranteed Rate Field, Chicago, IL

Mon Sep 24 2018, 7:12 PM - 10:03 PM CDT

Att. 18,217 - Overcast - 70 F

livebaseballscorecards.com

AB	31
R	0
H	4
RBI	0
BB	1
SO	15
LOB	9

Cleveland Indians @ Chicago White Sox

Guaranteed Rate Field, Chicago, IL

Tue Sep 25 2018, 8:02 PM - 11:11 PM CDT

Att. 17,040 - Overcast - 67 F

livebaseballscorecards.com

TOP

Batter	1	2	3	4	5	6	7	8	9	AB	R	H	RBI	BB	SO	LOB
12 Francisco Lindor, S (1, 6) OBP: 0.353, SLG: 0.520	C FF 90 X SI 91 0-1 ① L8		B KC 78 X FC 87 1-0 ② P6	B SI 89 F KC 78 X SI 89 1-1 ② L7		C FC 89 S SI 88 B FC 88 D EP 71 D SI 91 S KC 77 3-3 ③ K			B SL 86 B FF 92 F SL 85 B FF 93 X FF 92 3-1 ② P3	5	0	0	0	0	1	3
23 Michael Brantley, L (1, 7) OBP: 0.364, SLG: 0.473 6 Brandon Guyer, R (6, 9) OBP: 0.298, SLG: 0.374	F FF 90 B KC 80 B KC 79 B FC 89 C FC 88 B SI 91 4-2 BB		S KC 78 B FC 89 B FC 88 X CH 83 2-1 11 1B 2B	B KC 78 C SI 89 B FC 86 B CH 83 F FC 88 X SI 88 3-2 ③ G6-3			F FF 94 B FF 96 S FF 95 X FF 96 1-2 ① L8		X FF 96 0-0 ③ G6-3	2	1	1	0	1	0	0
										2	0	0	0	0	0	0
11 José Ramírez, S (1, 4) OBP: 0.390, SLG: 0.555	B FF 91 B SI 90 B SI 91 X FF 90 3-0 ② P5		C KC 78 B FC 87 X KC 78 1-1 27 BB 10 1B 17 1B 2-H 1B		C SI 88 B CH 82 F SI 88 S KC 77 1-3 ① K		C FF 96 B CH 91 X FF 95 1-1 ② F8			4	1	1	1	0	1	1
10 Edwin Encarnación, R (1, 3) OBP: 0.335, SLG: 0.470	X FF 90 0-0 ③ L7		F FC 86 1 SAFE X FF 88 0-1 27 BB 17 1B 1-2 1B		C SI 87 B FC 85 X FC 84 1-1 ② G6-3		B CU 86 F FF 95 B FF 95 F SL 85 T FF 95 2-2 ③ K			4	1	1	0	0	1	1
27 Josh Donaldson, R (1, 5) OBP: 0.332, SLG: 0.424		B FF 90 B FC 87 X FF 90 2-0 ① G6-3	B KC 78 B FC 88 B FC 87 B FF 90 4-0 17 1B 1-2 2-3 BB		F KC 78 C SI 89 B EP 68 B EP 69 C FC 87 2-3 ③ K			F FF 94 X FF 96 0-1 7 L4-6 2B		3	0	1	0	1	1	0
17 Yonder Alonso, L (1, 10) OBP: 0.313, SLG: 0.419		B FF 91 B CH 85 F FC 88 S CH 84 B CH 84 B FC 89 4-2 BB	B KC 78 B FC 88 B CH 83 X FF 89 3-0 1-2 2-H 3-H 1B			T CH 82 S SI 89 B FC 87 B CH 84 B CH 83 B FC 88 4-2 53 1B BB		S SL 88 S SL 87 S SL 87 0-3 ① K		2	0	1	2	2	1	1
53 Melky Cabrera, S (1, 9) OBP: 0.331, SLG: 0.416 1 Greg Allen, S (6, PR) OBP: 0.303, SLG: 0.325 (6, 7)		B FF 90 S FF 89 F FC 88 B KC 77 B FF 90 S CH 84 3-3 ② K	X FC 87 0-0 ③ G3			C SI 89 F SI 89 X KC 76 0-2 7 S 1-3 1B		B FF 94 F FF 93 B FF 93 H FF 93 3-1 HBP		3	0	1	0	0	1	3
										0	0	0	0	0	0	0
7 Yan Gomes, R (1, 2) OBP: 0.315, SLG: 0.453		S FF 90 D KC 77 B KC 79 B FF 89 X FF 89 3-1 ③ F9		C FF 88 B FC 86 C KC 76 X FC 86 1-2 HR		1 SAFE 1 SAFE B SI 86 D KC 77 S SI 87 F KC 76 1 SAFE B SI 87 X CH 84 3-2 ① L5 1-2		B SL 85 F FF 93 F FF 93 X SL 86 1-2 ②③ L4-6 2-2		4	1	1	1	0	0	5
22 Jason Kipnis, L (1, 8) OBP: 0.313, SLG: 0.381 0 Brandon Barnes, R (9, 8) OBP: 0.467, SLG: 0.615			B FF 89 B SI 89 S FF 89 B FC 88 S FF 88 S CH 85 3-3 ① K	B KC 77 B FC 86 F FC 87 S KC 79 C SI 89 2-3 ① K		S SI 87 X SI 87 0-1 ② F9			C FF 91 B SL 84 S FF 91 S SL 84 1-3 ① K	4	0	0	0	0	3	3
										0	0	0	0	0	0	0

Inning Stats	1	2	3	4	5	6	7	8	9	1B: 4	SF: 0	WP: 0	PA: 38
R:	0	0	3	1	0	0	0	0	0	2B: 3	SAC: 0	PB: 0	
E:	0	0	0	0	0	0	0	0	0	3B: 0	DP: 1	SB: 1	
K:	0	1	1	1	2	1	1	1	1	HR: 1	HBP: 1	CS: 0	
S:	6	8	12	11	8	13	8	9	6				
H:	0	0	4	1	0	1	0	1	0				
LOB:	1	1	2	0	0	3	0	1	0				
BB:	1	1	1	0	0	1	0	0	0				
P:	13	20	26	18	12	23	12	13	10				

	AB	33
	R	4
	H	7
	RBI	4
	BB	4
	SO	9
	LOB	17

PITCHER		IP	WLS	BF	H	R	ER	SO	BB	IBB	HBP	BLK	WP	HR	S	P	ERA	WHIP
33 James Shields, R ERA: 4.53	(1, 1)	6.0		28	6	4	4	6	4	0	0	0	0	1	58	112	6.00	1.667
37 Juan Minaya, R ERA: 3.4	(7, 1)	1.0		4	1	0	0	1	0	0	0	0	0	0	10	14	0.00	1.000
67 Caleb Frare, L ERA: 6.0	(8, 1)	1.2		5	0	0	0	2	0	0	1	0	0	0	12	20	0.00	0.000
63 Ian Hamilton, R ERA: 4.5	(9, 1)	0.1	W	1	0	0	0	0	0	0	0	0	0	0	1	1	0.00	0.000

PITCHER	IP	WLS	BF	H	R	ER	SO	BB	IBB	HBP	BLK	WP	HR	S	P	ERA	WHIP

BOTTOM

Cleveland Indians @ Chicago White Sox

Guaranteed Rate Field, Chicago, IL

Tue Sep 25 2018, 8:02 PM - 11:11 PM CDT

Att. 17,040 - Overcast - 67 F

livebaseballscorecards.com

Batter	1	2	3	4	5	6	7	8	9	AB	R	H	RBI	BB	SO	LOB
5 Yolmer Sánchez, S (1, 5) OBP: 0.311, SLG: 0.375	E5		G4-3		G4-3		G6-3			5	2	2	1	0	0	0
28 Leury García, S (1, 6) OBP: 0.308, SLG: 0.384	K		18 1B		BB		K		SH1-4	3	0	1	0	1	2	1
18 Daniel Palka, L (1, 10) OBP: 0.291, SLG: 0.491	G3		1-2 1B		K			K		5	0	2	2	0	2	2
26 Avisaíl García, R (1, 9) OBP: 0.278, SLG: 0.446	3-H HR		G1			K		K		4	1	1	2	0	2	2
38 Omar Narváez, L (1, 2) OBP: 0.367, SLG: 0.435	L8			1B		24 E BB		24 2B BB		2	0	1	0	2	0	0
24 Matt Davidson, R (1, 3) OBP: 0.328, SLG: 0.435 20 José Rondón, R (8, PR) OBP: 0.283, SLG: 0.457 (9, 3)		L5		K		FC5 1-2		1-3 2B		4 0	0 0	1 0	0 0	0 0	1 0	2 0
30 Nicky Delmonico, L (1, 7) OBP: 0.301, SLG: 0.382 25 Ryan LaMarre, R (5, 7) OBP: 0.322, SLG: 0.382	K			L9		K		G4-3		2 2	0 0	0 0	0 0	0 0	1 1	1 4
10 Yoán Moncada, S (1, 4) OBP: 0.310, SLG: 0.393	F9			K		K			15 1B 5 1B BB	3	1	0	0	1	2	3
15 Adam Engel, R (1, 8) OBP: 0.278, SLG: 0.338			F8		F9		K		28 SH1-4 5 1B 18 1B 1-3 1B	4	1	1	0	0	1	0
Inning Stats	R: 2 E: 1 K: 1 S: 14 H: 2 LOB: 0 BB: 0 P: 18	R: 0 E: 0 K: 1 S: 7 H: 0 LOB: 0 BB: 0 P: 9	R: 0 E: 0 K: 0 S: 11 H: 2 LOB: 2 BB: 0 P: 18	R: 0 E: 0 K: 2 S: 11 H: 1 LOB: 1 BB: 0 P: 15	R: 0 E: 0 K: 1 S: 7 H: 0 LOB: 1 BB: 1 P: 12	R: 0 E: 1 K: 3 S: 14 H: 0 LOB: 2 BB: 1 P: 21	R: 0 E: 0 K: 2 S: 9 H: 0 LOB: 0 BB: 0 P: 15	R: 0 E: 0 K: 2 S: 13 H: 1 LOB: 2 BB: 1 P: 19	R: 3 E: 0 K: 0 S: 9 H: 3 LOB: 1 BB: 1 P: 14	1B: 7 2B: 1 3B: 0 HR: 1	SF: 0 SAC: 1 DP: 0 HBP: 0						

	AB	34
	R	5
	H	9
	RBI	5
	BB	4
	SO	12
	LOB	15

WP: 0 PB: 0 SB: 0 CS: 0 PA: 39

PITCHER	IP	WLS	BF	H	R	ER	SO	BB	IBB	HBP	BLK	WP	HR	S	P	ERA	WHIP
47 Trevor Bauer, R (1, 1) ERA: 2.26	4.0		17	5	2	2	4	0	0	0	0	0	1	43	60	4.50	1.250
59 Carlos Carrasco, R (5, 1) ERA: 3.42	4.1	L	22	4	3	3	8	4	0	0	0	0	0	52	81	6.23	1.846

PITCHER	IP	WLS	BF	H	R	ER	SO	BB	IBB	HBP	BLK	WP	HR	S	P	ERA	WHIP

Cleveland Indians @ Chicago White Sox

Guaranteed Rate Field, Chicago, IL

Wed Sep 26 2018, 7:12 PM - 10:58 PM CDT

Att. 25,598 - Partly Cloudy - 65 F

TOP

livebaseballscorecards.com

Batter	1	2	3	4	5	6	7	8	9	AB	R	H	RBI	BB	SO	LOB
12 Francisco Lindor, S (1, 6) OBP: 0.353, SLG: 0.523	C SI 90 F CU 78 X FC 86 0-2 HR	B SI 94 C SI 93 B FC 90 F SI 94 F FF 94 F SI 95 F FF 94 C CH 88 2-3 K ②		X FF 95 0-0 G6-3 ②	B CH 83 X CH 84 1-0 11 L3 1-2 2-3 1B	B FF 96 X FF 94 1-0 F8 ③		H FF 93 1-0 0 G6-4-3 1-2 2-3 HBP		5 1 2 1 0 1 3						
9 Erik González, R (6, 6) OBP: 0.301, SLG: 0.375										0 0 0 0 0 0 0						
26 Rajai Davis, R (8, PR) OBP: 0.284, SLG: 0.286										0 0 0 0 0 0 0						
23 Michael Brantley, L (1, 7) OBP: 0.365, SLG: 0.472	C FF 92 B SI 92 F CU 80 B FC 89 B FC 88 S FC 88 3-3 K ①	B FC 92 F FC 89 F SI 93 F SI 93 C CH 86 1-3 K ③		B FF 95 B SL 82 B FF 95 B FF 94 4-0 11 BB 10 HR BB	B SI 91 C CH 84 X SL 86 1-1 SF7 ① 3-H		B FF 94 X FF 94 1-0 38 F8 11 WP 1B	C SI 92 F SL 87 X SI 93 0-2 G6-4-3 ②③ 1-2f		3 1 1 1 1 2 2						
0 Brandon Barnes, R (7, PR) OBP: 0.438, SLG: 0.571										1 0 0 0 0 0 3						
(7, 7)																
(8, 4)																
11 José Ramírez, S (1, 4) OBP: 0.390, SLG: 0.554	C CU 80 B CH 88 C CH 87 X FC 89 1-2 L6 ②		C SI 94 B SI 94 B CH 86 B SI 92 X SI 94 3-1 10 1B 2B	D SL 82 B FF 95 B FF 95 B FF 94 4-0 10 HR 1-2 BB	D CU 77 C SL 86 X CH 82 1-1 L3 ②③ 1-1		C FF 95 F CH 91 F FF 97 B CH 93 S FF 96 1-3 K ① 1-2		B FF 97 B FF 96 X FF 95 2-0 P5 ①	4 2 1 0 1 1 3						
32 Adam Rosales, R (7, 4) OBP: 0.250, SLG: 0.455										1 0 0 0 0 0 0						
(8, 6)																
10 Edwin Encarnación, R (1, 10) OBP: 0.337, SLG: 0.479	C SI 93 B CH 87 B FF 94 C CU 79 X FF 94 2-2 27 BB 1B		S FC 89 X SI 94 0-1 17 1B 2-H 1B	B FC 90 D FF 95 F FF 94 X FF 94 2-1 1-H 2-H HR		C SL 85 S SI 92 S CH 86 0-3 K ① B FF 96 X FF 96	1-0 F8 ② 2-3		C FF 96 S SL 85 B FF 98 B SL 87 X SL 86 2-2 G1-3 ②	4 1 3 4 0 1 0						
38 Eric Haase, R (7, PH) OBP: 0.250, SLG: 0.182										2 0 0 0 0 0 2						
(7, 10)																
27 Josh Donaldson, R (1, 5) OBP: 0.343, SLG: 0.422	C CU 80 C CU 80 D CU 79 D FC 89 D CU 80 B FF 95 4-2 1-2 BB		C FC 90 C FC 88 B CH 89 F FC 89 X FF 94 1-2 P3 ①	B FF 95 B FC 90 F FC 91 B FC 88 C FF 94 B FF 96 4-2 BB		C SL 85 S CH 84 B CH 87 B SI 92 F SI 93 B CH 86 B FF 94 4-2 17 2B 22 2B BB	B FF 97 S FF 95 D FF 97 D FF 96 B FF 97 4-1 BB		B FF 97 F FF 96 B CH 88 X SL 86 2-1 1B	1 1 0 0 4 0 1						
36 Yandy Díaz, R (7, PR) OBP: 0.348, SLG: 0.394										1 0 1 0 0 0 0						
(7, 5)																
17 Yonder Alonso, L (1, 3) OBP: 0.313, SLG: 0.420	B CU 79 S FC 88 D FC 88 S FC 89 B SI 92 S SI 92 3-3 K ③		S FC 90 X FC 88 0-1 1-2 1B	C SL 82 X CH 86 0-1 F9 ③		C CU 77 X CH 85 0-1 1-3 22 2B 2B	B FF 96 D FF 98 F FF 97 S FF 97 F FF 97 D SL 80 X FF 98 3-2 F7 ③		B CH 86 B FF 96 S FF 95 F FF 95 S SL 88 2-3 K ③	6 1 2 0 0 2 6						
53 Melky Cabrera, S (1, 9) OBP: 0.333, SLG: 0.419		B SI 94 B SI 92 C SI 94 B SI 92 C SI 94 F SI 93 B SI 94 4-2 22 E 22 WP 55 FC5-2-5 BB	B SI 94 F SI 93 B FC 88 F SI 92 F FF 92 F FC 89 F SI 92 S CH 85 2-3 K ②		B SL 82 B FF 92 C FF 94 C FF 94 X SL 82 2-2 22 1B 55 1B 2B	X SL 86 0-0 F7 ②		B SI 92 H SI 92 2-0 9 HBP 1 1B HBP	3 1 1 0 1 1 4						
6 Brandon Guyer, R (6, 9) OBP: 0.301, SLG: 0.374										0 0 0 0 0 0 0						
22 Jason Kipnis, L (1, 8) OBP: 0.315, SLG: 0.384		C FC 90 B FC 91 X SI 93 1-1 E6 55 FC5-2-5 1-3	F FC 90 B SI 92 S SI 94 S SI 93 1-3 K ③		C CH 84 F FF 94 B FF 94 X SL 82 1-2 12 1B 55 1B 23 SF7 2-3 1B	B SL 86 F SL 87 C SI 94 X SL 86 1-2 55 2B 2-H 3-H 2B		X FF 92 0-0 9 HBP 1-2 1B	4 2 2 2 0 1 3						
1 Greg Allen, S (6, 8) OBP: 0.306, SLG: 0.328										1 0 1 0 0 0 0						
55 Roberto Pérez, R (1, 2) OBP: 0.255, SLG: 0.256		B SI 95 1 SAFE B FC 90 D SI 94 C SI 93 X SI 93 3-1 FC5-2-5 ① 1-2 3-H		F FF 95 X FF 95 0-1 L4 ①	B CU 75 S SL 86 D SL 88 S SI 93 1 SAFE X SL 84 2-2 12 1B 1-2 3-H 1B	S CH 86 B SI 93 B CH 86 S SL 86 B CU 78 F SL 87 X SI 92 3-2 2-H 2B		C SI 92 D SI 92 C SI 92 B SL 88 B SL 87 X SI 93 3-2 L8 ①		5 0 2 2 0 0 4						
Inning Stats	R: 1 E: 0 K: 2 S: 17 H: 2 LOB: 2 BB: 1 P: 30	R: 0 E: 1 K: 2 S: 17 H: 0 LOB: 2 BB: 1 P: 28	R: 1 E: 0 K: 2 S: 19 H: 3 LOB: 2 BB: 0 P: 26	R: 3 E: 0 K: 0 S: 9 H: 1 LOB: 1 BB: 3 P: 23	R: 2 E: 0 K: 0 S: 14 H: 4 LOB: 1 BB: 0 P: 22	R: 3 E: 0 K: 1 S: 17 H: 3 LOB: 1 BB: 1 P: 26	R: 0 E: 0 K: 1 S: 11 H: 1 LOB: 2 BB: 1 P: 21	R: 0 E: 0 K: 0 S: 7 H: 1 LOB: 3 BB: 0 P: 13	R: 0 E: 0 K: 1 S: 9 H: 1 LOB: 1 BB: 0 P: 17	1B: 9 2B: 6 3B: 0 HR: 2 SF: 1 SAC: 0 DP: 2 HBP: 2						

	AB	41
	R	10
	H	16
	RBI	10
	BB	7
	SO	9
	LOB	31

WP: 2 PA: 51
PB: 0
SB: 0
CS: 0

PITCHER		IP	WLS	BF	H	R	ER	SO	BB	IBB	HBP	BLK	WP	HR	S	P	ERA	WHIP
57 Jace Fry, L ERA: 4.41	(1, 1)	1.0	L	6	2	1	1	2	1	0	0	0	0	1	17	30	9.00	3.000
39 Aaron Bummer, L ERA: 4.55	(2, 1)	2.0		11	3	1	1	4	1	0	0	0	1	0	36	54	4.50	2.000
61 Ryan Burr, R ERA: 7.45	(4, 1)	1.0		9	3	5	5	0	3	0	0	0	0	1	15	32	45.00	6.000
54 Jeanmar Gómez, R ERA: 5.32	(5, 1)	1.2		10	5	3	3	1	1	0	0	0	0	0	24	37	16.20	3.600
50 Thyago Vieira, R ERA: 8.04	(6, 1)	1.1		6	1	0	0	1	1	0	0	0	1	0	12	23	0.00	1.500

PITCHER		IP	WLS	BF	H	R	ER	SO	BB	IBB	HBP	BLK	WP	HR	S	P	ERA	WHIP
52 Rob Scahill, R ERA: 6.0	(8, 1)	1.0		5	1	0	0	0	0	0	2	0	0	0	7	13	0.00	1.000
66 José Ruiz, R ERA: 4.15	(9, 1)	1.0		4	1	0	0	1	0	0	0	0	0	0	9	17	0.00	1.000

Batter	1	2	3	4	5	6	7	8	9	AB	R	H	RBI	BB	SO	LOB
5 Yolmer Sánchez, S (1, 5) OBP: 0.310, SLG: 0.376	S FF 94 B FF 95 X KC 81 1-1 ① G4-3		1 SAFE X FF 94 0-0 ③ F7			C FF 93 X KC 80 0-1 2B		C FF 94 F FF 93 D ST 82 B ST 82 B ST 81 F FF 94 F FF 93 F FF 93 C ST 82 3-3 ② K	B FF 90 F FF 88 B FF 87 F FF 88 F FF 88 F FF 90 X FF 89 2-2 ③ F8	5	0	1	0	0	1	5
38 Omar Narváez, L (1, 10) OBP: 0.362, SLG: 0.429	S FF 94 C FF 94 S FF 95 0-3 ② K			C FF 94 X CH 88 0-1 ① P5		F FF 93 X FF 93 0-1 ① G5-3		C FF 94 B ST 82 F FF 94 C FF 96 1-3 ③ K		4	0	0	0	0	2	2
26 Avisaíl García, R (1, 9) OBP: 0.279, SLG: 0.445 49 Ryan Cordell, R (6, PH) OBP: 0.107, SLG: 0.192 (7, 9)	B SL 86 S SL 85 F FF 95 B FF 94 F FF 95 X FF 94 2-2 ③ F9			B FF 95 B SL 86 C FF 95 B KC 82 B FF 94 4-1 BB		S FF 93 F FF 93 B SL 84 F FF 92 B FF 94 C FF 94 2-3 ② K			S SL 77 H SL 79 1-1 20 1B, 36 1B, HBP	1 1	0 1	0 0	0 0	1 1	0 1	0 1
18 Daniel Palka, L (1, 7) OBP: 0.289, SLG: 0.488 20 José Rondón, R (9, PH) OBP: 0.290, SLG: 0.462		X KC 79 0-0 ① G3		C FF 94 B FF 94 S FF 94 F FF 93 B FF 94 S KC 81 2-3 ② K		S KC 81 S FF 94 D KC 81 D KC 81 X FF 94 2-2 ③ G6-3			C SI 91 X SL 77 0-1 7 BB, 36 1B, 15 1B, 1-2, 1B	3 1	0 1	0 1	0 0	0 0	1 0	2 0
24 Matt Davidson, R (1, 3) OBP: 0.325, SLG: 0.431		C FF 93 C FF 95 S FF 95 0-3 ② K		B FF 95 S SL 84 C FF 94 B FF 94 F FF 94 C FF 94 2-3 ③ K			B FF 92 F FF 92 B KC 82 S KC 83 B FF 92 F FF 93 X FF 92 3-2 ① L8		C SI 91 C SI 92 D SL 79 S SI 92 1-3 ① K	4	0	0	0	0	3	3
21 Welington Castillo, R (1, 2) OBP: 0.295, SLG: 0.409 36 Kevan Smith, R (8, 2) OBP: 0.346, SLG: 0.366		B FF 94 B SL 85 C FF 94 S SL 85 C FF 95 2-3 ③ K			F FF 94 X FF 94 0-1 ① G3		X FF 93 0-0 ② P3		F FF 91 B SI 92 X SI 92 1-1 15 1B, 7 BB, 1-2, 2-H, 1B	3 1	0 0	0 1	0 1	0 0	1 0	0 0
7 Tim Anderson, R (1, 6) OBP: 0.283, SLG: 0.409			C FF 93 B KC 81 C SL 86 B FF 94 B FF 95 F FF 94 S FF 94 3-3 ① K		S SL 85 B SL 84 X KC 80 1-1 ② G6-3		C FF 92 B FF 92 B KC 83 X KC 82 2-1 ③ G5-3		B SL 77 S SL 77 B SL 79 B SL 80 C SI 92 B SI 92 4-2 15 1B, 1-2, 2-3, BB	3	0	0	0	1	1	0
10 Yoán Moncada, S (1, 4) OBP: 0.311, SLG: 0.393			C KC 80 B KC 81 F FF 94 F FF 94 B FF 94 S KC 81 2-3 ② K2-3		B KC 81 B KC 80 F FF 94 F SL 84 F KC 81 X FF 94 2-2 1B			C FF 93 C SI 93 B FF 95 B FF 94 X FF 94 2-2 1B	C SI 92 S SL 80 B SL 79 S SL 80 1-3 ② K	4	0	2	0	0	2	3
15 Adam Engel, R (1, 8) OBP: 0.280, SLG: 0.338			B KC 80 C SL 84 B KC 81 B FF 95 B FF 94 4-1 BB		F FF 94 B FF 94 B SL 85 F FF 94 C FF 94 2-3 ③ K			X FF 94 0-0 ① F8	C SL 75 C SL 74 X SI 86 0-2 1-2, 2-3, 3-H, 1B	3	0	1	1	1	1	2
Inning Stats	R: 0 E: 0 K: 1 S: 9 H: 0 LOB: 0 BB: 0 P: 12	R: 0 E: 0 K: 2 S: 7 H: 0 LOB: 0 BB: 0 P: 9	R: 0 E: 0 K: 2 S: 10 H: 0 LOB: 1 BB: 1 P: 19	R: 0 E: 0 K: 2 S: 11 H: 0 LOB: 1 BB: 1 P: 19	R: 0 E: 0 K: 1 S: 11 H: 1 LOB: 1 BB: 0 P: 16	R: 0 E: 0 K: 1 S: 11 H: 1 LOB: 1 BB: 0 P: 15	R: 0 E: 0 K: 0 S: 7 H: 0 LOB: 0 BB: 0 P: 12	R: 0 E: 0 K: 2 S: 13 H: 1 LOB: 1 BB: 0 P: 19	R: 2 E: 0 K: 2 S: 21 H: 3 LOB: 3 BB: 1 P: 31	1B: 5 2B: 1 3B: 0 HR: 0 SF: 0 SAC: 0 DP: 0 HBP: 1						WP: 0 PB: 0 SB: 0 CS: 0 PA: 37	

PITCHER		IP	WLS	BF	H	R	ER	SO	BB	IBB	HBP	BLK	WP	HR	S	P	ERA	WHIP
57 Shane Bieber, R ERA: 4.55	(1, 1)	6.0	W	22	2	0	0	9	2	0	0	0	0	0	59	90	0.00	0.667
37 Cody Allen, R ERA: 3.93	(7, 1)	1.0		3	0	0	0	0	0	0	0	0	0	0	7	12	0.00	0.000
33 Brad Hand, L ERA: 2.79	(8, 1)	1.0		4	1	0	0	2	0	0	0	0	0	0	13	19	0.00	1.000
39 Oliver Pérez, L ERA: 1.42	(9, 1)	0.2		6	2	2	2	2	1	0	1	0	0	0	13	21	27.00	4.500
90 Adam Cimber, R ERA: 3.49	(9, 1)	0.1		2	1	0	0	0	0	0	0	0	0	0	8	10	0.00	3.000

PITCHER	IP	WLS	BF	H	R	ER	SO	BB	IBB	HBP	BLK	WP	HR	S	P	ERA	WHIP

BOTTOM

Cleveland Indians @ Chicago White Sox

Guaranteed Rate Field, Chicago, IL

Wed Sep 26 2018, 7:12 PM - 10:58 PM CDT

Att. 25,598 - Partly Cloudy - 65 F

livebaseballscorecards.com

AB	33
R	2
H	6
RBI	2
BB	3
SO	13
LOB	18

Cleveland Indians @ Kansas City Royals

Kauffman Stadium, Kansas City, MO

Thu Sep 27 2018, 7:18 PM - 10:25 PM CDT

Att. 19,262 - Clear - 69 F

livebaseballscorecards.com

TOP

Batter	1	2	3	4	5	6	7	8	9	10	AB	R	H	RBI	BB	SO	LOB
12 Francisco Lindor, S (1, 6) OBP: 0.354, SLG: 0.522	C FF 92 F FF 93 F FF 94 F SL 87 B CH 86 X FF 94 1-2 1 BLK 1 E 11 SF7 1B	B CU 79 B CH 86 B CH 86 C FF 93 F CU 80 X CU 80 3-2 ③ F9			F FF 93 C CH 84 B SL 86 F CH 86 X FF 94 1-2 ② G4-3		B CU 74 B SI 92 B SI 93 F FF 91 B CU 76 4-1 1 CS BB			B SI 92 F SI 93 B SL 87 F SI 93 F SI 94 B SL 88 F SI 94 X SI 94 3-2 ① G4-3	4	1	1	0	1	0	2
1 Greg Allen, S (1, 8) OBP: 0.304, SLG: 0.326	C FF 92 1 SAFE B CU 81 B FF 94 C FF 94 F FF 94 C CH 87 2-3 ① K 1-3		B FF 92 C FF 93 B FF 92 X FF 94 2-1 ① L7		C FF 94 B FF 94 B CH 86 C FF 94 X CH 85 2-2 ③ G4-3		B FF 92 C SI 92 1-1 ③ CS 1-2	B SI 92 C SI 92 S SI 92 S SI 91 1-3 ① K		X SI 93 0-0 0 S 11 S 1B	5	0	1	0	0	2	1
11 José Ramírez, S (1, 4) OBP: 0.388, SLG: 0.551	B CU 81 B FF 94 B FF 94 X FF 94 3-0 ② SF7 3-H		C CU 79 C FF 94 B SL 86 B CU 80 B CH 86 X FF 94 3-2 ② F7			X SI 93 0-0 ① G4-3		C SI 92 B CH 86 B SI 92 B SI 92 X SI 90 3-1 ② G3		B SI 92 1 SAFE 1 SAFE B SI 92 B SI 93 B SI 93 4-0 0 S 1-2 BB	3	0	0	1	1	0	0
27 Josh Donaldson, R (1, 10) OBP: 0.351, SLG: 0.429 26 Rajai Davis, R (8, PR) OBP: 0.282, SLG: 0.285 (8, 10)	B FF 94 S SL 88 S FF 95 X SL 87 1-2 1B		C FF 95 B FF 94 X CH 87 1-1 ③ G6-3			C SI 93 X SL 86 0-1 36 F9 53 1B 1B		X CU 82 0-0 53 2B 1B		C SL 88 X SL 88 0-1 ② F8	4	0	3	0	0	0	0
											1	0	0	0	0	0	2
53 Melky Cabrera, S (1, 9) OBP: 0.336, SLG: 0.425 0 Brandon Barnes, R (8, PR) OBP: 0.412, SLG: 0.533 (8, 9)	B FF 94 B FF 93 X FF 94 2-0 ③ L9			B FF 92 X CU 80 1-0 ① G3		C SI 93 S CU 77 B FF 91 F CU 77 X SI 94 1-2 1-2 1B		1 SAFE C SI 92 C SI 92 X FF 92 0-2 1-3 2B		C SL 87 B SL 88 S SL 88 F SI 93 S SL 87 1-3 ③ K2-3 1-2 2-3	4	0	2	0	0	0	1
											1	0	0	0	0	1	2
36 Yandy Díaz, R (1, 3) OBP: 0.353, SLG: 0.407		C FF 91 C FF 92 B CU 81 B SL 86 X FF 94 2-2 6 1B 2B		X CU 80 0-0 1B		C FF 94 S SL 85 D CU 76 X SL 83 1-2 ② F9 2-3		B SI 92 F SI 93 F SI 91 X SI 92 1-2 ③ G6-3			4	0	2	0	0	0	5
7 Yan Gomes, R (1, 2) OBP: 0.312, SLG: 0.449		C FF 92 B FF 92 S SL 86 S FF 93 1-3 ① K		F FF 92 B SL 85 S FF 93 F FF 93 X CU 78 1-2 ② F8		C FF 93 X SI 92 0-1 ③ P6			X FF 94 0-0 ① G6-3		4	0	0	0	0	1	4
6 Brandon Guyer, R (1, 7) OBP: 0.300, SLG: 0.371		X SL 86 0-0 2-3 1B		F FF 93 B FF 92 F SL 87 X FF 94 1-2 ③ G6-3			B FF 92 X SL 85 1-0 ① L8		C SL 81 F FF 95 X SL 82 0-2 ② G5-3		4	0	1	0	0	0	1
32 Adam Rosales, R (1, 5) OBP: 0.188, SLG: 0.333		C FF 92 X FF 93 0-1 ② F8			F FF 92 X CU 78 0-1 ① G5-3		C CU 76 C SL 84 F FF 94 X CU 75 0-2 ② G5-3		F FF 96 B FF 95 C SL 83 F SL 84 S SL 84 1-3 ③ K		4	0	0	0	0	1	2
Inning Stats	R: 1 E: 1 K: 1 S: 14 H: 2 LOB: 1 BB: 0 P: 23	R: 0 E: 0 K: 1 S: 12 H: 2 LOB: 2 BB: 0 P: 18	R: 0 E: 0 K: 0 S: 7 H: 0 LOB: 0 BB: 0 P: 13	R: 0 E: 0 K: 0 S: 9 H: 1 LOB: 1 BB: 0 P: 12	R: 0 E: 0 K: 0 S: 9 H: 0 LOB: 0 BB: 0 P: 12	R: 0 E: 0 K: 0 S: 12 H: 2 LOB: 2 BB: 0 P: 14	R: 0 E: 0 K: 0 S: 7 H: 0 LOB: 0 BB: 1 P: 13	R: 0 E: 0 K: 1 S: 12 H: 2 LOB: 3 BB: 0 P: 17	R: 0 E: 0 K: 1 S: 8 H: 0 LOB: 0 BB: 0 P: 9	R: 0 E: 0 K: 1 S: 12 H: 1 LOB: 2 BB: 1 P: 20	1B: 8 2B: 2 3B: 0 HR: 0 SF: 1 SAC: 0 DP: 0 HBP: 0	WP: 0 PB: 0 SB: 3 CS: 1	PA: 42				

	AB	38
	R	1
	H	10
	RBI	1
	BB	2
	SO	5
	LOB	20

PITCHER		IP	WLS	BF	H	R	ER	SO	BB	IBB	HBP	BLK	WP	HR	S	P	ERA	WHIP
57 Glenn Sparkman, R ERA: 4.46	(1, 1)	5.0		20	5	1	1	2	0	0	0	1	0	0	51	78	1.80	1.000
48 Ben Lively, R ERA: 6.04	(6, 1)	2.0		8	2	0	0	0	1	0	0	0	0	0	19	27	0.00	1.500
61 Kevin McCarthy, R ERA: 3.21	(8, 1)	1.0		5	2	0	0	1	0	0	0	0	0	0	12	17	0.00	2.000
43 Wily Peralta, R ERA: 3.78	(9, 1)	1.0		3	0	0	0	1	0	0	0	0	0	0	8	9	0.00	0.000
39 Jason Hammel, R ERA: 6.02	(10, 1)	1.0	W	5	1	0	0	1	1	0	0	0	0	0	12	20	0.00	2.000

PITCHER	IP	WLS	BF	H	R	ER	SO	BB	IBB	HBP	BLK	WP	HR	S	P	ERA	WHIP

Batter	1	2	3	4	5	6	7	8	9	10	AB	R	H	RBI	BB	SO	LOB
15 Whit Merrifield, R (1, 4) OBP: 0.368, SLG: 0.439	C FF 87 F SI 88 B FC 86 X FF 89 1-2 27 S 1B		F CU 76 F FF 90 B FF 89 B FC 87 F CU 77 X CU 78 2-2 ② G3		X FC 86 0-0 ② L8		F SI 90 1 SAFE F SL 82 X FF 90 0-2 1-2 1B			B SL 84 C SL 85 X SI 95 1-1 ② F9	5	0	2	0	0	0	2
27 Adalberto Mondesi, S (1, 6) OBP: 0.309, SLG: 0.504	L FC 86 B FC 87 1 SAFE S CU 75 1 SAFE 1 SAFE F FC 87 B FF 88 S CU 75 2-3 ① K 1-2		B CH 84 B CH 84 X FC 85 2-0 HR		F SL 82 X FF 93 0-1 ③ L8		F SI 90 F FF 90 B CH 83 S CH 83 1-3 ③ K			S FF 95 B SI 96 B FF 96 S SL 86 F FF 95 B SL 86 F SL 86 B SL 84 4-2 4 S 13 1B BB	4	2	1	1	1	2	5
4 Alex Gordon, L (1, 7) OBP: 0.324, SLG: 0.371	X FF 88 0-0 ② P5		C CU 75 B FC 88 S CU 77 B CU 78 S CU 77 2-3 ③ K			F SL 81 B SL 83 B SL 81 X FF 91 2-1 ① G5-3		X FF 96 0-0 ① F8		1 SAFE C FF 95 B SI 96 S SL 88 B SL 85 B FF 95 B SL 86 4-2 13 1B 1-3 BB	4	0	0	0	1	1	1
13 Salvador Perez, R (1, 10) OBP: 0.274, SLG: 0.440	B FF 89 X FC 86 1-0 ③ F9			C SI 88 B FF 87 C CU 76 X FC 86 1-2 ① G6-3		F FF 93 F FF 93 B SI 94 F FF 95 F SL 84 X FF 95 1-2 ② G5-3		C FF 95 X SL 89 0-1 ② G5-3		X SL 86 0-0 1-2 3-H 1B	5	0	1	1	0	0	1
66 Ryan O'Hearn, L (1, 3) OBP: 0.363, SLG: 0.628		C FC 86 S CU 74 B CU 76 F FC 87 C FC 86 1-3 ① K		B CU 76 F FC 86 X FF 88 1-1 ② F8		C FF 94 X SL 83 0-1 1B		S SL 87 C SL 88 S SL 88 0-3 ③ K			4	0	1	0	0	2	0
17 Hunter Dozier, R (1, 5) OBP: 0.274, SLG: 0.393	C CU 76 B FC 88 S FC 87 X FC 88 1-2 25 FC8-4 1B			S CU 76 S FF 88 X FF 88 0-2 ③ F9		C SL 83 C SL 82 F FF 94 F SL 84 X FF 94 0-2 ③ G6-3			B FF 95 B SL 87 C FF 95 B SL 88 X FF 95 3-1 ① F7	4	0	1	0	0	0	1
25 Brian Goodwin, L (1, 8) OBP: 0.319, SLG: 0.374	C FF 88 1 SAFE S FC 87 B SI 89 X CU 76 1-2 ② FC8-4 1-2f				C CH 86 F FF 87 B FF 87 X FC 86 1-2 2B		C SI 90 C CH 83 B FF 90 F FF 90 B CH 84 X CH 83 2-2 ① G3			C FF 88 C FF 89 B FF 88 S CU 76 1-3 ② K	4	0	1	0	0	1	1
36 Cam Gallagher, R (1, 2) OBP: 0.266, SLG: 0.322 7 Rosell Herrera, S (7, PR) OBP: 0.285, SLG: 0.316 72 Meibrys Viloria, L (8, 2) OBP: 0.200, SLG: 0.263	C FF 89 1 SAFE 1 SAFE C CU 75 F FC 88 F CU 76 B FC 86 S FC 87 1-3 ③ K				B FC 86 H CU 73 2-0 HBP		X SI 90 0-0 14 FC6-4 1B			B CU 74 S FF 88 B CU 74 S CU 73 S CU 75 2-3 ③ K	2 0 1	0 0 0	1 0 0	0 0 0	0 0 1	1 0 0	1 0 0
14 Brett Phillips, L (1, 9) OBP: 0.250, SLG: 0.311 38 Jorge Bonifacio, R (10, PH) OBP: 0.308, SLG: 0.365			F FF 88 B FC 87 B CU 75 S FF 89 F FF 88 F FF 89 F CU 77 B FC 87 S FF 88 3-3 ① K		L CH 84 X FF 87 0-1 ① B2		B SI 89 B SI 89 F SI 88 1 SAFE F SI 89 F FF 89 X CH 82 2-2 ② FC6-4 15 1B 1-2f			C FF 95 X SL 85 0-1 ① G6-3	3 1	0 0	0 0	0 0	1 0	3 0	3 0
Inning Stats	R: 0 H: 1 E: 0 LOB: 1 K: 1 BB: 0 S: 9 P: 13	R: 0 H: 1 E: 0 LOB: 1 K: 2 BB: 0 S: 15 P: 19	R: 1 H: 1 E: 0 LOB: 0 K: 2 BB: 0 S: 14 P: 23	R: 0 H: 0 E: 0 LOB: 0 K: 0 BB: 0 S: 8 P: 10	R: 0 H: 1 E: 0 LOB: 2 K: 0 BB: 0 S: 8 P: 11	R: 0 H: 1 E: 0 LOB: 1 K: 0 BB: 0 S: 14 P: 17	R: 0 H: 2 E: 0 LOB: 2 K: 1 BB: 0 S: 15 P: 20	R: 0 H: 0 E: 0 LOB: 0 K: 1 BB: 0 S: 6 P: 6	R: 0 H: 0 E: 0 LOB: 0 K: 2 BB: 0 S: 8 P: 14	R: 1 H: 1 E: 0 LOB: 2 K: 0 BB: 2 S: 11 P: 20	1B: 6 2B: 1 3B: 0 HR: 1	SF: 0 SAC: 0 DP: 0 HBP: 1	WP: 0 PB: 0 SB: 3 CS: 0	PA: 40			

PITCHER		IP	WLS	BF	H	R	ER	SO	BB	IBB	HBP	BLK	WP	HR	S	P	ERA	WHIP
43 Josh Tomlin, R ERA: 6.14	(1, 1)	4.2		19	4	1	1	5	0	0	1	0	0	1	52	74	1.93	0.857
24 Andrew Miller, L ERA: 3.24	(5, 1)	1.1		5	1	0	0	0	0	0	0	0	0	0	16	19	0.00	0.750
61 Dan Otero, R ERA: 5.25	(7, 1)	1.0		5	2	0	0	1	0	0	0	0	0	0	15	20	0.00	2.000
46 Jon Edwards, R ERA: 3.12	(8, 1)	1.1		4	0	0	0	1	0	0	0	0	0	0	8	11	0.00	0.000
49 Tyler Olson, L ERA: 4.94	(9, 1)	0.2		2	0	0	0	2	0	0	0	0	0	0	6	9	0.00	0.000

PITCHER		IP	WLS	BF	H	R	ER	SO	BB	IBB	HBP	BLK	WP	HR	S	P	ERA	WHIP
58 Neil Ramírez, R ERA: 4.54	(10, 1)	0.2	L	5	1	1	1	0	2	0	0	0	0	0	11	20	13.50	4.500

BOTTOM

Cleveland Indians @ Kansas City Royals

Kauffman Stadium, Kansas City, MO

Thu Sep 27 2018, 7:18 PM - 10:25 PM CDT

Att. 19,262 - Clear - 69 F

livebaseballscorecards.com

AB	37
R	2
H	8
RBI	2
BB	2
SO	9
LOB	15

Cleveland Indians @ Kansas City Royals

Kauffman Stadium, Kansas City, MO

Fri Sep 28 2018, 7:16 PM - 10:31 PM CDT

Att. 15,920 - Partly Cloudy - 57 F

TOP

livebaseballscorecards.com

Batter	1	2	3	4	5	6	7	8	9	AB	R	H	RBI	BB	SO	LOB
12 Francisco Lindor, S (1, 6) OBP: 0.353, SLG: 0.519	C FF 90 B FC 88 F FF 90 X KC 77 1-2 ① G4-3		B KC 78 C KC 78 B FC 89 B FF 91 F FF 91 F KC 78 F KC 78 B FF 91 4-2 BB			B FF 89 C KC 77 T FF 90 X KC 77 1-2 ① F8	C SI 89 B SL 82 B SI 89 F SI 90 B SI 90 X SI 89 3-2 FC3 10 1B 27 HR 1-3 2-H 3-H	X FF 94 0-0 ① G4-3	C CU 77 B CH 81 S CH 82 F FF 94 X CU 79 1-2 2-3 3-H 1B	5	1	1	1	1	0	1
23 Michael Brantley, L (1, 7) OBP: 0.364, SLG: 0.471 26 Rajai Davis, R (7, 7) OBP: 0.280, SLG: 0.282	B FF 91 B FF 91 F FF 91 F FF 91 T FC 90 2-2 ② K		B CH 85 T FF 92 C FF 92 X FC 89 1-2 ② F7			X FF 90 0-0 1B	F SL 80 C FF 91 B SL 81 X SL 79 1-2 ① G3	B FF 95 S FF 94 X CU 78 1-1 ② G6-3	B FF 93 S FF 92 C FF 92 X CU 78 1-2 ③ G3	4 2	0 0	1 0	0 0	0 0	1 0	4 2
11 José Ramírez, S (1, 4) OBP: 0.387, SLG: 0.547	C FF 90 X KC 77 0-1 ③ G3		1 SAFE C FF 91 F FC 89 X KC 77 0-2 ③ P6			B KC 78 D CH 86 X FF 90 2-0 ② F7	B SL 83 C SL 83 B SL 83 B FF 94 B FF 93 4-1 10 1B 27 HR BB	C CU 78 B FF 96 C CH 81 S CH 85 1-3 ③ K		4	1	0	0	1	1	2
10 Edwin Encarnación, R (1, 10) OBP: 0.337, SLG: 0.477 38 Eric Haase, R (9, PH) OBP: 0.231, SLG: 0.167 (9, 10)		F FF 90 S FF 90 S KC 78 0-3 ① K	C FF 90 C FF 90 F KC 77 F KC 77 X KC 78 0-2 ① F7			B FC 89 C FF 91 X KC 77 1-1 ③ L8	X FF 94 0-0 27 HR 1-2 2-3 3-H 1B		S FF 92 S FF 93 B CU 79 X CH 84 1-2 ① G1-3	4 1	1 0	1 0	1 0	0 0	1 0	1 0
27 Josh Donaldson, R (1, 5) OBP: 0.354, SLG: 0.453 36 Yandy Díaz, R (8, 5) OBP: 0.359, SLG: 0.407		C KC 78 B FF 91 B FF 92 C FF 91 F FC 90 F KC 78 B FF 93 X FC 89 3-2 ② F8	B FC 88 B FC 88 C FF 91 X KC 78 2-1 ② G6-3			C FF 90 B FF 91 B FF 91 X KC 78 2-2 17 1B 2B D SL 86 X SL 84 1-0 1-H 2-H 3-H HR		C CU 76 B CU 78 B CH 82 B FF 92 B FF 92 4-1 1 1B 32 1B 55 2B BB	4 0	2 1	2 0	4 0	0 1	0 0	0 0
17 Yonder Alonso, L (1, 3) OBP: 0.315, SLG: 0.421 32 Adam Rosales, R (7, PR) OBP: 0.278, SLG: 0.471 (7, 3)		C FF 92 B CH 86 S FC 89 X FF 92 1-2 1B	C KC 77 F FC 89 X KC 77 0-2 ③ F8				C FF 94 X SL 86 3-2 22 1B 53 1B 55 1B 2-H 1B C FF 94 X SL 86 0-1 1 2B 2B		C FF 90 X CU 76 0-1 1 1B 55 2B 1-2 1B	3 2	0 3	2 2	1 0	0 0	0 0	0 0
53 Melky Cabrera, S (1, 9) OBP: 0.336, SLG: 0.424 0 Brandon Barnes, R (7, PR) OBP: 0.368, SLG: 0.471 (7, 9)		B KC 76 X FF 91 1-0 ③ F7			C FF 89 X CH 85 0-1 ① G4-3		C FF 88 X FC 88 X FF 91 1-1 55 1B 22 1B 12 FC3 1-2 1B B FF 95 S FF 94 3 FF 95 X FF 95 X SL 86 2-2 ② F7		S FF 92 C FF 92 X CH 81 0-2 ② P2	3 2	0 1	1 0	0 0	0 0	0 0	1 4
22 Jason Kipnis, L (1, 8) OBP: 0.316, SLG: 0.391 1 Greg Allen, S (7, PR) OBP: 0.309, SLG: 0.335 (7, 8)			B FF 89 F FF 90 B KC 76 C FF 91 F KC 78 F KC 78 F FC 89 X FF 91 2-2 HR		C FF 90 B FF 91 X CH 85 1-1 ② G6-3		X FF 89 3-0 12 FC3 55 1B 12 E 1-2 2-3 1B C FF 95 X FF 95 0-1 2-H 2B		C FF 92 D CH 82 X CH 82 1-1 55 2B 12 1B 1-2 2-3 1B	3 2	1 2	2 2	1 1	0 0	0 0	0 0
55 Roberto Pérez, R (1, 2) OBP: 0.259, SLG: 0.266			F FF 91 B FF 91 C KC 78 B KC 80 X FC 89 2-2 ① G6-3		C FC 89 X KC 77 0-1 ③ L7		B SI 88 X SI 89 1-1 12 E 1-2 2-3 3-H 1B SL 84 X SL 84 1-1 ③ G4-3		C FF 93 S CU 79 B FF 94 B CU 78 X FF 94 2-2 12 1B 1-3 2-H 3-H 2B	5 1	2 1	3 0	0 0	0 0	2 4

	AB	44
	R	14
	H	16
	RBI	12
	BB	3
	SO	3
	LOB	17

Inning Stats	1	2	3	4	5	6	7	8	9	1B: 10	SF: 0	WP: 0	PA: 47
	R: 0 E: 0 K: 1 S: 8 H: 0 LOB: 0 BB: 0 P: 11	R: 0 E: 0 K: 1 S: 12 H: 1 LOB: 1 BB: 0 P: 17	R: 1 E: 0 K: 0 S: 19 H: 1 LOB: 1 BB: 1 P: 28	R: 0 E: 0 K: 0 S: 10 H: 0 LOB: 0 BB: 0 P: 12	R: 0 E: 0 K: 0 S: 6 H: 0 LOB: 0 BB: 0 P: 7	R: 0 E: 0 K: 0 S: 7 H: 1 LOB: 1 BB: 0 P: 11	R: 10 E: 1 K: 0 S: 31 H: 9 LOB: 2 BB: 1 P: 50	R: 0 E: 0 K: 1 S: 6 H: 0 LOB: 0 BB: 0 P: 8	R: 3 E: 0 K: 0 S: 21 H: 4 LOB: 2 BB: 1 P: 31	2B: 4 3B: 0 HR: 2	SAC: 0 DP: 0 HBP: 0	PB: 0 SB: 0 CS: 0	

PITCHER		IP	WLS	BF	H	R	ER	SO	BB	IBB	HBP	BLK	WP	HR	S	P	ERA	WHIP
31 Ian Kennedy, R ERA: 4.66	(1, 1)	6.0	L	25	6	4	4	2	1	0	0	0	0	1	72	102	6.00	1.167
54 Tim Hill, L ERA: 4.63	(7, 1)	0.1		4	2	1	0	0	0	0	0	0	0	0	9	14	0.00	6.000
68 Jake Newberry, R ERA: 4.73	(7, 1)	0.2		7	4	6	6	0	1	0	0	0	0	1	12	20	81.00	7.500
64 Burch Smith, R ERA: 6.92	(8, 1)	2.0		11	4	3	3	1	1	0	0	0	0	0	27	39	13.50	2.500

PITCHER	IP	WLS	BF	H	R	ER	SO	BB	IBB	HBP	BLK	WP	HR	S	P	ERA	WHIP

Batter	1	2	3	4	5	6	7	8	9	AB	R	H	RBI	BB	SO	LOB
15 Whit Merrifield, R (1, 4) OBP: 0.366, SLG: 0.438	F FF 94 B SL 80 F FF 96 C FF 95 1-3 ① K		B SL 79 X SL 80 1-0 1B			F CU 75 L FF 94 B FF 95 F CU 74 B SL 80 B FF 96 X SL 79 3-2 ② G3		F SI 86 S SL 77 F SL 79 X SI 88 0-2 ③ G4-3	F FF 89 F FF 90 S FF 90 0-3 ③ K	5	0	1	0	0	2	1
27 Adalberto Mondesi, S (1, 6) OBP: 0.305, SLG: 0.496	X FF 95 0-0 ② G4-3		D FF 93 S FF 94 1 SAFE 1 SAFE B CH 88 C FF 94 1 SAFE D CU 77 S CH 89 3-3 ③ K			F CU 73 B CH 88 F CU 74 B FF 94 X CH 89 2-2 ③ F7			B FF 92 B FF 92 S FF 92 C FF 92 S FF 92 2-3 ① K	4	0	0	0	0	2	1
4 Alex Gordon, L (1, 7) OBP: 0.323, SLG: 0.369 7 Rosell Herrera, S (7, PH) OBP: 0.286, SLG: 0.318 (8, 9)	B FF 95 C FF 95 F FF 95 S FF 96 1-3 ③ K			C CU 74 B FF 93 B FF 94 F FF 94 X CH 88 2-2 ① G1-3			C CH 89 F FF 93 B FF 94 B CU 75 X CH 86 2-2 ① G3		B FF 93 S KC 84 X FF 91 1-1 13 1B 1B	2 2	0 1	0 1	0 0	0 0	1 0	0 0
13 Salvador Perez, R (1, 10) OBP: 0.276, SLG: 0.443		C FF 93 B CU 75 C SL 79 F FF 95 F FF 94 B CU 75 X SL 80 2-2 2B		B CU 75 F CU 76 S FF 95 B FF 95 B FF 95 X SL 81 3-2 ② F8			C FF 94 X FF 94 0-1 ② L9		X FF 92 0-0 17 BB 66 BB 25 HR 1-H 1B	4	1	2	1	0	0	0
66 Ryan O'Hearn, L (1, 3) OBP: 0.366, SLG: 0.629		X FF 95 0-0 ① F7		B FF 96 B CH 90 S CH 88 F FF 95 T FF 96 2-2 ③ K			B CU 73 S CH 89 C CU 75 F CU 76 F FF 94 B FF 94 X CH 88 2-2 17 2B 2B		F FF 92 B KC 82 D KC 82 B FF 91 B FF 92 4-1 17 BB 25 HR 1-2 BB	3	2	1	0	1	1	1
17 Hunter Dozier, R (1, 5) OBP: 0.277, SLG: 0.395		B FF 96 C FF 95 S SL 78 X SL 79 1-2 ② P2			B SL 80 X SL 77 1-0 ① F8		X SL 75 0-0 2-H 2B		S KC 83 B KC 83 S KC 83 D FF 92 D KC 83 B FF 92 4-2 25 HR 1-2 2-3 BB	3	1	1	1	1	0	1
25 Brian Goodwin, L (1, 8) OBP: 0.318, SLG: 0.391		C FF 94 F CH 90 F FF 95 D CU 75 X SL 80 1-2 ③ G5-3			C FF 93 X CU 74 0-1 ② G3-1		B FF 86 C FF 86 B FF 86 F FF 88 X FF 88 2-2 ③ P6		B FF 89 X FF 90 1-0 1-H 2-H 3-H HR	4	1	1	4	0	0	2
38 Jorge Bonifacio, R (1, 9) OBP: 0.307, SLG: 0.361 (8, 7)			B FF 95 X FF 93 1-0 ① L8		C FF 95 C SL 80 F FF 94 B FF 96 F SL 79 B CU 76 B SL 80 F CH 86 S SL 79 3-3 ③ K			C SL 77 B SI 85 F SI 87 B SL 76 B SI 87 F SI 86 X SI 86 3-2 ① G1-3	F SL 79 B CU 73 B FF 90 F CH 86 B FF 89 B FF 90 4-2 BB	3	0	0	0	1	1	0
36 Cam Gallagher, R (1, 2) OBP: 0.250, SLG: 0.302			B FF 95 B FF 94 X FF 94 2-0 ② P3			C FF 93 B SL 77 C CU 75 F FF 95 B FF 94 F SL 78 X FF 94 2-2 ① F7		B SL 78 F SI 86 B SL 77 X SI 86 2-1 ② G4-3	F FF 90 C FF 89 B FF 90 X SL 80 1-2 ② P2	4	0	0	0	0	0	1
Inning Stats	R: 0 E: 0 K: 2 S: 7 H: 0 LOB: 0 BB: 0 P: 9	R: 0 E: 0 K: 0 S: 13 H: 1 LOB: 1 BB: 0 P: 17	R: 0 E: 0 K: 1 S: 6 H: 1 LOB: 1 BB: 0 P: 13	R: 0 E: 0 K: 1 S: 9 H: 0 LOB: 0 BB: 0 P: 16	R: 0 E: 0 K: 1 S: 9 H: 0 LOB: 0 BB: 0 P: 13	R: 0 E: 0 K: 0 S: 12 H: 0 LOB: 0 BB: 0 P: 19	R: 1 E: 0 K: 0 S: 14 H: 2 LOB: 1 BB: 0 P: 20	R: 0 E: 0 K: 0 S: 10 H: 0 LOB: 0 BB: 0 P: 15	R: 5 E: 0 K: 2 S: 18 H: 3 LOB: 1 BB: 3 P: 35	1B: 3 2B: 3 3B: 0 HR: 1 SF: 0 SAC: 0 DP: 0 HBP: 0	WP: 0 PB: 0 SB: 0 CS: 0 PA: 37					

PITCHER		IP	WLS	BF	H	R	ER	SO	BB	IBB	HBP	BLK	WP	HR	S	P	ERA	WHIP
52 Mike Clevinger, R ERA: 3.02	(1, 1)	6.2	W	23	3	1	1	5	0	0	0	0	0	0	66	101	1.35	0.450
90 Adam Cimber, R ERA: 3.42	(7, 1)	1.1		5	1	0	0	0	0	0	0	0	0	0	14	21	0.00	0.750
37 Cody Allen, R ERA: 4.46	(9, 1)	0.1		5	2	4	4	1	2	0	0	0	0	0	9	20	108.00	12.000
45 Adam Plutko, R ERA: 5.28	(9, 1)	0.2		4	1	1	1	1	1	0	0	0	0	1	9	15	13.50	3.000

PITCHER IP WLS BF H R ER SO BB IBB HBP BLK WP HR S P ERA WHIP

BOTTOM

Cleveland Indians @ Kansas City Royals

Kauffman Stadium, Kansas City, MO

Fri Sep 28 2018, 7:16 PM - 10:31 PM CDT

Att. 15,920 - Partly Cloudy - 57 F

livebaseballscorecards.com

AB	34
R	6
H	7
RBI	6
BB	3
SO	7
LOB	7

Batter	1	2	3	4	5	6	7	8	9	AB	R	H	RBI	BB	SO	LOB
12 Francisco Lindor, S (1, 6) OBP: 0.351, SLG: 0.516 32 Adam Rosales, R (7, 6) OBP: 0.263, SLG: 0.444	C FF 90 X SI 91 0-1 G4-3	B SI 92 B FF 93 B FF 93 X FF 93 3-0 P5		B CH 86 B SI 90 X FF 90 2-0 F9			F SI 92 X FF 91 0-1 F9		C SL 82 F SL 85 S SL 85 0-3 K	4 1	0 0	0 0	0 0	0 0	0 1	3 1
23 Michael Brantley, L (1, 7) OBP: 0.363, SLG: 0.469 0 Brandon Barnes, R (7, 7) OBP: 0.350, SLG: 0.444 (8, 9)	B FF 91 X SI 92 1-0 11 1B 10 SF8 1B		B CU 78 F FF 91 F CH 86 F SL 83 S CH 85 1-3 K	C SL 81 1 SAFE B SL 80 B CH 84 X SI 88 2-1 G4-6-3 1-2f			C FF 92 C SL 81 B FF 92 F FF 92 B FF 92 X SL 79 2-2 F7		B SL 82 C SL 82 X FF 97 1-1 G6-3	4 1	1 0	1 0	0 0	0 0	1 0	1 1
11 José Ramírez, S (1, 4) OBP: 0.389, SLG: 0.556	B SI 92 X SI 92 1-0 10 WP 1-3 1B		C SL 80 B FF 91 L SL 82 B SL 82 F CH 86 F FF 92 F SL 82 X FF 92 2-2 17 1B 2B		C CU 78 B FF 90 X FF 90 1-1 L1			B SI 90 X SI 89 1-0 HR		4	2	3	1	0	0	0
10 Edwin Encarnación, R (1, 10) OBP: 0.334, SLG: 0.474	B SL 84 B FF 93 S FF 93 X FF 93 2-1 SF8 1-2 3-H		C SL 82 X SI 91 0-1 P3		C FF 90 F SL 82 F SL 80 S SL 82 0-3 K			F SI 90 S CU 84 F CU 81 C SI 92 0-3 K		3	0	0	1	0	2	1
27 Josh Donaldson, R (1, 5) OBP: 0.352, SLG: 0.446 36 Yandy Díaz, R (8, 5) OBP: 0.359, SLG: 0.407	F FF 92 S SL 84 F SL 84 B FF 94 S SL 84 1-3 K		B FF 92 D SL 83 B SL 82 C FF 91 B FF 92 4-1 17 1B 53 1B BB		B SL 80 F FF 91 B FF 91 X SL 82 2-1 F9			B CU 83 C SI 92 B SI 92 F CU 81 S SI 91 2-3 K		3 0	1 0	0 0	0 0	1 0	2 0	1 0
17 Yonder Alonso, L (1, 3) OBP: 0.316, SLG: 0.421		C SI 91 F CH 85 B SI 87 S SL 83 1-3 K	B SI 87 S SI 92 D SL 83 B CH 87 C FF 92 X FF 92 3-2 53 E 53 1B 1-3 2-H 1B			B FF 90 B SI 88 C FF 89 C CU 79 F SL 82 F CH 84 B FF 91 F SL 80 F SI 89 3-2 X FF 90 G4-3		S SI 91 B SI 91 B CH 83 F SI 90 B CH 83 F SI 90 B CU 81 4-2 BB		3	0	1	1	1	1	0
53 Melky Cabrera, S (1, 9) OBP: 0.338, SLG: 0.425 26 Rajai Davis, R (8, 7) OBP: 0.280, SLG: 0.282		X SI 91 0-0 7 1B 1B	C SL 82 X FF 92 0-1 E9 1-3 3-H 1B			C FF 91 F SL 82 B SL 82 X SL 82 1-2 L7		B SI 91 F SI 91 X CH 83 1-2 P5		4 0	0 0	2 0	1 0	0 0	0 0	1 0
7 Yan Gomes, R (1, 2) OBP: 0.313, SLG: 0.449 55 Roberto Pérez, R (3, 2) OBP: 0.256, SLG: 0.263		B FF 92 F FF 92 X SL 82 1-1 1-2 1B	C SL 82 B SI 91 S SI 90 F SL 84 S SL 84 1-3 K			C SL 81 C SL 82 B SL 83 B SL 83 F SL 84 X SL 83 2-2 G3-1			X FF 94 0-0 G6-3	2 2	0 0	1 0	0 0	0 0	1 0	2 0
22 Jason Kipnis, L (1, 8) OBP: 0.317, SLG: 0.391 1 Greg Allen, S (7, 8) OBP: 0.311, SLG: 0.345		B CH 86 B SI 92 F SI 91 S SL 82 S SL 83 2-3 K		X FF 90 0-0 23 G4-6-3 1B			C FF 92 C SL 81 X FF 93 0-2 G5-3		C FF 95 B CH 86 B SL 82 B FF 95 X FF 96 3-1 3B	3 1	0 0	1 1	0 0	0 0	1 0	2 0
Inning Stats	R: 1 E: 0 K: 1 S: 10 H: 2 LOB: 1 BB: 0 P: 15	R: 0 E: 0 K: 2 S: 10 H: 2 LOB: 2 BB: 0 P: 17	R: 2 E: 1 K: 2 S: 22 H: 3 LOB: 2 BB: 1 P: 33	R: 0 E: 0 K: 0 S: 4 H: 1 LOB: 0 BB: 0 P: 8	R: 0 E: 0 K: 1 S: 8 H: 0 LOB: 0 BB: 0 P: 11	R: 0 E: 0 K: 0 S: 14 H: 0 LOB: 0 BB: 0 P: 20	R: 0 E: 0 K: 0 S: 9 H: 0 LOB: 0 BB: 0 P: 11	R: 1 E: 0 K: 2 S: 14 H: 1 LOB: 1 BB: 1 P: 22	R: 0 E: 0 K: 1 S: 8 H: 1 LOB: 1 BB: 0 P: 12	1B: 7 2B: 1 3B: 1 HR: 1 SF: 1 SAC: 0 DP: 1 HBP: 0	WP: 1 PB: 0 SB: 0 CS: 0 PA: 38					

TOP

Cleveland Indians @ Kansas City Royals

Kauffman Stadium, Kansas City, MO

Sat Sep 29 2018, 6:16 PM - 9:23 PM CDT

Att. 23,324 - Cloudy - 72 F

livebaseballscorecards.com

AB	35
R	4
H	10
RBI	4
BB	2
SO	9
LOB	13

PITCHER		IP	WLS	BF	H	R	ER	SO	BB	IBB	HBP	BLK	WP	HR	S	P	ERA	WHIP
65 Jakob Junis, R ERA: 4.37	(1, 1)	6.0	W	26	8	3	3	6	1	0	0	0	1	0	68	104	4.50	1.500
54 Tim Hill, L ERA: 4.53	(7, 1)	1.0		3	0	0	0	0	0	0	0	0	0	0	9	11	0.00	0.000
61 Kevin McCarthy, R ERA: 3.3	(8, 1)	1.0		5	1	1	1	2	1	0	0	0	0	1	14	22	9.00	2.000
43 Wily Peralta, R ERA: 3.67	(9, 1)	1.0		4	1	0	0	1	0	0	0	0	0	0	8	12	0.00	1.000

PITCHER	IP	WLS	BF	H	R	ER	SO	BB	IBB	HBP	BLK	WP	HR	S	P	ERA	WHIP

Batter	1	2	3	4	5	6	7	8	9	AB	R	H	RBI	BB	SO	LOB
15 Whit Merrifield, R (1, 4) OBP: 0.368, SLG: 0.439	B SI 90 B FF 91 F SI 91 X SI 91 2-1 17 S 27 S 1B	S CU 84 X FF 90 0-1 ③ P6		B CU 84 C FC 88 C CU 83 X SI 92 1-2 1-H 2-H 2B		B FF 92 B FF 93 F SL 83 B SL 84 B FF 92 4-1 1-2 27 HR BB	F FF 92 S KC 83 B KC 83 S KC 82 1-3 ① K			4	1	2	2	1	1	4
27 Adalberto Mondesi, S (1, 6) OBP: 0.306, SLG: 0.504	B FF 91 1 SAFE X SI 91 1-0 ① B1 1-2		C FC 86 B CH 84 C CU 82 B CU 81 B FF 89 B FC 88 4-2 17 G3 17 S BB	F FC 88 F FC 88 X CU 84 0-2 ③ G4-3		X SL 84 0-0 1-H 2-H HR	B SI 92 X SL 78 1-0 ② P2			4	1	1	3	1	0	4
4 Alex Gordon, L (1, 7) OBP: 0.324, SLG: 0.370	X SI 91 0-0 ② F7		S CU 82 1 SAFE S FC 87 0-2 ① G2		C FC 86 S SI 90 B SI 90 S FC 88 1-3 ① K	S SL 83 B FF 94 C FF 93 F SL 84 B SL 85 F FF 95 X FF 96 2-2 17 1B 66 1B 1B	C SI 93 X SL 79 0-1 1-3 2-H 1B			5	1	2	1	0	1	2
17 Hunter Dozier, R (1, 3) OBP: 0.278, SLG: 0.395	C FC 87 C SI 92 F CU 83 F FF 91 B FC 86 C SI 91 1-3 ③ K 2-3		1 SAFE P PO 86 S FC 88 F CU 83 X FC 86 1-2 ② G3 1-3		B SI 91 B CU 83 S FC 86 X CU 82 2-1 1B	B FF 94 S SL 85 X FF 95 1-1 66 1B 1-2 1B	C SI 93 X FF 93 0-1 ③ F9			5	0	2	0	0	1	4
66 Ryan O'Hearn, L (1, 10) OBP: 0.361, SLG: 0.614		C FC 86 C CH 83 C SI 91 0-3 ① K	C CU 82 S SI 90 S FF 92 0-3 ③ K		S FC 87 B FC 86 S CU 82 F SI 92 B FC 86 X FC 87 2-2 ② P3	B SL 85 B SL 84 S CU 83 X SL 83 2-1 1-3 2-H 1B		C FF 92 B ST 81 C ST 81 X ST 82 1-2 ① P6		5	0	1	1	0	2	2
38 Jorge Bonifacio, R (1, 9) OBP: 0.312, SLG: 0.360		F SI 91 X SI 91 0-1 2 1B 72 1B 1B		S CU 82 B CU 82 B SI 88 B CU 81 B SI 91 4-1 72 1B 15 2B BB	X FC 87 0-0 ③ L7	C SI 90 B SI 90 X SI 90 1-1 ③ L6		F FF 94 B FF 94 F ST 80 B FF 95 B FF 94 B FF 93 4-2 25 BB BB		3	2	1	0	2	0	3
25 Brian Goodwin, L (1, 8) OBP: 0.320, SLG: 0.394		C FC 85 F FC 87 C SI 91 0-3 ② K		S FC 85 F FC 86 B SI 89 F FC 86 S SI 90 1-3 ① K		B SL 82 C SL 81 C SL 81 B FF 92 S SL 82 2-3 ① K	F FF 92 B KC 82 B KC 82 X FF 92 2-1 2 1B 2B	B FF 94 B ST 81 S FF 94 F FF 94 B FF 94 B FF 94 4-2 1-2 BB		4	1	1	0	1	3	2
2 Alcides Escobar, R (1, 5) OBP: 0.279, SLG: 0.314		S FC 87 F CU 81 B FF 90 F SI 92 X FC 86 1-2 72 1B 1-2 1B		C FC 87 X FC 86 0-1 ② F9		C SL 83 C FF 94 F SL 86 B SL 84 X SL 85 1-2 15 BB 27 HR 1B	B FF 92 F FF 92 C FF 92 X FF 93 1-2 2-H 4 1B 72 1B 1B	C ST 81 X FF 95 0-1 ② L8		5	2	3	1	0	0	3
72 Meibrys Viloria, L (1, 2) OBP: 0.280, SLG: 0.333		X FC 87 0-0 1-3 2-H 1B		C FC 86 X SI 90 0-1 15 2B 1-2 1B		B SL 83 F SL 82 B FF 93 X SL 83 2-1 ② L7	D FF 92 X FF 92 1-0 4 1B 1-2 1B	B FF 95 B FF 94 B FF 94 C FF 94 F FF 94 S FF 94 3-3 ③ K		5	1	3	1	0	1	3
Inning Stats	R: 0 E: 0 K: 1 S: 9 H: 1 LOB: 1 BB: 0 P: 13	R: 1 E: 0 K: 2 S: 15 H: 3 LOB: 2 BB: 0 P: 16	R: 0 E: 0 K: 1 S: 11 H: 0 LOB: 1 BB: 1 P: 15	R: 2 E: 0 K: 1 S: 15 H: 2 LOB: 1 BB: 1 P: 21	R: 0 E: 0 K: 1 S: 10 H: 1 LOB: 1 BB: 0 P: 15	R: 4 E: 1 K: 1 S: 22 H: 5 LOB: 2 BB: 1 P: 37	R: 2 E: 0 K: 1 S: 14 H: 4 LOB: 2 BB: 0 P: 20	R: 0 E: 0 K: 1 S: 12 H: 0 LOB: 2 BB: 2 P: 24			1B: 13 2B: 2 3B: 0 HR: 1		SF: 0 SAC: 0 DP: 0 HBP: 0		WP: 0 PB: 0 SB: 3 CS: 0		PA: 45

PITCHER		IP	WLS	BF	H	R	ER	SO	BB	IBB	HBP	BLK	WP	HR	S	P	ERA	WHIP
28 Corey Kluber, R ERA: 2.89	(1, 1)	5.0		24	7	3	3	6	2	0	0	0	0	0	60	80	5.40	1.800
24 Andrew Miller, L ERA: 4.24	(6, 1)	0.2	L	8	5	4	4	1	1	0	0	0	0	1	20	34	54.00	9.000
61 Dan Otero, R ERA: 5.22	(6, 1)	0.1		1	0	0	0	0	0	0	0	0	0	0	2	3	0.00	0.000
37 Cody Allen, R ERA: 4.7	(7, 1)	0.1		4	3	2	2	1	0	0	0	0	0	0	9	14	54.00	9.000
39 Oliver Pérez, L ERA: 1.39	(7, 1)	0.2		3	1	0	0	0	0	0	0	0	0	0	5	6	0.00	1.500

PITCHER		IP	WLS	BF	H	R	ER	SO	BB	IBB	HBP	BLK	WP	HR	S	P	ERA	WHIP
33 Brad Hand, L ERA: 2.75	(8, 1)	1.0		5	0	0	0	1	2	0	0	0	0	0	12	24	0.00	2.000

BOTTOM

Cleveland Indians @ Kansas City Royals

Kauffman Stadium, Kansas City, MO

Sat Sep 29 2018, 6:16 PM - 9:23 PM CDT

Att. 23,324 - Cloudy - 72 F

livebaseballscorecards.com

AB	40
R	9
H	16
RBI	9
BB	5
SO	9
LOB	27

Batter	1	2	3	4	5	6	7	8	9	AB	R	H	RBI	BB	SO	LOB
12 Francisco Lindor, S (1, 6) OBP: 0.352, SLG: 0.519	B SI 91 B FF 91 S SI 90 B FF 92 X SI 91 3-1 E1 11 S 23 S 11 E		B FF 90 X FF 90 1-0 HR		B SI 91 B CH 86 B SI 91 B SI 90 4-0 23 G4-6-3 BB		C SI 93 C CU 77 X SI 95 0-2 ② L8		X SI 91 0-0 ② G6-3	4	2	1	1	1	0	0
23 Michael Brantley, L (1, 7) OBP: 0.364, SLG: 0.468 26 Rajai Davis, R (7, PR) OBP: 0.278, SLG: 0.281 (7, 7)	C FF 92 F SI 91 B FF 91 D CU 84 F CU 82 F SI 92 F FF 93 F SI 92 C CU 80 2-3 ① K 1-2		B CU 82 F FF 90 H SI 89 2-1 10 S HBP		1 SAFE C FF 90 B SI 90 1 SAFE F CU 83 1 SAFE X SI 90 1-2 ①② G4-6-3 1-2f		B CU 79 X SI 94 1-0 1B		C CU 81 X SI 91 0-1 ③ L8	3 1	0 0	1 0	0 0	0 0	1 0	2 0
11 José Ramírez, S (1, 4) OBP: 0.387, SLG: 0.552	C CH 84 B FF 91 C CH 85 B CU 83 X FF 91 2-2 ② F8 2-H		B CH 86 F SI 90 X FF 91 1-1 ① F7		B CU 82 C SI 90 X CH 86 1-1 ③ F9		C FF 92 B SI 93 C CU 77 F FF 94 1 SAFE S CU 77 1-3 ③ K			4	0	0	0	0	1	2
10 Edwin Encarnación, R (1, 10) OBP: 0.336, SLG: 0.474	B SI 92 B FF 90 X FF 92 2-0 27 FC6-4 1B		C SI 88 C CU 83 S CU 82 0-3 ② K 1-2			B SI 91 B SL 85 X SI 92 2-0 ① L6		C FF 93 B SL 85 X FF 92 1-1 1 FC3-6 17 BB 1B		4	0	2	0	0	1	1
27 Josh Donaldson, R (1, 5) OBP: 0.352, SLG: 0.449 32 Adam Rosales, R (6, PR) OBP: 0.250, SLG: 0.421 (6, 5)	C SI 91 B CH 85 B CH 86 F SI 92 F SI 92 X CU 83 2-2 ③ FC6-4 1-2f		D CH 85 C SI 90 S CU 83 B FF 91 X 2-2 ③ F8			B SI 92 S SL 85 B SL 85 B SI 92 X FF 93 3-1 22 WP 2B		C SL 84 F FF 92 B FF 92 F CU 78 T SL 85 1-2 ① K		3 1	0 0	1 0	0 0	0 0	0 1	2 1
36 Yandy Díaz, R (1, 3) OBP: 0.375, SLG: 0.422 17 Yonder Alonso, L (8, PH) OBP: 0.317, SLG: 0.421 (8, 3)		B FF 90 C FF 91 B FF 91 B SI 91 C SI 91 B SI 92 4-2 53 FC3-6 BB	X FF 90 0-0 53 WP 2B			B SI 91 B SL 85 B SI 91 B SI 91 4-0 22 WP BB		B SI 92 B CU 75 B FF 92 C FF 92 C FF 92 B CU 76 4-2 1 FC3-6 1-2 BB		1 0	0 0	1 0	0 0	2 1	0 0	0 0
53 Melky Cabrera, S (1, 9) OBP: 0.335, SLG: 0.420 1 Greg Allen, S (6, 8) OBP: 0.310, SLG: 0.343		1 SAFE B FF 91 1 SAFE C CU 81 X SI 91 1-1 ① FC3-6 22 FC4-6 1-2f	C SI 90 B CU 83 F CU 83 B CH 86 F CU 84 X SI 92 2-2 ① F8 2-3			X SL 84 0-0 ② F8		B CU 76 C FF 92 F CU 77 D SL 85 X FF 92 2-2 ② FC3-6 1-2f 2-3		3 1	0 0	0 0	0 0	0 0	0 0	4 2
22 Jason Kipnis, L (1, 8) OBP: 0.315, SLG: 0.389 0 Brandon Barnes, R (6, 9) OBP: 0.333, SLG: 0.421		B CU 83 B FF 92 X FF 90 2-0 ② FC4-6 38 FC5-4 1-2f	F FF 90 F SI 92 D CU 83 S SI 92 1-3 ② K			B SL 84 B SL 85 B FF 91 C FF 92 F SL 84 F SL 84 S SL 85 3-3 ③ K 1-2 2-3		F SL 86 X CU 79 0-1 ③ F7		3 1	0 0	0 0	0 0	0 0	2 0	4 2
38 Eric Haase, R (1, 2) OBP: 0.176, SLG: 0.125		1 SAFE B FF 90 F SI 91 S FF 89 D CU 82 X CU 81 2-2 ③ FC5-4 1-2f	F CH 86 X SI 90 0-1 ③ P3				F FF 93 C SL 85 B FF 94 S SL 83 1-3 ① K		C CU 80 B SI 91 C SI 91 T CU 81 1-2 ① K	4	0	0	0	0	2	2
Inning Stats	R: 1 E: 1 K: 1 S: 17 H: 1 LOB: 1 BB: 0 P: 28	R: 0 E: 0 K: 0 S: 8 H: 0 LOB: 1 BB: 1 P: 17	R: 1 E: 0 K: 1 S: 10 H: 1 LOB: 1 BB: 0 P: 16	R: 0 E: 0 K: 1 S: 10 H: 1 LOB: 1 BB: 0 P: 13	R: 0 E: 0 K: 0 S: 5 H: 0 LOB: 0 BB: 1 P: 11	R: 0 E: 0 K: 1 S: 8 H: 1 LOB: 2 BB: 1 P: 20	R: 0 E: 0 K: 2 S: 11 H: 1 LOB: 1 BB: 0 P: 14	R: 0 E: 0 K: 1 S: 13 H: 1 LOB: 2 BB: 1 P: 21	R: 0 E: 0 K: 1 S: 6 H: 0 LOB: 0 BB: 0 P: 7	1B: 3 2B: 2 3B: 0 HR: 1 SF: 0 SAC: 0 DP: 1 HBP: 1						

PITCHER		IP	WLS	BF	H	R	ER	SO	BB	IBB	HBP	BLK	WP	HR	S	P	ERA	WHIP
53 Eric Skoglund, L ERA: 5.14	(1, 1)	5.0	L	21	3	2	1	3	2	0	1	0	1	1	50	85	1.80	1.000
33 Brian Flynn, L ERA: 4.04	(6, 1)	1.0		5	1	0	0	1	1	0	0	0	1	0	8	20	0.00	2.000
48 Ben Lively, R ERA: 5.64	(7, 1)	2.0		9	2	0	0	3	1	0	0	0	0	0	24	35	0.00	1.500
61 Kevin McCarthy, R ERA: 3.25	(9, 1)	1.0		3	0	0	0	1	0	0	0	0	0	0	6	7	0.00	0.000

PITCHER	IP	WLS	BF	H	R	ER	SO	BB	IBB	HBP	BLK	WP	HR	S	P	ERA	WHIP

TOP

Cleveland Indians @ Kansas City Royals

Kauffman Stadium, Kansas City, MO

Sun Sep 30 2018, 2:19 PM - 5:01 PM CDT

Att. 19,690 - Cloudy - 76 F

livebaseballscorecards.com

AB	33
R	2
H	6
RBI	1
BB	4
SO	8
LOB	22

WP: 2 PA: 38
PB: 0
SB: 3
CS: 0

BOTTOM

Cleveland Indians @ Kansas City Royals

Kauffman Stadium, Kansas City, MO

Sun Sep 30 2018, 2:19 PM - 5:01 PM CDT

Att. 19,690 - Cloudy - 76 F

livebaseballscorecards.com

Batter	1	2	3	4	5	6	7	8	9	AB	R	H	RBI	BB	SO	LOB
15 Whit Merrifield, R (1, 4) OBP: 0.367, SLG: 0.438 38 Jorge Bonifacio, R (8, PR) OBP: 0.312, SLG: 0.360 (9, 9)	S FF 94 X FF 94 0-1 F9 ①		C SL 83 L SL 86 B CH 88 B SI 94 S SL 83 2-3 K ②		C SL 82 S CH 86 S CU 82 0-3 K ②			B ST 78 F ST 78 F ST 77 F CH 87 B ST 80 X SI 93 2-2 27 E 27 S 1B		4 0	0 0	1 0	0 0	0 0	2 0	2 0
27 Adalberto Mondesi, S (1, 6) OBP: 0.306, SLG: 0.498	B SI 94 B SI 94 S CH 86 F FF 94 B CH 88 B CH 88 4-2 66 S BB		C CU 82 X SI 94 0-1 G1-3 ③		X CH 87 0-0 G6-3 ③			F CH 85 B KC 76 S KC 76 1 SAFE S KC 78 1-3 K ② 1-3		3	0	0	0	1	1	3
13 Salvador Perez, R (1, 10) OBP: 0.274, SLG: 0.439	S SL 83 D SL 86 1 SAFE F SI 92 1 SAFE C CH 88 1-3 K ②			B FF 95 F SL 83 S CH 88 B SL 84 B SL 85 F FF 96 S FF 94 3-3 K ①		B KC 76 X FF 92 1-0 G5-3 ①		X ST 78 0-0 F7 ③		4	0	0	0	0	2	2
66 Ryan O'Hearn, L (1, 3) OBP: 0.353, SLG: 0.597	B CH 86 B SI 93 D CH 88 C SI 92 X FF 94 3-1 F7 ③ 1-2			B CH 88 B FF 95 X SI 94 2-0 F8 ②		B FC 83 B CH 85 X FF 92 2-0 L7 ②			B KC 76 B CH 85 F FF 92 B FF 93 X FF 93 3-1 L8 ①	4	0	0	0	0	0	1
7 Rosell Herrera, S (1, 9) OBP: 0.286, SLG: 0.317 (9, 4)		C FF 93 X SI 92 0-1 G6-3 ①		F SL 83 X CH 89 0-1 G3 ③		B FF 92 C CH 84 B FC 86 B SI 92 X FF 91 3-1 L9 ③			S FF 94 B KC 78 B KC 77 F FF 94 X ST 80 2-2 1B	4	0	1	0	0	0	0
25 Brian Goodwin, L (1, 8) OBP: 0.318, SLG: 0.390		C FF 93 X SI 93 0-1 G4-3 ②			B SI 93 C SI 94 C CH 88 B CU 83 X FF 95 2-2 2 G3 2 S 72 1B 1B		C FC 83 B KC 75 X KC 75 1-1 G4-3 ①		C FC 83 C KC 76 1 SAFE S KC 78 0-3 K ②	4	1	1	0	0	1	1
2 Alcides Escobar, R (1, 5) OBP: 0.279, SLG: 0.313		B FF 92 B SI 92 F FF 94 F FF 94 F SL 87 F FF 94 X CH 88 2-2 1B			1 SAFE B SI 92 S SL 83 L SL 83 X CH 88 1-2 G3 ① 1-3		B FC 83 X FC 83 1-0 P4 ②		1 SAFE S ST 79 B B SI 92 1 SAFE S ST 80 X ST 80 2-2 G1-3 ③	4	0	1	0	0	0	2
14 Brett Phillips, L (1, 7) OBP: 0.252, SLG: 0.306		B SI 91 C SI 92 S CH 88 S CH 89 1-3 K ③			S SL 82 D CH 88 S CH 87 D SL 86 B CH 89 B SL 84 4-2 72 1B BB		X CH 90 0-0 G6-3 ③			2	0	0	0	1	1	1
72 Meibrys Viloria, L (1, 2) OBP: 0.286, SLG: 0.333			C SI 92 S SL 83 B SI 93 S CU 83 1-3 K ①		1 SAFE B SI 93 B SI 92 X SI 93 2-0 1-2 3-H 1B			B SI 91 S CH 84 F KC 76 B ST 79 B SI 92 X SI 92 3-2 G3-1 ①		3	0	1	1	0	1	0
Inning Stats	R: 0 E: 0 K: 1 S: 9 H: 0 LOB: 1 BB: 1 P: 17	R: 0 E: 0 K: 1 S: 12 H: 1 LOB: 1 BB: 0 P: 15	R: 0 E: 0 K: 2 S: 8 H: 0 LOB: 0 BB: 0 P: 11	R: 0 E: 0 K: 1 S: 7 H: 0 LOB: 0 BB: 0 P: 12	R: 1 E: 0 K: 1 S: 13 H: 2 LOB: 2 BB: 1 P: 22	R: 0 E: 0 K: 0 S: 4 H: 0 LOB: 0 BB: 0 P: 10	R: 0 E: 0 K: 0 S: 4 H: 0 LOB: 0 BB: 0 P: 6	R: 0 E: 1 K: 1 S: 11 H: 1 LOB: 1 BB: 0 P: 17	R: 0 E: 0 K: 1 S: 11 H: 1 LOB: 1 BB: 0 P: 18	1B: 5 2B: 0 3B: 0 HR: 0 SF: 0 SAC: 0 DP: 0 HBP: 0						

	AB	32
	R	1
	H	5
	RBI	1
	BB	2
	SO	8
	LOB	12

WP: 0 PA: 34
PB: 0
SB: 3
CS: 0

PITCHER		IP	WLS	BF	H	R	ER	SO	BB	IBB	HBP	BLK	WP	HR	S	P	ERA	WHIP
59 Carlos Carrasco, R ERA: 3.38	(1, 1)	5.0	W	20	3	1	1	6	2	0	0	0	0	0	49	77	1.80	1.000
47 Trevor Bauer, R ERA: 2.21	(6, 1)	4.0	S	14	2	0	0	2	0	0	0	0	0	0	30	51	0.00	0.500

PITCHER	IP	WLS	BF	H	R	ER	SO	BB	IBB	HBP	BLK	WP	HR	S	P	ERA	WHIP

Cleveland Indians @ Houston Astros

Minute Maid Park, Houston, TX

Fri Oct 05 2018, 1:09 PM - 4:43 PM CDT

Att. 43,514 - Roof Closed - 73 F

TOP

livebaseballscorecards.com

Batter	1	2	3	4	5	6	7	8	9	AB	R	H	RBI	BB	SO	LOB
12 Francisco Lindor, S (1, 6) OBP: 0.250, SLG: 0.250	C FF 95 S FF 96 B CU 82 F FF 97 X FF 96 1-2 P6 ①		B FF 96 F SL 90 B FF 96 B FF 96 T FF 96 S FF 96 3-3 K ③			X SL 89 0-0 11 WP 23 BB 11 G3 1-2 1B		F KC 86 X KC 87 0-1 L9 ③		4	1	1	0	0	1	0
23 Michael Brantley, L (1, 7) OBP: 0.500, SLG: 0.333	B FF 95 F FF 96 B FF 97 B FF 96 X FF 96 3-1 F8 ②			B FF 95 F FF 96 C FF 96 F CU 82 X SL 90 1-2 G3-1 ①		F SL 89 B FF 96 T FF 97 D CU 82 F SL 88 B FF 97 F CU 81 B FF 97 4-2 11 G3 11 WP 1-2 2-3 BB			F SI 96 B FC 90 X FF 96 1-1 27 FC6-4 1B	3	0	1	0	1	0	0
11 José Ramírez, S (1, 4)	B FF 96 C FF 96 B SL 89 B SL 91 B FF 96 4-1 10 FC6-4 BB			B FF 96 C FF 95 C CU 81 X CU 84 1-2 G3-1 ②		B CU 84 F FF 96 S SL 90 F SL 91 X CU 84 1-2 G3 1-3 2-H 3-H			C FF 96 S SL 87 C FC 91 0-3 K ①	3	0	0	1	1	1	2
10 Edwin Encarnación, R (1, 10)	1 SAFE X FF 96 0-0 FC6-4 1-2f ③			C FF 97 B FF 97 X FF 97 1-1 F8 ③		C SL 90 F SL 92 S CU 85 0-3 K ③			C FF 96 F FF 96 D CH 85 X SL 86 1-2 F9 ②	4	0	0	0	0	1	3
27 Josh Donaldson, R (1, 5)		C FF 94 S FF 96 B FF 97 X FF 97 1-2 G1-3 ①			C FF 95 B SL 89 B SL 88 S FF 96 F SL 90 B SL 89 S FF 97 3-3 K ①		S FF 95 B FF 96 B SL 90 S CU 82 F FF 96 F SL 90 X CU 84 2-2 F7 ①		F FC 91 B FF 96 B SI 96 S FF 96 X FF 97 2-2 FC6-4 1-2f ③	4	0	0	0	0	1	1
17 Yonder Alonso, L (1, 3)		C CU 78 S SL 90 S CU 82 0-3 K ②			F SL 89 F FF 97 B FF 97 F FF 98 S SL 90 1-3 K ②		S CU 83 S SL 90 F SL 91 S CU 83 0-3 K ②			3	0	0	0	0	3	0
53 Melky Cabrera, S (1, 9)		F FF 96 C FF 96 X FF 98 0-2 F7 ③			B FF 94 C FF 96 F SL 89 X CU 82 1-2 F7 ③		C SL 89 C FF 97 X CU 85 0-2 G1-3 ③			3	0	0	0	0	0	0
7 Yan Gomes, R (1, 2) OBP: 0.333, SLG: 0.333			F FF 95 B FF 96 F FF 96 F FF 96 F FF 96 B SL 90 F SL 90 F FF 98 B FF 98 3-3 S FF 98 K ①			C FF 95 F FF 95 F CU 82 B SL 88 F FF 96 B SL 88 F CH 89 F FF 97 X FF 97 2-2 23 BB 12 1B 11 WP 1B		B SI 96 C SI 94 F KC 86 B KC 87 X KC 86 2-2 G6-3 ①		3	1	1	0	0	1	0
22 Jason Kipnis, L (1, 8)			C CU 79 S SL 90 F FF 97 F CU 81 C CU 82 0-3 K ②			B SL 89 F SL 88 B FF 96 B FF 95 F FF 96 F SL 87 F SL 88 F SL 88 C FF 97 3-3 K ①		C KC 86 B SI 97 X KC 86 1-1 P6 ②		3	0	0	0	0	2	1
Inning Stats	R: 0 E: 0 K: 0 S: 8 H: 0 LOB: 1 BB: 1 P: 16	R: 0 E: 0 K: 1 S: 9 H: 0 LOB: 0 BB: 0 P: 10	R: 0 E: 0 K: 3 S: 15 H: 0 LOB: 0 BB: 0 P: 21	R: 0 E: 0 K: 0 S: 9 H: 0 LOB: 0 BB: 0 P: 12	R: 0 E: 0 K: 2 S: 11 H: 0 LOB: 0 BB: 0 P: 16	R: 2 E: 0 K: 2 S: 25 H: 2 LOB: 1 BB: 1 P: 35	R: 0 E: 0 K: 1 S: 12 H: 0 LOB: 0 BB: 0 P: 14	R: 0 E: 0 K: 0 S: 8 H: 0 LOB: 0 BB: 0 P: 11	R: 0 E: 0 K: 1 S: 11 H: 1 LOB: 1 BB: 0 P: 15	1B: 3 2B: 0 3B: 0 HR: 0 SF: 0 SAC: 0 DP: 0 HBP: 0						WP: 1 PB: 0 SB: 0 CS: 0 PA: 32	

	AB	30
	R	2
	H	3
	RBI	1
	BB	2
	SO	10
	LOB	7

PITCHER		IP	WLS	BF	H	R	ER	SO	BB	IBB	HBP	BLK	WP	HR	S	P	ERA	WHIP
35 Justin Verlander, R ERA: 3.38	(1, 1)	5.1	W	20	2	2	2	7	2	0	0	0	0	0	70	102	3.38	0.750
55 Ryan Pressly, R ERA:	(6, 1)	1.2	H	5	0	0	0	2	0	0	0	0	1	0	19	22	0.00	0.000
43 Lance McCullers Jr., R ERA:	(8, 1)	1.0		3	0	0	0	0	0	0	0	0	0	0	8	11	0.00	0.000
54 Roberto Osuna, R ERA:	(9, 1)	1.0		4	1	0	0	1	0	0	0	0	0	0	11	15	0.00	1.000

PITCHER	IP	WLS	BF	H	R	ER	SO	BB	IBB	HBP	BLK	WP	HR	S	P	ERA	WHIP

BOTTOM

Cleveland Indians @ Houston Astros

Minute Maid Park, Houston, TX

Fri Oct 05 2018, 1:09 PM - 4:43 PM CDT

Att. 43,514 - Roof Closed - 73 F

livebaseballscorecards.com

Batter	1	2	3	4	5	6	7	8	9	AB	R	H	RBI	BB	SO	LOB
4 George Springer, R (1, 8) (8, 9) OBP: 0.500, SLG: 1.250	B FF 91 B FC 89 X SI 91 2-0 ① G6-3		B FC 89 C CU 82 X SI 92 1-1 ② G5-3		S CU 83 B CU 83 B FF 90 F CU 82 B FF 92 X FC 87 3-2 HR		B KC 84 C KC 83 S KC 83 B KC 85 X KC 83 2-2 27 G5-3 2 1B 1B			4	2	2	1	0	0	0
27 Jose Altuve, R (1, 4) OBP: 0.250, SLG: 1.000	F SI 92 X FF 92 0-1 ② F8		C SI 92 B CU 84 X CU 83 1-1 ③ F7		B FF 92 X SI 91 1-0 HR		**B FC 84** **B FF 94** **C FC 85** **B FF 94** 1 SAFE 1 SAFE F FF 94 1 SAFE 1 SAFE 3-2 ① G5-3 **1-2**			4	1	1	1	0	0	1
2 Alex Bregman, R (1, 5) OBP: 0.750, SLG: 1.667	B SI 92 B SI 93 C SI 92 B FC 90 C SI 92 B SI 93 4-2 BB			C SI 90 B SI 91 B FC 88 X SI 91 2-1 HR	C CU 83 S CU 83 B SI 91 X FC 87 1-2 ① G4-3		F ST 78 B ST 81 D ST 80 X FF 95 2-1 ② **2-H** 1B			3	1	2	2	1	0	0
10 Yuli Gurriel, R (1, 3) OBP: 0.500, SLG: 0.667	C FC 90 F SI 93 X FC 88 0-2 ③ F8			C FC 88 B SI 91 B SI 92 S CU 85 B CU 85 F CU 83 F FC 88 B SI 92 4-2 13 1B 22 1B BB	X CU 82 0-0 ② G5-3		X KC 78 0-0 2B			3	1	1	0	1	0	1
9 Marwin Gonzalez, S (1, 7) OBP: 0.500, SLG: 0.333 6 Jake Marisnick, R (8, 8)		F SI 91 F CH 85 H FC 88 1-2 13 HBP HBP		C CU 82 B FC 87 B CH 84 B SI 91 C FC 87 X FF 92 3-2 ① P6	B FC 87 C CU 82 B FF 91 S FC 86 F CU 82 X FC 87 2-2 1 CS 1B		C CH 87 C KC 78 B ST 81 D KC 80 S ST 81 2-3 ③ K			3 0 1 0 0 1 2 0 0 0 0 0 0 0						
1 Carlos Correa, R (1, 6)		F SI 90 C CU 83 B CU 83 S SI 92 1-3 ① K		B FC 88 F SI 91 B SI 91 S CU 83 B SI 92 F FC 88 X SI 92 3-2 ② L9	C SI 85 F SI 87 F SL 78 1 SAFE 1 SAFE B SL 78 B SI 90 2-2 ③ CS **1-2**	C SI 86 C SI 88 X SL 79 0-2 ① P4		B SI 91 S SI 90 F SI 90 B SI 91 X SI 92 2-2 ① G6-3		4	0	0	0	0	1	2
13 Tyler White, R (1, 10) OBP: 0.750, SLG: 1.000 26 Myles Straw, R (8, PR) (9, 10)		C SI 92 H SI 91 1-1 22 G6-3 **1-2** HBP		D FC 87 S FC 88 X SI 91 1-1 22 1B **1-2** 1B		B SI 88 B SL 77 X SI 87 2-0 ② L3		B SL 83 B SI 92 C SI 91 X SI 90 2-1 22 1B 2B		3 0 2 0 0 0 0 0 1 0 0 0 0 0						
22 Josh Reddick, L (1, 9) (8, 7) OBP: 0.500, SLG: 0.500	B FF 91 X SI 91 1-0 ② ③ G6-3 **1-2f**			B CH 83 C FC 88 X FC 88 1-1 **1-3** **2-H** 1B		B FF 93 C KC 83 S FF 93 B KC 85 F FF 94 F FF 94 X KC 84 2-2 ③ F9		X SI 90 0-0 15 G6-4-3 **2-H** 1B		4	0	2	2	0	0	2
15 Martín Maldonado, R (1, 2) OBP: 0.250, SLG: 1.000			C FC 87 X SI 91 0-1 ① G4-3	B CU 82 F FC 88 L SI 91 S CU 82 1-3 ③ K			F FF 93 B FF 92 C KC 83 B KC 84 X FF 94 2-2 HR	C SI 90 B SI 89 X SL 83 1-1 ② ③ G6-4-3 **1-2f**		4	1	1	1	0	1	4

Inning Stats	1	2	3	4	5	6	7	8	9
	R: 0 E: 0 K: 0 S: 8	R: 0 E: 0 K: 1 S: 7	R: 0 E: 0 K: 0 S: 6	R: 2 E: 0 K: 1 S: 20	R: 2 E: 0 K: 0 S: 15	R: 0 E: 0 K: 0 S: 9	R: 2 E: 0 K: 1 S: 15	R: 1 E: 0 K: 0 S: 8	
	H: 0 LOB: 1 BB: 1 P: 14	H: 0 LOB: 1 BB: 0 P: 11	H: 0 LOB: 0 BB: 0 P: 8	H: 3 LOB: 2 BB: 1 P: 35	H: 3 LOB: 0 BB: 0 P: 24	H: 0 LOB: 0 BB: 0 P: 13	H: 4 LOB: 1 BB: 0 P: 26	H: 2 LOB: 1 BB: 0 P: 13	

1B: 6	SF: 0	WP: 0
2B: 2	SAC: 0	PB: 0
3B: 0	DP: 2	SB: 0
HR: 4	HBP: 2	CS: 1

PA: 37

AB	32
R	7
H	12
RBI	7
BB	2
SO	3
LOB	12

PITCHER		IP	WLS	BF	H	R	ER	SO	BB	IBB	HBP	BLK	WP	HR	S	P	ERA	WHIP
28 Corey Kluber, R ERA: 7.71	(1, 1)	4.2	L	23	6	4	4	2	2	0	2	0	0	3	53	87	7.71	1.714
90 Adam Cimber, R ERA:	(5, 1)	1.0		2	0	0	0	0	0	0	0	0	0	0	7	11	0.00	0.000
37 Cody Allen, R ERA: 54.0	(6, 1)	0.1		3	2	2	2	0	0	0	0	0	0	1	11	17	54.00	6.000
47 Trevor Bauer, R ERA:	(7, 1)	1.0		4	2	0	0	1	0	0	0	0	0	0	9	16	0.00	2.000
61 Dan Otero, R ERA: 9.0	(8, 1)	1.0		4	2	1	1	0	0	0	0	0	0	0	8	13	9.00	2.000

PITCHER	IP	WLS	BF	H	R	ER	SO	BB	IBB	HBP	BLK	WP	HR	S	P	ERA	WHIP

Batter	1	2	3	4	5	6	7	8	9	AB	R	H	RBI	BB	SO	LOB
12 Francisco Lindor, S (1, 6) OBP: 0.250, SLG: 0.625	F FF 98 B FF 96 X FF 98 1-1 ① L8		B KC 84 C KC 84 S FF 99 B KC 84 X SL 92 2-2 HR			F FF 97 B FF 97 X FF 96 1-1 ① F8		B FF 97 F FF 97 F FC 94 S CH 84 1-3 ③ K		4	1	1	1	0	1	1
23 Michael Brantley, L (1, 7) OBP: 0.250, SLG: 0.143	C FF 97 B FF 98 X KC 83 1-1 ② G3		X FF 98 0-0 ③ F7			B KC 84 F FF 97 C FF 98 F KC 83 S FF 99 1-3 ② K			B FF 96 B FF 96 C FF 95 X FC 92 2-1 ① G6-3	4	0	0	0	0	1	0
11 José Ramírez, S (1, 4)	X FF 96 0-0 ③ F7			B FF 96 B FF 97 B FF 97 C FF 96 C KC 83 S FF 99 3-3 ① K		F FF 98 C KC 84 S SL 92 0-3 ③ K			C FC 93 B FF 94 B FC 92 F FF 97 F CH 85 X FC 93 2-2 ② G4-3	4	0	0	0	0	2	0
10 Edwin Encarnación, R (1, 10) OBP: 0.250, SLG: 0.143		B FF 97 S FF 97 F FF 98 B SL 92 F FF 98 F SL 93 F KC 84 F FF 98 X FF 98 2-2 1B		B FF 97 C FF 98 C KC 85 S KC 84 1-3 ② K			C FF 97 F FF 98 S SL 91 0-3 ① K		B FC 93 B FF 97 B FF 96 C FF 95 B FF 96 4-1 BB	3	0	1	0	1	2	0
27 Josh Donaldson, R (1, 5)		C FF 97 C FF 97 B FF 98 B SL 91 S SL 91 2-3 ① K		B SL 89 S FF 98 S FF 99 B FF 101 F KC 84 S FF 99 2-3 ③ K			B FF 97 S FF 96 X SL 88 1-1 ② G5-3		B FF 98 X FC 93 1-0 ③ F8	4	0	0	0	0	2	2
17 Yonder Alonso, L (1, 3)		F KC 83 B FF 98 F SL 90 S KC 84 1-3 ② K			B KC 84 B KC 82 S CH 89 S FF 97 X KC 84 2-2 ① P2		B CH 88 B KC 85 X FF 98 2-0 ③ L7			3	0	0	0	0	1	1
53 Melky Cabrera, S (1, 9) OBP: 0.167, SLG: 0.167		C FF 98 X SL 90 0-1 ③ G4-3			S FF 98 F FF 98 X FF 99 0-2 1B			C FF 95 F CU 82 X SL 91 0-2 ① G5-3		3	0	1	0	0	0	1
7 Yan Gomes, R (1, 2) OBP: 0.333, SLG: 0.200			B FF 96 F FF 96 S FF 96 F FF 98 F SL 91 S SL 90 1-3 ① K		F FF 97 B FF 96 F SL 90 B FF 98 F CH 90 S FF 98 2-3 ② K			B SL 90 B CU 83 F FF 96 C CU 83 B FF 95 4-2 BB		2	0	0	0	1	2	1
22 Jason Kipnis, L (1, 8)			C FF 97 S SI 97 B FF 98 S KC 85 1-3 ② K		B KC 81 B KC 84 S FF 96 C FF 97 S KC 83 2-3 ③ K			B CU 82 B CU 83 B FF 96 C FF 96 F SL 91 S CU 82 3-3 ② K		3	0	0	0	0	3	2
Inning Stats	R: 0 E: 0 K: 0 S: 5 H: 0 LOB: 0 BB: 0 P: 7	R: 0 E: 0 K: 2 S: 15 H: 1 LOB: 1 BB: 0 P: 20	R: 1 E: 0 K: 2 S: 12 H: 1 LOB: 0 BB: 0 P: 16	R: 0 E: 0 K: 3 S: 10 H: 0 LOB: 0 BB: 0 P: 16	R: 0 E: 0 K: 2 S: 13 H: 1 LOB: 1 BB: 0 P: 19	R: 0 E: 0 K: 2 S: 9 H: 0 LOB: 0 BB: 0 P: 11	R: 0 E: 0 K: 1 S: 6 H: 0 LOB: 0 BB: 0 P: 9	R: 0 E: 0 K: 2 S: 11 H: 0 LOB: 1 BB: 1 P: 19	R: 0 E: 0 K: 0 S: 8 H: 0 LOB: 1 BB: 1 P: 17	1B: 2 2B: 0 3B: 0 HR: 1	SF: 0 SAC: 0 DP: 0 HBP: 0			WP: 0 PB: 0 SB: 0 CS: 0	PA: 32		

PITCHER		IP	WLS	BF	H	R	ER	SO	BB	IBB	HBP	BLK	WP	HR	S	P	ERA	WHIP
45 Gerrit Cole, R ERA: 1.29	(1, 1)	7.0	W	24	3	1	1	12	0	0	0	0	0	1	70	98	1.29	0.429
55 Ryan Pressly, R ERA:	(8, 1)	0.2	H	3	0	0	0	1	1	0	0	0	0	0	8	15	0.00	1.500
54 Roberto Osuna, R ERA:	(8, 1)	1.1	S	5	0	0	0	1	1	0	0	0	0	0	11	21	0.00	0.750

PITCHER	IP	WLS	BF	H	R	ER	SO	BB	IBB	HBP	BLK	WP	HR	S	P	ERA	WHIP

Cleveland Indians @ Houston Astros

Minute Maid Park, Houston, TX

Sat Oct 06 2018, 3:39 PM - 6:51 PM CDT

Att. 43,520 - Roof Closed - 73 F

TOP

livebaseballscorecards.com

AB	30
R	1
H	3
RBI	1
BB	2
SO	14
LOB	8

Batter	1	2	3	4	5	6	7	8	9	AB	R	H	RBI	BB	SO	LOB
4 George Springer, R (1, 8) (7, 9) OBP: 0.375, SLG: 0.750	B FF 94 X FF 95 1-0 G4-3 ①		B SI 93 S SI 90 B SL 85 X CH 89 2-1 27 G5-4-3 2-3 1B		X SL 85 0-0 G5-3 ③		C FF 94 B ST 80 B SI 94 S FC 85 F KC 80 F KC 80 F ST 81 X FF 97 2-2 F8 ①			4	0	1	0	0	0	1
27 Jose Altuve, R (1, 4) OBP: 0.250, SLG: 0.625	X FF 95 0-0 G6-3 ②		F SL 87 L CH 89 B FF 93 X CH 90 1-2 G5-4-3 ②③ 1-2f			C CU 82 F FF 95 B SI 92 F SL 86 F CH 90 X CH 90 1-2 2 BB 9 2B 1B	C ST 79 B KC 78 F CH 86 S ST 81 1-3 K ②			4	1	1	0	0	1	2
2 Alex Bregman, R (1, 5) OBP: 0.625, SLG: 1.500	C FF 94 B SI 93 B CH 88 C SL 86 B CH 89 S FF 95 3-3 K ③			X SL 85 0-0 G1-3 ①		B SI 92 B CH 87 C FF 94 F SL 85 B SL 86 F SL 86 1 SAFE B FF 95 4-2 9 2B 1-2 BB	B FC 88 C FF 96 X ST 81 1-1 HR			3	2	1	1	1	1	0
10 Yuli Gurriel, R (1, 3) OBP: 0.250, SLG: 0.286		B FF 95 X SI 94 1-0 G5-3 ①		C FF 96 X FF 95 0-1 L9 ②		X SL 85 0-0 L7 ①	F FF 96 X FF 95 0-1 F9 ③			4	0	0	0	0	0	2
9 Marwin Gonzalez, S (1, 7) OBP: 0.750, SLG: 0.857 26 Myles Straw, R (8, PR) (9, 7)		B SI 94 S SL 86 F CH 90 F FF 95 B SL 87 X SI 95 2-2 1 G5-3 1B		B FF 95 C CU 84 X CH 90 1-1 1B		F SL 82 X FF 95 0-1 13 WP 1-H 2-H 2B		B ST 81 C ST 80 X SI 93 1-1 15 FC5 13 S 1B		4 0	0 0	4 0	2 0	0 0	0 0	0 0
1 Carlos Correa, R (1, 6)		C SL 84 B SI 92 D CH 89 B SL 86 S SL 85 1 SAFE F FF 93 X SL 85 3-2 G5-3 ② 1-2		B FF 95 X SL 84 1-0 G4-3 ③		B SL 83 B SL 82 B FF 95 B SL 83 4-0 13 WP BB		F SI 93 C ST 81 C ST 82 0-3 K ①		3	0	0	0	1	1	3
13 Tyler White, R (1, 10) OBP: 0.750, SLG: 0.800		F FF 94 F SL 84 D SL 85 F CH 90 F CH 88 S SL 87 1-3 K ③		S SL 83 F FF 94 X SL 86 0-2 22 FC3-6 1B	C FF 96 B SL 86 B SL 84 2-1 1-2 2-3 IBB			C SI 94 B ST 82 1-1 15 FC5 1-2 IBB		2	0	1	0	2	1	1
22 Josh Reddick, L (1, 9) OBP: 0.500, SLG: 0.500 11 Evan Gattis, R (6, PH) 6 Jake Marisnick, R (7, 8)			C SI 93 X SL 87 0-1 4 1B 15 SH3-4 1B		B SI 93 B SI 93 C FF 94 X CH 89 2-1 FC3-6 ① 1-2f	D FC 84 X FF 95 1-0 P4 ②		S ST 81 B ST 81 C SI 94 S ST 82 1-3 K ②		2 1 1	0 0 0	1 0 0	0 0 0	0 0 1	0 0 2	1 3 2
15 Martín Maldonado, R (1, 2) OBP: 0.143, SLG: 0.571			X SL 84 0-0 SH3-4 ① 1-2		C FF 94 S SL 85 1 SAFE D SL 86 F SL 84 B FF 95 S CH 90 2-3 K ②	S ST 81 S KC 79 S ST 81 0-3 K ③		X ST 82 0-0 FC5 ③ 1-2 2-3		3	0	0	0	0	2	6
Inning Stats	R: 0 E: 0 K: 1 S: 5 H: 0 LOB: 0 BB: 0 P: 9	R: 0 E: 0 K: 1 S: 14 H: 1 LOB: 1 BB: 0 P: 21	R: 0 E: 0 K: 0 S: 8 H: 2 LOB: 1 BB: 0 P: 11	R: 0 E: 0 K: 0 S: 6 H: 1 LOB: 1 BB: 0 P: 8	R: 0 E: 0 K: 1 S: 10 H: 1 LOB: 1 BB: 0 P: 14	R: 2 E: 0 K: 1 S: 16 H: 2 LOB: 3 BB: 3 P: 28	R: 1 E: 0 K: 1 S: 13 H: 1 LOB: 0 BB: 0 P: 17	R: 0 E: 0 K: 2 S: 10 H: 1 LOB: 2 BB: 1 P: 13		1B: 7 2B: 1 3B: 0 HR: 1 SF: 0 SAC: 1 DP: 1 HBP: 0						

BOTTOM

Cleveland Indians @ Houston Astros

Minute Maid Park, Houston, TX

Sat Oct 06 2018, 3:39 PM - 6:51 PM CDT

Att. 43,520 - Roof Closed - 73 F

livebaseballscorecards.com

AB	31
R	3
H	9
RBI	3
BB	4
SO	7
LOB	21

PITCHER		IP	WLS	BF	H	R	ER	SO	BB	IBB	HBP	BLK	WP	HR	S	P	ERA	WHIP
59 Carlos Carrasco, R	(1, 1)	5.1	L	22	6	2	2	3	1	0	0	0	0	0	52	77	3.38	1.312
ERA: 3.38																		
24 Andrew Miller, L	(6, 1)	0.0	B	3	1	0	0	0	1	1	0	0	1	0	3	9	∞	∞
ERA:																		
47 Trevor Bauer, R	(6, 1)	1.2		6	1	1	1	2	0	0	0	0	0	1	17	22	5.40	0.600
ERA: 3.38																		
33 Brad Hand, L	(8, 1)	1.0		5	1	0	0	2	0	1	0	0	0	0	10	13	0.00	1.000
ERA:																		

PITCHER	IP	WLS	BF	H	R	ER	SO	BB	IBB	HBP	BLK	WP	HR	S	P	ERA	WHIP

Batter	1	2	3	4	5	6	7	8	9	AB	R	H	RBI	BB	SO	LOB
4 George Springer, R (1, 8) (8, 9) OBP: 0.429, SLG: 1.071	C FF 95 S FF 96 S FF 96 0-3 ① K		C SL 79 1 SAFE C FF 96 S SL 83 0-3 ① K		X SL 82 0-0 HR		S ST 80 1 SAFE B FF 96 D KC 81 F FF 96 B KC 79 X ST 82 3-2 27 FC6-4 1-3 1B	X FF 94 0-0 HR	F SI 87 X SL 77 0-1 ① F9	6	2	3	2	0	2	2
27 Jose Altuve, R (1, 4) OBP: 0.286, SLG: 0.571	T FF 96 X SL 82 0-1 ② G6-3		B FF 94 C CH 89 F FF 94 1 SAFE F SL 81 1 SAFE 1 SAFE B FF 94 X CU 78 2-2 2 HBP 1-3 1B		F FF 94 B FF 96 B CU 78 F FF 96 B CU 77 S SL 82 3-3 ② K		C SI 95 D KC 81 C KC 79 X ST 82 1-2 ① FC6-4 10 BB 2 E 9 2B 1-2f 3-H	F FF 94 F KC 83 F KC 83 X FF 94 0-2 10 WP 9 1B 2B	F SI 86 S SL 77 B SI 86 B SL 78 F SI 88 X SI 88 2-2 ② G4-3 1-3	6	2	2	1	0	1	2
2 Alex Bregman, R (1, 5) OBP: 0.714, SLG: 1.333	X FF 97 0-0 2B		B FF 93 C FF 93 F CU 77 1 SAFE F SL 81 B FF 95 H FF 94 3-2 1-2 HBP		B FF 96 B CH 90 C FF 95 F CH 89 B FF 97 F SL 82 B CH 90 4-2 BB		B SI 94 C FC 86 F FF 96 X SI 95 1-2 FC1 10 BB 9 2B 1-2	0-0 9 1B 10 WP 1 WP IBB	T SI 87 B SL 78 X SI 87 1-1 10 1B 3-H 1B	3	2	2	1	2	0	1
10 Yuli Gurriel, R (1, 3) OBP: 0.357, SLG: 0.273	B SL 82 B SL 82 S SL 80 S FF 96 F FF 97 B SL 80 C FF 96 3-3 ③ K		C SL 78 F FF 95 S SL 80 0-3 ② K		B FF 96 C FF 95 1 SAFE 1 SAFE F SL 81 S FF 95 1-3 ③ K		T FF 96 B ST 83 F FF 96 B ST 83 B ST 82 B SI 95 4-2 9 2B 1-2 2-3 BB	B FF 94 B KC 84 2-0 1 WP 9 1B 1 HR 1-2 2-3 IBB	X SL 77 0-0 1-2 1B	4	1	1	0	2	3	5
9 Marwin Gonzalez, S (1, 7) OBP: 0.571, SLG: 0.692		C FF 94 S CU 76 B CU 76 B SL 82 S CU 77 2-3 ① K	F FF 93 D CH 89 B SL 80 X FF 93 2-1 ③ L7			B C FF 94 B CH 87 X CH 87 2-1 ① L9	B FF 96 B FC 89 B FF 96 C FF 96 X FF 95 3-1 1-3 2-H 3-H 2B	F ST 80 X ST 81 0-1 1 WP 1 HR 1-2 2-3 3-H 1B	B SI 87 B FF 87 C FF 86 B FF 87 S FF 87 X FF 88 3-2 ③ F7	6	1	2	3	0	1	5
22 Josh Reddick, L (1, 9) OBP: 0.400, SLG: 0.400 11 Evan Gattis, R (8, PH) 6 Jake Marisnick, R (8, 8)		C FF 95 T FF 95 F CH 90 S CU 77 0-3 ② K		B FF 93 C CH 87 B FF 93 B FF 92 S FF 93 X FF 93 3-2 ① F7		B FF 95 X FF 95 1-0 1B	B SL 82 C FF 94 S SL 84 F FF 96 X SL 83 1-2 ② F7	B ST 81 B FF 93 C ST 81 F ST 82 C FF 94 2-3 ② K		4 1 0	0 0 0	1 0 0	0 0 0	0 0 0	1 1 0	2 3 0
1 Carlos Correa, R (1, 6) OBP: 0.308, SLG: 0.400		B FF 96 C SL 81 B FF 97 B FF 95 C FF 96 B FF 97 4-2 BB		C FF 95 B CU 78 B FF 94 X SL 79 2-1 ② F8		C FF 94 X ST 79 0-1 ② P4	C FF 95 B SL 84 B SL 82 B SL 84 C SL 84 F SL 85 F SL 84 B FF 95 4-2 BB	B ST 81 B SI 93 B ST 81 X FF 91 3-0 1-H 2-H 3-H HR		3	1	1	3	2	0	1
16 Brian McCann, L (1, 2) 13 Tyler White, R (7, PH) OBP: 0.667, SLG: 0.667 15 Martín Maldonado, R (7, 2) OBP: 0.125, SLG: 0.500		B FF 95 S FF 95 B CU 77 T FF 95 X FF 95 2-2 ③ G3		C FF 94 B CU 76 C FF 94 S CU 76 1-3 ③ K		C FF 94 S FF 93 B FF 96 S FF 95 1-3 ③ K	C KC 84 B FF 94 F FF 94 S KC 84 1-3 ③ K	B ST 80 S ST 81 S ST 82 S ST 82 1-3 ③ K		3 1 1	0 0 0	0 0 0	0 0 0	0 0 0	2 1 1	2 3 0
18 Tony Kemp, L (1, 10) OBP: 0.600, SLG: 0.333			B FF 94 B FF 93 C FF 94 B FF 94 C FF 93 B FF 94 4-2 27 1B 27 E BB		B FF 92 S CH 86 B CH 88 B FF 93 C FF 93 X FF 94 3-2 ① F7		X FF 94 0-0 4 1B 4 E 27 FC6-4 1B	C KC 82 F FF 94 C FF 94 0-3 ① K	B SI 86 B SI 87 C FF 86 S SI 86 F SI 89 B SI 89 F FF 88 B SI 89 4-2 27 G4-3 2 1B 27 BLK BB	3	2	1	0	2	1	0
Inning Stats	R: 0 E: 0 K: 2 S: 10 H: 1 LOB: 1 BB: 0 P: 13	R: 0 E: 0 K: 2 S: 12 H: 0 LOB: 1 BB: 1 P: 20	R: 0 E: 1 K: 2 S: 17 H: 1 LOB: 3 BB: 1 P: 28	R: 0 E: 0 K: 1 S: 8 H: 0 LOB: 0 BB: 0 P: 14	R: 1 E: 0 K: 2 S: 13 H: 1 LOB: 1 BB: 1 P: 24	R: 0 E: 0 K: 1 S: 8 H: 1 LOB: 1 BB: 0 P: 12	R: 3 E: 2 K: 1 S: 25 H: 3 LOB: 3 BB: 2 P: 43	R: 6 E: 0 K: 3 S: 17 H: 4 LOB: 0 BB: 2 P: 25	R: 1 E: 0 K: 0 S: 16 H: 2 LOB: 2 BB: 1 P: 26	1B: 7 2B: 3 3B: 0 HR: 3 SF: 0 SAC: 0 DP: 0 HBP: 1						

PITCHER		IP	WLS	BF	H	R	ER	SO	BB	IBB	HBP	BLK	WP	HR	S	P	ERA	WHIP
52 Mike Clevinger, R ERA: 1.8	(1, 1)	5.0		22	3	1	1	9	3	0	1	0	0	1	60	99	1.80	1.200
47 Trevor Bauer, R ERA: 6.75	(6, 1)	1.1	L	10	4	3	2	1	1	0	0	0	0	0	22	38	13.50	3.750
24 Andrew Miller, L ERA:	(7, 1)	0.1		2	0	0	0	0	1	0	0	0	0	0	8	13	0.00	3.000
37 Cody Allen, R ERA: 54.0	(7, 1)	0.2		6	2	4	4	2	0	2	0	0	1	1	11	14	54.00	3.000
33 Brad Hand, L ERA: 10.8	(8, 1)	0.2		4	2	2	2	2	0	0	0	0	1	1	9	15	27.00	3.000

PITCHER		IP	WLS	BF	H	R	ER	SO	BB	IBB	HBP	BLK	WP	HR	S	P	ERA	WHIP
90 Adam Cimber, R ERA: 4.5	(9, 1)	1.0		6	2	1	1	0	1	0	0	1	0	0	16	26	9.00	3.000

TOP

Houston Astros @ Cleveland Indians

Progressive Field, Cleveland, OH

Mon Oct 08 2018, 1:33 PM - 5:35 PM EDT

Att. 37,252 - Partly Cloudy - 85 F

livebaseballscorecards.com

AB	41
R	11
H	13
RBI	10
BB	8
SO	14
LOB	26

Houston Astros @ Cleveland Indians

Progressive Field, Cleveland, OH

Mon Oct 08 2018, 1:33 PM - 5:35 PM EDT

Att. 37,252 - Partly Cloudy - 85 F

BOTTOM

Batter	1	2	3	4	5	6	7	8	9	AB	R	H	RBI	BB	SO	LOB
12 Francisco Lindor, S (1, 6) OBP: 0.364, SLG: 0.909	C SI 90 S SI 92 B SL 82 X SI 93 1-2 G6-3 ①		X SI 90 0-0 SH1-3 ① 1-2 2-3		X FC 88 0-0 HR			B CH 88 C KC 86 S KC 87 F KC 86 X FF 97 1-2 23 1B 1B		3	1	2	1	0	0	0
23 Michael Brantley, L (1, 7) OBP: 0.250, SLG: 0.200	C SI 92 X SI 91 0-1 G3 ②		C SI 91 X SI 90 0-1 SF8 ② 2-3 3-H		X SI 91 0-0 G3 ③			B SI 96 X SI 96 1-0 11 G6-3 1B 1-2		3	0	1	1	0	0	0
11 José Ramírez, S (1, 4)	C SI 92 B SI 92 B SL 81 X SI 91 2-1 G6-3 ③		B SI 92 X SI 92 1-0 F8 ③			C FF 92 X CU 76 0-1 P6 ①		C KC 86 B KC 86 X KC 87 1-1 G6-3 ②③ 1-2f		4	0	0	0	0	0	3
10 Edwin Encarnación, R (1, 3) OBP: 0.250, SLG: 0.100		B SL 80 S SI 90 B SI 91 F SI 91 B SL 83 F SI 91 F SI 91 X SI 91 3-2 F9 ①		B SL 79 C SL 79 B SL 80 F FC 88 F FF 91 X SL 81 2-2 G6-3 ①		F FF 93 C ST 79 B ST 81 F FF 93 S ST 81 1-3 K ②			B FC 91 B FC 91 B FC 91 B FC 92 4-0 1 G5-6-3 27 1B 53 WP BB	3	1	0	0	1	1	0
27 Josh Donaldson, R (1, 5) OBP: 0.167, SLG: 0.091		F SI 92 B SI 91 B SI 92 X SI 91 2-1 G4-3 ②		B SI 90 B SI 91 B CH 81 F SI 91 B SI 90 4-1 BB		C FF 93 S FF 94 B ST 80 B FF 94 S ST 81 2-3 K ③			B CU 82 C FC 91 B FC 91 X FC 92 2-1 1 G5-6-3 1B 1-2	3	0	1	0	1	1	0
36 Yandy Díaz, R (1, 10) OBP: 0.333, SLG: 0.667 1 Greg Allen, S (9, PH)		B SI 91 F SI 91 F SI 91 X FF 92 1-2 6 FC5 2B		B FC 87 F SI 90 F FC 89 F CH 81 B CH 81 X SL 82 2-2 P4 ②			C FF 92 C ST 80 S ST 80 0-3 K ①		X FC 92 0-0 G5-6-3 ①② 1-2f 2-3	3 1	0 0	1 0	0 0	0 0	1 0	1 2
6 Brandon Guyer, R (1, 9) 53 Melky Cabrera, S (7, PH) OBP: 0.125, SLG: 0.125 (8, 9)		C SI 91 B FF 92 B FF 92 C CH 82 F FF 92 X SL 81 2-2 FC5 ③ 2-3		F SI 91 B FC 88 F FF 91 C SI 91 1-3 K ③			C FF 93 X CU 77 0-1 G3-1 ②		B FC 92 B FC 92 B FC 92 C FC 91 X FC 90 3-1 G3-1 ③ 3-H	2 2	0 0	0 0	0 0	0 0	1 0	2 0
7 Yan Gomes, R (1, 2) OBP: 0.333, SLG: 0.250			B SI 89 F SI 90 X FC 88 1-1 12 SH1-3 22 1B 23 SF8 1B		B SI 89 B CH 81 C SI 90 F FC 89 B SL 81 F SI 90 X FF 91 3-2 F9 ①		S FF 93 B FF 92 F FF 93 S ST 79 1-3 K ③			3	1	1	0	0	1	0
22 Jason Kipnis, L (1, 8) OBP: 0.111, SLG: 0.111			F SI 90 B SI 91 X SI 90 1-1 23 SF8 12 SH1-3 1-2 1B		B SL 80 C SI 91 B SL 81 F SI 91 S SI 91 2-3 K ②			B SI 95 C KC 86 F KC 86 B CH 89 X KC 87 2-2 F8 ①		3	0	1	0	0	1	0
Inning Stats	R: 0 E: 0 K: 0 S: 7 H: 0 LOB: 0 BB: 0 P: 10	R: 0 E: 0 K: 0 S: 14 H: 1 LOB: 1 BB: 0 P: 22	R: 1 E: 0 K: 0 S: 8 H: 2 LOB: 1 BB: 0 P: 11	R: 0 E: 0 K: 1 S: 12 H: 0 LOB: 1 BB: 1 P: 21	R: 1 E: 0 K: 1 S: 9 H: 1 LOB: 0 BB: 0 P: 14	R: 0 E: 0 K: 2 S: 9 H: 0 LOB: 0 BB: 0 P: 12	R: 0 E: 0 K: 2 S: 8 H: 0 LOB: 0 BB: 0 P: 9	R: 0 E: 0 K: 0 S: 10 H: 2 LOB: 1 BB: 0 P: 15	R: 1 E: 0 K: 0 S: 5 H: 1 LOB: 0 BB: 1 P: 14	1B: 5 2B: 1 3B: 0 HR: 1 SF: 1 SAC: 1 DP: 2 HBP: 0						

PITCHER		IP	WLS	BF	H	R	ER	SO	BB	IBB	HBP	BLK	WP	HR	S	P	ERA	WHIP
60 Dallas Keuchel, L ERA: 3.6	(1, 1)	5.0		20	4	2	2	2	1	0	0	0	0	1	50	78	3.60	1.000
31 Collin McHugh, R ERA:	(6, 1)	2.0	W	6	0	0	0	4	0	0	0	0	0	0	17	21	0.00	0.000
43 Lance McCullers Jr., R ERA:	(8, 1)	1.0		4	2	0	0	0	0	0	0	0	0	0	10	15	0.00	2.000
36 Will Harris, R ERA: 9.0	(9, 1)	1.0		4	1	1	1	0	1	0	0	0	1	0	5	14	9.00	2.000

PITCHER	IP	WLS	BF	H	R	ER	SO	BB	IBB	HBP	BLK	WP	HR	S	P	ERA	WHIP

AB	30
R	3
H	7
RBI	2
BB	2
SO	6
LOB	8

livebaseballscorecards.com