

Cleveland Indians - 2019

Batter	1	2	3	4	5	6	7	8	9	AB	R	H	RBI	BB	SO	LOB	TOP					
13 Leonys Martin, L OBP: 0.400, SLG: 0.400 67 Oscar Mercado, R OBP: 0.333, SLG: 0.833	G5-3		G6-3 26 2B 41 G6-3 1B		CS	CS	P3			3	1	2	0	0	0	0						
26 Max Moroff, S OBP: 0.400, SLG: 0.500 24 Tyler Freeman, R OBP: 0.333, SLG: 0.833	K		2B		CS	CS		G6-3		2	0	1	0	1	1	0						
41 Carlos Santana, S OBP: 0.333, SLG: 0.800 93 Wilson Garcia, S OBP: 1.000, SLG: 1.500	G4-3		G5-3				HR			3	1	1	3	0	0	1						
27 Kevin Plawecki, R OBP: 0.250, SLG: 0.500 40 Tim Federowicz, R OBP: 0.250, SLG: 0.500		G6-3	G3				HR			2	0	0	0	0	0	1						
32 Trayce Thompson, R OBP: 0.250, SLG: 0.286 72 Alex Call, R OBP: 0.250, SLG: 0.286					P3					2	1	0	0	1	0	2						
9 Brandon Barnes, R OBP: 0.250, SLG: 0.286 83 Mike Papi, L OBP: 0.429, SLG: 0.200					P6					3	0	0	0	0	1	3						
71 Daniel Johnson, L OBP: 0.556, SLG: 1.286 89 Ka'ai Tom, L					P3					3	1	2	2	0	0	0						
75 Yu Chang, R OBP: 0.143, SLG: 0.286 84 Tyler Krieger, S										2	0	0	0	0	1	0						
84 Ernie Clement, R OBP: 0.333, SLG: 0.625 70 Tyler Fris, S										3	0	0	0	0	0	0						
Inning Stats	R: 0 E: 0 K: 1 S: 12	H: 0 LOB: 0 BB: 0 P: 21	R: 1 E: 0 K: 1 S: 11	H: 1 LOB: 1 BB: 1 P: 16	R: 1 E: 0 K: 0 S: 11	H: 2 LOB: 1 BB: 0 P: 14	R: 0 E: 0 K: 0 S: 11	H: 0 LOB: 0 BB: 0 P: 13	R: 0 E: 0 K: 0 S: 7	H: 1 LOB: 1 BB: 0 P: 12	R: 2 E: 0 K: 0 S: 10	H: 2 LOB: 1 BB: 1 P: 19	R: 1 E: 0 K: 0 S: 10	H: 1 LOB: 0 BB: 0 P: 14	R: 0 E: 0 K: 1 S: 9	H: 1 LOB: 1 BB: 0 P: 12	R: 0 E: 0 K: 2 S: 11	H: 0 LOB: 0 BB: 0 P: 15	1B: 3 2B: 2 3B: 1 HR: 2	SF: 0 SAC: 0 DP: 0 HBP: 0	WP: 0 PB: 0 SB: 0 CS: 1	PA: 37
PITCHER	IP	WLS	BF	H	R	ER	SO	BB	IBB	HBP	BLK	WP	HR	S	P	ERA	WHIP					
21 Kyle Freeland, L ERA: 4.5 52 Chris Rusin, L ERA: 9.0 18 Seunghwan Oh, R ERA: 9.0 76 Rico Garcia, R ERA: 9.0 83 Evan Grills, L ERA: 4.5	2.0	L	8	1	1	1	2	1	0	0	0	0	0	23	37	4.50	1.000					
PITCHER	IP	WLS	BF	H	R	ER	SO	BB	IBB	HBP	BLK	WP	HR	S	P	ERA	WHIP					
46 Rayan González, R ERA:	1.0		3	0	0	0	2	0	0	0	0	0	0	11	14	9.00	2.000					

Cleveland Indians @ Colorado Rockies
Salt River Fields at Talking Stick, Scottsdale, AZ
Tue Feb 26 2019, 3:13 PM - 5:45 PM EST
Att: 5,074 - Sunny - 70 F

AB 33
R 5
H 8
RBI 5
BB 2
SO 5
LOB 10



Batter	1	2	3	4	5	6	7	8	9	AB	R	H	RBI	BB	SO	LOB	BOTTOM					
1 Garrett Hampson, R OBP: 0.500, SLG: 0.857 31 Yonathan Daza, R OBP: 0.286, SLG: 0.286	F7			G4-3 9 1B		CS			F7	2	0	1	0	0	0	0						
9 Daniel Murphy, L OBP: 0.400, SLG: 1.000 79 Colton Welker, R OBP: 0.400, SLG: 1.000	L9			G4-3						2	0	0	0	0	1	0						
20 Ian Desmond, R OBP: 0.429, SLG: 0.667 3 Mike Tauchman, L OBP: 0.429, SLG: 0.667	G6-3			BB						1	0	0	0	1	0	0						
42 Chris Iannetta, R OBP: 0.429, SLG: 0.667 43 Sam Hilliard, L OBP: 0.429, SLG: 0.667		P3		F9						2	0	0	0	0	1	2						
24 Ryan McMahon, L OBP: 0.444, SLG: 0.286 73 Brian Mundell, R OBP: 0.429, SLG: 0.667										1	1	0	0	0	1	0						
65 Brendan Rodgers, R OBP: 0.429, SLG: 0.667 50 Brett Nicholas, L OBP: 0.500, SLG: 0.333 66 Brian Serven, R OBP: 0.429, SLG: 0.667		G6-3								2	0	0	0	0	0	0						
15 Raimel Tapia, L OBP: 0.455, SLG: 0.700 56 Noel Cuevas, R OBP: 0.250, SLG: 0.375										2	0	1	0	0	1	0						
4 Pat Valaika, R OBP: 0.375, SLG: 0.500 70 Peter Mooney, L OBP: 0.143, SLG: 0.143										2	0	1	1	0	0	0						
14 Tony Wolters, L OBP: 0.250, SLG: 0.250 82 Bret Boswell, L										2	0	0	0	0	2	0						
Inning Stats	R: 0 E: 0 K: 0 S: 10	H: 0 LOB: 0 BB: 0 P: 17	R: 0 E: 0 K: 1 S: 6	H: 0 LOB: 0 BB: 0 P: 7	R: 0 E: 0 K: 1 S: 9	H: 0 LOB: 0 BB: 0 P: 12	R: 0 E: 0 K: 0 S: 8	H: 1 LOB: 1 BB: 1 P: 14	R: 1 E: 0 K: 0 S: 9	H: 2 LOB: 1 BB: 0 P: 14	R: 0 E: 0 K: 1 S: 7	H: 0 LOB: 0 BB: 1 P: 14	R: 0 E: 0 K: 0 S: 6	H: 0 LOB: 0 BB: 0 P: 11	R: 0 E: 0 K: 2 S: 7	H: 0 LOB: 0 BB: 0 P: 10	R: 2 E: 0 K: 1 S: 16	H: 2 LOB: 2 BB: 1 P: 25	1B: 3 2B: 2 3B: 0 HR: 0	SF: 0 SAC: 0 DP: 1 HBP: 2	WP: 0 PB: 0 SB: 0 CS: 2	PA: 36
PITCHER	IP	WLS	BF	H	R	ER	SO	BB	IBB	HBP	BLK	WP	HR	S	P	ERA	WHIP					
72 Sam Hentges, L ERA: 0.000 61 Dan Otero, R ERA: 0.000 90 Adam Cimber, R ERA: 0.000 63 Josh Smith, L ERA: 3.0 80 Henry Martinez, R ERA: 0.000	1.0	W	3	0	0	0	1	0	0	0	0	0	0	6	7	0.00	0.000					
PITCHER	IP	WLS	BF	H	R	ER	SO	BB	IBB	HBP	BLK	WP	HR	S	P	ERA	WHIP					
83 Sean Brady, L ERA: 13.5 82 Luke Eubank, R ERA: 13.5 88 James Karinchak, R ERA: 13.5	2.0		6	0	0	0	2	0	0	0	0	0	0	13	21	0.00	0.000					

Cleveland Indians @ Colorado Rockies
Salt River Fields at Talking Stick, Scottsdale, AZ
Tue Feb 26 2019, 3:13 PM - 5:45 PM EST
Att: 5,074 - Sunny - 70 F

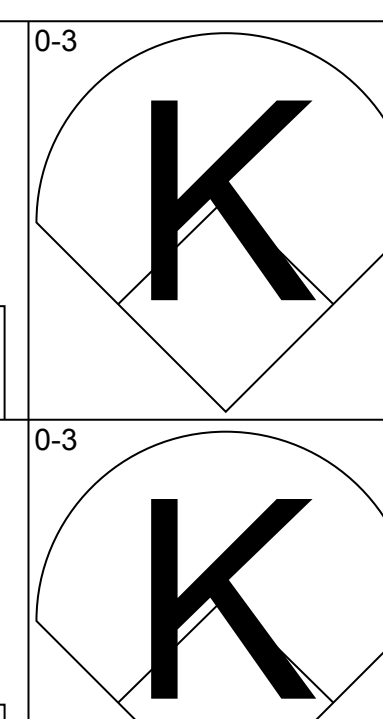
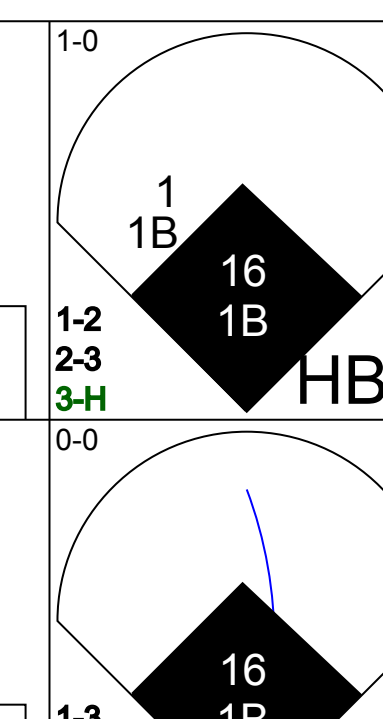
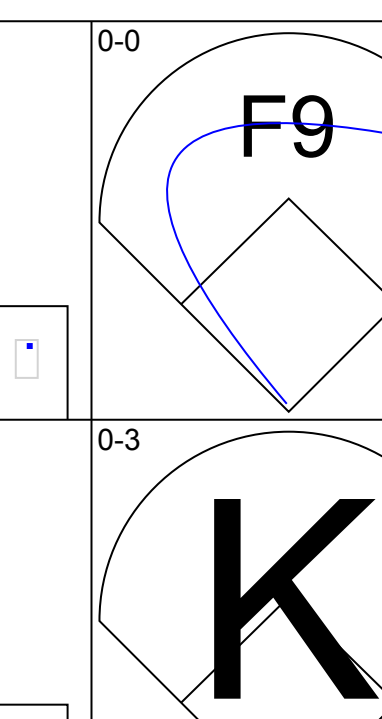
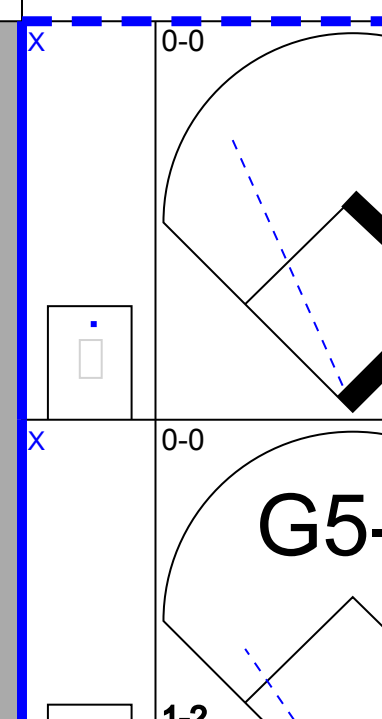
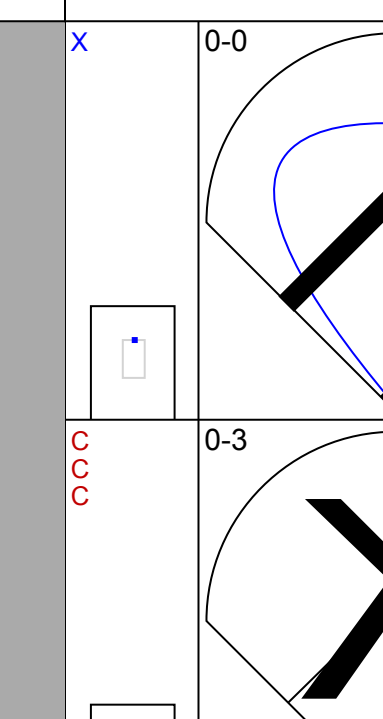
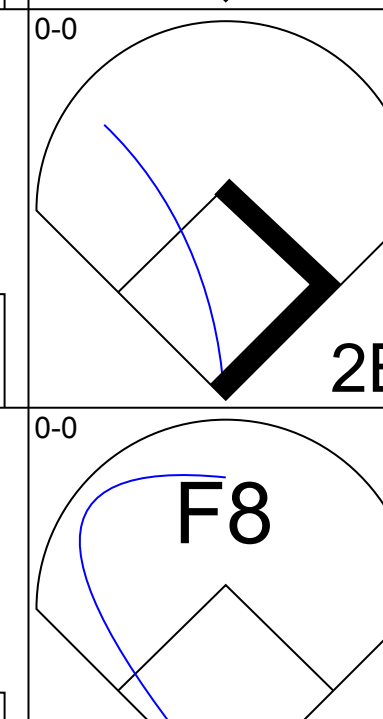
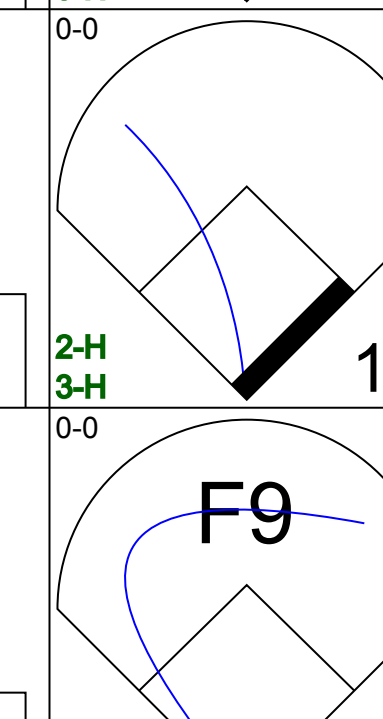

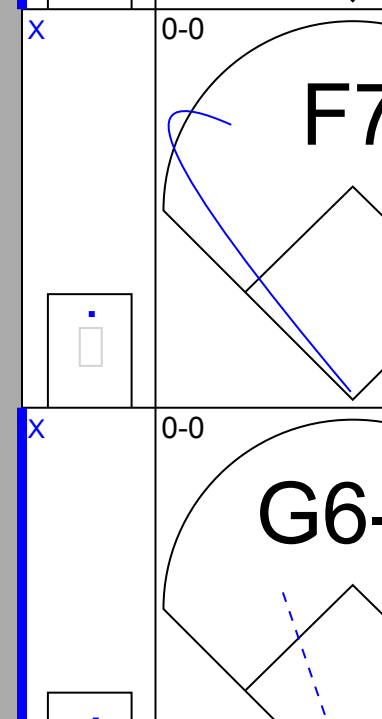
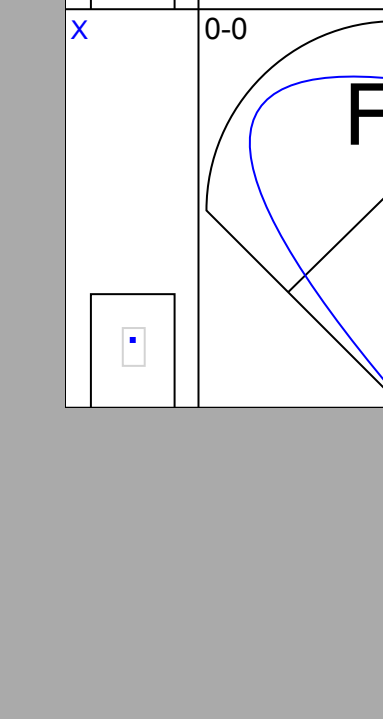

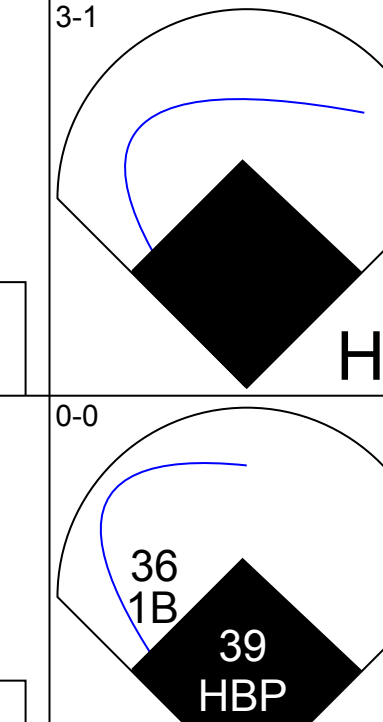
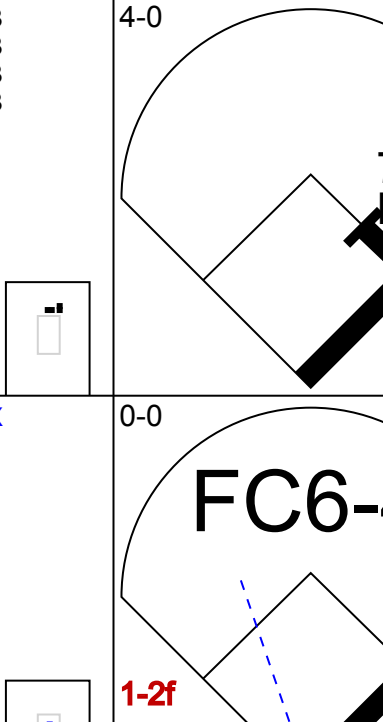

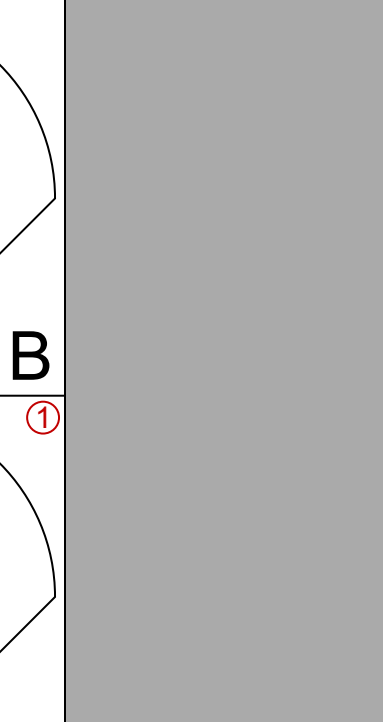

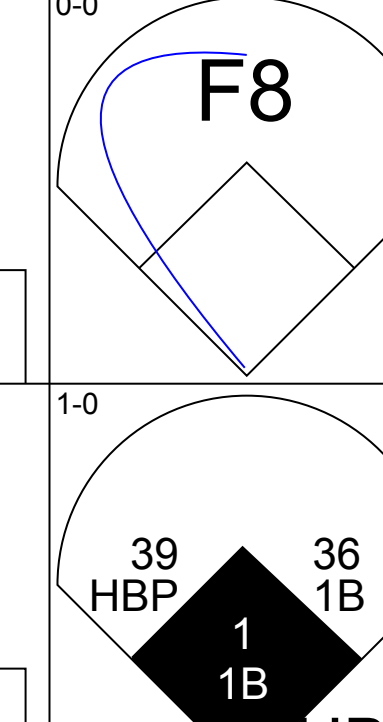

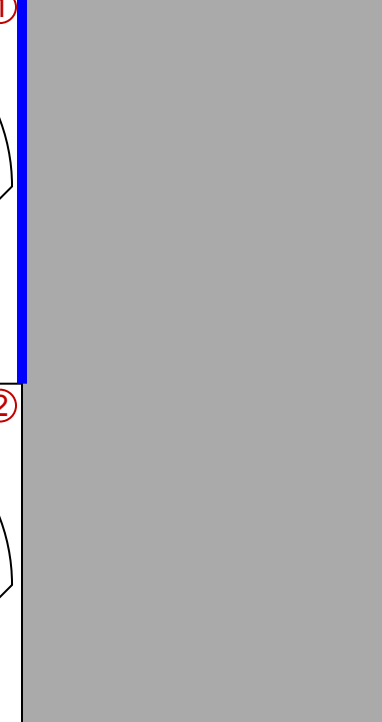
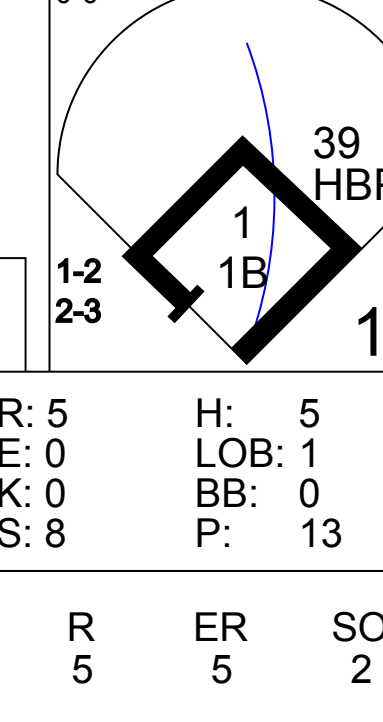
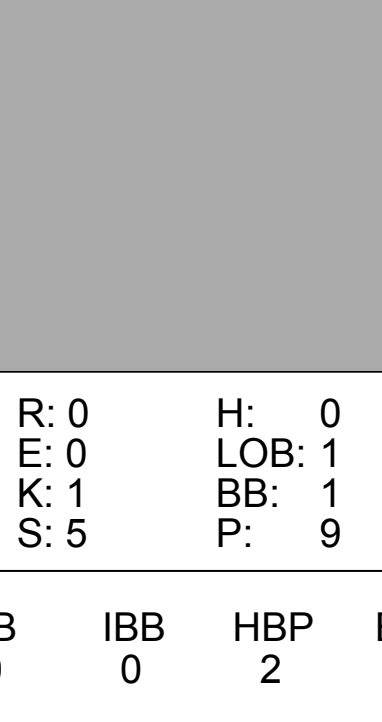
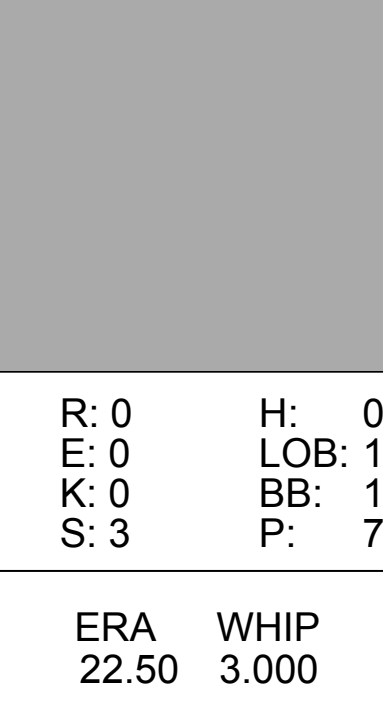

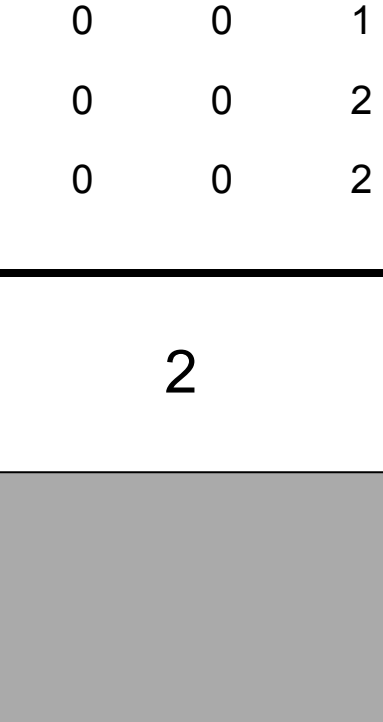
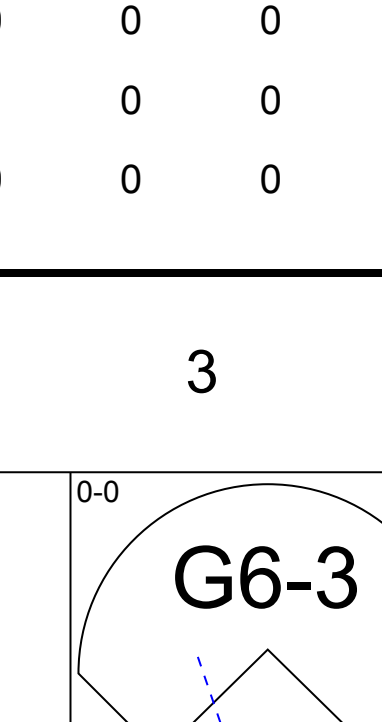
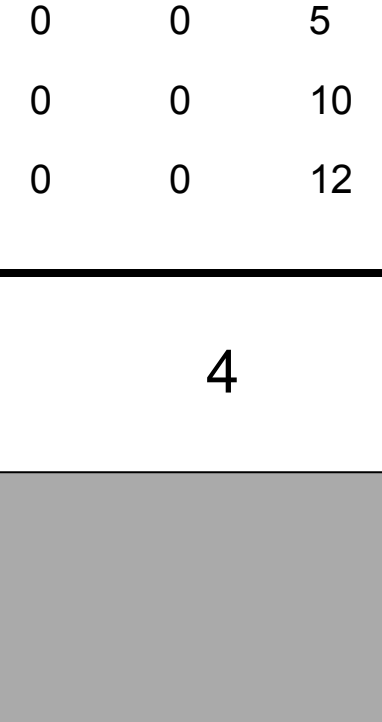

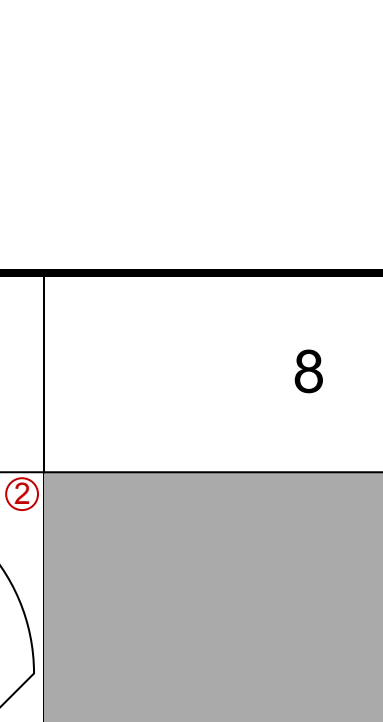


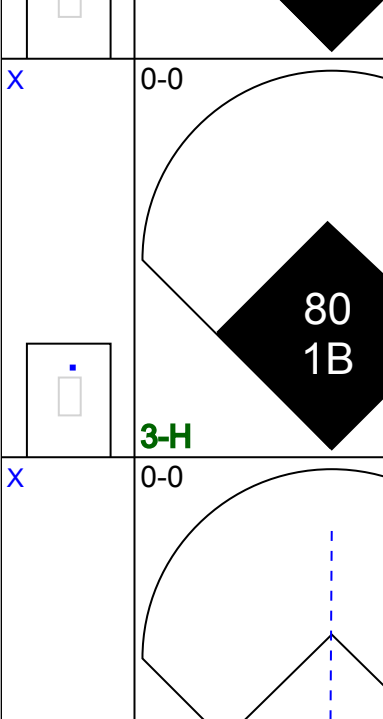
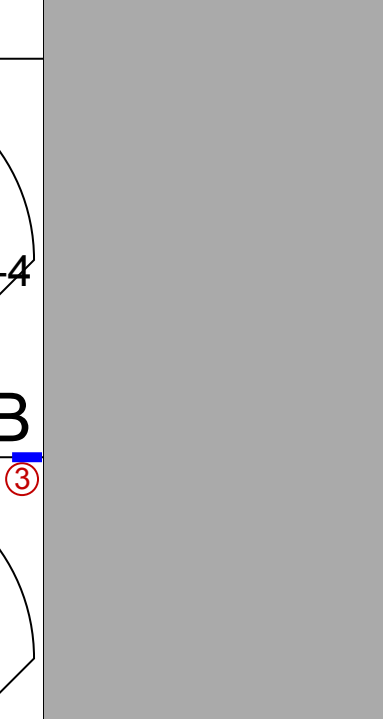
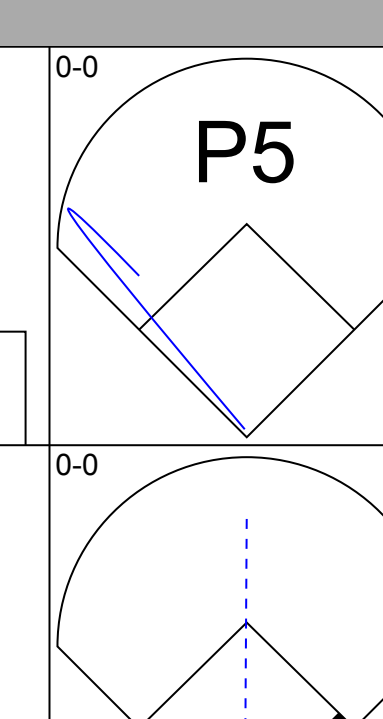

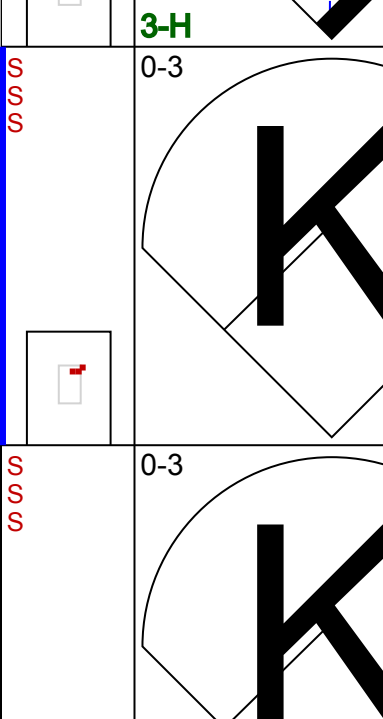
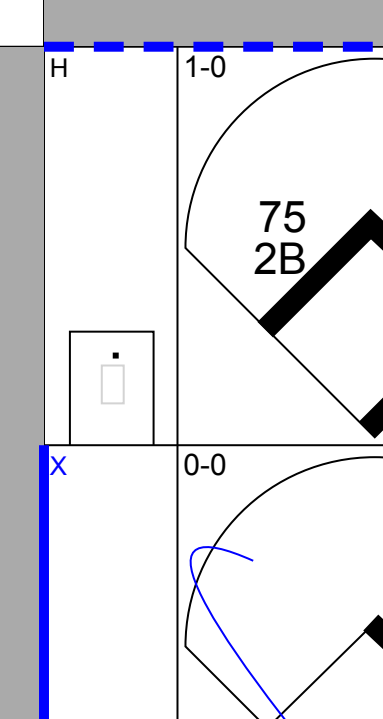
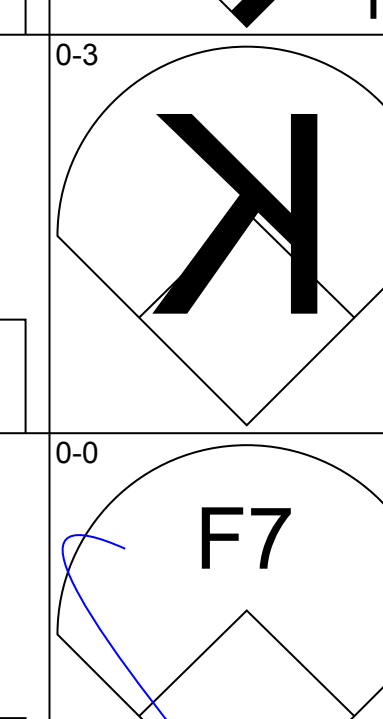


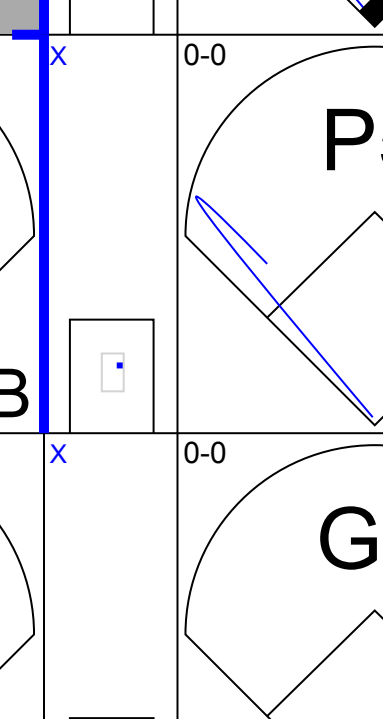
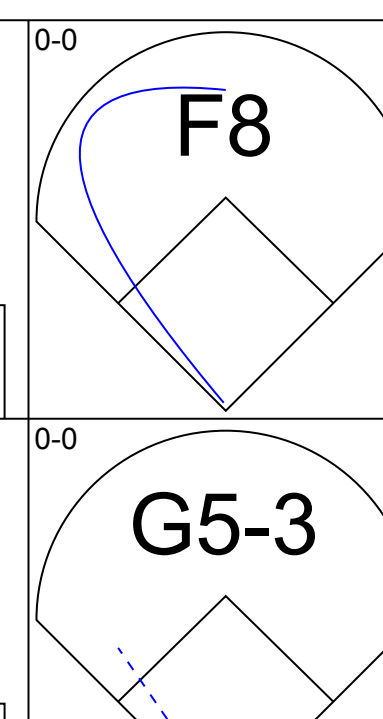
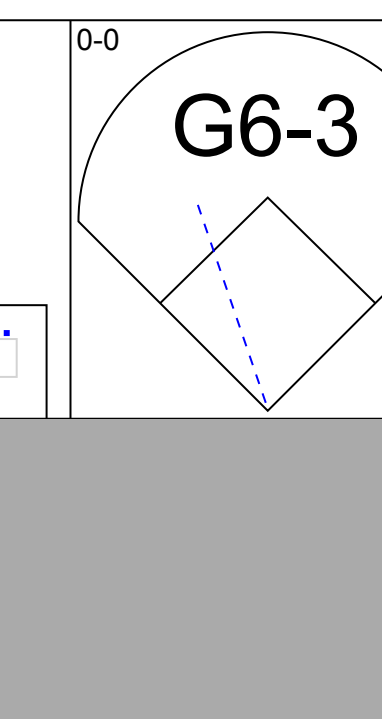
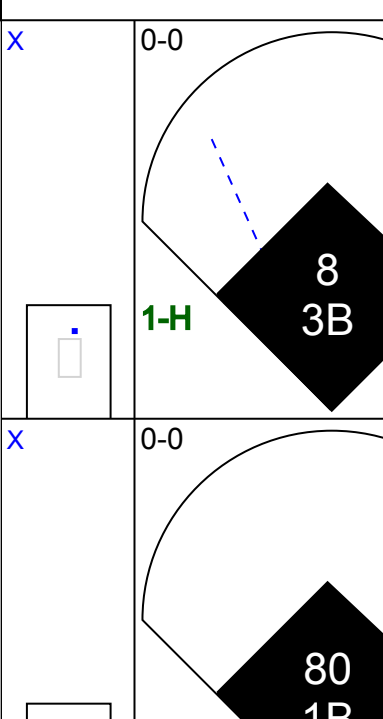
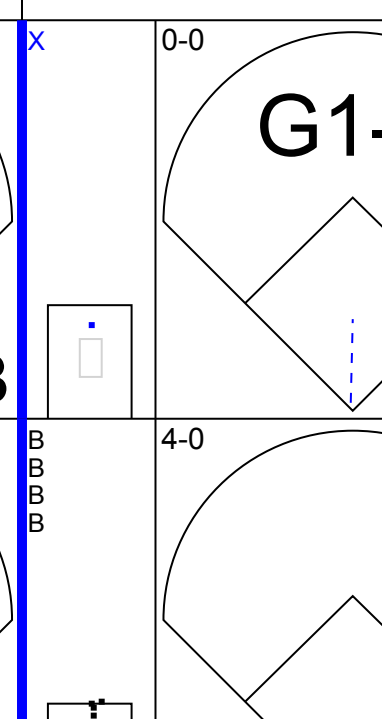
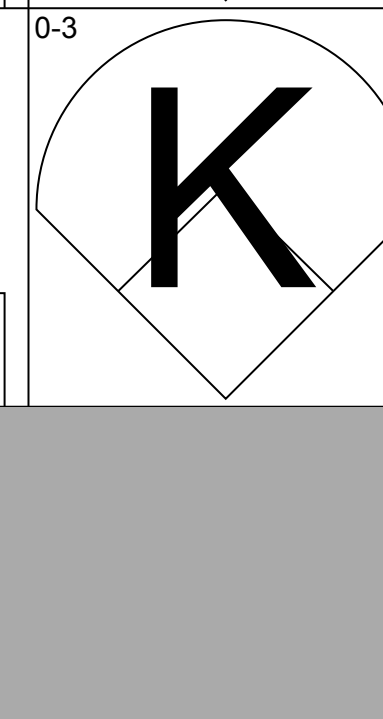
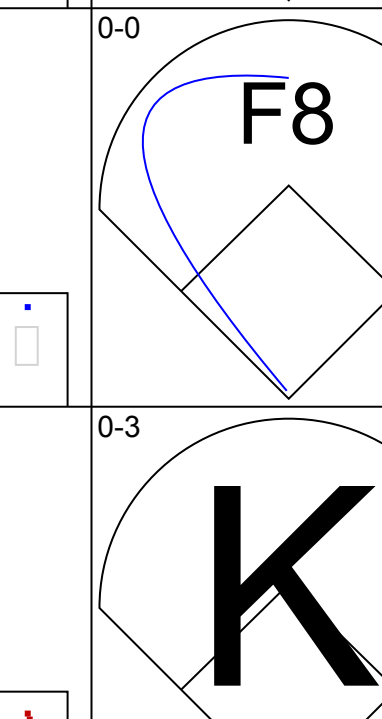
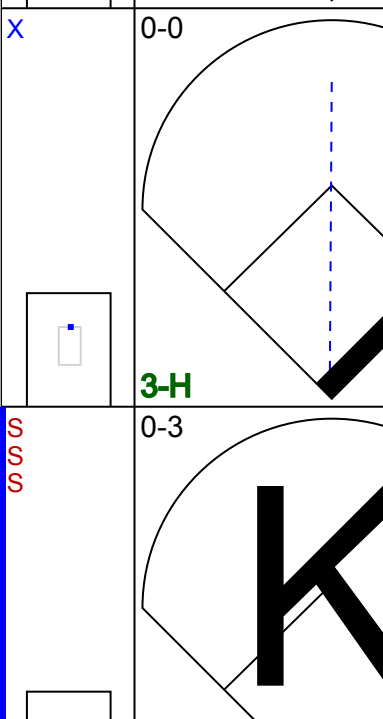
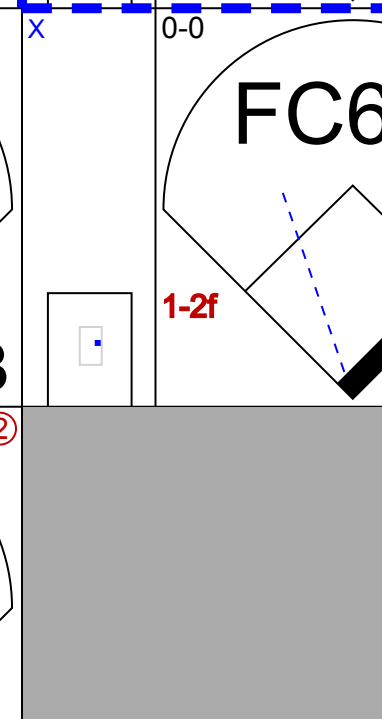


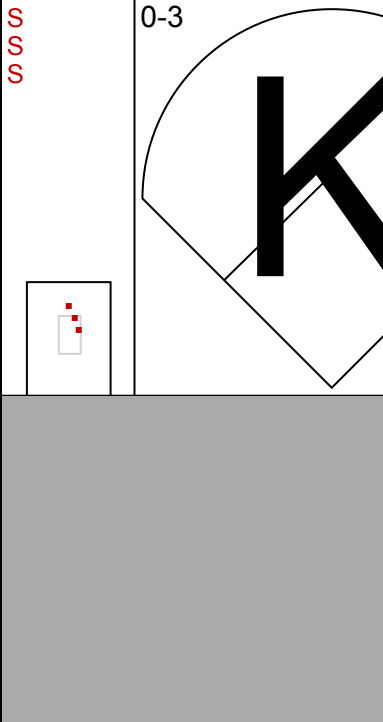
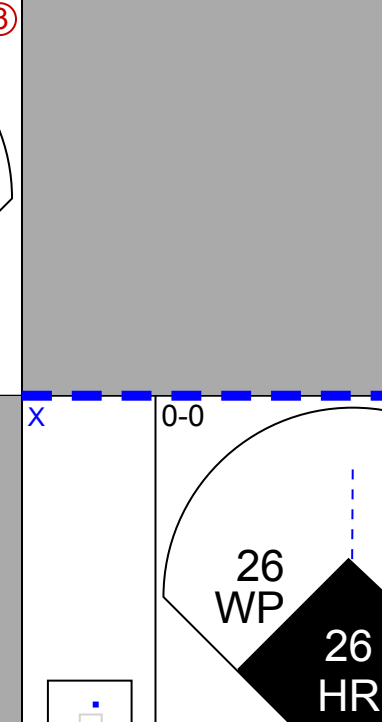


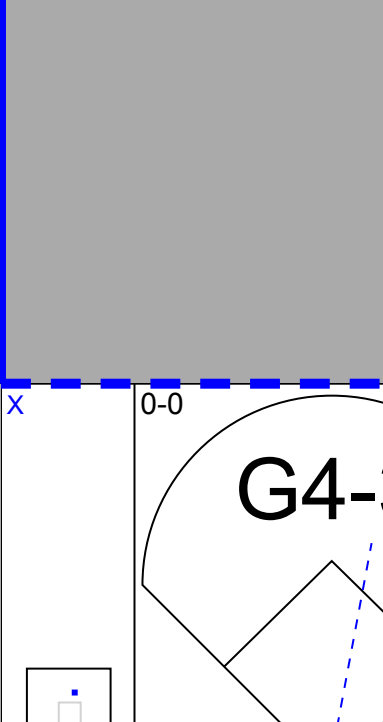
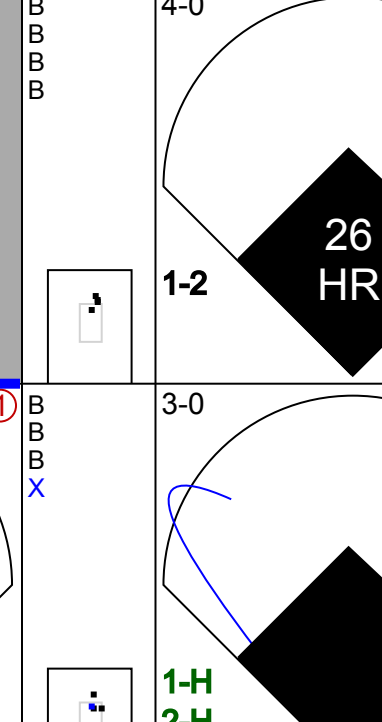
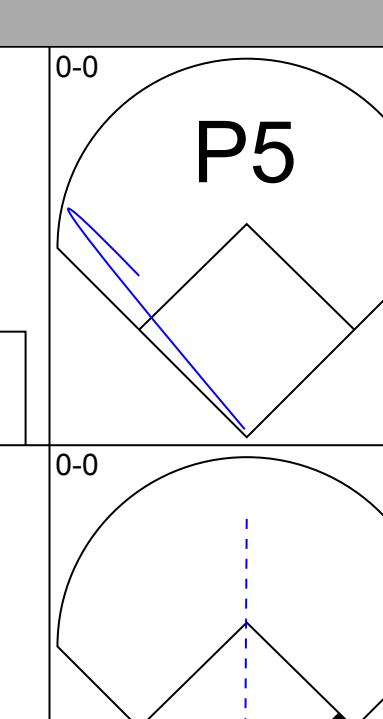
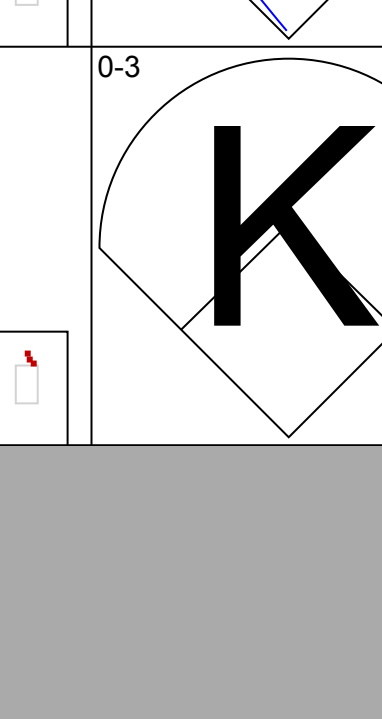
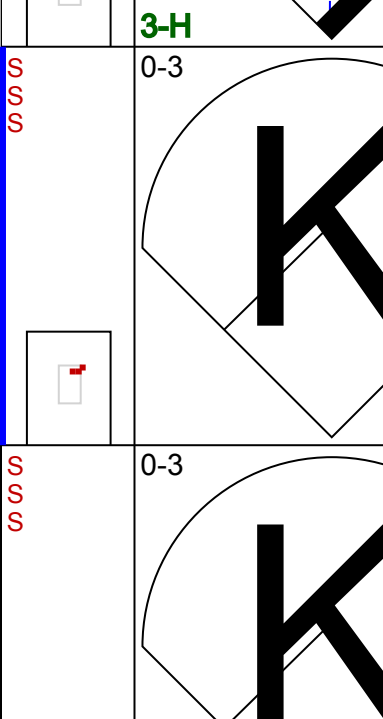
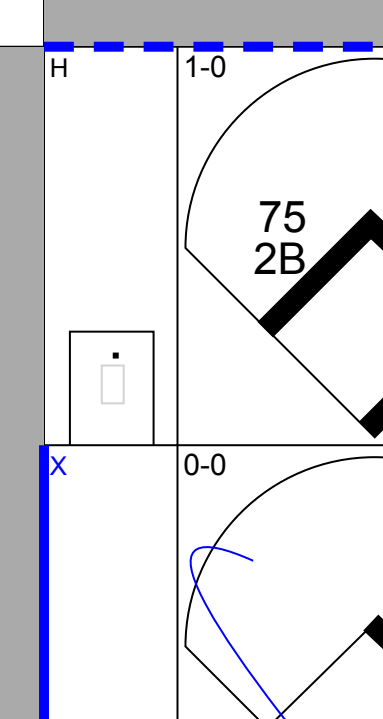
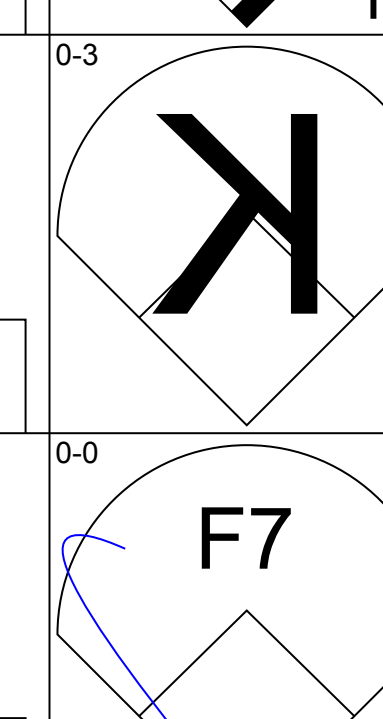

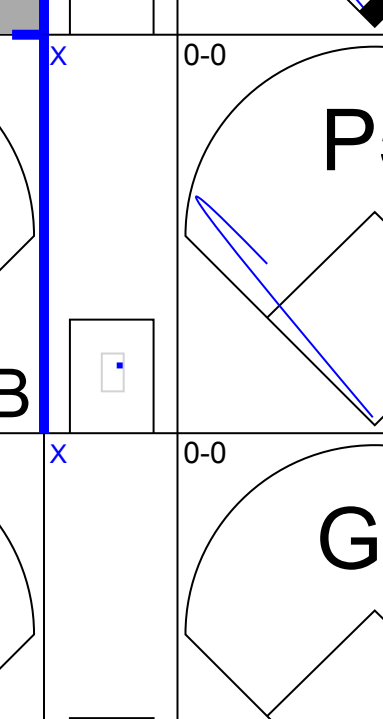


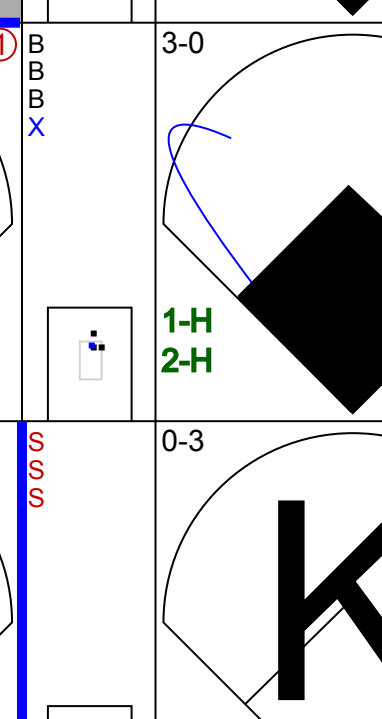
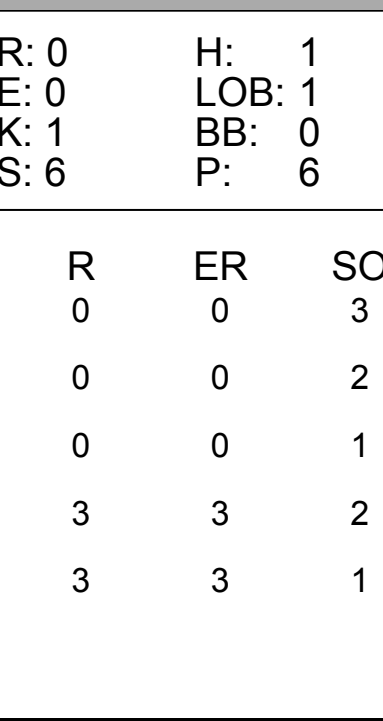
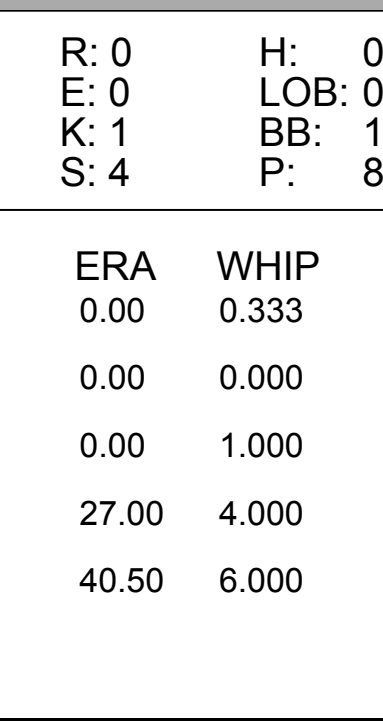
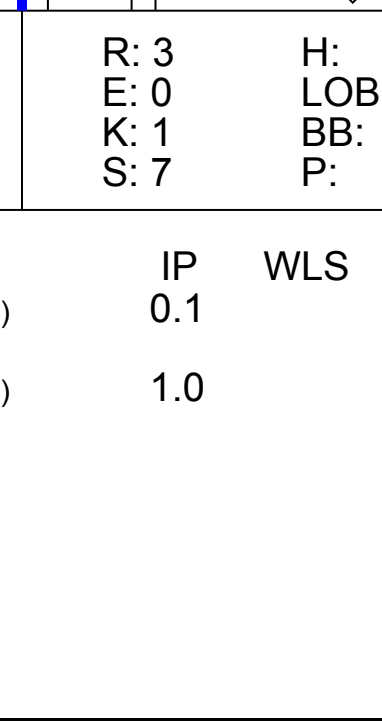
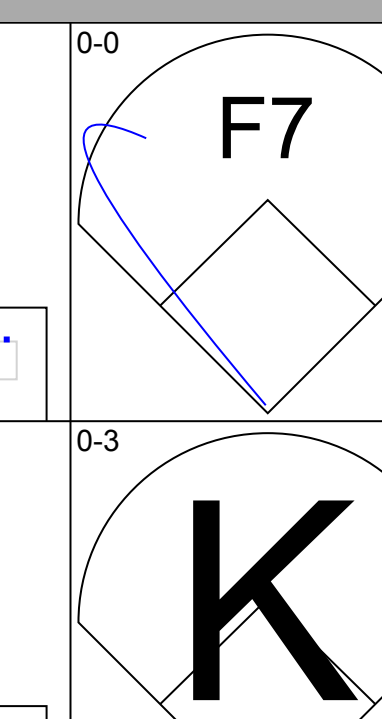
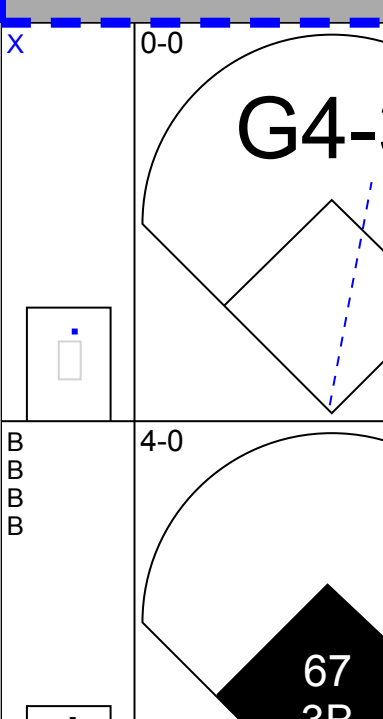
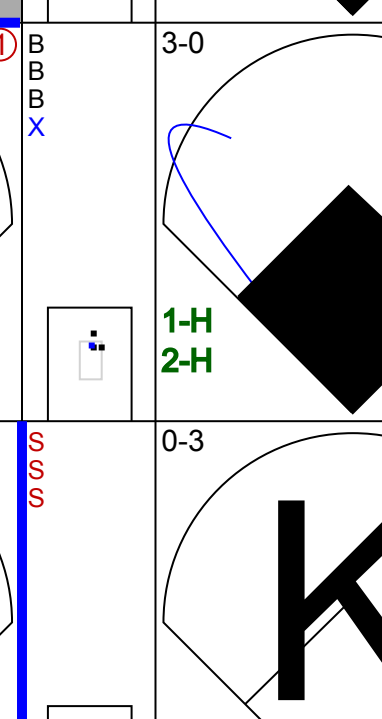
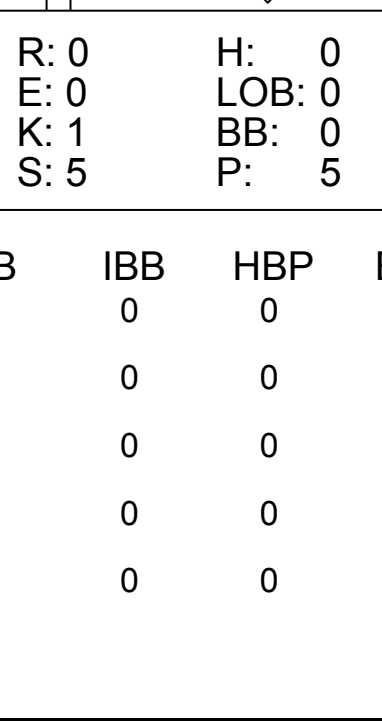
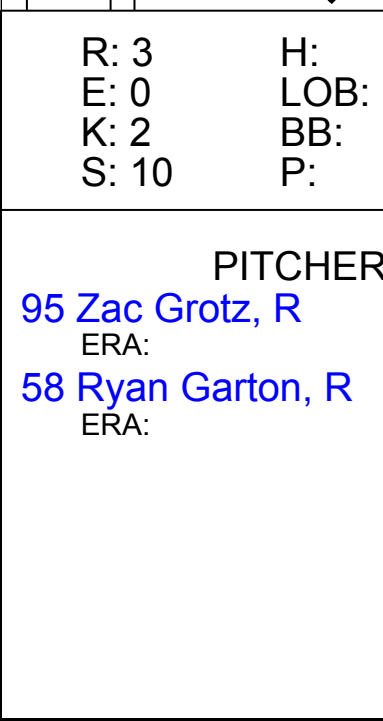
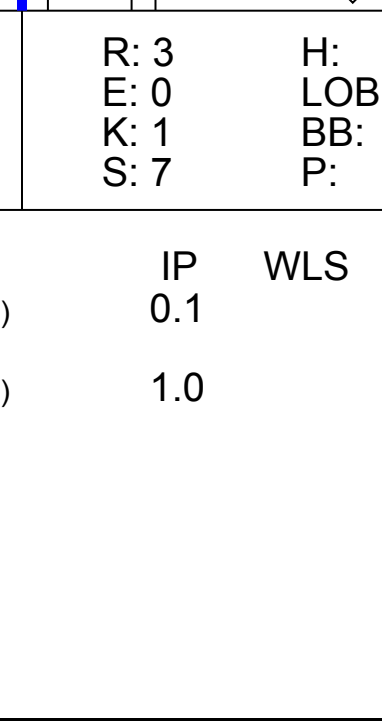
AB 29
R 3
H 5
RBI 3
BB 3
SO 6
LOB 9



Batter	1	2	3	4	5	6	7	8	9	AB	R	H	RBI	BB	SO	LOB	TOP			
71 Daniel Johnson, L (1,10) OBP: 0.417, SLG: 0.900 40 Tim Federowicz, R (8,PH) OBP: 0.200, SLG: 0.400 (8,10)										3	0	0	0	0	1	0	Cleveland Indians @ Milwaukee Brewers American Family Fields of Phoenix, Phoenix, AZ Wed Feb 27 2019, 2:06 PM - 4:26 PM CST Att: 2,853 - Sunny - 70 F			
30 Tyler Naquin, L (1,9) OBP: 0.280, SLG: 0.750 83 Mike Papi, L (7,9)										3	1	1	0	0	0	0				
10 Jake Bauers, L (1,3) OBP: 0.444, SLG: 0.590 93 Wilson Garcia, S (7,3)										3	1	1	2	0	0	0				
55 Roberto Pérez, R (1,2) OBP: 0.333, SLG: 0.333 69 Kung'uan Gilegijaw, R (6,2) OBP: 0.667, SLG: 2.567										2	0	1	0	0	0	0				
24 Matt Joyce, L (1,7) 71 Connor Marabell, L (7,7) OBP: 1.000, SLG: 1.000										3	0	0	0	0	2	1				
7 Ryan Flaherty, L (1,6) OBP: 0.333, SLG: 0.375 80 Luke Wakamatsu, S (7,6) OBP: 1.000, SLG: 1.000										3	0	0	0	0	0	1				
1 Greg Allen, S (1,8) OBP: 0.222, SLG: 0.750 89 Ka'ai Tom, L (7,8)										3	0	0	0	0	2	0				
81 Mark Mathias, R (1,5) OBP: 0.500, SLG: 1.375 84 Tyler Krieger, S (8,5)										3	2	2	2	0	0	0				
84 Ernie Clement, R (1,4) OBP: 0.273, SLG: 0.500 75 Andruw Monasterio, R (6,4)										2	0	0	0	0	0	0				
Inning Stats	R: 0 E: 0 K: 0 S: 4	H: 0 LOB: 0 BB: 0 P: 4	R: 0 E: 0 K: 1 S: 5	H: 1 LOB: 0 BB: 0 P: 5	R: 1 E: 0 K: 0 S: 5	H: 1 LOB: 0 BB: 0 P: 6	R: 0 E: 0 K: 0 S: 3	H: 0 LOB: 0 BB: 0 P: 3	R: 0 E: 0 K: 1 S: 5	H: 0 LOB: 0 BB: 0 P: 5	R: 3 E: 0 K: 2 S: 12	H: 3 LOB: 0 BB: 0 P: 13	R: 1 E: 0 K: 1 S: 7	H: 1 LOB: 0 BB: 0 P: 7	R: 1 E: 0 K: 3 S: 12	H: 3 LOB: 2 BB: 0 P: 15		1B: 3 2B: 2 3B: 0 HR: 5	SF: 0 SAC: 0 DP: 1 HBP: 0	WP: 0 PB: 0 SB: 0 CS: 0
PITCHER	IP WLS BF H R ER SO BB IBB HBP BLK WP HR S P ERA WHIP	45 Jhoulys Chacin, R (1,1) ERA: 9.00 36 Josh Tomlin, R (2,1) ERA: 3.0 41 Junior Guerra, R (4,1) ERA: 0.00 25 Jay Jackson, R (6,1) ERA: 0.00 79 Trey Supak, R (7,1) ERA: 27.00																		

Batter	1	2	3	4	5	6	7	8	9	AB	R	H	RBI	BB	SO	LOB	BOTTOM			
5 Cory Spangenberg, L (1,7) OBP: 0.111, SLG: 0.444 96 Blake Allemand, S (7,4) OBP: 0.333, SLG: 0.333										3	0	0	0	0	1	0	Cleveland Indians @ Milwaukee Brewers American Family Fields of Phoenix, Phoenix, AZ Wed Feb 27 2019, 2:06 PM - 4:26 PM CST Att: 2,853 - Sunny - 70 F			
13 Tyler Saladino, R (1,6) OBP: 0.222, SLG: 0.222 91 Luis Aviles Jr., R (7,9)										3	0	0	0	0	0	0				
7 Eric Thames, L (1,3) OBP: 0.222, SLG: 0.222 82 Weston Wilson, R (8,3) OBP: 0.500, SLG: 0.500										3	0	0	0	0	0	0				
15 Erik Kratz, R (1,10) 92 Payton Henry, R (9,PH)										3	0	0	0	0	0	0				
16 Ben Gamel, L (1,8) OBP: 0.250, SLG: 0.143 77 Lucas Erceg, L (7,5) OBP: 0.250, SLG: 0.750										1	0	0	0	1	0	0				
72 Keston Hiura, R (1,4) OBP: 0.375, SLG: 0.167 68 Jake Hager, R (7,6) OBP: 0.143, SLG: 0.286										2	0	0	0	0	1	1				
78 Corey Ray, L (1,9) OBP: 0.545, SLG: 1.200 97 Trent Grisham, L (7,8) OBP: 0.429, SLG: 0.429										1	1	1	1	1	0	0				
70 Nate Orf, R (1,5) OBP: 0.364, SLG: 0.300 96 Tristen Lutz, R (7,7)										2	0	0	0	0	2	1				
26 Jacob Nottingham, R (1,2) OBP: 0.250, SLG: 0.143 29 Tuffy Gosewisch, R (7,2)										0	0	0	0	1	0	0				
Inning Stats	R: 0 E: 0 K: 0 S: 3	H: 0 LOB: 0 BB: 0 P: 3	R: 0 E: 0 K: 1 S: 5	H: 0 LOB: 0 BB: 0 P: 5	R: 1 E: 0 K: 1 S: 7	H: 1 LOB: 0 BB: 0 P: 7	R: 0 E: 0 K: 0 S: 3	H: 0 LOB: 0 BB: 0 P: 3	R: 0 E: 0 K: 2 S: 7	H: 0 LOB: 0 BB: 0 P: 7	R: 0 E: 0 K: 0 S: 3	H: 0 LOB: 0 BB: 0 P: 3	R: 0 E: 0 K: 1 S: 5	H: 0 LOB: 1 BB: 1 P: 9	R: 0 E: 0 K: 1 S: 6	H: 1 LOB: 1 BB: 0 P: 6		1B: 1 2B: 1 3B: 0 HR: 1	SF: 0 SAC: 0 DP: 1 HBP: 0	WP: 0 PB: 0 SB: 0 CS: 0
PITCHER	IP WLS BF H R ER SO BB IBB HBP BLK WP HR S P ERA WHIP	57 Shane Bieber, R (1,1) ERA: 9.00 37 Alex Wilson, R (3,1) ERA: 9.0 62 Nick Wittgren, R (4,1) ERA: 18.0 65 Asher Wojciechowski, R (5,1) ERA: 8.1 76 F.C. Ortan, L (7,1) ERA:																		



Batter	1	2	3	4	5	6	7	8	9	AB	R	H	RBI	BB	SO	LOB	TOP																					
39 Shed Long Jr., L OBP: 0.455, SLG: 0.625 82 Joseph Rosa, S OBP: 1.000, SLG: 2.000										2	1	0	1	0	1	0																						
1 Tim Beckham, R OBP: 0.250, SLG: 0.250 45 Kristopher Negrón, R OBP: 0.162, SLG: 0.100										3	1	1	1	0	2	0																						
16 Domingo Santana, R OBP: 0.714, SLG: 1.333 72 Eric Filia, L OBP: 0.125, SLG: 0.143										3	0	2	2	0	0	0																						
22 Omar Narváez, L 54 Joe DeCarlo, R OBP: 0.286, SLG: 0.286										3	0	0	0	0	0	2																						
20 Daniel Vogelbach, L OBP: 0.636, SLG: 0.857 77 Austin Nola, R OBP: 0.250, SLG: 0.250										1	1	1	1	2	0	0																						
75 Kyle Lewis, R OBP: 0.500, SLG: 1.167 73 Jake Fraley, L OBP: 0.444, SLG: 0.750										3	1	1	0	0	0	2																						
51 Ichiro Suzuki, L OBP: 0.222, SLG: 0.125 83 Ian Miller, L OBP: 0.250, SLG: 1.000										3	0	0	0	0	2	2																						
25 Dylan Moore, R OBP: 0.417, SLG: 0.333 70 Tim Lopes, R OBP: 0.500, SLG: 0.500										1	1	0	0	0	0	1																						
36 David Freitas, R OBP: 0.500, SLG: 0.625 31 Jose Lobaton, S OBP: 0.200, SLG: 0.200										3	0	1	0	0	0	0																						
Inning Stats	R: 0 E: 0 K: 2 S: 8	H: 1 LOB: 1 BB: 0 P: 8	R: 5 E: 0 K: 0 S: 8	H: 5 LOB: 1 BB: 0 P: 13	R: 0 E: 0 K: 1 S: 5	H: 0 LOB: 1 BB: 1 P: 9	R: 0 E: 0 K: 1 S: 5	H: 0 LOB: 0 BB: 0 P: 5	R: 0 E: 0 K: 0 S: 3	H: 0 LOB: 1 BB: 1 P: 7	R: 0 E: 0 K: 0 S: 4	H: 1 LOB: 1 BB: 0 P: 4	R: 0 E: 0 K: 2 S: 8	H: 1 LOB: 1 BB: 0 P: 8	R: 0 E: 0 K: 1 S: 6	H: 1 LOB: 1 BB: 0 P: 6	1B: 5 2B: 2 3B: 1 HR: 1	SF: 0 SAC: 0 DP: 0 HBP: 2	WP: 0 PB: 1 SB: 0 CS: 0	PA: 39																		
PITCHER	IP	WLS	BF	H	R	ER	SO	BB	IBB	HBP	BLK	WP	HR	S	P	ERA	WHIP	PITCHER			IP	WLS	BF	H	R	ER	SO	BB	IBB	HBP	BLK	WP	HR	S	P	ERA	WHIP	
45 Adam Plutko, R ERA: 11.25	2.0		13	6	5	5	2	0	0	2	0	0	1	16	21	22.50	3.000	68 Argenis Angulo, R ERA:			1.0	S	4	1	0	0	1	0	0	0	0	6	6	0.00	1.000			
58 Neil Ramirez, R ERA: 9.0	1.0		4	0	0	0	1	1	0	0	0	0	0	5	9	0.00	1.000																					
49 Tyler Olson, L ERA:	1.0		3	0	0	0	1	0	0	0	0	0	0	5	5	0.00	0.000																					
68 Jefry Rodriguez, R ERA:	2.0		7	0	0	0	2	1	0	0	0	0	0	10	14	0.00	0.500																					
91 Tanner Tully, L ERA:	2.0	W	8	2	0	0	2	0	0	0	0	0	0	12	12	0.00	1.000																					
Batter	1	2	3	4	5	6	7	8	9	AB	R	H	RBI	BB	SO	LOB	BOTTOM																					
67 Oscar Mercado, R OBP: 0.333, SLG: 0.889 9 Brandon Barnes, R 7.8										3	1	1	1	0	0	0																						
8 Jordan Luplow, R OBP: 0.286, SLG: 0.500 74 Quentin Holmes, R 6, PR 7.7										3	0	1	1	0	1	0																						
11 José Ramirez, S 5.5										2	0	0	0	0	1	0																						
80 Henry Pujols, R OBP: 0.500, SLG: 0.500										2	0	1	1	0	0	1																						
41 Carlos Santana, S OBP: 0.250, SLG: 0.571 88 Nellie Rodriguez, R 6.3										2	0	0	0	0	1	0																						
13 Leonys Martin, L OBP: 0.375, SLG: 0.375 75 Yu Chang, R 8, PH 9.10										3	0	1	0	0	2	2																						
32 Travece Thompson, R OBP: 0.364, SLG: 0.333 72 Alex Call, R 7, PR 8.9										2	0	1	0	1	1	1																						
38 Eric Haase, R OBP: 0.333, SLG: 0.600 17 Dioner Navarro, S OBP: 0.400, SLG: 0.250										2	0	0	0	0	2	2																						
26 Max Moroff, S OBP: 0.375, SLG: 0.857 70 Tyler Fris, S 8.4										3	1	1	3	0	0	0																						
66 Eric Stamets, R 7.6										1	0	0	0	1	1	0																						
Inning Stats	R: 0 E: 0 K: 1 S: 5	H: 0 LOB: 0 BB: 0 P: 5	R: 0 E: 0 K: 1 S: 6	H: 1 LOB: 1 BB: 0 P: 6	R: 0 E: 0 K: 1 S: 5	H: 0 LOB: 0 BB: 0 P: 5	R: 0 E: 0 K: 2 S: 7	H: 0 LOB: 0 BB: 0 P: 7	R: 0 E: 0 K: 1 S: 4	H: 0 LOB: 0 BB: 1 P: 8	R: 3 E: 0 K: 2 S: 10	H: 3 LOB: 2 BB: 1 P: 14	R: 3 E: 0 K: 1 S: 7	H: 2 LOB: 1 BB: 2 P: 18	R: 0 E: 0 K: 0 S: 4	H: 1 LOB: 2 BB: 0 P: 5	1B: 3 2B: 2 3B: 2 HR: 1	SF: 0 SAC: 0 DP: 1 HBP: 1	WP: 1 PB: 0 SB: 0 CS: 0	PA: 35																		
PITCHER	IP	WLS	BF	H	R	ER	SO	BB	IBB	HBP	BLK	WP	HR	S	P	ERA	WHIP	PITCHER			IP	WLS	BF	H	R	ER	SO	BB	IBB	HBP	BLK	WP	HR	S	P	ERA	WHIP	
8 Mike Leake, R ERA:	1.1		10	1	0	0	3	0	0	0	0	0	0	7	7	0.00	0.000	95 Zac Grotz, R ERA:			0.1		1	0	0	0	0	0	0	0	0	0	0	0.00	0.000			
43 Hunter Strickland, R ERA:	1.0		3	0	0	0	2	0	0	0	0	0	0	4	8	0.00	1.000	58 Ryan Garton, R ERA:			1.0		5	1	0	0	0	0	0	0	0	0	0	0	0.00	1.000		
46 Gerson Bautista, R ERA:	1.0		3	0	0	0	1	1	0	0	0	0	0	4	8	0.00	1.000																					
67 Matt Festa, R ERA: 13.5	1.0		7	3	3	3	2	1	0	0	0	0	0	10	14	27.00	4.000																					
65 Brandon Brennan, R ERA: 16.2	0.2	L	6	2	3	3	1	2	0	0	0	1	1	6	17	40.50	6.000																					

Seattle Mariners @ Cleveland Indians
Goodyear Ballpark, Goodyear, AZ
Wed Feb 27 2019, 3:07 PM - 5:46 PM EST
Att: 3,061 - Sunny - 71 F

AB 35
R 5
H 9
RBI 5
BB 2
SO 9
LOB 15



Seattle Mariners @ Cleveland Indians
Goodyear Ballpark, Goodyear, AZ
Wed Feb 27 2019, 3:07 PM - 5:46 PM EST
Att: 3,061 - Sunny - 71 F

AB 30
R 6
H 7
RBI 6
BB 4
SO 9
LOB 16



Batter	1	2	3	4	5	6	7	8	9	AB	R	H	RBI	BB	SO	LOB	TOP								
1 Greg Allen, S (1, 8) OBP: 0.467, SLG: 0.692	G4-3		G4-3			K		P4		3	0	0	0	0	1	0	Cleveland Indians @ Oakland Athletics Hohokam Stadium, Mesa, AZ Sat Mar 02 2019, 3:06 PM - 5:18 PM EST Att: 6,682 - Cloudy - 63 F								
32 Trayce Thompson, R (6, 8) OBP: 0.286, SLG: 0.250										1	0	0	0	0	0	1									
8 Jordan Luplow, R (1, 7) OBP: 0.231, SLG: 0.273	F8		K			K				3	0	0	0	0	2	0									
83 Mike Papi, L (6, 7) OBP: 0.455, SLG: 0.375										1	0	1	0	0	0	0									
30 Tyler Naquin, L (1, 10) OBP: 0.214, SLG: 0.571	G4-3					G5-3				3	0	0	0	0	0	0									
17 Dioner Navarro, S (9, PH) OBP: 0.375, SLG: 0.286										1	0	0	0	0	0	1									
27 Kevin Plawecki, R (1, 2) OBP: 0.333, SLG: 0.556										3	0	1	0	0	0	0									
40 Tim Federowicz, R (7, 2) OBP: 0.143, SLG: 0.286										1	0	0	0	0	0	1									
24 Matt Joyce, L (1, 9)										2	0	0	0	1	0	1									
71 Connor Marabell, L (7, 9) OBP: 0.500, SLG: 0.500										1	0	0	0	0	0	1									
7 Ryan Flaherty, L (1, 4) OBP: 0.333, SLG: 0.308	L8									3	0	0	0	0	0	2									
81 Mark Mathias, R (7, 4) OBP: 0.417, SLG: 1.000										0	0	0	0	0	0	0									
26 Max Moroff, S (1, 5) OBP: 0.286, SLG: 0.538										3	0	1	0	0	1	0									
70 Tyler Fris, S (8, 5)										0	0	0	0	0	0	0									
93 Wilson Garcia, S (1, 3) OBP: 0.500, SLG: 0.750										3	0	1	0	0	0	2									
66 Eric Stamets, R (1, 6)										3	0	0	0	0	2	1									
73 José Fermin, R (8, 6)										0	0	0	0	0	0	0									
Inning Stats	R: 0 E: 0 K: 0 S: 3	H: 0 LOB: 0 BB: 0 P: 4	R: 0 E: 0 K: 0 S: 5	H: 2 LOB: 2 BB: 0 P: 5	R: 0 E: 0 K: 1 S: 5	H: 0 LOB: 0 BB: 0 P: 5	R: 0 E: 0 K: 0 S: 3	H: 0 LOB: 1 BB: 1 P: 7	R: 0 E: 0 K: 1 S: 5	H: 0 LOB: 0 BB: 0 P: 5	R: 0 E: 0 K: 2 S: 7	H: 0 LOB: 0 BB: 0 P: 7	R: 0 E: 0 K: 0 S: 3	H: 0 LOB: 0 BB: 0 P: 3	R: 0 E: 0 K: 2 S: 8	H: 1 LOB: 1 BB: 0 P: 8	R: 0 E: 0 K: 0 S: 4	H: 1 LOB: 1 BB: 0 P: 4	1B: 3 2B: 1 3B: 0 HR: 0	SF: 0 SAC: 0 DP: 0 HBP: 0	WP: 0 PB: 0 SB: 0 CS: 0	PA: 32			
PITCHER	IP	WLS	BF	H	R	ER	SO	BB	IBB	HBP	BLK	WP	HR	S	P	ERA	WHIP	PITCHER							
58 Paul Blackburn, R (1, 1) ERA: 19.29	3.0		11	2	0	0	1	0	0	0	0	0	0	13	14	0.00	0.667								
56 Fernando Rodney, R (4, 1) ERA: 19.29	1.0	W	4	0	0	0	0	1	0	0	0	0	0	3	7	0.00	1.000								
48 Joakim Soria, R (5, 1) ERA: 19.29	1.0	H	3	0	0	0	1	0	0	0	0	0	0	5	5	0.00	0.000								
39 Blake Treinen, R (6, 1) ERA: 19.29	1.0	H	3	0	0	0	2	0	0	0	0	0	0	7	7	0.00	0.000								
47 Frankie Montas, R (7, 1) ERA: 19.29	3.0	S	11	2	0	0	2	0	0	0	0	0	0	15	15	0.00	0.667								

Batter	1	2	3	4	5	6	7	8	9	AB	R	H	RBI	BB	SO	LOB	BOTTOM								
17 Robbie Grossman, S (1, 7) OBP: 0.294, SLG: 0.267	F9		P4							3	0	1	0	0	0	1	Cleveland Indians @ Oakland Athletics Hohokam Stadium, Mesa, AZ Sat Mar 02 2019, 3:06 PM - 5:18 PM EST Att: 6,682 - Cloudy - 63 F								
72 Skye Bolt, S (7, 9) OBP: 0.273, SLG: 0.111										0	0	0	0	0	0	0									
26 Matt Chapman, R (1, 5) OBP: 0.333, SLG: 0.286	K									3	1	1	0	0	1	1									
64 Sheldon Neuse, R (7, 5) OBP: 0.278, SLG: 0.412										0	0	0	0	0	0	0									
23 Jurickson Profar, S (1, 4) OBP: 0.235, SLG: 0.375	P5									3	0	0	0	0	1	1									
15 Cliff Pennington, S (8, 4) OBP: 0.250, SLG: 0.273										0	0	0	0	0	0	0									
28 Matt Olson, L (1, 3) OBP: 0.125, SLG: 0.125										2	0	0	0	0	0	1									
1 Franklin Barreto, R (7, 8) OBP: 0.529, SLG: 0.824										1	0	0	0	0	1	0									
25 Stephen Piscotty, R (1, 9) OBP: 0.357, SLG: 0.692										2	0	0	0	0	1	0									
19 Josh Phegley, R (7, 2) OBP: 0.417, SLG: 0.400										1	0	0	0	0	0	0									
10 Marcus Semien, R (1, 6) OBP: 0.250, SLG: 0.200										2	0	0	0	0	0	0									
37 Jorge Mateo, R (7, 6) OBP: 0.389, SLG: 0.467										1	0	0	0	0	0	0									
Chris Herrmann, L (1, 2) OBP: 0.250, SLG: 0.182										2	0	0	0	0	0	0									
79 Luis Barrera, L (7, 7) OBP: 0.333, SLG: 0.200										1	0	0	0	0	0	0									
22 Ramón Laureano, R (1, 10) OBP: 0.263, SLG: 0.412										2	0	0	0	0	0	0									
3 Nick Hundley, R (8, PH) OBP: 0.365, SLG: 0.667										1	0	0	0	0	1	0									
11 Dustin Fowler, L (1, 8) OBP: 0.316, SLG: 0.444										2	0	1	0	0	1	0									
8 Eric Campbell, R (7, 3)										0	0	0	0	0	0	0									
Inning Stats	R: 0 E: 0 K: 1 S: 5	H: 0 LOB: 0 BB: 0 P: 5	R: 0 E: 0 K: 1 S: 5	H: 0 LOB: 0 BB: 0 P: 5	R: 0 E: 0 K: 0 S: 4	H: 1 LOB: 1 BB: 0 P: 4	R: 1 E: 0 K: 0 S: 4	H: 1 LOB: 0 BB: 0 P: 5	R: 0 E: 0 K: 0 S: 3	H: 0 LOB: 0 BB: 0 P: 3	R: 0 E: 0 K: 1 S: 5	H: 1 LOB: 0 BB: 0 P: 5	R: 0 E: 0 K: 2 S: 7	H: 0 LOB: 0 BB: 0 P: 7	R: 0 E: 0 K: 1 S: 5	H: 0 LOB: 0 BB: 0 P: 5	1B: 2 2B: 1 3B: 0 HR: 0	SF: 0 SAC: 0 DP: 1 HBP: 0	WP: 1 PB: 0 SB: 0 CS: 0	PA: 26					
PITCHER	IP	WLS	BF	H	R	ER	SO	BB	IBB	HBP	BLK	WP	HR	S	P	ERA	WHIP	PITCHER							
47 Trevor Bauer, R (1, 1) ERA: 1.29	4.0	L	14	2	1	1	2	0	0	0	0	0	0	3	3	0.00	0.500								
58 Neil Ramírez, R (5, 1) ERA: 6.0	1.0		3	0	0	0	0	0	0	0	0	0	0	3	3	0.00	0.000								
49 Tyler Olson, L (6, 1) ERA: 6.0	1.0		3	1	0	0	1	0	0	0	0	0	0	5	5	0.00	1.000								
37 Alex Wilson, R (7, 1) ERA: 6.0	1.0		3	0	0	0	2	0	0	0	0	0	0	7	7	0.00	0.000								
62 Nick Wittgren, R (8, 1) ERA: 12.0	1.0		3	0	0	0	1	0	0	0	0	0	0	5	5	0.00	0.000								

AB	31
R	0
H	4
RBI	0
BB	1
SO	6
LOB	10

WP	0
PB	0
SB	0
CS	0

AB	26
R	1
H	3
RBI	0
BB	0
SO	6
LOB	4



Batter	1	2	3	4	5	6	7	8	9	AB	R	H	RBI	BB	SO	LOB	TOP
10 Jake Bauers, L (1, 3) 79 Bobby Bradley, L (5, 3)										3	0	0	0	0	3	3	Cleveland Indians @ San Diego Padres Peoria Stadium, Peoria, AZ Mon Mar 04 2019, 3:10 PM - 5:54 PM EST Att: 3,482 - Sunny - 71 F
30 Tyler Naquin, L (1, 9) 71 Daniel Johnson, L (6, 9)										3	0	0	0	0	1	0	
11 José Ramírez, S (1, 5) 75 Yu Chang, R (6, PR) (6, 5)										3	0	1	0	0	0	0	
13 Hanley Ramirez, R (1, 10) 69 Kungkuan Giljelijaw, R (6, PH) (8, 10)										3	0	0	0	0	0	1	
27 Kevin Plawecki, R (1, 2) 40 Tim Federowicz, R (7, 2)										2	0	0	0	1	1	0	
1 Greg Allen, S (1, 8) 67 Oscar Mercado, R (7, PR) (7, 8)										2	0	2	0	0	0	0	
8 Jordan Luplow, R (1, 7) 83 Mike Papi, L (7, PR) (7, 7)										3	0	0	0	0	0	4	
7 Ryan Flaherty, L (1, 4) 81 Mark Mathias, R (5, PR) (5, 4)										2	0	1	0	0	1	0	
66 Eric Stamets, R (1, 6) 84 Ernie Clement, R (5, 6)										2	0	0	0	0	0	3	
1B: 6 SF: 0 K: 1 BB: 0 2B: 0 SAC: 0 S: 5 HR: 0 HBP: 1										WP: 0 PA: 35 FB: 1 CS: 0							
Inning Stats	R: 0 H: 0 E: 0 LOB: 0 K: 1 BB: 0 S: 5	R: 0 H: 1 E: 0 LOB: 1 K: 0 BB: 0 S: 4	R: 0 H: 0 E: 0 LOB: 0 K: 2 BB: 0 S: 7	R: 0 H: 0 E: 0 LOB: 0 K: 1 BB: 0 S: 5	R: 0 H: 1 E: 0 LOB: 3 K: 1 BB: 0 S: 7	R: 0 H: 1 E: 0 LOB: 1 K: 0 BB: 0 S: 3	R: 0 H: 1 E: 0 LOB: 2 K: 1 BB: 0 S: 6	R: 0 H: 2 E: 0 LOB: 3 K: 2 BB: 1 S: 9	R: 0 H: 0 E: 0 LOB: 0 K: 1 BB: 0 S: 5	1B: 6 SF: 0 2B: 0 SAC: 0 3B: 0 DP: 1 HR: 0 HBP: 1							
PITCHER	IP WLS BF H R ER SO BB IBB HBP BLK WP HR S P ERA WHIP																
37 Joey Lucchesi, L (1, 1) ERA: 1.8	3.0 W 10 1 0 0 3 0 0 0 0 0 0 0 16 16 0.00 0.333																
55 Matt Strahm, L (4, 1) ERA:	3.0 H 12 2 0 0 2 1 0 1 0 0 0 0 15 20 0.00 1.000																
91 Eric Yardley, R (7, 1) ERA:	1.0 4 1 0 0 1 0 0 0 0 0 0 0 6 7 0.00 1.000																
72 Gerardo Reyes, R (8, 1) ERA: 9.0	1.0 6 2 0 0 2 1 0 0 0 0 0 0 9 13 0.00 3.000																
73 Tyler Higgins, R (9, 1) ERA: 2.7	1.0 3 0 0 0 1 0 0 0 0 0 0 0 5 5 0.00 0.000																

Batter	1	2	3	4	5	6	7	8	9	AB	R	H	RBI	BB	SO	LOB	BOTTOM
3 Ian Kinsler, R (1, 4) 5 Greg Garcia, L (6, 4)										3	0	0	0	0	0	1	Cleveland Indians @ San Diego Padres Peoria Stadium, Peoria, AZ Mon Mar 04 2019, 3:10 PM - 5:54 PM EST Att: 3,482 - Sunny - 71 F
30 Eric Hosmer, L (1, 3) 77 Aderlin Rodriguez, R (5, PR) (6, 3)										3	1	1	0	0	1	0	
13 Manny Machado, R (1, 5) 93 Jason Vosler, L (6, 5)										3	1	1	0	0	3	1	
32 Franmil Reyes, R (1, 10) 94 Hudson Potts, R (6, PH) (7, 10)										3	1	2	1	0	0	1	
4 Wil Myers, R (1, 7) 71 Edward Olivares, R (6, PR) (7, 8)										2	0	0	0	1	1	2	
33 Franchy Cordero, L (1, 9) 87 Josh Naylor, L (6, PR) (7, 9)										2	0	1	1	1	0	0	
7 Manuel Margot, R (1, 8) 2 José Pirela, R (7, 7)										3	0	0	0	0	2	4	
18 Austin Hedges, R (1, 2) 21 Luis Torrens, R (4, 2)										1	0	0	0	0	0	0	
9 Luis Urrías, R (1, 6) 8 Javy Guerra, L (5, PR) (6, 6)										2	0	1	0	0	1	0	
1B: 3 SF: 0 E: 0 LOB: 1 2B: 6 SAC: 0 K: 1 BB: 0 3B: 0 DP: 0 S: 7 P: 7 HR: 0 HBP: 0										WP: 1 PA: 37 FB: 0 SB: 0 CS: 0							
Inning Stats	R: 1 H: 2 E: 0 LOB: 1 K: 1 BB: 0 S: 7	R: 0 H: 0 E: 0 LOB: 0 K: 1 BB: 0 S: 5	R: 0 H: 0 E: 0 LOB: 0 K: 2 BB: 0 S: 7	R: 1 H: 2 E: 1 LOB: 1 K: 0 BB: 0 S: 5	R: 1 H: 1 E: 1 LOB: 2 K: 0 BB: 0 S: 5	R: 5 H: 4 E: 1 LOB: 3 K: 3 BB: 3 S: 13	R: 0 H: 0 E: 0 LOB: 0 K: 3 BB: 0 S: 9	R: 0 H: 0 E: 0 LOB: 0 K: 1 BB: 0 S: 5	R: 0 H: 0 E: 0 LOB: 0 K: 1 BB: 0 S: 5	1B: 3 SF: 0 2B: 6 SAC: 0 3B: 0 DP: 0 HR: 0 HBP: 0							
PITCHER	IP WLS BF H R ER SO BB IBB HBP BLK WP HR S P ERA WHIP																
57 Shane Bieber, R (1, 1) ERA: 1.8	3.0 L 11 2 1 1 4 0 0 0 0 0 0 0 5 5 3.00 0.667																
61 Dan Otero, R (4, 1) ERA:	1.0 5 2 1 1 0 0 0 0 0 0 0 0 5 5 9.00 2.000																
90 Adam Cimber, R (5, 1) ERA:	1.0 5 1 1 0 0 0 0 0 0 0 0 0 5 5 0.00 1.000																
68 Jefry Rodriguez, R (6, 1) ERA: 8.31	0.1 5 1 4 4 1 3 0 0 0 0 1 0 4 16 108.00 12.000																
78 Rob Kaminsky, L (6, 1) ERA: 13.5	0.2 5 3 1 1 2 0 0 0 0 0 0 0 9 9 13.50 4.500																
PITCHER	IP WLS BF H R ER SO BB IBB HBP BLK WP HR S P ERA WHIP																
34 Justin Grimm, R (7, 1) ERA: 2.7	1.0 3 0 0 0 1 0 0 0 0 0 0 0 5 5 0.00 0.000																
80 Henry Martinez, R (8, 1) ERA:	1.0 3 0 0 0 1 0 0 0 0 0 0 0 5 5 0.00 0.000																

Batter	1	2	3	4	5	6	7	8	9	AB	R	H	RBI	BB	SO	LOB	TOP						
15 Raimel Tapia, L (1, 9) OBP: 0.286, SLG: 0.455 90 Ryan Metzler, R (6, 5) OBP: 1.000, SLG: 2.000	G1-3			K		F9		2B		3	0	0	0	0	1	1	Colorado Rockies @ Cleveland Indians Goodyear Ballpark, Goodyear, AZ Sat Mar 09 2019, 3:07 PM - 5:47 PM EST Att: 7,137 - Sunny - 66 F						
28 Nolan Arenado, R (1, 10) OBP: 0.200, SLG: 0.417 91 Vince Fernandez, L (8, PH)	G6-3			1B		F9		K		3	0	1	0	0	0	1							
26 David Dahl, L (1, 7) OBP: 0.308, SLG: 0.520 50 Brett Nicholas, L (7, 3)	K			K			G6-3		G4-3	3	0	0	0	0	2	1							
20 Ian Desmond, R (1, 8) OBP: 0.429, SLG: 0.533 64 Drew Weeks, R (7, 7)		F9		FC5-4			G6-3		1B	3	0	0	0	0	0	1							
24 Ryan McMahon, L (1, 4) OBP: 0.500, SLG: 0.833 88 Max George, R (7, 4)							G6-3		K	3	0	1	0	0	0	0							
12 Mark Reynolds, R (1, 3) OBP: 0.385, SLG: 0.421 72 Manuel Melendez, L (7, 8)							K		F8	3	0	0	0	0	1	1							
23 Tom Murphy, R (1, 2) OBP: 0.333, SLG: 0.632 66 Brian Serven, R (8, 2)				G5-3			G6-3		L5	3	0	0	0	0	0	0							
72 Tyler Nevin, R (1, 5) OBP: 0.500, SLG: 0.583 25 Michael Saunders, L (6, 7) OBP: 0.429, SLG: 0.313				F9			1B		F7	2	0	1	0	0	0	0							
70 Peter Mooney, L (1, 6) OBP: 0.429, SLG: 0.529 91 Matt McLaughlin, R (8, PR)				K			F8		BB	2	0	0	0	1	1	1							
Inning Stats	R: 0 E: 0 K: 1 S: 6	H: 0 LOB: 0 BB: 0 P: 6	R: 0 E: 0 K: 0 S: 3	H: 0 LOB: 0 BB: 0 P: 3	R: 0 E: 0 K: 1 S: 5	H: 0 LOB: 0 BB: 0 P: 5	R: 0 E: 0 K: 2 S: 8	H: 1 LOB: 1 BB: 0 P: 8	R: 0 E: 0 K: 0 S: 3	H: 0 LOB: 0 BB: 0 P: 3	R: 0 E: 0 K: 0 S: 5	H: 1 LOB: 1 BB: 0 P: 6	R: 0 E: 0 K: 1 S: 6	H: 1 LOB: 1 BB: 0 P: 6	R: 1 E: 0 K: 0 S: 6	H: 1 LOB: 2 BB: 1 P: 10		R: 0 E: 0 K: 1 S: 7	H: 1 LOB: 1 BB: 0 P: 7	1B: 4 2B: 1 3B: 0 HR: 0	SF: 0 SAC: 0 DP: 0 HBP: 0	WP: 0 PB: 0 SB: 2 CS: 0	PA: 33
PITCHER	IP WLS BF H R ER SO BB IBB HBP BLK WP HR S P ERA WHIP											PITCHER	IP WLS BF H R ER SO BB IBB HBP BLK WP HR S P ERA WHIP										
57 Shane Bieber, R (1, 1) ERA: 1.0	4.0 W 13 1 0 0 4 0 0 0 0 0 0 0 22 22 0.00 0.250											53 Brooks Pounders, R (8, 1) ERA: 9.64	1.0 5 1 1 1 1 1 0 0 0 0 0 0 6 10 9.00 2.000										
39 Oliver Pérez, L (5, 1) ERA: 2.25	1.0 H 3 0 0 0 0 0 0 0 0 0 0 3 3 0.00 0.000											36 A.J. Cole, R (9, 1) ERA: 3.6	1.0 4 1 0 0 1 0 0 0 0 0 0 7 7 0.00 1.000										
48 Tyler Clippard, R (6, 1) ERA: 10.8	0.2 H 1 0 0 0 0 0 0 0 0 0 0 2 3 0.00 0.000																						
88 James Karinchak, R (7, 1) ERA: 10.8	1.0 4 1 0 0 1 0 0 0 0 0 0 6 6 0.00 1.000																						

Batter	1	2	3	4	5	6	7	8	9	AB	R	H	RBI	BB	SO	LOB	BOTTOM						
10 Jake Bauers, L (1, 3) OBP: 0.308, SLG: 0.417 67 Oscar Mercado, R (6, 8) OBP: 0.375, SLG: 0.708	1B	K2-3			K	F9		F8		3	0	1	0	0	2	2	Colorado Rockies @ Cleveland Indians Goodyear Ballpark, Goodyear, AZ Sat Mar 09 2019, 3:07 PM - 5:47 PM EST Att: 7,137 - Sunny - 66 F						
1 Greg Allen, S (1, 8) OBP: 0.480, SLG: 0.591 88 Nellie Rodriguez, R (6, 3) OBP: 0.250, SLG: 0.143	1B			K				K		3	0	1	0	0	2	0							
55 Roberto Pérez, R (1, 2) OBP: 0.251, SLG: 0.190 38 Eric Haase, R (7, 2) OBP: 0.364, SLG: 0.444	1B			K		1B		K		3	0	0	0	1	2	5							
8 Jordan Luplow, R (1, 7) OBP: 0.227, SLG: 0.263 9 Brandon Barnes, R (6, PR) OBP: 0.276, SLG: 0.333				K		BB		K		3	1	1	0	0	2	2							
24 Matt Joyce, L (1, 10) OBP: 0.143, SLG: 0.100 17 Dioner Navarro, S (7, PH) OBP: 0.400, SLG: 0.333				BB		BB		K		3	1	2	1	0	1	2							
32 Travece Thompson, R (1, 9) OBP: 0.346, SLG: 0.542 71 Daniel Johnson, L (6, PR) OBP: 0.385, SLG: 0.524				K		BB		K		3	0	1	2	0	2	1							
7 Ryan Flaherty, L (1, 6) OBP: 0.385, SLG: 0.286 66 Eric Starnets, R (6, PR) OBP: 0.273, SLG: 0.278						BB		BB		2	0	1	1	1	0	0							
6 Mike Freeman, L (1, 4) OBP: 0.500, SLG: 1.000 70 Tyler Fris, S (6, PH)						BB		BB		2	0	1	0	0	0	0							
26 Max Moroff, S (1, 5) OBP: 0.348, SLG: 0.500 84 Tyler Krieger, S (8, PH)						BB		BB		1	0	0	0	0	0	0							
Inning Stats	R: 0 E: 0 K: 2 S: 9	H: 2 LOB: 2 BB: 0 P: 9	R: 0 E: 0 K: 3 S: 10	H: 1 LOB: 1 BB: 1 P: 14	R: 1 E: 1 K: 4 S: 13	H: 1 LOB: 1 BB: 0 P: 13	R: 0 E: 0 K: 1 S: 5	H: 0 LOB: 0 BB: 0 P: 5	R: 0 E: 0 K: 2 S: 7	H: 0 LOB: 0 BB: 1 P: 11	R: 5 E: 0 K: 1 S: 10	H: 5 LOB: 3 BB: 1 P: 14	R: 1 E: 0 K: 1 S: 6	H: 1 LOB: 1 BB: 1 P: 10	R: 0 E: 0 K: 1 S: 5	H: 0 LOB: 0 BB: 0 P: 5		1B: 6 2B: 2 3B: 2 HR: 0	SF: 0 SAC: 0 DP: 0 HBP: 0	WP: 1 PB: 0 SB: 2 CS: 0	PA: 39		
PITCHER	IP WLS BF H R ER SO BB IBB HBP BLK WP HR S P ERA WHIP											PITCHER	IP WLS BF H R ER SO BB IBB HBP BLK WP HR S P ERA WHIP										
48 Germán Márquez, R (1, 1) ERA: 3.38	3.0 L 15 4 1 0 9 1 0 0 0 0 0 0 5 5 0.00 0.000																						
45 Scott Oberg, R (4, 1) ERA: 9.53	1.0 3 0 0 0 1 0 0 0 0 0 0 0 5 5 0.00 0.000																						
67 Chi Chi González, R (5, 1) ERA: 9.53	1.2 11 5 5 5 2 2 0 0 0 0 0 0 14 22 27.00 4.200																						
98 Heath Holder, R (6, 1) ERA: 5.4	0.1 1 0 0 0 1 0 0 0 0 0 0 0 3 3 0.00 0.000																						
83 Evan Grills, L (7, 1) ERA: 5.4	2.0 8 1 1 1 2 1 0 0 0 0 0 0 11 15 4.50 1.000																						

AB	32
R	1
H	5
RBI	1
BB	1
SO	7
LOB	10

AB	34
R	7
H	10
RBI	7
BB	4
SO	15
LOB	21



Batter	1	2	3	4	5	6	7	8	9	AB	R	H	RBI	BB	SO	LOB	TOP										
3 Scooter Gennett, L (1,4) OBP: 0.360, SLG: 0.429 17 Connor Joe, R (5,4) OBP: 0.308, SLG: 0.375	G4-3								G6-4-3	3	0	1	2	0	0	0	Cincinnati Reds @ Cleveland Indians Goodyear Ballpark, Goodyear, AZ Mon Mar 11 2019, 4:10 PM - 6:56 PM EDT Att: 5,875 - Sunny - 67 F										
19 Joey Votto, L (1,3) OBP: 0.462, SLG: 0.125 86 Jordan Patterson, L (5, PR) OBP: 0.091, SLG: 0.136		G4-3							K	1	0	0	0	2	0	1											
27 Matt Kemp, R (1,7) OBP: 0.423, SLG: 0.875 87 Kyle Wren, L (5,7) OBP: 0.188, SLG: 0.214									K	3	1	2	2	0	0	0											
7 Eugenio Suárez, R (1,5) OBP: 0.333, SLG: 0.227 51 Blake Trahan, R (5,5) OBP: 0.192, SLG: 0.160 76 Buddy Boshers, L (7,1) 57 Jesús Reyes, R (9,1)									K	3	0	0	0	0	3	3											
66 Yasiel Puig, R (1,9) OBP: 0.423, SLG: 0.696 46 Mason Williams, L (5, PR) OBP: 0.100, SLG: 0.105									K	2	1	1	1	1	0	2											
15 Nick Senzel, R (1,8) OBP: 0.394, SLG: 0.524 68 Juan Graterol, R (6,2) OBP: 0.500, SLG: 0.538									K	3	1	1	0	0	1	1											
4 Jose Iglesias, R (1,6) OBP: 0.300, SLG: 0.263 77 Christian Colón, R (6,6) OBP: 0.478, SLG: 0.632									K	1	0	1	0	0	0	0											
16 Tucker Barnhart, L (1,2) OBP: 0.182, SLG: 0.105 50 Amir Garrett, R (6,1) 16 Brantley Bell, R (7,5)									K	3	0	0	0	0	1	3											
52 Kyle Farmer, R (1,10) OBP: 0.423, SLG: 0.875 21 Michael Lorenzen, R (5,1) OBP: 0.182, SLG: 0.105 79 T.J. Friedl, L (8,7) OBP: 0.412, SLG: 0.333									K	2	0	0	0	0	2	2											
Inning Stats	R: 0 E: 0 K: 1 S: 6	H: 1 LOB: 2 BB: 1 P: 10	R: 2 E: 0 K: 2 S: 10	H: 3 LOB: 1 BB: 0 P: 10	R: 1 E: 0 K: 1 S: 8	H: 1 LOB: 0 BB: 0 P: 8	R: 0 E: 0 K: 1 S: 5	H: 1 LOB: 0 BB: 0 P: 6	R: 2 E: 0 K: 2 S: 9	H: 1 LOB: 1 BB: 2 P: 19	R: 0 E: 0 K: 1 S: 5	H: 0 LOB: 0 BB: 0 P: 5	R: 0 E: 0 K: 1 S: 5	H: 1 LOB: 1 BB: 1 P: 9	R: 0 E: 0 K: 0 S: 4	H: 1 LOB: 1 BB: 0 P: 4		R: 0 E: 0 K: 1 S: 5	H: 1 LOB: 0 BB: 0 P: 5	1B: 6 2B: 2 3B: 0 HR: 2	SF: 0 SAC: 0 DP: 2 HBP: 0	WP: 0 PB: 0 SB: 0 CS: 1	PA: 38				
PITCHER	IP	WLS	BF	H	R	ER	SO	BB	IBB	HBP	BLK	WP	HR	S	P	ERA	WHIP										
28 Corey Kluber, R (1,1) ERA: 7.36	3.2		17	6	3	3	4	1	0	0	0	0	1	26	31	7.36	1.909										
52 Mike Clevinger, R (4,1) ERA: 3.18	2.2		12	2	2	2	5	2	0	0	0	0	1	21	31	6.75	1.500										
37 Alex Wilson, R (7,1) ERA: 2.84	1.1		4	0	0	0	0	1	0	0	0	0	0	3	7	0.00	0.750										
90 Adam Cimber, R (8,1) ERA: 1.69	0.1		2	1	0	0	0	0	0	0	0	0	0	2	2	0.00	3.000										
33 Brad Hand, L (9,1) ERA:	1.0		3	1	0	0	1	0	0	0	0	0	0	5	5	0.00	1.000										

Cincinnati Reds @ Cleveland Indians
 Goodyear Ballpark, Goodyear, AZ
 Mon Mar 11 2019, 4:10 PM - 6:56 PM EDT
 Att: 5,875 - Sunny - 67 F

livebaseballscorecards.com

AB 34
 R 5
 H 10
 RBI 5
 BB 4
 SO 10
 LOB 16



Batter	1	2	3	4	5	6	7	8	9	AB	R	H	RBI	BB	SO	LOB	BOTTOM										
2 Leonys Martin, L (1,8) OBP: 0.423, SLG: 0.640 67 Oscar Mercado, R (6,8) OBP: 0.448, SLG: 0.862	F9									3	0	1	0	0	1	0	Cincinnati Reds @ Cleveland Indians Goodyear Ballpark, Goodyear, AZ Mon Mar 11 2019, 4:10 PM - 6:56 PM EDT Att: 5,875 - Sunny - 67 F										
22 Jason Kipnis, L (1,4) OBP: 0.283, SLG: 0.368 6 Mike Freeman, L (6,4) OBP: 0.500, SLG: 0.667									K	3	0	0	0	0	3	1											
11 José Ramírez, S (1,5) OBP: 0.333, SLG: 0.478 26 Max Moroff, S (6, PR) OBP: 0.320, SLG: 0.455									K	1	0	0	0	0	1	3											
41 Carlos Santana, S (1,3) OBP: 0.448, SLG: 0.741 88 Nélvis Rodríguez, R (6, PR) OBP: 0.200, SLG: 0.111									K	3	0	1	0	0	0	2											
13 Hanley Ramirez, R (1,10) OBP: 0.200, SLG: 0.333 9 Brandon Barnes, R (4, PR) OBP: 0.318, SLG: 0.526									K	2	0	1	0	0	0	1											
10 Jake Bauers, L (1,7) OBP: 0.286, SLG: 0.385 8 Jordan Luplow, R (6, PH) OBP: 0.208, SLG: 0.238									K	2	0	0	0	0	1	1											
30 Tyler Naquin, L (1,9) OBP: 0.179, SLG: 0.333 32 Trayce Thompson, R (5,9) OBP: 0.357, SLG: 0.577									K	2	0	0	1	0	0	2											
55 Roberto Pérez, R (1,2) OBP: 0.240, SLG: 0.174 27 Kevin Plawecki, R (6,2) OBP: 0.381, SLG: 0.389 38 Eric Haase, R (8,2) OBP: 0.417, SLG: 0.800									K	2	0	0	0	1	3	3											
7 Ryan Flaherty, L (1,6) OBP: 0.387, SLG: 0.538 66 Eric Stamets, R (6,6) OBP: 0.370, SLG: 0.381									K	2	1	1	1	2	0	0											
Inning Stats	R: 0 E: 0 K: 1 S: 6	H: 1 LOB: 0 BB: 0 P: 6	R: 0 E: 0 K: 0 S: 3	H: 0 LOB: 1 BB: 1 P: 7	R: 1 E: 0 K: 1 S: 8	H: 2 LOB: 1 BB: 0 P: 11	R: 0 E: 0 K: 2 S: 8	H: 1 LOB: 2 BB: 0 P: 8	R: 0 E: 0 K: 1 S: 7	H: 3 LOB: 2 BB: 0 P: 8	R: 0 E: 0 K: 1 S: 7	H: 2 LOB: 3 BB: 1 P: 11	R: 2 E: 0 K: 2 S: 10	H: 2 LOB: 1 BB: 1 P: 16	R: 0 E: 0 K: 1 S: 5	H: 0 LOB: 0 BB: 0 P: 5		1B: 5 2B: 4 3B: 0 HR: 2	SF: 0 SAC: 0 DP: 0 HBP: 0	WP: 0 PB: 0 SB: 0 CS: 1	PA: 40						
PITCHER	IP	WLS	BF	H	R	ER	SO	BB	IBB	HBP	BLK	WP	HR	S	P	ERA	WHIP										
28 Anthony DeSclafani, R (1,1) ERA: 2.0	3.1		15	4	1	1	2	1	0	0	0	0	0	6	6	0.00	0.000										
47 Rob Wooten, R (4,1) ERA:	0.2		2	0	0	0	2	0	0	0	0	0	0	7	7	0.00	0.000										
21 Michael Lorenzen, R (5,1) ERA: 3.0	1.0		3	0	0	0	2	0	0	0	0	0	0	13	18	10.80	3.600										
50 Amir Garrett, L (6,1) ERA: 8.1	1.2		10	5	2	2	2	1	0	0	0	0	0	13	17	13.50	2.250										
76 Buddy Boshers, L (7,1) ERA: 3.68	1.1		7	2	2	2	2	1	0	0	0	0	1	11	17	13.50	2.250										

Cincinnati Reds @ Cleveland Indians
 Goodyear Ballpark, Goodyear, AZ
 Mon Mar 11 2019, 4:10 PM - 6:56 PM EDT
 Att: 5,875 - Sunny - 67 F

livebaseballscorecards.com

AB 37
 R 5
 H 11
 RBI 5
 BB 3
 SO 11
 LOB 21



Batter	1	2	3	4	5	6	7	8	9	AB	R	H	RBI	BB	SO	LOB	TOP					
1 Greg Allen, S (1,8) OBP: 0.536, SLG: 0.720 71 Daniel Johnson, L (5,8) OBP: 0.367, SLG: 0.520	0-0 1B 10 2B	0-0 1-H 2B			0-0 2B 30 1B 10 HR	G3			0-3 K	3	2	3	1	0	0	0						
30 Tyler Naquin, L (1,9) OBP: 0.226, SLG: 0.367 79 Trenton Brooks, L (5,9) OBP: 1.000, SLG: 4.000	0-0 1B 10 2B	G6-3			0-0 1B 10 HR		1-2 HR		4-0 BB	3	2	2	0	0	0	1						
10 Jake Bauers, L (1,3) OBP: 0.323, SLG: 0.552 88 Nellie Rodriguez, R (5,3) OBP: 0.167, SLG: 0.091	0-0 2B 27 G6-3 1-H 3-H				0-0 HR 1-H 3-H			0-0 F9	0-0 L5	3	1	2	5	0	0	0						
8 Jordan Luplow, R (1,7) OBP: 0.185, SLG: 0.208 71 Connor Marabell, L (5,7) OBP: 0.500, SLG: 0.500	0-3 K				0-3 K			0-0 1B	0-3 K	3	0	0	0	0	3	1						
27 Kevin Plawecki, R (1,2) OBP: 0.375, SLG: 0.381 38 Eric Haase, R (5,2) OBP: 0.385, SLG: 0.727	0-0 2B 2-3 G6-3				0-0 1B 24 WP			0-0 L7		3	0	1	0	0	0	1						
24 Matt Joyce, L (1,10) OBP: 0.185, SLG: 0.154 63 Oscar Gonzalez, R (7, PH) (7, 10)	0-0 G6-3				0-0 1B G4-3			0-0 F8		3	0	0	0	0	2							
6 Mike Freeman, L (1,4) OBP: 0.429, SLG: 0.490 84 Ernie Clement, R (6,4) OBP: 0.333, SLG: 0.480		4-0 BB 1 2B			0-0 G4-3			0-0 G6-3	0-0 G5-3	2	1	0	0	1	0	0						
26 Max Moroff, S (1,5) OBP: 0.286, SLG: 0.400 84 Tyler Krieger, S (6,5)		0-0 F8			0-0 G4-3			0-0 G6-3	0-3 K	3	0	0	0	0	1							
66 Eric Stamets, R (1,6) OBP: 0.367, SLG: 0.417 81 Mark Mathias, R (6,6) OBP: 0.346, SLG: 0.524		0-3 K						0-3 K	0-3 K	3	0	1	0	0	2	1						
Inning Stats	R: 2 E: 0 K: 1 S: 8	H: 3 LOB: 1 BB: 0 P: 8	R: 1 E: 0 K: 1 S: 6	H: 1 LOB: 1 BB: 1 P: 10	R: 0 E: 0 K: 1 S: 5	H: 0 LOB: 0 BB: 0 P: 5	R: 0 E: 0 K: 0 S: 3	H: 0 LOB: 0 BB: 0 P: 3	R: 3 E: 0 K: 2 S: 12	H: 4 LOB: 1 BB: 0 P: 14	R: 0 E: 0 K: 0 S: 4	H: 1 LOB: 1 BB: 0 P: 4	R: 1 E: 0 K: 0 S: 8	H: 2 LOB: 1 BB: 0 P: 9	R: 0 E: 0 K: 2 S: 7	H: 0 LOB: 1 BB: 0 P: 7	R: 0 E: 0 K: 2 S: 7	H: 0 LOB: 1 BB: 1 P: 11	1B: 5 2B: 4 3B: 0 HR: 2	SF: 0 SAC: 0 DP: 0 HBP: 0	WP: 1 PB: 0 SB: 0 CS: 0	PA: 40
PITCHER	IP WLS BF H R ER SO BB IBB HBP BLK WP HR S P ERA WHIP	4.0 W 17 4 3 3 3 1 0 0 0 0 0 22 26 6.75 1.250	3.0 6 7 4 4 2 0 0 0 0 1 2 24 27 12.00 2.333	1.0 3 0 0 0 2 0 0 0 0 0 0 7 7 0.00 0.000	1.0 4 0 0 0 2 1 0 0 0 0 0 7 11 0.00 1.000	PITCHER										IP WLS BF H R ER SO BB IBB HBP BLK WP HR S P ERA WHIP						

Cleveland Indians @ Kansas City Royals
 Surprise Stadium, Surprise, AZ
 Wed Mar 13, 2019, 4:07 PM - 7:13 PM EDT
 Att: 5,264 - Partly Cloudy - 65 F

AB	38
R	7
H	11
RBI	7
BB	2
SO	9
LOB	12



Batter	1	2	3	4	5	6	7	8	9	AB	R	H	RBI	BB	SO	LOB	BOTTOM			
6 Billy Hamilton, S (1,8) OBP: 0.382, SLG: 0.467 14 Brett Phillips, L (6,8) OBP: 0.379, SLG: 0.238	0-0 G4-3	0-0 2B 4 1B	4-0 BB 27 S	0-0 FC6-4		0-3 K		0-0 1B 9 1B 38 HR		3	1	1	0	1	0	1				
27 Adalberto Mondesi, S (1,6) OBP: 0.367, SLG: 0.556 9 Nicky Lopez, L (6,6) OBP: 0.351, SLG: 0.343	4-0 BB 15 E 4 E	4-0 BB 4 1B 66 CS	1-0 P6		0-0 G6-3			0-0 1B 38 HR		2	2	0	0	2	0	2				
15 Whit Merrifield, R (1,9) OBP: 0.354, SLG: 0.697 38 Jorge Bonifacio, R (6,9) OBP: 0.333, SLG: 0.586	0-0 1B 4 E	0-3 K			0-3 K			4-0 BB 69 1B 0 1B	0-0 HR 1-H 3-H	4	1	0	0	0	3	3				
4 Alex Gordon, L (1,7) OBP: 0.471, SLG: 0.600 0 Terrance Gore, R (6, PH) OBP: 0.407, SLG: 0.250	0-0 1B 66 WP 66 1B	0-0 1B 66 CS			0-0 1B 12 2B			0-0 G6-3		3	2	3	2	0	0	0				
12 Jorge Soler, R (1,10) OBP: 0.366, SLG: 0.703 11 Bubba Starling, R (7, PH) OBP: 0.516, SLG: 0.769	0-3 K	0-0 F8			0-0 2B 66 L8 2 2B			1-0 HR	0-3 K	4	2	2	2	0	1	3				
66 Ryan O'Hearn, L (1,3) OBP: 0.432, SLG: 0.355 69 Frank Schwindel, R (6,3) OBP: 0.405, SLG: 0.452	1-0 1B 36 2B	0-0 CS	0-0 L4	0-0 L8		0-0 G1-3		0-0 P5		3	1	1	1	0	0	1				
2 Chris Owings, R (1,5) OBP: 0.389, SLG: 0.697 19 Cheslor Cuthbert, R (6,5) OBP: 0.375, SLG: 0.367	4-0 BB 36 2B		0-0 G6-3	0-0 2B 36 HR		0-0 2B 79 E		0-3 K		2	1	1	1	1	0	0				
36 Cam Gallagher, R (1,2) OBP: 0.269, SLG: 0.520	0-0 2B 1-H 2-H		0-0 1B 1 3B	0-0 HR 2-H		0-0 F9		0-3 K		5	2	3	3	0	1	1				
1 Humberto Arteaga, R (1,4) OBP: 0.536, SLG: 0.667 79 Erick Mejia, S (6,4) OBP: 0.536, SLG: 0.833	0-0 G1-3		0-0 3B	0-0 1B 6 FC6-4		0-0 1B E3		0-0 E4 14 1B		3	0	2	1	0	0	2				
Inning Stats	R: 4 E: 2 K: 1 S: 9	H: 3 LOB: 2 BB: 2 P: 18	R: 2 E: 0 K: 1 S: 6	H: 2 LOB: 1 BB: 1 P: 11	R: 1 E: 0 K: 0 S: 5	H: 2 LOB: 1 BB: 1 P: 10	R: 4 E: 0 K: 1 S: 11	H: 5 LOB: 1 BB: 0 P: 14	R: 0 E: 0 K: 1 S: 5	H: 0 LOB: 0 BB: 0 P: 5	R: 2 E: 1 K: 1 S: 8	H: 3 LOB: 1 BB: 0 P: 9	R: 0 E: 0 K: 2 S: 9	H: 2 LOB: 3 BB: 1 P: 13	R: 4 E: 1 K: 1 S: 10	H: 4 LOB: 1 BB: 0 P: 10	1B: 11 2B: 6 3B: 1 HR: 3	SF: 0 SAC: 0 DP: 0 HBP: 0	WP: 1 PB: 0 SB: 1 CS: 2	PA: 52
PITCHER	IP WLS BF H R ER SO BB IBB HBP BLK WP HR S P ERA WHIP	1.0 L 11 4 6 2 1 3 0 0 0 0 0 5 6 18.00 7.000	2.1 3 1 0 0 1 0 0 0 0 0 0 5 6 0.00 1.000	3.1 5 4 4 1 1 0 0 0 0 0 0 12 17 21.60 3.600	2.0 3 1 0 0 1 0 0 0 0 0 0 4 7 27.00 6.000	1.0 3 0 0 0 1 0 0 0 0 0 0 5 5 0.00 0.000	PITCHER										IP WLS BF H R ER SO BB IBB HBP BLK WP HR S P ERA WHIP			

Cleveland Indians @ Kansas City Royals
 Surprise Stadium, Surprise, AZ
 Wed Mar 13, 2019, 4:07 PM - 7:13 PM EDT
 Att: 5,264 - Partly Cloudy - 65 F

AB	46
R	17
H	21
RBI	15
BB	5
SO	8
LOB	20



Batter	1	2	3	4	5	6	7	8	9	AB	R	H	RBI	BB	SO	LOB	TOP										
5 Cory Spangenberg, L OBP: 0.235, SLG: 0.545 90 Devin Hairston, R OBP: 0.667, SLG: 1.000										4	0	0	0	0	2	1	Milwaukee Brewers @ Cleveland Indians Goodyear Ballpark, Goodyear, AZ Wed Mar 13 2019, 4:07 PM - 6:47 PM EDT Att: 5,510 - Sunny - 67 F										
14 Hernán Pérez, R OBP: 0.219, SLG: 0.516 97 Dillon Thomas, L										3	0	0	0	1	3	0											
24 Jesús Aguilar, R OBP: 0.365, SLG: 0.409 77 Lucas Echeo, L OBP: 0.250, SLG: 0.583										3	0	0	0	0	1	1											
16 Ben Gamel, L OBP: 0.323, SLG: 0.346 96 Tristen Lutz, R										3	1	1	0	0	1	0											
13 Tyler Saladino, R OBP: 0.286, SLG: 0.485 68 Jake Hager, R OBP: 0.053, SLG: 0.111										3	0	0	0	0	2	1											
70 Nate Orf, R OBP: 0.323, SLG: 0.393 94 Chad McClanahan, L OBP: 0.333, SLG: 0.667										2	1	1	0	1	0	0											
72 Keston Hiura, R OBP: 0.333, SLG: 0.586										4	1	1	3	0	1	1											
78 Corey Ray, L OBP: 0.314, SLG: 0.594 91 Je'Von Ward, L										2	0	1	0	1	1	0											
26 Jacob Nottingham, R OBP: 0.214, SLG: 0.154 98 Alexander Alvarez, R										3	0	0	0	0	2	3											
Inning Stats	R: 0 E: 0 K: 3 S: 9	H: 0 LOB: 0 BB: 0 P: 10	R: 0 E: 0 K: 1 S: 5	H: 0 LOB: 0 BB: 0 P: 5	R: 0 E: 0 K: 3 S: 9	H: 0 LOB: 0 BB: 0 P: 9	R: 0 E: 0 K: 1 S: 4	H: 0 LOB: 0 BB: 0 P: 8	R: 3 E: 0 K: 2 S: 12	H: 4 LOB: 1 BB: 0 P: 13	R: 0 E: 0 K: 1 S: 7	H: 0 LOB: 0 BB: 0 P: 7	R: 0 E: 0 K: 0 S: 3	H: 0 LOB: 2 BB: 2 P: 11	R: 0 E: 0 K: 1 S: 8	H: 1 LOB: 1 BB: 0 P: 8		R: 0 E: 0 K: 1 S: 5	H: 0 LOB: 0 BB: 0 P: 5	1B: 3 2B: 1 3B: 0 HR: 1	SF: 0 SAC: 0 DP: 1 HBP: 0	WP: 0 PB: 0 CS: 1	PA: 34				
PITCHER	IP	WLS	BF	H	R	ER	SO	BB	IBB	HBP	BLK	WP	HR	S	P	ERA	WHIP										
47 Trevor Bauer, R ERA: 3.45	4.2	W	18	4	3	3	10	1	0	0	0	0	1	38	44	5.79	1.071										
46 Jon Edwards, R ERA:	1.1	H	4	0	0	0	2	0	0	0	0	0	0	8	8	0.00	0.000										
34 Justin Grimm, R ERA: 1.42	1.0		5	0	0	0	0	2	0	0	0	0	0	3	11	0.00	2.000										
49 Tyler Olson, L ERA: 1.5	1.0		4	1	0	0	2	0	0	0	0	0	0	8	8	0.00	1.000										
58 Neil Ramírez, R ERA: 3.0	1.0		3	0	0	0	1	0	0	0	0	0	0	5	5	0.00	0.000										

Batter	1	2	3	4	5	6	7	8	9	AB	R	H	RBI	BB	SO	LOB	BOTTOM										
2 Leonys Martín, L OBP: 0.400, SLG: 0.571 89 Ka'ai Tom, L OBP: 0.333, SLG: 0.667										3	1	0	0	1	0	1	Milwaukee Brewers @ Cleveland Indians Goodyear Ballpark, Goodyear, AZ Wed Mar 13 2019, 4:07 PM - 6:47 PM EDT Att: 5,510 - Sunny - 67 F										
22 Jason Kipnis, L OBP: 0.271, SLG: 0.364 75 Andruw Monasterio, R										3	1	1	0	0	1	1											
11 José Ramírez, S OBP: 0.367, SLG: 0.538 70 Tyler Fris, S										3	1	2	0	0	0	1											
41 Carlos Santana, S OBP: 0.438, SLG: 0.690 93 Wilson García, S OBP: 0.500, SLG: 0.833										2	0	0	1	1	0	1											
13 Hanley Ramírez, R OBP: 0.222, SLG: 0.333 32 Trayce Thompson, R, FR OBP: 0.367, SLG: 0.556										3	0	1	2	0	1	1											
55 Roberto Pérez, R OBP: 0.286, SLG: 0.320 80 Luke Wakamatsu, S, FR OBP: 1.000, SLG: 1.000										2	1	1	1	1	0	2											
7 Ryan Flaherty, L OBP: 0.362, SLG: 0.552 40 Tim Federowicz, R OBP: 0.286, SLG: 0.571										3	0	1	2	0	0	2											
9 Brandon Barnes, R OBP: 0.269, SLG: 0.435 73 Jedd Carter, R										4	0	0	0	0	2	6											
67 Óscar Mercado, R OBP: 0.438, SLG: 0.844 72 Alex Call, R OBP: 0.500, SLG: 0.500										3	0	1	0	0	0	0											
Inning Stats	R: 3 E: 0 K: 1 S: 8	H: 3 LOB: 2 BB: 2 P: 16	R: 0 E: 0 K: 0 S: 4	H: 1 LOB: 1 BB: 0 P: 4	R: 1 E: 0 K: 1 S: 7	H: 1 LOB: 0 BB: 0 P: 8	R: 0 E: 0 K: 0 S: 3	H: 0 LOB: 0 BB: 0 P: 3	R: 3 E: 1 K: 1 S: 8	H: 2 LOB: 2 BB: 1 P: 13	R: 0 E: 0 K: 1 S: 5	H: 0 LOB: 0 BB: 0 P: 5	R: 1 E: 0 K: 2 S: 9	H: 2 LOB: 2 BB: 0 P: 10	R: 1 E: 0 K: 1 S: 7	H: 2 LOB: 2 BB: 1 P: 11		1B: 5 2B: 4 3B: 1 HR: 1	SF: 0 SAC: 0 DP: 0 HBP: 1	WP: 1 PB: 0 CS: 0	PA: 41						
PITCHER	IP	WLS	BF	H	R	ER	SO	BB	IBB	HBP	BLK	WP	HR	S	P	ERA	WHIP										
57 Chase Anderson, R ERA: 1.1	4.0	L	19	5	4	4	2	2	0	0	0	1	0	7	12	0.00	4.500										
71 Josh Hader, L ERA:	0.2		6	2	3	0	1	1	0	0	0	0	0	1	1	0.00	0.000										
97 Tristan Archer, R ERA:	0.1		1	0	0	0	0	0	0	0	0	0	0	1	1	0.00	0.000										
43 Matt Albers, R ERA: 3.86	1.0		3	0	0	0	1	0	0	0	0	0	0	5	5	0.00	0.000										
58 Alex Claudio, L ERA: 3.0	1.0		6	2	1	1	2	0	0	1	0	0	0	9	10	9.00	2.000										



Batter	1	2	3	4	5	6	7	8	9	AB	R	H	RBI	BB	SO	LOB	TOP										
15 Raimel Tapia, L (1, 8) 73 Brian Mundell, R (7, 3)	F8			26 WP BB		G4-3		K		2	0	0	0	1	0	0	Colorado Rockies @ Cleveland Indians Goodyear Ballpark, Goodyear, AZ Thu Mar 14 2019, 4:21 PM - 6:49 PM EDT Att: 6,560 - Sunny - 62 F										
26 David Dahl, L (1, 7) 56 Noel Cuevas, R (6, 7) (7, 9)	K			BB		F7			64 FC6-4 1B	2	0	0	0	1	1	0											
12 Mark Reynolds, R (1, 3) 64 Drew Weeks, R (7, 7)	G4-3			BB		K		K	FC6-4 24 DI 2B	3	0	0	0	0	2	2											
25 Michael Saunders, L (1, 10)		G4-3		BB		K		K		4	0	0	0	0	3	3											
23 Tom Murphy, R (1, 2) 24 Ryan McMahon, L (6, 5)	K			BB		K		3 E 2B		2	0	0	0	0	2	2											
3 Mike Tauchman, L (1, 9) 89 Scott Burcham, R (7, 4)	K			BB		G4-3		E7		3	0	0	0	0	1	0											
4 Pat Valaika, R (1, 4) 89 Matt Hearn, L (7, 8) 37 Chris Rabago, R (9, PH)			K			G6-3		F9		3	0	0	0	0	1	1											
65 Brendan Rodgers, R (1, 6) 82 Bret Boswell, L (8, 6)			G6-3			K				0	0	0	0	0	0	0											
70 Peter Mooney, L (1, 5) 50 Brett Nicholas, L (6, 2)			F9			G1-3		G4-3		2	0	0	0	0	0	0											
Inning Stats	R: 0 E: 0 K: 1 S: 5	H: 0 LOB: 0 BB: 0 P: 5	R: 0 E: 0 K: 2 S: 7	H: 0 LOB: 0 BB: 0 P: 7	R: 0 E: 0 K: 1 S: 5	H: 0 LOB: 0 BB: 0 P: 5	R: 0 E: 0 K: 3 S: 9	H: 0 LOB: 2 BB: 2 P: 17	R: 0 E: 0 K: 1 S: 5	H: 0 LOB: 0 BB: 0 P: 5	R: 1 E: 1 K: 2 S: 9	H: 1 LOB: 1 BB: 0 P: 9	R: 0 E: 0 K: 1 S: 5	H: 0 LOB: 0 BB: 0 P: 5	R: 2 E: 0 K: 1 S: 8	H: 3 LOB: 1 BB: 0 P: 10		1B: 2 2B: 2 3B: 0 HR: 0	SF: 0 SAC: 0 DP: 0 HBP: 0	WP: 1 PB: 0 CS: 0	PA: 34						
PITCHER	IP	WLS	BF	H	R	ER	SO	BB	IBB	HBP	BLK	WP	HR	S	P	ERA	WHIP										
57 Shane Bieber, R (1, 1) 39 Oliver Pérez, L (6, 1) 90 Adam Cimber, R (7, 1) 61 Dan Otero, R (8, 1) 44 Nick Goody, R (9, 1)	5.0	W	17	0	0	0	8	2	0	0	0	1	0	31	39	0.00	0.400										

Batter	1	2	3	4	5	6	7	8	9	AB	R	H	RBI	BB	SO	LOB	BOTTOM										
67 Oscar Mercado, R (1, 8) 71 Daniel Johnson, L (6, 8) (7, 9)	G5-3		K		G1-3	HR		F8		3	0	0	0	0	1	2	Colorado Rockies @ Cleveland Indians Goodyear Ballpark, Goodyear, AZ Thu Mar 14 2019, 4:21 PM - 6:49 PM EDT Att: 6,560 - Sunny - 62 F										
55 Roberto Pérez, R (1, 2) 17 Dioner Navarro, S (6, 2)	K		G5-3		HR	K		1B		3	1	1	2	0	1	1											
11 José Ramírez, S (1, 5) 81 Mark Mathias, R (6, 5)	P6			K	G4-3			G2		3	0	0	0	0	1	0											
41 Carlos Santana, S (1, 3) 88 Nélson Rodríguez, R (5, PR) (6, 3)		K		24 1B 13 1B 8 2B BB	13 PO 2B		89 BB 88 BB HBP			2	1	1	0	1	1	0											
13 Hanley Ramirez, R (1, 10) 38 Eric Haase, R (6, PR) (7, 10)		K		24 1B 8 2B 1B	PO	26 1B 71 HR 24 BB 1B		F7		3	1	2	0	0	1	0											
24 Matt Joyce, L (1, 9) 9 Brandon Barnes, R (6, PR) (7, 8)		BB		8 2B 1B		26 1B 71 HR BB		K		1	1	1	0	2	0	0											
8 Jordan Luplow, R (1, 7) 89 Ka'ai Tom, L (7, 7)	L4			26 L4-6 1B		K		BB		3	0	1	3	0	1	3											
26 Max Moroff, S (1, 4) 75 Andruw Monasterio, R (6, PR) (7, 4)				1B	L4-6			F9		3	0	2	0	0	0	1											
66 Eric Stamets, R (1, 6) 70 Tyler Fris, S (7, 6)	F8					67 G1-3 55 HR 2B		K		3	1	1	0	0	0	0											
Inning Stats	R: 0 E: 0 K: 1 S: 5	H: 0 LOB: 0 BB: 0 P: 5	R: 0 E: 0 K: 2 S: 7	H: 0 LOB: 1 BB: 1 P: 11	R: 0 E: 0 K: 1 S: 6	H: 1 LOB: 0 BB: 0 P: 6	R: 3 E: 0 K: 1 S: 7	H: 3 LOB: 0 BB: 1 P: 11	R: 2 E: 0 K: 0 S: 6	H: 3 LOB: 1 BB: 0 P: 7	R: 4 E: 0 K: 3 S: 12	H: 3 LOB: 1 BB: 1 P: 16	R: 0 E: 0 K: 1 S: 5	H: 0 LOB: 3 BB: 2 P: 14	R: 0 E: 0 K: 1 S: 7	H: 2 LOB: 2 BB: 0 P: 7		1B: 7 2B: 4 3B: 0 HR: 2	SF: 0 SAC: 0 DP: 1 HBP: 1	WP: 0 PB: 0 CS: 0	PA: 41						
PITCHER	IP	WLS	BF	H	R	ER	SO	BB	IBB	HBP	BLK	WP	HR	S	P	ERA	WHIP										
34 Jeff Hoffman, R (1, 1) 84 Matt Pierpont, R (5, 1) 51 Jake McGee, L (6, 1) 54 Carlos Estévez, R (7, 1) 59 Harrison Musgrave, L (8, 1)	4.2	L	21	6	5	5	5	2	0	0	0	0	0	1	1	0.00	3.000										

AB	32
R	3
H	4
RBI	2
BB	2
SO	12
LOB	10

AB	34
R	9
H	12
RBI	9
BB	5
SO	10
LOB	24



Batter	1	2	3	4	5	6	7	8	9	AB	R	H	RBI	BB	SO	LOB	TOP								
2 Leonys Martin, L (1.8) 67 Oscar Mercado, R (6.8) OBP: 0.364, SLG: 0.516 OBP: 0.389, SLG: 0.750	G6-3		K			K		G5-3		3	0	0	0	0	2	0									
30 Tyler Naquin, L (1.9) 32 Travece Thompson, R (6.9) OBP: 0.235, SLG: 0.364 OBP: 0.387, SLG: 0.679	G6-3		K					1B	HR	3	0	1	0	0	1	0									
11 José Ramírez, S (1.5) 84 Tyler Krieger, S (6.5) OBP: 0.361, SLG: 0.494 OBP: 0.387, SLG: 0.679	41 1B BB					K		L4		2	0	1	0	1	1	1									
41 Carlos Santana, S (1.3) 7 Ryan Flaherty, L (6.3) OBP: 0.447, SLG: 0.676 OBP: 0.400, SLG: 0.567	1B					G3		F7		3	0	1	0	0	0	2									
10 Jake Bauers, L (1.10) 9 Brandon Barnes, R (9. PH) OBP: 0.324, SLG: 0.516 OBP: 0.250, SLG: 0.400	F7					G4-3		FC5	1B	2	0	0	0	1	0	3									
27 Kevin Plawewski, R (1.2) 38 Eric Haase, R (7.2) OBP: 0.333, SLG: 0.333 OBP: 0.333, SLG: 0.615	G6-3					G6-3		L6		3	0	0	0	0	0	2									
6 Mike Freeman, L (1.4) 24 Tyler Freeman, R (7.4) OBP: 0.300, SLG: 0.250 OBP: 0.200, SLG: 0.200	K					F7		G6-3		3	0	0	0	0	1	1									
1 Greg Allen, S (1.7) 63 Oscar Gonzalez, R (7.7) OBP: 0.484, SLG: 0.643	K					G4-3		K		3	0	0	0	0	1	1									
66 Eric Stamets, R (1.6) 70 Elvis Perez, S (8.6) OBP: 0.333, SLG: 0.400			K			F9		F8		3	0	0	0	0	1	0									
Inning Stats	R: 0 E: 0 K: 0 S: 4	H: 1 LOB: 2 BB: 1 P: 8	R: 0 E: 0 K: 2 S: 7	H: 0 LOB: 0 BB: 0 P: 7	R: 0 E: 0 K: 3 S: 9	H: 0 LOB: 0 BB: 0 P: 9	R: 0 E: 0 K: 0 S: 4	H: 1 LOB: 1 BB: 0 P: 4	R: 0 E: 0 K: 0 S: 3	H: 0 LOB: 0 BB: 0 P: 3	R: 0 E: 0 K: 2 S: 8	H: 1 LOB: 1 BB: 1 P: 8	R: 0 E: 0 K: 0 S: 3	H: 0 LOB: 1 BB: 1 P: 7	R: 1 E: 0 K: 0 S: 4	H: 1 LOB: 0 BB: 0 P: 5	R: 1 E: 1 K: 1 S: 7	H: 1 LOB: 1 BB: 0 P: 8	1B: 4 2B: 0 3B: 0 HR: 1	SF: 0 SAC: 0 DP: 0 HBP: 0	WP: 1 PB: 0 SB: 0 CS: 0	PA: 35			
PITCHER	IP	WLS	BF	H	R	ER	SO	BB	IBB	HBP	BLK	WP	HR	S	P	ERA	WHIP								
39 Jason Hammel, R (1.1) ERA: 1.04	4.0	W	15	2	0	0	5	1	0	0	0	0	0	24	28	0.00	0.750								
25 José Leclerc, R (5.1) ERA: 7.71	1.0	H	3	0	0	0	0	0	0	0	0	0	0	3	3	0.00	0.000								
78 Jordan Romano, R (6.1) ERA: 4.91	2.0	H	8	1	0	0	2	1	0	0	0	0	0	11	15	0.00	1.000								
46 Jeanmar Gómez, R (8.1) ERA: 1.23	1.0		4	1	1	1	0	0	0	0	0	0	1	4	5	9.00	1.000								
74 Brett Martin, L (9.1) ERA:	1.0		5	1	1	0	1	0	0	0	0	1	0	7	8	0.00	1.000								

Cleveland Indians @ Texas Rangers
 Surprise Stadium, Surprise, AZ
 Fri Mar 15 2019, 4:07 PM - 6:31 PM EDT
 Att: 7,259 - Sunny - 74 F


AB 33
 R 2
 H 5
 RBI 2
 BB 2
 SO 8
 LOB 15

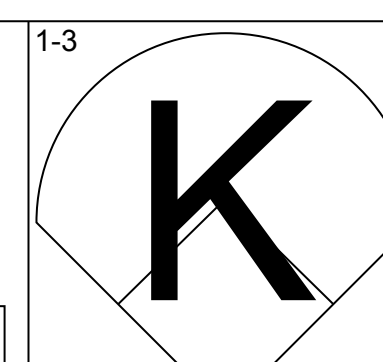
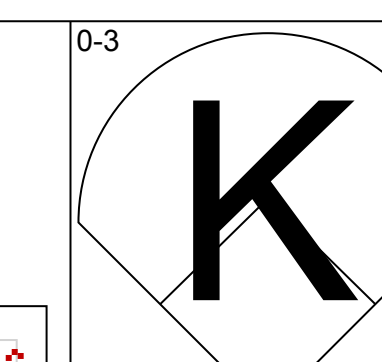
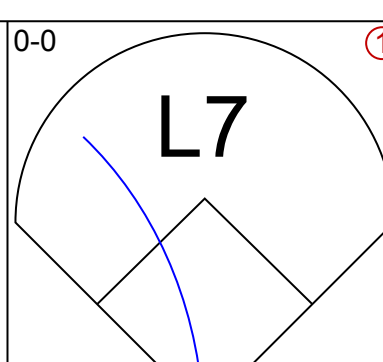
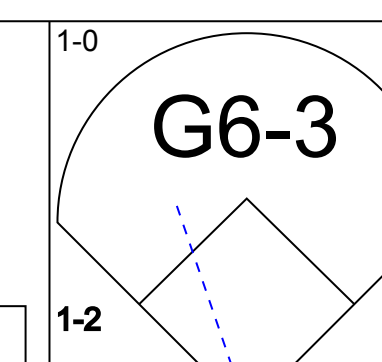
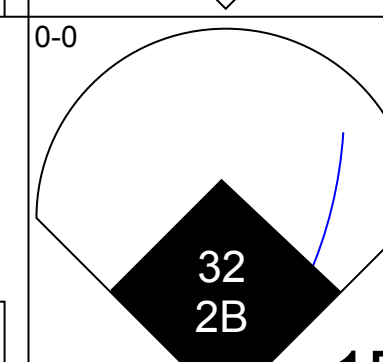
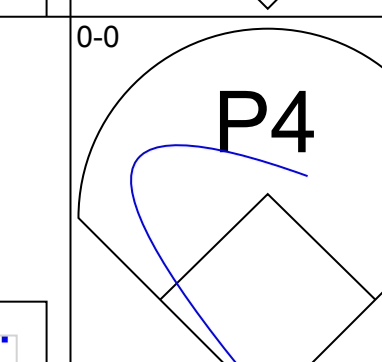
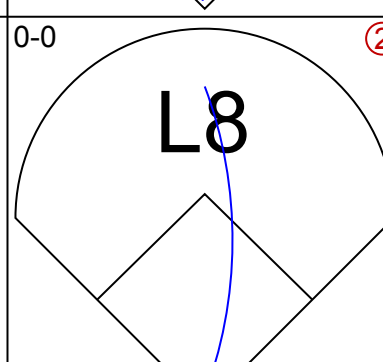

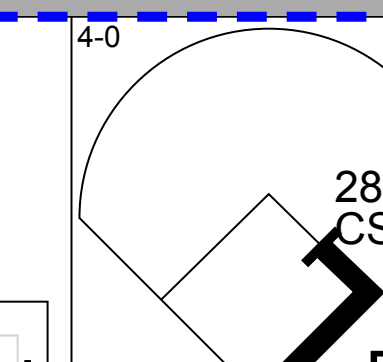
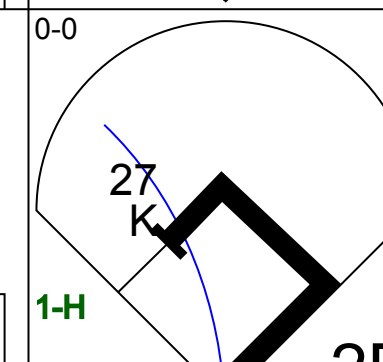
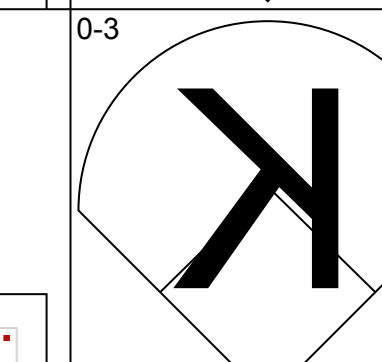
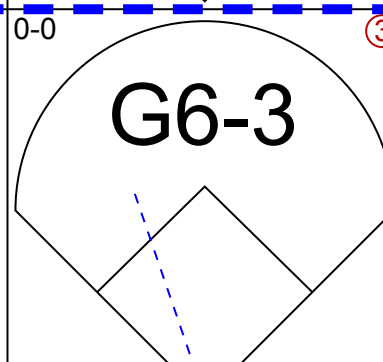

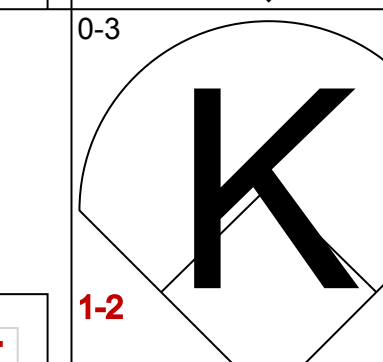
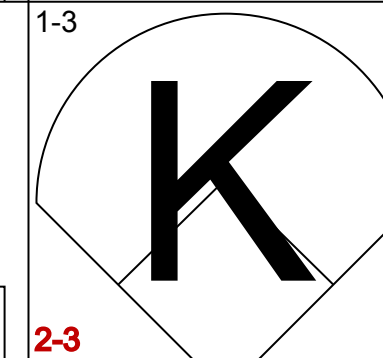
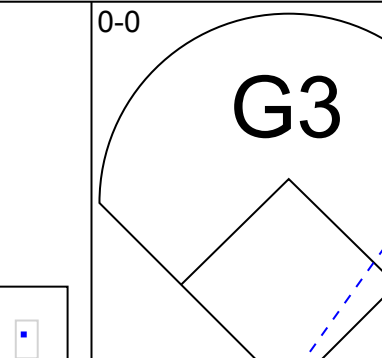
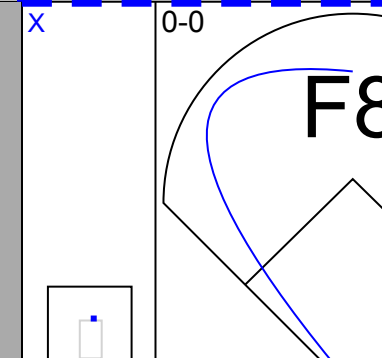
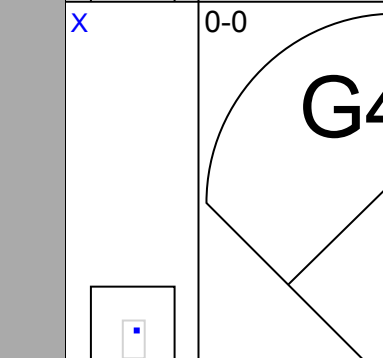
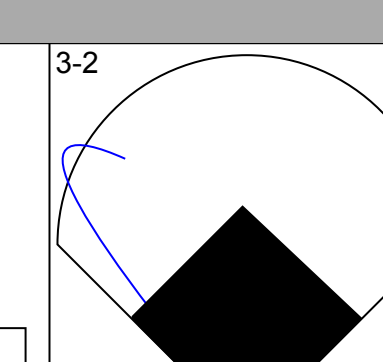
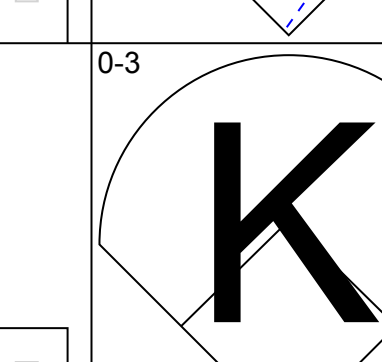
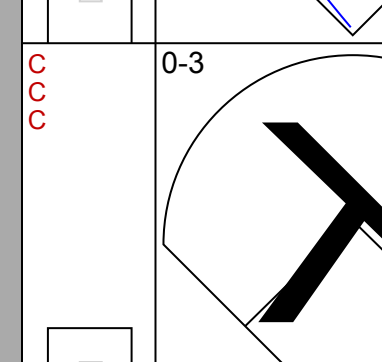
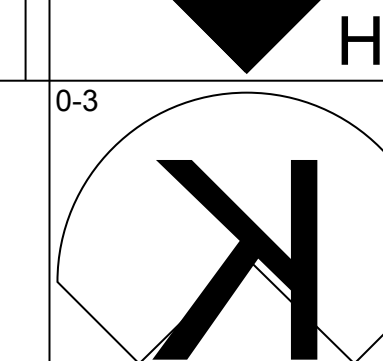
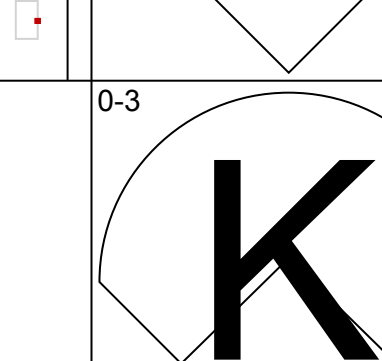
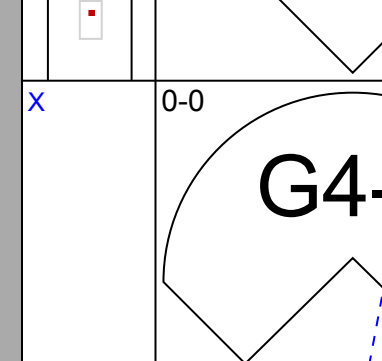
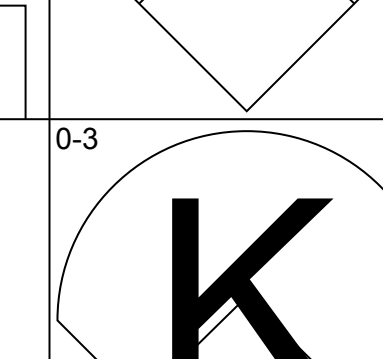
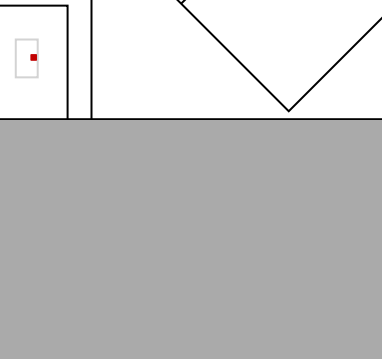
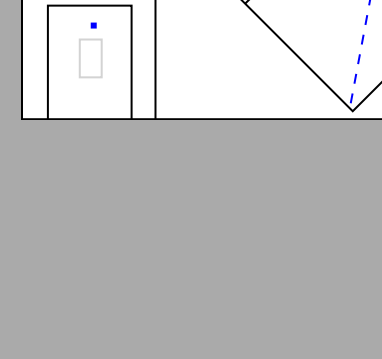
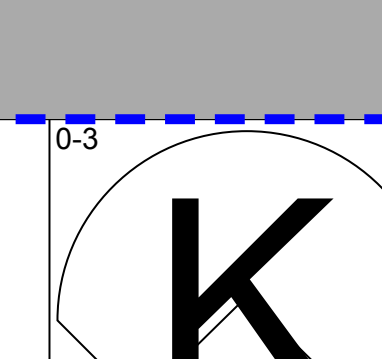
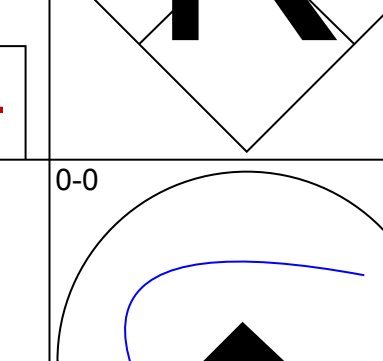
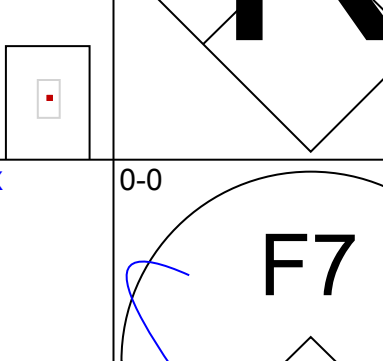
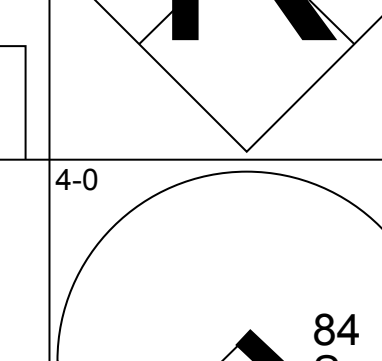

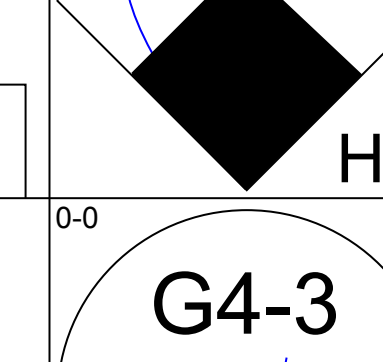
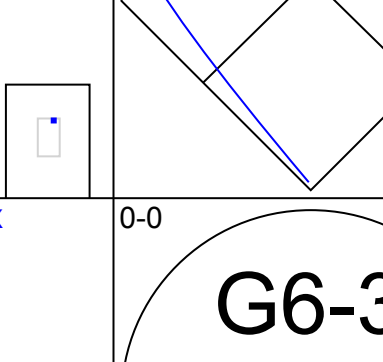
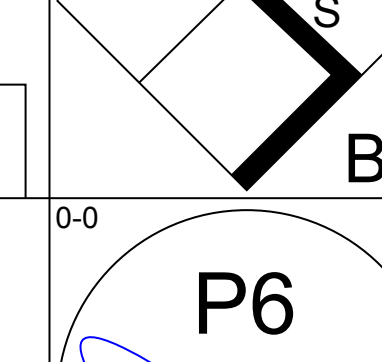


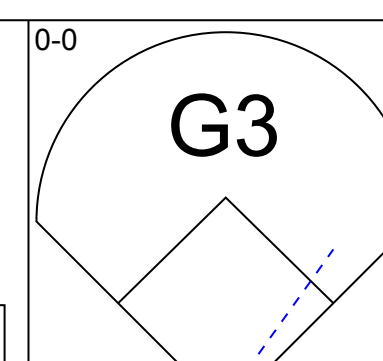
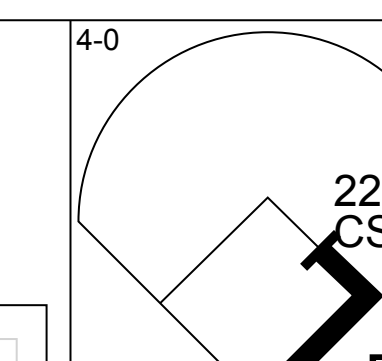
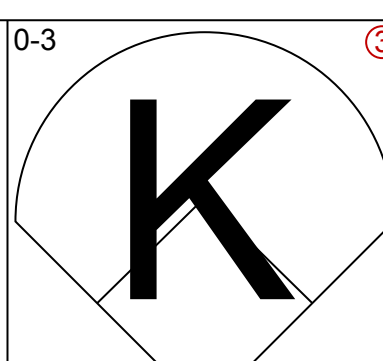
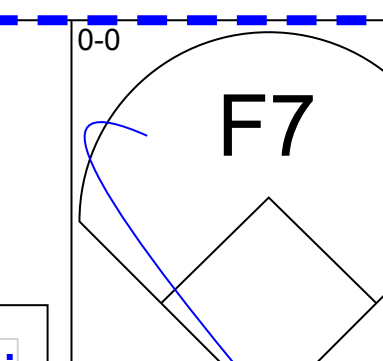
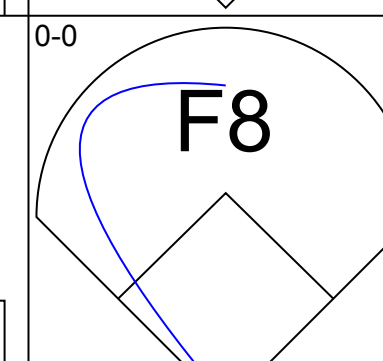
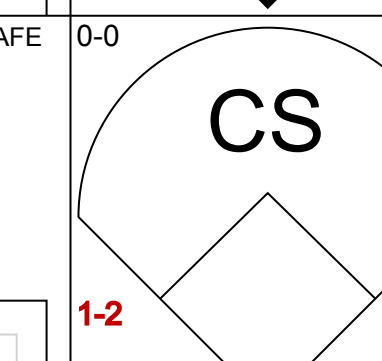
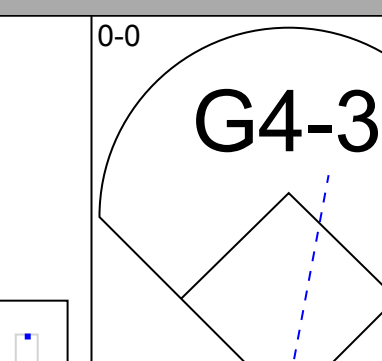
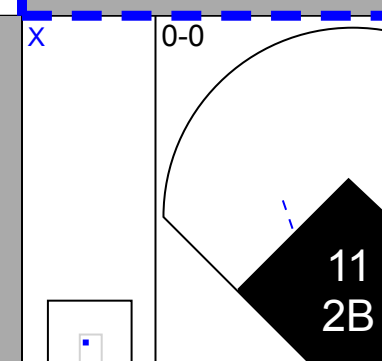
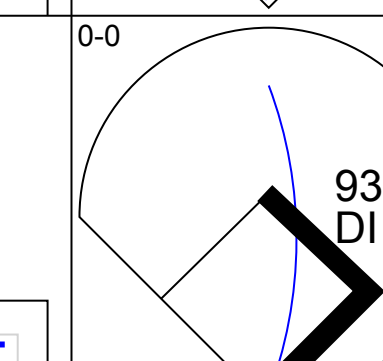
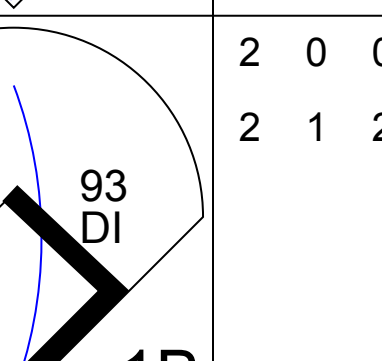
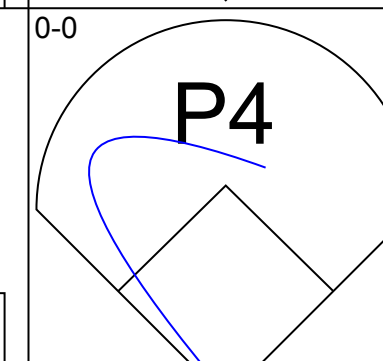
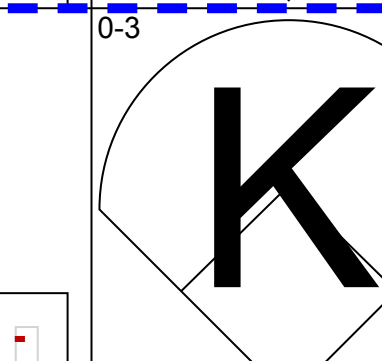
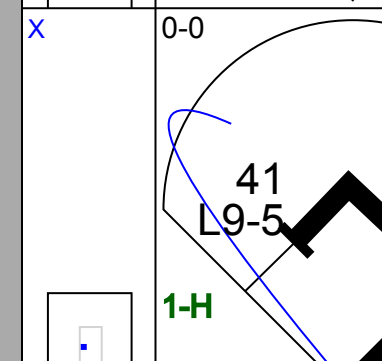
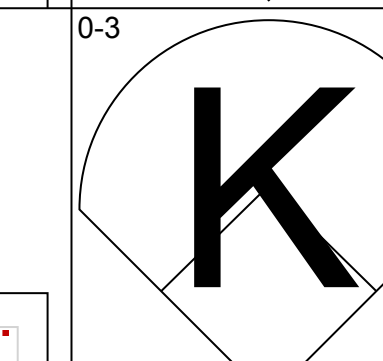
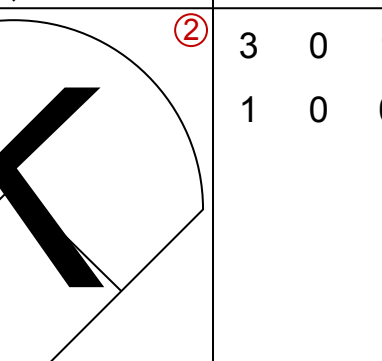
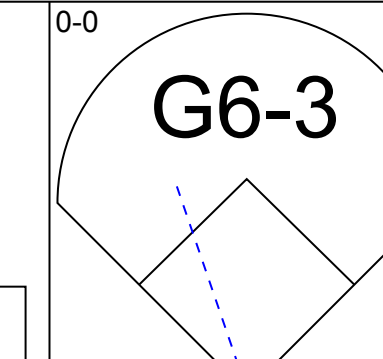
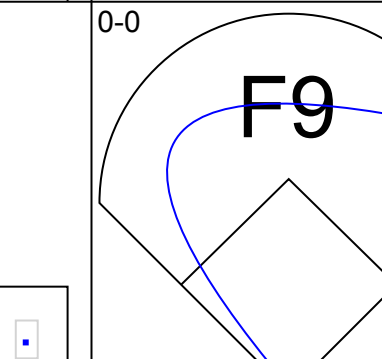
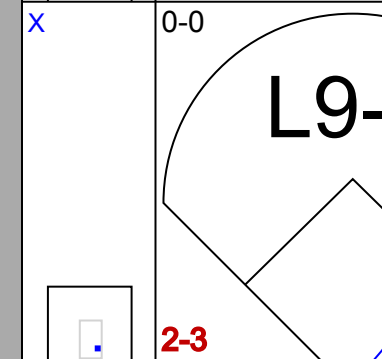
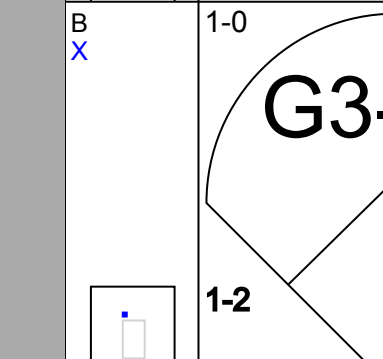
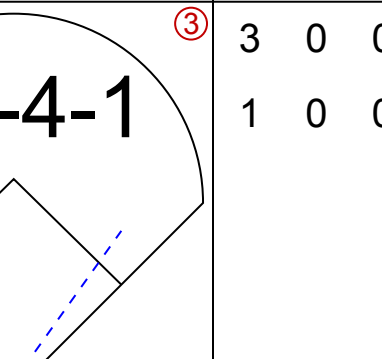
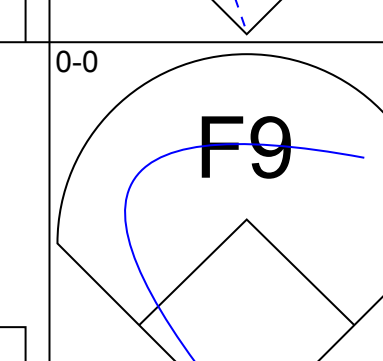
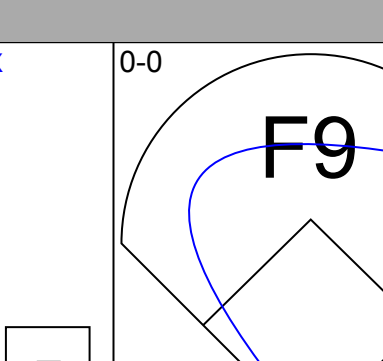
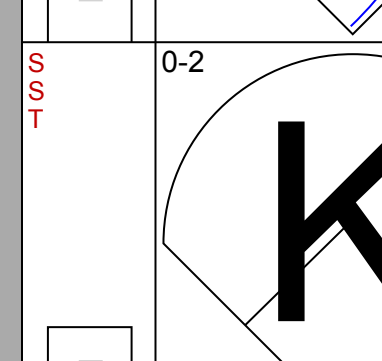
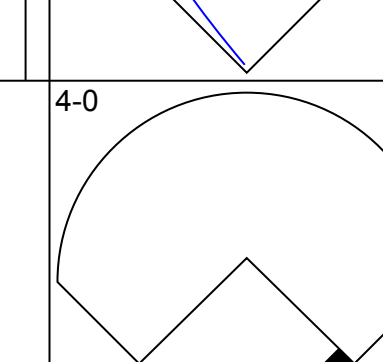
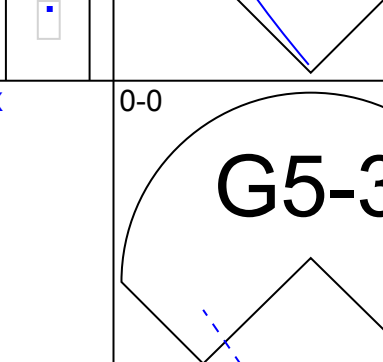
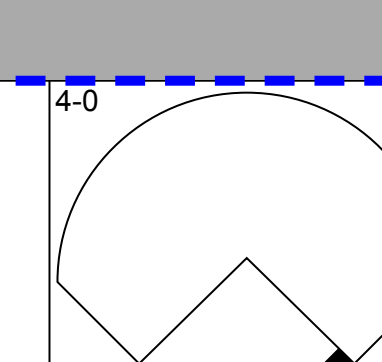
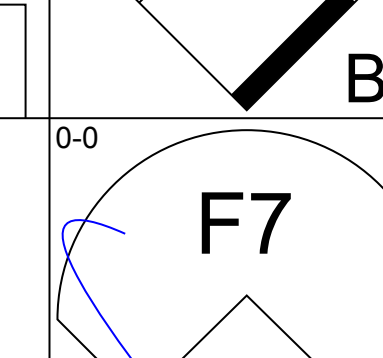
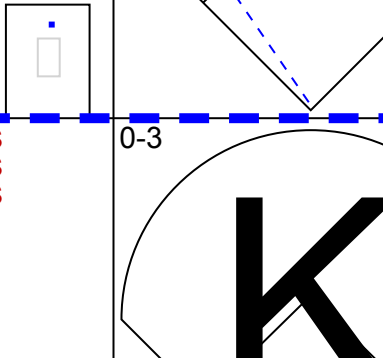
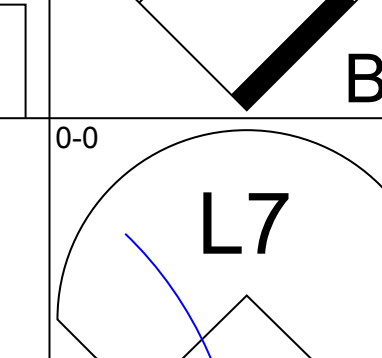
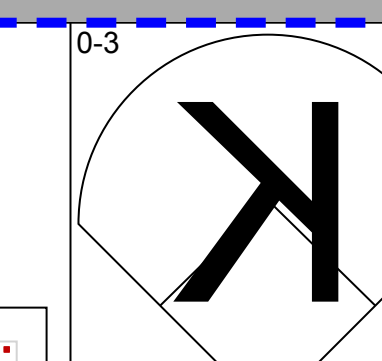
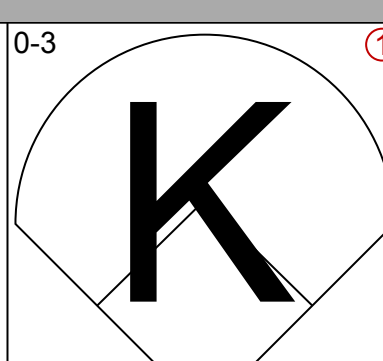
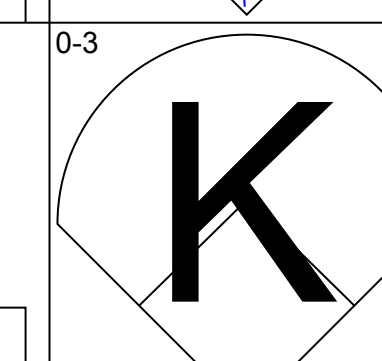
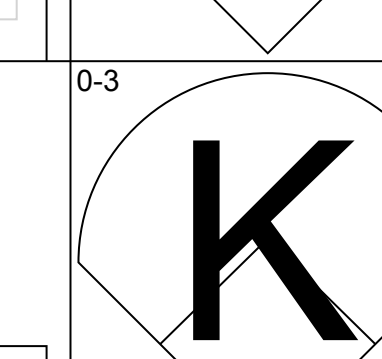
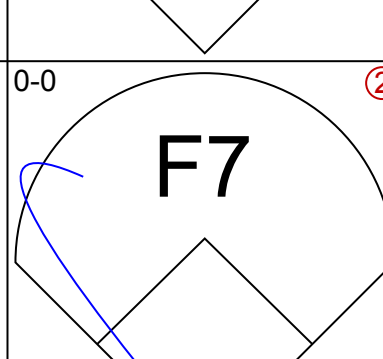
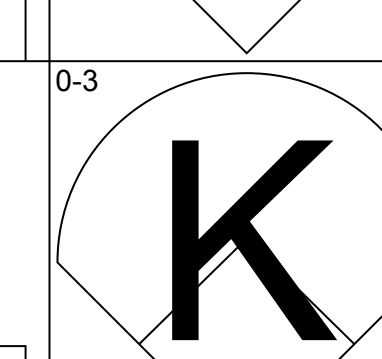
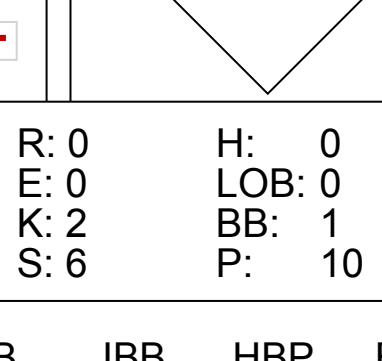
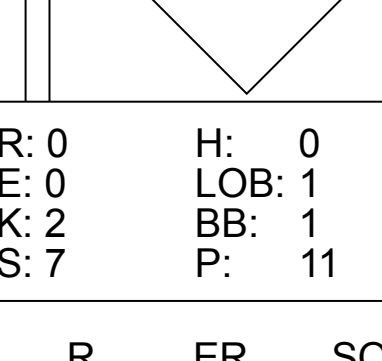
Batter	1	2	3	4	5	6	7	8	9	AB	R	H	RBI	BB	SO	LOB	BOTTOM								
17 Shin-Soo Choo, L (1.9) 38 Danny Santana, S (6.9) OBP: 0.296, SLG: 0.273 OBP: 0.343, SLG: 0.645	G4-3		G3			K		F8		3	0	0	0	0	1	1									
12 Rougned Odor, L (1.4) 16 Nolan Fontana, L (6.4) OBP: 0.357, SLG: 0.760 OBP: 0.438, SLG: 0.467	G4-3					K		G6-3		3	0	0	0	0	2	0									
1 Elvis Andrus, R (1.6) 41 Logan Forsythe, R (7.6) OBP: 0.371, SLG: 0.750 OBP: 0.368, SLG: 0.412	G5-3					1B		1B		3	1	1	0	0	0	0									
30 Nomar Mazara, L (1.10) OBP: 0.281, SLG: 0.367			K			1B		K		4	2	2	0	0	2	2									
14 Asdrúbal Cabrera, S (1.5) 6 Chase d'Arnaud, R (6. PR) OBP: 0.500, SLG: 0.423 OBP: 0.536, SLG: 0.667	K					1B		1B		3	1	2	1	0	1	0									
11 Ronald Guzmán, L (1.3) 28 Jett Bandy, R (7.3) OBP: 0.371, SLG: 0.645 OBP: 0.263, SLG: 0.176	G4-3					1B		1B		2	0	1	2	0	0	0									
5 Willie Calhoun, L (1.7) 40 LeDarius Clark, R (7.7) OBP: 0.316, SLG: 0.270 OBP: 0.667, SLG: 1.000			G4-3			1B		K		3	0	1	1	0	1	2									
71 Jose Trevino, R (1.2) 33 Sam Huff, R (6.2) OBP: 0.176, SLG: 0.125 OBP: 0.250, SLG: 0.250						1B		L6		2	0	1	0	0	1	1									
3 Delino DeShields, R (1.8) 66 Zack Granite, L (7. PR) OBP: 0.371, SLG: 0.355 OBP: 0.256, SLG: 0.385			K			F9		2B		3	0	1	0	0	1	1									
Inning Stats	R: 0 E: 0 K: 0 S: 3	H: 0 LOB: 0 BB: 0 P: 3	R: 0 E: 0 K: 2 S: 7	H: 0 LOB: 0 BB: 0 P: 7	R: 0 E: 0 K: 1 S: 6	H: 1 LOB: 1 BB: 0 P: 6	R: 3 E: 0 K: 2 S: 11	H: 4 LOB: 1 BB: 0 P: 11	R: 0 E: 0 K: 2 S: 7	H: 0 LOB: 0 BB: 0 P: 7	R: 1 E: 0 K: 1 S: 8	H: 3 LOB: 3 BB: 0 P: 8	R: 1 E: 0 K: 1 S: 7	H: 2 LOB: 2 BB: 0 P: 7	R: 0 E: 0 K: 1 S: 5	H: 1 LOB: 0 BB: 0 P: 5	1B: 10 2B: 2 3B: 0 HR: 0	SF: 1 SAC: 0 DP: 1 HBP: 0	WP: 0 PB: 0 SB: 2 CS: 0	PA: 34					
PITCHER	IP	WLS	BF	H	R	ER	SO	BB	IBB	HBP	BLK	WP	HR	S	P	ERA	WHIP								
59 Carlos Carrasco, R (1.1) ERA: 5.87	4.2	L	19	5	3	3	6	0	0	0	0	0	0	31	31	0.00	1.071								
49 Tyler Olson, L (5.1) ERA: 1.42	0.1		1	0	0	0	1	0	0	0	0	0	0	3	3	0.00	0.000								
33 Brad Hand, L (6.1) ERA: 1.8	1.0		6	3	1	1	1	0	0	0	0	0	0	8	8	9.00	3.000								
58 Neil Ramírez, R (7.1) ERA: 3.86	1.0		5	2	1	1	1	0	0	0	0	0	0	7	7	9.00	2.000								
34 Justin Grimm, R (8.1) ERA: 1.23	1.0		3	1	0	0	1	0	0	0	0	0	0	5	5	0.00	1.000								

Cleveland Indians @ Texas Rangers
 Surprise Stadium, Surprise, AZ
 Fri Mar 15 2019, 4:07 PM - 6:31 PM EDT
 Att: 7,259 - Sunny - 74 F

AB 33
 R 5
 H 11
 RBI 5
 BB 0
 SO 10
 LOB 13



Batter	1	2	3	4	5	6	7	8	9	AB	R	H	RBI	BB	SO	LOB	TOP										
84 Fernando Tatis Jr., R OBP: 0.325, SLG: 0.568 (1, 6)										4	0	0	0	0	2	1	San Diego Padres @ Cleveland Indians Goodyear Ballpark, Goodyear, AZ Mon Mar 18 2019, 4:07 PM - 6:37 PM EDT Att: 6,329 - Sunny - 81 F										
9 Luis Urias, R OBP: 0.283, SLG: 0.333 67 Ty France, R OBP: 0.429, SLG: 0.621 (1, 4) (6, 5)										3	1	1	0	0	0	0											
32 Franmil Reyes, R OBP: 0.348, SLG: 0.579 28 Michael Gettys, R OBP: 0.333, SLG: 0.667 (1, 9) (6, 9)										3	0	1	1	0	1	0											
27 Francisco Mejia, S OBP: 0.400, SLG: 0.711 2 José Pirela, R OBP: 0.405, SLG: 0.763 (1, 2) (7, 7)										3	0	0	0	0	1	1											
4 Wil Myers, R OBP: 0.325, SLG: 0.324 12 Chris Stewart, R OBP: 0.500, SLG: 0.417 (1, 3) (7, 2)										3	1	1	1	0	2	0											
33 Franchy Cordero, L OBP: 0.270, SLG: 0.324 17 Kyle Overstreet, R (1, 7) (7, 3)										3	0	0	0	0	2	0											
7 Manuel Margot, R OBP: 0.348, SLG: 0.590 3 Nate Easley, R OBP: 0.333, SLG: 0.667 (1, 8) (8, 8)										3	0	0	0	0	3	0											
87 Josh Naylor, L OBP: 0.310, SLG: 0.500 (1, 10)										2	1	1	1	1	0	0											
5 Greg Garcia, L OBP: 0.432, SLG: 0.333 (1, 5) (6, 4)										3	0	0	0	0	0	1											
Inning Stats	R: 1 E: 0 K: 2 S: 8	H: 2 LOB: 0 BB: 0 P: 10	R: 2 E: 0 K: 2 S: 11	H: 2 LOB: 0 BB: 0 P: 14	R: 0 E: 0 K: 2 S: 7	H: 0 LOB: 0 BB: 0 P: 7	R: 0 E: 0 K: 2 S: 7	H: 0 LOB: 0 BB: 0 P: 7	R: 0 E: 0 K: 1 S: 5	H: 0 LOB: 0 BB: 0 P: 5	R: 0 E: 0 K: 0 S: 3	H: 0 LOB: 0 BB: 0 P: 3	R: 0 E: 0 K: 1 S: 5	H: 0 LOB: 1 BB: 1 P: 10	R: 0 E: 0 K: 1 S: 4	H: 0 LOB: 0 BB: 1 P: 8		1B: 1 2B: 2 3B: 0 HR: 2	SF: 0 SAC: 0 DP: 1 HBP: 0	WP: 0 PB: 0 SB: 1 CS: 1	PA: 31						
PITCHER	IP	WLS	BF	H	R	ER	SO	BB	IBB	HBP	BLK	WP	HR	S	P	ERA	WHIP										
47 Trevor Bauer, R ERA: 3.8 (1, 1)	5.2	L	20	4	3	3	9	0	0	0	0	0	2	40	45	4.76	0.706										
46 Jon Edwards, R ERA: (6, 1)	0.1		1	0	0	0	0	0	0	0	0	0	0	1	1	0.00	0.000										
37 Alex Wilson, R ERA: 2.16 (7, 1)	1.0		3	0	0	0	1	0	0	0	0	0	0	5	5	0.00	0.000										
34 Justin Grimm, R ERA: 1.08 (8, 1)	1.0		4	0	0	0	1	1	0	0	0	0	0	5	10	0.00	1.000										
90 Adam Cimber, R ERA: 1.08 (9, 1)	1.0		3	0	0	0	1	1	0	0	0	0	0	4	8	0.00	1.000										

Batter	1	2	3	4	5	6	7	8	9	AB	R	H	RBI	BB	SO	LOB	BOTTOM										
2 Leonys Martin, L OBP: 0.317, SLG: 0.421 32 Trayce Thompson, R OBP: 0.429, SLG: 0.667 (1, 8) (7, 8)										2	0	0	0	1	1	0	San Diego Padres @ Cleveland Indians Goodyear Ballpark, Goodyear, AZ Mon Mar 18 2019, 4:07 PM - 6:37 PM EDT Att: 6,329 - Sunny - 81 F										
22 Jason Kipnis, L OBP: 0.250, SLG: 0.333 66 Eric Stamets, R OBP: 0.341, SLG: 0.378 (1, 4) (5, 6)										2	0	0	0	0	0	0											
11 José Ramirez, S OBP: 0.333, SLG: 0.499 62 Dillon Persinger, R (1, 5) (7, PR) (8, 5)										3	0	1	1	0	1	0											
41 Carlos Santana, S OBP: 0.432, SLG: 0.650 93 Wilson Garcia, S OBP: 0.429, SLG: 0.714 (1, 3) (8, 3)										3	0	0	0	0	0	1											
10 Jake Bauers, L OBP: 0.268, SLG: 0.432 67 Oscar Mercado, R OBP: 0.415, SLG: 0.750 (1, 7) (8, 7)										3	0	0	0	0	1	1											
8 Jordan Luplow, R OBP: 0.296, SLG: 0.281 1 Greg Allen, S OBP: 0.471, SLG: 0.677 (1, 10) (8, PR) (9, 10)										1	0	0	0	2	0	0											
30 Tyler Naquin, L OBP: 0.225, SLG: 0.333 73 Jedd Carter, R (1, 9) (9, 9)										3	0	0	0	0	1	2											
55 Roberto Pérez, R OBP: 0.333, SLG: 0.485 38 Eric Haase, R OBP: 0.333, SLG: 0.625 (1, 2) (7, 2)										2	0	0	0	0	2	0											
7 Ryan Flaherty, L OBP: 0.350, SLG: 0.486 (1, 6) (5, 4)										2	0	0	0	0	1	0											
89 Marcos Gonzalez, R (7, 4)										1	0	0	0	0	1	1											
Inning Stats	R: 0 E: 0 K: 0 S: 3	H: 0 LOB: 0 BB: 0 P: 3	R: 0 E: 0 K: 0 S: 3	H: 0 LOB: 1 BB: 1 P: 7	R: 0 E: 0 K: 2 S: 6	H: 0 LOB: 0 BB: 1 P: 10	R: 0 E: 0 K: 1 S: 5	H: 0 LOB: 0 BB: 0 P: 5	R: 0 E: 0 K: 2 S: 7	H: 0 LOB: 0 BB: 0 P: 7	R: 1 E: 0 K: 1 S: 6	H: 2 LOB: 1 BB: 0 P: 6	R: 0 E: 0 K: 2 S: 7	H: 0 LOB: 1 BB: 1 P: 11	R: 0 E: 0 K: 1 S: 6	H: 1 LOB: 1 BB: 0 P: 7	1B: 2 2B: 2 3B: 0 HR: 0	SF: 0 SAC: 0 DP: 1 HBP: 0	WP: 0 PB: 0 SB: 0 CS: 1	PA: 32							
PITCHER	IP	WLS	BF	H	R	ER	SO	BB	IBB	HBP	BLK	WP	HR	S	P	ERA	WHIP										
41 Robbie Erlin, L ERA: 10.61 (1, 1)	2.0	W	7	7	0	0	2	1	0	0	0	0	0	7	11	0.00	0.500										
38 Aaron Loup, L (3, 1)	1.1	H	4	0	0	0	2	1	0	0	0	0	0	7	11	0.00	0.750										
72 Gerardo Reyes, R ERA: 4.91 (4, 1)	1.1	H	4	0	0	0	1	0	0	0	0	0	0	6	6	0.00	0.000										
58 Trey Wingenter, R ERA: (5, 1)	1.1	H	4	0	0	0	3	0	0	0	0	0	0	10	10	0.00	0.000										
34 Craig Stammen, R ERA: 2.25 (7, 1)	1.0	H	4	2	1	1	1	0	0	0	0	0	0	6	6	9.00	2.000										
PITCHER	IP	WLS	BF	H	R	ER	SO	BB	IBB	HBP	BLK	WP	HR	S	P	ERA	WHIP										
39 Kirby Yates, R ERA: (8, 1)	1.0	H	4	0	0	0	2	1	0	0	0	0	0	6	7	0.00	1.000										
88 Phil Maton, R ERA: 1.23 (9, 1)	1.0	S	4	1	0	0	1	0	0	0	0	0	0	6	7	0.00	1.000										

AB	29
R	3
H	4
RBI	3
BB	2
SO	12
LOB	4



AB	28
R	1
H	3
RBI	1
BB	3
SO	10
LOB	8



WP	0	PA	32
PB	0		
SB	0		
CS	1		

Batter	1	2	3	4	5	6	7	8	9	AB	R	H	RBI	BB	SO	LOB	TOP					
2 Leonys Martin, L (1, 8) OBP: 0.341, SLG: 0.425 71 Connor Marabell, L (6, PR) OBP: 0.600, SLG: 0.800 (6, 8)	G2-3		BB			1B		2B		2	0	1	0	1	0	0	Cleveland Indians @ San Francisco Giants Scottsdale Stadium, Scottsdale, AZ Wed Mar 20 2019, 10:06 PM - 12:51 AM EDT Att. 8,296 - Clear - 77 F					
22 Jason Kipnis, L (1, 4) OBP: 0.260, SLG: 0.320 69 Daniel Schneemann, L (1, 4)	G3		G6-3			F7		G4-3		1	0	0	0	0	0	3						
10 Jake Bauers, L (1, 3) OBP: 0.288, SLG: 0.429 93 Wilson Garcia, S (6, PR) OBP: 0.400, SLG: 0.667 (6, 3)	K			BB		1B		G6-3		2	0	1	0	1	1	0						
30 Tyler Naquin, L (1, 9) OBP: 0.261, SLG: 0.341 79 Trenton Brooks, L (6, 9) OBP: 0.097, SLG: 2.000		BB				G4-3			K	2	0	0	0	1	0	3						
55 Roberto Pérez, R (1, 2) OBP: 0.359, SLG: 0.486 73 Mitch Longo, L (7, PR) (7, 7)		BB				G4-6-3			K	2	0	1	0	1	0	1						
1 Greg Allen, S (1, 7) OBP: 0.450, SLG: 0.622 32 Angel Lopez, R (7, 2)	F8								K	3	0	0	0	0	0	3						
17 Dioner Navarro, S (1, 10) OBP: 0.333, SLG: 0.263	F9-2								K	1	0	0	0	0	1	0						
24 Tyler Freeman, R (1, 6)										3	0	0	0	0	0	1						
75 Andruw Monasterio, R (1, 5)										3	0	0	0	0	0	0						
Inning Stats	R: 0 E: 0 K: 1 S: 6	H: 0 LOB: 0 BB: 0 P: 6	R: 0 E: 0 K: 0 S: 2	H: 0 LOB: 1 BB: 2 P: 10	R: 0 E: 0 K: 0 S: 3	H: 0 LOB: 1 BB: 1 P: 7	R: 0 E: 0 K: 0 S: 2	H: 0 LOB: 0 BB: 1 P: 6	R: 0 E: 0 K: 0 S: 3	H: 0 LOB: 0 BB: 0 P: 3	R: 0 E: 0 K: 0 S: 5	H: 2 LOB: 2 BB: 0 P: 5	R: 0 E: 0 K: 0 S: 4	H: 1 LOB: 1 BB: 0 P: 4	R: 0 E: 0 K: 0 S: 4	H: 1 LOB: 1 BB: 0 P: 4		R: 0 E: 0 K: 3 S: 9	H: 0 LOB: 0 BB: 0 P: 9	1B: 3 2B: 2 3B: 0 HR: 0	SF: 0 SAC: 0 DP: 2 HBP: 0	WP: 0 PB: 0 SB: 0 CS: 0
PITCHER	IP WLS BF H R ER SO BB IBB HBP BLK WP HR S P ERA WHIP																					
37 Drew Pomeranz, L (1, 1) ERA: 3.21	5.0 W 17	0 0 0 1 4 0 0 0 0 0 0 0 16 32 0.00 0.800																				
56 Tony Watson, L (6, 1) ERA: 2.25	1.0 5 2 0 0 0 0 0 0 0 0 0 5 5 0.00 2.000																					
13 Will Smith, L (7, 1) ERA: 3.0	1.0 4 1 0 0 0 0 0 0 0 0 0 4 4 0.00 1.000																					
61 Nick Vincent, R (8, 1) ERA: 5.63	1.0 3 0 0 0 3 0 0 0 0 0 0 9 9 0.00 0.000																					

Batter	1	2	3	4	5	6	7	8	9	AB	R	H	RBI	BB	SO	LOB	BOTTOM			
6 Steven Duggar, L (1, 8) OBP: 0.378, SLG: 0.457 5 Cameron Maybin, R (5, 8) OBP: 0.250, SLG: 0.233	F8					L3				3	1	1	1	0	0	1	Cleveland Indians @ San Francisco Giants Scottsdale Stadium, Scottsdale, AZ Wed Mar 20 2019, 10:06 PM - 12:51 AM EDT Att. 8,296 - Clear - 77 F			
12 Joe Panik, L (1, 4) OBP: 0.500, SLG: 0.583 7 Donovan Solano, R (6, PR) OBP: 0.333, SLG: 0.292 (7, 4)	P3					BB				4	1	2	1	0	0	1				
28 Buster Posey, R (1, 2) OBP: 0.286, SLG: 0.370 13 Will Smith, R (7, 1) OBP: 0.263, SLG: 0.278 61 Nick Vincent, R (8, 1) OBP: 0.263, SLG: 0.278 32 Steven Okert, L (9, 1)	K									4	2	2	1	0	1	1				
9 Brandon Belt, L (1, 3) OBP: 0.553, SLG: 0.818 82 Gio Brusa, S (6, PR) (7, 3)										0	0	0	0	0	0	0				
10 Evan Longoria, R (1, 5) OBP: 0.368, SLG: 0.529 48 Pablo Sandoval, S (5, 5) OBP: 0.308, SLG: 0.412 72 Kyle McPherson, R (8, PR) (9, 5)										0	0	0	0	0	0	0				
35 Brandon Crawford, L (1, 6) OBP: 0.216, SLG: 0.250 19 Allen Hanson, S (5, 6) OBP: 0.244, SLG: 0.333 77 Shane Bieber, L (9, 6)										0	0	0	0	0	0	0				
8 Gerardo Parra, L (1, 9) OBP: 0.317, SLG: 0.541 58 Matt Joyce, L (5, 9) OBP: 0.273, SLG: 0.200										3	2	3	3	0	0	0				
22 Yangervis Solarte, S (1, 7) OBP: 0.340, SLG: 0.444 56 Tony Watson, L (6, 1) OBP: 0.263, SLG: 0.278 18 René Rivera, R (6, PH) OBP: 0.333, SLG: 0.429 (7, 2)										1	1	1	0	0	0	0				
37 Drew Pomeranz, R (1, 1) OBP: 1.000, SLG: 1.000 51 Mac Williamson, R (5, PH) OBP: 0.292, SLG: 0.356 (6, 7)										0	0	0	0	0	0	0				
Inning Stats	R: 0 E: 0 K: 1 S: 5	H: 0 LOB: 0 BB: 0 P: 5	R: 3 E: 0 K: 1 S: 9	H: 4 LOB: 1 BB: 0 P: 10	R: 1 E: 0 K: 1 S: 7	H: 2 LOB: 1 BB: 0 P: 7	R: 5 E: 0 K: 0 S: 8	H: 5 LOB: 1 BB: 1 P: 12	R: 0 E: 0 K: 0 S: 3	H: 0 LOB: 0 BB: 0 P: 3	R: 4 E: 0 K: 1 S: 9	H: 4 LOB: 3 BB: 0 P: 10	R: 0 E: 0 K: 1 S: 5	H: 0 LOB: 1 BB: 1 P: 9	R: 0 E: 0 K: 3 S: 10	H: 1 LOB: 2 BB: 0 P: 11		1B: 6 2B: 7 3B: 2 HR: 1	SF: 0 SAC: 0 DP: 0 HBP: 2	WP: 1 PB: 0 SB: 0 CS: 0
PITCHER	IP WLS BF H R ER SO BB IBB HBP BLK WP HR S P ERA WHIP																			
45 Adam Plutko, R (1, 1) ERA: 9.45	3.2 L 22	10 0 0 0 0 1 0 0 0 0 0 0 1 27 32 22.09 3.000																		
62 Nick Wittgren, R (4, 1) ERA: 3.86	1.1 5 1 0 0 0 0 0 0 0 0 0 5 5 0.00 0.750																			
39 Oliver Pérez, L (6, 1) ERA: 7.94	0.2 7 4 4 4 1 0 0 0 1 0 0 0 8 9 54.00 6.000																			
63 Dominic DeMasi, R (6, 1) ERA: 7.94	1.1 5 0 0 0 1 1 0 0 0 0 0 6 10 0.00 0.750																			
82 Yanson Gomez, L (8, 1) ERA: 7.94	1.0 5 1 0 0 3 0 0 0 1 0 0 0 10 11 0.00 1.000																			



Batter	1	2	3	4	5	6	7	8	9	AB	R	H	RBI	BB	SO	LOB	TOP										
8 Justin Upton, R (1, 10) OBP: 0.500, SLG: 1.000										3	0	0	0	0	3	2	Los Angeles Angels @ Cleveland Indians Goodyear Ballpark, Goodyear, AZ Wed Mar 20 2019, 9:09 PM - 11:38 PM EDT Att: 5,563 - Clear - 77 F livebaseballscores.com										
25 Peter Bourjos, R (1, 8) OBP: 0.347, SLG: 0.609 71 Jonah Todd, L (6, 8)										3	0	0	0	0	1	1											
41 Justin Bour, L (1, 3) OBP: 0.334, SLG: 0.567 73 Alvaro Ribalcaba, R (8, 4)										4	0	1	0	0	2	0											
44 Kevan Smith, R (1, 2) OBP: 0.286, SLG: 0.405										4	1	2	0	0	1	2											
3 Taylor Ward, R (1, 5) OBP: 0.291, SLG: 0.442 90 Jose Rojas, L (6, 5) OBP: 0.485, SLG: 0.793										3	0	0	0	0	1	4											
9 Tommy La Stella, L (1, 4) OBP: 0.286, SLG: 0.270 8 Erick Salcedo, S (6, 4)										3	1	1	0	0	1	0											
85 Matt Thaiss, L (8, PH) OBP: 0.400, SLG: 0.697										4	0	1	0	0	2	2											
48 César Puello, R (1, 9) OBP: 0.360, SLG: 0.378																											
81 Brennan Lund, L (1, 7) OBP: 0.286, SLG: 0.368										4	0	2	2	0	1	1											
19 Wilfredo Tovar, R (1, 6) OBP: 0.325, SLG: 0.564 85 Roberto Baldoquin, R (7, 6) OBP: 0.333, SLG: 0.273										2	0	0	0	1	1	1											
Inning Stats	R: 0 E: 0 K: 0 S: 4	H: 1 LOB: 2 BB: 0 P: 5	R: 0 E: 0 K: 1 S: 6	H: 1 LOB: 1 BB: 0 P: 6	R: 0 E: 0 K: 2 S: 7	H: 0 LOB: 0 BB: 0 P: 7	R: 2 E: 0 K: 3 S: 12	H: 3 LOB: 2 BB: 1 P: 16	R: 0 E: 0 K: 1 S: 5	H: 0 LOB: 0 BB: 0 P: 5	R: 0 E: 0 K: 1 S: 7	H: 0 LOB: 0 BB: 0 P: 7	R: 0 E: 0 K: 1 S: 6	H: 1 LOB: 1 BB: 0 P: 6	R: 0 E: 0 K: 1 S: 5	H: 1 LOB: 0 BB: 0 P: 5	1B: 7 2B: 0 3B: 1 HR: 0	SF: 0 SAC: 0 DP: 1 HBP: 1	WP: 0 PB: 0 SB: 0 CS: 0	PA: 36							
PITCHER	IP	WLS	BF	H	R	ER	SO	BB	IBB	HBP	BLK	WP	HR	S	P	ERA	WHIP										
59 Carlos Carrasco, R (1, 1) ERA: 4.73	5.2	W	25	6	2	2	8	1	0	1	0	0	0	39	44	3.18	1.235										
58 Neil Ramírez, R (6, 1) ERA: 3.39	1.0	H	3	0	0	0	3	0	0	0	0	0	0	9	9	0.00	0.000										
61 Dan Otero, R (7, 1) ERA: 1.35	0.2	H	2	0	0	0	0	0	0	0	0	0	0	2	2	0.00	0.000										
90 Adam Cimber, R (8, 1) ERA: 1.0	0.2	H	3	1	0	0	1	0	0	0	0	0	0	5	5	0.00	1.500										
83 Michael Peoples, R (9, 1) ERA:	1.0	S	3	1	0	0	1	0	0	0	0	0	0	5	5	0.00	1.000										

Batter	1	2	3	4	5	6	7	8	9	AB	R	H	RBI	BB	SO	LOB	BOTTOM										
13 Hanley Ramirez, R (1, 10) OBP: 0.265, SLG: 0.281										4	0	0	0	0	0	3	Los Angeles Angels @ Cleveland Indians Goodyear Ballpark, Goodyear, AZ Wed Mar 20 2019, 9:09 PM - 11:38 PM EDT Att: 5,563 - Clear - 77 F livebaseballscores.com										
27 Kevin Plawecki, R (1, 2) OBP: 0.306, SLG: 0.313 38 Eric Haase, R (6, 2) OBP: 0.381, SLG: 0.789										3	1	1	0	0	1	1											
41 Carlos Santana, S (1, 3) OBP: 0.354, SLG: 0.359 82 Ulysses Cantu, R (6, PR) ERA: 7.31										3	0	1	0	0	0	1											
8 Jordan Luplow, R (1, 7) OBP: 0.286, SLG: 0.400 71 Billy Wilson, L (6, PR) ERA: 7.7										3	1	2	3	0	0	0											
32 Travece Thompson, R (1, 9) OBP: 0.381, SLG: 0.568 56 Todd Isaacs, R (7, 9)										3	1	1	0	0	0	2											
26 Max Moroff, S (1, 4) OBP: 0.302, SLG: 0.400 89 Jesse Berardi, L (7, 4)										3	0	1	1	0	1	2											
66 Eric Stamets, R (1, 6) OBP: 0.500, SLG: 0.500 80 Luke Wakamatsu, S (3, 6) OBP: 0.500, SLG: 0.500 73 José Fermín, R (9, 6) OBP: 0.500, SLG: 0.333										1	0	0	0	0	0	1											
84 Tyler Krieger, S (1, 5) OBP: 0.231, SLG: 0.308										2	0	2	0	0	0	0											
72 Steven Kwan, L (1, 8)										2	0	0	0	1	1	1											
Inning Stats	R: 3 E: 0 K: 0 S: 8	H: 4 LOB: 1 BB: 0 P: 8	R: 0 E: 0 K: 1 S: 6	H: 1 LOB: 0 BB: 0 P: 6	R: 0 E: 0 K: 0 S: 3	H: 0 LOB: 0 BB: 0 P: 3	R: 0 E: 0 K: 0 S: 3	H: 0 LOB: 0 BB: 0 P: 3	R: 0 E: 0 K: 1 S: 5	H: 0 LOB: 0 BB: 0 P: 5	R: 1 E: 0 K: 1 S: 6	H: 2 LOB: 2 BB: 0 P: 7	R: 0 E: 0 K: 1 S: 5	H: 1 LOB: 1 BB: 1 P: 9	R: 0 E: 0 K: 1 S: 5	H: 0 LOB: 0 BB: 0 P: 5		1B: 3 2B: 4 3B: 0 HR: 1	SF: 0 SAC: 0 DP: 1 HBP: 0	WP: 0 PB: 0 SB: 0 CS: 1	PA: 32						
PITCHER	IP	WLS	BF	H	R	ER	SO	BB	IBB	HBP	BLK	WP	HR	S	P	ERA	WHIP										
42 Tyler Skaggs, L (1, 1) ERA: 7.45	5.0	L	20	5	3	3	2	0	0	0	0	0	0	6	6	13.50	3.000										
57 Hansel Robles, R (6, 1) ERA: 7.11	0.2		4	2	1	1	1	0	0	0	0	0	0	6	6	0.00	0.000										
45 Adam Hofacket, R (6, 1) ERA:	0.1		0	0	0	0	0	0	0	0	0	0	0	1	1	0.00	0.000										
31 Ty Buttrey, R (7, 1) ERA: 2.7	1.0		4	1	0	0	1	1	0	0	0	0	0	5	9	0.00	2.000										
38 Justin Anderson, R (8, 1) ERA: 2.45	1.0		3	0	0	0	1	0	0	0	0	0	0	5	5	0.00	0.000										

Batter	1	2	3	4	5	6	7	8	9	AB	R	H	RBI	BB	SO	LOB	TOP											
41 Carlos Santana, S OBP: 0.420, SLG: 0.630 88 Nellie Rodriguez, R OBP: 0.222, SLG: 0.071										3	1	1	0	0	0	5												
11 José Ramírez, S OBP: 0.333, SLG: 0.442 75 Dane Hutcheon, L										3	1	1	0	0	0	3												
70 Tyler Fris, S OBP: 0.200, SLG: 0.111										3	0	1	0	0	0	0												
8 Jordan Luplow, R OBP: 0.289, SLG: 0.395 93 Will Benson, L										3	0	1	0	0	0	0												
27 Kevin Plawecki, R OBP: 0.308, SLG: 0.314 81 Michael Tinsley, L										3	0	1	0	0	2	3												
32 Trave Thompson, R OBP: 0.400, SLG: 0.641 89 Ka'ai Tom, L										2	1	1	1	1	1	3												
38 Eric Haase, R OBP: 0.375, SLG: 0.727 17 Dioner Navarro, S OBP: 0.318, SLG: 0.250										3	0	1	2	0	2	2												
26 Max Moroff, S OBP: 0.289, SLG: 0.415 70 Elvis Perez, S										1	0	1	0	1	0	0												
73 Jodd Carter, R OBP: 0.500, SLG: 0.333 63 Oscar Gonzalez, R OBP: 0.250, SLG: 0.500										2	0	1	0	1	0	0												
74 Alexis Pantoja, L OBP: 0.333, SLG: 0.500										4	0	1	0	0	1	3												
Inning Stats	R: 2 E: 0 K: 2 S: 10	H: 4 LOB: 3 BB: 0 P: 10	R: 0 E: 0 K: 0 S: 4	H: 2 LOB: 2 BB: 1 P: 8	R: 1 E: 0 K: 2 S: 8	H: 1 LOB: 0 BB: 0 P: 10	R: 0 E: 0 K: 0 S: 3	H: 1 LOB: 2 BB: 1 P: 7	R: 0 E: 0 K: 1 S: 6	H: 0 LOB: 0 BB: 1 P: 10	R: 0 E: 0 K: 2 S: 7	H: 0 LOB: 1 BB: 1 P: 11	R: 0 E: 0 K: 1 S: 5	H: 0 LOB: 0 BB: 1 P: 5	R: 0 E: 0 K: 0 S: 3	H: 1 LOB: 1 BB: 1 P: 7	1B: 8 2B: 1 3B: 0 HR: 1	SF: 0 SAC: 0 DP: 3 HBP: 0	WP: 0 PB: 0 SB: 0 CS: 0	PA: 38								
PITCHER	IP WLS BF H R ER SO BB IBB HBP BLK WP HR S P ERA WHIP																											
33 Drew Smyly, L ERA: 3.86	4.0	19	8	3	3	4	2	0	0	0	0	0	0	1	25	35	6.75	2.500										
Nick Gardewine, R ERA:	1.2	7	1	0	0	2	1	0	0	0	0	0	0	0	10	14	0.00	1.200										
25 José Leclerc, R ERA: 5.87	1.1	5	0	0	0	3	1	0	0	0	0	0	0	0	10	14	0.00	0.750										
75 Kyle Bird, L ERA: 5.06	2.0	7	1	0	0	1	1	0	0	0	0	0	0	0	8	12	0.00	1.000										

Cleveland Indians @ Texas Rangers
 Surprise Stadium, Surprise, AZ
 Thu Mar 21 2019, 4:07 PM - 7:04 PM EDT
 Att: 5,361 - Partly Cloudy - 70 F

AB	33
R	3
H	10
RBI	3
BB	5
SO	10
LOB	22



Batter	1	2	3	4	5	6	7	8	9	AB	R	H	RBI	BB	SO	LOB	BOTTOM										
17 Shin-Soo Choo, L OBP: 0.357, SLG: 0.303										3	2	1	0	2	1	1											
12 Rougned Odor, L OBP: 0.419, SLG: 0.737										4	1	1	3	1	1	4											
1 Elvis Andrus, R OBP: 0.500, SLG: 0.677 96 Michael De León, S OBP: 0.500, SLG: 1.000										3	1	2	0	0	1	1											
30 Nomar Mazara, L OBP: 0.277, SLG: 0.356										5	0	2	1	0	1	3											
14 Asdrúbal Cabrera, S OBP: 0.409, SLG: 0.324										4	0	0	0	0	0	4											
11 Ronald Guzmán, L OBP: 0.400, SLG: 0.750 28 Jett Bandy, R OBP: 0.259, SLG: 0.200										3	2	2	1	0	1	1											
40 Matt Davidson, R OBP: 0.333, SLG: 0.463										4	0	1	0	0	1	2											
2 Jeff Mathis, R OBP: 0.400, SLG: 0.333 64 Matt Whalley, R OBP: 0.500, SLG: 0.500										3	0	2	1	0	0	1											
3 Delino DeShields, R OBP: 0.396, SLG: 0.419										4	1	1	0	0	1	3											
Inning Stats	R: 0 E: 0 K: 2 S: 7	H: 0 LOB: 1 BB: 1 P: 11	R: 1 E: 0 K: 0 S: 5	H: 2 LOB: 1 BB: 0 P: 5	R: 1 E: 0 K: 0 S: 4	H: 2 LOB: 1 BB: 1 P: 8	R: 1 E: 0 K: 2 S: 10	H: 3 LOB: 2 BB: 0 P: 10	R: 1 E: 0 K: 1 S: 7	H: 2 LOB: 1 BB: 0 P: 7	R: 0 E: 0 K: 0 S: 4	H: 1 LOB: 1 BB: 0 P: 4	R: 0 E: 0 K: 0 S: 4	H: 1 LOB: 1 BB: 0 P: 4	R: 3 E: 0 K: 3 S: 14	H: 3 LOB: 1 BB: 1 P: 18	1B: 8 2B: 3 3B: 1 HR: 2	SF: 0 SAC: 0 DP: 1 HBP: 0	WP: 1 PB: 0 SB: 0 CS: 0	PA: 40							
PITCHER	IP WLS BF H R ER SO BB IBB HBP BLK WP HR S P ERA WHIP																										
52 Mike Clevinger, R ERA: 3.95	4.0	21	8	4	3	4	2	0	0	0	0	0	0	6	6	0.00	1.000										
90 Adam Cimber, R ERA:	1.0	4	1	0	0	1	0	0	0	0	0	0	0	4	4	0.00	1.000										
33 Brad Hand, L ERA: 5.14	1.0	4	1	0	0	0	0	0	0	0	0	0	0	4	4	0.00	1.000										
46 Jon Edwards, R ERA:	1.0	4	1	0	0	0	0	0	0	0	0	0	0	4	4	0.00	1.000										
83 Jared Robinson, R ERA: 10.13	0.2	5	2	3	3	2	1	0	0	0	1	1	10	14	40.50	4.500											

Cleveland Indians @ Texas Rangers
 Surprise Stadium, Surprise, AZ
 Thu Mar 21 2019, 4:07 PM - 7:04 PM EDT
 Att: 5,361 - Partly Cloudy - 70 F

AB	37
R	7
H	14
RBI	6
BB	3
SO	8
LOB	21



Batter	1	2	3	4	5	6	7	8	9	AB	R	H	RBI	BB	SO	LOB	TOP							
33 Jesse Winker, L OBP: 0.260, SLG: 0.455										3	2	2	3	1	0	1	Cincinnati Reds @ Cleveland Indians Goodyear Ballpark, Goodyear, AZ Sat Mar 23 2019, 4:06 PM - 6:37 PM EDT Att: 8,020 - Sunny - 76 F							
43 Scott Schebler, L OBP: 0.522, SLG: 0.636										4	0	1	0	0	0	4								
16 Stuart Fairchild, R OBP: 0.400, SLG: 0.250										0	0	0	0	0	0	0								
4 Jose Iglesias, R OBP: 0.417, SLG: 0.637										4	2	2	2	0	1	1								
25 Luis Gonzalez, R OBP: 0.333, SLG: 0.250										0	0	0	0	0	0	0								
22 Derek Dietrich, L OBP: 0.277, SLG: 0.500										4	0	0	0	0	4	0								
7 Miguel Hernandez, R										0	0	0	0	0	0	0								
Kyle Farmer, R OBP: 0.367, SLG: 0.674										4	0	0	0	0	1	0								
77 Christian Colón, R OBP: 0.400, SLG: 0.533										3	0	0	0	1	0	0								
71 Aristides Aquino, R 53 Wandy Peralta, L										2	0	1	0	0	0	1								
7 Brian Rey, R										1	0	0	0	0	0	1								
96 Andy Sugilio, L										1	0	0	0	0	0	1								
84 Tyler Stephenson, R OBP: 0.438, SLG: 0.273										4	0	1	0	0	0	2								
30 Tyler Mahle, R										1	0	0	0	0	0	0								
21 Michael Lorenzen, R OBP: 0.600, SLG: 0.500										1	1	1	0	0	0	0								
Matt Bowman, R										0	0	0	0	0	0	0								
51 Ty Boyles, R										0	0	0	0	0	0	0								
16 Brantley Bell, R										1	0	0	0	0	0	1								
Inning Stats	R: 2 E: 0 K: 1 S: 8	H: 2 LOB: 0 BB: 0 P: 10	R: 0 E: 0 K: 1 S: 5	H: 0 LOB: 0 BB: 0 P: 5	R: 0 E: 0 K: 0 S: 2	H: 0 LOB: 0 BB: 1 P: 6	R: 0 E: 0 K: 2 S: 7	H: 0 LOB: 0 BB: 0 P: 7	R: 0 E: 0 K: 0 S: 4	H: 1 LOB: 3 BB: 1 P: 9	R: 1 E: 0 K: 2 S: 8	H: 1 LOB: 0 BB: 0 P: 10	R: 2 E: 0 K: 1 S: 9	H: 3 LOB: 1 BB: 0 P: 9	R: 0 E: 0 K: 1 S: 5	H: 0 LOB: 0 BB: 0 P: 5	R: 0 E: 0 K: 1 S: 6	H: 1 LOB: 1 BB: 0 P: 7	1B: 4 2B: 1 3B: 0 HR: 4	SF: 0 SAC: 1 DP: 1 HBP: 1	WP: 0 PB: 0 SB: 0 CS: 0	PA: 37		
PITCHER	IP WLS BF H R ER SO BB IBB HBP BLK WP HR S P ERA WHIP	IP WLS BF H R ER SO BB IBB HBP BLK WP HR S P ERA WHIP	IP WLS BF H R ER SO BB IBB HBP BLK WP HR S P ERA WHIP	IP WLS BF H R ER SO BB IBB HBP BLK WP HR S P ERA WHIP	IP WLS BF H R ER SO BB IBB HBP BLK WP HR S P ERA WHIP	IP WLS BF H R ER SO BB IBB HBP BLK WP HR S P ERA WHIP	IP WLS BF H R ER SO BB IBB HBP BLK WP HR S P ERA WHIP	IP WLS BF H R ER SO BB IBB HBP BLK WP HR S P ERA WHIP	IP WLS BF H R ER SO BB IBB HBP BLK WP HR S P ERA WHIP	IP WLS BF H R ER SO BB IBB HBP BLK WP HR S P ERA WHIP	IP WLS BF H R ER SO BB IBB HBP BLK WP HR S P ERA WHIP	IP WLS BF H R ER SO BB IBB HBP BLK WP HR S P ERA WHIP	IP WLS BF H R ER SO BB IBB HBP BLK WP HR S P ERA WHIP	IP WLS BF H R ER SO BB IBB HBP BLK WP HR S P ERA WHIP	IP WLS BF H R ER SO BB IBB HBP BLK WP HR S P ERA WHIP	IP WLS BF H R ER SO BB IBB HBP BLK WP HR S P ERA WHIP	IP WLS BF H R ER SO BB IBB HBP BLK WP HR S P ERA WHIP	IP WLS BF H R ER SO BB IBB HBP BLK WP HR S P ERA WHIP	IP WLS BF H R ER SO BB IBB HBP BLK WP HR S P ERA WHIP	IP WLS BF H R ER SO BB IBB HBP BLK WP HR S P ERA WHIP	IP WLS BF H R ER SO BB IBB HBP BLK WP HR S P ERA WHIP	IP WLS BF H R ER SO BB IBB HBP BLK WP HR S P ERA WHIP	IP WLS BF H R ER SO BB IBB HBP BLK WP HR S P ERA WHIP	IP WLS BF H R ER SO BB IBB HBP BLK WP HR S P ERA WHIP

AB	33
R	5
H	8
RBI	5
BB	2
SO	9
LOB	9



Batter	1	2	3	4	5	6	7	8	9	AB	R	H	RBI	BB	SO	LOB	BOTTOM						
2 Leonys Martin, L OBP: 0.333, SLG: 0.404										3	1	1	0	0	0	1	Cincinnati Reds @ Cleveland Indians Goodyear Ballpark, Goodyear, AZ Sat Mar 23 2019, 4:06 PM - 6:37 PM EDT Att: 8,020 - Sunny - 76 F						
89 Kai Tom, L OBP: 0.444, SLG: 0.571										2	0	0	0	0	0	0							
11 José Ramírez, S OBP: 0.291, SLG: 0.380										3	0	0	0	0	0	1							
70 Elvis Perez, S										1	0	0	0	0	0	0							
10 Jake Bauers, L OBP: 0.319, SLG: 0.458										3	1	2	1	0	0	0							
88 Nellie Rodriguez, R OBP: 0.211, SLG: 0.067										1	0	0	0	0	1	0							
41 Carlos Santana, S OBP: 0.456, SLG: 0.698										3	0	3	1	0	0	0							
62 Bo Naylor, L										1	2	0	0	0	0	0							
30 Tyler Naquin, L OBP: 0.269, SLG: 0.340										3	0	1	0	0	1	3							
75 Hosea Nelson, L										1	1	0	0	0	1	1							
27 Kevin Plawecki, R OBP: 0.348, SLG: 0.513										4	3	3	4	0	1	2							
17 Dioner Navarro, S OBP: 0.318, SLG: 0.250										0	0	0	0	0	0	0							
1 Greg Allen, S ERA: 4.4										4	0	1	1	0	0	1							
71 Connor Marabell, L OBP: 0.600, SLG: 0.800										0	0	0	0	0	0	0							
81 Mark Mathias, R OBP: 0.313, SLG: 0.423										4	0	0	1	0	0	3							
72 José Tena, L										0	0	0	0	0	0	0							
84 Ernie Clement, R OBP: 0.290, SLG: 0.414										4	0	0	0	0	0	1							
74 Alexis Pantoja, L OBP: 0.333, SLG: 0.500										0	0	0	0	0	0	0							
Inning Stats	R: 1 E: 0 K: 1 S: 8	H: 3 LOB: 2 BB: 0 P: 8	R: 0 E: 0 K: 0 S: 3	H: 0 LOB: 0 BB: 0 P: 3	R: 1 E: 0 K: 1 S: 7	H: 2 LOB: 1 BB: 0 P: 7	R: 1 E: 1 K: 0 S: 6	H: 1 LOB: 1 BB: 0 P: 6	R: 3 E: 0 K: 0 S: 7	H: 4 LOB: 2 BB: 0 P: 7	R: 0 E: 0 K: 0 S: 3	H: 0 LOB: 0 BB: 0 P: 3	R: 2 E: 1 K: 2 S: 9	H: 1 LOB: 0 BB: 0 P: 9	R: 0 E: 0 K: 0 S: 3	H: 0 LOB: 0 BB: 0 P: 3	1B: 6 2B: 2 3B: 2 HR: 1	SF: 0 SAC: 0 DP: 0 HBP: 0	WP: 0 PB: 0 SB: 1 CS: 0	PA: 37			
PITCHER	IP WLS BF H R ER SO BB IBB HBP BLK WP HR S P ERA WHIP	IP WLS BF H R ER SO BB IBB HBP BLK WP HR S P ERA WHIP	IP WLS BF H R ER SO BB IBB HBP BLK WP HR S P ERA WHIP	IP WLS BF H R ER SO BB IBB HBP BLK WP HR S P ERA WHIP	IP WLS BF H R ER SO BB IBB HBP BLK WP HR S P ERA WHIP	IP WLS BF H R ER SO BB IBB HBP BLK WP HR S P ERA WHIP	IP WLS BF H R ER SO BB IBB HBP BLK WP HR S P ERA WHIP	IP WLS BF H R ER SO BB IBB HBP BLK WP HR S P ERA WHIP	IP WLS BF H R ER SO BB IBB HBP BLK WP HR S P ERA WHIP	IP WLS BF H R ER SO BB IBB HBP BLK WP HR S P ERA WHIP	IP WLS BF H R ER SO BB IBB HBP BLK WP HR S P ERA WHIP	IP WLS BF H R ER SO BB IBB HBP BLK WP HR S P ERA WHIP	IP WLS BF H R ER SO BB IBB HBP BLK WP HR S P ERA WHIP	IP WLS BF H R ER SO BB IBB HBP BLK WP HR S P ERA WHIP	IP WLS BF H R ER SO BB IBB HBP BLK WP HR S P ERA WHIP	IP WLS BF H R ER SO BB IBB HBP BLK WP HR S P ERA WHIP	IP WLS BF H R ER SO BB IBB HBP BLK WP HR S P ERA WHIP	IP WLS BF H R ER SO BB IBB HBP BLK WP HR S P ERA WHIP	IP WLS BF H R ER SO BB IBB HBP BLK WP HR S P ERA WHIP	IP WLS BF H R ER SO BB IBB HBP BLK WP HR S P ERA WHIP	IP WLS BF H R ER SO BB IBB HBP BLK WP HR S P ERA WHIP	IP WLS BF H R ER SO BB IBB HBP BLK WP HR S P ERA WHIP	IP WLS BF H R ER SO BB IBB HBP BLK WP HR S P ERA WHIP

AB	37
R	8
H	11
RBI	8
BB	0
SO	4
LOB	13



Batter	1	2	3	4	5	6	7	8	9	AB	R	H	RBI	BB	SO	LOB	TOP			
2 Leonys Martin, L (1, 8) OBP: 0.370, SLG: 0.417 1 Greg Allen, S (5, FR) OBP: 0.404, SLG: 0.568 (5, 8)	0-0 11 PB 10 1B 1B		4-0 1-2 BB		4-0 BB		0-0 F7		0-0 G6-3	1 0 1 0 2 0 0 2 0 0 0 0 0 3							Cleveland Indians @ Chicago White Sox Camelback Ranch, Glendale, AZ Sun Mar 24 2019, 3:09 PM - 6:01 PM EDT Att: 8,710 - Sunny - 76 F			
10 Jake Bauers, L (1, 7) OBP: 0.333, SLG: 0.471 8 Jordan Luplow, R (5, FR) OBP: 0.319, SLG: 0.450 (5, 7)	0-0 41 G6-3 1-2 1B		0-3 K		0-0 1-2 1B		0-0 1-H 2B		0-0 26 1B 2-H 3-H 1B	3 0 2 0 0 1 2 2 0 2 3 0 0 0										
11 José Ramírez, S (1, 5) OBP: 0.370, SLG: 0.365 26 Max Moroff, S (3, PH) OBP: 0.333, SLG: 0.426 (3, 5) (7, 4)	0-3 K 2-3		0-3 K		0-0 F8		0-0 G4-3		0-0 1-3 1B	1 0 0 0 0 1 2 4 0 1 0 0 1 6										
41 Carlos Santana, S (1, 3) OBP: 0.433, SLG: 0.661 82 Ulysses Cantu, R (6, 3) OBP: 0.400, SLG: 0.250 (6, 3)	0-0 G6-3 1-2				0-0 G6-3		0-0 F8		0-0 79 G6-4-3 1B	3 0 0 0 0 0 2 2 0 1 0 0 1 2										
13 Hanley Ramirez, R (1, 10) OBP: 0.317, SLG: 0.513 75 Dane Hutcheon, L (6, FR) (6, 10)		0-0 F9			0-0 F8		0-0 1B		0-0 F7	3 0 1 0 0 0 0 1 0 0 0 0 0 1										
30 Tyler Naquin, L (1, 9) OBP: 0.273, SLG: 0.358 79 Trenton Brooks, L (6, 9) OBP: 0.500, SLG: 1.333 (6, 9)	0-0 G4-3				0-0 2B		0-0 F7		0-0 G6-4-3 1-2	3 0 1 0 0 0 1 1 0 0 0 0 0 1										
55 Roberto Pérez, R (1, 2) OBP: 0.360, SLG: 0.366 72 Bryan Lavastida, R (6, 2) (6, 2)		0-0 F9			0-0 G6-3		0-0 F8		0-3 K	3 0 0 0 0 0 2 1 0 0 0 0 1 0										
42 Brad Miller, L (1, 4) OBP: 0.419, SLG: 0.586 84 Tyler Krieger, S (7, FR) OBP: 0.286, SLG: 0.357 (7, 5)					0-0 G6-3		0-3 K		0-0 1 G6-3 80 BB 8 1B 1B	3 0 1 0 0 1 0 1 2 1 0 0 0 0										
66 Eric Stamets, R (1, 6) OBP: 0.360, SLG: 0.366 80 Luke Wakamatsu, S (5, 6) OBP: 0.500, SLG: 0.400 (5, 6)					0-0 2 BB 1B		0-3 K		4-0 1 G6-3 1-2 8 1B BB	2 0 1 0 0 1 0 1 1 0 0 1 1 1										
Inning Stats	R: 0 E: 0 K: 1 S: 6	H: 2 LOB: 1 P: 6	R: 0 E: 0 K: 0 S: 3	H: 0 LOB: 0 BB: 0 P: 3	R: 0 E: 0 K: 2 S: 8	H: 1 LOB: 2 BB: 1 P: 12	R: 0 E: 0 K: 0 S: 4	H: 1 LOB: 1 BB: 0 P: 4	R: 0 E: 0 K: 2 S: 8	H: 1 LOB: 2 BB: 1 P: 12	R: 1 E: 0 K: 1 S: 7	H: 2 LOB: 0 BB: 0 P: 7	R: 0 E: 0 K: 0 S: 3	H: 1 LOB: 0 BB: 0 P: 3	R: 2 E: 0 K: 2 S: 10	H: 3 LOB: 2 BB: 1 P: 14		1B: 10 2B: 2 3B: 0 HR: 0	SF: 0 SAC: 0 DP: 2 HBP: 0	WP: 0 PB: 1 SB: 0 CS: 0
PITCHER	IP WLS BF H R ER SO BB IBB HBP BLK WP HR S P ERA WHIP	1.0 4 2 0 0 0 1 0 0 0 0 0 0 6 6 0.00 2.000	1.0 3 0 0 0 0 0 0 0 0 0 0 0 3 3 0.00 0.000	3.0 W 14 3 0 0 4 2 0 0 0 0 0 20 28 0.00 1.667	1.0 H 4 1 0 0 0 0 0 0 0 0 0 4 4 0.00 1.000	1.0 5 2 1 1 1 0 0 0 0 0 0 0 7 7 9.00 2.000	PITCHER	IP WLS BF H R ER SO BB IBB HBP BLK WP HR S P ERA WHIP	1.2 9 4 2 2 1 1 0 0 0 0 0 0 0 10 14 10.80 3.000	0.1 S 1 0 0 0 1 0 0 0 0 0 0 3 3 0.00 0.000										

AB 37
R 3
H 12
RBI 3
BB 3
SO 8
LOB 23



Batter	1	2	3	4	5	6	7	8	9	AB	R	H	RBI	BB	SO	LOB	BOTTOM			
45 Jon Jay, L (1, 9) OBP: 0.361, SLG: 0.500 88 Craig Dedelow, L (5, 9) (5, 9)	0-0 G6-3		0-3 K	0-0 G6-3		0-0 F9		0-3 K2-3		3 0 0 0 0 1 2 2 0 0 0 0 1 2							Cleveland Indians @ Chicago White Sox Camelback Ranch, Glendale, AZ Sun Mar 24 2019, 3:09 PM - 6:01 PM EDT Att: 8,710 - Sunny - 76 F			
10 Yadir Muncada, S (1, 5) OBP: 0.475, SLG: 0.667 91 Yeyson Yrizarri, R (6, 5) OBP: 1.000, SLG: 1.000 (6, 5)	0-3 K		0-0 17 WP 1-2 1B		0-0 L9		0-0 18 1B 84 1B 1B		0-0 18 1B 84 1B 32 G3 1B	3 1 1 0 0 1 0 1 1 1 0 0 0 0										
79 José Abreu, R (1, 10) OBP: 0.323, SLG: 0.583 18 Daniel Palka, L (7, PH) OBP: 0.243, SLG: 0.242 (8, 10)	0-0 17 FC6-4 1B		0-3 K		0-0 G4-3		0-0 84 1B 32 G3 1B		0-0 32 G3 15 G5-3 1B	3 0 1 0 0 1 2 1 1 1 0 0 0 0										
17 Yonder Alonso, L (1, 3) OBP: 0.328, SLG: 0.545 84 Matt Skole, L (6, 3) OBP: 0.455, SLG: 0.407 (6, 3)	0-0 FC6-4 1-2 1B		4-0 28 1B 1-3 2-H BB		0-3 K		0-0 32 G3 15 G5-3 1B		0-0 G3	2 1 0 0 1 1 1 1 1 1 1 0 0 0										
Eloy Jiménez, R (1, 7) OBP: 0.273, SLG: 0.500 32 Preston Tucker, L (7, 7) OBP: 0.313, SLG: 0.259 (7, 7)		0-0 G6-3		0-0 28 1B 1-2 3-H 1B		0-3 K		0-0 G3		3 0 1 1 0 1 0 1 0 0 1 0 0 1										
28 Leury García, S (1, 8) OBP: 0.455, SLG: 0.660 15 Adam Engel, R (6, 8) OBP: 0.351, SLG: 0.510 (6, 8)		0-0 G4-3		0-0 1-3 2-H 1B		1-1 HR		0-0 G5-3		2 0 1 1 0 0 0 2 1 1 2 0 0 0										
7 Tim Anderson, R (1, 6) OBP: 0.321, SLG: 0.463 38 Ryan Goins, L (6, 6) OBP: 0.195, SLG: 0.263 (6, 6)					0-3 K		0-0 F8		0-0 K	2 0 1 0 0 1 0 2 0 0 0 0 1 0										
20 José Róndón, R (1, 4) OBP: 0.359, SLG: 0.457 87 Danny Mendick, R (6, 4) OBP: 0.452, SLG: 0.636 (6, 4)					0-0 K		0-0 86 G3 2B		0-0 89 G6-4-3 BB	2 0 1 0 0 1 1 1 0 1 0 1 0 0										
86 Zack Collins, L (1, 2) OBP: 0.476, SLG: 0.467 89 Alfredo González, R (8, 2) OBP: 0.250, SLG: 0.118 (8, 2)					4-0 10 1B 17 WP BB		0-0 G3		0-0 G6-4-3 1-2	1 1 0 0 2 0 1 1 0 0 0 0 0 1										
Inning Stats	R: 0 E: 0 K: 1 S: 6	H: 1 LOB: 1 P: 6	R: 0 E: 0 K: 1 S: 6	H: 1 LOB: 0 BB: 0 P: 6	R: 3 E: 0 K: 2 S: 9	H: 3 LOB: 3 BB: 2 P: 17	R: 0 E: 0 K: 1 S: 6	H: 1 LOB: 1 BB: 0 P: 6	R: 0 E: 0 K: 1 S: 5	H: 0 LOB: 0 BB: 0 P: 5	R: 1 E: 0 K: 1 S: 8	H: 2 LOB: 2 BB: 1 P: 13	R: 3 E: 0 K: 1 S: 8	H: 3 LOB: 0 BB: 0 P: 8	R: 0 E: 0 K: 1 S: 4	H: 0 LOB: 0 BB: 1 P: 8		1B: 8 2B: 2 3B: 0 HR: 1	SF: 0 SAC: 0 DP: 1 HBP: 0	WP: 2 PB: 0 SB: 0 CS: 0
PITCHER	IP WLS BF H R ER SO BB IBB HBP BLK WP HR S P ERA WHIP	5.0 L 22 6 3 3 3 1 0 0 0 0 1 8 13 9.00 3.000	1.0 6 2 1 1 1 1 0 0 0 0 0 1 8 13 9.00 3.000	1.0 6 3 3 3 1 0 0 0 0 0 0 0 8 8 27.00 3.000	1.0 3 0 0 0 1 1 0 0 0 0 0 0 4 8 0.00 1.000		PITCHER	IP WLS BF H R ER SO BB IBB HBP BLK WP HR S P ERA WHIP												

AB 33
R 7
H 11
RBI 6
BB 4
SO 9
LOB 11



Batter	1	2	3	4	5	6	7	8	9	AB	R	H	RBI	BB	SO	LOB	TOP				
2 Leonys Martin, L (1, 8) OBP: 0.250, SLG: 0.286										3	0	0	0	1	1	1	Cleveland Indians @ Minnesota Twins Target Field, Minneapolis, MN Sat Mar 30 2019, 1:13 PM - 4:12 PM CDT Att: 15,271 - Sunny - 34 F				
11 José Ramirez, S (1, 5)										4	0	0	0	0	2	2					
30 Tyler Naquin, L (1, 9)										4	0	0	0	0	3	0					
41 Carlos Santana, S (1, 3)										4	1	1	0	0	0	0					
13 Hanley Ramirez, R (1, 10) OBP: 0.571, SLG: 1.000										2	1	2	1	2	0	0					
10 Jake Bauers, L (1, 7)										2	0	0	0	0	1	1					
8 Jordan Luplow, R (7, PH)										1	0	0	0	0	1	1					
1 Greg Allen, S (9, PH)										0	0	0	1	0	0	0					
55 Roberto Pérez, R (1, 2)										4	0	0	0	0	2	3					
42 Brad Miller, L (1, 4) OBP: 0.333, SLG: 0.333										3	0	1	0	0	1	0					
7 Eric Stamets, R (9, 6)										0	0	0	0	0	0	0					
26 Max Moroff, S (1, 6)										3	0	0	0	0	2	1					
Inning Stats	R: 0 E: 0 K: 3 S: 9	H: 0 LOB: 0 BB: 0 P: 14	R: 0 E: 0 K: 1 S: 12	H: 0 LOB: 1 BB: 1 P: 21	R: 0 E: 0 K: 2 S: 11	H: 0 LOB: 1 BB: 1 P: 16	R: 1 E: 0 K: 2 S: 9	H: 1 LOB: 0 BB: 0 P: 17	R: 0 E: 0 K: 1 S: 8	H: 0 LOB: 0 BB: 0 P: 12	R: 0 E: 0 K: 2 S: 12	H: 1 LOB: 1 BB: 0 P: 19	R: 0 E: 0 K: 0 S: 10	H: 1 LOB: 1 BB: 0 P: 11	R: 1 E: 0 K: 0 S: 7	H: 1 LOB: 1 BB: 1 P: 19	1B: 3 HR: 1	SF: 1 2B: 0 3B: 0 DP: 0 HBP: 0	WP: 2 PB: 0 CS: 0	PA: 34	
PITCHER	IP WLS BF H R ER SO BB IBB HBP BLK WP HR S P ERA WHIP	IP WLS BF H R ER SO BB IBB HBP BLK WP HR S P ERA WHIP	IP WLS BF H R ER SO BB IBB HBP BLK WP HR S P ERA WHIP	IP WLS BF H R ER SO BB IBB HBP BLK WP HR S P ERA WHIP	IP WLS BF H R ER SO BB IBB HBP BLK WP HR S P ERA WHIP	IP WLS BF H R ER SO BB IBB HBP BLK WP HR S P ERA WHIP	IP WLS BF H R ER SO BB IBB HBP BLK WP HR S P ERA WHIP	IP WLS BF H R ER SO BB IBB HBP BLK WP HR S P ERA WHIP	IP WLS BF H R ER SO BB IBB HBP BLK WP HR S P ERA WHIP	IP WLS BF H R ER SO BB IBB HBP BLK WP HR S P ERA WHIP	IP WLS BF H R ER SO BB IBB HBP BLK WP HR S P ERA WHIP	IP WLS BF H R ER SO BB IBB HBP BLK WP HR S P ERA WHIP	IP WLS BF H R ER SO BB IBB HBP BLK WP HR S P ERA WHIP	IP WLS BF H R ER SO BB IBB HBP BLK WP HR S P ERA WHIP	IP WLS BF H R ER SO BB IBB HBP BLK WP HR S P ERA WHIP	IP WLS BF H R ER SO BB IBB HBP BLK WP HR S P ERA WHIP	IP WLS BF H R ER SO BB IBB HBP BLK WP HR S P ERA WHIP	IP WLS BF H R ER SO BB IBB HBP BLK WP HR S P ERA WHIP	IP WLS BF H R ER SO BB IBB HBP BLK WP HR S P ERA WHIP	IP WLS BF H R ER SO BB IBB HBP BLK WP HR S P ERA WHIP	IP WLS BF H R ER SO BB IBB HBP BLK WP HR S P ERA WHIP

AB 30
R 2
H 4
RBI 2
BB 3
SO 13
LOB 9



Batter	1	2	3	4	5	6	7	8	9	AB	R	H	RBI	BB	SO	LOB	BOTTOM				
26 Max Kepler, L (1, 9)										4	0	0	0	0	2	1	Cleveland Indians @ Minnesota Twins Target Field, Minneapolis, MN Sat Mar 30 2019, 1:13 PM - 4:12 PM CDT Att: 15,271 - Sunny - 34 F				
11 Jorge Polanco, S (1, 6) OBP: 0.375, SLG: 0.500									3	1	1	0	1	1	1						
23 Nelson Cruz, R (1, 10) OBP: 0.375, SLG: 0.167										2	0	0	1	1	0						
60 Jake Cave, L (9, PR)										3	0	0	0	1	0	2					
20 Eddie Rosario, L (1, 7)										3	0	0	0	1	0	2					
24 C.J. Cron, R (1, 3) OBP: 0.143, SLG: 0.143										4	0	0	0	0	2	5					
9 Marwin Gonzalez, S (1, 5) OBP: 0.333, SLG: 0.400										3	0	0	0	0	2	0					
16 Jonathan Schoop, R (1, 4)										3	0	0	0	0	2	0					
18 Mitch Garver, R (1, 2)										3	0	0	0	0	0	0					
25 Byron Buxton, R (1, 8) OBP: 0.333, SLG: 0.667										3	0	1	0	0	1	0					
Inning Stats	R: 0 E: 0 K: 1 S: 8	H: 0 LOB: 0 BB: 0 P: 13	R: 0 E: 0 K: 2 S: 10	H: 0 LOB: 0 BB: 0 P: 15	R: 0 E: 0 K: 2 S: 9	H: 0 LOB: 0 BB: 0 P: 15	R: 1 E: 0 K: 0 S: 10	H: 1 LOB: 0 BB: 0 P: 15	R: 0 E: 0 K: 1 S: 10	H: 0 LOB: 0 BB: 0 P: 15	R: 0 E: 0 K: 0 S: 11	H: 0 LOB: 1 BB: 1 P: 23	R: 0 E: 0 K: 0 S: 8	H: 0 LOB: 0 BB: 0 P: 8	R: 0 E: 0 K: 1 S: 12	H: 1 LOB: 3 BB: 2 P: 20	1B: 0 HR: 0	SF: 0 2B: 1 3B: 1 DP: 1 HBP: 1	WP: 0 PB: 0 CS: 0	PA: 32	
PITCHER	IP WLS BF H R ER SO BB IBB HBP BLK WP HR S P ERA WHIP	IP WLS BF H R ER SO BB IBB HBP BLK WP HR S P ERA WHIP	IP WLS BF H R ER SO BB IBB HBP BLK WP HR S P ERA WHIP	IP WLS BF H R ER SO BB IBB HBP BLK WP HR S P ERA WHIP	IP WLS BF H R ER SO BB IBB HBP BLK WP HR S P ERA WHIP	IP WLS BF H R ER SO BB IBB HBP BLK WP HR S P ERA WHIP	IP WLS BF H R ER SO BB IBB HBP BLK WP HR S P ERA WHIP	IP WLS BF H R ER SO BB IBB HBP BLK WP HR S P ERA WHIP	IP WLS BF H R ER SO BB IBB HBP BLK WP HR S P ERA WHIP	IP WLS BF H R ER SO BB IBB HBP BLK WP HR S P ERA WHIP	IP WLS BF H R ER SO BB IBB HBP BLK WP HR S P ERA WHIP	IP WLS BF H R ER SO BB IBB HBP BLK WP HR S P ERA WHIP	IP WLS BF H R ER SO BB IBB HBP BLK WP HR S P ERA WHIP	IP WLS BF H R ER SO BB IBB HBP BLK WP HR S P ERA WHIP	IP WLS BF H R ER SO BB IBB HBP BLK WP HR S P ERA WHIP	IP WLS BF H R ER SO BB IBB HBP BLK WP HR S P ERA WHIP	IP WLS BF H R ER SO BB IBB HBP BLK WP HR S P ERA WHIP	IP WLS BF H R ER SO BB IBB HBP BLK WP HR S P ERA WHIP	IP WLS BF H R ER SO BB IBB HBP BLK WP HR S P ERA WHIP	IP WLS BF H R ER SO BB IBB HBP BLK WP HR S P ERA WHIP	IP WLS BF H R ER SO BB IBB HBP BLK WP HR S P ERA WHIP

AB 28
R 1
H 2
RBI 1
BB 3
SO 10
LOB 9



Batter	1	2	3	4	5	6	7	8	9	AB	R	H	RBI	BB	SO	LOB	TOP				
2 Leonys Martin, L OBP: 0.273, SLG: 0.222 26 Max Moroff, S (8, PH)										2	0	0	0	1	1	0					
11 José Ramírez, S OBP: 0.167, SLG: 0.091										3	1	1	0	1	1	1					
10 Jake Bauers, L OBP: 0.111, SLG: 0.111										4	1	1	0	0	0	2					
41 Carlos Santana, S OBP: 0.545, SLG: 0.600										4	0	4	3	0	0	0					
13 Hanley Ramirez, R OBP: 0.364, SLG: 0.556										4	0	0	0	0	3	3					
1 Greg Allen, S (8, 8)										3	0	0	0	1	0	1					
27 Kevin Plawcki, R (1, 2)										3	0	0	0	1	2	3					
42 Brad Miller, L OBP: 0.250, SLG: 0.250 8 Jordan Luplow, R (8, PH)										2	0	0	0	0	2	2					
7 Enc Stamets, R (1, 6)										3	1	0	0	1	1	2					
Inning Stats	R: 0 H: 0 E: 0 K: 2 S: 7	H: 0 LOB: 0 BB: 0 P: 11	R: 0 H: 1 E: 0 K: 0 S: 5	H: 0 LOB: 0 BB: 0 P: 7	R: 0 H: 0 E: 0 K: 3 S: 9	H: 0 LOB: 0 BB: 0 P: 11	R: 0 H: 0 E: 0 K: 0 S: 7	H: 0 LOB: 0 BB: 1 P: 11	R: 0 H: 0 E: 0 K: 0 S: 10	H: 0 LOB: 1 BB: 2 P: 15	R: 0 H: 1 E: 0 K: 2 S: 12	H: 1 LOB: 1 BB: 0 P: 17	R: 3 H: 3 E: 0 K: 3 S: 19	H: 3 LOB: 1 BB: 2 P: 32	R: 0 H: 0 E: 0 K: 1 S: 15	H: 0 LOB: 2 BB: 2 P: 27	1B: 5 2B: 1 3B: 0 HR: 0	SF: 0 SAC: 0 DP: 1 HBP: 0	WP: 0 PB: 0 SB: 0 CS: 0	PA: 37	
PITCHER	IP WLS BF H R ER SO BB IBB HBP BLK WP HR S P ERA WHIP	IP WLS BF H R ER SO BB IBB HBP BLK WP HR S P ERA WHIP	IP WLS BF H R ER SO BB IBB HBP BLK WP HR S P ERA WHIP	IP WLS BF H R ER SO BB IBB HBP BLK WP HR S P ERA WHIP	IP WLS BF H R ER SO BB IBB HBP BLK WP HR S P ERA WHIP	IP WLS BF H R ER SO BB IBB HBP BLK WP HR S P ERA WHIP	IP WLS BF H R ER SO BB IBB HBP BLK WP HR S P ERA WHIP	IP WLS BF H R ER SO BB IBB HBP BLK WP HR S P ERA WHIP	IP WLS BF H R ER SO BB IBB HBP BLK WP HR S P ERA WHIP	IP WLS BF H R ER SO BB IBB HBP BLK WP HR S P ERA WHIP	IP WLS BF H R ER SO BB IBB HBP BLK WP HR S P ERA WHIP	IP WLS BF H R ER SO BB IBB HBP BLK WP HR S P ERA WHIP	IP WLS BF H R ER SO BB IBB HBP BLK WP HR S P ERA WHIP	IP WLS BF H R ER SO BB IBB HBP BLK WP HR S P ERA WHIP	IP WLS BF H R ER SO BB IBB HBP BLK WP HR S P ERA WHIP	IP WLS BF H R ER SO BB IBB HBP BLK WP HR S P ERA WHIP	IP WLS BF H R ER SO BB IBB HBP BLK WP HR S P ERA WHIP	IP WLS BF H R ER SO BB IBB HBP BLK WP HR S P ERA WHIP	IP WLS BF H R ER SO BB IBB HBP BLK WP HR S P ERA WHIP	IP WLS BF H R ER SO BB IBB HBP BLK WP HR S P ERA WHIP	IP WLS BF H R ER SO BB IBB HBP BLK WP HR S P ERA WHIP

Cleveland Indians @ Minnesota Twins
Target Field, Minneapolis, MN
Sun Mar 31 2019, 1:14 PM - 3:52 PM CDT
Att: 15,613 - Partly Cloudy - 34 F

AB 31
R 3
H 6
RBI 3
BB 6
SO 13
LOB 17

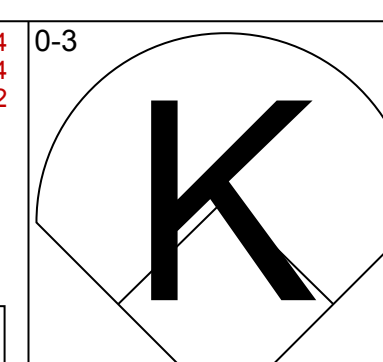
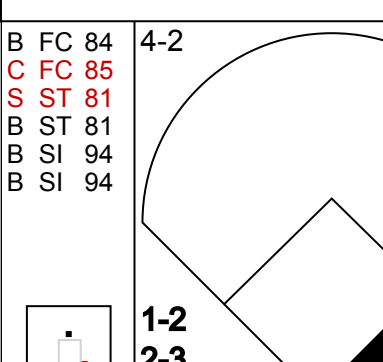
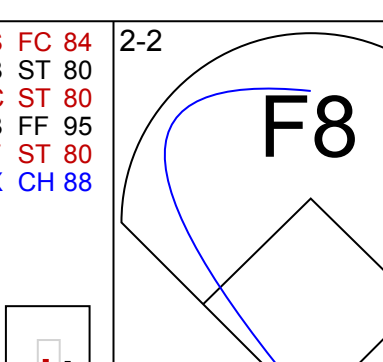
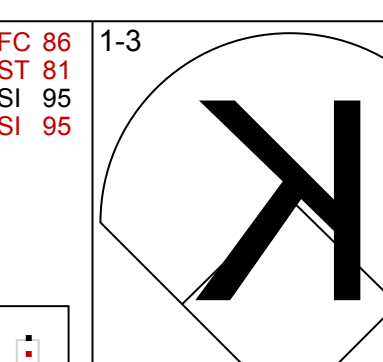
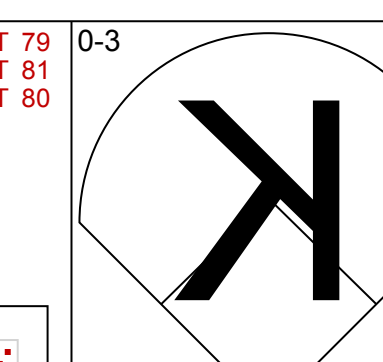

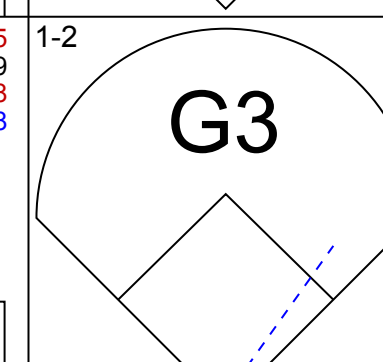
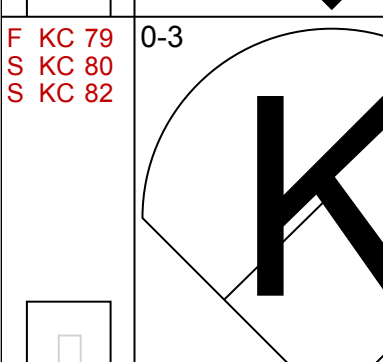
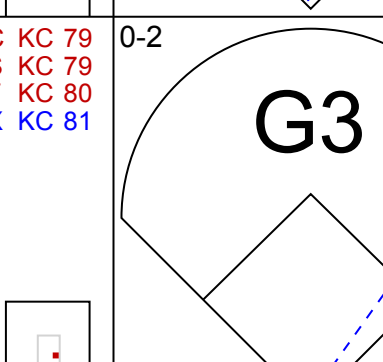

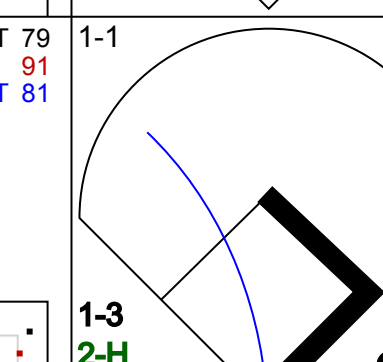
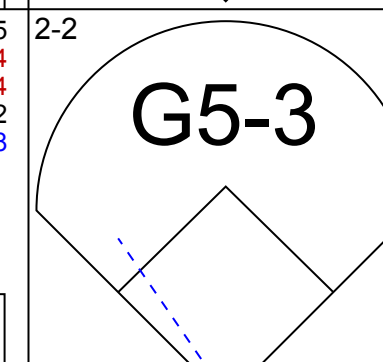
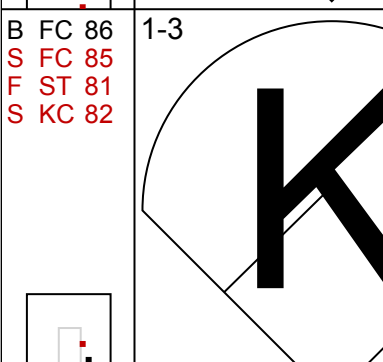

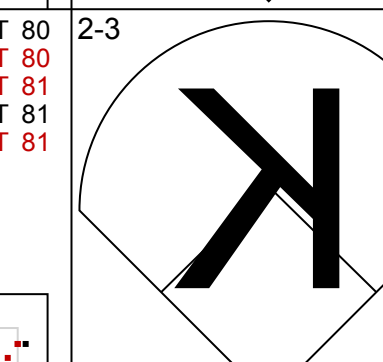
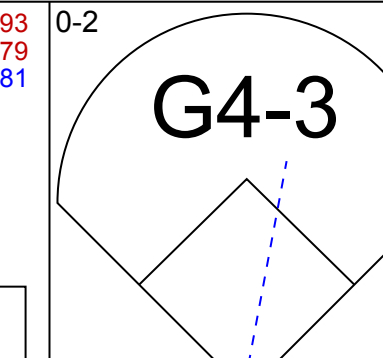
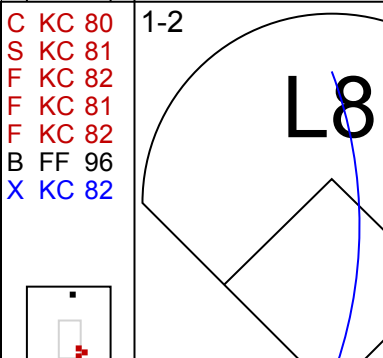


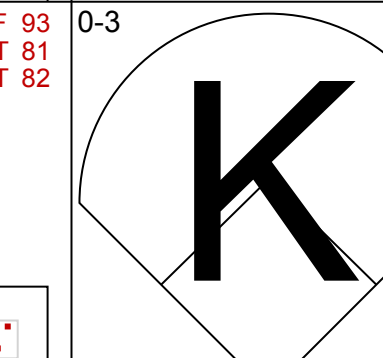

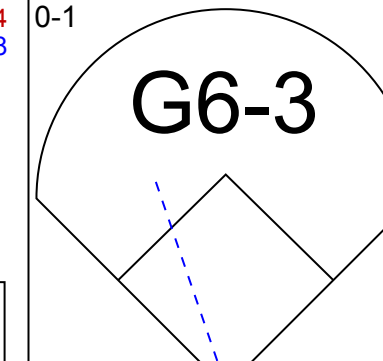



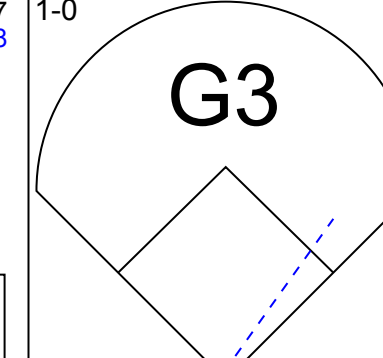



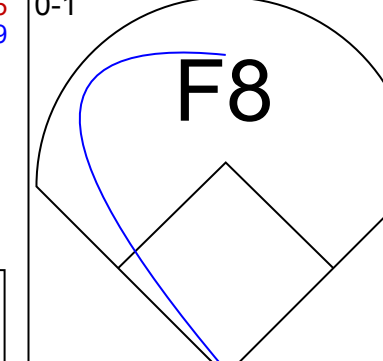
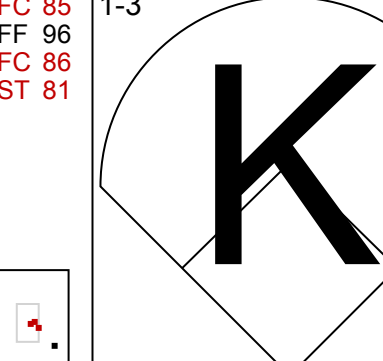

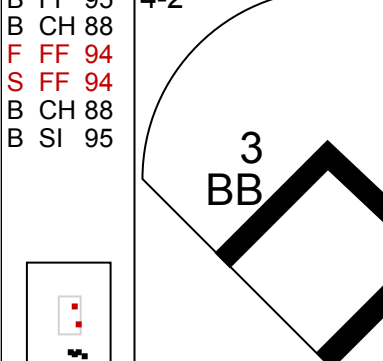
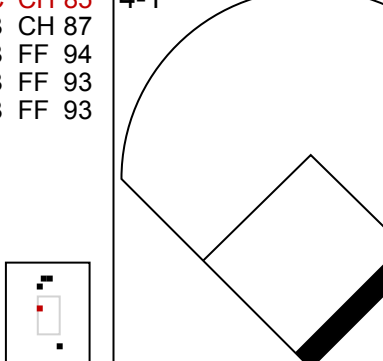
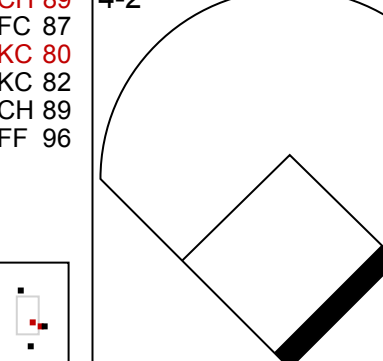
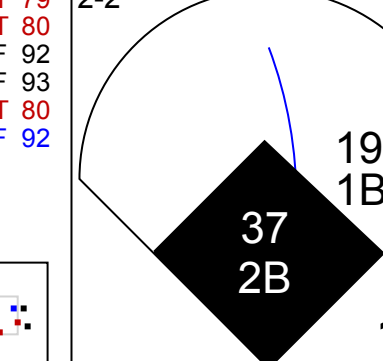
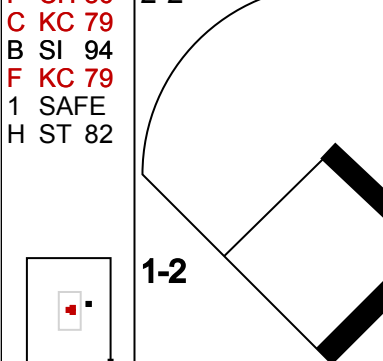
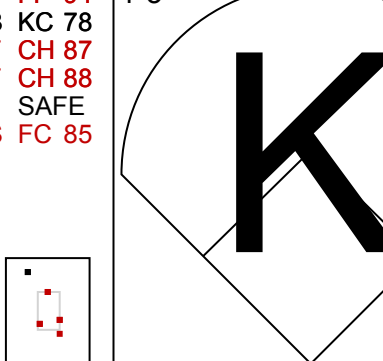
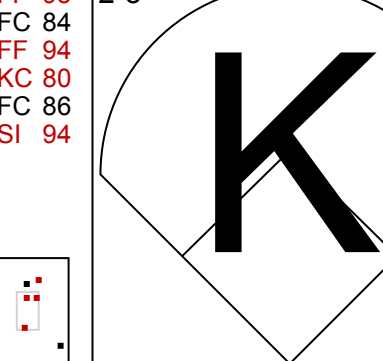
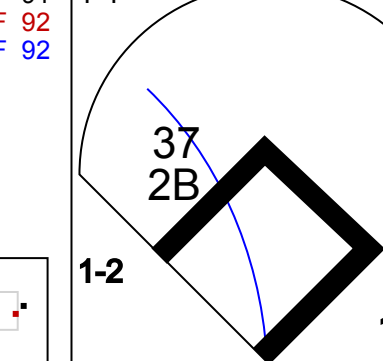


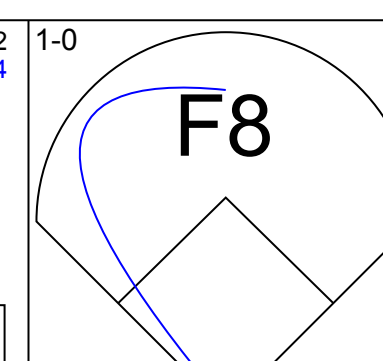
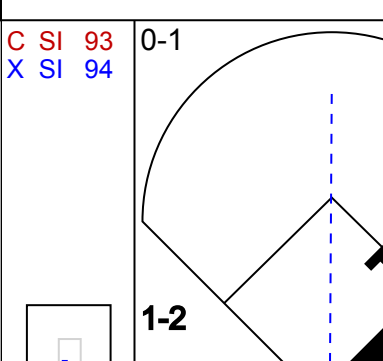
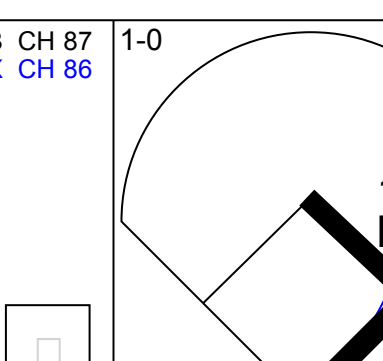
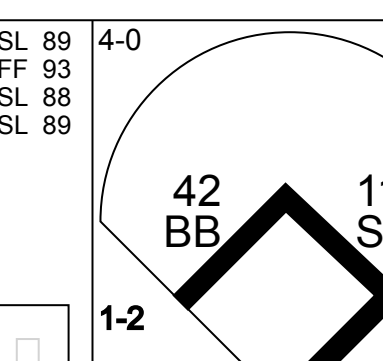

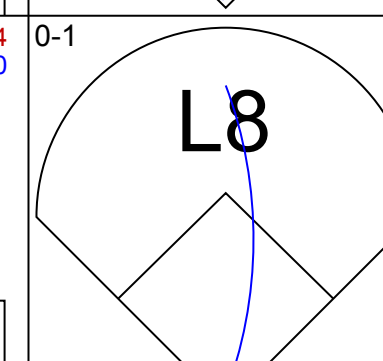
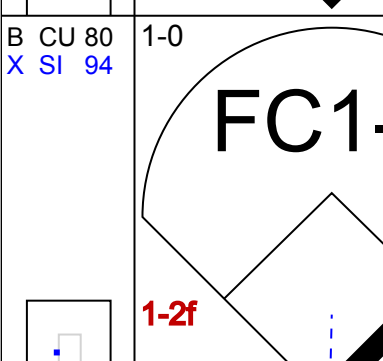
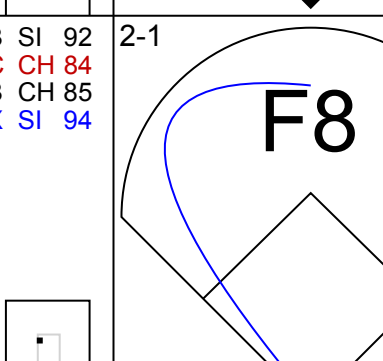
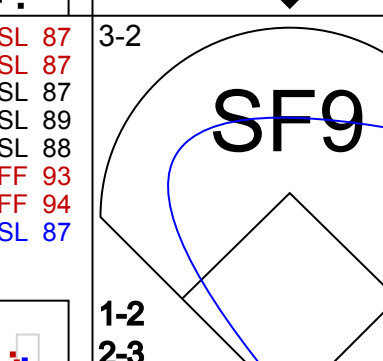

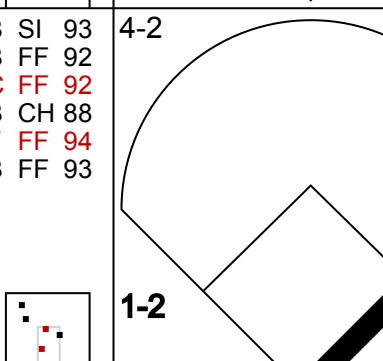
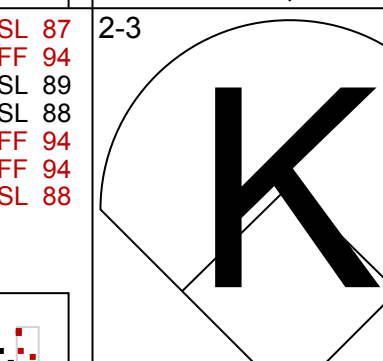

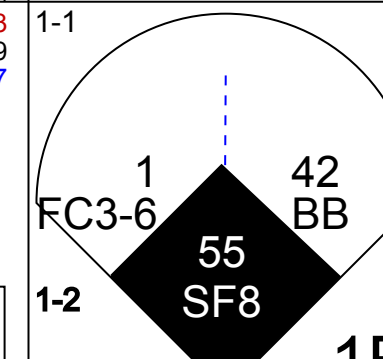
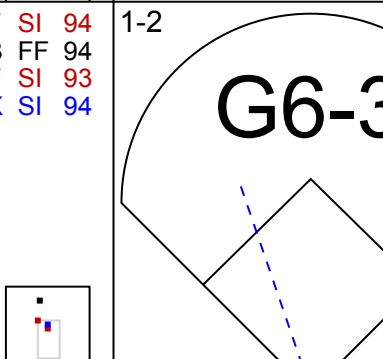
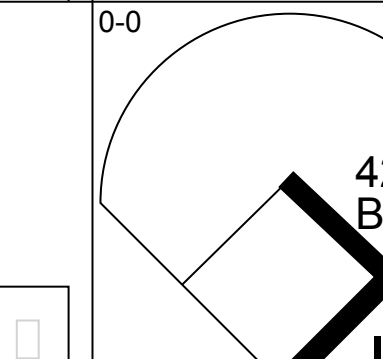

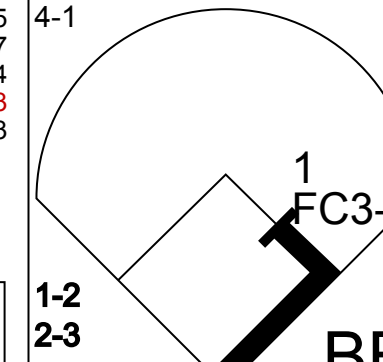

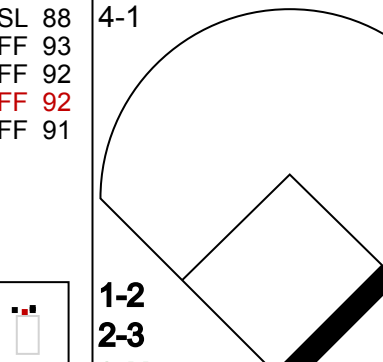

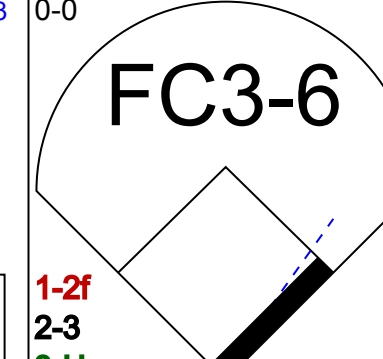

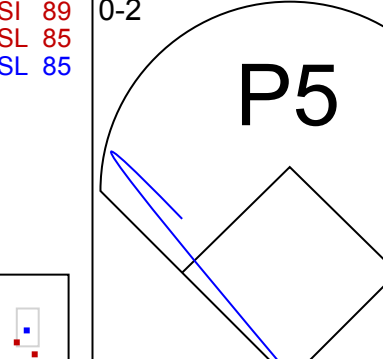

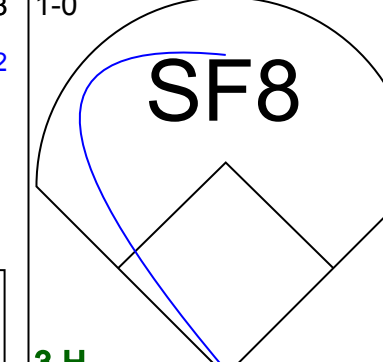


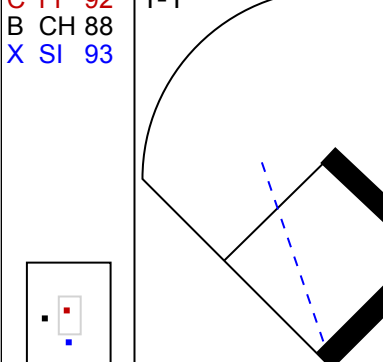
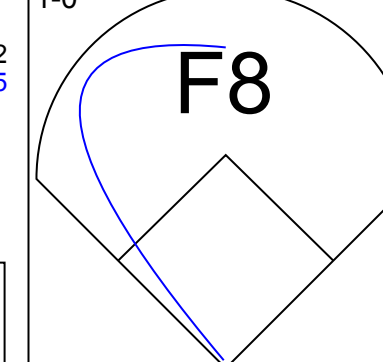


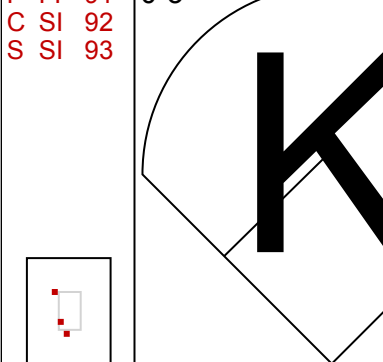

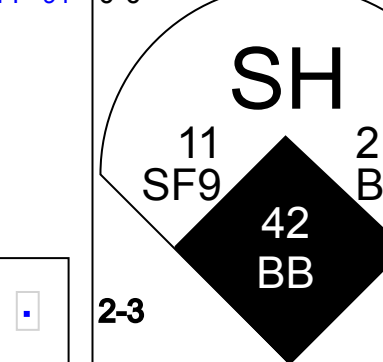

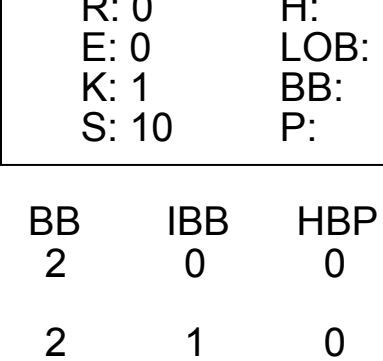
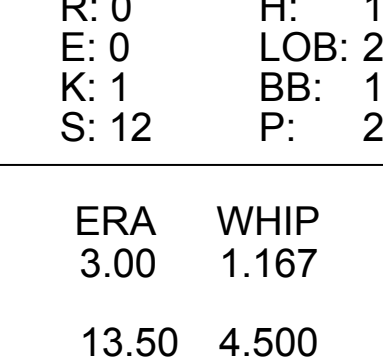
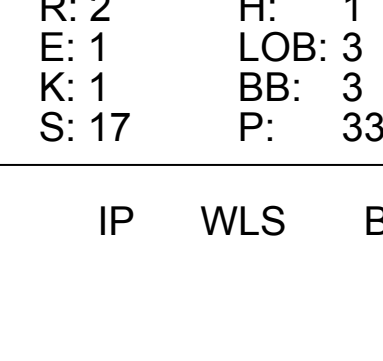
Batter	1	2	3	4	5	6	7	8	9	AB	R	H	RBI	BB	SO	LOB	BOTTOM				
26 Max Kepler, L OBP: 0.167, SLG: 0.091 60 Jake Cave, L OBP: 1.000, SLG: 1.000										3	0	1	0	1	0	1					
11 Jorge Polanco, S OBP: 0.385, SLG: 0.455										5	1	2	0	0	2	2					
23 Nelson Cruz, R OBP: 0.462, SLG: 0.727										5	1	3	2	0	1	3					
20 Eddie Rosario, L (1, 7)										4	0	0	0	0	1	4					
24 C.J. Cron, R OBP: 0.300, SLG: 0.400 13 Ehire Adrianza, S (7, PH)										3	2	2	0	0	0	0					
9 Marwin Gonzalez, S OBP: 0.333, SLG: 0.286 31 Tyler Austin, R (7, PH)										2	1	0	0	1	0	1					
16 Jonathan Schoop, R OBP: 0.300, SLG: 0.333										4	2	2	1	0	1	1					
64 Williams Astudillo, R OBP: 0.750, SLG: 2.000										2	2	2	2	0	0	0					
25 Byron Buxton, R OBP: 0.400, SLG: 0.700										4	0	2	2	0	1	1					
Inning Stats	R: 0 H: 1 E: 0 K: 1 S: 8	H: 2 LOB: 1 BB: 0 P: 10	R: 1 H: 2 E: 0 K: 2 S: 12	H: 2 LOB: 0 BB: 0 P: 16	R: 0 H: 1 E: 0 K: 0 S: 7	H: 1 LOB: 1 BB: 1 P: 14	R: 2 H: 3 E: 0 K: 0 S: 12	H: 3 LOB: 1 BB: 0 P: 15	R: 5 H: 4 E: 1 K: 1 S: 16	H: 4 LOB: 0 BB: 1 P: 27	R: 0 H: 2 E: 0 K: 1 S: 7	H: 2 LOB: 1 BB: 0 P: 10	R: 0 H: 0 E: 0 K: 1 S: 6	H: 0 LOB: 0 BB: 0 P: 8	R: 1 H: 2 E: 0 K: 1 S: 7	H: 2 LOB: 1 BB: 0 P: 9	1B: 8 2B: 6 3B: 0 HR: 1	SF: 1 SAC: 0 DP: 2 HBP: 1	WP: 0 PB: 0 SB: 0 CS: 0	PA: 39	
PITCHER	IP WLS BF H R ER SO BB IBB HBP BLK WP HR S P ERA WHIP	IP WLS BF H R ER SO BB IBB HBP BLK WP HR S P ERA WHIP	IP WLS BF H R ER SO BB IBB HBP BLK WP HR S P ERA WHIP	IP WLS BF H R ER SO BB IBB HBP BLK WP HR S P ERA WHIP	IP WLS BF H R ER SO BB IBB HBP BLK WP HR S P ERA WHIP	IP WLS BF H R ER SO BB IBB HBP BLK WP HR S P ERA WHIP	IP WLS BF H R ER SO BB IBB HBP BLK WP HR S P ERA WHIP	IP WLS BF H R ER SO BB IBB HBP BLK WP HR S P ERA WHIP	IP WLS BF H R ER SO BB IBB HBP BLK WP HR S P ERA WHIP	IP WLS BF H R ER SO BB IBB HBP BLK WP HR S P ERA WHIP	IP WLS BF H R ER SO BB IBB HBP BLK WP HR S P ERA WHIP	IP WLS BF H R ER SO BB IBB HBP BLK WP HR S P ERA WHIP	IP WLS BF H R ER SO BB IBB HBP BLK WP HR S P ERA WHIP	IP WLS BF H R ER SO BB IBB HBP BLK WP HR S P ERA WHIP	IP WLS BF H R ER SO BB IBB HBP BLK WP HR S P ERA WHIP	IP WLS BF H R ER SO BB IBB HBP BLK WP HR S P ERA WHIP	IP WLS BF H R ER SO BB IBB HBP BLK WP HR S P ERA WHIP	IP WLS BF H R ER SO BB IBB HBP BLK WP HR S P ERA WHIP	IP WLS BF H R ER SO BB IBB HBP BLK WP HR S P ERA WHIP	IP WLS BF H R ER SO BB IBB HBP BLK WP HR S P ERA WHIP	IP WLS BF H R ER SO BB IBB HBP BLK WP HR S P ERA WHIP

Cleveland Indians @ Minnesota Twins
Target Field, Minneapolis, MN
Sun Mar 31 2019, 1:14 PM - 3:52 PM CDT
Att: 15,613 - Partly Cloudy - 34 F

AB 35
R 9
H 15
RBI 7
BB 2
SO 7
LOB 13



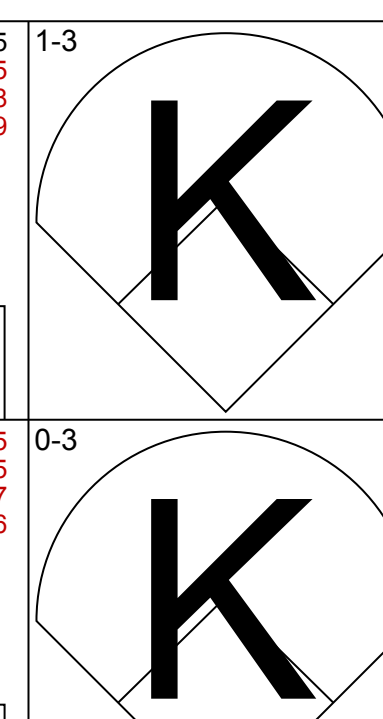
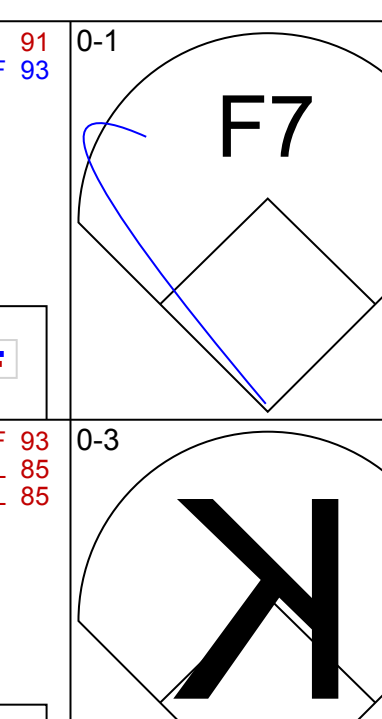
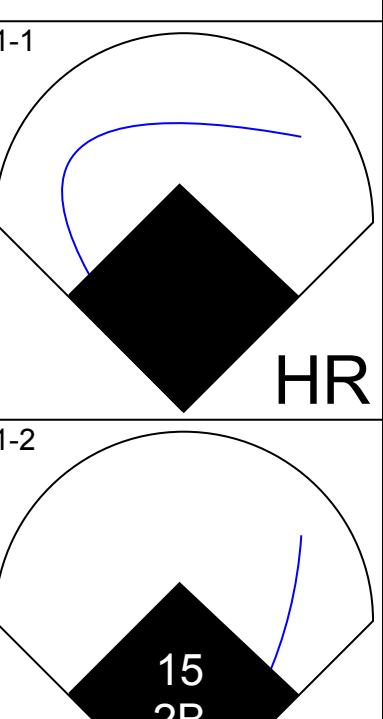
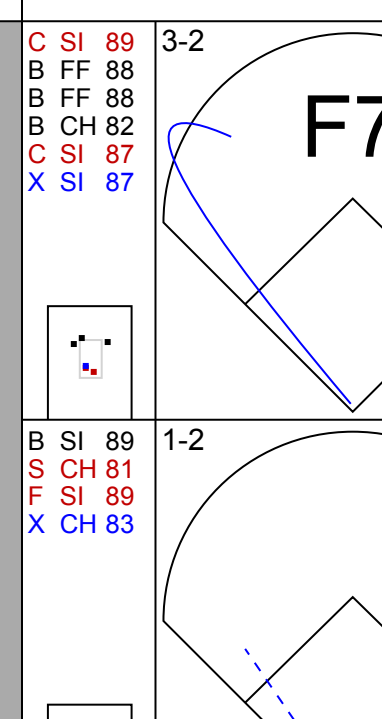
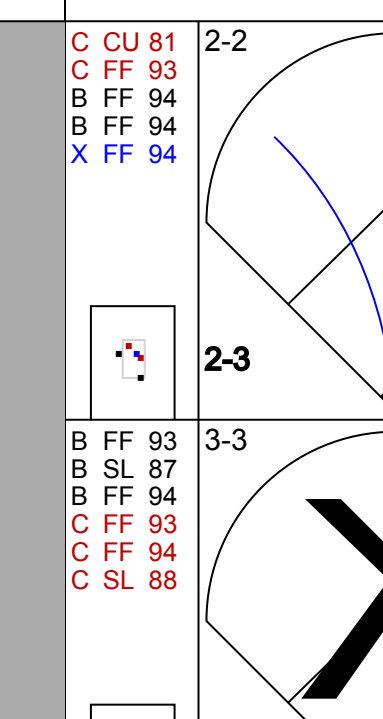
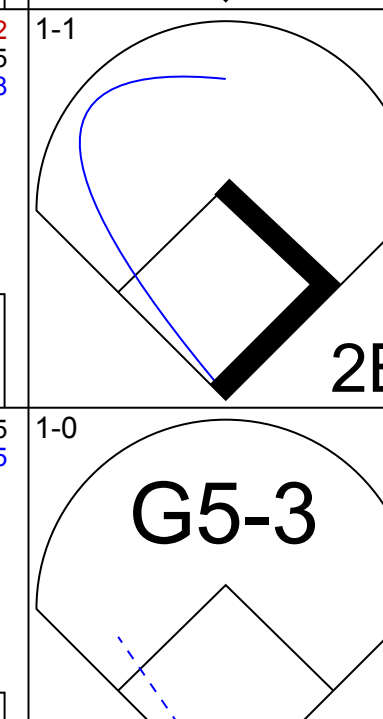
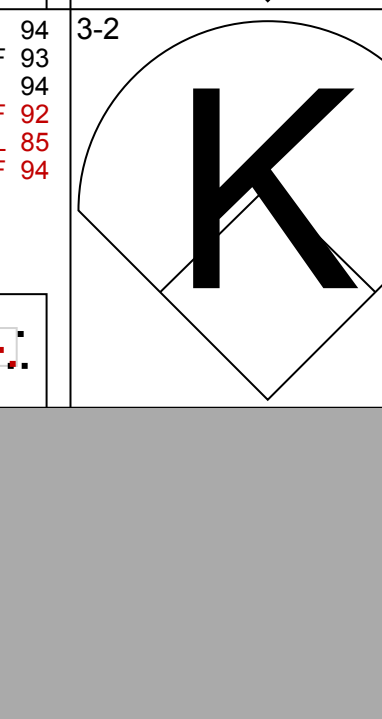
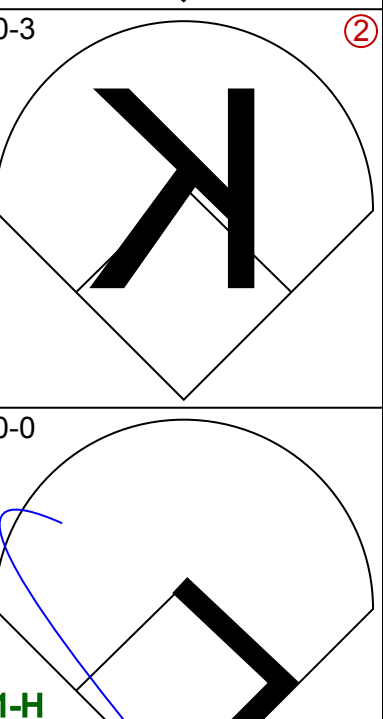
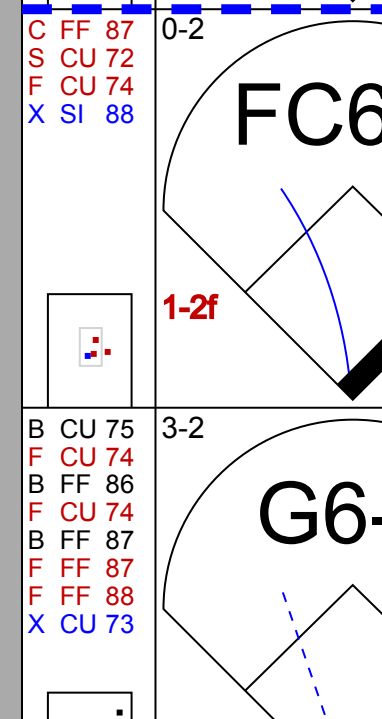
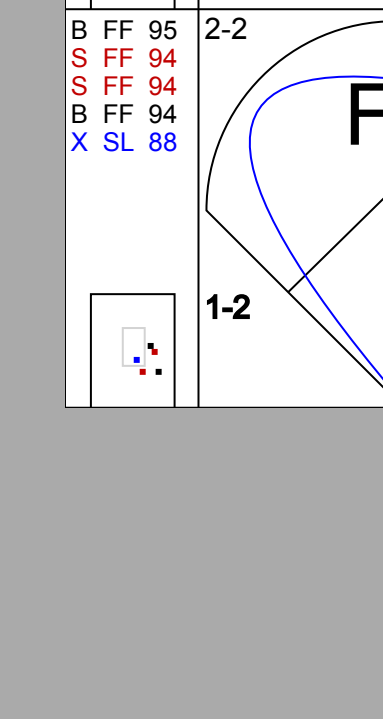




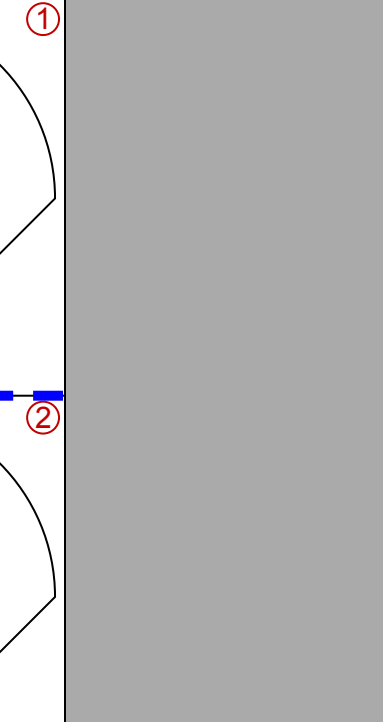




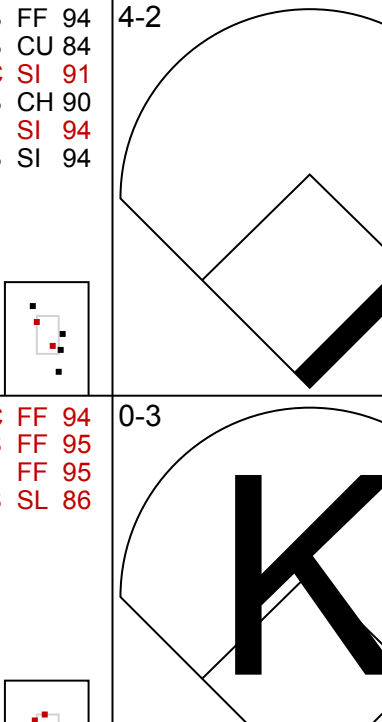
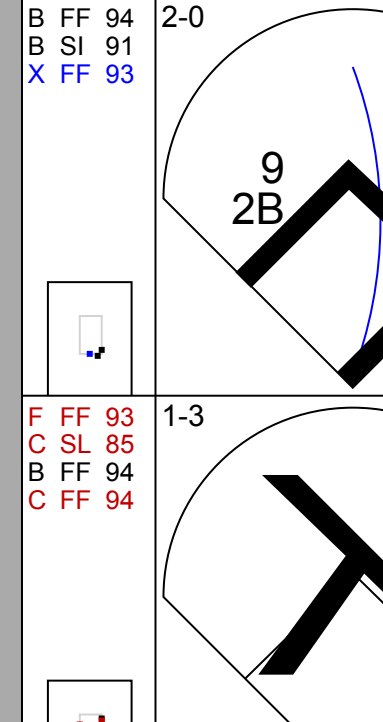
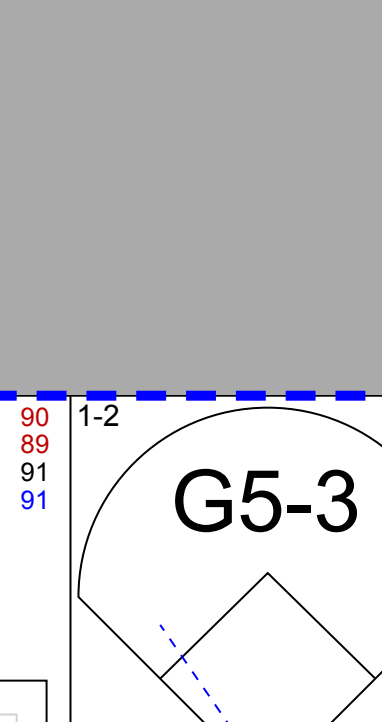
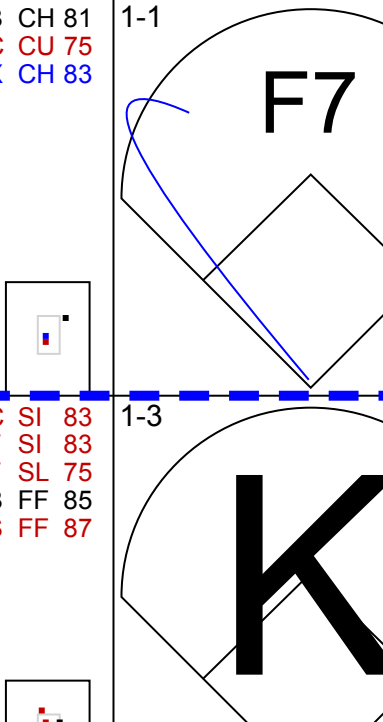
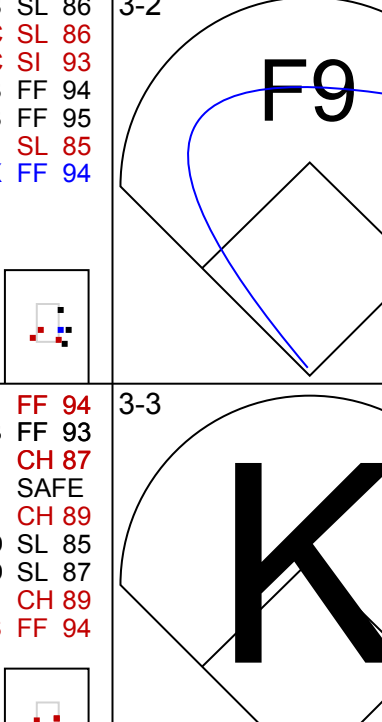
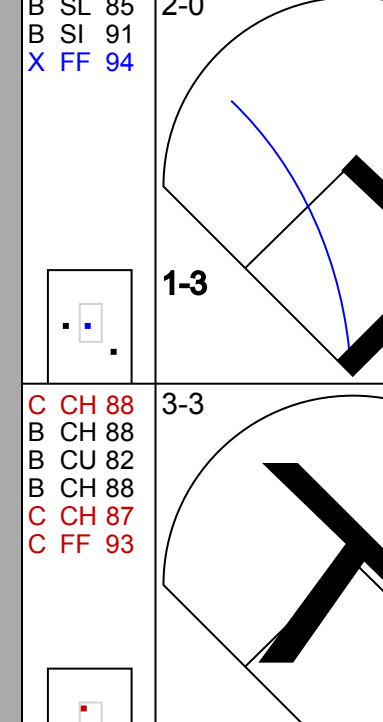
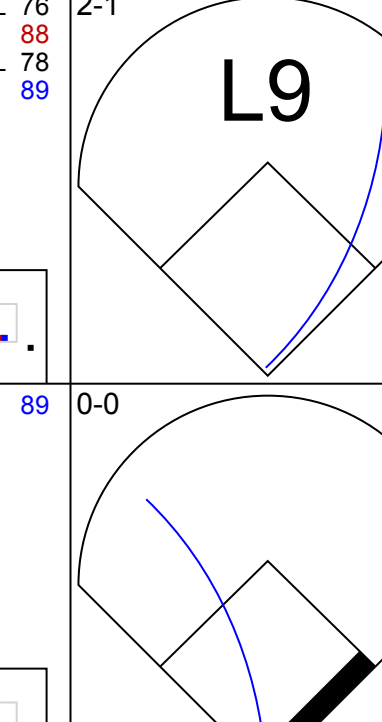
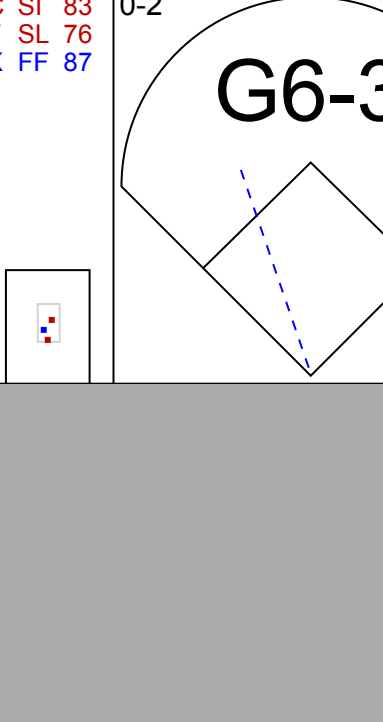


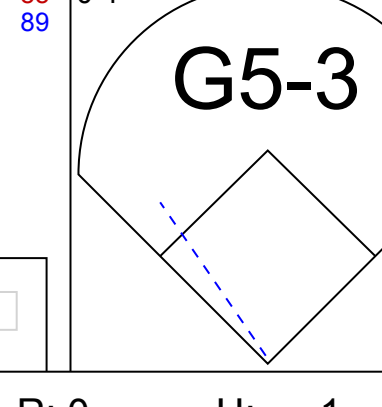

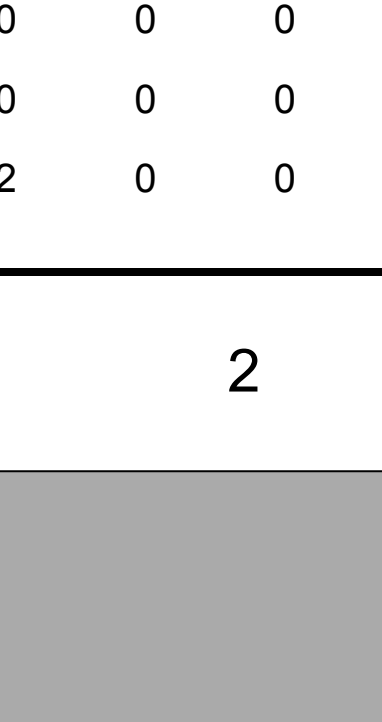
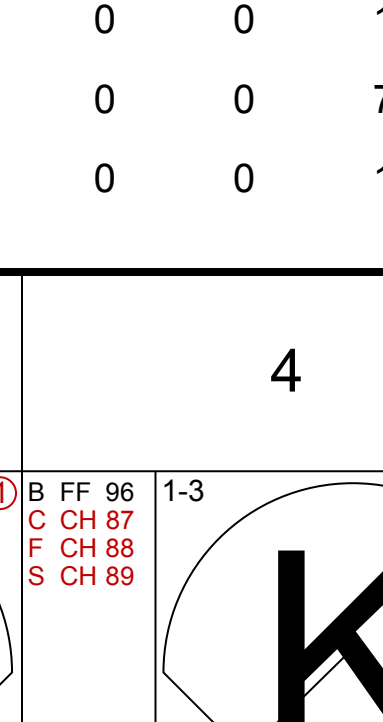
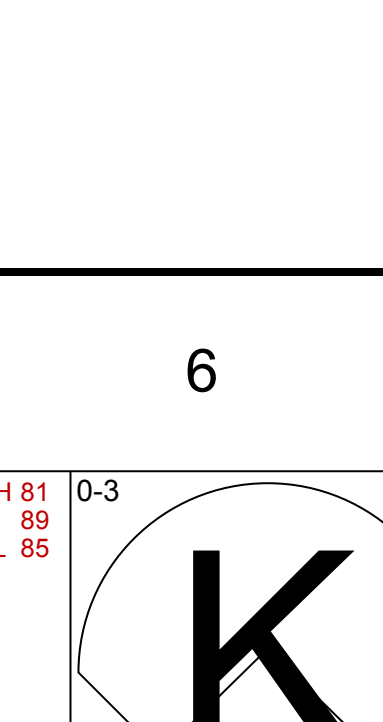
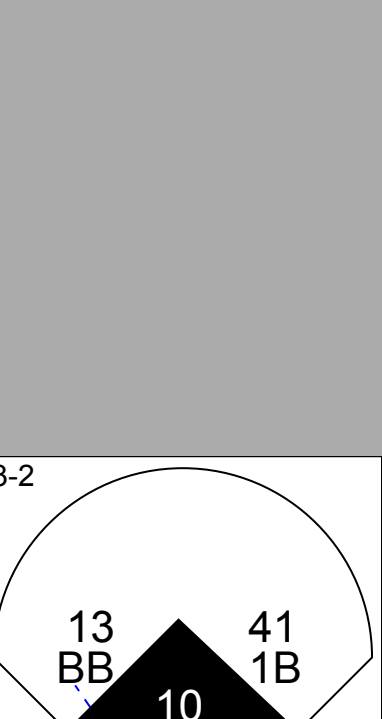

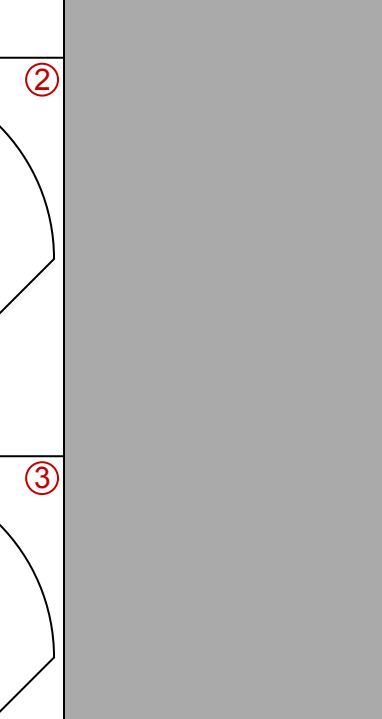
Batter	1	2	3	4	5	6	7	8	9	AB	R	H	RBI	BB	SO	LOB	TOP					
3 Brandon Drury, R OBP: 0.233, SLG: 0.310										4	0	0	0	1	3	4	<p>Toronto Blue Jays @ Cleveland Indians Progressive Field, Cleveland, OH Thu Apr 04 2019, 6:11 PM - 9:16 PM EDT Att: 10,375 - Cloudy - 42 F</p> <p>livebaseballscorecards.com</p> <p>AB 30 R 1 H 3 RBI 1 BB 8 SO 13 LOB 27</p> 					
38 Sócrates Brito, L OBP: 0.333, SLG: 0.320										4	0	0	0	0	2	4						
15 Randal Grichuk, R OBP: 0.310, SLG: 0.640										4	0	0	0	1	2	5						
44 Rowdy Tellez, L OBP: 0.364, SLG: 0.556										4	0	0	0	0	1	5						
9 Danny Jansen, R OBP: 0.174, SLG: 0.095										3	0	0	0	1	2	2						
28 Billy McKinney, L OBP: 0.250, SLG: 0.100										2	0	0	0	2	0	1						
13 Lourdes Gurriel Jr., R OBP: 0.125, SLG: 0.130										4	0	0	0	0	1	4						
16 Freddy Galvis, S OBP: 0.400, SLG: 0.500										1	1	1	0	3	0	0						
19 Alen Hanson, S OBP: 0.500, SLG: 0.333										3	0	1	0	0	2	2						
Inning Stats	R: 0 E: 0 K: 1 S: 9	H: 0 LOB: 0 BB: 0 P: 12	R: 0 E: 0 K: 1 S: 8	H: 0 LOB: 1 BB: 1 P: 15	R: 0 E: 0 K: 2 S: 19	H: 0 LOB: 3 BB: 2 P: 31	R: 0 E: 0 K: 0 S: 5	H: 0 LOB: 0 BB: 0 P: 6	R: 0 E: 0 K: 1 S: 13	H: 0 LOB: 1 BB: 1 P: 20	R: 0 E: 0 K: 0 S: 9	H: 0 LOB: 1 BB: 1 P: 13	R: 0 E: 0 K: 3 S: 12	H: 0 LOB: 1 BB: 1 P: 20	R: 0 E: 0 K: 2 S: 11	H: 0 LOB: 3 BB: 2 P: 26		R: 1 E: 0 K: 3 S: 17	H: 3 LOB: 2 BB: 0 P: 23	1B: 2 2B: 1 HR: 0	SF: 0 SAC: 0 DP: 0 HBP: 2	WP: 0 PB: 0 SB: 0 CS: 0
PITCHER	IP WLS BF H R ER SO BB IBB HBP BLK WP HR S P ERA WHIP	7.0 W 28 0 0 0 8 6 0 1 0 0 0 75 117 0.00 0.857	0.2 S 5 0 0 0 2 2 0 1 0 0 0 8 20 0.00 3.000	1.1 S 7 3 1 1 3 0 0 0 0 0 0 20 29 6.75 2.250	PITCHER										IP WLS BF H R ER SO BB IBB HBP BLK WP HR S P ERA WHIP							

Batter	1	2	3	4	5	6	7	8	9	AB	R	H	RBI	BB	SO	LOB	BOTTOM			
2 Leonys Martin, L OBP: 0.348, SLG: 0.316										3	0	2	0	1	0	0	<p>Toronto Blue Jays @ Cleveland Indians Progressive Field, Cleveland, OH Thu Apr 04 2019, 6:11 PM - 9:16 PM EDT Att: 10,375 - Cloudy - 42 F</p> <p>livebaseballscorecards.com</p> <p>AB 28 R 4 H 7 RBI 4 BB 5 SO 7 LOB 16</p> 			
11 José Ramírez, S OBP: 0.187, SLG: 0.182										3	0	0	1	0	0	3				
26 Max Moroff, S OBP: 0.100, SLG: 0.100										0	0	0	0	0	0	0				
10 Jake Bauers, L OBP: 0.294, SLG: 0.267										3	1	1	0	1	2	2				
41 Carlos Santana, S OBP: 0.522, SLG: 0.500										3	1	1	0	1	1	2				
42 Brad Miller, L OBP: 0.267, SLG: 0.154										2	0	0	1	2	0	0				
1 Greg Allen, S OBP: 0.100, SLG: 0.100										4	0	0	1	0	1	5				
55 Roberto Pérez, R OBP: 0.176, SLG: 0.071										3	0	1	1	0	0	0				
30 Tyler Naquin, L OBP: 0.250, SLG: 0.313										4	1	2	0	0	1	2				
7 Eric Stamets, R OBP: 0.100, SLG: 0.100										3	1	0	0	0	2	2				
Inning Stats	R: 0 E: 0 K: 1 S: 6	H: 0 LOB: 0 BB: 0 P: 8	R: 0 E: 0 K: 1 S: 9	H: 0 LOB: 0 BB: 0 P: 13	R: 0 E: 0 K: 1 S: 10	H: 2 LOB: 2 BB: 0 P: 12	R: 2 E: 0 K: 0 S: 8	H: 2 LOB: 1 BB: 1 P: 15	R: 0 E: 0 K: 1 S: 12	H: 1 LOB: 2 BB: 1 P: 22	R: 0 E: 0 K: 1 S: 12	H: 0 LOB: 0 BB: 0 P: 19	R: 2 E: 1 K: 1 S: 17	H: 1 LOB: 3 BB: 3 P: 33	R: 0 E: 0 K: 1 S: 7	H: 1 LOB: 1 BB: 0 P: 11	1B: 6 2B: 1 HR: 0	SF: 2 SAC: 1 DP: 0 HBP: 0	WP: 0 PB: 0 SB: 0 CS: 0	PA: 36
PITCHER	IP WLS BF H R ER SO BB IBB HBP BLK WP HR S P ERA WHIP	6.0 L 25 5 2 2 5 2 1 0 0 0 0 14 30 13.50 4.500	0.2 L 7 1 2 1 1 2 1 0 0 0 0 10 14 0.00 0.750	1.1 L 5 1 0 0 1 0 0 0 0 0 0 10 14 0.00 0.750	PITCHER										IP WLS BF H R ER SO BB IBB HBP BLK WP HR S P ERA WHIP					

Batter	1	2	3	4	5	6	7	8	9	AB	R	H	RBI	BB	SO	LOB	TOP										
38 Sócrates Brito, L (1, 9)	G4-3		L8			K		G3		4	0	0	0	0	1	1	Toronto Blue Jays @ Cleveland Indians Progressive Field, Cleveland, OH Fri Apr 05 2019, 7:10 PM - 9:52 PM EDT Att. 12,881 - Partly Cloudy - 53 F										
37 Teoscar Hernández, R (1, 7)	K			F9		G5-3		IBB		3	0	0	0	1	1	0											
28 Billy McKinney, L (1, 10) 1 Alen Hanson, S (8, PH) OBP: 0.400, SLG: 0.250	F8			K				K		2	0	0	0	1	1	0											
15 Randal Grichuk, R (1, 8) OBP: 0.273, SLG: 0.552		K		L5		K				4	0	0	0	0	3	1											
44 Rowdy Tellez, L (1, 3) OBP: 0.346, SLG: 0.476	K				16 HR			K		3	1	0	0	1	3	0											
3 Brandon Drury, R (1, 5) OBP: 0.235, SLG: 0.303						K				4	0	1	0	0	2	1											
16 Freddy Galvis, S (1, 6) OBP: 0.393, SLG: 0.600								F8		3	1	1	2	0	0	1											
7 Richard Urena, S (1, 4) OBP: 0.467, SLG: 0.667			P6			K				3	0	1	0	0	1	0											
21 Luke Maile, R (1, 2) OBP: 0.273, SLG: 0.300			G6-3			K				3	0	0	0	0	1	1											
Inning Stats	R: 0 H: 0 E: 0 K: 1 S: 7	H: 0 LOB: 0 BB: 0 P: 11	R: 0 H: 1 E: 0 K: 2 S: 11	LOB: 1 BB: 0 P: 15	R: 0 H: 0 E: 0 K: 0 S: 8	LOB: 0 BB: 0 P: 12	R: 0 H: 0 E: 0 K: 1 S: 6	H: 0 LOB: 0 BB: 0 P: 11	R: 2 H: 1 E: 0 K: 3 S: 15	H: 1 LOB: 0 BB: 1 P: 24	R: 0 H: 0 E: 0 K: 2 S: 11	H: 0 LOB: 0 BB: 0 P: 18	R: 0 H: 0 E: 0 K: 2 S: 12	H: 0 LOB: 0 BB: 0 P: 18	R: 0 H: 1 E: 0 K: 1 S: 10	LOB: 2 BB: 1 P: 17		R: 0 H: 0 E: 0 K: 2 S: 10	LOB: 0 BB: 0 P: 13	1B: 1 2B: 1 3B: 0 HR: 1	SF: 0 SAC: 0 DP: 0 HBP: 0	WP: 0 PB: 0 SB: 1 CS: 0	PA: 33				
PITCHER	IP	WLS	BF	H	R	ER	SO	BB	IBB	HBP	BLK	WP	HR	S	P	ERA	WHIP										
57 Shane Bieber, R (1, 1) ERA: 3.38	6.0		22	2	2	2	9	2	0	0	0	0	1	58	91	3.00	0.667										
58 Neil Ramírez, R (7, 1) ERA: 10.13	1.0		3	0	0	0	2	0	0	0	0	0	0	12	18	0.00	0.000										
39 Oliver Pérez, L (8, 1) ERA: 6.75	1.0		5	1	0	0	1	0	1	0	0	0	0	10	17	0.00	1.000										
90 Adam Cimber, R (9, 1) ERA:	1.0	W	3	0	0	0	2	0	0	0	0	0	0	10	13	0.00	0.000										

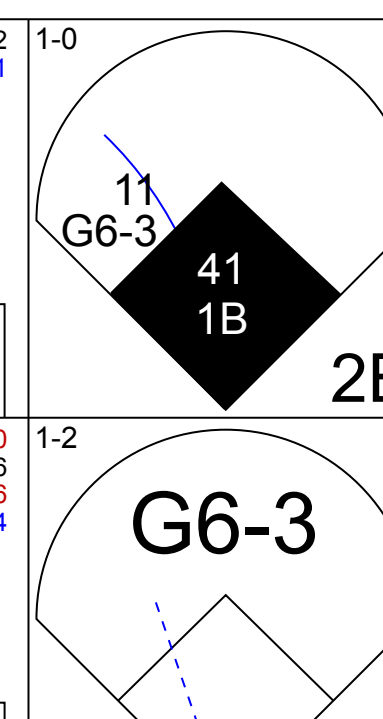
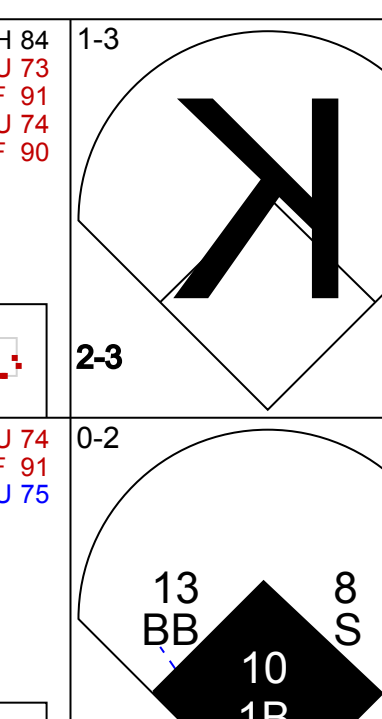


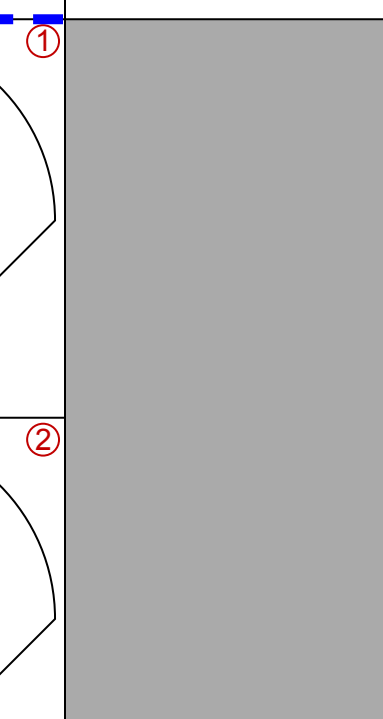
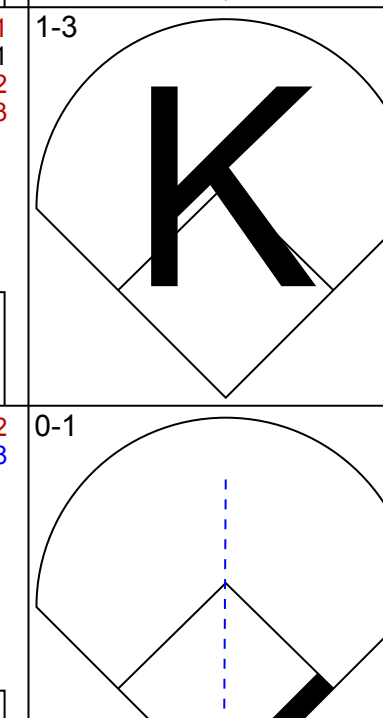
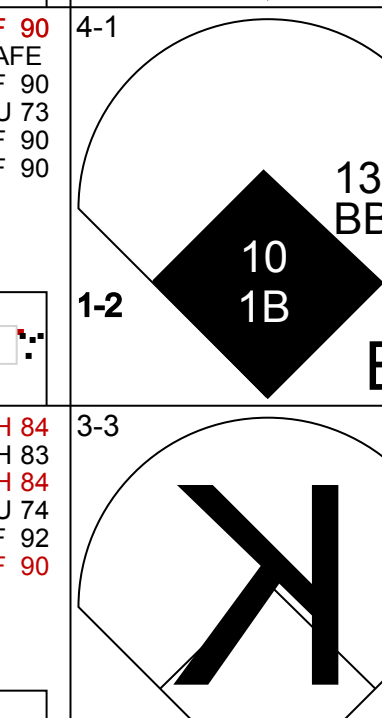
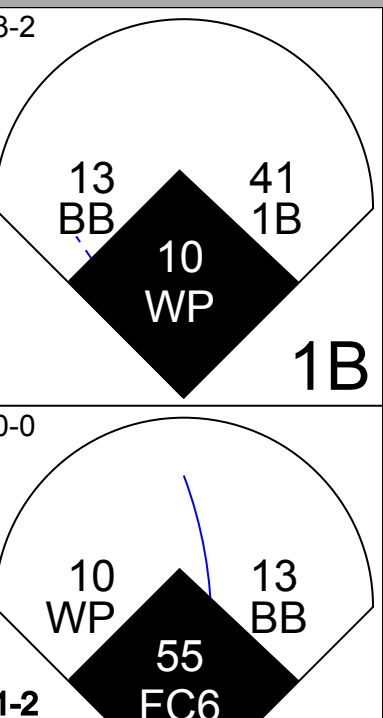



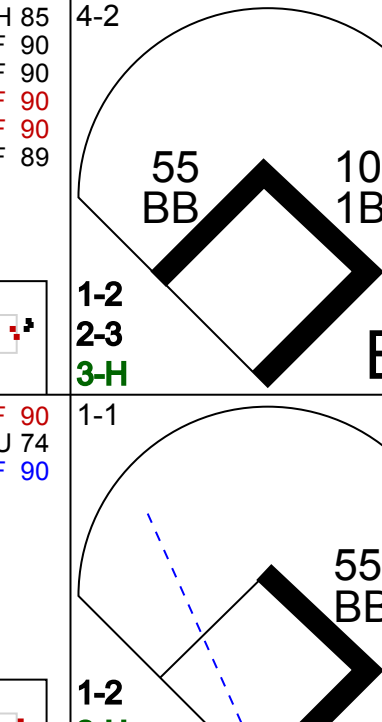
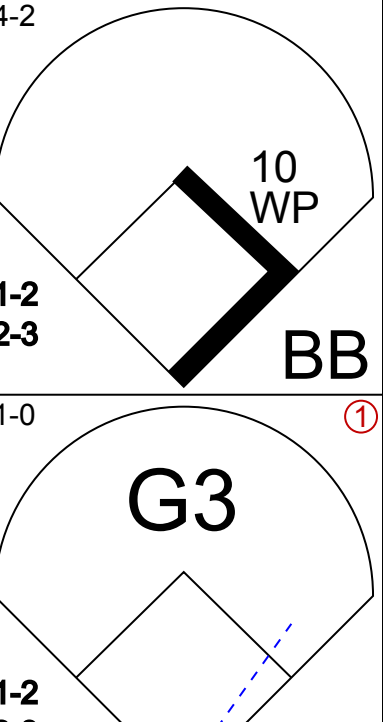



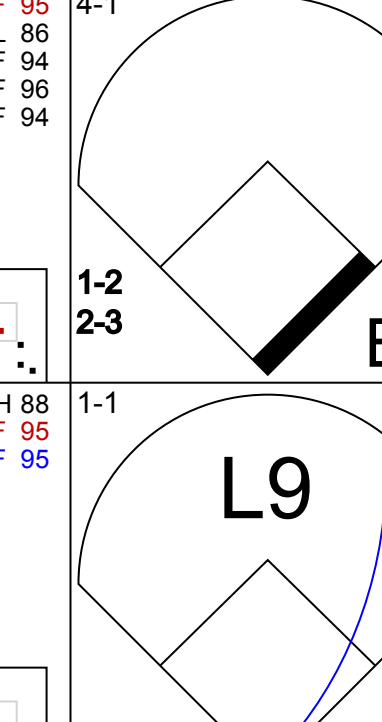
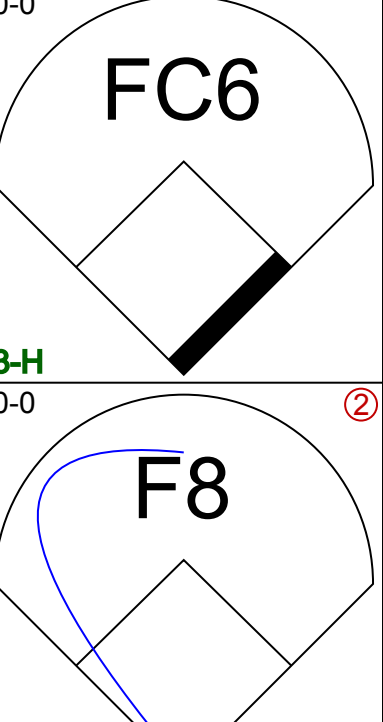
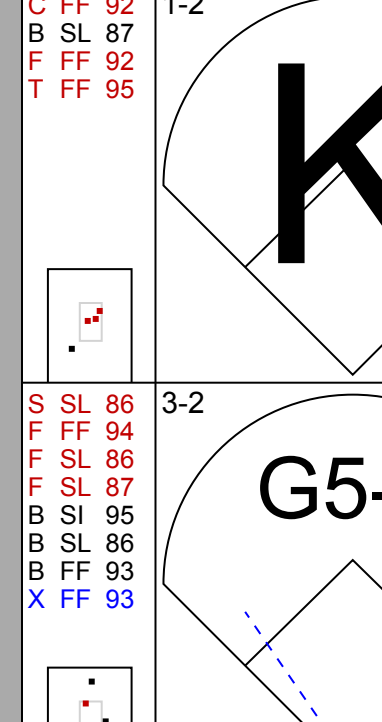

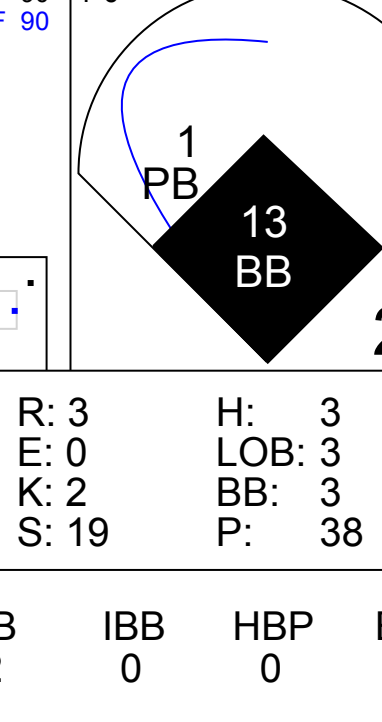
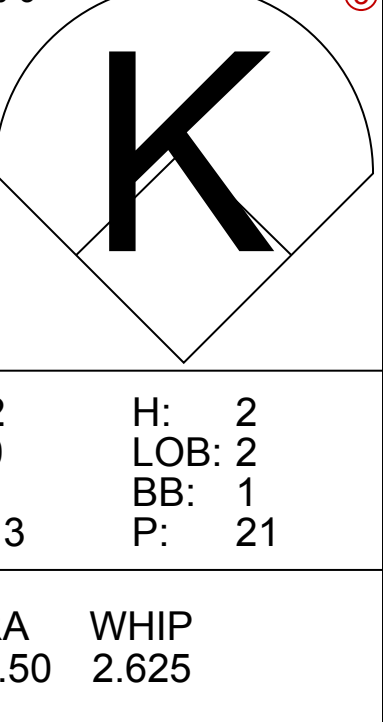
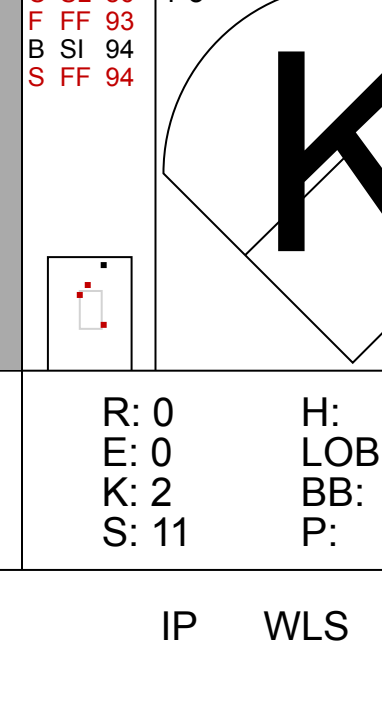


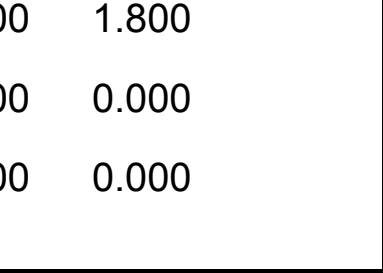

Batter	1	2	3	4	5	6	7	8	9	AB	R	H	RBI	BB	SO	LOB	BOTTOM										
2 Leonys Martin, L (1, 8) OBP: 0.296, SLG: 0.261	K		G3-5-3			K		K		4	0	0	0	0	3	2	Toronto Blue Jays @ Cleveland Indians Progressive Field, Cleveland, OH Fri Apr 05 2019, 7:10 PM - 9:52 PM EDT Att. 12,881 - Partly Cloudy - 53 F										
30 Tyler Naquin, L (1, 9) OBP: 0.200, SLG: 0.250	L9					K				4	0	0	0	0	2	1											
10 Jake Bauers, L (1, 7) OBP: 0.286, SLG: 0.222	G4-3					L8				3	0	0	0	1	0	0											
41 Carlos Santana, S (1, 3) OBP: 0.481, SLG: 0.583		L5				G5-3				4	1	1	1	0	0	1											
13 Hanley Ramirez, R (1, 10) OBP: 0.318, SLG: 0.550		K								3	1	1	0	0	2	0											
42 Brad Miller, L (1, 4) OBP: 0.222, SLG: 0.125		G6-3								3	0	0	0	0	0	1											
27 Kevin Plawewski, R (1, 2) OBP: 0.250, SLG: 0.571										3	1	1	1	0	1	1											
26 Max Moroff, S (1, 5) OBP: 0.154, SLG: 0.231										3	0	1	1	0	1	0											
7 Eric Stamets, R (1, 6) OBP: 0.200, SLG: 0.162										1	0	0	0	1	1	1											
11 José Ramírez, S (8, PH) OBP: 0.200, SLG: 0.162										0	0	0	0	1	0	0											
Inning Stats	R: 0 H: 0 E: 0 K: 1 S: 6	H: 0 LOB: 0 BB: 0 P: 12	R: 0 H: 0 E: 0 K: 1 S: 7	LOB: 0 BB: 0 P: 12	R: 1 H: 1 E: 0 K: 1 S: 12	LOB: 0 BB: 1 P: 24	R: 0 H: 0 E: 0 K: 1 S: 9	H: 0 LOB: 0 BB: 0 P: 13	R: 1 H: 2 E: 1 K: 1 S: 11	H: 2 LOB: 1 BB: 0 P: 16	R: 0 H: 0 E: 0 K: 2 S: 8	H: 0 LOB: 1 BB: 1 P: 16	R: 0 H: 0 E: 0 K: 2 S: 8	H: 0 LOB: 0 BB: 0 P: 11	R: 0 H: 0 E: 0 K: 1 S: 9	LOB: 1 BB: 1 P: 18	R: 1 H: 1 E: 0 K: 0 S: 5	LOB: 1 BB: 0 P: 9	1B: 1 2B: 1 3B: 0 HR: 2	SF: 0 SAC: 0 DP: 1 HBP: 0	WP: 0 PB: 0 SB: 1 CS: 0	PA: 31					
PITCHER	IP	WLS	BF	H	R	ER	SO	BB	IBB	HBP	BLK	WP	HR	S	P	ERA	WHIP										
57 Trent Thornton, R (1, 1) ERA: 1.69	5.2		21	3	2	2	7	2	0	0	0	0	1	52	92	3.18	0.882										
48 Javy Guerra, R (6, 1) ERA: 1.53	1.1		4	0	0	0	2	0	0	0	0	0	0	9	12	0.00	0.000										
46 Daniel Hudson, R (8, 1) ERA: 10.38	1.0		4	0	0	0	1	1	0	0	0	0	0	9	18	0.00	1.000										
31 Joe Biagini, R (9, 1) ERA: 1.93	0.1	L	2	1	1	1	0	0	0	0	0	0	1	5	9	27.00	3.000										




Batter	1	2	3	4	5	6	7	8	9	AB R H RBI BB SO LOB	TOP									
16 Freddy Galvis, S OBP: 0.394, SLG: 0.667										5 1 2 1 0 1 1	Toronto Blue Jays @ Cleveland Indians Progressive Field, Cleveland, OH Sat Apr 06 2019, 4:11 PM - 7:31 PM EDT Att: 18,429 - Partly Cloudy - 58 F									
37 Teoscar Hernández, R OBP: 0.333, SLG: 0.303										5 1 2 0 0 3 3										
14 Justin Smoak, S OBP: 0.294, SLG: 0.333										5 0 1 0 0 2 5										
15 Randal Grichuk, R OBP: 0.270, SLG: 0.545										4 0 1 1 0 1 2										
44 Rowdy Tellez, L OBP: 0.379, SLG: 0.478										2 0 1 0 1 1 1										
1 Alen Hanson, S OBP: 0.333, SLG: 0.200										1 0 0 0 0 0 0										
3 Brandon Drury, R OBP: 0.211, SLG: 0.270										4 0 0 0 0 3 2										
9 Danny Jansen, R OBP: 0.185, SLG: 0.160										4 0 1 0 0 0 1										
28 Billy McKinney, L OBP: 0.290, SLG: 0.192										4 0 2 0 0 2 3										
13 Lourdes Gurriel Jr., R OBP: 0.143, SLG: 0.115										3 0 0 0 0 1 2										
Inning Stats	R: 0 E: 0 K: 2 S: 10	H: 1 LOB: 1 BB: 0 P: 13	R: 0 E: 0 K: 2 S: 15	H: 0 LOB: 1 BB: 1 P: 25	R: 0 E: 0 K: 2 S: 8	H: 0 LOB: 1 BB: 0 P: 12	R: 0 E: 0 K: 3 S: 11	H: 2 LOB: 2 BB: 0 P: 20	R: 2 E: 0 K: 3 S: 17	H: 3 LOB: 1 BB: 0 P: 20	R: 0 E: 0 K: 0 S: 8	H: 1 LOB: 1 BB: 0 P: 11	R: 0 E: 0 K: 1 S: 9	H: 0 LOB: 0 BB: 0 P: 11	R: 0 E: 0 K: 1 S: 13	H: 2 LOB: 2 BB: 0 P: 24	1B: 5 2B: 4 HR: 1	SF: 0 SAC: 0 HBP: 1	WP: 0 PB: 0 SB: 0 CS: 0	PA: 39
PITCHER	IP WLS BF H R ER SO BB IBB HBP BLK WP HR S P ERA WHIP																			
59 Carlos Carrasco, R ERA: 7.71	5.0 W 23 6 2 2 12 1 0 1 0 0 1 61 90 3.60 1.400																			
61 Dan Otero, R ERA:	(6, 1) 1.1 6 2 0 0 0 0 0 0 0 0 0 14 21 0.00 1.500																			
49 Tyler Olson, L ERA:	(7, 1) 1.0 3 0 0 0 0 0 0 0 0 0 0 0 11 15 0.00 0.000																			
90 Adam Cimber, R ERA:	(8, 1) 0.2 2 0 0 0 1 0 0 0 0 0 0 7 8 0.00 0.000																			
46 Jon Edwards, R ERA: 3.0	(9, 1) 1.0 5 2 0 0 1 0 0 0 0 0 0 13 24 0.00 2.000																			

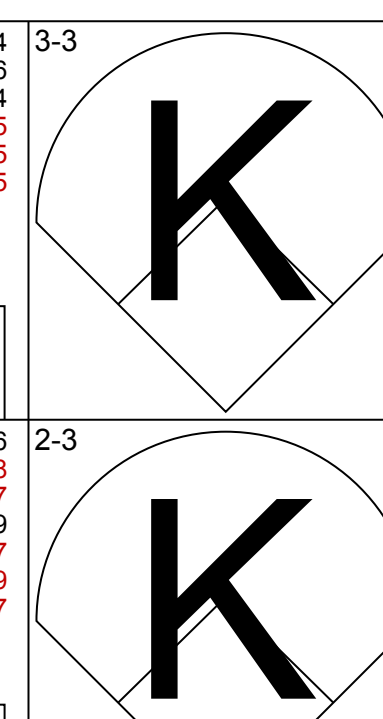
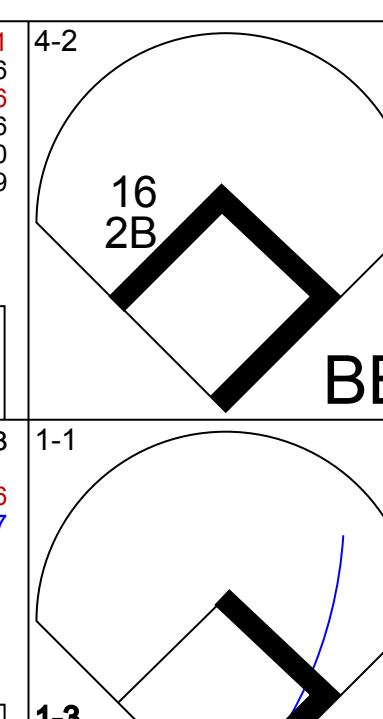
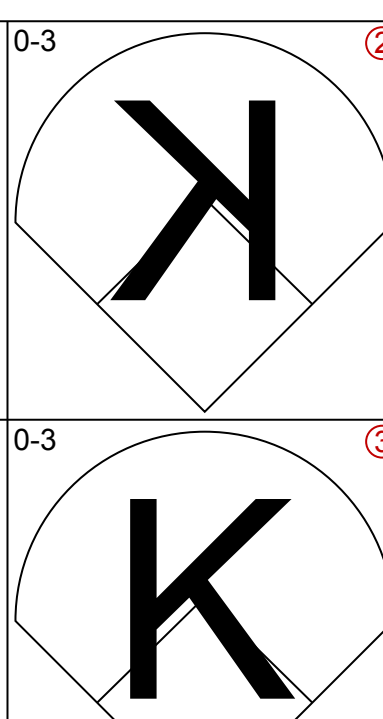
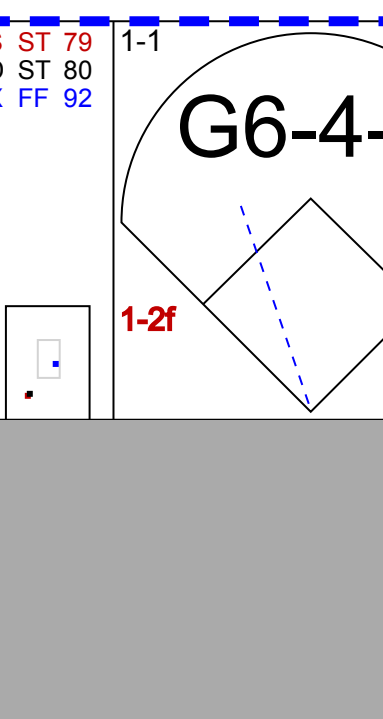
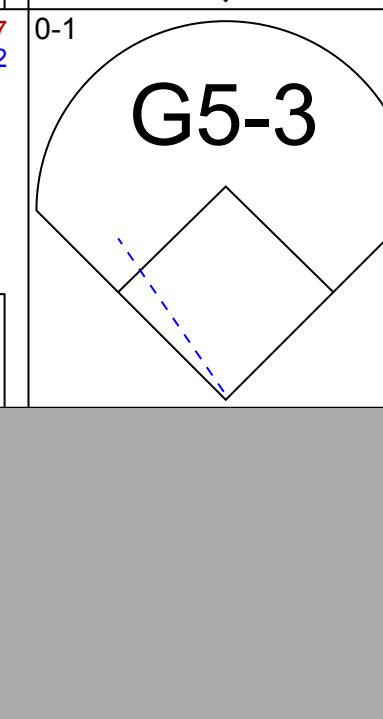
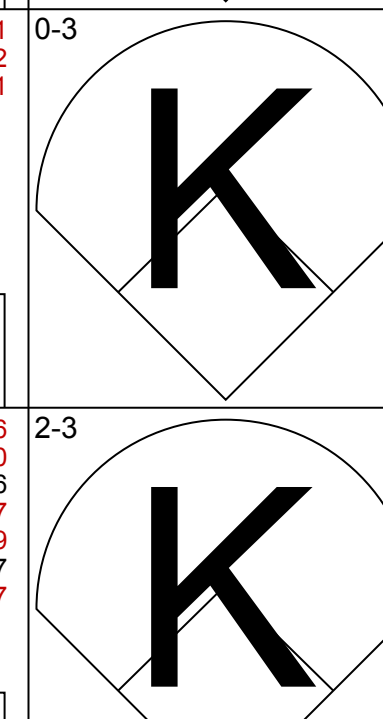

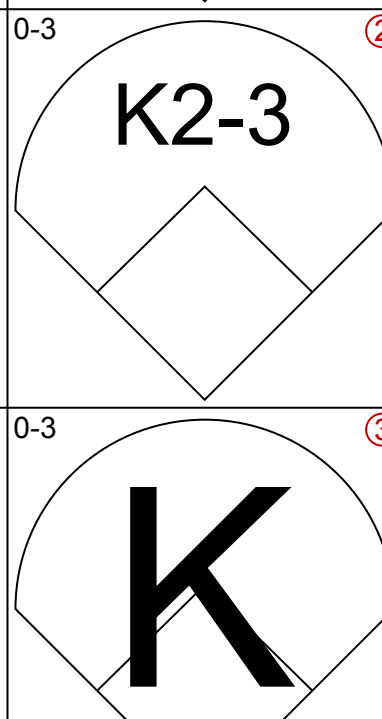

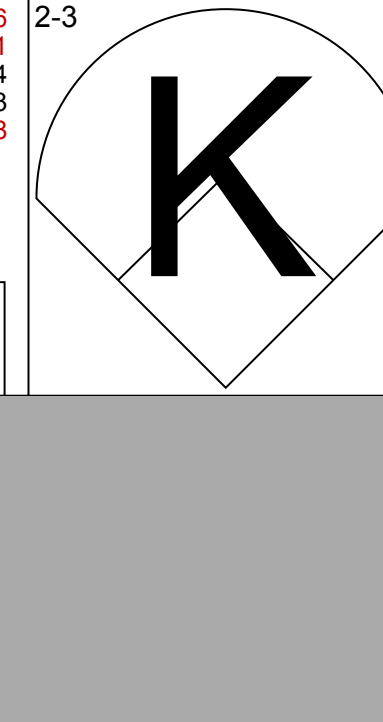
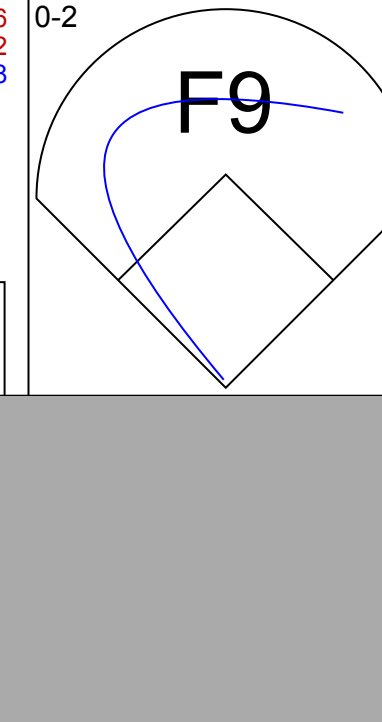

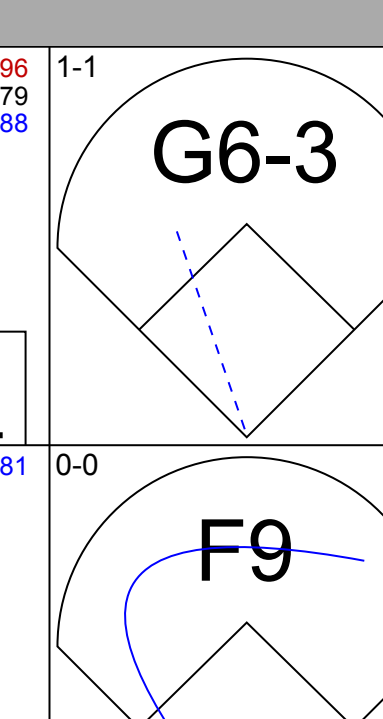
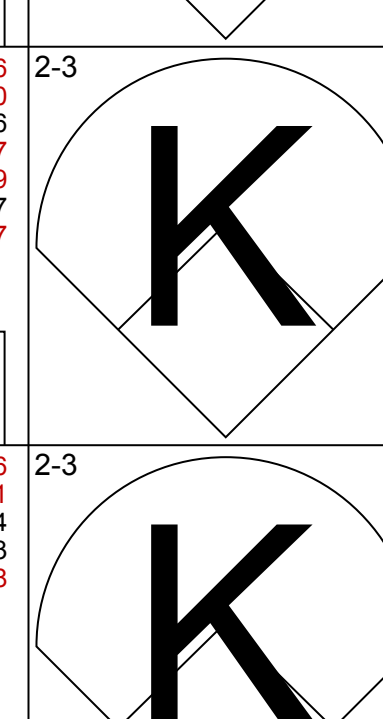
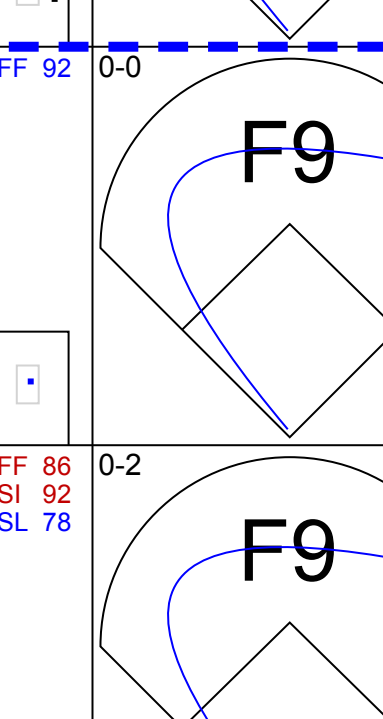
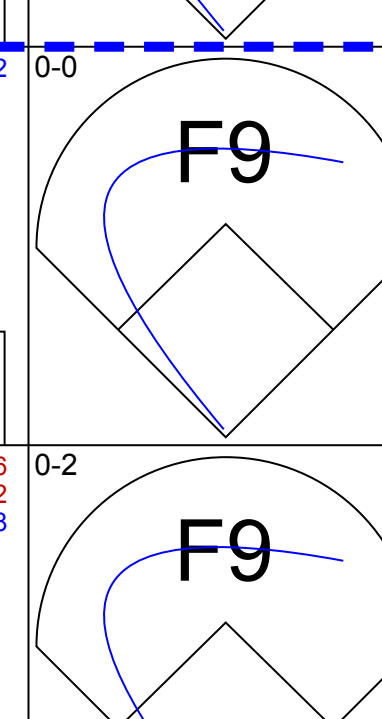

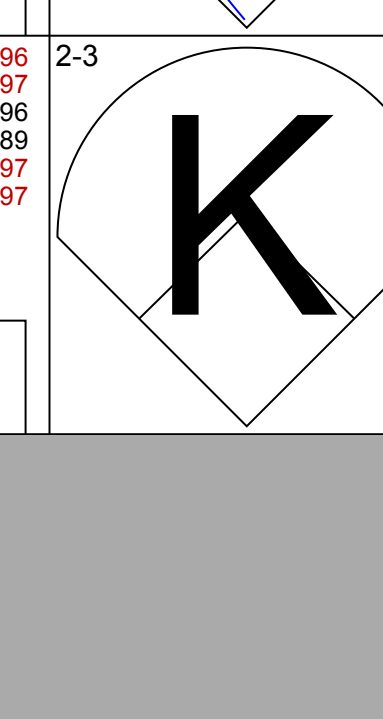


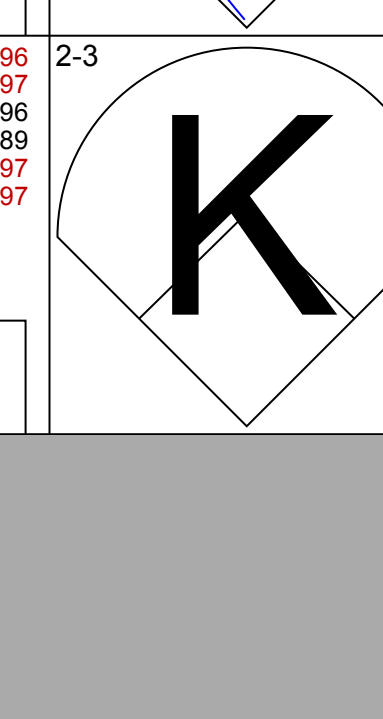

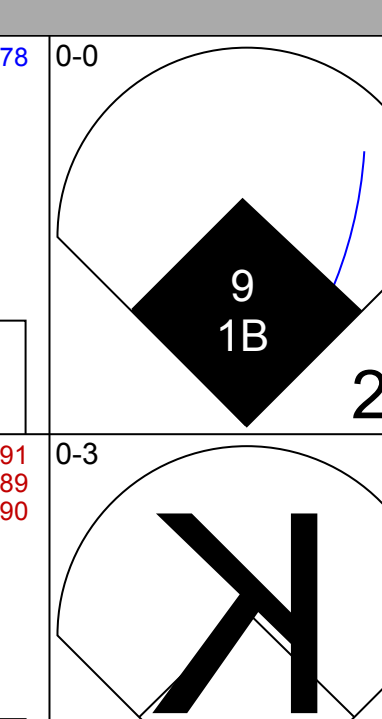
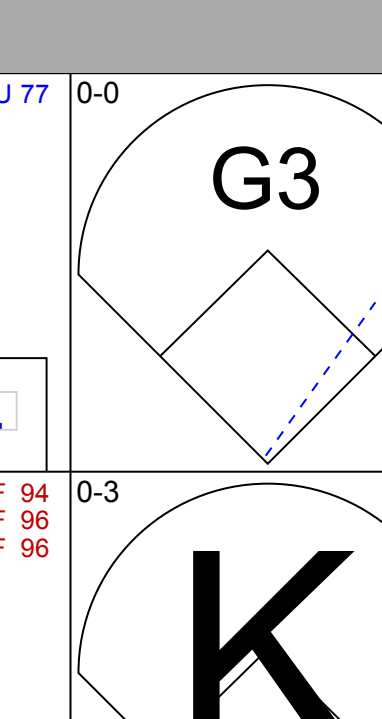
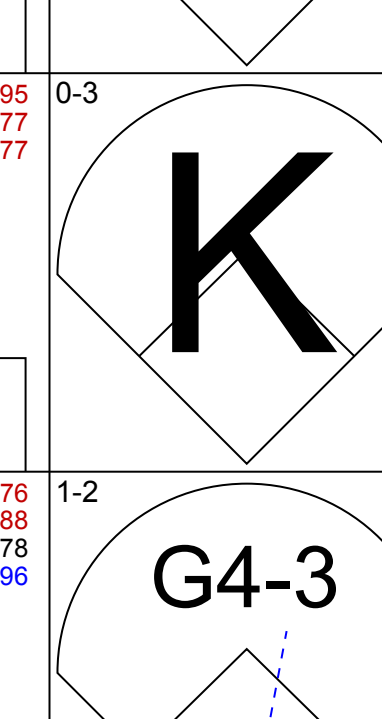
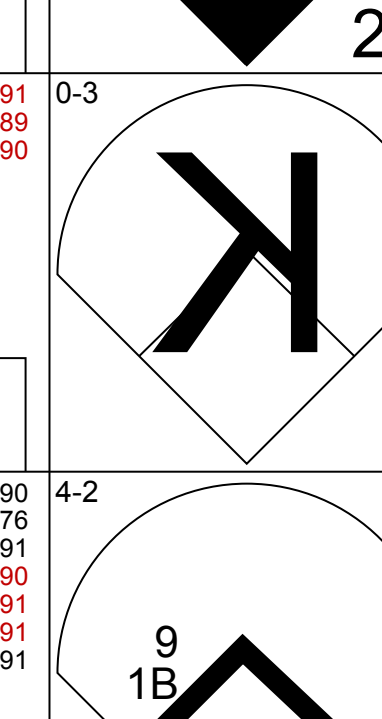
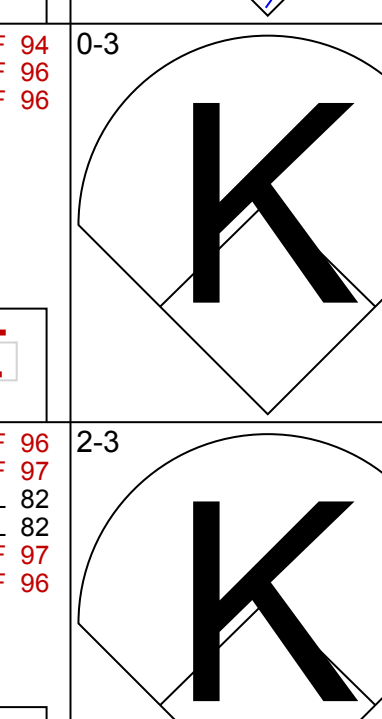
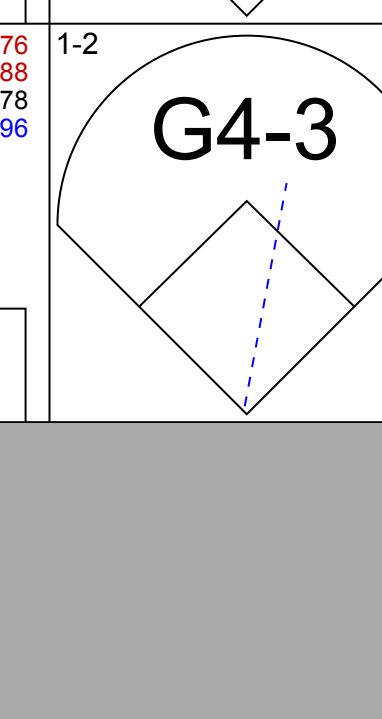
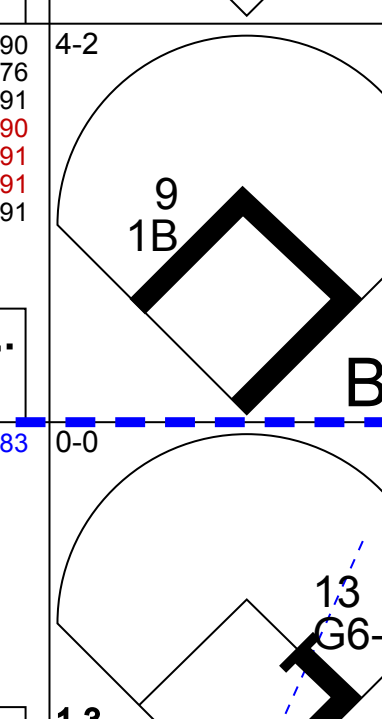
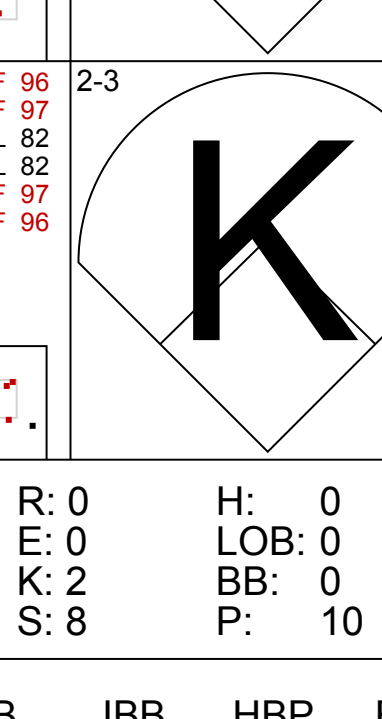
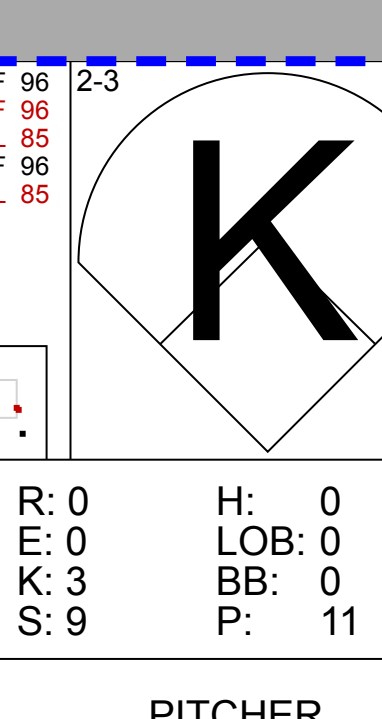
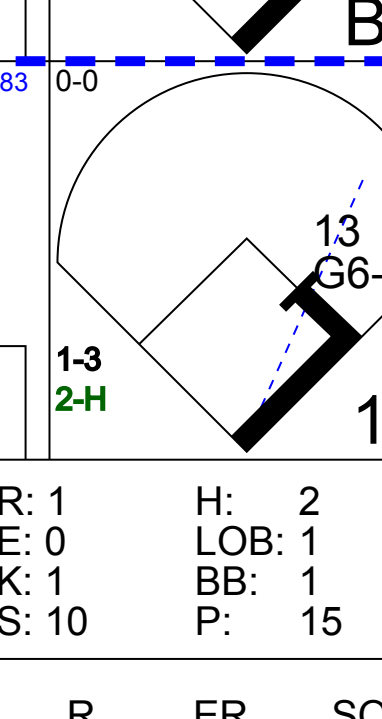
AB	37
R	2
H	10
RBI	2
BB	1
SO	14
LOB	20



Batter	1	2	3	4	5	6	7	8	9	AB R H RBI BB SO LOB	BOTTOM									
1 Greg Allen, S OBP: 0.150, SLG: 0.118										5 1 1 0 0 3 1	Toronto Blue Jays @ Cleveland Indians Progressive Field, Cleveland, OH Sat Apr 06 2019, 4:11 PM - 7:31 PM EDT Att: 18,429 - Partly Cloudy - 58 F									
11 José Ramírez, S OBP: 0.233, SLG: 0.259										5 2 2 0 0 0 1										
8 Jordan Luplow, R OBP: 0.308, SLG: 0.182										4 2 1 0 1 2 1										
41 Carlos Santana, S OBP: 0.516, SLG: 0.593										3 1 2 1 1 1 3										
13 Hanley Ramirez, R OBP: 0.385, SLG: 0.524										1 0 0 1 3 1 1										
10 Jake Bauers, L OBP: 0.280, SLG: 0.227										4 0 1 2 0 0 4										
55 Roberto Pérez, R OBP: 0.190, SLG: 0.059										3 0 0 1 1 2 1										
26 Max Moroff, S OBP: 0.118, SLG: 0.176										4 0 0 0 0 1 5										
7 Eric Stamets, R OBP: 0.136, SLG: 0.100										4 1 1 0 0 3 2										
Inning Stats	R: 1 E: 0 K: 2 S: 12	H: 2 LOB: 1 BB: 0 P: 16	R: 0 E: 0 K: 2 S: 9	H: 0 LOB: 0 BB: 0 P: 14	R: 3 E: 0 K: 2 S: 19	H: 3 LOB: 3 BB: 3 P: 38	R: 0 E: 0 K: 2 S: 9	H: 0 LOB: 0 BB: 0 P: 13	R: 2 E: 0 K: 1 S: 13	H: 2 LOB: 2 BB: 1 P: 21		R: 1 E: 0 K: 1 S: 16	H: 1 LOB: 2 BB: 2 P: 32	R: 0 E: 0 K: 2 S: 11	H: 0 LOB: 0 BB: 0 P: 16	R: 0 E: 0 K: 1 S: 10	H: 0 LOB: 0 BB: 0 P: 12	1B: 5 2B: 3 HR: 0	SF: 0 SAC: 0 HBP: 0	WP: 1 PB: 1 SB: 2 CS: 0
PITCHER	IP WLS BF H R ER SO BB IBB HBP BLK WP HR S P ERA WHIP																			
45 Thomas Pannone, L ERA: 5.87	2.2 L 15 5 4 4 6 2 0 0 0 0 1 0 20 37 13.50 2.625																			
65 Elvis Luciano, R ERA: 6.0	(3, 1) 1.2 9 2 2 2 2 2 0 0 0 0 0 20 37 10.80 2.400																			
43 Sam Gaviglio, R ERA: 1.29	(5, 1) 1.2 9 1 1 0 2 2 0 0 0 0 0 21 37 0.00 1.800																			
58 Tim Mayza, L ERA: 6.75	(7, 1) 1.0 3 0 0 0 2 0 0 0 0 0 0 11 16 0.00 0.000																			
48 Javy Guerra, R ERA: 1.59	(8, 1) 1.0 3 0 0 0 1 0 0 0 0 0 0 10 12 0.00 0.000																			

AB	33
R	7
H	8
RBI	5
BB	6
SO	13
LOB	19

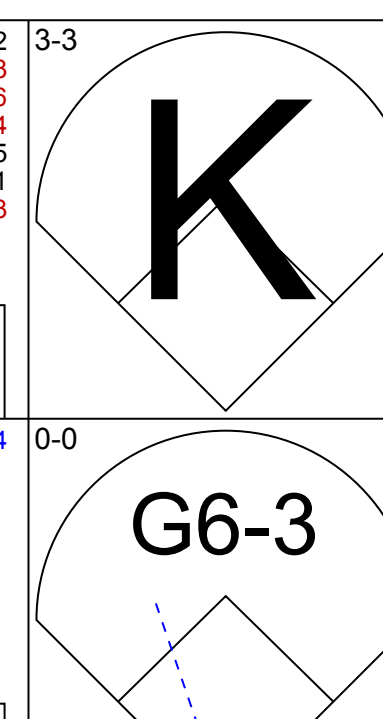
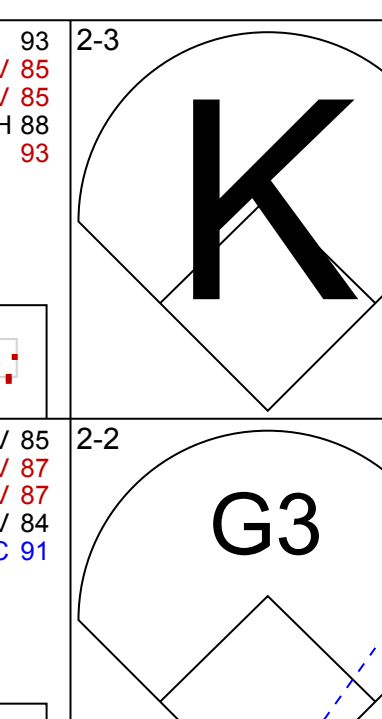
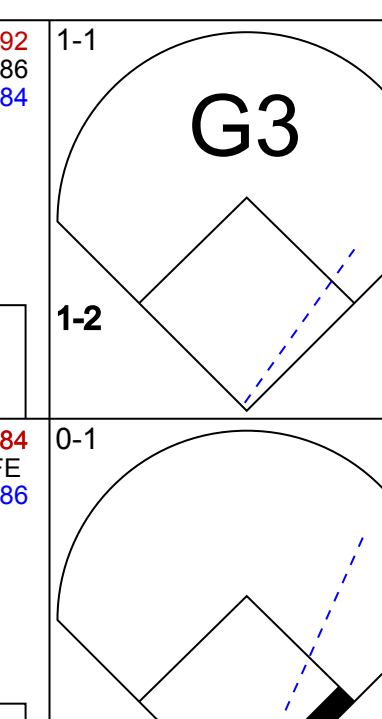
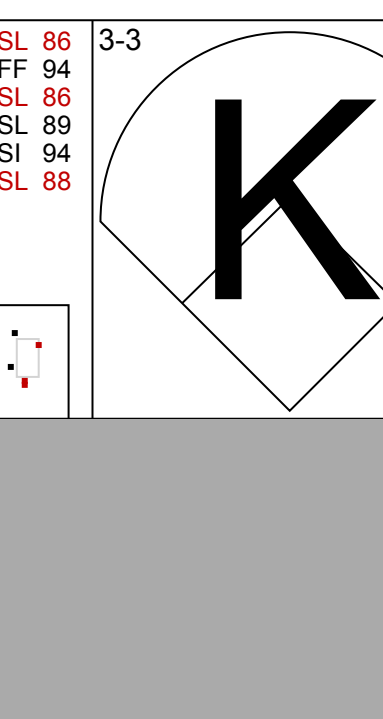
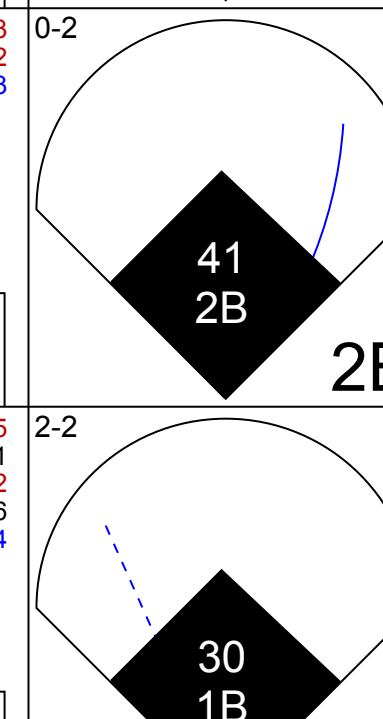
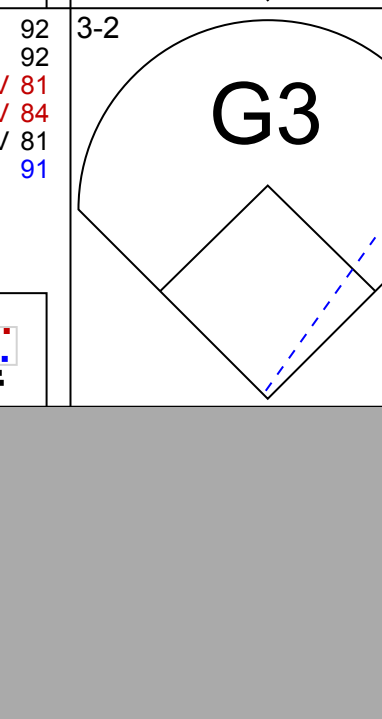
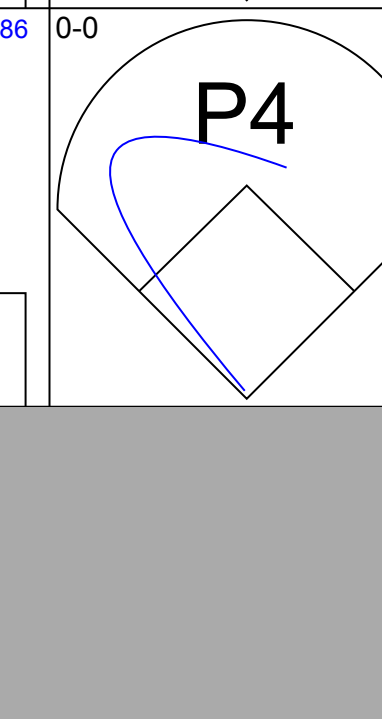
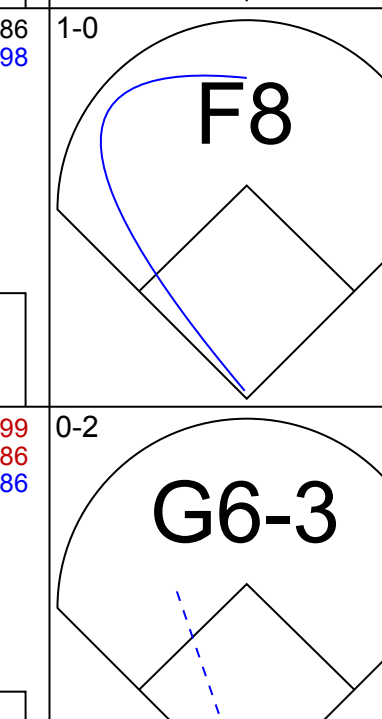
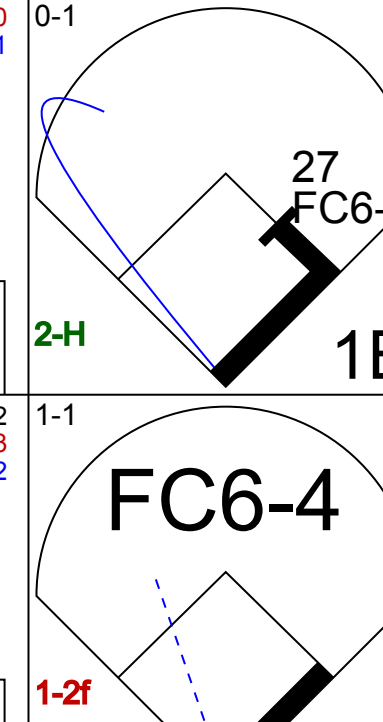




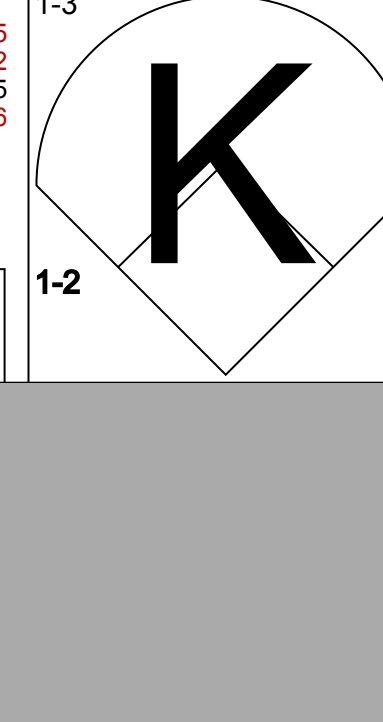
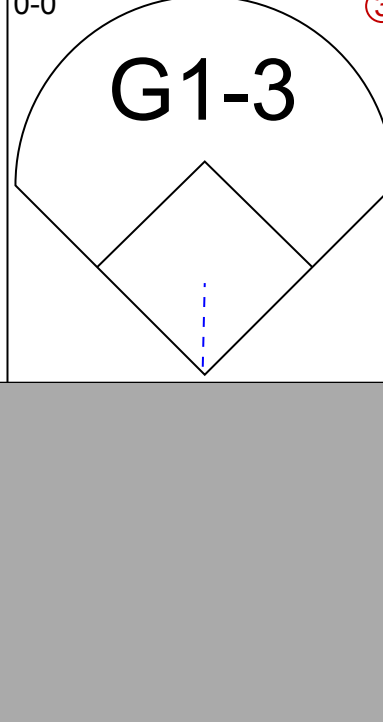

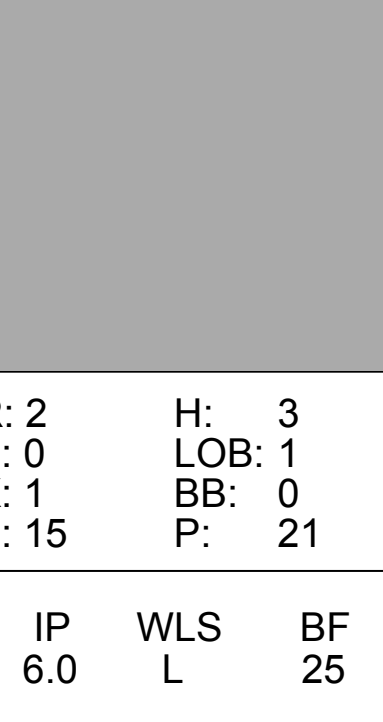

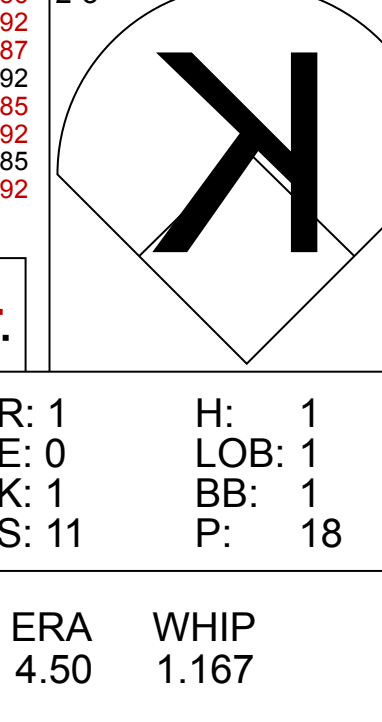





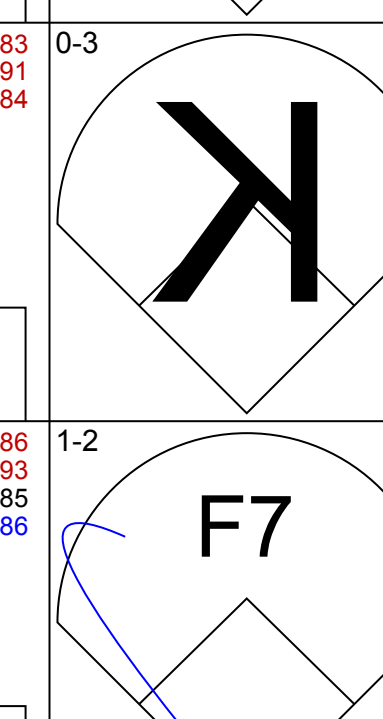


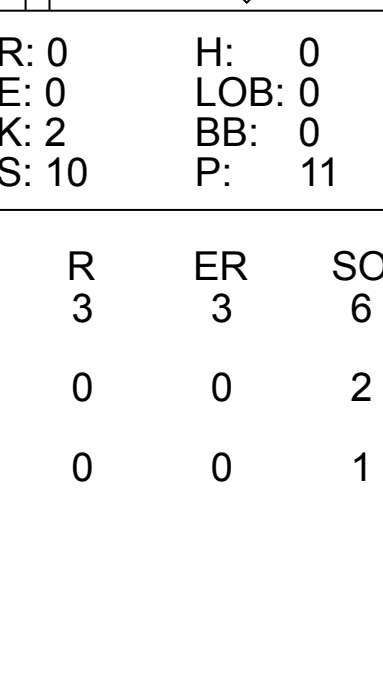
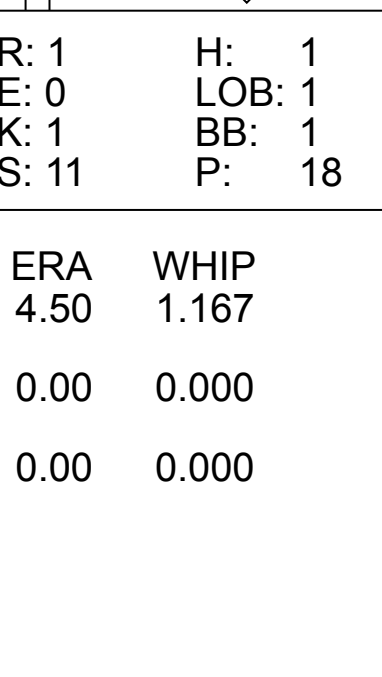
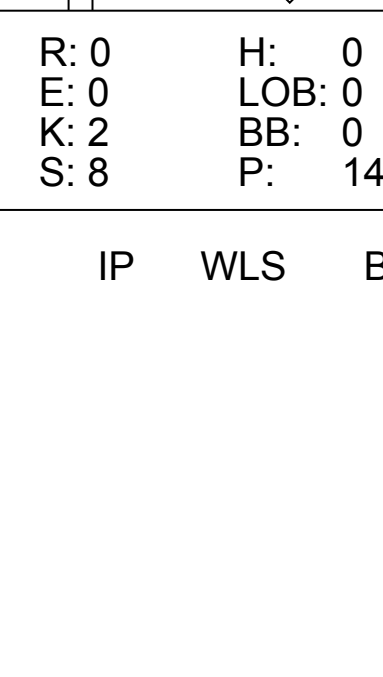


Batter	1	2	3	4	5	6	7	8	9	AB	R	H	RBI	BB	SO	LOB	TOP							
38 Sócrates Brito, L (1.9) 13 Lourdes Gurriel Jr., R (8. Ph) OBP: 0.136, SLG: 0.111 (8.3)				 16 2B				 1-2		2	0	0	0	1	2	0								
16 Freddy Galvis, S (1.6) OBP: 0.378, SLG: 0.647				 1-1						4	0	1	0	0	2	0								
15 Randal Grichuk, R (1.8) OBP: 0.244, SLG: 0.486				 1-3				 3-2		4	0	0	0	0	2	2								
44 Rowdy Tellez, L (1.3) 3 Brandon Drury, R (7. Ph) OBP: 0.200, SLG: 0.256 (7.5)				 2-3			 0-0	 3-2		2	0	0	0	0	1	2								
37 Teoscar Hernández, R (1.10) OBP: 0.310, SLG: 0.278				 2-3			 0-2			3	0	0	0	0	1	2								
28 Billy McKinney, L (1.7) OBP: 0.294, SLG: 0.241 (8.9)				 3-3				 0-0		3	1	1	0	0	2	0								
1 Alen Hanson, S (1.4) OBP: 0.222, SLG: 0.125 (7.3) (8.7)			 0-0		 0-3			 0-3		3	0	0	0	0	2	1								
7 Richard Urena, S (1.5) OBP: 0.444, SLG: 0.588 (7.4)			 0-3		 1-2			 4-2		2	0	0	0	1	1	0								
9 Danny Jansen, R (1.2) OBP: 0.200, SLG: 0.179			 2-3				 2-3	 0-0		3	0	1	1	0	2	0								
Inning Stats	R: 0 E: 0 K: 2 S: 10	H: 0 LOB: 0 BB: 0 P: 15	R: 0 E: 0 K: 1 S: 7	H: 0 LOB: 0 BB: 0 P: 10	R: 0 E: 0 K: 2 S: 8	H: 0 LOB: 0 BB: 0 P: 10	R: 0 E: 0 K: 3 S: 15	H: 1 LOB: 2 BB: 1 P: 24	R: 0 E: 0 K: 2 S: 12	H: 0 LOB: 0 BB: 0 P: 16	R: 0 E: 0 K: 3 S: 9	H: 0 LOB: 0 BB: 0 P: 11	R: 0 E: 0 K: 0 S: 12	H: 0 LOB: 0 BB: 0 P: 15	R: 1 E: 0 K: 1 S: 10	H: 2 LOB: 1 BB: 1 P: 15	R: 0 E: 0 K: 2 S: 7	H: 0 LOB: 0 BB: 0 P: 8	1B: 1 2B: 2 3B: 0 HR: 0	SF: 0 SAC: 0 DP: 1 HBP: 0	WP: 0 PB: 0 SB: 0 CS: 0	PA: 31		
PITCHER	IP	WLS	BF	H	R	ER	SO	BB	IBB	HBP	BLK	WP	HR	S	P	ERA	WHIP							
52 Mike Clevinger, R (1.1) ERA: 6.75	5.0	W	17	1	0	0	10	1	0	0	0	0	0	52	75	0.00	0.400							
58 Neil Ramírez, R (6.1) ERA: 6.75	1.1	H	4	0	0	0	3	0	0	0	0	0	0	17	22	0.00	0.000							
39 Oliver Pérez, L (7.1) ERA: 7.71	1.0	H	5	1	1	1	1	1	0	0	0	0	0	17	15	9.00	2.000							
90 Adam Cimber, R (8.1) ERA: 1.69	0.0		1	1	0	0	0	0	0	0	0	0	0	1	1	∞	∞							
33 Brad Hand, L (8.1)	1.2	S	4	0	0	0	2	0	0	0	0	0	0	9	11	0.00	0.000							

Toronto Blue Jays @ Cleveland Indians
Progressive Field, Cleveland, OH
Sun Apr 07 2019, 1:12 PM - 3:47 PM EDT
Att: 17,264 - Partly Cloudy - 70 F

AB 29
R 1
H 3
RBI 1
BB 2
SO 16
LOB 9



Batter	1	2	3	4	5	6	7	8	9	AB	R	H	RBI	BB	SO	LOB	BOTTOM							
2 Leonys Martin, L (1.8) OBP: 0.258, SLG: 0.222			 2-3		 1-1		 3-3			4	0	0	0	0	3	1								
11 José Ramírez, S (1.5) OBP: 0.235, SLG: 0.258			 2-2		 0-1		 0-3			4	0	1	1	0	1	0								
10 Jake Bauers, L (1.10) OBP: 0.276, SLG: 0.269	 2B		 3-2		 0-0		 1-0			4	1	1	0	0	0	1								
41 Carlos Santana, S (1.3) OBP: 0.486, SLG: 0.581	 2B		 2-0		 3-2		 0-2			4	1	1	1	0	0	0								
30 Tyler Naquin, L (1.9) OBP: 0.304, SLG: 0.391	 1B		 2-0		 1-2		 1-2			3	0	3	1	0	0	0								
27 Kevin Plawecki, R (1.2) OBP: 0.182, SLG: 0.400	 1-2		 1-1		 3-2		 2-2			3	0	0	0	0	0	3								
1 Greg Allen, S (1.7) OBP: 0.130, SLG: 0.100	 0-3		 1-3		 0-0					3	0	0	0	0	2	2								
42 Brad Miller, L (1.4) OBP: 0.238, SLG: 0.111	 0-3				 4-0		 2-3			2	1	0	0	1	2	0								
26 Max Moroff, S (8.4) OBP: 0.116, SLG: 0.176					 BB		 1-1			0	0	0	0	0	0	0								
7 Eric Stamets, R (1.6) OBP: 0.120, SLG: 0.087	 1-2				 2-3		 1-1			3	0	0	0	0	1	1								
Inning Stats	R: 2 E: 0 K: 1 S: 15	H: 3 LOB: 1 BB: 0 P: 21	R: 0 E: 0 K: 2 S: 10	H: 0 LOB: 0 BB: 0 P: 11	R: 0 E: 0 K: 1 S: 9	H: 0 LOB: 0 BB: 0 P: 16	R: 0 E: 0 K: 1 S: 8	H: 1 LOB: 1 BB: 0 P: 16	R: 1 E: 0 K: 1 S: 11	H: 1 LOB: 1 BB: 1 P: 18	R: 0 E: 0 K: 0 S: 11	H: 1 LOB: 0 BB: 0 P: 17	R: 0 E: 0 K: 2 S: 8	H: 0 LOB: 0 BB: 0 P: 14	R: 0 E: 0 K: 1 S: 8	H: 0 LOB: 0 BB: 0 P: 9	1B: 3 2B: 3 3B: 0 HR: 0	SF: 0 SAC: 0 DP: 0 HBP: 0	WP: 0 PB: 0 SB: 1 CS: 0	PA: 31				
PITCHER	IP	WLS	BF	H	R	ER	SO	BB	IBB	HBP	BLK	WP	HR	S	P	ERA	WHIP							
6 Marcus Stroman, R (1.1) ERA: 2.41	6.0	L	25	6	3	3	6	1	0	0	0	0	0	64	99	4.50	1.167							
58 Tim Lincecum, L (7.1) ERA: 5.4	1.0		3	0	0	0	2	0	0	0	0	0	0	8	14	0.00	0.000							
51 Ken Giles, R (8.1) ERA:	1.0		3	0	0	0	1	0	0	0	0	0	0	8	9	0.00	0.000							

Toronto Blue Jays @ Cleveland Indians
Progressive Field, Cleveland, OH
Sun Apr 07 2019, 1:12 PM - 3:47 PM EDT
Att: 17,264 - Partly Cloudy - 70 F

AB 30
R 3
H 6
RBI 3
BB 1
SO 9
LOB 8



Batter	1	2	3	4	5	6	7	8	9	AB	R	H	RBI	BB	SO	LOB	TOP										
2 Leonys Martin, L (1.8) OBP: 0.389, SLG: 0.442										3	0	0	0	1	1	1											
11 José Ramírez, S (1.5) OBP: 0.179, SLG: 0.192										4	0	0	0	0	0	1											
30 Tyler Naquin, L (1.9) OBP: 0.282, SLG: 0.421										4	0	0	0	0	0	1											
41 Carlos Santana, S (1.3) OBP: 0.509, SLG: 0.523										3	0	0	0	0	1	0											
13 Hanley Ramirez, R (1.10) OBP: 0.304, SLG: 0.359										3	0	0	0	0	1	0											
10 Jake Bauers, L (1.7) OBP: 0.245, SLG: 0.273										3	0	0	0	0	1	0											
27 Kevin Plawewski, R (1.2) OBP: 0.222, SLG: 0.313										2	0	0	0	1	0	0											
42 Brad Miller, L (1.4) OBP: 0.333, SLG: 0.438										3	0	2	0	0	1	0											
26 Max Moroff, S (1.6) OBP: 0.077, SLG: 0.115										3	0	0	0	0	3	3											
Inning Stats	R: 0 E: 0 K: 1 S: 9	H: 0 LOB: 0 BB: 0 P: 15	R: 0 E: 0 K: 2 S: 11	H: 0 LOB: 0 BB: 0 P: 16	R: 0 E: 0 K: 1 S: 10	H: 1 LOB: 1 BB: 0 P: 13	R: 0 E: 0 K: 0 S: 4	H: 0 LOB: 0 BB: 0 P: 7	R: 0 E: 0 K: 2 S: 14	H: 1 LOB: 2 BB: 1 P: 23	R: 0 E: 0 K: 0 S: 4	H: 0 LOB: 0 BB: 0 P: 9	R: 0 E: 0 K: 0 S: 12	H: 0 LOB: 0 BB: 0 P: 19	R: 0 E: 0 K: 2 S: 9	H: 0 LOB: 0 BB: 0 P: 16	R: 0 E: 0 K: 0 S: 10	H: 0 LOB: 0 BB: 0 P: 16	1B: 1 2B: 1 3B: 0 HR: 0	SF: 0 SAC: 0 DP: 1 HBP: 0	WP: 0 PB: 0 CS: 0	PA: 30					
PITCHER	IP	WLS	BF	H	R	ER	SO	BB	IBB	HBP	BLK	WP	HR	S	P	ERA	WHIP										
21 Homer Bailey, R (1.1) ERA: 5.29	7.0	W	24	2	0	0	6	2	0	0	0	0	0	64	102	0.00	0.571										
31 Ian Kennedy, R (8.1) ERA: 1.13	1.0	H	3	0	0	0	2	0	0	0	0	0	0	9	16	0.00	0.000										
43 Willy Peralta, R (9.1) ERA: 9.0	1.0	S	3	0	0	0	0	0	0	0	0	0	0	10	16	0.00	0.000										

Cleveland Indians @ Kansas City Royals
Kauffman Stadium, Kansas City, MO
Sat Apr 13 2019, 6:19 PM - 8:42 PM CDT
Att: 15,188 - Cloudy - 55 F

AB	28
R	0
H	2
RBI	0
BB	2
SO	8
LOB	6



Batter	1	2	3	4	5	6	7	8	9	AB	R	H	RBI	BB	SO	LOB	BOTTOM										
15 Whit Merrifield, R (1.4) OBP: 0.369, SLG: 0.500										4	0	2	1	0	0	1											
27 Adalberto Mondesi, S (1.6) OBP: 0.323, SLG: 0.663										4	0	1	1	0	0	1											
4 Alex Gordon, L (1.7) OBP: 0.456, SLG: 0.667										4	0	0	0	0	0	1											
12 Jorge Soler, R (1.9) OBP: 0.267, SLG: 0.464										4	0	0	0	0	3	0											
66 Ryan O'Hearn, L (1.3) OBP: 0.364, SLG: 0.417										3	1	1	1	0	0	0											
17 Hunter Dozier, R (1.5) OBP: 0.327, SLG: 0.488										3	1	2	0	0	0	0											
9 Lucas Duda, L (1.10) OBP: 0.182, SLG: 0.158										2	0	0	0	1	0	1											
16 Martin Maldonado, R (1.2) OBP: 0.295, SLG: 0.237										2	1	1	0	0	1	0											
2 Chris Owings, R (1.8) OBP: 0.192, SLG: 0.260										3	0	0	0	0	1	3											
Inning Stats	R: 0 E: 0 K: 0 S: 11	H: 0 LOB: 0 BB: 0 P: 15	R: 0 E: 0 K: 0 S: 7	H: 1 LOB: 1 BB: 0 P: 10	R: 1 E: 0 K: 0 S: 15	H: 2 LOB: 1 BB: 0 P: 23	R: 1 E: 0 K: 1 S: 10	H: 1 LOB: 0 BB: 0 P: 15	R: 0 E: 0 K: 1 S: 7	H: 0 LOB: 0 BB: 0 P: 10	R: 1 E: 0 K: 1 S: 9	H: 2 LOB: 3 BB: 1 P: 18	R: 0 E: 0 K: 1 S: 6	H: 0 LOB: 0 BB: 0 P: 8	R: 0 E: 0 K: 1 S: 6	H: 0 LOB: 0 BB: 0 P: 8	1B: 5 2B: 1 3B: 0 HR: 1	SF: 0 SAC: 1 DP: 0 HBP: 0	WP: 1 PB: 0 CS: 0	PA: 31							
PITCHER	IP	WLS	BF	H	R	ER	SO	BB	IBB	HBP	BLK	WP	HR	S	P	ERA	WHIP										
68 Jefry Rodriguez, R (1.1) ERA: 3.18	5.2	L	22	5	2	2	3	0	0	0	0	0	0	62	91	3.18	0.882										
39 Oliver Pérez, L (6.1) ERA: 4.91	0.1		1	0	0	0	0	0	0	0	0	0	0	2	3	0.00	0.000										
56 Cody Anderson, R (7.1) ERA: 4.5	2.0		8	2	1	1	2	1	0	0	0	1	0	15	26	4.50	1.500										

Cleveland Indians @ Kansas City Royals
Kauffman Stadium, Kansas City, MO
Sat Apr 13 2019, 6:19 PM - 8:42 PM CDT
Att: 15,188 - Cloudy - 55 F

AB	29
R	3
H	7
RBI	3
BB	1
SO	5
LOB	7



Batter	1	2	3	4	5	6	7	8	9	AB	R	H	RBI	BB	SO	LOB	TOP	
2 Leonys Martin, L (1,8) OBP: 0.375, SLG: 0.472	F7	L3			F7		K		P5	5	0	0	0	0	1	2		
11 José Ramírez, S (1,5) OBP: 0.212, SLG: 0.250	G3		HR		BB				L9	3	2	1	1	2	0	0		
24 Carlos González, L (1,7) OBP: 0.200, SLG: 0.200	1B		K2-3		K				E6	5	2	1	0	0	3	2		
41 Carlos Santana, S (1,3) OBP: 0.531, SLG: 0.540	BB		1B		K				E6	3	2	2	0	2	1	0		
13 Hanley Ramirez, R (1,10) OBP: 0.308, SLG: 0.341	1B		G6-4-3		K				G5-3	5	0	1	1	0	2	3		
22 Jason Kipnis, L (1,4) OBP: 0.500, SLG: 0.333	1B		L9		G5-3				BB	3	0	1	1	1	0	0		
55 Roberto Pérez, R (1,2) OBP: 0.275, SLG: 0.324	L1-3		K						1B	3	0	1	0	1	1	2		
1 Greg Allen, S (1,9) OBP: 0.138, SLG: 0.080	G6-3		P4		P5				BB	3	0	0	1	0	0	1		
7 Eric Stamelis, R (1,6) OBP: 0.149, SLG: 0.073	BB				P5				HBP	3	0	0	0	1	2	4		
Inning Stats	R: 2 H: 3 E: 0 K: 0 S: 17	H: 3 LOB: 2 BB: 1 P: 28	R: 0 H: 0 E: 0 K: 0 S: 2	H: 0 LOB: 0 BB: 1 P: 7	R: 1 H: 2 E: 0 K: 1 S: 9	H: 2 LOB: 0 BB: 0 P: 13	R: 0 H: 0 E: 0 K: 1 S: 8	H: 0 LOB: 1 BB: 1 P: 11	R: 0 H: 0 E: 0 K: 2 S: 9	H: 1 LOB: 1 BB: 0 P: 18	R: 2 H: 0 E: 0 K: 3 S: 21	H: 0 LOB: 3 BB: 4 P: 44	R: 1 H: 1 E: 2 K: 0 S: 11	H: 1 LOB: 1 BB: 0 P: 15	1B: 6 2B: 1 3B: 0 HR: 1	SF: 0 SAC: 0 DP: 2 HBP: 1	WP: 2 PB: 0 SB: 2 CS: 0	PA: 41
PITCHER	IP: 6.0 WLS: L BF: 24 ERA: 4.23	H: 5 R: 3 ER: 3 SO: 5	BB: 3 IBB: 0 HBP: 0 BLK: 0	WP: 0 HR: 1 S: 56 P: 92	ERA: 4.50 WHIP: 1.333	PITCHER	IP: 1.0 WLS: S BF: 5 ERA: 1.69	H: 1 R: 1 ER: 0 SO: 0	BB: 0 IBB: 0 HBP: 0 BLK: 0	WP: 0 HR: 0 S: 11 P: 15	ERA: 0.00 WHIP: 1.000							
18 Yusei Kikuchi, L (1,1) ERA: 4.23	56 R. J. Alaniz, R (7,1) ERA: 13.5	59 Zac Rosscup, L (7,1) ERA: 3.6	54 Connor Sadzeck, R (8,1) ERA: 1.42	37 Shawn Armstrong, R (8,1) ERA: 21.6														

Cleveland Indians @ Seattle Mariners
T-Mobile Park, Seattle, WA
Mon Apr 15 2019, 7:12 PM - 10:44 PM PDT
Att: 11,215 - Cloudy - 54 F

AB	33
R	6
H	7
RBI	4
BB	7
SO	10
LOB	14



Batter	1	2	3	4	5	6	7	8	9	AB	R	H	RBI	BB	SO	LOB	BOTTOM					
0 Mallex Smith, L (1,8) OBP: 0.319, SLG: 0.339	G6-3		BB		F7				F7	3	0	0	0	2	0	0						
17 Mitch Haniger, R (1,9) OBP: 0.326, SLG: 0.605	K		CS		L8				K	5	1	1	0	0	3	3						
16 Domingo Santana, R (1,7) OBP: 0.420, SLG: 0.557	1B		L7		L7				1B	4	1	3	1	0	0	0						
20 Daniel Vogelbach, L (1,10) OBP: 0.440, SLG: 0.878	K		F8		L8				K	4	0	0	0	0	2	3						
10 Edwin Encarnación, R (1,3) OBP: 0.414, SLG: 0.579	K		2B		FC6-4				HR	4	1	2	2	0	1	1						
22 Omar Narváez, L (1,2) OBP: 0.317, SLG: 0.456	P6		BB		BB				HR	3	1	2	1	1	0	0						
1 Tim Beckham, R (1,6) OBP: 0.386, SLG: 0.603	K		K		K				G4-3	4	0	0	0	0	2	3						
27 Ryon Healy, R (1,5) OBP: 0.269, SLG: 0.486	G6-3		G6-3		K				L9	4	0	0	0	0	2	3						
9 Dee Strange-Gordon, L (1,4) OBP: 0.329, SLG: 0.400	G4-3		G4-3		K				K	3	0	0	0	1	2	2						
Inning Stats	R: 0 H: 1 E: 0 K: 2 S: 10	H: 1 LOB: 1 BB: 0 P: 15	R: 0 H: 0 E: 0 K: 2 S: 10	H: 0 LOB: 0 BB: 0 P: 16	R: 0 H: 0 E: 0 K: 0 S: 7	H: 0 LOB: 1 BB: 1 P: 13	R: 0 H: 0 E: 0 K: 0 S: 7	H: 0 LOB: 0 BB: 0 P: 12	R: 0 H: 1 E: 0 K: 3 S: 16	H: 1 LOB: 2 BB: 1 P: 25	R: 1 H: 2 E: 0 K: 0 S: 8	H: 2 LOB: 1 BB: 0 P: 13	R: 0 H: 1 E: 0 K: 2 S: 16	H: 1 LOB: 3 BB: 2 P: 31	R: 3 H: 3 E: 0 K: 1 S: 14	H: 3 LOB: 0 BB: 0 P: 19	R: 0 H: 0 E: 0 K: 2 S: 7	H: 0 LOB: 0 BB: 0 P: 10	1B: 4 2B: 2 3B: 0 HR: 2	SF: 0 SAC: 0 DP: 0 HBP: 0	WP: 0 PB: 0 SB: 0 CS: 1	PA: 39
PITCHER	IP: 6.2 WLS: W BF: 27 ERA: 2.05	H: 6 R: 1 ER: 1 SO: 8	BB: 3 IBB: 0 HBP: 0 BLK: 0	WP: 0 HR: 0 S: 68 P: 112	ERA: 1.35 WHIP: 1.200	PITCHER	IP: 1.0 WLS: S BF: 3 ERA: 2.35	H: 0 R: 0 ER: 0 SO: 2	BB: 0 IBB: 0 HBP: 0 BLK: 0	WP: 0 HR: 0 S: 7 P: 10	ERA: 0.00 WHIP: 0.000											
47 Trevor Bauer, R (1,1) ERA: 2.05	49 Tyler Olson, L (7,1) ERA: 2.54	90 Adam Cimber, R (7,1) ERA: 1.35	39 Oliver Pérez, L (8,1) ERA: 9.0	61 Dan Otero, R (8,1) ERA:																		

Cleveland Indians @ Seattle Mariners
T-Mobile Park, Seattle, WA
Mon Apr 15 2019, 7:12 PM - 10:44 PM PDT
Att: 11,215 - Cloudy - 54 F

AB	34
R	4
H	8
RBI	4
BB	4
SO	12
LOB	15



Batter	1	2	3	4	5	6	7	8	9	AB	R	H	RBI	BB	SO	LOB	TOP										
2 Leonys Martin, L (1, 8) OBP: 0.391, SLG: 0.500										5	0	3	1	0	1	3	Cleveland Indians @ Seattle Mariners T-Mobile Park, Seattle, WA Tue Apr 16 2019, 7:11 PM - 10:17 PM PDT Att: 11,838 - Roof Closed - 54 F										
11 José Ramírez, S (1, 5) OBP: 0.211, SLG: 0.246										5	0	1	0	0	0	5											
22 Jason Kipnis, L (1, 4) OBP: 0.500, SLG: 0.571										4	1	2	0	0	0	1											
41 Carlos Santana, S (1, 3) OBP: 0.515, SLG: 0.537										4	1	1	1	0	3	2											
13 Hanley Ramirez, R (1, 10) OBP: 0.304, SLG: 0.333										4	0	1	1	0	0	2											
30 Tyler Naquin, L (1, 9) OBP: 0.283, SLG: 0.400 1 Greg Allen, S (8, 9) OBP: 0.138, SLG: 0.080										4	1	1	0	0	1	2											
10 Jake Bauers, L (1, 7) OBP: 0.298, SLG: 0.300										3	0	1	0	1	0	1											
27 Kevin Plawecki, R (1, 2) OBP: 0.273, SLG: 0.400										4	0	2	0	0	0	2											
6 Mike Freeman, L (1, 6) OBP: 0.333, SLG: 0.333 26 Max Moroff, S (7, PR) OBP: 0.077, SLG: 0.115										3	0	1	1	0	1	1											
										0	1	0	0	0	0	0											
Inning Stats	R: 0 E: 0 K: 0 S: 7	H: 1 LOB: 0 BB: 0 P: 10	R: 0 E: 0 K: 1 S: 7	H: 0 LOB: 0 BB: 0 P: 11	R: 0 E: 0 K: 0 S: 5	H: 1 LOB: 0 BB: 0 P: 8	R: 2 E: 0 K: 0 S: 15	H: 4 LOB: 1 BB: 0 P: 26	R: 0 E: 0 K: 1 S: 10	H: 1 LOB: 1 BB: 0 P: 12	R: 2 E: 0 K: 0 S: 20	H: 3 LOB: 2 BB: 0 P: 26	R: 0 E: 0 K: 2 S: 12	H: 1 LOB: 1 BB: 0 P: 18	R: 0 E: 0 K: 0 S: 12	H: 1 LOB: 2 BB: 1 P: 21	1B: 9 2B: 4 3B: 0 HR: 0	SF: 0 SAC: 1 DP: 2 HBP: 0	WP: 0 PB: 0 SB: 1 CS: 1	PA: 38							
PITCHER	IP	WLS	BF	H	R	ER	SO	BB	IBB	HBP	BLK	WP	HR	S	P	ERA	WHIP										
8 Mike Leake, R (1, 1) ERA: 3.86	6.0	L	23	8	2	2	4	0	0	0	0	0	0	57	85	3.00	1.333										
55 Roenis Elias, L (7, 1) ERA: 3.09	1.0		6	3	2	2	0	0	0	0	1	0	0	20	26	18.00	3.000										
35 Cory Gearrin, R (8, 1) ERA: 5.4	1.0		4	1	0	0	2	0	0	0	0	0	0	12	18	0.00	1.000										
37 Shawn Armstrong, R (9, 1) ERA: 13.5	1.0		5	1	0	0	0	1	0	0	0	0	0	12	21	0.00	2.000										
Batter	1	2	3	4	5	6	7	8	9	AB	R	H	RBI	BB	SO	LOB	BOTTOM										
0 Mallex Smith, L (1, 8) OBP: 0.311, SLG: 0.328										5	0	1	0	0	1	2	Cleveland Indians @ Seattle Mariners T-Mobile Park, Seattle, WA Tue Apr 16 2019, 7:11 PM - 10:17 PM PDT Att: 11,838 - Roof Closed - 54 F										
17 Mitch Haniger, R (1, 9) OBP: 0.312, SLG: 0.576										4	0	0	0	0	1	3											
16 Domingo Santana, R (1, 7) OBP: 0.413, SLG: 0.537										3	0	0	0	1	2	3											
10 Edwin Encarnación, R (1, 10) OBP: 0.392, SLG: 0.541										4	0	0	0	0	0	2											
32 Jay Bruce, L (1, 3) OBP: 0.264, SLG: 0.587										4	1	1	1	0	0	0											
1 Tim Beckham, R (1, 6) OBP: 0.392, SLG: 0.606										3	1	1	0	1	1	0											
27 Ryon Healy, R (1, 5) OBP: 0.268, SLG: 0.467										3	0	0	0	1	1	1											
2 Tom Murphy, R (1, 2) OBP: 0.500, SLG: 0.706										4	0	3	1	0	1	1											
9 Dee Strange-Gordon, L (1, 4) OBP: 0.324, SLG: 0.382										3	0	0	0	1	0	4											
Inning Stats	R: 0 E: 0 K: 1 S: 7	H: 0 LOB: 0 BB: 0 P: 7	R: 1 E: 0 K: 0 S: 15	H: 1 LOB: 2 BB: 2 P: 29	R: 0 E: 1 K: 1 S: 12	H: 0 LOB: 1 BB: 0 P: 19	R: 0 E: 1 K: 2 S: 11	H: 0 LOB: 1 BB: 0 P: 16	R: 0 E: 0 K: 1 S: 10	H: 1 LOB: 1 BB: 1 P: 19	R: 0 E: 0 K: 0 S: 6	H: 1 LOB: 1 BB: 0 P: 13	R: 0 E: 0 K: 1 S: 12	H: 1 LOB: 0 BB: 0 P: 17	R: 1 E: 0 K: 0 S: 7	H: 1 LOB: 0 BB: 1 P: 12	R: 0 E: 0 K: 1 S: 9	H: 1 LOB: 1 BB: 0 P: 11	1B: 2 2B: 3 3B: 0 HR: 1	SF: 0 SAC: 0 DP: 1 HBP: 0	WP: 2 PB: 0 SB: 0 CS: 2	PA: 37					
PITCHER	IP	WLS	BF	H	R	ER	SO	BB	IBB	HBP	BLK	WP	HR	S	P	ERA	WHIP										
57 Shane Bieber, R (1, 1) ERA: 1.71	6.0	W	26	4	1	1	5	3	0	0	0	0	0	64	106	1.50	1.167										
39 Oliver Pérez, L (7, 1) ERA: 7.71	0.2	H	2	0	0	0	0	0	0	0	0	0	0	6	10	0.00	0.000										
58 Neil Ramirez, R (7, 1) ERA: 5.19	1.1	H	5	1	1	1	1	1	0	0	0	0	1	10	16	6.75	1.500										
33 Brad Hand, L (9, 1) ERA: 2.08	1.0	S	4	1	0	0	1	0	0	0	0	0	0	9	11	0.00	1.000										

AB	36
R	4
H	13
RBI	4
BB	1
SO	6
LOB	19



Batter	1	2	3	4	5	6	7	8	9	AB	R	H	RBI	BB	SO	LOB	TOP					
1 Ozzie Albies, S OBP: 0.337, SLG: 0.411	F8	20 HR			K		FC6		G4-3	5	2	1	2	0	1	1	Atlanta Braves @ Cleveland Indians Progressive Field, Cleveland, OH Sun Apr 21 2019, 7:10 PM - 10:30 PM EDT Att: 16,039 - Cloudy - 52 F					
20 Josh Donaldson, R 8 Charlie Culberson, R OBP: 0.400, SLG: 1.100	HR	HR			5 WP	K	13 1B		G5-3	4	3	3	4	1	1	0						
5 Freddie Freeman, L 17 Johan Camargo, S OBP: 0.304, SLG: 0.390	22 2B	F8			13 1B		22 1B		F7	4	2	3	2	1	0	0						
13 Ronald Acuña Jr., R OBP: 0.429, SLG: 0.600	K	L9			1-2		F8			5	0	2	0	0	1	2						
22 Nick Markakis, L OBP: 0.407, SLG: 0.500	16 1B				G1-3		F8		F7	5	0	2	1	0	0	5						
16 Brian McCann, L OBP: 0.438, SLG: 0.538	2-3				11 2B		K		G6-3	5	1	3	1	0	1	2						
7 Dansby Swanson, R OBP: 0.366, SLG: 0.537	K				E5		F9		G5-3	5	1	1	0	0	1	7						
14 Matt Joyce, L OBP: 0.333, SLG: 0.667		20 HR			K		F9		F7	4	1	1	0	1	1	3						
11 Ender Inciarte, L OBP: 0.269, SLG: 0.310	K				1 1B		G4-3		L8	5	1	1	1	0	1	3						
Inning Stats	R: 2 H: 3 E: 0 K: 2 S: 21	H: 3 LOB: 2 BB: 1 P: 36	R: 3 H: 2 E: 0 K: 1 S: 12	H: 2 LOB: 0 BB: 0 P: 20	R: 3 H: 3 E: 1 K: 1 S: 14	H: 3 LOB: 1 BB: 0 P: 18	R: 1 H: 3 E: 0 K: 1 S: 13	H: 3 LOB: 2 BB: 0 P: 20	R: 0 H: 0 E: 0 K: 1 S: 7	H: 0 LOB: 0 BB: 0 P: 10	R: 1 H: 3 E: 0 K: 1 S: 21	H: 3 LOB: 2 BB: 0 P: 32	R: 1 H: 2 E: 0 K: 0 S: 14	H: 2 LOB: 3 BB: 2 P: 26	R: 0 H: 1 E: 0 K: 0 S: 9	H: 1 LOB: 1 BB: 0 P: 10		R: 0 H: 0 E: 0 K: 0 S: 9	H: 0 LOB: 0 BB: 0 P: 13	1B: 10 2B: 5 3B: 0 HR: 2	SF: 0 SAC: 0 DP: 0 HBP: 1	WP: 1 PB: 0 SB: 0 CS: 0
PITCHER	IP WLS BF H R ER SO BB IBB HBP BLK WP HR S P ERA WHIP	IP WLS BF H R ER SO BB IBB HBP BLK WP HR S P ERA WHIP	IP WLS BF H R ER SO BB IBB HBP BLK WP HR S P ERA WHIP	IP WLS BF H R ER SO BB IBB HBP BLK WP HR S P ERA WHIP	IP WLS BF H R ER SO BB IBB HBP BLK WP HR S P ERA WHIP	IP WLS BF H R ER SO BB IBB HBP BLK WP HR S P ERA WHIP	IP WLS BF H R ER SO BB IBB HBP BLK WP HR S P ERA WHIP	IP WLS BF H R ER SO BB IBB HBP BLK WP HR S P ERA WHIP	IP WLS BF H R ER SO BB IBB HBP BLK WP HR S P ERA WHIP	57 Shane Bieber, R ERA: 3.47	49 Tyler Olson, L ERA: 3.95	56 Cody Anderson, R ERA: 5.4	39 Oliver Pérez, L ERA: 7.94	61 Dan Otero, R ERA: 2.09	90 Adam Cimber, R ERA: 5.4	27 Kevin Plawecki, R ERA:						
Batter	1	2	3	4	5	6	7	8	9	AB	R	H	RBI	BB	SO	LOB	BOTTOM					
12 Francisco Lindor, S 26 Max Moroff, S OBP: 0.191, SLG: 0.267	F8	K			G3		HR		K	4	1	1	1	0	1	1	Atlanta Braves @ Cleveland Indians Progressive Field, Cleveland, OH Sun Apr 21 2019, 7:10 PM - 10:30 PM EDT Att: 16,039 - Cloudy - 52 F					
2 Leonys Martin, L OBP: 0.375, SLG: 0.440	P5				F7		41 BB		1 1B	5	2	2	0	0	1	0						
11 José Ramírez, S 6 Mike Freeman, L OBP: 0.364, SLG: 0.222	24 BB	41 BB			K		F8		K	3	0	0	0	1	1	1						
41 Carlos Santana, S OBP: 0.506, SLG: 0.500	24 BB				L9		F8		F8	3	0	0	0	2	0	1						
24 Carlos González, L 1 Greg Allen, S OBP: 0.184, SLG: 0.176	G4-3				G4-3		22 1B		22 1B	2	0	1	0	1	0	0						
22 Jason Kipnis, L OBP: 0.405, SLG: 0.400	F8				G4-3		F8		E8	5	0	2	1	0	0	5						
55 Roberto Pérez, R OBP: 0.283, SLG: 0.370					10 1B		K		HR	5	1	3	1	0	2	3						
10 Jake Bauers, L OBP: 0.324, SLG: 0.359	F7				L7		K		K	4	0	1	0	0	1	3						
30 Tyler Naquin, L OBP: 0.246, SLG: 0.322	K				G4-3		K		G3-1	4	0	0	0	0	2	3						
Inning Stats	R: 0 H: 0 E: 0 K: 0 S: 12	H: 1 LOB: 1 BB: 0 P: 12	R: 0 H: 0 E: 0 K: 2 S: 7	H: 0 LOB: 0 BB: 0 P: 8	R: 0 H: 2 E: 0 K: 0 S: 12	H: 2 LOB: 2 BB: 0 P: 16	R: 0 H: 0 E: 0 K: 0 S: 8	H: 0 LOB: 0 BB: 0 P: 12	R: 0 H: 2 E: 0 K: 1 S: 9	H: 2 LOB: 2 BB: 0 P: 16	R: 2 H: 3 E: 0 K: 1 S: 11	H: 3 LOB: 2 BB: 1 P: 21	R: 1 H: 1 E: 0 K: 2 S: 12	H: 1 LOB: 0 BB: 0 P: 17	R: 2 H: 3 E: 1 K: 2 S: 15	H: 3 LOB: 1 BB: 0 P: 21		1B: 10 2B: 0 3B: 0 HR: 2	SF: 0 SAC: 0 DP: 0 HBP: 0	WP: 0 PB: 0 SB: 0 CS: 0	PA: 43	
PITCHER	IP WLS BF H R ER SO BB IBB HBP BLK WP HR S P ERA WHIP	IP WLS BF H R ER SO BB IBB HBP BLK WP HR S P ERA WHIP	IP WLS BF H R ER SO BB IBB HBP BLK WP HR S P ERA WHIP	IP WLS BF H R ER SO BB IBB HBP BLK WP HR S P ERA WHIP	IP WLS BF H R ER SO BB IBB HBP BLK WP HR S P ERA WHIP	IP WLS BF H R ER SO BB IBB HBP BLK WP HR S P ERA WHIP	IP WLS BF H R ER SO BB IBB HBP BLK WP HR S P ERA WHIP	IP WLS BF H R ER SO BB IBB HBP BLK WP HR S P ERA WHIP	IP WLS BF H R ER SO BB IBB HBP BLK WP HR S P ERA WHIP	54 Max Fried, L ERA: 1.38	19 Jesse Biddle, L ERA: 2.38	32 Josh Tomlin, R ERA: 3.12										

Batter	1	2	3	4	5	6	7	8	9	AB	R	H	RBI	BB	SO	LOB	TOP										
21 Curtis Granderson, L OBP: 0.257, SLG: 0.333 9 Lewis Brinson, R OBP: 0.225, SLG: 0.239	F8			L8	14 SF9 2B		F7		K	5	0	1	1	0	1	0	Miami Marlins @ Cleveland Indians Progressive Field, Cleveland, OH Tue Apr 23 2019, 6:11 PM - 8:53 PM EDT Att: 12,963 - Cloudy - 56 F										
14 Martín Prado, R OBP: 0.360, SLG: 0.391	L9			G6-3	SF9					3	0	1	1	0	0												
15 Brian Anderson, R OBP: 0.347, SLG: 0.366	F9			1B	L7					4	0	1	0	0	1												
18 Neil Walker, S OBP: 0.303, SLG: 0.382	G4-3			E3	13 FC5-4 1B		G6-3			4	0	2	0	0	0												
13 Starlin Castro, R OBP: 0.313, SLG: 0.337	K			FC5-4						4	0	2	0	0	1												
38 Jorge Alfaro, R OBP: 0.328, SLG: 0.491	K									4	1	1	1	0	2												
19 Miguel Rojas, R OBP: 0.338, SLG: 0.375				L9	P3		G5-3			4	0	0	0	0	1												
79 Isaac Galloway, R OBP: 0.250, SLG: 0.300				K	55 S 21 2B 1B		L4			4	1	1	0	0	1												
55 Jon Berti, R				K	21 2B 14 SF9 BB		G5-3			3	1	0	0	1	1												
Inning Stats	R: 0 E: 0 K: 0 S: 6	H: 0 LOB: 0 BB: 0 P: 11	R: 0 E: 0 K: 2 S: 9	H: 0 LOB: 0 BB: 0 P: 12	R: 0 E: 0 K: 2 S: 11	H: 0 LOB: 0 BB: 0 P: 15	R: 0 E: 1 K: 0 S: 15	H: 2 LOB: 2 BB: 0 P: 24	R: 3 E: 0 K: 0 S: 13	H: 3 LOB: 1 BB: 1 P: 24	R: 0 E: 0 K: 0 S: 8	H: 2 LOB: 2 BB: 0 P: 10	R: 0 E: 0 K: 1 S: 10	H: 1 LOB: 1 BB: 0 P: 16	R: 0 E: 0 K: 2 S: 11	H: 1 LOB: 1 BB: 0 P: 15	R: 0 E: 0 K: 1 S: 9	H: 0 LOB: 0 BB: 0 P: 14	1B: 6 2B: 2 3B: 0 HR: 1	SF: 1 SAC: 0 DP: 0 HBP: 0	WP: 0 PB: 0 SB: 1 CS: 0	PA: 37					
PITCHER	IP	WLS	BF	H	R	ER	SO	BB	IBB	HBP	BLK	WP	HR	S	P	ERA	WHIP										
59 Carlos Carrasco, R ERA: 6.0	1.0		14	2	0	0	4	0	0	0	0	0	0	41	62	0.00	0.500										
58 Neil Ramírez, R ERA: 7.2	1.0	L	7	3	3	3	0	1	0	0	0	0	1	13	24	27.00	4.000										
61 Dan Otero, R ERA: 1.69	2.0		9	3	0	0	1	0	0	0	0	0	0	18	26	0.00	1.500										
49 Tyler Olson, L ERA: 3.88	0.1		2	1	0	0	0	0	0	0	0	0	0	5	8	0.00	3.000										
90 Adam Cimber, R ERA: 4.5	1.2		5	0	0	0	3	0	0	0	0	0	0	15	21	0.00	0.000										
Batter	1	2	3	4	5	6	7	8	9	AB	R	H	RBI	BB	SO	LOB	BOTTOM										
12 Francisco Lindor, S OBP: 0.154, SLG: 0.385	G3			E6			K			4	0	0	0	0	2	3	Miami Marlins @ Cleveland Indians Progressive Field, Cleveland, OH Tue Apr 23 2019, 6:11 PM - 8:53 PM EDT Att: 12,963 - Cloudy - 56 F										
2 Leonys Martín, L OBP: 0.359, SLG: 0.418	G5-3			P5						4	0	0	0	0	2	1											
11 José Ramírez, S OBP: 0.237, SLG: 0.229	G3			G4-3						4	0	1	0	0	0	0											
41 Carlos Santana, S OBP: 0.494, SLG: 0.478				G5-3						3	0	0	0	1	0	1											
24 Carlos González, L OBP: 0.346, SLG: 0.292	K			K						4	1	1	0	0	3	1											
22 Jason Kipnis, L OBP: 0.385, SLG: 0.348				G4-3						3	0	0	0	1	0	2											
55 Roberto Pérez, R ERA: 4.44				BB						2	0	0	0	0	2	3											
6 Mike Freeman, L OBP: 0.333, SLG: 0.200	K									1	0	0	0	0	0	0											
10 Jake Bauers, L OBP: 0.312, SLG: 0.343				P6						3	0	0	0	0	0	3											
30 Tyler Naquin, L OBP: 0.250, SLG: 0.323	L8									3	0	1	1	0	0	1											
Inning Stats	R: 0 E: 0 K: 0 S: 6	H: 0 LOB: 0 BB: 0 P: 8	R: 0 E: 0 K: 2 S: 10	H: 0 LOB: 1 BB: 1 P: 19	R: 0 E: 1 K: 0 S: 7	H: 0 LOB: 1 BB: 0 P: 10	R: 0 E: 0 K: 1 S: 6	H: 0 LOB: 1 BB: 1 P: 12	R: 0 E: 0 K: 1 S: 8	H: 0 LOB: 0 BB: 0 P: 16	R: 0 E: 0 K: 1 S: 7	H: 1 LOB: 0 BB: 0 P: 8	R: 1 E: 1 K: 2 S: 13	H: 2 LOB: 2 BB: 0 P: 19	R: 0 E: 0 K: 1 S: 8	H: 0 LOB: 0 BB: 0 P: 11	R: 0 E: 0 K: 1 S: 9	H: 0 LOB: 0 BB: 0 P: 15	1B: 3 2B: 0 3B: 0 HR: 0	SF: 0 SAC: 0 DP: 1 HBP: 1	WP: 0 PB: 0 SB: 0 CS: 0	PA: 34					
PITCHER	IP	WLS	BF	H	R	ER	SO	BB	IBB	HBP	BLK	WP	HR	S	P	ERA	WHIP										
49 Pablo López, R ERA: 4.44	1.0		4	1	0	0	2	0	0	0	0	0	0	9	12	0.00	1.000										
61 Adam Conley, L ERA: 6.0	1.0	H	4	1	0	0	2	0	0	0	0	0	0	9	12	0.00	1.000										
71 Drew Steckenrider, R ERA: 6.75	0.2	H	2	0	0	0	0	0	0	0	0	0	0	4	5	0.00	0.000										
54 Sergio Romo, R ERA: 6.75	1.0	S	3	0	0	0	1	0	0	0	0	0	0	9	15	0.00	0.000										

Batter	1	2	3	4	5	6	7	8	9	AB	R	H	RBI	BB	SO	LOB	TOP										
21 Curtis Granderson, L OBP: 0.256, SLG: 0.343	G4-3		2B		K			K		4	0	1	0	0	2	1	Miami Marlins @ Cleveland Indians Progressive Field, Cleveland, OH Wed Apr 24 2019, 1:11 PM - 4:04 PM EDT Att: 13,046 - Sunny - 50 F										
14 Martín Prado, R OBP: 0.352, SLG: 0.440	G4-3		G6-3			G5-3		HR		4	1	1	1	0	0	1											
15 Brian Anderson, R OBP: 0.343, SLG: 0.360	F7			G6-3		G1-3		1B		4	0	1	0	0	0	0											
18 Neil Walker, S OBP: 0.313, SLG: 0.380		38 G4-3 1B		L8		13 FC6-4 BB		G6-3		3	0	1	0	1	0	1											
13 Starlin Castro, R OBP: 0.300, SLG: 0.323				F9		FC6-4			L8	4	0	0	0	0	1	2											
38 Jorge Alfaro, R OBP: 0.323, SLG: 0.467	G4-3				79 FC6-4 19 BB E		G5-3		K	3	1	0	0	1	1	1											
19 Miguel Rojas, R OBP: 0.333, SLG: 0.368	G2-3						G3		K	4	0	1	0	0	1	1											
79 Isaac Galloway, R OBP: 0.217, SLG: 0.261				K		FC6-4 55 E	G5-3			3	0	0	0	0	1	2											
55 Jon Berti, R				F9		1-2 2-3 3H	SF9		K	2	0	0	1	0	1	0											
Inning Stats	R: 0 E: 0 K: 0 S: 6	H: 0 LOB: 0 BB: 0 P: 8	R: 0 E: 0 K: 1 S: 8	H: 1 LOB: 1 BB: 0 P: 9	R: 0 E: 0 K: 1 S: 13	H: 1 LOB: 1 BB: 0 P: 20	R: 0 E: 0 K: 0 S: 7	H: 0 LOB: 0 BB: 0 P: 13	R: 1 E: 1 K: 1 S: 11	H: 1 LOB: 1 BB: 1 P: 19	R: 0 E: 0 K: 0 S: 6	H: 0 LOB: 1 BB: 1 P: 13	R: 0 E: 0 K: 0 S: 6	H: 0 LOB: 0 BB: 0 P: 9	R: 1 E: 0 K: 2 S: 19	H: 2 LOB: 1 BB: 0 P: 28		R: 0 E: 0 K: 2 S: 12	H: 0 LOB: 0 BB: 0 P: 15	1B: 3 2B: 1 3B: 0 HR: 1	SF: 1 SAC: 0 DP: 0 HBP: 0	WP: 0 PB: 0 SB: 0 CS: 0	PA: 34				
PITCHER	IP	WLS	BF	H	R	ER	SO	BB	IBB	HBP	BLK	WP	HR	S	P	ERA	WHIP										
68 Jeffry Rodriguez, R ERA: 2.13	7.0		26	3	1	1	3	2	0	0	0	0	0	57	91	1.29	0.714										
62 Nick Wittgren, R ERA: 1.13	1.0	W	5	2	1	1	2	0	0	0	0	0	1	19	28	9.00	2.000										
33 Brad Hand, L ERA: 1.69	1.0		3	0	0	0	2	0	0	0	0	0	0	12	15	0.00	0.000										

Batter	1	2	3	4	5	6	7	8	9	AB	R	H	RBI	BB	SO	LOB	BOTTOM										
12 Francisco Lindor, S OBP: 0.222, SLG: 0.389	P6		L8		2 SH5-4 1B	P3		2 HBP 1B		5	1	2	1	0	0	2	Miami Marlins @ Cleveland Indians Progressive Field, Cleveland, OH Wed Apr 24 2019, 1:11 PM - 4:04 PM EDT Att: 13,046 - Sunny - 50 F										
2 Leonys Martin, L OBP: 0.365, SLG: 0.415	K		E4 11 1B		SH5-4	G3		11 2B HBP		3	1	1	0	0	1	0											
11 José Ramírez, S OBP: 0.265, SLG: 0.299	HR		41 S 1B		IBB	K		2B		4	1	3	4	1	1	0											
41 Carlos Santana, S OBP: 0.467, SLG: 0.446	G4-3		G4-3		K	K		F8		5	0	0	0	0	2	6											
24 Carlos González, L OBP: 0.333, SLG: 0.259	F8			G4-3	G4-3			22 1B BB		3	1	0	0	1	0	3											
22 Jason Kipnis, L OBP: 0.400, SLG: 0.346	F9			27 FC5-4 BB		K		10 1B 1B		3	1	1	0	1	1	0											
27 Kevin Plawecki, R OBP: 0.333, SLG: 0.400				FC5-4		10 WP 2B		B1		3	0	1	0	1	0	3											
10 Jake Bauers, L OBP: 0.309, SLG: 0.338	F7			F8		K		12 1B 11 2B 1B		4	1	1	1	0	1	3											
6 Mike Freeman, L OBP: 0.357, SLG: 0.182	F8				2 SH5-4 12 BB			K		1	0	0	0	1	0	0											
26 Max Moroff, S OBP: 0.182, SLG: 0.258								K		1	0	0	0	1	1	2											
Inning Stats	R: 1 E: 0 K: 1 S: 10	H: 1 LOB: 0 BB: 0 P: 15	R: 0 E: 0 K: 0 S: 8	H: 0 LOB: 1 BB: 1 P: 16	R: 1 E: 1 K: 0 S: 12	H: 2 LOB: 1 BB: 0 P: 21	R: 0 E: 0 K: 0 S: 5	H: 0 LOB: 1 BB: 1 P: 11	R: 0 E: 0 K: 1 S: 13	H: 1 LOB: 3 BB: 2 P: 21	R: 0 E: 0 K: 2 S: 10	H: 1 LOB: 2 BB: 1 P: 17	R: 0 E: 0 K: 2 S: 10	H: 0 LOB: 0 BB: 0 P: 17	R: 4 E: 0 K: 1 S: 15	H: 4 LOB: 2 BB: 1 P: 29	1B: 6 2B: 2 3B: 0 HR: 1	SF: 0 SAC: 1 DP: 0 HBP: 1	WP: 1 PB: 0 SB: 1 CS: 0	PA: 40							
PITCHER	IP	WLS	BF	H	R	ER	SO	BB	IBB	HBP	BLK	WP	HR	S	P	ERA	WHIP										
22 Sandy Alcantara, R ERA: 4.5	5.0		23	4	2	1	2	3	1	0	0	1	0	10	16	0.00	3.000										
74 José Cujada, L ERA: 2.45	0.2		4	1	0	0	2	1	0	0	0	0	0	11	20	0.00	0.000										
70 Nick Anderson, R ERA: 8.38	1.1	L	5	2	3	3	1	1	0	0	0	0	0	9	17	40.50	4.500										
61 Adam Conley, L ERA: 0.9	0.1		4	2	1	1	0	0	0	1	0	0	0	6	12	27.00	6.000										

AB	31
R	2
H	5
RBI	2
BB	2
SO	7
LOB	9

AB	32
R	6
H	9
RBI	6
BB	6
SO	7
LOB	19

Batter	1	2	3	4	5	6	7	8	9	AB	R	H	RBI	BB	SO	LOB	TOP					
12 Francisco Lindor, S OBP: 0.227, SLG: 0.364	(1, 6) G4-3		(2) K		(3) F7			(1B) G6-3		4	0	1	0	0	1	0	Cleveland Indians @ Houston Astros Minute Maid Park, Houston, TX Thu Apr 25 2019, 7:11 PM - 9:50 PM CDT Att: 24,948 - Partly Cloudy - 82 F					
2 Leonys Martin, L OBP: 0.360, SLG: 0.442	(1, 8) K		(2) HR			(1) G3		(2) G6-3		4	1	1	1	0	1	1						
11 José Ramírez, S OBP: 0.265, SLG: 0.289	(1, 5) BB		(3) L3			(2) G4-3		(3) G6-3		3	0	0	0	1	0	1						
41 Carlos Santana, S OBP: 0.469, SLG: 0.442	(1, 3) BB				(1B) G5-6-3		(3) F8		(1) G4-3	3	0	1	0	1	0	0						
24 Carlos González, L OBP: 0.294, SLG: 0.226	(1, 9) K		(2) G5-6-3		(1) G4-3		(1) L8		(2) G4-3	4	0	0	0	0	1	3						
22 Jason Kipnis, L OBP: 0.353, SLG: 0.300	(1, 4) G3-1		(3) K			(2) K		(3) L3		4	0	0	0	0	2	0						
10 Jake Bauers, L OBP: 0.321, SLG: 0.384	(1, 10) K				(1B) HR		(2) BB			2	1	1	1	1	1	0						
55 Roberto Pérez, R OBP: 0.271, SLG: 0.333	(1, 2) G2-3		(1) K		(3) K		(3) K			3	0	0	0	0	2	1						
1 Greg Allen, S OBP: 0.171, SLG: 0.162	(1, 7) K		(1) K		(2) K		(1) L7			3	0	0	0	0	2	0						
Inning Stats	R: 0 H: 0 E: 0 K: 2 S: 12	H: 0 LOB: 2 BB: 2 P: 26	R: 0 H: 0 E: 0 K: 1 S: 8	H: 0 LOB: 0 BB: 0 P: 11	R: 1 H: 1 E: 0 K: 2 S: 10	H: 1 LOB: 0 BB: 0 P: 12	R: 0 H: 1 E: 0 K: 1 S: 6	H: 1 LOB: 0 BB: 0 P: 9	R: 1 H: 1 E: 0 K: 2 S: 8	H: 1 LOB: 0 BB: 0 P: 12	R: 0 H: 0 E: 0 K: 0 S: 6	H: 0 LOB: 1 BB: 1 P: 9	R: 0 H: 0 E: 0 K: 2 S: 13	H: 0 LOB: 1 BB: 1 P: 24	R: 0 H: 1 E: 0 K: 0 S: 9	H: 1 LOB: 1 BB: 0 P: 14	R: 0 H: 0 E: 0 K: 0 S: 11	H: 0 LOB: 0 BB: 0 P: 16	1B: 2 2B: 0 3B: 0 HR: 2	SF: 0 SAC: 0 DP: 1 HBP: 0	WP: 1 PB: 0 SB: 1 CS: 0	PA: 33
PITCHER	IP WLS BF H R ER SO BB IBB HBP BLK WP HR S P ERA WHIP	IP WLS BF H R ER SO BB IBB HBP BLK WP HR S P ERA WHIP															IP WLS BF H R ER SO BB IBB HBP BLK WP HR S P ERA WHIP					
45 Gerrit Cole, R ERA: 4.71	(1, 1) 7.0 L 26 3 2 2 10 3 0 0 0 0 2 63 103 2.57 0.857																					
36 Will Harris, R ERA:	(8, 1) 1.0 4 1 0 0 0 0 0 0 0 0 1 0 9 14 0.00 1.000																					
54 Roberto Osuna, R ERA: 0.87	(9, 1) 1.0 3 0 0 0 0 0 0 0 0 0 0 0 11 16 0.00 0.000																					

Batter	1	2	3	4	5	6	7	8	9	AB	R	H	RBI	BB	SO	LOB	BOTTOM					
4 George Springer, R OBP: 0.374, SLG: 0.576	(1, 10) G5-3		(2) HR		(3) K			(1) G4-3		4	1	1	1	0	1	1	Cleveland Indians @ Houston Astros Minute Maid Park, Houston, TX Thu Apr 25 2019, 7:11 PM - 9:50 PM CDT Att: 24,948 - Partly Cloudy - 82 F					
27 Jose Altuve, R OBP: 0.336, SLG: 0.573	(1, 4) G6-3		(3) F9			(1) BB		(2) BB		2	0	0	0	2	0	0						
2 Alex Bregman, R OBP: 0.424, SLG: 0.519	(1, 5) BB				(1) G4-3		(1) L4		(2) F9	3	0	0	0	1	0	2						
23 Michael Brantley, L OBP: 0.377, SLG: 0.531	(1, 7) G3				(1) BB		(1) 1B		(1) P6	4	0	2	0	0	0	1						
1 Carlos Correa, R OBP: 0.340, SLG: 0.541	(1, 6) G6-4-3		(2) 1B		(2) BB		(2) G5-3		(2) K	3	0	1	0	1	1	2						
10 Yuli Gurriel, R OBP: 0.309, SLG: 0.398	(1, 3) G6-4-3		(3) F7				(1) G4-3		(3) L4	4	0	0	0	0	0	2						
22 Josh Reddick, L OBP: 0.423, SLG: 0.528	(1, 9) L8				(1) L3					2	0	0	0	1	0	0						
28 Robinson Chirinos, R OBP: 0.362, SLG: 0.491	(1, 2) F9						(2) K			2	0	0	0	1	1	1						
18 Tony Kemp, L OBP: 0.250, SLG: 0.229	(1, 8) F7				(2) K		(3) G3			3	0	0	0	0	1	2						
Inning Stats	R: 0 H: 0 E: 0 K: 0 S: 9	H: 1 LOB: 1 BB: 1 P: 17	R: 0 H: 1 E: 0 K: 0 S: 4	H: 1 LOB: 0 BB: 0 P: 8	R: 1 H: 1 E: 0 K: 0 S: 7	H: 1 LOB: 0 BB: 0 P: 10	R: 0 H: 1 E: 0 K: 0 S: 8	H: 1 LOB: 1 BB: 1 P: 15	R: 0 H: 0 E: 0 K: 2 S: 9	H: 0 LOB: 1 BB: 1 P: 16	R: 0 H: 1 E: 0 K: 0 S: 7	H: 1 LOB: 1 BB: 1 P: 14	R: 0 H: 0 E: 0 K: 1 S: 11	H: 0 LOB: 1 BB: 1 P: 19	R: 0 H: 0 E: 0 K: 0 S: 10	H: 0 LOB: 0 BB: 1 P: 19	R: 0 H: 0 E: 0 K: 1 S: 10	H: 0 LOB: 0 BB: 0 P: 15	1B: 3 2B: 0 3B: 0 HR: 1	SF: 0 SAC: 0 DP: 2 HBP: 0	WP: 0 PB: 0 SB: 0 CS: 1	PA: 33
PITCHER	IP WLS BF H R ER SO BB IBB HBP BLK WP HR S P ERA WHIP	IP WLS BF H R ER SO BB IBB HBP BLK WP HR S P ERA WHIP															IP WLS BF H R ER SO BB IBB HBP BLK WP HR S P ERA WHIP					
47 Trevor Bauer, R ERA: 1.99	(1, 1) 8.0 W 30 4 1 1 3 6 0 0 0 0 1 65 118 1.12 1.250																					
33 Brad Hand, L ERA: 1.54	(9, 1) 1.0 S 3 0 0 0 0 1 0 0 0 0 0 10 15 0.00 0.000																					



Batter	1	2	3	4	5	6	7	8	9	10	AB	R	H	RBI	BB	SO	LOB	TOP								
2 Leonys Martin, L OBP: 0.345, SLG: 0.442	(1, 8) P5		(2, 2) K			(0, 1) L9	(0, 0) L6			(1, 3) K	5	0	0	0	0	2	3									
11 José Ramírez, S OBP: 0.268, SLG: 0.276	(1, 5) K			(0, 1) 24 1B 41 G6-3		(1, 3) K		(1, 2) G3-1		(1, 2) F9	5	1	1	0	0	2	1									
24 Carlos González, L OBP: 0.349, SLG: 0.359	(1, 7) G6-3			(1, 1) 41 G6-3 1B		(2, 2) 1B		(1, 2) G5-3			4	0	2	0	0	0	0									
41 Carlos Santana, S OBP: 0.429, SLG: 0.395		(0, 1) L8		(3, 1) G6-3 1B		(1, 1) F8		(1, 3) K			4	0	0	0	0	1	2									
22 Jason Kipnis, L OBP: 0.266, SLG: 0.237	(1, 4) F7			(1, 1) F9			(0, 3) K		(2, 1) P6		4	0	0	0	0	1	0									
10 Jake Bauers, L OBP: 0.319, SLG: 0.375	(1, 10) F9				(3, 3) K		(3, 2) 12 WP 30 1B		(1, 2) L7		4	1	1	0	0	1	0									
30 Tyler Naquin, L OBP: 0.278, SLG: 0.348			(4, 2) 27 S BB		(1, 1) F7		(1, 1) 6 1B 12 WP		(3, 2) G6-3		3	1	1	0	1	0	0									
27 Kevin Plawecki, R OBP: 0.364, SLG: 0.444			(2, 3) K		(0, 0) K		(2, 1) SF7			(0, 0) 6 SH3-4 1B	2	0	1	0	0	1	1									
12 Francisco Lindor, S OBP: 0.290, SLG: 0.293			(1, 2) K		(3, 3) K		(3, 2) 2H				0	0	0	1	0	0	0									
55 Roberto Pérez, R OBP: 0.286, SLG: 0.345			(1, 2) K		(1, 3) K		(2, 1) 2H				1	0	1	0	0	0	0									
6 Mike Freeman, L OBP: 0.353, SLG: 0.214			(1, 3) K				(2, 1) 2H			(0, 0) SH3-4	3	0	1	1	0	2	2									
Inning Stats	R: 0 E: 0 K: 1 S: 11	H: 0 LOB: 0 BB: 0 P: 15	R: 0 E: 0 K: 0 S: 6	H: 0 LOB: 0 BB: 0 P: 8	R: 0 E: 0 K: 3 S: 12	H: 0 LOB: 1 BB: 1 P: 21	R: 1 E: 0 K: 0 S: 8	H: 2 LOB: 0 BB: 0 P: 13	R: 0 E: 0 K: 2 S: 9	H: 1 LOB: 1 BB: 0 P: 16	R: 0 E: 0 K: 1 S: 14	H: 1 LOB: 1 BB: 0 P: 18	R: 2 E: 0 K: 1 S: 14	H: 3 LOB: 1 BB: 0 P: 23	R: 0 E: 0 K: 1 S: 9	H: 0 LOB: 0 BB: 0 P: 12	R: 0 E: 0 K: 0 S: 8	H: 0 LOB: 0 BB: 0 P: 14	R: 0 E: 0 K: 1 S: 8	H: 1 LOB: 1 BB: 0 P: 10	1B: 7 2B: 1 3B: 0 HR: 0	SF: 1 SAC: 1 DP: 1 HBP: 0	WP: 1 PB: 0 SB: 1 CS: 0	PA: 38		
PITCHER	IP WLS BF H R ER SO BB IBB HBP BLK WP HR S P ERA WHIP	IP WLS BF H R ER SO BB IBB HBP BLK WP HR S P ERA WHIP	IP WLS BF H R ER SO BB IBB HBP BLK WP HR S P ERA WHIP	IP WLS BF H R ER SO BB IBB HBP BLK WP HR S P ERA WHIP	IP WLS BF H R ER SO BB IBB HBP BLK WP HR S P ERA WHIP	IP WLS BF H R ER SO BB IBB HBP BLK WP HR S P ERA WHIP	IP WLS BF H R ER SO BB IBB HBP BLK WP HR S P ERA WHIP	IP WLS BF H R ER SO BB IBB HBP BLK WP HR S P ERA WHIP	IP WLS BF H R ER SO BB IBB HBP BLK WP HR S P ERA WHIP	IP WLS BF H R ER SO BB IBB HBP BLK WP HR S P ERA WHIP	IP WLS BF H R ER SO BB IBB HBP BLK WP HR S P ERA WHIP	IP WLS BF H R ER SO BB IBB HBP BLK WP HR S P ERA WHIP	IP WLS BF H R ER SO BB IBB HBP BLK WP HR S P ERA WHIP	IP WLS BF H R ER SO BB IBB HBP BLK WP HR S P ERA WHIP	IP WLS BF H R ER SO BB IBB HBP BLK WP HR S P ERA WHIP	IP WLS BF H R ER SO BB IBB HBP BLK WP HR S P ERA WHIP	IP WLS BF H R ER SO BB IBB HBP BLK WP HR S P ERA WHIP	IP WLS BF H R ER SO BB IBB HBP BLK WP HR S P ERA WHIP	IP WLS BF H R ER SO BB IBB HBP BLK WP HR S P ERA WHIP	IP WLS BF H R ER SO BB IBB HBP BLK WP HR S P ERA WHIP	IP WLS BF H R ER SO BB IBB HBP BLK WP HR S P ERA WHIP	IP WLS BF H R ER SO BB IBB HBP BLK WP HR S P ERA WHIP	IP WLS BF H R ER SO BB IBB HBP BLK WP HR S P ERA WHIP	IP WLS BF H R ER SO BB IBB HBP BLK WP HR S P ERA WHIP	IP WLS BF H R ER SO BB IBB HBP BLK WP HR S P ERA WHIP	IP WLS BF H R ER SO BB IBB HBP BLK WP HR S P ERA WHIP
41 Brad Peacock, R ERA: 3.67	(1, 1) 6.0	WLS: 0	BF: 22	H: 4	R: 1	ER: 1	SO: 7	BB: 1	IBB: 0	HBP: 0	BLK: 0	WP: 0	HR: 0	S: 60	P: 91	ERA: 1.50	WHIP: 0.833									
36 Will Harris, R ERA: 1.93	(7, 1) 0.1	H: 3	BF: 2	H: 2	R: 2	ER: 1	SO: 1	BB: 0	IBB: 0	HBP: 0	BLK: 0	WP: 0	HR: 0	S: 8	P: 12	ERA: 54.00	WHIP: 6.000									
55 Ryan Pressly, R ERA: 1.93	(7, 1) 1.2	B: 6	BF: 1	H: 0	R: 0	ER: 0	SO: 1	BB: 0	IBB: 0	HBP: 0	BLK: 0	WP: 1	HR: 0	S: 15	P: 23	ERA: 0.00	WHIP: 0.600									
54 Roberto Osuna, R ERA: 0.73	(9, 1) 2.0	W: 7	BF: 1	H: 0	R: 0	ER: 0	SO: 1	BB: 0	IBB: 0	HBP: 0	BLK: 0	WP: 0	HR: 0	S: 16	P: 24	ERA: 0.00	WHIP: 0.500									

Cleveland Indians @ Houston Astros
Minute Maid Park, Houston, TX
Sat Apr 27 2019, 3:09 PM - 6:18 PM CDT
Att: 38,667 - Roof Closed - 73 F

AB 35
R 3
H 8
RBI 2
BB 1
SO 10
LOB 9



Batter	1	2	3	4	5	6	7	8	9	10	AB	R	H	RBI	BB	SO	LOB	BOTTOM								
4 George Springer, R OBP: 0.363, SLG: 0.551	(1, 8) K						(0, 0) L6				3	0	0	0	1	2	2									
27 Jose Altuve, R OBP: 0.353, SLG: 0.554	(1, 4) BB		(0, 1) P3		(2, 2) G1-3			(2, 2) 1B			3	0	1	0	1	0	1									
2 Alex Bregman, R OBP: 0.417, SLG: 0.488	(1, 10) L8		(0, 1) L8			(4, 1) 1 HR BB		(1, 2) P6			3	1	0	0	1	0	2									
23 Michael Brantley, L OBP: 0.365, SLG: 0.514	(1, 7) G4-3		(2, 3) K			(0, 0) F7		(0, 3) K			4	0	0	0	0	2	3									
1 Carlos Correa, R OBP: 0.340, SLG: 0.553		(0, 0) 22 BB 16 2B 1B		(2, 3) K		(1, 1) 1H HR		(1, 3) K			4	2	2	2	0	2	1									
22 Josh Reddick, L OBP: 0.407, SLG: 0.506		(4, 2) 16 2B BB		(2, 2) G5-3		(2, 3) K			(0, 0) G4-3		3	0	0	0	1	1	0									
10 Yuli Gurriel, R OBP: 0.305, SLG: 0.385			(0, 0) L7		(2, 2) G5-3				(0, 3) K		4	0	0	0	0	2	2									
16 Aledmys Diaz, R OBP: 0.250, SLG: 0.486		(0, 0) 13 2H 2B				(1, 3) K			(2, 1) F7		4	0	1	1	0	1	0									
12 Max Stassi, R OBP: 0.133, SLG: 0.207		(2, 3) K								(2, 1) HR	3	0	0	0	0	2	2									
18 Tony Kemp, L OBP: 0.268, SLG: 0.333											1	1	1	1	0	0	0									
Inning Stats	R: 0 E: 0 K: 1 S: 11	H: 0 LOB: 1 BB: 1 P: 20	R: 1 E: 0 K: 2 S: 11	H: 2 LOB: 2 BB: 1 P: 20	R: 0 E: 0 K: 1 S: 7	H: 0 LOB: 0 BB: 0 P: 9	R: 0 E: 0 K: 1 S: 9	H: 0 LOB: 0 BB: 0 P: 15	R: 0 E: 0 K: 2 S: 11	H: 1 LOB: 1 BB: 1 P: 18	R: 2 E: 0 K: 2 S: 14	H: 1 LOB: 0 BB: 0 P: 24	R: 0 E: 0 K: 0 S: 6	H: 0 LOB: 0 BB: 0 P: 8	R: 0 E: 0 K: 1 S: 6	H: 1 LOB: 1 BB: 0 P: 17	R: 0 E: 0 K: 1 S: 6	H: 0 LOB: 0 BB: 0 P: 8	R: 1 E: 0 K: 0 S: 2	H: 1 LOB: 0 BB: 0 P: 4	1B: 2 2B: 1 3B: 0 HR: 2	SF: 0 SAC: 0 DP: 0 HBP: 0	WP: 0 PB: 0 SB: 1 CS: 0	PA: 36		
PITCHER	IP WLS BF H R ER SO BB IBB HBP BLK WP HR S P ERA WHIP	IP WLS BF H R ER SO BB IBB HBP BLK WP HR S P ERA WHIP	IP WLS BF H R ER SO BB IBB HBP BLK WP HR S P ERA WHIP	IP WLS BF H R ER SO BB IBB HBP BLK WP HR S P ERA WHIP	IP WLS BF H R ER SO BB IBB HBP BLK WP HR S P ERA WHIP	IP WLS BF H R ER SO BB IBB HBP BLK WP HR S P ERA WHIP	IP WLS BF H R ER SO BB IBB HBP BLK WP HR S P ERA WHIP	IP WLS BF H R ER SO BB IBB HBP BLK WP HR S P ERA WHIP	IP WLS BF H R ER SO BB IBB HBP BLK WP HR S P ERA WHIP	IP WLS BF H R ER SO BB IBB HBP BLK WP HR S P ERA WHIP	IP WLS BF H R ER SO BB IBB HBP BLK WP HR S P ERA WHIP	IP WLS BF H R ER SO BB IBB HBP BLK WP HR S P ERA WHIP	IP WLS BF H R ER SO BB IBB HBP BLK WP HR S P ERA WHIP	IP WLS BF H R ER SO BB IBB HBP BLK WP HR S P ERA WHIP	IP WLS BF H R ER SO BB IBB HBP BLK WP HR S P ERA WHIP	IP WLS BF H R ER SO BB IBB HBP BLK WP HR S P ERA WHIP	IP WLS BF H R ER SO BB IBB HBP BLK WP HR S P ERA WHIP	IP WLS BF H R ER SO BB IBB HBP BLK WP HR S P ERA WHIP	IP WLS BF H R ER SO BB IBB HBP BLK WP HR S P ERA WHIP	IP WLS BF H R ER SO BB IBB HBP BLK WP HR S P ERA WHIP	IP WLS BF H R ER SO BB IBB HBP BLK WP HR S P ERA WHIP	IP WLS BF H R ER SO BB IBB HBP BLK WP HR S P ERA WHIP	IP WLS BF H R ER SO BB IBB HBP BLK WP HR S P ERA WHIP	IP WLS BF H R ER SO BB IBB HBP BLK WP HR S P ERA WHIP	IP WLS BF H R ER SO BB IBB HBP BLK WP HR S P ERA WHIP	IP WLS BF H R ER SO BB IBB HBP BLK WP HR S P ERA WHIP
57 Shane Bieber, R ERA: 3.68	(1, 1) 6.0	WLS: 1	BF: 25	H: 3	R: 3	ER: 3	SO: 9	BB: 4	IBB: 0	HBP: 0	BLK: 0	WP: 0	HR: 1	S: 63	P: 106	ERA: 4.50	WHIP: 1.167									
61 Dan Otero, R ERA: 1.5	(7, 1) 1.1	WLS: 5	BF: 1	H: 0	R: 0	ER: 0	SO: 0	BB: 0	IBB: 0	HBP: 0	BLK: 0	WP: 0	HR: 0	S: 13	P: 18	ERA: 0.00	WHIP: 0.750									
49 Tyler Olson, L ERA: 3.52	(8, 1) 0.1	WLS: 1	BF: 0	H: 0	R: 0	ER: 0	SO: 1	BB: 0	IBB: 0	HBP: 0	BLK: 0	WP: 0	HR: 0	S: 3	P: 3	ERA: 0.00	WHIP: 0.000									
36 Tyler Clippard, R ERA: 4.63	(8, 1) 1.1	WLS: 4	BF: 0	H: 0	R: 0	ER: 0	SO: 2	BB: 0	IBB: 0	HBP: 0	BLK: 0	WP: 0	HR: 0	S: 9	P: 12	ERA: 0.00	WHIP: 0.000									
90 Adam Cimber, R ERA: 4.63	(10, 1) 0.0	WLS: 1	BF: 1	H: 1	R: 1	ER: 0	SO: 0	BB: 0	IBB: 0	HBP: 0	BLK: 0	WP: 0	HR: 1	S: 2	P: 4	ERA: ∞	WHIP: ∞									

Cleveland Indians @ Houston Astros
Minute Maid Park, Houston, TX
Sat Apr 27 2019, 3:09 PM - 6:18 PM CDT
Att: 38,667 - Roof Closed - 73 F

AB 32
R 4
H 5
RBI 4
BB 4
SO 12
LOB 13



Batter	1	2	3	4	5	6	7	8	9	AB	R	H	RBI	BB	SO	LOB	TOP										
12 Francisco Lindor, S OBP: 0.212, SLG: 0.500	G6-3		FC4		L7		G1-3		K	5	0	0	0	0	1	4											
2 Leonys Martin, L OBP: 0.333, SLG: 0.424	F8		K		K		G3-1			4	0	0	0	0	2	3											
11 José Ramírez, S OBP: 0.284, SLG: 0.287										3	0	2	0	1	1	0											
41 Carlos Santana, S OBP: 0.422, SLG: 0.422	G5-3									4	1	1	1	0	0	5											
8 Jordan Luplow, R OBP: 0.221, SLG: 0.222	G6-3									3	0	1	0	1	1	1											
24 Carlos González, L OBP: 0.319, SLG: 0.326	L6									4	0	0	0	0	0	3											
22 Jason Kipnis, L OBP: 0.261, SLG: 0.214	F7									4	0	0	0	0	0	2											
55 Roberto Pérez, R OBP: 0.288, SLG: 0.345										3	0	1	0	0	1	1											
30 Tyler Naquin, L OBP: 0.288, SLG: 0.371										1	0	1	0	0	0	0											
10 Jake Bauers, L OBP: 0.326, SLG: 0.381										4	0	2	0	0	2	1											
Inning Stats	R: 0 E: 0 K: 0 S: 7	H: 0 LOB: 1 BB: 1 P: 14	R: 0 E: 0 K: 0 S: 8	H: 0 LOB: 0 BB: 0 P: 11	R: 0 E: 0 K: 1 S: 12	H: 1 LOB: 1 BB: 0 P: 18	R: 1 E: 0 K: 1 S: 15	H: 1 LOB: 1 BB: 0 P: 27	R: 0 E: 0 K: 1 S: 17	H: 3 LOB: 3 BB: 0 P: 26	R: 0 E: 0 K: 1 S: 8	H: 1 LOB: 1 BB: 0 P: 15	R: 0 E: 0 K: 1 S: 5	H: 0 LOB: 0 BB: 0 P: 5	R: 0 E: 0 K: 1 S: 14	H: 1 LOB: 1 BB: 0 P: 18	R: 0 E: 0 K: 2 S: 9	H: 1 LOB: 1 BB: 0 P: 10	1B: 6 2B: 1 3B: 0 HR: 1	SF: 0 SAC: 0 DP: 0 HBP: 0	WP: 0 PB: 0 SB: 1 CS: 0	PA: 37					
PITCHER	IP	WLS	BF	H	R	ER	SO	BB	IBB	HBP	BLK	WP	HR	S	P	ERA	WHIP										
20 Wade Miley, L ERA: 3.24	5.2		25	6	1	1	3	2	0	0	0	0	1	64	106	1.59	1.412										
47 Chris Devenski, R ERA: 3.5	0.1		1	0	0	0	1	0	0	0	0	0	0	3	5	0.00	0.000										
59 Framber Valdez, L ERA: 3.24	2.0	W	7	1	0	0	2	0	0	0	0	0	0	19	23	0.00	0.500										
55 Ryan Pressly, R ERA:	1.0	S	4	1	0	0	2	0	0	0	0	0	0	9	10	0.00	1.000										

Cleveland Indians @ Houston Astros
Minute Maid Park, Houston, TX
Sun Apr 28 2019, 6:08 PM - 8:55 PM CDT
Att: 31,025 - Partly Cloudy - 80 F

AB 35
R 1
H 8
RBI 1
BB 2
SO 8
LOB 20



Batter	1	2	3	4	5	6	7	8	9	AB	R	H	RBI	BB	SO	LOB	BOTTOM										
4 George Springer, R OBP: 0.359, SLG: 0.541	F8									4	0	1	0	0	1	1											
27 Jose Altuve, R OBP: 0.342, SLG: 0.533	L6									4	0	0	0	0	1	3											
2 Alex Bregman, R OBP: 0.411, SLG: 0.472	K									3	0	0	0	1	2	0											
23 Michael Brantley, L OBP: 0.361, SLG: 0.505										4	1	1	0	0	0	1											
1 Carlos Correa, R OBP: 0.346, SLG: 0.546										3	0	1	0	1	1	1											
10 Yuli Gurriel, R OBP: 0.303, SLG: 0.390										4	1	1	1	0	1	3											
22 Josh Reddick, L OBP: 0.400, SLG: 0.488										3	1	0	0	1	1	3											
28 Robinson Chirinos, R OBP: 0.373, SLG: 0.532										2	1	1	3	1	1	0											
18 Tony Kemp, L OBP: 0.279, SLG: 0.342										2	0	1	0	0	0	0											
6 Jake Marisnick, R OBP: 0.333, SLG: 0.436										0	0	0	0	0	0	0											
Inning Stats	R: 0 E: 0 K: 1 S: 6	H: 0 LOB: 0 BB: 0 P: 12	R: 0 E: 0 K: 1 S: 9	H: 1 LOB: 0 BB: 0 P: 13	R: 0 E: 0 K: 2 S: 10	H: 0 LOB: 0 BB: 0 P: 13	R: 0 E: 0 K: 2 S: 9	H: 0 LOB: 0 BB: 0 P: 15	R: 0 E: 0 K: 1 S: 7	H: 0 LOB: 0 BB: 0 P: 11	R: 0 E: 0 K: 0 S: 4	H: 0 LOB: 1 BB: 1 P: 10	R: 4 E: 0 K: 1 S: 15	H: 5 LOB: 2 BB: 1 P: 19	R: 0 E: 0 K: 0 S: 8	H: 0 LOB: 2 BB: 2 P: 17	R: 0 E: 0 K: 0 S: 8	H: 0 LOB: 2 BB: 2 P: 17	1B: 4 2B: 1 3B: 0 HR: 1	SF: 0 SAC: 1 DP: 0 HBP: 0	WP: 0 PB: 0 SB: 0 CS: 0	PA: 34					
PITCHER	IP	WLS	BF	H	R	ER	SO	BB	IBB	HBP	BLK	WP	HR	S	P	ERA	WHIP										
59 Carlos Carrasco, R ERA: 5.86	6.2	L	28	6	4	4	4	1	1	0	0	0	0	59	92	5.40	1.050										
58 Neil Ramírez, R ERA: 6.55	1.0		5	0	0	0	0	2	0	0	0	0	0	7	16	0.00	2.000										
49 Tyler Olson, L ERA: 3.38	0.1		1	0	0	0	0	0	0	0	0	0	0	2	2	0.00	0.000										

Cleveland Indians @ Houston Astros
Minute Maid Park, Houston, TX
Sun Apr 28 2019, 6:08 PM - 8:55 PM CDT
Att: 31,025 - Partly Cloudy - 80 F

AB 29
R 4
H 6
RBI 4
BB 4
SO 8
LOB 12



Batter	1	2	3	4	5	6	7	8	9	AB	R	H	RBI	BB	SO	LOB	TOP										
9 Dee Strange-Gordon, L (1, 4) OBP: 0.531, SLG: 0.400	G3		17 S 1B		17 B 1B			G6-3		4	0	2	0	0	0	0	Seattle Mariners @ Cleveland Indians Progressive Field, Cleveland, OH Fri May 03 2019, 7:11 PM - 9:56 PM EDT Att: 16,334 - Cloudy - 47 F										
17 Mitch Haniger, R (1, 8) OBP: 0.320, SLG: 0.496	K		K		K			K		4	0	1	0	0	3	2											
20 Daniel Vogelbach, L (1, 10) OBP: 0.450, SLG: 0.684	BB		G3		P6			10 B BB		2	0	0	0	2	0	4											
10 Edwin Encarnación, R (1, 3) OBP: 0.368, SLG: 0.463	K			P3				BB		4	0	1	0	0	1	1											
16 Domingo Santana, R (1, 7) OBP: 0.301, SLG: 0.457		G6-3		K				G5-3		4	0	0	0	0	1	2											
32 Jay Bruce, L (1, 9) OBP: 0.271, SLG: 0.547	L3			HR				K		4	1	1	1	0	1	0											
22 Omar Narváez, L (1, 2) OBP: 0.381, SLG: 0.478	F7			G6-3						4	0	1	0	0	0	0											
1 Tim Beckham, R (1, 6) OBP: 0.352, SLG: 0.534								G5-3		4	0	2	0	0	1	1											
27 Ryon Healy, R (1, 5) OBP: 0.296, SLG: 0.463								G5-3		2	0	0	0	0	1	1											
25 Dylan Moore, R (5, 5) OBP: 0.279, SLG: 0.289					F9			K		2	0	0	0	0	2	1											
Inning Stats	R: 0 H: 0 E: 0 K: 2 S: 9	H: 0 LOB: 1 BB: 1 P: 18	R: 0 H: 0 E: 0 K: 0 S: 6	H: 0 LOB: 0 BB: 0 P: 9	R: 0 H: 2 E: 0 K: 2 S: 14	H: 2 LOB: 2 BB: 0 P: 23	R: 1 H: 1 E: 0 K: 1 S: 10	H: 3 LOB: 2 BB: 0 P: 15	R: 0 H: 0 E: 0 K: 1 S: 8	H: 0 LOB: 0 BB: 0 P: 15	R: 0 H: 0 E: 0 K: 1 S: 7	H: 0 LOB: 0 BB: 0 P: 10	R: 0 H: 1 E: 0 K: 1 S: 16	H: 1 LOB: 2 BB: 1 P: 27	R: 0 H: 1 E: 0 K: 2 S: 9	H: 1 LOB: 1 BB: 0 P: 15	1B: 5 2B: 2 3B: 0 HR: 1	SF: 0 SAC: 0 DP: 0 HBP: 0	WP: 0 PB: 0 SB: 1 CS: 0	PA: 36							
PITCHER	IP	WLS	BF	H	R	ER	SO	BB	IBB	HBP	BLK	WP	HR	S	P	ERA	WHIP										
57 Shane Bieber, R (1, 1) ERA: 3.16	7.2		29	6	1	1	8	1	0	0	0	0	1	71	114	1.17	0.913										
39 Oliver Pérez, L (8, 1) ERA: 7.54	0.0		1	0	0	0	0	1	0	0	0	0	0	2	6	∞	∞										
90 Adam Cimber, R (8, 1) ERA: 4.15	0.1		2	1	0	0	0	0	0	0	0	0	0	7	12	0.00	3.000										
33 Brad Hand, L (9, 1) ERA: 1.23	1.0	W	4	1	0	0	2	0	0	0	0	0	0	9	15	0.00	1.000										

AB	34
R	1
H	8
RBI	1
BB	2
SO	10
LOB	12



Batter	1	2	3	4	5	6	7	8	9	AB	R	H	RBI	BB	SO	LOB	BOTTOM										
12 Francisco Lindor, S (1, 6) OBP: 0.261, SLG: 0.429	G5-3		L5					K		3	0	0	0	1	1	0	Seattle Mariners @ Cleveland Indians Progressive Field, Cleveland, OH Fri May 03 2019, 7:11 PM - 9:56 PM EDT Att: 16,334 - Cloudy - 47 F										
2 Leonys Martin, L (1, 8) OBP: 0.307, SLG: 0.393	K			11 B 41 G4-6-3 2B			P2		FC4-6 BB	4	2	1	0	0	1	1											
11 José Ramírez, S (1, 5) OBP: 0.279, SLG: 0.274	L8			41 G4-6-3 1B			K		BB	4	0	1	0	0	2	1											
41 Carlos Santana, S (1, 3) OBP: 0.426, SLG: 0.480		G3		G4-6-3					30 B BB	3	0	0	0	1	1	1											
8 Jordan Luplow, R (1, 9) OBP: 0.407, SLG: 0.364										2	0	1	0	1	1	0											
30 Tyler Naquin, L (9, PH) OBP: 0.307, SLG: 0.389		BB								1	0	1	1	0	0	0											
24 Carlos González, L (1, 7) OBP: 0.293, SLG: 0.340		K								3	0	0	0	0	2	2											
22 Jason Kipnis, L (1, 4) OBP: 0.246, SLG: 0.192		G6-3								3	0	0	0	0	0	1											
27 Kevin Plawecki, R (1, 2) OBP: 0.333, SLG: 0.400										3	0	0	0	0	1	0											
10 Jake Bauers, L (1, 10) OBP: 0.311, SLG: 0.363										3	0	0	0	0	2	0											
Inning Stats	R: 0 H: 0 E: 0 K: 1 S: 7	H: 0 LOB: 0 BB: 0 P: 11	R: 0 H: 0 E: 0 K: 1 S: 9	H: 0 LOB: 1 BB: 1 P: 14	R: 0 H: 0 E: 0 K: 2 S: 11	H: 0 LOB: 0 BB: 0 P: 17	R: 1 H: 3 E: 0 K: 0 S: 10	H: 3 LOB: 1 BB: 0 P: 16	R: 0 H: 0 E: 0 K: 1 S: 5	H: 0 LOB: 0 BB: 0 P: 7	R: 0 H: 0 E: 0 K: 2 S: 8	H: 0 LOB: 0 BB: 0 P: 14	R: 0 H: 0 E: 0 K: 3 S: 10	H: 0 LOB: 0 BB: 0 P: 14	R: 0 H: 0 E: 0 K: 0 S: 7	H: 0 LOB: 0 BB: 0 P: 9	R: 1 H: 1 E: 0 K: 1 S: 8	H: 1 LOB: 2 BB: 2 P: 18	1B: 2 2B: 2 3B: 0 HR: 0	SF: 0 SAC: 0 DP: 1 HBP: 0	WP: 0 PB: 0 SB: 0 CS: 0	PA: 32					
PITCHER	IP	WLS	BF	H	R	ER	SO	BB	IBB	HBP	BLK	WP	HR	S	P	ERA	WHIP										
18 Yusei Kikuchi, L (1, 1) ERA: 3.98	7.0		24	3	1	1	10	1	0	0	0	0	0	60	93	1.29	0.571										
59 Zac Rosscup, L (8, 1) ERA: 1.74	1.0		3	0	0	0	0	0	0	0	0	0	0	7	9	0.00	0.000										
30 Anthony Swarzak, R (9, 1) ERA: 3.6	0.2	L	5	1	1	1	1	2	0	0	0	0	0	8	18	13.50	4.500										

AB	29
R	2
H	4
RBI	1
BB	3
SO	11
LOB	6



Batter	1	2	3	4	5	6	7	8	9	AB	R	H	RBI	BB	SO	LOB	TOP										
9 Dee Strange-Gordon, L (1.4) OBP: 0.320, SLG: 0.387										4	0	0	0	0	1	1											
17 Mitch Haniger, R (1.8) OBP: 0.325, SLG: 0.504										4	0	2	0	0	1	1											
20 Daniel Vogelbach, L (1.10) OBP: 0.442, SLG: 0.700										4	1	1	1	0	2	2											
10 Edwin Encarnación, R (1.3) OBP: 0.372, SLG: 0.486										3	1	1	1	1	1	0											
5 Braden Bishop, R (9. PR)										0	0	0	0	0	0	0											
32 Jay Bruce, L (1.9) OBP: 0.261, SLG: 0.525										4	0	0	0	0	1	1											
16 Domingo Santana, R (1.7) OBP: 0.331, SLG: 0.444										4	0	0	0	0	3	1											
22 Omar Narváez, L (1.2) OBP: 0.367, SLG: 0.457										4	0	0	0	0	2	1											
1 Tim Beckham, R (1.6) OBP: 0.351, SLG: 0.555										3	1	1	1	0	0												
25 Dylan Moore, R (1.5) OBP: 0.304, SLG: 0.390										3	1	2	1	0	1	0											
Inning Stats	R: 0 E: 0 K: 3 S: 9	H: 0 LOB: 0 BB: 0 P: 12	R: 1 E: 0 K: 1 S: 9	H: 1 LOB: 0 BB: 0 P: 12	R: 0 E: 0 K: 0 S: 8	H: 1 LOB: 1 BB: 0 P: 9	R: 1 E: 0 K: 1 S: 8	H: 1 LOB: 0 BB: 0 P: 10	R: 0 E: 0 K: 1 S: 11	H: 1 LOB: 0 BB: 0 P: 17	R: 0 E: 0 K: 1 S: 5	H: 0 LOB: 0 BB: 0 P: 7	R: 1 E: 0 K: 1 S: 13	H: 2 LOB: 1 BB: 0 P: 20	R: 0 E: 0 K: 3 S: 12	H: 0 LOB: 1 BB: 1 P: 19	1B: 2 2B: 1 3B: 0 HR: 4	SF: 0 SAC: 0 DP: 0 HBP: 0	WP: 0 PB: 0 SB: 0 CS: 0	PA: 34							
PITCHER	IP	WLS	BF	H	R	ER	SO	BB	IBB	HBP	BLK	WP	HR	S	P	ERA	WHIP										
59 Carlos Carrasco, R (1.1) ERA: 5.6	7.2		29	7	4	4	9	0	0	0	0	0	4	70	94	4.70	0.913										
49 Tyler Olson, L (8.1) ERA: 3.24	0.1	W	1	0	0	0	0	0	0	0	0	0	0	2	4	0.00	0.000										
33 Brad Hand, L (9.1) ERA: 1.15	1.0	S	4	0	0	0	3	1	0	0	0	0	0	12	19	0.00	1.000										

Seattle Mariners @ Cleveland Indians
Progressive Field, Cleveland, OH
Sat May 04 2019, 4:11 PM - 6:51 PM EDT
Att: 18,420 - Overcast - 47 F

AB 33
R 4
H 7
RBI 4
BB 1
SO 12
LOB 7



Batter	1	2	3	4	5	6	7	8	9	AB	R	H	RBI	BB	SO	LOB	BOTTOM										
12 Francisco Lindor, S (1.6) OBP: 0.300, SLG: 0.511										3	2	2	1	1	0	0											
2 Leonys Martin, L (1.8) OBP: 0.300, SLG: 0.383										3	0	0	0	0	2	1											
8 Jordan Luplow, R (9.8) OBP: 0.407, SLG: 0.364										0	0	0	0	0	0	0											
11 José Ramírez, S (1.5) OBP: 0.278, SLG: 0.282										4	0	1	0	0	2	1											
41 Carlos Santana, S (1.3) OBP: 0.429, SLG: 0.509										4	1	2	2	0	0	0											
24 Carlos González, L (1.10) OBP: 0.274, SLG: 0.316										4	0	0	0	0	0	1											
22 Jason Kipnis, L (1.4) OBP: 0.250, SLG: 0.218										3	1	1	0	0	0	1											
10 Jake Bauers, L (1.7) OBP: 0.321, SLG: 0.372										3	1	2	1	0	1	0											
55 Roberto Pérez, R (1.2) OBP: 0.307, SLG: 0.394										2	0	1	1	1	1	0											
30 Tyler Naquin, L (1.9) OBP: 0.295, SLG: 0.373										3	0	0	0	0	1	2											
Inning Stats	R: 0 E: 0 K: 1 S: 8	H: 1 LOB: 0 BB: 0 P: 15	R: 1 E: 0 K: 1 S: 16	H: 2 LOB: 1 BB: 1 P: 28	R: 1 E: 0 K: 1 S: 10	H: 1 LOB: 0 BB: 0 P: 14	R: 0 E: 0 K: 0 S: 9	H: 2 LOB: 2 BB: 0 P: 14	R: 0 E: 0 K: 1 S: 10	H: 0 LOB: 1 BB: 1 P: 14	R: 0 E: 0 K: 2 S: 14	H: 0 LOB: 0 BB: 0 P: 17	R: 0 E: 0 K: 1 S: 10	H: 2 LOB: 0 BB: 0 P: 18	R: 2 E: 0 K: 1 S: 11	H: 2 LOB: 0 BB: 0 P: 18	1B: 5 2B: 2 3B: 0 HR: 2	SF: 0 SAC: 1 DP: 0 HBP: 0	WP: 0 PB: 0 SB: 1 CS: 1	PA: 33							
PITCHER	IP	WLS	BF	H	R	ER	SO	BB	IBB	HBP	BLK	WP	HR	S	P	ERA	WHIP										
8 Mike Leake, R (1.1) ERA: 4.91	6.0		24	7	3	3	4	2	0	0	0	0	1	67	102	4.50	1.500										
55 Roenis Elías, L (7.1) ERA: 2.45	1.2		6	1	1	1	3	0	0	0	0	0	0	18	27	5.40	0.600										
54 Connor Sadzeck, R (8.1) ERA: 2.31	0.1	L	2	1	1	1	0	0	0	0	0	0	1	3	5	27.00	3.000										

Seattle Mariners @ Cleveland Indians
Progressive Field, Cleveland, OH
Sat May 04 2019, 4:11 PM - 6:51 PM EDT
Att: 18,420 - Overcast - 47 F

AB 29
R 5
H 9
RBI 5
BB 2
SO 7
LOB 6



Batter	1	2	3	4	5	6	7	8	9	AB	R	H	RBI	BB	SO	LOB	TOP				
9 Dee Strange-Gordon, L (1.4) OBP: 0.308, SLG: 0.371										5	0	0	0	0	0	2	Seattle Mariners @ Cleveland Indians Progressive Field, Cleveland, OH Sun May 05 2019, 1:11 PM - 4:04 PM EDT Att: 19,665 - Partly Cloudy - 53 F				
17 Mitch Haniger, R (1.9) OBP: 0.333, SLG: 0.522										3	2	1	1	2	2	1					
20 Daniel Vogelbach, L (1.3) OBP: 0.440, SLG: 0.679										4	2	1	1	1	1	0					
10 Edwin Encarnación, R (1.10) OBP: 0.373, SLG: 0.509										5	2	2	2	0	1	0					
32 Jay Bruce, L (1.7) OBP: 0.259, SLG: 0.538										5	1	1	4	0	1	0					
1 Tim Beckham, R (1.6) OBP: 0.346, SLG: 0.540										5	0	1	0	0	1	0					
22 Omar Narváez, L (1.2) OBP: 0.389, SLG: 0.485										3	1	3	0	1	0	0					
25 Dylan Moore, R (1.5) OBP: 0.320, SLG: 0.409										3	1	1	0	1	1	3					
5 Braden Bishop, R (1.8) OBP: 0.182, SLG: 0.182										4	1	2	2	0	1	3					
Inning Stats	R: 4 H: 2 E: 0 K: 1 S: 23	H: 2 LOB: 2 BB: 4 P: 48	R: 1 H: 1 E: 0 K: 1 S: 14	H: 1 LOB: 0 BB: 0 P: 19	R: 0 H: 0 E: 0 K: 1 S: 11	H: 2 LOB: 2 BB: 0 P: 12	R: 3 H: 3 E: 0 K: 0 S: 12	H: 3 LOB: 1 BB: 1 P: 21	R: 2 H: 3 E: 0 K: 1 S: 16	H: 0 LOB: 0 BB: 0 P: 8	R: 0 H: 1 E: 0 K: 1 S: 13	H: 1 LOB: 1 BB: 0 P: 15	R: 0 H: 0 E: 0 K: 1 S: 11	H: 0 LOB: 0 BB: 0 P: 12	R: 0 H: 0 E: 0 K: 0 S: 6	H: 0 LOB: 0 BB: 0 P: 6	1B: 7 2B: 3 3B: 0 HR: 3	SF: 0 SAC: 0 DP: 1 HBP: 0	WP: 0 PB: 0 SB: 0 CS: 1	PA: 42	
PITCHER	IP WLS BF H R ER SO	IP WLS BF H R ER SO	IP WLS BF H R ER SO	IP WLS BF H R ER SO	IP WLS BF H R ER SO	IP WLS BF H R ER SO	IP WLS BF H R ER SO	IP WLS BF H R ER SO	IP WLS BF H R ER SO	IP WLS BF H R ER SO	IP WLS BF H R ER SO	IP WLS BF H R ER SO	IP WLS BF H R ER SO	IP WLS BF H R ER SO	IP WLS BF H R ER SO	IP WLS BF H R ER SO	ERA WHIP	ERA WHIP	ERA WHIP	ERA WHIP	
56 Cody Anderson, R (1.1) ERA: 11.12	0.2 L 7 2 4 4 1																	54.00 7.500			
46 Jon Edwards, R (1.1) ERA: 2.54	1.1 6 1 1 1 1 1																	6.75 1.500			
49 Tyler Olson, L (3.1) ERA: 4.5	1.2 8 4 2 2 1 1																	10.80 2.400			
61 Dan Otero, R (4.1) ERA: 3.29	1.1 8 4 3 3 1 0																	20.25 3.000			
39 Oliver Pérez, L (6.1) ERA: 6.75	1.0 3 0 0 0 0 2																	0.00 0.000			
12 Francisco Lindor, S (1.6) OBP: 0.283, SLG: 0.479										3	0	0	0	0	0	0	Seattle Mariners @ Cleveland Indians Progressive Field, Cleveland, OH Sun May 05 2019, 1:11 PM - 4:04 PM EDT Att: 19,665 - Partly Cloudy - 53 F				
6 Mike Freeman, L (7.6) OBP: 0.316, SLG: 0.200										1	0	0	0	0	1	0					
22 Jason Kipnis, L (1.4) OBP: 0.250, SLG: 0.207										3	0	0	0	1	1	0					
11 José Ramírez, S (1.5) OBP: 0.292, SLG: 0.300										3	0	2	0	1	0	0					
41 Carlos Santana, S (1.3) OBP: 0.415, SLG: 0.491										4	0	0	0	0	2	4					
24 Carlos González, L (1.10) OBP: 0.262, SLG: 0.300										3	0	0	0	0	1	2					
55 Roberto Pérez, R (9.2) OBP: 0.303, SLG: 0.388										1	0	0	0	0	1	1					
10 Jake Bauers, L (1.7) OBP: 0.312, SLG: 0.361										3	0	0	0	0	2	0					
8 Jordan Luplow, R (1.8) OBP: 0.367, SLG: 0.320										3	0	0	0	0	0	0					
30 Tyler Naquin, L (1.9) OBP: 0.296, SLG: 0.364										2	0	0	0	1	0	0					
27 Kevin Plawecki, R (9.1) OBP: 0.308, SLG: 0.364										3	0	0	0	0	1	1					
Inning Stats	R: 0 H: 0 E: 0 K: 0 S: 8	H: 0 LOB: 0 BB: 0 P: 13	R: 0 H: 0 E: 0 K: 2 S: 9	H: 0 LOB: 0 BB: 0 P: 15	R: 0 H: 0 E: 0 K: 0 S: 10	H: 0 LOB: 0 BB: 0 P: 15	R: 0 H: 0 E: 0 K: 0 S: 13	H: 0 LOB: 2 BB: 2 P: 27	R: 0 H: 0 E: 0 K: 1 S: 8	H: 1 LOB: 1 BB: 0 P: 23	R: 0 H: 0 E: 0 K: 1 S: 6	H: 0 LOB: 0 BB: 0 P: 9	R: 0 H: 0 E: 0 K: 2 S: 8	H: 0 LOB: 0 BB: 0 P: 10	R: 0 H: 1 LOB: 1 BB: 0 P: 23	H: 1 LOB: 0 BB: 0 P: 23	1B: 1 2B: 1 3B: 0 HR: 0	SF: 0 SAC: 0 DP: 0 HBP: 0	WP: 0 PB: 0 SB: 0 CS: 0	PA: 32	
PITCHER	IP WLS BF H R ER SO	IP WLS BF H R ER SO	IP WLS BF H R ER SO	IP WLS BF H R ER SO	IP WLS BF H R ER SO	IP WLS BF H R ER SO	IP WLS BF H R ER SO	IP WLS BF H R ER SO	IP WLS BF H R ER SO	IP WLS BF H R ER SO	IP WLS BF H R ER SO	IP WLS BF H R ER SO	IP WLS BF H R ER SO	IP WLS BF H R ER SO	IP WLS BF H R ER SO	IP WLS BF H R ER SO	ERA WHIP	ERA WHIP	ERA WHIP	ERA WHIP	
50 Erik Swanson, R (1.1) ERA: 4.94	6.0 W 22																	0.00 0.667			
65 Brandon Brennan, R (7.1) ERA: 1.86	1.0 3 0 0 0 1 0																	0.00 0.000			
41 Mike Wright Jr., R (8.1) ERA: 7.36	1.0 3 0 0 0 2 0																	0.00 0.000			
59 Zac Rosscup, L (9.1) ERA: 1.59	1.0 4 1 0 0 3 0																	0.00 1.000			

Batter	1	2	3	4	5	6	7	8	9	AB	R	H	RBI	BB	SO	LOB	TOP				
28 Leury García, S OBP: 0.346, SLG: 0.386										5	1	3	0	0	0	3					
10 Yoán Moncada, S OBP: 0.349, SLG: 0.626										4	1	2	4	0	1	0					
79 José Abreu, R OBP: 0.351, SLG: 0.530										5	0	0	0	0	3	2					
49 Ryan Cordell, R OBP: 0.328, SLG: 0.434										0	0	0	0	0	0	0					
17 Yonder Alonso, L OBP: 0.286, SLG: 0.339										5	1	1	0	0	3	1					
33 James McCann, R OBP: 0.400, SLG: 0.595										3	2	1	1	1	1	0					
30 Nicky Delmonico, L OBP: 0.351, SLG: 0.414										3	2	1	0	0	0	0					
7 Tim Anderson, R OBP: 0.365, SLG: 0.529										4	0	2	2	0	1	0					
5 Yolmer Sánchez, S OBP: 0.303, SLG: 0.253										4	0	1	1	0	1	2					
22 Charles Tilson, L OBP: 0.500, SLG: 0.750										4	2	2	0	0	1	3					
Inning Stats	R: 2 H: 2 E: 0 K: 3 S: 13	H: 2 LOB: 0 BB: 0 P: 19	R: 0 H: 0 E: 0 K: 0 S: 12	H: 0 LOB: 0 BB: 0 P: 17	R: 1 H: 2 E: 0 K: 2 S: 11	H: 2 LOB: 1 BB: 0 P: 13	R: 1 H: 3 E: 0 K: 0 S: 9	H: 3 LOB: 0 BB: 0 P: 15	R: 3 H: 2 E: 0 K: 1 S: 9	H: 2 LOB: 1 BB: 1 P: 18	R: 0 H: 0 E: 0 K: 2 S: 10	H: 0 LOB: 0 BB: 0 P: 15	R: 1 H: 3 E: 0 K: 0 S: 20	H: 3 LOB: 2 BB: 0 P: 29	R: 0 H: 0 E: 0 K: 1 S: 6	H: 0 LOB: 0 BB: 0 P: 8	1B: 8 2B: 4 3B: 0 HR: 2	SF: 1 SAC: 0 DP: 1 HBP: 1	WP: 0 PB: 0 SB: 1 CS: 0	PA: 40	
PITCHER	IP WLS BF H R ER SO BB IBB HBP BLK WP HR S P ERA WHIP	IP WLS BF H R ER SO BB IBB HBP BLK WP HR S P ERA WHIP																			
47 Trevor Bauer, R ERA: 3.42	5.0 L 25 10 8 7 7 1 0 1 0 0 2 57 88 12.60 2.200	2.0 6 0 0 0 3 0 0 0 0 0 0 16 24 0.00 0.000	0.1 2 1 1 1 0 0 0 0 0 0 0 7 10 0.00 3.000	1.0 3 0 0 0 1 0 0 0 0 0 0 6 8 0.00 0.000																	

Chicago White Sox @ Cleveland Indians
Progressive Field, Cleveland, OH
Mon May 06 2019, 6:11 PM - 9:11 PM EDT
Att: 12,745 - Partly Cloudy - 74 F

AB 37
R 9
H 13
RBI 8
BB 1
SO 11
LOB 11

Batter	1	2	3	4	5	6	7	8	9	AB	R	H	RBI	BB	SO	LOB	BOTTOM					
12 Francisco Lindor, S OBP: 0.276, SLG: 0.453										5	0	1	0	0	1	2						
22 Jason Kipnis, L OBP: 0.291, SLG: 0.238										5	0	2	1	0	1	2						
11 José Ramírez, S OBP: 0.289, SLG: 0.296										5	0	1	0	0	0	5						
41 Carlos Santana, S OBP: 0.418, SLG: 0.482										2	0	0	0	2	0	1						
24 Carlos González, L OBP: 0.275, SLG: 0.313										4	0	2	0	0	1	3						
10 Jake Bauers, L OBP: 0.319, SLG: 0.366										4	0	2	0	0	0	3						
8 Jordan Luplow, R OBP: 0.353, SLG: 0.310										4	1	1	0	0	0	5						
30 Tyler Naquin, L OBP: 0.294, SLG: 0.358										4	0	1	0	0	1	2						
55 Roberto Pérez, R OBP: 0.300, SLG: 0.371										3	0	0	0	1	2	2						
Inning Stats	R: 0 H: 1 E: 0 K: 0 S: 8	H: 1 LOB: 1 BB: 0 P: 14	R: 0 H: 1 E: 0 K: 0 S: 8	H: 1 LOB: 0 BB: 0 P: 10	R: 0 H: 0 E: 0 K: 2 S: 10	H: 0 LOB: 0 BB: 0 P: 15	R: 0 H: 1 E: 0 K: 1 S: 10	H: 1 LOB: 2 BB: 1 P: 20	R: 1 H: 3 E: 0 K: 0 S: 13	H: 3 LOB: 2 BB: 0 P: 22	R: 0 H: 2 E: 0 K: 0 S: 9	H: 2 LOB: 0 BB: 0 P: 12	R: 0 H: 0 E: 0 K: 2 S: 8	H: 0 LOB: 0 BB: 0 P: 11	R: 0 H: 1 E: 0 K: 0 S: 9	H: 1 LOB: 2 BB: 1 P: 14	R: 0 H: 1 E: 0 K: 1 S: 14	H: 1 LOB: 2 BB: 1 P: 23	1B: 9 2B: 1 3B: 0 HR: 0	SF: 0 SAC: 0 DP: 1 HBP: 0	WP: 0 PB: 0 SB: 0 CS: 0	PA: 39
PITCHER	IP WLS BF H R ER SO BB IBB HBP BLK WP HR S P ERA WHIP	IP WLS BF H R ER SO BB IBB HBP BLK WP HR S P ERA WHIP																				
46 Iván Nova, R ERA: 7.04	7.0 W 29 8 1 1 1 1 0 0 0 0 0 66 104 1.29 1.286	1.0 5 1 0 0 0 1 0 0 0 0 0 9 14 0.00 2.000	1.0 5 1 0 0 0 1 0 0 0 0 0 14 23 0.00 2.000																			

Chicago White Sox @ Cleveland Indians
Progressive Field, Cleveland, OH
Mon May 06 2019, 6:11 PM - 9:11 PM EDT
Att: 12,745 - Partly Cloudy - 74 F

AB 36
R 1
H 10
RBI 1
BB 3
SO 6
LOB 25

Batter	1	2	3	4	5	6	7	8	9	AB	R	H	RBI	BB	SO	LOB	TOP						
10 Yoán Moncada, S OBP: 0.342, SLG: 0.507										4	0	1	0	0	2	1							
30 Nicky Delmonico, L OBP: 0.300, SLG: 0.361										4	0	1	0	0	1	1							
33 James McCann, R OBP: 0.405, SLG: 0.590										0	0	0	0	0	0	0							
79 José Abreu, R OBP: 0.346, SLG: 0.543										4	1	1	1	0	1	2							
17 Yonder Alonso, L OBP: 0.284, SLG: 0.328										4	0	1	0	0	1	2							
21 Welington Castillo, R OBP: 0.303, SLG: 0.297										4	0	1	0	0	2	1							
28 Leury García, S OBP: 0.346, SLG: 0.396										0	0	0	0	0	0	0							
22 Charles Tilson, L OBP: 0.500, SLG: 0.545										4	1	2	0	0	0	1							
7 Tim Anderson, R OBP: 0.358, SLG: 0.508										4	1	1	0	0	0	1							
5 Yolmer Sánchez, S OBP: 0.302, SLG: 0.259										2	0	0	0	1	0	0							
49 Ryan Cordell, R OBP: 0.338, SLG: 0.450										4	0	1	2	0	0	2							
Inning Stats	R: 0 E: 0 K: 0 S: 8	H: 2 LOB: 1 BB: 0 P: 10	R: 0 E: 0 K: 0 S: 8	H: 1 LOB: 2 BB: 1 P: 14	R: 1 E: 0 K: 2 S: 11	H: 1 LOB: 0 BB: 0 P: 14	R: 0 E: 0 K: 1 S: 5	H: 0 LOB: 0 BB: 0 P: 5	R: 0 E: 0 K: 1 S: 9	H: 0 LOB: 0 BB: 0 P: 12	R: 0 E: 0 K: 2 S: 13	H: 1 LOB: 1 BB: 0 P: 22	R: 2 E: 0 K: 1 S: 13	H: 3 LOB: 1 BB: 0 P: 21	R: 0 E: 0 K: 0 S: 14	H: 1 LOB: 1 BB: 0 P: 19	R: 0 E: 0 K: 0 S: 7	H: 0 LOB: 0 BB: 0 P: 11	1B: 8 2B: 0 3B: 0 HR: 1	SF: 0 SAC: 1 DP: 1 HBP: 0	WP: 0 PB: 0 SB: 1 CS: 0	PA: 36	
PITCHER	IP WLS BF H R ER SO BB IBB HBP BLK WP HR S P ERA WHIP	IP WLS BF H R ER SO BB IBB HBP BLK WP HR S P ERA WHIP	IP WLS BF H R ER SO BB IBB HBP BLK WP HR S P ERA WHIP	IP WLS BF H R ER SO BB IBB HBP BLK WP HR S P ERA WHIP	IP WLS BF H R ER SO BB IBB HBP BLK WP HR S P ERA WHIP	IP WLS BF H R ER SO BB IBB HBP BLK WP HR S P ERA WHIP	IP WLS BF H R ER SO BB IBB HBP BLK WP HR S P ERA WHIP	IP WLS BF H R ER SO BB IBB HBP BLK WP HR S P ERA WHIP	IP WLS BF H R ER SO BB IBB HBP BLK WP HR S P ERA WHIP	IP WLS BF H R ER SO BB IBB HBP BLK WP HR S P ERA WHIP	IP WLS BF H R ER SO BB IBB HBP BLK WP HR S P ERA WHIP	IP WLS BF H R ER SO BB IBB HBP BLK WP HR S P ERA WHIP	IP WLS BF H R ER SO BB IBB HBP BLK WP HR S P ERA WHIP	IP WLS BF H R ER SO BB IBB HBP BLK WP HR S P ERA WHIP	IP WLS BF H R ER SO BB IBB HBP BLK WP HR S P ERA WHIP	IP WLS BF H R ER SO BB IBB HBP BLK WP HR S P ERA WHIP	IP WLS BF H R ER SO BB IBB HBP BLK WP HR S P ERA WHIP	IP WLS BF H R ER SO BB IBB HBP BLK WP HR S P ERA WHIP	IP WLS BF H R ER SO BB IBB HBP BLK WP HR S P ERA WHIP	IP WLS BF H R ER SO BB IBB HBP BLK WP HR S P ERA WHIP	IP WLS BF H R ER SO BB IBB HBP BLK WP HR S P ERA WHIP	IP WLS BF H R ER SO BB IBB HBP BLK WP HR S P ERA WHIP	IP WLS BF H R ER SO BB IBB HBP BLK WP HR S P ERA WHIP

Chicago White Sox @ Cleveland Indians
 Progressive Field, Cleveland, OH
 Wed May 08 2019, 6:11 PM - 9:01 PM EDT
 Att: 12,519 - Clear - 57 F

AB	34
R	3
H	9
RBI	3
BB	1
SO	7
LOB	11



Batter	1	2	3	4	5	6	7	8	9	AB	R	H	RBI	BB	SO	LOB	BOTTOM						
12 Francisco Lindor, S OBP: 0.299, SLG: 0.452										5	1	1	0	0	0	5							
22 Jason Kipnis, L OBP: 0.265, SLG: 0.268										4	0	0	0	1	1	1							
11 José Ramírez, S OBP: 0.298, SLG: 0.318										5	1	2	2	0	1	1							
41 Carlos Santana, S OBP: 0.401, SLG: 0.458										4	1	1	0	0	0	2							
24 Carlos González, L OBP: 0.273, SLG: 0.306										4	1	2	0	0	1	1							
10 Jake Bauers, L OBP: 0.322, SLG: 0.361										4	0	2	0	0	0	1							
2 Leonys Martín, L OBP: 0.297, SLG: 0.374										4	1	2	1	0	1	3							
27 Kevin Plawecki, R OBP: 0.302, SLG: 0.333										3	0	0	0	0	1	4							
30 Tyler Naquin, L OBP: 0.307, SLG: 0.369										3	0	2	2	0	0	2							
8 Jordan Luplow, R OBP: 0.343, SLG: 0.300										1	0	0	0	0	1	0							
Inning Stats	R: 0 E: 0 K: 0 S: 9	H: 1 LOB: 1 BB: 0 P: 13	R: 0 E: 0 K: 1 S: 7	H: 1 LOB: 0 BB: 0 P: 10	R: 0 E: 0 K: 0 S: 10	H: 1 LOB: 0 BB: 0 P: 13	R: 3 E: 0 K: 0 S: 14	H: 4 LOB: 2 BB: 0 P: 20	R: 0 E: 0 K: 1 S: 11	H: 0 LOB: 1 BB: 1 P: 17	R: 0 E: 0 K: 0 S: 10	H: 2 LOB: 0 BB: 0 P: 19	R: 0 E: 0 K: 2 S: 11	H: 1 LOB: 0 BB: 0 P: 13	R: 2 E: 0 K: 2 S: 11	H: 2 LOB: 0 BB: 0 P: 19	1B: 11 2B: 0 3B: 0 HR: 1	SF: 0 SAC: 0 DP: 1 HBP: 1	WP: 0 PB: 0 SB: 1 CS: 0	PA: 39			
PITCHER	IP WLS BF H R ER SO BB IBB HBP BLK WP HR S P ERA WHIP	IP WLS BF H R ER SO BB IBB HBP BLK WP HR S P ERA WHIP	IP WLS BF H R ER SO BB IBB HBP BLK WP HR S P ERA WHIP	IP WLS BF H R ER SO BB IBB HBP BLK WP HR S P ERA WHIP	IP WLS BF H R ER SO BB IBB HBP BLK WP HR S P ERA WHIP	IP WLS BF H R ER SO BB IBB HBP BLK WP HR S P ERA WHIP	IP WLS BF H R ER SO BB IBB HBP BLK WP HR S P ERA WHIP	IP WLS BF H R ER SO BB IBB HBP BLK WP HR S P ERA WHIP	IP WLS BF H R ER SO BB IBB HBP BLK WP HR S P ERA WHIP	IP WLS BF H R ER SO BB IBB HBP BLK WP HR S P ERA WHIP	IP WLS BF H R ER SO BB IBB HBP BLK WP HR S P ERA WHIP	IP WLS BF H R ER SO BB IBB HBP BLK WP HR S P ERA WHIP	IP WLS BF H R ER SO BB IBB HBP BLK WP HR S P ERA WHIP	IP WLS BF H R ER SO BB IBB HBP BLK WP HR S P ERA WHIP	IP WLS BF H R ER SO BB IBB HBP BLK WP HR S P ERA WHIP	IP WLS BF H R ER SO BB IBB HBP BLK WP HR S P ERA WHIP	IP WLS BF H R ER SO BB IBB HBP BLK WP HR S P ERA WHIP	IP WLS BF H R ER SO BB IBB HBP BLK WP HR S P ERA WHIP	IP WLS BF H R ER SO BB IBB HBP BLK WP HR S P ERA WHIP	IP WLS BF H R ER SO BB IBB HBP BLK WP HR S P ERA WHIP	IP WLS BF H R ER SO BB IBB HBP BLK WP HR S P ERA WHIP	IP WLS BF H R ER SO BB IBB HBP BLK WP HR S P ERA WHIP	IP WLS BF H R ER SO BB IBB HBP BLK WP HR S P ERA WHIP


Chicago White Sox @ Cleveland Indians
 Progressive Field, Cleveland, OH
 Wed May 08 2019, 6:11 PM - 9:01 PM EDT
 Att: 12,519 - Clear - 57 F

AB	37
R	5
H	12
RBI	5
BB	1
SO	6
LOB	20




Batter	1	2	3	4	5	6	7	8	9	AB	R	H	RBI	BB	SO	LOB	TOP
28 Leury García, S (1, 8) OBP: 0.341, SLG: 0.380										2	0	0	0	0	1	0	Chicago White Sox @ Cleveland Indians Progressive Field, Cleveland, OH Thu May 09 2019, 1:11 PM - 2:53 PM EDT Att: 13,247 - Overcast - 79 F
10 Yoán Moncada, S (1, 5) OBP: 0.338, SLG: 0.600										2	0	0	0	0	2	0	
79 José Abreu, R (1, 10) OBP: 0.348, SLG: 0.542										2	0	1	0	0	0	0	
17 Yonder Alonso, L (1, 3) OBP: 0.287, SLG: 0.339										2	0	1	0	0	0	1	
33 James McCann, R (1, 2) OBP: 0.395, SLG: 0.575										2	0	0	0	0	1	1	
30 Nicky Delmonico, L (1, 7) OBP: 0.286, SLG: 0.342										2	0	0	0	0	0	0	
7 Tim Anderson, R (1, 6) OBP: 0.353, SLG: 0.500										2	0	0	0	0	1	0	
22 Charles Tilson, L (1, 9) OBP: 0.429, SLG: 0.462										2	0	0	0	0	0	0	
5 Yolmer Sánchez, S (1, 4) OBP: 0.299, SLG: 0.256										1	0	0	0	0	1	0	
Inning Stats	R: 0 E: 0 K: 2 S: 8	H: 1 LOB: 1 BB: 0 P: 10	R: 0 E: 0 K: 0 S: 5	H: 0 LOB: 0 BB: 0 P: 7	R: 0 E: 0 K: 1 S: 7	H: 0 LOB: 0 BB: 0 P: 12	R: 0 E: 0 K: 2 S: 16	H: 1 LOB: 0 BB: 0 P: 23	R: 0 E: 0 K: 1 S: 9	H: 0 LOB: 3 BB: 0 P: 11							
PITCHER 59 Carlos Carrasco, R (1, 1) ERA: 4.91	IP: 5.0 WLS: W BF: 17 H: 2 R: 0 ER: 0 SO: 6 BB: 0 IBB: 0 HBP: 0 BLK: 0 WP: 0 HR: 0 S: 45 P: 63 ERA: 0.00 WHIP: 0.400																

AB	17
R	0
H	2
RBI	0
BB	0
SO	6
LOB	2



Batter	1	2	3	4	5	6	7	8	9	AB	R	H	RBI	BB	SO	LOB	BOTTOM
12 Francisco Lindor, S (1, 6) OBP: 0.310, SLG: 0.462										3	0	1	1	1	0	2	Chicago White Sox @ Cleveland Indians Progressive Field, Cleveland, OH Thu May 09 2019, 1:11 PM - 2:53 PM EDT Att: 13,247 - Overcast - 79 F
22 Jason Kipnis, L (1, 4) OBP: 0.286, SLG: 0.257										3	0	0	0	1	2	5	
11 José Ramírez, S (1, 5) OBP: 0.297, SLG: 0.316										4	0	1	0	0	0	6	
41 Carlos Santana, S (1, 3) OBP: 0.400, SLG: 0.455										3	0	1	0	0	0	1	
8 Jordan Luplow, R (1, 8) OBP: 0.368, SLG: 0.515										3	2	2	2	0	1	1	
24 Carlos González, L (1, 10) OBP: 0.275, SLG: 0.307										3	1	1	0	0	2	1	
10 Jake Bauers, L (1, 7) OBP: 0.339, SLG: 0.376										1	2	1	0	2	0	0	
55 Roberto Pérez, R (1, 2) OBP: 0.314, SLG: 0.373										2	0	2	1	1	0	0	
30 Tyler Naquin, L (1, 9) OBP: 0.311, SLG: 0.365										1	0	0	0	1	1	2	
Inning Stats	R: 0 E: 0 K: 0 S: 9	H: 1 LOB: 1 BB: 0 P: 14	R: 2 E: 0 K: 2 S: 13	H: 1 LOB: 2 BB: 3 P: 27	R: 0 E: 1 K: 2 S: 10	H: 1 LOB: 1 BB: 0 P: 16	R: 0 E: 0 K: 1 S: 8	H: 1 LOB: 3 BB: 2 P: 16	R: 3 E: 0 K: 1 S: 20	H: 5 LOB: 3 BB: 1 P: 31							
PITCHER 58 Manny Bañuelos, L (1, 1) ERA: 6.67 64 Josh Osich, L (5, 1) ERA: 3.12	IP: 4.1 WLS: L BF: 26 H: 8 R: 5 ER: 5 SO: 5 BB: 4 IBB: 1 HBP: 0 BLK: 0 WP: 0 HR: 2 S: 2 P: 13 ERA: 10.38 WHIP: 2.769																

AB	23
R	5
H	9
RBI	4
BB	6
SO	6
LOB	18



Batter	1	2	3	4	5	6	7	8	9	AB	R	H	RBI	BB	SO	LOB	TOP																																																																								
12 Francisco Lindor, S OBP: 0.333, SLG: 0.484	1-1 B FF 97 S CH 86 X SL 87 HR		1-0 B CH 85 X CH 83 SF9			2-2 B SL 80 S CH 82 F FF 96 B SL 80 X CU 82 1B		4-1 C SL 85 B CH 85 B SL 83 B FF 83 BB		2 1 2 2 1 0 0																																																																															
22 Jason Kipnis, L OBP: 0.281, SLG: 0.267	1-1 C FF 97 B CH 79 X SL 85 P6		4-1 B SL 82 B CH 84 B FF 95 C FF 94 B FF 96 BB			2-1 F FF 96 1 SAFE B FF 95 B SL 84 X FF 94 F8		1-2 C SL 84 S FC 85 D CH 87 X FC 85 L3		3 0 0 0 1 0 2																																																																															
41 Carlos Santana, S OBP: 0.370, SLG: 0.421	0-1 C FF 96 X SL 84 G1-3		0-0 1 SAFE X FF 96 P2			2-1 S SL 80 1 SAFE D CH 81 1 SAFE D CU 81 X FF 96 F8		2-1 B FC 83 B FC 83 F FC 84 X FC 83 L8		4 0 0 0 0 0 2																																																																															
24 Carlos González, L OBP: 0.272, SLG: 0.302	2-0 B CU 76 X CH 86 G1-3			2-3 C CH 83 B CH 83 B FF 96 F FF 96 S SL 82 K		1-3 B CU 80 B FF 95 F FF 96 S CU 82 K		0-1 C FC 89 X FC 89 G3		4 0 0 0 0 2 1																																																																															
11 José Ramírez, S OBP: 0.291, SLG: 0.293		1-1 B CU 79 C CH 84 X FF 96 G6-3		2-0 B FF 96 B CH 85 X FF 96 P6			1-1 B FF 96 B CU 82 X FF 96 P5		1-1 C FC 90 B FC 90 X FC 90 G3		4 0 0 0 0 0 0																																																																														
10 Jake Bauers, L OBP: 0.314, SLG: 0.347		3-2 C FF 97 B CH 82 B CH 86 C FF 97 F FF 97 X FF 96 F9		1-2 B FF 96 C CH 86 X SL 84 F8			0-3 F FF 96 C FF 96 S FF 96 K				3 0 0 0 0 1 0																																																																														
8 Jordan Luplow, R OBP: 0.333, SLG: 0.444		3-3 B FF 95 F CH 86 B SL 85 S FF 96 S FF 96 K		1-3 B FF 95 F CH 84 S SL 81 S SL 82 K			1-3 F CH 86 B SL 84 S CH 84 S FF 96 K				3 0 0 0 0 3 0																																																																														
2 Leonys Martín, L OBP: 0.307, SLG: 0.390			4-1 B CH 83 B FF 96 C FF 94 B FF 95 12 SF9 BB		0-1 F FF 94 X CU 81 F8			2-2 B CH 81 F CH 82 F FF 96 F FF 96 B FF 96 X CU 80 L7		2 1 0 0 1 0 0																																																																															
27 Kevin Plawecki, R OBP: 0.275, SLG: 0.318			1-1 F FF 95 X SL 85 P3		0-2 C FF 96 S SL 85 X SL 85 G5-3			1-2 S CU 79 B FF 95 F CH 84 F FF 97 X CU 81 F8		3 0 0 0 0 0 1																																																																															
Inning Stats	R: 1 E: 0 K: 0 S: 7	H: 1 LOB: 0 BB: 0 P: 11	R: 0 E: 0 K: 1 S: 9	H: 0 LOB: 0 BB: 0 P: 16	R: 1 E: 0 K: 0 S: 6	H: 0 LOB: 1 BB: 2 P: 16	R: 0 E: 0 K: 1 S: 7	H: 0 LOB: 0 BB: 0 P: 12	R: 0 E: 0 K: 1 S: 8	H: 1 LOB: 1 BB: 0 P: 18	R: 0 E: 0 K: 2 S: 8	H: 0 LOB: 0 BB: 0 P: 10	R: 0 E: 0 K: 0 S: 12	H: 0 LOB: 1 BB: 1 P: 20	R: 0 E: 0 K: 0 S: 6	H: 0 LOB: 0 BB: 0 P: 9	1B: 1 2B: 0 3B: 0 HR: 1	SF: 1 SAC: 0 DP: 0 HBP: 0	WP: 0 PB: 0 SB: 2 CS: 0	PA: 32																																																																					
PITCHER	IP WLS BF H R ER SO BB IBB HBP BLK WP HR S P ERA WHIP	<table border="1"> <thead> <tr> <th>PITCHER</th> <th>IP</th> <th>WLS</th> <th>BF</th> <th>H</th> <th>R</th> <th>ER</th> <th>SO</th> <th>BB</th> <th>IBB</th> <th>HBP</th> <th>BLK</th> <th>WP</th> <th>HR</th> <th>S</th> <th>P</th> <th>ERA</th> <th>WHIP</th> </tr> </thead> <tbody> <tr> <td>40 Reynaldo López, R ERA: 5.88</td> <td>7.2</td> <td>W</td> <td>27</td> <td>2</td> <td>2</td> <td>1</td> <td>6</td> <td>2</td> <td>0</td> <td>0</td> <td>0</td> <td>0</td> <td>1</td> <td>64</td> <td>103</td> <td>1.17</td> <td>0.522</td> </tr> <tr> <td>39 Aaron Bummer, L ERA:</td> <td>0.1</td> <td>H</td> <td>2</td> <td>0</td> <td>0</td> <td>0</td> <td>0</td> <td>1</td> <td>0</td> <td>0</td> <td>0</td> <td>0</td> <td>0</td> <td>4</td> <td>9</td> <td>0.00</td> <td>3.000</td> </tr> <tr> <td>48 Alex Colomé, R ERA: 2.12</td> <td>1.0</td> <td>S</td> <td>3</td> <td>0</td> <td>0</td> <td>0</td> <td>0</td> <td>0</td> <td>0</td> <td>0</td> <td>0</td> <td>0</td> <td>0</td> <td>6</td> <td>9</td> <td>0.00</td> <td>0.000</td> </tr> </tbody> </table>																PITCHER	IP	WLS	BF	H	R	ER	SO	BB	IBB	HBP	BLK	WP	HR	S	P	ERA	WHIP	40 Reynaldo López, R ERA: 5.88	7.2	W	27	2	2	1	6	2	0	0	0	0	1	64	103	1.17	0.522	39 Aaron Bummer, L ERA:	0.1	H	2	0	0	0	0	1	0	0	0	0	0	4	9	0.00	3.000	48 Alex Colomé, R ERA: 2.12	1.0	S	3	0	0	0	0	0	0	0	0	0	0	6	9	0.00	0.000
PITCHER	IP	WLS	BF	H	R	ER	SO	BB	IBB	HBP	BLK	WP	HR	S	P	ERA	WHIP																																																																								
40 Reynaldo López, R ERA: 5.88	7.2	W	27	2	2	1	6	2	0	0	0	0	1	64	103	1.17	0.522																																																																								
39 Aaron Bummer, L ERA:	0.1	H	2	0	0	0	0	1	0	0	0	0	0	4	9	0.00	3.000																																																																								
48 Alex Colomé, R ERA: 2.12	1.0	S	3	0	0	0	0	0	0	0	0	0	0	6	9	0.00	0.000																																																																								

Cleveland Indians @ Chicago White Sox
Guaranteed Rate Field, Chicago, IL
Mon May 13 2019, 7:11 PM - 9:39 PM CDT
Att: 16,471 - Clear - 51 F

livebaseballscorecards.com

AB 28
R 2
H 2
RBI 2
BB 3
SO 6
LOB 6

C

Batter	1	2	3	4	5	6	7	8	9	AB	R	H	RBI	BB	SO	LOB	BOTTOM																																																																								
22 Charles Tilson, L OBP: 0.355, SLG: 0.379	1-3 C FF 94 B SL 85 B FF 94 S KC 82 K		1-3 B CH 86 F CH 88 C FF 93 S FF 93 K		2-2 1 SAFE C FF 93 1 SAFE D SL 84 S SL 85 D SL 85 X FF 94 L8		1-2 C CU 74 E: 0 B CU 75 X CU 75 G6-3		4 0 0 0 0 2 2																																																																																
10 Yadir Moncada, S OBP: 0.349, SLG: 0.528	2-3 C FF 96 B SL 85 B FF 94 S KC 83 K		1-2 B SL 85 F CH 88 S KC 82 X FF 94 HR			0-1 C KC 81 X CH 87 HR		0-1 C CU 74 X FF 87 79 WP 1B		4 2 3 2 0 1 0																																																																															
79 José Abreu, R OBP: 0.330, SLG: 0.525	1-1 B FF 94 C KC 82 X SL 85 HR		0-1 C FF 93 X KC 82 G6-3			0-0 X KC 82 G5-3		0-3 C SL 85 S SL 85 K		4 1 1 1 0 1 1																																																																															
17 Yonder Alonso, L OBP: 0.276, SLG: 0.338	1-2 F FF 94 B FF 93 X CH 89 G5-3			1-2 C KC 80 B KC 82 X KC 81 G4-3			3-3 B CH 87 F CH 88 C FF 93 B KC 82 S SL 84 S SL 85 K		0-1 C CH 78 X CH 78 G5-3		4 0 0 0 0 1 1																																																																														
7 Tim Anderson, R OBP: 0.353, SLG: 0.521		0-0 X KC 81 G6-3		3-1 B FF 93 B SL 84 C FF 93 X SL 83 F8			2-3 F FF 92 S CH 87 B CH 88 S KC 83 K		0-0 X FF 90 F7		4 0 0 0 0 1 1																																																																														
30 Nicky Delmonico, L OBP: 0.269, SLG: 0.313		2-3 C FF 93 B CH 88 B FF 93 S CH 88 C FF 94 K		2-1 C KC 82 B KC 83 X KC 81 F9			2-2 S SL 85 B SL 85 B KC 83 X KC 82 G5-3				3 0 0 0 0 1 0																																																																														
21 Wellington Castillo, R OBP: 0.313, SLG: 0.357		2-1 B KC 82 F FF 94 B FF 93 X FF 93 HR			2-0 B SL 84 B SL 84 X SL 84 F7			1-2 C SL 86 B FF 93 B CH 88 X KC 82 2B		3 2 2 1 0 0 0																																																																															
5 Yolmer Sánchez, S OBP: 0.308, SLG: 0.305		1-2 F FF 93 B KC 83 F FF 93 F CH 88 X CH 88 49 2-4 1B			2-0 B FF 94 X FF 93 G3-1			0-1 S CU 74 X CU 74 2H 2B		3 0 2 1 0 0 0																																																																															
49 Ryan Cordell, R OBP: 0.329, SLG: 0.406		1-2 C FF 93 F FF 93 D KC 82 2-4 1B		2-0 B SL 84 X SL 83 F9			2-2 C FF 93 B FF 93 F CH 87 B KC 82 X CH 88 1B				3 0 1 0 0 0 1																																																																														
Inning Stats	R: 1 E: 0 K: 2 S: 11	H: 1 LOB: 0 BB: 0 P: 16	R: 1 E: 0 K: 1 S: 13	H: 2 LOB: 1 BB: 0 P: 19	R: 1 E: 0 K: 1 S: 9	H: 1 LOB: 0 BB: 0 P: 13	R: 0 E: 0 K: 0 S: 7	H: 0 LOB: 0 BB: 0 P: 13	R: 0 E: 0 K: 0 S: 9	H: 1 LOB: 1 BB: 0 P: 17	R: 1 E: 0 K: 2 S: 9	H: 2 LOB: 1 BB: 0 P: 14	R: 1 E: 0 K: 0 S: 15	H: 2 LOB: 1 BB: 0 P: 22	R: 0 E: 0 K: 1 S: 8	H: 1 LOB: 1 BB: 0 P: 8	1B: 3 2B: 2 3B: 0 HR: 4	SF: 0 SAC: 0 DP: 0 HBP: 0	WP: 1 PB: 0 SB: 0 CS: 0	PA: 32																																																																					
PITCHER	IP WLS BF H R ER SO BB IBB HBP BLK WP HR S P ERA WHIP	<table border="1"> <thead> <tr> <th>PITCHER</th> <th>IP</th> <th>WLS</th> <th>BF</th> <th>H</th> <th>R</th> <th>ER</th> <th>SO</th> <th>BB</th> <th>IBB</th> <th>HBP</th> <th>BLK</th> <th>WP</th> <th>HR</th> <th>S</th> <th>P</th> <th>ERA</th> <th>WHIP</th> </tr> </thead> <tbody> <tr> <td>57 Shane Bieber, R ERA: 3.81</td> <td>6.1</td> <td>L</td> <td>26</td> <td>7</td> <td>5</td> <td>5</td> <td>6</td> <td>0</td> <td>0</td> <td>0</td> <td>0</td> <td>0</td> <td>4</td> <td>64</td> <td>101</td> <td>7.11</td> <td>1.105</td> </tr> <tr> <td>49 Tyler Olson, L ERA: 4.22</td> <td>0.2</td> <td></td> <td>4</td> <td>2</td> <td>0</td> <td>0</td> <td>0</td> <td>0</td> <td>0</td> <td>0</td> <td>0</td> <td>0</td> <td>0</td> <td>11</td> <td>15</td> <td>0.00</td> <td>3.000</td> </tr> <tr> <td>36 Tyler Clippard, R ERA: 1.42</td> <td>1.0</td> <td></td> <td>3</td> <td>0</td> <td>0</td> <td>0</td> <td>1</td> <td>0</td> <td>0</td> <td>0</td> <td>0</td> <td>1</td> <td>0</td> <td>6</td> <td>6</td> <td>0.00</td> <td>0.000</td> </tr> </tbody> </table>																PITCHER	IP	WLS	BF	H	R	ER	SO	BB	IBB	HBP	BLK	WP	HR	S	P	ERA	WHIP	57 Shane Bieber, R ERA: 3.81	6.1	L	26	7	5	5	6	0	0	0	0	0	4	64	101	7.11	1.105	49 Tyler Olson, L ERA: 4.22	0.2		4	2	0	0	0	0	0	0	0	0	0	11	15	0.00	3.000	36 Tyler Clippard, R ERA: 1.42	1.0		3	0	0	0	1	0	0	0	0	1	0	6	6	0.00	0.000
PITCHER	IP	WLS	BF	H	R	ER	SO	BB	IBB	HBP	BLK	WP	HR	S	P	ERA	WHIP																																																																								
57 Shane Bieber, R ERA: 3.81	6.1	L	26	7	5	5	6	0	0	0	0	0	4	64	101	7.11	1.105																																																																								
49 Tyler Olson, L ERA: 4.22	0.2		4	2	0	0	0	0	0	0	0	0	0	11	15	0.00	3.000																																																																								
36 Tyler Clippard, R ERA: 1.42	1.0		3	0	0	0	1	0	0	0	0	1	0	6	6	0.00	0.000																																																																								

Cleveland Indians @ Chicago White Sox
Guaranteed Rate Field, Chicago, IL
Mon May 13 2019, 7:11 PM - 9:39 PM CDT
Att: 16,471 - Clear - 51 F

livebaseballscorecards.com

AB 32
R 5
H 9
RBI 5
BB 0
SO 7
LOB 6

Sox

Batter	1	2	3	4	5	6	7	8	9	AB	R	H	RBI	BB	SO	LOB	TOP					
12 Francisco Lindor, S OBP: 0.316, SLG: 0.465	G4-3		K		F8	F8		FC6-4		5	0	0	0	0	1	5						
22 Jason Kipnis, L OBP: 0.297, SLG: 0.286	G5-4-3 1B			F9	41 1B	2B		K	K	5	1	2	1	0	2	0						
41 Carlos Santana, S OBP: 0.371, SLG: 0.417	G5-4-3		8 HR	BB	2H	1B		F9	K	4	1	1	1	1	1	1						
8 Jordan Luplow, R OBP: 0.339, SLG: 0.560		K		HR		HR		K	L8	5	2	2	3	0	2	0						
11 José Ramírez, S OBP: 0.290, SLG: 0.312	L7			G4-3		HR		G4-3		4	1	1	1	0	0	0						
35 Oscar Mercado, R OBP: 0.282, SLG: 0.343	K			K		K		K	55 1B	3	1	0	0	0	3	0						
10 Jake Bauers, L OBP: 0.333, SLG: 0.381			55 CS	BB	HR	1B		55 CS	BB	2	1	2	1	2	0	0						
55 Roberto Pérez, R OBP: 0.320, SLG: 0.435	HR		12 F8	22 2B	2 G1	K		E9	12 FC6-4	3	2	2	1	1	1	1						
2 Leonys Martín, L OBP: 0.306, SLG: 0.386	K			G1		1B		K		4	0	1	0	0	2	3						
Inning Stats	R: 0 E: 0 K: 0 S: 5	H: 1 LOB: 0 BB: 0 P: 10	R: 0 E: 0 K: 2 S: 8	H: 0 LOB: 0 BB: 0 P: 13	R: 1 E: 0 K: 2 S: 10	H: 1 LOB: 0 BB: 1 P: 19	R: 2 E: 0 K: 1 S: 11	H: 1 LOB: 0 BB: 1 P: 19	R: 3 E: 0 K: 0 S: 16	H: 3 LOB: 2 BB: 1 P: 29	R: 2 E: 0 K: 2 S: 18	H: 4 LOB: 2 BB: 0 P: 29	R: 0 E: 0 K: 2 S: 11	H: 0 LOB: 0 BB: 0 P: 16	R: 1 E: 0 K: 1 S: 16	H: 1 LOB: 2 BB: 1 P: 26	R: 0 E: 0 K: 2 S: 7	H: 0 LOB: 0 BB: 0 P: 11	1B: 5 2B: 1 3B: 0 HR: 5	SF: 0 SAC: 0 DP: 1 HBP: 1	WP: 0 PB: 0 SB: 0 CS: 1	PA: 40
PITCHER	IP	WLS	BF	H	R	ER	SO	BB	IBB	HBP	BLK	WP	HR	S	P	ERA	WHIP					
58 Manny Bañuelos, L ERA: 7.26	4.0	L	17	4	5	5	5	3	0	0	0	0	3	39	72	11.25	1.750					
64 Josh Osich, L ERA: 5.23	1.1		8	5	3	3	1	0	0	0	0	0	2	22	37	20.25	3.750					
37 Juan Minaya, R ERA: 2.08	2.0		10	2	1	0	3	1	0	1	0	0	0	29	44	0.00	1.500					
57 Jace Fry, L ERA: 5.28	1.2		5	0	0	0	3	0	0	0	0	0	0	12	19	0.00	0.000					

Cleveland Indians @ Chicago White Sox
Guaranteed Rate Field, Chicago, IL
Tue May 14 2019, 1:11 PM - 4:17 PM CDT
Att: 18,823 - Sunny - 68 F

livebaseballscorecards.com

AB 35
R 9
H 11
RBI 8
BB 4
SO 12
LOB 10



Batter	1	2	3	4	5	6	7	8	9	AB	R	H	RBI	BB	SO	LOB	BOTTOM					
22 Charles Tilson, L OBP: 0.343, SLG: 0.364	17 1B		G6-3		G4-3			K		4	0	1	0	0	1	1						
30 Nicky Delmonico, L OBP: 0.298, SLG: 0.308	K		79 1B		K			K		4	0	1	0	0	3	2						
79 José Abreu, R OBP: 0.328, SLG: 0.518	L9		1-3	1B		K		F8		4	0	1	0	0	1	2						
17 Yonder Alonso, L OBP: 0.282, SLG: 0.343	33 FC6-4		K		33 G6-4-3	1B		E5	7 G1-3	4	0	2	0	0	1	2						
33 James McCann, R OBP: 0.404, SLG: 0.581	FC6-4			K	G6-4-3			P4		4	0	0	0	0	1	4						
7 Tim Anderson, R OBP: 0.350, SLG: 0.513	K			20 S	1B			L8	G1-3	4	0	1	0	0	1	1						
20 José Róndón, R OBP: 0.262, SLG: 0.371	G5-3			G5-3				L9	K	4	0	0	0	0	1	2						
5 Yolmer Sánchez, S OBP: 0.300, SLG: 0.296	L1			F7				P6		3	0	0	0	0	0	1						
49 Ryan Cordell, R OBP: 0.329, SLG: 0.403	G5-3			L7				1B		3	0	1	0	0	0	0						
Inning Stats	R: 0 E: 0 K: 1 S: 12	H: 2 LOB: 2 BB: 0 P: 19	R: 0 E: 0 K: 1 S: 10	H: 0 LOB: 0 BB: 0 P: 15	R: 0 E: 0 K: 1 S: 15	H: 2 LOB: 0 BB: 0 P: 21	R: 0 E: 0 K: 1 S: 9	H: 1 LOB: 0 BB: 0 P: 13	R: 0 E: 0 K: 1 S: 8	H: 0 LOB: 0 BB: 0 P: 14	R: 0 E: 0 K: 1 S: 8	H: 1 LOB: 0 BB: 0 P: 11	R: 0 E: 0 K: 0 S: 10	H: 0 LOB: 0 BB: 0 P: 14	R: 0 E: 0 K: 2 S: 12	H: 1 LOB: 1 BB: 0 P: 14	R: 0 E: 1 K: 1 S: 16	H: 0 LOB: 1 BB: 0 P: 19	1B: 7 2B: 0 3B: 0 HR: 0	SF: 0 SAC: 0 DP: 1 HBP: 0	WP: 0 PB: 0 SB: 1 CS: 0	PA: 34
PITCHER	IP	WLS	BF	H	R	ER	SO	BB	IBB	HBP	BLK	WP	HR	S	P	ERA	WHIP					
59 Carlos Carrasco, R ERA: 4.18	7.0	W	26	6	0	0	6	0	0	0	0	0	0	72	107	0.00	0.857					
39 Oliver Pérez, L ERA: 5.0	0.2		3	1	0	0	2	0	0	0	0	0	0	11	13	0.00	1.500					
61 Dan Otero, R ERA: 2.7	0.1		1	0	0	0	0	0	0	0	0	0	0	1	1	0.00	0.000					
34 A.J. Cole, R ERA: 3.86	1.0		4	0	0	0	1	0	0	0	0	0	0	16	19	0.00	0.000					

Cleveland Indians @ Chicago White Sox
Guaranteed Rate Field, Chicago, IL
Tue May 14 2019, 1:11 PM - 4:17 PM CDT
Att: 18,823 - Sunny - 68 F

livebaseballscorecards.com

AB 34
R 0
H 7
RBI 0
BB 0
SO 9
LOB 15



Batter	1	2	3	4	5	6	7	8	9	AB	R	H	RBI	BB	SO	LOB	TOP										
2 Jonathan Villar, S OBP: 0.313, SLG: 0.392	G5-3		35 HR 16 BB		35 S 12 BB	FC6-4			K	3	2	0	0	2	1	1											
35 Dwight Smith Jr., L OBP: 0.320, SLG: 0.481	P6		16 HR 1 BB		G1-3				G3-1	5	1	2	0	0	0	1											
16 Trey Mancini, R OBP: 0.362, SLG: 0.563	K		HR		12 BB				FC8-6	4	2	2	3	1	1	1											
19 Chris Davis, L OBP: 0.271, SLG: 0.358		G4-3	G5-3		K				K	5	0	1	0	0	2	3											
12 Stevie Wilkerson, S OBP: 0.300, SLG: 0.471		14 HR 1 BB	P3		1-H 2-H 2 BB				F9	4	1	2	2	0	0	2											
39 Renato Núñez, R OBP: 0.273, SLG: 0.383		F8		K	G5-3				L9	4	0	0	0	0	1	4											
14 Rio Ruiz, L OBP: 0.340, SLG: 0.372		HR				F8			K	3	1	1	2	1	1	0											
28 Pedro Severino, R OBP: 0.329, SLG: 0.493		F8			F7				57 L1-3 1 BB	4	0	1	0	0	0	1											
57 Hanser Alberto, R OBP: 0.270, SLG: 0.327			G5-3	FC6-4					L1-3	4	0	1	0	0	0	2											
Inning Stats	R: 0 E: 0 K: 1 S: 7	H: 0 LOB: 0 BB: 0 P: 8	R: 2 E: 0 K: 0 S: 16	H: 2 LOB: 0 BB: 0 P: 28	R: 3 E: 0 K: 0 S: 13	H: 2 LOB: 0 BB: 1 P: 21	R: 0 E: 0 K: 1 S: 8	H: 0 LOB: 1 BB: 1 P: 14	R: 2 E: 0 K: 1 S: 14	H: 1 LOB: 1 BB: 0 P: 13	R: 0 E: 0 K: 0 S: 10	H: 2 LOB: 2 BB: 0 P: 16	R: 0 E: 0 K: 1 S: 7	H: 1 LOB: 1 BB: 0 P: 10	R: 0 E: 0 K: 2 S: 9	H: 1 LOB: 1 BB: 0 P: 10	1B: 7 2B: 2 3B: 0 HR: 2	SF: 0 SAC: 0 DP: 1 HBP: 0	WP: 0 PB: 0 SB: 1 CS: 0	PA: 40							
PITCHER	IP	WLS	BF	H	R	ER	SO	BB	IBB	HBP	BLK	WP	HR	S	P	ERA	WHIP										
47 Trevor Bauer, R ERA: 3.76	5.0		24	5	7	7	3	4	0	0	0	0	2	58	99	12.60	1.800										
34 A.J. Cole, R ERA: 2.45	1.1	W	6	2	0	0	0	0	0	0	0	0	0	17	21	0.00	1.500										
49 Tyler Olson, L ERA: 4.09	0.1	H	2	1	0	0	0	0	0	0	0	0	0	2	3	0.00	3.000										
62 Nick Wittgren, R ERA: 1.13	1.1	H	4	1	0	0	1	0	0	0	0	0	0	10	15	0.00	0.750										
39 Oliver Pérez, L ERA: 4.5	1.0		4	1	0	0	2	0	0	0	0	0	0	9	10	0.00	1.000										

Baltimore Orioles @ Cleveland Indians
Progressive Field, Cleveland, OH
 Thu May 16 2019, 6:11 PM - 10:04 PM EDT
 Att: 16,324 - Cloudy - 75 F

AB 36
 R 7
 H 10
 RBI 7
 BB 4
 SO 6
 LOB 15



Batter	1	2	3	4	5	6	7	8	9	AB	R	H	RBI	BB	SO	LOB	BOTTOM										
12 Francisco Lindor, S OBP: 0.337, SLG: 0.478	F9		41 BB 24 BB		F7					4	2	2	1	1	0	2											
22 Jason Kipnis, L OBP: 0.290, SLG: 0.351		HR	F7		HR				G4-3	6	3	2	6	0	0	5											
41 Carlos Santana, S OBP: 0.378, SLG: 0.426		G6-3	24 BB 11 BB		K					4	1	2	3	1	1	0											
24 Carlos González, L OBP: 0.299, SLG: 0.322		1 BB	10 CS 11 BB		1 BB				G5-3	4	0	3	1	1	0	2											
11 José Ramírez, S OBP: 0.293, SLG: 0.310		F9			K				P4	4	0	1	1	1	1	4											
10 Jake Bauers, L OBP: 0.331, SLG: 0.372		F8			K					3	0	0	0	0	2	3											
35 Oscar Mercado, R (7, FR)					K					1	1	0	0	0	0	2											
8 Jordan Luplow, R OBP: 0.344, SLG: 0.537		P2			F7				P6	4	2	1	0	1	0	1											
2 Leonys Martín, L OBP: 0.315, SLG: 0.389					F8				K	4	2	2	1	1	1	1											
55 Roberto Pérez, R OBP: 0.333, SLG: 0.432		F8			22 HR BB				K	3	3	1	0	2	1	4											
Inning Stats	R: 1 E: 0 K: 0 S: 15	H: 2 LOB: 1 BB: 0 P: 23	R: 0 E: 0 K: 0 S: 9	H: 0 LOB: 1 BB: 1 P: 17	R: 2 E: 0 K: 1 S: 18	H: 3 LOB: 2 BB: 1 P: 32	R: 3 E: 0 K: 1 S: 13	H: 2 LOB: 0 BB: 1 P: 22	R: 0 E: 0 K: 2 S: 16	H: 1 LOB: 1 BB: 0 P: 24	R: 2 E: 0 K: 0 S: 17	H: 3 LOB: 2 BB: 1 P: 32	R: 5 E: 0 K: 1 S: 17	H: 2 LOB: 3 BB: 3 P: 35	R: 1 E: 0 K: 1 S: 12	H: 1 LOB: 1 BB: 1 P: 20	1B: 10 2B: 3 3B: 0 HR: 2	SF: 0 SAC: 0 DP: 2 HBP: 2	WP: 2 PB: 0 SB: 0 CS: 1	PA: 47							
PITCHER	IP	WLS	BF	H	R	ER	SO	BB	IBB	HBP	BLK	WP	HR	S	P	ERA	WHIP										
53 Dan Straily, R ERA: 8.51	3.1		17	6	4	4	3	2	0	0	0	1	1	45	75	10.80	2.400										
64 Gabriel Ynoa, R ERA: 5.27	1.2	L	10	4	4	4	3	1	0	0	0	1	1	33	54	21.60	3.000										
51 Paul Fry, L ERA: 3.5	1.0	B	6	1	1	1	0	1	0	2	0	0	0	11	26	9.00	2.000										
50 Miguel Castro, R ERA: 7.78	0.1		4	1	0	0	1	1	1	0	0	0	0	8	15	0.00	6.000										
48 Richard Bleier, L ERA: 13.5	1.2		10	2	5	5	1	2	0	0	0	1	0	20	35	27.00	2.400										

Baltimore Orioles @ Cleveland Indians
Progressive Field, Cleveland, OH
 Thu May 16 2019, 6:11 PM - 10:04 PM EDT
 Att: 16,324 - Cloudy - 75 F

AB 37
 R 14
 H 14
 RBI 13
 BB 8
 SO 6
 LOB 24



Batter	1	2	3	4	5	6	7	8	9	AB	R	H	RBI	BB	SO	LOB	TOP			
2 Jonathan Villar, S OBP: 0.305, SLG: 0.396 1 Richie Martin, R OBP: 0.224, SLG: 0.233										3	0	1	0	0	1	0	<p>Baltimore Orioles @ Cleveland Indians Progressive Field, Cleveland, OH Sun May 19 2019, 1:11 PM - 3:59 PM EDT Att: 21,377 - Cloudy - 84 F</p>			
35 Dwight Smith Jr., L OBP: 0.304, SLG: 0.459										4	0	0	0	0	4	2				
16 Trey Mancini, R OBP: 0.351, SLG: 0.581 23 Joey Rickard, R OBP: 0.291, SLG: 0.354										3	0	0	0	0	2	0				
19 Chris Davis, L OBP: 0.267, SLG: 0.333										4	0	0	0	0	4	0				
12 Stevie Wilkerson, S OBP: 0.300, SLG: 0.500										3	0	1	0	0	0	0				
39 Renato Núñez, R OBP: 0.253, SLG: 0.379										3	0	0	0	0	1	1				
14 Rio Ruiz, L OBP: 0.338, SLG: 0.370										3	0	1	0	0	1	1				
57 Hanser Alberto, R OBP: 0.272, SLG: 0.327										3	0	1	0	0	0	1				
61 Austin Wynns, R OBP: 0.310, SLG: 0.296										3	0	1	0	0	1	1				
Inning Stats	R: 0 E: 0 K: 2 S: 8	H: 0 LOB: 0 BB: 0 P: 9	R: 0 E: 0 K: 1 S: 7	H: 0 LOB: 0 BB: 0 P: 11	R: 0 E: 0 K: 1 S: 11	H: 3 LOB: 2 BB: 0 P: 19	R: 0 E: 0 K: 2 S: 8	H: 0 LOB: 0 BB: 0 P: 13	R: 0 E: 0 K: 2 S: 11	H: 1 LOB: 1 BB: 0 P: 16	R: 0 E: 0 K: 2 S: 7	H: 0 LOB: 1 BB: 0 P: 10	R: 0 E: 0 K: 1 S: 8	H: 0 LOB: 0 BB: 0 P: 9	R: 0 E: 0 K: 2 S: 7	H: 0 LOB: 0 BB: 0 P: 9		1B: 5 2B: 0 3B: 0 HR: 0	SF: 0 SAC: 0 DP: 1 HBP: 0	WP: 0 PB: 0 SB: 0 CS: 0
PITCHER 57 Shane Bieber, R ERA: 3.22	IP: 9.0 WLS: W BF: 31	H: 5 R: 0 ER: 0 SO: 15	BB: 0 IBB: 0 HBP: 0 BLK: 0	WP: 0 HR: 0 S: 75 P: 107	ERA: 0.00 WHIP: 0.556	PITCHER	IP: 9.0 WLS: W BF: 31	H: 5 R: 0 ER: 0 SO: 15	BB: 0 IBB: 0 HBP: 0 BLK: 0	WP: 0 HR: 0 S: 75 P: 107	ERA: 0.00 WHIP: 0.556									

Batter	1	2	3	4	5	6	7	8	9	AB	R	H	RBI	BB	SO	LOB	BOTTOM			
12 Francisco Lindor, S OBP: 0.342, SLG: 0.480										4	2	2	0	1	0	2	<p>Baltimore Orioles @ Cleveland Indians Progressive Field, Cleveland, OH Sun May 19 2019, 1:11 PM - 3:59 PM EDT Att: 21,377 - Cloudy - 84 F</p>			
22 Jason Kipnis, L OBP: 0.303, SLG: 0.346 6 Mike Freeman, L OBP: 0.419, SLG: 0.304										3	1	1	0	1	1	2				
41 Carlos Santana, S OBP: 0.395, SLG: 0.471										4	1	2	2	1	0	2				
24 Carlos González, L OBP: 0.291, SLG: 0.293										3	1	0	1	1	2	3				
11 José Ramírez, S OBP: 0.289, SLG: 0.296										3	0	0	1	2	2	1				
10 Jake Bauers, L OBP: 0.319, SLG: 0.350										5	0	0	0	0	0	6				
55 Roberto Pérez, R OBP: 0.318, SLG: 0.496											4	1	1	1	0	0		1		
2 Leonys Martín, L OBP: 0.312, SLG: 0.388										4	2	2	0	0	1	2				
35 Óscar Mercado, R OBP: 0.500, SLG: 0.556										3	2	2	1	1	0	1				
Inning Stats	R: 2 E: 0 K: 1 S: 12	H: 3 LOB: 1 BB: 0 P: 18	R: 1 E: 0 K: 1 S: 12	H: 2 LOB: 0 BB: 0 P: 20	R: 2 E: 0 K: 1 S: 10	H: 1 LOB: 1 BB: 2 P: 25	R: 0 E: 0 K: 0 S: 7	H: 0 LOB: 0 BB: 2 P: 18	R: 0 E: 0 K: 1 S: 12	H: 0 LOB: 0 BB: 2 P: 16	R: 3 E: 1 K: 1 S: 24	H: 2 LOB: 3 BB: 3 P: 42	R: 2 E: 0 K: 0 S: 16	H: 3 LOB: 1 BB: 0 P: 27	R: 0 E: 0 K: 1 S: 5	H: 0 LOB: 0 BB: 0 P: 8		1B: 5 2B: 5 3B: 0 HR: 1	SF: 1 SAC: 0 DP: 0 HBP: 0	WP: 1 PB: 1 SB: 1 CS: 1
PITCHER 32 Yefry Ramírez, R ERA: 6.97 48 Richard Bleier, L ERA: 11.25 64 Gabriel Ynoa, R ERA: 5.87 50 Miguel Castro, R ERA: 7.48	IP: 3.1 WLS: L BF: 19	H: 6 R: 5 ER: 4 SO: 4	BB: 4 IBB: 0 HBP: 0 BLK: 0	WP: 1 HR: 1 S: 36 P: 73	ERA: 10.80 WHIP: 3.000	PITCHER	IP: 3.1 WLS: L BF: 19	H: 6 R: 5 ER: 4 SO: 4	BB: 4 IBB: 0 HBP: 0 BLK: 0	WP: 1 HR: 1 S: 36 P: 73	ERA: 10.80 WHIP: 3.000									



Batter	1	2	3	4	5	6	7	8	9	AB	R	H	RBI	BB	SO	LOB	TOP				
10 Marcus Semien, R OBP: 0.391, SLG: 0.407	L9	FC6-4		26 2B		K		G5-3		5	1	1	0	0	1	5					
26 Matt Chapman, R OBP: 0.397, SLG: 0.522	F8		L9			K			K	5	0	1	1	0	2	1					
28 Matt Olson, L OBP: 0.328, SLG: 0.448	K		20 HR		F8			F9	G3	5	1	1	0	0	1	1					
2 Khris Davis, R OBP: 0.316, SLG: 0.494		G6-3		HR		P4				1	0	0	0	0	0	0					
20 Mark Canha, R OBP: 0.338, SLG: 0.558								25 G6-4-3	P2	4	1	2	2	0	0	0					
25 Stephen Piscotty, R OBP: 0.332, SLG: 0.397			22 BB	23 HBP	F7	K		G6-4-3		3	1	0	0	1	1	1					
23 Jurickson Profar, S OBP: 0.279, SLG: 0.376			19 BB	22 BB						1	1	1	1	1	0	0					
8 Robbie Grossman, S OBP: 0.333, SLG: 0.366		F7			L3				HR	4	0	0	0	0	0	4					
22 Ramón Laureano, R OBP: 0.298, SLG: 0.360					F9					3	0	1	0	1	1	0					
19 Josh Phegley, R OBP: 0.317, SLG: 0.474					F8					2	0	0	1	1	1	1					
Inning Stats	R: 0 E: 0 K: 1 S: 9	H: 0 LOB: 0 BB: 0 P: 15	R: 1 E: 0 K: 0 S: 16	H: 0 LOB: 3 BB: 3 P: 30	R: 2 E: 0 K: 0 S: 19	H: 2 LOB: 1 BB: 0 P: 30	R: 1 E: 0 K: 0 S: 9	H: 2 LOB: 1 BB: 0 P: 14	R: 0 E: 0 K: 3 S: 10	H: 0 LOB: 1 BB: 0 P: 14	R: 0 E: 0 K: 0 S: 11	H: 1 LOB: 0 BB: 0 P: 19	R: 1 E: 0 K: 1 S: 9	H: 2 LOB: 1 BB: 0 P: 13	R: 0 E: 0 K: 1 S: 8	H: 0 LOB: 0 BB: 0 P: 13	1B: 2 2B: 3 3B: 0 HR: 2	SF: 0 SAC: 0 DP: 1 HBP: 3	WP: 0 PB: 0 SB: 0 CS: 0	PA: 40	
PITCHER	IP WLS BF H R ER SO	IP WLS BF H R ER SO	IP WLS BF H R ER SO	IP WLS BF H R ER SO	IP WLS BF H R ER SO	IP WLS BF H R ER SO	IP WLS BF H R ER SO	IP WLS BF H R ER SO	IP WLS BF H R ER SO	IP WLS BF H R ER SO	IP WLS BF H R ER SO	IP WLS BF H R ER SO	IP WLS BF H R ER SO	IP WLS BF H R ER SO	IP WLS BF H R ER SO	IP WLS BF H R ER SO	ERA WHIP	ERA WHIP			
47 Trevor Bauer, R ERA: 3.95	6.0	L	29	4	4	4	5	4	0	3	0	0	0	0	0	0	1	73	123	6.00	1.333
90 Adam Cimber, R ERA: 3.38	1.1		6	3	1	1	0	0	0	0	0	0	0	0	0	0	1	14	24	6.75	2.250
62 Nick Wittgren, R ERA: 1.02	1.2		5	0	0	0	2	0	0	0	0	0	0	0	0	0	0	14	21	0.00	0.000

Oakland Athletics @ Cleveland Indians
 Progressive Field, Cleveland, OH
 Tue May 21 2019, 6:11 PM - 9:32 PM EDT
 Att: 13,705 - Cloudy - 55 F

AB 33
R 5
H 7
RBI 5
BB 4
SO 7
LOB 13




Batter	1	2	3	4	5	6	7	8	9	AB	R	H	RBI	BB	SO	LOB	BOTTOM					
12 Francisco Lindor, S OBP: 0.331, SLG: 0.509	HR	F7		K		G4-3			K	5	1	1	1	0	2	1						
22 Jason Kipnis, L OBP: 0.305, SLG: 0.342	K		K				L9			3	0	0	0	1	2	0						
41 Carlos Santana, S OBP: 0.404, SLG: 0.488	11 BB	24 BB		HR		K		G5-4-3	BB	2	1	1	1	2	1	2						
24 Carlos González, L OBP: 0.282, SLG: 0.276					F8					2	0	0	0	1	1	0						
8 Jordan Luplow, R OBP: 0.301, SLG: 0.590	11 BB		K			G5-4-3				1	0	0	0	0	0	1						
11 José Ramírez, S OBP: 0.297, SLG: 0.303	55 FC6-4				P4			L7		2	0	0	0	2	0	0						
10 Jake Bauers, L OBP: 0.315, SLG: 0.345	K		G6-3					G3		4	0	1	0	0	1	4						
55 Roberto Pérez, R OBP: 0.319, SLG: 0.426	FC6-4				F9					2	0	0	0	0	1	3						
27 Kevin Plawecki, R OBP: 0.250, SLG: 0.286				K				G6-3		2	0	0	0	0	0	1						
2 Leonys Martín, L OBP: 0.309, SLG: 0.377	P5			35 2B		G6-3			F8	3	1	0	0	1	0	0						
35 Óscar Mercado, R OBP: 0.400, SLG: 0.471	F9					P3			K	4	0	1	1	0	1	0						
Inning Stats	R: 1 E: 0 K: 2 S: 14	H: 1 LOB: 3 BB: 3 P: 31	R: 0 E: 0 K: 0 S: 5	H: 0 LOB: 0 BB: 0 P: 10	R: 1 E: 0 K: 2 S: 11	H: 1 LOB: 1 BB: 1 P: 20	R: 1 E: 0 K: 3 S: 20	H: 1 LOB: 2 BB: 2 P: 33	R: 0 E: 0 K: 0 S: 12	H: 1 LOB: 1 BB: 0 P: 19	R: 0 E: 0 K: 0 S: 8	H: 0 LOB: 0 BB: 0 P: 10	R: 0 E: 0 K: 0 S: 6	H: 0 LOB: 0 BB: 1 P: 13	R: 0 E: 0 K: 0 S: 6	H: 0 LOB: 0 BB: 0 P: 8	R: 0 E: 0 K: 2 S: 9	H: 0 LOB: 0 BB: 0 P: 13	1B: 1 2B: 1 3B: 0 HR: 2	SF: 0 SAC: 0 DP: 1 HBP: 0	WP: 0 PB: 0 SB: 0 CS: 0	PA: 37
PITCHER	IP WLS BF H R ER SO	IP WLS BF H R ER SO	IP WLS BF H R ER SO	IP WLS BF H R ER SO	IP WLS BF H R ER SO	IP WLS BF H R ER SO	IP WLS BF H R ER SO	IP WLS BF H R ER SO	IP WLS BF H R ER SO	IP WLS BF H R ER SO	IP WLS BF H R ER SO	IP WLS BF H R ER SO	IP WLS BF H R ER SO	IP WLS BF H R ER SO	IP WLS BF H R ER SO	IP WLS BF H R ER SO	ERA WHIP	ERA WHIP				
40 Chris Bassitt, R ERA: 2.48	3.2		20	3	3	3	6	6	0	0	0	0	0	0	0	0	0	2	47	88	7.36	2.455
16 Liam Hendriks, R ERA: 1.3	2.0	W	7	1	0	0	1	0	0	0	0	0	0	0	0	0	0	21	33	0.00	0.500	
52 Ryan Buchter, L ERA: 4.02	0.2	H	3	0	0	0	0	1	0	0	0	0	0	0	0	0	0	5	12	0.00	1.500	
48 Joakim Soria, R ERA: 4.76	1.2	H	4	0	0	0	0	0	0	0	0	0	0	0	0	0	0	9	11	0.00	0.000	
39 Blake Treinen, R ERA: 2.7	1.0	S	3	0	0	0	2	0	0	0	0	0	0	0	0	0	0	9	13	0.00	0.000	

Oakland Athletics @ Cleveland Indians
 Progressive Field, Cleveland, OH
 Tue May 21 2019, 6:11 PM - 9:32 PM EDT
 Att: 13,705 - Cloudy - 55 F

AB 30
R 3
H 4
RBI 3
BB 7
SO 9
LOB 12



Batter	1	2	3	4	5	6	7	8	9	AB	R	H	RBI	BB	SO	LOB	TOP										
10 Marcus Semien, R OBP: 0.356, SLG: 0.409										4	1	2	0	1	1	4	Oakland Athletics @ Cleveland Indians Progressive Field, Cleveland, OH Wed May 22 2019, 1:11 PM - 4:24 PM EDT Att: 17,010 - Overcast - 71 F										
23 Jurickson Profar, S OBP: 0.271, SLG: 0.365										5	0	0	0	0	2	5											
26 Matt Chapman, R OBP: 0.358, SLG: 0.516										4	2	1	0	1	0	1											
28 Matt Olson, L OBP: 0.347, SLG: 0.484										4	1	2	0	1	1	1											
20 Mark Canha, R OBP: 0.341, SLG: 0.559										5	1	2	3	0	0	4											
8 Robbie Grossman, S OBP: 0.329, SLG: 0.362										4	0	1	2	0	0	2											
18 Chad Pinder, R OBP: 0.312, SLG: 0.477										5	0	1	0	0	2	2											
22 Ramón Laureano, R (1, 8) OBP: 0.292, SLG: 0.362										5	1	1	0	0	1	2											
3 Nick Hundley, R OBP: 0.274, SLG: 0.424										4	1	3	2	1	0	0											
Inning Stats	R: 2 H: 0 E: 0 K: 0 S: 11	H: 0 LOB: 2 BB: 3 P: 28	R: 1 H: 2 E: 0 K: 1 S: 14	H: 2 LOB: 1 BB: 0 P: 21	R: 1 H: 3 E: 0 K: 0 S: 11	H: 3 LOB: 3 BB: 1 P: 23	R: 1 H: 2 E: 0 K: 2 S: 13	H: 2 LOB: 1 BB: 0 P: 22	R: 0 H: 2 E: 0 K: 0 S: 9	H: 2 LOB: 2 BB: 0 P: 13	R: 1 H: 1 E: 0 K: 0 S: 7	H: 1 LOB: 0 BB: 8 P: 8	R: 1 H: 2 E: 0 K: 3 S: 13	H: 2 LOB: 1 BB: 0 P: 20	R: 0 H: 1 E: 0 K: 0 S: 8	H: 1 LOB: 1 BB: 15 P: 15		R: 0 H: 0 E: 0 K: 1 S: 8	H: 0 LOB: 0 BB: 13 P: 13	1B: 6 2B: 5 3B: 0 HR: 2	SF: 1 SAC: 0 DP: 0 HBP: 0	WP: 1 PB: 0 SB: 1 CS: 0	PA: 45				
PITCHER	IP	WLS	BF	H	R	ER	SO	BB	IBB	HBP	BLK	WP	HR	S	P	ERA	WHIP	PITCHER									
68 Jeffry Rodriguez, R ERA: 4.08	4.0	L	24	7	5	4	3	4	0	0	0	1	1	49	94	9.00	2.750										
61 Dan Otero, R ERA: 3.15	2.0		9	3	1	1	0	0	0	0	0	0	1	16	21	4.50	1.500										
36 Tyler Clippard, R ERA: 3.86	1.0		5	2	1	1	3	0	0	0	0	0	0	13	20	9.00	2.000										
49 Tyler Olson, L ERA: 3.29	2.0		7	1	0	0	1	0	0	0	0	0	0	16	28	0.00	0.500										
Batter	1	2	3	4	5	6	7	8	9	AB	R	H	RBI	BB	SO	LOB	BOTTOM										
12 Francisco Lindor, S OBP: 0.349, SLG: 0.513										3	0	2	0	2	1	2	Oakland Athletics @ Cleveland Indians Progressive Field, Cleveland, OH Wed May 22 2019, 1:11 PM - 4:24 PM EDT Att: 17,010 - Overcast - 71 F										
22 Jason Kipnis, L OBP: 0.301, SLG: 0.336										5	0	1	0	0	0	3											
41 Carlos Santana, S OBP: 0.409, SLG: 0.491										3	1	1	0	2	1	2											
10 Jake Bauers, L OBP: 0.312, SLG: 0.360										5	1	1	2	0	3	5											
11 José Ramírez, S OBP: 0.296, SLG: 0.302										4	0	1	0	0	1	2											
6 Mike Freeman, L OBP: 0.429, SLG: 0.280										2	0	0	0	2	1	1											
35 Óscar Mercado, R OBP: 0.333, SLG: 0.381										4	0	0	0	0	1	4											
2 Leonys Martín, L OBP: 0.308, SLG: 0.374										4	0	1	0	0	1	3											
27 Kevin Plawecki, R OBP: 0.250, SLG: 0.302										4	0	1	0	0	1	2											
Inning Stats	R: 0 H: 2 E: 0 K: 1 S: 16	H: 2 LOB: 0 BB: 0 P: 20	R: 0 H: 2 E: 0 K: 2 S: 14	H: 2 LOB: 0 BB: 0 P: 22	R: 0 H: 0 E: 0 K: 1 S: 7	H: 0 LOB: 0 BB: 0 P: 13	R: 0 H: 0 E: 0 K: 3 S: 10	H: 0 LOB: 1 BB: 0 P: 13	R: 0 H: 1 E: 0 K: 2 S: 11	H: 1 LOB: 2 BB: 1 P: 21	R: 0 H: 0 E: 0 K: 0 S: 6	H: 0 LOB: 0 BB: 1 P: 12	R: 0 H: 0 E: 0 K: 0 S: 11	H: 0 LOB: 1 BB: 1 P: 19	R: 2 H: 2 E: 0 K: 1 S: 17	H: 2 LOB: 2 BB: 2 P: 28		R: 0 H: 1 E: 0 K: 0 S: 10	H: 1 LOB: 1 BB: 1 P: 17	1B: 5 2B: 2 3B: 0 HR: 1	SF: 0 SAC: 0 DP: 2 HBP: 0	WP: 1 PB: 0 SB: 0 CS: 0	PA: 40				
PITCHER	IP	WLS	BF	H	R	ER	SO	BB	IBB	HBP	BLK	WP	HR	S	P	ERA	WHIP	PITCHER									
47 Frankie Montas, R ERA: 2.4	6.0	W	25	5	0	0	9	2	0	0	0	1	0	64	101	0.00	1.167										
36 Yusmeiro Petit, R ERA: 2.1	1.0		4	0	0	0	0	1	0	0	0	0	0	11	19	0.00	1.000										
56 Fernando Rodney, R (8, 1) ERA: 9.42	0.0		4	2	2	2	0	2	0	0	0	0	1	8	19	∞	∞										
62 Lou Trivino, R ERA: 2.78	1.0		3	0	0	0	1	0	0	0	0	0	0	9	9	0.00	0.000										
48 Joakim Soria, R ERA: 4.56	1.0		4	1	0	0	0	1	0	0	0	0	0	10	17	0.00	2.000										



Batter	1	2	3	4	5	6	7	8	9	AB	R	H	RBI	BB	SO	LOB	TOP					
17 Austin Meadows, L (1, 10) OBP: 0.406, SLG: 0.625										5	0	0	0	0	2	3	Tampa Bay Rays @ Cleveland Indians Progressive Field, Cleveland, OH Thu May 23 2019, 6:11 PM - 8:57 PM EDT Att: 18,884 - Partly Cloudy - 72 F					
29 Tommy Pham, R (1, 7) OBP: 0.403, SLG: 0.460										4	1	3	2	0	0	2						
26 Ji Man Choi, L (1, 3) OBP: 0.338, SLG: 0.398										4	0	1	0	1	0	2						
24 Avisail Garcia, R (1, 9) OBP: 0.339, SLG: 0.516										5	1	1	1	0	0	3						
8 Brandon Lowe, L (1, 4) OBP: 0.335, SLG: 0.544										4	1	1	0	0	2	1						
1 Willy Adames, R (1, 6) OBP: 0.315, SLG: 0.395										4	2	3	1	0	0	0						
39 Kevin Kiermaier, L (1, 8) OBP: 0.305, SLG: 0.443										4	1	2	3	0	0	2						
6 Erik Kratz, R (1, 2) OBP: 0.200, SLG: 0.244										4	0	1	0	0	2	1						
28 Daniel Robertson, R (1, 5) OBP: 0.315, SLG: 0.287										2	0	1	0	0	0	1						
11 Andrew Velazquez, S (5, 5) OBP: 0.143, SLG: 0.255										2	1	1	0	0	1	0						
Inning Stats	R: 2 H: 2 E: 0 K: 1 S: 16	H: 2 LOB: 0 BB: 0 P: 21	R: 1 H: 3 E: 0 K: 1 S: 18	H: 3 LOB: 2 BB: 0 P: 25	R: 0 H: 2 E: 0 K: 0 S: 9	H: 2 LOB: 2 BB: 0 P: 11	R: 0 H: 1 E: 0 K: 1 S: 7	H: 1 LOB: 0 BB: 0 P: 8	R: 0 H: 0 E: 0 K: 0 S: 3	H: 0 LOB: 0 BB: 0 P: 6	R: 4 H: 5 E: 0 K: 0 S: 19	H: 5 LOB: 1 BB: 0 P: 26	R: 0 H: 0 E: 0 K: 1 S: 10	H: 0 LOB: 0 BB: 0 P: 17	R: 0 H: 0 E: 0 K: 2 S: 9	H: 0 LOB: 0 BB: 0 P: 11	R: 0 H: 1 E: 0 K: 1 S: 6	H: 1 LOB: 1 BB: 1 P: 13	1B: 8 2B: 2 3B: 0 HR: 4	SF: 0 SAC: 0 DP: 3 HBP: 1	WP: 1 PB: 0 SB: 0 CS: 0	PA: 40
PITCHER	IP WLS BF H R ER SO BB IBB HBP BLK WP HR S P ERA WHIP																					
45 Adam Plutko, R (1, 1) ERA: 6.35	5.1 L 27 12 7 7 3 0 0 0 1 0 0 3 64 87 11.81 2.250																					
39 Oliver Pérez, L (6, 1) ERA: 3.75	0.2 3 1 0 0 0 0 0 0 0 0 1 0 8 10 0.00 1.500																					
34 A.J. Cole, R (7, 1) ERA: 1.42	1.0 3 0 0 0 1 0 0 0 0 0 0 0 10 17 0.00 0.000																					
36 Tyler Clippard, R (8, 1) ERA: 3.48	1.0 3 0 0 0 2 0 0 0 0 0 0 0 9 11 0.00 0.000																					
33 Brad Hand, L (9, 1) ERA: 1.35	1.0 4 1 0 0 1 1 0 0 0 0 0 0 6 13 0.00 2.000																					

Batter	1	2	3	4	5	6	7	8	9	AB	R	H	RBI	BB	SO	LOB	BOTTOM					
12 Francisco Lindor, S (1, 6) OBP: 0.338, SLG: 0.496										4	0	0	0	0	0	1	Tampa Bay Rays @ Cleveland Indians Progressive Field, Cleveland, OH Thu May 23 2019, 6:11 PM - 8:57 PM EDT Att: 18,884 - Partly Cloudy - 72 F					
22 Jason Kipnis, L (1, 4) OBP: 0.295, SLG: 0.333										4	1	1	0	0	1	0						
41 Carlos Santana, S (1, 3) OBP: 0.411, SLG: 0.485										2	0	0	0	2	0	0						
8 Jordan Luplow, R (1, 9) OBP: 0.299, SLG: 0.500										4	0	1	2	0	0	1						
11 José Ramírez, S (1, 5) OBP: 0.300, SLG: 0.302										3	0	1	0	1	0	2						
10 Jake Bauers, L (1, 10) OBP: 0.305, SLG: 0.351										4	0	0	0	0	2	3						
38 Eric Haase, R (1, 2) OBP: 0.346, SLG: 0.391										4	0	0	0	0	3	3						
2 Leonys Martin, L (1, 8) OBP: 0.303, SLG: 0.367										3	0	0	0	0	0	0						
35 Oscar Mercado, R (1, 7) OBP: 0.417, SLG: 0.269										2	0	1	0	0	0	0						
6 Mike Freeman, L (6, PR) OBP: 0.417, SLG: 0.269										1	1	0	0	0	0	0						
Inning Stats	R: 0 H: 0 E: 0 K: 0 S: 6	H: 0 LOB: 0 BB: 0 P: 11	R: 0 H: 1 E: 0 K: 1 S: 9	H: 1 LOB: 1 BB: 0 P: 13	R: 0 H: 0 E: 0 K: 0 S: 9	H: 0 LOB: 0 BB: 0 P: 13	R: 0 H: 0 E: 0 K: 2 S: 8	H: 0 LOB: 0 BB: 0 P: 12	R: 0 H: 0 E: 0 K: 0 S: 10	H: 0 LOB: 0 BB: 0 P: 13	R: 2 H: 3 E: 0 K: 0 S: 15	H: 3 LOB: 2 BB: 1 P: 24	R: 0 H: 0 E: 0 K: 1 S: 8	H: 0 LOB: 0 BB: 0 P: 11	R: 0 H: 0 E: 0 K: 1 S: 9	H: 0 LOB: 0 BB: 0 P: 13	R: 0 H: 0 E: 0 K: 1 S: 11	H: 0 LOB: 2 BB: 2 P: 22	1B: 3 2B: 1 3B: 0 HR: 0	SF: 0 SAC: 0 DP: 0 HBP: 0	WP: 0 PB: 0 SB: 0 CS: 0	PA: 34
PITCHER	IP WLS BF H R ER SO BB IBB HBP BLK WP HR S P ERA WHIP																					
48 Ryan Yarbrough, L (1, 1) ERA: 6.38	7.1 W 27 4 2 2 4 1 0 0 0 0 0 0 7 99 2.46 0.682																					
55 Ryne Stanek, R (8, 1) ERA: 3.04	0.2 2 0 0 0 1 0 0 0 0 0 0 0 7 11 0.00 0.000																					
15 Emilio Pagán, R (9, 1) ERA: 0.53	1.0 5 0 0 0 1 2 0 0 0 0 0 0 0 11 22 0.00 2.000																					

AB	38
R	7
H	14
RBI	7
BB	1
SO	7
LOB	15



AB	31
R	2
H	4
RBI	2
BB	3
SO	6
LOB	10



Batter	1	2	3	4	5	6	7	8	9	AB	R	H	RBI	BB	SO	LOB	TOP										
17 Austin Meadows, L OBP: 0.399, SLG: 0.615										5	0	1	0	0	1	3	Tampa Bay Rays @ Cleveland Indians Progressive Field, Cleveland, OH Sat May 25 2019, 6:58 PM - 9:53 PM EDT Att: 25,882 - Cloudy - 65 F										
29 Tommy Pham, R OBP: 0.398, SLG: 0.473										5	2	2	2	0	0	1											
26 Ji Man Choi, L OBP: 0.344, SLG: 0.414										5	1	2	2	0	2	0											
24 Avisail Garcia, R OBP: 0.344, SLG: 0.509										5	1	2	0	0	1	1											
8 Brandon Lowe, L OBP: 0.337, SLG: 0.557										3	1	2	2	1	1												
1 Willy Adames, R OBP: 0.314, SLG: 0.386										3	0	1	0	0	1	0											
39 Kevin Kiermaier, L OBP: 0.297, SLG: 0.427										4	0	1	0	0	2	4											
37 Travis d'Arnaud, R OBP: 0.156, SLG: 0.094										4	0	0	0	0	2	5											
28 Daniel Robertson, R OBP: 0.309, SLG: 0.281										4	1	1	0	0	1	0											
Inning Stats	R: 0 E: 0 K: 1 S: 6	H: 0 LOB: 0 BB: 0 P: 8	R: 1 E: 0 K: 1 S: 11	H: 2 LOB: 1 BB: 0 P: 18	R: 0 E: 0 K: 1 S: 7	H: 1 LOB: 0 BB: 0 P: 10	R: 0 E: 0 K: 2 S: 13	H: 2 LOB: 3 BB: 1 P: 24	R: 2 E: 0 K: 0 S: 14	H: 2 LOB: 0 BB: 0 P: 22	R: 1 E: 0 K: 1 S: 10	H: 1 LOB: 0 BB: 0 P: 13	R: 2 E: 1 K: 1 S: 14	H: 2 LOB: 1 BB: 0 P: 19	R: 0 E: 0 K: 2 S: 13	H: 2 LOB: 2 BB: 0 P: 19		R: 0 E: 0 K: 2 S: 7	H: 0 LOB: 0 BB: 0 P: 9	1B: 8 2B: 1 3B: 0 HR: 3	SF: 0 SAC: 1 DP: 1 HBP: 0	WP: 0 PB: 0 SB: 1 CS: 0	PA: 40				
PITCHER	IP	WLS	BF	H	R	ER	SO	BB	IBB	HBP	BLK	WP	HR	S	P	ERA	WHIP										
59 Carlos Carrasco, R ERA: 4.6	6.1	L	29	9	6	5	6	1	0	0	0	0	3	68	105	7.11	1.579										
63 Josh Smith, L ERA: 3.0	1.2		8	3	0	0	3	0	0	0	0	0	0	20	28	0.00	1.800										
61 Dan Otero, R ERA: 3.0	1.0		3	0	0	0	2	0	0	0	0	0	0	7	9	0.00	0.000										

Batter	1	2	3	4	5	6	7	8	9	AB	R	H	RBI	BB	SO	LOB	BOTTOM										
12 Francisco Lindor, S OBP: 0.333, SLG: 0.476										3	0	0	0	0	1	1	Tampa Bay Rays @ Cleveland Indians Progressive Field, Cleveland, OH Sat May 25 2019, 6:58 PM - 9:53 PM EDT Att: 25,882 - Cloudy - 65 F										
22 Jason Kipnis, L OBP: 0.292, SLG: 0.323										4	0	0	0	0	1	1											
41 Carlos Santana, S OBP: 0.410, SLG: 0.500										4	1	2	1	0	2	1											
10 Jake Bauers, L OBP: 0.302, SLG: 0.338										3	1	0	0	1	1	1											
11 José Ramírez, S OBP: 0.298, SLG: 0.300										4	0	1	0	0	2	1											
8 Jordan Luplow, R OBP: 0.306, SLG: 0.519										4	0	0	0	0	1	2											
2 Leonys Martin, L OBP: 0.307, SLG: 0.366										4	0	2	1	0	1	0											
55 Roberto Pérez, R OBP: 0.331, SLG: 0.415										2	0	0	0	2	1	3											
1 Greg Allen, S OBP: 0.156, SLG: 0.146										3	0	0	0	0	2	4											
Inning Stats	R: 0 E: 0 K: 3 S: 10	H: 0 LOB: 0 BB: 0 P: 12	R: 1 E: 0 K: 1 S: 20	H: 2 LOB: 2 BB: 1 P: 27	R: 0 E: 0 K: 1 S: 8	H: 0 LOB: 0 BB: 0 P: 14	R: 0 E: 0 K: 2 S: 10	H: 0 LOB: 0 BB: 0 P: 16	R: 0 E: 0 K: 2 S: 11	H: 0 LOB: 1 BB: 1 P: 15	R: 0 E: 0 K: 1 S: 14	H: 1 LOB: 1 BB: 0 P: 22	R: 0 E: 0 K: 0 S: 6	H: 0 LOB: 1 BB: 1 P: 13	R: 1 E: 0 K: 0 S: 13	H: 1 LOB: 0 BB: 0 P: 19	R: 0 E: 0 K: 2 S: 11	H: 1 LOB: 1 BB: 0 P: 16	1B: 3 2B: 1 3B: 0 HR: 1	SF: 0 SAC: 0 DP: 0 HBP: 1	WP: 0 PB: 0 SB: 0 CS: 0	PA: 35					
PITCHER	IP	WLS	BF	H	R	ER	SO	BB	IBB	HBP	BLK	WP	HR	S	P	ERA	WHIP										
50 Charlie Morton, R ERA: 2.54	6.0	W	23	3	1	1	10	2	0	1	0	0	1	19	32	4.50	1.000										
65 Casey Sadler, R ERA: 1.75	2.0		8	1	1	1	0	1	0	0	0	0	1	19	32	4.50	1.000										
63 Diego Castillo, R ERA: 1.37	1.0		4	1	0	0	2	0	0	0	0	0	0	11	16	0.00	1.000										




Batter	1	2	3	4	5	6	7	8	9	AB R H RBI BB SO LOB	TOP											
17 Austin Meadows, L (1, 10) OBP: 0.420, SLG: 0.659										4 2 4 3 0 0 0	Tampa Bay Rays @ Cleveland Indians Progressive Field, Cleveland, OH Sun May 26 2019, 1:12 PM - 4:29 PM EDT Att: 20,288 - Cloudy - 70 F											
29 Tommy Pham, R (1, 7) OBP: 0.394, SLG: 0.463										4 0 0 0 1 2 3												
26 Ji Man Choi, L (1, 3) OBP: 0.333, SLG: 0.403										4 0 0 1 0 2 3												
24 Avisail Garcia, R (1, 9) OBP: 0.342, SLG: 0.500										3 0 0 0 1 1 1												
8 Brandon Lowe, L (1, 4) OBP: 0.330, SLG: 0.544										4 0 0 0 0 2 3												
1 Willy Adames, R (1, 6) OBP: 0.312, SLG: 0.389										4 0 1 0 0 1 0												
39 Kevin Kiermaier, L (1, 8) OBP: 0.301, SLG: 0.435										4 2 2 0 0 1 1												
6 Erik Kratz, R (1, 2) OBP: 0.184, SLG: 0.222										4 0 0 0 0 2 2												
28 Daniel Robertson, R (1, 5) OBP: 0.314, SLG: 0.290										3 2 1 0 0 0 1												
Inning Stats	R: 1 H: 1 E: 0 K: 2 S: 13	H: 1 LOB: 0 BB: 0 P: 22	R: 0 H: 0 E: 0 K: 2 S: 9	H: 1 LOB: 1 BB: 0 P: 12	R: 2 H: 1 E: 2 K: 0 S: 12	H: 1 LOB: 1 BB: 0 P: 21	R: 1 H: 1 E: 0 K: 1 S: 15	H: 1 LOB: 0 BB: 1 P: 23	R: 0 H: 0 E: 0 K: 1 S: 10	H: 0 LOB: 2 BB: 1 P: 19		R: 0 H: 0 E: 0 K: 1 S: 10	H: 0 LOB: 0 BB: 0 P: 12	R: 1 H: 2 E: 0 K: 1 S: 12	H: 2 LOB: 0 BB: 0 P: 18	R: 0 H: 0 E: 0 K: 1 S: 7	H: 0 LOB: 0 BB: 0 P: 8	R: 1 H: 2 E: 0 K: 1 S: 12	H: 2 LOB: 2 BB: 1 P: 17	1B: 3 2B: 4 3B: 0 HR: 1	SF: 1 SAC: 0 DP: 1 HBP: 2	WP: 1 PB: 0 SB: 4 CS: 0
PITCHER	IP WLS BF H R ER SO BB IBB HBP BLK WP HR S P ERA WHIP																					
47 Trevor Bauer, R (1, 1) ERA: 3.87	6.0 L 26 4 4 2 8 1 0 2 0 0 1 1 68 109 3.00 0.833																					
62 Nick Wittgren, R (7, 1) ERA: 1.45	1.0 4 2 1 1 1 0 0 0 0 0 0 0 12 18 9.00 2.000																					
36 Tyler Clippard, R (8, 1) ERA: 3.18	1.0 3 0 0 0 1 0 0 0 0 0 0 0 7 8 0.00 0.000																					
49 Tyler Olson, L (9, 1) ERA: 3.6	1.0 6 2 1 1 1 0 1 0 0 0 0 0 12 17 9.00 2.000																					

Batter	1	2	3	4	5	6	7	8	9	AB R H RBI BB SO LOB	BOTTOM											
12 Francisco Lindor, S (1, 6) OBP: 0.342, SLG: 0.473										3 0 1 1 2 1 1	Tampa Bay Rays @ Cleveland Indians Progressive Field, Cleveland, OH Sun May 26 2019, 1:12 PM - 4:29 PM EDT Att: 20,288 - Cloudy - 70 F											
35 Oscar Mercado, R (1, 7) OBP: 0.387, SLG: 0.519										4 1 2 1 0 1 3												
41 Carlos Santana, S (1, 3) OBP: 0.405, SLG: 0.492										5 0 1 0 0 1 5												
22 Jason Kipnis, L (1, 10) OBP: 0.291, SLG: 0.321										4 0 1 0 0 1 2												
11 José Ramírez, S (1, 5) OBP: 0.297, SLG: 0.295										3 0 0 0 1 2 2												
6 Mike Freeman, L (1, 4) OBP: 0.390, SLG: 0.233										3 1 0 0 1 1 1												
8 Jordan Luplow, R (1, 9) OBP: 0.303, SLG: 0.506										4 1 1 0 0 2 1												
2 Leonys Martin, L (1, 8) OBP: 0.311, SLG: 0.369										4 0 2 0 0 0 0												
27 Kevin Plawecki, R (1, 2) OBP: 0.234, SLG: 0.281										4 0 0 1 0 0 3												
Inning Stats	R: 0 H: 2 E: 0 K: 2 S: 15	H: 0 LOB: 2 BB: 0 P: 20	R: 0 H: 0 E: 0 K: 1 S: 10	H: 0 LOB: 0 BB: 0 P: 14	R: 0 H: 1 E: 0 K: 0 S: 11	H: 1 LOB: 1 BB: 1 P: 19	R: 0 H: 0 E: 0 K: 2 S: 9	H: 0 LOB: 0 BB: 0 P: 16	R: 0 H: 0 E: 0 K: 1 S: 11	H: 0 LOB: 2 BB: 1 P: 24		R: 0 H: 0 E: 0 K: 1 S: 7	H: 0 LOB: 1 BB: 1 P: 15	R: 0 H: 1 E: 0 K: 0 S: 10	H: 1 LOB: 0 BB: 0 P: 14	R: 1 H: 1 E: 0 K: 2 S: 12	H: 1 LOB: 0 BB: 0 P: 19	R: 2 H: 3 E: 0 K: 1 S: 13	H: 3 LOB: 2 BB: 1 P: 22	1B: 7 2B: 0 3B: 0 HR: 1	SF: 0 SAC: 0 DP: 0 HBP: 1	WP: 0 PB: 1 SB: 0 CS: 0
PITCHER	IP WLS BF H R ER SO BB IBB HBP BLK WP HR S P ERA WHIP																					
55 Ryne Stanek, R (1, 1) ERA: 2.86	1.2 W 20 2 0 0 3 3 0 1 0 0 0 0 49 91 0.00 1.071																					
68 Jalen Beeks, L (2, 1) ERA: 2.53	4.2 5 1 1 1 2 0 0 0 0 0 1 15 23 5.40 0.600																					
47 Oliver Drake, R (7, 1) ERA: 5.4	0.1 5 3 2 2 0 1 0 0 0 0 0 8 15 54.00 12.000																					
56 Adam Kolarek, L (9, 1) ERA: 4.24	0.2 S 2 0 0 0 1 0 0 0 0 0 0 5 7 0.00 0.000																					

Batter	1	2	3	4	5	6	7	8	9	AB	R	H	RBI	BB	SO	LOB	TOP												
12 Francisco Lindor, S OBP: 0.344, SLG: 0.466										4	1	1	0	1	0	0													
35 Oscar Mercado, R OBP: 0.417, SLG: 0.516										4	3	2	0	1	0	1													
41 Carlos Santana, S OBP: 0.400, SLG: 0.481											4	0	0	0	1	2	6												
22 Jason Kipnis, L OBP: 0.296, SLG: 0.333										4	1	2	1	0	0	0													
10 Jake Bauers, L OBP: 0.310, SLG: 0.344										3	0	1	1	1	1	3													
55 Roberto Pérez, R OBP: 0.326, SLG: 0.405										5	0	1	2	0	2	5													
6 Mike Freeman, L OBP: 0.400, SLG: 0.294									4	0	2	1	0	0	3														
1 Greg Allen, S OBP: 0.146, SLG: 0.136									3	0	0	0	0	0	2														
2 Leonys Martin, L OBP: 0.305, SLG: 0.361									4	0	0	0	0	0	1														
Inning Stats	R: 2 E: 1 K: 1 S: 16	H: 2 LOB: 2 BB: 0 P: 21	R: 0 E: 0 K: 0 S: 6	H: 0 LOB: 0 BB: 0 P: 11	R: 1 E: 0 K: 1 S: 11	H: 1 LOB: 1 BB: 1 P: 19	R: 0 E: 0 K: 0 S: 12	H: 1 LOB: 3 BB: 2 P: 19	R: 0 E: 0 K: 0 S: 5	H: 0 LOB: 0 BB: 0 P: 6	R: 2 E: 0 K: 2 S: 21	H: 4 LOB: 2 BB: 0 P: 30	R: 0 E: 0 K: 1 S: 10	H: 0 LOB: 1 BB: 1 P: 16	R: 0 E: 0 K: 1 S: 10	H: 0 LOB: 1 BB: 1 P: 19	1B: 6 2B: 3 3B: 0 HR: 0	SF: 0 SAC: 2 DP: 0 HBP: 1	WP: 0 PB: 0 SB: 3 CS: 0	PA: 42									
PITCHER	IP: 6.2 WLS: W BF: 33 ERA: 4.41	H: 8 R: 5 ER: 3 SO: 4	BB: 2 IBB: 1 HBP: 1 BLK: 0	WP: 0 HR: 0 S: 6 P: 110	ERA: 4.05 WHIP: 1.500	IP: 7.1 WLS: 0.1 BF: 27 ERA: 3.0	H: 2 R: 1 ER: 0 SO: 0	BB: 0 IBB: 0 HBP: 0 BLK: 0	WP: 0 HR: 0 S: 6 P: 10	ERA: 0.00 WHIP: 0.000	IP: 8.1 WLS: 1.0 BF: 30 ERA: 2.75	H: 3 R: 0 ER: 0 SO: 0	BB: 0 IBB: 0 HBP: 0 BLK: 0	WP: 0 HR: 0 S: 10 P: 19	ERA: 0.00 WHIP: 1.000														
22 Rick Porcello, R ERA: 4.41																													
37 Heath Hembree, R ERA: 3.0																													
70 Ryan Brasier, R ERA: 2.75																													
76 Hector Velázquez, R ERA: 5.23																													
Batter	1	2	3	4	5	6	7	8	9	AB	R	H	RBI	BB	SO	LOB	BOTTOM												
16 Andrew Benintendi, L OBP: 0.354, SLG: 0.400									3	1	0	0	2	2	3														
50 Mookie Betts, R OBP: 0.400, SLG: 0.475								5	2	2	1	0	2	2															
11 Rafael Devers, L OBP: 0.388, SLG: 0.505									5	1	1	1	0	1	0														
28 J.D. Martinez, R OBP: 0.388, SLG: 0.536									5	2	2	2	0	1	1														
2 Xander Bogaerts, R OBP: 0.376, SLG: 0.497									5	2	2	1	0	1	0														
23 Michael Chavis, R OBP: 0.379, SLG: 0.536									3	0	2	0	1	1	0														
12 Brock Holt, L OBP: 0.217, SLG: 0.100								4	2	1	1	0	0	4															
19 Jackie Bradley Jr., L OBP: 0.270, SLG: 0.282									3	1	2	2	1	0	0														
3 Sandy León, S OBP: 0.283, SLG: 0.326								4	1	1	3	0	2	4															
Inning Stats	R: 0 E: 0 K: 2 S: 9	H: 0 LOB: 0 BB: 0 P: 12	R: 0 E: 0 K: 1 S: 7	H: 1 LOB: 1 BB: 0 P: 12	R: 2 E: 1 K: 1 S: 19	H: 1 LOB: 0 BB: 1 P: 29	R: 1 E: 0 K: 2 S: 21	H: 3 LOB: 3 BB: 1 P: 31	R: 6 E: 0 K: 0 S: 13	H: 5 LOB: 0 BB: 1 P: 33	R: 1 E: 0 K: 1 S: 13	H: 1 LOB: 0 BB: 0 P: 19	R: 1 E: 0 K: 2 S: 22	H: 1 LOB: 2 BB: 1 P: 35	R: 1 E: 0 K: 1 S: 9	H: 1 LOB: 0 BB: 0 P: 10	1B: 6 2B: 4 3B: 0 HR: 3	SF: 0 SAC: 0 DP: 0 HBP: 1	WP: 2 PB: 0 SB: 1 CS: 0	PA: 42									
PITCHER	IP: 4.1 WLS: L BF: 24 ERA: 4.99	H: 8 R: 7 ER: 6 SO: 6	BB: 2 IBB: 1 HBP: 0 BLK: 0	WP: 2 HR: 0 S: 67 P: 101	ERA: 12.46 WHIP: 2.308	IP: 5.1 WLS: 0.2 BF: 4 ERA: 4.73	H: 2 R: 2 ER: 2 SO: 0	BB: 0 IBB: 0 HBP: 0 BLK: 0	WP: 0 HR: 1 S: 9 P: 16	ERA: 27.00 WHIP: 3.000	IP: 6.1 WLS: 4.1 BF: 4 ERA: 3.27	H: 1 R: 1 ER: 1 SO: 1	BB: 0 IBB: 0 HBP: 0 BLK: 0	WP: 0 HR: 1 S: 13 P: 19	ERA: 9.00 WHIP: 1.000	IP: 7.1 WLS: 6.1 BF: 6 ERA: 3.38	H: 1 R: 1 ER: 1 SO: 2	BB: 1 IBB: 0 HBP: 1 BLK: 0	WP: 0 HR: 22 S: 35 P: 2000	ERA: 9.00 WHIP: 2.000	IP: 8.1 WLS: 4.1 BF: 4 ERA: 3.54	H: 1 R: 1 ER: 1 SO: 1	BB: 0 IBB: 0 HBP: 0 BLK: 0	WP: 0 HR: 1 S: 9 P: 10	ERA: 9.00 WHIP: 1.000				
68 Jefry Rodríguez, R ERA: 4.99																													
39 Oliver Pérez, L ERA: 4.73																													
61 Dan Otero, R ERA: 3.27																													
63 Josh Smith, L ERA: 3.38																													
90 Adam Cimber, R ERA: 3.54																													


Cleveland Indians @ Boston Red Sox
Fenway Park, Boston, MA
Mon May 27 2019, 4:10 PM - 7:41 PM EDT
Att: 37,113 - Partly Cloudy - 61 F

AB 35
R 5
H 9
RBI 5
BB 4
SO 5
LOB 21



Cleveland Indians @ Boston Red Sox
Fenway Park, Boston, MA
Mon May 27 2019, 4:10 PM - 7:41 PM EDT
Att: 37,113 - Partly Cloudy - 61 F

AB 37
R 12
H 13
RBI 11
BB 4
SO 10
LOB 14



Batter	1	2	3	4	5	6	7	8	9	AB	R	H	RBI	BB	SO	LOB	TOP										
12 Francisco Lindor, S OBP: 0.359, SLG: 0.462	F9		35 HBP 41 1B BB		G6-3		G4-3			3	1	0	0	2	0	0	Cleveland Indians @ Chicago White Sox Guaranteed Rate Field, Chicago, IL Thu May 30 2019, 7:11 PM - 10:21 PM CDT Att: 22,182 - Partly Cloudy - 71 F										
35 Oscar Mercado, R OBP: 0.385, SLG: 0.435	K		41 1B HBP		K			G1-3	BB	4	0	0	0	0	3	3											
41 Carlos Santana, S OBP: 0.409, SLG: 0.505	G3-1		8 WP 1B		F8			K		4	0	1	2	0	1	0											
8 Jordan Luplow, R OBP: 0.296, SLG: 0.522		F8	P4			HR		G6-3		4	1	1	1	0	0	2											
11 José Ramírez, S OBP: 0.314, SLG: 0.319		F9			F7				10 G4-3 1 E 2B	3	1	1	0	1	0	0											
22 Jason Kipnis, L OBP: 0.296, SLG: 0.338			P5			55 G5-4-3 1B			F9	4	0	2	0	0	0	4											
55 Roberto Pérez, R OBP: 0.326, SLG: 0.415					G5-4-3				1 E 10 G4-3 BB	2	0	0	0	2	0	2											
10 Jake Bauers, L OBP: 0.303, SLG: 0.335			K		P6			G4-3	G4-3	4	0	0	0	0	1	3											
1 Greg Allen, S OBP: 0.213, SLG: 0.309			35 HBP 41 1B BB		G6-4-3			F9	E6 12 BB	4	1	1	0	0	0	2											
Inning Stats	R: 0 E: 0 K: 1 S: 9	H: 0 LOB: 0 BB: 0 P: 13	R: 0 E: 0 K: 0 S: 10	H: 1 LOB: 1 BB: 0 P: 14	R: 2 E: 0 K: 1 S: 16	H: 2 LOB: 3 BB: 2 P: 30	R: 0 E: 0 K: 0 S: 4	H: 0 LOB: 0 BB: 1 P: 8	R: 0 E: 0 K: 1 S: 7	H: 0 LOB: 0 BB: 0 P: 13	R: 1 E: 0 K: 0 S: 8	H: 2 LOB: 0 BB: 0 P: 12	R: 0 E: 0 K: 0 S: 7	H: 0 LOB: 0 BB: 0 P: 11	R: 0 E: 0 K: 1 S: 10	H: 0 LOB: 0 BB: 0 P: 15	R: 1 E: 1 K: 1 S: 18	H: 1 LOB: 3 BB: 2 P: 36	1B: 3 2B: 2 HR: 1	SF: 0 SAC: 0 DP: 2 HBP: 1	WP: 1 PB: 0 SB: 0 CS: 0	PA: 38					
PITCHER	IP	WLS	BF	H	R	ER	SO	BB	IBB	HBP	BLK	WP	HR	S	P	ERA	WHIP										
58 Manny Bañuelos, L ERA: 7.36	5.1	W	24	5	3	3	3	2	1	1	0	1	1	53	87	5.06	1.312										
43 Evan Marshall, R ERA:	1.2	H	4	0	0	0	0	0	0	0	0	0	0	8	14	0.00	0.000										
39 Aaron Bummer, L ERA: 0.63	1.0		3	0	0	0	1	0	0	0	0	0	0	10	15	0.00	0.000										
57 Jace Fry, L ERA: 4.79	0.2		6	1	1	0	0	2	0	0	0	0	0	15	31	0.00	4.500										
66 José Ruiz, R ERA: 4.97	0.1		1	0	0	0	1	0	0	0	0	0	0	3	5	0.00	0.000										

Batter	1	2	3	4	5	6	7	8	9	AB	R	H	RBI	BB	SO	LOB	BOTTOM										
28 Leury García, S OBP: 0.335, SLG: 0.381	G6-3		K		10 G4-3 79 SF7 2B		79 HR 1B	10 2B 1B		5	3	3	0	0	1	0	Cleveland Indians @ Chicago White Sox Guaranteed Rate Field, Chicago, IL Thu May 30 2019, 7:11 PM - 10:21 PM CDT Att: 22,182 - Partly Cloudy - 71 F										
10 Yadir Moncada, S OBP: 0.333, SLG: 0.491	K		79 FC6-4 1B		G4-3		K			5	0	2	1	0	2	2											
79 José Abreu, R OBP: 0.304, SLG: 0.523	G6-3		FC6-4 17 HR 2B		SF7		HR	G5-3		4	2	1	3	0	0	3											
17 Yonder Alonso, L OBP: 0.288, SLG: 0.328		33 1B 74 2B 2B	HR		33 CS BB		G6-3			3	2	2	2	1	0	0											
33 James McCann, R OBP: 0.384, SLG: 0.523		74 2B 1B	E4		CS		K	G4-3		4	1	1	0	0	1	0											
74 Eloy Jiménez, R OBP: 0.273, SLG: 0.400			F9							4	0	3	2	0	0	1											
49 Ryan Cordell, R OBP: 0.320, SLG: 0.384		5 F8 2B					7 1B 1B		7 G6-3 5 E 1B	0	1	0	0	0	0	0											
7 Tim Anderson, R OBP: 0.369, SLG: 0.503		K			G4-3			G6-3		4	0	1	0	0	1	2											
5 Yolmer Sánchez, S OBP: 0.325, SLG: 0.310		F8			22 CS 1B		L8		E7 28 S 28 WP 1B	4	1	2	0	0	0	3											
22 Charles Tilson, L OBP: 0.333, SLG: 0.337		L4			K			F7		4	0	0	0	0	2	6											
Inning Stats	R: 0 E: 0 K: 1 S: 10	H: 0 LOB: 0 BB: 0 P: 17	R: 2 E: 0 K: 1 S: 21	H: 3 LOB: 1 BB: 0 P: 26	R: 2 E: 1 K: 1 S: 15	H: 2 LOB: 1 BB: 0 P: 22	R: 0 E: 0 K: 1 S: 8	H: 1 LOB: 1 BB: 0 P: 13	R: 1 E: 0 K: 0 S: 7	H: 1 LOB: 0 BB: 1 P: 14	R: 0 E: 0 K: 2 S: 9	H: 2 LOB: 2 BB: 0 P: 11	R: 2 E: 0 K: 1 S: 10	H: 2 LOB: 0 BB: 0 P: 14	R: 3 E: 1 K: 0 S: 14	H: 4 LOB: 2 BB: 0 P: 20	1B: 9 2B: 5 3B: 0 HR: 2	SF: 1 SAC: 0 DP: 1 HBP: 0	WP: 1 PB: 0 SB: 1 CS: 2	PA: 40							
PITCHER	IP	WLS	BF	H	R	ER	SO	BB	IBB	HBP	BLK	WP	HR	S	P	ERA	WHIP										
59 Carlos Carrasco, R ERA: 4.98	6.1	L	29	10	6	6	7	1	0	0	0	0	1	74	108	8.53	1.737										
61 Dan Otero, R ERA: 4.56	1.2		10	5	4	4	0	0	0	0	0	1	1	20	29	21.60	3.000										

Batter	1	2	3	4	5	6	7	8	9	AB	R	H	RBI	BB	SO	LOB	TOP	
12 Francisco Lindor, S OBP: 0.357, SLG: 0.477										4	1	1	1	0	0	1	Cleveland Indians @ Chicago White Sox Guaranteed Rate Field, Chicago, IL Fri May 31 2019, 7:12 PM - 9:52 PM CDT Att: 21,652 - Clear - 82 F	
6 Mike Freeman, L OBP: 0.396, SLG: 0.293										4	0	1	0	0	1	0		
41 Carlos Santana, S OBP: 0.410, SLG: 0.505										4	0	2	0	0	1	1		
22 Jason Kipnis, L OBP: 0.295, SLG: 0.336										4	0	1	0	0	0	2		
11 José Ramírez, S OBP: 0.317, SLG: 0.324										3	0	1	0	1	2	2		
10 Jake Bauers, L OBP: 0.307, SLG: 0.339										4	0	2	0	0	0	3		
1 Greg Allen, S OBP: 0.215, SLG: 0.305										4	0	1	0	0	1	3		
55 Roberto Pérez, R OBP: 0.319, SLG: 0.405										3	0	0	0	0	1	2		
2 Leonys Martín, L OBP: 0.297, SLG: 0.346										4	0	0	0	0	2	1		
Inning Stats	R: 1 E: 0 K: 1 S: 12	H: 3 LOB: 2 BB: 0 P: 20	R: 0 E: 0 K: 0 S: 6	H: 1 LOB: 1 BB: 0 P: 9	R: 0 E: 0 K: 1 S: 11	H: 1 LOB: 0 BB: 0 P: 16	R: 0 E: 0 K: 1 S: 9	H: 1 LOB: 2 BB: 0 P: 15	R: 0 E: 0 K: 1 S: 11	H: 0 LOB: 0 BB: 0 P: 12	R: 0 E: 0 K: 1 S: 8	H: 1 LOB: 1 BB: 0 P: 10	R: 0 E: 0 K: 1 S: 9	H: 0 LOB: 0 BB: 0 P: 11	1B: 7 2B: 2 3B: 0 HR: 1	SF: 0 SAC: 1 DP: 1 HBP: 0	WP: 0 PB: 0 SB: 0 CS: 0	PA: 36
PITCHER	IP WLS BF H R ER SO BB IBB HBP BLK WP HR S P ERA WHIP																	
68 Dylan Covey, R ERA: 4.73	6.0 W 26 8 1 1 5 1 0 0 0 0 0 1 61 98 1.50 1.500																	
64 Josh Osich, L ERA: 4.42	2.0 7 1 0 0 2 0 0 0 0 0 0 0 16 22 0.00 0.500																	
37 Juan Minaya, R ERA: 1.35	1.0 3 0 0 0 1 0 0 0 0 0 0 0 9 11 0.00 0.000																	

Batter	1	2	3	4	5	6	7	8	9	AB	R	H	RBI	BB	SO	LOB	BOTTOM			
28 Leury García, S OBP: 0.333, SLG: 0.378										4	1	1	0	0	1	2	Cleveland Indians @ Chicago White Sox Guaranteed Rate Field, Chicago, IL Fri May 31 2019, 7:12 PM - 9:52 PM CDT Att: 21,652 - Clear - 82 F			
10 Yadir Moncada, S OBP: 0.335, SLG: 0.489										5	1	2	0	0	1	4				
79 José Abreu, R OBP: 0.298, SLG: 0.513										4	0	0	1	0	1	3				
17 Yonder Alonso, L OBP: 0.292, SLG: 0.332										4	1	2	0	0	0	0				
74 Eloy Jiménez, R OBP: 0.273, SLG: 0.390										3	0	0	0	1	1	3				
22 Charles Tilson, L OBP: 0.340, SLG: 0.356										4	0	2	2	0	0	3				
7 Tim Anderson, R OBP: 0.362, SLG: 0.492										4	1	0	0	0	1	2				
5 Yolmer Sánchez, S OBP: 0.335, SLG: 0.318										3	1	2	1	0	1	1				
59 Seby Zavala, R OBP: 0.111, SLG: 0.111										4	1	1	0	0	2	2				
Inning Stats	R: 0 E: 0 K: 0 S: 11	H: 2 LOB: 3 BB: 1 P: 18	R: 0 E: 0 K: 1 S: 11	H: 0 LOB: 1 BB: 0 P: 18	R: 2 E: 1 K: 2 S: 15	H: 3 LOB: 1 BB: 0 P: 18	R: 3 E: 1 K: 2 S: 17	H: 2 LOB: 1 BB: 0 P: 21	R: 1 E: 2 K: 2 S: 13	H: 1 LOB: 1 BB: 0 P: 17	R: 0 E: 0 K: 0 S: 7	H: 0 LOB: 0 BB: 0 P: 11	R: 0 E: 0 K: 1 S: 7	H: 1 LOB: 1 BB: 0 P: 8	R: 0 E: 0 K: 0 S: 7	H: 1 LOB: 1 BB: 0 P: 8	1B: 9 2B: 1 3B: 0 HR: 0	SF: 1 SAC: 1 DP: 0 HBP: 1	WP: 0 PB: 0 SB: 1 CS: 0	PA: 39
PITCHER	IP WLS BF H R ER SO BB IBB HBP BLK WP HR S P ERA WHIP																			
47 Trevor Bauer, R ERA: 3.76	7.0 L 35 9 6 2 8 1 0 1 0 0 0 0 81 111 2.57 1.429																			
49 Tyler Olson, L ERA: 3.31	1.0 4 1 0 0 0 0 0 0 0 0 0 0 7 8 0.00 1.000																			

Batter	1	2	3	4	5	6	7	8	9	AB	R	H	RBI	BB	SO	LOB	TOP										
26 Max Kepler, L OBP: 0.326, SLG: 0.500			G6-3							4	0	0	0	0	3	1	Minnesota Twins @ Cleveland Indians Progressive Field, Cleveland, OH Tue Jun 04 2019, 7:12 PM - 9:35 PM EDT Att: 15,814 - Cloudy - 73 F										
11 Jorge Polanco, S OBP: 0.402, SLG: 0.578			L6			G1-3				4	0	1	0	0	1	1											
23 Nelson Cruz, R OBP: 0.345, SLG: 0.492						G4-3				4	0	0	0	0	3	2											
20 Eddie Rosario, L OBP: 0.310, SLG: 0.548	CS	G3			P5				P5	4	1	1	1	0	0	0											
18 Mitch Garver, R OBP: 0.410, SLG: 0.698			K		P2					3	0	0	0	0	2	0											
9 Marwin Gonzalez, S OBP: 0.319, SLG: 0.404										4	1	2	1	0	0	1											
22 Miguel Sanó, R OBP: 0.355, SLG: 0.654										2	0	0	0	1	1	1											
16 Jonathan Schoop, R (1.4) OBP: 0.318, SLG: 0.503										3	0	1	0	0	0	0											
25 Byron Buxton, R OBP: 0.320, SLG: 0.508										3	0	0	0	0	0	2											
Inning Stats	R: 0 H: 1 E: 0 K: 2 S: 9	H: 1 LOB: 0 BB: 0 P: 15	R: 1 H: 2 E: 0 K: 1 S: 13	H: 2 LOB: 2 BB: 1 P: 21	R: 0 H: 0 E: 0 K: 1 S: 5	H: 0 LOB: 0 BB: 0 P: 10	R: 0 H: 1 E: 0 K: 0 S: 11	H: 1 LOB: 1 BB: 0 P: 21	R: 0 H: 0 E: 0 K: 1 S: 9	H: 0 LOB: 0 BB: 0 P: 11	R: 1 H: 1 E: 0 K: 1 S: 8	H: 1 LOB: 0 BB: 0 P: 15	R: 0 H: 0 E: 0 K: 1 S: 5	H: 0 LOB: 0 BB: 7 P: 7	R: 0 H: 0 E: 1 K: 3 S: 13	H: 0 LOB: 1 BB: 0 P: 17	R: 0 H: 0 E: 0 K: 0 S: 5	H: 0 LOB: 0 BB: 8 P: 8	1B: 1 2B: 2 3B: 0 HR: 2	SF: 0 SAC: 0 DP: 1 HBP: 1	WP: 0 PB: 0 SB: 0 CS: 1	PA: 34					
PITCHER	IP	WLS	BF	H	R	ER	SO	BB	IBB	HBP	BLK	WP	HR	S	P	ERA	WHIP										
57 Shane Bieber, R ERA: 3.57	7.0	W	27	5	2	2	7	1	0	0	0	0	2	63	104	2.57	0.857										
39 Oliver Pérez, L ERA: 3.5	1.0	H	3	0	0	0	3	0	0	0	0	0	0	10	13	0.00	0.000										
33 Brad Hand, L ERA: 1.09	1.0	S	3	0	0	0	0	0	0	1	0	0	0	5	8	0.00	0.000										

Batter	1	2	3	4	5	6	7	8	9	AB	R	H	RBI	BB	SO	LOB	BOTTOM										
12 Francisco Lindor, S OBP: 0.377, SLG: 0.538										3	2	3	3	1	0	0	Minnesota Twins @ Cleveland Indians Progressive Field, Cleveland, OH Tue Jun 04 2019, 7:12 PM - 9:35 PM EDT Att: 15,814 - Cloudy - 73 F										
35 Oscar Mercado, R OBP: 0.328, SLG: 0.362	FC5-4									4	0	0	0	0	1	2											
41 Carlos Santana, S OBP: 0.402, SLG: 0.505										4	0	1	0	0	0	0											
8 Jordan Luplow, R OBP: 0.294, SLG: 0.505										2	0	0	0	1	0	2											
30 Tyler Naquin, L OBP: 0.313, SLG: 0.374										1	0	0	0	0	1	0											
11 José Ramírez, S OBP: 0.303, SLG: 0.307										4	0	0	0	0	0	3											
22 Jason Kipnis, L OBP: 0.277, SLG: 0.315										3	0	0	0	0	0	0											
55 Roberto Pérez, R OBP: 0.320, SLG: 0.425										3	1	1	1	0	0	0											
10 Jake Bauers, L OBP: 0.312, SLG: 0.356										3	1	1	1	0	1	0											
2 Leonys Martin, L OBP: 0.294, SLG: 0.352										2	1	0	0	1	1	0											
Inning Stats	R: 0 H: 1 E: 0 K: 0 S: 10	H: 1 LOB: 2 BB: 1 P: 22	R: 0 H: 0 E: 0 K: 0 S: 7	H: 0 LOB: 0 BB: 0 P: 8	R: 1 H: 1 E: 0 K: 1 S: 9	H: 1 LOB: 0 BB: 0 P: 13	R: 0 H: 0 E: 0 K: 0 S: 4	H: 0 LOB: 0 BB: 0 P: 5	R: 2 H: 1 E: 0 K: 1 S: 11	H: 1 LOB: 0 BB: 1 P: 19	R: 0 H: 0 E: 0 K: 0 S: 3	H: 0 LOB: 0 BB: 1 P: 7	R: 2 H: 3 E: 0 K: 1 S: 12	H: 3 LOB: 1 BB: 0 P: 18	R: 0 H: 0 E: 0 K: 1 S: 8	H: 0 LOB: 0 BB: 0 P: 10	1B: 1 2B: 1 3B: 0 HR: 4	SF: 0 SAC: 0 DP: 1 HBP: 0	WP: 0 PB: 0 SB: 0 CS: 0	PA: 32							
PITCHER	IP	WLS	BF	H	R	ER	SO	BB	IBB	HBP	BLK	WP	HR	S	P	ERA	WHIP										
31 Devin Smeltzer, L ERA: 3.85	6.1	L	26	5	5	5	2	3	0	0	0	0	4	49	82	7.11	1.263										
19 Ryne Harper, R ERA: 1.85	0.2		3	1	0	0	1	0	0	0	0	0	0	7	10	0.00	1.500										
21 Tyler Duffey, R ERA: 2.45	1.0		3	0	0	0	1	0	0	0	0	0	0	8	10	0.00	0.000										

AB	31
R	2
H	5
RBI	2
BB	1
SO	10
LOB	8

AB	29
R	5
H	6
RBI	5
BB	3
SO	4
LOB	7



Batter	1	2	3	4	5	6	7	8	9	AB	R	H	RBI	BB	SO	LOB	TOP								
26 Max Kepler, L OBP: 0.324, SLG: 0.490	F9	G6-3			K2-3		11 1B BB		G6-3	4	0	0	0	1	1	0									
11 Jorge Polanco, S OBP: 0.404, SLG: 0.590	F8		L7			HR				4	1	2	2	0	0	0									
23 Nelson Cruz, R OBP: 0.342, SLG: 0.507	L8			HR						4	1	1	1	1	0	2	0								
20 Eddie Rosario, L OBP: 0.309, SLG: 0.552					K					4	1	1	0	0	1	0									
24 C.J. Cron, R OBP: 0.342, SLG: 0.536					G6-3					3	0	1	1	1	1	0									
9 Marwin Gonzalez, S OBP: 0.322, SLG: 0.400					F7					2	1	0	0	1	0	0									
22 Miguel Sanó, R OBP: 0.348, SLG: 0.625					K					4	1	1	0	0	1	4									
15 Jason Castro, L OBP: 0.363, SLG: 0.573					K					3	1	0	0	0	2	3									
18 Mitch Garver, R OBP: 0.406, SLG: 0.690					K					1	0	0	0	0	1	0									
25 Byron Buxton, R OBP: 0.318, SLG: 0.519					L5					4	1	1	3	0	1	1									
Inning Stats	R: 0 E: 0 K: 0 S: 6	H: 0 LOB: 0 BB: 0 P: 10	R: 4 E: 0 K: 0 S: 12	H: 3 LOB: 0 BB: 0 P: 19	R: 1 E: 0 K: 1 S: 8	H: 1 LOB: 0 BB: 0 P: 10	R: 0 E: 0 K: 2 S: 9	H: 0 LOB: 0 BB: 0 P: 15	R: 1 E: 0 K: 2 S: 10	H: 1 LOB: 0 BB: 0 P: 16	R: 0 E: 0 K: 1 S: 11	H: 0 LOB: 0 BB: 0 P: 16	R: 1 E: 0 K: 2 S: 12	H: 2 LOB: 2 BB: 1 P: 19	R: 0 E: 0 K: 1 S: 9	H: 0 LOB: 0 BB: 2 P: 19	R: 0 E: 0 K: 1 S: 8	H: 0 LOB: 0 BB: 0 P: 12	1B: 2 2B: 1 3B: 1 HR: 3	SF: 0 SAC: 0 DP: 0 HBP: 1	WP: 0 PB: 0 SB: 0 CS: 0	PA: 37			
PITCHER	IP	WLS	BF	H	R	ER	SO	BB	IBB	HBP	BLK	WP	HR	S	P	ERA	WHIP								
36 Tyler Clippard, R ERA: 4.3	1.1		7	2	3	3	0	0	0	0	0	0	0	12	17	20.25	1.500								
49 Tyler Olson, L ERA: 4.08	1.1		6	2	2	2	1	0	0	0	0	0	2	13	20	13.50	1.500								
44 Nick Goody, R ERA: 4.5	2.0		7	1	1	1	3	0	0	0	0	0	1	17	28	4.50	0.500								
34 A.J. Cole, R ERA: 1.69	1.1		4	0	0	0	2	0	0	0	0	0	0	14	21	0.00	0.000								
62 Nick Wittgren, R ERA: 2.45	1.0	W	5	2	1	1	2	1	0	0	0	0	0	12	19	9.00	3.000								

Minnesota Twins @ Cleveland Indians
 Progressive Field, Cleveland, OH
 Wed Jun 05 2019, 7:11 PM - 12:20 AM EDT
 Att: 16,962 - Partly Cloudy - 72 F

AB	33
R	7
H	7
RBI	7
BB	3
SO	10
LOB	8

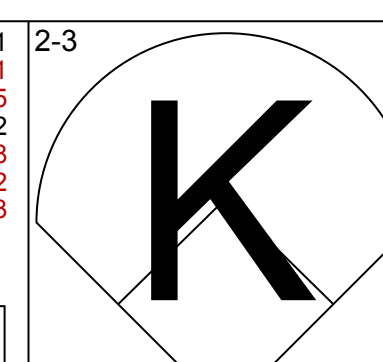
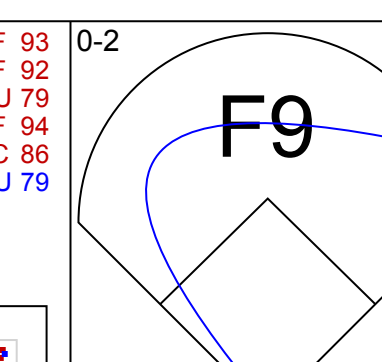
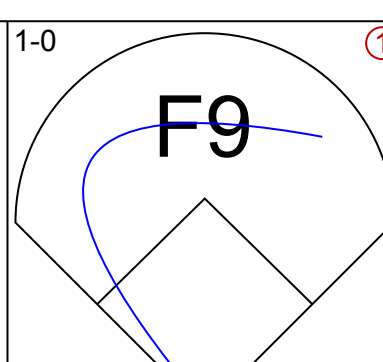
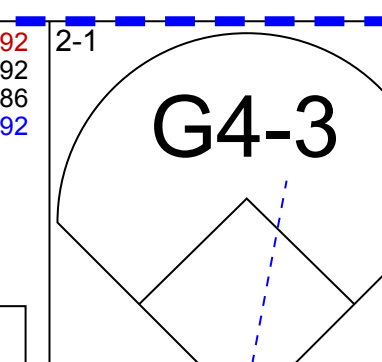
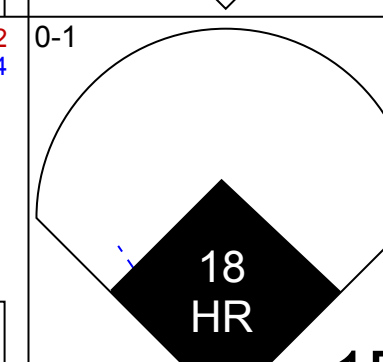
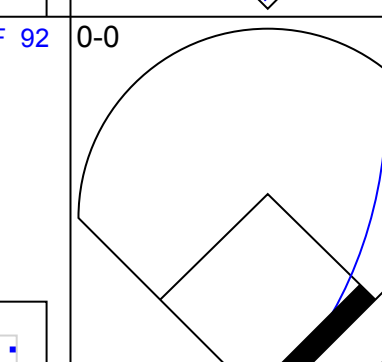
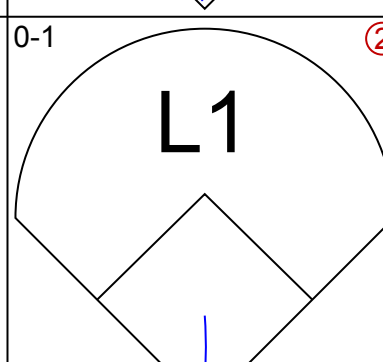
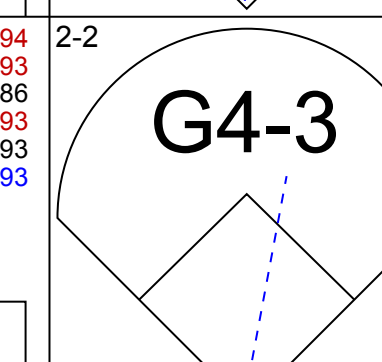
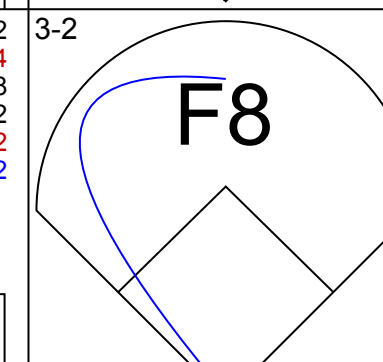
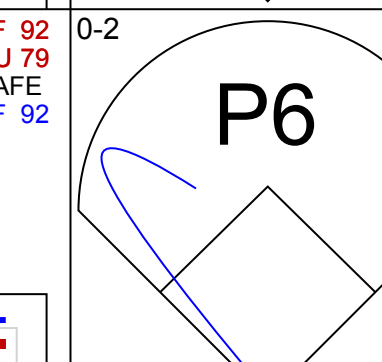
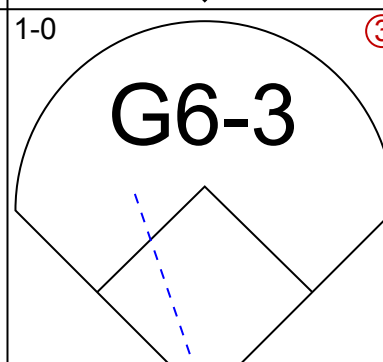
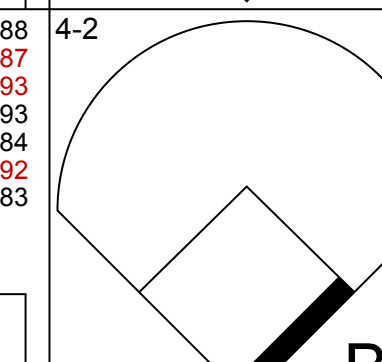
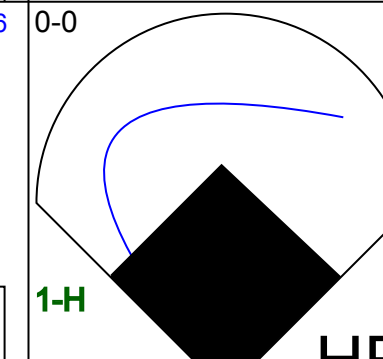
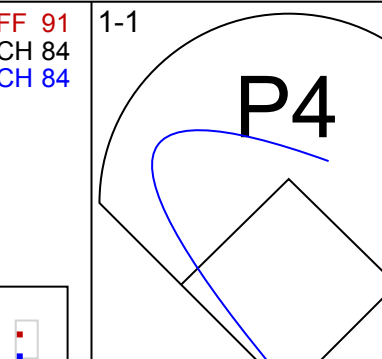
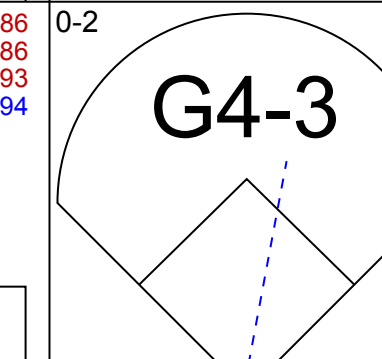
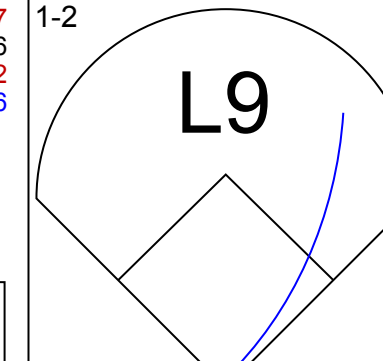
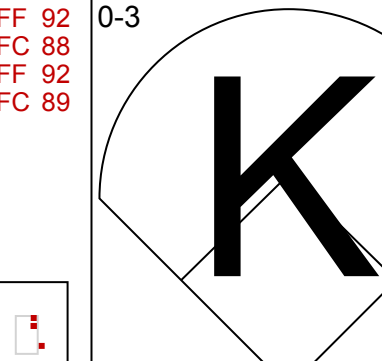


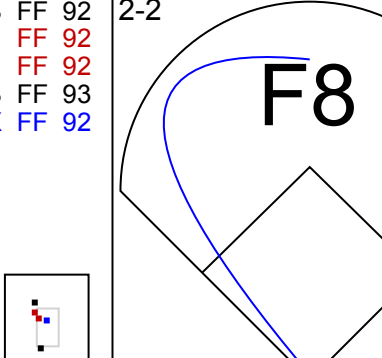
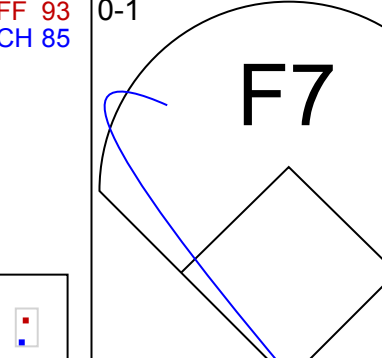


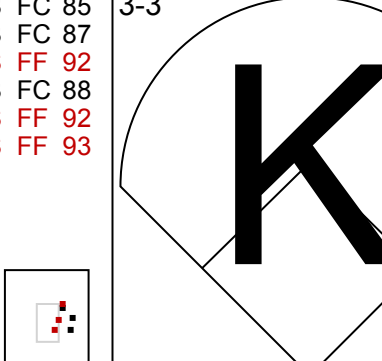
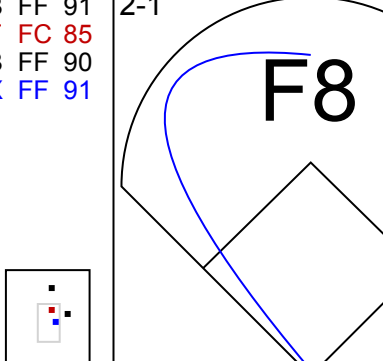


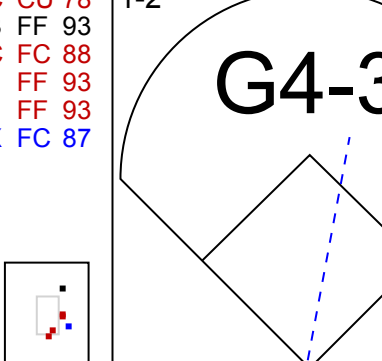
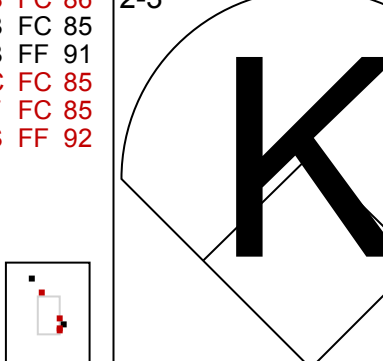

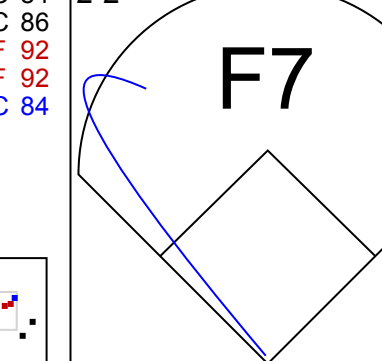
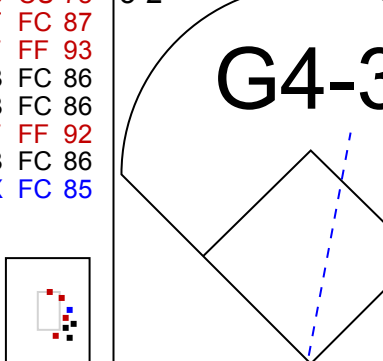
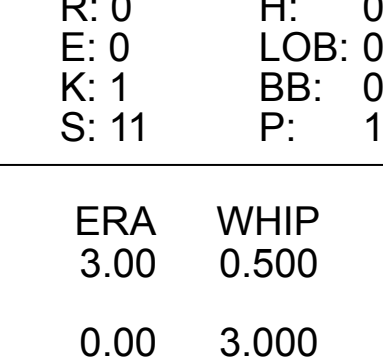
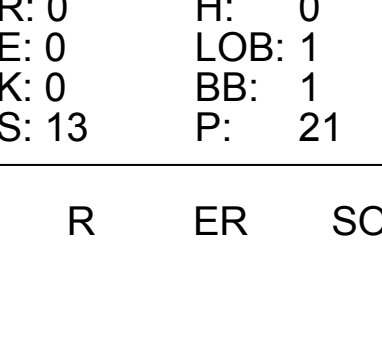


Batter	1	2	3	4	5	6	7	8	9	AB	R	H	RBI	BB	SO	LOB	BOTTOM								
12 Francisco Lindor, S OBP: 0.383, SLG: 0.555	8 1B 11 G3 35 1B		41 WP 11 PB 41 S		E 35 SH1-3 41	K				4	3	2	1	1	1	2									
35 Oscar Mercado, R OBP: 0.338, SLG: 0.361	11 G3 8 1B		F7		SH1-3	L4				3	0	1	0	1	0	3									
41 Carlos Santana, S OBP: 0.402, SLG: 0.505	L8		11 PB 11 PB BB		FC6-2-1 8 2B		8 HR 2B		P4	4	3	1	0	1	0	4									
8 Jordan Luplow, R OBP: 0.308, SLG: 0.551	11 G3 1-2 2-3		K		11 1B 2B		11 1B 2B		K	5	2	3	3	0	2	3									
11 José Ramírez, S OBP: 0.306, SLG: 0.311	G3		22 S 1B						F8	4	0	2	3	0	0	2									
22 Jason Kipnis, L OBP: 0.271, SLG: 0.307	G3		G1		L7				G6-3	4	0	0	0	0	4										
55 Roberto Pérez, R OBP: 0.325, SLG: 0.446			G5-3		G5-3		10 1B BB		HR	3	1	1	1	1	0	0									
10 Jake Bauers, L OBP: 0.311, SLG: 0.354	F9		G4-3		G4-3				F7	4	0	1	0	0	0	0									
30 Tyler Naquin, L OBP: 0.300, SLG: 0.358	L4		F9		F9				F9	4	0	0	0	0	1	2									
Inning Stats	R: 1 E: 0 K: 0 S: 10	H: 2 LOB: 2 BB: 1 P: 18	R: 0 E: 0 K: 0 S: 10	H: 0 LOB: 0 BB: 0 P: 11	R: 2 E: 0 K: 1 S: 17	H: 2 LOB: 1 BB: 1 P: 28	R: 0 E: 0 K: 0 S: 9	H: 0 LOB: 0 BB: 0 P: 16	R: 2 E: 1 K: 2 S: 12	H: 2 LOB: 1 BB: 1 P: 23	R: 0 E: 0 K: 2 S: 15	H: 1 LOB: 2 BB: 1 P: 23	R: 3 E: 0 K: 0 S: 15	H: 3 LOB: 0 BB: 0 P: 20	R: 1 E: 0 K: 1 S: 13	H: 1 LOB: 1 BB: 1 P: 21	1B: 6 2B: 2 3B: 0 HR: 3	SF: 0 SAC: 1 DP: 0 HBP: 0	WP: 1 PB: 1 SB: 2 CS: 0	PA: 40					
PITCHER	IP	WLS	BF	H	R	ER	SO	BB	IBB	HBP	BLK	WP	HR	S	P	ERA	WHIP								
33 Martin Pérez, L ERA: 3.72	4.2		23	6	5	2	1	2	0	0	0	0	0	2	4	0.00	0.000								
19 Ryne Harper, R ERA: 1.52	0.1		1	0	0	0	0	0	0	0	0	0	0	2	4	0.00	0.000								
65 Trevor May, R ERA: 3.43	1.0	H	5	1	0	0	2	1	0	0	0	0	0	15	23	0.00	2.000								
38 Blake Parker, R ERA: 3.74	1.0	L	6	3	3	3	0	0	0	0	0	0	2	15	20	27.00	3.000								
21 Tyler Duffey, R ERA: 2.97	1.0		5	1	1	1	1	1	0	0	0	0	1	13	21	9.00	2.000								

Minnesota Twins @ Cleveland Indians
 Progressive Field, Cleveland, OH
 Wed Jun 05 2019, 7:11 PM - 12:20 AM EDT
 Att: 16,962 - Partly Cloudy - 72 F

AB	35
R	9
H	11
RBI	8
BB	4
SO	4
LOB	20

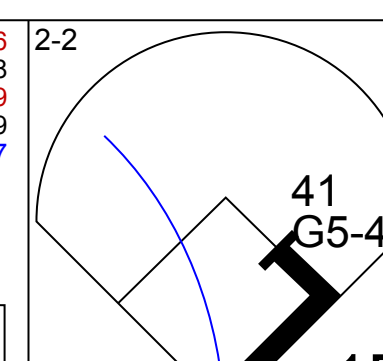
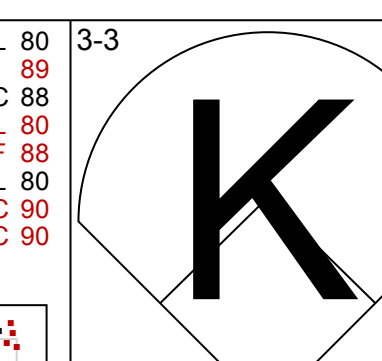
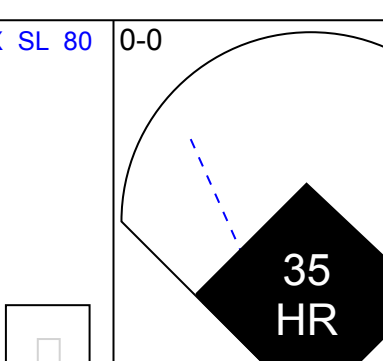

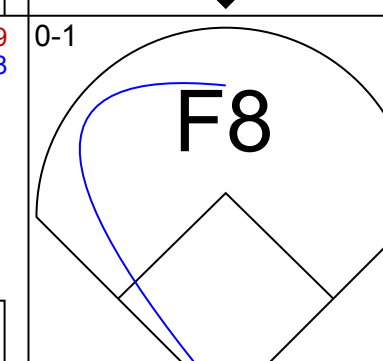
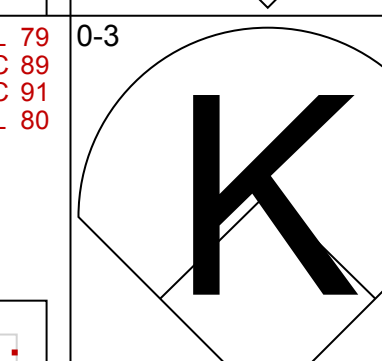
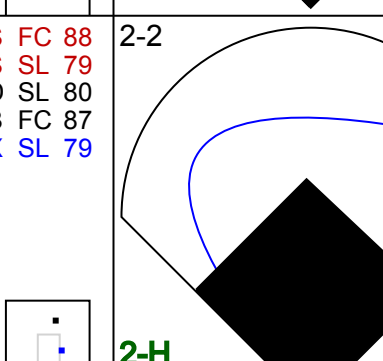

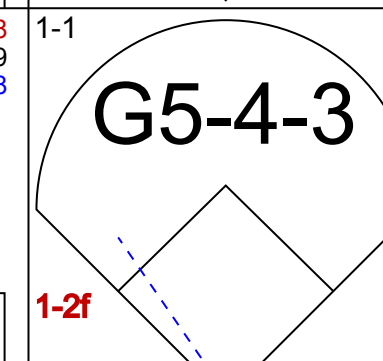
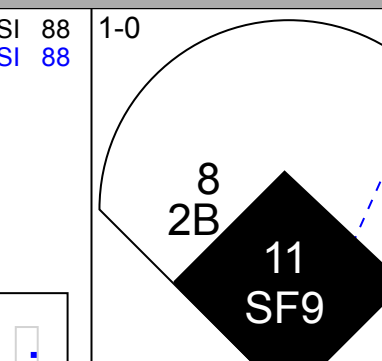
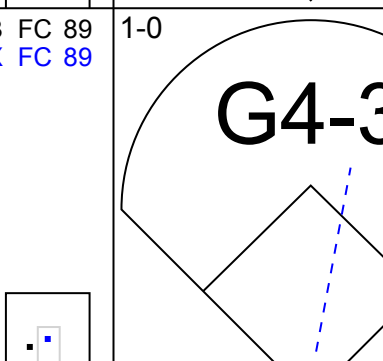

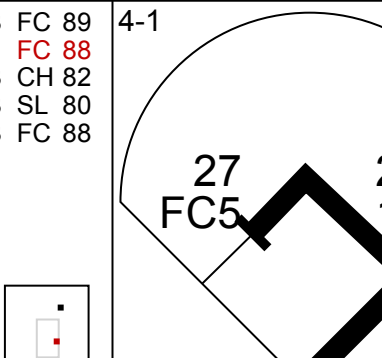
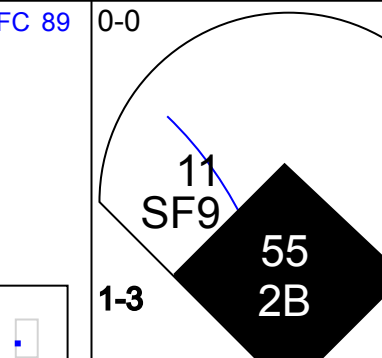


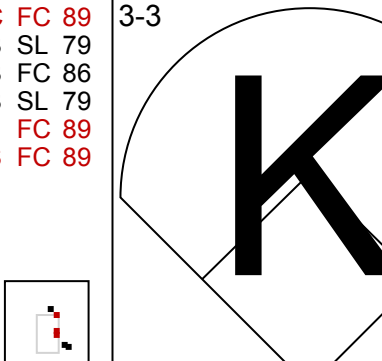
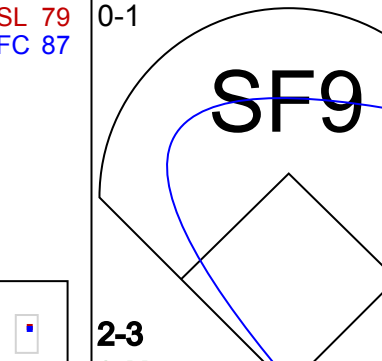

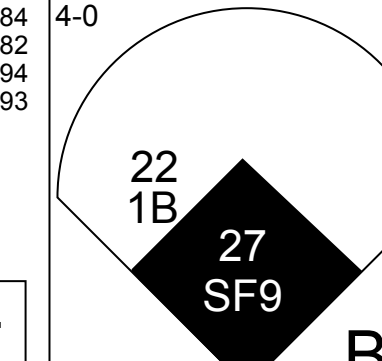
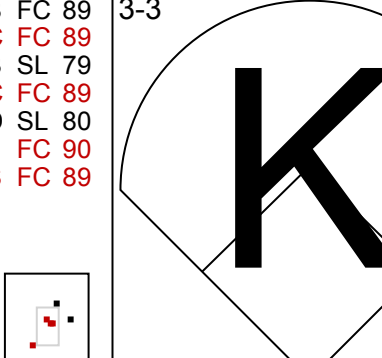
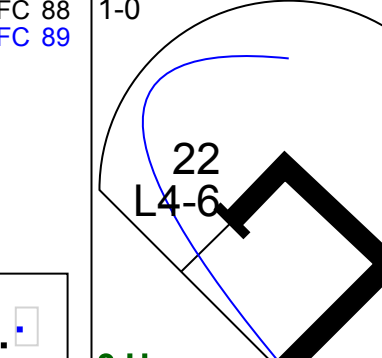

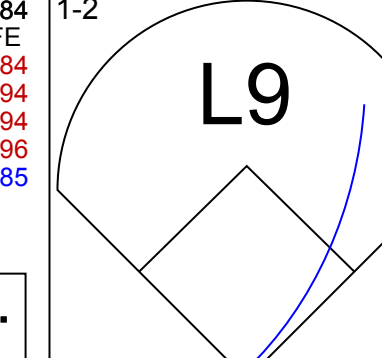
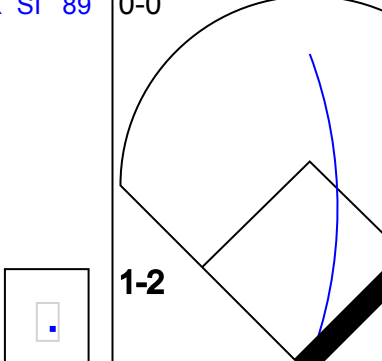
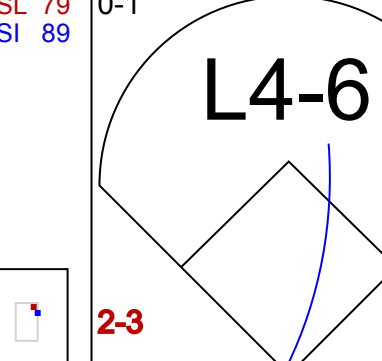

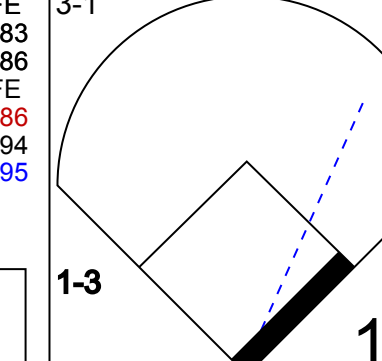
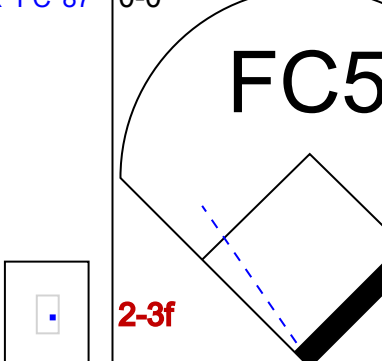
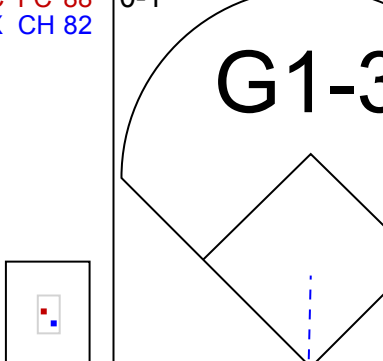
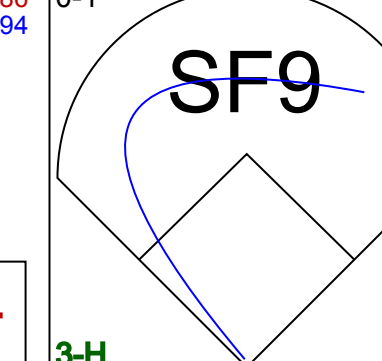
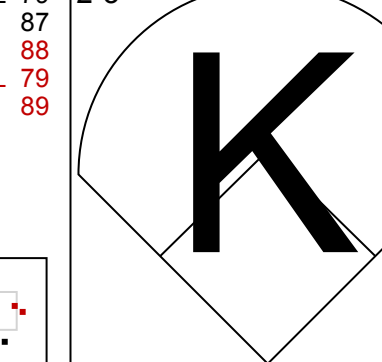
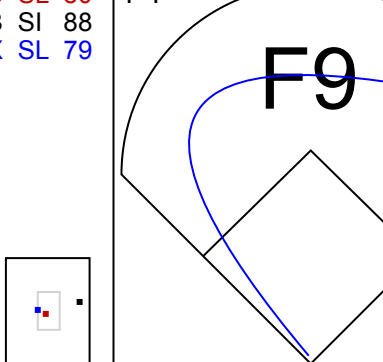
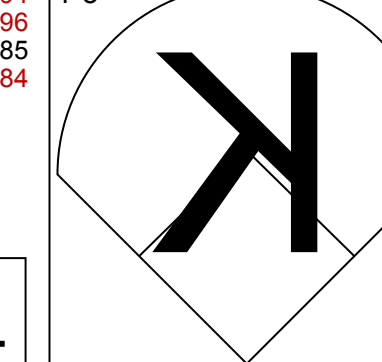


Batter	1	2	3	4	5	6	7	8	9	AB	R	H	RBI	BB	SO	LOB	TOP			
11 Brett Gardner, L OBP: 0.293, SLG: 0.406										4	0	0	0	0	1	0				
26 DJ LeMahieu, R OBP: 0.368, SLG: 0.472										4	1	2	0	0	0	0				
31 Aaron Hicks, S OBP: 0.321, SLG: 0.414										3	0	0	0	1	0	2				
18 Didi Gregorius, L OBP: 0.375, SLG: 0.750										4	2	1	2	0	0	1				
25 Gleyber Torres, R OBP: 0.325, SLG: 0.522										4	1	1	1	0	1	0				
36 Kendrys Morales, S OBP: 0.325, SLG: 0.236										4	0	0	0	0	0	1				
77 Clint Frazier, R OBP: 0.330, SLG: 0.528										3	0	1	0	1	1	0				
29 Gio Urshela, R OBP: 0.354, SLG: 0.451										3	0	0	1	0	2	1				
28 Austin Romine, R OBP: 0.213, SLG: 0.261										2	0	0	0	0	0	0				
24 Gary Sánchez, R OBP: 0.332, SLG: 0.627										1	0	0	0	0	0	1				
Inning Stats	R: 2 E: 0 K: 1 S: 14	H: 2 LOB: 0 BB: 0 P: 20	R: 0 E: 0 K: 1 S: 11	H: 0 LOB: 0 BB: 0 P: 17	R: 0 E: 0 K: 0 S: 13	H: 1 LOB: 1 BB: 0 P: 15	R: 0 E: 0 K: 1 S: 8	H: 0 LOB: 0 BB: 0 P: 9	R: 0 E: 0 K: 0 S: 4	H: 0 LOB: 0 BB: 0 P: 6	R: 2 E: 0 K: 0 S: 12	H: 1 LOB: 1 BB: 1 P: 18	R: 0 E: 0 K: 0 S: 13	H: 0 LOB: 1 BB: 1 P: 21	R: 0 E: 0 K: 1 S: 10	H: 1 LOB: 1 BB: 0 P: 11	1B: 2 2B: 2 3B: 0 HR: 1	SF: 1 SAC: 0 DP: 0 HBP: 0	WP: 0 PB: 0 SB: 0 CS: 0	PA: 35
PITCHER	IP WLS BF H R ER SO BB IBB HBP BLK WP HR S P ERA WHIP																			
45 Adam Plutko, R ERA: 5.19	(1, 1) 6.0 W 21 3 2 2 4 0 0 0 0 0 1 61 85 3.00 0.500																			
39 Oliver Pérez, L ERA: 3.44	(7, 1) 0.1 3 1 2 0 0 0 0 0 0 0 0 6 6 0.00 3.000																			
90 Adam Cimber, R ERA: 3.63	(7, 1) 0.2 3 0 0 0 0 1 0 0 0 0 0 6 12 0.00 1.500																			
62 Nick Wittgren, R ERA: 2.25	(8, 1) 1.0 H 4 0 0 0 0 1 0 0 0 0 0 13 21 0.00 1.000																			
33 Brad Hand, L ERA: 0.99	(9, 1) 1.0 4 1 0 0 1 0 0 0 0 0 0 10 11 0.00 1.000																			

New York Yankees @ Cleveland Indians
 Progressive Field, Cleveland, OH
 Sat Jun 08 2019, 4:13 PM - 6:49 PM EDT
 Att: 32,239 - Partly Cloudy - 75 F

AB 32
 R 4
 H 5
 RBI 4
 BB 2
 SO 5
 LOB 6

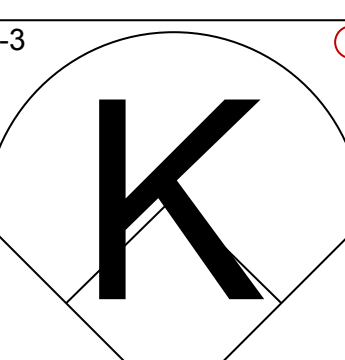
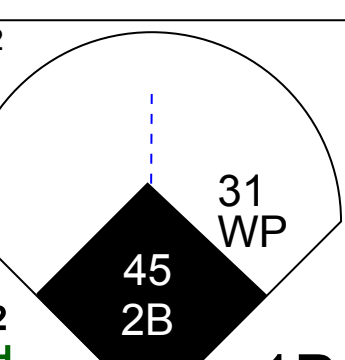
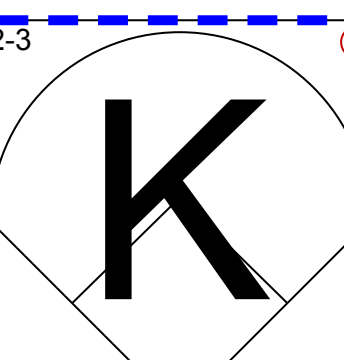
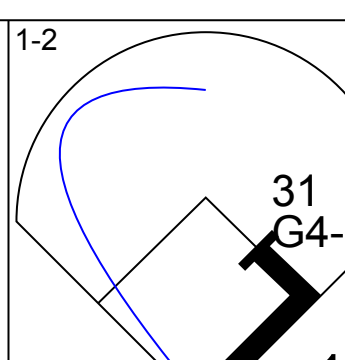
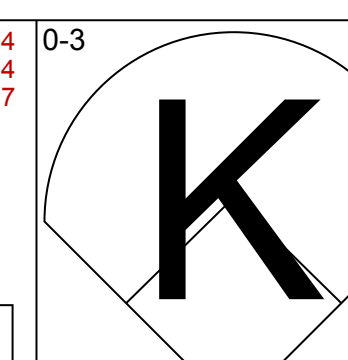
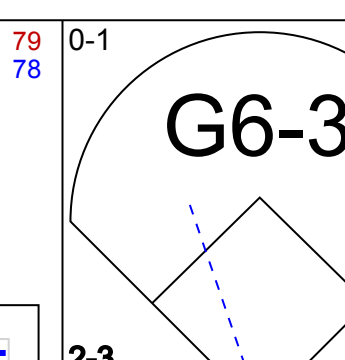
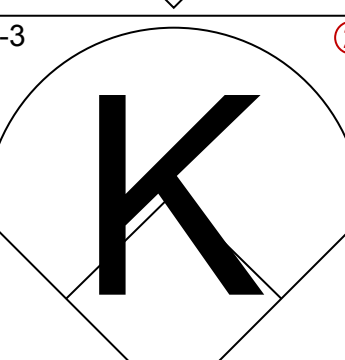
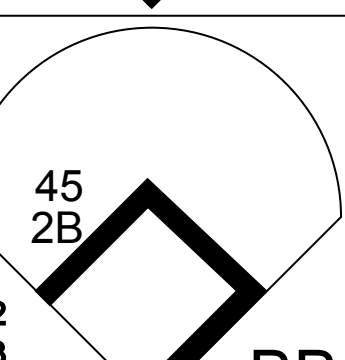
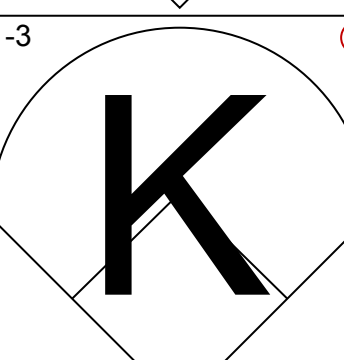
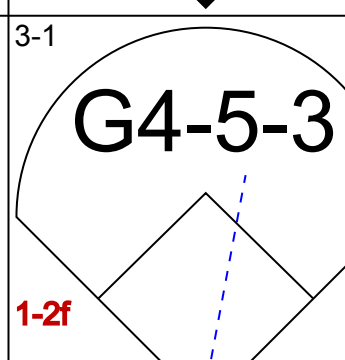
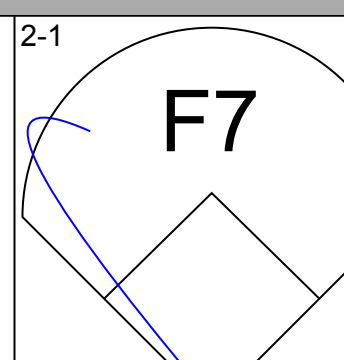
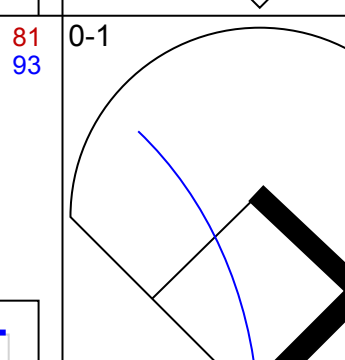
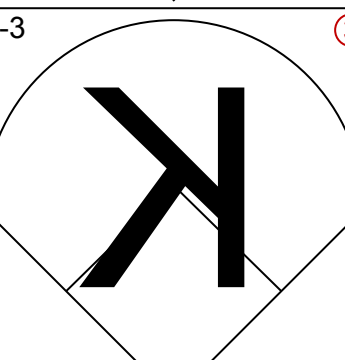
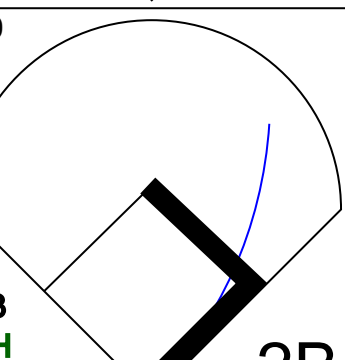
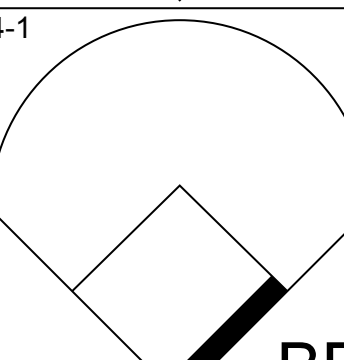
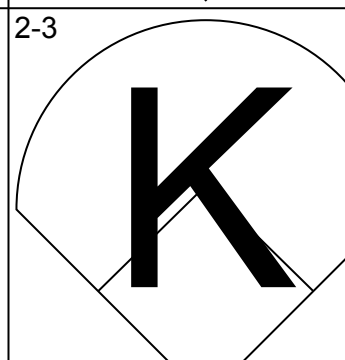
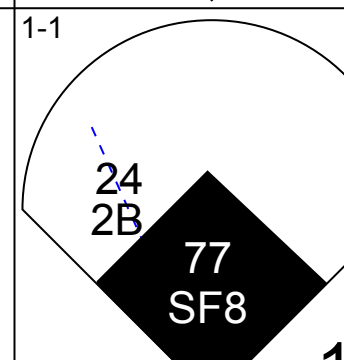
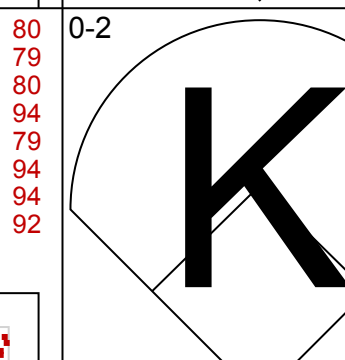

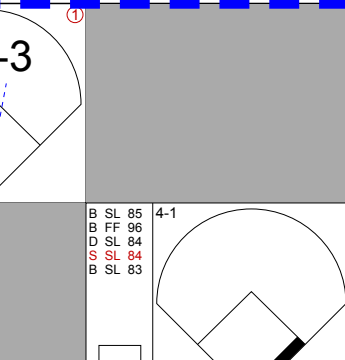
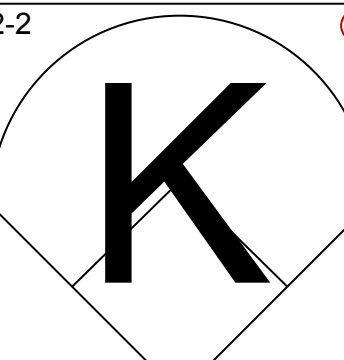

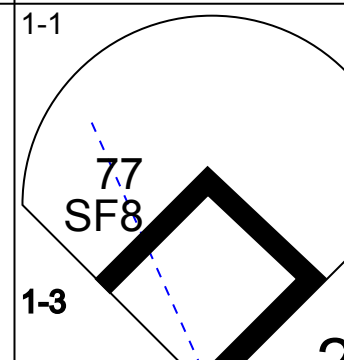


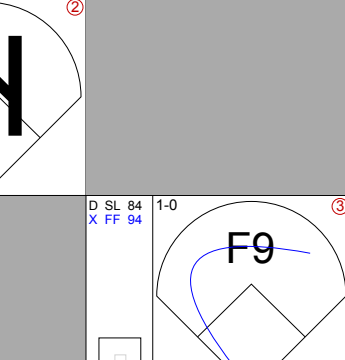


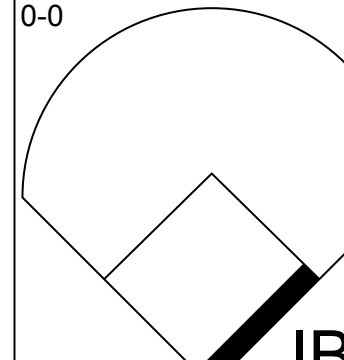


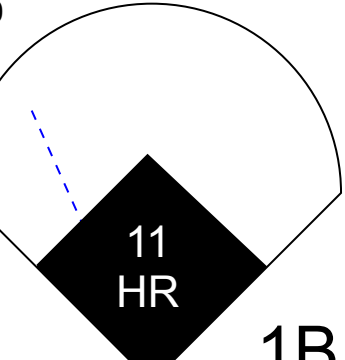


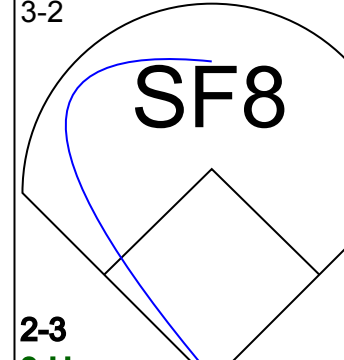


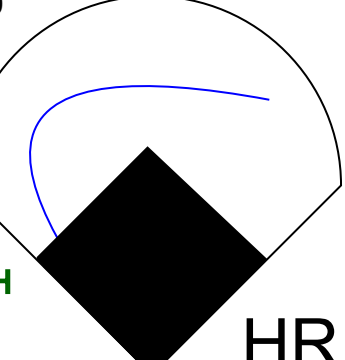


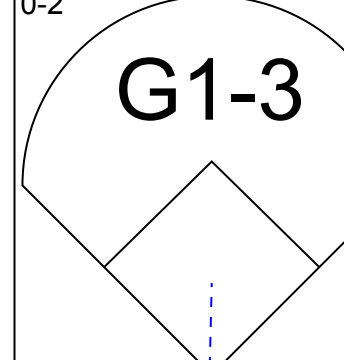


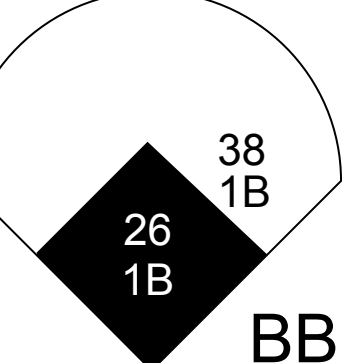



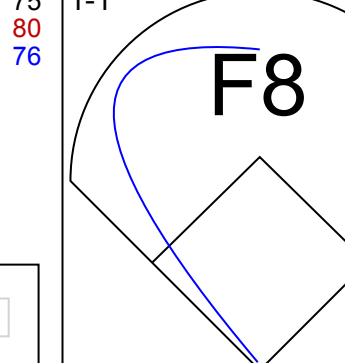

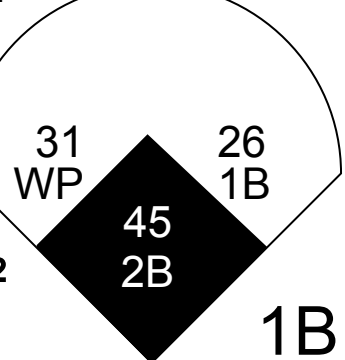



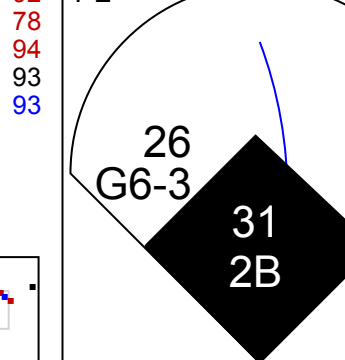


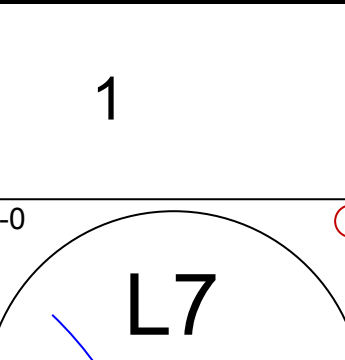
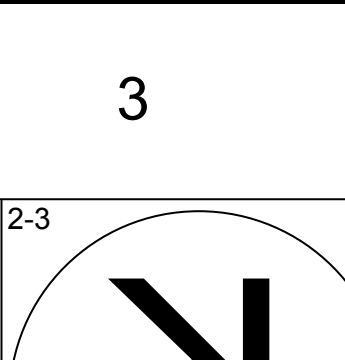
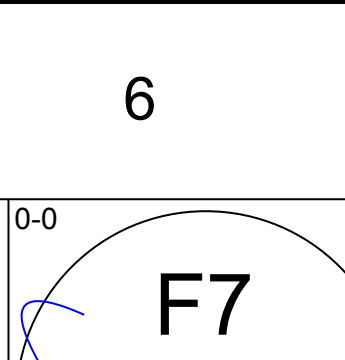
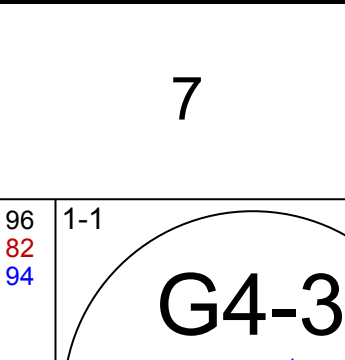
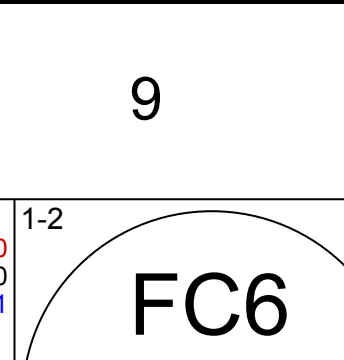
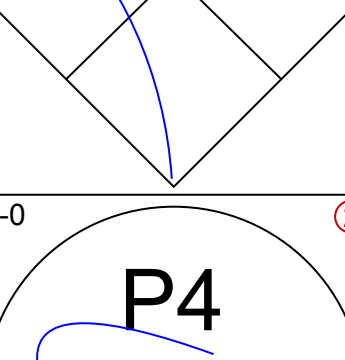
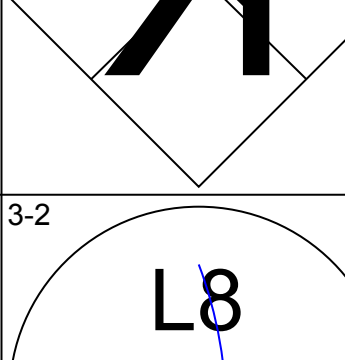
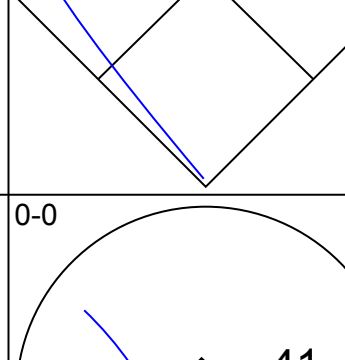
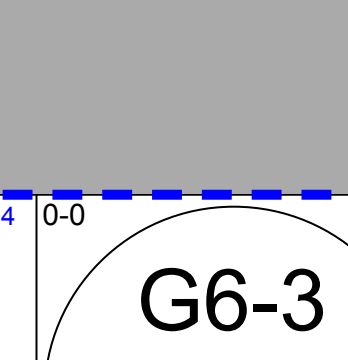
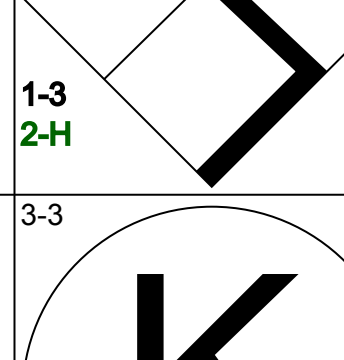
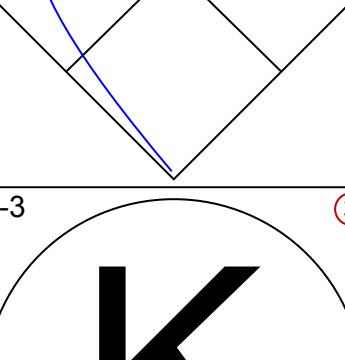
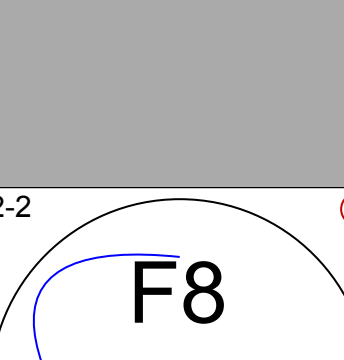
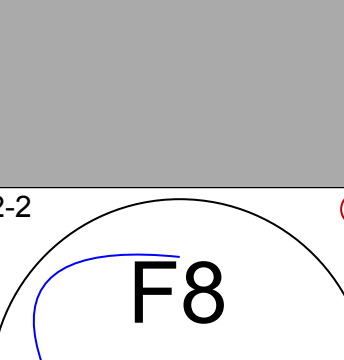
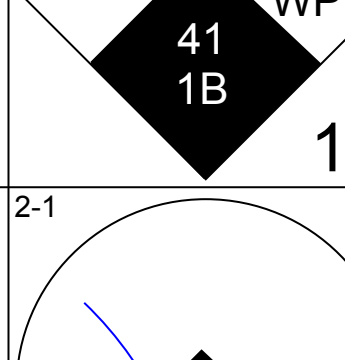
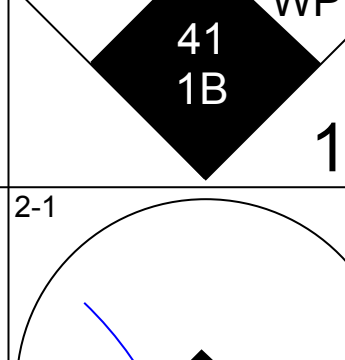
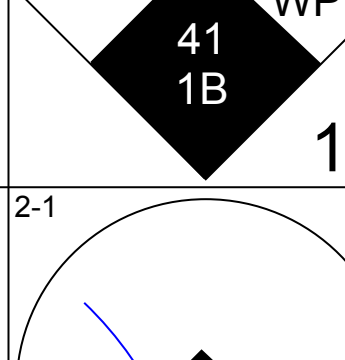
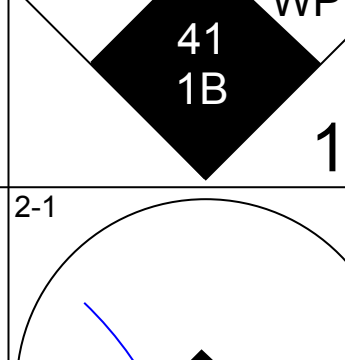
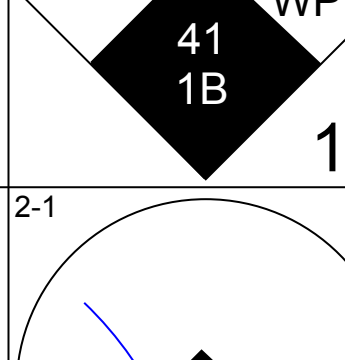

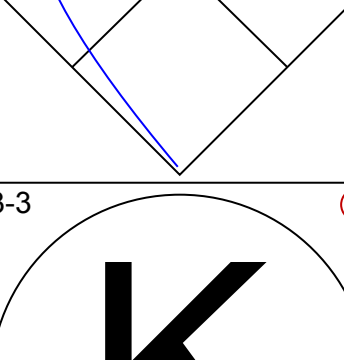
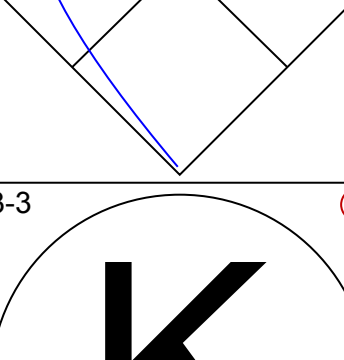
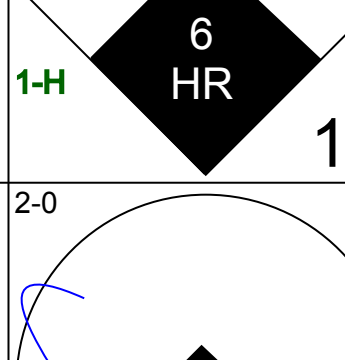
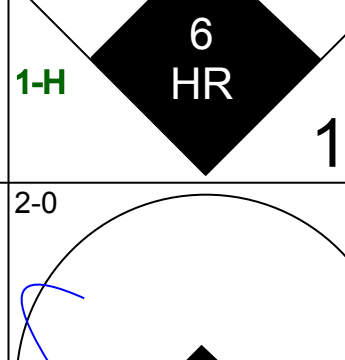
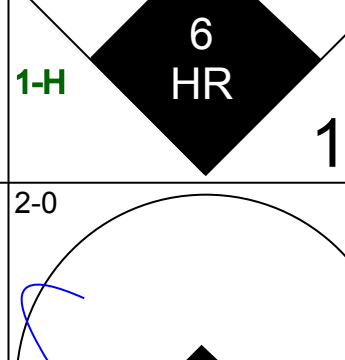
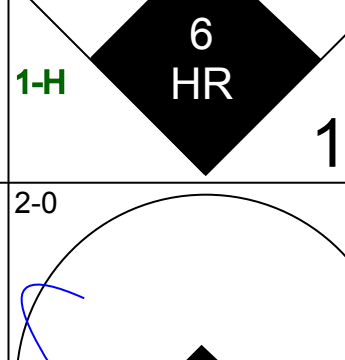
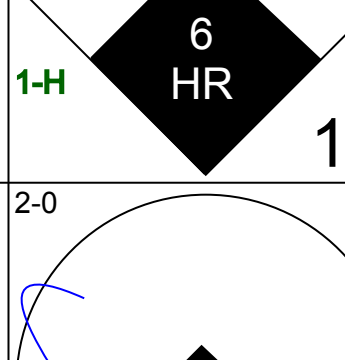
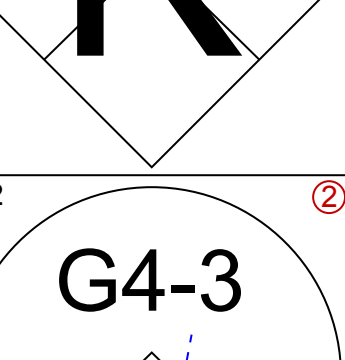
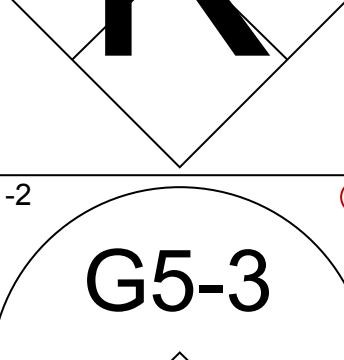
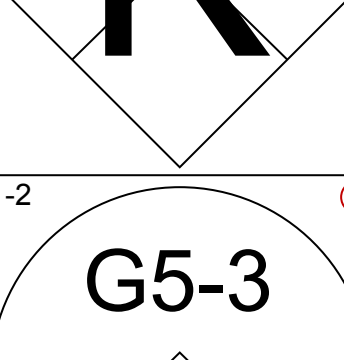
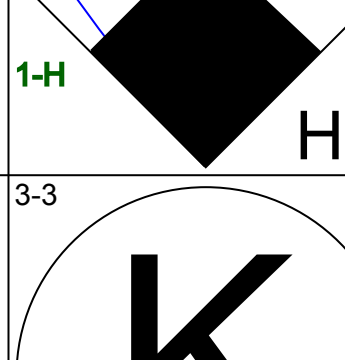
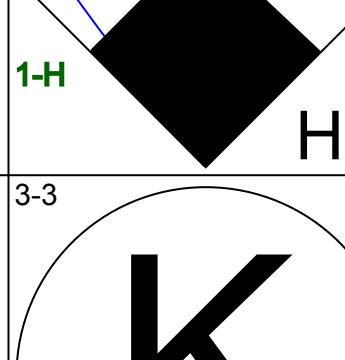
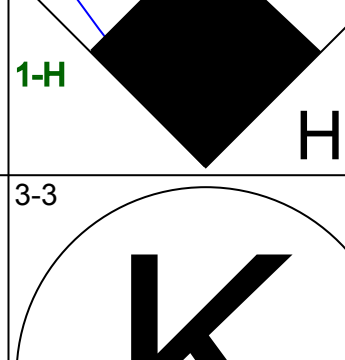
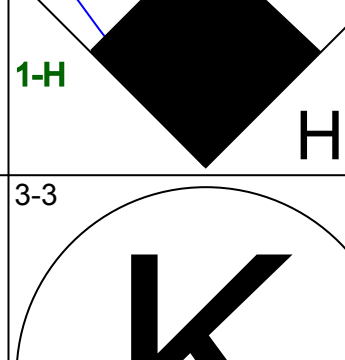
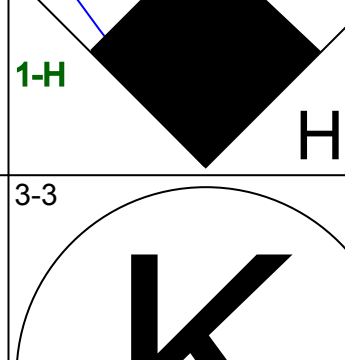


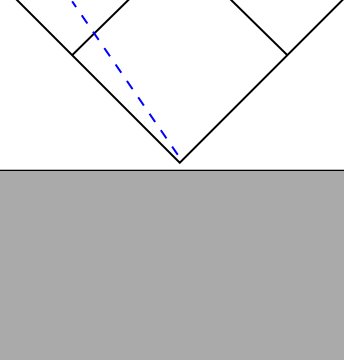
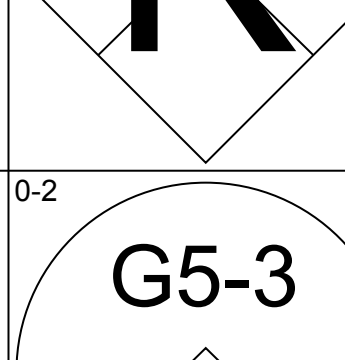
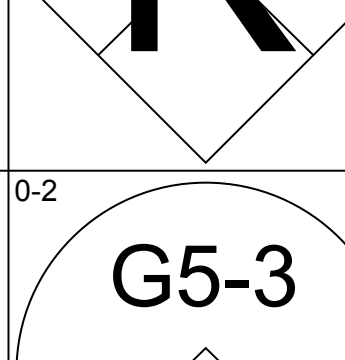
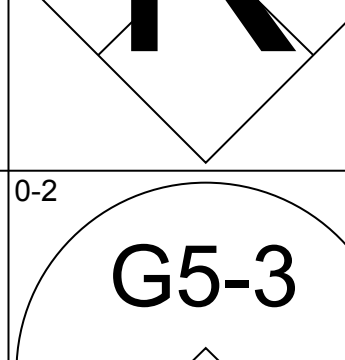
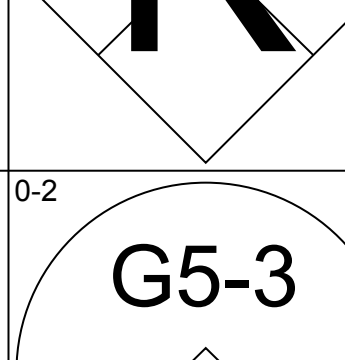
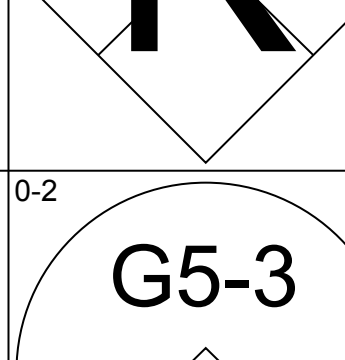
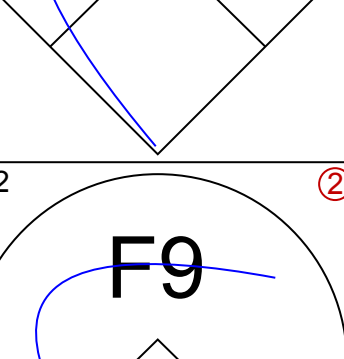
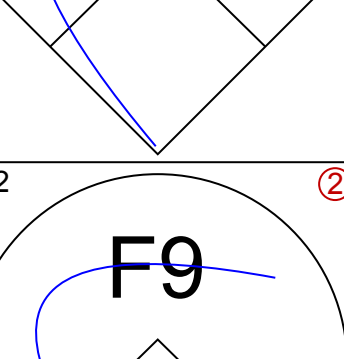
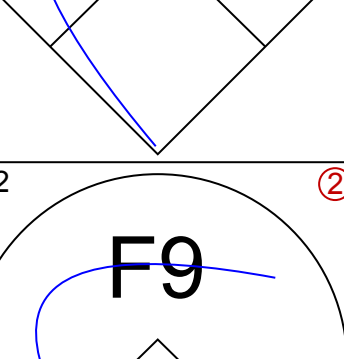
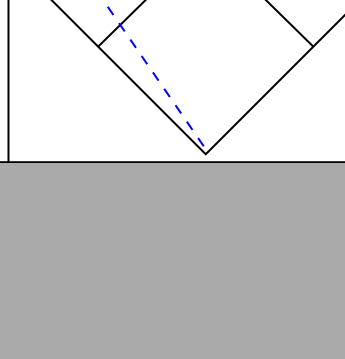
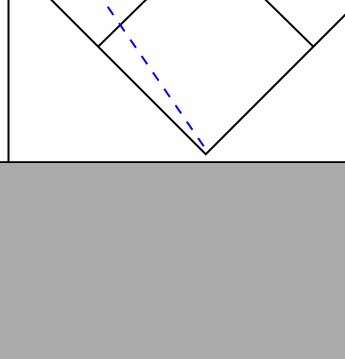
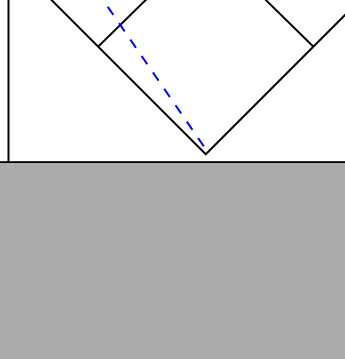
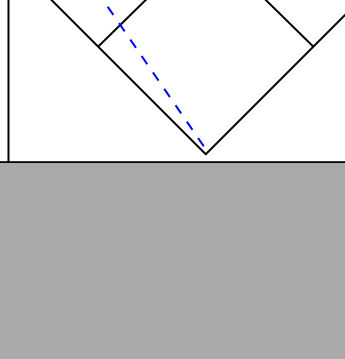
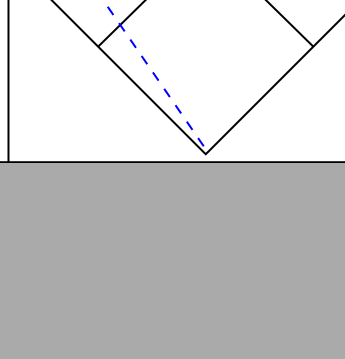
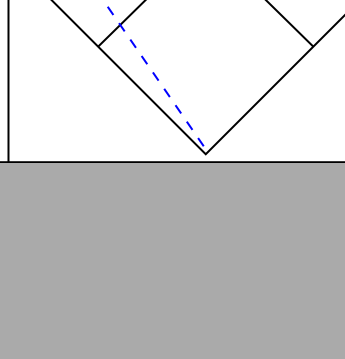
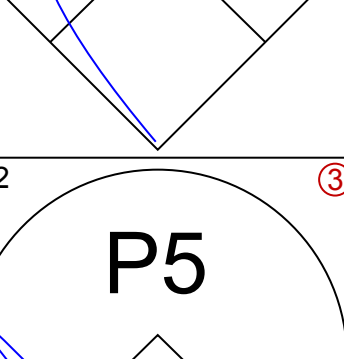
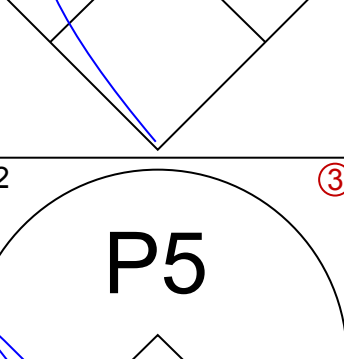
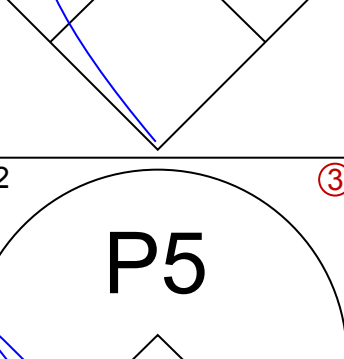
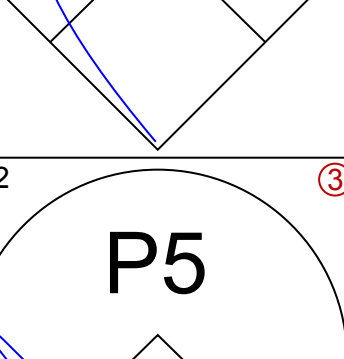
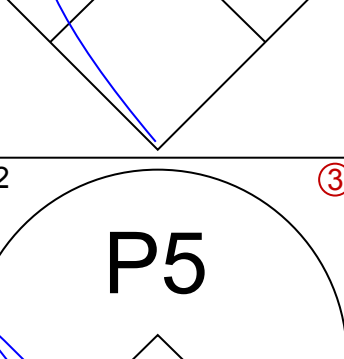
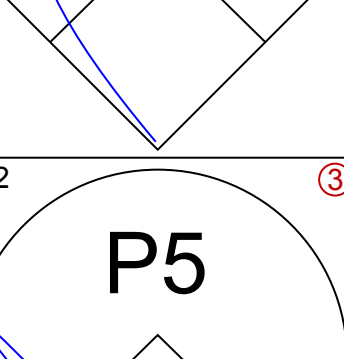
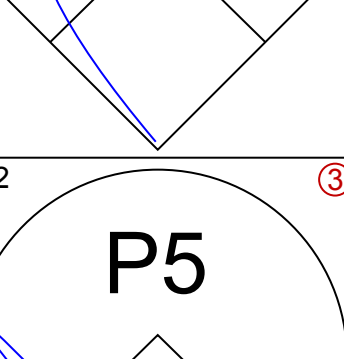
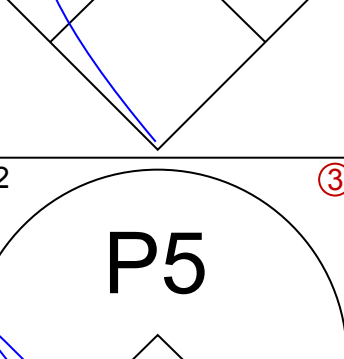
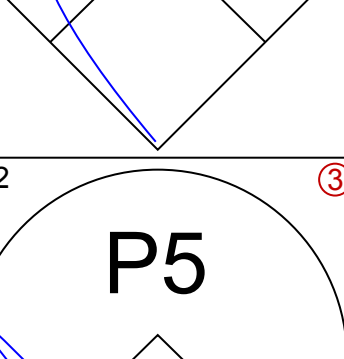
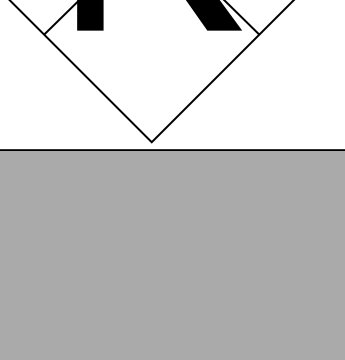


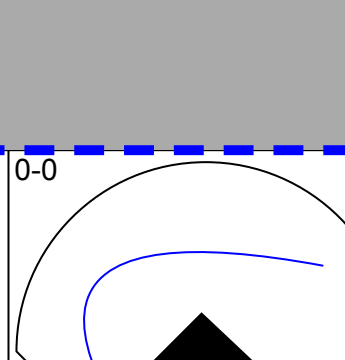
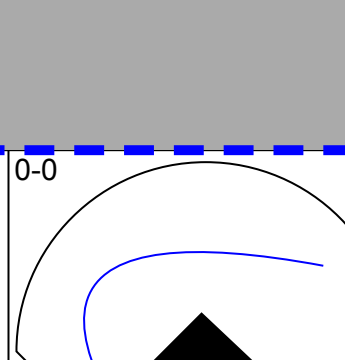
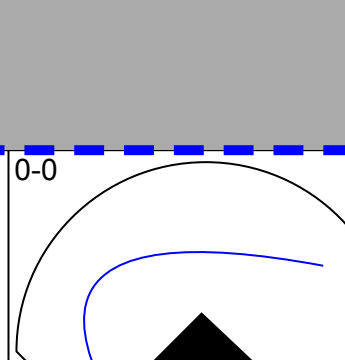
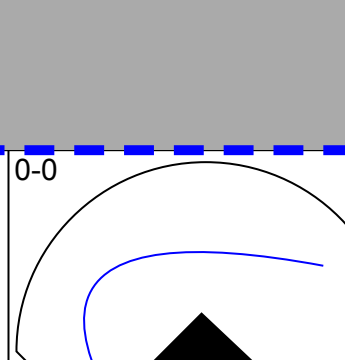
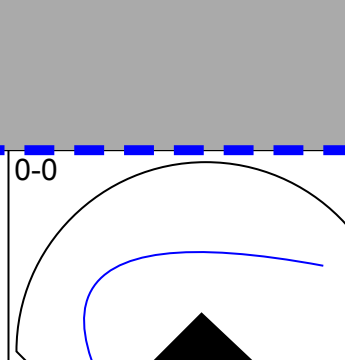
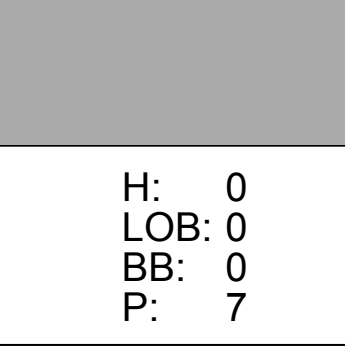
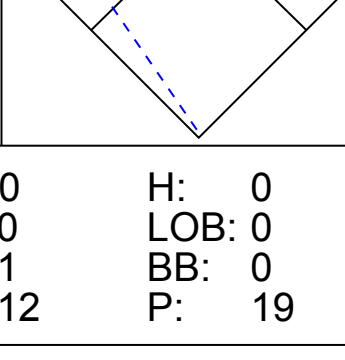
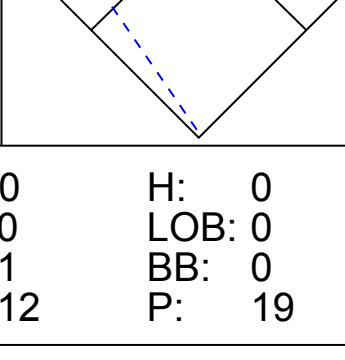
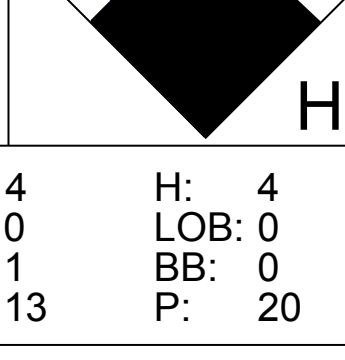
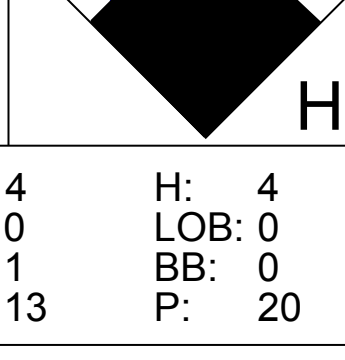
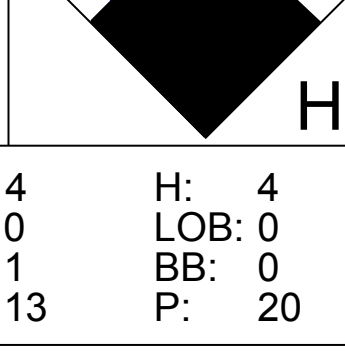
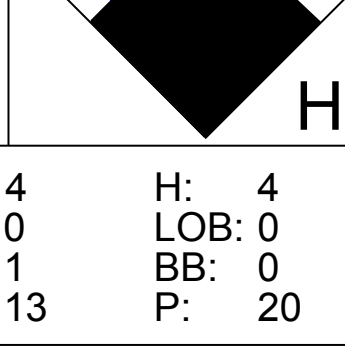
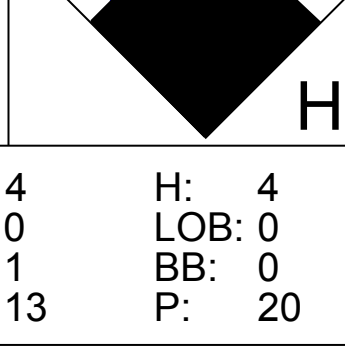
















Batter	1	2	3	4	5	6	7	8	9	AB	R	H	RBI	BB	SO	LOB	BOTTOM			
12 Francisco Lindor, S OBP: 0.375, SLG: 0.551										4	1	2	0	0	1	0				
35 Oscar Mercado, R OBP: 0.354, SLG: 0.486										4	1	2	2	0	1	1				
41 Carlos Santana, S OBP: 0.403, SLG: 0.513										4	1	1	0	0	0	2				
8 Jordan Luplow, R OBP: 0.322, SLG: 0.548										3	2	2	0	1	0	1				
11 José Ramírez, S OBP: 0.296, SLG: 0.297										2	1	0	1	1	2	2				
55 Roberto Pérez, R OBP: 0.333, SLG: 0.500										4	1	2	3	0	1	2				
22 Jason Kipnis, L OBP: 0.275, SLG: 0.311										4	0	2	0	0	0	1				
27 Kevin Plawecki, R OBP: 0.263, SLG: 0.343										3	1	1	2	0	0	2				
2 Leonys Martin, L OBP: 0.281, SLG: 0.335										4	0	0	0	0	3	1				
Inning Stats	R: 0 E: 0 K: 0 S: 7	H: 1 LOB: 0 BB: 0 P: 10	R: 0 E: 0 K: 2 S: 10	H: 1 LOB: 2 BB: 1 P: 20	R: 0 E: 0 K: 3 S: 12	H: 0 LOB: 0 BB: 0 P: 17	R: 2 E: 0 K: 0 S: 7	H: 3 LOB: 0 BB: 0 P: 9	R: 2 E: 0 K: 0 S: 9	H: 2 LOB: 0 BB: 0 P: 13	R: 3 E: 0 K: 2 S: 18	H: 3 LOB: 0 BB: 0 P: 24	R: 0 E: 0 K: 0 S: 5	H: 1 LOB: 1 BB: 0 P: 7	R: 1 E: 0 K: 1 S: 12	H: 1 LOB: 1 BB: 1 P: 21	1B: 5 2B: 5 3B: 0 HR: 3	SF: 2 SAC: 0 DP: 2 HBP: 0	WP: 0 PB: 0 SB: 0 CS: 0	PA: 36
PITCHER	IP WLS BF H R ER SO BB IBB HBP BLK WP HR S P ERA WHIP																			
52 CC Sabathia, L ERA: 3.96	(1, 1) 5.0 L 21 7 4 4 4 1 0 0 0 0 0 1 45 69 7.20 1.600																			
56 Jonathan Holder, R ERA: 4.93	(6, 1) 1.0 6 3 3 3 2 0 0 0 0 0 0 2 18 24 27.00 3.000																			
85 Luis Cessa, R ERA: 5.28	(7, 1) 2.0 9 2 1 1 1 1 0 0 0 0 0 0 17 28 4.50 1.500																			

New York Yankees @ Cleveland Indians
 Progressive Field, Cleveland, OH
 Sat Jun 08 2019, 4:13 PM - 6:49 PM EDT
 Att: 32,239 - Partly Cloudy - 75 F

AB 32
 R 8
 H 12
 RBI 8
 BB 2
 SO 8
 LOB 12



Batter	1	2	3	4	5	6	7	8	9	10	AB	R	H	RBI	BB	SO	LOB	TOP				
26 DJ LeMahieu, R OBP: 0.367, SLG: 0.468 (9, 3)											6	1	2	1	0	3	2	New York Yankees @ Cleveland Indians Progressive Field, Cleveland, OH Sun Jun 09 2019, 1:11 PM - 5:07 PM EDT Att. 29,028 - Partly Cloudy - 80 F				
31 Aaron Hicks, S OBP: 0.322, SLG: 0.413 (1, 8)											5	0	1	1	1	2	1					
45 Luke Voit, R OBP: 0.379, SLG: 0.500 18 Didi Gregorius, L OBP: 0.333, SLG: 0.667 (9, 6)											4	1	2	2	1	2	0					
24 Gary Sánchez, R OBP: 0.333, SLG: 0.624 (1, 2)											4	0	1	0	1	2	1					
25 Gleyber Torres, R OBP: 0.323, SLG: 0.513 (9, 4)											4	0	0	0	1	1	3					
77 Clint Frazier, R OBP: 0.337, SLG: 0.536 (1, 10)											3	1	2	1	1	1	0					
11 Brett Gardner, L OBP: 0.291, SLG: 0.415 (1, 7)											5	1	1	2	0	0	4					
29 Gio Urshela, R OBP: 0.366, SLG: 0.448 (1, 5)											1	1	1	0	4	0	0					
38 Cameron Maybin, R OBP: 0.379, SLG: 0.389 (1, 9)											5	2	2	0	0	1	4					
Inning Stats	R: 0 E: 0 K: 3 S: 9	H: 0 LOB: 0 BB: 0 P: 12	R: 5 E: 0 K: 1 S: 19	H: 5 LOB: 3 BB: 3 P: 43	R: 0 E: 0 K: 1 S: 11	H: 0 LOB: 1 BB: 2 P: 22	R: 0 E: 0 K: 1 S: 11	H: 1 LOB: 2 BB: 1 P: 18	R: 0 E: 0 K: 2 S: 9	H: 0 LOB: 0 BB: 0 P: 15	R: 0 E: 0 K: 1 S: 11	H: 0 LOB: 1 BB: 1 P: 18	R: 1 E: 0 K: 0 S: 12	H: 2 LOB: 2 BB: 1 P: 19	R: 1 E: 0 K: 1 S: 18	H: 2 LOB: 1 BB: 0 P: 20	1B: 5 2B: 5 3B: 0 HR: 1		SF: 1 SAC: 1 DP: 1 HBP: 0	WP: 1 PB: 0 SB: 0 CS: 1	PA: 48	
PITCHER	IP WLS BF H R ER SO	IP WLS BF H R ER SO	IP WLS BF H R ER SO	IP WLS BF H R ER SO	IP WLS BF H R ER SO	IP WLS BF H R ER SO	IP WLS BF H R ER SO	IP WLS BF H R ER SO	IP WLS BF H R ER SO	IP WLS BF H R ER SO	IP WLS BF H R ER SO	IP WLS BF H R ER SO	IP WLS BF H R ER SO	IP WLS BF H R ER SO	IP WLS BF H R ER SO	IP WLS BF H R ER SO	IP WLS BF H R ER SO	ERA WHIP	ERA WHIP			
57 Shane Bieber, R ERA: 4.07	1.2	1.1	1.2	1.1	1.1	1.1	1.1	1.1	1.1	1.1	6.75	1.500	34 A.J. Cole, R ERA: 1.5	1.1	1.2	1.1	1.1	1.1	1.1	1.1	6.75	1.500
44 Nick Goody, R ERA: 2.45	1.1	1.1	1.1	1.1	1.1	1.1	1.1	1.1	1.1	1.1	6.75	1.500	36 Tyler Clippard, R ERA: 3.94	1.1	1.1	1.1	1.1	1.1	1.1	1.1	6.75	1.500
49 Tyler Olson, L ERA: 3.79	1.1	1.1	1.1	1.1	1.1	1.1	1.1	1.1	1.1	1.1	6.75	1.500	90 Adam Cimber, R ERA: 3.8	1.1	1.1	1.1	1.1	1.1	1.1	1.1	6.75	1.500
39 Oliver Pérez, L ERA: 3.66	1.1	1.1	1.1	1.1	1.1	1.1	1.1	1.1	1.1	1.1	6.75	1.500	39 Oliver Pérez, L ERA: 3.66	1.1	1.1	1.1	1.1	1.1	1.1	1.1	6.75	1.500

Batter	1	2	3	4	5	6	7	8	9	10	AB	R	H	RBI	BB	SO	LOB	BOTTOM						
12 Francisco Lindor, S OBP: 0.366, SLG: 0.536 (1, 6)											5	0	0	0	0	1	1	New York Yankees @ Cleveland Indians Progressive Field, Cleveland, OH Sun Jun 09 2019, 1:11 PM - 5:07 PM EDT Att. 29,028 - Partly Cloudy - 80 F						
35 Oscar Mercado, R OBP: 0.354, SLG: 0.467 (1, 7)											5	1	1	0	0	1	3							
41 Carlos Santana, S OBP: 0.403, SLG: 0.509 (1, 10)											4	1	1	1	1	2	0							
22 Jason Kipnis, L ERA: 3.89											2	0	0	0	0	2	0							
6 Mike Freeman, L OBP: 0.393, SLG: 0.364 (6, 4)											3	1	1	2	0	1	1							
8 Jordan Luplow, R OBP: 0.306, SLG: 0.523 (10, 7)											5	0	0	0	0	2	1							
11 José Ramírez, S OBP: 0.299, SLG: 0.301 (1, 5)											4	1	2	0	0	0	0							
55 Roberto Pérez, R OBP: 0.337, SLG: 0.493											2	0	0	0	2	0	0							
30 Tyler Naquin, L OBP: 0.302, SLG: 0.386 (9, PR)											0	0	0	0	0	0	0							
10 Jake Bauers, L OBP: 0.300, SLG: 0.355 (1, 3)											4	1	1	1	0	1	4							
2 Leonys Martin, L OBP: 0.281, SLG: 0.349											3	1	1	1	0	0	0							
27 Kevin Plawecki, R OBP: 0.259, SLG: 0.338 (10, 2)											1	0	0	0	0	0	2							
Inning Stats	R: 0 E: 0 K: 1 S: 5	H: 0 LOB: 0 BB: 0 P: 7	R: 0 E: 0 K: 2 S: 17	H: 1 LOB: 2 BB: 1 P: 28	R: 0 E: 0 K: 1 S: 12	H: 0 LOB: 0 BB: 0 P: 19	R: 0 E: 0 K: 1 S: 12	H: 0 LOB: 0 BB: 0 P: 18	R: 0 E: 0 K: 0 S: 8	H: 0 LOB: 0 BB: 0 P: 12	R: 4 E: 0 K: 1 S: 13	H: 4 LOB: 0 BB: 0 P: 20	R: 1 E: 0 K: 0 S: 8	H: 1 LOB: 0 BB: 0 P: 15	R: 0 E: 0 K: 0 S: 5	H: 0 LOB: 1 BB: 1 P: 13	R: 1 E: 2 K: 1 S: 13	H: 1 LOB: 3 BB: 1 P: 22	R: 0 E: 0 K: 3 S: 9	H: 0 LOB: 0 BB: 0 P: 16	1B: 4 2B: 0 3B: 0 HR: 3	SF: 0 SAC: 0 DP: 0 HBP: 0	WP: 1 PB: 0 SB: 1 CS: 0	PA: 41
PITCHER	IP WLS BF H R ER SO	IP WLS BF H R ER SO	IP WLS BF H R ER SO	IP WLS BF H R ER SO	IP WLS BF H R ER SO	IP WLS BF H R ER SO	IP WLS BF H R ER SO	IP WLS BF H R ER SO	IP WLS BF H R ER SO	IP WLS BF H R ER SO	IP WLS BF H R ER SO	IP WLS BF H R ER SO	IP WLS BF H R ER SO	IP WLS BF H R ER SO	IP WLS BF H R ER SO	IP WLS BF H R ER SO	IP WLS BF H R ER SO	ERA WHIP	ERA WHIP					
57 Chad Green, R ERA: 8.27	2.0	3.0	3.0	3.0	3.0	3.0	3.0	3.0	3.0	3.0	0.00	0.000	54 Aroldis Chapman, L ERA: 1.4	1.0	1.0	1.0	1.0	1.0	1.0	1.0	0.00	2.000		
67 Nestor Cortes, L ERA: 3.89	1.0	1.0	1.0	1.0	1.0	1.0	1.0	1.0	1.0	1.0	0.00	0.000	71 Stephen Tarpley, L ERA: 8.44	1.0	1.0	1.0	1.0	1.0	1.0	1.0	0.00	0.000		
48 Tommy Kahnle, R ERA: 2.84	1.0	1.0	1.0	1.0	1.0	1.0	1.0	1.0	1.0	1.0	0.00	0.000	0 Adam Ottavino, R ERA: 1.53	1.0	1.0	1.0	1.0	1.0	1.0	1.0	0.00	1.000		
0 Adam Ottavino, R ERA: 1.53	1.0	1.0	1.0	1.0	1.0	1.0	1.0	1.0	1.0	1.0	0.00	0.000	53 Zack Britton, L ERA: 2.89	1.0	1.0	1.0	1.0	1.0	1.0	1.0	0.00	1.000		
53 Zack Britton, L ERA: 2.89	1.0	1.0	1.0	1.0	1.0	1.0	1.0	1.0	1.0	1.0	0.00	0.000												

AB 38
R 7
H 11
RBI 7
BB 9
SO 13
LOB 16



AB 38
R 6
H 7
RBI 5
BB 3
SO 10
LOB 12



Batter	1	2	3	4	5	6	7	8	9	AB	R	H	RBI	BB	SO	LOB	TOP						
12 Francisco Lindor, S OBP: 0.365, SLG: 0.525										4	1	1	0	1	3	1	Cleveland Indians @ Detroit Tigers Comerica Park, Detroit, MI Sun Jun 16 2019, 1:14 PM - 3:57 PM EDT Att: 26,705 - Overcast - 58 F						
35 Oscar Mercado, R OBP: 0.358, SLG: 0.459										4	1	3	4	1	0	0							
41 Carlos Santana, S OBP: 0.407, SLG: 0.522										5	1	1	0	0	2	5							
22 Jason Kipnis, L OBP: 0.271, SLG: 0.321										5	1	3	3	0	0	0							
11 José Ramírez, S OBP: 0.298, SLG: 0.301										4	1	1	0	1	0	3							
6 Mike Freeman, L OBP: 0.375, SLG: 0.333										0	0	0	0	0	0	0							
10 Jake Bauers, L OBP: 0.306, SLG: 0.379										4	0	2	0	1	0	0							
55 Roberto Pérez, R OBP: 0.345, SLG: 0.490										4	1	2	0	1	1	2							
30 Tyler Naquin, L OBP: 0.311, SLG: 0.411										4	1	1	1	0	1	1							
2 Leonys Martín, L OBP: 0.283, SLG: 0.354										4	1	0	0	1	1	5							
Inning Stats	R: 1 H: 2 E: 0 K: 1 S: 16	H: 2 LOB: 1 BB: 0 P: 23	R: 0 H: 0 E: 0 K: 2 S: 8	H: 0 LOB: 0 BB: 0 P: 12	R: 3 H: 3 E: 0 K: 0 S: 15	H: 3 LOB: 0 BB: 0 P: 22	R: 2 H: 4 E: 0 K: 1 S: 13	H: 4 LOB: 2 BB: 1 P: 17	R: 0 H: 1 E: 0 K: 0 S: 10	H: 1 LOB: 1 BB: 1 P: 18	R: 1 H: 1 E: 0 K: 2 S: 11	H: 1 LOB: 1 BB: 1 P: 20	R: 1 H: 2 E: 0 K: 0 S: 13	H: 2 LOB: 2 BB: 1 P: 21	R: 0 H: 1 E: 0 K: 2 S: 13	H: 1 LOB: 2 BB: 1 P: 24	R: 0 H: 0 E: 0 K: 0 S: 8	H: 0 LOB: 1 BB: 1 P: 13	1B: 8 2B: 5 3B: 0 HR: 1	SF: 1 SAC: 0 DP: 1 HBP: 0	WP: 1 PB: 0 SB: 1 CS: 0	PA: 45	
PITCHER	IP WLS BF H R ER SO BB IBB HBP BLK WP HR S P ERA WHIP	IP WLS BF H R ER SO BB IBB HBP BLK WP HR S P ERA WHIP	IP WLS BF H R ER SO BB IBB HBP BLK WP HR S P ERA WHIP	IP WLS BF H R ER SO BB IBB HBP BLK WP HR S P ERA WHIP	IP WLS BF H R ER SO BB IBB HBP BLK WP HR S P ERA WHIP	IP WLS BF H R ER SO BB IBB HBP BLK WP HR S P ERA WHIP	IP WLS BF H R ER SO BB IBB HBP BLK WP HR S P ERA WHIP	IP WLS BF H R ER SO BB IBB HBP BLK WP HR S P ERA WHIP	IP WLS BF H R ER SO BB IBB HBP BLK WP HR S P ERA WHIP	IP WLS BF H R ER SO BB IBB HBP BLK WP HR S P ERA WHIP	IP WLS BF H R ER SO BB IBB HBP BLK WP HR S P ERA WHIP	IP WLS BF H R ER SO BB IBB HBP BLK WP HR S P ERA WHIP	IP WLS BF H R ER SO BB IBB HBP BLK WP HR S P ERA WHIP	IP WLS BF H R ER SO BB IBB HBP BLK WP HR S P ERA WHIP	IP WLS BF H R ER SO BB IBB HBP BLK WP HR S P ERA WHIP	IP WLS BF H R ER SO BB IBB HBP BLK WP HR S P ERA WHIP	IP WLS BF H R ER SO BB IBB HBP BLK WP HR S P ERA WHIP	IP WLS BF H R ER SO BB IBB HBP BLK WP HR S P ERA WHIP	IP WLS BF H R ER SO BB IBB HBP BLK WP HR S P ERA WHIP	IP WLS BF H R ER SO BB IBB HBP BLK WP HR S P ERA WHIP	IP WLS BF H R ER SO BB IBB HBP BLK WP HR S P ERA WHIP	IP WLS BF H R ER SO BB IBB HBP BLK WP HR S P ERA WHIP	IP WLS BF H R ER SO BB IBB HBP BLK WP HR S P ERA WHIP
56 Spencer Turnbull, R ERA: 3.27	5.0	L	25	10	6	6	4	1	1	0	0	1	1	62	92	10.80	2.200						
50 Austin Adams, R ERA: 7.84	1.1		9	3	2	2	2	2	0	0	0	0	0	20	36	13.50	3.750						
68 Daniel Stumpf, L ERA: 3.98	0.2		2	0	0	0	0	0	0	0	0	0	0	4	5	0.00	0.000						
19 Carlos Torres, R ERA: 7.5	1.0		5	1	0	0	2	1	0	0	0	0	0	13	24	0.00	2.000						
61 Shane Greene, R ERA: 0.98	1.0		4	0	0	0	0	1	0	0	0	0	0	8	13	0.00	1.000						
Batter	1	2	3	4	5	6	7	8	9	AB	R	H	RBI	BB	SO	LOB	BOTTOM						
21 JaCoby Jones, R OBP: 0.317, SLG: 0.436										4	0	0	0	0	2	0	Cleveland Indians @ Detroit Tigers Comerica Park, Detroit, MI Sun Jun 16 2019, 1:14 PM - 3:57 PM EDT Att: 26,705 - Overcast - 58 F						
14 Christin Stewart, L OBP: 0.319, SLG: 0.399										4	0	0	0	0	0	0							
9 Nick Castellanos, R OBP: 0.314, SLG: 0.440											4	0	1	0	0	0							
12 Brandon Dixon, R OBP: 0.295, SLG: 0.489											4	0	0	0	2	1							
30 Harold Castro, L OBP: 0.268, SLG: 0.308											3	0	1	0	0	1							
29 Gordon Beckham, R OBP: 0.333, SLG: 0.441											3	0	1	0	0	1							
55 John Hicks, R OBP: 0.252, SLG: 0.359											3	0	0	0	1	2							
37 Bobby Wilson, R OBP: 0.333, SLG: 0.667											3	0	1	0	0	1							
18 Dawel Lugo, R OBP: 0.241, SLG: 0.355											3	0	0	0	1	1							
Inning Stats	R: 0 H: 1 E: 0 K: 1 S: 10	H: 1 LOB: 1 BB: 0 P: 13	R: 0 H: 1 E: 0 K: 1 S: 9	H: 1 LOB: 0 BB: 0 P: 14	R: 0 H: 0 E: 0 K: 1 S: 6	H: 0 LOB: 0 BB: 0 P: 11	R: 0 H: 0 E: 0 K: 0 S: 6	H: 0 LOB: 0 BB: 0 P: 8	R: 0 H: 1 E: 0 K: 1 S: 10	H: 1 LOB: 1 BB: 0 P: 15	R: 0 H: 0 E: 0 K: 0 S: 10	H: 0 LOB: 0 BB: 0 P: 14	R: 0 H: 1 E: 0 K: 1 S: 9	H: 1 LOB: 1 BB: 0 P: 14	R: 0 H: 0 E: 0 K: 2 S: 9	H: 0 LOB: 0 BB: 0 P: 12		R: 0 H: 0 E: 0 K: 1 S: 11	H: 0 LOB: 0 BB: 0 P: 16	1B: 1 2B: 2 3B: 1 HR: 0	SF: 0 SAC: 0 DP: 0 HBP: 0	WP: 0 PB: 0 SB: 0 CS: 0	PA: 31
PITCHER	IP WLS BF H R ER SO BB IBB HBP BLK WP HR S P ERA WHIP	IP WLS BF H R ER SO BB IBB HBP BLK WP HR S P ERA WHIP	IP WLS BF H R ER SO BB IBB HBP BLK WP HR S P ERA WHIP	IP WLS BF H R ER SO BB IBB HBP BLK WP HR S P ERA WHIP	IP WLS BF H R ER SO BB IBB HBP BLK WP HR S P ERA WHIP	IP WLS BF H R ER SO BB IBB HBP BLK WP HR S P ERA WHIP	IP WLS BF H R ER SO BB IBB HBP BLK WP HR S P ERA WHIP	IP WLS BF H R ER SO BB IBB HBP BLK WP HR S P ERA WHIP	IP WLS BF H R ER SO BB IBB HBP BLK WP HR S P ERA WHIP	IP WLS BF H R ER SO BB IBB HBP BLK WP HR S P ERA WHIP	IP WLS BF H R ER SO BB IBB HBP BLK WP HR S P ERA WHIP	IP WLS BF H R ER SO BB IBB HBP BLK WP HR S P ERA WHIP	IP WLS BF H R ER SO BB IBB HBP BLK WP HR S P ERA WHIP	IP WLS BF H R ER SO BB IBB HBP BLK WP HR S P ERA WHIP	IP WLS BF H R ER SO BB IBB HBP BLK WP HR S P ERA WHIP	IP WLS BF H R ER SO BB IBB HBP BLK WP HR S P ERA WHIP	IP WLS BF H R ER SO BB IBB HBP BLK WP HR S P ERA WHIP	IP WLS BF H R ER SO BB IBB HBP BLK WP HR S P ERA WHIP	IP WLS BF H R ER SO BB IBB HBP BLK WP HR S P ERA WHIP	IP WLS BF H R ER SO BB IBB HBP BLK WP HR S P ERA WHIP	IP WLS BF H R ER SO BB IBB HBP BLK WP HR S P ERA WHIP	IP WLS BF H R ER SO BB IBB HBP BLK WP HR S P ERA WHIP	IP WLS BF H R ER SO BB IBB HBP BLK WP HR S P ERA WHIP
47 Trevor Bauer, R ERA: 3.41	9.0	W	31	4	0	0	8	0	0	0	0	0	0	117	117	0.00	0.444						

Batter	1	2	3	4	5	6	7	8	9	AB	R	H	RBI	BB	SO	LOB	TOP						
12 Francisco Lindor, S OBP: 0.358, SLG: 0.523										6	0	0	0	0	3	3							
35 Oscar Mercado, R OBP: 0.362, SLG: 0.495										5	3	2	0	1	1	2							
41 Carlos Santana, S OBP: 0.408, SLG: 0.514										2	1	0	0	3	1	2							
22 Jason Kipnis, L OBP: 0.274, SLG: 0.318										4	1	2	3	1	0	2							
11 José Ramírez, S OBP: 0.296, SLG: 0.313										5	1	1	3	0	0	5							
10 Jake Bauers, L OBP: 0.314, SLG: 0.403										5	2	3	1	0	1	3							
55 Roberto Pérez, R OBP: 0.333, SLG: 0.488										5	1	1	1	0	2	3							
30 Tyler Naquin, L OBP: 0.310, SLG: 0.429										4	1	2	2	0	0	0							
8 Jordan Luplow, R OBP: 0.321, SLG: 0.598										5	0	2	0	0	2	1							
6 Mike Freeman, L OBP: 0.377, SLG: 0.357										5	0	2	0	0	2	1							
Inning Stats	R: 1 H: 2 E: 0 K: 1 S: 14	WLS: 2 BF: 18 LOB: 23	H: 6 R: 5 ER: 3 SO: 4	R: 0 H: 1 E: 0 K: 1 S: 10	LOB: 1 BB: 0 P: 17	R: 4 H: 3 E: 0 K: 2 S: 15	H: 3 LOB: 1 BB: 1 P: 25	R: 2 H: 3 E: 0 K: 1 S: 19	H: 3 LOB: 2 BB: 1 P: 32	R: 0 H: 0 E: 0 K: 0 S: 6	H: 0 LOB: 0 BB: 0 P: 7	R: 0 H: 0 E: 0 K: 1 S: 6	H: 0 LOB: 0 BB: 1 P: 12	R: 3 H: 3 E: 0 K: 3 S: 19	H: 3 LOB: 0 BB: 0 P: 25	R: 0 H: 0 E: 0 K: 1 S: 10	H: 0 LOB: 1 BB: 1 P: 15	R: 0 H: 2 E: 0 K: 0 S: 11	H: 2 LOB: 2 BB: 0 P: 16	1B: 7 2B: 2 3B: 1 HR: 4	SF: 0 SAC: 0 DP: 0 HBP: 0	WP: 1 PB: 0 SB: 3 CS: 0	PA: 47
PITCHER	IP: 3.0 WLS: L BF: 18 ERA: 4.4	WLS: L BF: 18 ERA: 4.4	H: 6 R: 5 ER: 3 SO: 4	R: 0 H: 1 E: 0 K: 1 S: 10	LOB: 1 BB: 0 P: 17	R: 4 H: 3 E: 0 K: 2 S: 15	H: 3 LOB: 1 BB: 1 P: 25	R: 2 H: 3 E: 0 K: 1 S: 19	H: 3 LOB: 2 BB: 1 P: 32	R: 0 H: 0 E: 0 K: 0 S: 6	H: 0 LOB: 0 BB: 0 P: 7	R: 0 H: 0 E: 0 K: 1 S: 6	H: 0 LOB: 0 BB: 1 P: 12	R: 3 H: 3 E: 0 K: 3 S: 19	H: 3 LOB: 0 BB: 0 P: 25	R: 0 H: 0 E: 0 K: 1 S: 10	H: 0 LOB: 1 BB: 1 P: 15	R: 0 H: 2 E: 0 K: 0 S: 11	H: 2 LOB: 2 BB: 0 P: 16	1B: 7 2B: 2 3B: 1 HR: 4	SF: 0 SAC: 0 DP: 0 HBP: 0	WP: 1 PB: 0 SB: 3 CS: 0	PA: 47
52 Adrian Sampson, R ERA: 4.4	IP: 3.0 WLS: L BF: 18 ERA: 4.4	WLS: L BF: 18 ERA: 4.4	H: 6 R: 5 ER: 3 SO: 4	R: 0 H: 1 E: 0 K: 1 S: 10	LOB: 1 BB: 0 P: 17	R: 4 H: 3 E: 0 K: 2 S: 15	H: 3 LOB: 1 BB: 1 P: 25	R: 2 H: 3 E: 0 K: 1 S: 19	H: 3 LOB: 2 BB: 1 P: 32	R: 0 H: 0 E: 0 K: 0 S: 6	H: 0 LOB: 0 BB: 0 P: 7	R: 0 H: 0 E: 0 K: 1 S: 6	H: 0 LOB: 0 BB: 1 P: 12	R: 3 H: 3 E: 0 K: 3 S: 19	H: 3 LOB: 0 BB: 0 P: 25	R: 0 H: 0 E: 0 K: 1 S: 10	H: 0 LOB: 1 BB: 1 P: 15	R: 0 H: 2 E: 0 K: 0 S: 11	H: 2 LOB: 2 BB: 0 P: 16	1B: 7 2B: 2 3B: 1 HR: 4	SF: 0 SAC: 0 DP: 0 HBP: 0	WP: 1 PB: 0 SB: 3 CS: 0	PA: 47
33 Drew Smyly, L ERA: 8.42	IP: 4.1 WLS: L BF: 18 ERA: 8.42	WLS: L BF: 18 ERA: 8.42	H: 6 R: 5 ER: 5 SO: 3	R: 2 H: 0 E: 0 K: 1 S: 10	LOB: 0 BB: 0 P: 17	R: 0 H: 0 E: 0 K: 0 S: 6	H: 0 LOB: 0 BB: 0 P: 7	R: 0 H: 0 E: 0 K: 0 S: 6	H: 0 LOB: 0 BB: 0 P: 7	R: 0 H: 0 E: 0 K: 0 S: 6	H: 0 LOB: 0 BB: 0 P: 7	R: 0 H: 0 E: 0 K: 0 S: 6	H: 0 LOB: 0 BB: 0 P: 7	R: 0 H: 0 E: 0 K: 0 S: 6	H: 0 LOB: 0 BB: 0 P: 7	R: 0 H: 0 E: 0 K: 0 S: 6	H: 0 LOB: 1 BB: 1 P: 15	R: 0 H: 2 E: 0 K: 0 S: 11	H: 2 LOB: 2 BB: 0 P: 16	1B: 7 2B: 2 3B: 1 HR: 4	SF: 0 SAC: 0 DP: 0 HBP: 0	WP: 1 PB: 0 SB: 3 CS: 0	PA: 47
46 Pete Fairbanks, R ERA: 2.45	IP: 7.1 WLS: L BF: 6 ERA: 2.45	WLS: L BF: 6 ERA: 2.45	H: 0 R: 0 ER: 0 SO: 3	R: 1 H: 0 E: 0 K: 1 S: 10	LOB: 0 BB: 0 P: 17	R: 0 H: 0 E: 0 K: 0 S: 6	H: 0 LOB: 0 BB: 0 P: 7	R: 0 H: 0 E: 0 K: 0 S: 6	H: 0 LOB: 0 BB: 0 P: 7	R: 0 H: 0 E: 0 K: 0 S: 6	H: 0 LOB: 0 BB: 0 P: 7	R: 0 H: 0 E: 0 K: 0 S: 6	H: 0 LOB: 0 BB: 0 P: 7	R: 0 H: 0 E: 0 K: 0 S: 6	H: 0 LOB: 0 BB: 0 P: 7	R: 0 H: 0 E: 0 K: 0 S: 6	H: 0 LOB: 1 BB: 1 P: 15	R: 0 H: 2 E: 0 K: 0 S: 11	H: 2 LOB: 2 BB: 0 P: 16	1B: 7 2B: 2 3B: 1 HR: 4	SF: 0 SAC: 0 DP: 0 HBP: 0	WP: 1 PB: 0 SB: 3 CS: 0	PA: 47
59 Brett Martin, L ERA: 4.86	IP: 9.1 WLS: L BF: 5 ERA: 4.86	WLS: L BF: 5 ERA: 4.86	H: 2 R: 0 ER: 0 SO: 0	R: 0 H: 0 E: 0 K: 1 S: 10	LOB: 0 BB: 0 P: 17	R: 0 H: 0 E: 0 K: 0 S: 6	H: 0 LOB: 0 BB: 0 P: 7	R: 0 H: 0 E: 0 K: 0 S: 6	H: 0 LOB: 0 BB: 0 P: 7	R: 0 H: 0 E: 0 K: 0 S: 6	H: 0 LOB: 0 BB: 0 P: 7	R: 0 H: 0 E: 0 K: 0 S: 6	H: 0 LOB: 0 BB: 0 P: 7	R: 0 H: 0 E: 0 K: 0 S: 6	H: 0 LOB: 0 BB: 0 P: 7	R: 0 H: 0 E: 0 K: 0 S: 6	H: 0 LOB: 1 BB: 1 P: 15	R: 0 H: 2 E: 0 K: 0 S: 11	H: 2 LOB: 2 BB: 0 P: 16	1B: 7 2B: 2 3B: 1 HR: 4	SF: 0 SAC: 0 DP: 0 HBP: 0	WP: 1 PB: 0 SB: 3 CS: 0	PA: 47

Cleveland Indians @ Texas Rangers
Globe Life Park in Arlington, Arlington, TX
Tue Jun 18 2019, 8:11 PM - 11:21 PM EDT
Att: 19,223 - Clear - 91 F

AB	42
R	10
H	14
RBI	10
BB	5
SO	10
LOB	21



Batter	1	2	3	4	5	6	7	8	9	AB	R	H	RBI	BB	SO	LOB	BOTTOM					
17 Shin-Soo Choo, L OBP: 0.385, SLG: 0.508										3	0	0	0	1	0	3						
38 Danny Santana, S OBP: 0.341, SLG: 0.488										4	0	1	0	0	1	2						
1 Elvis Andrus, R OBP: 0.338, SLG: 0.450										3	0	0	0	1	2	3						
30 Nomar Mazara, L OBP: 0.319, SLG: 0.436										4	1	2	0	0	0	1						
5 Willie Calhoun, L OBP: 0.406, SLG: 0.700										4	1	1	2	0	1	1						
14 Adrián Cabrera, S OBP: 0.323, SLG: 0.415										4	0	0	0	0	3	1						
12 Rougned Odor, L OBP: 0.256, SLG: 0.347										4	1	1	1	0	2	1						
11 Ronald Guzmán, L OBP: 0.296, SLG: 0.434										2	0	0	0	2	0	0						
2 Jeff Mathis, R OBP: 0.219, SLG: 0.205										2	0	0	0	1	0	1						
Inning Stats	R: 0 H: 0 E: 0 K: 0 S: 12	H: 0 LOB: 1 BB: 1 P: 17	R: 0 H: 0 E: 0 K: 3 S: 9	H: 0 LOB: 0 BB: 0 P: 15	R: 0 H: 0 E: 0 K: 3 S: 9	H: 0 LOB: 0 BB: 0 P: 15	R: 0 H: 0 E: 0 K: 1 S: 7	H: 0 LOB: 0 BB: 0 P: 12	R: 1 H: 1 E: 0 K: 1 S: 6	H: 1 LOB: 0 BB: 0 P: 9	R: 0 H: 0 E: 0 K: 1 S: 10	H: 0 LOB: 0 BB: 1 P: 15	R: 0 H: 1 E: 0 K: 0 S: 6	H: 1 LOB: 1 BB: 0 P: 8	R: 0 H: 1 E: 0 K: 1 S: 10	H: 1 LOB: 2 BB: 2 P: 24	R: 2 H: 2 E: 0 K: 2 S: 22	H: 2 LOB: 0 BB: 0 P: 31	1B: 3 2B: 1 3B: 0 HR: 2	SF: 0 SAC: 0 DP: 2 HBP: 0	WP: 0 PB: 0 SB: 0 CS: 0	PA: 35
PITCHER	IP: 7.0 WLS: W BF: 27 ERA: 2.96	WLS: W BF: 27 ERA: 2.96	H: 2 R: 1 ER: 1 SO: 6	R: 0 H:																		

Batter	1	2	3	4	5	6	7	8	9	AB R H RBI BB SO LOB	TOP											
12 Francisco Lindor, S OBP: 0.371, SLG: 0.514	F8		K			P6		L4		4 0 0 0 0 1 0	Cleveland Indians @ Texas Rangers Globe Life Park in Arlington, Arlington, TX Thu Jun 20 2019, 2:08 PM - 4:43 PM EDT Att: 18,531 - Sunny - 91 F											
35 Oscar Mercado, R OBP: 0.371, SLG: 0.500	BB		L6			41 BB 8 1B		L6		3 1 1 0 1 0 0												
41 Carlos Santana, S OBP: 0.416, SLG: 0.527	F7				G4-3 11 G4-3 1B					3 1 2 1 1 0 1												
8 Jordan Luplow, R OBP: 0.331, SLG: 0.512	K				F9					3 0 1 1 0 1 2												
30 Tyler Naquin, L OBP: 0.307, SLG: 0.425								G1-3		1 0 0 0 0 0 0												
11 José Ramírez, S OBP: 0.294, SLG: 0.308					G4-3			P6		3 0 0 0 1 0 3												
22 Jason Kipnis, L OBP: 0.286, SLG: 0.353	F8									4 0 1 0 0 0 1												
27 Kevin Plawewski, R OBP: 0.281, SLG: 0.321	K							1B		3 0 0 0 0 1 1												
6 Mike Freeman, L OBP: 0.371, SLG: 0.351								K		1 0 0 0 0 1 1												
10 Jake Bauers, L OBP: 0.310, SLG: 0.393	F9									3 0 0 0 0 0 1												
2 Leonys Martín, L OBP: 0.276, SLG: 0.343			K			G3		F7		3 0 0 0 0 1 0												
Inning Stats	R: 0 H: 0 E: 0 K: 1 S: 10	WLS: 0 BF: 18 LOB: 1 BB: 1 P: 18	R: 0 H: 0 E: 0 K: 1 S: 9	WLS: 0 BF: 18 LOB: 1 BB: 1 P: 18	R: 0 H: 0 E: 0 K: 2 S: 10	WLS: 0 BF: 11 LOB: 0 BB: 0 P: 11	R: 0 H: 1 E: 0 K: 0 S: 5	WLS: 1 BF: 11 LOB: 0 BB: 0 P: 11	R: 0 H: 0 E: 0 K: 0 S: 6	WLS: 0 BF: 7 LOB: 0 BB: 0 P: 7	R: 1 H: 2 E: 0 K: 0 S: 15	WLS: 2 BF: 22 LOB: 2 BB: 1 P: 22	R: 0 H: 0 E: 0 K: 0 S: 5	WLS: 0 BF: 7 LOB: 0 BB: 0 P: 7	R: 0 H: 0 E: 0 K: 0 S: 10	WLS: 0 BF: 16 LOB: 0 BB: 0 P: 16	R: 1 H: 2 E: 0 K: 1 S: 20	WLS: 2 BF: 23 LOB: 1 BB: 0 P: 23	1B: 4 2B: 0 3B: 0 HR: 1	SF: 0 SAC: 0 DP: 1 HBP: 0	WP: 0 PB: 0 SB: 1 CS: 0	PA: 34
PITCHER	IP WLS BF H R ER SO BB IBB HBP BLK WP HR S P ERA WHIP	8.0 W 29 3 1 1 4 3 0 0 0 0 0 0 70 110 1.12 0.750	1.0 S 5 2 1 1 1 0 0 0 0 0 0 1 20 23 9.00 2.000	PITCHER										IP WLS BF H R ER SO BB IBB HBP BLK WP HR S P ERA WHIP								
23 Mike Minor, L ERA: 2.52											8.0 W 29 3 1 1 4 3 0 0 0 0 0 0 70 110 1.12 0.750											
27 Shawn Kelley, R ERA: 2.91											1.0 S 5 2 1 1 1 0 0 0 0 0 0 1 20 23 9.00 2.000											

Batter	1	2	3	4	5	6	7	8	9	AB R H RBI BB SO LOB	BOTTOM										
17 Shin-Soo Choo, L OBP: 0.383, SLG: 0.500	L4-3		L7		G4-3			F8		4 0 0 0 0 0 1	Cleveland Indians @ Texas Rangers Globe Life Park in Arlington, Arlington, TX Thu Jun 20 2019, 2:08 PM - 4:43 PM EDT Att: 18,531 - Sunny - 91 F										
38 Danny Santana, S OBP: 0.348, SLG: 0.532	1B		K		K			HR		4 2 2 1 0 2 0											
1 Elvis Andrus, R OBP: 0.341, SLG: 0.472	2B		K				G6-3			4 2 2 2 0 1 0											
14 Asdrúbal Cabrera, S OBP: 0.322, SLG: 0.428	2H		K					HR		3 0 0 0 0 3 0											
41 Logan Forsythe, R OBP: 0.377, SLG: 0.417			K					K		1 0 0 0 0 1 0											
5 Willie Calhoun, L OBP: 0.366, SLG: 0.615	3H				L8					4 0 1 0 0 1 0											
12 Rougned Odor, L OBP: 0.249, SLG: 0.336	G4-3				L7			G4-3		3 0 0 0 0 0 1											
3 Delino DeShields, R OBP: 0.351, SLG: 0.322			G6-3							3 0 2 0 0 0 0											
11 Ronald Guzmán, L OBP: 0.303, SLG: 0.441					G4-3					2 0 1 0 1 0 1											
2 Jeff Mathis, R OBP: 0.214, SLG: 0.200			P3					K		3 0 0 0 0 2 2											
Inning Stats	R: 2 H: 3 E: 0 K: 1 S: 14	WLS: 3 BF: 23 LOB: 0 BB: 0 P: 20	R: 0 H: 1 E: 0 K: 0 S: 11	WLS: 1 BF: 16 LOB: 0 BB: 0 P: 16	R: 0 H: 0 E: 0 K: 3 S: 13	WLS: 0 BF: 0 LOB: 0 BB: 0 P: 19	R: 0 H: 1 E: 1 K: 0 S: 12	WLS: 1 BF: 17 LOB: 1 BB: 0 P: 17	R: 0 H: 0 E: 0 K: 2 S: 11	WLS: 0 BF: 0 LOB: 0 BB: 0 P: 16	R: 0 H: 0 E: 0 K: 2 S: 10	WLS: 0 BF: 14 LOB: 0 BB: 0 P: 14	R: 0 H: 1 E: 0 K: 1 S: 7	WLS: 1 BF: 14 LOB: 1 BB: 1 P: 14	R: 2 H: 2 E: 0 K: 1 S: 12	WLS: 2 BF: 21 LOB: 0 BB: 0 P: 21	1B: 1 2B: 4 3B: 1 HR: 2	SF: 0 SAC: 0 DP: 0 HBP: 0	WP: 1 PB: 0 SB: 1 CS: 1	PA: 32	
PITCHER	IP WLS BF H R ER SO BB IBB HBP BLK WP HR S P ERA WHIP	6.0 L 23 2 0 0 1 1 0 0 0 0 0 0 7 14 0.00 2.000	1.0 4 1 0 0 1 1 0 0 0 0 0 0 7 14 0.00 2.000	0.1 3 2 2 2 0 0 0 0 0 0 2 6 12 54.00 6.000	0.2 2 0 0 0 1 0 0 0 0 0 0 6 9 0.00 0.000	PITCHER										IP WLS BF H R ER SO BB IBB HBP BLK WP HR S P ERA WHIP					
57 Shane Bieber, R ERA: 3.86											6.0 L 23 2 0 0 1 1 0 0 0 0 0 0 7 14 0.00 2.000										
36 Tyler Clippard, R ERA: 3.29											1.0 4 1 0 0 1 1 0 0 0 0 0 0 7 14 0.00 2.000										
34 A.J. Cole, R ERA: 3.77											0.1 3 2 2 2 0 0 0 0 0 0 2 6 12 54.00 6.000										
33 Brad Hand, L ERA: 0.86											0.2 2 0 0 0 1 0 0 0 0 0 0 6 9 0.00 0.000										

AB	31
R	2
H	5
RBI	2
BB	3
SO	5
LOB	10

AB	31
R	4
H	8
RBI	3
BB	1
SO	10
LOB	5



Batter	1	2	3	4	5	6	7	8	9	AB	R	H	RBI	BB	SO	LOB	TOP								
15 Whit Merrifield, R OBP: 0.349, SLG: 0.503	F9		F9		G1-3			1B	K	5	0	1	0	0	1	4									
1 Nicky Lopez, L OBP: 0.280, SLG: 0.316	G4-3			K		G5-3		L7		4	0	0	0	0	1	1									
19 Cheslor Cuthbert, R OBP: 0.330, SLG: 0.479	K			K		G6-3		1B		4	0	1	0	0	2	0									
17 Hunter Dozier, R OBP: 0.380, SLG: 0.574			K		K		K2-3		K	4	0	0	0	0	4	1									
12 Jorge Soler, R OBP: 0.303, SLG: 0.502		K			G6-3				K	3	0	0	0	0	2	0									
9 Lucas Duda, L OBP: 0.287, SLG: 0.315	G5-3				K				K	4	1	1	1	0	2	1									
2 Humberto Arteaga, R OBP: 0.280, SLG: 0.292			K			1B			K	4	2	2	0	0	2	1									
36 Cam Gallagher, R OBP: 0.256, SLG: 0.208																									
4 Alex Gordon, L OBP: 0.345, SLG: 0.448						1B				1	0	1	0	1	0	0									
6 Billy Hamilton, S OBP: 0.296, SLG: 0.279										1	0	1	1	0	2	4									
Inning Stats	R: 0 E: 0 K: 1 S: 9	H: 0 LOB: 0 BB: 0 P: 12	R: 0 E: 0 K: 2 S: 9	H: 0 LOB: 0 BB: 0 P: 16	R: 0 E: 0 K: 2 S: 13	H: 0 LOB: 1 BB: 0 P: 23	R: 0 E: 0 K: 3 S: 12	H: 0 LOB: 0 BB: 0 P: 19	R: 1 E: 0 K: 1 S: 19	H: 3 LOB: 2 BB: 0 P: 28	R: 0 E: 0 K: 1 S: 8	H: 0 LOB: 0 BB: 0 P: 11	R: 0 E: 0 K: 2 S: 10	H: 0 LOB: 2 BB: 1 P: 19	R: 0 E: 0 K: 1 S: 11	H: 2 LOB: 1 BB: 0 P: 15	R: 2 E: 0 K: 3 S: 17	H: 3 LOB: 1 BB: 0 P: 23	1B: 5 2B: 2 HR: 1	SF: 0 SAC: 0 DP: 0 HBP: 2	WP: 0 PB: 0 SB: 0 CS: 1	PA: 37			
PITCHER	IP	WLS	BF	H	R	ER	SO	BB	IBB	HBP	BLK	WP	HR	S	P	ERA	WHIP								
47 Trevor Bauer, R ERA: 3.55	6.2	W	26	3	1	1	12	1	0	2	0	0	0	79	127	1.35	0.600								
44 Nick Goody, R ERA: 3.27	1.1	H	5	2	0	0	1	0	0	0	0	0	0	12	16	0.00	1.500								
62 Nick Wittgren, R ERA: 3.26	1.0		6	3	2	2	3	0	0	0	0	0	1	17	23	18.00	3.000								

Kansas City Royals @ Cleveland Indians
 Progressive Field, Cleveland, OH
 Wed Jun 26 2019, 1:10 PM - 3:59 PM EDT
 Att: 22,246 - Sunny - 76 F

livebaseballscorecards.com

AB 34
 R 3
 H 8
 RBI 3
 BB 1
 SO 16
 LOB 12




Batter	1	2	3	4	5	6	7	8	9	AB	R	H	RBI	BB	SO	LOB	BOTTOM								
12 Francisco Lindor, S OBP: 0.359, SLG: 0.512	1B		2B				G5-3			4	2	3	0	0	0	0									
35 Oscar Mercado, R OBP: 0.358, SLG: 0.464	F9						G6-3			4	0	1	1	0	0	2									
41 Carlos Santana, S OBP: 0.411, SLG: 0.541	1B		G3-6-3			P1		G3		4	0	1	0	0	0	1									
22 Jason Kipnis, L OBP: 0.303, SLG: 0.382	SF8					G6-3		E1		3	1	1	1	0	0	0									
11 José Ramírez, S OBP: 0.310, SLG: 0.329	G3							BB		2	0	0	0	2	0	2									
10 Jake Bauers, L OBP: 0.301, SLG: 0.394	L7					FC6		FC4-6		4	1	1	1	0	0	3									
40 Bobby Bradley, L OBP: 0.287, SLG: 0.308						HR				3	0	0	0	0	2	0									
8 Jordan Luplow, R OBP: 0.329, SLG: 0.515	K						G3			1	0	1	1	0	0	0									
55 Roberto Pérez, R OBP: 0.335, SLG: 0.497										3	0	1	0	0	2	2									
30 Tyler Naquin, L OBP: 0.293, SLG: 0.455										4	1	1	1	0	2	3									
Inning Stats	R: 1 E: 0 K: 0 S: 9	H: 2 LOB: 1 BB: 0 P: 14	R: 0 E: 0 K: 2 S: 11	H: 0 LOB: 0 BB: 0 P: 19	R: 1 E: 0 K: 0 S: 12	H: 3 LOB: 1 BB: 0 P: 16	R: 2 E: 0 K: 2 S: 16	H: 3 LOB: 1 BB: 0 P: 28	R: 0 E: 0 K: 0 S: 10	H: 1 LOB: 0 BB: 1 P: 20	R: 0 E: 0 K: 0 S: 5	H: 0 LOB: 0 BB: 0 P: 6	R: 0 E: 0 K: 0 S: 7	H: 0 LOB: 0 BB: 0 P: 9	R: 1 E: 1 K: 2 S: 14	H: 1 LOB: 2 BB: 1 P: 23	1B: 7 2B: 1 3B: 0 HR: 2	SF: 1 SAC: 0 DP: 1 HBP: 1	WP: 0 PB: 0 SB: 1 CS: 0	PA: 36					
PITCHER	IP	WLS	BF	H	R	ER	SO	BB	IBB	HBP	BLK	WP	HR	S	P	ERA	WHIP								
65 Jakob Junis, R ERA: 5.23	6.0	L	27	9	4	4	4	1	0	1	0	0	0	63	103	6.00	1.667								
54 Tim Hill, L ERA: 4.5	2.0		9	1	1	0	2	1	0	0	0	0	0	21	32	0.00	1.000								

Kansas City Royals @ Cleveland Indians
 Progressive Field, Cleveland, OH
 Wed Jun 26 2019, 1:10 PM - 3:59 PM EDT
 Att: 22,246 - Sunny - 76 F

livebaseballscorecards.com

AB 32
 R 5
 H 10
 RBI 5
 BB 2
 SO 6
 LOB 13



Batter	1	2	3	4	5	6	7	8	9	AB	R	H	RBI	BB	SO	LOB	TOP				
12 Francisco Lindor, S OBP: 0.354, SLG: 0.504 6 Mike Freeman, L OBP: 0.361, SLG: 0.409	L9		G4-3			F7		K		4	0	0	0	0	1	0					
35 Oscar Mercado, R OBP: 0.361, SLG: 0.472	F8		F8			L6-4 2B		1B		4	0	2	0	0	0	0					
41 Carlos Santana, S OBP: 0.412, SLG: 0.538	1B		K			BB		G6-3		3	0	1	0	1	1	1					
8 Jordan Luplow, R OBP: 0.327, SLG: 0.504	BB		F7			L6-4		P6		3	0	0	0	1	0	2					
22 Jason Kipnis, L OBP: 0.302, SLG: 0.379	F7		L7			55 G4-3 1B		K		4	0	1	0	0	1	2					
55 Roberto Pérez, R OBP: 0.333, SLG: 0.492	F8		K			G4-3		1B		4	0	1	0	0	1	1					
40 Bobby Bradley, L OBP: 0.263, SLG: 0.294	E6		K			1B		G3		4	0	1	0	0	1	1					
2 Yu Chang, R	K		F8			G6-3				3	0	0	0	0	1	2					
10 Jake Bauers, L OBP: 0.298, SLG: 0.389	F8		K			K		K		3	0	0	0	0	2	1					
Inning Stats	R: 0 H: 1 E: 0 K: 0 S: 14	H: 1 LOB: 2 BB: 1 P: 23	R: 0 H: 0 E: 0 K: 1 S: 11	H: 0 LOB: 1 BB: 0 P: 15	R: 0 H: 0 E: 0 K: 1 S: 10	H: 0 LOB: 0 BB: 0 P: 17	R: 0 H: 0 E: 0 K: 2 S: 9	H: 0 LOB: 0 BB: 0 P: 13	R: 0 H: 1 E: 0 K: 0 S: 10	H: 1 LOB: 1 BB: 0 P: 16	R: 0 H: 2 E: 0 K: 0 S: 8	H: 2 LOB: 1 BB: 0 P: 11	R: 0 H: 1 E: 0 K: 2 S: 12	H: 1 LOB: 1 BB: 0 P: 17	R: 0 H: 1 E: 0 K: 1 S: 12	H: 1 LOB: 1 BB: 0 P: 19	1B: 5 2B: 2 3B: 0 HR: 0	SF: 0 SAC: 0 DP: 2 HBP: 0	WP: 0 PB: 0 SB: 0 CS: 0	PA: 34	
PITCHER	IP	WLS	BF	H	R	ER	SO	BB	IBB	HBP	BLK	WP	HR	S	P	ERA	WHIP				
67 John Means, L ERA: 2.5	5.0	W	18	1	0	0	5	1	0	0	0	0	0	53	84	0.00	0.400				
52 Branden Kline, R ERA: 5.98	2.0		8	3	0	0	0	1	0	0	0	0	0	18	27	0.00	2.000				
51 Paul Fry, L ERA: 4.6	1.0		4	1	0	0	2	0	0	0	0	0	0	12	17	0.00	1.000				
50 Miguel Castro, R ERA: 5.36	1.0		4	1	0	0	1	0	0	0	0	0	0	12	19	0.00	1.000				

Cleveland Indians @ Baltimore Orioles
Oriole Park at Camden Yards, Baltimore, MD
Fri Jun 28 2019, 7:08 PM - 10:03 PM EDT
Att: 21,248 - Partly Cloudy - 88 F

AB 32
R 0
H 6
RBI 0
BB 2
SO 8
LOB 10



Batter	1	2	3	4	5	6	7	8	9	AB	R	H	RBI	BB	SO	LOB	BOTTOM				
2 Jonathan Villar, S OBP: 0.319, SLG: 0.414	15 HR BB	35 S 15 1B	FC6-4			G6-3		35 1B 15 2B BB		3	3	1	0	2	0	1					
35 Dwight Smith Jr., L OBP: 0.307, SLG: 0.457	F9	SF8				G4-3		15 2B 25 2B 1B		4	1	1	1	0	0	1					
16 Trey Mancini, R OBP: 0.354, SLG: 0.542	K	F8				G5-3		25 1B 14 1B 1B		5	1	1	0	0	2	5					
15 Chance Sisco, L OBP: 0.400, SLG: 0.658	HR	25 HR 1B				F8		25 2B 2B		5	3	3	5	0	0	1					
25 Anthony Santander, S OBP: 0.349, SLG: 0.468	14 BB 57 2B BB	HR				G4-3		14 1B 2B		4	2	3	4	1	0	0					
14 Rio Ruiz, L OBP: 0.305, SLG: 0.312	57 2B BB	K				G2-3		F9		4	1	3	1	1	1	0					
57 Hanser Alberto, R OBP: 0.336, SLG: 0.493	2B					F8		G2-3		5	0	2	2	0	0	4					
19 Chris Davis, L OBP: 0.256, SLG: 0.286	K					L8		12 FC3-6 1B		4	0	1	0	0	2	3					
12 Stevie Wilkerson, S OBP: 0.261, SLG: 0.376	2 1B 35 SF8 2B	FC6-4				G4-3		FC3-6 35 1B 15 2B BB		4	2	1	0	0	0	2					
Inning Stats	R: 4 H: 2 E: 0 K: 2 S: 19	H: 4 LOB: 3 BB: 0 P: 36	R: 0 H: 1 E: 0 K: 1 S: 11	H: 1 LOB: 0 BB: 0 P: 18	R: 0 H: 0 E: 0 K: 0 S: 8	H: 0 LOB: 0 BB: 0 P: 14	R: 0 H: 1 E: 0 K: 0 S: 9	H: 1 LOB: 1 BB: 0 P: 10	R: 0 H: 0 E: 0 K: 0 S: 8	H: 0 LOB: 0 BB: 0 P: 15	R: 1 H: 3 E: 0 K: 0 S: 11	H: 3 LOB: 1 BB: 0 P: 14	R: 4 H: 5 E: 0 K: 1 S: 26	H: 5 LOB: 2 BB: 1 P: 42	1B: 10 2B: 4 3B: 0 HR: 2	SF: 1 SAC: 0 DP: 0 HBP: 0	WP: 0 PB: 0 SB: 1 CS: 0	PA: 43			
PITCHER	IP	WLS	BF	H	R	ER	SO	BB	IBB	HBP	BLK	WP	HR	S	P	ERA	WHIP				
52 Mike Clevinger, R ERA: 5.89	1.2	L	13	5	7	7	2	3	0	0	0	0	1	29	52	37.80	4.800				
49 Tyler Olson, L ERA: 4.18	1.1		6	2	1	1	2	0	0	0	0	0	0	19	27	6.75	1.500				
45 Adam Plutko, R ERA: 4.95	4.2		23	9	5	5	1	1	0	0	0	0	0	60	93	9.64	2.143				
34 A.J. Cole, R ERA: 3.38	0.1		1	0	0	0	0	0	0	0	0	0	0	2	2	0.00	0.000				

Cleveland Indians @ Baltimore Orioles
Oriole Park at Camden Yards, Baltimore, MD
Fri Jun 28 2019, 7:08 PM - 10:03 PM EDT
Att: 21,248 - Partly Cloudy - 88 F

AB 38
R 13
H 16
RBI 13
BB 4
SO 5
LOB 17



Batter	1	2	3	4	5	6	7	8	9	AB R H RBI BB SO LOB	TOP									
12 Francisco Lindor, S OBP: 0.349, SLG: 0.498										5 0 1 0 0 0 0	Cleveland Indians @ Baltimore Orioles Oriole Park at Camden Yards, Baltimore, MD Sun Jun 30 2019, 1:08 PM - 3:58 PM EDT Att: 20,048 - Sunny - 87 F									
35 Oscar Mercado, R OBP: 0.360, SLG: 0.477										5 2 3 0 0 0 1										
41 Carlos Santana, S OBP: 0.411, SLG: 0.534										5 0 2 2 0 0 2										
22 Jason Kipnis, L OBP: 0.300, SLG: 0.379										4 0 1 0 0 1 2										
11 José Ramírez, S OBP: 0.309, SLG: 0.325										3 0 0 0 1 0 2										
10 Jake Bauers, L OBP: 0.300, SLG: 0.389										2 0 2 0 0 0 0										
8 Jordan Luplow, R OBP: 0.335, SLG: 0.507										1 0 1 0 1 0 0										
55 Roberto Pérez, R OBP: 0.327, SLG: 0.481										4 0 0 0 0 3 5										
40 Bobby Bradley, L OBP: 0.192, SLG: 0.208										4 0 0 0 0 2 5										
30 Tyler Naquin, L OBP: 0.285, SLG: 0.433										4 0 0 0 0 0 1										
Inning Stats	R: 0 E: 0 K: 0 S: 6	H: 1 LOB: 1 BB: 0 P: 11	R: 0 E: 0 K: 2 S: 12	H: 1 LOB: 1 BB: 0 P: 18	R: 1 E: 0 K: 0 S: 17	H: 3 LOB: 2 BB: 0 P: 23	R: 0 E: 0 K: 0 S: 6	H: 1 LOB: 0 BB: 0 P: 10	R: 0 E: 0 K: 3 S: 12	H: 0 LOB: 0 BB: 0 P: 12	R: 1 E: 0 K: 0 S: 12	H: 2 LOB: 1 BB: 0 P: 18	R: 0 E: 0 K: 1 S: 8	H: 1 LOB: 1 BB: 0 P: 13	R: 0 E: 0 K: 0 S: 7	H: 1 LOB: 0 BB: 0 P: 12	1B: 7 2B: 3 3B: 0 HR: 0	SF: 0 SAC: 0 DP: 0 HBP: 0	WP: 1 PB: 0 SB: 1 CS: 0	PA: 39
PITCHER	IP WLS BF H R ER SO BB IBB HBP BLK WP HR S P ERA WHIP	5.1 L 23 6 1 1 3 1 0 0 0 0 0 52 83 1.69 1.312	1.0 4 0 0 0 2 1 0 0 0 0 0 9 15 0.00 1.000	1.1 7 3 1 1 1 0 0 0 0 0 1 0 17 25 6.75 2.250	1.1 5 1 0 0 0 0 0 0 0 0 0 8 14 0.00 0.750															

AB 37
R 2
H 10
RBI 2
BB 2
SO 6
LOB 18



Batter	1	2	3	4	5	6	7	8	9	AB R H RBI BB SO LOB	BOTTOM											
2 Jonathan Villar, S OBP: 0.325, SLG: 0.416										4 0 1 0 0 2 1	Cleveland Indians @ Baltimore Orioles Oriole Park at Camden Yards, Baltimore, MD Sun Jun 30 2019, 1:08 PM - 3:58 PM EDT Att: 20,048 - Sunny - 87 F											
35 Dwight Smith Jr., L OBP: 0.300, SLG: 0.455										3 0 1 0 0 1 1												
39 Renato Núñez, R OBP: 0.300, SLG: 0.480										1 0 0 0 0 1 1												
16 Trey Mancini, R OBP: 0.357, SLG: 0.544										4 0 1 0 0 2 1												
9 Keon Broxton, R OBP: 0.236, SLG: 0.274										0 0 0 0 0 0 0												
15 Chance Sisco, L OBP: 0.389, SLG: 0.644										3 0 0 0 1 2 0												
1 Richie Martin, R OBP: 0.232, SLG: 0.297										0 0 0 0 0 0 0												
25 Anthony Santander, S OBP: 0.337, SLG: 0.477										4 0 0 0 0 2 3												
14 Rio Ruiz, L OBP: 0.304, SLG: 0.315										3 0 1 0 0 1 0												
57 Hanser Alberto, R OBP: 0.337, SLG: 0.404										3 0 0 0 0 0 1												
19 Chris Davis, L OBP: 0.253, SLG: 0.281										3 0 0 0 0 2 0												
12 Stevie Wilkerson, S OBP: 0.264, SLG: 0.377										2 0 1 0 0 0 0												
28 Pedro Severino, R OBP: 0.346, SLG: 0.651										1 0 0 0 0 1 0												
Inning Stats	R: 0 E: 0 K: 2 S: 9	H: 1 LOB: 0 BB: 0 P: 12	R: 0 E: 0 K: 1 S: 8	H: 0 LOB: 0 BB: 0 P: 12	R: 0 E: 0 K: 1 S: 7	H: 0 LOB: 0 BB: 0 P: 13	R: 0 E: 0 K: 0 S: 5	H: 0 LOB: 0 BB: 0 P: 12	R: 0 E: 0 K: 2 S: 14	H: 1 LOB: 1 BB: 0 P: 22	R: 0 E: 0 K: 3 S: 12	H: 1 LOB: 0 BB: 0 P: 17	R: 0 E: 0 K: 2 S: 8	H: 0 LOB: 0 BB: 0 P: 13	R: 0 E: 0 K: 0 S: 9	H: 0 LOB: 0 BB: 0 P: 11	R: 0 E: 0 K: 3 S: 16	H: 2 LOB: 3 BB: 1 P: 28	1B: 4 2B: 1 3B: 0 HR: 0	SF: 0 SAC: 0 DP: 0 HBP: 0	WP: 0 PB: 0 SB: 0 CS: 0	PA: 32
PITCHER	IP WLS BF H R ER SO BB IBB HBP BLK WP HR S P ERA WHIP	8.0 W 26 3 0 0 11 0 0 0 0 0 0 72 112 0.00 0.375	1.0 S 6 2 0 0 3 1 0 0 0 0 0 0 16 28 0.00 3.000																			

AB 31
R 0
H 5
RBI 0
BB 1
SO 14
LOB 8



Batter	1	2	3	4	5	6	7	8	9	AB	R	H	RBI	BB	SO	LOB	TOP					
12 Francisco Lindor, S OBP: 0.350, SLG: 0.494	F8		G4-3	G4-3	F9	F9		HBP		4	1	1	0	0	0	1	Cleveland Indians @ Kansas City Royals Kauffman Stadium, Kansas City, MO Tue Jul 02 2019, 7:17 PM - 10:37 PM CDT Att: 18,394 - Clear - 90 F					
35 Oscar Mercado, R OBP: 0.349, SLG: 0.462	K		K	G4-3	G1-3	G1-3		L7		5	0	0	0	0	2	6						
41 Carlos Santana, S OBP: 0.413, SLG: 0.534	F8		E1	G6-3	G6-3	G6-3				4	2	2	1	1	0	1						
22 Jason Kipnis, L OBP: 0.299, SLG: 0.373		G6-3	BB	F7	F7	F7		L8		4	0	0	1	1	0	4						
11 José Ramírez, S OBP: 0.310, SLG: 0.327			FC3-6	K2-3	K2-3	K2-3				5	3	2	1	0	1	3						
10 Jake Bauers, L OBP: 0.308, SLG: 0.401			1B	55 SF8	55 BB	55 BB				5	1	4	3	0	0	0						
55 Roberto Pérez, R OBP: 0.329, SLG: 0.476	SF8		E5	E5	BB	BB				2	1	0	1	2	1	2						
40 Bobby Bradley, L OBP: 0.172, SLG: 0.185	K		P6	F7	F7	F7				3	0	0	0	0	1	4						
8 Jordan Luplow, R OBP: 0.301, SLG: 0.500	K									2	0	0	0	0	1	3						
30 Tyler Naquin, L OBP: 0.301, SLG: 0.458			1B	G1-3	G1-3	G1-3				5	1	4	1	0	0	0						
Inning Stats	R: 0 E: 0 K: 1 S: 9	H: 0 LOB: 0 BB: 0 P: 13	R: 1 E: 0 K: 1 S: 14	H: 2 LOB: 1 BB: 0 P: 27	R: 5 E: 1 K: 1 S: 23	H: 3 LOB: 1 BB: 2 P: 38	R: 0 E: 0 K: 0 S: 6	H: 0 LOB: 0 BB: 0 P: 8	R: 1 E: 0 K: 1 S: 18	H: 2 LOB: 2 BB: 1 P: 31	R: 0 E: 0 K: 0 S: 7	H: 1 LOB: 1 BB: 0 P: 11	R: 0 E: 0 K: 0 S: 5	H: 0 LOB: 0 BB: 0 P: 10	R: 1 E: 0 K: 1 S: 17	H: 2 LOB: 3 BB: 1 P: 29	R: 1 E: 0 K: 1 S: 13	H: 3 LOB: 0 BB: 0 P: 18	1B: 10 2B: 3 HR: 0	SF: 1 SAC: 0 DP: 0 HBP: 1	WP: 1 PB: 0 SB: 0 CS: 0	PA: 45
PITCHER	IP WLS BF H R ER SO BB IBB HBP BLK WP HR S P ERA WHIP	IP WLS BF H R ER SO BB IBB HBP BLK WP HR S P ERA WHIP	IP WLS BF H R ER SO BB IBB HBP BLK WP HR S P ERA WHIP	IP WLS BF H R ER SO BB IBB HBP BLK WP HR S P ERA WHIP	IP WLS BF H R ER SO BB IBB HBP BLK WP HR S P ERA WHIP	IP WLS BF H R ER SO BB IBB HBP BLK WP HR S P ERA WHIP	IP WLS BF H R ER SO BB IBB HBP BLK WP HR S P ERA WHIP	IP WLS BF H R ER SO BB IBB HBP BLK WP HR S P ERA WHIP	IP WLS BF H R ER SO BB IBB HBP BLK WP HR S P ERA WHIP	IP WLS BF H R ER SO BB IBB HBP BLK WP HR S P ERA WHIP	IP WLS BF H R ER SO BB IBB HBP BLK WP HR S P ERA WHIP	IP WLS BF H R ER SO BB IBB HBP BLK WP HR S P ERA WHIP	IP WLS BF H R ER SO BB IBB HBP BLK WP HR S P ERA WHIP	IP WLS BF H R ER SO BB IBB HBP BLK WP HR S P ERA WHIP	IP WLS BF H R ER SO BB IBB HBP BLK WP HR S P ERA WHIP	IP WLS BF H R ER SO BB IBB HBP BLK WP HR S P ERA WHIP	IP WLS BF H R ER SO BB IBB HBP BLK WP HR S P ERA WHIP					
65 Jakob Junis, R ERA: 5.53	4.2	L	23	6	7	6	4	2	0	0	0	0	0	0	0	0	0	0	66	108	11.57	1.714
68 Jake Newberry, R ERA: 3.53	2.1		10	2	0	0	0	1	0	0	0	0	0	0	16	30	0.00	1.286				
40 Jake Diekman, L ERA: 4.75	1.0		7	2	1	1	1	1	0	0	1	0	0	0	1	29	9.00	3.000				
28 Jorge López, R ERA: 6.16	1.0		5	3	1	1	1	0	0	0	0	0	0	0	13	18	9.00	3.000				
Batter	1	2	3	4	5	6	7	8	9	AB	R	H	RBI	BB	SO	LOB	BOTTOM					
15 Whit Merrifield, R OBP: 0.355, SLG: 0.501	K		1B		27 HR	1B			L8	5	1	3	0	0	1	0	Cleveland Indians @ Kansas City Royals Kauffman Stadium, Kansas City, MO Tue Jul 02 2019, 7:17 PM - 10:37 PM CDT Att: 18,394 - Clear - 90 F					
27 Adalberto Mondesi, S OBP: 0.301, SLG: 0.449	F8		K		HR	HR			K	4	1	1	3	0	2	1						
4 Alex Gordon, L OBP: 0.343, SLG: 0.442			P5		K	K				4	0	2	1	0	1	1						
17 Hunter Dozier, R OBP: 0.383, SLG: 0.570		P5		F8	F8	F8				4	0	1	0	0	0	2						
12 Jorge Soler, R OBP: 0.305, SLG: 0.506		HR			BB	BB				3	1	2	1	1	0	2						
19 Cheslor Cuthbert, R OBP: 0.319, SLG: 0.441			G5-3		K	K				4	0	0	0	0	1	2						
1 Nicky Lopez, L OBP: 0.286, SLG: 0.326			1B		F9	F9				4	0	1	0	0	0	2						
16 Martin Maldonado, R OBP: 0.299, SLG: 0.362			K		K	K				4	1	1	0	0	2	1						
6 Billy Hamilton, S OBP: 0.287, SLG: 0.269			G1-3		P4	P4				4	1	1	0	0	0	0						
Inning Stats	R: 0 E: 0 K: 1 S: 9	H: 1 LOB: 1 BB: 0 P: 15	R: 1 E: 0 K: 1 S: 9	H: 2 LOB: 0 BB: 0 P: 13	R: 0 E: 0 K: 1 S: 8	H: 1 LOB: 1 BB: 0 P: 11	R: 0 E: 0 K: 1 S: 8	H: 0 LOB: 1 BB: 1 P: 17	R: 2 E: 0 K: 2 S: 18	H: 2 LOB: 0 BB: 0 P: 25	R: 0 E: 0 K: 0 S: 10	H: 2 LOB: 1 BB: 0 P: 15	R: 2 E: 0 K: 0 S: 14	H: 4 LOB: 2 BB: 0 P: 22	R: 0 E: 0 K: 0 S: 6	H: 0 LOB: 0 BB: 0 P: 10		R: 0 E: 0 K: 1 S: 7	H: 0 LOB: 0 BB: 0 P: 9	1B: 9 2B: 0 3B: 1 HR: 2	SF: 1 SAC: 0 DP: 0 HBP: 0	WP: 0 PB: 0 SB: 0 CS: 0
PITCHER	IP WLS BF H R ER SO BB IBB HBP BLK WP HR S P ERA WHIP	IP WLS BF H R ER SO BB IBB HBP BLK WP HR S P ERA WHIP	IP WLS BF H R ER SO BB IBB HBP BLK WP HR S P ERA WHIP	IP WLS BF H R ER SO BB IBB HBP BLK WP HR S P ERA WHIP	IP WLS BF H R ER SO BB IBB HBP BLK WP HR S P ERA WHIP	IP WLS BF H R ER SO BB IBB HBP BLK WP HR S P ERA WHIP	IP WLS BF H R ER SO BB IBB HBP BLK WP HR S P ERA WHIP	IP WLS BF H R ER SO BB IBB HBP BLK WP HR S P ERA WHIP	IP WLS BF H R ER SO BB IBB HBP BLK WP HR S P ERA WHIP	IP WLS BF H R ER SO BB IBB HBP BLK WP HR S P ERA WHIP	IP WLS BF H R ER SO BB IBB HBP BLK WP HR S P ERA WHIP	IP WLS BF H R ER SO BB IBB HBP BLK WP HR S P ERA WHIP	IP WLS BF H R ER SO BB IBB HBP BLK WP HR S P ERA WHIP	IP WLS BF H R ER SO BB IBB HBP BLK WP HR S P ERA WHIP	IP WLS BF H R ER SO BB IBB HBP BLK WP HR S P ERA WHIP	IP WLS BF H R ER SO BB IBB HBP BLK WP HR S P ERA WHIP						
47 Trevor Bauer, R ERA: 3.74	6.0	W	28	11	8	5	6	1	0	0	0	0	0	0	0	0	0	0	69	107	7.50	2.000
39 Oliver Pérez, L ERA: 3.0	0.1	H	2	1	0	0	0	0	0	0	0	3	5	0.00	3.000							
90 Adam Cimber, R ERA: 3.3	0.2	H	2	0	0	0	0	0	0	0	0	4	6	0.00	0.000							
62 Nick Wittgren, R ERA: 3.16	1.0	H	3	0	0	0	0	0	0	0	0	6	10	0.00	0.000							
33 Brad Hand, L ERA: 2.53	1.0		3	0	0	0	1	0	0	0	0	7	9	0.00	0.000							

Batter	1	2	3	4	5	6	7	8	9	AB	R	H	RBI	BB	SO	LOB	TOP					
12 Francisco Lindor, S OBP: 0.355, SLG: 0.491	L8		G4-3														4 1 2 3 1 0 0					
35 Oscar Mercado, R OBP: 0.337, SLG: 0.440	F7		K														4 1 0 0 0 1 5					
41 Carlos Santana, S OBP: 0.420, SLG: 0.548																	3 0 2 0 2 0 2					
22 Jason Kipnis, L OBP: 0.292, SLG: 0.363	G6-3																4 0 0 1 0 1 4					
11 José Ramírez, S OBP: 0.308, SLG: 0.343																	5 2 2 2 0 1 3					
10 Jake Bauers, L OBP: 0.310, SLG: 0.398																	4 0 0 0 0 1 3					
27 Kevin Plawecki, R OBP: 0.291, SLG: 0.341																	3 1 2 0 1 0 0					
40 Bobby Bradley, L OBP: 0.219, SLG: 0.267																	3 1 2 0 0 1 1					
6 Mike Freeman, L OBP: 0.373, SLG: 0.414																	1 1 1 0 0 0 0					
30 Tyler Naquin, L OBP: 0.304, SLG: 0.453																	3 1 1 1 1 0 2					
Inning Stats	R: 0 E: 0 K: 0 S: 7	H: 0 LOB: 1 BB: 1 P: 14	R: 1 E: 0 K: 1 S: 17	H: 2 LOB: 1 BB: 0 P: 26	R: 0 E: 0 K: 1 S: 9	H: 0 LOB: 0 BB: 0 P: 12	R: 0 E: 0 K: 1 S: 9	H: 1 LOB: 1 BB: 0 P: 15	R: 1 E: 0 K: 0 S: 12	H: 2 LOB: 1 BB: 1 P: 20	R: 0 E: 0 K: 1 S: 11	H: 1 LOB: 1 BB: 0 P: 19	R: 5 E: 1 K: 0 S: 21	H: 5 LOB: 1 BB: 0 P: 36	R: 0 E: 0 K: 0 S: 14	H: 1 LOB: 2 BB: 2 P: 20	R: 0 E: 0 K: 1 S: 12	H: 0 LOB: 0 BB: 1 P: 21	1B: 6 2B: 5 HR: 2	SF: 1 SAC: 1 DP: 4 HBP: 0	WP: 1 PB: 0 CS: 1	PA: 41
PITCHER	IP: 5.0 WLS: 0 BF: 21 ERA: 4.8	H: 6 R: 2 ER: 2 SO: 3	BB: 2 IBB: 0 HBP: 0 BLK: 0	WP: 1 HR: 1 S: 57 P: 93	ERA: 3.60 WHIP: 1.600	IP: 1.0 WLS: 0 BF: 3 ERA: 3.18	H: 0 R: 0 ER: 0 SO: 1	BB: 1 IBB: 0 HBP: 0 BLK: 0	WP: 0 HR: 0 S: 12 P: 21	ERA: 0.00 WHIP: 1.000												
21 Homer Bailey, R ERA: 4.8	54 Tim Hill, L ERA: 4.5	28 Jorge López, R ERA: 6.68	43 Willy Peralta, R ERA: 4.91	68 Jake Newberry, R ERA: 3.72	31 Ian Kennedy, R ERA: 3.18																	
15 Whit Merrifield, R OBP: 0.355, SLG: 0.500	G6-3																5 1 1 1 1 0 2 1					
27 Adalberto Mondesi, S OBP: 0.293, SLG: 0.437	G6-3																4 0 0 1 0 1 0					
4 Alex Gordon, L OBP: 0.344, SLG: 0.438	F7																4 0 0 0 0 1 2					
17 Hunter Dozier, R OBP: 0.375, SLG: 0.553																	3 0 0 0 1 1 0					
12 Jorge Soler, R OBP: 0.307, SLG: 0.500	F9																2 0 0 1 2 0 1					
19 Cheslor Cuthbert, R OBP: 0.325, SLG: 0.452	G6-4-3																4 0 2 0 0 1 4					
1 Nicky Lopez, L OBP: 0.275, SLG: 0.313																	4 0 0 0 0 1 3					
36 Cam Gallagher, R OBP: 0.267, SLG: 0.259																	4 2 2 1 0 0 1					
0 Terrance Gore, R OBP: 0.351, SLG: 0.353																	3 1 1 0 1 0 0					
Inning Stats	R: 0 E: 0 K: 0 S: 5	H: 0 LOB: 0 BB: 0 P: 10	R: 0 E: 1 K: 0 S: 7	H: 0 LOB: 0 BB: 0 P: 9	R: 3 E: 1 K: 2 S: 25	H: 2 LOB: 3 BB: 3 P: 46	R: 0 E: 0 K: 1 S: 14	H: 1 LOB: 1 BB: 0 P: 19	R: 0 E: 0 K: 0 S: 8	H: 0 LOB: 0 BB: 0 P: 13	R: 0 E: 0 K: 0 S: 13	H: 1 LOB: 1 BB: 0 P: 17	R: 0 E: 0 K: 2 S: 10	H: 0 LOB: 0 BB: 0 P: 13	R: 0 E: 0 K: 1 S: 11	H: 1 LOB: 2 BB: 1 P: 15	R: 1 E: 0 K: 0 S: 10	H: 1 LOB: 0 BB: 0 P: 14	1B: 3 2B: 2 HR: 1	SF: 0 SAC: 1 DP: 1 HBP: 0	WP: 0 PB: 0 CS: 0	PA: 38
PITCHER	IP: 2.2 WLS: 0 BF: 14 ERA: 3.8	H: 2 R: 3 ER: 2 SO: 2	BB: 3 IBB: 0 HBP: 0 BLK: 0	WP: 0 HR: 0 S: 19 P: 26	ERA: 6.75 WHIP: 1.875	IP: 3.1 WLS: 1 BF: 5 ERA: 4.08	H: 1 R: 0 ER: 0 SO: 2	BB: 0 IBB: 0 HBP: 0 BLK: 0	WP: 0 HR: 0 S: 19 P: 28	ERA: 0.00 WHIP: 0.600	IP: 5.1 WLS: 2 BF: 6 ERA: 3.16	H: 1 R: 0 ER: 0 SO: 1	BB: 1 IBB: 0 HBP: 0 BLK: 0	WP: 0 HR: 0 S: 23 P: 30	ERA: 0.00 WHIP: 0.857	IP: 9.1 WLS: 4 BF: 4 ERA: 3.24	H: 1 R: 1 ER: 1 SO: 0	BB: 0 IBB: 0 HBP: 0 BLK: 0	WP: 0 HR: 1 S: 10 P: 14	ERA: 9.00 WHIP: 1.000		
65 Zach Plesac, R ERA: 3.8	34 A.J. Cole, R ERA: 4.08	36 Tyler Clippard, R ERA: 3.16	90 Adam Cimber, R ERA: 3.08	62 Nick Wittgren, R ERA: 3.24																		

Cleveland Indians @ Kansas City Royals
Kauffman Stadium, Kansas City, MO
Thu Jul 04 2019, 2:45 PM - 6:15 PM CDT
Att: 18,076 - Cloudy - 76 F

AB	34
R	8
H	12
RBI	7
BB	5
SO	5
LOB	20



Cleveland Indians @ Kansas City Royals
Kauffman Stadium, Kansas City, MO
Thu Jul 04 2019, 2:45 PM - 6:15 PM CDT
Att: 18,076 - Cloudy - 76 F

AB	33
R	4
H	6
RBI	4
BB	4
SO	7
LOB	12



Batter	1	2	3	4	5	6	7	8	9	AB	R	H	RBI	BB	SO	LOB	TOP																
26 Max Kepler, L (1, 8) OBP: 0.334, SLG: 0.530	 FF 93 B FF 93 S KC 84		G5-3 KC 83 X FF 94				 CH 87 B FF 93 S KC 83	 SL 79 B SL 80 X SI 85		 ST 82 S ST 83	5	0	1	1	0	3	1																
11 Jorge Polanco, S (1, 6) OBP: 0.397, SLG: 0.508	 CH 88 X CH 88		G4-3 KC 83 X FF 93			 FF 93 D CH 88 X KC 83	 SI 92 SI 91 SI 92 SI 92		 ST 82 S ST 83 S FF 95	5	0	0	0	0	2	5																	
23 Nelson Cruz, R (1, 10) OBP: 0.367, SLG: 0.549	 FF 94 B FF 93 S SL 86 X FF 93				 FF 94 B SL 85 S SL 85 X FF 93		 SL 85 B SL 86 S SL 85 X FF 93			4	0	1	0	0	3	3																	
2 Luis Arraez, L (1, 5) OBP: 0.444, SLG: 0.510	 FF 93 X FF 93			 CH 88 X FF 93			 SI 84 X SI 86	 SI 84 X SI 86		3	1	1	0	1	0	1																	
18 Mitch Garver, R (1, 2) OBP: 0.370, SLG: 0.607		 SL 85 S SL 85 X FF 93		 SL 85 S SL 85 X FF 93			 SL 85 H SL 84	 SI 84 X SI 86	 SL 85 S SL 85 X FF 93	3	1	0	0	0	2	1																	
9 Marwin Gonzalez, S (1, 7) OBP: 0.325, SLG: 0.423			 CH 87 B CH 89 B FF 93 X CH 88		 FF 92 D CH 88 X FF 94		 KC 82 FF 93 B KC 80 S FF 94 X KC 82	 SI 86 X FF 88		4	1	3	1	0	0	1																	
22 Miguel Sanó, R (1, 3) OBP: 0.318, SLG: 0.564			 FF 94 S SL 85 X FF 93		 FF 93 X FF 93		 FF 93 X FF 93	 SL 85 S SL 85 X FF 93	 SI 87 S ST 80	4	0	1	0	0	3	3																	
60 Jake Cave, L (1, 9) OBP: 0.319, SLG: 0.304			 FF 93 X KC 82		 KC 82 FF 93 B KC 80 S FF 94 X KC 82		 KC 83 H FF 93		 FF 93 X ST 80	2	0	0	1	0	0	2																	
13 Ehre Adriansa, S (9, PH) OBP: 0.377, SLG: 0.411					 SL 85 X SL 85		 SL 85 X SL 85		 SI 87 S ST 80	1	0	0	0	0	0	0																	
16 Jonathan Schoop, R (1, 4) OBP: 0.305, SLG: 0.458			 FF 93 S FF 93 X FF 93		 SL 85 X SL 85		 FF 93 S SL 85 X FF 93		 SAFE S ST 82 S ST 82 S FF 94	4	0	0	0	0	2	5																	
Inning Stats	R: 0 E: 0 K: 1 S: 10	H: 1 LOB: 1 BB: 0 P: 14	R: 0 E: 0 K: 2 S: 11	H: 1 LOB: 1 BB: 0 P: 15	R: 0 E: 0 K: 0 S: 8	H: 0 LOB: 0 BB: 0 P: 10	R: 0 E: 0 K: 2 S: 7	H: 0 LOB: 0 BB: 0 P: 12	R: 0 E: 0 K: 1 S: 14	H: 1 LOB: 1 BB: 0 P: 19	R: 0 E: 0 K: 2 S: 8	H: 0 LOB: 0 BB: 0 P: 13	R: 3 E: 0 K: 3 S: 23	H: 3 LOB: 3 BB: 1 P: 37	R: 0 E: 0 K: 1 S: 10	H: 1 LOB: 1 BB: 0 P: 16	R: 0 E: 1 K: 3 S: 14	H: 0 LOB: 1 BB: 0 P: 15	1B: 5 2B: 2 3B: 0 HR: 0	SF: 0 SAC: 0 DP: 1 HBP: 2	WP: 1 PB: 0 SB: 0 CS: 0	PA: 38											
PITCHER	IP WLS BF H R ER SO BB IBB HBP BLK WP HR S P ERA WHIP																																
57 Shane Bieber, R (1, 1) ERA: 3.49	6.1	27	5	3	3	9	1	0	2	0	1	0	73	109	4.26	0.947																	
39 Oliver Pérez, L (7, 1) ERA: 3.53	0.1	2	1	0	0	1	0	0	0	0	0	0	5	8	0.00	3.000																	
90 Adam Cimber, R (7, 1) ERA: 2.86	1.1	5	1	0	0	2	0	0	0	0	0	0	13	19	0.00	0.750																	
33 Brad Hand, L (9, 1) ERA: 2.11	1.0	4	0	0	0	3	0	0	0	0	0	0	14	15	0.00	0.000																	

Minnesota Twins @ Cleveland Indians
Progressive Field, Cleveland, OH
Sun Jul 14 2019, 1:12 PM - 4:11 PM EDT
Att: 25,194 - Sunny - 77 F

AB 35
R 3
H 7
RBI 3
BB 1
SO 15
LOB 22



Batter	1	2	3	4	5	6	7	8	9	AB	R	H	RBI	BB	SO	LOB	BOTTOM																
12 Francisco Lindor, S (1, 6) OBP: 0.346, SLG: 0.493	 FF 94 X SI 93	 SI 92 S SV 82 S FF 93 S FF 93 D SV 82 X SV 82		 SI 91 SAFE S FF 94			 FF 95 B FF 96 S CH 88 X FF 88			4	0	0	0	0	1	2																	
22 Jason Kipnis, L (1, 4) OBP: 0.292, SLG: 0.368	 FF 93 C FF 94 S SI 93 F FF 94 X FF 94		 SV 82 F SI 91 S FF 93		 SV 82 S CH 83 F FF 97 X SV 83		 FF 97 C CU 80 F FF 97 S FF 97			4	0	1	0	0	2	1																	
41 Carlos Santana, S (1, 10) OBP: 0.415, SLG: 0.548	 SI 93 C SI 92 B CH 84 B SI 92		 SI 92 X SI 92		 SV 81 B SV 80 B FF 93 B SI 91		 FF 96 X CU 81			2	2	1	1	2	0	1																	
40 Bobby Bradley, L (1, 3) OBP: 0.267, SLG: 0.390	 SV 81 B CH 81 B SI 92 B SI 91		 SAFE S SV 83 S SV 83		 FF 92 C CU 79 B FF 93 C SV 81		 CU 81 S CU 81 S CU 81 S SI 84			3	0	0	0	1	3	2																	
35 Oscar Mercado, R (8, 7) OBP: 0.325, SLG: 0.416	 SI 91		 SAFE S SV 83 S SV 83		 FF 92 C CU 79 B FF 93 C SV 81		 CU 81 S CU 81 S CU 81 S SI 84			0	0	0	0	0	0	0																	
11 José Ramírez, S (1, 5) OBP: 0.309, SLG: 0.356	 FF 92 B SV 80 X FF 94	 SI 92 C CH 82 F FF 94 1 SAFE B SV 81	 SI 92 C CH 82 F FF 94 1 SAFE B SV 81	 SI 92 C CH 82 F FF 94 1 SAFE B SV 81	 SI 92 C CH 82 F FF 94 1 SAFE B SV 81		 FF 92 X FF 92			4	0	1	1	0	0	2																	
10 Jake Bauers, L (1, 7) OBP: 0.312, SLG: 0.403	 CH 84 X SV 81			 SI 91 B FF 92 X SI 90	 SV 81 B CU 75 D SV 81 S CH 82		 KC 82 B FF 94 X FF 93			4	1	1	0	0	1	3																	
1 Greg Allen, S (1, 8) OBP: 0.279, SLG: 0.410		 FF 92 C FF 93 C SV 82		 SV 79 C FF 93 C FF 93 X SV 82	 SI 91 2H		 FF 94 X FF 94		 KC 82 B KC 81 S KC 82	4	1	1	1	0	2	0																	
27 Kevin Plawecki, R (1, 2) OBP: 0.290, SLG: 0.337		 FF 92 B CH 83 B SV 83 X FF 94		 SI 90 X SI 92	 SI 90 X SI 92		 SL 86 S SL 82 S FF 96 X FF 95			3	0	0	0	0	0	1																	
30 Tyler Naquin, L (1, 9) OBP: 0.311, SLG: 0.471		 SV 77 B SV 82 F FF 94 X CH 82		 SI 92	 SI 92		 SL 88 X FF 96			3	0	2	1	0	0	0																	
Inning Stats	R: 1 E: 0 K: 0 S: 10	H: 1 LOB: 2 BB: 2 P: 23	R: 0 E: 0 K: 1 S: 14	H: 1 LOB: 0 BB: 0 P: 19	R: 0 E: 0 K: 1 S: 12	H: 1 LOB: 1 BB: 0 P: 16	R: 2 E: 1 K: 2 S: 16	H: 3 LOB: 1 BB: 0 P: 18	R: 0 E: 0 K: 2 S: 8	H: 0 LOB: 0 BB: 1 P: 16	R: 0 E: 0 K: 0 S: 9	H: 0 LOB: 0 BB: 0 P: 10	R: 1 E: 0 K: 2 S: 13	H: 1 LOB: 0 BB: 0 P: 16	R: 0 E: 0 K: 1 S: 6	H: 0 LOB: 0 BB: 0 P: 13	1B: 3 2B: 3 3B: 0 HR: 1	SF: 0 SAC: 0 DP: 0 HBP: 0	WP: 0 PB: 0 SB: 1 CS: 0	PA: 34													
PITCHER	IP WLS BF H R ER SO BB IBB HBP BLK WP HR S P ERA WHIP																																
17 José Berrios, R (1, 1) ERA: 3.1	5.0	24	6	3	3	6	3	0	0	0	0	0	60	92	5.40	1.800																	
52 Zack Littell, R (6, 1) ERA: 4.7	1.0	3	0	0	0	0	0	0	0	0	0	0	9	10	0.00	0.000																	
65 Trevor May, R (7, 1) ERA: 3.12	1.0	L 4	1	1	1	2	0	0	0	0	0	1	13	16	9.00	1.000																	
21 Tyler Duffey, R (8, 1) ERA: 3.6	1.0	3	0	0	0	1	0	0	0	0	0	0	6	13	0.00	0.000																	

Minnesota Twins @ Cleveland Indians
Progressive Field, Cleveland, OH
Sun Jul 14 2019, 1:12 PM - 4:11 PM EDT
Att: 25,194 - Sunny - 77 F

AB 31
R 4
H 7
RBI 4
BB 3
SO 9
LOB 12



Batter	1	2	3	4	5	6	7	8	9	AB R H RBI BB SO LOB	TOP	
22 Victor Reyes, S OBP: 0.340, SLG: 0.356			L9		F7		K			5 0 2 0 0 1 1	Detroit Tigers @ Cleveland Indians Progressive Field, Cleveland, OH Mon Jul 15 2019, 7:12 PM - 10:59 PM EDT Att: 15,735 - Clear - 86 F	
30 Harold Castro, L OBP: 0.333, SLG: 0.440			SF7		G4-1					4 0 2 1 0 0 1		
24 Miguel Cabrera, R OBP: 0.354, SLG: 0.383			P2		F8		K			5 0 0 0 0 2 3		
9 Nick Castellanos, R OBP: 0.342, SLG: 0.463					G4-3					3 1 1 0 2 1 1		
46 Jeimer Candelario, S OBP: 0.304, SLG: 0.371			F8		HR		BB			4 1 1 1 0 0 5		
14 Christin Stewart, L OBP: 0.363, SLG: 0.409			HR		2B		BB			2 1 1 2 2 0 0		
28 Niko Goodrum, S OBP: 0.318, SLG: 0.389			K		1B					4 0 1 0 0 1 1		
55 John Hicks, R OBP: 0.236, SLG: 0.319			F8		F3					4 0 0 0 0 0 2		
7 Jordy Mercer, R OBP: 0.268, SLG: 0.389			HR		K					4 3 3 2 0 1 2		
Inning Stats	R: 0 H: 2 E: 0 LOB: 2 K: 0 BB: 1 S: 14 P: 21	R: 0 H: 0 E: 0 LOB: 0 K: 0 BB: 0 S: 7 P: 10	R: 1 H: 1 E: 0 LOB: 0 K: 0 BB: 0 S: 8 P: 13	R: 2 H: 2 E: 0 LOB: 0 K: 1 BB: 0 S: 11 P: 17	R: 1 H: 1 E: 0 LOB: 0 K: 0 BB: 0 S: 7 P: 10	R: 1 H: 2 E: 0 LOB: 2 K: 1 BB: 1 S: 12 P: 21	R: 0 H: 1 E: 0 LOB: 1 K: 2 BB: 1 S: 10 P: 17	R: 0 H: 0 E: 0 LOB: 0 K: 0 BB: 0 S: 7 P: 12	R: 1 H: 2 E: 0 LOB: 1 K: 2 BB: 0 S: 12 P: 15	1B: 5 SF: 1 2B: 2 SAC: 0 3B: 0 DP: 1 HR: 4 HBP: 0		WP: 0 PA: 40 PB: 0 SB: 0 CS: 0
PITCHER	IP WLS BF H R ER SO BB IBB HBP BLK WP HR S P ERA WHIP	45 Adam Plutko, R (1, 1) 5.1 23 7 5 5 1 1 0 0 0 0 3 51 77 8.44 1.500 49 Tyler Olson, L (6, 1) 0.0 2 1 0 0 0 1 0 0 0 0 0 2 7 ∞ ∞ 34 A.J. Cole, R (6, 1) 1.0 4 1 0 0 2 0 0 0 0 0 0 11 14 0.00 1.000 44 Nick Goody, R (7, 1) 0.1 1 0 0 0 1 0 0 0 0 0 0 3 4 0.00 0.000 62 Nick Wittgren, R (7, 1) 1.1 W 5 0 0 0 0 2 0 0 0 0 0 0 9 19 0.00 1.500										33 Brad Hand, L (9, 1) 1.0 S 5 2 1 1 2 0 0 0 0 0 0 1 12 15 9.00 2.000

Batter	1	2	3	4	5	6	7	8	9	AB R H RBI BB SO LOB	BOTTOM
12 Francisco Lindor, S OBP: 0.346, SLG: 0.492					G6-3		L8			5 0 2 0 0 1 1	Detroit Tigers @ Cleveland Indians Progressive Field, Cleveland, OH Mon Jul 15 2019, 7:12 PM - 10:59 PM EDT Att: 15,735 - Clear - 86 F
35 Oscar Mercado, R OBP: 0.332, SLG: 0.454			L9		HR		HR			5 2 3 2 0 0 3	
41 Carlos Santana, S OBP: 0.413, SLG: 0.543			K		G5-3		1B			5 1 1 0 0 3 2	
8 Jordan Luplow, R OBP: 0.327, SLG: 0.480			F9		K		1B			4 1 1 0 0 2 1	
11 José Ramírez, S OBP: 0.311, SLG: 0.360			G3		G4-3		2B			4 0 2 2 0 0 0	
40 Bobby Bradley, L OBP: 0.245, SLG: 0.356			K		F8		G3			4 0 0 0 0 1 1	
55 Roberto Pérez, R OBP: 0.350, SLG: 0.519			BB		BB		L6			2 2 1 0 2 0 1	
6 Mike Freeman, L OBP: 0.379, SLG: 0.459			K		K		F7			4 2 2 2 0 1 2	
30 Tyler Naquin, L OBP: 0.316, SLG: 0.477			K		K		2B			4 0 2 2 0 2 1	
Inning Stats	R: 0 H: 1 E: 0 LOB: 1 K: 3 BB: 0 S: 11 P: 14	R: 2 H: 4 E: 0 LOB: 1 K: 0 BB: 1 S: 15 P: 26	R: 0 H: 0 E: 0 LOB: 0 K: 1 BB: 0 S: 7 P: 9	R: 0 H: 0 E: 0 LOB: 1 K: 3 BB: 1 S: 10 P: 17	R: 1 H: 1 E: 0 LOB: 0 K: 1 BB: 0 S: 9 P: 13	R: 2 H: 3 E: 0 LOB: 1 K: 0 BB: 0 S: 12 P: 15	R: 3 H: 4 E: 0 LOB: 1 K: 0 BB: 0 S: 15 P: 22	R: 0 H: 1 E: 0 LOB: 1 K: 2 BB: 0 S: 11 P: 16	1B: 9 SF: 0 2B: 2 SAC: 0 3B: 0 DP: 0 HR: 3 HBP: 0	WP: 1 PA: 39 PB: 0 SB: 1 CS: 0	
PITCHER	IP WLS BF H R ER SO BB IBB HBP BLK WP HR S P ERA WHIP	44 Daniel Norris, L (1, 1) 5.2 26 8 5 5 0 2 0 0 0 0 0 2 60 89 7.94 1.765 68 Daniel Stumpf, L (6, 1) 0.0 B 1 1 0 0 0 0 0 0 0 0 0 2 3 ∞ ∞ 58 Victor Alcántara, R (6, 1) 0.1 L 5 4 3 3 0 0 0 0 0 0 0 1 7 10 81.00 12.000 67 José Cisneros, R (7, 1) 1.0 3 0 0 0 0 0 0 0 0 0 0 10 14 0.00 0.000 19 Trevor Rosenthal, R (8, 1) 1.0 4 1 0 0 2 0 0 0 0 0 1 0 11 16 0.00 1.000									

Batter	1	2	3	4	5	6	7	8	9	AB R H RBI BB SO LOB	TOP																
22 Victor Reyes, S OBP: 0.333, SLG: 0.333										3 0 0 0 1 2 0	Detroit Tigers @ Cleveland Indians Progressive Field, Cleveland, OH Tue Jul 16 2019, 7:11 PM - 11:39 PM EDT Att: 16,769 - Partly Cloudy - 86 F																
30 Harold Castro, L OBP: 0.325, SLG: 0.429										3 0 0 0 0 2 1																	
24 Miguel Cabrera, R OBP: 0.351, SLG: 0.379										3 0 0 0 0 0 0																	
9 Nick Castellanos, R OBP: 0.342, SLG: 0.462										3 0 1 0 0 0 0																	
46 Jeimer Candelario, S OBP: 0.300, SLG: 0.386										3 0 0 0 0 1 1																	
14 Christin Stewart, L OBP: 0.319, SLG: 0.404										3 0 0 0 0 0 1																	
12 Brandon Dixon, R OBP: 0.278, SLG: 0.467										3 0 0 0 0 1 1																	
37 Bobby Wilson, R OBP: 0.147, SLG: 0.152										3 0 0 0 0 1 0																	
7 Jordy Mercer, R OBP: 0.260, SLG: 0.376										3 0 0 0 0 1 0																	
Inning Stats	R: 0 E: 0 K: 1 S: 6	H: 0 LOB: 0 BB: 1 P: 13	R: 0 E: 0 K: 0 S: 7	H: 0 LOB: 0 BB: 0 P: 12	R: 0 E: 0 K: 0 S: 10	H: 0 LOB: 0 BB: 0 P: 14	R: 0 E: 0 K: 2 S: 7	H: 0 LOB: 0 BB: 0 P: 8	R: 0 E: 0 K: 0 S: 11	H: 1 LOB: 1 BB: 0 P: 13	R: 0 E: 0 K: 3 S: 9	H: 0 LOB: 0 BB: 0 P: 12	R: 0 E: 0 K: 0 S: 8	H: 0 LOB: 0 BB: 0 P: 12	R: 0 E: 0 K: 2 S: 10	H: 0 LOB: 0 BB: 0 P: 13	R: 0 E: 0 K: 0 S: 9	H: 0 LOB: 0 BB: 0 P: 13	1B: 1 2B: 0 3B: 0 HR: 0	SF: 0 SAC: 0 DP: 0 HBP: 0	WP: 0 PB: 0 SB: 0 CS: 0	PA: 28					
PITCHER	IP WLS BF H R ER SO BB IBB HBP BLK WP HR S P ERA WHIP											IP WLS BF H R ER SO BB IBB HBP BLK WP HR S P ERA WHIP															
65 Zach Plesac, R ERA: 3.56	3.0	9	0	0	0	1	1	0	0	0	0	0	0	23	39	0.00	0.333										
36 Tyler Clippard, R ERA: 3.64	2.0	7	1	0	0	2	0	0	0	0	0	0	0	18	21	0.00	0.500										
44 Nick Goody, R ERA: 2.12	2.0	W	6	0	0	3	0	0	0	0	0	0	0	17	24	0.00	0.000										
49 Tyler Olson, L ERA: 3.67	2.0	6	0	0	0	2	0	0	0	0	0	0	0	19	26	0.00	0.000										

Batter	1	2	3	4	5	6	7	8	9	AB R H RBI BB SO LOB	BOTTOM																	
12 Francisco Lindor, S OBP: 0.345, SLG: 0.492										4 1 1 2 0 0 0	Detroit Tigers @ Cleveland Indians Progressive Field, Cleveland, OH Tue Jul 16 2019, 7:11 PM - 11:39 PM EDT Att: 16,769 - Partly Cloudy - 86 F																	
35 Oscar Mercado, R OBP: 0.340, SLG: 0.470										2 1 1 2 2 0 0																		
41 Carlos Santana, S OBP: 0.409, SLG: 0.536										4 0 0 0 0 0 2																		
8 Jordan Luplow, R OBP: 0.331, SLG: 0.494										4 1 2 0 0 0 1																		
11 José Ramírez, S OBP: 0.310, SLG: 0.362										4 1 1 1 0 1 1																		
22 Jason Kipnis, L OBP: 0.296, SLG: 0.370										4 1 1 0 0 0 0																		
55 Roberto Pérez, R OBP: 0.344, SLG: 0.509										4 0 0 0 0 0 2																		
10 Jake Bauers, L OBP: 0.311, SLG: 0.401										4 1 1 1 0 2 1																		
30 Tyler Naquin, L OBP: 0.321, SLG: 0.497										3 2 2 1 0 0 1																		
Inning Stats	R: 0 E: 0 K: 0 S: 7	H: 0 LOB: 1 BB: 1 P: 14	R: 5 E: 0 K: 0 S: 20	H: 5 LOB: 0 BB: 0 P: 25	R: 2 E: 0 K: 0 S: 11	H: 2 LOB: 1 BB: 0 P: 16	R: 0 E: 0 K: 0 S: 7	H: 0 LOB: 0 BB: 0 P: 10	R: 0 E: 0 K: 1 S: 9	H: 0 LOB: 0 BB: 0 P: 11	R: 1 E: 0 K: 1 S: 10	H: 1 LOB: 0 BB: 0 P: 16	R: 0 E: 0 K: 0 S: 9	H: 1 LOB: 1 BB: 1 P: 14	R: 0 E: 0 K: 1 S: 9	H: 0 LOB: 0 BB: 0 P: 15	1B: 2 2B: 5 3B: 0 HR: 2	SF: 0 SAC: 0 DP: 1 HBP: 0	WP: 0 PB: 0 SB: 1 CS: 0	PA: 35								
PITCHER	IP WLS BF H R ER SO BB IBB HBP BLK WP HR S P ERA WHIP											IP WLS BF H R ER SO BB IBB HBP BLK WP HR S P ERA WHIP																
31 Ryan Carpenter, L ERA: 9.3	3.0	L	18	7	7	7	0	0	0	0	0	0	0	16	21	0.00	0.000											
45 Buck Farmer, R ERA: 4.06	2.0	6	0	0	0	1	0	0	0	0	0	0	0	1	10	16	9.00	1.000										
36 Blaine Hardy, L ERA: 4.54	1.0	4	1	1	1	1	0	0	0	0	0	0	0	9	14	0.00	2.000											
58 Victor Alcántara, R ERA: 5.17	1.0	3	0	0	0	1	0	0	0	0	0	0	0	9	15	0.00	0.000											
68 Daniel Stumpf, L ERA: 4.38	1.0	3	0	0	0	1	0	0	0	0	0	0	0	9	15	0.00	0.000											

AB	27
R	0
H	1
RBI	0
BB	1
SO	8
LOB	4



AB	33
R	8
H	9
RBI	7
BB	2
SO	3
LOB	8




Batter	1	2	3	4	5	6	7	8	9	AB	R	H	RBI	BB	SO	LOB	TOP								
22 Victor Reyes, S OBP: 0.328, SLG: 0.327										4	0	1	0	0	2	1	Detroit Tigers @ Cleveland Indians Progressive Field, Cleveland, OH Wed Jul 17 2019, 7:11 PM - 10:09 PM EDT Att: 18,894 - Clear - 81 F								
30 Harold Castro, L OBP: 0.323, SLG: 0.423										4	0	1	0	0	3	1									
24 Miguel Cabrera, R OBP: 0.350, SLG: 0.380										4	0	1	0	0	2	1									
9 Nick Castellanos, R OBP: 0.344, SLG: 0.473										4	2	2	1	0	1	2									
14 Christin Stewart, L OBP: 0.318, SLG: 0.399										3	0	0	0	1	2	1									
46 Jaimer Candelario, S OBP: 0.334, SLG: 0.365										3	0	1	1	1	1	1									
12 Brandon Dixon, R OBP: 0.278, SLG: 0.463										4	0	1	0	0	2	1									
55 John Hicks, R OBP: 0.231, SLG: 0.312										4	0	0	0	0	1	3									
29 Gordon Beckham, R OBP: 0.282, SLG: 0.392										4	0	0	0	0	3	4									
Inning Stats	R: 0 H: 1 E: 0 K: 3 S: 14	H: 1 LOB: 1 BB: 0 P: 19	R: 0 H: 1 E: 0 K: 3 S: 16	H: 1 LOB: 2 BB: 1 P: 24	R: 0 H: 1 E: 0 K: 1 S: 12	H: 1 LOB: 0 BB: 0 P: 16	R: 0 H: 0 E: 0 K: 2 S: 7	H: 0 LOB: 0 BB: 0 P: 12	R: 0 H: 1 E: 0 K: 2 S: 9	H: 1 LOB: 1 BB: 0 P: 14	R: 1 H: 2 E: 0 K: 1 S: 10	H: 2 LOB: 2 BB: 0 P: 15	R: 0 H: 0 E: 1 K: 1 S: 7	H: 0 LOB: 1 BB: 0 P: 12	R: 1 H: 1 E: 0 K: 2 S: 10	H: 1 LOB: 0 BB: 0 P: 14	R: 0 H: 0 E: 0 K: 2 S: 10	H: 0 LOB: 1 BB: 1 P: 14	1B: 4 2B: 2 3B: 0 HR: 1	SF: 0 SAC: 0 DP: 0 HBP: 0	WP: 0 PB: 0 SB: 0 CS: 0	PA: 36			
PITCHER	IP	WLS	BF	H	R	ER	SO	BB	IBB	HBP	BLK	WP	HR	S	P	ERA	WHIP								
52 Mike Clevinger, R ERA: 3.57	6.0	W	24	6	1	1	12	1	0	0	0	0	0	68	100	1.50	1.167								
90 Adam Cimber, R ERA: 2.8	0.2	H	3	0	0	0	0	0	0	0	0	0	0	3	5	0.00	0.000								
39 Oliver Pérez, L ERA: 3.24	0.2	H	2	0	0	0	2	0	0	0	0	0	0	7	11	0.00	0.000								
62 Nick Wittgren, R ERA: 3.19	1.2	S	7	1	1	1	3	1	0	0	0	0	1	17	24	5.40	1.200								

Batter	1	2	3	4	5	6	7	8	9	AB	R	H	RBI	BB	SO	LOB	BOTTOM									
12 Francisco Lindor, S OBP: 0.347, SLG: 0.500										3	1	1	1	1	0	1	Detroit Tigers @ Cleveland Indians Progressive Field, Cleveland, OH Wed Jul 17 2019, 7:11 PM - 10:09 PM EDT Att: 18,894 - Clear - 81 F									
35 Óscar Mercado, R OBP: 0.338, SLG: 0.466										4	0	1	2	0	0	0										
41 Carlos Santana, S OBP: 0.407, SLG: 0.536										4	1	1	0	0	0	2										
22 Jason Kipnis, L OBP: 0.297, SLG: 0.368										4	1	1	1	0	1	2										
11 José Ramírez, S OBP: 0.314, SLG: 0.370										4	2	3	0	0	0	0										
10 Jake Bauers, L OBP: 0.309, SLG: 0.398										2	0	0	0	0	1	1										
8 Jordan Luplow, R OBP: 0.330, SLG: 0.490										1	0	0	0	0	0	1										
1 Greg Allen, S OBP: 0.287, SLG: 0.430										4	0	0	0	0	0	3										
6 Mike Freeman, L OBP: 0.396, SLG: 0.468										3	1	2	1	1	1	0										
30 Tyler Naquin, L OBP: 0.325, SLG: 0.497										4	1	2	0	0	0	3										
Inning Stats	R: 0 H: 0 E: 1 K: 0 S: 7	H: 0 LOB: 0 BB: 0 P: 11	R: 2 H: 3 E: 1 K: 0 S: 14	H: 3 LOB: 1 BB: 1 P: 23	R: 0 H: 1 E: 0 K: 0 S: 7	H: 1 LOB: 0 BB: 0 P: 11	R: 0 H: 1 E: 0 K: 1 S: 9	H: 1 LOB: 0 BB: 0 P: 11	R: 0 H: 0 E: 0 K: 1 S: 8	H: 0 LOB: 0 BB: 0 P: 13	R: 1 H: 2 E: 0 K: 0 S: 9	H: 2 LOB: 1 BB: 0 P: 17	R: 4 H: 5 E: 0 K: 0 S: 22	H: 5 LOB: 2 BB: 1 P: 36	1B: 8 2B: 4 3B: 0 HR: 1	SF: 0 SAC: 0 DP: 2 HBP: 0	WP: 0 PB: 0 SB: 1 CS: 2	PA: 36								
PITCHER	IP	WLS	BF	H	R	ER	SO	BB	IBB	HBP	BLK	WP	HR	S	P	ERA	WHIP									
56 Spencer Turnbull, R ERA: 3.85	6.0	L	23	6	3	3	3	1	0	0	0	0	0	6	11	0.00	1.000									
63 Nick Ramirez, L ERA: 4.6	1.0		4	1	0	0	0	0	0	0	0	0	0	1	12	17	108.00	12.000								
77 Joe Jiménez, R ERA: 5.66	0.1		5	4	4	4	0	0	0	0	0	0	1	10	19	0.00	3.000									
26 Zac Reinerger, R ERA: 7.71	0.2		4	1	0	0	0	1	0	0	0	0	0	10	19	0.00	3.000									

AB	34
R	2
H	7
RBI	2
BB	2
SO	17
LOB	15



AB	34
R	7
H	12
RBI	7
BB	2
SO	3
LOB	13




Batter	1	2	3	4	5	6	7	8	9	AB	R	H	RBI	BB	SO	LOB	TOP			
22 Victor Reyes, S OBP: 0.306, SLG: 0.304	P5		K			K	F8			4	0	0	0	0	2	3				
30 Harold Castro, L OBP: 0.328, SLG: 0.449	G4-3		HR			K				4	1	2	2	0	1	0				
24 Miguel Cabrera, R OBP: 0.352, SLG: 0.380	F9		K			BB				3	0	1	0	1	1	0				
12 Brandon Dixon, R OBP: 0.278, SLG: 0.463										0	0	0	0	0	0	0				
9 Nick Castellanos, R OBP: 0.343, SLG: 0.471	P6									4	0	1	0	0	0	2				
14 Christin Stewart, L OBP: 0.314, SLG: 0.393	F7					1B				4	0	0	0	0	2	4				
28 Niko Goodrum, S OBP: 0.323, SLG: 0.403	HR									4	1	3	1	0	0	0				
29 Gordon Beckham, R OBP: 0.275, SLG: 0.382	L5									4	0	0	0	0	3	2				
37 Bobby Wilson, R OBP: 0.139, SLG: 0.143										2	0	0	0	0	2	0				
55 John Hicks, R OBP: 0.226, SLG: 0.309										2	0	0	0	0	2	2				
7 Jordy Mercer, R OBP: 0.269, SLG: 0.375	HR					G6-3				3	1	1	0	1	1	1				
Inning Stats	R: 0 H: 0 E: 0 K: 0 S: 7	H: 0 LOB: 0 BB: 0 P: 9	R: 1 H: 1 E: 0 K: 0 S: 13	H: 1 LOB: 0 BB: 0 P: 20	R: 2 H: 2 E: 0 K: 3 S: 15	H: 2 LOB: 0 BB: 0 P: 20	R: 0 H: 0 E: 0 K: 0 S: 7	H: 0 LOB: 0 BB: 0 P: 10	R: 0 H: 0 E: 0 K: 2 S: 10	H: 0 LOB: 0 BB: 0 P: 15	R: 0 H: 1 E: 0 K: 3 S: 14	H: 1 LOB: 2 BB: 1 P: 23	R: 0 H: 1 E: 0 K: 2 S: 18	H: 1 LOB: 2 BB: 1 P: 30	R: 0 H: 2 E: 0 K: 1 S: 7	H: 1 LOB: 1 BB: 0 P: 20	1B: 6 2B: 0 3B: 0 HR: 2	SF: 0 SAC: 0 DP: 1 HBP: 0	WP: 1 PB: 0 SB: 1 CS: 0	PA: 36
PITCHER	IP WLS BF H R ER SO BB IBB HBP BLK WP HR S P ERA WHIP	IP WLS BF H R ER SO BB IBB HBP BLK WP HR S P ERA WHIP	IP WLS BF H R ER SO BB IBB HBP BLK WP HR S P ERA WHIP	IP WLS BF H R ER SO BB IBB HBP BLK WP HR S P ERA WHIP	IP WLS BF H R ER SO BB IBB HBP BLK WP HR S P ERA WHIP	IP WLS BF H R ER SO BB IBB HBP BLK WP HR S P ERA WHIP	IP WLS BF H R ER SO BB IBB HBP BLK WP HR S P ERA WHIP	IP WLS BF H R ER SO BB IBB HBP BLK WP HR S P ERA WHIP	IP WLS BF H R ER SO BB IBB HBP BLK WP HR S P ERA WHIP	IP WLS BF H R ER SO BB IBB HBP BLK WP HR S P ERA WHIP	IP WLS BF H R ER SO BB IBB HBP BLK WP HR S P ERA WHIP	IP WLS BF H R ER SO BB IBB HBP BLK WP HR S P ERA WHIP	IP WLS BF H R ER SO BB IBB HBP BLK WP HR S P ERA WHIP	IP WLS BF H R ER SO BB IBB HBP BLK WP HR S P ERA WHIP	IP WLS BF H R ER SO BB IBB HBP BLK WP HR S P ERA WHIP	IP WLS BF H R ER SO BB IBB HBP BLK WP HR S P ERA WHIP	IP WLS BF H R ER SO BB IBB HBP BLK WP HR S P ERA WHIP	IP WLS BF H R ER SO BB IBB HBP BLK WP HR S P ERA WHIP	IP WLS BF H R ER SO BB IBB HBP BLK WP HR S P ERA WHIP	IP WLS BF H R ER SO BB IBB HBP BLK WP HR S P ERA WHIP

Detroit Tigers @ Cleveland Indians
 Progressive Field, Cleveland, OH
 Thu Jul 18 2019, 7:11 PM - 10:17 PM EDT
 Att: 17,500 - Cloudy - 87 F

livebaseballscores.com

AB 34
 R 3
 H 8
 RBI 3
 BB 2
 SO 14
 LOB 14




Batter	1	2	3	4	5	6	7	8	9	AB	R	H	RBI	BB	SO	LOB	BOTTOM			
12 Francisco Lindor, S OBP: 0.343, SLG: 0.494	L9		K			K				4	0	0	0	0	3	2				
35 Oscar Mercado, R OBP: 0.237, SLG: 0.458	P4		F9			K				3	1	0	0	1	1	0				
41 Carlos Santana, S OBP: 0.406, SLG: 0.535	HR					G5-3				4	1	1	0	0	0	1				
8 Jordan Luplow, R OBP: 0.335, SLG: 0.513						F7				3	2	2	2	0	0	0				
1 Greg Allen, S OBP: 0.296, SLG: 0.430	HR									0	0	0	0	1	0	0				
11 José Ramírez, S OBP: 0.314, SLG: 0.377	P2					G5-3				4	1	1	3	0	0	1				
55 Roberto Pérez, R OBP: 0.333, SLG: 0.491										4	0	0	0	0	3	1				
22 Jason Kipnis, L OBP: 0.301, SLG: 0.371										3	1	2	0	0	1	0				
10 Jake Bauers, L OBP: 0.312, SLG: 0.401	G4-3									3	0	2	0	0	0	0				
30 Tyler Naquin, L OBP: 0.320, SLG: 0.492										2	0	0	1	0	1	2				
Inning Stats	R: 2 H: 2 E: 0 K: 0 S: 13	H: 2 LOB: 0 BB: 0 P: 17	R: 0 H: 0 E: 0 K: 2 S: 8	H: 0 LOB: 0 BB: 0 P: 10	R: 0 H: 0 E: 0 K: 2 S: 9	H: 0 LOB: 0 BB: 0 P: 14	R: 0 H: 0 E: 0 K: 0 S: 10	H: 0 LOB: 0 BB: 0 P: 15	R: 1 H: 2 E: 1 K: 2 S: 15	H: 2 LOB: 1 BB: 0 P: 26	R: 2 H: 2 E: 0 K: 2 S: 14	H: 2 LOB: 0 BB: 0 P: 20	R: 0 H: 2 E: 0 K: 1 S: 10	H: 2 LOB: 1 BB: 2 P: 14	R: 1 H: 0 E: 1 K: 0 S: 11	H: 0 LOB: 1 BB: 2 P: 21	1B: 5 2B: 1 3B: 0 HR: 2	SF: 1 SAC: 0 DP: 1 HBP: 0	WP: 0 PB: 0 SB: 0 CS: 0	PA: 33
PITCHER	IP WLS BF H R ER SO BB IBB HBP BLK WP HR S P ERA WHIP	IP WLS BF H R ER SO BB IBB HBP BLK WP HR S P ERA WHIP	IP WLS BF H R ER SO BB IBB HBP BLK WP HR S P ERA WHIP	IP WLS BF H R ER SO BB IBB HBP BLK WP HR S P ERA WHIP	IP WLS BF H R ER SO BB IBB HBP BLK WP HR S P ERA WHIP	IP WLS BF H R ER SO BB IBB HBP BLK WP HR S P ERA WHIP	IP WLS BF H R ER SO BB IBB HBP BLK WP HR S P ERA WHIP	IP WLS BF H R ER SO BB IBB HBP BLK WP HR S P ERA WHIP	IP WLS BF H R ER SO BB IBB HBP BLK WP HR S P ERA WHIP	IP WLS BF H R ER SO BB IBB HBP BLK WP HR S P ERA WHIP	IP WLS BF H R ER SO BB IBB HBP BLK WP HR S P ERA WHIP	IP WLS BF H R ER SO BB IBB HBP BLK WP HR S P ERA WHIP	IP WLS BF H R ER SO BB IBB HBP BLK WP HR S P ERA WHIP	IP WLS BF H R ER SO BB IBB HBP BLK WP HR S P ERA WHIP	IP WLS BF H R ER SO BB IBB HBP BLK WP HR S P ERA WHIP	IP WLS BF H R ER SO BB IBB HBP BLK WP HR S P ERA WHIP	IP WLS BF H R ER SO BB IBB HBP BLK WP HR S P ERA WHIP	IP WLS BF H R ER SO BB IBB HBP BLK WP HR S P ERA WHIP	IP WLS BF H R ER SO BB IBB HBP BLK WP HR S P ERA WHIP	IP WLS BF H R ER SO BB IBB HBP BLK WP HR S P ERA WHIP

Detroit Tigers @ Cleveland Indians
 Progressive Field, Cleveland, OH
 Thu Jul 18 2019, 7:11 PM - 10:17 PM EDT
 Att: 17,500 - Cloudy - 87 F

livebaseballscores.com

AB 30
 R 6
 H 8
 RBI 6
 BB 2
 SO 9
 LOB 7




Batter	1	2	3	4	5	6	7	8	9	AB	R	H	RBI	BB	SO	LOB	TOP								
15 Whit Merrifield, R OBP: 0.365, SLG: 0.511	F7		F7	F7		F7			L8	5	1	2	3	0	0	2	Kansas City Royals @ Cleveland Indians Progressive Field, Cleveland, OH Fri Jul 19 2019, 7:11 PM - 10:30 PM EDT Att: 26,640 - Cloudy - 93 F								
4 Alex Gordon, L OBP: 0.359, SLG: 0.446	19 BB 2 BLK 12 BB 1B		17 2B 2 F9-2 1B		L8	G4-3			G4-6-3	5	1	2	0	0	0	2									
17 Hunter Dozier, R OBP: 0.372, SLG: 0.541	K		1-3 2B		K				F8	4	0	1	1	0	2	1									
12 Jorge Soler, R OBP: 0.319, SLG: 0.514	2 BLK 19 BB BB		3-H 2B		P3				P3	3	0	0	0	1	1	2									
19 Cheslor Cuthbert, R OBP: 0.329, SLG: 0.458	2 BLK BB		1-3 IBB		L4				P2	2	0	0	0	2	0	0									
2 Humberto Arteaga, R OBP: 0.309, SLG: 0.297	K		F9-2 3-H		F9				G4-6-3 1B	4	0	1	0	0	1	5									
1 Nicky Lopez, L OBP: 0.278, SLG: 0.312			L6		F8				G4-6-3	4	1	1	0	0	0	1									
11 Bubba Starling, R OBP: 0.370, SLG: 0.333			K		G4-3				K	4	1	1	0	0	2	0									
72 Meibrys Vilorio, L OBP: 0.500, SLG: 0.333			K						G4-6-3 BB	2	1	1	0	2	1	0									
Inning Stats	R: 1 H: 1 E: 0 K: 2 S: 13	H: 1 LOB: 2 BB: 2 P: 27	R: 0 H: 0 E: 0 K: 2 S: 9	H: 0 LOB: 0 BB: 0 P: 13	R: 1 H: 3 E: 0 K: 1 S: 13	H: 3 LOB: 2 BB: 1 P: 17	R: 0 H: 0 E: 0 K: 0 S: 13	H: 0 LOB: 1 BB: 0 P: 20	R: 0 H: 0 E: 0 K: 1 S: 6	H: 0 LOB: 0 BB: 0 P: 8	R: 3 H: 4 E: 0 K: 0 S: 17	H: 4 LOB: 1 BB: 0 P: 24	R: 0 H: 0 E: 0 K: 0 S: 5	H: 1 LOB: 0 BB: 0 P: 9	R: 0 H: 0 E: 0 K: 1 S: 9	H: 0 LOB: 0 BB: 0 P: 9	R: 0 H: 0 E: 0 K: 0 S: 10	H: 0 LOB: 0 BB: 1 P: 17	1B: 6 2B: 3 3B: 1 HR: 0	SF: 0 SAC: 0 DP: 3 HBP: 0	WP: 0 PB: 0 SB: 0 CS: 0	PA: 38			
PITCHER	IP WLS BF H R ER SO BB IBB HBP BLK WP HR S P ERA WHIP	5.2 W 27 7 5 5 6 3 1 0 1 0 0 67 103 7.94 1.765	6.1 H 5 1 0 0 0 0 0 0 0 0 0 9 15 0.00 0.750	8.1 H 3 1 0 0 1 0 0 0 0 0 0 9 9 0.00 1.000	9.1 H 3 0 0 0 0 1 0 0 0 0 0 10 17 0.00 1.000																				


Batter	1	2	3	4	5	6	7	8	9	AB	R	H	RBI	BB	SO	LOB	BOTTOM						
12 Francisco Lindor, S OBP: 0.347, SLG: 0.502	41 FC6-4 8 FC6-4 35 1B 1B		35 S 35 2B 2B		FC8-5 41 FC5 35 1B 1-2f				G6-3	5	3	3	0	0	0	2	Kansas City Royals @ Cleveland Indians Progressive Field, Cleveland, OH Fri Jul 19 2019, 7:11 PM - 10:30 PM EDT Att: 26,640 - Cloudy - 93 F						
35 Oscar Mercado, R OBP: 0.352, SLG: 0.477	41 FC6-4 1B		8 BB 11 G4-3 2B		11 G4-3 1B				WP 8 1B 1B	5	2	5	2	0	0	0							
41 Carlos Santana, S OBP: 0.405, SLG: 0.531	FC6-4 8 FC6-4 1-2f 2-3		11 G4-3 8 BB BB		FC5 2-3f				F8	3	1	0	0	2	0	5							
8 Jordan Luplow, R OBP: 0.344, SLG: 0.515	FC6-4 11 CS 1B		11 G4-3 BB						F8	3	1	2	1	1	0	1							
1 Greg Allen, S OBP: 0.303, SLG: 0.430	FC6-4 11 CS 1B		11 G4-3 BB						WP 11 1B HBP	0	0	0	1	0	0	0							
11 José Ramírez, S OBP: 0.312, SLG: 0.374	CS		G4-3		F9				L9	5	0	1	2	0	0	5							
22 Jason Kipnis, L OBP: 0.295, SLG: 0.370	K		L3						G2-3	4	0	1	1	0	1	2							
55 Roberto Pérez, R OBP: 0.327, SLG: 0.482	G4-3		L9						SF8	4	0	0	1	0	1	4							
10 Jake Bauers, L OBP: 0.314, SLG: 0.402			F9		F9				L4	4	1	2	0	0	0	1							
30 Tyler Naquin, L OBP: 0.328, SLG: 0.516			30 HR 1B		F9				L4	3	2	2	2	1	1	1							
Inning Stats	R: 1 H: 2 E: 0 K: 0 S: 11	H: 2 LOB: 0 BB: 0 P: 18	R: 0 H: 0 E: 0 K: 1 S: 5	H: 0 LOB: 0 BB: 0 P: 7	R: 4 H: 4 E: 0 K: 0 S: 26	H: 4 LOB: 2 BB: 2 P: 40	R: 0 H: 1 E: 0 K: 0 S: 10	H: 1 LOB: 2 BB: 1 P: 23	R: 1 H: 2 E: 0 K: 0 S: 7	H: 2 LOB: 0 BB: 0 P: 14	R: 1 H: 3 E: 0 K: 0 S: 11	H: 3 LOB: 2 BB: 0 P: 16	R: 0 H: 1 E: 0 K: 2 S: 14	H: 1 LOB: 1 BB: 0 P: 25	R: 3 H: 3 E: 0 K: 0 S: 13	H: 3 LOB: 1 BB: 1 P: 17	1B: 11 2B: 4 3B: 0 HR: 1	SF: 2 SAC: 0 DP: 1 HBP: 1	WP: 2 PB: 0 SB: 2 CS: 1	PA: 44			
PITCHER	IP WLS BF H R ER SO BB IBB HBP BLK WP HR S P ERA WHIP	2.0 L 11 6 5 5 0 0 0 0 0 0 1 0 29 45 3.00 2.000	3.1 L 15 3 1 1 0 3 0 0 0 0 1 0 29 57 3.00 2.000	6.1 L 6 3 1 1 0 0 0 0 0 0 1 0 11 16 9.00 3.000	7.1 L 4 1 0 0 2 0 0 0 0 0 0 0 14 25 0.00 1.000	8.1 L 7 3 3 3 0 0 1 1 0 0 0 0 13 17 27.00 3.000																	

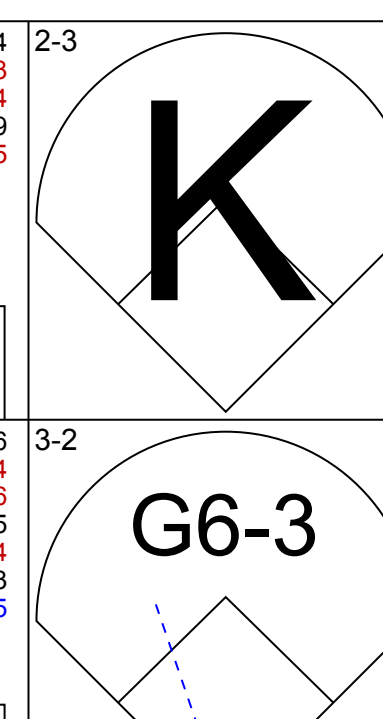
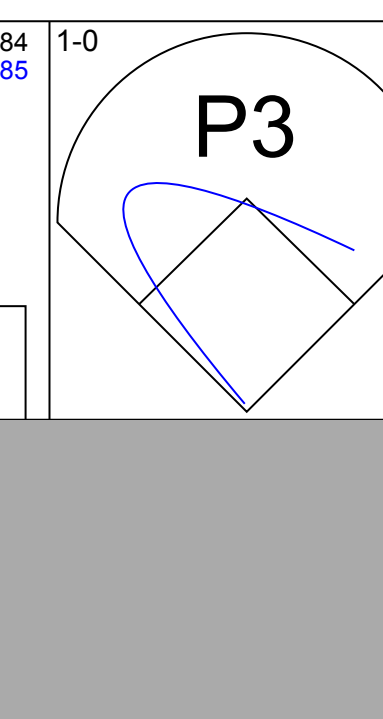
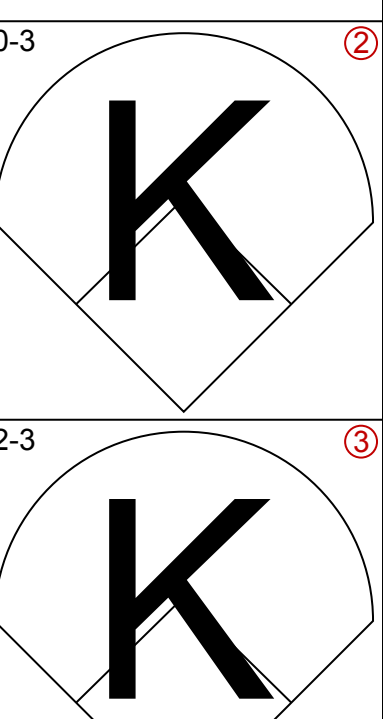
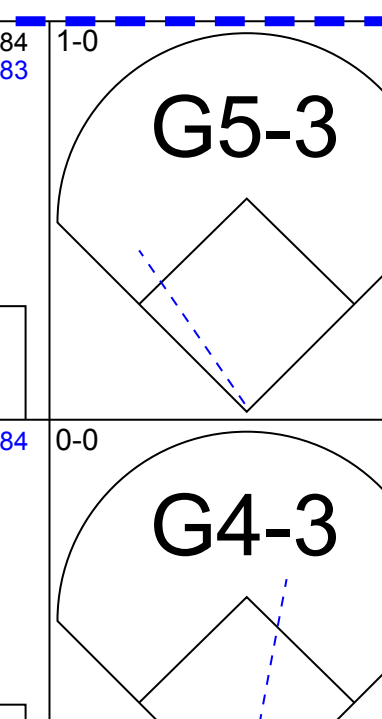
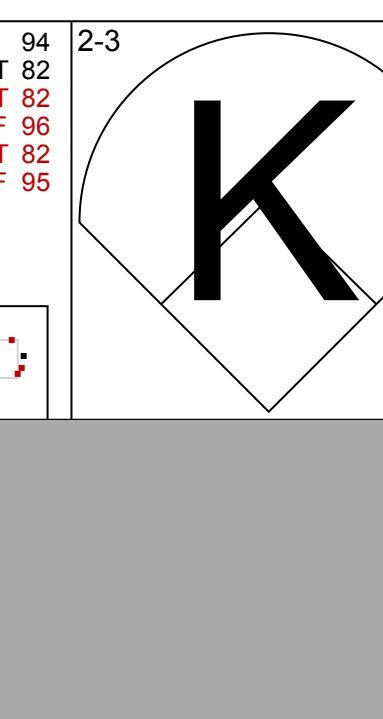
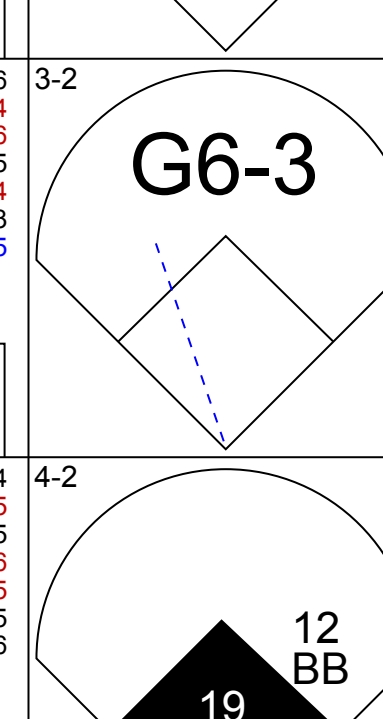
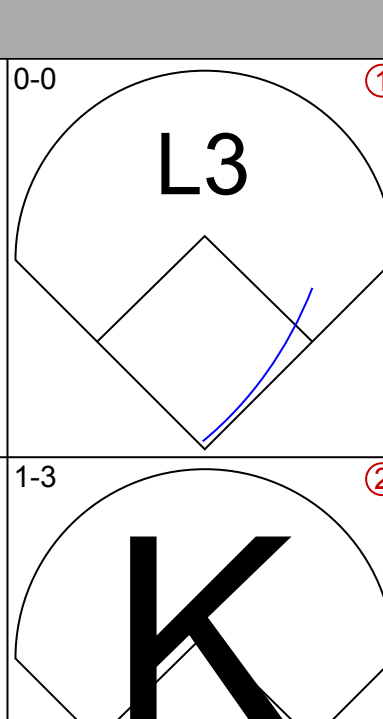
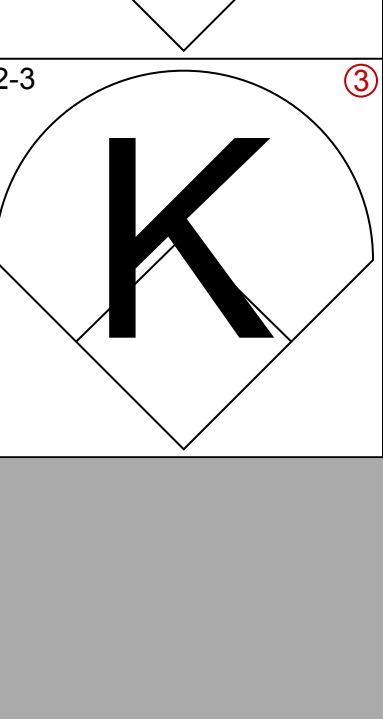
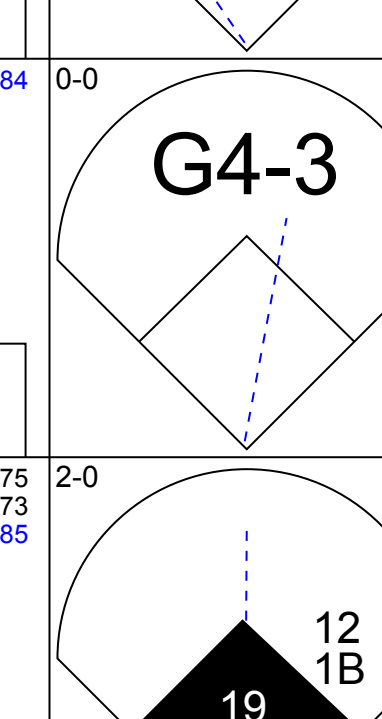
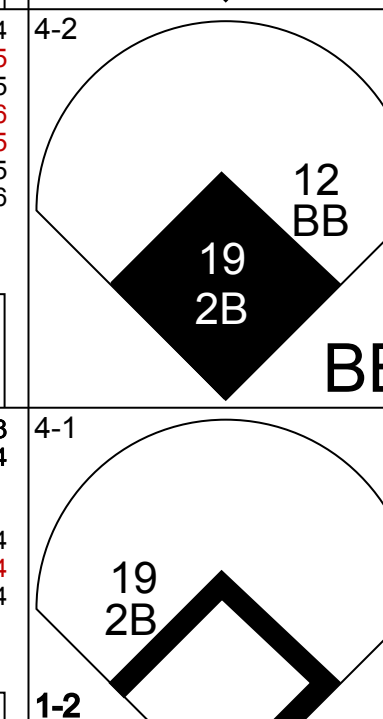
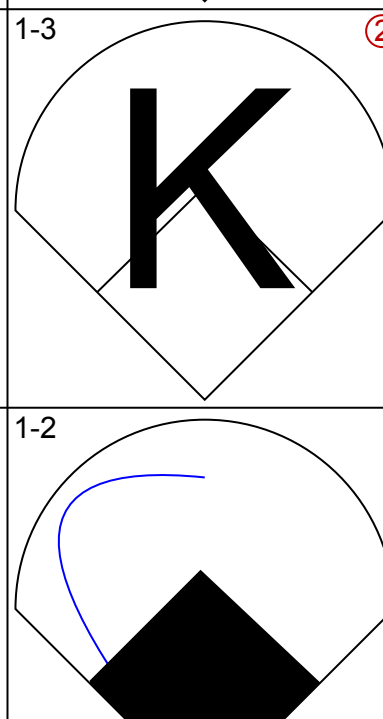
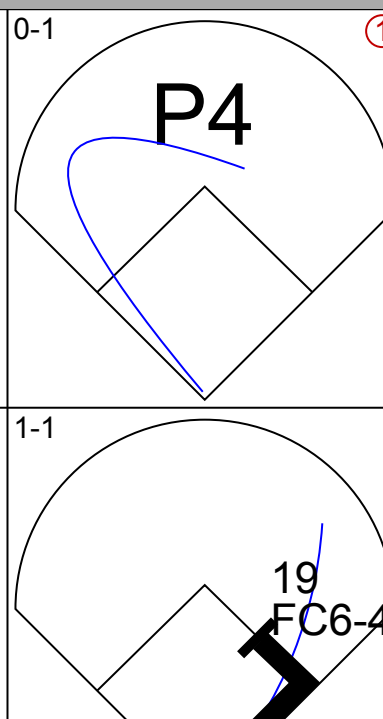
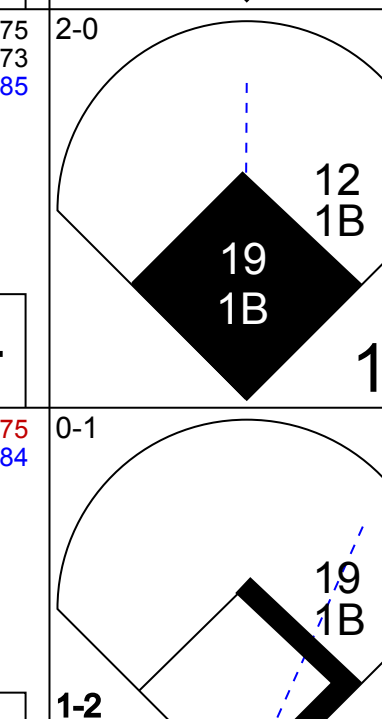
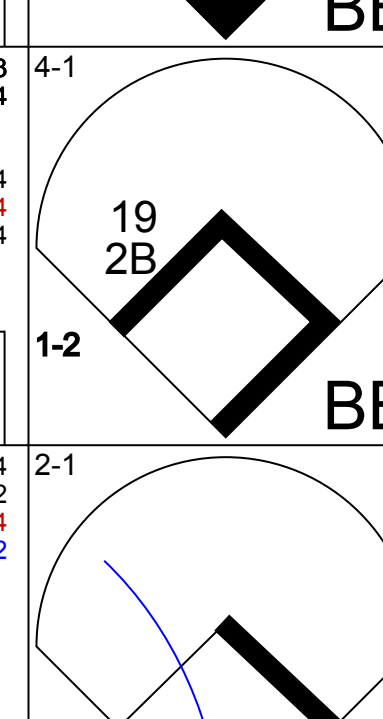
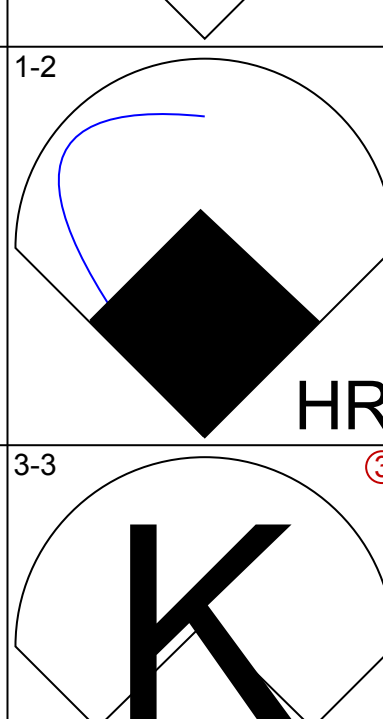
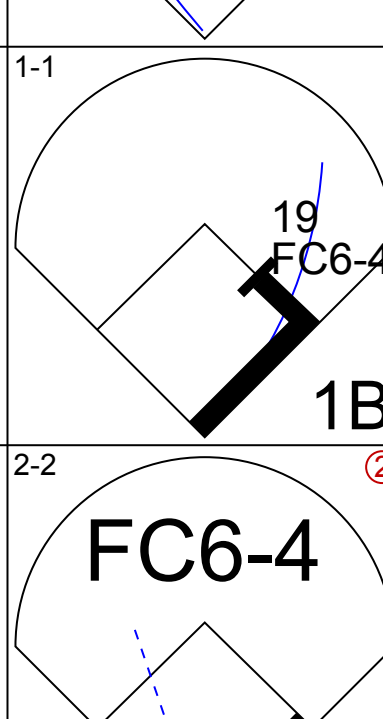
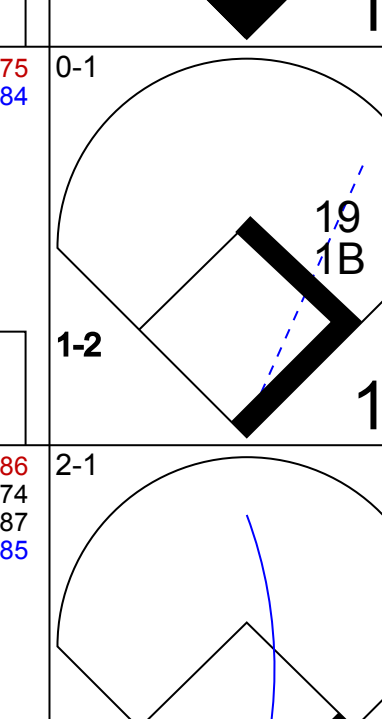
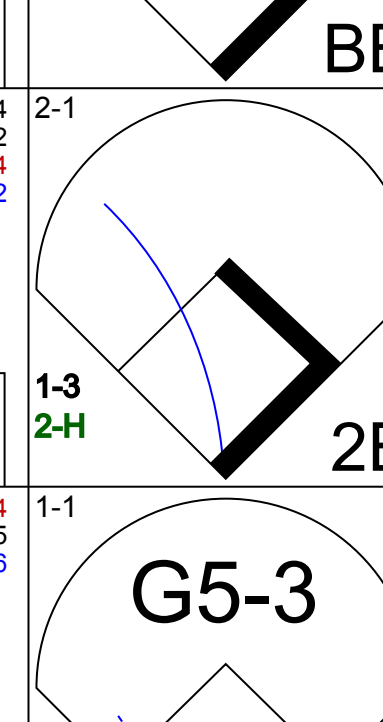
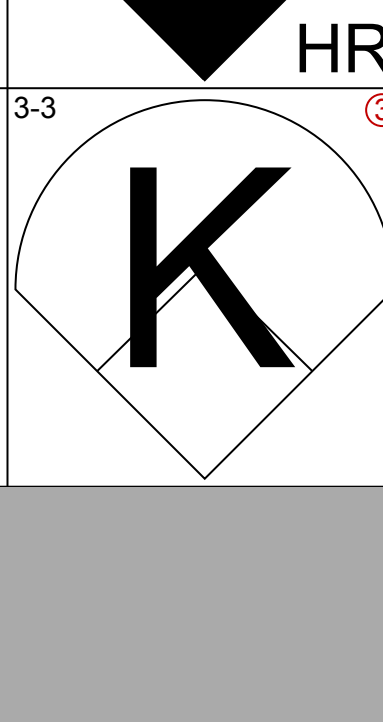
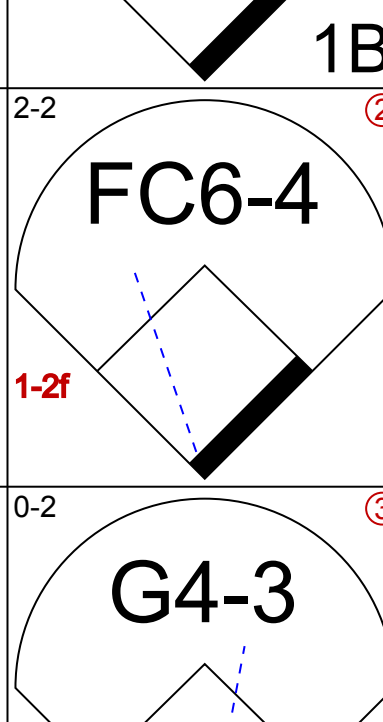
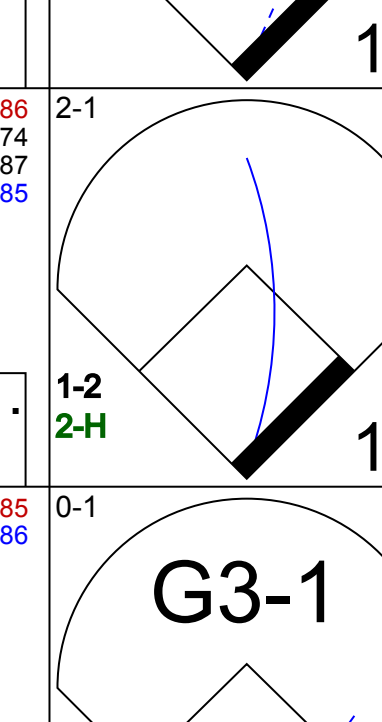
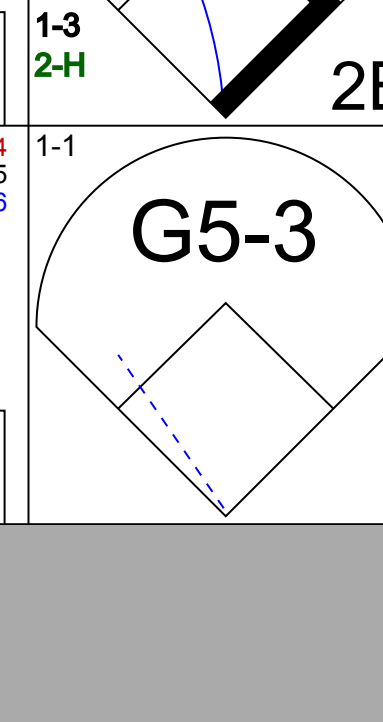
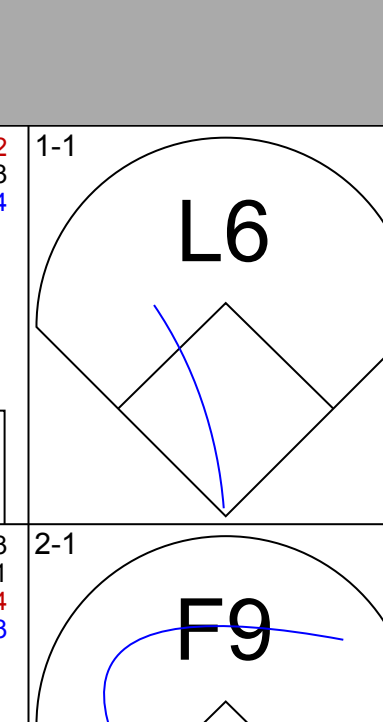
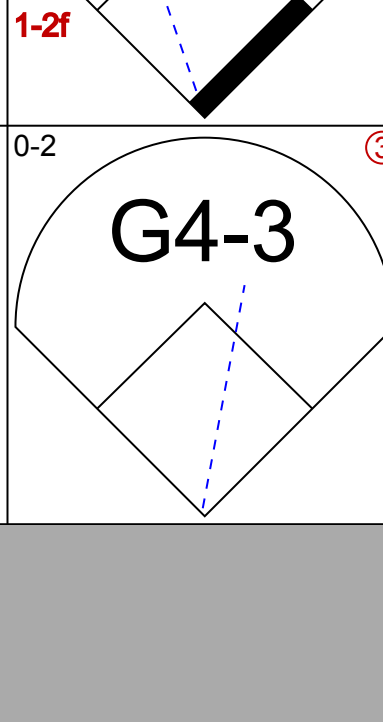
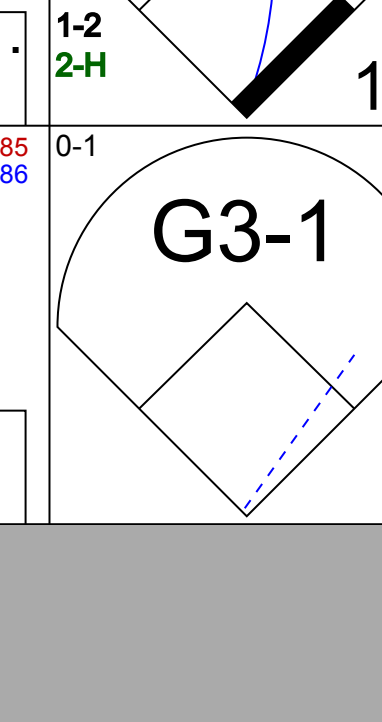
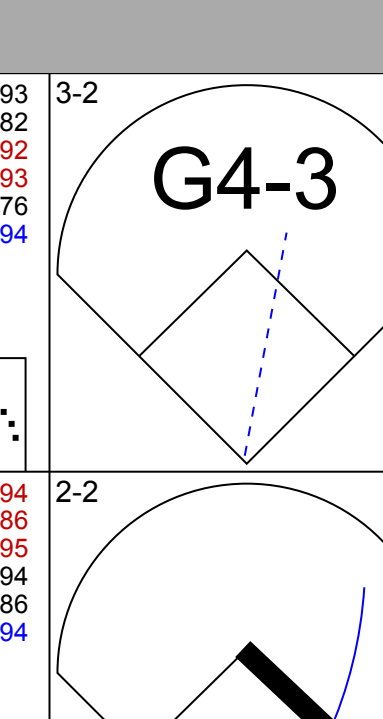
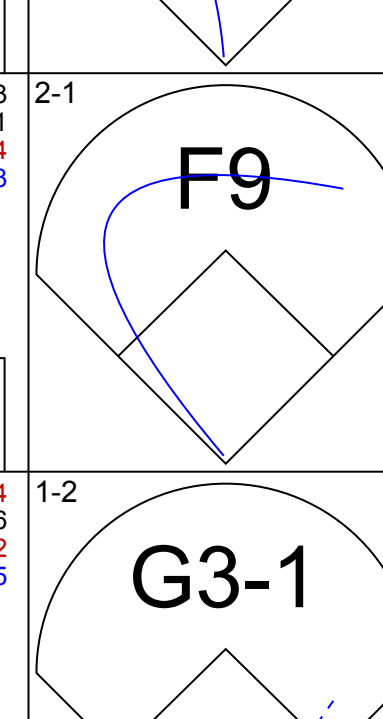
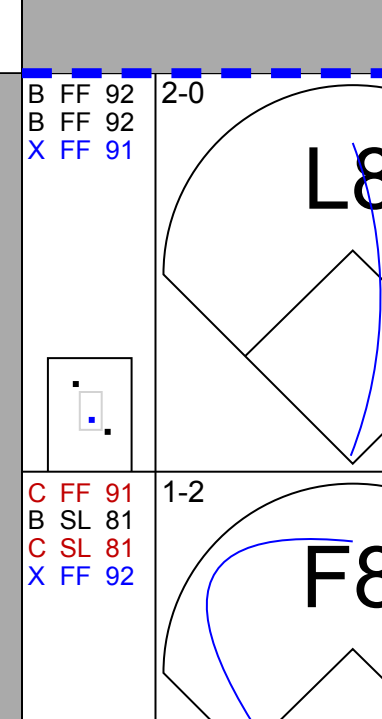
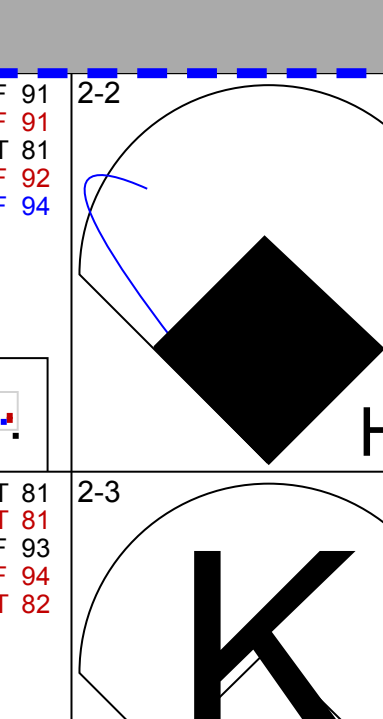
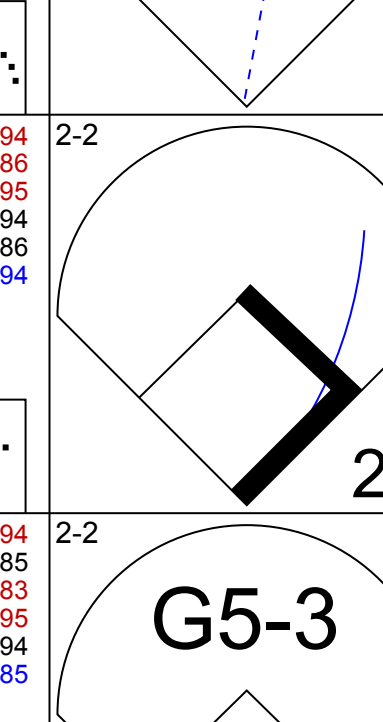
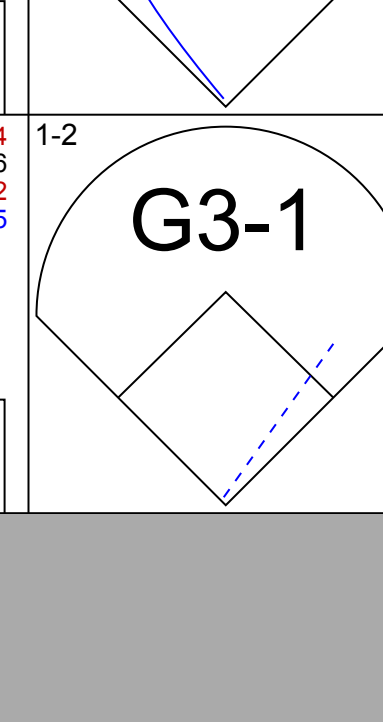
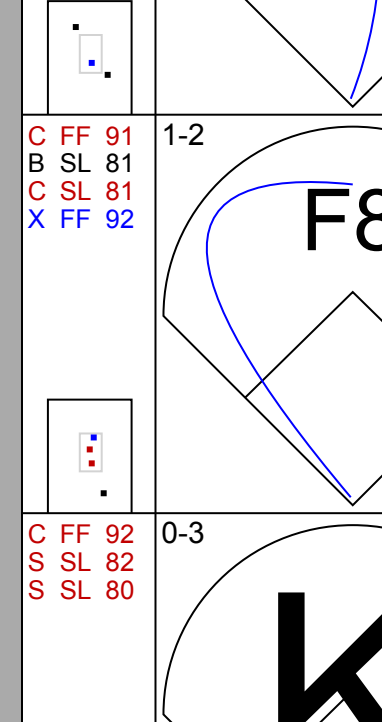
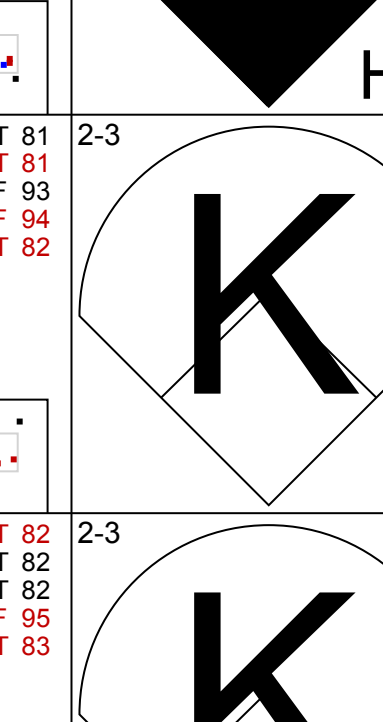
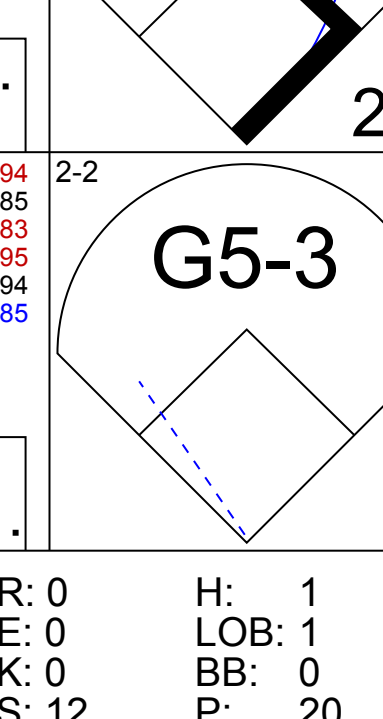
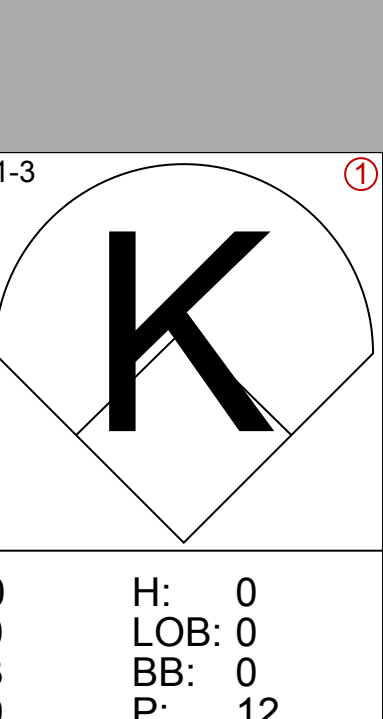
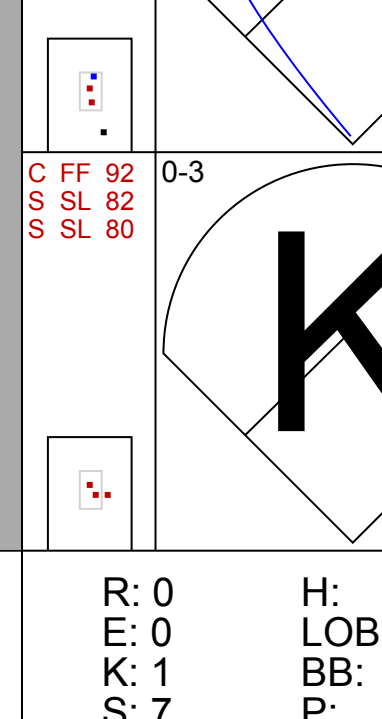
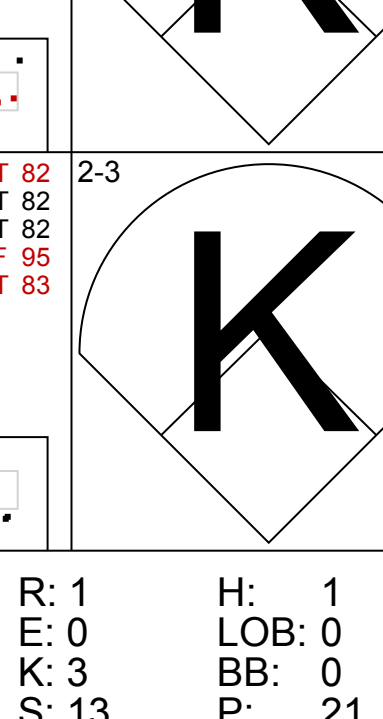
AB 33
R 5
H 9
RBI 4
BB 5
SO 7
LOB 13

AB 36
R 10
H 16
RBI 10
BB 4
SO 3
LOB 21




Batter	1	2	3	4	5	6	7	8	9	AB	R	H	RBI	BB	SO	LOB	TOP									
15 Whit Merrifield, R OBP: 0.364, SLG: 0.508	G5-3		E1		P4			4 1B		4	0	1	0	0	0	1	Kansas City Royals @ Cleveland Indians Progressive Field, Cleveland, OH Sat Jul 20 2019, 7:11 PM - 9:52 PM EDT Att: 31,958 - Partly Cloudy - 91 F									
4 Alex Gordon, L OBP: 0.370, SLG: 0.444	G3-1		G3-1			K		1B		4	0	1	0	0	1	1										
17 Hunter Dozier, R OBP: 0.358, SLG: 0.548	HR					P5		F9		4	1	1	1	0	1	3										
12 Jorge Soler, R OBP: 0.327, SLG: 0.511	BB				F9	F8		2 19 1B		2	0	0	0	2	0	0										
19 Cheslor Cuthbert, R OBP: 0.327, SLG: 0.452	F9				G5-3			K		4	0	1	0	0	1	1										
2 Humberto Artesaga, R OBP: 0.293, SLG: 0.295	G4-3				F9			G4-3		4	0	0	0	0	0	2										
1 Nicky Lopez, L OBP: 0.274, SLG: 0.306	G3				F8			FC1-5-6		4	0	0	0	0	0	1										
36 Cam Gallagher, R OBP: 0.321, SLG: 0.327	K					P6		2B		3	0	2	0	0	1	0										
6 Billy Hamilton, S OBP: 0.282, SLG: 0.274					P6			K		3	0	0	0	0	1	2										
Inning Stats	R: 1 E: 0 K: 0 S: 10	H: 1 LOB: 1 BB: 1 P: 17	R: 0 E: 0 K: 1 S: 10	H: 0 LOB: 0 BB: 0 P: 15	R: 0 E: 1 K: 1 S: 9	H: 0 LOB: 1 BB: 0 P: 12	R: 0 E: 0 K: 0 S: 8	H: 0 LOB: 0 BB: 0 P: 14	R: 0 E: 0 K: 1 S: 10	H: 1 LOB: 1 BB: 0 P: 15	R: 0 E: 0 K: 1 S: 10	H: 0 LOB: 0 BB: 0 P: 14	R: 0 E: 0 K: 1 S: 11	H: 0 LOB: 0 BB: 0 P: 16	R: 0 E: 0 K: 1 S: 12	H: 3 LOB: 2 BB: 0 P: 15		R: 0 E: 0 K: 0 S: 11	H: 1 LOB: 1 BB: 1 P: 20	1B: 3 2B: 3 3B: 0 HR: 1	SF: 0 SAC: 0 DP: 1 HBP: 0	WP: 0 PB: 0 SB: 0 CS: 1	PA: 34			
PITCHER	IP	WLS	BF	H	R	ER	SO	BB	IBB	HBP	BLK	WP	HR	S	P	ERA		WHIP								
45 Adam Plutko, R ERA: 4.81	7.0	L	25	2	1	1	4	1	0	0	0	0	1	68	103	1.29		0.429								
36 Tyler Clippard, R ERA: 3.52	1.0		5	3	0	0	1	0	0	0	0	0	0	12	15	0.00		3.000								
62 Nick Wittgren, R ERA: 3.11	1.0		4	1	0	0	0	1	0	0	0	0	0	11	20	0.00		2.000								

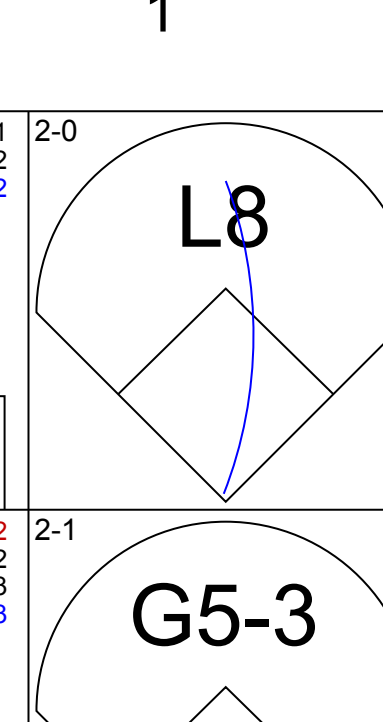
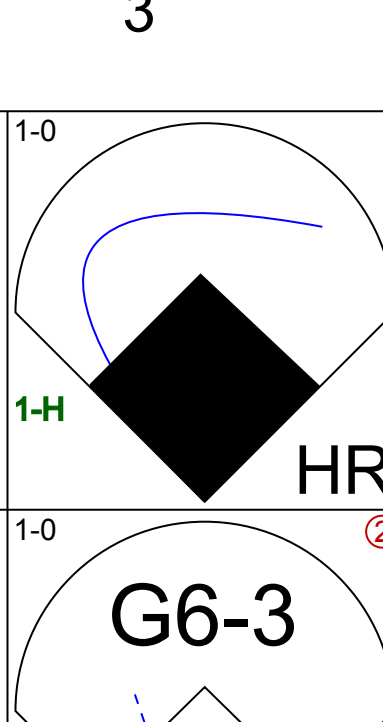
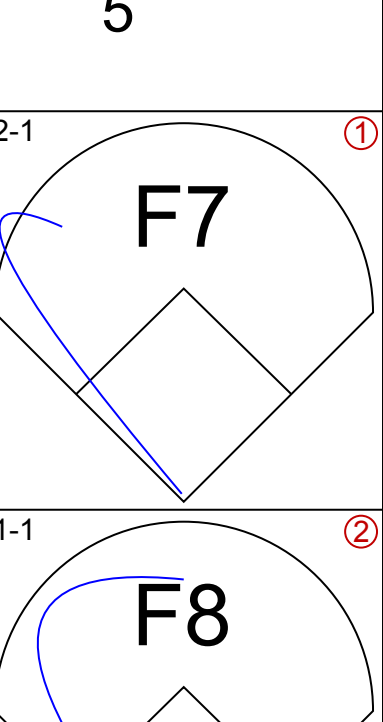
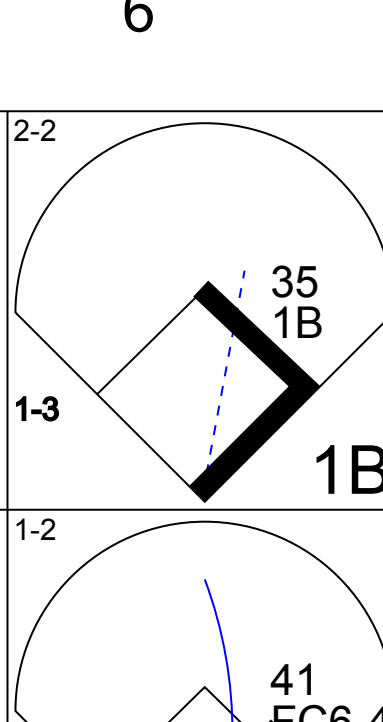
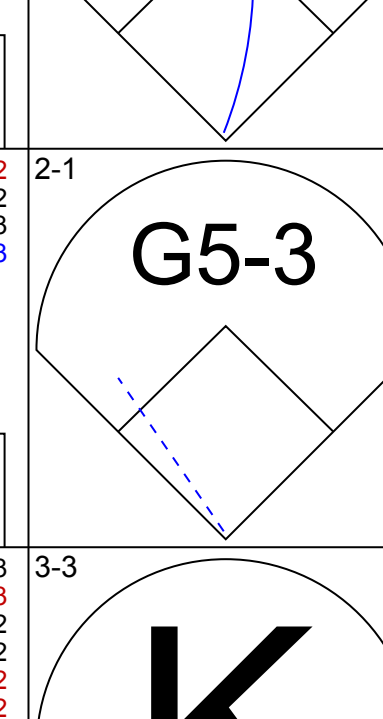
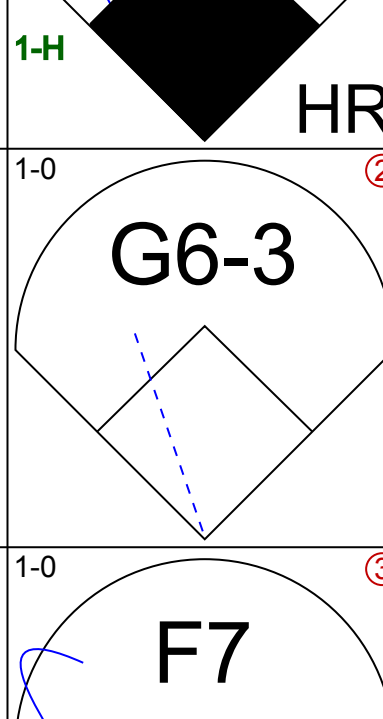
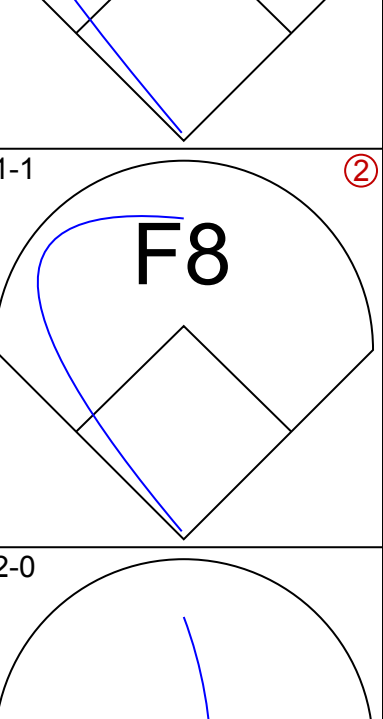
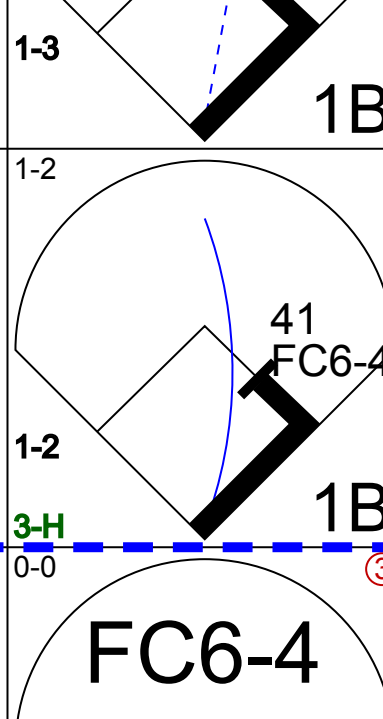
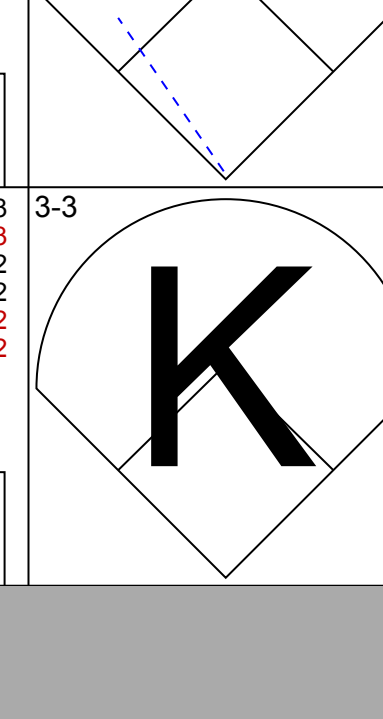
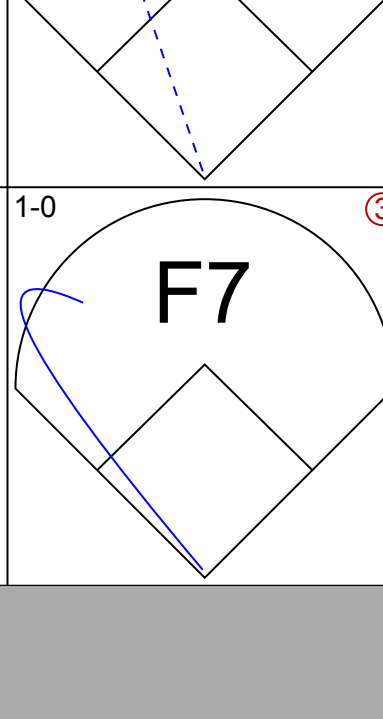
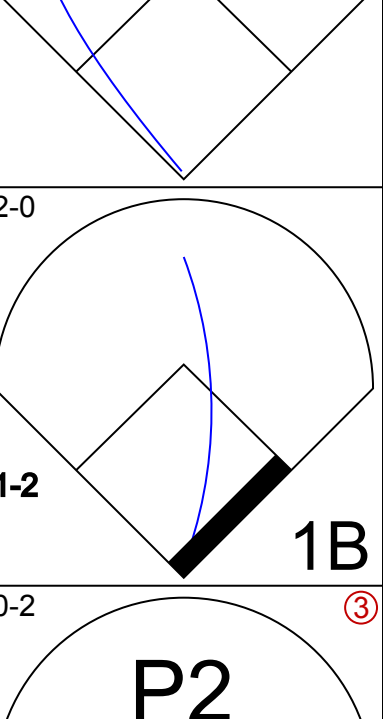
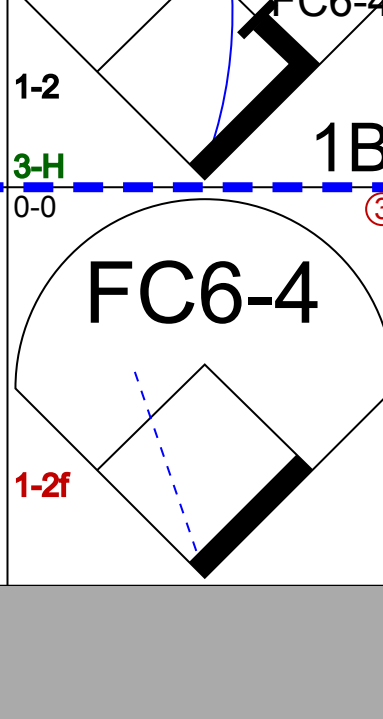
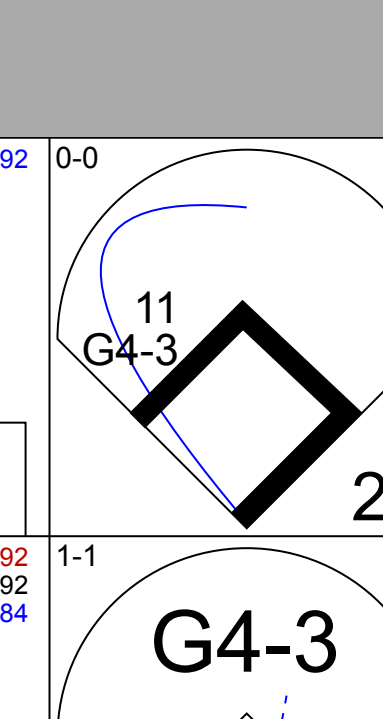
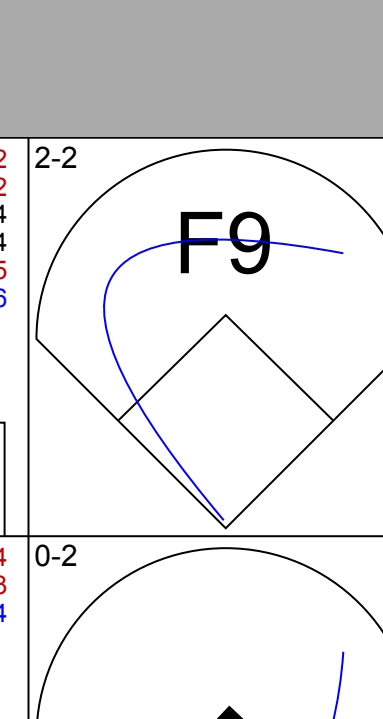
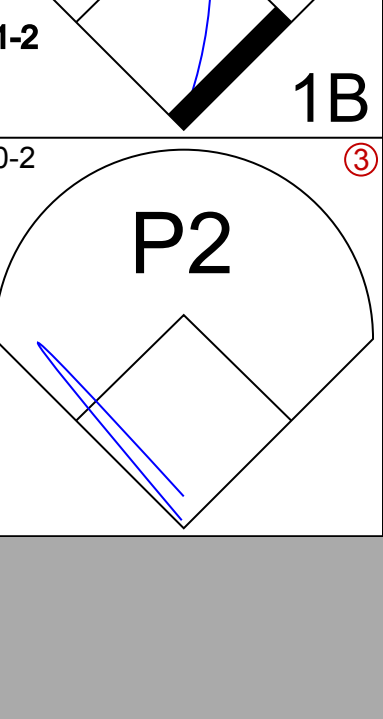
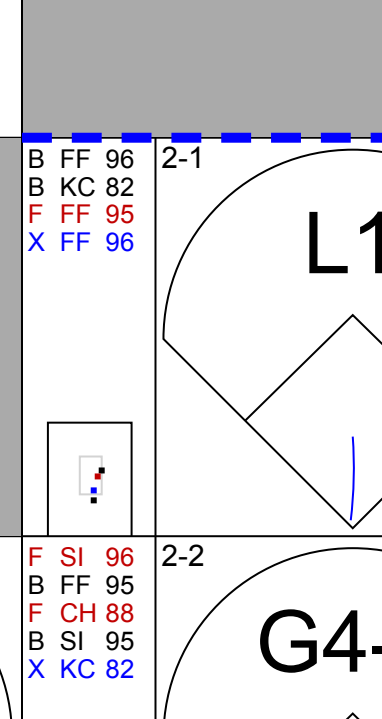
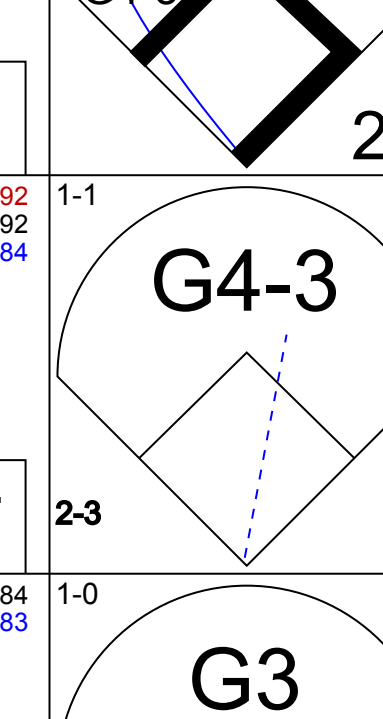

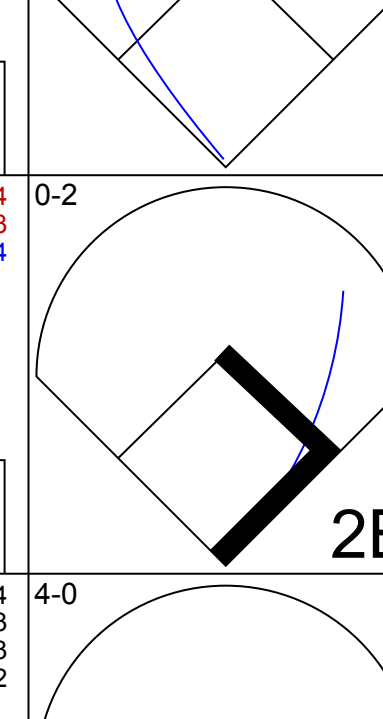
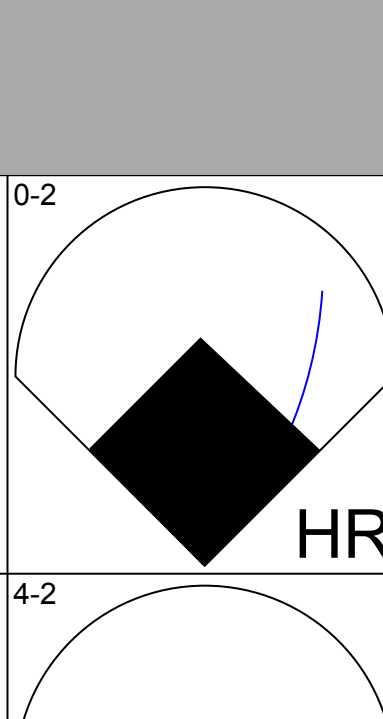

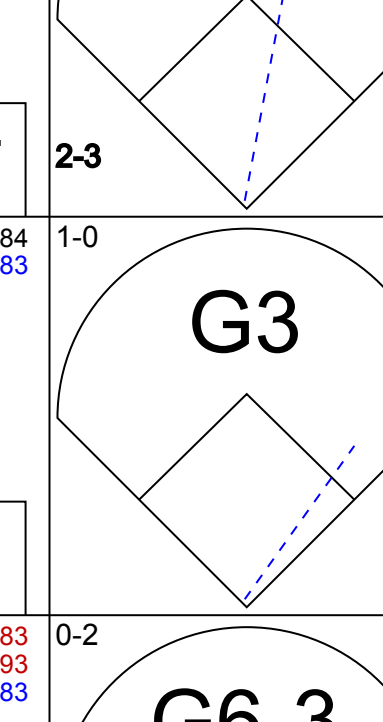

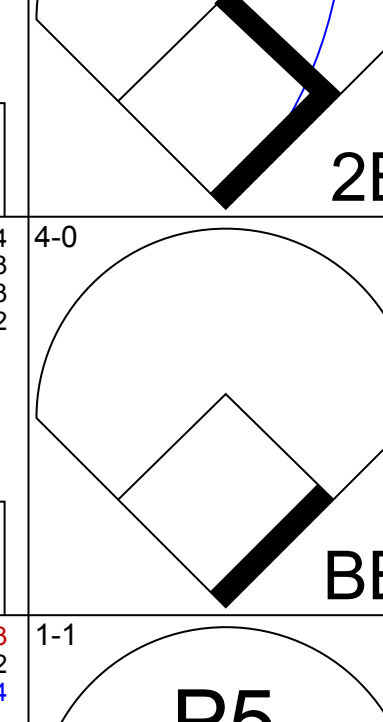
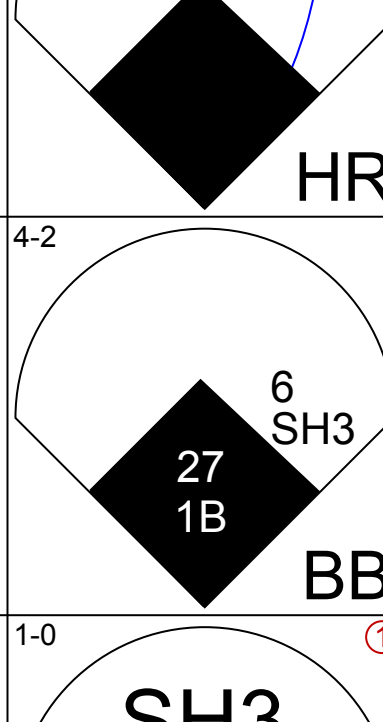
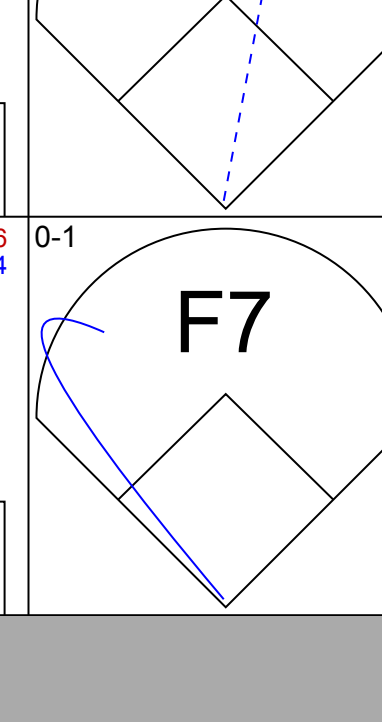
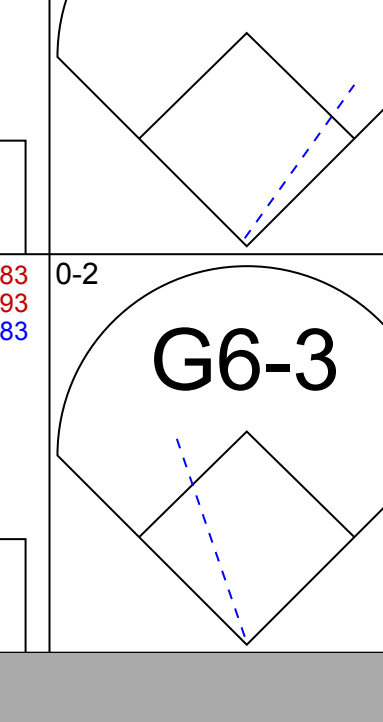
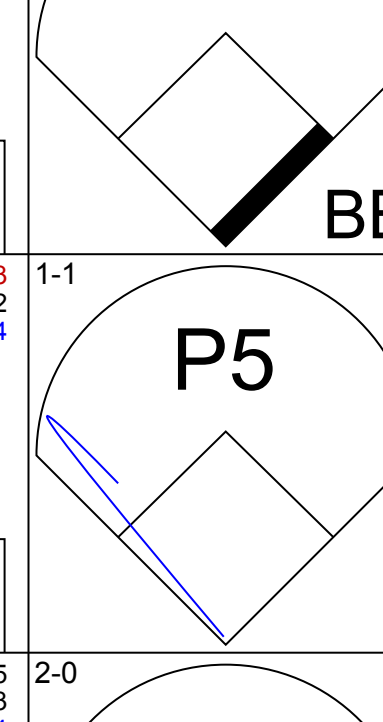

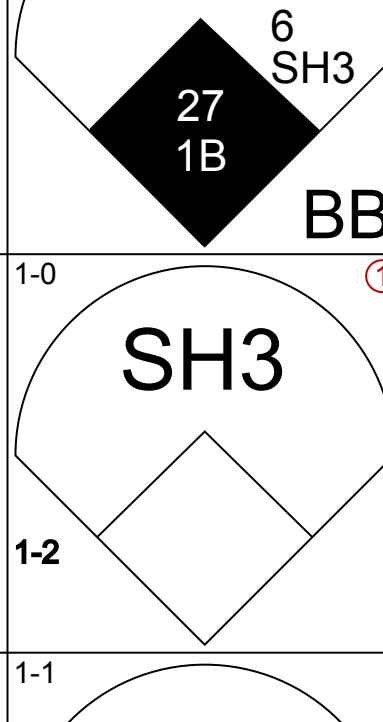
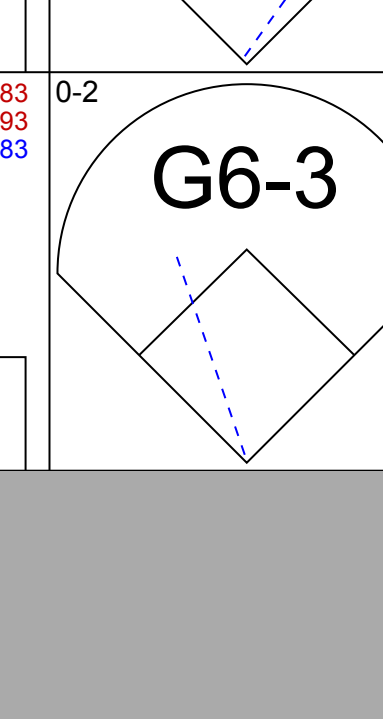
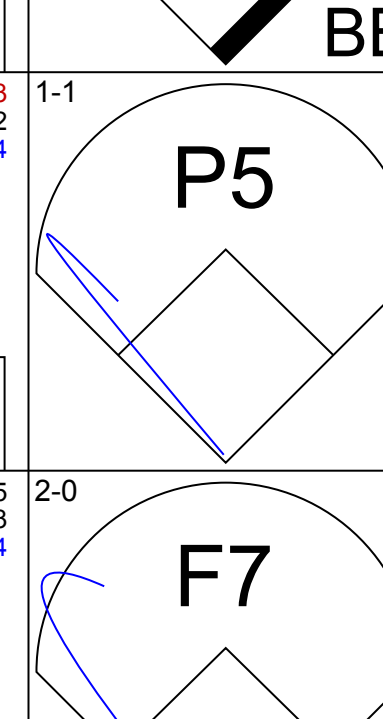

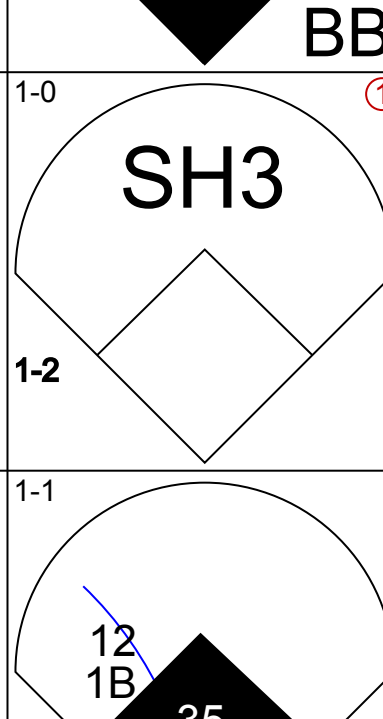
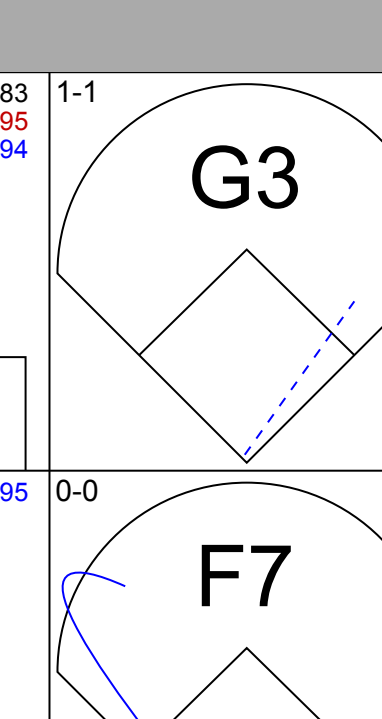
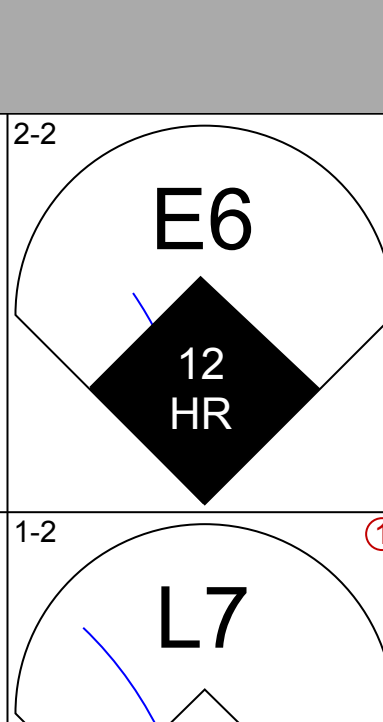
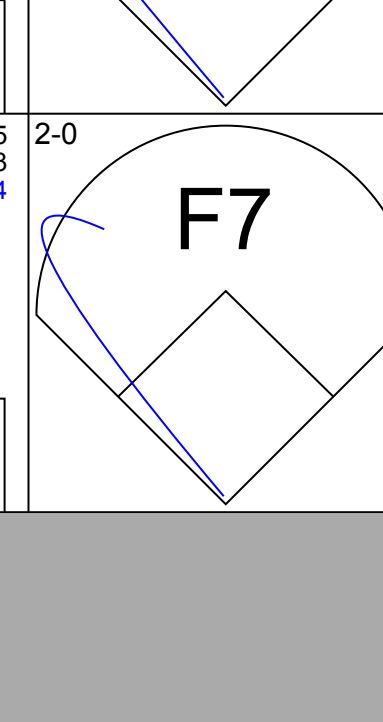
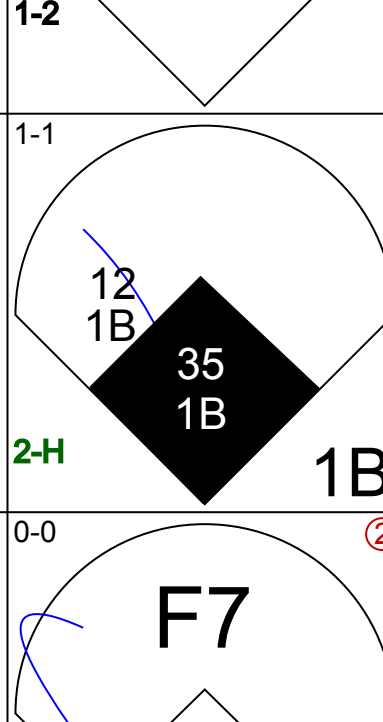
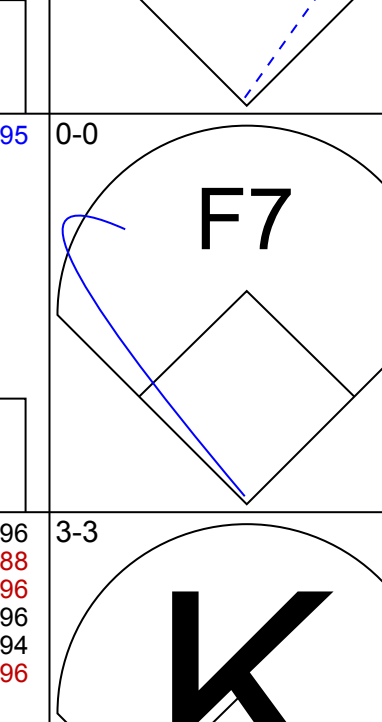
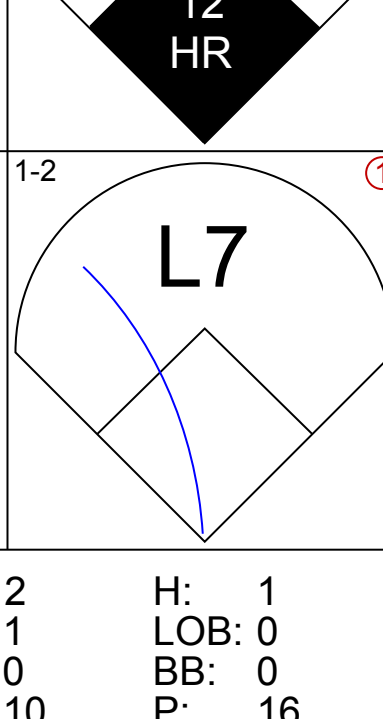

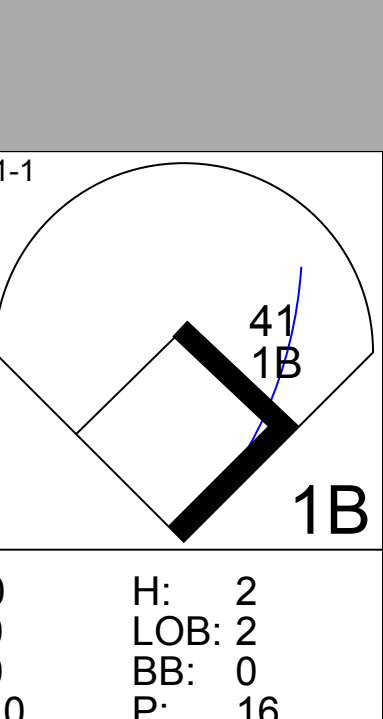
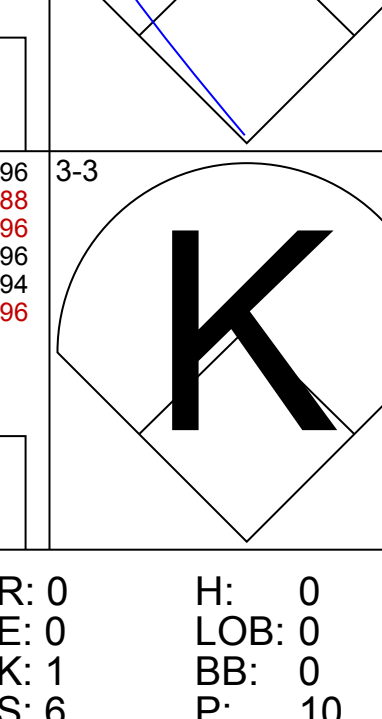
Batter	1	2	3	4	5	6	7	8	9	AB	R	H	RBI	BB	SO	LOB	BOTTOM									
12 Francisco Lindor, S OBP: 0.346, SLG: 0.498	41 BB		K		F8			G4-3		4	0	1	0	0	1	0	Kansas City Royals @ Cleveland Indians Progressive Field, Cleveland, OH Sat Jul 20 2019, 7:11 PM - 9:52 PM EDT Att: 31,958 - Partly Cloudy - 91 F									
35 Oscar Mercado, R OBP: 0.346, SLG: 0.468	F9		G5-3		F8			K		4	0	0	0	0	1	1										
41 Carlos Santana, S OBP: 0.406, SLG: 0.528	BB		K					22 1B		2	0	0	0	2	2	0										
22 Jason Kipnis, L OBP: 0.299, SLG: 0.368	F8				F9			K		4	0	1	0	0	1	2										
11 José Ramírez, S OBP: 0.309, SLG: 0.370	F7		G3		G3			P4		4	0	0	0	0	1	4										
10 Jake Bauers, L OBP: 0.311, SLG: 0.397	G4-3		K					K		4	0	0	0	0	2	0										
55 Roberto Pérez, R OBP: 0.327, SLG: 0.478	FC6-4							K		2	0	0	0	1	2	0										
1 Greg Allen, S OBP: 0.304, SLG: 0.439	FC6-4				K			K		3	0	1	0	0	1	1										
30 Tyler Naquin, L OBP: 0.324, SLG: 0.508	F7				K			K		3	0	0	0	0	2	2										
Inning Stats	R: 0 E: 0 K: 0 S: 9	H: 1 LOB: 2 BB: 1 P: 17	R: 0 E: 0 K: 0 S: 7	H: 0 LOB: 1 BB: 1 P: 15	R: 0 E: 0 K: 2 S: 9	H: 0 LOB: 0 BB: 0 P: 13	R: 0 E: 0 K: 1 S: 9	H: 0 LOB: 0 BB: 0 P: 15	R: 0 E: 0 K: 3 S: 13	H: 0 LOB: 0 BB: 0 P: 17	R: 0 E: 0 K: 1 S: 10	H: 1 LOB: 2 BB: 1 P: 17	R: 0 E: 0 K: 2 S: 15	H: 1 LOB: 1 BB: 0 P: 20	R: 0 E: 0 K: 2 S: 7	H: 0 LOB: 0 BB: 0 P: 11		R: 0 E: 0 K: 2 S: 8	H: 0 LOB: 0 BB: 0 P: 10	1B: 2 2B: 1 3B: 0 HR: 0	SF: 0 SAC: 0 DP: 0 HBP: 0	WP: 0 PB: 0 SB: 0 CS: 0	PA: 33			
PITCHER	IP	WLS	BF	H	R	ER	SO	BB	IBB	HBP	BLK	WP	HR	S	P	ERA		WHIP								
65 Jakob Junis, R ERA: 4.83	6.0	W	23	2	0	0	2	3	0	0	0	0	0	57	94	0.00		0.833								
58 Scott Barlow, R ERA: 6.0	1.0	H	4	1	0	0	2	0	0	0	0	0	0	15	20	0.00		1.000								
40 Jake Diekman, L ERA: 4.65	1.0	H	3	0	0	0	2	0	0	0	0	0	0	7	11	0.00		0.000								
31 Ian Kennedy, R ERA: 3.35	1.0	S	3	0	0	0	2	0	0	0	0	0	0	8	10	0.00		0.000								

Batter	1	2	3	4	5	6	7	8	9	AB	R	H	RBI	BB	SO	LOB	TOP										
15 Whit Merrifield, R OBP: 0.360, SLG: 0.502										5	0	0	0	0	3	1											
4 Alex Gordon, L OBP: 0.354, SLG: 0.439										4	0	0	0	0	1	0											
17 Hunter Dozier, R OBP: 0.372, SLG: 0.545										3	2	1	0	1	1	0											
12 Jorge Soler, R OBP: 0.327, SLG: 0.523										3	1	3	1	1	0	0											
19 Cheslor Cuthbert, R OBP: 0.331, SLG: 0.460										4	0	2	2	0	1	1											
2 Humberto Arteaga, R OBP: 0.293, SLG: 0.226										4	0	0	0	0	0	5											
11 Bubba Starling, R OBP: 0.355, SLG: 0.429										4	1	1	1	0	0	0											
9 Lucas Duda, L OBP: 0.230, SLG: 0.280										4	0	1	0	0	1	0											
36 Cam Gallagher, R OBP: 0.310, SLG: 0.314										4	0	0	0	0	3	1											
Inning Stats	R: 1 E: 0 K: 1 S: 15	H: 1 LOB: 2 BB: 2 P: 31	R: 0 E: 0 K: 0 S: 12	H: 1 LOB: 1 BB: 0 P: 20	R: 1 E: 0 K: 2 S: 11	H: 1 LOB: 0 BB: 0 P: 16	R: 0 E: 0 K: 0 S: 7	H: 0 LOB: 0 BB: 0 P: 11	R: 0 E: 0 K: 3 S: 9	H: 1 LOB: 1 BB: 0 P: 12	R: 0 E: 0 K: 1 S: 13	H: 0 LOB: 0 BB: 0 P: 10	R: 1 E: 0 K: 0 S: 9	H: 3 LOB: 2 BB: 0 P: 14	R: 1 E: 0 K: 3 S: 13	H: 1 LOB: 0 BB: 0 P: 21	1B: 4 2B: 2 3B: 0 HR: 2	SF: 0 SAC: 0 DP: 0 HBP: 0	WP: 0 PB: 0 SB: 0 CS: 0	PA: 37							
PITCHER	IP: 6.0 WLS: W BF: 24 ERA: 3.5	H: 4 R: 2 ER: 2 SO: 6	BB: 2 IBB: 0 HBP: 0 BLK: 0	WP: 0 HR: 1 S: 67 P: 106	ERA: 3.00 WHIP: 1.000	PITCHER																					
65 Zach Plesac, R ERA: 3.5	(1, 1)																										
44 Nick Goody, R ERA: 1.99	(7, 1)	1.0	H: 3 R: 0 ER: 0 SO: 1	0	0	0	0	0	0	7	10	0.00	0.000														
90 Adam Cimber, R ERA: 2.84	(8, 1)	1.0	H: 6 R: 3 ER: 1 SO: 1	0	0	0	0	0	0	9	14	9.00	3.000														
33 Brad Hand, L ERA: 2.38	(9, 1)	1.0	S: 4 R: 1 ER: 1 SO: 3	0	0	0	0	0	1	13	21	9.00	1.000														

Kansas City Royals @ Cleveland Indians
 Progressive Field, Cleveland, OH
 Sun Jul 21 2019, 1:11 PM - 3:56 PM EDT
 Att: 23,564 - Partly Cloudy - 82 F

AB 35
R 4
H 8
RBI 4
BB 2
SO 10
LOB 8



Batter	1	2	3	4	5	6	7	8	9	AB	R	H	RBI	BB	SO	LOB	BOTTOM										
12 Francisco Lindor, S OBP: 0.347, SLG: 0.508										4	1	2	2	0	0	1											
35 Oscar Mercado, R OBP: 0.344, SLG: 0.463										4	0	1	1	0	0	1											
41 Carlos Santana, S OBP: 0.405, SLG: 0.524										4	0	1	0	0	1	2											
22 Jason Kipnis, L OBP: 0.298, SLG: 0.370										4	0	1	0	0	0	2											
11 José Ramírez, S OBP: 0.311, SLG: 0.383										4	1	2	1	0	0	1											
10 Jake Bauers, L OBP: 0.313, SLG: 0.394										2	1	0	0	2	0	1											
1 Greg Allen, S OBP: 0.304, SLG: 0.439										0	0	0	0	0	0	0											
6 Mike Freeman, L OBP: 0.383, SLG: 0.450										3	0	0	0	0	0	3											
27 Kevin Plawecki, R OBP: 0.288, SLG: 0.333										4	2	1	1	0	0	2											
30 Tyler Naquin, L OBP: 0.322, SLG: 0.503										4	0	1	0	0	1	2											
Inning Stats	R: 0 E: 0 K: 1 S: 6	H: 0 LOB: 0 BB: 0 P: 13	R: 0 E: 0 K: 0 S: 7	H: 1 LOB: 1 BB: 0 P: 9	R: 2 E: 1 K: 0 S: 10	H: 1 LOB: 0 BB: 0 P: 16	R: 0 E: 0 K: 0 S: 10	H: 1 LOB: 2 BB: 1 P: 19	R: 0 E: 0 K: 0 S: 10	H: 2 LOB: 2 BB: 0 P: 16	R: 3 E: 0 K: 0 S: 16	H: 4 LOB: 2 BB: 1 P: 25	R: 0 E: 0 K: 0 S: 7	H: 0 LOB: 0 BB: 0 P: 11	R: 0 E: 0 K: 1 S: 6	H: 0 LOB: 0 BB: 0 P: 10	1B: 5 2B: 2 3B: 0 HR: 2	SF: 0 SAC: 1 DP: 0 HBP: 0	WP: 0 PB: 0 SB: 0 CS: 0	PA: 36							
PITCHER	IP: 5.2 WLS: L BF: 29 ERA: 4.67	H: 9 R: 5 ER: 4 SO: 1	BB: 2 IBB: 0 HBP: 0 BLK: 0	WP: 0 HR: 2 S: 58 P: 97	ERA: 6.35 WHIP: 1.941	PITCHER																					
57 Glenn Sparkman, R ERA: 4.67	(1, 1)																										
54 Tim Hill, L ERA: 3.49	(6, 1)	0.1	L: 1 R: 0 ER: 0 SO: 0	0	0	0	0	0	0	1	1	0.00	0.000														
2B Jorge López, R ERA: 6.26	(7, 1)	2.0	H: 6 R: 0 ER: 0 SO: 1	0	0	0	0	0	0	13	21	0.00	0.000														

Kansas City Royals @ Cleveland Indians
 Progressive Field, Cleveland, OH
 Sun Jul 21 2019, 1:11 PM - 3:56 PM EDT
 Att: 23,564 - Partly Cloudy - 82 F

AB 33
R 5
H 9
RBI 5
BB 2
SO 2
LOB 15



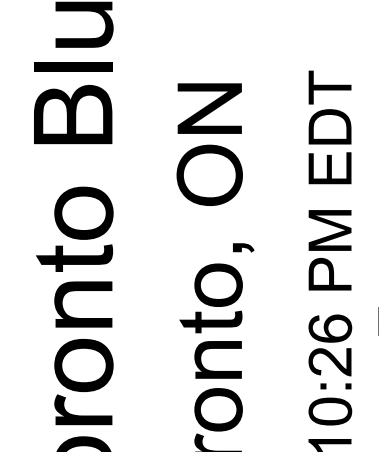
Batter	1	2	3	4	5	6	7	8	9	10	AB	R	H	RBI	BB	SO	LOB	TOP						
12 Francisco Lindor, S OBP: 0.349, SLG: 0.503	F8							G4-3		F8	5	0	2	1	0	0	2	Cleveland Indians @ Toronto Blue Jays Rogers Centre, Toronto, ON Tue Jul 23 2019, 7:09 PM - 10:26 PM EDT Att: 22,186 - Clear - 77 F						
35 Oscar Mercado, R OBP: 0.346, SLG: 0.486	P5							K		K	5	0	1	0	0	3	3							
41 Carlos Santana, S OBP: 0.403, SLG: 0.524	G4-3							G6-3			4	0	1	0	0	1	2							
22 Jason Kipnis, L OBP: 0.302, SLG: 0.368	K							G6-3			4	0	0	0	0	2	1							
11 José Ramírez, S OBP: 0.312, SLG: 0.384	P6							K			3	0	0	0	1	1	1							
10 Jake Bauers, L OBP: 0.311, SLG: 0.390	K							L9			3	0	0	0	0	2	1							
8 Jordan Luplow, R OBP: 0.346, SLG: 0.506											0	0	0	0	0	0	0							
55 Roberto Pérez, R OBP: 0.324, SLG: 0.473											4	0	1	0	0	1	2							
27 Kevin Plawecki, R (10, PR) OBP: 0.288, SLG: 0.333											0	0	0	0	0	0	0							
6 Mike Freeman, L OBP: 0.367, SLG: 0.429	G5-3										4	0	0	0	0	2	1							
1 Greg Allen, S OBP: 0.316, SLG: 0.437											3	1	1	0	1	0	0							
Inning Stats	R: 0 E: 0 K: 1 S: 8	H: 0 LOB: 0 BB: 0 P: 9	R: 0 E: 0 K: 2 S: 10	H: 0 LOB: 0 BB: 15	R: 1 E: 0 K: 2 S: 15	H: 2 LOB: 1 BB: 0 P: 23	R: 0 E: 0 K: 2 S: 9	H: 1 LOB: 2 BB: 0 P: 16	R: 0 E: 0 K: 2 S: 11	H: 2 LOB: 2 BB: 0 P: 17	R: 0 E: 0 K: 1 S: 7	H: 0 LOB: 0 BB: 0 P: 11	R: 0 E: 0 K: 1 S: 8	H: 0 LOB: 0 BB: 0 P: 12	R: 0 E: 0 K: 2 S: 10	H: 0 LOB: 0 BB: 1 P: 18	R: 0 E: 0 K: 1 S: 11	H: 1 LOB: 3 BB: 1 P: 20	1B: 4 2B: 2 3B: 0 HR: 0	SF: 0 SAC: 0 DP: 0 HBP: 1	WP: 0 PB: 0 SB: 2 CS: 1	PA: 39		
PITCHER	IP 5.0	WLS 0	BF 21	H 5	R 1	ER 1	SO 6	BB 0	IBB 0	HBP 1	BLK 0	WP 0	HR 0	S 53	P 80	ERA 1.80	WHIP 1.000							
41 Aaron Sanchez, R ERA: 6.08	2.0	6	0	0	0	2	0	0	0	0	0	0	0	15	23	0.00	0.000							
31 Joe Blagini, R ERA: 3.52	1.0	3	0	0	0	1	0	0	0	0	0	0	0	6	10	0.00	0.000							
46 Daniel Hudson, R ERA: 2.66	1.0	3	0	0	0	2	1	0	0	0	0	0	0	10	18	0.00	1.000							
35 David Phelps, R ERA: 2.3	1.0	W	5	1	0	0	1	1	0	0	0	0	0	11	20	0.00	2.000							
51 Ken Giles, R ERA: 1.59																								
PITCHER	IP 5.0	WLS 0	BF 21	H 5	R 1	ER 1	SO 6	BB 0	IBB 0	HBP 1	BLK 0	WP 0	HR 0	S 53	P 80	ERA 1.80	WHIP 1.000							
5 Eric Sogard, L OBP: 0.365, SLG: 0.480	G4-3																	Cleveland Indians @ Toronto Blue Jays Rogers Centre, Toronto, ON Tue Jul 23 2019, 7:09 PM - 10:26 PM EDT Att: 22,186 - Clear - 77 F						
16 Freddy Galvis, S OBP: 0.306, SLG: 0.446	K																							
14 Justin Smoak, S OBP: 0.355, SLG: 0.429	F8																							
8 Cavan Biggio, L OBP: 0.342, SLG: 0.358																								
27 Vladimir Guerrero, Jr., R (1, 5) OBP: 0.332, SLG: 0.416																								
15 Randal Grichuk, R OBP: 0.288, SLG: 0.406																								
37 Teoscar Hernández, R (1, 8) OBP: 0.283, SLG: 0.408																								
28 Billy McKinney, L OBP: 0.275, SLG: 0.405																								
9 Danny Jansen, R OBP: 0.281, SLG: 0.357																								
21 Luke Maile, R OBP: 0.203, SLG: 0.243																								
13 Lourdes Gurriel Jr., R (8, PH) OBP: 0.336, SLG: 0.592																								
Inning Stats	R: 0 E: 0 K: 1 S: 7	H: 0 LOB: 0 BB: 0 P: 9	R: 0 E: 0 K: 1 S: 9	H: 0 LOB: 1 BB: 2 P: 22	R: 0 E: 0 K: 0 S: 7	H: 0 LOB: 0 BB: 0 P: 12	R: 0 E: 0 K: 2 S: 8	H: 0 LOB: 0 BB: 0 P: 14	R: 0 E: 0 K: 2 S: 14	H: 1 LOB: 1 BB: 0 P: 23	R: 0 E: 0 K: 2 S: 9	H: 0 LOB: 0 BB: 0 P: 16	R: 0 E: 0 K: 0 S: 7	H: 0 LOB: 0 BB: 0 P: 8	R: 0 E: 0 K: 2 S: 11	H: 2 LOB: 1 BB: 0 P: 17	R: 1 E: 0 K: 1 S: 17	H: 3 LOB: 2 BB: 0 P: 23	R: 1 E: 0 K: 0 S: 10	H: 2 LOB: 2 BB: 1 P: 18	1B: 6 2B: 1 3B: 0 HR: 1	SF: 0 SAC: 0 DP: 0 HBP: 0	WP: 2 PB: 0 SB: 0 CS: 0	PA: 39
PITCHER	IP 7.2	WLS 0	BF 27	H 3	R 0	ER 0	SO 9	BB 3	IBB 0	HBP 0	BLK 0	WP 1	HR 0	S 68	P 117	ERA 0.00	WHIP 0.783							
47 Trevor Bauer, R ERA: 3.49	0.1	H	1	0	0	0	1	0	0	0	0	0	0	4	4	0.00	0.000							
39 Oliver Pérez, L ERA: 3.04	0.2	B	4	2	1	1	0	0	0	0	0	0	1	12	17	13.50	3.000							
33 Brad Hand, L ERA: 2.55	1.0	4	1	0	0	1	0	0	0	0	0	0	0	8	10	0.00	1.000							
90 Adam Cimber, R ERA: 2.77	0.0	L	3	2	1	1	0	1	0	0	0	1	0	7	14	∞	∞							
49 Tyler Olson, L ERA: 4.0																								
PITCHER	IP 7.2	WLS 0	BF 27	H 3	R 0	ER 0	SO 9	BB 3	IBB 0	HBP 0	BLK 0	WP 1	HR 0	S 68	P 117	ERA 0.00	WHIP 0.783							
41 Aaron Sanchez, R ERA: 6.08	2.0	6	0	0	0	2	0	0	0	0	0	0	0	15	23	0.00	0.000							
31 Joe Blagini, R ERA: 3.52	1.0	3	0	0	0	1	0	0	0	0	0	0	0	6	10	0.00	0.000							
46 Daniel Hudson, R ERA: 2.66	1.0	3	0	0	0	2	1	0	0	0	0	0	0	10	18	0.00	1.000							
35 David Phelps, R ERA: 2.3	1.0	W	5	1	0	0	1	1	0	0	0	0	0	11	20	0.00	2.000							
51 Ken Giles, R ERA: 1.59																								
PITCHER	IP 7.2	WLS 0	BF 27	H 3	R 0	ER 0	SO 9	BB 3	IBB 0	HBP 0	BLK 0	WP 1	HR 0	S 68	P 117	ERA 0.00	WHIP 0.783							
5 Eric Sogard, L OBP: 0.365, SLG: 0.480	G4-3																	Cleveland Indians @ Toronto Blue Jays Rogers Centre, Toronto, ON Tue Jul 23 2019, 7:09 PM - 10:26 PM EDT Att: 22,186 - Clear - 77 F						
16 Freddy Galvis, S OBP: 0.306, SLG: 0.446	K																							
14 Justin Smoak, S OBP: 0.355, SLG: 0.429	F8																							
8 Cavan Biggio, L OBP: 0.342, SLG: 0.358																								
27 Vladimir Guerrero, Jr., R (1, 5) OBP: 0.332, SLG: 0.416																								
15 Randal Grichuk, R OBP: 0.288, SLG: 0.406																								
37 Teoscar Hernández, R (1, 8) OBP: 0.283, SLG: 0.408																								
28 Billy McKinney, L OBP: 0.275, SLG: 0.405																								
9 Danny Jansen, R OBP: 0.281, SLG: 0.357																								
21 Luke Maile, R OBP: 0.203, SLG: 0.243																								
13 Lourdes Gurriel Jr., R (8, PH) OBP: 0.336, SLG: 0.592																								
Inning Stats	R: 0 E: 0 K: 1 S: 7	H: 0 LOB: 0 BB: 0 P: 9	R: 0 E: 0 K: 1 S: 9	H: 0 LOB: 1 BB: 2 P: 22	R: 0 E: 0 K: 0 S: 7	H: 0 LOB: 0 BB: 0 P: 12	R: 0 E: 0 K: 2 S: 8	H: 0 LOB: 0 BB: 0 P: 14	R: 0 E: 0 K: 2 S: 14	H: 1 LOB: 1 BB: 0 P: 23	R: 0 E: 0 K: 2 S: 9	H: 0 LOB: 0 BB: 0 P: 16	R: 0 E: 0 K: 0 S: 7	H: 0 LOB: 0 BB: 0 P: 8	R: 0 E: 0 K: 2 S: 11	H: 2 LOB: 1 BB: 0 P: 17	R: 1 E: 0 K: 1 S: 17	H: 3 LOB: 2 BB: 0 P: 23	R: 1 E: 0 K: 0 S: 10	H: 2 LOB: 2 BB: 1 P: 18	1B: 6 2B: 1 3B: 0 HR: 1	SF: 0 SAC: 0 DP: 0 HBP: 0	WP: 2 PB: 0 SB: 0 CS: 0	PA: 39
PITCHER	IP 7.2	WLS 0	BF 27	H 3	R 0	ER 0	SO 9	BB 3	IBB 0	HBP 0	BLK 0	WP 1	HR 0	S 68	P 117	ERA 0.00	WHIP 0.783							
47 Trevor Bauer, R ERA: 3.49	0.1	H	1	0	0	0	1	0	0	0	0	0	0	4	4	0.00	0.000							
39 Oliver Pérez, L ERA: 3.04	0.2	B	4	2	1	1	0	0	0	0	0	0	1	12	17	13.50	3.000							
33 Brad Hand, L ERA: 2.55	1.0	4	1	0	0	1	0	0	0	0	0	0	0	8	10	0.00	1.000							
90 Adam Cimber, R ERA: 2.77	0.0	L	3	2	1	1	0	1	0	0	0	1	0	7	14	∞	∞							
49 Tyler Olson, L ERA: 4.0																								
PITCHER	IP 7.2	WLS 0	BF 27	H 3	R 0	ER 0	SO 9	BB 3	IBB 0	HBP 0	BLK 0	WP 1	HR 0	S 68	P 117	ERA 0.00	WHIP 0.783							

AB 35
R 1
H 6
RBI 1
BB 2
SO 12
LOB 13



WP: 0 PA: 39
PB: 0
SB: 2
CS: 1

AB 35
R 2
H 8
RBI 2
BB 4
SO 11
LOB 12



WP: 2 PA: 39
PB: 0
SB: 0
CS: 0

Batter	1	2	3	4	5	6	7	8	9	AB	R	H	RBI	BB	SO	LOB	TOP					
12 Francisco Lindor, S OBP: 0.349, SLG: 0.503	G4-3		K2-3		P6			SF8		4	1	1	0	0	1	1						
35 Oscar Mercado, R OBP: 0.340, SLG: 0.479	K			F9		G1-3		SF8		3	0	0	1	0	1	0						
41 Carlos Santana, S OBP: 0.400, SLG: 0.518	P5			F7		G4-3		F8		4	0	0	0	0	0	0						
22 Jason Kipnis, L OBP: 0.301, SLG: 0.366		K				P5			F7	4	0	1	0	0	1	0						
11 José Ramírez, S OBP: 0.313, SLG: 0.385				L4						4	1	2	0	0	0	1						
10 Jake Bauers, L OBP: 0.313, SLG: 0.393										3	1	1	0	1	0	1						
8 Jordan Luplow, R OBP: 0.339, SLG: 0.494										4	0	0	1	0	2	3						
1 Greg Allen, S OBP: 0.333, SLG: 0.451										4	1	3	1	0	0	1						
27 Kevin Plawecki, R OBP: 0.287, SLG: 0.340										4	0	1	1	0	3	2						
Inning Stats	R: 0 H: 0 E: 0 K: 1 S: 7	H: 0 LOB: 0 BB: 0 P: 11	R: 0 H: 1 E: 0 K: 2 S: 10	H: 1 LOB: 1 BB: 0 P: 19	R: 0 H: 1 E: 0 K: 2 S: 12	H: 1 LOB: 0 BB: 0 P: 17	R: 0 H: 1 E: 0 K: 0 S: 8	H: 1 LOB: 1 BB: 0 P: 14	R: 1 H: 2 E: 0 K: 1 S: 12	H: 2 LOB: 1 BB: 0 P: 19	R: 0 H: 0 E: 0 K: 0 S: 6	H: 0 LOB: 0 BB: 0 P: 9	R: 0 H: 0 E: 0 K: 0 S: 5	H: 0 LOB: 1 BB: 1 P: 11	R: 1 H: 1 E: 0 K: 1 S: 10	H: 1 LOB: 0 BB: 0 P: 15	R: 2 H: 3 E: 0 K: 1 S: 15	H: 3 LOB: 1 BB: 0 P: 22	1B: 6 2B: 4 3B: 0 HR: 0	SF: 1 SAC: 0 DP: 1 HBP: 0	WP: 0 PB: 0 CS: 1	PA: 36
PITCHER	IP	WLS	BF	H	R	ER	SO	BB	IBB	HBP	BLK	WP	HR	S	P	ERA	WHIP					
6 Marcus Stroman, R ERA: 2.96	7.0	L	26	5	1	1	6	1	0	0	0	0	0	60	100	1.29	0.857					
46 Daniel Hudson, R ERA: 2.5	1.0		4	1	1	1	1	0	0	0	0	0	0	10	15	9.00	1.000					
63 Wilmer Font, R ERA: 5.44	1.0		6	3	2	2	1	0	0	0	0	0	0	15	22	18.00	3.000					

Cleveland Indians @ Toronto Blue Jays
Rogers Centre, Toronto, ON
Wed Jul 24 2019, 7:09 PM - 9:33 PM EDT
Att: 25,385 - Partly Cloudy - 77 F

AB 34
R 4
H 9
RBI 4
BB 1
SO 8
LOB 9



Batter	1	2	3	4	5	6	7	8	9	AB	R	H	RBI	BB	SO	LOB	BOTTOM					
5 Eric Sogard, L OBP: 0.363, SLG: 0.480	K			L8					G6-3	4	0	1	0	0	1	0						
16 Freddy Galvis, S OBP: 0.303, SLG: 0.442	G4-3			K					K	4	0	0	0	0	2	1						
13 Lourdes Gurriel Jr., R OBP: 0.336, SLG: 0.587	K			F8						2	0	0	0	0	1	0						
27 Vladimir Guerrero Jr., R OBP: 0.332, SLG: 0.407										2	0	0	0	1	0	2						
14 Justin Smoak, S OBP: 0.352, SLG: 0.424										3	0	0	0	0	1	3						
15 Randal Grichuk, R OBP: 0.286, SLG: 0.403										3	0	0	0	0	2	0						
9 Danny Jansen, R OBP: 0.278, SLG: 0.352										3	0	0	0	0	1	0						
37 Teoscar Hernández, R OBP: 0.279, SLG: 0.403										3	0	0	0	0	1	0						
3 Brandon Drury, R OBP: 0.259, SLG: 0.376										3	0	0	0	0	1	0						
Inning Stats	R: 0 H: 0 E: 0 K: 2 S: 7	H: 0 LOB: 0 BB: 0 P: 10	R: 0 H: 0 E: 0 K: 0 S: 5	H: 0 LOB: 0 BB: 1 P: 12	R: 0 H: 0 E: 0 K: 2 S: 9	H: 0 LOB: 0 BB: 0 P: 14	R: 0 H: 0 E: 0 K: 1 S: 8	H: 0 LOB: 0 BB: 0 P: 12	R: 0 H: 0 E: 0 K: 1 S: 6	H: 0 LOB: 0 BB: 0 P: 10	R: 0 H: 0 E: 0 K: 0 S: 7	H: 0 LOB: 0 BB: 0 P: 8	R: 0 H: 1 E: 0 K: 1 S: 13	H: 1 LOB: 2 BB: 0 P: 18	R: 0 H: 0 E: 0 K: 2 S: 8	H: 0 LOB: 0 BB: 0 P: 10	R: 0 H: 0 E: 0 K: 1 S: 5	H: 0 LOB: 0 BB: 0 P: 8	1B: 0 2B: 1 3B: 0 HR: 0	SF: 0 SAC: 0 DP: 1 HBP: 1	WP: 0 PB: 0 CS: 0	PA: 29
PITCHER	IP	WLS	BF	H	R	ER	SO	BB	IBB	HBP	BLK	WP	HR	S	P	ERA	WHIP					
57 Shane Bieber, R ERA: 3.44	9.0	W	29	1	0	0	10	1	0	1	0	0	0	68	102	0.00	0.222					

Cleveland Indians @ Toronto Blue Jays
Rogers Centre, Toronto, ON
Wed Jul 24 2019, 7:09 PM - 9:33 PM EDT
Att: 25,385 - Partly Cloudy - 77 F

AB 27
R 0
H 1
RBI 0
BB 1
SO 10
LOB 6



Batter	1	2	3	4	5	6	7	8	9	AB R H RBI BB SO LOB	TOP											
12 Francisco Lindor, S OBP: 0.352, SLG: 0.519										5 1 3 1 0 0 1	Cleveland Indians @ Kansas City Royals Kauffman Stadium, Kansas City, MO Fri Jul 26 2019, 7:16 PM - 10:11 PM CDT Att: 26,609 - Partly Cloudy - 84 F											
35 Oscar Mercado, R OBP: 0.336, SLG: 0.465									4 1 1 0 1 1 2													
6 Mike Freeman, L OBP: 0.362, SLG: 0.416									3 1 1 2 1 0 1													
22 Jason Kipnis, L OBP: 0.311, SLG: 0.367									3 1 0 0 1 0 4													
11 José Ramírez, S OBP: 0.321, SLG: 0.409									4 1 2 3 1 0 3													
10 Jake Bauers, L OBP: 0.313, SLG: 0.394									5 1 2 1 0 2 1													
1 Greg Allen, S OBP: 0.307, SLG: 0.402									4 0 0 0 1 2 3													
27 Kevin Plawewski, R OBP: 0.286, SLG: 0.336									4 0 1 0 0 1 2													
30 Tyler Naquin, L OBP: 0.330, SLG: 0.515									4 2 3 1 0 0 1													
Inning Stats	R: 0 H: 1 E: 0 K: 1 S: 9	H: 1 LOB: 1 BB: 1 P: 18	R: 0 H: 1 E: 0 K: 1 S: 7	H: 1 LOB: 0 BB: 0 P: 11	R: 2 H: 3 E: 0 K: 0 S: 8	H: 3 LOB: 1 BB: 0 P: 15	R: 0 H: 0 E: 0 K: 1 S: 8	H: 0 LOB: 0 BB: 0 P: 10	R: 0 H: 1 E: 0 K: 0 S: 10	H: 1 LOB: 0 BB: 0 P: 12	R: 3 H: 2 E: 0 K: 2 S: 15	H: 2 LOB: 1 BB: 1 P: 27	R: 1 H: 2 E: 0 K: 0 S: 9	H: 2 LOB: 2 BB: 2 P: 22	R: 1 H: 2 E: 0 K: 1 S: 13	H: 2 LOB: 1 BB: 0 P: 19	R: 1 H: 1 E: 1 K: 0 S: 11	H: 1 LOB: 2 BB: 1 P: 17	1B: 9 2B: 3 3B: 1 HR: 1	SF: 1 SAC: 0 DP: 4 HBP: 1	WP: 0 PB: 0 SB: 1 CS: 0	PA: 43
PITCHER	IP WLS BF H R ER SO BB IBB HBP BLK WP HR S P ERA WHIP											IP WLS BF H R ER SO BB IBB HBP BLK WP HR S P ERA WHIP										
65 Jakob Junis, R ERA: 5.03	(1, 1) 6.0 L 28 10 6 6 5 2 0 1 0 0 0 1 61 99 9.00 2.000											(7, 1) 3.0 15 3 2 1 1 3 0 0 0 0 0 29 52 3.00 2.000										

Batter	1	2	3	4	5	6	7	8	9	AB R H RBI BB SO LOB	BOTTOM									
15 Whit Merrifield, R OBP: 0.357, SLG: 0.488										4 1 0 1 1 1 2	Cleveland Indians @ Kansas City Royals Kauffman Stadium, Kansas City, MO Fri Jul 26 2019, 7:16 PM - 10:11 PM CDT Att: 26,609 - Partly Cloudy - 84 F									
4 Alex Gordon, L OBP: 0.356, SLG: 0.446										5 0 1 0 0 0 4										
17 Hunter Dozier, R OBP: 0.372, SLG: 0.538										4 0 1 1 0 0 2										
12 Jorge Soler, R OBP: 0.324, SLG: 0.505										3 0 0 0 1 2 2										
19 Cheslor Cuthbert, R OBP: 0.314, SLG: 0.428										4 0 0 0 0 1 3										
11 Bubba Starling, R OBP: 0.370, SLG: 0.442									4 1 2 0 0 0 1											
9 Lucas Duda, L OBP: 0.252, SLG: 0.324										3 1 2 0 0 0 0										
2 Humberto Arteaga, R OBP: 0.262, SLG: 0.217									4 0 1 1 0 0 2											
36 Cam Gallagher, R OBP: 0.306, SLG: 0.309										4 0 2 0 0 0 2										
Inning Stats	R: 0 H: 0 E: 0 K: 0 S: 8	H: 2 LOB: 2 BB: 0 P: 14	R: 0 H: 1 E: 0 K: 0 S: 9	H: 1 LOB: 1 BB: 1 P: 16	R: 0 H: 0 E: 0 K: 1 S: 12	H: 0 LOB: 2 BB: 1 P: 19	R: 1 H: 2 E: 1 K: 1 S: 19	H: 2 LOB: 2 BB: 0 P: 24	R: 0 H: 0 E: 0 K: 0 S: 5	H: 0 LOB: 0 BB: 0 P: 7	R: 0 H: 1 E: 0 K: 1 S: 10	H: 1 LOB: 0 BB: 0 P: 14	R: 0 H: 0 E: 0 K: 0 S: 4	H: 0 LOB: 0 BB: 0 P: 7	R: 2 H: 3 E: 0 K: 0 S: 18	H: 3 LOB: 1 BB: 0 P: 23	1B: 9 2B: 0 3B: 0 HR: 0	SF: 0 SAC: 0 DP: 1 HBP: 1	WP: 0 PB: 0 SB: 0 CS: 0	PA: 38
PITCHER	IP WLS BF H R ER SO BB IBB HBP BLK WP HR S P ERA WHIP											IP WLS BF H R ER SO BB IBB HBP BLK WP HR S P ERA WHIP								
65 Zach Plesac, R ERA: 3.1	(1, 1) 7.0 W 29 6 1 0 4 2 0 1 0 0 0 72 104 0.00 1.143											(8, 1) 2.0 9 3 2 2 0 0 0 0 0 0 22 30 9.00 1.500								

livebaseballscorecards.com

Batter	1	2	3	4	5	6	7	8	9	AB	R	H	RBI	BB	SO	LOB	TOP							
12 Francisco Lindor, S OBP: 0.355, SLG: 0.528										5	2	3	1	0	0	2	Cleveland Indians @ Kansas City Royals Kauffman Stadium, Kansas City, MO Sat Jul 27 2019, 6:16 PM - 9:19 PM CDT Att: 31,181 - Clear - 88 F							
35 Oscar Mercado, R OBP: 0.345, SLG: 0.476										5	2	4	1	0	1	1								
6 Mike Freeman, L OBP: 0.355, SLG: 0.398										4	1	0	0	0	2	5								
22 Jason Kipnis, L OBP: 0.313, SLG: 0.375										4	2	1	4	1	0	2								
11 José Ramírez, S OBP: 0.323, SLG: 0.417										5	1	2	3	0	0	0								
10 Jake Bauers, L OBP: 0.309, SLG: 0.388										5	0	0	0	0	3	1								
55 Roberto Pérez, R OBP: 0.323, SLG: 0.466										4	0	1	0	0	1	1								
1 Greg Allen, S OBP: 0.297, SLG: 0.387										4	0	0	0	0	1	2								
30 Tyler Naquin, L OBP: 0.335, SLG: 0.517										3	1	2	0	0	0	0								
8 Jordan Luplow, R OBP: 0.340, SLG: 0.494										1	0	1	0	0	0	0								
Inning Stats	R: 4 E: 0 K: 2 S: 22	H: 4 LOB: 1 BB: 0 P: 35	R: 1 E: 0 K: 0 S: 8	H: 2 LOB: 0 BB: 0 P: 14	R: 0 E: 0 K: 0 S: 5	H: 0 LOB: 0 BB: 0 P: 9	R: 0 E: 0 K: 0 S: 7	H: 1 LOB: 1 BB: 0 P: 11	R: 3 E: 0 K: 2 S: 20	H: 2 LOB: 2 BB: 1 P: 29	R: 1 E: 0 K: 1 S: 16	H: 3 LOB: 2 BB: 0 P: 20	R: 0 E: 0 K: 1 S: 12	H: 1 LOB: 1 BB: 0 P: 21	R: 0 E: 0 K: 1 S: 9	H: 1 LOB: 0 BB: 0 P: 16	R: 0 E: 0 K: 1 S: 7	H: 0 LOB: 0 BB: 0 P: 13	1B: 8 2B: 3 3B: 0 HR: 3	SF: 0 SAC: 0 DP: 0 HBP: 1	WP: 0 PB: 0 SB: 0 CS: 1	PA: 42		
PITCHER	IP WLS BF H R ER SO BB IBB HBP BLK WP HR S P ERA WHIP	IP WLS BF H R ER SO BB IBB HBP BLK WP HR S P ERA WHIP	IP WLS BF H R ER SO BB IBB HBP BLK WP HR S P ERA WHIP	IP WLS BF H R ER SO BB IBB HBP BLK WP HR S P ERA WHIP	IP WLS BF H R ER SO BB IBB HBP BLK WP HR S P ERA WHIP	IP WLS BF H R ER SO BB IBB HBP BLK WP HR S P ERA WHIP	IP WLS BF H R ER SO BB IBB HBP BLK WP HR S P ERA WHIP	IP WLS BF H R ER SO BB IBB HBP BLK WP HR S P ERA WHIP	IP WLS BF H R ER SO BB IBB HBP BLK WP HR S P ERA WHIP	IP WLS BF H R ER SO BB IBB HBP BLK WP HR S P ERA WHIP	IP WLS BF H R ER SO BB IBB HBP BLK WP HR S P ERA WHIP	IP WLS BF H R ER SO BB IBB HBP BLK WP HR S P ERA WHIP	IP WLS BF H R ER SO BB IBB HBP BLK WP HR S P ERA WHIP	IP WLS BF H R ER SO BB IBB HBP BLK WP HR S P ERA WHIP	IP WLS BF H R ER SO BB IBB HBP BLK WP HR S P ERA WHIP	IP WLS BF H R ER SO BB IBB HBP BLK WP HR S P ERA WHIP	IP WLS BF H R ER SO BB IBB HBP BLK WP HR S P ERA WHIP	IP WLS BF H R ER SO BB IBB HBP BLK WP HR S P ERA WHIP	IP WLS BF H R ER SO BB IBB HBP BLK WP HR S P ERA WHIP	IP WLS BF H R ER SO BB IBB HBP BLK WP HR S P ERA WHIP	IP WLS BF H R ER SO BB IBB HBP BLK WP HR S P ERA WHIP	IP WLS BF H R ER SO BB IBB HBP BLK WP HR S P ERA WHIP	IP WLS BF H R ER SO BB IBB HBP BLK WP HR S P ERA WHIP	IP WLS BF H R ER SO BB IBB HBP BLK WP HR S P ERA WHIP

Cleveland Indians @ Kansas City Royals
 Kauffman Stadium, Kansas City, MO
 Sat Jul 27 2019, 6:16 PM - 9:19 PM CDT
 Att: 31,181 - Clear - 88 F

AB 40
 R 9
 H 14
 RBI 9
 BB 1
 SO 8
 LOB 14



Batter	1	2	3	4	5	6	7	8	9	AB	R	H	RBI	BB	SO	LOB	BOTTOM							
15 Whit Merrifield, R OBP: 0.357, SLG: 0.486										3	0	1	1	0	0	0	Cleveland Indians @ Kansas City Royals Kauffman Stadium, Kansas City, MO Sat Jul 27 2019, 6:16 PM - 9:19 PM CDT Att: 31,181 - Clear - 88 F							
2 Humberto Arteaga, R OBP: 0.259, SLG: 0.213										3	0	2	0	0	1	0								
4 Alex Gordon, L OBP: 0.358, SLG: 0.448										4	0	0	0	0	1	2								
6 Billy Hamilton, S OBP: 0.278, SLG: 0.267										1	0	0	0	0	0	0								
17 Hunter Dozier, R OBP: 0.368, SLG: 0.531										4	0	0	0	0	1	2								
12 Jorge Soler, R OBP: 0.324, SLG: 0.504										3	0	1	0	0	0	1								
72 Melby Vitoria, L OBP: 0.389, SLG: 0.533										1	0	0	0	0	1	0								
66 Ryan O'Hearn, L OBP: 0.281, SLG: 0.326										4	0	0	0	0	2	2								
19 Cheslor Cuthbert, R OBP: 0.323, SLG: 0.432										3	1	2	0	0	1	0								
11 Bubba Starling, R OBP: 0.360, SLG: 0.426										4	0	1	0	0	2	2								
1 Nicky Lopez, L OBP: 0.259, SLG: 0.289										3	0	1	0	0	0	2								
36 Cam Gallagher, R OBP: 0.299, SLG: 0.301										3	0	0	0	0	1	4								
Inning Stats	R: 0 E: 0 K: 1 S: 14	H: 2 LOB: 2 BB: 0 P: 20	R: 0 E: 0 K: 2 S: 8	H: 0 LOB: 0 BB: 0 P: 12	R: 0 E: 0 K: 1 S: 9	H: 0 LOB: 0 BB: 0 P: 15	R: 0 E: 0 K: 1 S: 8	H: 0 LOB: 0 BB: 0 P: 13	R: 1 E: 0 K: 1 S: 12	H: 3 LOB: 3 BB: 0 P: 18	R: 0 E: 0 K: 0 S: 7	H: 1 LOB: 0 BB: 0 P: 11	R: 0 E: 0 K: 1 S: 15	H: 2 LOB: 2 BB: 0 P: 22	R: 0 E: 0 K: 1 S: 15	H: 0 LOB: 0 BB: 0 P: 20	R: 0 E: 0 K: 2 S: 12	H: 0 LOB: 1 BB: 0 P: 20	1B: 8 2B: 0 3B: 0 HR: 0	SF: 0 SAC: 0 DP: 1 HBP: 1	WP: 0 PB: 0 SB: 0 CS: 0	PA: 34		
PITCHER	IP WLS BF H R ER SO BB IBB HBP BLK WP HR S P ERA WHIP	IP WLS BF H R ER SO BB IBB HBP BLK WP HR S P ERA WHIP	IP WLS BF H R ER SO BB IBB HBP BLK WP HR S P ERA WHIP	IP WLS BF H R ER SO BB IBB HBP BLK WP HR S P ERA WHIP	IP WLS BF H R ER SO BB IBB HBP BLK WP HR S P ERA WHIP	IP WLS BF H R ER SO BB IBB HBP BLK WP HR S P ERA WHIP	IP WLS BF H R ER SO BB IBB HBP BLK WP HR S P ERA WHIP	IP WLS BF H R ER SO BB IBB HBP BLK WP HR S P ERA WHIP	IP WLS BF H R ER SO BB IBB HBP BLK WP HR S P ERA WHIP	IP WLS BF H R ER SO BB IBB HBP BLK WP HR S P ERA WHIP	IP WLS BF H R ER SO BB IBB HBP BLK WP HR S P ERA WHIP	IP WLS BF H R ER SO BB IBB HBP BLK WP HR S P ERA WHIP	IP WLS BF H R ER SO BB IBB HBP BLK WP HR S P ERA WHIP	IP WLS BF H R ER SO BB IBB HBP BLK WP HR S P ERA WHIP	IP WLS BF H R ER SO BB IBB HBP BLK WP HR S P ERA WHIP	IP WLS BF H R ER SO BB IBB HBP BLK WP HR S P ERA WHIP	IP WLS BF H R ER SO BB IBB HBP BLK WP HR S P ERA WHIP	IP WLS BF H R ER SO BB IBB HBP BLK WP HR S P ERA WHIP	IP WLS BF H R ER SO BB IBB HBP BLK WP HR S P ERA WHIP	IP WLS BF H R ER SO BB IBB HBP BLK WP HR S P ERA WHIP	IP WLS BF H R ER SO BB IBB HBP BLK WP HR S P ERA WHIP	IP WLS BF H R ER SO BB IBB HBP BLK WP HR S P ERA WHIP	IP WLS BF H R ER SO BB IBB HBP BLK WP HR S P ERA WHIP	IP WLS BF H R ER SO BB IBB HBP BLK WP HR S P ERA WHIP

Cleveland Indians @ Kansas City Royals
 Kauffman Stadium, Kansas City, MO
 Sat Jul 27 2019, 6:16 PM - 9:19 PM CDT
 Att: 31,181 - Clear - 88 F

AB 33
 R 1
 H 8
 RBI 1
 BB 0
 SO 10
 LOB 13



Batter	1	2	3	4	5	6	7	8	9	AB	R	H	RBI	BB	SO	LOB	TOP				
12 Francisco Lindor, S OBP: 0.353, SLG: 0.524										5	1	1	0	0	0	4	Cleveland Indians @ Kansas City Royals Kauffman Stadium, Kansas City, MO Sun Jul 28 2019, 1:17 PM - 4:11 PM CDT Att: 14,380 - Sunny - 89 F				
35 Oscar Mercado, R OBP: 0.342, SLG: 0.473										4	1	1	1	0	0	2					
41 Carlos Santana, S OBP: 0.403, SLG: 0.523										4	1	1	3	0	0	1					
8 Jordan Luplow, R OBP: 0.343, SLG: 0.508										3	1	1	1	1	1	0					
11 José Ramírez, S OBP: 0.281, SLG: 0.423										4	1	1	1	0	1	1					
55 Roberto Pérez, R OBP: 0.323, SLG: 0.464										3	0	1	0	0	1	0					
27 Kevin Plawecki, R OBP: 0.283, SLG: 0.333										1	0	0	0	0	0	0					
10 Jake Bauers, L OBP: 0.311, SLG: 0.386										2	0	0	0	2	1	2					
1 Greg Allen, S OBP: 0.295, SLG: 0.382										4	1	1	0	0	1	2					
6 Mike Freeman, L OBP: 0.351, SLG: 0.392										4	0	1	0	0	1	1					
Inning Stats	R: 3 E: 0 K: 1 S: 12	H: 3 LOB: 0 BB: 0 P: 18	R: 0 E: 0 K: 0 S: 10	H: 1 LOB: 2 BB: 1 P: 17	R: 0 E: 0 K: 1 S: 11	H: 1 LOB: 1 BB: 0 P: 21	R: 1 E: 1 K: 0 S: 7	H: 1 LOB: 1 BB: 0 P: 12	R: 0 E: 0 K: 2 S: 8	H: 0 LOB: 0 BB: 0 P: 12	R: 0 E: 0 K: 1 S: 7	H: 0 LOB: 0 BB: 0 P: 12	R: 1 E: 0 K: 0 S: 6	H: 1 LOB: 0 BB: 1 P: 11	R: 0 E: 0 K: 0 S: 6	H: 0 LOB: 0 BB: 0 P: 6	1B: 5 2B: 0 3B: 0 HR: 3	SF: 1 SAC: 0 DP: 1 HBP: 0	WP: 1 PB: 0 SB: 0 CS: 0	PA: 38	
PITCHER	IP WLS BF H R ER SO BB IBB HBP BLK WP HR S P ERA WHIP	IP WLS BF H R ER SO BB IBB HBP BLK WP HR S P ERA WHIP	IP WLS BF H R ER SO BB IBB HBP BLK WP HR S P ERA WHIP	IP WLS BF H R ER SO BB IBB HBP BLK WP HR S P ERA WHIP	IP WLS BF H R ER SO BB IBB HBP BLK WP HR S P ERA WHIP	IP WLS BF H R ER SO BB IBB HBP BLK WP HR S P ERA WHIP	IP WLS BF H R ER SO BB IBB HBP BLK WP HR S P ERA WHIP	IP WLS BF H R ER SO BB IBB HBP BLK WP HR S P ERA WHIP	IP WLS BF H R ER SO BB IBB HBP BLK WP HR S P ERA WHIP	IP WLS BF H R ER SO BB IBB HBP BLK WP HR S P ERA WHIP	IP WLS BF H R ER SO BB IBB HBP BLK WP HR S P ERA WHIP	IP WLS BF H R ER SO BB IBB HBP BLK WP HR S P ERA WHIP	IP WLS BF H R ER SO BB IBB HBP BLK WP HR S P ERA WHIP	IP WLS BF H R ER SO BB IBB HBP BLK WP HR S P ERA WHIP	IP WLS BF H R ER SO BB IBB HBP BLK WP HR S P ERA WHIP	IP WLS BF H R ER SO BB IBB HBP BLK WP HR S P ERA WHIP	IP WLS BF H R ER SO BB IBB HBP BLK WP HR S P ERA WHIP				
41 Danny Duffy, L ERA: 4.42	6.0	W	28	7	5	4	5	2	0	0	0	0	0	1	2	57	96	6.00	1.500		
61 Kevin McCarthy, R ERA: 5.23	1.1		5	1	1	1	1	0	0	0	0	0	0	0	1	11	17	6.75	0.750		
54 Tim Hill, L ERA: 3.07	0.2	H	2	0	0	0	0	1	0	0	0	0	0	0	2	6	0.00	1.500			
31 Ian Kennedy, R ERA: 3.32	1.0	S	3	0	0	0	0	0	0	0	0	0	0	0	6	6	0.00	0.000			
Batter	1	2	3	4	5	6	7	8	9	AB	R	H	RBI	BB	SO	LOB	BOTTOM				
15 Whit Merrifield, R OBP: 0.357, SLG: 0.488										5	1	2	0	0	2	1	Cleveland Indians @ Kansas City Royals Kauffman Stadium, Kansas City, MO Sun Jul 28 2019, 1:17 PM - 4:11 PM CDT Att: 14,380 - Sunny - 89 F				
4 Alex Gordon, L OBP: 0.359, SLG: 0.447										5	2	2	0	0	1	4					
17 Hunter Dozier, R OBP: 0.371, SLG: 0.534										4	2	2	1	1	0	3					
12 Jorge Soler, R OBP: 0.327, SLG: 0.514										4	2	2	1	1	1	2					
66 Ryan O'Hearn, L OBP: 0.281, SLG: 0.325										4	1	1	2	0	2	2					
19 Cheslor Cuthbert, R OBP: 0.327, SLG: 0.430										3	1	1	1	1	1	2					
11 Bubba Starling, R OBP: 0.333, SLG: 0.392										4	0	0	0	0	4	4					
1 Nicky Lopez, L OBP: 0.263, SLG: 0.289										3	0	1	2	1	0	0					
72 Meibrys Vilorio, L OBP: 0.364, SLG: 0.316										4	0	1	1	0	0	1					
Inning Stats	R: 1 E: 0 K: 1 S: 13	H: 3 LOB: 2 BB: 0 P: 17	R: 0 E: 0 K: 2 S: 9	H: 0 LOB: 1 BB: 1 P: 18	R: 2 E: 1 K: 1 S: 10	H: 1 LOB: 1 BB: 2 P: 20	R: 0 E: 0 K: 1 S: 6	H: 0 LOB: 0 BB: 0 P: 10	R: 5 E: 0 K: 2 S: 28	H: 7 LOB: 3 BB: 1 P: 39	R: 1 E: 0 K: 3 S: 14	H: 1 LOB: 0 BB: 0 P: 23	R: 0 E: 0 K: 0 S: 9	H: 0 LOB: 0 BB: 0 P: 13	R: 0 E: 0 K: 1 S: 9	H: 0 LOB: 0 BB: 0 P: 11		1B: 8 2B: 3 3B: 0 HR: 1	SF: 0 SAC: 0 DP: 0 HBP: 0	WP: 1 PB: 0 SB: 0 CS: 0	PA: 40
PITCHER	IP WLS BF H R ER SO BB IBB HBP BLK WP HR S P ERA WHIP	IP WLS BF H R ER SO BB IBB HBP BLK WP HR S P ERA WHIP	IP WLS BF H R ER SO BB IBB HBP BLK WP HR S P ERA WHIP	IP WLS BF H R ER SO BB IBB HBP BLK WP HR S P ERA WHIP	IP WLS BF H R ER SO BB IBB HBP BLK WP HR S P ERA WHIP	IP WLS BF H R ER SO BB IBB HBP BLK WP HR S P ERA WHIP	IP WLS BF H R ER SO BB IBB HBP BLK WP HR S P ERA WHIP	IP WLS BF H R ER SO BB IBB HBP BLK WP HR S P ERA WHIP	IP WLS BF H R ER SO BB IBB HBP BLK WP HR S P ERA WHIP	IP WLS BF H R ER SO BB IBB HBP BLK WP HR S P ERA WHIP	IP WLS BF H R ER SO BB IBB HBP BLK WP HR S P ERA WHIP	IP WLS BF H R ER SO BB IBB HBP BLK WP HR S P ERA WHIP	IP WLS BF H R ER SO BB IBB HBP BLK WP HR S P ERA WHIP	IP WLS BF H R ER SO BB IBB HBP BLK WP HR S P ERA WHIP	IP WLS BF H R ER SO BB IBB HBP BLK WP HR S P ERA WHIP	IP WLS BF H R ER SO BB IBB HBP BLK WP HR S P ERA WHIP					
47 Trevor Bauer, R ERA: 3.79	1.1	L	26	9	8	7	6	4	0	0	0	0	0	0	0	0	1	27	36	5.40	1.800
36 Tyler Clippard, R ERA: 3.29	1.2		8	3	1	1	4	0	0	0	0	0	0	0	0	0	0	12	16	0.00	0.000
49 Tyler Olson, L ERA: 3.68	1.1		4	0	0	0	0	0	0	0	0	0	0	0	0	0	0	6	8	0.00	0.000
34 A.J. Cole, R ERA: 3.52	0.2		2	0	0	0	1	0	0	0	0	0	0	0	0	0	0	6	8	0.00	0.000

Batter	1	2	3	4	5	6	7	8	9	AB	R	H	RBI	BB	SO	LOB	TOP		
4 George Springer, R (1.8) OBP: 0.377, SLG: 0.594	L8		K		F8		G6-3			4	0	0	0	0	1	1			
27 Jose Altuve, R (1.4) OBP: 0.358, SLG: 0.526	1B		1B		2B		G5-3			4	1	3	0	0	0	0			
23 Michael Brantley, L (1.7) OBP: 0.384, SLG: 0.522	K		L7		1B			L7		4	0	1	1	0	1	2			
2 Alex Bregman, R (1.5) OBP: 0.392, SLG: 0.518	1B		CS		K		K	F7		4	0	1	0	0	2	1			
44 Yordan Alvarez, L (1.10) OBP: 0.417, SLG: 0.689	K				1B			K		3	0	1	0	1	2	2			
1 Carlos Correa, R (1.6) OBP: 0.342, SLG: 0.527		L8		K		L7			K	4	0	0	0	0	2	2			
10 Yuli Gurriel, R (1.3) OBP: 0.333, SLG: 0.524		22 G4-3 1B		K		F7			G4-3	4	0	1	0	0	1	2			
22 Josh Reddick, L (1.9) OBP: 0.321, SLG: 0.406		G4-3			F8	G4-3			G4-3	4	0	0	0	0	0	2			
28 Robinson Chirinos, R (1.2) OBP: 0.383, SLG: 0.447		K			HR				4 G6-3 1B	3	1	2	1	0	1	1			
Inning Stats	R: 0 H: 2 E: 0 K: 2 S: 15	H: 1 R: 2 ER: 2 SO: 8 LOB: 1 BB: 0 P: 18	R: 0 H: 1 E: 0 K: 1 S: 9	H: 1 R: 0 ER: 0 SO: 13 LOB: 1 BB: 0 P: 10	R: 0 H: 1 E: 0 K: 3 S: 10	H: 1 R: 0 ER: 0 SO: 12 LOB: 0 BB: 0 P: 17	R: 2 H: 3 E: 0 K: 1 S: 19	H: 0 R: 0 ER: 0 SO: 11 LOB: 1 BB: 0 P: 11	R: 0 H: 1 E: 0 K: 0 S: 7	H: 0 R: 0 ER: 0 SO: 8 LOB: 0 BB: 0 P: 10	R: 0 H: 0 E: 0 K: 1 S: 6	H: 0 R: 0 ER: 0 SO: 8 LOB: 0 BB: 0 P: 8	R: 0 H: 0 E: 0 K: 1 S: 6	H: 0 R: 0 ER: 0 SO: 8 LOB: 0 BB: 0 P: 8	1B: 7 2B: 1 3B: 0 HR: 1	SF: 0 SAC: 0 DP: 1 HBP: 0	WP: 0 PB: 0 SB: 0 CS: 1	PA: 36	
PITCHER	IP	WLS	BF	H	R	ER	SO	BB	IBB	HBP	BLK	WP	HR	S	P	ERA	WHIP		
57 Shane Bieber, R (1.1) ERA: 3.4	7.0	L	29	9	2	2	8	1	0	0	0	0	1	75	108	2.57	1.429		
36 Tyler Clippard, R (8.1) ERA: 3.19	1.0		3	0	0	0	1	0	0	0	0	0	0	5	8	0.00	0.000		
62 Nick Wittgren, R (9.1) ERA: 2.93	1.0		3	0	0	0	1	0	0	0	0	0	0	6	8	0.00	0.000		

Houston Astros @ Cleveland Indians
Progressive Field, Cleveland, OH
Tue Jul 30 2019, 7:12 PM - 9:54 PM EDT
Att: 21,589 - Clear - 81 F

AB 34
R 2
H 9
RBI 2
BB 1
SO 10
LOB 13



Batter	1	2	3	4	5	6	7	8	9	AB	R	H	RBI	BB	SO	LOB	BOTTOM			
12 Francisco Lindor, S (1.6) OBP: 0.349, SLG: 0.518	K		K2-3			FC3-6 35 S			F8	4	0	0	0	0	2	2				
35 Oscar Mercado, R (1.8) OBP: 0.337, SLG: 0.465	K				G6-3				G6-3	4	0	0	0	0	2	1				
41 Carlos Santana, S (1.3) OBP: 0.400, SLG: 0.519	P5				G3-1				K	3	0	0	0	0	1	0				
22 Jason Kipnis, L (1.4) OBP: 0.310, SLG: 0.371		L8			F7				G4-3	3	0	0	0	0	0	0				
11 José Ramírez, S (1.5) OBP: 0.319, SLG: 0.419		K				K			K	3	0	0	0	0	3	0				
10 Jake Bauers, L (1.10) OBP: 0.309, SLG: 0.382		K				K			K	3	0	0	0	0	3	0				
55 Roberto Pérez, R (1.2) OBP: 0.323, SLG: 0.462					1B				L8	3	0	1	0	0	1	0				
1 Greg Allen, S (1.7) OBP: 0.296, SLG: 0.381					F8				K	3	0	1	0	0	1	1				
30 Tyler Naquin, L (1.9) OBP: 0.330, SLG: 0.510					K				G3-1	3	0	0	0	0	2	2				
Inning Stats	R: 0 H: 0 E: 0 K: 2 S: 8	H: 0 R: 0 ER: 0 SO: 12 LOB: 0 BB: 0 P: 10	R: 0 H: 0 E: 0 K: 2 S: 8	H: 0 R: 0 ER: 0 SO: 12 LOB: 0 BB: 0 P: 12	R: 0 H: 1 E: 0 K: 2 S: 15	H: 1 R: 0 ER: 0 SO: 25 LOB: 1 BB: 0 P: 25	R: 0 H: 0 E: 0 K: 0 S: 8	H: 0 R: 0 ER: 0 SO: 12 LOB: 0 BB: 0 P: 12	R: 0 H: 1 E: 0 K: 2 S: 12	H: 0 R: 0 ER: 0 SO: 17 LOB: 0 BB: 0 P: 17	R: 0 H: 0 E: 0 K: 2 S: 9	H: 0 R: 0 ER: 0 SO: 12 LOB: 0 BB: 0 P: 12	R: 0 H: 0 E: 0 K: 2 S: 11	H: 0 R: 0 ER: 0 SO: 19 LOB: 0 BB: 0 P: 19	R: 0 H: 0 E: 0 K: 0 S: 5	H: 0 R: 0 ER: 0 SO: 6 LOB: 0 BB: 0 P: 6	1B: 2 2B: 0 3B: 0 HR: 0	SF: 0 SAC: 0 DP: 0 HBP: 0	WP: 0 PB: 0 SB: 1 CS: 0	PA: 29
PITCHER	IP	WLS	BF	H	R	ER	SO	BB	IBB	HBP	BLK	WP	HR	S	P	ERA	WHIP			
35 Justin Verlander, R (1.1) ERA: 2.73	7.0		23	2	0	0	13	0	0	0	0	0	0	71	105	0.00	0.286			
36 Will Harris, R (8.1) ERA: 1.77	1.0	H	3	0	0	0	2	0	0	0	0	0	0	11	19	0.00	0.000			
54 Roberto Osuna, R (9.1) ERA: 2.62	1.0	S	3	0	0	0	0	0	0	0	0	0	0	5	6	0.00	0.000			

Houston Astros @ Cleveland Indians
Progressive Field, Cleveland, OH
Tue Jul 30 2019, 7:12 PM - 9:54 PM EDT
Att: 21,589 - Clear - 81 F

AB 29
R 0
H 2
RBI 0
BB 0
SO 15
LOB 6



Batter	1	2	3	4	5	6	7	8	9	AB	R	H	RBI	BB	SO	LOB	TOP				
4 George Springer, R OBP: 0.374, SLG: 0.586	P3	F8		G5-3					L8	4	0	0	0	1	0	1					
27 Jose Altuve, R OBP: 0.381, SLG: 0.524	BB		FC5-2	K					BB	3	0	1	0	2	2	3					
23 Michael Brantley, L OBP: 0.382, SLG: 0.516	L7		F7		G3-1				FC6-4	4	0	0	0	1	0	3					
2 Alex Bregman, R OBP: 0.393, SLG: 0.516	BB		FC5-2	F9					G6-4-3	3	1	1	0	1	0	1					
44 Yordan Alvarez, L OBP: 0.413, SLG: 0.674	F7		FC5-2	G4-3					G6-3	3	1	0	0	1	0	2					
1 Carlos Correa, R OBP: 0.413, SLG: 0.545	FC5-2		HR	FC5-2					G1-3	4	2	2	1	0	0	3					
10 Yuli Gurriel, R OBP: 0.335, SLG: 0.526	G4-3		HR	G4-3					G4-3	4	0	2	3	0	0	0					
22 Josh Reddick, L OBP: 0.320, SLG: 0.404	1B		F8	P6					L9	4	0	1	0	0	0	3					
28 Robinson Chirinos, R OBP: 0.358, SLG: 0.441	K		K	K					B1	4	0	0	0	0	2	3					
Inning Stats	R: 0 E: 0 K: 0 S: 9	H: 0 LOB: 2 BB: 2 P: 20	R: 1 E: 0 K: 1 S: 13	H: 2 LOB: 1 BB: 1 P: 17	R: 3 E: 0 K: 0 S: 13	H: 3 LOB: 1 BB: 1 P: 19	R: 0 E: 0 K: 2 S: 10	H: 0 LOB: 0 BB: 0 P: 17	R: 0 E: 0 K: 0 S: 11	H: 0 LOB: 0 BB: 0 P: 15	R: 0 E: 0 K: 1 S: 13	H: 2 LOB: 3 BB: 1 P: 22	R: 0 E: 0 K: 0 S: 4	H: 0 LOB: 0 BB: 1 P: 6	R: 0 E: 0 K: 0 S: 6	H: 0 LOB: 1 BB: 1 P: 11	1B: 4 2B: 2 3B: 0 HR: 1	SF: 0 SAC: 0 DP: 1 HBP: 0	WP: 0 PB: 0 SB: 0 CS: 0	PA: 39	
PITCHER	IP	WLS	BF	H	R	ER	SO	BB	IBB	HBP	BLK	WP	HR	S	P	ERA	WHIP				
65 Zach Plesac, R ERA: 3.41	5.0	W	24	6	4	4	3	3	0	0	0	0	1	60	93	7.20	1.800				
44 Nick Goody, R ERA: 1.54	1.0	H	5	1	0	0	1	1	0	0	0	0	0	9	17	0.00	2.000				
39 Oliver Pérez, L ERA: 2.89	1.0		3	0	0	0	0	1	0	0	0	0	0	9	17	0.00	1.000				
90 Adam Cimber, R ERA: 2.86	1.2		6	0	0	0	0	1	0	0	0	0	0	9	16	0.00	0.600				
33 Brad Hand, L ERA: 2.45	0.1		1	0	0	0	0	0	0	0	0	0	0	1	1	0.00	0.000				

Houston Astros @ Cleveland Indians
Progressive Field, Cleveland, OH
Wed Jul 31 2019, 7:11 PM - 10:20 PM EDT
Att: 23,961 - Clear - 76 F

AB 33
R 4
H 7
RBI 4
BB 6
SO 4
LOB 19

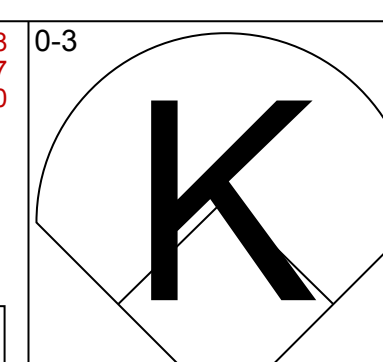
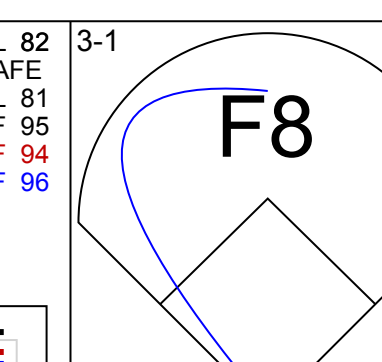
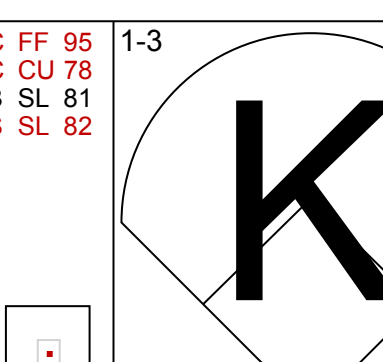
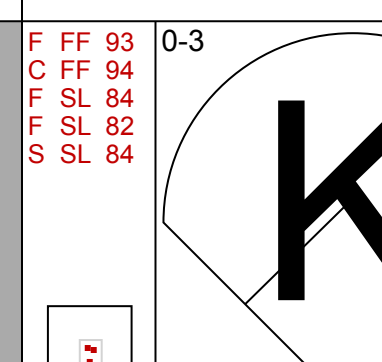
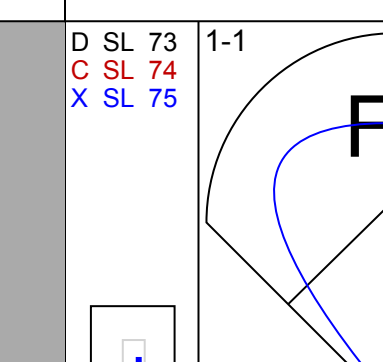
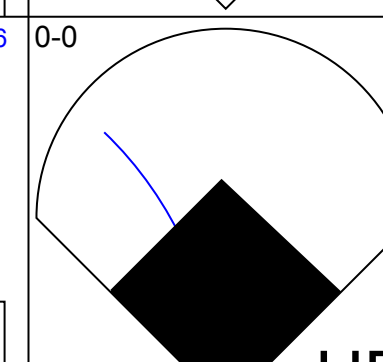
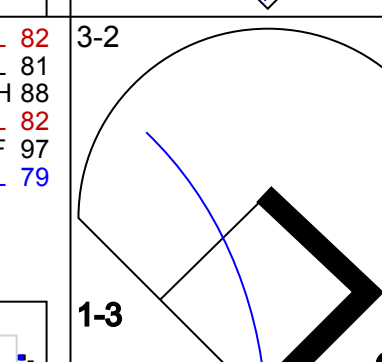
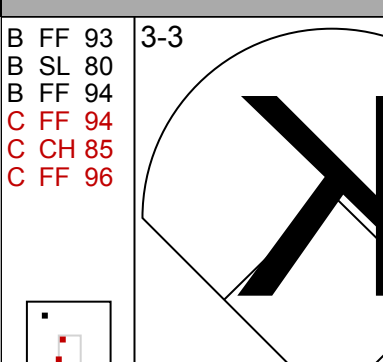
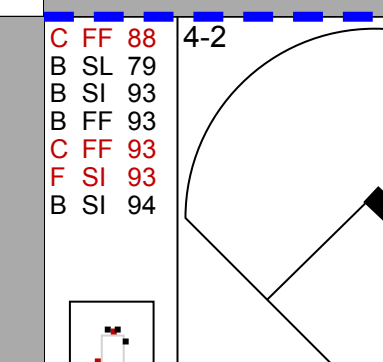
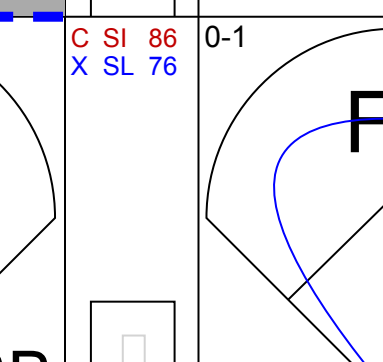
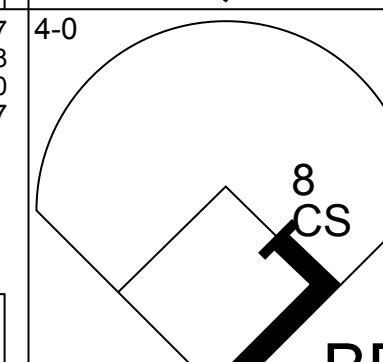
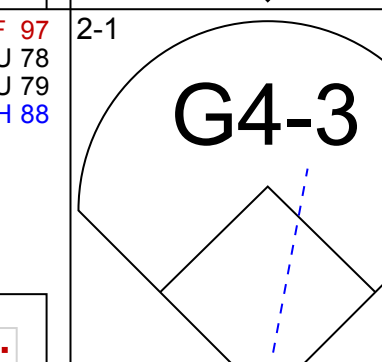
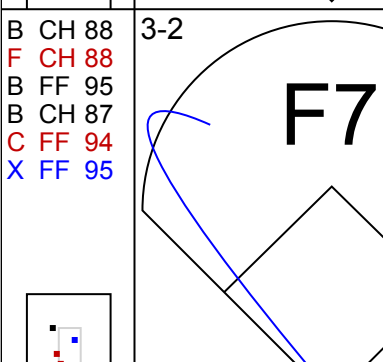
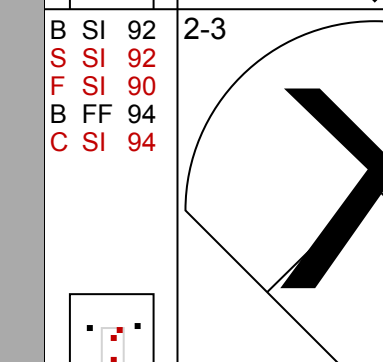
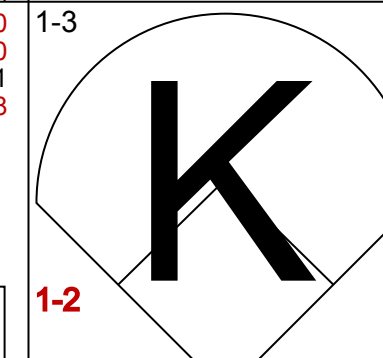
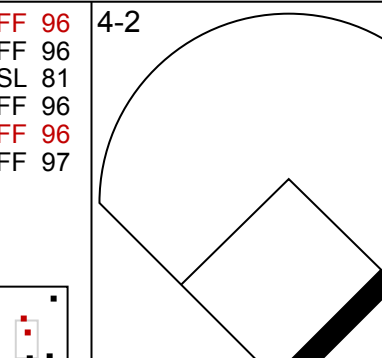
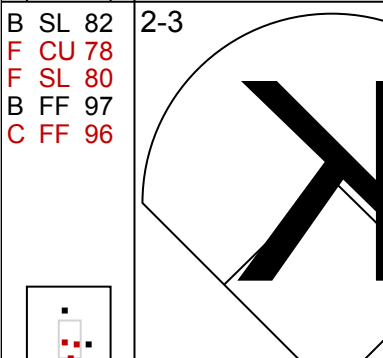
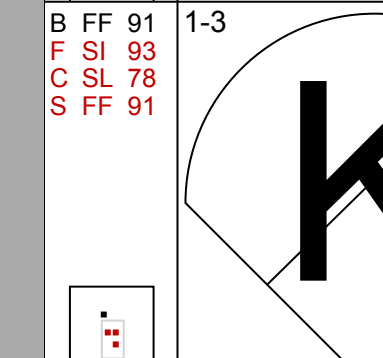
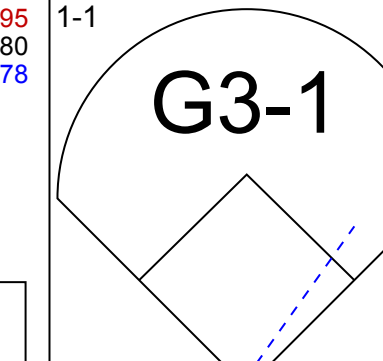
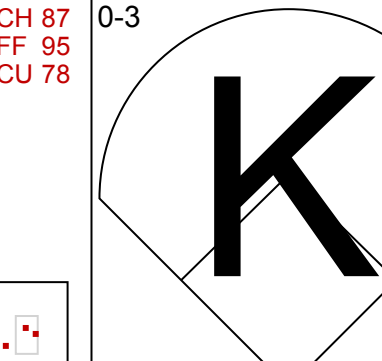
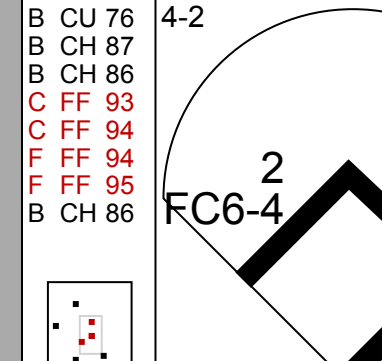
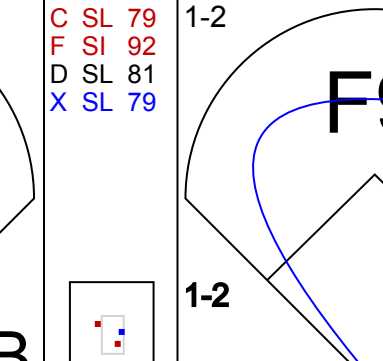
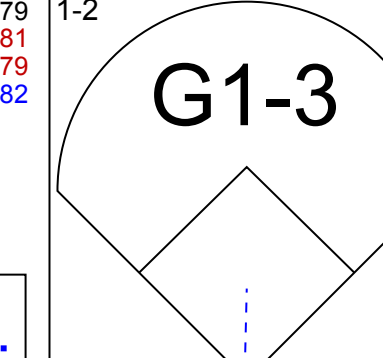
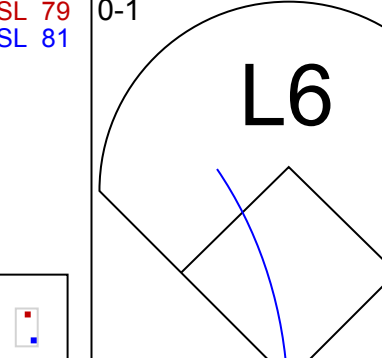
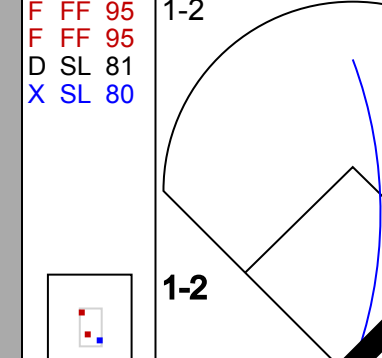
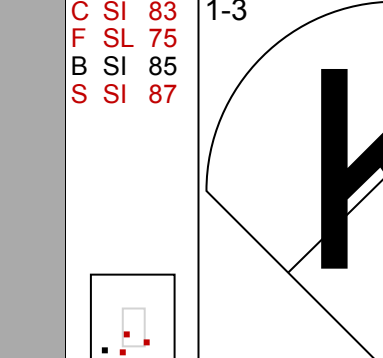
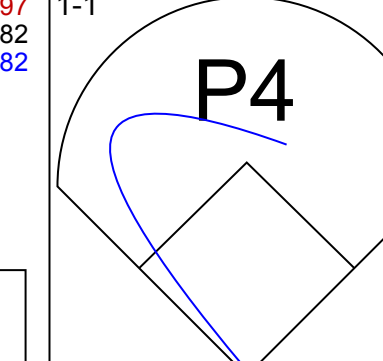
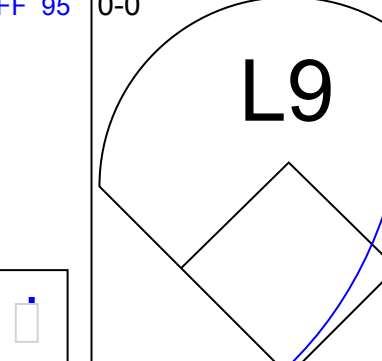
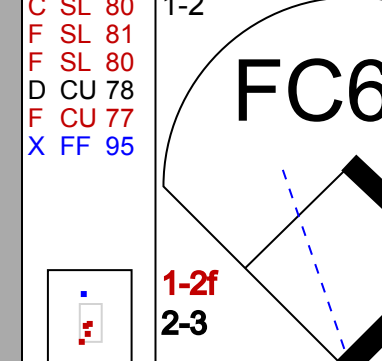
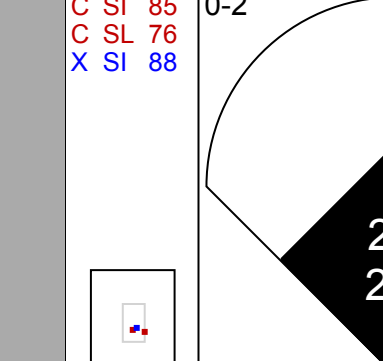
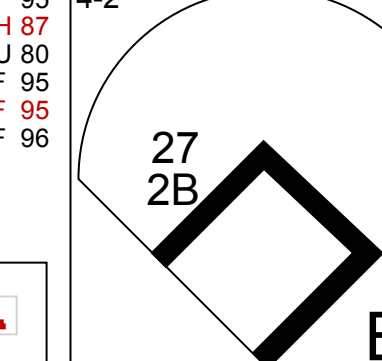
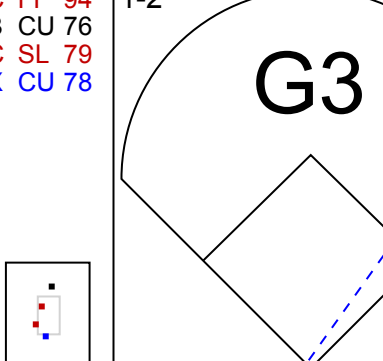
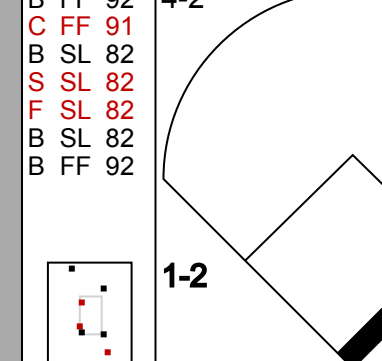
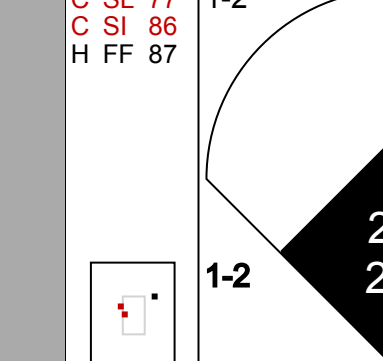
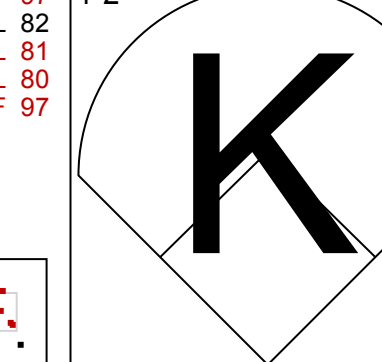
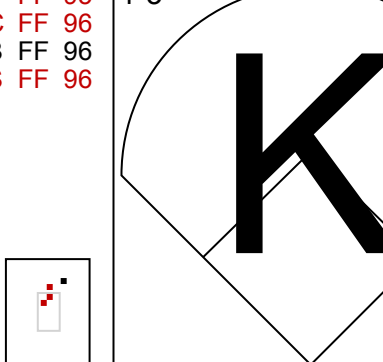
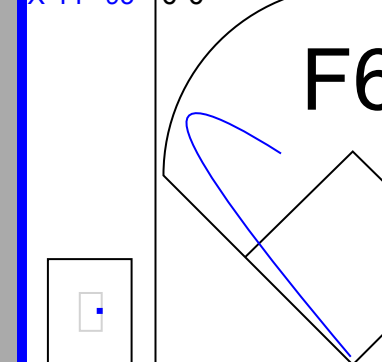
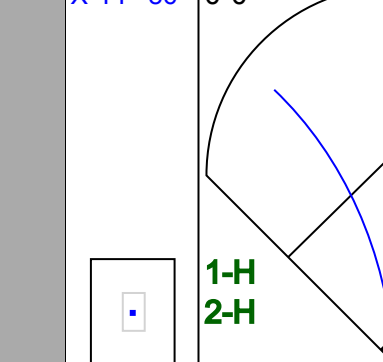
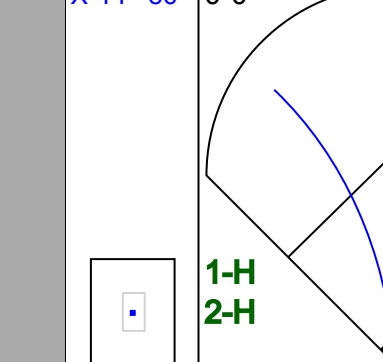


Batter	1	2	3	4	5	6	7	8	9	AB	R	H	RBI	BB	SO	LOB	BOTTOM					
12 Francisco Lindor, S OBP: 0.352, SLG: 0.522	G4-3				SH	HR		G1-3		5	2	3	0	0	0	0						
35 Oscar Mercado, R OBP: 0.340, SLG: 0.467	F9		G4-3		SH	HR		G6-3		3	2	1	0	1	0	1						
41 Carlos Santana, S OBP: 0.353, SLG: 0.523	F8		P3		HR			G3-1		5	1	1	3	0	1	4						
22 Jason Kipnis, L OBP: 0.312, SLG: 0.382	L9		G4-3		WP					4	1	2	3	0	0	2						
11 José Ramírez, S OBP: 0.316, SLG: 0.415	L8		G3		K					4	0	0	0	0	2	2						
8 Jordan Luplow, R OBP: 0.346, SLG: 0.508	BB				P3			G6-3		4	1	2	0	0	0	1						
10 Jake Bauers, L OBP: 0.308, SLG: 0.379	BB				P5					3	1	0	0	1	2	2						
55 Roberto Pérez, R OBP: 0.329, SLG: 0.488	HR		G5-3		G5-3					3	2	2	4	1	0	1						
30 Tyler Naquin, L OBP: 0.324, SLG: 0.500	K				F9					4	0	0	0	0	1	2						
Inning Stats	R: 0 E: 0 K: 0 S: 11	H: 1 LOB: 1 BB: 0 P: 16	R: 3 E: 0 K: 1 S: 16	H: 2 LOB: 0 BB: 1 P: 27	R: 0 E: 0 K: 0 S: 8	H: 1 LOB: 1 BB: 0 P: 13	R: 0 E: 0 K: 2 S: 11	H: 1 LOB: 1 BB: 0 P: 16	R: 3 E: 0 K: 2 S: 17	H: 3 LOB: 1 BB: 0 P: 23	R: 4 E: 0 K: 2 S: 18	H: 3 LOB: 0 BB: 1 P: 25	R: 0 E: 0 K: 1 S: 11	H: 0 LOB: 1 BB: 1 P: 17	R: 0 E: 0 K: 0 S: 9	H: 0 LOB: 0 BB: 0 P: 17	1B: 5 2B: 2 3B: 0 HR: 4	SF: 0 SAC: 1 DP: 0 HBP: 0	WP: 1 PB: 0 SB: 0 CS: 0	PA: 39		
PITCHER	IP	WLS	BF	H	R	ER	SO	BB	IBB	HBP	BLK	WP	HR	S	P	ERA	WHIP					
65 José Urquidy, R ERA: 5.87	4.0	L	22	6	6	6	1	1	0	0	0	0	1	0	8	9	0.00	0.000				
47 Chris Devenski, R ERA: 4.4	1.0		3	0	0	0	2	0	0	0	0	0	0	2	18	25	36.00	4.000				
31 Collin McHugh, R ERA: 5.7	1.0		7	3	4	4	2	1	0	0	0	0	0	11	17	0.00	1.000					
67 Cy Sneed, R ERA: 3.75	1.0		4	0	0	0	1	1	0	0	0	0	0	9	17	0.00	0.000					
66 Bryan Abreu, R ERA:	1.0		3	0	0	0	0	0	0	0	0	0	0	9	17	0.00	0.000					

Houston Astros @ Cleveland Indians
Progressive Field, Cleveland, OH
Wed Jul 31 2019, 7:11 PM - 10:20 PM EDT
Att: 23,961 - Clear - 76 F

AB 35
R 10
H 11
RBI 10
BB 3
SO 6
LOB 15

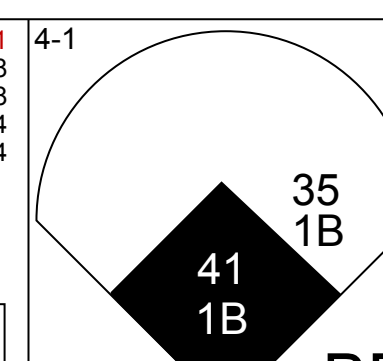
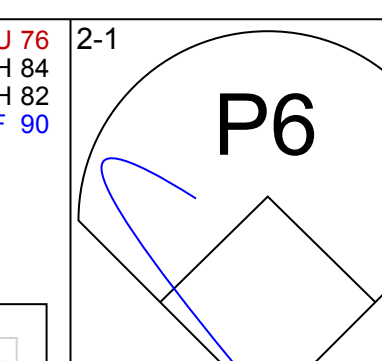
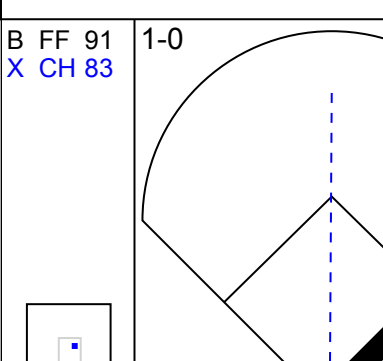
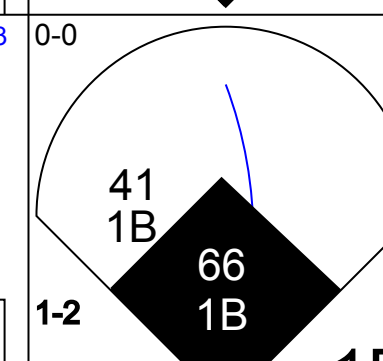
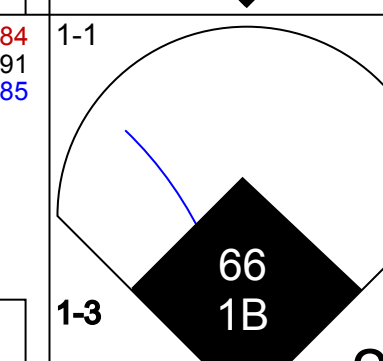
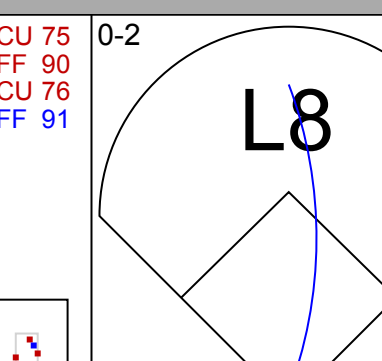
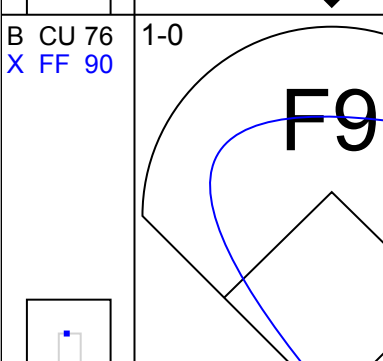
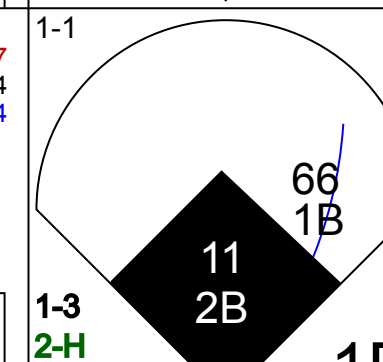
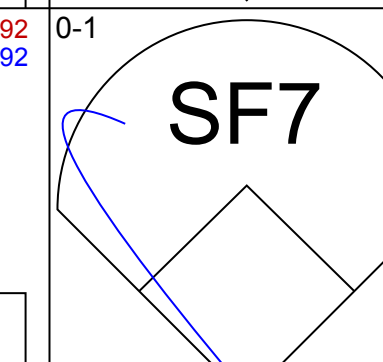
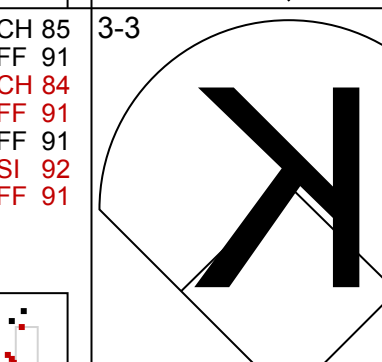
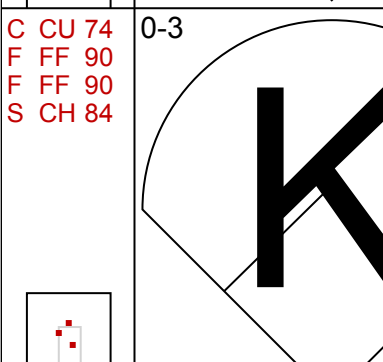
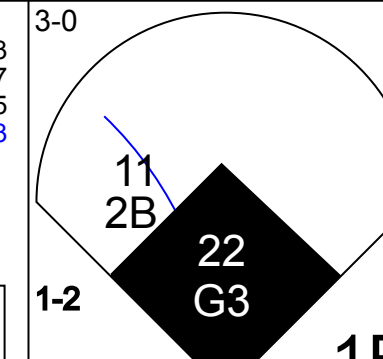
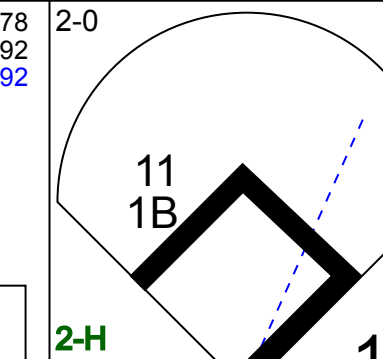
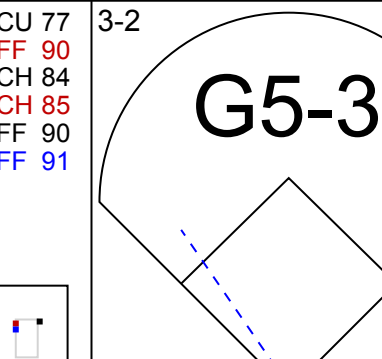

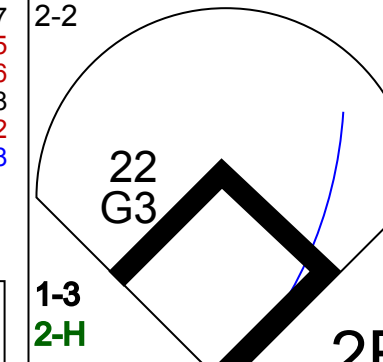
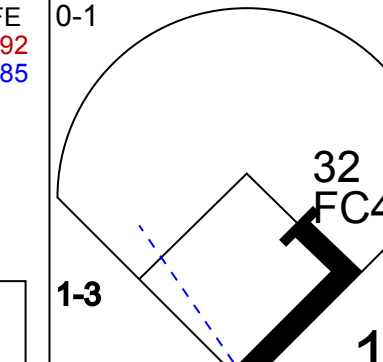


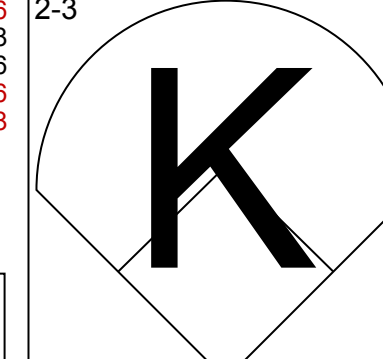
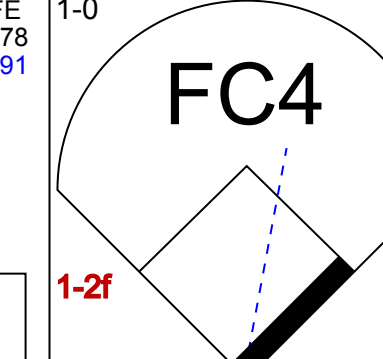


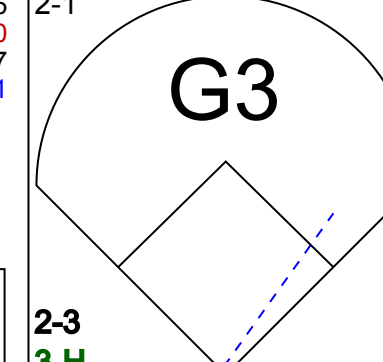
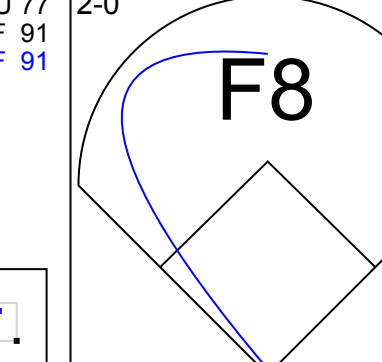
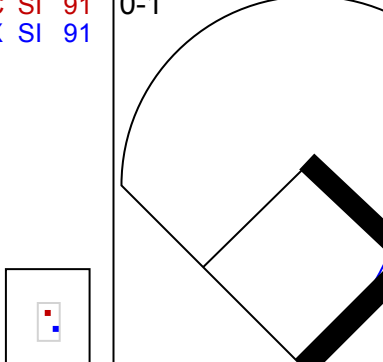
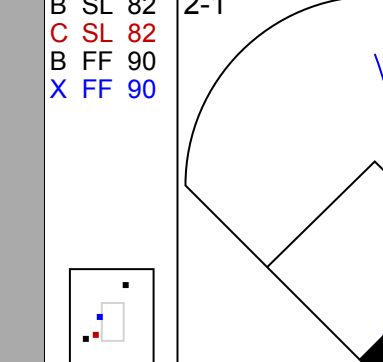
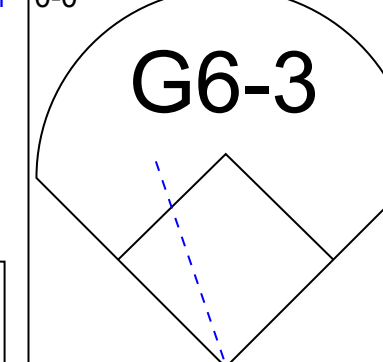
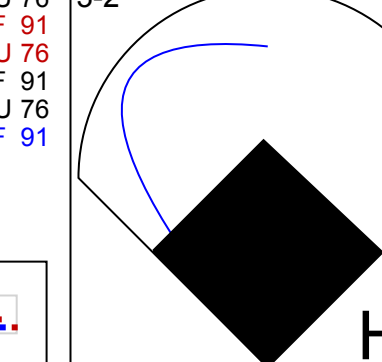
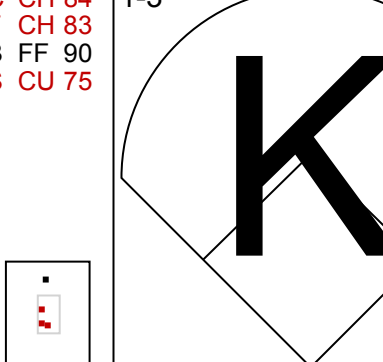
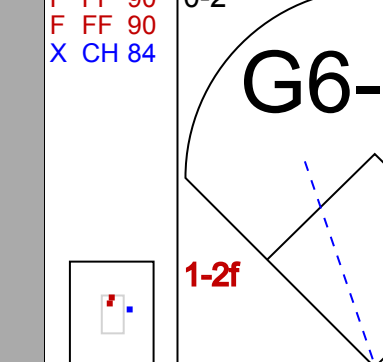

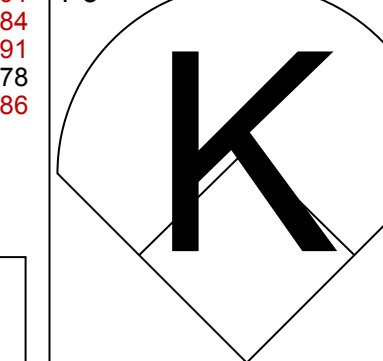

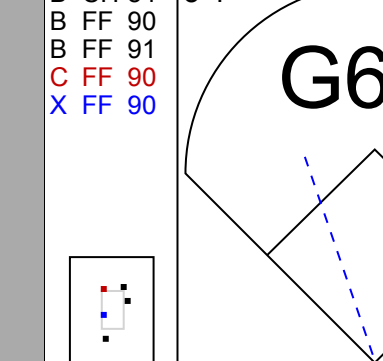


Batter	1	2	3	4	5	6	7	8	9	AB	R	H	RBI	BB	SO	LOB	TOP			
6 David Fletcher, R OBP: 0.351, SLG: 0.403										5	0	0	0	0	3	5				
27 Mike Trout, R OBP: 0.440, SLG: 0.665										4	1	2	1	1	1	1				
17 Shohel Ohtani, L OBP: 0.355, SLG: 0.515										3	0	0	0	1	1	3				
8 Justin Upton, R OBP: 0.300, SLG: 0.381										3	0	0	0	1	3	2				
56 Kole Calhoun, L OBP: 0.321, SLG: 0.482										3	0	0	0	1	1	2				
5 Albert Pujols, R OBP: 0.326, SLG: 0.441										4	0	1	0	0	1	1				
2 Andrelton Simmons, R OBP: 0.314, SLG: 0.405										3	0	0	0	0	0	3				
4 Luis Rengifo, S OBP: 0.324, SLG: 0.360										1	1	0	0	2	0	0				
33 Max Stassi, R OBP: 0.230, SLG: 0.207										2	0	0	0	0	2	1				
23 Matt Thaiss, L OBP: 0.314, SLG: 0.617										2	0	1	2	0	0	3				
Inning Stats	R: 1 E: 0 K: 2 S: 7	H: 1 LOB: 1 BB: 1 P: 12	R: 0 E: 0 K: 0 S: 7	H: 0 LOB: 0 BB: 0 P: 10	R: 0 E: 0 K: 1 S: 13	H: 1 LOB: 2 BB: 1 P: 26	R: 0 E: 0 K: 1 S: 8	H: 0 LOB: 0 BB: 1 P: 12	R: 0 E: 0 K: 2 S: 9	H: 0 LOB: 0 BB: 0 P: 17	R: 0 E: 0 K: 1 S: 21	H: 1 LOB: 3 BB: 2 P: 31	R: 0 E: 0 K: 2 S: 12	H: 0 LOB: 1 BB: 0 P: 20	R: 2 E: 0 K: 1 S: 13	H: 2 LOB: 1 BB: 0 P: 16	1B: 2 2B: 3 3B: 0 HR: 1	SF: 0 SAC: 0 DP: 1 HBP: 1	WP: 0 PB: 0 SB: 0 CS: 1	PA: 38
PITCHER	IP WLS BF H R ER SO BB IBB HBP BLK WP HR S P ERA WHIP	IP WLS BF H R ER SO BB IBB HBP BLK WP HR S P ERA WHIP	IP WLS BF H R ER SO BB IBB HBP BLK WP HR S P ERA WHIP	IP WLS BF H R ER SO BB IBB HBP BLK WP HR S P ERA WHIP	IP WLS BF H R ER SO BB IBB HBP BLK WP HR S P ERA WHIP	IP WLS BF H R ER SO BB IBB HBP BLK WP HR S P ERA WHIP	IP WLS BF H R ER SO BB IBB HBP BLK WP HR S P ERA WHIP	IP WLS BF H R ER SO BB IBB HBP BLK WP HR S P ERA WHIP	IP WLS BF H R ER SO BB IBB HBP BLK WP HR S P ERA WHIP	IP WLS BF H R ER SO BB IBB HBP BLK WP HR S P ERA WHIP	IP WLS BF H R ER SO BB IBB HBP BLK WP HR S P ERA WHIP	IP WLS BF H R ER SO BB IBB HBP BLK WP HR S P ERA WHIP	IP WLS BF H R ER SO BB IBB HBP BLK WP HR S P ERA WHIP	IP WLS BF H R ER SO BB IBB HBP BLK WP HR S P ERA WHIP	IP WLS BF H R ER SO BB IBB HBP BLK WP HR S P ERA WHIP	IP WLS BF H R ER SO BB IBB HBP BLK WP HR S P ERA WHIP	IP WLS BF H R ER SO BB IBB HBP BLK WP HR S P ERA WHIP	IP WLS BF H R ER SO BB IBB HBP BLK WP HR S P ERA WHIP	IP WLS BF H R ER SO BB IBB HBP BLK WP HR S P ERA WHIP	IP WLS BF H R ER SO BB IBB HBP BLK WP HR S P ERA WHIP

Los Angeles Angels @ Cleveland Indians
 Progressive Field, Cleveland, OH
 Fri Aug 02 2019, 7:11 PM - 10:05 PM EDT
 Att: 28,386 - Clear - 79 F

AB	31
R	3
H	5
RBI	3
BB	6
SO	12
LOB	21



Batter	1	2	3	4	5	6	7	8	9	AB	R	H	RBI	BB	SO	LOB	BOTTOM			
12 Francisco Lindor, S OBP: 0.359, SLG: 0.525										3	2	2	0	1	0	0				
35 Oscar Mercado, R OBP: 0.341, SLG: 0.468										4	2	2	0	0	0	1				
41 Carlos Santana, S OBP: 0.398, SLG: 0.518										3	1	1	2	0	2	1				
66 Yasiel Puig, R OBP: 0.306, SLG: 0.476										4	1	2	2	0	1	0				
11 José Ramírez, S OBP: 0.315, SLG: 0.415										4	0	2	1	0	0	0				
32 Franmil Reyes, R OBP: 0.309, SLG: 0.526										4	0	0	0	0	1	4				
22 Jason Kipnis, L OBP: 0.313, SLG: 0.388										4	0	2	1	0	0	1				
55 Roberto Pérez, R OBP: 0.325, SLG: 0.490										4	1	1	1	0	1	3				
8 Jordan Luplow, R OBP: 0.340, SLG: 0.497										4	0	0	0	0	1	0				
Inning Stats	R: 4 E: 0 K: 1 S: 15	H: 4 LOB: 1 BB: 1 P: 29	R: 2 E: 0 K: 1 S: 14	H: 4 LOB: 2 BB: 0 P: 22	R: 1 E: 0 K: 0 S: 8	H: 1 LOB: 0 BB: 0 P: 16	R: 0 E: 0 K: 0 S: 11	H: 0 LOB: 0 BB: 0 P: 17	R: 0 E: 0 K: 1 S: 8	H: 1 LOB: 1 BB: 0 P: 10	R: 0 E: 0 K: 1 S: 7	H: 1 LOB: 0 BB: 0 P: 9	R: 0 E: 0 K: 1 S: 6	H: 0 LOB: 0 BB: 0 P: 13	R: 0 E: 0 K: 0 S: 7	H: 1 LOB: 0 BB: 0 P: 12	1B: 8 2B: 3 3B: 0 HR: 1	SF: 1 SAC: 0 DP: 1 HBP: 0	WP: 0 PB: 0 SB: 0 CS: 0	PA: 36
PITCHER	IP WLS BF H R ER SO BB IBB HBP BLK WP HR S P ERA WHIP	IP WLS BF H R ER SO BB IBB HBP BLK WP HR S P ERA WHIP	IP WLS BF H R ER SO BB IBB HBP BLK WP HR S P ERA WHIP	IP WLS BF H R ER SO BB IBB HBP BLK WP HR S P ERA WHIP	IP WLS BF H R ER SO BB IBB HBP BLK WP HR S P ERA WHIP	IP WLS BF H R ER SO BB IBB HBP BLK WP HR S P ERA WHIP	IP WLS BF H R ER SO BB IBB HBP BLK WP HR S P ERA WHIP	IP WLS BF H R ER SO BB IBB HBP BLK WP HR S P ERA WHIP	IP WLS BF H R ER SO BB IBB HBP BLK WP HR S P ERA WHIP	IP WLS BF H R ER SO BB IBB HBP BLK WP HR S P ERA WHIP	IP WLS BF H R ER SO BB IBB HBP BLK WP HR S P ERA WHIP	IP WLS BF H R ER SO BB IBB HBP BLK WP HR S P ERA WHIP	IP WLS BF H R ER SO BB IBB HBP BLK WP HR S P ERA WHIP	IP WLS BF H R ER SO BB IBB HBP BLK WP HR S P ERA WHIP	IP WLS BF H R ER SO BB IBB HBP BLK WP HR S P ERA WHIP	IP WLS BF H R ER SO BB IBB HBP BLK WP HR S P ERA WHIP	IP WLS BF H R ER SO BB IBB HBP BLK WP HR S P ERA WHIP	IP WLS BF H R ER SO BB IBB HBP BLK WP HR S P ERA WHIP	IP WLS BF H R ER SO BB IBB HBP BLK WP HR S P ERA WHIP	IP WLS BF H R ER SO BB IBB HBP BLK WP HR S P ERA WHIP

Los Angeles Angels @ Cleveland Indians
 Progressive Field, Cleveland, OH
 Fri Aug 02 2019, 7:11 PM - 10:05 PM EDT
 Att: 28,386 - Clear - 79 F

AB	34
R	7
H	12
RBI	7
BB	1
SO	6
LOB	10



Batter	1	2	3	4	5	6	7	8	9	AB	R	H	RBI	BB	SO	LOB	TOP								
6 David Fletcher, R OBP: 0.350, SLG: 0.401	G6-3		L8			17 2B 8 SF7 1B		G4-3		4	1	1	0	0	0	1	Los Angeles Angels @ Cleveland Indians Progressive Field, Cleveland, OH Sat Aug 03 2019, 7:10 PM - 10:10 PM EDT Att: 31,222 - Clear - 78 F								
27 Mike Trout, R OBP: 0.439, SLG: 0.660	F8		K			F8		17 F 8 1B 1B		4	1	1	0	0	1	2									
17 Shohel Ohtani, L OBP: 0.357, SLG: 0.519	G3			L8		2B		E5 8 1B 1B		4	0	2	0	0	0	0									
8 Justin Upton, R OBP: 0.299, SLG: 0.379		K		K		SF7		1B		3	0	1	2	0	2	0									
56 Kole Calhoun, L OBP: 0.320, SLG: 0.479				K		F9		1B		4	0	1	0	0	2	3									
5 Albert Pujols, R OBP: 0.298, SLG: 0.442	F8									4	0	2	0	0	0	1									
23 Matt Thaiss, L OBP: 0.309, SLG: 0.580	L7									3	0	0	0	1	1	2									
44 Kevan Smith, R OBP: 0.344, SLG: 0.391			L1		G4-6-3		F9	L5		4	0	0	0	0	0	3									
4 Luis Rengifo, S OBP: 0.322, SLG: 0.358					G3			K	K	4	0	1	0	0	2	2									
Inning Stats	R: 0 E: 0 K: 0 S: 8	H: 0 LOB: 0 BB: 0 P: 12	R: 0 E: 0 K: 1 S: 9	H: 1 LOB: 1 BB: 0 P: 13	R: 0 E: 0 K: 1 S: 12	H: 1 LOB: 1 BB: 0 P: 18	R: 0 E: 0 K: 2 S: 11	H: 0 LOB: 0 BB: 0 P: 14	R: 0 E: 0 K: 0 S: 10	H: 1 LOB: 1 BB: 1 P: 18	R: 1 E: 0 K: 0 S: 12	H: 2 LOB: 1 BB: 0 P: 20	R: 0 E: 0 K: 0 S: 6	H: 0 LOB: 0 BB: 0 P: 10	R: 1 E: 1 K: 2 S: 15	H: 3 LOB: 2 BB: 0 P: 23	R: 0 E: 0 K: 2 S: 11	H: 1 LOB: 1 BB: 0 P: 16	1B: 8 2B: 1 3B: 0 HR: 0	SF: 1 SAC: 0 DP: 1 HBP: 0	WP: 0 PB: 0 SB: 0 CS: 0	PA: 36			
PITCHER	IP	WLS	BF	H	R	ER	SO	BB	IBB	HBP	BLK	WP	HR	S	P	ERA	WHIP								
45 Adam Plutko, R ERA: 4.55	5.1	W	21	5	1	1	4	1	0	0	0	0	0	57	87	1.69	1.125								
44 Nick Goody, R ERA: 1.46	0.2		2	0	0	0	0	0	0	0	0	0	0	5	8	0.00	0.000								
62 Nick Wittgren, R ERA: 2.72	1.2		6	1	1	0	1	0	0	0	0	0	0	14	23	0.00	0.600								
39 Oliver Pérez, L ERA: 2.79	0.0	H	1	1	0	0	0	0	0	0	0	0	0	2	5	∞	∞								
90 Adam Cimber, R ERA: 3.19	0.1		2	1	0	0	1	0	0	0	0	0	0	5	5	0.00	3.000								
33 Brad Hand, L ERA: 2.4	1.0		4	1	0	0	2	0	0	0	0	0	0	11	16	0.00	1.000								

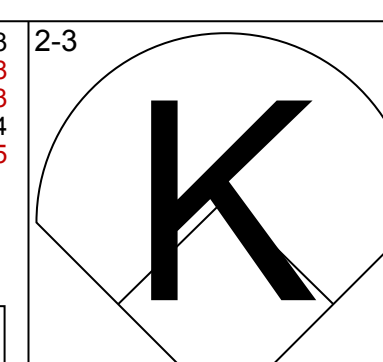
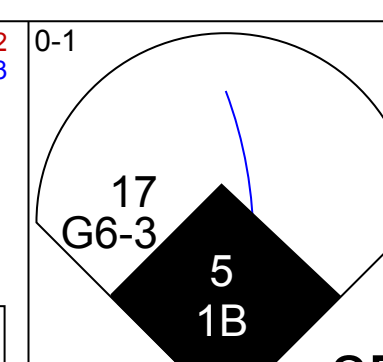
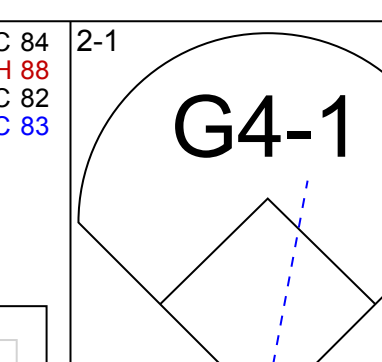
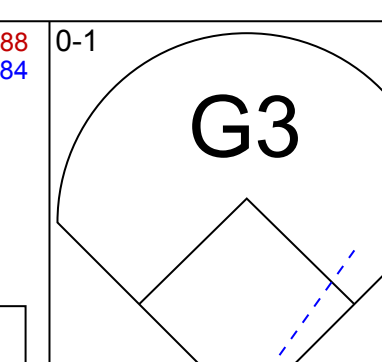
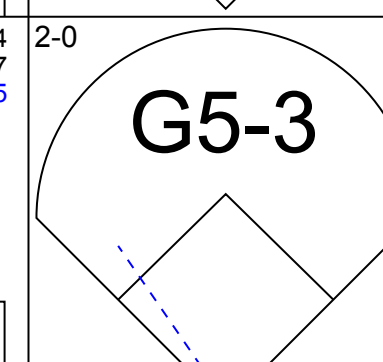
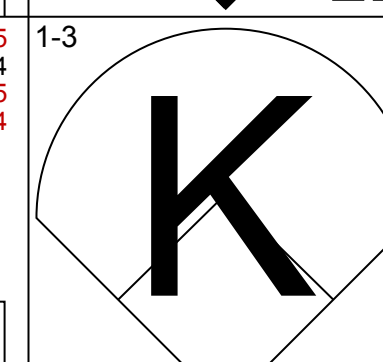
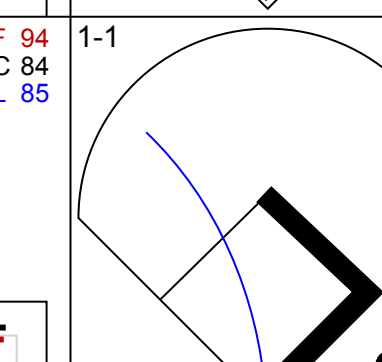
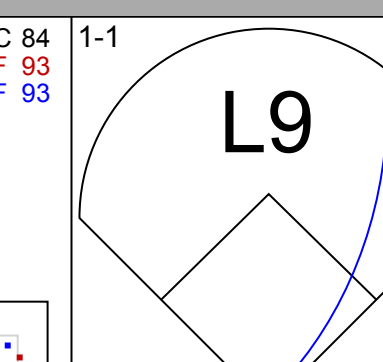
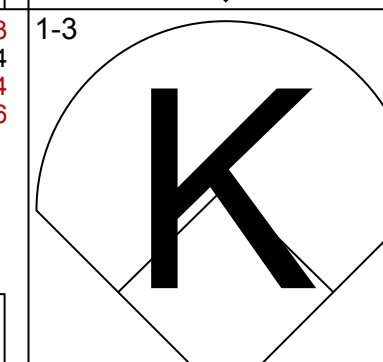
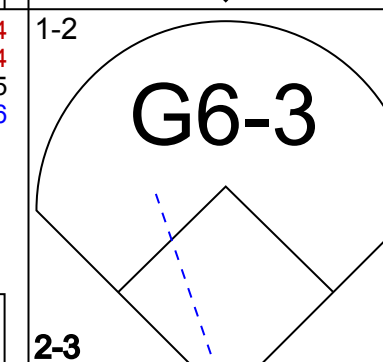
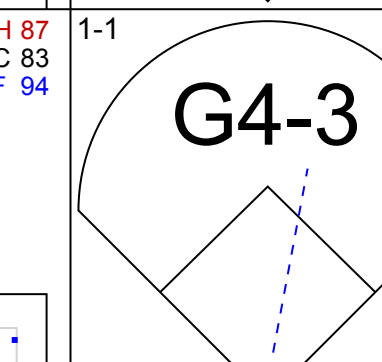
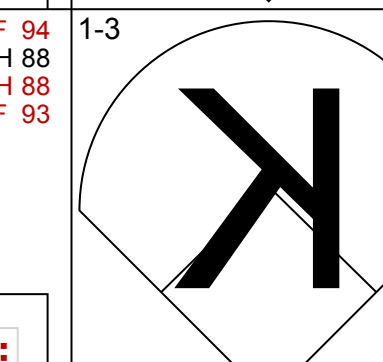
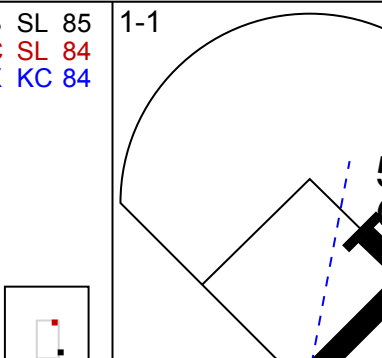
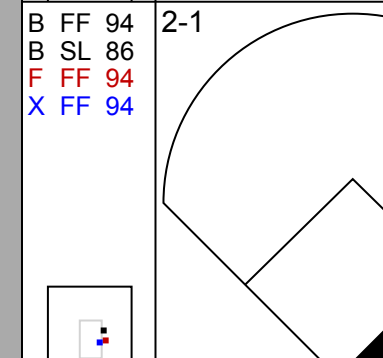
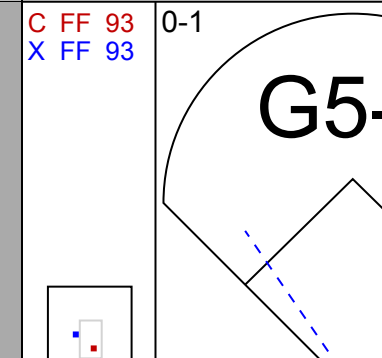
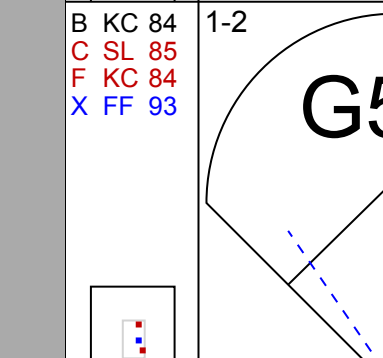
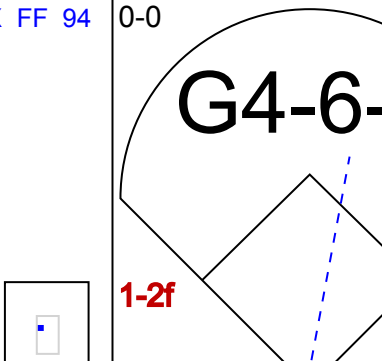
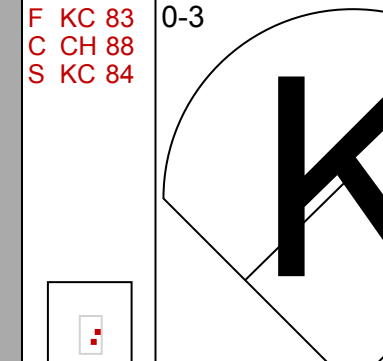
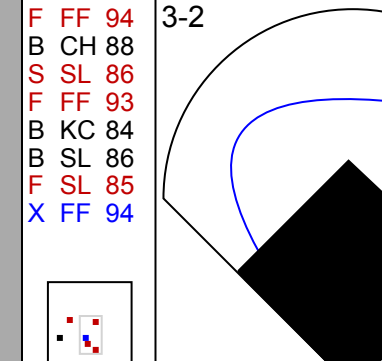
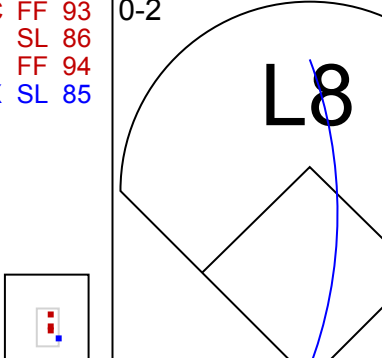
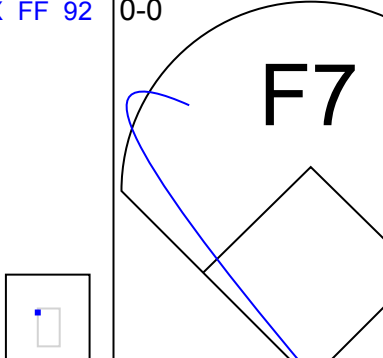
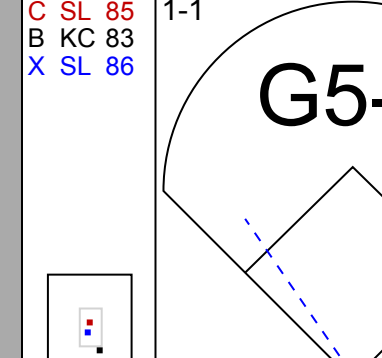
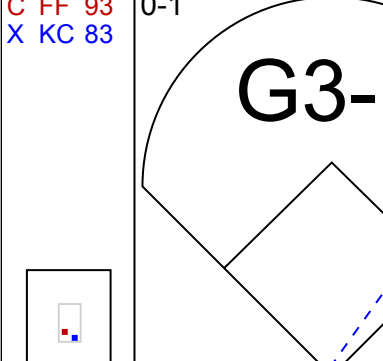
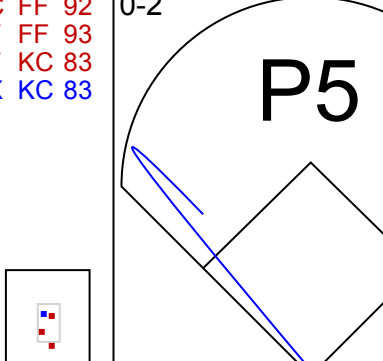
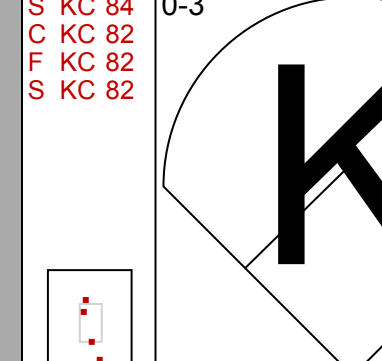
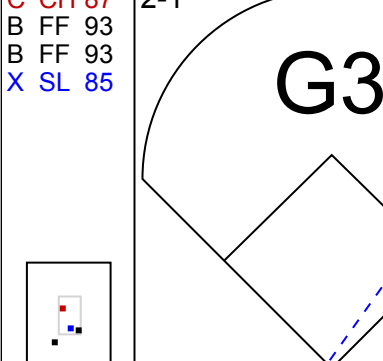
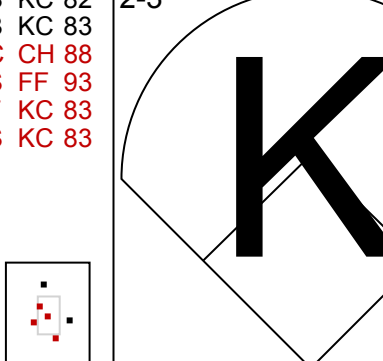
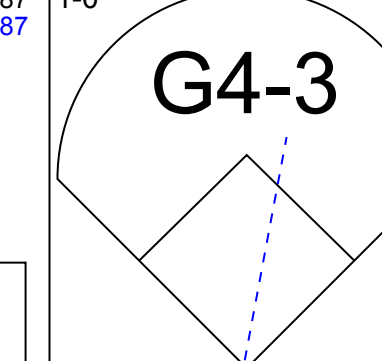
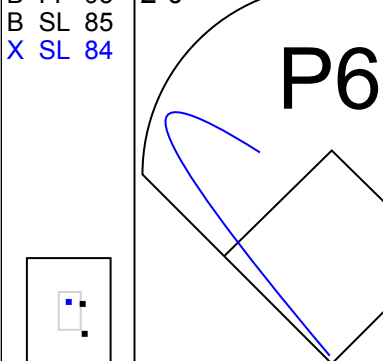
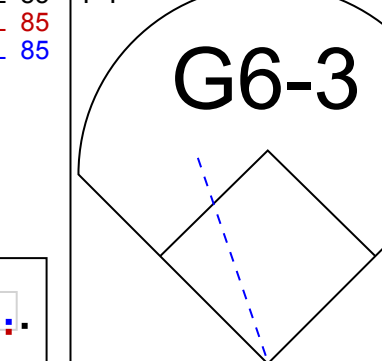
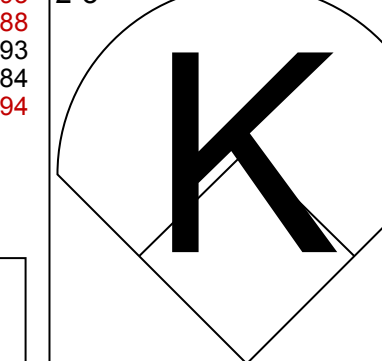
AB	34
R	2
H	9
RBI	2
BB	1
SO	8
LOB	14



Batter	1	2	3	4	5	6	7	8	9	AB	R	H	RBI	BB	SO	LOB	BOTTOM								
12 Francisco Lindor, S OBP: 0.357, SLG: 0.530	L7			G3-1		G3-1		F7		4	1	1	3	0	0	1	Los Angeles Angels @ Cleveland Indians Progressive Field, Cleveland, OH Sat Aug 03 2019, 7:10 PM - 10:10 PM EDT Att: 31,222 - Clear - 78 F								
35 Oscar Mercado, R OBP: 0.336, SLG: 0.461	F9			G5-3		G5-3		K2-3		4	0	0	0	0	1	1									
41 Carlos Santana, S OBP: 0.401, SLG: 0.526	G3-1									2	1	1	1	2	0	0									
66 Yasiel Puig, R OBP: 0.303, SLG: 0.471		E5 11 G3-1		G6-3		FC6-4		L9		4	0	0	0	0	0	2									
11 José Ramírez, S OBP: 0.314, SLG: 0.416		G3-1				F8		E7 32 SF8		4	1	1	0	0	1	1									
32 Franmil Reyes, R OBP: 0.309, SLG: 0.527		L7				F8		SF8		3	1	1	1	0	0	0									
22 Jason Kipnis, L OBP: 0.313, SLG: 0.395				G3-1				G3-1		4	1	1	2	0	0	0									
27 Kevin Plawecki, R OBP: 0.293, SLG: 0.345				G5-3						2	1	1	0	0	0	0									
30 Tyler Naquin, L OBP: 0.320, SLG: 0.491				P4						3	1	1	0	0	1	1									
Inning Stats	R: 0 E: 0 K: 0 S: 5	H: 0 LOB: 0 BB: 0 P: 9	R: 0 E: 1 K: 0 S: 7	H: 0 LOB: 0 BB: 0 P: 13	R: 0 E: 0 K: 0 S: 12	H: 0 LOB: 0 BB: 0 P: 19	R: 0 E: 0 K: 0 S: 12	H: 0 LOB: 1 BB: 1 P: 21	R: 5 E: 0 K: 0 S: 20	H: 4 LOB: 1 BB: 1 P: 37	R: 0 E: 0 K: 1 S: 6	H: 0 LOB: 0 BB: 0 P: 7	R: 0 E: 0 K: 2 S: 12	H: 1 LOB: 1 BB: 0 P: 18	R: 2 E: 1 K: 0 S: 7	H: 2 LOB: 0 BB: 0 P: 12	R: 0 E: 0 K: 0 S: 7	H: 0 LOB: 0 BB: 0 P: 16	1B: 1 2B: 3 3B: 0 HR: 3	SF: 1 SAC: 0 DP: 0 HBP: 1	WP: 1 PB: 0 SB: 0 CS: 0	PA: 34			
PITCHER	IP	WLS	BF	H	R	ER	SO	BB	IBB	HBP	BLK	WP	HR	S	P	ERA	WHIP								
64 Félix Peña, R ERA: 4.98	1.2		12	2	3	3	0	1	0	1	0	0	1	33	58	10.12	1.125								
53 Trevor Cahill, R ERA: 6.29	0.2	L	5	2	2	2	0	1	0	0	0	0	1	13	23	27.00	4.500								
38 Justin Anderson, R ERA: 4.28	1.2		6	1	0	0	2	0	0	0	0	1	0	15	20	0.00	0.600								
31 Ty Buttrey, R ERA: 3.48	1.1		6	2	2	1	1	0	0	0	0	0	1	10	17	6.75	1.500								

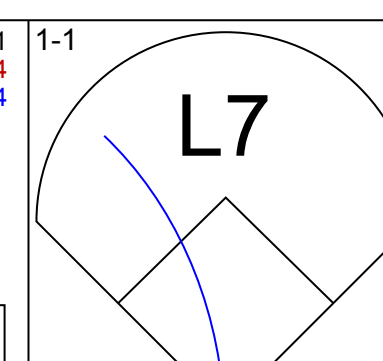
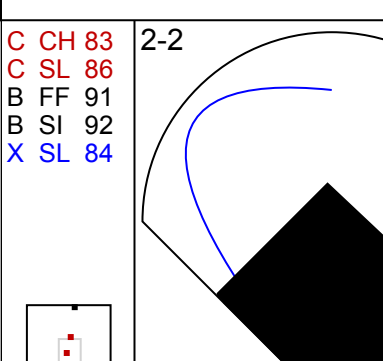
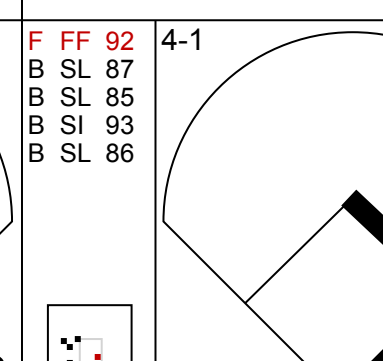
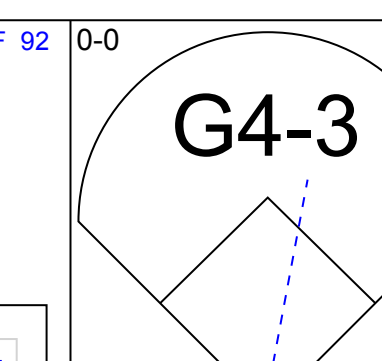
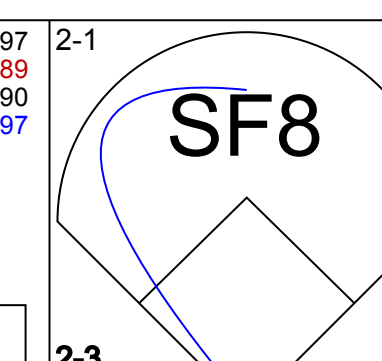
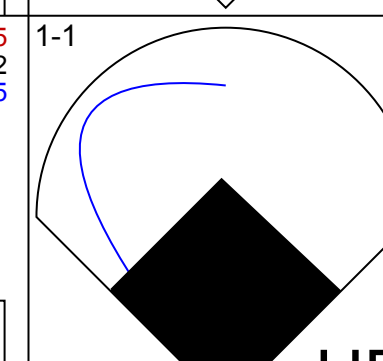
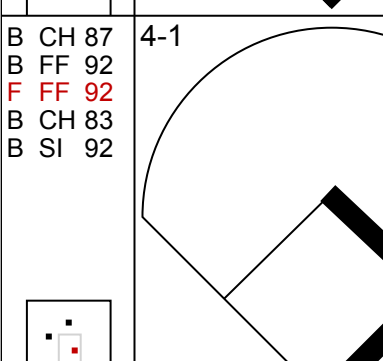
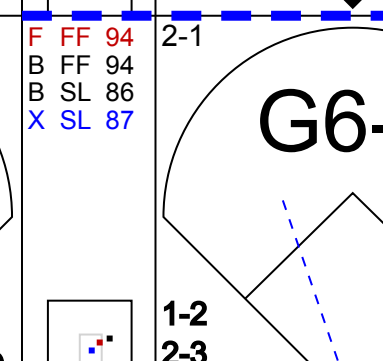
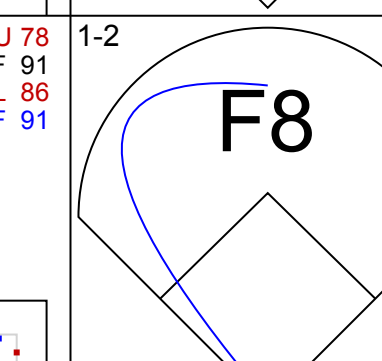
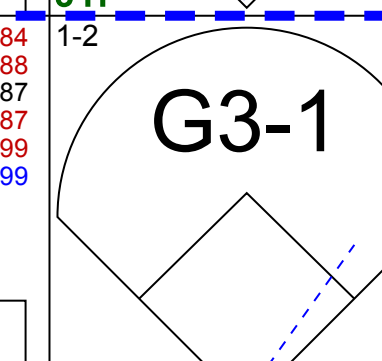
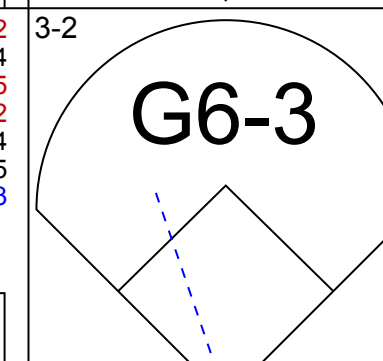
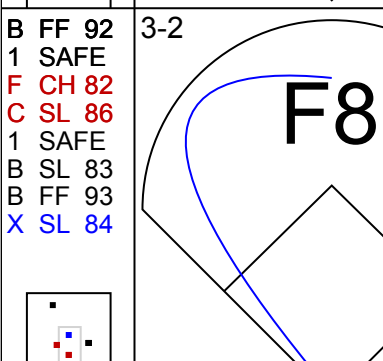
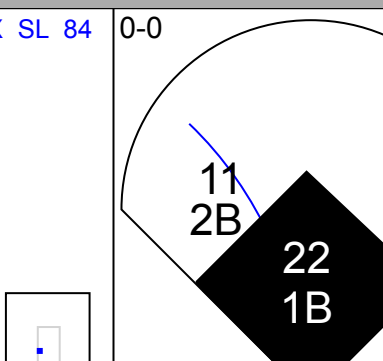
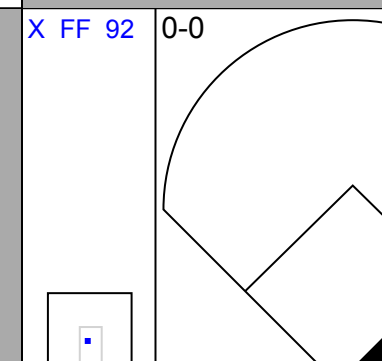
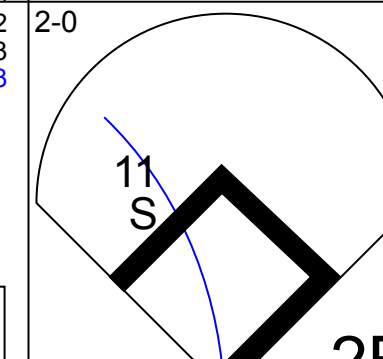
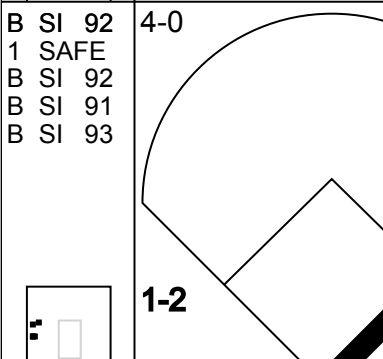


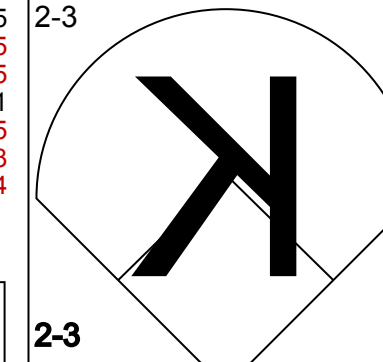
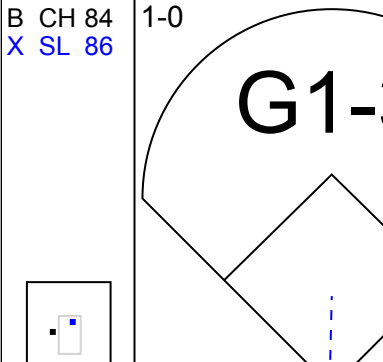
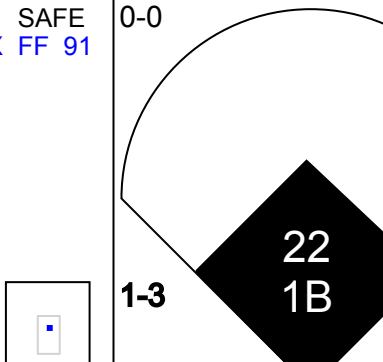
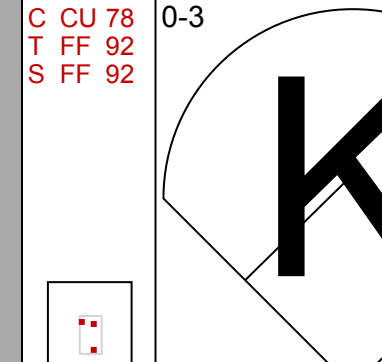


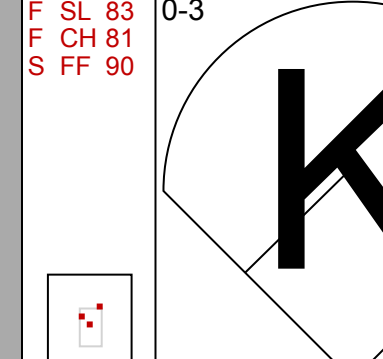




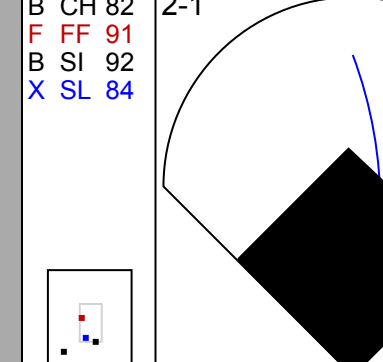

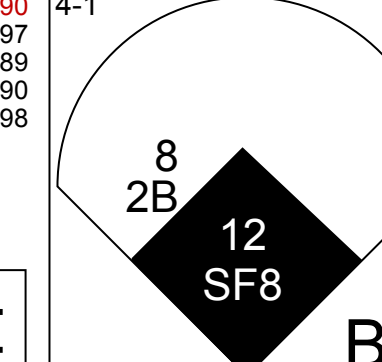


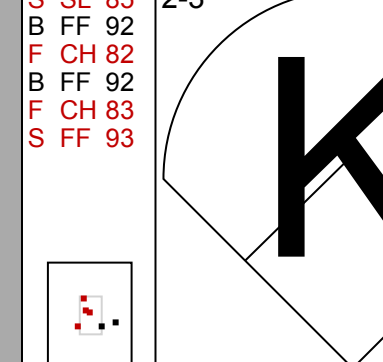

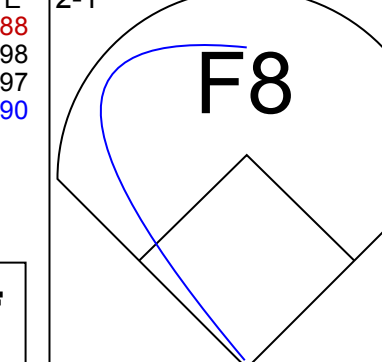

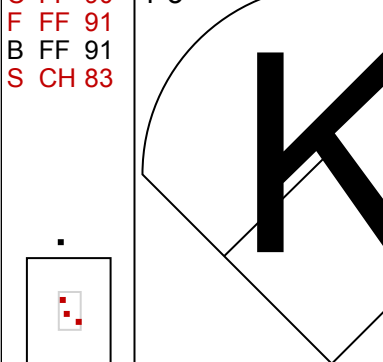
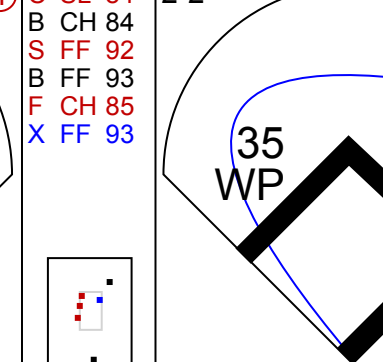
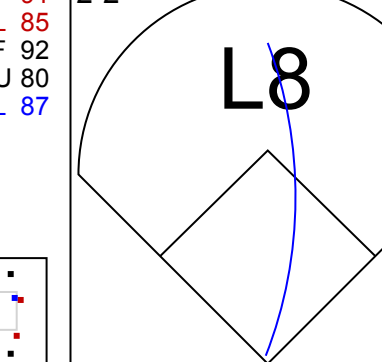
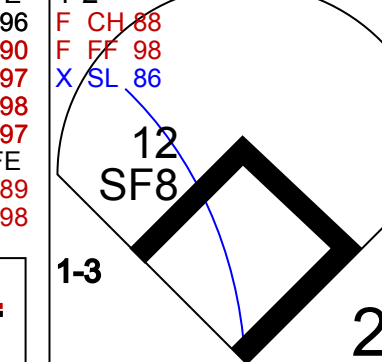
AB	30
R	7
H	7
RBI	7
BB	2
SO	3
LOB	6



Batter	1	2	3	4	5	6	7	8	9	AB	R	H	RBI	BB	SO	LOB	TOP					
18 Brian Goodwin, L (1, 7) OBP: 0.338, SLG: 0.476				 17 5 1B 2B		 2		 3		4	1	1	0	0	1	0	Los Angeles Angels @ Cleveland Indians Progressive Field, Cleveland, OH Sun Aug 04 2019, 1:12 PM - 4:12 PM EDT Att: 26,099 - Sunny - 82 F					
27 Mike Trout, R (1, 8) OBP: 0.437, SLG: 0.659									 1	4	0	1	0	0	1	1						
17 Shohel Ohtani, L (1, 10) OBP: 0.352, SLG: 0.511				 2		 3			 2	4	0	0	0	0	2	2						
5 Albert Pujols, R (1, 3) OBP: 0.301, SLG: 0.442		 1B		 1B			 1		 3	4	0	2	1	0	0	0						
56 Kole Calhoun, L (1, 9) OBP: 0.321, SLG: 0.486		 1-2		 3			 2			3	1	1	1	0	1	2						
6 David Fletcher, R (1, 6) OBP: 0.348, SLG: 0.398		 3			 1		 2			3	0	0	0	0	0	0						
23 Matt Thaiss, L (1, 5) OBP: 0.293, SLG: 0.547			 1		 2		 3			3	0	0	0	0	1	0						
4 Luis Rengifo, S (1, 4) OBP: 0.319, SLG: 0.354			 2		 3			 1		3	0	0	0	0	1	0						
33 Max Stassi, R (1, 2) OBP: 0.225, SLG: 0.202			 3			 1		 2		2	0	0	0	0	0	0						
25 Jared Walsh, L (8, PH) OBP: 0.278, SLG: 0.294										1	0	0	0	0	1	0						
44 Kevan Smith, R (8, 2) OBP: 0.344, SLG: 0.391										0	0	0	0	0	0	0						
Inning Stats	R: 0 E: 0 K: 2 S: 7	H: 0 LOB: 0 BB: 0 P: 12	R: 0 E: 0 K: 0 S: 7	H: 1 LOB: 0 BB: 0 P: 8	R: 0 E: 0 K: 0 S: 5	H: 0 LOB: 0 BB: 0 P: 9	R: 1 E: 0 K: 2 S: 13	H: 2 LOB: 1 BB: 0 P: 17	R: 0 E: 0 K: 1 S: 9	H: 0 LOB: 0 BB: 0 P: 11	R: 0 E: 0 K: 0 S: 8	H: 1 LOB: 1 BB: 0 P: 13	R: 1 E: 0 K: 1 S: 13	H: 1 LOB: 0 BB: 0 P: 17	R: 0 E: 0 K: 1 S: 6	H: 0 LOB: 0 BB: 0 P: 9	R: 0 E: 0 K: 1 S: 8	H: 0 LOB: 0 BB: 0 P: 11	1B: 2 2B: 2 3B: 0 HR: 1	SF: 0 SAC: 0 DP: 1 HBP: 0	WP: 0 PB: 0 SB: 0 CS: 0	PA: 31
PITCHER 57 Shane Bieber, R (1, 1) ERA: 3.31	IP: 9.0 WLS: W BF: 31 H: 5 R: 2 ER: 2 SO: 8 BB: 0 IBB: 0 HBP: 0 BLK: 0 WP: 0 HR: 1 S: 76 P: 107 ERA: 2.00 WHIP: 0.556															PITCHER						

AB	31
R	2
H	5
RBI	2
BB	0
SO	8
LOB	5



Batter	1	2	3	4	5	6	7	8	9	AB	R	H	RBI	BB	SO	LOB	BOTTOM					
12 Francisco Lindor, S (1, 6) OBP: 0.357, SLG: 0.536			 HR	 BB		 2		 2		3	1	1	2	1	0	0	Los Angeles Angels @ Cleveland Indians Progressive Field, Cleveland, OH Sun Aug 04 2019, 1:12 PM - 4:12 PM EDT Att: 26,099 - Sunny - 82 F					
35 Oscar Mercado, R (1, 8) OBP: 0.337, SLG: 0.469	 HR		 BB	 1-2 2-3		 3		 3		4	1	1	1	1	0	3						
41 Carlos Santana, S (1, 3) OBP: 0.402, SLG: 0.526	 2		 2		 1B		 1			4	1	2	0	0	0	1						
66 Yasiel Puig, R (1, 9) OBP: 0.305, SLG: 0.473	 2B		 BB	 1		 1				3	0	1	0	1	0	2						
11 José Ramírez, S (1, 5) OBP: 0.314, SLG: 0.417	 2-3		 3		 2B		 2			4	1	1	0	0	2	4						
32 Franmil Reyes, R (1, 10) OBP: 0.305, SLG: 0.521	 1		 1	 2		 3		 3		4	0	0	0	0	4	3						
22 Jason Kipnis, L (1, 4) OBP: 0.317, SLG: 0.407	 2		 HR	 2B		 1B		 BB		3	2	2	3	1	0	0						
55 Roberto Pérez, R (1, 2) OBP: 0.320, SLG: 0.483	 3		 3	 2		 1B		 1		4	0	0	0	0	2	2						
8 Jordan Luplow, R (1, 7) OBP: 0.343, SLG: 0.508	 1		 2B	 1		 1B		 2B		4	0	2	0	0	1	0						
Inning Stats	R: 1 E: 0 K: 1 S: 14	H: 2 LOB: 1 BB: 0 P: 23	R: 0 E: 0 K: 2 S: 8	H: 0 LOB: 0 BB: 0 P: 16	R: 1 E: 0 K: 1 S: 11	H: 1 LOB: 2 BB: 2 P: 26	R: 1 E: 0 K: 2 S: 16	H: 2 LOB: 1 BB: 0 P: 28	R: 2 E: 0 K: 1 S: 12	H: 3 LOB: 1 BB: 0 P: 18	R: 0 E: 0 K: 0 S: 7	H: 0 LOB: 0 BB: 0 P: 10	R: 0 E: 0 K: 2 S: 9	H: 1 LOB: 0 BB: 0 P: 12	R: 1 E: 0 K: 0 S: 19	H: 1 LOB: 1 BB: 1 P: 29		R: 1 E: 0 K: 0 S: 19	H: 1 LOB: 1 BB: 1 P: 29	1B: 3 2B: 4 3B: 0 HR: 3	SF: 1 SAC: 0 DP: 0 HBP: 0	WP: 1 PB: 0 SB: 2 CS: 0
PITCHER 51 Jaime Barria, R (1, 1) ERA: 6.36	IP: 3.2 WLS: L BF: 19 H: 5 R: 3 ER: 3 SO: 6 BB: 3 IBB: 0 HBP: 0 BLK: 0 WP: 0 HR: 3 S: 47 P: 89 ERA: 7.36 WHIP: 2.182															PITCHER						
39 Luke Bard, R (4, 1) ERA: 5.68	0.1	2	1	1	1	0	0	0	0	0	0	0	0	0	0	0	1	0	3	5	27.00	3.000
66 JC Ramirez, R (5, 1) ERA: 2.25	3.0	12	3	1	1	3	0	0	0	0	0	0	0	0	0	0	0	27	39	3.00	1.000	
57 Hansel Robles, R (8, 1) ERA: 2.86	0.2	4	1	1	1	0	1	0	0	0	0	0	0	0	0	0	0	14	23	13.50	3.000	
40 Luis García, R (8, 1) ERA: 5.27	0.1	1	0	0	0	0	0	0	0	0	0	0	0	0	0	0	0	5	6	0.00	0.000	

AB	33
R	6
H	10
RBI	6
BB	4
SO	9
LOB	15



Batter	1	2	3	4	5	6	7	8	9	AB	R	H	RBI	BB	SO	LOB	TOP	
17 Shin-Soo Choo, L (1.7) OBP: 0.375, SLG: 0.483	 FF 93, CH 85, SL 84, FF 94, CH 86		 CH 84, SL 85, FF 93, CH 86, SL 84			 CU 78, CH 84, SL 85, FF 93, CH 86, SL 84		 FF 93, CH 85, SL 84, FF 94, CH 86			4	0	0	0	0	2	1	
38 Danny Santana, S (1.3) OBP: 0.348, SLG: 0.584	 FF 94, CH 85, SL 84, FF 93, CH 86		 CH 85, SL 86, FF 93, CH 84, SL 85			 CH 85, SL 86, FF 93, CH 84, SL 85		 SL 81, FF 94, CH 85, SL 84			4	0	1	0	0	3	0	
1 Elvis Andrus, R (1.6) OBP: 0.323, SLG: 0.417	 CU 79, SL 85, FF 94, CH 86		 FF 94, SL 87, CH 84, SL 85, FF 93, CH 86, SL 84			 CU 80, SL 84, FF 93, CH 85, SL 86		 FF 93, SL 83, CH 84, SL 85, FF 94			2	0	1	0	2	0	0	
30 Nomar Mazara, L (1.9) OBP: 0.315, SLG: 0.448	 CH 86, SL 85, FF 94, CH 86, SL 84		 FF 94, SL 87, CH 84, SL 85, FF 93, CH 86, SL 84			 FF 93, SL 83, CH 84, SL 85, FF 94		 SL 81, FF 94, CH 85, SL 84			4	0	0	0	0	1	4	
24 Hunter Pence, R (1.10) OBP: 0.323, SLG: 0.552	 FF 94, SL 85, FF 93, CH 86, SL 84		 SL 86, SL 85, FF 93, CH 84, SL 85			 SL 84, FF 91, CH 85, SL 84		 FF 92, SL 82, CH 83, SL 84, FF 93			4	0	0	0	0	2	2	
12 Rowned Odor, L (1.4) OBP: 0.273, SLG: 0.438	 CU 79, SL 84, FF 93, CH 86, SL 84			 FF 92, SL 84, CH 85, SL 84			 FF 93, SL 83, CH 84, SL 85, FF 94		 SL 82, SL 81, FF 93, CH 84, SL 85									
41 Logan Forsythe, R (1.5) OBP: 0.359, SLG: 0.403	 FF 93, SL 83, CH 84, SL 85, FF 94		 FF 93, SL 83, CH 84, SL 85, FF 94			 CU 80, SL 84, FF 93, CH 85, SL 86		 SL 83, SL 82, CH 83, SL 84, FF 93			4	0	2	0	0	1	0	
3 Delino DeShields, R (1.8) OBP: 0.348, SLG: 0.374	 SL 84, SL 84, FF 94, CH 86, SL 84		 CH 86, SL 85, FF 93, CH 84, SL 85			 SL 82, SL 81, FF 93, CH 84, SL 85		 SL 82, SL 81, FF 93, CH 84, SL 85			3	0	1	0	0	1	1	
56 Jose Trevino, R (1.2) OBP: 0.333, SLG: 0.333	 FF 94, SL 85, FF 93, CH 86, SL 84		 FF 93, SL 83, CH 84, SL 85, FF 94			 SL 83, SL 82, CH 83, SL 84, FF 93		 SL 83, SL 82, CH 83, SL 84, FF 93			3	0	1	0	0	1	3	
Inning Stats	R: 0, H: 1, E: 1, K: 2, S: 14	R: 0, H: 2, E: 0, K: 0, S: 13	R: 0, H: 1, E: 0, K: 2, S: 16	R: 0, H: 1, E: 0, K: 1, S: 11	R: 0, H: 0, E: 0, K: 1, S: 12	R: 0, H: 0, E: 0, K: 1, S: 9	R: 0, H: 1, E: 0, K: 2, S: 12	R: 0, H: 0, E: 0, K: 2, S: 10	R: 0, H: 0, E: 0, K: 3, S: 10	1B: 5, 2B: 1, 3B: 0, HR: 0	SF: 0, SAC: 0, DP: 1, HBP: 0	WP: 0, PB: 0, SB: 0, CS: 0	PA: 34					
PITCHER	IP: 6.0, WLS: 25, BF: 5, H: 0, R: 0, ER: 0, SO: 7, BB: 2, IBB: 0, HBP: 0, BLK: 0, WP: 0, HR: 0, S: 75, P: 106, ERA: 0.00, WHIP: 1.167	IP: 2.0, WLS: 6, BF: 1, H: 0, R: 0, ER: 0, SO: 3, BB: 0, IBB: 0, HBP: 0, BLK: 0, WP: 0, HR: 0, S: 21, P: 28, ERA: 0.00, WHIP: 0.500	IP: 1.0, WLS: 3, BF: 0, H: 0, R: 0, ER: 0, SO: 3, BB: 0, IBB: 0, HBP: 0, BLK: 0, WP: 0, HR: 0, S: 10, P: 13, ERA: 0.00, WHIP: 0.000															

Texas Rangers @ Cleveland Indians
Progressive Field, Cleveland, OH
Wed Aug 07 2019, 1:11 PM - 3:42 PM EDT
Partly Cloudy - 75 F

AB 32
R 0
H 6
RBI 0
BB 2
SO 13
LOB 11



Batter	1	2	3	4	5	6	7	8	9	AB	R	H	RBI	BB	SO	LOB	BOTTOM
12 Francisco Lindor, S (1.6) OBP: 0.350, SLG: 0.526	 FF 91, CH 84, SL 85, FF 92, CH 84		 SAFE, SL 90, SL 89, SL 88, SL 87, SL 86, SL 85, SL 84, SL 83, SL 82, SL 81, SL 80, SL 79, SL 78, SL 77, SL 76, SL 75, SL 74, SL 73, SL 72, SL 71, SL 70, SL 69, SL 68, SL 67, SL 66, SL 65, SL 64, SL 63, SL 62, SL 61, SL 60, SL 59, SL 58, SL 57, SL 56, SL 55, SL 54, SL 53, SL 52, SL 51, SL 50, SL 49, SL 48, SL 47, SL 46, SL 45, SL 44, SL 43, SL 42, SL 41, SL 40, SL 39, SL 38, SL 37, SL 36, SL 35, SL 34, SL 33, SL 32, SL 31, SL 30, SL 29, SL 28, SL 27, SL 26, SL 25, SL 24, SL 23, SL 22, SL 21, SL 20, SL 19, SL 18, SL 17, SL 16, SL 15, SL 14, SL 13, SL 12, SL 11, SL 10, SL 9, SL 8, SL 7, SL 6, SL 5, SL 4, SL 3, SL 2, SL 1			 SL 82, SL 81, FF 91, CH 84, SL 85		 FC 101, SL 86, FC 97, SL 98			4	0	0	0	0	1	1
35 Oscar Mercado, R (1.8) OBP: 0.332, SLG: 0.461	 SI 91, SL 90, FF 92, SL 91, SL 91		 SL 83, SL 86, SL 86, SL 85, SL 84, SL 83, SL 82, SL 81, SL 80, SL 79, SL 78, SL 77, SL 76, SL 75, SL 74, SL 73, SL 72, SL 71, SL 70, SL 69, SL 68, SL 67, SL 66, SL 65, SL 64, SL 63, SL 62, SL 61, SL 60, SL 59, SL 58, SL 57, SL 56, SL 55, SL 54, SL 53, SL 52, SL 51, SL 50, SL 49, SL 48, SL 47, SL 46, SL 45, SL 44, SL 43, SL 42, SL 41, SL 40, SL 39, SL 38, SL 37, SL 36, SL 35, SL 34, SL 33, SL 32, SL 31, SL 30, SL 29, SL 28, SL 27, SL 26, SL 25, SL 24, SL 23, SL 22, SL 21, SL 20, SL 19, SL 18, SL 17, SL 16, SL 15, SL 14, SL 13, SL 12, SL 11, SL 10, SL 9, SL 8, SL 7, SL 6, SL 5, SL 4, SL 3, SL 2, SL 1			 SL 84		 SL 84			3	0	0	0	0	0	
41 Carlos Santana, S (1.3) OBP: 0.402, SLG: 0.523	 FF 92, SL 91, CH 84, SL 85		 SL 91, SL 91, FF 92			 SL 91, SL 91, FF 92		 SL 92, SL 91, SL 90, SL 89, SL 88, SL 87, SL 86, SL 85, SL 84, SL 83, SL 82, SL 81, SL 80, SL 79, SL 78, SL 77, SL 76, SL 75, SL 74, SL 73, SL 72, SL 71, SL 70, SL 69, SL 68, SL 67, SL 66, SL 65, SL 64, SL 63, SL 62, SL 61, SL 60, SL 59, SL 58, SL 57, SL 56, SL 55, SL 54, SL 53, SL 52, SL 51, SL 50, SL 49, SL 48, SL 47, SL 46, SL 45, SL 44, SL 43, SL 42, SL 41, SL 40, SL 39, SL 38, SL 37, SL 36, SL 35, SL 34, SL 33, SL 32, SL 31, SL 30, SL 29, SL 28, SL 27, SL 26, SL 25, SL 24, SL 23, SL 22, SL 21, SL 20, SL 19, SL 18, SL 17, SL 16, SL 15, SL 14, SL 13, SL 12, SL 11, SL 10, SL 9, SL 8, SL 7, SL 6, SL 5, SL 4, SL 3, SL 2, SL 1			3	1	1	0	0	0	
66 Yasiel Puig, R (1.9) OBP: 0.304, SLG: 0.470	 CH 83, SL 83, SL 83		 SL 91, SL 91, FF 92			 SL 91, SL 91, FF 92		 SL 92, SL 91, SL 90, SL 89, SL 88, SL 87, SL 86, SL 85, SL 84, SL 83, SL 82, SL 81, SL 80, SL 79, SL 78, SL 77, SL 76, SL 75, SL 74, SL 73, SL 72, SL 71, SL 70, SL 69, SL 68, SL 67, SL 66, SL 65, SL 64, SL 63, SL 62, SL 61, SL 60, SL 59, SL 58, SL 57, SL 56, SL 55, SL 54, SL 53, SL 52, SL 51, SL 50, SL 49, SL 48, SL 47, SL 46, SL 45, SL 44, SL 43, SL 42, SL 41, SL 40, SL 39, SL 38, SL 37, SL 36, SL 35, SL 34, SL 33, SL 32, SL 31, SL 30, SL 29, SL 28, SL 27, SL 26, SL 25, SL 24, SL 23, SL 22, SL 21, SL 20, SL 19, SL 18, SL 17, SL 16, SL 15, SL 14, SL 13, SL 12, SL 11, SL 10, SL 9, SL 8, SL 7, SL 6, SL 5, SL 4, SL 3, SL 2, SL 1			3	0	0	0	0	1	
11 José Ramírez, S (1.5) OBP: 0.316, SLG: 0.425	 FF 91, SL 90, CH 84, SL 85, FF 92, SL 91, SL 91		 SL 89, SL 88, SL 87, SL 86, SL 85, SL 84, SL 83, SL 82, SL 81, SL 80, SL 79, SL 78, SL 77, SL 76, SL 75, SL 74, SL 73, SL 72, SL 71, SL 70, SL 69, SL 68, SL 67, SL 66, SL 65, SL 64, SL 63, SL 62, SL 61, SL 60, SL 59, SL 58, SL 57, SL 56, SL 55, SL 54, SL 53, SL 52, SL 51, SL 50, SL 49, SL 48, SL 47, SL 46, SL 45, SL 44, SL 43, SL 42, SL 41, SL 40, SL 39, SL 38, SL 37, SL 36, SL 35, SL 34, SL 33, SL 32, SL 31, SL 30, SL 29, SL 28, SL 27, SL 26, SL 25, SL 24, SL 23, SL 22, SL 21, SL 20, SL 19, SL 18, SL 17, SL 16, SL 15, SL 14, SL 13, SL 12, SL 11, SL 10, SL 9, SL 8, SL 7, SL 6, SL 5, SL 4, SL 3, SL 2, SL 1			 SL 89, SL 88, SL 87, SL 86, SL 85, SL 84, SL 83, SL 82, SL 81, SL 80, SL 79, SL 78, SL 77, SL 76, SL 75, SL 74, SL 73, SL 72, SL 71, SL 70, SL 69, SL 68, SL 67, SL 66, SL 65, SL 64, SL 63, SL 62, SL 61, SL 60, SL 59, SL 58, SL 57, SL 56, SL 55, SL 54, SL 53, SL 52, SL 51, SL 50, SL 49, SL 48, SL 47, SL 46, SL 45, SL 44, SL 43, SL 42, SL 41, SL 40, SL 39, SL 38, SL 37, SL 36, SL 35, SL 34, SL 33, SL 32, SL 31, SL 30, SL 29, SL 28, SL 27, SL 26, SL 25, SL 24, SL 23, SL 22, SL 21, SL 20, SL 19, SL 18, SL 17, SL 16, SL 15, SL 14, SL 13, SL 12, SL 11, SL 10, SL 9, SL 8, SL 7, SL 6, SL 5, SL 4, SL 3, SL 2, SL 1			2	1	1	2	1	1	0		
32 Franmil Reyes, R (1.10) OBP: 0.300, SLG: 0.510	 SL 90, SL 89, SL 88, SL 87, SL 86, SL 85, SL 84, SL 83, SL 82, SL 81, SL 80, SL 79, SL 78, SL 77, SL 76, SL 75, SL 74, SL 73, SL 72, SL 71, SL 70, SL 69, SL 68, SL 67, SL 66, SL 65, SL 64, SL 63, SL 62, SL 61, SL 60, SL 59, SL 58, SL 57, SL 56, SL 55, SL 54, SL 53, SL 52, SL 51, SL 50, SL 49, SL 48, SL 47, SL 46, SL 45, SL 44, SL 43, SL 42, SL 41, SL 40, SL 39, SL 38, SL 37, SL 36, SL 35, SL 34, SL 33, SL 32, SL 31, SL 30, SL 29, SL 28, SL 27, SL 26, SL 25, SL 24, SL 23, SL 22, SL 21, SL 20, SL 19, SL 18, SL 17, SL 16, SL 15, SL 14, SL 13, SL 12, SL 11, SL 10, SL 9, SL 8, SL 7, SL 6, SL 5, SL 4, SL 3, SL 2, SL 1		 SL 90, SL 89, SL 88, SL 87, SL 86, SL 85, SL 84, SL 83, SL 82, SL 81, SL 80, SL 79, SL 78, SL 77, SL 76, SL 75, SL 74, SL 73, SL 72, SL 71, SL 70, SL 69, SL 68, SL 67, SL 66, SL 65, SL 64, SL 63, SL 62, SL 61, SL 60, SL 59, SL 58, SL 57, SL 56, SL 55, SL 54, SL 53, SL 52, SL 51, SL 50, SL 49, SL 48, SL 47, SL 46, SL 45, SL 44, SL 43, SL 42, SL 41, SL 40, SL 39, SL 38, SL 37, SL 36, SL 35, SL 34, SL 33, SL 32, SL 31, SL 30, SL 29, SL 28, SL 27, SL 26, SL 25, SL 24, SL 23, SL 22, SL 21, SL 20, SL 19, SL 18, SL 17, SL 16, SL 15, SL 14, SL 13, SL 12, SL 11, SL 10, SL 9, SL 8, SL 7, SL 6, SL 5, SL 4, SL 3, SL 2, SL 1			 SL 86, SL 85, SL 84, SL 83, SL 82, SL 81, SL 80, SL 79, SL 78, SL 77, SL 76, SL 75, SL 74, SL 73, SL 72, SL 71, SL 70, SL 69, SL 68, SL 67, SL 66, SL 65, SL 64, SL 63, SL 62, SL 61, SL 60, SL 59, SL 58, SL 57, SL 56, SL 55, SL 54, SL 53, SL 52, SL 51, SL 50, SL 49, SL 48, SL 47, SL 46, SL 45, SL 44, SL 43, SL 42, SL 41, SL 40, SL 39, SL 38, SL 37, SL 36, SL 35, SL 34, SL 33, SL 32, SL 31, SL 30, SL 29, SL 28, SL 27, SL 26, SL 25, SL 24, SL 23, SL 22, SL 21, SL 20, SL 19, SL 18, SL 17, SL 16, SL 15, SL 14, SL 13, SL 12, SL 11, SL 10, SL 9, SL 8, SL 7, SL 6, SL 5, SL 4, SL 3, SL 2, SL 1			3	0	0	0	0	2	1		
6 Mike Freeman, L (1.4) OBP: 0.350, SLG: 0.390	 CH 84, SL 84		 SL 91, SL 91, FF 92			 CH 85, SL 85, SL 84, SL 83, SL 82, SL 81, SL 80, SL 79, SL 78, SL 77, SL 76, SL 75, SL 74, SL 73, SL 72, SL 71, SL 70, SL 69, SL 68, SL 67, SL 66, SL 65, SL 64, SL 63, SL 62, SL 61, SL 60, SL 59, SL 58, SL 57, SL 56, SL 55, SL 54, SL 53, SL 52, SL 51, SL 50, SL 49, SL 48, SL 47, SL 46, SL 45, SL 44, SL 43, SL 42, SL 41, SL 40, SL 39, SL 38, SL 37, SL 36, SL 35, SL 34, SL 33, SL 32, SL 31, SL 30, SL 29, SL 28, SL 27, SL 26, SL 25, SL 24, SL 23, SL 22, SL 21, SL 20, SL 19, SL 18, SL 17, SL 16, SL 15, SL 14, SL 13, SL 12, SL 11, SL 10, SL 9, SL 8, SL 7, SL 6, SL 5, SL 4, SL 3, SL 2, SL 1			3	0	1	0	0	0	1		
55 Roberto Pérez, R (1.2) OBP: 0.317, SLG: 0.474	 SL 90, SL 89, SL 88, SL 87, SL 86, SL 85, SL 84, SL 83, SL 82, SL 81, SL 80, SL 79, SL 78, SL 77, SL 76, SL 75, SL 74, SL 73, SL 72, SL 71, SL 70, SL 69, SL 68, SL 67, SL 66, SL 65, SL 64, SL 63, SL 62, SL 61, SL 60, SL 59, SL 58, SL 57, SL 56, SL 55, SL 54, SL 53, SL 52, SL 51, SL 50, SL 49, SL 48, SL 47, SL 46, SL 45, SL 44, SL 43, SL 42, SL 41, SL 40, SL 39, SL 38, SL 37, SL 36, SL 35, SL 34, SL 33, SL 32, SL 31, SL 30, SL 29, SL 28, SL 27, SL 26, SL 25, SL 24, SL 23, SL 22, SL 21, SL 20, SL 19, SL 18, SL 17, SL 16, SL 15, SL 14, SL 13, SL 12, SL 11, SL 10, SL 9, SL 8, SL 7, SL 6, SL 5, SL 4, SL 3, SL 2, SL 1		 SL 90, SL 89, SL 88, SL 87, SL 86, SL 85, SL 84, SL 83, SL 82, SL 81, SL 80, SL 79, SL 78, SL 77, SL 76, SL 75, SL 74, SL 73, SL 72, SL 71, SL 70, SL 69, SL 68, SL 67, SL 66, SL 65, SL 64, SL 63, SL 62, SL 61, SL 60, SL 59, SL 58, SL 57, SL 56, SL 55, SL 54, SL 53, SL 52, SL 51, SL 50, SL 49, SL 48, SL 47, SL 46, SL 45, SL 44, SL 43, SL 42, SL 41, SL 40, SL 39, SL 38, SL 37, SL 36, SL 35, SL 34, SL 33, SL 32, SL 31, SL 30, SL 29, SL 28, SL 27, SL 26, SL 25, SL 24, SL 23, SL 22, SL 21, SL 20, SL 19, SL 18, SL 17, SL 16, SL 15, SL 14, SL 13, SL 12, SL 11, SL 10, SL 9, SL 8, SL 7, SL 6, SL 5, SL 4, SL 3, SL 2, SL 1			 FC 99, FC 98, FC 97, FC 96, FC 95, FC 94, FC 93, FC 92, FC 91, FC 90, FC 89, FC 88, FC 87, FC 86, FC 85, FC 84, FC 83, FC 82, FC 81, FC 80, FC 79, FC 78, FC 77, FC 76, FC 75, FC 74, FC 73, FC 72, FC 71, FC 70, FC 69, FC 68, FC 67, FC 66, FC 65, FC 64, FC 63, FC 62, FC 61, FC 60, FC 59, FC 58, FC 57, FC 56, FC 55, FC 54, FC 53, FC 52, FC 51, FC 50, FC 49, FC 48, FC 47, FC 46, FC 45, FC 44, FC 43, FC 42, FC 41, FC 40, FC 39, FC 38, FC 37, FC 36, FC 35, FC 34, FC 33, FC 32, FC 31, FC 30, FC 29, FC 28, FC 27, FC 26, FC 25, FC 24, FC 23, FC 22, FC 21, FC 20, FC 19, FC 18, FC 17, FC 16, FC 15, FC 14, FC 13, FC 12, FC 11, FC 10, FC 9, FC 8, FC 7, FC 6, FC 5, FC 4, FC 3, FC 2, FC 1			2	0	0	0	1	0	1		
1 Greg Allen, S (1.7) OBP: 0.289, SLG: 0.371	 CH 84, SL 89, SL 89		 CH 84, SL 89, SL 89			 CH 83, SL 84, SL 84, SL 83, SL 82, SL 81, SL 80, SL 79, SL 78, SL 77, SL 76, SL 75, SL 74, SL 73, SL 72, SL 71, SL 70, SL 69, SL 68, SL 67, SL 66, SL 65, SL 64, SL 63, SL 62, SL 61, SL 60, SL 59, SL 58, SL 57, SL 56, SL 55, SL 54, SL 53, SL 52, SL 51, SL 50, SL 49, SL 48, SL 47, SL 46, SL 45, SL 44, SL 43, SL 42, SL 41, SL 40, SL 39, SL 38, SL 37, SL 36, SL 35, SL 34, SL 33, SL 32, SL 31, SL 30, SL 29, SL 28, SL 27, SL 26, SL 25, SL 24, SL 23, SL 22, SL 21, SL 20, SL 19, SL 18, SL 17, SL 16, SL 15, SL 14, SL 13, SL 12, SL 11, SL 10, SL 9, SL 8, SL 7, SL 6, SL 5, SL 4, SL 3, SL 2, SL 1		 SL 99, SL 98, SL 97, SL 96, SL 95, SL 94, SL 93, SL 92, SL 91, SL 90, SL 89, SL 88, SL 87, SL 86, SL 85, SL 84, SL 83, SL 82, SL 81, SL 80, SL 79, SL 78, SL 77, SL 76, SL 75, SL 74, SL 73, SL 72, SL 71, SL 70, SL 69, SL 68, SL 67, SL 66, SL 65, SL 64, SL 63, SL 62, SL 61, SL 60, SL 59, SL 58, SL 57, SL 56, SL 55, SL 54, SL 53, SL 52, SL 51, SL 50, SL 49, SL 48, SL 47, SL 46, SL 45, SL 44, SL 43, SL 42, SL 41, SL 40, SL 39, SL 38, SL 37, SL 36, SL 35, SL 34, SL 33, SL 32, SL 31, SL 30, SL 29, SL 28, SL 27, SL 26, SL 25, SL 24, SL 23, SL 22, SL 21, SL 20, SL 19, SL 18, SL 17, SL 16, SL 15, SL 14, SL 13, SL 12, SL 11, SL 10, SL 9, SL 8, SL 7, SL 6, SL 5, SL 4, SL 3, SL 2, SL 1			3	0	0	0	0	1	
Inning Stats	R: 0, H: 0, E: 0, K: 1, S: 7	R: 0, H: 0, E: 0, K: 0, S: 8	R: 0, H: 0, E: 0, K														

Batter	1	2	3	4	5	6	7	8	9	AB	R	H	RBI	BB	SO	LOB	TOP								
17 Shin-Soo Choo, L (1, 10) OBP: 0.374, SLG: 0.480										4	0	1	0	0	1	0	Texas Rangers @ Cleveland Indians Progressive Field, Cleveland, OH Wed Aug 07 2019, 4:24 PM - 7:16 PM EDT Att: 24,888 - Clear - 79 F livebaseballscorecards.com								
38 Danny Santana, S (1, 3) OBP: 0.344, SLG: 0.577										4	0	0	0	0	1	1									
1 Elvis Andrus, R (1, 6) OBP: 0.321, SLG: 0.414										3	0	0	0	0	1	1									
30 Nomar Mazara, L (1, 9)										3	0	0	0	0	2	1									
5 Willie Calhoun, L (1, 7) OBP: 0.326, SLG: 0.575										3	1	2	1	0	1	0									
12 Rouven Odor, L (1, 4) OBP: 0.271, SLG: 0.434										3	0	0	0	0	2	1									
16 Scott Heineman, R (1, 8) OBP: 0.273, SLG: 0.200										3	0	0	0	0	0	1									
9 Isiah Kiner-Falefa, R (1, 5) OBP: 0.301, SLG: 0.339										2	0	1	0	0	0	0									
24 Hunter Pence, R (8, PH) OBP: 0.337, SLG: 0.550										1	0	0	0	0	0	0									
41 Logan Forsythe, R (8, 5) OBP: 0.359, SLG: 0.463										0	0	0	0	0	0	0									
2 Jeff Mathis, R (1, 2) OBP: 0.219, SLG: 0.235										2	0	0	0	0	0	1									
3 Delino DeShields, R (8, PH) OBP: 0.347, SLG: 0.373										1	0	0	0	0	1	0									
Inning Stats	R: 0 K: 0 S: 10	H: 0 LOB: 0 BB: 0 P: 15	R: 0 E: 0 K: 3 S: 9	H: 0 LOB: 0 BB: 0 P: 11	R: 0 E: 0 K: 1 S: 5	H: 0 LOB: 0 BB: 0 P: 11	R: 0 E: 1 K: 1 S: 12	H: 1 LOB: 1 BB: 0 P: 18	R: 0 E: 0 K: 0 S: 5	H: 1 LOB: 0 BB: 0 P: 8	R: 0 E: 0 K: 1 S: 9	H: 1 LOB: 0 BB: 0 P: 11	R: 0 E: 0 K: 2 S: 11	H: 0 LOB: 0 BB: 0 P: 15	R: 1 E: 0 K: 1 S: 11	H: 1 LOB: 0 BB: 0 P: 15	R: 0 E: 0 K: 1 S: 7	H: 0 LOB: 0 BB: 0 P: 7	1B: 3 2B: 0 3B: 0 HR: 1	SF: 0 SAC: 0 DP: 2 HBP: 0	WP: 0 PB: 0 SB: 0 CS: 0	PA: 29			
PITCHER	IP	WLS	BF	H	R	ER	SO	BB	IBB	HBP	BLK	WP	HR	S	P	ERA	WHIP								
36 Tyler Clippard, R (1, 1) ERA: 2.74	2.0		6	0	0	0	3	0	0	0	0	0	0	19	26	0.00	0.000								
54 Hunter Wood, R (3, 1) ERA: 2.25	2.0		7	1	0	0	1	0	0	0	0	0	0	17	29	0.00	0.500								
34 A.J. Cole, R (5, 1) ERA: 3.81	2.2	W	8	2	0	0	2	0	0	0	0	0	0	21	30	0.00	0.750								
39 Oliver Pérez, L (7, 1) ERA: 3.03	0.2	H	3	1	1	1	2	0	0	0	0	0	1	9	9	13.50	1.500								
62 Nick Wittgen, R (8, 1) ERA: 2.62	1.2	S	5	0	0	0	1	0	0	0	0	0	0	13	17	0.00	0.000								

Batter	1	2	3	4	5	6	7	8	9	AB	R	H	RBI	BB	SO	LOB	BOTTOM								
12 Francisco Lindor, S (1, 6) OBP: 0.352, SLG: 0.527										3	1	1	0	1	0	1	Texas Rangers @ Cleveland Indians Progressive Field, Cleveland, OH Wed Aug 07 2019, 4:24 PM - 7:16 PM EDT Att: 24,888 - Clear - 79 F livebaseballscorecards.com								
30 Tyler Naquin, L (1, 7) OBP: 0.315, SLG: 0.482										4	0	0	0	0	1	3									
41 Carlos Santana, S (1, 3) OBP: 0.403, SLG: 0.524										3	1	1	1	1	1	0									
66 Yasiel Puig, R (1, 10) OBP: 0.306, SLG: 0.469										3	0	1	1	0	2	3									
11 José Ramírez, S (1, 5) OBP: 0.317, SLG: 0.436										4	2	2	1	0	0	1									
22 Jason Kipnis, L (1, 4) OBP: 0.319, SLG: 0.412										4	1	2	1	0	2	0									
32 Franmil Reyes, R (1, 9) OBP: 0.297, SLG: 0.507										2	0	0	1	0	0	0									
35 Oscar Mercado, R (8, 8) OBP: 0.331, SLG: 0.459										1	0	0	0	0	0	1									
1 Greg Allen, S (1, 8) OBP: 0.298, SLG: 0.378										3	0	2	0	0	1	0									
27 Kevin Plawecki, R (1, 2) OBP: 0.294, SLG: 0.339										2	0	0	0	1	1	1									
Inning Stats	R: 0 K: 2 S: 9	H: 0 LOB: 0 BB: 0 P: 16	R: 1 E: 0 K: 2 S: 9	H: 1 LOB: 0 BB: 0 P: 9	R: 0 E: 0 K: 1 S: 15	H: 1 LOB: 3 BB: 3 P: 30	R: 0 E: 0 K: 1 S: 11	H: 0 LOB: 0 BB: 0 P: 18	R: 0 E: 0 K: 0 S: 6	H: 1 LOB: 0 BB: 0 P: 9	R: 0 E: 0 K: 0 S: 9	H: 0 LOB: 0 BB: 0 P: 18	R: 1 E: 0 K: 1 S: 14	H: 1 LOB: 0 BB: 0 P: 20	R: 3 E: 0 K: 0 S: 20	H: 5 LOB: 1 BB: 0 P: 33	1B: 3 2B: 5 3B: 0 HR: 1	SF: 1 SAC: 0 DP: 1 HBP: 1	WP: 1 PB: 1 SB: 0 CS: 1	PA: 34					
PITCHER	IP	WLS	BF	H	R	ER	SO	BB	IBB	HBP	BLK	WP	HR	S	P	ERA	WHIP								
35 Lance Lynn, R (1, 1) ERA: 3.6	7.0	L	27	4	2	1	8	3	0	1	0	0	1	73	120	1.29	1.000								
53 Jesse Chavez, R (8, 1) ERA: 4.69	0.2		5	4	3	3	0	0	0	0	0	0	0	14	23	40.50	6.000								
27 Shawn Kelley, R (8, 1) ERA: 2.97	0.1		2	1	0	0	0	0	0	0	0	0	0	6	10	0.00	3.000								

Texas Rangers @ Cleveland Indians
 Progressive Field, Cleveland, OH
 Wed Aug 07 2019, 4:24 PM - 7:16 PM EDT
 Att: 24,888 - Clear - 79 F

AB	29
R	1
H	4
RBI	1
BB	0
SO	9
LOB	6



Texas Rangers @ Cleveland Indians
 Progressive Field, Cleveland, OH
 Wed Aug 07 2019, 4:24 PM - 7:16 PM EDT
 Att: 24,888 - Clear - 79 F

AB	29
R	5
H	9
RBI	5
BB	3
SO	8
LOB	10



Batter	1	2	3	4	5	6	7	8	9	AB R H RBI BB SO LOB	TOP											
12 Francisco Lindor, S OBP: 0.353, SLG: 0.521	L8		41 FC4-6 BB		K	1B		G4-6-3		4 0 1 0 1 1 2	Cleveland Indians @ Minnesota Twins Target Field, Minneapolis, MN Fri Aug 09 2019, 7:12 PM - 10:20 PM CDT Att: 36,641 - Overcast - 76 F											
35 Oscar Mercado, R OBP: 0.330, SLG: 0.451	F8		B3		41 1B 66 1B	F8		1B		5 1 2 0 0 0 2												
41 Carlos Santana, S OBP: 0.401, SLG: 0.516	K		FC4-6		11 2B	P5		G3		5 1 1 1 0 1 3												
66 Yasiel Puig, R OBP: 0.311, SLG: 0.473		K	L7		11 2B 55 1B					5 1 3 1 0 1 1												
11 José Ramírez, S OBP: 0.328, SLG: 0.445		32 2B 55 BLK BB			32 WP 22 G3	55 1B 22 SF9		11 1B 22 FC3-2		4 2 3 1 1 0 1												
55 Roberto Pérez, R OBP: 0.315, SLG: 0.464	K				F9			K		5 0 1 1 0 3 5												
22 Jason Kipnis, L OBP: 0.319, SLG: 0.415		32 2B BB			G3	SF9		FC3-2		3 0 0 1 1 0 4												
32 Franmil Reyes, R OBP: 0.296, SLG: 0.503					F9			K		4 0 1 1 0 2 4												
1 Greg Allen, S OBP: 0.304, SLG: 0.382	L9					35 1B 41 1B		G4-3		4 1 2 0 0 0 2												
Inning Stats	R: 0 H: 0 E: 0 K: 1 S: 10	H: 0 LOB: 0 BB: 0 P: 16	R: 1 H: 1 E: 0 K: 2 S: 16	H: 1 LOB: 2 BB: 2 P: 28	R: 0 H: 0 E: 0 K: 0 S: 6	H: 0 LOB: 1 BB: 1 P: 10	R: 0 H: 1 E: 0 K: 0 S: 8	H: 1 LOB: 1 BB: 0 P: 13	R: 5 H: 6 E: 0 K: 2 S: 17	H: 6 LOB: 1 BB: 0 P: 25		R: 0 H: 1 E: 0 K: 0 S: 5	H: 1 LOB: 1 BB: 0 P: 8	R: 0 H: 2 E: 0 K: 2 S: 19	H: 2 LOB: 2 BB: 0 P: 27	R: 0 H: 2 E: 0 K: 0 S: 8	H: 1 LOB: 1 BB: 0 P: 14	R: 0 H: 1 E: 1 K: 1 S: 14	H: 1 LOB: 1 BB: 0 P: 19	1B: 12 2B: 2 3B: 0 HR: 0	SF: 1 SAC: 0 DP: 1 HBP: 0	WP: 1 PB: 0 SB: 1 CS: 0
PITCHER	IP WLS BF H R ER SO BB IBB HBP BLK WP HR S P ERA WHIP											IP WLS BF H R ER SO BB IBB HBP BLK WP HR S P ERA WHIP										
31 Devin Smeltzer, L ERA: 3.66	4.1 L 23 7 6 6 4 3 0 0 0 1 1 0 49 81 12.46 2.308																					
21 Tyler Duffey, R ERA: 3.29	0.2 3 1 0 0 1 0 0 0 0 0 0 8 11 0.00 1.500																					
68 Randy Dobnak, R ERA:	4.0 17 6 0 0 3 0 0 0 0 0 0 46 68 0.00 1.500																					

AB	39
R	6
H	14
RBI	6
BB	3
SO	8
LOB	24



Batter	1	2	3	4	5	6	7	8	9	AB R H RBI BB SO LOB	BOTTOM									
26 Max Kepler, L OBP: 0.340, SLG: 0.544	G3-1		11 1B		G3-1					5 0 1 0 0 2 2	Cleveland Indians @ Minnesota Twins Target Field, Minneapolis, MN Fri Aug 09 2019, 7:12 PM - 10:20 PM CDT Att: 36,641 - Overcast - 76 F									
11 Jorge Polanco, S OBP: 0.356, SLG: 0.495	K									4 0 2 0 0 2 1										
22 Miguel Sanó, R OBP: 0.344, SLG: 0.568										2 0 0 0 2 2 3										
20 Eddie Rosario, L OBP: 0.308, SLG: 0.519	G3					HR		G5-3		4 1 1 1 0 1 2										
9 Marwin Gonzalez, S OBP: 0.313, SLG: 0.391		P4			2 FC4-6 1B	G6-3		L8		4 0 1 0 0 0 1										
2 Luis Arraez, L OBP: 0.418, SLG: 0.433		G4-3			FC4-6	F7		G4-3		4 0 0 0 0 0 2										
24 C.J. Cron, R OBP: 0.316, SLG: 0.485										4 0 0 0 0 1 1										
15 Jason Castro, L OBP: 0.330, SLG: 0.494										4 1 1 1 0 2 0										
60 Jake Cave, L OBP: 0.328, SLG: 0.333										4 0 2 0 0 2 0										
Inning Stats	R: 0 H: 0 E: 0 K: 1 S: 11	H: 0 LOB: 1 BB: 1 P: 19	R: 0 H: 0 E: 0 K: 0 S: 7	H: 0 LOB: 0 BB: 0 P: 13	R: 0 H: 2 E: 0 K: 3 S: 12	H: 2 LOB: 0 BB: 0 P: 16	R: 0 H: 1 E: 0 K: 2 S: 12	H: 1 LOB: 1 BB: 0 P: 13	R: 1 H: 2 E: 0 K: 2 S: 11	H: 2 LOB: 1 BB: 0 P: 15		R: 1 H: 1 E: 0 K: 0 S: 9	H: 1 LOB: 0 BB: 0 P: 11	R: 0 H: 1 E: 1 K: 0 S: 6	H: 1 LOB: 1 BB: 1 P: 11	R: 0 H: 0 E: 0 K: 0 S: 13	H: 1 LOB: 1 BB: 0 P: 18	1B: 6 2B: 0 3B: 0 HR: 2	SF: 0 SAC: 0 DP: 0 HBP: 0	WP: 0 PB: 0 SB: 0 CS: 0
PITCHER	IP WLS BF H R ER SO BB IBB HBP BLK WP HR S P ERA WHIP											IP WLS BF H R ER SO BB IBB HBP BLK WP HR S P ERA WHIP								
57 Shane Bieber, R ERA: 3.28	7.0 W 30 7 2 2 11 2 0 0 0 0 0 5 6 0.00 0.000																			
39 Oliver Pérez, L ERA: 2.5	1.0 3 0 0 0 0 0 0 0 0 0 0 5 6 0.00 0.000																			
44 Nick Goody, R ERA: 1.3	1.0 4 1 0 0 1 0 0 0 0 0 0 13 18 0.00 1.000																			

AB	35
R	2
H	8
RBI	2
BB	2
SO	12
LOB	12



Batter	1	2	3	4	5	6	7	8	9	AB	R	H	RBI	BB	SO	LOB	TOP			
12 Francisco Lindor, S OBP: 0.353, SLG: 0.521	1-0 BB 41 1B	2-0 G3		2-1 2B		2-2 P4			1-2 P3	4	0	1	0	1	0	3	Cleveland Indians @ Minnesota Twins Target Field, Minneapolis, MN Sat Aug 10 2019, 8:02 PM - 11:07 PM CDT Att: 35,268 - Overcast - 67 F			
35 Oscar Mercado, R OBP: 0.325, SLG: 0.443	1-0 K		0-0 G5-3	0-0 F7			2-3 K		2-2 F8	5	0	0	0	0	2	2				
41 Carlos Santana, S OBP: 0.402, SLG: 0.515	1-0 1B		4-2 22 BB 66 1B		1-0 F7		3-2 G2-3			3	0	1	0	1	0	0				
66 Yasiel Puig, R OBP: 0.315, SLG: 0.485	1-3 K		0-0 22 BB	1-2 1B	2-1 11 G4-3 2B		1-2 HR			4	1	3	1	0	1	2				
11 José Ramírez, S OBP: 0.323, SLG: 0.441	0-1 F9		2-3 K		2-2 G4-3		2-3 K			4	0	0	0	0	2	5				
22 Jason Kipnis, L OBP: 0.321, SLG: 0.414	0-3 K		4-1 1B	1-2 2-3 BB	1-2 K			0-1 1B		3	0	1	0	1	2	1				
1 Greg Allen, S OBP: 0.309, SLG: 0.389	4-2 30 1B 55 G5-3 BB		0-3 K		0-2 55 L7 2B			3-2 G3-6-3		3	0	1	0	1	1	4				
55 Roberto Pérez, R OBP: 0.311, SLG: 0.458	2-2 G5-3		0-0 G5-3		3-2 L7			1-3 K		4	0	0	0	0	1	2				
30 Tyler Naquin, L OBP: 0.314, SLG: 0.489	1-2 1B		3-2 G4-3		1-1 P6			1-3 K		3	0	1	0	0	0	1				
32 Franmil Reyes, R OBP: 0.296, SLG: 0.501	2-3 1B									1	0	0	0	0	1	0				
Inning Stats	R: 0 E: 0 K: 2 S: 9	H: 1 LOB: 2 BB: 1 P: 15	R: 0 E: 0 K: 1 S: 14	H: 1 LOB: 2 BB: 1 P: 23	R: 0 E: 0 K: 2 S: 13	H: 1 LOB: 1 BB: 2 P: 23	R: 0 E: 0 K: 0 S: 7	H: 1 LOB: 1 BB: 0 P: 12	R: 0 E: 0 K: 1 S: 10	H: 1 LOB: 0 BB: 0 P: 16	R: 1 E: 0 K: 2 S: 12	H: 1 LOB: 0 BB: 0 P: 20	R: 0 E: 0 K: 1 S: 12	H: 1 LOB: 0 BB: 0 P: 16	R: 0 E: 0 K: 1 S: 11	H: 0 LOB: 0 BB: 0 P: 15	1B: 4 2B: 3 3B: 0 HR: 1	SF: 0 SAC: 0 DP: 1 HBP: 0	WP: 0 PB: 0 SB: 0 CS: 0	PA: 38
PITCHER	IP WLS BF H R ER SO BB IBB HBP BLK WP HR S P ERA WHIP	IP WLS BF H R ER SO BB IBB HBP BLK WP HR S P ERA WHIP	IP WLS BF H R ER SO BB IBB HBP BLK WP HR S P ERA WHIP	IP WLS BF H R ER SO BB IBB HBP BLK WP HR S P ERA WHIP	IP WLS BF H R ER SO BB IBB HBP BLK WP HR S P ERA WHIP	IP WLS BF H R ER SO BB IBB HBP BLK WP HR S P ERA WHIP	IP WLS BF H R ER SO BB IBB HBP BLK WP HR S P ERA WHIP	IP WLS BF H R ER SO BB IBB HBP BLK WP HR S P ERA WHIP	IP WLS BF H R ER SO BB IBB HBP BLK WP HR S P ERA WHIP	IP WLS BF H R ER SO BB IBB HBP BLK WP HR S P ERA WHIP	IP WLS BF H R ER SO BB IBB HBP BLK WP HR S P ERA WHIP	IP WLS BF H R ER SO BB IBB HBP BLK WP HR S P ERA WHIP	IP WLS BF H R ER SO BB IBB HBP BLK WP HR S P ERA WHIP	IP WLS BF H R ER SO BB IBB HBP BLK WP HR S P ERA WHIP	IP WLS BF H R ER SO BB IBB HBP BLK WP HR S P ERA WHIP	IP WLS BF H R ER SO BB IBB HBP BLK WP HR S P ERA WHIP	IP WLS BF H R ER SO BB IBB HBP BLK WP HR S P ERA WHIP			

AB 34
R 1
H 8
RBI 1
BB 4
SO 10
LOB 20



Batter	1	2	3	4	5	6	7	8	9	AB	R	H	RBI	BB	SO	LOB	BOTTOM			
26 Max Kepler, L OBP: 0.339, SLG: 0.549	1-1 P6		0-1 L9		1-1 HR		1-0 G4-3			4	1	1	1	0	0	2	Cleveland Indians @ Minnesota Twins Target Field, Minneapolis, MN Sat Aug 10 2019, 8:02 PM - 11:07 PM CDT Att: 35,268 - Overcast - 67 F			
11 Jorge Polanco, S OBP: 0.357, SLG: 0.495	1-2 1B		2-2 L7		2-2 F7		0-1 1B			4	0	2	0	0	0	1				
22 Miguel Sanó, R OBP: 0.339, SLG: 0.558	0-2 K		3-2 P3		2-3 K		1-0 F8			4	0	0	0	0	2	2				
20 Eddie Rosario, L OBP: 0.305, SLG: 0.514	2-3 K		0-0 F9		1-0 F9			3-2 P5		4	0	0	0	0	1	1				
18 Mitch Garver, R OBP: 0.353, SLG: 0.614		3-1 P3		1-1 2B		1-0 F7		2-2 F8		4	1	1	0	0	0	0				
2 Luis Arraez, L OBP: 0.418, SLG: 0.443		0-2 F9		3-2 2B		0-1 L4		4-0 BB		3	1	1	1	1	0	0				
24 C.J. Cron, R OBP: 0.316, SLG: 0.483		2-1 F9		0-0 1B		1-1 F7		3-3 K		4	0	1	1	0	1	1				
9 Marwin Gonzalez, S OBP: 0.316, SLG: 0.402			0-1 L7		2-0 1B		1-0 HR			3	1	2	1	0	0	0				
13 Ehre Adriansa, S OBP: 0.373, SLG: 0.408			4-0 BB		1-1 1B		0-1 26 G4-3 1B			2	0	2	0	1	0	0				
Inning Stats	R: 0 E: 0 K: 2 S: 11	H: 1 LOB: 0 BB: 0 P: 15	R: 0 E: 0 K: 0 S: 7	H: 0 LOB: 0 BB: 0 P: 12	R: 0 E: 0 K: 0 S: 7	H: 0 LOB: 1 BB: 1 P: 13	R: 2 E: 0 K: 0 S: 14	H: 5 LOB: 2 BB: 0 P: 24	R: 1 E: 0 K: 1 S: 11	H: 1 LOB: 0 BB: 0 P: 17	R: 0 E: 0 K: 0 S: 5	H: 0 LOB: 0 BB: 0 P: 7	R: 1 E: 0 K: 0 S: 7	H: 3 LOB: 1 BB: 0 P: 10	R: 0 E: 0 K: 1 S: 12	H: 0 LOB: 1 BB: 1 P: 24	1B: 6 2B: 1 3B: 1 HR: 2	SF: 0 SAC: 0 DP: 1 HBP: 0	WP: 0 PB: 0 SB: 0 CS: 0	PA: 34
PITCHER	IP WLS BF H R ER SO BB IBB HBP BLK WP HR S P ERA WHIP	IP WLS BF H R ER SO BB IBB HBP BLK WP HR S P ERA WHIP	IP WLS BF H R ER SO BB IBB HBP BLK WP HR S P ERA WHIP	IP WLS BF H R ER SO BB IBB HBP BLK WP HR S P ERA WHIP	IP WLS BF H R ER SO BB IBB HBP BLK WP HR S P ERA WHIP	IP WLS BF H R ER SO BB IBB HBP BLK WP HR S P ERA WHIP	IP WLS BF H R ER SO BB IBB HBP BLK WP HR S P ERA WHIP	IP WLS BF H R ER SO BB IBB HBP BLK WP HR S P ERA WHIP	IP WLS BF H R ER SO BB IBB HBP BLK WP HR S P ERA WHIP	IP WLS BF H R ER SO BB IBB HBP BLK WP HR S P ERA WHIP	IP WLS BF H R ER SO BB IBB HBP BLK WP HR S P ERA WHIP	IP WLS BF H R ER SO BB IBB HBP BLK WP HR S P ERA WHIP	IP WLS BF H R ER SO BB IBB HBP BLK WP HR S P ERA WHIP	IP WLS BF H R ER SO BB IBB HBP BLK WP HR S P ERA WHIP	IP WLS BF H R ER SO BB IBB HBP BLK WP HR S P ERA WHIP	IP WLS BF H R ER SO BB IBB HBP BLK WP HR S P ERA WHIP	IP WLS BF H R ER SO BB IBB HBP BLK WP HR S P ERA WHIP			

AB 32
R 4
H 10
RBI 4
BB 2
SO 4
LOB 7



Batter	1	2	3	4	5	6	7	8	9	10	AB	R	H	RBI	BB	SO	LOB	TOP				
12 Francisco Lindor, S OBP: 0.356, SLG: 0.522	(1,6) C FF 92 0-2 X SI 93		B SV 81 1-1 C SI 92		C SV 81 1-2 B FF 92 F FF 93		B FF 95 4-1 C SI 94 B FF 96 B FF 97 B FF 98		SAFE 1-2 B SI 94 B SI 93 B SI 94	3 2 1 0 2 0 0												
1 Greg Allen, S OBP: 0.313, SLG: 0.412	(1,8) C SI 91 0-1 C FF 92 (10,7)		L SV 80 0-1 X FF 91		C CH 83 1-2 B CH 80 S FF 93 X FF 93		B FF 90 1-2 C CU 14 S FF 91 X CS 99		X SI 94 0-0	5 2 2 1 0 0 4												
41 Carlos Santana, S OBP: 0.404, SLG: 0.522	(1,3) B SV 81 4-1 B SV 80 B CH 82 C SI 91 B SI 90		C FF 91 3-2 F FF 90 B SV 81 B SV 82 X SI 91		C SV 81 3-3 B SV 82 B SV 83 B SV 84 B SV 85 B SV 86 S CH 83		B CU 76 1-0 X FF 88		B SI 95 2-1 B SI 94 B SI 95	4 2 2 5 1 1 0												
66 Yasiel Puig, R OBP: 0.313, SLG: 0.484	(1,9) C SI 91 1-1 C SI 90 X SV 81		C SI 91 2-2 B SI 90 B FF 90 X SI 91		C SI 91 2-3 B SI 90 B FF 90 S FF 95		B FF 96 1-2 B FF 96 B FF 97 X FF 97		C SI 95 2-3 C SI 94 B SI 95 B SI 94	5 0 1 1 0 2 2												
11 José Ramírez, S OBP: 0.320, SLG: 0.436	(1,5) B SI 90 1-3 C FF 91 C FF 92 C FF 92		C CH 82 0-2 S CH 82 F FF 92 X FF 92		C CH 83 1-1 C SV 82 X CH 82		X FF 96 0-0		C FF 90 0-2 C CH 82 X FF 91	5 0 0 0 0 1 3												
22 Jason Kipnis, L OBP: 0.319, SLG: 0.411	(1,4) C SV 80 0-1 X SV 80		C FF 92 3-2 B CH 82 B SV 81 B SV 82 X SI 91		C FF 92 0-0 X CH 80			C FF 95 2-2 B FF 95 C CH 87 B CH 88 S SL 85	5 0 1 0 0 0 2													
32 Franmil Reyes, R OBP: 0.295, SLG: 0.499	(1,10)	B SI 91 1-1 F SI 91 X SI 91		C SI 92 0-1 X FF 94		C SV 82 1-2 S SV 81 B FF 92 X FF 92		S FF 96 0-3 F FF 96 X SI 95	4 0 1 0 0 1 0													
30 Tyler Naquin, L OBP: 0.309, SLG: 0.481	(1,7)	B FF 91 1-2 F CH 83 X FF 92		C FF 92 1-3 B FF 93 S FF 93		X FF 94 0-0		C FF 95 2-3 B FF 97 B FF 97 S SL 86	4 0 0 0 0 2 2 0 0 0 0 0 0 0													
55 Roberto Pérez, R OBP: 0.311, SLG: 0.458	(10,2)																					
27 Kevin Plawecki, R OBP: 0.292, SLG: 0.336	(1,2)	B FF 92 1-1 C FF 92 X CH 83		B CH 82 2-2 C CH 82 C SV 81 X SI 92		B KC 84 2-1 D KC 83 F FF 94 X FF 94			B SI 94 2-2 S ST 84 S ST 84 X SI 95	4 0 1 0 0 0 2 0 1 0 0 0 0 0												
35 Oscar Mercado, R OBP: 0.325, SLG: 0.443	(10,8)																					
Inning Stats	R: 2 E: 0 K: 1 S: 14	H: 2 LOB: 1 BB: 1 P: 20	R: 0 E: 0 K: 0 S: 7	H: 0 LOB: 0 BB: 0 P: 10	R: 1 E: 0 K: 0 S: 14	H: 2 LOB: 1 BB: 0 P: 20	R: 0 E: 0 K: 1 S: 9	H: 0 LOB: 0 BB: 0 P: 13	R: 0 E: 0 K: 0 S: 9	H: 0 LOB: 0 BB: 0 P: 15	R: 0 E: 0 K: 0 S: 11	H: 2 LOB: 3 BB: 1 P: 19	R: 0 E: 0 K: 2 S: 6	H: 0 LOB: 0 BB: 0 P: 8	R: 0 E: 0 K: 2 S: 9	H: 0 LOB: 0 BB: 0 P: 13	R: 4 E: 0 K: 1 S: 15	H: 3 LOB: 1 BB: 1 P: 28	1B: 5 2B: 2 3B: 0 HR: 2	SF: 0 SAC: 0 DP: 0 HBP: 0	WP: 0 PB: 0 SB: 0 CS: 0	PA: 42
PITCHER	IP WLS BF H R ER SO ERA WHIP	17 José Berríos, R ERA: 3.29	21 Tyler Duffey, R ERA: 3.23	19 Ryne Harper, R ERA: 2.96	65 Trevor May, R ERA: 3.74	55 Taylor Rogers, L ERA: 2.69	PITCHER	IP WLS BF H R ER SO ERA WHIP	61 Cody Stashak, R ERA: 5.4													

Cleveland Indians @ Minnesota Twins
Target Field, Minneapolis, MN
Sun Aug 11 2019, 1:13 PM - 4:41 PM CDT
Att: 37,849 - Overcast - 72 F

AB 39
R 7
H 9
RBI 7
BB 3
SO 7
LOB 15



Batter	1	2	3	4	5	6	7	8	9	10	AB	R	H	RBI	BB	SO	LOB	BOTTOM						
26 Max Kepler, L OBP: 0.335, SLG: 0.542	(1,8) X SI 91 0-0		B CH 83 3-3 B FC 88 B FC 88 C CH 84 S SI 93		S FC 88 2-2 B SI 93 F FC 89 B SI 94 F SL 85 T CU 77		X FF 92 0-0		X FF 96 0-0	5 0 0 0 0 2 3														
11 Jorge Polanco, S OBP: 0.354, SLG: 0.489	(1,6) B SI 92 1-3 C SI 92 S CH 84 B FC 89 S FC 89		T SI 93 1-3 F SI 93 F SI 93 C CU 77		C SI 91 2-2 C CH 82 B CU 75 X SI 92		C FF 92 0-3 S SI 93 S SI 94		C FF 96 0-2 F CU 76 X CH 87	5 0 0 0 0 3 1														
22 Miguel Sanó, R OBP: 0.333, SLG: 0.547	(1,5) B FC 86 3-2 B SL 83 C FC 88 F SI 93 X FC 89		B SI 93 2-3 B FC 88 B SI 93 B SI 93 X SI 90		X SL 82 0-0		C SI 84 0-2 B SI 75 X SL 77		C SI 88 1-2 B CU 78 X SL 86	5 0 0 0 0 1 0														
20 Eddie Rosario, L OBP: 0.307, SLG: 0.519	(1,7)	C CH 83 3-2 B FC 88 B SI 92 F SI 92 X FC 89		X SI 94 0-1		C CU 75 2-2 F FC 87 B SI 93 B SI 83 B FC 89 X SI 94		X ST 80 0-0		4 2 2 0 0 0 0														
18 Mitch Garver, R OBP: 0.332, SLG: 0.605	(1,2)	C FC 86 2-2 B SL 84 B SL 84 X FC 88		B SI 84 1-0 X FC 88		B SI 82 4-1 C FF 92 B SI 82 B SI 82 B FF 94 B FF 93		B SI 82 3-3 D ST 82 C FF 94 S ST 83	3 0 0 0 1 1 2															
2 Luis Arraez, L OBP: 0.421, SLG: 0.446	(1,10)	B FC 89 1-1 C FC 93 X CH 85		B SI 92 3-2 C FC 86 B CU 75 F SI 92 B SI 94 X CH 86		C FF 92 1-2 F SI 83 B FF 94 F SI 83 X FF 93		X FF 94 0-0	3 1 2 2 0 0 0															
24 C.J. Cron, R OBP: 0.318, SLG: 0.483	(1,3)	X SL 84 0-0		B SI 92 2-2 C FC 86 B SI 83 X SI 94		C FF 92 0-2 F SI 83 X SL 83		S FF 94 3-2 B SI 84 D ST 82 F SI 84 B FF 94 F FF 94 F SI 83	4 0 2 0 0 0 2 0 0 0 0 0 0 0															
13 Ehire Adrianza, S OBP: 0.373, SLG: 0.408	(9, PR) (10,3)																							
9 Marwin Gonzalez, S OBP: 0.318, SLG: 0.406	(1,9)		F SI 92 0-2 X FF 93		C FC 88 2-2 B SL 84 X FC 86		B SI 81 1-0 X SL 82		F SI 81 0-2 F SI 81 X ST 82 X FF 84	4 0 2 1 0 0 2														
16 Jonathan Schoop, R OBP: 0.301, SLG: 0.450	(1,4)		X FC 88 0-0		C SL 83 1-1 B SI 83 X SL 83		F SI 82 0-3 F SI 83 S SI 83		B ST 82 1-0 X ST 82	4 0 1 0 0 1 6														
Inning Stats	R: 0 E: 0 K: 1 S: 10	H: 0 LOB: 0 BB: 0 P: 14	R: 1 E: 0 K: 0 S: 9	H: 1 LOB: 0 BB: 0 P: 15	R: 0 E: 0 K: 2 S: 12	H: 1 LOB: 1 BB: 0 P: 16	R: 0 E: 0 K: 1 S: 7	H: 0 LOB: 0 BB: 0 P: 10	R: 0 E: 0 K: 1 S: 16	H: 2 LOB: 2 BB: 0 P: 26	R: 0 E: 0 K: 0 S: 10	H: 0 LOB: 0 BB: 0 P: 14	R: 0 E: 0 K: 1 S: 15	H: 1 LOB: 2 BB: 1 P: 21	R: 0 E: 0 K: 1 S: 7	H: 0 LOB: 0 BB: 0 P: 7	R: 2 E: 0 K: 1 S: 18	H: 4 LOB: 2 BB: 0 P: 25	R: 0 E: 0 K: 0 S: 8	H: 0 LOB: 0 BB: 0 P: 9	1B: 6 2B: 3 3B: 0 HR: 0	SF: 1 SAC: 0 DP: 0 HBP: 0	WP: 0 PB: 0 SB: 0 CS: 0	PA: 39
PITCHER	IP WLS BF H R ER SO ERA WHIP	67 Aaron Civale, R ERA: 1.0	44 Nick Goody, R ERA: 1.26	39 Oliver Pérez, L ERA: 2.84	90 Adam Cimber, R ERA: 3.72	33 Brad Hand, L ERA: 2.81	PITCHER	IP WLS BF H R ER SO ERA WHIP	54 Hunter Wood, R ERA: 2.18															

Cleveland Indians @ Minnesota Twins
Target Field, Minneapolis, MN
Sun Aug 11 2019, 1:13 PM - 4:41 PM CDT
Att: 37,849 - Overcast - 72 F

AB 37
R 3
H 9
RBI 3
BB 1
SO 8
LOB 16




Batter	1	2	3	4	5	6	7	8	9	10	AB	R	H	RBI	BB	SO	LOB	TOP							
50 Mookie Betts, R OBP: 0.389, SLG: 0.492											5	2	2	1	1	1	1								
11 Rafael Devers, L OBP: 0.373, SLG: 0.574											6	1	6	3	0	0	0								
2 Xander Bogaerts, R OBP: 0.380, SLG: 0.549											6	0	2	0	0	3	4								
28 J.D. Martinez, R OBP: 0.396, SLG: 0.567											4	1	2	0	1	0	3								
16 Andrew Benintendi, L OBP: 0.359, SLG: 0.464											4	0	0	0	1	1	5								
18 Mitch Moreland, L OBP: 0.315, SLG: 0.508											5	0	1	1	0	2	4								
40 Marco Hernández, L OBP: 0.365, SLG: 0.493											5	1	2	1	0	2	0								
3 Sandy León, S OBP: 0.255, SLG: 0.314											3	0	0	0	1	0	2								
7 Christian Vázquez, R OBP: 0.316, SLG: 0.486											1	0	0	0	0	1	0								
19 Jackie Bradley Jr., L OBP: 0.318, SLG: 0.396											4	2	2	1	0	0	2								
Inning Stats	R: 1 E: 0 K: 1 S: 13	H: 2 LOB: 1 BB: 0 P: 20	R: 1 E: 0 K: 1 S: 12	H: 2 LOB: 2 BB: 1 P: 18	R: 0 E: 0 K: 1 S: 16	H: 2 LOB: 1 BB: 1 P: 25	R: 0 E: 0 K: 2 S: 10	H: 1 LOB: 1 BB: 0 P: 16	R: 2 E: 0 K: 1 S: 19	H: 4 LOB: 2 BB: 0 P: 26	R: 2 E: 0 K: 1 S: 15	H: 0 LOB: 0 BB: 0 P: 17	R: 0 E: 0 K: 0 S: 9	H: 2 LOB: 1 BB: 0 P: 11	R: 0 E: 0 K: 1 S: 14	H: 0 LOB: 0 BB: 0 P: 20	R: 1 E: 0 K: 1 S: 16	H: 3 LOB: 2 BB: 0 P: 20	1B: 11 2B: 6 3B: 1 HR: 1	SF: 0 SAC: 0 DP: 2 HBP: 1	WP: 0 PB: 0 SB: 0 CS: 1	PA: 48			
PITCHER	IP 4.2	WLS 25	BF 11	H 4	R 4	ER 4	SO 6	BB 2	IBB 0	HBP 0	BLK 0	WP 0	HR 0	S 68	P 103	ERA 7.71	WHIP 2.786								
52 Mike Clevinger, R ERA: 3.34	IP 2.1	WLS 11	BF 4	H 2	R 2	ER 2	SO 2	BB 1	IBB 1	HBP 1	BLK 0	WP 0	HR 0	S 27	P 49	ERA 7.71	WHIP 0.857								
63 Josh Smith, L ERA: 5.4	IP 1.0	WLS 4	BF 2	H 0	R 0	ER 0	SO 0	BB 0	IBB 0	HBP 0	BLK 0	WP 0	HR 0	S 9	P 11	ERA 0.00	WHIP 2.000								
90 Adam Cimber, R ERA: 3.64	IP 1.0	WLS 3	BF 0	H 0	R 0	ER 0	SO 1	BB 0	IBB 0	HBP 0	BLK 0	WP 0	HR 0	S 14	P 20	ERA 0.00	WHIP 0.000								
36 Tyler Clippard, R ERA: 2.74	IP 1.0	WLS L	BF 5	H 3	R 1	ER 1	SO 1	BB 0	IBB 0	HBP 0	BLK 0	WP 0	HR 1	S 16	P 20	ERA 9.00	WHIP 3.000								
62 Nick Wittgren, R ERA: 2.72																									

Boston Red Sox @ Cleveland Indians
 Progressive Field, Cleveland, OH
 Tue Aug 13 2019, 7:11 PM - 11:17 PM EDT
 Att: 26,662 - Cloudy - 76 F

livebaseballscores.com

AB 43
 R 7
 H 17
 RBI 7
 BB 4
 SO 10
 LOB 21



WP: 0 PA: 48
 PB: 0
 SB: 0
 CS: 1

Batter	1	2	3	4	5	6	7	8	9	10	AB	R	H	RBI	BB	SO	LOB	BOTTOM				
12 Francisco Lindor, S OBP: 0.359, SLG: 0.525											5	0	3	3	0	1	0					
35 Óscar Mercado, R OBP: 0.317, SLG: 0.432											5	0	1	0	0	3	3					
41 Carlos Santana, S OBP: 0.409, SLG: 0.538											4	2	2	1	1	2	2					
32 Fránmil Reyes, R OBP: 0.299, SLG: 0.514											3	1	1	2	1	1	0					
6 Mike Freeman, L OBP: 0.347, SLG: 0.386											1	0	0	0	0	0	1					
11 José Ramírez, S OBP: 0.318, SLG: 0.440											5	0	0	0	0	2	2					
55 Roberto Pérez, R OBP: 0.309, SLG: 0.450											4	1	0	0	1	4	3					
22 Jason Kipnis, L OBP: 0.318, SLG: 0.406											4	0	0	0	0	2	3					
1 Greg Allen, S OBP: 0.303, SLG: 0.396											4	2	1	0	0	0	1					
30 Tyler Naquin, L OBP: 0.315, SLG: 0.479											4	0	1	0	0	2	3					
Inning Stats	R: 0 E: 0 K: 3 S: 9	H: 0 LOB: 0 BB: 0 P: 13	R: 0 E: 0 K: 1 S: 8	H: 0 LOB: 0 BB: 0 P: 9	R: 0 E: 0 K: 1 S: 14	H: 2 LOB: 2 BB: 0 P: 22	R: 1 E: 0 K: 3 S: 10	H: 1 LOB: 0 BB: 0 P: 15	R: 0 E: 0 K: 2 S: 10	H: 0 LOB: 0 BB: 0 P: 13	R: 2 E: 1 K: 2 S: 18	H: 1 LOB: 2 BB: 1 P: 28	R: 0 E: 0 K: 1 S: 13	H: 0 LOB: 2 BB: 0 P: 21	R: 1 E: 0 K: 1 S: 11	H: 2 LOB: 0 BB: 0 P: 17	R: 0 E: 0 K: 2 S: 11	H: 1 LOB: 1 BB: 0 P: 17	1B: 5 2B: 2 3B: 0 HR: 2	SF: 0 SAC: 0 DP: 0 HBP: 0	WP: 0 PB: 0 SB: 1 CS: 1	PA: 42
PITCHER	IP 6.2	WLS H	BF 3	H 1	R 0	ER 0	SO 3	BB 1	IBB 0	HBP 0	BLK 0	WP 0	HR 0	S 73	P 108	ERA 4.						

Batter	1	2	3	4	5	6	7	8	9	AB	R	H	RBI	BB	SO	LOB	TOP					
50 Mookie Betts, R OBP: 0.388, SLG: 0.491	G6-3		L8	K			2 HR	CS	K	5	1	1	0	0	2	2						
11 Rafael Devers, L OBP: 0.375, SLG: 0.580	G4-3		HR		G1		2 HR		G3	4	2	2	1	1	0	0						
2 Xander Bogaerts, R OBP: 0.384, SLG: 0.563	G4-3		HR				HR		1B	4	2	3	4	1	0	1						
28 J.D. Martinez, R OBP: 0.382, SLG: 0.561	F9		K		K		K		L5	5	0	0	0	0	3	3						
16 Andrew Benintendi, L OBP: 0.360, SLG: 0.466		7 1B	G4-3		P5					4	0	2	0	0	0	1						
59 Sam Travis, R OBP: 0.317, SLG: 0.473		K		7 1B		G5-3				4	0	1	0	0	2	2						
40 Marco Hernández, L OBP: 0.359, SLG: 0.480		F9		K		F7				4	0	1	0	0	1	2						
7 Christian Vázquez, R OBP: 0.320, SLG: 0.486						G6-3			F8	4	0	2	0	0	0	1						
19 Jackie Bradley Jr., L OBP: 0.315, SLG: 0.392							P5		K	4	0	0	0	0	3	5						
Inning Stats	R: 0 E: 0 K: 0 S: 9	H: 1 LOB: 1 BB: 0 P: 13	R: 0 E: 0 K: 2 S: 13	H: 2 LOB: 2 BB: 0 P: 19	R: 2 E: 0 K: 1 S: 15	H: 2 LOB: 0 BB: 0 P: 22	R: 0 E: 0 K: 3 S: 15	H: 2 LOB: 2 BB: 0 P: 20	R: 0 E: 0 K: 1 S: 14	H: 0 LOB: 1 BB: 1 P: 21	R: 0 E: 0 K: 0 S: 11	H: 0 LOB: 0 BB: 0 P: 12	R: 3 E: 0 K: 2 S: 19	H: 3 LOB: 1 BB: 1 P: 26	R: 0 E: 0 K: 1 S: 8	H: 1 LOB: 0 BB: 0 P: 13	R: 0 E: 0 K: 1 S: 16	H: 1 LOB: 1 BB: 0 P: 20	1B: 7 2B: 2 HR: 3	SF: 0 SAC: 0 DP: 0 HBP: 0	WP: 0 PB: 0 SB: 0 CS: 1	PA: 41
PITCHER	IP	WLS	BF	H	R	ER	SO	BB	IBB	HBP	BLK	WP	HR	S	P	ERA	WHIP					
57 Shane Bieber, R ERA: 3.27	6.0	L	26	7	2	2	7	1	0	0	0	0	2	77	107	3.00	1.333					
44 Nick Goody, R ERA: 2.15	0.2		5	2	3	3	1	0	1	0	0	0	1	13	19	40.50	3.000					
53 Logan Allen, L ERA: 6.18	2.1		9	3	0	0	3	0	0	0	0	0	0	30	40	0.00	1.286					

Boston Red Sox @ Cleveland Indians
 Progressive Field, Cleveland, OH
 Wed Aug 14, 2019, 1:11 PM - 4:29 PM EDT
 Att: 29,535 - Partly Cloudy - 79 F

AB 38
 R 5
 H 12
 RBI 5
 BB 2
 SO 11
 LOB 17



Batter	1	2	3	4	5	6	7	8	9	AB	R	H	RBI	BB	SO	LOB	BOTTOM					
12 Francisco Lindor, S OBP: 0.358, SLG: 0.522	G5-3		E3		G4-3		F9			4	1	1	0	0	0	1						
35 Óscar Mercado, R OBP: 0.320, SLG: 0.432	G5-3		41 WP		41 BB		P4			4	0	2	0	0	0	1						
41 Carlos Santana, S OBP: 0.410, SLG: 0.536								G1-3		2	0	0	0	2	1	1						
11 José Ramírez, S OBP: 0.317, SLG: 0.438	G4-3		32 FC6-4		F8		F7			3	0	0	0	1	0	3						
32 Franmil Reyes, R OBP: 0.296, SLG: 0.508	F8		FC6-4					K		4	0	0	0	0	2	2						
1 Greg Allen, S OBP: 0.295, SLG: 0.385	F8				L9		G6-3		G4-3	4	0	0	0	0	0	0						
6 Mike Freeman, L OBP: 0.352, SLG: 0.385										3	0	1	0	0	2	0						
27 Kevin Plawecki, R OBP: 0.291, SLG: 0.333	G4-3				G1-4-3					4	0	1	0	0	0	2						
30 Tyler Naquin, L OBP: 0.311, SLG: 0.473			G4-3							3	0	0	0	0	1	1						
Inning Stats	R: 0 E: 0 K: 0 S: 6	H: 0 LOB: 1 BB: 1 P: 12	R: 0 E: 0 K: 0 S: 10	H: 1 LOB: 1 BB: 0 P: 20	R: 1 E: 0 K: 1 S: 11	H: 2 LOB: 1 BB: 1 P: 21	R: 0 E: 0 K: 0 S: 7	H: 0 LOB: 0 BB: 0 P: 12	R: 0 E: 0 K: 1 S: 15	H: 1 LOB: 2 BB: 1 P: 26	R: 0 E: 0 K: 2 S: 10	H: 0 LOB: 0 BB: 0 P: 10	R: 0 E: 0 K: 0 S: 8	H: 1 LOB: 1 BB: 0 P: 14	R: 0 E: 0 K: 1 S: 9	H: 0 LOB: 0 BB: 0 P: 14	R: 0 E: 0 K: 1 S: 9	H: 0 LOB: 0 BB: 0 P: 13	1B: 5 2B: 0 3B: 0 HR: 0	SF: 0 SAC: 0 DP: 1 HBP: 1	WP: 1 PB: 0 SB: 0 CS: 0	PA: 35
PITCHER	IP	WLS	BF	H	R	ER	SO	BB	IBB	HBP	BLK	WP	HR	S	P	ERA	WHIP					
61 Brian Johnson, L ERA: 6.45	2.2		13	3	1	0	1	2	0	0	0	0	0	26	52	0.00	1.875					
64 Marcus Walden, R ERA: 3.39	0.1		1	0	0	0	0	0	0	0	0	0	0	1	1	0.00	0.000					
63 Darwinzon Hernández, L ERA: 3.72	1.2	H	7	1	0	0	1	1	0	1	0	0	0	20	34	0.00	1.200					
72 Josh Taylor, L ERA: 3.18	0.1	H	1	0	0	0	0	0	0	0	0	0	2	4	0.00	0.000						
17 Nathan Eovaldi, R ERA: 5.77	2.0	W	7	1	0	0	2	0	0	0	0	0	0	18	24	0.00	0.500					
PITCHER	IP	WLS	BF	H	R	ER	SO	BB	IBB	HBP	BLK	WP	HR	S	P	ERA	WHIP					
48 Andrew Cashner, R (8, 1) ERA: 4.76	1.0		3	0	0	0	1	0	0	0	0	0	0	9	14	0.00	0.000					
44 Brandon Workman, R (9, 1) ERA: 1.96	1.0		3	0	0	0	1	0	0	0	0	0	0	9	13	0.00	0.000					

Boston Red Sox @ Cleveland Indians
 Progressive Field, Cleveland, OH
 Wed Aug 14, 2019, 1:11 PM - 4:29 PM EDT
 Att: 29,535 - Partly Cloudy - 79 F

AB 31
 R 1
 H 5
 RBI 0
 BB 3
 SO 6
 LOB 11



Batter	1	2	3	4	5	6	7	8	9	AB	R	H	RBI	BB	SO	LOB	TOP								
12 Francisco Lindor, S OBP: 0.358, SLG: 0.520				L9	F7		G6-3			6	2	2	1	0	0	3	Cleveland Indians @ New York Yankees Yankee Stadium, Bronx, NY Thu Aug 15 2019, 7:09 PM - 10:36 PM EDT Att: 44,654 - Partly Cloudy - 78 F								
1 Greg Allen, S OBP: 0.315, SLG: 0.426		K								5	4	4	4	0	1	0									
41 Carlos Santana, S OBP: 0.314, SLG: 0.553			K							5	4	3	3	1	1	2									
27 Kevin Plawecki, R OBP: 0.291, SLG: 0.333					G3					0	0	0	0	0	0	0									
66 Yasiel Puig, R OBP: 0.314, SLG: 0.483						L6				5	1	2	2	0	2	3									
35 Oscar Mercado, R OBP: 0.322, SLG: 0.434										1	0	1	0	0	0	0									
11 José Ramírez, S OBP: 0.322, SLG: 0.452										3	2	2	6	2	1	0									
6 Mike Freeman, L OBP: 0.350, SLG: 0.381								L1-6		1	0	0	0	0	0	1									
22 Jason Kipnis, L OBP: 0.316, SLG: 0.416										6	1	2	1	0	1	4									
32 Franmil Reyes, R OBP: 0.297, SLG: 0.595										6	0	2	0	0	1	0									
30 Tyler Naquin, L OBP: 0.316, SLG: 0.478				L5						6	3	3	0	0	0	2									
55 Roberto Pérez, R OBP: 0.316, SLG: 0.463										5	2	3	2	1	1	0									
Inning Stats	R: 7 H: 6 E: 0 K: 1 S: 33	H: 6 LOB: 0 BB: 1 P: 52	R: 2 H: 2 E: 0 K: 3 S: 13	H: 2 LOB: 0 BB: 0 P: 22	R: 0 H: 0 E: 0 K: 1 S: 11	H: 0 LOB: 0 BB: 0 P: 17	R: 2 H: 2 E: 0 K: 1 S: 12	H: 2 LOB: 1 BB: 1 P: 20	R: 1 H: 3 E: 0 K: 0 S: 14	H: 3 LOB: 2 BB: 1 P: 23	R: 0 H: 2 E: 0 K: 1 S: 12	H: 2 LOB: 2 BB: 0 P: 16	R: 2 H: 3 E: 0 K: 0 S: 12	H: 3 LOB: 2 BB: 1 P: 27	R: 5 H: 6 E: 0 K: 0 S: 21	H: 6 LOB: 1 BB: 0 P: 33	R: 0 H: 0 E: 0 K: 1 S: 7	H: 0 LOB: 0 BB: 0 P: 9	1B: 13 2B: 4 3B: 0 HR: 7	SF: 0 SAC: 0 DP: 1 HBP: 1	WP: 0 PB: 0 SB: 0 CS: 0	PA: 54			
PITCHER	IP WLS BF H R ER SO BB IBB HBP BLK WP HR S P ERA WHIP	IP WLS BF H R ER SO BB IBB HBP BLK WP HR S P ERA WHIP	IP WLS BF H R ER SO BB IBB HBP BLK WP HR S P ERA WHIP	IP WLS BF H R ER SO BB IBB HBP BLK WP HR S P ERA WHIP	IP WLS BF H R ER SO BB IBB HBP BLK WP HR S P ERA WHIP	IP WLS BF H R ER SO BB IBB HBP BLK WP HR S P ERA WHIP	IP WLS BF H R ER SO BB IBB HBP BLK WP HR S P ERA WHIP	IP WLS BF H R ER SO BB IBB HBP BLK WP HR S P ERA WHIP	IP WLS BF H R ER SO BB IBB HBP BLK WP HR S P ERA WHIP	IP WLS BF H R ER SO BB IBB HBP BLK WP HR S P ERA WHIP	IP WLS BF H R ER SO BB IBB HBP BLK WP HR S P ERA WHIP	IP WLS BF H R ER SO BB IBB HBP BLK WP HR S P ERA WHIP	IP WLS BF H R ER SO BB IBB HBP BLK WP HR S P ERA WHIP	IP WLS BF H R ER SO BB IBB HBP BLK WP HR S P ERA WHIP	IP WLS BF H R ER SO BB IBB HBP BLK WP HR S P ERA WHIP	IP WLS BF H R ER SO BB IBB HBP BLK WP HR S P ERA WHIP	IP WLS BF H R ER SO BB IBB HBP BLK WP HR S P ERA WHIP	IP WLS BF H R ER SO BB IBB HBP BLK WP HR S P ERA WHIP	IP WLS BF H R ER SO BB IBB HBP BLK WP HR S P ERA WHIP	IP WLS BF H R ER SO BB IBB HBP BLK WP HR S P ERA WHIP	IP WLS BF H R ER SO BB IBB HBP BLK WP HR S P ERA WHIP	IP WLS BF H R ER SO BB IBB HBP BLK WP HR S P ERA WHIP	IP WLS BF H R ER SO BB IBB HBP BLK WP HR S P ERA WHIP	IP WLS BF H R ER SO BB IBB HBP BLK WP HR S P ERA WHIP	IP WLS BF H R ER SO BB IBB HBP BLK WP HR S P ERA WHIP
57 Chad Green, R ERA: 5.99	0.1	L	6	4	5	5	1	0	0	0	0	0	0	2	19	35	135.00	15.000							
43 Jonathan Lóaisiga, R ERA: 5.94	2.1	12	4	4	4	4	0	0	0	0	0	0	2	38	56	13.50	1.500								
35 Chance Adams, R ERA: 7.48	3.2	23	10	5	5	2	3	0	1	1	0	1	46	79	12.27	3.545									
67 Nestor Cortes, L ERA: 4.41	0.1	1	0	0	0	0	0	0	0	0	0	0	4	7	0.00	0.000									
36 Mike Ford, R ERA: 22.5	2.0	12	6	5	5	1	0	0	0	0	0	2	28	42	22.50	3.000									
Batter	1	2	3	4	5	6	7	8	9	AB	R	H	RBI	BB	SO	LOB	BOTTOM								
26 DJ LeMahieu, R OBP: 0.387, SLG: 0.532					G5-3					5	1	2	0	0	0	1	Cleveland Indians @ New York Yankees Yankee Stadium, Bronx, NY Thu Aug 15 2019, 7:09 PM - 10:36 PM EDT Att: 44,654 - Partly Cloudy - 78 F								
99 Aaron Judge, R OBP: 0.382, SLG: 0.445										5	0	0	0	0	4	4									
18 Didi Gregorius, L OBP: 0.296, SLG: 0.468										4	1	3	1	0	0	2									
90 Thairo Estrada, R OBP: 0.288, SLG: 0.481										1	0	0	0	0	0	0									
29 Gio Urshela, R OBP: 0.379, SLG: 0.585										4	0	2	2	0	0	1									
24 Gary Sánchez, R OBP: 0.306, SLG: 0.527										4	1	1	1	0	1	5									
11 Brett Gardner, L OBP: 0.337, SLG: 0.482										3	0	0	0	1	0	1									
25 Gleyber Torres, R OBP: 0.348, SLG: 0.525										4	1	1	1	0	0	3									
39 Mike Tauchman, L OBP: 0.372, SLG: 0.554										4	0	0	0	0	2	0									
36 Mike Ford, L OBP: 0.291, SLG: 0.356										3	1	0	0	0	0	0									
Inning Stats	R: 1 H: 3 E: 0 K: 1 S: 14	H: 3 LOB: 3 BB: 1 P: 22	R: 0 H: 0 E: 0 K: 0 S: 7	H: 0 LOB: 1 BB: 0 P: 14	R: 0 H: 1 E: 0 K: 0 S: 8	H: 1 LOB: 0 BB: 0 P: 13	R: 0 H: 0 E: 0 K: 0 S: 10	H: 0 LOB: 0 BB: 0 P: 12	R: 1 H: 1 E: 0 K: 1 S: 11	H: 1 LOB: 0 BB: 0 P: 18	R: 1 H: 1 E: 0 K: 1 S: 15	H: 1 LOB: 0 BB: 0 P: 24	R: 1 H: 2 E: 1 K: 2 S: 16	H: 2 LOB: 2 BB: 0 P: 24	R: 1 H: 1 E: 0 K: 1 S: 9	H: 1 LOB: 0 BB: 0 P: 14	R: 0 H: 0 E: 0 K: 1 S: 8	H: 0 LOB: 0 BB: 0 P: 12	1B: 6 2B: 0 3B: 0 HR: 3	SF: 0 SAC: 0 DP: 0 HBP: 1	WP: 0 PB: 0 SB: 0 CS: 0	PA: 39			
PITCHER	IP WLS BF H R ER SO BB IBB HBP BLK WP HR S P ERA WHIP	IP WLS BF H R ER SO BB IBB HBP BLK WP HR S P ERA WHIP	IP WLS BF H R ER SO BB IBB HBP BLK WP HR S P ERA WHIP	IP WLS BF H R ER SO BB IBB HBP BLK WP HR S P ERA WHIP	IP WLS BF H R ER SO BB IBB HBP BLK WP HR S P ERA WHIP	IP WLS BF H R ER SO BB IBB HBP BLK WP HR S P ERA WHIP	IP WLS BF H R ER SO BB IBB HBP BLK WP HR S P ERA WHIP	IP WLS BF H R ER SO BB IBB HBP BLK WP HR S P ERA WHIP	IP WLS BF H R ER SO BB IBB HBP BLK WP HR S P ERA WHIP	IP WLS BF H R ER SO BB IBB HBP BLK WP HR S P ERA WHIP	IP WLS BF H R ER SO BB IBB HBP BLK WP HR S P ERA WHIP	IP WLS BF H R ER SO BB IBB HBP BLK WP HR S P ERA WHIP	IP WLS BF H R ER SO BB IBB HBP BLK WP HR S P ERA WHIP	IP WLS BF H R ER SO BB IBB HBP BLK WP HR S P ERA WHIP	IP WLS BF H R ER SO BB IBB HBP BLK WP HR S P ERA WHIP	IP WLS BF H R ER SO BB IBB HBP BLK WP HR S P ERA WHIP	IP WLS BF H R ER SO BB IBB HBP BLK WP HR S P ERA WHIP	IP WLS BF H R ER SO BB IBB HBP BLK WP HR S P ERA WHIP	IP WLS BF H R ER SO BB IBB HBP BLK WP HR S P ERA WHIP	IP WLS BF H R ER SO BB IBB HBP BLK WP HR S P ERA WHIP	IP WLS BF H R ER SO BB IBB HBP BLK WP HR S P ERA WHIP	IP WLS BF H R ER SO BB IBB HBP BLK WP HR S P ERA WHIP	IP WLS BF H R ER SO BB IBB HBP BLK WP HR S P ERA WHIP	IP WLS BF H R ER SO BB IBB HBP BLK WP HR S P ERA WHIP	IP WLS BF H R ER SO BB IBB HBP BLK WP HR S P ERA WHIP
45 Adam Plutko, R ERA: 4.67	6.0	W	26	6	3	3	3	0	0	0	0	0	0	16	24	0.00	2.000								
54 Hunter Wood, R ERA: 2.08	1.0	6	2	1	0	2	0	0	0	0	0	1	17	26	4.50	0.500									
88 Phil Maton, R ERA: 7.52	2.0	7	1	1	1	2	0	0	0	0	0	1	17	26	4.50	0.500									

Batter	1	2	3	4	5	6	7	8	9	AB	R	H	RBI	BB	SO	LOB	TOP					
12 Francisco Lindor, S OBP: 0.355, SLG: 0.515										4	0	0	0	0	0	1	Cleveland Indians @ New York Yankees Yankee Stadium, Bronx, NY Fri Aug 16 2019, 7:09 PM - 9:48 PM EDT Att. 45,015 - Clear - 79 F					
1 Greg Allen, S OBP: 0.307, SLG: 0.414										4	0	0	0	0	1	1						
41 Carlos Santana, S OBP: 0.412, SLG: 0.549										3	0	0	0	1	0	0						
66 Yasiel Puig, R OBP: 0.314, SLG: 0.488										4	1	1	1	0	0	1						
11 José Ramírez, S OBP: 0.326, SLG: 0.464										4	1	3	1	0	1	1						
22 Jason Kipnis, L OBP: 0.315, SLG: 0.411										4	0	0	0	0	2	3						
32 Franmil Reyes, R OBP: 0.295, SLG: 0.501										3	0	0	0	0	2	2						
30 Tyler Naquin, L OBP: 0.312, SLG: 0.472										3	0	0	0	0	0	1						
55 Roberto Pérez, R OBP: 0.314, SLG: 0.460										2	0	0	0	0	0	0						
Inning Stats	R: 0 E: 0 K: 1 S: 7	H: 0 LOB: 0 BB: 0 P: 9	R: 1 E: 0 K: 0 S: 6	H: 1 LOB: 0 BB: 0 P: 8	R: 0 E: 0 K: 0 S: 9	H: 0 LOB: 0 BB: 0 P: 14	R: 0 E: 0 K: 0 S: 8	H: 0 LOB: 0 BB: 0 P: 14	R: 0 E: 0 K: 1 S: 13	H: 1 LOB: 1 BB: 0 P: 19	R: 0 E: 0 K: 0 S: 8	H: 0 LOB: 0 BB: 0 P: 11	R: 1 E: 0 K: 2 S: 13	H: 2 LOB: 1 BB: 0 P: 18	R: 0 E: 1 K: 0 S: 5	H: 0 LOB: 1 BB: 0 P: 10	R: 0 E: 0 K: 2 S: 9	H: 0 LOB: 1 BB: 1 P: 14	1B: 1 2B: 1 3B: 0 HR: 2	SF: 0 SAC: 1 DP: 0 HBP: 0	WP: 0 PB: 0 SB: 0 CS: 0	PA: 33
PITCHER	IP WLS BF H R ER SO BB IBB HBP BLK WP HR S P ERA WHIP																					
19 Masahiro Tanaka, R ERA: 4.56	6.1 W 23 4 2 2 2 0 0 0 0 0 2 56 83 2.84 0.632																					
48 Tommy Kahnle, R ERA: 2.58	0.2 H 2 0 0 0 2 0 0 0 0 0 0 8 10 0.00 0.000																					
53 Zack Britton, L ERA: 2.13	1.0 H 4 0 0 0 0 0 0 0 0 0 0 5 10 0.00 0.000																					
54 Aroldis Chapman, L ERA: 2.4	1.0 S 4 0 0 0 2 1 0 0 0 0 0 0 9 14 0.00 1.000																					

Batter	1	2	3	4	5	6	7	8	9	AB	R	H	RBI	BB	SO	LOB	BOTTOM			
26 DJ LeMahieu, R OBP: 0.385, SLG: 0.532										4	0	1	0	0	0	1	Cleveland Indians @ New York Yankees Yankee Stadium, Bronx, NY Fri Aug 16 2019, 7:09 PM - 9:48 PM EDT Att. 45,015 - Clear - 79 F			
99 Aaron Judge, R OBP: 0.387, SLG: 0.452										3	2	2	0	1	0	0				
29 Gio Urshela, R OBP: 0.383, SLG: 0.587										4	0	3	0	0	1	0				
18 Didi Gregorius, L OBP: 0.290, SLG: 0.459										4	1	0	0	0	1	6				
24 Gary Sánchez, R OBP: 0.308, SLG: 0.525										3	0	1	1	1	0	3				
25 Gleyber Torres, R OBP: 0.347, SLG: 0.523										4	0	1	1	0	0	4				
11 Brett Gardner, L OBP: 0.336, SLG: 0.482										4	0	1	0	0	0	3				
38 Cameron Maybin, R OBP: 0.392, SLG: 0.528										3	0	1	0	1	2	1				
36 Mike Ford, L OBP: 0.278, SLG: 0.338										4	0	0	0	0	1	3				
Inning Stats	R: 2 E: 0 K: 0 S: 15	H: 4 LOB: 2 BB: 0 P: 22	R: 0 E: 0 K: 0 S: 4	H: 1 LOB: 0 BB: 0 P: 6	R: 0 E: 0 K: 1 S: 8	H: 0 LOB: 0 BB: 0 P: 13	R: 0 E: 0 K: 1 S: 10	H: 1 LOB: 1 BB: 0 P: 14	R: 1 E: 1 K: 2 S: 11	H: 2 LOB: 1 BB: 0 P: 16	R: 0 E: 0 K: 0 S: 10	H: 0 LOB: 2 BB: 2 P: 20	R: 0 E: 0 K: 0 S: 8	H: 2 LOB: 3 BB: 1 P: 14	R: 0 E: 0 K: 1 S: 9	H: 0 LOB: 0 BB: 0 P: 14	1B: 6 2B: 5 3B: 0 HR: 0	SF: 0 SAC: 0 DP: 1 HBP: 0	WP: 1 PB: 0 SB: 0 CS: 0	PA: 36
PITCHER	IP WLS BF H R ER SO BB IBB HBP BLK WP HR S P ERA WHIP																			
67 Aaron Civale, R ERA: 1.5	6.0 L 27 8 3 2 4 1 0 0 0 0 0 4 9 * * 3.00 1.667																			
90 Adam Cimber, R ERA: 3.64	0.0 3 2 0 0 0 1 0 0 0 0 0 4 9 * * 0.00 0.000																			
39 Oliver Pérez, L ERA: 2.78	0.1 1 0 0 0 0 0 0 0 0 0 0 1 2 0.00 0.000																			
36 Tyler Clippard, R ERA: 2.84	1.2 5 0 0 0 1 0 0 0 0 0 0 12 17 0.00 0.000																			

AB	31
R	2
H	4
RBI	2
BB	1
SO	6
LOB	10

AB	33
R	3
H	10
RBI	2
BB	3
SO	5
LOB	21



Batter	1	2	3	4	5	6	7	8	9	AB	R	H	RBI	BB	SO	LOB	TOP	
12 Francisco Lindor, S OBP: 0.351, SLG: 0.513										3	0	1	0	0	1	0	<p>Cleveland Indians @ New York Mets Citi Field, Flushing, NY Thu Aug 22 2019, 7:15 PM - 11:47 PM EDT Att: 30,998 - Partly Cloudy - 83 F</p> <p>livebaseballscorecards.com</p> <p>AB 26 R 0 H 2 RBI 0 BB 1 SO 7 LOB 4</p>	
1 Greg Allen, S OBP: 0.290, SLG: 0.380										3	0	0	0	0	1	2		
41 Carlos Santana, S OBP: 0.411, SLG: 0.548										3	0	0	0	0	0	0		
66 Yasiel Puig, R OBP: 0.310, SLG: 0.475										3	0	0	0	0	0	0		
11 José Ramírez, S OBP: 0.326, SLG: 0.463										2	0	0	0	1	0	0		
22 Jason Kipnis, L OBP: 0.313, SLG: 0.410										3	0	0	0	0	1	1		
27 Kevin Plawewski, R OBP: 0.277, SLG: 0.315										3	0	0	0	0	1	0		
30 Tyler Naquin, L OBP: 0.314, SLG: 0.469										3	0	1	0	0	1	0		
67 Aaron Civale, R 36 Tyler Clippard, R 6 Mike Freeman, L 54 Hunter Wood, R										2	0	0	0	0	1	1		
Inning Stats	R: 0 H: 0 E: 0 K: 2 S: 11	H: 0 LOB: 0 BB: 0 P: 16	R: 0 H: 0 E: 0 K: 0 S: 5	H: 0 LOB: 0 BB: 0 P: 7	R: 0 H: 0 E: 0 K: 0 S: 7	H: 0 LOB: 0 BB: 0 P: 8	R: 0 H: 0 E: 0 K: 0 S: 6	H: 0 LOB: 0 BB: 0 P: 10	R: 0 H: 2 E: 0 K: 1 S: 8	H: 2 LOB: 2 BB: 0 P: 12	R: 0 H: 0 E: 0 K: 0 S: 6	H: 0 LOB: 1 BB: 1 P: 13	R: 0 H: 0 E: 0 K: 2 S: 10	H: 0 LOB: 0 BB: 0 P: 16	1B: 2 2B: 0 3B: 0 HR: 0	SF: 0 SAC: 0 DP: 0 HBP: 0		WP: 0 PB: 0 SB: 0 CS: 0
PITCHER	IP WLS BF H R ER SO BB IBB HBP BLK WP HR S P ERA WHIP																	
34 Noah Syndergaard, R ERA: 3.71	(1, 1) 6.0 W 20 2 0 0 5 0 0 0 0 0 0 0 50 73 0.00 0.333																	
27 Jeunys Familia, R ERA: 5.93	(7, 1) 1.0 H 4 0 0 0 0 1 0 0 0 0 0 0 6 13 0.00 1.000																	
51 Paul Sewald, R ERA: 3.0	(8, 1) 1.0 S 3 0 0 0 2 0 0 0 0 0 0 0 10 16 0.00 0.000																	

Batter	1	2	3	4	5	6	7	8	9	AB	R	H	RBI	BB	SO	LOB	BOTTOM			
1 Amed Rosario, R OBP: 0.330, SLG: 0.450										4	0	1	0	0	1	0	<p>Cleveland Indians @ New York Mets Citi Field, Flushing, NY Thu Aug 22 2019, 7:15 PM - 11:47 PM EDT Att: 30,998 - Partly Cloudy - 83 F</p> <p>livebaseballscorecards.com</p> <p>AB 26 R 2 H 5 RBI 2 BB 1 SO 3 LOB 6</p>			
2 Joe Panik, L OBP: 0.316, SLG: 0.327										3	1	1	0	0	1	0				
20 Pete Alonso, R OBP: 0.372, SLG: 0.595										2	0	0	0	0	0	1				
30 Michael Conforto, L OBP: 0.366, SLG: 0.499										3	1	2	0	0	0	1				
40 Wilson Ramos, R OBP: 0.344, SLG: 0.411										3	0	1	2	0	0	1				
28 J.D. Davis, R OBP: 0.368, SLG: 0.511										3	0	0	0	0	0	1				
21 Todd Frazier, R OBP: 0.303, SLG: 0.412										3	0	0	0	0	0	1				
12 Juan Lagares, R OBP: 0.286, SLG: 0.302										3	0	0	0	0	0	1				
34 Noah Syndergaard, L ERA: 1.82	(1, 1) 5.2 L 22 4 2 2 3 0 0 0 0 0 0 0 53 82 3.18 0.706																			
36 Tyler Clippard, R ERA: 2.57	(6, 1) 1.1 4 0 0 0 0 0 0 0 0 0 0 8 12 0.00 0.000																			
54 Hunter Wood, R ERA: 2.75	(8, 1) 0.0 2 1 0 0 0 1 0 0 0 0 0 0 2 7 ∞ ∞																			
Inning Stats	R: 0 H: 0 E: 0 K: 1 S: 12	H: 0 LOB: 1 BB: 0 P: 22	R: 0 H: 0 E: 0 K: 0 S: 7	H: 0 LOB: 0 BB: 0 P: 12	R: 0 H: 0 E: 0 K: 0 S: 3	H: 0 LOB: 0 BB: 0 P: 5	R: 2 H: 3 E: 0 K: 0 S: 16	H: 3 LOB: 1 BB: 0 P: 20	R: 0 H: 0 E: 0 K: 1 S: 7	H: 0 LOB: 0 BB: 0 P: 9	R: 0 H: 1 E: 0 K: 1 S: 10	H: 1 LOB: 1 BB: 0 P: 17	R: 0 H: 0 E: 1 K: 0 S: 6	H: 0 LOB: 0 BB: 0 P: 9	R: 0 H: 1 E: 0 K: 0 S: 2	H: 1 LOB: 2 BB: 1 P: 7	1B: 3 2B: 3 3B: 0 HR: 0	SF: 0 SAC: 0 DP: 1 HBP: 1	WP: 0 PB: 0 SB: 1 CS: 0	PA: 28
PITCHER	IP WLS BF H R ER SO BB IBB HBP BLK WP HR S P ERA WHIP																			

Batter	1	2	3	4	5	6	7	8	9	AB	R	H	RBI	BB	SO	LOB	TOP										
15 Whit Merrifield, R OBP: 0.352, SLG: 0.478										4	0	2	0	0	1	1	Kansas City Royals @ Cleveland Indians Progressive Field, Cleveland, OH Fri Aug 23 2019, 7:12 PM - 10:01 PM EDT Att: 31,946 - Clear - 72 F										
12 Jorge Soler, R OBP: 0.346, SLG: 0.535										4	0	0	0	0	2	3											
17 Hunter Dozier, R OBP: 0.363, SLG: 0.552										4	0	1	1	1	0	2											
4 Alex Gordon, L OBP: 0.337, SLG: 0.407										3	0	2	0	1	0	0											
66 Ryan O'Hearn, L OBP: 0.256, SLG: 0.292										2	0	0	0	1	1	2											
19 Cheslor Cuthbert, R OBP: 0.269, SLG: 0.355										1	0	0	0	0	0	1											
11 Bubba Starling, R OBP: 0.235, SLG: 0.274										4	0	0	0	0	1	2											
72 Meibrys Vilorio, L OBP: 0.257, SLG: 0.309										3	0	0	0	0	0	2											
14 Brett Phillips, L OBP: 0.333, SLG: 0.235										2	0	0	0	1	1	2											
1 Nicky Lopez, L OBP: 0.269, SLG: 0.305										3	1	1	0	0	1	1											
Inning Stats	R: 0 E: 0 K: 1 S: 10	H: 1 LOB: 0 BB: 0 P: 16	R: 0 E: 0 K: 0 S: 8	H: 0 LOB: 0 BB: 0 P: 12	R: 0 E: 0 K: 1 S: 8	H: 0 LOB: 0 BB: 1 P: 12	R: 0 E: 0 K: 1 S: 7	H: 0 LOB: 0 BB: 0 P: 8	R: 0 E: 0 K: 1 S: 10	H: 1 LOB: 2 BB: 1 P: 20	R: 1 E: 0 K: 2 S: 20	H: 2 LOB: 2 BB: 1 P: 33	R: 0 E: 0 K: 1 S: 8	H: 0 LOB: 0 BB: 0 P: 9	R: 0 E: 0 K: 0 S: 9	H: 1 LOB: 1 BB: 0 P: 14	R: 0 E: 0 K: 0 S: 9	H: 1 LOB: 0 BB: 0 P: 15	1B: 5 2B: 0 3B: 1 HR: 0	SF: 0 SAC: 0 DP: 2 HBP: 0	WP: 0 PB: 0 SB: 0 CS: 0	PA: 33					
PITCHER	IP	WLS	BF	H	R	ER	SO	BB	IBB	HBP	BLK	WP	HR	S	P	ERA	WHIP										
65 Zach Plesac, R ERA: 3.4	5.2	W	21	4	1	1	5	2	0	0	0	0	0	58	91	1.59	1.059										
39 Oliver Pérez, L ERA: 2.5	1.1	H	5	0	0	0	2	1	0	0	0	0	0	13	19	0.00	0.750										
44 Nick Goody, R ERA: 1.95	1.0	H	4	1	0	0	0	0	0	0	0	0	0	9	14	0.00	1.000										
33 Brad Hand, L ERA: 3.29	1.0	S	3	1	0	0	0	0	0	0	0	0	0	9	15	0.00	1.000										

Batter	1	2	3	4	5	6	7	8	9	AB	R	H	RBI	BB	SO	LOB	BOTTOM										
12 Francisco Lindor, S OBP: 0.351, SLG: 0.517										4	1	1	2	0	0	0	Kansas City Royals @ Cleveland Indians Progressive Field, Cleveland, OH Fri Aug 23 2019, 7:12 PM - 10:01 PM EDT Att: 31,946 - Clear - 72 F										
35 Óscar Mercado, R OBP: 0.327, SLG: 0.446										4	0	1	0	0	1	0											
41 Carlos Santana, S OBP: 0.413, SLG: 0.549										3	0	2	0	1	0	1											
66 Yasiel Puig, R OBP: 0.312, SLG: 0.474										3	0	1	0	1	1	1											
11 José Ramírez, S OBP: 0.325, SLG: 0.463										4	0	1	0	0	1	4											
22 Jason Kipnis, L OBP: 0.314, SLG: 0.410										3	1	1	0	1	0	3											
32 Franmil Reyes, R OBP: 0.294, SLG: 0.494										3	1	1	0	0	2	1											
30 Tyler Naquin, L OBP: 0.314, SLG: 0.468										3	1	1	2	0	0	1											
55 Roberto Pérez, R OBP: 0.312, SLG: 0.450										3	0	0	0	0	2	1											
Inning Stats	R: 0 E: 0 K: 0 S: 18	H: 2 LOB: 2 BB: 0 P: 26	R: 4 E: 0 K: 2 S: 21	H: 4 LOB: 1 BB: 1 P: 34	R: 0 E: 0 K: 2 S: 11	H: 0 LOB: 0 BB: 1 P: 20	R: 0 E: 0 K: 0 S: 7	H: 0 LOB: 0 BB: 0 P: 14	R: 0 E: 0 K: 0 S: 5	H: 1 LOB: 1 BB: 1 P: 9	R: 0 E: 0 K: 2 S: 11	H: 0 LOB: 0 BB: 0 P: 16	R: 0 E: 0 K: 0 S: 6	H: 1 LOB: 0 BB: 0 P: 9	R: 0 E: 0 K: 1 S: 8	H: 1 LOB: 0 BB: 0 P: 11	1B: 6 2B: 3 3B: 0 HR: 1	SF: 0 SAC: 0 DP: 3 HBP: 0	WP: 0 PB: 0 SB: 1 CS: 0	PA: 33							
PITCHER	IP	WLS	BF	H	R	ER	SO	BB	IBB	HBP	BLK	WP	HR	S	P	ERA	WHIP										
65 Jakob Junis, R ERA: 4.89	4.0	L	20	6	4	4	4	2	0	0	0	0	1	57	94	9.00	2.000										
45 Kyle Zimmer, R ERA: 6.75	2.0		7	1	0	0	2	1	0	0	0	0	0	16	25	0.00	1.000										
63 Josh Staumont, R ERA: 3.75	2.0		6	2	0	0	1	0	0	0	0	0	0	14	20	0.00	1.000										

AB 30
R 1
H 6
RBI 1
BB 3
SO 7
LOB 16




AB 30
R 4
H 9
RBI 4
BB 3
SO 7
LOB 12



Batter	1	2	3	4	5	6	7	8	9	AB	R	H	RBI	BB	SO	LOB	TOP										
15 Whit Merrifield, R OBP: 0.350, SLG: 0.475										5	0	1	0	0	0	4	Kansas City Royals @ Cleveland Indians Progressive Field, Cleveland, OH Sat Aug 24 2019, 7:11 PM - 10:19 PM EDT Att: 33,349 - Clear - 71 F										
12 Jorge Soler, R OBP: 0.345, SLG: 0.530										4	0	0	1	1	1	3											
17 Hunter Dozier, R OBP: 0.362, SLG: 0.548										3	0	0	0	1	3	2											
4 Alex Gordon, L OBP: 0.335, SLG: 0.403										4	0	0	0	0	1	2											
19 Cheslor Cuthbert, R OBP: 0.293, SLG: 0.389										3	1	1	0	1	1	0											
72 Meibrys Vitoria, L OBP: 0.289, SLG: 0.333										4	0	2	1	0	0	1											
66 Ryan O'Hearn, L OBP: 0.253, SLG: 0.287										4	0	0	0	0	2	3											
2 Humberto Arteaga, R OBP: 0.240, SLG: 0.206										3	1	1	0	0	1	0											
14 Brett Phillips, L OBP: 0.333, SLG: 0.250										3	0	1	0	0	0	1											
11 Bubba Starling, R OBP: 0.233, SLG: 0.272										1	0	0	0	0	1	1											
Inning Stats	R: 0 E: 0 K: 1 S: 5	H: 0 LOB: 0 BB: 0 P: 6	R: 0 E: 0 K: 1 S: 10	H: 1 LOB: 1 BB: 0 P: 16	R: 0 E: 0 K: 2 S: 13	H: 1 LOB: 1 BB: 0 P: 20	R: 1 E: 0 K: 3 S: 17	H: 1 LOB: 1 BB: 1 P: 25	R: 0 E: 0 K: 1 S: 11	H: 1 LOB: 2 BB: 1 P: 18	R: 1 E: 0 K: 0 S: 10	H: 1 LOB: 2 BB: 1 P: 18	R: 0 E: 0 K: 0 S: 7	H: 0 LOB: 0 BB: 0 P: 9	R: 0 E: 0 K: 1 S: 9	H: 1 LOB: 1 BB: 0 P: 13	1B: 4 2B: 2 3B: 0 HR: 0	SF: 0 SAC: 0 DP: 0 HBP: 1	WP: 0 PB: 0 SB: 0 CS: 0	PA: 38							
PITCHER	IP	WLS	BF	H	R	ER	SO	BB	IBB	HBP	BLK	WP	HR	S	P	ERA	WHIP										
52 Mike Clevinger, R ERA: 3.0	5.2	W	24	4	1	1	8	2	0	0	0	0	0	66	106	1.59	1.059										
39 Oliver Pérez, L ERA: 2.53	0.1	H	3	1	1	1	1	0	0	1	0	0	0	7	11	27.00	3.000										
90 Adam Cimber, R ERA: 4.07	1.0	H	4	0	0	0	0	1	0	0	0	0	0	6	11	0.00	1.000										
36 Tyler Clippard, R ERA: 2.52	1.0	H	3	0	0	0	0	0	0	0	0	0	0	7	9	0.00	0.000										
33 Brad Hand, L ERA: 3.23	1.0	S	4	1	0	0	1	0	0	0	0	0	0	9	13	0.00	1.000										
Batter	1	2	3	4	5	6	7	8	9	AB	R	H	RBI	BB	SO	LOB	BOTTOM										
12 Francisco Lindor, S OBP: 0.350, SLG: 0.515										4	0	1	0	0	1	1	Kansas City Royals @ Cleveland Indians Progressive Field, Cleveland, OH Sat Aug 24 2019, 7:11 PM - 10:19 PM EDT Att: 33,349 - Clear - 71 F										
35 Oscar Mercado, R OBP: 0.327, SLG: 0.447										4	1	1	0	0	0	1											
41 Carlos Santana, S OBP: 0.410, SLG: 0.544										4	0	0	0	0	2	2											
66 Yasiel Puig, R OBP: 0.314, SLG: 0.473										3	0	1	0	1	1	1											
11 José Ramírez, S OBP: 0.325, SLG: 0.463										0	0	0	0	0	0	0											
6 Mike Freeman, L OBP: 0.371, SLG: 0.442										3	1	2	1	1	0	0											
22 Jason Kipnis, L OBP: 0.314, SLG: 0.406										3	1	0	0	1	1	4											
32 Franmil Reyes, R OBP: 0.294, SLG: 0.499										4	1	1	3	0	1	1											
30 Tyler Naquin, L OBP: 0.318, SLG: 0.468										2	0	1	0	1	0	0											
55 Roberto Pérez, R OBP: 0.309, SLG: 0.446										3	0	0	0	0	2	2											
Inning Stats	R: 0 E: 0 K: 1 S: 17	H: 2 LOB: 3 BB: 1 P: 24	R: 0 E: 0 K: 0 S: 14	H: 0 LOB: 1 BB: 1 P: 25	R: 4 E: 0 K: 3 S: 19	H: 4 LOB: 1 BB: 1 P: 28	R: 0 E: 0 K: 0 S: 7	H: 0 LOB: 0 BB: 0 P: 11	R: 0 E: 0 K: 2 S: 8	H: 0 LOB: 0 BB: 0 P: 10	R: 0 E: 0 K: 0 S: 7	H: 0 LOB: 0 BB: 1 P: 14	R: 0 E: 0 K: 1 S: 6	H: 0 LOB: 0 BB: 0 P: 9	R: 0 E: 0 K: 1 S: 6	H: 0 LOB: 0 BB: 0 P: 9	1B: 5 2B: 1 3B: 0 HR: 1	SF: 0 SAC: 0 DP: 0 HBP: 0	WP: 1 PB: 0 SB: 0 CS: 0	PA: 35							
PITCHER	IP	WLS	BF	H	R	ER	SO	BB	IBB	HBP	BLK	WP	HR	S	P	ERA	WHIP										
57 Glenn Sparkman, R ERA: 5.52	4.1	L	22	6	4	4	4	3	0	0	0	0	0	15	23	0.00	0.600										
54 Tim Hill, L ERA: 4.07	1.2		6	1	0	0	3	0	0	0	0	0	0	7	14	0.00	1.000										
58 Scott Barlow, R ERA: 4.96	1.0		3	0	0	0	0	1	0	0	0	0	0	6	9	0.00	0.000										
61 Kevin McCarthy, R ERA: 5.02	1.0		3	0	0	0	1	0	0	0	0	0	0	6	9	0.00	0.000										
AB											34																
R											2																
H											6																
RBI											2																
BB											3																
SO											10																
LOB											17																
AB											30																
R											4																
H											7																
RBI											4																
BB											4																
SO											8																
LOB											12																


Batter	1	2	3	4	5	6	7	8	9	10	AB	R	H	RBI	BB	SO	LOB	TOP		
15 Whit Merrifield, R OBP: 0.349, SLG: 0.473											5	1	1	0	0	1	3	Kansas City Royals @ Cleveland Indians Progressive Field, Cleveland, OH Sun Aug 25 2019, 1:12 PM - 4:50 PM EDT Att. 29,360 - Sunny - 75 F		
12 Jorge Soler, R OBP: 0.343, SLG: 0.533											5	1	1	2	0	3	2			
17 Hunter Dozier, R OBP: 0.360, SLG: 0.543											5	0	1	0	0	2	1			
4 Alex Gordon, L OBP: 0.335, SLG: 0.401											3	1	0	0	2	0	1			
66 Ryan O'Hearn, L OBP: 0.224, SLG: 0.315											3	3	2	2	2	1	0			
11 Bubba Starling, R OBP: 0.224, SLG: 0.281											5	0	0	0	0	2	5			
33 Nick Dini, R OBP: 0.238, SLG: 0.368											4	2	1	0	1	3	0			
2 Humberto Arteaga, R OBP: 0.248, SLG: 0.218											4	1	1	0	1	1	0			
1 Nicky Lopez, L OBP: 0.271, SLG: 0.311											4	0	2	3	0	0	0			
Inning Stats	R: 0 E: 0 K: 1 S: 13	H: 1 LOB: 3 BB: 2 P: 24	R: 2 E: 1 K: 0 S: 16	H: 3 LOB: 0 BB: 0 P: 21	R: 1 E: 0 K: 0 S: 10	H: 2 LOB: 0 BB: 0 P: 17	R: 0 E: 0 K: 1 S: 9	H: 0 LOB: 0 BB: 0 P: 13	R: 0 E: 0 K: 2 S: 8	H: 0 LOB: 0 BB: 0 P: 11	R: 0 E: 0 K: 2 S: 10	H: 0 LOB: 0 BB: 0 P: 15	R: 5 E: 1 K: 2 S: 22	H: 2 LOB: 2 BB: 4 P: 46	R: 0 E: 0 K: 2 S: 10	H: 1 LOB: 0 BB: 0 P: 17	1B: 3 2B: 3 3B: 0 HR: 3		SF: 0 SAC: 0 DP: 2 HBP: 0	WP: 1 PB: 0 SB: 1 CS: 0
PITCHER	IP 7.0	WLS 0.1	BF 27	H 6	R 3	ER 2	SO 8	BB 2	IBB 0	HBP 0	BLK 0	WP 0	HR 1	S 75	P 111	ERA 2.57	WHIP 1.143			
57 Shane Bieber, R ERA: 3.23	(1, 1)																			
62 Nick Wittgren, R ERA: 2.89	(8, 1)																			
88 Phil Maton, R ERA: 7.58	(8, 1)																			
54 Hunter Wood, R ERA: 2.65	(8, 1)																			
44 Nick Goody, R ERA: 2.16	(10, 1)																			

AB	38
R	9
H	9
RBI	7
BB	6
SO	13
LOB	12



Batter	1	2	3	4	5	6	7	8	9	10	AB	R	H	RBI	BB	SO	LOB	BOTTOM						
12 Francisco Lindor, S OBP: 0.350, SLG: 0.519											4	1	1	1	1	0	1	Kansas City Royals @ Cleveland Indians Progressive Field, Cleveland, OH Sun Aug 25 2019, 1:12 PM - 4:50 PM EDT Att. 29,360 - Sunny - 75 F						
35 Oscar Mercado, R OBP: 0.322, SLG: 0.440											5	0	0	0	0	0	3							
41 Carlos Santana, S OBP: 0.412, SLG: 0.541											2	1	0	0	3	0	0							
66 Yasiel Puig, R OBP: 0.312, SLG: 0.470											5	1	1	0	0	1	5							
32 Frammil Reyes, R OBP: 0.295, SLG: 0.513											5	2	2	4	0	1	0							
22 Jason Kipnis, L OBP: 0.313, SLG: 0.402											4	0	0	0	1	0	0							
2 Yu Chang, R OBP: 0.375, SLG: 0.571											3	2	2	0	1	0	0							
6 Mike Freeman, L OBP: 0.368, SLG: 0.439											1	0	0	0	0	1	0							
27 Kevin Plawecki, R OBP: 0.283, SLG: 0.344											4	1	2	3	0	0	2							
30 Tyler Naquin, L OBP: 0.317, SLG: 0.466											1	0	0	0	0	1	0							
1 Greg Allen, S OBP: 0.284, SLG: 0.371											4	0	0	0	0	1	2							
Inning Stats	R: 0 E: 0 K: 0 S: 7	H: 0 LOB: 0 BB: 0 P: 12	R: 0 E: 0 K: 0 S: 7	H: 0 LOB: 0 BB: 0 P: 10	R: 1 E: 1 K: 0 S: 15	H: 1 LOB: 2 BB: 2 P: 33	R: 0 E: 0 K: 0 S: 10	H: 1 LOB: 2 BB: 1 P: 20	R: 0 E: 0 K: 0 S: 5	H: 0 LOB: 0 BB: 0 P: 8	R: 0 E: 0 K: 2 S: 8	H: 0 LOB: 0 BB: 0 P: 11	R: 1 E: 0 K: 0 S: 8	H: 2 LOB: 3 BB: 2 P: 13	R: 1 E: 0 K: 0 S: 9	H: 1 LOB: 0 BB: 0 P: 17	R: 4 E: 0 K: 1 S: 17	H: 3 LOB: 0 BB: 0 P: 29	R: 0 E: 0 K: 2 S: 9	H: 0 LOB: 0 BB: 0 P: 13	1B: 3 2B: 0 3B: 1 HR: 4	SF: 0 SAC: 1 DP: 0 HBP: 0	WP: 1 PB: 0 SB: 1 CS: 0	PA: 45
PITCHER	IP 5.0	WLS 1.0	BF 21	H 5	R 2	ER 2	SO 2	BB 3	IBB 0	HBP 0	BLK 0	WP 0	HR 1	S 44	P 83	ERA 3.60	WHIP 1.000							
53 Eric Skoglund, L ERA: 3.6	(1, 1)																							
58 Scott Barlow, R ERA: 5.03	(6, 1)																							
54 Tim Hill, L ERA: 4.01	(7, 1)																							
61 Kevin McCarthy, R ERA: 4.95	(7, 1)																							
50 Jacob Barnes, R ERA: 7.7	(8, 1)																							

AB	38
R	8
H	8
RBI	8
BB	6
SO	5
LOB	13



Batter	1	2	3	4	5	6	7	8	9	AB	R	H	RBI	BB	SO	LOB	TOP					
12 Francisco Lindor, S OBP: 0.351, SLG: 0.522 2 Yu Chang, R OBP: 0.317, SLG: 0.571										5	0	2	1	0	1	4	Cleveland Indians @ Detroit Tigers Comerica Park, Detroit, MI Tue Aug 27 2019, 7:12 PM - 10:23 PM EDT Att: 15,715 - Partly Cloudy - 79 F					
35 Oscar Mercado, R OBP: 0.317, SLG: 0.433										5	0	0	0	0	0	3						
41 Carlos Santana, S OBP: 0.414, SLG: 0.544										5	3	3	0	0	1	0						
66 Yasiel Puig, R OBP: 0.315, SLG: 0.475 1 Greg Allen, S OBP: 0.294, SLG: 0.371										4	1	2	1	1	0	1						
22 Jason Kipnis, L OBP: 0.311, SLG: 0.407										5	2	1	2	0	2	4						
32 Franmil Reyes, R OBP: 0.301, SLG: 0.524										3	1	2	3	2	0	0						
6 Mike Freeman, L OBP: 0.362, SLG: 0.432										4	1	1	1	0	0	2						
55 Roberto Pérez, R OBP: 0.310, SLG: 0.453										4	1	1	2	1	1	1						
30 Tyler Naquin, L OBP: 0.325, SLG: 0.466										2	1	1	0	2	0	1						
Inning Stats	R: 3 H: 3 E: 0 K: 1 S: 17	WLS: 0 BF: 0 LOB: 0 P: 26	R: 0 H: 1 E: 0 K: 0 S: 8	H: 1 R: 0 ER: 0 LOB: 2 P: 12	R: 1 H: 1 E: 0 K: 1 S: 14	H: 1 R: 0 ER: 0 LOB: 0 P: 28	R: 0 H: 1 E: 0 K: 0 S: 8	H: 1 R: 0 ER: 0 LOB: 1 P: 13	R: 0 H: 1 E: 0 K: 1 S: 11	H: 1 R: 0 ER: 0 LOB: 0 P: 19	R: 0 H: 1 E: 0 K: 0 S: 11	H: 1 R: 0 ER: 0 LOB: 1 P: 21	R: 6 H: 5 E: 1 K: 0 S: 24	H: 5 R: 1 ER: 1 LOB: 1 P: 37	R: 0 H: 0 E: 0 K: 1 S: 8	H: 0 R: 0 ER: 0 LOB: 1 P: 23		1B: 4 2B: 6 3B: 0 HR: 3	SF: 1 FC: 0 DP: 2 HBP: 1	WP: 1 PB: 0 SB: 0 CS: 1	PA: 46	
PITCHER	IP: 5.0 WLS: L BF: 23 H: 7 R: 5 ER: 4 LOB: 4 P: 3	H: 2 R: 5 ER: 5 LOB: 0 P: 0	H: 5 R: 5 ER: 5 LOB: 0 P: 0	H: 4 R: 4 ER: 4 LOB: 2 P: 3	H: 5 R: 5 ER: 5 LOB: 1 P: 0	H: 5 R: 5 ER: 5 LOB: 0 P: 0	H: 5 R: 5 ER: 5 LOB: 0 P: 0	H: 5 R: 5 ER: 5 LOB: 0 P: 0	H: 5 R: 5 ER: 5 LOB: 0 P: 0	H: 5 R: 5 ER: 5 LOB: 0 P: 0	H: 5 R: 5 ER: 5 LOB: 0 P: 0	H: 5 R: 5 ER: 5 LOB: 0 P: 0	H: 5 R: 5 ER: 5 LOB: 0 P: 0	H: 5 R: 5 ER: 5 LOB: 0 P: 0	H: 5 R: 5 ER: 5 LOB: 0 P: 0	H: 5 R: 5 ER: 5 LOB: 0 P: 0	H: 5 R: 5 ER: 5 LOB: 0 P: 0	ERA: 7.20 WHIP: 1.800	ERA: 6.75 WHIP: 1.500	ERA: 5.54		

Batter	1	2	3	4	5	6	7	8	9	AB	R	H	RBI	BB	SO	LOB	BOTTOM					
22 Victor Reyes, S OBP: 0.311, SLG: 0.375										4	0	0	0	0	1	3	Cleveland Indians @ Detroit Tigers Comerica Park, Detroit, MI Tue Aug 27 2019, 7:12 PM - 10:23 PM EDT Att: 15,715 - Partly Cloudy - 79 F					
49 Willi Castro, S OBP: 0.333, SLG: 0.364										4	0	0	0	0	2	0						
24 Miguel Cabrera, R OBP: 0.340, SLG: 0.387 55 John Hicks, R OBP: 0.240, SLG: 0.365										2	0	0	0	0	2	0						
30 Harold Castro, L OBP: 0.300, SLG: 0.386										4	0	1	0	0	1	0						
18 Dawel Lugo, R OBP: 0.263, SLG: 0.341										4	1	1	0	0	1	1						
60 Ronny Rodriguez, R OBP: 0.257, SLG: 0.455										3	0	1	1	0	1	0						
50 Travis Demeritte, R OBP: 0.340, SLG: 0.419										3	0	0	0	0	3	1						
12 Brandon Dixon, R OBP: 0.288, SLG: 0.442										2	0	0	0	1	1	0						
34 Jake Rogers, R OBP: 0.238, SLG: 0.290										2	0	0	0	1	2	0						
Inning Stats	R: 0 H: 0 E: 0 K: 1 S: 10	H: 2 R: 0 ER: 0 LOB: 3 P: 14	R: 1 H: 2 E: 0 K: 1 S: 18	H: 2 R: 0 ER: 0 LOB: 2 P: 31	R: 0 H: 0 E: 0 K: 3 S: 14	H: 0 R: 0 ER: 0 LOB: 0 P: 21	R: 0 H: 0 E: 0 K: 2 S: 8	H: 0 R: 0 ER: 0 LOB: 0 P: 11	R: 0 H: 1 E: 0 K: 1 S: 11	H: 0 R: 0 ER: 0 LOB: 1 P: 16	R: 0 H: 0 E: 0 K: 1 S: 9	H: 0 R: 0 ER: 0 LOB: 0 P: 10	R: 0 H: 0 E: 0 K: 3 S: 10	H: 0 R: 0 ER: 0 LOB: 0 P: 16	R: 0 H: 0 E: 0 K: 1 S: 13	H: 0 R: 0 ER: 0 LOB: 0 P: 18		1B: 2 2B: 1 3B: 0 HR: 0	SF: 0 FC: 0 DP: 0 HBP: 0	WP: 0 PB: 0 SB: 0 CS: 0	PA: 32	
PITCHER	IP: 5.2 WLS: W BF: 22 H: 3 R: 4 ER: 0 LOB: 3 P: 2	H: 4 R: 0 ER: 0 LOB: 0 P: 2	H: 0 R: 0 ER: 0 LOB: 0 P: 2	H: 0 R: 0 ER: 0 LOB: 0 P: 2	H: 0 R: 0 ER: 0 LOB: 0 P: 2	H: 0 R: 0 ER: 0 LOB: 0 P: 2	H: 0 R: 0 ER: 0 LOB: 0 P: 2	H: 0 R: 0 ER: 0 LOB: 0 P: 2	H: 0 R: 0 ER: 0 LOB: 0 P: 2	H: 0 R: 0 ER: 0 LOB: 0 P: 2	H: 0 R: 0 ER: 0 LOB: 0 P: 2	H: 0 R: 0 ER: 0 LOB: 0 P: 2	H: 0 R: 0 ER: 0 LOB: 0 P: 2	H: 0 R: 0 ER: 0 LOB: 0 P: 2	H: 0 R: 0 ER: 0 LOB: 0 P: 2	H: 0 R: 0 ER: 0 LOB: 0 P: 2	H: 0 R: 0 ER: 0 LOB: 0 P: 2	ERA: 1.59 WHIP: 0.882	ERA: 0.00 WHIP: 0.000	ERA: 2.47		

Batter	1	2	3	4	5	6	7	8	9	AB	R	H	RBI	BB	SO	LOB	TOP								
12 Francisco Lindor, S OBP: 0.353, SLG: 0.532										5	2	3	1	0	0	2									
1 Greg Allen, S OBP: 0.285, SLG: 0.367										2	0	0	0	0	1	1									
41 Carlos Santana, S OBP: 0.414, SLG: 0.546										4	0	2	1	0	1	2									
66 Yasiel Puig, R OBP: 0.313, SLG: 0.471										4	0	0	0	0	1	3									
22 Jason Kipnis, L OBP: 0.313, SLG: 0.423										4	2	2	2	0	1	1									
32 Franmil Reyes, R OBP: 0.303, SLG: 0.522										3	0	1	0	1	1	0									
35 Oscar Mercado, R OBP: 0.317, SLG: 0.433										0	0	0	0	0	0	0									
30 Tyler Naquin, L OBP: 0.324, SLG: 0.463										4	0	1	0	0	0	2									
55 Roberto Pérez, R OBP: 0.310, SLG: 0.449										3	0	0	0	1	1	1									
2 Yu Chang, R OBP: 0.250, SLG: 0.364										4	0	0	0	0	2	2									
Inning Stats	R: 0 E: 0 K: 2 S: 13	H: 1 LOB: 1 BB: 0 P: 21	R: 1 E: 0 K: 2 S: 14	H: 2 LOB: 0 BB: 0 P: 20	R: 0 E: 0 K: 0 S: 4	H: 0 LOB: 1 BB: 0 P: 9	R: 0 E: 0 K: 1 S: 9	H: 0 LOB: 0 BB: 0 P: 13	R: 0 E: 0 K: 0 S: 13	H: 0 LOB: 0 BB: 0 P: 18	R: 1 E: 0 K: 0 S: 8	H: 2 LOB: 1 BB: 0 P: 14	R: 0 E: 0 K: 0 S: 6	H: 0 LOB: 0 BB: 1 P: 14	R: 1 E: 0 K: 2 S: 16	H: 2 LOB: 1 BB: 0 P: 20	R: 1 E: 0 K: 1 S: 13	H: 2 LOB: 2 BB: 1 P: 22	1B: 4 2B: 2 3B: 0 HR: 3	SF: 0 SAC: 1 DP: 1 HBP: 1	WP: 0 PB: 0 SB: 2 CS: 1	PA: 37			
PITCHER	IP WLS BF H R ER SO BB IBB HBP BLK WP HR S P ERA WHIP	IP WLS BF H R ER SO BB IBB HBP BLK WP HR S P ERA WHIP	IP WLS BF H R ER SO BB IBB HBP BLK WP HR S P ERA WHIP	IP WLS BF H R ER SO BB IBB HBP BLK WP HR S P ERA WHIP	IP WLS BF H R ER SO BB IBB HBP BLK WP HR S P ERA WHIP	IP WLS BF H R ER SO BB IBB HBP BLK WP HR S P ERA WHIP	IP WLS BF H R ER SO BB IBB HBP BLK WP HR S P ERA WHIP	IP WLS BF H R ER SO BB IBB HBP BLK WP HR S P ERA WHIP	IP WLS BF H R ER SO BB IBB HBP BLK WP HR S P ERA WHIP	IP WLS BF H R ER SO BB IBB HBP BLK WP HR S P ERA WHIP	IP WLS BF H R ER SO BB IBB HBP BLK WP HR S P ERA WHIP	IP WLS BF H R ER SO BB IBB HBP BLK WP HR S P ERA WHIP	IP WLS BF H R ER SO BB IBB HBP BLK WP HR S P ERA WHIP	IP WLS BF H R ER SO BB IBB HBP BLK WP HR S P ERA WHIP	IP WLS BF H R ER SO BB IBB HBP BLK WP HR S P ERA WHIP	IP WLS BF H R ER SO BB IBB HBP BLK WP HR S P ERA WHIP	IP WLS BF H R ER SO BB IBB HBP BLK WP HR S P ERA WHIP	IP WLS BF H R ER SO BB IBB HBP BLK WP HR S P ERA WHIP	IP WLS BF H R ER SO BB IBB HBP BLK WP HR S P ERA WHIP	IP WLS BF H R ER SO BB IBB HBP BLK WP HR S P ERA WHIP	IP WLS BF H R ER SO BB IBB HBP BLK WP HR S P ERA WHIP	IP WLS BF H R ER SO BB IBB HBP BLK WP HR S P ERA WHIP	IP WLS BF H R ER SO BB IBB HBP BLK WP HR S P ERA WHIP	IP WLS BF H R ER SO BB IBB HBP BLK WP HR S P ERA WHIP	IP WLS BF H R ER SO BB IBB HBP BLK WP HR S P ERA WHIP

Cleveland Indians @ Detroit Tigers
Comerica Park, Detroit, MI
Wed Aug 28 2019, 7:12 PM - 9:43 PM EDT
Att: 15,834 - Partly Cloudy - 72 F

AB 33
R 4
H 9
RBI 4
BB 2
SO 8
LOB 14



Batter	1	2	3	4	5	6	7	8	9	AB	R	H	RBI	BB	SO	LOB	BOTTOM								
22 Victor Reyes, S OBP: 0.315, SLG: 0.385										4	0	2	0	0	0	2									
29 Gordon Beckham, R OBP: 0.276, SLG: 0.376										4	0	1	0	0	1	4									
49 Willi Castro, S OBP: 0.250, SLG: 0.286										3	0	0	1	0	2	1									
60 Ronny Rodríguez, R OBP: 0.252, SLG: 0.446										4	0	0	0	0	1	2									
18 Dawel Lugo, R OBP: 0.263, SLG: 0.357										4	1	1	1	0	0	0									
12 Brandon Dixon, R OBP: 0.288, SLG: 0.441										3	0	1	0	0	1	0									
50 Travis Demeritte, R OBP: 0.330, SLG: 0.404										3	0	0	0	0	0	1									
7 Jordy Mercer, R OBP: 0.300, SLG: 0.413										3	0	1	0	0	1	0									
55 John Hicks, R OBP: 0.241, SLG: 0.365										3	1	1	0	0	1	1									
Inning Stats	R: 0 E: 0 K: 1 S: 6	H: 1 LOB: 0 BB: 0 P: 9	R: 0 E: 0 K: 0 S: 8	H: 1 LOB: 0 BB: 0 P: 16	R: 0 E: 1 K: 0 S: 8	H: 0 LOB: 0 BB: 0 P: 12	R: 0 E: 0 K: 1 S: 7	H: 1 LOB: 0 BB: 0 P: 11	R: 1 E: 0 K: 1 S: 8	H: 1 LOB: 0 BB: 0 P: 12	R: 1 E: 0 K: 1 S: 11	H: 2 LOB: 1 BB: 0 P: 17	R: 0 E: 0 K: 1 S: 8	H: 0 LOB: 0 BB: 0 P: 14	R: 0 E: 0 K: 1 S: 13	H: 1 LOB: 0 BB: 0 P: 15	R: 0 E: 0 K: 1 S: 8	H: 0 LOB: 0 BB: 0 P: 12	1B: 5 2B: 1 3B: 0 HR: 1	SF: 1 SAC: 0 DP: 3 HBP: 0	WP: 0 PB: 0 SB: 0 CS: 0	PA: 32			
PITCHER	IP WLS BF H R ER SO BB IBB HBP BLK WP HR S P ERA WHIP	IP WLS BF H R ER SO BB IBB HBP BLK WP HR S P ERA WHIP	IP WLS BF H R ER SO BB IBB HBP BLK WP HR S P ERA WHIP	IP WLS BF H R ER SO BB IBB HBP BLK WP HR S P ERA WHIP	IP WLS BF H R ER SO BB IBB HBP BLK WP HR S P ERA WHIP	IP WLS BF H R ER SO BB IBB HBP BLK WP HR S P ERA WHIP	IP WLS BF H R ER SO BB IBB HBP BLK WP HR S P ERA WHIP	IP WLS BF H R ER SO BB IBB HBP BLK WP HR S P ERA WHIP	IP WLS BF H R ER SO BB IBB HBP BLK WP HR S P ERA WHIP	IP WLS BF H R ER SO BB IBB HBP BLK WP HR S P ERA WHIP	IP WLS BF H R ER SO BB IBB HBP BLK WP HR S P ERA WHIP	IP WLS BF H R ER SO BB IBB HBP BLK WP HR S P ERA WHIP	IP WLS BF H R ER SO BB IBB HBP BLK WP HR S P ERA WHIP	IP WLS BF H R ER SO BB IBB HBP BLK WP HR S P ERA WHIP	IP WLS BF H R ER SO BB IBB HBP BLK WP HR S P ERA WHIP	IP WLS BF H R ER SO BB IBB HBP BLK WP HR S P ERA WHIP	IP WLS BF H R ER SO BB IBB HBP BLK WP HR S P ERA WHIP	IP WLS BF H R ER SO BB IBB HBP BLK WP HR S P ERA WHIP	IP WLS BF H R ER SO BB IBB HBP BLK WP HR S P ERA WHIP	IP WLS BF H R ER SO BB IBB HBP BLK WP HR S P ERA WHIP	IP WLS BF H R ER SO BB IBB HBP BLK WP HR S P ERA WHIP	IP WLS BF H R ER SO BB IBB HBP BLK WP HR S P ERA WHIP	IP WLS BF H R ER SO BB IBB HBP BLK WP HR S P ERA WHIP	IP WLS BF H R ER SO BB IBB HBP BLK WP HR S P ERA WHIP	IP WLS BF H R ER SO BB IBB HBP BLK WP HR S P ERA WHIP

Cleveland Indians @ Detroit Tigers
Comerica Park, Detroit, MI
Wed Aug 28 2019, 7:12 PM - 9:43 PM EDT
Att: 15,834 - Partly Cloudy - 72 F

AB 31
R 2
H 7
RBI 2
BB 0
SO 7
LOB 11



Batter	1	2	3	4	5	6	7	8	9	AB	R	H	RBI	BB	SO	LOB	TOP				
12 Francisco Lindor, S OBP: 0.352, SLG: 0.537	L8		HR		K		SF8			3	1	1	2	0	1	1	Cleveland Indians @ Detroit Tigers Comerica Park, Detroit, MI Thu Aug 29 2019, 1:10 PM - 3:44 PM EDT Att: 16,855 - Sunny - 75 F				
35 Oscar Mercado, R OBP: 0.317, SLG: 0.431	K		1B		P4		K			4	0	1	0	0	2	3					
41 Carlos Santana, S OBP: 0.411, SLG: 0.541	G6-3		F9							4	0	0	0	0	0	1					
66 Yasiel Puig, R OBP: 0.312, SLG: 0.468	K				BB					3	0	0	0	1	1	0					
32 Franmil Reyes, R OBP: 0.304, SLG: 0.520	BB		G6-4-3		G6-4-3					2	0	0	0	2	0	1					
2 Yu Chang, R OBP: 0.313, SLG: 0.400	L8		1B		1B					4	0	2	0	0	1	2					
6 Mike Freeman, L OBP: 0.359, SLG: 0.426	K		1B		1B					4	1	1	0	0	2	2					
27 Kevin Plawecki, R OBP: 0.282, SLG: 0.341	L8		G5-3		G5-3					4	0	1	0	0	0	0					
1 Greg Allen, S OBP: 0.289, SLG: 0.367	K		1B		1B					3	0	1	0	0	2	0					
Inning Stats	R: 0 E: 0 K: 1 S: 8	H: 0 LOB: 0 BB: 0 P: 12	R: 0 E: 0 K: 2 S: 15	H: 0 LOB: 1 BB: 1 P: 23	R: 1 E: 0 K: 1 S: 17	H: 2 LOB: 1 BB: 0 P: 24	R: 0 E: 0 K: 0 S: 8	H: 2 LOB: 2 BB: 1 P: 13	R: 0 E: 0 K: 0 S: 6	H: 0 LOB: 0 BB: 0 P: 9	R: 1 E: 0 K: 1 S: 16	H: 2 LOB: 2 BB: 0 P: 22	R: 0 E: 0 K: 1 S: 8	H: 0 LOB: 1 BB: 1 P: 12	R: 0 E: 0 K: 2 S: 10	H: 0 LOB: 0 BB: 0 P: 15		1B: 6 2B: 0 3B: 0 HR: 1	SF: 1 SAC: 0 DP: 1 HBP: 1	WP: 0 PB: 0 SB: 1 CS: 0	PA: 36
PITCHER	IP	WLS	BF	H	R	ER	SO	BB	IBB	HBP	BLK	WP	HR	S	P	ERA	WHIP				
44 Daniel Norris, L ERA: 4.66	3.0	L	12	2	1	1	4	1	0	0	0	0	1	40	59	3.00	1.000				
54 Drew VerHagen, R ERA: 5.9	4.0		17	5	1	1	2	1	0	1	0	0	0	45	66	2.25	1.500				
67 José Cisneró, R ERA: 3.91	1.0		4	0	0	0	1	1	0	0	0	0	0	8	12	0.00	1.000				
64 Matt Hall, L ERA: 5.14	1.0		3	0	0	0	2	0	0	0	0	0	0	10	15	0.00	0.000				

AB 31
R 2
H 7
RBI 2
BB 3
SO 9
LOB 10



Batter	1	2	3	4	5	6	7	8	9	AB	R	H	RBI	BB	SO	LOB	BOTTOM					
22 Victor Reyes, S OBP: 0.314, SLG: 0.381	L7		K							4	0	1	0	0	1	0	Cleveland Indians @ Detroit Tigers Comerica Park, Detroit, MI Thu Aug 29 2019, 1:10 PM - 3:44 PM EDT Att: 16,855 - Sunny - 75 F					
49 Willi Castro, S OBP: 0.250, SLG: 0.333	G4-3		2B		P3		K			4	0	1	0	0	1	1						
30 Harold Castro, L OBP: 0.300, SLG: 0.385	G4-3		G4-3		1B					3	0	1	0	0	0	1						
55 John Hicks, R OBP: 0.241, SLG: 0.363	G4-3		1B		1B					1	0	0	0	0	1	0						
60 Ronny Rodríguez, R OBP: 0.249, SLG: 0.440	F9		K		K					3	0	0	0	0	2	2						
18 Dawel Lugo, R OBP: 0.258, SLG: 0.351	G4-3		FC6-4		FC6-4					3	0	0	0	0	0	1						
12 Brandon Dixon, R OBP: 0.286, SLG: 0.437	K		K		K					3	0	0	0	0	3	0						
50 Travis Demeritte, R OBP: 0.320, SLG: 0.391	K		G6-3		G6-3					3	0	0	0	0	2	0						
7 Jordy Mercer, R OBP: 0.300, SLG: 0.412	G5-3		G5-3		P4					3	0	1	0	0	0	0						
34 Jake Rogers, R OBP: 0.229, SLG: 0.278	G6-3		G6-3		G6-3					3	0	0	0	0	1	1						
Inning Stats	R: 0 E: 0 K: 0 S: 8	H: 1 LOB: 1 BB: 0 P: 10	R: 0 E: 0 K: 2 S: 9	H: 0 LOB: 0 BB: 0 P: 11	R: 0 E: 0 K: 1 S: 10	H: 0 LOB: 0 BB: 0 P: 13	R: 0 E: 0 K: 1 S: 11	H: 1 LOB: 1 BB: 0 P: 17	R: 0 E: 0 K: 1 S: 9	H: 0 LOB: 0 BB: 0 P: 13	R: 0 E: 0 K: 1 S: 12	H: 1 LOB: 0 BB: 0 P: 16	R: 0 E: 0 K: 1 S: 9	H: 0 LOB: 0 BB: 0 P: 14	R: 0 E: 0 K: 3 S: 14	H: 1 LOB: 1 BB: 0 P: 21	R: 0 E: 0 K: 1 S: 7	H: 0 LOB: 0 BB: 0 P: 7	1B: 3 2B: 1 3B: 0 HR: 0	SF: 0 SAC: 0 DP: 0 HBP: 0	WP: 0 PB: 0 SB: 0 CS: 1	PA: 30
PITCHER	IP	WLS	BF	H	R	ER	SO	BB	IBB	HBP	BLK	WP	HR	S	P	ERA	WHIP					
52 Mike Clevinger, R ERA: 2.72	8.0	W	27	4	0	0	10	0	0	0	0	0	0	82	115	0.00	0.500					
33 Brad Hand, L ERA: 3.11	1.0	S	3	0	0	0	1	0	0	0	0	0	0	7	7	0.00	0.000					


AB 30
R 0
H 4
RBI 0
BB 0
SO 11
LOB 6




Batter	1	2	3	4	5	6	7	8	9	AB	R	H	RBI	BB	SO	LOB	TOP										
12 Francisco Lindor, S OBP: 0.350, SLG: 0.532	B2-3		G1-3		P6			G5-4-3		4	0	0	0	0	0	1	Cleveland Indians @ Tampa Bay Rays Tropicana Field, St. Petersburg, FL Fri Aug 30 2019, 7:12 PM - 10:03 PM EDT Att: 15,294 - Dome - 72 F										
35 Oscar Mercado, R OBP: 0.316, SLG: 0.429	F9		1B		F7			F8		4	0	1	0	0	0	0											
41 Carlos Santana, S OBP: 0.412, SLG: 0.540	1B		FC4-5		F9			BB		3	0	1	0	1	0	1											
66 Yasiel Puig, R OBP: 0.310, SLG: 0.464	K		K		F9			G6-3		4	0	0	0	0	2	3											
22 Jason Kipnis, L OBP: 0.310, SLG: 0.419	K		F7		G3-1			F8		4	0	0	0	0	1	0											
32 Franmil Reyes, R OBP: 0.325, SLG: 0.518	K		L8		L8			1B		3	0	1	0	0	1	0											
55 Roberto Pérez, R OBP: 0.310, SLG: 0.448	1B		F9		F9			K		3	0	1	0	0	1	1											
30 Tyler Naquin, L OBP: 0.325, SLG: 0.467	1B		K		K			G5-3		2	0	1	0	0	1	0											
1 Greg Allen, S OBP: 0.298, SLG: 0.365	2B		K		K			G5-3		1	0	0	0	0	0	1											
2 Yu Chang, R OBP: 0.316, SLG: 0.353	G3-1		K		K			BB		2	0	0	0	1	1	2											
Inning Stats	R: 0 H: 1 E: 0 K: 1 S: 11	H: 1 LOB: 1 BB: 0 P: 18	R: 0 H: 2 E: 0 K: 2 S: 12	H: 1 LOB: 1 BB: 0 P: 18	R: 0 H: 1 E: 0 K: 1 S: 11	H: 1 LOB: 1 BB: 0 P: 16	R: 0 H: 0 E: 0 K: 0 S: 10	H: 0 LOB: 0 BB: 0 P: 15	R: 0 H: 0 E: 0 K: 0 S: 9	H: 0 LOB: 0 BB: 0 P: 13	R: 0 H: 1 E: 0 K: 1 S: 12	H: 1 LOB: 0 BB: 0 P: 17	R: 0 H: 0 E: 0 K: 0 S: 8	H: 0 LOB: 0 BB: 1 P: 15	R: 0 H: 0 E: 0 K: 0 S: 7	H: 0 LOB: 0 BB: 1 P: 13	1B: 4 2B: 1 3B: 0 HR: 0	SF: 0 SAC: 0 DP: 2 HBP: 0	WP: 0 PB: 0 SB: 0 CS: 0	PA: 32							
PITCHER	IP	WLS	BF	H	R	ER	SO	BB	IBB	HBP	BLK	WP	HR	S	P	ERA	WHIP										
45 Austin Pruitt, R ERA: 4.78	5.1		20	4	0	0	6	0	0	0	0	0	0	52	77	0.00	0.750										
47 Oliver Drake, R ERA: 3.76	1.2	W	6	1	0	0	1	0	0	0	0	0	0	20	29	0.00	0.600										
38 Colin Poche, L ERA: 4.29	1.0		3	0	0	0	0	1	0	0	0	0	0	8	15	0.00	1.000										
36 Andrew Kittredge, R ERA: 4.34	1.0		3	0	0	0	0	1	0	0	0	0	0	7	13	0.00	1.000										

Batter	1	2	3	4	5	6	7	8	9	AB	R	H	RBI	BB	SO	LOB	BOTTOM										
9 Eric Sogard, L OBP: 0.364, SLG: 0.478	G5-3		G5-3		F7					3	0	1	0	1	0	1	Cleveland Indians @ Tampa Bay Rays Tropicana Field, St. Petersburg, FL Fri Aug 30 2019, 7:12 PM - 10:03 PM EDT Att: 15,294 - Dome - 72 F										
29 Tommy Pham, R OBP: 0.370, SLG: 0.454	1B		G5-3		P3					4	0	0	0	0	2	4											
17 Austin Meadows, L OBP: 0.344, SLG: 0.526	P6		L8		L8					4	1	1	0	0	0	1											
37 Travis d'Anaud, R OBP: 0.319, SLG: 0.444	PO		G5-3		K2-3			G4-3		4	1	1	0	0	1	0											
26 Ji Man Choi, L OBP: 0.358, SLG: 0.418	K		K		1B			G1-3		4	1	1	0	0	3	2											
24 Avisail Garcia, R OBP: 0.328, SLG: 0.443	K		K		1B			K		3	1	1	1	0	2	1											
18 Joey Wendle, L OBP: 0.267, SLG: 0.303	K		K		L7			G1-3		3	0	0	0	0	1	3											
21 Jesús Aguilar, R OBP: 0.327, SLG: 0.393	K		K		G4-3			HR		3	1	1	3	0	1	0											
1 Willy Adames, R OBP: 0.313, SLG: 0.411	K		K		L7			1B		3	0	2	0	0	1	0											
Inning Stats	R: 0 H: 1 E: 0 K: 1 S: 13	H: 0 LOB: 0 BB: 0 P: 19	R: 0 H: 0 E: 0 K: 2 S: 7	H: 0 LOB: 0 BB: 0 P: 10	R: 0 H: 0 E: 0 K: 3 S: 11	H: 0 LOB: 0 BB: 0 P: 16	R: 0 H: 0 E: 0 K: 0 S: 8	H: 0 LOB: 0 BB: 0 P: 11	R: 0 H: 1 E: 0 K: 2 S: 11	H: 1 LOB: 1 BB: 0 P: 15	R: 0 H: 1 E: 0 K: 0 S: 14	H: 1 LOB: 1 BB: 0 P: 19	R: 4 H: 5 E: 0 K: 2 S: 21	H: 5 LOB: 2 BB: 1 P: 33	R: 0 H: 0 E: 0 K: 1 S: 7	H: 0 LOB: 0 BB: 0 P: 10		1B: 6 2B: 1 3B: 0 HR: 1	SF: 0 SAC: 0 DP: 0 HBP: 0	WP: 0 PB: 0 SB: 0 CS: 0	PA: 33						
PITCHER	IP	WLS	BF	H	R	ER	SO	BB	IBB	HBP	BLK	WP	HR	S	P	ERA	WHIP										
57 Shane Bieber, R ERA: 3.27	6.1	L	24	6	3	3	9	0	1	0	0	0	1	75	109	4.26	0.947										
90 Adam Cimber, R ERA: 4.09	0.2		5	2	1	1	1	0	1	0	0	0	1	10	14	13.50	3.000										
62 Nick Wittgren, R ERA: 2.82	1.0		3	0	0	0	1	0	0	0	0	0	0	7	10	0.00	0.000										

AB 30
 R 0
 H 5
 RBI 0
 BB 2
 SO 7
 LOB 9



AB 31
 R 4
 H 8
 RBI 4
 BB 1
 SO 11
 LOB 12



Batter	1	2	3	4	5	6	7	8	9	AB	R	H	RBI	BB	SO	LOB	TOP											
28 Leury García, S OBP: 0.309, SLG: 0.379										5	1	2	0	0	2	2												
7 Tim Anderson, R OBP: 0.323, SLG: 0.506										5	2	3	2	0	1	1												
79 José Abreu, R OBP: 0.323, SLG: 0.496										5	1	2	2	0	2	3												
10 Yoán Moncada, S OBP: 0.351, SLG: 0.519										4	0	2	0	1	1	3												
33 James McCann, R OBP: 0.328, SLG: 0.460										4	1	1	0	1	1	2												
74 Eloy Jiménez, R OBP: 0.324, SLG: 0.478										4	1	2	0	0	0	3												
18 Daniel Palka, L OBP: 0.306, SLG: 0.019										4	0	0	0	0	2	5												
15 Adam Engel, R OBP: 0.306, SLG: 0.340										0	0	0	0	0	0	0												
17 Ryan Goins, L OBP: 0.354, SLG: 0.378										1	0	0	0	0	1	3												
5 Yolmer Sánchez, S OBP: 0.321, SLG: 0.329										3	0	0	1	0	0	2												
38 Zack Collins, L OBP: 0.289, SLG: 0.290										2	0	1	1	1	1	0												
20 Danny Mendick, R (9, PH)										1	0	0	0	0	1	0												
Inning Stats	R: 0 E: 0 K: 1 S: 7	H: 1 LOB: 1 BB: 0 P: 13	R: 2 E: 0 K: 2 S: 18	H: 2 LOB: 1 BB: 1 P: 29	R: 0 E: 0 K: 2 S: 12	H: 1 LOB: 1 BB: 0 P: 17	R: 0 E: 0 K: 1 S: 7	H: 0 LOB: 0 BB: 0 P: 9	R: 0 E: 0 K: 1 S: 12	H: 1 LOB: 2 BB: 1 P: 20	R: 0 E: 0 K: 0 S: 8	H: 1 LOB: 0 BB: 0 P: 10	R: 0 E: 0 K: 2 S: 10	H: 0 LOB: 0 BB: 0 P: 16	R: 2 E: 0 K: 1 S: 26	H: 3 LOB: 2 BB: 0 P: 36	R: 2 E: 0 K: 2 S: 26	H: 4 LOB: 3 BB: 1 P: 40	1B: 9 2B: 2 3B: 0 HR: 2	SF: 1 SAC: 0 DP: 1 HBP: 1	WP: 0 PB: 0 CS: 0	PA: 43						
PITCHER	IP WLS BF H R ER SO BB IBB HBP BLK WP HR S P ERA WHIP	7.0 W 28 6 2 2 9 2 0 0 0 0 0 74 114 2.57 1.143	0.0 3 3 2 2 0 0 0 0 0 0 1 13 17 ∞ ∞	1.0 4 0 0 0 1 0 0 0 0 0 0 13 19 0.00 0.000	0.1 6 4 2 2 1 1 0 0 0 0 1 16 25 54.00 15.000	0.2 S 2 0 0 0 1 0 0 0 0 0 10 15 0.00 0.000	PITCHER										IP WLS BF H R ER SO BB IBB HBP BLK WP HR S P ERA WHIP	7.0 W 28 6 2 2 9 2 0 0 0 0 0 74 114 2.57 1.143										
57 Shane Bieber, R ERA: 3.24											7.0	W	28	6	2	2	9	2	0	0	0	0	0	0	74	114	2.57	1.143
44 Nick Goody, R ERA: 2.5											0.0	3	3	2	2	0	0	0	0	0	0	0	0	1	13	17	∞	∞
36 Tyler Clippard, R ERA: 2.68											1.0	4	0	0	0	1	0	0	0	0	0	0	0	0	13	19	0.00	0.000
33 Brad Hand, L ERA: 3.42											0.1	6	4	2	2	1	1	0	0	0	0	0	1	16	25	54.00	15.000	
62 Nick Wittgren, R ERA: 2.73											0.2	S	2	0	0	0	1	0	0	0	0	0	0	10	15	0.00	0.000	

Chicago White Sox @ Cleveland Indians
Progressive Field, Cleveland, OH
Wed Sep 04 2019, 7:11 PM - 11:04 PM EDT
Att: 25,488 - Partly Cloudy - 68 F

livebaseballscorecards.com

AB 38
R 6
H 13
RBI 6
BB 3
SO 12
LOB 24

Batter	1	2	3	4	5	6	7	8	9	AB	R	H	RBI	BB	SO	LOB	BOTTOM
12 Francisco Lindor, S OBP: 0.349, SLG: 0.536										5	1	2	0	0	0	2	
35 Óscar Mercado, R OBP: 0.320, SLG: 0.425										4	1	3	1	1	0	1	
41 Carlos Santana, S OBP: 0.406, SLG: 0.542										5	0	1	1	0	0	6	
66 Yasiel Puig, R OBP: 0.310, SLG: 0.457										5	1	2	1	0	0	3	
22 Jason Kipnis, L OBP: 0.306, SLG: 0.412										4	0	0	0	0	0	4	
32 Franmil Reyes, R OBP: 0.316, SLG: 0.531										3	3	2	2	1	0	2	
10 Jake Bauers, L OBP: 0.311, SLG: 0.386																	

Batter	1	2	3	4	5	6	7	8	9	AB	R	H	RBI	BB	SO	LOB	TOP								
17 Ryan Goins, L OBP: 0.345, SLG: 0.366 49 Ryan Cordell, R OBP: 0.280, SLG: 0.350	G5-3		K		G6-3	K		G4-3		4	0	0	0	0	2	2									
7 Tim Anderson, R OBP: 0.352, SLG: 0.507	P4		1B		F9	K		10 PB 21 G6-3 2B		5	1	2	0	0	1	2									
74 Eloy Jiménez, R OBP: 0.305, SLG: 0.478	L8		F9		2B	K		21 G6-3 10 PB HBP		4	0	1	0	0	1	3									
10 Yoán Moncada, S OBP: 0.352, SLG: 0.520	21 HR 1B				L8			G3		5	2	2	0	0	0	3									
21 Welington Castillo, R OBP: 0.269, SLG: 0.398	1-H HR		G5-3		20 1B 5 BB 2B	20 1B 2B		G6-3		5	2	3	3	0	0	2									
38 Zack Collins, L OBP: 0.302, SLG: 0.265	K		5 1B BB		5 BB 20 1B BB	K		K		3	1	0	0	2	3	2									
20 Danny Mendick, R OBP: 0.400, SLG: 0.400	K		F9		5 BB 15 1B 1B	2-H 1B				4	1	2	0	0	1	2									
5 Yolmer Sánchez, S OBP: 0.323, SLG: 0.329	F8		1B		7 WP 15 1B BB			L9		3	0	1	2	1	0	0									
15 Adam Engel, R OBP: 0.305, SLG: 0.338	F9		F9		7 WP 1B			K		4	0	1	2	0	2	2									
Inning Stats	R: 0 E: 0 K: 0 S: 6	H: 0 LOB: 0 BB: 0 P: 8	R: 2 E: 0 K: 2 S: 13	H: 2 LOB: 0 BB: 21 P: 20	R: 0 E: 0 K: 1 S: 10	H: 1 LOB: 1 BB: 0 P: 14	R: 1 E: 0 K: 1 S: 13	H: 2 LOB: 2 BB: 1 P: 21	R: 0 E: 0 K: 3 S: 7	H: 1 LOB: 1 BB: 0 P: 10	R: 3 E: 0 K: 3 S: 23	H: 3 LOB: 2 BB: 2 P: 37	R: 0 E: 0 K: 1 S: 7	H: 2 LOB: 2 BB: 0 P: 12	R: 0 E: 0 K: 1 S: 6	H: 0 LOB: 0 BB: 0 P: 11	R: 1 E: 0 K: 1 S: 9	H: 1 LOB: 1 BB: 0 P: 19	1B: 6 2B: 5 3B: 0 HR: 1	SF: 0 SAC: 0 DP: 0 HBP: 1	WP: 1 PB: 1 SB: 0 CS: 0	PA: 42			
PITCHER	IP	WLS	BF	H	R	ER	SO	BB	IBB	HBP	BLK	WP	HR	S	P	ERA	WHIP								
65 Zach Plesac, R ERA: 3.98	5.0	L	25	8	6	6	4	2	0	0	0	0	1	59	90	10.80	2.000								
54 Hunter Wood, R ERA: 2.95	1.0		5	1	0	0	3	1	0	0	0	1	0	13	21	0.00	2.000								
61 Dan Otero, R ERA: 5.06	2.0		7	2	0	0	2	0	0	0	0	0	0	13	23	0.00	1.000								
88 Phil Maton, R ERA: 6.68	1.0		5	1	1	0	1	0	0	1	0	0	0	9	19	0.00	1.000								

Chicago White Sox @ Cleveland Indians
Progressive Field, Cleveland, OH
Thu Sep 05 2019, 1:11 PM - 3:49 PM EDT
Att: 18,913 - Sunny - 70 F


AB 38
R 7
H 12
RBI 7
BB 3
SO 10
LOB 18



Batter	1	2	3	4	5	6	7	8	9	AB	R	H	RBI	BB	SO	LOB	BOTTOM								
12 Francisco Lindor, S OBP: 0.348, SLG: 0.532	35 SH1-3 BB		G5-3		F8			G6-3		3	0	0	0	1	0	0									
35 Óscar Mercado, R OBP: 0.317, SLG: 0.421	SH1-3		K		G5-3			F8		3	0	0	0	0	1	0									
41 Carlos Santana, S OBP: 0.403, SLG: 0.538	K		P2		F8			P5		4	0	0	0	0	1	1									
32 Franmil Reyes, R OBP: 0.314, SLG: 0.526	P6		K		K			K		4	0	0	0	0	3	1									
22 Jason Kipnis, L OBP: 0.304, SLG: 0.409	F8		F7		K			K		3	0	0	0	0	1	0									
6 Mike Freeman, L OBP: 0.377, SLG: 0.429	K		BB		K			K		2	0	0	0	1	2	0									
10 Jake Bauers, L OBP: 0.311, SLG: 0.384	27 2B BB		K		F7			F7		2	1	0	0	1	1	1									
27 Kevin Plawecki, R OBP: 0.282, SLG: 0.345 38 Eric Haase, R	1-H 2B		G6-3		G6-3			K		2	0	1	1	0	0	0									
1 Greg Allen, S OBP: 0.290, SLG: 0.365	K		P5		P5			F9		3	0	0	0	0	1	1									
Inning Stats	R: 0 E: 0 K: 1 S: 9	H: 0 LOB: 1 BB: 1 P: 15	R: 1 E: 0 K: 2 S: 14	H: 1 LOB: 1 BB: 1 P: 22	R: 0 E: 0 K: 1 S: 6	H: 0 LOB: 0 BB: 0 P: 8	R: 0 E: 0 K: 2 S: 8	H: 0 LOB: 1 BB: 1 P: 13	R: 0 E: 0 K: 0 S: 5	H: 0 LOB: 0 BB: 0 P: 8	R: 0 E: 0 K: 1 S: 7	H: 0 LOB: 0 BB: 0 P: 9	R: 0 E: 0 K: 2 S: 8	H: 0 LOB: 0 BB: 0 P: 11	R: 0 E: 0 K: 1 S: 7	H: 0 LOB: 0 BB: 0 P: 11	R: 0 E: 0 K: 1 S: 6	H: 0 LOB: 0 BB: 0 P: 12	1B: 0 2B: 1 3B: 0 HR: 0	SF: 0 SAC: 1 DP: 0 HBP: 0	WP: 0 PB: 0 SB: 0 CS: 0	PA: 31			
PITCHER	IP	WLS	BF	H	R	ER	SO	BB	IBB	HBP	BLK	WP	HR	S	P	ERA	WHIP								
40 Reynaldo López, R ERA: 5.17	9.0	W	31	1	1	1	11	3	0	0	0	0	0	70	109	1.00	0.444								

Chicago White Sox @ Cleveland Indians
Progressive Field, Cleveland, OH
Thu Sep 05 2019, 1:11 PM - 3:49 PM EDT
Att: 18,913 - Sunny - 70 F

AB 27
R 1
H 1
RBI 1
BB 3
SO 11
LOB 4



Batter	1	2	3	4	5	6	7	8	9	10	11	AB	R	H	RBI	BB	SO	LOB	TOP																
12 Francisco Lindor, S OBP: 0.348, SLG: 0.536	(1, 6) C FF 91 1-3 B SL 83 S FF 93 S SL 84 K2-3		(1, 1) B SL 84 1-1 S SL 84 X FF 94 HR		(2, 0) B FF 94 2-0 S FF 93 X FF 93 F9		(2, 2) B SL 85 2-2 C FF 97 X FF 96 P3			(2, 2) F FF 92 1-2 B FF 92 C FF 92 X SL 83 G4-3	(0, 0) X FF 99 0-0 B SL 74 1-0 X SL 85 41 BB 35 1B 1B	6	1	2	2	0	1	2																	
35 Oscar Mercado, R OBP: 0.323, SLG: 0.429	(1, 8) X FF 93 0-0 F9		(1, 1) B FF 94 1-1 F FF 93 X SL 84 G5-3		(4, 2) SAFE S FF 94 S FF 94 S SL 87 F FF 94 B FF 96 G6-3						(1, 0) B SL 74 1-0 X SL 85 41 BB 1B	5	1	3	2	1	0	0																	
41 Carlos Santana, S OBP: 0.404, SLG: 0.537	(1, 3) C FF 92 1-1 B FF 94 X CH 88 1B		(0, 1) F CH 88 0-1 X FF 93 1B		(3, 2) C FF 95 3-2 D CH 81 S CH 83 D CH 80 F SL 74 B CH 81 F FF 97 X FF 96 F7					(1, 2) F SL 85 1-2 SAFE B CH 83 C CU 72 X FF 92 P4	(4, 2) B SI 85 4-2 B CH 75 B CH 75 F SI 85 B SI 85 1-2 2-3 3-H 1B	5	0	2	0	1	0	4																	
66 Yasiel Puig, R OBP: 0.309, SLG: 0.454	(1, 9) S FF 92 2-3 B FF 94 B SL 86 B SL 86 C FF 94 K		(1, 1) S SL 86 1-1 B FF 93 X FF 93 F9									(1, 2) B SL 84 1-2 C FF 92 L SL 85 X SL 86 G4-3	5	1	1	1	0	2	5																
22 Jason Kipnis, L OBP: 0.301, SLG: 0.404	(1, 4) C FF 92 1-2 B CH 86 F SL 85 K		(1, 1) C FF 92 1-1 B FF 93 X CH 87 L8									(1, 2) B SL 84 1-2 C FF 92 L SL 85 X SL 86 G4-3	5	0	0	0	0	2	1																
32 Frammil Reyes, R OBP: 0.311, SLG: 0.520	(1, 10) S FF 94 0-3 F FF 94 S FF 95 K		(1, 3) S SL 85 1-3 C CH 89 S FF 94 K									(1, 3) C CU 73 1-3 B CU 75 F FF 92 C CU 72 S SL 85 K	5	0	0	0	0	4	1																
10 Jake Bauers, L OBP: 0.313, SLG: 0.382	(1, 7) C FF 94 4-2 B CH 87 B FF 88 B FF 94 B SL 86 BB		(2, 3) F FF 94 2-3 C CH 89 B FF 94 C FF 95 K									(2, 0) B SL 87 2-0 D SI 97 6 HBP 12 1B 55 1B IBB	2	0	0	0	2	2	0																
8 Jordan Luplow, R OBP: 0.352, SLG: 0.510	(11, PH) B CH 87 B FF 94 B SL 86 BB		(2, 3) F FF 94 2-3 C CH 89 B FF 94 C FF 95 K									(1, 1) B SL 88 1-1 SAFE S SL 86 S FF 95 K	5	1	1	1	0	2	2																
1 Greg Allen, S OBP: 0.294, SLG: 0.365	(11, 7) B CH 87 B FF 94 B SL 86 BB		(1, 3) C SL 84 1-3 C CH 89 S SL 86 K									(1, 2) B SL 88 1-2 SAFE S SL 86 S FF 95 K	3	0	1	0	1	0	0																
55 Roberto Pérez, R OBP: 0.310, SLG: 0.449	(1, 2) B SL 84 2-2 B FF 94 C FF 94 X SL 86 G1-3											(1, 1) C FF 97 1-1 X FF 97 12 1B 6' HBP 35 1B 1B	5	1	1	1	0	2	2																
2 Yu Chang, R OBP: 0.350, SLG: 0.294	(1, 5) C FF 93 0-1 X SL 84 F8											(2, 2) F FF 99 2-2 F FF 99 F FF 99 H SL 87 12 1B 35 1B HBP	3	0	1	0	1	0	0																
6 Mike Freeman, R OBP: 0.381, SLG: 0.429	(11, 5) B SL 84 4-2 B FF 96 S FF 96 B SL 86 X SL 86 41 WP 35 WP 1B																																		
Inning Stats	R: 0 E: 0 K: 2 S: 11	H: 1 LOB: 1 BB: 0 P: 15	R: 0 E: 0 K: 2 S: 12	H: 0 LOB: 1 BB: 1 P: 19	R: 1 E: 0 K: 0 S: 10	H: 2 LOB: 1 BB: 0 P: 13	R: 0 E: 0 K: 2 S: 9	H: 0 LOB: 0 BB: 0 P: 13	R: 0 E: 0 K: 1 S: 15	H: 1 LOB: 2 BB: 1 P: 25	R: 0 E: 0 K: 3 S: 14	H: 0 LOB: 0 BB: 0 P: 22	R: 0 E: 0 K: 1 S: 12	H: 0 LOB: 0 BB: 0 P: 18	R: 0 E: 0 K: 1 S: 8	H: 0 LOB: 1 BB: 1 P: 15	R: 0 E: 0 K: 0 S: 11	H: 1 LOB: 1 BB: 0 P: 14	R: 4 E: 0 K: 1 S: 19	H: 4 LOB: 3 BB: 2 P: 33	1B: 8 2B: 1 3B: 1 HR: 1	SF: 1 SAC: 0 DP: 0 HBP: 1	WP: 3 PB: 0 SB: 0 CS: 0	PA: 49											
PITCHER	IP 6.0	WLS 24	BF 24	H 4	R 1	ER 1	SO 10	BB 2	IBB 0	HBP 0	BLK 0	WP 2	HR 1	S 71	P 107	ERA 1.50	WHIP 1.000																		
35 Michael Pineda, R ERA: 4.01	(1, 1)																																		
65 Trevor May, R ERA: 3.09	(7, 1)	1.0	H 4	0	0	0	1	1	0	0	0	0	0	14	24	0.00	1.000																		
54 Sergio Romo, R ERA: 3.52	(8, 1)	1.0	B 4	1	1	1	0	0	0	0	0	0	0	12	18	9.00	1.000																		
52 Zack Littell, R ERA: 3.33	(9, 1)	1.0	3	0	0	0	1	1	0	0	0	0	0	8	15	0.00	1.000																		
61 Cody Stashak, R ERA: 3.5	(10, 1)	0.2	3	1	0	0	0	0	0	0	0	0	0	8	10	0.00	1.500																		
PITCHER	IP 1.0	WLS 4	H 1	R 1	ER 1	SO 0	BB 0	IBB 0	HBP 0	BLK 0	WP 0	HR 0	S 13	P 18	ERA 9.00	WHIP 1.000																			
43 Lewis Thorpe, L ERA: 5.3	(10, 1)																																		
51 Brusdar Graterol, R ERA: 13.5	(11, 1)	0.0	4	2	1	1	0	0	1	1	0	0	0	5	10	∞	∞																		
39 Trevor Hildenberger, R ERA: 8.16	(11, 1)	0.1	3	1	2	2	0	1	0	0	0	0	0	4	9	54.00	6.000																		
Batter	1	2	3	4	5	6	7	8	9	10	11	AB	R	H	RBI	BB	SO	LOB	BOTTOM																
26 Max Kepler, L OBP: 0.337, SLG: 0.525	(1, 8) X FF 91 0-0 F9		(1, 0) B CH 82 1-0 X CH 82 G5-3		(1, 2) F FF 90 1-2 B FF 90 C FF 92 X FF 92 23 G6-4-3 11 1B 1B																														
11 Jorge Polanco, S OBP: 0.365, SLG: 0.491	(1, 6) C FF 92 2-2 F FF 91 B FF 91 B FF 93 X CH 83 1B		(1, 2) C CU 80 1-2 C FF 92 B FF 90 X CH 76 G3-1		(1, 2) D CH 86 2-2 B SL 81 1-2 X SL 84 20 FC6-5 1B																														
23 Nelson Cruz, R OBP: 0.384, SLG: 0.627	(1, 10) F FC 84 0-3 B FF 90 S FF 91 K		(1, 2) C CU 78 1-2 B FF 87 X FF 91 G6-4-3																																
16 Jonathan Schoop, R OBP: 0.304, SLG: 0.480	(11, 10) C FF 92 1-2 F FF 90 X FF 92 G4-3		(1, 2) C FF 92 1-2 D CH 84 X FF 91 FC6-5 2 1B 24 2B 1-2 1-2 2-3		(1, 0) D CH 84 1-0 X CH 84 G4-3																														
20 Eddie Rosario, L OBP: 0.302, SLG: 0.498	(1, 7) F FF 90 0-2 F FF 91 X FF 92 G4-3																																		
22 Miguel Sanó, R OBP: 0.340, SLG: 0.546	(1, 5) X FF 91 0-0 F7		(3, 3) C FC 86 3-3 C CU 78 B FF 92 B FF 93 SAFE S FF 92 K																																
2 Luis Arraez, L OBP: 0.411, SLG: 0.440	(1, 4) B FF 91 4-2 B FF 91 C FC 86 F FF 92 B CH 86 BB		(1, 1) B CH 84 1-1 X FF 91 24 2B 1B																																
24 C.J. Cron, R OBP: 0.319, SLG: 0.485	(1, 3) C FF 91 1-3 B FF 91 F FF 91 S FF 91 K		(0, 0) X FF 92 0-0 1-3 2B																																
15 Jason Castro, L OBP: 0.329, SLG: 0.448	(1, 2) F FF 90 2-1 B FF 92 B CH 84 G3		(0, 0) X FF 91 0-0 G4-3																																
18 Mitch Garver, R OBP: 0.399, SLG: 0.611	(7, PH) (8, 2) B CH 84 2-3 X CH 84 G3																																		
60 Jake Cave, L OBP: 0.342, SLG: 0.446	(1, 9) C FF 92 1-2 B CU 77 F CH 84 F FF 91 X FC 85 G4-3																																		
30 LaMonte Wade Jr., L OBP: 0.399, SLG: 0.611	(5, PR) (6, 9) F FF 91 3-2 B FF 90 B FF 93 C SL 81 X SL 85 26 1B 11 1B 1B																																		
Inning Stats	R: 0 E: 0 K: 1 S: 11	H: 1 LOB: 1 BB: 0 P: 13	R: 0 E: 0 K: 1 S: 9	H: 0 LOB: 1 BB: 1 P: 16	R: 0 E: 0 K: 0 S: 8	H: 0 LOB: 0 BB: 0 P: 11	R: 1 E: 0 K: 1 S: 13	H: 3 LOB: 2 BB: 0 P: 19	R: 1 E: 0 K: 0 S: 14	H: 3 LOB: 2 BB: 0 P: 19	R: 0 E: 0 K: 2 S: 8	H: 0 LOB: 0 BB: 0 P: 12	R: 0 E: 0 K: 2 S: 15	H: 1 LOB: 1 BB: 0 P: 22	R: 0 E: 0 K: 2 S: 8	H: 0 LOB: 1 BB: 1 P: 16	R: 0 E: 0 K: 2 S: 9	H: 0 LOB: 0 BB: 0 P: 13	R: 0 E: 0 K: 2 S: 7	H: 0 LOB: 0 BB: 0 P: 13	1B: 8 2B: 1 3B: 0 HR: 0	SF: 0 SAC: 0 DP: 1 HBP: 0	WP: 0 PB: 0 SB: 0 CS: 0	PA: 43											
PITCHER	IP 6.0	WLS 25	BF 25	H 7	R 2	ER 2	SO 5	BB 1	IBB 0	HBP 0	BLK 0	WP 0	HR 0	S 63	P 90	ERA 3.00	WHIP 1.333																		
45 Adam Plutko, R ERA: 4.44	(1, 1)																																		
39 Oliver Pérez, L ERA: 2.7	(7, 1)	1.0	4	1	0	0	2	0	0	0	0	0	0	15	22	0.00	1.000																		
59 Carlos Carrasco, R ERA: 6.43	(8, 1)	1.0	4	1	0	0	2	0	0	0	0	0	0	8	12	0.00	1.000																		
90 Adam Cimber, R ERA: 3.98	(9, 1)	0.2	3	0	0	0	0	1	0	0	0	0	0	5	13	0.00	1.500																		
36 Tyler Clippard, R ERA: 2.62	(9, 1)	1.1	W 4	0	0	0	3	0	0	0	0	0	0	12	16	0.00	0.000																		
PITCHER	IP 1.0	WLS 3	BF 3	H 0	R 0	ER 0	SO 2	BB 0	IBB 0	HBP 0	BLK 0	WP 0	HR 0	S 7	P 13	ERA 0.00	WHIP 0.000																		
44 Nick Goody, R ERA: 2.52	(11, 1)																																		

Cleveland Indians @ Minnesota Twins
Target Field, Minneapolis, MN
Fri Sep 06 2019, 7:12 PM - 11:27 PM CDT
Att. 35,418 - Party Cloudy - 75 F

livebaseballscores.com

AB 41
R 6
H 10
RBI 6
BB 6
SO 13
LOB 15



Cleveland Indians @ Minnesota Twins
Target Field, Minneapolis, MN
Fri Sep 06 2019, 7:12 PM - 11:27 PM CDT
Att. 35,418 - Party Cloudy - 75 F

livebaseballscores.com

AB 41
R 2
H 9
RBI 2
BB 2
SO 14
LOB 16



Batter	1	2	3	4	5	6	7	8	9	AB	R	H	RBI	BB	SO	LOB	TOP										
12 Francisco Lindor, S OBP: 0.374, SLG: 0.534										4	0	1	0	0	1	1	Cleveland Indians @ Minnesota Twins Target Field, Minneapolis, MN Sat Sep 07 2019, 6:12 PM - 9:27 PM CDT Att: 39,573 - Overcast - 61 F										
35 Oscar Mercado, R OBP: 0.322, SLG: 0.425										3	1	0	0	1	2	1											
41 Carlos Santana, S OBP: 0.403, SLG: 0.533										3	1	0	0	1	3	0											
66 Yasiel Puig, R OBP: 0.310, SLG: 0.459										4	1	2	1	0	1	0											
22 Jason Kipnis, L OBP: 0.302, SLG: 0.405										4	0	2	1	0	1	2											
32 Franmil Reyes, R OBP: 0.310, SLG: 0.517										4	0	1	0	0	3	3											
6 Mike Freeman, L OBP: 0.290, SLG: 0.359										3	0	0	0	0	1	1											
2 Yu Chang, R OBP: 0.341, SLG: 0.286										1	0	0	0	0	0	0											
55 Roberto Pérez, R OBP: 0.310, SLG: 0.447										4	0	1	0	0	1	0											
1 Greg Allen, S OBP: 0.290, SLG: 0.359										3	0	0	0	0	1	1											
8 Jordan Luplow, R OBP: 0.350, SLG: 0.508										1	0	0	0	0	1	0											
Inning Stats	R: 0 H: 0 E: 0 K: 3 S: 9	H: 0 LOB: 0 BB: 0 P: 12	R: 0 H: 1 E: 0 K: 1 S: 11	LOB: 1 BB: 0 P: 17	R: 0 H: 1 E: 0 K: 2 S: 12	LOB: 1 BB: 0 P: 18	R: 0 H: 1 E: 0 K: 2 S: 12	LOB: 1 BB: 0 P: 16	R: 0 H: 0 E: 0 K: 2 S: 12	H: 0 LOB: 0 BB: 0 P: 15	R: 2 H: 1 E: 0 K: 2 S: 17	H: 1 LOB: 1 BB: 2 P: 32	R: 0 H: 1 E: 0 K: 0 S: 10	H: 1 LOB: 1 BB: 0 P: 15	R: 1 H: 2 E: 0 K: 2 S: 14	H: 2 LOB: 1 BB: 0 P: 21	R: 0 H: 0 E: 0 K: 1 S: 6	LOB: 0 BB: 0 P: 10	1B: 5 2B: 2 3B: 0 HR: 0	SF: 0 SAC: 0 DP: 0 HBP: 0	WP: 1 PB: 0 SB: 1 CS: 0	PA: 36					
PITCHER	IP	WLS	BF	H	R	ER	SO	BB	IBB	HBP	BLK	WP	HR	S	P	ERA	WHIP										
12 Jake Odorizzi, R ERA: 3.6	(1, 1)	5.1		22	4	2	2	10	2	0	0	0	0	66	99	3.38	1.125										
21 Tyler Duffey, R ERA: 2.55	(6, 1)	0.2		2	0	0	0	2	0	0	0	0	1	7	11	0.00	0.000										
52 Zack Littell, R ERA: 3.21	(7, 1)	1.0	W	4	1	0	0	0	0	0	0	0	0	10	15	0.00	1.000										
54 Sergio Romo, R ERA: 3.62	(8, 1)	1.0	H	5	2	1	1	2	0	0	0	0	0	14	21	9.00	2.000										
55 Taylor Rogers, L ERA: 2.45	(9, 1)	1.0	S	3	0	0	0	1	0	0	0	0	0	6	10	0.00	0.000										
Batter	1	2	3	4	5	6	7	8	9	AB	R	H	RBI	BB	SO	LOB	BOTTOM										
26 Max Kepler, L OBP: 0.338, SLG: 0.523										2	1	0	0	2	1	0	Cleveland Indians @ Minnesota Twins Target Field, Minneapolis, MN Sat Sep 07 2019, 6:12 PM - 9:27 PM CDT Att: 39,573 - Overcast - 61 F										
18 Mitch Garver, R OBP: 0.394, SLG: 0.634										3	2	2	4	1	0	0											
11 Jorge Polanco, S OBP: 0.364, SLG: 0.488										3	0	0	0	1	0	0											
20 Eddie Rosario, L OBP: 0.300, SLG: 0.494										4	0	0	0	0	2	3											
22 Miguel Sanó, R OBP: 0.339, SLG: 0.546										4	0	1	0	0	2	0											
2 Luis Arraez, L OBP: 0.410, SLG: 0.443										3	0	1	0	0	0	1											
30 LaMonte Wade Jr., L OBP: 0.314, SLG: 0.513										0	0	0	0	1	0	0											
25 Byron Buxton, R OBP: 0.314, SLG: 0.513										4	0	0	0	0	3	4											
24 C.J. Cron, R OBP: 0.316, SLG: 0.480										4	0	0	0	0	3	4											
64 Willians Astudillo, R OBP: 0.301, SLG: 0.386										4	1	2	0	0	0	3											
16 Jonathan Schoop, R OBP: 0.304, SLG: 0.483										4	1	1	1	0	0	4											
Inning Stats	R: 1 H: 1 E: 0 K: 2 S: 9	H: 1 LOB: 0 BB: 0 P: 17	R: 0 H: 0 E: 0 K: 2 S: 9	LOB: 0 BB: 0 P: 13	R: 0 H: 1 E: 0 K: 0 S: 9	LOB: 3 BB: 3 P: 27	R: 0 H: 1 E: 0 K: 0 S: 9	LOB: 2 BB: 0 P: 12	R: 0 H: 0 E: 0 K: 0 S: 6	H: 0 LOB: 0 BB: 0 P: 11	R: 0 H: 1 E: 0 K: 2 S: 11	H: 1 LOB: 1 BB: 0 P: 14	R: 4 H: 3 E: 0 K: 1 S: 12	H: 3 LOB: 0 BB: 1 P: 23	R: 0 H: 0 E: 0 K: 1 S: 6	LOB: 1 BB: 1 P: 14	1B: 2 2B: 2 3B: 1 HR: 2	SF: 0 SAC: 0 DP: 1 HBP: 0	WP: 1 PB: 0 SB: 0 CS: 0	PA: 36							
PITCHER	IP	WLS	BF	H	R	ER	SO	BB	IBB	HBP	BLK	WP	HR	S	P	ERA	WHIP										
67 Aaron Civale, R ERA: 1.93	(1, 1)	5.0		21	1	1	1	4	0	0	0	0	0	8	11	0.00	1.500										
36 Tyler Clippard, R ERA: 2.59	(6, 1)	0.2	H	3	1	0	0	1	0	0	0	0	0	8	11	0.00	1.500										
90 Adam Cimber, R ERA: 4.3	(6, 1)	0.1	L	3	2	2	2	1	0	0	0	0	0	5	6	54.00	6.000										
39 Oliver Pérez, L ERA: 2.95	(7, 1)	0.0		1	0	0	0	0	1	0	0	0	0	1	5	∞	∞										
44 Nick Goody, R ERA: 2.7	(7, 1)	1.0		4	1	2	2	1	0	0	0	0	1	9	15	18.00	1.000										
PITCHER	IP	WLS	BF	H	R	ER	SO	BB	IBB	HBP	BLK	WP	HR	S	P	ERA	WHIP										
54 Hunter Wood, R ERA: 2.88	(8, 1)	1.0		4	0	0	0	1	1	0	0	0	0	6	14	0.00	1.000										

Batter	1	2	3	4	5	6	7	8	9	AB R H RBI BB SO LOB	TOP											
12 Francisco Lindor, S OBP: 0.349, SLG: 0.540										5 1 2 1 0 1 0	Cleveland Indians @ Minnesota Twins Target Field, Minneapolis, MN Sun Sep 08 2019, 1:13 PM - 4:20 PM CDT Att: 31,380 - Rain - 57 F											
35 Oscar Mercado, R OBP: 0.321, SLG: 0.426										4 0 1 1 0 2 0												
41 Carlos Santana, S OBP: 0.405, SLG: 0.538										3 1 1 1 2 1 1												
66 Yasiel Puig, R OBP: 0.311, SLG: 0.457										4 1 1 0 1 1 4												
22 Jason Kipnis, L OBP: 0.306, SLG: 0.410										4 1 3 0 0 1 0												
32 Franmil Reyes, R OBP: 0.312, SLG: 0.517										4 0 2 2 0 1 3												
1 Greg Allen, S OBP: 0.289, SLG: 0.357										4 0 1 0 0 1 2												
27 Kevin Plawecki, R OBP: 0.275, SLG: 0.336										4 0 0 0 0 0 3												
2 Yu Chang, R OBP: 0.333, SLG: 0.263										3 1 0 0 1 2 1												
Inning Stats	R: 0 E: 0 K: 0 S: 7	H: 0 LOB: 0 BB: 0 P: 8	R: 2 E: 0 K: 1 S: 15	H: 3 LOB: 1 BB: 1 P: 25	R: 1 E: 0 K: 1 S: 12	H: 3 LOB: 2 BB: 0 P: 16	R: 0 E: 0 K: 1 S: 8	H: 0 LOB: 0 BB: 0 P: 12	R: 1 E: 0 K: 1 S: 7	H: 1 LOB: 0 BB: 1 P: 16		R: 0 E: 0 K: 2 S: 12	H: 1 LOB: 0 BB: 0 P: 18	R: 1 E: 0 K: 1 S: 14	H: 1 LOB: 1 BB: 1 P: 23	R: 0 E: 0 K: 1 S: 7	H: 1 LOB: 1 BB: 0 P: 10	R: 0 E: 0 K: 2 S: 14	H: 1 LOB: 2 BB: 1 P: 21	1B: 6 2B: 3 3B: 0 HR: 2	SF: 1 SAC: 0 DP: 1 HBP: 0	WP: 1 PB: 0 SB: 1 CS: 0
PITCHER	IP WLS BF H R ER SO BB IBB HBP BLK WP HR S P ERA WHIP											IP WLS BF H R ER SO BB IBB HBP BLK WP HR S P ERA WHIP										
68 Randy Dobnak, R ERA: 1.64	2.0 L 9 3 2 2 1 1 0 0 0 0 0 0 22 33 9.00 2.000																					
31 Devin Smeltzer, L ERA: 4.05	4.0 17 5 2 2 5 1 0 0 0 0 0 2 39 62 4.50 1.500																					
61 Cody Stashak, R ERA: 3.93	0.1 3 1 1 1 0 1 0 0 0 0 0 0 8 13 27.00 6.000																					
19 Ryne Harper, R ERA: 3.55	1.0 3 0 0 0 2 0 0 0 0 0 0 0 9 14 0.00 0.000																					
77 Fernando Romero, R ERA: 6.52	1.2 8 2 0 0 2 0 1 0 0 1 0 0 18 29 0.00 1.200																					

Batter	1	2	3	4	5	6	7	8	9	AB R H RBI BB SO LOB	BOTTOM											
26 Max Kepler, L OBP: 0.337, SLG: 0.522										1 0 0 0 0 0 0	Cleveland Indians @ Minnesota Twins Target Field, Minneapolis, MN Sun Sep 08 2019, 1:13 PM - 4:20 PM CDT Att: 31,380 - Rain - 57 F											
41 Ian Miller, L OBP: 0.316, SLG: 0.479										2 0 0 0 0 1 2												
24 C.J. Cron, R OBP: 0.316, SLG: 0.479										1 0 0 0 0 1 3												
27 Ryan LaMarre, R OBP: 0.362, SLG: 0.485										1 0 0 0 0 1 2												
18 Mitch Garver, R OBP: 0.393, SLG: 0.639										4 1 1 1 0 2 3												
11 Jorge Polanco, S OBP: 0.362, SLG: 0.485										4 0 0 0 0 1 0												
20 Eddie Rosario, L OBP: 0.297, SLG: 0.490										4 0 0 0 0 1 0												
64 Williams Astudillo, R OBP: 0.300, SLG: 0.389										4 0 1 0 0 0 0												
2 Luis Arraez, L OBP: 0.408, SLG: 0.440										4 1 1 0 0 0 1												
13 Ehire Adrianza, S OBP: 0.362, SLG: 0.431										4 0 1 0 0 2 0												
30 LaMonte Wade Jr., L OBP: 0.556, SLG: 0.111										1 0 1 1 2 0 0												
16 Jonathan Schoop, R OBP: 0.306, SLG: 0.480										2 0 0 0 2 1 2												
Inning Stats	R: 0 E: 0 K: 1 S: 9	H: 0 LOB: 0 BB: 0 P: 12	R: 0 E: 0 K: 0 S: 7	H: 0 LOB: 0 BB: 0 P: 10	R: 0 E: 0 K: 1 S: 12	H: 0 LOB: 1 BB: 1 P: 20	R: 0 E: 0 K: 3 S: 12	H: 0 LOB: 0 BB: 1 P: 20	R: 0 E: 0 K: 1 S: 8	H: 0 LOB: 0 BB: 0 P: 14	R: 1 E: 0 K: 2 S: 16	H: 3 LOB: 3 BB: 1 P: 30	R: 0 E: 0 K: 0 S: 4	H: 0 LOB: 0 BB: 0 P: 8	R: 0 E: 0 K: 1 S: 10	H: 0 LOB: 2 BB: 1 P: 22	1B: 2 2B: 2 3B: 0 HR: 1	SF: 0 SAC: 0 DP: 0 HBP: 1	WP: 0 PB: 0 SB: 0 CS: 0	PA: 37		
PITCHER	IP WLS BF H R ER SO BB IBB HBP BLK WP HR S P ERA WHIP											IP WLS BF H R ER SO BB IBB HBP BLK WP HR S P ERA WHIP										
52 Mike Clevinger, R ERA: 2.72	6.1 W 25 4 2 2 2 1 0 0 0 0 0 9 17 2.84 0.947																					
62 Nick Wittgen, R ERA: 2.7	0.2 H 4 1 0 0 2 1 0 0 0 0 0 0 9 17 0.00 3.000																					
39 Oliver Pérez, L ERA: 2.87	1.0 H 3 0 0 0 0 0 0 0 0 0 0 0 4 8 0.00 0.000																					
33 Brad Hand, L ERA: 3.36	1.0 S 5 0 0 0 1 1 0 1 0 0 0 0 10 22 0.00 1.000																					

AB	35
R	5
H	11
RBI	5
BB	4
SO	10
LOB	14



Batter	1	2	3	4	5	6	7	8	9	AB	R	H	RBI	BB	SO	LOB	TOP																					
12 Francisco Lindor, S OBP: 0.347, SLG: 0.542 7 Ryan Flaherty, L	F7		FC6 66 HBP 8 BB 41 HBP	G3-1			HR	2B		5	2	2	1	0	0	1																						
35 Oscar Mercado, R OBP: 0.320, SLG: 0.423	1B		P6		K		1B	G5-3		5	1	2	0	0	1	2																						
41 Carlos Santana, S OBP: 0.315, SLG: 0.533 10 Jake Bauers, L OBP: 0.314, SLG: 0.382	K		HBP		BB		1B	BB		2	1	1	0	1	1	1																						
66 Yasiel Puig, R OBP: 0.315, SLG: 0.455 1 Greg Allen, S OBP: 0.294, SLG: 0.361	2-4		HBP		HBP		FC5-4 8 HBP	K		1	2	0	0	1	0	2																						
8 Jordan Luplow, R OBP: 0.357, SLG: 0.518		HR	BB		F9		HBP	BB		2	2	1	3	2	0	2																						
32 Frammil Reyes, R OBP: 0.313, SLG: 0.516 38 Eric Haase, R	BB		2B		K		SF8	K		2	0	1	4	1	1	2																						
22 Jason Kipnis, L OBP: 0.305, SLG: 0.414 6 Mike Freeman, L OBP: 0.372, SLG: 0.416	P5		F7		F9		F7	G6-3		4	0	0	0	0	0	4																						
55 Roberto Pérez, R OBP: 0.311, SLG: 0.444	G4-6-3		G6-3		G6-3		K			4	0	0	0	0	1	1																						
2 Yu Chang, R OBP: 0.340, SLG: 0.333			1B		F7		F8	F9		4	0	1	0	0	0	0																						
Inning Stats	R: 0 E: 0 K: 1 S: 6	H: 1 LOB: 1 BB: 0 P: 10	R: 2 E: 0 K: 0 S: 10	H: 1 LOB: 0 BB: 1 P: 16	R: 4 E: 0 K: 0 S: 19	H: 2 LOB: 1 BB: 1 P: 34	R: 0 E: 0 K: 0 S: 4	H: 0 LOB: 0 BB: 2 P: 6	R: 0 E: 0 K: 2 S: 10	H: 0 LOB: 2 BB: 2 P: 22	R: 2 E: 0 K: 0 S: 14	H: 3 LOB: 2 BB: 0 P: 19	R: 0 E: 0 K: 1 S: 10	H: 1 LOB: 1 BB: 2 P: 17	R: 0 E: 0 K: 2 S: 17	H: 0 LOB: 0 BB: 3 P: 30	1B: 4 2B: 2 3B: 0 HR: 2	SF: 1 SAC: 0 DP: 1 HBP: 4	WP: 0 PB: 0 SB: 0 CS: 0	PA: 43																		
PITCHER	IP	WLS	BF	H	R	ER	SO	BB	IBB	HBP	BLK	WP	HR	S	P	ERA	WHIP	PITCHER				IP	WLS	BF	H	R	ER	SO	BB	IBB	HBP	BLK	WP	HR	S	P	ERA	WHIP
54 José Suarez, L ERA: 6.94	3.0	L	17	4	6	6	1	2	0	3	0	0	1	35	60	18.00	2.000																					
63 José Rodríguez, R ERA: 2.31	3.0		11	0	0	0	2	2	0	0	0	0	0	22	40	0.00	0.667																					
53 Trevor Cahill, R ERA: 6.31	2.1		13	4	2	2	1	0	1	0	0	0	1	35	54	7.71	2.143																					
25 Jared Walsh, L ERA: 1.8	0.2		3	0	0	0	1	1	0	0	0	0	0	6	12	0.00	1.500																					

Cleveland Indians @ Los Angeles Angels
Angel Stadium, Anaheim, CA
Tue Sep 10 2019, 7:09 PM - 9:54 PM PDT
Att: 35,508 - Partly Cloudy - 72 F

AB 32
R 8
H 8
RBI 8
BB 6
SO 6
LOB 20



Batter	1	2	3	4	5	6	7	8	9	AB	R	H	RBI	BB	SO	LOB	BOTTOM																					
18 Brian Goodwin, L OBP: 0.336, SLG: 0.494	F8		G6-3			P3		F8		4	0	0	0	0	0	0																						
6 David Fletcher, R OBP: 0.349, SLG: 0.389	1B		G4-3			1B		G4-3		4	0	2	0	0	0	0																						
17 Shohel Ohtani, L OBP: 0.344, SLG: 0.501 41 Justin Bour, L OBP: 0.264, SLG: 0.379	F7		G6-3		BB	F7		K		2	0	0	0	1	0	2																						
8 Justin Upton, R OBP: 0.309, SLG: 0.416 3 Taylor Ward, R OBP: 0.308, SLG: 0.364	BB		G6-3		G6-3		G5-3	2B		2	0	0	0	1	0	1																						
56 Kole Calhoun, L OBP: 0.324, SLG: 0.462 23 Matt Thaiss, L OBP: 0.273, SLG: 0.386	K		L8					K		3	0	1	0	0	1	2																						
2 Andrelton Simmons, R OBP: 0.304, SLG: 0.359 21 Michael Hermosillo, R OBP: 0.429, SLG: 0.333	K		G5-3		G5-3		P3			3	0	0	0	0	1	1																						
25 Jared Walsh, L OBP: 0.265, SLG: 0.326	L4		K			G4-3		G4-3		3	0	0	0	0	1	1																						
4 Luis Rengifo, S OBP: 0.322, SLG: 0.366	F8		G3-1					G4-3		3	0	0	0	0	0	0																						
4B Anthony Bernboom, L OBP: 0.162, SLG: 0.270	G6-3		G3-1			G3-1		F9		3	0	0	0	0	0	0																						
Inning Stats	R: 0 E: 0 K: 1 S: 11	H: 1 LOB: 2 BB: 1 P: 20	R: 0 E: 0 K: 1 S: 8	H: 0 LOB: 0 BB: 0 P: 11	R: 0 E: 0 K: 0 S: 9	H: 0 LOB: 0 BB: 1 P: 14	R: 0 E: 0 K: 0 S: 6	H: 0 LOB: 0 BB: 1 P: 11	R: 0 E: 0 K: 0 S: 9	H: 1 LOB: 1 BB: 0 P: 12	R: 0 E: 0 K: 0 S: 8	H: 1 LOB: 1 BB: 0 P: 10	R: 0 E: 0 K: 0 S: 6	H: 0 LOB: 0 BB: 0 P: 9	R: 0 E: 0 K: 2 S: 13	H: 1 LOB: 1 BB: 0 P: 18	1B: 2 2B: 2 3B: 0 HR: 0	SF: 0 SAC: 0 DP: 1 HBP: 0	WP: 0 PB: 0 SB: 0 CS: 0	PA: 32																		
PITCHER	IP	WLS	BF	H	R	ER	SO	BB	IBB	HBP	BLK	WP	HR	S	P	ERA	WHIP	PITCHER				IP	WLS	BF	H	R	ER	SO	BB	IBB	HBP	BLK	WP	HR	S	P	ERA	WHIP
65 Zach Plesac, R ERA: 3.64	9.0	W	32	4	0	0	5	2	0	0	0	0	0	78	114	0.00	0.667																					

Cleveland Indians @ Los Angeles Angels
Angel Stadium, Anaheim, CA
Tue Sep 10 2019, 7:09 PM - 9:54 PM PDT
Att: 35,508 - Partly Cloudy - 72 F

AB 30
R 0
H 4
RBI 0
BB 2
SO 5
LOB 8



Batter	1	2	3	4	5	6	7	8	9	AB	R	H	RBI	BB	SO	LOB	TOP					
26 Max Kepler, L OBP: 0.336, SLG: 0.519	F7		G6-3			G4-3		FC3-6 11 2B	K	5	1	0	0	0	1	1	Minnesota Twins @ Cleveland Indians Progressive Field, Cleveland, OH Sat Sep 14 2019, 7:11 PM - 10:12 PM EDT Att: 31,841 - Clear - 72 F					
11 Jorge Polanco, S OBP: 0.362, SLG: 0.495	20 HR		G3-1			23 HR		20 BB 22 HR	K	5	3	3	1	0	1	1						
23 Nelson Cruz, R OBP: 0.379, SLG: 0.622	F9							20 BB 22 HR	P6	3	2	1	2	1	1	1						
30 LaMonte Wade Jr., L OBP: 0.387, SLG: 0.095	F9							22 HR		1	0	0	0	0	0	1						
20 Eddie Rosario, L OBP: 0.296, SLG: 0.487	HR		G3			HR		22 HR		3	2	1	2	1	1	0						
22 Miguel Sanó, R OBP: 0.340, SLG: 0.549	K		F9							4	1	1	4	0	2	0						
2 Luis Arraez, L OBP: 0.411, SLG: 0.450	F7					K				3	0	0	0	1	1	0						
24 C.J. Cron, R OBP: 0.313, SLG: 0.473	F9		G6-3			F7				4	0	1	0	0	1	1						
15 Jason Castro, L OBP: 0.332, SLG: 0.441	K		F9			G3		F8		4	0	0	0	0	1	2						
16 Jonathan Schoop, R OBP: 0.311, SLG: 0.487	L8					K				3	0	1	0	0	1	0						
41 Ian Miller, L								26 FC3-6 1B	K2-3	1	0	0	0	0	1	0						
Inning Stats	R: 2 H: 2 E: 0 K: 1 S: 10	H: 2 BB: 0 P: 16	R: 0 H: 0 E: 0 K: 1 S: 8	H: 0 LOB: 0 P: 12	R: 0 H: 0 E: 0 K: 1 S: 6	H: 0 LOB: 0 P: 14	R: 0 H: 2 E: 0 K: 1 S: 12	H: 1 LOB: 1 P: 12	R: 5 H: 3 E: 1 K: 1 S: 8	H: 3 LOB: 1 P: 19	R: 0 H: 0 E: 0 K: 3 S: 15	H: 0 LOB: 0 P: 21	1B: 4 2B: 1 3B: 0 HR: 3	SF: 0 SAC: 0 DP: 0 HBP: 0	WP: 1 PB: 0 SB: 0 CS: 0	PA: 39						
PITCHER	IP WLS BF H R ER SO BB IBB HBP BLK WP HR S P ERA WHIP	IP WLS BF H R ER SO BB IBB HBP BLK WP HR S P ERA WHIP	IP WLS BF H R ER SO BB IBB HBP BLK WP HR S P ERA WHIP	IP WLS BF H R ER SO BB IBB HBP BLK WP HR S P ERA WHIP	IP WLS BF H R ER SO BB IBB HBP BLK WP HR S P ERA WHIP	IP WLS BF H R ER SO BB IBB HBP BLK WP HR S P ERA WHIP	IP WLS BF H R ER SO BB IBB HBP BLK WP HR S P ERA WHIP	IP WLS BF H R ER SO BB IBB HBP BLK WP HR S P ERA WHIP	IP WLS BF H R ER SO BB IBB HBP BLK WP HR S P ERA WHIP	IP WLS BF H R ER SO BB IBB HBP BLK WP HR S P ERA WHIP	IP WLS BF H R ER SO BB IBB HBP BLK WP HR S P ERA WHIP	IP WLS BF H R ER SO BB IBB HBP BLK WP HR S P ERA WHIP	IP WLS BF H R ER SO BB IBB HBP BLK WP HR S P ERA WHIP	IP WLS BF H R ER SO BB IBB HBP BLK WP HR S P ERA WHIP	IP WLS BF H R ER SO BB IBB HBP BLK WP HR S P ERA WHIP	IP WLS BF H R ER SO BB IBB HBP BLK WP HR S P ERA WHIP	IP WLS BF H R ER SO BB IBB HBP BLK WP HR S P ERA WHIP					
36 Tyler Clippard, R ERA: 2.87	2.0	8	2	2	2	2	0	0	0	0	0	0	0	0	0	0	9.00	1.000				
54 Hunter Wood, R ERA: 2.74	2.0	6	0	0	0	1	0	0	0	0	0	0	0	0	0	0	0.00	0.000				
59 Carlos Carrasco, R ERA: 5.45	2.0	H	8	2	2	3	0	0	0	0	0	0	0	0	0	0	0.00	1.000				
90 Adam Cimber, R ERA: 4.36	1.0	H	5	2	1	1	0	0	0	0	0	0	0	0	0	0	9.00	2.000				
39 Oliver Pérez, L ERA: 3.52	0.1	L	4	1	0	0	1	1	0	0	0	0	0	0	0	0	0.00	6.000				
44 Nick Goody, R ERA: 2.84	0.1		3	1	4	4	1	1	0	0	0	0	0	0	0	0	1.1	0.000				
70 James Karinchak, R ERA:	1.1		5	0	0	0	3	0	0	0	0	0	0	0	0	0	0.00	0.000				
Batter	1	2	3	4	5	6	7	8	9	AB	R	H	RBI	BB	SO	LOB	BOTTOM					
12 Francisco Lindor, S OBP: 0.344, SLG: 0.538	35 2B 41 1B	G4-3		35 HR		G5-3		F7		4	2	1	0	1	0	1	Minnesota Twins @ Cleveland Indians Progressive Field, Cleveland, OH Sat Sep 14 2019, 7:11 PM - 10:12 PM EDT Att: 31,841 - Clear - 72 F					
35 Oscar Mercado, R OBP: 0.326, SLG: 0.437	41 1B 8 BB	41 WP 2B		HR		K		F8		5	2	3	2	0	1	0						
41 Carlos Santana, S OBP: 0.400, SLG: 0.531	8 BB 66 BB	G4-3		1B		G6-3				4	0	2	1	0	0	1						
66 Yasiel Puig, R OBP: 0.316, SLG: 0.452	8 BB		F9	P4		K				3	0	0	0	1	1	1						
8 Jordan Luplow, R OBP: 0.364, SLG: 0.534						G4-3				2	1	1	2	1	1	0						
1 Greg Allen, S OBP: 0.290, SLG: 0.356				HR						1	0	0	0	0	0	0						
32 Frammil Reyes, R OBP: 0.307, SLG: 0.504	K		K			1B		L4		4	0	1	0	0	2	3						
2 Yu Chang, R OBP: 0.311, SLG: 0.321						F9		K		2	0	0	0	0	2	3						
10 Jake Bauers, L OBP: 0.314, SLG: 0.381	K		K					K		1	0	0	0	0	0	1						
7 Ryan Flaherty, L	K		K							1	0	0	0	0	1	0						
27 Kevin Plawecki, R OBP: 0.281, SLG: 0.342	K							G5-3		3	0	0	0	0	2	4						
4 Bradley Zimmer, L OBP: 0.281, SLG: 0.342				P5						1	0	0	0	0	0	0						
38 Eric Haase, R										0	0	0	0	0	0	0						
6 Mike Freeman, L OBP: 0.365, SLG: 0.401	12 G4-3 BB			K		K		G6-3		3	0	0	0	1	2	0						
Inning Stats	R: 2 H: 2 E: 0 K: 3 S: 20	H: 1 LOB: 3 P: 41	R: 0 H: 1 E: 0 K: 0 S: 10	H: 1 LOB: 1 P: 19	R: 1 H: 1 E: 0 K: 2 S: 10	H: 1 LOB: 0 P: 12	R: 2 H: 3 E: 0 K: 1 S: 10	H: 3 LOB: 1 P: 12	R: 0 H: 0 E: 0 K: 2 S: 13	H: 0 LOB: 0 P: 16	R: 0 H: 0 E: 0 K: 2 S: 10	H: 0 LOB: 0 P: 14	R: 0 H: 0 E: 0 K: 1 S: 7	H: 0 LOB: 0 P: 11	R: 0 H: 0 E: 0 K: 1 S: 9	H: 0 LOB: 0 P: 14	R: 0 H: 0 E: 0 K: 0 S: 6	H: 0 LOB: 0 P: 9	1B: 4 2B: 2 3B: 0 HR: 2	SF: 0 SAC: 0 DP: 1 HBP: 0	WP: 1 PB: 0 SB: 0 CS: 0	PA: 38
PITCHER	IP WLS BF H R ER SO BB IBB HBP BLK WP HR S P ERA WHIP	IP WLS BF H R ER SO BB IBB HBP BLK WP HR S P ERA WHIP	IP WLS BF H R ER SO BB IBB HBP BLK WP HR S P ERA WHIP	IP WLS BF H R ER SO BB IBB HBP BLK WP HR S P ERA WHIP	IP WLS BF H R ER SO BB IBB HBP BLK WP HR S P ERA WHIP	IP WLS BF H R ER SO BB IBB HBP BLK WP HR S P ERA WHIP	IP WLS BF H R ER SO BB IBB HBP BLK WP HR S P ERA WHIP	IP WLS BF H R ER SO BB IBB HBP BLK WP HR S P ERA WHIP	IP WLS BF H R ER SO BB IBB HBP BLK WP HR S P ERA WHIP	IP WLS BF H R ER SO BB IBB HBP BLK WP HR S P ERA WHIP	IP WLS BF H R ER SO BB IBB HBP BLK WP HR S P ERA WHIP	IP WLS BF H R ER SO BB IBB HBP BLK WP HR S P ERA WHIP	IP WLS BF H R ER SO BB IBB HBP BLK WP HR S P ERA WHIP	IP WLS BF H R ER SO BB IBB HBP BLK WP HR S P ERA WHIP	IP WLS BF H R ER SO BB IBB HBP BLK WP HR S P ERA WHIP	IP WLS BF H R ER SO BB IBB HBP BLK WP HR S P ERA WHIP	IP WLS BF H R ER SO BB IBB HBP BLK WP HR S P ERA WHIP					
43 Lewis Thorpe, L ERA: 6.45	3.2																					
61 Cody Stashak, R ERA: 3.6	1.1																					
51 Brusdar Graterol, R ERA: 5.4	2.0	W	6	0	0	0	3	0	0	0	0	0	0	0	0	0	0.00	0.000				
65 Trevor May, R ERA: 2.93	2.0		6	0	0	1	0	0	0	0	0	0	0	0	0	0	0.00	0.000				

Batter	1	2	3	4	5	6	7	8	9	AB	R	H	RBI	BB	SO	LOB	TOP					
2 Luis Arraez, L (1, 10) OBP: 0.411, SLG: 0.447	G4-3		F7			K			BB	4	0	1	0	1	1	2	Minnesota Twins @ Cleveland Indians Progressive Field, Cleveland, OH Sun Sep 15 2019, 1:11 PM - 4:19 PM EDT Att: 26,414 - Cloudy - 76 F					
22 Miguel Sanó, R (1, 5) OBP: 0.341, SLG: 0.556	1B		HR			K			K	5	1	2	1	0	2							
60 Jake Cave, L (1, 9) OBP: 0.344, SLG: 0.450	1B		2B			K		G6-3	K	5	0	2	0	0	2	1						
20 Eddie Rosario, L (1, 7) OBP: 0.299, SLG: 0.500	1B		L7			HR		HR	P2	5	2	3	2	0	0	2						
64 Williams Astudillo, R (1, 2) OBP: 0.296, SLG: 0.367	F9		G5-3			30 HR		1B		3	1	1	0	1	0	3						
16 Jonathan Schoop, R (1, 4) OBP: 0.311, SLG: 0.485	24 G1-3					K		K		4	0	1	0	0	2	2						
30 LaMonte Wade Jr., L (1, 8) OBP: 0.371, SLG: 0.240	F7		L8			HR		G4-3		4	1	1	2	0	0	1						
24 C.J. Cron, R (1, 3) OBP: 0.313, SLG: 0.471	G1-3		G5-3			11 1B		G6-3		4	0	1	0	0	0	1						
74 Ronald Torreyes, R (1, 6) OBP: 0.200, SLG: 0.200									G3	2	0	0	0	0	2	1						
11 Jorge Polanco, S (6, PH) OBP: 0.362, SLG: 0.495										2	0	1	0	0	0	0						
Inning Stats	R: 0 H: 3 E: 0 K: 0 S: 9	H: 3 LOB: 2 BB: 0 P: 14	R: 0 H: 1 E: 0 K: 1 S: 14	H: 1 LOB: 1 BB: 0 P: 21	R: 1 H: 2 E: 0 K: 0 S: 11	H: 2 LOB: 1 BB: 0 P: 14	R: 0 H: 0 E: 0 K: 0 S: 6	H: 0 LOB: 0 BB: 0 P: 10	R: 0 H: 1 E: 0 K: 1 S: 9	H: 1 LOB: 0 BB: 0 P: 15	R: 3 H: 4 E: 0 K: 3 S: 18	H: 4 LOB: 2 BB: 1 P: 29	R: 1 H: 2 E: 0 K: 2 S: 15	H: 2 LOB: 1 BB: 0 P: 19	R: 0 H: 0 E: 0 K: 0 S: 6	H: 0 LOB: 0 BB: 0 P: 7	R: 0 H: 0 E: 0 K: 2 S: 10	H: 0 LOB: 1 BB: 1 P: 15	1B: 8 2B: 1 3B: 0 HR: 4	SF: 0 SAC: 0 DP: 1 HBP: 0	WP: 0 PB: 0 SB: 0 CS: 0	PA: 40
PITCHER	IP WLS BF H R ER SO BB IBB HBP BLK WP HR S P ERA WHIP	5.2 3 27 11 4 4 4 1 0 0 0 0 3 64 100 6.35 2.118	6.1 1 6 2 1 1 3 0 0 0 0 0 1 18 22 6.75 1.500	8.1 1 6 0 0 0 2 1 0 0 0 0 0 14 20 0.00 0.600	9.1 1 1 0 0 0 0 0 0 0 0 0 0 2 2 0.00 0.000	PITCHER										IP WLS BF H R ER SO BB IBB HBP BLK WP HR S P ERA WHIP						

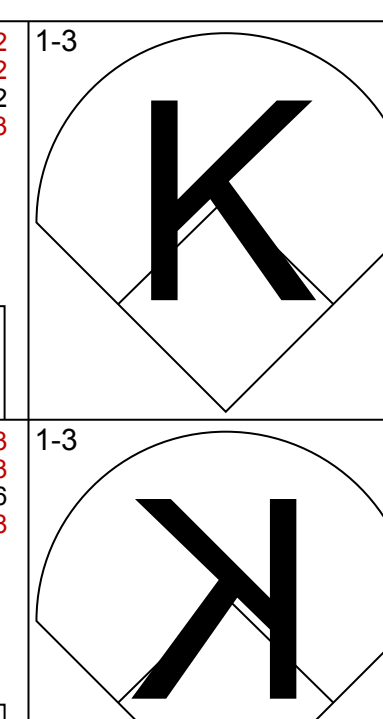
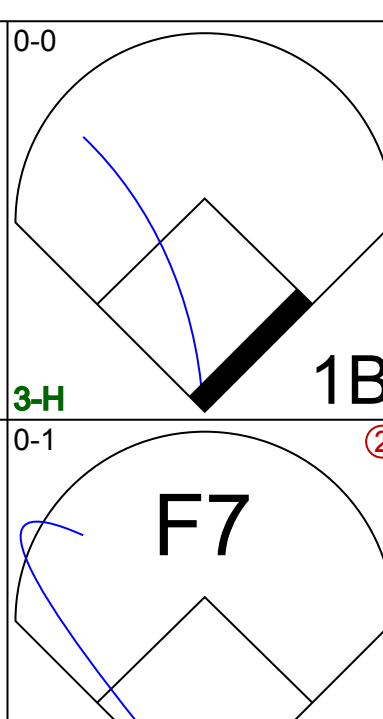
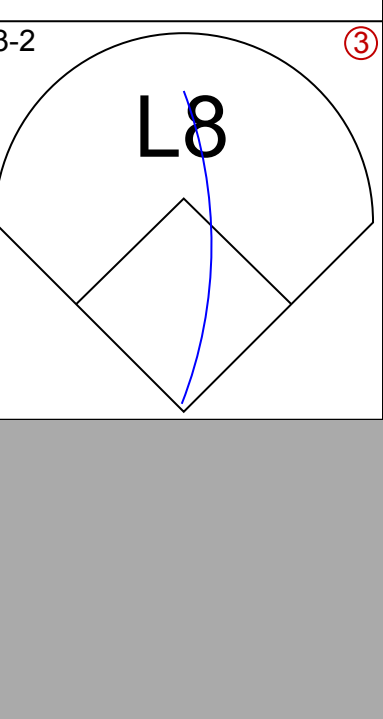
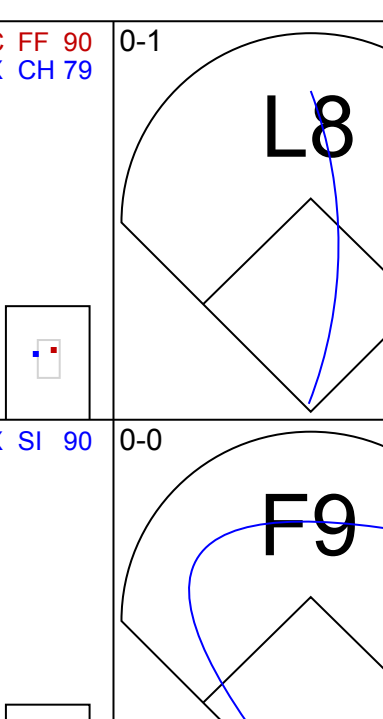
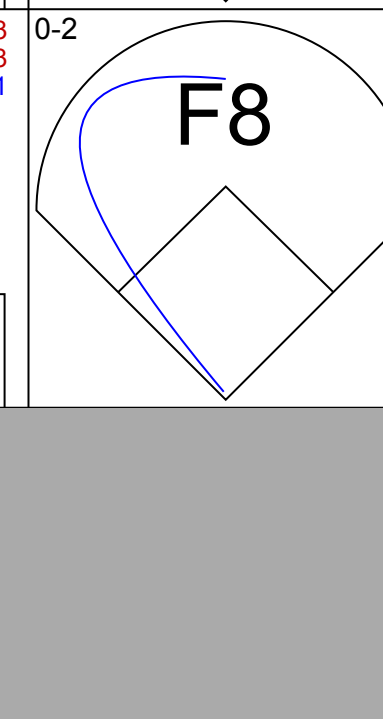

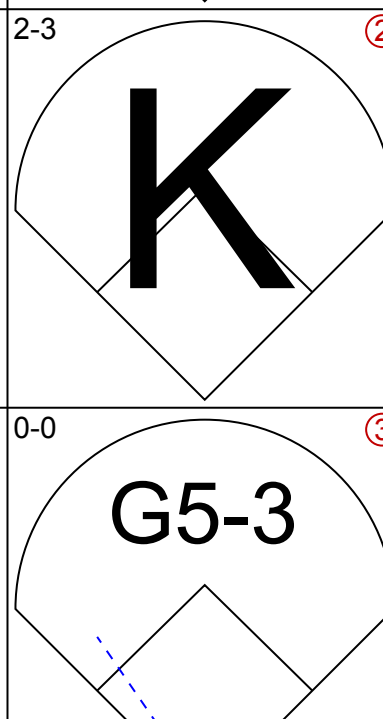




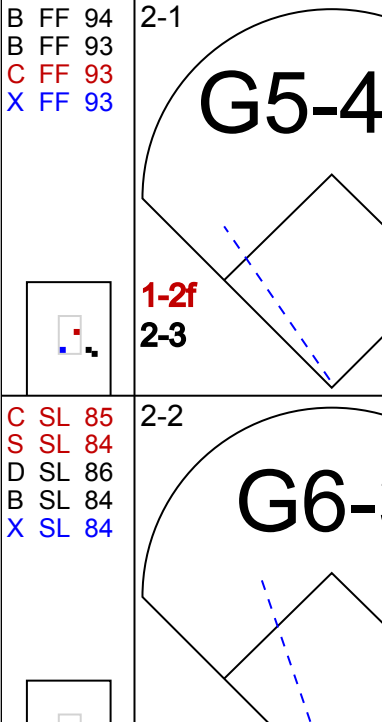

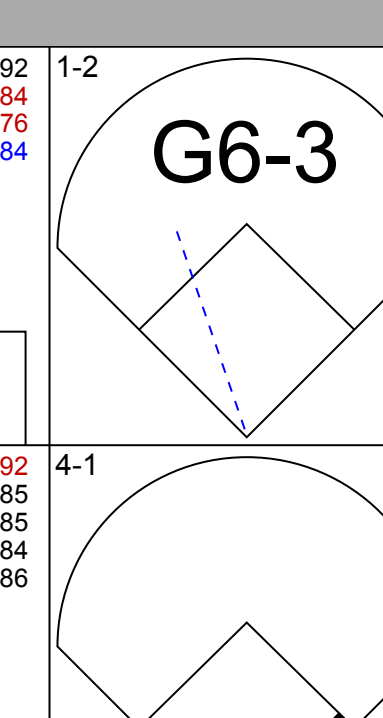
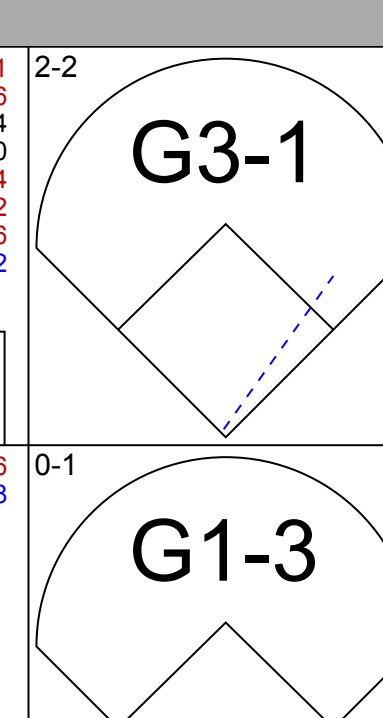
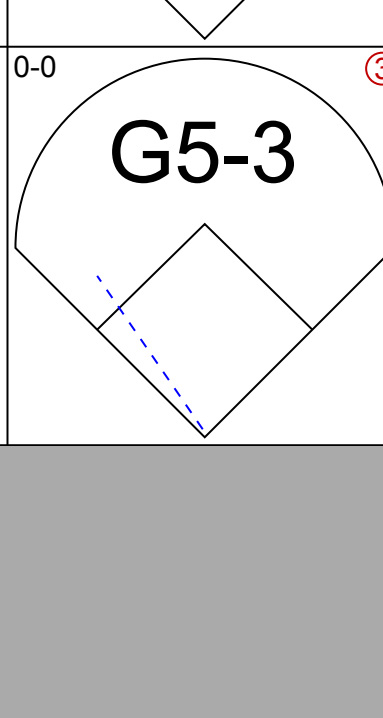
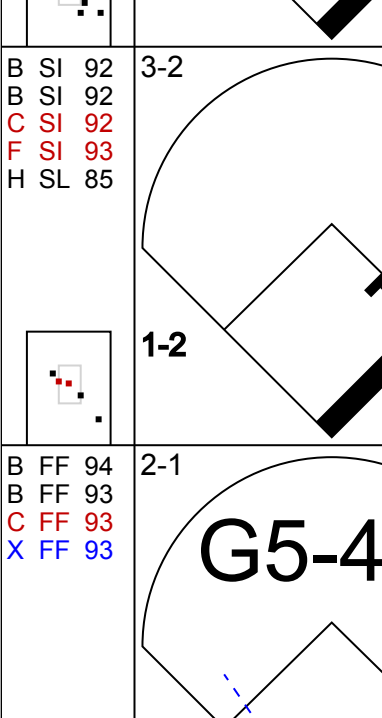
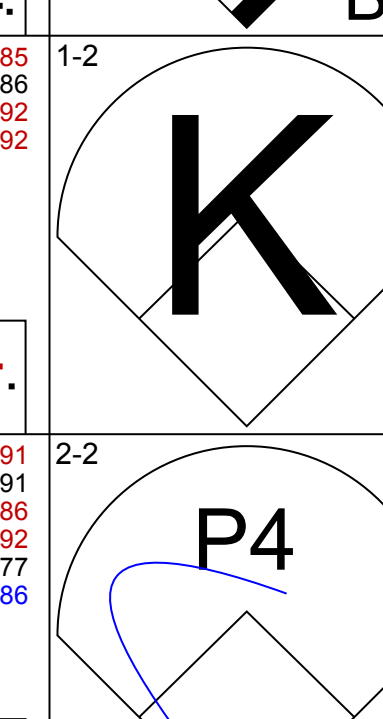
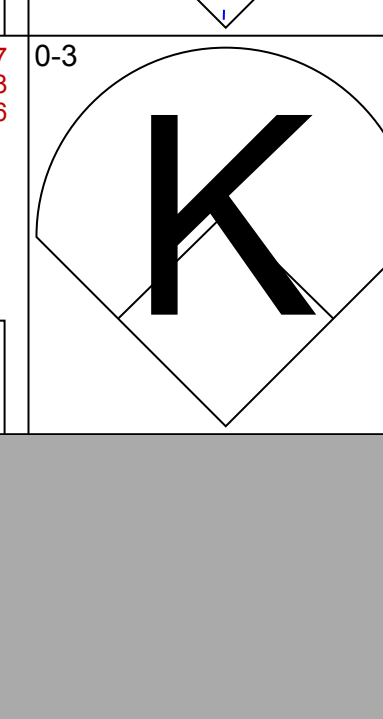
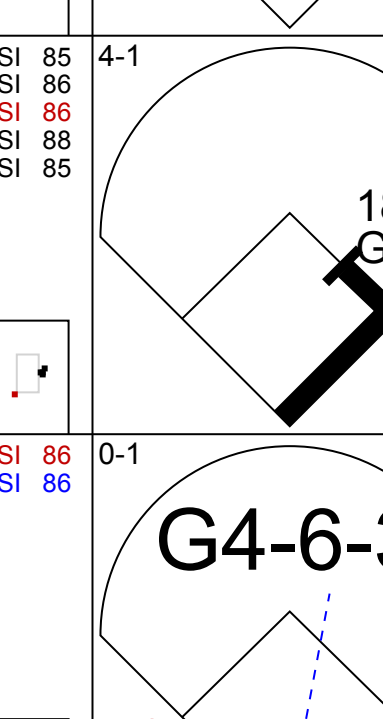
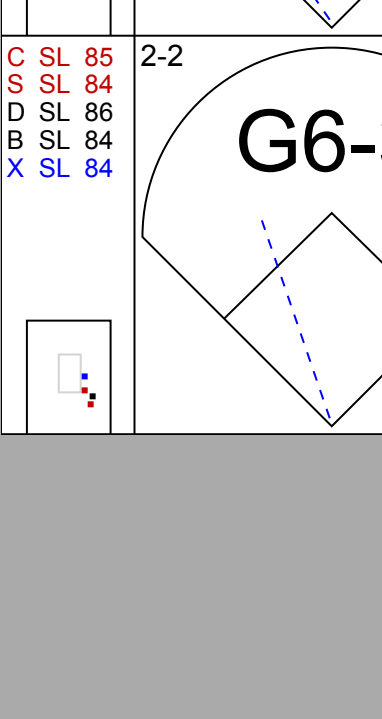




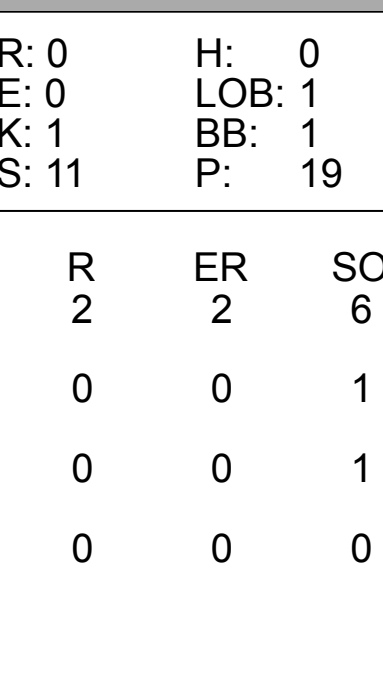
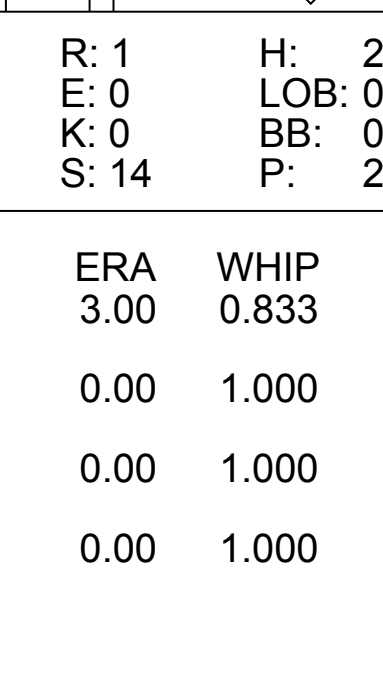
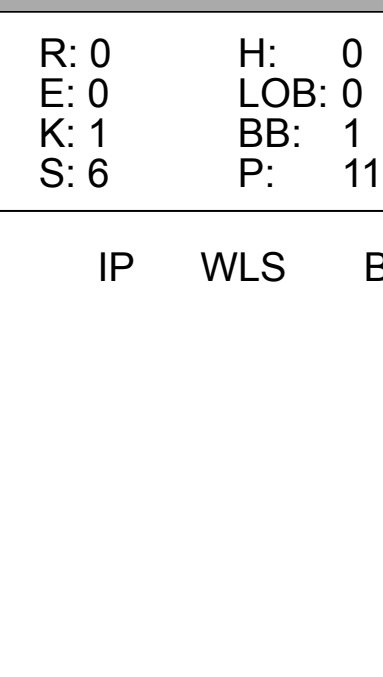
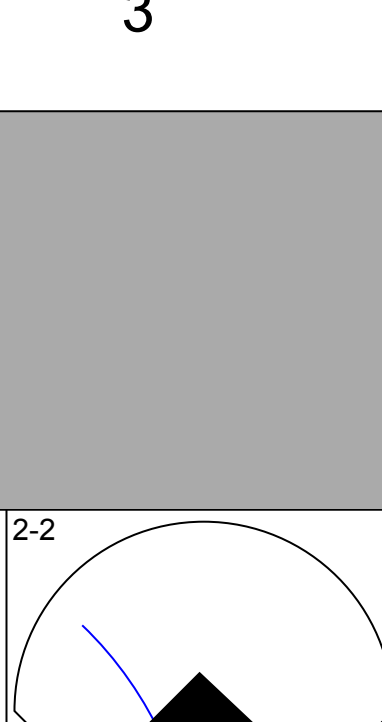
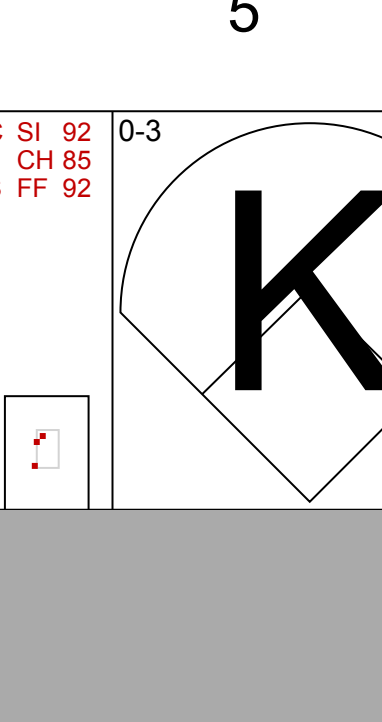
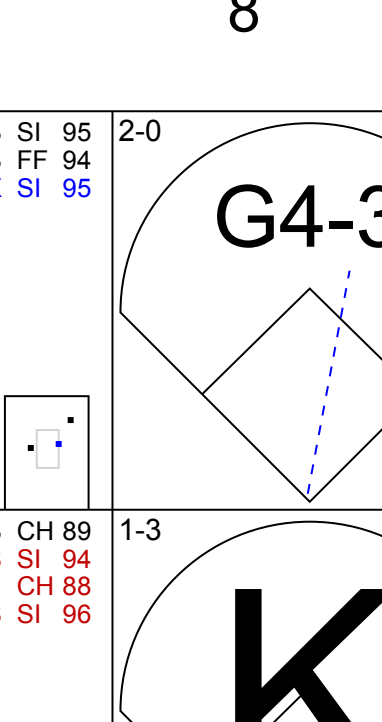
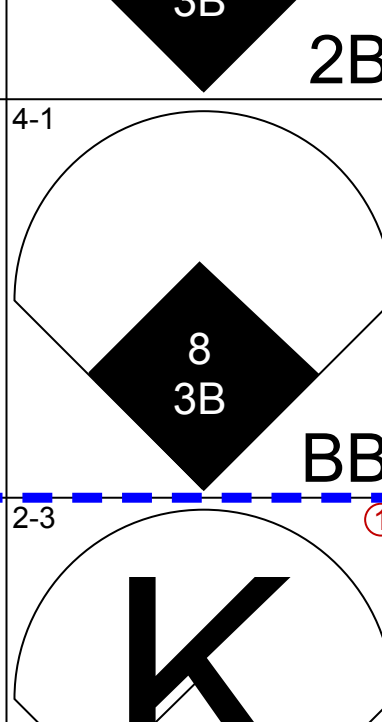

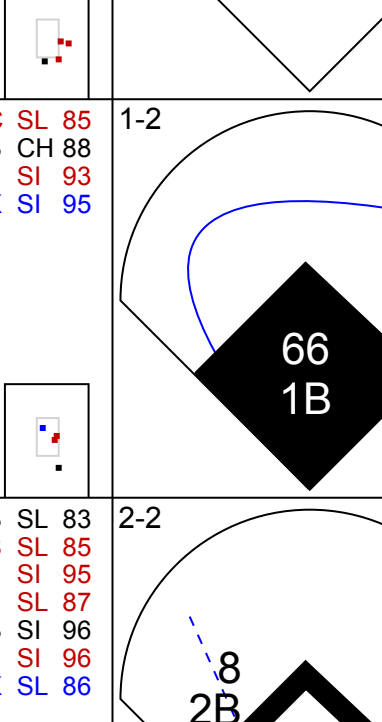
AB	38
R	5
H	13
RBI	5
BB	2
SO	9
LOB	15

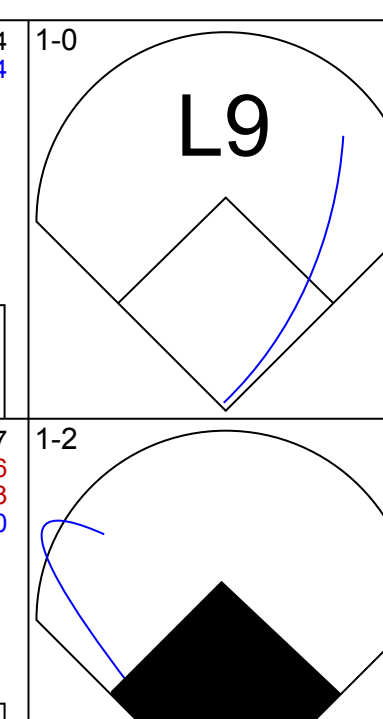
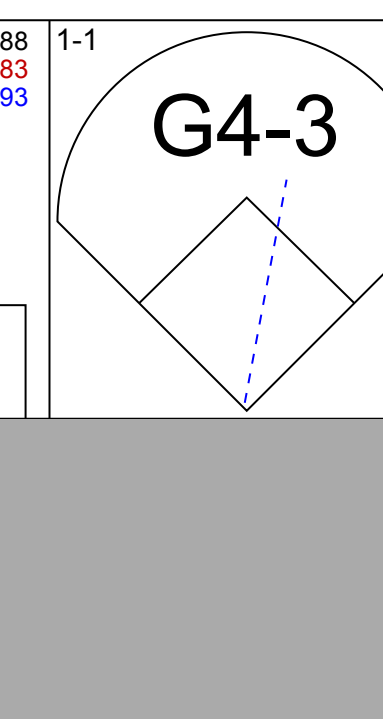
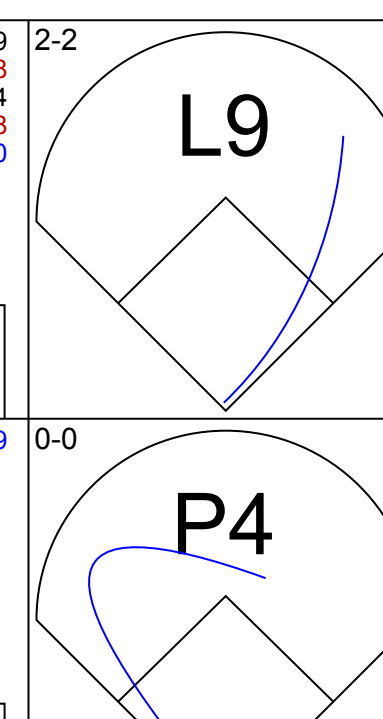

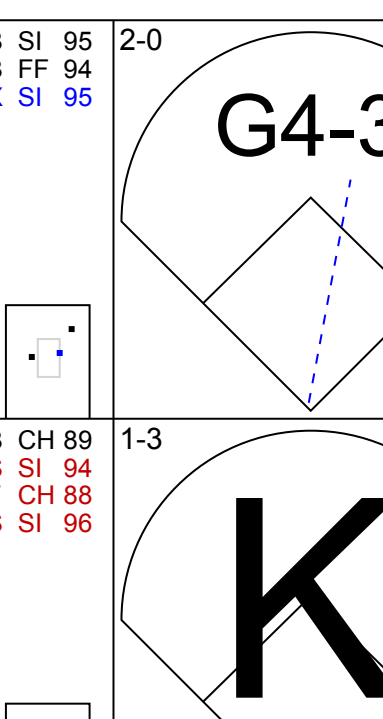
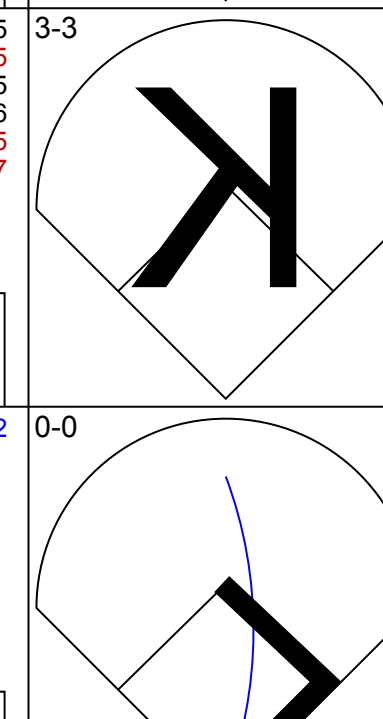
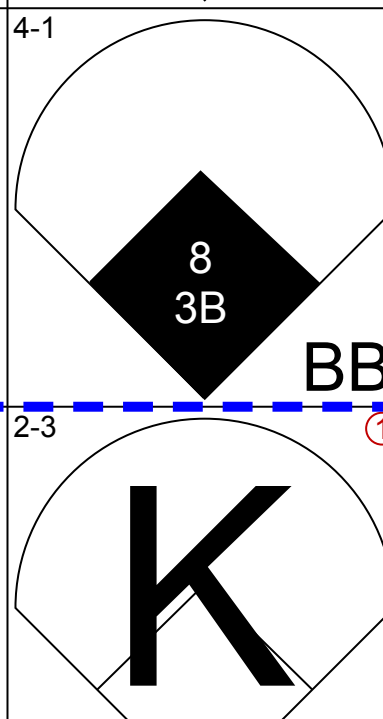
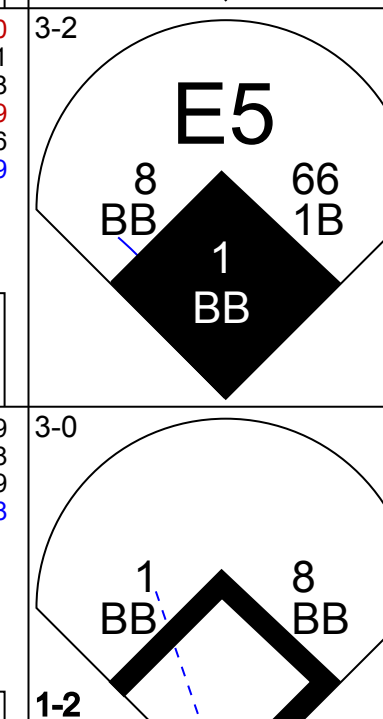
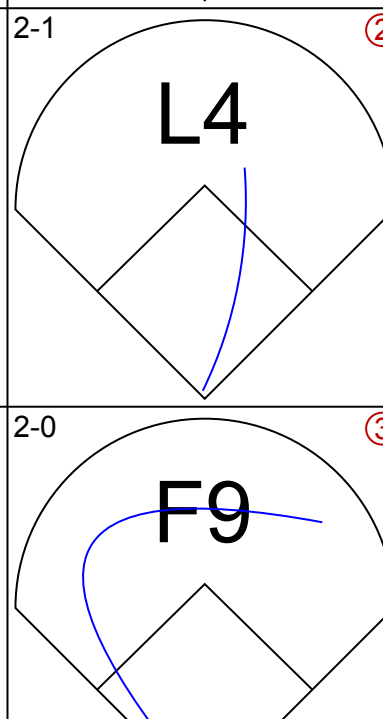
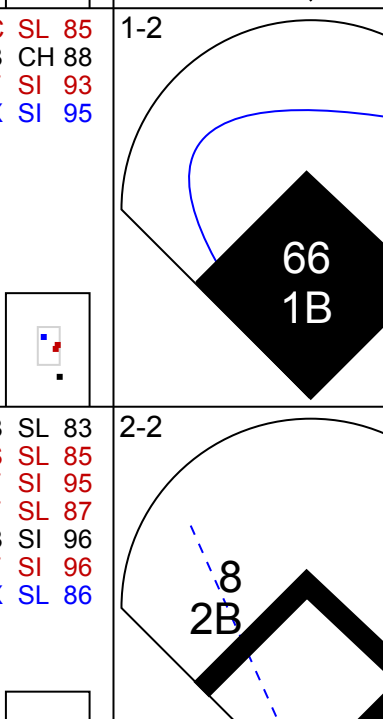
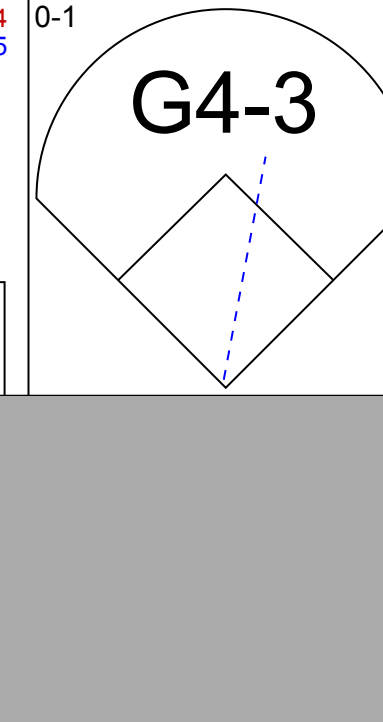
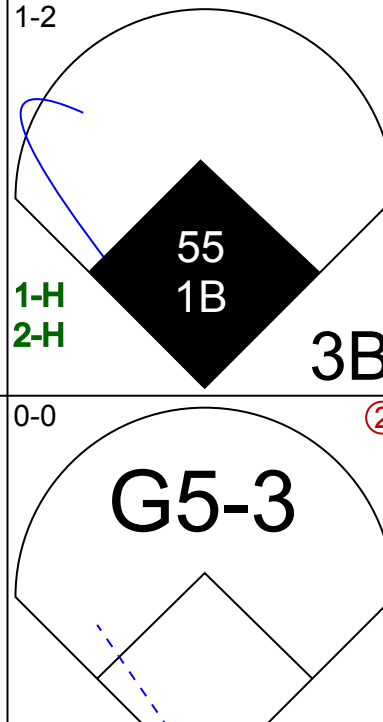
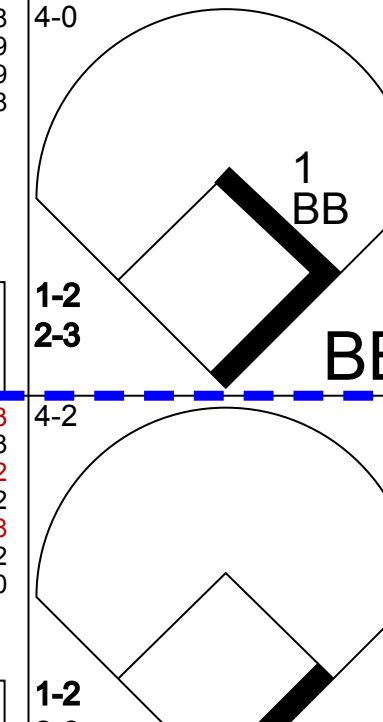


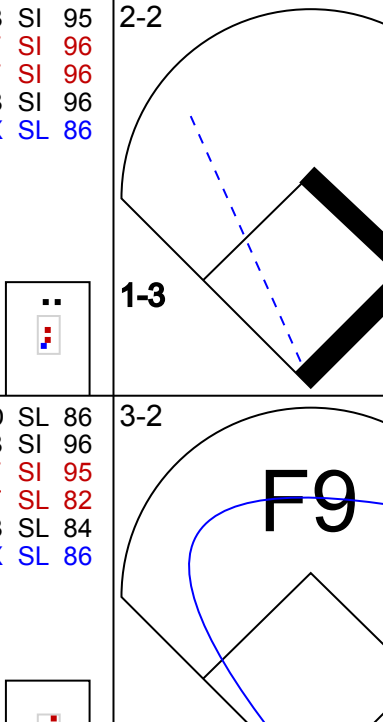

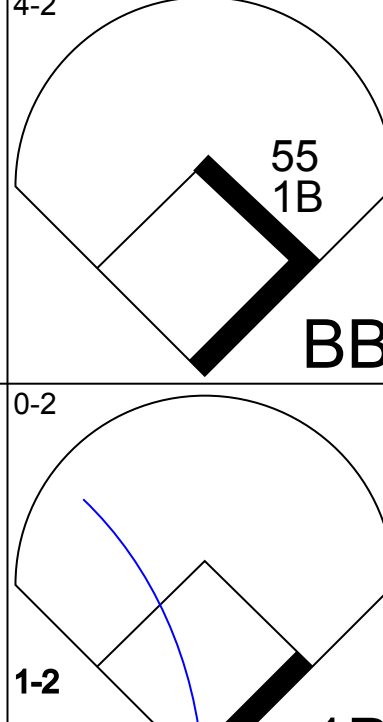

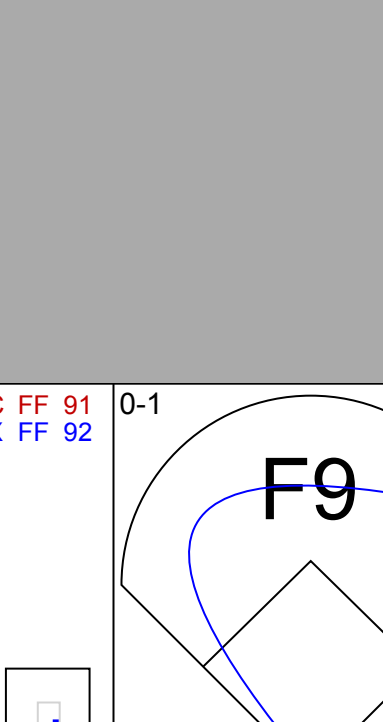


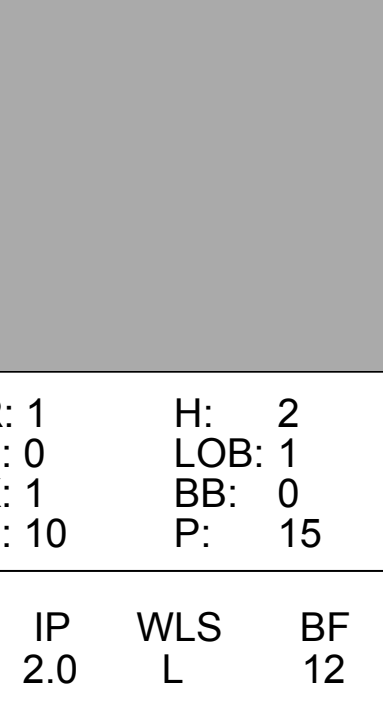
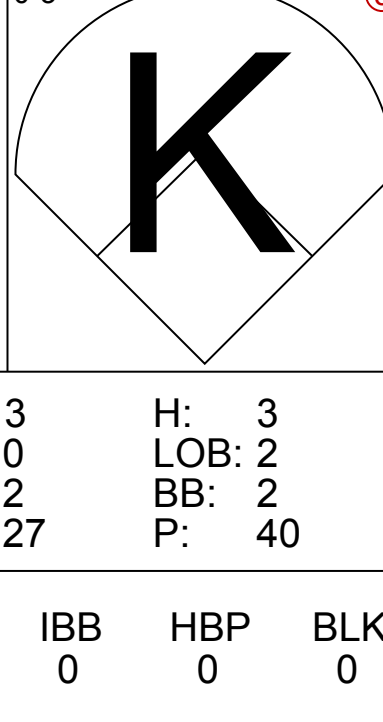

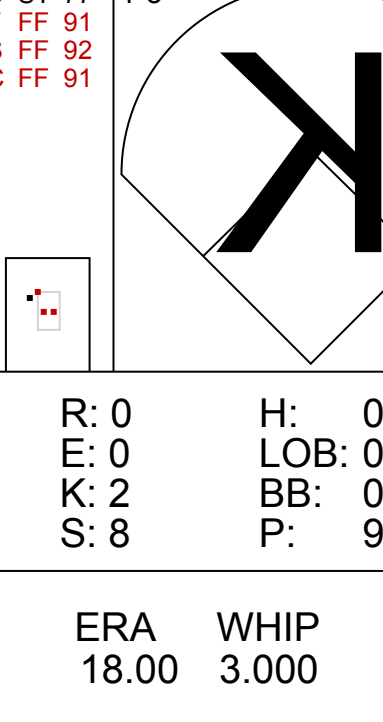
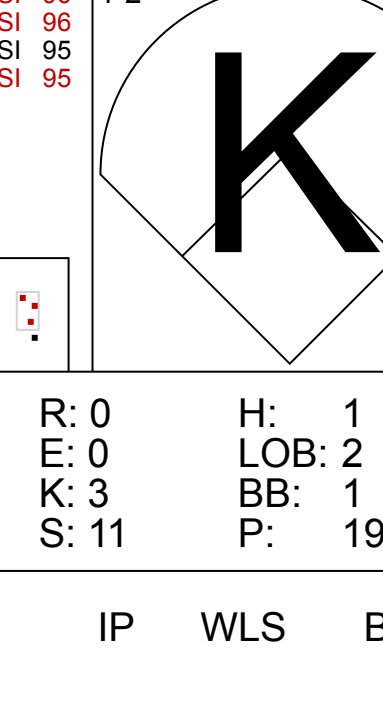
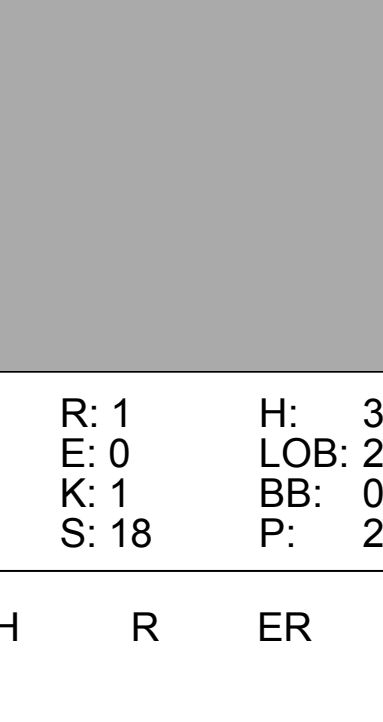


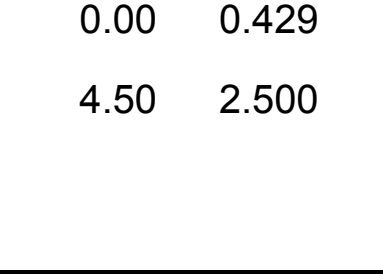


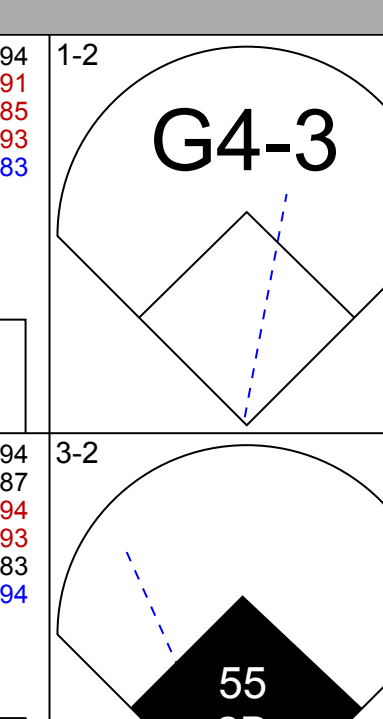
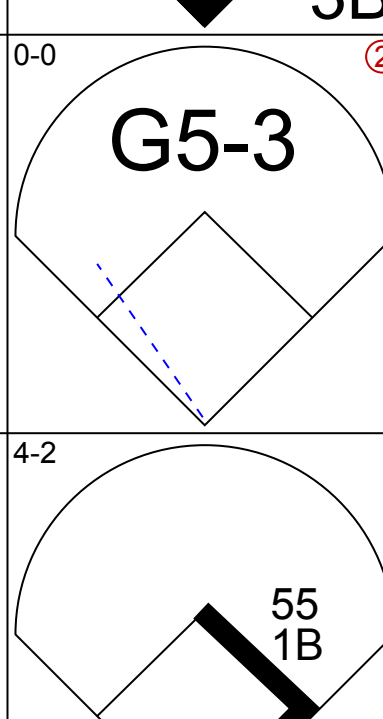
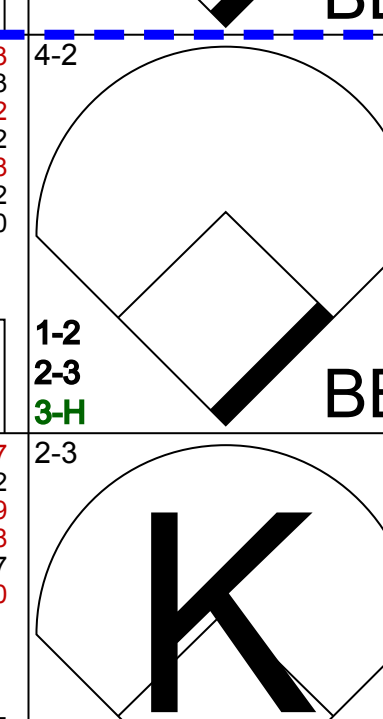

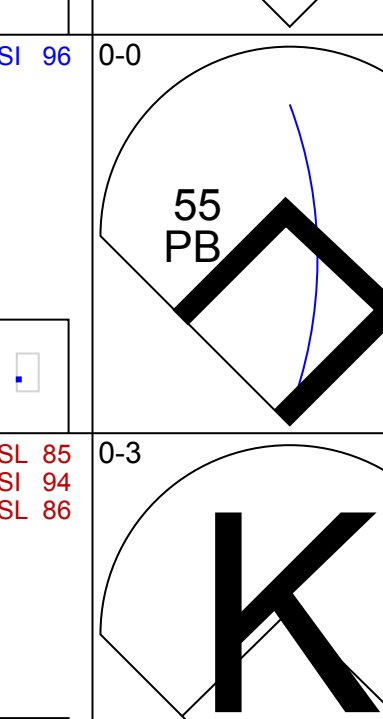
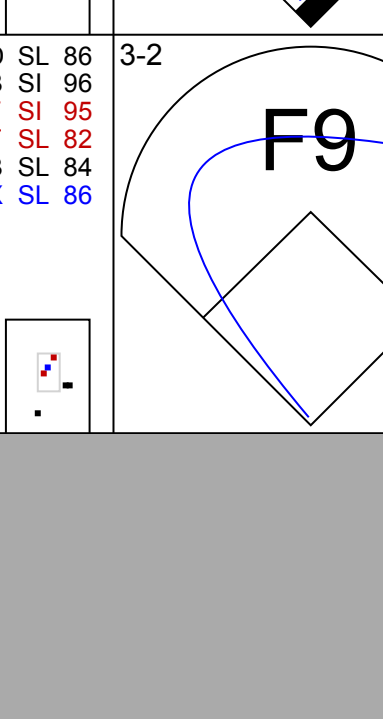
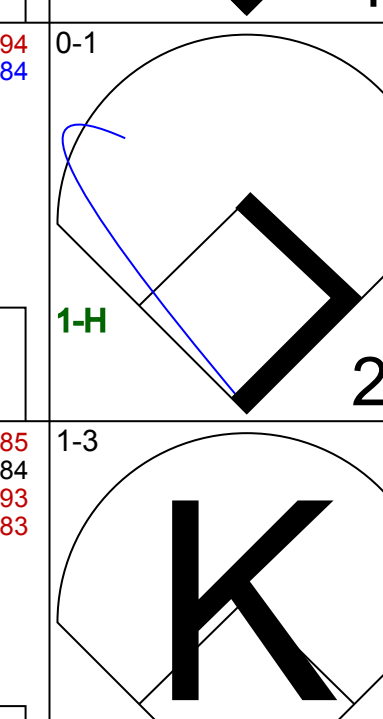
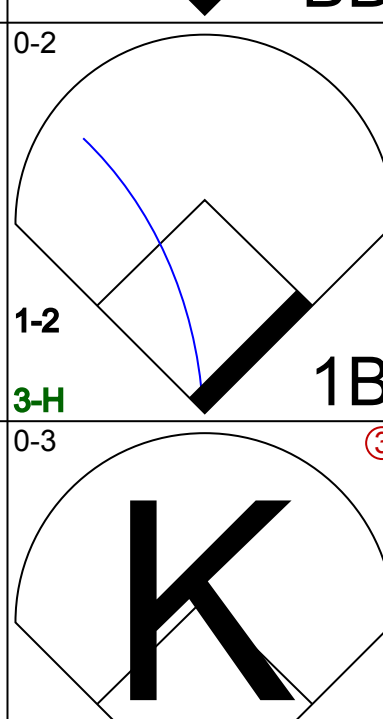

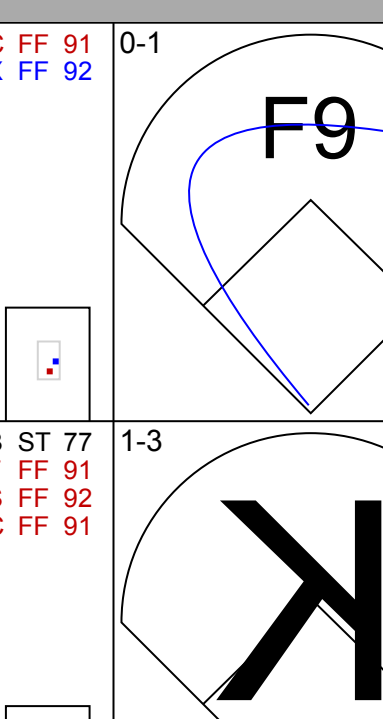
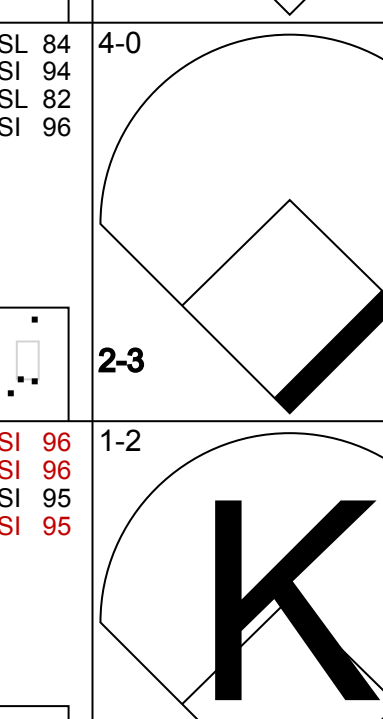

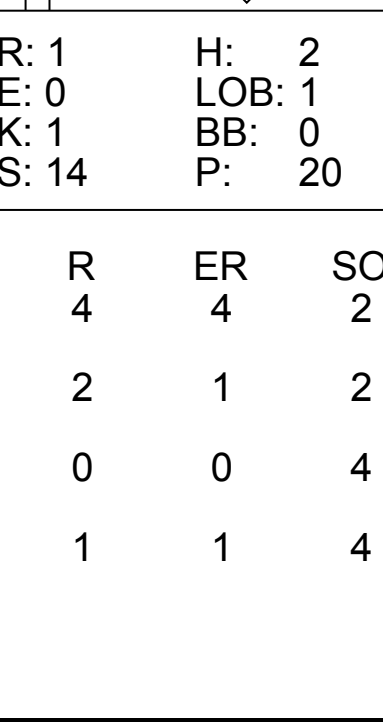
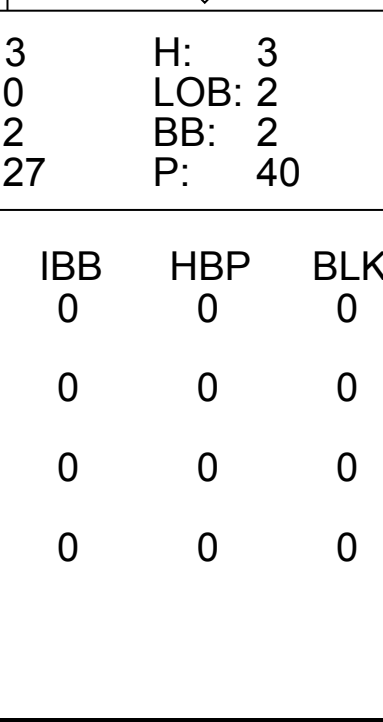
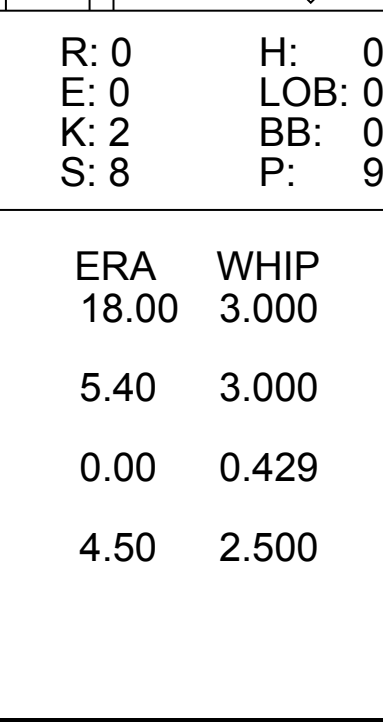
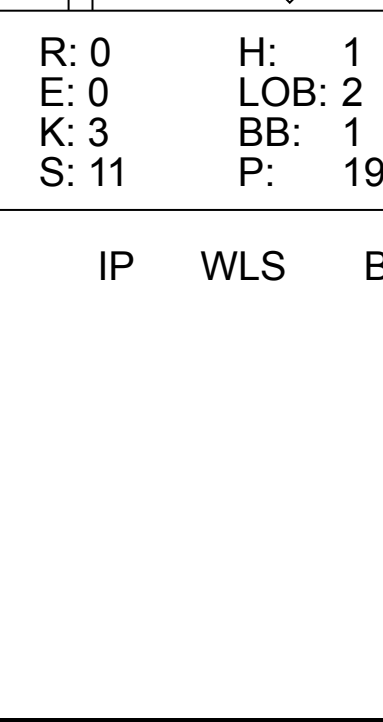
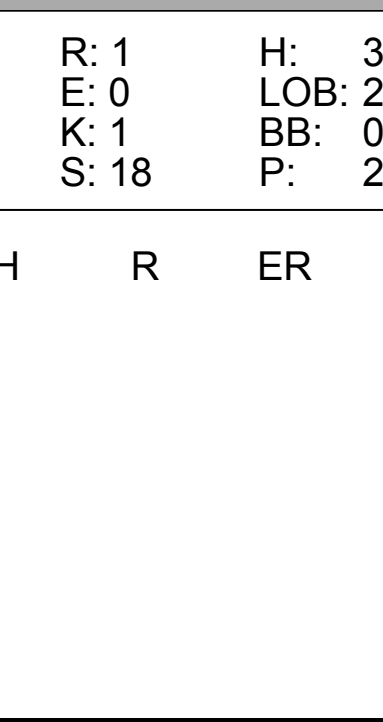


Batter	1	2	3	4	5	6	7	8	9	AB	R	H	RBI	BB	SO	LOB	BOTTOM			
12 Francisco Lindor, S (1, 6) OBP: 0.343, SLG: 0.535	E7		K			G3-1			G3	5	1	1	0	0	1	2	Minnesota Twins @ Cleveland Indians Progressive Field, Cleveland, OH Sun Sep 15 2019, 1:11 PM - 4:19 PM EDT Att: 26,414 - Cloudy - 76 F			
35 Oscar Mercado, R (1, 8) OBP: 0.330, SLG: 0.439	1B		66 CS			L8			66 E	3	1	2	0	1	0	0				
41 Carlos Santana, S (1, 3) OBP: 0.398, SLG: 0.527	FC4-6		F8			G4-3			L8	4	1	0	1	0	0	3				
66 Yasiel Puig, R (1, 9) OBP: 0.317, SLG: 0.451	22 FC5-6		22 E			K			FC5	3	0	1	0	1	1	1				
22 Jason Kipnis, L (1, 4) OBP: 0.304, SLG: 0.410	FC5-6		G4-3			1 WP			32 G6-4-3	3	1	1	0	0	0	2				
6 Mike Freeman, L (7, PH) OBP: 0.368, SLG: 0.406	1-2H					1 E			1-2H	1	0	1	1	0	0	0				
32 Franmil Reyes, R (1, 10) OBP: 0.307, SLG: 0.501	K		G3-1			1 E			G6-4-3	3	1	0	0	1	1	3				
1 Greg Allen, S (1, 7) OBP: 0.294, SLG: 0.359	7 G4-6-3		G3			G3			E4	4	1	2	1	0	0	1				
55 Roberto Pérez, R (1, 2) OBP: 0.320, SLG: 0.456	7 G4-6-3		7 HBP			G3			F8	3	1	2	3	0	0	1				
7 Ryan Flaherty, L (1, 5) OBP: 0.307, SLG: 0.501	G4-6-3		G3			G3			K	4	0	0	0	0	1	4				
Inning Stats	R: 2 H: 2 E: 2 K: 1 S: 14	H: 2 LOB: 1 BB: 1 P: 26	R: 0 H: 1 E: 0 K: 1 S: 6	H: 1 LOB: 0 BB: 0 P: 10	R: 0 H: 2 E: 0 K: 0 S: 9	H: 2 LOB: 1 BB: 0 P: 11	R: 0 H: 1 E: 0 K: 0 S: 9	H: 1 LOB: 0 BB: 0 P: 15	R: 0 H: 0 E: 0 K: 0 S: 7	H: 0 LOB: 0 BB: 0 P: 12	R: 4 H: 2 E: 1 K: 1 S: 19	H: 2 LOB: 0 BB: 1 P: 34	R: 1 H: 1 E: 1 K: 0 S: 8	H: 1 LOB: 1 BB: 1 P: 16	R: 0 H: 1 E: 0 K: 1 S: 10	H: 1 LOB: 1 BB: 0 P: 16	1B: 8 2B: 1 3B: 0 HR: 1	SF: 0 SAC: 0 DP: 2 HBP: 1	WP: 1 PB: 0 SB: 1 CS: 1	PA: 37
PITCHER	IP WLS BF H R ER SO BB IBB HBP BLK WP HR S P ERA WHIP	5.0 L 4 1 3 3 1 1 0 0 0 0 1 9 17 81.00 6.000	6.1 1 6 2 2 0 0 1 0 0 0 0 0 1 16 31 0.00 3.000	7.1 1 5 1 0 0 1 0 0 0 0 0 0 12 18 0.00 0.600	PITCHER										IP WLS BF H R ER SO BB IBB HBP BLK WP HR S P ERA WHIP					

AB	33
R	7
H	10
RBI	6
BB	3
SO	4
LOB	17



Batter	1	2	3	4	5	6	7	8	9	AB	R	H	RBI	BB	SO	LOB	TOP								
22 Victor Reyes, S OBP: 0.335, SLG: 0.427										4	0	1	1	0	1	1	<p>Detroit Tigers @ Cleveland Indians Progressive Field, Cleveland, OH Tue Sep 17 2019, 7:11 PM - 10:07 PM EDT Att: 19,108 - Clear - 73 F</p>								
30 Harold Castro, L OBP: 0.316, SLG: 0.394										4	0	0	0	0	1	2									
24 Miguel Cabrera, R OBP: 0.349, SLG: 0.391										3	0	0	0	1	2	1									
29 Gordon Beckham, R OBP: 0.273, SLG: 0.364										0	0	0	0	0	0	0									
14 Christin Stewart, L OBP: 0.321, SLG: 0.411										3	0	0	0	0	0	0									
7 Jordy Mercer, R OBP: 0.317, SLG: 0.454										3	0	0	0	1	1	2									
60 Ronny Rodriguez, R OBP: 0.244, SLG: 0.434										3	0	0	0	1	2	3									
18 Dawel Luگو, R OBP: 0.268, SLG: 0.381										3	1	1	1	0	0	2									
17 Grayson Greiner, R OBP: 0.262, SLG: 0.325										3	1	2	0	0	1	0									
49 Willi Castro, S OBP: 0.288, SLG: 0.278										2	0	0	0	1	0	2									
Inning Stats	R: 0 E: 0 K: 2 S: 9	H: 0 LOB: 0 BB: 0 P: 11	R: 0 E: 0 K: 1 S: 11	H: 0 LOB: 1 BB: 1 P: 19	R: 1 E: 0 K: 1 S: 12	H: 2 LOB: 1 BB: 0 P: 14	R: 0 E: 0 K: 1 S: 11	H: 0 LOB: 0 BB: 0 P: 13	R: 1 E: 0 K: 0 S: 14	H: 2 LOB: 0 BB: 0 P: 22	R: 0 E: 0 K: 1 S: 5	H: 0 LOB: 0 BB: 0 P: 8	R: 0 E: 0 K: 1 S: 6	H: 0 LOB: 1 BB: 1 P: 11	R: 0 E: 0 K: 1 S: 10	H: 0 LOB: 1 BB: 1 P: 16	R: 0 E: 0 K: 0 S: 8	H: 0 LOB: 2 BB: 1 P: 19	1B: 2 2B: 1 3B: 0 HR: 1	SF: 0 SAC: 0 DP: 3 HBP: 1	WP: 0 PB: 0 SB: 0 CS: 0	PA: 33			
PITCHER	IP	WLS	BF	H	R	ER	SO	BB	IBB	HBP	BLK	WP	HR	S	P	ERA	WHIP								
45 Adam Plutko, R ERA: 4.34	6.0	W	22	4	2	2	6	1	0	0	0	0	1	62	87	3.00	0.833								
90 Adam Cimber, R ERA: 4.28	1.0		3	0	0	0	1	1	0	0	0	0	0	6	11	0.00	1.000								
36 Tyler Clippard, R ERA: 2.82	1.0		4	0	0	0	1	1	0	0	0	0	0	10	16	0.00	1.000								
59 Carlos Carrasco, R ERA: 5.38	1.0		4	0	0	0	0	1	0	1	0	0	0	8	19	0.00	1.000								

Batter	1	2	3	4	5	6	7	8	9	AB	R	H	RBI	BB	SO	LOB	BOTTOM								
12 Francisco Lindor, S OBP: 0.340, SLG: 0.531										5	0	0	0	0	1	1	<p>Detroit Tigers @ Cleveland Indians Progressive Field, Cleveland, OH Tue Sep 17 2019, 7:11 PM - 10:07 PM EDT Att: 19,108 - Clear - 73 F</p>								
35 Oscar Mercado, R OBP: 0.313, SLG: 0.448										5	2	2	1	0	2	0									
41 Carlos Santana, S OBP: 0.398, SLG: 0.527										4	3	1	0	1	1	0									
66 Yasiel Puig, R OBP: 0.319, SLG: 0.454										5	0	3	1	0	1	2									
10 Jake Bauers, L OBP: 0.313, SLG: 0.380										1	0	0	0	0	0	1									
8 Jordan Luplow, R OBP: 0.371, SLG: 0.550										3	1	2	2	1	1	0									
1 Greg Allen, S OBP: 0.296, SLG: 0.362										4	0	1	1	1	0	3									
6 Mike Freeman, L OBP: 0.371, SLG: 0.404										3	1	1	0	1	2	4									
55 Roberto Pérez, R OBP: 0.324, SLG: 0.460										3	0	2	2	1	0	0									
17 Andrew Velazquez, S OBP: 0.063, SLG: 0.125										4	0	0	0	0	4	5									
Inning Stats	R: 1 E: 0 K: 1 S: 10	H: 2 LOB: 1 BB: 0 P: 15	R: 1 E: 0 K: 1 S: 14	H: 2 LOB: 0 BB: 0 P: 20	R: 3 E: 0 K: 2 S: 27	H: 3 LOB: 2 BB: 2 P: 40	R: 1 E: 0 K: 1 S: 15	H: 1 LOB: 3 BB: 2 P: 33	R: 0 E: 0 K: 2 S: 8	H: 0 LOB: 0 BB: 0 P: 9	R: 0 E: 0 K: 1 S: 8	H: 0 LOB: 0 BB: 0 P: 14	R: 0 E: 0 K: 3 S: 11	H: 1 LOB: 2 BB: 1 P: 19	R: 1 E: 0 K: 1 S: 18	H: 3 LOB: 2 BB: 0 P: 29	R: 1 E: 0 K: 1 S: 18	H: 0 LOB: 2 BB: 0 P: 29	1B: 4 2B: 6 3B: 1 HR: 1	SF: 0 SAC: 0 DP: 0 HBP: 0	WP: 0 PB: 1 SB: 0 CS: 0	PA: 42			
PITCHER	IP	WLS	BF	H	R	ER	SO	BB	IBB	HBP	BLK	WP	HR	S	P	ERA	WHIP								
26 Zac Reinerger, R ERA: 9.0	2.0	L	12	5	4	4	2	1	0	0	0	0	1	29	46	18.00	3.000								
63 Nick Ramirez, L ERA: 4.26	1.2		11	3	2	1	2	2	0	0	0	0	0	30	49	5.40	3.000								
71 John Schreiber, R ERA: 7.0	2.1		8	0	0	0	4	1	0	0	0	0	0	23	36	0.00	0.429								
65 Gregory Soto, L ERA: 5.86	2.0		11	4	1	1	4	1	0	0	0	0	0	29	48	4.50	2.500								

Batter	1	2	3	4	5	6	7	8	9	AB	R	H	RBI	BB	SO	LOB	TOP											
16 César Hernández, S (1, 4) OBP: 0.338, SLG: 0.408										4	0	1	0	0	1	2	Philadelphia Phillies @ Cleveland Indians Progressive Field, Cleveland, OH Fri Sep 20 2019, 7:12 PM - 10:11 PM EDT Att: 26:329 - Partly Cloudy - 80 F											
3 Bryce Harper, L (1, 9) OBP: 0.372, SLG: 0.495										4	0	1	0	0	2	2												
17 Rhys Hoskins, R (1, 3) OBP: 0.374, SLG: 0.478										3	0	0	0	1	1	2												
23 Jay Bruce, L (1, 10) OBP: 0.265, SLG: 0.525										4	0	0	0	0	0	3												
33 Brad Miller, L (1, 7) OBP: 0.307, SLG: 0.432										4	1	1	0	0	1	0												
4 Scott Kingery, R (1, 6) OBP: 0.314, SLG: 0.478										4	0	1	0	0	0	1												
40 Adam Haseley, L (1, 8) OBP: 0.328, SLG: 0.410										4	1	1	0	0	0	1												
7 Maikel Franco, R (1, 5) OBP: 0.297, SLG: 0.411										3	0	1	2	0	1	1												
15 Andrew Knapp, S (1, 2) OBP: 0.270, SLG: 0.270										3	0	1	0	0	1	1												
Inning Stats	R: 0 E: 0 K: 2 S: 9	H: 0 LOB: 0 BB: 0 P: 15	R: 0 E: 0 K: 1 S: 5	H: 0 LOB: 0 BB: 0 P: 9	R: 0 E: 0 K: 0 S: 12	H: 0 LOB: 0 BB: 0 P: 17	R: 0 E: 0 K: 2 S: 11	H: 1 LOB: 1 BB: 0 P: 17	R: 2 E: 0 K: 1 S: 11	H: 3 LOB: 1 BB: 0 P: 13	R: 0 E: 0 K: 0 S: 4	H: 1 LOB: 0 BB: 0 P: 6	R: 0 E: 0 K: 1 S: 10	H: 1 LOB: 1 BB: 0 P: 16	R: 0 E: 0 K: 0 S: 13	H: 1 LOB: 2 BB: 1 P: 21		R: 0 E: 0 K: 0 S: 7	H: 0 LOB: 0 BB: 0 P: 7	1B: 4 2B: 3 3B: 0 HR: 0	SF: 0 SAC: 0 DP: 1 HBP: 0	WP: 0 PB: 0 SB: 0 CS: 0	PA: 34					
PITCHER	IP	WLS	BF	H	R	ER	SO	BB	IBB	HBP	BLK	WP	HR	S	P	ERA		WHIP										
57 Shane Bieber, R (1, 1) ERA: 3.23	7.1	W	28	7	2	2	7	0	0	0	0	0	0	67	101	2.46		0.955										
39 Oliver Pérez, L (8, 1) ERA: 3.4	0.1	H	1	0	0	0	0	0	0	0	0	0	0	3	3	0.00	0.000											
59 Carlos Carrasco, R (8, 1) ERA: 5.28	1.1	S	5	0	0	0	0	1	0	0	0	0	0	12	17	0.00	0.750											

Batter	1	2	3	4	5	6	7	8	9	AB	R	H	RBI	BB	SO	LOB	BOTTOM											
12 Francisco Lindor, S (1, 6) OBP: 0.345, SLG: 0.533										2	1	1	1	2	0	0	Philadelphia Phillies @ Cleveland Indians Progressive Field, Cleveland, OH Fri Sep 20 2019, 7:12 PM - 10:11 PM EDT Att: 26:329 - Partly Cloudy - 80 F											
35 Óscar Mercado, R (1, 8) OBP: 0.330, SLG: 0.445										4	2	2	2	0	0	1												
41 Carlos Santana, S (1, 3) OBP: 0.399, SLG: 0.525										4	0	2	1	0	0	2												
66 Yasiel Puig, R (1, 9) OBP: 0.326, SLG: 0.459										3	0	1	1	1	0	0												
8 Jordan Luplow, R (1, 7) OBP: 0.362, SLG: 0.535										4	0	0	0	0	1	3												
32 Franmil Reyes, R (1, 10) OBP: 0.308, SLG: 0.503										3	0	0	0	1	1	2												
55 Roberto Pérez, R (1, 2) OBP: 0.319, SLG: 0.451										4	0	0	0	0	1	3												
2 Yu Chang, R (1, 5) OBP: 0.284, SLG: 0.317										3	1	1	0	0	1	0												
17 Andrew Velazquez, S (1, 4) OBP: 0.105, SLG: 0.111										2	1	0	0	1	1	1												
Inning Stats	R: 2 E: 0 K: 0 S: 15	H: 3 LOB: 2 BB: 1 P: 29	R: 2 E: 0 K: 0 S: 9	H: 2 LOB: 1 BB: 1 P: 18	R: 0 E: 0 K: 0 S: 7	H: 0 LOB: 0 BB: 1 P: 16	R: 0 E: 0 K: 3 S: 10	H: 0 LOB: 0 BB: 0 P: 13	R: 0 E: 0 K: 0 S: 7	H: 0 LOB: 0 BB: 0 P: 13	R: 0 E: 0 K: 1 S: 7	H: 0 LOB: 0 BB: 0 P: 11	R: 1 E: 0 K: 0 S: 11	H: 2 LOB: 2 BB: 1 P: 19	R: 0 E: 0 K: 1 S: 10	H: 0 LOB: 1 BB: 1 P: 19		1B: 5 2B: 2 3B: 0 HR: 0	SF: 0 SAC: 0 DP: 1 HBP: 0	WP: 0 PB: 0 SB: 2 CS: 0	PA: 34							
PITCHER	IP	WLS	BF	H	R	ER	SO	BB	IBB	HBP	BLK	WP	HR	S	P	ERA		WHIP										
18 Drew Smyly, L (1, 1) ERA: 6.44	2.0	L	13	5	4	4	0	3	0	0	0	0	0	16	24	0.00		0.000										
29 Nick Vincent, R (3, 1) ERA: 4.43	2.0		5	0	0	0	3	0	0	0	0	0	0	9	16	0.00	0.000											
53 Blake Parker, R (5, 1) ERA: 4.4	1.1		4	0	0	0	0	0	0	0	0	0	0	15	26	6.75	1.500											
25 Jared Hughes, R (6, 1) ERA: 4.23	1.1		7	2	1	1	1	0	1	0	0	0	0	1	1	0.00	0.000											
28 Mike Morin, R (7, 1) ERA: 3.94	0.1		1	0	0	0	0	0	0	0	0	0	0	1	1	0.00	0.000											

AB 33
R 2
H 7
RBI 2
BB 1
SO 7
LOB 13



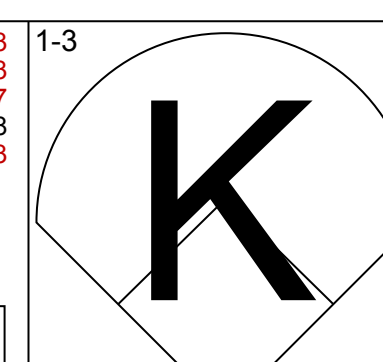
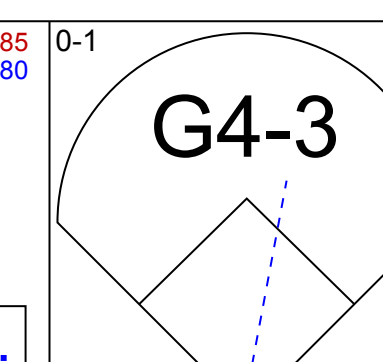
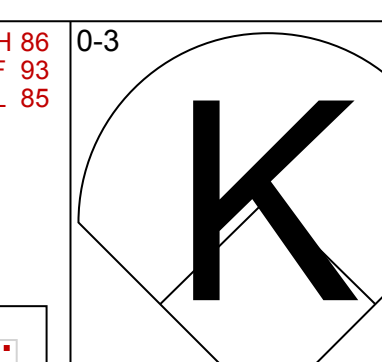
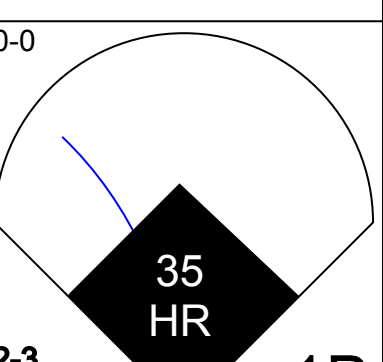
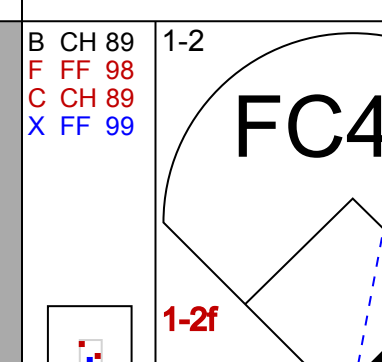
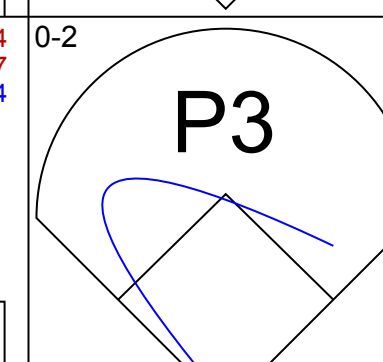
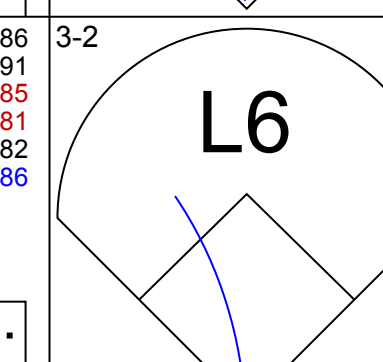
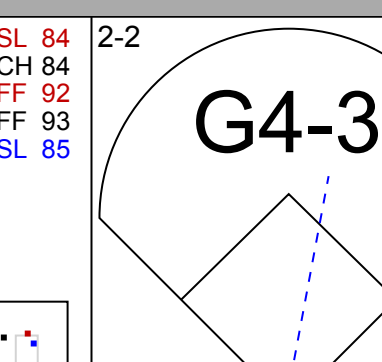
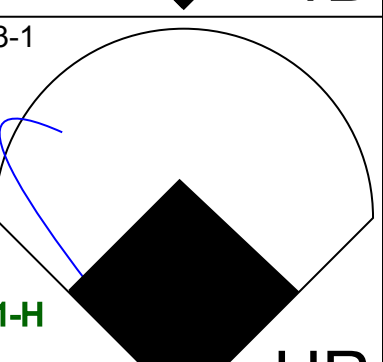
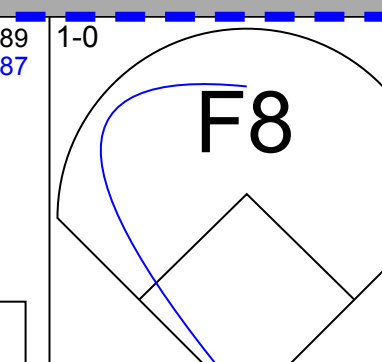
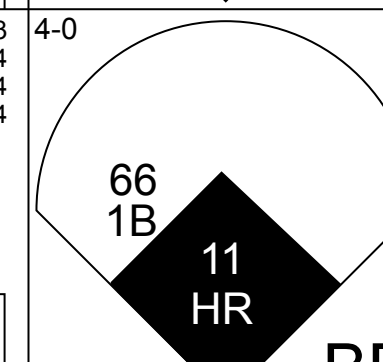
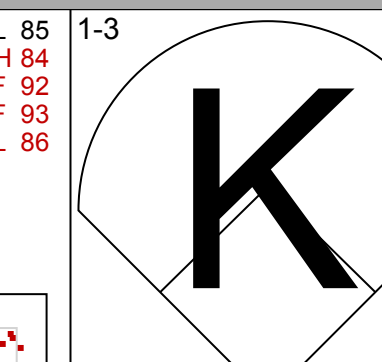
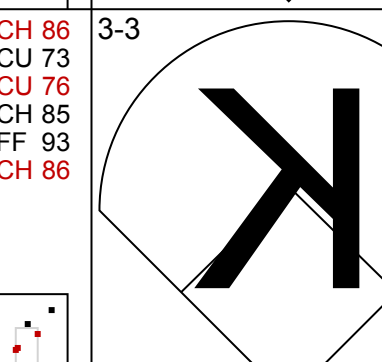
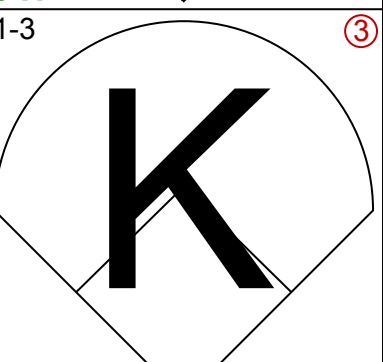
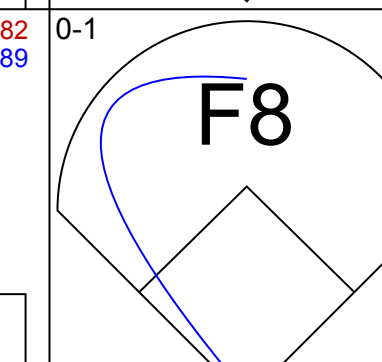
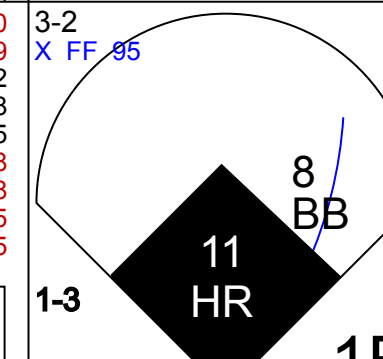
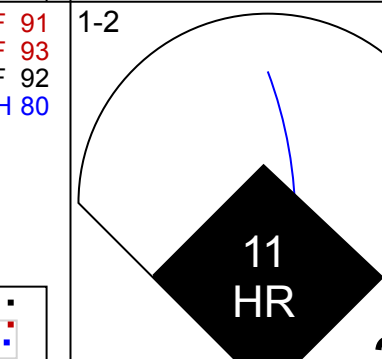
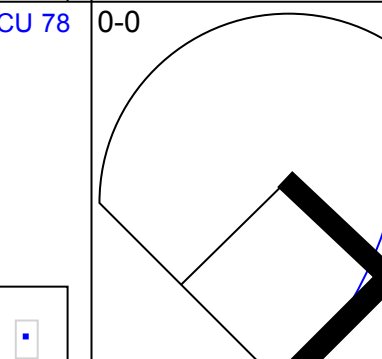

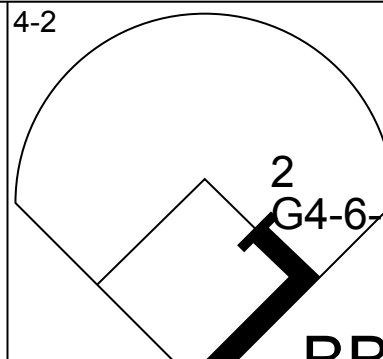
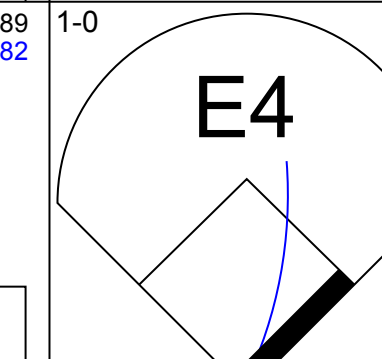
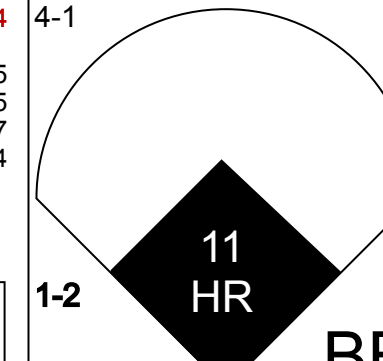
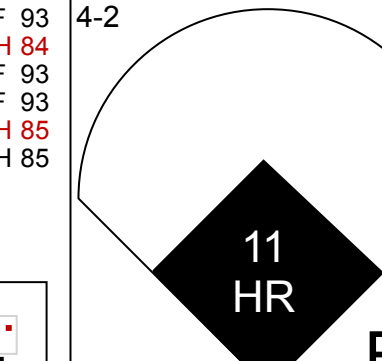
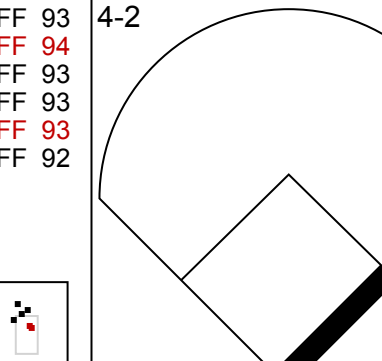

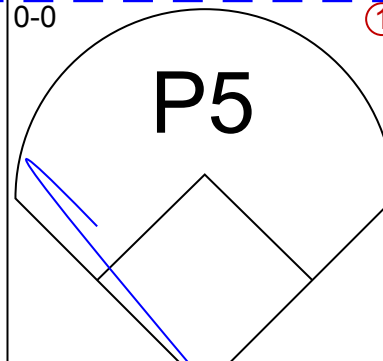
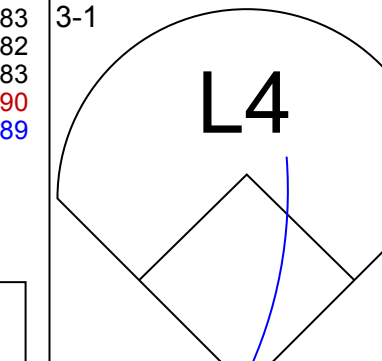
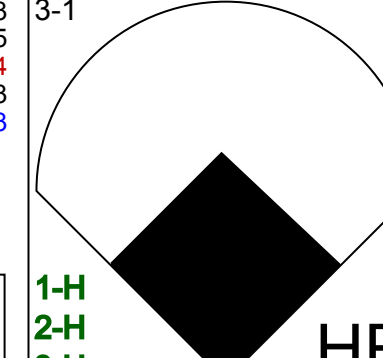
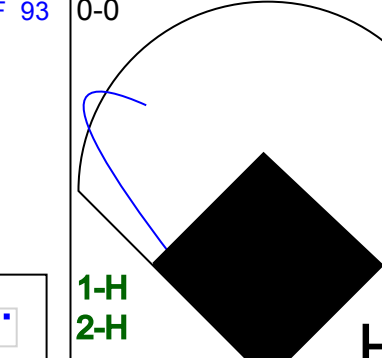

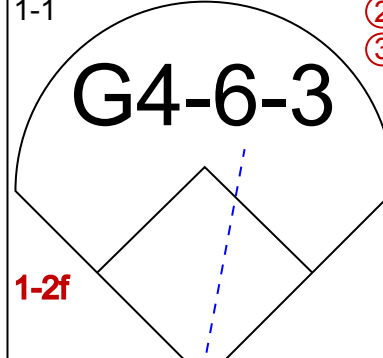
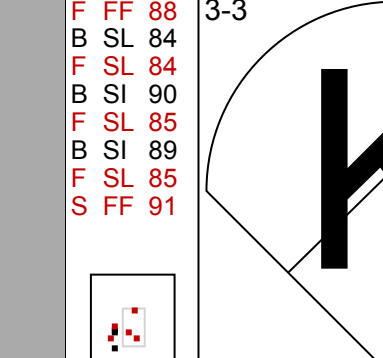
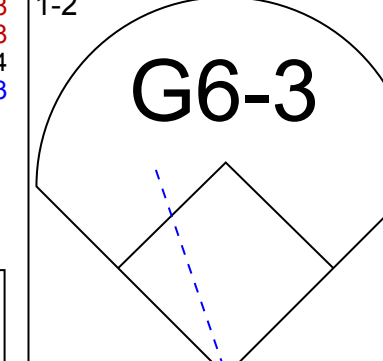
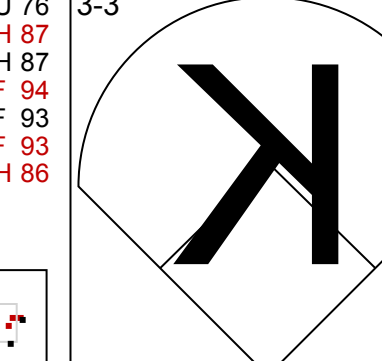

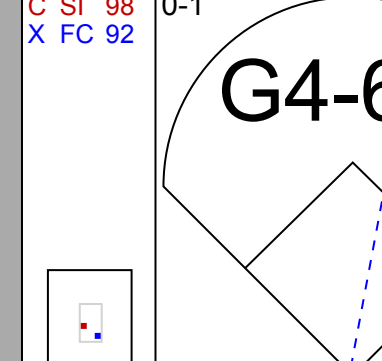

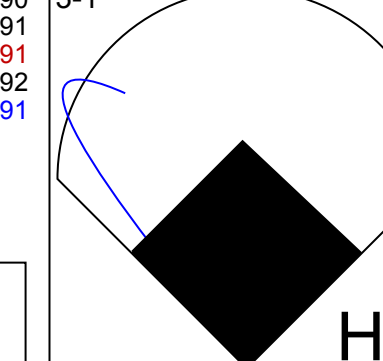
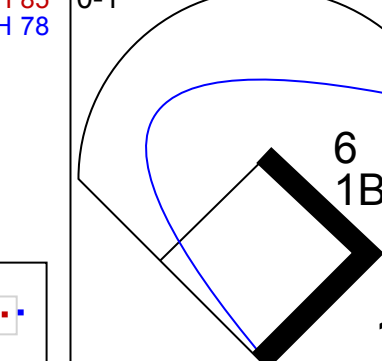
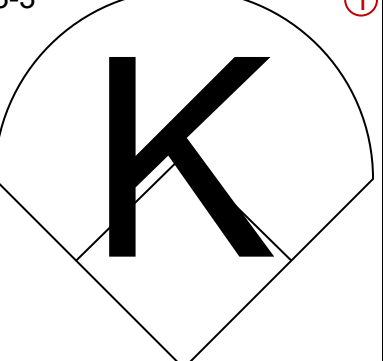
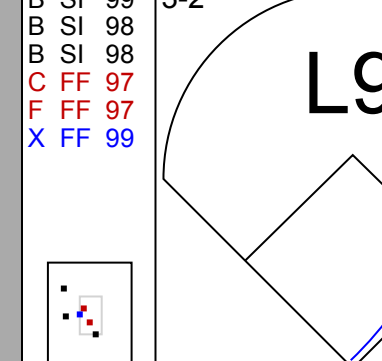


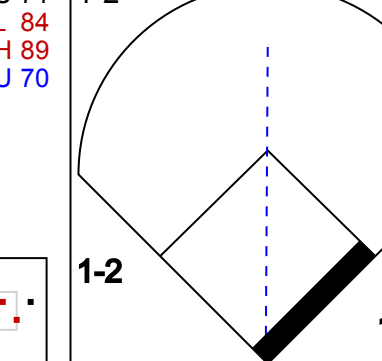
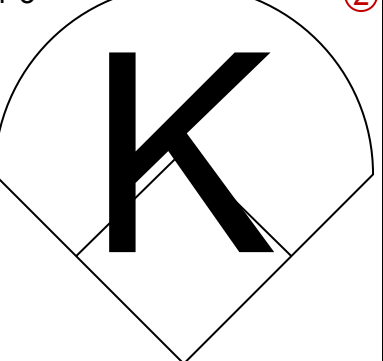
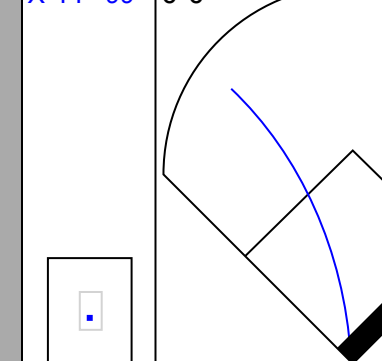

AB 29
R 5
H 7
RBI 5
SO 5
LOB 12



Batter	1	2	3	4	5	6	7	8	9	AB	R	H	RBI	BB	SO	LOB	TOP		
16 César Hernández, S (1,4) OBP: 0.335, SLG: 0.403	G3		F8		P5			L9		4	0	0	0	0	0	3	Philadelphia Phillies @ Cleveland Indians Progressive Field, Cleveland, OH Sun Sep 22 2019, 6:38 PM - 9:41 PM EDT Att: 25,309 - Cloudy - 88 F		
10 J.T. Realmuto, R (1,2) OBP: 0.328, SLG: 0.493 15 Andrew Knapp, S (8,PH) OBP: 0.323, SLG: 0.268	P3-5				G6-4-3			K		3	0	1	1	0	0	2			
3 Bryce Harper, L (1,9) OBP: 0.370, SLG: 0.471 67 José Pirela, R (8,PH) OBP: 0.263, SLG: 0.444								P4		2	0	1	0	1	0	0			
17 Rhys Hoskins, R (1,3) OBP: 0.370, SLG: 0.471 8 Logan Morrison, L (9,PH) OBP: 0.296, SLG: 0.590										1	0	0	0	0	0	0			
23 Jay Bruce, L (1,10) OBP: 0.263, SLG: 0.526 73 Deivy Grullón, R (9,PH)										3	0	0	0	0	2	3			
2 Jean Segura, R (1,6) OBP: 0.326, SLG: 0.427 9 Phil Gosselin, R (9,PH) OBP: 0.298, SLG: 0.327										1	0	0	0	0	0	0			
33 Brad Miller, L (1,7) OBP: 0.306, SLG: 0.470										3	0	0	0	0	2	0			
4 Scott Kingery, R (1,5) OBP: 0.316, SLG: 0.481										2	1	2	0	1	0	0			
40 Adam Haseley, L (1,8) OBP: 0.332, SLG: 0.416										3	0	1	0	0	1	2			
Inning Stats	R: 0 H: 1 E: 0 K: 1 S: 10	H: 1 LOB: 1 BB: 0 P: 15	R: 0 H: 0 E: 0 K: 1 S: 7	H: 0 LOB: 0 BB: 0 P: 13	R: 1 H: 1 E: 0 K: 0 S: 10	H: 1 LOB: 2 BB: 2 P: 23	R: 0 H: 0 E: 0 K: 1 S: 10	H: 0 LOB: 0 BB: 0 P: 16	R: 0 H: 2 E: 0 K: 2 S: 9	H: 0 LOB: 0 BB: 0 P: 12	R: 0 H: 1 E: 0 K: 1 S: 10	H: 0 LOB: 1 BB: 0 P: 13	R: 0 H: 0 E: 0 K: 1 S: 5	H: 0 LOB: 0 BB: 0 P: 8	R: 0 H: 0 E: 0 K: 2 S: 8	H: 0 LOB: 0 BB: 0 P: 11		1B: 1 2B: 4 3B: 0 HR: 0	SF: 0 SAC: 0 DP: 1 HBP: 0
PITCHER	IP	WLS	BF	H	R	ER	SO	BB	IBB	HBP	BLK	WP	HR	S	P	ERA	WHIP		
45 Adam Plutko, R (1,1) ERA: 4.25	4.1		19	4	1	1	3	1	1	0	0	0	0	43	78	2.08	1.154		
59 Carlos Carrasco, R (5,1) ERA: 5.1	2.2	W	8	1	0	0	3	0	0	0	0	0	0	22	30	0.00	0.375		
39 Oliver Pérez, L (8,1) ERA: 3.57	0.2		2	0	0	0	1	0	0	0	0	0	0	4	7	0.00	0.000		
44 Nick Goody, R (8,1) ERA: 2.7	1.1		4	0	0	0	2	0	0	0	0	0	0	9	12	0.00	0.000		

Batter	1	2	3	4	5	6	7	8	9	AB	R	H	RBI	BB	SO	LOB	BOTTOM		
12 Francisco Lindor, S (1,6) OBP: 0.343, SLG: 0.527	K		L7		G3-1			G4-3		5	1	1	1	0	1	2	Philadelphia Phillies @ Cleveland Indians Progressive Field, Cleveland, OH Sun Sep 22 2019, 6:38 PM - 9:41 PM EDT Att: 25,309 - Cloudy - 88 F		
35 Óscar Mercado, R (1,8) OBP: 0.330, SLG: 0.456	K									4	2	1	3	1	2	0			
41 Carlos Santana, S (1,3) OBP: 0.403, SLG: 0.529										3	2	3	0	0	0	0			
66 Yasiel Puig, R (1,9) OBP: 0.327, SLG: 0.459										3	1	2	3	1	0	1			
6 Mike Freeman, L (1,4) OBP: 0.366, SLG: 0.391										4	0	0	1	0	1	4			
32 Franmil Reyes, R (1,10) OBP: 0.307, SLG: 0.505										4	1	1	2	0	1	1			
1 Greg Allen, S (1,7) OBP: 0.288, SLG: 0.350										4	0	0	0	0	2	0			
55 Roberto Pérez, R (1,2) OBP: 0.317, SLG: 0.447										3	1	0	0	0	1	0			
7 Ryan Flaherty, L (1,5) OBP: 0.118, SLG: 0.176 2 Yu Chang, R (8,PH) OBP: 0.278, SLG: 0.297										3	2	1	0	0	1	2			
Inning Stats	R: 0 H: 1 E: 0 K: 2 S: 18	H: 0 LOB: 0 BB: 0 P: 23	R: 0 H: 0 E: 0 K: 1 S: 10	H: 0 LOB: 0 BB: 0 P: 17	R: 0 H: 0 E: 0 K: 2 S: 7	H: 0 LOB: 0 BB: 0 P: 10	R: 1 H: 2 E: 0 K: 1 S: 10	H: 2 LOB: 1 BB: 0 P: 13	R: 3 H: 2 E: 2 K: 0 S: 15	H: 2 LOB: 2 BB: 1 P: 25	R: 0 H: 0 E: 0 K: 0 S: 3	H: 0 LOB: 0 BB: 0 P: 6	R: 6 H: 4 E: 1 K: 2 S: 20	H: 4 LOB: 0 BB: 1 P: 33	R: 0 H: 0 E: 0 K: 1 S: 7	H: 0 LOB: 0 BB: 0 P: 9		1B: 4 2B: 3 3B: 0 HR: 2	SF: 0 SAC: 1 DP: 0 HBP: 1
PITCHER	IP	WLS	BF	H	R	ER	SO	BB	IBB	HBP	BLK	WP	HR	S	P	ERA	WHIP		
21 Vince Velasquez, R (1,1) ERA: 4.76	4.2	L	21	5	4	1	6	1	0	0	0	0	0	58	81	1.93	1.071		
29 Nick Vincent, R (5,1) ERA: 4.29	1.1		5	0	0	0	0	1	0	0	0	0	0	5	13	0.00	0.750		
28 Mike Morin, R (7,1) ERA: 4.69	0.0		4	2	4	4	0	1	0	1	0	0	0	4	10	∞	∞		
47 Cole Irvin, L (7,1) ERA: 6.57	0.1		2	1	0	0	1	0	0	0	0	0	0	10	12	0.00	3.000		
61 Edubray Ramos, R (7,1) ERA: 5.52	0.2		3	1	2	2	1	0	0	0	0	0	1	6	11	27.00	1.500		
54 Austin Davis, L (8,1) ERA: 6.75	1.0		3	0	0	0	1	0	0	0	0	0	0	7	9	0.00	0.000		

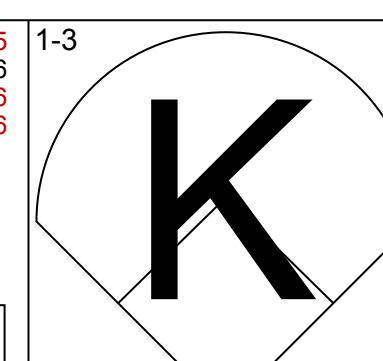
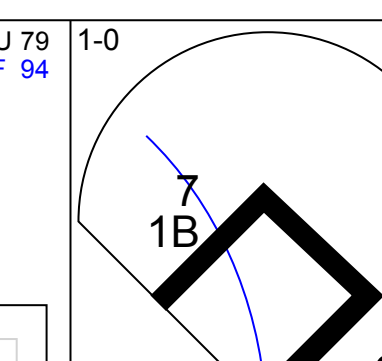
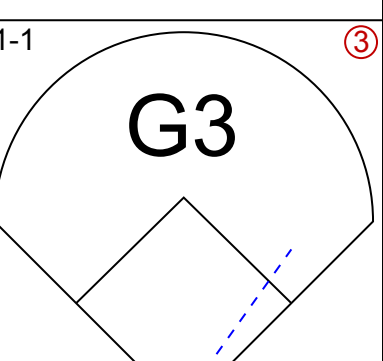
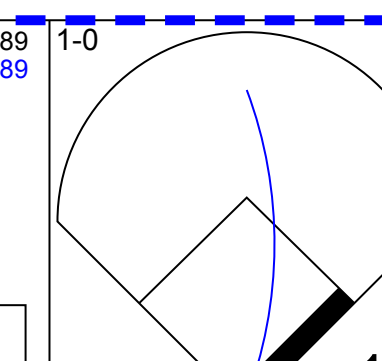
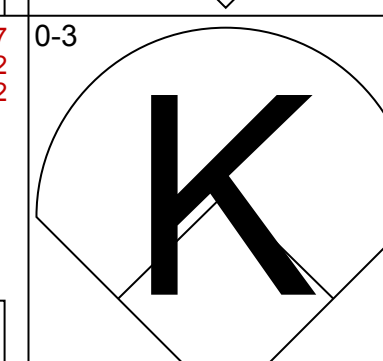
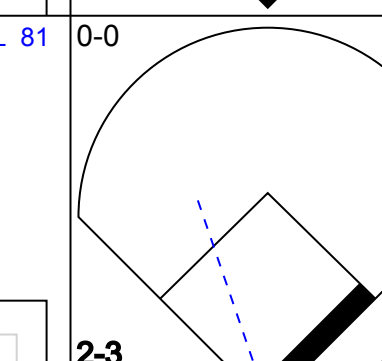
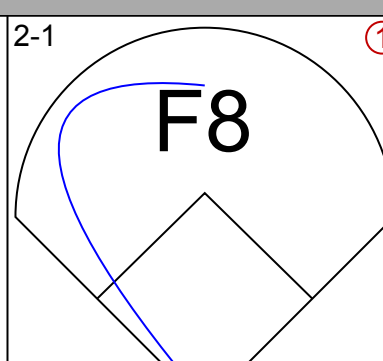
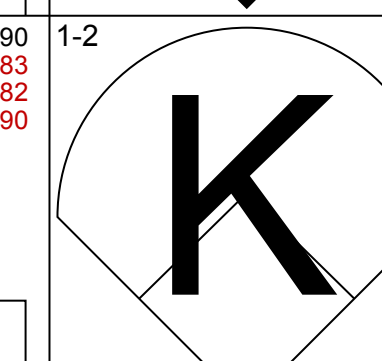
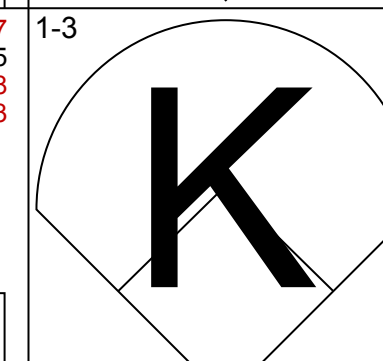
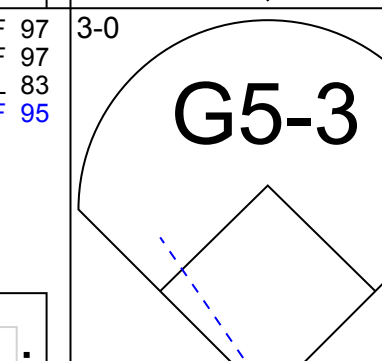
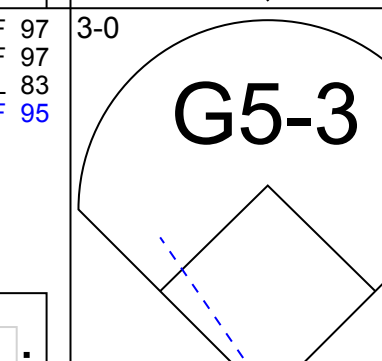
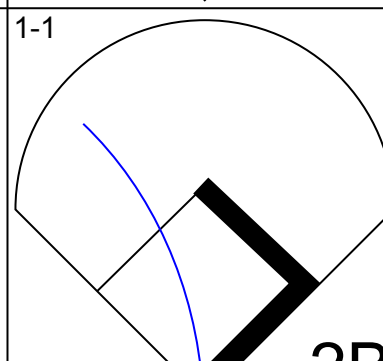
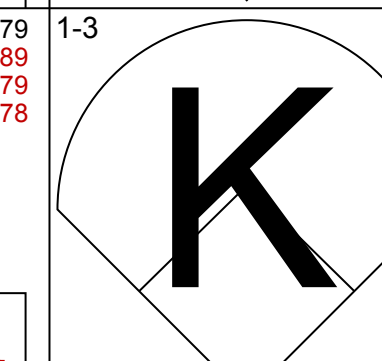
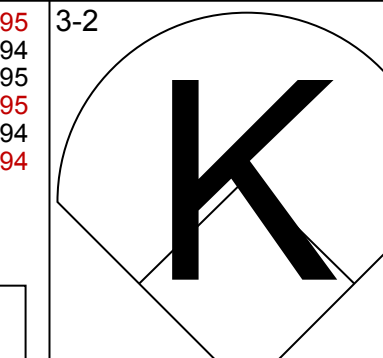
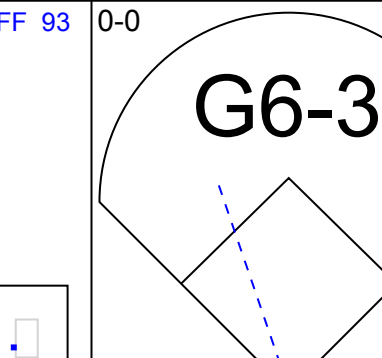
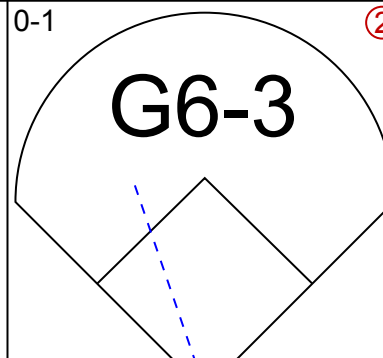
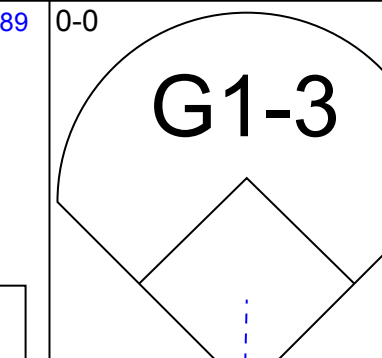
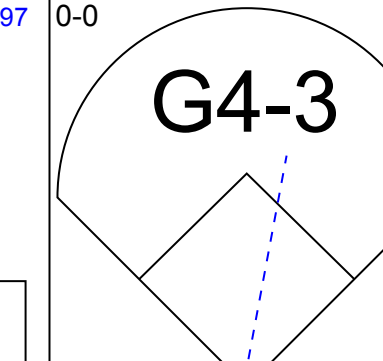
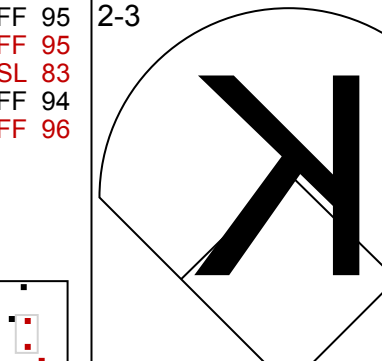
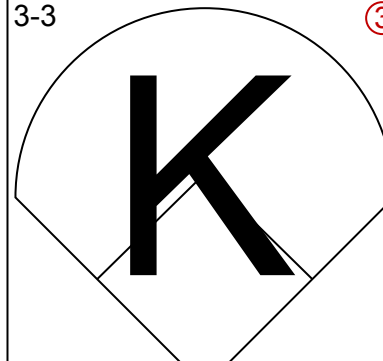

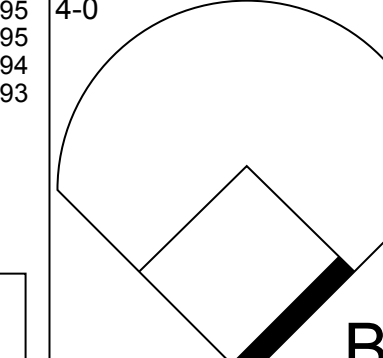
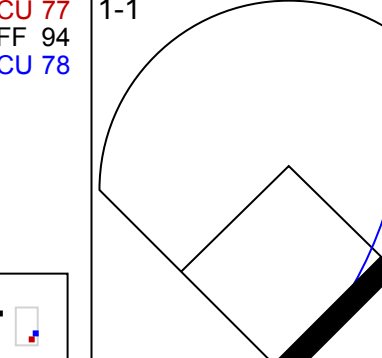
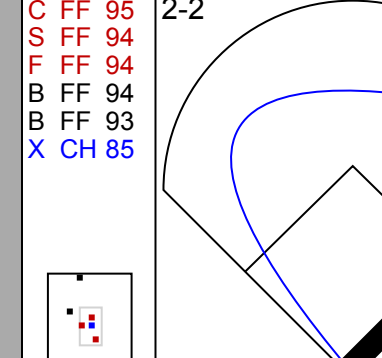



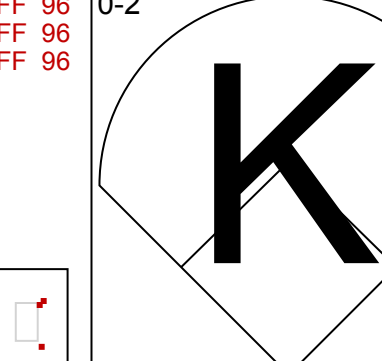


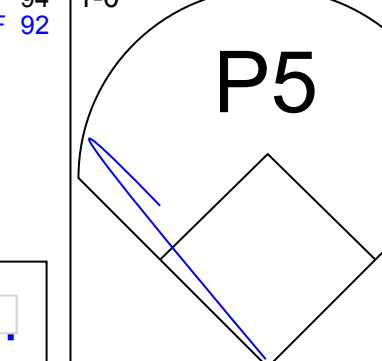
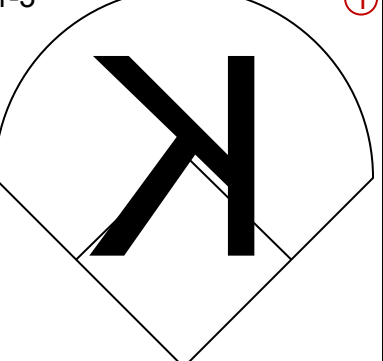
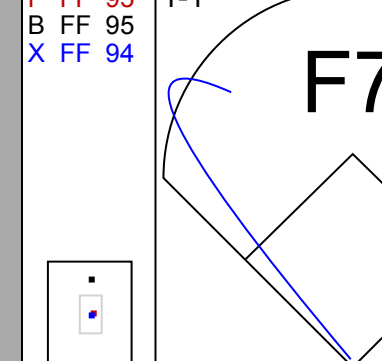


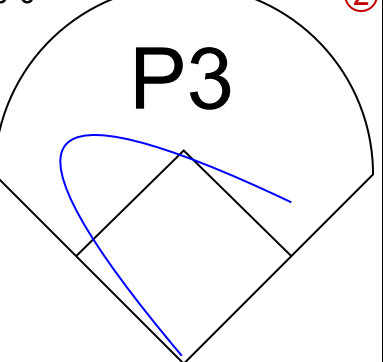
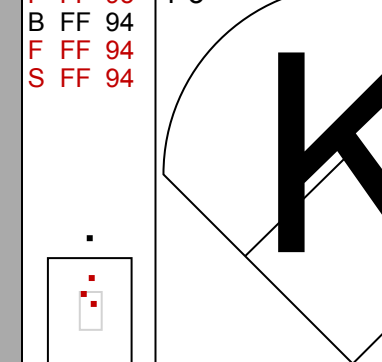


Batter	1	2	3	4	5	6	7	8	9	AB	R	H	RBI	BB	SO	LOB	TOP					
12 Francisco Lindor, S OBP: 0.342, SLG: 0.524 7 Ryan Flaherty, L OBP: 0.116, SLG: 0.176										5	1	1	0	0	2	3						
35 Oscar Mercado, R OBP: 0.325, SLG: 0.460										5	1	1	3	0	0	0						
41 Carlos Santana, S OBP: 0.307, SLG: 0.525 1 Greg Allen, S OBP: 0.288, SLG: 0.350										4	1	0	0	1	3	0						
66 Yasiel Puig, R OBP: 0.331, SLG: 0.460 4 Bradley Zimmer, L OBP: 0.288, SLG: 0.350										3	2	3	0	1	0	0						
8 Jordan Luplow, R OBP: 0.369, SLG: 0.532 10 Jake Bauers, L OBP: 0.310, SLG: 0.374										0	2	0	0	3	0	0						
11 José Ramírez, S OBP: 0.327, SLG: 0.477 2 Yu Chang, R OBP: 0.270, SLG: 0.288										3	2	2	7	0	1	2						
32 Franmil Reyes, R OBP: 0.307, SLG: 0.505 27 Kevin Plawecki, R OBP: 0.287, SLG: 0.342										4	1	1	0	0	1	0						
55 Roberto Pérez, R OBP: 0.319, SLG: 0.455 38 Eric Haase, R										4	1	2	1	0	1	1						
6 Mike Freeman, L OBP: 0.366, SLG: 0.391										5	0	2	0	0	2	2						
Inning Stats	R: 4 E: 0 K: 1 S: 20	H: 2 LOB: 0 BB: 2 P: 36	R: 1 E: 0 K: 0 S: 8	H: 1 LOB: 0 BB: 0 P: 15	R: 3 E: 0 K: 3 S: 22	H: 4 LOB: 2 BB: 1 P: 32	R: 0 E: 0 K: 2 S: 12	H: 1 LOB: 2 BB: 1 P: 24	R: 3 E: 0 K: 3 S: 14	H: 3 LOB: 0 BB: 0 P: 22	R: 0 E: 0 K: 0 S: 6	H: 0 LOB: 1 BB: 1 P: 11	R: 0 E: 0 K: 0 S: 9	H: 1 LOB: 1 BB: 0 P: 13	R: 0 E: 1 K: 0 S: 6	H: 0 LOB: 1 BB: 0 P: 11	R: 0 E: 0 K: 2 S: 18	H: 0 LOB: 1 BB: 1 P: 29	1B: 5 2B: 3 3B: 0 HR: 4	SF: 0 SAC: 0 DP: 1 HBP: 0	WP: 0 PB: 0 CS: 0	PA: 45
PITCHER	IP	WLS	BF	H	R	ER	SO	BB	IBB	HBP	BLK	WP	HR	S	P	ERA	WHIP					
51 Carson Fulmer, R ERA: 6.26	1.0	L	7	2	4	4	1	2	0	0	0	0	1	20	36	36.00	4.000					
53 Héctor Santiago, L ERA: 6.89	4.0		24	9	7	7	8	3	0	0	0	0	3	59	100	15.75	3.000					
50 Jimmy Cordero, R ERA: 3.15	2.0		6	1	0	0	0	0	0	0	0	0	0	12	17	0.00	0.500					
58 Manny Bañuelos, L ERA: 6.93	2.0		8	0	0	0	2	1	0	0	0	0	0	24	40	0.00	0.500					

Cleveland Indians @ Chicago White Sox
Guaranteed Rate Field, Chicago, IL
Tue Sep 24 2019, 7:13 PM - 10:13 PM CDT
Att. 13,940 - Clear - 74 F

AB 39
R 11
H 12
RBI 11
BB 6
SO 11
LOB 12



Batter	1	2	3	4	5	6	7	8	9	AB	R	H	RBI	BB	SO	LOB	BOTTOM					
28 Leury García, S OBP: 0.309, SLG: 0.374 15 Adam Engel, R OBP: 0.310, SLG: 0.395										3	0	1	0	0	1	0						
7 Tim Anderson, R OBP: 0.354, SLG: 0.511 17 Ryan Goins, L OBP: 0.335, SLG: 0.350										3	0	1	0	0	1	0						
79 José Abreu, R OBP: 0.326, SLG: 0.500										4	0	1	0	0	2	3						
10 Yoán Moncada, S OBP: 0.367, SLG: 0.547										4	0	0	0	0	1	2						
74 Eloy Jiménez, R OBP: 0.315, SLG: 0.510										4	0	0	0	0	2	1						
38 Zack Collins, L OBP: 0.302, SLG: 0.356										3	0	2	0	1	1	0						
33 James McCann, R OBP: 0.328, SLG: 0.456 32 Matt Skole, L OBP: 0.282, SLG: 0.243										3	0	0	0	0	2	3						
5 Yolmer Sánchez, S OBP: 0.321, SLG: 0.322										3	0	0	0	0	1	1						
18 Daniel Palka, L OBP: 0.148, SLG: 0.068										3	0	0	0	0	1	1						
Inning Stats	R: 0 E: 0 K: 3 S: 9	H: 0 LOB: 0 BB: 0 P: 11	R: 0 E: 0 K: 2 S: 7	H: 0 LOB: 1 BB: 1 P: 15	R: 0 E: 0 K: 0 S: 8	H: 2 LOB: 0 BB: 0 P: 16	R: 0 E: 0 K: 2 S: 9	H: 1 LOB: 1 BB: 0 P: 12	R: 0 E: 0 K: 1 S: 6	H: 0 LOB: 0 BB: 0 P: 8	R: 0 E: 0 K: 1 S: 10	H: 1 LOB: 1 BB: 0 P: 16	R: 0 E: 0 K: 1 S: 10	H: 1 LOB: 1 BB: 0 P: 14	R: 0 E: 0 K: 2 S: 8	H: 1 LOB: 1 BB: 0 P: 11	R: 0 E: 0 K: 2 S: 8	H: 0 LOB: 0 BB: 0 P: 13	1B: 4 2B: 2 3B: 0 HR: 0	SF: 0 SAC: 0 DP: 0 HBP: 0	WP: 0 PB: 0 CS: 0	PA: 34
PITCHER	IP	WLS	BF	H	R	ER	SO	BB	IBB	HBP	BLK	WP	HR	S	P	ERA	WHIP					
52 Mike Clevinger, R ERA: 2.39	7.0		27	5	0	0	10	1	0	0	0	0	0	59	92	0.00	0.857					
61 Dan Otero, R ERA: 4.69	1.0		4	1	0	0	2	0	0	0	0	0	0	8	11	0.00	1.000					
88 Phil Maton, R ERA: 6.49	1.0		3	0	0	0	2	0	0	0	0	0	0	8	13	0.00	0.000					

Cleveland Indians @ Chicago White Sox
Guaranteed Rate Field, Chicago, IL
Tue Sep 24 2019, 7:13 PM - 10:13 PM CDT
Att. 13,940 - Clear - 74 F

AB 33
R 0
H 6
RBI 0
BB 1
SO 14
LOB 12



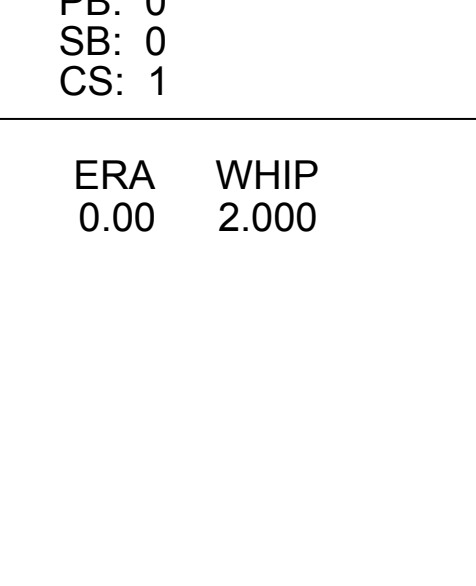
Batter	1	2	3	4	5	6	7	8	9	AB	R	H	RBI	BB	SO	LOB	TOP										
12 Francisco Lindor, S OBP: 0.337, SLG: 0.516 7 Ryan Flaherty, L OBP: 0.116, SLG: 0.176	F7	L9			K			K		4	0	0	0	0	2	4											
35 Oscar Mercado, R OBP: 0.323, SLG: 0.451 17 Andrew Velazquez, S OBP: 0.105, SLG: 0.111	G5-3		G6-3			G4-3		FC6-4		4	0	0	0	0	0	1											
41 Carlos Santana, S OBP: 0.399, SLG: 0.520 10 Jake Bauers, L OBP: 0.309, SLG: 0.373			K			G4-1			K	3	0	1	0	0	1	0											
66 Yasiel Puig, R OBP: 0.329, SLG: 0.460 4 Bradley Zimmer, L	K		F9			G5-3			K	3	0	0	0	0	1	1											
11 José Ramírez, S OBP: 0.327, SLG: 0.479 2 Yu Chang, R OBP: 0.276, SLG: 0.284		G4-3		G4-3			L6		K	3	0	0	0	0	0	0											
32 Franmil Reyes, R OBP: 0.310, SLG: 0.506				K			G4-3			3	0	1	0	0	1	0											
6 Mike Freeman, L OBP: 0.362, SLG: 0.386			F7		L7				K	3	0	0	0	0	1	1											
55 Roberto Pérez, R OBP: 0.323, SLG: 0.456 38 Eric Haase, R					G4-3			K		2	0	1	0	0	0	0											
1 Greg Allen, S OBP: 0.287, SLG: 0.348		E5			P4					3	0	1	0	0	0	2											
Inning Stats	R: 0 E: 0 K: 1 S: 12	H: 1 LOB: 1 BB: 0 P: 19	R: 0 E: 1 K: 0 S: 15	H: 2 LOB: 3 BB: 0 P: 20	R: 0 E: 0 K: 1 S: 7	H: 0 LOB: 0 BB: 0 P: 12	R: 0 E: 0 K: 1 S: 9	H: 0 LOB: 0 BB: 0 P: 15	R: 0 E: 0 K: 1 S: 10	H: 0 LOB: 0 BB: 0 P: 17	R: 0 E: 0 K: 0 S: 5	H: 0 LOB: 0 BB: 0 P: 7	R: 0 E: 0 K: 1 S: 9	H: 0 LOB: 0 BB: 0 P: 10	R: 0 E: 0 K: 2 S: 8	H: 1 LOB: 1 BB: 0 P: 14	R: 0 E: 0 K: 3 S: 13	H: 0 LOB: 0 BB: 0 P: 18	1B: 4 2B: 0 3B: 0 HR: 0	SF: 0 SAC: 0 DP: 0 HBP: 0	WP: 0 PB: 0 SB: 0 CS: 0	PA: 32					
PITCHER	IP	WLS	BF	H	R	ER	SO	BB	IBB	HBP	BLK	WP	HR	S	P	ERA	WHIP										
66 José Ruiz, R ERA: 5.63	1.2		8	3	0	0	1	0	0	0	0	0	0	21	32	0.00	1.800										
64 Josh Osich, L ERA: 4.98	3.1	W	11	0	0	0	3	0	0	0	0	0	0	32	51	0.00	0.000										
50 Jimmy Cordero, R ERA: 2.97	2.0		6	0	0	0	1	0	0	0	0	0	0	14	17	0.00	0.000										
57 Jace Fry, L ERA: 4.75	1.0		4	1	0	0	2	0	0	0	0	0	0	8	14	0.00	1.000										
53 Héctor Santiago, L ERA: 6.68	1.0		3	0	0	0	3	0	0	0	0	0	0	13	18	0.00	0.000										
Batter	1	2	3	4	5	6	7	8	9	AB	R	H	RBI	BB	SO	LOB	BOTTOM										
5 Yolmer Sánchez, S OBP: 0.321, SLG: 0.322	P5		K					P5		5	0	1	0	0	2	2											
7 Tim Anderson, R OBP: 0.357, SLG: 0.512 20 Danny Mendick, R OBP: 0.333, SLG: 0.433	K		G4-3							4	1	1	0	0	2	2											
79 José Abreu, R OBP: 0.328, SLG: 0.505	G6-3			G5-3						5	2	2	1	0	0	2											
10 Yoán Moncada, S OBP: 0.364, SLG: 0.543			K		G4-3					4	1	1	0	0	1	2											
38 Zack Collins, L OBP: 0.309, SLG: 0.363	L8									3	1	2	2	1	0	0											
33 James McCann, R OBP: 0.329, SLG: 0.462										3	1	1	3	1	1	2											
18 Daniel Palka, L OBP: 0.202, SLG: 0.188	K									3	2	2	2	1	1	1											
15 Adam Engel, R OBP: 0.304, SLG: 0.382										3	0	0	0	1	1	2											
49 Ryan Cordell, R OBP: 0.287, SLG: 0.355										2	0	0	0	2	0	1											
Inning Stats	R: 0 E: 0 K: 1 S: 7	H: 0 LOB: 0 BB: 0 P: 10	R: 0 E: 0 K: 2 S: 10	H: 0 LOB: 1 BB: 1 P: 18	R: 0 E: 0 K: 1 S: 12	H: 0 LOB: 1 BB: 1 P: 19	R: 4 E: 0 K: 0 S: 15	H: 3 LOB: 0 BB: 2 P: 30	R: 2 E: 0 K: 2 S: 17	H: 3 LOB: 1 BB: 0 P: 23	R: 1 E: 0 K: 1 S: 11	H: 2 LOB: 1 BB: 0 P: 17	R: 1 E: 0 K: 1 S: 18	H: 2 LOB: 2 BB: 1 P: 30	R: 0 E: 0 K: 0 S: 9	H: 1 LOB: 1 BB: 1 P: 17	1B: 5 2B: 2 3B: 1 HR: 3	SF: 0 SAC: 0 DP: 1 HBP: 0	WP: 2 PB: 0 SB: 0 CS: 1	PA: 39							
PITCHER	IP	WLS	BF	H	R	ER	SO	BB	IBB	HBP	BLK	WP	HR	S	P	ERA	WHIP										
67 Aaron Civale, R ERA: 2.34	3.1	L	16	3	4	4	4	3	0	0	0	0	2	38	65	10.80	1.800										
59 Carlos Carrasco, R ERA: 5.24	1.1		7	3	2	2	1	1	0	0	0	0	0	20	30	13.50	3.000										
62 Nick Wittgren, R ERA: 2.86	0.1		1	0	0	0	1	0	0	0	0	0	0	3	5	0.00	0.000										
50 James Hoyt, R ERA: 2.45	1.0		5	2	1	1	1	0	0	0	0	0	1	11	17	9.00	2.000										
54 Hunter Wood, R ERA: 2.82	1.0		6	2	1	1	1	1	0	0	0	2	0	18	30	9.00	3.000										
PITCHER	IP	WLS	BF	H	R	ER	SO	BB	IBB	HBP	BLK	WP	HR	S	P	ERA	WHIP										
68 Jeffry Rodriguez, R ERA: 4.63	1.0		4	1	0	0	0	1	0	0	0	0	0	9	17	0.00	2.000										

Cleveland Indians @ Chicago White Sox
Guaranteed Rate Field, Chicago, IL
Thu Sep 26 2019, 7:13 PM - 10:08 PM CDT
Att: 16,273 - Partly Cloudy - 66 F

AB 32
R 0
H 4
RBI 0
BB 0
SO 10
LOB 9

Cleveland Indians @ Chicago White Sox
Guaranteed Rate Field, Chicago, IL
Thu Sep 26 2019, 7:13 PM - 10:08 PM CDT
Att: 16,273 - Partly Cloudy - 66 F

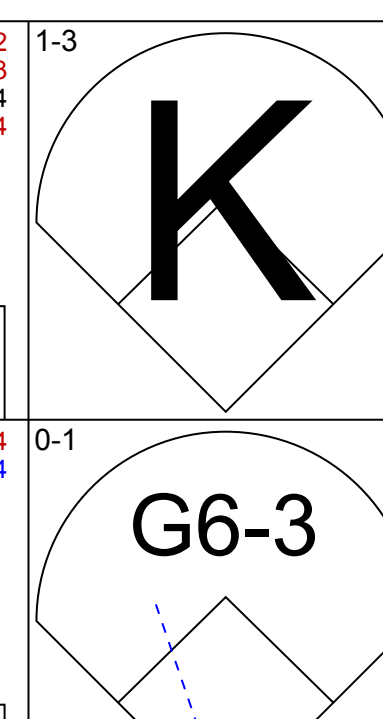
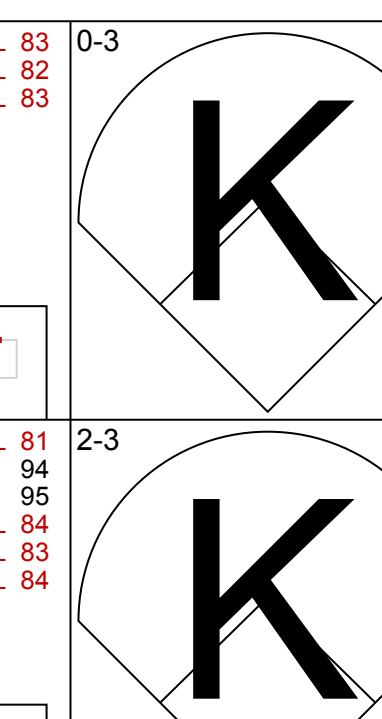

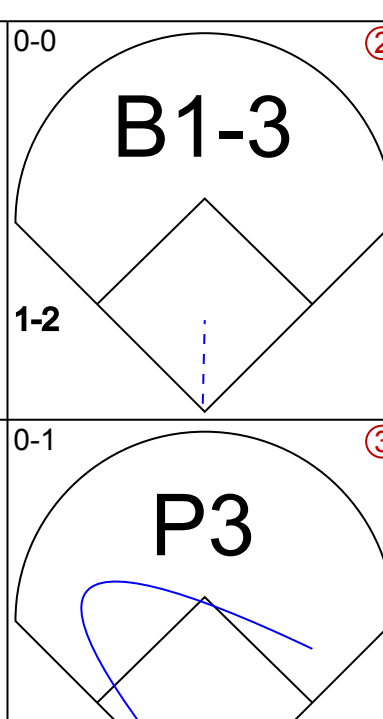
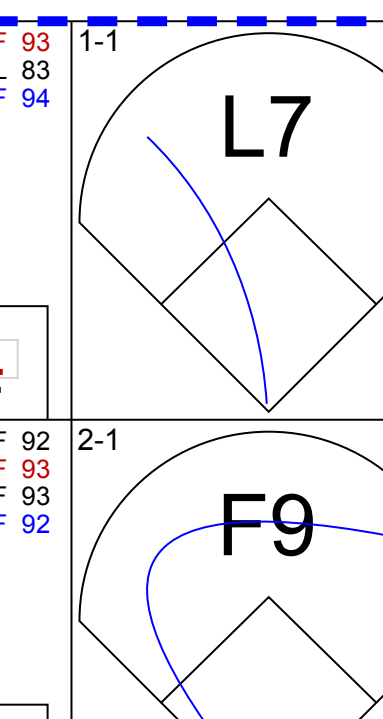
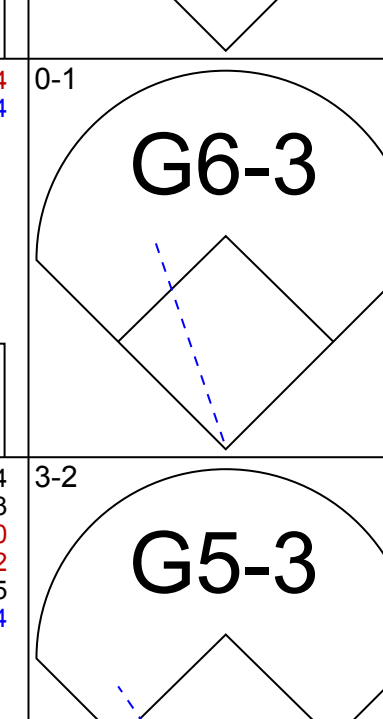
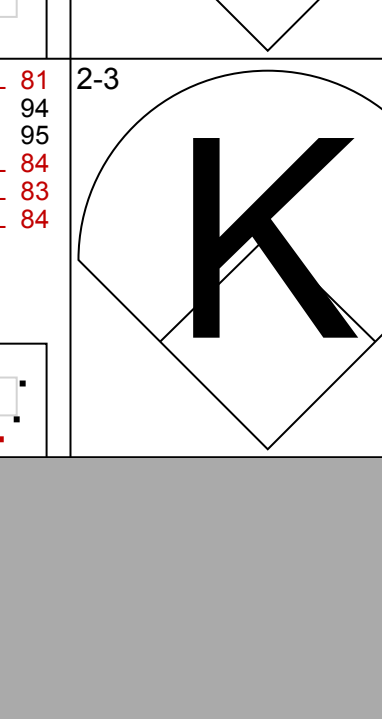
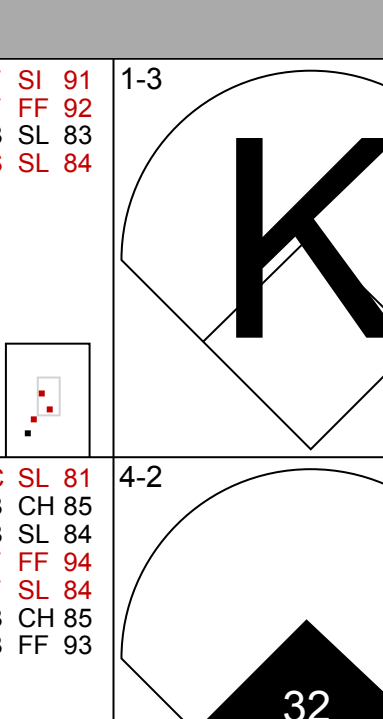
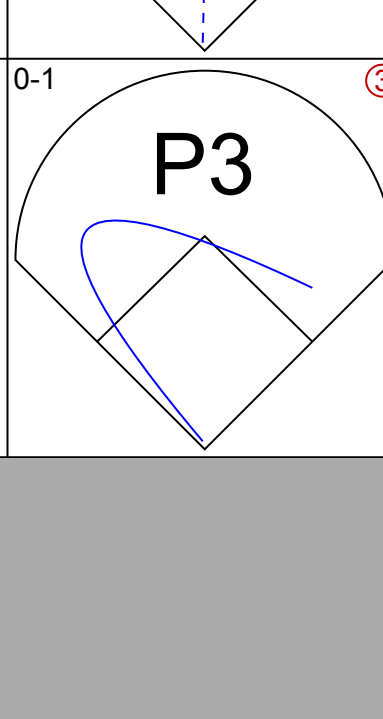
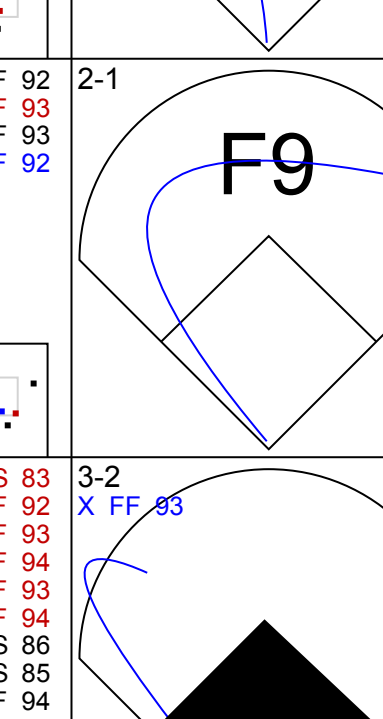
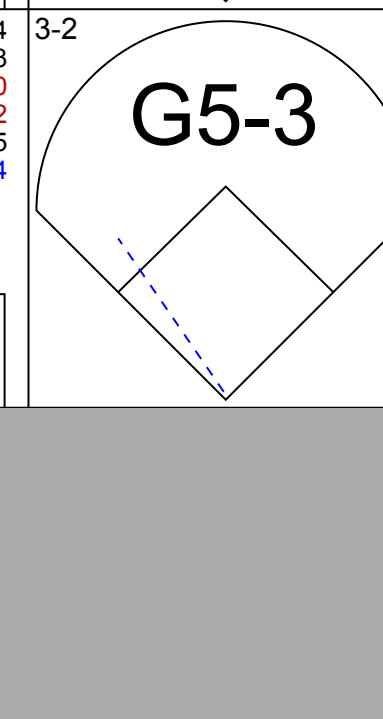
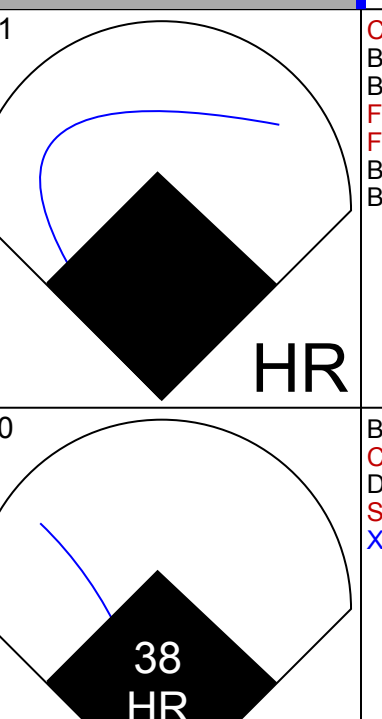
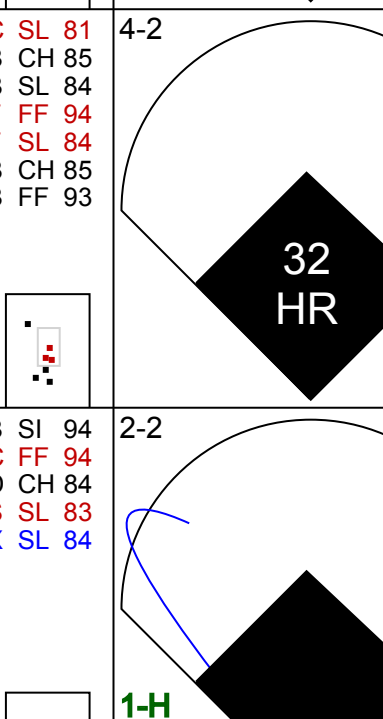
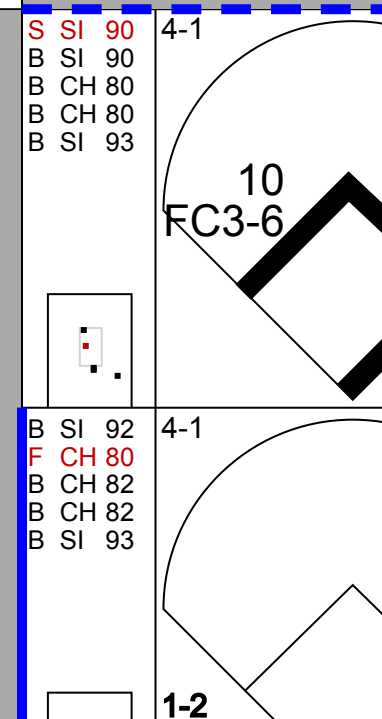
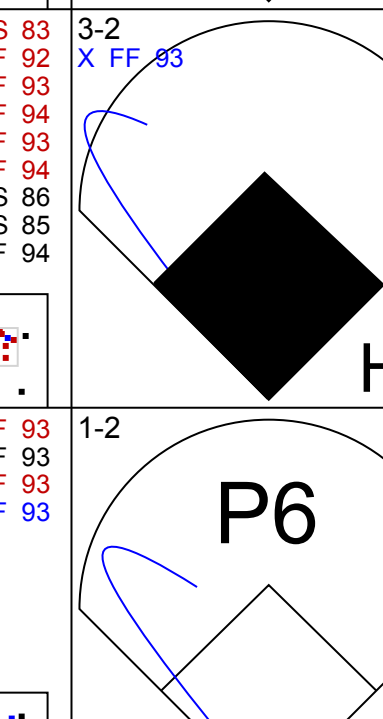
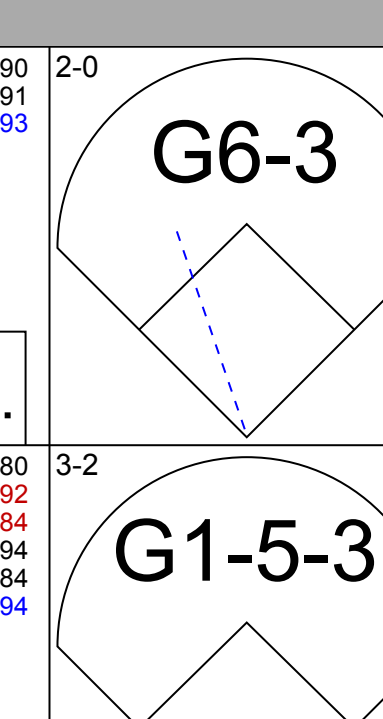
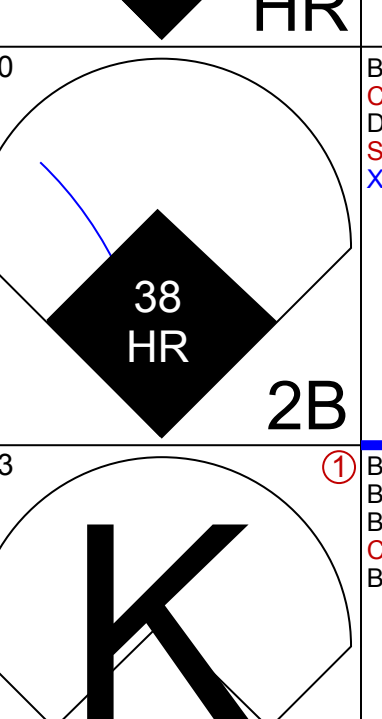
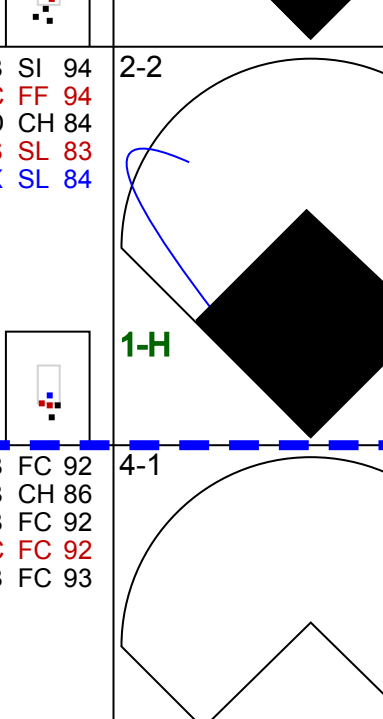
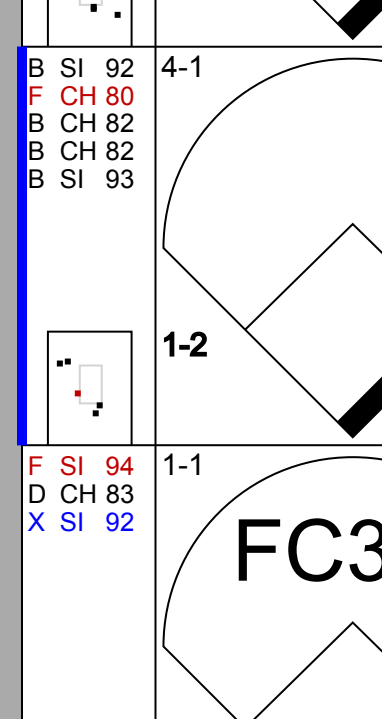
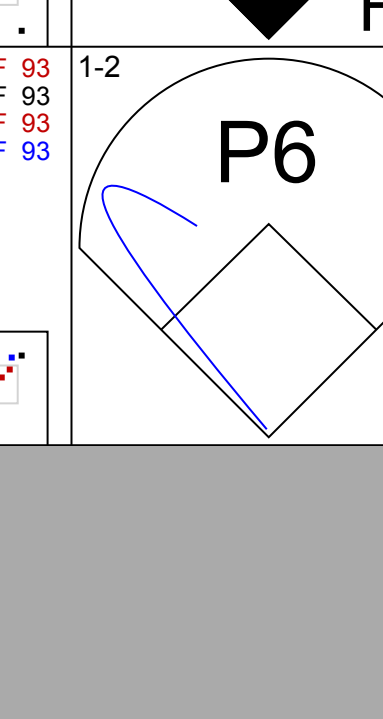
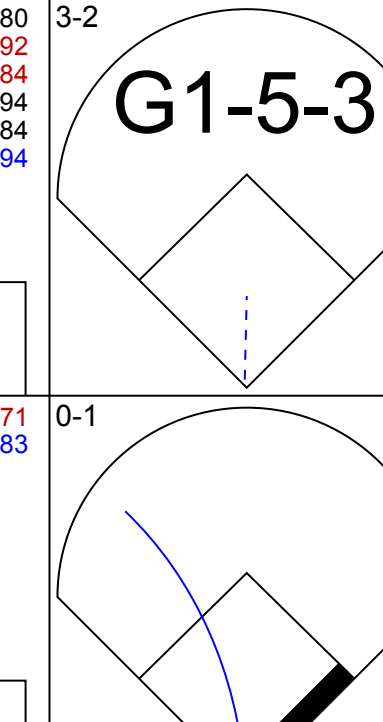
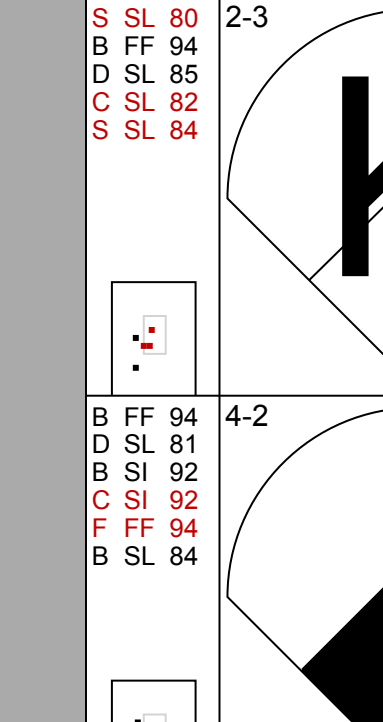
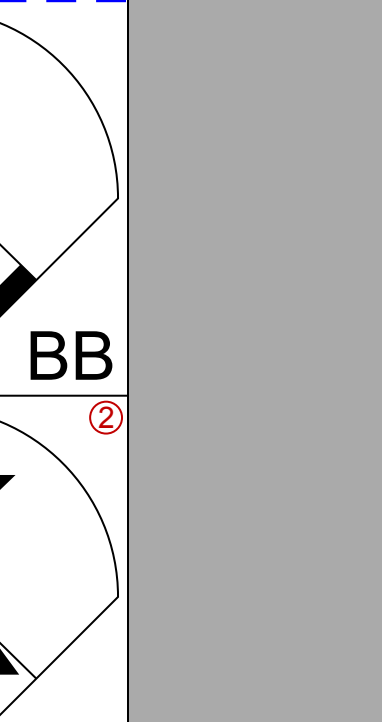
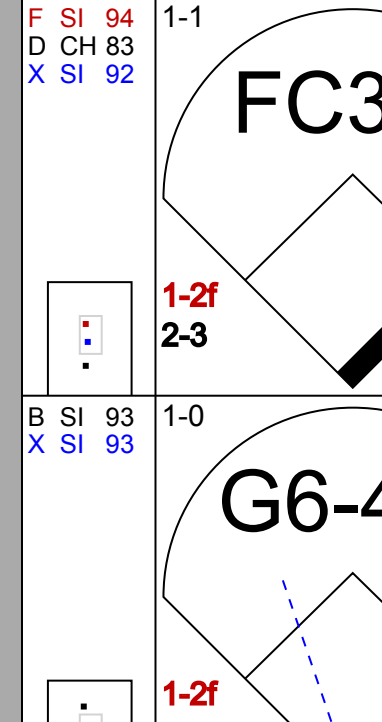
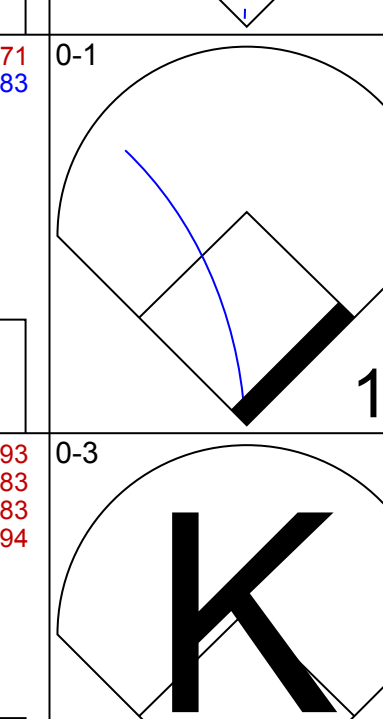
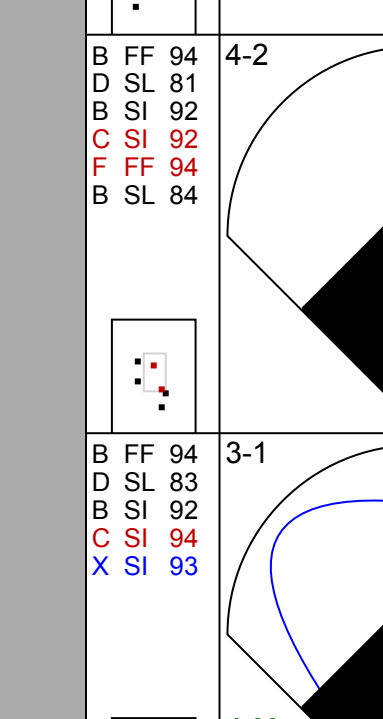
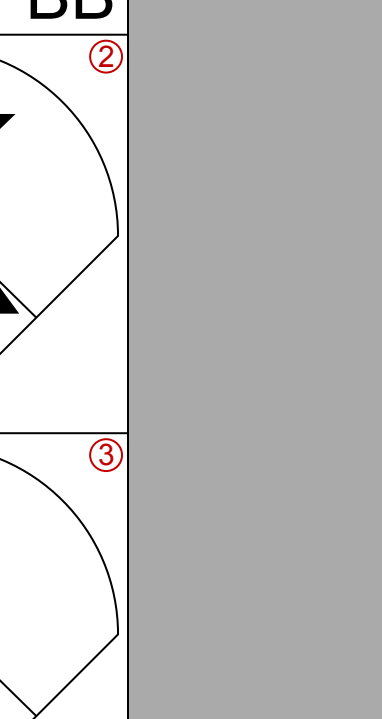
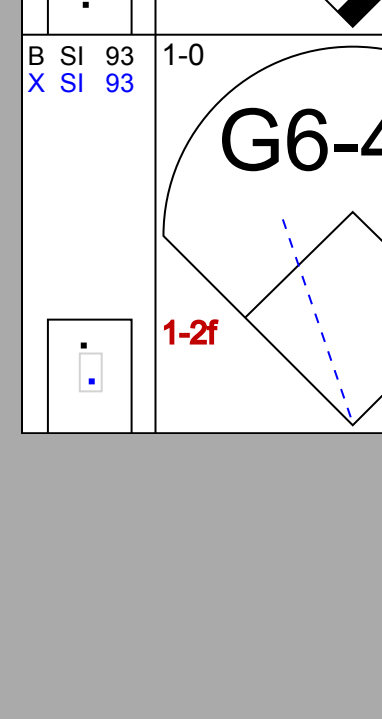
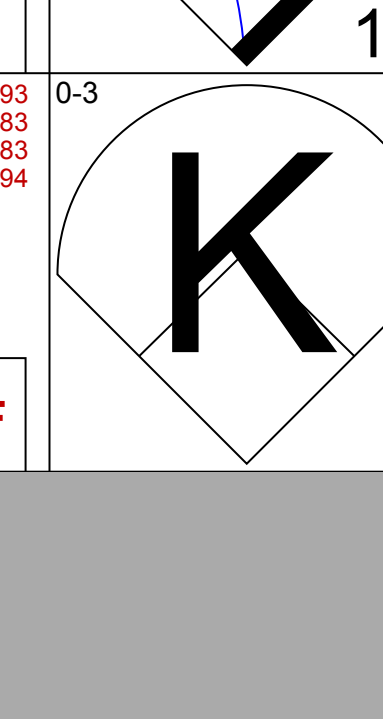
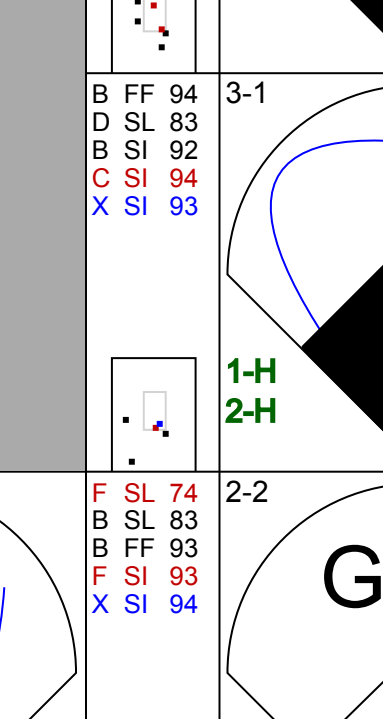
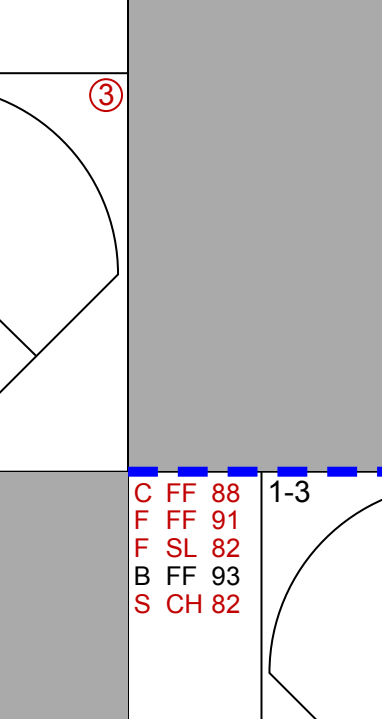
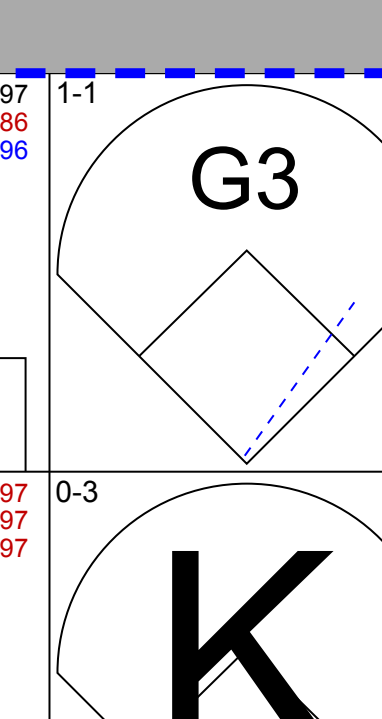
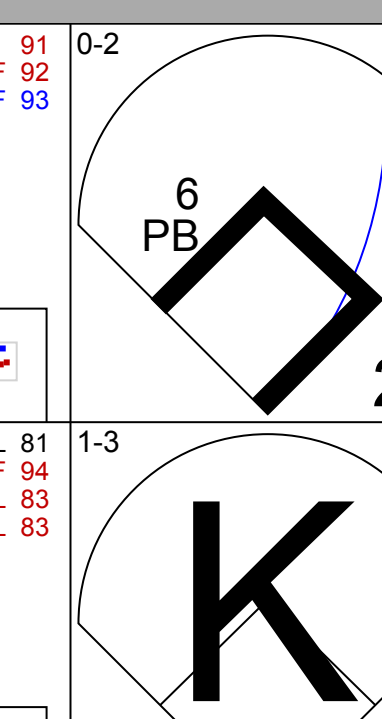
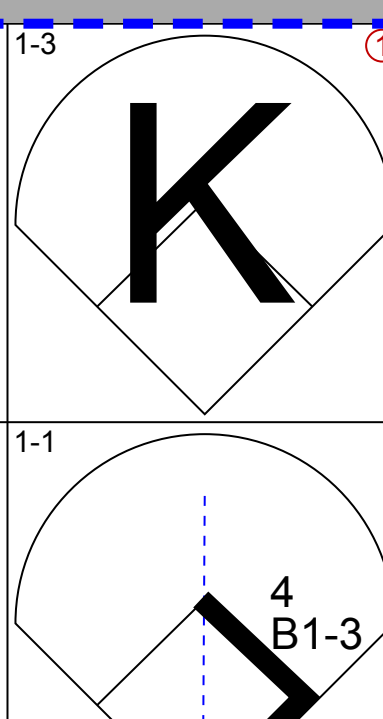
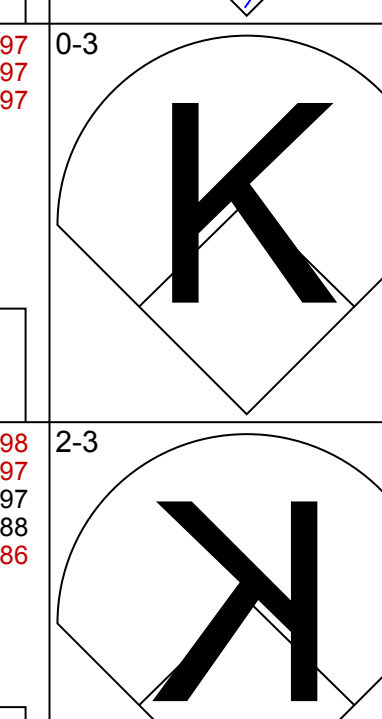
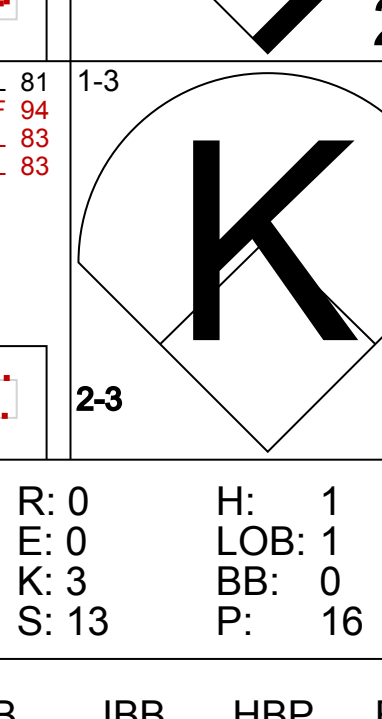
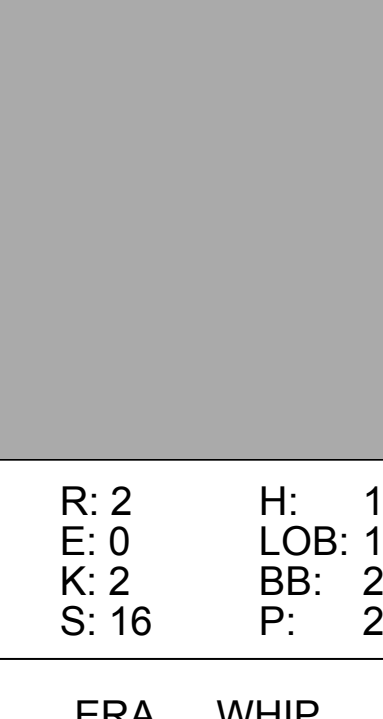
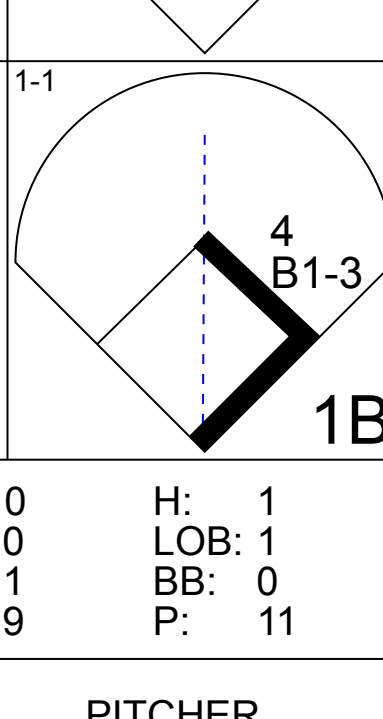
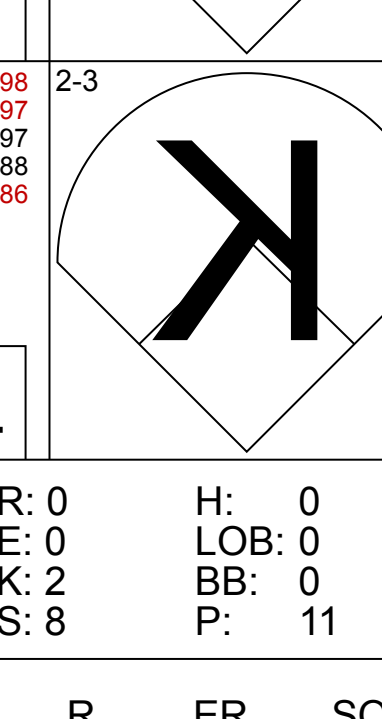
AB 33
R 8
H 11
RBI 8
SO 8
LOB 14



Batter	1	2	3	4	5	6	7	8	9	AB	R	H	RBI	BB	SO	LOB	TOP			
12 Francisco Lindor, S OBP: 0.335, SLG: 0.514	G4-3		SF8			P5			G6-3	3	0	0	1	0	0	0	Cleveland Indians @ Washington Nationals Nationals Park, Washington, DC Fri Sep 27 2019, 7:06 PM - 9:49 PM EDT Att: 27,434 - Partly Cloudy - 77 F			
35 Oscar Mercado, R OBP: 0.321, SLG: 0.447	K		P6			K			G4-3	4	0	0	0	0	2	0				
41 Carlos Santana, S OBP: 0.397, SLG: 0.517	F9				G3				K	4	0	0	0	0	1	0				
66 Yasiel Puig, R OBP: 0.327, SLG: 0.458	G4-3				P5				L7	3	0	0	0	0	0	0				
6 Mike Freeman, L OBP: 0.362, SLG: 0.391	L6				L9				2B	3	0	1	0	0	0	0				
55 Roberto Pérez, R OBP: 0.321, SLG: 0.452	K				K				K	3	0	0	0	0	3	1				
1 Greg Allen, S OBP: 0.288, SLG: 0.348					F7				G6-3	3	1	1	0	0	0	0				
7 Ryan Flaherty, L OBP: 0.150, SLG: 0.250					K				G3	3	1	1	1	0	1	0				
65 Zach Plesac, R 4 Bradley Zimmer, L 44 Nick Goody, R 90 Adam Cimber, R 70 James Karinchak, R 10 Jake Bauers, L 61 Dan Otero, R					SH3				K	0	0	0	0	0	0	0				
					G1-3					0	0	0	0	0	0	0				
Inning Stats	R: 0 H: 0 E: 0 K: 1 S: 8	H: 0 LOB: 0 BB: 0 P: 11	R: 0 H: 0 E: 0 K: 1 S: 7	H: 0 LOB: 0 BB: 0 P: 13	R: 2 H: 2 E: 0 K: 0 S: 5	H: 2 LOB: 0 BB: 0 P: 10	R: 0 H: 0 E: 0 K: 0 S: 6	H: 0 LOB: 0 BB: 0 P: 10	R: 0 H: 0 E: 0 K: 1 S: 6	H: 0 LOB: 0 BB: 0 P: 12	R: 0 H: 1 E: 0 K: 1 S: 13	H: 0 LOB: 1 BB: 0 P: 14	R: 0 H: 0 E: 0 K: 1 S: 10	H: 0 LOB: 0 BB: 0 P: 16	R: 0 H: 0 E: 0 K: 1 S: 7	H: 0 LOB: 0 BB: 0 P: 8	1B: 1 2B: 2 3B: 0 HR: 0	SF: 1 SAC: 1 DP: 0 HBP: 0	WP: 0 PB: 0 SB: 0 CS: 0	PA: 30
PITCHER	IP WLS BF H R ER SO BB IBB HBP BLK WP HR S P ERA WHIP																			
50 Austin Voth, R ERA: 3.3	6.0 W 20 2 2 2 5 0 0 0 0 0 0 43 73 3.00 0.333																			
60 Hunter Strickland, R ERA: 5.55	1.0 4 1 0 0 1 0 0 0 0 0 0 13 14 0.00 1.000																			
51 Wander Suero, R ERA: 4.58	1.0 3 0 0 0 1 0 0 0 0 0 0 10 16 0.00 0.000																			
21 Tanner Rainey, R ERA: 3.91	1.0 3 0 0 0 1 0 0 0 0 0 0 7 8 0.00 0.000																			

Batter	1	2	3	4	5	6	7	8	9	AB	R	H	RBI	BB	SO	LOB	BOTTOM			
7 Trea Turner, R OBP: 0.353, SLG: 0.497	G5-3		K			K			F8	5	1	1	2	0	2	1	Cleveland Indians @ Washington Nationals Nationals Park, Washington, DC Fri Sep 27 2019, 7:06 PM - 9:49 PM EDT Att: 27,434 - Partly Cloudy - 77 F			
2 Adam Eaton, L OBP: 0.383, SLG: 0.429	G4-1		1B			K			G6-3	5	0	1	0	0	2	1				
6 Anthony Rendon, R OBP: 0.412, SLG: 0.599	K		1B			K			22 WP BB	2	0	0	0	2	2	0				
22 Juan Soto, L OBP: 0.400, SLG: 0.547			L7			K			K	3	1	0	0	1	1	3				
47 Howie Kendrick, R OBP: 0.395, SLG: 0.572			G3			F7			L8	4	1	1	0	0	0	4				
15 Matt Adams, L OBP: 0.280, SLG: 0.472	K					K			K	4	1	2	0	0	2	2				
28 Kurt Suzuki, R OBP: 0.322, SLG: 0.475			1B			1B			P4	3	2	1	0	1	0	1				
88 Gerardo Parra, L OBP: 0.286, SLG: 0.369			1B			1B			HR	3	1	3	4	0	0	0				
50 Austin Voth, R 13 Asdrubal Cabrera, S 60 Hunter Strickland, R 51 Wander Suero, R 9 Brian Dozier, R 21 Tanner Rainey, R			F8			B2-6			HR	2	0	0	0	0	0	3				
										2	0	0	0	0	0	0				
Inning Stats	R: 0 H: 0 E: 0 K: 1 S: 8	H: 3 LOB: 1 BB: 0 P: 12	R: 2 H: 3 E: 0 K: 1 S: 12	H: 3 LOB: 0 BB: 0 P: 16	R: 0 H: 1 E: 0 K: 1 S: 11	H: 1 LOB: 2 BB: 1 P: 20	R: 0 H: 2 E: 0 K: 0 S: 8	H: 2 LOB: 1 BB: 0 P: 13	R: 0 H: 0 E: 0 K: 3 S: 10	H: 0 LOB: 0 BB: 2 P: 13	R: 5 H: 3 E: 0 K: 1 S: 17	H: 3 LOB: 0 BB: 2 P: 27	R: 0 H: 0 E: 0 K: 2 S: 9	H: 0 LOB: 1 BB: 1 P: 17	R: 1 H: 2 E: 0 K: 0 S: 8	H: 2 LOB: 1 BB: 0 P: 12	1B: 6 2B: 4 3B: 0 HR: 2	SF: 1 SAC: 0 DP: 1 HBP: 0	WP: 1 PB: 0 SB: 0 CS: 0	PA: 38
PITCHER	IP WLS BF H R ER SO BB IBB HBP BLK WP HR S P ERA WHIP																			
65 Zach Plesac, R ERA: 3.81	5.0 21 6 2 4 2 6 1 0 0 0 0 49 74 3.60 1.400																			
44 Nick Goody, R ERA: 3.54	0.2 L 6 2 4 4 0 2 0 0 0 0 0 10 20 54.00 6.000																			
90 Adam Cimber, R ERA: 4.31	0.1 2 1 1 1 1 0 0 0 0 0 1 7 7 27.00 3.000																			
70 James Karinchak, R ERA: 1.69	1.0 4 0 0 0 2 1 0 0 0 1 0 9 17 0.00 1.000																			
61 Dan Otero, R ERA: 5.02	1.0 5 2 1 1 0 0 0 0 0 0 1 8 12 9.00 2.000																			

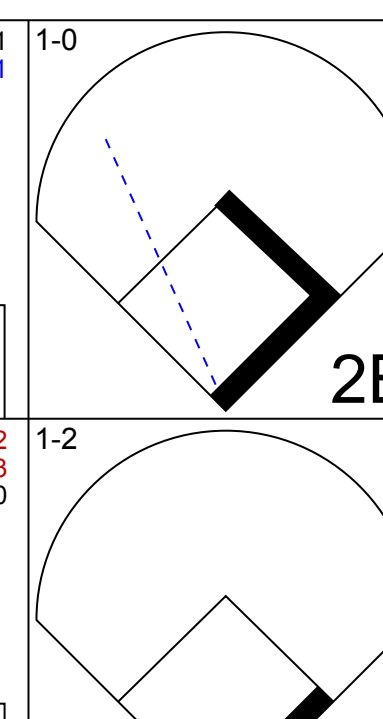
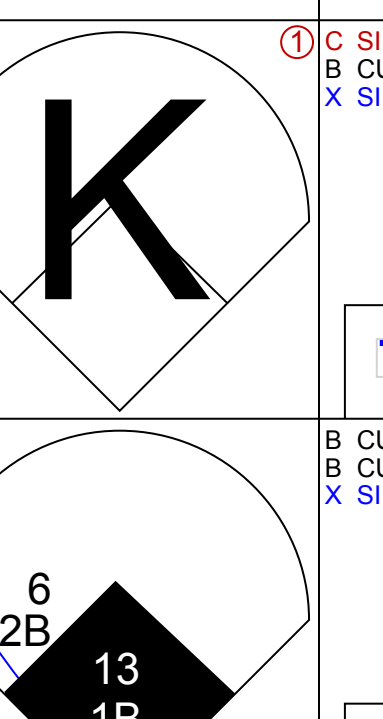
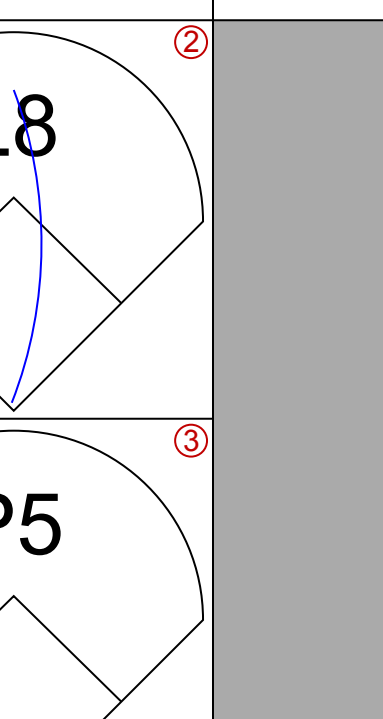

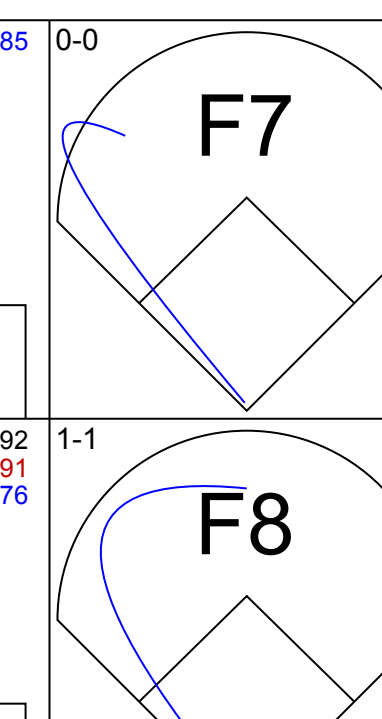
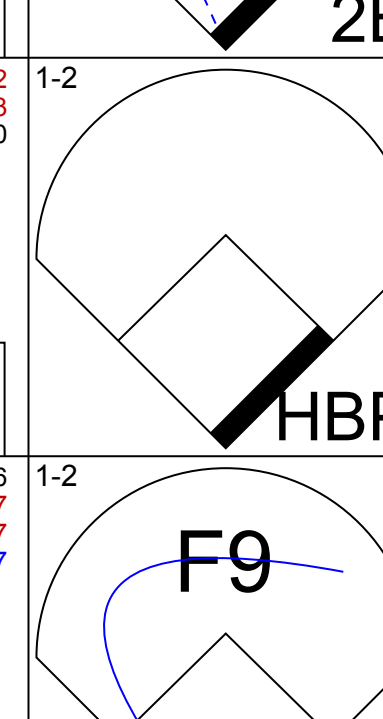
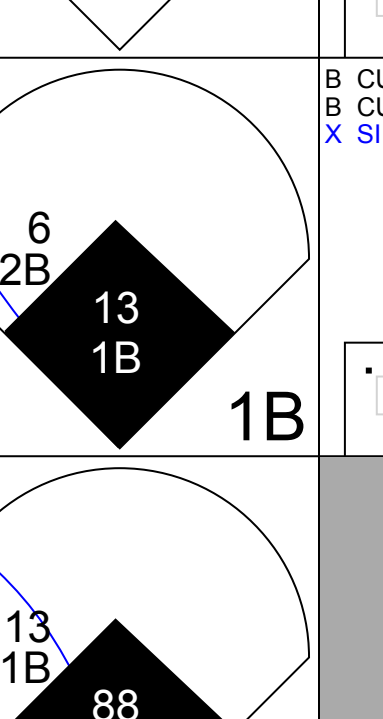
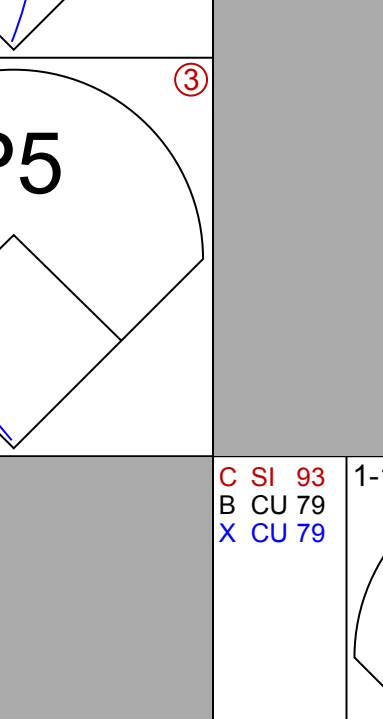
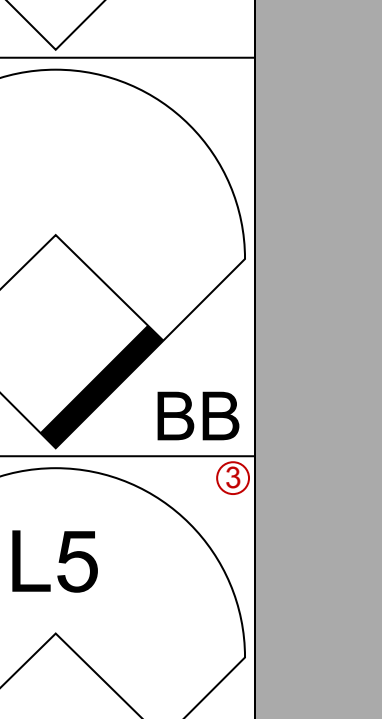
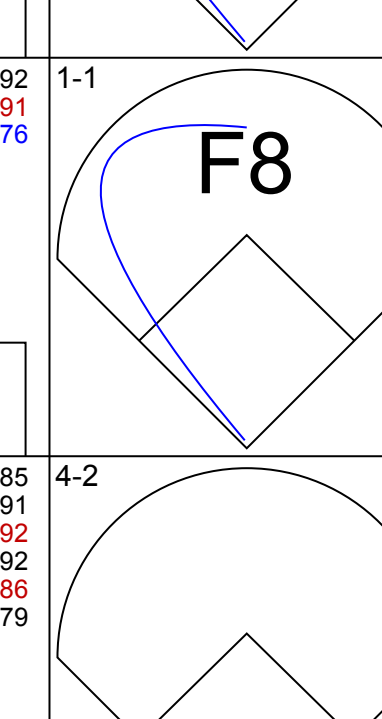
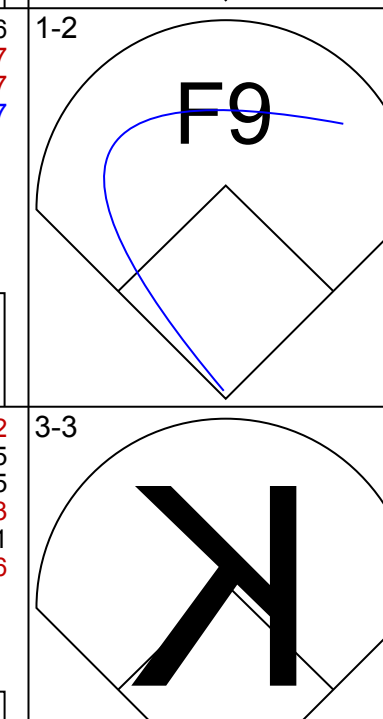
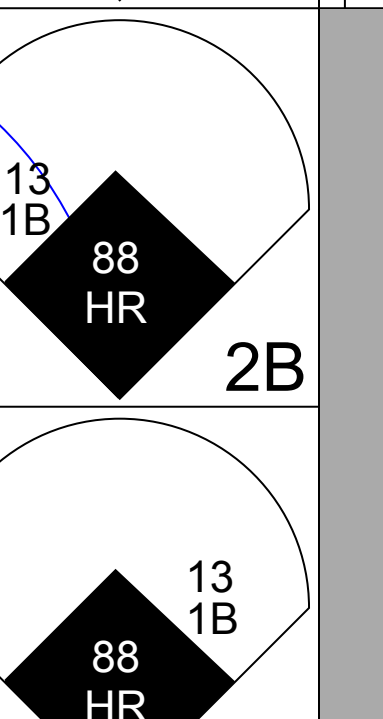
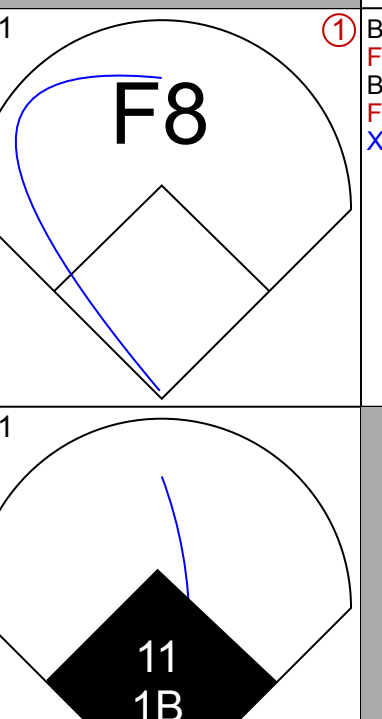
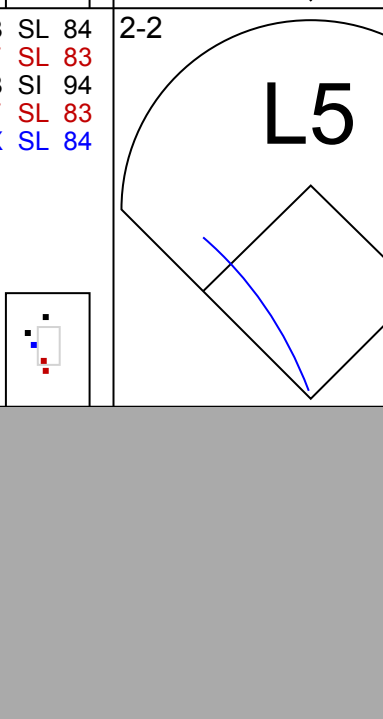
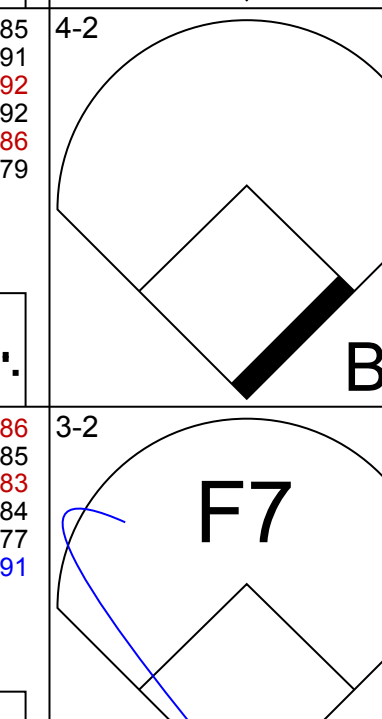
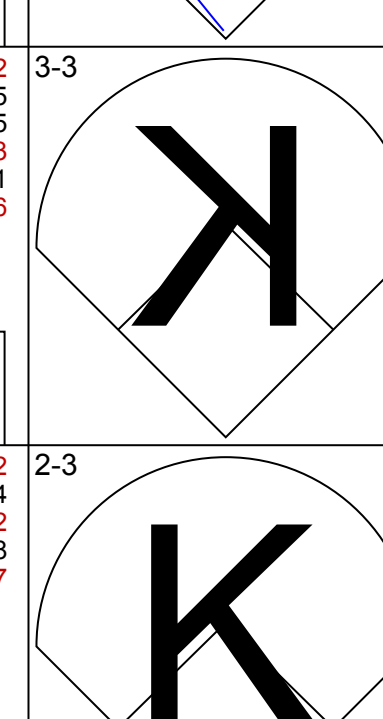
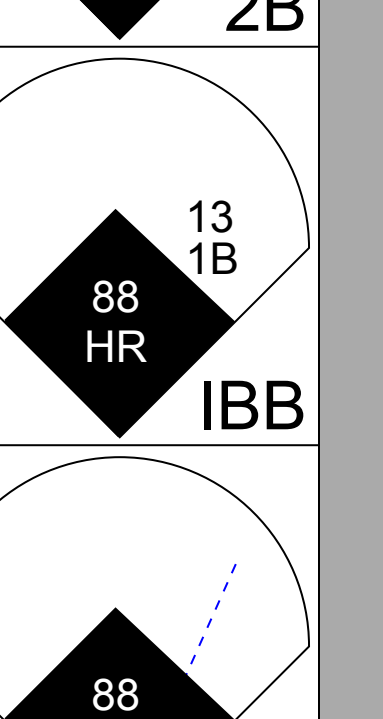
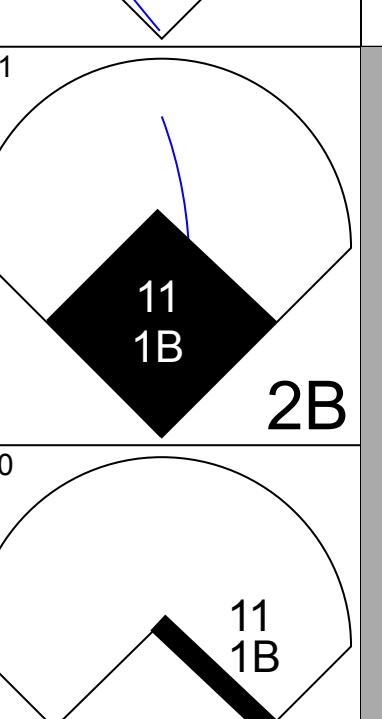
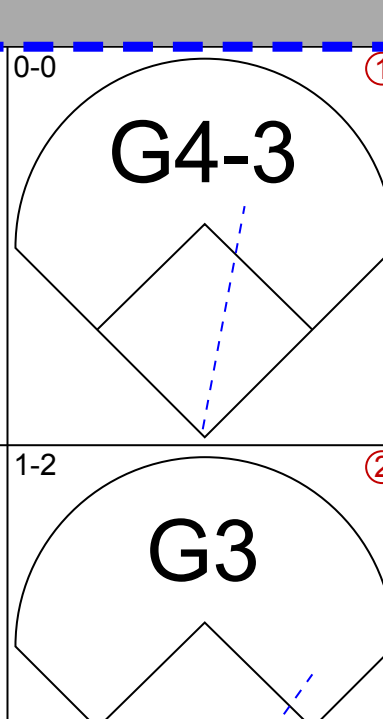
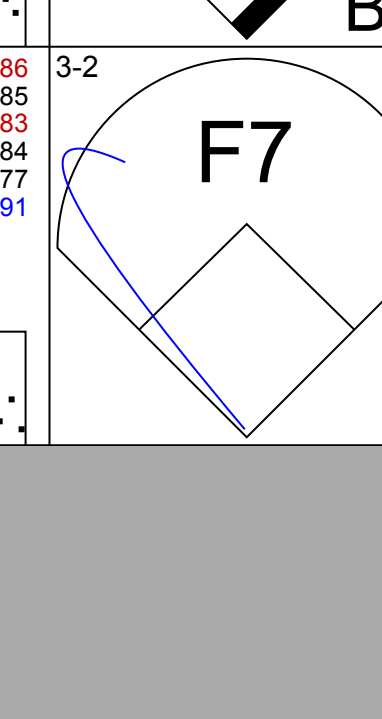
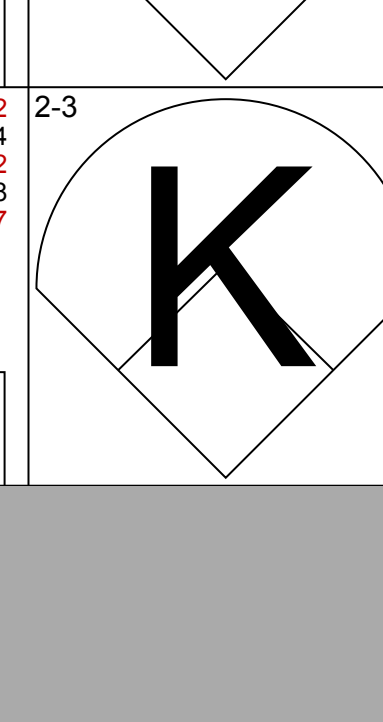
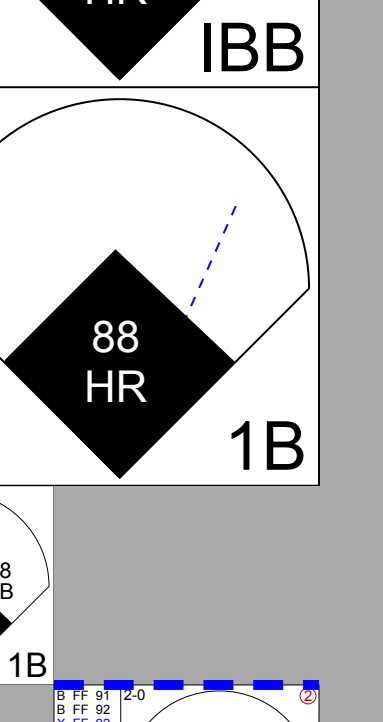
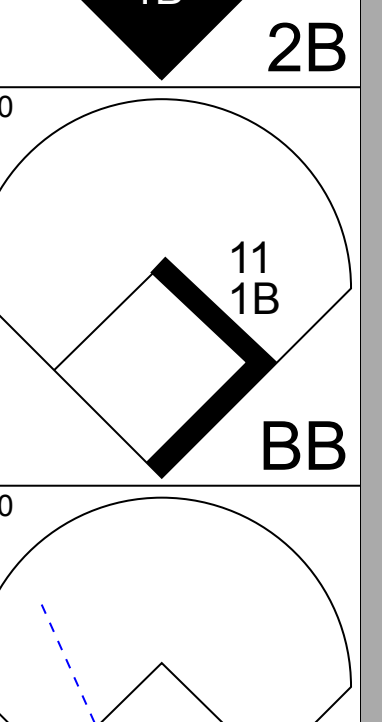
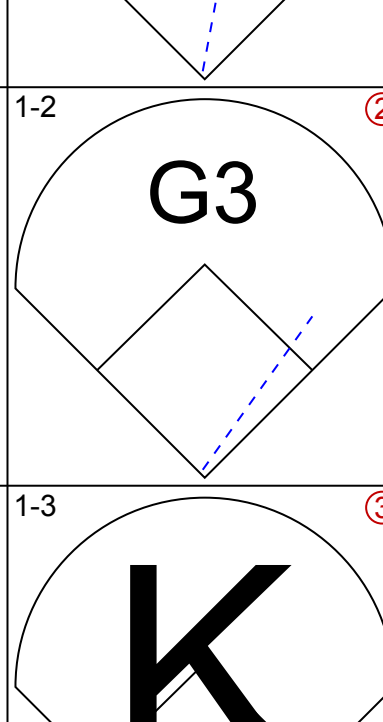
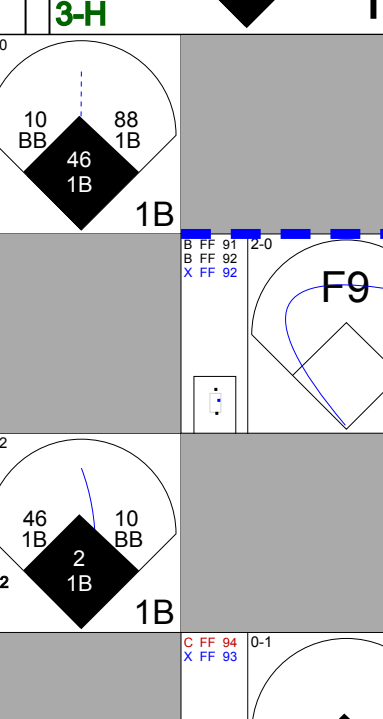
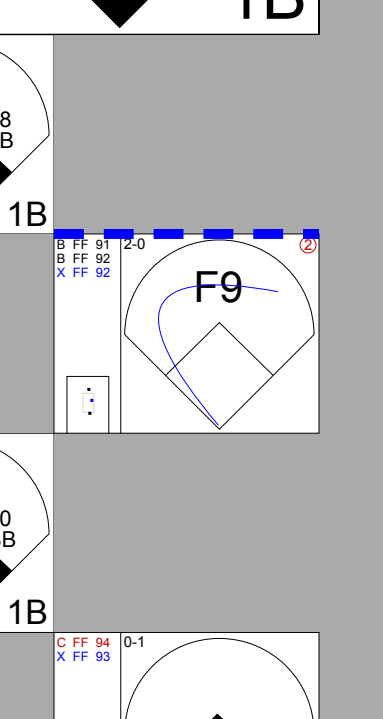
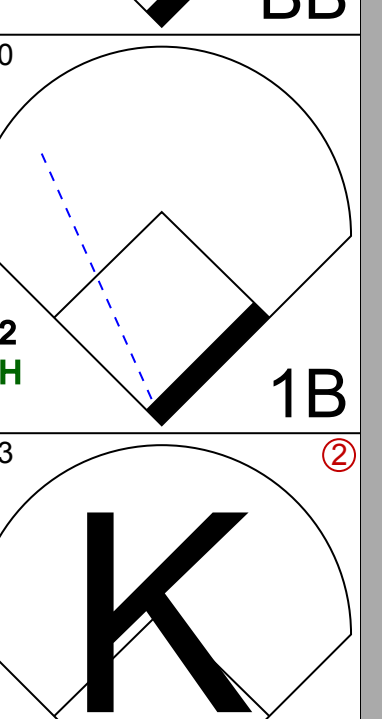

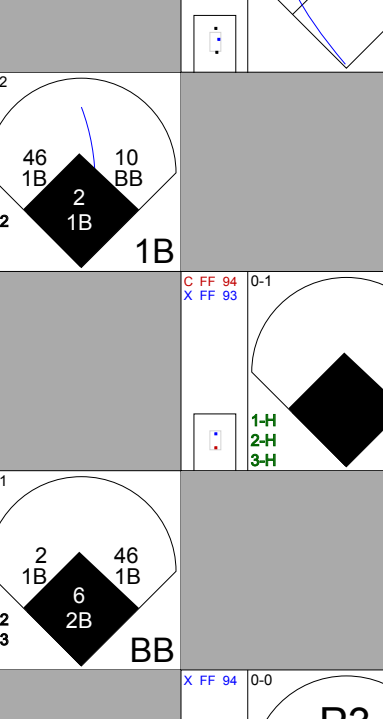
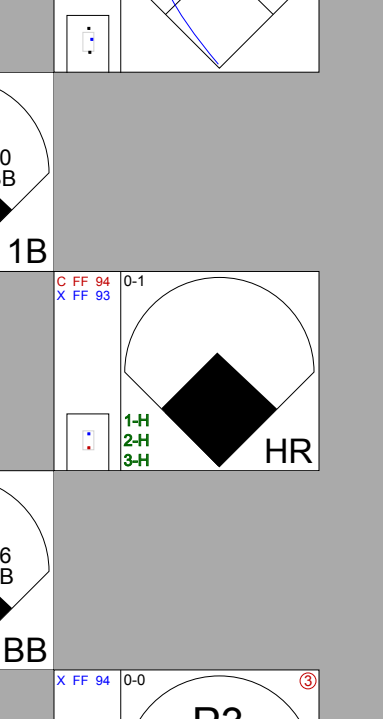
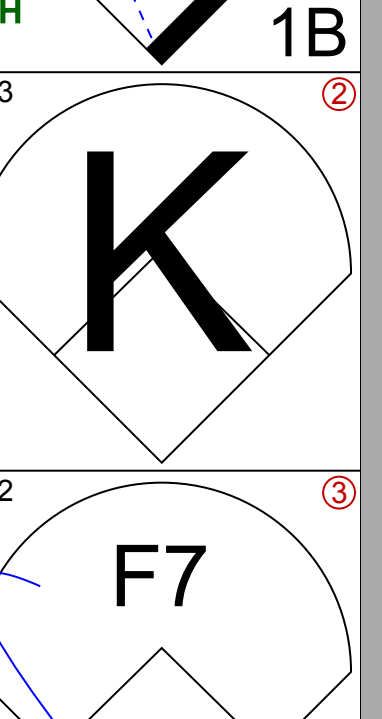

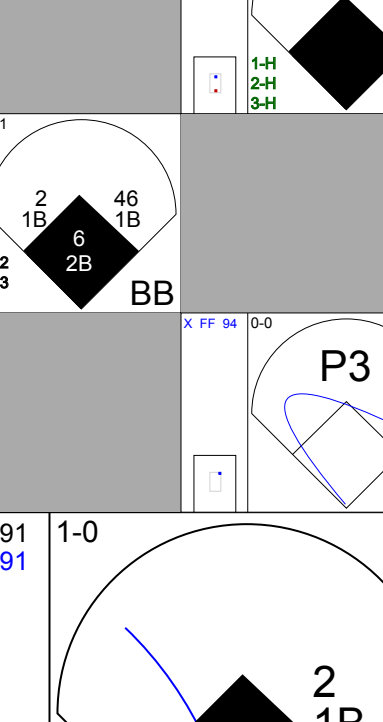
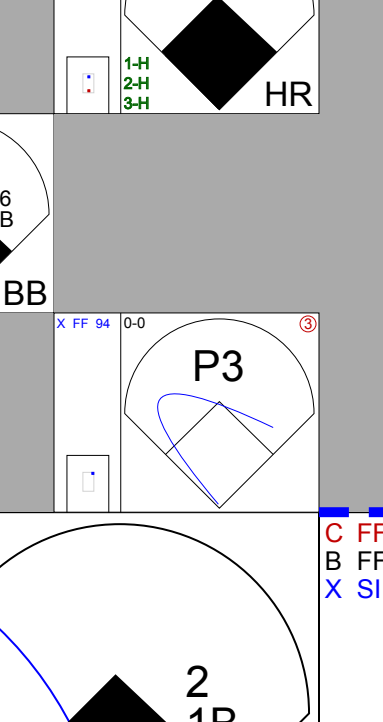
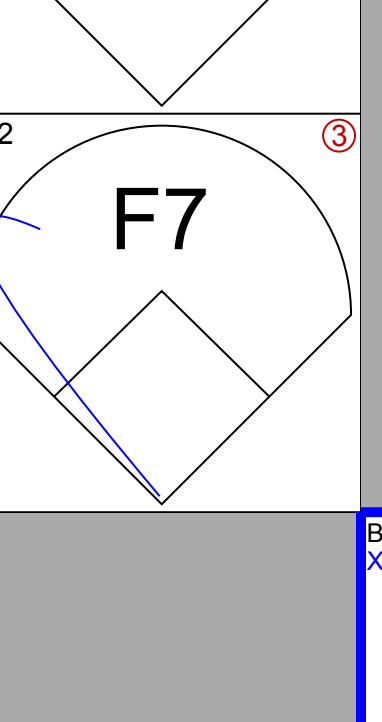


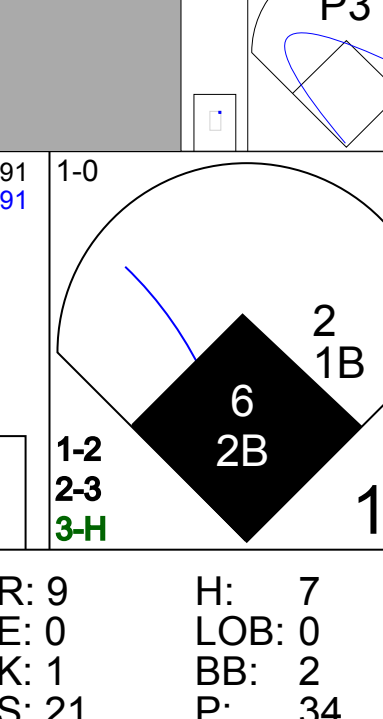
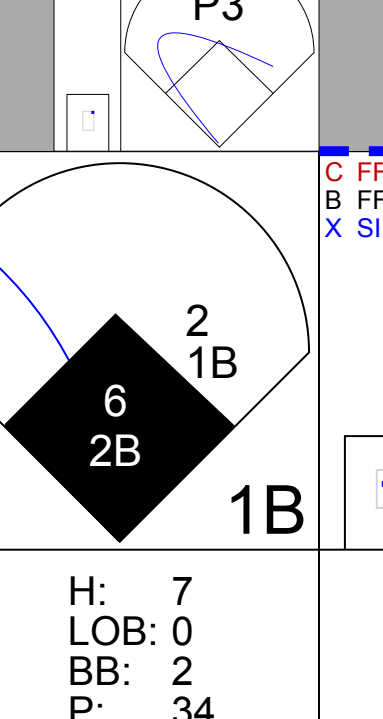





Batter	1	2	3	4	5	6	7	8	9	AB	R	H	RBI	BB	SO	LOB	TOP			
4 Bradley Zimmer, L (1,8)										5	0	0	0	0	0	3	3			
12 Francisco Lindor, S (1,6) 68 Jefry Rodriguez, R (3,1) 35 Oscar Mercado, R (5,PH) (5,9)										2	0	0	0	0	0	1	1			
8 Jordan Luplow, R (1,7) OBP: 0.372, SLG: 0.551										3	3	2	2	2	0	0	0			
32 Framil Reyes, R (1,9) 50 James Hoyt, R (5,1) 61 Dan Otero, R (8,1) 1 Greg Allen, S (7,PH) 88 Phil Maton, R (7,1) 7 Ryan Flaherty, L (9,PH) ERA: 4.53, SLG: 0.238										3	2	2	2	0	0	0	0			
10 Jake Bauers, L (1,3) OBP: 0.308, SLG: 0.369										3	0	0	0	1	1	3				
2 Yu Chang, R (1,5) OBP: 0.288, SLG: 0.286 (3,6)										3	1	1	0	1	1	3				
38 Eric Haase, R (1,2) OBP: 0.133, SLG: 0.286										4	1	1	3	0	1	2				
17 Andrew Velazquez, S (1,4) OBP: 0.130, SLG: 0.182										4	0	1	0	0	2	0				
45 Adam Plutko, R (1,1) 54 Hunter Wood, R (2,1) 6 Mike Freeman, L (3,PH) (3,5)										0	0	0	0	0	0	0				
Inning Stats	R: 0 E: 0 K: 1 S: 8	H: 0 LOB: 0 BB: 12	R: 0 E: 0 K: 1 S: 10	H: 1 LOB: 1 BB: 15	R: 0 E: 0 K: 3 S: 13	H: 1 LOB: 1 BB: 16	R: 4 E: 0 K: 2 S: 19	H: 4 LOB: 1 BB: 35	R: 2 E: 0 K: 1 S: 9	H: 1 LOB: 1 BB: 2 P: 11	R: 0 E: 0 K: 0 S: 5	H: 0 LOB: 1 BB: 2 P: 15	R: 0 E: 0 K: 2 S: 8	H: 0 LOB: 0 BB: 11	R: 1 E: 0 K: 0 S: 14	H: 1 LOB: 0 BB: 21	1B: 3 2B: 2 3B: 0 HR: 4	SF: 0 SAC: 0 DP: 1 HBP: 0	WP: 0 PB: 1 SB: 0 CS: 0	PA: 40
PITCHER	IP: 4.1 WLS: 3 BF: 22 ERA: 3.25	H: 7 R: 6 ER: 6 SO: 8	BB: 2 IBB: 0 HBP: 0 BLK: 0	WP: 0 HR: 3 S: 59 P: 94	ERA: 12.46 WHIP: 2.077	PITCHER	IP: 1.0 WLS: 4 BF: 4	H: 1 R: 1 ER: 1 SO: 0	BB: 0 IBB: 0 HBP: 0 BLK: 0	WP: 0 HR: 1 S: 14 P: 21	ERA: 9.00 WHIP: 1.000									
46 Patrick Corbin, L (1,1) ERA: 3.25	51 Wander Suero, R (5,1) ERA: 4.54	48 Javy Guerra, R (6,1) ERA: 4.66	56 Fernando Rodney, R (7,1) ERA: 5.66	44 Daniel Hudson, R (8,1) ERA: 2.47	63 Sean Doolittle, L (9,1) ERA: 4.05															

Cleveland Indians @ Washington Nationals
Nationals Park, Washington, DC
Sat Sep 28 2019, 4:06 PM - 7:16 PM EDT
Att: 38,435 - Partly Cloudy - 86 F

AB 35
R 7
H 9
RBI 7
BB 5
SO 12
LOB 14



Batter	1	2	3	4	5	6	7	8	9	AB	R	H	RBI	BB	SO	LOB	BOTTOM			
7 Trea Turner, R (1,6) OBP: 0.352, SLG: 0.496										5	0	1	0	0	2	4				
2 Adam Eaton, L (1,9) OBP: 0.394, SLG: 0.428 (9,8)										3	1	1	1	1	0	0				
6 Anthony Rendon, R (1,5) OBP: 0.412, SLG: 0.598										4	1	1	2	1	0	3				
22 Juan Soto, L (1,7) OBP: 0.400, SLG: 0.546										4	2	1	0	1	1	3				
13 Asdrubal Cabrera, S (1,4) OBP: 0.342, SLG: 0.441										3	1	1	1	1	1	2				
11 Ryan Zimmerman, R (1,3) OBP: 0.323, SLG: 0.416										4	1	2	1	0	1	3				
88 Gerardo Parra, L (1,8) (9,9)										4	2	2	4	0	1	2				
10 Yan Gomes, R (1,2) OBP: 0.316, SLG: 0.389										3	1	0	0	1	1	2				
46 Patrick Corbin, L (1,1) ERA: 4.86 17 Andrew Stevenson, L (5,PH) 48 Javy Guerra, R (8,1) 56 Fernando Rodney, R (7,1) 15 Matt Adams, L (7,PH) 44 Daniel Hudson, R (8,1) 63 Sean Doolittle, L (9,1)										2	1	1	1	0	0	0				
Inning Stats	R: 0 E: 0 K: 2 S: 12	H: 7 LOB: 2 BB: 2 P: 20	R: 9 E: 0 K: 1 S: 21	H: 7 LOB: 2 BB: 2 P: 34	R: 0 E: 0 K: 0 S: 5	H: 0 LOB: 0 BB: 0 P: 9	R: 1 E: 0 K: 1 S: 15	H: 2 LOB: 2 BB: 1 P: 24	R: 0 E: 0 K: 1 S: 7	H: 1 LOB: 1 BB: 1 P: 15	R: 0 E: 0 K: 1 S: 8	H: 0 LOB: 0 BB: 0 P: 10	R: 0 E: 0 K: 2 S: 7	H: 0 LOB: 0 BB: 0 P: 8	R: 0 E: 0 K: 0 S: 8	H: 0 LOB: 1 BB: 1 P: 16	1B: 7 2B: 3 3B: 0 HR: 1	SF: 0 SAC: 0 DP: 0 HBP: 1	WP: 0 PB: 0 SB: 0 CS: 1	PA: 40
PITCHER	IP: 1.1 WLS: 1 BF: 14 ERA: 4.86	H: 8 R: 8 ER: 8 SO: 3	BB: 1 IBB: 0 HBP: 0 BLK: 0	WP: 0 HR: 1 S: 29 P: 48	ERA: 54.00 WHIP: 6.000	PITCHER	IP: 2.0 WLS: 7 BF: 7	H: 0 R: 0 ER: 0 SO: 2	BB: 1 IBB: 0 HBP: 0 BLK: 0	WP: 0 HR: 0 S: 15 P: 24	ERA: 0.00 WHIP: 0.500									
45 Adam Plutko, R (1,1) ERA: 2.98	54 Hunter Wood, R (2,1) ERA: 4.63	68 Jefry Rodriguez, R (3,1) ERA: 4.63	50 James Hoyt, R (5,1) ERA: 2.16	61 Dan Otero, R (6,1) ERA: 4.65	88 Phil Maton, R (7,1) ERA: 6.14															

Cleveland Indians @ Washington Nationals
Nationals Park, Washington, DC
Sat Sep 28 2019, 4:06 PM - 7:16 PM EDT
Att: 38,435 - Partly Cloudy - 86 F

AB 34
R 10
H 11
RBI 10
BB 5
SO 8
LOB 19



Batter	1	2	3	4	5	6	7	8	9	AB	R	H	RBI	BB	SO	LOB	TOP						
12 Francisco Lindor, S OBP: 0.335, SLG: 0.518 7 Ryan Flaherty, L OBP: 0.143, SLG: 0.238										4	1	2	1	0	0	2	Cleveland Indians @ Washington Nationals Nationals Park, Washington, DC Sun Sep 29 2019, 3:08 PM - 5:57 PM EDT Att: 36,764 - Partly Cloudy - 86 F						
4 Bradley Zimmer, L										3	0	0	0	1	2	1							
41 Carlos Santana, S OBP: 0.397, SLG: 0.515 1 Greg Allen, S OBP: 0.290, SLG: 0.346										2	0	0	0	1	1	1							
32 Franmil Reyes, R OBP: 0.310, SLG: 0.512 17 Andrew Velazquez, S OBP: 0.125, SLG: 0.174										3	0	0	0	0	1	2							
6 Mike Freeman, L OBP: 0.362, SLG: 0.390										4	0	1	0	0	2	1							
2 Yu Chang, R OBP: 0.286, SLG: 0.274										3	0	0	0	1	0	1							
10 Jake Bauers, L OBP: 0.312, SLG: 0.371										3	1	2	0	1	1	0							
27 Kevin Plawecki, R OBP: 0.287, SLG: 0.342 62 Nick Wittgren, R										3	0	1	0	0	0	2							
59 Carlos Carrasco, R										0	0	0	0	0	0	0							
35 Oscar Mercado, R (PH) OBP: 0.318, SLG: 0.443										1	0	0	0	0	0	1							
52 Mike Clevinger, R 90 Adam Cimber, R 38 Eric Haase, R (PH) OBP: 0.118, SLG: 0.250										2	0	0	0	0	1	2							
Inning Stats	R: 0 E: 0 K: 2 S: 9	H: 1 LOB: 1 BB: 0 P: 14	R: 0 E: 0 K: 2 S: 10	H: 1 LOB: 2 BB: 1 P: 16	R: 1 E: 0 K: 2 S: 11	H: 1 LOB: 1 BB: 1 P: 17	R: 0 E: 0 K: 1 S: 5	H: 0 LOB: 0 BB: 0 P: 9	R: 0 E: 0 K: 0 S: 7	H: 1 LOB: 1 BB: 0 P: 14	R: 1 E: 0 K: 0 S: 14	H: 2 LOB: 2 BB: 1 P: 29	R: 0 E: 0 K: 0 S: 7	H: 0 LOB: 0 BB: 0 P: 13	R: 0 E: 0 K: 0 S: 5	H: 0 LOB: 0 BB: 1 P: 11	1B: 4 2B: 1 3B: 0 HR: 1	SF: 0 SAC: 0 DP: 1 HBP: 0	WP: 1 PB: 0 SB: 0 CS: 0	PA: 36			
PITCHER	IP WLS BF H R ER SO BB IBB HBP BLK WP HR S P ERA WHIP	6.0 W 24 4 1 1 8 2 0 0 0 0 1 50 78 1.50 1.000	1.0 6 2 1 1 0 1 0 0 0 1 0 14 29 9.00 3.000	2.0 6 0 0 0 0 1 0 0 0 0 0 12 24 0.00 0.500	PITCHER																		
41 Joe Ross, R ERA: 5.48 32 Aaron Barrett, R ERA: 15.43 23 Erick Fedde, R ERA: 4.5	IP WLS BF H R ER SO BB IBB HBP BLK WP HR S P ERA WHIP	6.0 W 24 4 1 1 8 2 0 0 0 0 1 50 78 1.50 1.000	1.0 6 2 1 1 0 1 0 0 0 1 0 14 29 9.00 3.000	2.0 6 0 0 0 0 1 0 0 0 0 0 12 24 0.00 0.500	PITCHER																		
7 Trea Turner, R OBP: 0.353, SLG: 0.497 5 Adrián Sánchez, R OBP: 0.250, SLG: 0.226																	3	1	2	0	0	1	0
2 Adam Eaton, L OBP: 0.303, SLG: 0.428 17 Andrew Stevenson, L OBP: 0.486, SLG: 0.467																	1	1	0	0	1	0	1
28 Kurt Suzuki, R OBP: 0.324, SLG: 0.486 65 Raulo Read, R OBP: 0.091, SLG: 0.091 73 Tres Barrera, R																	2	1	1	2	0	0	1
22 Juan Soto, L OBP: 0.401, SLG: 0.548 3 Michael Taylor, R OBP: 0.305, SLG: 0.364																	2	0	1	1	0	0	0
15 Matt Adams, L OBP: 0.276, SLG: 0.465																	4	0	0	0	0	0	4
16 Victor Robles, R OBP: 0.326, SLG: 0.419 32 Aaron Barrett, R																	2	1	1	0	1	1	0
11 Ryan Zimmerman, R (PH) OBP: 0.321, SLG: 0.415 23 Erick Fedde, R OBP: 0.133, SLG: 0.133																	0	0	0	0	0	0	0
9 Brian Dozier, R OBP: 0.340, SLG: 0.430																	4	2	2	2	0	0	1
1 Wilmer Difo, S OBP: 0.315, SLG: 0.313																	4	1	2	0	0	0	0
41 Joe Ross, R OBP: 0.150, SLG: 0.105 88 Gerardo Parra, L (PH) OBP: 0.293, SLG: 0.391																	2	0	0	0	0	1	0
Inning Stats	R: 1 E: 0 K: 0 S: 8	H: 2 LOB: 1 BB: 0 P: 14	R: 0 E: 0 K: 0 S: 9	H: 1 LOB: 0 BB: 0 P: 14	R: 2 E: 0 K: 1 S: 11	H: 1 LOB: 0 BB: 1 P: 22	R: 0 E: 0 K: 1 S: 9	H: 0 LOB: 0 BB: 0 P: 12	R: 0 E: 0 K: 2 S: 15	H: 1 LOB: 1 BB: 0 P: 18	R: 4 E: 0 K: 0 S: 15	H: 4 LOB: 2 BB: 1 P: 29	R: 0 E: 0 K: 2 S: 13	H: 2 LOB: 2 BB: 0 P: 15	R: 1 E: 0 K: 2 S: 13	H: 3 LOB: 2 BB: 0 P: 18	1B: 10 2B: 3 3B: 0 HR: 1	SF: 0 SAC: 0 DP: 1 HBP: 0	WP: 0 PB: 0 SB: 5 CS: 0	PA: 39			
PITCHER	IP WLS BF H R ER SO BB IBB HBP BLK WP HR S P ERA WHIP	5.2 L 25 7 6 6 4 2 0 0 0 0 0 61 99 9.53 1.588	0.1 3 2 1 1 0 0 0 0 0 0 0 6 10 27.00 6.000	1.0 5 2 0 0 2 0 0 0 0 0 0 13 15 0.00 2.000	1.0 6 3 1 1 2 0 0 0 0 0 0 13 18 9.00 3.000	PITCHER																	
52 Mike Clevinger, R ERA: 2.71 90 Adam Cimber, R ERA: 4.45 62 Nick Wittgren, R ERA: 2.81 59 Carlos Carrasco, R ERA: 5.29	IP WLS BF H R ER SO BB IBB HBP BLK WP HR S P ERA WHIP	5.2 L 25 7 6 6 4 2 0 0 0 0 0 61 99 9.53 1.588	0.1 3 2 1 1 0 0 0 0 0 0 0 6 10 27.00 6.000	1.0 5 2 0 0 2 0 0 0 0 0 0 13 15 0.00 2.000	1.0 6 3 1 1 2 0 0 0 0 0 0 13 18 9.00 3.000	PITCHER																	

AB 32
R 2
H 6
RBI 1
BB 4
SO 8
LOB 17



AB 37
R 8
H 14
RBI 8
BB 2
SO 8
LOB 18

