



# Cleveland Indians - 2020

Batter	1	2	3	4	5	6	7	8	9	AB R H RBI BB SO LOB	TOP																								
											<p style="text-align: center;"><b>Cincinnati Reds @ Cleveland Indians</b> Goodyear Ballpark, Goodyear, AZ Sat Feb 22 2020, 3:05 PM EST</p> <p style="text-align: right;"><a href="http://livebaseballscorecards.com">livebaseballscorecards.com</a></p> <p><b>AB 0</b> <b>R 0</b> <b>H 0</b> <b>RBI 0</b> <b>BB 0</b> <b>SO 0</b> <b>LOB 0</b></p> 																								
Inning Stats										1B: 0 SF: 0 WP: 0 PA: 0 2B: 0 SAC: 0 FB: 0 3B: 0 DP: 0 SB: 0 HR: 0 HBP: 0 CS: 0																									
PITCHER	IP	WLS	BF	H	R	ER	SO	BB	IBB	HBP	BLK	WP	HR	S	P	ERA	WHIP	PITCHER	IP	WLS	BF	H	R	ER	SO	BB	IBB	HBP	BLK	WP	HR	S	P	ERA	WHIP

Batter	1	2	3	4	5	6	7	8	9	AB R H RBI BB SO LOB	BOTTOM																								
											<p style="text-align: center;"><b>Cincinnati Reds @ Cleveland Indians</b> Goodyear Ballpark, Goodyear, AZ Sat Feb 22 2020, 3:05 PM EST</p> <p style="text-align: right;"><a href="http://livebaseballscorecards.com">livebaseballscorecards.com</a></p> <p><b>AB 0</b> <b>R 0</b> <b>H 0</b> <b>RBI 0</b> <b>BB 0</b> <b>SO 0</b> <b>LOB 0</b></p> 																								
Inning Stats										1B: 0 SF: 0 WP: 0 PA: 0 2B: 0 SAC: 0 FB: 0 3B: 0 DP: 0 SB: 0 HR: 0 HBP: 0 CS: 0																									
PITCHER	IP	WLS	BF	H	R	ER	SO	BB	IBB	HBP	BLK	WP	HR	S	P	ERA	WHIP	PITCHER	IP	WLS	BF	H	R	ER	SO	BB	IBB	HBP	BLK	WP	HR	S	P	ERA	WHIP









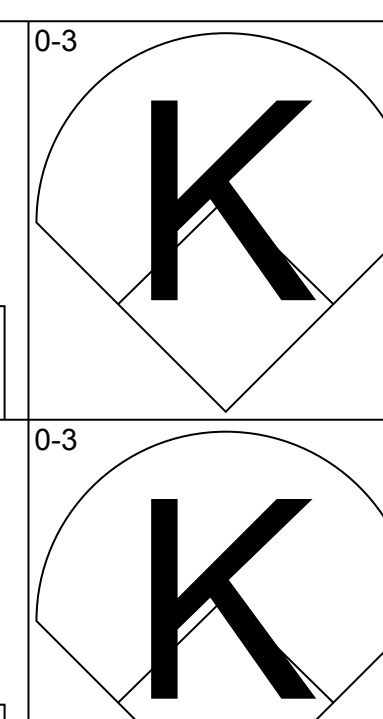
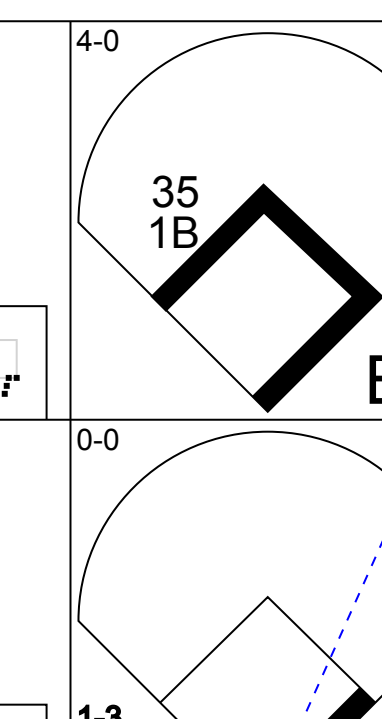
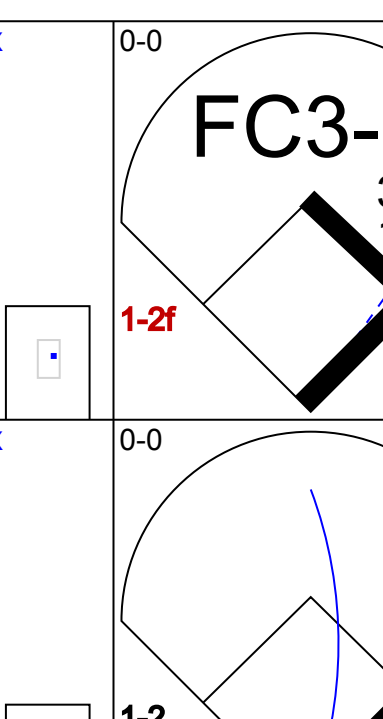
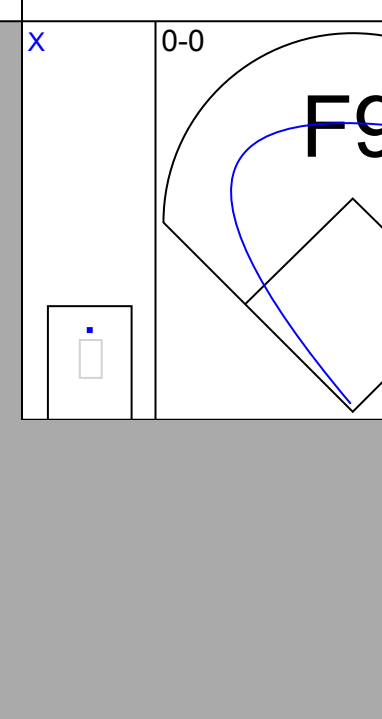
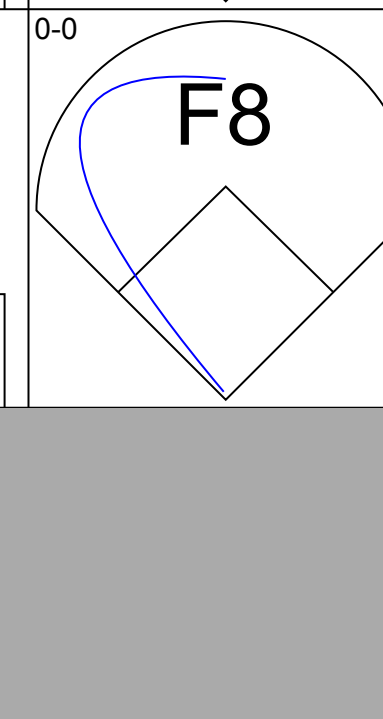
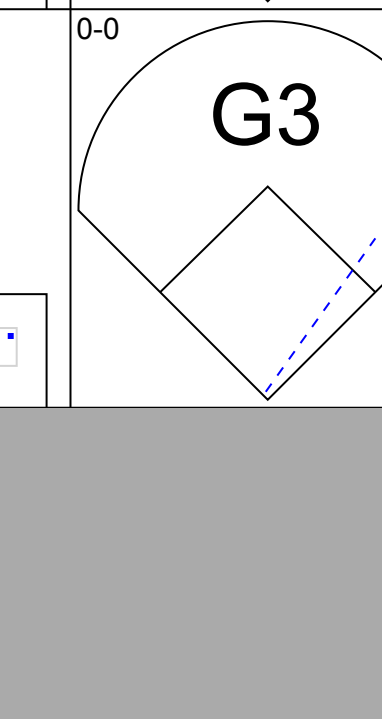
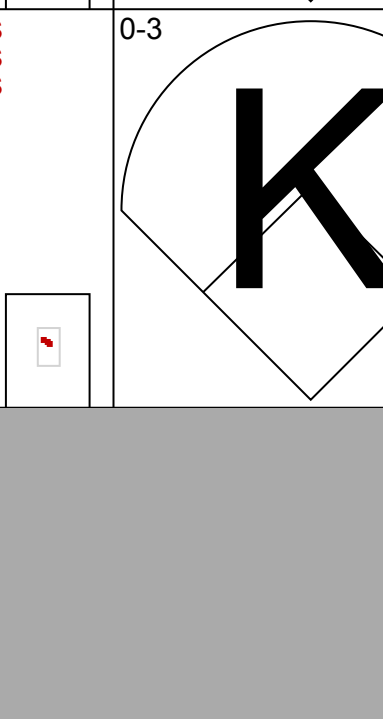
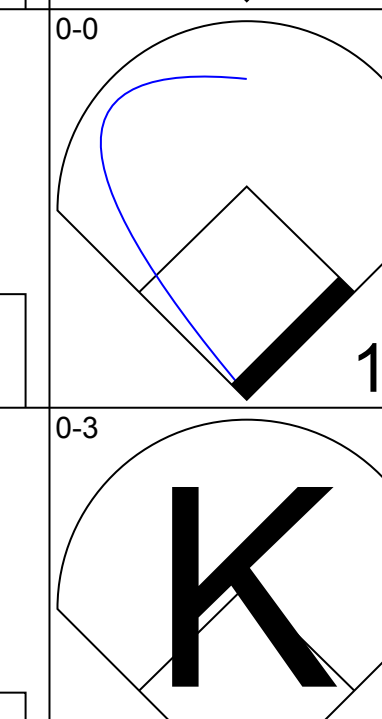



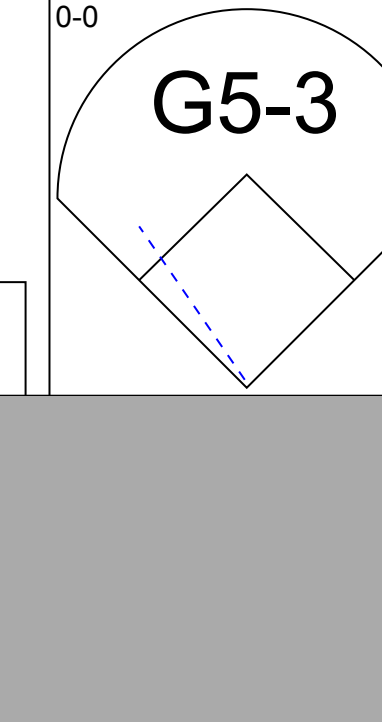
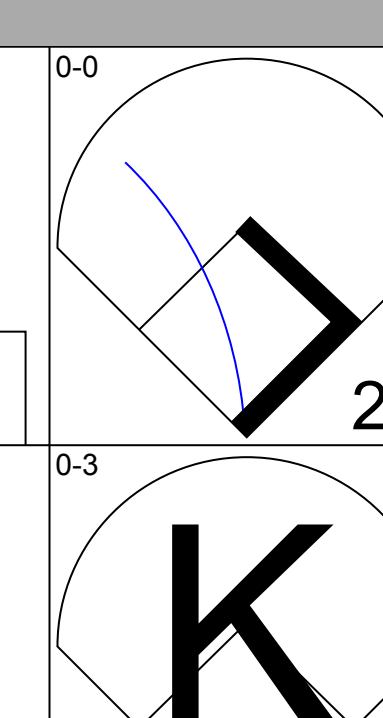
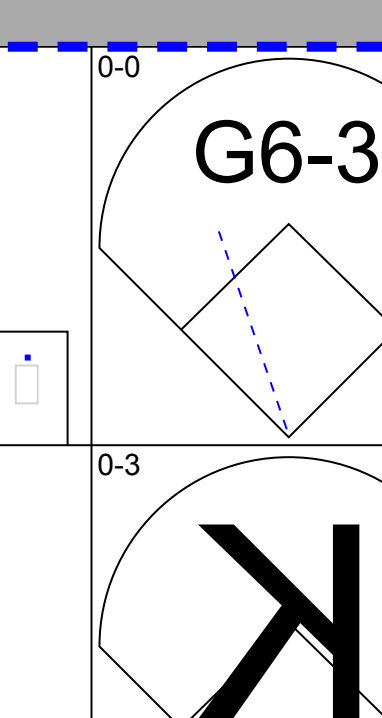
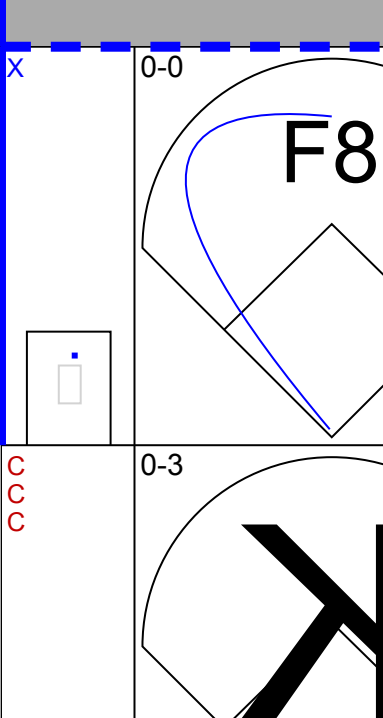
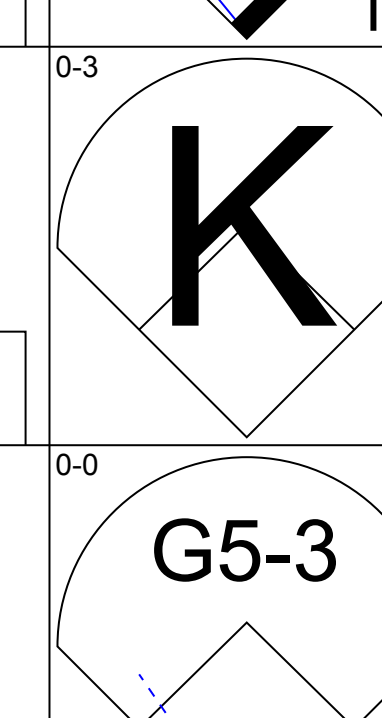
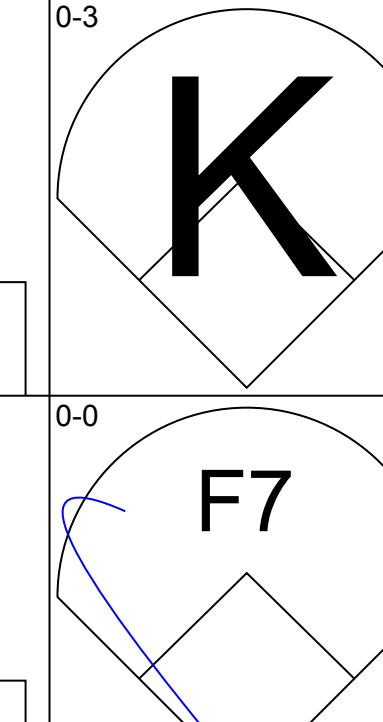
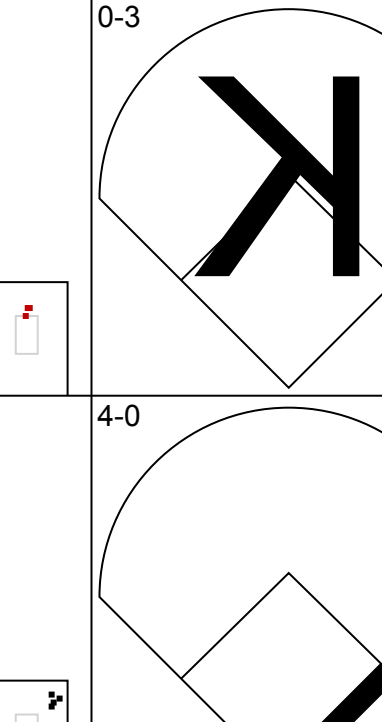
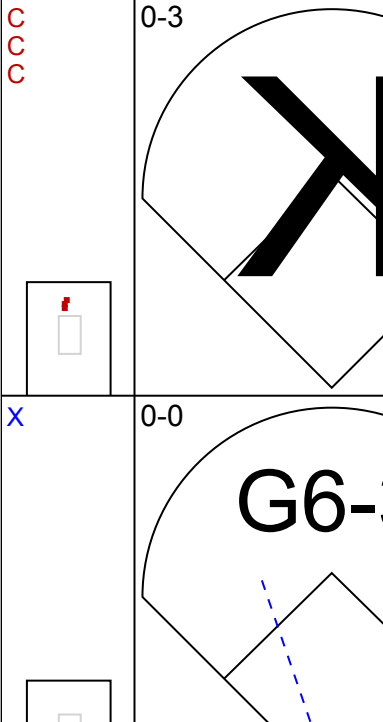
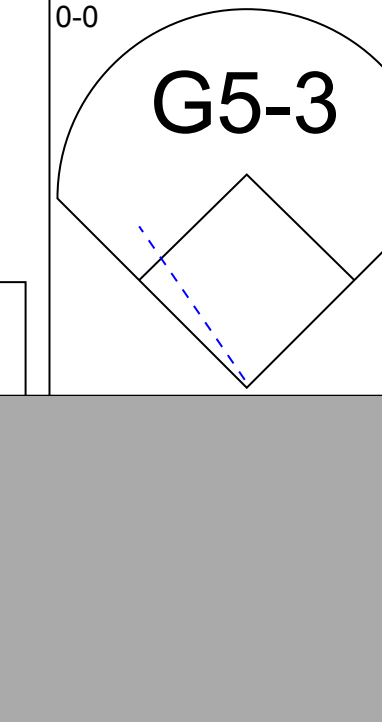
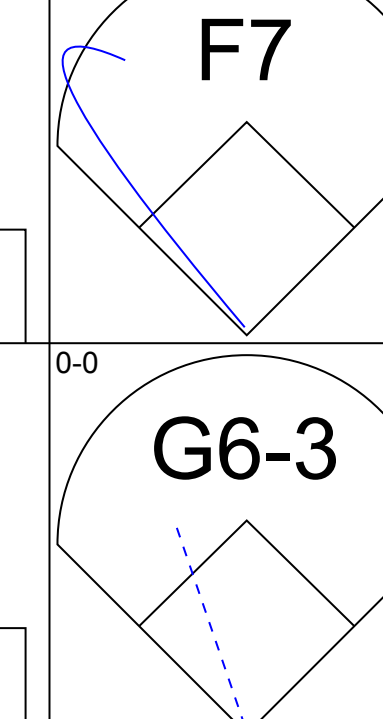
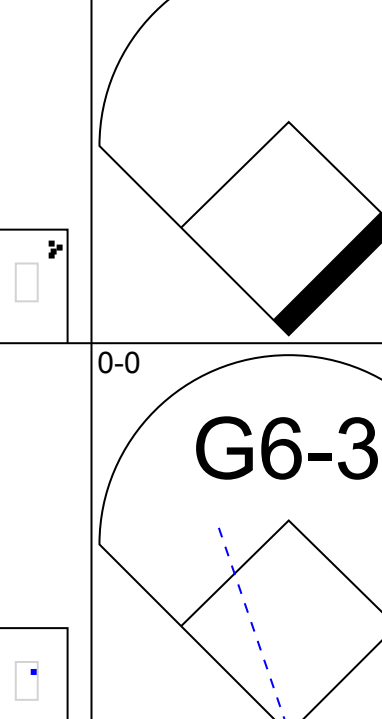
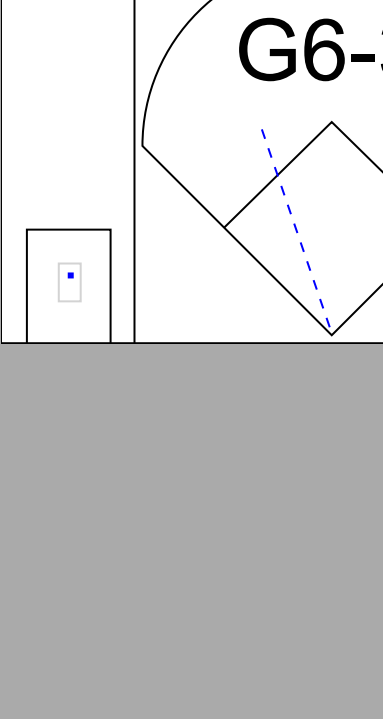
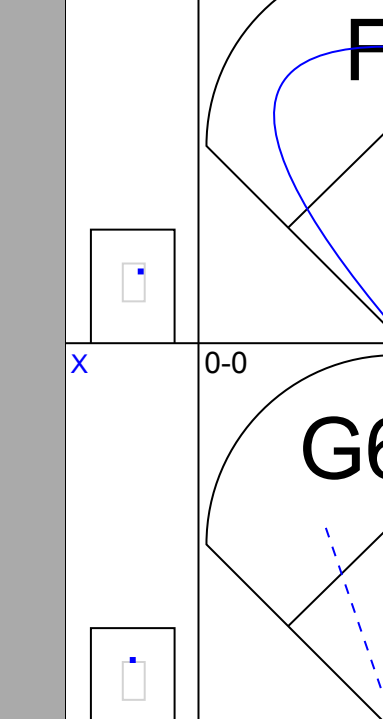
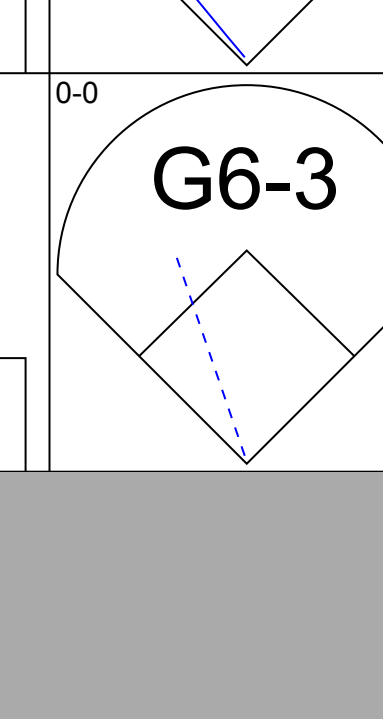
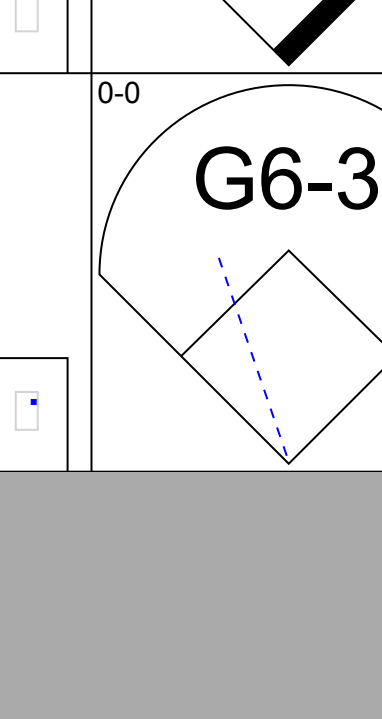
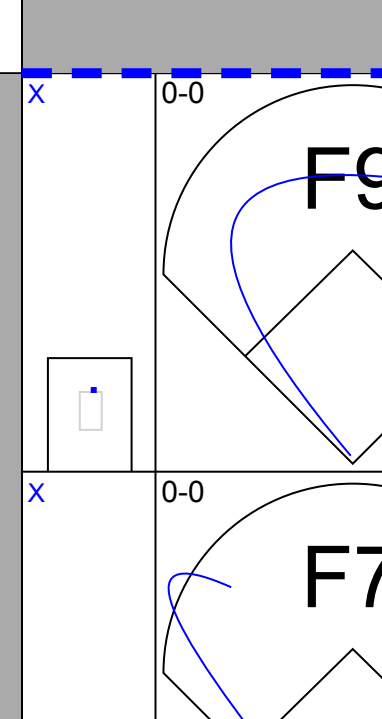
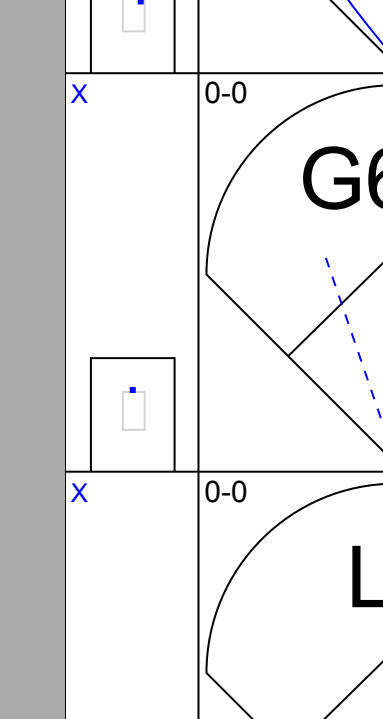
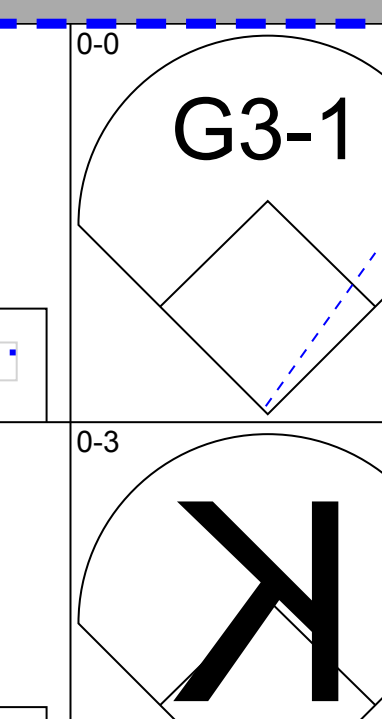
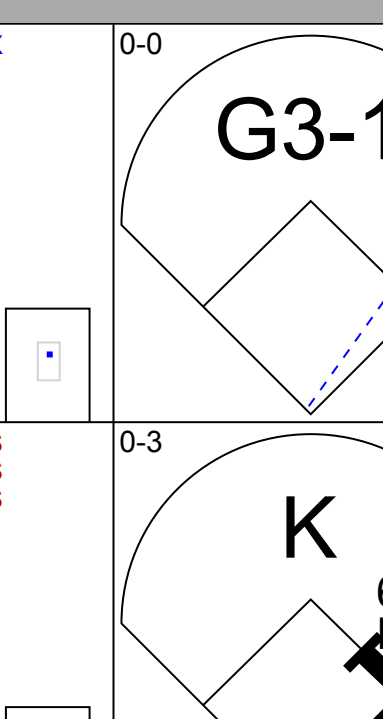
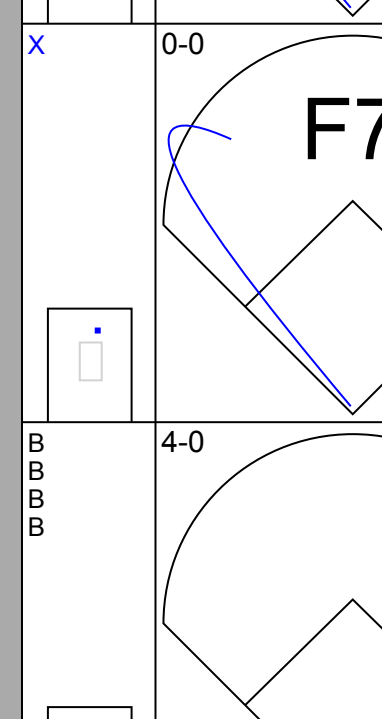
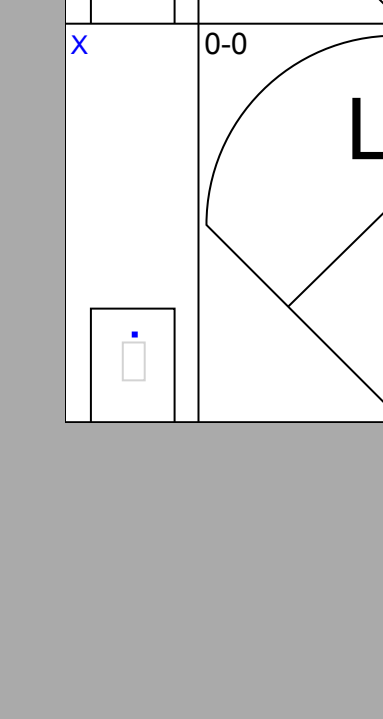
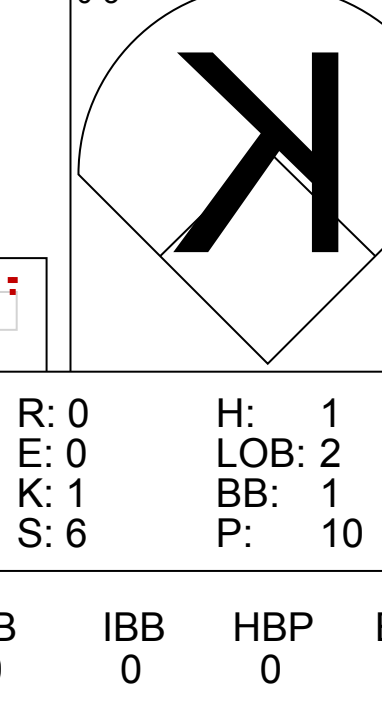
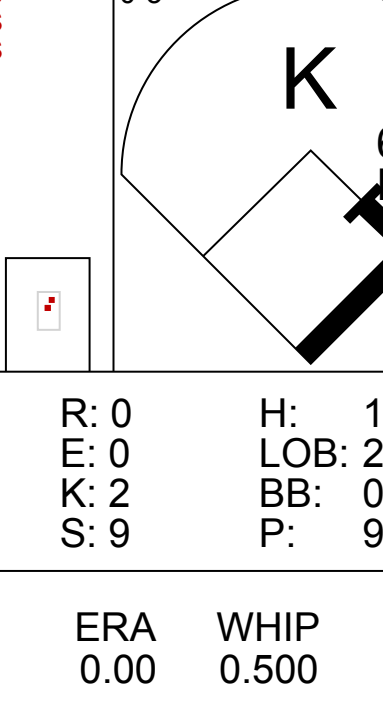


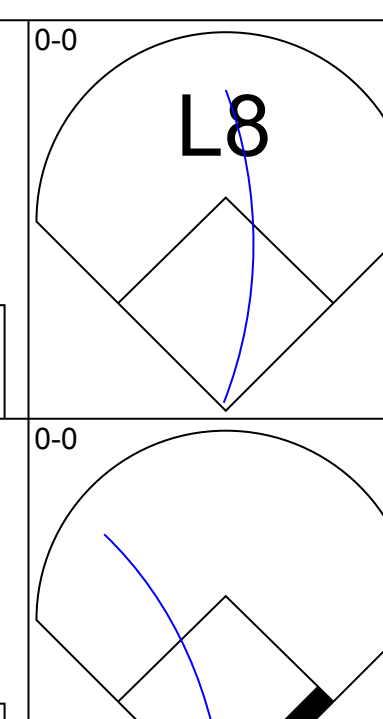
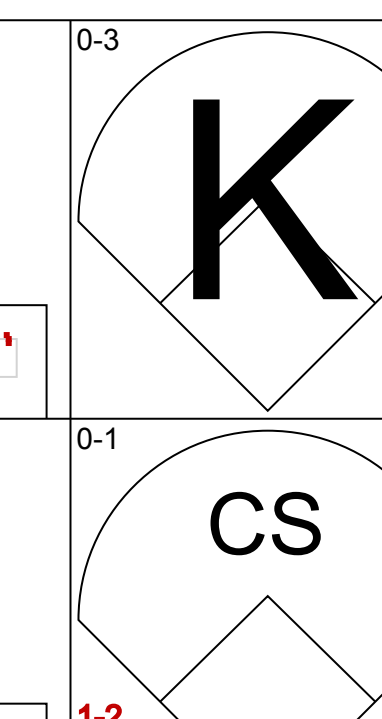
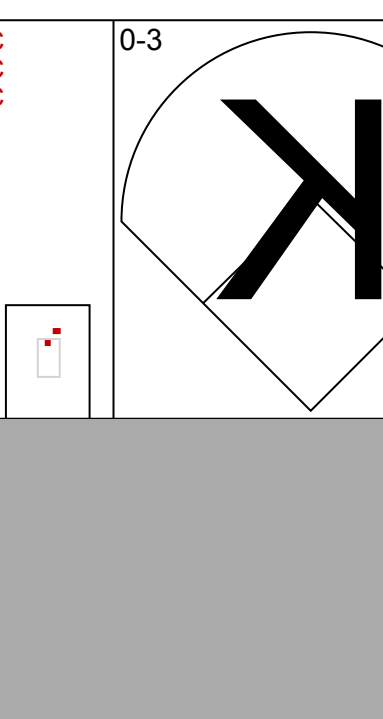
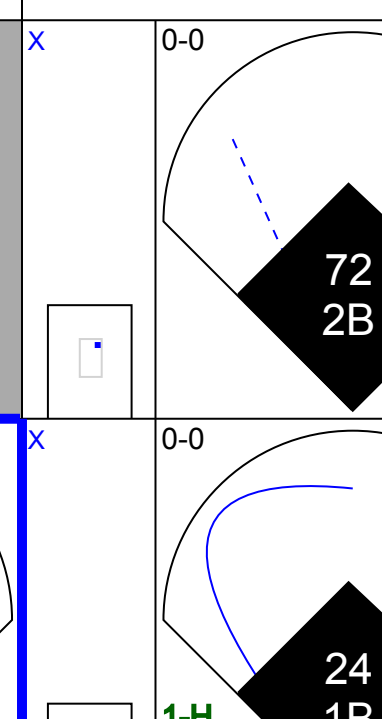
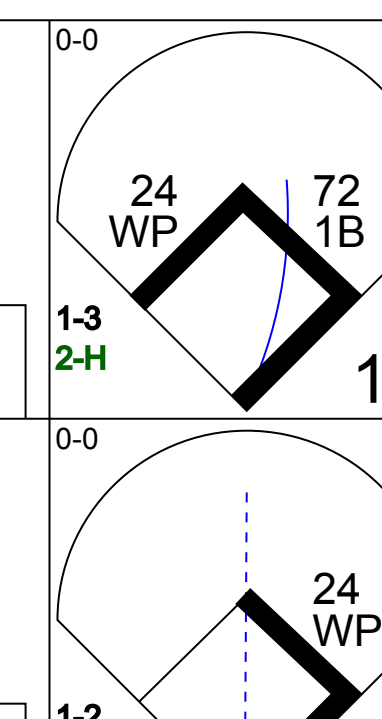
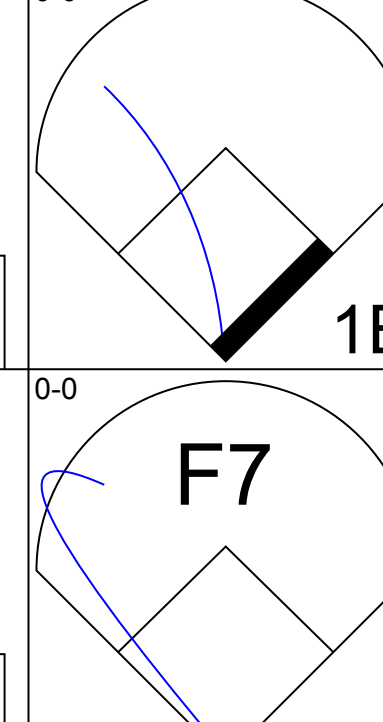
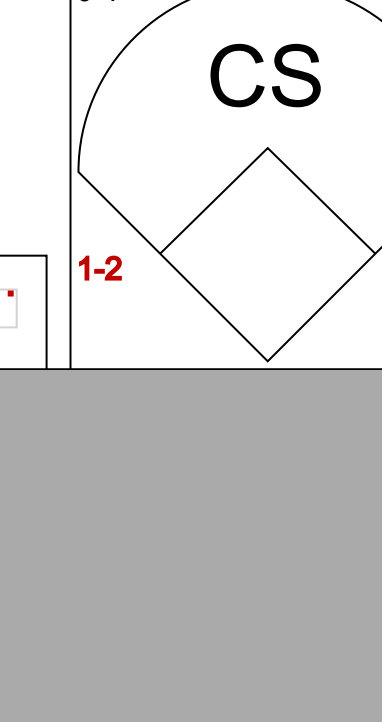

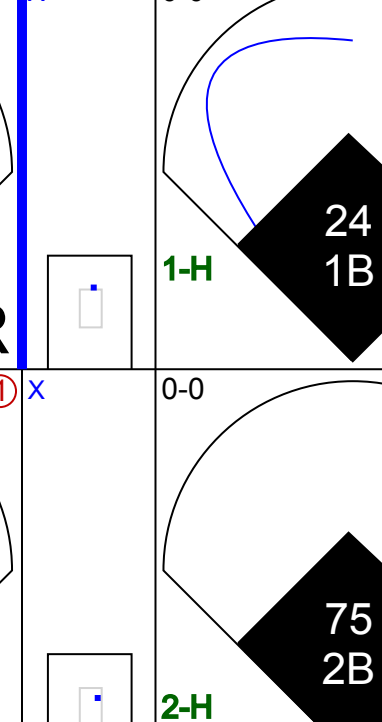
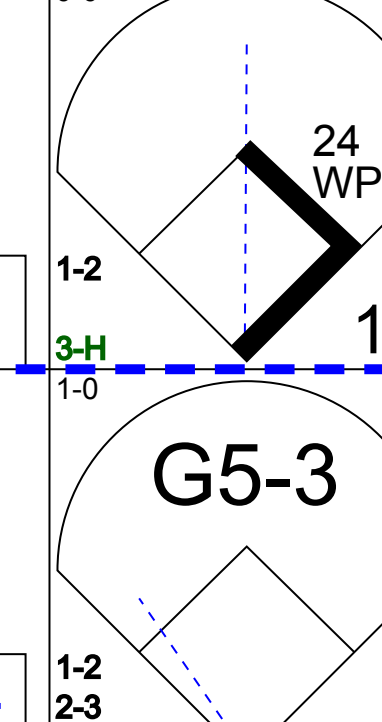
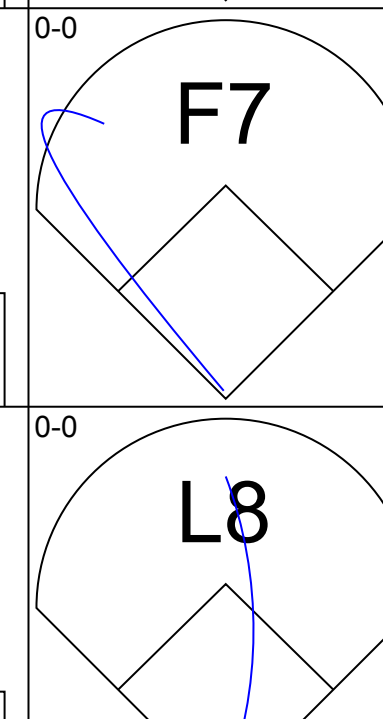
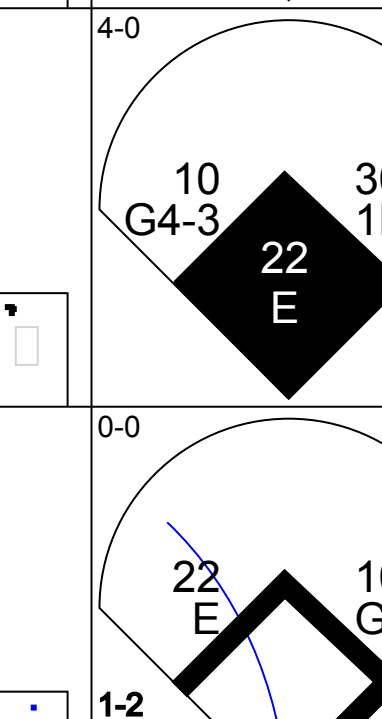
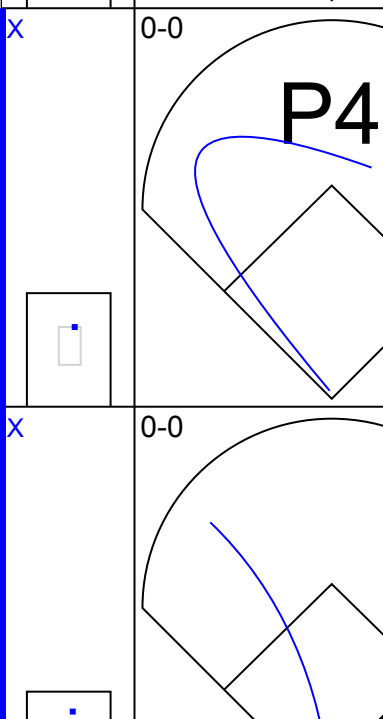
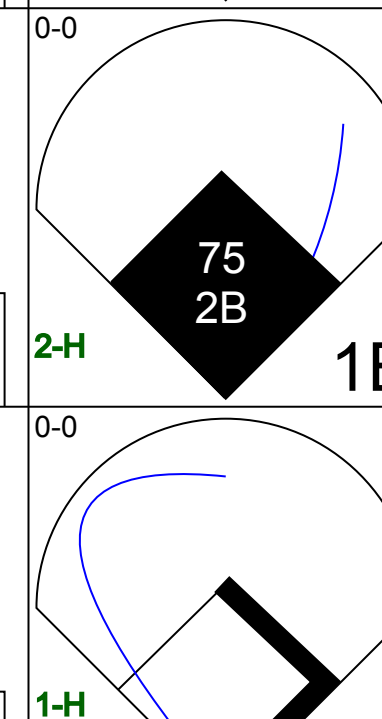
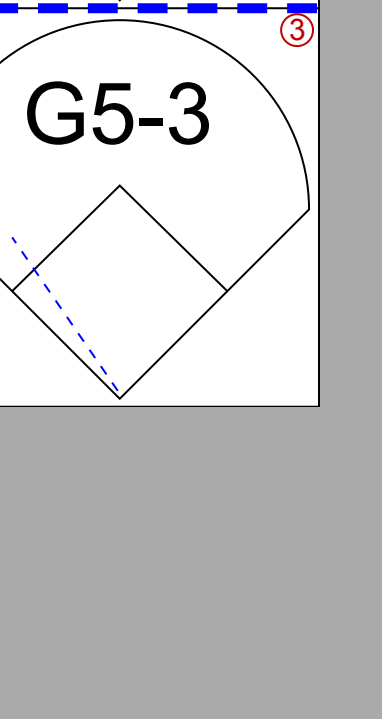
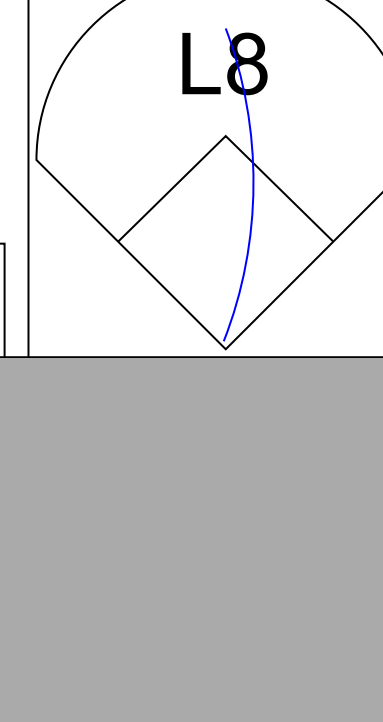
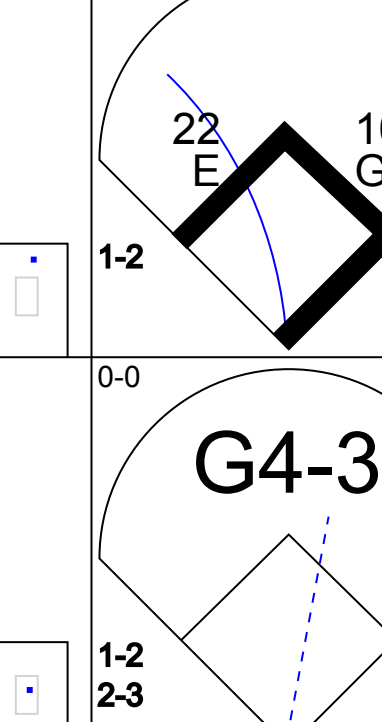
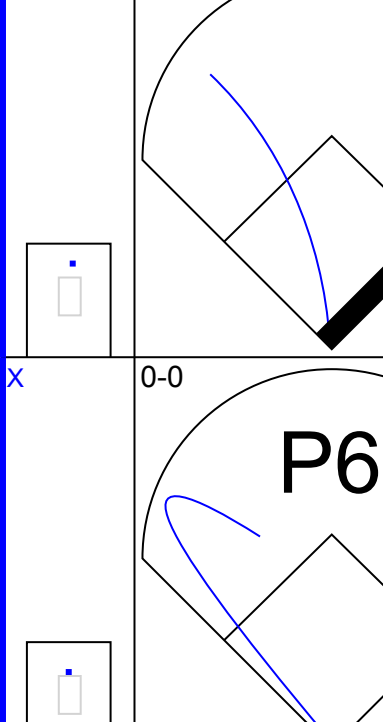
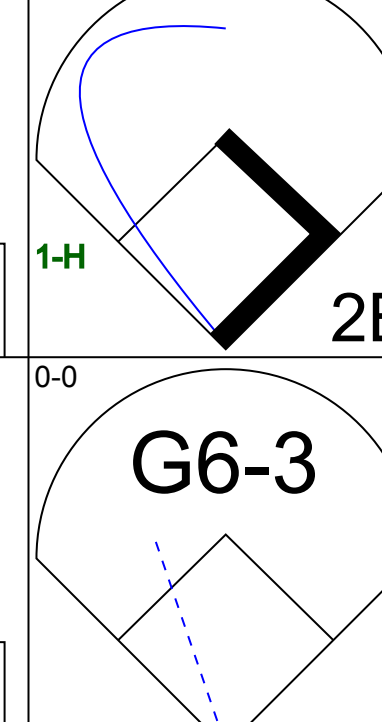

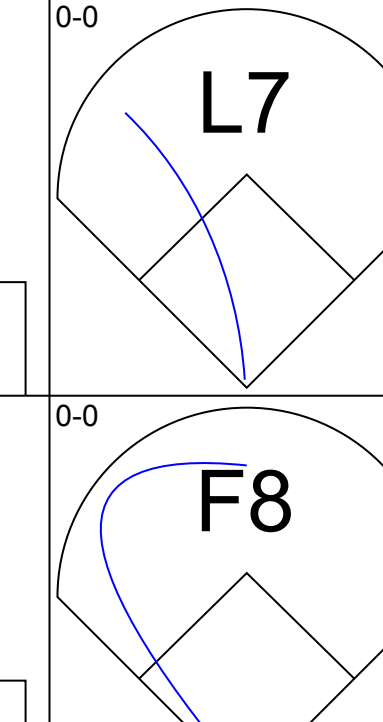
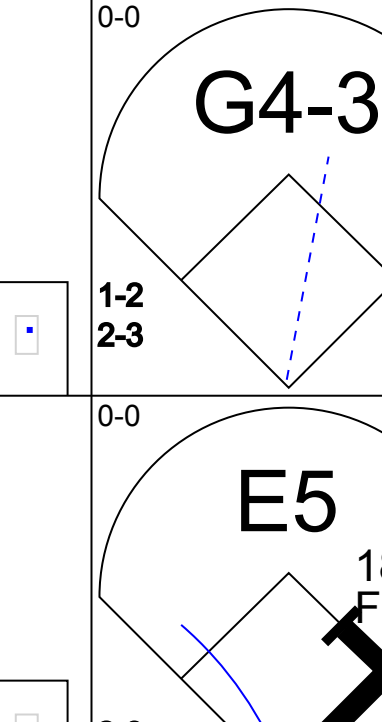
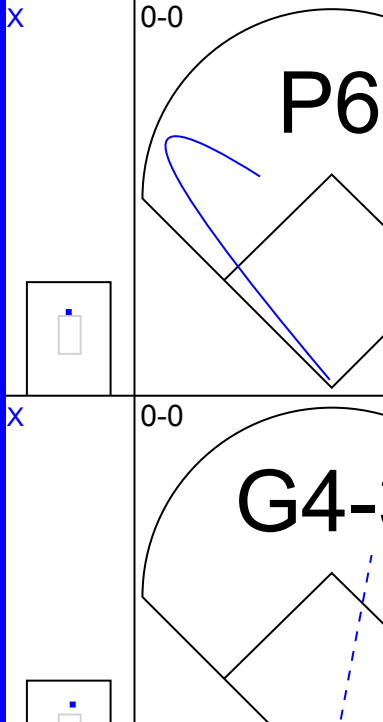
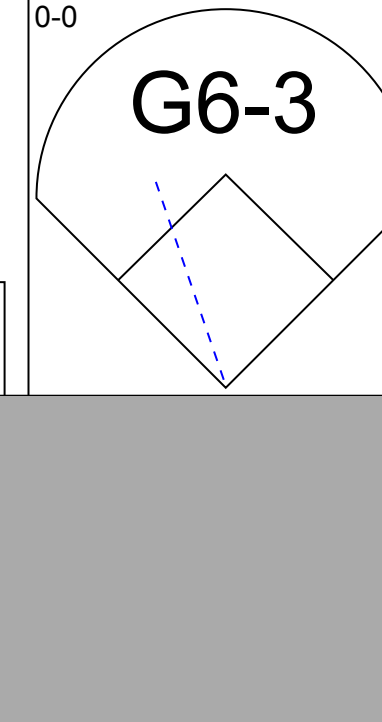
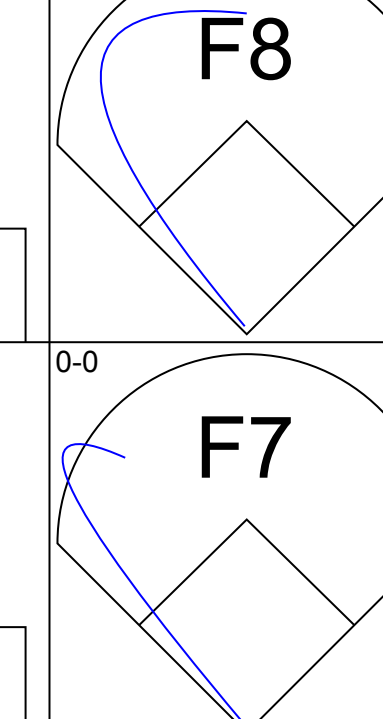
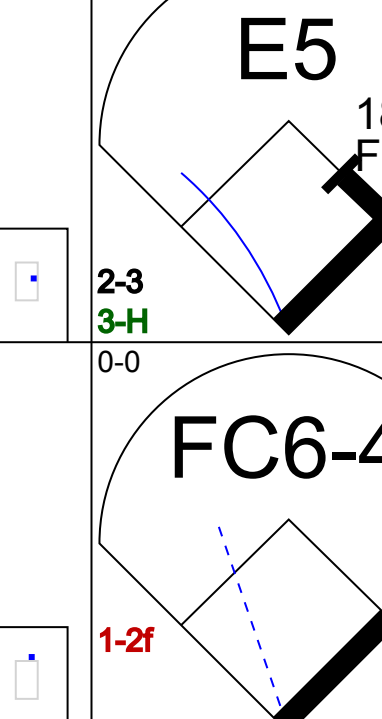
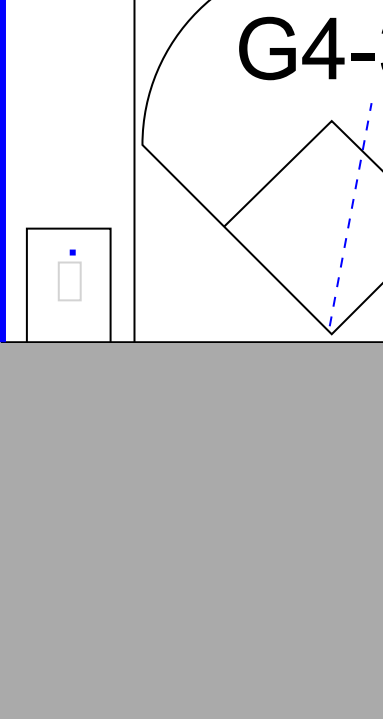
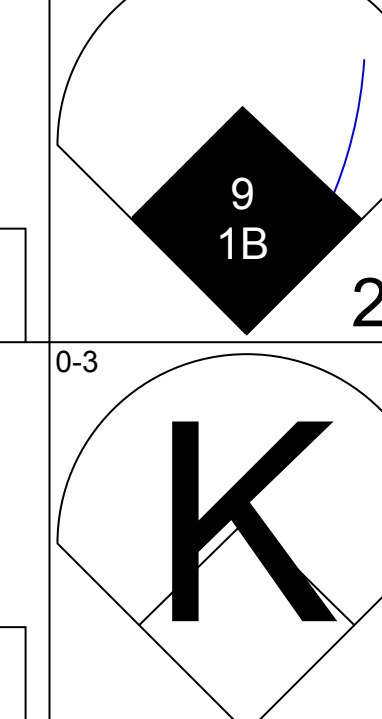
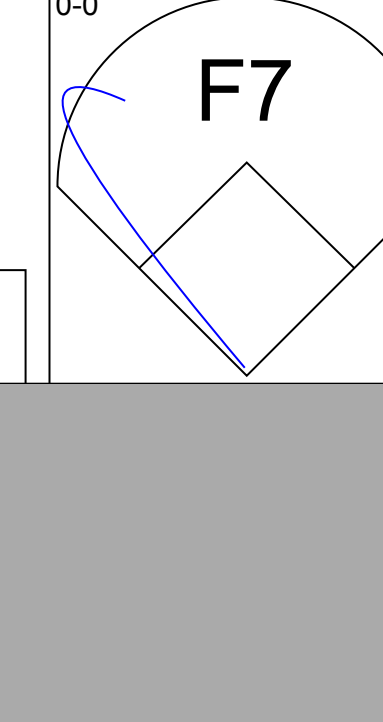
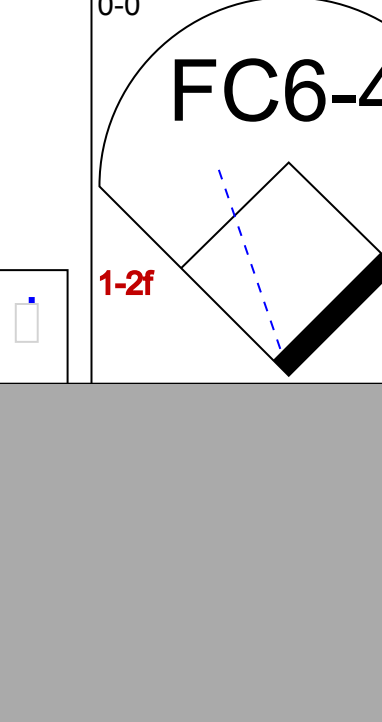
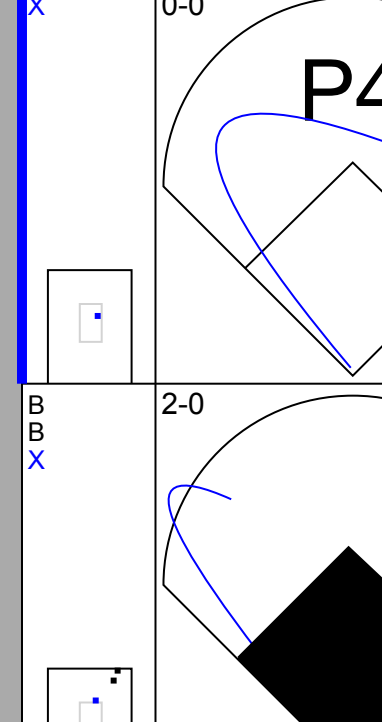
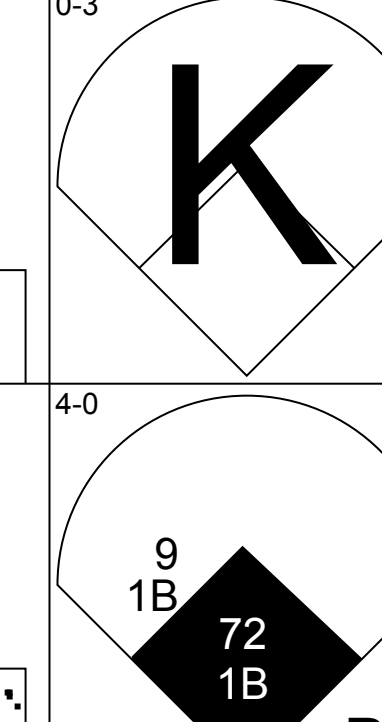
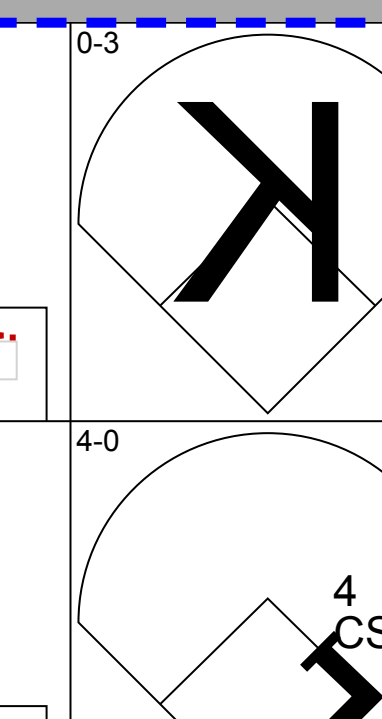
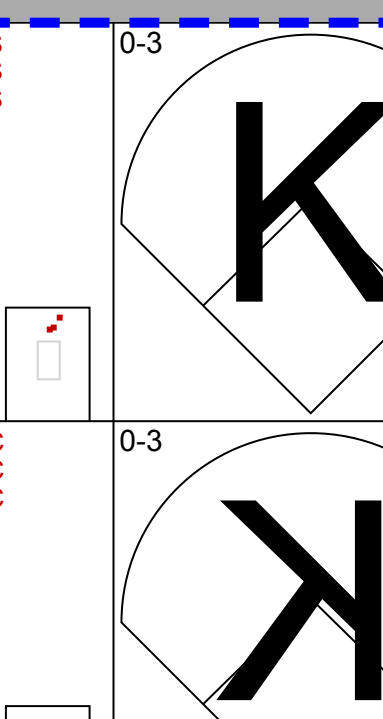
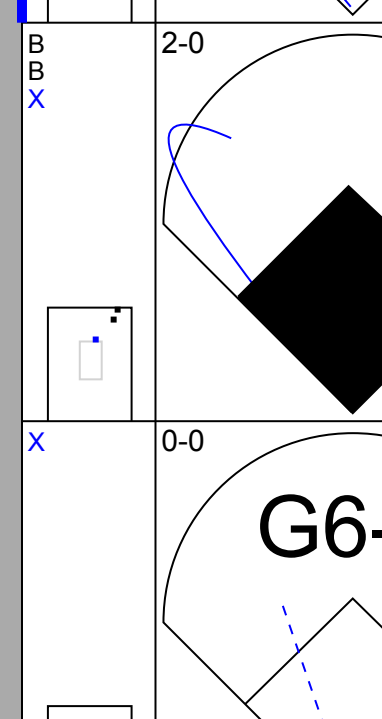
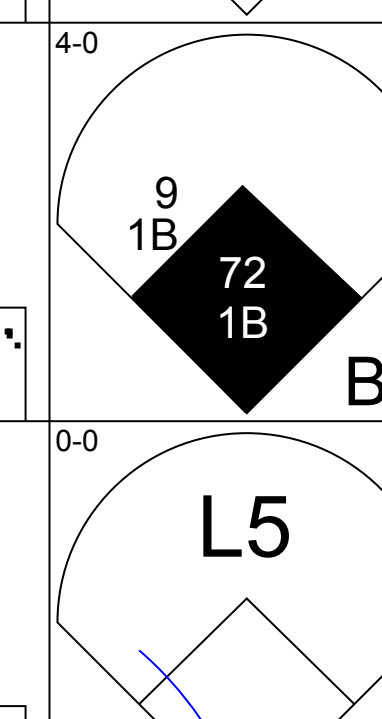

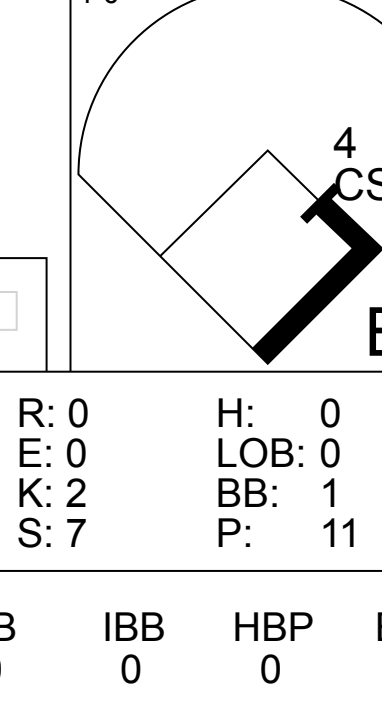
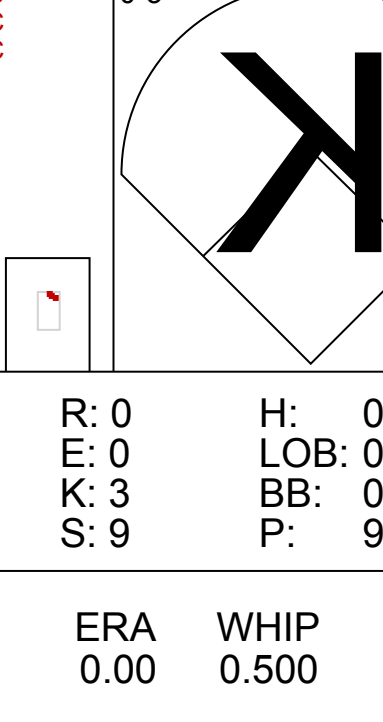
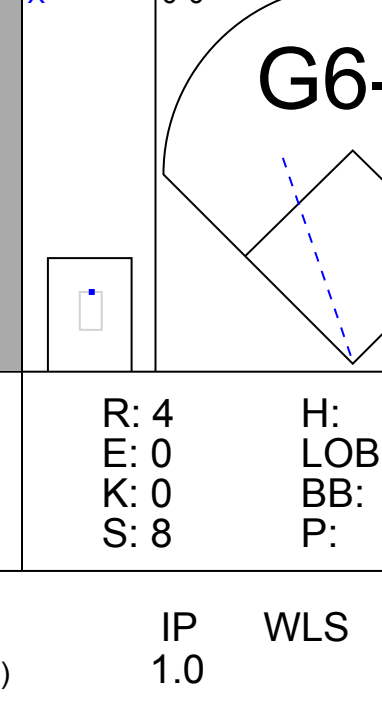
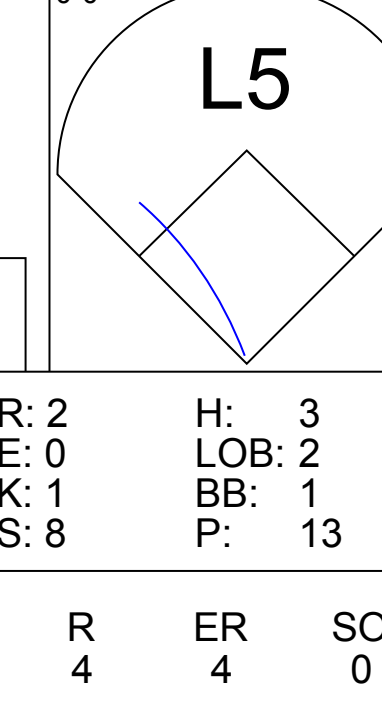
Batter	1	2	3	4	5	6	7	8	9	AB	R	H	RBI	BB	SO	LOB	TOP		
73 Luis Alexander Basabe, R (8, 8) OBP: 0.400, SLG: 0.400 83 Gorkys Hernández, R (6, 8)	G4-3			1B		K		L9		3	0	1	0	0	1	0	<b>Chicago White Sox @ Cleveland Indians</b> Goodyear Ballpark, Goodyear, AZ Tue Feb 25 2020, 3:06 PM - 6:06 PM EST Att: 2,269 - Sunny - 68 F		
20 Danny Mendick, R (1, 4) OBP: 0.250, SLG: 0.250 82 Laz Rivera, R (6, 4)	P4			1B		G6-3		K		3	0	1	0	0	0	0			
38 Zack Collins, L (1, 10) 92 Tyler Osik, R (8, PH) (8, 10)	F9			BB		G4-3		K		2	0	0	0	1	0	0			
36 Cheslor Cuthbert, R (1, 5) 99 Lency Delgado, R (7, PR) (7, 5)		K								3	0	1	0	0	2	3			
93 Gavin Sheets, L (1, 3) 94 Andrew Vaughn, R (7, 3) OBP: 0.500, SLG: 0.667										0	1	0	0	1	0	0			
37 Andrew Romine, S (1, 6) 86 Lennyn Sosa, R (7, PR) (7, 6)										2	1	1	0	1	1	3			
77 Micker Adolfo, R (1, 9) 71 Jaycob Brugman, L (7, PH) (7, 7)										2	1	1	0	0	0	1			
75 Yermín Mercedes, R (1, 2) 95 Carlos Pérez, R (6, 2)										1	0	0	0	1	1	1			
91 Luis González, L (1, 7) 76 Blake Rutherford, L (7, 9)										1	0	0	0	1	1	0			
										1	0	0	1	0	0	2			
										1	0	0	0	1	1	1			
										1	0	0	0	0	0	2			
										3	0	0	0	0	0	4			
										0	0	0	0	0	0	0			
<b>Inning Stats</b>	R: 0 E: 0 K: 0 S: 4	H: 0 LOB: 0 BB: 0 P: 4	R: 0 E: 0 K: 1 S: 4	H: 0 LOB: 0 BB: 1 P: 8	R: 0 E: 0 K: 1 S: 4	H: 2 LOB: 3 BB: 1 P: 13	R: 0 E: 0 K: 1 S: 5	H: 0 LOB: 0 BB: 0 P: 5	R: 2 E: 1 K: 0 S: 5	H: 2 LOB: 2 BB: 1 P: 9	R: 0 E: 0 K: 1 S: 7	H: 0 LOB: 0 BB: 1 P: 7	R: 0 E: 0 K: 1 S: 4	H: 0 LOB: 0 BB: 1 P: 8	1B: 4 2B: 0 3B: 0 HR: 0	SF: 0 SAC: 0 DP: 5 HBP: 0	WP: 0 PB: 0 SB: 0 CS: 0	PA: 33	
<b>PITCHER</b>	IP WLS BF H R ER SO BB IBB HBP BLK WP HR S P ERA WHIP	IP WLS BF H R ER SO BB IBB HBP BLK WP HR S P ERA WHIP	IP WLS BF H R ER SO BB IBB HBP BLK WP HR S P ERA WHIP	IP WLS BF H R ER SO BB IBB HBP BLK WP HR S P ERA WHIP	IP WLS BF H R ER SO BB IBB HBP BLK WP HR S P ERA WHIP	IP WLS BF H R ER SO BB IBB HBP BLK WP HR S P ERA WHIP	IP WLS BF H R ER SO BB IBB HBP BLK WP HR S P ERA WHIP	IP WLS BF H R ER SO BB IBB HBP BLK WP HR S P ERA WHIP	IP WLS BF H R ER SO BB IBB HBP BLK WP HR S P ERA WHIP	IP WLS BF H R ER SO BB IBB HBP BLK WP HR S P ERA WHIP	IP WLS BF H R ER SO BB IBB HBP BLK WP HR S P ERA WHIP	IP WLS BF H R ER SO BB IBB HBP BLK WP HR S P ERA WHIP	IP WLS BF H R ER SO BB IBB HBP BLK WP HR S P ERA WHIP	IP WLS BF H R ER SO BB IBB HBP BLK WP HR S P ERA WHIP	IP WLS BF H R ER SO BB IBB HBP BLK WP HR S P ERA WHIP	IP WLS BF H R ER SO BB IBB HBP BLK WP HR S P ERA WHIP	IP WLS BF H R ER SO BB IBB HBP BLK WP HR S P ERA WHIP	IP WLS BF H R ER SO BB IBB HBP BLK WP HR S P ERA WHIP	IP WLS BF H R ER SO BB IBB HBP BLK WP HR S P ERA WHIP

Batter	1	2	3	4	5	6	7	8	9	AB	R	H	RBI	BB	SO	LOB	BOTTOM			
12 Francisco Lindor, S (1, 6) OBP: 0.400, SLG: 1.000 2 Yu Chang, R (5, 6) OBP: 0.420, SLG: 0.500	F8	F8		F8	F9					3	1	1	0	0	0	2	<b>Chicago White Sox @ Cleveland Indians</b> Goodyear Ballpark, Goodyear, AZ Tue Feb 25 2020, 3:06 PM - 6:06 PM EST Att: 2,269 - Sunny - 68 F			
7 César Hernández, S (1, 4) 84 Ernie Clement, R (5, 4) OBP: 0.167, SLG: 0.167	F8	F8		G6-3	G5-3					2	1	0	0	1	0	2				
11 José Ramírez, S (1, 5) 26 Christian Arroyo, R (4, PR) (5, 5) OBP: 0.600, SLG: 1.200	FC5	FC5								3	2	2	1	0	0	2				
41 Carlos Santana, S (1, 3) 66 Wilson García, S (5, 3) OBP: 0.500, SLG: 0.500	FC5	FC5		F8						3	0	1	0	0	0	3				
32 Franmil Reyes, R (1, 9) 79 Connor Marabell, L (5, PR) (6, 9)	G6-4-3	G6-4-3								2	1	0	0	0	0	1				
24 Domingo Santana, R (1, 7) OBP: 0.787, SLG: 0.167 81 Ka'ai Tom, L (6, 7) OBP: 0.571, SLG: 0.571	F8	F8								3	0	1	1	0	1	3				
8 Jordan Luplow, R (1, 10) 95 Nolan Jones, L (5, PH) (6, 10)	G6-3									2	0	0	0	0	1	1				
0 Delino DeShields, R (1, 8) 76 Mitch Longo, L (5, PR) (6, 8)										2	1	1	0	1	0	0				
46 Beau Taylor, L (1, 2) 36 Cameron Rupp, R (4, 2) 69 Kunguan Gillegilaw, R (7, 2) OBP: 1.000, SLG: 2.000										0	1	0	0	1	0	0				
										1	1	0	0	1	1	0				
										2	0	1	2	0	1	3				
										0	0	0	0	0	0	0				
<b>Inning Stats</b>	R: 3 E: 2 K: 0 S: 6	H: 2 LOB: 1 BB: 1 P: 11	R: 3 E: 0 K: 0 S: 8	H: 4 LOB: 2 BB: 1 P: 12	R: 0 E: 0 K: 2 S: 7	H: 0 LOB: 0 BB: 0 P: 7	R: 0 E: 0 K: 0 S: 4	H: 1 LOB: 1 BB: 0 P: 4	R: 3 E: 0 K: 1 S: 7	H: 2 LOB: 3 BB: 2 P: 17	R: 1 E: 1 K: 1 S: 8	H: 2 LOB: 3 BB: 2 P: 17	R: 0 E: 0 K: 0 S: 3	H: 1 LOB: 1 BB: 1 P: 7	R: 0 E: 0 K: 1 S: 5	H: 0 LOB: 0 BB: 0 P: 5	1B: 8 2B: 3 3B: 0 HR: 1	SF: 0 SAC: 0 DP: 3 HBP: 0	WP: 3 PB: 1 SB: 1 CS: 0	PA: 43
<b>PITCHER</b>	IP WLS BF H R ER SO BB IBB HBP BLK WP HR S P ERA WHIP	IP WLS BF H R ER SO BB IBB HBP BLK WP HR S P ERA WHIP	IP WLS BF H R ER SO BB IBB HBP BLK WP HR S P ERA WHIP	IP WLS BF H R ER SO BB IBB HBP BLK WP HR S P ERA WHIP	IP WLS BF H R ER SO BB IBB HBP BLK WP HR S P ERA WHIP	IP WLS BF H R ER SO BB IBB HBP BLK WP HR S P ERA WHIP	IP WLS BF H R ER SO BB IBB HBP BLK WP HR S P ERA WHIP	IP WLS BF H R ER SO BB IBB HBP BLK WP HR S P ERA WHIP	IP WLS BF H R ER SO BB IBB HBP BLK WP HR S P ERA WHIP	IP WLS BF H R ER SO BB IBB HBP BLK WP HR S P ERA WHIP	IP WLS BF H R ER SO BB IBB HBP BLK WP HR S P ERA WHIP	IP WLS BF H R ER SO BB IBB HBP BLK WP HR S P ERA WHIP	IP WLS BF H R ER SO BB IBB HBP BLK WP HR S P ERA WHIP	IP WLS BF H R ER SO BB IBB HBP BLK WP HR S P ERA WHIP	IP WLS BF H R ER SO BB IBB HBP BLK WP HR S P ERA WHIP	IP WLS BF H R ER SO BB IBB HBP BLK WP HR S P ERA WHIP	IP WLS BF H R ER SO BB IBB HBP BLK WP HR S P ERA WHIP	IP WLS BF H R ER SO BB IBB HBP BLK WP HR S P ERA WHIP	IP WLS BF H R ER SO BB IBB HBP BLK WP HR S P ERA WHIP	





Batter	1	2	3	4	5	6	7	8	9	AB	R	H	RBI	BB	SO	LOB	TOP					
6 Mike Freeman, L (1,4) OBP: 0.333, SLG: 0.200 65 Gavin Collins, R (5,2) OBP: 0.200, SLG: 0.800										2	0	0	0	1	1	1	<b>Cleveland Indians @ San Diego Padres</b> Peoria Stadium, Peoria, AZ Wed Feb 26 2020, 3:12 PM - 5:53 PM EST Att: 2,322 - Sunny - 64 F					
35 Oscar Mercado, R (1,8) OBP: 0.687, SLG: 0.600 76 Mitch Longo, L (5,8) OBP: 0.800, SLG: 1.000										3	0	2	0	0	1	0						
10 Jake Bauers, L (1,3) OBP: 0.167, SLG: 0.167 40 Bobby Bradley, L (5,3) OBP: 0.200, SLG: 0.200										3	0	0	0	0	1	4						
32 Franmil Reyes, R (1,10) OBP: 0.500, SLG: 1.250 86 Will Benson, L (6,PH) (6,10)										2	0	1	0	0	0	0						
4 Bradley Zimmer, L (1,9) OBP: 0.333, SLG: 1.000 79 Connor Marabell, L (6,9)										3	0	0	0	0	3	1						
95 Nolan Jones, L (1,5) 26 Christian Arroyo, R (4,5) OBP: 0.429, SLG: 0.857										1	0	0	0	1	0	1						
2 Yu Chang, R (1,6) OBP: 0.300, SLG: 0.333 89 Brayan Rocchio, S (7,6)										3	0	0	0	0	0	2						
1 Greg Allen, S (1,7) 81 Kaiti Tom, L (7,7) OBP: 0.500, SLG: 0.500										3	0	0	0	0	0	0						
9 Sandy León, S (1,2) 67 Tyler Krieger, S (5,PR) (5,4)										2	0	0	0	0	2	0						
<b>Inning Stats</b>	R: 0 E: 0 K: 2 S: 7	H: 0 LOB: 0 BB: 0 P: 7	R: 0 E: 0 K: 1 S: 6	H: 1 LOB: 1 BB: 0 P: 6	R: 0 E: 0 K: 1 S: 6	H: 1 LOB: 2 BB: 1 P: 10	R: 0 E: 0 K: 1 S: 5	H: 0 LOB: 1 BB: 1 P: 9	R: 0 E: 0 K: 2 S: 9	H: 0 LOB: 2 BB: 0 P: 9	R: 0 E: 0 K: 1 S: 5	H: 0 LOB: 1 BB: 0 P: 5	R: 0 E: 0 K: 0 S: 3	H: 0 LOB: 1 BB: 1 P: 7	R: 0 E: 0 K: 2 S: 8	H: 1 LOB: 1 BB: 0 P: 8		R: 0 E: 0 K: 0 S: 3	H: 0 LOB: 0 BB: 3 P: 3	1B: 3 2B: 1 3B: 0 HR: 0	SF: 0 SAC: 0 DP: 0 HBP: 0	WP: 1 PB: 0 SB: 0 CS: 0
<b>PITCHER</b>	IP	WLS	BF	H	R	ER	SO	BB	IBB	HBP	BLK	WP	HR	S	P	ERA	WHIP					
59 Chris Paddock, R (1,1) ERA:	2.0		7	1	0	0	3	0	0	0	0	0	0	13	10	0.00	0.500					
36 Pierce Johnson, R (3,1) ERA:	1.0		5	1	0	0	1	1	0	0	0	0	0	6	10	0.00	2.000					
61 Luis Perdomo, R (4,1) ERA:	2.0	W	9	1	0	0	3	1	0	0	0	1	0	14	18	0.00	1.000					
8 Javy Guerra, R (6,1) ERA:	1.0	H	3	0	0	0	1	0	0	0	0	0	0	5	5	0.00	0.000					
58 Aaron Leasher, L (7,1) ERA:	1.0	H	4	0	0	0	0	1	0	0	0	0	0	3	7	0.00	1.000					
56 Fred Schlichholz, L (8,1) ERA:	1.0		4	1	0	0	2	0	0	0	0	0	0	8	8	0.00	1.000					
64 Gerardo Reyes, R (9,1) ERA:	1.0		3	0	0	0	0	0	0	0	0	0	0	3	3	0.00	0.000					

Batter	1	2	3	4	5	6	7	8	9	AB	R	H	RBI	BB	SO	LOB	BOTTOM				
23 Fernando Tatis Jr., R (1,6) OBP: 0.167, SLG: 0.333 9 Jake Cronenworth, L (6,6) OBP: 0.250, SLG: 0.250										3	0	0	0	0	2	1	<b>Cleveland Indians @ San Diego Padres</b> Peoria Stadium, Peoria, AZ Wed Feb 26 2020, 3:12 PM - 5:53 PM EST Att: 2,322 - Sunny - 64 F				
4 Will Myers, R (1,10) OBP: 0.444, SLG: 0.750 72 Ivan Castillo, S (7,PH) (8,10)										3	1	2	1	0	1	0					
13 Manny Machado, R (1,5) OBP: 0.640, SLG: 1.900 24 Seth Mejias-Brean, R (6,5) OBP: 0.500, SLG: 0.333										1	1	0	0	1	0	1					
30 Eric Hosmer, L (1,3) OBP: 0.250, SLG: 0.250 75 Hudson Potts, R (6,3) OBP: 0.500, SLG: 0.833										2	0	1	0	0	0	1					
10 Jurickson Profar, S (1,4) 1 Breyvic Valera, S (6,4)										2	0	0	0	0	0	2					
22 Josh Naylor, L (1,9) OBP: 0.400, SLG: 0.400 86 Taylor Trammell, L (6,9) OBP: 0.375, SLG: 0.571										2	0	0	0	0	0	1					
18 Austin Hedges, R (1,2) 91 Luis Campusano, R (7,2)										2	0	0	0	0	2	0					
33 Franchy Cordero, L (1,8) 71 Edward Olivares, R (6,8) OBP: 0.714, SLG: 1.500										2	0	0	0	0	2	0					
16 Abraham Almonte, S (1,7) 87 Michael Gettys, R (6,7)										1	0	0	0	1	1	0					
<b>Inning Stats</b>	R: 0 E: 0 K: 0 S: 4	H: 1 LOB: 1 BB: 0 P: 4	R: 0 E: 0 K: 0 S: 3	H: 0 LOB: 0 BB: 0 P: 3	R: 0 E: 0 K: 2 S: 7	H: 0 LOB: 1 BB: 1 P: 11	R: 1 E: 1 K: 1 S: 7	H: 1 LOB: 2 BB: 1 P: 11	R: 0 E: 0 K: 3 S: 9	H: 0 LOB: 0 BB: 0 P: 9	R: 1 E: 0 K: 0 S: 5	H: 2 LOB: 1 BB: 0 P: 5	R: 4 E: 0 K: 0 S: 8	H: 5 LOB: 1 BB: 0 P: 10	R: 2 E: 0 K: 1 S: 8	H: 3 LOB: 2 BB: 1 P: 13		1B: 7 2B: 3 3B: 0 HR: 2	SF: 0 SAC: 0 DP: 0 HBP: 0	WP: 1 PB: 0 SB: 0 CS: 1	PA: 40
<b>PITCHER</b>	IP	WLS	BF	H	R	ER	SO	BB	IBB	HBP	BLK	WP	HR	S	P	ERA	WHIP				
45 Adam Plutko, R (1,1) ERA:	2.0		7	1	0	0	0	0	0	0	0	0	0	7	7	0.00	0.500				
39 Oliver Pérez, L (3,1) ERA:	1.0		3	0	0	0	2	1	0	0	0	0	0	7	11	0.00	1.000				
72 Sam Hentges, L (4,1) ERA:	1.0	L	6	1	1	0	1	1	0	0	0	0	0	7	11	0.00	2.000				
70 James Karinchak, R (5,1) ERA:	1.0		3	0	0	0	3	0	0	0	0	0	0	9	9	0.00	0.000				
88 Phil Maton, R (6,1) ERA: 4.5	1.0		5	2	1	1	0	0	0	0	0	0	1	5	5	9.00	2.000				
53 Dominic Leone, R (7,1) ERA: 22.5	1.0		8	5	4	4	0	0	0	0	0	0	0	7	10	36.00	5.000				
74 Robert Broom, R (8,1) ERA: 27.0	0.2		6	3	2	2	1	1	0	0	0	0	0	7	11	27.00	6.000				
82 David Speer, L (8,1) ERA:	0.1		1	0	0	0	0	0	0	0	0	1	0	1	2	0.00	0.000				























Batter	1	2	3	4	5	6	7	8	9	AB	R	H	RBI	BB	SO	LOB	TOP																																																																												
<b>10 Marcus Semien, R</b> (1, 6) <small>OBP: 0.533, SLG: 0.500</small> <b>85 Edwin Díaz, R</b> (4, 5) <small>OBP: 0.500, SLG: 1.333</small>										1 1 0 0 2 0 0 2 0 1 1 0 1 1																																																																																			
<b>Tony Kemp, L</b> (1, 10) <small>OBP: 0.524, SLG: 0.667</small> <b>93 Chase Calabuig, L</b> (9, PH) <small>(9, 10)</small>									4 2 2 0 0 0 2 1 0 0 0 0 0 0																																																																																				
<b>26 Matt Chapman, R</b> (1, 5) <small>OBP: 0.286, SLG: 0.538</small> <b>23 Ryan Goins, L</b> (4, 6) <small>OBP: 0.375, SLG: 0.333</small>									2 1 1 1 0 1 1 2 0 1 0 1 0 1																																																																																				
<b>28 Matt Olson, L</b> (1, 3) <small>OBP: 0.333, SLG: 0.333</small> <b>19 Eric Campbell, R</b> (5, PR) <small>(5, 3)</small>									2 1 1 1 1 0 2 2 0 0 0 0 1 1																																																																																				
<b>79 Ramón Laureano, R</b> (1, 8) <small>OBP: 0.308, SLG: 0.182</small> <b>98 Austin Beck, R</b> (4, 8) <small>(4, 8)</small>									1 1 1 2 1 0 0 3 0 0 0 0 1 3																																																																																				
<b>39 Vimal Machín, L</b> (1, 4) <small>OBP: 0.333, SLG: 0.400</small>									3 1 0 0 1 1 3																																																																																				
<b>11 Dustin Fowler, L</b> (1, 9) <small>OBP: 0.158, SLG: 0.118</small>									3 0 1 3 1 1 2																																																																																				
<b>63 Carlos Pérez, R</b> (1, 2) <small>OBP: 0.300, SLG: 0.444</small>									4 1 1 0 0 1 2																																																																																				
<b>71 Dillon Thomas, L</b> (1, 7) <small>OBP: 0.273, SLG: 0.273</small>									4 0 0 0 0 1 2																																																																																				
<b>Inning Stats</b>	R: 3 H: 3 E: 0 LOB: 1 K: 1 BB: 1 S: 7 P: 11	R: 0 H: 0 E: 0 LOB: 0 K: 1 BB: 0 S: 5 P: 5	R: 4 H: 3 E: 0 LOB: 1 K: 1 BB: 2 S: 8 P: 17	R: 0 H: 0 E: 0 LOB: 0 K: 0 BB: 2 S: 2 P: 6	R: 0 H: 0 E: 0 LOB: 2 K: 2 BB: 0 S: 7 P: 15	R: 1 H: 2 E: 0 LOB: 1 K: 0 BB: 0 S: 5 P: 5	R: 0 H: 0 E: 0 LOB: 0 K: 1 BB: 0 S: 5 P: 5	R: 0 H: 0 E: 0 LOB: 1 K: 2 BB: 0 S: 7 P: 11	R: 0 H: 1 E: 1 LOB: 1 K: 0 BB: 0 S: 4 P: 4	1B: 3 SF: 0 2B: 7 SAC: 0 3B: 0 DP: 2 HR: 0 HBP: 0	WP: 2 PA: 41 PB: 0 SB: 0 CS: 1																																																																																		
<b>PITCHER</b>	IP WLS BF H R ER SO BB IBB HBP BLK WP HR S P ERA WHIP	IP WLS BF H R ER SO BB IBB HBP BLK WP HR S P ERA WHIP	IP WLS BF H R ER SO BB IBB HBP BLK WP HR S P ERA WHIP	IP WLS BF H R ER SO BB IBB HBP BLK WP HR S P ERA WHIP	IP WLS BF H R ER SO BB IBB HBP BLK WP HR S P ERA WHIP	IP WLS BF H R ER SO BB IBB HBP BLK WP HR S P ERA WHIP	IP WLS BF H R ER SO BB IBB HBP BLK WP HR S P ERA WHIP	IP WLS BF H R ER SO BB IBB HBP BLK WP HR S P ERA WHIP	IP WLS BF H R ER SO BB IBB HBP BLK WP HR S P ERA WHIP	IP WLS BF H R ER SO BB IBB HBP BLK WP HR S P ERA WHIP	IP WLS BF H R ER SO BB IBB HBP BLK WP HR S P ERA WHIP																																																																																		
<b>45 Adam Plutko, R</b> (1, 1) <small>ERA: 6.75</small> <b>72 Sam Hentges, L</b> (3, 1) <small>ERA: 21.5</small> <b>84 Dakody Clemmer, R</b> (3, 1) <small>ERA: 6.75</small> <b>62 Nick Wittgren, R</b> (4, 1) <small>ERA: 3.0</small> <b>88 Phil Maton, R</b> (5, 1) <small>ERA: 2.25</small>	<b>82 Danny Young, L</b> (6, 1) <small>ERA: 5.4</small> <b>78 Cam Hill, R</b> (7, 1) <small>ERA: 3.0</small> <b>83 Tanner Tully, L</b> (8, 1) <small>ERA: 3.0</small> <b>81 Jonathan Teaney, R</b> (9, 1) <small>ERA: 3.0</small>	<b>12 Francisco Lindor, S</b> (1, 6) <small>OBP: 0.500, SLG: 0.857</small> <b>84 Ernie Clement, R</b> (6, PR) <small>(7, 6)</small>	<b>35 Óscar Mercado, R</b> (1, 8) <small>OBP: 0.333, SLG: 0.231</small> <b>81 Ka'ai Tom, L</b> (7, 8) <small>OBP: 0.429, SLG: 0.429</small>	<b>55 Roberto Pérez, R</b> (1, 10) <small>OBP: 0.400, SLG: 0.400</small> <b>26 Christian Arroyo, R</b> (6, PH) <small>(7, 10)</small>	<b>24 Domingo Santana, R</b> (1, 9) <small>OBP: 0.143, SLG: 0.286</small> <b>79 Connor Marabell, L</b> (7, 9) <small>OBP: 0.100, SLG: 0.200</small>	<b>7 César Hernández, S</b> (1, 4) <small>OBP: 0.286, SLG: 0.250</small> <b>73 Tyler Fris, S</b> (7, 4) <small>OBP: 1.000, SLG: 1.500</small>	<b>10 Jake Bauers, L</b> (1, 3) <small>OBP: 0.200, SLG: 0.267</small> <b>40 Bobby Bradley, L</b> (8, 3) <small>OBP: 0.462, SLG: 0.917</small>	<b>1 Greg Allen, S</b> (1, 7) <small>OBP: 0.143, SLG: 0.077</small> <b>62 Trenton Brooks, L</b> (7, PR) <small>(8, 7)</small>	<b>36 Cameron Rupp, R</b> (1, 2) <small>OBP: 0.455, SLG: 0.444</small> <b>46 Beau Taylor, L</b> (6, PR) <small>(7, 2)</small>	<b>67 Tyler Krieger, S</b> (1, 5) <small>(1, 5)</small> <b>72 Alexis Pantoja, L</b> (7, 5) <small>(7, 5)</small>	<b>44 Jesús Luzardo, L</b> (1, 1) <small>ERA: 12.0</small> <b>82 Burch Smith, R</b> (4, 1) <small>ERA: 3.38</small> <b>54 Brian Schiller, R</b> (6, 1) <small>ERA: 3.38</small> <b>60 Lucas Luetge, L</b> (7, 1) <small>ERA: 3.0</small> <b>68 Jaime Schultz, R</b> (8, 1) <small>ERA: 3.0</small>	<b>92 Ian Gardeck, R</b> (9, 1) <small>ERA: 12.0</small>	<b>12 Francisco Lindor, S</b> (1, 6) <small>OBP: 0.500, SLG: 0.857</small> <b>84 Ernie Clement, R</b> (6, PR) <small>(7, 6)</small>	<b>35 Óscar Mercado, R</b> (1, 8) <small>OBP: 0.333, SLG: 0.231</small> <b>81 Ka'ai Tom, L</b> (7, 8) <small>OBP: 0.429, SLG: 0.429</small>	<b>55 Roberto Pérez, R</b> (1, 10) <small>OBP: 0.400, SLG: 0.400</small> <b>26 Christian Arroyo, R</b> (6, PH) <small>(7, 10)</small>	<b>24 Domingo Santana, R</b> (1, 9) <small>OBP: 0.143, SLG: 0.286</small> <b>79 Connor Marabell, L</b> (7, 9) <small>OBP: 0.100, SLG: 0.200</small>	<b>7 César Hernández, S</b> (1, 4) <small>OBP: 0.286, SLG: 0.250</small> <b>73 Tyler Fris, S</b> (7, 4) <small>OBP: 1.000, SLG: 1.500</small>	<b>10 Jake Bauers, L</b> (1, 3) <small>OBP: 0.200, SLG: 0.267</small> <b>40 Bobby Bradley, L</b> (8, 3) <small>OBP: 0.462, SLG: 0.917</small>	<b>1 Greg Allen, S</b> (1, 7) <small>OBP: 0.143, SLG: 0.077</small> <b>62 Trenton Brooks, L</b> (7, PR) <small>(8, 7)</small>	<b>36 Cameron Rupp, R</b> (1, 2) <small>OBP: 0.455, SLG: 0.444</small> <b>46 Beau Taylor, L</b> (6, PR) <small>(7, 2)</small>	<b>67 Tyler Krieger, S</b> (1, 5) <small>(1, 5)</small> <b>72 Alexis Pantoja, L</b> (7, 5) <small>(7, 5)</small>	<b>44 Jesús Luzardo, L</b> (1, 1) <small>ERA: 12.0</small> <b>82 Burch Smith, R</b> (4, 1) <small>ERA: 3.38</small> <b>54 Brian Schiller, R</b> (6, 1) <small>ERA: 3.38</small> <b>60 Lucas Luetge, L</b> (7, 1) <small>ERA: 3.0</small> <b>68 Jaime Schultz, R</b> (8, 1) <small>ERA: 3.0</small>	<b>92 Ian Gardeck, R</b> (9, 1) <small>ERA: 12.0</small>	<b>12 Francisco Lindor, S</b> (1, 6) <small>OBP: 0.500, SLG: 0.857</small> <b>84 Ernie Clement, R</b> (6, PR) <small>(7, 6)</small>	<b>35 Óscar Mercado, R</b> (1, 8) <small>OBP: 0.333, SLG: 0.231</small> <b>81 Ka'ai Tom, L</b> (7, 8) <small>OBP: 0.429, SLG: 0.429</small>	<b>55 Roberto Pérez, R</b> (1, 10) <small>OBP: 0.400, SLG: 0.400</small> <b>26 Christian Arroyo, R</b> (6, PH) <small>(7, 10)</small>	<b>24 Domingo Santana, R</b> (1, 9) <small>OBP: 0.143, SLG: 0.286</small> <b>79 Connor Marabell, L</b> (7, 9) <small>OBP: 0.100, SLG: 0.200</small>	<b>7 César Hernández, S</b> (1, 4) <small>OBP: 0.286, SLG: 0.250</small> <b>73 Tyler Fris, S</b> (7, 4) <small>OBP: 1.000, SLG: 1.500</small>	<b>10 Jake Bauers, L</b> (1, 3) <small>OBP: 0.200, SLG: 0.267</small> <b>40 Bobby Bradley, L</b> (8, 3) <small>OBP: 0.462, SLG: 0.917</small>	<b>1 Greg Allen, S</b> (1, 7) <small>OBP: 0.143, SLG: 0.077</small> <b>62 Trenton Brooks, L</b> (7, PR) <small>(8, 7)</small>	<b>36 Cameron Rupp, R</b> (1, 2) <small>OBP: 0.455, SLG: 0.444</small> <b>46 Beau Taylor, L</b> (6, PR) <small>(7, 2)</small>	<b>67 Tyler Krieger, S</b> (1, 5) <small>(1, 5)</small> <b>72 Alexis Pantoja, L</b> (7, 5) <small>(7, 5)</small>	<b>44 Jesús Luzardo, L</b> (1, 1) <small>ERA: 12.0</small> <b>82 Burch Smith, R</b> (4, 1) <small>ERA: 3.38</small> <b>54 Brian Schiller, R</b> (6, 1) <small>ERA: 3.38</small> <b>60 Lucas Luetge, L</b> (7, 1) <small>ERA: 3.0</small> <b>68 Jaime Schultz, R</b> (8, 1) <small>ERA: 3.0</small>	<b>92 Ian Gardeck, R</b> (9, 1) <small>ERA: 12.0</small>	<b>12 Francisco Lindor, S</b> (1, 6) <small>OBP: 0.500, SLG: 0.857</small> <b>84 Ernie Clement, R</b> (6, PR) <small>(7, 6)</small>	<b>35 Óscar Mercado, R</b> (1, 8) <small>OBP: 0.333, SLG: 0.231</small> <b>81 Ka'ai Tom, L</b> (7, 8) <small>OBP: 0.429, SLG: 0.429</small>	<b>55 Roberto Pérez, R</b> (1, 10) <small>OBP: 0.400, SLG: 0.400</small> <b>26 Christian Arroyo, R</b> (6, PH) <small>(7, 10)</small>	<b>24 Domingo Santana, R</b> (1, 9) <small>OBP: 0.143, SLG: 0.286</small> <b>79 Connor Marabell, L</b> (7, 9) <small>OBP: 0.100, SLG: 0.200</small>	<b>7 César Hernández, S</b> (1, 4) <small>OBP: 0.286, SLG: 0.250</small> <b>73 Tyler Fris, S</b> (7, 4) <small>OBP: 1.000, SLG: 1.500</small>	<b>10 Jake Bauers, L</b> (1, 3) <small>OBP: 0.200, SLG: 0.267</small> <b>40 Bobby Bradley, L</b> (8, 3) <small>OBP: 0.462, SLG: 0.917</small>	<b>1 Greg Allen, S</b> (1, 7) <small>OBP: 0.143, SLG: 0.077</small> <b>62 Trenton Brooks, L</b> (7, PR) <small>(8, 7)</small>	<b>36 Cameron Rupp, R</b> (1, 2) <small>OBP: 0.455, SLG: 0.444</small> <b>46 Beau Taylor, L</b> (6, PR) <small>(7, 2)</small>	<b>67 Tyler Krieger, S</b> (1, 5) <small>(1, 5)</small> <b>72 Alexis Pantoja, L</b> (7, 5) <small>(7, 5)</small>	<b>44 Jesús Luzardo, L</b> (1, 1) <small>ERA: 12.0</small> <b>82 Burch Smith, R</b> (4, 1) <small>ERA: 3.38</small> <b>54 Brian Schiller, R</b> (6, 1) <small>ERA: 3.38</small> <b>60 Lucas Luetge, L</b> (7, 1) <small>ERA: 3.0</small> <b>68 Jaime Schultz, R</b> (8, 1) <small>ERA: 3.0</small>	<b>92 Ian Gardeck, R</b> (9, 1) <small>ERA: 12.0</small>	<b>12 Francisco Lindor, S</b> (1, 6) <small>OBP: 0.500, SLG: 0.857</small> <b>84 Ernie Clement, R</b> (6, PR) <small>(7, 6)</small>	<b>35 Óscar Mercado, R</b> (1, 8) <small>OBP: 0.333, SLG: 0.231</small> <b>81 Ka'ai Tom, L</b> (7, 8) <small>OBP: 0.429, SLG: 0.429</small>	<b>55 Roberto Pérez, R</b> (1, 10) <small>OBP: 0.400, SLG: 0.400</small> <b>26 Christian Arroyo, R</b> (6, PH) <small>(7, 10)</small>	<b>24 Domingo Santana, R</b> (1, 9) <small>OBP: 0.143, SLG: 0.286</small> <b>79 Connor Marabell, L</b> (7, 9) <small>OBP: 0.100, SLG: 0.200</small>	<b>7 César Hernández, S</b> (1, 4) <small>OBP: 0.286, SLG: 0.250</small> <b>73 Tyler Fris, S</b> (7, 4) <small>OBP: 1.000, SLG: 1.500</small>	<b>10 Jake Bauers, L</b> (1, 3) <small>OBP: 0.200, SLG: 0.267</small> <b>40 Bobby Bradley, L</b> (8, 3) <small>OBP: 0.462, SLG: 0.917</small>	<b>1 Greg Allen, S</b> (1, 7) <small>OBP: 0.143, SLG: 0.077</small> <b>62 Trenton Brooks, L</b> (7, PR) <small>(8, 7)</small>	<b>36 Cameron Rupp, R</b> (1, 2) <small>OBP: 0.455, SLG: 0.444</small> <b>46 Beau Taylor, L</b> (6, PR) <small>(7, 2)</small>	<b>67 Tyler Krieger, S</b> (1, 5) <small>(1, 5)</small> <b>72 Alexis Pantoja, L</b> (7, 5) <small>(7, 5)</small>	<b>44 Jesús Luzardo, L</b> (1, 1) <small>ERA: 12.0</small> <b>82 Burch Smith, R</b> (4, 1) <small>ERA: 3.38</small> <b>54 Brian Schiller, R</b> (6, 1) <small>ERA: 3.38</small> <b>60 Lucas Luetge, L</b> (7, 1) <small>ERA: 3.0</small> <b>68 Jaime Schultz, R</b> (8, 1) <small>ERA: 3.0</small>	<b>92 Ian Gardeck, R</b> (9, 1) <small>ERA: 12.0</small>	<b>12 Francisco Lindor, S</b> (1, 6) <small>OBP: 0.500, SLG: 0.857</small> <b>84 Ernie Clement, R</b> (6, PR) <small>(7, 6)</small>	<b>35 Óscar Mercado, R</b> (1, 8) <small>OBP: 0.333, SLG: 0.231</small> <b>81 Ka'ai Tom, L</b> (7, 8) <small>OBP: 0.429, SLG: 0.429</small>	<b>55 Roberto Pérez, R</b> (1, 10) <small>OBP: 0.400, SLG: 0.400</small> <b>26 Christian Arroyo, R</b> (6, PH) <small>(7, 10)</small>	<b>24 Domingo Santana, R</b> (1, 9) <small>OBP: 0.143, SLG: 0.286</small> <b>79 Connor Marabell, L</b> (7, 9) <small>OBP: 0.100, SLG: 0.200</small>	<b>7 César Hernández, S</b> (1, 4) <small>OBP: 0.286, SLG: 0.250</small> <b>73 Tyler Fris, S</b> (7, 4) <small>OBP: 1.000, SLG: 1.500</small>	<b>10 Jake Bauers, L</b> (1, 3) <small>OBP: 0.200, SLG: 0.267</small> <b>40 Bobby Bradley, L</b> (8, 3) <small>OBP: 0.462, SLG: 0.917</small>	<b>1 Greg Allen, S</b> (1, 7) <small>OBP: 0.143, SLG: 0.077</small> <b>62 Trenton Brooks, L</b> (7, PR) <small>(8, 7)</small>	<b>36 Cameron Rupp, R</b> (1, 2) <small>OBP: 0.455, SLG: 0.444</small> <b>46 Beau Taylor, L</b> (6, PR) <small>(7, 2)</small>	<b>67 Tyler Krieger, S</b> (1, 5) <small>(1, 5)</small> <b>72 Alexis Pantoja, L</b> (7, 5) <small>(7, 5)</small>	<b>44 Jesús Luzardo, L</b> (1, 1) <small>ERA: 12.0</small> <b>82 Burch Smith, R</b> (4, 1) <small>ERA: 3.38</small> <b>54 Brian Schiller, R</b> (6, 1) <small>ERA: 3.38</small> <b>60 Lucas Luetge, L</b> (7, 1) <small>ERA: 3.0</small> <b>68 Jaime Schultz, R</b> (8, 1) <small>ERA: 3.0</small>	<b>92 Ian Gardeck, R</b> (9, 1) <small>ERA: 12.0</small>	<b>12 Francisco Lindor, S</b> (1, 6) <small>OBP: 0.500, SLG: 0.857</small> <b>84 Ernie Clement, R</b> (6, PR) <small>(7, 6)</small>	<b>35 Óscar Mercado, R</b> (1, 8) <small>OBP: 0.333, SLG: 0.231</small> <b>81 Ka'ai Tom, L</b> (7, 8) <small>OBP: 0.429, SLG: 0.429</small>	<b>55 Roberto Pérez, R</b> (1, 10) <small>OBP: 0.400, SLG: 0.400</small> <b>26 Christian Arroyo, R</b> (6, PH) <small>(7, 10)</small>	<b>24 Domingo Santana, R</b> (1, 9) <small>OBP: 0.143, SLG: 0.286</small> <b>79 Connor Marabell, L</b> (7, 9) <small>OBP: 0.100, SLG: 0.200</small>	<b>7 César Hernández, S</b> (1, 4) <small>OBP: 0.286, SLG: 0.250</small> <b>73 Tyler Fris, S</b> (7, 4) <small>OBP: 1.000, SLG: 1.500</small>	<b>10 Jake Bauers, L</b> (1, 3) <small>OBP: 0.200, SLG: 0.267</small> <b>40 Bobby Bradley, L</b> (8, 3) <small>OBP: 0.462, SLG: 0.917</small>	<b>1 Greg Allen, S</b> (1, 7) <small>OBP: 0.143, SLG: 0.077</small> <b>62 Trenton Brooks, L</b> (7, PR) <small>(8, 7)</small>	<b>36 Cameron Rupp, R</b> (1, 2) <small>OBP: 0.455, SLG: 0.444</small> <b>46 Beau Taylor, L</b> (6, PR) <small>(7, 2)</small>	<b>67 Tyler Krieger, S</b> (1, 5) <small>(1, 5)</small> <b>72 Alexis Pantoja, L</b> (7, 5) <small>(7, 5)</small>	<b>44 Jesús Luzardo, L</b> (1, 1) <small>ERA: 12.0</small> <b>82 Burch Smith, R</b> (4, 1) <small>ERA: 3.38</small> <b>54 Brian Schiller, R</b> (6, 1) <small>ERA: 3.38</small> <b>60 Lucas Luetge, L</b> (7, 1) <small>ERA: 3.0</small> <b>68 Jaime Schultz, R</b> (8, 1) <small>ERA: 3.0</small>	<b>92 Ian Gardeck, R</b> (9, 1) <small>ERA: 12.0</small>	<b>12 Francisco Lindor, S</b> (1, 6) <small>OBP: 0.500, SLG: 0.857</small> <b>84 Ernie Clement, R</b> (6, PR) <small>(7, 6)</small>	<b>35 Óscar Mercado, R</b> (1, 8) <small>OBP: 0.333, SLG: 0.231</small> <b>81 Ka'ai Tom, L</b> (7, 8) <small>OBP: 0.429, SLG: 0.429</small>	<b>55 Roberto Pérez, R</b> (1, 10) <small>OBP: 0.400, SLG: 0.400</small> <b>26 Christian Arroyo, R</b> (6, PH) <small>(7, 10)</small>	<b>24 Domingo Santana, R</b> (1, 9) <small>OBP: 0.143, SLG: 0.286</small> <b>79 Connor Marabell, L</b> (7, 9) <small>OBP: 0.100, SLG: 0.200</small>	<b>7 César Hernández, S</b> (1, 4) <small>OBP: 0.286, SLG: 0.250</small> <b>73 Tyler Fris, S</b> (7, 4) <small>OBP: 1.000, SLG: 1.500</small>	<b>10 Jake Bauers, L</b> (1, 3) <small>OBP: 0.200, SLG: 0.267</small> <b>40 Bobby Bradley, L</b> (8, 3) <small>OBP: 0.462, SLG: 0.917</small>	<b>1 Greg Allen, S</b> (1, 7) <small>OBP: 0.143, SLG: 0.077</small> <b>62 Trenton Brooks, L</b> (7, PR) <small>(8, 7)</small>	<b>36 Cameron Rupp, R</b> (1, 2) <small>OBP: 0.455, SLG: 0.444</small> <b>46 Beau Taylor, L</b> (6, PR) <small>(7, 2)</small>	<b>67 Tyler Krieger, S</b> (1, 5) <small>(1, 5)</small> <b>72 Alexis Pantoja, L</b> (7, 5) <small>(7, 5)</small>	<b>44 Jesús Luzardo, L</b> (1, 1) <small>ERA: 12.0</small> <b>82 Burch Smith, R</b> (4, 1) <small>ERA: 3.38</small> <b>54 Brian Schiller, R</b> (6, 1) <small>ERA: 3.38</small> <b>60 Lucas Luetge, L</b> (7, 1) <small>ERA: 3.0</small> <b>68 Jaime Schultz, R</b> (8, 1) <small>ERA: 3.0</small>	<b>92 Ian Gardeck, R</b> (9, 1) <small>ERA: 12.0</small>	<b>12 Francisco Lindor, S</b> (1, 6) <small>OBP: 0.500, SLG: 0.857</small> <b>84 Ernie Clement, R</b> (6, PR) <small>(7, 6)</small>	<b>35 Óscar Mercado, R</b> (1, 8) <small>OBP: 0.333, SLG: 0.231</small> <b>81 Ka'ai Tom, L</b> (7, 8) <small>OBP: 0.429, SLG: 0.429</small>	<b>55 Roberto Pérez, R</b> (1, 10) <small>OBP: 0.400, SLG: 0.400</small> <b>26 Christian Arroyo, R</b> (6, PH) <small>(7, 10)</small>	<b>24 Domingo Santana, R&lt;/</b>



Batter	1	2	3	4	5	6	7	8	9	AB	R	H	RBI	BB	SO	LOB	TOP										
0 Delino DeShields, R OBP: 0.429, SLG: 0.417 81 Ka'ai Tom, L OBP: 0.407, SLG: 0.429	F8		G6-4-3		10 1B		1-2			3	1	2	1	0	0	0	<b>Cleveland Indians @ Texas Rangers</b> Surprise Stadium, Surprise, AZ Mon Mar 02 2020, 3:06 PM - 5:48 PM EST Att: 3,453 - Partly Cloudy - 64 F										
10 Jake Bauers, L OBP: 0.222, SLG: 0.278 79 Connor Marabell, L OBP: 0.091, SLG: 0.182	G6-3		K		2H					3	0	1	1	0	1	2											
8 Jordan Luplow, R OBP: 0.111, SLG: 0.222 76 Mitch Longo, L OBP: 0.600, SLG: 0.750	G6-3		G6-4-3		2H					3	0	0	0	0	1	3											
32 Franmil Reyes, R OBP: 0.529, SLG: 1.133 89 Brayan Rocchio, S OBP: 0.600, SLG: 1.200		95 WP	2B		55 G6-4-3		F9		F9	2	0	1	0	1	0	0											
55 Roberto Pérez, R OBP: 0.286, SLG: 0.286 69 Kunguan Gillegiaw, R OBP: 0.333, SLG: 0.500		P3			G6-4-3		G6-3		G6-3	3	2	0	0	0	0	2											
6 Mike Freeman, L OBP: 0.500, SLG: 0.333 90 José Tena, L		95 WP	BB		K		G4-3			4	0	0	0	1	1	0											
40 Bobby Bradley, L OBP: 0.286, SLG: 0.700 66 Wilson Garcia, S OBP: 0.455, SLG: 0.700		F7			K		L8		G4-6-3	3	0	0	0	0	1	2											
95 Nolan Jones, L OBP: 0.385, SLG: 0.111 67 Tyler Krieger, S OBP: 0.250, SLG: 0.100		K			K		G5-3			2	0	0	0	0	2	2											
84 Ernie Clement, R OBP: 0.267, SLG: 0.333 86 Tyler Freeman, R OBP: 0.286, SLG: 0.286			0 1B		E5				P4	2	1	1	0	0	0	0											
			2B		0 2B					2	0	1	0	0	0	1											
<b>Inning Stats</b>	R: 0 E: 0 K: 0 S: 3	H: 0 LOB: 0 BB: 0 P: 3	R: 0 E: 0 K: 1 S: 6	H: 1 LOB: 2 BB: 1 P: 11	R: 0 E: 0 K: 1 S: 6	H: 2 LOB: 1 BB: 0 P: 6	R: 0 E: 0 K: 1 S: 4	H: 0 LOB: 0 BB: 1 P: 8	R: 2 E: 1 K: 3 S: 12	H: 2 LOB: 1 BB: 0 P: 12	R: 0 E: 0 K: 0 S: 3	H: 0 LOB: 0 BB: 0 P: 3	R: 0 E: 0 K: 1 S: 6	H: 1 LOB: 2 BB: 1 P: 10	R: 0 E: 0 K: 0 S: 5	H: 0 LOB: 0 BB: 0 P: 5	R: 0 E: 0 K: 0 S: 3	H: 1 LOB: 1 BB: 1 P: 7	1B: 4 2B: 3 3B: 0 HR: 0	SF: 0 SAC: 0 DP: 3 HBP: 0	WP: 1 PB: 0 SB: 0 CS: 0	PA: 36					
<b>PITCHER</b>	IP	WLS	BF	H	R	ER	SO	BB	IBB	HBP	BLK	WP	HR	S	P	ERA	WHIP										
44 Kyle Gibson, R ERA: 3.0	2.0		8	1	0	0	1	1	0	0	0	1	0	9	14	0.00	1.000										
39 Kolby Allard, L ERA: 3.0	3.0	W	13	4	2	0	5	1	0	0	0	0	0	22	26	0.00	1.667										
36 Edinson Volquez, R ERA: 3.0	1.0	H	3	0	0	0	0	0	0	0	0	0	0	3	3	0.00	0.000										
59 Brett Martin, L ERA: 4.5	2.0	H	8	1	0	0	2	1	0	0	0	0	0	11	15	0.00	1.000										
68 Wei-Chieh Huang, R	1.0	S	4	1	0	0	0	1	0	0	0	0	0	3	7	0.00	2.000										
<b>Batter</b>	<b>1</b>	<b>2</b>	<b>3</b>	<b>4</b>	<b>5</b>	<b>6</b>	<b>7</b>	<b>8</b>	<b>9</b>	<b>AB</b>	<b>R</b>	<b>H</b>	<b>RBI</b>	<b>BB</b>	<b>SO</b>	<b>LOB</b>	<b>BOTTOM</b>										
17 Shin-Soo Choo, L OBP: 0.182, SLG: 0.100 16 Scott Heineman, R OBP: 0.444, SLG: 0.467	K		K		F8					3	0	0	0	0	2	3	<b>Cleveland Indians @ Texas Rangers</b> Surprise Stadium, Surprise, AZ Mon Mar 02 2020, 3:06 PM - 5:48 PM EST Att: 3,453 - Partly Cloudy - 64 F										
1 Elvis Andrus, R OBP: 0.625, SLG: 0.571 32 Yadiel Rivera, R OBP: 0.600, SLG: 0.769		38 FC4-6			82 1B		78 1B			1	0	1	0	1	0	0											
38 Danny Santana, S OBP: 0.267, SLG: 0.154 78 Leody Taveras, S OBP: 0.538, SLG: 0.500		FC4-6			82 1B		5 SF9			3	0	1	0	0	1	2											
21 Todd Frazier, R OBP: 0.429, SLG: 0.455 82 Sherten Apostel, R OBP: 0.296, SLG: 0.250		K			E9		67 FC6-4			2	1	0	0	0	1	1											
5 Willie Calhoun, L OBP: 0.333, SLG: 0.182 53 Adolis Garcia, R OBP: 0.333, SLG: 0.545					11 BB		SF9			1	0	1	1	1	0	0											
12 Rougned Odor, L OBP: 0.412, SLG: 0.750 1 Cody Freeman, R		G4-6-3			F4		F8			3	0	0	0	0	4	2											
61 Robinson Chirinos, R OBP: 1.000, SLG: 1.500 67 Henry Ramos, S					11 BB		FC6-4			2	0	2	1	0	0	0											
11 Ronald Guzmán, L OBP: 0.222, SLG: 0.412 51 Sam Travis, R OBP: 0.500, SLG: 0.500		F8					K			2	0	0	0	1	1	1											
50 Tim Federowicz, R OBP: 0.429, SLG: 1.143 58 Nick Ciuffo, L OBP: 0.500, SLG: 0.909					1-2 2H		FC6-4			2	0	1	0	0	0	1											
					1-2 2H					2	0	0	0	0	2	2											
<b>Inning Stats</b>	R: 0 E: 0 K: 2 S: 7	H: 0 LOB: 1 BB: 1 P: 11	R: 0 E: 0 K: 0 S: 4	H: 2 LOB: 0 BB: 0 P: 4	R: 0 E: 0 K: 3 S: 10	H: 1 LOB: 1 BB: 0 P: 10	R: 1 E: 1 K: 0 S: 5	H: 1 LOB: 3 BB: 2 P: 13	R: 2 E: 0 K: 0 S: 6	H: 3 LOB: 1 BB: 0 P: 6	R: 0 E: 0 K: 1 S: 5	H: 0 LOB: 0 BB: 0 P: 5	R: 0 E: 0 K: 2 S: 9	H: 2 LOB: 2 BB: 0 P: 9	R: 0 E: 0 K: 1 S: 6	H: 2 LOB: 1 BB: 0 P: 7	1B: 10 2B: 2 3B: 0 HR: 0	SF: 1 SAC: 0 DP: 2 HBP: 0	WP: 0 PB: 0 SB: 1 CS: 0	PA: 37							
<b>PITCHER</b>	IP	WLS	BF	H	R	ER	SO	BB	IBB	HBP	BLK	WP	HR	S	P	ERA	WHIP										
73 J.C. Mejia, R ERA: 2.0	2.0		8	2	1	0	3	1	0	0	0	0	0	13	17	0.00	2.250										
82 Eli Morgan, R ERA: 2.0	1.1		8	2	1	0	3	1	0	0	0	0	0	13	17	0.00	2.250										
68 Ty Boyles, L ERA: 9.0	0.2		3	0	0	0	0	1	0	0	0	0	0	2	6	0.00	1.500										
61 Kirk McCarty, L ERA: 9.0	2.0	L	9	3	2	2	1	0	0	0	0	0	0	11	11	9.00	1.500										
93 Juan Mota, R ERA: 2.000	1.0		5	2	0	0	2	0	0	0	0	0	0	9	9	0.00	2.000										
<b>PITCHER</b>	IP	WLS	BF	H	R	ER	SO	BB	IBB	HBP	BLK	WP	HR	S	P	ERA	WHIP										
85 Skylar Arias, L ERA: 2.000	1.0		4	2	0	0	1	0	0	0	0	0	0	6	7	0.00	2.000										



Batter	1	2	3	4	5	6	7	8	9	AB	R	H	RBI	BB	SO	LOB	TOP										
22 David Fletcher, R (1, 5) 76 Elliot Soto, R (5, 5) OBP: 0.400, SLG: 0.500 OBP: 0.500, SLG: 0.500	P3																2 0 0 0 1 0 1 2 0 0 0 1 0 1										
27 Mike Trout, R (1, 8) 81 Brennan Lund, L (5, 8) 20 D'Shawn Knowles, R (8, 8) OBP: 0.417, SLG: 0.364 OBP: 0.385, SLG: 0.667 OBP: 0.222, SLG: 0.222	G4-3																2 0 0 0 0 0 1 1 1 1 0 1 0 0 1 0 0 0 0 1 1										
10 Justin Upton, R (1, 10) 25 Jared Walsh, L (6, PR) OBP: 0.364, SLG: 0.250 OBP: 0.455, SLG: 0.375	G6-3																2 0 0 0 0 1 1 0 1 0 0 1 0 0										
2 Andrelton Simmons, R (1, 6) 4 Luis Rengifo, S (6, PR) OBP: 0.290, SLG: 0.385 OBP: 0.333, SLG: 0.250	G6-3																3 0 0 0 0 0 2 2 1 0 0 0 0 4										
23 Matt Thaiss, L (1, 3) 59 Joey Curletta, R (6, 3) OBP: 0.316, SLG: 0.556 OBP: 0.286, SLG: 0.667	E8																3 1 1 0 0 0 2 1 1 0 0 1 1 3										
21 Michael Hermosillo, R (1, 7) 4 Victor Acosta, R (6, 7) OBP: 0.533, SLG: 0.786 OBP: 0.429, SLG: 0.500																	3 2 2 4 0 1 0 1 2 1 0 1 0 0										
3 Taylor Ward, R (1, 9) 59 Jo Adell, R (6, 9) OBP: 0.294, SLG: 0.444 OBP: 0.294, SLG: 0.353	F9																3 0 0 0 0 0 2 2 1 1 0 0 1 1										
74 Jahmai Jones, R (1, 4) 22 Connor Justus, R (6, 4) OBP: 0.267, SLG: 0.533 OBP: 0.500, SLG: 1.000																	3 0 1 1 0 1 1 1 1 1 2 0 0 0										
12 Anthony Bemboom, L (1, 2) 96 Keinner Piña, R (7, 2) OBP: 0.182, SLG: 0.100	G4-3																2 0 0 0 1 1 1 1 0 0 1 1 0 1										
<b>Inning Stats</b>	R: 0 E: 0 K: 0 S: 4	H: 0 LOB: 0 BB: 0 P: 4	R: 2 E: 1 K: 0 S: 6	H: 3 LOB: 1 BB: 0 P: 7	R: 0 E: 0 K: 1 S: 5	H: 0 LOB: 0 BB: 0 P: 9	R: 0 E: 0 K: 1 S: 5	H: 0 LOB: 0 BB: 0 P: 5	R: 0 E: 0 K: 1 S: 5	H: 0 LOB: 0 BB: 0 P: 9	R: 4 E: 3 K: 0 S: 6	H: 1 LOB: 1 BB: 0 P: 12	R: 0 E: 0 K: 1 S: 6	H: 1 LOB: 2 BB: 0 P: 7	R: 4 E: 1 K: 2 S: 10	H: 2 LOB: 3 BB: 4 P: 28	R: 1 E: 0 K: 1 S: 6	H: 1 LOB: 1 BB: 1 P: 11	1B: 5 2B: 2 3B: 0 HR: 1	SF: 1 SAC: 0 DP: 0 HBP: 1	WP: 3 PB: 0 SB: 1 CS: 1	PA: 46					
<b>PITCHER</b>	IP	WLS	BF	H	R	ER	SO	BB	IBB	HBP	BLK	WP	HR	S	P	ERA	WHIP										
59 Carlos Carrasco, R (1, 1) ERA: 9.0	2.0		9	3	2	2	0	0	0	0	0	0	0	10	11	9.00	1.500										
33 Brad Hand, L (3, 1) ERA: 0.0	1.0		4	0	0	0	1	0	0	0	0	0	0	5	9	0.00	1.000										
39 Oliver Pérez, L (4, 1) ERA: 0.0	1.0		3	0	0	0	1	0	0	0	0	0	0	5	5	0.00	0.000										
70 James Karinchak, R (5, 1) ERA: 4.91	1.0	H	3	0	0	0	1	1	0	0	0	0	0	5	9	0.00	1.000										
44 Hunter Wood, R (6, 1) ERA: 32.4	1.0	B	7	1	4	2	0	1	0	0	0	0	1	6	12	18.00	2.000										
68 Jefry Rodriguez, R (7, 1) ERA: 16.62	1.1	L	10	3	4	4	1	2	0	1	0	0	0	9	19	27.00	3.750										
86 Kyle Dowdy, R (8, 1) ERA: 2.45	0.2		5	0	0	0	2	2	0	0	0	1	0	7	16	0.00	3.000										
83 Argenis Angulo, R (9, 1) ERA: 16.2	1.0		5	1	1	1	1	1	0	0	0	1	0	6	11	9.00	2.000										

Los Angeles Angels @ Cleveland Indians  
Goodyear Ballpark, Goodyear, AZ  
Tue Mar 03 2020, 3:08 PM - 6:06 PM EST  
Att: 3,601 - Sunny - 70 F

AB	35
R	11
H	8
RBI	8
BB	8
SO	7
LOB	22



Batter	1	2	3	4	5	6	7	8	9	AB	R	H	RBI	BB	SO	LOB	BOTTOM										
12 Francisco Lindor, S (1, 6) 2 Yu Chang, R (5, PR) OBP: 0.471, SLG: 0.765 OBP: 0.250, SLG: 0.316	F9																3 0 1 1 0 0 0 0 1 1 0 0 0 0 1 0										
7 César Hernández, S (1, 4) 84 Ernie Clement, R (6, 4) OBP: 0.353, SLG: 0.533 OBP: 0.250, SLG: 0.313	G6-3																3 1 2 2 0 0 0 1 0 0 0 0 0 0										
11 José Ramírez, S (1, 5) 26 Christian Arroyo, R (6, 5) OBP: 0.399, SLG: 0.647 OBP: 0.375, SLG: 0.533	K																3 0 0 0 0 2 2 1 0 0 0 0 1 0										
41 Carlos Santana, S (1, 3) 66 Wilson García, S (6, PR) OBP: 0.333, SLG: 0.636 OBP: 0.417, SLG: 0.636																	3 2 3 1 0 0 0 1 1 0 0 0 1 0										
32 Franmil Reyes, R (1, 7) 79 Connor Marabell, L (7, 7) OBP: 0.550, SLG: 1.222 OBP: 0.083, SLG: 0.167																	3 1 2 2 0 1 1 1 0 0 0 0 0 0										
24 Domingo Santana, R (1, 10) 40 Bobby Bradley, L (8, PH) OBP: 0.716, SLG: 0.235 OBP: 0.353, SLG: 0.688																	3 0 0 0 0 1 1 1 0 0 0 0 1 0										
35 Óscar Mercado, R (1, 8) 81 Ka'ai Tom, L (7, 8) OBP: 0.333, SLG: 0.313 OBP: 0.438, SLG: 0.400																	3 1 1 1 1 0 0 1 0 0 0 0 1 0										
4 Bradley Zimmer, L (1, 9) 76 Mitch Longo, L (6, 9) OBP: 0.176, SLG: 0.471 OBP: 0.500, SLG: 0.600																	2 0 0 0 0 1 0 2 0 0 0 0 0 0										
9 Sandy León, S (1, 2) 46 Beau Taylor, L (6, 2) OBP: 0.091, SLG: 0.091 OBP: 0.333, SLG: 0.200																	2 0 0 0 0 1 0 2 0 0 0 0 2 1										
<b>Inning Stats</b>	R: 0 E: 0 K: 1 S: 5	H: 0 LOB: 0 BB: 0 P: 5	R: 2 E: 0 K: 1 S: 7	H: 2 LOB: 0 BB: 0 P: 7	R: 0 E: 0 K: 0 S: 4	H: 1 LOB: 1 BB: 0 P: 4	R: 1 E: 0 K: 0 S: 4	H: 2 LOB: 0 BB: 0 P: 4	R: 2 E: 0 K: 3 S: 11	H: 2 LOB: 1 BB: 0 P: 11	R: 2 E: 1 K: 2 S: 10	H: 2 LOB: 1 BB: 0 P: 10	R: 0 E: 0 K: 2 S: 7	H: 0 LOB: 0 BB: 0 P: 7	R: 0 E: 0 K: 2 S: 7	H: 0 LOB: 0 BB: 0 P: 7	R: 0 E: 0 K: 2 S: 7	H: 0 LOB: 0 BB: 0 P: 7	1B: 4 2B: 2 3B: 0 HR: 3	SF: 0 SAC: 0 DP: 0 HBP: 0	WP: 0 PB: 0 SB: 0 CS: 0	PA: 36					
<b>PITCHER</b>	IP	WLS	BF	H	R	ER	SO	BB	IBB	HBP	BLK	WP	HR	S	P	ERA	WHIP										
28 Andrew Heaney, L (1, 1) 99 Keynan Middleton, R (4, 1) ERA: 6.0	3.0		12	3	2	2	2	0	0	0	0	0	1	16	16	6.00	1.000										
60 Mike Mayers, R (5, 1) ERA: 7.36	1.0		5	2	2	2	3	0	0	0	0	0	1	11	11	18.00	2.000										
63 José Rodríguez, R (6, 1) ERA: 1.8	2.0	W	9	2	2	1	4	0	0	0	0	0	0	17	17	4.50	1.000										
65 José Quijada, L (8, 1) ERA: 0.0	1.0	H	3	0	0	0	2	0	0	0	0	0	0	7	7	0.00	0.000										
72 Hector Yan, L (9, 1) ERA: 0.0	1.0		3	0	0	0	2	0	0	0	0	0	0	7	7	0.00	0.000										

Los Angeles Angels @ Cleveland Indians  
Goodyear Ballpark, Goodyear, AZ  
Tue Mar 03 2020, 3:08 PM - 6:06 PM EST  
Att: 3,601 - Sunny - 70 F

AB	36
R	7
H	9
RBI	6
BB	0
SO	13
LOB	5













Batter	1	2	3	4	5	6	7	8	9	AB	R	H	RBI	BB	SO	LOB	TOP							
1 Franklin Barreto, R OBP: 0.359, SLG: 0.464 45 Nate Ort, R OBP: 0.304, SLG: 0.211										3	0	1	0	0	1	1	<b>Oakland Athletics @ Cleveland Indians</b> Goodyear Ballpark, Goodyear, AZ Fri Mar 06 2020, 3:07 PM - 5:47 PM EST Att.: 4,000 - Sunny - 82 F							
Tony Kemp, L OBP: 0.429, SLG: 0.520 61 Nick Allen, R OBP: 0.500, SLG: 1.000										3	1	1	0	0	0	1								
20 Mark Canha, R OBP: 0.495, SLG: 0.400 11 Dustin Fowler, L OBP: 0.167, SLG: 0.182										2	0	0	0	0	1	0								
18 Chad Pinder, R OBP: 0.458, SLG: 0.636 71 Dillon Thomas, L OBP: 0.308, SLG: 0.250										3	1	2	0	0	0	0								
30 Austin Allen, L OBP: 0.333, SLG: 0.423 65 Jason Krizan, L OBP: 1.000, SLG: 2.500										3	0	1	1	0	1	1								
39 Vimal Machin, L OBP: 0.370, SLG: 0.375 21 Sheldon Neuse, R OBP: 0.321, SLG: 0.250										2	0	0	0	0	2	1								
79 Luis Barrera, L OBP: 0.370, SLG: 0.370 73 Ronnie Freeman, R OBP: 0.538, SLG: 0.400										3	1	1	0	0	1	2								
19 Eric Campbell, R OBP: 0.269, SLG: 0.417										4	0	1	1	0	2	0								
96 Ryan Court, R OBP: 0.200, SLG: 0.200										0	0	0	0	0	0	0								
78 Greg Deichmann, L OBP: 0.368, SLG: 0.438 85 Nate Mondou, L										2	1	0	0	1	2	1								
										0	1	0	0	0	0	0								
<b>Inning Stats</b>	R: 0 E: 0 K: 2 S: 7	H: 0 LOB: 0 BB: 0 P: 7	R: 0 E: 0 K: 2 S: 8	H: 1 LOB: 1 BB: 0 P: 9	R: 0 E: 0 K: 2 S: 8	H: 1 LOB: 1 BB: 0 P: 8	R: 0 E: 0 K: 1 S: 5	H: 0 LOB: 0 BB: 0 P: 5	R: 1 E: 0 K: 2 S: 9	H: 2 LOB: 1 BB: 0 P: 9	R: 2 E: 0 K: 0 S: 6	H: 3 LOB: 1 BB: 0 P: 6	R: 2 E: 0 K: 2 S: 9	H: 2 LOB: 1 BB: 1 P: 13	R: 1 E: 0 K: 0 S: 4	H: 1 LOB: 0 BB: 0 P: 6	R: 1 E: 1 K: 0 S: 3	H: 1 LOB: 0 BB: 0 P: 4	1B: 6 2B: 3 HR: 1	SF: 2 SAC: 0 DP: 0 HBP: 1	WP: 1 PB: 0 SB: 1 CS: 1	PA: 40		
<b>PITCHER</b>	IP WLS BF H R ER SO BB IBB HBP BLK WP HR S P ERA WHIP	IP WLS BF H R ER SO BB IBB HBP BLK WP HR S P ERA WHIP	IP WLS BF H R ER SO BB IBB HBP BLK WP HR S P ERA WHIP	IP WLS BF H R ER SO BB IBB HBP BLK WP HR S P ERA WHIP	IP WLS BF H R ER SO BB IBB HBP BLK WP HR S P ERA WHIP	IP WLS BF H R ER SO BB IBB HBP BLK WP HR S P ERA WHIP	IP WLS BF H R ER SO BB IBB HBP BLK WP HR S P ERA WHIP	IP WLS BF H R ER SO BB IBB HBP BLK WP HR S P ERA WHIP	IP WLS BF H R ER SO BB IBB HBP BLK WP HR S P ERA WHIP	IP WLS BF H R ER SO BB IBB HBP BLK WP HR S P ERA WHIP	IP WLS BF H R ER SO BB IBB HBP BLK WP HR S P ERA WHIP	IP WLS BF H R ER SO BB IBB HBP BLK WP HR S P ERA WHIP	IP WLS BF H R ER SO BB IBB HBP BLK WP HR S P ERA WHIP	IP WLS BF H R ER SO BB IBB HBP BLK WP HR S P ERA WHIP	IP WLS BF H R ER SO BB IBB HBP BLK WP HR S P ERA WHIP	IP WLS BF H R ER SO BB IBB HBP BLK WP HR S P ERA WHIP	IP WLS BF H R ER SO BB IBB HBP BLK WP HR S P ERA WHIP	IP WLS BF H R ER SO BB IBB HBP BLK WP HR S P ERA WHIP	IP WLS BF H R ER SO BB IBB HBP BLK WP HR S P ERA WHIP	IP WLS BF H R ER SO BB IBB HBP BLK WP HR S P ERA WHIP	IP WLS BF H R ER SO BB IBB HBP BLK WP HR S P ERA WHIP	IP WLS BF H R ER SO BB IBB HBP BLK WP HR S P ERA WHIP	IP WLS BF H R ER SO BB IBB HBP BLK WP HR S P ERA WHIP	IP WLS BF H R ER SO BB IBB HBP BLK WP HR S P ERA WHIP

AB	35
R	7
H	11
RBI	6
BB	1
SO	11
LOB	11



Batter	1	2	3	4	5	6	7	8	9	AB	R	H	RBI	BB	SO	LOB	BOTTOM						
12 Francisco Lindor, S OBP: 0.417, SLG: 0.750 2 Yu Chang, R OBP: 0.200, SLG: 0.250										3	0	1	0	0	1	0	<b>Oakland Athletics @ Cleveland Indians</b> Goodyear Ballpark, Goodyear, AZ Fri Mar 06 2020, 3:07 PM - 5:47 PM EST Att.: 4,000 - Sunny - 82 F						
55 Roberto Pérez, R OBP: 0.290, SLG: 0.250 46 Beau Taylor, L OBP: 0.357, SLG: 0.333										2	0	0	0	0	0	1							
7 César Hernández, S OBP: 0.335, SLG: 0.579 84 Ernie Clement, R OBP: 0.316, SLG: 0.368										3	0	1	0	0	0	0							
41 Carlos Santana, S OBP: 0.417, SLG: 0.783 66 Wilson García, S OBP: 0.429, SLG: 0.615										3	2	2	2	0	1	0							
71 Daniel Johnson, L OBP: 0.308, SLG: 0.364 76 Mitch Longo, L OBP: 0.438, SLG: 0.500										3	1	1	0	0	1	1							
6 Mike Freeman, L OBP: 0.474, SLG: 0.500 26 Christian Arroyo, R OBP: 0.400, SLG: 0.526										3	1	2	1	0	0	0							
8 Jordan Luplow, R OBP: 0.200, SLG: 0.429 40 Bobby Bradley, L OBP: 0.381, SLG: 0.700										3	1	1	2	0	1	1							
1 Greg Allen, S OBP: 0.200, SLG: 0.111 79 Connor Marabell, L OBP: 0.059, SLG: 0.115										1	0	0	0	0	0	0							
0 Delino DeShields, R OBP: 0.316, SLG: 0.313 81 Ka'ai Tom, L OBP: 0.369, SLG: 0.353										2	0	0	0	0	1	1							
										2	0	0	0	0	0	1							
<b>Inning Stats</b>	R: 0 E: 0 K: 0 S: 3	H: 1 LOB: 0 BB: 0 P: 3	R: 4 E: 0 K: 1 S: 11	H: 4 LOB: 0 BB: 0 P: 14	R: 0 E: 0 K: 1 S: 5	H: 0 LOB: 0 BB: 0 P: 5	R: 0 E: 0 K: 2 S: 7	H: 0 LOB: 0 BB: 0 P: 7	R: 0 E: 0 K: 1 S: 5	H: 1 LOB: 0 BB: 0 P: 5	R: 2 E: 0 K: 1 S: 8	H: 3 LOB: 1 BB: 0 P: 10	R: 0 E: 0 K: 0 S: 3	H: 0 LOB: 0 BB: 0 P: 3	R: 0 E: 0 K: 1 S: 6	H: 1 LOB: 1 BB: 0 P: 6	R: 0 E: 1 K: 0 S: 4	H: 0 LOB: 1 BB: 0 P: 4	1B: 7 2B: 2 HR: 2	SF: 0 SAC: 0 DP: 1 HBP: 0	WP: 0 PB: 1 SB: 0 CS: 0	PA: 36	
<b>PITCHER</b>	IP WLS BF H R ER SO BB IBB HBP BLK WP HR S P ERA WHIP	IP WLS BF H R ER SO BB IBB HBP BLK WP HR S P ERA WHIP	IP WLS BF H R ER SO BB IBB HBP BLK WP HR S P ERA WHIP	IP WLS BF H R ER SO BB IBB HBP BLK WP HR S P ERA WHIP	IP WLS BF H R ER SO BB IBB HBP BLK WP HR S P ERA WHIP	IP WLS BF H R ER SO BB IBB HBP BLK WP HR S P ERA WHIP	IP WLS BF H R ER SO BB IBB HBP BLK WP HR S P ERA WHIP	IP WLS BF H R ER SO BB IBB HBP BLK WP HR S P ERA WHIP	IP WLS BF H R ER SO BB IBB HBP BLK WP HR S P ERA WHIP	IP WLS BF H R ER SO BB IBB HBP BLK WP HR S P ERA WHIP	IP WLS BF H R ER SO BB IBB HBP BLK WP HR S P ERA WHIP	IP WLS BF H R ER SO BB IBB HBP BLK WP HR S P ERA WHIP	IP WLS BF H R ER SO BB IBB HBP BLK WP HR S P ERA WHIP	IP WLS BF H R ER SO BB IBB HBP BLK WP HR S P ERA WHIP	IP WLS BF H R ER SO BB IBB HBP BLK WP HR S P ERA WHIP	IP WLS BF H R ER SO BB IBB HBP BLK WP HR S P ERA WHIP	IP WLS BF H R ER SO BB IBB HBP BLK WP HR S P ERA WHIP	IP WLS BF H R ER SO BB IBB HBP BLK WP HR S P ERA WHIP	IP WLS BF H R ER SO BB IBB HBP BLK WP HR S P ERA WHIP	IP WLS BF H R ER SO BB IBB HBP BLK WP HR S P ERA WHIP	IP WLS BF H R ER SO BB IBB HBP BLK WP HR S P ERA WHIP	IP WLS BF H R ER SO BB IBB HBP BLK WP HR S P ERA WHIP	IP WLS BF H R ER SO BB IBB HBP BLK WP HR S P ERA WHIP





Batter	1	2	3	4	5	6	7	8	9	AB	R	H	RBI	BB	SO	LOB	TOP							
33 Daniel Descalso, L OBP: 0.208, SLG: 0.095 93 Luis Verduugo, R OBP: 0.600, SLG: 0.500	G3		K			G4-3	K		BB 12 1B 80 G4-3 82 PB	3	0	0	0	0	1	2								
5 Albert Almora Jr., R OBP: 0.935, SLG: 0.625 80 Connor Myers, R OBP: 0.333, SLG: 0.200	G4-3		F8			K		BB 12 BB 88 1B	G4-3	3	0	0	0	0	1	2								
9 Javier Báez, R OBP: 0.500, SLG: 0.682 12 Pedro Martínez, S OBP: 1.000, SLG: 1.000	F9				G1-3			BB 4-0 95 WP 95 1B	BB 82 PB	3	0	1	0	0	0	0								
21 Steven Souza Jr., R OBP: 0.409, SLG: 0.421 82 Donnie Dewees, L OBP: 0.357, SLG: 0.692		G6-3			K			BB 1-2 95 1B	F7	3	0	0	0	0	1	1								
7 Victor Caratini, S OBP: 0.526, SLG: 0.813 75 Miguel Amaya, R OBP: 0.167, SLG: 0.208	G4-3							BB 1-2 95 WP	K	2	0	1	0	0	0	0								
41 Hernán Pérez, R OBP: 0.292, SLG: 0.105 88 Zach Davis, S OBP: 1.000, SLG: 1.333	L3				F8			BB 1-2 84 2B 95 1B	K	2	0	0	0	1	0	1								
84 Alfonso Rivas III, L OBP: 0.333, SLG: 0.333 95 Jared Young, L OBP: 0.333, SLG: 0.333			BB 76 BB			K		BB 1-2 84 2B 95 1B	BB 85 S	2	1	1	1	1	0	0	AB 34							
Robel García, S OBP: 0.346, SLG: 0.250 85 Charcer Burks, R OBP: 0.250, SLG: 0.286			K					BB 1-2 84 2B 95 1B	G4-3	2	0	0	0	1	2	3	R 8							
76 Zack Short, R OBP: 0.440, SLG: 0.389 97 Christopher Morel, R OBP: 0.550, SLG: 0.950								BB 1-2 84 2B 95 1B	BB 80 G4-3 93 S	1	0	0	0	0	0	1	H 8							
										2	1	1	2	1	1	1	RBI 7							
										1	1	1	0	0	0	0	BB 7							
										2	1	1	2	1	1	1	SO 11							
										1	1	1	0	0	0	0	LOB 19							
<b>Inning Stats</b>	R: 0 E: 0 K: 0 S: 4	H: 0 LOB: 0 BB: 0 P: 4	R: 0 E: 0 K: 0 S: 3	H: 0 LOB: 0 BB: 0 P: 3	R: 0 E: 0 K: 2 S: 7	H: 0 LOB: 2 BB: 2 P: 15	R: 0 E: 0 K: 1 S: 6	H: 1 LOB: 1 BB: 0 P: 6	R: 0 E: 0 K: 2 S: 6	H: 0 LOB: 1 BB: 1 P: 10	R: 0 E: 0 K: 1 S: 6	H: 1 LOB: 1 BB: 0 P: 6	R: 3 E: 0 K: 2 S: 9	H: 2 LOB: 1 BB: 1 P: 13	R: 3 E: 0 K: 2 S: 9	H: 2 LOB: 1 BB: 2 P: 19	R: 2 E: 0 K: 1 S: 8	H: 2 LOB: 1 BB: 1 P: 13	1B: 6 2B: 2 3B: 0 HR: 1	SF: 0 SAC: 0 DP: 1 HBP: 0	WP: 1 PB: 2 SB: 2 CS: 1	PA: 41		
<b>PITCHER</b>	IP WLS BF H R ER SO BB IBB HBP BLK WP HR S P ERA WHIP	IP WLS BF H R ER SO BB IBB HBP BLK WP HR S P ERA WHIP	IP WLS BF H R ER SO BB IBB HBP BLK WP HR S P ERA WHIP	IP WLS BF H R ER SO BB IBB HBP BLK WP HR S P ERA WHIP	IP WLS BF H R ER SO BB IBB HBP BLK WP HR S P ERA WHIP	IP WLS BF H R ER SO BB IBB HBP BLK WP HR S P ERA WHIP	IP WLS BF H R ER SO BB IBB HBP BLK WP HR S P ERA WHIP	IP WLS BF H R ER SO BB IBB HBP BLK WP HR S P ERA WHIP	IP WLS BF H R ER SO BB IBB HBP BLK WP HR S P ERA WHIP	IP WLS BF H R ER SO BB IBB HBP BLK WP HR S P ERA WHIP	IP WLS BF H R ER SO BB IBB HBP BLK WP HR S P ERA WHIP	IP WLS BF H R ER SO BB IBB HBP BLK WP HR S P ERA WHIP	IP WLS BF H R ER SO BB IBB HBP BLK WP HR S P ERA WHIP	IP WLS BF H R ER SO BB IBB HBP BLK WP HR S P ERA WHIP	IP WLS BF H R ER SO BB IBB HBP BLK WP HR S P ERA WHIP	IP WLS BF H R ER SO BB IBB HBP BLK WP HR S P ERA WHIP	IP WLS BF H R ER SO BB IBB HBP BLK WP HR S P ERA WHIP	IP WLS BF H R ER SO BB IBB HBP BLK WP HR S P ERA WHIP	IP WLS BF H R ER SO BB IBB HBP BLK WP HR S P ERA WHIP	IP WLS BF H R ER SO BB IBB HBP BLK WP HR S P ERA WHIP	IP WLS BF H R ER SO BB IBB HBP BLK WP HR S P ERA WHIP	IP WLS BF H R ER SO BB IBB HBP BLK WP HR S P ERA WHIP	IP WLS BF H R ER SO BB IBB HBP BLK WP HR S P ERA WHIP	IP WLS BF H R ER SO BB IBB HBP BLK WP HR S P ERA WHIP

Chicago Cubs @ Cleveland Indians  
Goodyear Ballpark, Goodyear, AZ  
Sat Mar 07 2020, 3:06 PM - 6:08 PM EST  
Att: 9,869 - Sunny - 82 F

AB 34  
R 8  
H 8  
RBI 7  
BB 7  
SO 11  
LOB 19



Batter	1	2	3	4	5	6	7	8	9	AB	R	H	RBI	BB	SO	LOB	BOTTOM						
12 Francisco Lindor, S OBP: 0.407, SLG: 0.815 84 Ernie Clement, R OBP: 0.286, SLG: 0.333	HR		F7			K2-3	F9		G4-3	3	1	1	1	0	1	0							
7 César Hernández, S OBP: 0.423, SLG: 0.545 67 Tyler Krieger, S OBP: 0.200, SLG: 0.077	E4 41 1B		F8			BB 11 HR	K		K	3	0	1	0	0	0	0							
11 José Ramírez, S OBP: 0.375, SLG: 0.682 2 Yu Chang, R OBP: 0.231, SLG: 0.320	K		G4-3			HR		BB 79 2B		3	1	1	2	0	1	1							
41 Carlos Santana, S OBP: 0.444, SLG: 0.769 40 Bobby Bradley, L OBP: 0.394, SLG: 0.667	BB 32 G5-4-3 1B				P2	BB 32 G4-6-3 1B		K		3	0	2	0	0	0	0							
32 Franmil Reyes, R OBP: 0.462, SLG: 0.958 79 Connor Marabell, L OBP: 0.111, SLG: 0.222	G5-4-3				K	G4-6-3		BB 36 2B		3	0	0	0	0	1	3							
24 Domingo Santana, R OBP: 0.174, SLG: 0.261 72 Alexis Pantoja, L OBP: 0.500, SLG: 0.600		P4			K			BB 76 BB 69 BB		3	0	1	0	0	1	0							
36 Cameron Rupp, R OBP: 0.500, SLG: 0.600								BB 76 BB		1	0	1	1	0	0	0							
4 Bradley Zimmer, L OBP: 0.174, SLG: 0.364 81 Kai'i Tom, L OBP: 0.368, SLG: 0.333		BB 9 G4-3 BB			K					2	0	0	0	1	2	1							
9 Sandy León, S OBP: 0.125, SLG: 0.125 69 Kung'uan Gitegijjau, R OBP: 0.400, SLG: 0.344		G4-3				P4		BB 76 BB		1	0	0	0	1	1	1							
71 Daniel Johnson, L OBP: 0.267, SLG: 0.308 76 Mitch Longo, L OBP: 0.444, SLG: 0.467			K			G3-1		BB 1-2 2-3		2	0	0	0	0	1	1							
										1	0	0	0	1	0	0							
																	AB 35						
																	R 5						
																	H 9						
																	RBI 5						
																	BB 3						
																	SO 12						
																	LOB 16						
<b>Inning Stats</b>	R: 1 E: 1 K: 1 S: 7	H: 2 LOB: 1 BB: 0 P: 7	R: 0 E: 0 K: 1 S: 5	H: 0 LOB: 1 BB: 1 P: 9	R: 0 E: 0 K: 0 S: 3	H: 0 LOB: 0 BB: 0 P: 3	R: 0 E: 0 K: 2 S: 7	H: 0 LOB: 0 BB: 0 P: 7	R: 0 E: 0 K: 1 S: 5	H: 0 LOB: 0 BB: 0 P: 5	R: 2 E: 0 K: 1 S: 9	H: 3 LOB: 1 BB: 0 P: 11	R: 0 E: 0 K: 2 S: 8	H: 1 LOB: 3 BB: 2 P: 16	R: 2 E: 0 K: 3 S: 12	H: 3 LOB: 1 BB: 0 P: 12	R: 0 E: 0 K: 1 S: 5	H: 0 LOB: 0 BB: 0 P: 5	1B: 4 2B: 3 3B: 0 HR: 2	SF: 0 SAC: 0 DP: 2 HBP: 0	WP: 0 PB: 0 SB: 0 CS: 0	PA: 38	
<b>PITCHER</b>	IP WLS BF H R ER SO BB IBB HBP BLK WP HR S P ERA WHIP	IP WLS BF H R ER SO BB IBB HBP BLK WP HR S P ERA WHIP	IP WLS BF H R ER SO BB IBB HBP BLK WP HR S P ERA WHIP	IP WLS BF H R ER SO BB IBB HBP BLK WP HR S P ERA WHIP	IP WLS BF H R ER SO BB IBB HBP BLK WP HR S P ERA WHIP	IP WLS BF H R ER SO BB IBB HBP BLK WP HR S P ERA WHIP	IP WLS BF H R ER SO BB IBB HBP BLK WP HR S P ERA WHIP	IP WLS BF H R ER SO BB IBB HBP BLK WP HR S P ERA WHIP	IP WLS BF H R ER SO BB IBB HBP BLK WP HR S P ERA WHIP	IP WLS BF H R ER SO BB IBB HBP BLK WP HR S P ERA WHIP	IP WLS BF H R ER SO BB IBB HBP BLK WP HR S P ERA WHIP	IP WLS BF H R ER SO BB IBB HBP BLK WP HR S P ERA WHIP	IP WLS BF H R ER SO BB IBB HBP BLK WP HR S P ERA WHIP	IP WLS BF H R ER SO BB IBB HBP BLK WP HR S P ERA WHIP	IP WLS BF H R ER SO BB IBB HBP BLK WP HR S P ERA WHIP	IP WLS BF H R ER SO BB IBB HBP BLK WP HR S P ERA WHIP	IP WLS BF H R ER SO BB IBB HBP BLK WP HR S P ERA WHIP	IP WLS BF H R ER SO BB IBB HBP BLK WP HR S P ERA WHIP	IP WLS BF H R ER SO BB IBB HBP BLK WP HR S P ERA WHIP	IP WLS BF H R ER SO BB IBB HBP BLK WP HR S P ERA WHIP	IP WLS BF H R ER SO BB IBB HBP BLK WP HR S P ERA WHIP	IP WLS BF H R ER SO BB IBB HBP BLK WP HR S P ERA WHIP	IP WLS BF H R ER SO BB IBB HBP BLK WP HR S P ERA WHIP

Chicago Cubs @ Cleveland Indians  
Goodyear Ballpark, Goodyear, AZ  
Sat Mar 07 2020, 3:06 PM - 6:08 PM EST  
Att: 9,869 - Sunny - 82 F

AB 35  
R 5  
H 9  
RBI 5  
BB 3  
SO 12  
LOB 16









Batter	1	2	3	4	5	6	7	8	9	AB	R	H	RBI	BB	SO	LOB	TOP								
0 Delino DeShields, R OBP: 0.280, SLG: 0.273 81 Ka'ai Tom, L OBP: 0.348, SLG: 0.318	F9		FC3-6 1B	K		G6-3		71 1B 72 BB 1B	F7	3	0	1	0	0	1	0	<b>Cleveland Indians @ Los Angeles Angels</b> Tempe Diablo Stadium, Tempe, AZ Mon Mar 09 2020, 4:11 PM - 8:00 PM EDT Att: 5,873 - Partly Cloudy - 75 F								
6 Mike Freeman, L OBP: 0.400, SLG: 0.381 73 Tyler Fris, S OBP: 0.800, SLG: 1.250	G4-3		K					F7		2	0	0	0	1	1	3									
10 Jake Bauers, L OBP: 0.143, SLG: 0.179 30 Mike Papi, L OBP: 0.250, SLG: 0.250	G3		FC3-6 32 HR	P6		K		72 BB 71 1B 1B	L3	3	1	0	1	0	0	3									
32 Franmil Reyes, R OBP: 0.483, SLG: 1.148 71 Daniel Johnson, L OBP: 0.353, SLG: 0.490		G6-3	HR					72 BB 1B		3	2	2	4	0	0	0									
8 Jordan Luplow, R OBP: 0.333, SLG: 0.500 56 Cody Farhat, R OBP: 0.333, SLG: 0.500			HR					1B		2	0	2	1	0	0	0									
95 Nolan Jones, L OBP: 0.421, SLG: 0.083 72 Alexis Pantoja, L OBP: 0.333, SLG: 0.333			HR					1B		1	0	0	0	2	1	1									
40 Bobby Bradley, L OBP: 0.276, SLG: 0.464 86 Tyler Freeman, R OBP: 0.333, SLG: 0.333			HR					1B		1	1	0	1	1	0	0									
2 Yu Chang, R OBP: 0.276, SLG: 0.464 86 Tyler Freeman, R OBP: 0.333, SLG: 0.333			HR					1B		3	2	2	2	0	0	2									
46 Beau Taylor, L OBP: 0.353, SLG: 0.333 65 Gavin Collins, R OBP: 0.167, SLG: 0.364			HR					1B		3	1	1	0	0	1	1									
			HR					1B		1	0	0	0	1	1	0									
<b>Inning Stats</b>	R: 0 E: 0 K: 0 S: 3	H: 0 LOB: 0 BB: 0 P: 3	R: 0 E: 0 K: 2 S: 8	H: 1 LOB: 1 BB: 0 P: 8	R: 5 E: 0 K: 1 S: 10	H: 5 LOB: 2 BB: 2 P: 18	R: 0 E: 0 K: 2 S: 7	H: 0 LOB: 1 BB: 1 P: 11	R: 3 E: 0 K: 1 S: 8	H: 2 LOB: 1 BB: 1 P: 12	R: 1 E: 0 K: 1 S: 7	H: 2 LOB: 1 BB: 0 P: 7	R: 1 E: 0 K: 1 S: 6	H: 1 LOB: 0 BB: 0 P: 7	R: 1 E: 0 K: 2 S: 10	H: 3 LOB: 3 BB: 1 P: 14	R: 0 E: 0 K: 0 S: 3	H: 1 LOB: 2 BB: 2 P: 11	1B: 10 2B: 2 3B: 0 HR: 4	SF: 0 SAC: 0 DP: 1 HBP: 0	WP: 0 PB: 0 SB: 0 CS: 0	PA: 48			
<b>PITCHER</b>	IP	WLS	BF	H	R	ER	SO	BB	IBB	HBP	BLK	WP	HR	S	P	ERA	WHIP								
28 Andrew Heaney, L ERA: 7.04	2.2		13	5	4	4	3	0	0	0	0	0	1	19	19	13.50	1.875								
39 Michael Kohn, R ERA: 9.0	0.1		4	1	1	1	0	2	0	0	0	0	0	2	10	27.00	9.000								
57 Hansel Robles, R ERA: 6.75	1.0		4	0	0	0	2	1	0	0	0	0	0	7	11	0.00	1.000								
51 Jaime Barria, R ERA: 4.38	3.1	L	19	8	6	6	3	1	0	0	0	0	3	25	30	16.20	2.700								
17 Ryan Clark, R ERA:	0.2		3	0	0	0	2	1	0	0	0	0	0	6	10	0.00	1.500								

AB	41
R	11
H	15
RBI	11
BB	7
SO	10
LOB	26



Batter	1	2	3	4	5	6	7	8	9	AB	R	H	RBI	BB	SO	LOB	BOTTOM								
9 Tommy La Stella, L OBP: 0.196, SLG: 0.273 4 Luis Rengifo, S OBP: 0.370, SLG: 0.318	F9	L8		G5-3		F9				3	0	0	0	0	0	1	<b>Cleveland Indians @ Los Angeles Angels</b> Tempe Diablo Stadium, Tempe, AZ Mon Mar 09 2020, 4:11 PM - 8:00 PM EDT Att: 5,873 - Partly Cloudy - 75 F								
27 Mike Trout, R OBP: 0.458, SLG: 0.444 22 David Fletcher, R OBP: 0.417, SLG: 0.450	G4-3		10 BB 17 BB 16 1B BB	6 BB BB						1	1	0	0	2	0	0									
6 Anthony Rendon, R OBP: 0.450, SLG: 0.529 2 Erick Salcedo, S OBP: 0.100, SLG: 0.200	F7		F7							3	0	1	0	0	0	1									
17 Shohei Ohtani, L OBP: 0.333, SLG: 0.125 53 Gareth Morgan, R OBP: 0.308, SLG: 0.490		G4-3	10 BB 16 BB 1B	F9						2	1	0	0	1	0	2									
5 Albert Pujols, R OBP: 0.200, SLG: 0.250 15 Dustin Peterson, R OBP: 0.600, SLG: 1.000		G6-3								3	0	0	0	0	2	2									
10 Justin Upton, R OBP: 0.348, SLG: 0.444 20 Arismendy Alcántara, S OBP: 0.440, SLG: 0.708			16 BB 18 WP 1B	16 BB BB						2	2	2	1	1	0	0									
16 Jason Castro, L OBP: 0.269, SLG: 0.500 12 Anthony Benmoun, L OBP: 0.294, SLG: 0.438			16 BB 18 WP 1B	16 BB BB						2	2	2	1	1	0	0									
2 Andrelton Simmons, R OBP: 0.269, SLG: 0.261 2 Livan Scato, L OBP: 0.400, SLG: 1.000			18 WP 18 E 2B	18 WP BB						3	1	1	0	0	0	1									
18 Brian Goodwin, L OBP: 0.286, SLG: 0.250 81 Brennan Lund, L OBP: 0.400, SLG: 0.615			18 WP 18 E BB	G4-3						2	1	0	0	1	0	2									
			18 WP 18 E BB	G4-3						2	1	1	1	0	0	0									
<b>Inning Stats</b>	R: 0 E: 0 K: 0 S: 3	H: 2 LOB: 1 BB: 1 P: 11	R: 3 E: 1 K: 0 S: 6	H: 2 LOB: 1 BB: 1 P: 11	R: 2 E: 0 K: 1 S: 6	H: 1 LOB: 3 BB: 3 P: 18	R: 0 E: 0 K: 1 S: 6	H: 1 LOB: 2 BB: 1 P: 10	R: 1 E: 0 K: 1 S: 8	H: 1 LOB: 0 BB: 0 P: 8	R: 0 E: 0 K: 1 S: 5	H: 0 LOB: 1 BB: 1 P: 9	R: 3 E: 0 K: 1 S: 7	H: 2 LOB: 3 BB: 4 P: 23	R: 0 E: 0 K: 1 S: 6	H: 1 LOB: 1 BB: 0 P: 7	R: 1 E: 0 K: 0 S: 5	H: 2 LOB: 1 BB: 0 P: 5	1B: 6 2B: 3 3B: 0 HR: 1	SF: 0 SAC: 0 DP: 0 HBP: 0	WP: 3 PB: 1 SB: 0 CS: 0	PA: 48			
<b>PITCHER</b>	IP	WLS	BF	H	R	ER	SO	BB	IBB	HBP	BLK	WP	HR	S	P	ERA	WHIP								
54 Logan Allen, L ERA: 5.68	2.0		11	2	4	2	0	2	0	0	0	0	0	6	14	9.00	3.000								
93 Dabber Siri, R ERA: 3.5	1.0		6	1	1	1	1	2	0	0	0	0	0	6	14	9.00	3.000								
88 Phil Maton, R ERA: 1.29	1.0	W	5	1	0	0	1	1	0	0	0	0	0	6	10	0.00	2.000								
44 Hunter Wood, R ERA: 19.64	1.0	H	4	1	1	1	1	0	0	0	0	0	1	8	8	9.00	1.000								
89 Anthony Gose, L ERA: 6.35	1.0	H	4	0	0	0	1	1	0	0	0	0	0	5	9	0.00	1.000								


AB	38
R	10
H	10
RBI	5
BB	10
SO	6
LOB	17












Batter	1	2	3	4	5	6	7	8	9	AB R H RBI BB SO LOB	TOP																								
											<p><b>Kansas City Royals @ Cleveland Indians</b>  Goodyear Ballpark, Goodyear, AZ  Wed Mar 11 2020, 4:05 PM EDT  Partly Cloudy - 76 F</p> <p><a href="http://livebaseballscorecards.com">livebaseballscorecards.com</a></p> <p><b>AB 0</b>  <b>R 0</b>  <b>H 0</b>  <b>RBI 0</b>  <b>BB 0</b>  <b>SO 0</b>  <b>LOB 0</b></p> 																								
Inning Stats										1B: 0 SF: 0 WP: 0 PA: 0 2B: 0 SAC: 0 FB: 0 3B: 0 DP: 0 SB: 0 HR: 0 HBP: 0 CS: 0																									
PITCHER	IP	WLS	BF	H	R	ER	SO	BB	IBB	HBP	BLK	WP	HR	S	P	ERA	WHIP	PITCHER	IP	WLS	BF	H	R	ER	SO	BB	IBB	HBP	BLK	WP	HR	S	P	ERA	WHIP

Batter	1	2	3	4	5	6	7	8	9	AB R H RBI BB SO LOB	BOTTOM																								
											<p><b>Kansas City Royals @ Cleveland Indians</b>  Goodyear Ballpark, Goodyear, AZ  Wed Mar 11 2020, 4:05 PM EDT  Partly Cloudy - 76 F</p> <p><a href="http://livebaseballscorecards.com">livebaseballscorecards.com</a></p> <p><b>AB 0</b>  <b>R 0</b>  <b>H 0</b>  <b>RBI 0</b>  <b>BB 0</b>  <b>SO 0</b>  <b>LOB 0</b></p> 																								
Inning Stats										1B: 0 SF: 0 WP: 0 PA: 0 2B: 0 SAC: 0 FB: 0 3B: 0 DP: 0 SB: 0 HR: 0 HBP: 0 CS: 0																									
PITCHER	IP	WLS	BF	H	R	ER	SO	BB	IBB	HBP	BLK	WP	HR	S	P	ERA	WHIP	PITCHER	IP	WLS	BF	H	R	ER	SO	BB	IBB	HBP	BLK	WP	HR	S	P	ERA	WHIP

Batter	1	2	3	4	5	6	7	8	9	AB R H RBI BB SO LOB	TOP																								
												<p style="text-align: center;"><b>San Diego Padres @ Cleveland Indians</b> Goodyear Ballpark, Goodyear, AZ Thu Mar 12 2020, 4:05 PM EDT</p> <p style="text-align: right;"><a href="http://livebaseballscorecards.com">livebaseballscorecards.com</a></p> <p><b>AB 0</b> <b>R 0</b> <b>H 0</b> <b>RBI 0</b> <b>BB 0</b> <b>SO 0</b> <b>LOB 0</b></p> 																							
Inning Stats											1B: 0 SF: 0 WP: 0 PA: 0 2B: 0 SAC: 0 FB: 0 3B: 0 DP: 0 SB: 0 HR: 0 HBP: 0 CS: 0																								
PITCHER	IP	WLS	BF	H	R	ER	SO	BB	IBB	HBP	BLK	WP	HR	S	P	ERA	WHIP	PITCHER	IP	WLS	BF	H	R	ER	SO	BB	IBB	HBP	BLK	WP	HR	S	P	ERA	WHIP

Batter	1	2	3	4	5	6	7	8	9	AB R H RBI BB SO LOB	BOTTOM																								
												<p style="text-align: center;"><b>San Diego Padres @ Cleveland Indians</b> Goodyear Ballpark, Goodyear, AZ Thu Mar 12 2020, 4:05 PM EDT</p> <p style="text-align: right;"><a href="http://livebaseballscorecards.com">livebaseballscorecards.com</a></p> <p><b>AB 0</b> <b>R 0</b> <b>H 0</b> <b>RBI 0</b> <b>BB 0</b> <b>SO 0</b> <b>LOB 0</b></p> 																							
Inning Stats											1B: 0 SF: 0 WP: 0 PA: 0 2B: 0 SAC: 0 FB: 0 3B: 0 DP: 0 SB: 0 HR: 0 HBP: 0 CS: 0																								
PITCHER	IP	WLS	BF	H	R	ER	SO	BB	IBB	HBP	BLK	WP	HR	S	P	ERA	WHIP	PITCHER	IP	WLS	BF	H	R	ER	SO	BB	IBB	HBP	BLK	WP	HR	S	P	ERA	WHIP





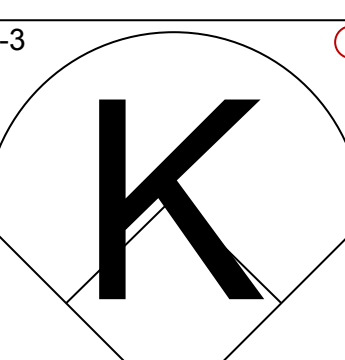
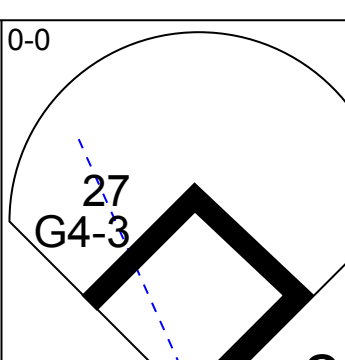
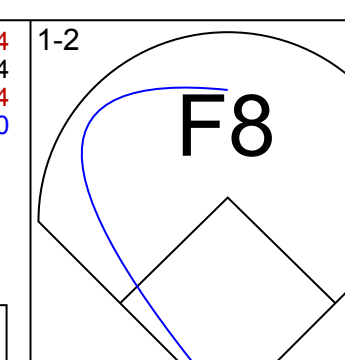
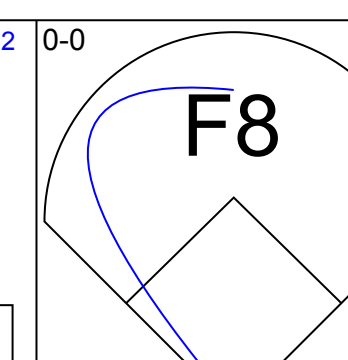
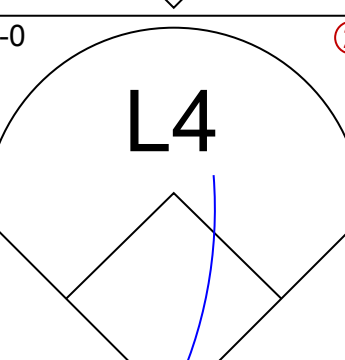
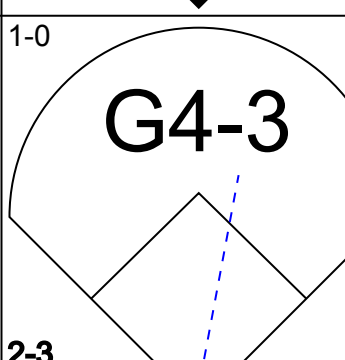
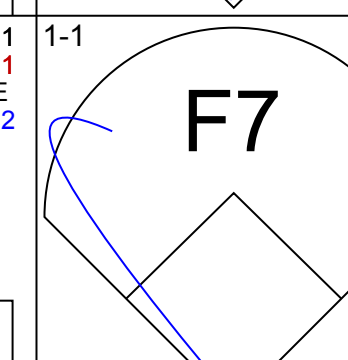
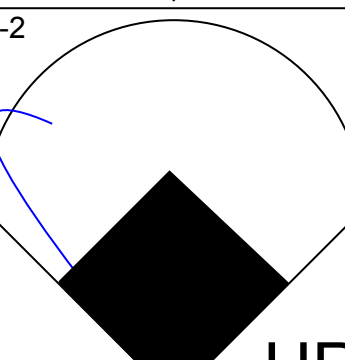
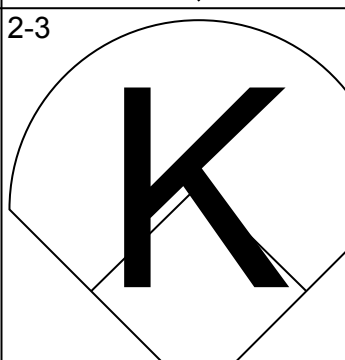
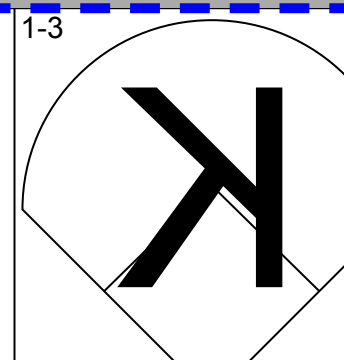

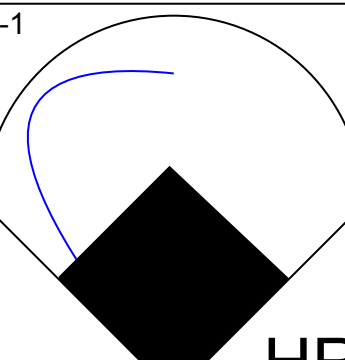
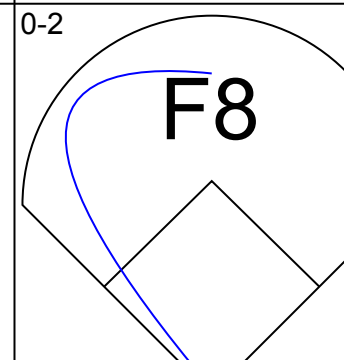
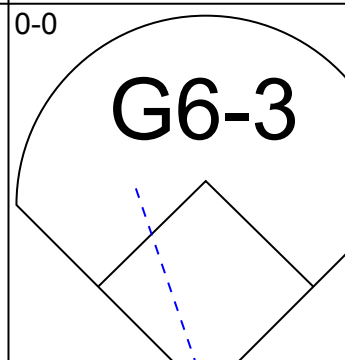

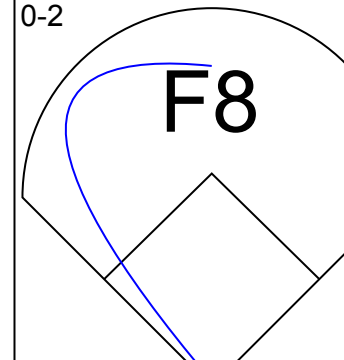
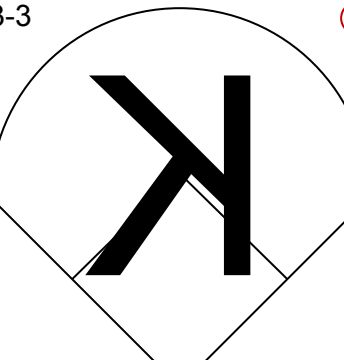
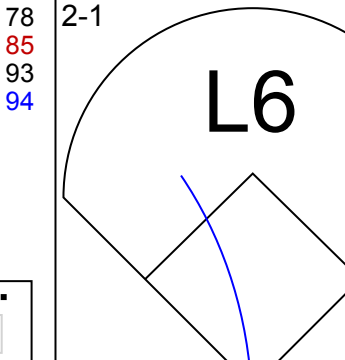
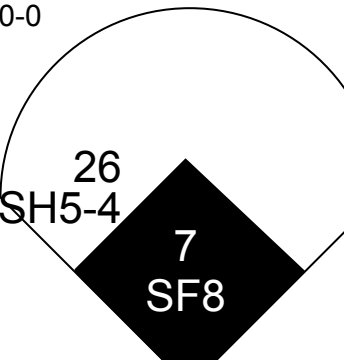

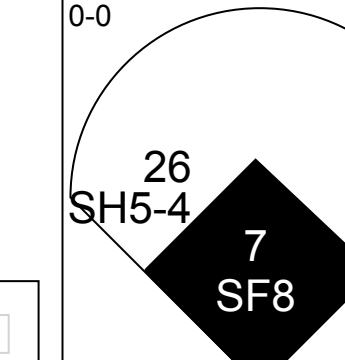
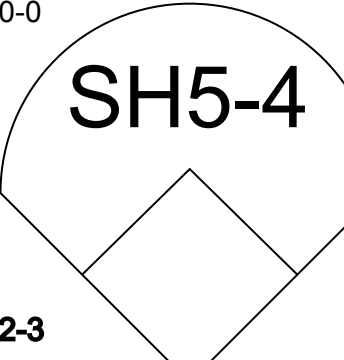
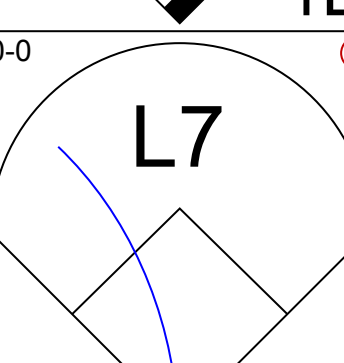
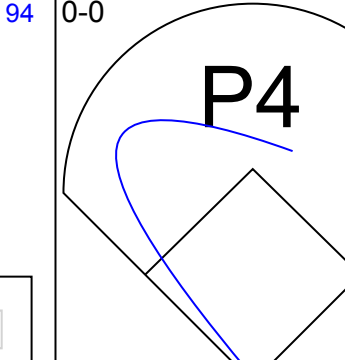
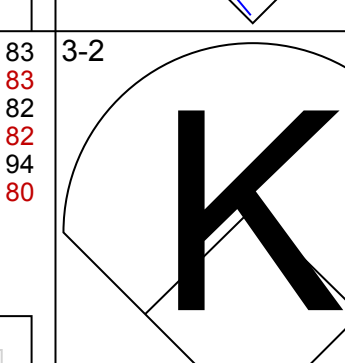
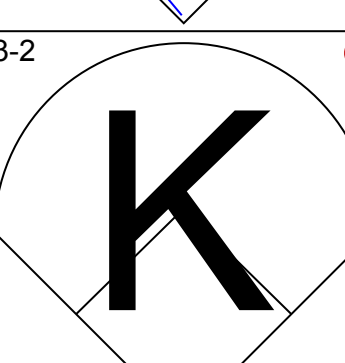
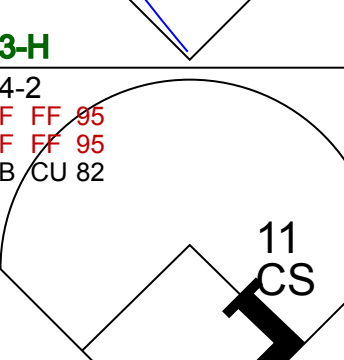
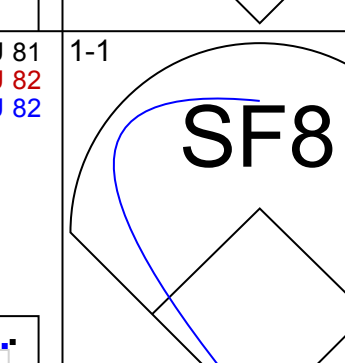
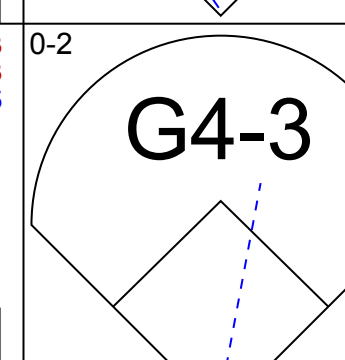
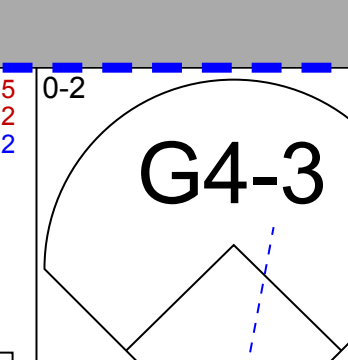
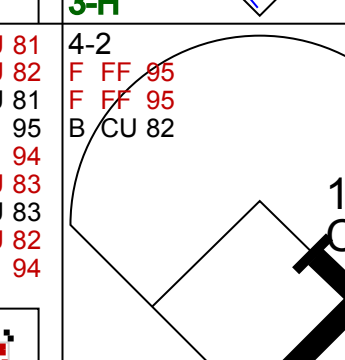
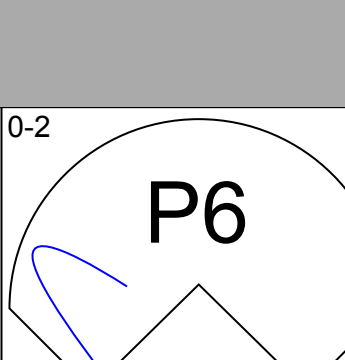
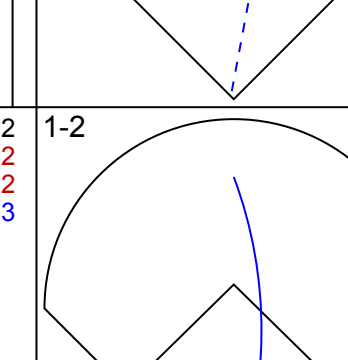
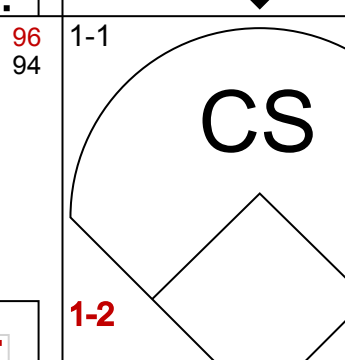


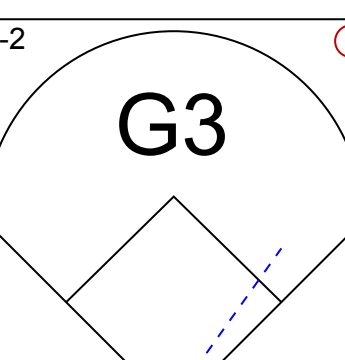
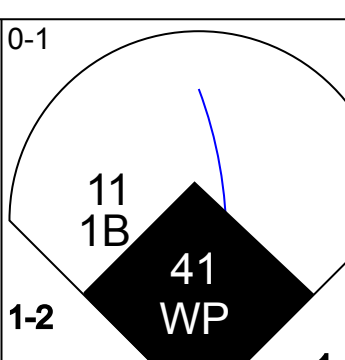
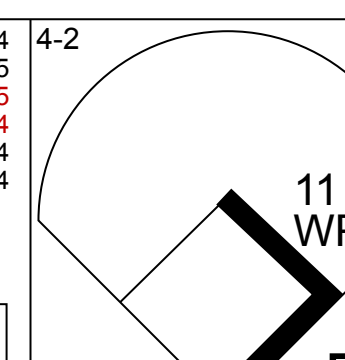
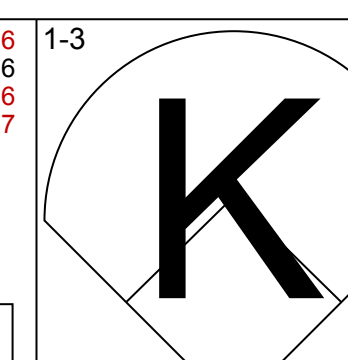
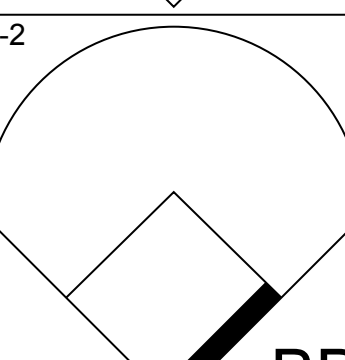
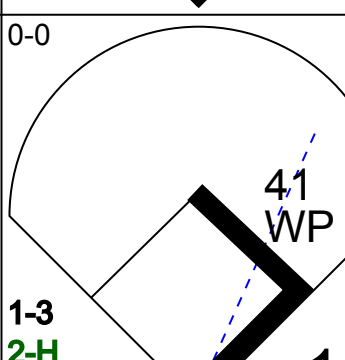
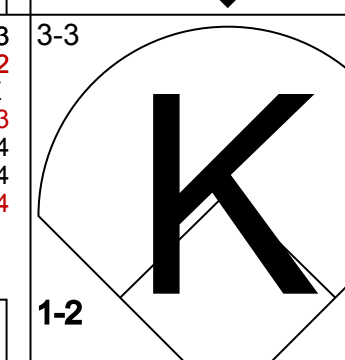
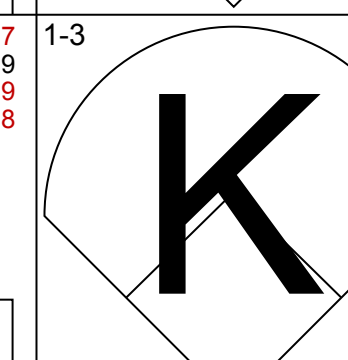
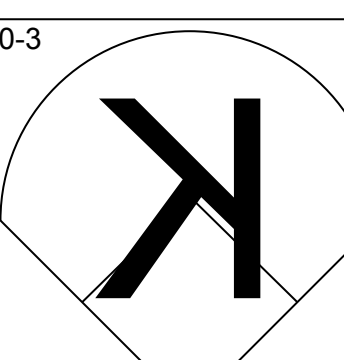
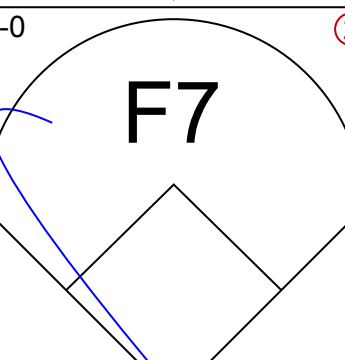
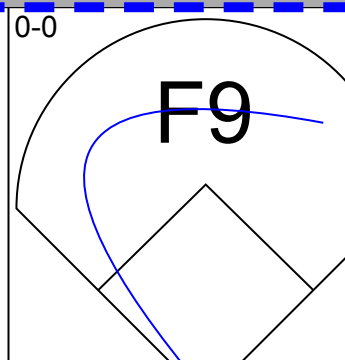
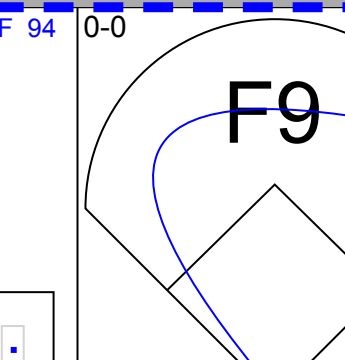
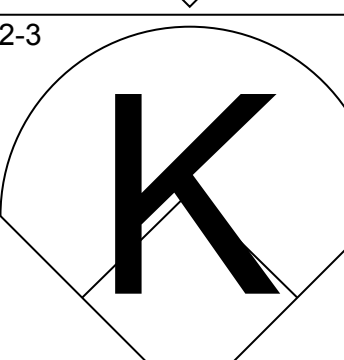
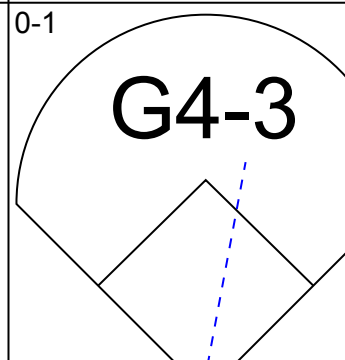
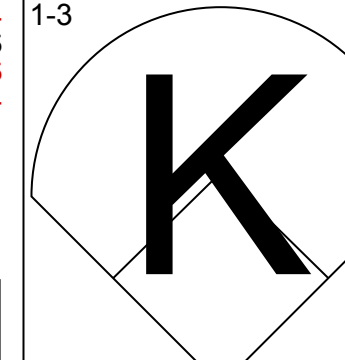
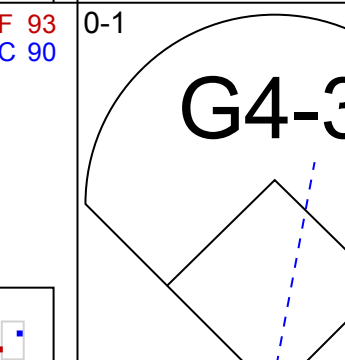
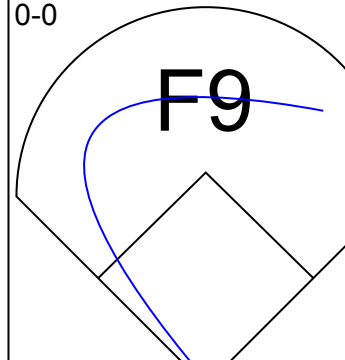
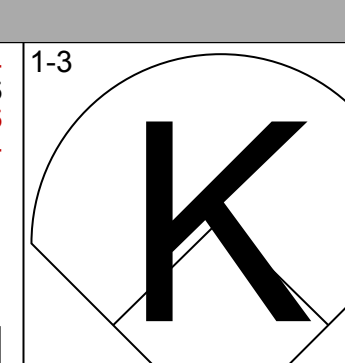
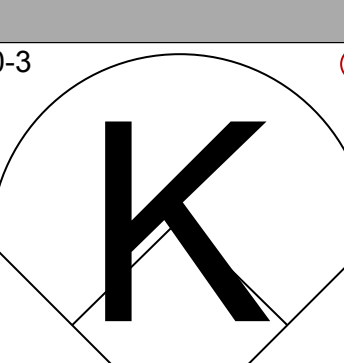
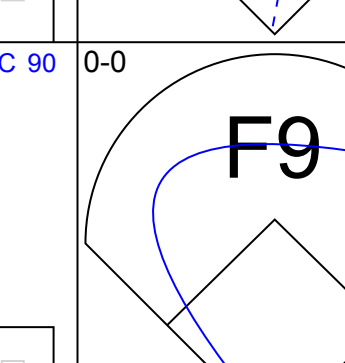
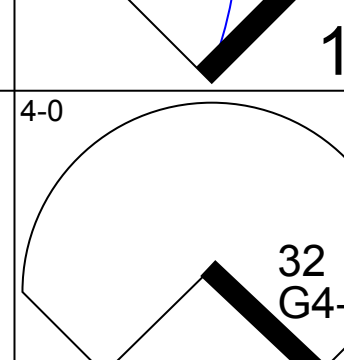
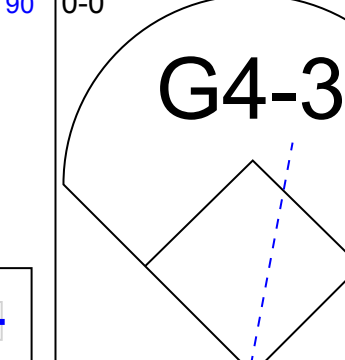

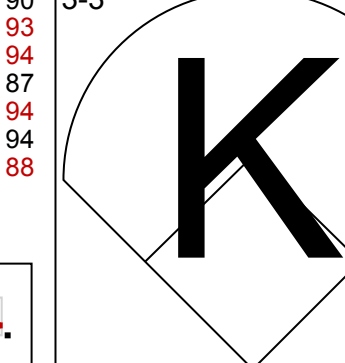
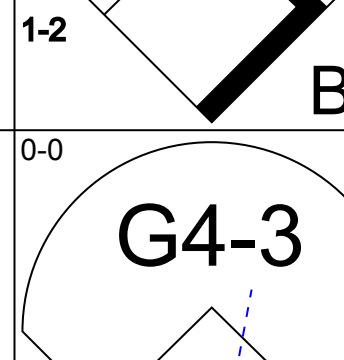


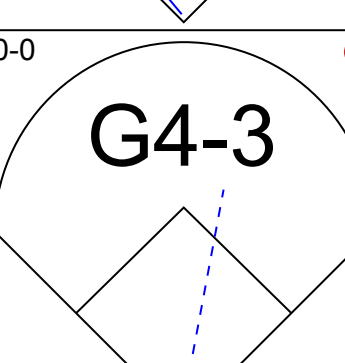
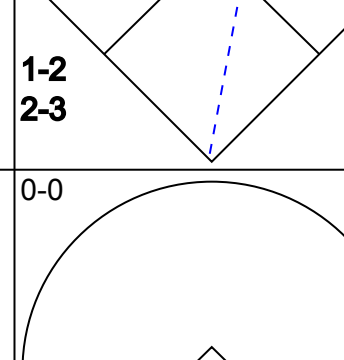
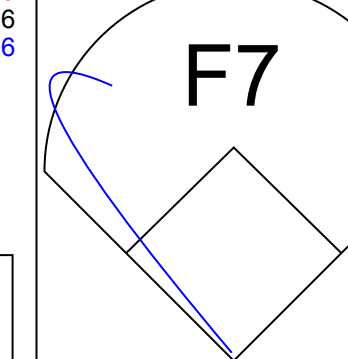
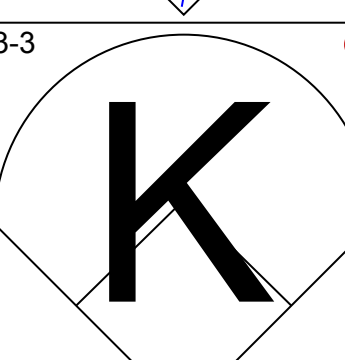
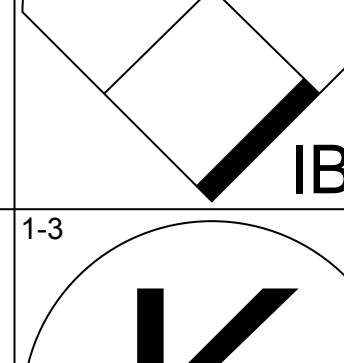
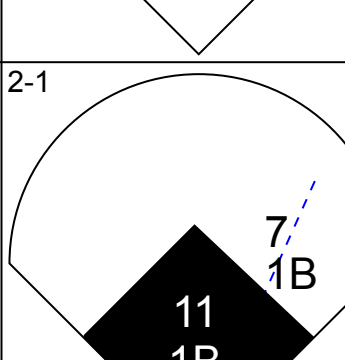
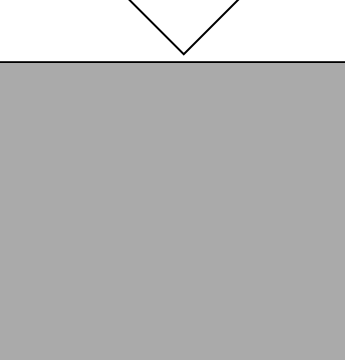
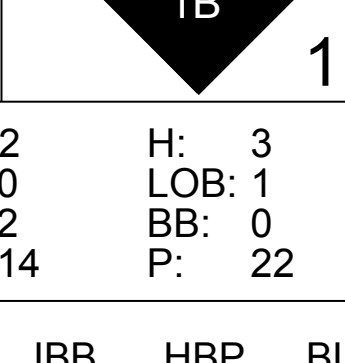
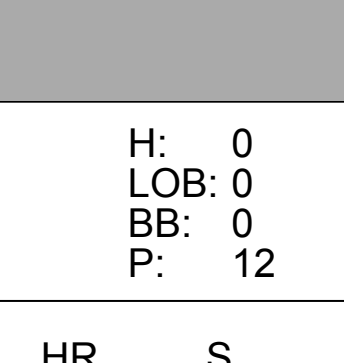
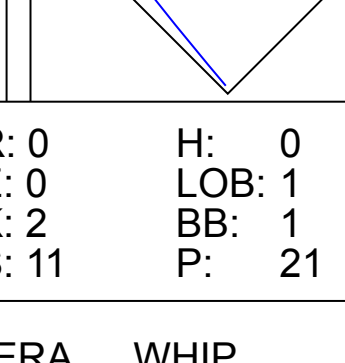
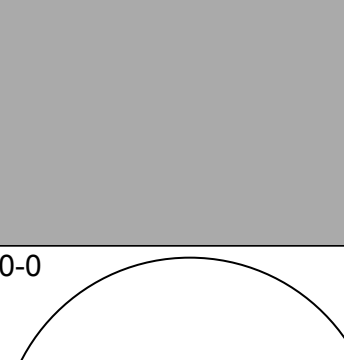










Batter	1	2	3	4	5	6	7	8	9	10	AB	R	H	RBI	BB	SO	LOB	TOP																				
15 Whit Merrifield, R OBP: 0.375, SLG: 0.429											4	0	1	0	0	1	1	<b>Kansas City Royals @ Cleveland Indians</b> Progressive Field, Cleveland, OH Sat Jul 25 2020, 5:12 PM - 8:03 PM EDT Parity Cloudy - 80 F																				
27 Adalberto Mondesi, S OBP: 0.250, SLG: 0.143											4	0	0	0	0	1	2																					
12 Jorge Soler, R OBP: 0.375, SLG: 0.667											4	1	1	1	0	2	1																					
13 Salvador Perez, R OBP: 0.250, SLG: 0.625											4	1	1	1	0	0	0																					
4 Alex Gordon, L OBP: 0.250, SLG: 0.143											4	0	0	0	0	1	0																					
14 Brett Phillips, L OBP: 0.250, SLG: 0.143											0	1	0	0	0	0	0																					
9 Ryan McBroom, R OBP: 0.143, SLG: 0.143											3	0	1	0	0	0	0																					
26 Erick Mejia, S OBP: 0.143, SLG: 0.143											0	0	0	0	0	0	0																					
7 Maikel Franco, R OBP: 0.143, SLG: 0.143											3	0	0	1	0	1	1																					
1 Nicky Lopez, L OBP: 0.429, SLG: 0.200											3	0	0	0	1	0	0																					
11 Bubba Starling, R OBP: 0.200, SLG: 0.200											3	0	1	0	0	1	0																					
<b>Inning Stats</b>	R: 2 E: 0 K: 1 S: 10	H: 2 LOB: 0 BB: 0 P: 17	R: 0 E: 0 K: 0 S: 8	H: 0 LOB: 0 BB: 0 P: 9	R: 0 E: 0 K: 1 S: 10	H: 1 LOB: 1 BB: 0 P: 13	R: 0 E: 0 K: 1 S: 11	H: 1 LOB: 1 BB: 0 P: 17	R: 0 E: 0 K: 1 S: 8	H: 0 LOB: 0 BB: 0 P: 12	R: 0 E: 0 K: 1 S: 7	H: 0 LOB: 0 BB: 0 P: 11	R: 0 E: 0 K: 1 S: 6	H: 0 LOB: 0 BB: 0 P: 11	R: 0 E: 0 K: 0 S: 9	H: 1 LOB: 1 BB: 0 P: 11	R: 0 E: 0 K: 1 S: 12	H: 0 LOB: 0 BB: 1 P: 18	1B: 2 2B: 1 3B: 0 HR: 2	SF: 1 SAC: 1 DP: 0 HBP: 0	WP: 0 PB: 0 SB: 0 CS: 1	PA: 36																
<b>PITCHER</b>	IP 7.0	WLS 25	BF 4	H 2	R 2	ER 2	SO 6	BB 0	IBB 0	HBP 0	BLK 0	WP 0	HR 2	S 60	P 90	ERA 2.57	WHIP 0.571	<b>PITCHER</b>				IP 7.0	WLS 25	BF 4	H 2	R 2	ER 2	SO 6	BB 0	IBB 0	HBP 0	BLK 0	WP 0	HR 2	S 60	P 90	ERA 2.57	WHIP 0.571
52 Mike Clevinger, R ERA: 2.57	1.0	4	1	0	0	0	0	0	0	0	0	0	0	9	11	0.00	1.000					1.0	4	1	0	0	0	0	0	0	0	0	0	0	9	11	0.00	1.000
62 Nick Wittgren, R ERA:	2.0	6	0	1	0	1	1	0	0	0	0	0	0	21	28	0.00	0.500					2.0	6	0	1	0	1	1	0	0	0	0	0	21	28	0.00	0.500	
99 James Karinchak, R ERA:																																						

Batter	1	2	3	4	5	6	7	8	9	10	AB	R	H	RBI	BB	SO	LOB	BOTTOM																				
7 César Hernández, S OBP: 0.333, SLG: 0.375											4	1	1	0	1	2	1	<b>Kansas City Royals @ Cleveland Indians</b> Progressive Field, Cleveland, OH Sat Jul 25 2020, 5:12 PM - 8:03 PM EDT Parity Cloudy - 80 F																				
11 José Ramírez, S OBP: 0.444, SLG: 0.429											4	0	1	1	1	3	2																					
12 Francisco Lindor, S OBP: 0.111, SLG: 0.111											5	0	1	0	0	2	4																					
41 Carlos Santana, S OBP: 0.111, SLG: 0.111											3	0	0	0	1	0	2																					
32 Frammil Reyes, R OBP: 0.125, SLG: 0.125											4	0	0	0	0	2	2																					
23 Daniel Johnson, L OBP: 0.125, SLG: 0.125											3	0	0	0	1	1	0																					
35 Óscar Mercado, R OBP: 0.143, SLG: 0.143											4	0	0	0	0	1	3																					
55 Roberto Pérez, R OBP: 0.286, SLG: 0.167											4	0	0	0	0	4	3																					
1 Greg Allen, S OBP: 0.500, SLG: 0.333											0	0	0	0	0	0	0																					
4 Bradley Zimmer, L OBP: 0.500, SLG: 0.333											3	1	1	0	0	0	0																					
<b>Inning Stats</b>	R: 0 E: 0 K: 0 S: 9	H: 0 LOB: 1 BB: 1 P: 15	R: 0 E: 0 K: 1 S: 7	H: 0 LOB: 0 BB: 0 P: 10	R: 2 E: 0 K: 2 S: 14	H: 3 LOB: 1 BB: 0 P: 22	R: 0 E: 0 K: 2 S: 8	H: 0 LOB: 0 BB: 0 P: 12	R: 0 E: 0 K: 2 S: 11	H: 0 LOB: 1 BB: 1 P: 21	R: 0 E: 0 K: 2 S: 4	H: 0 LOB: 0 BB: 0 P: 4	R: 0 E: 0 K: 1 S: 11	H: 0 LOB: 0 BB: 0 P: 15	R: 0 E: 0 K: 2 S: 9	H: 1 LOB: 3 BB: 2 P: 17	R: 0 E: 0 K: 3 S: 12	H: 0 LOB: 1 BB: 0 P: 20	1B: 4 2B: 0 3B: 0 HR: 0	SF: 0 SAC: 0 DP: 0 HBP: 1	WP: 2 PB: 0 SB: 0 CS: 0	PA: 39																
<b>PITCHER</b>	IP 5.0	WLS 20	BF 3	H 2	R 2	ER 2	SO 7	BB 2	IBB 0	HBP 0	BLK 0	WP 2	HR 0	S 49	P 80	ERA 3.60	WHIP 1.000	<b>PITCHER</b>				IP 5.0	WLS 20	BF 3	H 2	R 2	ER 2	SO 7	BB 2	IBB 0	HBP 0	BLK 0	WP 2	HR 0	S 49	P 80	ERA 3.60	WHIP 1.000
51 Brady Singer, R ERA: 3.6	2.0	6	0	0	0	1	0	0	0	0	0	0	0	15	19	0.00	0.000					2.0	6	0	0	0	0	1	0	0	0	0	0	15	19	0.00	0.000	
31 Ian Kennedy, R ERA:	1.0	3	0	0	0	2	0	0	0	0	0	0	0	8	11	0.00	0.000					1.0	3	0	0	0	0	2	0	0	0	0	0	8	11	0.00	0.000	
40 Trevor Rosenthal, R ERA:	1.0	W	6	1	0	0	2	1	1	0	0	0	0	9	17	0.00	2.000					1.0	W	6	1	0	0	0	2	1	1	0	0	9	17	0.00	2.000	
56 Scott Barlow, R ERA:	1.0	S	4	0	0	0	3	0	0	1	0	0	0	12	20	0.00	0.000					1.0	S	4	0	0	0	3	0	0	0	0	12	20	0.00	0.000		
35 Greg Holland, R ERA:																																						

AB 32  
R 3  
H 5  
RBI 3  
BB 1  
SO 7  
LOB 5



AB 34  
R 2  
H 4  
RBI 1  
BB 4  
SO 15  
LOB 17













Batter	1	2	3	4	5	6	7	8	9	AB	R	H	RBI	BB	SO	LOB	TOP										
7 Tim Anderson, R OBP: 0.292, SLG: 0.478	G4-3		1B		F9			G4-3		4	0	1	0	0	0	0	Chicago White Sox @ Cleveland Indians Progressive Field, Cleveland, OH Tue Jul 28 2020, 7:48 PM - 10:29 PM EDT Clear - 82 F										
10 Yoán Moncada, S OBP: 0.421, SLG: 0.667	1B		F8			F8	K		4	0	1	0	0	1	1												
79 José Abreu, R OBP: 0.318, SLG: 0.545	P4		1B			HR	26 1B	2B	4	2	3	1	0	0	1												
26 Nicky Delmonico, L OBP: 0.222, SLG: 0.125	L9		G4-3			P3	2H	1B	4	0	1	1	0	0	3												
38 Zack Collins, L (1, 10)	F7			K		L8		F8	4	0	0	0	0	1	1												
33 James McCann, R OBP: 0.222, SLG: 1.250	HR		K	K		G1-3		K	4	1	1	1	0	2	0												
88 Luis Robert Jr., R OBP: 0.400, SLG: 0.579	K		K	K		28 FC4-6		K	4	0	1	0	0	3	0												
28 Leury García, S OBP: 0.250, SLG: 0.500	G3		G4-3			FC4-6		G3-1	4	0	0	0	0	0	1												
20 Danny Mendick, R (1, 4)	L3		F9			G5-3			3	0	0	0	0	0	1												
<b>Inning Stats</b>	R: 0 E: 0 K: 0 S: 8	H: 1 LOB: 1 BB: 0 P: 11	R: 1 E: 0 K: 1 S: 13	H: 1 LOB: 0 BB: 0 P: 20	R: 0 E: 0 K: 0 S: 9	H: 2 LOB: 2 BB: 0 P: 17	R: 0 E: 0 K: 3 S: 9	H: 0 LOB: 0 BB: 0 P: 10	R: 0 E: 0 K: 0 S: 11	H: 0 LOB: 0 BB: 0 P: 15	R: 1 E: 0 K: 0 S: 11	H: 1 LOB: 0 BB: 0 P: 13	R: 0 E: 0 K: 0 S: 9	H: 1 LOB: 1 BB: 0 P: 10	R: 1 E: 0 K: 1 S: 13	H: 2 LOB: 1 BB: 0 P: 20		R: 0 E: 0 K: 2 S: 11	H: 0 LOB: 0 BB: 0 P: 19	1B: 5 2B: 1 3B: 0 HR: 2	SF: 0 SAC: 0 DP: 0 HBP: 0	WP: 0 PB: 0 SB: 0 CS: 0	PA: 35				
<b>PITCHER</b>	IP	WLS	BF	H	R	ER	SO	BB	IBB	HBP	BLK	WP	HR	S	P	ERA	WHIP										
45 Adam Plutko, R ERA: 3.0	6.0	W	23	5	2	2	4	0	0	0	0	0	2	61	86	3.00	0.833										
90 Adam Cimber, R ERA:	1.0	H	4	1	0	0	0	0	0	0	0	0	0	9	10	0.00	1.000										
53 Dominic Leone, R ERA: 4.5	1.0	H	5	2	1	1	1	0	0	0	0	0	0	13	20	9.00	2.000										
27 Cam Hill, R ERA:	1.0	S	3	0	0	0	2	0	0	0	0	0	0	11	19	0.00	0.000										

Batter	1	2	3	4	5	6	7	8	9	AB	R	H	RBI	BB	SO	LOB	BOTTOM										
8 Jordan Luplow, R (1, 7)	P4		G4-3	P6						4	0	0	0	0	1	2	Chicago White Sox @ Cleveland Indians Progressive Field, Cleveland, OH Tue Jul 28 2020, 7:48 PM - 10:29 PM EDT Clear - 82 F										
1 Greg Allen, S (8, 7)							K		0	0	0	0	0	0	0												
11 José Ramírez, S OBP: 0.455, SLG: 0.789	12 2B		12 G6-4-3	1B	F8		K		4	1	2	0	0	1	0												
12 Francisco Lindor, S OBP: 0.227, SLG: 0.455	41 HR		G6-4-3			K		P2	4	1	1	1	0	1	1												
41 Carlos Santana, S OBP: 0.500, SLG: 0.500	HR		K	K	32 FC6-4		G1		4	1	2	2	0	1	0												
32 Franmil Reyes, R OBP: 0.200, SLG: 0.143	K		9 BB	24 BB	FC6-4		G4-3		3	1	0	0	1	1	1												
24 Domingo Santana, R OBP: 0.700, SLG: 0.667	G5-3		35 1B	9 BB					1	1	0	0	2	0	0												
4 Bradley Zimmer, L OBP: 0.417, SLG: 0.667			35 1B	BB			G6-4-3		0	0	0	0	0	0	0												
2 Yu Chang, R OBP: 0.286, SLG: 0.167	K		K				G6-4-3		3	0	0	0	0	2	3												
9 Sandy León, S OBP: 0.286, SLG: 0.167	F9						L8		2	0	0	0	1	0	1												
35 Óscar Mercado, R OBP: 0.167, SLG: 0.167	G4-3						G6-3		3	0	1	2	0	0	0												
<b>Inning Stats</b>	R: 3 E: 0 K: 1 S: 13	H: 3 LOB: 0 BB: 0 P: 22	R: 0 E: 0 K: 1 S: 9	H: 0 LOB: 0 BB: 0 P: 15	R: 0 E: 0 K: 0 S: 5	H: 1 LOB: 0 BB: 0 P: 9	R: 2 E: 0 K: 2 S: 15	H: 1 LOB: 2 BB: 3 P: 29	R: 0 E: 0 K: 1 S: 8	H: 0 LOB: 1 BB: 0 P: 16	R: 0 E: 0 K: 0 S: 5	H: 0 LOB: 0 BB: 1 P: 10	R: 0 E: 0 K: 2 S: 9	H: 0 LOB: 0 BB: 0 P: 14	R: 0 E: 0 K: 0 S: 8	H: 0 LOB: 0 BB: 0 P: 10	1B: 3 2B: 2 3B: 0 HR: 1	SF: 0 SAC: 0 DP: 2 HBP: 0	WP: 0 PB: 0 SB: 0 CS: 0	PA: 32							
<b>PITCHER</b>	IP	WLS	BF	H	R	ER	SO	BB	IBB	HBP	BLK	WP	HR	S	P	ERA	WHIP										
55 Carlos Rodón, L ERA: 12.27	3.2	L	17	4	5	5	4	3	0	0	0	0	0	40	71	12.27	1.909										
31 Steve Cishek, R ERA: 3.85	0.1		2	1	0	0	0	0	0	0	0	0	0	2	4	0.00	3.000										
58 Jimmy Lambert, R ERA:	1.0		4	1	0	0	1	0	0	0	0	0	0	8	16	0.00	1.000										
52 Ian Hamilton, R ERA:	1.0		3	0	0	0	0	1	0	0	0	0	0	5	10	0.00	1.000										
43 Eivan Marshall, R ERA:	1.0		3	0	0	0	2	0	0	0	0	0	0	9	14	0.00	0.000										
<b>PITCHER</b>	IP	WLS	BF	H	R	ER	SO	BB	IBB	HBP	BLK	WP	HR	S	P	ERA	WHIP										
48 Alex Colomé, R ERA:	1.0		3	0	0	0	0	0	0	0	0	0	0	8	10	0.00	0.000										



Batter	1	2	3	4	5	6	7	8	9	AB	R	H	RBI	BB	SO	LOB	TOP		
7 Tim Anderson, R OBP: 0.321, SLG: 0.519	F9		E7			K			79 HBP 24 SF9 2B	4	1	2	0	0	1	1			
10 Yoán Moncada, S OBP: 0.391, SLG: 0.571	K		P5			L4			23 CI 79 HBP 74 SF8 BB	3	1	0	0	1	1	3			
79 José Abreu, R OBP: 0.308, SLG: 0.480	K					G6-3			74 SF8 23 CI 88 1B HBP	3	1	0	0	0	2	1			
24 Yasmani Grandal, S OBP: 0.294, SLG: 0.154		G1-3				K			SF9	3	0	0	1	0	2	0			
23 Edwin Encarnación, R OBP: 0.150, SLG: 0.263 18 Ryan Goins, L	F9					K			CI 74 SF8 88 1B	3	0	0	0	0	1	0			
74 Eloy Jiménez, R OBP: 0.385, SLG: 0.727		G6-3				G5-3			SF8	3	0	0	1	0	0	0			
88 Luis Robert Jr., R OBP: 0.375, SLG: 0.522			K			K			P3	4	0	1	2	0	2	0			
28 Leury García, S OBP: 0.250, SLG: 0.455						F8			F8	4	0	1	0	0	1	1			
15 Adam Engel, R OBP: 0.500, SLG: 0.727			K						L9	3	0	1	0	0	1	1			
<b>Inning Stats</b>	R: 0 H: 0 E: 0 K: 2 S: 9	H: 0 LOB: 0 BB: 0 P: 16	R: 0 H: 0 E: 0 K: 0 S: 9	H: 0 LOB: 0 BB: 0 P: 11	R: 0 H: 2 E: 1 K: 2 S: 10	H: 2 LOB: 2 BB: 0 P: 12	R: 0 H: 0 E: 0 K: 3 S: 11	H: 0 LOB: 0 BB: 0 P: 14	R: 0 H: 0 E: 0 K: 1 S: 9	H: 1 LOB: 0 BB: 0 P: 10	R: 0 H: 0 E: 0 K: 1 S: 8	H: 0 LOB: 0 BB: 0 P: 10	R: 0 H: 0 E: 0 K: 1 S: 7	H: 0 LOB: 0 BB: 0 P: 10	R: 4 H: 2 E: 1 K: 0 S: 16	H: 2 LOB: 2 BB: 1 P: 32	1B: 3 2B: 2 3B: 0 HR: 0	SF: 2 SAC: 0 DP: 1 HBP: 0	WP: 0 PA: 35 PB: 0 SB: 1 CS: 0
<b>PITCHER</b>	IP	WLS	BF	H	R	ER	SO	BB	IBB	HBP	BLK	WP	HR	S	P	ERA	WHIP		
34 Zach Plesac, R ERA: 15.43	8.0		27	3	0	0	11	0	0	0	0	0	0	72	98	0.00	0.375		
33 Brad Hand, L ERA: 15.43	0.1	L	5	1	4	3	0	1	0	1	0	0	0	11	22	81.00	6.000		
90 Adam Cimber, R ERA: 15.43	0.2		3	1	0	0	0	0	0	0	0	0	0	5	10	0.00	1.500		

Chicago White Sox @ Cleveland Indians  
Progressive Field, Cleveland, OH  
Wed Jul 29 2020, 6:10 PM - 9:07 PM EDT  
Partly Cloudy - 88 F

AB 30  
R 4  
H 5  
RBI 4  
BB 1  
SO 11  
LOB 7



Batter	1	2	3	4	5	6	7	8	9	AB	R	H	RBI	BB	SO	LOB	BOTTOM				
7 César Hernández, S OBP: 0.429, SLG: 0.421	K					11 1B BB			K	3	0	1	0	1	2	0					
11 José Ramírez, S OBP: 0.500, SLG: 0.783	K					41 G3-6-3 1B			32 1B 1B	4	0	3	0	0	1	0					
12 Francisco Lindor, S OBP: 0.291, SLG: 0.490	F7					K			F7	3	0	0	0	1	1	3					
41 Carlos Santana, S OBP: 0.458, SLG: 0.444		G5-6-3 1B				G3-6-3 1-2			F8	4	0	1	0	0	0	6					
32 Franmil Reyes, R OBP: 0.211, SLG: 0.167	K					G5-3			G6-3	4	0	1	0	0	1	1					
4 Bradley Zimmer, L OBP: 0.375, SLG: 0.500		G5-6-3 1-2				B3			K	3	0	0	0	1	1	1					
24 Domingo Santana, R OBP: 0.500, SLG: 0.490						K			K	4	0	0	0	0	2	3					
46 Beau Taylor, L		K				G4-3			G4-3	3	0	0	0	0	1	0					
35 Óscar Mercado, R OBP: 0.133, SLG: 0.133						L8			K	3	0	0	0	0	1	0					
<b>Inning Stats</b>	R: 0 H: 0 E: 0 K: 2 S: 10	H: 1 LOB: 0 BB: 0 P: 16	R: 0 H: 1 E: 0 K: 1 S: 8	H: 1 LOB: 0 BB: 0 P: 13	R: 0 H: 0 E: 0 K: 1 S: 8	H: 0 LOB: 0 BB: 0 P: 12	R: 0 H: 1 E: 0 K: 1 S: 10	H: 1 LOB: 1 BB: 1 P: 15	R: 0 H: 0 E: 0 K: 1 S: 7	H: 0 LOB: 0 BB: 0 P: 10	R: 0 H: 2 E: 0 K: 0 S: 10	H: 2 LOB: 3 BB: 1 P: 19	R: 0 H: 0 E: 0 K: 2 S: 9	H: 0 LOB: 0 BB: 0 P: 15	R: 0 H: 0 E: 0 K: 2 S: 9	H: 0 LOB: 0 BB: 0 P: 12	R: 0 H: 2 E: 0 K: 0 S: 19	H: 2 LOB: 3 BB: 1 P: 31	1B: 6 2B: 0 3B: 0 HR: 0	SF: 0 SAC: 0 DP: 2 HBP: 0	WP: 0 PA: 34 PB: 0 SB: 0 CS: 0
<b>PITCHER</b>	IP	WLS	BF	H	R	ER	SO	BB	IBB	HBP	BLK	WP	HR	S	P	ERA	WHIP				
27 Lucas Giolito, R ERA: 6.52	6.0		22	4	0	0	6	2	0	0	0	0	0	9	15	0.00	1.000				
43 Evan Marshall, R ERA: 3.86	1.0		3	0	0	0	2	0	0	0	0	0	0	9	12	0.00	0.000				
39 Aaron Bummer, L ERA: 3.86	1.0	W	3	0	0	0	2	0	0	0	0	0	0	9	12	0.00	0.000				
48 Alex Colomé, R ERA: 3.86	1.0		6	2	0	0	0	1	0	0	0	0	0	19	31	0.00	3.000				

Chicago White Sox @ Cleveland Indians  
Progressive Field, Cleveland, OH  
Wed Jul 29 2020, 6:10 PM - 9:07 PM EDT  
Partly Cloudy - 88 F

AB 31  
R 0  
H 6  
RBI 0  
BB 3  
SO 10  
LOB 14





















Batter	1	2	3	4	5	6	7	8	9	AB	R	H	RBI	BB	SO	LOB	TOP								
7 César Hernández, S (1.4) OBP: 0.381, SLG: 0.351										4	0	1	0	0	0	1	<b>Cleveland Indians @ Cincinnati Reds</b> Great American Ball Park, Cincinnati, OH Mon Aug 03 2020, 8:42 PM - 11:15 PM EDT Overcast - 73 F								
11 José Ramírez, S (1.5) OBP: 0.391, SLG: 0.500										4	0	0	0	0	1	2									
12 Francisco Lindor, S (1.6) OBP: 0.283, SLG: 0.500										4	1	2	1	0	2	2									
41 Carlos Santana, S (1.3) OBP: 0.154, SLG: 0.286										3	0	1	0	1	1	0									
32 Franmil Reyes, R (1.10) OBP: 0.194, SLG: 0.200										4	0	0	0	0	3	2									
23 Daniel Johnson, L (1.9) OBP: 0.154, SLG: 0.083										4	0	0	0	0	3	0									
35 Óscar Mercado, R (1.8) OBP: 0.107, SLG: 0.107										3	1	1	0	0	1	0									
9 Sandy León, S (1.2) OBP: 0.235, SLG: 0.133										2	0	0	0	1	1	0									
1 Greg Allen, S (1.7) OBP: 0.107, SLG: 0.107										2	0	0	0	0	2	2									
<b>Inning Stats</b>	R: 1 E: 0 K: 1 S: 14	H: 2 LOB: 1 BB: 0 P: 20	R: 1 E: 1 K: 1 S: 13	H: 1 LOB: 1 BB: 1 P: 24	R: 0 E: 0 K: 2 S: 7	H: 0 LOB: 0 BB: 0 P: 10	R: 0 E: 0 K: 3 S: 9	H: 0 LOB: 0 BB: 0 P: 13	R: 0 E: 0 K: 1 S: 8	H: 0 LOB: 0 BB: 0 P: 14	R: 0 E: 0 K: 0 S: 9	H: 1 LOB: 1 BB: 1 P: 21	R: 0 E: 0 K: 2 S: 8	H: 0 LOB: 0 BB: 0 P: 12	R: 0 E: 0 K: 2 S: 10	H: 1 LOB: 2 BB: 0 P: 15	R: 0 E: 0 K: 2 S: 8	H: 0 LOB: 0 BB: 0 P: 14	1B: 4 2B: 0 3B: 0 HR: 1	SF: 0 SAC: 0 DP: 0 HBP: 1	WP: 2 PB: 0 SB: 0 CS: 1	PA: 33			
<b>PITCHER</b>	IP	WLS	BF	H	R	ER	SO	BB	IBB	HBP	BLK	WP	HR	S	P	ERA	WHIP								
54 Sonny Gray, R (1.1) ERA: 1.88	6.0	W	23	4	2	1	8	2	0	0	0	2	1	60	102	1.50	1.000								
21 Michael Lorenzen, R (7.1) ERA: 12.27	1.0	H	3	0	0	0	2	0	0	0	0	0	0	8	12	0.00	0.000								
57 Nate Jones, R (8.1) ERA: 2.25	1.0	H	4	1	0	0	2	0	0	1	0	0	0	10	15	0.00	0.000								
26 Raisel Iglesias, R (9.1) ERA: 6.23	1.0	S	3	0	0	0	2	0	0	0	0	0	0	8	14	0.00	0.000								

Batter	1	2	3	4	5	6	7	8	9	AB	R	H	RBI	BB	SO	LOB	BOTTOM								
4 Shogo Akiyama, L (1.8) OBP: 0.310, SLG: 0.269										4	1	1	0	0	1	0	<b>Cleveland Indians @ Cincinnati Reds</b> Great American Ball Park, Cincinnati, OH Mon Aug 03 2020, 8:42 PM - 11:15 PM EDT Overcast - 73 F								
19 Joey Votto, L (1.3) OBP: 0.389, SLG: 0.567										3	1	1	2	1	0	0									
2 Nick Castellanos, R (1.9) OBP: 0.462, SLG: 0.912										3	1	1	1	0	0	1									
9 Mike Moustakas, L (1.4) OBP: 0.364, SLG: 0.579										3	0	0	0	0	1	1									
7 Eugenio Suárez, R (1.5) OBP: 0.220, SLG: 0.143										3	0	0	0	0	1	0									
33 Jesse Winker, L (1.7) OBP: 0.276, SLG: 0.087										3	0	0	0	0	1	0									
31 Travis Jankowski, L (8.8) OBP: 0.276, SLG: 0.087										0	0	0	0	0	0	0									
3 Freddy Galvis, S (1.6) OBP: 0.353, SLG: 0.517										3	0	1	0	0	1	0									
29 Christian Colón, R (1.10) OBP: 0.200, SLG: 0.300										3	0	0	0	0	0	1									
16 Tucker Barnhart, L (1.2) OBP: 0.385, SLG: 0.333										3	0	0	0	0	2	0									
<b>Inning Stats</b>	R: 0 E: 0 K: 1 S: 11	H: 0 LOB: 1 BB: 1 P: 19	R: 0 E: 0 K: 2 S: 9	H: 1 LOB: 1 BB: 0 P: 15	R: 0 E: 0 K: 1 S: 8	H: 0 LOB: 0 BB: 0 P: 14	R: 1 E: 0 K: 0 S: 11	H: 1 LOB: 0 BB: 0 P: 18	R: 0 E: 0 K: 1 S: 6	H: 0 LOB: 0 BB: 0 P: 9	R: 2 E: 0 K: 0 S: 13	H: 2 LOB: 0 BB: 0 P: 19	R: 0 E: 0 K: 1 S: 7	H: 0 LOB: 0 BB: 0 P: 9	R: 0 E: 0 K: 1 S: 10	H: 0 LOB: 0 BB: 0 P: 14	R: 0 E: 0 K: 1 S: 10	H: 0 LOB: 0 BB: 0 P: 14	1B: 2 2B: 0 3B: 0 HR: 2	SF: 0 SAC: 0 DP: 0 HBP: 0	WP: 0 PB: 0 SB: 0 CS: 0	PA: 29			
<b>PITCHER</b>	IP	WLS	BF	H	R	ER	SO	BB	IBB	HBP	BLK	WP	HR	S	P	ERA	WHIP								
34 Zach Plesac, R (1.1) ERA: 1.8	7.0	L	26	4	3	3	6	1	0	0	0	0	2	65	103	3.86	0.714								
39 Oliver Pérez, L (8.1) ERA:	1.0		3	0	0	0	1	0	0	0	0	0	0	10	14	0.00	0.000								







Batter	1	2	3	4	5	6	7	8	9	AB	R	H	RBI	BB	SO	LOB	TOP										
4 Shogo Akiyama, L (1, 7) OBP: 0.278, SLG: 0.273	G4-3							K									3 0 1 0 0 1 0										
6 Phillip Ervin, R (8, 7) OBP: 0.222, SLG: 0.067			2B														1 0 0 0 0 1 0										
2 Nick Castellanos, R (1, 9) OBP: 0.447, SLG: 0.878	K		P3														3 0 1 0 1 1 2										
19 Joey Votto, L (1, 3) OBP: 0.364, SLG: 0.486	G4-3		F7														4 0 0 0 0 0 4										
7 Eugenio Suárez, R (1, 5) OBP: 0.245, SLG: 0.220		L3															2 0 0 0 2 1 0										
33 Jesse Winker, L (1, 10) OBP: 0.314, SLG: 0.143																	2 0 1 0 1 0 1										
64 Matt Davidson, R (9, PH) OBP: 0.200, SLG: 0.111																	1 0 0 0 0 0 0										
15 Nick Senzel, R (1, 8) OBP: 0.357, SLG: 0.560																	2 0 0 0 1 1 3										
17 Josh VanMeter, L (1, 4)																	2 0 0 0 0 2 3										
12 Curt Casali, R (7, PH) OBP: 0.375, SLG: 0.579																	2 0 0 0 0 2 1										
3 Freddy Galvis, S (1, 6) OBP: 0.325, SLG: 0.441																	2 0 0 0 1 0 0										
16 Tucker Barnhart, L (1, 2) OBP: 0.278, SLG: 0.235																	2 0 0 0 0 0 1										
29 Christian Colón, R (7, PH) OBP: 0.182, SLG: 0.273																	1 0 0 0 0 0 0										
<b>Inning Stats</b>	R: 0 E: 0 K: 1 S: 6	H: 0 LOB: 0 BB: 0 P: 8	R: 0 E: 1 K: 1 S: 12	H: 1 LOB: 2 BB: 1 P: 17	R: 0 E: 0 K: 0 S: 10	H: 1 LOB: 2 BB: 1 P: 21	R: 0 E: 0 K: 1 S: 12	H: 0 LOB: 1 BB: 1 P: 21	R: 0 E: 0 K: 1 S: 10	H: 0 LOB: 0 BB: 0 P: 16	R: 0 E: 0 K: 1 S: 11	H: 0 LOB: 2 BB: 3 P: 25	R: 0 E: 0 K: 1 S: 6	H: 0 LOB: 0 BB: 0 P: 10	R: 0 E: 0 K: 1 S: 7	H: 1 LOB: 0 BB: 0 P: 8	R: 0 E: 0 K: 2 S: 7	H: 0 LOB: 1 BB: 1 P: 14	1B: 2 2B: 1 3B: 0 HR: 0	SF: 0 SAC: 0 DP: 1 HBP: 0	WP: 0 PB: 0 SB: 0 CS: 0	PA: 34					
<b>PITCHER</b>	IP	WLS	BF	H	R	ER	SO	BB	IBB	HBP	BLK	WP	HR	S	P	ERA	WHIP										
52 Mike Clevinger, R (1, 1) ERA: 3.24	5.2	W	23	2	0	0	4	5	0	0	0	0	0	57	103	0.00	1.235										
53 Dominic Leone, R (6, 1) ERA: 2.7	0.1	H	1	0	0	0	1	0	0	0	0	0	0	4	5	0.00	0.000										
39 Oliver Pérez, L (7, 1) ERA:	1.0	H	3	0	0	0	1	0	0	0	0	0	0	6	10	0.00	0.000										
99 James Karinchak, R (8, 1) ERA:	1.0	H	3	1	0	0	1	0	0	0	0	0	0	7	8	0.00	1.000										
33 Brad Hand, L (9, 1) ERA: 8.31	1.0	S	4	0	0	0	2	1	0	0	0	0	0	7	14	0.00	1.000										

Cincinnati Reds @ Cleveland Indians  
Progressive Field, Cleveland, OH  
Wed Aug 05 2020, 7:11 PM - 10:07 PM EDT  
Partly Cloudy - 72 F

AB	27
R	0
H	3
RBI	0
BB	6
SO	9
LOB	15



Batter	1	2	3	4	5	6	7	8	9	AB	R	H	RBI	BB	SO	LOB	BOTTOM										
7 César Hernández, S (1, 4) OBP: 0.412, SLG: 0.349	G3-1																2 0 1 1 2 0 0										
11 José Ramírez, S (1, 5) OBP: 0.382, SLG: 0.447																	4 0 1 1 0 0 2										
12 Francisco Lindor, S (1, 6) OBP: 0.273, SLG: 0.442																	4 0 1 0 0 0 3										
41 Carlos Santana, S (1, 3) OBP: 0.346, SLG: 0.244																	3 0 0 0 1 2 2										
32 Franmil Reyes, R (1, 10) OBP: 0.182, SLG: 0.256																	4 0 0 0 0 2 1										
4 Bradley Zimmer, L (1, 9) OBP: 0.375, SLG: 0.360																	3 0 1 0 0 1 1										
8 Jordan Luplow, R (1, 7)																	2 1 0 0 1 1 1										
1 Greg Allen, S (9, 7)																	0 0 0 0 0 0 0										
9 Sandy León, S (1, 2) OBP: 0.208, SLG: 0.095																	2 0 0 0 1 1 1										
35 Oscar Mercado, R (1, 8) OBP: 0.171, SLG: 0.121																	2 1 0 0 1 0 1										
<b>Inning Stats</b>	R: 0 E: 0 K: 0 S: 9	H: 0 LOB: 0 BB: 0 P: 16	R: 0 E: 3 K: 3 S: 14	H: 1 LOB: 1 BB: 0 P: 23	R: 0 E: 0 K: 0 S: 11	H: 1 LOB: 2 BB: 2 P: 21	R: 0 E: 0 K: 1 S: 6	H: 0 LOB: 0 BB: 1 P: 10	R: 2 E: 0 K: 0 S: 12	H: 2 LOB: 2 BB: 2 P: 26	R: 0 E: 0 K: 1 S: 9	H: 0 LOB: 0 BB: 1 P: 13	R: 0 E: 0 K: 1 S: 9	H: 0 LOB: 1 BB: 1 P: 17	R: 0 E: 0 K: 1 S: 10	H: 0 LOB: 0 BB: 0 P: 15	1B: 4 2B: 0 3B: 0 HR: 0	SF: 0 SAC: 0 DP: 2 HBP: 0	WP: 0 PB: 0 SB: 0 CS: 0	PA: 32							
<b>PITCHER</b>	IP	WLS	BF	H	R	ER	SO	BB	IBB	HBP	BLK	WP	HR	S	P	ERA	WHIP										
70 Tejay Antonio, R (1, 1) ERA: 2.08	4.1	L	17	2	1	1	4	4	0	0	0	0	0	6	14	13.50	4.500										
21 Michael Lorenzen, R (5, 1) ERA: 12.46	0.2		5	2	1	1	0	1	0	0	0	0	0	6	14	13.50	4.500										
39 Lucas Sims, R (6, 1) ERA:	1.0		3	0	0	0	1	0	0	0	0	0	0	9	13	0.00	0.000										
50 Amir Garrett, L (7, 1) ERA: 1.93	1.0		4	0	0	0	1	1	0	0	0	0	0	9	17	0.00	1.000										
43 Brooks Raley, L (8, 1) ERA: 9.0	1.0		3	0	0	0	1	0	0	0	0	0	0	10	15	0.00	0.000										

Cincinnati Reds @ Cleveland Indians  
Progressive Field, Cleveland, OH  
Wed Aug 05 2020, 7:11 PM - 10:07 PM EDT  
Partly Cloudy - 72 F

AB	26
R	2
H	4
RBI	2
BB	6
SO	7
LOB	12





Batter	1	2	3	4	5	6	7	8	9	AB	R	H	RBI	BB	SO	LOB	TOP			
4 Shogo Akiyama, L OBP: 0.275, SLG: 0.270										4	0	1	0	0	3	0	<b>Cincinnati Reds @ Cleveland Indians</b> Progressive Field, Cleveland, OH Thu Aug 06 2020, 6:13 PM - 9:05 PM EDT Partly Cloudy - 74 F			
2 Nick Castellanos, R 29 Christian Colón, R OBP: 0.412, SLG: 0.800										4	0	0	0	0	1	1				
19 Joey Votto, L 31 Travis Jankowski, L OBP: 0.333, SLG: 0.474										1	0	0	0	2	0	0				
7 Eugenio Suárez, R OBP: 0.245, SLG: 0.205										3	0	0	0	1	2	1				
33 Jesse Winker, L OBP: 0.333, SLG: 0.219										4	0	2	0	0	1	2				
15 Nick Senzel, R OBP: 0.313, SLG: 0.483										4	0	0	0	0	2	2				
3 Freddy Galvis, S OBP: 0.326, SLG: 0.417										2	0	0	0	1	0	1				
52 Kyle Farmer, R OBP: 0.200, SLG: 0.143										3	0	0	0	0	2	2				
16 Tucker Barnhart, L OBP: 0.238, SLG: 0.200										3	0	0	0	0	0	1				
<b>Inning Stats</b>	R: 0 H: 0 E: 0 K: 2 S: 13	H: 0 LOB: 1 BB: 1 P: 21	R: 0 H: 1 E: 0 K: 1 S: 8	H: 1 LOB: 1 BB: 0 P: 12	R: 0 H: 0 E: 0 K: 2 S: 7	H: 0 LOB: 0 BB: 0 P: 14	R: 0 H: 0 E: 0 K: 0 S: 6	H: 0 LOB: 0 BB: 0 P: 12	R: 0 H: 0 E: 0 K: 2 S: 16	H: 0 LOB: 2 BB: 0 P: 26	R: 0 H: 0 E: 0 K: 2 S: 9	H: 1 LOB: 1 BB: 0 P: 10	R: 0 H: 1 E: 0 K: 1 S: 9	H: 1 LOB: 0 BB: 0 P: 13	R: 0 H: 1 E: 0 K: 1 S: 7	H: 1 LOB: 0 BB: 0 P: 8		1B: 2 2B: 1 3B: 0 HR: 0	SF: 0 SAC: 0 DP: 1 HBP: 0	WP: 3 PB: 0 SB: 0 CS: 0
<b>PITCHER</b>	IP WLS BF H R ER SO BB IBB HBP BLK WP HR S P ERA WHIP																			
59 Carlos Carrasco, R ERA: 2.5	6.0 W 23 1 0 0 8 4 0 0 0 0 1 0 57 10 0.00 0.833																			
27 Cam Hill, R ERA: 43.2	7.1 1.0 H 3 0 0 0 2 0 0 0 0 0 0 0 9 10 0.00 0.000																			
88 Phil Maton, R ERA: 43.2	8.1 1.0 4 1 0 0 0 0 0 0 0 0 1 0 9 13 0.00 1.000																			
45 Adam Plutko, R ERA: 2.57	9.1 1.0 3 1 0 0 1 0 0 0 0 0 0 0 7 8 0.00 1.000																			

AB	29
R	0
H	3
RBI	0
BB	4
SO	11
LOB	11



Batter	1	2	3	4	5	6	7	8	9	AB	R	H	RBI	BB	SO	LOB	BOTTOM			
7 César Hernández, S OBP: 0.429, SLG: 0.383										4	3	2	3	1	2	0	<b>Cincinnati Reds @ Cleveland Indians</b> Progressive Field, Cleveland, OH Thu Aug 06 2020, 6:13 PM - 9:05 PM EDT Partly Cloudy - 74 F			
11 José Ramírez, S OBP: 0.400, SLG: 0.615										5	4	3	4	0	2					
12 Francisco Lindor, S 2 Yu Chang, R OBP: 0.289, SLG: 0.436										3	1	1	1	1	0	0				
41 Carlos Santana, S 45 Adam Plutko, R OBP: 0.386, SLG: 0.238										1	1	0	1	4	0	1				
32 Franmil Reyes, R 6 Mike Freeman, L OBP: 0.208, SLG: 0.277										0	0	0	0	0	0	0				
6 Mike Freeman, L OBP: 0.222, SLG: 0.125										4	1	2	2	0	1	3				
24 Domingo Santana, R OBP: 0.375, SLG: 0.205										5	1	1	0	0	3	2				
35 Óscar Mercado, R OBP: 0.175, SLG: 0.132										5	0	1	0	0	4	5				
46 Beau Taylor, L OBP: 0.175, SLG: 0.132										4	1	0	1	1	1	1				
0 Delino DeShields, R OBP: 0.500, SLG: 0.333										3	1	1	1	1	1	0				
<b>Inning Stats</b>	R: 1 H: 1 E: 0 K: 2 S: 15	H: 1 LOB: 1 BB: 1 P: 29	R: 0 H: 0 E: 0 K: 3 S: 11	H: 0 LOB: 0 BB: 0 P: 15	R: 0 H: 0 E: 0 K: 1 S: 9	H: 0 LOB: 0 BB: 0 P: 11	R: 0 H: 1 E: 0 K: 2 S: 13	H: 1 LOB: 2 BB: 1 P: 21	R: 2 H: 2 E: 0 K: 1 S: 16	H: 2 LOB: 2 BB: 2 P: 29	R: 0 H: 0 E: 0 K: 2 S: 8	H: 0 LOB: 0 BB: 0 P: 11	R: 10 H: 6 E: 0 K: 1 S: 31	H: 6 LOB: 1 BB: 5 P: 57	R: 0 H: 1 E: 0 K: 1 S: 8	H: 1 LOB: 1 BB: 0 P: 9	1B: 7 2B: 1 3B: 1 HR: 2	SF: 0 SAC: 0 DP: 0 HBP: 0	WP: 0 PB: 0 SB: 0 CS: 0	PA: 44
<b>PITCHER</b>	IP WLS BF H R ER SO BB IBB HBP BLK WP HR S P ERA WHIP																			
58 Luis Castillo, R ERA: 4.76	5.0 L 23 4 3 3 3 4 0 0 0 0 0 0 29 48 43.20 4.200																			
87 José De León, R ERA: 43.2	6.1 1.2 13 4 8 8 3 3 1 0 0 0 0 0 29 48 43.20 4.200																			
23 Cody Reed, L ERA: 16.2	7.1 0.1 4 2 2 2 0 1 0 0 0 0 1 10 20 54.00 9.000																			
64 Matt Davidson, R ERA: 43.2	8.1 1.0 4 1 0 0 1 0 0 0 0 0 0 0 8 9 0.00 1.000																			

AB	35
R	13
H	11
RBI	13
BB	9
SO	13
LOB	14





Batter	1	2	3	4	5	6	7	8	9	AB	R	H	RBI	BB	SO	LOB	TOP					
7 César Hernández, S OBP: 0.426, SLG: 0.373										4	0	1	0	1	1	2						
11 José Ramírez, S OBP: 0.375, SLG: 0.571										4	0	0	0	0	1	6						
12 Francisco Lindor, S OBP: 0.270, SLG: 0.497										4	0	0	0	0	0	1						
41 Carlos Santana, S OBP: 0.410, SLG: 0.250										2	0	1	0	2	0	0						
32 Franmil Reyes, R OBP: 0.250, SLG: 0.300										3	0	2	0	1	1	0						
4 Bradley Zimmer, L OBP: 0.412, SLG: 0.360										0	0	0	0	1	0	0						
8 Jordan Luplow, R (6, PH)										2	0	0	0	0	0	4						
35 Óscar Mercado, R (8, PH)										3	0	0	0	0	2	4	AB 28					
6 Mike Freeman, L OBP: 0.200, SLG: 0.111										1	0	0	0	0	0	2	R 0					
9 Sandy León, S OBP: 0.179, SLG: 0.080										4	0	0	0	0	1	4	H 4					
0 Delino DeShields, R OBP: 0.625, SLG: 0.250										1	0	0	0	3	0	0	RBI 0					
										1	0	0	0	3	0	0	BB 8					
<b>Inning Stats</b>	R: 0 E: 0 K: 0 S: 8	H: 0 LOB: 0 BB: 1 P: 16	R: 0 E: 0 K: 1 S: 12	H: 1 LOB: 2 BB: 1 P: 21	R: 0 E: 0 K: 1 S: 9	H: 0 LOB: 0 BB: 1 P: 17	R: 0 E: 0 K: 1 S: 8	H: 0 LOB: 0 BB: 0 P: 14	R: 0 E: 0 K: 1 S: 15	H: 1 LOB: 3 BB: 2 P: 31	R: 0 E: 0 K: 0 S: 8	H: 1 LOB: 1 BB: 1 P: 16	R: 0 E: 0 K: 0 S: 11	H: 0 LOB: 2 BB: 1 P: 18	R: 0 E: 0 K: 0 S: 11	H: 1 LOB: 2 BB: 1 P: 20	R: 0 E: 0 K: 2 S: 8	H: 0 LOB: 0 BB: 0 P: 11	1B: 4 2B: 0 3B: 0 HR: 0	SF: 0 SAC: 0 DP: 3 HBP: 1	WP: 0 PB: 0 SB: 0 CS: 1	PA: 37
<b>PITCHER</b>	IP WLS BF H R ER SO BB IBB HBP BLK WP HR S P ERA WHIP																					
84 Dylan Cease, R ERA: 4.05	5.0 W 20 2 0 0 4 5 0 1 0 0 0 0 0 52 99 0.00 1.400																					
39 Aaron Bummer, L ERA: 1.23	1.2 H 8 1 0 0 0 2 0 0 0 0 0 0 0 16 29 0.00 1.800																					
43 Evan Marshall, R ERA: 1.23	1.1 H 6 1 0 0 0 1 0 0 0 0 0 0 0 14 25 0.00 1.500																					
48 Alex Colomé, R ERA: 1.23	1.0 S 3 0 0 0 2 0 0 0 0 0 0 0 0 8 11 0.00 0.000																					

Cleveland Indians @ Chicago White Sox  
Guaranteed Rate Field, Chicago, IL  
Fri Aug 07 2020, 7:12 PM - 9:58 PM CDT  
Clear - 79 F

AB 28  
R 0  
H 4  
RBI 0  
BB 8  
SO 6  
LOB 23



Batter	1	2	3	4	5	6	7	8	9	AB	R	H	RBI	BB	SO	LOB	BOTTOM			
88 Luis Robert Jr., R OBP: 0.393, SLG: 0.491										3	1	1	0	1	1	0				
10 Yadir Moncada, S OBP: 0.383, SLG: 0.481										4	0	1	0	0	1	2				
79 José Abreu, R OBP: 0.286, SLG: 0.400										4	0	0	0	0	1	3				
74 Eloy Jiménez, R OBP: 0.292, SLG: 0.500										3	0	0	0	0	0	0				
33 James McCann, R OBP: 0.348, SLG: 0.571										3	0	1	0	0	1	0				
28 Leury García, S OBP: 0.380, SLG: 0.522										3	0	0	0	0	1	1				
20 Danny Mendick, R OBP: 0.375, SLG: 0.364										3	0	2	0	0	1	0	AB 29			
38 Zack Collins, L (1, 10)										3	0	0	0	0	1	3	R 2			
15 Adam Engel, R OBP: 0.345, SLG: 0.630										3	1	1	1	0	0	0	H 6			
																	RBI 1			
<b>Inning Stats</b>	R: 1 E: 0 K: 0 S: 11	H: 1 LOB: 0 BB: 1 P: 22	R: 0 E: 0 K: 2 S: 12	H: 1 LOB: 0 BB: 0 P: 19	R: 0 E: 0 K: 0 S: 5	H: 0 LOB: 0 BB: 0 P: 7	R: 0 E: 0 K: 0 S: 6	H: 0 LOB: 0 BB: 0 P: 9	R: 0 E: 0 K: 1 S: 8	H: 0 LOB: 0 BB: 0 P: 12	R: 0 E: 1 K: 1 S: 9	H: 1 LOB: 1 BB: 0 P: 12	R: 0 E: 0 K: 1 S: 11	H: 2 LOB: 2 BB: 0 P: 16	R: 1 E: 0 K: 2 S: 11	H: 1 LOB: 0 BB: 0 P: 17	1B: 5 2B: 0 3B: 0 HR: 1	SF: 0 SAC: 0 DP: 2 HBP: 0	WP: 0 PB: 0 SB: 0 CS: 0	PA: 30
<b>PITCHER</b>	IP WLS BF H R ER SO BB IBB HBP BLK WP HR S P ERA WHIP																			
43 Aaron Civale, R ERA: 2.84	7.0 L 26 5 1 1 5 1 0 0 0 0 0 0 1 62 97 1.29 0.857																			
62 Nick Wittgren, R ERA: 1.8	1.0 4 1 1 1 2 0 0 0 0 0 0 0 1 11 17 9.00 1.000																			

Cleveland Indians @ Chicago White Sox  
Guaranteed Rate Field, Chicago, IL  
Fri Aug 07 2020, 7:12 PM - 9:58 PM CDT  
Clear - 79 F

AB 29  
R 2  
H 6  
RBI 1  
BB 1  
SO 7  
LOB 9









Batter	1	2	3	4	5	6	7	8	9	10	AB	R	H	RBI	BB	SO	LOB								
7 César Hernández, S OBP: 0.414, SLG: 0.390	F7		11 1B				K		CI		4	0	2	1	0	1	0								
11 José Ramírez, S OBP: 0.351, SLG: 0.515	F8		12 1B					K	G4-3	41 1B	5	1	1	1	0	1	3								
12 Francisco Lindor, S OBP: 0.274, SLG: 0.397	G3		G4-6-3					K		F8	4	0	0	0	1	1	2								
41 Carlos Santana, S OBP: 0.451, SLG: 0.250		24 2B				G4-3				F8	2	2	1	0	3	0	2								
32 Franmil Reyes, R OBP: 0.297, SLG: 0.375	L8									SH	4	0	1	1	0	2	2								
0 Delino DeShields, R OBP: 0.583, SLG: 0.375										SH	0	0	0	1	0	0	0								
24 Domingo Santana, R OBP: 0.386, SLG: 0.313	G5-4-3									FC6-4	4	0	0	0	1	0	4								
6 Mike Freeman, L OBP: 0.267, SLG: 0.286											5	1	2	1	0	2	2								
35 Óscar Mercado, R OBP: 0.163, SLG: 0.122											0	0	0	0	0	0	0								
9 Sandy León, S OBP: 0.182, SLG: 0.069											4	1	0	0	1	2	4								
4 Bradley Zimmer, L OBP: 0.395, SLG: 0.321											3	0	0	0	0	3	2								
<b>Inning Stats</b>	R: 0 E: 0 K: 0 S: 8	H: 0 LOB: 0 BB: 0 P: 11	R: 0 E: 0 K: 0 S: 3	H: 0 LOB: 0 BB: 1 P: 8	R: 2 E: 0 K: 1 S: 13	H: 3 LOB: 1 BB: 22 P: 22	R: 0 E: 0 K: 3 S: 13	H: 0 LOB: 2 BB: 23 P: 23	R: 0 E: 0 K: 1 S: 10	H: 1 LOB: 2 BB: 1 P: 17	R: 0 E: 0 K: 1 S: 7	H: 0 LOB: 0 BB: 0 P: 9	R: 0 E: 0 K: 3 S: 7	H: 0 LOB: 0 BB: 0 P: 12	R: 1 E: 0 K: 2 S: 12	H: 1 LOB: 1 BB: 1 P: 21	R: 0 E: 1 K: 1 S: 11	H: 0 LOB: 2 BB: 0 P: 17	R: 2 E: 0 K: 0 S: 10	H: 2 LOB: 2 BB: 0 P: 11	1B: 3 2B: 4 3B: 0 HR: 0	SF: 0 SAC: 1 DP: 2 HBP: 1	WP: 0 PB: 0 SB: 0 CS: 0	PA: 44	
<b>PITCHER</b>	IP	WLS	BF	H	R	ER	SO	BB	IBB	HBP	BLK	WP	HR	S	P	ERA	WHIP								
27 Lucas Giolito, R ERA: 4.37	7.0		28	4	2	2	9	5	0	0	0	0	0	63	102	2.57	1.286								
43 Evan Marshall, R ERA: 1.13	1.0	B	5	1	1	1	2	1	0	0	0	0	0	12	21	9.00	2.000								
48 Alex Colomé, R ERA:	1.0		5	0	0	0	1	0	0	1	0	0	0	11	17	0.00	0.000								
50 Jimmy Cordero, R ERA: 5.06	1.0	L	6	2	2	1	0	0	0	0	0	0	0	10	11	9.00	2.000								

**Cleveland Indians @ Chicago White Sox**  
**Guaranteed Rate Field, Chicago, IL**  
 Sun Aug 09 2020, 6:10 PM - 10:16 PM CDT  
 Parity Cloudy - 87 F


AB 35  
 R 5  
 H 7  
 RBI 5  
 BB 6  
 SO 12  
 LOB 21



Batter	1	2	3	4	5	6	7	8	9	10	AB	R	H	RBI	BB	SO	LOB								
28 Leury García, S OBP: 0.322, SLG: 0.455	K		F7							P4	5	0	0	0	0	2	2								
10 Yoán Moncada, S OBP: 0.371, SLG: 0.508	K									K	4	1	1	0	1	2	2								
24 Yasmani Grandal, S OBP: 0.351, SLG: 0.319	F7										4	0	1	1	0	2	1								
79 José Abreu, R OBP: 0.262, SLG: 0.426											4	1	1	1	0	2	1								
74 Eloy Jiménez, R OBP: 0.250, SLG: 0.423		L3									4	0	0	0	0	2	0								
30 Nomar Mazara, L OBP: 0.450, SLG: 0.286											2	1	0	0	2	2	0								
88 Luis Robert Jr., R OBP: 0.362, SLG: 0.460											4	0	0	0	0	1	2								
33 James McCann, R OBP: 0.407, SLG: 0.720											4	1	3	2	0	1	1								
18 Ryan Goins, L OBP: 0.276, SLG: 0.276											0	0	0	0	0	0	0								
20 Danny Mendick, R OBP: 0.313, SLG: 0.276											3	0	0	0	1	2	1								
<b>Inning Stats</b>	R: 0 E: 0 K: 2 S: 9	H: 0 LOB: 0 BB: 0 P: 13	R: 1 E: 0 K: 0 S: 8	H: 1 LOB: 0 BB: 1 P: 15	R: 0 E: 0 K: 0 S: 10	H: 1 LOB: 0 BB: 14 P: 14	R: 0 E: 0 K: 1 S: 8	H: 0 LOB: 0 BB: 0 P: 12	R: 0 E: 0 K: 2 S: 7	H: 0 LOB: 0 BB: 0 P: 12	R: 2 E: 0 K: 3 S: 20	H: 2 LOB: 1 BB: 35 P: 35	R: 0 E: 0 K: 3 S: 12	H: 0 LOB: 1 BB: 1 P: 22	R: 0 E: 0 K: 2 S: 9	H: 1 LOB: 1 BB: 0 P: 13	R: 0 E: 0 K: 2 S: 7	H: 0 LOB: 0 BB: 0 P: 10	R: 1 E: 0 K: 1 S: 9	H: 1 LOB: 2 BB: 1 P: 18	1B: 2 2B: 2 3B: 0 HR: 2	SF: 0 SAC: 0 DP: 2 HBP: 0	WP: 0 PB: 0 SB: 0 CS: 0	PA: 38	
<b>PITCHER</b>	IP	WLS	BF	H	R	ER	SO	BB	IBB	HBP	BLK	WP	HR	S	P	ERA	WHIP								
57 Shane Bieber, R ERA: 1.63	6.0		22	4	3	3	8	2	0	0	0	0	0	62	101	4.50	1.000								
99 James Karinchak, R ERA:	1.0		4	0	0	0	3	1	0	0	0	0	0	12	22	0.00	1.000								
62 Nick Wittgren, R ERA: 1.5	1.0		4	1	0	0	2	0	0	0	0	0	0	9	13	0.00	1.000								
88 Phil Maton, R ERA:	1.0	W	3	0	0	0	2	0	0	0	0	0	0	7	10	0.00	0.000								
33 Brad Hand, L ERA: 7.71	0.1	H	3	1	1	0	0	1	0	0	0	0	0	5	11	0.00	6.000								

**Cleveland Indians @ Chicago White Sox**  
**Guaranteed Rate Field, Chicago, IL**  
 Sun Aug 09 2020, 6:10 PM - 10:16 PM CDT  
 Parity Cloudy - 87 F

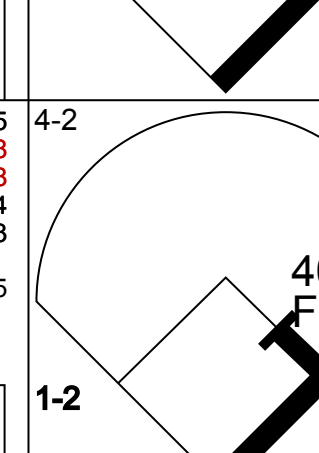


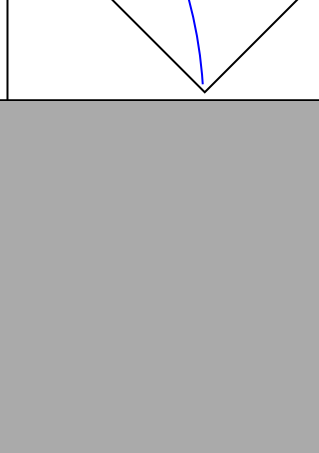

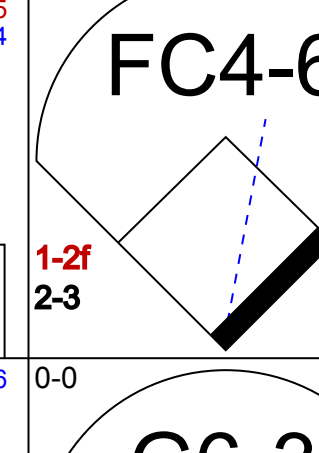
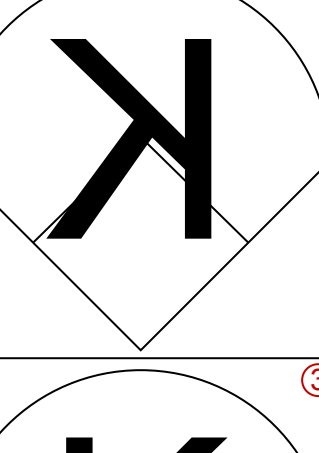
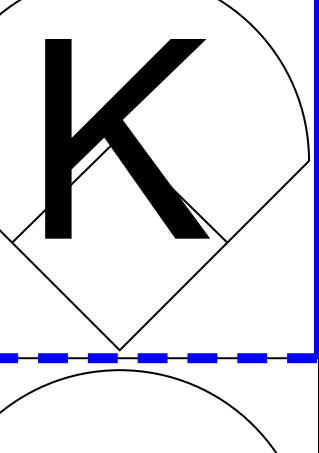


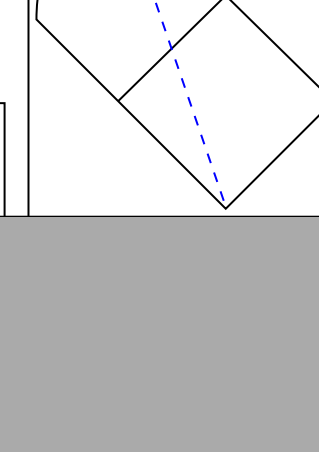
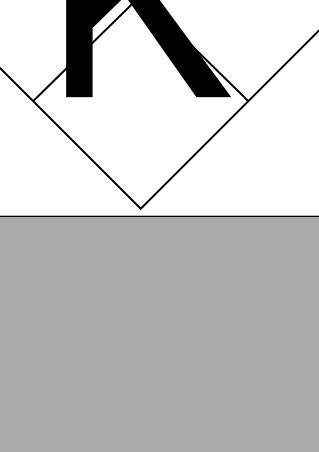
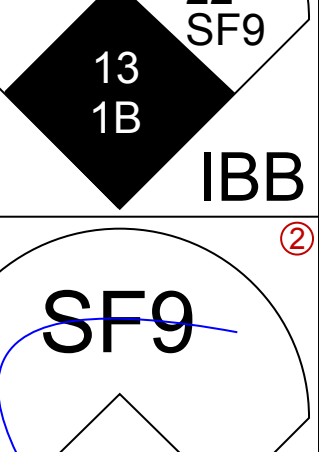
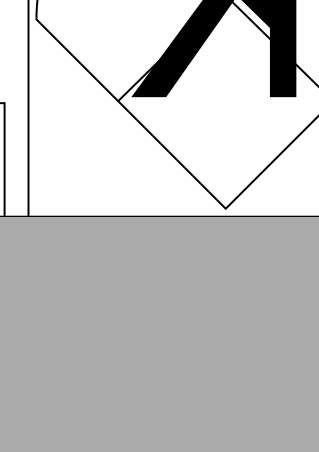
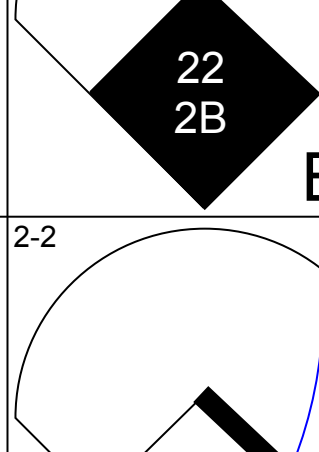


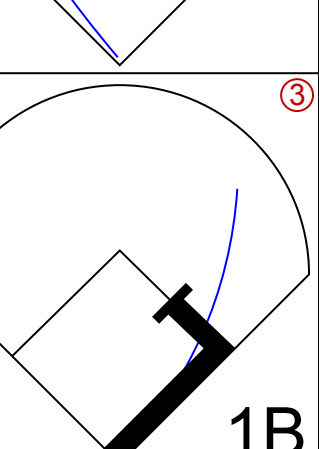

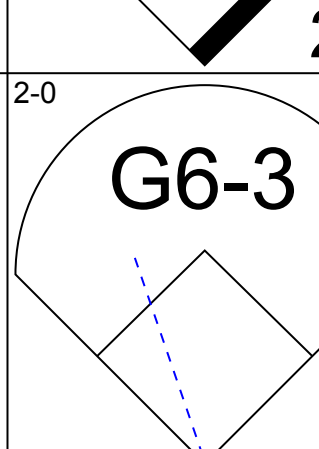





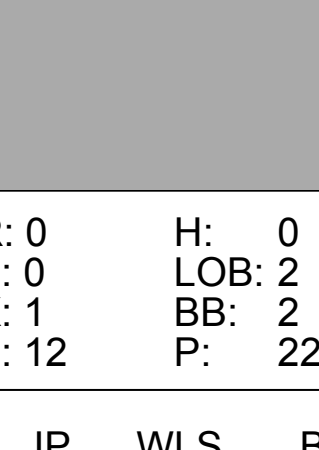
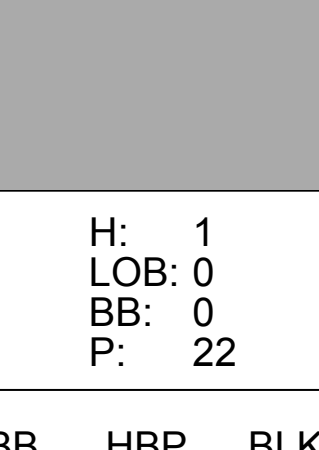
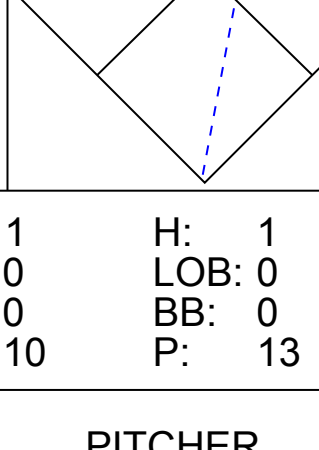
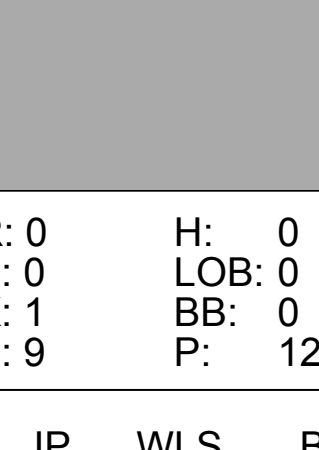
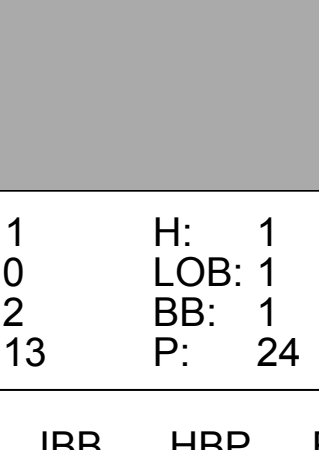







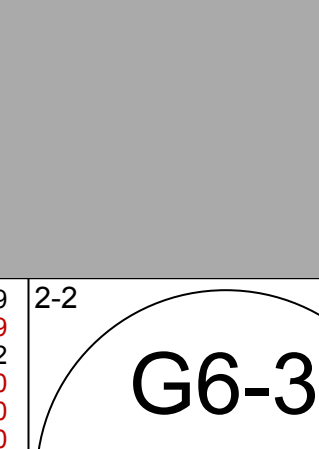
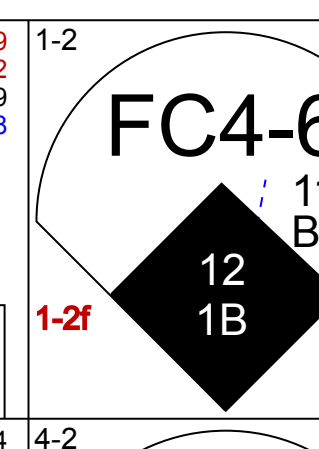
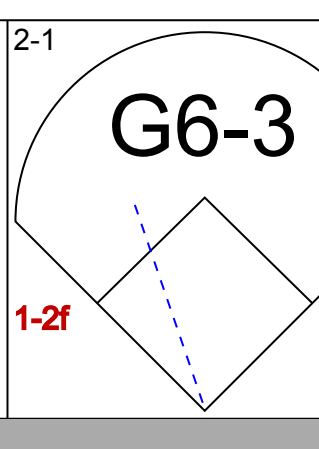
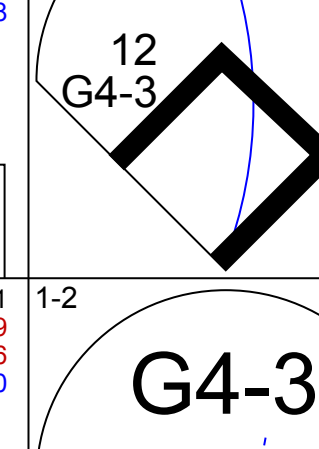
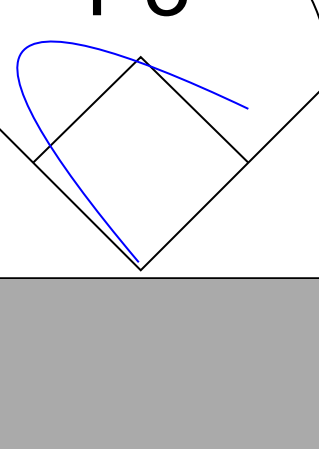
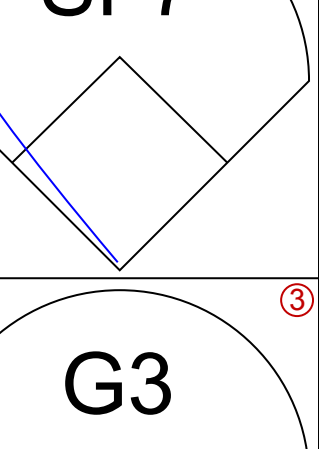
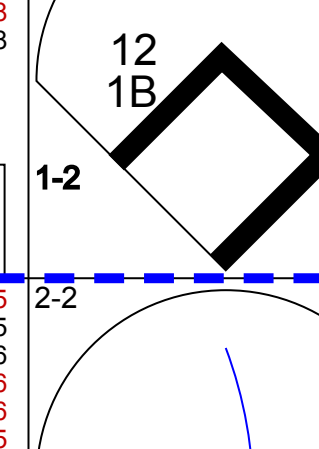

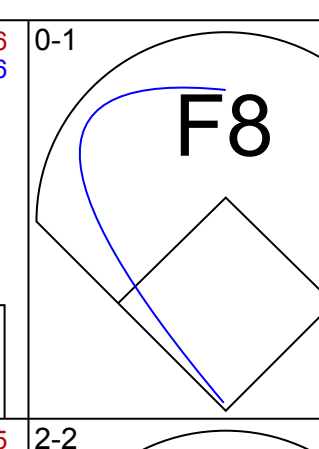
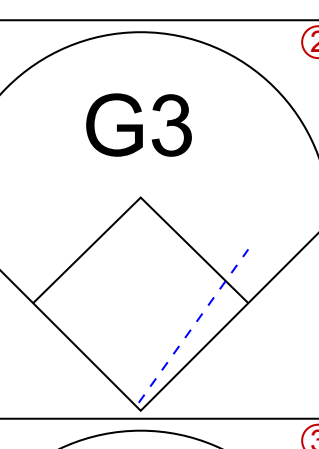
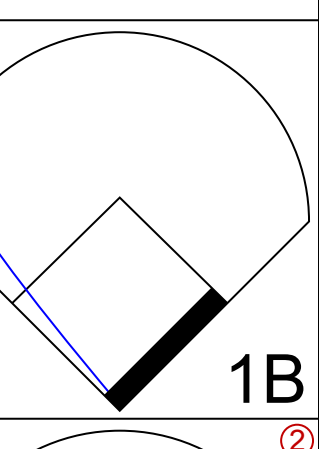
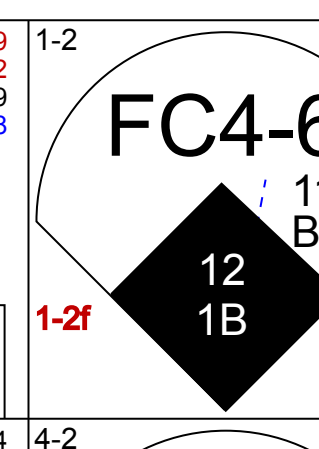
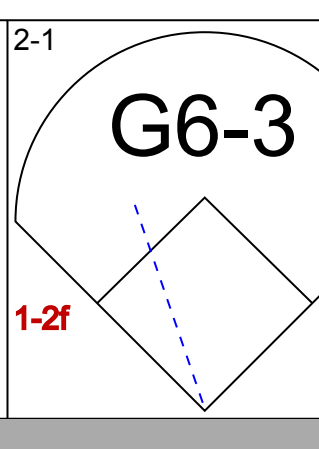
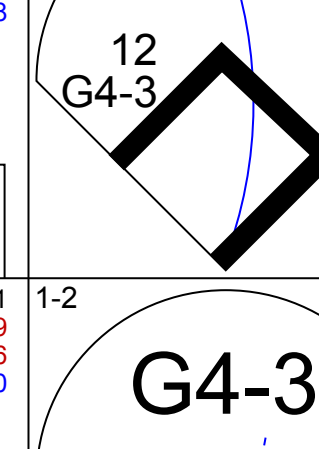
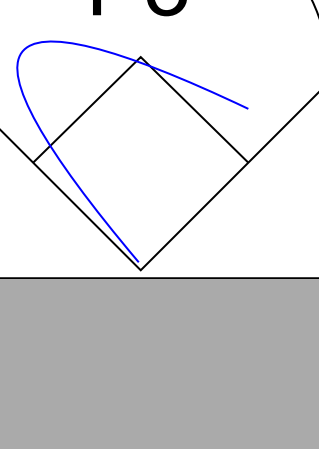
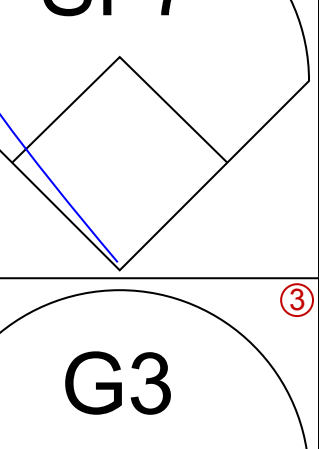
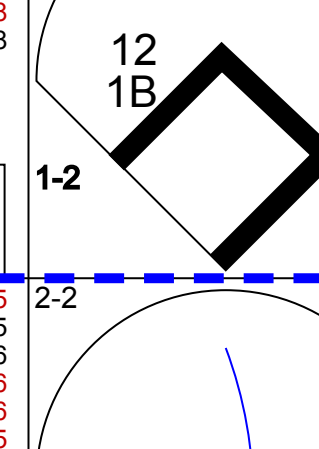
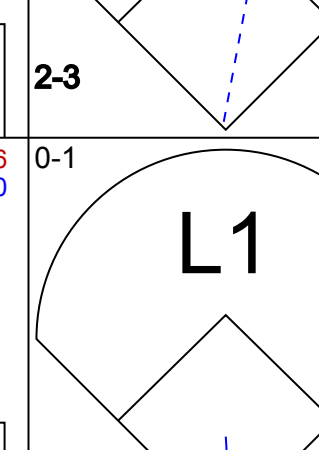

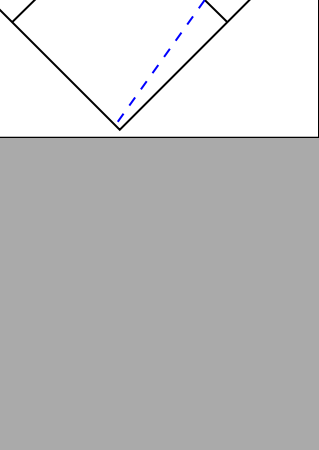
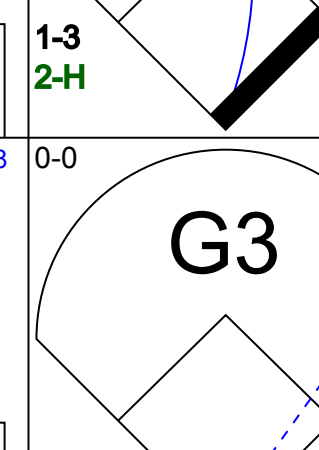




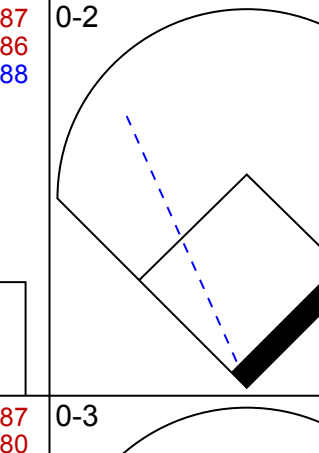
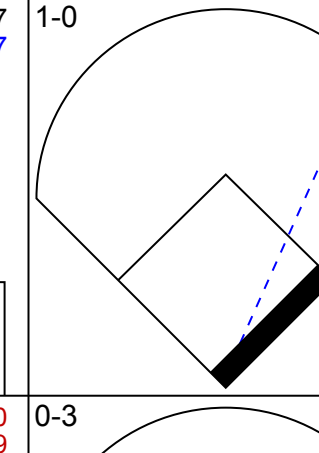
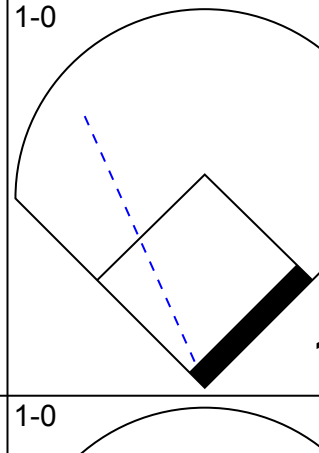
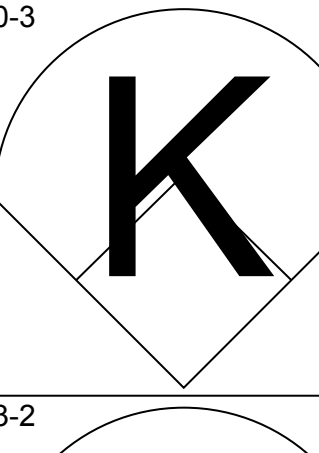


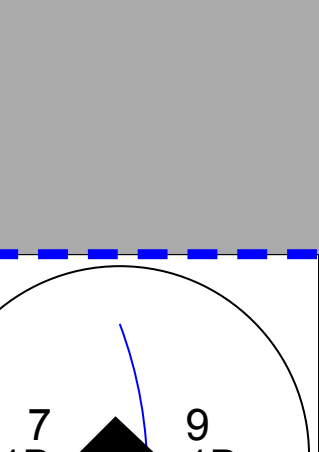




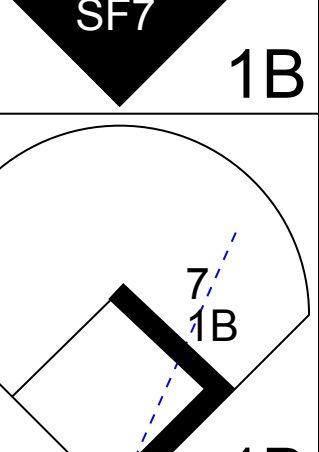
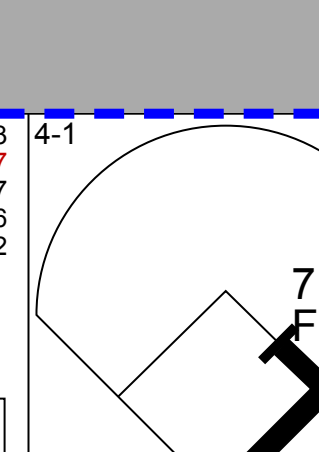
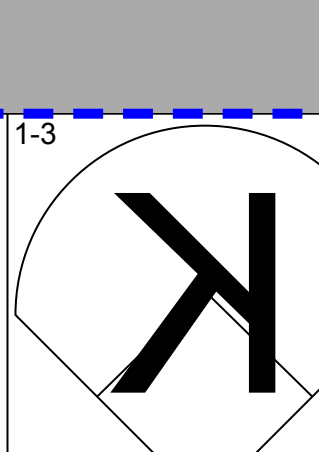

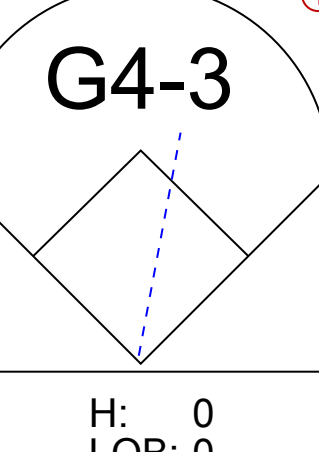
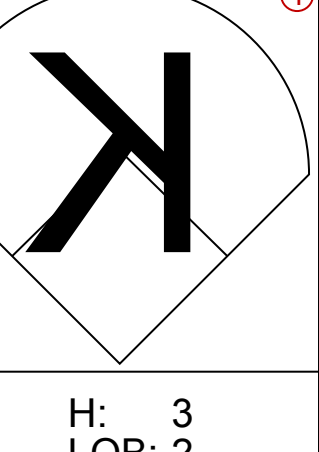
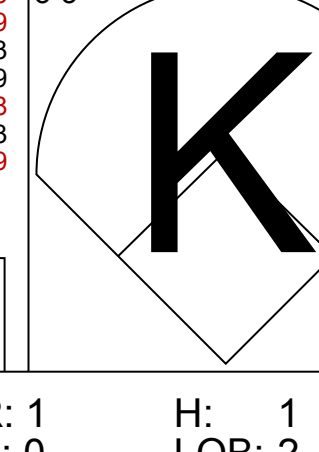
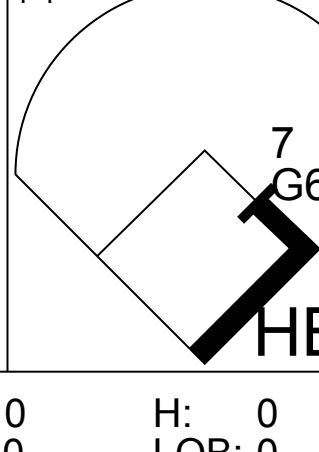

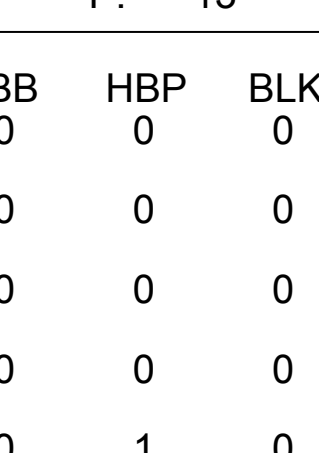
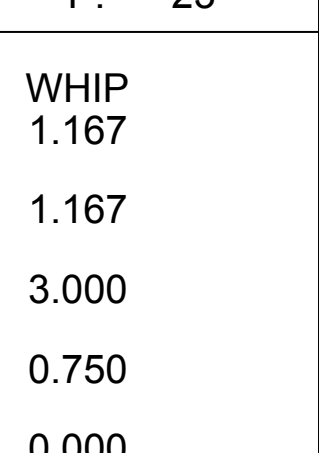


AB 34  
 R 4  
 H 6  
 RBI 4  
 BB 4  
 SO 16  
 LOB 10









Batter	1	2	3	4	5	6	7	8	9	AB	R	H	RBI	BB	SO	LOB	TOP										
17 Kris Bryant, R OBP: 0.315, SLG: 0.391 5 Albert Almora Jr., R OBP: 0.333, SLG: 0.143										5	1	1	1	0	2	6											
44 Anthony Rizzo, L OBP: 0.400, SLG: 0.471										4	2	2	1	1	1	2											
9 Javier Báez, R OBP: 0.297, SLG: 0.458										4	1	1	0	1	1	0											
40 Wilson Contreras, R OBP: 0.345, SLG: 0.163 28 Kyle Hendricks, R OBP: 0.320, SLG: 0.154 21 Steven Souza Jr., R OBP: 0.300, SLG: 0.154 43 Dan Winkler, R OBP: 0.280, SLG: 0.154 50 Rowan Wick, L OBP: 0.280, SLG: 0.154 12 Kyle Schwarber, L OBP: 0.320, SLG: 0.154 24 Jeremy Jeffress, R OBP: 0.320, SLG: 0.154										3	0	0	0	0	0	2	4										
8 Ian Happ, S OBP: 0.434, SLG: 0.581										3	2	0	0	2	2	2											
22 Jason Heyward, L OBP: 0.313, SLG: 0.419										2	1	1	2	2	0	0											
13 David Bote, R OBP: 0.333, SLG: 0.464										4	0	1	2	1	2	2											
7 Victor Caratini, S OBP: 0.341, SLG: 0.342										3	0	1	0	1	1	2											
27 Jason Kipnis, L OBP: 0.462, SLG: 0.864										3	0	1	1	1	1	2											
<b>Inning Stats</b>	R: 0 E: 0 K: 1 S: 12	H: 0 LOB: 2 BB: 2 P: 22	R: 0 E: 0 K: 1 S: 9	H: 1 LOB: 2 BB: 1 P: 18	R: 1 E: 0 K: 2 S: 13	H: 1 LOB: 0 BB: 0 P: 22	R: 0 E: 0 K: 2 S: 14	H: 0 LOB: 2 BB: 2 P: 27	R: 3 E: 0 K: 1 S: 14	H: 3 LOB: 2 BB: 1 P: 23	R: 1 E: 0 K: 0 S: 10	H: 1 LOB: 0 BB: 0 P: 13	R: 0 E: 0 K: 1 S: 9	H: 0 LOB: 0 BB: 0 P: 12	R: 1 E: 0 K: 3 S: 14	H: 1 LOB: 2 BB: 2 P: 30	R: 1 E: 0 K: 2 S: 13	H: 1 LOB: 1 BB: 1 P: 24	1B: 4 2B: 2 3B: 0 HR: 2	SF: 1 SAC: 0 DP: 0 HBP: 0	WP: 1 PB: 0 SB: 2 CS: 0	PA: 43					
<b>PITCHER</b>	IP	WLS	BF	H	R	ER	SO	BB	IBB	HBP	BLK	WP	HR	S	P	ERA	WHIP										
59 Carlos Carrasco, R ERA: 3.22	4.1	L	22	4	3	3	7	5	0	0	0	1	1	57	103	6.23	2.077										
39 Oliver Pérez, L ERA: 1.29	1.1		5	1	1	1	0	0	1	0	0	0	0	10	14	6.75	0.750										
90 Adam Cimber, R ERA: 1.59	1.0		4	1	1	1	0	0	0	0	0	0	1	11	17	9.00	1.000										
99 James Karinchak, R ERA: 1.04	1.1		7	1	1	1	4	2	0	0	0	0	0	17	33	6.75	2.250										
62 Nick Wittgren, R ERA: 2.57	1.0		5	1	1	1	2	1	0	0	0	0	0	13	24	9.00	2.000										
<b>Batter</b>	<b>1</b>	<b>2</b>	<b>3</b>	<b>4</b>	<b>5</b>	<b>6</b>	<b>7</b>	<b>8</b>	<b>9</b>	<b>AB</b>	<b>R</b>	<b>H</b>	<b>RBI</b>	<b>BB</b>	<b>SO</b>	<b>LOB</b>	<b>BOTTOM</b>										
7 César Hernández, S OBP: 0.380, SLG: 0.353										5	1	1	0	0	0	2											
11 José Ramírez, S OBP: 0.341, SLG: 0.500										2	0	1	1	1	0	0											
12 Francisco Lindor, S OBP: 0.294, SLG: 0.367										4	0	1	1	0	0	3											
41 Carlos Santana, S OBP: 0.430, SLG: 0.255										4	0	0	0	0	0	3											
32 Franmil Reyes, R OBP: 0.324, SLG: 0.431										4	0	3	0	0	1	0											
6 Mike Freeman, L OBP: 0.211, SLG: 0.222										4	0	0	0	0	3	3											
30 Tyler Naquin, L OBP: 0.200, SLG: 0.200										4	1	1	0	0	2	2											
9 Sandy León, S OBP: 0.200, SLG: 0.086 24 Domingo Santana, R OBP: 0.333, SLG: 0.276										2	0	1	0	1	1	1											
4 Bradley Zimmer, L OBP: 0.372, SLG: 0.281										3	0	0	0	0	2	3											
<b>Inning Stats</b>	R: 0 E: 0 K: 0 S: 10	H: 1 LOB: 1 BB: 0 P: 13	R: 0 E: 0 K: 2 S: 12	H: 1 LOB: 0 BB: 0 P: 12	R: 0 E: 0 K: 0 S: 8	H: 0 LOB: 0 BB: 0 P: 13	R: 0 E: 0 K: 1 S: 13	H: 1 LOB: 1 BB: 0 P: 16	R: 1 E: 0 K: 1 S: 15	H: 3 LOB: 2 BB: 0 P: 23	R: 0 E: 0 K: 1 S: 7	H: 1 LOB: 1 BB: 0 P: 13	R: 1 E: 0 K: 1 S: 16	H: 1 LOB: 2 BB: 2 P: 30	R: 0 E: 0 K: 3 S: 10	H: 0 LOB: 0 BB: 0 P: 15	R: 0 E: 0 K: 1 S: 7	H: 0 LOB: 0 BB: 0 P: 11	1B: 7 2B: 1 3B: 0 HR: 0	SF: 1 SAC: 0 DP: 1 HBP: 1	WP: 0 PB: 0 SB: 0 CS: 0	PA: 37					
<b>PITCHER</b>	IP	WLS	BF	H	R	ER	SO	BB	IBB	HBP	BLK	WP	HR	S	P	ERA	WHIP										
28 Kyle Hendricks, R ERA: 3.08	6.0	W	25	7	1	1	5	0	0	0	0	0	0	65	90	1.50	1.167										
28 Kyle Hendricks, R ERA: 3.08	6.0	W	25	7	1	1	5	0	0	0	0	0	0	65	90	1.50	1.167										
43 Dan Winkler, R ERA: 8.1	0.2		4	0	1	1	1	2	0	0	0	0	0	10	22	13.50	3.000										
50 Rowan Wick, R ERA	1.1	H	5	1	0	0	3	0	0	0	0	0	0	16	23	0.00	0.750										
24 Jeremy Jeffress, R ERA	1.0		3	0	0	0	1	0	0	1	0	0	0	7	11	0.00	0.000										

Chicago Cubs @ Cleveland Indians  
Progressive Field, Cleveland, OH  
Wed Aug 12, 2020, 6:12 PM - 9:43 PM EDT  
Clear - 78 F

AB	33
R	7
H	8
RBI	7
BB	9
SO	13
LOB	20



Chicago Cubs @ Cleveland Indians  
Progressive Field, Cleveland, OH  
Wed Aug 12, 2020, 6:12 PM - 9:43 PM EDT  
Clear - 78 F

AB	33
R	2
H	8
RBI	2
BB	2
SO	10
LOB	17


















Batter	1	2	3	4	5	6	7	8	9	10	AB	R	H	RBI	BB	SO	LOB	TOP	
7 César Hernández, S OBP: 0.354, SLG: 0.345	F9		11 WP 41 1B	K			FC3-6 11 BLK		K	41 HR	5	2	1	0	0	2	4	<b>Cleveland Indians @ Pittsburgh Pirates</b> PNC Park, Pittsburgh, PA Tue Aug 18 2020, 7:08 PM - 11:10 PM EDT Partly Cloudy - 79 F	
11 José Ramírez, S OBP: 0.363, SLG: 0.517	F8		41 1B 12 BB	K			K		K2-3	41 HR	4	1	0	0	1	3	2		
12 Francisco Lindor, S OBP: 0.307, SLG: 0.424	41 E BB		41 1B 32 SF8	BB			F7			41 HR HBP	2	2	1	0	2	0	1		
41 Carlos Santana, S OBP: 0.414, SLG: 0.306	E4 32 FC5-4		30 FC5-4	1B		G5-4-3		G4-3		1-H 2-H HR	5	1	2	5	0	0	2		
32 Frammil Reyes, R OBP: 0.345, SLG: 0.525	FC5-4		SF8	1B		G6-3		F9		F9	4	0	0	1	0	0	2		
30 Tyler Naquin, L OBP: 0.167, SLG: 0.292	FC5-4		2B			K		K		K	5	0	1	0	0	3	1		
24 Domingo Santana, R (1, 7) OBP: 0.305, SLG: 0.306	F8		G6-3			K		K		0 S BB	3	0	0	0	1	1	2		
4 Bradley Zimmer, L (9, PR) OBP: 0.370, SLG: 0.265						K					0	0	0	0	0	0	0		
55 Roberto Pérez, R (1, 2) OBP: 0.133, SLG: 0.071	K		E5			G6-3				F7	4	0	0	0	0	1	2		
0 Delino DeShields, R (1, 8) OBP: 0.423, SLG: 0.316	F9		B2							K	4	0	1	0	0	1	3		
<b>Inning Stats</b>	R: 0 E: 1 K: 0 S: 10	H: 0 LOB: 2 BB: 1 P: 18	R: 0 E: 0 K: 1 S: 8	H: 1 LOB: 1 BB: 2 P: 11	R: 3 E: 0 K: 2 S: 13	H: 2 LOB: 1 BB: 2 P: 28	R: 0 E: 1 K: 2 S: 10	H: 0 LOB: 0 BB: 0 P: 16	R: 0 E: 0 K: 2 S: 8	H: 1 LOB: 1 BB: 0 P: 14	R: 0 E: 0 K: 1 S: 11	H: 0 LOB: 0 BB: 0 P: 11	R: 0 E: 0 K: 2 S: 11	H: 0 LOB: 2 BB: 0 P: 22	R: 3 E: 0 K: 2 S: 12	H: 1 LOB: 0 BB: 0 P: 19	1B: 3 2B: 2 3B: 0 HR: 1	SF: 1 SAC: 0 DP: 1 HBP: 1	WP: 1 PB: 0 SB: 1 CS: 0
<b>PITCHER</b>	IP WLS BF H R ER SO BB IBB HBP BLK WP HR S P ERA WHIP	65 JT Brubaker, R ERA: 4.91	45 Derek Holland, L ERA: 7.36	46 Chris Stratton, R ERA: 5.73	71 Nik Turley, L ERA: 4.32	88 Richard Rodriguez, R ERA: 2.79	<b>PITCHER</b>	IP WLS BF H R ER SO BB IBB HBP BLK WP HR S P ERA WHIP	35 Keone Kela, R ERA: 4.5	54 Sam Howard, L ERA: 4.91									

AB	36
R	6
H	6
RBI	6
BB	4
SO	11
LOB	19



Batter	1	2	3	4	5	6	7	8	9	10	AB	R	H	RBI	BB	SO	LOB	BOTTOM			
26 Adam Frazier, L OBP: 0.235, SLG: 0.316	K		F8		55 WP 55 2B	1B	K		L9		5	1	1	0	0	2	3	<b>Cleveland Indians @ Pittsburgh Pirates</b> PNC Park, Pittsburgh, PA Tue Aug 18 2020, 7:08 PM - 11:10 PM EDT Partly Cloudy - 79 F			
27 Kevin Newman, R OBP: 0.309, SLG: 0.369	55 G6-3 19 1B		FC2-6		55 WP 55 2B	BB	55 HBP 1B		1B		4	2	3	0	1	0	1				
55 Josh Bell, S OBP: 0.253, SLG: 0.315	G6-3		K				1B		K		4	0	1	2	0	2	4				
19 Colin Moran, L OBP: 0.301, SLG: 0.515	1B				10 2B		G3			10 1B	4	0	1	1	1	2	3				
10 Bryan Reynolds, S OBP: 0.255, SLG: 0.308	G6-3		FC9-6-3 F9		25 BB	K		K		1B	5	0	1	0	0	2	3				
25 Gregory Polanco, L OBP: 0.174, SLG: 0.250	K		K			G1-3		K		K	4	0	0	0	1	3	2				
2 Erik González, R OBP: 0.313, SLG: 0.500	K		K			F9		F8		L4	5	0	0	0	0	2	4				
6 Jarrod Dyson, L (1, 8) OBP: 0.200, SLG: 0.143	P4		G4-3			F7				26 LG 58 SH	4	0	1	0	0	0	2				
58 Jacob Stallings, R OBP: 0.326, SLG: 0.275										SH	3	0	1	0	0	2	0				
3 Cole Tucker, S (9, PR) OBP: 0.219, SLG: 0.333										27 1B	0	0	0	0	0	0	0				
18 John Ryan Murphy, R (10, 2) OBP: 0.283, SLG: 0.176											0	0	0	0	0	0	0				
<b>Inning Stats</b>	R: 1 E: 0 K: 1 S: 18	H: 2 LOB: 1 BB: 0 P: 25	R: 0 E: 0 K: 2 S: 9	H: 0 LOB: 0 BB: 0 P: 15	R: 0 E: 0 K: 1 S: 8	H: 1 LOB: 1 BB: 0 P: 10	R: 0 E: 0 K: 0 S: 11	H: 0 LOB: 2 BB: 2 P: 21	R: 2 E: 0 K: 3 S: 17	H: 2 LOB: 1 BB: 1 P: 28	R: 0 E: 0 K: 2 S: 14	H: 1 LOB: 2 BB: 0 P: 19	R: 0 E: 0 K: 2 S: 8	H: 0 LOB: 0 BB: 0 P: 12	R: 0 E: 0 K: 1 S: 14	H: 2 LOB: 2 BB: 0 P: 21	R: 0 E: 0 K: 3 S: 13	H: 1 LOB: 2 BB: 0 P: 17	1B: 7 2B: 2 3B: 0 HR: 0	SF: 0 SAC: 1 DP: 0 HBP: 1	WP: 1 PB: 0 SB: 0 CS: 0
<b>PITCHER</b>	IP WLS BF H R ER SO BB IBB HBP BLK WP HR S P ERA WHIP	59 Carlos Carrasco, R ERA: 3.71	39 Oliver Pérez, L ERA: 1.0	27 Cam Hill, R ERA: 4.66	88 Phil Maton, R ERA: 1.42	99 James Karinchak, R ERA: 0.71	<b>PITCHER</b>	IP WLS BF H R ER SO BB IBB HBP BLK WP HR S P ERA WHIP	62 Nick Wittgren, R ERA: 2.7	33 Brad Hand, L ERA: 5.4											

AB	38
R	3
H	9
RBI	3
BB	3
SO	15
LOB	22





Batter	1	2	3	4	5	6	7	8	9	AB	R	H	RBI	BB	SO	LOB	TOP					
7 César Hernández, S OBP: 0.365, SLG: 0.356										3	1	1	0	2	0	2	<b>Cleveland Indians @ Pittsburgh Pirates</b> PNC Park, Pittsburgh, PA Wed Aug 19 2020, 7:08 PM - 10:04 PM EDT Clear - 76 F					
11 José Ramírez, S OBP: 0.394, SLG: 0.500										3	2	0	0	2	1	2						
12 Francisco Lindor, S OBP: 0.292, SLG: 0.492										5	0	0	0	0	3	6						
41 Carlos Santana, S OBP: 0.408, SLG: 0.342										4	1	1	3	0	1	2						
32 Franmil Reyes, R OBP: 0.352, SLG: 0.518										3	1	1	0	1	2	0						
8 Jordan Luplow, R OBP: 0.186, SLG: 0.179										2	0	1	0	1	0	0						
30 Tyler Naquin, L OBP: 0.200, SLG: 0.292										0	1	0	0	1	0	0						
24 Domingo Santana, R OBP: 0.302, SLG: 0.321										4	0	1	3	0	1	3						
55 Roberto Pérez, R OBP: 0.211, SLG: 0.063										2	0	0	0	1	1	1						
0 Delino DeShields, R OBP: 0.367, SLG: 0.269										4	0	0	0	0	2	4						
<b>Inning Stats</b>	R: 0 H: 0 E: 0 K: 1 S: 16	H: 0 LOB: 1 BB: 1 P: 29	R: 0 H: 0 E: 0 K: 1 S: 9	H: 0 LOB: 0 BB: 0 P: 12	R: 0 H: 0 E: 0 K: 1 S: 8	H: 0 LOB: 0 BB: 0 P: 11	R: 0 H: 0 E: 1 K: 0 S: 7	H: 0 LOB: 1 BB: 0 P: 13	R: 0 H: 2 E: 0 K: 0 S: 8	H: 2 LOB: 1 BB: 0 P: 15	R: 3 H: 2 E: 0 K: 2 S: 13	H: 2 LOB: 0 BB: 1 P: 26	R: 0 H: 0 E: 0 K: 2 S: 13	H: 0 LOB: 2 BB: 2 P: 23	R: 3 H: 1 E: 0 K: 3 S: 15	H: 1 LOB: 2 BB: 3 P: 32	R: 0 H: 0 E: 0 K: 1 S: 8	H: 0 LOB: 1 BB: 1 P: 16	1B: 2 2B: 3 HR: 1	SF: 0 SAC: 0 DP: 3 HBP: 1	WP: 0 PB: 0 CS: 0	PA: 39
<b>PITCHER</b>	IP WLS BF H R ER SO BB IBB HBP BLK WP HR S P ERA WHIP	IP WLS BF H R ER SO BB IBB HBP BLK WP HR S P ERA WHIP	IP WLS BF H R ER SO BB IBB HBP BLK WP HR S P ERA WHIP	IP WLS BF H R ER SO BB IBB HBP BLK WP HR S P ERA WHIP	IP WLS BF H R ER SO BB IBB HBP BLK WP HR S P ERA WHIP	IP WLS BF H R ER SO BB IBB HBP BLK WP HR S P ERA WHIP	IP WLS BF H R ER SO BB IBB HBP BLK WP HR S P ERA WHIP	IP WLS BF H R ER SO BB IBB HBP BLK WP HR S P ERA WHIP	IP WLS BF H R ER SO BB IBB HBP BLK WP HR S P ERA WHIP	IP WLS BF H R ER SO BB IBB HBP BLK WP HR S P ERA WHIP	IP WLS BF H R ER SO BB IBB HBP BLK WP HR S P ERA WHIP	IP WLS BF H R ER SO BB IBB HBP BLK WP HR S P ERA WHIP	IP WLS BF H R ER SO BB IBB HBP BLK WP HR S P ERA WHIP	IP WLS BF H R ER SO BB IBB HBP BLK WP HR S P ERA WHIP	IP WLS BF H R ER SO BB IBB HBP BLK WP HR S P ERA WHIP	IP WLS BF H R ER SO BB IBB HBP BLK WP HR S P ERA WHIP						
43 Steven Brault, L ERA: 3.0	5.0	17	2	0	0	3	1	0	0	0	0	0	0	0	48	80	0.00	0.600				
66 Dovydas Neverauskas, R ERA: 9.0	1.0	L	6	2	3	3	2	1	0	0	0	0	0	1	13	26	27.00	3.000				
32 Geoff Hartlieb, R ERA: 2.9	1.0		5	0	0	0	2	2	0	0	0	0	0	0	13	23	0.00	2.000				
67 Tyler Bashlor, R ERA: 40.5	0.2		7	1	3	3	2	3	0	1	0	0	0	0	12	29	40.50	6.000				
70 Nick Mears, R ERA: 3.98	1.1		4	0	0	0	2	1	0	0	0	0	0	0	11	19	0.00	0.750				

Batter	1	2	3	4	5	6	7	8	9	AB	R	H	RBI	BB	SO	LOB	BOTTOM			
26 Adam Frazier, L OBP: 0.224, SLG: 0.300										4	0	0	0	0	0	3	<b>Cleveland Indians @ Pittsburgh Pirates</b> PNC Park, Pittsburgh, PA Wed Aug 19 2020, 7:08 PM - 10:04 PM EDT Clear - 76 F			
27 Kevin Newman, R OBP: 0.306, SLG: 0.362										4	0	1	0	0	1	0				
55 Josh Bell, S OBP: 0.241, SLG: 0.303										3	0	0	1	0	1	0				
19 Colin Moran, L OBP: 0.286, SLG: 0.486										4	0	0	0	0	0	1				
10 Bryan Reynolds, S OBP: 0.282, SLG: 0.294										3	0	0	0	0	1	0				
25 Gregory Polanco, L OBP: 0.163, SLG: 0.233										3	0	0	0	0	1	0				
36 José Osuna, R OBP: 0.250, SLG: 0.318										3	0	1	0	0	2	0				
15 JT Riddle, L OBP: 0.091, SLG: 0.091										3	0	0	0	0	0	1				
5B Jacob Stallings, R OBP: 0.354, SLG: 0.310										2	0	2	0	0	0	0				
3 Cole Tucker, S OBP: 0.242, SLG: 0.387										1	1	1	0	0	0	0				
<b>Inning Stats</b>	R: 0 H: 0 E: 0 K: 0 S: 9	H: 0 LOB: 0 BB: 0 P: 12	R: 0 H: 0 E: 0 K: 1 S: 6	H: 0 LOB: 0 BB: 0 P: 8	R: 0 H: 1 E: 0 K: 1 S: 12	H: 1 LOB: 1 BB: 0 P: 16	R: 0 H: 0 E: 0 K: 1 S: 7	H: 0 LOB: 0 BB: 0 P: 10	R: 0 H: 1 E: 0 K: 1 S: 9	H: 1 LOB: 0 BB: 0 P: 15	R: 0 H: 0 E: 0 K: 1 S: 5	H: 0 LOB: 0 BB: 0 P: 8	R: 0 H: 0 E: 0 K: 1 S: 10	H: 0 LOB: 0 BB: 0 P: 14	R: 1 H: 2 E: 0 K: 0 S: 11	H: 2 LOB: 1 BB: 0 P: 15	1B: 4 2B: 1 HR: 0	SF: 1 SAC: 0 DP: 1 HBP: 0	WP: 0 PB: 0 CS: 0	PA: 31
<b>PITCHER</b>	IP WLS BF H R ER SO BB IBB HBP BLK WP HR S P ERA WHIP	IP WLS BF H R ER SO BB IBB HBP BLK WP HR S P ERA WHIP	IP WLS BF H R ER SO BB IBB HBP BLK WP HR S P ERA WHIP	IP WLS BF H R ER SO BB IBB HBP BLK WP HR S P ERA WHIP	IP WLS BF H R ER SO BB IBB HBP BLK WP HR S P ERA WHIP	IP WLS BF H R ER SO BB IBB HBP BLK WP HR S P ERA WHIP	IP WLS BF H R ER SO BB IBB HBP BLK WP HR S P ERA WHIP	IP WLS BF H R ER SO BB IBB HBP BLK WP HR S P ERA WHIP	IP WLS BF H R ER SO BB IBB HBP BLK WP HR S P ERA WHIP	IP WLS BF H R ER SO BB IBB HBP BLK WP HR S P ERA WHIP	IP WLS BF H R ER SO BB IBB HBP BLK WP HR S P ERA WHIP	IP WLS BF H R ER SO BB IBB HBP BLK WP HR S P ERA WHIP	IP WLS BF H R ER SO BB IBB HBP BLK WP HR S P ERA WHIP	IP WLS BF H R ER SO BB IBB HBP BLK WP HR S P ERA WHIP	IP WLS BF H R ER SO BB IBB HBP BLK WP HR S P ERA WHIP	IP WLS BF H R ER SO BB IBB HBP BLK WP HR S P ERA WHIP				
43 Aaron Civale, R ERA: 2.91	9.0	W	31	5	1	1	6	0	0	0	0	0	0	0	76	109	1.00	0.556		







Batter	1	2	3	4	5	6	7	8	9	AB	R	H	RBI	BB	SO	LOB	TOP			
28 Niko Goodrum, S (1.6) OBP: 0.240, SLG: 0.384	G4-3		G3-1	P5		K		K		5	0	0	0	0	2	0				
22 Victor Reyes, S (1.7) OBP: 0.315, SLG: 0.420	G4-3			G1-3				L8		5	1	2	1	0	0	0				
24 Miguel Cabrera, R (1.10) OBP: 0.280, SLG: 0.333	G5-3							HR		4	2	1	0	1	1	1				
8 Jonathan Schoop, R (1.4) OBP: 0.317, SLG: 0.511										5	2	4	2	0	0	0				
46 Jeimer Candelario, S (1.3) OBP: 0.325, SLG: 0.487	F8									4	1	2	2	0	0	2				
21 JaCoby Jones, R (1.8) OBP: 0.346, SLG: 0.581	F9									5	1	2	0	0	1	3				
57 Jorge Bonifacio, R (1.9)										4	1	0	0	1	1	5				
7 Austin Romine, R (1.2) OBP: 0.323, SLG: 0.459										4	1	1	1	0	2	1				
19 Isaac Paredes, R (1.5) OBP: 0.267, SLG: 0.385										4	1	1	4	0	3	0				
<b>Inning Stats</b>	R: 0 E: 0 K: 0 S: 9	H: 0 LOB: 0 BB: 0 P: 11	R: 0 E: 0 K: 0 S: 12	H: 1 LOB: 1 BB: 0 P: 16	R: 0 E: 0 K: 1 S: 7	H: 0 LOB: 0 BB: 0 P: 9	R: 7 E: 0 K: 1 S: 28	H: 5 LOB: 1 BB: 2 P: 40	R: 0 E: 0 K: 3 S: 11	H: 0 LOB: 0 BB: 0 P: 16	R: 3 E: 0 K: 1 S: 11	H: 4 LOB: 1 BB: 0 P: 14	R: 0 E: 0 K: 2 S: 10	H: 0 LOB: 0 BB: 0 P: 13	R: 0 E: 0 K: 1 S: 13	H: 2 LOB: 2 BB: 0 P: 16	1B: 9 2B: 1 3B: 0 HR: 3	SF: 0 SAC: 0 DP: 0 HBP: 1	WP: 0 PB: 0 SB: 0 CS: 0	PA: 43
<b>PITCHER</b>	IP WLS BF H R ER SO BB IBB HBP BLK WP HR S P ERA WHIP																			
45 Adam Plutko, R (1.1) ERA: 6.88	3.1 L 18 5 7 7 1 2 0 0 1 0 0 2 47 66 18.90 2.100																			
86 Phil Maton, R (4.1) ERA: 1.13	1.2 7 2 0 0 2 0 0 0 0 0 0 0 21 30 0.00 1.200																			
53 Dominic Leone, R (6.1) ERA: 10.13	1.0 7 4 3 3 3 0 0 0 0 0 0 1 15 21 27.00 4.000																			
27 Cam Hill, R (7.1) ERA: 3.86	2.0 6 0 0 0 3 0 0 0 0 0 0 0 17 22 0.00 0.000																			
90 Adam Cimber, R (9.1) ERA: 1.35	1.0 5 2 0 0 1 0 0 0 0 0 0 0 13 16 0.00 2.000																			

Detroit Tigers @ Cleveland Indians  
Progressive Field, Cleveland, OH  
Fri Aug 21 2020, 7:11 PM - 10:28 PM EDT  
Partly Cloudy - 78 F

AB 40  
R 10  
H 13  
RBI 10  
BB 2  
SO 10  
LOB 12



Batter	1	2	3	4	5	6	7	8	9	AB	R	H	RBI	BB	SO	LOB	BOTTOM					
7 César Hernández, S (1.4) OBP: 0.360, SLG: 0.354	G3-6-1	G4-3							L3	4	0	2	0	1	0	1						
11 José Ramírez, S (1.5) OBP: 0.323, SLG: 0.450									F8	5	0	0	0	0	3	4						
12 Francisco Lindor, S (1.6) OBP: 0.293, SLG: 0.393	G3-6-1									5	1	2	0	0	1	2						
41 Carlos Santana, S (1.3) OBP: 0.398, SLG: 0.329										4	1	1	0	0	0	2						
32 Franmil Reyes, R (1.10) OBP: 0.356, SLG: 0.527										4	2	1	2	1	2	2						
30 Tyler Naquin, L (1.9) OBP: 0.273, SLG: 0.375										4	1	1	1	0	2	0						
24 Domingo Santana, R (1.7) OBP: 0.324, SLG: 0.310										4	0	1	1	0	1	1						
55 Roberto Pérez, R (1.2) OBP: 0.304, SLG: 0.111										2	0	1	0	2	1	1						
0 Delino DeShields, R (1.8) OBP: 0.353, SLG: 0.267										4	0	1	1	0	0	4						
<b>Inning Stats</b>	R: 0 E: 0 K: 1 S: 10	H: 1 LOB: 0 BB: 0 P: 16	R: 3 E: 0 K: 1 S: 12	H: 2 LOB: 1 BB: 1 P: 25	R: 2 E: 0 K: 2 S: 12	H: 2 LOB: 0 BB: 0 P: 22	R: 0 E: 0 K: 0 S: 13	H: 1 LOB: 2 BB: 1 P: 24	R: 0 E: 0 K: 1 S: 7	H: 0 LOB: 0 BB: 0 P: 13	R: 0 E: 0 K: 2 S: 10	H: 1 LOB: 1 BB: 0 P: 16	R: 0 E: 0 K: 2 S: 13	H: 0 LOB: 1 BB: 1 P: 21	R: 0 E: 0 K: 0 S: 9	H: 1 LOB: 2 BB: 1 P: 16	R: 0 E: 0 K: 1 S: 16	H: 2 LOB: 2 BB: 0 P: 24	1B: 7 2B: 2 3B: 0 HR: 1	SF: 0 SAC: 0 DP: 1 HBP: 1	WP: 0 PB: 0 SB: 0 CS: 0	PA: 41
<b>PITCHER</b>	IP WLS BF H R ER SO BB IBB HBP BLK WP HR S P ERA WHIP																					
32 Michael Fulmer, R (1.1) ERA: 9.53	3.0 15 1 0 0 0 1 0 0 0 0 0 0 16 30 0.00 1.500																					
Rony García, R (4.1) ERA: 6.17	1.1 W 6 1 0 0 0 1 0 0 0 0 0 0 16 30 0.00 1.500																					
67 José Cisneros, R (5.1) ERA: 1.84	1.2 H 6 1 0 0 3 0 0 0 0 0 0 0 14 23 0.00 0.600																					
65 Gregory Soto, L (7.1) ERA: 4.38	1.0 4 0 0 0 2 1 0 0 0 0 0 0 13 21 0.00 1.000																					
33 Bryan García, R (8.1) ERA: 1.74	1.0 5 1 0 0 0 1 0 0 0 0 0 0 9 16 0.00 2.000																					

Detroit Tigers @ Cleveland Indians  
Progressive Field, Cleveland, OH  
Fri Aug 21 2020, 7:11 PM - 10:28 PM EDT  
Partly Cloudy - 78 F

AB 36  
R 5  
H 10  
RBI 5  
BB 4  
SO 10  
LOB 17





Batter	1	2	3	4	5	6	7	8	9	AB	R	H	RBI	BB	SO	LOB	TOP										
22 Victor Reyes, S OBP: 0.312, SLG: 0.425	G4-3			L8		F9			2B	4	0	1	0	0	0	0											
49 Willi Castro, S OBP: 0.295, SLG: 0.520	G1-3			HR		K			P4	4	1	1	1	0	1	1											
24 Miguel Cabrera, R OBP: 0.269, SLG: 0.319	K			K					G5-3	4	0	0	0	0	3	1											
8 Jonathan Schoop, R OBP: 0.308, SLG: 0.495		K		L8					F8	3	0	0	0	0	1	0											
46 Jeimer Candelario, S OBP: 0.326, SLG: 0.494	G4-3					2B			G4-3	3	0	1	0	0	0	0											
21 JaCoby Jones, R OBP: 0.345, SLG: 0.566	CS					K			F9	2	0	0	0	1	1	1											
14 Christin Stewart, L OBP: 0.224, SLG: 0.245	CS		G6-3			K			K	3	0	0	0	0	2	1											
7 Austin Romine, R OBP: 0.308, SLG: 0.438			K			K			K	3	0	0	0	0	3	1											
19 Isaac Paredes, R OBP: 0.222, SLG: 0.313			K			K			G5-3	3	0	0	0	0	2	0											
<b>Inning Stats</b>	R: 0 H: 0 E: 0 K: 1 S: 12	H: 0 LOB: 0 BB: 0 P: 13	R: 0 H: 0 E: 0 K: 1 S: 9	H: 0 LOB: 0 BB: 1 P: 20	R: 0 H: 0 E: 0 K: 2 S: 8	H: 0 LOB: 0 BB: 0 P: 12	R: 1 H: 1 E: 0 K: 1 S: 9	H: 1 LOB: 0 BB: 0 P: 12	R: 0 H: 0 E: 0 K: 3 S: 11	H: 0 LOB: 1 BB: 0 P: 13	R: 0 H: 0 E: 0 K: 2 S: 7	H: 0 LOB: 0 BB: 0 P: 10	R: 0 H: 0 E: 0 K: 1 S: 6	H: 0 LOB: 0 BB: 0 P: 8	R: 0 H: 0 E: 0 K: 2 S: 8	H: 0 LOB: 0 BB: 0 P: 13	R: 0 H: 1 E: 0 K: 0 S: 10	H: 1 LOB: 1 BB: 0 P: 11	1B: 0 2B: 2 3B: 0 HR: 1	SF: 0 SAC: 0 DP: 0 HBP: 0	WP: 0 PB: 0 SB: 0 CS: 1	PA: 31					
<b>PITCHER</b>	IP	WLS	BF	H	R	ER	SO	BB	IBB	HBP	BLK	WP	HR	S	P	ERA	WHIP										
26 Triston McKenzie, R ERA: 1.5	6.0	W	20	2	1	1	10	1	0	0	0	0	1	56	80	1.50	0.500										
62 Nick Wittgren, R ERA: 2.38	1.0	H	3	0	0	0	1	0	0	0	0	0	0	6	8	0.00	0.000										
99 James Karinchak, R ERA: 0.61	1.0		3	0	0	0	2	0	0	0	0	0	0	8	13	0.00	0.000										
90 Adam Cimber, R ERA: 1.17	1.0		4	1	0	0	0	0	0	0	0	0	0	10	11	0.00	1.000										

Detroit Tigers @ Cleveland Indians  
Progressive Field, Cleveland, OH  
Sat Aug 22 2020, 7:12 PM - 9:48 PM EDT  
Clear - 81 F

AB 29  
R 1  
H 3  
RBI 1  
BB 1  
SO 13  
LOB 5



Batter	1	2	3	4	5	6	7	8	9	AB	R	H	RBI	BB	SO	LOB	BOTTOM										
7 César Hernández, S OBP: 0.370, SLG: 0.375	G6-3					G4-3				5	1	3	1	0	0	0											
11 José Ramírez, S OBP: 0.335, SLG: 0.447	G6-3			1B					1B	3	1	1	0	1	1	1											
12 Francisco Lindor, S OBP: 0.369, SLG: 0.414	WP								1B	4	1	3	0	0	0	2											
41 Carlos Santana, S OBP: 0.385, SLG: 0.318	G5-3					F7			SF7	3	0	0	1	0	4												
32 Franmil Reyes, R OBP: 0.362, SLG: 0.526	K									4	0	2	0	0	2	2											
8 Jordan Luplow, R OBP: 0.194, SLG: 0.161	F9					K			G3-1	3	1	0	0	1	1	4											
24 Domingo Santana, R OBP: 0.333, SLG: 0.250	K									4	1	1	3	0	1	2											
30 Tyler Naquin, L OBP: 0.273, SLG: 0.375	K					FC5-4				0	0	0	0	0	0	0											
55 Roberto Pérez, R OBP: 0.296, SLG: 0.136	K					K			G4-3	4	0	1	1	0	2	0											
0 Delino DeShields, R OBP: 0.333, SLG: 0.250	G5-3									2	0	0	0	0	0	0											
1 Greg Allen, S OBP: 0.152, SLG: 0.100						F9			G3	2	1	1	0	0	0	1											
<b>Inning Stats</b>	R: 0 H: 1 E: 0 K: 0 S: 12	H: 0 LOB: 0 BB: 0 P: 16	R: 0 H: 0 E: 0 K: 2 S: 7	H: 0 LOB: 0 BB: 0 P: 11	R: 0 H: 1 E: 0 K: 2 S: 13	H: 1 LOB: 0 BB: 0 P: 21	R: 0 H: 2 E: 0 K: 1 S: 14	H: 2 LOB: 0 BB: 0 P: 20	R: 0 H: 0 E: 0 K: 1 S: 5	H: 0 LOB: 0 BB: 0 P: 9	R: 4 H: 3 E: 0 K: 1 S: 18	H: 3 LOB: 1 BB: 2 P: 37	R: 1 H: 3 E: 0 K: 0 S: 6	H: 3 LOB: 2 BB: 0 P: 9	R: 1 H: 2 E: 0 K: 0 S: 11	H: 2 LOB: 2 BB: 0 P: 18	1B: 9 2B: 3 3B: 0 HR: 0	SF: 1 SAC: 0 DP: 0 HBP: 0	WP: 1 PB: 0 SB: 1 CS: 0	PA: 37							
<b>PITCHER</b>	IP	WLS	BF	H	R	ER	SO	BB	IBB	HBP	BLK	WP	HR	S	P	ERA	WHIP										
48 Matthew Boyd, L ERA: 8.48	5.1	L	22	5	2	2	2	1	0	0	0	0	0	56	90	3.38	1.125										
71 John Schreiber, R ERA: 4.09	0.1	B	4	2	2	2	1	1	0	0	0	0	0	11	22	54.00	9.000										
33 Bryan Garcia, R ERA: 2.45	0.2		4	2	1	1	0	0	0	0	0	0	0	5	8	13.50	3.000										
36 Kyle Funkhouser, R ERA: 7.94	1.2		7	3	1	1	0	0	0	0	0	0	0	14	21	5.40	1.800										

Detroit Tigers @ Cleveland Indians  
Progressive Field, Cleveland, OH  
Sat Aug 22 2020, 7:12 PM - 9:48 PM EDT  
Clear - 81 F

AB 34  
R 6  
H 12  
RBI 6  
BB 2  
SO 7  
LOB 16









Batter	1	2	3	4	5	6	7	8	9	AB	R	H	RBI	BB	SO	LOB	TOP					
26 Max Kepler, L OBP: 0.342, SLG: 0.455										4	0	2	0	0	1	1	<b>Minnesota Twins @ Cleveland Indians</b> Progressive Field, Cleveland, OH Mon Aug 24 2020, 7:10 PM - 10:23 PM EDT Partly Cloudy - 84 F					
11 Jorge Polanco, S OBP: 0.319, SLG: 0.381										4	0	1	0	0	0	2						
23 Nelson Cruz, R OBP: 0.429, SLG: 0.699										4	1	1	1	0	2	1						
20 Eddie Rosario, L OBP: 0.319, SLG: 0.481										3	1	1	0	1	0	1						
22 Miguel Sanó, R OBP: 0.333, SLG: 0.563										4	1	1	2	0	2	3						
60 Jake Cave, L OBP: 0.299, SLG: 0.264										4	0	1	0	0	1	1						
9 Marwin Gonzalez, S OBP: 0.314, SLG: 0.359										4	0	0	0	0	2	2						
2 Luis Arraez, L OBP: 0.341, SLG: 0.301										4	0	1	0	0	0	1						
16 Alex Avila, L OBP: 0.391, SLG: 0.294										2	0	0	0	0	2	1						
13 Ehre Adrianza, S OBP: 0.265, SLG: 0.205										1	0	0	0	0	0	0						
39 Ryan Jeffers, R OBP: 0.333, SLG: 0.273										0	0	0	0	0	0	0						
<b>Inning Stats</b>	R: 0 E: 1 K: 2 S: 9	H: 1 LOB: 2 BB: 0 P: 12	R: 0 E: 0 K: 1 S: 7	H: 0 LOB: 0 BB: 0 P: 15	R: 0 E: 0 K: 2 S: 11	H: 0 LOB: 0 BB: 0 P: 15	R: 1 E: 0 K: 1 S: 10	H: 1 LOB: 1 BB: 1 P: 20	R: 0 E: 0 K: 1 S: 11	H: 2 LOB: 2 BB: 0 P: 13	R: 2 E: 0 K: 1 S: 13	H: 3 LOB: 1 BB: 0 P: 20	R: 0 E: 0 K: 0 S: 9	H: 1 LOB: 0 BB: 0 P: 11	R: 0 E: 0 K: 2 S: 8	H: 0 LOB: 0 BB: 0 P: 11	R: 0 E: 0 K: 0 S: 8	H: 0 LOB: 0 BB: 0 P: 14	1B: 4 2B: 2 3B: 0 HR: 2	SF: 0 SAC: 0 DP: 1 HBP: 0	WP: 0 PB: 0 SB: 1 CS: 0	PA: 35
<b>PITCHER</b>	IP WLS BF H R ER SO BB IBB HBP BLK WP HR S P ERA WHIP																					
43 Aaron Civale, R ERA: 3.15	6.0 L 26 7 3 3 8 1 0 0 0 0 0 2 61 95 4.50 1.333																					
39 Oliver Pérez, L ERA: 0.94	1.0 3 1 0 0 0 0 0 0 0 0 0 0 9 11 0.00 1.000																					
99 James Karinchak, R ERA: 0.57	1.0 3 0 0 0 2 0 0 0 0 0 0 0 8 11 0.00 0.000																					
62 Nick Wittgren, R ERA: 2.19	1.0 3 0 0 0 0 0 0 0 0 0 0 0 8 14 0.00 0.000																					

Batter	1	2	3	4	5	6	7	8	9	AB	R	H	RBI	BB	SO	LOB	BOTTOM			
7 César Hernández, S OBP: 0.364, SLG: 0.430										5	1	2	1	0	1	1	<b>Minnesota Twins @ Cleveland Indians</b> Progressive Field, Cleveland, OH Mon Aug 24 2020, 7:10 PM - 10:23 PM EDT Partly Cloudy - 84 F			
11 José Ramírez, S OBP: 0.328, SLG: 0.434										5	0	0	0	0	2	2				
12 Francisco Lindor, S OBP: 0.319, SLG: 0.497										4	0	2	0	1	2	0				
41 Carlos Santana, S OBP: 0.389, SLG: 0.323										5	0	3	1	0	1	3				
32 Franmil Reyes, R OBP: 0.336, SLG: 0.485										4	0	0	0	0	3	4				
30 Tyler Naquin, L OBP: 0.297, SLG: 0.417										4	0	2	0	0	2	1				
6 Mike Freeman, L OBP: 0.273, SLG: 0.250										2	0	1	0	0	1	1				
8 Jordan Luplow, R OBP: 0.282, SLG: 0.250										2	0	1	0	0	0	1				
55 Roberto Pérez, R OBP: 0.258, SLG: 0.115										4	0	0	0	0	1	5				
1 Greg Allen, S OBP: 0.211, SLG: 0.333										4	1	1	0	0	1	3				
<b>Inning Stats</b>	R: 1 E: 0 K: 1 S: 12	H: 2 LOB: 1 BB: 0 P: 17	R: 0 E: 0 K: 1 S: 9	H: 1 LOB: 0 BB: 0 P: 13	R: 0 E: 0 K: 2 S: 13	H: 1 LOB: 2 BB: 1 P: 18	R: 0 E: 0 K: 2 S: 14	H: 1 LOB: 2 BB: 0 P: 21	R: 0 E: 0 K: 3 S: 16	H: 2 LOB: 2 BB: 0 P: 26	R: 1 E: 0 K: 2 S: 13	H: 3 LOB: 1 BB: 0 P: 19	R: 0 E: 0 K: 1 S: 10	H: 1 LOB: 1 BB: 0 P: 15	R: 0 E: 0 K: 1 S: 9	H: 1 LOB: 1 BB: 0 P: 11	1B: 9 2B: 2 3B: 0 HR: 1	SF: 0 SAC: 0 DP: 0 HBP: 0	WP: 0 PB: 0 SB: 0 CS: 1	PA: 40
<b>PITCHER</b>	IP WLS BF H R ER SO BB IBB HBP BLK WP HR S P ERA WHIP																			
18 Kenta Maeda, R ERA: 2.21	5.0 W 21 5 2 0 3 1 0 0 0 0 0 16 26 0.00 2.000																			
72 Caleb Thielbar, L ERA: 2.35	1.0 H 5 2 0 0 3 0 0 0 0 0 0 0 16 26 0.00 2.000																			
65 Trevor May, R ERA: 3.0	1.0 H 6 3 1 1 2 0 0 0 0 0 0 0 13 19 9.00 3.000																			
54 Sergio Romo, R ERA: 1.74	1.0 H 4 1 0 0 1 0 0 0 0 0 0 0 10 15 0.00 1.000																			
55 Taylor Rogers, L ERA: 4.76	1.0 S 4 1 0 0 1 0 0 0 0 0 0 0 9 11 0.00 1.000																			

AB	34
R	3
H	8
RBI	3
BB	1
SO	10
LOB	13



AB	39
R	2
H	12
RBI	2
BB	1
SO	14
LOB	21









Batter	1	2	3	4	5	6	7	8	9	AB	R	H	RBI	BB	SO	LOB	TOP			
26 Max Kepler, L OBP: 0.352, SLG: 0.486 60 Jake Cave, L OBP: 0.279, SLG: 0.286										1	1	1	1	0	0	0	<b>Minnesota Twins @ Cleveland Indians</b> Progressive Field, Cleveland, OH Wed Aug 26 2020, 7:11 PM - 10:24 PM EDT Partly Cloudy - 81 F			
11 Jorge Polanco, S OBP: 0.315, SLG: 0.367										3	0	0	0	1	0	3				
23 Nelson Cruz, R OBP: 0.402, SLG: 0.649										4	0	0	0	0	1	3				
20 Eddie Rosario, L OBP: 0.307, SLG: 0.457										4	0	1	0	0	2	1				
9 Marwin Gonzalez, S OBP: 0.319, SLG: 0.354										4	0	1	0	0	1	0				
2 Luis Arraez, L OBP: 0.344, SLG: 0.321										4	0	2	0	0	0	0				
22 Miguel Sanó, R OBP: 0.346, SLG: 0.559										4	1	1	0	0	1	2				
30 LaMonte Wade Jr., L OBP: 0.273, SLG: 0.364										2	0	1	1	0	0	1				
13 Ehire Adrianza, S OBP: 0.275, SLG: 0.239										2	1	1	0	0	0	0				
16 Alex Avila, L OBP: 0.367, SLG: 0.270										3	0	0	0	0	2	2				
<b>Inning Stats</b>	R: 1 E: 0 K: 0 S: 8	H: 3 LOB: 2 BB: 1 P: 17	R: 1 E: 0 K: 1 S: 13	H: 2 LOB: 0 BB: 0 P: 16	R: 0 E: 0 K: 1 S: 10	H: 0 LOB: 1 BB: 0 P: 14	R: 0 E: 0 K: 2 S: 9	H: 1 LOB: 1 BB: 0 P: 10	R: 0 E: 0 K: 1 S: 10	H: 1 LOB: 1 BB: 0 P: 13	R: 0 E: 0 K: 1 S: 10	H: 2 LOB: 0 BB: 0 P: 11	R: 0 E: 0 K: 1 S: 6	H: 0 LOB: 0 BB: 0 P: 8	R: 0 E: 0 K: 0 S: 8	H: 0 LOB: 0 BB: 0 P: 12	1B: 7 2B: 2 3B: 0 HR: 1	SF: 0 SAC: 0 DP: 2 HBP: 0	WP: 0 PB: 0 SB: 0 CS: 1	PA: 36
<b>PITCHER</b>	IP WLS BF H R ER SO BB IBB HBP BLK WP HR S P ERA WHIP	6.0 1 25 8 2 2 6 1 0 0 0 0 1 58 86 3.00 1.500	7.1 0.1 3 2 1 1 0 0 0 0 0 0 6 7 27.00 6.000	7.1 1.2 4 0 0 0 1 0 0 0 0 0 10 12 0.00 0.000	9.1 1.0 3 0 0 0 0 0 0 0 0 0 8 12 0.00 0.000	<b>PITCHER</b>														

Batter	1	2	3	4	5	6	7	8	9	AB	R	H	RBI	BB	SO	LOB	BOTTOM				
7 César Hernández, S OBP: 0.370, SLG: 0.417										3	1	1	1	2	0	0	<b>Minnesota Twins @ Cleveland Indians</b> Progressive Field, Cleveland, OH Wed Aug 26 2020, 7:11 PM - 10:24 PM EDT Partly Cloudy - 81 F				
11 José Ramírez, S OBP: 0.336, SLG: 0.455										4	1	1	3	1	2	1					
12 Francisco Lindor, S OBP: 0.319, SLG: 0.433										5	0	2	0	0	2	3					
41 Carlos Santana, S OBP: 0.396, SLG: 0.324										3	1	1	0	1	2	1					
32 Franmil Reyes, R OBP: 0.347, SLG: 0.482										3	1	1	0	1	0	2					
30 Tyler Naquin, L OBP: 0.326, SLG: 0.476										4	1	2	1	0	0	1					
1 Greg Allen, S OBP: 0.217, SLG: 0.381										3	0	1	1	0	1	1					
55 Roberto Pérez, R OBP: 0.263, SLG: 0.097										2	0	0	0	1	1	1					
0 Delino DeShields, R OBP: 0.326, SLG: 0.237										4	1	1	0	0	2	5					
<b>Inning Stats</b>	R: 0 E: 0 K: 0 S: 8	H: 1 LOB: 2 BB: 2 P: 19	R: 0 E: 0 K: 0 S: 9	H: 0 LOB: 0 BB: 0 P: 11	R: 3 E: 0 K: 1 S: 16	H: 2 LOB: 0 BB: 1 P: 30	R: 0 E: 0 K: 3 S: 12	H: 1 LOB: 1 BB: 0 P: 16	R: 0 E: 0 K: 2 S: 11	H: 1 LOB: 1 BB: 0 P: 16	R: 0 E: 0 K: 1 S: 10	H: 2 LOB: 2 BB: 1 P: 19	R: 0 E: 0 K: 2 S: 9	H: 0 LOB: 0 BB: 0 P: 9	R: 3 E: 0 K: 1 S: 19	H: 3 LOB: 3 BB: 2 P: 35		1B: 6 2B: 3 3B: 0 HR: 1	SF: 1 SAC: 0 DP: 1 HBP: 1	WP: 1 PB: 0 SB: 1 CS: 0	PA: 39
<b>PITCHER</b>	IP WLS BF H R ER SO BB IBB HBP BLK WP HR S P ERA WHIP	5.2 1 26 7 3 3 6 4 0 0 0 0 1 63 105 4.76 1.941	6.1 0.1 1 0 0 0 1 0 0 0 0 0 3 6 0.00 0.000	7.1 1.0 3 0 0 0 2 0 0 0 0 0 9 9 0.00 0.000	8.1 0.1 5 2 3 3 0 1 0 1 0 0 9 17 81.00 9.000	8.1 0.2 4 1 0 0 1 1 0 0 0 0 10 18 0.00 3.000	<b>PITCHER</b>														

AB 34  
R 3  
H 10  
RBI 3  
BB 1  
SO 7  
LOB 12



AB 31  
R 6  
H 10  
RBI 6  
BB 6  
SO 10  
LOB 15





Batter	1	2	3	4	5	6	7	8	9	AB	R	H	RBI	BB	SO	LOB	TOP				
7 César Hernández, S (1.4) OBP: 0.364, SLG: 0.408 6 Mike Freeman, L (6.4)										5	0	1	0	0	1	5					
11 José Ramírez, S (1.5) OBP: 0.349, SLG: 0.464										4	3	2	0	2	1	1					
12 Francisco Lindor, S (1.6) 2 Yu Chang, R (6.6)										4	3	2	0	0	0	2					
41 Carlos Santana, S (1.3)										3	4	2	2	3	0	0					
32 Franmil Reyes, R (1.10) 9 Sandy León, S (7.10)										4	3	3	5	0	0	0					
30 Tyler Naquin, L (1.9)										5	1	1	2	0	2						
8 Jordan Luplow, R (1.7)										4	0	0	1	1	0	2					
55 Roberto Pérez, R (1.2)										5	0	3	1	1	0	2					
0 Delino DeShields, R (1.8)										5	0	3	1	0	1	2					
<b>Inning Stats</b>	R: 4 H: 2 E: 0 K: 1 S: 20	H: 2 LOB: 2 BB: 4 P: 45	R: 2 H: 3 E: 0 K: 0 S: 16	H: 3 LOB: 0 BB: 20 P: 20	R: 0 H: 2 E: 0 K: 1 S: 16	H: 2 LOB: 0 BB: 0 P: 27	R: 0 H: 0 E: 0 K: 1 S: 8	H: 0 LOB: 0 BB: 11 P: 11	R: 2 H: 4 E: 0 K: 1 S: 11	H: 4 LOB: 1 BB: 0 P: 15	R: 4 H: 4 E: 0 K: 1 S: 21	H: 4 LOB: 2 BB: 2 P: 39	R: 2 H: 2 E: 0 K: 0 S: 21	H: 2 LOB: 2 BB: 1 P: 38	R: 0 H: 3 E: 0 K: 0 S: 16	H: 3 LOB: 3 BB: 0 P: 29	R: 0 H: 0 E: 0 K: 0 S: 5	H: 0 LOB: 0 BB: 8 P: 8	1B: 13 2B: 5 3B: 0 HR: 3	SF: 1 SAC: 0 DP: 1 HBP: 1	WP: 1 PA: 53 PB: 0 SB: 2 CS: 0
<b>PITCHER</b>	IP: 0.2 WLS: L BF: 8 H: 2 R: 2 ER: 4 SO: 4 BB: 4 IBB: 0 HBP: 0 BLK: 0 WP: 0 HR: 1 S: 17 P: 41 ERA: 54.00 WHIP: 9.000	IP: 2.2 WLS: L BF: 14 H: 5 R: 2 ER: 4 SO: 3 BB: 2 IBB: 0 HBP: 0 BLK: 0 WP: 1 HR: 43 S: 62 P: 61 ERA: 7.82 WHIP: 1.500	IP: 1.0 WLS: L BF: 10 H: 6 R: 6 ER: 6 SO: 1 BB: 2 IBB: 0 HBP: 0 BLK: 0 WP: 0 HR: 22 S: 39 P: 54 ERA: 27.0 WHIP: 8.000	IP: 2.0 WLS: L BF: 12 H: 4 R: 2 ER: 2 SO: 1 BB: 1 IBB: 0 HBP: 1 BLK: 1 WP: 0 HR: 31 S: 53 P: 9.00 ERA: 6.75 WHIP: 2.500	IP: 1.0 WLS: L BF: 6 H: 3 R: 0 ER: 0 SO: 0 BB: 0 IBB: 0 HBP: 0 BLK: 0 WP: 0 HR: 16 S: 29 P: 0.00 ERA: 4.0 WHIP: 3.000	<b>PITCHER</b>	IP: 1.0 WLS: L BF: 3 H: 0 R: 0 ER: 0 SO: 0 BB: 0 IBB: 0 HBP: 0 BLK: 0 WP: 0 HR: 0 S: 5 P: 8 ERA: 0.00 WHIP: 0.000														

**Cleveland Indians @ St. Louis Cardinals**  
 Busch Stadium, St. Louis, MO  
 Fri Aug 28 2020, 7:16 PM - 11:06 PM CDT  
 Clear - 84 F

livebaseballscorecards.com

AB	44
R	14
H	20
RBI	13
BB	7
SO	5
LOB	19

Batter	1	2	3	4	5	6	7	8	9	AB	R	H	RBI	BB	SO	LOB	BOTTOM		
16 Koltan Wong, L (1.4)										5	0	0	0	0	0	1			
11 Paul DeJong, R (1.6)										4	0	3	0	0	0	0			
46 Paul Goldschmidt, R (1.3) 7 Andrew Knizner, R (6.2)										2	0	0	0	1	0	2			
15 Brad Miller, L (1.10) (9.5)										3	0	2	0	1	0	1			
13 Matt Carpenter, L (1.5) (6.3)										3	0	0	0	1	0	4			
4 Yadier Molina, R (1.2) 55 Max Schrock, L (6.5) (9.1)										1	0	0	0	1	0	0			
41 Tyler O'Neill, R (1.7) OBP: 0.284, SLG: 0.344										3	1	0	0	1	2	2			
25 Dexter Fowler, S (1.9) 48 Harrison Bader, R (6.8)										2	1	1	2	0	0	1			
3 Dylan Carlson, S (1.8) (6.9)										4	0	0	0	0	3	2			
<b>Inning Stats</b>	R: 0 H: 2 E: 0 K: 0 S: 13	H: 1 LOB: 1 BB: 1 P: 26	R: 2 H: 0 E: 0 K: 1 S: 16	H: 0 LOB: 0 BB: 1 P: 14	R: 0 H: 0 E: 0 K: 2 S: 14	H: 0 LOB: 1 BB: 1 P: 23	R: 0 H: 1 E: 0 K: 0 S: 10	H: 0 LOB: 0 BB: 1 P: 19	R: 0 H: 0 E: 0 K: 0 S: 10	H: 0 LOB: 1 BB: 1 P: 18	R: 0 H: 0 E: 0 K: 1 S: 8	H: 0 LOB: 0 BB: 0 P: 14	R: 0 H: 2 E: 0 K: 0 S: 17	H: 2 LOB: 1 BB: 1 P: 28	R: 0 H: 0 E: 0 K: 1 S: 11	H: 0 LOB: 1 BB: 1 P: 17	1B: 4 2B: 1 3B: 0 HR: 1	SF: 0 SAC: 0 DP: 2 HBP: 0	WP: 0 PA: 37 PB: 0 SB: 0 CS: 0
<b>PITCHER</b>	IP: 4.0 WLS: W BF: 3 H: 1 R: 0 ER: 0 SO: 0 BB: 0 IBB: 0 HBP: 0 BLK: 0 WP: 0 HR: 10 S: 19 P: 19 ERA: 0.00 WHIP: 1.000	IP: 1.0 WLS: W BF: 3 H: 1 R: 0 ER: 0 SO: 0 BB: 0 IBB: 0 HBP: 0 BLK: 0 WP: 0 HR: 0 S: 10 P: 19 ERA: 3.55 WHIP: 1.000	IP: 4.0 WLS: S BF: 16 H: 2 R: 0 ER: 0 SO: 2 BB: 3 IBB: 0 HBP: 0 BLK: 0 WP: 0 HR: 46 S: 77 P: 0.00 ERA: 5.57 WHIP: 1.250	<b>PITCHER</b>	IP: 1.0 WLS: L BF: 3 H: 0 R: 0 ER: 0 SO: 0 BB: 0 IBB: 0 HBP: 0 BLK: 0 WP: 0 HR: 0 S: 5 P: 8 ERA: 0.00 WHIP: 0.000														

**Cleveland Indians @ St. Louis Cardinals**  
 Busch Stadium, St. Louis, MO  
 Fri Aug 28 2020, 7:16 PM - 11:06 PM CDT  
 Clear - 84 F

livebaseballscorecards.com

AB	31
R	2
H	6
RBI	2
BB	6
SO	5
LOB	17



Batter	1	2	3	4	5	6	7	8	9	10	11	12	AB	R	H	RBI	BB	SO	LOB	TOP																												
7 César Hernández, S OBP: 0.365, SLG: 0.493	G3		1B 1B		1B		FC4-6			L8			4	0	1	0	1	0	4																													
11 José Ramírez, S OBP: 0.351, SLG: 0.485	HR		1B		G3			P5		F9		3B WP	5	1	2	1	0	0	3																													
12 Francisco Lindor, S OBP: 0.327, SLG: 0.437	K		G4-3									L8	4	0	1	0	1	1	2																													
41 Carlos Santana, S OBP: 0.400, SLG: 0.345	K				F7					G3-6-3			5	0	0	0	0	3	2																													
32 Franmil Reyes, R OBP: 0.354, SLG: 0.508 6 Mike Freeman, L OBP: 0.304, SLG: 0.256	G6-3				BB					P5			4	0	0	0	1	2	1																													
30 Tyler Naquin, L OBP: 0.315, SLG: 0.500	G4-3				F7					K			5	0	1	1	0	2	2																													
24 Domingo Santana, R OBP: 0.296, SLG: 0.299 0 Delino DeShields, R OBP: 0.347, SLG: 0.295	G5-3				K					G6-3		SH5-4 2B	2	0	0	0	1	1	1																													
9 Sandy León, S OBP: 0.310, SLG: 0.217 2 Yu Chang, R OBP: 0.354, SLG: 0.222 55 Roberto Pérez, R OBP: 0.311, SLG: 0.162	HBP		BB 1B		K					FC1-5 1B			2	0	0	0	1	1	0																													
1 Greg Allen, S OBP: 0.214, SLG: 0.320	L7											P5	4	0	0	0	1	1	4																													
<b>Inning Stats</b>	R: 1 E: 0 K: 2 S: 11	H: 1 LOB: 0 BB: 0 P: 16	R: 0 E: 0 K: 0 S: 6	H: 0 LOB: 0 BB: 0 P: 9	R: 0 E: 0 K: 0 S: 15	H: 1 LOB: 2 BB: 1 P: 23	R: 0 E: 0 K: 1 S: 10	H: 0 LOB: 1 BB: 1 P: 20	R: 0 E: 0 K: 2 S: 11	H: 1 LOB: 1 BB: 0 P: 15	R: 0 E: 0 K: 3 S: 14	H: 0 LOB: 0 BB: 0 P: 21	R: 0 E: 0 K: 0 S: 9	H: 1 LOB: 0 BB: 0 P: 19	R: 0 E: 0 K: 1 S: 13	H: 0 LOB: 0 BB: 0 P: 11	R: 0 E: 0 K: 0 S: 8	H: 0 LOB: 2 BB: 1 P: 17	R: 0 E: 0 K: 2 S: 9	H: 0 LOB: 1 BB: 0 P: 14	R: 1 E: 0 K: 1 S: 10	H: 1 LOB: 1 BB: 0 P: 18	1B: 3 2B: 1 3B: 0 HR: 1	SF: 0 SAC: 1 DP: 1 HBP: 1	WP: 1 PB: 1 SB: 1 CS: 1	PA: 45																						
<b>PITCHER</b>	IP WLS BF H R ER SO BB IBB HBP BLK WP HR S P ERA WHIP	5.0 1.0 4 0 0 0 3 1 0 0 0 0 0 1 5 3 1.80 1.000	6.1 1.0 4 0 0 0 3 1 0 0 0 0 0 0 5 3 1.80 1.000	7.1 1.1 6 1 0 0 0 2 0 0 0 0 0 0 6 3 1.80 1.000	8.1 1.2 4 0 0 0 1 0 0 0 0 0 0 0 7 3 1.80 1.000	10.1 1.0 4 0 0 0 0 1 0 0 0 0 0 0 8 3 1.80 1.000	<b>PITCHER</b>	IP WLS BF H R ER SO BB IBB HBP BLK WP HR S P ERA WHIP	11.1 2.0 7 1 1 0 3 0 0 0 0 0 0 0 19 32 0.00 0.500	12.0 1.0 4 0 0 0 0 1 0 0 0 0 0 0 17 32 0.00 0.500	13.0 1.0 4 0 0 0 0 1 0 0 0 0 0 0 17 32 0.00 0.500	14.0 1.0 4 0 0 0 0 1 0 0 0 0 0 0 17 32 0.00 0.500	15.0 1.0 4 0 0 0 0 1 0 0 0 0 0 0 17 32 0.00 0.500	16.0 1.0 4 0 0 0 0 1 0 0 0 0 0 0 17 32 0.00 0.500	17.0 1.0 4 0 0 0 0 1 0 0 0 0 0 0 17 32 0.00 0.500	18.0 1.0 4 0 0 0 0 1 0 0 0 0 0 0 17 32 0.00 0.500	19.0 1.0 4 0 0 0 0 1 0 0 0 0 0 0 17 32 0.00 0.500	20.0 1.0 4 0 0 0 0 1 0 0 0 0 0 0 17 32 0.00 0.500	21.0 1.0 4 0 0 0 0 1 0 0 0 0 0 0 17 32 0.00 0.500	22.0 1.0 4 0 0 0 0 1 0 0 0 0 0 0 17 32 0.00 0.500	23.0 1.0 4 0 0 0 0 1 0 0 0 0 0 0 17 32 0.00 0.500	24.0 1.0 4 0 0 0 0 1 0 0 0 0 0 0 17 32 0.00 0.500	25.0 1.0 4 0 0 0 0 1 0 0 0 0 0 0 17 32 0.00 0.500	26.0 1.0 4 0 0 0 0 1 0 0 0 0 0 0 17 32 0.00 0.500	27.0 1.0 4 0 0 0 0 1 0 0 0 0 0 0 17 32 0.00 0.500	28.0 1.0 4 0 0 0 0 1 0 0 0 0 0 0 17 32 0.00 0.500	29.0 1.0 4 0 0 0 0 1 0 0 0 0 0 0 17 32 0.00 0.500	30.0 1.0 4 0 0 0 0 1 0 0 0 0 0 0 17 32 0.00 0.500	31.0 1.0 4 0 0 0 0 1 0 0 0 0 0 0 17 32 0.00 0.500	32.0 1.0 4 0 0 0 0 1 0 0 0 0 0 0 17 32 0.00 0.500	33.0 1.0 4 0 0 0 0 1 0 0 0 0 0 0 17 32 0.00 0.500	34.0 1.0 4 0 0 0 0 1 0 0 0 0 0 0 17 32 0.00 0.500	35.0 1.0 4 0 0 0 0 1 0 0 0 0 0 0 17 32 0.00 0.500	36.0 1.0 4 0 0 0 0 1 0 0 0 0 0 0 17 32 0.00 0.500	37.0 1.0 4 0 0 0 0 1 0 0 0 0 0 0 17 32 0.00 0.500	38.0 1.0 4 0 0 0 0 1 0 0 0 0 0 0 17 32 0.00 0.500	39.0 1.0 4 0 0 0 0 1 0 0 0 0 0 0 17 32 0.00 0.500	40.0 1.0 4 0 0 0 0 1 0 0 0 0 0 0 17 32 0.00 0.500	41.0 1.0 4 0 0 0 0 1 0 0 0 0 0 0 17 32 0.00 0.500	42.0 1.0 4 0 0 0 0 1 0 0 0 0 0 0 17 32 0.00 0.500	43.0 1.0 4 0 0 0 0 1 0 0 0 0 0 0 17 32 0.00 0.500	44.0 1.0 4 0 0 0 0 1 0 0 0 0 0 0 17 32 0.00 0.500	45.0 1.0 4 0 0 0 0 1 0 0 0 0 0 0 17 32 0.00 0.500	46.0 1.0 4 0 0 0 0 1 0 0 0 0 0 0 17 32 0.00 0.500	47.0 1.0 4 0 0 0 0 1 0 0 0 0 0 0 17 32 0.00 0.500	48.0 1.0 4 0 0 0 0 1 0 0 0 0 0 0 17 32 0.00 0.500	49.0 1.0 4 0 0 0 0 1 0 0 0 0 0 0 17 32 0.00 0.500	50.0 1.0 4 0 0 0 0 1 0 0 0 0 0 0 17 32 0.00 0.500

Cleveland Indians @ St. Louis Cardinals  
 Busch Stadium, St. Louis, MO  
 Sat Aug 29 2020, 12:18 PM - 4:23 PM CDT  
 Partly Cloudy - 83 F

AB 37  
 R 2  
 H 5  
 RBI 2  
 BB 6  
 SO 12  
 LOB 20



Batter	1	2	3	4	5	6	7	8	9	10	11	12	AB	R	H	RBI	BB	SO	LOB	BOTTOM																					
19 Tommy Edman, S OBP: 0.326, SLG: 0.342	L7		K			G1-3				P5			4	0	0	0	0	1	0																						
11 Paul DeJong, R OBP: 0.327, SLG: 0.386	G1-3				K								5	0	0	0	0	3	3																						
46 Paul Goldschmidt, R OBP: 0.469, SLG: 0.500	2B				1B								5	0	2	0	0	0	0																						
15 Brad Miller, L OBP: 0.477, SLG: 0.571	P4				BB					F9			2	1	0	0	3	0	1																						
4 Yadier Molina, R OBP: 0.323, SLG: 0.356	L7				G4-6-3					F8			5	0	1	0	0	0	3																						
25 Dexter Fowler, S OBP: 0.333, SLG: 0.424	K												4	0	0	0	1	3	2																						
13 Matt Carpenter, L OBP: 0.337, SLG: 0.279	F7				BB								5	0	1	1	0	1	2																						
41 Tyler O'Neill, R OBP: 0.273, SLG: 0.328 16 Kolten Wong, L OBP: 0.333, SLG: 0.257	G5-3				K								3	0	0	0	0	2	3																						
48 Harrison Bader, R OBP: 0.346, SLG: 0.488 3 Dylan Carlson, S OBP: 0.242, SLG: 0.279	G3-1				FC5-4								3	0	0	0	1	0	0																						
<b>Inning Stats</b>	R: 0 E: 0 K: 0 S: 10	H: 1 LOB: 1 BB: 0 P: 16	R: 0 E: 0 K: 1 S: 8	H: 0 LOB: 0 BB: 0 P: 15	R: 0 E: 0 K: 1 S: 9	H: 0 LOB: 0 BB: 0 P: 14	R: 0 E: 0 K: 1 S: 10	H: 1 LOB: 1 BB: 1 P: 17	R: 0 E: 0 K: 2 S: 11	H: 0 LOB: 1 BB: 0 P: 17	R: 0 E: 0 K: 3 S: 17	H: 0 LOB: 0 BB: 0 P: 12	R: 0 E: 0 K: 1 S: 7	H: 0 LOB: 0 BB: 0 P: 11	R: 0 E: 0 K: 0 S: 5	H: 0 LOB: 0 BB: 1 P: 6	R: 0 E: 0 K: 0 S: 2	H: 0 LOB: 0 BB: 0 P: 3	R: 0 E: 0 K: 0 S: 2	H: 0 LOB: 0 BB: 0 P: 3	1B: 3 2B: 2 3B: 0 HR: 0	SF: 0 SAC: 0 DP: 3 HBP: 1	WP: 1 PB: 0 SB: 1 CS: 0	PA: 43																	
<b>PITCHER</b>	IP WLS BF H R ER SO BB IBB HBP BLK WP HR S P ERA WHIP	6.0 1.0 B 2 1 1 3 2 0 0 0 0 0 0 17 29 9.00 3.000	7.1 1.0 3 0 0 0 1 0 0 0 0 0 0 7 12 9.00 3.000	8.1 1.1 4 0 0 0 1 0 0 0 0 0 0 14 20 9.00 3.000	9.1 1.2 W 7 0 0 0 0 2 1 0 0 0 0 11 16 9.00 3.000	10.1 1.0 4 0 0 0 0 1 0 0 0 0 0 0 17 32 0.00 0.500	11.1 2.0 7 1 1 0 3 0 0 0 0 0 0 19 32 0.00 0.500	12.0 1.0 4 0 0 0 0 1 0 0 0 0 0 0 17 32 0.00 0.500	13.0 1.0 4 0 0 0 0 1 0 0 0 0 0 0 17 32 0.00 0.500	14.0 1.0 4 0 0 0 0 1 0 0 0 0 0 0 17 32 0.00 0.500	15.0 1.0 4 0 0 0 0 1 0 0 0 0 0 0 17 32 0.00 0.500	16.0 1.0 4 0 0 0 0 1 0 0 0 0 0 0 17 32 0.00 0.500	17.0 1.0 4 0 0 0 0 1 0 0 0 0 0 0 17 32 0.00 0.500	18.0 1.0 4 0 0 0 0 1 0 0 0 0 0 0 17 32 0.00 0.500	19.0 1.0 4 0 0 0 0 1 0 0 0 0 0 0 17 32 0.00 0.500	20.0 1.0 4 0 0 0 0 1 0 0 0 0 0 0 17 32 0.00 0.500	21.0 1.0 4 0 0 0 0 1 0 0 0 0 0 0 17 32 0.00 0.500	22.0 1.0 4 0 0 0 0 1 0 0 0 0 0 0 17 32 0.00 0.500	23.0 1.0 4 0 0 0 0 1 0 0 0 0 0 0 17 32 0.00 0.500	24.0 1.0 4 0 0 0 0 1 0 0 0 0 0 0 17 32 0.00 0.500	25.0 1.0 4 0 0 0 0 1 0 0 0 0 0 0 17 32 0.00 0.500	26.0 1.0 4 0 0 0 0 1 0 0 0 0 0 0 17 32 0.00 0.500	27.0 1.0 4 0 0 0 0 1 0 0 0 0 0 0 17 32 0.00 0.500	28.0 1.0 4 0 0 0 0 1 0 0 0 0 0 0 17 32 0.00 0.500	29.0 1.0 4 0 0 0 0 1 0 0 0 0 0 0 17 32 0.00 0.500	30.0 1.0 4 0 0 0 0 1 0 0 0 0 0 0 17 32 0.00 0.500	31.0 1.0 4 0 0 0 0 1 0 0 0 0 0 0 17 32 0.00 0.500	32.0 1.0 4 0 0 0 0 1 0 0 0 0 0 0 17 32 0.00 0.500	33.0 1.0 4 0 0 0 0 1 0 0 0 0 0 0 17 32 0.00 0.500	34.0 1.0 4 0 0 0 0 1 0 0 0 0 0 0 17 32 0.00 0.500	35.0 1.0 4 0 0 0 0 1 0 0 0 0 0 0 17 32 0.00 0.500	36.0 1.0 4 0 0 0 0 1 0 0 0 0 0 0 17 32 0.00 0.500	37.0 1.0 4 0 0 0 0 1 0 0 0 0 0 0 17 32 0.00 0.500	38.0 1.0 4 0 0 0 0 1 0 0 0 0 0 0 17 32 0.00 0.500	39.0 1.0 4 0 0 0 0 1 0 0 0 0 0 0 17 32 0.00 0.500	40.0 1.0 4 0 0 0 0 1 0 0 0 0 0 0 17 32 0.00 0.500	41.0 1.0 4 0 0 0 0 1 0 0 0 0 0 0 17 32 0.00 0.500	42.0 1.0 4 0 0 0 0 1 0 0 0 0 0 0 17 32 0.00 0.500	43.0 1.0 4 0 0 0 0 1 0 0 0 0 0 0 17 32 0.00 0.500	44.0 1.0 4 0 0 0 0 1 0 0 0 0 0 0 17 32 0.00 0.500	45.0 1.0 4 0 0 0 0 1 0 0 0 0 0 0 17 32 0.00 0.500

Cleveland Indians @ St. Louis Cardinals  
 Busch Stadium, St. Louis, MO  
 Sat Aug 29 2020, 12:18 PM - 4:23 PM CDT  
 Partly Cloudy - 83 F

AB 37  
 R 1  
 H 4  
 RBI 1  
 BB 5  
 SO 11  
 LOB 19





Batter	1	2	3	4	5	6	7	8	9	AB	R	H	RBI	BB	SO	LOB	TOP			
7 César Hernández, S (1,4) OBP: 0.362, SLG: 0.406										4	0	1	0	0	2	1	<b>Cleveland Indians @ St. Louis Cardinals</b> Busch Stadium, St. Louis, MO Sun Aug 30 2020, 1:17 PM - 3:40 PM CDT Partly Cloudy - 80 F			
11 José Ramírez, S (1,5) OBP: 0.348, SLG: 0.474										3	0	0	0	1	2	1				
12 Francisco Lindor, S (1,6) OBP: 0.325, SLG: 0.432										4	0	1	0	0	0	2				
41 Carlos Santana, S (1,3)										4	0	0	0	0	1	3				
32 Franmil Reyes, R (1,10) OBP: 0.351, SLG: 0.496										3	1	0	0	1	1	1				
30 Tyler Naquin, L (1,9) OBP: 0.316, SLG: 0.545										3	1	1	2	0	0	0				
8 Jordan Luplow, R (1,7) OBP: 0.264, SLG: 0.209										3	0	0	0	0	1	0				
55 Roberto Pérez, R (1,2) OBP: 0.292, SLG: 0.150										3	0	0	0	0	1	0				
0 Delino DeShields, R (1,8) OBP: 0.346, SLG: 0.298										3	0	1	0	0	1	0				
<b>Inning Stats</b>	R: 0 E: 0 K: 1 S: 7	H: 0 LOB: 0 BB: 0 P: 11	R: 2 E: 0 K: 0 S: 10	H: 1 LOB: 0 BB: 1 P: 19	R: 0 E: 0 K: 2 S: 16	H: 1 LOB: 2 BB: 1 P: 27	R: 0 E: 0 K: 2 S: 7	H: 0 LOB: 0 BB: 0 P: 11	R: 0 E: 0 K: 0 S: 6	H: 1 LOB: 1 BB: 0 P: 9	R: 0 E: 0 K: 1 S: 8	H: 0 LOB: 0 BB: 0 P: 10	R: 0 E: 0 K: 1 S: 8	H: 0 LOB: 0 BB: 0 P: 10	R: 0 E: 0 K: 0 S: 10	H: 0 LOB: 0 BB: 0 P: 12		1B: 2 2B: 1 HR: 1	SF: 0 SAC: 0 HBP: 0	WP: 0 PB: 0 SB: 0 CS: 0
<b>PITCHER</b> 50 Adam Wainwright, R (1,1) ERA: 2.65	IP: 9.0 WLS: W BF: 32 H: 4 R: 2 ER: 2 SO: 9	BB: 2 IBB: 0 HBP: 0 BLK: 0	WP: 0 HR: 1 S: 82 P: 122 ERA: 2.00 WHIP: 0.667																	

Batter	1	2	3	4	5	6	7	8	9	AB	R	H	RBI	BB	SO	LOB	BOTTOM		
16 Koltan Wong, L (1,4) OBP: 0.330, SLG: 0.247										3	0	0	0	1	0	1	<b>Cleveland Indians @ St. Louis Cardinals</b> Busch Stadium, St. Louis, MO Sun Aug 30 2020, 1:17 PM - 3:40 PM CDT Partly Cloudy - 80 F		
19 Tommy Edman, S (1,7) (8,5) OBP: 0.333, SLG: 0.349										4	0	2	0	0	0	0			
46 Paul Goldschmidt, R (1,3) OBP: 0.461, SLG: 0.950										4	1	1	0	0	0	3			
15 Brad Miller, L (1,10) OBP: 0.449, SLG: 0.528										4	0	0	0	0	1	1			
11 Paul DeJong, R (1,6) OBP: 0.358, SLG: 0.458										4	2	3	0	0	0	0			
4 Yadier Molina, R (1,2) OBP: 0.333, SLG: 0.365										4	1	2	1	0	0	1			
13 Matt Carpenter, L (1,5) OBP: 0.337, SLG: 0.271										2	1	0	0	1	1	1			
48 Harrison Bader, R (8,8) OBP: 0.340, SLG: 0.477										1	0	0	0	0	1	1			
25 Dexter Fowler, S (1,9) OBP: 0.348, SLG: 0.500										3	2	2	3	0	1	0			
3 Dylan Carlson, S (1,8) (8,7) OBP: 0.246, SLG: 0.281										3	0	1	2	0	0	0			
<b>Inning Stats</b>	R: 0 E: 0 K: 0 S: 11	H: 1 LOB: 0 BB: 0 P: 21	R: 4 E: 0 K: 0 S: 13	H: 4 LOB: 0 BB: 1 P: 23	R: 1 E: 0 K: 0 S: 10	H: 1 LOB: 0 BB: 0 P: 16	R: 0 E: 0 K: 1 S: 12	H: 0 LOB: 0 BB: 0 P: 15	R: 0 E: 0 K: 2 S: 11	H: 1 LOB: 1 BB: 0 P: 16	R: 1 E: 0 K: 0 S: 8	H: 1 LOB: 0 BB: 0 P: 12	R: 1 E: 0 K: 1 S: 10	H: 2 LOB: 1 BB: 0 P: 18	1B: 6 2B: 4 HR: 1	SF: 0 SAC: 0 HBP: 0	WP: 0 PB: 0 SB: 0 CS: 2	PA: 35	
<b>PITCHER</b> 43 Aaron Civale, R (1,1) ERA: 3.72 27 Cam Hill, R (7,1) ERA: 3.95 90 Adam Cimber, R (8,1) ERA: 2.16 53 Dominic Leone, R (8,1) ERA: 8.1	IP: 6.0 WLS: L BF: 25 H: 8 R: 1 ER: 5 SO: 3	BB: 2 IBB: 0 HBP: 0 BLK: 0	WP: 0 HR: 0 S: 63 P: 103 ERA: 7.50 WHIP: 1.667																







Batter	1	2	3	4	5	6	7	8	9	AB	R	H	RBI	BB	SO	LOB	TOP							
7 César Hernández, S OBP: 0.364, SLG: 0.401	 12 HR 1B	 11 BB 1B		 K		 G5-3		 G5-3	 K	6	1	2	0	0	2	2	<b>Cleveland Indians @ Kansas City Royals</b> Kauffman Stadium, Kansas City, MO Tue Sep 01 2020, 7:07 PM - 10:32 PM CDT Cloudy - 81 F							
11 José Ramírez, S OBP: 0.380, SLG: 0.493	 P5	 BB		 BB		 2H 1B		 HR		3	1	2	2	2	0	1								
6 Mike Freeman, L OBP: 0.304, SLG: 0.286		 BB								0	0	0	0	0	0	0								
12 Francisco Lindor, S OBP: 0.325, SLG: 0.446	 1H HR	 F8		 G3			 F7	 32 1B		5	1	2	2	0	0	3								
41 Carlos Santana, S OBP: 0.380, SLG: 0.325	 G3	 F8			 P5		 32 2B	 K		5	1	1	0	0	1	3								
35 Oscar Mercado, R OBP: 0.197, SLG: 0.111										0	0	0	0	0	0	0								
32 Franmil Reyes, R OBP: 0.378, SLG: 0.569	 HR		 1B		 30 G3	 2B	 22 1B	 1B		5	2	5	1	0	0	0								
30 Tyler Naquin, L OBP: 0.273, SLG: 0.476	 G5-3		 P5		 G3		 SF7	 G6-3		4	0	0	1	0	0	4								
22 Josh Naylor, L OBP: 0.318, SLG: 0.405		 55 HR 1B	 F8		 G4-3		 55 2B 1B		 L8	5	2	2	1	0	0	2								
55 Roberto Pérez, R OBP: 0.291, SLG: 0.255		 HR	 K			 P4	 2B		 K	4	1	2	3	0	1	1								
17 Austin Hedges, R OBP: 0.273, SLG: 0.328	 1H HR								 K	1	0	0	0	0	1	0								
0 Delino DeShields, R OBP: 0.350, SLG: 0.296	 7 1B 1B		 G4-3			 11 1B 1B	 K		 7 WP BB	4	1	2	0	1	1	1								
<b>Inning Stats</b>	R: 3 E: 0 K: 0 S: 15	H: 3 LOB: 0 BB: 0 P: 26	R: 2 E: 0 K: 0 S: 11	H: 4 LOB: 2 BB: 1 P: 20	R: 0 E: 0 K: 1 S: 8	H: 1 LOB: 1 BB: 0 P: 10	R: 0 E: 0 K: 1 S: 8	H: 0 LOB: 1 BB: 1 P: 17	R: 0 E: 0 K: 0 S: 9	H: 1 LOB: 1 BB: 0 P: 17	R: 1 E: 0 K: 0 S: 13	H: 2 LOB: 2 BB: 0 P: 20	R: 3 E: 0 K: 1 S: 19	H: 4 LOB: 1 BB: 0 P: 30	R: 1 E: 0 K: 1 S: 12	H: 3 LOB: 2 BB: 0 P: 24	R: 0 E: 0 K: 2 S: 8	H: 0 LOB: 1 BB: 1 P: 15	1B: 11 2B: 3 3B: 0 HR: 4	SF: 1 SAC: 0 DP: 0 HBP: 0	WP: 2 PB: 0 SB: 0 CS: 0	PA: 46		
<b>PITCHER</b>	IP WLS BF H R ER SO BB IBB HBP BLK WP HR S P ERA WHIP	IP WLS BF H R ER SO BB IBB HBP BLK WP HR S P ERA WHIP	IP WLS BF H R ER SO BB IBB HBP BLK WP HR S P ERA WHIP	IP WLS BF H R ER SO BB IBB HBP BLK WP HR S P ERA WHIP	IP WLS BF H R ER SO BB IBB HBP BLK WP HR S P ERA WHIP	IP WLS BF H R ER SO BB IBB HBP BLK WP HR S P ERA WHIP	IP WLS BF H R ER SO BB IBB HBP BLK WP HR S P ERA WHIP	IP WLS BF H R ER SO BB IBB HBP BLK WP HR S P ERA WHIP	IP WLS BF H R ER SO BB IBB HBP BLK WP HR S P ERA WHIP	IP WLS BF H R ER SO BB IBB HBP BLK WP HR S P ERA WHIP	IP WLS BF H R ER SO BB IBB HBP BLK WP HR S P ERA WHIP	IP WLS BF H R ER SO BB IBB HBP BLK WP HR S P ERA WHIP	IP WLS BF H R ER SO BB IBB HBP BLK WP HR S P ERA WHIP	IP WLS BF H R ER SO BB IBB HBP BLK WP HR S P ERA WHIP	IP WLS BF H R ER SO BB IBB HBP BLK WP HR S P ERA WHIP	IP WLS BF H R ER SO BB IBB HBP BLK WP HR S P ERA WHIP	IP WLS BF H R ER SO BB IBB HBP BLK WP HR S P ERA WHIP	IP WLS BF H R ER SO BB IBB HBP BLK WP HR S P ERA WHIP	IP WLS BF H R ER SO BB IBB HBP BLK WP HR S P ERA WHIP	IP WLS BF H R ER SO BB IBB HBP BLK WP HR S P ERA WHIP	IP WLS BF H R ER SO BB IBB HBP BLK WP HR S P ERA WHIP	IP WLS BF H R ER SO BB IBB HBP BLK WP HR S P ERA WHIP	IP WLS BF H R ER SO BB IBB HBP BLK WP HR S P ERA WHIP	IP WLS BF H R ER SO BB IBB HBP BLK WP HR S P ERA WHIP
33 Matt Harvey, R ERA: 19.43	1.1	L	11	7	5	5	0	1	0	0	0	0	0	3	23	40	33.75	6.000						
71 Carlos Hernández, R ERA: 18.0	3.2		14	2	0	2	1	0	0	0	0	0	0	28	50	0.00	0.818							
48 Chance Adams, R ERA: 18.0	1.1		7	4	3	3	0	0	0	0	0	1	0	21	37	20.25	3.000							
43 Randy Rosario, L ERA: 8.1	1.2		10	5	2	2	2	0	0	0	0	0	1	23	37	10.80	3.000							
53 Tyler Zuber, R ERA: 5.93	1.0		4	0	0	0	2	1	0	0	0	1	0	8	15	0.00	1.000							
<b>Batter</b>	<b>1</b>	<b>2</b>	<b>3</b>	<b>4</b>	<b>5</b>	<b>6</b>	<b>7</b>	<b>8</b>	<b>9</b>	<b>AB</b>	<b>R</b>	<b>H</b>	<b>RBI</b>	<b>BB</b>	<b>SO</b>	<b>LOB</b>	<b>BOTTOM</b>							
15 Whit Merrifield, R OBP: 0.338, SLG: 0.483	 G6-3		 F8			 G5-3		 F9		4	0	0	0	0	0	1	<b>Cleveland Indians @ Kansas City Royals</b> Kauffman Stadium, Kansas City, MO Tue Sep 01 2020, 7:07 PM - 10:32 PM CDT Cloudy - 81 F							
17 Hunter Dozier, R OBP: 0.388, SLG: 0.456	 K			 K		 HR		 P3		4	1	1	1	0	2	1								
12 Jorge Soler, R OBP: 0.349, SLG: 0.484	 1B			 K		 L7		 F7		4	0	1	0	0	1	1								
66 Ryan O'Hearn, L OBP: 0.316, SLG: 0.353	 F8		 G3-1			 G6-3			 K	4	0	0	0	0	1	1								
7 Maikel Franco, R OBP: 0.294, SLG: 0.478	 G6-3				 F9		 F7		 2B	4	0	1	0	0	0	0								
9 Ryan McBroom, R OBP: 0.328, SLG: 0.590	 P4				 G6-3		 L8		 F9	4	0	0	0	0	0	1								
1 Nicky Lopez, L OBP: 0.291, SLG: 0.276	 K				 11 1B 1B		 1B		 K	4	0	2	0	0	2	1								
11 Bubba Starling, R OBP: 0.267, SLG: 0.259			 K		 1B		 G1-3			3	0	1	0	0	1	1								
72 Meibrys Vilorio, L OBP: 0.300, SLG: 0.278	 K				 L9			 1B		3	0	1	0	0	1	2								
<b>Inning Stats</b>	R: 0 E: 0 K: 1 S: 11	H: 1 LOB: 1 BB: 0 P: 19	R: 0 E: 0 K: 1 S: 14	H: 0 LOB: 0 BB: 0 P: 19	R: 0 E: 0 K: 2 S: 9	H: 0 LOB: 0 BB: 0 P: 12	R: 0 E: 0 K: 2 S: 9	H: 0 LOB: 0 BB: 0 P: 14	R: 0 E: 0 K: 0 S: 12	H: 2 LOB: 2 BB: 0 P: 16	R: 1 E: 0 K: 0 S: 7	H: 1 LOB: 0 BB: 0 P: 10	R: 0 E: 0 K: 0 S: 10	H: 1 LOB: 1 BB: 0 P: 13	R: 0 E: 0 K: 0 S: 8	H: 1 LOB: 1 BB: 0 P: 14		R: 0 E: 0 K: 2 S: 12	H: 1 LOB: 1 BB: 0 P: 17	1B: 5 2B: 1 3B: 0 HR: 1	SF: 0 SAC: 0 DP: 0 HBP: 0	WP: 0 PB: 0 SB: 0 CS: 0	PA: 34	
<b>PITCHER</b>	IP WLS BF H R ER SO BB IBB HBP BLK WP HR S P ERA WHIP	IP WLS BF H R ER SO BB IBB HBP BLK WP HR S P ERA WHIP	IP WLS BF H R ER SO BB IBB HBP BLK WP HR S P ERA WHIP	IP WLS BF H R ER SO BB IBB HBP BLK WP HR S P ERA WHIP	IP WLS BF H R ER SO BB IBB HBP BLK WP HR S P ERA WHIP	IP WLS BF H R ER SO BB IBB HBP BLK WP HR S P ERA WHIP	IP WLS BF H R ER SO BB IBB HBP BLK WP HR S P ERA WHIP	IP WLS BF H R ER SO BB IBB HBP BLK WP HR S P ERA WHIP	IP WLS BF H R ER SO BB IBB HBP BLK WP HR S P ERA WHIP	IP WLS BF H R ER SO BB IBB HBP BLK WP HR S P ERA WHIP	IP WLS BF H R ER SO BB IBB HBP BLK WP HR S P ERA WHIP	IP WLS BF H R ER SO BB IBB HBP BLK WP HR S P ERA WHIP	IP WLS BF H R ER SO BB IBB HBP BLK WP HR S P ERA WHIP	IP WLS BF H R ER SO BB IBB HBP BLK WP HR S P ERA WHIP	IP WLS BF H R ER SO BB IBB HBP BLK WP HR S P ERA WHIP	IP WLS BF H R ER SO BB IBB HBP BLK WP HR S P ERA WHIP	IP WLS BF H R ER SO BB IBB HBP BLK WP HR S P ERA WHIP	IP WLS BF H R ER SO BB IBB HBP BLK WP HR S P ERA WHIP	IP WLS BF H R ER SO BB IBB HBP BLK WP HR S P ERA WHIP	IP WLS BF H R ER SO BB IBB HBP BLK WP HR S P ERA WHIP	IP WLS BF H R ER SO BB IBB HBP BLK WP HR S P ERA WHIP	IP WLS BF H R ER SO BB IBB HBP BLK WP HR S P ERA WHIP	IP WLS BF H R ER SO BB IBB HBP BLK WP HR S P ERA WHIP	IP WLS BF H R ER SO BB IBB HBP BLK WP HR S P ERA WHIP
34 Zach Plesac, R ERA: 1.33	6.0	W	22	4	1	1	0	0	0	0	0	0	0	0	10	13	0.00	1.000						
53 Dominic Leone, R ERA: 7.04	1.0		4	1	0	0	0	0	0	0	0	0	0	0	0	0	0.00	1.000						
38 Cal Quantrill, R ERA: 2.33	2.0		8	2	0	0	2	0	0	0	0	0	0	0	20	31	0.00	1.000						







Batter	1	2	3	4	5	6	7	8	9	AB	R	H	RBI	BB	SO	LOB	TOP			
16 Ben Gamel, L OBP: 0.320, SLG: 0.419										5	1	3	0	0	1	2	<b>Milwaukee Brewers @ Cleveland Indians</b> Progressive Field, Cleveland, OH Fri Sep 04 2020, 7:12 PM - 10:06 PM EDT Clear - 73 F			
18 Keston Hiura, R OBP: 0.315, SLG: 0.465										4	2	2	3	1	1	1				
22 Christian Yelich, L OBP: 0.330, SLG: 0.466										4	1	0	1	1	2	2				
5 Jedd Gyorko, R OBP: 0.357, SLG: 0.592										3	1	1	0	1	1	2				
15 Tyrone Taylor, R (7, PR)										1	0	0	0	0	1	1				
21 Daniel Vogelbach, L OBP: 0.264, SLG: 0.233										3	0	2	0	0	1	2				
8 Ryan Braun, R OBP: 0.247, SLG: 0.353										2	0	1	1	0	0	0				
3 Orlando Arcia, R OBP: 0.327, SLG: 0.347										5	0	0	0	0	1	5				
14 Jace Peterson, L OBP: 0.286, SLG: 0.371										2	0	0	0	1	1	1				
13 Mark Mathias, R OBP: 0.286, SLG: 0.371										2	0	0	0	0	0	2				
2 Luis Urias, R OBP: 0.360, SLG: 0.343										3	1	2	1	1	0	0				
26 Jacob Nottingham, R OBP: 0.333, SLG: 0.500										3	1	1	0	1	1	4				
<b>Inning Stats</b>	R: 0 E: 0 K: 3 S: 13	H: 1 LOB: 2 BB: 1 P: 25	R: 0 E: 0 K: 1 S: 6	H: 0 LOB: 0 BB: 0 P: 10	R: 0 E: 0 K: 1 S: 8	H: 0 LOB: 0 BB: 1 P: 16	R: 1 E: 0 K: 0 S: 14	H: 3 LOB: 3 BB: 1 P: 21	R: 0 E: 0 K: 1 S: 9	H: 1 LOB: 0 BB: 0 P: 13	R: 4 E: 1 K: 1 S: 15	H: 3 LOB: 2 BB: 2 P: 29	R: 2 E: 0 K: 2 S: 11	H: 3 LOB: 1 BB: 1 P: 21	R: 0 E: 0 K: 0 S: 7	H: 0 LOB: 0 BB: 0 P: 9	1B: 10 2B: 1 3B: 0 HR: 1	SF: 0 SAC: 0 DP: 2 HBP: 0	WP: 1 PB: 0 CS: 0	PA: 43
<b>PITCHER</b>	IP WLS BF H R ER SO BB IBB HBP BLK WP HR S P ERA WHIP	6.0 L 4 2 3 1 7 3 0 0 0 0 0 60 97 1.50 1.500	7.1 L 5 1 1 0 0 0 0 0 0 0 0 7 13 81.00 9.000	7.1 L 5 1 1 0 0 0 0 0 0 0 0 8 16 0.00 1.500	8.1 L 6 3 2 2 2 1 0 0 0 1 1 11 21 18.00 4.000	9.1 L 3 0 0 0 0 0 0 0 0 0 0 7 9 0.00 0.000	<b>PITCHER</b>										IP WLS BF H R ER SO BB IBB HBP BLK WP HR S P ERA WHIP	6.0 L 4 2 3 1 7 3 0 0 0 0 0 60 97 1.50 1.500		

Batter	1	2	3	4	5	6	7	8	9	AB	R	H	RBI	BB	SO	LOB	BOTTOM			
7 César Hernández, S OBP: 0.353, SLG: 0.393										4	0	1	0	0	1	3	<b>Milwaukee Brewers @ Cleveland Indians</b> Progressive Field, Cleveland, OH Fri Sep 04 2020, 7:12 PM - 10:06 PM EDT Clear - 73 F			
11 José Ramírez, S OBP: 0.343, SLG: 0.466										4	0	0	0	0	1	1				
12 Francisco Lindor, S OBP: 0.327, SLG: 0.449										4	0	0	0	0	1	1				
41 Carlos Santana, S OBP: 0.361, SLG: 0.305										4	0	0	0	0	1	1				
32 Franmil Reyes, R OBP: 0.391, SLG: 0.566										2	0	0	0	2	1	0				
30 Tyler Naquin, L OBP: 0.301, SLG: 0.571										3	1	1	0	0	1	1				
22 Josh Naylor, L OBP: 0.294, SLG: 0.367										3	0	1	0	0	0	1				
17 Austin Hedges, R OBP: 0.243, SLG: 0.311										3	0	0	0	0	3	4				
0 Delino DeShields, R OBP: 0.338, SLG: 0.288										2	0	0	0	0	0	2				
35 Oscar Mercado, R OBP: 0.154, SLG: 0.150										1	0	1	0	0	0	0				
<b>Inning Stats</b>	R: 0 E: 0 K: 0 S: 6	H: 1 LOB: 1 BB: 0 P: 9	R: 0 E: 0 K: 1 S: 8	H: 0 LOB: 0 BB: 0 P: 11	R: 0 E: 0 K: 2 S: 10	H: 0 LOB: 0 BB: 0 P: 16	R: 1 E: 1 K: 1 S: 13	H: 2 LOB: 2 BB: 1 P: 23	R: 0 E: 0 K: 1 S: 10	H: 0 LOB: 0 BB: 0 P: 16	R: 0 E: 0 K: 2 S: 8	H: 0 LOB: 1 BB: 1 P: 17	R: 0 E: 0 K: 0 S: 7	H: 1 LOB: 0 BB: 0 P: 12	R: 0 E: 0 K: 0 S: 9	H: 0 LOB: 0 BB: 0 P: 16	1B: 3 2B: 1 3B: 0 HR: 0	SF: 0 SAC: 0 DP: 1 HBP: 0	WP: 0 PB: 0 CS: 0	PA: 32
<b>PITCHER</b>	IP WLS BF H R ER SO BB IBB HBP BLK WP HR S P ERA WHIP	6.0 W 23 3 1 0 2 2 0 0 0 0 0 15 25 0.00 0.500	7.1 L 6 3 2 2 2 1 0 0 0 1 1 11 21 18.00 4.000	7.1 L 5 1 1 0 0 0 0 0 0 0 0 8 16 0.00 1.500	8.1 L 6 3 2 2 2 1 0 0 0 1 1 11 21 18.00 4.000	9.1 L 3 0 0 0 0 0 0 0 0 0 0 7 9 0.00 0.000	<b>PITCHER</b>										IP WLS BF H R ER SO BB IBB HBP BLK WP HR S P ERA WHIP	6.0 W 23 3 1 0 2 2 0 0 0 0 0 15 25 0.00 0.500		








Batter	1	2	3	4	5	6	7	8	9	AB	R	H	RBI	BB	SO	LOB	TOP										
16 Ben Gamel, L (1,9) OBP: 0.324, SLG: 0.404										3	0	1	0	1	1	0	<b>Milwaukee Brewers @ Cleveland Indians</b> Progressive Field, Cleveland, OH Sun Sep 06 2020, 1:13 PM - 4:23 PM EDT Partly Cloudy - 74 F										
18 Keston Hiura, R (1,4) OBP: 0.316, SLG: 0.470										4	0	0	0	0	1	4											
22 Christian Yelich, L (1,7) OBP: 0.333, SLG: 0.455										3	0	0	0	1	3	4											
21 Daniel Vogelbach, L (1,10) OBP: 0.288, SLG: 0.258										3	0	1	0	1	0	0											
3 Orlando Arcia, R (1,6) OBP: 0.322, SLG: 0.369										4	0	0	0	0	1	3											
2 Luis Urias, R (1,5) OBP: 0.337, SLG: 0.320										4	1	1	0	0	2	1											
14 Jace Peterson, L (1,3) OBP: 0.429, SLG: 0.381										3	0	2	0	0	1	0											
8 Ryan Braun, R (9, PH) OBP: 0.256, SLG: 0.384										1	0	1	0	0	0	0											
15 Tyrone Taylor, R (1,8) OBP: 0.143, SLG: 0.286										4	0	0	0	0	2	5											
26 Jacob Nottingham, R (1,2) OBP: 0.313, SLG: 0.429										4	0	1	1	0	2	1											
<b>Inning Stats</b>	R: 0 E: 0 K: 2 S: 12	H: 0 LOB: 0 BB: 0 P: 16	R: 0 E: 0 K: 2 S: 9	H: 0 LOB: 0 BB: 0 P: 14	R: 0 E: 0 K: 3 S: 10	H: 0 LOB: 0 BB: 0 P: 15	R: 0 E: 0 K: 0 S: 14	H: 1 LOB: 2 BB: 1 P: 25	R: 1 E: 0 K: 3 S: 23	H: 4 LOB: 3 BB: 0 P: 33	R: 0 E: 0 K: 1 S: 14	H: 1 LOB: 2 BB: 1 P: 21	R: 0 E: 0 K: 2 S: 12	H: 0 LOB: 0 BB: 1 P: 24	R: 0 E: 0 K: 0 S: 8	H: 1 LOB: 0 BB: 0 P: 11	1B: 7 2B: 0 3B: 0 HR: 0	SF: 0 SAC: 0 DP: 1 HBP: 0	WP: 0 PB: 0 SB: 0 CS: 0	PA: 36							
<b>PITCHER</b>	IP	WLS	BF	H	R	ER	SO	BB	IBB	HBP	BLK	WP	HR	S	P	ERA	WHIP										
57 Shane Bieber, R (1,1) ERA: 1.25	5.0	W	21	5	1	1	10	1	0	0	0	0	0	68	103	1.80	1.200										
86 Phil Maton, R (6,1) ERA: 2.53	1.0	H	5	1	0	0	1	1	0	0	0	0	0	14	21	0.00	2.000										
53 Dominic Leone, R (7,1) ERA: 6.23	1.0	H	4	0	0	2	1	0	0	0	0	0	0	12	24	0.00	1.000										
62 Nick Wittgren, R (8,1) ERA: 2.04	1.0	H	3	0	0	0	0	0	0	0	0	0	0	8	15	0.00	0.000										
33 Brad Hand, L (9,1) ERA: 2.63	1.0	S	3	1	0	0	0	0	0	0	0	0	0	7	11	0.00	1.000										

Batter	1	2	3	4	5	6	7	8	9	AB	R	H	RBI	BB	SO	LOB	BOTTOM										
7 César Hernández, S (1,4) OBP: 0.352, SLG: 0.396										4	0	0	0	0	0	0	<b>Milwaukee Brewers @ Cleveland Indians</b> Progressive Field, Cleveland, OH Sun Sep 06 2020, 1:13 PM - 4:23 PM EDT Partly Cloudy - 74 F										
11 José Ramírez, S (1,5) OBP: 0.356, SLG: 0.487										2	2	1	0	2	1	0											
12 Francisco Lindor, S (1,6) OBP: 0.341, SLG: 0.453										3	2	2	0	1	0	1											
41 Carlos Santana, S (1,3) OBP: 0.362, SLG: 0.312										3	0	2	2	1	0	1											
32 Franmil Reyes, R (1,10) OBP: 0.377, SLG: 0.538										4	0	0	0	0	0	5											
8 Jordan Luplow, R (1,7) OBP: 0.283, SLG: 0.224										3	0	2	1	1	0	0											
55 Roberto Pérez, R (1,2) OBP: 0.283, SLG: 0.250										4	0	1	0	0	2	4											
30 Tyler Naquin, L (1,9) OBP: 0.284, SLG: 0.519										4	0	0	0	0	1	5											
35 Oscar Mercado, R (1,8) OBP: 0.214, SLG: 0.157										3	0	0	0	0	1	0											
<b>Inning Stats</b>	R: 1 E: 0 K: 0 S: 13	H: 1 LOB: 1 BB: 1 P: 20	R: 0 E: 0 K: 1 S: 7	H: 0 LOB: 0 BB: 0 P: 9	R: 0 E: 0 K: 0 S: 10	H: 1 LOB: 0 BB: 0 P: 15	R: 1 E: 0 K: 0 S: 9	H: 2 LOB: 1 BB: 0 P: 15	R: 0 E: 0 K: 0 S: 7	H: 0 LOB: 0 BB: 0 P: 14	R: 2 E: 0 K: 1 S: 14	H: 3 LOB: 2 BB: 2 P: 31	R: 0 E: 0 K: 2 S: 12	H: 0 LOB: 0 BB: 0 P: 17	R: 0 E: 0 K: 1 S: 16	H: 1 LOB: 3 BB: 2 P: 32		1B: 6 2B: 2 3B: 0 HR: 0	SF: 0 SAC: 0 DP: 1 HBP: 0	WP: 0 PB: 0 SB: 0 CS: 1	PA: 36						
<b>PITCHER</b>	IP	WLS	BF	H	R	ER	SO	BB	IBB	HBP	BLK	WP	HR	S	P	ERA	WHIP										
25 Brett Anderson, L (1,1) ERA: 4.64	5.0	L	22	6	4	4	1	2	0	0	0	0	0	50	84	7.20	1.600										
57 Eric Yardley, R (6,1) ERA: 1.69	1.0		4	1	0	0	1	1	0	0	0	0	0	10	20	0.00	2.000										
29 Josh Lindblom, R (7,1) ERA: 6.25	1.0		3	0	0	0	2	0	0	0	0	0	0	12	17	0.00	0.000										
43 Drew Rasmussen, R (8,1) ERA: 3.38	0.2		5	1	0	0	1	2	0	0	0	0	0	13	28	0.00	4.500										
58 Alex Claudio, L (8,1) ERA: 4.61	0.1		1	0	0	0	0	0	0	0	0	0	0	3	4	0.00	0.000										

AB 33  
R 1  
H 7  
RBI 1  
BB 3  
SO 13  
LOB 18



AB 30  
R 4  
H 8  
RBI 3  
BB 5  
SO 5  
LOB 16





Batter	1	2	3	4	5	6	7	8	9	AB	R	H	RBI	BB	SO	LOB	TOP										
15 Whit Merrifield, R OBP: 0.301, SLG: 0.420										4	0	1	0	0	0	2											
17 Hunter Dozier, R OBP: 0.373, SLG: 0.462										4	1	1	0	0	2	2											
7 Maikel Franco, R OBP: 0.310, SLG: 0.471										4	0	3	1	0	0	1											
66 Ryan O'Hearn, L OBP: 0.310, SLG: 0.320										4	0	0	0	0	0	4											
4 Alex Gordon, L OBP: 0.311, SLG: 0.353										4	0	0	0	0	0	3											
11 Bubba Starling, R OBP: 0.295, SLG: 0.350										4	0	0	0	0	3	1											
14 Edward Olivares, R OBP: 0.278, SLG: 0.404										4	0	2	0	0	1	0											
27 Adalberto Mondesi, S OBP: 0.226, SLG: 0.273										4	1	1	1	0	1	1											
36 Cam Gallagher, R OBP: 0.319, SLG: 0.419										3	0	1	0	0	0	1											
<b>Inning Stats</b>	R: 0 E: 0 K: 1 S: 7	H: 1 LOB: 1 BB: 0 P: 12	R: 0 E: 0 K: 1 S: 6	H: 1 LOB: 0 BB: 0 P: 11	R: 0 E: 0 K: 1 S: 12	H: 1 LOB: 0 BB: 0 P: 16	R: 0 E: 0 K: 1 S: 15	H: 1 LOB: 1 BB: 0 P: 21	R: 0 E: 0 K: 0 S: 8	H: 1 LOB: 1 BB: 0 P: 10	R: 1 E: 0 K: 0 S: 12	H: 1 LOB: 0 BB: 0 P: 16	R: 1 E: 0 K: 0 S: 13	H: 2 LOB: 1 BB: 0 P: 16	R: 0 E: 0 K: 3 S: 13	H: 0 LOB: 0 BB: 0 P: 15	1B: 7 2B: 0 3B: 1 HR: 1	SF: 0 SAC: 0 DP: 0 HBP: 0	WP: 0 PB: 0 SB: 1 CS: 1	PA: 36							
<b>PITCHER</b>	IP	WLS	BF	H	R	ER	SO	BB	IBB	HBP	BLK	WP	HR	S	P	ERA	WHIP										
34 Zach Plesac, R ERA: 1.32	7.0	W	27	7	1	1	4	0	0	0	0	0	1	67	96	1.29	1.000										
90 Adam Cimber, R ERA: 2.51	0.1		3	2	1	1	0	0	0	0	0	0	0	7	8	27.00	6.000										
88 Phil Maton, R ERA: 2.51	0.2	H	2	0	0	0	0	0	0	0	0	0	0	6	8	0.00	0.000										
33 Brad Hand, L ERA: 2.45	1.0	S	3	0	0	0	3	0	0	0	0	0	0	13	15	0.00	0.000										

**Kansas City Royals @ Cleveland Indians**  
 Progressive Field, Cleveland, OH  
 Mon Sep 07 2020, 6:11 PM - 9:03 PM EDT  
 Cloudy - 67 F

livebaseballscorecards.com

AB 35  
 R 2  
 H 9  
 RBI 2  
 BB 0  
 SO 7  
 LOB 15

Batter	1	2	3	4	5	6	7	8	9	AB	R	H	RBI	BB	SO	LOB	BOTTOM										
7 César Hernández, S OBP: 0.344, SLG: 0.387										4	0	0	0	0	3												
11 José Ramírez, S OBP: 0.350, SLG: 0.478										3	0	0	0	0	1												
6 Mike Freeman, L OBP: 0.292, SLG: 0.286										0	0	0	1	0	0												
12 Francisco Lindor, S OBP: 0.350, SLG: 0.457										3	1	2	0	1	1	0											
41 Carlos Santana, S OBP: 0.365, SLG: 0.312										3	1	1	0	1	0	2											
32 Franmil Reyes, R OBP: 0.387, SLG: 0.541										3	1	2	0	1	0	3											
30 Tyler Naquin, L OBP: 0.271, SLG: 0.500										3	0	0	2	0	3												
22 Josh Naylor, L OBP: 0.276, SLG: 0.339										4	1	1	1	0	1	2											
55 Roberto Pérez, R OBP: 0.281, SLG: 0.250										4	1	1	0	0	1	1											
35 Óscar Mercado, R OBP: 0.220, SLG: 0.167										3	0	1	1	0	0	1											
<b>Inning Stats</b>	R: 0 E: 0 K: 1 S: 12	H: 0 LOB: 0 BB: 0 P: 15	R: 2 E: 1 K: 0 S: 11	H: 2 LOB: 0 BB: 0 P: 17	R: 0 E: 0 K: 0 S: 9	H: 0 LOB: 0 BB: 0 P: 14	R: 1 E: 0 K: 0 S: 8	H: 2 LOB: 1 BB: 0 P: 13	R: 0 E: 0 K: 0 S: 10	H: 0 LOB: 1 BB: 0 P: 15	R: 0 E: 0 K: 0 S: 8	H: 1 LOB: 1 BB: 1 P: 17	R: 2 E: 0 K: 0 S: 19	H: 3 LOB: 3 BB: 2 P: 30	R: 0 E: 0 K: 2 S: 9	H: 0 LOB: 0 BB: 0 P: 14	1B: 8 2B: 0 3B: 0 HR: 0	SF: 2 SAC: 0 DP: 2 HBP: 0	WP: 0 PB: 0 SB: 0 CS: 0	PA: 35							
<b>PITCHER</b>	IP	WLS	BF	H	R	ER	SO	BB	IBB	HBP	BLK	WP	HR	S	P	ERA	WHIP										
56 Brad Keller, R ERA: 2.6	6.2	L	29	8	5	4	1	1	0	0	0	0	0	70	106	5.40	1.350										
32 Jesse Hahn, R ERA: 1.23	0.1		3	0	0	0	0	2	0	0	0	0	0	7	15	0.00	6.000										
53 Tyler Zuber, R ERA: 4.76	1.0		3	0	0	0	2	0	0	0	0	0	0	9	14	0.00	0.000										

**Kansas City Royals @ Cleveland Indians**  
 Progressive Field, Cleveland, OH  
 Mon Sep 07 2020, 6:11 PM - 9:03 PM EDT  
 Cloudy - 67 F

livebaseballscorecards.com

AB 30  
 R 5  
 H 8  
 RBI 5  
 BB 3  
 SO 3  
 LOB 16







Batter	1	2	3	4	5	6	7	8	9	AB	R	H	RBI	BB	SO	LOB	TOP						
15 Whit Merrifield, R OBP: 0.307, SLG: 0.444										4	0	2	0	0	0	0							
27 Adalberto Mondesi, S OBP: 0.227, SLG: 0.272										4	0	1	1	0	2	1							
17 Hunter Dozier, R OBP: 0.353, SLG: 0.430										4	0	0	0	0	2	3							
7 Maikel Franco, R OBP: 0.299, SLG: 0.455										4	0	0	0	0	0	3							
4 Alex Gordon, L OBP: 0.312, SLG: 0.352										4	1	1	0	0	0	2							
46 Matt Reynolds, R OBP: 0.307, SLG: 0.316										3	0	0	0	0	2	3							
11 Bubba Starling, R OBP: 0.295, SLG: 0.350										4	0	3	1	0	0	0							
14 Edward Olivares, R OBP: 0.290, SLG: 0.433										4	1	2	1	0	1	0							
1 Nicky Lopez, L OBP: 0.311, SLG: 0.311										4	0	3	1	0	0	0							
36 Cam Gallagher, R OBP: 0.327, SLG: 0.420										4	1	1	0	0	0	2							
<b>Inning Stats</b>	R: 0 H: 1 E: 1 K: 2 S: 14	H: 0 LOB: 1 BB: 0 P: 21	R: 0 H: 0 E: 0 K: 2 S: 11	H: 0 LOB: 0 BB: 0 P: 15	R: 0 H: 1 E: 0 K: 0 S: 7	H: 1 LOB: 0 BB: 0 P: 10	R: 0 H: 0 E: 0 K: 0 S: 7	H: 0 LOB: 0 BB: 0 P: 11	R: 0 H: 2 E: 0 K: 1 S: 9	H: 2 LOB: 2 BB: 0 P: 10	R: 1 H: 3 E: 1 K: 1 S: 18	H: 3 LOB: 3 BB: 0 P: 22	R: 0 H: 0 E: 0 K: 0 S: 8	H: 0 LOB: 0 BB: 0 P: 12	R: 0 H: 0 E: 0 K: 1 S: 9	H: 0 LOB: 0 BB: 0 P: 14	R: 2 H: 3 E: 0 K: 1 S: 17	H: 3 LOB: 1 BB: 0 P: 21	1B: 9 2B: 0 3B: 1 HR: 0	SF: 0 SAC: 0 DP: 0 HBP: 0	WP: 0 PB: 0 SB: 0 CS: 1	PA: 36	
<b>PITCHER</b>	IP: 7.0 WLS: L BF: 27	H: 7 R: 1 ER: 1 SO: 6	BB: 0 IBB: 0 HBP: 0 BLK: 0	WP: 0 HR: 0 S: 74 P: 101	ERA: 1.29 WHIP: 1.000	IP: 1.0 WLS: 3 BF: 0	H: 0 R: 0 ER: 0 SO: 1	BB: 0 IBB: 0 HBP: 0 BLK: 0	WP: 0 HR: 9 S: 14 P: 14	ERA: 0.00 WHIP: 0.000	IP: 1.0 WLS: 6 BF: 3	H: 3 R: 2 ER: 2 SO: 1	BB: 0 IBB: 0 HBP: 0 BLK: 0	WP: 0 HR: 0 S: 17 P: 21	ERA: 18.00 WHIP: 3.000								

**Kansas City Royals @ Cleveland Indians**  
Progressive Field, Cleveland, OH  
Wed Sep 09 2020, 6:13 PM - 9:14 PM EDT  
Clear - 73 F

livebaseballscorecards.com

AB	36
R	3
H	10
RBI	3
BB	0
SO	8
LOB	15

Batter	1	2	3	4	5	6	7	8	9	AB	R	H	RBI	BB	SO	LOB	BOTTOM						
7 César Hernández, S OBP: 0.335, SLG: 0.374										4	0	0	0	0	1	2							
11 José Ramírez, S OBP: 0.345, SLG: 0.472										2	0	0	0	1	0	1							
6 Mike Freeman, L OBP: 0.310, SLG: 0.385										4	0	0	0	0	0	3							
12 Francisco Lindor, S OBP: 0.346, SLG: 0.462										3	0	0	0	1	1	3							
41 Carlos Santana, S OBP: 0.360, SLG: 0.324										3	0	1	0	1	0	1							
32 Franmil Reyes, R OBP: 0.380, SLG: 0.523										3	0	1	0	1	0	1							
8 Jordan Luplow, R OBP: 0.286, SLG: 0.250										3	0	1	0	0	1	2							
30 Tyler Naquin, L OBP: 0.267, SLG: 0.482										1	0	0	0	0	1	0							
35 Óscar Mercado, R OBP: 0.210, SLG: 0.158										3	0	0	0	0	1	4							
22 Josh Naylor, L OBP: 0.270, SLG: 0.328										1	0	0	0	0	0	0							
55 Roberto Pérez, R OBP: 0.294, SLG: 0.254										3	0	1	0	1	1	0							
0 Delino DeShields, R OBP: 0.342, SLG: 0.328										4	0	3	0	0	0	2							
<b>Inning Stats</b>	R: 0 H: 0 E: 0 K: 1 S: 10	H: 0 LOB: 0 BB: 0 P: 14	R: 0 H: 0 E: 0 K: 1 S: 11	H: 0 LOB: 1 BB: 1 P: 22	R: 0 H: 1 E: 0 K: 0 S: 8	H: 1 LOB: 1 BB: 0 P: 11	R: 0 H: 1 E: 0 K: 1 S: 13	H: 1 LOB: 2 BB: 1 P: 24	R: 0 H: 2 E: 0 K: 0 S: 12	H: 2 LOB: 3 BB: 0 P: 17	R: 0 H: 0 E: 0 K: 0 S: 8	H: 0 LOB: 0 BB: 0 P: 10	R: 0 H: 0 E: 0 K: 1 S: 9	H: 0 LOB: 0 BB: 0 P: 13	R: 0 H: 1 E: 0 K: 1 S: 9	H: 1 LOB: 0 BB: 0 P: 15	1B: 4 2B: 1 3B: 1 HR: 0	SF: 0 SAC: 1 DP: 0 HBP: 0	WP: 0 PB: 0 SB: 0 CS: 0	PA: 37			
<b>PITCHER</b>	IP: 5.2 WLS: W BF: 25	H: 4 R: 0 ER: 0 SO: 4	BB: 4 IBB: 0 HBP: 0 BLK: 0	WP: 0 HR: 0 S: 59 P: 101	ERA: 0.00 WHIP: 1.412	IP: 1.1 WLS: H BF: 5	H: 1 R: 0 ER: 0 SO: 0	BB: 0 IBB: 0 HBP: 0 BLK: 0	WP: 0 HR: 13 S: 17 P: 17	ERA: 0.00 WHIP: 0.750	IP: 1.0 WLS: H BF: 3	H: 0 R: 0 ER: 0 SO: 1	BB: 0 IBB: 0 HBP: 0 BLK: 0	WP: 0 HR: 9 S: 13 P: 13	ERA: 0.00 WHIP: 0.000	IP: 1.0 WLS: S BF: 4	H: 1 R: 0 ER: 0 SO: 1	BB: 0 IBB: 0 HBP: 0 BLK: 0	WP: 0 HR: 0 S: 15 P: 15	ERA: 0.00 WHIP: 1.000			

**Kansas City Royals @ Cleveland Indians**  
Progressive Field, Cleveland, OH  
Wed Sep 09 2020, 6:13 PM - 9:14 PM EDT  
Clear - 73 F

livebaseballscorecards.com

AB	32
R	0
H	6
RBI	0
BB	4
SO	6
LOB	18







Batter	1	2	3	4	5	6	7	8	9	AB	R	H	RBI	BB	SO	LOB	TOP			
12 Francisco Lindor, S OBP: 0.337, SLG: 0.447	L8		G4-3					F7		4	0	1	0	0	0	0	Cleveland Indians @ Minnesota Twins Target Field, Minneapolis, MN Fri Sep 11 2020, 7:52 PM - 10:35 PM CDT Rain - \$5 F			
7 César Hernández, S OBP: 0.332, SLG: 0.374	K			1B				F9		4	0	1	0	0	2	1				
11 José Ramírez, S OBP: 0.353, SLG: 0.491				P5				F7		4	1	2	1	0	0	1				
41 Carlos Santana, S OBP: 0.356, SLG: 0.312	G4-3			F8				G5-3		3	0	0	0	1	0	2				
32 Franmil Reyes, R OBP: 0.369, SLG: 0.509		F8			K			G5-4-3		4	0	1	0	0	1	2				
30 Tyler Naquin, L OBP: 0.280, SLG: 0.462		K								3	0	1	0	0	1	0				
35 Oscar Mercado, R OBP: 0.206, SLG: 0.155		K								1	0	0	0	0	0	1				
22 Josh Naylor, L OBP: 0.261, SLG: 0.303		G4-3						G4-3		2	0	0	0	1	0	1				
55 Roberto Pérez, R OBP: 0.282, SLG: 0.242								G4-3		3	0	0	0	0	2	1				
0 Delino DeShields, R OBP: 0.316, SLG: 0.301								F7		3	0	0	0	0	1	1				
<b>Inning Stats</b>	R: 0 H: 1 E: 0 K: 1 S: 10	H: 1 LOB: 1 BB: 0 P: 14	R: 0 H: 0 E: 0 K: 1 S: 9	H: 0 LOB: 0 BB: 0 P: 11	R: 0 H: 0 E: 0 K: 2 S: 7	H: 0 LOB: 0 BB: 0 P: 9	R: 0 H: 1 E: 0 K: 1 S: 8	H: 1 LOB: 1 BB: 0 P: 14	R: 0 H: 0 E: 0 K: 1 S: 12	H: 0 LOB: 1 BB: 1 P: 19	R: 0 H: 1 E: 0 K: 1 S: 9	H: 1 LOB: 1 BB: 1 P: 16	R: 0 H: 0 E: 0 K: 0 S: 10	H: 0 LOB: 0 BB: 0 P: 16	R: 1 H: 2 E: 0 K: 0 S: 9	H: 2 LOB: 1 BB: 0 P: 13	1B: 4 2B: 1 3B: 0 HR: 1	SF: 0 SAC: 0 DP: 1 HBP: 0	WP: 0 PB: 0 SB: 0 CS: 0	PA: 33
<b>PITCHER</b>	IP WLS BF H R ER SO BB IBB HBP BLK WP HR S P ERA WHIP	7.0 W 25 4 0 0 7 2 0 0 0 0 0 63 94 0.00 0.857	1.0 H 3 0 0 0 0 0 0 0 0 0 0 10 16 0.00 0.000	1.0 S 5 2 1 1 0 0 0 0 0 0 0 1 9 13 9.00 2.000																

Batter	1	2	3	4	5	6	7	8	9	AB	R	H	RBI	BB	SO	LOB	BOTTOM	
11 Jorge Polanco, S OBP: 0.318, SLG: 0.388	G4-3							G6-3		3	0	0	0	1	0	0	Cleveland Indians @ Minnesota Twins Target Field, Minneapolis, MN Fri Sep 11 2020, 7:52 PM - 10:35 PM CDT Rain - \$5 F	
24 Josh Donaldson, R OBP: 0.386, SLG: 0.489	G1-3							K		4	0	1	0	0	1	1		
20 Eddie Rosario, L OBP: 0.313, SLG: 0.453								K		3	0	1	0	1	1	1		
23 Nelson Cruz, R OBP: 0.422, SLG: 0.667	P4							K		4	0	0	0	0	2	4		
22 Miguel Sanó, R OBP: 0.323, SLG: 0.536		F8						F9		3	0	0	0	0	1	2		
60 Jake Cave, L OBP: 0.278, SLG: 0.333								K		3	1	1	0	0	1	2		
25 Byron Buxton, R OBP: 0.247, SLG: 0.500								K2-3		3	1	1	2	0	2	0		
9 Marwin Gonzalez, S OBP: 0.279, SLG: 0.281								P6		3	0	0	0	0	2	0		
39 Ryan Jeffers, R OBP: 0.372, SLG: 0.447								K		3	1	1	1	0	1	0		
<b>Inning Stats</b>	R: 0 H: 0 E: 0 K: 0 S: 9	H: 0 LOB: 1 BB: 1 P: 14	R: 2 H: 2 E: 0 K: 1 S: 10	H: 2 LOB: 0 BB: 0 P: 16	R: 0 H: 0 E: 0 K: 1 S: 14	H: 0 LOB: 1 BB: 1 P: 21	R: 0 H: 0 E: 0 K: 2 S: 8	H: 0 LOB: 0 BB: 0 P: 10	R: 0 H: 2 E: 0 K: 1 S: 11	H: 2 LOB: 2 BB: 0 P: 16	R: 1 H: 1 E: 0 K: 1 S: 8	H: 1 LOB: 0 BB: 0 P: 12	R: 0 H: 0 E: 0 K: 3 S: 10	H: 0 LOB: 0 BB: 0 P: 14	R: 0 H: 2 E: 0 K: 2 HR: 2	SF: 0 SAC: 0 DP: 0 HBP: 0		WP: 0 PB: 0 SB: 0 CS: 0
<b>PITCHER</b>	IP WLS BF H R ER SO BB IBB HBP BLK WP HR S P ERA WHIP	7.0 L 28 5 3 3 8 2 0 0 0 0 0 2 73 109 3.86 1.000	1.0 3 0 0 0 3 0 0 0 0 0 0 0 10 14 0.00 0.000															



Batter	1	2	3	4	5	6	7	8	9	AB	R	H	RBI	BB	SO	LOB	TOP			
12 Francisco Lindor, S OBP: 0.330, SLG: 0.440	P3		FC6-4 1B		G5-3		L8		F9	5	0	1	0	0	0	0	<b>Cleveland Indians @ Minnesota Twins</b> Target Field, Minneapolis, MN Sat Sep 12 2020, 7:08 PM - 10:04 PM CDT Overcast - 63 F			
7 César Hernández, S OBP: 0.330, SLG: 0.377	K		FC6-4				F9			4	0	1	0	0	1					
11 José Ramírez, S OBP: 0.361, SLG: 0.512					F8					3	2	2	1	1	0					
41 Carlos Santana, S OBP: 0.359, SLG: 0.318	G6-3				HR					3	2	1	0	1	0					
32 Franmil Reyes, R OBP: 0.361, SLG: 0.497	K				F8		L8			4	0	0	0	0	2					
8 Jordan Luplow, R OBP: 0.303, SLG: 0.296	K									2	0	1	1	1	1					
30 Tyler Naquin, L OBP: 0.268, SLG: 0.462	K									0	0	0	0	1	0					
35 Óscar Mercado, R OBP: 0.257, SLG: 0.299	K				SF9		G3			2	0	0	1	0	1					
22 Josh Naylor, L OBP: 0.257, SLG: 0.299										1	0	0	0	0	0					
55 Roberto Pérez, R OBP: 0.267, SLG: 0.227									L3	4	0	0	0	0	3					
0 Delino DeShields, R OBP: 0.301, SLG: 0.286	F9									4	0	0	0	0	3					
<b>Inning Stats</b>	R: 0 E: 0 K: 1 S: 9	H: 0 LOB: 1 BB: 1 P: 16	R: 0 E: 0 K: 3 S: 13	H: 0 LOB: 0 BB: 0 P: 18	R: 0 E: 0 K: 1 S: 9	H: 1 LOB: 1 BB: 0 P: 14	R: 2 E: 0 K: 1 S: 16	H: 2 LOB: 1 BB: 0 P: 27	R: 0 E: 0 K: 1 S: 11	H: 1 LOB: 1 BB: 0 P: 15	R: 1 E: 0 K: 1 S: 14	H: 1 LOB: 1 BB: 0 P: 24	R: 0 E: 0 K: 1 S: 7	H: 0 LOB: 0 BB: 0 P: 11	R: 1 E: 0 K: 2 S: 15	H: 1 LOB: 1 BB: 1 P: 27	1B: 2 2B: 2 HR: 1	SF: 1 SAC: 0 DP: 0 HBP: 0	WP: 1 PB: 2 SB: 1 CS: 0	PA: 37
<b>PITCHER</b>	IP WLS BF H R ER SO BB IBB HBP BLK WP HR S P ERA WHIP																			
44 Rich Hill, L ERA: 3.81	5.0 W 21 4 2 2 7 2 0 0 0 0 1 58 90 3.60 1.200																			
37 Matt Wieler, R ERA: 1.29	1.1 H 6 1 1 1 2 1 0 0 0 0 0 17 29 6.75 1.500																			
36 Tyler Clippard, R ERA: 1.86	1.0 H 4 1 1 0 1 0 0 0 0 0 1 11 19 0.00 1.000																			
21 Tyler Duffey, R ERA: 2.08	0.2 H 3 0 0 0 1 1 0 0 0 0 0 8 14 0.00 1.500																			
55 Taylor Rogers, L ERA: 3.86	1.0 3 0 0 0 1 0 0 0 0 0 0 12 15 0.00 0.000																			
<b>Batter</b>	<b>1</b>	<b>2</b>	<b>3</b>	<b>4</b>	<b>5</b>	<b>6</b>	<b>7</b>	<b>8</b>	<b>9</b>	<b>AB</b>	<b>R</b>	<b>H</b>	<b>RBI</b>	<b>BB</b>	<b>SO</b>	<b>LOB</b>	<b>BOTTOM</b>			
11 Jorge Polanco, S OBP: 0.317, SLG: 0.381		F8			P5			L7		3	0	0	0	1	0	0	<b>Cleveland Indians @ Minnesota Twins</b> Target Field, Minneapolis, MN Sat Sep 12 2020, 7:08 PM - 10:04 PM CDT Overcast - 63 F			
24 Josh Donaldson, R OBP: 0.361, SLG: 0.449	K		F9		G6-3			K		4	0	0	0	0	2					
23 Nelson Cruz, R OBP: 0.418, SLG: 0.654	F7				P3					3	1	0	0	1	1					
20 Eddie Rosario, L OBP: 0.317, SLG: 0.473	G1-3									4	1	2	2	0	1					
22 Miguel Sanó, R OBP: 0.321, SLG: 0.549	F8				K					4	1	1	1	0	2					
50 Brent Rooker, R OBP: 0.381, SLG: 0.579										1	1	1	0	0	0					
60 Jake Cave, L OBP: 0.273, SLG: 0.326	HR				HR					2	1	0	0	0	1					
25 Byron Buxton, R OBP: 0.250, SLG: 0.527	P3									3	1	1	2	0	0					
9 Marwin Gonzalez, S OBP: 0.287, SLG: 0.312										3	1	2	2	0	0					
64 Willians Astudillo, R OBP: 0.364, SLG: 0.727										3	1	1	1	0	0					
39 Ryan Jeffers, R OBP: 0.372, SLG: 0.447					F9			L9		0	0	0	0	0	0					
<b>Inning Stats</b>	R: 0 E: 0 K: 1 S: 10	H: 0 LOB: 1 BB: 1 P: 21	R: 3 E: 0 K: 0 S: 14	H: 3 LOB: 0 BB: 0 P: 16	R: 0 E: 0 K: 2 S: 8	H: 0 LOB: 0 BB: 0 P: 13	R: 2 E: 0 K: 1 S: 9	H: 2 LOB: 1 BB: 0 P: 13	R: 0 E: 0 K: 0 S: 4	H: 0 LOB: 0 BB: 0 P: 5	R: 0 E: 0 K: 1 S: 5	H: 1 LOB: 0 BB: 0 P: 5	R: 0 E: 0 K: 0 S: 10	H: 0 LOB: 0 BB: 0 P: 14	R: 3 E: 0 K: 2 S: 12	H: 2 LOB: 0 BB: 1 P: 21	1B: 2 2B: 1 3B: 0 HR: 5	SF: 0 SAC: 0 DP: 0 HBP: 1	WP: 0 PB: 0 SB: 0 CS: 0	PA: 33
<b>PITCHER</b>	IP WLS BF H R ER SO BB IBB HBP BLK WP HR S P ERA WHIP																			
34 Zach Plesac, R ERA: 2.2	7.0 L 27 6 5 5 5 1 0 0 0 0 0 3 60 87 6.43 1.000																			
62 Nick Wittgren, R ERA: 3.2	1.0 6 2 3 3 2 1 0 0 0 0 0 2 12 21 27.00 3.000																			








Batter	1	2	3	4	5	6	7	8	9	AB	R	H	RBI	BB	SO	LOB	TOP							
12 Francisco Lindor, S OBP: 0.346, SLG: 0.469	G6-3		G1-3														4 1 3 4 1 0 0							
6 Mike Freeman, L OBP: 0.308, SLG: 0.324	K2-3		G1-3														4 0 0 0 1 2 4							
11 José Ramírez, S OBP: 0.353, SLG: 0.500	G6-3		F														5 0 0 0 0 0 5							
41 Carlos Santana, S OBP: 0.362, SLG: 0.321	G6-3																3 0 0 0 1 1 0							
32 Franmil Reyes, R OBP: 0.349, SLG: 0.477	K																4 0 0 0 0 2 1							
30 Tyler Naquin, L OBP: 0.292, SLG: 0.490																	4 0 4 0 0 0 0							
55 Roberto Pérez, R OBP: 0.256, SLG: 0.217																	3 0 0 0 0 2 3							
9 Sandy León, S OBP: 0.297, SLG: 0.262	K																1 0 0 0 0 1 1							
22 Josh Naylor, L OBP: 0.269, SLG: 0.301																	3 2 1 0 1 0 0							
0 Delino DeShields, R OBP: 0.322, SLG: 0.333																	4 2 3 0 0 0 1							
<b>Inning Stats</b>	R: 0 H: 0 E: 0 K: 1 S: 9	H: 0 LOB: 0 BB: 0 P: 11	R: 0 H: 1 E: 0 K: 2 S: 15	H: 1 LOB: 1 BB: 0 P: 20	R: 2 H: 3 E: 1 K: 0 S: 11	H: 3 LOB: 0 BB: 0 P: 12	R: 0 H: 1 E: 0 K: 1 S: 7	H: 1 LOB: 1 BB: 0 P: 10	R: 1 H: 2 E: 0 K: 1 S: 13	H: 2 LOB: 1 BB: 0 P: 19	R: 0 H: 1 E: 0 K: 2 S: 11	H: 1 LOB: 1 BB: 0 P: 13	R: 0 H: 1 E: 0 K: 0 S: 11	H: 2 LOB: 2 BB: 1 P: 15	R: 0 H: 1 E: 0 K: 1 S: 9	H: 1 LOB: 1 BB: 0 P: 19	R: 2 H: 1 E: 0 K: 0 S: 7	H: 1 LOB: 0 BB: 2 P: 20	1B: 5 2B: 6 3B: 0 HR: 1	SF: 0 SAC: 0 DP: 3 HBP: 0	WP: 0 PB: 0 SB: 1 CS: 0	PA: 39		
<b>PITCHER</b>	IP WLS BF H R ER SO BB IBB HBP BLK WP HR S P ERA WHIP	7.0 H 4 1 0 0 1 0 1 0 0 0 0 0 19 2.57 1.286	1.0 W 5 1 2 2 0 2 0 0 0 0 1 7 18.00 3.000																					

Cleveland Indians @ Chicago Cubs  
Wrigley Field, Chicago, IL  
Tue Sep 15 2020, 7:17 PM - 10:32 PM CDT  
Clear - 75 F


AB 35  
R 5  
H 11  
RBI 4  
BB 4  
SO 8  
LOB 15



Batter	1	2	3	4	5	6	7	8	9	AB	R	H	RBI	BB	SO	LOB	BOTTOM							
8 Ian Happ, S OBP: 0.385, SLG: 0.572	K		G6-3														5 1 2 0 0 1 0							
17 Kris Bryant, R OBP: 0.283, SLG: 0.324	K		G6-3														3 3 1 1 2 1 0							
44 Anthony Rizzo, L OBP: 0.335, SLG: 0.406			G6-3														4 0 3 1 0 0 0							
40 Wilson Contreras, R OBP: 0.348, SLG: 0.401	L9																3 0 2 1 0 0 1							
12 Kyle Schwarber, L OBP: 0.317, SLG: 0.417																	4 0 0 0 0 2 3							
6 Billy Hamilton, S OBP: 0.120, SLG: 0.087																	0 0 0 0 0 0 0							
15 Cameron Maybin, R OBP: 0.301, SLG: 0.412																	0 0 0 1 0 0 0							
9 Javier Báez, R OBP: 0.245, SLG: 0.378																	3 2 1 1 0 1 1							
22 Jason Heyward, L OBP: 0.408, SLG: 0.521																	3 0 0 0 1 2 0							
27 Jason Kipnis, L OBP: 0.370, SLG: 0.467																	4 0 2 0 0 0 2							
2 Nico Hoerner, R OBP: 0.320, SLG: 0.278																	0 0 0 0 0 0 0							
7 Victor Caratini, S OBP: 0.330, SLG: 0.303																	4 0 0 0 0 1 2							
<b>Inning Stats</b>	R: 0 H: 0 E: 0 K: 2 S: 10	H: 2 LOB: 1 BB: 0 P: 16	R: 1 H: 2 E: 0 K: 0 S: 9	H: 2 LOB: 1 BB: 0 P: 15	R: 0 H: 0 E: 0 K: 0 S: 4	H: 0 LOB: 0 BB: 0 P: 7	R: 0 H: 1 E: 0 K: 1 S: 10	H: 1 LOB: 1 BB: 1 P: 16	R: 2 H: 4 E: 0 K: 0 S: 11	H: 4 LOB: 1 BB: 0 P: 12	R: 0 H: 1 E: 0 K: 2 S: 14	H: 1 LOB: 1 BB: 0 P: 20	R: 1 H: 2 E: 0 K: 1 S: 13	H: 2 LOB: 1 BB: 1 P: 20	R: 1 H: 0 E: 1 K: 2 S: 11	H: 0 LOB: 0 BB: 0 P: 17	R: 1 H: 1 E: 0 K: 0 S: 10	H: 1 LOB: 3 BB: 1 P: 20	1B: 8 2B: 2 3B: 0 HR: 1	SF: 1 SAC: 0 DP: 0 HBP: 4	WP: 0 PB: 0 SB: 1 CS: 1	PA: 41		
<b>PITCHER</b>	IP WLS BF H R ER SO BB IBB HBP BLK WP HR S P ERA WHIP	6.0 5 2 1 1 1 1 0 0 0 0 0 0 13 9.00 3.000	1.0 L 3 1 1 1 0 1 0 0 0 0 0 1 27.00 6.000	0.0 0 0 0 0 0 0 0 0 2 0 0 0 1 ∞ ∞																				

Cleveland Indians @ Chicago Cubs  
Wrigley Field, Chicago, IL  
Tue Sep 15 2020, 7:17 PM - 10:32 PM CDT  
Clear - 75 F

AB 33  
R 6  
H 11  
RBI 5  
BB 3  
SO 8  
LOB 9





Batter	1	2	3	4	5	6	7	8	9	10	AB	R	H	RBI	BB	SO	LOB	TOP																	
12 Francisco Lindor, S OBP: 0.343, SLG: 0.459	(1, 6) C FC 90 B CU 73 B FC 88 B FC 88 B FC 88 4-1 11 WP 0 SH5-3 BB		B FF 87 B FF 90 X FF 89 2-0 L7		B FF 91 B CU 73 C FC 88 X FC 89 2-1 G4-3			C KC 85 X FF 98 0-1 F7		C KC 76 C CH 91 S FC 78 FF 96 S KC 81 1-3 K	4	1	0	0	1	1	2																		
0 Delino DeShields, R OBP: 0.322, SLG: 0.325	(1, 8) B FF 90 X FF 90 1-0 SH5-3		B FF 90 C FF 90 F FF 90 X FF 91 2-2 G5-3		B FF 94 B FC 88 B FC 94 B SI 94 4-1 11 BB			B FF 98 C FF 97 F FF 98 F FF 97 F FF 97 B FC 96 B KC 96 3-3 K			2	0	0	0	1	1	0																		
11 José Ramírez, S OBP: 0.356, SLG: 0.500	(1, 5) B CU 74 F FC 90 F FC 90 X FC 87 2-1 32 WP 1B		X FF 91 0-0 F7		1 SAFE B FC 94 B FC 94 X CH 86 1-1 L7			C FC 90 X FC 90 0-2 1B			4	0	2	0	0	0	1																		
41 Carlos Santana, S OBP: 0.360, SLG: 0.315	(1, 3) X FC 89 0-0 P6		B FC 72 B FC 72 B FC 88 F FC 88 X FC 90 2-2 G5-3		B FF 93 B FC 94 F FC 92 C FC 87 B FC 94 4-2 BB			S KC 80 B FS 90 B FS 89 B KC 82 F SI 93 F SI 93 B FS 90 3-3 K			3	0	0	0	1	1	3																		
32 Frammil Reyes, R OBP: 0.347, SLG: 0.472	(1, 10) B CU 74 B CH 85 F CH 83 S FC 88 3-3 K		B FC 86 B CH 84 X CH 85 2-0 8 L6-3 1B		B SI 95 F CH 84 F FC 88 X CH 85 3-3 K			1 SAFE F KC 81 D SI 94 F SI 94 B FC 88 S FS 88 2-3 K			4	0	1	0	0	3	3																		
8 Jordan Luplow, R OBP: 0.309, SLG: 0.321	(1, 9) B FF 90 X FC 88 1-0 2B		B FC 75 B FC 90 X CH 85 1-2 L6-3		X FF 95 0-0 G6-3			1 SAFE F KC 81 B FC 90 X FC 88 1-2 G6-3			2	0	1	0	0	0	1																		
30 Tyler Naquin, L OBP: 0.287, SLG: 0.480	(7, PH) (7, 9) B FF 90 X FC 88 1-0 2B		B FC 90 B FC 90 X CH 85 1-1 L6-3		C FF 94 B FC 90 S KC 75 1-3 K			B CH 88 B CH 87 B KC 77 B FC 94 4-0 6 FC1-5 BB			3	1	1	1	0	1	1																		
35 Óscar Mercado, R OBP: 0.208, SLG: 0.212	(1, 7) L FF 90 D CH 84 B FC 90 X FC 88 3-1 G5-3		B FC 88 X FC 88 1-0 HR		B FF 90 F CH 84 X FC 88 1-1 F8			X FF 92 0-0 FC1-5 BB			0	0	0	0	1	0	0																		
22 Josh Naylor, L OBP: 0.278, SLG: 0.301	(10, PH) (10, 7) L FF 90 D CH 84 B FC 90 X FC 88 3-1 G5-3		B FF 90 X FC 88 0-1 L8		B FF 92 S FC 91 S FC 94 X FC 85 3-2 G6-3			B FF 95 F FC 96 F FC 96 X FC 88 1-2 2-3f FC1-5			3	0	0	0	0	0	1																		
17 Austin Hedges, R OBP: 0.237, SLG: 0.299	(1, 2) C FF 91 X FC 89 0-1 L8		B FF 91 X FC 90 1-0 F9		X FF 90 0-0 G6-3			B FF 95 X FC 88 1-0 F8			2	0	0	0	0	0	1																		
6 Mike Freeman, L OBP: 0.300, SLG: 0.314	(10, PH) B FF 91 X FC 90 1-0 F9										2	0	0	0	0	1	2																		
9 Sandy León, S OBP: 0.297, SLG: 0.262	(10, 2) B FF 91 X FC 90 1-0 F9										2	0	0	0	0	1	2																		
2 Yu Chang, R OBP: 0.308, SLG: 0.182	(1, 4) B FF 91 X FC 90 1-0 F9										2	0	0	0	0	1	2																		
7 César Hernández, S OBP: 0.333, SLG: 0.379	(8, PH) (8, 4) B FF 91 X FC 90 1-0 F9										2	0	0	0	0	1	2																		
<b>Inning Stats</b>	R: 1 E: 0 K: 1 S: 8	H: 1 LOB: 1 BB: 1 P: 18	R: 0 E: 0 K: 0 S: 6	H: 1 LOB: 1 BB: 0 P: 11	R: 0 E: 0 K: 0 S: 5	H: 0 LOB: 0 BB: 0 P: 9	R: 0 E: 0 K: 0 S: 9	H: 1 LOB: 0 BB: 0 P: 14	R: 1 E: 0 K: 0 S: 6	H: 1 LOB: 0 BB: 0 P: 10	R: 0 E: 0 K: 1 S: 9	H: 0 LOB: 1 BB: 2 P: 21	R: 0 E: 0 K: 1 S: 7	H: 0 LOB: 0 BB: 0 P: 11	R: 0 E: 0 K: 1 S: 11	H: 1 LOB: 1 BB: 0 P: 16	R: 0 E: 0 K: 2 S: 12	H: 1 LOB: 0 BB: 0 P: 18	R: 0 E: 0 K: 1 S: 6	H: 0 LOB: 2 BB: 1 P: 12	1B: 3 2B: 2 3B: 0 HR: 1	SF: 0 SAC: 1 DP: 1 HBP: 0	WP: 1 PB: 0 SB: 0 CS: 0	PA: 37											
<b>PITCHER</b>	IP 5.0	WLS 19	BF 4	H 2	R 2	ER 2	SO 1	BB 1	IBB 0	HBP 0	BLK 0	WP 1	HR 1	S 34	P 62	ERA 3.60	WHIP 1.000	<b>PITCHER</b>	IP 10.1	WLS 4	BF 0	H 0	R 0	ER 0	SO 1	BB 1	IBB 0	HBP 0	BLK 0	WP 0	HR 0	S 6	P 12	ERA 0.00	WHIP 1.000
34 Jon Lester, L ERA: 4.91	(1, 1) 5.0	19	4	2	2	1	1	1	0	0	0	1	1	34	62	3.60	1.000	60 Jason Adam, R ERA: 2.61	(10, 1) 10.1	4	0	0	0	0	1	1	0	0	0	0	6	12	0.00	1.000	
52 Ryan Tepera, R ERA: 4.34	(6, 1) 1.0	4	0	0	0	1	2	0	0	0	0	0	0	9	21	0.00	2.000																		
50 Rowan Wick, R ERA: 3.12	(7, 1) 1.0	3	0	0	0	1	0	0	0	0	0	0	0	7	11	0.00	0.000																		
46 Craig Kimbrel, R ERA: 5.79	(8, 1) 1.0	3	0	0	0	2	0	0	0	0	0	0	0	11	16	0.00	0.000																		
24 Jeremy Jeffress, R ERA: 1.77	(9, 1) 1.0	4	1	0	0	2	0	0	0	0	0	0	0	12	18	0.00	1.000																		

**Cleveland Indians @ Chicago Cubs**  
 Wrigley Field, Chicago, IL  
 Wed Sep 16 2020, 7:16 PM - 10:36 PM CDT  
 Cloudy - 79 F

AB 32  
 R 2  
 H 5  
 RBI 1  
 BB 4  
 SO 8  
 LOB 17

**C**

Batter	1	2	3	4	5	6	7	8	9	10	AB	R	H	RBI	BB	SO	LOB	BOTTOM																	
8 Ian Happ, S OBP: 0.380, SLG: 0.561	(1, 8) X SI 91 0-0 F7		C SI 93 X FC 89 0-1 17 L4-3 1B		B CU 75 B CU 76 X CH 88 2-1 G3			B CU 82 C FC 82 D CU 83 S FC 86 S FC 96 S FC 96 3-3 K		S SI 95 B SI 95 C SI 95 X SL 85 1-2 L8		5	1	1	0	0	1	5																	
17 Kris Bryant, R OBP: 0.288, SLG: 0.321	(1, 5) B SI 92 B SI 92 S FC 89 X SL 84 2-2 F9		1 SAFE B SI 92 B FC 87 C CU 76 X FC 87 2-1 L1-3		F SI 83 H SI 91 1-1 44 HBP 36-5-3			B FF 96 C CU 84 F FC 96 F FC 96 S CU 84 1-3 K		X FF 94 0-0 17 BB 9 BB 44 IBB 1B		4	0	1	0	0	1	3																	
44 Anthony Rizzo, L OBP: 0.341, SLG: 0.405	(1, 3) B SI 93 C CH 87 F FC 90 X FC 88 1-2 1B		B CH 85 B FC 88 X SI 94 2-1 L8		B FC 87 C CH 85 B FC 87 F CU 76 B SI 93 X FC 89 3-2 G6-5-3			B FF 96 X CU 82 1-0 G6-3		B CU 76 FF 93 2-0 9 BB 1B		3	0	1	0	2	0	1																	
40 Wilson Contreras, R OBP: 0.344, SLG: 0.391	(1, 2) C FC 89 F SI 92 B FF 92 B SL 85 X CU 76 2-2 F7		B SI 85 H SI 92 2-0 9 FC6-4 HBP		B SI 91 C CU 75 C FC 88 X SL 83 2-2 G1-3			B FF 96 X CU 82 1-0 G6-3		F FF 95 F FC 95 S FC 96 0-3 K		4	0	0	0	1	7																		
12 Kyle Schwarber, L OBP: 0.314, SLG: 0.406	(1, 10) C SI 92 B CH 86 B FC 90 B CU 78 B FC 90 4-2 9 BB 22 BB 1B		SAFE B FC 87 B FC 87 B FC 87 F FC 87 X FC 87 2-3 K		C CU 75 X CH 85 0-1 G4-3			C SL 77 X SI 91 0-1 L5		B CU 79 C FC 96 B FC 96 F FC 95 F FC 94 2-3 K		4	1	0	0	1	2	4																	
9 Javier Báez, R OBP: 0.249, SLG: 0.378	(1, 6) F FC 89 T SI 93 X SL 84 0-2 1B		F FC 87 T SI 92 X SL 84 1-3 1B		B FC 87 B FC 87 S FC 90 X SI 92 2-2 FC6-4 15 BB			B FC 86 B FC 87 S FC 90 S FC 91 1-3 K		B SI 89 B SI 90 S SL 76 C SI 91 2-3 K		5	1	2	1	0	2	1																	
22 Jason Heyward, L OBP: 0.411, SLG: 0.516	(1, 9) B FC 88 C CH 85 B FC 89 X FC 88 2-1 15 BB 15 FC5 1B		B SI 92 C CH 85 B FC 88 X FC 88 4-1 2 BB 15 BB		B SI 92 B FC 87 B FC 88 X FC 88 2-3 K			C SI 92 B FC 87 B FC 87 F FC 89 S FC 89 2-3 K		B SL 77 B SI 90 C SI 91 S CU 76 X FC 92 2-3 K		3	0	1	1	1	2	0																	
15 Cameron Maybin, R OBP: 0.316, SLG: 0.423	(1, 7) X SI 92 0-0 FC5		F FC 87 B FC 87 X SL 84 1-1 2 BB		B FC 76 D CU 76 X FC 88 1-1 2 BB			B SI 89 B SI 90 S SL 76 C SI 91 2-2 F9		C SI 96 X SL 85 0-1 F9		3	0	2	1	0	0	1																	
27 Jason Kipnis, L ERA: 2.65	(9, PH) B FC 88 B FC 89 X FC 88 2-1 15 BB 15 FC5 1B		L FC 89 1 SAFE C FC 89 B FC 89 X CU 77 1-2 G5-4-3		B SI 91 B FC 87 B FC 88 X FC 88 4-2 2 BB			B FC 87 F FC 87 D CU 76 1 SAFE X SI 91 2-1 2B		B SI 89 B SI 90 S SL 76 C SI 91 2-3 K		1	0	0	0	0	0	0																	
6 Billy Hamilton, S OBP: 0.120, SLG: 0.087	(10, 8) X SI 92 0-0 FC5		L FC 89 1 SAFE C FC 89 B FC 89 X CU 77 1-2 G5-4-3		B SI 91 B FC 87 B FC 88 X FC 88 4-2 2 BB			B FC 87 F FC 87 D CU 76 1 SAFE X SI 91 2-1 2B		B SI 89 B SI 90 S SL 76 C SI 91 2-3 K		0	0	0	0	0	0	0																	
2 Nico Hoerner, R OBP: 0.330, SLG: 0.293	(1, 4) L FC 89 1 SAFE C FC 89 B FC 89 X CU 77 1-2 G5-4-3		B SI 91 B FC 87 B FC 88 X FC 88 4-2 2 BB		B FC 87 F FC 87 D CU 76 1 SAFE X SI 91 2-1 2B			B SI 89 B SI 90 S SL 76 C SI 91 2-3 K		B SI 89 B SI 90 S SL 76 C SI 91 2-3 K		2	0	1	0	1	0	2																	
16 Idemaro Vargas, S OBP: 0.228, SLG: 0.320	(10, 4) L FC 89 1 SAFE C FC 89 B FC 89 X CU 77 1-2 G5-4-3		B SI 91 B FC 87 B FC 88 X FC 88 4-2 2 BB		B FC 87 F FC 87 D CU 76 1 SAFE X SI 91 2-1 2B			B SI 89 B SI 90 S SL 76 C SI 91 2-3 K		B SI 89 B SI 90 S SL 76 C SI 91 2-3 K		1	0	0	0	1	0	1																	
<b>Inning Stats</b>	R: 0 E: 0 K: 1 S: 10	H: 1 LOB: 1 BB: 0 P: 15	R: 1 E: 1 K: 0 S: 11	H: 2 LOB: 1 BB: 1 P: 18	R: 0 E: 0 K: 0 S: 6	H: 1 LOB: 0 BB: 0 P: 10	R: 1 E: 1 K: 1 S: 14	H: 1 LOB: 3 BB: 2 P: 31	R: 0 E: 0 K: 0 S: 7	H: 0 LOB: 0 BB: 0 P: 13	R: 0 E: 0 K: 2 S: 8	H: 0 LOB: 0 BB: 0 P: 11	R: 0 E: 0 K: 2 S: 13	H: 2 LOB: 3 BB: 1 P: 22	R: 0 E: 0 K: 2 S: 9	H: 0 LOB: 0 BB: 0 P: 13	R: 0 E: 0 K: 1 S: 9	H: 0 LOB: 0 BB: 0 P: 12	R: 1 E: 0 K: 2 S: 10	H: 2 LOB: 3 BB: 1 P: 14	1B: 8 2B: 2 3B: 0 HR: 0	SF: 0 SAC: 0 DP: 3 HBP: 2	WP: 0 PB: 0 SB: 0 CS: 0	PA: 42											
<b>PITCHER</b>	IP 6.0	WLS 27	BF 7	H 2	R 2	ER 2	SO 3	BB 3	IBB 0	HBP 2	BLK 0	WP 0	HR 0	S 61	P 107	ERA 3.00	WHIP 1.667	<b>PITCHER</b>	IP 7.1	WLS 4	BF 0	H 0	R 0	ER 0	SO 1	BB 1	IBB 0	HBP 0	BLK 0	WP 0	HR 0	S 8	P 13	ERA 0.00	WHIP 0.000
43 Aaron Civale, R ERA: 3.8	(1, 1) 6.0	27	7	2	2	3	3	3	0	2	0	0	0	61	107	3.00	1.667	39 Oliver Pérez, L ERA: 1.72	(8, 1) 1.0	3	0	0	0	2	0	0	0	0	0	9	13	0.00	0.000		
99 James Karinchak, R ERA: 2.65	(7, 1) 1.0	4	0	0	0	2	0	1	0	0	0	0	0	8	13	0.00	0.000	38 Cal Quantrill, R ERA: 2.74	(9, 1) 1.0	3	0	0	0	1	0	0	0	0	9	12	0.00	0.000			
39 Oliver Pérez, L ERA: 1.72	(8, 1) 1.0	3	0	0	0	2	0	0	0	0	0	0	0	8	13	0.00	0.000	86 Phil Maton, R ERA: 3.0	(10, 1) 0.2	L	5	2	1	0	2	0	1	0	0	10	14	0.00	3.000		
38 Cal Quantrill, R ERA: 2.74	(9, 1) 1.0	3	0	0	0	1																													



Batter	1	2	3	4	5	6	7	8	9	AB	R	H	RBI	BB	SO	LOB	TOP					
12 Francisco Lindor, S OBP: 0.339, SLG: 0.450	B1-3		G3				L7	K		4	0	0	1	1	1	1						
7 César Hernández, S OBP: 0.340, SLG: 0.390	G6-3									5	3	3	1	0	1	3						
11 José Ramírez, S OBP: 0.366, SLG: 0.546										5	3	4	4	0	1	0						
2 Yu Chang, R OBP: 0.308, SLG: 0.182										0	0	0	0	0	0	0						
41 Carlos Santana, S OBP: 0.361, SLG: 0.310	F8									3	2	0	0	2	0	1						
32 Franmil Reyes, R OBP: 0.348, SLG: 0.467	G3									4	0	1	2	1	0	1						
30 Tyler Naquin, L OBP: 0.283, SLG: 0.467	K									5	1	1	1	0	2	2						
55 Roberto Pérez, R OBP: 0.285, SLG: 0.208	G1-3									3	0	0	0	2	0	2						
22 Josh Naylor, L OBP: 0.274, SLG: 0.295										5	1	1	0	0	1	5						
35 Óscar Mercado, R OBP: 0.197, SLG: 0.200										4	0	0	0	0	1	4						
<b>Inning Stats</b>	R: 1 E: 0 K: 0 S: 7	H: 1 LOB: 0 BB: 0 P: 11	R: 0 E: 0 K: 1 S: 7	H: 0 LOB: 0 BB: 0 P: 12	R: 0 E: 0 K: 0 S: 11	H: 0 LOB: 0 BB: 0 P: 18	R: 4 E: 1 K: 1 S: 19	H: 3 LOB: 3 BB: 3 P: 41	R: 0 E: 0 K: 1 S: 10	H: 0 LOB: 0 BB: 0 P: 17	R: 0 E: 0 K: 1 S: 9	H: 0 LOB: 1 BB: 1 P: 19	R: 3 E: 0 K: 0 S: 14	H: 3 LOB: 1 BB: 1 P: 20	R: 2 E: 0 K: 2 S: 20	H: 3 LOB: 1 BB: 0 P: 30	R: 0 E: 0 K: 1 S: 12	H: 0 LOB: 1 BB: 1 P: 20	1B: 6 2B: 2 HR: 2	SF: 0 SAC: 0 DP: 0 HBP: 0	WP: 0 PB: 0 SB: 0 CS: 0	PA: 44
<b>PITCHER</b>	IP WLS BF H R ER SO BB IBB HBP BLK WP HR S P ERA WHIP																					
12 Casey Mize, R ERA: 4.88	(1, 1) 3.2 L 19 4 5 3 1 3 0 0 0 0 0 2 41 79 7.36 1.909																					
63 Nick Ramirez, L ERA: 5.68	(4, 1) 2.1 8 0 0 0 3 1 0 0 0 0 0 0 22 39 0.00 0.429																					
27 Jordan Zimmermann, R ERA: 9.64	(7, 1) 1.2 12 6 5 5 2 1 0 0 0 0 0 0 33 48 27.00 4.200																					
Rony García, R ERA: 9.5	(8, 1) 1.1 5 0 0 0 1 1 0 0 0 0 0 0 13 22 0.00 0.750																					

Cleveland Indians @ Detroit Tigers  
Comerica Park, Detroit, MI  
Thu Sep 17 2020, 7:10 PM - 10:14 PM EDT  
Sunny - 66 F

AB 38  
R 10  
H 10  
RBI 9  
BB 6  
SO 7  
LOB 19



Batter	1	2	3	4	5	6	7	8	9	AB	R	H	RBI	BB	SO	LOB	BOTTOM					
22 Victor Reyes, S OBP: 0.313, SLG: 0.417	K									3	0	0	0	0	1	0						
54 Derek Hill, R										0	1	0	0	1	0	0						
49 Willi Castro, S OBP: 0.381, SLG: 0.561	K									3	1	1	3	1	2	0						
24 Miguel Cabrera, R OBP: 0.322, SLG: 0.362										3	0	0	0	0	1	1						
50 Travis Demeritte, R OBP: 0.273, SLG: 0.207	F8									1	0	0	0	0	0	0						
46 Jeimer Candelario, S OBP: 0.381, SLG: 0.554										4	0	0	0	0	1	1						
28 Niko Goodrum, S OBP: 0.262, SLG: 0.363	K									4	0	0	0	0	3	1						
57 Jorge Bonifacio, R OBP: 0.303, SLG: 0.386										4	0	1	0	0	1	0						
7 Austin Romine, R OBP: 0.270, SLG: 0.336										3	0	1	0	0	2	1						
19 Isaac Paredes, R OBP: 0.240, SLG: 0.286										3	1	1	0	0	0	1						
41 Daz Cameron, R OBP: 0.071, SLG: 0.037										3	0	0	0	0	1	2						
<b>Inning Stats</b>	R: 0 E: 0 K: 2 S: 9	H: 0 LOB: 0 BB: 0 P: 17	R: 0 E: 0 K: 2 S: 12	H: 1 LOB: 1 BB: 0 P: 15	R: 0 E: 0 K: 0 S: 5	H: 0 LOB: 0 BB: 0 P: 10	R: 0 E: 0 K: 3 S: 12	H: 0 LOB: 1 BB: 1 P: 21	R: 0 E: 0 K: 0 S: 7	H: 1 LOB: 1 BB: 0 P: 10	R: 0 E: 0 K: 1 S: 8	H: 0 LOB: 0 BB: 0 P: 11	R: 0 E: 0 K: 0 S: 6	H: 0 LOB: 0 BB: 0 P: 9	R: 3 E: 0 K: 2 S: 18	H: 2 LOB: 0 BB: 1 P: 31	R: 0 E: 0 K: 2 S: 7	H: 0 LOB: 0 BB: 0 P: 12	1B: 2 2B: 1 3B: 0 HR: 1	SF: 0 SAC: 0 DP: 0 HBP: 0	WP: 1 PB: 0 SB: 0 CS: 0	PA: 33
<b>PITCHER</b>	IP WLS BF H R ER SO BB IBB HBP BLK WP HR S P ERA WHIP																					
57 Shane Bieber, R ERA: 1.74	(1, 1) 7.2 W 29 4 3 3 10 2 0 0 0 0 1 1 74 118 3.52 0.783																					
27 Cam Hill, R ERA: 3.6	(8, 1) 1.1 4 0 0 0 2 0 0 0 0 0 0 0 10 18 0.00 0.000																					

Cleveland Indians @ Detroit Tigers  
Comerica Park, Detroit, MI  
Thu Sep 17 2020, 7:10 PM - 10:14 PM EDT  
Sunny - 66 F

AB 31  
R 3  
H 4  
RBI 3  
BB 2  
SO 12  
LOB 7









Batter	1	2	3	4	5	6	7	8	9	AB	R	H	RBI	BB	SO	LOB	TOP			
12 Francisco Lindor, S OBP: 0.339, SLG: 0.447	L9		K		L4			2B		4	0	1	0	0	1	2	Cleveland Indians @ Detroit Tigers Comerica Park, Detroit, MI Sat Sep 19 2020, 6:11 PM - 9:11 PM EDT Sunny - 61 F			
7 César Hernández, S OBP: 0.335, SLG: 0.387	K		1B		F8			1B		4	0	2	0	0	1	0				
11 José Ramírez, S OBP: 0.367, SLG: 0.544	L1		2B		F8			L3		4	0	1	2	0	0	2				
41 Carlos Santana, S OBP: 0.348, SLG: 0.296	G3		G4-3		L8			K		4	0	0	0	0	1	2				
32 Franmil Reyes, R OBP: 0.349, SLG: 0.465	K				K			1B		4	0	2	0	0	2	0				
30 Tyler Naquin, L OBP: 0.273, SLG: 0.439	G3-1				K			2B		4	0	0	0	0	2	2				
55 Roberto Pérez, R OBP: 0.275, SLG: 0.215			1B		F9			K		4	1	1	0	0	2	2				
22 Josh Naylor, L OBP: 0.279, SLG: 0.300			1B		L8			K		2	1	1	0	0	0	0				
8 Jordan Luplow, R OBP: 0.315, SLG: 0.395			1B		L8			K		1	0	0	0	0	1	1				
35 Óscar Mercado, R OBP: 0.190, SLG: 0.192					K			G4-3		3	0	0	0	0	2	2				
<b>Inning Stats</b>	R: 0 E: 0 K: 1 S: 5	H: 0 LOB: 0 BB: 0 P: 6	R: 0 E: 0 K: 1 S: 10	H: 0 LOB: 0 BB: 1 P: 15	R: 2 E: 0 K: 2 S: 20	H: 4 LOB: 2 BB: 0 P: 33	R: 0 E: 0 K: 2 S: 10	H: 0 LOB: 0 BB: 0 P: 16	R: 0 E: 0 K: 0 S: 6	H: 0 LOB: 0 BB: 0 P: 8	R: 0 E: 0 K: 2 S: 10	H: 1 LOB: 1 BB: 0 P: 15	R: 0 E: 0 K: 0 S: 11	H: 2 LOB: 1 BB: 0 P: 17	R: 0 E: 0 K: 3 S: 11	H: 1 LOB: 1 BB: 0 P: 11	1B: 5 2B: 4 3B: 0 HR: 0	SF: 0 SAC: 0 DP: 1 HBP: 0	WP: 0 PB: 0 SB: 0 CS: 0	PA: 34
<b>PITCHER</b>	IP WLS BF H R ER SO	IP WLS BF H R ER SO	IP WLS BF H R ER SO	IP WLS BF H R ER SO	IP WLS BF H R ER SO	IP WLS BF H R ER SO	IP WLS BF H R ER SO	IP WLS BF H R ER SO	IP WLS BF H R ER SO	IP WLS BF H R ER SO	IP WLS BF H R ER SO	IP WLS BF H R ER SO	IP WLS BF H R ER SO	IP WLS BF H R ER SO	IP WLS BF H R ER SO	IP WLS BF H R ER SO	ERA WHIP	ERA WHIP		
56 Spencer Turnbull, R ERA: 3.83	6.0	23	5	2	2	7	0	0	0	0	0	59	87	3.00	0.833					
44 Daniel Norris, L ERA: 3.28	1.1	6	2	0	0	2	0	0	0	0	0	17	25	0.00	1.500					
67 José Cisnero, R ERA: 3.38	0.2	W	1	0	0	0	0	0	0	0	0	2	4	0.00	0.000					
33 Bryan Garcia, R ERA: 1.35	1.0	S	4	1	0	0	0	0	0	0	0	11	11	0.00	1.000					

Batter	1	2	3	4	5	6	7	8	9	AB	R	H	RBI	BB	SO	LOB	BOTTOM			
22 Victor Reyes, S OBP: 0.324, SLG: 0.420	49 CS		1B		FC4-6			1B		4	0	2	1	1	1	2	Cleveland Indians @ Detroit Tigers Comerica Park, Detroit, MI Sat Sep 19 2020, 6:11 PM - 9:11 PM EDT Sunny - 61 F			
49 Willi Castro, S OBP: 0.368, SLG: 0.543	K		L9		K			BB		4	0	0	1	0	2	5				
46 Jeimer Candelario, S OBP: 0.374, SLG: 0.532	30 2B		K		K			F8		3	1	0	0	2	2	2				
30 Harold Castro, L OBP: 0.400, SLG: 0.429					G4-6-3			BB		3	0	2	1	1	0	1				
54 Derek Hill, R					1B			BB		0	1	0	0	0	0	0				
57 Jorge Bonifacio, R OBP: 0.286, SLG: 0.351					P3			K		3	0	0	0	1	1	2				
28 Niko Goodrum, S OBP: 0.255, SLG: 0.348	G4-3		P4		K			1B		4	1	1	0	0	1	3				
13 Eric Haase, R OBP: 0.429, SLG: 0.333	F8				G4-3			1B		4	1	2	1	0	0	0				
41 Daz Cameron, R OBP: 0.152, SLG: 0.188	G6-3				P3			1B		4	1	2	1	0	0	1				
19 Isaac Paredes, R OBP: 0.259, SLG: 0.293					G6-3			BB		2	0	1	0	1	0	1				
24 Miguel Cabrera, R OBP: 0.324, SLG: 0.356								BB		0	0	0	0	1	0	0				
40 Sergio Alcántara, S OBP: 0.150, SLG: 0.368								BB		0	0	0	0	0	0	0				
<b>Inning Stats</b>	R: 1 E: 0 K: 1 S: 13	H: 2 LOB: 2 BB: 2 P: 26	R: 0 E: 0 K: 0 S: 12	H: 1 LOB: 2 BB: 1 P: 18	R: 0 E: 0 K: 1 S: 9	H: 1 LOB: 1 BB: 0 P: 13	R: 0 E: 0 K: 1 S: 14	H: 2 LOB: 2 BB: 0 P: 22	R: 0 E: 0 K: 0 S: 8	H: 0 LOB: 0 BB: 1 P: 16	R: 0 E: 0 K: 1 S: 10	H: 1 LOB: 1 BB: 0 P: 16	R: 0 E: 0 K: 2 S: 7	H: 0 LOB: 0 BB: 0 P: 10	R: 4 E: 0 K: 1 S: 22	H: 3 LOB: 3 BB: 3 P: 38	1B: 9 2B: 2 3B: 0 HR: 0	SF: 1 SAC: 0 DP: 2 HBP: 0	WP: 0 PB: 0 SB: 1 CS: 1	PA: 39
<b>PITCHER</b>	IP WLS BF H R ER SO	IP WLS BF H R ER SO	IP WLS BF H R ER SO	IP WLS BF H R ER SO	IP WLS BF H R ER SO	IP WLS BF H R ER SO	IP WLS BF H R ER SO	IP WLS BF H R ER SO	IP WLS BF H R ER SO	IP WLS BF H R ER SO	IP WLS BF H R ER SO	IP WLS BF H R ER SO	IP WLS BF H R ER SO	IP WLS BF H R ER SO	IP WLS BF H R ER SO	IP WLS BF H R ER SO	ERA WHIP	ERA WHIP		
26 Triston McKenzie, R ERA: 3.68	4.0	20	6	1	1	3	3	0	0	48	79	2.25	2.250							
38 Cal Quantrill, R ERA: 2.52	2.0	7	1	0	0	1	1	0	0	18	32	0.00	1.000							
62 Nick Wittgren, R ERA: 3.05	1.0	H	3	0	0	2	0	0	0	7	10	0.00	0.000							
88 Phil Maton, R ERA: 4.91	0.1	L	6	3	4	4	1	2	0	17	28	108.00	15.000							
27 Cam Hill, R ERA: 3.45	0.2	3	0	0	0	0	1	0	0	5	10	0.00	1.500							



Batter	1	2	3	4	5	6	7	8	9	AB	R	H	RBI	BB	SO	LOB	TOP										
12 Francisco Lindor, S OBP: 0.336, SLG: 0.438	F7			F8	G6-3		FC6-4 BB		G3-1	4	0	0	0	1	0	1	<b>Cleveland Indians @ Detroit Tigers</b> Comerica Park, Detroit, MI Sun Sep 20 2020, 1:13 PM - 4:09 PM EDT Sunny - 64 F										
7 César Hernández, S OBP: 0.336, SLG: 0.388	K			G4-3		11 HR 2B	FC6-4 11 HR		G6-3	5	2	1	0	0	1	1											
11 José Ramírez, S OBP: 0.369, SLG: 0.574	G5-3			G5-3		2-H HR	2-H HR			4	2	2	4	0	0	0											
41 Carlos Santana, S OBP: 0.346, SLG: 0.295		P4			8 BB 1B				G6-3	4	1	1	0	0	1	0											
32 Franmil Reyes, R OBP: 0.357, SLG: 0.463	K				35 SH1-3 8 BB					1	1	0	0	3	1	0											
8 Jordan Luplow, R OBP: 0.325, SLG: 0.317	P9				35 SH1-3 8 BB					4	1	2	1	0	1	1											
35 Óscar Mercado, R OBP: 0.183, SLG: 0.184				K						3	0	0	0	0	2	3											
9 Sandy León, S OBP: 0.282, SLG: 0.246	G5-3									4	0	0	0	0	0	5											
0 Delino DeShields, R OBP: 0.320, SLG: 0.344	F8				E8 1B				G5-3	4	0	1	2	0	1	0											
<b>Inning Stats</b>	R: 0 H: 0 E: 0 K: 1 S: 11	H: 0 LOB: 0 BB: 0 P: 17	R: 0 H: 0 E: 0 K: 1 S: 8	H: 0 LOB: 0 BB: 0 P: 11	R: 0 H: 0 E: 0 K: 1 S: 7	H: 0 LOB: 0 BB: 0 P: 11	R: 0 H: 0 E: 0 K: 0 S: 11	H: 0 LOB: 0 BB: 0 P: 17	R: 3 H: 3 E: 1 K: 0 S: 14	H: 3 LOB: 1 BB: 1 P: 22	R: 2 H: 3 E: 0 K: 2 S: 20	H: 3 LOB: 2 BB: 1 P: 33	R: 2 H: 1 E: 1 K: 0 S: 9	H: 1 LOB: 0 BB: 1 P: 17	R: 0 H: 0 E: 0 K: 1 S: 12	H: 0 LOB: 1 BB: 1 P: 20	R: 0 H: 0 E: 0 K: 1 S: 5	H: 0 LOB: 0 BB: 0 P: 8	1B: 4 2B: 1 3B: 0 HR: 2	SF: 0 SAC: 1 DP: 0 HBP: 0	WP: 0 PB: 0 SB: 0 CS: 0	PA: 38					
<b>PITCHER</b>	IP	WLS	BF	H	R	ER	SO	BB	IBB	HBP	BLK	WP	HR	S	P	ERA	WHIP										
48 Matthew Boyd, L ERA: 6.96	5.0	L	21	5	5	5	3	1	0	0	0	0	1	56	87	9.00	1.200										
63 Nick Ramirez, L ERA: 6.48	2.0		10	2	2	2	2	2	0	0	0	0	1	24	41	9.00	2.000										
Rony García, R ERA: 8.55	2.0		7	0	0	0	2	1	0	0	0	0	0	17	28	0.00	0.500										

AB	33
R	7
H	7
RBI	7
BB	4
SO	7
LOB	11



Batter	1	2	3	4	5	6	7	8	9	AB	R	H	RBI	BB	SO	LOB	BOTTOM										
22 Victor Reyes, S OBP: 0.317, SLG: 0.411	F7		F8			F7		G3-1		4	0	0	0	0	3	<b>Cleveland Indians @ Detroit Tigers</b> Comerica Park, Detroit, MI Sun Sep 20 2020, 1:13 PM - 4:09 PM EDT Sunny - 64 F											
49 Willi Castro, S OBP: 0.364, SLG: 0.532	K2-3					K		24 HR 1B		4	1	1	1	0	3		2										
24 Miguel Cabrera, R OBP: 0.322, SLG: 0.370	K				G6-3			HR		4	1	1	2	0	2		0										
46 Jeimer Candelario, S OBP: 0.371, SLG: 0.523		G3			K		28 WP BB			3	0	0	0	1	2		0										
57 Jorge Bonifacio, R OBP: 0.284, SLG: 0.346		K			G5-3					4	1	1	0	0	2		1										
28 Niko Goodrum, S OBP: 0.281, SLG: 0.356		K			G4-3					3	0	1	1	1	1		0										
7 Austin Romine, R OBP: 0.262, SLG: 0.325					41 BB 1B					4	0	1	0	0	2		3										
41 Daz Cameron, R OBP: 0.162, SLG: 0.171					G1-3					3	0	0	0	1	2		1										
19 Isaac Paredes, R OBP: 0.259, SLG: 0.291					F7					4	1	1	0	0	0	3											
<b>Inning Stats</b>	R: 0 H: 0 E: 0 K: 2 S: 9	H: 0 LOB: 0 BB: 0 P: 14	R: 0 H: 0 E: 0 K: 2 S: 8	H: 0 LOB: 0 BB: 0 P: 12	R: 0 H: 1 E: 0 K: 1 S: 11	H: 1 LOB: 2 BB: 1 P: 19	R: 0 H: 0 E: 0 K: 1 S: 6	H: 0 LOB: 0 BB: 0 P: 9	R: 0 H: 0 E: 0 K: 1 S: 9	H: 0 LOB: 0 BB: 0 P: 13	R: 0 H: 0 E: 0 K: 3 S: 19	H: 0 LOB: 2 BB: 2 P: 30	R: 3 H: 3 E: 0 K: 2 S: 14	H: 3 LOB: 0 BB: 0 P: 22	R: 1 H: 2 E: 0 K: 1 S: 16	H: 2 LOB: 1 BB: 0 P: 26	1B: 4 2B: 1 3B: 0 HR: 1	SF: 0 SAC: 0 DP: 0 HBP: 0	WP: 1 PB: 0 SB: 0 CS: 0	PA: 36							
<b>PITCHER</b>	IP	WLS	BF	H	R	ER	SO	BB	IBB	HBP	BLK	WP	HR	S	P	ERA	WHIP										
59 Carlos Carrasco, R ERA: 2.9	7.0	W	25	1	0	0	11	3	0	0	0	0	0	71	109	0.00	0.571										
27 Cam Hill, R ERA: 4.86	1.0		6	3	3	3	2	0	0	0	0	0	1	14	22	27.00	3.000										
33 Brad Hand, L ERA: 2.55	1.0		5	2	1	1	1	0	0	0	0	0	0	16	26	9.00	2.000										

AB	33
R	4
H	6
RBI	4
BB	3
SO	14
LOB	13





Batter	1	2	3	4	5	6	7	8	9	AB	R	H	RBI	BB	SO	LOB	TOP										
7 Tim Anderson, R OBP: 0.390, SLG: 0.590	F9	G1-5-3				K			F8	5	1	1	0	0	1	4	<b>Chicago White Sox @ Cleveland Indians</b> Progressive Field, Cleveland, OH Mon Sep 21 2020, 6:12 PM - 9:27 PM EDT Clear - 67 F <a href="http://livebaseballscorecards.com">livebaseballscorecards.com</a>										
10 Yoán Moncada, S OBP: 0.324, SLG: 0.369	BB		G4-3		P6		K		FC5	4	0	0	0	1	1	2											
24 Yasmani Grandal, S OBP: 0.356, SLG: 0.423										4	1	1	0	0	3	1											
33 James McCann, R OBP: 0.357, SLG: 0.540										1	0	0	0	0	1	2											
79 José Abreu, R OBP: 0.381, SLG: 0.644										4	1	1	2	1	3	2											
74 Eloy Jiménez, R OBP: 0.335, SLG: 0.564										4	1	3	2	0	0	0											
23 Edwin Encarnación, R OBP: 0.250, SLG: 0.465										4	0	0	0	0	2	4											
88 Luis Robert Jr., R OBP: 0.302, SLG: 0.454										2	0	0	0	2	1	1											
30 Nomar Mazara, L OBP: 0.288, SLG: 0.283										4	0	1	0	0	1	3											
1 Nick Madrigal, R OBP: 0.389, SLG: 0.388										4	0	2	0	0	0	1											
<b>Inning Stats</b>	R: 0 E: 0 K: 1 S: 16	H: 1 LOB: 3 BB: 2 P: 26	R: 0 E: 0 K: 0 S: 9	H: 1 LOB: 1 BB: 1 P: 15	R: 0 E: 0 K: 2 S: 10	H: 0 LOB: 0 BB: 0 P: 15	R: 0 E: 1 K: 2 S: 12	H: 1 LOB: 1 BB: 0 P: 18	R: 4 E: 0 K: 0 S: 12	H: 4 LOB: 0 BB: 0 P: 19	R: 0 E: 0 K: 1 S: 9	H: 1 LOB: 1 BB: 0 P: 12	R: 0 E: 0 K: 3 S: 10	H: 0 LOB: 1 BB: 1 P: 14	R: 0 E: 0 K: 2 S: 10	H: 0 LOB: 1 BB: 1 P: 17	R: 0 E: 1 K: 2 S: 18	H: 1 LOB: 2 BB: 0 P: 26	1B: 7 2B: 1 3B: 0 HR: 1	SF: 0 SAC: 0 DP: 1 HBP: 0	WP: 0 PB: 0 SB: 0 CS: 0	PA: 40					
<b>PITCHER</b>	IP	WLS	BF	H	R	ER	SO	BB	IBB	HBP	BLK	WP	HR	S	P	ERA	WHIP										
43 Aaron Civale, R ERA: 3.99	6.0	W	28	8	4	4	6	3	0	0	0	0	1	68	105	6.00	1.833										
62 Nick Wittgren, R ERA: 2.91	1.0	H	3	0	0	0	3	0	0	0	0	0	0	10	14	0.00	0.000										
99 James Karinchak, R ERA: 2.52	1.0	H	4	0	0	0	2	1	0	0	0	0	0	10	17	0.00	1.000										
33 Brad Hand, L ERA: 2.41	1.0	S	5	1	0	0	2	0	0	0	0	0	0	18	26	0.00	1.000										

Batter	1	2	3	4	5	6	7	8	9	AB	R	H	RBI	BB	SO	LOB	BOTTOM										
12 Francisco Lindor, S OBP: 0.338, SLG: 0.437										5	1	2	0	0	1	5	<b>Chicago White Sox @ Cleveland Indians</b> Progressive Field, Cleveland, OH Mon Sep 21 2020, 6:12 PM - 9:27 PM EDT Clear - 67 F <a href="http://livebaseballscorecards.com">livebaseballscorecards.com</a>										
7 César Hernández, S OBP: 0.343, SLG: 0.392										3	2	2	1	1	1	0											
11 José Ramírez, S OBP: 0.376, SLG: 0.595										3	2	2	3	1	0	2											
41 Carlos Santana, S OBP: 0.349, SLG: 0.312										3	1	1	2	1	2	0											
32 Franmil Reyes, R OBP: 0.350, SLG: 0.455										3	0	0	1	0	2	0											
30 Tyler Naquin, L OBP: 0.284, SLG: 0.424										4	0	0	0	0	1	2											
55 Roberto Pérez, R OBP: 0.283, SLG: 0.295										4	0	0	0	0	2	0											
22 Josh Naylor, L OBP: 0.300, SLG: 0.345										4	1	3	0	0	0	0											
35 Oscar Mercado, R OBP: 0.183, SLG: 0.184										0	0	0	0	0	0	0											
0 Delino DeShields, R OBP: 0.317, SLG: 0.333										3	0	0	0	1	0	2											
<b>Inning Stats</b>	R: 3 E: 0 K: 1 S: 16	H: 3 LOB: 0 BB: 0 P: 27	R: 1 E: 0 K: 0 S: 15	H: 2 LOB: 2 BB: 1 P: 29	R: 0 E: 0 K: 2 S: 10	H: 0 LOB: 0 BB: 0 P: 15	R: 0 E: 0 K: 2 S: 14	H: 1 LOB: 1 BB: 0 P: 16	R: 2 E: 0 K: 3 S: 13	H: 1 LOB: 0 BB: 1 P: 23	R: 0 E: 0 K: 0 S: 5	H: 0 LOB: 0 BB: 0 P: 9	R: 1 E: 0 K: 0 S: 10	H: 2 LOB: 2 BB: 2 P: 17	R: 0 E: 0 K: 1 S: 8	H: 1 LOB: 2 BB: 0 P: 12	1B: 5 2B: 3 3B: 0 HR: 2	SF: 1 SAC: 0 DP: 0 HBP: 0	WP: 0 PB: 0 SB: 0 CS: 1	PA: 37							
<b>PITCHER</b>	IP	WLS	BF	H	R	ER	SO	BB	IBB	HBP	BLK	WP	HR	S	P	ERA	WHIP										
51 Dane Dunning, R ERA: 3.19	4.0		19	6	4	4	5	1	0	0	0	0	1	55	87	9.00	1.750										
57 Jace Fry, L ERA: 4.02	1.0	L	5	1	2	2	3	1	0	0	0	0	1	13	23	18.00	2.000										
50 Jimmy Cordero, R ERA: 4.74	2.0		9	2	1	1	0	1	1	0	0	0	0	15	26	4.50	1.500										
63 Matt Foster, R ERA: 1.8	1.0		4	1	0	0	1	0	0	0	0	0	0	8	12	0.00	1.000										



Batter	1	2	3	4	5	6	7	8	9	10	AB	R	H	RBI	BB	SO	LOB	TOP	
7 Tim Anderson, R OBP: 0.387, SLG: 0.583	(1, 6) X SI 94 0-0 79 G5-4-3 1B		C SL 86 F SL 88 B SL 88 S SL 87 1-3 K			F SL 80 C SL 76 X CU 75 0-2 F8		C SL 75 B SI 89 B SI 89 X FF 90 2-1 F8		B FF 94 C FF 92 F FF 94 S FF 94 1-3 K	4	0	1	0	0	1	0		
24 Yasmani Grandal, R OBP: 0.354, SLG: 0.420	(10, 1) X SI 94 0-0																		
63 Matt Foster, R OBP: 0.379, SLG: 0.650	(10, 1) X SI 94 1-1 G5-4-3																		
10 Yoán Moncada, S OBP: 0.316, SLG: 0.399	(1, 5) C SI 95 X CH 96 0-1 L9																		
79 José Abreu, R OBP: 0.379, SLG: 0.650	(1, 3) C SI 96 B SI 95 X SI 94 1-1 G5-4-3																		
74 Eloy Jiménez, R OBP: 0.333, SLG: 0.558	(1, 7) X SI 95 1-0 G4-3																		
32 Jarrod Dyson, L OBP: 0.242, SLG: 0.190	(9, 7) X SI 95 0-0 G4-3																		
23 Edwin Encarnación, R OBP: 0.263, SLG: 0.418	(1, 10) B SI 95 B SI 95 B SI 94 4-0 G4-3																		
5 Yolmer Sánchez, S OBP: 0.444, SLG: 0.500	(9, 10) C SI 95 X SI 94 0-1 BB																		
33 James McCann, R OBP: 0.353, SLG: 0.522	(1, 2) C SI 95 X SI 95 0-1 G4-3																		
88 Luis Robert Jr., R OBP: 0.297, SLG: 0.444	(1, 8) C SI 95 X SI 95 0-1 G1-3																		
30 Nomar Mazara, L OBP: 0.291, SLG: 0.287	(1, 9) S CH 84 B SL 84 B SL 84 B SL 87 3-3 K																		
15 Adam Engel, R OBP: 0.346, SLG: 0.473	(8, 9) C SI 96 F SI 96 X SI 96 0-1 L8																		
1 Nick Madrigal, R OBP: 0.383, SLG: 0.382	(1, 4) C SI 98 X SI 95 0-1 L8																		
<b>Inning Stats</b>	R: 0 E: 0 K: 0 S: 5	H: 1 LOB: 0 BB: 0 P: 6	R: 0 E: 0 K: 0 S: 5	H: 0 LOB: 1 BB: 10 P: 10	R: 0 E: 0 K: 2 S: 9	H: 0 LOB: 0 BB: 0 P: 13	R: 0 E: 0 K: 1 S: 7	H: 2 LOB: 2 BB: 1 P: 13	R: 1 E: 0 K: 0 S: 9	H: 1 LOB: 0 BB: 0 P: 12	R: 0 E: 0 K: 1 S: 8	H: 0 LOB: 0 BB: 0 P: 14	R: 0 E: 0 K: 2 S: 16	H: 2 LOB: 2 BB: 0 P: 27	R: 2 E: 0 K: 2 S: 15	H: 2 LOB: 1 BB: 0 P: 22	1B: 5 2B: 1 3B: 1 HR: 1	SF: 0 SAC: 0 DP: 2 HBP: 0	WP: 0 PA: 38 PB: 0 SB: 0 CS: 0
<b>PITCHER</b>	IP 4.0	WLS 13	BF 13	H 1	R 0	ER 0	SO 4	BB 1	IBB 0	HBP 0	BLK 0	WP 0	HR 0	S 26	P 38	ERA 0.00	WHIP 0.500		
38 Cal Quantrill, R ERA: 2.17	(1, 1)																		
45 Adam Plutko, R ERA: 5.06	(5, 1)																		
39 Oliver Pérez, L ERA: 1.62	(8, 1)																		
62 Nick Wittgren, R ERA: 2.78	(9, 1)																		
88 Phil Maton, R ERA: 5.12	(10, 1)																		
<b>PITCHER</b>	IP 3.0	WLS 3	BF 12	H 3	R 1	ER 1	SO 2	BB 1	IBB 0	HBP 0	BLK 0	WP 0	HR 1	S 24	P 39	ERA 3.00	WHIP 1.333		
12 Francisco Lindor, S OBP: 0.335, SLG: 0.436	(1, 6) C FF 94 B SL 81 F CH 84 B FF 95 F FF 96 X FF 95 2-2 L7																		
7 César Hernández, S OBP: 0.349, SLG: 0.405	(1, 4) F FF 94 X SL 82 0-2 HR																		
11 José Ramírez, S OBP: 0.376, SLG: 0.603	(1, 5) C CH 83 B SI 84 B SI 84 X FF 95 3-1 F8																		
41 Carlos Santana, S OBP: 0.343, SLG: 0.305	(1, 3) F FF 95 B SI 85 B SI 85 B SI 85 F CH 84 X FF 97 3-2 L8																		
32 Franmil Reyes, R OBP: 0.353, SLG: 0.456	(1, 10) S SI 82 B SI 83 B SI 84 X FF 95 2-1 30 G6-4-3 1B																		
30 Tyler Naquin, L OBP: 0.296, SLG: 0.410	(1, 9) F FF 94 B SI 95 F FF 94 X SL 85 1-2 G6-4-3																		
55 Roberto Pérez, R OBP: 0.253, SLG: 0.195	(1, 2) B SI 95 X FF 94 1-1 G5-3																		
22 Josh Naylor, L OBP: 0.287, SLG: 0.330	(1, 7) X FF 94 0-0 P5																		
0 Delino DeShields, R OBP: 0.324, SLG: 0.333	(1, 8) C FF 94 B SI 83 B SI 83 C FF 95 F FF 94 F FF 94 F FF 95 B CH 82 4-2 12 G3 BB																		
<b>Inning Stats</b>	R: 1 E: 0 K: 0 S: 13	H: 1 LOB: 0 BB: 0 P: 21	R: 0 E: 0 K: 0 S: 8	H: 1 LOB: 1 BB: 0 P: 12	R: 0 E: 0 K: 0 S: 15	H: 0 LOB: 2 BB: 2 P: 26	R: 0 E: 1 K: 1 S: 12	H: 1 LOB: 2 BB: 0 P: 14	R: 0 E: 0 K: 1 S: 10	H: 0 LOB: 0 BB: 0 P: 17	R: 0 E: 0 K: 1 S: 11	H: 0 LOB: 1 BB: 0 P: 19	R: 0 E: 0 K: 0 S: 4	H: 0 LOB: 0 BB: 0 P: 6	R: 4 E: 0 K: 1 S: 15	H: 2 LOB: 0 BB: 1 P: 26	1B: 3 2B: 1 3B: 0 HR: 2	SF: 0 SAC: 0 DP: 1 HBP: 1	WP: 0 PA: 39 PB: 0 SB: 0 CS: 0
<b>PITCHER</b>	IP 5.0	WLS 20	BF 7	H 1	R 0	ER 1	SO 3	BB 2	IBB 0	HBP 0	BLK 0	WP 0	HR 1	S 56	P 85	ERA 1.80	WHIP 1.000		
40 Reynaldo López, R ERA: 4.68	(1, 1)																		
65 Codi Heuer, R ERA: 1.61	(6, 1)																		
45 Garrett Crochet, L ERA: 1.61	(8, 1)																		
48 Alex Colomé, R ERA: 0.84	(9, 1)																		
63 Matt Foster, R ERA: 2.45	(10, 1)																		
<b>PITCHER</b>	IP 0.0	WLS B	BF 1	H 1	R 3	ER 3	SO 0	BB 0	IBB 0	HBP 0	BLK 0	WP 0	HR 1	S 4	P 6	ERA ∞	WHIP ∞		
66 José Ruiz, R ERA: 2.25	(10, 1)																		

Chicago White Sox @ Cleveland Indians  
 Progressive Field, Cleveland, OH  
 Tue Sep 22 2020, 6:11 PM - 9:32 PM EDT  
 Parity Cloudy - 68 F

Chicago White Sox @ Cleveland Indians  
 Progressive Field, Cleveland, OH  
 Tue Sep 22 2020, 6:11 PM - 9:32 PM EDT  
 Parity Cloudy - 68 F

AB	36
R	3
H	8
RBI	3
BB	2
SO	10
LOB	13

AB	35
R	5
H	6
RBI	5
BB	3
SO	7
LOB	11

