

Cleveland Indians - 2021

Batter	1	2	3	4	5	6	7	8	9	AB	R	H	RBI	BB	SO	LOB	TOP					
13 Billy Hamilton, S (1, 8) 79 Steven Kwan, L (5, 8)										3	0	0	0	0	1	1	Cleveland Indians @ Seattle Mariners Peoria Stadium, Peoria, AZ Tue Mar 02 2021, 3:11 PM - 5:38 PM EST Att: 1,525 - Sunny - 73 F					
35 Oscar Mercado, R (1, 9) 90 George Valera, L (6, 9)										3	1	1	0	0	0	1						
10 Jake Bauers, L (1, 3) 83 Connor Marabell, L (6, 3)										1	2	0	0	2	0	0						
22 Josh Naylor, L (1, 10) 95 Nolan Jones, L (6, PR) (6, 10)										3	0	2	3	0	0	0						
28 Ben Gamel, L (1, 7) 60 Alex Call, R (6, PR) (6, 7)										2	0	0	0	1	0	0						
6 Mike Freeman, L (1, 4) 84 Ernie Clement, R (5, 4)										2	1	1	0	0	1	0						
17 Austin Hedges, R (1, 2) 50 Ryan Lavarnway, R (5, 2)										2	0	0	0	0	1	1						
0 Andrés Giménez, L (1, 6) 68 Tyler Freeman, R (5, 6)										2	1	2	2	0	0	0						
2 Yu Chang, R (1, 5) 91 Owen Miller, R (5, 5)										2	0	0	0	0	2	1						
Inning Stats	R: 1 E: 0 K: 1 S: 5	H: 1 LOB: 1 BB: 1 P: 10	R: 0 E: 0 K: 2 S: 7	H: 0 LOB: 0 BB: 0 P: 7	R: 0 E: 0 K: 1 S: 6	H: 1 LOB: 1 BB: 0 P: 6	R: 0 E: 0 K: 0 S: 3	H: 0 LOB: 0 BB: 0 P: 3	R: 2 E: 0 K: 1 S: 11	H: 2 LOB: 0 BB: 0 P: 14	R: 2 E: 0 K: 0 S: 3	H: 2 LOB: 3 BB: 2 P: 11	R: 1 E: 0 K: 0 S: 5	H: 2 LOB: 2 BB: 1 P: 9	R: 0 E: 0 K: 0 S: 5	H: 2 LOB: 2 BB: 0 P: 5		1B: 6 2B: 3 3B: 0 HR: 1	SF: 1 SAC: 0 DP: 1 HBP: 0	WP: 1 PB: 0 SB: 1 CS: 0	PA: 35	
PITCHER	IP WLS BF H R ER SO BB IBB HBP BLK WP HR S P ERA WHIP	18 Yusei Kikuchi, L ERA: 4.5	2.0 L 7 1 1 1 3 1 0 0 0 0 0 0 12 17 4.50 1.000	59 Joey Gerber, R ERA:	3.1 1.0 4 1 0 0 1 0 0 0 0 0 0 6 6 0.00 1.000	45 Domingo Tapia, R ERA:	4.1 1.0 3 0 0 0 0 0 0 0 0 0 0 3 3 0.00 0.000	50 Erik Swanson, R ERA: 18.0	5.1 1.0 5 2 2 2 1 0 0 0 0 1 1 11 14 18.00 2.000	76 Jaime Schultz, R ERA: 18.0	6.1 1.0 6 2 2 2 0 2 0 0 0 0 0 0 3 11 18.00 4.000	PITCHER	IP WLS BF H R ER SO BB IBB HBP BLK WP HR S P ERA WHIP	46 Gerson Bautista, R ERA: 9.0	7.1 1.0 6 2 1 1 0 1 0 0 0 0 0 0 5 9 9.00 3.000	87 Taylor Guerrieri, R ERA:		8.1 1.0 5 2 0 0 0 0 0 0 0 0 0 0 5 5 0.00 2.000				

Batter	1	2	3	4	5	6	7	8	9	AB	R	H	RBI	BB	SO	LOB	BOTTOM				
3 J.P. Crawford, L (1, 6) 31 Donovan Walton, L (5, 6)										2	0	1	0	0	0	0	Cleveland Indians @ Seattle Mariners Peoria Stadium, Peoria, AZ Tue Mar 02 2021, 3:11 PM - 5:38 PM EST Att: 1,525 - Sunny - 73 F				
17 Mitch Haniger, R (1, 9) 85 Julio Rodríguez, R (4, 9)										2	0	1	0	0	0	1					
15 Kyle Seager, L (1, 5) 67 Jantzen Witte, R (5, 5)										1	0	0	0	1	0	1					
2 Tom Murphy, R (1, 2) 64 Brian O'Keefe, R (5, 2)										2	0	0	0	0	1	3					
12 Evan White, R (1, 3) 13 Sam Travis, R (5, 3)										2	0	0	0	0	0	2					
10 Jared Kelenic, L (1, 7) 72 Eric Filia, L (5, 7)										2	0	0	0	0	1	0					
0 Sam Haggerty, S (1, 4) 70 Jordan Cowan, L (5, 4)										2	0	1	0	0	1	0					
28 Jake Fraley, L (1, 10) 61 Josh Morgan, R (7, PH) (8, 10)										2	0	0	0	0	2	1					
5 Braden Bishop, R (1, 8) 20 Taylor Trammell, L (6, 8)										2	0	1	0	0	0	1					
Inning Stats	R: 0 E: 0 K: 0 S: 5	H: 1 LOB: 2 BB: 1 P: 9	R: 0 E: 0 K: 1 S: 6	H: 1 LOB: 1 BB: 0 P: 7	R: 0 E: 0 K: 2 S: 7	H: 0 LOB: 0 BB: 0 P: 7	R: 0 E: 0 K: 1 S: 7	H: 2 LOB: 2 BB: 0 P: 7	R: 0 E: 0 K: 1 S: 5	H: 0 LOB: 0 BB: 0 P: 5	R: 1 E: 0 K: 1 S: 6	H: 2 LOB: 0 BB: 0 P: 6	R: 0 E: 0 K: 0 S: 0	H: 0 LOB: 0 BB: 0 P: 0	R: 0 E: 0 K: 0 S: 0	H: 0 LOB: 0 BB: 0 P: 0		1B: 5 2B: 2 3B: 0 HR: 0	SF: 0 SAC: 0 DP: 0 HBP: 0	WP: 0 PB: 0 SB: 2 CS: 0	PA: 28
PITCHER	IP WLS BF H R ER SO BB IBB HBP BLK WP HR S P ERA WHIP	45 Adam Plutko, R ERA:	2.0 W 9 2 0 0 1 0 0 0 0 0 0 6 6 0.00 1.500	39 Oliver Pérez, L ERA:	3.1 1.0 H 4 1 0 0 1 0 0 0 0 0 0 6 6 0.00 1.000	63 Kyle Nelson, L ERA:	4.1 1.0 H 3 0 0 0 2 0 0 0 0 0 0 7 7 0.00 0.000	89 Anthony Gose, L ERA:	5.1 1.0 H 5 2 0 0 1 0 0 0 0 0 0 7 7 0.00 2.000	81 Trevor Stephan, R ERA:	6.1 1.0 3 0 0 0 1 0 0 0 0 0 0 5 5 0.00 0.000	PITCHER	IP WLS BF H R ER SO BB IBB HBP BLK WP HR S P ERA WHIP	70 Carlos Vargas, R ERA: 9.0	7.1 1.0 4 2 1 1 1 0 0 0 0 0 0 6 6 9.00 2.000						



Batter	1	2	3	4	5	6	7	8	9	AB	R	H	RBI	BB	SO	LOB	TOP			
13 Billy Hamilton, S (1, 7) 60 Alex Call, R (5, 7) OBP: 0.429, SLG: 0.333	G3-1	K															3 0 0 0 0 2 0 0 0 0 0 0 1 0 0			
35 Oscar Mercado, R (1, 8) 90 George Valera, L (5, 8) OBP: 0.500, SLG: 0.333	1B		G6-3														3 0 1 1 0 0 1 0 1 0 0 0 0 0 0 1			
10 Jake Bauers, L (1, 3) 83 Connor Marabell, L (6, 3)	FC3-6		G4-3														3 0 0 0 0 0 1 1 0 0 0 0 0 1 0 0			
22 Josh Naylor, L (1, 10) 50 Ryan Lavarnway, R (8, PH) (8, 10) OBP: 0.687, SLG: 1.000	K		G4-3														2 1 0 0 0 1 1 1 1 0 0 0 0 0 0 1			
28 Ben Gamel, L (1, 9) 97 Will Benson, L (6, 9) OBP: 0.571, SLG: 0.250																	2 1 1 0 1 1 1 0 1 0 0 0 0 0 0 1			
2 Yu Chang, R (1, 4) 91 Owen Miller, R (6, 4) OBP: 0.428, SLG: 1.333 OBP: 0.125, SLG: 0.125																	2 2 2 3 1 0 0 0 1 0 0 0 0 0 1 1			
6 Mike Freeman, L (1, 5) 84 Ernie Clement, R (6, 5) OBP: 0.428, SLG: 0.429																	2 1 1 2 0 0 0 0 0 0 0 0 0 0 0 0			
0 Andrés Giménez, L (1, 6) 68 Tyler Freeman, R (7, 6) OBP: 0.400, SLG: 0.400																	3 0 0 0 0 0 0 0 0 0 0 0 0 0 0 0			
17 Austin Hedges, R (1, 2) 80 Bo Naylor, L (6, 2) OBP: 0.500, SLG: 0.500																	2 0 0 0 0 0 2 0 1 0 0 0 0 0 1 0			
Inning Stats	R: 0 E: 0 K: 7 S: 7	H: 1 LOB: 1 P: 7	R: 3 E: 0 K: 2 S: 9	H: 2 LOB: 0 BB: 1 P: 13	R: 0 E: 0 K: 0 S: 3	H: 0 LOB: 0 BB: 0 P: 3	R: 1 E: 0 K: 1 S: 6	H: 1 LOB: 0 BB: 0 P: 8	R: 0 E: 0 K: 3 S: 9	H: 0 LOB: 0 BB: 0 P: 9	R: 1 E: 0 K: 1 S: 5	H: 1 LOB: 2 BB: 2 P: 13	R: 0 E: 0 K: 1 S: 5	H: 0 LOB: 1 BB: 1 P: 9	R: 0 E: 0 K: 1 S: 5	H: 0 LOB: 1 BB: 1 P: 9	1B: 2 2B: 0 3B: 0 HR: 3	SF: 1 SAC: 0 DP: 0 HBP: 0	WP: 0 PB: 0 SB: 0 CS: 0	PA: 33
PITCHER	IP WLS BF H R ER SO BB IBB HBP BLK WP HR S P ERA WHIP	37 Adrian Houser, R (1, 1) ERA: 1.00	52 Eric Lauer, L (2, 1) ERA: 15.0	68 Clayton Andrews, L (4, 1) ERA: 4.5	87 Aaron Ashby, L (5, 1) ERA: 4.5	74 Ethan Small, L (6, 1) ERA: 4.5	PITCHER	IP WLS BF H R ER SO BB IBB HBP BLK WP HR S P ERA WHIP	76 Quintin Torres-Costa, L (7, 1) ERA: 1.00	86 Jake Cousins, R (8, 1) ERA: 1.00										

Cleveland Indians @ Milwaukee Brewers
American Family Fields of Phoenix, Phoenix, AZ
Thu Mar 04 2021, 2:12 PM - 4:37 PM CST
Att: 2,059 - Sunny - 67 F


AB 27
R 5
H 5
RBI 5
BB 5
SO 10
LOB 6



Batter	1	2	3	4	5	6	7	8	9	AB	R	H	RBI	BB	SO	LOB	BOTTOM	
16 Koltan Wong, L (1, 4) 72 Brice Turang, L (6, 4)	F7																2 0 0 0 0 0 0 0 2 0 0 0 0 0 1 2	
18 Keston Hiura, R (1, 3) 67 Dylan Cozens, L (6, 9) OBP: 0.143, SLG: 0.571 OBP: 0.400, SLG: 1.000	F9																2 0 0 0 0 0 1 0 1 0 0 0 0 0 1 0	
22 Christian Yelich, L (1, 10) 78 Corey Ray, L (7, PH) (8, 10) OBP: 0.290, SLG: 0.590 OBP: 0.444, SLG: 0.167	F9																2 0 0 0 0 0 0 0 0 1 0 0 0 2 0 0	
24 Avisail Garcia, R (1, 9) 65 Pablo Reyes, R (6, 5) OBP: 0.286, SLG: 0.667 OBP: 0.545, SLG: 0.750																	2 0 0 0 0 0 2 0 2 0 1 0 0 0 0 3	
21 Travis Shaw, L (1, 5) 79 Mario Feliciano, R (6, 2) OBP: 0.429, SLG: 0.200 OBP: 0.600, SLG: 0.750																	2 0 0 0 0 0 1 0 1 0 1 0 0 0 0 0	
9 Manny Pina, R (1, 2) 60 Dustin Peterson, R (6, 3)																	2 0 0 0 0 0 0 0 1 0 0 1 0 0 0 2	
3 Orlando Arcia, R (1, 6) 92 Freddy Zamora, R (6, PR) (7, 6)																	2 0 0 0 0 0 1 0 1 0 0 0 0 0 0 2	
28 Daniel Robertson, R (1, 7) 77 Garrett Mitchell, L (7, 8) OBP: 0.500, SLG: 0.500																	2 0 0 0 0 0 0 1 1 0 0 0 0 0 0 0	
15 Tyrone Taylor, R (1, 8) 81 Tristen Lutz, R (7, 7)																	2 0 1 0 0 0 0 0 0 0 0 0 0 1 0 0	
Inning Stats	R: 0 E: 0 K: 0 S: 3	H: 0 LOB: 0 BB: 0 P: 3	R: 0 E: 0 K: 2 S: 7	H: 0 LOB: 0 BB: 0 P: 7	R: 0 E: 0 K: 1 S: 5	H: 0 LOB: 0 BB: 0 P: 5	R: 0 E: 0 K: 1 S: 5	H: 0 LOB: 0 BB: 0 P: 5	R: 0 E: 1 K: 0 S: 4	H: 1 LOB: 1 BB: 0 P: 4	R: 1 E: 0 K: 1 S: 7	H: 2 LOB: 2 BB: 1 P: 11	R: 0 E: 0 K: 1 S: 5	H: 0 LOB: 3 BB: 2 P: 14	1B: 3 2B: 0 3B: 0 HR: 0	SF: 0 SAC: 0 DP: 0 HBP: 1	WP: 0 PB: 0 SB: 0 CS: 0	PA: 31
PITCHER	IP WLS BF H R ER SO BB IBB HBP BLK WP HR S P ERA WHIP	43 Aaron Civale, R (1, 1) ERA: 3.0	54 Logan Allen, L (4, 1) ERA: 9.0	62 Nick Wittgren, R (6, 1) ERA: 4.0	53 Blake Parker, R (7, 1) ERA: 4.5	56 DJ Johnson, R (8, 1) ERA: 2.0	PITCHER	IP WLS BF H R ER SO BB IBB HBP BLK WP HR S P ERA WHIP	60 Jacob deGrom, L (1, 1) ERA: 0.00	61 Jacob deGrom, L (2, 1) ERA: 0.00								

Cleveland Indians @ Milwaukee Brewers
American Family Fields of Phoenix, Phoenix, AZ
Thu Mar 04 2021, 2:12 PM - 4:37 PM CST
Att: 2,059 - Sunny - 67 F

AB 27
R 1
H 3
RBI 1
BB 3
SO 7
LOB 10



Batter	1	2	3	4	5	6	7	8	9	AB	R	H	RBI	BB	SO	LOB	TOP
1 Amed Rosario, R (1,6) 71 Gabriel Arias, R (5,6) OBP: 0.571, SLG: 0.400 OBP: 1.000, SLG: 1.000	G6-3		7 2B 11 1B HBP		K		84 1B 91 WP 1B			2	1	0	0	0	1	0	
7 César Hernández, S (1,4) 84 Ernie Clement, R (6,4) OBP: 0.444, SLG: 0.500 OBP: 0.500, SLG: 0.500	K		11 1B 9 1B 2B		K		91 SF9 90 BB 1B			3	1	1	1	0	2	0	
11 José Ramírez, S (1,5) 95 Nolan Jones, L (5,5) OBP: 0.375, SLG: 0.286	L8		9 1B 2-3 3-H		K		9 WP 9 SF9 FC4 1B			2	1	1	1	0	0	0	
9 Eddie Rosario, L (1,7) 90 George Valera, L (6, PR) OBP: 0.250, SLG: 0.250 OBP: 0.600, SLG: 0.333	E3		32 36-4-3 1B		FC4		44 HR 91 E 1B			3	0	1	3	0	0	0	
32 Franmil Reyes, R (1,10) 91 Owen Miller, R (6, PH) OBP: 0.429, SLG: 1.167 OBP: 0.100, SLG: 0.111	G6-4-3		1-2 3-3 3-H 1B		G5-3		44 HR 1B			2	0	0	0	0	0	1	
55 Roberto Pérez, R (1,2) 46 Beau Taylor, L (4,2) OBP: 0.333, SLG: 0.200	BB		3-3 3-H 1B		G3-1		K			1	0	0	0	1	0	0	
44 Bobby Bradley, L (1,3) 83 Connor Marabell, L (6,3) OBP: 0.333, SLG: 0.333	G1-3		BB		K		K			2	0	0	0	0	2	4	
4 Bradley Zimmer, L (1,8) 79 Steven Kwan, L (5,8) OBP: 0.286, SLG: 0.400			K		K		F7			2	0	0	0	0	2	0	
23 Daniel Johnson, L (1,9) 60 Alex Call, R (5,9) OBP: 0.333, SLG: 0.500 OBP: 0.500, SLG: 0.333			7 2B 1B		G4-1		71 1B 84 1B BB			0	1	0	0	1	0	0	
Inning Stats	R: 0 E: 0 K: 1 S: 5	H: 0 LOB: 0 BB: 0 P: 5	R: 0 E: 1 K: 0 S: 3	H: 0 LOB: 1 BB: 1 P: 7	R: 4 E: 0 K: 1 S: 7	H: 4 LOB: 1 BB: 0 P: 9	R: 0 E: 0 K: 1 S: 5	H: 0 LOB: 0 BB: 0 P: 5	R: 0 E: 0 K: 2 S: 7	H: 0 LOB: 0 BB: 0 P: 7	R: 4 E: 1 K: 2 S: 11	H: 2 LOB: 1 BB: 0 P: 15	R: 2 E: 0 K: 2 S: 9	H: 2 LOB: 2 BB: 2 P: 18			
PITCHER	IP WLS BF H R ER SO BB IBB HBP BLK WP HR S P ERA WHIP	IP WLS BF H R ER SO BB IBB HBP BLK WP HR S P ERA WHIP	IP WLS BF H R ER SO BB IBB HBP BLK WP HR S P ERA WHIP	IP WLS BF H R ER SO BB IBB HBP BLK WP HR S P ERA WHIP	IP WLS BF H R ER SO BB IBB HBP BLK WP HR S P ERA WHIP	IP WLS BF H R ER SO BB IBB HBP BLK WP HR S P ERA WHIP	IP WLS BF H R ER SO BB IBB HBP BLK WP HR S P ERA WHIP	IP WLS BF H R ER SO BB IBB HBP BLK WP HR S P ERA WHIP	IP WLS BF H R ER SO BB IBB HBP BLK WP HR S P ERA WHIP	IP WLS BF H R ER SO BB IBB HBP BLK WP HR S P ERA WHIP	IP WLS BF H R ER SO BB IBB HBP BLK WP HR S P ERA WHIP	IP WLS BF H R ER SO BB IBB HBP BLK WP HR S P ERA WHIP	IP WLS BF H R ER SO BB IBB HBP BLK WP HR S P ERA WHIP	IP WLS BF H R ER SO BB IBB HBP BLK WP HR S P ERA WHIP	IP WLS BF H R ER SO BB IBB HBP BLK WP HR S P ERA WHIP	IP WLS BF H R ER SO BB IBB HBP BLK WP HR S P ERA WHIP	IP WLS BF H R ER SO BB IBB HBP BLK WP HR S P ERA WHIP
30 Alec Mills, R (1,1) ERA: 36.00	46 Craig Kimbrel, R (3,1) ERA: 36.00	43 Dan Winkler, R (4,1) ERA: 0.00	52 Jonathan Holder, R (5,1) ERA: 0.00	36 Dillon Maples, R (6,1) ERA: 4.5	79 Brendon Little, L (7,1) ERA: 13.5	65 Jake Jewell, R (7,1) ERA: 10.5											

Cleveland Indians @ Chicago Cubs
Sloan Park, Mesa, AZ
Fri Mar 05 2021, 3:08 PM - 5:56 PM EST
Att: 3,298 - Sunny - 75 F


AB 28
R 10
H 8
RBI 10
BB 3
SO 9
LOB 10



Batter	1	2	3	4	5	6	7	8	9	AB	R	H	RBI	BB	SO	LOB	BOTTOM
44 Anthony Rizzo, L (1,3) 59 Patrick Wisdom, R (5,3) OBP: 0.444, SLG: 0.667	24 FC3-6 17 1B BB		17 BB 9 HBP 40 1B BB		F7		K			1	2	0	0	2	0	1	
40 Wilson Contreras, R (1,2) 7 Jose Lobaton, S (6,2) OBP: 0.625, SLG: 0.667	24 FC3-6 BB		9 HBP 17 BB 22 None 1B		L9		K			2	0	1	0	1	0	0	
24 Joc Pederson, L (1,10) 67 Michael Hermosillo, R (7, PH) OBP: 0.375, SLG: 0.667 OBP: 0.286, SLG: 1.143	FC3-6 17 1B		9 HBP 1B		K		F8			3	0	0	0	2	4	0	
17 Kris Bryant, R (1,5) 82 Abiatal Avelino, R (6,5) OBP: 0.625, SLG: 0.400	9 G6-4-3 1B		9 HBP BB		F8		F8			2	0	1	1	1	0	0	
9 Javier Báez, R (1,6) 83 Andy Weber, L (4,6) OBP: 0.429, SLG: 0.333	G6-4-3		1-2 2-3 3-H HBP		F8		F8			1	0	0	1	0	0	2	
22 Jason Heyward, L (1,9) 66 Rafael Ortega, L (6,9) OBP: 0.333, SLG: 0.333 OBP: 0.286, SLG: 0.571	G1-3		2 1B 3-H 3-3 1B		F8		F8			2	1	1	0	0	0	0	
15 Cameron Maybin, R (1,7) 62 Nick Martini, L (6,7) OBP: 0.800, SLG: 1.000	K		3-H 3-3 1B		K		85 1B BB			2	0	0	0	0	2	1	
2 Nico Hoerner, R (1,4) 85 Trent Giambrone, R (6,4) OBP: 0.875, SLG: 1.500 OBP: 0.250, SLG: 0.250	HR		1-2 2-3 3-H 1B		K		1B			2	1	2	2	0	0	0	
94 Brennan Davis, R (1,8)	P3		1-2 2-3 3-H 1B		K		L7			3	0	0	0	0	1	3	
Inning Stats	R: 1 E: 0 K: 0 S: 3	H: 1 LOB: 1 BB: 2 P: 11	R: 1 E: 0 K: 1 S: 6	H: 1 LOB: 0 BB: 0 P: 7	R: 1 E: 0 K: 1 S: 4	H: 1 LOB: 3 BB: 2 P: 13	R: 1 E: 0 K: 2 S: 9	H: 2 LOB: 1 BB: 0 P: 10	R: 0 E: 0 K: 1 S: 5	H: 0 LOB: 0 BB: 0 P: 5	R: 0 E: 0 K: 0 S: 4	H: 1 LOB: 2 BB: 1 P: 8	R: 0 E: 0 K: 2 S: 7	H: 0 LOB: 0 BB: 0 P: 7			
PITCHER	IP WLS BF H R ER SO BB IBB HBP BLK WP HR S P ERA WHIP	IP WLS BF H R ER SO BB IBB HBP BLK WP HR S P ERA WHIP	IP WLS BF H R ER SO BB IBB HBP BLK WP HR S P ERA WHIP	IP WLS BF H R ER SO BB IBB HBP BLK WP HR S P ERA WHIP	IP WLS BF H R ER SO BB IBB HBP BLK WP HR S P ERA WHIP	IP WLS BF H R ER SO BB IBB HBP BLK WP HR S P ERA WHIP	IP WLS BF H R ER SO BB IBB HBP BLK WP HR S P ERA WHIP	IP WLS BF H R ER SO BB IBB HBP BLK WP HR S P ERA WHIP	IP WLS BF H R ER SO BB IBB HBP BLK WP HR S P ERA WHIP	IP WLS BF H R ER SO BB IBB HBP BLK WP HR S P ERA WHIP	IP WLS BF H R ER SO BB IBB HBP BLK WP HR S P ERA WHIP	IP WLS BF H R ER SO BB IBB HBP BLK WP HR S P ERA WHIP	IP WLS BF H R ER SO BB IBB HBP BLK WP HR S P ERA WHIP	IP WLS BF H R ER SO BB IBB HBP BLK WP HR S P ERA WHIP	IP WLS BF H R ER SO BB IBB HBP BLK WP HR S P ERA WHIP	IP WLS BF H R ER SO BB IBB HBP BLK WP HR S P ERA WHIP	IP WLS BF H R ER SO BB IBB HBP BLK WP HR S P ERA WHIP
24 Triston McKenzie, R (1,1) ERA: 5.4	47 Cal Quantrill, R (3,1) ERA: 5.4	92 Kirk McCarty, L (4,1) ERA: 4.5	48 Emmanuel Clase, R (5,1) ERA: 4.5	81 Trevor Stephan, R (6,1) ERA: 2.000	89 Anthony Gose, L (7,1) ERA: 1.0												

Cleveland Indians @ Chicago Cubs
Sloan Park, Mesa, AZ
Fri Mar 05 2021, 3:08 PM - 5:56 PM EST
Att: 3,298 - Sunny - 75 F

AB 24
R 4
H 6
RBI 4
BB 5
SO 7
LOB 11



Batter	1	2	3	4	5	6	7	8	9	AB	R	H	RBI	BB	SO	LOB	TOP			
3 J.P. Crawford, L (1,6) 73 Jack Reinheimer, R (5,6) OBP: 0.385, SLG: 0.200 OBP: 0.400, SLG: 0.625	G4-3		G3-1		G4-3		G6-4-3			3	0	0	0	0	0	0	Seattle Mariners @ Cleveland Indians Goodyear Ballpark, Goodyear, AZ Mon Mar 08 2021, 3:08 PM - 6:01 PM EST Att: 2,211 - Sunny - 82 F			
17 Mitch Haniger, R (1,9) 80 Luis Liberato, L (5,9) OBP: 0.384, SLG: 0.700 OBP: 0.286, SLG: 0.167	G5-3		K		G2-1			K		3	0	0	0	0	1	0				
15 Kyle Seager, L (1,5) 70 Jordan Cowan, L (6, PR) OBP: 0.636, SLG: 0.857 OBP: 0.500, SLG: 0.500	BB		FC6-4 1B		BB			K		1	0	1	0	2	0	0				
12 Evan White, R (1,3) 13 Sam Travis, R (6,3) OBP: 0.333, SLG: 0.143	K		FC6-4		F9			G6-3		3	0	0	0	0	1	3				
2 Tom Murphy, R (1,2) 68 Dillon Thomas, L (6, PR) OBP: 0.167, SLG: 0.091 OBP: 0.500, SLG: 0.400	G5-3		L6		BB			BB		2	0	0	0	1	0	0				
20 Taylor Trammell, L (1,8) 78 José Godoy, L (6,2) OBP: 0.417, SLG: 0.909 OBP: 0.750, SLG: 1.000	K		25 G6-3 2B		K			L8		3	0	1	0	0	2	2				
25 Dylan Moore, R (1,4) 31 Donovan Walton, L (6,4) OBP: 0.308, SLG: 0.333 OBP: 0.200, SLG: 0.111	BB		G6-3		G5-3			BB		3	0	1	0	0	0	3				
28 Jake Fraley, L (1,10) 26 José Marmolejos, L (9, PH) OBP: 0.455, SLG: 0.545	BB		G5-3		BB		73 CS 85 1B BB	K		1	0	0	0	2	0	1				
85 Julio Rodríguez, R (1,7) 72 Eric Filia, L (7,7) OBP: 0.308, SLG: 0.250 OBP: 0.333, SLG: 0.200	K		K		K		73 G6-4-3 1B	K		3	0	1	0	0	2	2				
Inning Stats	R: 0 E: 0 K: 1 S: 5	H: 0 LOB: 1 BB: 1 P: 9	R: 0 E: 0 K: 2 S: 8	H: 1 LOB: 2 BB: 1 P: 12	R: 0 E: 0 K: 1 S: 6	H: 1 LOB: 1 BB: 0 P: 6	R: 0 E: 0 K: 0 S: 4	H: 1 LOB: 1 BB: 0 P: 4	R: 0 E: 0 K: 1 S: 5	H: 0 LOB: 2 BB: 2 P: 5	R: 0 E: 0 K: 0 S: 2	H: 1 LOB: 0 BB: 1 P: 7	R: 0 E: 0 K: 2 S: 7	H: 0 LOB: 0 BB: 0 P: 7	R: 0 E: 0 K: 2 S: 7	H: 0 LOB: 2 BB: 2 P: 15		1B: 3 2B: 1 3B: 0 HR: 0	SF: 0 SAC: 0 DP: 1 HBP: 0	WP: 0 PB: 0 SB: 0 CS: 1
PITCHER	IP WLS BF H R ER SO BB IBB HBP BLK WP HR S P ERA WHIP	3.0 W 13 2 0 0 4 2 0 0 0 0 0 19 27 0.00 1.333	IP WLS BF H R ER SO BB IBB HBP BLK WP HR S P ERA WHIP	1.0 H 4 1 0 0 0 0 0 0 0 0 0 4 4 0.00 1.000	IP WLS BF H R ER SO BB IBB HBP BLK WP HR S P ERA WHIP	1.0 H 3 0 0 0 1 0 0 0 0 0 0 5 5 0.00 0.000	IP WLS BF H R ER SO BB IBB HBP BLK WP HR S P ERA WHIP	1.0 H 5 0 0 0 2 2 0 0 0 0 0 7 15 0.00 2.000	IP WLS BF H R ER SO BB IBB HBP BLK WP HR S P ERA WHIP	1.0 H 3 0 0 0 2 0 0 0 0 0 0 7 7 0.00 0.000	IP WLS BF H R ER SO BB IBB HBP BLK WP HR S P ERA WHIP	1.0 H 5 0 0 0 2 2 0 0 0 0 0 7 15 0.00 2.000	IP WLS BF H R ER SO BB IBB HBP BLK WP HR S P ERA WHIP	1.0 H 3 0 0 0 2 0 0 0 0 0 0 7 7 0.00 0.000	IP WLS BF H R ER SO BB IBB HBP BLK WP HR S P ERA WHIP	1.0 H 3 0 0 0 2 2 0 0 0 0 0 7 15 0.00 2.000	1B: 3 2B: 1 3B: 0 HR: 0	SF: 0 SAC: 0 DP: 1 HBP: 0	WP: 0 PB: 0 SB: 0 CS: 1	PA: 36

Batter	1	2	3	4	5	6	7	8	9	AB	R	H	RBI	BB	SO	LOB	BOTTOM			
7 César Hernández, S (1,4) 84 Ernie Clement, R (5, PR) OBP: 0.500, SLG: 0.400 OBP: 0.556, SLG: 0.556	BB		G4-3		0 IHR BB		71 2B 1B			1	0	0	0	2	0	0	Seattle Mariners @ Cleveland Indians Goodyear Ballpark, Goodyear, AZ Mon Mar 08 2021, 3:08 PM - 6:01 PM EST Att: 2,211 - Sunny - 82 F			
0 Andrés Giménez, L (1,6) 71 Gabriel Arias, R (6,6) OBP: 0.482, SLG: 1.083 OBP: 0.875, SLG: 1.000	BB		G3-1		1H 2H IHR		60 1B 80 None 2B			2	1	1	3	1	0	0				
9 Eddie Rosario, L (1,7) 60 Alex Call, R (7,7) OBP: 0.154, SLG: 0.154 OBP: 0.556, SLG: 0.429	F7		G6-3		3-3		76 BB 1B			3	0	0	0	0	1	2				
22 Josh Naylor, L (1,9) 76 Tyler Krieger, S (7,9) OBP: 0.333, SLG: 0.455 OBP: 0.600, SLG: 0.500	BB		L5		G3		BB			3	0	1	0	0	0	0				
55 Roberto Pérez, R (1,2) 80 Bo Naylor, L (6,2) OBP: 0.250, SLG: 0.143 OBP: 0.429, SLG: 0.429	G4-6-3		K		50 HR 1B		76 BB 1B		F7	2	0	0	0	0	1	3				
10 Jake Bauers, L (1,3) 83 Connor Marabell, L (6, PR) OBP: 0.357, SLG: 0.100	G4-3		K		50 HR 1B		50 HR 1B		G4-3	3	0	1	0	0	1	0				
40 Harold Ramírez, R (1,10) 50 Ryan Lavarnway, R (6, PH) OBP: 0.500, SLG: 1.000	G5-3		K		HR		HR		K	2	0	0	0	0	1	0				
35 Óscar Mercado, R (1,8) 90 George Valera, L (7, PR) OBP: 0.357, SLG: 0.385 OBP: 0.500, SLG: 0.250	G6-3		0 IHR 2B		3-3		E5 84 1B 95 WP			3	1	1	0	0	0	0				
2 Yu Chang, R (1,5) 95 Nolan Jones, L (6,5) OBP: 0.417, SLG: 1.182 OBP: 0.444, SLG: 0.286	HR		K		71 2B BB		84 1B			2	1	1	1	0	1	1				
Inning Stats	R: 0 E: 0 K: 0 S: 3	H: 1 LOB: 2 BB: 2 P: 11	R: 0 E: 0 K: 0 S: 3	H: 0 LOB: 0 BB: 0 P: 3	R: 1 E: 0 K: 0 S: 5	H: 1 LOB: 0 BB: 0 P: 5	R: 0 E: 0 K: 2 S: 7	H: 0 LOB: 0 BB: 0 P: 7	R: 3 E: 0 K: 1 S: 9	H: 3 LOB: 1 BB: 1 P: 11	R: 3 E: 1 K: 0 S: 4	H: 3 LOB: 3 BB: 2 P: 12	R: 0 E: 0 K: 1 S: 5	H: 0 LOB: 0 BB: 0 P: 5	R: 0 E: 0 K: 1 S: 5	H: 0 LOB: 0 BB: 0 P: 5		1B: 5 2B: 2 3B: 0 HR: 3	SF: 0 SAC: 0 DP: 1 HBP: 0	WP: 1 PB: 0 SB: 0 CS: 0
PITCHER	IP WLS BF H R ER SO BB IBB HBP BLK WP HR S P ERA WHIP	3.0 L 12 2 1 1 0 2 0 0 0 0 0 7 7 0.00 0.000	IP WLS BF H R ER SO BB IBB HBP BLK WP HR S P ERA WHIP	1.0 H 3 0 0 0 2 0 0 0 0 0 0 7 7 0.00 0.000	IP WLS BF H R ER SO BB IBB HBP BLK WP HR S P ERA WHIP	1.0 H 6 2 3 3 2 1 0 0 0 0 0 8 12 27.00 3.000	IP WLS BF H R ER SO BB IBB HBP BLK WP HR S P ERA WHIP	1.0 H 6 3 3 3 1 0 0 0 0 0 1 9 11 27.00 3.000	IP WLS BF H R ER SO BB IBB HBP BLK WP HR S P ERA WHIP	1.0 H 7 3 3 2 0 2 0 0 0 0 1 0 4 12 18.00 5.000	IP WLS BF H R ER SO BB IBB HBP BLK WP HR S P ERA WHIP	1.0 H 3 0 0 0 2 0 0 0 0 0 0 7 7 0.00 0.000	IP WLS BF H R ER SO BB IBB HBP BLK WP HR S P ERA WHIP	1.0 H 3 0 0 0 2 0 0 0 0 0 0 7 7 0.00 0.000	IP WLS BF H R ER SO BB IBB HBP BLK WP HR S P ERA WHIP	1.0 H 3 0 0 0 2 0 0 0 0 0 0 7 7 0.00 0.000	1B: 5 2B: 2 3B: 0 HR: 3	SF: 0 SAC: 0 DP: 1 HBP: 0	WP: 1 PB: 0 SB: 0 CS: 0	PA: 34

Batter	1	2	3	4	5	6	7	8	9	AB	R	H	RBI	BB	SO	LOB	TOP
2 Luis Rengifo, S (1, 7) 81 Brennon Lund, L (5, 7)	4-1 19 1B 20 SF7 BB	0-0 G4-3			0-0 80 G6-3 19 S 1B		0-3 K			2	1	1	0	1	0	1	
19 Juan Lagares, R (1, 9) 7 Jo Adell, R (5, 9)	0-0 1-3 1B		0-0 G6-3		0-3 K 1-2		0-0 G6-3			3	0	1	0	0	1	1	
20 Jared Walsh, L (1, 3) 80 Jose Rojas, L (4, 3)	0-0 SF7		0-0 33 2B 9 SF8 1B		0-0 G6-3 2-3		4-0 BB			1	1	1	1	0	0	0	
33 Max Stassi, R (1, 10) 89 Brandon Marsh, L (7, PH) (7, 10)	0-3 3-H K		0-0 9 SF8 1-3 2B		0-0 F9		0-0 G4-3			3	0	1	0	0	1	2	
9 Jon Jay, L (1, 8) 44 Scott Schebler, L (6, 8)	0-0 G6-3		0-0 SF8 2-3 3-H		0-1 HR		0-3 K			2	1	1	2	0	0	1	
24 Kurt Suzuki, R (1, 2) 95 Jack Kruger, R (5, 2)		4-0 23 F7 8 1B 59 G6-3 BB	0-0 L7		0-0 G5-3		0-3 K2-3			1	1	0	0	1	0	1	
8 Franklin Barreto, R (1, 4) 60 Kean Wong, L (6, 4)		0-0 59 G6-3 1-2 1B		0-3 K		4-0 23 CS BB		0-3 K		2	0	1	0	1	1	0	
23 Matt Thaiss, L (1, 5) 13 Phil Gosselin, R (6, 5)		0-0 F7 2-3		0-0 F7		1-0 2B				3	0	1	0	0	0	2	
59 Jack Mayfield, R (1, 6) 97 Jeremiah Jackson, R (6, 6)		1-0 G6-3 1-3 3-H		0-0 G3-4-1		0-0 F8				3	0	0	1	0	0	2	
Inning Stats	R: 1 E: 0 K: 1 S: 7	H: 1 LOB: 1 BB: 1 P: 11	R: 1 E: 0 K: 0 S: 4	H: 1 LOB: 1 BB: 1 P: 9	R: 1 E: 0 K: 0 S: 5	H: 2 LOB: 1 BB: 0 P: 5	R: 0 E: 0 K: 1 S: 5	H: 0 LOB: 0 BB: 0 P: 5	R: 0 E: 0 K: 1 S: 6	H: 1 LOB: 1 BB: 0 P: 6	R: 0 E: 0 K: 1 S: 5	H: 2 LOB: 1 BB: 1 P: 10	R: 0 E: 0 K: 1 S: 5	H: 0 LOB: 1 BB: 1 P: 9	R: 0 E: 0 K: 3 S: 9	H: 0 LOB: 0 BB: 0 P: 9	
PITCHER	IP WLS BF H R ER SO BB IBB HBP BLK WP HR S P ERA WHIP																
47 Cal Quantrill, R (1, 1) ERA: 7.11	3.0 L 15 4 3 3 1 2 0 0 0 0 0 0 16 25 9.00 2.000																
24 Triston McKenzie, R (4, 1) ERA: 5.4	3.0 12 3 1 1 2 1 0 0 0 0 0 1 16 21 3.00 1.333																
39 Oliver Pérez, L (7, 1) ERA: 6.0	1.0 4 0 0 0 1 1 0 0 0 0 0 0 5 9 0.00 1.000																
99 James Karinchak, R (8, 1) ERA: 2.25	1.0 3 0 0 0 3 0 0 0 0 0 0 0 9 9 0.00 0.000																

Los Angeles Angels @ Cleveland Indians
 Goodyear Ballpark, Goodyear, AZ
 Wed Mar 10 2021, 3:06 PM - 5:29 PM EST
 Att: 2,211 - Sunny - 65 F

livebaseballscores.com

AB	28
R	4
H	7
RBI	4
BB	4
SO	7
LOB	12



WP	0	PA	34
FB	0		
SB	2		
CS	1		

Batter	1	2	3	4	5	6	7	8	9	AB	R	H	RBI	BB	SO	LOB	BOTTOM
7 César Hernández, S (1, 4) 68 Tyler Freeman, R (6, 4)	0-0 G3		0-0 2-H 2B		1-3 K 2-3					3	0	1	1	0	1	1	
0 Andrés Giménez, L (1, 6) 64 Brayan Rocchio, S (7, 6)	0-0 G4-3		0-0 F9		0-0 G3					3	0	0	0	0	1	0	
11 José Ramírez, S (1, 5) 76 Tyler Krieger, S (6, PR) (7, 5)	0-0 G3-1		0-0 9 1B 1B		4-0 9 G1-3 BB					2	0	1	0	1	0	0	
9 Eddie Rosario, L (1, 7) 84 Ernie Clement, R (7, 7)		0-3 K		0-0 32 K 1B		0-0 G1-3 1-2				3	0	1	0	0	1	1	
32 Franmil Reyes, R (1, 10) OBP: 0.300, SLG: 0.778		0-3 K		1-3 K 1-2		0-0 G3				3	0	0	0	0	2	4	
22 Josh Naylor, L (1, 9) 97 Will Benson, L (8, 9)		0-0 G4-3		0-0 F7			0-3 K			3	0	0	0	0	1	1	
10 Jake Bauers, L (1, 3) 83 Connor Marabell, L (8, 3)			4-0 7 2B 35 BB		0-0 7 WP 2B		0-0 G6-3			2	1	1	0	1	0	0	
55 Roberto Pérez, R (1, 2) 80 Bo Naylor, L (7, 2)			0-3 K		0-3 K		1-0 HR			2	0	0	0	0	2	2	
35 Oscar Mercado, R (1, 8) 79 Steven Kwan, L (8, 8)			1-3 K		0-3 K		0-0 G6-3			3	0	0	0	0	2	2	
Inning Stats	R: 0 E: 0 K: 0 S: 3	H: 0 LOB: 0 BB: 0 P: 3	R: 0 E: 0 K: 2 S: 7	H: 0 LOB: 0 BB: 0 P: 7	R: 1 E: 0 K: 2 S: 8	H: 1 LOB: 1 BB: 1 P: 13	R: 0 E: 0 K: 1 S: 6	H: 2 LOB: 1 BB: 0 P: 7	R: 0 E: 0 K: 3 S: 10	H: 1 LOB: 1 BB: 0 P: 11	R: 0 E: 0 K: 0 S: 3	H: 0 LOB: 2 BB: 1 P: 7	R: 1 E: 0 K: 1 S: 6	H: 1 LOB: 0 BB: 0 P: 7	R: 0 E: 0 K: 3 S: 9	H: 0 LOB: 0 BB: 0 P: 9	
PITCHER	IP WLS BF H R ER SO BB IBB HBP BLK WP HR S P ERA WHIP																
38 Alex Cobb, R (1, 1) ERA: 2.25	3.0 W 12 2 1 1 4 1 0 0 0 0 1 0 19 24 3.00 1.000																
43 Patrick Sandoval, L (4, 1) ERA: 2.25	3.0 H 11 2 0 0 4 1 0 0 0 0 1 0 18 24 0.00 1.000																
64 Félix Peña, R (7, 1) ERA: 9.0	1.0 S 4 1 1 1 1 0 0 0 0 0 0 1 6 7 9.00 1.000																

Los Angeles Angels @ Cleveland Indians
 Goodyear Ballpark, Goodyear, AZ
 Wed Mar 10 2021, 3:06 PM - 5:29 PM EST
 Att: 2,211 - Sunny - 65 F

livebaseballscores.com

AB	25
R	2
H	5
RBI	2
BB	2
SO	9
LOB	12



WP	1	PA	27
FB	0		
SB	1		
CS	0		

Batter	1	2	3	4	5	6	7	8	9	AB	R	H	RBI	BB	SO	LOB	TOP
1 Ka'ai Tom, L (1,9) OBP: 0.333, SLG: 0.333 15 Seth Brown, L (6,9) OBP: 0.385, SLG: 0.389	P6		G5-4-3 1B		G4-3		82 BB 85 BB		BB	3	0	1	0	0	0	1	Oakland Athletics @ Cleveland Indians Goodyear Ballpark, Goodyear, AZ Mon Mar 15 2021, 4:09 PM - 7:25 PM EDT Att. 2,211 - Partly Cloudy - 68 F
38 Pete Kozma, R (1,4) OBP: 0.346, SLG: 0.542	P4		G5-4-3 1-2			4 BB 37 BB 1B	K		BB	5	1	1	0	0	2	4	
39 Vimal Machin, L (1,6) OBP: 0.333, SLG: 0.348 85 Logan Davidson, S (7,PH) OBP: 0.556, SLG: 1.000	G4-3			K		37 BB 78 E 4 BB 1B			BB	2	1	0	0	1	1	0	
4 Chad Pinder, R (1,5) OBP: 0.385, SLG: 0.421 82 Edwin Diaz, R (6,PR) OBP: 0.429, SLG: 0.667		F7		78 BB 78 BB 1B		78 E 37 BB 1B			BB	1	0	0	0	2	0	0	
37 Aramis Garcia, R (1,10) OBP: 0.375, SLG: 0.286 30 Austin Allen, L (7,PH) OBP: 0.200, SLG: 0.429		F9		K		78 E 37 BB 1B			BB	3	0	1	1	0	1	1	
78 Frank Schwindel, R (1,3) OBP: 0.300, SLG: 0.474				1B		78 E 37 BB 1B			BB	1	0	0	0	0	1	3	
Tony Kemp, L (1,7) OBP: 0.500, SLG: 0.643 80 Cody Thomas, L (6,7) OBP: 0.429, SLG: 0.400						FC5 G4-6-3			G5-3	4	0	2	0	0	0	2	
3 Carlos Pérez, R (1,2) OBP: 0.286, SLG: 0.286 16 Francisco Peña, R (7,2) OBP: 0.429, SLG: 0.657						F7			K	3	0	0	0	0	1	3	
72 Michael Reed, S (1,8) OBP: 0.200, SLG: 0.458						G4-6-3			K	1	0	0	0	0	1	0	
						K			K	3	0	2	0	0	1	2	
						1B				1	0	0	0	0	1	0	
										3	0	2	0	0	1	2	
										1	0	0	0	0	1	0	
										4	0	0	0	0	2	2	
										4	0	2	0	0	0	2	
										3	0	0	0	0	1	3	
										1	0	0	0	0	1	0	
										3	0	2	0	0	1	2	
										1	0	0	0	0	1	0	
										4	0	0	0	0	2	2	
										1B: 7	SF: 0	WP: 0	PA: 39	FB: 0			
										2B: 0	SAC: 0	SB: 0		CS: 0			
										3B: 0	DP: 2						
										HR: 0	HBP: 0						
										R: 0	H: 0						
										E: 0	LOB: 0						
										K: 1	BB: 0						
										S: 3	P: 3						
										R: 0	H: 1						
										E: 0	LOB: 1						
										K: 1	BB: 0						
										S: 6	P: 6						
										R: 0	H: 2						
										E: 0	LOB: 1						
										K: 0	BB: 0						
										S: 4	P: 4						
										R: 0	H: 1						
										E: 0	LOB: 2						
										K: 2	BB: 1						
										S: 7	P: 11						
										R: 0	H: 1						
										E: 0	LOB: 1						
										K: 1	BB: 0						
										S: 6	P: 6						
										R: 3	H: 2						
										E: 1	LOB: 2						
										K: 1	BB: 2						
										S: 7	P: 15						
										R: 0	H: 0						
										E: 0	LOB: 3						
										K: 2	BB: 3						
										S: 7	P: 19						
										R: 0	H: 0						
										E: 0	LOB: 0						
										K: 2	BB: 1						
										S: 9	P: 13						
										1B: 7	SF: 0	WP: 0	PA: 39	FB: 0			
										2B: 0	SAC: 0	SB: 0		CS: 0			
										3B: 0	DP: 2						
										HR: 0	HBP: 0						
										R: 0	H: 0						
										E: 0	LOB: 1						
										K: 3	BB: 1						
										S: 9	P: 13						
										1B: 7	SF: 0	WP: 0	PA: 39	FB: 0			
										2B: 0	SAC: 0	SB: 0		CS: 0			
										3B: 0	DP: 2						
										HR: 0	HBP: 0						
										R: 0	H: 0						
										E: 0	LOB: 0						
										K: 1	BB: 0						
										S: 3	P: 3						
										R: 0	H: 1						
										E: 0	LOB: 1						
										K: 1	BB: 0						
										S: 6	P: 6						
										R: 0	H: 2						
										E: 0	LOB: 1						
										K: 0	BB: 0						
										S: 4	P: 4						
										R: 0	H: 1						
										E: 0	LOB: 1						
										K: 0	BB: 0						
										S: 7	P: 11						
										R: 0	H: 1						
										E: 0	LOB: 2						
										K: 2	BB: 1						
										S: 7	P: 15						
										R: 0	H: 0						
										E: 0	LOB: 3						
										K: 1	BB: 2						
										S: 7	P: 19						
										R: 0	H: 0						
										E: 0	LOB: 0						
										K: 2	BB: 3						
										S: 7	P: 19						
										R: 0	H: 0						
										E: 0	LOB: 0						
										K: 1	BB: 0						
										S: 3	P: 3						
										R: 0	H: 0						
										E: 0	LOB: 0						
										K: 1	BB: 0						
										S: 3	P: 3						
										R: 0	H: 0						
										E: 0	LOB: 0						
										K: 1	BB: 0						
										S: 3	P: 3						
										R: 0	H: 0						
										E: 0	LOB: 0						
										K: 1	BB: 0						
										S:							

Batter	1	2	3	4	5	6	7	8	9	AB	R	H	RBI	BB	SO	LOB	TOP										
4 Eric Sogard, L (1, 6) 83 Andy Weber, L (7, 6) OBP: 0.389, SLG: 0.333 OBP: 0.375, SLG: 0.429	F8		G3			13 HR 6 HBP 1B	K			4	1	1	0	0	1	0	0										
13 David Bote, R (1, 4) 98 Chase Strumpf, R (6, 4) OBP: 0.414, SLG: 0.640 OBP: 0.500, SLG: 0.800	HR				15 G6-3 1B	6 HR HBP		G5-3		2	2	2	1	0	0	0	0										
6 Jake Marisnick, R (1, 8) 67 Michael Hermosillo, R (6, 9) OBP: 0.332, SLG: 0.833 OBP: 0.308, SLG: 0.727	K				K	1-H 2-H	HR	K		3	1	1	3	0	2	1	1										
15 Cameron Maybin, R (1, 9) 62 Nick Martini, L (6, 7) OBP: 0.250, SLG: 0.261 OBP: 0.308, SLG: 0.150	L6				G6-3	G6-3		G5-3		3	0	0	0	0	0	1	0										
16 Ildemaro Vargas, S (1, 5) 82 Abiatal Avelino, R (6, 5) OBP: 0.357, SLG: 0.519 OBP: 0.308, SLG: 0.250		G4-3			F8	K		F9		3	0	0	0	0	1	1	1										
5 Matt Duffy, R (1, 3) 59 Patrick Wisdom, R (6, PR) OBP: 0.286, SLG: 0.286 OBP: 0.235, SLG: 0.286	G6-3					86 1B	E5	G4-1		3	0	1	0	0	0	0	0										
66 Rafael Ortega, L (1, 7) Keegan Thompson, R (6, 1) 45 Brandon Workman, R (7, 1) 60 Jason Adam, R (8, 1) 84 Brennan Davis, R (6, PR) 74 Trevor Megill, L (8, 1)	G4-3					P6	G3-1	BB		3	0	0	0	0	0	2	0										
86 P.J. Higgins, R (1, 2) 1 Ian Miller, L (6, 8) OBP: 0.444, SLG: 0.500 OBP: 0.538, SLG: 0.333					K			G4-1		2	0	1	0	0	1	0	1										
49 Jake Arrieta, R (1, 1) Miguel Amaya, R (5, PH) 36 Dillon Maples, R (5, 1) 87 Taylor Gushue, S (6, 2) OBP: 0.300, SLG: 0.250					K	G5-4-3 1B		F8		1	0	0	0	0	1	0	0										
Inning Stats	R: 1 E: 0 K: 1 S: 6	H: 1 LOB: 0 BB: 0 P: 6	R: 0 E: 0 K: 0 S: 3	H: 0 LOB: 0 BB: 0 P: 3	R: 0 E: 0 K: 2 S: 7	H: 0 LOB: 0 BB: 0 P: 7	R: 0 E: 0 K: 1 S: 6	H: 1 LOB: 1 BB: 0 P: 6	R: 0 E: 0 K: 0 S: 4	H: 2 LOB: 1 BB: 0 P: 4	R: 3 E: 1 K: 1 S: 8	H: 2 LOB: 1 BB: 0 P: 10	R: 0 E: 0 K: 2 S: 7	H: 0 LOB: 0 BB: 0 P: 7	R: 0 E: 0 K: 1 S: 5	H: 0 LOB: 0 BB: 0 P: 5	R: 0 E: 0 K: 0 S: 3	H: 0 LOB: 1 BB: 1 P: 7	1B: 4 2B: 0 3B: 0 HR: 2	SF: 0 SAC: 0 DP: 1 HBP: 1	WP: 0 PB: 0 SB: 0 CS: 0	PA: 35					
PITCHER	IP	WLS	BF	H	R	ER	SO	BB	IBB	HBP	BLK	WP	HR	S	P	ERA	WHIP										
34 Zach Plesac, R (1, 1) ERA: 5.84	5.0		18	4	1	1	4	0	0	0	0	0	1	26	26	1.80	0.800										
39 Oliver Pérez, L (6, 1) ERA: 9.53	1.0	L	7	2	3	3	1	0	0	1	0	0	1	8	10	27.00	2.000										
99 James Karinchak, R (7, 1) ERA: 5.68	1.0		3	0	0	0	2	0	0	0	0	0	0	7	7	0.00	0.000										
88 Phil Maton, R (8, 1) ERA:	1.0		3	0	0	0	1	0	0	0	0	0	0	5	5	0.00	0.000										
81 Trevor Stephan, R (9, 1) ERA: 3.0	1.0		4	0	0	0	0	1	0	0	0	0	0	3	7	0.00	1.000										

Chicago Cubs @ Cleveland Indians
Goodyear Ballpark, Goodyear, AZ
Thu Mar 18 2021, 4:08 PM - 7:05 PM EDT
Att: 2,211 - Sunny - 76 F

AB 33
R 4
H 6
RBI 4
BB 1
SO 8
LOB 8



Batter	1	2	3	4	5	6	7	8	9	AB	R	H	RBI	BB	SO	LOB	BOTTOM										
1 Amed Rosario, R (1, 8) 79 Steven Kwan, L (6, 7) OBP: 0.391, SLG: 0.333 OBP: 0.294, SLG: 0.400	E5		K		K2-3				83 G3 64 1B 50 SF7 1B	3	0	0	0	0	2	1	0										
4 Bradley Zimmer, L (1, 10) 64 Brayan Rocchio, S (6, PH) OBP: 0.407, SLG: 0.348 OBP: 0.667, SLG: 0.500	L5		G6-3		28 2B HBP		F8		83 G3 1B	3	1	0	0	0	0	3	0										
28 Ben Gamel, L (1, 7) 83 Connor Marabell, L (8, 7) OBP: 0.370, SLG: 0.500 OBP: 0.357, SLG: 0.273	G3				44 F8 23 1B 44 S		K		G3	4	1	2	1	0	1	2	0										
44 Bobby Bradley, L (1, 3) 50 Ryan Lavarnway, R (6, 3) OBP: 0.360, SLG: 0.826 OBP: 0.294, SLG: 0.571	K				F8		K		SF7	3	0	0	0	0	2	3	1										
23 Daniel Johnson, L (1, 9) 97 Will Benson, L (9, 9) OBP: 0.429, SLG: 0.737 OBP: 0.429, SLG: 0.500	B1-3				68 G6-4-3 91 1B 3-H		68 WP 91 1B		K	4	0	3	1	0	0	0	0										
91 Owen Miller, R (1, 4) 69 Richie Palacios, L (8, PR) OBP: 0.320, SLG: 0.375 OBP: 0.667, SLG: 1.000	K				68 G6-4-3 1B		68 WP 1B		68 PB 2B	4	0	3	0	0	1	0	0										
68 Tyler Freeman, R (1, 6) 87 José Fermin, R (8, PR) OBP: 0.500, SLG: 0.667 OBP: 0.667, SLG: 1.000	G6-3				G6-4-3		K2-3		80 S BB	3	0	0	0	1	1	4	0										
17 Austin Hedges, R (1, 2) 80 Bo Naylor, L (7, 2) OBP: 0.080, SLG: 0.200 OBP: 0.400, SLG: 0.700					K		K		K	3	0	0	0	0	3	4	1										
76 Tyler Krieger, S (1, 5) OBP: 0.429, SLG: 0.364					1 WP 2B		K		K2-3	4	0	1	0	0	3	5	0										
Inning Stats	R: 0 E: 1 K: 1 S: 6	H: 0 LOB: 1 BB: 0 P: 6	R: 0 E: 0 K: 1 S: 5	H: 0 LOB: 0 BB: 0 P: 5	R: 0 E: 0 K: 2 S: 8	H: 1 LOB: 1 BB: 0 P: 9	R: 1 E: 0 K: 1 S: 9	H: 3 LOB: 2 BB: 0 P: 9	R: 1 E: 0 K: 3 S: 10	H: 1 LOB: 1 BB: 0 P: 11	R: 0 E: 0 K: 3 S: 11	H: 2 LOB: 1 BB: 0 P: 12	R: 0 E: 0 K: 2 S: 8	H: 1 LOB: 1 BB: 0 P: 8	R: 0 E: 0 K: 2 S: 8	H: 2 LOB: 3 BB: 1 P: 12	R: 1 E: 0 K: 1 S: 7	H: 2 LOB: 1 BB: 0 P: 7	1B: 9 2B: 3 3B: 0 HR: 0	SF: 1 SAC: 0 DP: 0 HBP: 1	WP: 2 PB: 1 SB: 3 CS: 0	PA: 41					
PITCHER	IP	WLS	BF	H	R	ER	SO	BB	IBB	HBP	BLK	WP	HR	S	P	ERA	WHIP										
49 Jake Arrieta, R (1, 1) ERA: 2.89	4.0		17	4	1	1	5	0	0	0	0	0	0	28	29	2.25	1.000										
36 Dillon Maples, R (5, 1) ERA: 6.73	1.0	W	5	1	1	1	3	0	0	1	0	0	0	10	11	9.00	1.000										
Keegan Thompson, R (6, 1) ERA: 2.45	1.0	H	5	2	0	0	3	0	0	0	0	1	0	11	12	0.00	2.000										
45 Brandon Workman, R (7, 1) ERA:	1.0	H	4	1	0	0	2	0	0	0	0	0	0	8	8	0.00	1.000										
60 Jason Adam, R (8, 1) ERA: 1.3	1.0	H	5	2	0	0	2	1	0	0	0	0	0	8	12	0.00	3.000										

Chicago Cubs @ Cleveland Indians
Goodyear Ballpark, Goodyear, AZ
Thu Mar 18 2021, 4:08 PM - 7:05 PM EDT
Att: 2,211 - Sunny - 76 F

AB 38
R 3
H 12
RBI 3
BB 1
SO 16
LOB 29




Batter	1	2	3	4	5	6	7	8	9	AB	R	H	RBI	BB	SO	LOB	TOP										
7 César Hernández, S OBP: 0.419, SLG: 0.385 91 Owen Miller, R OBP: 0.320, SLG: 0.375	F7		11 2B 1-3 1B					K		4	0	1	1	0	2	0	Cleveland Indians @ Colorado Rockies Salt River Fields at Talking Stick, Scottsdale, AZ Fri Mar 19 2021, 4:12 PM - 7:02 PM EDT Att: 2,519 - Sunny - 80 F										
9 Eddie Rosario, L OBP: 0.198, SLG: 0.133 97 Will Benson, L OBP: 0.429, SLG: 0.500	G5-3		SF7				F8			2	0	0	1	0	0	0											
11 José Ramírez, S OBP: 0.299, SLG: 0.320 76 Tyler Krieger, S OBP: 0.429, SLG: 0.364	F7		3-H 2B				F9			4	0	1	0	0	0	1											
32 Franmil Reyes, R OBP: 0.308, SLG: 0.625	K		K				G5-3			4	1	1	1	0	2	2											
22 Josh Naylor, L OBP: 0.267, SLG: 0.259 40 Harold Ramírez, R OBP: 0.200, SLG: 0.300	G5-3						G4-3			3	0	0	0	0	0	0											
10 Jake Bauers, L OBP: 0.397, SLG: 0.238 50 Ryan Lavamway, R OBP: 0.278, SLG: 0.533	F7						P5			3	0	0	0	0	1	0											
55 Roberto Pérez, R OBP: 0.224, SLG: 0.765 46 Beau Taylor, L OBP: 0.100, SLG: 0.200			1B 7 1B HR							2	2	2	1	1	0	0											
0 Andrés Giménez, L OBP: 0.387, SLG: 0.690 68 Tyler Freeman, R OBP: 0.500, SLG: 0.667			7 1B 9 SF7 1B				P6			3	1	1	0	0	0	1											
35 Óscar Mercado, R OBP: 0.241, SLG: 0.286 79 Steven Kwan, L OBP: 0.294, SLG: 0.400			K				K			3	0	0	0	0	3	3											
										0	0	0	0	0	0	0											
Inning Stats	R: 0 E: 0 K: 0 S: 6	H: 0 LOB: 0 BB: 0 P: 6	R: 0 E: 0 K: 1 S: 6	H: 0 LOB: 0 BB: 0 P: 10	R: 2 E: 0 K: 2 S: 17	H: 4 LOB: 2 BB: 0 P: 26	R: 1 E: 0 K: 1 S: 10	H: 1 LOB: 0 BB: 0 P: 17	R: 0 E: 0 K: 0 S: 7	H: 0 LOB: 0 BB: 0 P: 10	R: 0 E: 0 K: 1 S: 6	H: 0 LOB: 1 BB: 1 P: 11	R: 0 E: 0 K: 1 S: 8	H: 0 LOB: 1 BB: 0 P: 15	R: 1 E: 0 K: 1 S: 9	H: 1 LOB: 0 BB: 0 P: 15	1B: 3 2B: 1 3B: 0 HR: 2	SF: 1 SAC: 0 DP: 0 HBP: 1	WP: 0 PB: 0 SB: 0 CS: 1	PA: 34							
PITCHER	IP	WLS	BF	H	R	ER	SO	BB	IBB	HBP	BLK	WP	HR	S	P	ERA	WHIP										
55 Jon Gray, R ERA: 4.7	5.0	W	20	5	3	3	6	0	0	0	0	0	1	47	71	5.40	1.000										
52 Daniel Bard, R ERA:	1.0	H	3	0	0	0	0	0	0	0	0	0	0	7	10	0.00	0.000										
62 Yency Almonte, R ERA:	1.0	H	4	0	0	0	1	1	0	0	0	0	0	6	11	0.00	1.000										
45 Scott Oberg, R ERA:	1.0	H	3	0	0	0	1	0	0	1	0	0	0	8	15	0.00	0.000										
54 Carlos Estévez, R ERA: 15.0	1.0		4	1	1	1	1	0	0	0	0	0	1	9	15	9.00	1.000										

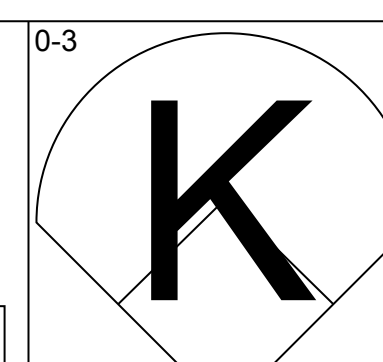
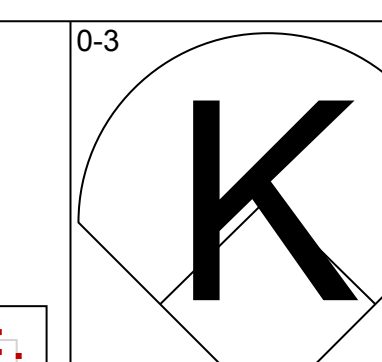
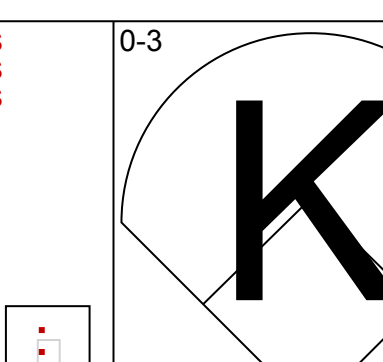
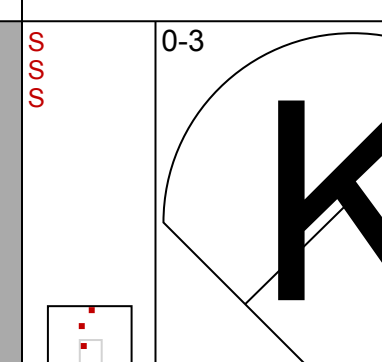

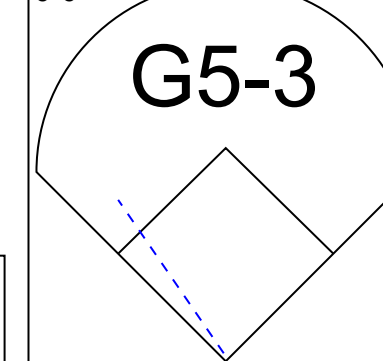
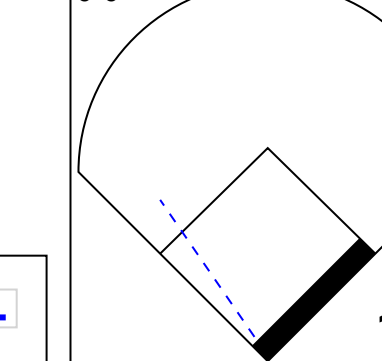


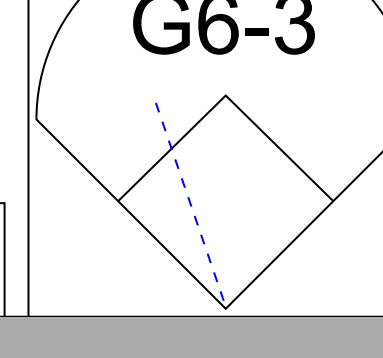



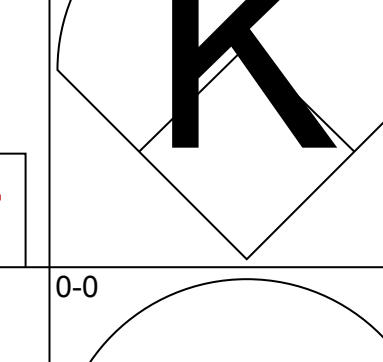
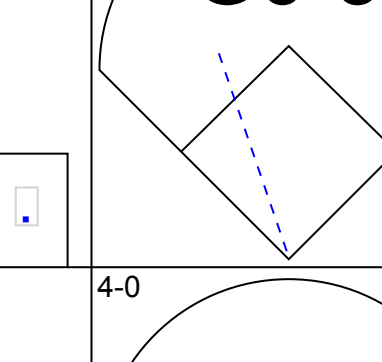
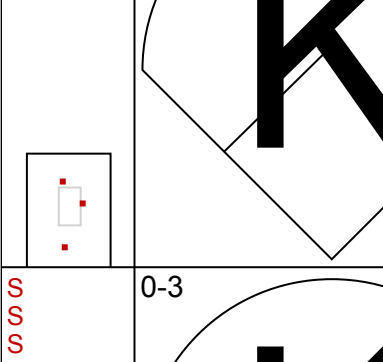
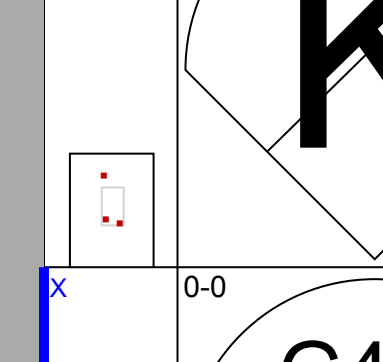
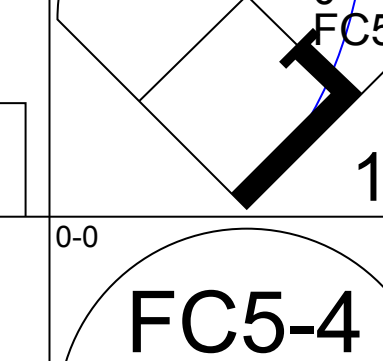
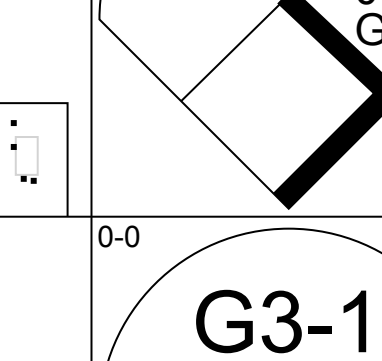
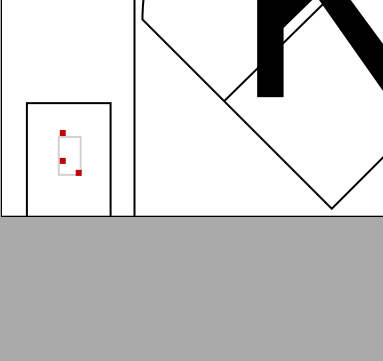
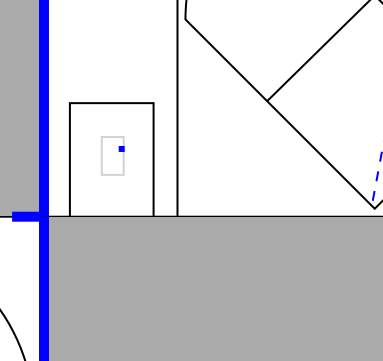
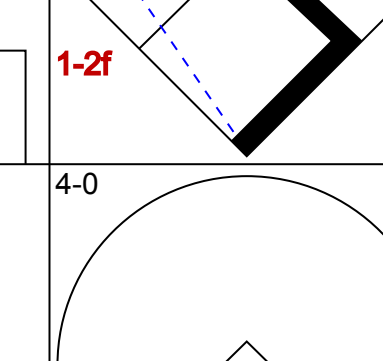
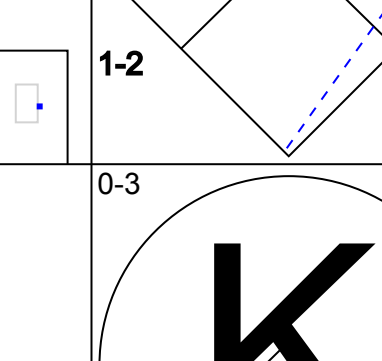
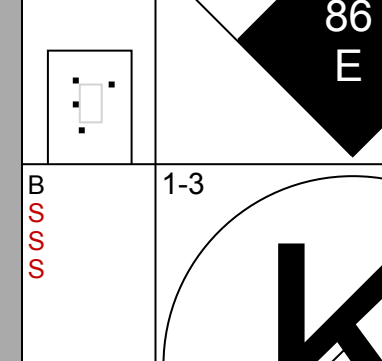
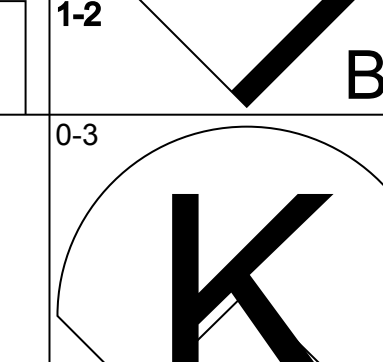
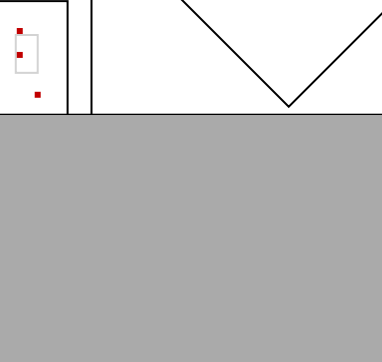
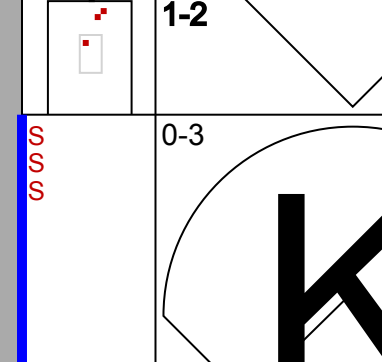
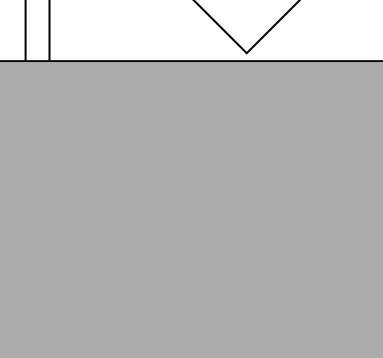
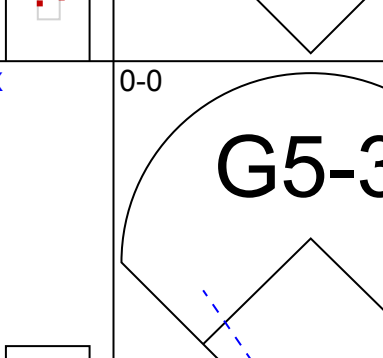
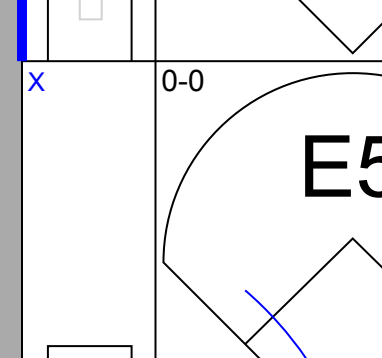
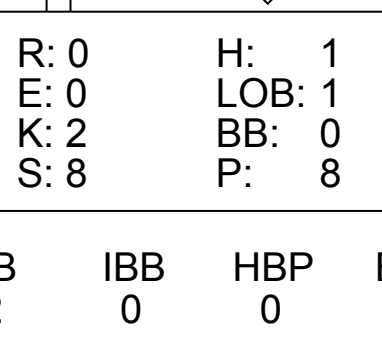
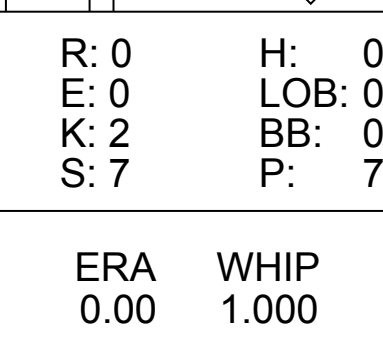
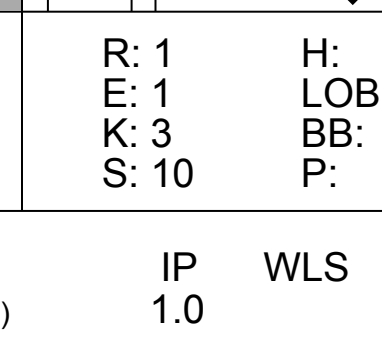
Batter	1	2	3	4	5	6	7	8	9	AB	R	H	RBI	BB	SO	LOB	BOTTOM										
15 Raimel Tapia, L OBP: 0.278, SLG: 0.344 2 Yonathan Daza, R OBP: 0.406, SLG: 0.613	G4-3		K2-3					G4-3		3	0	1	0	0	1	0	Cleveland Indians @ Colorado Rockies Salt River Fields at Talking Stick, Scottsdale, AZ Fri Mar 19 2021, 4:12 PM - 7:02 PM EDT Att: 2,519 - Sunny - 80 F										
24 Ryan McMahon, L OBP: 0.289, SLG: 0.412 18 Connor Joe, R OBP: 0.552, SLG: 0.905	G5-3		19 E BB				G1-3			2	1	0	0	1	0	2											
27 Trevor Story, R OBP: 0.231, SLG: 0.615 76 Ryan Vilade, R OBP: 0.458, SLG: 0.400	K		P3				K			3	0	0	0	0	2	3											
19 Charlie Blackmon, L OBP: 0.396, SLG: 0.382 79 Colton Welker, R OBP: 0.387, SLG: 0.571	E8		E3				K			3	1	1	0	0	1	2											
25 C.J. Cron, R OBP: 0.343, SLG: 0.618 83 Alan Trejo, R OBP: 0.310, SLG: 0.370			F7				G6-3			3	1	1	1	0	0	1											
22 Sam Hilliard, L OBP: 0.366, SLG: 0.371 67 Jameson Hannah, L OBP: 0.462, SLG: 0.636			HR				G4-3			3	1	1	2	0	1	0											
8 Joshua Fuentes, R OBP: 0.396, SLG: 0.382 81 Eric Starnets, R OBP: 0.190, SLG: 0.111	L6						F9			3	0	0	0	0	0	0											
3 Dom Nunez, L OBP: 0.500, SLG: 0.810 43 Chris Rabago, R	G5-4-3						G4-3			3	1	2	1	0	0	0											
1 Garrett Hampson, R OBP: 0.406, SLG: 0.375 Elehuris Montero, R OBP: 0.250, SLG: 0.250	G5-4-3									1	0	1	1	0	0	0											
										1	0	1	1	0	0	0											
Inning Stats	R: 0 E: 0 K: 1 S: 9	H: 0 LOB: 0 BB: 0 P: 12	R: 3 E: 1 K: 0 S: 18	H: 4 LOB: 0 BB: 0 P: 26	R: 1 E: 1 K: 1 S: 10	H: 0 LOB: 1 BB: 1 P: 17	R: 0 E: 0 K: 1 S: 14	H: 0 LOB: 0 BB: 0 P: 21	R: 0 E: 0 K: 2 S: 13	H: 2 LOB: 2 BB: 0 P: 22	R: 0 E: 0 K: 0 S: 6	H: 0 LOB: 0 BB: 0 P: 12	R: 1 E: 0 K: 0 S: 8	H: 1 LOB: 0 BB: 0 P: 13	R: 4 E: 2 K: 0 S: 20	H: 4 LOB: 3 BB: 2 P: 35	1B: 6 2B: 2 3B: 1 HR: 2	SF: 1 SAC: 0 DP: 1 HBP: 1	WP: 1 PB: 0 SB: 0 CS: 0	PA: 39							
PITCHER	IP	WLS	BF	H	R	ER	SO	BB	IBB	HBP	BLK	WP	HR	S	P	ERA	WHIP										
43 Aaron Civale, R ERA: 3.6	4.0	L	17	4	4	3	3	1	0	0	0	0	0	51	76	6.75	1.250										
36 Bryan Shaw, R ERA: 3.52	1.0		5	2	0	0	2	0	0	0	0	0	0	13	22	0.00	2.000										
89 Anthony Gose, L ERA: 10.8	1.0		3	0	0	0	0	0	0	0	0	0	0	6	12	0.00	0.000										
48 Emmanuel Clase, R ERA: 4.5	1.0		4	1	1	1	0	0	0	0	0	0	1	8	13	9.00	1.000										
53 Blake Parker, R ERA: 11.81	0.1		6	3	4	4	0	2	0	0	0	1	0	14	24	108.00	15.000										

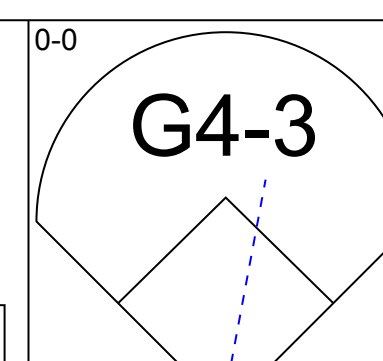
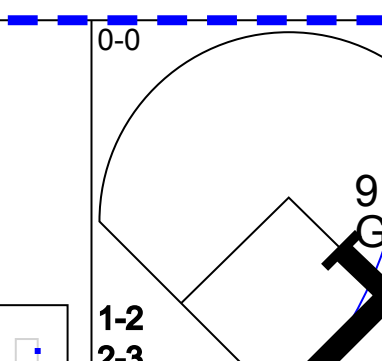
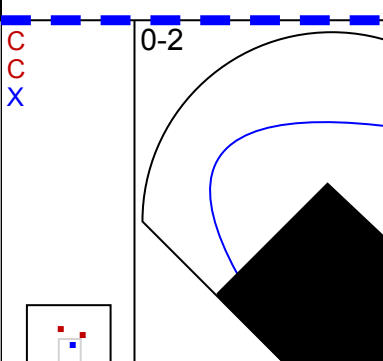
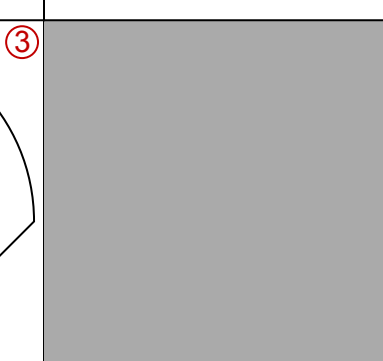

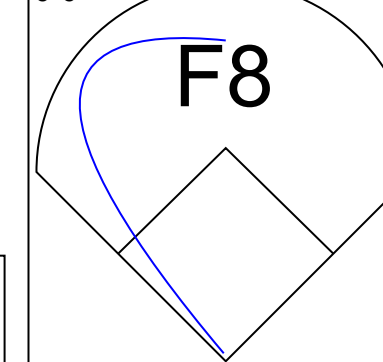
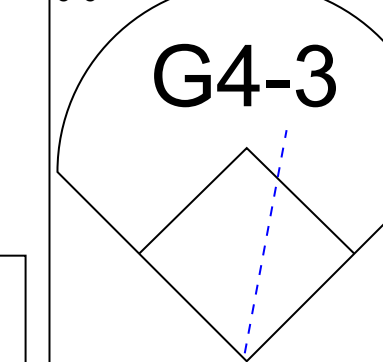

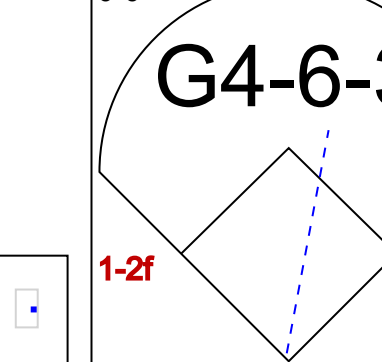
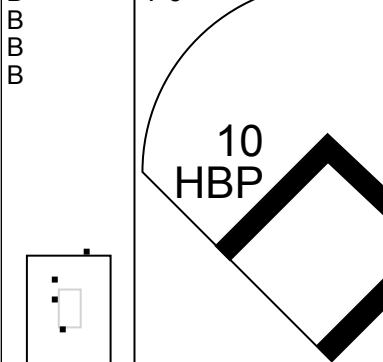
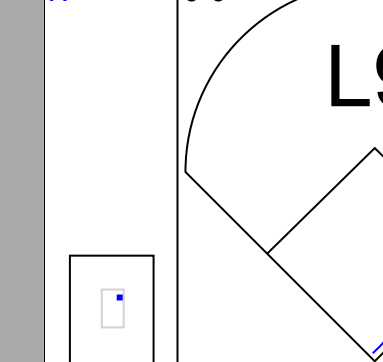
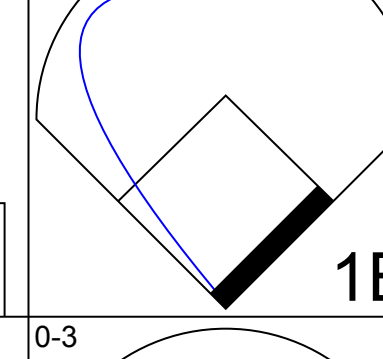
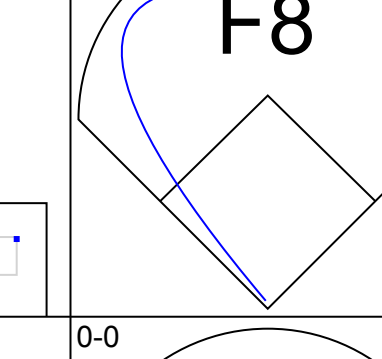
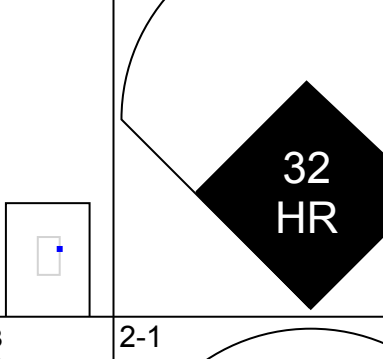
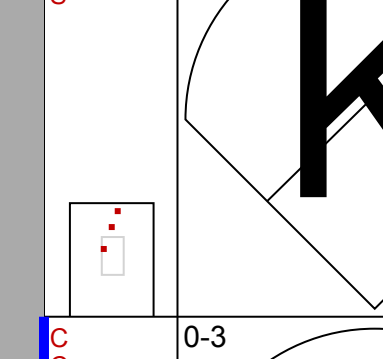

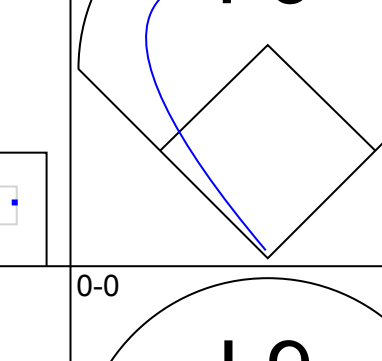
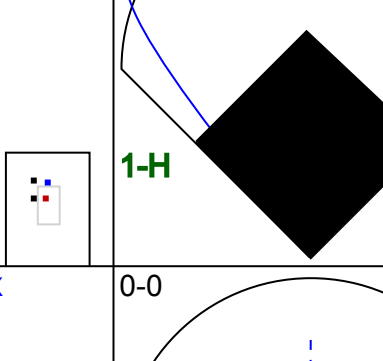
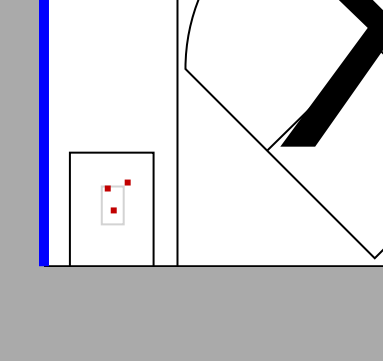
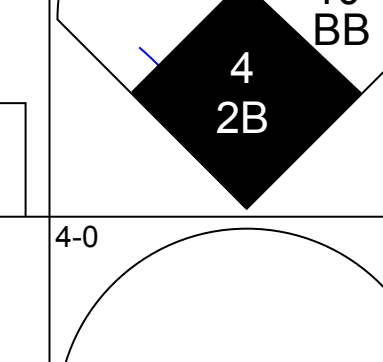
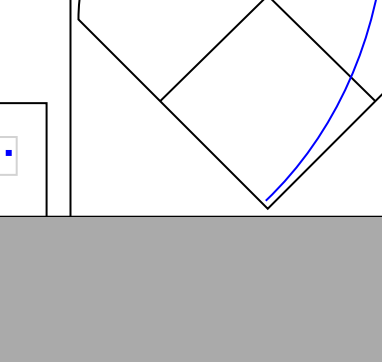
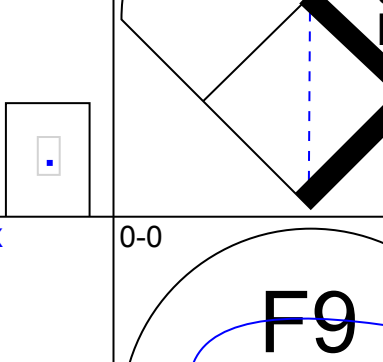

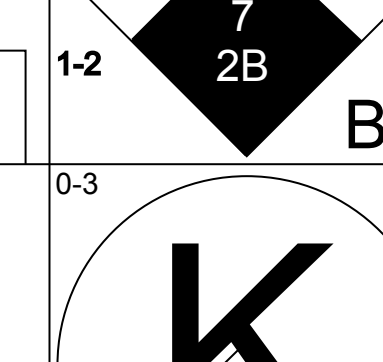
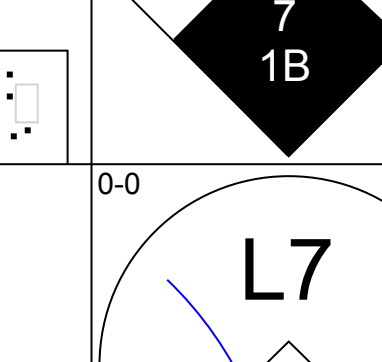
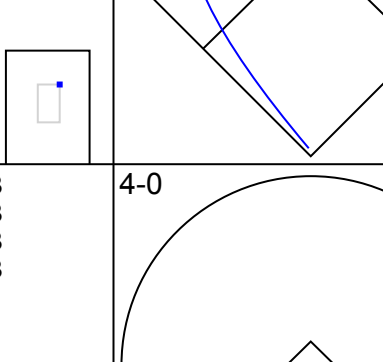

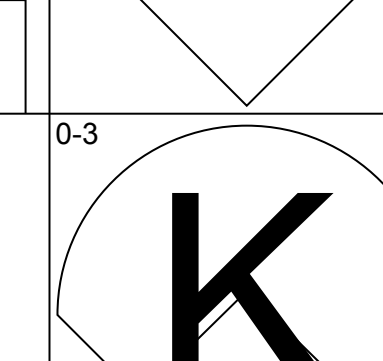
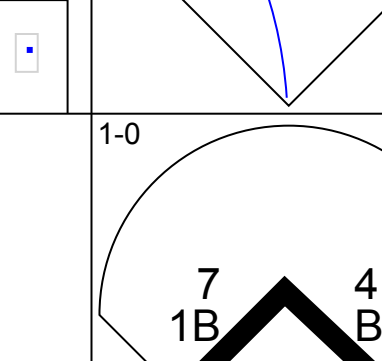
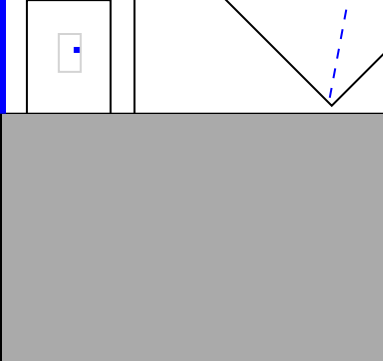
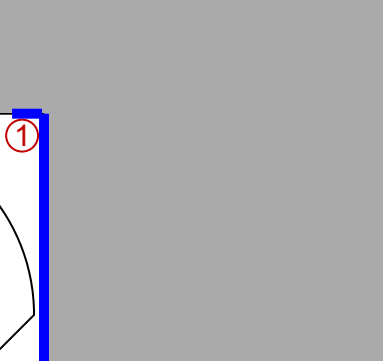
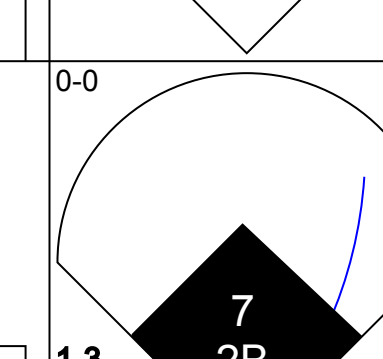
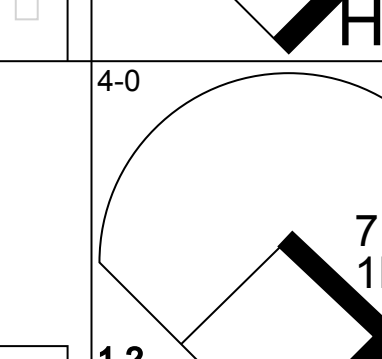
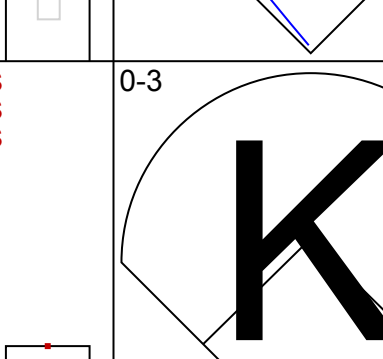
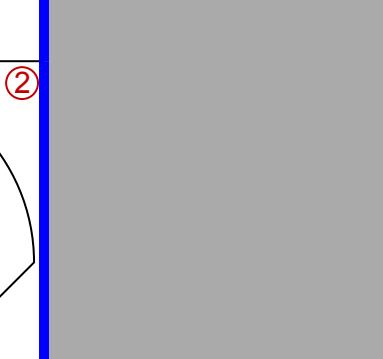
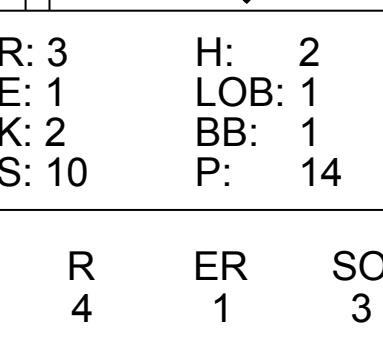
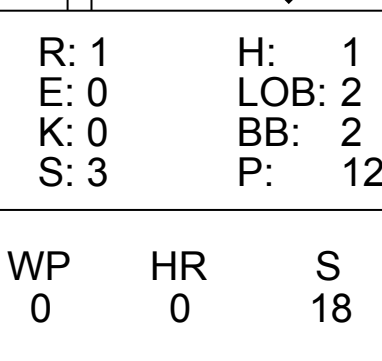
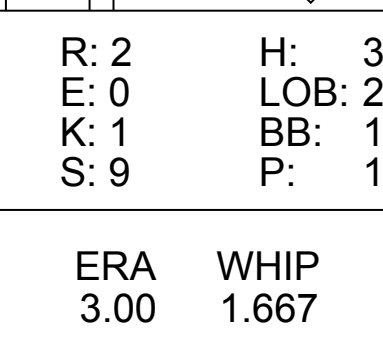
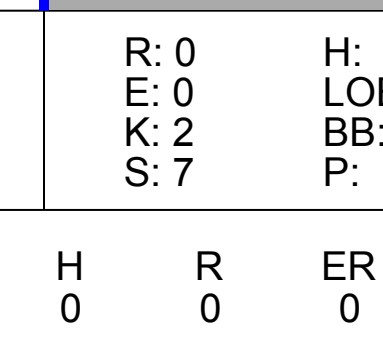
AB	31
R	4
H	6
RBI	4
BB	1
SO	9
LOB	7

AB	34
R	9
H	11
RBI	6
BB	3
SO	5
LOB	13



Batter	1	2	3	4	5	6	7	8	9	AB	R	H	RBI	BB	SO	LOB	TOP							
7 César Hernández, S (1, 10) OBP: 0.457, SLG: 0.433 85 Andres Melendez, R (7, PR) (7, 10)										4	0	3	0	0	0	0	Cleveland Indians @ Chicago White Sox Camelback Ranch, Glendale, AZ Sat Mar 20 2021, 4:09 PM - 7:02 PM EDT Att: 2,295 - Sunny - 81 F							
8 Jordan Luplow, R (1, 7) 79 Steven Kwan, L (5, 7)										3	0	0	0	0	1	2								
28 Ben Gamel, L (1, 8) 90 George Valera, L (7, 8) OBP: 0.387, SLG: 0.482 OBP: 0.429, SLG: 0.200										2	0	0	0	2	1	1								
44 Bobby Bradley, L (1, 3) 76 Tyler Krieger, S (6, 5) OBP: 0.357, SLG: 0.769 OBP: 0.436, SLG: 0.462										3	0	1	0	0	0	2								
2 Yu Chang, R (1, 6) OBP: 0.259, SLG: 0.769										4	0	0	0	0	0	5								
83 Connor Marabell, L (8, 3)										0	0	0	0	0	0	0								
4 Bradley Zimmer, L (1, 9) 97 Will Benson, L (8, 9) OBP: 0.452, SLG: 0.348 OBP: 0.429, SLG: 0.500										0	0	0	1	1	0	0								
91 Owen Miller, R (1, 4) 69 Richie Palacios, L (8, PR) OBP: 0.345, SLG: 0.393 OBP: 0.667, SLG: 1.000										4	0	2	0	0	0	2								
68 Tyler Freeman, R (1, 5) 87 José Fermín, R (6, PR) (6, 6)										1	0	0	0	0	1	1								
17 Austin Hedges, R (1, 2) 50 Ryan Lavarnway, R (7, 2) OBP: 0.071, SLG: 0.179 OBP: 0.316, SLG: 0.563										3	0	0	0	0	1	5								
Inning Stats	R: 0 E: 0 K: 4 S: 4	H: 2 LOB: 2 BB: 1 P: 9	R: 0 E: 0 K: 1 S: 4	H: 0 LOB: 1 BB: 1 P: 9	R: 0 E: 0 K: 1 S: 6	H: 1 LOB: 2 BB: 1 P: 10	R: 0 E: 0 K: 1 S: 5	H: 0 LOB: 0 BB: 0 P: 7	R: 0 E: 0 K: 0 S: 5	H: 1 LOB: 1 BB: 0 P: 6	R: 0 E: 0 K: 0 S: 3	H: 1 LOB: 1 BB: 0 P: 3	R: 1 E: 0 K: 0 S: 5	H: 2 LOB: 1 BB: 0 P: 6	R: 1 E: 0 K: 3 S: 11	H: 2 LOB: 1 BB: 0 P: 13	1B: 8 2B: 1 3B: 0 HR: 0	SF: 1 SAC: 0 DP: 3 HBP: 4	WP: 4 PB: 0 SB: 0 CS: 0	PA: 40				
PITCHER	IP WLS BF H R ER SO BB IBB HBP BLK WP HR S P ERA WHIP	IP WLS BF H R ER SO BB IBB HBP BLK WP HR S P ERA WHIP	IP WLS BF H R ER SO BB IBB HBP BLK WP HR S P ERA WHIP	IP WLS BF H R ER SO BB IBB HBP BLK WP HR S P ERA WHIP	IP WLS BF H R ER SO BB IBB HBP BLK WP HR S P ERA WHIP	IP WLS BF H R ER SO BB IBB HBP BLK WP HR S P ERA WHIP	IP WLS BF H R ER SO BB IBB HBP BLK WP HR S P ERA WHIP	IP WLS BF H R ER SO BB IBB HBP BLK WP HR S P ERA WHIP	IP WLS BF H R ER SO BB IBB HBP BLK WP HR S P ERA WHIP	IP WLS BF H R ER SO BB IBB HBP BLK WP HR S P ERA WHIP	IP WLS BF H R ER SO BB IBB HBP BLK WP HR S P ERA WHIP	IP WLS BF H R ER SO BB IBB HBP BLK WP HR S P ERA WHIP	IP WLS BF H R ER SO BB IBB HBP BLK WP HR S P ERA WHIP	IP WLS BF H R ER SO BB IBB HBP BLK WP HR S P ERA WHIP	IP WLS BF H R ER SO BB IBB HBP BLK WP HR S P ERA WHIP	IP WLS BF H R ER SO BB IBB HBP BLK WP HR S P ERA WHIP	IP WLS BF H R ER SO BB IBB HBP BLK WP HR S P ERA WHIP	IP WLS BF H R ER SO BB IBB HBP BLK WP HR S P ERA WHIP	IP WLS BF H R ER SO BB IBB HBP BLK WP HR S P ERA WHIP	IP WLS BF H R ER SO BB IBB HBP BLK WP HR S P ERA WHIP	IP WLS BF H R ER SO BB IBB HBP BLK WP HR S P ERA WHIP			
84 Dylan Cease, R (1, 1) ERA: 0.00	3.2 W 17 3 0 0 0 3 3 0 2 0 1 0 18 34 0.00 1.636	3.2 W 17 3 0 0 0 3 3 0 2 0 1 0 18 34 0.00 1.636	3.2 W 17 3 0 0 0 3 3 0 2 0 1 0 18 34 0.00 1.636	3.2 W 17 3 0 0 0 3 3 0 2 0 1 0 18 34 0.00 1.636	3.2 W 17 3 0 0 0 3 3 0 2 0 1 0 18 34 0.00 1.636	3.2 W 17 3 0 0 0 3 3 0 2 0 1 0 18 34 0.00 1.636	3.2 W 17 3 0 0 0 3 3 0 2 0 1 0 18 34 0.00 1.636	3.2 W 17 3 0 0 0 3 3 0 2 0 1 0 18 34 0.00 1.636	3.2 W 17 3 0 0 0 3 3 0 2 0 1 0 18 34 0.00 1.636	3.2 W 17 3 0 0 0 3 3 0 2 0 1 0 18 34 0.00 1.636	3.2 W 17 3 0 0 0 3 3 0 2 0 1 0 18 34 0.00 1.636	3.2 W 17 3 0 0 0 3 3 0 2 0 1 0 18 34 0.00 1.636	3.2 W 17 3 0 0 0 3 3 0 2 0 1 0 18 34 0.00 1.636	3.2 W 17 3 0 0 0 3 3 0 2 0 1 0 18 34 0.00 1.636	3.2 W 17 3 0 0 0 3 3 0 2 0 1 0 18 34 0.00 1.636	3.2 W 17 3 0 0 0 3 3 0 2 0 1 0 18 34 0.00 1.636	3.2 W 17 3 0 0 0 3 3 0 2 0 1 0 18 34 0.00 1.636	3.2 W 17 3 0 0 0 3 3 0 2 0 1 0 18 34 0.00 1.636	3.2 W 17 3 0 0 0 3 3 0 2 0 1 0 18 34 0.00 1.636	3.2 W 17 3 0 0 0 3 3 0 2 0 1 0 18 34 0.00 1.636	3.2 W 17 3 0 0 0 3 3 0 2 0 1 0 18 34 0.00 1.636	3.2 W 17 3 0 0 0 3 3 0 2 0 1 0 18 34 0.00 1.636		
92 Will Carter, R (4, 1) ERA: 1.04	1.1 4 0 0 0 1 0 0 0 0 0 0 0 6 6 0.00 0.000	1.1 4 0 0 0 1 0 0 0 0 0 0 0 6 6 0.00 0.000	1.1 4 0 0 0 1 0 0 0 0 0 0 0 6 6 0.00 0.000	1.1 4 0 0 0 1 0 0 0 0 0 0 0 6 6 0.00 0.000	1.1 4 0 0 0 1 0 0 0 0 0 0 0 6 6 0.00 0.000	1.1 4 0 0 0 1 0 0 0 0 0 0 0 6 6 0.00 0.000	1.1 4 0 0 0 1 0 0 0 0 0 0 0 6 6 0.00 0.000	1.1 4 0 0 0 1 0 0 0 0 0 0 0 6 6 0.00 0.000	1.1 4 0 0 0 1 0 0 0 0 0 0 0 6 6 0.00 0.000	1.1 4 0 0 0 1 0 0 0 0 0 0 0 6 6 0.00 0.000	1.1 4 0 0 0 1 0 0 0 0 0 0 0 6 6 0.00 0.000	1.1 4 0 0 0 1 0 0 0 0 0 0 0 6 6 0.00 0.000	1.1 4 0 0 0 1 0 0 0 0 0 0 0 6 6 0.00 0.000	1.1 4 0 0 0 1 0 0 0 0 0 0 0 6 6 0.00 0.000	1.1 4 0 0 0 1 0 0 0 0 0 0 0 6 6 0.00 0.000	1.1 4 0 0 0 1 0 0 0 0 0 0 0 6 6 0.00 0.000	1.1 4 0 0 0 1 0 0 0 0 0 0 0 6 6 0.00 0.000	1.1 4 0 0 0 1 0 0 0 0 0 0 0 6 6 0.00 0.000	1.1 4 0 0 0 1 0 0 0 0 0 0 0 6 6 0.00 0.000	1.1 4 0 0 0 1 0 0 0 0 0 0 0 6 6 0.00 0.000	1.1 4 0 0 0 1 0 0 0 0 0 0 0 6 6 0.00 0.000	1.1 4 0 0 0 1 0 0 0 0 0 0 0 6 6 0.00 0.000		
64 Alex McRae, R (6, 1) ERA: 1.04	2.0 9 2 0 0 0 0 0 0 2 0 0 0 7 9 0.00 1.000	2.0 9 2 0 0 0 0 0 0 2 0 0 0 7 9 0.00 1.000	2.0 9 2 0 0 0 0 0 0 2 0 0 0 7 9 0.00 1.000	2.0 9 2 0 0 0 0 0 0 2 0 0 0 7 9 0.00 1.000	2.0 9 2 0 0 0 0 0 0 2 0 0 0 7 9 0.00 1.000	2.0 9 2 0 0 0 0 0 0 2 0 0 0 7 9 0.00 1.000	2.0 9 2 0 0 0 0 0 0 2 0 0 0 7 9 0.00 1.000	2.0 9 2 0 0 0 0 0 0 2 0 0 0 7 9 0.00 1.000	2.0 9 2 0 0 0 0 0 0 2 0 0 0 7 9 0.00 1.000	2.0 9 2 0 0 0 0 0 0 2 0 0 0 7 9 0.00 1.000	2.0 9 2 0 0 0 0 0 0 2 0 0 0 7 9 0.00 1.000	2.0 9 2 0 0 0 0 0 0 2 0 0 0 7 9 0.00 1.000	2.0 9 2 0 0 0 0 0 0 2 0 0 0 7 9 0.00 1.000	2.0 9 2 0 0 0 0 0 0 2 0 0 0 7 9 0.00 1.000	2.0 9 2 0 0 0 0 0 0 2 0 0 0 7 9 0.00 1.000	2.0 9 2 0 0 0 0 0 0 2 0 0 0 7 9 0.00 1.000	2.0 9 2 0 0 0 0 0 0 2 0 0 0 7 9 0.00 1.000	2.0 9 2 0 0 0 0 0 0 2 0 0 0 7 9 0.00 1.000	2.0 9 2 0 0 0 0 0 0 2 0 0 0 7 9 0.00 1.000	2.0 9 2 0 0 0 0 0 0 2 0 0 0 7 9 0.00 1.000	2.0 9 2 0 0 0 0 0 0 2 0 0 0 7 9 0.00 1.000	2.0 9 2 0 0 0 0 0 0 2 0 0 0 7 9 0.00 1.000	2.0 9 2 0 0 0 0 0 0 2 0 0 0 7 9 0.00 1.000	
66 José Ruiz, R (8, 1) ERA: 9.0	1.0 5 2 1 1 0 0 0 0 0 0 1 0 5 6 9.00 2.000	1.0 5 2 1 1 0 0 0 0 0 0 1 0 5 6 9.00 2.000	1.0 5 2 1 1 0 0 0 0 0 0 1 0 5 6 9.00 2.000	1.0 5 2 1 1 0 0 0 0 0 0 1 0 5 6 9.00 2.000	1.0 5 2 1 1 0 0 0 0 0 0 1 0 5 6 9.00 2.000	1.0 5 2 1 1 0 0 0 0 0 0 1 0 5 6 9.00 2.000	1.0 5 2 1 1 0 0 0 0 0 0 1 0 5 6 9.00 2.000	1.0 5 2 1 1 0 0 0 0 0 0 1 0 5 6 9.00 2.000	1.0 5 2 1 1 0 0 0 0 0 0 1 0 5 6 9.00 2.000	1.0 5 2 1 1 0 0 0 0 0 0 1 0 5 6 9.00 2.000	1.0 5 2 1 1 0 0 0 0 0 0 1 0 5 6 9.00 2.000	1.0 5 2 1 1 0 0 0 0 0 0 1 0 5 6 9.00 2.000	1.0 5 2 1 1 0 0 0 0 0 0 1 0 5 6 9.00 2.000	1.0 5 2 1 1 0 0 0 0 0 0 1 0 5 6 9.00 2.000	1.0 5 2 1 1 0 0 0 0 0 0 1 0 5 6 9.00 2.000	1.0 5 2 1 1 0 0 0 0 0 0 1 0 5 6 9.00 2.000	1.0 5 2 1 1 0 0 0 0 0 0 1 0 5 6 9.00 2.000	1.0 5 2 1 1 0 0 0 0 0 0 1 0 5 6 9.00 2.000	1.0 5 2 1 1 0 0 0 0 0 0 1 0 5 6 9.00 2.000	1.0 5 2 1 1 0 0 0 0 0 0 1 0 5 6 9.00 2.000	1.0 5 2 1 1 0 0 0 0 0 0 1 0 5 6 9.00 2.000	1.0 5 2 1 1 0 0 0 0 0 0 1 0 5 6 9.00 2.000	1.0 5 2 1 1 0 0 0 0 0 0 1 0 5 6 9.00 2.000	1.0 5 2 1 1 0 0 0 0 0 0 1 0 5 6 9.00 2.000
54 Connor Sadzeck, R (9, 1) ERA: 6.35	1.0 5 2 1 1 3 0 0 0 0 0 2 0 11 13 9.00 2.000	1.0 5 2 1 1 3 0 0 0 0 0 2 0 11 13 9.00 2.000	1.0 5 2 1 1 3 0 0 0 0 0 2 0 11 13 9.00 2.000	1.0 5 2 1 1 3 0 0 0 0 0 2 0 11 13 9.00 2.000	1.0 5 2 1 1 3 0 0 0 0 0 2 0 11 13 9.00 2.000	1.0 5 2 1 1 3 0 0 0 0 0 2 0 11 13 9.00 2.000	1.0 5 2 1 1 3 0 0 0 0 0 2 0 11 13 9.00 2.000	1.0 5 2 1 1 3 0 0 0 0 0 2 0 11 13 9.00 2.000	1.0 5 2 1 1 3 0 0 0 0 0 2 0 11 13 9.00 2.000	1.0 5 2 1 1 3 0 0 0 0 0 2 0 11 13 9.00 2.000	1.0 5 2 1 1 3 0 0 0 0 0 2 0 11 13 9.00 2.000	1.0 5 2 1 1 3 0 0 0 0 0 2 0 11 13 9.00 2.000	1.0 5 2 1 1 3 0 0 0 0 0 2 0 11 13 9.00 2.000	1.0 5 2 1 1 3 0 0 0 0 0 2 0 11 13 9.00 2.000	1.0 5 2 1 1 3 0 0 0 0 0 2 0 11 13 9.00 2.000	1.0 5 2 1 1 3 0 0 0 0 0 2 0 11 13 9.00 2.000	1.0 5 2 1 1 3 0 0 0 0 0 2 0 11 13 9.00 2.000	1.0 5 2 1 1 3 0 0 0 0 0 2 0 11 13 9.00 2.000	1.0 5 2 1 1 3 0 0 0 0 0 2 0 11 13 9.00 2.000	1.0 5 2 1 1 3 0 0 0 0 0 2 0 11 13 9.00 2.000	1.0 5 2 1 1 3 0 0 0 0 0 2 0 11 13 9.00 2.000	1.0 5 2 1 1 3 0 0 0 0 0 2 0 11 13 9.00 2.000	1.0 5 2 1 1 3 0 0 0 0 0 2 0 11 13 9.00 2.000	1.0 5 2 1 1 3 0 0 0 0 0 2 0 11 13 9.00 2.000
Batter	1	2	3	4	5	6	7	8	9	AB	R	H	RBI	BB	SO	LOB	BOTTOM							
7 Tim Anderson, R (1, 6) OBP: 0.225, SLG: 0.256 20 Danny Mendick, R (7, 6) OBP: 0.176, SLG: 0.125										4	0	1	0	0	1	1	Cleveland Indians @ Chicago White Sox Camelback Ranch, Glendale, AZ Sat Mar 20 2021, 4:09 PM - 7:02 PM EDT Att: 2,295 - Sunny - 81 F							
88 Luis Robert Jr., R (1, 8) OBP: 0.306, SLG: 0.441 30 Matt Reynolds, R (7, 5) OBP: 0.286, SLG: 0.529										3	1	0	0	0	3	2								
79 José Abreu, R (1, 3) OBP: 0.364, SLG: 0.278 81 Andrew Vaughn, R (8, 3) OBP: 0.413, SLG: 0.474										3	1	0	0	1	2									
10 Yoán Moncada, S (1, 5) OBP: 0.450, SLG: 0.438 5 Nick Williams, L (7, 7) OBP: 0.333, SLG: 0.565										3	1	2	0	0	0									
74 Eloy Jiménez, R (1, 7) OBP: 0.333, SLG: 0.436 15 Adam Engel, R (7, 8) OBP: 0.278, SLG: 0.667 17 Luis González, L (8, 9) OBP: 0.192, SLG: 0.160										3	1	1	2	0	1									
24 Yasmani Grandal, S (1, 2) OBP: 0.250, SLG: 0.143 23 Jonathan Lucroy, R (6, 2) OBP: 0.474, SLG: 0.400										3	1	1	1	0	0									
21 Zack Collins, L (1, 10) OBP: 0.485, SLG: 0.519										4	0	1	1	0	1									
32 Billy Hamilton, S (1, 9) OBP: 0.333, SLG: 0.313										2	0	0	0	2	1									
36 Marco Hernández, L (1, 4) OBP: 0.375, SLG: 0.357										4	1	2	0	0	2	3								
Inning Stats	R: 4 E: 0 K: 2 S: 11	H: 4 LOB: 1 BB: 1 P: 15	R: 2 E: 0 K: 1 S: 7	H: 2 LOB: 1 BB: 0 P: 9	R: 0 E: 0 K: 1 S: 5	H: 0 LOB: 1 BB: 1 P: 9	R: 0 E: 0 K: 3 S: 9	H: 0 LOB: 0 BB: 0 P: 9	R: 0 E: 0 K: 0 S: 3	H: 2 LOB: 2 BB: 0 P: 7	R: 0 E: 0 K: 0 S: 3	H: 0 LOB: 0 BB: 0 P: 3	R: 0 E: 0 K: 3 S: 10	H: 1 LOB: 3 BB: 1 P: 15	R: 0 E: 0 K: 3 S: 10	H: 1 LOB: 3 BB: 1 P: 15		1B: 4 2B: 5 3B: 0 HR: 0	SF: 0 SAC: 0 DP: 0 HBP: 2	WP: 0 PB: 0 SB: 3 CS: 0	PA: 38			
PITCHER	IP WLS BF H R ER SO BB IBB HBP BLK WP HR S P ERA WHIP	IP WLS BF H R ER SO BB IBB HBP BLK WP HR S P ERA WHIP	IP WLS BF H R ER SO BB IBB HBP BLK WP HR S P ERA WHIP	IP WLS BF H R ER SO BB IBB HBP BLK WP HR S P ERA WHIP																				

Batter	1	2	3	4	5	6	7	8	9	AB	R	H	RBI	BB	SO	LOB	TOP					
41 Eli White, R OBP: 0.419, SLG: 0.480										4	0	0	0	0	4	1	<p>Texas Rangers @ Cleveland Indians Goodyear Ballpark, Goodyear, AZ Sun Mar 21 2021, 4:08 PM - 7:13 PM EDT Att: 2,211 - Sunny - 75 F</p> <p>livebaseballscorecards.com</p> <p>AB 31 R 2 H 3 RBI 1 BB 5 SO 18 LOB 14</p> 					
77 Andy Ibañez, R OBP: 0.300, SLG: 0.393 Sheren Apostel, R OBP: 0.429, SLG: 0.833										3	0	1	0	0	1	0						
11 Ronald Guzmán, L OBP: 0.424, SLG: 0.714 84 Bubba Thompson, R, (FR) OBP: 0.200, SLG: 0.500										2	0	0	0	1	1	1						
83 Curtis Terry, R OBP: 0.158, SLG: 0.263										4	0	0	0	0	3	2						
2 Charlie Culberson, R OBP: 0.571, SLG: 0.563 95 Cody Freeman, R										2	0	1	0	1	1	1						
0 Delino DeShields, R OBP: 0.364, SLG: 0.388 74 Steele Walker, L OBP: 0.287, SLG: 0.643										2	1	0	0	1	0	2						
50 Jason Martin, L OBP: 0.545, SLG: 0.778										3	0	0	0	1	3	2						
14 Drew Butera, R OBP: 0.267, SLG: 0.167 6 John Hicks, R OBP: 0.400, SLG: 1.000										2	0	0	0	0	2	2						
86 Davis Wendzel, R OBP: 0.313, SLG: 0.083										4	0	0	0	0	0	0						
Inning Stats	R: 0 E: 0 K: 1 S: 5	H: 0 LOB: 0 BB: 0 P: 5	R: 0 E: 0 K: 2 S: 8	H: 1 LOB: 2 BB: 1 P: 12	R: 0 E: 0 K: 2 S: 8	H: 1 LOB: 1 BB: 0 P: 8	R: 0 E: 0 K: 1 S: 5	H: 0 LOB: 1 BB: 1 P: 9	R: 0 E: 0 K: 3 S: 9	H: 0 LOB: 0 BB: 0 P: 7	R: 0 E: 0 K: 3 S: 9	H: 0 LOB: 1 BB: 1 P: 13	R: 1 E: 1 K: 3 S: 10	H: 0 LOB: 1 BB: 1 P: 15	R: 0 E: 0 K: 2 S: 7	H: 0 LOB: 1 BB: 0 P: 11		R: 1 E: 0 K: 2 S: 9	H: 1 LOB: 0 BB: 0 P: 9	1B: 2 2B: 0 3B: 0 HR: 1	SF: 0 SAC: 0 DP: 0 HBP: 0	WP: 1 PB: 0 SB: 1 CS: 0
PITCHER	IP WLS BF H R ER SO BB IBB HBP BLK WP HR S P ERA WHIP	IP WLS BF H R ER SO BB IBB HBP BLK WP HR S P ERA WHIP	IP WLS BF H R ER SO BB IBB HBP BLK WP HR S P ERA WHIP	IP WLS BF H R ER SO BB IBB HBP BLK WP HR S P ERA WHIP	IP WLS BF H R ER SO BB IBB HBP BLK WP HR S P ERA WHIP	IP WLS BF H R ER SO BB IBB HBP BLK WP HR S P ERA WHIP	IP WLS BF H R ER SO BB IBB HBP BLK WP HR S P ERA WHIP	IP WLS BF H R ER SO BB IBB HBP BLK WP HR S P ERA WHIP	IP WLS BF H R ER SO BB IBB HBP BLK WP HR S P ERA WHIP	57 Shane Bieber, R ERA: 3.86	63 Kyle Nelson, L ERA: 1.5	53 Blake Parker, R ERA: 9.95	99 James Karinchak, R ERA: 4.91	89 Anthony Gose, L ERA: 9.0	88 Phil Maton, R ERA: 1.5							

Batter	1	2	3	4	5	6	7	8	9	AB	R	H	RBI	BB	SO	LOB	BOTTOM			
7 César Hernández, S OBP: 0.487, SLG: 0.588 91 Owen Miller, R OBP: 0.333, SLG: 0.379										4	1	3	4	0	0	0	<p>Texas Rangers @ Cleveland Indians Goodyear Ballpark, Goodyear, AZ Sun Mar 21 2021, 4:08 PM - 7:13 PM EDT Att: 2,211 - Sunny - 75 F</p> <p>livebaseballscorecards.com</p> <p>AB 33 R 7 H 9 RBI 7 BB 5 SO 8 LOB 21</p> 			
9 Eddie Rosario, L OBP: 0.197, SLG: 0.121 83 Connor Marabell, L (6, FR) OBP: 0.333, SLG: 0.250										3	0	0	0	1	0	4				
11 José Ramírez, S OBP: 0.323, SLG: 0.345 76 Tyler Krieger, S OBP: 0.412, SLG: 0.429										4	1	2	0	0	0	1				
32 Franmil Reyes, R OBP: 0.333, SLG: 0.714 28 Ben Gamel, L OBP: 0.375, SLG: 0.444										4	1	2	2	0	1	1				
40 Harold Ramírez, R OBP: 0.214, SLG: 0.286 97 Will Benson, L OBP: 0.429, SLG: 0.500										4	1	1	0	0	1	2				
10 Jake Bauers, L OBP: 0.406, SLG: 0.227 50 Ryan Lavarnway, R (6, FR) OBP: 0.316, SLG: 0.563										1	2	0	0	2	0	1				
55 Roberto Pérez, R OBP: 0.500, SLG: 0.684 46 Beau Taylor, L OBP: 0.091, SLG: 0.182										2	0	0	0	1	1	3				
0 Andrés Giménez, L OBP: 0.371, SLG: 0.625 2 Yu Chang, R OBP: 0.259, SLG: 0.769										3	0	0	0	0	1	4				
4 Bradley Zimmer, L OBP: 0.457, SLG: 0.385 79 Steven Kwan, L OBP: 0.316, SLG: 0.412										3	1	1	1	1	2	2				
Inning Stats	R: 0 E: 0 K: 1 S: 6	H: 1 LOB: 1 BB: 0 P: 6	R: 3 E: 1 K: 2 S: 10	H: 2 LOB: 1 BB: 1 P: 14	R: 0 E: 0 K: 0 S: 3	H: 0 LOB: 0 BB: 0 P: 3	R: 1 E: 0 K: 0 S: 3	H: 1 LOB: 2 BB: 2 P: 12	R: 2 E: 0 K: 1 S: 9	H: 3 LOB: 2 BB: 1 P: 15	R: 1 E: 0 K: 1 S: 9	H: 2 LOB: 3 BB: 1 P: 14	R: 0 E: 0 K: 1 S: 5	H: 0 LOB: 0 BB: 0 P: 5	R: 0 E: 0 K: 2 S: 7	H: 0 LOB: 0 BB: 0 P: 7		1B: 5 2B: 2 3B: 0 HR: 2	SF: 0 SAC: 0 DP: 1 HBP: 2	WP: 0 PB: 1 SB: 0 CS: 0
PITCHER	IP WLS BF H R ER SO BB IBB HBP BLK WP HR S P ERA WHIP	IP WLS BF H R ER SO BB IBB HBP BLK WP HR S P ERA WHIP	IP WLS BF H R ER SO BB IBB HBP BLK WP HR S P ERA WHIP	IP WLS BF H R ER SO BB IBB HBP BLK WP HR S P ERA WHIP	IP WLS BF H R ER SO BB IBB HBP BLK WP HR S P ERA WHIP	IP WLS BF H R ER SO BB IBB HBP BLK WP HR S P ERA WHIP	IP WLS BF H R ER SO BB IBB HBP BLK WP HR S P ERA WHIP	IP WLS BF H R ER SO BB IBB HBP BLK WP HR S P ERA WHIP	IP WLS BF H R ER SO BB IBB HBP BLK WP HR S P ERA WHIP	52 Taylor Heam, L ERA: 4.22	90 Fernny Ozuna, R ERA: 6.75	52 Taylor Heam, L ERA: 4.22	81 Jason Bahr, R ERA: 5.79	49 Jimmy Herget, R ERA: 12.46	40 Nick Vincent, R ERA: 3.0	56 Brett de Geus, R ERA: 1.6				

Batter	1	2	3	4	5	6	7	8	9	AB	R	H	RBI	BB	SO	LOB	TOP					
18 Tommy La Stella, L OBP: 0.300, SLG: 0.385 85 Will Wilson, R OBP: 0.268, SLG: 0.297	L7	G4-3			HR		K		HR	3	1	1	1	0	0	1	San Francisco Giants @ Cleveland Indians Goodyear Ballpark, Goodyear, AZ Tue Mar 23 2021, 4:06 PM - 6:40 PM EDT Att: 2,211 - Cloudy - 64 F					
5 Mike Yastrzemski, L OBP: 0.355, SLG: 0.621 Steven Duggar, L OBP: 0.417, SLG: 0.500	7 HR	2B	G3-1		F7		K		K	3	1	1	0	0	0	0						
7 Donovan Solano, R OBP: 0.316, SLG: 0.750 80 Heliot Ramos, R OBP: 0.424, SLG: 0.719	2H	HR	F9		G5-3			1B	1B	3	1	1	2	0	0	0						
28 Buster Posey, R OBP: 0.409, SLG: 0.353 Chadwick Tromp, R OBP: 0.291, SLG: 0.394	K		G1-4-3		35 HR	2B		1-2	1B	3	0	1	0	0	1	0						
35 Brandon Crawford, L OBP: 0.367, SLG: 0.538 94 Marco Luciano, R OBP: 0.174, SLG: 0.182	P5		G3-1		2H	HR		K	K	3	1	1	2	0	0	0						
13 Austin Stater, R OBP: 0.421, SLG: 0.778 70 Joe McCarthy, L OBP: 0.342, SLG: 0.375		HR			32 S	HBP		K	K	2	1	1	1	0	1	1						
32 Jason Voster, L OBP: 0.333, SLG: 0.444 88 Logan Wyatt, L OBP: 0.304, SLG: 0.263		P4	L9		F8			K	K	3	0	0	0	0	0	2						
1 Mauricio Dubón, R OBP: 0.462, SLG: 0.321			G6-3		K				F8	4	0	1	0	0	1	2						
62 Logan Webb, R 17 Jake McGee, L 72 Jason Kirtz, L 71 Tyler Rogers, R 45 Caleb Baragar, R 54 Reyes Moronta, R 91 Ricardo Genovesi, R 37 Matt Wisler, R	K		G5-3		G5-3		L8		K2-3	2	0	0	0	0	1	1						
Inning Stats	R: 2 E: 0 K: 1 S: 9	H: 2 LOB: 0 BB: 0 P: 9	R: 1 E: 0 K: 1 S: 7	H: 2 LOB: 1 BB: 0 P: 7	R: 0 E: 0 K: 0 S: 3	H: 0 LOB: 0 BB: 0 P: 3	R: 0 E: 0 K: 0 S: 4	H: 0 LOB: 1 BB: 0 P: 5	R: 1 E: 0 K: 0 S: 6	H: 1 LOB: 0 BB: 0 P: 8	R: 2 E: 0 K: 2 S: 9	H: 2 LOB: 1 BB: 0 P: 9	R: 0 E: 0 K: 2 S: 7	H: 0 LOB: 0 BB: 0 P: 7	R: 0 E: 0 K: 3 S: 11	H: 2 LOB: 2 BB: 0 P: 11		R: 1 E: 0 K: 2 S: 8	H: 1 LOB: 0 BB: 0 P: 8	1B: 2 2B: 3 3B: 0 HR: 5	SF: 0 SAC: 0 DP: 0 HBP: 1	WP: 0 PB: 0 SB: 1 CS: 0
PITCHER	IP WLS BF H R ER SO BB IBB HBP BLK WP HR S P ERA WHIP																					
34 Zach Plesac, R ERA: 7.0	5.2 L 25 7 6 6 3 0 0 0 1 0 0 4 35 38 9.53 1.235																					
62 Nick Wittgren, R ERA:	0.1 1 0 0 0 1 0 0 0 0 0 0 0 3 3 0.00 0.000																					
88 Phil Maton, R ERA: 1.29	1.0 5 2 0 0 2 0 0 0 0 0 0 0 9 9 0.00 2.000																					
36 Bryan Shaw, R ERA: 2.79	1.0 3 0 0 0 3 0 0 0 0 0 0 0 9 9 0.00 0.000																					
48 Emmanuel Clase, R ERA: 5.14	1.0 4 1 1 1 2 0 0 0 0 0 0 1 8 8 9.00 1.000																					
Batter	1	2	3	4	5	6	7	8	9	AB	R	H	RBI	BB	SO	LOB	BOTTOM					
28 Ben Gamel, L OBP: 0.333, SLG: 0.387 90 George Valera, L OBP: 0.375, SLG: 0.167	G6-3		E6			L7		G4-3		3	0	0	0	0	0	0	San Francisco Giants @ Cleveland Indians Goodyear Ballpark, Goodyear, AZ Tue Mar 23 2021, 4:06 PM - 6:40 PM EDT Att: 2,211 - Cloudy - 64 F					
40 Harold Ramirez, R OBP: 0.167, SLG: 0.222 97 Will Benson, L OBP: 0.400, SLG: 0.455	E5		K			L8			K	3	0	0	0	1	1	1						
10 Jake Bauers, L OBP: 0.214, SLG: 0.280 83 Connor Marabell, L OBP: 0.412, SLG: 0.429	K				4 CS	1B			44 1B	3	0	2	0	0	1	1						
44 Bobby Bradley, L OBP: 0.324, SLG: 0.656	G3				1-2	K			K	4	0	1	0	0	2	3						
2 Yu Chang, R OBP: 0.226, SLG: 0.667 76 Tyler Krieger, S OBP: 0.389, SLG: 0.400	K					K			1-2	1B	3	0	0	0	2	2						
4 Bradley Zimmer, L OBP: 0.436, SLG: 0.367 79 Steven Kwan, L OBP: 0.300, SLG: 0.389	G3-1				CS	G3			G3	3	0	0	0	0	1	1						
91 Owen Miller, R OBP: 0.314, SLG: 0.353 69 Richie Palacios, L OBP: 0.667, SLG: 1.000	F8					K			F9	3	0	0	0	0	1	0						
68 Tyler Freeman, R OBP: 0.480, SLG: 0.550 64 Braylan Rocchio, S OBP: 0.687, SLG: 0.550			K			G5-3			G4-3	3	0	0	0	0	0	0						
17 Austin Hedges, R OBP: 0.067, SLG: 0.167 46 Beau Taylor, L OBP: 0.167, SLG: 0.333			G6-3			K			2B	2	0	0	0	0	1	0						
Inning Stats	R: 0 E: 1 K: 1 S: 6	H: 0 LOB: 1 BB: 0 P: 6	R: 0 E: 0 K: 1 S: 5	H: 0 LOB: 0 BB: 0 P: 5	R: 0 E: 0 K: 2 S: 8	H: 0 LOB: 1 BB: 0 P: 8	R: 0 E: 0 K: 2 S: 8	H: 1 LOB: 0 BB: 0 P: 8	R: 0 E: 0 K: 1 S: 5	H: 0 LOB: 0 BB: 0 P: 5	R: 0 E: 0 K: 1 S: 5	H: 0 LOB: 0 BB: 0 P: 5	R: 0 E: 0 K: 1 S: 6	H: 1 LOB: 1 BB: 0 P: 6	R: 0 E: 0 K: 0 S: 4	H: 1 LOB: 1 BB: 0 P: 4		R: 0 E: 0 K: 2 S: 11	H: 2 LOB: 2 BB: 0 P: 11	1B: 4 2B: 1 3B: 0 HR: 0	SF: 0 SAC: 0 DP: 0 HBP: 0	WP: 0 PB: 0 SB: 0 CS: 1
PITCHER	IP WLS BF H R ER SO BB IBB HBP BLK WP HR S P ERA WHIP																					
62 Logan Webb, R ERA:	5.0 W 17 11 0 0 0 1 0 0 0 0 0 0 5 5 0.00 0.200																					
17 Jake McGee, L ERA:	1.0 3 0 0 0 1 0 0 0 0 0 0 0 5 5 0.00 0.000																					
71 Tyler Rogers, R ERA: 4.26	0.2 3 1 0 0 1 0 0 0 0 0 0 0 5 5 0.00 1.500																					
45 Caleb Baragar, L ERA:	1.0 3 0 0 0 0 0 0 0 0 0 0 0 3 3 0.00 0.000																					
54 Reyes Moronta, R ERA: 6.0	0.1 2 1 0 0 0 0 0 0 0 0 0 0 2 2 0.00 3.000																					
PITCHER	IP WLS BF H R ER SO BB IBB HBP BLK WP HR S P ERA WHIP																					
37 Matt Wisler, R ERA: 4.26	1.0 5 2 2 0 2 0 0 0 0 0 0 0 8 8 0.00 2.000																					

Batter	1	2	3	4	5	6	7	8	9	AB	R	H	RBI	BB	SO	LOB	TOP					
8 Jordan Luplow, R (1,8) 28 Ben Gamel, L (5,8) OBP: 0.316, SLG: 0.364										3	0	0	0	0	3	1	Cleveland Indians @ Arizona Diamondbacks Salt River Fields at Talking Stick, Scottsdale, AZ Wed Mar 24 2021, 9:12 PM - 11:58 PM EDT Att: 2,197 - Partly Cloudy - 72 F					
7 César Hernández, S (1,4) 91 Owen Miller, R (7,4) OBP: 0.314, SLG: 0.353										4	0	1	0	0	0	0						
11 José Ramírez, S (1,5) 87 José Fermin, R (7,5) OBP: 0.289, SLG: 0.306										4	0	0	0	0	0	1						
9 Eddie Rosario, L (1,7) 40 Harold Ramírez, R (7,7) OBP: 0.163, SLG: 0.125										4	0	0	0	0	1	1						
32 Franmil Reyes, R (1,10) OBP: 0.351, SLG: 0.794										4	1	1	0	0	0	0						
22 Josh Naylor, L (1,9) 4 Bradley Zimmer, L (6,9) OBP: 0.278, SLG: 0.364										3	2	2	0	1	0	0						
2 Yu Chang, R (1,3) 44 Bobby Bradley, L (6,3) OBP: 0.314, SLG: 0.636										2	2	2	0	1	0	0						
55 Roberto Pérez, R (1,2) 46 Beau Taylor, L (7,2) OBP: 0.483, SLG: 0.652										2	0	1	2	1	0	1						
0 Andrés Giménez, L (1,6) OBP: 0.333, SLG: 0.538										4	0	1	1	0	0	2						
Inning Stats	R: 0 E: 0 K: 1 S: 5	H: 0 LOB: 0 BB: 0 P: 8	R: 3 E: 0 K: 2 S: 15	H: 3 LOB: 1 BB: 1 P: 24	R: 0 E: 0 K: 0 S: 5	H: 0 LOB: 0 BB: 0 P: 6	R: 1 E: 0 K: 0 S: 11	H: 2 LOB: 1 BB: 0 P: 17	R: 0 E: 0 K: 1 S: 11	H: 1 LOB: 1 BB: 1 P: 13	R: 1 E: 0 K: 2 S: 16	H: 2 LOB: 2 BB: 1 P: 25	R: 0 E: 0 K: 0 S: 4	H: 0 LOB: 0 BB: 0 P: 10	R: 0 E: 0 K: 0 S: 6	H: 0 LOB: 0 BB: 0 P: 10		R: 0 E: 0 K: 1 S: 8	H: 0 LOB: 0 BB: 0 P: 13	1B: 4 2B: 2 3B: 1 HR: 1	SF: 0 SAC: 0 DP: 0 HBP: 0	WP: 0 PB: 1 SB: 1 CS: 0
PITCHER	IP WLS BF H R ER SO BB IBB HBP BLK WP HR S P ERA WHIP																					
31 Caleb Smith, L (1,1) ERA: 6.75	5.2 W 27 8 5 5 5 2 0 0 0 1 0 1 60 88 7.94 1.765																					
55 Taylor Guilbeau, L (6,1) ERA:	0.1 H 1 0 0 0 1 0 0 0 0 0 0 0 3 5 0.00 0.000																					
34 Jon Duplantier, R (7,1) ERA:	1.0 H 3 0 0 0 0 0 0 0 0 0 0 0 4 10 0.00 0.000																					
50 Yoan López, R (8,1) ERA: 6.75	1.0 H 3 0 0 0 0 0 0 0 0 0 0 0 6 10 0.00 0.000																					
38 Anthony Swarzak, R (9,1) ERA: 1.8	1.0 S 3 0 0 0 1 0 0 0 0 0 0 0 8 13 0.00 0.000																					
Batter	1	2	3	4	5	6	7	8	9	AB	R	H	RBI	BB	SO	LOB	BOTTOM					
4 Ketel Marte, S (1,8) 27 Wyatt Mathisen, R (6,7) OBP: 0.450, SLG: 0.765										1	3	1	1	2	0	0	Cleveland Indians @ Arizona Diamondbacks Salt River Fields at Talking Stick, Scottsdale, AZ Wed Mar 24 2021, 9:12 PM - 11:58 PM EDT Att: 2,197 - Partly Cloudy - 72 F					
6 David Peralta, L (1,7) 26 Pavin Smith, L (6,3) OBP: 0.386, SLG: 0.611										3	1	2	0	0	0	0						
10 Josh Rojas, L (1,4) 38 Anthony Swarzak, R (9,1) OBP: 0.406, SLG: 0.552										3	0	2	2	1	0	2						
5 Eduardo Escobar, S (1,5) 30 Trayce Thompson, R (6,9) OBP: 0.277, SLG: 0.489										3	1	1	1	0	0	2						
14 Adrúbal Cabrera, S (1,3) 78 Jurei Querecuto, S (6,5) OBP: 0.385, SLG: 0.676										3	1	1	2	0	1	3						
13 Nick Ahmed, R (1,6) 19 Josh VanMeter, L (5,4) OBP: 0.320, SLG: 0.429										2	0	0	0	0	0	0						
18 Carson Kelly, R (1,2) 28 Bryan Holaday, R (7,2) OBP: 0.467, SLG: 0.364										3	0	0	0	0	2	0						
16 Tim Lincecum, R (1,9) 34 Jon Duplantier, L (7,1) 50 Yoan López, R (8,1) 75 Christian López, R (8,4) OBP: 0.440, SLG: 0.571										2	0	0	0	0	0	0						
31 Caleb Smith, R (1,1) 55 Taylor Guilbeau, L (6,1) 1 Domingo Leyba, S (6,PH)										2	0	0	0	0	1	0						
Inning Stats	R: 1 E: 0 K: 0 S: 10	H: 1 LOB: 1 BB: 1 P: 15	R: 0 E: 0 K: 1 S: 9	H: 0 LOB: 0 BB: 0 P: 15	R: 4 E: 0 K: 0 S: 13	H: 3 LOB: 0 BB: 1 P: 26	R: 0 E: 0 K: 2 S: 10	H: 0 LOB: 0 BB: 0 P: 16	R: 1 E: 0 K: 2 S: 13	H: 2 LOB: 2 BB: 1 P: 23	R: 0 E: 0 K: 0 S: 3	H: 0 LOB: 0 BB: 0 P: 6	R: 0 E: 0 K: 2 S: 15	H: 2 LOB: 2 BB: 0 P: 22	R: 0 E: 0 K: 2 S: 9	H: 1 LOB: 1 BB: 0 P: 12		1B: 4 2B: 3 3B: 0 HR: 2	SF: 0 SAC: 0 DP: 1 HBP: 1	WP: 0 PB: 0 SB: 0 CS: 0	PA: 36	
PITCHER	IP WLS BF H R ER SO BB IBB HBP BLK WP HR S P ERA WHIP																					
43 Aaron Civale, R (1,1) ERA: 6.14	4.2 L 23 6 6 6 4 3 0 0 0 0 0 0 2 52 11.57 1.929																					
48 Emmanuel Clase, R (6,1) ERA: 4.91	0.1 1 0 0 0 1 0 0 0 0 0 0 0 3 5 0.00 0.000																					
39 Oliver Pérez, L (6,1) ERA: 6.23	1.0 3 0 0 0 0 0 0 0 1 0 0 0 3 6 0.00 0.000																					
81 Trevor Stephan, R (7,1) ERA: 2.16	1.0 5 2 0 0 2 0 0 0 0 0 0 0 15 22 0.00 2.000																					
45 Adam Plutko, R (8,1) ERA: 5.0	1.0 4 1 0 0 2 0 0 0 0 0 0 0 9 12 0.00 1.000																					

Batter	1	2	3	4	5	6	7	8	9	AB	R	H	RBI	BB	SO	LOB	TOP											
1 Garrett Hampson, R OBP: 0.377, SLG: 0.333 81 Eric Stamets, R OBP: 0.133, SLG: 0.074	E3	K			F7		SF9		K	3	0	0	1	0	1	1	Colorado Rockies @ Cleveland Indians Goodyear Ballpark, Goodyear, AZ Fri Mar 26 2021, 4:11 PM - 6:54 PM EDT Att: 2,211 - Cloudy - 64 F											
24 Ryan McMahon, L OBP: 0.296, SLG: 0.440 Bret Boswell, L	K			K	K		1B		K	4	0	1	1	0	3	1												
35 Elias Diaz, R OBP: 0.391, SLG: 0.486 29 Robert Stephenson, R Eiehuris Montero, R OBP: 0.250, SLG: 0.250	BB			G5-3		L9	G6-4-3			3	0	0	0	1	0	1												
22 Sam Hilliard, L 37 Jairo Diaz, R	BB			G3-1		K			K	3	0	0	0	1	2	0												
79 Colton Welker, R 93 Casey Golden, R OBP: 0.500, SLG: 1.333	K					E3			K	4	0	2	0	0	1	3												
13 Greg Bird, L 66 Brian Serven, R OBP: 0.462, SLG: 0.750	K					G3				3	0	1	0	0	1	4												
2 Yonathan Daza, R 94 Nick Longhi, R OBP: 0.333, SLG: 0.200						G6-4-3			FC5-2	2	1	1	0	1	0	2												
83 Alan Trejo, R 92 Jose Gomez, R OBP: 0.333, SLG: 0.333						G5-3			F9	4	1	1	0	0	0	3												
49 Antonio Senzatele, R 34 Jordan Sheffield, R 76 Ryan Vilade, R OBP: 0.382, SLG: 0.333		SH3-4				K			G4-3	1	0	0	0	0	1	0												
Inning Stats	R: 0 E: 1 K: 3 S: 10	H: 0 LOB: 3 BB: 2 P: 19	R: 0 E: 0 K: 1 S: 6	H: 1 LOB: 1 BB: 0 P: 6	R: 0 E: 0 K: 1 S: 5	H: 0 LOB: 0 BB: 0 P: 5	R: 0 E: 0 K: 0 S: 4	H: 2 LOB: 1 BB: 0 P: 4	R: 0 E: 0 K: 2 S: 7	H: 0 LOB: 0 BB: 0 P: 7	R: 0 E: 0 K: 1 S: 6	H: 0 LOB: 1 BB: 0 P: 6	R: 3 E: 0 K: 0 S: 5	H: 3 LOB: 1 BB: 1 P: 10	R: 1 E: 0 K: 1 S: 7	H: 2 LOB: 1 BB: 0 P: 7		R: 0 E: 0 K: 2 S: 7	H: 0 LOB: 0 BB: 0 P: 7	1B: 6 2B: 1 3B: 1 HR: 0	SF: 1 SAC: 1 DP: 2 HBP: 0	WP: 1 PB: 0 SB: 2 CS: 0	PA: 38					
PITCHER	IP	WLS	BF	H	R	ER	SO	BB	IBB	HBP	BLK	WP	HR	S	P	ERA		WHIP										
54 Logan Allen, L ERA: 0.64	5.0		20	3	0	0	7	2	0	0	0	0	0	32	41	0.00		1.000										
47 Cal Quantrill, R ERA: 9.0	1.0	H	4	0	0	0	1	0	0	0	0	0	0	6	6	0.00	0.000											
99 James Karinchak, R ERA: 7.0	1.0	B	6	3	3	0	0	1	0	0	0	0	1	5	10	27.00	4.000											
62 Nick Wittgren, R ERA: 1.23	1.0	W	5	2	1	1	1	0	0	0	0	0	0	7	7	9.00	2.000											
88 Phil Melton, R ERA: 1.13	1.0	S	3	0	0	0	2	0	0	0	0	0	0	7	7	0.00	0.000											

Batter	1	2	3	4	5	6	7	8	9	AB	R	H	RBI	BB	SO	LOB	BOTTOM											
1 Amed Rosario, R OBP: 0.345, SLG: 0.370 60 Alex Call, R OBP: 0.462, SLG: 0.364	G5-3		G6-3			L8				3	0	0	0	0	0	1	Colorado Rockies @ Cleveland Indians Goodyear Ballpark, Goodyear, AZ Fri Mar 26 2021, 4:11 PM - 6:54 PM EDT Att: 2,211 - Cloudy - 64 F											
7 César Hernández, S OBP: 0.425, SLG: 0.512 91 Owen Miller, R OBP: 0.333, SLG: 0.457	K				G5-3		SF8			2	0	0	1	0	1	0												
11 José Ramírez, S OBP: 0.317, SLG: 0.395 2 Yu Chang, R OBP: 0.314, SLG: 0.727						P6				2	1	1	1	1	0	0												
9 Eddie Rosario, L OBP: 0.152, SLG: 0.116 76 Tyler Krieger, S OBP: 0.396, SLG: 0.375						G4-6-3				1	0	1	0	0	0	0												
32 Franmil Reyes, R OBP: 0.350, SLG: 0.757										3	0	1	0	0	2	0												
22 Josh Naylor, L OBP: 0.295, SLG: 0.333 97 Will Benson, L OBP: 0.400, SLG: 0.455										3	0	0	0	0	0	1												
10 Jake Bauers, L OBP: 0.395, SLG: 0.250 83 Connor Marabell, L OBP: 0.412, SLG: 0.429										3	0	0	0	0	1	1												
55 Roberto Pérez, R OBP: 0.452, SLG: 0.600 46 Beau Taylor, L OBP: 0.145, SLG: 0.286										2	0	0	0	0	0	1												
0 Andrés Giménez, L OBP: 0.341, SLG: 0.537 68 Tyler Freeman, R OBP: 0.500, SLG: 0.571										2	1	1	0	0	0	0												
Inning Stats	R: 1 E: 0 K: 2 S: 10	H: 1 LOB: 0 BB: 0 P: 10	R: 0 E: 0 K: 1 S: 5	H: 0 LOB: 0 BB: 0 P: 5	R: 0 E: 0 K: 0 S: 3	H: 0 LOB: 0 BB: 0 P: 3	R: 0 E: 0 K: 0 S: 2	H: 0 LOB: 0 BB: 1 P: 6	R: 0 E: 0 K: 0 S: 4	H: 1 LOB: 1 BB: 0 P: 5	R: 1 E: 0 K: 0 S: 4	H: 1 LOB: 0 BB: 0 P: 5	R: 0 E: 0 K: 1 S: 5	H: 0 LOB: 0 BB: 0 P: 5	R: 3 E: 0 K: 2 S: 12	H: 4 LOB: 1 BB: 0 P: 13		R: 0 E: 0 K: 2 S: 7	H: 0 LOB: 0 BB: 0 P: 7	1B: 5 2B: 0 3B: 0 HR: 2	SF: 1 SAC: 0 DP: 1 HBP: 0	WP: 1 PB: 0 SB: 1 CS: 0	PA: 31					
PITCHER	IP	WLS	BF	H	R	ER	SO	BB	IBB	HBP	BLK	WP	HR	S	P	ERA		WHIP										
49 Antonio Senzatele, R ERA: 3.12	5.0		17	2	1	1	3	1	0	0	0	0	1	24	29	1.80		0.600										
34 Jordan Sheffield, R ERA: 7.71	1.0		4	1	1	1	0	0	0	0	0	0	0	4	5	9.00	1.000											
29 Robert Stephenson, R ERA: 3.86	1.0	H	3	0	0	0	1	0	0	0	0	0	0	5	5	0.00	0.000											
37 Jairo Diaz, R ERA: 11.42	1.0	L	7	4	3	3	2	0	0	0	0	0	1	12	13	27.00	4.000											

Batter	1	2	3	4	5	6	7	8	9	AB	R	H	RBI	BB	SO	LOB	TOP							
28 Ben Gamel, L (1, 10) OBP: 0.289, SLG: 0.308 83 Connor Marabell, L (7, PH) OBP: 0.350, SLG: 0.353 (7, 10)	G3		K			F7	G6-3			3	0	0	0	0	1	2	Cleveland Indians @ Kansas City Royals Surprise Stadium, Surprise, AZ Mon Mar 29 2021, 3:06 PM - 5:53 PM EDT Att: 2,140 - Partly Cloudy - 82 F							
1 Amed Rosario, R (1, 8) OBP: 0.344, SLG: 0.367 60 Alex Call, R (6, FR) OBP: 0.467, SLG: 0.385 (6, 8)	G4-3		FC5			10 2B	1B	87 HR	1B	3	0	1	0	0	0	2								
10 Jake Bauers, L (1, 3) OBP: 0.404, SLG: 0.286 87 José Fermin, R (6, FR) OBP: 0.286, SLG: 0.667 (6, 5)	K				K	32 FC5	2B	HR		3	0	1	1	0	2	0								
32 Franmil Reyes, R (1, 9) OBP: 0.327, SLG: 0.644 97 Will Benson, L (6, FR) OBP: 0.333, SLG: 0.357 (6, 9)	F9				P3	FC5		F8		3	0	0	0	0	0	2								
8 Jordan Luplow, R (1, 7) 90 George Valera, L (6, 7) OBP: 0.273, SLG: 0.111	F9				K	F9		K		3	0	0	0	0	1	2								
2 Yu Chang, R (1, 5) OBP: 0.325, SLG: 0.711 (6, 3)	G3					G1-3		G4-3		3	0	0	0	0	0	0								
50 Ryan Lavarnway, R (7, 3) OBP: 0.308, SLG: 0.455								K		1	0	0	0	0	1	0								
91 Owen Miller, R (1, 4) OBP: 0.405, SLG: 0.550 58 Aaron Bracho, L (7, 4)			1 FC5	68 1B	BB		1B	68 1B	2B	2	1	2	0	1	0	0								
68 Tyler Freeman, R (1, 6) OBP: 0.516, SLG: 0.577 64 Braylan Rocchio, S (7, 6) OBP: 0.500, SLG: 0.333						F8		17 WP	1B	3	0	2	1	0	0	1								
17 Austin Hedges, R (1, 2) OBP: 0.083, SLG: 0.143 82 Bryan Lavastida, R (8, 2)						P3		1-2	K	3	0	0	0	0	2	4								
Inning Stats	R: 0 E: 0 K: 1 S: 5	H: 0 LOB: 0 BB: 0 P: 5	R: 0 E: 0 K: 0 S: 3	H: 0 LOB: 0 BB: 0 P: 3	R: 0 E: 0 K: 2 S: 8	H: 1 LOB: 2 BB: 1 P: 12	R: 0 E: 0 K: 2 S: 7	H: 0 LOB: 0 BB: 0 P: 7	R: 0 E: 0 K: 0 S: 4	H: 1 LOB: 1 BB: 0 P: 4	R: 1 E: 0 K: 0 S: 5	H: 2 LOB: 2 BB: 0 P: 5	R: 1 E: 0 K: 1 S: 7	H: 2 LOB: 1 BB: 0 P: 8	R: 2 E: 0 K: 2 S: 11	H: 2 LOB: 0 BB: 0 P: 11	R: 0 E: 0 K: 2 S: 7	H: 0 LOB: 0 BB: 0 P: 7	1B: 5 2B: 2 3B: 0 HR: 1	SF: 0 SAC: 0 DP: 0 HBP: 0	WP: 1 PB: 0 CS: 0	PA: 36		
PITCHER	IP WLS BF H R ER SO BB IBB HBP BLK WP HR S P ERA WHIP																							
51 Brady Singer, R (1, 1) ERA: 2.65	5.0	18	2	0	0	5	1	0	0	0	0	0	0	0	27	31	0.00	0.600						
71 Wade Davis, R (6, 1) ERA: 1.29	1.0	5	2	1	1	0	0	0	0	0	0	0	0	5	5	9.00	2.000							
32 Jesse Hahn, R (7, 1) ERA: 2.57	1.0	5	2	1	1	1	0	0	0	0	1	0	7	8	9.00	2.000								
58 Scott Barlow, R (8, 1) ERA: 2.7	1.0	5	2	2	2	2	0	0	0	0	1	11	11	18.00	2.000									
35 Greg Holland, R (9, 1) ERA: 3.88	1.0	3	0	0	0	2	0	0	0	0	0	7	7	0.00	0.000									

Batter	1	2	3	4	5	6	7	8	9	AB	R	H	RBI	BB	SO	LOB	BOTTOM						
15 Whit Merrifield, R (1, 4) OBP: 0.391, SLG: 0.488 49 Hanser Alberto, R (4, 4) OBP: 0.412, SLG: 0.419 77 Gabriel Cancel, R (8, 4) OBP: 0.250, SLG: 0.333	G5-3	K				G5-3	K		1-H	2B	2	0	0	0	1	1	Cleveland Indians @ Kansas City Royals Surprise Stadium, Surprise, AZ Mon Mar 29 2021, 3:06 PM - 5:53 PM EDT Att: 2,140 - Partly Cloudy - 82 F						
16 Andrew Benintendi, L (1, 7) OBP: 0.340, SLG: 0.350 1 Jarrod Dyson, L (4, 7) OBP: 0.160, SLG: 0.261 (5, 8) 79 Erick Peña, L (8, 9)						G4-3	G5-3			1	0	0	0	1	1	0							
27 Adalberto Mondesi, S (1, 6) OBP: 0.373, SLG: 0.656 66 Ryan O'Hearn, L (4, 3) OBP: 0.306, SLG: 0.628						B1-3	G3			2	0	0	0	0	1	1							
41 Carlos Santana, S (1, 3) OBP: 0.417, SLG: 0.532 36 Cam Gallagher, R (4, 2) OBP: 0.324, SLG: 0.290										2	1	1	1	0	1	1							
13 Salvador Perez, R (1, 2) OBP: 0.409, SLG: 0.650 75 Jeison Guzmán, S (4, 6) OBP: 0.167, SLG: 0.063										2	1	1	0	0	1	0							
12 Jorge Soler, R (1, 10) OBP: 0.344, SLG: 0.661 9 Ryan McBroom, R (4, FR) OBP: 0.265, SLG: 0.583 (5, 10)										2	0	1	0	0	1	1							
17 Hunter Dozier, R (1, 5) OBP: 0.373, SLG: 0.733 11 Bubba Starling, R (5, 7) OBP: 0.243, SLG: 0.444 (8, 8)										2	1	1	0	0	0	1							
76 Kyle Isbel, L (1, 9) OBP: 0.420, SLG: 0.548 73 Emmanuel Rivera, R (5, 5) OBP: 0.310, SLG: 0.485										2	0	0	0	1	1	2							
Michael Taylor, R (1, 8) OBP: 0.438, SLG: 0.615 26 Erick Mejia, S (5, 9) OBP: 0.321, SLG: 0.500 (8, 7)										2	0	0	0	0	0	3							
Inning Stats	R: 0 E: 0 K: 2 S: 7	H: 0 LOB: 1 BB: 1 P: 11	R: 2 E: 0 K: 2 S: 12	H: 2 LOB: 1 BB: 1 P: 18	R: 1 E: 0 K: 2 S: 12	H: 1 LOB: 0 BB: 0 P: 14	R: 0 E: 0 K: 1 S: 6	H: 1 LOB: 2 BB: 0 P: 6	R: 0 E: 0 K: 0 S: 3	H: 0 LOB: 0 BB: 0 P: 3	R: 0 E: 0 K: 1 S: 6	H: 1 LOB: 1 BB: 0 P: 6	R: 0 E: 0 K: 1 S: 7	H: 1 LOB: 1 BB: 0 P: 7	R: 1 E: 0 K: 0 S: 5	H: 1 LOB: 0 BB: 1 P: 12		R: 1 E: 0 K: 1 S: 6	H: 2 LOB: 1 BB: 0 P: 6	1B: 3 2B: 3 3B: 0 HR: 3	SF: 0 SAC: 0 DP: 1 HBP: 0	WP: 0 PB: 0 CS: 0	PA: 37
PITCHER	IP WLS BF H R ER SO BB IBB HBP BLK WP HR S P ERA WHIP																						
34 Zach Plesac, R (1, 1) ERA: 6.96	5.1	22	4	3	3	7	2	0	0	0	0	0	0	5	5	0.00	1.500						
39 Oliver Pérez, L (6, 1) ERA: 5.23	1.0	4	1	0	0	1	0	0	0	0	0	7	7	0.00	1.000								
62 Nick Wittgren, R (7, 1) ERA: 1.08	0.1	3	1	1	1	0	1	0	0	0	1	4	11	27.00	6.000								
88 Phil Maton, R (8, 1) ERA: 1.93	1.1	5	2	1	1	1	0	0	0	0	0	7	7	6.75	1.500								



Batter	1	2	3	4	5	6	7	8	9	AB	R	H	RBI	BB	SO	LOB	TOP					
28 Ben Gamel, L (1,8) 1 Amed Rosario, R (5,8) OBP: 0.292, SLG: 0.293 OBP: 0.364, SLG: 0.419										2	0	0	0	1	1	0	Cleveland Indians @ Arizona Diamondbacks Chase Field, Phoenix, AZ Tue Mar 30 2021, 12:42 PM - 3:23 PM MST Att: 5,567 - Sunny - 81 F					
7 César Hernández, S (1,4) 2 Yu Chang, R (5,4) OBP: 0.317, SLG: 0.692										3	0	0	0	0	1	1						
11 José Ramírez, S (1,5) 76 Tyler Krieger, S (5,5) OBP: 0.381, SLG: 0.389										3	1	1	1	0	1	1						
9 Eddie Rosario, L (1,7) 8 Jordan Luplow, R (6,9)										3	0	1	0	0	0	0						
32 Franmil Reyes, R (1,10) 50 Ryan Lavarnway, R (9,PH) OBP: 0.327, SLG: 0.625 OBP: 0.296, SLG: 0.435										3	0	1	0	0	0	0						
22 Josh Naylor, L (1,9) 83 Connor Marabell, L (6,7) OBP: 0.250, SLG: 0.364 OBP: 0.381, SLG: 0.389										3	0	0	0	0	1	2						
10 Jake Bauers, L (1,3) 91 Owen Miller, R (7,4) OBP: 0.395, SLG: 0.537										3	1	1	1	0	2	2						
55 Roberto Pérez, R (1,2) 17 Austin Hedges, R (6,2) OBP: 0.441, SLG: 0.556 OBP: 0.079, SLG: 0.155										1	0	0	0	1	0	0						
0 Andrés Giménez, L (1,6) 68 Tyler Freeman, R (7,6) OBP: 0.302, SLG: 0.460 OBP: 0.516, SLG: 0.577										3	0	0	0	0	0	3						
										0	0	0	0	0	0	0						
Inning Stats	R: 1 E: 0 K: 1 S: 9	H: 1 LOB: 0 BB: 0 P: 13	R: 1 E: 0 K: 2 S: 12	H: 1 LOB: 0 BB: 0 P: 17	R: 0 E: 0 K: 1 S: 6	H: 0 LOB: 1 BB: 1 P: 13	R: 0 E: 0 K: 1 S: 16	H: 2 LOB: 3 BB: 1 P: 25	R: 0 E: 0 K: 1 S: 7	H: 0 LOB: 0 BB: 0 P: 7	R: 0 E: 0 K: 1 S: 9	H: 0 LOB: 0 BB: 0 P: 12	R: 0 E: 0 K: 1 S: 10	H: 0 LOB: 0 BB: 0 P: 15	R: 0 E: 0 K: 2 S: 12	H: 1 LOB: 1 BB: 0 P: 20	R: 0 E: 0 K: 1 S: 9	H: 1 LOB: 1 BB: 0 P: 11	1B: 2 2B: 2 3B: 0 HR: 2	SF: 0 SAC: 0 DP: 0 HBP: 0	WP: 0 PB: 0 SB: 0 CS: 0	PA: 35
PITCHER	IP WLS BF H R ER SO BB IBB HBP BLK WP HR S P ERA WHIP																					
57 Taylor Widener, R (1,1) ERA: 3.88	5.2	23	4	2	2	7	2	0	0	0	0	0	0	0	2	58	86	3.18	1.059			
68 Miguel Aguilar, L (6,1) ERA: 8.31	0.1	1	0	0	0	0	0	0	0	0	0	0	0	0	1	1	0.00	0.000				
49 Alex Young, L (7,1) ERA: 4.09	1.0	3	0	0	0	1	0	0	0	0	0	0	0	10	15	0.00	0.000					
50 Yoan López, R (8,1) ERA: 4.91	1.0	W	4	1	0	2	0	0	0	0	0	0	0	12	20	0.00	1.000					
J.B. Bukauskas, R (9,1) ERA:	1.0	S	4	1	0	1	0	0	0	0	0	0	0	9	11	0.00	1.000					
Batter	1	2	3	4	5	6	7	8	9	AB	R	H	RBI	BB	SO	LOB	BOTTOM					
4 Ketel Marte, S (1,8) 16 Tim Lincecum, R (5,8) OBP: 0.449, SLG: 0.732 OBP: 0.410, SLG: 0.515										2	0	1	0	0	0	0	Cleveland Indians @ Arizona Diamondbacks Chase Field, Phoenix, AZ Tue Mar 30 2021, 12:42 PM - 3:23 PM MST Att: 5,567 - Sunny - 81 F					
6 David Peraltá, L (1,7) 19 Josh VanMeter, L (5,4) OBP: 0.315, SLG: 0.500 OBP: 0.323, SLG: 0.358										2	0	0	0	0	2	2						
5 Eduardo Escobar, S (1,4) 27 Wyatt Mathisen, R (5,3) OBP: 0.268, SLG: 0.491 OBP: 0.364, SLG: 0.267										1	1	0	0	1	1	0						
53 Christian Walker, R (1,3) Andrew Young, R (5,6) OBP: 0.352, SLG: 0.680 OBP: 0.346, SLG: 0.200										2	0	0	0	0	1	1						
14 Asdrúbal Cabrera, S (1,5) 86 Jake McCarthy, L (5,7) OBP: 0.360, SLG: 0.609 OBP: 0.400, SLG: 0.162										2	0	1	0	0	0	0						
10 Josh Rojas, L (1,6) 78 Jumié Querecuto, S (5,5) OBP: 0.405, SLG: 0.583 OBP: 0.281, SLG: 0.391										2	0	1	1	0	0	0						
18 Carson Kelly, R (1,2) 21 Stephen Vogt, L (6,2) OBP: 0.208, SLG: 0.289 OBP: 0.275, SLG: 0.457										2	0	0	0	0	0	1						
26 Pavin Smith, L (1,9) 50 Yoan López, R (8,1) J.B. Bukauskas, R (9,1)										3	0	1	0	0	0	0						
57 Taylor Widener, L (1,1) 68 Miguel Aguilar, L (6,1) 49 Alex Young, L (7,1) 1 Domingo Leyba, S (7,PH) OBP: 0.500, SLG: 0.500 OBP: 0.167, SLG: 0.225										2	0	1	0	0	0	1						
										0	0	0	0	0	0	0						
										1	0	0	0	1	0	0						
Inning Stats	R: 0 E: 0 K: 1 S: 8	H: 0 LOB: 0 BB: 0 P: 14	R: 0 E: 0 K: 1 S: 6	H: 0 LOB: 0 BB: 0 P: 10	R: 0 E: 0 K: 0 S: 8	H: 2 LOB: 2 BB: 0 P: 13	R: 1 E: 0 K: 0 S: 11	H: 2 LOB: 1 BB: 1 P: 19	R: 0 E: 0 K: 2 S: 12	H: 1 LOB: 1 BB: 0 P: 20	R: 0 E: 0 K: 3 S: 12	H: 0 LOB: 1 BB: 1 P: 18	R: 0 E: 0 K: 1 S: 7	H: 0 LOB: 0 BB: 0 P: 7	R: 2 E: 0 K: 1 S: 10	H: 2 LOB: 1 BB: 0 P: 21	1B: 5 2B: 2 3B: 0 HR: 0	SF: 0 SAC: 0 DP: 0 HBP: 1	WP: 1 PB: 0 SB: 2 CS: 0	PA: 33		
PITCHER	IP WLS BF H R ER SO BB IBB HBP BLK WP HR S P ERA WHIP																					
43 Aaron Civale, R (1,1) ERA: 5.21	4.1	18	5	1	1	2	1	0	0	0	0	0	0	7	12	0.00	0.000					
99 James Karinchak, R (5,1) ERA: 6.1	0.2	2	0	0	0	2	0	0	0	0	0	0	0	7	12	0.00	0.000					
36 Bryan Shaw, R (6,1) ERA: 2.45	1.0	H	4	0	0	3	1	0	0	0	0	0	0	12	18	0.00	1.000					
48 Emmanuel Clase, R (7,1) ERA: 3.86	1.0	H	3	0	0	1	0	0	0	0	0	0	0	7	7	0.00	0.000					
81 Trevor Stephan, R (8,1) ERA: 3.48	1.0	L	6	2	2	1	0	0	1	0	1	0	10	21	18.00	2.000						

Batter	1	2	3	4	5	6	7	8	9	AB	R	H	RBI	BB	SO	LOB	TOP										
8 Jordan Luplow, R 28 Ben Gamel, L	F8		K		FC1-4 7 WP		K			3	0	0	0	0	1	2											
7 César Hernández, S OBP: 0.400, SLG: 0.500	F8 9 WP		FC6-4					F8	F4	4	0	1	0	1	0	2											
11 José Ramírez, S OBP: 0.500, SLG: 0.333	P6				F9					3	0	1	0	1	0	3											
9 Eddie Rosario, L OBP: 0.250, SLG: 0.250	G4-3									4	0	1	0	0	0	2											
32 Franmil Reyes, R (1, 10)		F8								3	0	0	0	1	0	2											
22 Josh Naylor, L OBP: 0.250, SLG: 0.250		K								4	0	1	0	0	1	2											
2 Yu Chang, R 10 Jake Bauers, L										2	0	0	0	0	0	2											
1 Amed Rosario, R OBP: 1.000, SLG: 1.000										1	1	1	0	0	0	0											
55 Roberto Pérez, R OBP: 0.750, SLG: 2.000										2	1	1	2	2	1	0											
0 Andrés Giménez, L (1, 6)										4	0	0	0	0	1	2											
Inning Stats	R: 0 H: 1 E: 0 K: 0 S: 8	H: 1 LOB: 1 BB: 0 P: 11	R: 0 H: 0 E: 0 K: 1 S: 10	H: 0 LOB: 1 BB: 1 P: 14	R: 0 H: 0 E: 0 K: 1 S: 8	H: 0 LOB: 1 BB: 1 P: 15	R: 0 H: 1 E: 0 K: 0 S: 11	H: 1 LOB: 1 BB: 0 P: 17	R: 0 H: 0 E: 0 K: 3 S: 13	H: 0 LOB: 2 BB: 2 P: 26	R: 0 H: 1 E: 0 K: 0 S: 10	H: 1 LOB: 1 BB: 0 P: 13	R: 0 H: 0 E: 0 K: 3 S: 11	H: 0 LOB: 0 BB: 0 P: 18	R: 0 H: 1 E: 0 K: 0 S: 7	H: 1 LOB: 1 BB: 1 P: 13	R: 2 H: 2 E: 0 K: 0 S: 16	H: 2 LOB: 1 BB: 1 P: 27	1B: 4 2B: 1 3B: 0 HR: 1	SF: 0 SAC: 0 DP: 1 HBP: 0	WP: 2 PB: 0 SB: 0 CS: 0	PA: 38					
PITCHER	IP	WLS	BF	H	R	ER	SO	BB	IBB	HBP	BLK	WP	HR	S	P	ERA	WHIP										
48 Matthew Boyd, L ERA: 1.000	5.2	W	24	3	0	0	2	4	0	0	0	2	0	57	92	0.00	1.235										
67 José Cisneros, R ERA: 1.000	1.0	H	3	0	0	0	2	0	0	0	0	0	0	9	14	0.00	0.000										
44 Daniel Norris, L ERA: 1.000	1.1	H	5	1	0	0	1	1	0	0	0	0	0	12	21	0.00	1.500										
65 Gregory Soto, L ERA: 18.0	1.0	S	6	2	2	2	0	1	0	0	0	0	1	16	27	18.00	3.000										

Cleveland Indians @ Detroit Tigers
Comerica Park, Detroit, MI
Thu Apr 01 2021, 1:13 PM - 4:16 PM EDT
Att: 8,000 - Snow - 32 F

AB 32
R 2
H 6
RBI 2
BB 6
SO 5
LOB 18

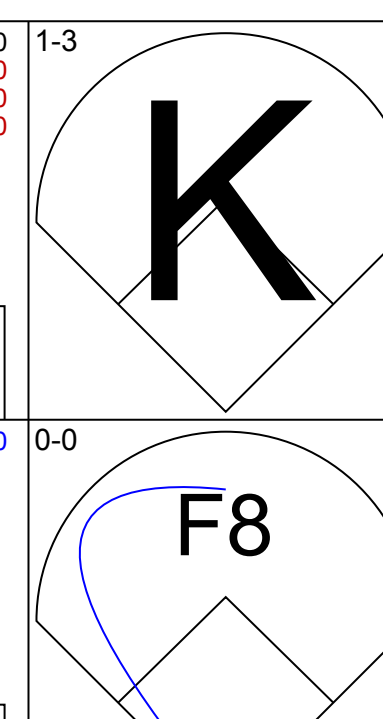
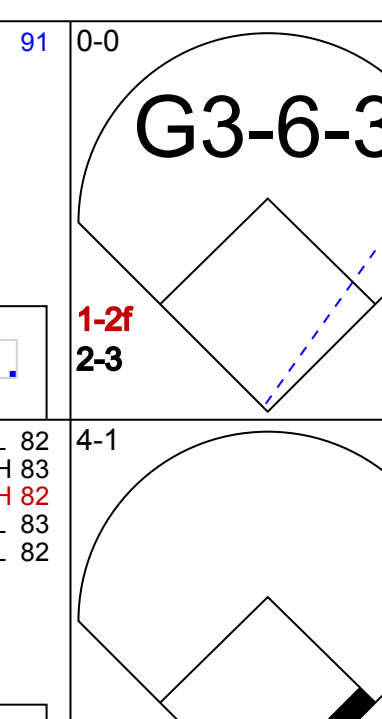
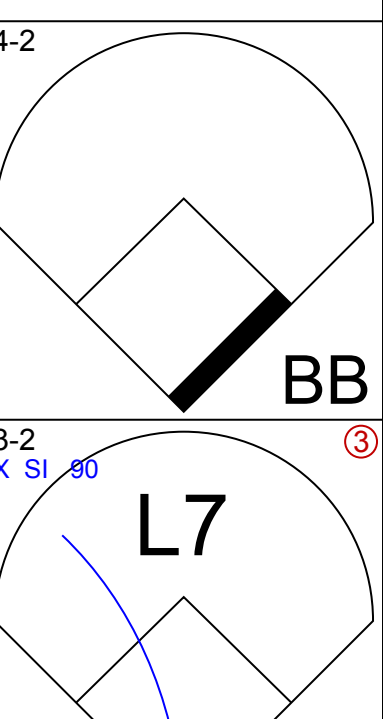

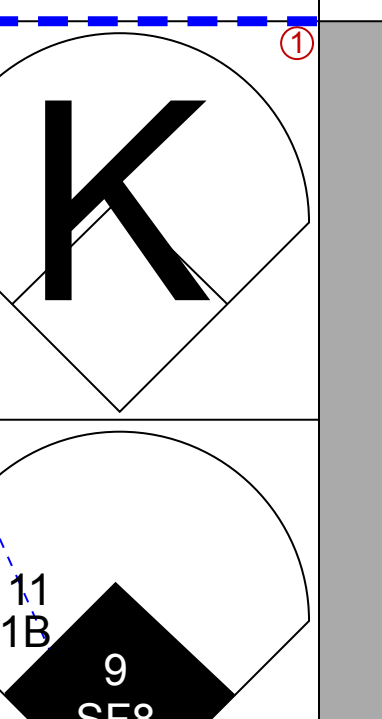
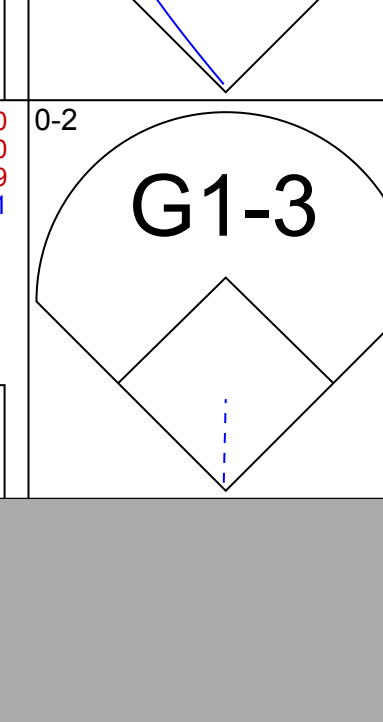
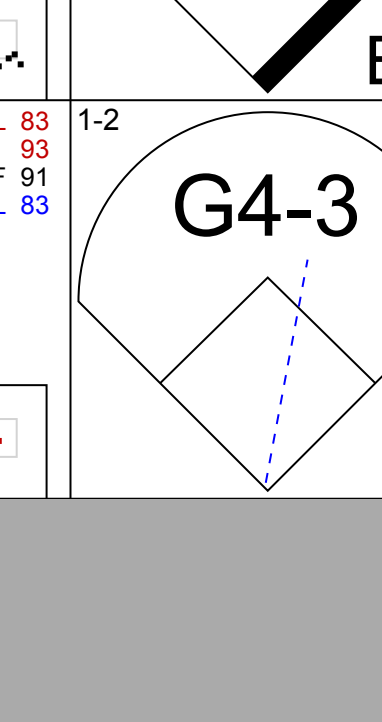

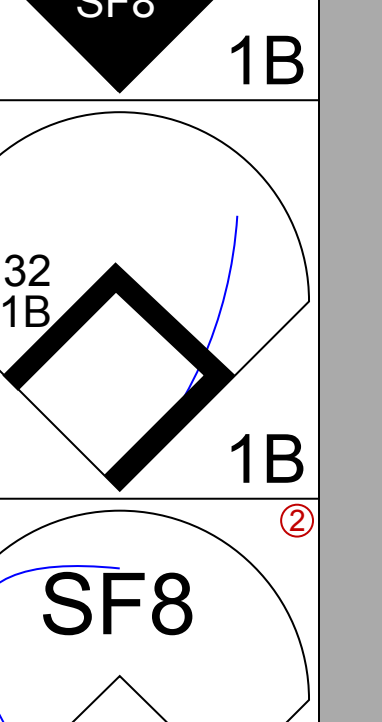


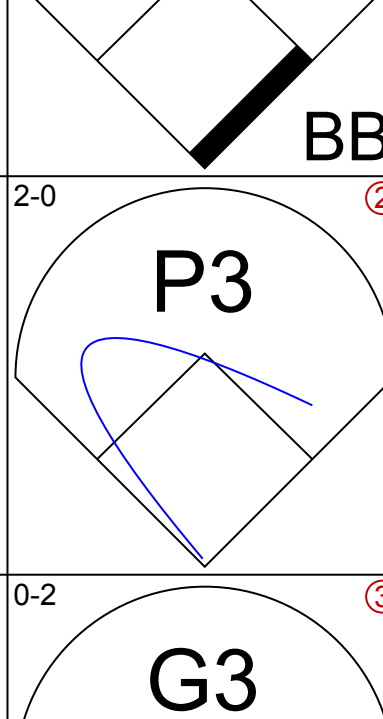
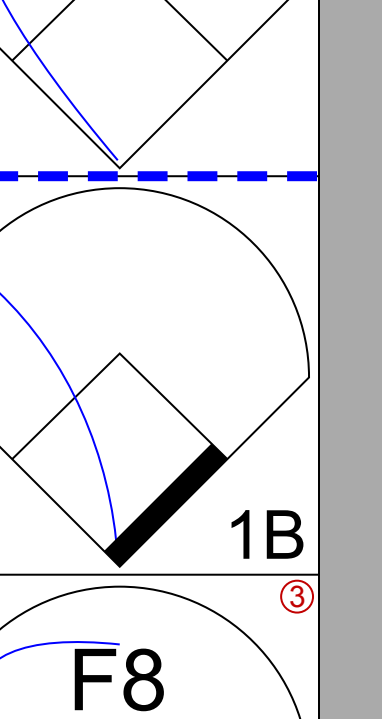
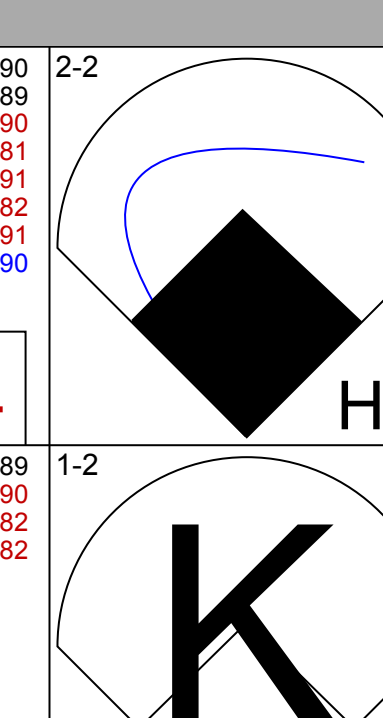
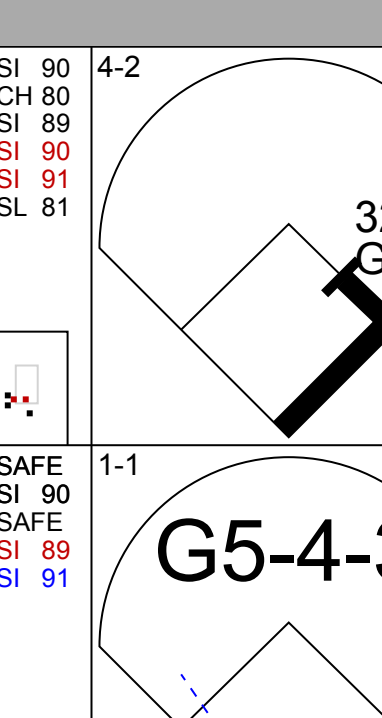
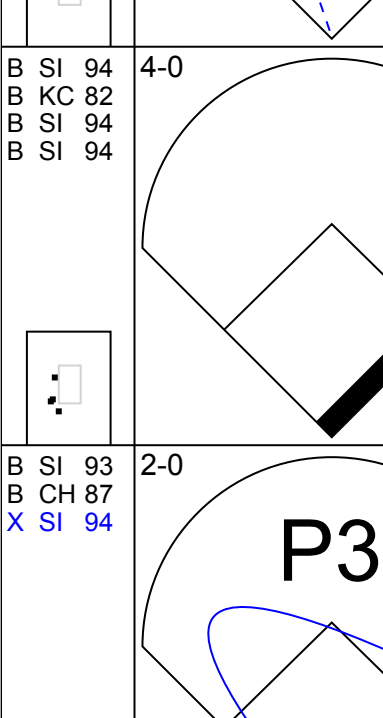
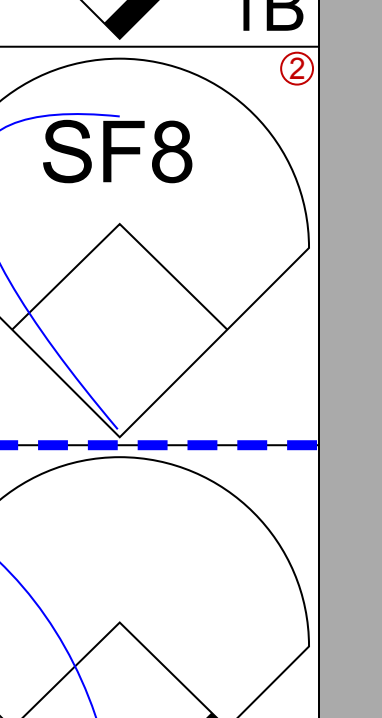
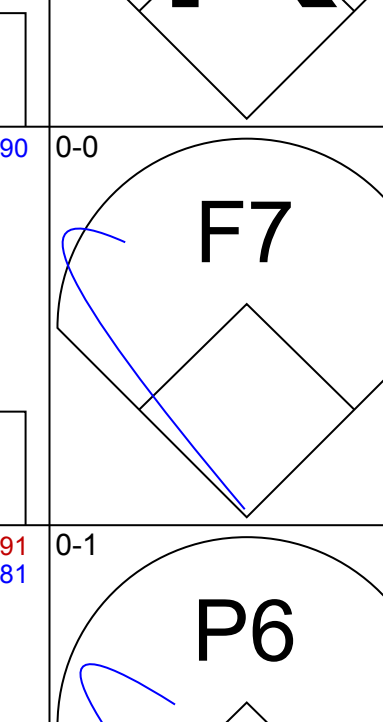
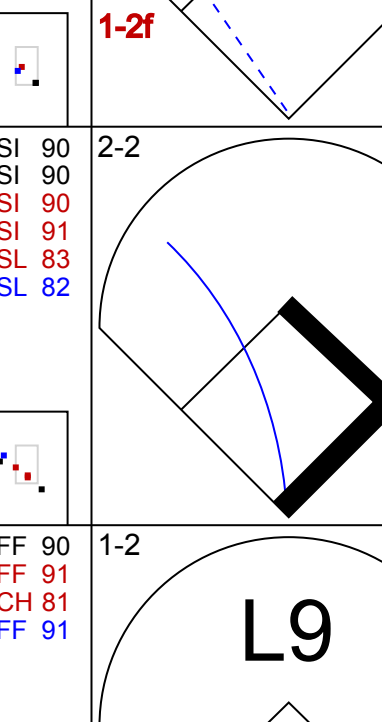
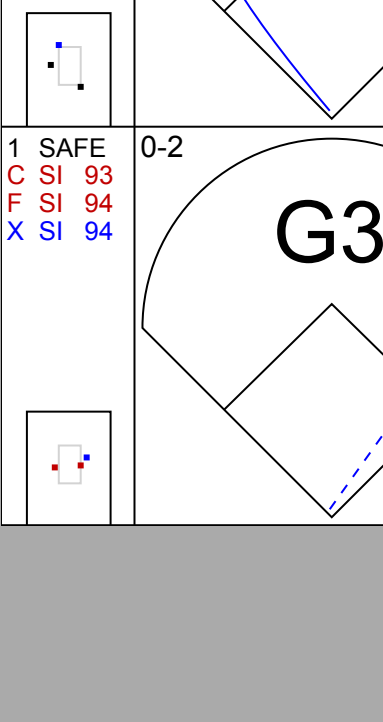
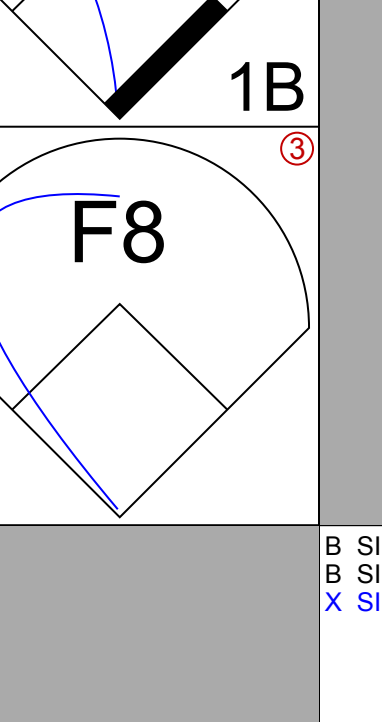
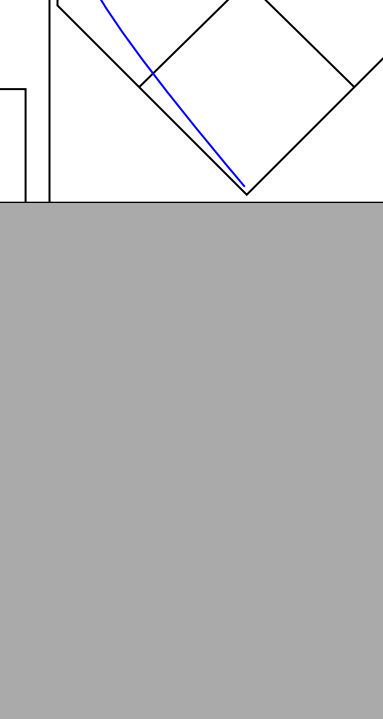
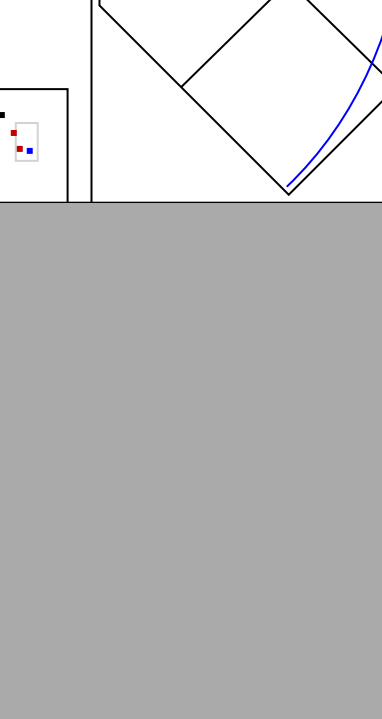

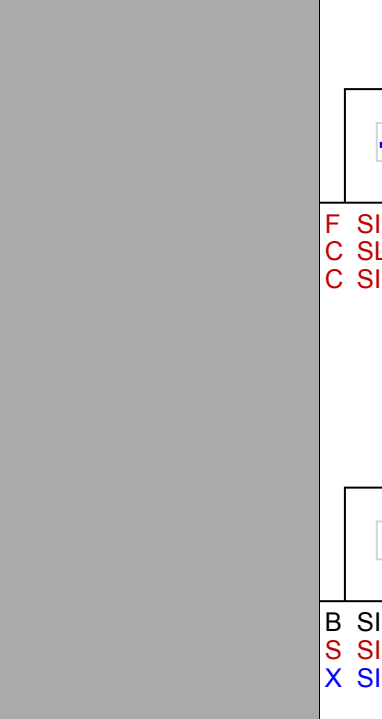

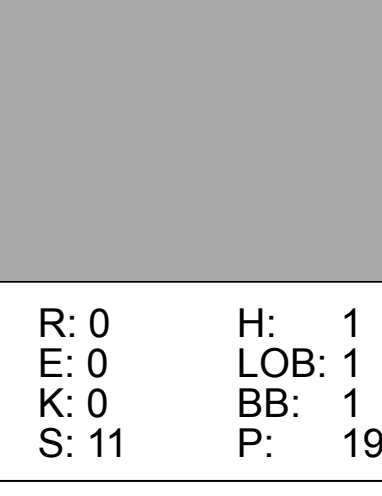
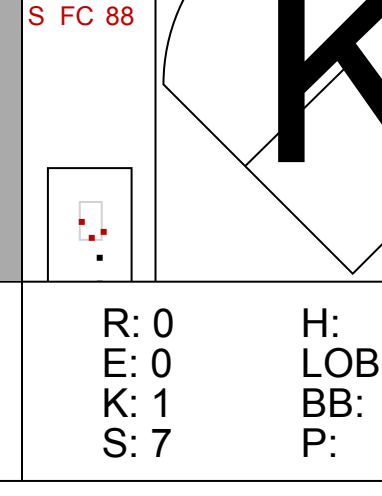
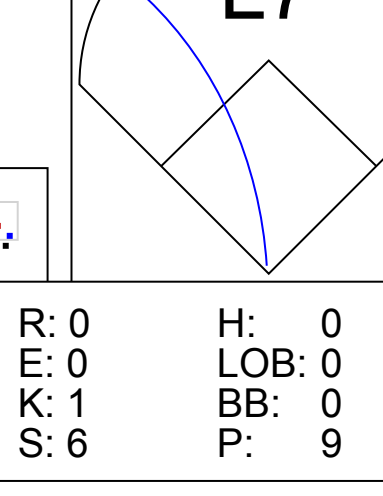
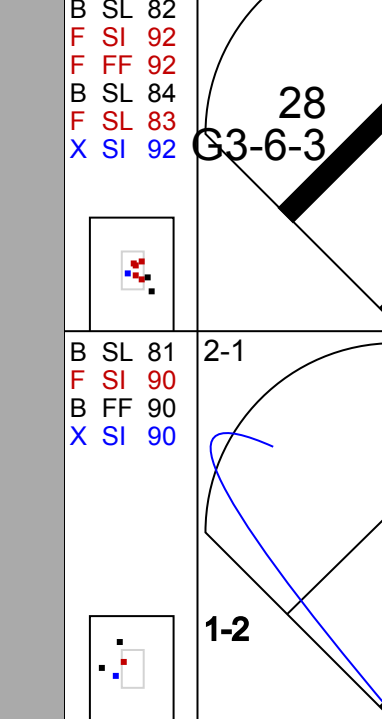
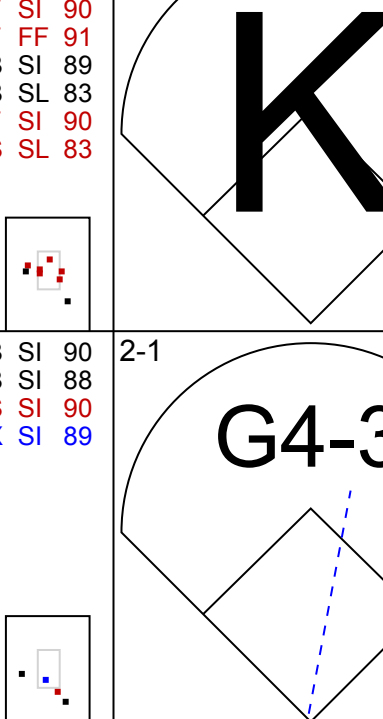
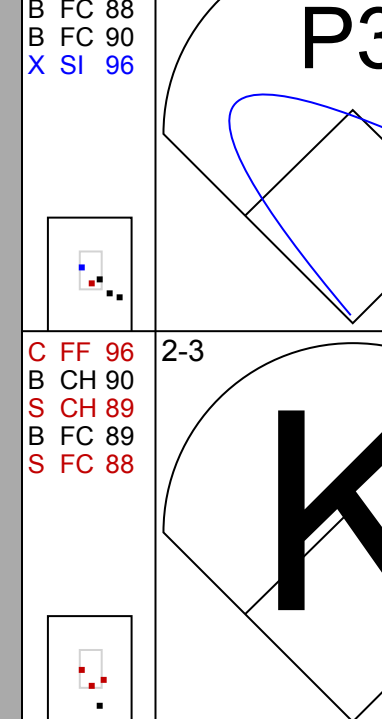
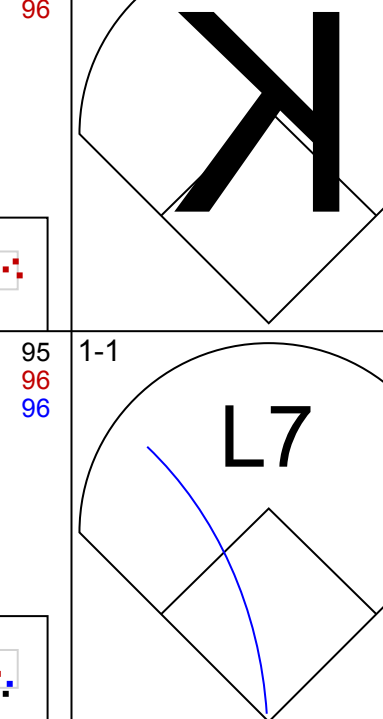
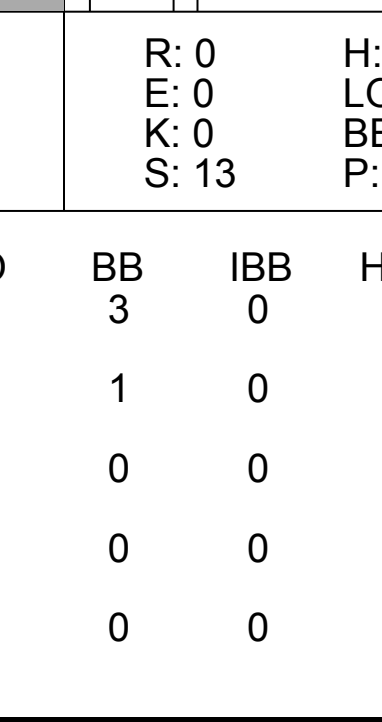
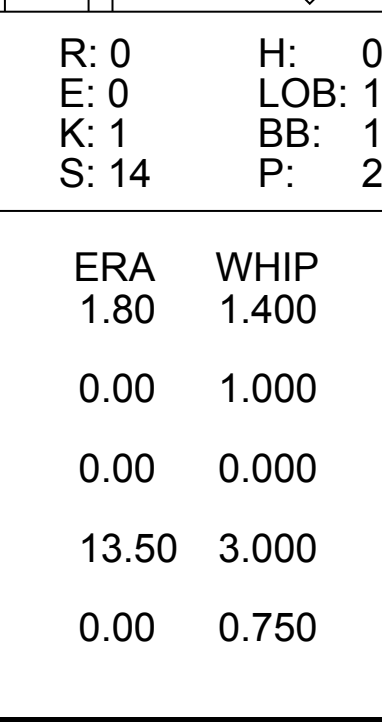
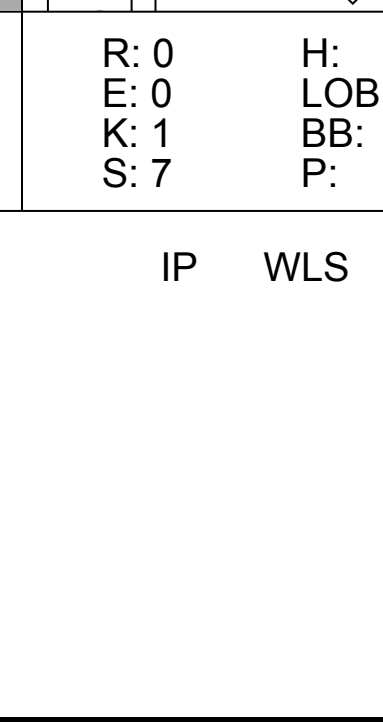
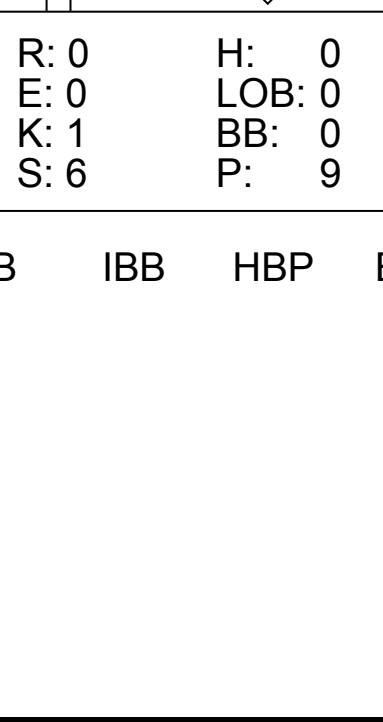


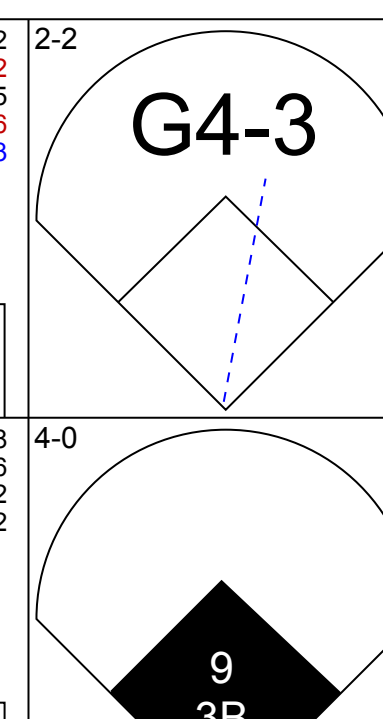
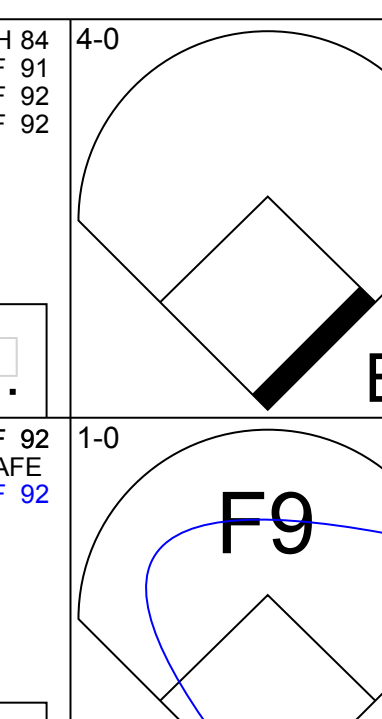
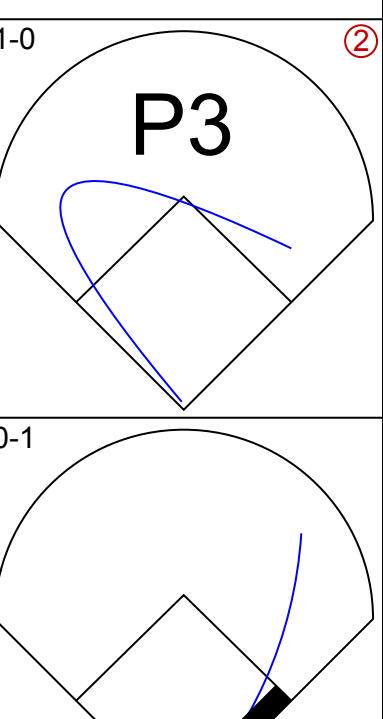
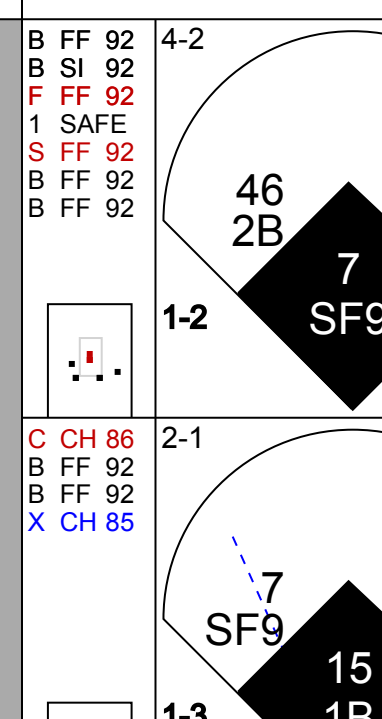
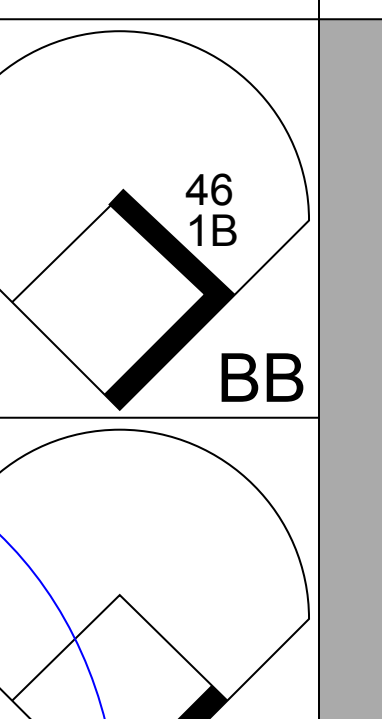
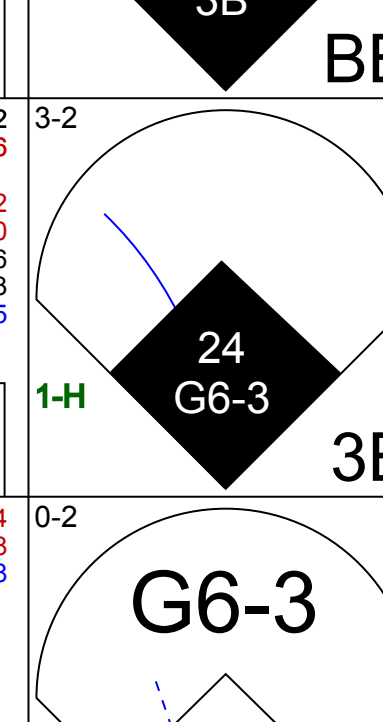
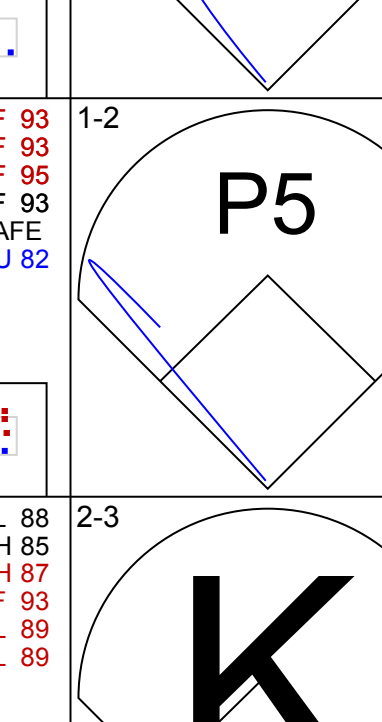
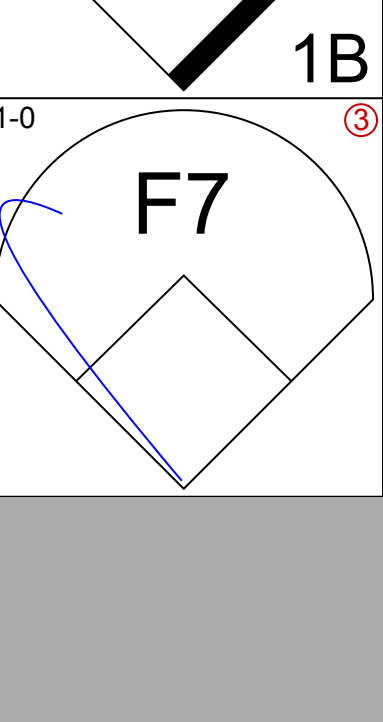
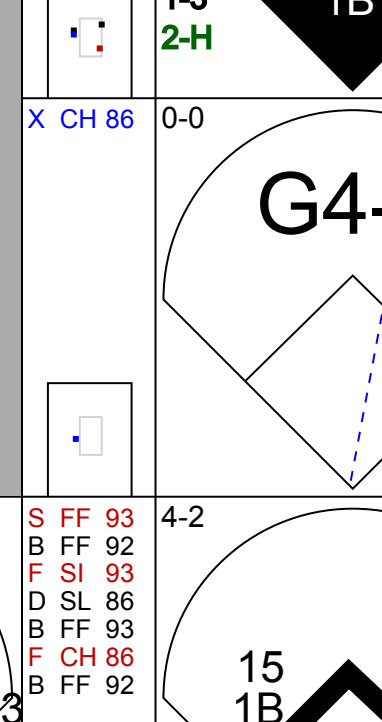

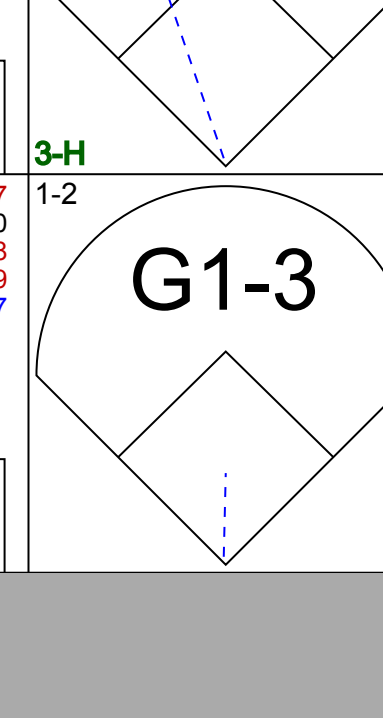


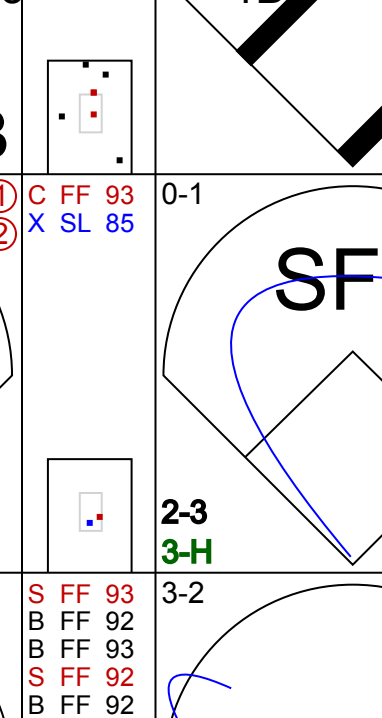




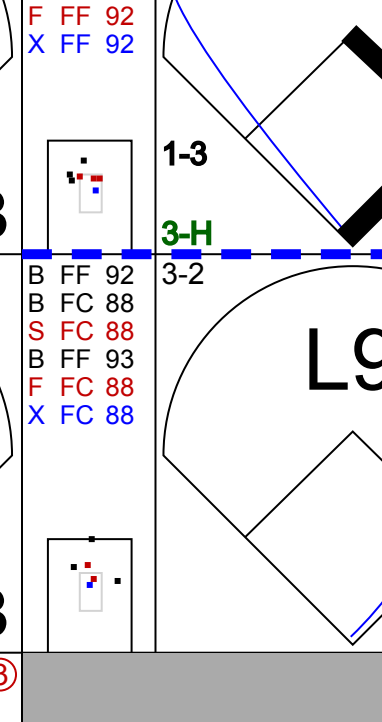


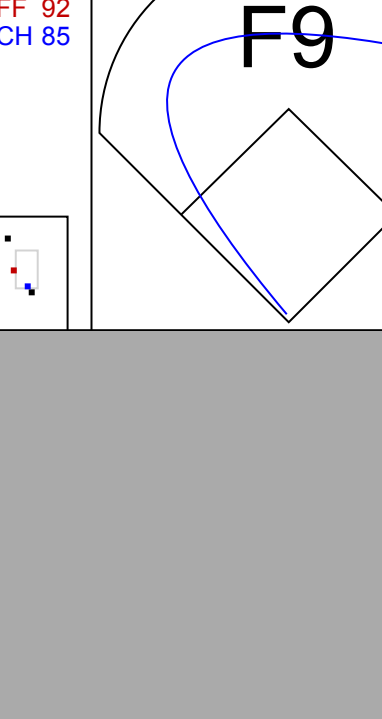
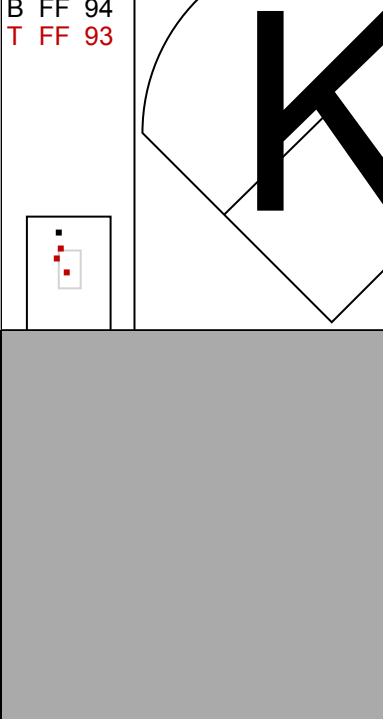
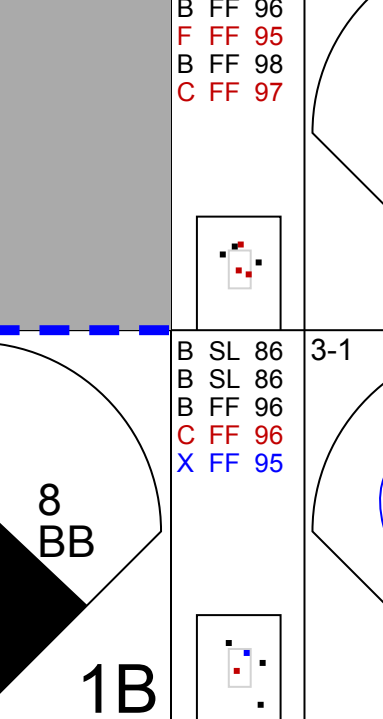

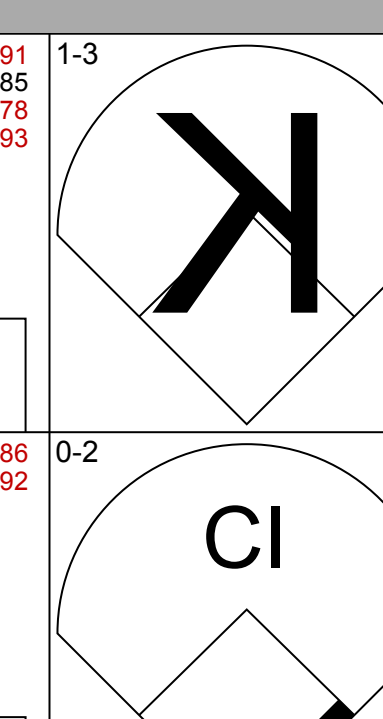
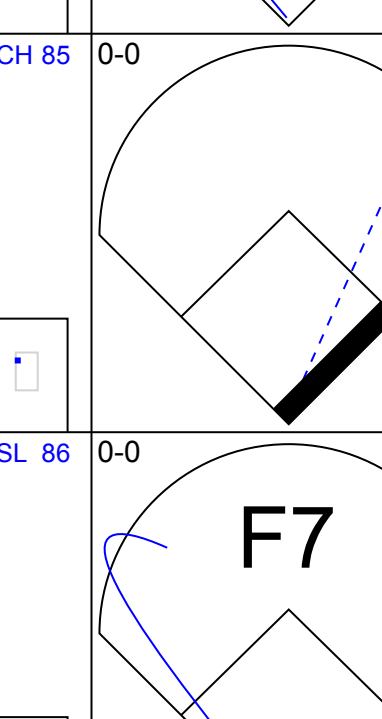
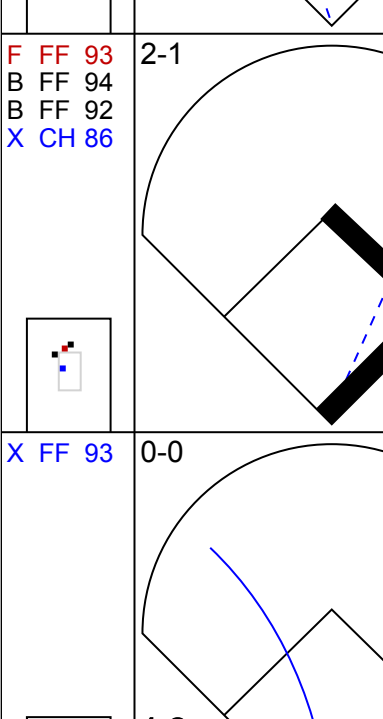
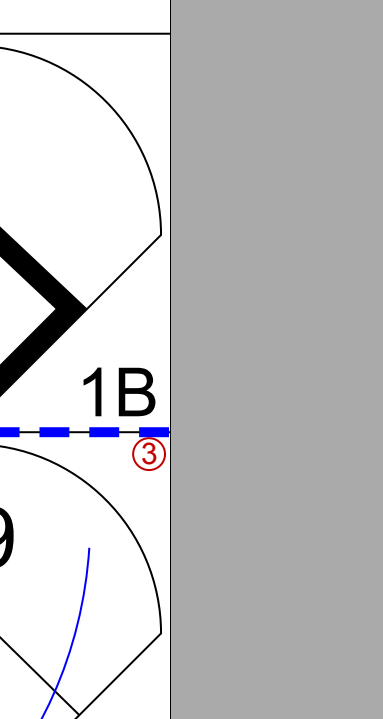

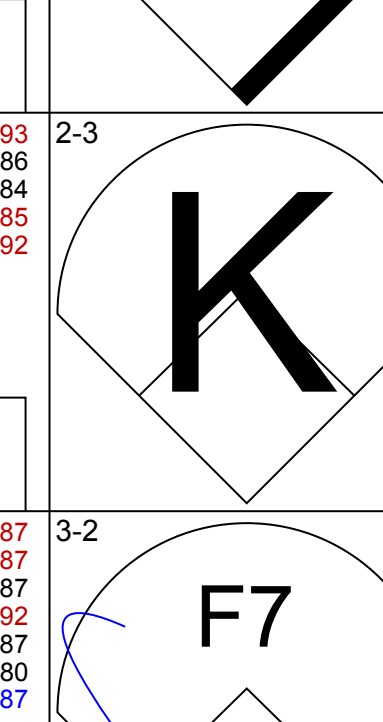
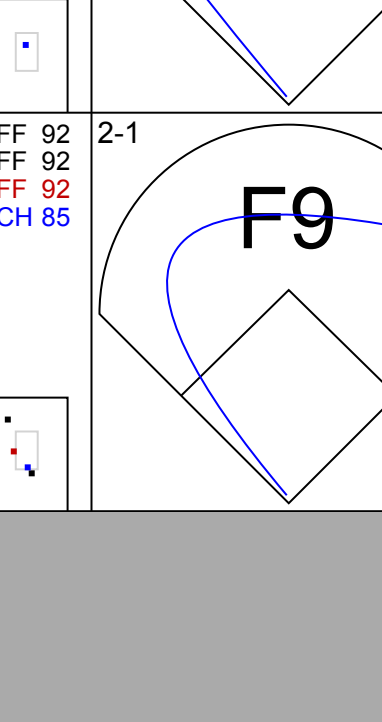
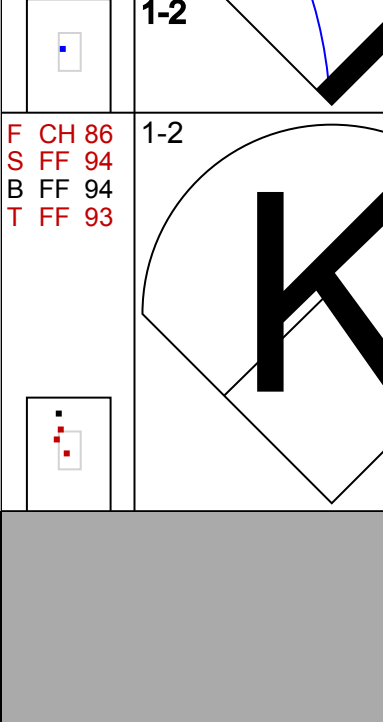
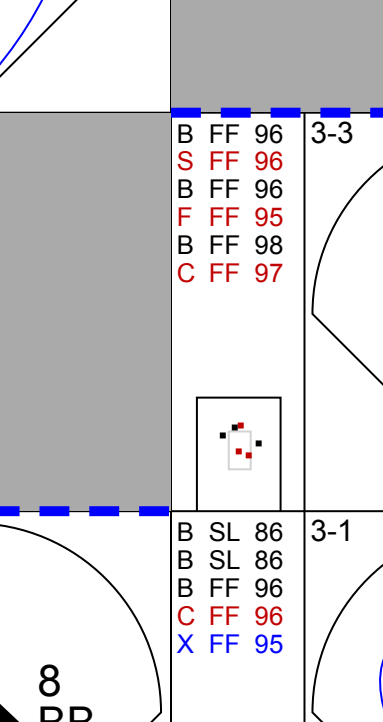

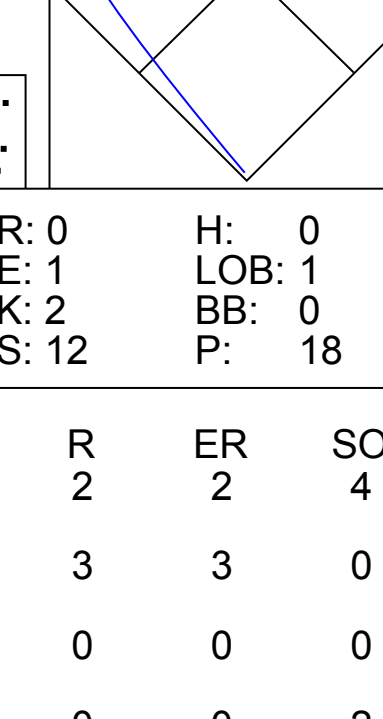
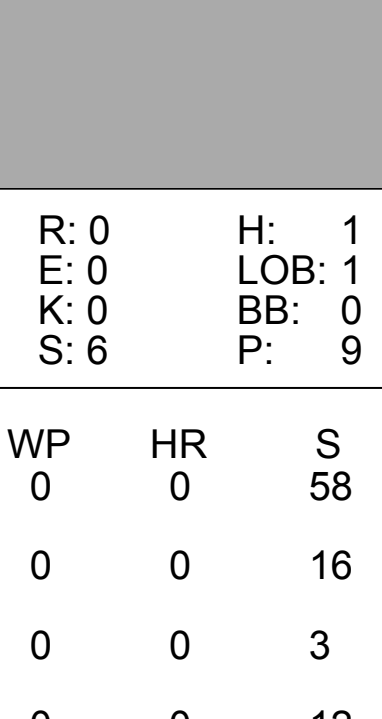
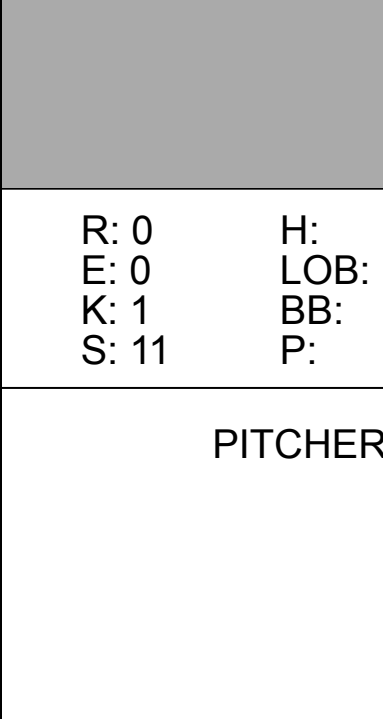
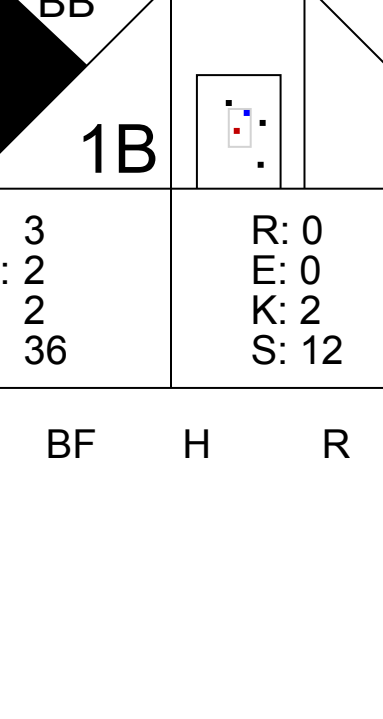






Batter	1	2	3	4	5	6	7	8	9	AB	R	H	RBI	BB	SO	LOB	BOTTOM										
8 Robbie Grossman, S (1, 7)	L7									1	0	0	0	3	0	0											
46 Jeimer Candelario, S OBP: 0.250, SLG: 0.250										4	1	1	0	0	3	4											
9 Willi Castro, S OBP: 0.250, SLG: 0.250	K	F6								4	0	1	0	0	1	4											
24 Miguel Cabrera, R OBP: 0.250, SLG: 1.000 30 Harold Castro, L	HR									4	1	1	2	0	0	2											
7 Jonathan Schoop, R OBP: 0.500, SLG: 0.333										3	0	1	0	1	2	1											
15 Nomar Mazara, L (1, 10)	K									4	0	0	0	0	2	3											
40 Wilson Ramos, R (1, 2)										3	0	0	0	1	3	1											
22 Victor Reyes, S (1, 9)										4	1	0	0	0	2	1											
21 JaCoby Jones, R OBP: 0.333, SLG: 0.667										3	0	1	1	0	1	0											
Inning Stats	R: 2 H: 3 E: 0 K: 2 S: 12	H: 3 LOB: 1 BB: 0 P: 19	R: 1 H: 1 E: 1 K: 3 S: 12	H: 1 LOB: 2 BB: 1 P: 20	R: 0 H: 0 E: 0 K: 2 S: 10	H: 0 LOB: 1 BB: 1 P: 17	R: 0 H: 0 E: 0 K: 2 S: 9	H: 0 LOB: 1 BB: 1 P: 16	R: 0 H: 1 E: 0 K: 1 S: 10	H: 1 LOB: 1 BB: 0 P: 15	R: 0 H: 0 E: 0 K: 2 S: 8	H: 0 LOB: 0 BB: 0 P: 8	R: 0 H: 0 E: 0 K: 1 S: 7	H: 0 LOB: 1 BB: 1 P: 13	R: 0 H: 0 E: 0 K: 1 S: 9	H: 0 LOB: 1 BB: 1 P: 17	1B: 3 2B: 1 3B: 0 HR: 1	SF: 0 SAC: 0 DP: 0 HBP: 0	WP: 2 PB: 0 SB: 1 CS: 0	PA: 35							
PITCHER	IP	WLS	BF	H	R	ER	SO	BB	IBB	HBP	BLK	WP	HR	S	P	ERA	WHIP										
57 Shane Bieber, R ERA: 4.5	6.0	L	27	5	3	3	12	3	0	0	0	2	1	61	95	4.50	1.333										
27 Bryan Shaw, R ERA: 1.000	1.0		4	0	0	0	1	1	0	0	0	0	0	7	13	0.00	1.000										
99 James Karinchak, R ERA: 1.000	1.0		4	0	0	0	1	1	0	0	0	0	0	9	17	0.00	1.000										

Cleveland Indians @ Detroit Tigers
Comerica Park, Detroit, MI
Thu Apr 01 2021, 1:13 PM - 4:16 PM EDT
Att: 8,000 - Snow - 32 F

AB 30
R 3
H 5
RBI 3
BB 5
SO 14
LOB 16



Batter	1	2	3	4	5	6	7	8	9	AB	R	H	RBI	BB	SO	LOB	TOP					
28 Ben Gamel, L 1 Amed Rosario, R OBP: 0.500, SLG: 0.500										2	0	0	0	1	1	2	<p>Cleveland Indians @ Detroit Tigers Comerica Park, Detroit, MI Sat Apr 03 2021, 1:12 PM - 4:28 PM EDT Att: 8,000 - Partly Cloudy - 49 F</p>					
7 César Hernández, S OBP: 0.444, SLG: 0.429									3	1	1	0	1	0	1							
11 José Ramírez, S OBP: 0.375, SLG: 0.286									4	0	1	0	0	0	2							
9 Eddie Rosario, L OBP: 0.500, SLG: 1.000									1	1	1	2	2	0	0							
32 Franmil Reyes, R OBP: 0.250, SLG: 0.143									4	0	1	0	0	1	2							
22 Josh Naylor, L OBP: 0.250, SLG: 0.375									4	0	1	0	0	0	3							
10 Jake Bauers, L 2 Yu Chang, R									2	0	0	0	0	0	1	AB 31						
55 Roberto Pérez, R OBP: 0.500, SLG: 0.833									4	0	1	0	0	2	0	R 2						
0 Andrés Giménez, L OBP: 0.125, SLG: 0.125									4	0	1	0	0	1	0	H 7						
Inning Stats	R: 0 E: 0 K: 1 S: 8	H: 0 LOB: 0 BB: 0 P: 9	R: 1 E: 0 K: 1 S: 12	H: 1 LOB: 0 BB: 0 P: 15	R: 0 E: 0 K: 0 S: 13	H: 2 LOB: 2 BB: 1 P: 22	R: 0 E: 0 K: 0 S: 11	H: 1 LOB: 1 BB: 1 P: 19	R: 0 E: 0 K: 1 S: 14	H: 0 LOB: 1 BB: 1 P: 25	R: 0 E: 0 K: 0 S: 5	H: 0 LOB: 0 BB: 0 P: 11	R: 0 E: 0 K: 1 S: 7	H: 0 LOB: 0 BB: 0 P: 14	R: 1 E: 0 K: 1 S: 14	H: 3 LOB: 2 BB: 0 P: 21		R: 0 E: 0 K: 1 S: 6	H: 0 LOB: 0 BB: 0 P: 9	1B: 5 2B: 1 3B: 0 HR: 1	SF: 1 SAC: 0 DP: 2 HBP: 0	WP: 0 PB: 0 SB: 0 CS: 0
PITCHER	IP WLS BF H R ER SO BB IBB HBP BLK WP HR S P ERA WHIP																					
50 Julio Teheran, R ERA: 1.8	5.0 W 20 4 1 1 3 3 0 0 0 0 0 1 58 90 1.80 1.400																					
49 Derek Holland, L ERA:	1.0 H 4 0 0 0 0 1 0 0 0 0 0 0 5 11 0.00 1.000																					
32 Michael Fulmer, R ERA:	1.0 H 3 0 0 0 1 0 0 0 0 0 0 0 7 14 0.00 0.000																					
70 Tyler Alexander, L ERA: 13.5	0.2 4 2 1 1 1 0 0 0 0 0 0 0 10 16 13.50 3.000																					
33 Bryan Garcia, R ERA:	1.1 S 5 1 0 0 1 0 0 0 0 0 0 0 10 14 0.00 0.750																					

Batter	1	2	3	4	5	6	7	8	9	AB	R	H	RBI	BB	SO	LOB	BOTTOM			
8 Robbie Grossman, S 1 Amed Rosario, R OBP: 0.500, SLG: 0.500										2	1	0	0	3	0	0	<p>Cleveland Indians @ Detroit Tigers Comerica Park, Detroit, MI Sat Apr 03 2021, 1:12 PM - 4:28 PM EDT Att: 8,000 - Partly Cloudy - 49 F</p>			
46 Jeimer Candelario, S OBP: 0.550, SLG: 0.655										4	2	3	1	1	0	1				
9 Willi Castro, S OBP: 0.222, SLG: 0.444										5	1	1	1	0	1	6				
24 Miguel Cabrera, R OBP: 0.375, SLG: 0.714										3	0	1	1	1	1	1				
7 Jonathan Schoop, R OBP: 0.250, SLG: 0.167										3	0	0	1	0	0	1				
15 Nomar Mazara, L OBP: 0.375, SLG: 0.375										4	0	3	1	0	1	0				
40 Wilson Ramos, R OBP: 0.286, SLG: 0.167										3	0	1	0	0	0	3				
28 Niko Goodrum, S										4	0	0	0	0	3	4				
21 JaCoby Jones, R OBP: 0.286, SLG: 0.429										4	1	1	0	0	0	1				
Inning Stats	R: 2 E: 0 K: 0 S: 14	H: 1 LOB: 0 BB: 1 P: 24	R: 0 E: 1 K: 2 S: 12	H: 0 LOB: 0 BB: 0 P: 18	R: 0 E: 0 K: 1 S: 9	H: 0 LOB: 1 BB: 1 P: 17	R: 0 E: 0 K: 0 S: 6	H: 1 LOB: 1 BB: 0 P: 9	R: 0 E: 0 K: 0 S: 6	H: 1 LOB: 1 BB: 0 P: 9	R: 0 E: 0 K: 1 S: 11	H: 3 LOB: 2 BB: 0 P: 17	R: 3 E: 0 K: 0 S: 19	H: 3 LOB: 2 BB: 2 P: 36	R: 0 E: 0 K: 2 S: 12	H: 1 LOB: 2 BB: 1 P: 24		1B: 8 2B: 1 3B: 1 HR: 0	SF: 1 SAC: 0 DP: 1 HBP: 0	WP: 0 PB: 0 SB: 0 CS: 0
PITCHER	IP WLS BF H R ER SO BB IBB HBP BLK WP HR S P ERA WHIP																			
34 Zach Plesac, R ERA: 3.0	6.0 L 26 6 2 2 2 4 2 0 0 0 0 0 0 16 30 3.00 1.333																			
62 Nick Wittgren, R ERA: 40.5	0.2 7 3 3 3 0 2 0 0 0 0 0 0 0 16 30 40.50 7.500																			
88 Phil Maton, R ERA:	0.1 1 0 0 0 0 0 0 0 0 0 0 0 0 3 6 0.00 0.000																			
37 Trevor Stephan, R ERA:	1.0 5 1 0 0 2 1 0 0 0 0 0 0 0 12 24 0.00 2.000																			

Batter	1	2	3	4	5	6	7	8	9	AB R H RBI BB SO LOB	TOP																
8 Jordan Luplow, R OBP: 0.250, SLG: 0.571										4 1 1 2 1 1 0	Cleveland Indians @ Detroit Tigers Comerica Park, Detroit, MI Sun Apr 04 2021, 1:12 PM - 3:48 PM EDT Att: 8,000 - Sunny - 61 F																
7 César Hernández, S OBP: 0.357, SLG: 0.273										4 1 0 0 1 1 1																	
11 José Ramírez, S OBP: 0.385, SLG: 0.417										5 1 2 0 0 0 1																	
9 Eddie Rosario, L OBP: 0.500, SLG: 0.750										3 1 1 2 1 1 1																	
32 Franmil Reyes, R OBP: 0.250, SLG: 0.455										4 1 1 2 0 1 2																	
1 Amed Rosario, R OBP: 0.333, SLG: 0.333										4 1 1 0 0 1 0																	
0 Andrés Giménez, L OBP: 0.125, SLG: 0.125										0 0 0 0 0 0 0																	
22 Josh Naylor, L OBP: 0.250, SLG: 0.417										4 1 1 0 0 1 0																	
2 Yu Chang, R OBP: 0.250, SLG: 0.375										4 1 2 2 0 0 0																	
17 Austin Hedges, R OBP: 0.250, SLG: 1.000										4 1 1 1 0 0 2																	
Inning Stats	R: 1 H: 2 E: 0 K: 1 S: 12	H: 2 LOB: 1 BB: 0 P: 17	R: 0 H: 1 E: 0 K: 2 S: 14	H: 1 LOB: 1 BB: 0 P: 21	R: 0 H: 0 E: 0 K: 0 S: 8	H: 0 LOB: 0 BB: 1 P: 16	R: 0 H: 0 E: 0 K: 1 S: 6	H: 0 LOB: 0 BB: 0 P: 9	R: 0 H: 0 E: 0 K: 0 S: 8	H: 0 LOB: 0 BB: 0 P: 13	R: 1 H: 1 E: 0 K: 1 S: 9	H: 1 LOB: 1 BB: 1 P: 16	R: 4 H: 4 E: 0 K: 0 S: 12	H: 4 LOB: 0 BB: 0 P: 16	R: 2 H: 1 E: 0 K: 0 S: 13	H: 1 LOB: 0 BB: 1 P: 23	R: 1 H: 1 E: 0 K: 1 S: 9	H: 1 LOB: 0 BB: 0 P: 13	1B: 4 2B: 3 3B: 0 HR: 3	SF: 0 SAC: 0 DP: 0 HBP: 0	WP: 0 PB: 0 SB: 1 CS: 1	PA: 40					
PITCHER	IP WLS BF H R ER SO BB IBB HBP BLK WP HR S P ERA WHIP											IP WLS BF H R ER SO BB IBB HBP BLK WP HR S P ERA WHIP															
29 Tarik Skubal, L ERA: 3.38	5.1	21	4	2	2	4	2	0	0	0	0	0	0	53	87	3.38	1.125										
44 Daniel Norris, L ERA: 12.0	1.2	L	9	4	4	4	1	0	0	0	0	0	1	16	21	21.60	2.400										
45 Buck Farmer, R ERA: 18.0	1.0		5	1	2	2	0	1	0	0	0	0	1	13	23	18.00	2.000										
70 Tyler Alexander, L ERA: 10.8	1.0		4	1	1	1	1	0	0	0	0	0	1	9	13	9.00	1.000										

Batter	1	2	3	4	5	6	7	8	9	AB R H RBI BB SO LOB	BOTTOM																
8 Robbie Grossman, S (1, 10)										2 0 0 0 2 0 0	Cleveland Indians @ Detroit Tigers Comerica Park, Detroit, MI Sun Apr 04 2021, 1:12 PM - 3:48 PM EDT Att: 8,000 - Sunny - 61 F																
46 Jeimer Candelario, S (1, 5)										4 0 0 0 0 1 2																	
9 Willi Castro, S (1, 6)										3 1 0 0 1 1 0																	
15 Nomar Mazara, L (1, 9)										3 1 1 2 0 0 0																	
7 Jonathan Schoop, R (1, 4)										3 0 0 0 0 1 0																	
22 Victor Reyes, S (1, 8)										3 0 0 0 0 2 0																	
30 Harold Castro, L (1, 3)										3 0 0 0 0 1 0																	
17 Grayson Greiner, R (1, 2)										3 0 0 0 0 2 0																	
60 Akil Baddoo, L (1, 7)										3 1 1 1 0 1 0																	
Inning Stats	R: 2 H: 1 E: 0 K: 0 S: 9	H: 1 LOB: 0 BB: 1 P: 16	R: 0 H: 0 E: 0 K: 1 S: 11	H: 0 LOB: 0 BB: 0 P: 17	R: 1 H: 1 E: 0 K: 1 S: 7	H: 1 LOB: 0 BB: 1 P: 14	R: 0 H: 0 E: 0 K: 2 S: 9	H: 0 LOB: 0 BB: 0 P: 13	R: 0 H: 0 E: 0 K: 0 S: 7	H: 0 LOB: 0 BB: 1 P: 13		R: 0 H: 0 E: 0 K: 1 S: 8	H: 0 LOB: 0 BB: 0 P: 12	R: 0 H: 0 E: 0 K: 2 S: 8	H: 0 LOB: 0 BB: 0 P: 12	R: 0 H: 0 E: 0 K: 1 S: 10	H: 0 LOB: 0 BB: 0 P: 16	1B: 0 2B: 1 3B: 0 HR: 2	SF: 0 SAC: 0 DP: 2 HBP: 0	WP: 0 PB: 0 SB: 0 CS: 0	PA: 30						
PITCHER	IP WLS BF H R ER SO BB IBB HBP BLK WP HR S P ERA WHIP											IP WLS BF H R ER SO BB IBB HBP BLK WP HR S P ERA WHIP															
43 Aaron Civale, R (1, 1)	7.0	W	24	2	3	3	6	3	0	0	0	0	2	57	91	3.86	0.714										
47 Cal Quantrill, R (8, 1)	1.0		3	0	0	0	2	0	0	0	0	0	0	8	12	0.00	0.000										
48 Emmanuel Clase, R (9, 1)	1.0		3	0	0	0	1	0	0	0	0	0	0	10	16	0.00	0.000										

Batter	1	2	3	4	5	6	7	8	9	AB	R	H	RBI	BB	SO	LOB	TOP			
15 Whit Merrifield, R OBP: 0.417, SLG: 0.900										4	0	0	0	0	2	3				
16 Andrew Benintendi, L OBP: 0.261, SLG: 0.190										3	0	1	0	1	1	3				
41 Carlos Santana, S OBP: 0.348, SLG: 0.263										4	0	0	0	0	1	2				
13 Salvador Perez, R OBP: 0.348, SLG: 0.579										3	1	1	1	1	2	0				
12 Jorge Soler, R OBP: 0.381, SLG: 0.333										4	0	0	0	0	3	2				
17 Hunter Dozier, R (1.5)										4	0	0	0	0	1	0				
28 Kyle Isbel, L (1.9)										3	1	0	0	1	2	0				
Michael Taylor, R OBP: 0.429, SLG: 0.750										4	0	1	0	0	1	0				
8 Nicky Lopez, L (1.6)										2	0	1	1	1	1	0				
Inning Stats	R: 0 E: 0 K: 2 S: 11	H: 1 LOB: 2 BB: 1 P: 20	R: 0 E: 0 K: 1 S: 7	H: 0 LOB: 0 BB: 0 P: 11	R: 0 E: 0 K: 3 S: 11	H: 0 LOB: 1 BB: 1 P: 17	R: 1 E: 0 K: 1 S: 10	H: 1 LOB: 0 BB: 0 P: 11	R: 0 E: 0 K: 2 S: 9	H: 0 LOB: 1 BB: 1 P: 16	R: 1 E: 0 K: 1 S: 18	H: 2 LOB: 2 BB: 1 P: 30	R: 0 E: 0 K: 2 S: 10	H: 0 LOB: 0 BB: 0 P: 15	R: 0 E: 0 K: 0 S: 6	H: 0 LOB: 0 BB: 0 P: 8	1B: 3 2B: 0 3B: 0 HR: 1	SF: 0 SAC: 0 DP: 0 HBP: 0	WP: 0 PB: 0 SB: 0 CS: 0	PA: 35
PITCHER	IP WLS BF H R ER SO BB IBB HBP BLK WP HR S P ERA WHIP	6.1 B 3 1 0 0 0 0 0 0 0 0 9 13 2.84 1.105	7.1 W 3 0 0 0 2 0 0 0 0 0 10 15 0.00 0.000	8.1 S 3 0 0 0 0 0 0 0 0 0 6 8 0.00 0.000																

Kansas City Royals @ Cleveland Indians
Progressive Field, Cleveland, OH
Wed Apr 07 2021, 1:12 PM - 4:04 PM EDT
Att: 5,908 - Sunny - 73 F

AB	31
R	2
H	4
RBI	2
BB	4
SO	14
LOB	10



Batter	1	2	3	4	5	6	7	8	9	AB	R	H	RBI	BB	SO	LOB	BOTTOM			
28 Ben Gamel, L (1.8)										3	1	0	0	1	1	1				
7 César Hernández, S (1.4)										4	1	0	0	0	2	2				
11 José Ramírez, S (1.5)										4	2	2	4	0	1	0				
9 Eddie Rosario, L (1.7)										4	0	1	0	0	0	0				
32 Franmil Reyes, R (1.10)										4	0	1	0	0	3	0				
22 Josh Naylor, L (1.9)										4	0	2	0	0	1	2				
10 Jake Bauers, L (1.3)										3	0	1	0	1	0	3				
55 Roberto Pérez, R (1.2)										2	0	0	0	1	2	3				
0 Andrés Giménez, L (1.6)										3	0	1	0	0	1	3				
Inning Stats	R: 0 E: 0 K: 1 S: 7	H: 0 LOB: 0 BB: 0 P: 10	R: 0 E: 0 K: 1 S: 7	H: 1 LOB: 0 BB: 0 P: 10	R: 0 E: 0 K: 1 S: 8	H: 0 LOB: 0 BB: 1 P: 15	R: 0 E: 0 K: 1 S: 5	H: 0 LOB: 0 BB: 0 P: 7	R: 0 E: 0 K: 2 S: 10	H: 0 LOB: 1 BB: 1 P: 16	R: 2 E: 0 K: 0 S: 16	H: 2 LOB: 0 BB: 0 P: 24	R: 0 E: 0 K: 3 S: 18	H: 2 LOB: 2 BB: 0 P: 26	R: 2 E: 0 K: 2 S: 17	H: 3 LOB: 2 BB: 1 P: 29	1B: 6 2B: 0 3B: 0 HR: 2	SF: 0 SAC: 0 DP: 1 HBP: 0	WP: 0 PB: 0 SB: 0 CS: 0	PA: 34
PITCHER	IP WLS BF H R ER SO BB IBB HBP BLK WP HR S P ERA WHIP	5.0 B 5 2 2 2 0 0 0 0 0 0 1 16 24 18.00 2.000	6.1 L 5 2 0 0 3 0 0 0 0 0 0 18 26 0.00 2.000	7.1 L 5 3 2 2 1 1 0 0 0 0 1 11 20 54.00 12.000	8.1 L 2 0 0 0 1 0 0 0 0 0 0 6 9 0.00 0.000															

Kansas City Royals @ Cleveland Indians
Progressive Field, Cleveland, OH
Wed Apr 07 2021, 1:12 PM - 4:04 PM EDT
Att: 5,908 - Sunny - 73 F

AB	31
R	4
H	8
RBI	4
BB	3
SO	11
LOB	14



Batter	1	2	3	4	5	6	7	8	9	AB	R	H	RBI	BB	SO	LOB	TOP					
9 Willi Castro, S OBP: 0.300, SLG: 0.345										4	0	2	0	0	1	1						
46 Jeimer Candelario, S OBP: 0.300, SLG: 0.299										4	0	0	0	0	2	2						
24 Miguel Cabrera, R OBP: 0.250, SLG: 0.333										4	0	0	0	0	0	1						
15 Nomar Mazara, L OBP: 0.227, SLG: 0.364										4	0	0	0	0	1	1						
7 Jonathan Schoop, R OBP: 0.192, SLG: 0.130										3	0	0	0	0	1	0						
40 Wilson Ramos, R OBP: 0.333, SLG: 0.789										3	1	1	1	0	1	0						
60 Akil Baddoo, L OBP: 0.429, SLG: 1.000										2	0	0	0	1	1	0						
28 Niko Goodrum, S OBP: 0.375, SLG: 0.400										3	0	1	0	0	2	1						
21 JaCoby Jones, R OBP: 0.168, SLG: 0.250										3	0	0	0	0	1	2						
Inning Stats	R: 0 H: 1 E: 0 K: 0 S: 9	H: 1 LOB: 1 BB: 0 P: 11	R: 0 H: 0 E: 0 K: 2 S: 8	H: 0 LOB: 0 BB: 0 P: 11	R: 0 H: 1 E: 0 K: 1 S: 13	H: 1 LOB: 0 BB: 0 P: 20	R: 0 H: 0 E: 0 K: 1 S: 11	H: 0 LOB: 0 BB: 0 P: 15	R: 0 H: 0 E: 0 K: 1 S: 8	H: 0 LOB: 0 BB: 0 P: 9	R: 0 H: 1 E: 0 K: 1 S: 12	H: 1 LOB: 1 BB: 0 P: 18	R: 0 H: 0 E: 0 K: 0 S: 9	H: 0 LOB: 0 BB: 0 P: 13	R: 1 H: 1 E: 0 K: 2 S: 13	H: 1 LOB: 1 BB: 1 P: 21	R: 0 H: 0 E: 0 K: 2 S: 11	H: 0 LOB: 0 BB: 0 P: 14	1B: 3 2B: 0 3B: 0 HR: 1	SF: 0 SAC: 0 DP: 1 HBP: 0	WP: 0 PB: 0 SB: 0 CS: 0	PA: 31
PITCHER	IP	WLS	BF	H	R	ER	SO	BB	IBB	HBP	BLK	WP	HR	S	P	ERA	WHIP					
34 Zach Plesac, R ERA: 1.38	7.0	W	23	3	0	0	6	0	0	0	0	0	0	70	97	0.00	0.429					
27 Bryan Shaw, R ERA: 4.5	1.0		5	1	1	1	2	1	0	0	0	0	1	13	21	9.00	2.000					
48 Emmanuel Clase, R ERA:	1.0	S	3	0	0	0	2	0	0	0	0	0	0	11	14	0.00	0.000					

Detroit Tigers @ Cleveland Indians
 Progressive Field, Cleveland, OH
 Fri Apr 09 2021, 7:12 PM - 9:51 PM EDT
 Att: 7,775 - Partly Cloudy - 75 F

AB	30
R	1
H	4
RBI	1
BB	1
SO	10
LOB	8



Batter	1	2	3	4	5	6	7	8	9	AB	R	H	RBI	BB	SO	LOB	BOTTOM						
1 Amed Rosario, R OBP: 0.385, SLG: 0.333										4	1	1	0	0	1	1							
28 Ben Gamel, L										0	0	0	0	0	0	0							
7 César Hernández, S OBP: 0.231, SLG: 0.136										4	0	0	0	0	2	3							
11 José Ramírez, S OBP: 0.400, SLG: 0.667										4	0	2	0	0	0	0							
9 Eddie Rosario, L OBP: 0.292, SLG: 0.350										4	1	0	1	0	1	2							
32 Franmil Reyes, R OBP: 0.333, SLG: 0.739										4	2	3	3	0	0	1							
22 Josh Naylor, L OBP: 0.227, SLG: 0.318										3	0	0	0	0	2	1							
10 Jake Bauers, L OBP: 0.182, SLG: 0.100										3	0	0	0	0	1	0							
55 Roberto Pérez, R OBP: 0.353, SLG: 0.429										3	0	1	0	0	2	0							
0 Andrés Giménez, L OBP: 0.143, SLG: 0.143										3	0	0	0	0	1	1							
Inning Stats	R: 3 H: 3 E: 0 K: 2 S: 15	H: 3 LOB: 0 BB: 0 P: 21	R: 0 H: 1 E: 1 K: 1 S: 12	H: 1 LOB: 2 BB: 0 P: 18	R: 0 H: 1 E: 0 K: 1 S: 10	H: 1 LOB: 1 BB: 0 P: 16	R: 0 H: 0 E: 0 K: 1 S: 8	H: 0 LOB: 0 BB: 0 P: 13	R: 0 H: 0 E: 0 K: 1 S: 10	H: 0 LOB: 0 BB: 0 P: 15	R: 1 H: 1 E: 0 K: 1 S: 12	H: 1 LOB: 0 BB: 0 P: 20	R: 0 H: 0 E: 0 K: 2 S: 11	H: 0 LOB: 0 BB: 0 P: 14	R: 0 H: 1 E: 0 K: 1 S: 12	H: 1 LOB: 1 BB: 0 P: 19	1B: 5 2B: 0 3B: 0 HR: 2	SF: 0 SAC: 0 DP: 0 HBP: 0	WP: 0 PB: 0 SB: 0 CS: 0	PA: 32			
PITCHER	IP	WLS	BF	H	R	ER	SO	BB	IBB	HBP	BLK	WP	HR	S	P	ERA	WHIP						
49 Derek Holland, L ERA: 12.6	2.2	L	13	4	3	3	3	0	0	0	0	0	0	1	31	46	10.12	1.500					
45 Buck Farmer, R ERA: 11.25	1.1		5	1	0	0	2	0	0	0	0	0	0	14	22	0.00	0.750						
32 Michael Fulmer, R ERA: 2.57	4.0		14	2	1	1	5	0	0	0	0	0	1	45	68	2.25	0.500						

Detroit Tigers @ Cleveland Indians
 Progressive Field, Cleveland, OH
 Fri Apr 09 2021, 7:12 PM - 9:51 PM EDT
 Att: 7,775 - Partly Cloudy - 75 F

AB	32
R	4
H	7
RBI	4
BB	0
SO	10
LOB	9



Batter	1	2	3	4	5	6	7	8	9	AB	R	H	RBI	BB	SO	LOB	TOP					
8 Robbie Grossman, S (1, 9) OBP: 0.483, SLG: 0.450										4	2	3	1	0	1	0	<p>Detroit Tigers @ Cleveland Indians Progressive Field, Cleveland, OH Sat Apr 10 2021, 6:12 PM - 9:03 PM EDT Att. 7,570 - Overcast - 79 F</p>					
9 Willi Castro, S (1, 6) OBP: 0.265, SLG: 0.303										4	0	0	0	0	0	2						
46 Jeimer Candelario, S (1, 5) OBP: 0.294, SLG: 0.367										4	1	1	2	0	1	0						
24 Miguel Cabrera, R (1, 3) OBP: 0.222, SLG: 0.292										3	0	0	0	0	0	0						
21 Jacoby Jones, R (9, PH) OBP: 0.176, SLG: 0.235										1	0	0	0	0	0	0						
15 Nomar Mazara, L (1, 10) OBP: 0.250, SLG: 0.375										2	0	1	0	0	1	0						
30 Harold Castro, L (8, PH) (8, 10)										2	0	0	0	0	1	1						
28 Niko Goodrum, S (1, 4) OBP: 0.316, SLG: 0.333										3	0	0	0	0	0	1						
22 Victor Reyes, S (1, 8) OBP: 0.067, SLG: 0.267										3	0	0	0	0	0	0						
60 Akil Baddoo, L (1, 7) OBP: 0.353, SLG: 0.813										3	0	0	0	0	1	1						
17 Grayson Greiner, R (1, 2) OBP: 0.111, SLG: 0.111										3	0	0	0	0	2	0						
Inning Stats	R: 0 E: 0 K: 1 S: 8	H: 1 LOB: 0 BB: 0 P: 13	R: 0 E: 0 K: 1 S: 7	H: 0 LOB: 0 BB: 0 P: 11	R: 0 E: 0 K: 1 S: 10	H: 0 LOB: 0 BB: 0 P: 16	R: 0 E: 0 K: 1 S: 6	H: 0 LOB: 0 BB: 0 P: 8	R: 0 E: 0 K: 0 S: 6	H: 1 LOB: 0 BB: 0 P: 10	R: 0 E: 0 K: 1 S: 5	H: 0 LOB: 0 BB: 0 P: 9	R: 1 E: 0 K: 0 S: 7	H: 1 LOB: 0 BB: 0 P: 12	R: 0 E: 1 K: 1 S: 14	H: 0 LOB: 1 BB: 0 P: 21	R: 2 E: 1 K: 1 S: 17	H: 2 LOB: 1 BB: 0 P: 28	1B: 3 2B: 0 3B: 0 HR: 2	SF: 0 SAC: 0 DP: 2 HBP: 0	WP: 0 PB: 0 SB: 0 CS: 0	PA: 32
PITCHER	IP WLS BF H R ER SO BB IBB HBP BLK WP HR S P ERA WHIP																					
43 Aaron Civale, R (1, 1) ERA: 2.45	7.2 W 24 3 1 1 6 0 0 0 0 0 0 1 56 90 1.17 0.391																					
39 Oliver Pérez, L (8, 1) ERA:	0.1 2 0 0 0 0 0 0 0 0 0 0 0 7 10 0.00 0.000																					
37 Trevor Stephan, R (9, 1) ERA: 9.0	1.0 6 2 2 2 1 0 0 0 0 0 0 1 17 28 18.00 2.000																					

Batter	1	2	3	4	5	6	7	8	9	AB	R	H	RBI	BB	SO	LOB	BOTTOM			
8 Jordan Luplow, R (1, 9) OBP: 0.375, SLG: 0.769										5	1	2	5	0	0	0	<p>Detroit Tigers @ Cleveland Indians Progressive Field, Cleveland, OH Sat Apr 10 2021, 6:12 PM - 9:03 PM EDT Att. 7,570 - Overcast - 79 F</p>			
7 César Hernández, S (1, 4) OBP: 0.290, SLG: 0.370										5	1	3	1	0	1	0				
11 José Ramírez, S (1, 5) OBP: 0.367, SLG: 0.571										4	0	0	0	1	0	2				
9 Eddie Rosario, L (1, 7) OBP: 0.250, SLG: 0.292										4	0	0	0	0	1	2				
32 Franmil Reyes, R (1, 10) OBP: 0.321, SLG: 0.778										4	1	1	1	0	2	2				
1 Amed Rosario, R (1, 8) OBP: 0.313, SLG: 0.267										3	0	0	0	0	0	0				
28 Ben Gamel, L (7, 8)										1	0	0	0	0	0	0				
2 Yu Chang, R (1, 3) OBP: 0.286, SLG: 0.385										3	2	1	0	1	1	0				
55 Roberto Pérez, R (1, 2) OBP: 0.476, SLG: 0.667										1	4	1	2	3	0	0				
0 Andrés Giménez, L (1, 6) OBP: 0.222, SLG: 0.353										3	2	1	2	1	1	2				
Inning Stats	R: 0 E: 0 K: 1 S: 10	H: 1 LOB: 2 BB: 1 P: 18	R: 2 E: 0 K: 0 S: 12	H: 1 LOB: 0 BB: 1 P: 18	R: 1 E: 0 K: 1 S: 9	H: 1 LOB: 0 BB: 0 P: 16	R: 3 E: 0 K: 1 S: 15	H: 2 LOB: 1 BB: 0 P: 23	R: 0 E: 0 K: 1 S: 11	H: 0 LOB: 0 BB: 0 P: 16	R: 2 E: 0 K: 0 S: 19	H: 2 LOB: 2 BB: 2 P: 32	R: 1 E: 0 K: 1 S: 10	H: 1 LOB: 0 BB: 0 P: 15	R: 2 E: 0 K: 1 S: 10	H: 1 LOB: 0 BB: 1 P: 19	1B: 1 2B: 3 3B: 0 HR: 5	SF: 0 SAC: 0 DP: 0 HBP: 0	WP: 1 PB: 0 SB: 0 CS: 0	PA: 39
PITCHER	IP WLS BF H R ER SO BB IBB HBP BLK WP HR S P ERA WHIP																			
29 Tarik Skubal, L (1, 1) ERA: 7.71	4.0 L 20 5 6 6 3 3 0 0 0 0 0 0 0 11 16 13.50 2.000																			
57 Alex Lange, R (5, 1) ERA:	1.0 3 0 0 0 1 0 0 0 0 0 0 0 11 16 0.00 0.000																			
33 Bryan Garcia, R (6, 1) ERA: 8.31	1.0 7 2 2 2 0 2 0 0 0 0 1 0 19 32 18.00 4.000																			
70 Tyler Alexander, L (7, 1) ERA: 12.27	2.0 9 2 3 3 2 1 0 0 0 0 0 2 20 34 13.50 1.500																			

Batter	1	2	3	4	5	6	7	8	9	10	AB	R	H	RBI	BB	SO	LOB					
28 Ben Gamel, L (1, 8) OBP: 0.364, SLG: 0.632											4	0	0	0	3	1						
8 Jordan Luplow, R (10, PH) OBP: 0.264, SLG: 0.532											1	0	0	0	1	2						
7 César Hernández, S (1, 4) OBP: 0.273, SLG: 0.289											4	0	0	0	1	0	3					
11 José Ramírez, S (1, 5) OBP: 0.310, SLG: 0.421											4	0	0	0	0	2	1					
9 Eddie Rosario, L (1, 7) OBP: 0.325, SLG: 0.486											4	0	2	0	0	0						
32 Franmil Reyes, R (1, 10) OBP: 0.325, SLG: 0.567											4	1	0	0	0	2	2					
22 Josh Naylor, L (1, 9) OBP: 0.265, SLG: 0.333											4	1	1	0	0	0	1					
10 Jake Bauers, L (1, 3) OBP: 0.118, SLG: 0.063											4	1	1	0	0	0	1					
2 Yu Chang, R (10, PH) OBP: 0.316, SLG: 0.353											3	0	0	0	0	3	2					
55 Roberto Pérez, R (1, 2) OBP: 0.448, SLG: 0.524											3	0	1	1	1	0	0					
0 Andrés Giménez, L (1, 6) OBP: 0.208, SLG: 0.348											2	0	0	0	0	1	0					
1 Amed Rosario, R (10, PH) OBP: 0.333, SLG: 0.286											1	0	1	1	0	0	0					
Inning Stats	R: 0 E: 0 K: 2 S: 12	H: 0 LOB: 0 BB: 0 P: 14	R: 0 E: 0 K: 1 S: 11	H: 1 LOB: 1 BB: 0 P: 14	R: 0 E: 0 K: 1 S: 10	H: 0 LOB: 0 BB: 0 P: 17	R: 0 E: 0 K: 1 S: 15	H: 1 LOB: 1 BB: 0 P: 18	R: 0 E: 0 K: 1 S: 6	H: 0 LOB: 0 BB: 0 P: 8	R: 0 E: 0 K: 1 S: 9	H: 0 LOB: 1 BB: 0 P: 15	R: 0 E: 0 K: 1 S: 10	H: 1 LOB: 1 BB: 0 P: 15	R: 0 E: 0 K: 2 S: 9	H: 0 LOB: 0 BB: 0 P: 13	R: 2 E: 1 K: 1 S: 15	H: 2 LOB: 2 BB: 0 P: 22	1B: 3 2B: 2 3B: 0 HR: 0	SF: 0 SAC: 1 DP: 0 HBP: 0	WP: 0 PB: 0 SB: 0 CS: 0	PA: 38
PITCHER	IP 7.0	WLS 3	BF 26	H 3	R 0	ER 0	SO 8	BB 2	IBB 0	HBP 0	BLK 0	WP 0	HR 0	S 75	P 107	ERA 0.00	WHIP 0.714					
27 Lucas Giolito, R ERA: 2.56	1.0	3	0	0	0	1	0	0	0	0	0	0	0	8	12	0.00	0.000					
43 Evan Marshall, R ERA: 6.0	1.0	3	0	0	0	2	0	0	0	0	0	0	0	9	13	0.00	0.000					
31 Liam Hendriks, R ERA: 6.23	0.1	L	4	2	2	0	0	0	0	0	0	0	0	8	12	0.00	6.000					
45 Garrett Crochet, L ERA: 2.10	0.2	2	0	0	0	1	0	0	0	0	0	0	0	7	10	0.00	0.000					

Cleveland Indians @ Chicago White Sox
Guaranteed Rate Field, Chicago, IL
 Tue Apr 13 2021, 7:12 PM - 10:14 PM CDT
 Att: 7,102 - Partly Cloudy - 54 F

livebaseballscorecards.com

AB 35
R 2
H 5
RBI 2
BB 2
SO 12
LOB 14

WP: 0 PA: 38
PB: 0
SB: 0
CS: 0

Batter	1	2	3	4	5	6	7	8	9	10	AB	R	H	RBI	BB	SO	LOB							
12 Adam Eaton, L (1, 9) OBP: 0.364, SLG: 0.500											3	0	1	0	0	1	1							
88 Luis Robert Jr., R (1, 8) OBP: 0.286, SLG: 0.386											4	0	0	0	0	1	2							
79 José Abreu, R (1, 3) OBP: 0.314, SLG: 0.372											3	0	1	0	1	1	0							
10 Yoán Moncada, S (1, 5) OBP: 0.289, SLG: 0.282											4	0	0	0	0	3	3							
42 Nick Williams, L (1, 7)											4	0	0	0	0	3	0							
24 Yaemani Grandal, S (1, 2) OBP: 0.371, SLG: 0.308											4	0	0	0	0	0	0							
23 Jake Lamb, L (1, 10)											4	0	0	0	0	2	1							
1 Nick Madrigal, R (1, 4) OBP: 0.324, SLG: 0.250											3	0	0	0	0	0	0							
20 Danny Mendick, R (1, 6) OBP: 0.588, SLG: 0.417											2	0	1	0	0	1	0							
73 Yermín Mercedes, R (10, PH) OBP: 0.541, SLG: 0.758											1	0	0	0	0	0	0							
28 Leury García, S (10, 6) OBP: 0.107, SLG: 0.143											0	0	0	0	0	0	0							
Inning Stats	R: 0 E: 0 K: 0 S: 11	H: 1 LOB: 1 BB: 0 P: 15	R: 0 E: 0 K: 0 S: 6	H: 0 LOB: 0 BB: 0 P: 7	R: 0 E: 0 K: 1 S: 9	H: 1 LOB: 1 BB: 0 P: 11	R: 0 E: 0 K: 3 S: 9	H: 0 LOB: 0 BB: 0 P: 11	R: 0 E: 0 K: 2 S: 9	H: 0 LOB: 0 BB: 0 P: 14	R: 0 E: 0 K: 1 S: 7	H: 0 LOB: 1 BB: 0 P: 9	R: 0 E: 0 K: 2 S: 10	H: 0 LOB: 0 BB: 0 P: 11	R: 0 E: 0 K: 1 S: 6	H: 0 LOB: 0 BB: 0 P: 8	R: 0 E: 0 K: 1 S: 18	H: 1 LOB: 2 BB: 0 P: 27	R: 0 E: 0 K: 1 S: 9	H: 0 LOB: 1 BB: 0 P: 16	1B: 3 2B: 0 3B: 0 HR: 0	SF: 0 SAC: 0 DP: 0 HBP: 1	WP: 0 PB: 0 SB: 0 CS: 0	PA: 34
PITCHER	IP 9.0	WLS 3	BF 31	H 3	R 0	ER 0	SO 11	BB 1	IBB 0	HBP 1	BLK 0	WP 0	HR 0	S 85	P 113	ERA 0.00	WHIP 0.444							
57 Shane Bieber, R ERA: 2.11	1.0	S	3	0	0	0	1	0	0	0	0	0	0	9	16	0.00	0.000							
99 James Karinchak, R ERA:																								

Cleveland Indians @ Chicago White Sox
Guaranteed Rate Field, Chicago, IL
 Tue Apr 13 2021, 7:12 PM - 10:14 PM CDT
 Att: 7,102 - Partly Cloudy - 54 F

livebaseballscorecards.com

AB 32
R 0
H 3
RBI 0
BB 1
SO 12
LOB 7

WP: 0 PA: 34
PB: 0
SB: 0
CS: 0

Batter	1	2	3	4	5	6	7	8	9	AB	R	H	RBI	BB	SO	LOB	TOP					
8 Jordan Luplow, R OBP: 0.308, SLG: 0.522										4	0	0	0	0	2	1						
7 César Hernández, S OBP: 0.255, SLG: 0.288										3	0	0	0	0	0	0						
11 José Ramírez, S OBP: 0.289, SLG: 0.390 28 Ben Gamel, L (7, 7)										3	0	0	0	0	0	0						
32 Franmil Reyes, R OBP: 0.302, SLG: 0.615										3	0	0	0	0	0	0						
9 Eddie Rosario, L OBP: 0.310, SLG: 0.459 10 Jake Bauers, L OBP: 0.111, SLG: 0.059										2	0	0	0	0	1	0						
1 Amed Rosario, R OBP: 0.296, SLG: 0.250										3	0	0	0	0	1	0						
22 Josh Naylor, L OBP: 0.243, SLG: 0.306										3	0	0	0	0	0	0						
55 Roberto Pérez, R OBP: 0.438, SLG: 0.478										2	0	0	0	0	0	0						
2 Yu Chang, R OBP: 0.273, SLG: 0.300										3	0	0	0	0	2	1						
Inning Stats	R: 0 E: 0 K: 0 S: 7	H: 0 LOB: 0 BB: 0 P: 12	R: 0 E: 0 K: 0 S: 8	H: 0 LOB: 0 BB: 0 P: 13	R: 0 E: 0 K: 0 S: 7	H: 0 LOB: 0 BB: 0 P: 10	R: 0 E: 0 K: 1 S: 7	H: 0 LOB: 0 BB: 0 P: 13	R: 0 E: 0 K: 1 S: 11	H: 0 LOB: 0 BB: 0 P: 15	R: 0 E: 0 K: 1 S: 7	H: 0 LOB: 0 BB: 0 P: 12	R: 0 E: 0 K: 1 S: 6	H: 0 LOB: 0 BB: 0 P: 9	R: 0 E: 0 K: 2 S: 8	H: 0 LOB: 0 BB: 0 P: 11	R: 0 E: 0 K: 1 S: 14	H: 0 LOB: 1 BB: 0 P: 19	1B: 0 2B: 0 3B: 0 HR: 0	SF: 0 SAC: 0 DP: 0 HBP: 1	WP: 0 PB: 0 SB: 0 CS: 0	PA: 28
PITCHER 55 Carlos Rodón, L ERA:	IP: 9.0 WLS: W BF: 28 H: 0 R: 0 ER: 0 SO: 7 BB: 0 IBB: 0 HBP: 1 BLK: 0 WP: 0 HR: 0 S: 75 P: 114 ERA: 0.00 WHIP: 0.000															PITCHER						

Cleveland Indians @ Chicago White Sox
Guaranteed Rate Field, Chicago, IL
Wed Apr 14 2021, 7:11 PM - 9:51 PM CDT
Att: 7,148 - Cloudy - 45 F

AB	27
R	0
H	0
RBI	0
BB	0
SO	7
LOB	2

Batter	1	2	3	4	5	6	7	8	9	AB	R	H	RBI	BB	SO	LOB	BOTTOM					
12 Adam Eaton, L OBP: 0.367, SLG: 0.476										4	1	1	0	0	1	3						
88 Luis Robert Jr., R OBP: 0.296, SLG: 0.408										5	1	2	1	0	0	3						
79 José Abreu, R OBP: 0.321, SLG: 0.348										3	0	0	0	2	2	2						
10 Yoán Moncada, S OBP: 0.300, SLG: 0.279										4	1	1	2	0	1	1						
73 Yermin Mercedes, R OBP: 0.548, SLG: 0.816										5	1	3	3	0	0	3						
21 Zack Collins, L OBP: 0.231, SLG: 0.333										4	0	0	0	0	0	3						
25 Andrew Vaughn, R OBP: 0.375, SLG: 0.278										4	1	1	0	0	1	2						
28 Leury García, S OBP: 0.156, SLG: 0.194										3	2	1	1	1	1	0						
1 Nick Madrigal, R OBP: 0.366, SLG: 0.306										4	1	3	1	0	0	0						
Inning Stats	R: 6 E: 0 K: 0 S: 18	H: 7 LOB: 2 BB: 0 P: 29	R: 0 E: 0 K: 1 S: 15	H: 1 LOB: 1 BB: 0 P: 22	R: 2 E: 0 K: 1 S: 24	H: 2 LOB: 3 BB: 2 P: 39	R: 0 E: 0 K: 1 S: 8	H: 0 LOB: 0 BB: 0 P: 11	R: 0 E: 0 K: 0 S: 5	H: 0 LOB: 0 BB: 0 P: 6	R: 0 E: 0 K: 0 S: 8	H: 1 LOB: 2 BB: 1 P: 17	R: 0 E: 0 K: 1 S: 10	H: 1 LOB: 1 BB: 0 P: 12	R: 0 E: 0 K: 2 S: 9	H: 0 LOB: 0 BB: 0 P: 12	R: 0 E: 0 K: 2 S: 9	H: 0 LOB: 0 BB: 0 P: 12	1B: 8 2B: 3 3B: 0 HR: 1	SF: 0 SAC: 0 DP: 0 HBP: 2	WP: 0 PB: 0 SB: 0 CS: 0	PA: 41
PITCHER 34 Zach Plesac, R ERA: 5.27 37 Trevor Stephan, R ERA: 9.0 88 Phil Maton, R ERA: 47 Cal Quantrill, R ERA: 39 Oliver Pérez, L ERA:	IP: 0.2 WLS: L BF: 9 H: 7 R: 6 ER: 6 SO: 0 BB: 0 IBB: 0 HBP: 0 BLK: 0 WP: 0 HR: 1 S: 17 P: 26 ERA: 81.00 WHIP: 10.500															PITCHER 27 Bryan Shaw, R ERA: 1.8						

Cleveland Indians @ Chicago White Sox
Guaranteed Rate Field, Chicago, IL
Wed Apr 14 2021, 7:11 PM - 9:51 PM CDT
Att: 7,148 - Cloudy - 45 F

AB	36
R	8
H	12
RBI	8
BB	3
SO	6
LOB	17

Batter	1	2	3	4	5	6	7	8	9	AB	R	H	RBI	BB	SO	LOB	TOP							
1 Amed Rosario, R OBP: 0.258, SLG: 0.214 28 Ben Gamel, L										4	0	0	0	0	2	3								
7 César Hernández, S OBP: 0.275, SLG: 0.289										4	1	2	0	0	1	1								
11 José Ramírez, S OBP: 0.286, SLG: 0.444										4	1	1	2	0	0	1								
9 Eddie Rosario, L OBP: 0.326, SLG: 0.450										3	0	1	0	1	1	1								
32 Franmil Reyes, R OBP: 0.277, SLG: 0.558										4	0	0	0	0	2	4								
22 Josh Naylor, L OBP: 0.244, SLG: 0.300										4	1	1	0	0	2	2								
10 Jake Bauers, L OBP: 0.182, SLG: 0.190										4	0	2	0	0	2	2								
17 Austin Hedges, R OBP: 0.091, SLG: 0.364										3	0	0	0	0	2	1								
0 Andrés Giménez, L OBP: 0.214, SLG: 0.370										4	1	1	1	0	2	2								
Inning Stats	R: 0 E: 0 K: 1 S: 8	H: 0 LOB: 0 BB: 0 P: 10	R: 0 E: 0 K: 2 S: 8	H: 0 LOB: 0 BB: 0 P: 12	R: 0 E: 0 K: 3 S: 11	H: 1 LOB: 1 BB: 0 P: 16	R: 0 E: 0 K: 1 S: 14	H: 1 LOB: 1 BB: 0 P: 18	R: 0 E: 0 K: 1 S: 9	H: 0 LOB: 0 BB: 0 P: 14	R: 2 E: 0 K: 2 S: 17	H: 3 LOB: 1 BB: 0 P: 23	R: 1 E: 0 K: 0 S: 9	H: 1 LOB: 2 BB: 0 P: 10	R: 1 E: 0 K: 2 S: 19	H: 1 LOB: 2 BB: 1 P: 31	R: 0 E: 0 K: 2 S: 11	H: 0 LOB: 0 BB: 0 P: 16	1B: 5 2B: 2 3B: 0 HR: 1	SF: 0 SAC: 1 DP: 0 HBP: 0	WP: 1 PB: 0 CS: 3 SB: 0	PA: 37		
PITCHER	IP WLS BF H R ER SO BB IBB HBP BLK WP HR S P ERA WHIP	IP WLS BF H R ER SO BB IBB HBP BLK WP HR S P ERA WHIP	IP WLS BF H R ER SO BB IBB HBP BLK WP HR S P ERA WHIP	IP WLS BF H R ER SO BB IBB HBP BLK WP HR S P ERA WHIP	IP WLS BF H R ER SO BB IBB HBP BLK WP HR S P ERA WHIP	IP WLS BF H R ER SO BB IBB HBP BLK WP HR S P ERA WHIP	IP WLS BF H R ER SO BB IBB HBP BLK WP HR S P ERA WHIP	IP WLS BF H R ER SO BB IBB HBP BLK WP HR S P ERA WHIP	IP WLS BF H R ER SO BB IBB HBP BLK WP HR S P ERA WHIP	IP WLS BF H R ER SO BB IBB HBP BLK WP HR S P ERA WHIP	IP WLS BF H R ER SO BB IBB HBP BLK WP HR S P ERA WHIP	IP WLS BF H R ER SO BB IBB HBP BLK WP HR S P ERA WHIP	IP WLS BF H R ER SO BB IBB HBP BLK WP HR S P ERA WHIP	IP WLS BF H R ER SO BB IBB HBP BLK WP HR S P ERA WHIP	IP WLS BF H R ER SO BB IBB HBP BLK WP HR S P ERA WHIP	IP WLS BF H R ER SO BB IBB HBP BLK WP HR S P ERA WHIP	IP WLS BF H R ER SO BB IBB HBP BLK WP HR S P ERA WHIP	IP WLS BF H R ER SO BB IBB HBP BLK WP HR S P ERA WHIP	IP WLS BF H R ER SO BB IBB HBP BLK WP HR S P ERA WHIP	IP WLS BF H R ER SO BB IBB HBP BLK WP HR S P ERA WHIP	IP WLS BF H R ER SO BB IBB HBP BLK WP HR S P ERA WHIP	IP WLS BF H R ER SO BB IBB HBP BLK WP HR S P ERA WHIP	IP WLS BF H R ER SO BB IBB HBP BLK WP HR S P ERA WHIP	IP WLS BF H R ER SO BB IBB HBP BLK WP HR S P ERA WHIP

Cleveland Indians @ Chicago White Sox
Guaranteed Rate Field, Chicago, IL
Thu Apr 15 2021, 1:11 PM - 4:28 PM CDT
Att. 7,049 - Partly Cloudy - 49 F

AB	35
R	4
H	8
RBI	3
BB	1
SO	14
LOB	17



Batter	1	2	3	4	5	6	7	8	9	AB	R	H	RBI	BB	SO	LOB	BOTTOM							
7 Tim Anderson, R OBP: 0.250, SLG: 0.400										5	1	2	0	0	1	2								
12 Adam Eaton, L OBP: 0.370, SLG: 0.457										4	0	1	0	0	1	2								
79 José Abreu, R OBP: 0.317, SLG: 0.327										3	0	0	0	1	3	2								
10 Yoán Moncada, S OBP: 0.296, SLG: 0.277										4	0	1	1	0	1	2								
73 Yermin Mercedes, R OBP: 0.522, SLG: 0.786										4	0	1	0	0	0	2								
24 Yasmani Grandal, S OBP: 0.333, SLG: 0.297										4	0	0	0	0	0	1								
88 Luis Robert Jr., R OBP: 0.328, SLG: 0.462										3	1	2	0	1	0	0								
25 Andrew Vaughn, R OBP: 0.321, SLG: 0.227										4	0	0	0	0	2	3								
1 Nick Madrigal, R OBP: 0.364, SLG: 0.308 23 Jake Lamb, L										3	0	1	0	0	0	1								
Inning Stats	R: 1 E: 0 K: 1 S: 12	H: 3 LOB: 1 BB: 0 P: 19	R: 0 E: 0 K: 1 S: 11	H: 1 LOB: 1 BB: 1 P: 21	R: 0 E: 0 K: 1 S: 10	H: 0 LOB: 0 BB: 0 P: 15	R: 0 E: 0 K: 0 S: 9	H: 1 LOB: 1 BB: 0 P: 15	R: 0 E: 0 K: 1 S: 9	H: 0 LOB: 0 BB: 1 P: 17	R: 0 E: 0 K: 0 S: 8	H: 0 LOB: 0 BB: 0 P: 12	R: 0 E: 0 K: 1 S: 11	H: 1 LOB: 1 BB: 0 P: 15	R: 0 E: 0 K: 2 S: 14	H: 1 LOB: 1 BB: 0 P: 19	R: 1 E: 1 K: 1 S: 11	H: 1 LOB: 1 BB: 0 P: 15	1B: 6 2B: 1 3B: 1 HR: 0	SF: 0 SAC: 0 DP: 0 HBP: 1	WP: 0 PB: 0 CS: 0 SB: 0	PA: 38		
PITCHER	IP WLS BF H R ER SO BB IBB HBP BLK WP HR S P ERA WHIP	IP WLS BF H R ER SO BB IBB HBP BLK WP HR S P ERA WHIP	IP WLS BF H R ER SO BB IBB HBP BLK WP HR S P ERA WHIP	IP WLS BF H R ER SO BB IBB HBP BLK WP HR S P ERA WHIP	IP WLS BF H R ER SO BB IBB HBP BLK WP HR S P ERA WHIP	IP WLS BF H R ER SO BB IBB HBP BLK WP HR S P ERA WHIP	IP WLS BF H R ER SO BB IBB HBP BLK WP HR S P ERA WHIP	IP WLS BF H R ER SO BB IBB HBP BLK WP HR S P ERA WHIP	IP WLS BF H R ER SO BB IBB HBP BLK WP HR S P ERA WHIP	IP WLS BF H R ER SO BB IBB HBP BLK WP HR S P ERA WHIP	IP WLS BF H R ER SO BB IBB HBP BLK WP HR S P ERA WHIP	IP WLS BF H R ER SO BB IBB HBP BLK WP HR S P ERA WHIP	IP WLS BF H R ER SO BB IBB HBP BLK WP HR S P ERA WHIP	IP WLS BF H R ER SO BB IBB HBP BLK WP HR S P ERA WHIP	IP WLS BF H R ER SO BB IBB HBP BLK WP HR S P ERA WHIP	IP WLS BF H R ER SO BB IBB HBP BLK WP HR S P ERA WHIP	IP WLS BF H R ER SO BB IBB HBP BLK WP HR S P ERA WHIP	IP WLS BF H R ER SO BB IBB HBP BLK WP HR S P ERA WHIP	IP WLS BF H R ER SO BB IBB HBP BLK WP HR S P ERA WHIP	IP WLS BF H R ER SO BB IBB HBP BLK WP HR S P ERA WHIP	IP WLS BF H R ER SO BB IBB HBP BLK WP HR S P ERA WHIP	IP WLS BF H R ER SO BB IBB HBP BLK WP HR S P ERA WHIP	IP WLS BF H R ER SO BB IBB HBP BLK WP HR S P ERA WHIP	IP WLS BF H R ER SO BB IBB HBP BLK WP HR S P ERA WHIP

Cleveland Indians @ Chicago White Sox
Guaranteed Rate Field, Chicago, IL
Thu Apr 15 2021, 1:11 PM - 4:28 PM CDT
Att. 7,049 - Partly Cloudy - 49 F

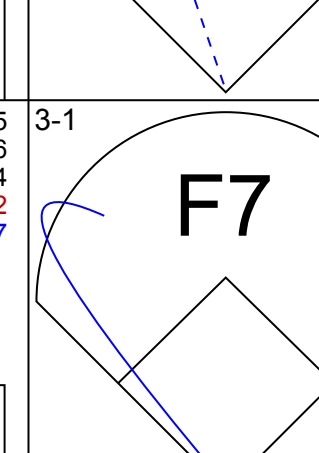


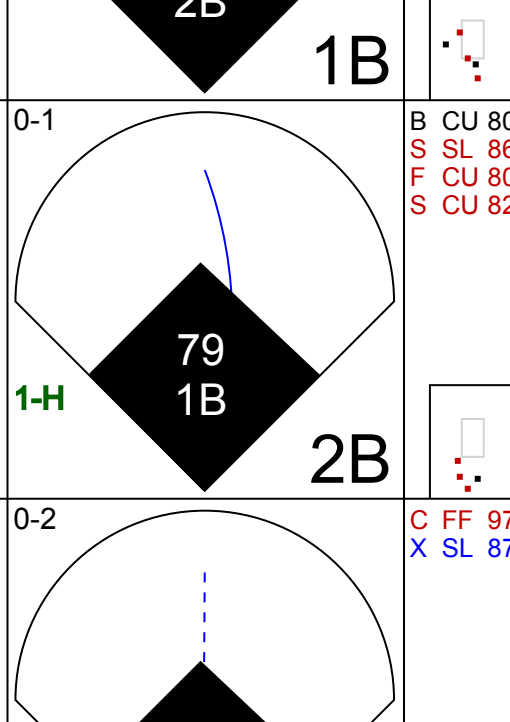
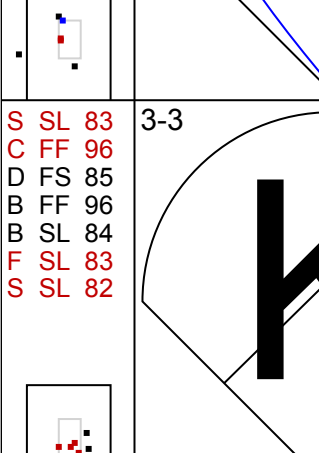


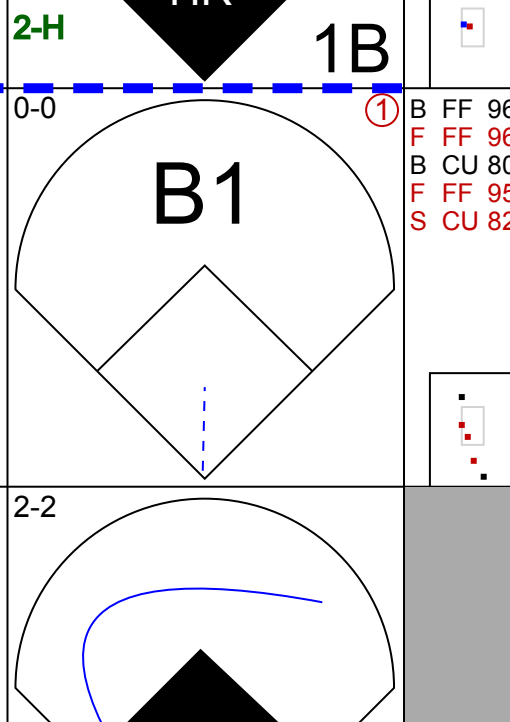
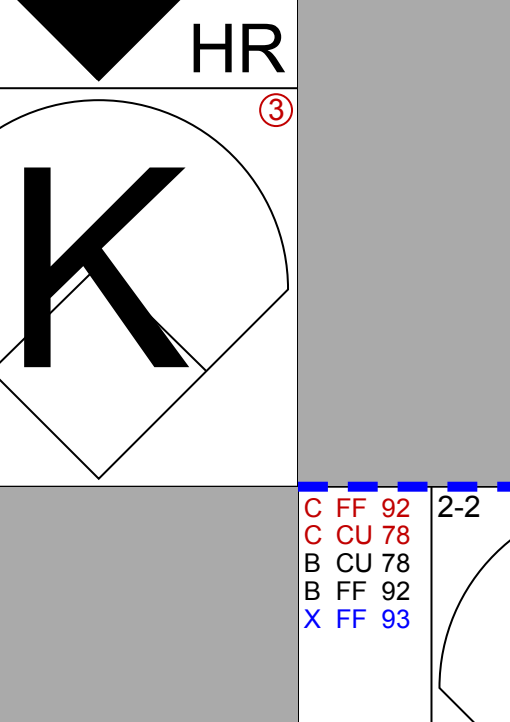


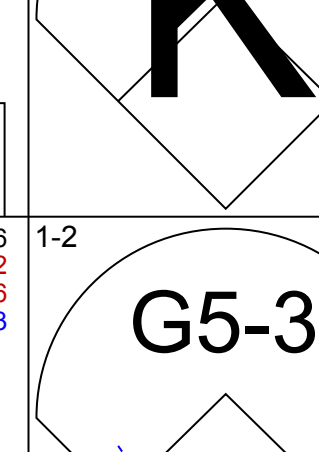
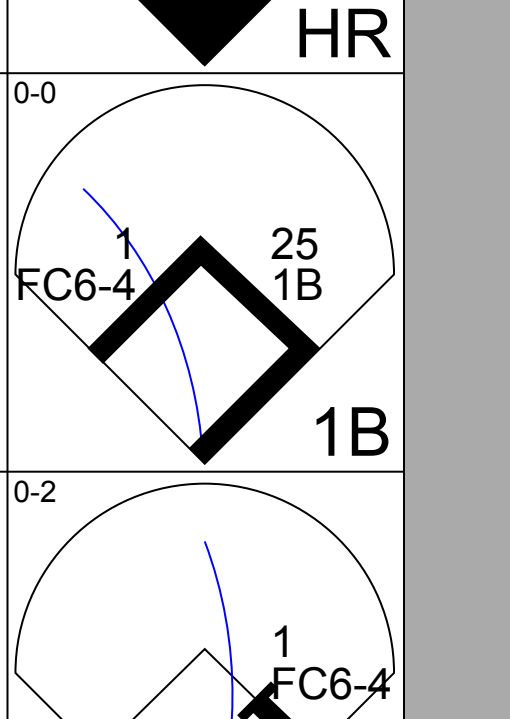
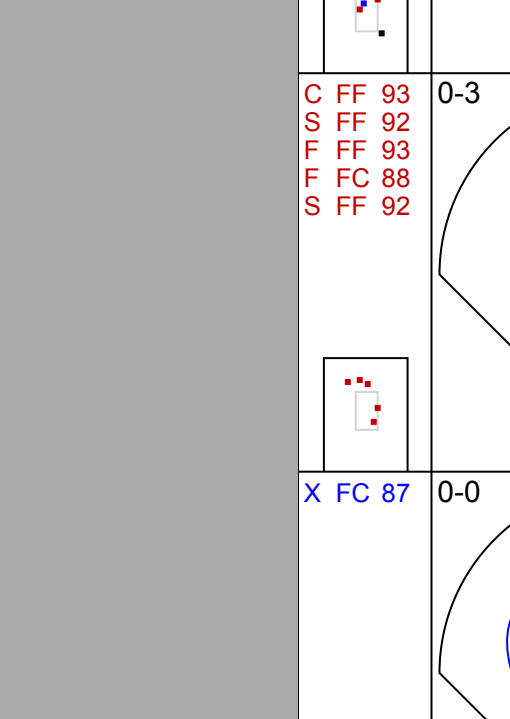

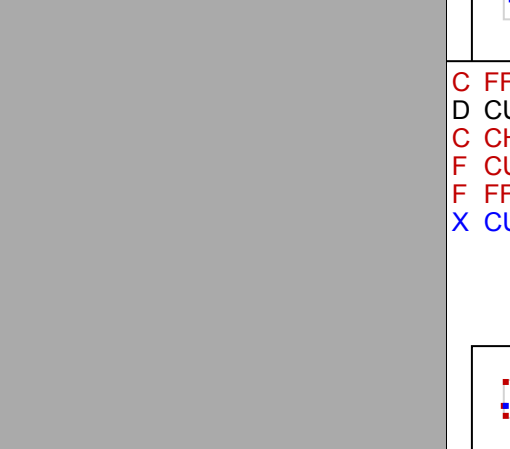
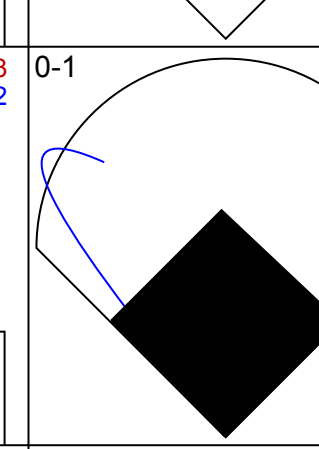
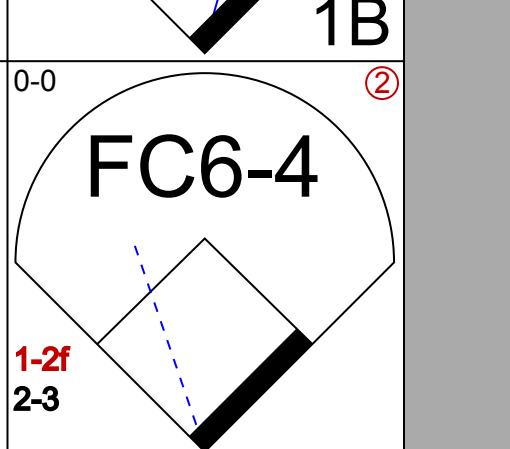

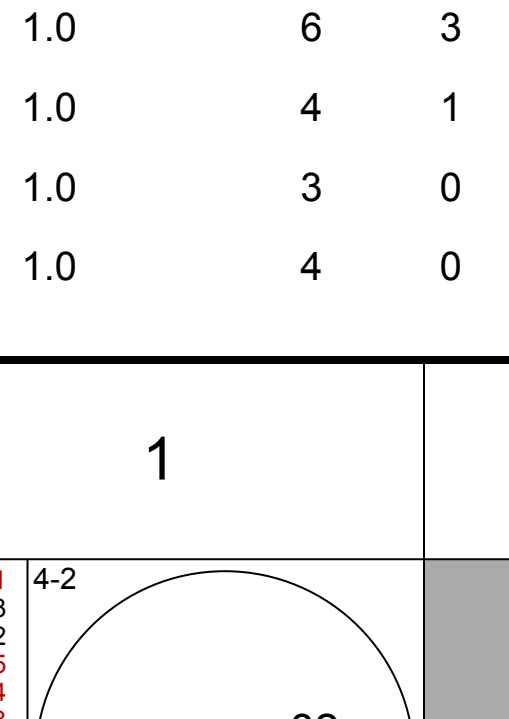
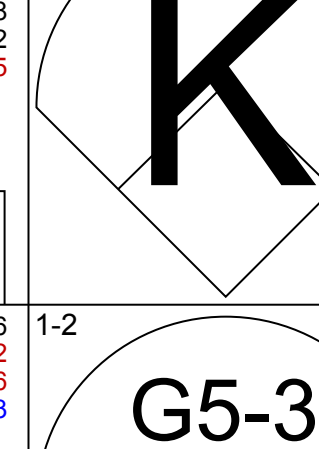
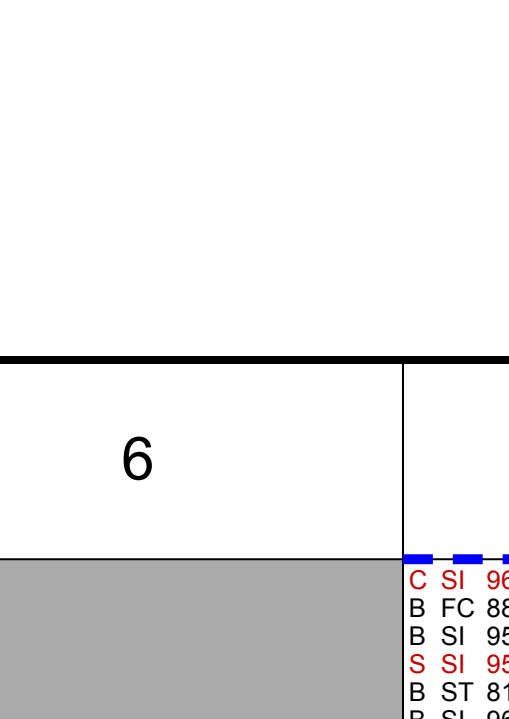
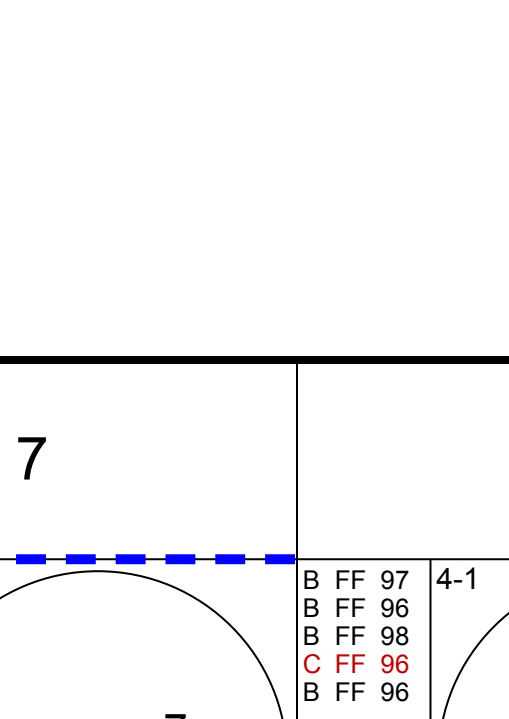
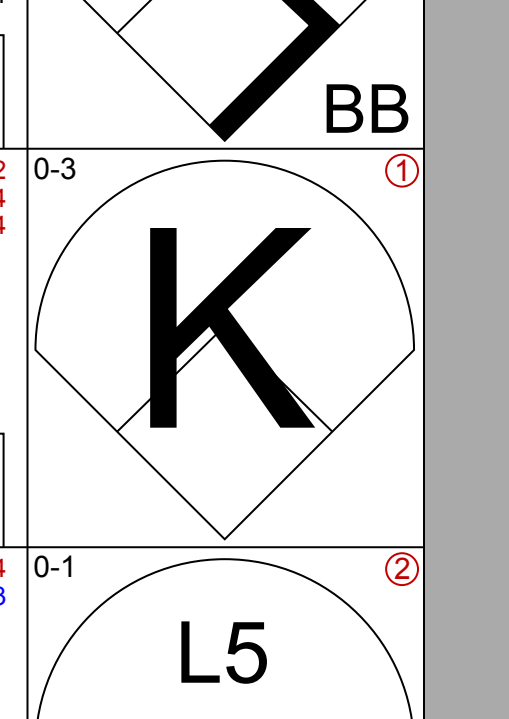
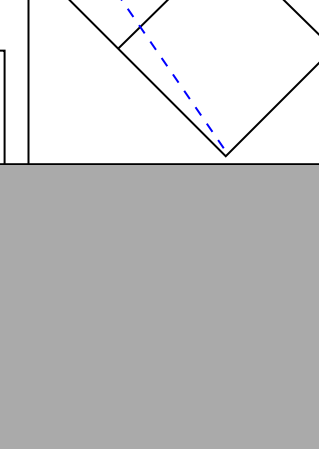
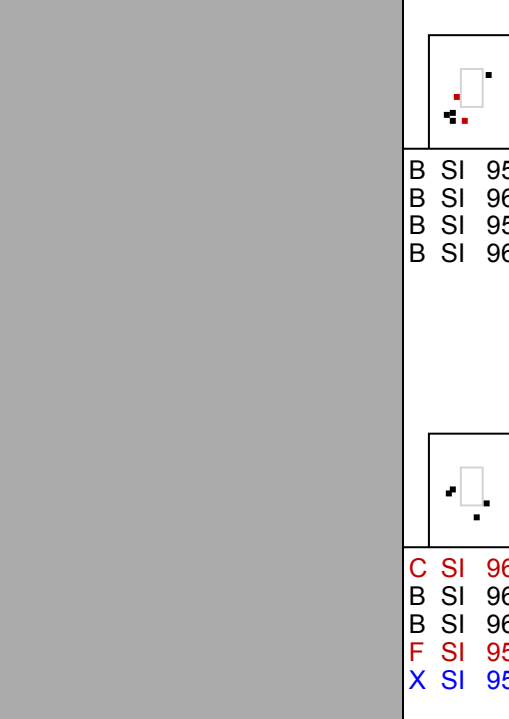

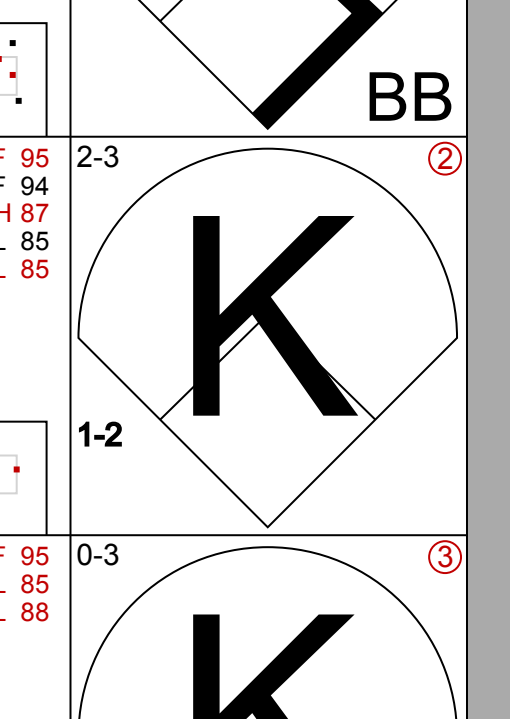
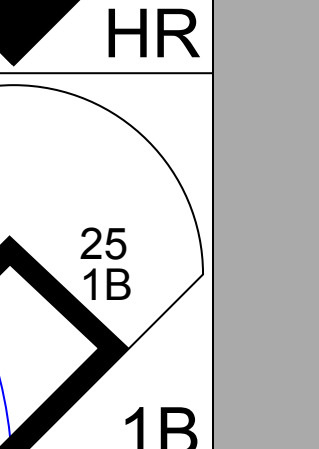
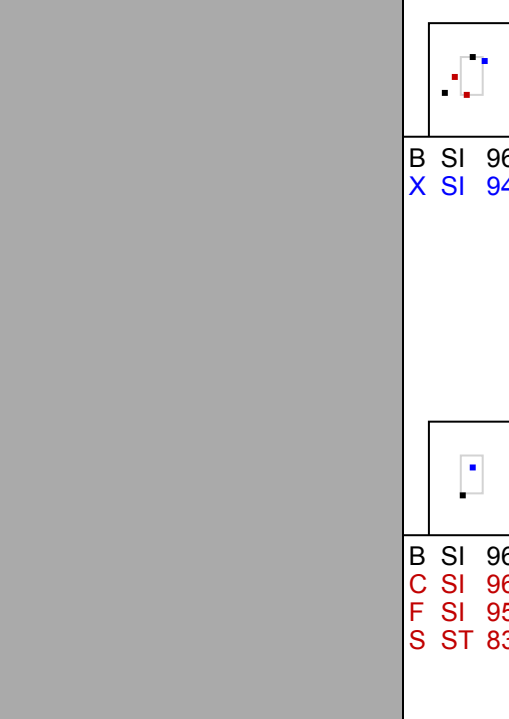
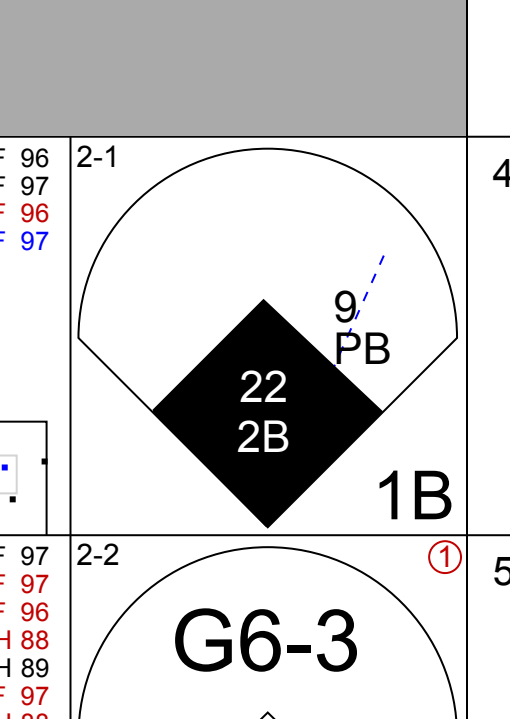
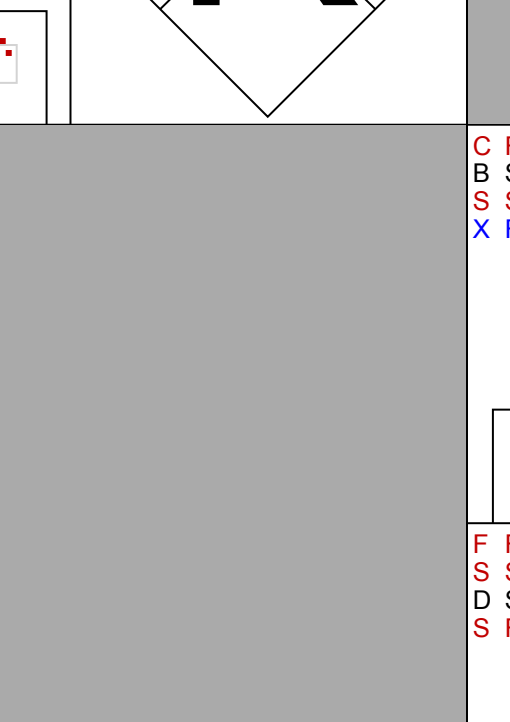
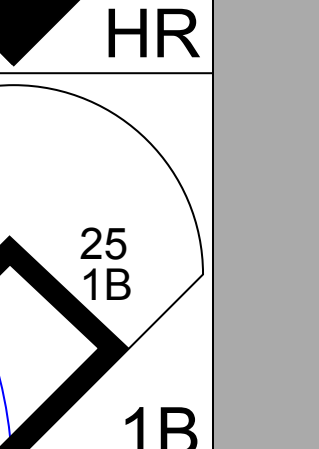
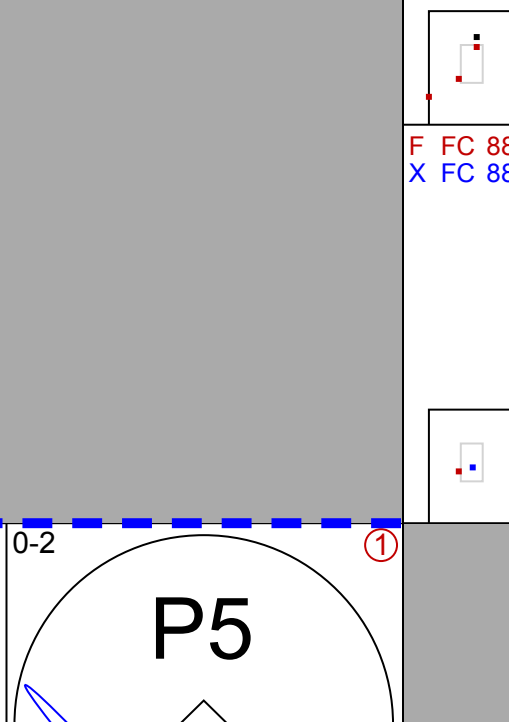
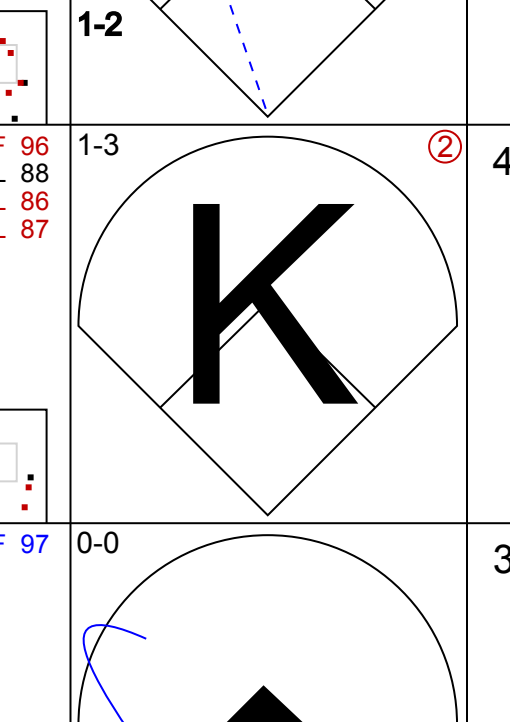

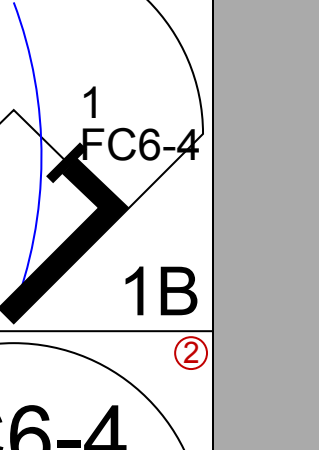
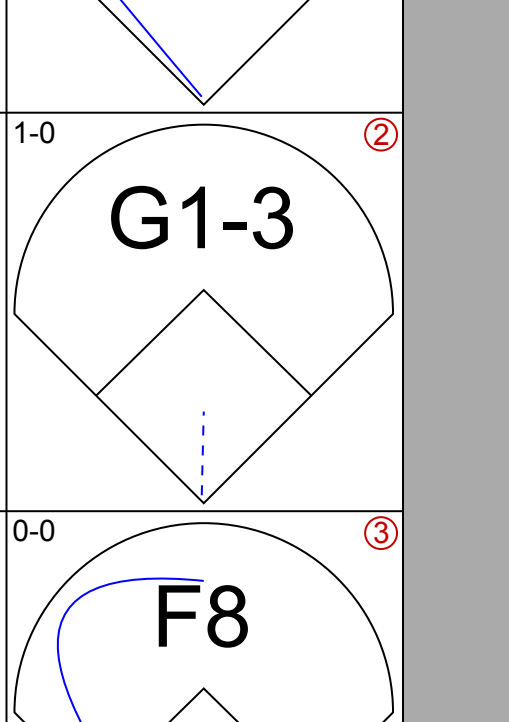
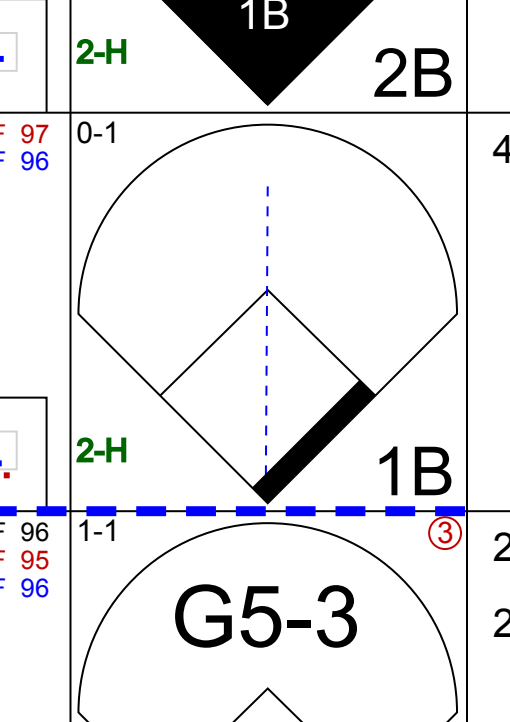
AB	35
R	2
H	8
RBI	1
BB	2
SO	8
LOB	16

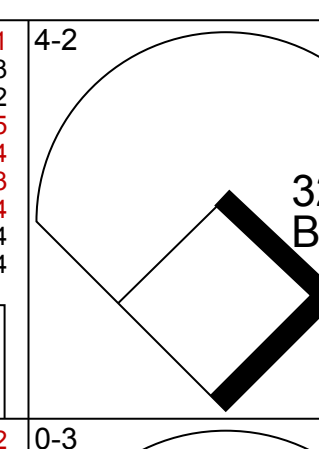
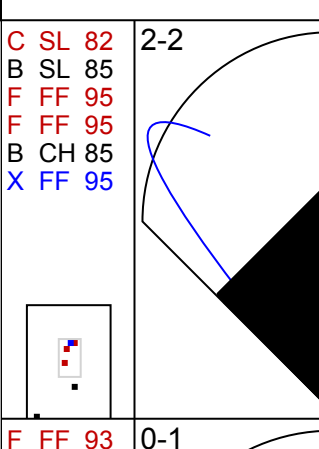
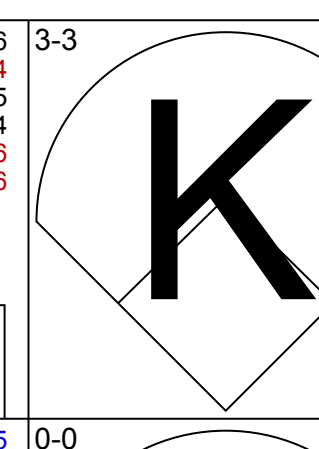
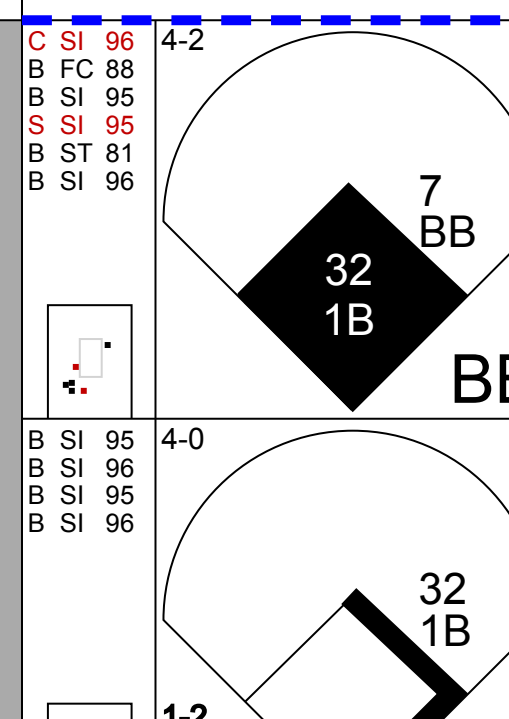
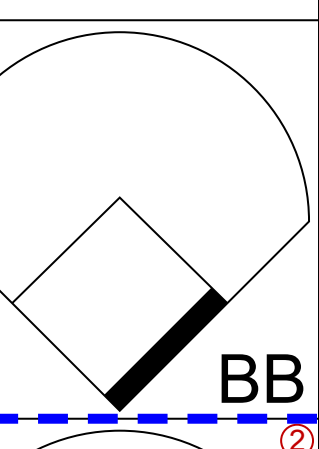
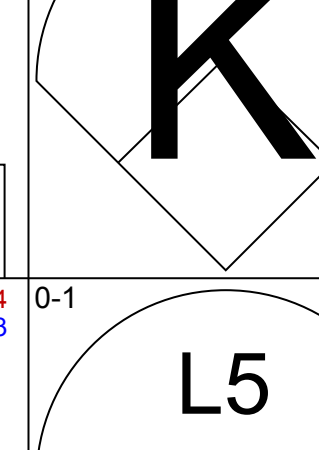
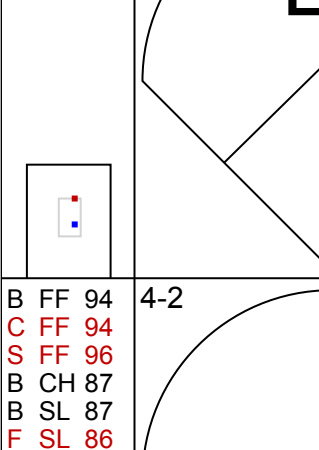
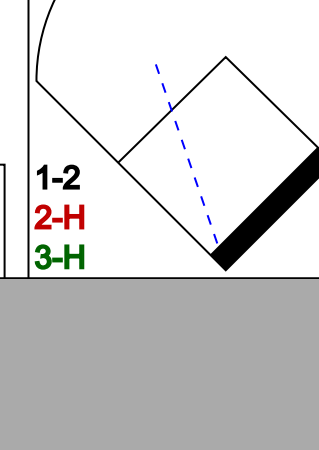
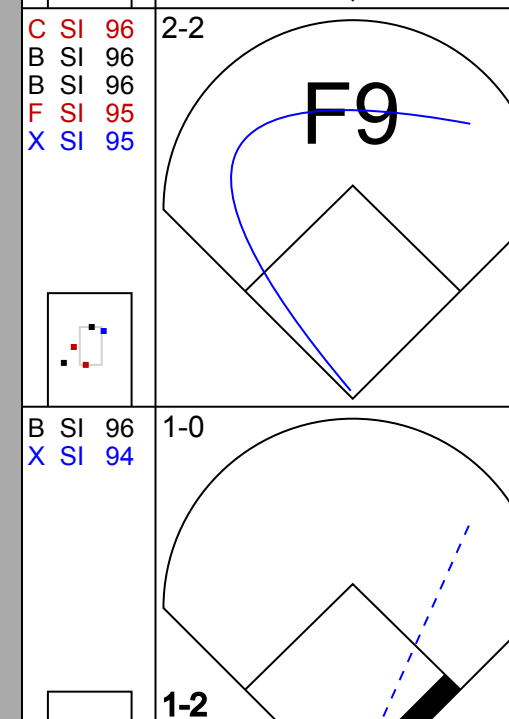
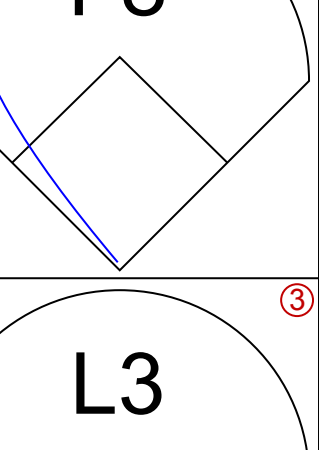
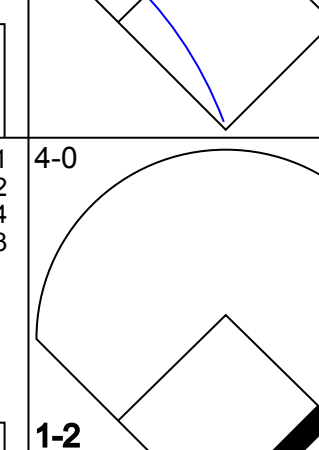
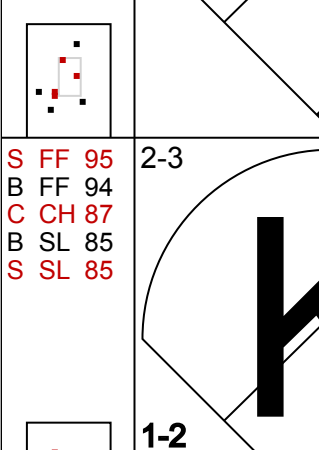
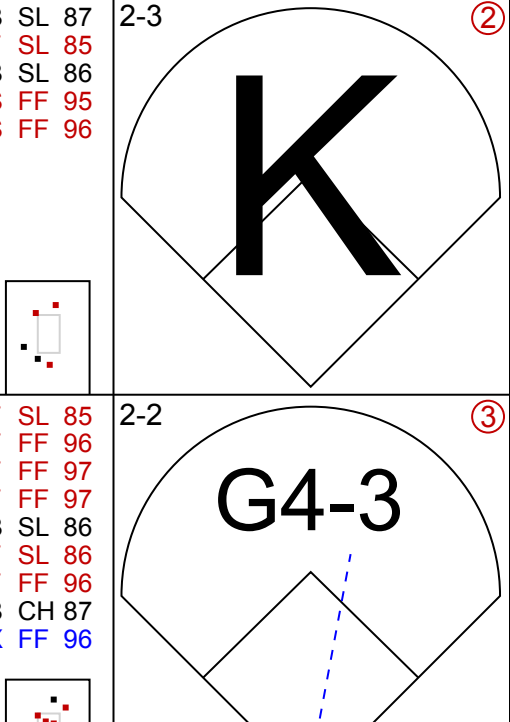
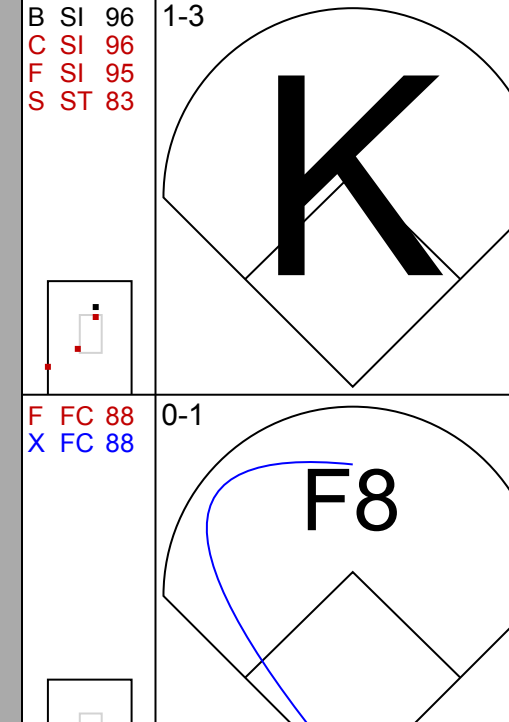
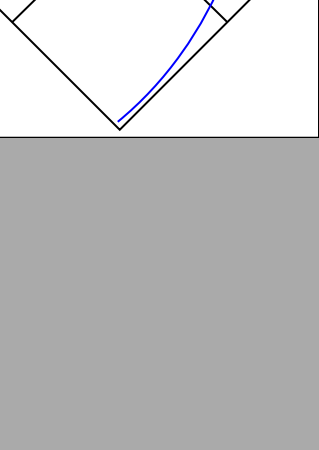
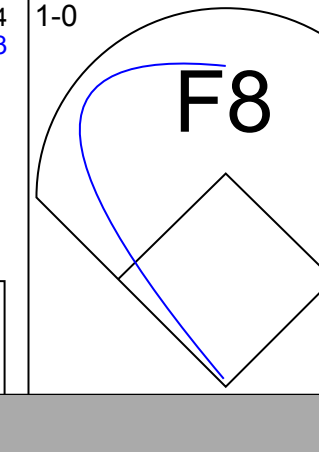
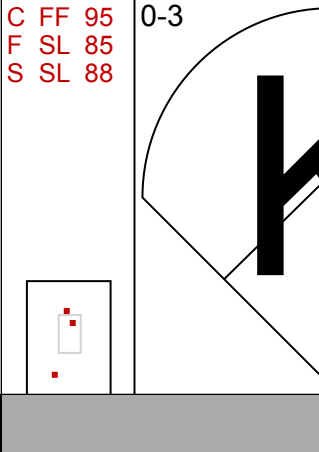


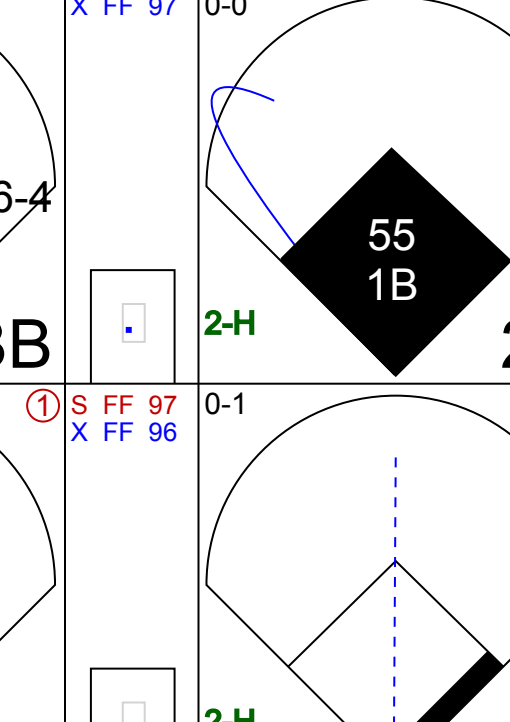


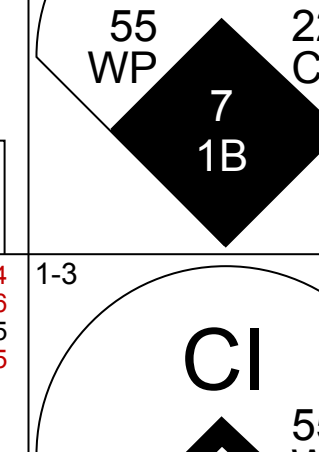
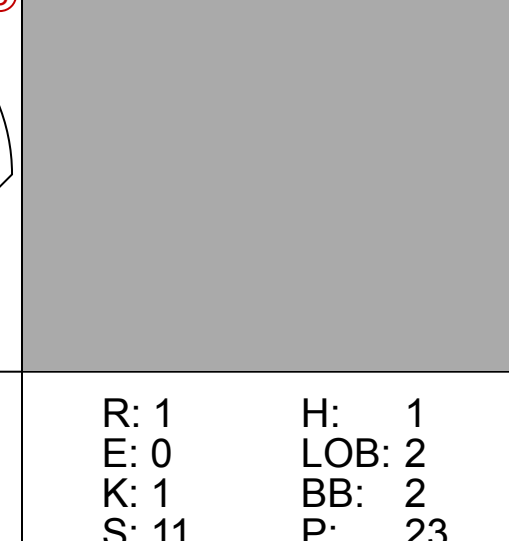
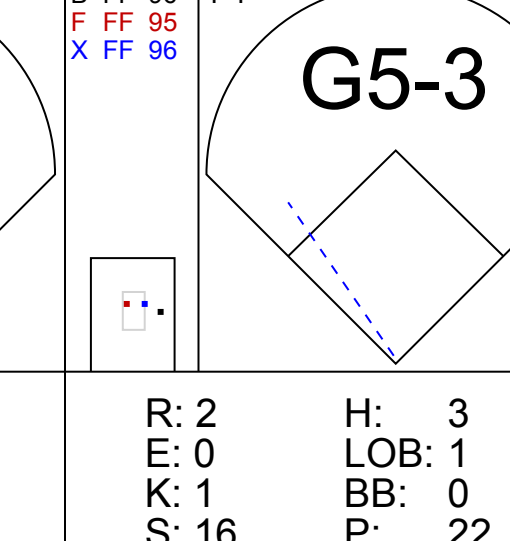
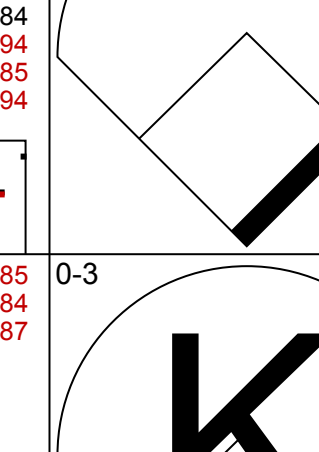


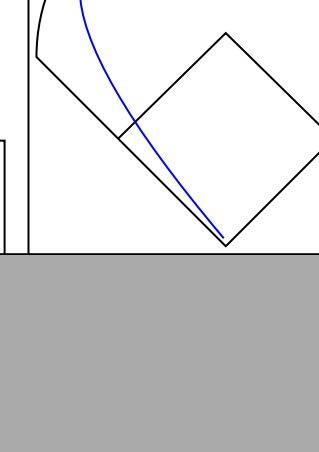
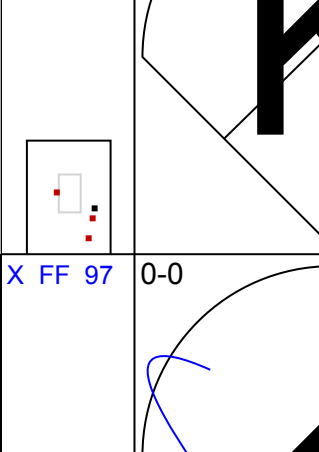


Batter	1	2	3	4	5	6	7	8	9	AB	R	H	RBI	BB	SO	LOB	TOP			
0 Andrés Giménez, L (1,6) OBP: 0.242, SLG: 0.355										4	1	1	0	1	1	2	<p>Cleveland Indians @ Cincinnati Reds Great American Ball Park, Cincinnati, OH Fri Apr 16, 2021, 7:12 PM - 10:22 PM EDT Att: 12,497 - Partly Cloudy - 61 F</p> <p>livebaseballscorecards.com</p> <p>AB 34 R 3 H 10 RBI 3 BB 5 SO 6 LOB 19</p>			
7 César Hernández, S (1,4) OBP: 0.286, SLG: 0.286										4	0	1	0	1	0	3				
11 José Ramírez, S (1,5) OBP: 0.296, SLG: 0.438										3	0	1	1	1	0	1				
9 Eddie Rosario, L (1,7) OBP: 0.300, SLG: 0.409										4	0	0	0	0	0	3				
39 Oliver Pérez, L (8,1)										0	0	0	0	0	0	0				
17 Austin Hedges, R (9,PH) OBP: 0.083, SLG: 0.333										1	0	0	0	0	1	1				
1 Amed Rosario, R (1,8) OBP: 0.286, SLG: 0.323										3	1	1	1	1	0	1				
22 Josh Naylor, L (1,9) OBP: 0.289, SLG: 0.364										4	0	3	0	0	0	3				
55 Roberto Pérez, R (1,2) OBP: 0.389, SLG: 0.407										4	0	0	0	0	2	3				
10 Jake Bauers, L (1,3) OBP: 0.240, SLG: 0.217										2	0	1	0	1	0	0				
37 Trevor Stephan, R (6,1) OBP: 0.333, SLG: 0.667										0	0	0	0	0	0	0				
8 Jordan Luplow, R (8,7) OBP: 0.333, SLG: 0.667										1	1	1	1	0	0	0				
54 Logan Allen, R (1,1)										1	0	0	0	0	1	2				
88 Phil Maton, R (3,1)										0	0	0	0	0	0	0				
28 Ben Gamel, L (4,PH) OBP: 0.235, SLG: 0.143										1	0	1	0	0	0	0				
47 Cal Quantrill, L (4,1)										0	0	0	0	0	0	0				
2 Yu Chang, R (6,3) OBP: 0.250, SLG: 0.273										2	0	0	0	0	1	0				
Inning Stats	R: 0 E: 0 K: 1 S: 7	H: 0 LOB: 0 BB: 0 P: 11	R: 1 E: 0 K: 2 S: 18	H: 2 LOB: 2 BB: 1 P: 26	R: 0 E: 0 K: 0 S: 8	H: 1 LOB: 3 BB: 2 P: 17	R: 0 E: 0 K: 1 S: 12	H: 2 LOB: 0 BB: 0 P: 21	R: 0 E: 0 K: 0 S: 6	H: 1 LOB: 1 BB: 0 P: 9	R: 0 E: 0 K: 1 S: 7	H: 0 LOB: 1 BB: 1 P: 14	R: 0 E: 0 K: 0 S: 7	H: 1 LOB: 1 BB: 0 P: 11	R: 2 E: 0 K: 1 S: 12	H: 2 LOB: 1 BB: 1 P: 19	1B: 6 2B: 2 3B: 0 HR: 2	SF: 1 SAC: 0 DP: 2 HBP: 0	WP: 1 PB: 0 SB: 1 CS: 0	PA: 40
PITCHER	IP WLS BF H R ER SO BB IBB HBP BLK WP HR S P ERA WHIP																ERA WHIP			
23 Jeff Hoffman, R (1,1) ERA: 2.93	6.0 W 26 7 1 1 4 2 1 0 0 0 1 1 58 91 1.50 1.500																			
43 Cionel Pérez, L (7,1) ERA: 6.75	1.0 4 0 0 0 1 1 0 0 0 0 0 0 7 14 0.00 1.000																			
41 Carson Fulmer, R (8,1) ERA: 1.04	1.0 4 1 0 0 0 0 0 0 0 0 0 0 7 11 0.00 1.000																			
46 Cam Bedrosian, R (9,1) ERA: 11.12	1.0 6 2 2 2 1 1 0 0 0 0 0 1 12 19 18.00 3.000																			

Batter	1	2	3	4	5	6	7	8	9	AB	R	H	RBI	BB	SO	LOB	BOTTOM			
33 Jesse Winker, L (1,7) OBP: 0.400, SLG: 0.536										5	1	1	1	0	2	3	<p>Cleveland Indians @ Cincinnati Reds Great American Ball Park, Cincinnati, OH Fri Apr 16, 2021, 7:12 PM - 10:22 PM EDT Att: 12,497 - Partly Cloudy - 61 F</p> <p>livebaseballscorecards.com</p> <p>AB 34 R 10 H 11 RBI 9 BB 3 SO 10 LOB 10</p>			
2 Nick Castellanos, R (1,9) OBP: 0.345, SLG: 0.698										4	2	2	2	0	0	1				
41 Carson Fulmer, R (8,1) ERA: 1.04										0	0	0	0	0	0	0				
46 Cam Bedrosian, R (9,1) ERA: 11.12										4	2	1	1	1	2	0				
7 Eugenio Suárez, R (1,6) OBP: 0.352, SLG: 0.442										4	1	2	2	0	1	1				
19 Joey Votto, L (1,3) OBP: 0.236, SLG: 0.396										1	0	0	0	0	1	0				
0 Alex Blandino, R (7,3) OBP: 0.400, SLG: 0.444										4	0	0	0	0	2	2				
15 Nick Senzel, R (1,8) OBP: 0.317, SLG: 0.278										4	0	0	0	0	2	2				
6 Jonathan India, R (1,4) OBP: 0.383, SLG: 0.400										4	1	1	0	0	1	0				
17 Kyle Farmer, R (1,5) OBP: 0.300, SLG: 0.235										2	1	1	0	1	0	0				
37 Tyler Stephenson, R (1,2) OBP: 0.417, SLG: 0.476										2	1	1	2	1	1	1				
23 Jeff Hoffman, R (1,1) ERA: 2.93	2.0 L 11 3 5 4 2 0 0 0 1 0 0 0 1 33 5 18.00 1.500																			
88 Phil Maton, R (3,1) ERA: 4.91	1.0 5 2 2 1 1 0 0 0 1 0 0 0 1 13 19 9.00 2.000																			
47 Cal Quantrill, R (4,1) ERA: 2.57	2.0 11 2 2 2 1 3 0 0 0 0 0 0 21 39 9.00 2.500																			
37 Trevor Stephan, R (6,1) ERA: 7.5	2.0 10 4 1 1 4 0 0 0 0 0 0 1 28 44 4.50 2.000																			
39 Oliver Pérez, L (8,1) ERA: 11.12	1.0 3 0 0 0 2 0 0 0 0 0 0 0 8 10 0.00 0.000																			
Inning Stats	R: 0 E: 0 K: 0 S: 8	H: 0 LOB: 0 BB: 0 P: 14	R: 0 E: 0 K: 2 S: 8	H: 0 LOB: 0 BB: 0 P: 12	R: 7 E: 2 K: 1 S: 30	H: 5 LOB: 0 BB: 0 P: 48	R: 0 E: 0 K: 1 S: 9	H: 0 LOB: 1 BB: 1 P: 14	R: 2 E: 0 K: 0 S: 12	H: 2 LOB: 2 BB: 2 P: 25	R: 1 E: 0 K: 3 S: 13	H: 2 LOB: 1 BB: 0 P: 19	R: 0 E: 0 K: 1 S: 15	H: 2 LOB: 2 BB: 0 P: 25	R: 0 E: 0 K: 2 S: 8	H: 0 LOB: 0 BB: 0 P: 10	1B: 7 2B: 2 3B: 0 HR: 2	SF: 0 SAC: 1 DP: 0 HBP: 2	WP: 1 PB: 0 SB: 0 CS: 1	PA: 41
PITCHER	IP WLS BF H R ER SO BB IBB HBP BLK WP HR S P ERA WHIP																ERA WHIP			
54 Logan Allen, L (1,1) ERA: 4.5	2.0 L 11 3 5 4 2 0 0 0 1 0 0 0 1 33 5 18.00 1.500																			

Batter	1	2	3	4	5	6	7	8	9	AB	R	H	RBI	BB	SO	LOB	TOP					
8 Jordan Luplow, R OBP: 0.344, SLG: 0.714	F8		K		G4-3		HR			3	1	2	1	1	1		Cleveland Indians @ Cincinnati Reds Great American Ball Park, Cincinnati, OH Sun Apr 18 2021, 1:12 PM - 3:53 PM EDT Att: 12,551 - Sunny - 61 F					
7 César Hernández, S OBP: 0.277, SLG: 0.250	K		K		G4-3		BB			3	0	0	0	1	2	2						
11 José Ramírez, S OBP: 0.302, SLG: 0.464	HR				L8		F8		F7	4	1	1	1	0	0	1						
32 Franmil Reyes, R OBP: 0.273, SLG: 0.529	G6-3				K				G6-3	4	0	1	0	0	1	0						
0 Andrés Giménez, L OBP: 0.297, SLG: 0.550										0	0	0	0	0	0	0						
9 Eddie Rosario, L OBP: 0.305, SLG: 0.434	G4-3				1B		P6		K	4	1	1	0	0	1	1						
1 Amed Rosario, R OBP: 0.273, SLG: 0.300	G6-3				1B		F8		G6-3	4	1	1	0	0	0	1						
55 Roberto Pérez, R OBP: 0.375, SLG: 0.484	K				HR		L1-3		K	4	1	1	3	0	2	0						
2 Yu Chang, R OBP: 0.286, SLG: 0.308					F9		E7		L7	3	1	2	0	0	0	0						
10 Jake Bauers, L OBP: 0.273, SLG: 0.200					1B		8 HR		1B	1	0	0	0	0	0	0						
57 Shane Bieber, R OBP: 0.280, SLG: 0.333	G6-3						K		F9	3	0	0	0	0	1	2						
22 Josh Naylor, L OBP: 0.280, SLG: 0.333										1	0	0	0	0	0	0						
48 Emmanuel Clase, R OBP: 0.277, SLG: 0.250										0	0	0	0	0	0	0						
Inning Stats	R: 1 H: 1 E: 0 K: 1 S: 10	H: 1 LOB: 0 BB: 0 P: 19	R: 0 H: 0 E: 0 K: 1 S: 6	H: 0 LOB: 0 BB: 0 P: 9	R: 0 H: 1 E: 1 K: 2 S: 10	H: 1 LOB: 1 BB: 0 P: 16	R: 3 H: 3 E: 0 K: 1 S: 15	H: 3 LOB: 0 BB: 1 P: 26	R: 0 H: 0 E: 0 K: 0 S: 8	H: 1 LOB: 1 BB: 0 P: 13	R: 2 H: 2 E: 1 K: 1 S: 16	H: 2 LOB: 1 BB: 1 P: 27	R: 0 H: 0 E: 0 K: 1 S: 9	H: 0 LOB: 0 BB: 0 P: 14	R: 0 H: 0 E: 0 K: 1 S: 5	H: 0 LOB: 0 BB: 0 P: 10	1B: 4 2B: 1 3B: 0 HR: 3	SF: 0 SAC: 0 DP: 1 HBP: 0	WP: 0 PB: 0 SB: 0 CS: 0	PA: 36		
PITCHER	IP WLS BF H R ER SO BB IBB HBP BLK WP HR S P ERA WHIP																					
22 Wade Miley, L ERA: 2.25	(1, 1) 5.0 L 20 5 4 4 5 1 0 0 0 0 0 2 47 83 7.20 1.200																					
47 Sal Romano, R ERA: 4.38	(6, 1) 1.2 9 3 2 2 1 1 0 0 0 0 0 1 21 36 10.80 2.400																					
43 Cionel Pérez, L ERA: 5.4	(7, 1) 1.1 4 0 0 0 1 0 0 0 0 0 0 0 12 18 0.00 0.000																					
41 Carson Fulmer, R ERA: 0.93	(9, 1) 1.0 3 0 0 0 1 0 0 0 0 0 0 0 5 10 0.00 0.000																					
Batter	1	2	3	4	5	6	7	8	9	AB	R	H	RBI	BB	SO	LOB	BOTTOM					
33 Jesse Winker, L OBP: 0.400, SLG: 0.553	F7		F7		19 2B		K		K	5	1	1	0	0	2	1	Cleveland Indians @ Cincinnati Reds Great American Ball Park, Cincinnati, OH Sun Apr 18 2021, 1:12 PM - 3:53 PM EDT Att: 12,551 - Sunny - 61 F					
2 Nick Castellanos, R OBP: 0.329, SLG: 0.623	K		G6-3		G5-3		K			4	0	0	0	0	2	2						
19 Joey Votto, L OBP: 0.313, SLG: 0.467									K	4	0	3	2	0	1	0						
7 Eugenio Suárez, R OBP: 0.302, SLG: 0.365	P3		K		G5-3		K		K	4	0	0	0	0	2	3						
12 Tyler Naquin, L OBP: 0.354, SLG: 0.714			16 BB		F8		F7		HR	3	1	1	1	1	0	1						
32 Max Schrock, L OBP: 0.143, SLG: 0.143			K		E5		K		K	4	0	0	0	0	3	1						
16 Tucker Barnhart, L OBP: 0.432, SLG: 0.676					K		G5-6-3			3	0	1	0	1	1	2						
17 Kyle Farmer, R OBP: 0.308, SLG: 0.190																						
43 Cionel Pérez, R OBP: 0.310, SLG: 0.270			K		F8		F7		K	3	0	0	0	0	1	3						
15 Nick Senzel, R OBP: 0.310, SLG: 0.270										1	0	0	0	0	1	1						
22 Wade Miley, L OBP: 0.143, SLG: 0.143										1	0	0	0	0	1	2						
34 Mark Payton, L OBP: 0.500, SLG: 0.500										1	1	1	0	0	0	0						
47 Sal Romano, L OBP: 0.352, SLG: 0.348					33 1B		K		K	0	0	0	0	0	0	0						
6 Jonathan India, R OBP: 0.352, SLG: 0.348					19 2B					2	0	0	0	0	2	1						
Inning Stats	R: 0 H: 1 E: 0 K: 1 S: 7	H: 0 LOB: 2 BB: 2 P: 8	R: 0 H: 0 E: 0 K: 3 S: 15	H: 0 LOB: 2 BB: 2 P: 26	R: 0 H: 1 E: 1 K: 1 S: 7	H: 1 LOB: 1 BB: 0 P: 9	R: 0 H: 0 E: 1 K: 1 S: 9	H: 0 LOB: 1 BB: 0 P: 13	R: 2 H: 3 E: 0 K: 0 S: 10	H: 3 LOB: 1 BB: 0 P: 14	R: 0 H: 0 E: 0 K: 1 S: 6	H: 0 LOB: 0 BB: 0 P: 7	R: 0 H: 0 E: 0 K: 3 S: 9	H: 0 LOB: 0 BB: 0 P: 12	R: 1 H: 1 E: 0 K: 3 S: 10	H: 1 LOB: 0 BB: 0 P: 15	R: 0 H: 1 E: 0 K: 3 S: 12	H: 1 LOB: 1 BB: 0 P: 19	1B: 4 2B: 2 3B: 0 HR: 1	SF: 0 SAC: 0 DP: 1 HBP: 0	WP: 1 PB: 0 SB: 0 CS: 0	PA: 37
PITCHER	IP WLS BF H R ER SO BB IBB HBP BLK WP HR S P ERA WHIP																					
57 Shane Bieber, R ERA: 2.45	(1, 1) 8.0 W 33 6 3 3 3 2 0 0 0 0 0 0 73 104 3.38 1.000																					
48 Emmanuel Clase, R ERA: 0.00	(9, 1) 1.0 S 4 1 0 0 3 0 0 0 0 0 0 0 12 19 0.00 1.000																					

Batter	1	2	3	4	5	6	7	8	9	AB	R	H	RBI	BB	SO	LOB	TOP				
7 Tim Anderson, R OBP: 0.342, SLG: 0.605										5	1	1	1	0	1	4	Chicago White Sox @ Cleveland Indians Progressive Field, Cleveland, OH Tue Apr 20 2021, 6:13 PM - 9:50 PM EDT Att: 4,176 - Cloudy - 40 F				
12 Adam Eaton, L OBP: 0.368, SLG: 0.459										5	1	1	0	0	1	1					
10 Yoán Moncada, S OBP: 0.310, SLG: 0.283										5	1	1	1	0	3	1					
79 José Abreu, R OBP: 0.316, SLG: 0.426										4	3	3	3	0	0	0					
73 Yermín Mercedes, R (1, 3) 28 Leury García, S (5, 7) OBP: 0.444, SLG: 0.678 OBP: 0.182, SLG: 0.209										2	0	0	0	0	1	0					
24 Yasmani Grandal, S OBP: 0.360, SLG: 0.350										4	1	1	2	0	0	0					
88 Luis Robert Jr., R OBP: 0.351, SLG: 0.493										4	1	3	0	0	1	0					
25 Andrew Vaughn, R OBP: 0.333, SLG: 0.281										4	0	1	0	0	1	2					
1 Nick Madrigal, R OBP: 0.350, SLG: 0.358										3	0	0	1	1	0	3					
Inning Stats	R: 0 K: 1 S: 9	H: 0 LOB: 0 BB: 15	R: 0 K: 0 S: 8	H: 0 LOB: 0 BB: 13	R: 2 K: 0 S: 13	H: 2 LOB: 0 BB: 19	R: 1 K: 2 S: 13	H: 1 LOB: 0 BB: 18	R: 0 K: 1 S: 11	H: 1 LOB: 1 BB: 0	R: 0 K: 3 S: 11	H: 1 LOB: 0 BB: 16	R: 0 K: 1 S: 9	H: 0 LOB: 0 BB: 11	R: 0 K: 1 S: 12	H: 0 LOB: 1 BB: 24		1B: 5 2B: 2 3B: 0 HR: 4	SF: 0 SAC: 0 DP: 0 HBP: 0	WP: 0 PB: 0 SB: 1 CS: 0	PA: 39
PITCHER	IP	WLS	BF	H	R	ER	SO	BB	IBB	HBP	BLK	WP	HR	S	P	ERA	WHIP				
34 Zach Plesac, R ERA: 6.75	5.0	L	22	7	6	6	4	0	0	0	0	0	2	62	92	10.80	1.400				
47 Cal Quantrill, R ERA: 3.38	1.0		6	3	1	1	0	0	0	0	0	0	1	12	15	9.00	3.000				
31 Sam Hentges, L ERA: 9.0	1.0		4	1	1	1	3	0	0	0	0	0	1	11	16	9.00	1.000				
88 Phil Maton, R ERA: 3.86	1.0		3	0	0	0	1	0	0	0	0	0	0	9	11	0.00	0.000				
37 Trevor Stephan, R ERA: 6.43	1.0		4	0	0	0	1	1	0	0	0	0	0	12	24	0.00	1.000				

Batter	1	2	3	4	5	6	7	8	9	AB	R	H	RBI	BB	SO	LOB	BOTTOM				
8 Jordan Luplow, R OBP: 0.405, SLG: 0.800										2	2	1	1	3	1	3	Chicago White Sox @ Cleveland Indians Progressive Field, Cleveland, OH Tue Apr 20 2021, 6:13 PM - 9:50 PM EDT Att: 4,176 - Cloudy - 40 F				
7 César Hernández, S OBP: 0.286, SLG: 0.250										4	0	1	1	1	1	4					
11 José Ramírez, S OBP: 0.294, SLG: 0.433										4	0	0	0	1	0	6					
32 Franmil Reyes, R OBP: 0.317, SLG: 0.545										4	1	3	1	1	1	1					
9 Eddie Rosario, L OBP: 0.281, SLG: 0.397										5	0	0	0	0	3	7					
1 Amed Rosario, R OBP: 0.285, SLG: 0.273										4	1	0	0	1	1	4					
22 Josh Naylor, L OBP: 0.296, SLG: 0.353										3	1	1	1	1	1	1					
55 Roberto Pérez, R OBP: 0.378, SLG: 0.457										4	0	1	1	1	1	2					
2 Yu Chang, R OBP: 0.267, SLG: 0.286										2	0	0	0	0	1	4					
10 Jake Bauers, L OBP: 0.207, SLG: 0.185										2	0	0	0	0	0	1					
Inning Stats	R: 0 K: 1 S: 11	H: 0 LOB: 2 BB: 20	R: 0 K: 2 S: 15	H: 0 LOB: 1 BB: 21	R: 1 K: 2 S: 16	H: 1 LOB: 1 BB: 24	R: 1 K: 2 S: 15	H: 1 LOB: 2 BB: 1	R: 0 K: 1 S: 5	H: 0 LOB: 0 BB: 6	R: 1 K: 1 S: 11	H: 1 LOB: 2 BB: 23	R: 0 K: 0 S: 13	H: 0 LOB: 2 BB: 23	R: 2 K: 1 S: 16	H: 3 LOB: 1 BB: 22	1B: 5 2B: 1 3B: 0 HR: 1	SF: 0 SAC: 0 DP: 0 HBP: 0	WP: 1 PB: 1 SB: 1 CS: 0	PA: 45	
PITCHER	IP	WLS	BF	H	R	ER	SO	BB	IBB	HBP	BLK	WP	HR	S	P	ERA	WHIP				
55 Carlos Rodón, L ERA: 0.47	5.0	W	24	3	2	1	8	5	0	0	0	1	7	10	11	0.00	1.600				
43 Evan Marshall, R ERA: 4.52	1.0		3	0	0	0	0	0	0	0	0	0	5	6	0.00	0.000					
39 Aaron Bummer, L ERA: 3.38	1.0		6	1	1	1	1	2	0	0	0	0	0	11	23	9.00	3.000				
45 Garrett Crochet, L ERA: 1.5	0.1		4	0	0	0	0	2	0	0	0	0	0	10	20	0.00	6.000				
65 Codi Heuer, R ERA: 5.59	1.1	H	7	3	2	2	1	0	0	0	0	0	0	17	22	13.50	2.250				
PITCHER	IP	WLS	BF	H	R	ER	SO	BB	IBB	HBP	BLK	WP	HR	S	P	ERA	WHIP				
31 Liam Hendriks, R ERA: 4.05	0.1	S	1	0	0	0	0	0	0	0	0	0	0	2	3	0.00	0.000				

AB 38
R 8
H 11
RBI 8
BB 1
SO 9
LOB 12



AB 34
R 5
H 7
RBI 5
BB 9
SO 10
LOB 33

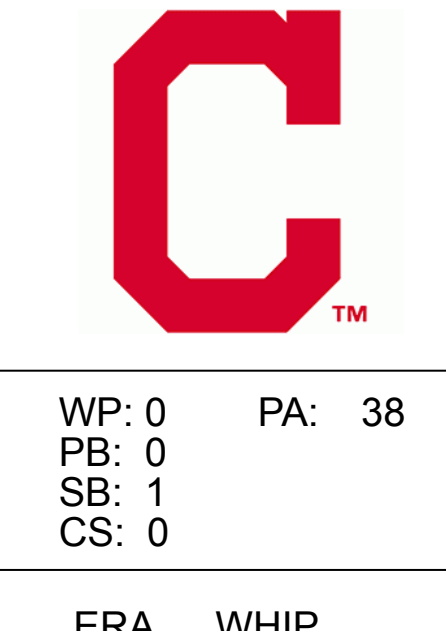


Batter	1	2	3	4	5	6	7	8	9	AB	R	H	RBI	BB	SO	LOB	TOP				
11 Brett Gardner, L OBP: 0.333, SLG: 0.273										5	0	1	0	1	1	7	New York Yankees @ Cleveland Indians Progressive Field, Cleveland, OH Thu Apr 22 2021, 6:12 PM - 9:41 PM EDT Att: 6,380 - Partly Cloudy - 46 F				
26 DJ LeMahieu, R OBP: 0.359, SLG: 0.377									4	1	1	1	1	1	2	2					
99 Aaron Judge, R OBP: 0.377, SLG: 0.483									2	1	0	0	3	2	2						
36 Mike Ford, L OBP: 0.231, SLG: 0.091									4	1	0	0	1	1	5						
25 Gleyber Torres, R OBP: 0.315, SLG: 0.250									5	1	3	1	0	1	2						
31 Aaron Hicks, S OBP: 0.277, SLG: 0.232										4	0	1	0	1	0	2					
18 Rougned Odor, L OBP: 0.219, SLG: 0.267										5	0	2	2	0	0	1					
77 Clint Frazier, R OBP: 0.265, SLG: 0.209									3	0	0	0	1	2	2						
39 Mike Tauchman, L OBP: 0.200, SLG: 0.200									1	0	1	0	0	0	0						
66 Kyle Higashioka, R OBP: 0.476, SLG: 1.000									4	2	2	1	1	1	3						
Inning Stats	R: 0 H: 0 E: 0 K: 2 S: 12	H: 0 LOB: 2 BB: 2 P: 25	R: 0 H: 0 E: 0 K: 1 S: 8	H: 0 LOB: 0 BB: 0 P: 13	R: 3 H: 3 E: 1 K: 2 S: 16	H: 3 LOB: 1 BB: 1 P: 26	R: 0 H: 0 E: 0 K: 0 S: 6	H: 0 LOB: 1 BB: 0 P: 9	R: 0 H: 1 E: 0 K: 0 S: 12	H: 1 LOB: 3 BB: 2 P: 22	R: 2 H: 2 E: 0 K: 3 S: 14	H: 2 LOB: 2 BB: 2 P: 32	R: 1 H: 2 E: 0 K: 0 S: 5	H: 2 LOB: 1 BB: 1 P: 15	R: 0 H: 3 E: 0 K: 1 S: 12	H: 3 LOB: 3 BB: 0 P: 17	1B: 9 2B: 2 3B: 0 HR: 1	SF: 0 SAC: 0 DP: 1 HBP: 0	WP: 0 PB: 0 SB: 0 CS: 0	PA: 46	
PITCHER	IP: 5.1 WLS: 2 BF: 24 ERA: 2.42	H: 4 R: 3 ER: 2 SO: 6	H: 0 R: 0 ER: 0 SO: 0	H: 0 R: 0 ER: 0 SO: 0	H: 4 R: 3 ER: 2 SO: 6	H: 3 R: 2 ER: 2 SO: 2	H: 0 R: 0 ER: 0 SO: 0	H: 0 R: 0 ER: 0 SO: 0	H: 0 R: 0 ER: 0 SO: 0	H: 1 R: 0 ER: 0 SO: 11	H: 2 R: 0 ER: 0 SO: 18	H: 2 R: 0 ER: 0 SO: 27	H: 2 R: 0 ER: 0 SO: 6	H: 1 R: 0 ER: 0 SO: 6	H: 3 R: 0 ER: 0 SO: 17	H: 3 R: 0 ER: 0 SO: 17	ERA: 3.38 WHIP: 1.500	ERA: 0.00 WHIP: 3.000			
43 Aaron Civale, R ERA: 2.42	(1, 1)																				
27 Bryan Shaw, R ERA: 1.35	(6, 1)																				
62 Nick Wittgren, R ERA: 10.13	(7, 1)																				
99 James Karinchak, R ERA: 4.0	(7, 1)																				
47 Cal Quantrill, R ERA: 4.0	(8, 1)																				
Inning Stats	R: 3 H: 4 E: 1 K: 2 S: 17	H: 1 LOB: 0 BB: 0 P: 26	R: 0 H: 1 E: 0 K: 1 S: 8	H: 1 LOB: 0 BB: 0 P: 12	R: 0 H: 1 E: 0 K: 1 S: 9	H: 1 LOB: 1 BB: 0 P: 17	R: 0 H: 0 E: 0 K: 0 S: 6	H: 0 LOB: 2 BB: 0 P: 9	R: 0 H: 0 E: 0 K: 2 S: 9	H: 0 LOB: 0 BB: 0 P: 14	R: 0 H: 1 E: 0 K: 1 S: 13	H: 1 LOB: 0 BB: 0 P: 20	R: 0 H: 0 E: 0 K: 1 S: 6	H: 0 LOB: 0 BB: 0 P: 10	R: 0 H: 0 E: 0 K: 3 S: 10	H: 0 LOB: 1 BB: 1 P: 14	1B: 6 2B: 1 3B: 1 HR: 0	SF: 0 SAC: 0 DP: 0 HBP: 0	WP: 0 PB: 0 SB: 1 CS: 0	PA: 38	
PITCHER	IP: 6.0 WLS: 4 BF: 27 ERA: 6.23	H: 1 R: 3 ER: 3 SO: 6	H: 1 R: 3 ER: 3 SO: 6	H: 1 R: 3 ER: 3 SO: 6	H: 1 R: 3 ER: 3 SO: 6	H: 1 R: 3 ER: 3 SO: 6	H: 0 R: 0 ER: 0 SO: 0	H: 0 R: 0 ER: 0 SO: 0	H: 0 R: 0 ER: 0 SO: 0	H: 0 R: 0 ER: 0 SO: 0	H: 1 R: 0 ER: 0 SO: 13	H: 1 R: 0 ER: 0 SO: 10	H: 0 R: 0 ER: 0 SO: 6	H: 0 R: 0 ER: 0 SO: 10	H: 0 R: 0 ER: 0 SO: 14	H: 0 R: 0 ER: 0 SO: 10	H: 0 R: 0 ER: 0 SO: 14	ERA: 3.00 WHIP: 1.333	ERA: 0.00 WHIP: 1.000		
55 Domingo Germán, R ERA: 6.23	(1, 1)																				
43 Jonathan Loáisiga, R ERA: 1.5	(7, 1)																				
57 Chad Green, R ERA: 0.75	(8, 1)																				
54 Aroldis Chapman, L ERA: 0.75	(9, 1)																				
Inning Stats	R: 3 H: 4 E: 1 K: 2 S: 17	H: 1 LOB: 0 BB: 0 P: 26	R: 0 H: 1 E: 0 K: 1 S: 8	H: 1 LOB: 0 BB: 0 P: 12	R: 0 H: 1 E: 0 K: 1 S: 9	H: 1 LOB: 1 BB: 0 P: 17	R: 0 H: 0 E: 0 K: 0 S: 6	H: 0 LOB: 2 BB: 0 P: 9	R: 0 H: 0 E: 0 K: 2 S: 9	H: 0 LOB: 0 BB: 0 P: 14	R: 0 H: 1 E: 0 K: 1 S: 13	H: 1 LOB: 0 BB: 0 P: 20	R: 0 H: 0 E: 0 K: 1 S: 6	H: 0 LOB: 0 BB: 0 P: 10	R: 0 H: 0 E: 0 K: 3 S: 10	H: 0 LOB: 1 BB: 1 P: 14	1B: 6 2B: 1 3B: 1 HR: 0	SF: 0 SAC: 0 DP: 0 HBP: 0	WP: 0 PB: 0 SB: 1 CS: 0	PA: 38	
PITCHER	IP: 6.0 WLS: 4 BF: 27 ERA: 6.23	H: 1 R: 3 ER: 3 SO: 6	H: 1 R: 3 ER: 3 SO: 6	H: 1 R: 3 ER: 3 SO: 6	H: 1 R: 3 ER: 3 SO: 6	H: 1 R: 3 ER: 3 SO: 6	H: 0 R: 0 ER: 0 SO: 0	H: 0 R: 0 ER: 0 SO: 0	H: 0 R: 0 ER: 0 SO: 0	H: 0 R: 0 ER: 0 SO: 0	H: 1 R: 0 ER: 0 SO: 13	H: 1 R: 0 ER: 0 SO: 10	H: 0 R: 0 ER: 0 SO: 6	H: 0 R: 0 ER: 0 SO: 10	H: 0 R: 0 ER: 0 SO: 14	H: 0 R: 0 ER: 0 SO: 14	ERA: 3.00 WHIP: 1.333	ERA: 0.00 WHIP: 1.000			
55 Domingo Germán, R ERA: 6.23	(1, 1)																				
43 Jonathan Loáisiga, R ERA: 1.5	(7, 1)																				
57 Chad Green, R ERA: 0.75	(8, 1)																				
54 Aroldis Chapman, L ERA: 0.75	(9, 1)																				

AB	37
R	6
H	11
RBI	5
BB	9
SO	10
LOB	26



AB	36
R	3
H	8
RBI	3
BB	2
SO	11
LOB	16



Batter	1	2	3	4	5	6	7	8	9	AB	R	H	RBI	BB	SO	LOB	TOP	
26 DJ LeMahieu, R OBP: 0.354, SLG: 0.370										4	0	1	0	0	0	0		
27 Giancarlo Stanton, R OBP: 0.254, SLG: 0.443										4	2	2	2	0	1	1		
99 Aaron Judge, R OBP: 0.370, SLG: 0.459										3	0	0	0	1	2	1		
25 Gleyber Torres, R OBP: 0.299, SLG: 0.235										4	0	0	0	0	0	2		
29 Gio Urshela, R OBP: 0.308, SLG: 0.426										3	0	0	0	1	0	1		
31 Aaron Hicks, S OBP: 0.275, SLG: 0.283										4	1	1	1	0	2	1		
24 Gary Sánchez, R OBP: 0.316, SLG: 0.347										4	1	1	0	0	1	1		
77 Clint Frazier, R OBP: 0.283, SLG: 0.200										2	0	0	0	2	0	2		
39 Mike Tauchman, L OBP: 0.200, SLG: 0.200										0	0	0	0	0	0	0		
18 Rougned Odor, L OBP: 0.222, SLG: 0.353										4	1	1	2	0	1	2		
Inning Stats	R: 0 H: 1 E: 0 K: 1 S: 12	H: 3 R: 3 ER: 0 LOB: 0 BB: 0 P: 20	R: 1 H: 1 E: 0 K: 0 S: 7	H: 1 R: 1 ER: 0 LOB: 1 BB: 1 P: 16	R: 0 H: 0 E: 0 K: 3 S: 13	H: 0 R: 0 ER: 0 LOB: 1 BB: 1 P: 22	R: 1 H: 1 E: 0 K: 1 S: 10	H: 0 R: 0 ER: 0 LOB: 0 BB: 0 P: 13	R: 0 H: 0 E: 0 K: 0 S: 8	H: 0 R: 0 ER: 0 LOB: 0 BB: 0 P: 8	R: 0 H: 0 E: 0 K: 1 S: 9	H: 0 R: 0 ER: 0 LOB: 1 BB: 1 P: 14	1B: 2 2B: 1 3B: 0 HR: 4	SF: 0 SAC: 0 DP: 1 HBP: 0	WP: 0 PB: 0 SB: 0 CS: 0	PA: 36		
PITCHER	IP WLS BF H R ER SO BB IBB HBP BLK WP HR S P ERA WHIP	IP WLS BF H R ER SO BB IBB HBP BLK WP HR S P ERA WHIP	IP WLS BF H R ER SO BB IBB HBP BLK WP HR S P ERA WHIP	IP WLS BF H R ER SO BB IBB HBP BLK WP HR S P ERA WHIP	IP WLS BF H R ER SO BB IBB HBP BLK WP HR S P ERA WHIP	IP WLS BF H R ER SO BB IBB HBP BLK WP HR S P ERA WHIP	IP WLS BF H R ER SO BB IBB HBP BLK WP HR S P ERA WHIP	IP WLS BF H R ER SO BB IBB HBP BLK WP HR S P ERA WHIP	IP WLS BF H R ER SO BB IBB HBP BLK WP HR S P ERA WHIP	IP WLS BF H R ER SO BB IBB HBP BLK WP HR S P ERA WHIP	IP WLS BF H R ER SO BB IBB HBP BLK WP HR S P ERA WHIP	IP WLS BF H R ER SO BB IBB HBP BLK WP HR S P ERA WHIP	IP WLS BF H R ER SO BB IBB HBP BLK WP HR S P ERA WHIP	IP WLS BF H R ER SO BB IBB HBP BLK WP HR S P ERA WHIP	IP WLS BF H R ER SO BB IBB HBP BLK WP HR S P ERA WHIP	IP WLS BF H R ER SO BB IBB HBP BLK WP HR S P ERA WHIP	IP WLS BF H R ER SO BB IBB HBP BLK WP HR S P ERA WHIP	IP WLS BF H R ER SO BB IBB HBP BLK WP HR S P ERA WHIP

New York Yankees @ Cleveland Indians
Progressive Field, Cleveland, OH
Fri Apr 23, 2021, 7:14 PM - 10:30 PM EDT
Att: 8,662 - Clear - 55 F

AB 32
R 5
H 6
RBI 5
BB 4
SO 7
LOB 11



Batter	1	2	3	4	5	6	7	8	9	AB	R	H	RBI	BB	SO	LOB	BOTTOM				
8 Jordan Luplow, R OBP: 0.370, SLG: 0.684										4	0	1	0	0	0	0					
7 César Hernández, S OBP: 0.294, SLG: 0.265										3	1	0	0	1	1	1					
11 José Ramírez, S OBP: 0.329, SLG: 0.455										2	1	2	0	2	0	0					
32 Franmil Reyes, R OBP: 0.309, SLG: 0.556										4	1	1	1	0	2	4					
9 Eddie Rosario, L OBP: 0.264, SLG: 0.364										4	0	0	1	0	0	2					
1 Amed Rosario, R OBP: 0.296, SLG: 0.277										3	0	1	1	1	1	0					
55 Roberto Pérez, R OBP: 0.321, SLG: 0.372										4	0	0	0	0	1	2					
2 Yu Chang, R OBP: 0.235, SLG: 0.250										4	0	0	0	0	1	1					
0 Andrés Giménez, L OBP: 0.279, SLG: 0.450										3	0	0	0	0	1	0					
Inning Stats	R: 3 H: 2 E: 0 K: 0 S: 19	H: 0 R: 0 ER: 0 LOB: 0 BB: 0 P: 14	R: 0 H: 0 E: 0 K: 1 S: 8	H: 0 R: 0 ER: 0 LOB: 1 BB: 1 P: 15	R: 0 H: 0 E: 0 K: 1 S: 6	H: 0 R: 0 ER: 0 LOB: 0 BB: 0 P: 9	R: 0 H: 2 E: 0 K: 3 S: 13	H: 0 R: 0 ER: 0 LOB: 2 BB: 0 P: 18	R: 0 H: 0 E: 0 K: 0 S: 6	H: 0 R: 0 ER: 0 LOB: 0 BB: 1 P: 14	R: 0 H: 0 E: 0 K: 0 S: 6	H: 0 R: 0 ER: 0 LOB: 0 BB: 0 P: 12	R: 0 H: 1 E: 0 K: 0 S: 7	H: 0 R: 0 ER: 0 LOB: 0 BB: 0 P: 8	R: 0 H: 0 E: 0 K: 1 S: 10	H: 0 R: 0 ER: 0 LOB: 0 BB: 0 P: 17	1B: 3 2B: 2 3B: 0 HR: 0	SF: 0 SAC: 0 DP: 1 HBP: 0	WP: 0 PB: 0 SB: 0 CS: 0	PA: 35	
PITCHER	IP WLS BF H R ER SO BB IBB HBP BLK WP HR S P ERA WHIP	IP WLS BF H R ER SO BB IBB HBP BLK WP HR S P ERA WHIP	IP WLS BF H R ER SO BB IBB HBP BLK WP HR S P ERA WHIP	IP WLS BF H R ER SO BB IBB HBP BLK WP HR S P ERA WHIP	IP WLS BF H R ER SO BB IBB HBP BLK WP HR S P ERA WHIP	IP WLS BF H R ER SO BB IBB HBP BLK WP HR S P ERA WHIP	IP WLS BF H R ER SO BB IBB HBP BLK WP HR S P ERA WHIP	IP WLS BF H R ER SO BB IBB HBP BLK WP HR S P ERA WHIP	IP WLS BF H R ER SO BB IBB HBP BLK WP HR S P ERA WHIP	IP WLS BF H R ER SO BB IBB HBP BLK WP HR S P ERA WHIP	IP WLS BF H R ER SO BB IBB HBP BLK WP HR S P ERA WHIP	IP WLS BF H R ER SO BB IBB HBP BLK WP HR S P ERA WHIP	IP WLS BF H R ER SO BB IBB HBP BLK WP HR S P ERA WHIP	IP WLS BF H R ER SO BB IBB HBP BLK WP HR S P ERA WHIP	IP WLS BF H R ER SO BB IBB HBP BLK WP HR S P ERA WHIP	IP WLS BF H R ER SO BB IBB HBP BLK WP HR S P ERA WHIP	IP WLS BF H R ER SO BB IBB HBP BLK WP HR S P ERA WHIP	IP WLS BF H R ER SO BB IBB HBP BLK WP HR S P ERA WHIP			

New York Yankees @ Cleveland Indians
Progressive Field, Cleveland, OH
Fri Apr 23, 2021, 7:14 PM - 10:30 PM EDT
Att: 8,662 - Clear - 55 F


AB 31
R 3
H 5
RBI 3
BB 4
SO 7
LOB 10



Batter	1	2	3	4	5	6	7	8	9	AB	R	H	RBI	BB	SO	LOB	TOP										
26 DJ LeMahieu, R OBP: 0.337, SLG: 0.351	G6-3		G6-3		G6-3		FC6			4	0	0	0	0	0	2	New York Yankees @ Cleveland Indians Progressive Field, Cleveland, OH Sat Apr 24 2021, 6:11 PM - 9:16 PM EDT Att. 8,817 - Overcast - 57 F										
27 Giancarlo Stanton, R OBP: 0.254, SLG: 0.631	1B		P6			G4-3		K		4	0	1	0	0	1	0											
99 Aaron Judge, R OBP: 0.377, SLG: 0.469	BB				K	L8		2B		3	0	1	0	1	1	0											
25 Gleyber Torres, R OBP: 0.296, SLG: 0.236	K				G4-3			G6-3		4	0	1	0	0	1	3											
29 Gio Urshela, R OBP: 0.304, SLG: 0.406	K				K					3	0	0	0	1	2	3											
31 Aaron Hicks, S OBP: 0.274, SLG: 0.328								BB		4	1	1	1	0	2	2											
77 Clint Frazier, R OBP: 0.286, SLG: 0.191						HR				2	0	0	0	1	2	0											
39 Mike Tauchman, L OBP: 0.182, SLG: 0.182						K				1	0	0	0	0	1	0											
66 Kyle Higashioka, R OBP: 0.400, SLG: 0.810	L6					K				4	0	0	0	0	2	1											
18 Rougned Odor, L OBP: 0.250, SLG: 0.432										3	1	1	1	1	1	0											
Inning Stats	R: 0 H: 1 E: 0 K: 2 S: 14	H: 1 LOB: 2 BB: 1 P: 23	R: 0 H: 0 E: 0 K: 2 S: 9	H: 0 LOB: 0 BB: 0 P: 14	R: 0 H: 0 E: 0 K: 0 S: 9	H: 0 LOB: 0 BB: 0 P: 14	R: 0 H: 0 E: 0 K: 2 S: 8	H: 2 LOB: 0 BB: 0 P: 10	R: 2 H: 2 E: 0 K: 2 S: 12	H: 2 LOB: 0 BB: 0 P: 20	R: 0 H: 1 E: 0 K: 0 S: 10	H: 1 LOB: 1 BB: 0 P: 13	R: 0 H: 0 E: 0 K: 1 S: 12	H: 0 LOB: 2 BB: 2 P: 25	R: 0 H: 1 E: 0 K: 1 S: 14	H: 1 LOB: 2 BB: 1 P: 23	R: 0 H: 0 E: 0 K: 3 S: 11	H: 0 LOB: 0 BB: 0 P: 18	1B: 2 2B: 1 3B: 0 HR: 2	SF: 0 SAC: 0 DP: 0 HBP: 0	WP: 0 PB: 0 SB: 0 CS: 0	PA: 36					
PITCHER	IP	WLS	BF	H	R	ER	SO	BB	IBB	HBP	BLK	WP	HR	S	P	ERA	WHIP										
57 Shane Bieber, R ERA: 2.48	7.0	L	28	4	2	2	9	3	0	0	0	0	2	74	119	2.57	1.000										
27 Bryan Shaw, R ERA: 1.17	1.0		5	1	0	0	1	1	0	0	0	0	0	14	23	0.00	2.000										
99 James Karinchak, R ERA:	1.0		3	0	0	0	3	0	0	0	0	0	0	11	18	0.00	0.000										

Batter	1	2	3	4	5	6	7	8	9	AB	R	H	RBI	BB	SO	LOB	BOTTOM										
1 Amed Rosario, R OBP: 0.276, SLG: 0.255	G6-3		G4-3			G4-3		P6		4	0	0	0	0	0	2	New York Yankees @ Cleveland Indians Progressive Field, Cleveland, OH Sat Apr 24 2021, 6:11 PM - 9:16 PM EDT Att. 8,817 - Overcast - 57 F										
7 César Hernández, S OBP: 0.285, SLG: 0.250	K				L7					4	0	0	0	0	1	0											
11 José Ramírez, S OBP: 0.325, SLG: 0.471	K									4	1	1	0	0	1	0											
9 Eddie Rosario, L OBP: 0.263, SLG: 0.357										4	0	1	1	0	2	0											
32 Franmil Reyes, R OBP: 0.296, SLG: 0.530										3	0	0	0	0	2	1											
22 Josh Naylor, L OBP: 0.275, SLG: 0.328										3	0	0	0	0	2	1											
10 Jake Bauers, L ERA: 1.71										2	0	0	0	0	1	0											
2 Yu Chang, R OBP: 0.228, SLG: 0.242										1	0	0	0	0	0	0											
55 Roberto Pérez, R OBP: 0.339, SLG: 0.400										2	0	1	0	1	0	0											
0 Andrés Giménez, L OBP: 0.267, SLG: 0.429										2	0	0	0	0	2	1											
8 Jordan Luplow, R OBP: 0.362, SLG: 0.667										1	0	0	0	0	0	1											
Inning Stats	R: 0 H: 0 E: 0 K: 2 S: 12	H: 0 LOB: 0 BB: 0 P: 16	R: 0 H: 0 E: 0 K: 2 S: 12	H: 0 LOB: 0 BB: 0 P: 18	R: 0 H: 1 E: 0 K: 2 S: 12	H: 1 LOB: 1 BB: 0 P: 20	R: 1 H: 2 E: 0 K: 2 S: 11	H: 2 LOB: 1 BB: 0 P: 19	R: 0 H: 0 E: 0 K: 1 S: 9	H: 0 LOB: 0 BB: 0 P: 10	R: 0 H: 0 E: 0 K: 0 S: 9	H: 0 LOB: 0 BB: 0 P: 14	R: 0 H: 0 E: 0 K: 2 S: 10	H: 0 LOB: 0 BB: 0 P: 14	R: 0 H: 0 E: 0 K: 0 S: 11	H: 0 LOB: 1 BB: 1 P: 20	R: 0 H: 0 E: 0 K: 0 S: 8	H: 0 LOB: 0 BB: 0 P: 10	1B: 1 2B: 1 3B: 1 HR: 0	SF: 0 SAC: 0 DP: 0 HBP: 0	WP: 1 PB: 0 SB: 1 CS: 0	PA: 31					
PITCHER	IP	WLS	BF	H	R	ER	SO	BB	IBB	HBP	BLK	WP	HR	S	P	ERA	WHIP										
45 Gerrit Cole, R ERA: 1.8	0.2	H	3	0	0	0	0	1	0	0	0	1	0	10	18	0.00	1.500										
43 Jonathan Loáisiga, R ERA: 1.36	1.1	S	4	0	0	0	0	0	0	0	0	0	0	9	12	0.00	0.000										

AB	32
R	2
H	5
RBI	2
BB	4
SO	13
LOB	11



AB	30
R	1
H	3
RBI	1
BB	1
SO	11
LOB	6




Batter	1	2	3	4	5	6	7	8	9	AB	R	H	RBI	BB	SO	LOB	TOP				
11 Brett Gardner, L OBP: 0.310, SLG: 0.250 77 Clint Frazier, R OBP: 0.293, SLG: 0.188	F9	G1-3		K		BB			G4-3	3	0	0	0	1	2						
27 Giancarlo Stanton, R OBP: 0.250, SLG: 0.414	1B		G3	F9		G1-3			L9	5	0	1	0	0	0	3					
99 Aaron Judge, R OBP: 0.366, SLG: 0.449	K		F9		1B				L9	5	0	1	0	0	1	1					
18 Rougned Odor, L OBP: 0.250, SLG: 0.400	BB		K		P5				E3	3	0	0	0	1	1						
25 Gleyber Torres, R OBP: 0.306, SLG: 0.240	BB				G5-3				L3	3	1	1	0	1	0	2					
29 Gio Urshela, R OBP: 0.301, SLG: 0.441	K		HR		K				K	4	1	1	2	0	3	4					
36 Mike Ford, L OBP: 0.235, SLG: 0.333		P6		HR		G1-3			K	4	1	1	1	0	1	0					
24 Gary Sánchez, R OBP: 0.326, SLG: 0.333		BB		P5		G5-3			HBP	2	0	0	0	1	0	0					
39 Mike Tauchman, L OBP: 0.267, SLG: 0.286	K			BB		2B			K	3	0	1	0	1	2	2					
Inning Stats	R: 0 E: 0 K: 2 S: 13	H: 1 LOB: 3 BB: 2 P: 29	R: 0 E: 0 K: 1 S: 11	H: 0 LOB: 1 BB: 1 P: 19	R: 0 E: 0 K: 1 S: 12	H: 0 LOB: 0 BB: 0 P: 18	R: 3 E: 0 K: 1 S: 10	H: 3 LOB: 1 BB: 1 P: 21	R: 0 E: 0 K: 0 S: 10	H: 1 LOB: 2 BB: 0 P: 19	R: 0 E: 0 K: 0 S: 12	H: 1 LOB: 1 BB: 1 P: 24	R: 0 E: 0 K: 3 S: 11	H: 0 LOB: 1 BB: 0 P: 16	R: 0 E: 0 K: 0 S: 7	H: 0 LOB: 0 BB: 0 P: 10	1B: 3 2B: 2 3B: 0 HR: 2	SF: 0 SAC: 0 DP: 1 HBP: 1	WP: 2 PB: 0 SB: 0 CS: 0	PA: 39	
PITCHER	IP	WLS	BF	H	R	ER	SO	BB	IBB	HBP	BLK	WP	HR	S	P	ERA	WHIP				
24 Triston McKenzie, R ERA: 4.32	4.0		20	4	3	3	5	4	0	0	0	0	2	46	87	6.75	2.000				
31 Sam Hentges, L ERA: 3.38	1.2	W	7	2	0	0	1	0	0	0	0	1	0	19	34	0.00	1.250				
47 Cal Quantrill, R ERA: 2.92	1.1	H	5	0	0	0	0	1	0	0	0	1	0	9	20	0.00	0.750				
99 James Karinchak, R ERA:	1.0		4	0	0	0	3	0	0	1	0	0	0	11	16	0.00	0.000				
48 Emmanuel Clase, R ERA:	1.0		3	0	0	0	0	0	0	0	0	0	0	7	10	0.00	0.000				

New York Yankees @ Cleveland Indians
 Progressive Field, Cleveland, OH
 Sun Apr 25 2021, 1:13 PM - 4:18 PM EDT
 Att: 8,766 - Overcast - 47 F

livebaseballscorecards.com

AB 33
R 3
H 6
RBI 3
BB 5
SO 9
LOB 15




Batter	1	2	3	4	5	6	7	8	9	AB	R	H	RBI	BB	SO	LOB	BOTTOM				
1 Amed Rosario, R OBP: 0.258, SLG: 0.236	P6		K		L6	K				4	0	0	0	0	2	2					
7 César Hernández, S OBP: 0.295, SLG: 0.263	G4-3			1B	1B				K	4	1	2	0	0	1	0					
11 José Ramírez, S OBP: 0.321, SLG: 0.466	P2			1B	SF7				F8	3	1	1	1	0	0	0					
9 Eddie Rosario, L OBP: 0.263, SLG: 0.351	F9			1B	F9				K	4	1	1	1	0	1	1					
32 Franmil Reyes, R OBP: 0.320, SLG: 0.614	1B			HR		3B			G6-3	4	2	3	3	0	0	0					
22 Josh Naylor, L OBP: 0.282, SLG: 0.306 10 Jake Bauers, L OBP: 0.171, SLG: 0.152	K			G6-3		G3			G3-1	4	0	0	0	0	1	2					
8 Jordan Luplow, R OBP: 0.353, SLG: 0.651	F7			K		2B			L7	4	1	1	1	0	1	1					
0 Andrés Giménez, L OBP: 0.250, SLG: 0.400	K			K		K				3	0	0	0	0	3	1					
17 Austin Hedges, R OBP: 0.211, SLG: 0.294	K				BB					2	1	1	1	1	1	0					
Inning Stats	R: 0 E: 0 K: 0 S: 7	H: 0 LOB: 0 BB: 0 P: 9	R: 0 E: 0 K: 1 S: 15	H: 1 LOB: 1 BB: 0 P: 23	R: 0 E: 0 K: 3 S: 11	H: 0 LOB: 0 BB: 0 P: 14	R: 4 E: 0 K: 2 S: 25	H: 4 LOB: 0 BB: 0 P: 36	R: 1 E: 0 K: 0 S: 10	H: 1 LOB: 1 BB: 1 P: 19	R: 2 E: 0 K: 2 S: 13	H: 3 LOB: 1 BB: 0 P: 21	R: 0 E: 0 K: 0 S: 10	H: 0 LOB: 0 BB: 0 P: 16	R: 0 E: 0 K: 0 S: 6	H: 0 LOB: 0 BB: 0 P: 8	1B: 6 2B: 1 3B: 1 HR: 1	SF: 1 SAC: 0 DP: 0 HBP: 0	WP: 1 PB: 0 SB: 1 CS: 0	PA: 34	
PITCHER	IP	WLS	BF	H	R	ER	SO	BB	IBB	HBP	BLK	WP	HR	S	P	ERA	WHIP				
50 Jameson Taillon, R ERA: 6.23	4.0	L	17	5	4	4	6	0	0	0	0	1	0	58	82	9.00	1.250				
79 Nick Nelson, R ERA: 9.72	2.0		11	4	3	3	2	1	0	0	0	1	0	23	40	13.50	2.500				
85 Luis Cessa, R ERA: 1.54	2.0		6	0	0	0	2	0	0	0	0	0	0	16	24	0.00	0.000				

New York Yankees @ Cleveland Indians
 Progressive Field, Cleveland, OH
 Sun Apr 25 2021, 1:13 PM - 4:18 PM EDT
 Att: 8,766 - Overcast - 47 F

livebaseballscorecards.com

AB 32
R 7
H 9
RBI 7
BB 1
SO 10
LOB 7




Batter	1	2	3	4	5	6	7	8	9	AB	R	H	RBI	BB	SO	LOB	TOP				
7 César Hernández, S OBP: 0.286, SLG: 0.242	G6-3		BB		G5-3		G6-3			3	1	0	0	1	0	0					
10 Jake Bauers, L OBP: 0.250, SLG: 0.243			BB							0	0	0	0	0	0	0					
8 Jordan Luplow, R OBP: 0.348, SLG: 0.571	BB		BB		F9			F8		2	1	0	0	2	0	0					
11 José Ramírez, S OBP: 0.330, SLG: 0.545	F8		BB		L6			HR		4	2	2	3	0	0	1					
32 Franmil Reyes, R OBP: 0.308, SLG: 0.616	K		G5-3		G5-3			G5-3		4	0	0	1	0	1	2					
9 Eddie Rosario, L OBP: 0.271, SLG: 0.348			BB		F7			F7		3	0	1	1	1	0	0					
1 Amed Rosario, R OBP: 0.297, SLG: 0.299	G6-4-3		FC6-4		BB			BB		4	0	1	0	0	1	2					
55 Roberto Pérez, R OBP: 0.294, SLG: 0.321	G1-3				G6-3			K		4	0	0	0	0	2	1					
2 Yu Chang, R OBP: 0.190, SLG: 0.200			K		G5-3			G6-3		4	0	0	0	0	1	0					
0 Andrés Giménez, L OBP: 0.254, SLG: 0.382			BB		K			G3		3	1	1	0	0	1	0					
Inning Stats	R: 0 H: 0 E: 0 K: 1 S: 8	H: 0 LOB: 1 BB: 1 P: 13	R: 0 H: 0 E: 0 K: 0 S: 8	H: 0 LOB: 0 BB: 1 P: 14	R: 4 H: 3 E: 0 K: 1 S: 13	H: 3 LOB: 1 BB: 2 P: 27	R: 0 H: 0 E: 0 K: 1 S: 7	H: 0 LOB: 0 BB: 0 P: 7	R: 0 H: 1 E: 0 K: 1 S: 10	H: 1 LOB: 1 BB: 0 P: 15	R: 0 H: 0 E: 0 K: 0 S: 8	H: 0 LOB: 0 BB: 0 P: 12	R: 1 H: 1 E: 0 K: 0 S: 8	H: 1 LOB: 0 BB: 0 P: 14	R: 0 H: 0 E: 0 K: 2 S: 8	H: 0 LOB: 0 BB: 0 P: 12	1B: 4 2B: 0 3B: 0 HR: 1	SF: 0 SAC: 0 DP: 1 HBP: 0	WP: 0 PB: 0 SB: 0 CS: 0	PA: 35	
PITCHER	IP	WLS	BF	H	R	ER	SO	BB	IBB	HBP	BLK	WP	HR	S	P	ERA	WHIP				
60 Dallas Keuchel, L ERA: 4.65	6.0	L	25	4	4	4	4	4	0	0	0	0	0	52	85	6.00	1.333				
39 Aaron Bummer, L ERA: 2.35	1.0		3	0	0	0	0	0	0	0	0	0	0	8	12	0.00	0.000				
43 Evan Marshall, R ERA: 6.75	1.0		4	1	1	1	0	0	0	0	0	0	1	8	14	9.00	1.000				
63 Matt Foster, R ERA: 11.05	1.0		3	0	0	0	2	0	0	0	0	0	0	8	12	0.00	0.000				

Cleveland Indians @ Chicago White Sox
Guaranteed Rate Field, Chicago, IL
Fri Apr 30 2021, 7:11 PM - 10:06 PM CDT
Att: 9,405 - Clear - 48 F

livebaseballscorecards.com

AB 31
R 5
H 5
RBI 5
BB 4
SO 6
LOB 6



Batter	1	2	3	4	5	6	7	8	9	AB	R	H	RBI	BB	SO	LOB	BOTTOM					
7 Tim Anderson, R OBP: 0.343, SLG: 0.478	K		BB		FC6-4		G1-4-3		G4-3	5	1	2	1	0	1	1						
12 Adam Eaton, L OBP: 0.313, SLG: 0.407	K		BB		K		G4-3			4	0	0	0	0	3	2						
10 Yoán Moncada, S OBP: 0.380, SLG: 0.417	K		BB		BB		K			3	0	1	1	1	2	0						
79 José Abreu, R OBP: 0.296, SLG: 0.394	F9		P4		FC6-4		K			4	0	0	0	0	1	3						
73 Yermin Mercedes, R OBP: 0.455, SLG: 0.659	BB		K		F9		F7			4	1	1	0	0	1	3						
24 Yasmani Grandal, S OBP: 0.294, SLG: 0.273	K		K		K		K			4	0	1	0	0	3	1						
88 Luis Robert Jr., R OBP: 0.357, SLG: 0.467	BB		G6-3		BB		BB		FC6-4	4	0	2	1	0	1	1						
25 Andrew Vaughn, R OBP: 0.364, SLG: 0.362	BB		BB		E5		K		FC6-4	3	0	0	0	0	2	2						
28 Leury García, S OBP: 0.220, SLG: 0.241	K		BB		L9		K		G4-3	1	0	0	0	0	0	1						
1 Nick Madrigal, R OBP: 0.369, SLG: 0.421	BB		BB		G1-3		G1-3		G4-3	4	1	1	0	0	0	3						
Inning Stats	R: 0 H: 0 E: 0 K: 3 S: 10	H: 2 LOB: 1 BB: 0 P: 13	R: 1 H: 2 E: 0 K: 2 S: 11	H: 2 LOB: 0 BB: 0 P: 19	R: 2 H: 3 E: 0 K: 2 S: 17	H: 3 LOB: 1 BB: 0 P: 23	R: 0 H: 0 E: 1 K: 1 S: 10	H: 0 LOB: 0 BB: 0 P: 13	R: 0 H: 1 E: 0 K: 1 S: 6	H: 1 LOB: 1 BB: 0 P: 14	R: 0 H: 1 E: 0 K: 2 S: 12	H: 1 LOB: 0 BB: 0 P: 18	R: 0 H: 0 E: 0 K: 1 S: 6	H: 0 LOB: 0 BB: 0 P: 8	R: 0 H: 0 E: 0 K: 2 S: 14	H: 0 LOB: 0 BB: 0 P: 17	R: 0 H: 1 E: 0 K: 0 S: 8	H: 1 LOB: 1 BB: 0 P: 13	1B: 6 2B: 2 3B: 0 HR: 0	SF: 0 SAC: 0 DP: 0 HBP: 0	WP: 0 PB: 0 SB: 2 CS: 0	PA: 37
PITCHER	IP	WLS	BF	H	R	ER	SO	BB	IBB	HBP	BLK	WP	HR	S	P	ERA	WHIP					
57 Shane Bieber, R ERA: 2.76	6.0	W	27	7	3	3	10	1	0	0	0	0	0	66	100	4.50	1.333					
27 Bryan Shaw, R ERA: 0.5	1.0	H	3	0	0	0	1	0	0	0	0	0	0	6	8	0.00	0.000					
99 James Karinchak, R ERA:	1.0	H	3	0	0	0	2	0	0	0	0	0	0	14	17	0.00	0.000					
48 Emmanuel Clase, R ERA:	1.0	S	4	1	0	0	0	0	0	0	0	0	0	8	13	0.00	1.000					

Cleveland Indians @ Chicago White Sox
Guaranteed Rate Field, Chicago, IL
Fri Apr 30 2021, 7:11 PM - 10:06 PM CDT
Att: 9,405 - Clear - 48 F

livebaseballscorecards.com

AB 36
R 3
H 8
RBI 3
BB 1
SO 14
LOB 17



Batter	1	2	3	4	5	6	7	8	9	AB	R	H	RBI	BB	SO	LOB	TOP				
23 Daniel Johnson, L (1,9)										4	0	0	0	0	0	0					
8 Jordan Luplow, R (1,8)										4	0	0	0	0	2	0					
11 José Ramírez, S (1,5)										3	1	0	0	1	0	0					
9 Eddie Rosario, L (1,7)										4	0	0	0	0	1	1					
22 Josh Naylor, L (1,10)										4	1	2	0	0	1	0					
10 Jake Bauers, L (1,3)										3	0	1	0	1	2	1					
2 Yu Chang, R (1,4)										3	0	1	2	0	0	1					
0 Andrés Giménez, L (1,6)										3	0	0	0	0	0	0					
17 Austin Hedges, R (1,2)										3	1	1	1	0	1	0					
Inning Stats	R: 0 E: 0 K: 1 S: 6	H: 0 LOB: 0 BB: 0 P: 10	R: 0 E: 0 K: 0 S: 9	H: 1 LOB: 1 BB: 0 P: 13	R: 0 E: 0 K: 0 S: 9	H: 0 LOB: 0 BB: 0 P: 11	R: 2 E: 0 K: 0 S: 12	H: 2 LOB: 3 BB: 2 P: 22	R: 1 E: 0 K: 1 S: 8	H: 1 LOB: 0 BB: 0 P: 12	R: 0 E: 0 K: 2 S: 8	H: 1 LOB: 0 BB: 0 P: 11	R: 0 E: 0 K: 1 S: 15	H: 0 LOB: 0 BB: 0 P: 23	R: 0 E: 0 K: 2 S: 10	H: 0 LOB: 0 BB: 0 P: 14	1B: 3 2B: 1 3B: 0 HR: 1	SF: 0 SAC: 0 DP: 0 HBP: 0	WP: 0 PB: 0 SB: 0 CS: 0	PA: 33	
PITCHER	IP	WLS	BF	H	R	ER	SO	BB	IBB	HBP	BLK	WP	HR	S	P	ERA	WHIP				
33 Lance Lynn, R (1,1)	5.0	W	20	4	3	3	2	2	0	0	0	0	1	44	68	5.40	1.200				
34 Michael Kopech, R (6,1)	3.0	H	10	1	0	0	3	0	0	0	0	0	0	31	44	0.00	0.333				
39 Aaron Bummer, L (9,1)	1.0		3	0	0	0	2	0	0	0	0	0	0	10	14	0.00	0.000				

Cleveland Indians @ Chicago White Sox
Guaranteed Rate Field, Chicago, IL
Sat May 01 2021, 3:06 PM - 6:08 PM CDT
Att: 9,451 - Sunny - 75 F

AB 31
R 3
H 5
RBI 3
BB 2
SO 7
LOB 3

Batter	1	2	3	4	5	6	7	8	9	AB	R	H	RBI	BB	SO	LOB	BOTTOM				
7 Tim Anderson, R (1,6)										4	1	1	4	0	1	2					
12 Adam Eaton, L (1,9)										4	0	0	0	0	3	2					
10 Yoán Moncada, S (1,5)										4	0	1	0	0	2	0					
79 José Abreu, R (1,3)										2	1	0	0	1	2	0					
73 Yermín Mercedes, R (1,10)										4	0	0	0	0	2	3					
88 Luis Robert Jr., R (1,8)										4	0	1	0	0	2	3					
24 Yasmani Grandal, S (1,2)										0	2	0	0	4	0	0					
23 Jake Lamb, L (1,7)										0	1	0	0	2	0	0					
0 Billy Hamilton, S (4,PR) (5,7)										2	1	0	0	0	0	4					
28 Leury García, S (1,4)										3	1	1	3	1	1	1					
Inning Stats	R: 0 E: 0 K: 3 S: 10	H: 0 LOB: 0 BB: 0 P: 15	R: 5 E: 0 K: 3 S: 21	H: 1 LOB: 0 BB: 4 P: 42	R: 0 E: 0 K: 3 S: 10	H: 0 LOB: 0 BB: 0 P: 12	R: 2 E: 0 K: 0 S: 12	H: 2 LOB: 2 BB: 2 P: 23	R: 0 E: 0 K: 1 S: 17	H: 1 LOB: 3 BB: 1 P: 30	R: 0 E: 0 K: 1 S: 10	H: 0 LOB: 0 BB: 0 P: 16	R: 0 E: 0 K: 1 S: 7	H: 0 LOB: 0 BB: 0 P: 10	R: 0 E: 0 K: 1 S: 7	H: 0 LOB: 1 BB: 1 P: 13	1B: 2 2B: 1 3B: 0 HR: 1	SF: 0 SAC: 0 DP: 0 HBP: 1	WP: 0 PB: 0 SB: 0 CS: 1	PA: 36	
PITCHER	IP	WLS	BF	H	R	ER	SO	BB	IBB	HBP	BLK	WP	HR	S	P	ERA	WHIP				
24 Triston McKenzie, R (1,1)	2.0	L	11	1	5	5	6	4	0	0	0	0	0	31	57	22.50	2.500				
88 Phil Maton, R (3,1)	1.1		7	2	2	2	3	2	0	0	0	0	0	20	32	13.50	3.000				
47 Cal Quantrill, R (4,1)	1.2		8	1	0	0	1	1	0	1	0	0	0	19	33	0.00	1.200				
52 Nick Sandlin, R (6,1)	1.0		3	0	0	0	1	0	0	0	0	0	0	10	16	0.00	0.000				
62 Nick Wittgren, R (7,1)	1.0		3	0	0	0	1	0	0	0	0	0	0	7	10	0.00	0.000				
PITCHER	IP	WLS	BF	H	R	ER	SO	BB	IBB	HBP	BLK	WP	HR	S	P	ERA	WHIP				
30 Kyle Nelson, L (8,1)	1.0		4	0	0	0	1	0	0	0	0	0	0	7	13	0.00	1.000				

Cleveland Indians @ Chicago White Sox
Guaranteed Rate Field, Chicago, IL
Sat May 01 2021, 3:06 PM - 6:08 PM CDT
Att: 9,451 - Sunny - 75 F

AB 27
R 7
H 4
RBI 7
BB 8
SO 13
LOB 15

Batter	1	2	3	4	5	6	7	8	9	AB	R	H	RBI	BB	SO	LOB	TOP			
7 César Hernández, S OBP: 0.291, SLG: 0.281	F7		HR		G4-3		11 HR	G1		5	2	2	1	0	0	0	Cleveland Indians @ Chicago White Sox Guaranteed Rate Field, Chicago, IL Sun May 02 2021, 1:13 PM - 4:30 PM CDT Att: 9,471 - Sunny - 79 F			
23 Daniel Johnson, L (1, 7)	K		K		K		K		K	5	0	0	0	0	5	1				
11 José Ramírez, S OBP: 0.358, SLG: 0.581	2B		BB		BB		HR		HBP	2	1	2	2	2	0	0				
9 Eddie Rosario, L (1, 10)	G6-3		L8		BB		HR		G4-6-3	5	1	2	0	0	0	3				
22 Josh Naylor, L OBP: 0.286, SLG: 0.350	L7				F8		G5-3			4	0	0	0	0	1	3				
1 Amed Rosario, R OBP: 0.282, SLG: 0.352	10 L9				10 E		K		1B	4	1	3	1	0	1	0				
10 Jake Bauers, L (1, 3)	L9				E5		FC4-6		F7	3	0	0	0	1	0	2				
0 Andrés Giménez, L OBP: 0.227, SLG: 0.339	F9				K		FC4-6		K	4	0	0	0	0	2	3				
17 Austin Hedges, R OBP: 0.172, SLG: 0.333					K		F7		K	4	0	0	0	0	3	2				
Inning Stats	R: 0 E: 0 K: 1 S: 9	H: 1 LOB: 1 BB: 0 P: 13	R: 0 E: 0 K: 0 S: 9	H: 1 LOB: 1 BB: 0 P: 15	R: 1 E: 0 K: 2 S: 12	H: 1 LOB: 1 BB: 1 P: 20	R: 1 E: 1 K: 3 S: 15	H: 1 LOB: 1 BB: 0 P: 18	R: 0 E: 0 K: 1 S: 9	H: 0 LOB: 1 BB: 1 P: 21	R: 3 E: 0 K: 1 S: 11	H: 4 LOB: 1 BB: 0 P: 19	R: 0 E: 0 K: 2 S: 8	H: 0 LOB: 0 BB: 0 P: 11	R: 0 E: 0 K: 1 S: 8	H: 0 LOB: 0 BB: 0 P: 13		1B: 5 2B: 1 3B: 1 HR: 2	SF: 0 SAC: 0 DP: 1 HBP: 1	WP: 1 PB: 0 SB: 1 CS: 0
PITCHER	IP WLS BF H R ER SO	IP WLS BF H R ER SO	IP WLS BF H R ER SO	IP WLS BF H R ER SO	IP WLS BF H R ER SO	IP WLS BF H R ER SO	IP WLS BF H R ER SO	IP WLS BF H R ER SO	IP WLS BF H R ER SO	IP WLS BF H R ER SO	IP WLS BF H R ER SO	IP WLS BF H R ER SO	IP WLS BF H R ER SO	IP WLS BF H R ER SO	IP WLS BF H R ER SO	IP WLS BF H R ER SO	ERA WHIP	ERA WHIP		
27 Lucas Giolito, R ERA: 4.99	5.1 L 25 5 2 0 8	0.2 0 2 0 0 0 0	1.0 4 7 4 3 3 1	1.0 0 3 0 0 0 2	1.0 0 3 0 0 0 1	1.0 0 3 0 0 0 1	1.0 0 3 0 0 0 1	1.0 0 3 0 0 0 1	1.0 0 3 0 0 0 1	1.0 0 3 0 0 0 1	1.0 0 3 0 0 0 1	1.0 0 3 0 0 0 1	1.0 0 3 0 0 0 1	1.0 0 3 0 0 0 1	1.0 0 3 0 0 0 1	1.0 0 3 0 0 0 1	1.69 1.500	1.69 1.500		
66 José Ruiz, R ERA: 1.93	0.2 0 2 0 0 0 0	1.0 4 7 4 3 3 1	1.0 0 3 0 0 0 2	1.0 0 3 0 0 0 1	1.0 0 3 0 0 0 1	1.0 0 3 0 0 0 1	1.0 0 3 0 0 0 1	1.0 0 3 0 0 0 1	1.0 0 3 0 0 0 1	1.0 0 3 0 0 0 1	1.0 0 3 0 0 0 1	1.0 0 3 0 0 0 1	1.0 0 3 0 0 0 1	1.0 0 3 0 0 0 1	1.0 0 3 0 0 0 1	1.0 0 3 0 0 0 1	0.00 0.000	0.00 0.000		
65 Codi Heuer, R ERA: 6.08	1.0 0 3 0 0 0 2	1.0 0 3 0 0 0 1	1.0 0 3 0 0 0 1	1.0 0 3 0 0 0 1	1.0 0 3 0 0 0 1	1.0 0 3 0 0 0 1	1.0 0 3 0 0 0 1	1.0 0 3 0 0 0 1	1.0 0 3 0 0 0 1	1.0 0 3 0 0 0 1	1.0 0 3 0 0 0 1	1.0 0 3 0 0 0 1	1.0 0 3 0 0 0 1	1.0 0 3 0 0 0 1	1.0 0 3 0 0 0 1	1.0 0 3 0 0 0 1	27.00 4.000	27.00 4.000		
31 Liam Hendriks, R ERA: 3.97	1.0 0 3 0 0 0 1	1.0 0 3 0 0 0 1	1.0 0 3 0 0 0 1	1.0 0 3 0 0 0 1	1.0 0 3 0 0 0 1	1.0 0 3 0 0 0 1	1.0 0 3 0 0 0 1	1.0 0 3 0 0 0 1	1.0 0 3 0 0 0 1	1.0 0 3 0 0 0 1	1.0 0 3 0 0 0 1	1.0 0 3 0 0 0 1	1.0 0 3 0 0 0 1	1.0 0 3 0 0 0 1	1.0 0 3 0 0 0 1	1.0 0 3 0 0 0 1	0.00 0.000	0.00 0.000		
63 Matt Foster, R ERA: 9.72	1.0 0 3 0 0 0 1	1.0 0 3 0 0 0 1	1.0 0 3 0 0 0 1	1.0 0 3 0 0 0 1	1.0 0 3 0 0 0 1	1.0 0 3 0 0 0 1	1.0 0 3 0 0 0 1	1.0 0 3 0 0 0 1	1.0 0 3 0 0 0 1	1.0 0 3 0 0 0 1	1.0 0 3 0 0 0 1	1.0 0 3 0 0 0 1	1.0 0 3 0 0 0 1	1.0 0 3 0 0 0 1	1.0 0 3 0 0 0 1	1.0 0 3 0 0 0 1	0.00 0.000	0.00 0.000		
Batter	1	2	3	4	5	6	7	8	9	AB	R	H	RBI	BB	SO	LOB	BOTTOM			
7 Tim Anderson, R OBP: 0.321, SLG: 0.480	F9		G6-3		K		F9			4	0	0	0	0	1	2	Cleveland Indians @ Chicago White Sox Guaranteed Rate Field, Chicago, IL Sun May 02 2021, 1:13 PM - 4:30 PM CDT Att: 9,471 - Sunny - 79 F			
88 Luis Robert Jr., R OBP: 0.359, SLG: 0.463	1B		79 HBP		10 E		G6-3			1	0	1	0	0	0	0				
12 Adam Eaton, L OBP: 0.301, SLG: 0.380	1B		79 HBP		10 E		G6-3			2	0	0	0	1	0	0				
10 Yoán Moncada, S OBP: 0.370, SLG: 0.396	K		79 HBP		BB		K			3	0	0	0	1	3	1				
79 José Abreu, R OBP: 0.302, SLG: 0.374	G6-3		BB		BB		K			3	0	0	0	0	2	1				
23 Jake Lamb, L OBP: 0.357, SLG: 0.143	K		K		BB		K2-3			3	0	0	0	1	3	3				
21 Zack Collins, L OBP: 0.318, SLG: 0.342	BB		G3-1		P5		F7			3	0	0	0	1	0	1				
25 Andrew Vaughn, R OBP: 0.373, SLG: 0.373	F9		1B		1B		F9			4	0	2	0	0	0	2				
28 Leury García, S OBP: 0.224, SLG: 0.246	F7		F7		F7		K			4	0	0	0	0	2	4				
1 Nick Madrigal, R OBP: 0.364, SLG: 0.413	G5-3		G5-3		1B		L8			4	0	1	0	0	0	1				
Inning Stats	R: 0 E: 0 K: 1 S: 9	H: 1 LOB: 0 BB: 0 P: 13	R: 0 E: 0 K: 1 S: 11	H: 0 LOB: 1 BB: 1 P: 18	R: 0 E: 0 K: 1 S: 20	H: 0 LOB: 2 BB: 2 P: 33	R: 0 E: 0 K: 1 S: 12	H: 2 LOB: 0 BB: 0 P: 19	R: 0 E: 0 K: 2 S: 10	H: 0 LOB: 0 BB: 1 P: 14	R: 0 E: 0 K: 1 S: 9	H: 0 LOB: 0 BB: 1 P: 17	R: 0 E: 0 K: 3 S: 9	H: 0 LOB: 0 BB: 0 P: 16	R: 0 E: 0 K: 1 S: 10	H: 1 LOB: 1 BB: 0 P: 14	1B: 4 2B: 0 3B: 0 HR: 0	SF: 0 SAC: 0 DP: 0 HBP: 1	WP: 1 PB: 0 SB: 0 CS: 0	PA: 36
PITCHER	IP WLS BF H R ER SO	IP WLS BF H R ER SO	IP WLS BF H R ER SO	IP WLS BF H R ER SO	IP WLS BF H R ER SO	IP WLS BF H R ER SO	IP WLS BF H R ER SO	IP WLS BF H R ER SO	IP WLS BF H R ER SO	IP WLS BF H R ER SO	IP WLS BF H R ER SO	IP WLS BF H R ER SO	IP WLS BF H R ER SO	IP WLS BF H R ER SO	IP WLS BF H R ER SO	IP WLS BF H R ER SO	ERA WHIP	ERA WHIP		
34 Zach Plesac, R ERA: 4.78	5.2 W 25 3 0 0 6	1.1 H 4 0 0 0 1	1.0 0 3 0 0 0 3	1.0 0 3 0 0 0 1	1.0 0 3 0 0 0 1	1.0 0 3 0 0 0 1	1.0 0 3 0 0 0 1	1.0 0 3 0 0 0 1	1.0 0 3 0 0 0 1	1.0 0 3 0 0 0 1	1.0 0 3 0 0 0 1	1.0 0 3 0 0 0 1	1.0 0 3 0 0 0 1	1.0 0 3 0 0 0 1	1.0 0 3 0 0 0 1	1.0 0 3 0 0 0 1	0.00 1.235	0.00 1.235		
27 Bryan Shaw, R ERA: 0.79	1.0 0 3 0 0 0 3	1.0 0 3 0 0 0 1	1.0 0 3 0 0 0 1	1.0 0 3 0 0 0 1	1.0 0 3 0 0 0 1	1.0 0 3 0 0 0 1	1.0 0 3 0 0 0 1	1.0 0 3 0 0 0 1	1.0 0 3 0 0 0 1	1.0 0 3 0 0 0 1	1.0 0 3 0 0 0 1	1.0 0 3 0 0 0 1	1.0 0 3 0 0 0 1	1.0 0 3 0 0 0 1	1.0 0 3 0 0 0 1	1.0 0 3 0 0 0 1	0.00 0.000	0.00 0.000		
99 James Karinchak, R ERA: 0.00	1.0 0 3 0 0 0 3	1.0 0 3 0 0 0 1	1.0 0 3 0 0 0 1	1.0 0 3 0 0 0 1	1.0 0 3 0 0 0 1	1.0 0 3 0 0 0 1	1.0 0 3 0 0 0 1	1.0 0 3 0 0 0 1	1.0 0 3 0 0 0 1	1.0 0 3 0 0 0 1	1.0 0 3 0 0 0 1	1.0 0 3 0 0 0 1	1.0 0 3 0 0 0 1	1.0 0 3 0 0 0 1	1.0 0 3 0 0 0 1	1.0 0 3 0 0 0 1	0.00 0.000	0.00 0.000		
48 Emmanuel Clase, R ERA: 0.00	1.0 0 3 0 0 0 3	1.0 0 3 0 0 0 1	1.0 0 3 0 0 0 1	1.0 0 3 0 0 0 1	1.0 0 3 0 0 0 1	1.0 0 3 0 0 0 1	1.0 0 3 0 0 0 1	1.0 0 3 0 0 0 1	1.0 0 3 0 0 0 1	1.0 0 3 0 0 0 1	1.0 0 3 0 0 0 1	1.0 0 3 0 0 0 1	1.0 0 3 0 0 0 1	1.0 0 3 0 0 0 1	1.0 0 3 0 0 0 1	1.0 0 3 0 0 0 1	0.00 1.000	0.00 1.000		

Batter	1	2	3	4	5	6	7	8	9	AB	R	H	RBI	BB	SO	LOB	TOP										
7 César Hernández, S OBP: 0.298, SLG: 0.280	G1-3		K			L8	F7			4	0	0	0	0	1	2	Cleveland Indians @ Kansas City Royals Kauffman Stadium, Kansas City, MO Wed May 05 2021, 7:12 PM - 10:20 PM CDT Att: 9,640 - Partly Cloudy - 68 F										
10 Jake Bauers, L OBP: 0.278, SLG: 0.292	G4-3		F7			11 HBP 9 2B BB		G3		3	1	0	0	1	0	2											
11 José Ramírez, S OBP: 0.366, SLG: 0.577	K			P5		9 2B HBP		HR		3	2	1	1	0	1	0											
9 Eddie Rosario, L OBP: 0.286, SLG: 0.385		F7		1B		22 BLK 22 G3 2B		G3		4	1	2	2	0	0	0											
32 Franmil Reyes, R OBP: 0.333, SLG: 0.604	F8		G4-3			22 G3 22 BLK BB		G1-3		3	0	0	0	1	0	1											
22 Josh Naylor, L OBP: 0.305, SLG: 0.435	P5			E1		G3		HR		4	1	1	2	0	0	1											
40 Harold Ramírez, R OBP: 0.308, SLG: 0.462			G4-3		G4-3	G5-3		K		4	0	0	0	0	1	2											
0 Andrés Giménez, L OBP: 0.222, SLG: 0.324			1B		P5		K2-3	K		4	0	1	0	0	2	1											
17 Austin Hedges, R OBP: 0.189, SLG: 0.294			1B		K		K	K		4	0	1	0	0	3	1											
Inning Stats	R: 0 H: 0 E: 0 K: 1 S: 7	H: 0 LOB: 0 BB: 0 P: 10	R: 0 H: 0 E: 0 K: 0 S: 10	H: 0 LOB: 0 BB: 0 P: 16	R: 0 H: 2 E: 0 K: 1 S: 11	H: 2 LOB: 2 BB: 0 P: 13	R: 0 H: 1 E: 0 K: 0 S: 6	H: 1 LOB: 0 BB: 0 P: 11	R: 0 H: 0 E: 1 K: 1 S: 12	H: 0 LOB: 1 BB: 0 P: 18	R: 3 H: 1 E: 0 K: 0 S: 12	H: 1 LOB: 1 BB: 2 P: 29	R: 0 H: 0 E: 0 K: 2 S: 8	H: 0 LOB: 0 BB: 0 P: 11	R: 1 H: 1 E: 0 K: 0 S: 7	H: 1 LOB: 0 BB: 0 P: 12		R: 1 H: 1 E: 0 K: 3 S: 15	H: 1 LOB: 0 BB: 0 P: 24	1B: 3 2B: 1 3B: 0 HR: 2	SF: 0 SAC: 0 DP: 1 HBP: 1	WP: 0 PB: 0 SB: 1 CS: 0	PA: 36				
PITCHER	IP	WLS	BF	H	R	ER	SO	BB	IBB	HBP	BLK	WP	HR	S	P	ERA	WHIP										
51 Brady Singer, R ERA: 3.41	5.2		24	4	3	3	3	2	0	1	1	0	0	55	92	4.76	1.059										
58 Scott Barlow, R ERA: 2.5	1.1	H	4	0	0	0	2	0	0	0	0	0	0	11	16	0.00	0.000										
24 Jakob Junis, R ERA: 5.19	1.0	B	4	1	1	1	0	0	0	0	0	0	1	7	12	9.00	1.000										
71 Wade Davis, R ERA: 7.99	1.0	L	4	1	1	1	3	0	0	0	0	0	1	15	24	9.00	1.000										
Batter	1	2	3	4	5	6	7	8	9	AB	R	H	RBI	BB	SO	LOB	BOTTOM										
15 Whit Merrifield, R OBP: 0.328, SLG: 0.426	E5		K		FC6-4		F8		G6-3	5	0	1	0	0	1	3	Cleveland Indians @ Kansas City Royals Kauffman Stadium, Kansas City, MO Wed May 05 2021, 7:12 PM - 10:20 PM CDT Att: 9,640 - Partly Cloudy - 68 F										
16 Andrew Benintendi, L OBP: 0.346, SLG: 0.416	G3		1B		13 1B		41 E 12 2B 1B	G6-3		4	1	2	0	0	0	1											
41 Carlos Santana, S OBP: 0.360, SLG: 0.462	K		K		F8		K	K		4	0	0	0	0	3	3											
13 Salvador Perez, R OBP: 0.311, SLG: 0.513	K		1B		12 G6-4-3 1B		12 2B HBP	F9		3	1	1	0	0	1	1											
12 Jorge Soler, R OBP: 0.277, SLG: 0.351		G6-3		G6-4-3		2B		K		4	0	1	2	0	1	2											
17 Hunter Dozier, R OBP: 0.245, SLG: 0.448		HR			P4		K	K		4	1	1	1	0	2	1											
66 Ryan O'Hearn, L OBP: 0.300, SLG: 0.481		1B		2B		K2-3		K		4	1	2	0	0	2	1											
Michael Taylor, R OBP: 0.333, SLG: 0.363		1B		BB		K		K		3	0	1	0	1	2	0											
8 Nicky Lopez, L OBP: 0.323, SLG: 0.291		K		E6		K		K2-3		4	0	0	0	0	3	3											
Inning Stats	R: 0 H: 1 E: 1 K: 2 S: 10	H: 3 LOB: 2 BB: 0 P: 14	R: 1 H: 3 E: 0 K: 2 S: 15	H: 3 LOB: 0 BB: 0 P: 22	R: 0 H: 2 E: 0 K: 1 S: 9	H: 2 LOB: 1 BB: 0 P: 13	R: 1 H: 1 E: 1 K: 0 S: 8	H: 1 LOB: 1 BB: 1 P: 14	R: 2 H: 2 E: 1 K: 2 S: 18	H: 2 LOB: 1 BB: 0 P: 28	R: 0 H: 0 E: 0 K: 2 S: 10	H: 0 LOB: 0 BB: 0 P: 14	R: 0 H: 0 E: 0 K: 1 S: 8	H: 0 LOB: 0 BB: 0 P: 13	R: 0 H: 0 E: 0 K: 3 S: 10	H: 0 LOB: 0 BB: 0 P: 17		R: 0 H: 0 E: 0 K: 2 S: 9	H: 0 LOB: 0 BB: 0 P: 14	1B: 5 2B: 3 3B: 0 HR: 1	SF: 0 SAC: 0 DP: 1 HBP: 1	WP: 0 PB: 0 SB: 0 CS: 2	PA: 37				
PITCHER	IP	WLS	BF	H	R	ER	SO	BB	IBB	HBP	BLK	WP	HR	S	P	ERA	WHIP										
57 Shane Bieber, R ERA: 2.98	6.0		28	9	4	3	9	1	0	1	0	0	0	70	105	4.50	1.667										
27 Bryan Shaw, R ERA: 2.03	1.0		3	0	0	0	1	0	0	0	0	0	0	8	13	0.00	0.000										
62 Nick Wittgren, R ERA: 5.79	1.0	W	3	0	0	0	3	0	0	0	0	0	0	10	17	0.00	0.000										
99 James Karinchak, R ERA: 0.64	1.0	S	3	0	0	0	2	0	0	0	0	0	0	9	14	0.00	0.000										

Batter	1	2	3	4	5	6	7	8	9	AB R H RBI BB SO LOB	TOP																
15 Nick Senzel, R OBP: 0.340, SLG: 0.321	G6-3		FC4			G4-3			FC1	4 1 1 0 0 0 2	Cincinnati Reds @ Cleveland Indians Progressive Field, Cleveland, OH Fri May 07 2021, 8:34 PM - 11:07 PM EDT Att: 7,803 - Cloudy - 46 F																
33 Jesse Winker, L OBP: 0.415, SLG: 0.625	K		G4-6-3			F9			FC1	4 1 1 0 0 1 2																	
2 Nick Castellanos, R OBP: 0.356, SLG: 0.643	G5-3				G3-1	L8			FC1	4 1 1 0 0 0 1																	
9 Mike Moustakas, L OBP: 0.313, SLG: 0.426	F7				G3-1		K		FC1	4 0 1 1 0 1 1																	
7 Eugenio Suárez, R OBP: 0.230, SLG: 0.306	P5				K		G5-3		K	4 0 0 0 0 2 2																	
12 Tyler Naquin, L OBP: 0.398, SLG: 0.506					K		G3-1		K	4 0 1 0 0 2 2																	
16 Tucker Barnhart, L OBP: 0.367, SLG: 0.507	G3				K				K	4 0 0 0 0 3 2																	
17 Kyle Farmer, R OBP: 0.297, SLG: 0.273			FC4		G5-3				K	3 0 1 0 0 1 0																	
4 Shogo Akiyama, L (1, 7)			FC3		G5-3				G6-3	3 0 0 0 0 0 1																	
Inning Stats	R: 0 H: 0 E: 0 K: 1 S: 11	H: 0 LOB: 0 BB: 0 P: 15	R: 0 H: 1 E: 0 K: 0 S: 11	H: 1 LOB: 1 BB: 0 P: 14	R: 0 H: 1 E: 1 K: 0 S: 12	H: 1 LOB: 1 BB: 0 P: 19	R: 0 H: 1 E: 0 K: 2 S: 10	H: 1 LOB: 1 BB: 0 P: 14	R: 0 H: 0 E: 0 K: 1 S: 13	H: 0 LOB: 0 BB: 0 P: 17	R: 0 H: 0 E: 0 K: 0 S: 5	H: 0 LOB: 0 BB: 0 P: 7	R: 0 H: 0 E: 0 K: 1 S: 10	H: 0 LOB: 0 BB: 0 P: 13	R: 0 H: 0 E: 0 K: 2 S: 8	H: 0 LOB: 0 BB: 0 P: 13	R: 3 H: 3 E: 0 K: 3 S: 20	H: 3 LOB: 1 BB: 0 P: 33	1B: 5 2B: 1 3B: 0 HR: 0	SF: 0 SAC: 0 DP: 1 HBP: 0	WP: 0 PB: 0 SB: 0 CS: 0	PA: 34					
PITCHER	IP WLS BF H R ER SO BB IBB HBP BLK WP HR S P ERA WHIP											PITCHER	IP WLS BF H R ER SO BB IBB HBP BLK WP HR S P ERA WHIP														
34 Zach Plesac, R ERA: 3.83	8.0	L	27	3	0	0	7	0	0	0	0	0	0	80	112	0.00	0.375										
48 Emmanuel Clase, R ERA: 1.25	0.0	L	4	3	3	2	0	0	0	0	1	0	0	11	18	∞	∞										
88 Phil Maton, R ERA: 4.09	1.0		3	0	0	0	3	0	0	0	0	0	0	9	15	0.00	0.000										

AB	34
R	3
H	6
RBI	1
BB	0
SO	10
LOB	13



Batter	1	2	3	4	5	6	7	8	9	AB R H RBI BB SO LOB	BOTTOM																
7 César Hernández, S OBP: 0.308, SLG: 0.296	G6-3					G4-3			K	3 0 0 0 1 1 0	Cincinnati Reds @ Cleveland Indians Progressive Field, Cleveland, OH Fri May 07 2021, 8:34 PM - 11:07 PM EDT Att: 7,803 - Cloudy - 46 F																
8 Jordan Luplow, R OBP: 0.316, SLG: 0.471	K				K		BB		L7	4 0 0 0 0 2 2																	
11 José Ramírez, S OBP: 0.346, SLG: 0.541	P5				G5-3				K	3 0 0 0 0 1 0																	
32 Franmil Reyes, R OBP: 0.330, SLG: 0.608					L6-3		G1-3			3 0 0 0 0 1 0																	
9 Eddie Rosario, L OBP: 0.278, SLG: 0.374	F9				K		G6-3			3 0 0 0 0 1 0																	
40 Harold Ramírez, R OBP: 0.250, SLG: 0.400	G6-3				G5-3				G4-3	3 0 0 0 0 0 0																	
22 Josh Naylor, L OBP: 0.288, SLG: 0.404	K				G4-3		G4-3			3 0 0 0 0 1 0																	
1 Amed Rosario, R OBP: 0.255, SLG: 0.333	K				E4		G6-3			3 0 0 0 0 1 0																	
17 Austin Hedges, R OBP: 0.179, SLG: 0.278	G1-3				G1-3				L9	2 0 0 0 0 0 1																	
46 René Rivera, R OBP: 0.600, SLG: 0.800										1 0 0 0 0 0 0																	
Inning Stats	R: 0 H: 0 E: 0 K: 1 S: 11	H: 0 LOB: 0 BB: 0 P: 19	R: 0 H: 0 E: 0 K: 1 S: 6	H: 0 LOB: 0 BB: 0 P: 12	R: 0 H: 0 E: 0 K: 2 S: 13	H: 0 LOB: 0 BB: 0 P: 17	R: 0 H: 0 E: 0 K: 1 S: 8	H: 0 LOB: 0 BB: 0 P: 10	R: 0 H: 0 E: 0 K: 0 S: 5	H: 0 LOB: 0 BB: 1 P: 8	R: 0 H: 0 E: 0 K: 0 S: 10	H: 0 LOB: 2 BB: 1 P: 18	R: 0 H: 0 E: 0 K: 1 S: 6	H: 0 LOB: 0 BB: 0 P: 11	R: 0 H: 0 E: 0 K: 0 S: 7	H: 0 LOB: 0 BB: 0 P: 11	R: 0 H: 0 E: 0 K: 1 S: 6	H: 0 LOB: 0 BB: 0 P: 8	1B: 0 2B: 0 3B: 0 HR: 0	SF: 0 SAC: 0 DP: 0 HBP: 0	WP: 0 PB: 0 SB: 0 CS: 0	PA: 29					
PITCHER	IP WLS BF H R ER SO BB IBB HBP BLK WP HR S P ERA WHIP											PITCHER	IP WLS BF H R ER SO BB IBB HBP BLK WP HR S P ERA WHIP														
22 Wade Miley, L ERA: 2.0	9.0	W	29	0	0	0	8	1	0	0	0	0	0	72	114	0.00	0.111										

AB	28
R	0
H	0
RBI	0
BB	1
SO	8
LOB	3



Batter	1	2	3	4	5	6	7	8	9	AB	R	H	RBI	BB	SO	LOB	TOP				
15 Nick Senzel, R OBP: 0.337, SLG: 0.318	G4-3		33 2B 9 SF8		G6-3		K			4	1	1	0	0	1	1	Cincinnati Reds @ Cleveland Indians Progressive Field, Cleveland, OH Sat May 08 2021, 6:11 PM - 9:18 PM EDT Att. 9,968 - Clear - 52 F				
33 Jesse Winker, L OBP: 0.418, SLG: 0.626	G1-3		1B		K			4 FC3-6 BB		3	0	1	0	1	1	0					
2 Nick Castellanos, R 4 Shogo Akiyama, L	F7		BB		K			FC3-6 1B		2	0	0	0	1	1	0					
9 Mike Moustakas, L 0 Alex Blandino, R	K		SF8		P3			FC3-6 1B		2	0	0	1	0	1	0					
7 Eugenio Suárez, R	G5-3		P6		F8			G5-4-3 1B		4	0	0	0	0	0	4					
12 Tyler Naquin, L	1B		G6-3		G6-3			HR		4	1	2	1	0	0	0					
37 Tyler Stephenson, R	1B		G6-3		G6-3			G4-3		4	0	1	0	0	0	0					
17 Kyle Farmer, R	F8		F8		BB			L6		3	0	1	0	1	0	2					
6 Jonathan India, R	P4		L6		K			G6-3		4	0	0	0	0	1	2					
Inning Stats	R: 0 E: 0 K: 0 S: 6	H: 0 LOB: 0 BB: 0 P: 12	R: 0 E: 0 K: 1 S: 13	H: 2 LOB: 2 BB: 0 P: 18	R: 1 E: 0 K: 0 S: 13	H: 2 LOB: 2 BB: 1 P: 22	R: 0 E: 0 K: 0 S: 9	H: 1 LOB: 0 BB: 0 P: 15	R: 0 E: 0 K: 2 S: 8	H: 0 LOB: 0 BB: 0 P: 11	R: 0 E: 0 K: 2 S: 10	H: 0 LOB: 1 BB: 1 P: 19	R: 0 E: 0 K: 0 S: 7	H: 1 LOB: 0 BB: 1 P: 15	R: 1 E: 0 K: 0 S: 11	H: 1 LOB: 0 BB: 0 P: 16		1B: 5 2B: 1 3B: 0 HR: 1	SF: 1 SAC: 0 DP: 1 HBP: 0	WP: 0 PB: 0 SB: 0 CS: 0	PA: 36
PITCHER	IP	WLS	BF	H	R	ER	SO	BB	IBB	HBP	BLK	WP	HR	S	P	ERA	WHIP				
43 Aaron Civale, R	7.0	W	28	5	1	1	5	2	0	0	0	0	0	67	107	1.29	1.000				
47 Cal Quantrill, R	1.0		4	1	0	0	0	1	0	0	0	0	0	7	15	0.00	2.000				
62 Nick Wittgren, R	1.0		4	1	1	1	0	0	0	0	0	0	1	11	16	9.00	1.000				

Batter	1	2	3	4	5	6	7	8	9	AB	R	H	RBI	BB	SO	LOB	BOTTOM				
7 César Hernández, S	G3		K		3B		FC4-6 1B 2B			5	1	1	3	0	2	2	Cincinnati Reds @ Cleveland Indians Progressive Field, Cleveland, OH Sat May 08 2021, 6:11 PM - 9:18 PM EDT Att. 9,968 - Clear - 52 F				
1 Amed Rosario, R	BB		G1-3		F9		BB			3	2	0	0	2	1	1					
11 José Ramírez, S 2 Yu Chang, R	P6		K		G6-3		BB			5	1	2	2	0	1	2					
9 Eddie Rosario, L 40 Harold Ramírez, R	2B		G2-3		K		2B			4	0	1	1	1	1	1					
32 Franmil Reyes, R	G6-3		G2-3		F8		G4-3			5	0	1	1	0	1	3					
22 Josh Naylor, L	BB		SH1-3 0 SF7		1B		BB			3	2	2	0	2	0	2					
10 Jake Bauers, L	E7		1B		1B		L9			4	1	2	0	0	0	3					
17 Austin Hedges, R	SH1-3		1B		1B		1B			3	1	1	1	0	1	2					
0 Andrés Giménez, L	SF7		FC3		1B		F7			3	1	1	1	0	0	2					
Inning Stats	R: 1 E: 0 K: 0 S: 14	H: 1 LOB: 1 BB: 1 P: 22	R: 1 E: 1 K: 1 S: 11	H: 0 LOB: 1 BB: 1 P: 19	R: 0 E: 0 K: 1 S: 10	H: 0 LOB: 0 BB: 0 P: 14	R: 4 E: 1 K: 0 S: 22	H: 4 LOB: 1 BB: 0 P: 29	R: 0 E: 0 K: 1 S: 9	H: 1 LOB: 2 BB: 1 P: 19	R: 3 E: 0 K: 0 S: 15	H: 4 LOB: 2 BB: 1 P: 26	R: 0 E: 0 K: 2 S: 10	H: 0 LOB: 0 BB: 0 P: 14	R: 0 E: 0 K: 2 S: 14	H: 1 LOB: 2 BB: 1 P: 24		1B: 8 2B: 2 3B: 1 HR: 0	SF: 1 SAC: 1 DP: 0 HBP: 0	WP: 0 PB: 0 SB: 0 CS: 0	PA: 42
PITCHER	IP	WLS	BF	H	R	ER	SO	BB	IBB	HBP	BLK	WP	HR	S	P	ERA	WHIP				
58 Luis Castillo, R	4.0	L	21	5	6	4	2	2	0	0	0	0	0	57	84	9.00	1.750				
43 Cionel Pérez, L	1.0		5	1	0	0	1	1	0	0	0	0	0	9	19	0.00	2.000				
68 Ryan Hendrix, R	0.2		6	3	3	3	0	1	0	0	0	0	0	13	24	40.50	6.000				
47 Sal Romano, R	1.1		5	1	0	0	2	0	0	0	0	0	0	12	16	0.00	0.750				
41 Carson Fulmer, R	1.0		5	1	0	0	2	1	0	0	0	0	0	14	24	0.00	2.000				

Batter	1	2	3	4	5	6	7	8	9	AB	R	H	RBI	BB	SO	LOB	TOP										
24 Joc Pederson, L OBP: 0.322, SLG: 0.288	L1		G1-3		K		1B		1B	5	0	2	0	0	1	0	Chicago Cubs @ Cleveland Indians Progressive Field, Cleveland, OH Tue May 11 2021, 6:10 PM - 9:07 PM EDT Att: 8,024 - Clear - 52 F										
17 Kris Bryant, R OBP: 0.398, SLG: 0.650 62 Nick Martini, L OBP: 0.250, SLG: 0.250	G6-3		2B		K		K		1B	3	0	1	0	0	1	0											
5 Matt Duffy, R OBP: 0.395, SLG: 0.344	K		L3-6-3		1B		E9		G4-6-3	5	0	2	0	0	1	3											
44 Anthony Rizzo, L OBP: 0.347, SLG: 0.433		2B			BB		F8			2	1	1	0	2	0	1											
40 Wilson Contreras, R OBP: 0.331, SLG: 0.442	1B		1B		BB				BB	3	0	2	1	1	0	2											
13 David Bote, R OBP: 0.257, SLG: 0.286	BB		1B		1B		K		F9	3	0	0	0	1	1	3											
22 Jason Heyward, L OBP: 0.248, SLG: 0.327	BB		BB		G3		G1-3		K	3	0	1	0	0	1	3											
16 Ildemaro Vargas, S OBP: 0.211, SLG: 0.176	K		K		K		G1-3		G4-3	4	0	0	0	0	2	7											
4 Eric Sogard, L OBP: 0.295, SLG: 0.375	G4-6-3				HR		K		K	4	1	1	1	0	2	4											
Inning Stats	R: 0 H: 0 E: 0 K: 1 S: 7	H: 0 LOB: 0 BB: 0 P: 10	R: 1 H: 2 E: 0 K: 1 S: 8	H: 2 LOB: 2 BB: 1 P: 14	R: 0 H: 1 E: 0 K: 0 S: 7	H: 1 LOB: 0 BB: 0 P: 12	R: 0 H: 1 E: 0 K: 1 S: 12	H: 1 LOB: 2 BB: 1 P: 19	R: 1 H: 2 E: 0 K: 2 S: 20	H: 2 LOB: 1 BB: 0 P: 32	R: 0 H: 1 E: 0 K: 2 S: 11	H: 1 LOB: 1 BB: 0 P: 15	R: 0 H: 2 E: 1 K: 1 S: 11	H: 2 LOB: 1 BB: 0 P: 20	R: 0 H: 0 E: 0 K: 1 S: 9	H: 0 LOB: 1 BB: 1 P: 16		R: 0 H: 2 E: 0 K: 1 S: 10	H: 2 LOB: 1 BB: 0 P: 14	1B: 7 2B: 5 3B: 0 HR: 1	SF: 0 SAC: 0 DP: 4 HBP: 1	WP: 0 PB: 0 SB: 0 CS: 1	PA: 39				
PITCHER	IP	WLS	BF	H	R	ER	SO	BB	IBB	HBP	BLK	WP	HR	S	P	ERA	WHIP										
57 Shane Bieber, R ERA: 2.95	6.2	W	30	9	2	2	8	3	0	1	0	0	1	75	121	2.70	1.800										
99 James Karinchak, R ERA: 0.55	1.1	H	5	0	0	0	1	1	0	0	0	0	0	10	17	0.00	0.750										
48 Emmanuel Clase, R ERA: 1.17	1.0	S	4	2	0	0	1	0	0	0	0	0	0	10	14	0.00	2.000										

AB	34
R	2
H	11
RBI	2
BB	4
SO	10
LOB	24



Batter	1	2	3	4	5	6	7	8	9	AB	R	H	RBI	BB	SO	LOB	BOTTOM										
7 César Hernández, S OBP: 0.303, SLG: 0.331	K		G5-6-3		HR				F8	4	1	1	2	0	1	1	Chicago Cubs @ Cleveland Indians Progressive Field, Cleveland, OH Tue May 11 2021, 6:10 PM - 9:07 PM EDT Att: 8,024 - Clear - 52 F										
10 Jake Bauers, L OBP: 0.270, SLG: 0.281 8 Jordan Luplow, R OBP: 0.314, SLG: 0.465	K		G4-3		G3-1				K	3	0	0	0	0	1	0											
11 José Ramírez, S OBP: 0.348, SLG: 0.563	F8				HR				L5	3	1	1	1	0	0	0											
9 Eddie Rosario, L OBP: 0.276, SLG: 0.368			K		P5				F8	3	0	0	0	0	1	0											
32 Franmil Reyes, R OBP: 0.317, SLG: 0.573	K		K		K				K	3	0	0	0	0	3	0											
22 Josh Naylor, L OBP: 0.313, SLG: 0.410			G5-3		G5-3				G3-1	3	0	1	0	0	0	0											
40 Harold Ramírez, R OBP: 0.261, SLG: 0.391			1B		1B				L7	3	0	1	0	0	0	0											
0 Andrés Giménez, L OBP: 0.228, SLG: 0.315			FC5		HR				K	2	1	0	0	0	1	2											
17 Austin Hedges, R OBP: 0.200, SLG: 0.286			1B		F8				K	3	0	1	0	0	1	1											
Inning Stats	R: 0 H: 0 E: 0 K: 2 S: 7	H: 0 LOB: 0 BB: 0 P: 12	R: 0 H: 2 E: 0 K: 2 S: 12	H: 2 LOB: 0 BB: 0 P: 17	R: 0 H: 1 E: 0 K: 0 S: 13	H: 1 LOB: 0 BB: 0 P: 16	R: 1 H: 1 E: 0 K: 1 S: 13	H: 1 LOB: 0 BB: 0 P: 20	R: 2 H: 1 E: 0 K: 0 S: 10	H: 1 LOB: 0 BB: 0 P: 15	R: 0 H: 0 E: 0 K: 1 S: 8	H: 0 LOB: 0 BB: 0 P: 14	R: 0 H: 0 E: 0 K: 1 S: 9	H: 0 LOB: 0 BB: 0 P: 16	R: 0 H: 0 E: 0 K: 2 S: 10	H: 0 LOB: 0 BB: 0 P: 16		R: 0 H: 0 E: 0 K: 2 S: 10	H: 0 LOB: 0 BB: 0 P: 16	1B: 3 2B: 0 3B: 0 HR: 2	SF: 0 SAC: 0 DP: 1 HBP: 1	WP: 0 PB: 0 SB: 1 CS: 0	PA: 29				
PITCHER	IP	WLS	BF	H	R	ER	SO	BB	IBB	HBP	BLK	WP	HR	S	P	ERA	WHIP										
73 Adbert Alzolay, R ERA: 4.5	6.0	L	23	5	3	3	6	0	0	1	0	0	2	63	94	4.50	0.833										
38 Brad Wieck, L ERA: 0.00	1.0		3	0	0	0	1	0	0	0	0	0	0	9	16	0.00	0.000										
48 Rex Brothers, L ERA: 2.77	1.0		3	0	0	0	2	0	0	0	0	0	0	10	16	0.00	0.000										

AB	28
R	3
H	5
RBI	3
BB	0
SO	9
LOB	4



Batter	1	2	3	4	5	6	7	8	9	AB	R	H	RBI	BB	SO	LOB	TOP			
7 César Hernández, S OBP: 0.305, SLG: 0.346	F9		K		L8			PO		4	0	1	0	0	1	0				
1 Amed Rosario, R OBP: 0.287, SLG: 0.354	L9		11 HR		F8			K		4	1	1	0	0	1	1				
11 José Ramírez, S OBP: 0.336, SLG: 0.559	F8		HR		F4			P4		4	1	1	2	0	0	1				
9 Eddie Rosario, L OBP: 0.260, SLG: 0.344	F7		P5		K			PO	G3-1	4	0	0	0	0	1	0				
32 Franmil Reyes, R OBP: 0.320, SLG: 0.581	HR		K		K			P2		4	1	1	1	0	2	0				
22 Josh Naylor, L OBP: 0.300, SLG: 0.389	10 WP				L9			G4-3		4	1	1	0	0	1	0				
40 Harold Ramírez, R OBP: 0.259, SLG: 0.346	L8		K		K			K		3	0	0	0	0	2	1				
10 Jake Bauers, L OBP: 0.279, SLG: 0.279	1-H		K		K			K		3	0	1	1	0	2	1				
17 Austin Hedges, R OBP: 0.188, SLG: 0.267	P3		K		L6					3	0	0	0	0	1	2				
Inning Stats	R: 0 E: 0 K: 0 S: 6	H: 0 LOB: 0 BB: 0 P: 8	R: 2 E: 0 K: 0 S: 15	H: 3 LOB: 1 BB: 0 P: 21	R: 2 E: 0 K: 2 S: 18	H: 2 LOB: 0 BB: 0 P: 23	R: 0 E: 0 K: 3 S: 13	H: 0 LOB: 1 BB: 0 P: 19	R: 0 E: 0 K: 2 S: 8	H: 0 LOB: 0 BB: 0 P: 10	R: 0 E: 0 K: 2 S: 8	H: 0 LOB: 0 BB: 0 P: 9	R: 0 E: 0 K: 1 S: 10	H: 1 LOB: 0 BB: 0 P: 14	R: 0 E: 0 K: 1 S: 6	H: 0 LOB: 0 BB: 0 P: 6	1B: 4 2B: 0 3B: 0 HR: 2	SF: 0 SAC: 0 DP: 0 HBP: 0	WP: 2 PB: 0 SB: 1 CS: 0	PA: 34
PITCHER	IP	WLS	BF	H	R	ER	SO	BB	IBB	HBP	BLK	WP	HR	S	P	ERA	WHIP			
36 Logan Gilbert, R ERA: 3.0	4.0	L	18	5	4	4	5	0	0	0	0	2	2	52	71	9.00	1.250			
16 Drew Steckenrider, R ERA: 2.81	2.0		6	0	0	0	2	0	0	0	0	0	0	14	19	0.00	0.000			
30 Robert Dugger, R ERA: 2.25	2.0		6	1	0	0	3	0	0	0	0	0	0	18	23	0.00	0.500			
50 Erik Swanson, R ERA: 1.17	1.0		3	0	0	0	1	0	0	0	0	0	0	6	6	0.00	0.000			

Cleveland Indians @ Seattle Mariners
T-Mobile Park, Seattle, WA
Thu May 13, 2021, 7:11 PM - 9:47 PM PDT
Att: 9,880 - Partly Cloudy - 67 F

AB	33
R	4
H	6
RBI	4
BB	0
SO	11
LOB	6



Batter	1	2	3	4	5	6	7	8	9	AB	R	H	RBI	BB	SO	LOB	BOTTOM			
10 Jarred Kelenic, L OBP: 0.297, SLG: 0.458	F9		K		G3-1			F8		4	0	0	0	0	1	0				
17 Mitch Haniger, R OBP: 0.316, SLG: 0.524	G6-3		P4		F7			P5		4	0	0	0	0	0	0				
1 Kyle Seager, L OBP: 0.316, SLG: 0.394	1 BB				G3			F7		3	0	0	0	1	0	0				
1 Kyle Lewis, R OBP: 0.316, SLG: 0.394					G5-3			3 BB	23 BB	1	0	0	0	3	0	0				
23 Ty France, R OBP: 0.333, SLG: 0.366					BB					3	0	0	0	1	0	3				
0 Sam Haggerty, S OBP: 0.230, SLG: 0.286	G4-3				G6-3			F9		0	0	0	0	0	0	0				
3 J.P. Crawford, L OBP: 0.319, SLG: 0.317	F7				G5-3			25 WP	22 G6-3	3	1	1	0	1	0	0				
22 Luis Torrens, R OBP: 0.235, SLG: 0.333	G4-3				K			G6-3		4	0	0	0	0	2	4				
25 Dylan Moore, R OBP: 0.270, SLG: 0.324	P5				G6-3			HR		3	1	1	2	0	0	0				
12 Evan White, R OBP: 0.202, SLG: 0.237	G6-3				F9			L7		3	0	0	0	0	0	0				
Inning Stats	R: 0 E: 0 K: 0 S: 12	H: 0 LOB: 2 BB: 2 P: 22	R: 0 E: 0 K: 0 S: 6	H: 0 LOB: 0 BB: 0 P: 7	R: 0 E: 0 K: 1 S: 8	H: 0 LOB: 0 BB: 0 P: 9	R: 0 E: 0 K: 0 S: 4	H: 0 LOB: 0 BB: 1 P: 8	R: 0 E: 0 K: 1 S: 7	H: 0 LOB: 0 BB: 0 P: 10	R: 2 E: 0 K: 0 S: 12	H: 2 LOB: 0 BB: 0 P: 18	R: 0 E: 0 K: 1 S: 9	H: 0 LOB: 3 BB: 3 P: 22	1B: 1 2B: 0 3B: 0 HR: 1	SF: 0 SAC: 0 DP: 0 HBP: 0	WP: 1 PB: 0 SB: 0 CS: 0	PA: 34		
PITCHER	IP	WLS	BF	H	R	ER	SO	BB	IBB	HBP	BLK	WP	HR	S	P	ERA	WHIP			
34 Zach Plesac, R ERA: 3.56	8.0	W	28	2	2	2	2	3	0	0	0	0	1	66	96	2.25	0.625			
48 Emmanuel Clase, R ERA: 1.06	0.2	H	5	0	0	0	0	3	0	0	0	0	0	6	18	0.00	4.500			
27 Bryan Shaw, R ERA: 1.93	0.1	S	1	0	0	0	1	0	0	0	0	0	0	3	4	0.00	0.000			

Cleveland Indians @ Seattle Mariners
T-Mobile Park, Seattle, WA
Thu May 13, 2021, 7:11 PM - 9:47 PM PDT
Att: 9,880 - Partly Cloudy - 67 F

AB	28
R	2
H	2
RBI	2
BB	6
SO	3
LOB	7



Batter	1	2	3	4	5	6	7	8	9	AB	R	H	RBI	BB	SO	LOB	TOP					
7 César Hernández, S (1,4) OBP: 0.300, SLG: 0.338	L8		L9		G6-3			G4-3		4	0	0	0	0	0	0	Cleveland Indians @ Seattle Mariners T-Mobile Park, Seattle, WA Sat May 15 2021, 6:11 PM - 9:19 PM PDT Att: 10,311 - Clear - 70 F					
8 Jordan Luplow, R (1,8) OBP: 0.333, SLG: 0.481	F7		K			BB		F8		3	1	0	0	1	1	0						
11 José Ramírez, S (1,5) OBP: 0.344, SLG: 0.575										3	1	3	0	1	0	0						
32 Franmil Reyes, R (1,10) OBP: 0.309, SLG: 0.548	G6-3									4	0	0	1	0	1	4						
9 Eddie Rosario, L (1,7) OBP: 0.266, SLG: 0.336										3	0	1	1	1	0	0						
40 Harold Ramírez, R (1,9) OBP: 0.281, SLG: 0.452										4	1	2	1	0	0	2						
22 Josh Naylor, L (1,3) OBP: 0.305, SLG: 0.413										4	0	0	0	0	0	4						
1 Amed Rosario, R (1,6) OBP: 0.267, SLG: 0.327										4	0	0	0	0	2	1						
46 René Rivera, R (1,2) OBP: 0.364, SLG: 0.400										3	0	0	0	0	2	0						
2 Yu Chang, R (9,PH) OBP: 0.185, SLG: 0.176										1	0	0	0	0	1	1						
Inning Stats	R: 0 E: 0 K: 0 S: 11	H: 1 LOB: 1 BB: 0 P: 17	R: 0 E: 0 K: 0 S: 6	H: 2 LOB: 1 BB: 0 P: 10	R: 0 E: 0 K: 2 S: 9	H: 0 LOB: 0 BB: 0 P: 15	R: 0 E: 0 K: 0 S: 16	H: 1 LOB: 2 BB: 1 P: 25	R: 0 E: 0 K: 0 S: 9	H: 0 LOB: 0 BB: 0 P: 11	R: 2 E: 0 K: 0 S: 10	H: 1 LOB: 0 BB: 0 P: 16	R: 0 E: 0 K: 2 S: 8	H: 0 LOB: 0 BB: 0 P: 11	R: 0 E: 0 K: 1 S: 10	H: 0 LOB: 1 BB: 0 P: 15	R: 1 E: 0 K: 2 S: 13	H: 1 LOB: 1 BB: 0 P: 19	1B: 2 2B: 3 3B: 0 HR: 1	SF: 0 SAC: 0 DP: 1 HBP: 0	WP: 1 PB: 0 SB: 0 CS: 0	PA: 36
PITCHER	IP WLS BF H R ER SO BB IBB HBP BLK WP HR S P ERA WHIP																					
33 Justus Sheffield, L (1,1) ERA: 4.63	6.0 W 24 5 2 2 2 2 0 0 0 0 0 0 61 94 3.00 1.167																					
16 Drew Steckenrider, R (7,1) ERA: 2.65	1.0 H 3 0 0 0 2 0 0 0 0 0 0 0 10 15 0.00 1.000																					
53 Will Vest, R (8,1) ERA: 3.66	1.0 H 4 0 0 0 1 1 0 0 0 0 0 1 13 19 9.00 1.000																					
38 Anthony Misiewicz, L (9,1) ERA: 4.73	1.0 5 1 1 1 2 0 0 0 0 0 1 1 13 19 9.00 1.000																					
Batter	1	2	3	4	5	6	7	8	9	AB	R	H	RBI	BB	SO	LOB	BOTTOM					
10 Jarred Kelenic, L (1,7) OBP: 0.231, SLG: 0.615	K		P5		K			F9		5	0	0	0	0	3	2	Cleveland Indians @ Seattle Mariners T-Mobile Park, Seattle, WA Sat May 15 2021, 6:11 PM - 9:19 PM PDT Att: 10,311 - Clear - 70 F					
17 Mitch Haniger, R (1,9) OBP: 0.303, SLG: 0.556	HR		F9							4	2	2	1	0	1	0						
15 Kyle Seager, L (1,5) OBP: 0.307, SLG: 0.480										2	1	1	0	2	0	0						
1 Kyle Lewis, R (1,8) OBP: 0.322, SLG: 0.377										3	1	1	0	1	2	1						
26 José Marmolejos, L (1,3) OBP: 0.272, SLG: 0.309										2	1	0	1	1	1	3						
25 Dylan Moore, R (1,4) OBP: 0.277, SLG: 0.372										4	1	1	3	0	2	3						
3 J.P. Crawford, L (1,6) OBP: 0.322, SLG: 0.318										3	1	1	0	1	0	0						
2 Tom Murphy, R (1,2) OBP: 0.187, SLG: 0.286										4	0	0	0	0	0	3						
31 Donovan Walton, L (1,10) OBP: 0.500, SLG: 1.000										4	0	2	2	0	1	1						
Inning Stats	R: 1 E: 0 K: 3 S: 14	H: 2 LOB: 1 BB: 0 P: 18	R: 0 E: 0 K: 1 S: 8	H: 0 LOB: 0 BB: 0 P: 16	R: 0 E: 0 K: 1 S: 8	H: 0 LOB: 0 BB: 0 P: 11	R: 3 E: 0 K: 0 S: 17	H: 2 LOB: 1 BB: 2 P: 31	R: 1 E: 0 K: 2 S: 18	H: 2 LOB: 2 BB: 1 P: 31	R: 0 E: 0 K: 1 S: 11	H: 1 LOB: 0 BB: 0 P: 14	R: 0 E: 0 K: 2 S: 8	H: 0 LOB: 0 BB: 0 P: 12	R: 2 E: 0 K: 0 S: 12	H: 1 LOB: 2 BB: 2 P: 22		1B: 3 2B: 2 3B: 1 HR: 2	SF: 1 SAC: 0 DP: 0 HBP: 0	WP: 0 PB: 0 SB: 0 CS: 0	PA: 37	
PITCHER	IP WLS BF H R ER SO BB IBB HBP BLK WP HR S P ERA WHIP																					
24 Triston McKenzie, R (1,1) ERA: 5.79	4.1 L 21 5 5 0 0 3 0 0 0 0 0 0 2 56 10.38 1.846																					
47 Cal Quantrill, R (5,1) ERA: 1.83	1.2 7 2 0 0 2 0 0 0 0 0 0 0 20 31 0.00 1.200																					
62 Nick Wittgren, R (7,1) ERA: 5.11	1.0 3 0 0 0 2 0 0 0 0 0 0 0 8 12 0.00 0.000																					
52 Nick Sandlin, R (8,1) ERA: 4.26	1.0 6 1 2 2 0 2 0 0 0 0 0 0 0 12 22 18.00 3.000																					

Batter	1	2	3	4	5	6	7	8	9	AB	R	H	RBI	BB	SO	LOB	TOP	
7 César Hernández, S OBP: 0.303, SLG: 0.357										5	0	1	0	0	2	1		
1 Amed Rosario, R OBP: 0.276, SLG: 0.331										5	1	2	0	0	1	2		
11 José Ramírez, S OBP: 0.349, SLG: 0.583										3	1	1	2	1	0	2		
32 Franmil Reyes, R OBP: 0.311, SLG: 0.556										3	1	1	0	1	0	2		
9 Eddie Rosario, L OBP: 0.265, SLG: 0.331										4	1	1	0	0	0	2		
40 Harold Ramírez, R OBP: 0.288, SLG: 0.475										4	1	0	1	0	1	0		
22 Josh Naylor, L OBP: 0.307, SLG: 0.424										4	1	2	1	0	0	0		
2 Yu Chang, R OBP: 0.169, SLG: 0.164										3	0	0	1	0	1	0		
17 Austin Hedges, R OBP: 0.190, SLG: 0.241										3	0	0	0	1	0	1		
Inning Stats	R: 5 H: 4 E: 1 K: 1 S: 29	H: 4 R: 1 LOB: 1 BB: 1 P: 47	R: 0 H: 2 E: 0 K: 0 S: 10	H: 0 R: 0 LOB: 0 BB: 0 P: 11	R: 0 H: 0 E: 0 K: 0 S: 7	H: 0 R: 0 LOB: 1 BB: 1 P: 14	R: 0 H: 0 E: 0 K: 1 S: 6	H: 0 R: 0 LOB: 0 BB: 0 P: 8	R: 0 H: 1 E: 0 K: 1 S: 10	H: 1 R: 0 LOB: 1 BB: 1 P: 13	R: 0 H: 0 E: 0 K: 2 S: 8	H: 0 R: 0 LOB: 0 BB: 0 P: 10	1B: 5 2B: 1 3B: 0 HR: 2	SF: 1 SAC: 0 DP: 1 HBP: 0	WP: 0 PB: 1 SB: 0 CS: 0	PA: 38		
PITCHER	IP WLS BF H R ER SO BB IBB HBP BLK WP HR S P ERA WHIP																	
28 Andrew Heaney, L ERA: 5.31	3.0	18	6	5	4	1	2	0	0	0	0	0	0	1	49	81	12.00	2.667
51 Jaime Barria, R ERA: 10.5	4.0	13	1	0	0	1	1	0	0	0	0	0	0	25	43	0.00	0.500	
58 Alex Claudio, L ERA: 4.6	1.0	L	4	1	1	1	0	0	0	0	0	1	10	13	9.00	1.000		
57 Aaron Slegers, R ERA: 5.74	1.0	S	3	0	0	2	0	0	0	0	0	0	8	10	0.00	0.000		

Cleveland Indians @ Los Angeles Angels
Angel Stadium, Anaheim, CA
Tue May 18 2021, 6:40 PM - 9:27 PM PDT
Att. 9,491 - Clear - 70 F

AB	34
R	6
H	8
RBI	5
BB	3
SO	5
LOB	10



Batter	1	2	3	4	5	6	7	8	9	AB	R	H	RBI	BB	SO	LOB	BOTTOM	
3 Taylor Ward, R OBP: 0.245, SLG: 0.326										4	0	0	0	0	1	1		
17 Shohel Ohtani, L OBP: 0.323, SLG: 0.632										3	2	2	1	1	0	0		
6 Anthony Rendon, R OBP: 0.345, SLG: 0.416										4	1	1	0	0	2	2		
20 Jared Walsh, L OBP: 0.403, SLG: 0.560										4	0	0	0	0	1	2		
10 Justin Upton, R OBP: 0.277, SLG: 0.427										4	1	2	3	0	0	0		
13 Phil Gosselin, R OBP: 0.341, SLG: 0.390										3	0	0	0	0	2	1		
19 Juan Lagares, R OBP: 0.299, SLG: 0.320										1	0	0	0	0	1	0		
4 Jose Iglesias, R OBP: 0.299, SLG: 0.367										3	1	1	1	1	0	0		
18 Jose Rojas, L OBP: 0.244, SLG: 0.338										4	0	1	0	0	0	1		
16 Drew Butera, R OBP: 0.095, SLG: 0.150										3	0	0	0	0	0	1		
Inning Stats	R: 1 H: 1 E: 0 K: 1 S: 11	H: 1 R: 0 LOB: 0 BB: 0 P: 16	R: 0 H: 0 E: 0 K: 0 S: 7	H: 0 R: 0 LOB: 0 BB: 0 P: 8	R: 0 H: 0 E: 0 K: 0 S: 8	H: 3 R: 3 LOB: 0 BB: 0 P: 21	R: 0 H: 1 E: 0 K: 1 S: 9	H: 1 R: 0 LOB: 1 BB: 0 P: 15	R: 1 H: 1 E: 0 K: 1 S: 13	H: 1 R: 0 LOB: 0 BB: 0 P: 15	R: 0 H: 0 E: 0 K: 2 S: 9	H: 0 R: 0 LOB: 0 BB: 0 P: 13	R: 0 H: 0 E: 0 K: 1 S: 9	H: 0 R: 0 LOB: 1 BB: 1 P: 18	1B: 3 2B: 2 3B: 0 HR: 3	SF: 0 SAC: 0 DP: 1 HBP: 0	WP: 0 PB: 0 SB: 0 CS: 1	PA: 35
PITCHER	IP WLS BF H R ER SO BB IBB HBP BLK WP HR S P ERA WHIP																	
34 Zach Plesac, R ERA: 3.93	7.0	W	28	7	5	5	4	0	0	0	0	0	0	9	13	0.00	0.000	
27 Bryan Shaw, R ERA: 1.99	1.0	H	3	0	0	0	2	0	0	0	0	0	9	13	0.00	0.000		
99 James Karinchak, R ERA: 0.49	1.0	S	4	0	0	1	1	0	0	0	0	0	9	18	0.00	1.000		

Cleveland Indians @ Los Angeles Angels
Angel Stadium, Anaheim, CA
Tue May 18 2021, 6:40 PM - 9:27 PM PDT
Att. 9,491 - Clear - 70 F

AB	33
R	5
H	7
RBI	5
BB	2
SO	7
LOB	8



Batter	1	2	3	4	5	6	7	8	9	AB	R	H	RBI	BB	SO	LOB	TOP					
7 César Hernández, S OBP: 0.307, SLG: 0.356			G3-1							3	0	1	0	1	1	0	Cleveland Indians @ Los Angeles Angels Angel Stadium, Anaheim, CA Wed May 19 2021, 5:09 PM - 8:13 PM PDT Att: 10,378 - Clear - 72 F					
9 Eddie Rosario, L OBP: 0.298, SLG: 0.322			P5							4	0	0	0	0	2	3						
11 José Ramírez, S OBP: 0.353, SLG: 0.578			P6							3	2	1	0	1	0	0						
32 Franmil Reyes, R OBP: 0.316, SLG: 0.568										4	0	2	1	0	1	1						
22 Josh Naylor, L OBP: 0.306, SLG: 0.419										4	0	1	1	0	2	2						
40 Harold Ramírez, R OBP: 0.244, SLG: 0.432										4	0	0	0	0	1	2						
10 Jake Bauers, L OBP: 0.324										3	1	1	1	1	1	1						
1 Amed Rosario, R OBP: 0.290, SLG: 0.339										3	0	2	0	1	1	1						
17 Austin Hedges, R OBP: 0.180, SLG: 0.228										3	0	0	0	0	1	3						
Inning Stats	R: 1 H: 2 E: 0 K: 2 S: 14	H: 2 LOB: 1 BB: 0 P: 25	R: 0 H: 0 E: 0 K: 2 S: 7	H: 0 LOB: 1 BB: 1 P: 15	R: 0 H: 0 E: 0 K: 0 S: 6	H: 0 LOB: 0 BB: 0 P: 7	R: 0 H: 1 E: 0 K: 1 S: 9	H: 1 LOB: 1 BB: 0 P: 12	R: 1 H: 2 E: 0 K: 1 S: 13	H: 2 LOB: 1 BB: 1 P: 22	R: 1 H: 1 E: 0 K: 1 S: 12	H: 1 LOB: 1 BB: 1 P: 20	R: 0 H: 1 E: 0 K: 0 S: 9	H: 1 LOB: 1 BB: 1 P: 13	R: 0 H: 0 E: 0 K: 2 S: 8	H: 0 LOB: 0 BB: 0 P: 14	R: 0 H: 1 E: 0 K: 1 S: 10	H: 1 LOB: 1 BB: 0 P: 14	1B: 5 2B: 3 3B: 0 HR: 1	SF: 0 SAC: 1 DP: 2 HBP: 0	WP: 1 PB: 0 SB: 3 CS: 0	PA: 36
PITCHER	IP: 4.2 WLS: 19 BF: 49 ERA: 2.37	WLS: 2 BF: 19 ERA: 2.57	H: 5 R: 2 ER: 2 SO: 5	H: 2 R: 2 ER: 1 SO: 1	H: 2 R: 1 ER: 0 SO: 1	H: 2 R: 1 ER: 0 SO: 1	H: 1 R: 1 ER: 0 SO: 1	H: 1 R: 0 ER: 0 SO: 1	H: 1 R: 0 ER: 0 SO: 1	IP: 1.0 WLS: 4 BF: 11 ERA: 5.4	IP: 1.0 WLS: 4 BF: 11 ERA: 5.4	H: 1 R: 0 ER: 0 SO: 1	H: 0 R: 0 ER: 0 SO: 1	H: 0 R: 0 ER: 0 SO: 1	H: 0 R: 0 ER: 0 SO: 1	H: 0 R: 0 ER: 0 SO: 1	H: 1 R: 0 ER: 0 SO: 1	H: 1 R: 0 ER: 0 SO: 1	WP: 0 HR: 0 S: 10 P: 14	ERA: 0.00 WHIP: 1.000		

Batter	1	2	3	4	5	6	7	8	9	AB	R	H	RBI	BB	SO	LOB	BOTTOM					
4 Jose Iglesias, R OBP: 0.297, SLG: 0.371										4	0	1	1	0	1	1	Cleveland Indians @ Los Angeles Angels Angel Stadium, Anaheim, CA Wed May 19 2021, 5:09 PM - 8:13 PM PDT Att: 10,378 - Clear - 72 F					
17 Shohei Ohtani, L OBP: 0.324, SLG: 0.607			L5							3	0	1	0	0	0	1						
60 Hunter Strickland, R ERA: 4.5										0	0	0	0	0	0	0						
65 José Quijada, L ERA: 4.5										0	0	0	0	0	0	0						
13 Phil Gosselin, R OBP: 0.333, SLG: 0.391										1	0	0	0	0	0	1						
57 Aaron Slegers, R ERA: 5.4										0	0	0	0	0	0	0						
6 Anthony Rendon, R OBP: 0.330, SLG: 0.395										4	0	0	0	0	1	1						
20 Jared Walsh, L OBP: 0.399, SLG: 0.572										4	1	1	1	0	2	0						
10 Justin Upton, R OBP: 0.284, SLG: 0.420										2	0	0	0	2	2	0						
18 Jose Rojas, L OBP: 0.233, SLG: 0.321										4	0	0	0	0	3	2						
3 Taylor Ward, R OBP: 0.235, SLG: 0.311										2	0	0	0	0	1	1						
35 Tony Watson, L ERA: 3.3										0	0	0	0	0	0	0						
40 Steve Cishek, R ERA: 0.95										0	0	0	0	0	0	0						
19 Juan Lagares, R OBP: 0.290, SLG: 0.308										1	0	0	0	0	0	0						
24 Kurt Suzuki, R OBP: 0.280, SLG: 0.262										3	0	1	0	0	0	0						
22 David Fletcher, R OBP: 0.272, SLG: 0.288										3	1	1	0	0	0	1						
Inning Stats	R: 0 H: 0 E: 0 K: 1 S: 8	H: 0 LOB: 0 BB: 0 P: 12	R: 0 H: 0 E: 0 K: 2 S: 10	H: 0 LOB: 0 BB: 0 P: 15	R: 1 H: 2 E: 0 K: 1 S: 13	H: 2 LOB: 1 BB: 0 P: 20	R: 1 H: 1 E: 0 K: 1 S: 13	H: 1 LOB: 1 BB: 1 P: 24	R: 0 H: 0 E: 0 K: 0 S: 8	H: 0 LOB: 0 BB: 0 P: 12	R: 0 H: 1 E: 0 K: 2 S: 8	H: 1 LOB: 0 BB: 0 P: 12	R: 0 H: 0 E: 0 K: 1 S: 11	H: 0 LOB: 0 BB: 0 P: 19	R: 0 H: 1 E: 0 K: 0 S: 7	H: 1 LOB: 1 BB: 0 P: 9	R: 0 H: 0 E: 0 K: 2 S: 10	H: 0 LOB: 1 BB: 1 P: 17	1B: 2 2B: 1 3B: 1 HR: 1	SF: 0 SAC: 0 DP: 0 HBP: 0	WP: 0 PB: 0 SB: 1 CS: 1	PA: 33
PITCHER	IP: 7.0 WLS: 25 BF: 42 ERA: 3.3	IP: 1.0 WLS: 4 BF: 11 ERA: 0.95	H: 4 R: 1 ER: 0 SO: 0	H: 2 R: 0 ER: 0 SO: 2	H: 2 R: 1 ER: 0 SO: 0	H: 2 R: 0 ER: 0 SO: 0	H: 1 R: 0 ER: 0 SO: 1	H: 1 R: 0 ER: 0 SO: 1	H: 1 R: 0 ER: 0 SO: 1	H: 1 R: 0 ER: 0 SO: 1	IP: 1.0 WLS: 4 BF: 11 ERA: 0.47	IP: 1.0 WLS: 4 BF: 11 ERA: 0.47	H: 1 R: 0 ER: 0 SO: 1	H: 0 R: 0 ER: 0 SO: 1	H: 0 R: 0 ER: 0 SO: 1	H: 0 R: 0 ER: 0 SO: 1	H: 1 R: 0 ER: 0 SO: 1	H: 1 R: 0 ER: 0 SO: 1	WP: 0 HR: 1 S: 10 P: 17	ERA: 0.00 WHIP: 1.000		

Batter	1	2	3	4	5	6	7	8	9	AB	R	H	RBI	BB	SO	LOB	TOP										
7 César Hernández, S OBP: 0.308, SLG: 0.372	L8		F7			B2-3		K		4	0	0	0	0	1	1	Cleveland Indians @ Detroit Tigers Comerica Park, Detroit, MI Wed May 26 2021, 7:10 PM - 9:49 PM EDT Att: 7,525 - Cloudy - 76 F										
8 Jordan Luplow, R OBP: 0.331, SLG: 0.439	F9		HBP			K		BB		2	0	0	0	1	1	0											
11 José Ramírez, S OBP: 0.345, SLG: 0.533	F9		F9			WP		K		2	0	0	0	2	1	3											
9 Eddie Rosario, L OBP: 0.278, SLG: 0.329	CS		40 G5-4-3			P5		BB		3	0	1	0	1	0	1											
40 Harold Ramírez, R OBP: 0.258, SLG: 0.431	G5-4-3		P2			K		K		4	0	0	0	0	2	2											
22 Josh Naylor, L OBP: 0.292, SLG: 0.388	6 2B		L8			L4		L6-3		4	0	1	0	0	0	1											
6 Owen Miller, R OBP: 0.188, SLG: 0.250	2B		G5-3			1B		1B		3	0	2	0	0	0	0											
10 Jake Bauers, L OBP: 0.297, SLG: 0.303			7 F7			G6-3		K		2	0	0	0	1	1	1											
46 René Rivera, R OBP: 0.300, SLG: 0.316			K			G6-3		G5-3		3	0	0	0	0	1	1											
Inning Stats	R: 0 H: 0 E: 0 K: 0 S: 4	H: 0 LOB: 0 BB: 1 P: 13	R: 0 H: 3 E: 0 K: 0 S: 7	H: 3 LOB: 2 BB: 0 P: 13	R: 0 H: 0 E: 0 K: 1 S: 12	H: 0 LOB: 2 BB: 1 P: 20	R: 0 H: 0 E: 0 K: 0 S: 9	H: 0 LOB: 0 BB: 0 P: 14	R: 0 H: 0 E: 0 K: 1 S: 9	H: 0 LOB: 1 BB: 1 P: 18	R: 0 H: 1 E: 0 K: 2 S: 11	H: 1 LOB: 1 BB: 0 P: 16	R: 0 H: 0 E: 0 K: 2 S: 13	H: 0 LOB: 0 BB: 1 P: 18	R: 0 H: 0 E: 0 K: 1 S: 8	H: 0 LOB: 0 BB: 1 P: 14	1B: 3 2B: 2 3B: 0 HR: 0	SF: 0 SAC: 0 DP: 2 HBP: 1	WP: 1 PB: 0 SB: 0 CS: 1	PA: 34							
PITCHER	IP	WLS	BF	H	R	ER	SO	BB	IBB	HBP	BLK	WP	HR	S	P	ERA	WHIP										
62 José Ureña, R ERA: 4.14	5.2		21	3	0	0	2	3	0	1	0	0	0	45	21	0.00	1.059										
67 José Cisneros, R ERA: 4.5	1.1	5	1	0	0	2	0	0	0	0	0	1	0	14	20	0.00	0.750										
32 Michael Fulmer, R ERA: 3.58	1.0	W	4	0	0	2	1	0	0	0	0	0	0	13	18	0.00	1.000										
65 Gregory Soto, L ERA: 3.32	1.0	S	3	0	0	0	1	1	0	0	0	0	0	8	14	0.00	1.000										

Batter	1	2	3	4	5	6	7	8	9	AB	R	H	RBI	BB	SO	LOB	BOTTOM										
8 Robbie Grossman, S OBP: 0.374, SLG: 0.415	G4-3		K			K		SF8		3	0	0	1	0	2	0	Cleveland Indians @ Detroit Tigers Comerica Park, Detroit, MI Wed May 26 2021, 7:10 PM - 9:49 PM EDT Att: 7,525 - Cloudy - 76 F										
30 Harold Castro, L OBP: 0.379, SLG: 0.354	G4-3		K			K		F8		4	0	0	0	0	2	0											
46 Jeimer Candelario, S OBP: 0.350, SLG: 0.395	F8		BB			K				2	0	0	0	1	1	0											
24 Miguel Cabrera, R OBP: 0.281, SLG: 0.311	F8		F9			L8				3	0	0	0	0	0	1											
15 Nomar Mazara, L OBP: 0.270, SLG: 0.309	7 G6-4-3		BB			L8		K		2	0	0	0	1	1	0											
7 Jonathan Schoop, R OBP: 0.266, SLG: 0.312	G6-4-3		60 BB			1B		1B		3	0	2	0	0	0	1											
60 Aki Baddoo, L OBP: 0.327, SLG: 0.510	K		BB			G3				2	0	0	0	1	1	1											
28 Niko Goodrum, S OBP: 0.329, SLG: 0.368	K		F7			34 SH5-4		8 SF8		3	1	1	0	0	1	2											
34 Jake Rogers, R OBP: 0.250, SLG: 0.370	K		F7			2B		SH5-4		2	0	0	0	0	1	2											
Inning Stats	R: 0 H: 0 E: 0 K: 0 S: 7	H: 0 LOB: 0 BB: 0 P: 12	R: 0 H: 0 E: 0 K: 0 S: 10	H: 0 LOB: 0 BB: 1 P: 16	R: 0 H: 0 E: 0 K: 3 S: 10	H: 0 LOB: 0 BB: 0 P: 12	R: 0 H: 0 E: 0 K: 2 S: 9	H: 0 LOB: 1 BB: 1 P: 17	R: 0 H: 1 E: 0 K: 0 S: 8	H: 1 LOB: 2 BB: 1 P: 16	R: 0 H: 0 E: 0 K: 3 S: 14	H: 0 LOB: 0 BB: 0 P: 22	R: 0 H: 1 E: 0 K: 1 S: 8	H: 1 LOB: 1 BB: 0 P: 10	R: 1 H: 1 E: 0 K: 0 S: 6	H: 1 LOB: 0 BB: 0 P: 10	1B: 2 2B: 1 3B: 0 HR: 0	SF: 1 SAC: 1 DP: 1 HBP: 0	WP: 0 PB: 0 SB: 0 CS: 0	PA: 29							
PITCHER	IP	WLS	BF	H	R	ER	SO	BB	IBB	HBP	BLK	WP	HR	S	P	ERA	WHIP										
24 Triston McKenzie, R ERA: 5.94	5.0		18	1	0	0	5	3	0	0	0	0	0	44	73	0.00	0.800										
47 Cal Quantrill, R ERA: 2.03	3.0	L	11	2	1	1	4	0	0	0	0	0	0	28	42	3.00	0.667										

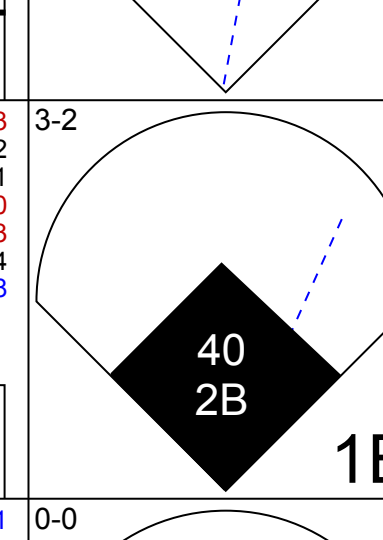
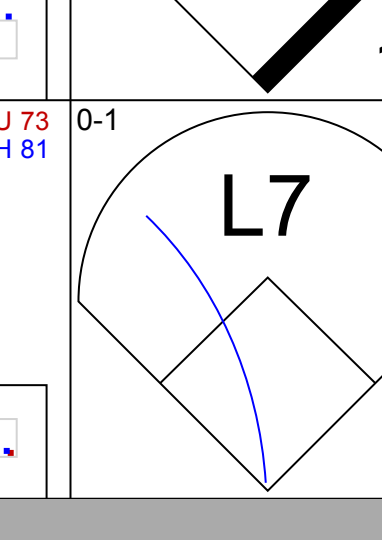



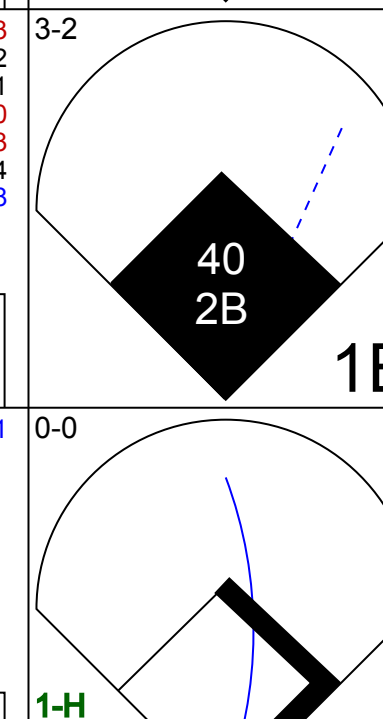
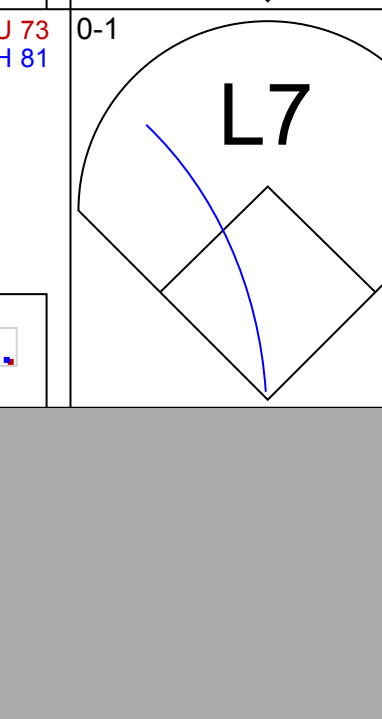

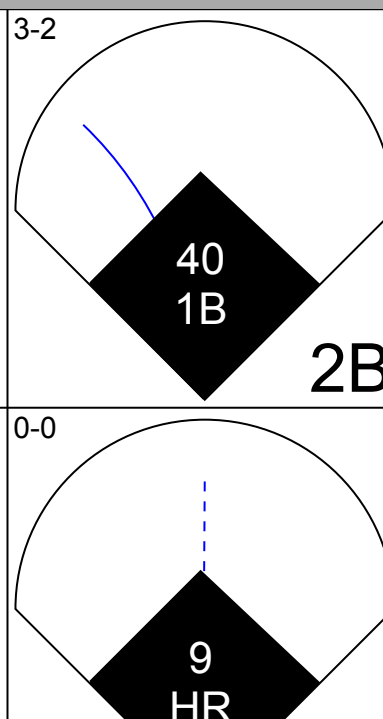

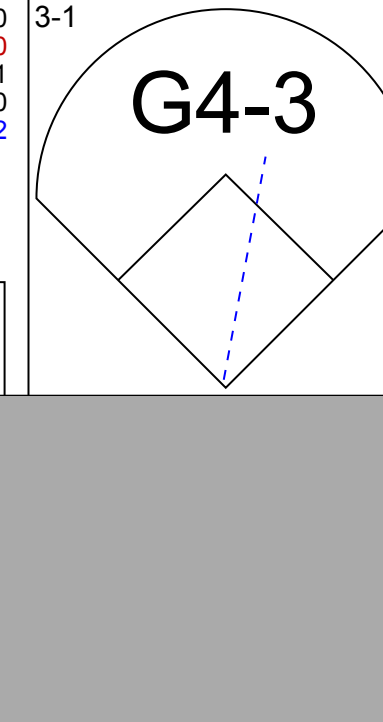


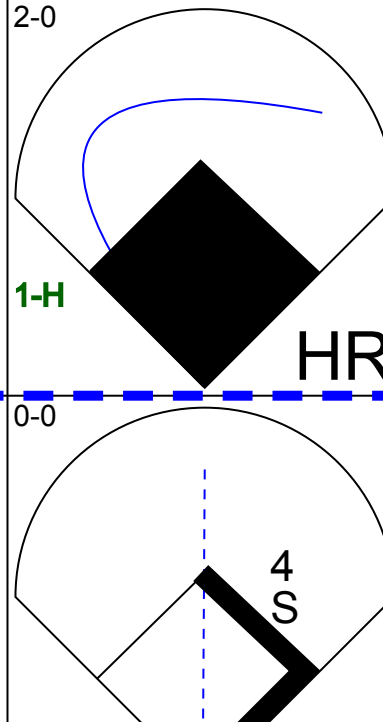

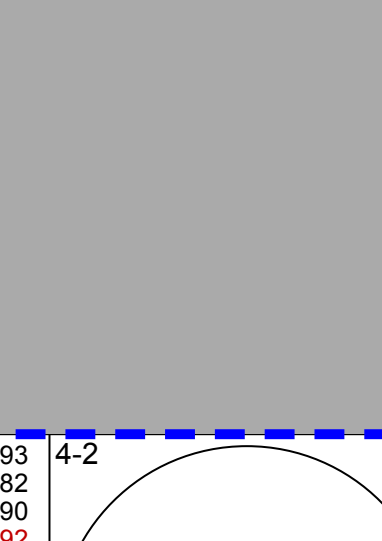


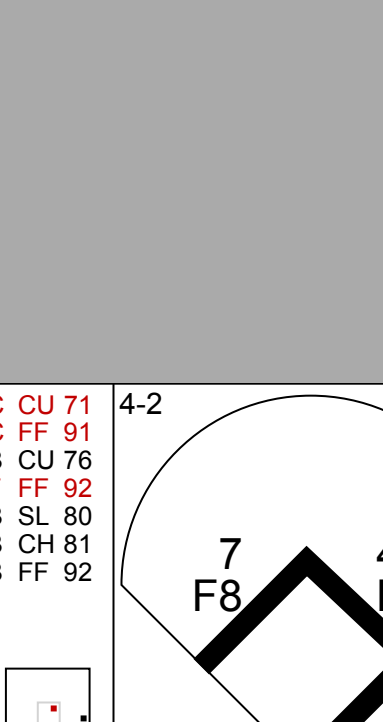
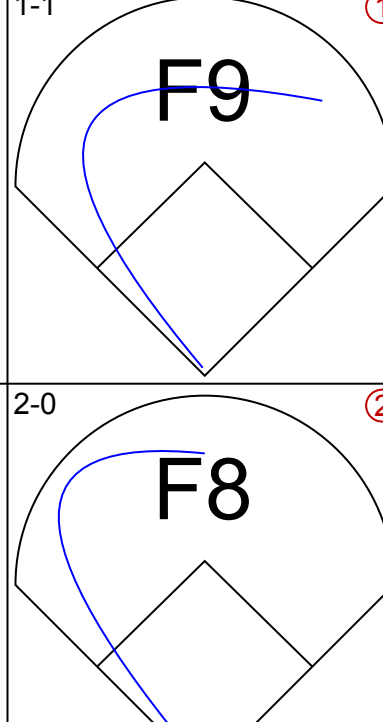
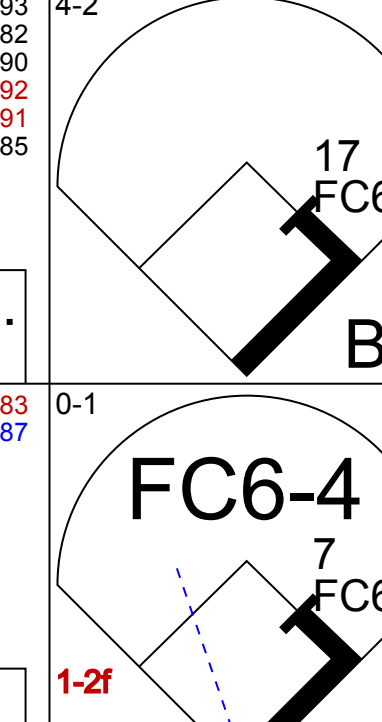
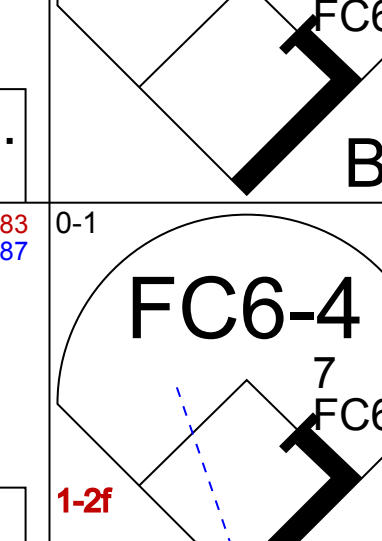
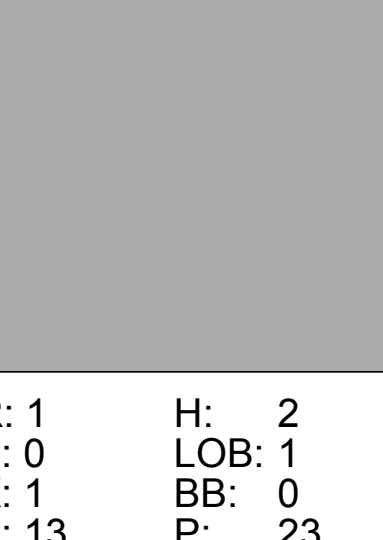
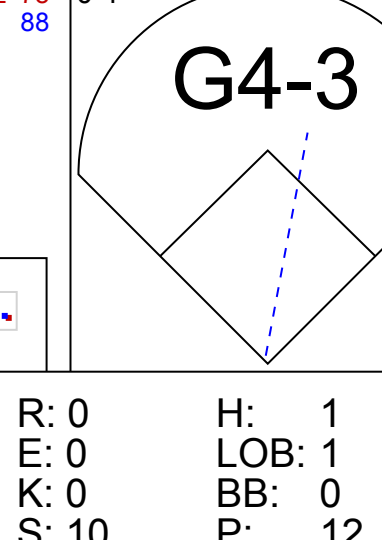
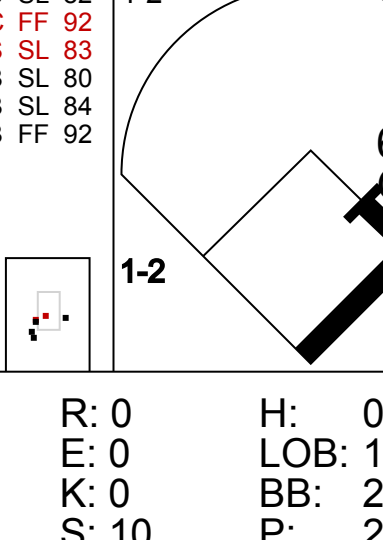
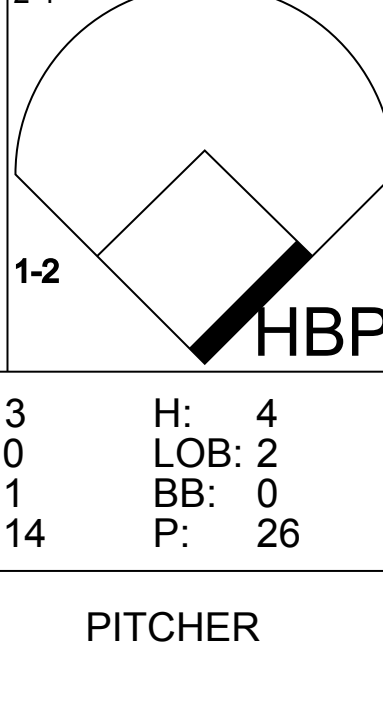
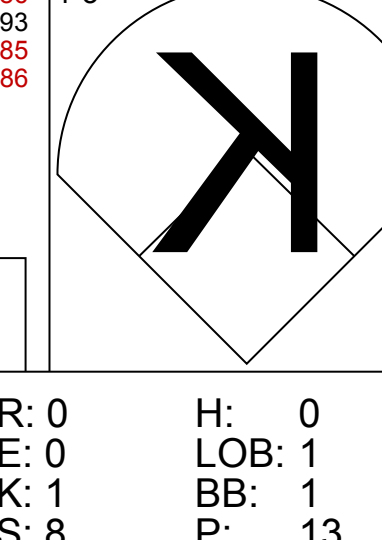
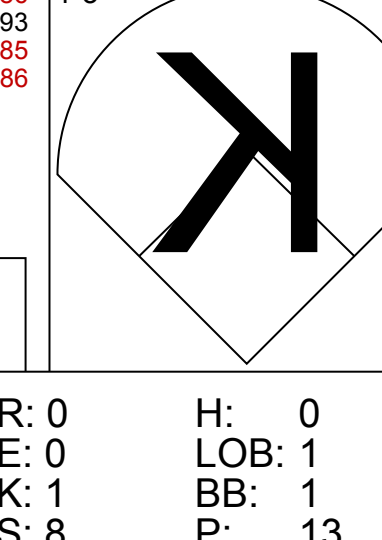
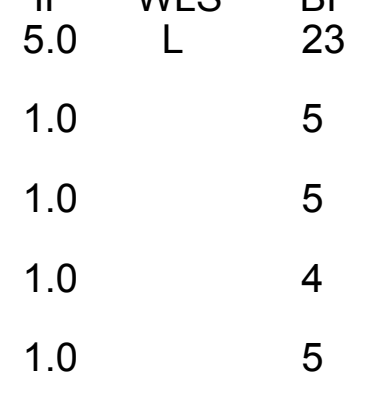
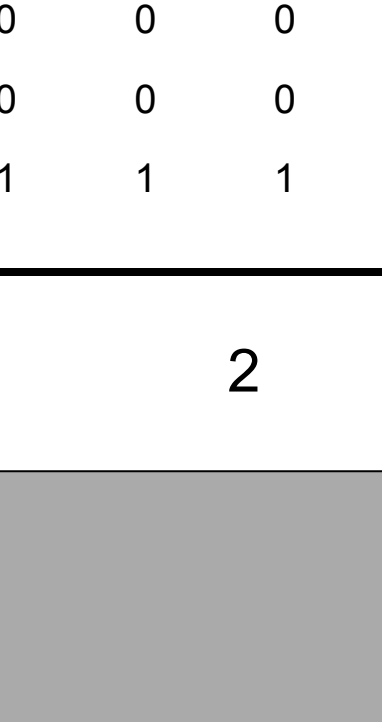
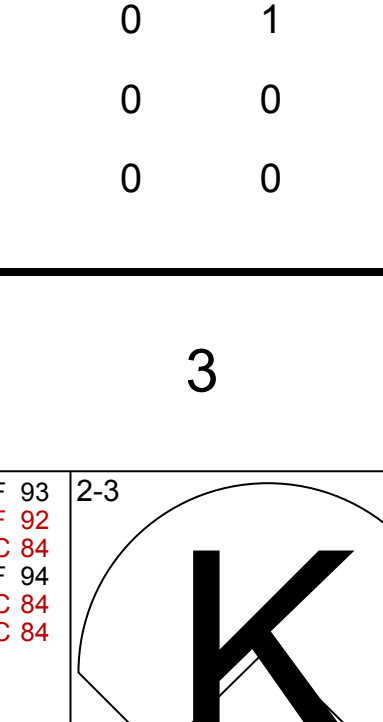

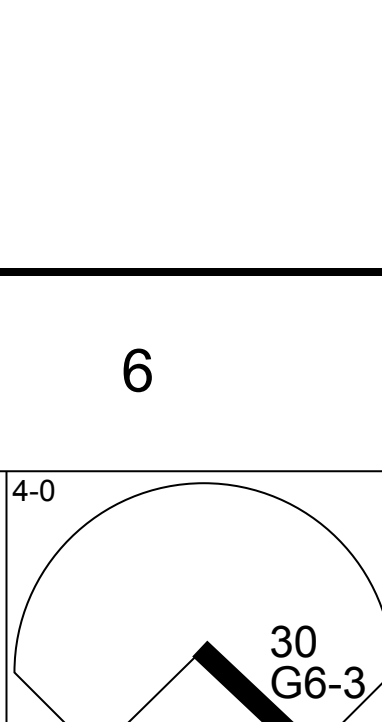

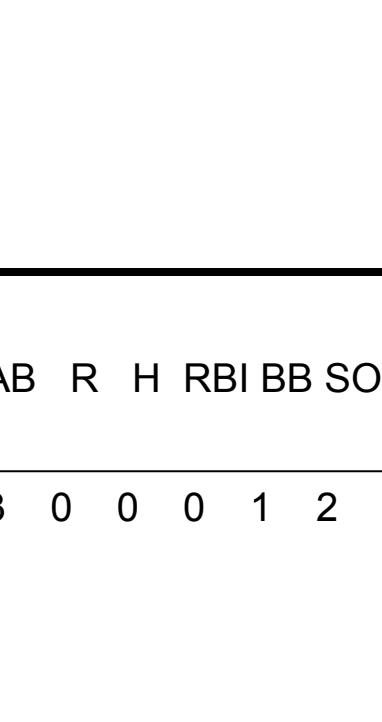
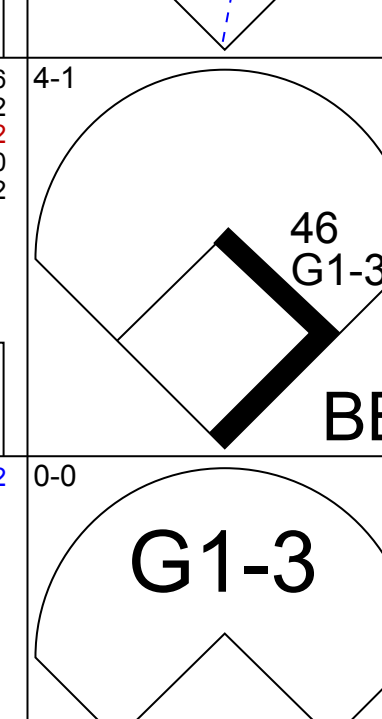
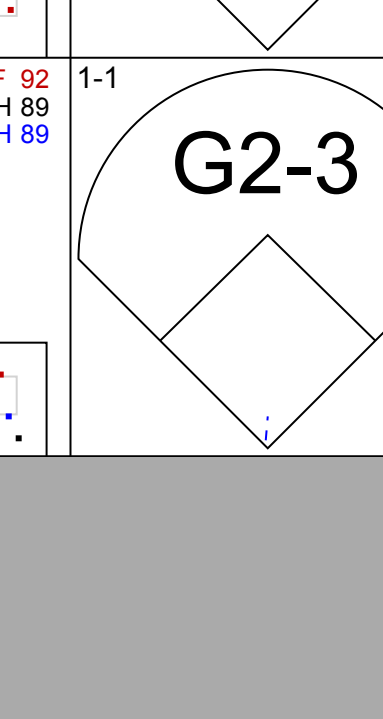
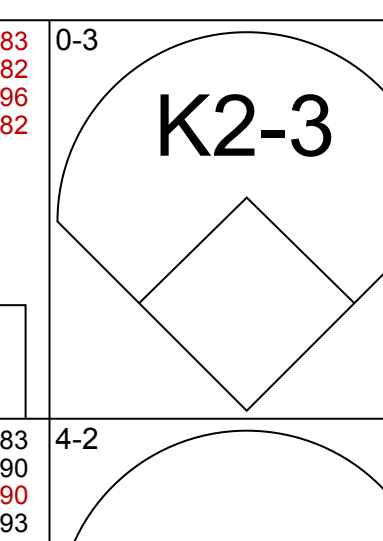
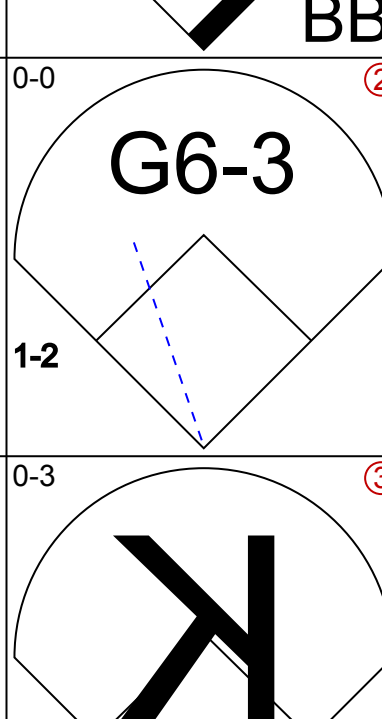
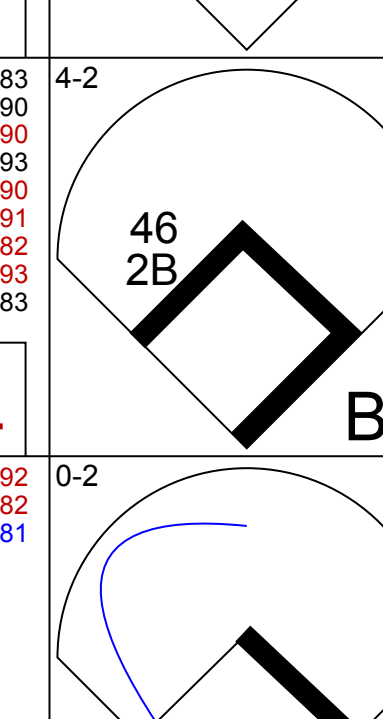
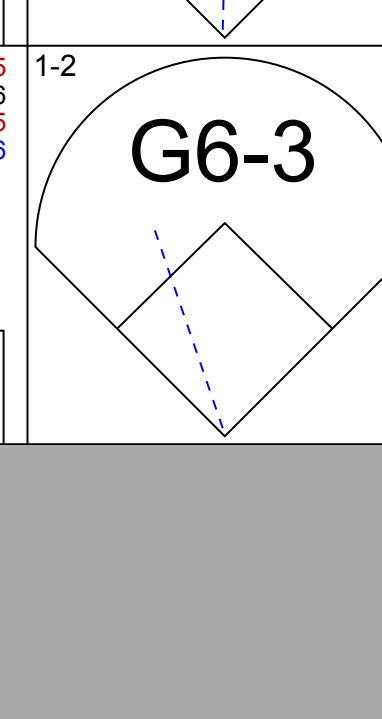

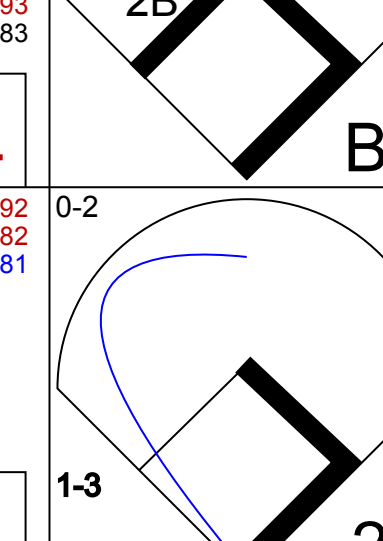

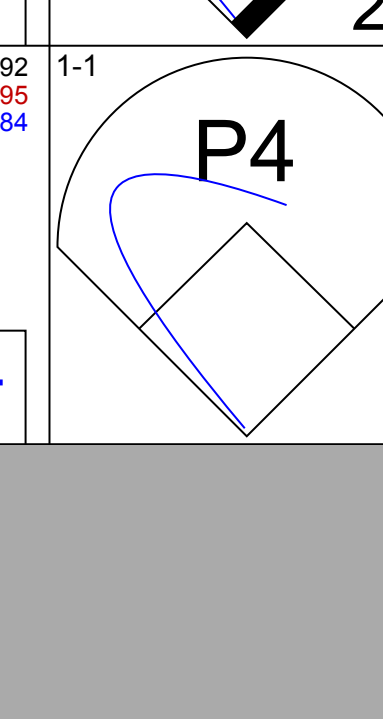


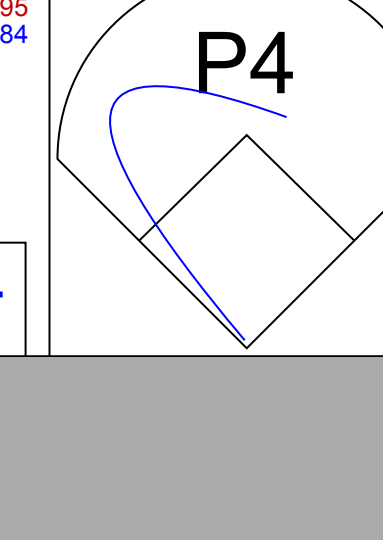

AB 27
R 0
H 4
RBI 0
BB 5
SO 7
LOB 10



AB 24
R 1
H 3
RBI 1
BB 3
SO 9
LOB 7

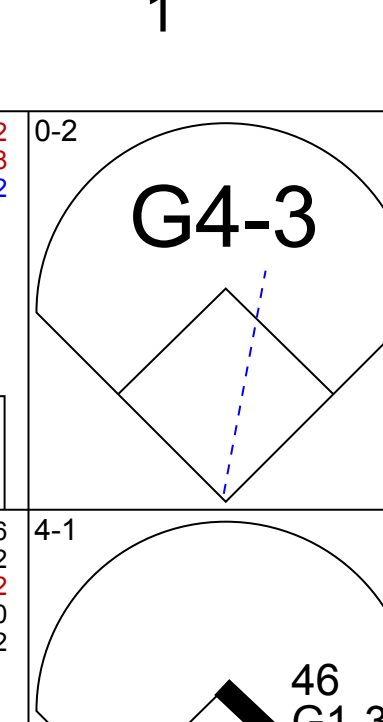
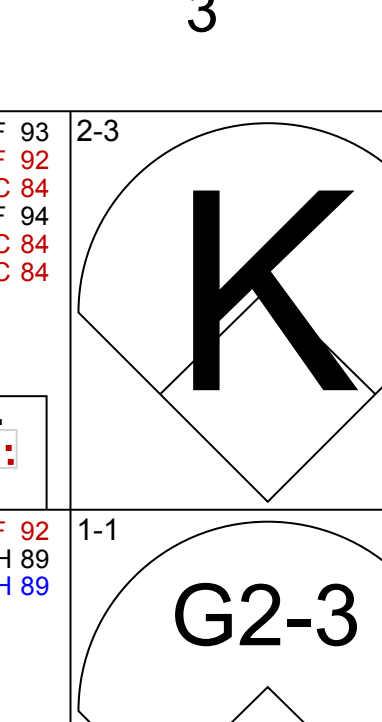

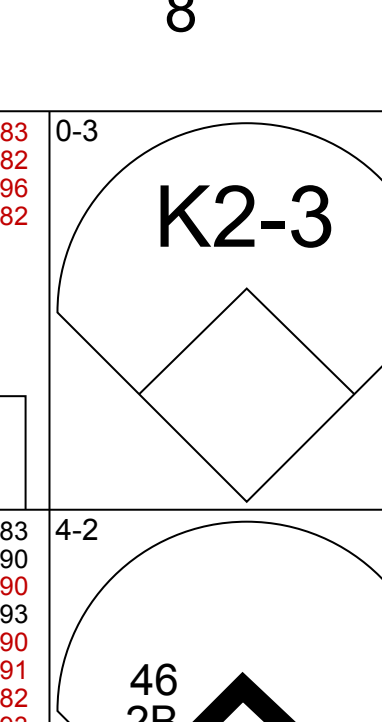
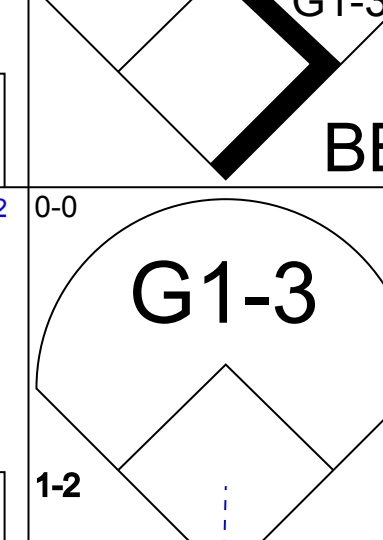
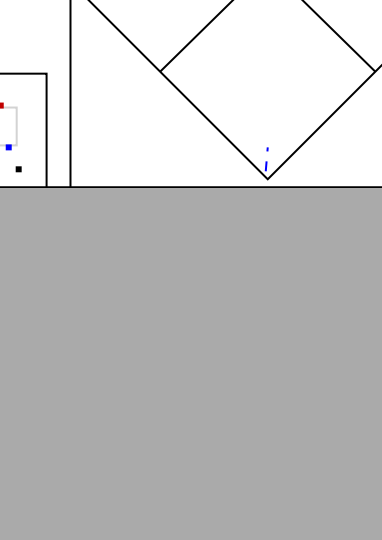

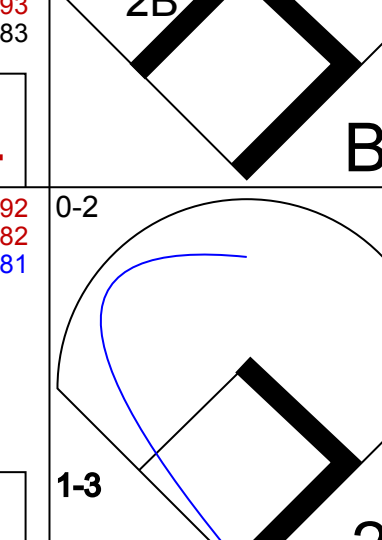
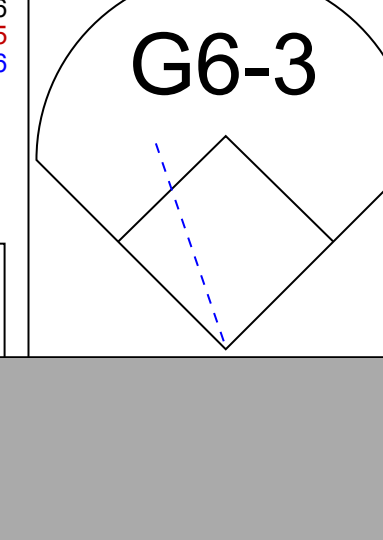


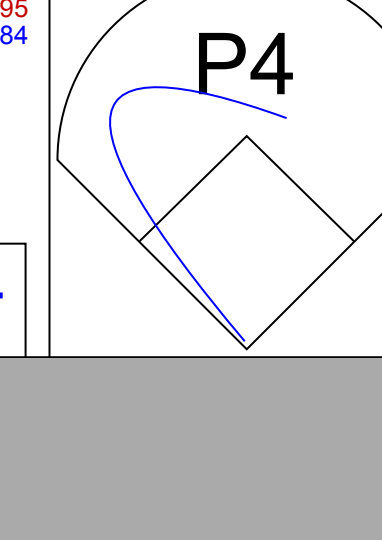


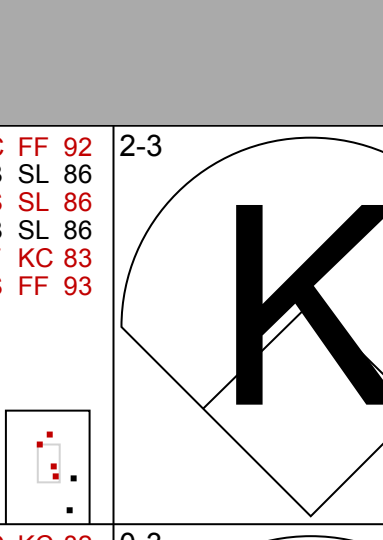



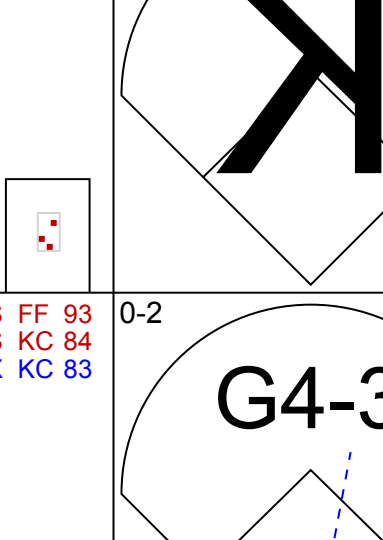


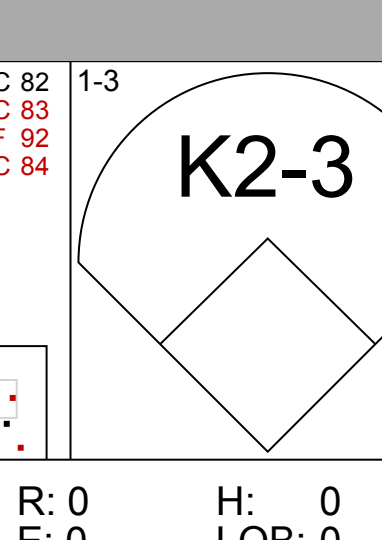

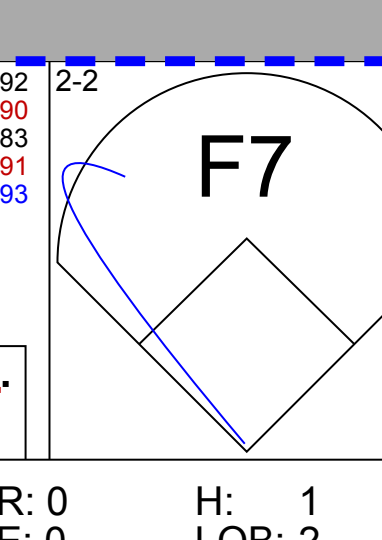

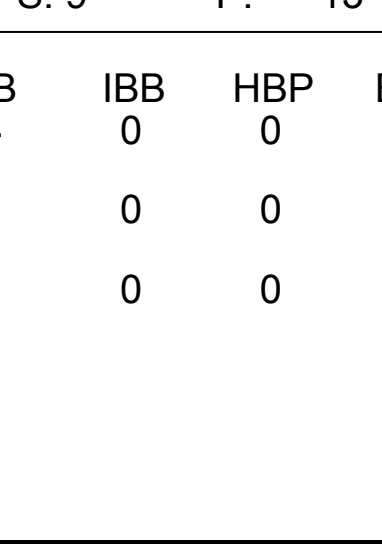
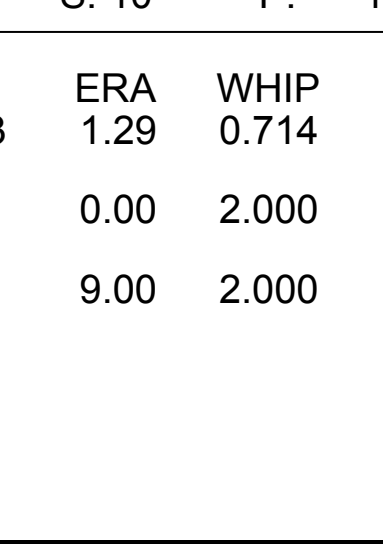



WP: 0
PB: 0
SB: 0
CS: 0

Batter	1	2	3	4	5	6	7	8	9	AB R H RBI BB SO LOB	TOP							
7 César Hernández, S (1.4) OBP: 0.302, SLG: 0.362										5 0 0 0 0 2 5	Cleveland Indians @ Detroit Tigers Comerica Park, Detroit, MI Thu May 27 2021, 1:11 PM - 4:16 PM EDT Att: 8,000 - Sunny - 62 F							
6 Owen Miller, R (1.10) OBP: 0.190, SLG: 0.238										5 0 1 0 0 1 2								
11 José Ramírez, S (1.5) OBP: 0.347, SLG: 0.535										5 2 2 0 0 0 1								
40 Harold Ramírez, R (1.9) OBP: 0.296, SLG: 0.456										3 2 2 2 1 0 0								
9 Eddie Rosario, L (1.7) OBP: 0.286, SLG: 0.357										4 1 2 3 1 1 2								
2 Yu Chang, R (1.6) OBP: 0.183, SLG: 0.209										5 0 1 0 0 2 4								
22 Josh Naylor, L (1.3) OBP: 0.291, SLG: 0.381										3 0 0 0 1 1 2								
17 Austin Hedges, R (1.2) OBP: 0.203, SLG: 0.219										3 0 0 0 1 1 2								
4 Bradley Zimmer, L (1.8) OBP: 0.268, SLG: 0.328										2 0 0 0 1 1 1								
Inning Stats	R: 1 E: 0 K: 1 S: 13	H: 2 LOB: 1 BB: 0 P: 23	R: 0 E: 0 K: 1 S: 11	H: 0 LOB: 0 BB: 0 P: 16	R: 0 E: 0 K: 0 S: 10	H: 1 LOB: 1 BB: 0 P: 12	R: 0 E: 0 K: 3 S: 15	H: 0 LOB: 1 BB: 0 P: 20	R: 3 E: 0 K: 1 S: 14	H: 4 LOB: 2 BB: 1 P: 26		R: 0 E: 0 K: 1 S: 8	H: 0 LOB: 1 BB: 1 P: 13	R: 1 E: 0 K: 1 S: 9	H: 1 LOB: 1 BB: 1 P: 16	1B: 4 2B: 3 3B: 0 HR: 1	SF: 0 SAC: 0 DP: 1 HBP: 2	WP: 0 PB: 0 SB: 1 CS: 0
PITCHER	IP WLS BF H R ER SO BB IBB HBP BLK WP HR S P ERA WHIP											IP WLS BF H R ER SO BB IBB HBP BLK WP HR S P ERA WHIP						
48 Matthew Boyd, L (1.1) ERA: 3.43	5.0 L 23 6 4 4 5 2 0 0 0 0 1 65 102 7.20 1.600																	
33 Bryan Garcia, R (6.1) ERA: 4.76	1.0 5 1 0 0 1 0 0 1 0 0 0 8 15 0.00 1.000																	
77 Joe Jiménez, R (7.1) ERA: 14.29	1.0 5 0 0 0 1 1 0 1 0 0 0 11 20 0.00 1.000																	
44 Daniel Norris, L (8.1) ERA: 5.29	1.0 4 0 0 0 1 1 0 0 0 0 0 8 13 0.00 1.000																	
49 Derek Holland, L (9.1) ERA: 11.45	1.0 5 1 1 1 1 1 0 0 0 0 0 9 16 9.00 2.000																	

AB 35
R 5
H 8
RBI 5
BB 5
SO 9
LOB 19



Batter	1	2	3	4	5	6	7	8	9	AB R H RBI BB SO LOB	BOTTOM							
8 Robbie Grossman, S (1.7) OBP: 0.372, SLG: 0.408										3 0 0 0 1 2 0	Cleveland Indians @ Detroit Tigers Comerica Park, Detroit, MI Thu May 27 2021, 1:11 PM - 4:16 PM EDT Att: 8,000 - Sunny - 62 F							
30 Harold Castro, L (1.4) OBP: 0.385, SLG: 0.345										2 0 0 0 2 0 1								
46 Jeimer Candelario, S (1.5) OBP: 0.349, SLG: 0.399										4 0 1 0 0 2 2								
7 Jonathan Schoop, R (1.3) OBP: 0.268, SLG: 0.328										4 1 1 1 0 0 3								
28 Niko Goodrum, S (1.6) OBP: 0.321, SLG: 0.358										4 0 0 0 0 3 0								
13 Eric Haase, R (1.2) OBP: 0.302, SLG: 0.450										2 1 0 0 2 2 0								
60 Akil Baddoo, L (1.8) OBP: 0.325, SLG: 0.495										3 0 0 0 1 3 2								
22 Victor Reyes, S (1.9) OBP: 0.192, SLG: 0.271										4 0 1 1 0 1 2								
9 Willi Castro, S (1.10) OBP: 0.250, SLG: 0.303										4 0 0 0 0 2 1								
Inning Stats	R: 0 E: 0 K: 0 S: 8	H: 0 LOB: 1 BB: 1 P: 13	R: 0 E: 0 K: 2 S: 12	H: 0 LOB: 1 BB: 1 P: 22	R: 0 E: 0 K: 2 S: 9	H: 0 LOB: 0 BB: 0 P: 13	R: 0 E: 0 K: 1 S: 8	H: 0 LOB: 0 BB: 0 P: 11	R: 0 E: 0 K: 2 S: 7	H: 0 LOB: 1 BB: 1 P: 12		R: 1 E: 0 K: 3 S: 12	H: 1 LOB: 1 BB: 1 P: 20	R: 0 E: 0 K: 1 S: 17	H: 1 LOB: 2 BB: 1 P: 24	1B: 0 2B: 1 3B: 1 HR: 1	SF: 0 SAC: 0 DP: 0 HBP: 0	WP: 0 PB: 0 SB: 0 CS: 0
PITCHER	IP WLS BF H R ER SO BB IBB HBP BLK WP HR S P ERA WHIP											IP WLS BF H R ER SO BB IBB HBP BLK WP HR S P ERA WHIP						
57 Shane Bieber, R (1.1) ERA: 3.13	7.0 W 26 1 1 1 12 4 0 0 0 0 66 103 1.29 0.714																	
27 Bryan Shaw, R (8.1) ERA: 1.35	1.0 H 5 1 0 0 1 1 0 0 0 0 0 17 24 0.00 2.000																	
99 James Karinchak, R (9.1) ERA: 1.59	1.0 5 1 1 1 2 1 0 0 0 0 0 14 19 9.00 2.000																	

AB 30
R 2
H 3
RBI 2
BB 6
SO 15
LOB 11



Batter	1	2	3	4	5	6	7	8	9	AB	R	H	RBI	BB	SO	LOB	TOP
10 Marcus Semien, R OBP: 0.391, SLG: 0.537										5	0	1	0	0	2	6	
11 Bo Bichette, R OBP: 0.315, SLG: 0.485										4	1	0	0	1	2	3	
27 Vladimir Guerrero Jr., R (1, 3) OBP: 0.440, SLG: 0.652										4	1	1	0	0	1	2	
44 Rowdy Tellez, L (7, PH) OBP: 0.298, SLG: 0.303										0	0	0	0	1	0	0	
37 Teoscar Hernández, R (1, 9) OBP: 0.370, SLG: 0.504										4	1	2	0	0	1	2	
3 Jonathan Davis, R (7, PH) OBP: 0.289, SLG: 0.232										1	0	0	0	0	1	1	
15 Randal Grichuk, R (1, 8) OBP: 0.317, SLG: 0.490										5	3	3	1	0	0	2	
13 Lourdes Gurriel Jr., R (1, 7) OBP: 0.274, SLG: 0.380										2	3	2	3	1	0	0	
2 Joe Panik, L (1, 4) OBP: 0.286, SLG: 0.377										4	2	4	3	0	0	0	
5 Santiago Espinal, R (1, 5) OBP: 0.289, SLG: 0.317										3	0	1	3	1	0	2	
9 Danny Jansen, R (1, 2) OBP: 0.235, SLG: 0.262										2	0	1	1	2	0	1	
Inning Stats	R: 0 E: 0 K: 0 S: 9	H: 1 LOB: 1 BB: 0 P: 16	R: 2 E: 0 K: 1 S: 16	H: 3 LOB: 1 BB: 0 P: 25	R: 4 E: 0 K: 0 S: 11	H: 4 LOB: 1 BB: 2 P: 26	R: 0 E: 0 K: 3 S: 9	H: 0 LOB: 0 BB: 0 P: 14	R: 3 E: 0 K: 1 S: 28	H: 4 LOB: 2 BB: 1 P: 44	R: 2 E: 1 K: 1 S: 23	H: 3 LOB: 3 BB: 2 P: 40	R: 0 E: 0 K: 1 S: 11	H: 0 LOB: 1 BB: 1 P: 19			
PITCHER	IP WLS BF H R ER SO BB IBB HBP BLK WP HR S P ERA WHIP															PITCHER	IP WLS BF H R ER SO BB IBB HBP BLK WP HR S P ERA WHIP
49 Eli Morgan, R (1, 1) ERA: 20.25	2.2 L 17 8 6 6 1 2 0 0 0 0 0 1 35 65 20.25 3.750																
88 Phil Maton, R (3, 1) ERA: 7.53	1.1 6 2 2 2 3 0 0 0 0 0 0 19 28 13.50 1.500																
52 Nick Sandlin, R (5, 1) ERA: 3.6	1.0 6 2 1 1 1 1 0 0 0 0 0 19 32 9.00 3.000																
37 Trevor Stephan, R (6, 1) ERA: 4.76	1.0 8 3 2 2 1 2 0 0 0 0 0 23 40 18.00 5.000																
30 Kyle Nelson, L (7, 1) ERA:	1.0 4 0 0 0 1 1 0 0 0 0 0 11 19 0.00 1.000																

Toronto Blue Jays @ Cleveland Indians
Progressive Field, Cleveland, OH
Fri May 28 2021, 7:11 PM - 10:02 PM EDT
Att. 9,198 - Overcast - 50 F

livebaseballscorecards.com

AB 34
R 11
H 15
RBI 11
BB 6
SO 7
LOB 19

WP: 0 PA: 41
PB: 0
SB: 0
CS: 0
1B: 8 SF: 0
2B: 6 SAC: 1
3B: 0 DP: 0
HR: 1 HBP: 0

Batter	1	2	3	4	5	6	7	8	9	AB	R	H	RBI	BB	SO	LOB	BOTTOM
7 César Hernández, S (1, 4) OBP: 0.302, SLG: 0.361										3	1	1	0	0	1	0	
1 Amed Rosario, R (1, 6) OBP: 0.308, SLG: 0.359										3	0	0	0	0	2	1	
11 José Ramírez, S (1, 10) OBP: 0.347, SLG: 0.531										3	1	1	0	0	1	0	
40 Harold Ramírez, R (1, 8) OBP: 0.311, SLG: 0.457										2	0	1	0	1	0	0	
9 Eddie Rosario, L (1, 7) OBP: 0.289, SLG: 0.358										2	0	1	2	0	0	1	
4 Bradley Zimmer, L (6, PH) OBP: 0.289, SLG: 0.358										1	0	0	0	0	1	0	
6 Owen Miller, R (1, 5) OBP: 0.167, SLG: 0.208										3	0	0	0	0	1	3	
22 Josh Naylor, L (1, 9) OBP: 0.293, SLG: 0.378										1	0	0	0	1	0	0	
2 Yu Chang, R (1, 3) OBP: 0.178, SLG: 0.203										2	0	0	0	0	1	3	
17 Austin Hedges, R (1, 2) OBP: 0.198, SLG: 0.213										2	0	0	0	0	0	0	
Inning Stats	R: 2 E: 0 K: 2 S: 17	H: 3 LOB: 3 BB: 2 P: 32	R: 0 E: 0 K: 2 S: 13	H: 0 LOB: 0 BB: 0 P: 20	R: 0 E: 0 K: 0 S: 11	H: 1 LOB: 1 BB: 0 P: 15	R: 0 E: 0 K: 1 S: 9	H: 0 LOB: 0 BB: 0 P: 10	R: 0 E: 0 K: 1 S: 8	H: 0 LOB: 0 BB: 0 P: 14	R: 0 E: 0 K: 1 S: 11	H: 0 LOB: 0 BB: 0 P: 18	R: 0 E: 0 K: 1 S: 11	H: 0 LOB: 0 BB: 0 P: 18			
PITCHER	IP WLS BF H R ER SO BB IBB HBP BLK WP HR S P ERA WHIP															PITCHER	IP WLS BF H R ER SO BB IBB HBP BLK WP HR S P ERA WHIP
99 Hyun Jin Ryu, L (1, 1) ERA: 2.62	5.0 W 21 4 2 2 6 2 0 0 0 0 0 58 91 3.60 1.200																
57 Trent Thornton, R (6, 1) ERA: 2.49	1.0 3 0 0 0 1 0 0 0 0 0 0 11 18 0.00 0.000																

Toronto Blue Jays @ Cleveland Indians
Progressive Field, Cleveland, OH
Fri May 28 2021, 7:11 PM - 10:02 PM EDT
Att. 9,198 - Overcast - 50 F

livebaseballscorecards.com

AB 22
R 2
H 4
RBI 2
BB 2
SO 7
LOB 8

WP: 0 PA: 24
PB: 0
SB: 0
CS: 0
1B: 4 SF: 0
2B: 0 SAC: 0
3B: 0 DP: 0
HR: 0 HBP: 0

Batter	1	2	3	4	5	6	7	8	9	AB	R	H	RBI	BB	SO	LOB	TOP		
10 Marcus Semien, R OBP: 0.362, SLG: 0.553											3	0	3	0	1	0	0	Toronto Blue Jays @ Cleveland Indians Progressive Field, Cleveland, OH Sun May 30 2021, 1:11 PM - 3:16 PM EDT Sunny - 59 F	
11 Bo Bichette, R OBP: 0.314, SLG: 0.478											3	0	0	1	1	1	5		
27 Vladimir Guerrero Jr., R OBP: 0.432, SLG: 0.641											3	0	0	1	0	0	4		
37 Teoscar Hernández, R OBP: 0.367, SLG: 0.518											4	1	1	1	0	1	3		
15 Randal Grichuk, R OBP: 0.317, SLG: 0.492											3	0	1	0	0	1	0		
44 Rowdy Tellez, L OBP: 0.279, SLG: 0.343											3	1	2	1	0	0	1		
13 Lourdes Gurriel Jr., R OBP: 0.289, SLG: 0.232											3	0	0	0	0	0	2		
2 Joe Panik, L OBP: 0.303, SLG: 0.391											3	1	2	0	0	0	0		
5 Santiago Espinal, R OBP: 0.298, SLG: 0.317											2	0	1	0	0	0	0		
7 Reese McGuire, L OBP: 0.323, SLG: 0.286											2	0	1	0	0	0	0		
Inning Stats	R: 0 E: 0 K: 0 S: 6	H: 1 LOB: 1 BB: 0 P: 8	R: 0 E: 0 K: 0 S: 7	H: 1 LOB: 0 BB: 0 P: 9	R: 1 E: 0 K: 0 S: 13	H: 2 LOB: 1 BB: 0 P: 19	R: 2 E: 0 K: 1 S: 16	H: 2 LOB: 0 BB: 0 P: 23	R: 0 E: 0 K: 0 S: 7	H: 1 LOB: 1 BB: 1 P: 13	R: 0 E: 0 K: 0 S: 8	H: 1 LOB: 1 BB: 0 P: 9	R: 1 E: 0 K: 2 S: 14	H: 2 LOB: 2 BB: 1 P: 21					
PITCHER	IP WLS BF H R ER SO BB IBB HBP BLK WP HR S P ERA WHIP																		
43 Aaron Civale, R ERA: 3.28	(1, 1) 6.0 L 27 10 4 4 1 1 0 0 0 0 1 2 61 87 6.00 1.833																		
88 Phil Maton, R ERA: 7.16	(7, 1) 1.0 4 0 0 0 2 1 0 0 0 0 0 0 10 15 0.00 1.000																		

AB	27
R	4
H	10
RBI	4
BB	2
SO	3
LOB	15



Batter	1	2	3	4	5	6	7	8	9	AB	R	H	RBI	BB	SO	LOB	BOTTOM		
7 César Hernández, S OBP: 0.298, SLG: 0.356											3	0	0	0	0	0	0		
1 Amed Rosario, R OBP: 0.308, SLG: 0.359											3	0	1	0	0	0	0		
11 José Ramírez, S OBP: 0.346, SLG: 0.525											2	0	0	0	1	0	1		
9 Eddie Rosario, L OBP: 0.284, SLG: 0.352											3	0	0	0	0	1	2		
40 Harold Ramírez, R OBP: 0.299, SLG: 0.438											3	0	0	0	0	0	1		
22 Josh Naylor, L OBP: 0.305, SLG: 0.409											3	1	3	1	0	0	0		
6 Owen Miller, R OBP: 0.148, SLG: 0.185											3	0	0	0	0	1	2		
10 Jake Bauers, L OBP: 0.288, SLG: 0.293											3	0	0	0	0	0	1		
17 Austin Hedges, R OBP: 0.193, SLG: 0.208											2	0	0	0	0	2	0		
Inning Stats	R: 0 E: 0 K: 0 S: 6	H: 0 LOB: 0 BB: 0 P: 11	R: 0 E: 0 K: 1 S: 6	H: 1 LOB: 1 BB: 0 P: 9	R: 0 E: 0 K: 1 S: 7	H: 0 LOB: 0 BB: 0 P: 13	R: 0 E: 0 K: 0 S: 12	H: 0 LOB: 1 BB: 1 P: 18	R: 1 E: 0 K: 1 S: 10	H: 1 LOB: 0 BB: 0 P: 16	R: 0 E: 0 K: 0 S: 8	H: 1 LOB: 1 BB: 0 P: 13	R: 0 E: 0 K: 1 S: 14	H: 1 LOB: 1 BB: 0 P: 17					
PITCHER	IP WLS BF H R ER SO BB IBB HBP BLK WP HR S P ERA WHIP																		
48 Ross Stripling, R ERA: 5.11	(1, 1) 5.0 W 18 2 1 1 3 1 0 0 0 0 0 1 41 67 1.80 0.600																		
41 Rafael Dolis, R ERA: 4.79	(6, 1) 1.0 H 4 1 0 0 0 0 0 0 0 0 0 8 13 0.00 1.000																		
68 Jordan Romano, R ERA: 1.93	(7, 1) 1.0 S 4 1 0 0 1 0 0 0 0 0 0 0 14 17 0.00 1.000																		

AB	25
R	1
H	4
RBI	1
BB	1
SO	4
LOB	7



Batter	1	2	3	4	5	6	7	8	9	AB	R	H	RBI	BB	SO	LOB	TOP
10 Marcus Semien, R (1,4) OBP: 0.365, SLG: 0.550										3	1	1	1	1	0	1	
11 Bo Bichette, R (1,6) OBP: 0.313, SLG: 0.474										4	1	1	0	0	0	1	
27 Vladimir Guerrero Jr., R (1,3) OBP: 0.430, SLG: 0.634										2	1	0	0	1	0	0	
37 Teoscar Hernández, R (1,10) OBP: 0.366, SLG: 0.521										3	1	1	3	0	2	0	
15 Randal Grichuk, R (1,9) OBP: 0.232, SLG: 0.497										2	0	1	1	1	1	0	
13 Lourdes Gurriel Jr., R (1,7) OBP: 0.285, SLG: 0.367										3	0	0	0	0	1	2	
5 Santiago Espinal, R (1,5) OBP: 0.261, SLG: 0.316										3	0	1	0	0	2	1	
3 Jonathan Davis, R (1,8) OBP: 0.290, SLG: 0.224										2	1	0	0	1	0	2	
9 Danny Jansen, R (1,2) OBP: 0.239, SLG: 0.260										1	0	0	0	1	0	0	
Inning Stats	R: 0 E: 0 K: 0 S: 5	H: 0 LOB: 0 BB: 0 P: 9	R: 0 E: 0 K: 2 S: 8	H: 1 LOB: 2 BB: 1 P: 17	R: 4 E: 0 K: 1 S: 21	H: 3 LOB: 1 BB: 2 P: 37	R: 0 E: 0 K: 0 S: 5	H: 0 LOB: 0 BB: 0 P: 12	R: 0 E: 0 K: 1 S: 8	H: 0 LOB: 0 BB: 0 P: 11	R: 0 E: 0 K: 2 S: 12	H: 0 LOB: 0 BB: 0 P: 16	R: 1 E: 0 K: 0 S: 6	H: 1 LOB: 0 BB: 1 P: 10			
PITCHER	IP WLS BF H R ER SO BB IBB HBP BLK WP HR S P ERA WHIP																
31 Sam Hentges, L (1,1) ERA: 7.15	2.1	14	4	4	4	2	3	0	0	0	0	1	0	27	54	15.43	3.000
36 J.C. Mejia, R (3,1) ERA:	1.2	5	0	0	0	1	1	0	0	0	0	0	0	12	21	0.00	0.600
62 Nick Wittgren, R (5,1) ERA: 4.96	1.0	3	0	0	0	1	0	0	0	0	0	0	0	8	11	0.00	0.000
37 Trevor Stephan, R (6,1) ERA: 4.5	1.0	3	0	0	0	2	0	0	0	0	0	0	0	12	16	0.00	0.000
48 Emmanuel Clase, R (7,1) ERA: 1.19	1.0	W 4	1	1	1	0	1	0	0	0	0	0	0	6	10	9.00	2.000

Toronto Blue Jays @ Cleveland Indians
Progressive Field, Cleveland, OH
Sun May 30 2021, 3:58 PM - 6:08 PM EDT
Att: 11,690 - Clear - 60 F

AB 23
R 5
H 5
RBI 5
BB 5
SO 6
LOB 7



WP: 1 PA: 29
PB: 0
SB: 0
CS: 0

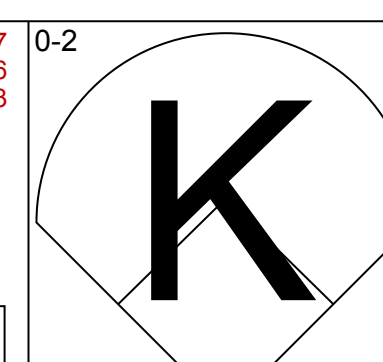
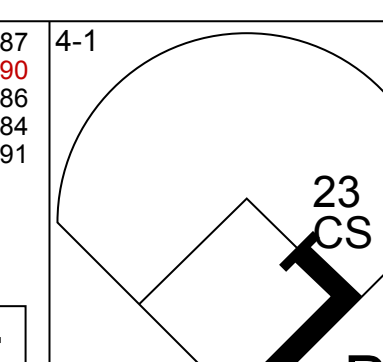
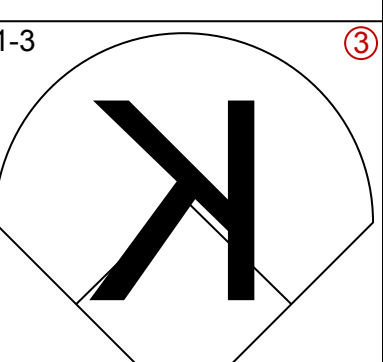
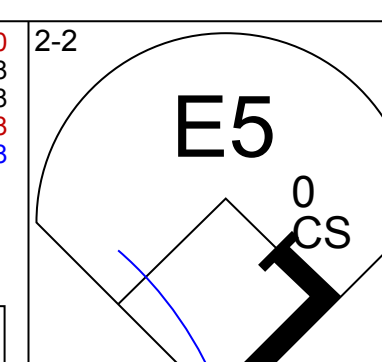
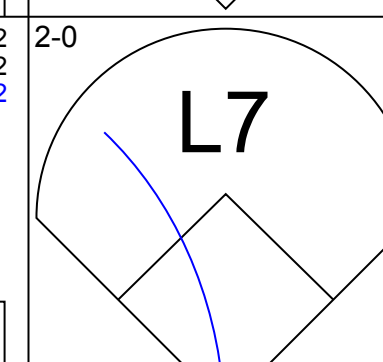
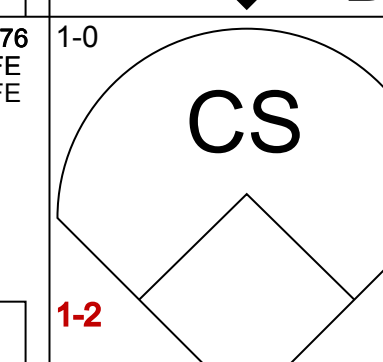
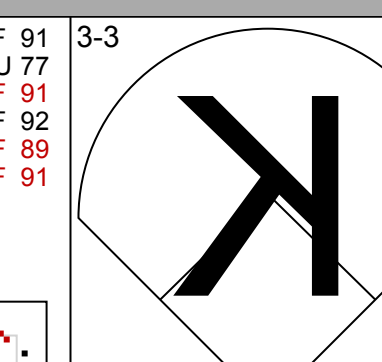
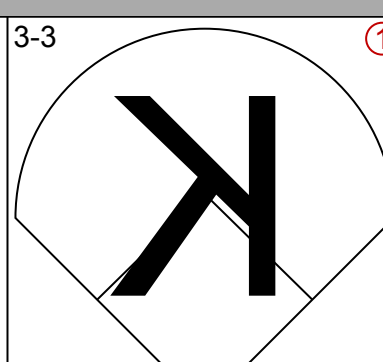
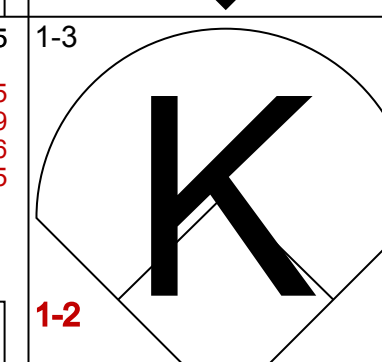
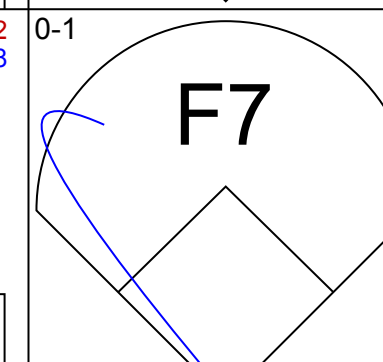
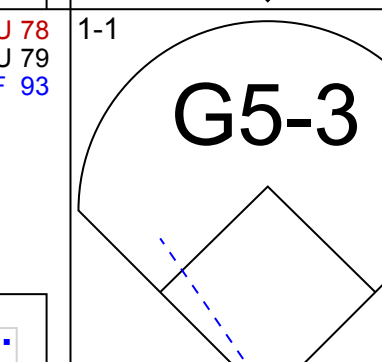
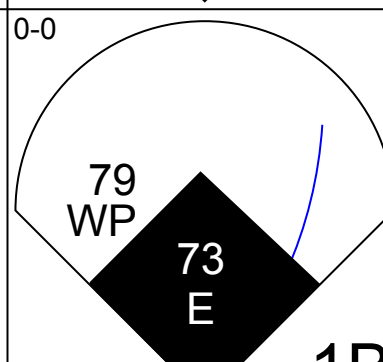
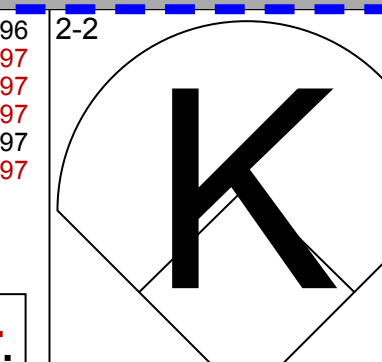
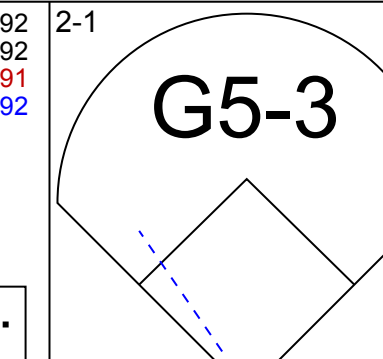
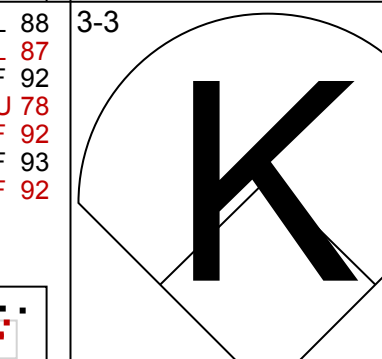
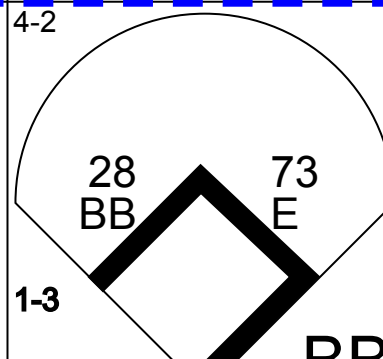
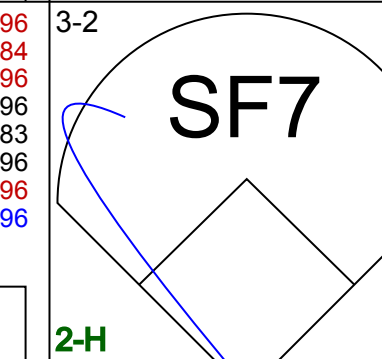
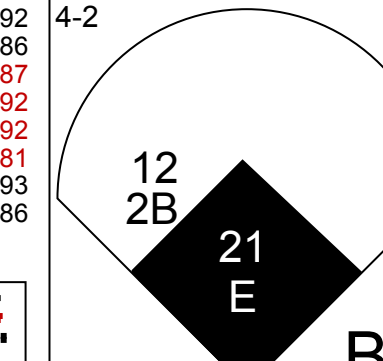
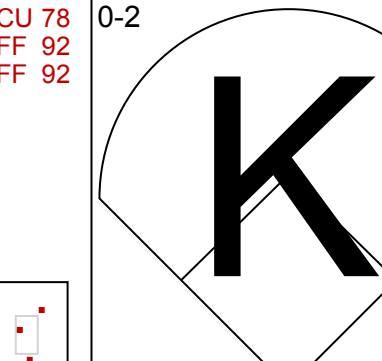
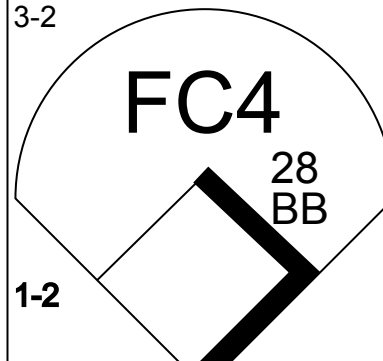
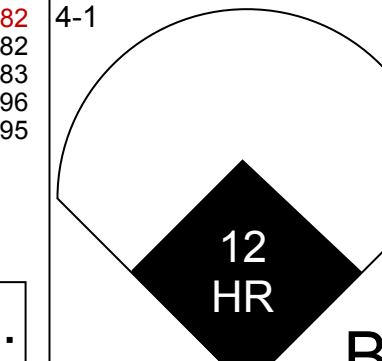
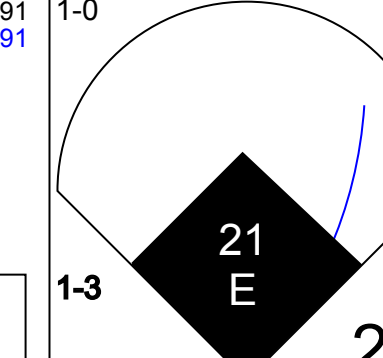
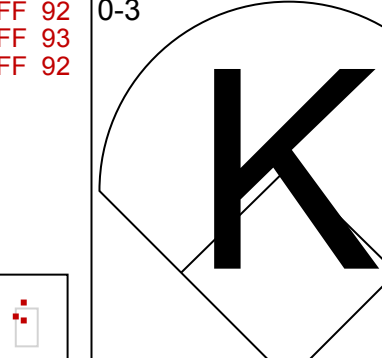
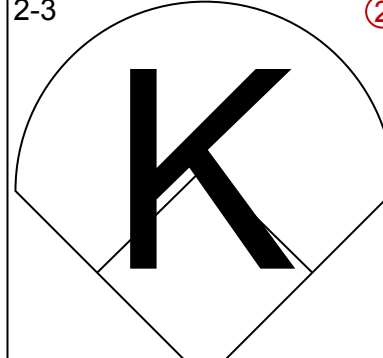
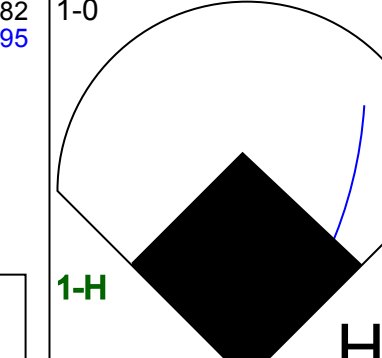
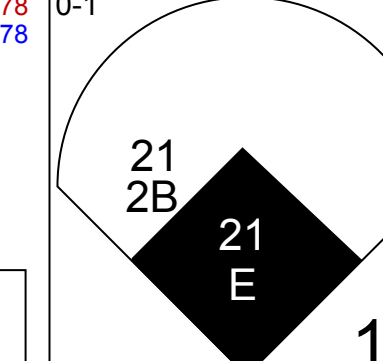
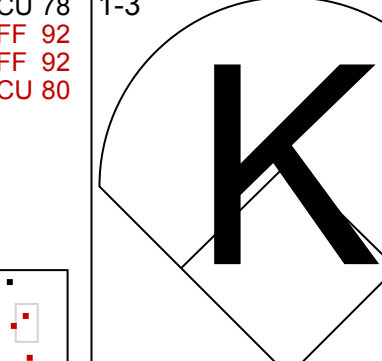
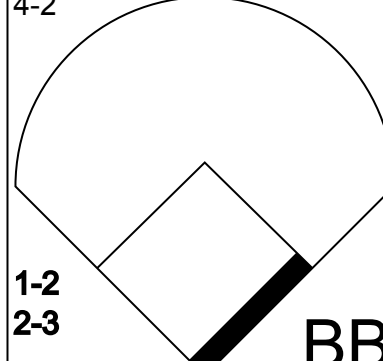
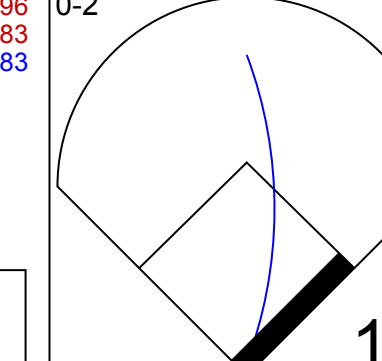
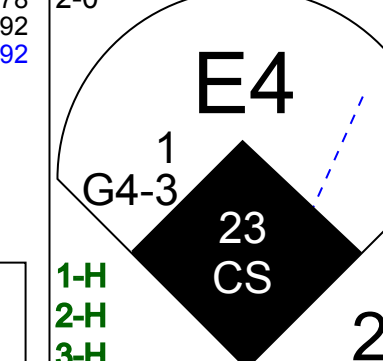

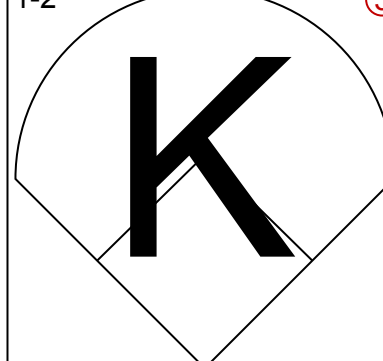
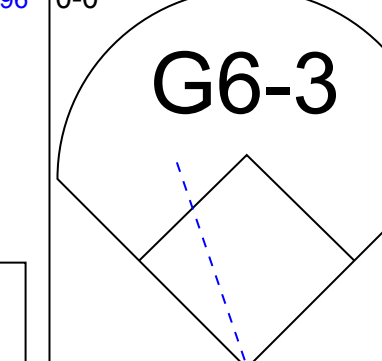
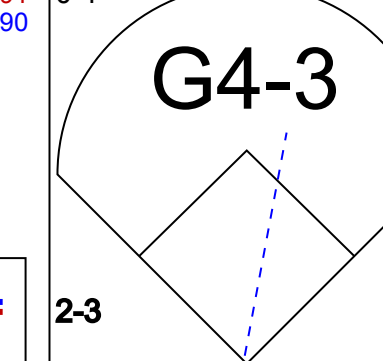

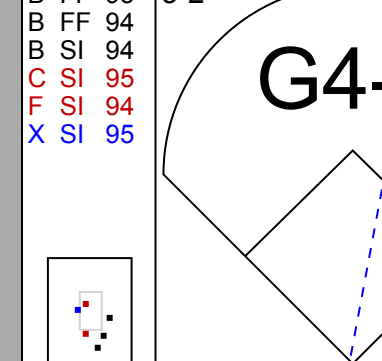
Batter	1	2	3	4	5	6	7	8	9	AB	R	H	RBI	BB	SO	LOB	BOTTOM
7 César Hernández, S (1,4) OBP: 0.302, SLG: 0.355										3	1	1	0	1	0	1	
1 Amed Rosario, R (1,6) OBP: 0.313, SLG: 0.358										3	1	1	2	1	1	0	
11 José Ramírez, S (1,10) OBP: 0.344, SLG: 0.522										3	0	1	2	0	0	0	
40 Harold Ramírez, R (1,8) OBP: 0.300, SLG: 0.427										2	0	0	0	0	0	1	
9 Eddie Rosario, L (1,7) OBP: 0.285, SLG: 0.348										2	0	0	0	1	0	1	
6 Owen Miller, R (1,5) OBP: 0.138, SLG: 0.172										2	0	0	0	0	2	1	
10 Jake Bauers, L (6,PH) OBP: 0.286, SLG: 0.290										1	0	0	0	0	0	1	
22 Josh Naylor, L (1,9) OBP: 0.301, SLG: 0.401										3	0	0	0	0	0	1	
2 Yu Chang, R (1,3) OBP: 0.197, SLG: 0.211										2	2	1	0	1	0	0	
46 René Rivera, R (1,2) OBP: 0.318, SLG: 0.381										2	1	1	1	0	1	1	
4 Bradley Zimmer, L (7,PH) ERA: 1.93										0	1	0	0	1	0	0	
Inning Stats	R: 0 E: 0 K: 1 S: 7	H: 0 LOB: 0 BB: 0 P: 12	R: 0 E: 0 K: 1 S: 10	H: 0 LOB: 0 BB: 0 P: 15	R: 0 E: 0 K: 1 S: 8	H: 1 LOB: 0 BB: 0 P: 13	R: 0 E: 0 K: 0 S: 6	H: 0 LOB: 0 BB: 0 P: 10	R: 0 E: 0 K: 1 S: 7	H: 0 LOB: 0 BB: 0 P: 9	R: 4 E: 1 K: 0 S: 11	H: 4 LOB: 1 BB: 1 P: 21	R: 2 E: 0 K: 0 S: 9	H: 0 LOB: 2 BB: 4 P: 27			
PITCHER	IP WLS BF H R ER SO BB IBB HBP BLK WP HR S P ERA WHIP																
22 Steven Matz, L (1,1) ERA: 4.22	5.0	20	4	4	2	4	0	0	0	0	0	0	0	7	32	13.50	4.500
34 Tyler Chatwood, R (6,1) ERA: 3.1	1.1	L 9	1	2	2	0	5	0	0	0	0	0	0	7	32	13.50	4.500
63 Anthony Castro, R (7,1) ERA: 1.93	0.1	1	0	0	0	0	0	0	0	0	0	0	0	5	6	0.00	0.000

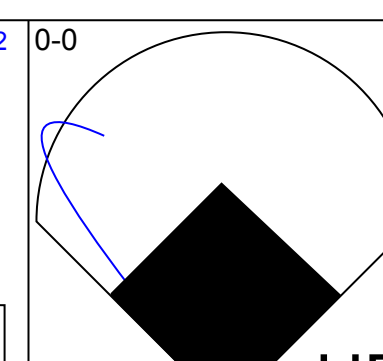
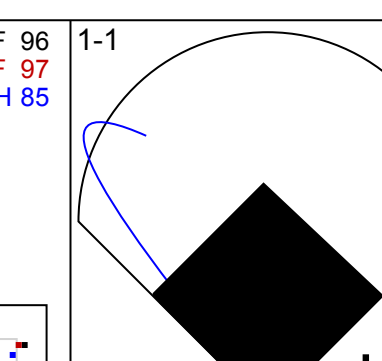
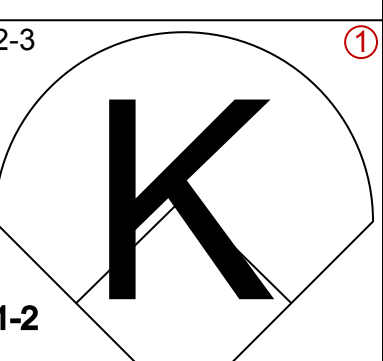
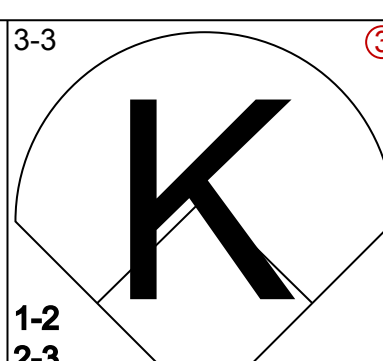
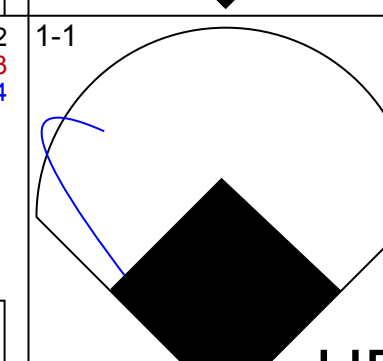
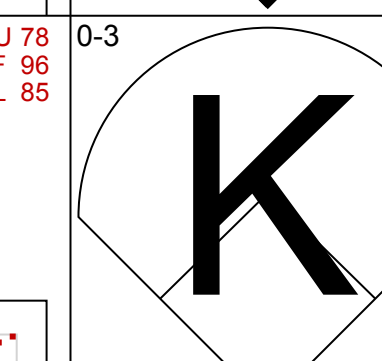
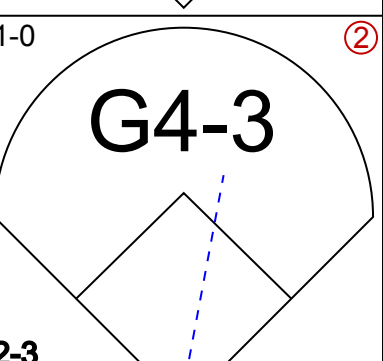
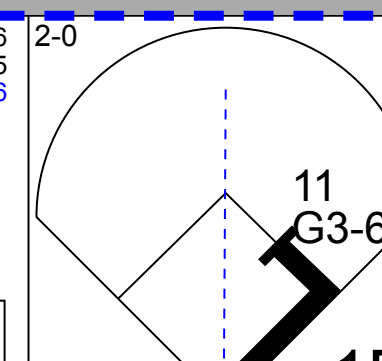
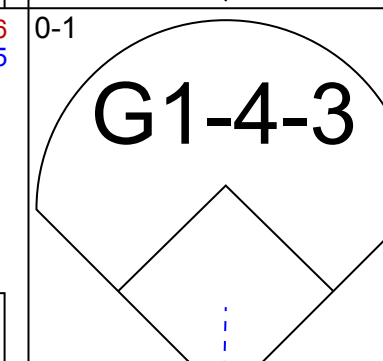
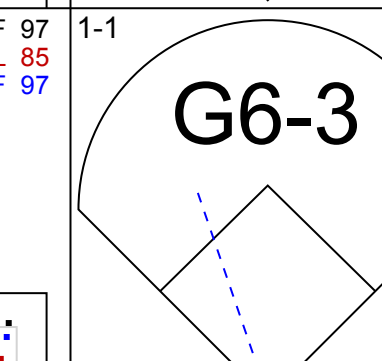
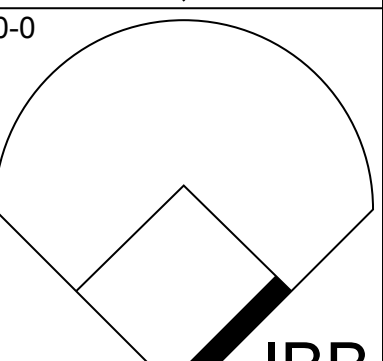
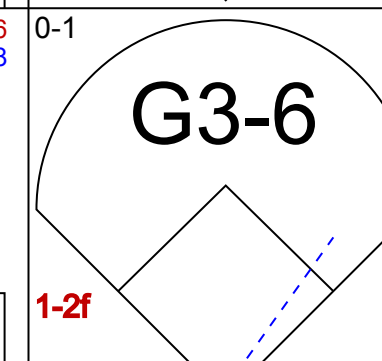
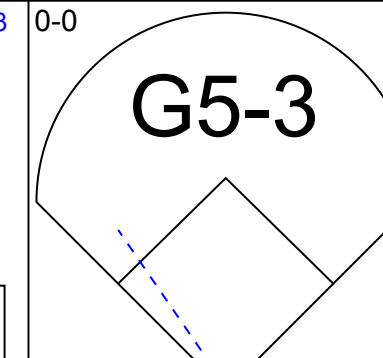
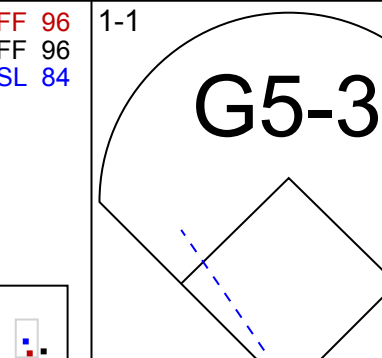
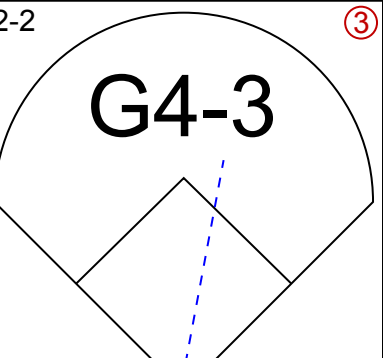
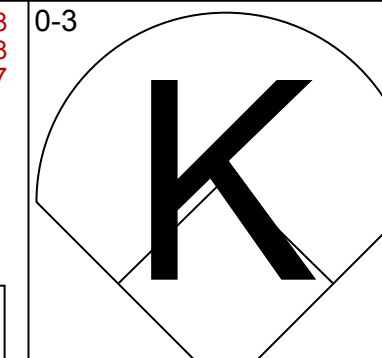
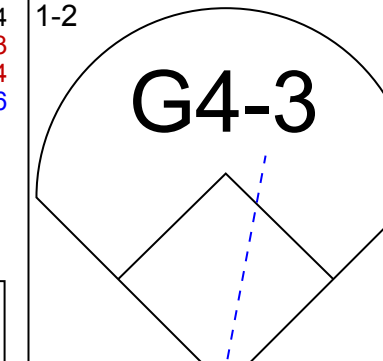
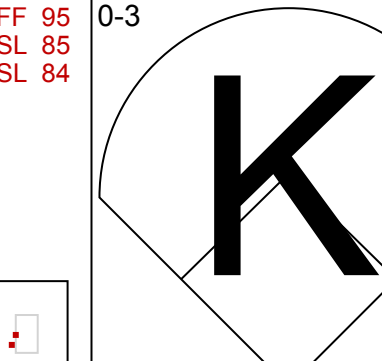
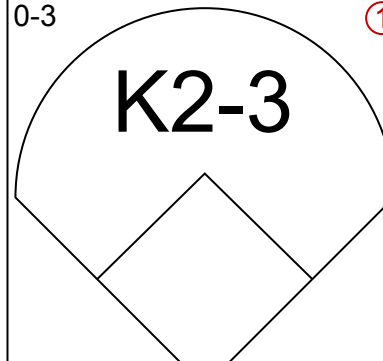
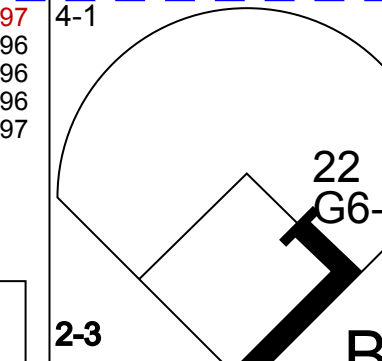
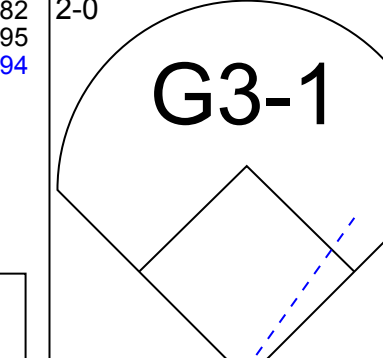
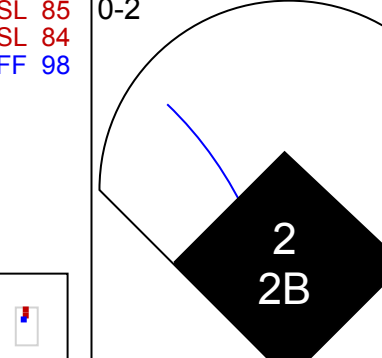
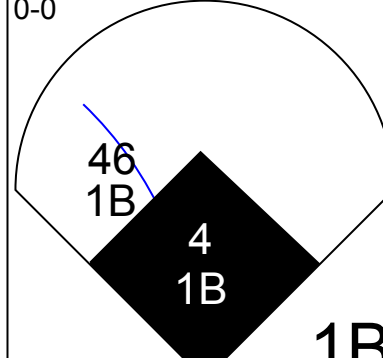
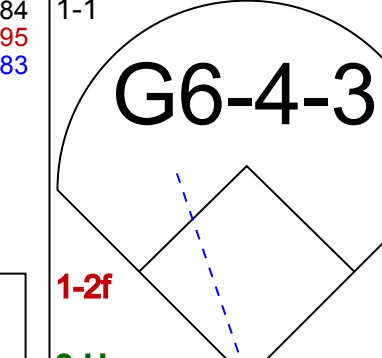
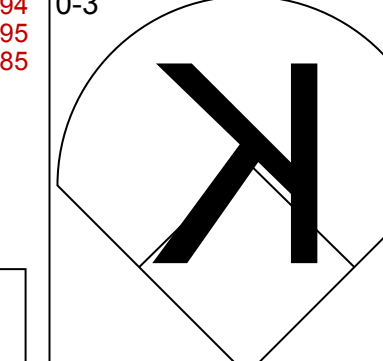
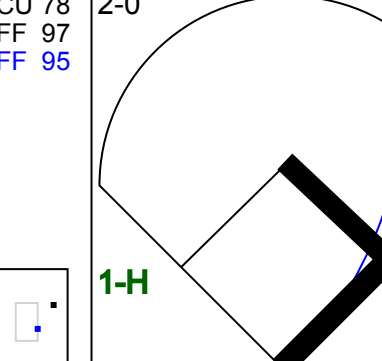
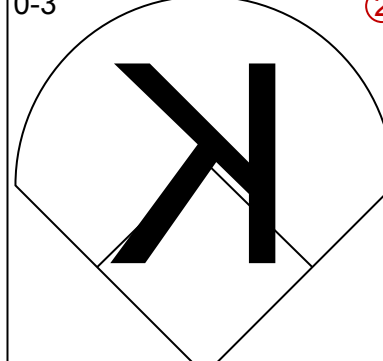
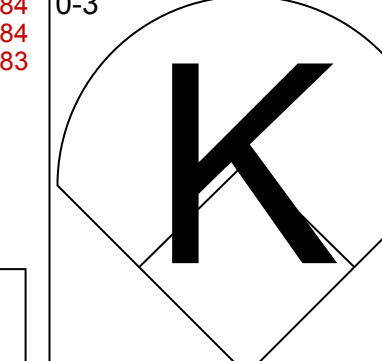
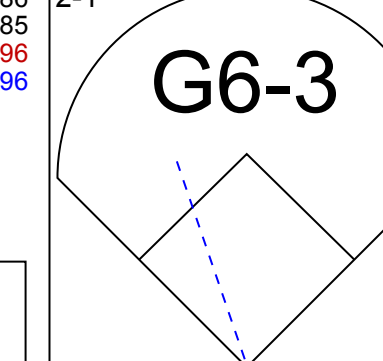
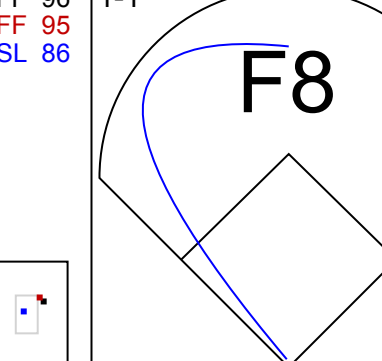
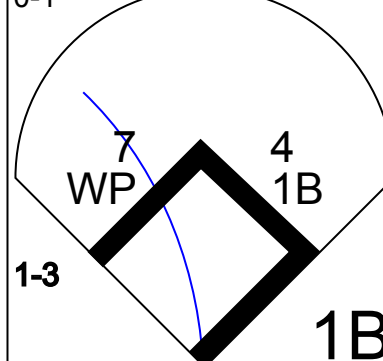
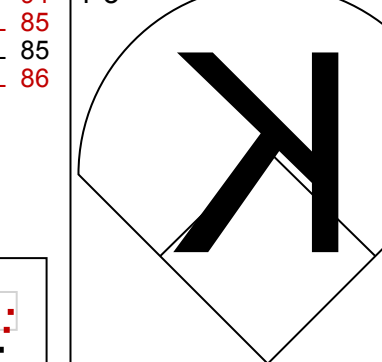
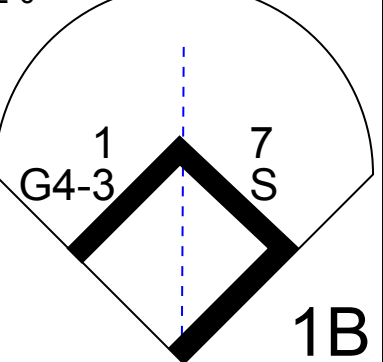
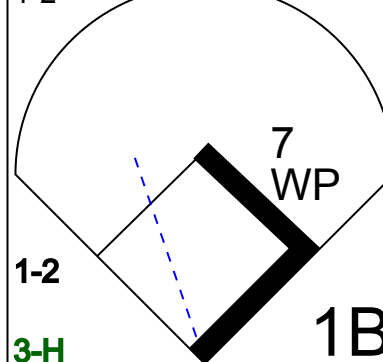
Toronto Blue Jays @ Cleveland Indians
Progressive Field, Cleveland, OH
Sun May 30 2021, 3:58 PM - 6:08 PM EDT
Att: 11,690 - Clear - 60 F

AB 23
R 6
H 5
RBI 5
BB 5
SO 4
LOB 7



WP: 0 PA: 30
PB: 0
SB: 1
CS: 0

Batter	1	2	3	4	5	6	7	8	9	AB	R	H	RBI	BB	SO	LOB	TOP				
7 Tim Anderson, R OBP: 0.328, SLG: 0.418										3	0	0	0	1	2	0	Chicago White Sox @ Cleveland Indians Progressive Field, Cleveland, OH Mon May 31 2021, 3:11 PM - 5:56 PM EDT Partly Cloudy - 66 F				
23 Jake Lamb, L OBP: 0.340, SLG: 0.452 0 Billy Hamilton, S OBP: 0.230, SLG: 0.397										3	0	0	0	0	2	0					
10 Yoán Moncada, S OBP: 0.417, SLG: 0.418										4	1	1	0	0	1	0					
79 José Abreu, R OBP: 0.357, SLG: 0.509										2	0	0	1	1	1	0					
73 Yermín Mercedes, R (1, 10) OBP: 0.372, SLG: 0.489										2	2	0	1	2	1	1					
12 Adam Eaton, L OBP: 0.315, SLG: 0.379										4	2	2	2	0	2	2					
28 Leury García, S OBP: 0.293, SLG: 0.292 (6, 7)										3	1	2	0	1	1	0					
21 Zack Collins, L OBP: 0.289, SLG: 0.333 (1, 2)										4	1	1	2	0	2	4					
1 Nick Madrigal, R OBP: 0.339, SLG: 0.405 (1, 4)										3	0	0	0	0	1	1					
Inning Stats	R: 0 E: 0 K: 1 S: 6	H: 0 LOB: 0 BB: 0 P: 8	R: 4 E: 1 K: 0 S: 13	H: 3 LOB: 0 BB: 2 P: 27	R: 0 E: 0 K: 2 S: 9	H: 0 LOB: 0 BB: 0 P: 16	R: 0 E: 0 K: 3 S: 9	H: 0 LOB: 0 BB: 0 P: 10	R: 0 E: 0 K: 3 S: 13	H: 0 LOB: 0 BB: 0 P: 18	R: 1 E: 0 K: 3 S: 20	H: 1 LOB: 3 BB: 2 P: 37	R: 0 E: 1 K: 1 S: 10	H: 0 LOB: 0 BB: 0 P: 16	R: 3 E: 0 K: 1 S: 15	H: 2 LOB: 1 BB: 1 P: 25	1B: 3 2B: 2 3B: 0 HR: 1	SF: 1 SAC: 0 DP: 0 HBP: 0	WP: 2 PB: 0 SB: 1 CS: 3	PA: 36	
PITCHER	IP	WLS	BF	H	R	ER	SO	BB	IBB	HBP	BLK	WP	HR	S	P	ERA	WHIP				
24 Triston McKenzie, R ERA: 8.28	(1, 1)	5.1	21	4	5	5	10	2	0	0	0	0	0	54	86	8.44	1.125				
27 Bryan Shaw, R ERA: 1.31	(6, 1)	0.2	5	0	0	0	2	2	0	0	0	1	0	16	30	0.00	3.000				
52 Nick Sandlin, R ERA: 3.27	(7, 1)	1.0	3	0	0	0	1	0	0	0	0	0	0	10	16	0.00	0.000				
99 James Karinchak, R ERA: 2.28	(8, 1)	1.0	L	6	2	3	2	1	1	0	0	0	1	15	25	18.00	3.000				

Batter	1	2	3	4	5	6	7	8	9	AB	R	H	RBI	BB	SO	LOB	BOTTOM				
7 César Hernández, S OBP: 0.305, SLG: 0.388										4	2	2	2	0	2	3	Chicago White Sox @ Cleveland Indians Progressive Field, Cleveland, OH Mon May 31 2021, 3:11 PM - 5:56 PM EDT Partly Cloudy - 66 F				
1 Amed Rosario, R OBP: 0.317, SLG: 0.382										4	1	2	1	0	1	1					
11 José Ramírez, S OBP: 0.343, SLG: 0.514										3	0	0	0	1	0	1					
40 Harold Ramírez, R OBP: 0.286, SLG: 0.405										4	1	0	0	0	1	2					
6 Owen Miller, R OBP: 0.152, SLG: 0.156										3	0	0	0	1	2	0					
22 Josh Naylor, L OBP: 0.305, SLG: 0.404										4	2	2	0	0	0	1					
2 Yu Chang, R OBP: 0.200, SLG: 0.227										4	0	1	1	0	3	1					
46 René Rivera, R OBP: 0.320, SLG: 0.375										3	0	1	0	0	0	1					
4 Bradley Zimmer, L OBP: 0.556, SLG: 0.333										3	0	2	1	0	1	0					
Inning Stats	R: 2 E: 0 K: 0 S: 9	H: 2 LOB: 0 BB: 0 P: 11	R: 0 E: 0 K: 1 S: 6	H: 0 LOB: 0 BB: 0 P: 10	R: 1 E: 0 K: 2 S: 10	H: 1 LOB: 0 BB: 0 P: 13	R: 1 E: 0 K: 1 S: 11	H: 2 LOB: 1 BB: 0 P: 15	R: 0 E: 0 K: 1 S: 8	H: 1 LOB: 2 BB: 1 P: 15	R: 1 E: 0 K: 3 S: 17	H: 3 LOB: 2 BB: 0 P: 21	R: 0 E: 0 K: 1 S: 6	H: 1 LOB: 0 BB: 0 P: 8	R: 1 E: 0 K: 1 S: 6	H: 0 LOB: 0 BB: 1 P: 11	1B: 6 2B: 1 3B: 0 HR: 3	SF: 0 SAC: 0 DP: 2 HBP: 0	WP: 1 PB: 1 SB: 1 CS: 0	PA: 34	
PITCHER	IP	WLS	BF	H	R	ER	SO	BB	IBB	HBP	BLK	WP	HR	S	P	ERA	WHIP				
55 Carlos Rodón, L ERA: 1.98	(1, 1)	6.0	28	9	5	5	8	0	0	0	0	0	0	61	85	7.50	1.500				
65 Codi Heuer, R ERA: 5.09	(7, 1)	1.0	W	3	1	0	0	1	0	0	0	0	0	6	8	0.00	1.000				
39 Aaron Bummer, L ERA: 3.48	(8, 1)	1.0	S	3	0	1	0	1	1	0	0	0	0	6	11	0.00	1.000				

AB	29
R	8
H	6
RBI	6
BB	5
SO	14
LOB	9



AB	32
R	6
H	10
RBI	5
BB	2
SO	10
LOB	10



Batter	1	2	3	4	5	6	7	8	9	AB	R	H	RBI	BB	SO	LOB	TOP					
7 César Hernández, S (1, 10) OBP: 0.302, SLG: 0.392										5	1	2	2	0	0	1	Cleveland Indians @ Baltimore Orioles Oriole Park at Camden Yards, Baltimore, MD Sat Jun 05 2021, 4:09 PM - 7:34 PM EDT Att: 9,969 - Partly Cloudy - 91 F					
1 Amed Rosario, R (1, 6) OBP: 0.317, SLG: 0.371										5	1	2	1	0	0	1						
11 José Ramírez, S (1, 5) OBP: 0.345, SLG: 0.528										5	1	1	0	0	1	1						
40 Harold Ramírez, R (1, 9) OBP: 0.320, SLG: 0.468										5	3	3	2	0	0	0						
9 Eddie Rosario, L (1, 7) OBP: 0.287, SLG: 0.351										5	1	3	1	0	1	0						
6 Owen Miller, R (1, 4) OBP: 0.146, SLG: 0.150										4	0	0	0	0	3	4						
2 Yu Chang, R (1, 3) OBP: 0.274, SLG: 0.278										3	1	1	3	0	1	1						
44 Bobby Bradley, L (8, PH) OBP: 1.000, SLG: 2.000										1	1	1	0	0	0	0						
17 Austin Hedges, R (1, 2) OBP: 0.200, SLG: 0.258										4	1	1	0	0	1	1						
4 Bradley Zimmer, L (1, 8) OBP: 0.333, SLG: 0.238										4	0	0	0	0	4	2						
Inning Stats	R: 2 H: 3 E: 0 K: 1 S: 21	H: 3 LOB: 1 BB: 0 P: 32	R: 0 H: 0 E: 0 K: 2 S: 8	H: 0 LOB: 0 BB: 0 P: 12	R: 5 H: 5 E: 0 K: 2 S: 20	H: 5 LOB: 0 BB: 0 P: 32	R: 0 H: 0 E: 0 K: 1 S: 6	H: 0 LOB: 0 BB: 0 P: 9	R: 1 H: 2 E: 0 K: 1 S: 13	H: 2 LOB: 1 BB: 0 P: 18	R: 0 H: 0 E: 0 K: 1 S: 9	H: 0 LOB: 0 BB: 0 P: 10	R: 1 H: 2 E: 0 K: 1 S: 16	H: 2 LOB: 1 BB: 0 P: 26	R: 0 H: 0 E: 0 K: 1 S: 10	H: 0 LOB: 0 BB: 0 P: 15	1B: 8 2B: 3 3B: 0 HR: 3	SF: 0 SAC: 0 DP: 0 HBP: 0	WP: 0 PB: 1 SB: 0 CS: 0	PA: 41		
PITCHER	IP WLS BF H R ER SO BB IBB HBP BLK WP HR S P ERA WHIP	IP WLS BF H R ER SO BB IBB HBP BLK WP HR S P ERA WHIP	IP WLS BF H R ER SO BB IBB HBP BLK WP HR S P ERA WHIP	IP WLS BF H R ER SO BB IBB HBP BLK WP HR S P ERA WHIP	IP WLS BF H R ER SO BB IBB HBP BLK WP HR S P ERA WHIP	IP WLS BF H R ER SO BB IBB HBP BLK WP HR S P ERA WHIP	IP WLS BF H R ER SO BB IBB HBP BLK WP HR S P ERA WHIP	IP WLS BF H R ER SO BB IBB HBP BLK WP HR S P ERA WHIP	IP WLS BF H R ER SO BB IBB HBP BLK WP HR S P ERA WHIP	IP WLS BF H R ER SO BB IBB HBP BLK WP HR S P ERA WHIP	IP WLS BF H R ER SO BB IBB HBP BLK WP HR S P ERA WHIP	IP WLS BF H R ER SO BB IBB HBP BLK WP HR S P ERA WHIP	IP WLS BF H R ER SO BB IBB HBP BLK WP HR S P ERA WHIP	IP WLS BF H R ER SO BB IBB HBP BLK WP HR S P ERA WHIP	IP WLS BF H R ER SO BB IBB HBP BLK WP HR S P ERA WHIP	IP WLS BF H R ER SO BB IBB HBP BLK WP HR S P ERA WHIP	IP WLS BF H R ER SO BB IBB HBP BLK WP HR S P ERA WHIP	IP WLS BF H R ER SO BB IBB HBP BLK WP HR S P ERA WHIP	IP WLS BF H R ER SO BB IBB HBP BLK WP HR S P ERA WHIP	IP WLS BF H R ER SO BB IBB HBP BLK WP HR S P ERA WHIP	IP WLS BF H R ER SO BB IBB HBP BLK WP HR S P ERA WHIP	IP WLS BF H R ER SO BB IBB HBP BLK WP HR S P ERA WHIP
47 John Means, L (1, 1) ERA: 2.28	0.2	L	5	3	2	2	1	0	0	0	0	0	0	0	0	0	2	19	29	27.00	4.500	
35 Adam Plutko, R (1, 1) ERA: 5.83	2.0		11	5	5	5	3	0	0	0	0	0	0	0	0	0	1	26	41	22.50	2.500	
70 Travis Lakins Sr., R (3, 1) ERA: 6.0	2.0		8	2	1	0	3	0	0	0	0	0	0	0	0	0	0	25	37	0.00	1.000	
62 César Valdez, R (5, 1) ERA: 5.16	2.1		9	2	1	1	2	0	0	0	0	0	0	0	0	0	0	25	33	3.86	0.857	
55 Dillon Tate, R (8, 1) ERA: 5.98	2.0		8	2	1	1	2	0	0	0	0	0	0	0	0	0	0	26	41	4.50	1.000	

AB	41
R	10
H	14
RBI	9
BB	0
SO	11
LOB	11



Batter	1	2	3	4	5	6	7	8	9	AB	R	H	RBI	BB	SO	LOB	BOTTOM					
31 Cedric Mullins, L (1, 8) OBP: 0.379, SLG: 0.511										5	3	5	2	0	0	0	Cleveland Indians @ Baltimore Orioles Oriole Park at Camden Yards, Baltimore, MD Sat Jun 05 2021, 4:09 PM - 7:34 PM EDT Att: 9,969 - Partly Cloudy - 91 F					
16 Trev Mancini, R (1, 3) OBP: 0.356, SLG: 0.500										5	0	1	0	0	1	2						
25 Anthony Santander, S (1, 9) OBP: 0.285, SLG: 0.494										5	0	1	0	0	1	3						
2 Freddy Galvis, S (1, 6) OBP: 0.317, SLG: 0.464										4	0	2	1	0	2	0						
6 Ryan Mountcastle, R (1, 10) OBP: 0.275, SLG: 0.438										3	1	2	1	0	0	2						
24 DJ Stewart, L (1, 7) OBP: 0.327, SLG: 0.391										4	0	0	0	0	1	6						
3 Maikel Franco, R (1, 5) OBP: 0.243, SLG: 0.344										4	0	0	0	0	1	4						
12 Stevie Wilkerson, S (1, 4) OBP: 0.259, SLG: 0.260										4	0	0	0	0	1	4						
28 Pedro Severino, R (1, 2) OBP: 0.303, SLG: 0.312										4	0	0	0	0	1	0						
Inning Stats	R: 1 H: 3 E: 0 K: 1 S: 16	H: 3 LOB: 2 BB: 0 P: 22	R: 0 H: 0 E: 0 K: 0 S: 9	H: 0 LOB: 0 BB: 0 P: 13	R: 1 H: 1 E: 0 K: 1 S: 12	H: 1 LOB: 0 BB: 0 P: 21	R: 0 H: 1 E: 0 K: 1 S: 14	H: 1 LOB: 0 BB: 0 P: 20	R: 1 H: 1 E: 0 K: 0 S: 7	H: 1 LOB: 0 BB: 0 P: 10	R: 1 H: 1 E: 0 K: 1 S: 11	H: 1 LOB: 0 BB: 0 P: 14	R: 0 H: 1 E: 0 K: 2 S: 9	H: 1 LOB: 1 BB: 0 P: 15	R: 0 H: 2 E: 0 K: 1 S: 14	H: 2 LOB: 3 BB: 0 P: 22		R: 0 H: 1 E: 0 K: 1 S: 11	H: 1 LOB: 1 BB: 0 P: 16	1B: 7 2B: 1 3B: 0 HR: 3	SF: 0 SAC: 0 DP: 0 HBP: 1	WP: 0 PB: 0 SB: 0 CS: 0
PITCHER	IP WLS BF H R ER SO BB IBB HBP BLK WP HR S P ERA WHIP	IP WLS BF H R ER SO BB IBB HBP BLK WP HR S P ERA WHIP	IP WLS BF H R ER SO BB IBB HBP BLK WP HR S P ERA WHIP	IP WLS BF H R ER SO BB IBB HBP BLK WP HR S P ERA WHIP	IP WLS BF H R ER SO BB IBB HBP BLK WP HR S P ERA WHIP	IP WLS BF H R ER SO BB IBB HBP BLK WP HR S P ERA WHIP	IP WLS BF H R ER SO BB IBB HBP BLK WP HR S P ERA WHIP	IP WLS BF H R ER SO BB IBB HBP BLK WP HR S P ERA WHIP	IP WLS BF H R ER SO BB IBB HBP BLK WP HR S P ERA WHIP	IP WLS BF H R ER SO BB IBB HBP BLK WP HR S P ERA WHIP	IP WLS BF H R ER SO BB IBB HBP BLK WP HR S P ERA WHIP	IP WLS BF H R ER SO BB IBB HBP BLK WP HR S P ERA WHIP	IP WLS BF H R ER SO BB IBB HBP BLK WP HR S P ERA WHIP	IP WLS BF H R ER SO BB IBB HBP BLK WP HR S P ERA WHIP	IP WLS BF H R ER SO BB IBB HBP BLK WP HR S P ERA WHIP	IP WLS BF H R ER SO BB IBB HBP BLK WP HR S P ERA WHIP	IP WLS BF H R ER SO BB IBB HBP BLK WP HR S P ERA WHIP	IP WLS BF H R ER SO BB IBB HBP BLK WP HR S P ERA WHIP	IP WLS BF H R ER SO BB IBB HBP BLK WP HR S P ERA WHIP	IP WLS BF H R ER SO BB IBB HBP BLK WP HR S P ERA WHIP	IP WLS BF H R ER SO BB IBB HBP BLK WP HR S P ERA WHIP	IP WLS BF H R ER SO BB IBB HBP BLK WP HR S P ERA WHIP
43 Aaron Civale, R (1, 1) ERA: 3.49	6.0	W	25	7	4	4	4	0	0	0	0	0	0	0	0	0	3	69	100	6.00	1.167	
27 Bryan Shaw, R (7, 1) ERA: 1.9	1.0		4	1	0	0	2	0	0	0	0	0	0	0	0	0	0	9	15	0.00	1.000	
53 Blake Parker, R (8, 1) ERA:	0.2		5	2	0	0	1	0	0	1	0	0	0	0	0	0	0	11	19	0.00	3.000	
99 James Karinchak, R (8, 1) ERA: 2.88	0.1		1	0	0	0	0	0	0	0	0	0	0	0	0	0	0	3	3	0.00	0.000	
48 Emmanuel Clase, R (9, 1) ERA: 1.09	1.0		4	1	0	0	1	0	0	0	0	0	0	0	0	0	0	11	16	0.00	1.000	

AB	38
R	4
H	11
RBI	4
BB	0
SO	8
LOB	21



Batter	1	2	3	4	5	6	7	8	9	AB	R	H	RBI	BB	SO	LOB	TOP	
3 J.P. Crawford, L OBP: 0.336, SLG: 0.378										4	0	1	0	0	2	0	Seattle Mariners @ Cleveland Indians Progressive Field, Cleveland, OH Fri Jun 11 2021, 7:13 PM - 10:07 PM EDT Att: 22,970 - Clear - 77 F	
17 Mitch Haniger, R OBP: 0.305, SLG: 0.520										4	0	1	0	0	2	1		
15 Kyle Seager, L OBP: 0.279, SLG: 0.426										4	0	0	0	0	2	2		
23 Ty France, R OBP: 0.342, SLG: 0.360										3	0	0	0	0	0	1		
28 Jake Fraley, L OBP: 0.492, SLG: 0.450										2	0	0	0	1	0	0		
4 Shed Long Jr., L OBP: 0.167, SLG: 0.250										3	0	0	0	0	1	3		
5 Jake Bauers, L OBP: 0.269, SLG: 0.271										3	0	0	0	0	1	0		
27 Dillon Thomas, L OBP: 0.125, SLG: 0.125										3	0	0	0	0	3	0		
78 José Godoy, L OBP: 0.206, SLG: 0.188										3	0	0	0	0	0	0		
Inning Stats	R: 0 E: 0 K: 1 S: 14	H: 1 LOB: 3 BB: 1 P: 23	R: 0 E: 0 K: 1 S: 9	H: 0 LOB: 0 BB: 0 P: 12	R: 0 E: 0 K: 2 S: 8	H: 0 LOB: 0 BB: 0 P: 10	R: 0 E: 0 K: 1 S: 9	H: 0 LOB: 0 BB: 0 P: 14	R: 0 E: 0 K: 3 S: 9	H: 0 LOB: 0 BB: 0 P: 12	R: 0 E: 0 K: 0 S: 7	H: 0 LOB: 0 BB: 0 P: 9	R: 0 E: 0 K: 1 S: 7	H: 1 LOB: 1 BB: 0 P: 7	1B: 2 2B: 0 3B: 0 HR: 0	SF: 0 SAC: 0 DP: 0 HBP: 1	WP: 0 PA: 31 PB: 0 SB: 0 CS: 0	
PITCHER	IP WLS BF H R ER SO BB IBB HBP BLK WP HR S P ERA WHIP	IP WLS BF H R ER SO BB IBB HBP BLK WP HR S P ERA WHIP	IP WLS BF H R ER SO BB IBB HBP BLK WP HR S P ERA WHIP	IP WLS BF H R ER SO BB IBB HBP BLK WP HR S P ERA WHIP	IP WLS BF H R ER SO BB IBB HBP BLK WP HR S P ERA WHIP	IP WLS BF H R ER SO BB IBB HBP BLK WP HR S P ERA WHIP	IP WLS BF H R ER SO BB IBB HBP BLK WP HR S P ERA WHIP	IP WLS BF H R ER SO BB IBB HBP BLK WP HR S P ERA WHIP	IP WLS BF H R ER SO BB IBB HBP BLK WP HR S P ERA WHIP	IP WLS BF H R ER SO BB IBB HBP BLK WP HR S P ERA WHIP	IP WLS BF H R ER SO BB IBB HBP BLK WP HR S P ERA WHIP	IP WLS BF H R ER SO BB IBB HBP BLK WP HR S P ERA WHIP	IP WLS BF H R ER SO BB IBB HBP BLK WP HR S P ERA WHIP	IP WLS BF H R ER SO BB IBB HBP BLK WP HR S P ERA WHIP	IP WLS BF H R ER SO BB IBB HBP BLK WP HR S P ERA WHIP	IP WLS BF H R ER SO BB IBB HBP BLK WP HR S P ERA WHIP	IP WLS BF H R ER SO BB IBB HBP BLK WP HR S P ERA WHIP	
43 Aaron Civale, R ERA: 3.17	8.0	W	27	1	0	0	11	1	0	0	0	0	0	0	0	0	0.00	0.250
53 Blake Parker, R ERA:	1.0		4	1	0	0	0	0	0	0	0	0	0	0	0	0	0.00	1.000

AB	29
R	0
H	2
RBI	0
BB	1
SO	11
LOB	7



Batter	1	2	3	4	5	6	7	8	9	AB	R	H	RBI	BB	SO	LOB	BOTTOM		
7 César Hernández, S OBP: 0.297, SLG: 0.381										4	1	0	0	1	2	3	Seattle Mariners @ Cleveland Indians Progressive Field, Cleveland, OH Fri Jun 11 2021, 7:13 PM - 10:07 PM EDT Att: 22,970 - Clear - 77 F		
1 Amed Rosario, R OBP: 0.333, SLG: 0.411										5	2	4	0	0	0	0			
11 José Ramírez, S OBP: 0.360, SLG: 0.547										3	2	3	1	2	0	0			
9 Eddie Rosario, L OBP: 0.292, SLG: 0.352										5	0	1	1	0	0	7			
44 Bobby Bradley, L OBP: 0.533, SLG: 1.077										3	1	2	3	2	0	2			
40 Harold Ramírez, R OBP: 0.313, SLG: 0.442										5	0	1	1	0	1	7			
22 Josh Naylor, L OBP: 0.299, SLG: 0.387										4	0	1	1	0	0	2			
17 Austin Hedges, R OBP: 0.219, SLG: 0.258										1	0	0	0	0	1	2			
46 René Rivera, R OBP: 0.256, SLG: 0.300										2	0	0	0	0	1	0			
4 Bradley Zimmer, L OBP: 0.351, SLG: 0.250										4	1	2	0	0	1	0			
Inning Stats	R: 3 E: 0 K: 2 S: 22	H: 4 LOB: 2 BB: 2 P: 36	R: 1 E: 1 K: 0 S: 13	H: 3 LOB: 1 BB: 0 P: 16	R: 1 E: 0 K: 1 S: 14	H: 2 LOB: 2 BB: 0 P: 20	R: 0 E: 0 K: 0 S: 10	H: 1 LOB: 2 BB: 1 P: 18	R: 0 E: 0 K: 0 S: 7	H: 0 LOB: 0 BB: 0 P: 11	R: 2 E: 0 K: 0 S: 14	H: 3 LOB: 2 BB: 1 P: 21	R: 0 E: 0 K: 3 S: 11	H: 0 LOB: 0 BB: 0 P: 16	R: 0 E: 0 K: 0 S: 20	H: 1 LOB: 2 BB: 1 P: 32	1B: 12 2B: 1 3B: 0 HR: 1	SF: 0 SAC: 0 DP: 1 HBP: 1	WP: 0 PA: 42 PB: 0 SB: 1 CS: 0
PITCHER	IP WLS BF H R ER SO BB IBB HBP BLK WP HR S P ERA WHIP	IP WLS BF H R ER SO BB IBB HBP BLK WP HR S P ERA WHIP	IP WLS BF H R ER SO BB IBB HBP BLK WP HR S P ERA WHIP	IP WLS BF H R ER SO BB IBB HBP BLK WP HR S P ERA WHIP	IP WLS BF H R ER SO BB IBB HBP BLK WP HR S P ERA WHIP	IP WLS BF H R ER SO BB IBB HBP BLK WP HR S P ERA WHIP	IP WLS BF H R ER SO BB IBB HBP BLK WP HR S P ERA WHIP	IP WLS BF H R ER SO BB IBB HBP BLK WP HR S P ERA WHIP	IP WLS BF H R ER SO BB IBB HBP BLK WP HR S P ERA WHIP	IP WLS BF H R ER SO BB IBB HBP BLK WP HR S P ERA WHIP	IP WLS BF H R ER SO BB IBB HBP BLK WP HR S P ERA WHIP	IP WLS BF H R ER SO BB IBB HBP BLK WP HR S P ERA WHIP	IP WLS BF H R ER SO BB IBB HBP BLK WP HR S P ERA WHIP	IP WLS BF H R ER SO BB IBB HBP BLK WP HR S P ERA WHIP	IP WLS BF H R ER SO BB IBB HBP BLK WP HR S P ERA WHIP	IP WLS BF H R ER SO BB IBB HBP BLK WP HR S P ERA WHIP	IP WLS BF H R ER SO BB IBB HBP BLK WP HR S P ERA WHIP		
35 Justin Dunn, R ERA: 3.91	3.0	L	19	5	5	3	2	0	0	0	0	0	0	0	0	0	15.00	3.667	
16 Drew Steckenrider, R ERA: 2.82	1.0		5	1	0	0	0	1	0	0	0	0	0	0	0	0	0.00	2.000	
38 Anthony Misiewicz, L ERA: 5.4	1.0		3	0	0	0	0	0	0	0	0	0	0	0	0	0	0.00	0.000	
53 Will Vest, R ERA: 6.26	1.0		7	3	2	2	0	1	0	0	0	0	0	0	0	0	14	21	
57 Héctor Santiago, L ERA: 3.38	2.0		8	1	0	0	3	1	0	0	0	0	0	0	0	0	0.00	1.000	

AB	36
R	7
H	14
RBI	7
BB	5
SO	6
LOB	23




Batter	1	2	3	4	5	6	7	8	9	10	AB	R	H	RBI	BB	SO	LOB	TOP		
3 J.P. Crawford, L OBP: 0.337, SLG: 0.373	(1,6) B FF 90 4-0 C CH 87 B SL 84 B FF 88	(1,2) G1-3		(4,2) B SL 79 4-2 C SL 80 95 B SL 94 84 B SL 80		(3,2) B FF 93 3-2 C CH 86 B SL 92 F FF 89 C SL 93 94 X FF 94		(2,1) B CU 79 2-1 B CU 96 F FF 95 X CU 81				3	1	0	0	2	0	1		
17 Mitch Haniger, R OBP: 0.310, SLG: 0.518	(1,9) B SL 86 4-1 B FF 91 C SL 84	(0,0) G5-3		(4,1) B SL 79 4-1 C SL 79 1 SAFE B SL 94 B SL 78		(1,3) B CH 88 1-3 C SL 79 C FF 94 S CH 87			(0,0) X FF 93			3	0	1	0	2	1	1		
15 Kyle Seager, L OBP: 0.274, SLG: 0.417	(1,5) B CU 76 3-1 B FF 91 B FF 90 X FF 91	(1,1) F5		(0,2) F FF 90 0-2 S FF 91 X CU 76		(0,3) B SL 84 0-3 C CH 88 B SL 94 F FF 94 S FC 85 C CH 88			(1,3) F FF 93 1-3 B SL 86 F FF 94 S SL 85 S			5	0	0	0	0	3	5		
23 Ty France, R OBP: 0.343, SLG: 0.361	(1,10) C CU 78 1-2 D SL 89 C SL 77 X CU 76	(2,2) F8		(1,1) B SL 82 1-1 C SL 82 X SL 83		(1,1) B SL 85 1-1 B SL 79 X SL 95			(0,2) C CU 74 0-2 S FF 90 B FS 77 C FS 76 X FF 90			5	1	2	0	0	1	5		
28 Jake Fraley, L OBP: 0.282, SLG: 0.500	(1,7) C CU 78 4-2 D SL 89 C SL 77 X CU 76	(2,3) 25 BB		(1,0) B SL 87 1-0 B FF 96 X FF 96		(2,0) G4-3			(1,2) C CU 74 1-2 B FS 77 C FS 76 X FF 90			4	1	1	2	1	1	2		
25 Dylan Moore, R OBP: 0.282, SLG: 0.390	(1,4) D SL 89 4-0 B FF 89 B FF 89 B FF 90	(1,2) 23 BB		(0,3) C FF 92 0-3 S SL 82 S FF 91		(2,0) HR			(1,0) B CU 76 1-0 X FF 90			4	1	2	2	1	2	0		
5 Jake Bauers, L OBP: 0.274, SLG: 0.270	(1,3) B FF 91 1-3 C CU 76 S FF 93	(3,3) K		(0,2) S CU 78 0-2 S CU 74		(4,2) B FF 96 4-2 B FF 97 C FF 96 S FF 97			(1,2) F FS 80 1-2 B CU 76 F FF 90 X FS 80			4	0	1	0	1	1	3		
2 Tom Murphy, R OBP: 0.237, SLG: 0.371	(1,2) C FF 91 0-1 X SL 84	(2,0) 20 G3		(2,3) C SL 79 2-3 B SL 96 C SL 95		(0,3) C FF 96 0-3 C FF 96 F FF 97 S FF 96			(3,3) B SL 93 3-3 C FF 96 F FF 95 B SL 79 C CU 81			5	0	1	0	0	4	4		
20 Taylor Trammell, L OBP: 0.269, SLG: 0.347	(1,8) S FF 91 2-2 B FF 93 C CU 78 F FF 93 X FF 92	(2,2) G3		(3,3) S SL 79 3-3 B SL 96 S SL 80		(2,2) S FF 97 2-2 B FF 97 C FF 96 S FF 96			(2,2) F FS 84 2-2 B SL 87 X SL 85			4	0	0	0	0	2	3		
Inning Stats	R: 1 E: 0 K: 1 S: 15	H: 0 LOB: 3 BB: 4 P: 36	R: 0 E: 0 K: 0 S: 11	H: 1 LOB: 1 BB: 0 P: 14	R: 2 E: 0 K: 2 S: 15	H: 3 LOB: 1 BB: 0 P: 19	R: 0 E: 0 K: 2 S: 11	H: 0 LOB: 2 BB: 2 P: 19	R: 0 E: 0 K: 1 S: 13	H: 2 LOB: 0 BB: 0 P: 14	R: 0 E: 0 K: 1 S: 9	H: 0 LOB: 0 BB: 0 P: 16	R: 0 E: 0 K: 3 S: 14	H: 1 LOB: 1 BB: 0 P: 17	R: 0 E: 0 K: 2 S: 8	H: 0 LOB: 1 BB: 0 P: 13	1B: 4 2B: 2 3B: 0 HR: 2	SF: 0 SAC: 0 DP: 1 HBP: 0	WP: 1 PB: 0 SB: 1 CS: 0	PA: 44
PITCHER	IP WLS BF H R ER SO BB IBB HBP BLK WP HR S P ERA WHIP	24 Triston McKenzie, R ERA: 6.38	88 Phil Maton, R ERA: 4.46	52 Nick Sandlin, R ERA: 2.4	37 Trevor Stephan, R ERA: 4.43	62 Nick Wittgren, R ERA: 4.95	PITCHER	IP WLS BF H R ER SO BB IBB HBP BLK WP HR S P ERA WHIP	53 Blake Parker, R ERA: 2.45	31 Sam Hentges, L ERA: 7.86	99 James Karinchak, R(10, 1) ERA: 2.67									

Seattle Mariners @ Cleveland Indians
 Progressive Field, Cleveland, OH
 Sat Jun 12 2021, 4:13 PM - 7:52 PM EDT
 Alt. 20,116 - Sunny - 73 F

livebaseballscorecards.com

AB 37
 R 4
 H 8
 RBI 4
 BB 7
 SO 15
 LOB 24




Batter	1	2	3	4	5	6	7	8	9	10	AB	R	H	RBI	BB	SO	LOB	BOTTOM				
7 César Hernández, S OBP: 0.299, SLG: 0.391	(1,4) S FC 90 4-1 B FF 95 B SL 82 B FC 92		(1,2) C FF 95 1-2 B FC 93 X CH 87		(1,3) C FC 94 1-3 B SL 84 B CH 88 S FF 97			(3,2) B SL 97 3-2 B SL 96 B SL 96 B SL 97 X SL 97				4	2	1	1	1	1	2				
1 Amed Rosario, R OBP: 0.335, SLG: 0.411	(1,6) B FF 95 2-0 B FC 92 X FF 95	(1,1) L8		(0,3) C FF 96 0-3 S FC 93 C SL 85		(0,0) X FC 91			(0,1) C SL 96 0-1 X SL 96			5	0	2	0	0	1	2				
11 José Ramírez, S OBP: 0.361, SLG: 0.541	(1,10) B FF 95 2-1 B FF 94 C FC 91 X FC 91	(10,5) G5-4-3		(1,1) F FF 97 1-1 B CH 88 X FC 94		(2,3) B FF 96 2-3 B SL 85 S FC 91			(2,1) D CH 88 2-1 B SL 91 S CH 89 X CH 89			4	0	1	0	1	1	2				
40 Harold Ramírez, R OBP: 0.316, SLG: 0.440	(1,8) B FF 95 1-0 X FC 92	(10,9) E5		(0,0) X FC 93		(1,0) B SL 84 1-0 X FC 91			(1,1) B SL 96 1-1 X SL 96			5	0	2	0	0	0	4				
9 Eddie Rosario, L OBP: 0.287, SLG: 0.346	(1,7) C FC 91 1-1 B FC 92 X SL 82	(1,1) L9		(3,2) C FC 91 3-2 B FC 92 C FC 92 X SL 82		(1,1) C FF 94 1-1 B SL 84 X FC 91			(2,0) B FF 97 2-0 B CH 90 X CH 91			4	0	0	0	0	0	2				
2 Yu Chang, R OBP: 0.216, SLG: 0.276	(1,5) B FC 91 4-2 B FC 91 F FF 96 B SL 85			(2,2) F FF 96 2-2 B FC 92 X SL 84					(0,2) S FC 91 0-2 C FF 97 X FF 97			2	0	0	0	1	0	0				
4 Bradley Zimmer, L OBP: 0.368, SLG: 0.250	(9,PH) (10,8) 22 G3			(2,2) G6-3								0	1	0	0	1	0	0				
22 Josh Naylor, L OBP: 0.298, SLG: 0.381	(1,9) B FC 93 1-0 X FC 92	(2,2) G3		(1,3) S SL 83 1-3 B FC 92 S SL 85					(1,1) S SL 82 1-1 B FC 92 X SL 82			3	1	0	0	1	1	2				
99 James Karinchak, R(10, 1)												0	0	0	0	0	0	0				
6 Owen Miller, R OBP: 0.146, SLG: 0.130	(1,3) C FC 93 1-3 B SL 85 C FC 89 F FF 96			(1,1) C FC 91 1-1 X FC 91					(2,1) B FF 95 2-1 B CH 92 X FF 97			3	0	0	0	0	2	2				
44 Bobby Bradley, L OBP: 0.563, SLG: 1.071	(9,PH) (10,3) K											1	1	1	1	0	0	0				
46 René Rivera, R OBP: 0.286, SLG: 0.333	(1,2) B FF 98 4-0 B FC 92 B FC 91			(0,1) C FF 96 0-1 X FC 93					(1,2) B SL 95 1-2 C SL 87 X SL 86			3	0	1	2	1	0	0				
Inning Stats	R: 0 E: 0 K: 0 S: 4	H: 0 LOB: 0 BB: 1 P: 12	R: 0 E: 1 K: 1 S: 12	H: 1 LOB: 2 BB: 1 P: 20	R: 0 E: 0 K: 1 S: 10	H: 1 LOB: 2 BB: 1 P: 16	R: 0 E: 0 K: 1 S: 10	H: 0 LOB: 0 BB: 0 P: 16	R: 0 E: 0 K: 1 S: 7	H: 0 LOB: 0 BB: 0 P: 9	R: 0 E: 0 K: 1 S: 7	H: 1 LOB: 1 BB: 0 P: 11	R: 0 E: 0 K: 1 S: 8	H: 0 LOB: 0 BB: 0 P: 10	R: 1 E: 0 K: 0 S: 16	H: 2 LOB: 1 BB: 30 P: 30	R: 1 E: 1 K: 0 S: 4	H: 1 LOB: 3 BB: 1 P: 4	1B: 6 2B: 1 3B: 0 HR: 1	SF: 0 SAC: 0 DP: 2 HBP: 0	WP: 0 PB: 0 SB: 0 CS: 0	PA: 40
PITCHER	IP WLS BF H R ER SO BB IBB HBP BLK WP HR S P ERA WHIP	18 Yusei Kikuchi, L ERA: 3.67	49 Kendall Graveman, R ERA: 3.51	47 Rafael Montero, R ERA: 3.4	37 Paul Sewald, R ERA: 2.77																	

Seattle Mariners @ Cleveland Indians
 Progressive Field, Cleveland, OH
 Sat Jun 12 2021, 4:13 PM - 7:52 PM EDT
 Alt. 20,116 - Sunny - 73 F

livebaseballscorecards.com

AB 34
 R 5
 H 8
 RBI 4
 BB 6
 SO 6
 LOB 16



Batter	1	2	3	4	5	6	7	8	9	AB	R	H	RBI	BB	SO	LOB	TOP							
3 J.P. Crawford, L OBP: 0.342, SLG: 0.378										5	0	3	1	0	1	2								
17 Mitch Haniger, R OBP: 0.310, SLG: 0.518										0	0	0	0	0	0	0								
28 Jake Fraley, L OBP: 0.464, SLG: 0.531										5	1	1	2	0	2	4								
15 Kyle Seager, L OBP: 0.280, SLG: 0.437										5	2	3	1	0	1	1								
23 Ty France, R OBP: 0.340, SLG: 0.357										5	0	1	0	0	2	3								
5 Jake Bauers, L OBP: 0.287, SLG: 0.287										4	1	2	1	1	0	1								
25 Dylan Moore, R OBP: 0.276, SLG: 0.383										5	0	1	0	0	1	4								
4 Shed Long Jr., L OBP: 0.188										4	1	0	0	1	1	4								
49 Kendall Graveman, R OBP: 0.279, SLG: 0.357										0	0	0	0	0	0	0								
20 Taylor Trammell, L OBP: 0.268, SLG: 0.344										4	0	1	0	0	3	2								
7B José Godoy, L OBP: 0.237, SLG: 0.200										3	1	1	1	1	2	1								
Inning Stats	R: 0 E: 0 K: 2 S: 8	H: 1 LOB: 1 BB: 0 P: 13	R: 2 E: 1 K: 1 S: 12	H: 3 LOB: 2 BB: 1 P: 18	R: 1 E: 0 K: 0 S: 19	H: 3 LOB: 1 BB: 0 P: 25	R: 2 E: 0 K: 3 S: 14	H: 2 LOB: 1 BB: 1 P: 24	R: 0 E: 0 K: 0 S: 6	H: 0 LOB: 0 BB: 0 P: 10	R: 0 E: 0 K: 3 S: 13	H: 1 LOB: 1 BB: 0 P: 21	R: 0 E: 0 K: 1 S: 9	H: 0 LOB: 1 BB: 1 P: 15	R: 0 E: 0 K: 2 S: 11	H: 1 LOB: 1 BB: 0 P: 15	R: 1 E: 1 K: 1 S: 21	H: 2 LOB: 2 BB: 0 P: 30	1B: 9 2B: 2 3B: 0 HR: 2	SF: 0 SAC: 0 DP: 0 HBP: 0	WP: 1 PB: 0 SB: 0 CS: 1	PA: 43		
PITCHER	IP WLS BF H R ER SO BB IBB HBP BLK WP HR S P ERA WHIP	5.2 L 28 10 5 5 8 2 0 0 0 1 2 69 107 7.94 2.118	1.1 5 0 0 0 2 1 0 0 0 0 0 12 19 0.00 0.750	2.0 10 3 1 0 3 0 0 0 0 0 0 32 45 0.00 1.500																				

Seattle Mariners @ Cleveland Indians
Progressive Field, Cleveland, OH
Sun Jun 13 2021, 1:12 PM - 4:28 PM EDT
Att: 17,371 - Partly Cloudy - 75 F

AB	40
R	6
H	13
RBI	6
BB	3
SO	13
LOB	22



Batter	1	2	3	4	5	6	7	8	9	AB	R	H	RBI	BB	SO	LOB	BOTTOM						
7 César Hernández, S OBP: 0.295, SLG: 0.385										4	0	0	0	0	3	1							
1 Amed Rosario, R OBP: 0.335, SLG: 0.409										3	0	1	1	0	1	0							
28 Ernie Clement, R OBP: 0.277, SLG: 0.352										4	0	0	0	0	0	1							
9 Eddie Rosario, L OBP: 0.295, SLG: 0.350										3	1	2	0	1	0	0							
44 Bobby Bradley, L OBP: 0.500, SLG: 0.889										4	0	1	0	0	1	2							
40 Harold Ramírez, R OBP: 0.322, SLG: 0.438										3	0	1	0	0	0	1							
22 Josh Naylor, L OBP: 0.292, SLG: 0.374										4	0	0	0	0	1	4							
17 Austin Hedges, R OBP: 0.213, SLG: 0.250										3	0	0	0	0	1	0							
4 Bradley Zimmer, L OBP: 0.366, SLG: 0.235										2	1	0	0	1	0	0							
Inning Stats	R: 0 E: 0 K: 2 S: 9	H: 0 LOB: 0 BB: 0 P: 12	R: 0 E: 0 K: 1 S: 12	H: 1 LOB: 1 BB: 0 P: 16	R: 0 E: 0 K: 2 S: 8	H: 0 LOB: 0 BB: 0 P: 12	R: 0 E: 0 K: 0 S: 11	H: 1 LOB: 1 BB: 0 P: 16	R: 0 E: 0 K: 1 S: 10	H: 1 LOB: 1 BB: 0 P: 15	R: 0 E: 0 K: 0 S: 5	H: 0 LOB: 0 BB: 0 P: 6	R: 0 E: 0 K: 1 S: 17	H: 1 LOB: 2 BB: 1 P: 33	1B: 5 2B: 0 3B: 0 HR: 0	SF: 0 SAC: 0 DP: 1 HBP: 1	WP: 1 PB: 0 SB: 1 CS: 0	PA: 34					
PITCHER	IP WLS BF H R ER SO BB IBB HBP BLK WP HR S P ERA WHIP	6.2 W 24 4 1 1 6 1 0 0 0 0 0 4 5 0.00 0.000	0.1 1 0 0 0 1 0 0 0 0 0 0 4 5 0.00 0.000	1.0 3 0 0 0 0 0 0 0 0 0 0 5 6 0.00 0.000	1.0 6 1 1 1 1 1 0 1 0 0 1 17 33 9.00 2.000																		

Seattle Mariners @ Cleveland Indians
Progressive Field, Cleveland, OH
Sun Jun 13 2021, 1:12 PM - 4:28 PM EDT
Att: 17,371 - Partly Cloudy - 75 F

AB	31
R	2
H	5
RBI	1
BB	2
SO	8
LOB	9



Batter	1	2	3	4	5	6	7	8	9	AB	R	H	RBI	BB	SO	LOB	TOP																			
31 Cedric Mullins, L OBP: 0.391, SLG: 0.522	F8		F9		16 2B		G4-6-3 BB			3	1	1	0	1	0	1	Baltimore Orioles @ Cleveland Indians Progressive Field, Cleveland, OH Tue Jun 15 2021, 7:10 PM - 10:31 PM EDT Att: 12,025 - Cloudy - 68 F																			
16 Trey Mancini, R OBP: 0.351, SLG: 0.477	G5-3		FC5-4 25 1B		1B		G4-6-3			4	0	1	1	0	0	2																				
25 Anthony Santander, S OBP: 0.280, SLG: 0.415	P4		1B		K					4	0	1	0	0	2	1																				
24 DJ Stewart, L OBP: 0.329, SLG: 0.377		K	K							4	0	1	0	0	3	2																				
21 Austin Hays, R OBP: 0.293, SLG: 0.409	G6-3			L8		K				4	0	0	0	0	2	1																				
2 Freddy Galvis, S OBP: 0.313, SLG: 0.443	3 2B			K		K				4	1	2	0	0	1	0																				
3 Maikel Franco, R OBP: 0.249, SLG: 0.364	1B			K		K				4	0	1	1	0	2	2																				
12 Stevie Wilkerson, S OBP: 0.238, SLG: 0.237	G1-3					K				4	0	0	0	0	3	3																				
61 Austin Wynns, R OBP: 0.120, SLG: 0.240			E6 16 FC5-4		P2		K			3	0	0	0	0	1	0																				
Inning Stats	R: 0 H: 0 E: 0 K: 0 S: 6	H: 0 LOB: 0 BB: 0 P: 8	R: 1 H: 2 E: 0 K: 1 S: 11	H: 2 LOB: 1 BB: 0 P: 15	R: 0 H: 1 E: 1 K: 1 S: 13	H: 1 LOB: 2 BB: 0 P: 23	R: 0 H: 0 E: 0 K: 2 S: 11	H: 0 LOB: 0 BB: 0 P: 14	R: 1 H: 2 E: 0 K: 2 S: 12	H: 2 LOB: 1 BB: 0 P: 19	R: 0 H: 0 E: 0 K: 3 S: 15	H: 0 LOB: 0 BB: 1 P: 26	R: 0 H: 0 E: 0 K: 3 S: 12	H: 0 LOB: 0 BB: 0 P: 19	R: 0 H: 0 E: 0 K: 1 S: 16	H: 0 LOB: 0 BB: 0 P: 19		1B: 5 2B: 2 3B: 0 HR: 0	SF: 0 SAC: 0 DP: 1 HBP: 0	WP: 0 PB: 0 SB: 0 CS: 0	PA: 35															
PITCHER	IP	WLS	BF	H	R	ER	SO	BB	IBB	HBP	BLK	WP	HR	S	P	ERA	WHIP	PITCHER		IP	WLS	BF	H	R	ER	SO	BB	IBB	HBP	BLK	WP	HR	S	P	ERA	WHIP
47 Cal Quantrill, R ERA: 3.11	4.0		16	3	1	1	4	0	0	0	0	0	0	41	60	2.25	0.750	48 Emmanuel Clase, R (9, 1) ERA: 0.98		1.0		3	0	0	0	1	0	0	0	0	0	0	16	19	0.00	0.000
53 Blake Parker, R ERA: 3.95	1.0		5	2	1	1	2	0	0	0	0	0	0	12	19	9.00	2.000																			
88 Phil Maton, R ERA: 6.2	1.0		5	2	0	0	3	0	0	0	0	0	0	15	23	0.00	2.000																			
62 Nick Wittgren, R ERA: 4.71	1.0		3	0	0	0	1	1	0	0	0	0	0	17	26	0.00	1.000																			
99 James Karinchak, R ERA: 2.45	1.0	W	3	0	0	0	3	0	0	0	0	0	0	12	19	0.00	0.000																			
Batter	1	2	3	4	5	6	7	8	9	AB	R	H	RBI	BB	SO	LOB	BOTTOM																			
7 César Hernández, S OBP: 0.300, SLG: 0.382	G3			1B 9 2B		1B				3	2	1	0	2	1	1	Baltimore Orioles @ Cleveland Indians Progressive Field, Cleveland, OH Tue Jun 15 2021, 7:10 PM - 10:31 PM EDT Att: 12,025 - Cloudy - 68 F																			
1 Amed Rosario, R OBP: 0.338, SLG: 0.408	K			44 S		1B		E4 11 FC4-5		5	1	3	1	0	1	1																				
11 José Ramírez, S OBP: 0.352, SLG: 0.526	G3		F7	P2		P3		FC4-5		5	0	0	0	0	0	7																				
9 Eddie Rosario, L OBP: 0.293, SLG: 0.353	E4 44 1B		F8			K		F7		5	0	1	2	0	1	5																				
44 Bobby Bradley, L OBP: 0.481, SLG: 0.880	1B		K	F7		HR				4	1	2	2	0	1	2																				
22 Josh Naylor, L OBP: 0.288, SLG: 0.371	G4-3			28 E		K		F7		4	1	1	0	0	1	2																				
28 Ernie Clement, R OBP: 0.200, SLG: 0.200	G6-3			E8 4 1B		G1-3		G6-3		4	1	1	0	0	0	0																				
4 Bradley Zimmer, L OBP: 0.354, SLG: 0.225	P4			7 BB 1B		K				3	1	1	1	1	1	0																				
17 Austin Hedges, R OBP: 0.205, SLG: 0.240	E5			L9		L6		G6-3		4	0	0	0	0	0	2																				
Inning Stats	R: 1 H: 1 E: 1 K: 1 S: 14	H: 1 LOB: 2 BB: 1 P: 24	R: 0 H: 0 E: 0 K: 0 S: 9	H: 0 LOB: 0 BB: 0 P: 16	R: 0 H: 1 E: 0 K: 1 S: 12	H: 1 LOB: 1 BB: 0 P: 16	R: 5 H: 5 E: 1 K: 0 S: 23	H: 5 LOB: 1 BB: 1 P: 36	R: 0 H: 0 E: 0 K: 2 S: 8	H: 0 LOB: 0 BB: 0 P: 14	R: 0 H: 2 E: 0 K: 1 S: 12	H: 2 LOB: 2 BB: 0 P: 19	R: 1 H: 1 E: 0 K: 0 S: 11	H: 1 LOB: 1 BB: 1 P: 20	R: 0 H: 0 E: 1 K: 1 S: 11	H: 0 LOB: 1 BB: 0 P: 11		1B: 7 2B: 2 3B: 0 HR: 1	SF: 0 SAC: 0 DP: 0 HBP: 0	WP: 0 PB: 0 SB: 1 CS: 0	PA: 40															
PITCHER	IP	WLS	BF	H	R	ER	SO	BB	IBB	HBP	BLK	WP	HR	S	P	ERA	WHIP	PITCHER		IP	WLS	BF	H	R	ER	SO	BB	IBB	HBP	BLK	WP	HR	S	P	ERA	WHIP
32 Matt Harvey, R ERA: 7.76	3.1	L	20	6	6	5	2	2	0	0	0	0	0	0	6	10	0.00	1.500	35 Adam Plutko, R ERA: 5.61		2.1		10	3	1	1	3	0	0	0	0	1	27	44	3.86	1.286
54 Cole Sulser, R ERA: 1.9	0.2		3	1	0	0	0	0	0	0	0	0	0	6	10	0.00	1.500	55 Dillon Tate, R ERA: 4.35		1.2		7	0	0	0	1	1	0	0	0	0	15	20	0.00	0.600	

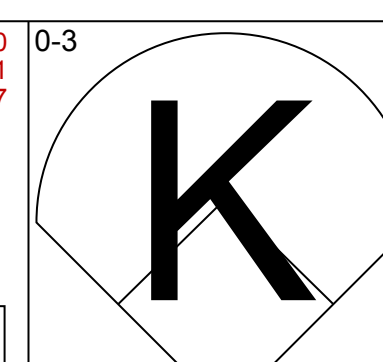
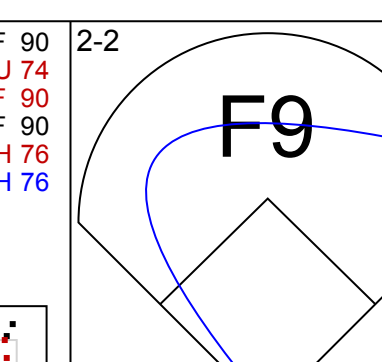
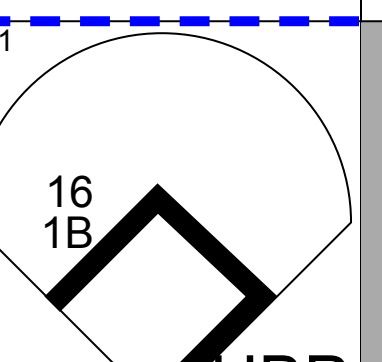
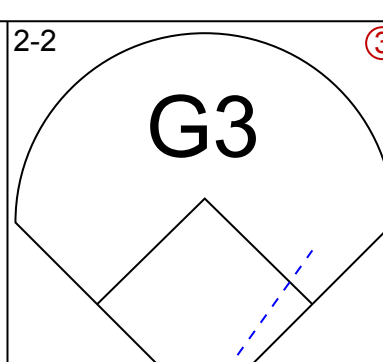
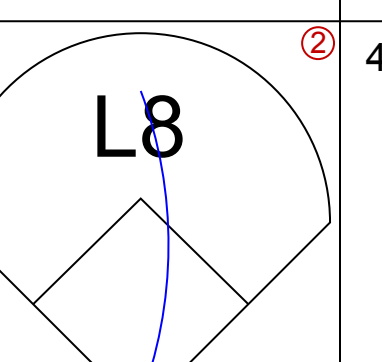
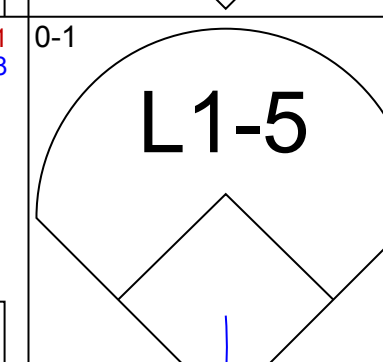
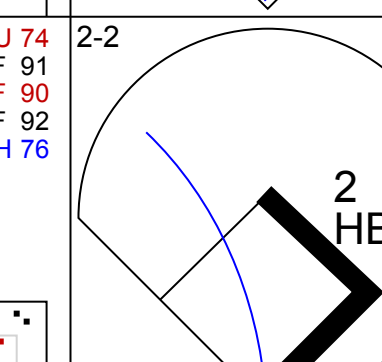
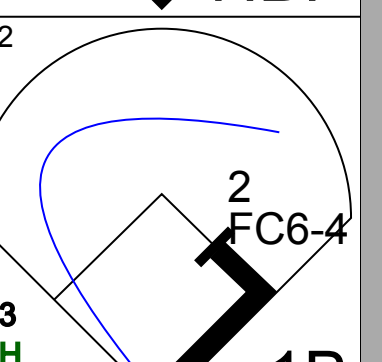
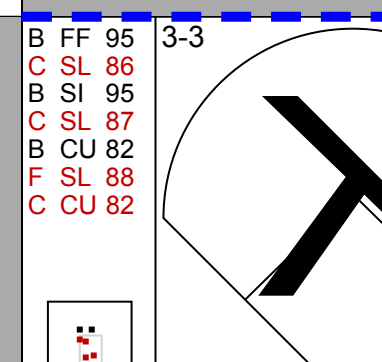
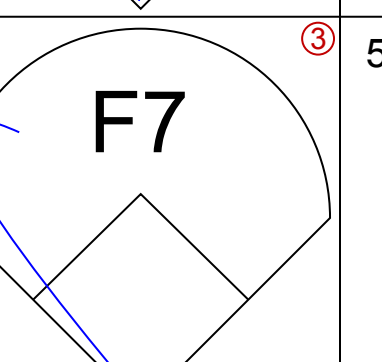
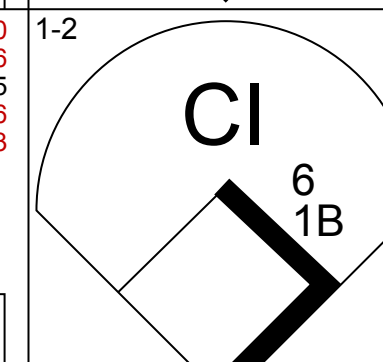
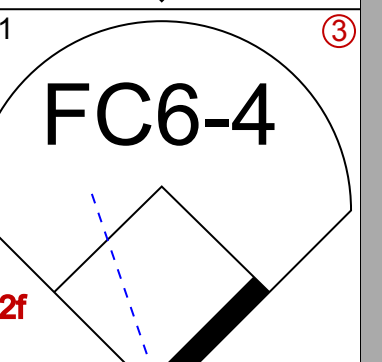
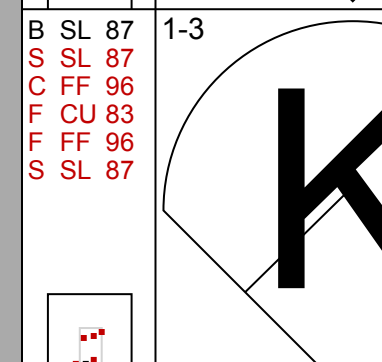
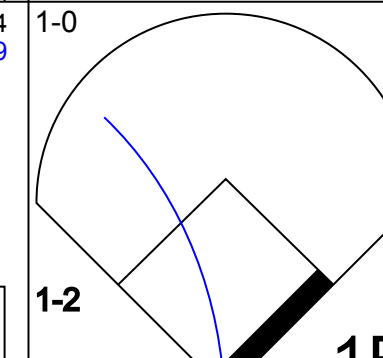
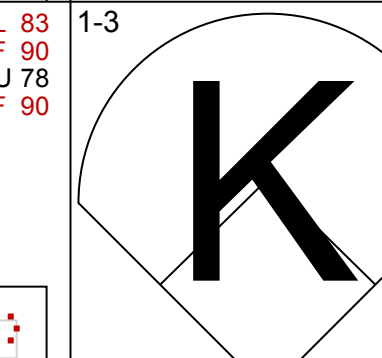
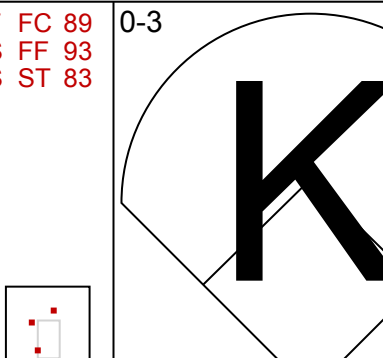
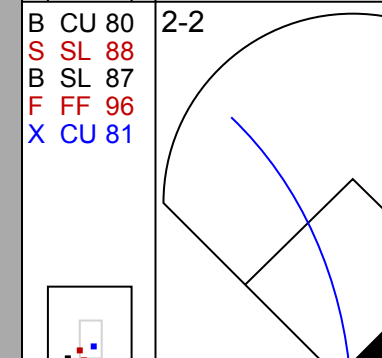
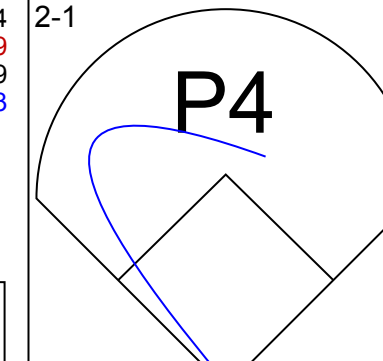
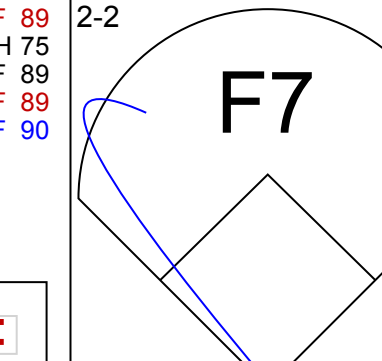
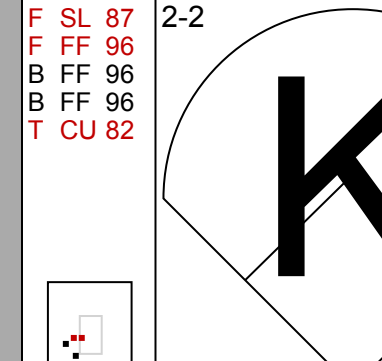

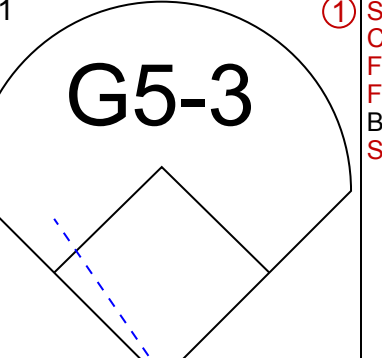
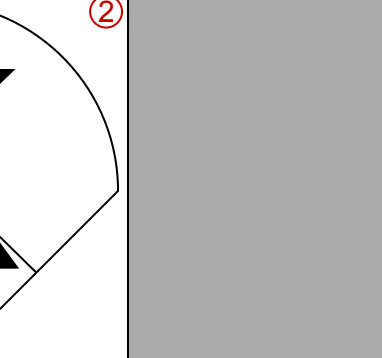
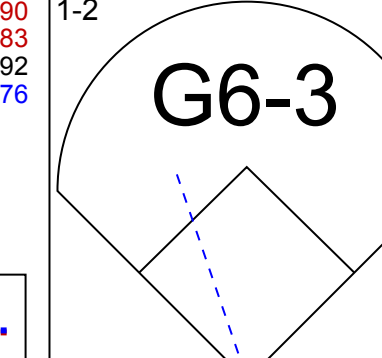

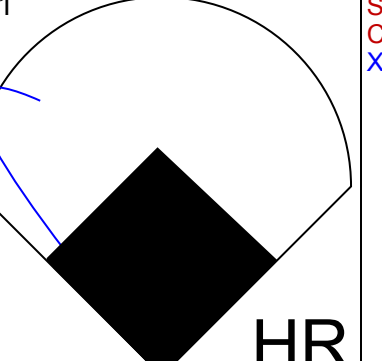
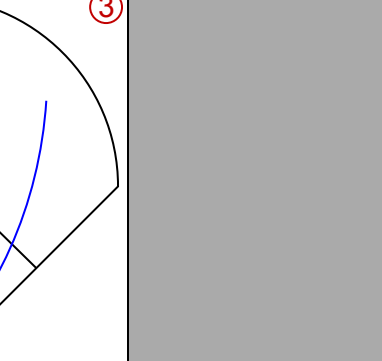
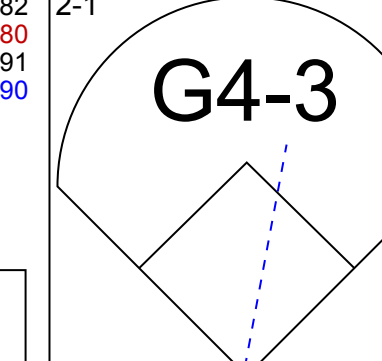



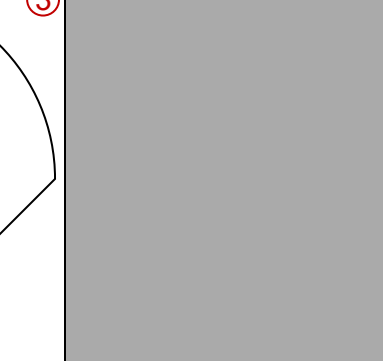

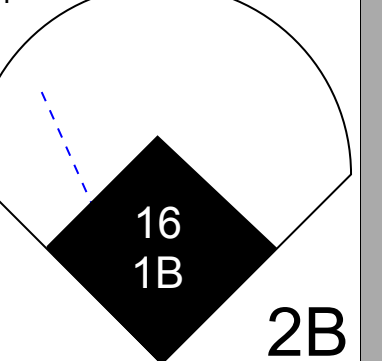
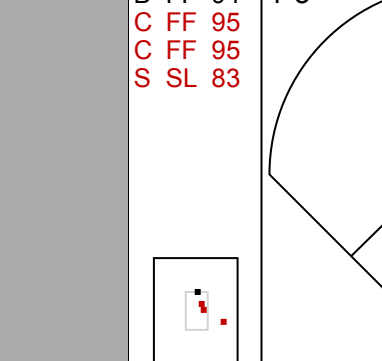
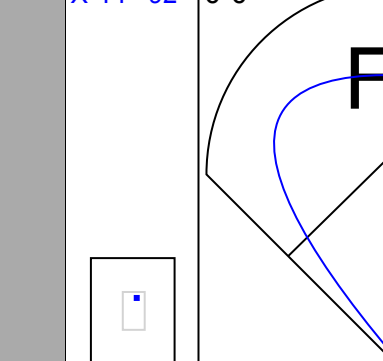
AB 34
R 2
H 7
RBI 2
BB 1
SO 14
LOB 12



AB 37
R 7
H 10
RBI 6
BB 3
SO 6
LOB 20



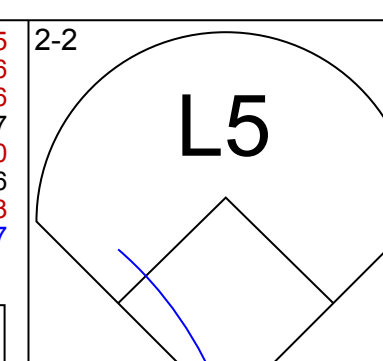
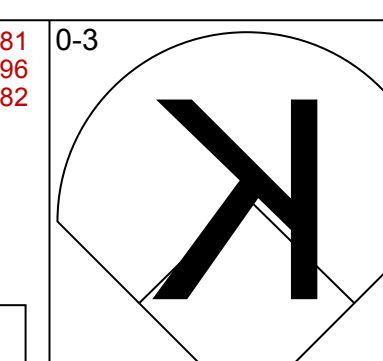
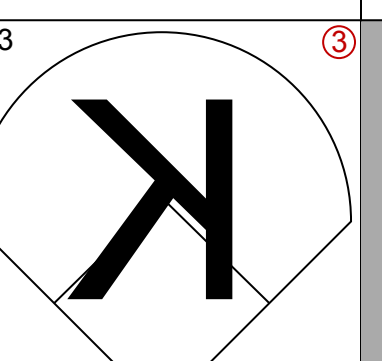
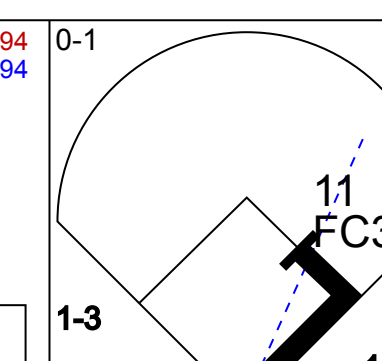
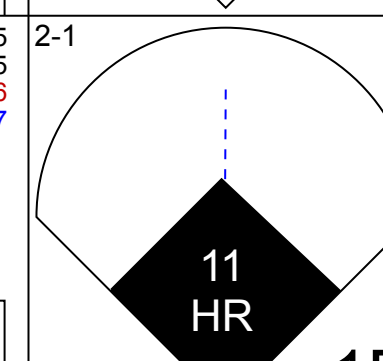
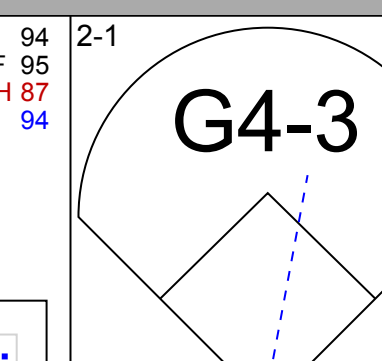
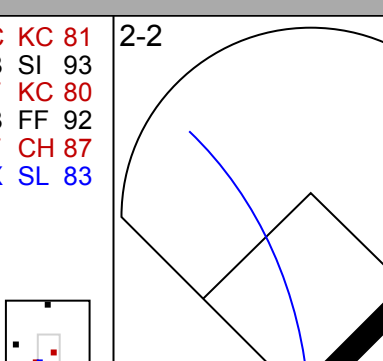
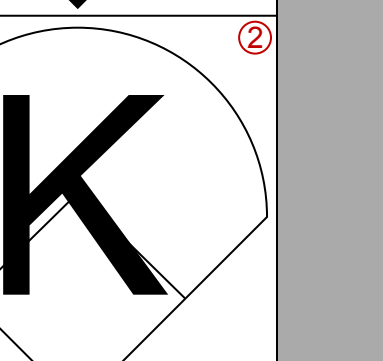
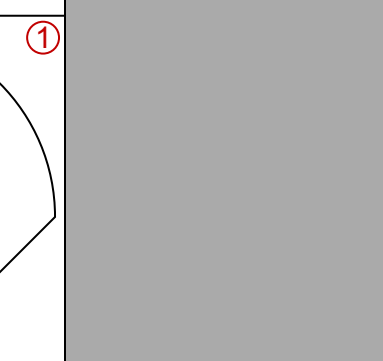
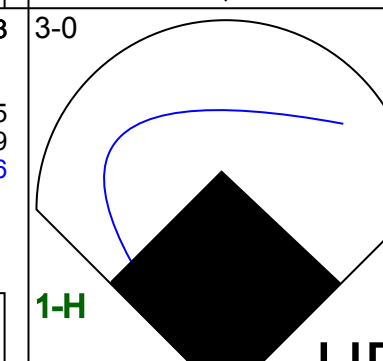
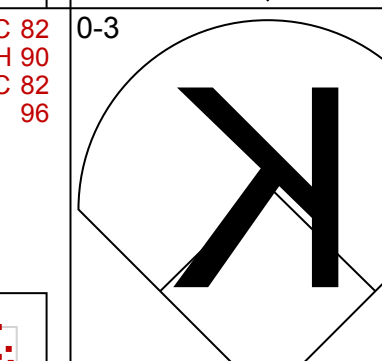
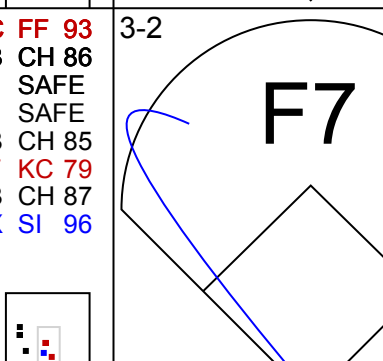
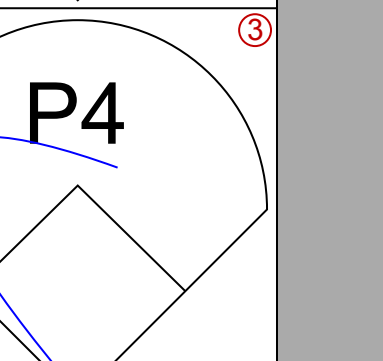
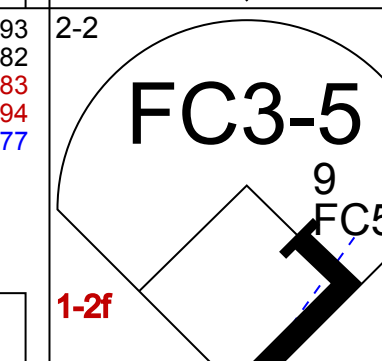
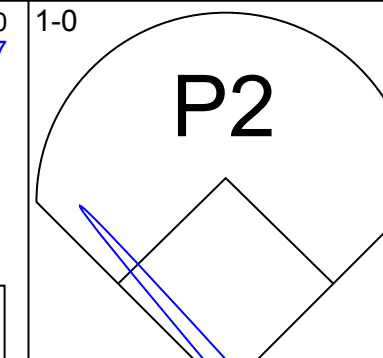
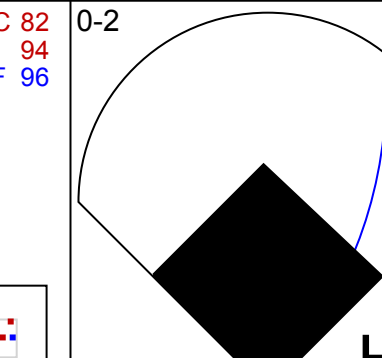
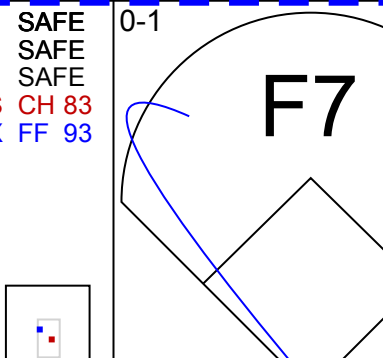
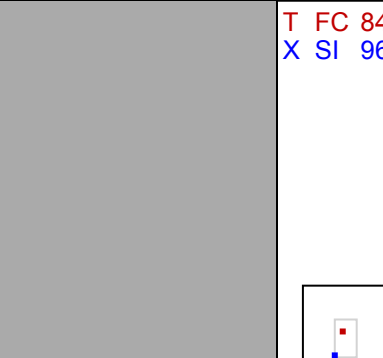
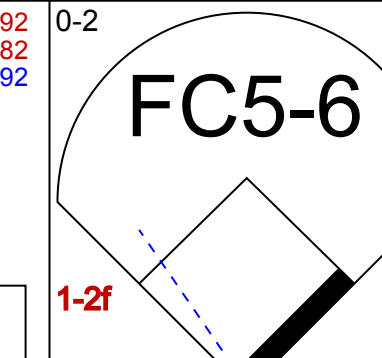
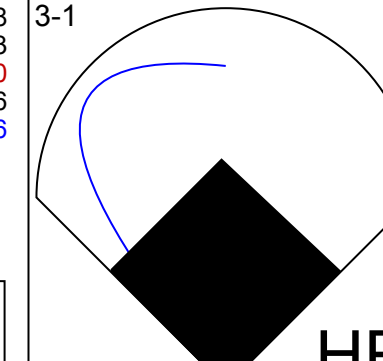
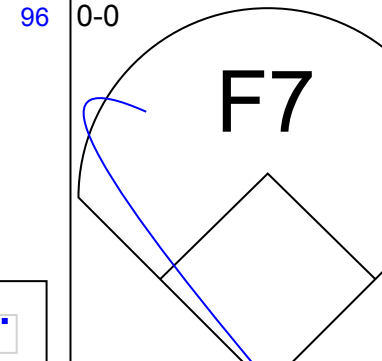
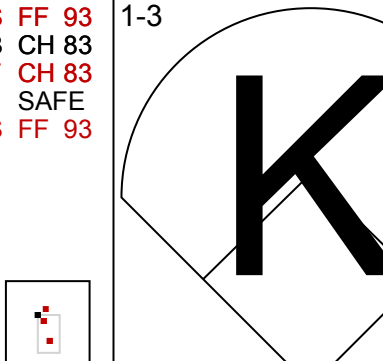
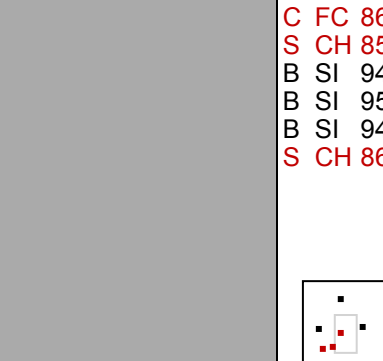
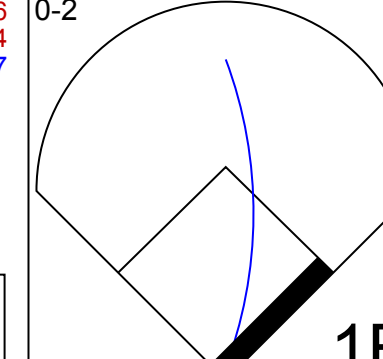
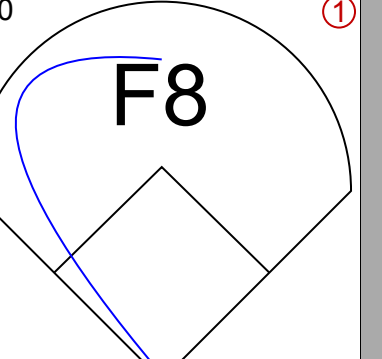
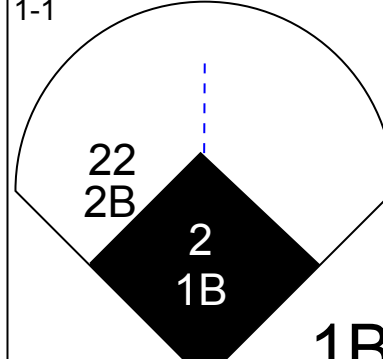

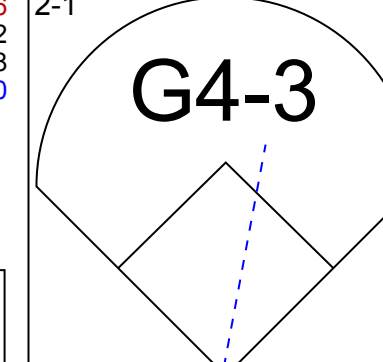
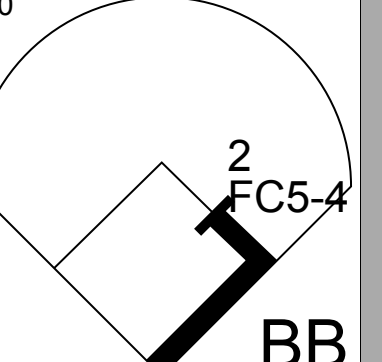
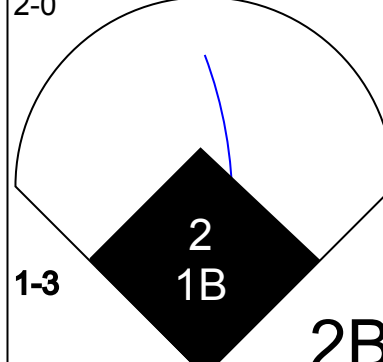
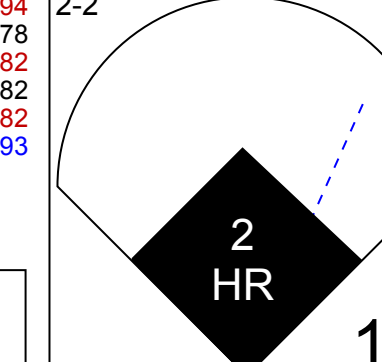
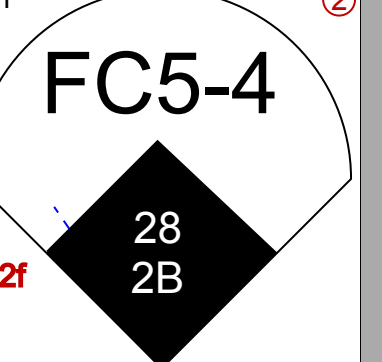
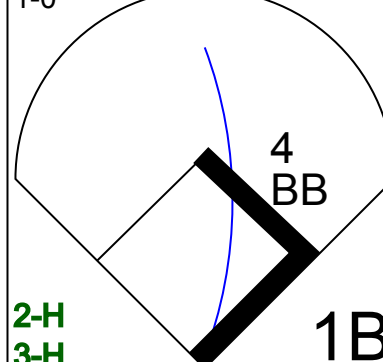
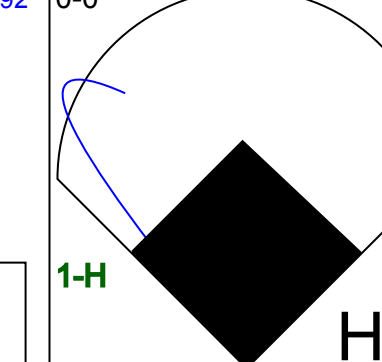

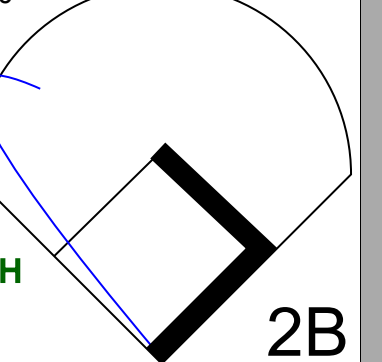
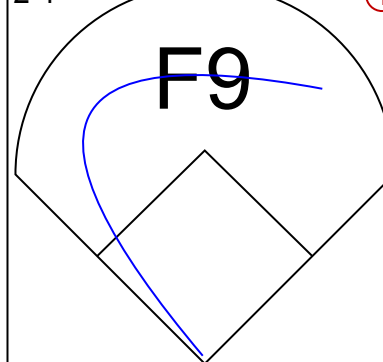
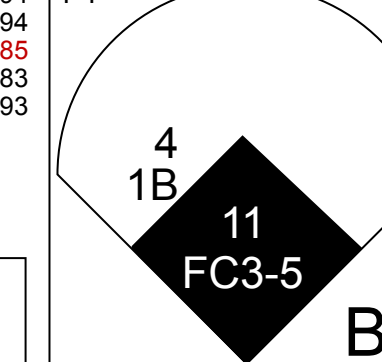
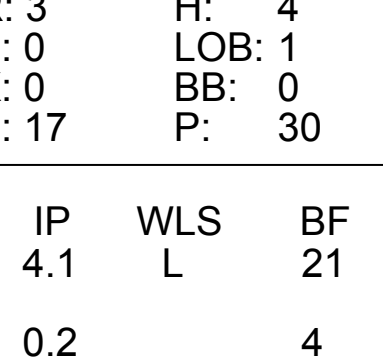
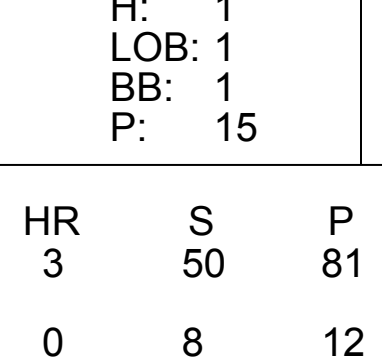
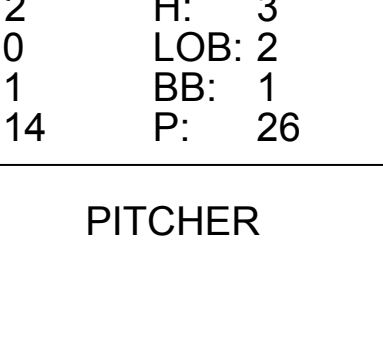
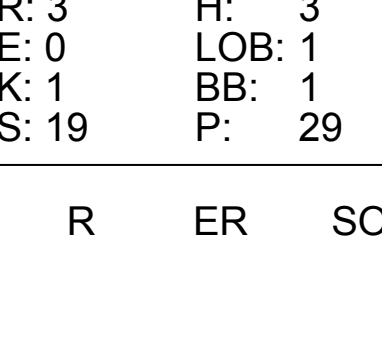
Batter	1	2	3	4	5	6	7	8	9	AB	R	H	RBI	BB	SO	LOB	TOP					
31 Cedric Mullins, L (1, 8) OBP: 0.391, SLG: 0.522										4	1	1	0	0	1	1	Baltimore Orioles @ Cleveland Indians Progressive Field, Cleveland, OH Wed Jun 16 2021, 7:12 PM - 10:16 PM EDT Att: 12,825 - Partly Cloudy - 70 F					
16 Trey Mancini, R (1, 3) OBP: 0.355, SLG: 0.484										5	3	3	0	0	1	2						
2 Freddy Galvis, S (1, 6) OBP: 0.315, SLG: 0.442										5	1	2	1	0	1	2						
6 Ryan Mountcastle, R (1, 10) OBP: 0.277, SLG: 0.431										5	1	3	4	0	2	1						
24 DJ Stewart, L (1, 7) OBP: 0.326, SLG: 0.367										4	1	0	0	1	0	4						
21 Austin Hays, R (1, 9) OBP: 0.290, SLG: 0.401										5	0	1	1	0	0	3						
3 Maikel Franco, R (1, 5) OBP: 0.253, SLG: 0.366										4	0	2	1	0	1	0						
28 Pedro Severino, R (1, 2) OBP: 0.310, SLG: 0.305										3	0	0	0	1	2	3						
11 Pat Valaika, R (1, 4) OBP: 0.260, SLG: 0.274										2	0	0	0	1	0	2						
25 Anthony Santander, S (7, PH) OBP: 0.278, SLG: 0.412										1	0	0	0	0	1	2						
12 Stevie Wilkerson, S (7, 4) OBP: 0.238, SLG: 0.237										0	0	0	0	0	0	0						
Inning Stats	R: 2 E: 0 K: 0 S: 11	H: 4 LOB: 1 BB: 0 P: 18	R: 0 E: 0 K: 0 S: 9	H: 0 LOB: 1 BB: 1 P: 16	R: 1 E: 0 K: 0 S: 11	H: 2 LOB: 0 BB: 0 P: 18	R: 0 E: 0 K: 0 S: 10	H: 1 LOB: 1 BB: 1 P: 14	R: 2 E: 0 K: 2 S: 19	H: 2 LOB: 1 BB: 1 P: 30	R: 0 E: 0 K: 2 S: 10	H: 0 LOB: 2 BB: 1 P: 24	R: 2 E: 1 K: 3 S: 18	H: 3 LOB: 2 BB: 0 P: 27	R: 0 E: 0 K: 1 S: 5	H: 0 LOB: 0 BB: 0 P: 7	R: 0 E: 0 K: 1 S: 7	H: 0 LOB: 0 BB: 0 P: 12	1B: 9 2B: 2 3B: 0 HR: 1	SF: 0 SAC: 0 DP: 1 HBP: 1	WP: 0 PB: 1 SB: 0 CS: 1	PA: 43
PITCHER	IP WLS BF H R ER SO BB IBB HBP BLK WP HR S P ERA WHIP																					
43 Aaron Civale, R (1, 1) ERA: 3.48	5.0 W 24 9 5 5 2 2 0 0 0 0 0 1 60 96 9.00 2.200																					
52 Nick Sandlin, R (6, 1) ERA: 2.04	1.0 H 5 0 0 0 2 1 0 0 1 0 0 0 10 24 0.00 1.000																					
27 Bryan Shaw, R (7, 1) ERA: 2.25	1.0 H 7 3 2 1 3 0 0 0 0 0 0 0 18 27 9.00 3.000																					
99 James Karinchak, R (8, 1) ERA: 2.37	1.0 H 3 0 0 0 1 0 0 0 0 0 0 0 5 7 0.00 0.000																					
48 Emmanuel Clase, R (9, 1) ERA: 0.84	1.0 S 3 0 0 0 1 0 0 0 0 0 0 0 7 12 0.00 0.000																					
Batter	1	2	3	4	5	6	7	8	9	AB	R	H	RBI	BB	SO	LOB	BOTTOM					
7 César Hernández, S (1, 4) OBP: 0.305, SLG: 0.390										3	1	1	2	1	1	0	Baltimore Orioles @ Cleveland Indians Progressive Field, Cleveland, OH Wed Jun 16 2021, 7:12 PM - 10:16 PM EDT Att: 12,825 - Partly Cloudy - 70 F					
1 Amed Rosario, R (1, 6) OBP: 0.326, SLG: 0.403										5	1	1	1	0	1	4						
11 José Ramírez, S (1, 5) OBP: 0.354, SLG: 0.538										4	2	2	3	0	0	0						
40 Harold Ramírez, R (1, 9) OBP: 0.313, SLG: 0.429										4	1	1	1	0	0	0						
9 Eddie Rosario, L (1, 7) OBP: 0.297, SLG: 0.360										4	0	2	1	0	0	0						
2 Yu Chang, R (1, 3) OBP: 0.206, SLG: 0.264										4	0	0	0	0	2	2						
22 Josh Naylor, L (9, 3) OBP: 0.288, SLG: 0.371										0	0	0	0	0	0	0						
44 Bobby Bradley, L (1, 10) OBP: 0.452, SLG: 0.786										3	0	0	0	1	2	1						
46 René Rivera, R (1, 2) OBP: 0.286, SLG: 0.289										2	1	0	0	1	2	3						
4 Bradley Zimmer, L (1, 8) OBP: 0.385, SLG: 0.256										3	2	2	0	1	1	0						
Inning Stats	R: 1 E: 0 K: 1 S: 10	H: 1 LOB: 0 BB: 0 P: 12	R: 0 E: 0 K: 1 S: 9	H: 1 LOB: 1 BB: 1 P: 13	R: 5 E: 1 K: 2 S: 24	H: 5 LOB: 1 BB: 1 P: 32	R: 0 E: 0 K: 1 S: 6	H: 0 LOB: 0 BB: 0 P: 8	R: 0 E: 0 K: 0 S: 11	H: 0 LOB: 0 BB: 0 P: 12	R: 2 E: 0 K: 3 S: 16	H: 2 LOB: 1 BB: 1 P: 25	R: 0 E: 0 K: 0 S: 11	H: 0 LOB: 0 BB: 0 P: 15	R: 0 E: 0 K: 1 S: 13	H: 0 LOB: 3 BB: 1 P: 23	1B: 5 2B: 2 3B: 1 HR: 1	SF: 0 SAC: 0 DP: 0 HBP: 2	WP: 0 PB: 0 SB: 0 CS: 1	PA: 38		
PITCHER	IP WLS BF H R ER SO BB IBB HBP BLK WP HR S P ERA WHIP																					
45 Keegan Akin, L (1, 1) ERA: 5.76	5.2 L 27 8 8 8 7 3 0 0 0 0 0 0 71 96 12.71 1.941																					
56 Hunter Harvey, R (6, 1) ERA: 1.59	1.1 5 1 0 0 1 0 0 0 0 0 0 0 16 21 0.00 0.750																					
51 Paul Fry, L (8, 1) ERA: 1.85	1.0 6 0 0 0 1 1 0 2 0 0 0 0 13 23 0.00 1.000																					

Batter	1	2	3	4	5	6	7	8	9	AB	R	H	RBI	BB	SO	LOB	TOP				
31 Cedric Mullins, L OBP: 0.388, SLG: 0.514										4	0	0	0	0	1	0					
16 Trey Mancini, R OBP: 0.356, SLG: 0.482										5	0	2	1	0	1	0					
2 Freddy Galvis, S OBP: 0.315, SLG: 0.438										2	0	0	0	0	1	2					
6 Ryan Mountcastle, R OBP: 0.281, SLG: 0.432										4	0	2	0	0	2	2					
25 Anthony Santander, S OBP: 0.279, SLG: 0.408										4	0	1	0	0	1	5					
21 Austin Hays, R OBP: 0.289, SLG: 0.418										4	1	1	1	0	1	1					
3 Maikel Franco, R OBP: 0.253, SLG: 0.377										4	1	1	1	0	1	1					
11 Pat Valaika, R OBP: 0.250, SLG: 0.263										4	0	0	0	0	3	0					
61 Austin Wynns, R OBP: 0.138, SLG: 0.276										4	1	1	0	0	2	0					
Inning Stats	R: 0 E: 1 K: 1 S: 12	H: 1 LOB: 2 BB: 0 P: 16	R: 1 E: 0 K: 2 S: 11	H: 1 LOB: 0 BB: 0 P: 17	R: 0 E: 0 K: 1 S: 16	H: 1 LOB: 2 BB: 0 P: 24	R: 2 E: 0 K: 1 S: 15	H: 3 LOB: 2 BB: 0 P: 19	R: 0 E: 0 K: 2 S: 14	H: 1 LOB: 1 BB: 0 P: 17	R: 0 E: 0 K: 3 S: 15	H: 1 LOB: 1 BB: 0 P: 23	R: 0 E: 0 K: 1 S: 9	H: 0 LOB: 0 BB: 0 P: 13	R: 0 E: 0 K: 0 S: 5	H: 0 LOB: 0 BB: 0 P: 5	1B: 5 2B: 1 3B: 0 HR: 2	SF: 0 SAC: 0 DP: 0 HBP: 2	WP: 0 PB: 0 SB: 0 CS: 0	PA: 38	
PITCHER	IP WLS BF H R ER SO BB IBB HBP BLK WP HR S P ERA WHIP	IP WLS BF H R ER SO BB IBB HBP BLK WP HR S P ERA WHIP	IP WLS BF H R ER SO BB IBB HBP BLK WP HR S P ERA WHIP	IP WLS BF H R ER SO BB IBB HBP BLK WP HR S P ERA WHIP	IP WLS BF H R ER SO BB IBB HBP BLK WP HR S P ERA WHIP	IP WLS BF H R ER SO BB IBB HBP BLK WP HR S P ERA WHIP	IP WLS BF H R ER SO BB IBB HBP BLK WP HR S P ERA WHIP	IP WLS BF H R ER SO BB IBB HBP BLK WP HR S P ERA WHIP	IP WLS BF H R ER SO BB IBB HBP BLK WP HR S P ERA WHIP	IP WLS BF H R ER SO BB IBB HBP BLK WP HR S P ERA WHIP	IP WLS BF H R ER SO BB IBB HBP BLK WP HR S P ERA WHIP	IP WLS BF H R ER SO BB IBB HBP BLK WP HR S P ERA WHIP	IP WLS BF H R ER SO BB IBB HBP BLK WP HR S P ERA WHIP	IP WLS BF H R ER SO BB IBB HBP BLK WP HR S P ERA WHIP	IP WLS BF H R ER SO BB IBB HBP BLK WP HR S P ERA WHIP	IP WLS BF H R ER SO BB IBB HBP BLK WP HR S P ERA WHIP	IP WLS BF H R ER SO BB IBB HBP BLK WP HR S P ERA WHIP	IP WLS BF H R ER SO BB IBB HBP BLK WP HR S P ERA WHIP	IP WLS BF H R ER SO BB IBB HBP BLK WP HR S P ERA WHIP	IP WLS BF H R ER SO BB IBB HBP BLK WP HR S P ERA WHIP	IP WLS BF H R ER SO BB IBB HBP BLK WP HR S P ERA WHIP

Baltimore Orioles @ Cleveland Indians
Progressive Field, Cleveland, OH
Thu Jun 17 2021, 1:11 PM - 4:13 PM EDT
Att: 15,121 - Partly Cloudy - 75 F

AB 35
R 3
H 8
RBI 3
BB 0
SO 13
LOB 11



Batter	1	2	3	4	5	6	7	8	9	AB	R	H	RBI	BB	SO	LOB	BOTTOM				
4 Bradley Zimmer, L OBP: 0.386, SLG: 0.255										4	0	1	0	1	2	1					
1 Amed Rosario, R OBP: 0.338, SLG: 0.403										5	1	2	0	0	2	4					
11 José Ramírez, S OBP: 0.352, SLG: 0.544										5	1	1	3	0	1	4					
9 Eddie Rosario, L OBP: 0.295, SLG: 0.369										5	1	1	1	0	0	2					
44 Bobby Bradley, L OBP: 0.429, SLG: 0.813										4	1	1	1	0	2	1					
50 Ryan Lavarnway, R OBP: 0.500, SLG: 0.500										4	1	2	0	0	1	0					
22 Josh Naylor, L OBP: 0.266, SLG: 0.380										3	1	2	0	1	0	1					
40 Harold Ramirez, R OBP: 0.313, SLG: 0.429										0	1	0	0	0	0	0					
2 Yu Chang, R OBP: 0.218, SLG: 0.305										4	2	2	4	0	0	1					
28 Ernie Clement, R OBP: 0.333, SLG: 0.375										3	1	1	1	1	0	1					
Inning Stats	R: 3 E: 0 K: 0 S: 17	H: 4 LOB: 1 BB: 0 P: 30	R: 0 E: 0 K: 1 S: 9	H: 0 LOB: 0 BB: 0 P: 12	R: 1 E: 0 K: 1 S: 10	H: 1 LOB: 0 BB: 0 P: 12	R: 1 E: 0 K: 1 S: 7	H: 1 LOB: 1 BB: 1 P: 15	R: 0 E: 0 K: 1 S: 12	H: 1 LOB: 1 BB: 0 P: 18	R: 2 E: 0 K: 1 S: 14	H: 3 LOB: 2 BB: 1 P: 26	R: 0 E: 0 K: 2 S: 8	H: 0 LOB: 0 BB: 0 P: 12	R: 3 E: 0 K: 1 S: 19	H: 3 LOB: 1 BB: 1 P: 29	1B: 7 2B: 2 3B: 0 HR: 4	SF: 0 SAC: 0 DP: 0 HBP: 0	WP: 0 PB: 0 SB: 0 CS: 0	PA: 40	
PITCHER	IP WLS BF H R ER SO BB IBB HBP BLK WP HR S P ERA WHIP	IP WLS BF H R ER SO BB IBB HBP BLK WP HR S P ERA WHIP	IP WLS BF H R ER SO BB IBB HBP BLK WP HR S P ERA WHIP	IP WLS BF H R ER SO BB IBB HBP BLK WP HR S P ERA WHIP	IP WLS BF H R ER SO BB IBB HBP BLK WP HR S P ERA WHIP	IP WLS BF H R ER SO BB IBB HBP BLK WP HR S P ERA WHIP	IP WLS BF H R ER SO BB IBB HBP BLK WP HR S P ERA WHIP	IP WLS BF H R ER SO BB IBB HBP BLK WP HR S P ERA WHIP	IP WLS BF H R ER SO BB IBB HBP BLK WP HR S P ERA WHIP	IP WLS BF H R ER SO BB IBB HBP BLK WP HR S P ERA WHIP	IP WLS BF H R ER SO BB IBB HBP BLK WP HR S P ERA WHIP	IP WLS BF H R ER SO BB IBB HBP BLK WP HR S P ERA WHIP	IP WLS BF H R ER SO BB IBB HBP BLK WP HR S P ERA WHIP	IP WLS BF H R ER SO BB IBB HBP BLK WP HR S P ERA WHIP	IP WLS BF H R ER SO BB IBB HBP BLK WP HR S P ERA WHIP	IP WLS BF H R ER SO BB IBB HBP BLK WP HR S P ERA WHIP	IP WLS BF H R ER SO BB IBB HBP BLK WP HR S P ERA WHIP	IP WLS BF H R ER SO BB IBB HBP BLK WP HR S P ERA WHIP	IP WLS BF H R ER SO BB IBB HBP BLK WP HR S P ERA WHIP	IP WLS BF H R ER SO BB IBB HBP BLK WP HR S P ERA WHIP	IP WLS BF H R ER SO BB IBB HBP BLK WP HR S P ERA WHIP

Baltimore Orioles @ Cleveland Indians
Progressive Field, Cleveland, OH
Thu Jun 17 2021, 1:11 PM - 4:13 PM EDT
Att: 15,121 - Partly Cloudy - 75 F

AB 37
R 10
H 13
RBI 10
BB 3
SO 8
LOB 15



Batter	1	2	3	4	5	6	7	8	9	AB	R	H	RBI	BB	SO	LOB	TOP										
7 César Hernández, S (1,4) OBP: 0.302, SLG: 0.393										4	0	0	0	0	1	0	Cleveland Indians @ Pittsburgh Pirates PNC Park, Pittsburgh, PA Sun Jun 20 2021, 1:07 PM - 3:38 PM EDT Att: 16,582 - Cloudy - 80 F										
1 Amed Rosario, R (1,6) OBP: 0.332, SLG: 0.390										4	0	0	0	0	1	0											
44 Bobby Bradley, L (1,3) OBP: 0.354, SLG: 0.605										3	0	0	0	1	2	0											
9 Eddie Rosario, L (1,7) OBP: 0.303, SLG: 0.373										4	1	1	0	0	2	1											
40 Harold Ramírez, R (1,8) OBP: 0.314, SLG: 0.492										4	1	1	1	0	1	2											
22 Josh Naylor, L (1,9) OBP: 0.295, SLG: 0.380										3	0	2	1	0	0	0											
37 Trevor Stephan, R (7,1)										0	0	0	0	0	0	0											
48 Emmanuel Clase, R (8,1)										0	0	0	0	0	0	0											
11 José Ramírez, S (9,PH) OBP: 0.353, SLG: 0.537										1	0	0	0	0	0	1											
99 James Karinchak, R (9,1)										0	0	0	0	0	0	0											
50 Ryan Lavarnway, R (1,2) OBP: 0.375, SLG: 0.286										2	0	0	0	1	2	1											
28 Ernie Clement, R (1,5) OBP: 0.308, SLG: 0.333										3	0	0	0	0	0	3											
31 Sam Hentges, L (1,1)										1	0	0	0	0	1	0											
2 Yu Chang, R (6,PH) OBP: 0.206, SLG: 0.287										1	0	0	0	0	0	0											
88 Phil Maton, R (6,1)										0	0	0	0	0	0	0											
4 Bradley Zimmer, L (7,8) OBP: 0.379, SLG: 0.241										1	0	0	0	0	1	0											
Inning Stats	R: 0 E: 0 K: 0 S: 4	H: 0 LOB: 0 BB: 0 P: 4	R: 0 E: 0 K: 2 S: 10	H: 0 LOB: 0 BB: 0 P: 16	R: 0 E: 0 K: 2 S: 8	H: 0 LOB: 0 BB: 0 P: 11	R: 0 E: 0 K: 2 S: 8	H: 0 LOB: 0 BB: 0 P: 9	R: 1 E: 0 K: 1 S: 14	H: 2 LOB: 1 BB: 0 P: 17	R: 0 E: 0 K: 1 S: 5	H: 0 LOB: 0 BB: 0 P: 7	R: 1 E: 0 K: 1 S: 14	H: 2 LOB: 2 BB: 1 P: 20	R: 0 E: 0 K: 1 S: 6	H: 0 LOB: 0 BB: 0 P: 8	R: 0 E: 0 K: 1 S: 10	H: 0 LOB: 1 BB: 1 P: 20	1B: 2 2B: 1 3B: 0 HR: 1	SF: 0 SAC: 0 DP: 0 HBP: 0	WP: 0 PB: 0 SB: 0 CS: 0	PA: 33					
PITCHER	IP	WLS	BF	H	R	ER	SO	BB	IBB	HBP	BLK	WP	HR	S	P	ERA	WHIP										
34 JT Brubaker, R (1,1) ERA: 3.77	6.2	L	23	3	2	2	9	0	0	0	0	0	1	59	76	2.70	0.450										
55 Chasen Shreve, L (7,1) ERA: 1.8	0.1		3	1	0	0	0	1	0	0	0	0	0	4	8	0.00	6.000										
52 Clay Holmes, R (8,1) ERA: 4.4	1.0		3	0	0	0	1	0	0	0	0	0	0	6	8	0.00	0.000										
62 Austin Davis, L (9,1) ERA:	1.0		4	0	0	0	1	1	0	0	0	0	0	10	20	0.00	1.000										

AB	31
R	2
H	4
RBI	2
BB	2
SO	11
LOB	8



Batter	1	2	3	4	5	6	7	8	9	AB	R	H	RBI	BB	SO	LOB	BOTTOM										
26 Adam Frazier, L (1,4) OBP: 0.388, SLG: 0.451										3	1	1	0	1	0	2	Cleveland Indians @ Pittsburgh Pirates PNC Park, Pittsburgh, PA Sun Jun 20 2021, 1:07 PM - 3:38 PM EDT Att: 16,582 - Cloudy - 80 F										
13 Ke'Bryan Hayes, R (1,5) OBP: 0.338, SLG: 0.500										4	0	1	0	0	0	1											
10 Bryan Reynolds, S (1,8) OBP: 0.394, SLG: 0.529										4	0	1	0	0	2	2											
58 Jacob Stallings, R (1,2) OBP: 0.318, SLG: 0.399										4	0	1	1	0	1	1											
24 Phillip Evans, R (1,9) OBP: 0.304, SLG: 0.318										4	0	1	0	0	1	2											
18 Ben Gamel, L (1,7) OBP: 0.295, SLG: 0.354										2	0	0	0	1	1	0											
27 Kevin Newman, R (1,6) OBP: 0.246, SLG: 0.258										3	0	0	0	1	0	2											
2 Erik González, R (1,3) OBP: 0.252, SLG: 0.299										2	0	0	0	0	0	1											
19 Colin Moran, L (7,PH) OBP: 0.353, SLG: 0.437										2	0	1	0	0	1	1											
34 JT Brubaker, R (1,1) OBP: 0.217, SLG: 0.143										2	0	0	0	0	2	0											
55 Chasen Shreve, L (7,1) ERA: 5.99										0	0	0	0	0	0	0											
25 Gregory Polanco, L (7,PH) OBP: 0.271, SLG: 0.352										1	0	0	0	0	0	2											
52 Clay Holmes, R (8,1)										0	0	0	0	0	0	0											
62 Austin Davis, L (9,1) ERA: 2.84										0	0	0	0	0	0	0											
Inning Stats	R: 0 E: 0 K: 1 S: 9	H: 1 LOB: 1 BB: 1 P: 15	R: 0 E: 0 K: 1 S: 8	H: 0 LOB: 0 BB: 0 P: 11	R: 0 E: 0 K: 1 S: 8	H: 0 LOB: 0 BB: 0 P: 12	R: 0 E: 0 K: 1 S: 6	H: 0 LOB: 0 BB: 0 P: 8	R: 0 E: 0 K: 0 S: 8	H: 1 LOB: 1 BB: 0 P: 11	R: 1 E: 0 K: 3 S: 18	H: 3 LOB: 2 BB: 0 P: 22	R: 0 E: 0 K: 0 S: 5	H: 1 LOB: 2 BB: 1 P: 9	R: 0 E: 0 K: 0 S: 7	H: 0 LOB: 0 BB: 0 P: 9	R: 0 E: 0 K: 1 S: 13	H: 0 LOB: 1 BB: 1 P: 23	1B: 5 2B: 1 3B: 0 HR: 0	SF: 0 SAC: 1 DP: 1 HBP: 0	WP: 1 PB: 0 SB: 0 CS: 0	PA: 35					
PITCHER	IP	WLS	BF	H	R	ER	SO	BB	IBB	HBP	BLK	WP	HR	S	P	ERA	WHIP										
31 Sam Hentges, L (1,1) ERA: 6.4	5.0		17	2	0	0	4	1	0	0	0	0	0	39	57	0.00	0.600										
88 Phil Maton, R (6,1) ERA: 5.99	1.0	W	6	3	1	1	3	0	0	0	0	0	0	18	22	9.00	3.000										
37 Trevor Stephan, R (7,1) ERA: 3.67	1.0	H	5	1	0	0	0	1	0	0	0	0	0	5	9	0.00	2.000										
48 Emmanuel Clase, R (8,1) ERA: 0.91	1.0	H	3	0	0	0	0	0	0	0	0	0	0	7	9	0.00	0.000										
99 James Karinchak, R (9,1) ERA: 2.84	1.0	S	4	0	0	0	1	1	0	0	0	1	0	13	23	0.00	1.000										

AB	31
R	1
H	6
RBI	1
BB	3
SO	8
LOB	14



Batter	1	2	3	4	5	6	7	8	9	AB	R	H	RBI	BB	SO	LOB	TOP					
7 César Hernández, S OBP: 0.302, SLG: 0.391										5	0	1	0	0	2	2	<p>Cleveland Indians @ Minnesota Twins Target Field, Minneapolis, MN Thu Jun 24 2021, 7:12 PM - 10:09 PM CDT Att: 18,812 - Partly Cloudy - 83 F</p>					
1 Amed Rosario, R OBP: 0.320, SLG: 0.372										4	1	0	0	0	2	2						
11 José Ramírez, S OBP: 0.348, SLG: 0.520										2	1	1	0	2	0	0						
9 Eddie Rosario, L OBP: 0.301, SLG: 0.367										4	0	1	2	0	0	2						
44 Bobby Bradley, L OBP: 0.322, SLG: 0.566										3	1	0	1	1	1	2						
40 Harold Ramírez, R OBP: 0.317, SLG: 0.485										4	0	2	0	0	0	0						
22 Josh Naylor, L OBP: 0.300, SLG: 0.390										4	0	1	0	0	1	4						
4 Bradley Zimmer, L OBP: 0.351, SLG: 0.226										4	0	0	0	0	2	3						
17 Austin Hedges, R OBP: 0.216, SLG: 0.250										4	1	2	1	0	1	0						
Inning Stats	R: 0 H: 0 K: 2 S: 7	H: 0 LOB: 1 BB: 1 P: 16	R: 1 H: 2 K: 3 S: 18	H: 2 LOB: 2 BB: 1 P: 29	R: 0 H: 0 K: 1 S: 9	H: 0 LOB: 0 BB: 0 P: 13	R: 0 H: 1 K: 1 S: 10	H: 1 LOB: 1 BB: 0 P: 16	R: 0 H: 0 K: 1 S: 8	H: 0 LOB: 0 BB: 0 P: 9	R: 0 H: 1 K: 1 S: 6	H: 1 LOB: 1 BB: 0 P: 10	R: 0 H: 0 K: 0 S: 7	H: 0 LOB: 0 BB: 0 P: 7	R: 3 H: 4 K: 0 S: 14	H: 4 LOB: 2 BB: 1 P: 18	R: 0 H: 0 K: 0 S: 8	H: 0 LOB: 0 BB: 0 P: 11	1B: 8 HR: 0	SF: 0 SAC: 0 DP: 0 HBP: 0	WP: 0 PB: 0 SB: 1 CS: 0	PA: 37
PITCHER	IP WLS BF H R ER SO BB IBB HBP BLK WP HR S P ERA WHIP																					
17 José Berrios, R ERA: 3.41	(1, 1) 6.1 24 4 1 1 9 2 0 0 0 0 0 0 0 0 0 0 1.42 0.947																					
56 Caleb Thielbar, L ERA: 3.92	(7, 1) 0.2 2 0 0 0 0 0 0 0 0 0 0 0 4 4 0.00 0.000																					
66 Jorge Alcalá, R ERA: 4.4	(8, 1) 0.1 L 4 2 3 3 0 0 1 0 0 0 0 0 7 10 81.00 6.000																					
55 Taylor Rogers, L ERA: 2.61	(8, 1) 0.2 4 2 0 0 0 0 0 0 0 0 0 7 8 0.00 3.000																					
32 Matt Shoemaker, R ERA: 7.19	(9, 1) 1.0 3 0 0 0 0 0 0 0 0 0 0 8 11 0.00 0.000																					

Batter	1	2	3	4	5	6	7	8	9	AB	R	H	RBI	BB	SO	LOB	BOTTOM					
2 Luis Arraez, L OBP: 0.397, SLG: 0.349										4	1	1	0	0	1	2	<p>Cleveland Indians @ Minnesota Twins Target Field, Minneapolis, MN Thu Jun 24 2021, 7:12 PM - 10:09 PM CDT Att: 18,812 - Partly Cloudy - 83 F</p>					
20 Josh Donaldson, R OBP: 0.342, SLG: 0.454										4	0	2	0	0	1	1						
24 Trevor Larnach, L OBP: 0.355, SLG: 0.419										3	0	0	0	1	1	2						
23 Nelson Cruz, R OBP: 0.375, SLG: 0.562										4	0	0	0	0	0	4						
26 Max Kepler, L OBP: 0.300, SLG: 0.404										4	0	0	0	0	2	2						
11 Jorge Polanco, S OBP: 0.322, SLG: 0.434											3	0	2	0	1	1		0				
19 Alex Kirilloff, L OBP: 0.304, SLG: 0.427											4	0	0	0	0	3						
70 Ben Rortved, L OBP: 0.189, SLG: 0.220										3	0	1	0	0	1	1						
9 Andrelton Simmons, R OBP: 0.310, SLG: 0.311										3	0	0	0	0	1	3						
Inning Stats	R: 1 H: 1 K: 2 S: 17	H: 1 LOB: 1 BB: 1 P: 31	R: 0 H: 1 K: 2 S: 12	H: 1 LOB: 1 BB: 1 P: 22	R: 0 H: 1 K: 0 S: 5	H: 1 LOB: 0 BB: 0 P: 8	R: 0 H: 0 K: 1 S: 6	H: 0 LOB: 0 BB: 0 P: 7	R: 0 H: 0 K: 0 S: 8	H: 0 LOB: 0 BB: 0 P: 13	R: 0 H: 1 K: 1 S: 10	H: 1 LOB: 1 BB: 0 P: 15	R: 0 H: 1 K: 1 S: 10	H: 1 LOB: 1 BB: 0 P: 14	R: 0 H: 0 K: 1 S: 9	H: 0 LOB: 0 BB: 0 P: 14	R: 0 H: 1 K: 0 S: 6	H: 1 LOB: 1 BB: 0 P: 10	1B: 5 HR: 0	SF: 0 SAC: 0 DP: 1 HBP: 0	WP: 1 PB: 0 SB: 1 CS: 0	PA: 34
PITCHER	IP WLS BF H R ER SO BB IBB HBP BLK WP HR S P ERA WHIP																					
36 J.C. Mejía, R ERA: 4.94	(1, 1) 6.0 23 4 1 0 1 2 0 0 0 0 0 0 10 14 0.00 1.000																					
53 Blake Parker, R ERA: 2.45	(7, 1) 1.0 W 4 1 0 0 1 0 0 0 0 0 0 0 9 14 0.00 0.000																					
27 Bryan Shaw, R ERA: 3.26	(8, 1) 1.0 H 3 0 0 0 1 0 0 0 0 0 0 0 6 10 0.00 1.000																					
99 James Karinchak, R ERA: 2.67	(9, 1) 1.0 S 4 1 0 0 0 0 0 0 0 0 0 0 6 10 0.00 1.000																					

AB	34
R	4
H	8
RBI	4
BB	3
SO	9
LOB	15



AB	32
R	1
H	6
RBI	0
BB	2
SO	8
LOB	18




Batter	1	2	3	4	5	6	7	8	9	AB	R	H	RBI	BB	SO	LOB	TOP										
7 César Hernández, S OBP: 0.298, SLG: 0.385	F7		G3	FC6			G4-3			4	0	0	0	0	0	2	Cleveland Indians @ Minnesota Twins Target Field, Minneapolis, MN Fri Jun 25 2021, 7:11 PM - 9:56 PM CDT Att: 16,892 - Partly Cloudy - 84 F										
1 Amed Rosario, R OBP: 0.319, SLG: 0.382	HR				F8		G6-3			4	1	1	1	0	1	0											
11 José Ramírez, S OBP: 0.344, SLG: 0.512	K		P3		F9			F8		4	0	0	0	0	1	0											
9 Eddie Rosario, L OBP: 0.300, SLG: 0.377	E4 44 HR			G4-3	HR			F7		4	2	1	1	0	0	0											
44 Bobby Bradley, L OBP: 0.333, SLG: 0.607	HR			22 WP 17 1B 40 1B	G4-3			G5-3		3	2	1	2	1	0	0											
40 Harold Ramírez, R OBP: 0.315, SLG: 0.479	G5-3			22 WP 17 1B		F9			G6-3	4	1	1	0	0	0	0											
22 Josh Naylor, L OBP: 0.304, SLG: 0.403		P5		17 1B BB	G4-3			HR		3	1	1	1	1	0	0											
4 Bradley Zimmer, L OBP: 0.346, SLG: 0.227		K		K		L8			1B	4	0	1	0	0	2	3											
17 Austin Hedges, R OBP: 0.217, SLG: 0.250	P2			7 FC6 1B			B2-3		G6-3	4	0	1	2	0	0	0											
Inning Stats	R: 3 H: 2 E: 0 K: 1 S: 18	H: 2 LOB: 0 BB: 0 P: 24	R: 0 H: 0 E: 0 K: 1 S: 9	H: 0 LOB: 0 BB: 0 P: 13	R: 0 H: 0 E: 0 K: 1 S: 8	H: 0 LOB: 0 BB: 0 P: 15	R: 2 H: 2 E: 0 K: 1 S: 21	H: 2 LOB: 2 BB: 2 P: 33	R: 1 H: 1 E: 0 K: 0 S: 10	H: 1 LOB: 0 BB: 0 P: 14	R: 0 H: 0 E: 0 K: 0 S: 6	H: 0 LOB: 0 BB: 0 P: 8	R: 0 H: 0 E: 0 K: 0 S: 6	H: 0 LOB: 0 BB: 0 P: 7	R: 0 H: 0 E: 0 K: 0 S: 6	H: 0 LOB: 0 BB: 0 P: 9		R: 1 H: 2 E: 0 K: 0 S: 9	H: 2 LOB: 0 BB: 0 P: 10	1B: 3 2B: 0 3B: 0 HR: 4	SF: 0 SAC: 0 DP: 0 HBP: 0	WP: 1 PB: 0 SB: 1 CS: 0	PA: 36				
PITCHER	IP	WLS	BF	H	R	ER	SO	BB	IBB	HBP	BLK	WP	HR	S	P	ERA	WHIP										
53 Danny Coulombe, L ERA: 5.4	1.2		8	2	3	1	2	0	0	0	0	0	2	23	32	5.40	1.200										
83 Griffin Jax, R ERA: 7.92	4.1	W	18	3	3	3	2	2	0	0	0	1	1	49	75	6.23	1.154										
48 Alex Colomé, R ERA: 5.2	1.0	H	3	0	0	0	0	0	0	0	0	0	0	6	7	0.00	0.000										
55 Taylor Rogers, L ERA: 2.53	1.0	H	3	0	0	0	0	0	0	0	0	0	0	6	9	0.00	0.000										
57 Hansel Robles, R ERA: 3.33	1.0	S	4	2	1	1	0	0	0	0	0	0	1	9	10	9.00	2.000										
Batter	1	2	3	4	5	6	7	8	9	AB	R	H	RBI	BB	SO	LOB	BOTTOM										
2 Luis Arraez, L OBP: 0.365, SLG: 0.386	20 SF5 3B		20 1B 3B		F7					4	2	3	3	0	0	1	Cleveland Indians @ Minnesota Twins Target Field, Minneapolis, MN Fri Jun 25 2021, 7:11 PM - 9:56 PM CDT Att: 16,892 - Partly Cloudy - 84 F										
20 Josh Donaldson, R OBP: 0.345, SLG: 0.455	SF5		19 HR 1B			23 1B BB		F7		2	1	1	2	1	0	1											
19 Alex Kirilloff, L OBP: 0.303, SLG: 0.442	L3		HR		K			G5-3		4	1	1	2	0	1	2											
23 Nelson Cruz, R OBP: 0.373, SLG: 0.557	P2		P3			1B		G1-6-3		4	0	1	1	0	0	0											
11 Jorge Polanco, S OBP: 0.321, SLG: 0.431		F9	F8		F9				26 CS 1B	4	0	1	0	0	0	2											
26 Max Kepler, L OBP: 0.293, SLG: 0.394	P5			K		G4-3		CS	K2-3	4	0	0	0	0	2	0											
27 Ryan Jeffers, R OBP: 0.280, SLG: 0.419	K			L8		L8			K	4	0	0	0	0	2	0											
1 Nick Gordon, L OBP: 0.348, SLG: 0.444				G4-3				G5-3		4	1	2	0	0	0	0											
9 Andrelton Simmons, R OBP: 0.315, SLG: 0.316			FC6-5 2B		FC6-5 2B				20 BB 23 1B 2 2B 1B	3	3	2	0	0	0	1											
Inning Stats	R: 1 H: 1 E: 0 K: 0 S: 10	H: 1 LOB: 0 BB: 0 P: 14	R: 0 H: 0 E: 0 K: 1 S: 5	H: 0 LOB: 0 BB: 0 P: 9	R: 4 H: 4 E: 0 K: 0 S: 15	H: 4 LOB: 0 BB: 0 P: 22	R: 0 H: 0 E: 0 K: 1 S: 7	H: 0 LOB: 0 BB: 0 P: 8	R: 1 H: 2 E: 0 K: 0 S: 12	H: 2 LOB: 1 BB: 1 P: 19	R: 2 H: 3 E: 0 K: 0 S: 11	H: 3 LOB: 1 BB: 0 P: 13	R: 0 H: 1 E: 0 K: 0 S: 8	H: 1 LOB: 0 BB: 0 P: 12	R: 0 H: 0 E: 0 K: 2 S: 10	H: 0 LOB: 0 BB: 0 P: 13		1B: 6 2B: 2 3B: 2 HR: 1	SF: 1 SAC: 0 DP: 0 HBP: 0	WP: 0 PB: 0 SB: 0 CS: 1	PA: 36						
PITCHER	IP	WLS	BF	H	R	ER	SO	BB	IBB	HBP	BLK	WP	HR	S	P	ERA	WHIP										
47 Cal Quantrill, R ERA: 3.64	4.1		20	6	6	6	2	1	0	0	0	0	0	7	9	0.00	1.500										
52 Nick Sandlin, R ERA: 2.18	0.2		3	1	0	0	1	0	0	0	0	0	0	7	9	0.00	1.500										
62 Nick Wittgren, R ERA: 4.68	1.0	L	6	3	2	2	0	0	0	0	0	0	0	11	13	18.00	3.000										
88 Phil Maton, R ERA: 5.65	1.0		3	1	0	0	0	0	0	0	0	0	0	8	12	0.00	1.000										
48 Emmanuel Clase, R ERA: 0.85	1.0		3	0	0	0	2	0	0	0	0	0	0	10	13	0.00	0.000										

Batter	1	2	3	4	5	6	7	8	9	AB	R	H	RBI	BB	SO	LOB	TOP									
7 César Hernández, S (1.10) OBP: 0.294, SLG: 0.379										4	0	0	0	0	1	1	Cleveland Indians @ Minnesota Twins Target Field, Minneapolis, MN Sun Jun 27 2021, 1:11 PM - 4:09 PM CDT Att: 20,215 - Partly Cloudy - 73 F									
1 Amed Rosario, R (1.6) OBP: 0.328, SLG: 0.390										3	0	2	0	1	0	0										
11 José Ramírez, S (1.5) OBP: 0.342, SLG: 0.512										4	1	1	0	0	1	3										
2 Yu Chang, R (8.5)										4	0	1	1	0	0	2										
9 Eddie Rosario, L (1.7) OBP: 0.299, SLG: 0.375										4	0	0	0	0	2	2										
44 Bobby Bradley, L (1.3) OBP: 0.313, SLG: 0.567										4	0	1	0	0	3	1										
40 Harold Ramírez, R (1.8) OBP: 0.314, SLG: 0.472										2	0	0	0	0	0	1										
22 Josh Naylor, L (1.9) OBP: 0.301, SLG: 0.399										3	1	1	1	1	2	1										
4 Bradley Zimmer, L (4.8) OBP: 0.350, SLG: 0.224										4	0	0	0	0	1	2										
46 René Rivera, R (1.2) OBP: 0.310, SLG: 0.415										4	0	0	0	0	1	2										
28 Ernie Clement, R (1.4) OBP: 0.278, SLG: 0.294										4	0	0	0	0	1	2										
Inning Stats	R: 0 E: 0 K: 1 S: 9	H: 1 LOB: 1 BB: 0 P: 13	R: 0 E: 0 K: 2 S: 11	H: 0 LOB: 0 BB: 0 P: 15	R: 1 E: 0 K: 1 S: 16	H: 2 LOB: 1 BB: 0 P: 20	R: 0 E: 0 K: 0 S: 8	H: 1 LOB: 1 BB: 0 P: 16	R: 0 E: 0 K: 1 S: 7	H: 0 LOB: 0 BB: 0 P: 12	R: 1 E: 0 K: 2 S: 16	H: 2 LOB: 1 BB: 0 P: 26	R: 0 E: 0 K: 2 S: 15	H: 0 LOB: 1 BB: 1 P: 23	R: 0 E: 0 K: 0 S: 7	H: 0 LOB: 1 BB: 1 P: 14	R: 0 E: 0 K: 1 S: 10	H: 0 LOB: 1 BB: 1 P: 16	1B: 3 2B: 2 3B: 0 HR: 1	SF: 0 SAC: 0 DP: 0 HBP: 0	WP: 0 PB: 0 SB: 0 CS: 0	PA: 36				
PITCHER	IP WLS BF H R ER SO BB IBB HBP BLK WP HR S P ERA WHIP	6.0 W 24 6 2 2 7 0 0 0 0 0 1 67 102 3.00 1.000	1.0 4 0 0 0 2 1 0 0 0 0 0 15 23 0.00 1.000	2.0 8 0 0 0 1 2 0 0 0 0 0 17 30 0.00 1.000	PITCHER										IP WLS BF H R ER SO BB IBB HBP BLK WP HR S P ERA WHIP											
33 J.A. Happ, L (1.1) ERA: 5.83											6.0	W	24	6	2	2	7	0	0	0	0	1	67	102	3.00	1.000
21 Tyler Duffey, R (7.1) ERA: 3.58											1.0	4	0	0	0	2	1	0	0	0	0	0	15	23	0.00	1.000
56 Caleb Thielbar, L (8.1) ERA: 3.38											2.0	8	0	0	0	1	2	0	0	0	0	0	17	30	0.00	1.000

Batter	1	2	3	4	5	6	7	8	9	AB	R	H	RBI	BB	SO	LOB	BOTTOM										
11 Jorge Polanco, S (1.4) OBP: 0.322, SLG: 0.428										4	2	1	0	1	0	0	Cleveland Indians @ Minnesota Twins Target Field, Minneapolis, MN Sun Jun 27 2021, 1:11 PM - 4:09 PM CDT Att: 20,215 - Partly Cloudy - 73 F										
20 Josh Donaldson, R (1.5) OBP: 0.346, SLG: 0.468										5	1	2	1	0	3	2											
23 Nelson Cruz, R (1.10) OBP: 0.371, SLG: 0.564										4	1	1	3	0	1	2											
24 Trevor Larnach, L (1.9) OBP: 0.359, SLG: 0.417										3	1	1	1	1	0	0											
27 Ryan Jeffers, R (1.2) OBP: 0.269, SLG: 0.411										2	0	0	0	2	2	1											
22 Miguel Sanó, R (1.3) OBP: 0.281, SLG: 0.437										2	1	1	0	2	0	0											
2 Luis Arraez, L (1.7) OBP: 0.363, SLG: 0.380										3	0	0	1	1	0	3											
79 Gilberto Celestino, R (1.8) OBP: 0.128, SLG: 0.211										4	0	0	0	0	1	4											
9 Andrelton Simmons, R (1.6) OBP: 0.318, SLG: 0.332										3	2	1	2	1	0	0											
Inning Stats	R: 1 E: 0 K: 1 S: 15	H: 2 LOB: 1 BB: 1 P: 23	R: 2 E: 0 K: 0 S: 7	H: 1 LOB: 1 BB: 1 P: 16	R: 1 E: 0 K: 0 S: 12	H: 2 LOB: 2 BB: 1 P: 24	R: 3 E: 0 K: 1 S: 10	H: 2 LOB: 0 BB: 1 P: 18	R: 0 E: 0 K: 1 S: 8	H: 0 LOB: 0 BB: 0 P: 13	R: 0 E: 0 K: 1 S: 6	H: 0 LOB: 0 BB: 0 P: 9	R: 1 E: 0 K: 2 S: 14	H: 0 LOB: 3 BB: 4 P: 31	R: 0 E: 0 K: 1 S: 7	H: 0 LOB: 0 BB: 0 P: 8		R: 0 E: 0 K: 1 S: 10	H: 0 LOB: 0 BB: 0 P: 16	1B: 4 2B: 0 3B: 0 HR: 3	SF: 0 SAC: 0 DP: 1 HBP: 0	WP: 0 PB: 0 SB: 0 CS: 0	PA: 38				
PITCHER	IP WLS BF H R ER SO BB IBB HBP BLK WP HR S P ERA WHIP	3.1 L 19 6 6 6 1 4 0 0 0 0 0 1 20 31 3.38 0.375	2.2 9 1 1 1 3 0 0 0 0 0 0 1 20 31 3.38 0.375	0.2 5 0 1 1 2 3 0 0 0 0 0 0 12 25 13.50 4.500	PITCHER										IP WLS BF H R ER SO BB IBB HBP BLK WP HR S P ERA WHIP												
31 Sam Hentges, L (1.1) ERA: 7.32											3.1	L	19	6	6	6	1	4	0	0	0	0	1	20	31	3.38	0.375
63 Justin Garza, R (4.1) ERA: 3.35											2.2	9	1	1	1	3	0	0	0	0	0	0	1	20	31	3.38	0.375
88 Phil Maton, R (7.1) ERA: 5.83											0.2	5	0	1	1	2	3	0	0	0	0	0	0	12	25	13.50	4.500
30 Kyle Nelson, L (7.1) ERA: 9.31											1.1	5	0	0	0	1	1	0	0	0	0	0	9	14	0.00	0.750	

AB 33
R 2
H 6
RBI 2
BB 3
SO 10
LOB 13

AB 30
R 8
H 7
RBI 8
BB 8
SO 7
LOB 12



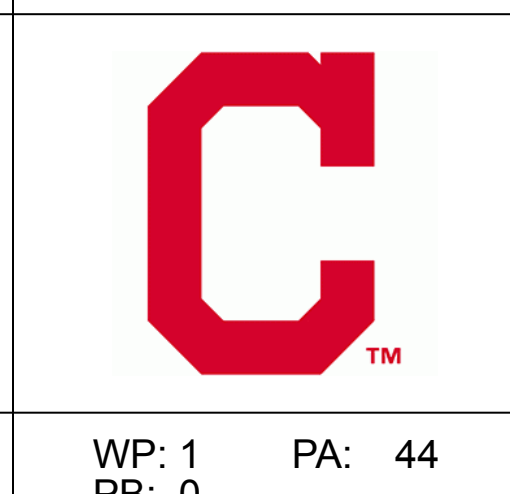
Batter	1	2	3	4	5	6	7	8	9	AB	R	H	RBI	BB	SO	LOB	TOP										
60 Akil Badtoo, L (1, 8) OBP: 0.364, SLG: 0.479	G4-3		K		F7			K		4	0	0	0	0	2	0	Detroit Tigers @ Cleveland Indians Progressive Field, Cleveland, OH Mon Jun 28 2021, 7:10 PM - 10:08 PM EDT Att: 13,128 - Partly Cloudy - 84 F										
7 Jonathan Schoop, R (1, 3) OBP: 0.322, SLG: 0.472	L4			F9	1B			G4-3		4	0	1	0	0	0	0											
8 Robbie Grossman, S (1, 7) OBP: 0.334, SLG: 0.391	F8			K	K			HR		4	1	1	1	0	2	1											
24 Miguel Cabrera, R (1, 10) OBP: 0.292, SLG: 0.343	HR			46 1B	2B			F8		4	2	2	1	0	1	0											
46 Jeimer Candelario, S (1, 5) OBP: 0.342, SLG: 0.385	G6-3			2H	1B			P3		4	0	1	1	0	0	0											
41 Daz Cameron, R (1, 9) OBP: 0.280, SLG: 0.468	G1-3			L8				K		4	0	0	0	0	1	1											
30 Harold Castro, L (1, 6) OBP: 0.302, SLG: 0.283	K			G6-3				K		3	0	0	0	1	2	0											
9 Willi Castro, S (1, 4) OBP: 0.284, SLG: 0.352			P6		34 HR	1B		K		4	1	1	0	0	2	1											
34 Jake Rogers, R (1, 2) OBP: 0.284, SLG: 0.457	L3			L3				K		3	1	1	2	0	1	0											
Inning Stats	R: 0 E: 0 K: 0 S: 5	H: 0 LOB: 0 BB: 0 P: 7	R: 1 E: 0 K: 1 S: 8	H: 1 LOB: 0 BB: 0 P: 9	R: 0 E: 0 K: 1 S: 8	H: 0 LOB: 0 BB: 0 P: 12	R: 1 E: 0 K: 1 S: 15	H: 2 LOB: 1 BB: 0 P: 22	R: 2 E: 0 K: 1 S: 12	H: 3 LOB: 1 BB: 0 P: 19	R: 0 E: 0 K: 2 S: 11	H: 0 LOB: 0 BB: 0 P: 16	R: 0 E: 0 K: 3 S: 10	H: 0 LOB: 0 BB: 0 P: 14	R: 1 E: 0 K: 1 S: 12	H: 1 LOB: 0 BB: 0 P: 17	R: 0 E: 0 K: 1 S: 8	H: 0 LOB: 1 BB: 1 P: 17	1B: 3 2B: 1 3B: 0 HR: 3	SF: 0 SAC: 0 DP: 0 HBP: 0	WP: 0 PB: 0 SB: 0 CS: 0	PA: 35					
PITCHER	IP	WLS	BF	H	R	ER	SO	BB	IBB	HBP	BLK	WP	HR	S	P	ERA	WHIP										
49 Eli Morgan, R (1, 1) ERA: 9.37	5.0	W	21	6	4	4	4	0	0	0	0	0	2	48	69	7.20	1.200										
52 Nick Sandlin, R (6, 1) ERA: 2.08	1.0		3	0	0	0	2	0	0	0	0	0	0	11	16	0.00	0.000										
53 Blake Parker, R (7, 1) ERA: 2.16	1.0		3	0	0	0	3	0	0	0	0	0	0	10	14	0.00	0.000										
62 Nick Wittgren, R (8, 1) ERA: 4.85	1.0		4	1	1	1	1	0	0	0	0	0	1	12	17	9.00	1.000										
27 Bryan Shaw, R (9, 1) ERA: 3.16	1.0		4	0	0	0	1	1	0	0	0	0	0	8	17	0.00	1.000										

Batter	1	2	3	4	5	6	7	8	9	AB	R	H	RBI	BB	SO	LOB	BOTTOM										
7 César Hernández, S (1, 4) OBP: 0.299, SLG: 0.387	11 2B	K		11 HR	K			11 1B		5	2	3	1	0	2	1	Detroit Tigers @ Cleveland Indians Progressive Field, Cleveland, OH Mon Jun 28 2021, 7:10 PM - 10:08 PM EDT Att: 13,128 - Partly Cloudy - 84 F										
2 Yu Chang, R (7, PR) OBP: 0.204, SLG: 0.284	11 2B	K		11 HR	K			11 1B		0	0	0	0	0	0	0											
1 Amed Rosario, R (1, 6) OBP: 0.331, SLG: 0.398	11 2B	K		11 HR	K			11 1B		5	2	3	0	0	1	2											
11 José Ramírez, S (1, 10) OBP: 0.347, SLG: 0.528	11 2B	K		11 HR	K			11 1B		5	2	3	5	0	0	2											
9 Eddie Rosario, L (1, 7) OBP: 0.299, SLG: 0.378	SF8			L8	K			9 2B		3	0	1	2	0	1	0											
35 Oscar Mercado, R (7, 7)	SF8			L8	K			40 1B		1	0	0	0	0	0	2											
44 Bobby Bradley, L (1, 3) OBP: 0.319, SLG: 0.569	G1			L8				40 1B		5	1	2	0	0	0	1											
40 Harold Ramírez, R (1, 9) OBP: 0.323, SLG: 0.483	4 1B	2B		G5-3				17 WP	28 1B	5	2	3	1	0	0	1											
4 Bradley Zimmer, L (1, 8) OBP: 0.353, SLG: 0.225	28 FC6-4	1B		K	F8			F7		4	0	1	1	0	1	3											
28 Ernie Clement, R (1, 5) OBP: 0.348, SLG: 0.333	FC6-4	17 HR		7 2B	HBP			17 SF8	17 WP	4	3	2	0	0	0	2											
17 Austin Hedges, R (1, 2) OBP: 0.218, SLG: 0.278	HR			F8	SF8			K		3	1	1	3	0	1	2											
Inning Stats	R: 2 E: 0 K: 0 S: 12	H: 2 LOB: 0 BB: 0 P: 19	R: 3 E: 0 K: 1 S: 17	H: 4 LOB: 1 BB: 0 P: 26	R: 0 E: 0 K: 0 S: 7	H: 0 LOB: 0 BB: 0 P: 9	R: 4 E: 0 K: 2 S: 17	H: 3 LOB: 0 BB: 0 P: 27	R: 2 E: 0 K: 1 S: 14	H: 3 LOB: 1 BB: 0 P: 21	R: 1 E: 0 K: 0 S: 14	H: 3 LOB: 2 BB: 0 P: 21	R: 1 E: 0 K: 2 S: 19	H: 3 LOB: 2 BB: 0 P: 23	R: 0 E: 0 K: 0 S: 10	H: 1 LOB: 1 BB: 0 P: 15	1B: 11 2B: 6 3B: 0 HR: 2	SF: 2 SAC: 0 DP: 1 HBP: 2	WP: 1 PB: 0 SB: 0 CS: 0	PA: 44							
PITCHER	IP	WLS	BF	H	R	ER	SO	BB	IBB	HBP	BLK	WP	HR	S	P	ERA	WHIP										
25 Matt Manning, R (1, 1) ERA: 8.16	3.2	L	21	9	9	9	2	0	0	0	0	0	0	12	17	27.00	4.500										
71 Miguel Del Pozo, L (4, 1) ERA: 27.0	0.2		5	3	2	2	1	0	0	0	0	0	0	0	0	0	0										
45 Buck Farmer, R (5, 1) ERA: 9.16	1.2		8	3	1	1	1	0	0	0	0	1	0	19	31	5.40	1.800										
44 Daniel Norris, L (7, 1) ERA: 6.67	1.0		6	3	1	1	2	0	0	0	0	0	0	19	23	9.00	3.000										
70 Tyler Alexander, L (8, 1) ERA: 4.86	1.0		4	1	0	0	0	0	0	1	0	0	0	10	15	0.00	1.000										

AB	34
R	5
H	7
RBI	5
BB	1
SO	11
LOB	3



AB	40
R	13
H	19
RBI	13
BB	0
SO	6
LOB	16



Batter	1	2	3	4	5	6	7	8	9	AB	R	H	RBI	BB	SO	LOB	TOP										
27 Jose Altuve, R OBP: 0.374, SLG: 0.505	F7		G5-3	G6-3		K			G6-3	5	1	1	0	0	1	1											
3 Myles Straw, R OBP: 0.342, SLG: 0.333	G1-3		G5-3	K						5	0	1	0	0	2	1											
23 Michael Brantley, L OBP: 0.394, SLG: 0.592	K		G3-1	G3-1					G6-3	4	1	0	0	1	1	1											
1 Carlos Correa, R OBP: 0.393, SLG: 0.521		K	FC1	F8						4	1	1	1	0	2	0											
13 Abraham Toro, S OBP: 0.323, SLG: 0.339		20 BB	FC1	G1-3						2	2	0	1	2	0	1											
20 Chas McCormick, R OBP: 0.297, SLG: 0.492		28 BB	SF7	K						3	1	2	2	0	1	0											
28 Taylor Jones, R OBP: 0.241, SLG: 0.260		18 BB		G6-3						4	0	2	1	0	0	2											
18 Jason Castro, L OBP: 0.386, SLG: 0.394			F9							4	0	2	1	0	1	2											
9 Robel Garcia, S OBP: 0.230, SLG: 0.250			K	K					K	4	0	0	0	0	3	4											
Inning Stats	R: 0 E: 0 K: 1 S: 6	H: 0 LOB: 0 BB: 0 P: 10	R: 2 E: 0 K: 2 S: 11	H: 2 LOB: 1 BB: 1 P: 22	R: 4 E: 0 K: 1 S: 21	H: 4 LOB: 2 BB: 1 P: 38	R: 0 E: 0 K: 1 S: 9	H: 0 LOB: 0 BB: 0 P: 13	R: 0 E: 0 K: 1 S: 10	H: 0 LOB: 0 BB: 0 P: 15	R: 0 E: 0 K: 1 S: 10	H: 1 LOB: 1 BB: 0 P: 13	R: 0 E: 0 K: 2 S: 10	H: 0 LOB: 0 BB: 0 P: 16	R: 0 E: 0 K: 1 S: 12	H: 1 LOB: 1 BB: 1 P: 22	R: 0 E: 0 K: 1 S: 8	H: 1 LOB: 1 BB: 0 P: 8	1B: 6 2B: 3 3B: 0 HR: 0	SF: 1 SAC: 0 DP: 1 HBP: 0	WP: 0 PB: 1 SB: 1 CS: 0	PA: 39					
PITCHER	IP	WLS	BF	H	R	ER	SO	BB	IBB	HBP	BLK	WP	HR	S	P	ERA	WHIP										
31 Sam Hentges, L ERA: 8.22	2.2	L	17	6	6	6	3	2	0	0	0	0	0	35	65	20.25	3.000										
37 Trevor Stephan, R ERA: 4.31	2.1		7	0	0	0	3	0	0	0	0	0	0	22	33	0.00	0.000										
62 Nick Wittgren, R ERA: 4.66	2.0		7	1	0	0	3	0	0	0	0	0	0	20	29	0.00	0.500										
27 Bryan Shaw, R ERA: 3.24	1.0		4	1	0	0	1	1	0	0	0	0	0	12	22	0.00	2.000										
48 Emmanuel Clase, R ERA: 1.07	1.0		4	1	0	0	1	0	0	0	0	0	0	8	8	0.00	1.000										
Batter	1	2	3	4	5	6	7	8	9	AB	R	H	RBI	BB	SO	LOB	BOTTOM										
7 César Hernández, S OBP: 0.302, SLG: 0.404	40 BB	G1-3		HBP		HR			K	4	1	2	3	0	1	2											
1 Amed Rosario, R OBP: 0.320, SLG: 0.383	K		L9	F7		F9				5	0	1	0	0	1	4											
44 Bobby Bradley, L OBP: 0.322, SLG: 0.590	40 BB		G4-3			K				4	0	1	0	1	2	2											
32 Franmil Reyes, R OBP: 0.325, SLG: 0.577	K					K				5	0	3	0	0	2	3											
40 Harold Ramírez, R OBP: 0.324, SLG: 0.463						K				4	0	0	0	1	3	6											
28 Ernie Clement, R OBP: 0.314, SLG: 0.281	K		G3			P6				5	0	1	0	0	2	5											
4 Bradley Zimmer, L OBP: 0.379, SLG: 0.273						G6-3				3	0	0	0	2	2	1											
17 Austin Hedges, R OBP: 0.213, SLG: 0.262						F9				5	1	1	0	0	2	4											
35 Oscar Mercado, R OBP: 0.286, SLG: 0.385										4	1	3	0	1	1	1											
Inning Stats	R: 0 E: 0 K: 3 S: 14	H: 1 LOB: 3 BB: 2 P: 27	R: 0 E: 0 K: 2 S: 11	H: 1 LOB: 0 BB: 0 P: 20	R: 0 E: 0 K: 1 S: 9	H: 1 LOB: 1 BB: 0 P: 13	R: 0 E: 0 K: 0 S: 9	H: 1 LOB: 3 BB: 1 P: 17	R: 0 E: 0 K: 2 S: 12	H: 1 LOB: 0 BB: 0 P: 18	R: 3 E: 0 K: 1 S: 15	H: 2 LOB: 1 BB: 1 P: 26	R: 0 E: 0 K: 2 S: 11	H: 1 LOB: 2 BB: 1 P: 19	R: 0 E: 0 K: 3 S: 16	H: 3 LOB: 3 BB: 0 P: 25	R: 0 E: 0 K: 2 S: 8	H: 1 LOB: 1 BB: 0 P: 11	1B: 9 2B: 1 3B: 1 HR: 1	SF: 0 SAC: 0 DP: 0 HBP: 1	WP: 0 PB: 0 SB: 0 CS: 0	PA: 45					
PITCHER	IP	WLS	BF	H	R	ER	SO	BB	IBB	HBP	BLK	WP	HR	S	P	ERA	WHIP										
43 Lance McCullers Jr., R ERA: 2.97	5.1	W	27	6	2	2	8	4	0	1	0	0	1	8	14	13.50	1.500										
58 Brooks Raley, L ERA: 6.14	0.2		3	1	1	1	1	0	0	0	0	0	0	1	1	13.50	1.500										
45 Ryne Stanek, R ERA: 4.46	1.0	H	5	1	0	0	2	1	0	0	0	0	0	11	19	0.00	2.000										
62 Blake Taylor, L ERA: 3.18	1.0	H	6	3	0	0	3	0	0	0	0	0	0	16	25	0.00	3.000										
55 Ryan Pressly, R ERA: 1.58	1.0	S	4	1	0	0	2	0	0	0	0	0	0	8	11	0.00	1.000										

Houston Astros @ Cleveland Indians
Progressive Field, Cleveland, OH
Fri Jul 02 2021, 7:11 PM - 10:39 PM EDT
Att: 24,337 - Partly Cloudy - 68 F

AB 35
R 6
H 9
RBI 6
BB 3
SO 11
LOB 12



Houston Astros @ Cleveland Indians
Progressive Field, Cleveland, OH
Fri Jul 02 2021, 7:11 PM - 10:39 PM EDT
Att: 24,337 - Partly Cloudy - 68 F

AB 39
R 3
H 12
RBI 3
BB 5
SO 16
LOB 28



Batter	1	2	3	4	5	6	7	8	9	AB	R	H	RBI	BB	SO	LOB	TOP			
3 Myles Straw, R OBP: 0.349, SLG: 0.338										2	1	1	0	3	0	0	Houston Astros @ Cleveland Indians Progressive Field, Cleveland, OH Sat Jul 03 2021, 7:16 PM - 10:40 PM EDT Att: 24,961 - Partly Cloudy - 74 F			
20 Chas McCormick, R OBP: 0.300, SLG: 0.481										3	0	0	0	2	0	3				
10 Yuli Gurriel, R OBP: 0.393, SLG: 0.502										5	0	2	0	0	0	4				
1 Carlos Correa, R OBP: 0.401, SLG: 0.534										2	1	2	2	2	0	0				
18 Jason Castro, L OBP: 0.370, SLG: 0.373										4	0	0	0	0	1	5				
13 Abraham Toro, S OBP: 0.333, SLG: 0.400										4	1	2	1	0	1	4				
28 Taylor Jones, R OBP: 0.241, SLG: 0.245										3	0	0	0	1	1	2				
11 Garrett Stubbs, L OBP: 0.227, SLG: 0.238										4	0	0	0	0	2	2				
9 Robel Garcia, S OBP: 0.218, SLG: 0.236										4	0	0	0	0	1	0				
Inning Stats	R: 1 H: 3 E: 0 K: 1 S: 16	H: 3 LOB: 2 BB: 0 P: 23	R: 0 H: 0 E: 0 K: 2 S: 10	H: 0 LOB: 0 BB: 1 P: 15	R: 0 H: 0 E: 0 K: 0 S: 6	H: 0 LOB: 0 BB: 1 P: 12	R: 2 H: 2 E: 0 K: 0 S: 12	H: 2 LOB: 0 BB: 1 P: 21	R: 0 H: 0 E: 0 K: 0 S: 8	H: 1 LOB: 2 BB: 1 P: 15	R: 0 H: 0 E: 0 K: 0 S: 12	H: 0 LOB: 0 BB: 1 P: 10	R: 0 H: 1 E: 0 K: 1 S: 12	H: 2 LOB: 2 BB: 2 P: 20	R: 0 H: 0 E: 0 K: 2 S: 15	H: 0 LOB: 2 BB: 2 P: 26	1B: 4 2B: 1 3B: 0 HR: 2	SF: 0 SAC: 0 DP: 3 HBP: 0	WP: 0 PB: 0 SB: 1 CS: 0	PA: 39
PITCHER	IP WLS BF H R ER SO BB IBB HBP BLK WP HR S P ERA WHIP																			
49 Eli Morgan, R ERA: 8.44	5.0 L 21 5 3 3 3 2 0 0 0 0 0 2 52 86 5.40 1.400																			
53 Blake Parker, R ERA: 3.18	1.0 5 1 0 0 0 2 0 0 0 0 0 0 12 25 0.00 3.000																			
52 Nick Sandlin, R ERA: 1.96	1.0 5 1 0 0 0 2 0 0 0 0 0 0 8 18 0.00 3.000																			
99 James Karinchak, R ERA: 2.48	1.2 7 0 0 0 3 2 0 0 0 0 0 0 23 37 0.00 1.200																			
88 Phil Maton, R ERA: 5.29	0.1 1 0 0 0 0 0 0 0 0 0 0 0 1 1 0.00 0.000																			

Batter	1	2	3	4	5	6	7	8	9	AB	R	H	RBI	BB	SO	LOB	BOTTOM					
7 César Hernández, S OBP: 0.301, SLG: 0.400										3	0	0	0	1	2	0	Houston Astros @ Cleveland Indians Progressive Field, Cleveland, OH Sat Jul 03 2021, 7:16 PM - 10:40 PM EDT Att: 24,961 - Partly Cloudy - 74 F					
1 Amed Rosario, R OBP: 0.316, SLG: 0.377										4	0	0	0	0	1							
44 Bobby Bradley, L OBP: 0.319, SLG: 0.585										4	0	1	0	0	1	0						
9 Eddie Rosario, L OBP: 0.298, SLG: 0.381										4	2	2	0	0	1	1						
40 Harold Ramírez, R OBP: 0.322, SLG: 0.463										4	0	1	1	0	0	1						
4 Bradley Zimmer, L OBP: 0.378, SLG: 0.266										2	0	0	1	1	1	2						
28 Ernie Clement, R OBP: 0.297, SLG: 0.265										2	0	0	0	0	1	1						
17 Austin Hedges, R OBP: 0.209, SLG: 0.256										3	0	0	0	0	1	2						
35 Oscar Mercado, R OBP: 0.235, SLG: 0.313										3	0	0	0	0	1	0						
Inning Stats	R: 0 H: 1 E: 0 K: 1 S: 9	H: 1 LOB: 1 BB: 0 P: 17	R: 0 H: 0 E: 0 K: 0 S: 8	H: 0 LOB: 1 BB: 1 P: 14	R: 0 H: 0 E: 0 K: 0 S: 9	H: 0 LOB: 0 BB: 0 P: 13	R: 1 H: 1 E: 1 K: 0 S: 9	H: 1 LOB: 0 BB: 0 P: 16	R: 0 H: 0 E: 0 K: 1 S: 7	H: 0 LOB: 0 BB: 0 P: 9	R: 0 H: 0 E: 0 K: 0 S: 9	H: 0 LOB: 0 BB: 1 P: 16	R: 1 H: 2 E: 0 K: 2 S: 14	H: 2 LOB: 1 BB: 0 P: 20	R: 0 H: 0 E: 0 K: 2 S: 9	H: 0 LOB: 0 BB: 0 P: 13	R: 0 H: 0 E: 0 K: 2 S: 8	H: 0 LOB: 0 BB: 0 P: 10	1B: 0 2B: 4 3B: 0 HR: 0	SF: 0 SAC: 1 DP: 1 HBP: 0	WP: 1 PB: 0 SB: 0 CS: 1	PA: 33
PITCHER	IP WLS BF H R ER SO BB IBB HBP BLK WP HR S P ERA WHIP																					
17 Jake Odorizzi, R ERA: 3.7	6.0 W 23 4 2 1 2 2 0 0 0 0 1 0 10 14 0.00 0.000																					
45 Ryne Stanek, R ERA: 4.33	1.0 H 3 0 0 0 2 0 0 0 0 0 1 0 10 14 0.00 0.000																					
53 Cristian Javier, R ERA: 2.91	1.0 H 3 0 0 0 2 0 0 0 0 0 0 0 9 13 0.00 0.000																					
55 Ryan Pressly, R ERA: 1.54	1.0 S 3 0 0 0 2 0 0 0 0 0 0 0 8 10 0.00 0.000																					

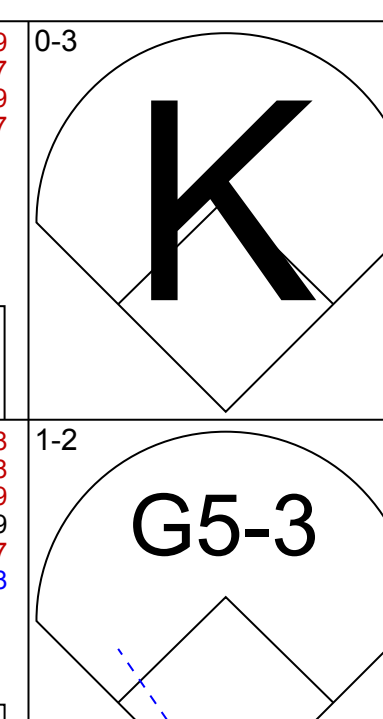
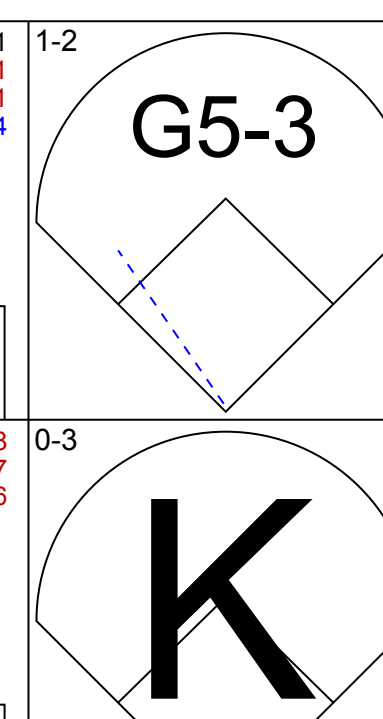
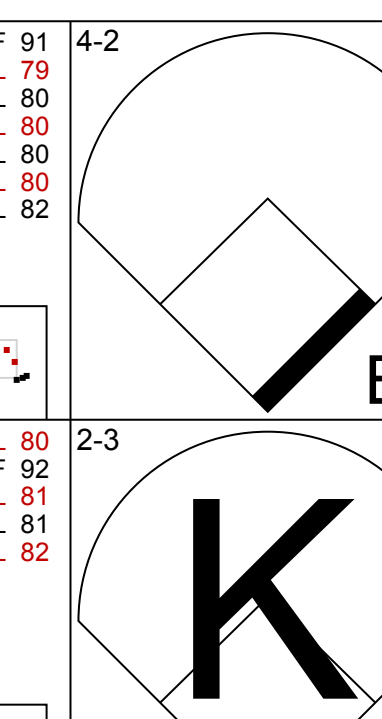
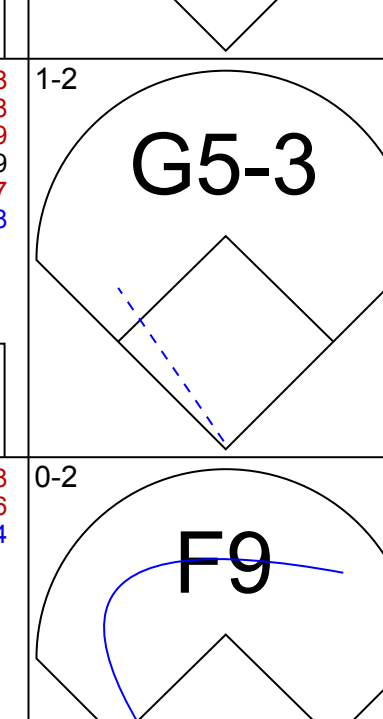
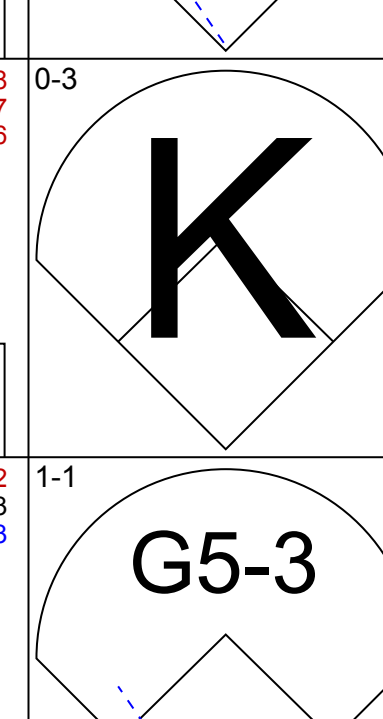
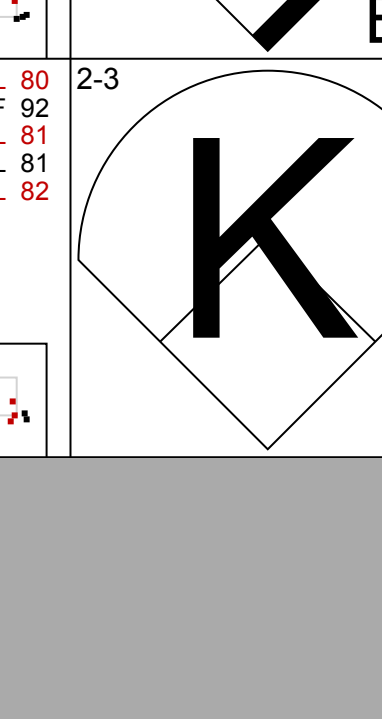
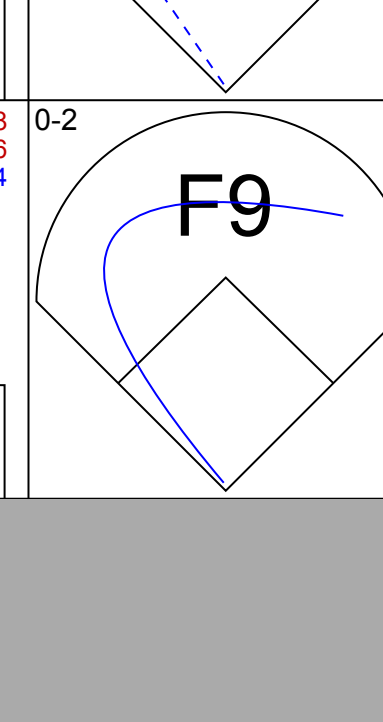
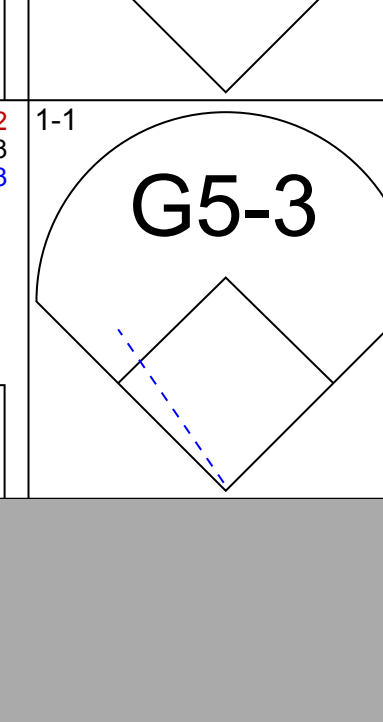
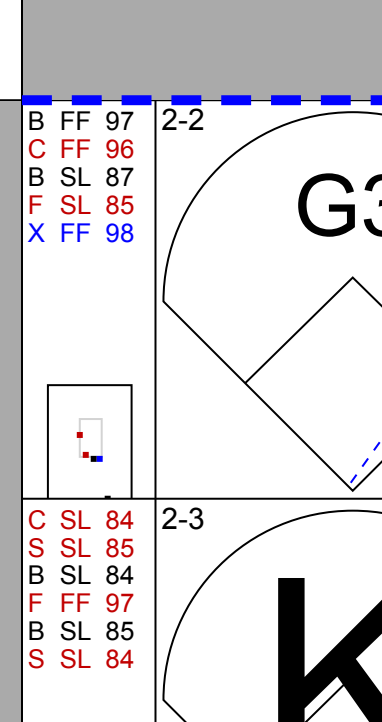
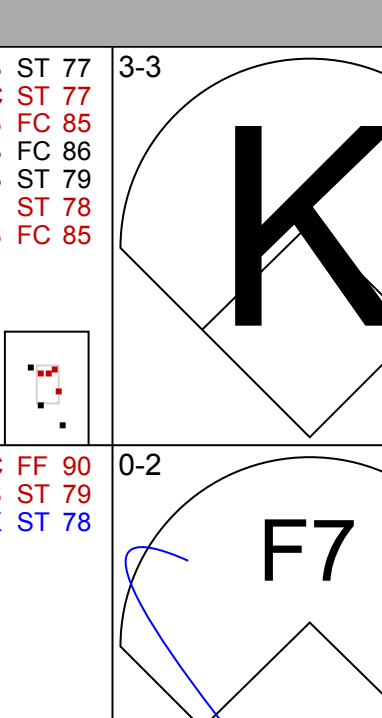
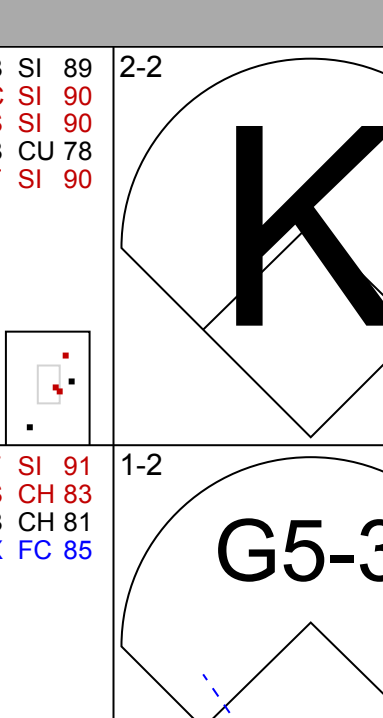
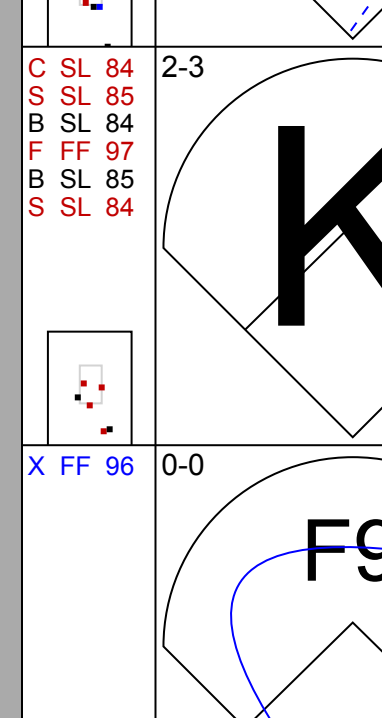
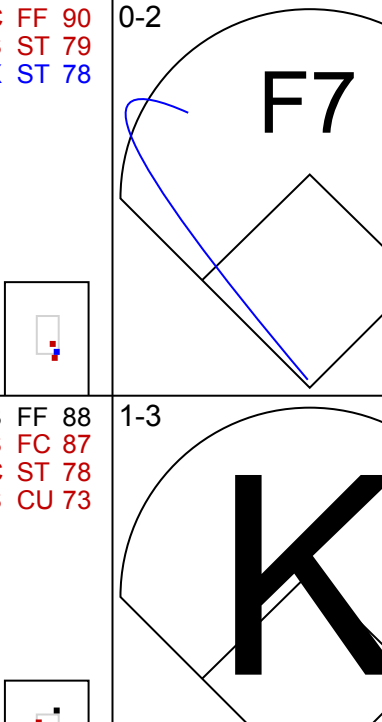
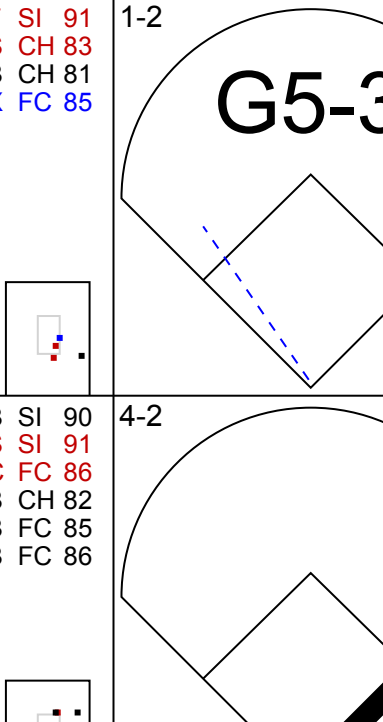
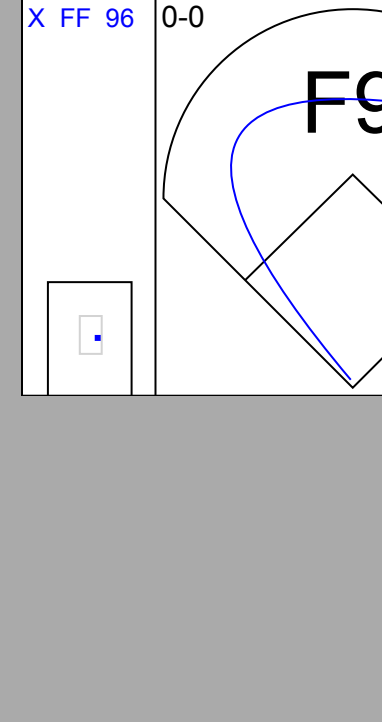
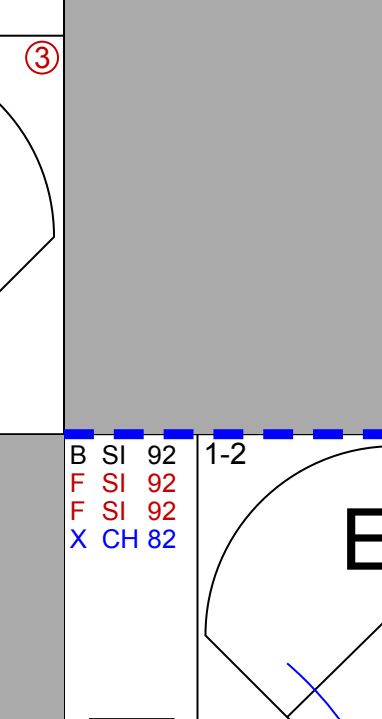
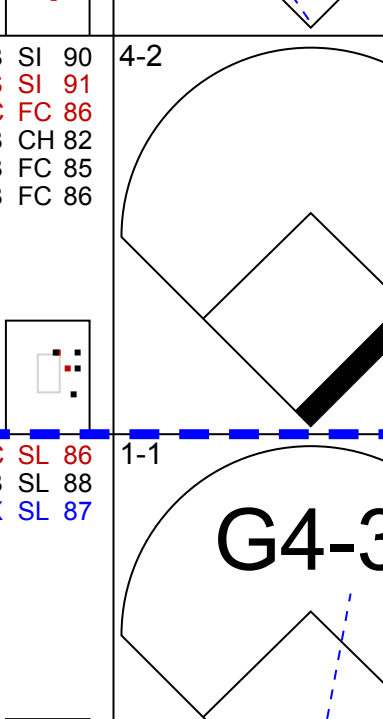
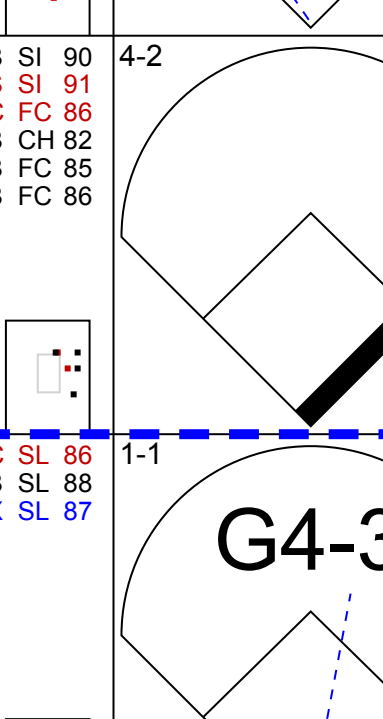
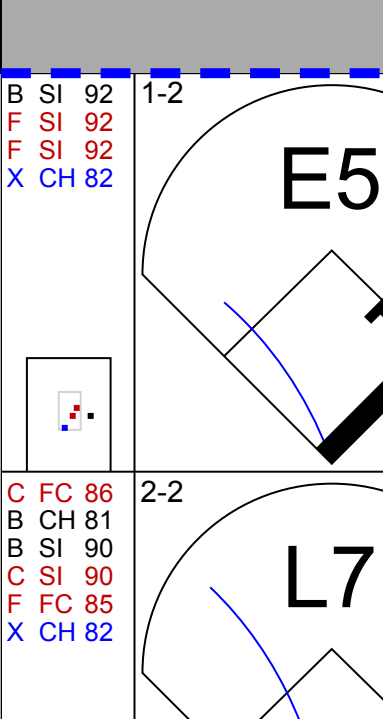
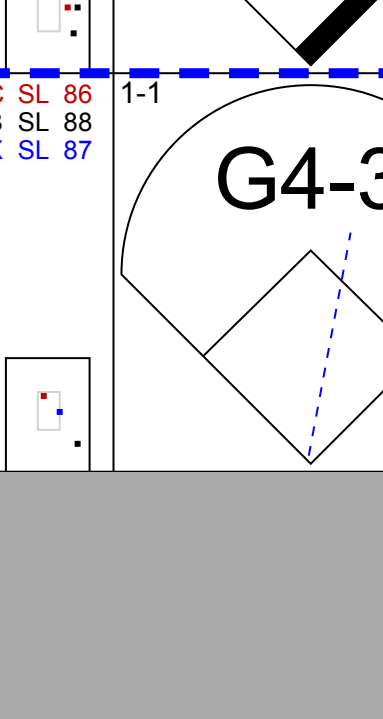
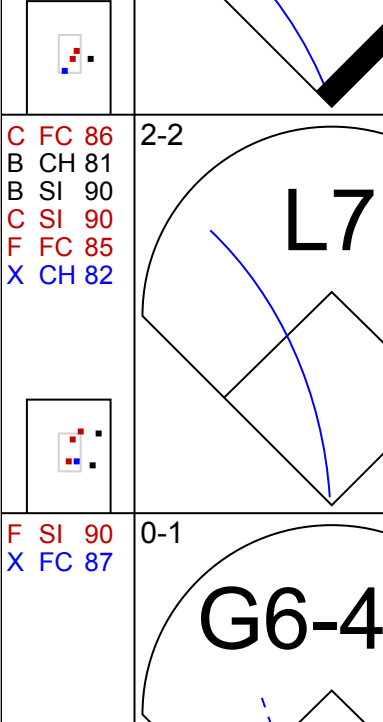
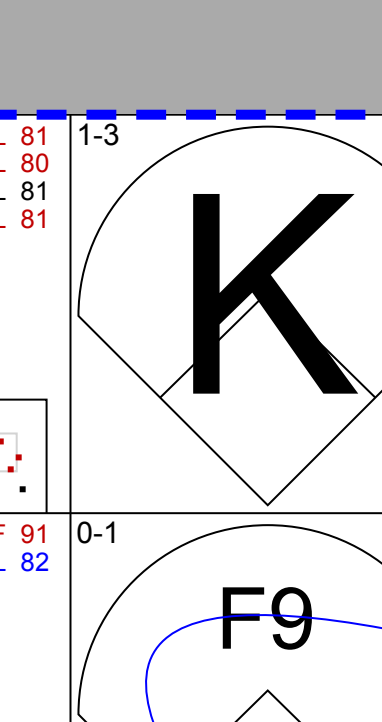
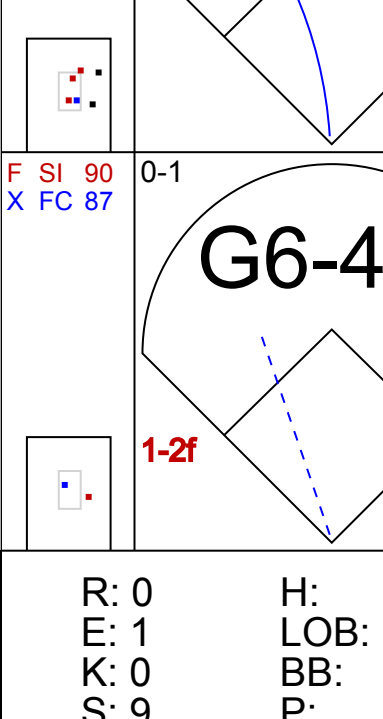
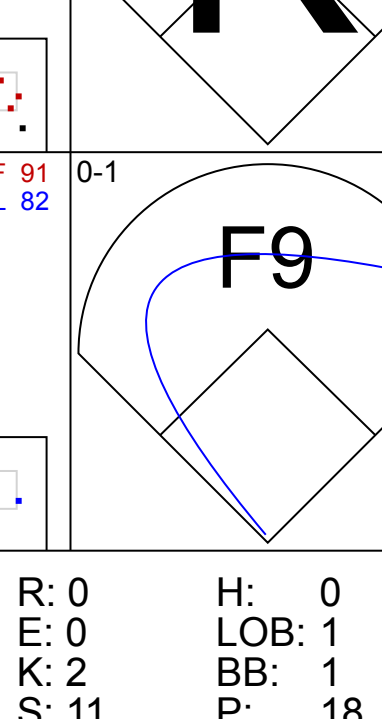
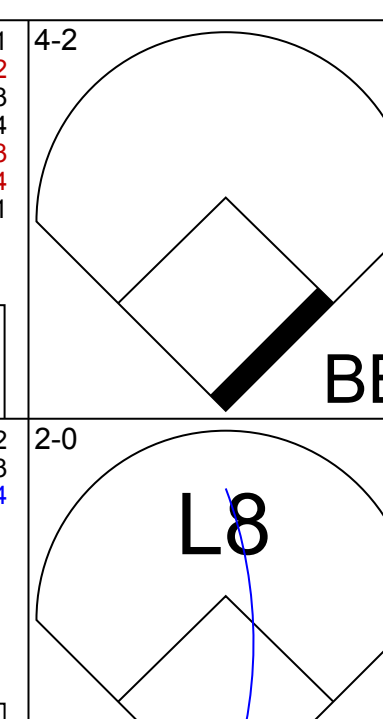
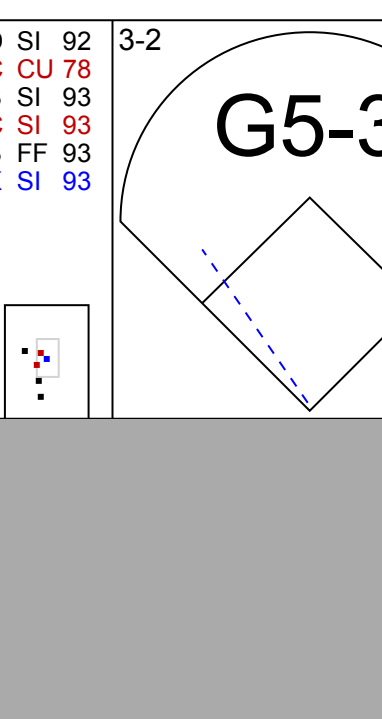
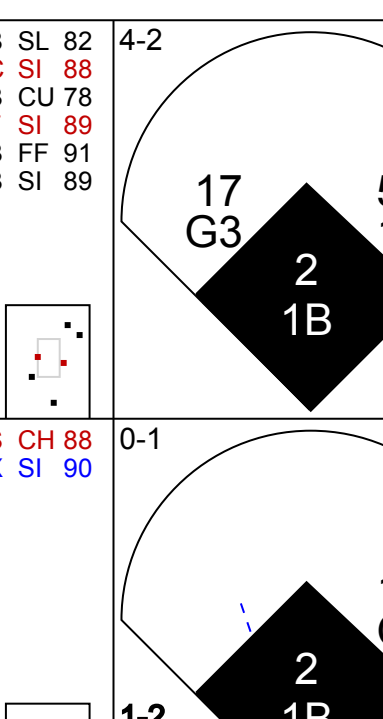
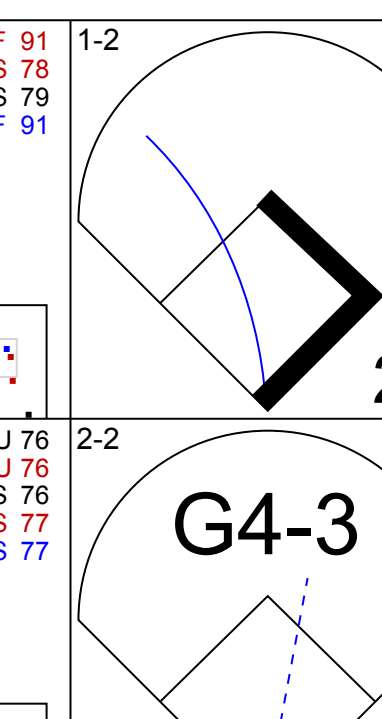
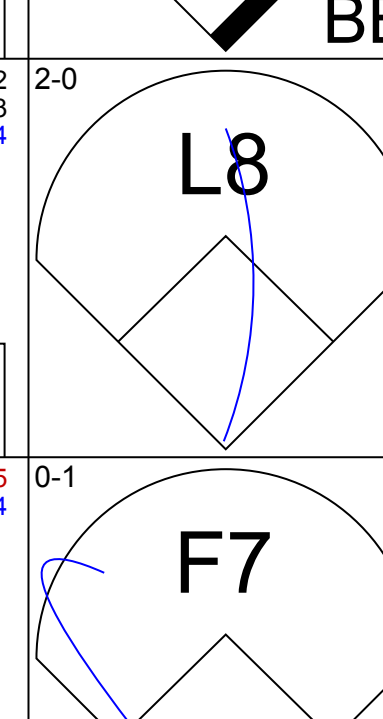
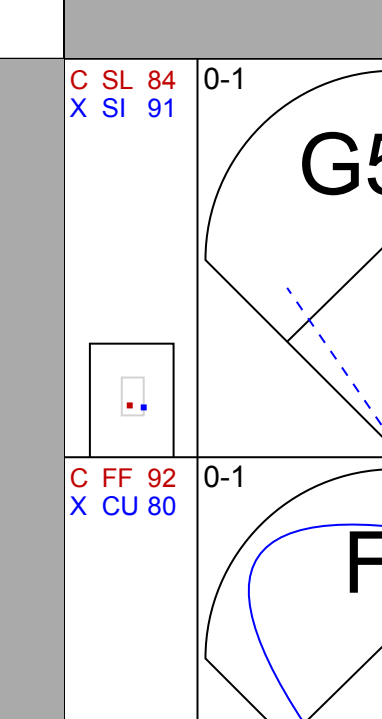
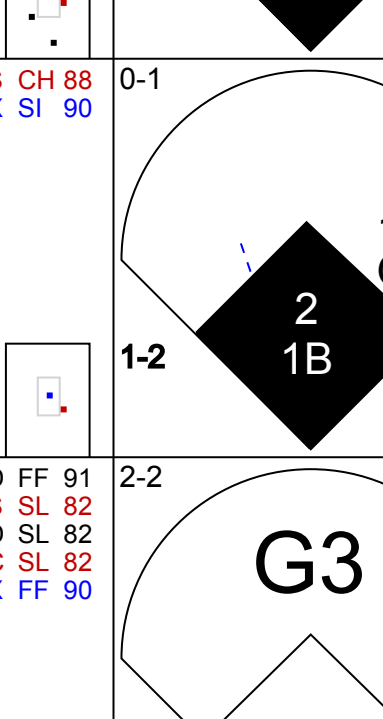
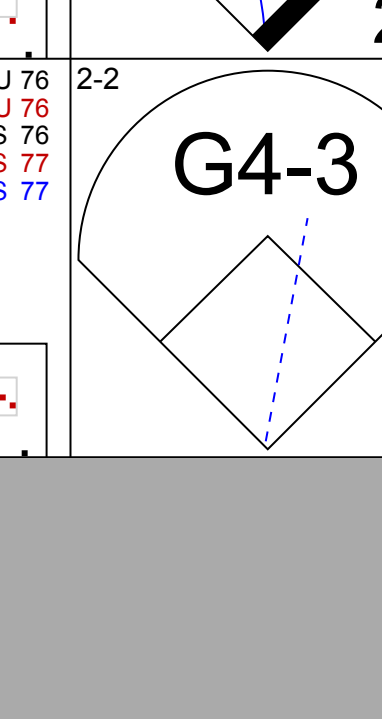
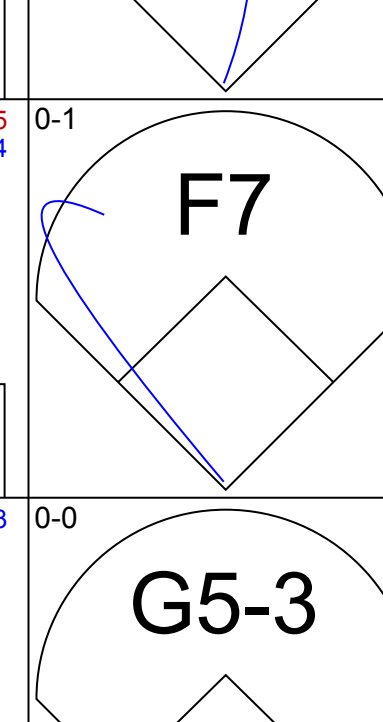
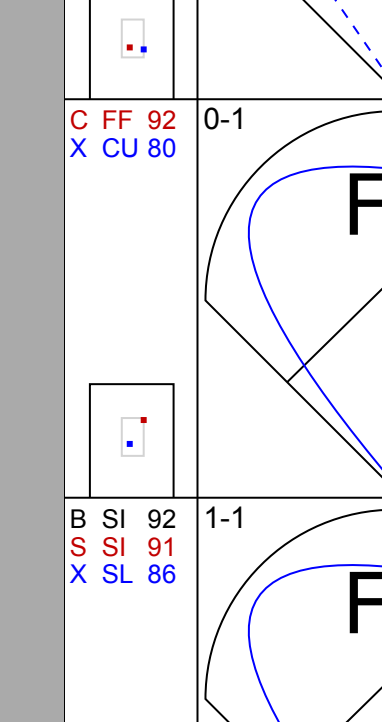
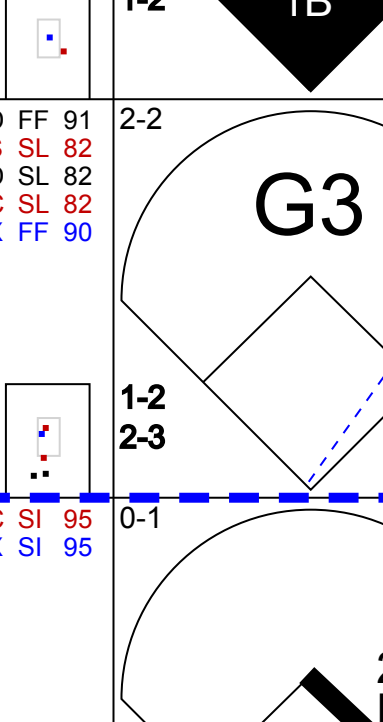
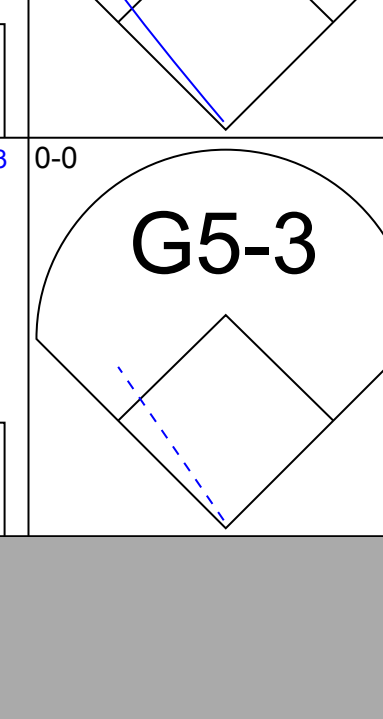
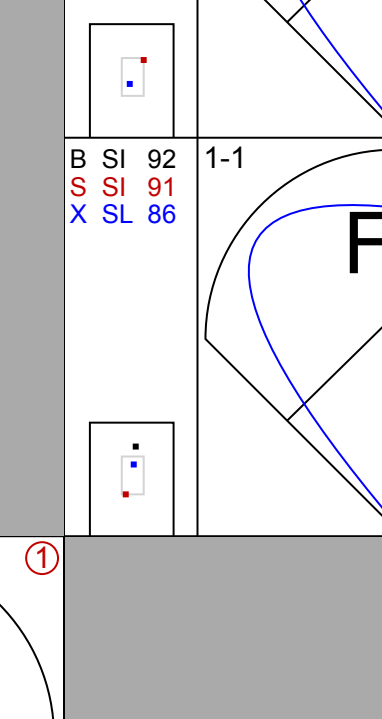
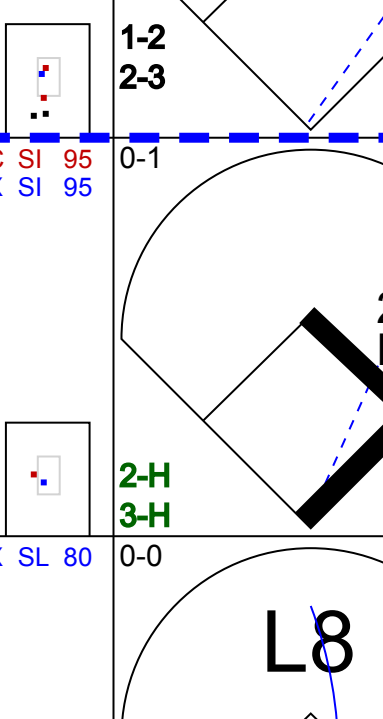
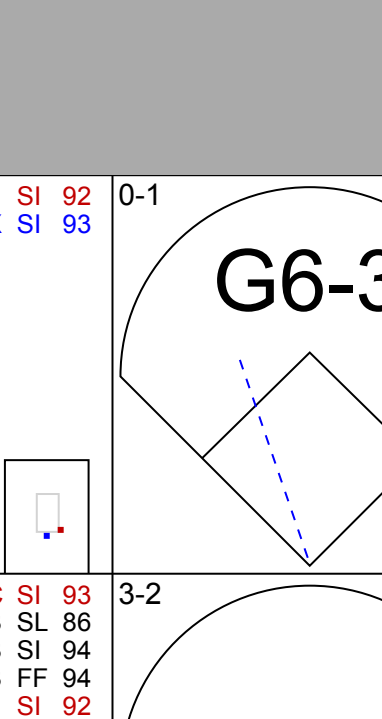
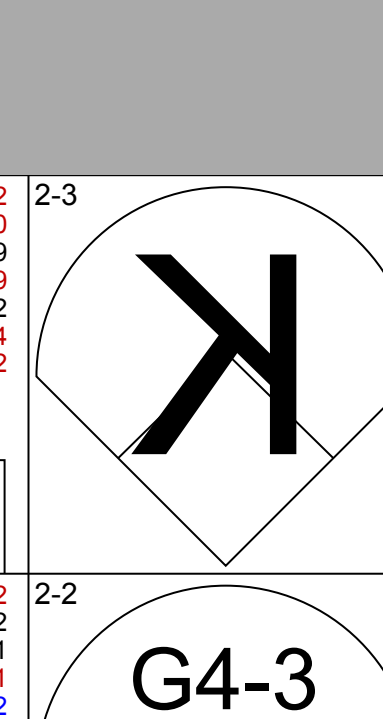
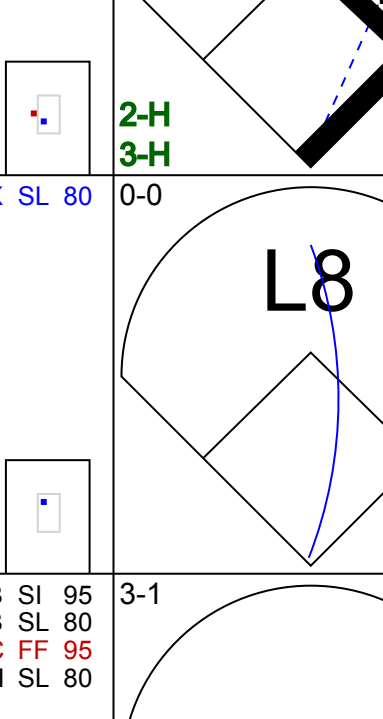
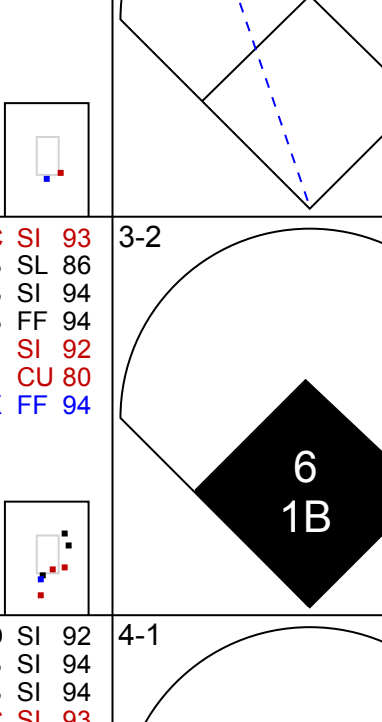
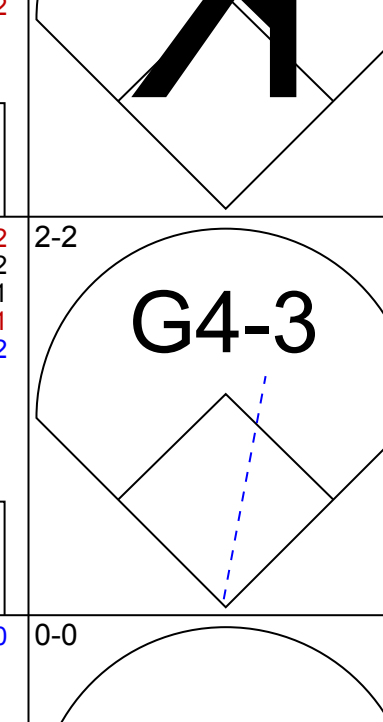
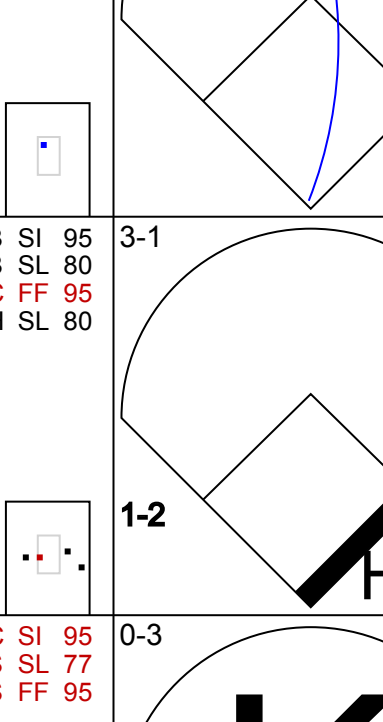
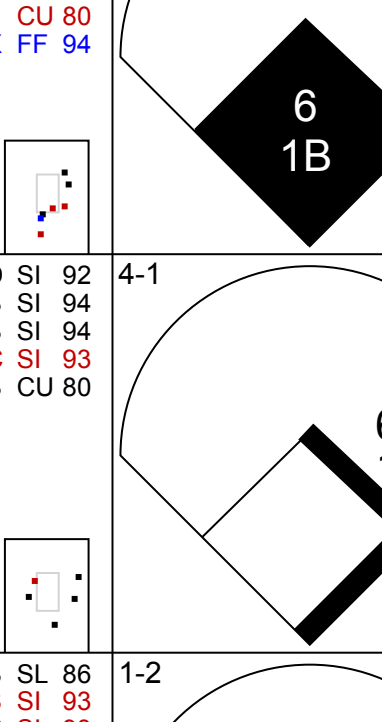
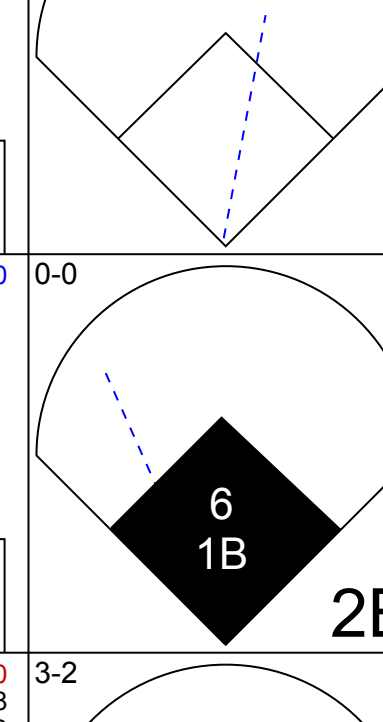
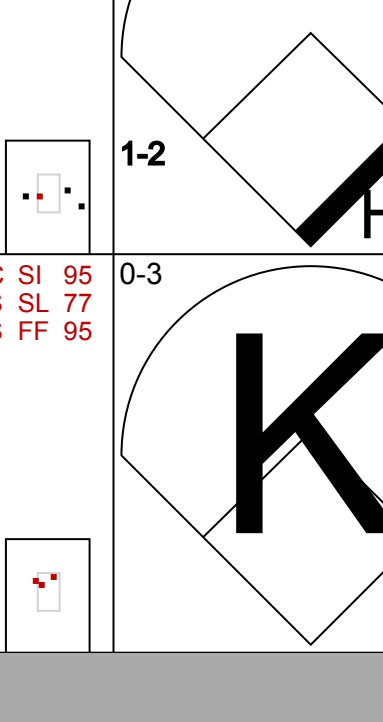
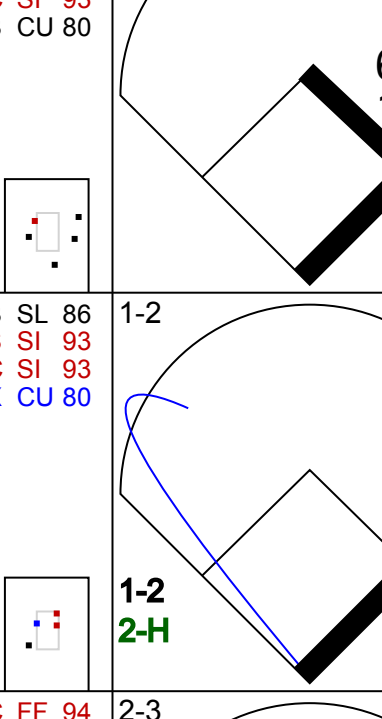
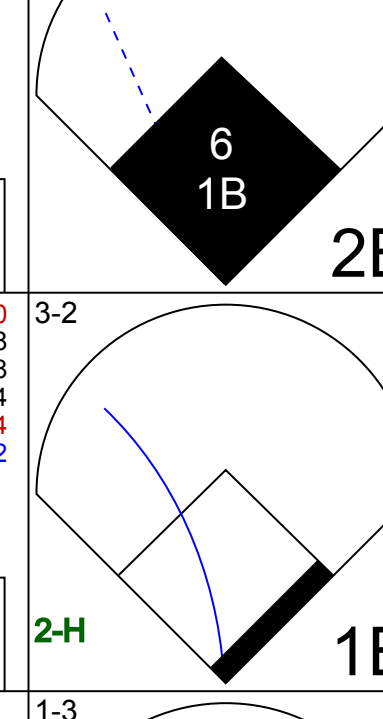
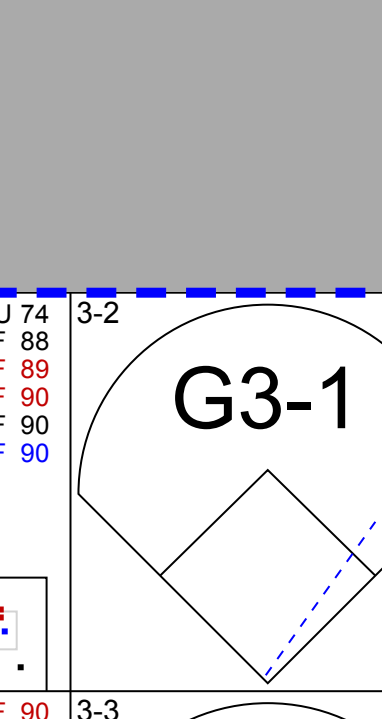
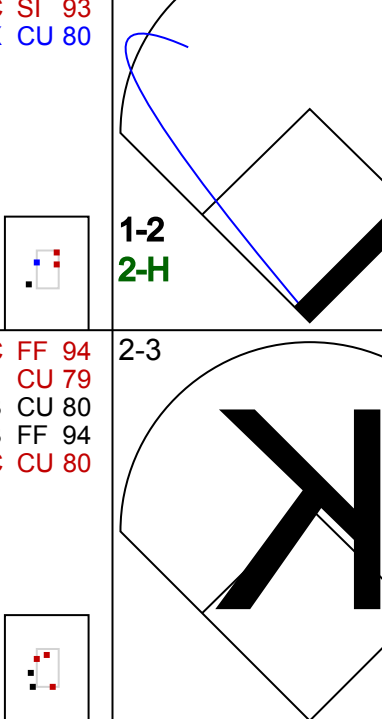
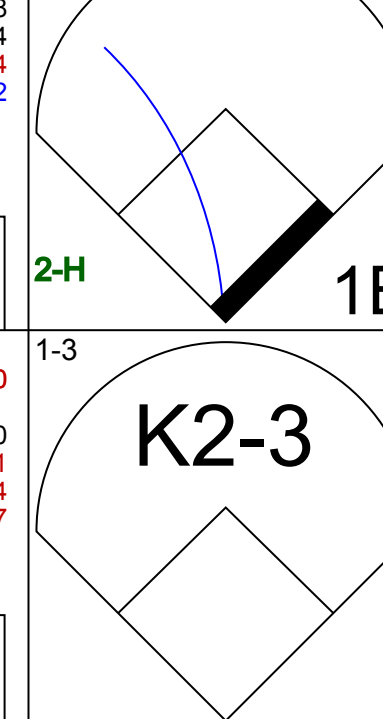
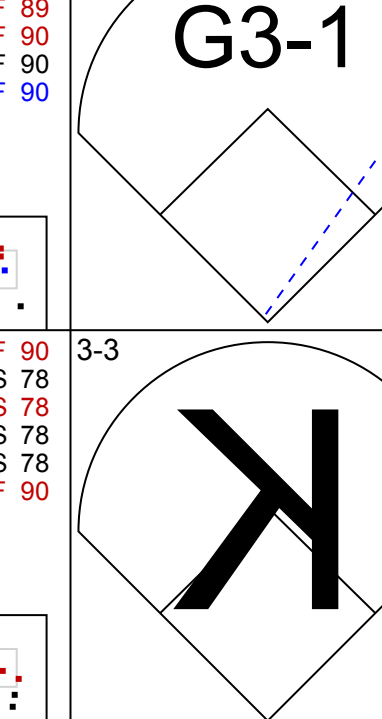
AB 31
R 3
H 7
RBI 3
BB 8
SO 6
LOB 20



AB 29
R 2
H 4
RBI 2
BB 2
SO 8
LOB 8




Batter	1	2	3	4	5	6	7	8	9	AB	R	H	RBI	BB	SO	LOB	TOP					
7 César Hernández, S (1, 4) OBP: 0.302, SLG: 0.408										5	2	2	1	0	1	3	Cleveland Indians @ Tampa Bay Rays Tropicana Field, St. Petersburg, FL Mon Jul 05 2021, 7:11 PM - 10:49 PM EDT Att: 8,832 - Dome - 72 F					
1 Amed Rosario, R (1, 6) OBP: 0.316, SLG: 0.380										5	1	2	1	0	1	2						
11 José Ramírez, S (1, 5) OBP: 0.349, SLG: 0.536										4	2	2	1	0	1	1						
32 Franmil Reyes, R (1, 10) OBP: 0.326, SLG: 0.589										5	1	3	5	0	1	1						
9 Eddie Rosario, L (1, 7) OBP: 0.296, SLG: 0.389										1	0	0	0	0	0	0						
4 Bradley Zimmer, L (2, 8) OBP: 0.362, SLG: 0.247										3	0	0	0	1	3	3						
40 Harold Ramírez, R (1, 9) OBP: 0.323, SLG: 0.462										5	0	1	0	0	2	4						
44 Bobby Bradley, L (1, 3) OBP: 0.320, SLG: 0.551										4	0	1	0	0	1	1						
55 Roberto Pérez, R (1, 2) OBP: 0.259, SLG: 0.275										5	0	1	0	0	1	4						
35 Óscar Mercado, R (1, 8) OBP: 0.318, SLG: 0.316										2	2	1	0	2	1	1						
Inning Stats	R: 0 E: 0 K: 2 S: 9	H: 0 LOB: 0 BB: 0 P: 12	R: 0 E: 0 K: 2 S: 8	H: 0 LOB: 0 BB: 0 P: 9	R: 0 E: 0 K: 0 S: 12	H: 1 LOB: 1 BB: 1 P: 17	R: 1 E: 0 K: 1 S: 15	H: 2 LOB: 3 BB: 0 P: 24	R: 4 E: 0 K: 2 S: 24	H: 5 LOB: 1 BB: 0 P: 34	R: 3 E: 0 K: 1 S: 24	H: 3 LOB: 2 BB: 2 P: 40	R: 0 E: 0 K: 2 S: 13	H: 1 LOB: 1 BB: 0 P: 19	R: 0 E: 0 K: 1 S: 10	H: 0 LOB: 0 BB: 0 P: 13	1B: 10 2B: 2 3B: 0 HR: 1	SF: 0 SAC: 0 DP: 1 HBP: 2	WP: 0 PB: 0 SB: 4 CS: 0	PA: 44		
PITCHER	IP WLS BF H R ER SO	IP WLS BF H R ER SO	IP WLS BF H R ER SO	IP WLS BF H R ER SO	IP WLS BF H R ER SO	IP WLS BF H R ER SO	IP WLS BF H R ER SO	IP WLS BF H R ER SO	IP WLS BF H R ER SO	IP WLS BF H R ER SO	IP WLS BF H R ER SO	IP WLS BF H R ER SO	IP WLS BF H R ER SO	IP WLS BF H R ER SO	IP WLS BF H R ER SO	IP WLS BF H R ER SO	ERA WHIP	ERA WHIP				
14 Rich Hill, L (1, 1) ERA: 3.65	3.2	16	3	1	1	5	1	0	2	0	0	0	0	0	41	57	2.46	1.091				
57 Drew Rasmussen, R (4, 1) ERA: 5.32	1.0	8	5	4	4	1	0	0	0	0	0	0	0	1	24	35	36.00	5.000				
59 Jeffrey Springs, L (5, 1) ERA: 4.0	0.2	3	0	1	1	2	1	0	0	0	0	0	0	0	9	17	13.50	1.500				
34 J.P. Feyerherzen, R (6, 1) ERA: 2.59	0.2	6	3	2	2	0	1	0	0	0	0	0	0	18	27	27.00	6.000					
36 Andrew Kittredge, R (7, 1) ERA: 1.54	2.0	8	2	0	0	3	0	0	0	0	0	0	0	24	34	0.00	1.000					
29 Pete Fairbanks, R (9, 1) ERA: 3.75	1.0	W	3	0	0	0	0	0	0	0	0	0	0	0	10	13	0.00	0.000				
Batter	1	2	3	4	5	6	7	8	9	AB	R	H	RBI	BB	SO	LOB	BOTTOM					
13 Manuel Margot, R (1, 9) OBP: 0.297, SLG: 0.404										4	0	4	2	0	0	0	Cleveland Indians @ Tampa Bay Rays Tropicana Field, St. Petersburg, FL Mon Jul 05 2021, 7:11 PM - 10:49 PM EDT Att: 8,832 - Dome - 72 F					
35 Brett Phillips, L (9, FR) OBP: 0.314, SLG: 0.315										0	1	0	0	0	0	0						
56 Randy Arozarena, R (1, 7) OBP: 0.332, SLG: 0.402										5	1	1	0	0	5							
5 Wander Franco, S (1, 6) OBP: 0.302, SLG: 0.396										5	0	1	1	0	1	0						
17 Austin Meadows, L (1, 10) OBP: 0.332, SLG: 0.488										4	0	1	0	1	0	0						
2 Yandy Díaz, R (1, 5) OBP: 0.372, SLG: 0.328										5	2	2	2	0	0	3						
26 Ji Man Choi, L (1, 3) OBP: 0.397, SLG: 0.420										4	2	2	0	0	1	1						
10 Mike Zunino, R (1, 2) OBP: 0.284, SLG: 0.528										3	1	0	0	1	0	1						
8 Brandon Lowe, L (1, 4) OBP: 0.314, SLG: 0.432										3	2	1	4	1	2	1						
39 Kevin Kiermaier, L (1, 8) OBP: 0.286, SLG: 0.308										4	0	2	0	0	1	0						
Inning Stats	R: 0 E: 0 K: 0 S: 5	H: 1 LOB: 0 BB: 0 P: 5	R: 4 E: 0 K: 0 S: 20	H: 4 LOB: 1 BB: 1 P: 33	R: 0 E: 0 K: 0 S: 7	H: 1 LOB: 1 BB: 0 P: 12	R: 1 E: 0 K: 0 S: 10	H: 1 LOB: 1 BB: 1 P: 17	R: 0 E: 0 K: 1 S: 9	H: 0 LOB: 0 BB: 0 P: 13	R: 1 E: 0 K: 1 S: 17	H: 3 LOB: 2 BB: 0 P: 25	R: 1 E: 0 K: 1 S: 11	H: 1 LOB: 0 BB: 0 P: 18	R: 0 E: 0 K: 2 S: 9	H: 0 LOB: 0 BB: 0 P: 14	R: 2 E: 0 K: 0 S: 11	H: 3 LOB: 3 BB: 1 P: 16	1B: 11 2B: 1 3B: 0 HR: 2	SF: 1 SAC: 0 DP: 1 HBP: 0	WP: 0 PB: 0 SB: 0 CS: 0	PA: 41
PITCHER	IP WLS BF H R ER SO	IP WLS BF H R ER SO	IP WLS BF H R ER SO	IP WLS BF H R ER SO	IP WLS BF H R ER SO	IP WLS BF H R ER SO	IP WLS BF H R ER SO	IP WLS BF H R ER SO	IP WLS BF H R ER SO	IP WLS BF H R ER SO	IP WLS BF H R ER SO	IP WLS BF H R ER SO	IP WLS BF H R ER SO	IP WLS BF H R ER SO	IP WLS BF H R ER SO	IP WLS BF H R ER SO	ERA WHIP	ERA WHIP				
54 Logan Allen, L (1, 1) ERA: 9.13	3.1	18	7	5	5	0	2	0	0	0	0	0	0	0	11	15	0.00	0.000				
63 Justin Garza, R (4, 1) ERA: 2.54	1.2	5	0	0	0	1	0	0	0	0	0	0	0	0	13	18	13.50	4.500				
62 Nick Wittgren, R (6, 1) ERA: 4.85	0.2	H	5	3	1	1	0	0	0	0	0	0	0	1	15	25	6.75	0.750				
27 Bryan Shaw, R (6, 1) ERA: 3.25	1.1	H	5	1	1	1	0	0	0	0	0	0	0	9	14	0.00	0.000					
99 James Karinchak, R (8, 1) ERA: 2.41	1.0	H	3	0	0	0	0	0	0	0	0	0	0	0	9	14	0.00	0.000				

Batter	1	2	3	4	5	6	7	8	9	AB	R	H	RBI	BB	SO	LOB	TOP			
7 César Hernández, S OBP: 0.303, SLG: 0.404										2	0	0	0	1	1	0	Cleveland Indians @ Tampa Bay Rays Tropicana Field, St. Petersburg, FL Wed Jul 07 2021, 3:07 PM - 5:10 PM EDT Att: 10,905 - Dome - 72 F			
1 Amed Rosario, R OBP: 0.313, SLG: 0.375										3	0	0	0	0	2	1				
11 José Ramírez, S OBP: 0.343, SLG: 0.525										3	0	0	0	0	0	0				
44 Bobby Bradley, L OBP: 0.302, SLG: 0.516										3	0	0	0	0	3	0				
40 Harold Ramírez, R OBP: 0.318, SLG: 0.449										3	0	0	0	0	0	0				
23 Daniel Johnson, L OBP: 0.160, SLG: 0.128										1	0	0	0	0	1	0				
6 Owen Miller, R OBP: 0.160, SLG: 0.128										0	0	0	0	1	0	0				
35 Óscar Mercado, R OBP: 0.292, SLG: 0.286										2	0	0	0	0	0	1				
17 Austin Hedges, R OBP: 0.206, SLG: 0.252										2	0	0	0	0	1	1				
28 Ernie Clement, R OBP: 0.262, SLG: 0.231										2	0	0	0	0	0	1				
Inning Stats	R: 0 H: 0 E: 0 K: 1 S: 12	H: 0 LOB: 0 BB: 0 P: 13	R: 0 H: 0 E: 0 K: 2 S: 10	H: 0 LOB: 0 BB: 0 P: 14	R: 0 H: 0 E: 0 K: 0 S: 9	H: 0 LOB: 0 BB: 0 P: 12	R: 0 H: 0 E: 0 K: 1 S: 8	H: 0 LOB: 0 BB: 0 P: 10	R: 0 H: 0 E: 0 K: 1 S: 10	H: 0 LOB: 1 BB: 1 P: 18	R: 0 H: 0 E: 0 K: 1 S: 11	H: 0 LOB: 0 BB: 0 P: 18	R: 0 H: 0 E: 0 K: 1 S: 8	H: 0 LOB: 0 BB: 0 P: 12			1B: 0 2B: 0 3B: 0 HR: 0	SF: 0 SAC: 0 DP: 1 HBP: 0	WP: 0 PB: 0 SB: 0 CS: 0	PA: 23
PITCHER	IP WLS BF H R ER SO BB IBB HBP BLK WP HR S P ERA WHIP																			
31 Collin McHugh, R ERA: 1.77	2.0	W	6	0	0	0	3	0	0	0	0	0	0	0	22	27	0.00	0.000		
19 Josh Fleming, L ERA: 3.25	2.2		9	0	0	0	2	1	0	0	0	0	0	0	25	37	0.00	0.375		
63 Diego Castillo, R ERA: 3.16	0.1	H	1	0	0	0	0	0	0	0	0	0	0	2	3	0.00	0.000			
37 Matt Wisler, R ERA: 4.2	1.0		4	0	0	0	2	1	0	0	0	0	0	11	18	0.00	1.000			
29 Pete Fairbanks, R ERA: 3.6	1.0		3	0	0	0	1	0	0	0	0	0	0	8	12	0.00	0.000			
Batter	1	2	3	4	5	6	7	8	9	AB	R	H	RBI	BB	SO	LOB	BOTTOM			
56 Randy Arozarena, R OBP: 0.337, SLG: 0.406										2	1	1	0	2	0	2	Cleveland Indians @ Tampa Bay Rays Tropicana Field, St. Petersburg, FL Wed Jul 07 2021, 3:07 PM - 5:10 PM EDT Att: 10,905 - Dome - 72 F			
5 Wander Franco, S OBP: 0.298, SLG: 0.385										4	1	1	0	0	0	2				
17 Austin Meadows, L OBP: 0.335, SLG: 0.485										3	0	0	0	0	0	3				
2 Yandy Díaz, R OBP: 0.371, SLG: 0.328										3	0	1	2	0	0	1				
7 Vidal Bruján, S OBP: 0.167, SLG: 0.167										3	0	0	0	0	1	1				
28 Francisco Mejía, S OBP: 0.322, SLG: 0.388										2	1	1	0	0	0	0				
43 Mike Brosseau, R OBP: 0.265, SLG: 0.322										2	1	1	0	1	1	2				
6 Taylor Walls, S OBP: 0.330, SLG: 0.337										3	0	2	2	0	0	0				
35 Brett Phillips, L OBP: 0.309, SLG: 0.329										3	0	0	0	0	3	3				
Inning Stats	R: 0 H: 0 E: 0 K: 0 S: 7	H: 0 LOB: 1 BB: 1 P: 13	R: 1 H: 2 E: 0 K: 1 S: 16	H: 2 LOB: 2 BB: 1 P: 29	R: 0 H: 0 E: 0 K: 0 S: 6	H: 0 LOB: 0 BB: 0 P: 7	R: 1 H: 2 E: 0 K: 2 S: 16	H: 2 LOB: 1 BB: 0 P: 24	R: 2 H: 2 E: 0 K: 1 S: 14	H: 2 LOB: 2 BB: 1 P: 23	R: 0 H: 1 E: 0 K: 1 S: 12	H: 1 LOB: 0 BB: 0 P: 21	R: 0 H: 0 E: 0 K: 1 S: 8	H: 0 LOB: 0 BB: 0 P: 12				1B: 4 2B: 3 3B: 0 HR: 0	SF: 0 SAC: 0 DP: 0 HBP: 1	WP: 0 PB: 0 SB: 0 CS: 0
PITCHER	IP WLS BF H R ER SO BB IBB HBP BLK WP HR S P ERA WHIP																			
31 Sam Hentges, L ERA: 8.23	4.1	L	21	5	4	4	3	3	0	0	0	0	0	0	52	8.31	1.846			
52 Nick Sandlin, R ERA: 1.5	0.2		4	1	0	0	1	0	0	0	0	0	0	7	10	0.00	1.500			
53 Blake Parker, R ERA: 2.92	1.0		4	1	0	0	1	0	0	0	0	0	0	12	21	0.00	1.000			

Batter	1	2	3	4	5	6	7	8	9	AB	R	H	RBI	BB	SO	LOB	TOP										
15 Whit Merrifield, R OBP: 0.328, SLG: 0.414	F9		1B		E6			K		4	0	1	1	0	1	0	Kansas City Royals @ Cleveland Indians Progressive Field, Cleveland, OH Thu Jul 08 2021, 7:25 PM - 10:32 PM EDT Att: 13,272 - Clear - 75 F										
16 Andrew Benintendi, L OBP: 0.353, SLG: 0.417	G4-3		F7		K			G6-3		4	0	0	0	0	1	2											
13 Salvador Perez, R OBP: 0.303, SLG: 0.500	K				K			F8		4	0	0	0	0	3	1											
41 Carlos Santana, S OBP: 0.373, SLG: 0.430	K				HR			HR		3	2	2	2	1	1	0											
Ryan O'Hearn, L OBP: 0.265, SLG: 0.405	F7		G4-3		K			K		4	0	0	0	0	2	1											
17 Hunter Dozier, R OBP: 0.241, SLG: 0.348	L7		HR		G6-4-3			2B		4	1	2	1	0	0	1											
1 Jarrod Dyson, L OBP: 0.291, SLG: 0.358	K		2B		K			G6-3		4	0	1	0	0	2	1											
Michael Taylor, R OBP: 0.298, SLG: 0.371	G3-1		15 1B		G6-3			K		4	1	2	0	0	1	2											
8 Nicky Lopez, L OBP: 0.348, SLG: 0.326	F8		F7		G6-3			K		3	0	0	0	0	0	2											
Inning Stats	R: 0 E: 0 K: 1 S: 8	H: 0 LOB: 0 BB: 0 P: 14	R: 0 E: 0 K: 1 S: 6	H: 0 LOB: 0 BB: 0 P: 7	R: 1 E: 0 K: 1 S: 10	H: 2 LOB: 1 BB: 0 P: 14	R: 2 E: 0 K: 1 S: 14	H: 3 LOB: 1 BB: 0 P: 20	R: 0 E: 0 K: 1 S: 15	H: 0 LOB: 0 BB: 1 P: 21	R: 0 E: 0 K: 1 S: 9	H: 1 LOB: 0 BB: 0 P: 14	R: 0 E: 0 K: 1 S: 5	H: 0 LOB: 0 BB: 0 P: 6	R: 1 E: 0 K: 2 S: 19	H: 2 LOB: 1 BB: 0 P: 28	1B: 2 2B: 3 3B: 0 HR: 3	SF: 0 SAC: 0 DP: 2 HBP: 0	WP: 0 PB: 0 SB: 1 CS: 0	PA: 35							
PITCHER	IP	WLS	BF	H	R	ER	SO	BB	IBB	HBP	BLK	WP	HR	S	P	ERA	WHIP										
34 Zach Plesac, R ERA: 4.31	4.0		17	5	3	3	4	0	0	0	0	0	2	38	55	6.75	1.250										
88 Phil Maton, R ERA: 4.93	1.0		4	0	0	0	2	0	0	0	0	0	0	15	21	0.00	0.000										
62 Nick Wittgren, R ERA: 4.7	1.0		3	0	0	0	1	1	0	0	0	0	6	14	0.00	1.000											
27 Bryan Shaw, R ERA: 3.08	2.0		6	1	0	0	2	0	0	0	0	0	14	20	0.00	0.500											
99 James Karinchak, R ERA: 2.88	1.0	W	5	2	1	1	2	0	0	0	0	0	1	19	28	9.00	2.000										

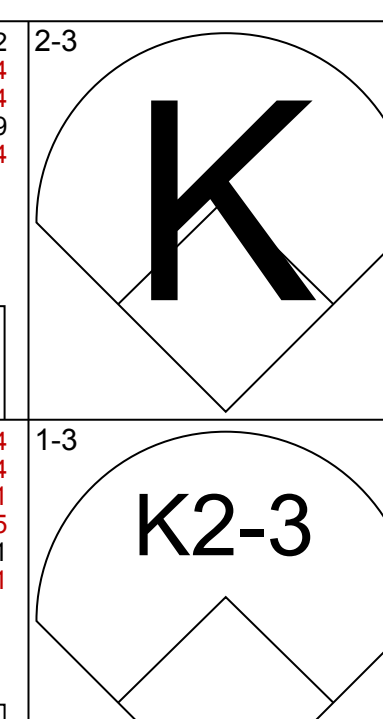
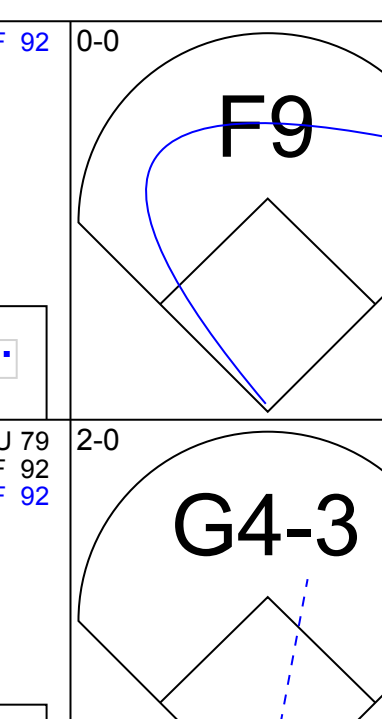
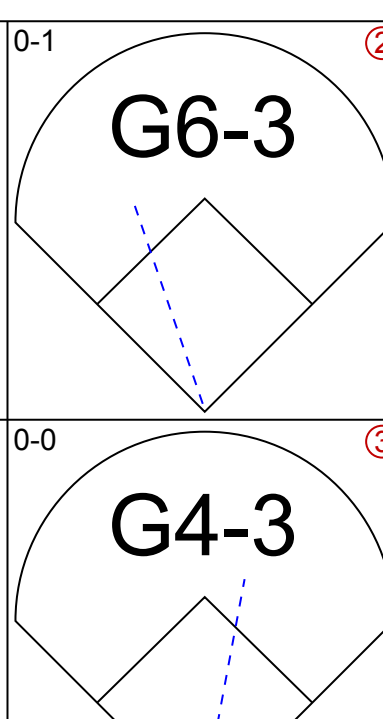
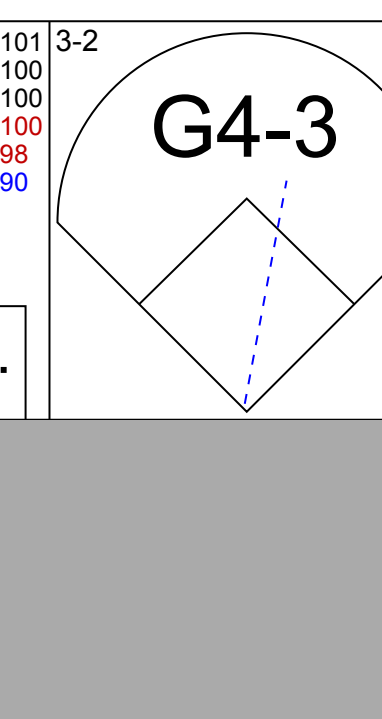
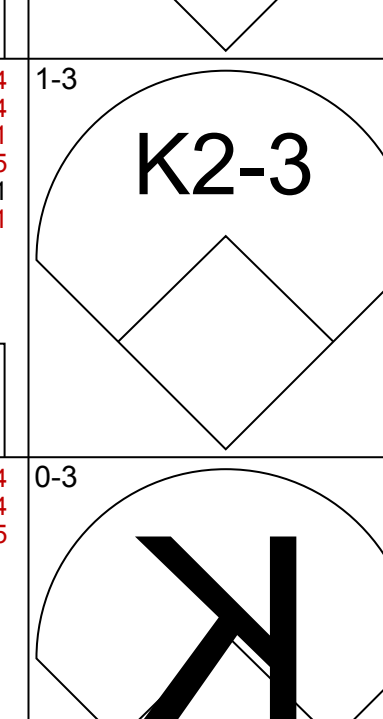
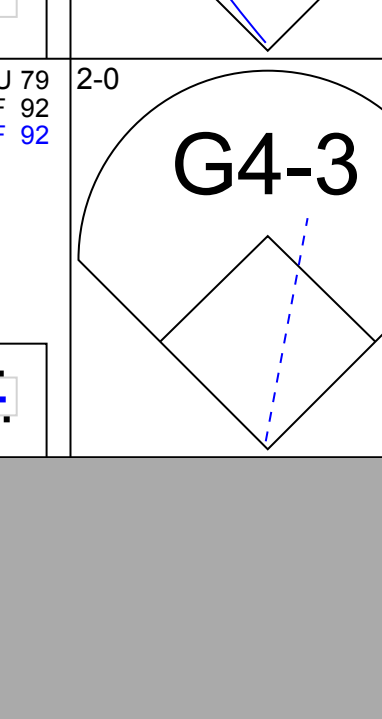
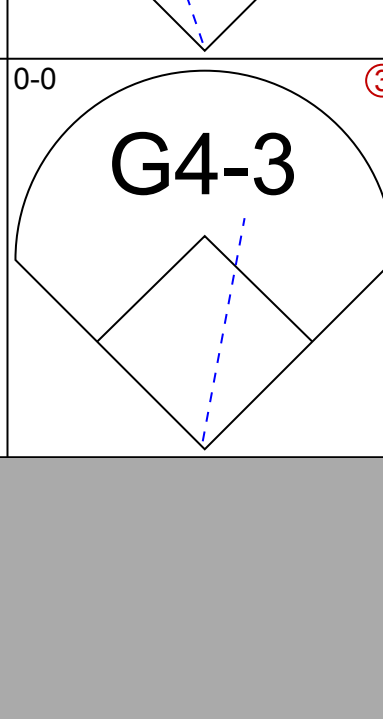
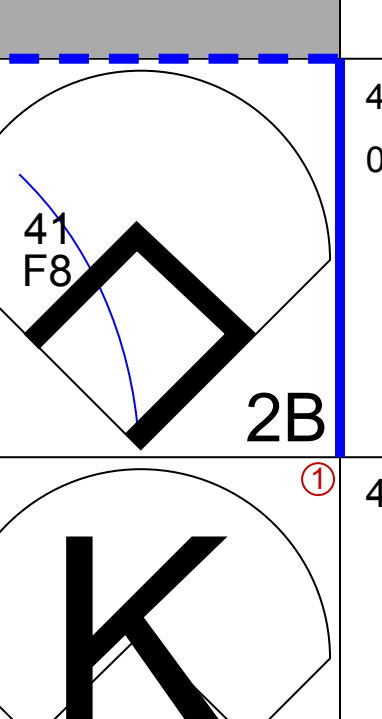
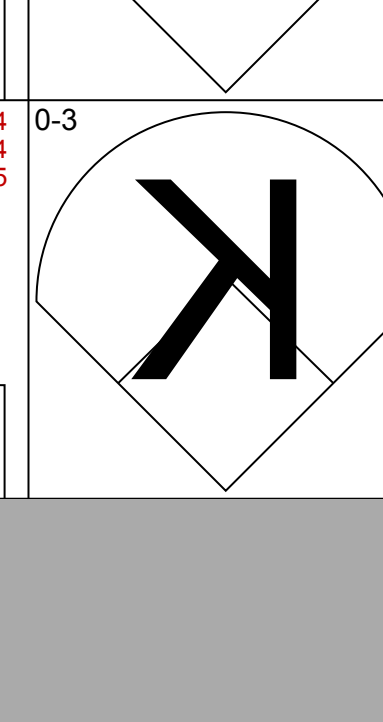
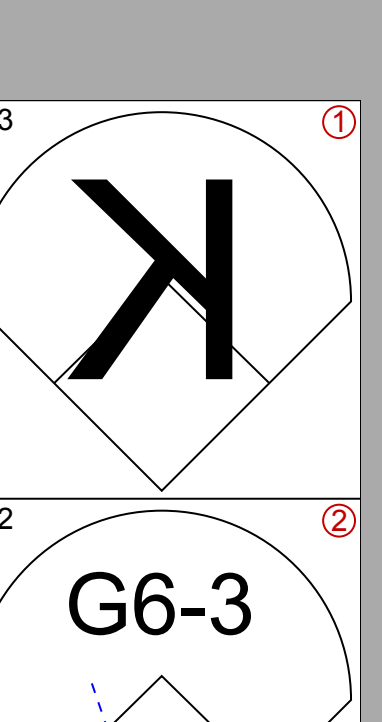
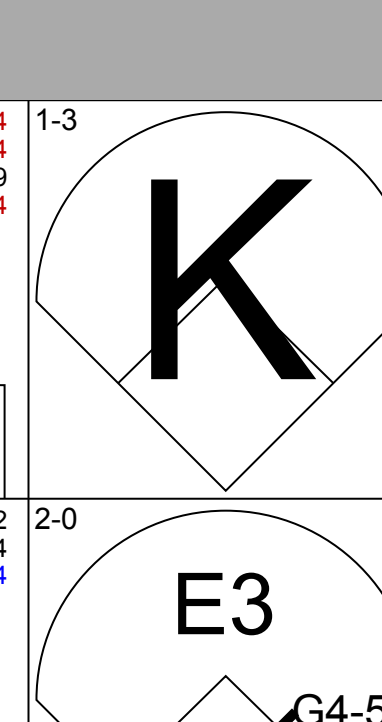
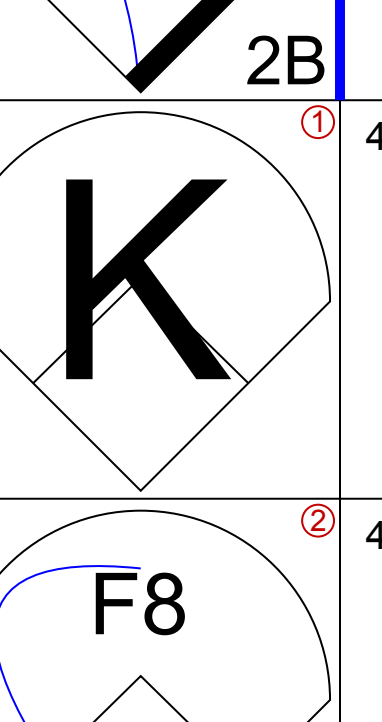
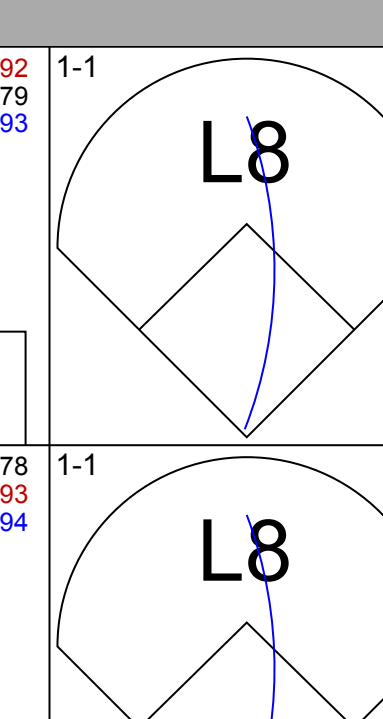
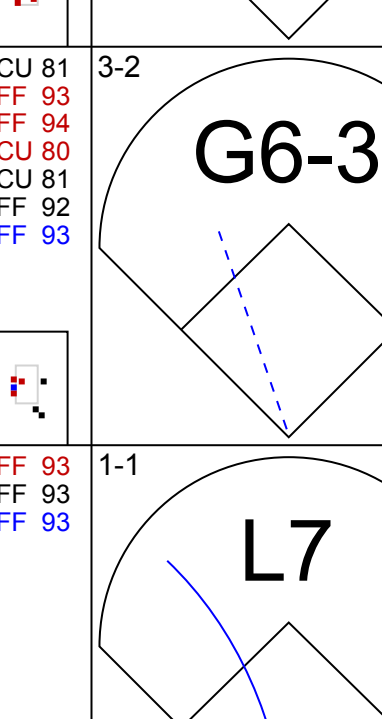
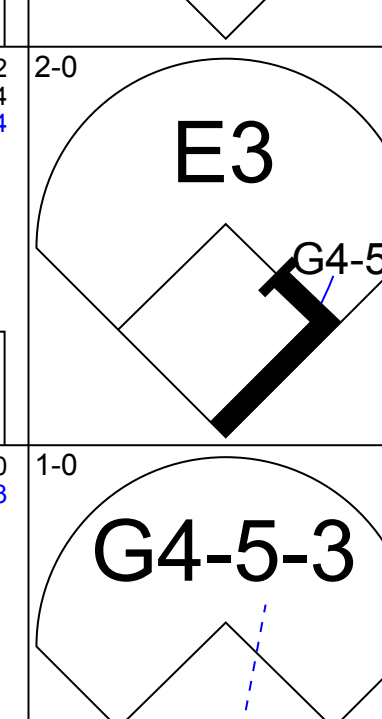
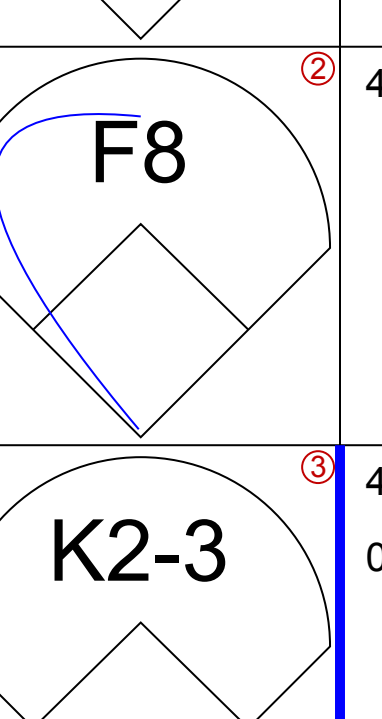
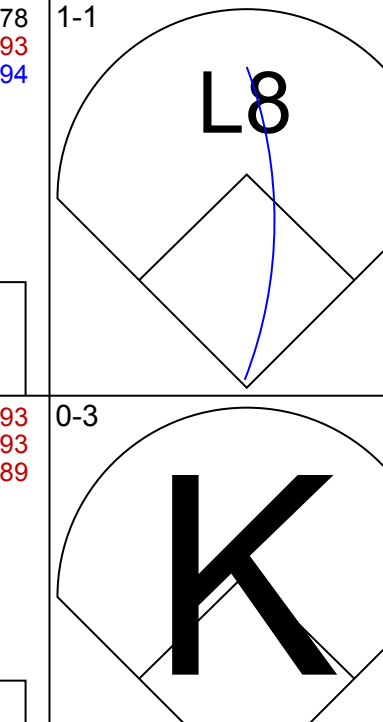
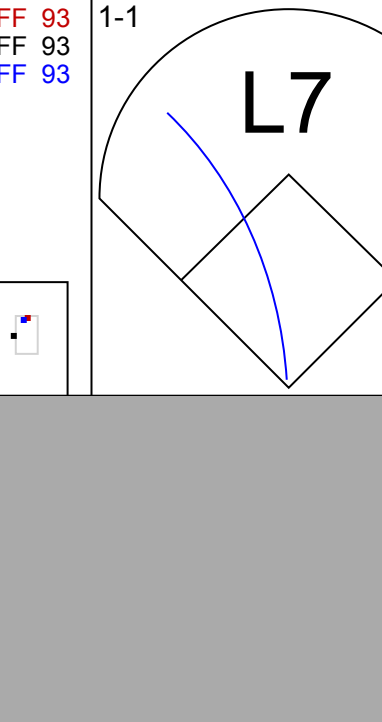
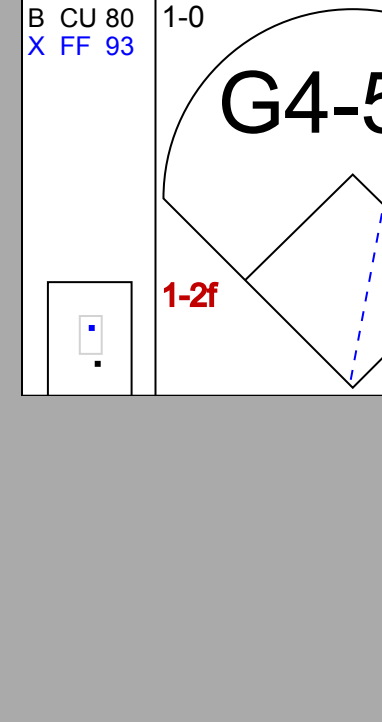
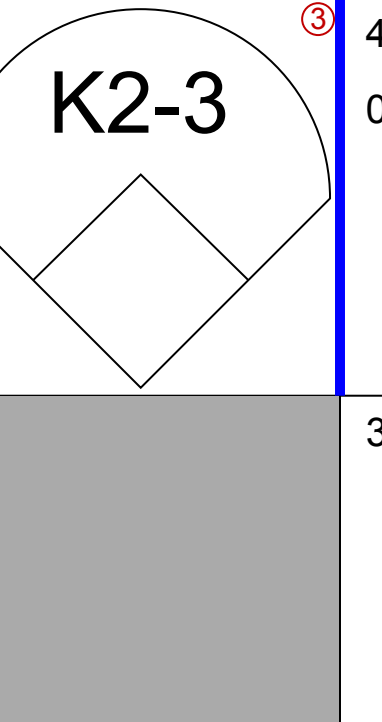
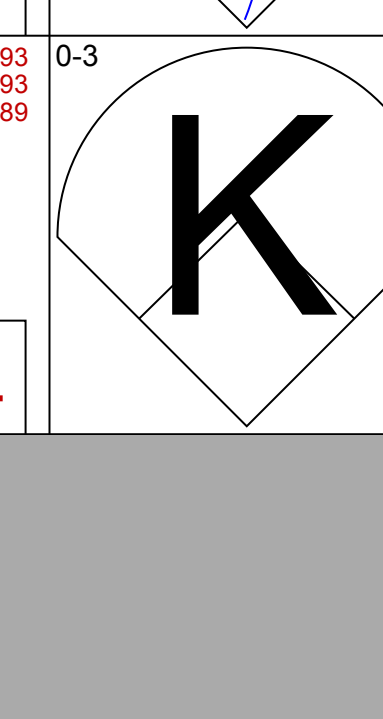
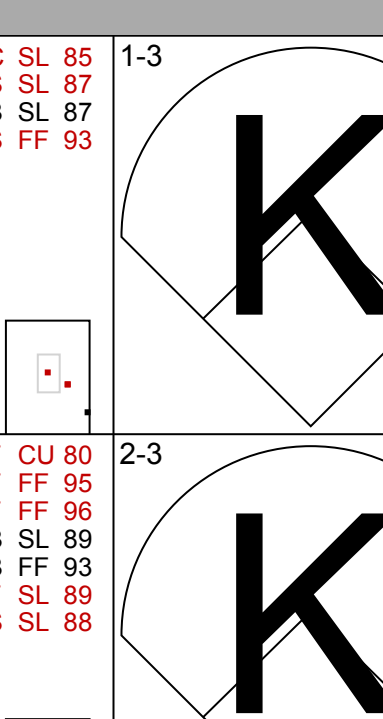
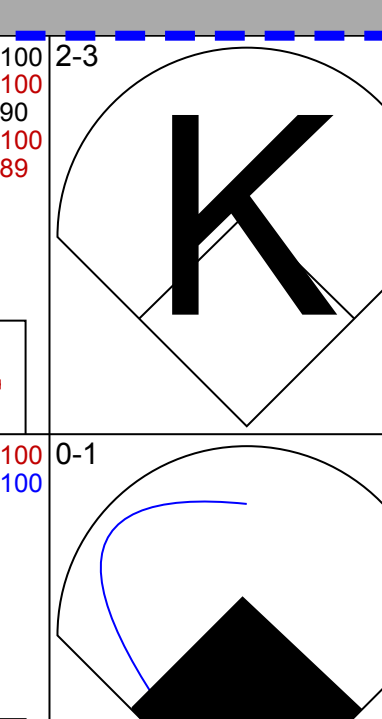
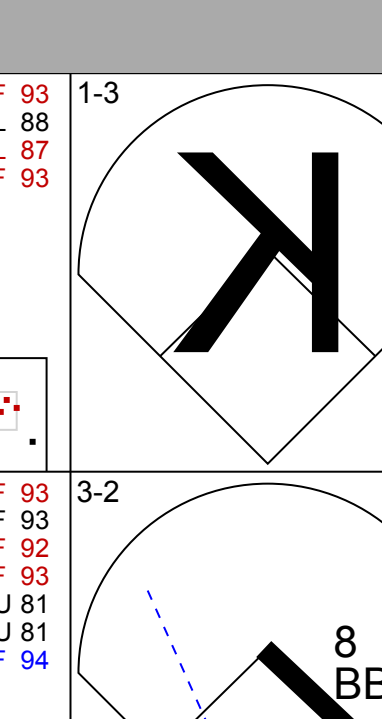
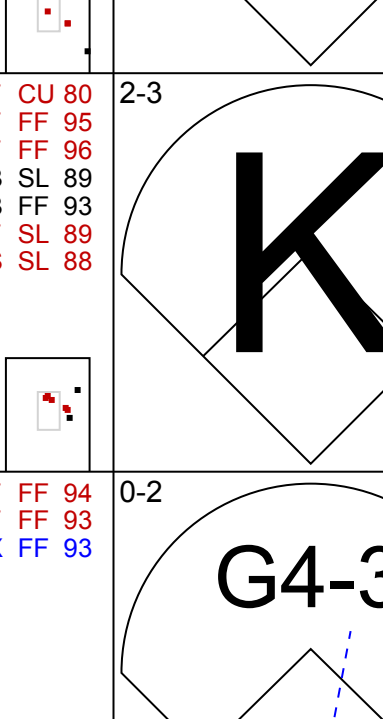
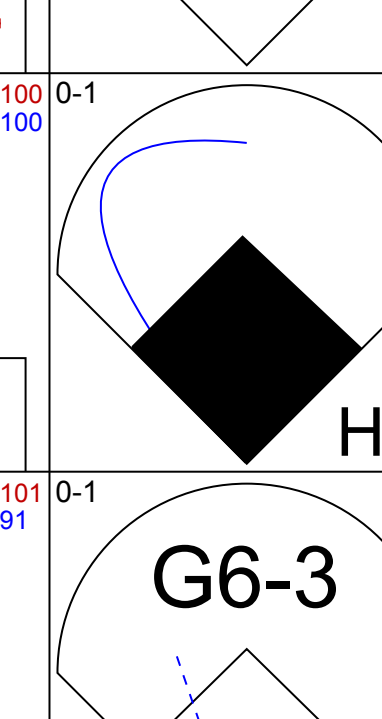
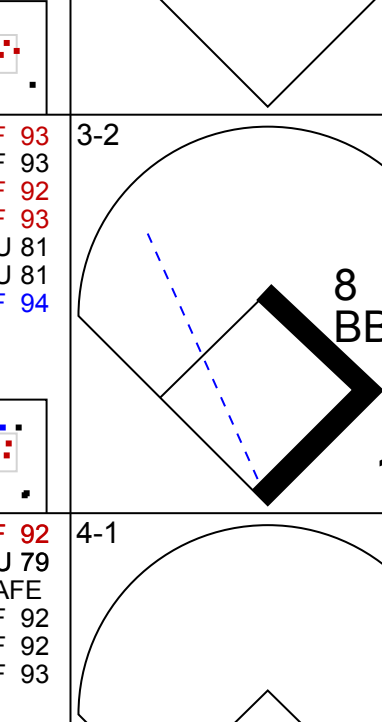
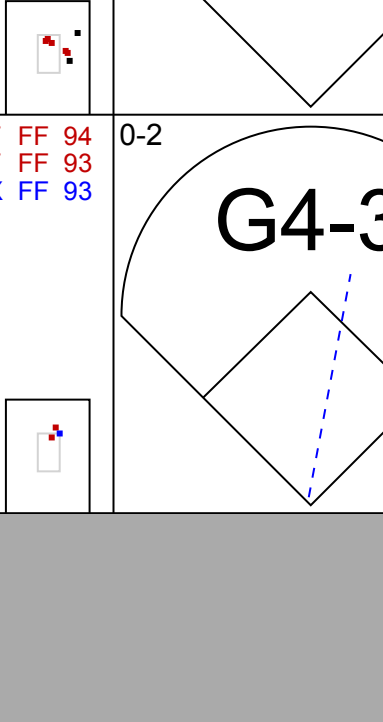
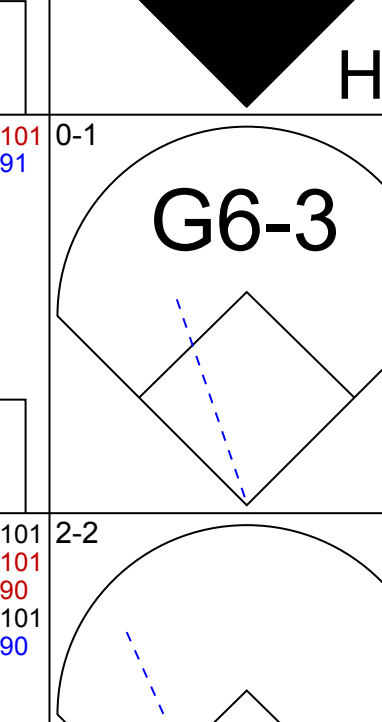
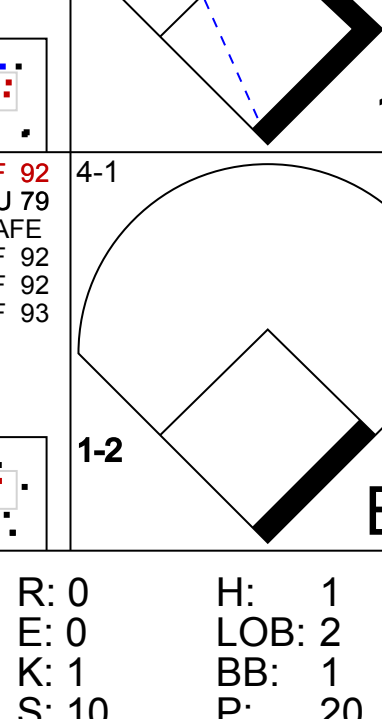
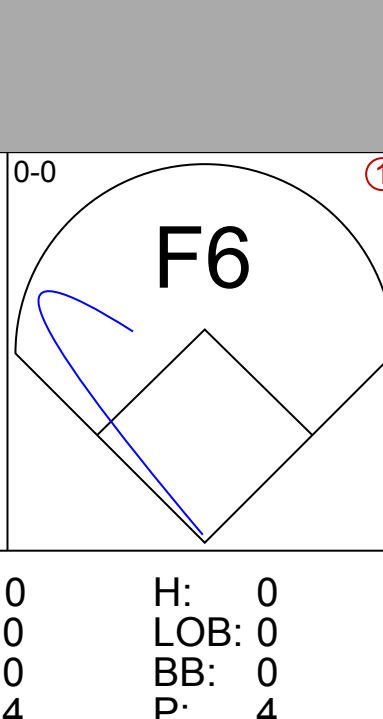
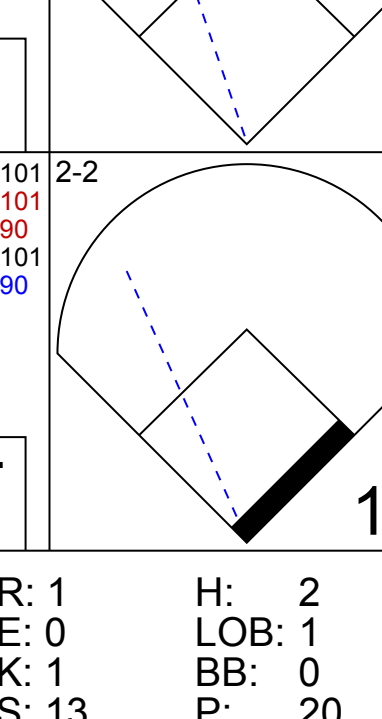
Batter	1	2	3	4	5	6	7	8	9	AB	R	H	RBI	BB	SO	LOB	BOTTOM										
7 César Hernández, S OBP: 0.304, SLG: 0.406	K		FC4-6-5 1B		BB			G6-3		4	1	1	0	1	1	2	Kansas City Royals @ Cleveland Indians Progressive Field, Cleveland, OH Thu Jul 08 2021, 7:25 PM - 10:32 PM EDT Att: 13,272 - Clear - 75 F										
1 Amed Rosario, R OBP: 0.311, SLG: 0.372	P3		1B		P3			G6-3		5	0	1	0	0	1	3											
11 José Ramírez, S OBP: 0.340, SLG: 0.517	K		P3		F7			K		4	1	0	0	1	2	4											
32 Franmil Reyes, R OBP: 0.328, SLG: 0.612	K				P6			G6-3		4	2	1	3	1	1	0											
40 Harold Ramírez, R OBP: 0.316, SLG: 0.445	K				K			P3		4	0	1	0	0	2	1											
44 Bobby Bradley, L OBP: 0.327, SLG: 0.557	BB				HR			P3		2	2	2	1	2	0	0											
55 Roberto Pérez, R OBP: 0.261, SLG: 0.329	F8				G4-3			55 HR BB		4	1	1	3	0	0	3											
35 Óscar Mercado, R OBP: 0.286, SLG: 0.320					G4-3			F7		4	0	1	0	0	1	2											
4 Bradley Zimmer, L OBP: 0.366, SLG: 0.244	BB				BB			G5-3		3	0	1	0	1	1	0											
Inning Stats	R: 0 E: 0 K: 2 S: 7	H: 0 LOB: 0 BB: 0 P: 11	R: 0 E: 0 K: 2 S: 10	H: 0 LOB: 1 BB: 1 P: 17	R: 0 E: 0 K: 0 S: 13	H: 2 LOB: 2 BB: 1 P: 19	R: 1 E: 0 K: 1 S: 10	H: 1 LOB: 0 BB: 0 P: 16	R: 0 E: 0 K: 0 S: 7	H: 1 LOB: 2 BB: 1 P: 14	R: 0 E: 0 K: 1 S: 15	H: 2 LOB: 0 BB: 0 P: 22	R: 0 E: 0 K: 1 S: 6	H: 0 LOB: 0 BB: 0 P: 8	R: 3 E: 0 K: 1 S: 11	H: 1 LOB: 2 BB: 2 P: 25	R: 3 E: 0 K: 1 S: 7	H: 2 LOB: 0 BB: 1 P: 9	1B: 4 2B: 3 3B: 0 HR: 3	SF: 0 SAC: 0 DP: 1 HBP: 0	WP: 0 PB: 0 SB: 0 CS: 0	PA: 40					
PITCHER	IP	WLS	BF	H	R	ER	SO	BB	IBB	HBP	BLK	WP	HR	S	P	ERA	WHIP										
30 Danny Duffy, L ERA: 2.53	5.0		21	4	1	1	5	3	0	0	0	0	0	15	22	1.80	1.400										
63 Josh Staumont, R ERA: 3.63	1.0	H	5	2	0	0	1	0	0	0	0	0	0	6	8	0.00	0.000										
59 Jake Brentz, L ERA: 2.75	1.0	H	3	0	0	0	1	0	0	0	0	0	0	11	25	27.00	3.000										
58 Scott Barlow, R ERA: 2.95	1.0	B	6	1	3	3	1	2	0	0	0	0	1	7	9	40.50	3.000										
35 Greg Holland, R ERA: 4.89	0.2	L	5	2	3	3	1	0	1	0	0	0	1	7	9	40.50	3.000										

AB 34
R 4
H 8
RBI 4
BB 1
SO 11
LOB 10



AB 34
R 7
H 9
RBI 7
SO 9
LOB 15

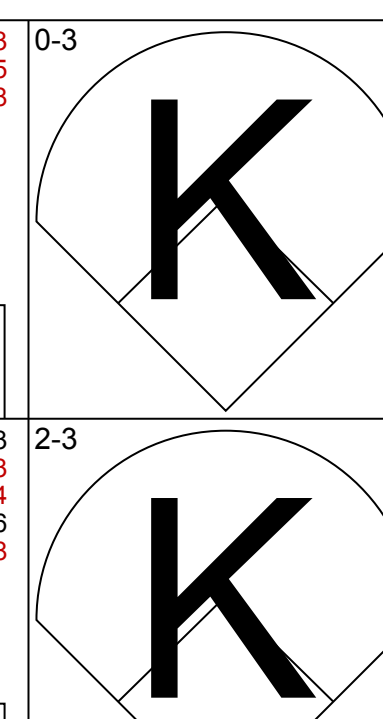
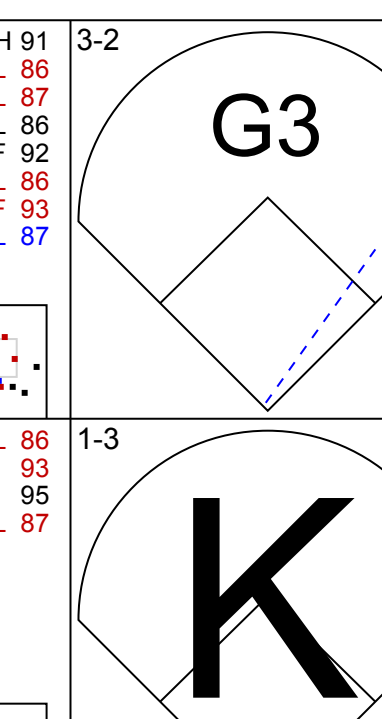
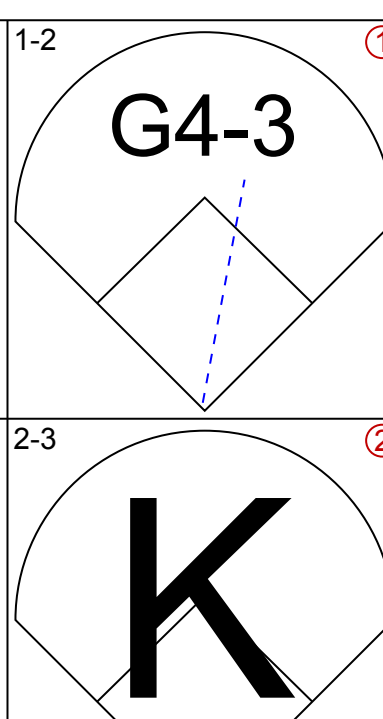
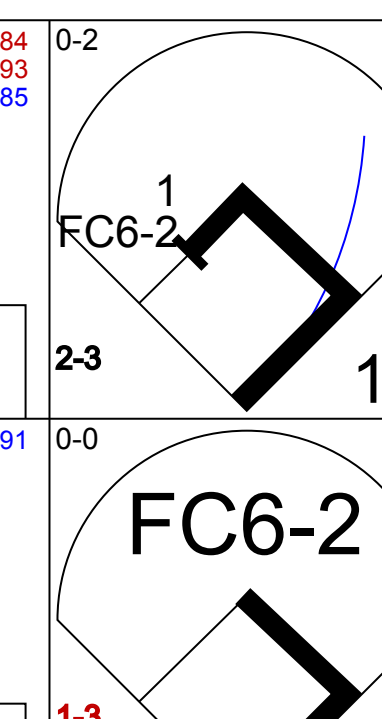
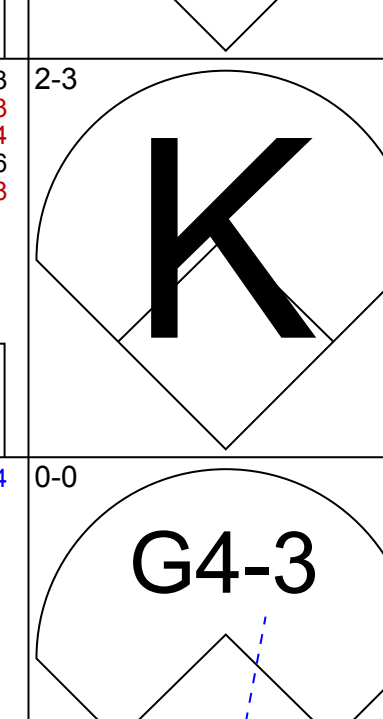
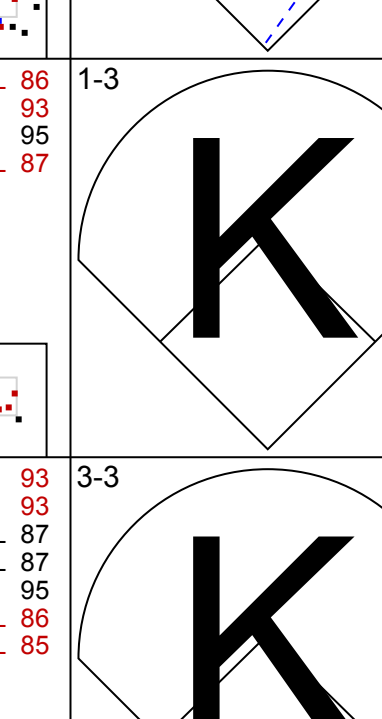
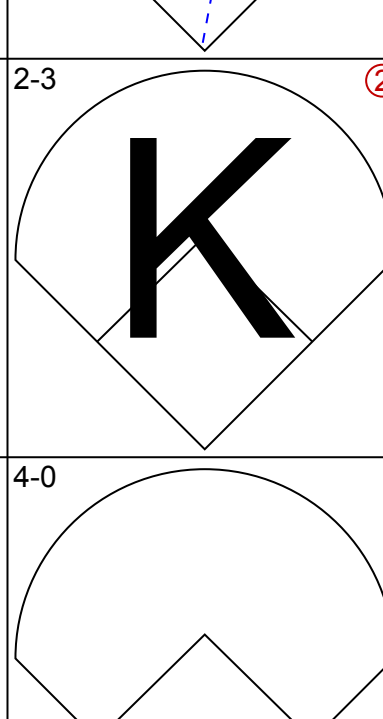
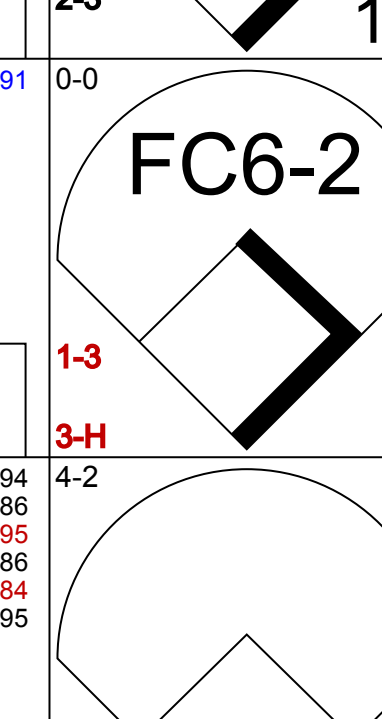
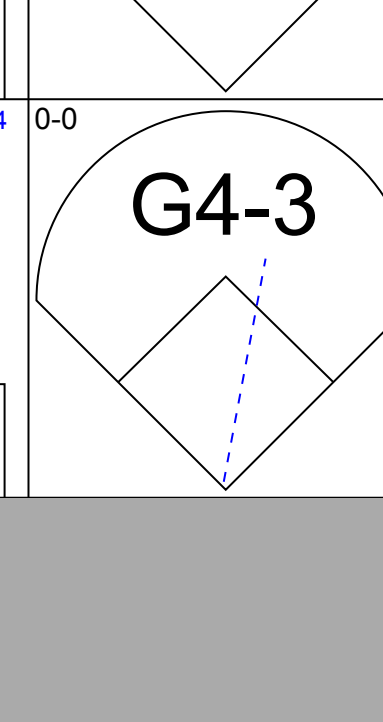
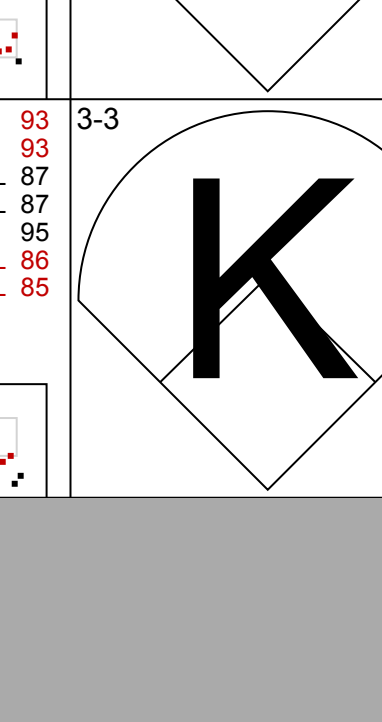
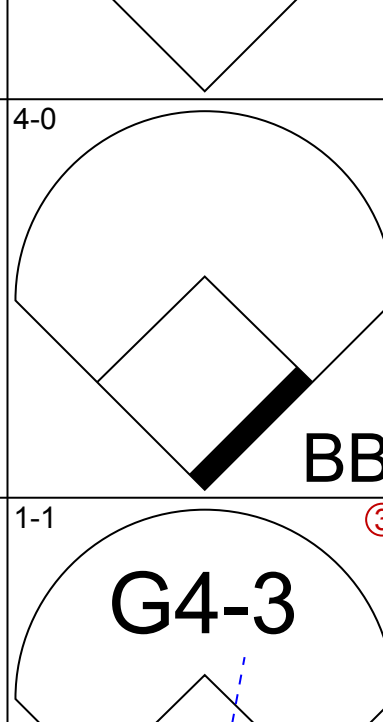
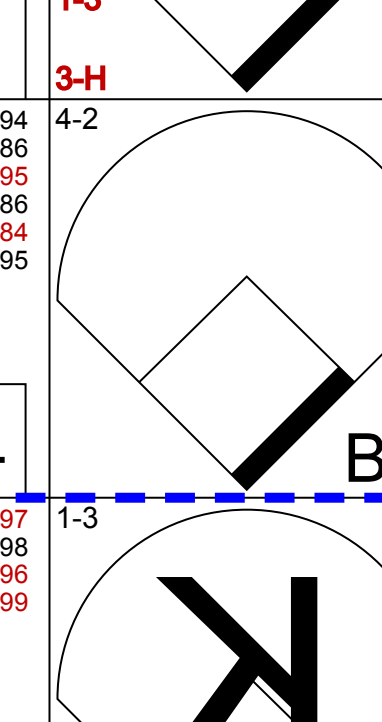
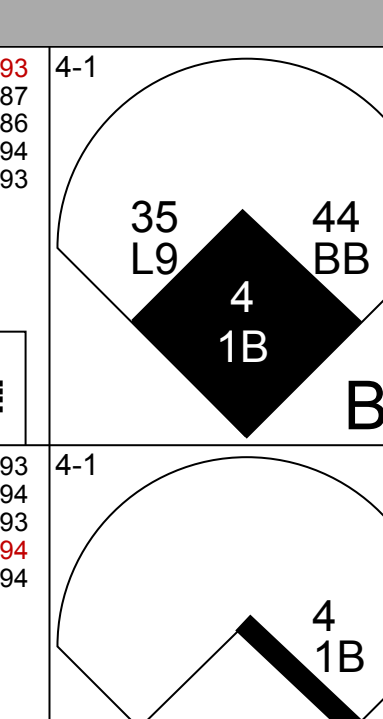
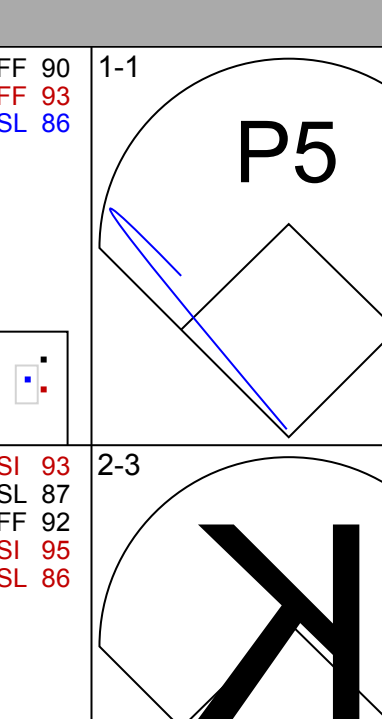
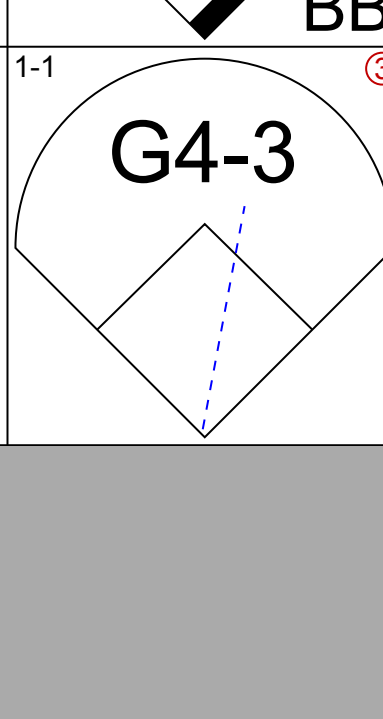

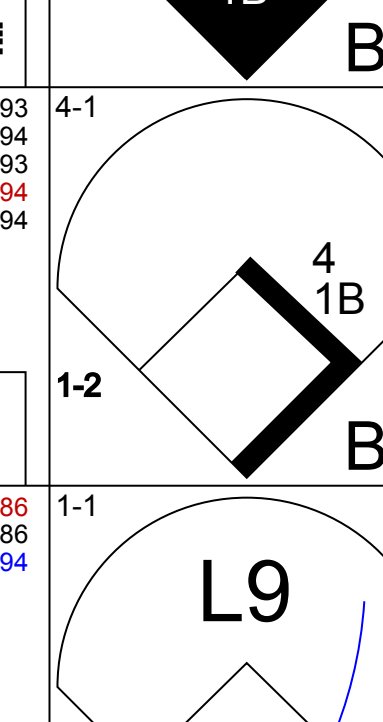
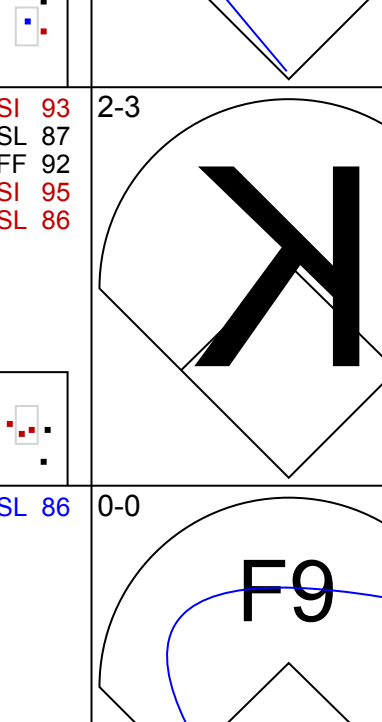
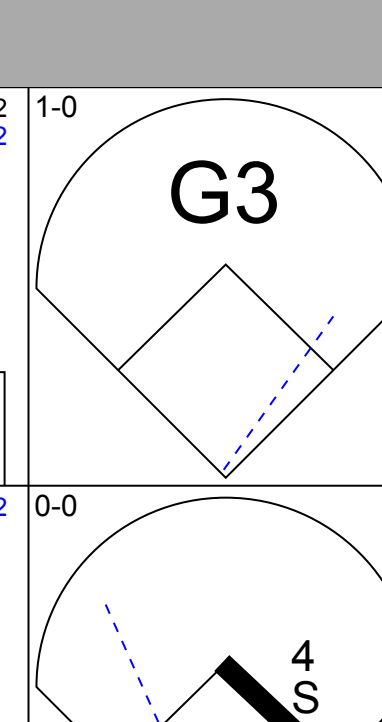
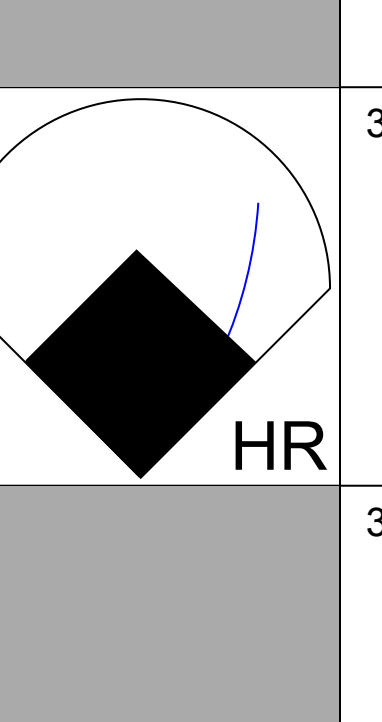
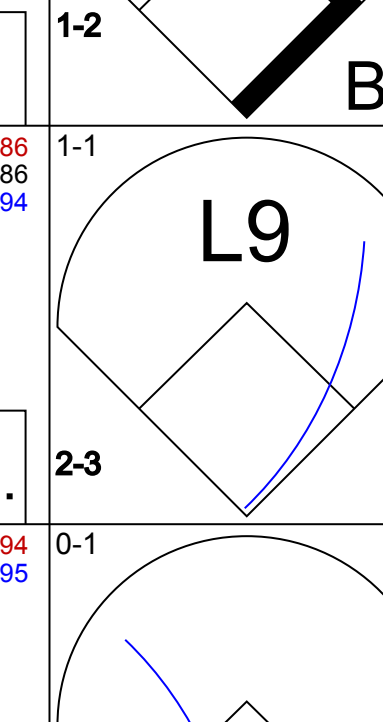
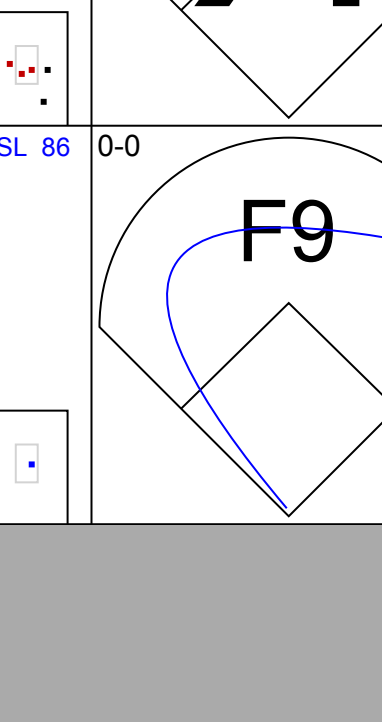
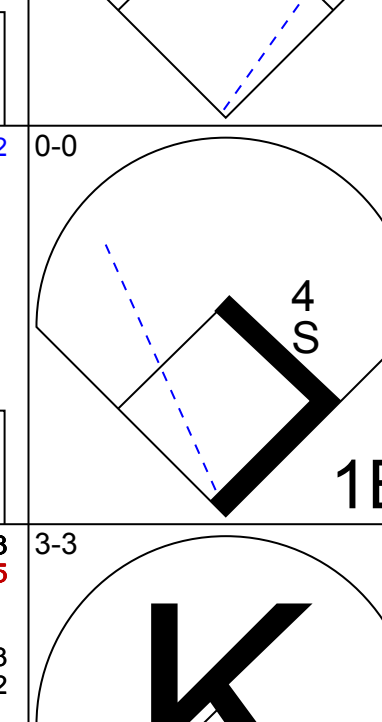
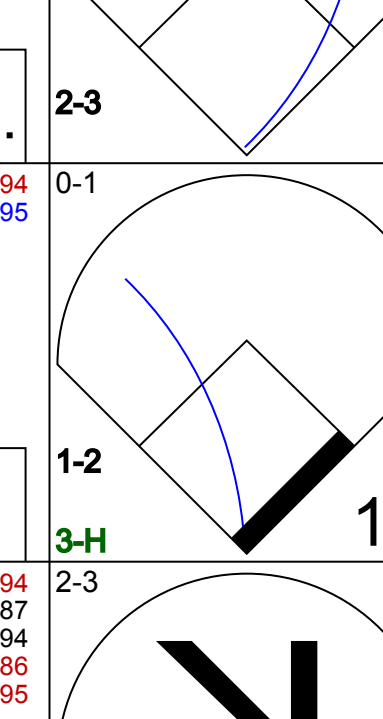
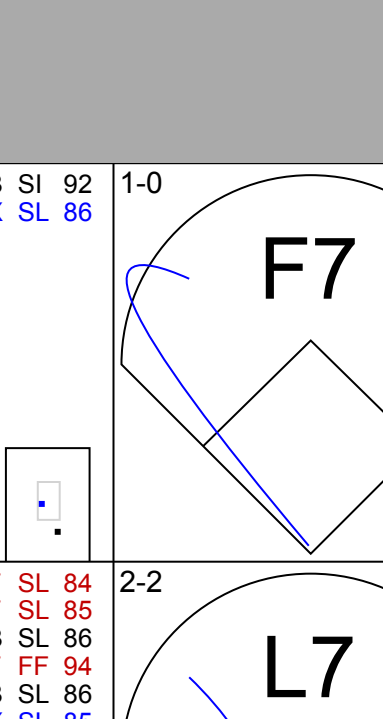
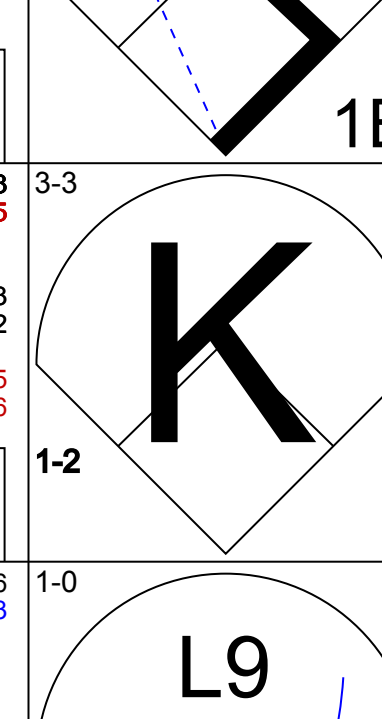
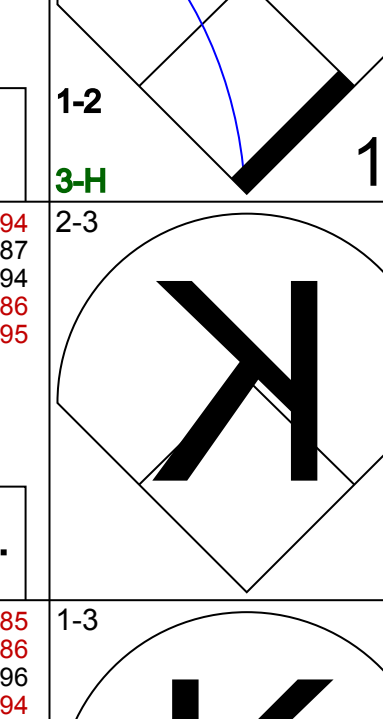
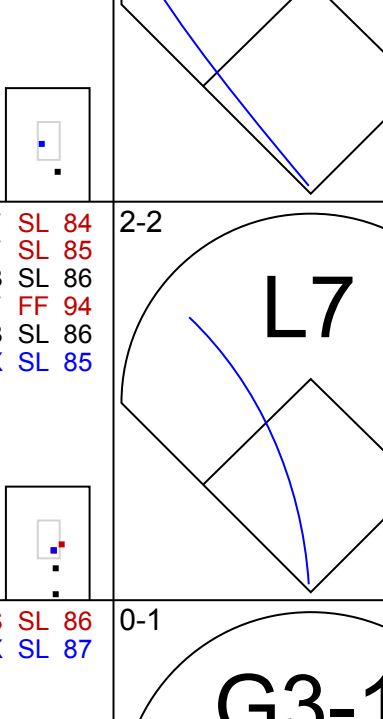
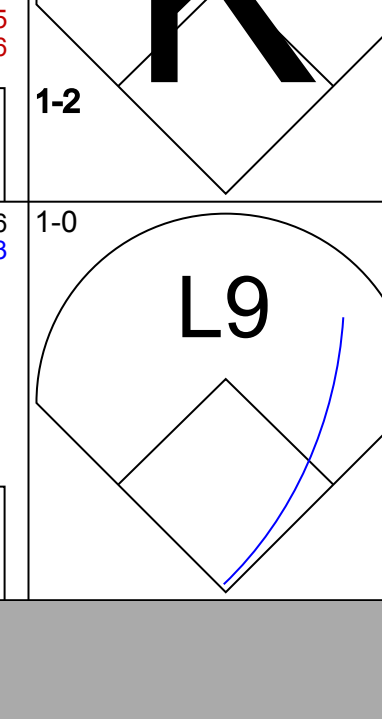
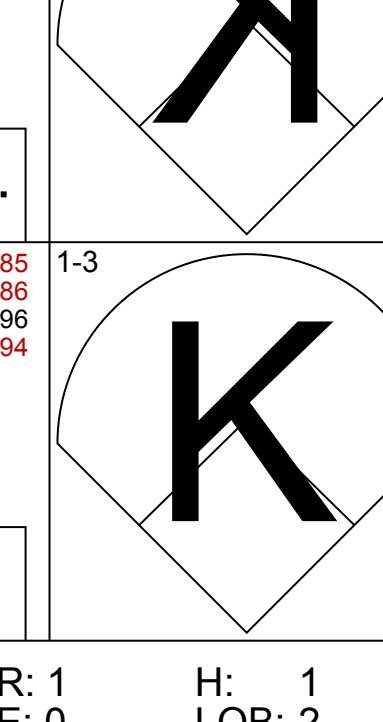
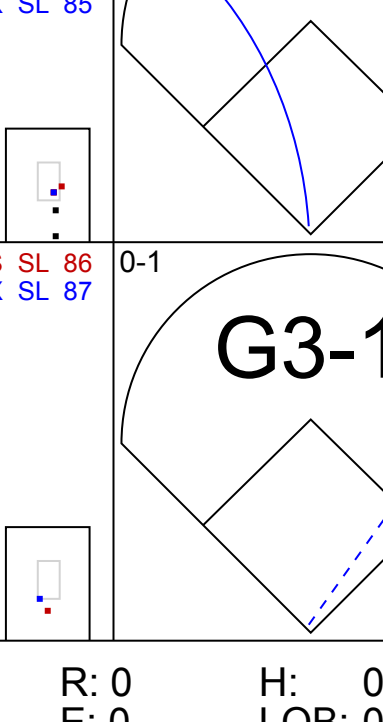
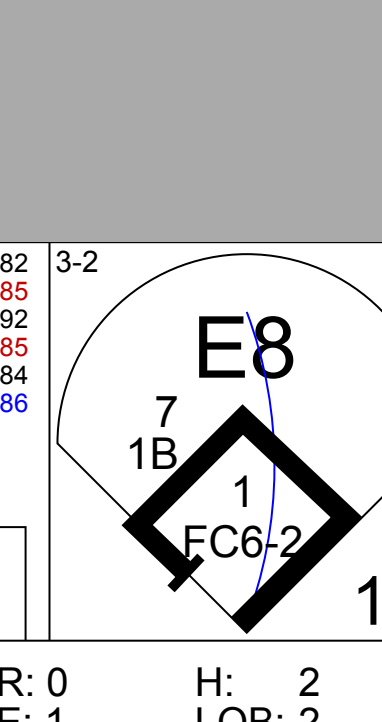


Batter	1	2	3	4	5	6	7	8	9	AB	R	H	RBI	BB	SO	LOB	TOP					
15 Whit Merrifield, R OBP: 0.325, SLG: 0.410										4	0	0	0	0	1	3						
16 Andrew Benintendi, L 1 Jarrod Dyson, L OBP: 0.322, SLG: 0.419 OBP: 0.291, SLG: 0.358										4	0	1	0	0	0	1	2					
13 Salvador Perez, R OBP: 0.300, SLG: 0.494										4	0	0	0	0	4	1						
41 Carlos Santana, S OBP: 0.369, SLG: 0.425										4	0	0	0	0	0	1						
Ryan O'Hearn, L OBP: 0.256, SLG: 0.391 49 Hanser Alberto, R OBP: 0.284, SLG: 0.393										4	0	0	0	0	1	3						
17 Hunter Dozier, R OBP: 0.238, SLG: 0.344										3	0	0	0	0	3	0						
12 Jorge Soler, R OBP: 0.280, SLG: 0.321										3	1	1	1	0	2	0						
Michael Taylor, R OBP: 0.299, SLG: 0.371										3	0	1	0	0	0	0						
8 Nicky Lopez, L OBP: 0.351, SLG: 0.327										2	0	1	0	1	0	0						
Inning Stats	R: 0 E: 0 K: 3 S: 11	H: 0 LOB: 0 BB: 0 P: 14	R: 0 E: 0 K: 1 S: 7	H: 0 LOB: 0 BB: 0 P: 9	R: 0 E: 0 K: 1 S: 10	H: 1 LOB: 2 BB: 1 P: 20	R: 0 E: 0 K: 1 S: 9	H: 0 LOB: 0 BB: 0 P: 15	R: 0 E: 0 K: 2 S: 11	H: 0 LOB: 0 BB: 0 P: 14	R: 0 E: 1 K: 1 S: 5	H: 0 LOB: 0 BB: 0 P: 9	R: 1 E: 0 K: 1 S: 13	H: 2 LOB: 1 BB: 0 P: 20	R: 0 E: 0 K: 2 S: 11	H: 1 LOB: 2 BB: 0 P: 18	1B: 2 2B: 1 3B: 0 HR: 1	SF: 0 SAC: 0 DP: 1 HBP: 0	WP: 0 PB: 0 SB: 1 CS: 0	PA: 32		
PITCHER	IP WLS BF H R ER SO BB IBB HBP BLK WP HR S P ERA WHIP	IP WLS BF H R ER SO BB IBB HBP BLK WP HR S P ERA WHIP	IP WLS BF H R ER SO BB IBB HBP BLK WP HR S P ERA WHIP	IP WLS BF H R ER SO BB IBB HBP BLK WP HR S P ERA WHIP	IP WLS BF H R ER SO BB IBB HBP BLK WP HR S P ERA WHIP	IP WLS BF H R ER SO BB IBB HBP BLK WP HR S P ERA WHIP	IP WLS BF H R ER SO BB IBB HBP BLK WP HR S P ERA WHIP	IP WLS BF H R ER SO BB IBB HBP BLK WP HR S P ERA WHIP	IP WLS BF H R ER SO BB IBB HBP BLK WP HR S P ERA WHIP	IP WLS BF H R ER SO BB IBB HBP BLK WP HR S P ERA WHIP	IP WLS BF H R ER SO BB IBB HBP BLK WP HR S P ERA WHIP	IP WLS BF H R ER SO BB IBB HBP BLK WP HR S P ERA WHIP	IP WLS BF H R ER SO BB IBB HBP BLK WP HR S P ERA WHIP	IP WLS BF H R ER SO BB IBB HBP BLK WP HR S P ERA WHIP	IP WLS BF H R ER SO BB IBB HBP BLK WP HR S P ERA WHIP	IP WLS BF H R ER SO BB IBB HBP BLK WP HR S P ERA WHIP	IP WLS BF H R ER SO BB IBB HBP BLK WP HR S P ERA WHIP	IP WLS BF H R ER SO BB IBB HBP BLK WP HR S P ERA WHIP	IP WLS BF H R ER SO BB IBB HBP BLK WP HR S P ERA WHIP	IP WLS BF H R ER SO BB IBB HBP BLK WP HR S P ERA WHIP	IP WLS BF H R ER SO BB IBB HBP BLK WP HR S P ERA WHIP	IP WLS BF H R ER SO BB IBB HBP BLK WP HR S P ERA WHIP

Kansas City Royals @ Cleveland Indians
Progressive Field, Cleveland, OH
Fri Jul 09 2021, 7:11 PM - 9:36 PM EDT
Att: 21,395 - Clear - 71 F

AB 31
R 1
H 4
RBI 1
BB 1
SO 12
LOB 10



Batter	1	2	3	4	5	6	7	8	9	AB	R	H	RBI	BB	SO	LOB	BOTTOM					
7 César Hernández, S OBP: 0.303, SLG: 0.404										4	0	1	0	0	1	0						
1 Amed Rosario, R OBP: 0.307, SLG: 0.367										4	0	0	0	0	3	2						
11 José Ramírez, S OBP: 0.342, SLG: 0.514										2	0	0	0	2	1	0						
32 Franmil Reyes, R OBP: 0.326, SLG: 0.601										3	1	0	0	1	1	3						
44 Bobby Bradley, L OBP: 0.333, SLG: 0.580										3	1	1	1	1	1	0						
35 Óscar Mercado, R OBP: 0.290, SLG: 0.321										3	0	1	0	0	0	2						
4 Bradley Zimmer, L OBP: 0.365, SLG: 0.247										3	0	1	1	0	1	1						
17 Austin Hedges, R OBP: 0.201, SLG: 0.246										3	0	0	0	0	1	3						
23 Daniel Johnson, L OBP: 0.063, SLG: 0.063										3	0	1	0	0	1	2						
Inning Stats	R: 0 E: 0 K: 2 S: 7	H: 0 LOB: 0 BB: 0 P: 9	R: 1 E: 0 K: 2 S: 12	H: 1 LOB: 2 BB: 2 P: 24	R: 0 E: 0 K: 2 S: 12	H: 0 LOB: 0 BB: 0 P: 19	R: 0 E: 0 K: 1 S: 6	H: 0 LOB: 0 BB: 0 P: 9	R: 0 E: 0 K: 0 S: 7	H: 0 LOB: 0 BB: 0 P: 10	R: 0 E: 0 K: 1 S: 8	H: 0 LOB: 1 BB: 1 P: 16	R: 0 E: 0 K: 1 S: 6	H: 1 LOB: 0 BB: 0 P: 11	R: 0 E: 1 K: 1 S: 12	H: 2 LOB: 2 BB: 1 P: 20	R: 1 E: 0 K: 0 S: 3	H: 1 LOB: 0 BB: 0 P: 4	1B: 4 2B: 1 3B: 0 HR: 1	SF: 0 SAC: 0 DP: 1 HBP: 0	WP: 0 PB: 0 SB: 1 CS: 0	PA: 32
PITCHER	IP WLS BF H R ER SO BB IBB HBP BLK WP HR S P ERA WHIP	IP WLS BF H R ER SO BB IBB HBP BLK WP HR S P ERA WHIP	IP WLS BF H R ER SO BB IBB HBP BLK WP HR S P ERA WHIP	IP WLS BF H R ER SO BB IBB HBP BLK WP HR S P ERA WHIP	IP WLS BF H R ER SO BB IBB HBP BLK WP HR S P ERA WHIP	IP WLS BF H R ER SO BB IBB HBP BLK WP HR S P ERA WHIP	IP WLS BF H R ER SO BB IBB HBP BLK WP HR S P ERA WHIP	IP WLS BF H R ER SO BB IBB HBP BLK WP HR S P ERA WHIP	IP WLS BF H R ER SO BB IBB HBP BLK WP HR S P ERA WHIP	IP WLS BF H R ER SO BB IBB HBP BLK WP HR S P ERA WHIP	IP WLS BF H R ER SO BB IBB HBP BLK WP HR S P ERA WHIP	IP WLS BF H R ER SO BB IBB HBP BLK WP HR S P ERA WHIP	IP WLS BF H R ER SO BB IBB HBP BLK WP HR S P ERA WHIP	IP WLS BF H R ER SO BB IBB HBP BLK WP HR S P ERA WHIP	IP WLS BF H R ER SO BB IBB HBP BLK WP HR S P ERA WHIP	IP WLS BF H R ER SO BB IBB HBP BLK WP HR S P ERA WHIP	IP WLS BF H R ER SO BB IBB HBP BLK WP HR S P ERA WHIP	IP WLS BF H R ER SO BB IBB HBP BLK WP HR S P ERA WHIP	IP WLS BF H R ER SO BB IBB HBP BLK WP HR S P ERA WHIP	IP WLS BF H R ER SO BB IBB HBP BLK WP HR S P ERA WHIP	IP WLS BF H R ER SO BB IBB HBP BLK WP HR S P ERA WHIP	IP WLS BF H R ER SO BB IBB HBP BLK WP HR S P ERA WHIP

Kansas City Royals @ Cleveland Indians
Progressive Field, Cleveland, OH
Fri Jul 09 2021, 7:11 PM - 9:36 PM EDT
Att: 21,395 - Clear - 71 F

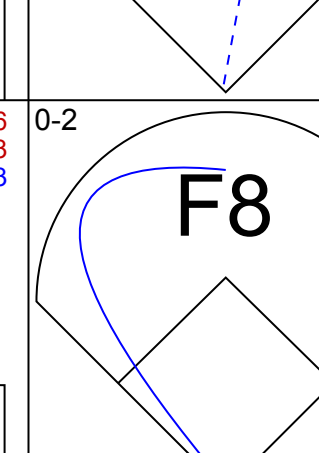
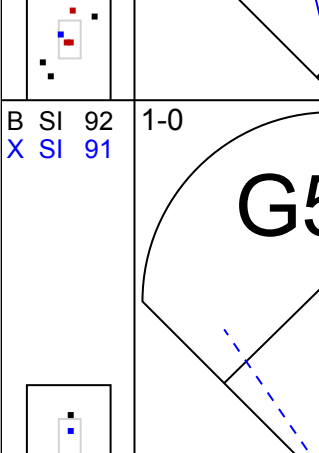

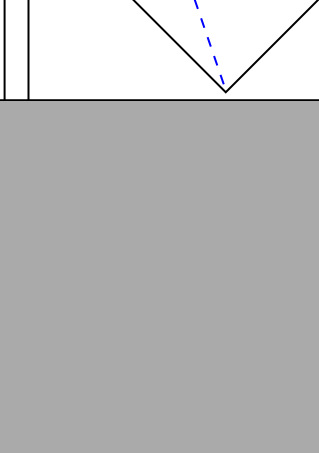


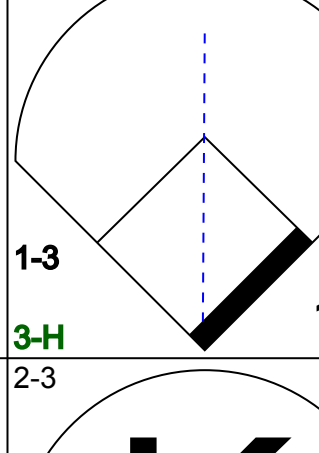



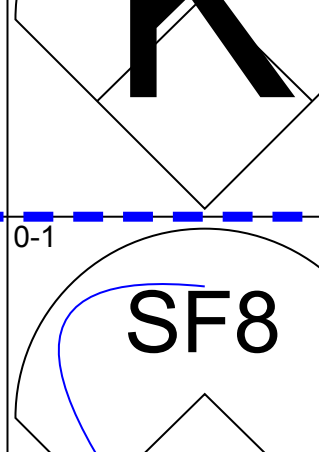
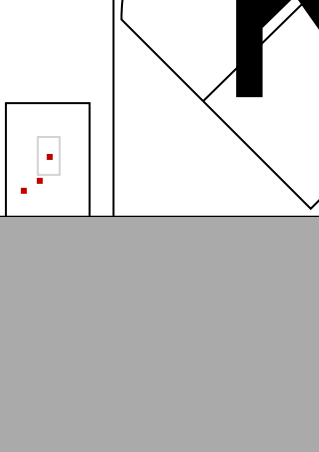
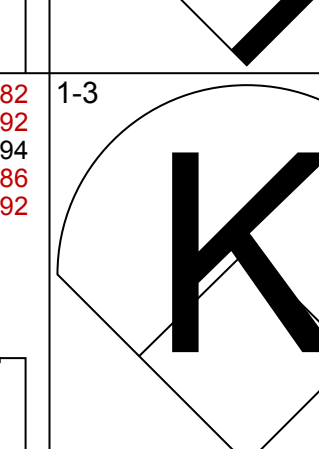

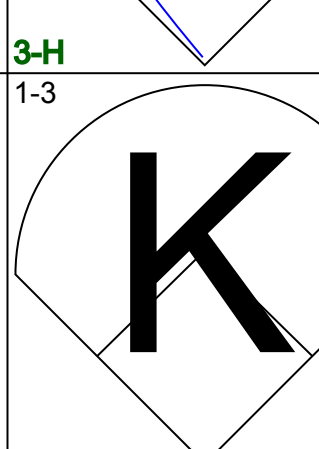

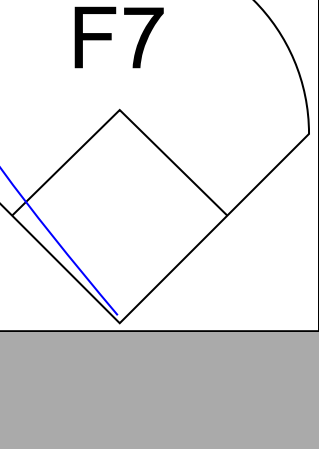







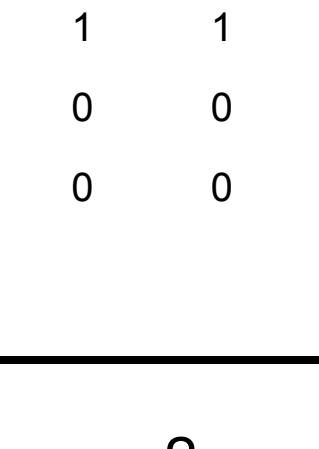







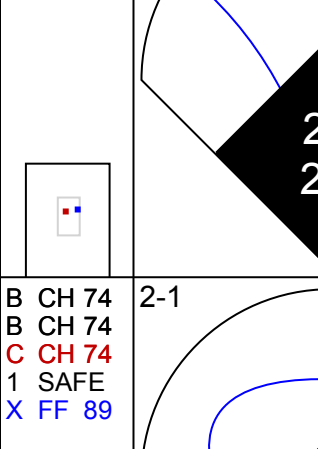
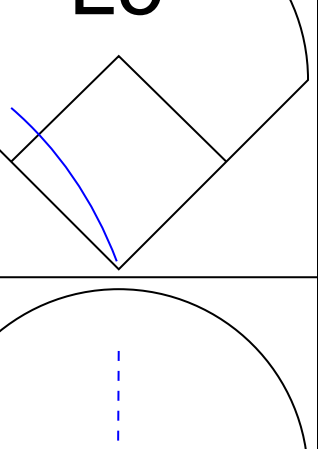
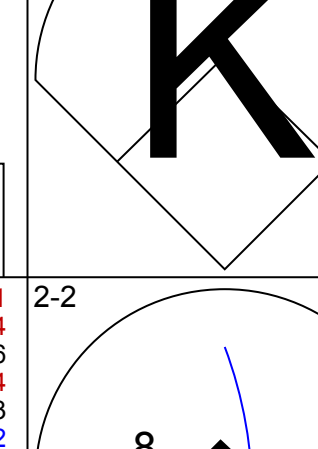
AB 28
R 2
H 5
RBI 2
BB 4
SO 10
LOB 13

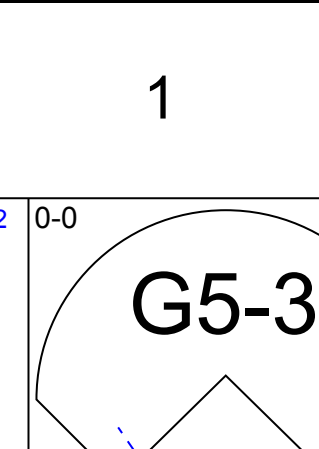
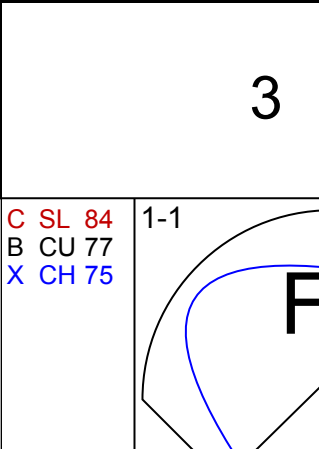
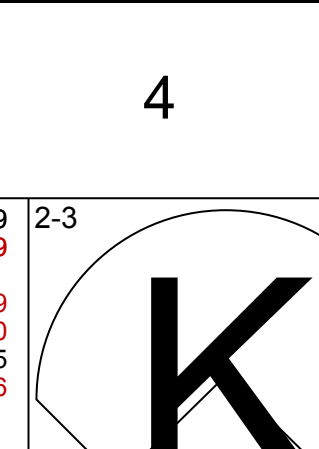
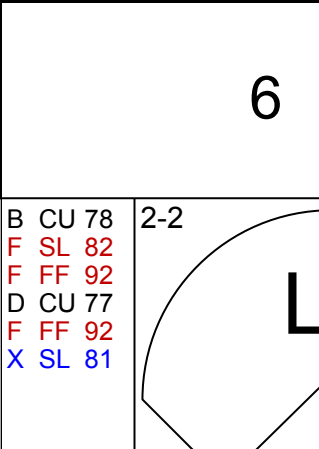
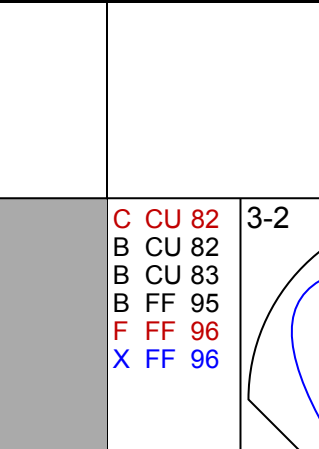
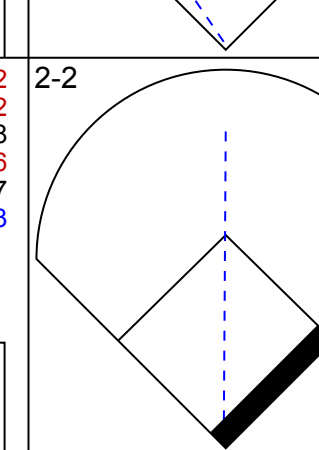
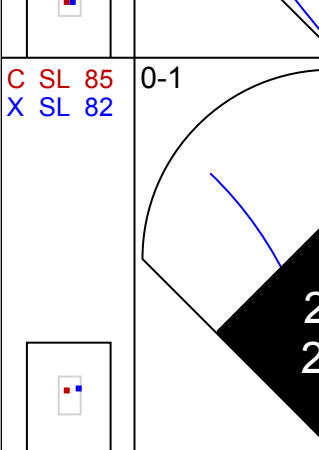
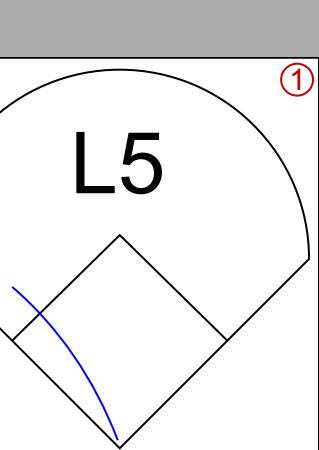
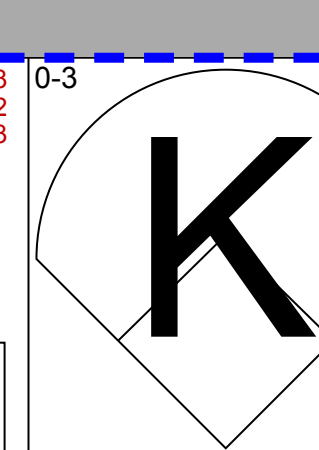
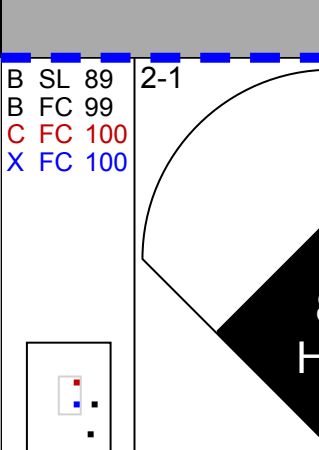
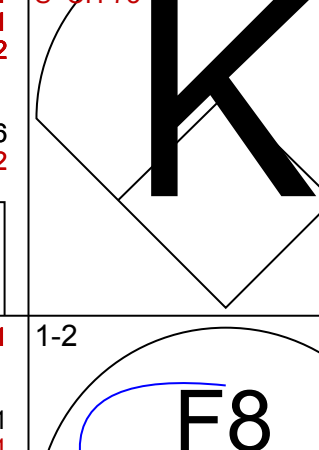
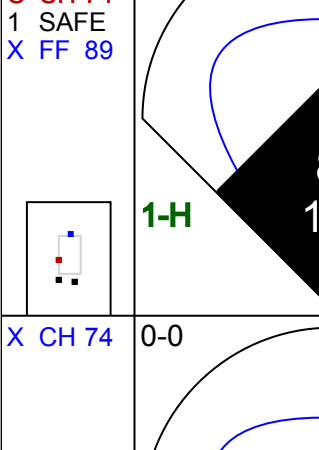
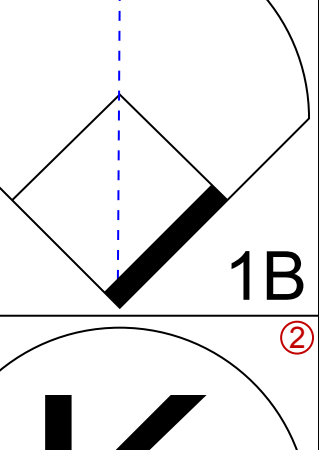
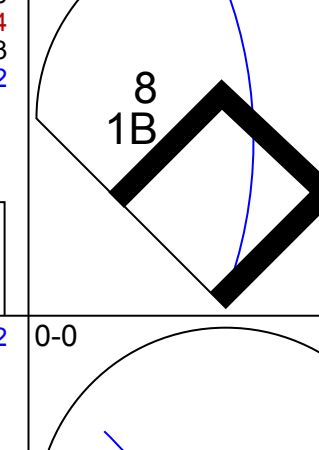
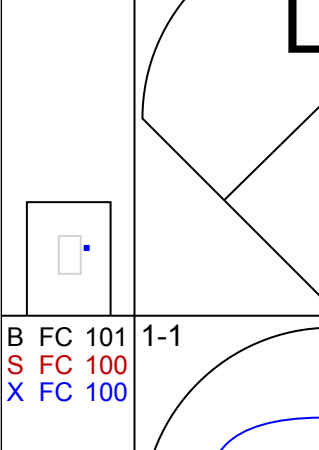
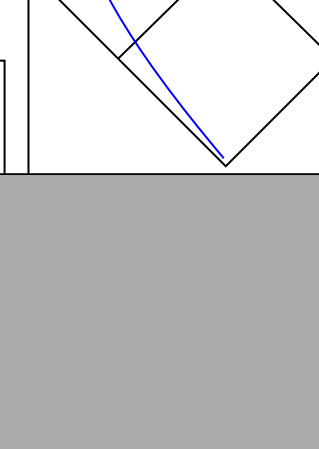
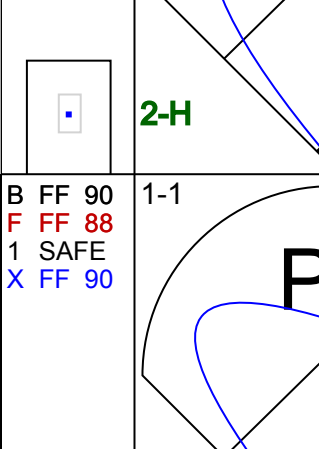
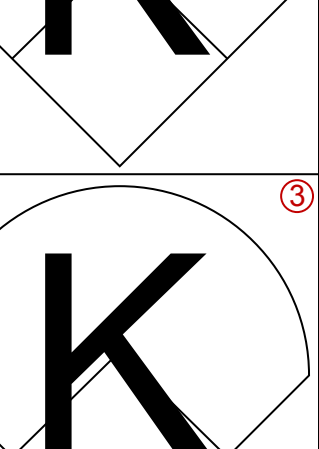
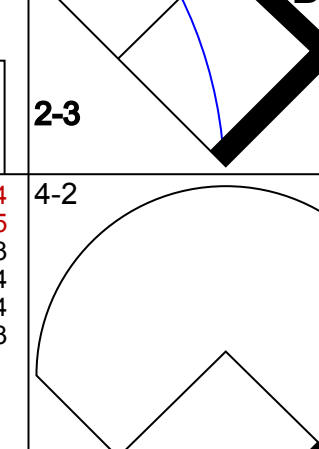
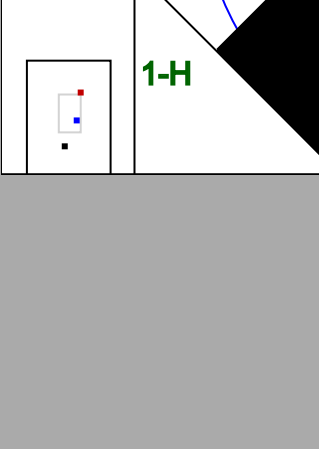
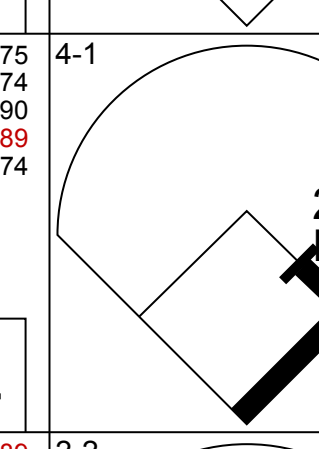


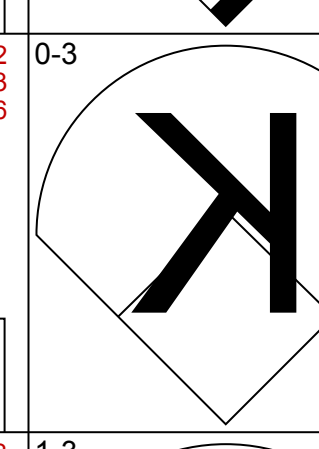
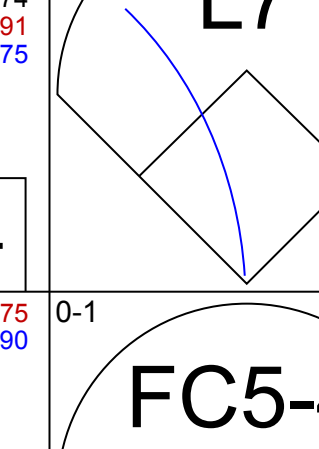
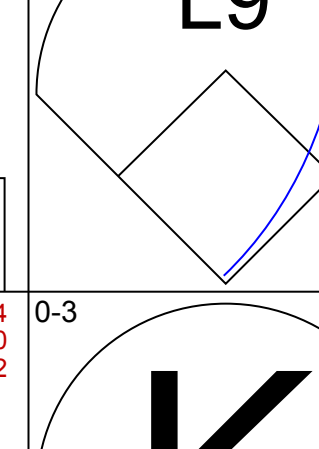
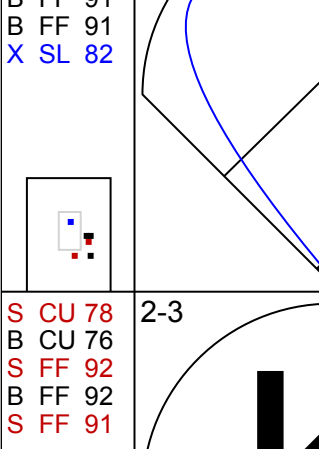
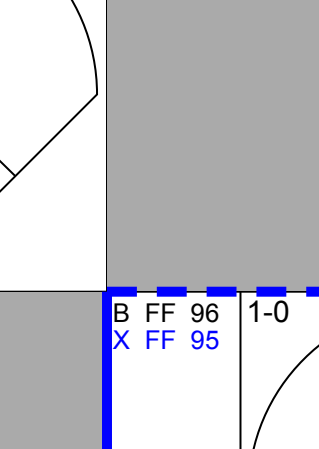

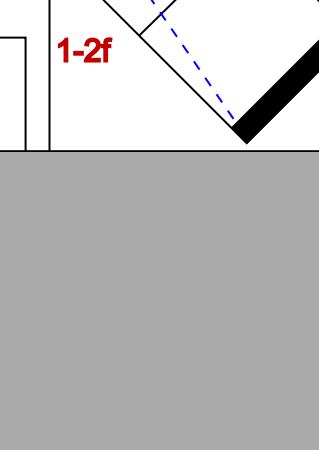
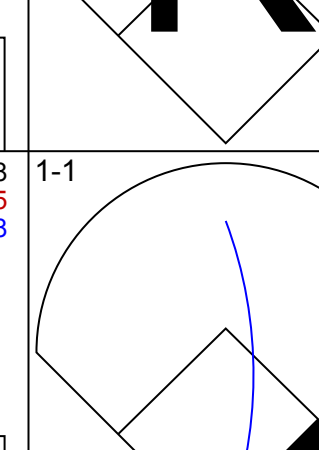
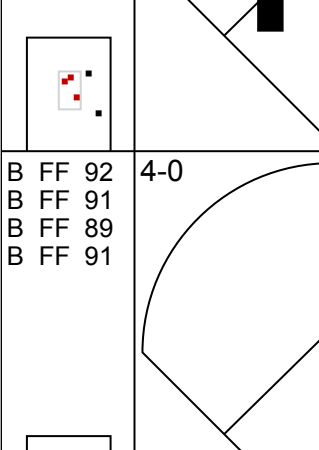
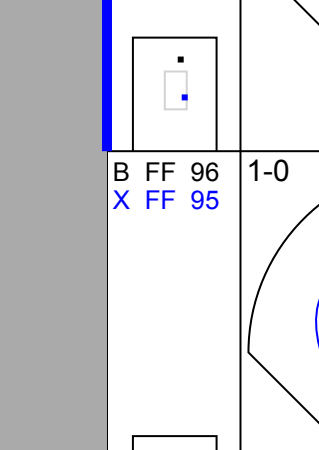
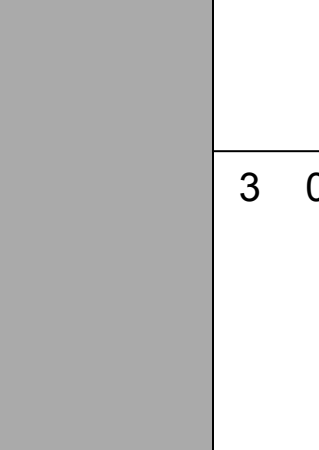
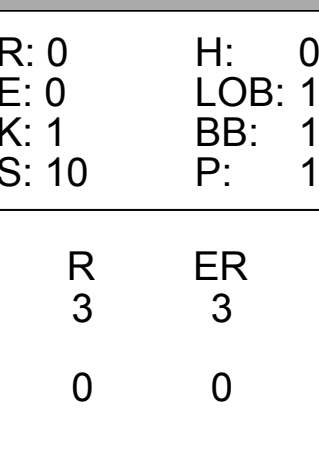
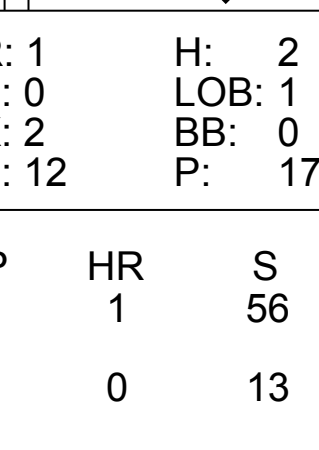
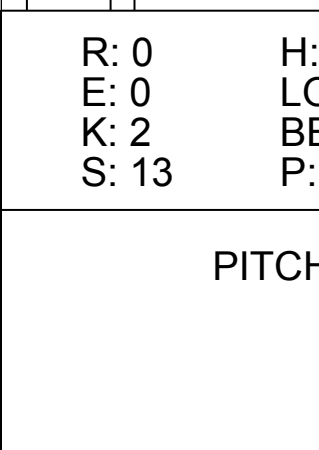
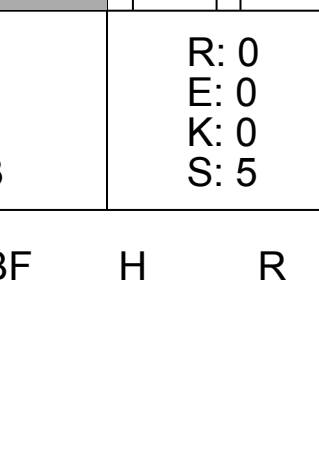







Batter	1	2	3	4	5	6	7	8	9	AB	R	H	RBI	BB	SO	LOB	TOP										
15 Whit Merrifield, R OBP: 0.321, SLG: 0.406 49 Hanser Alberto, R OBP: 0.282, SLG: 0.391	F9		G4-3		F9		SF8		P4	3	0	1	0	0	1		Kansas City Royals @ Cleveland Indians Progressive Field, Cleveland, OH Sat Jul 10 2021, 6:10 PM - 9:29 PM EDT Att: 24,077 - Partly Cloudy - 73 F livebaseballscorecards.com										
41 Carlos Santana, S OBP: 0.388, SLG: 0.421 1 Jarrod Dyson, L OBP: 0.287, SLG: 0.354	F8			K		F9	16 1B		K	3	0	0	1	1	0												
16 Andrew Benintendi, L OBP: 0.327, SLG: 0.434	F7			13 HR			HR		G6-3	5	2	3	2	0	0	1											
13 Salvador Perez, R OBP: 0.350, SLG: 0.591 48 Sebastián Rivera, R OBP: 0.273, SLG: 0.167	G5-3				1B	L6			G1	3	1	1	2	0	0	0											
Ryan O'Hearn, L OBP: 0.256, SLG: 0.387	L9			HR		L7				4	0	1	0	0	0	0											
17 Hunter Dozier, R OBP: 0.242, SLG: 0.344										3	1	1	0	1	1	2											
12 Jorge Soler, R OBP: 0.279, SLG: 0.320	G1-3									4	1	1	0	0	0	3											
Michael Taylor, R OBP: 0.301, SLG: 0.370				L9						3	1	1	0	1	1												
8 Nicky Lopez, L OBP: 0.350, SLG: 0.326	F7									4	0	1	1	0	0	3											
Inning Stats	R: 0 E: 0 K: 0 S: 8	H: 0 LOB: 0 BB: 0 P: 12	R: 0 E: 0 K: 0 S: 12	H: 1 LOB: 1 BB: 0 P: 16	R: 0 E: 0 K: 0 S: 7	H: 0 LOB: 0 BB: 0 P: 8	R: 2 E: 1 K: 1 S: 13	H: 2 LOB: 0 BB: 1 P: 19	R: 0 E: 0 K: 0 S: 9	H: 1 LOB: 1 BB: 1 P: 17	R: 1 E: 0 K: 0 S: 10	H: 1 LOB: 0 BB: 0 P: 18	R: 3 E: 1 K: 0 S: 17	H: 2 LOB: 2 BB: 2 P: 28	R: 0 E: 0 K: 2 S: 12	H: 1 LOB: 1 BB: 0 P: 13	R: 0 E: 0 K: 1 S: 15	H: 1 LOB: 1 BB: 0 P: 21	1B: 7 2B: 0 3B: 0 HR: 2	SF: 1 SAC: 0 DP: 1 HBP: 0	WP: 0 PB: 0 SB: 0 CS: 0	PA: 39					
PITCHER	IP	WLS	BF	H	R	ER	SO	BB	IBB	HBP	BLK	WP	HR	S	P	ERA	WHIP										
47 Cal Quantrill, R ERA: 4.23	6.0	W	23	5	3	3	1	1	0	0	0	0	2	59	90	4.50	1.000										
52 Nick Sandlin, R ERA: 1.85	0.2		5	1	3	0	0	1	0	0	0	0	0	10	15	0.00	3.000										
27 Bryan Shaw, R ERA: 3.05	0.1		3	1	0	0	0	1	0	0	0	0	0	7	13	0.00	6.000										
88 Phil Maton, R ERA: 4.79	1.0		4	1	0	0	2	0	0	0	0	0	0	12	13	0.00	1.000										
53 Blake Parker, R ERA: 2.7	1.0		4	1	0	0	1	0	0	0	0	0	0	15	21	0.00	1.000										

Batter	1	2	3	4	5	6	7	8	9	AB	R	H	RBI	BB	SO	LOB	BOTTOM										
7 César Hernández, S OBP: 0.305, SLG: 0.413	G5-4-3 1B		G6-3			K			L4	5	1	2	3	0	1	2	Kansas City Royals @ Cleveland Indians Progressive Field, Cleveland, OH Sat Jul 10 2021, 6:10 PM - 9:29 PM EDT Att: 24,077 - Partly Cloudy - 73 F livebaseballscorecards.com										
1 Amed Rosario, R OBP: 0.308, SLG: 0.367	K		G6-3		F7				G6-3	5	0	1	1	0	1	2											
11 José Ramírez, S OBP: 0.346, SLG: 0.524 28 Ernie Clement, R OBP: 0.262, SLG: 0.231	G5-4-3									4	3	2	1	1	1	2											
32 Franmil Reyes, R OBP: 0.328, SLG: 0.595	P4									5	0	2	0	0	0	0											
44 Bobby Bradley, L OBP: 0.336, SLG: 0.577	K									4	2	1	1	0	2	1											
40 Harold Ramírez, R OBP: 0.325, SLG: 0.457 23 Daniel Johnson, L OBP: 0.063, SLG: 0.063										4	2	3	0	0	1	0											
55 Roberto Pérez, R OBP: 0.272, SLG: 0.375	F8									4	2	2	2	0	0	3											
35 Óscar Mercado, R OBP: 0.343, SLG: 0.500										4	2	3	4	0	0	0											
4 Bradley Zimmer, L OBP: 0.370, SLG: 0.250										3	2	1	1	1	1	1											
Inning Stats	R: 0 E: 0 K: 1 S: 7	H: 1 LOB: 0 BB: 0 P: 11	R: 0 E: 0 K: 1 S: 13	H: 1 LOB: 1 BB: 0 P: 15	R: 0 E: 0 K: 0 S: 9	H: 1 LOB: 0 BB: 0 P: 13	R: 0 E: 1 K: 0 S: 18	H: 6 LOB: 1 BB: 1 P: 27	R: 1 E: 0 K: 1 S: 11	H: 2 LOB: 0 BB: 0 P: 15	R: 2 E: 0 K: 2 S: 15	H: 2 LOB: 1 BB: 1 P: 25	R: 4 E: 0 K: 1 S: 12	H: 3 LOB: 0 BB: 0 P: 22	R: 1 E: 0 K: 1 S: 12	H: 1 LOB: 0 BB: 0 P: 19	1B: 9 2B: 4 3B: 0 HR: 4	SF: 0 SAC: 0 DP: 2 HBP: 1	WP: 0 PB: 0 SB: 2 CS: 0	PA: 41							
PITCHER	IP	WLS	BF	H	R	ER	SO	BB	IBB	HBP	BLK	WP	HR	S	P	ERA	WHIP										
23 Mike Minor, L ERA: 5.67	4.0	L	20	9	6	6	2	1	0	0	0	0	1	47	66	13.50	2.500										
54 Ervin Santana, R ERA: 5.67	1.2		9	4	3	3	2	1	0	0	0	0	1	23	37	16.20	3.000										
55 Richard Lovelady, L ERA: 0.75	0.2		3	0	1	1	1	0	0	1	0	0	0	4	6	13.50	0.000										
45 Kyle Zimmer, R ERA: 3.57	0.1		4	3	3	3	1	0	0	0	0	0	1	10	18	81.00	9.000										
38 Anthony Swarzak, R ERA: 9.68	1.1		5	1	1	1	1	0	0	0	0	0	1	13	20	6.75	0.750										



Batter	1	2	3	4	5	6	7	8	9	AB	R	H	RBI	BB	SO	LOB	TOP								
7 César Hernández, S OBP: 0.301, SLG: 0.408										4	0	0	0	0	1	1	Cleveland Indians @ Oakland Athletics Oakland Coliseum, Oakland, CA Fri Jul 16 2021, 6:41 PM - 9:38 PM PDT Att: 12,361 - Clear - 66 F								
1 Amed Rosario, R OBP: 0.308, SLG: 0.372										4	1	2	0	0	0	0									
11 José Ramírez, S OBP: 0.345, SLG: 0.520										4	1	1	0	0	0	1									
32 Franmil Reyes, R OBP: 0.326, SLG: 0.588										4	0	1	1	0	2	0									
44 Bobby Bradley, L OBP: 0.333, SLG: 0.561										3	0	0	0	0	3	2									
40 Harold Ramírez, R OBP: 0.324, SLG: 0.455										3	0	1	1	0	1	0									
55 Roberto Pérez, R OBP: 0.271, SLG: 0.405										4	1	1	1	0	3	3									
35 Óscar Mercado, R OBP: 0.308, SLG: 0.444										4	0	0	0	0	1	2									
4 Bradley Zimmer, L OBP: 0.377, SLG: 0.293										3	1	2	1	0	1	0									
Inning Stats	R: 0 E: 0 K: 1 S: 10	H: 0 LOB: 0 BB: 0 P: 13	R: 0 E: 0 K: 1 S: 13	H: 1 LOB: 2 BB: 0 P: 20	R: 0 E: 0 K: 0 S: 11	H: 2 LOB: 1 BB: 0 P: 20	R: 0 E: 0 K: 2 S: 8	H: 0 LOB: 0 BB: 0 P: 11	R: 1 E: 0 K: 2 S: 10	H: 1 LOB: 0 BB: 0 P: 13	R: 2 E: 0 K: 2 S: 17	H: 3 LOB: 1 BB: 0 P: 25	R: 1 E: 0 K: 0 S: 11	H: 1 LOB: 0 BB: 0 P: 16	R: 0 E: 0 K: 2 S: 11	H: 0 LOB: 0 BB: 0 P: 16	R: 0 E: 0 K: 2 S: 7	H: 0 LOB: 0 BB: 0 P: 10	1B: 5 2B: 2 3B: 0 HR: 2	SF: 1 SAC: 0 DP: 1 HBP: 1	WP: 1 PB: 0 SB: 0 CS: 0	PA: 35			
PITCHER	IP	WLS	BF	H	R	ER	SO	BB	IBB	HBP	BLK	WP	HR	S	P	ERA	WHIP								
55 Sean Manaea, L ERA: 3.28	5.1		23	7	3	3	7	0	0	1	0	1	1	64	96	5.06	1.312								
36 Yusmeiro Petit, R ERA: 3.17	1.2	B	6	1	1	1	1	0	0	0	0	0	1	16	22	5.40	0.600								
35 Jake Diekman, L ERA: 3.25	1.0		3	0	0	0	2	0	0	0	0	0	0	11	16	0.00	0.000								
54 Sergio Romo, R ERA: 4.09	1.0	W	3	0	0	0	2	0	0	0	0	0	0	7	10	0.00	0.000								

Batter	1	2	3	4	5	6	7	8	9	AB	R	H	RBI	BB	SO	LOB	BOTTOM								
22 Ramón Laureano, R OBP: 0.317, SLG: 0.439										5	0	0	0	0	1	3	Cleveland Indians @ Oakland Athletics Oakland Coliseum, Oakland, CA Fri Jul 16 2021, 6:41 PM - 9:38 PM PDT Att: 12,361 - Clear - 66 F								
17 Elvis Andrus, R OBP: 0.281, SLG: 0.327										5	2	3	0	0	1	0									
28 Matt Olson, L OBP: 0.374, SLG: 0.574										5	1	3	1	0	1	2									
8 Jed Lowrie, S OBP: 0.340, SLG: 0.436										5	1	3	3	0	1	2									
26 Matt Chapman, R OBP: 0.318, SLG: 0.383										3	0	0	0	1	2	2									
18 Mitch Moreland, L OBP: 0.291, SLG: 0.405										3	1	1	1	1	2	3									
12 Sean Murphy, R OBP: 0.313, SLG: 0.429										4	0	1	0	0	1	4									
25 Stephen Piscotty, R OBP: 0.264, SLG: 0.347										3	0	0	0	0	2	2									
15 Seth Brown, L OBP: 0.289, SLG: 0.414										1	0	0	0	0	0	0									
Tony Kemp, L OBP: 0.372, SLG: 0.385										3	0	1	0	1	0	0									
Inning Stats	R: 0 E: 0 K: 1 S: 13	H: 1 LOB: 1 BB: 0 P: 18	R: 0 E: 0 K: 1 S: 10	H: 0 LOB: 1 BB: 1 P: 18	R: 2 E: 0 K: 0 S: 12	H: 3 LOB: 0 BB: 0 P: 17	R: 1 E: 0 K: 2 S: 12	H: 2 LOB: 1 BB: 0 P: 17	R: 0 E: 0 K: 2 S: 9	H: 1 LOB: 0 BB: 0 P: 14	R: 0 E: 0 K: 2 S: 13	H: 1 LOB: 2 BB: 1 P: 24	R: 0 E: 0 K: 3 S: 16	H: 2 LOB: 3 BB: 1 P: 23	R: 0 E: 0 K: 0 S: 5	H: 0 LOB: 0 BB: 0 P: 10	R: 2 E: 0 K: 0 S: 5	H: 2 LOB: 0 BB: 0 P: 8	1B: 7 2B: 3 3B: 0 HR: 2	SF: 0 SAC: 0 DP: 0 HBP: 0	WP: 0 PB: 0 SB: 0 CS: 0	PA: 40			
PITCHER	IP	WLS	BF	H	R	ER	SO	BB	IBB	HBP	BLK	WP	HR	S	P	ERA	WHIP								
49 Eil Morgan, R ERA: 7.86	5.0		23	7	3	3	6	1	0	0	0	0	0	13	24	0.00	2.000								
88 Phil Maton, R ERA: 4.66	1.0		5	1	0	0	2	1	0	0	0	0	0	5	10	0.00	3.000								
27 Bryan Shaw, R ERA: 2.97	1.0	H	6	2	0	0	3	1	0	0	0	0	0	16	23	0.00	3.000								
99 James Karinchak, R ERA: 2.45	1.0	H	3	0	0	0	0	0	0	0	0	0	0	5	10	0.00	0.000								
48 Emmanuel Clase, R ERA: 2.19	0.1	L	3	2	2	2	0	0	0	0	0	0	1	5	8	54.00	6.000								

AB 33
R 4
H 8
RBI 4
BB 0
SO 12
LOB 9



AB 37
R 5
H 12
RBI 5
BB 3
SO 11
LOB 18



Batter	1	2	3	4	5	6	7	8	9	AB	R	H	RBI	BB	SO	LOB	TOP								
7 César Hernández, S (1,4) OBP: 0.300, SLG: 0.408	G5-3		K		SF8		K		G5-3	5	0	1	1	0	2	3	Cleveland Indians @ Oakland Athletics Oakland Coliseum, Oakland, CA Sat Jul 17 2021, 1:08 PM - 4:18 PM PDT Att: 11,374 - Sunny - 75 F								
1 Amed Rosario, R (1,6) OBP: 0.397, SLG: 0.375	2B		L8		SF8		L4			3	0	1	1	0	0	2									
11 José Ramírez, S (1,5) OBP: 0.347, SLG: 0.518	HBP				G1-3				P5	3	0	1	0	0	0	1									
32 Franmil Reyes, R (1,10) OBP: 0.325, SLG: 0.597	K								HR	4	1	1	1	0	2	2									
44 Bobby Bradley, L (1,3) OBP: 0.323, SLG: 0.541	F8								HR	4	0	0	0	0	2	2									
40 Harold Ramírez, R (1,7) OBP: 0.322, SLG: 0.451	G4-3								G4-3	4	0	1	0	0	1	0									
4 Bradley Zimmer, L (1,8) OBP: 0.365, SLG: 0.282	L7									4	0	0	0	0	2	1									
17 Austin Hedges, R (1,2) OBP: 0.209, SLG: 0.254	L6								L9	4	1	2	0	0	0	0									
23 Daniel Johnson, L (1,9) OBP: 0.158, SLG: 0.111										2	1	1	0	1	1	1									
35 Oscar Mercado, R (9,PH) OBP: 0.325, SLG: 0.444										0	0	0	0	1	0	0									
Inning Stats	R: 0 H: 1 E: 0 K: 1 S: 11	H: 1 LOB: 2 BB: 0 P: 16	R: 0 H: 0 E: 0 K: 0 S: 8	H: 0 LOB: 0 BB: 0 P: 12	R: 0 H: 2 E: 0 K: 1 S: 13	H: 2 LOB: 1 BB: 0 P: 18	R: 0 H: 0 E: 0 K: 3 S: 9	H: 0 LOB: 0 BB: 0 P: 11	R: 2 H: 2 E: 0 K: 1 S: 7	H: 2 LOB: 1 BB: 1 P: 18	R: 0 H: 1 E: 0 K: 1 S: 10	H: 1 LOB: 1 BB: 0 P: 19	R: 0 H: 1 E: 0 K: 2 S: 11	H: 1 LOB: 1 BB: 0 P: 17	R: 1 H: 1 E: 0 K: 1 S: 9	H: 1 LOB: 0 BB: 0 P: 15	R: 0 H: 0 E: 0 K: 0 S: 6	H: 0 LOB: 1 BB: 1 P: 11	1B: 5 2B: 2 3B: 0 HR: 1	SF: 1 SAC: 0 DP: 0 HBP: 1	WP: 0 PB: 0 SB: 0 CS: 0	PA: 37			
PITCHER	IP WLS BF H R ER SO BB IBB HBP BLK WP HR S P ERA WHIP	IP WLS BF H R ER SO BB IBB HBP BLK WP HR S P ERA WHIP	IP WLS BF H R ER SO BB IBB HBP BLK WP HR S P ERA WHIP	IP WLS BF H R ER SO BB IBB HBP BLK WP HR S P ERA WHIP	IP WLS BF H R ER SO BB IBB HBP BLK WP HR S P ERA WHIP	IP WLS BF H R ER SO BB IBB HBP BLK WP HR S P ERA WHIP	IP WLS BF H R ER SO BB IBB HBP BLK WP HR S P ERA WHIP	IP WLS BF H R ER SO BB IBB HBP BLK WP HR S P ERA WHIP	IP WLS BF H R ER SO BB IBB HBP BLK WP HR S P ERA WHIP	IP WLS BF H R ER SO BB IBB HBP BLK WP HR S P ERA WHIP	IP WLS BF H R ER SO BB IBB HBP BLK WP HR S P ERA WHIP	IP WLS BF H R ER SO BB IBB HBP BLK WP HR S P ERA WHIP	IP WLS BF H R ER SO BB IBB HBP BLK WP HR S P ERA WHIP	IP WLS BF H R ER SO BB IBB HBP BLK WP HR S P ERA WHIP	IP WLS BF H R ER SO BB IBB HBP BLK WP HR S P ERA WHIP	IP WLS BF H R ER SO BB IBB HBP BLK WP HR S P ERA WHIP	IP WLS BF H R ER SO BB IBB HBP BLK WP HR S P ERA WHIP	IP WLS BF H R ER SO BB IBB HBP BLK WP HR S P ERA WHIP	IP WLS BF H R ER SO BB IBB HBP BLK WP HR S P ERA WHIP	IP WLS BF H R ER SO BB IBB HBP BLK WP HR S P ERA WHIP	IP WLS BF H R ER SO BB IBB HBP BLK WP HR S P ERA WHIP	IP WLS BF H R ER SO BB IBB HBP BLK WP HR S P ERA WHIP	IP WLS BF H R ER SO BB IBB HBP BLK WP HR S P ERA WHIP	IP WLS BF H R ER SO BB IBB HBP BLK WP HR S P ERA WHIP	IP WLS BF H R ER SO BB IBB HBP BLK WP HR S P ERA WHIP
47 Frankie Montas, R (1,1) ERA: 4.33	6.0	L	25	6	2	2	7	1	0	1	0	0	0	0	0	0	58	94	3.00	1.167					
65 Deolis Guerra, R (7,1) ERA: 3.41	1.0		4	1	0	0	2	0	0	0	0	0	0	0	0	1	11	17	0.00	1.000					
57 J.B. Wendelen, R (8,1) ERA: 4.35	1.0		4	1	1	1	2	0	0	0	0	0	0	0	0	1	9	15	9.00	1.000					
60 Sam Moll, L (9,1) ERA:	1.0		4	0	0	0	0	1	0	0	0	0	0	0	0	0	6	11	0.00	1.000					

Batter	1	2	3	4	5	6	7	8	9	AB	R	H	RBI	BB	SO	LOB	BOTTOM								
20 Mark Canha, R (1,7) OBP: 0.376, SLG: 0.447	G6-3		G1-3		HBP		K			4	0	1	0	0	1	0	Cleveland Indians @ Oakland Athletics Oakland Coliseum, Oakland, CA Sat Jul 17 2021, 1:08 PM - 4:18 PM PDT Att: 11,374 - Sunny - 75 F								
17 Elvis Andrus, R (1,6) OBP: 0.277, SLG: 0.322	K		G5-3		G5-2-3		F7		G6-3	5	0	0	0	0	1	5									
28 Matt Olson, L (1,3) OBP: 0.378, SLG: 0.577	2B									2	1	1	0	2	0	0									
18 Mitch Moreland, L (1,10) OBP: 0.290, SLG: 0.407	2B									4	0	1	1	0	2	4									
22 Ramón Laureano, R (1,8) OBP: 0.313, SLG: 0.433	K									4	0	0	0	0	3	1									
26 Matt Chapman, R (1,5) OBP: 0.320, SLG: 0.382	F9									3	1	1	0	1	1	0									
15 Seth Brown, L (1,9) OBP: 0.273, SLG: 0.416	1B									4	0	2	0	0	0	1									
Tony Kemp, L (1,4) OBP: 0.371, SLG: 0.384	K									3	0	1	0	0	2	2									
8 Jed Lowrie, S (9,PH) OBP: 0.339, SLG: 0.435	K									1	0	0	0	0	0	2									
37 Aramis Garcia, R (1,2) OBP: 0.236, SLG: 0.282	G6-3									2	0	0	0	0	0	1									
12 Sean Murphy, R (9,PH) OBP: 0.311, SLG: 0.429										0	0	0	1	0	0	0									
Inning Stats	R: 1 H: 2 E: 0 K: 2 S: 15	H: 2 LOB: 1 BB: 0 P: 26	R: 0 H: 1 E: 0 K: 1 S: 10	H: 1 LOB: 0 BB: 0 P: 16	R: 0 H: 0 E: 0 K: 1 S: 10	H: 0 LOB: 1 BB: 1 P: 18	R: 0 H: 0 E: 0 K: 1 S: 6	H: 0 LOB: 0 BB: 0 P: 10	R: 0 H: 1 E: 0 K: 0 S: 7	H: 1 LOB: 3 BB: 1 P: 15	R: 0 H: 1 E: 0 K: 2 S: 10	H: 1 LOB: 1 BB: 0 P: 16	R: 0 H: 0 E: 0 K: 1 S: 8	H: 0 LOB: 0 BB: 0 P: 13	R: 0 H: 0 E: 0 K: 2 S: 9	H: 0 LOB: 0 BB: 0 P: 16	R: 0 H: 2 E: 0 K: 0 S: 16	H: 2 LOB: 2 BB: 1 P: 24	1B: 5 2B: 2 3B: 0 HR: 0	SF: 1 SAC: 0 DP: 1 HBP: 2	WP: 0 PB: 0 SB: 1 CS: 0	PA: 38			
PITCHER	IP WLS BF H R ER SO BB IBB HBP BLK WP HR S P ERA WHIP	IP WLS BF H R ER SO BB IBB HBP BLK WP HR S P ERA WHIP	IP WLS BF H R ER SO BB IBB HBP BLK WP HR S P ERA WHIP	IP WLS BF H R ER SO BB IBB HBP BLK WP HR S P ERA WHIP	IP WLS BF H R ER SO BB IBB HBP BLK WP HR S P ERA WHIP	IP WLS BF H R ER SO BB IBB HBP BLK WP HR S P ERA WHIP	IP WLS BF H R ER SO BB IBB HBP BLK WP HR S P ERA WHIP	IP WLS BF H R ER SO BB IBB HBP BLK WP HR S P ERA WHIP	IP WLS BF H R ER SO BB IBB HBP BLK WP HR S P ERA WHIP	IP WLS BF H R ER SO BB IBB HBP BLK WP HR S P ERA WHIP	IP WLS BF H R ER SO BB IBB HBP BLK WP HR S P ERA WHIP	IP WLS BF H R ER SO BB IBB HBP BLK WP HR S P ERA WHIP	IP WLS BF H R ER SO BB IBB HBP BLK WP HR S P ERA WHIP	IP WLS BF H R ER SO BB IBB HBP BLK WP HR S P ERA WHIP	IP WLS BF H R ER SO BB IBB HBP BLK WP HR S P ERA WHIP	IP WLS BF H R ER SO BB IBB HBP BLK WP HR S P ERA WHIP	IP WLS BF H R ER SO BB IBB HBP BLK WP HR S P ERA WHIP	IP WLS BF H R ER SO BB IBB HBP BLK WP HR S P ERA WHIP	IP WLS BF H R ER SO BB IBB HBP BLK WP HR S P ERA WHIP	IP WLS BF H R ER SO BB IBB HBP BLK WP HR S P ERA WHIP	IP WLS BF H R ER SO BB IBB HBP BLK WP HR S P ERA WHIP	IP WLS BF H R ER SO BB IBB HBP BLK WP HR S P ERA WHIP	IP WLS BF H R ER SO BB IBB HBP BLK WP HR S P ERA WHIP	IP WLS BF H R ER SO BB IBB HBP BLK WP HR S P ERA WHIP	IP WLS BF H R ER SO BB IBB HBP BLK WP HR S P ERA WHIP
47 Cal Quantrill, R (1,1) ERA: 4.05	5.0	W	22	4	1	1	0	2	0	0	0	0	0	0	0	0	48	16	0.00	1.200					
52 Nick Sandlin, R (6,1) ERA: 1.78	1.0	H	4	1	0	0	2	0	0	0	0	0	0	0	0	0	10	16	0.00	1.000					
27 Bryan Shaw, R (7,1) ERA: 2.9	1.0	H	3	0	0	0	1	0	0	0	0	0	0	0	0	0	8	13	0.00	0.000					
48 Emmanuel Clase, R (8,1) ERA: 2.13	1.0	H	3	0	0	0	2	0	0	0	0	0	0	0	0	0	9	16	0.00	0.000					
99 James Karinchak, R (9,1) ERA: 2.61	1.0	S	6	2	1	1	0	1	0	0	0	0	0	0	0	0	16	24	9.00	3.000					



Batter	1	2	3	4	5	6	7	8	9	AB	R	H	RBI	BB	SO	LOB	TOP																				
4 Bradley Zimmer, L (1, 8) OBP: 0.366, SLG: 0.322	G3		7 2B		1-3	K			K	4	0	1	0	1	2	1	Cleveland Indians @ Houston Astros Minute Maid Park, Houston, TX Wed Jul 21 2021, 7:10 PM - 10:17 PM CDT Att: 21,712 - Roof Closed - 73 F																				
1 Amed Rosario, R (1, 6) OBP: 0.397, SLG: 0.374	K		K		1-3	K		F8	G4-3	5	0	0	0	0	3	4																					
7 César Hernández, S (1, 4) OBP: 0.302, SLG: 0.418	HBP		2B		2-0	G3-1		HR	E1	4	1	2	2	0	0	2																					
32 Franmil Reyes, R (1, 9) 23 Daniel Johnson, L (7, 9) OBP: 0.219, SLG: 0.290	K		K		0-1	35 1B 28 2B 44 BB		G6-3	L9	4	1	1	0	0	2	3																					
44 Bobby Bradley, L (1, 10) OBP: 0.326, SLG: 0.504	G4-3				0-0	28 2B		G3		3	1	0	0	1	0	0																					
35 Óscar Mercado, R (1, 7) OBP: 0.273, SLG: 0.386	K				2-2	28 2B		F8		4	1	1	0	0	1	0																					
55 Roberto Pérez, R (1, 2)	K				0-0			K	BB	3	0	0	0	1	2	3																					
2 Yu Chang, R (1, 3)			28 SH5-3 7 2B		1-3	K		K	K	4	1	1	0	0	3	4																					
28 Ernie Clement, R (1, 5)	SH5-3				1-2	4 2B		1B	2B	3	0	2	3	0	1	1																					
Inning Stats	R: 0 H: 0 E: 0 K: 2 S: 10	H: 0 LOB: 1 BB: 0 P: 18	R: 0 H: 0 E: 0 K: 2 S: 8	H: 0 LOB: 0 BB: 0 P: 13	R: 1 H: 2 E: 0 K: 2 S: 22	H: 2 LOB: 2 BB: 1 P: 34	R: 0 H: 0 E: 0 K: 0 S: 5	H: 0 LOB: 0 BB: 0 P: 7	R: 0 H: 2 E: 0 K: 2 S: 12	H: 2 LOB: 2 BB: 0 P: 16	R: 3 H: 3 E: 0 K: 3 S: 20	H: 3 LOB: 1 BB: 1 P: 27	R: 1 H: 1 E: 0 K: 0 S: 9	H: 1 LOB: 0 BB: 0 P: 16	R: 0 H: 0 E: 0 K: 2 S: 10	H: 0 LOB: 1 BB: 1 P: 19		R: 0 H: 0 E: 1 K: 1 S: 11	H: 0 LOB: 1 BB: 0 P: 15	1B: 4 2B: 3 3B: 0 HR: 1	SF: 0 SAC: 1 DP: 0 HBP: 1	WP: 0 PB: 0 SB: 0 CS: 0	PA: 40														
PITCHER	IP	WLS	BF	H	R	ER	SO	BB	IBB	HBP	BLK	WP	HR	S	P	ERA	WHIP	PITCHER		IP	WLS	BF	H	R	ER	SO	BB	IBB	HBP	BLK	WP	HR	S	P	ERA	WHIP	
43 Lance McCullers Jr., R (1, 1) ERA: 3.04	5.0		24	6	4	4	8	2	0	1	0	0	0	65	100	7.20	1.600	55 Ryan Pressly, R (9, 1) ERA: 1.35		1.0		4	0	0	0	1	0	0	0	0	0	0	0	0	0	0.00	0.000
66 Bryan Abreu, R (6, 1) ERA: 4.22	1.0	B	4	1	0	0	3	0	0	0	0	0	0	12	15	0.00	1.000																				
51 Austin Pruitt, R (7, 1) ERA: 0.75	0.2	L	3	1	1	1	0	0	0	0	0	0	1	8	15	13.50	1.500																				
62 Blake Taylor, L (7, 1) ERA: 3.68	0.1		1	0	0	0	0	0	0	0	0	0	0	1	1	0.00	0.000																				
45 Ryne Stanek, R (8, 1) ERA: 3.98	1.0		4	0	0	0	2	1	0	0	0	0	0	10	19	0.00	1.000																				

Batter	1	2	3	4	5	6	7	8	9	AB	R	H	RBI	BB	SO	LOB	BOTTOM																				
27 Jose Altuve, R (1, 4) OBP: 0.358, SLG: 0.512	K				1-2	HR				4	2	2	2	0	1	0	Cleveland Indians @ Houston Astros Minute Maid Park, Houston, TX Wed Jul 21 2021, 7:10 PM - 10:17 PM CDT Att: 21,712 - Roof Closed - 73 F																				
23 Michael Brantley, L (1, 7) OBP: 0.377, SLG: 0.487	G4-3				2-2	G1-6-3				4	0	0	0	0	0	1																					
10 Yuli Gurriel, R (1, 3) OBP: 0.379, SLG: 0.470	K				3-2	K				4	0	1	1	0	2	0																					
44 Yordan Alvarez, L (1, 10) OBP: 0.348, SLG: 0.511	L4				2-1	G6-3				4	0	0	0	0	1	1																					
1 Carlos Correa, R (1, 6) OBP: 0.368, SLG: 0.483	G6-3				1-3	K				4	0	0	0	0	1	1																					
30 Kyle Tucker, L (1, 9) OBP: 0.331, SLG: 0.514	G5-3				2-2	HR				4	1	1	1	0	0	0																					
13 Abraham Toro, S (1, 5) OBP: 0.279, SLG: 0.340	K				0-2	F8				3	0	0	0	0	1	0																					
3 Myles Straw, R (1, 8) OBP: 0.342, SLG: 0.328	L9				0-0	G5-3				3	0	1	0	0	0	0																					
15 Martín Maldonado, R (1, 2) OBP: 0.263, SLG: 0.291	P2				1-2	27 2B				3	1	1	0	0	1	1																					
Inning Stats	R: 0 H: 0 E: 0 K: 2 S: 7	H: 0 LOB: 0 BB: 0 P: 11	R: 0 H: 0 E: 0 K: 0 S: 5	H: 0 LOB: 0 BB: 0 P: 8	R: 0 H: 0 E: 0 K: 1 S: 12	H: 0 LOB: 0 BB: 0 P: 18	R: 1 H: 1 E: 0 K: 1 S: 13	H: 1 LOB: 0 BB: 0 P: 21	R: 1 H: 1 E: 0 K: 1 S: 12	H: 1 LOB: 0 BB: 0 P: 15	R: 2 H: 3 E: 0 K: 1 S: 17	H: 3 LOB: 1 BB: 0 P: 23	R: 0 H: 1 E: 1 K: 1 S: 7	H: 1 LOB: 1 BB: 0 P: 14	R: 0 H: 0 E: 0 K: 0 S: 7	H: 0 LOB: 0 BB: 0 P: 9		R: 0 H: 0 E: 0 K: 0 S: 5	H: 0 LOB: 0 BB: 0 P: 5	1B: 2 2B: 2 3B: 0 HR: 2	SF: 0 SAC: 0 DP: 0 HBP: 0	WP: 0 PB: 0 SB: 0 CS: 0	PA: 33														
PITCHER	IP	WLS	BF	H	R	ER	SO	BB	IBB	HBP	BLK	WP	HR	S	P	ERA	WHIP	PITCHER		IP	WLS	BF	H	R	ER	SO	BB	IBB	HBP	BLK	WP	HR	S	P	ERA	WHIP	
49 Eli Morgan, R (1, 1) ERA: 7.47	5.0		18	3	3	3	5	0	0	0	0	0	0	14	19	9.00	2.000																				
27 Bryan Shaw, R (6, 1) ERA: 2.98	1.0	W	5	2	1	1	1	0	0	0	0	0	0	7	14	0.00	1.000																				
88 Phil Maton, R (7, 1) ERA: 4.42	1.0	H	4	1	0	0	1	0	0	0	0	0	0	7	9	0.00	0.000																				
48 Emmanuel Clase, R (8, 1) ERA: 2.08	1.0	H	3	0	0	0	0	0	0	0	0	0	0	7	9	0.00	0.000																				
99 James Karinchak, R (9, 1) ERA: 2.55	1.0	S	3	0	0	0	0	0	0	0	0	0	0	5	5	0.00	0.000																				

AB	35
R	5
H	8
RBI	5
BB	3
SO	14
LOB	19



Batter	1	2	3	4	5	6	7	8	9	10	AB	R	H	RBI	BB	SO	LOB	TOP															
8 Brandon Lowe, L OBP: 0.333, SLG: 0.464 (9, 4)											4	0	2	1	1	1	1																
56 Randy Arozarena, R (1, 7) OBP: 0.331, SLG: 0.422											5	1	0	0	0	1	5																
5 Wander Franco, S OBP: 0.269, SLG: 0.365 (9, 6)												5	0	2	0	0	0	2															
17 Austin Meadows, L OBP: 0.331, SLG: 0.457 (1, 10)											4	0	1	1	1	1	4																
18 Joey Wendle, L OBP: 0.331, SLG: 0.445 (9, 5)											5	0	0	0	0	1	5																
2 Yandy Diaz, R OBP: 0.378, SLG: 0.366 (1, 3)												5	2	4	1	0	0	0															
39 Kevin Kiermaier, L OBP: 0.291, SLG: 0.330 (1, 8)											4	0	0	1	0	1	3																
28 Francisco Mejía, S OBP: 0.320, SLG: 0.427 (1, 2)												4	1	1	0	0	0	1															
6 Taylor Walls, S OBP: 0.315, SLG: 0.327 26 Ji Man Choi, L OBP: 0.376, SLG: 0.389 35 Brett Phillips, L OBP: 0.301, SLG: 0.335 (9, 9)												2	0	0	1	1	0	1															
Inning Stats												R: 0 E: 0 K: 1 S: 12	H: 1 LOB: 2 BB: 1 P: 22	R: 0 E: 0 K: 0 S: 10	H: 1 LOB: 1 BB: 0 P: 17	R: 0 E: 0 K: 0 S: 6	H: 1 LOB: 0 BB: 0 P: 10	R: 1 E: 0 K: 0 S: 7	H: 1 LOB: 0 BB: 0 P: 13	R: 0 E: 0 K: 0 S: 8	H: 0 LOB: 0 BB: 1 P: 16	R: 1 E: 0 K: 2 S: 9	H: 1 LOB: 0 BB: 0 P: 14	R: 0 E: 0 K: 0 S: 14	H: 1 LOB: 1 BB: 0 P: 21	R: 2 E: 0 K: 1 S: 11	H: 2 LOB: 2 BB: 1 P: 21	R: 1 E: 1 K: 0 S: 9	H: 2 LOB: 2 BB: 0 P: 14	1B: 6 2B: 2 3B: 2 HR: 1	SF: 1 SAC: 0 DP: 1 HBP: 0	WP: 0 PB: 0 SB: 0 CS: 1	PA: 43
PITCHER												IP	WLS	BF	H	R	ER	SO	BB	IBB	HBP	BLK	WP	HR	S	P	ERA	WHIP					
47 Cal Quantrill, R ERA: 3.84 88 Phil Maton, R ERA: 4.54 48 Emmanuel Clase, R ERA: 2.03 99 James Karinchak, R ERA: 2.91 27 Bryan Shaw, R ERA: 2.91												6.0		24	4	1	1	2	3	0	0	0	0	0	50	94	1.50	1.167					

Tampa Bay Rays @ Cleveland Indians
Progressive Field, Cleveland, OH
Thu Jul 22 2021, 7:11 PM - 10:48 PM EDT
Att: 19,338 - Overcast - 71 F

livebaseballscorecards.com

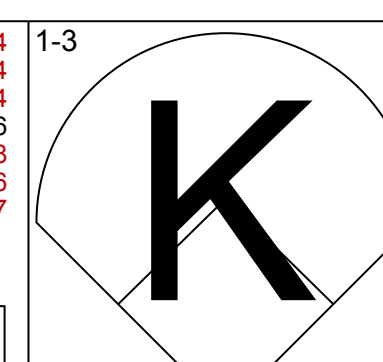
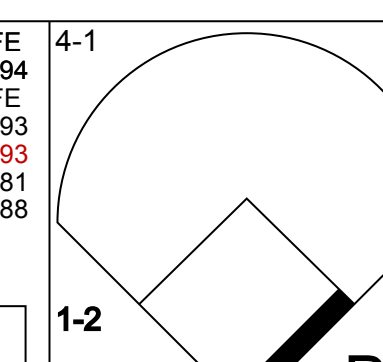
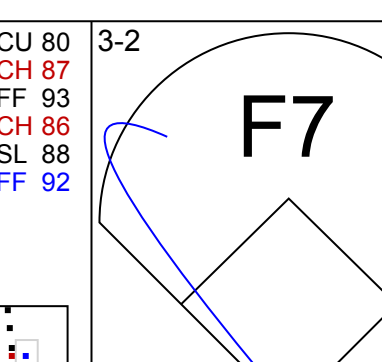

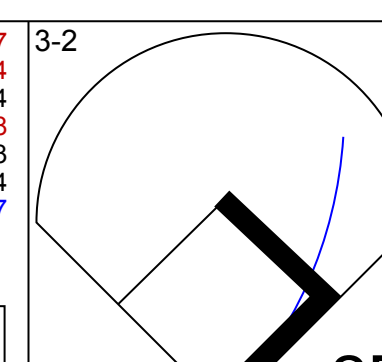
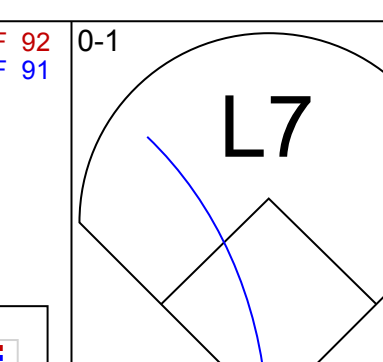
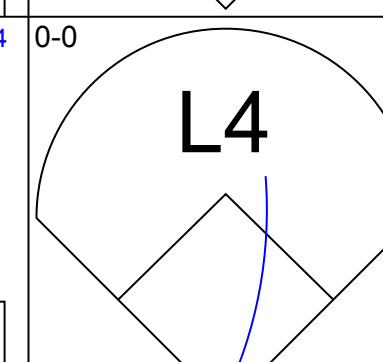
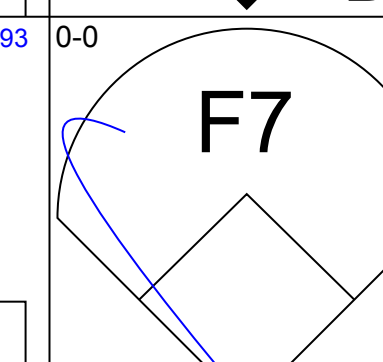
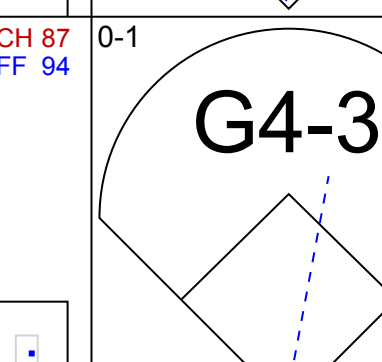

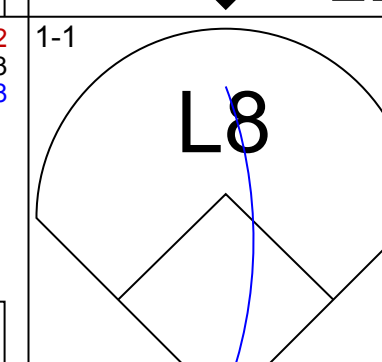
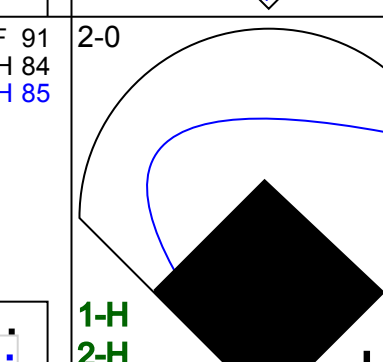
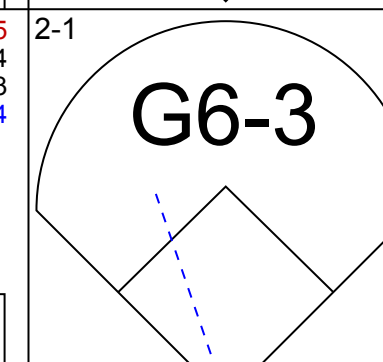

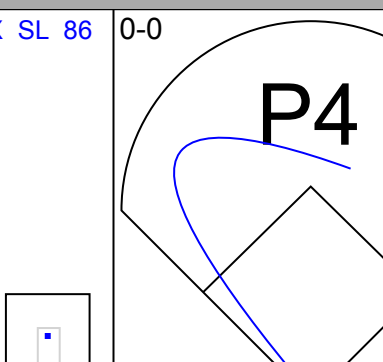

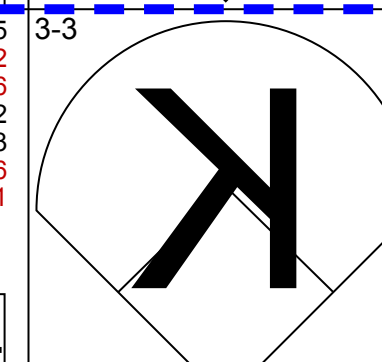
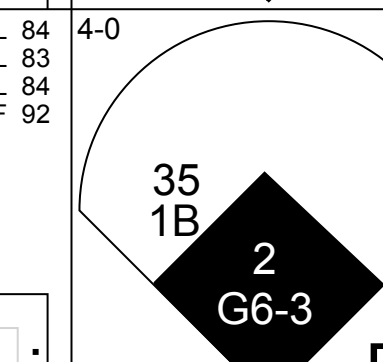
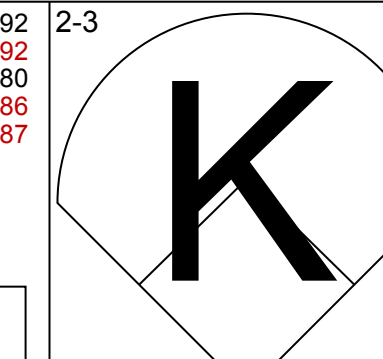

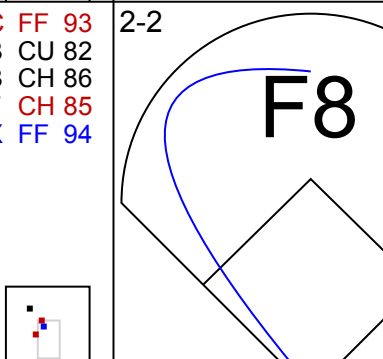

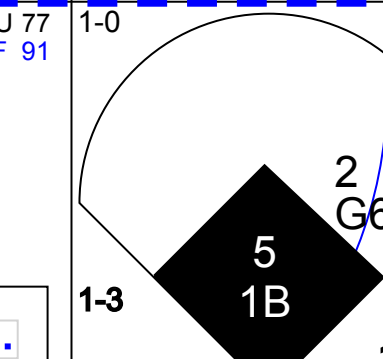
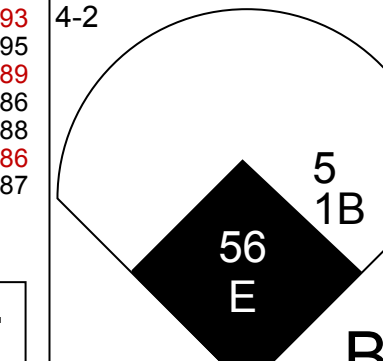

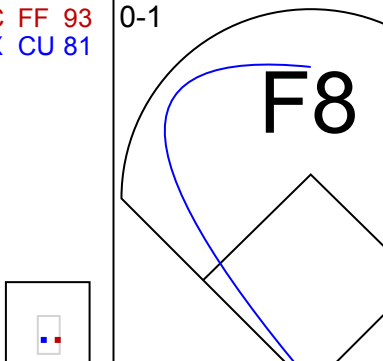


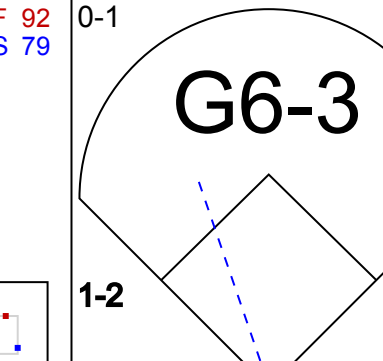
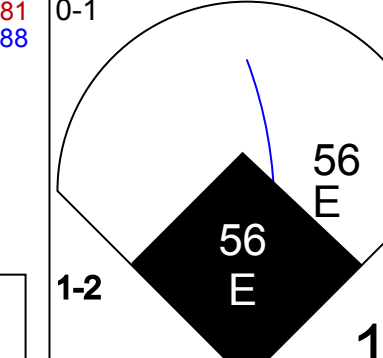


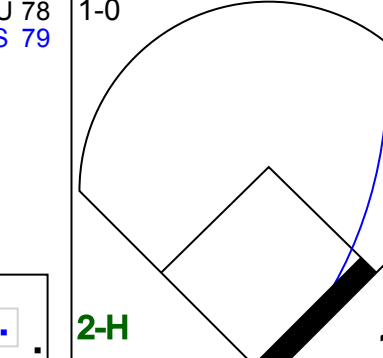

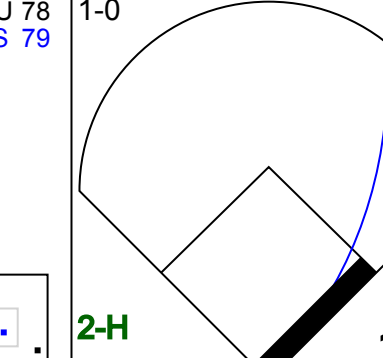
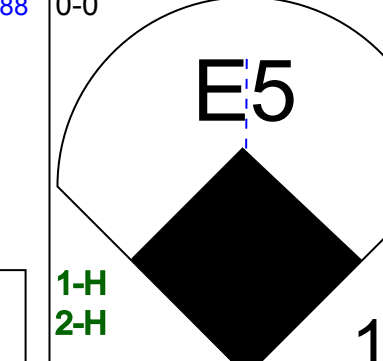

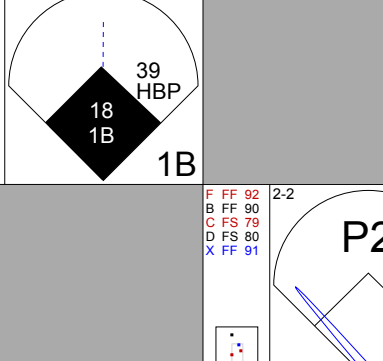


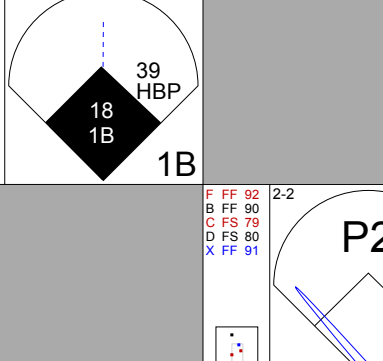

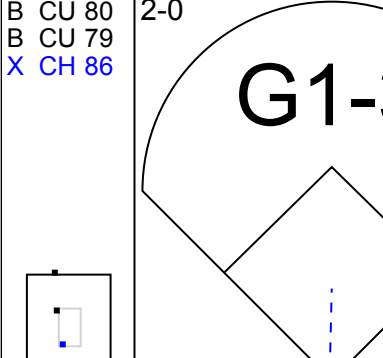

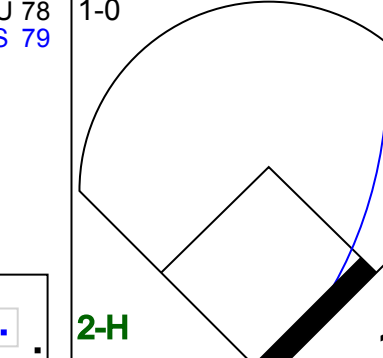


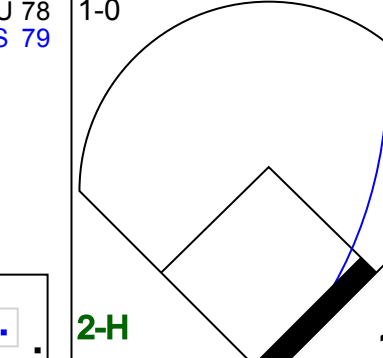

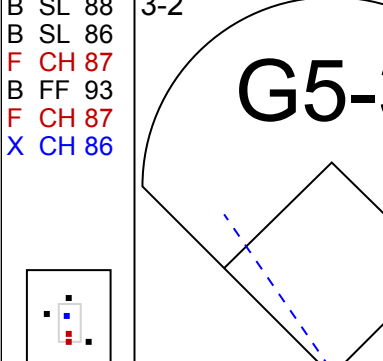

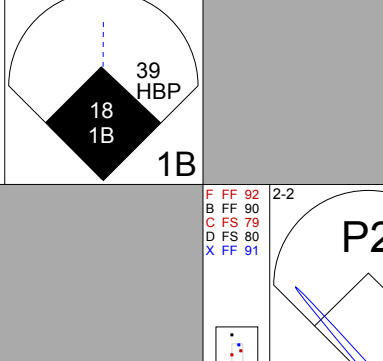


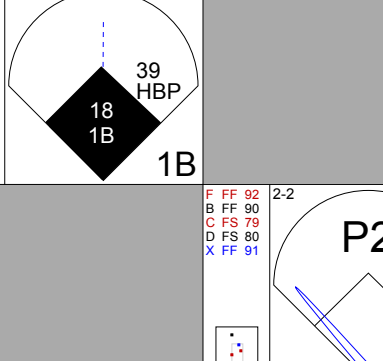

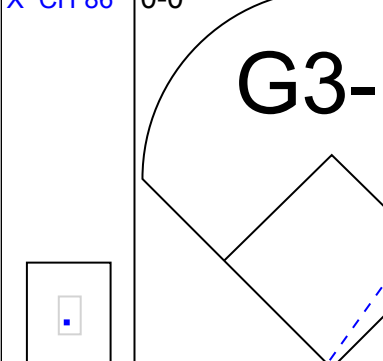

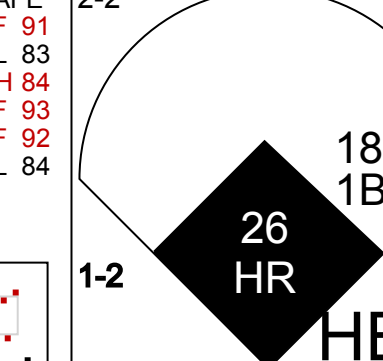


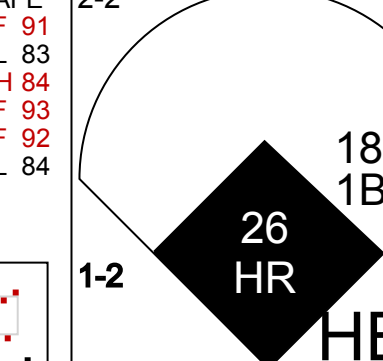


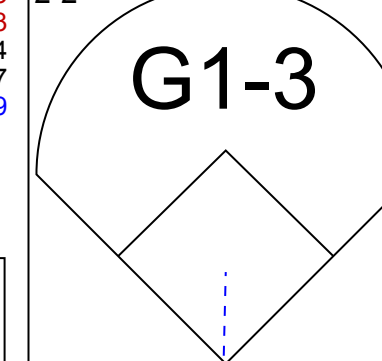
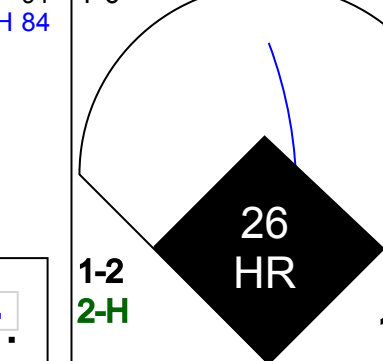
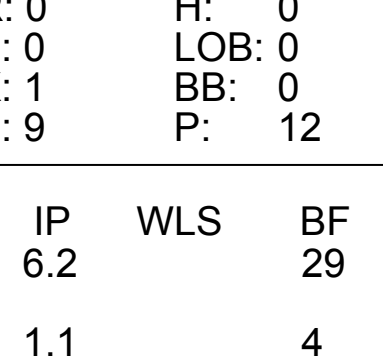
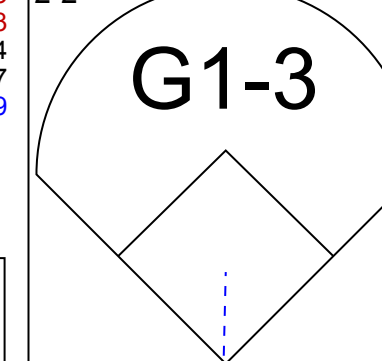
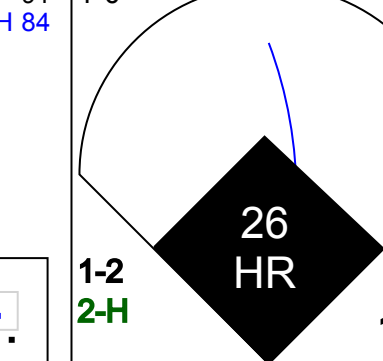
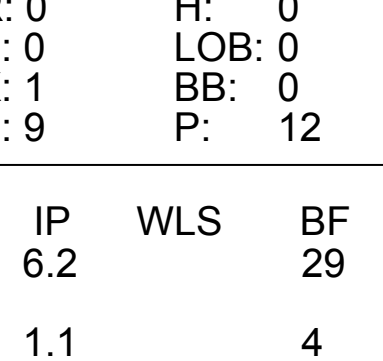
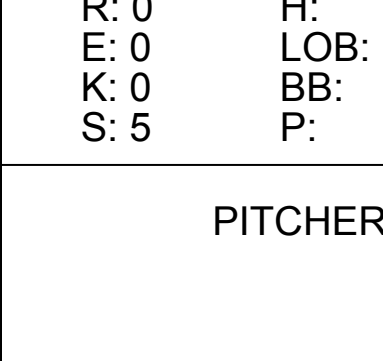
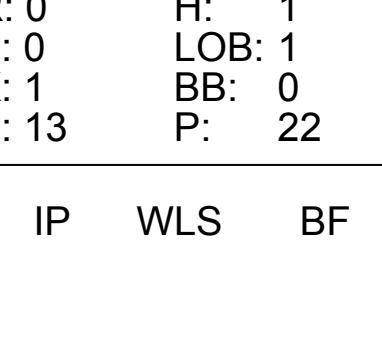
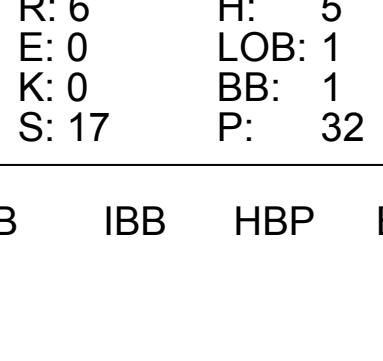
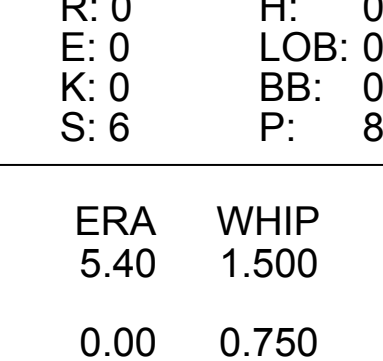
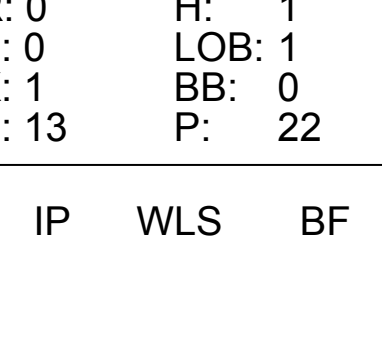
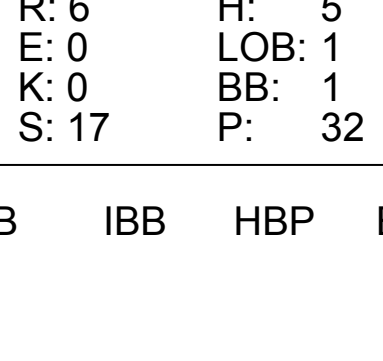
AB 38
R 5
H 10
RBI 5
BB 4
SO 5
LOB 22

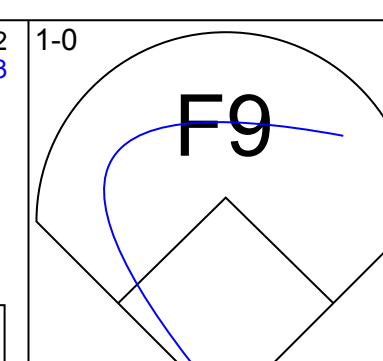
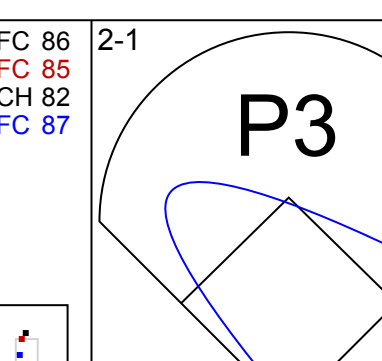

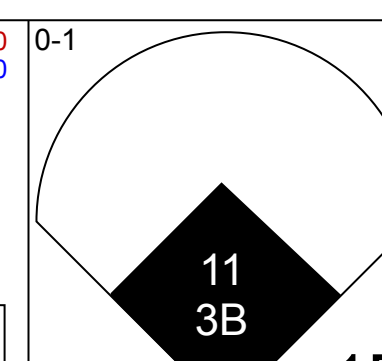
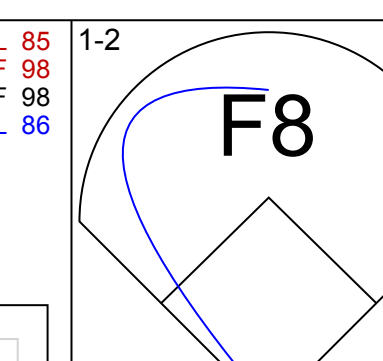
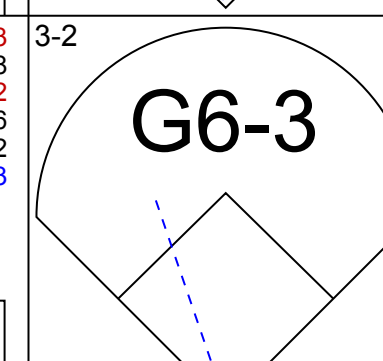

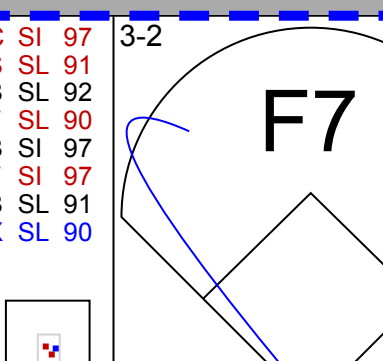
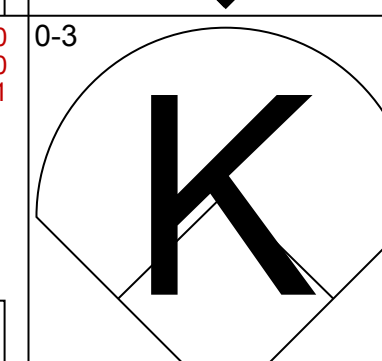
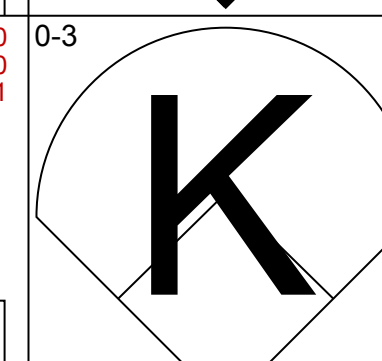
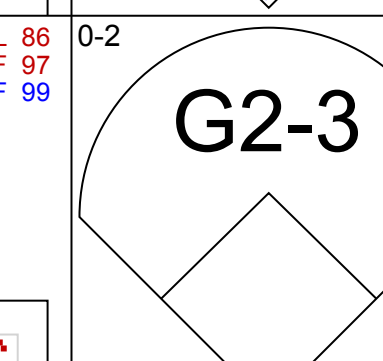
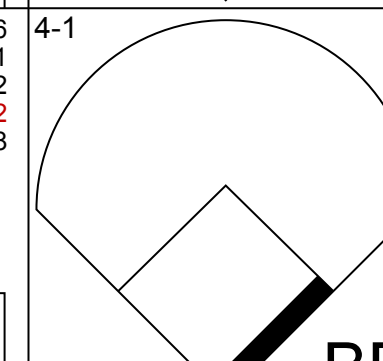

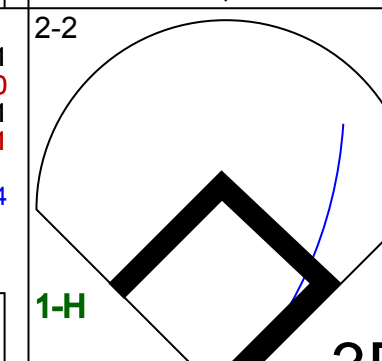
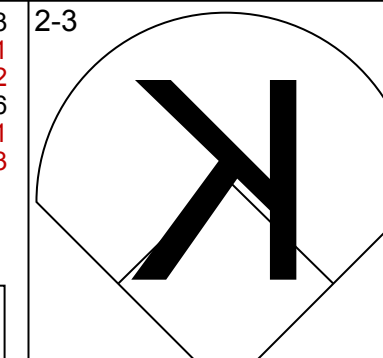
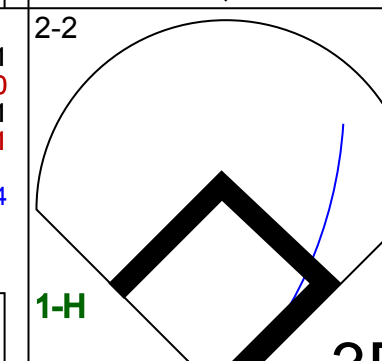
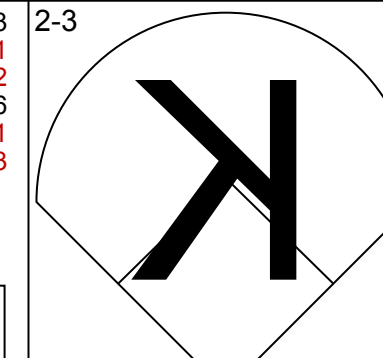
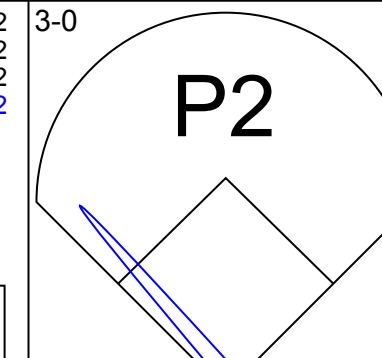

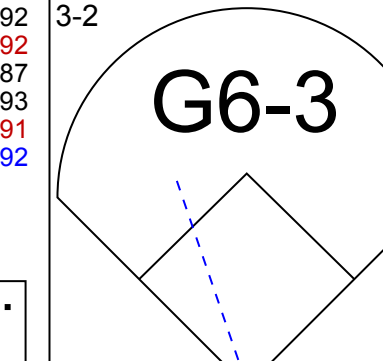
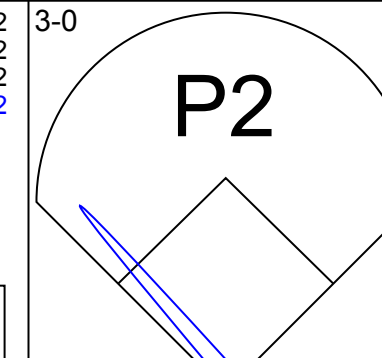

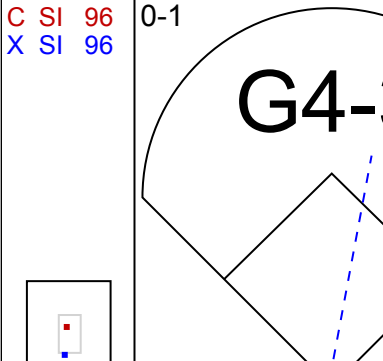





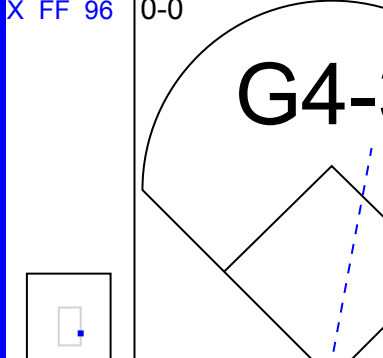



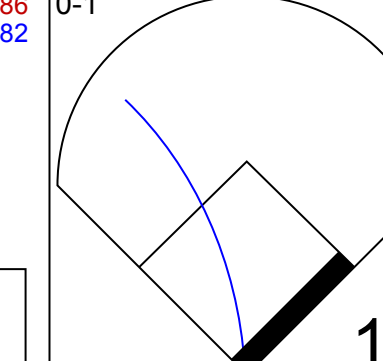
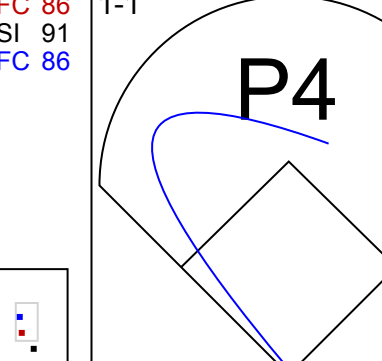
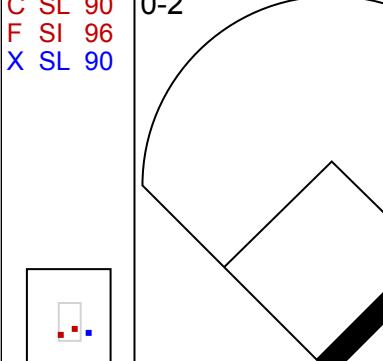



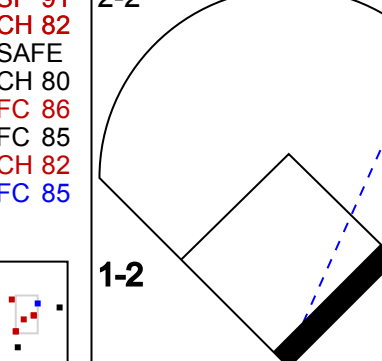

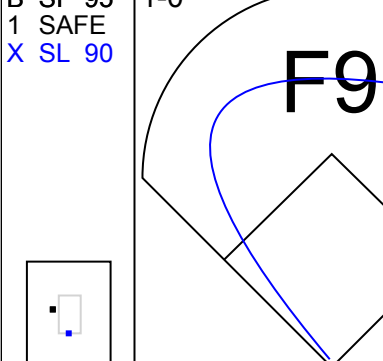

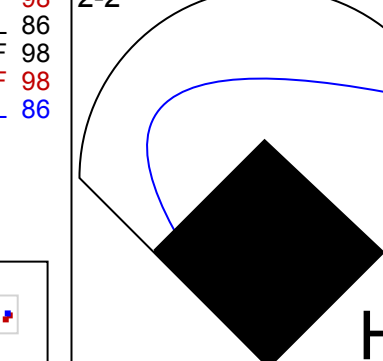

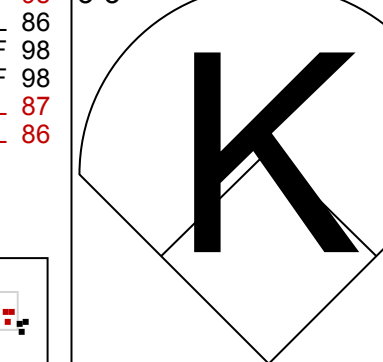
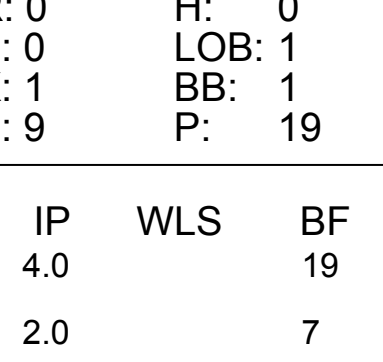
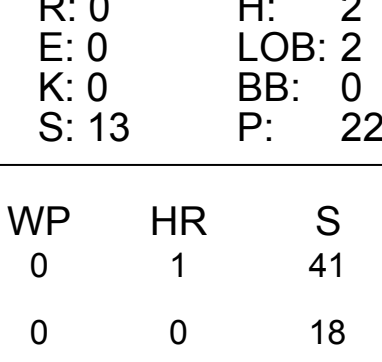

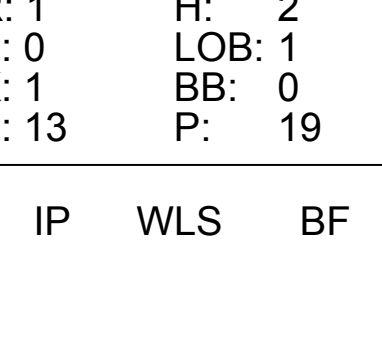
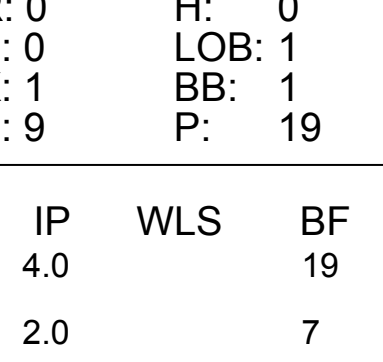
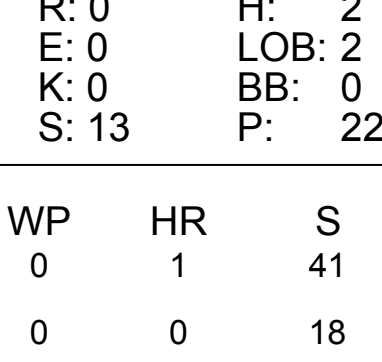
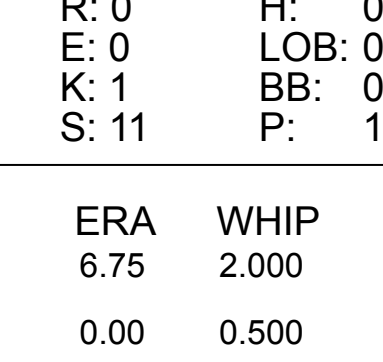
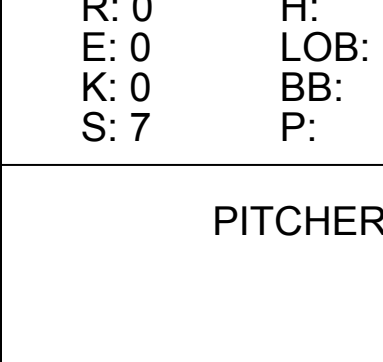
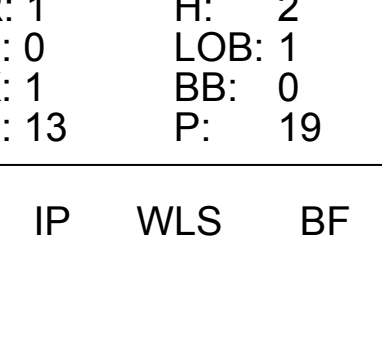
Batter	1	2	3	4	5	6	7	8	9	10	AB	R	H	RBI	BB	SO	LOB	BOTTOM															
7 César Hernández, S OBP: 0.303, SLG: 0.416 (1, 4)											4	0	1	0	1	0	2																
1 Amed Rosario, R OBP: 0.305, SLG: 0.369 (1, 6)											4	0	0	0	1	2	3																
11 José Ramírez, S OBP: 0.342, SLG: 0.500 (1, 5)											3	1	0	0	2	0	2																
32 Franmil Reyes, R OBP: 0.317, SLG: 0.587 (1, 10)											5	1	1	3	0	2	4																
44 Bobby Bradley, L OBP: 0.322, SLG: 0.468 (1, 3)											4	0	0	0	1	4	2																
40 Harold Ramírez, R OBP: 0.323, SLG: 0.441 (1, 7)											4	1	1	0	0	0	1																
23 Daniel Johnson, L OBP: 0.222, SLG: 0.286 (1, 9)											4	0	1	0	0	1	2																
17 Austin Hedges, R OBP: 0.205, SLG: 0.248 (1, 2)											3	0	0	1	0	1	2																
35 Óscar Mercado, R OBP: 0.288, SLG: 0.396 (1, 8)											4	1	1	0	0	0	1																
Inning Stats												R: 0 E: 0 K: 1 S: 13	H: 0 LOB: 1 BB: 0 P: 18	R: 0 E: 0 K: 0 S: 7	H: 0 LOB: 1 BB: 1 P: 13	R: 3 E: 0 K: 2 S: 15	H: 2 LOB: 0 BB: 1 P: 20	R: 1 E: 1 K: 0 S: 11	H: 1 LOB: 1 BB: 0 P: 16	R: 0 E: 0 K: 1 S: 11	H: 0 LOB: 1 BB: 0 P: 19	R: 0 E: 0 K: 0 S: 8	H: 0 LOB: 1 BB: 0 P: 16	R: 0 E: 0 K: 2 S: 9	H: 0 LOB: 0 BB: 0 P: 15	R: 0 E: 0 K: 1 S: 7	H: 0 LOB: 1 BB: 0 P: 14	R: 0 E: 0 K: 2 S: 11	H: 0 LOB: 1 BB: 0 P: 15	1B: 3 2B: 1 3B: 0 HR: 1	SF: 1 SAC: 0 DP: 0 HBP: 0	WP: 1 PB: 0 SB: 2 CS: 0	PA: 41
PITCHER												IP	WLS	BF	H	R	ER	SO	BB	IBB	HBP	BLK	WP	HR	S	P	ERA	WHIP					
1 Luis Patiño, R ERA: 5.26 15 Chris Mazza, R ERA: 6.6 29 Pete Fairbanks, R ERA: 3.0 63 Diego Castillo, R ERA: 2.8												5.1		25	5	4	4	4	2	1	0	0	0	1	0	23	38	6.75	1.312				

Tampa Bay Rays @ Cleveland Indians
Progressive Field, Cleveland, OH
Thu Jul 22 2021, 7:11 PM - 10:48 PM EDT
Att: 19,338 - Overcast - 71 F

livebaseballscorecards.com

AB 35
R 4
H 5
RBI 4
BB 5
SO 10
LOB 19

Batter	1	2	3	4	5	6	7	8	9	AB	R	H	RBI	BB	SO	LOB	TOP																	
8 Brandon Lowe, L (1,4) OBP: 0.334, SLG: 0.465										4	0	1	0	1	1	3	Tampa Bay Rays @ Cleveland Indians Progressive Field, Cleveland, OH Fri Jul 23 2021, 7:13 PM - 10:15 PM EDT Att: 23,180 - Cloudy - 75 F																	
26 Ji Man Choi, L (1,3) OBP: 0.370, SLG: 0.404										5	1	1	3	0	0	4																		
23 Nelson Cruz, R (1,10) OBP: 0.371, SLG: 0.543										4	2	1	1	1	1	1																		
17 Austin Meadows, L (1,7) OBP: 0.332, SLG: 0.456										3	0	1	0	1	1	0																		
35 Brett Phillips, L (8,7) OBP: 0.286, SLG: 0.339										1	1	1	0	0	0	0																		
2 Yandy Diaz, R (1,5) OBP: 0.375, SLG: 0.361										4	1	0	1	1	0	3																		
28 Francisco Mejia, S (9,2) OBP: 0.320, SLG: 0.427										0	0	0	0	0	0	0																		
5 Wander Franco, S (1,6) OBP: 0.286, SLG: 0.378										5	1	3	1	0	0	1																		
56 Randy Arozarena, R (1,9) OBP: 0.332, SLG: 0.422										5	2	2	1	0	1	2																		
39 Kevin Kiermaier, L (1,8) OBP: 0.295, SLG: 0.330										3	1	1	0	0	0	0																		
10 Mike Zunino, R (1,2) OBP: 0.296, SLG: 0.523										3	0	1	0	0	0	1																		
18 Joey Wendle, L (9,5) OBP: 0.333, SLG: 0.447										1	1	1	1	0	0	0																		
Inning Stats	R: 0 E: 0 K: 1 S: 9	H: 0 LOB: 0 BB: 0 P: 12	R: 3 E: 1 K: 1 S: 16	H: 3 LOB: 2 BB: 2 P: 28	R: 1 E: 0 K: 1 S: 10	H: 3 LOB: 1 BB: 0 P: 14	R: 0 E: 0 K: 0 S: 9	H: 1 LOB: 1 BB: 0 P: 12	R: 0 E: 0 K: 0 S: 6	H: 0 LOB: 0 BB: 0 P: 8	R: 0 E: 0 K: 0 S: 5	H: 0 LOB: 0 BB: 0 P: 10	R: 0 E: 0 K: 1 S: 13	H: 1 LOB: 0 BB: 0 P: 22	R: 0 E: 0 K: 0 S: 7	H: 0 LOB: 1 BB: 1 P: 13	R: 6 E: 0 K: 0 S: 17	H: 5 LOB: 1 BB: 1 P: 32	1B: 9 2B: 2 3B: 0 HR: 2	SF: 0 SAC: 0 DP: 2 HBP: 1	WP: 0 PA: 43 PB: 0 SB: 0 CS: 0													
PITCHER	IP WLS BF H R ER SO BB IBB HBP BLK WP HR S P ERA WHIP																																	
34 Zach Plesac, R (1,1) ERA: 4.3	6.2	29	8	4	4	3	2	0	0	0	0	0	0	1	64	99	5.40	1.500																
52 Nick Sandlin, R (7,1) ERA: 2.53	1.1	4	0	0	0	1	1	0	0	0	0	0	0	11	20	0.00	0.750																	
62 Nick Wittgren, R (9,1) ERA: 5.73	0.1	L	6	3	5	5	0	1	0	1	0	0	1	10	21	135.00	12.000																	
53 Blake Parker, R (9,1) ERA: 2.87	0.2	4	2	1	1	0	0	0	0	0	0	0	0	7	11	13.50	3.000																	

Batter	1	2	3	4	5	6	7	8	9	AB	R	H	RBI	BB	SO	LOB	BOTTOM																	
7 César Hernández, S (1,10) OBP: 0.304, SLG: 0.414										4	2	1	0	1	0	2	Tampa Bay Rays @ Cleveland Indians Progressive Field, Cleveland, OH Fri Jul 23 2021, 7:13 PM - 10:15 PM EDT Att: 23,180 - Cloudy - 75 F																	
1 Amed Rosario, R (1,6) OBP: 0.294, SLG: 0.367										5	1	1	0	0	1	1																		
11 José Ramírez, S (1,5) OBP: 0.346, SLG: 0.518										3	1	2	4	1	0	0																		
32 Franmil Reyes, R (1,9) OBP: 0.315, SLG: 0.580										4	0	1	0	0	2	2																		
40 Harold Ramírez, R (1,7) OBP: 0.317, SLG: 0.433										4	0	0	0	0	1	1																		
35 Oskar Mercado, R (1,8) OBP: 0.296, SLG: 0.400										2	0	1	0	0	0	0																		
4 Bradley Zimmer, L (6,7) OBP: 0.361, SLG: 0.317										2	0	0	0	0	1	0																		
2 Yu Chang, R (1,3) OBP: 0.221, SLG: 0.293										4	0	2	0	0	1	1																		
17 Austin Hedges, R (1,2) OBP: 0.208, SLG: 0.250										3	0	1	0	0	0	2																		
23 Daniel Johnson, L (9,7) OBP: 0.243, SLG: 0.389										1	1	1	1	0	0	0																		
28 Ernie Clement, R (1,4) OBP: 0.281, SLG: 0.264										4	0	0	0	0	1	2																		
Inning Stats	R: 0 E: 0 K: 1 S: 9	H: 0 LOB: 1 BB: 1 P: 19	R: 0 E: 0 K: 0 S: 7	H: 1 LOB: 0 BB: 0 P: 12	R: 3 E: 0 K: 0 S: 12	H: 3 LOB: 1 BB: 1 P: 19	R: 0 E: 0 K: 0 S: 13	H: 2 LOB: 2 BB: 0 P: 22	R: 0 E: 0 K: 1 S: 11	H: 0 LOB: 0 BB: 0 P: 19	R: 0 E: 0 K: 0 S: 7	H: 1 LOB: 1 BB: 0 P: 8	R: 1 E: 0 K: 1 S: 13	H: 2 LOB: 1 BB: 0 P: 19	R: 0 E: 0 K: 3 S: 10	H: 0 LOB: 0 BB: 0 P: 16	R: 1 E: 0 K: 1 S: 12	H: 1 LOB: 0 BB: 0 P: 18	1B: 7 2B: 0 3B: 1 HR: 2	SF: 0 SAC: 0 DP: 1 HBP: 0	WP: 0 PA: 38 PB: 0 SB: 0 CS: 0													
PITCHER	IP WLS BF H R ER SO BB IBB HBP BLK WP HR S P ERA WHIP																																	
19 Josh Fleming, L (1,1) ERA: 4.07	4.0	19	6	3	3	1	2	0	0	0	0	0	0	18	27	0.00	0.500																	
36 Andrew Kittredge, R (5,1) ERA: 1.52	2.0	7	1	0	0	1	0	0	0	0	0	0	0	23	35	4.50	1.000																	
37 Matt Wisler, R (7,1) ERA: 3.79	2.0	W	8	2	1	1	4	0	0	0	0	0	0	1	12	18	9.00	1.000																
29 Pete Fairbanks, R (9,1) ERA: 3.19	1.0	4	1	1	1	1	0	0	0	0	0	0	0	1	12	18	9.00	1.000																

AB	38
R	10
H	13
RBI	8
BB	4
SO	4
LOB	15



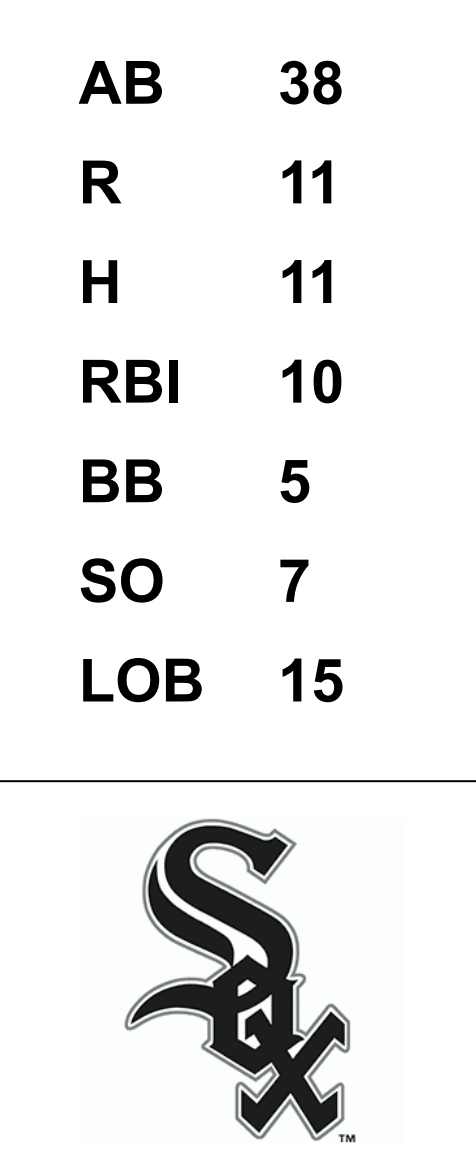
AB	36
R	5
H	10
RBI	5
BB	2
SO	7
LOB	11



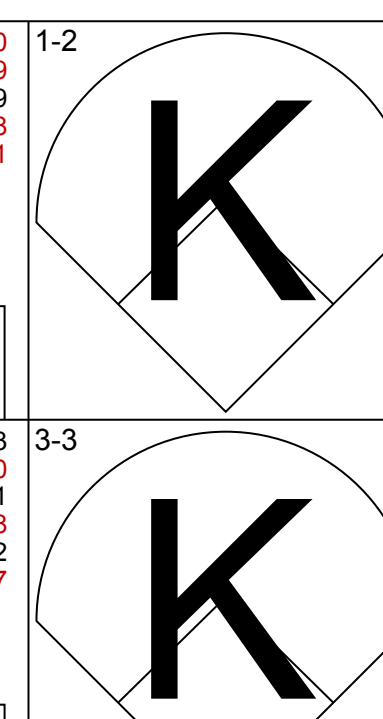
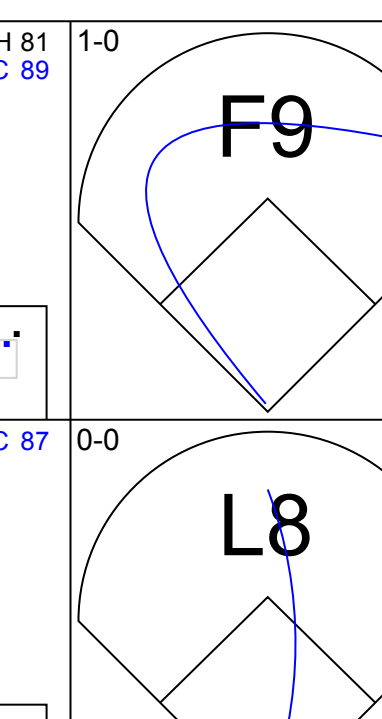
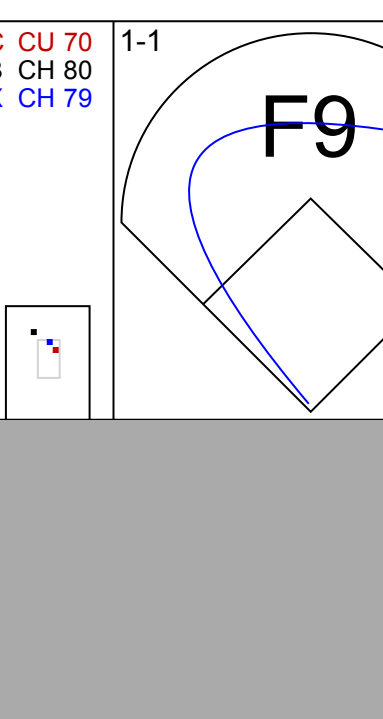
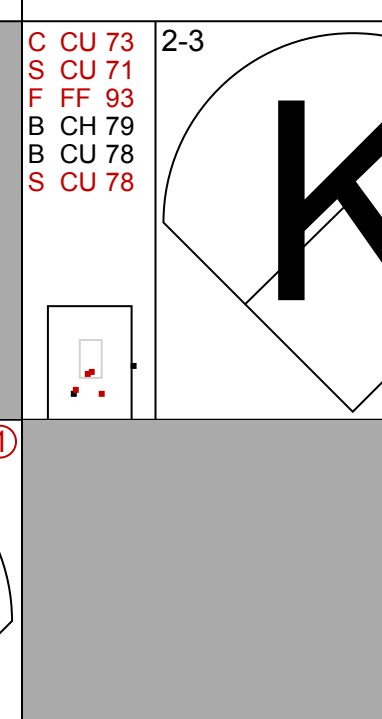
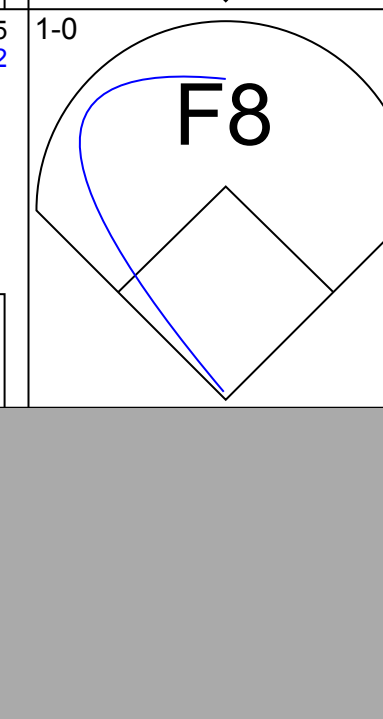




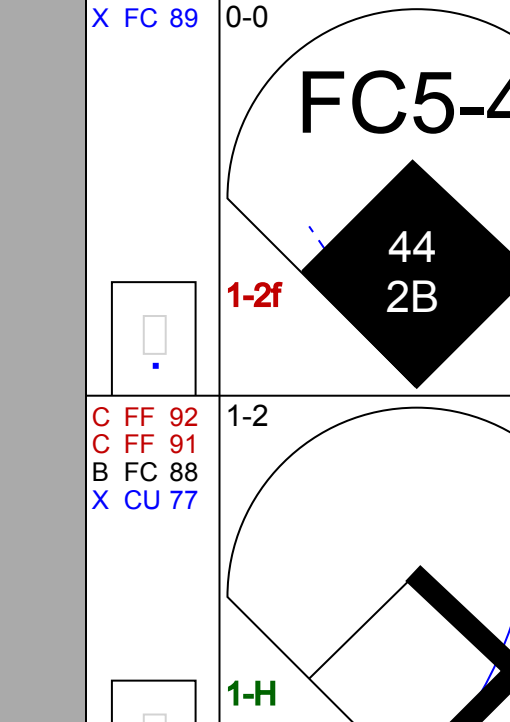




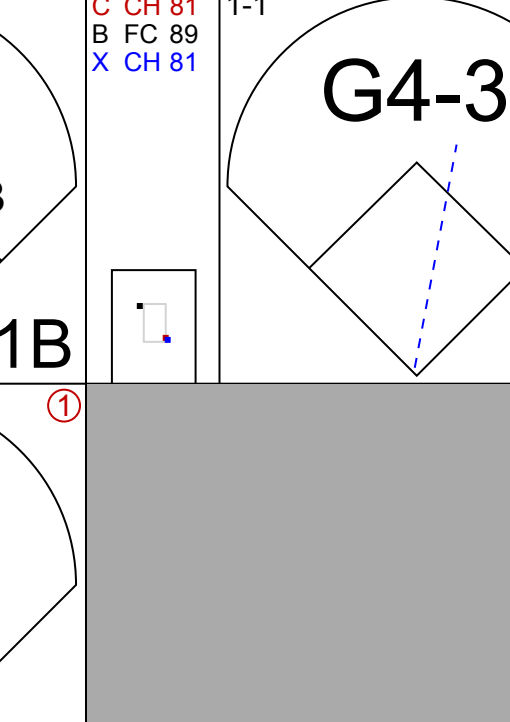
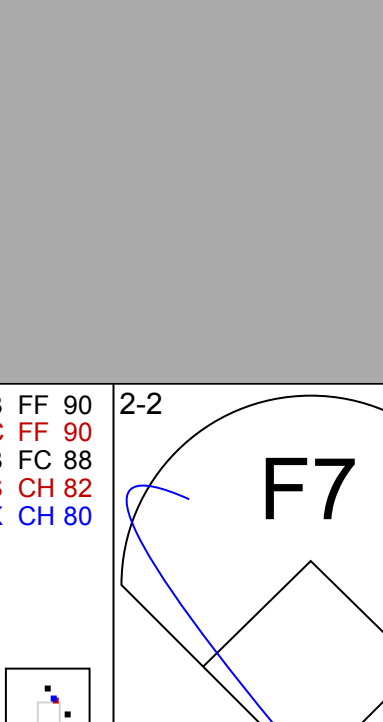
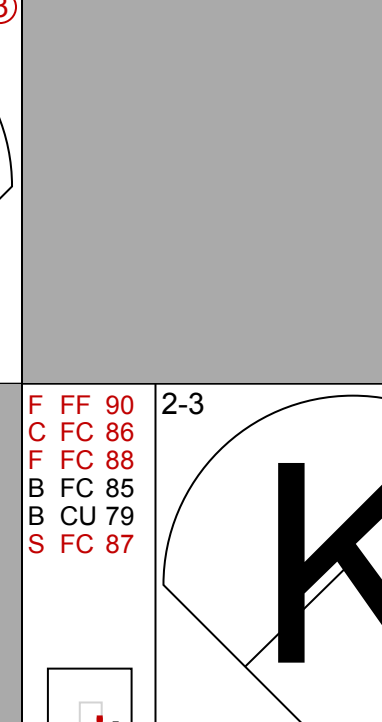
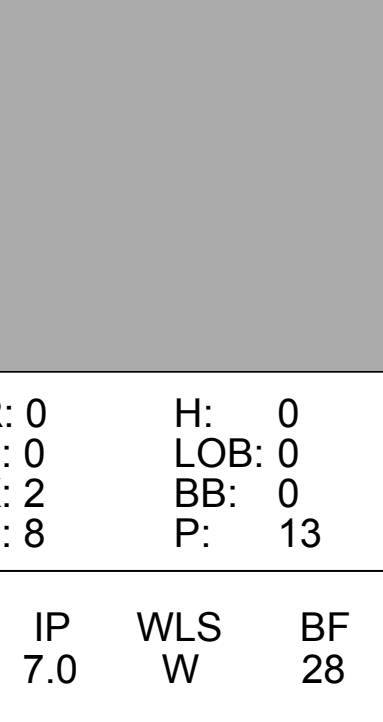
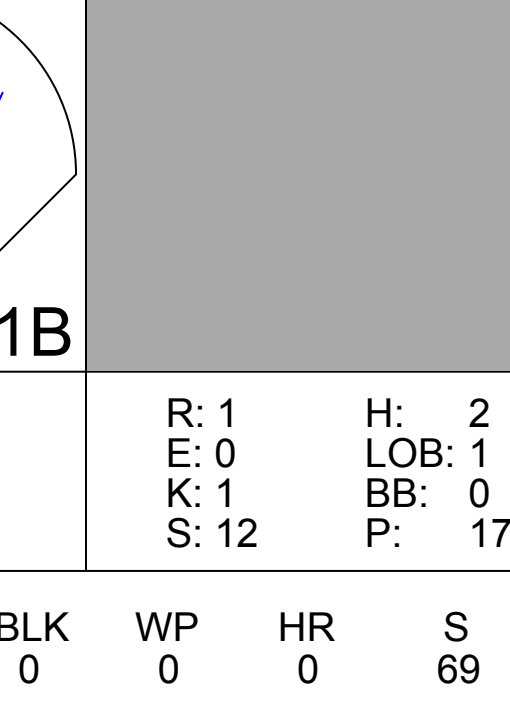
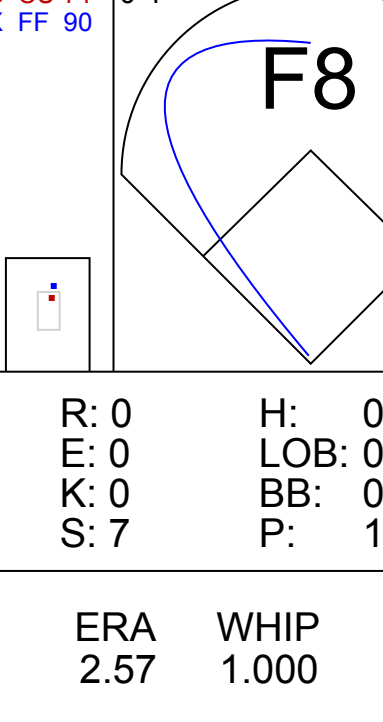
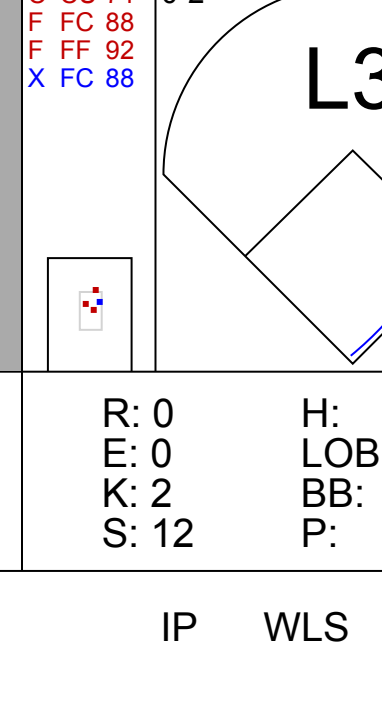
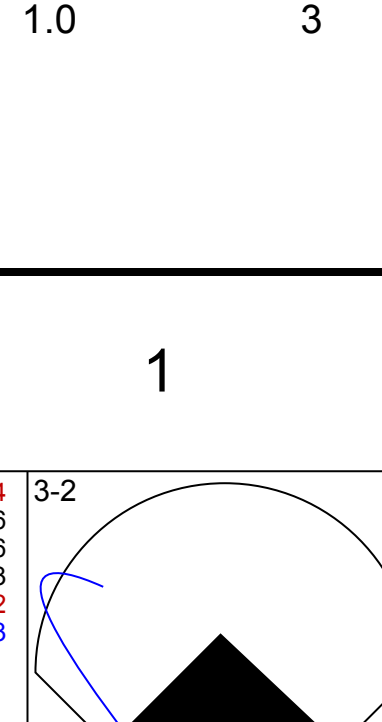
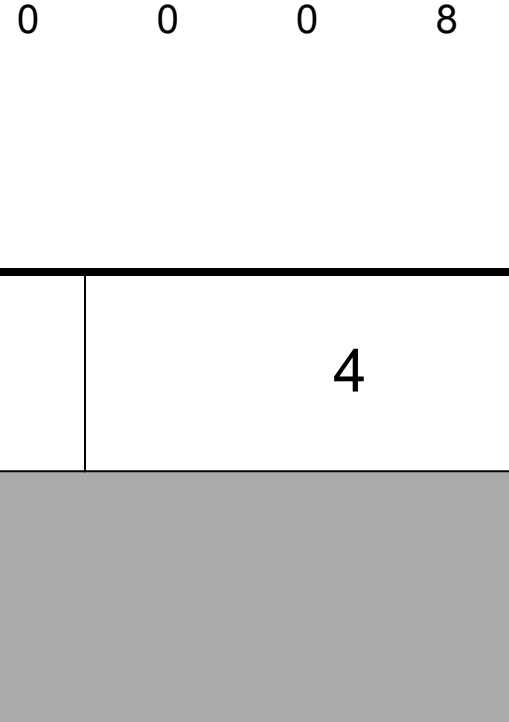
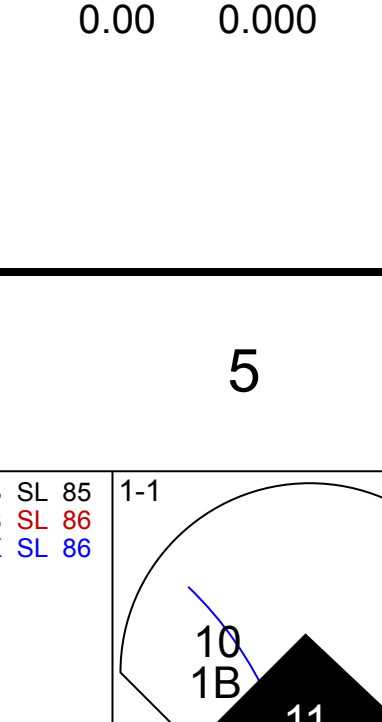
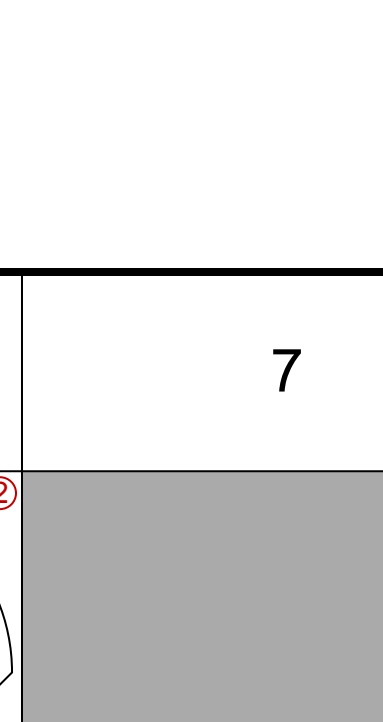
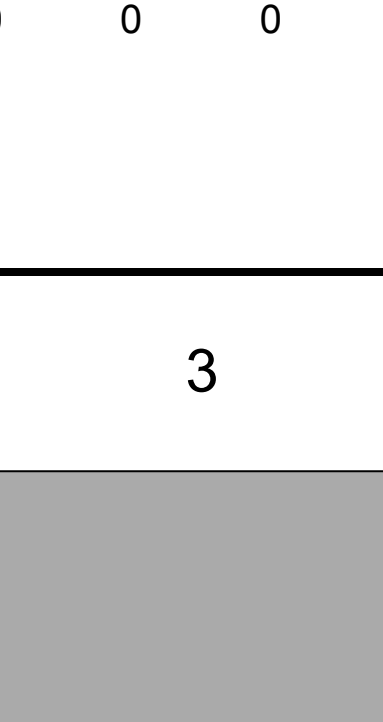
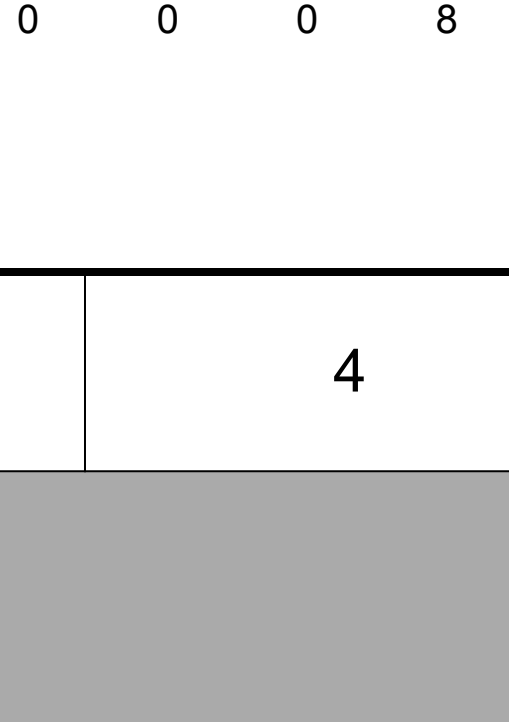
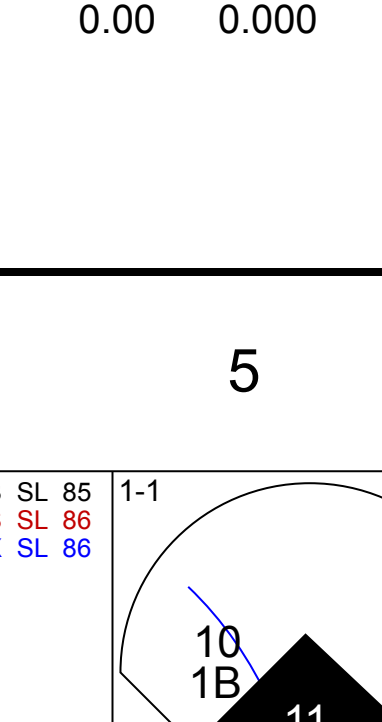
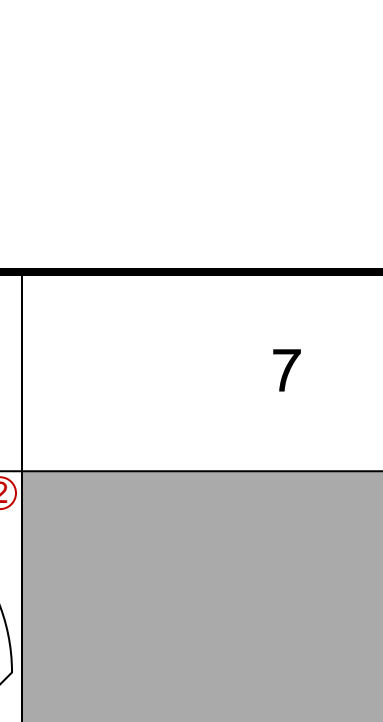
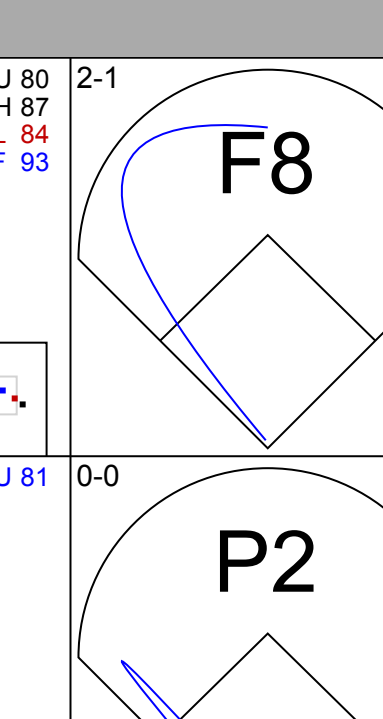
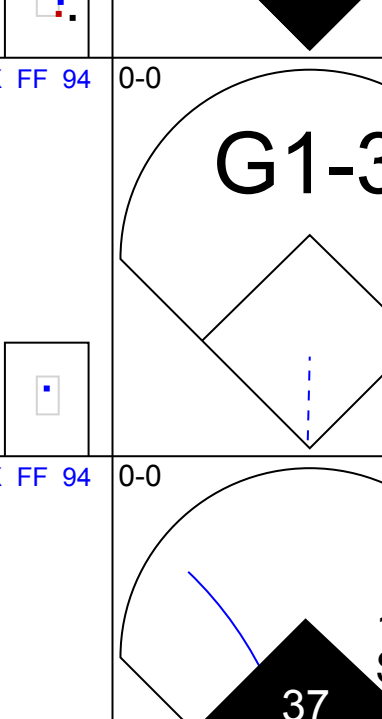
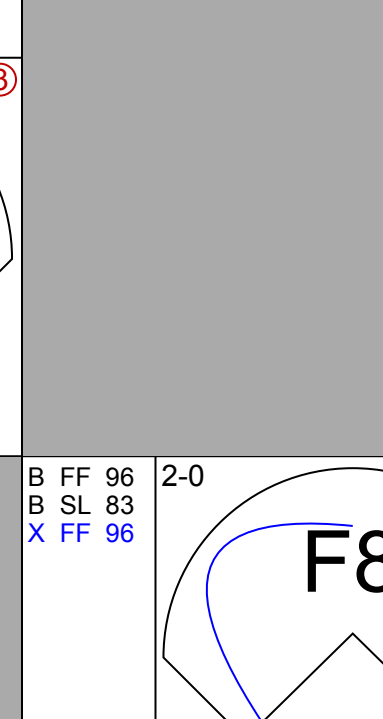
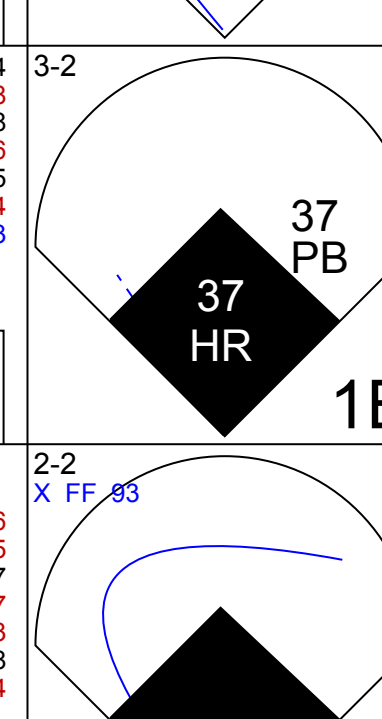
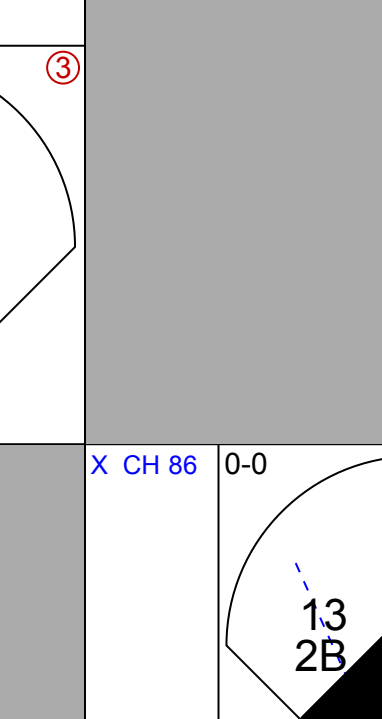
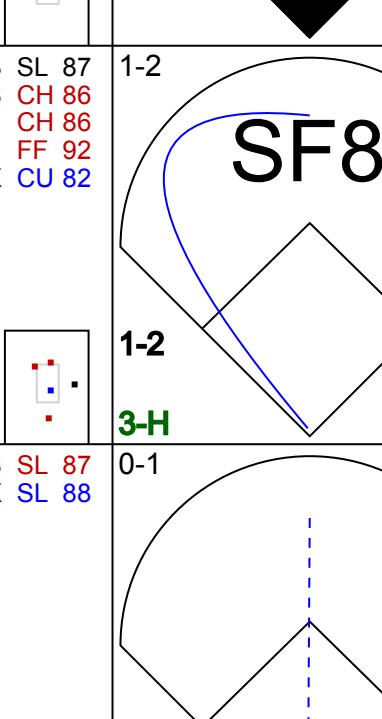
Batter	1	2	3	4	5	6	7	8	9	AB	R	H	RBI	BB	SO	LOB	TOP					
7 Myles Straw, R OBP: 0.337, SLG: 0.324										5	1	1	0	0	0	1	Cleveland Indians @ Chicago White Sox Guaranteed Rate Field, Chicago, IL Sat Jul 31 2021, 6:11 PM - 9:48 PM CDT Att: 35,866 - Partly Cloudy - 79 F					
1 Amed Rosario, R OBP: 0.310, SLG: 0.378										3	3	2	2	1	0	0						
11 José Ramírez, S OBP: 0.345, SLG: 0.523										5	1	2	1	0	2	1						
32 Franmil Reyes, R OBP: 0.325, SLG: 0.609										5	1	1	1	0	2	3						
40 Harold Ramírez, R OBP: 0.305, SLG: 0.416										5	0	2	2	0	2	1						
35 Óscar Mercado, R OBP: 0.314, SLG: 0.371										5	1	1	1	0	0	2						
6 Owen Miller, R OBP: 0.182, SLG: 0.196										4	2	1	1	1	0	2						
17 Austin Hedges, R OBP: 0.212, SLG: 0.270										4	2	2	2	0	1	0						
2 Yu Chang, R OBP: 0.219, SLG: 0.300										3	1	1	2	1	1	0						
Inning Stats	R: 0 E: 0 K: 1 S: 8	H: 0 LOB: 0 BB: 0 P: 10	R: 0 E: 0 K: 0 S: 7	H: 1 LOB: 1 BB: 0 P: 9	R: 0 E: 0 K: 1 S: 8	H: 0 LOB: 0 BB: 0 P: 13	R: 1 E: 0 K: 1 S: 13	H: 1 LOB: 0 BB: 0 P: 22	R: 2 E: 0 K: 0 S: 9	H: 2 LOB: 0 BB: 0 P: 13	R: 5 E: 0 K: 1 S: 24	H: 4 LOB: 1 BB: 2 P: 40	R: 2 E: 0 K: 1 S: 15	H: 3 LOB: 1 BB: 0 P: 22	R: 2 E: 1 K: 2 S: 21	H: 2 LOB: 1 BB: 1 P: 29		R: 0 E: 0 K: 1 S: 9	H: 0 LOB: 0 BB: 0 P: 13	1B: 3 2B: 6 HR: 3	SF: 1 SAC: 0 DP: 0 HBP: 0	WP: 0 PB: 0 SB: 1 CS: 0
PITCHER	IP WLS BF H R ER SO BB IBB HBP BLK WP HR S P ERA WHIP																					
60 Dallas Keuchel, L ERA: 4.51	5.1		22	5	5	5	4	1	0	0	0	0	0	0	3	53	83	8.44	1.125			
34 Michael Kopech, R ERA: 2.55	1.0	L	9	5	5	5	1	1	0	0	0	0	0	0	24	34	45.00	6.000				
51 Ryan Tepera, R ERA: 3.07	0.2		3	1	0	0	0	0	0	0	0	0	0	7	12	0.00	1.500					
66 José Ruiz, R ERA: 3.05	1.0		6	2	2	1	2	1	0	0	0	0	0	21	29	9.00	3.000					
46 Craig Kimbrel, R ERA: 0.48	1.0		3	0	0	0	1	0	0	0	0	0	0	9	13	0.00	0.000					

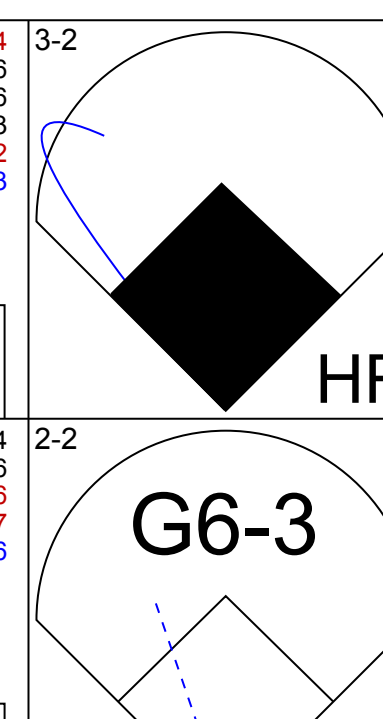
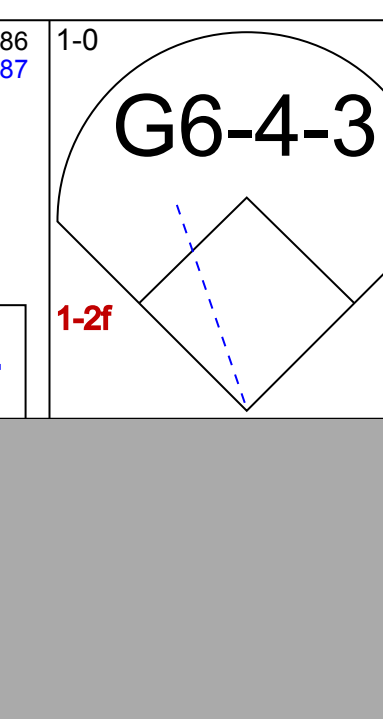
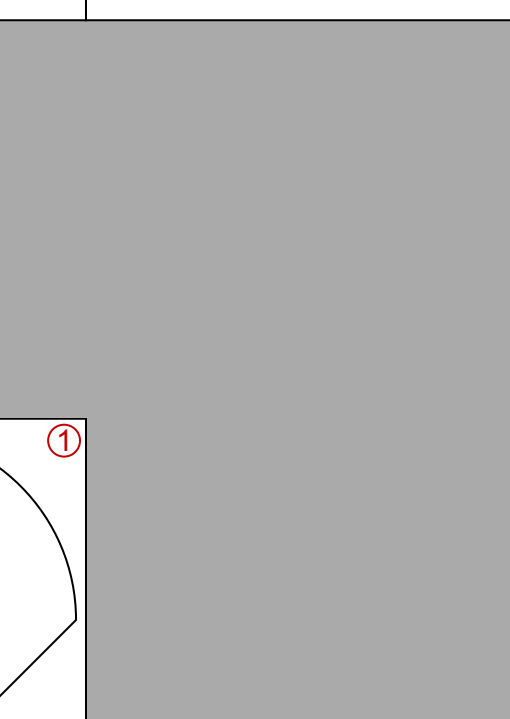
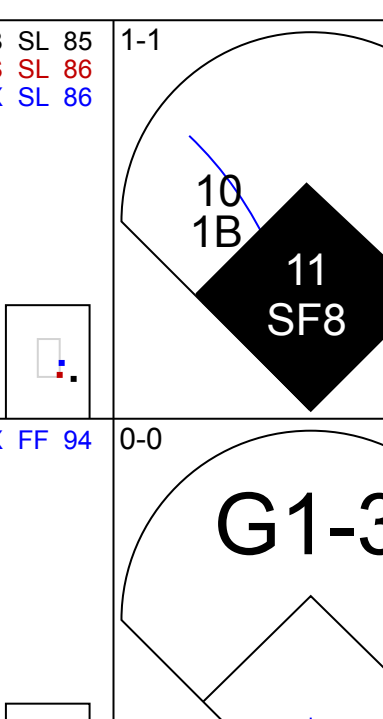

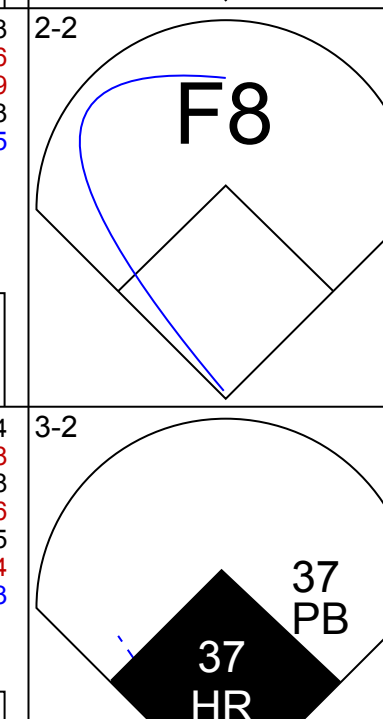
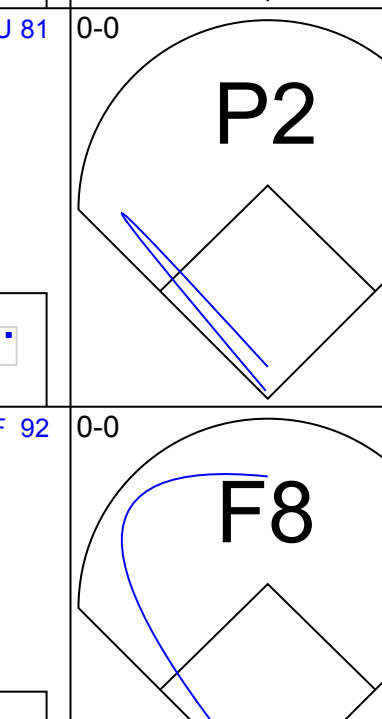
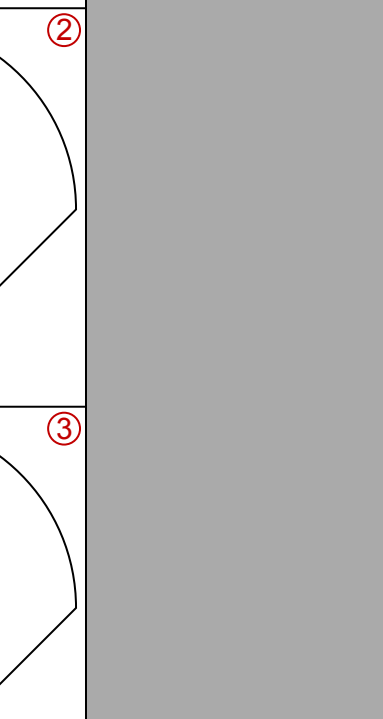
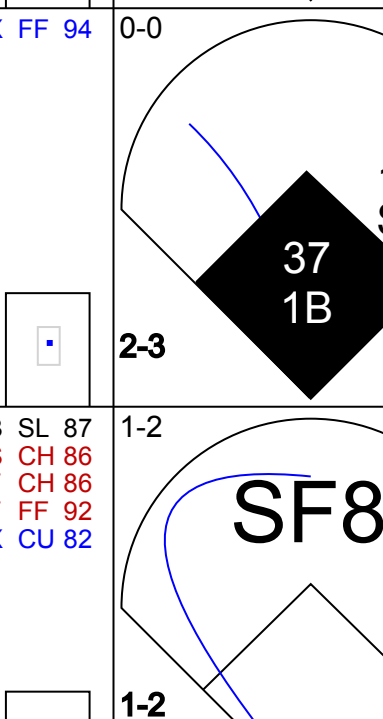
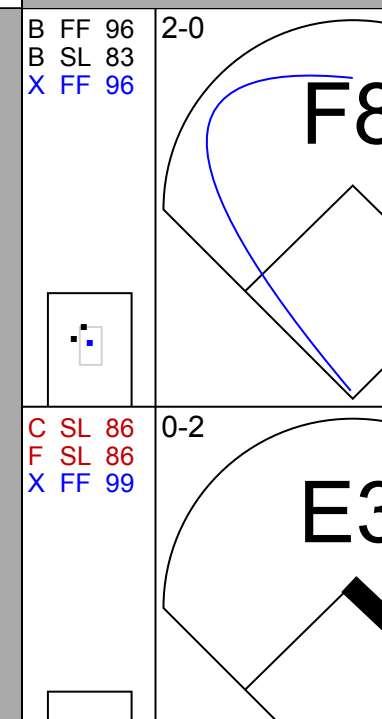
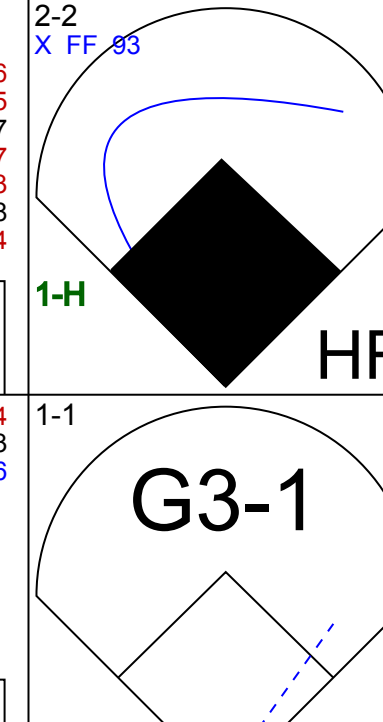

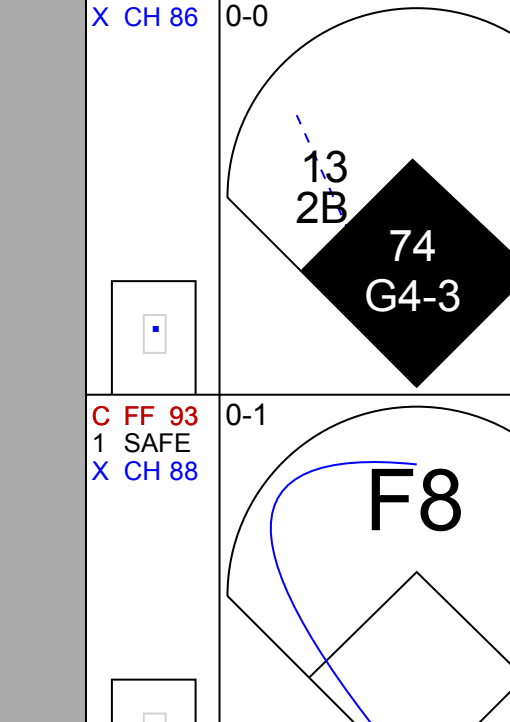
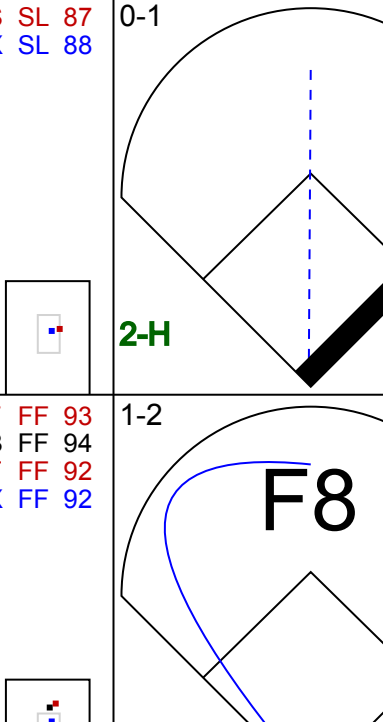


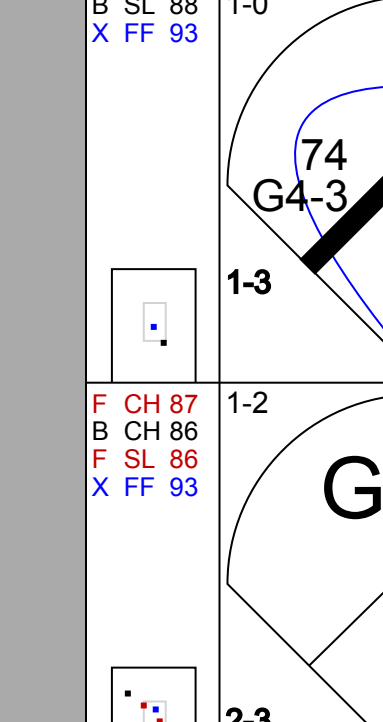


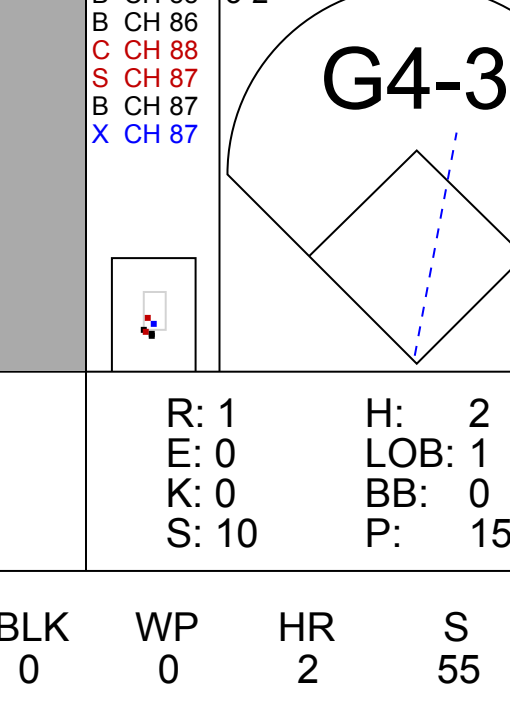
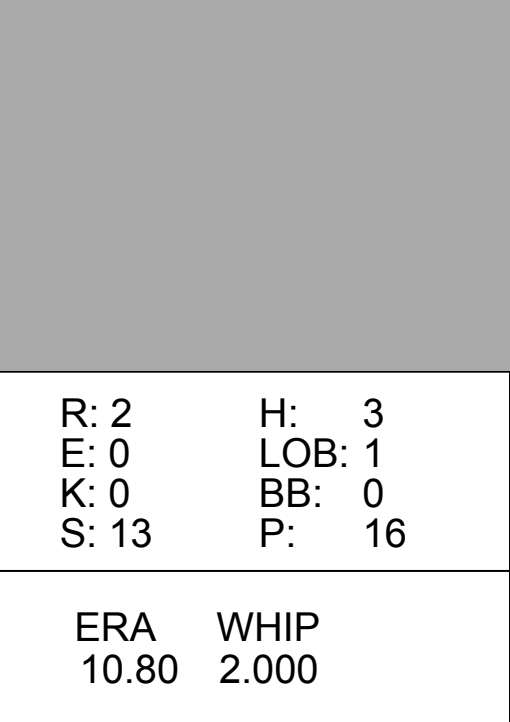
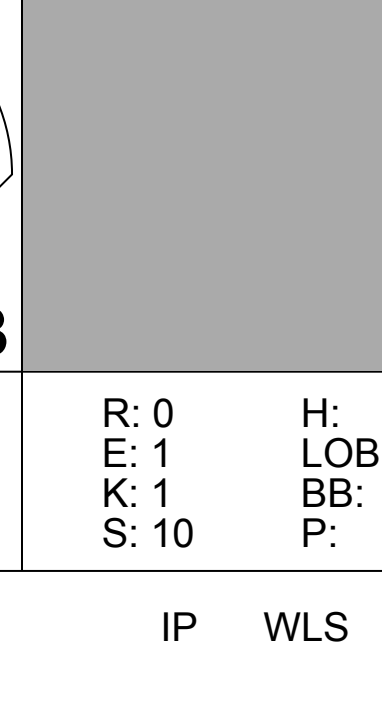


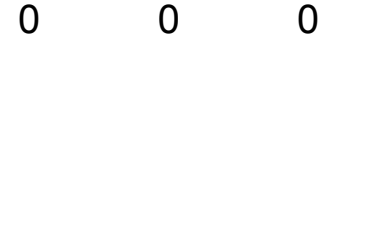
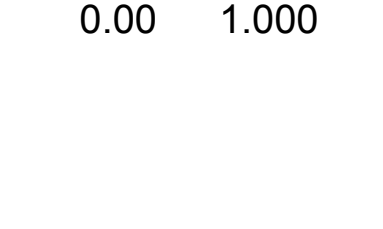
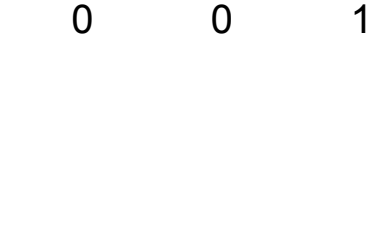

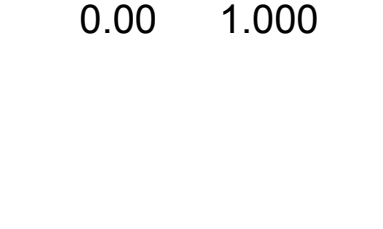
Batter	1	2	3	4	5	6	7	8	9	AB	R	H	RBI	BB	SO	LOB	BOTTOM					
7 Tim Anderson, R OBP: 0.332, SLG: 0.437										5	1	1	0	0	1	1	Cleveland Indians @ Chicago White Sox Guaranteed Rate Field, Chicago, IL Sat Jul 31 2021, 6:11 PM - 9:48 PM CDT Att: 35,866 - Partly Cloudy - 79 F					
12 César Hernández, S OBP: 0.305, SLG: 0.450										5	0	2	0	0	1	0						
79 José Abreu, R OBP: 0.334, SLG: 0.453										4	0	1	1	1	1	1						
32 Gavin Sheets, L OBP: 0.303, SLG: 0.519										5	1	1	0	0	0	5						
10 Yoán Moncada, S OBP: 0.380, SLG: 0.409										5	0	0	0	0	1	3						
25 Andrew Vaughn, R OBP: 0.321, SLG: 0.444										4	0	0	0	1	2	3						
18 Brian Goodwin, L OBP: 0.331, SLG: 0.433										3	3	1	1	2	1	1						
15 Adam Engel, R OBP: 0.356, SLG: 0.573										3	2	1	2	1	0	1						
44 Seby Zavala, R OBP: 0.314, SLG: 0.594										4	4	4	6	0	0	0						
Inning Stats	R: 0 E: 0 K: 0 S: 14	H: 0 LOB: 1 BB: 1 P: 21	R: 1 E: 0 K: 1 S: 8	H: 1 LOB: 0 BB: 0 P: 12	R: 1 E: 0 K: 0 S: 11	H: 1 LOB: 0 BB: 0 P: 20	R: 4 E: 0 K: 1 S: 14	H: 2 LOB: 0 BB: 2 P: 30	R: 0 E: 0 K: 2 S: 8	H: 0 LOB: 0 BB: 0 P: 12	R: 0 E: 0 K: 1 S: 8	H: 0 LOB: 1 BB: 1 P: 14	R: 2 E: 1 K: 1 S: 24	H: 3 LOB: 2 BB: 0 P: 32	R: 3 E: 0 K: 0 S: 14	H: 4 LOB: 1 BB: 1 P: 24		R: 0 E: 0 K: 1 S: 7	H: 0 LOB: 0 BB: 0 P: 11	1B: 4 2B: 2 HR: 5	SF: 0 SAC: 0 DP: 1 HBP: 0	WP: 0 PB: 0 SB: 0 CS: 0
PITCHER	IP WLS BF H R ER SO BB IBB HBP BLK WP HR S P ERA WHIP																					
24 Triston McKenzie, R ERA: 6.11	4.0		19	4	6	6	2	3	0	0	0	0	0	0	16	26	0.00	0.500				
63 Justin Garza, R ERA: 2.31	2.0	W	7	0	0	0	3	1	0	0	0	0	0	1	8	24	27.00	9.000				
27 Bryan Shaw, R ERA: 3.28	0.1		5	3	2	1	0	0	0	0	0	0	0	1	8	24	27.00	9.000				
52 Nick Sandlin, R ERA: 2.32	0.2	H	2	0	0	0	1	0	0	0	0	0	0	6	8	0.00	0.000					
99 James Karinchak, R ERA: 3.74	0.1		4	2	3	3	0	1	0	0	0	0	0	1	6	12	81.00	9.000				

AB	39
R	12
H	13
RBI	12
BB	3
SO	8
LOB	10



Batter	1	2	3	4	5	6	7	8	9	AB	R	H	RBI	BB	SO	LOB	TOP											
4 Bradley Zimmer, L (1,9) OBP: 0.364, SLG: 0.324										3	0	0	0	0	3	0	Cleveland Indians @ Chicago White Sox Guaranteed Rate Field, Chicago, IL Sun Aug 01 2021, 1:12 PM - 3:57 PM CDT Att: 34,344 - Partly Cloudy - 74 F											
1 Amed Rosario, R (1,6) OBP: 0.312, SLG: 0.385										4	0	2	0	0	1	1												
11 José Ramírez, S (1,5) OBP: 0.344, SLG: 0.518										3	0	0	0	1	0	2												
32 Franmil Reyes, R (1,10) OBP: 0.292, SLG: 0.603										4	0	1	0	0	2	3												
35 Óscar Mercado, R (1,7) OBP: 0.297, SLG: 0.348										4	0	0	0	0	1	1												
55 Roberto Pérez, R (1,2) OBP: 0.292, SLG: 0.327										3	0	0	0	0	2	0												
6 Owen Miller, R (1,3) OBP: 0.172, SLG: 0.185										3	0	0	0	0	1	0												
7 Myles Straw, R (1,8) OBP: 0.337, SLG: 0.333										3	1	1	1	0	0	0												
28 Ernie Clement, R (1,4) OBP: 0.271, SLG: 0.246										3	0	0	0	0	0	0												
Inning Stats	R: 0 E: 0 K: 1 S: 12	H: 1 LOB: 1 BB: 1 P: 21	R: 0 E: 0 K: 1 S: 10	H: 0 LOB: 0 BB: 0 P: 15	R: 1 E: 0 K: 0 S: 12	H: 1 LOB: 1 BB: 0 P: 21	R: 0 E: 0 K: 1 S: 9	H: 0 LOB: 0 BB: 0 P: 12	R: 0 E: 0 K: 1 S: 7	H: 0 LOB: 0 BB: 0 P: 12	R: 0 E: 0 K: 2 S: 11	H: 1 LOB: 1 BB: 0 P: 16	R: 0 E: 0 K: 1 S: 5	H: 0 LOB: 0 BB: 0 P: 7	R: 0 E: 0 K: 1 S: 8	H: 0 LOB: 0 BB: 0 P: 12	R: 0 E: 0 K: 2 S: 11	H: 1 LOB: 1 BB: 0 P: 18	1B: 1 2B: 2 3B: 0 HR: 1	SF: 0 SAC: 0 DP: 1 HBP: 1	WP: 0 PB: 0 SB: 2 CS: 0	PA: 32						
PITCHER	IP	WLS	BF	H	R	ER	SO	BB	IBB	HBP	BLK	WP	HR	S	P	ERA	WHIP											
58 Jimmy Lambert, R (1,1) ERA: 9.0	3.0		12	2	1	1	2	1	0	1	0	0	0	1	34	57	3.00	1.000										
40 Reynaldo López, R (7,1) ERA: 1.29	3.0		10	1	0	0	4	0	0	0	0	0	0	27	40	0.00	0.333											
39 Aaron Bummer, L (7,1) ERA: 4.54	1.0		3	0	0	0	1	0	0	0	0	0	0	5	7	0.00	0.000											
46 Craig Kimbrel, R (8,1) ERA: 0.47	1.0		3	0	0	0	1	0	0	0	0	0	0	8	12	0.00	0.000											
31 Liam Hendriks, R (9,1) ERA: 2.47	1.0	W	4	1	0	0	2	0	0	0	0	0	0	11	18	0.00	1.000											
Batter	1	2	3	4	5	6	7	8	9	AB	R	H	RBI	BB	SO	LOB	BOTTOM											
7 Tim Anderson, R (1,6) OBP: 0.329, SLG: 0.432										4	0	0	0	0	2	0	Cleveland Indians @ Chicago White Sox Guaranteed Rate Field, Chicago, IL Sun Aug 01 2021, 1:12 PM - 3:57 PM CDT Att: 34,344 - Partly Cloudy - 74 F											
12 César Hernández, S (1,4) OBP: 0.311, SLG: 0.423										3	0	1	0	1	1	0												
79 José Abreu, R (1,10) OBP: 0.333, SLG: 0.449										3	0	0	1	0	1	1												
32 Gavin Sheets, L (1,3) OBP: 0.301, SLG: 0.506										4	0	1	0	0	2	3												
10 Yoán Moncada, S (1,5) OBP: 0.376, SLG: 0.404										4	0	0	0	0	3	1												
15 Adam Engel, R (1,8) OBP: 0.383, SLG: 0.564										3	0	1	0	1	1	0												
18 Brian Goodwin, L (1,9) OBP: 0.335, SLG: 0.453										3	2	1	1	1	0	1												
28 Leury García, S (1,7) OBP: 0.319, SLG: 0.342										3	0	0	0	0	5	0												
44 Seby Zavala, R (1,2) OBP: 0.316, SLG: 0.559										2	0	0	0	1	1	0												
Inning Stats	R: 0 E: 0 K: 1 S: 7	H: 0 LOB: 0 BB: 0 P: 11	R: 0 E: 0 K: 0 S: 14	H: 1 LOB: 2 BB: 2 P: 25	R: 0 E: 0 K: 1 S: 9	H: 0 LOB: 1 BB: 1 P: 16	R: 0 E: 0 K: 3 S: 13	H: 0 LOB: 0 BB: 0 P: 19	R: 1 E: 0 K: 0 S: 11	H: 1 LOB: 3 BB: 1 P: 17	R: 0 E: 0 K: 1 S: 9	H: 1 LOB: 1 BB: 0 P: 12	R: 0 E: 0 K: 1 S: 8	H: 0 LOB: 0 BB: 0 P: 10	R: 0 E: 0 K: 2 S: 9	H: 0 LOB: 0 BB: 0 P: 11	R: 1 E: 0 K: 0 S: 5	H: 1 LOB: 0 BB: 0 P: 9	1B: 3 2B: 0 3B: 0 HR: 1	SF: 0 SAC: 0 DP: 1 HBP: 1	WP: 0 PB: 0 SB: 1 CS: 0	PA: 34						
PITCHER	IP	WLS	BF	H	R	ER	SO	BB	IBB	HBP	BLK	WP	HR	S	P	ERA	WHIP											
47 Cal Quantrill, R (1,1) ERA: 3.4	6.0		26	3	1	0	6	4	0	1	0	0	0	63	100	0.00	1.167											
53 Blake Parker, R (7,1) ERA: 2.33	1.0		3	0	0	0	1	0	0	0	0	0	0	8	10	0.00	0.000											
62 Nick Wittgren, R (8,1) ERA: 5.55	1.1	L	5	1	1	1	2	0	0	0	0	0	1	14	20	6.75	0.750											

Batter	1	2	3	4	5	6	7	8	9	AB	R	H	RBI	BB	SO	LOB	TOP							
7 Myles Straw, R OBP: 0.334, SLG: 0.333										4	0	0	0	0	2	2	Cleveland Indians @ Toronto Blue Jays Rogers Centre, Toronto, ON Tue Aug 03 2021, 7:10 PM - 9:54 PM EDT Att: 14,270 - Clear - 77 F							
1 Amed Rosario, R OBP: 0.315, SLG: 0.387										4	0	0	0	0	2	2								
11 José Ramírez, S OBP: 0.343, SLG: 0.522										4	0	1	0	0	0	0								
32 Franmil Reyes, R OBP: 0.320, SLG: 0.591										4	1	1	0	0	3	1								
40 Harold Ramírez, R OBP: 0.302, SLG: 0.413										4	1	1	1	0	0	1								
44 Bobby Bradley, L OBP: 0.319, SLG: 0.489										4	0	2	1	0	1	0								
35 Óscar Mercado, R OBP: 0.289, SLG: 0.333										4	0	1	0	0	1	3								
55 Roberto Pérez, R OBP: 0.246, SLG: 0.318										3	0	0	0	0	2	1								
28 Ernie Clement, R OBP: 0.263, SLG: 0.239										3	0	1	0	0	0	0								
Inning Stats	R: 0 E: 0 K: 2 S: 8	H: 0 LOB: 0 BB: 0 P: 13	R: 0 E: 0 K: 1 S: 8	H: 0 LOB: 0 BB: 0 P: 11	R: 0 E: 0 K: 1 S: 7	H: 2 LOB: 2 BB: 0 P: 9	R: 1 E: 0 K: 1 S: 12	H: 3 LOB: 2 BB: 0 P: 23	R: 0 E: 0 K: 2 S: 12	H: 0 LOB: 0 BB: 0 P: 16	R: 0 E: 0 K: 1 S: 8	H: 0 LOB: 0 BB: 0 P: 10	R: 0 E: 0 K: 1 S: 8	H: 0 LOB: 0 BB: 0 P: 10	1B: 4 2B: 3 HR: 0	SF: 0 SAC: 0 DP: 0 HBP: 0	WP: 0 PB: 0 SB: 0 CS: 0	PA: 34						
PITCHER	IP WLS BF	H R ER SO	BB IBB HBP BLK	WP HR S P	ERA WHIP	PITCHER	IP WLS BF	H R ER SO	BB IBB HBP BLK	WP HR S P	ERA WHIP													
99 Hyun Jin Ryu, L ERA: 3.22	7.0	W	28	7	2	2	8	0	0	0	0	0	0	0	69	99	2.57	1.000						
41 Rafael Dolis, R ERA: 4.79	1.0		3	0	0	0	2	0	0	0	0	0	0	0	8	12	0.00	0.000						
56 Ryan Borucki, L ERA: 4.34	1.0		3	0	0	0	1	0	0	0	0	0	0	8	10	0.00	0.000							

Batter	1	2	3	4	5	6	7	8	9	AB	R	H	RBI	BB	SO	LOB	BOTTOM						
4 George Springer, R OBP: 0.367, SLG: 0.606										4	2	2	2	0	1	3	Cleveland Indians @ Toronto Blue Jays Rogers Centre, Toronto, ON Tue Aug 03 2021, 7:10 PM - 9:54 PM EDT Att: 14,270 - Clear - 77 F						
27 Vladimir Guerrero Jr., R (1.3)										5	0	0	0	0	0	3							
10 Marcus Semien, R OBP: 0.339, SLG: 0.525										4	1	1	0	0	0	0							
11 Bo Bichette, R OBP: 0.343, SLG: 0.479										3	1	1	1	0	0	0							
37 Teoscar Hernández, R OBP: 0.343, SLG: 0.502										3	2	3	3	0	0	0							
14 Corey Dickerson, L OBP: 0.319, SLG: 0.373										4	0	0	0	0	0	4							
13 Lourdes Gurriel Jr., R OBP: 0.299, SLG: 0.418										3	1	2	0	1	1	2							
74 Brevic Valera, S OBP: 0.250, SLG: 0.375										4	0	1	1	0	0	3							
5 Santiago Espinal, R OBP: 0.359, SLG: 0.418										4	0	2	0	0	0	2							
7 Reese McGuire, L OBP: 0.331, SLG: 0.394										4	0	2	0	0	0	2							
Inning Stats	R: 3 E: 0 K: 0 S: 21	H: 3 LOB: 0 BB: 0 P: 34	R: 0 E: 0 K: 0 S: 7	H: 2 LOB: 0 BB: 0 P: 11	R: 0 E: 0 K: 0 S: 4	H: 0 LOB: 0 BB: 0 P: 6	R: 1 E: 0 K: 0 S: 10	H: 2 LOB: 1 BB: 0 P: 15	R: 2 E: 0 K: 0 S: 13	H: 3 LOB: 1 BB: 0 P: 16	R: 1 E: 0 K: 0 S: 9	H: 1 LOB: 1 BB: 1 P: 18	R: 0 E: 1 K: 1 S: 10	H: 0 LOB: 2 BB: 0 P: 17	R: 0 E: 0 K: 1 S: 10	H: 1 LOB: 1 BB: 0 P: 17	1B: 7 2B: 3 3B: 0 HR: 2	SF: 2 SAC: 0 DP: 1 HBP: 1	WP: 0 PB: 1 SB: 1 CS: 0	PA: 38			
PITCHER	IP WLS BF	H R ER SO	BB IBB HBP BLK	WP HR S P	ERA WHIP	PITCHER	IP WLS BF	H R ER SO	BB IBB HBP BLK	WP HR S P	ERA WHIP												
34 Zach Plesac, R ERA: 4.64	1.1																						
37 Trevor Stephan, R ERA: 4.89	2.0		10	1	1	1	1	1	0	1	0	0	0	19	35	4.50	1.000						
31 Sam Hentges, L ERA: 8.04	1.0		4	1	0	0	1	0	0	0	0	0	0	10	17	0.00	1.000						



Batter	1	2	3	4	5	6	7	8	9	AB	R	H	RBI	BB	SO	LOB	TOP										
7 Myles Straw, R OBP: 0.335, SLG: 0.332										4	0	1	0	1	0	1	Cleveland Indians @ Toronto Blue Jays Rogers Centre, Toronto, ON Wed Aug 04 2021, 7:09 PM - 10:23 PM EDT Att: 14,410 - Clear - 78 F										
1 Amed Rosario, R OBP: 0.313, SLG: 0.385										5	0	1	0	0	1	5											
11 José Ramírez, S OBP: 0.342, SLG: 0.526										5	1	1	1	0	0	5											
32 Franmil Reyes, R OBP: 0.316, SLG: 0.589										4	1	2	0	1	2	1											
44 Bobby Bradley, L OBP: 0.315, SLG: 0.479										5	1	1	0	0	3	2											
35 Óscar Mercado, R OBP: 0.318, SLG: 0.400										5	2	4	1	0	1	1											
6 Owen Miller, R OBP: 0.209, SLG: 0.213										5	1	2	3	0	1	4											
17 Austin Hedges, R OBP: 0.213, SLG: 0.269										5	0	2	0	0	3	2											
4 Bradley Zimmer, L OBP: 0.361, SLG: 0.324										3	0	1	1	0	1	1											
Inning Stats	R: 0 E: 0 K: 1 S: 10	H: 1 LOB: 1 BB: 0 P: 14	R: 0 E: 0 K: 2 S: 10	H: 1 LOB: 1 BB: 0 P: 12	R: 0 E: 0 K: 1 S: 8	H: 0 LOB: 0 BB: 0 P: 11	R: 0 E: 0 K: 1 S: 12	H: 2 LOB: 2 BB: 0 P: 18	R: 0 E: 0 K: 1 S: 15	H: 0 LOB: 1 BB: 1 P: 17	R: 0 E: 0 K: 2 S: 9	H: 1 LOB: 2 BB: 1 P: 21	R: 4 E: 0 K: 0 S: 15	H: 5 LOB: 1 BB: 0 P: 21	R: 2 E: 0 K: 3 S: 19	H: 3 LOB: 1 BB: 0 P: 27	1B: 12 2B: 1 3B: 0 HR: 2	SF: 1 SAC: 0 DP: 0 HBP: 0	WP: 0 PB: 0 SB: 1 CS: 0	PA: 44							
PITCHER	IP	WLS	BF	H	R	ER	SO	BB	IBB	HBP	BLK	WP	HR	S	P	ERA	WHIP										
22 Steven Matz, L ERA: 4.3	6.0	W	25	6	0	0	8	1	0	0	0	0	0	64	92	0.00	1.167										
33 Trevor Richards, R ERA: 3.51	1.0		5	1	0	0	1	1	0	0	0	0	0	13	21	0.00	2.000										
54 Tayler Saucedo, L ERA: 4.73	0.0		5	5	4	4	0	0	0	0	0	0	0	9	13	∞	∞										
90 Adam Cimber, R ERA: 2.27	1.0		3	0	0	0	0	0	0	0	0	0	0	6	8	0.00	0.000										
68 Jordan Romano, R ERA: 2.82	1.0		6	3	2	2	3	0	0	0	0	0	2	19	27	18.00	3.000										


Batter	1	2	3	4	5	6	7	8	9	AB	R	H	RBI	BB	SO	LOB	BOTTOM										
4 George Springer, R OBP: 0.380, SLG: 0.641										5	2	4	3	0	0	0	Cleveland Indians @ Toronto Blue Jays Rogers Centre, Toronto, ON Wed Aug 04 2021, 7:09 PM - 10:23 PM EDT Att: 14,410 - Clear - 78 F										
27 Vladimir Guerrero Jr., R OBP: 0.416, SLG: 0.647										5	0	1	0	0	1	3											
10 Marcus Semien, R OBP: 0.340, SLG: 0.524										3	1	1	0	1	1	1											
11 Bo Bichette, R OBP: 0.342, SLG: 0.475										3	1	0	1	1	1	2											
5 Santiago Espinal, R OBP: 0.599, SLG: 0.418										0	0	0	0	0	0	0											
37 Teoscar Hernández, R OBP: 0.342, SLG: 0.499										4	0	1	0	0	1	4											
14 Corey Dickerson, L OBP: 0.318, SLG: 0.376										4	1	1	2	0	0	1											
15 Randal Grichuk, R OBP: 0.285, SLG: 0.453										3	1	1	1	1	1	1											
74 Breyvic Valera, S OBP: 0.250, SLG: 0.273										3	1	0	0	1	0	1											
7 Reese McGuire, L OBP: 0.335, SLG: 0.400										3	1	1	1	1	0	0											
Inning Stats	R: 4 E: 0 K: 0 S: 15	H: 4 LOB: 1 BB: 1 P: 30	R: 1 E: 0 K: 0 S: 13	H: 2 LOB: 2 BB: 1 P: 25	R: 3 E: 0 K: 1 S: 19	H: 2 LOB: 1 BB: 2 P: 33	R: 0 E: 0 K: 1 S: 12	H: 1 LOB: 1 BB: 0 P: 19	R: 0 E: 0 K: 0 S: 11	H: 1 LOB: 1 BB: 1 P: 19	R: 0 E: 0 K: 3 S: 10	H: 0 LOB: 0 BB: 0 P: 15	R: 0 E: 0 K: 0 S: 9	H: 0 LOB: 0 BB: 0 P: 11	R: 0 E: 0 K: 0 S: 7	H: 0 LOB: 0 BB: 0 P: 13	1B: 5 2B: 4 3B: 0 HR: 1	SF: 0 SAC: 0 DP: 1 HBP: 0	WP: 0 PB: 0 SB: 0 CS: 0	PA: 38							
PITCHER	IP	WLS	BF	H	R	ER	SO	BB	IBB	HBP	BLK	WP	HR	S	P	ERA	WHIP										
36 J.C. Mejia, R ERA: 8.75	2.1	L	18	7	8	8	0	4	0	0	0	0	0	21	38	75	30.86										
63 Justin Garza, R ERA: 2.03	1.2		7	2	0	0	2	0	0	0	0	0	0	21	32	0.00	1.200										
31 Sam Hentges, L ERA: 7.86	1.0		4	1	0	0	0	1	0	0	0	0	0	11	19	0.00	2.000										
62 Nick Wittgren, R ERA: 5.3	1.2		5	0	0	0	3	0	0	0	0	0	0	16	23	0.00	0.000										
53 Blake Parker, R ERA: 2.18	1.1		4	0	0	0	0	0	0	0	0	0	0	10	16	0.00	0.000										



Batter	1	2	3	4	5	6	7	8	9	AB	R	H	RBI	BB	SO	LOB	TOP										
60 Akil Badtoo, L (1, 7) OBP: 0.336, SLG: 0.469	G3-1		K																								
7 Jonathan Schoop, R (1, 3) OBP: 0.333, SLG: 0.469	1B			G6-3																							
30 Harold Castro, L (1, 6) OBP: 0.329, SLG: 0.330	1B			K																							
24 Miguel Cabrera, R (1, 10) OBP: 0.310, SLG: 0.382	G6-4-3			K																							
8 Robbie Grossman, S (9, PR) OBP: 0.292, SLG: 0.422	G6-4-3																										
46 Jeimer Candelario, S (1, 5) OBP: 0.360, SLG: 0.411	L9				F7																						
13 Eric Haase, R (1, 2) OBP: 0.294, SLG: 0.533	F7				K																						
22 Victor Reyes, S (1, 9) OBP: 0.214, SLG: 0.330					K																						
9 Willi Castro, S (1, 4) OBP: 0.266, SLG: 0.346																											
54 Derek Hill, R (1, 8) OBP: 0.363, SLG: 0.290	G5-3																										
Inning Stats	R: 0 H: 2 E: 0 K: 0 S: 9	H: 2 LOB: 1 BB: 0 P: 12	R: 0 H: 0 E: 0 K: 1 S: 13	H: 0 LOB: 0 BB: 0 P: 19	R: 0 H: 0 E: 0 K: 2 S: 8	H: 0 LOB: 0 BB: 0 P: 11	R: 0 H: 0 E: 0 K: 2 S: 8	H: 0 LOB: 0 BB: 0 P: 13	R: 0 H: 0 E: 0 K: 2 S: 8	H: 0 LOB: 0 BB: 0 P: 11	R: 0 H: 1 E: 0 K: 2 S: 12	H: 1 LOB: 1 BB: 0 P: 19	R: 0 H: 1 E: 0 K: 1 S: 11	H: 1 LOB: 1 BB: 0 P: 13	R: 0 H: 0 E: 0 K: 2 S: 8	H: 0 LOB: 3 BB: 0 P: 13	R: 1 H: 3 E: 0 K: 2 S: 24	H: 3 LOB: 3 BB: 1 P: 37	1B: 7 2B: 0 3B: 0 HR: 0	SF: 0 SAC: 0 DP: 1 HBP: 0	WP: 0 PB: 0 SB: 0 CS: 0	PA: 34					
PITCHER	IP	WLS	BF	H	R	ER	SO	BB	IBB	HBP	BLK	WP	HR	S	P	ERA	WHIP										
47 Cal Quantrill, R (1, 1) ERA: 3.14	7.0	W	24	4	0	0	10	0	0	0	0	0	0	69	98	0.00	0.571										
99 James Karinchak, R (8, 1) ERA: 3.59	1.0		3	0	0	0	2	0	0	0	0	0	0	8	13	0.00	0.000										
53 Blake Parker, R (9, 1) ERA: 2.57	0.1	S	5	3	1	1	0	1	0	0	0	0	0	16	27	0.00	12.000										
48 Emmanuel Clase, R (9, 1) ERA: 1.79	0.2	S	2	0	0	0	2	0	0	0	0	0	0	8	10	0.00	0.000										

Detroit Tigers @ Cleveland Indians
Progressive Field, Cleveland, OH
Fri Aug 06 2021, 7:11 PM - 10:21 PM EDT
Att: 24,485 - Partly Cloudy - 85 F


AB 33
R 1
H 7
RBI 1
BB 1
SO 14
LOB 13



Batter	1	2	3	4	5	6	7	8	9	AB	R	H	RBI	BB	SO	LOB	BOTTOM										
7 Myles Straw, R (1, 8) OBP: 0.338, SLG: 0.335	G5-3																										
1 Amed Rosario, R (1, 6) OBP: 0.314, SLG: 0.383	F8																										
11 José Ramírez, S (1, 10) OBP: 0.341, SLG: 0.525	L3																										
44 Bobby Bradley, L (1, 3) OBP: 0.316, SLG: 0.480																											
35 Oscar Mercado, R (5, 7) OBP: 0.309, SLG: 0.376																											
10 Harold Ramírez, R (1, 7) OBP: 0.301, SLG: 0.412																											
4 Bradley Zimmer, L (1, 9) OBP: 0.352, SLG: 0.315																											
6 Owen Miller, R (1, 4) OBP: 0.203, SLG: 0.206																											
17 Austin Hedges, R (1, 2) OBP: 0.216, SLG: 0.270																											
28 Ernie Clement, R (1, 5) OBP: 0.277, SLG: 0.269																											
Inning Stats	R: 0 H: 4 E: 0 K: 0 S: 7	H: 0 LOB: 0 BB: 0 P: 15	R: 0 H: 1 E: 0 K: 2 S: 9	H: 1 LOB: 1 BB: 0 P: 11	R: 4 H: 6 E: 0 K: 0 S: 21	H: 6 LOB: 1 BB: 0 P: 30	R: 2 H: 3 E: 0 K: 1 S: 16	H: 3 LOB: 1 BB: 0 P: 27	R: 0 H: 1 E: 0 K: 0 S: 11	H: 1 LOB: 1 BB: 0 P: 16	R: 0 H: 2 E: 0 K: 2 S: 13	H: 2 LOB: 2 BB: 0 P: 19	R: 0 H: 1 E: 0 K: 0 S: 6	H: 1 LOB: 1 BB: 1 P: 12	R: 0 H: 1 E: 0 K: 0 S: 11	H: 1 LOB: 1 BB: 0 P: 14	1B: 11 2B: 4 3B: 0 HR: 0	SF: 1 SAC: 0 DP: 1 HBP: 0	WP: 0 PB: 0 SB: 1 CS: 0	PA: 38							
PITCHER	IP	WLS	BF	H	R	ER	SO	BB	IBB	HBP	BLK	WP	HR	S	P	ERA	WHIP										
25 Matt Manning, R (1, 1) ERA: 6.33	4.0	L	21	10	6	6	3	0	0	0	0	0	0	53	83	13.50	2.500										
49 Derek Holland, L (5, 1) ERA: 6.92	2.0		9	3	0	0	2	0	0	0	0	0	0	24	35	0.00	1.500										
63 Ian Krol, L (7, 1) ERA: 2.16	1.0		4	1	0	0	0	1	0	0	0	0	0	6	12	0.00	2.000										
45 Buck Farmer, R (8, 1) ERA: 6.62	1.0		4	1	0	0	0	0	0	0	0	0	0	11	14	0.00	1.000										

Detroit Tigers @ Cleveland Indians
Progressive Field, Cleveland, OH
Fri Aug 06 2021, 7:11 PM - 10:21 PM EDT
Att: 24,485 - Partly Cloudy - 85 F

AB 36
R 6
H 15
RBI 6
BB 1
SO 5
LOB 14




Batter	1	2	3	4	5	6	7	8	9	AB	R	H	RBI	BB	SO	LOB	TOP				
60 Akil Badtoo, L (1, 8) OBP: 0.335, SLG: 0.466										4	0	1	1	0	2	0	Detroit Tigers @ Cleveland Indians Progressive Field, Cleveland, OH Sat Aug 07 2021, 8:18 PM - 10:56 PM EDT Att: 24,560 - Partly Cloudy - 72 F				
7 Jonathan Schoop, R (1, 3) OBP: 0.335, SLG: 0.468										4	0	2	0	0	0	1					
8 Robbie Grossman, S (1, 7) OBP: 0.359, SLG: 0.418										4	0	0	0	0	0	3					
24 Miguel Cabrera, R (1, 10) OBP: 0.309, SLG: 0.379										3	0	0	0	1	0	2					
46 Jeimer Candelario, S (1, 5) OBP: 0.359, SLG: 0.411										4	1	1	0	0	0	1					
13 Eric Haase, R (1, 2) OBP: 0.297, SLG: 0.532										4	0	2	0	0	2	0					
30 Harold Castro, L (1, 4) OBP: 0.323, SLG: 0.324										4	0	0	0	0	0	4					
59 Zack Short, R (1, 6) OBP: 0.260, SLG: 0.318										2	0	0	1	0	0	2					
22 Victor Reyes, S (1, 9) OBP: 0.217, SLG: 0.339										3	1	1	0	0	0	1					
Inning Stats	R: 0 E: 0 K: 1 S: 9	H: 1 LOB: 1 BB: 0 P: 13	R: 1 E: 0 K: 0 S: 11	H: 2 LOB: 1 BB: 0 P: 14	R: 0 E: 0 K: 1 S: 8	H: 0 LOB: 0 BB: 0 P: 12	R: 0 E: 0 K: 0 S: 6	H: 1 LOB: 2 BB: 0 P: 12	R: 1 E: 1 K: 0 S: 11	H: 2 LOB: 1 BB: 0 P: 13	R: 0 E: 0 K: 1 S: 8	H: 0 LOB: 0 BB: 0 P: 11	R: 0 E: 0 K: 0 S: 10	H: 0 LOB: 0 BB: 0 P: 13	R: 0 E: 0 K: 0 S: 5	H: 0 LOB: 0 BB: 0 P: 8	R: 0 E: 0 K: 1 S: 7	H: 0 LOB: 0 BB: 0 P: 9	1B: 5 2B: 3 HR: 0	SF: 1 SAC: 0 HBP: 0	WP: 0 PA: 34 CS: 1
PITCHER	IP WLS BF H R ER SO BB IBB HBP BLK WP HR S P ERA WHIP																				
49 Eli Morgan, R (1, 1) ERA: 6.09	7.0 L 28 6 2 2 3 1 0 0 0 0 0 63 88 2.57 1.000																				
62 Nick Wittgren, R (8, 1) ERA: 5.17	1.0 3 1 0 0 0 0 0 0 0 0 0 5 8 0.00 1.000																				
27 Bryan Shaw, R (9, 1) ERA: 3.08	1.0 3 0 0 0 1 0 0 0 0 0 0 7 9 0.00 0.000																				

Batter	1	2	3	4	5	6	7	8	9	AB	R	H	RBI	BB	SO	LOB	BOTTOM				
7 Myles Straw, R (1, 8) OBP: 0.336, SLG: 0.333										5	0	1	0	0	1	4	Detroit Tigers @ Cleveland Indians Progressive Field, Cleveland, OH Sat Aug 07 2021, 8:18 PM - 10:56 PM EDT Att: 24,560 - Partly Cloudy - 72 F				
1 Amed Rosario, R (1, 6) OBP: 0.315, SLG: 0.383										5	0	2	0	0	1	1					
11 José Ramírez, S (1, 5) OBP: 0.337, SLG: 0.520										4	0	0	0	0	0	4					
32 Franmil Reyes, R (1, 10) OBP: 0.327, SLG: 0.581											4	0	1	0	0	1		5			
10 Harold Ramírez, R (1, 7) OBP: 0.296, SLG: 0.406											4	0	0	0	0	1		3			
35 Óscar Mercado, R (1, 9) OBP: 0.306, SLG: 0.371											4	0	1	0	0	1		3			
40 Wilson Ramos, R (1, 2) OBP: 0.254, SLG: 0.427										4	1	3	1	0	1	1					
6 Owen Miller, R (1, 3) OBP: 0.205, SLG: 0.208											4	0	1	0	0	1		3			
28 Ernie Clement, R (1, 4) OBP: 0.287, SLG: 0.272											3	0	1	0	1	1		1			
Inning Stats	R: 0 E: 0 K: 1 S: 7	H: 0 LOB: 0 BB: 0 P: 12	R: 0 E: 0 K: 1 S: 8	H: 0 LOB: 0 BB: 0 P: 10	R: 0 E: 0 K: 0 S: 6	H: 1 LOB: 0 BB: 0 P: 11	R: 0 E: 0 K: 0 S: 5	H: 0 LOB: 0 BB: 0 P: 7	R: 0 E: 0 K: 2 S: 11	H: 1 LOB: 1 BB: 0 P: 14	R: 0 E: 0 K: 0 S: 14	H: 3 LOB: 3 BB: 0 P: 20	R: 0 E: 0 K: 1 S: 16	H: 2 LOB: 3 BB: 1 P: 30	R: 0 E: 1 K: 1 S: 13	H: 1 LOB: 2 BB: 0 P: 19	R: 1 E: 0 K: 2 S: 15	H: 2 LOB: 1 BB: 0 P: 20	1B: 9 2B: 0 HR: 1	SF: 0 SAC: 0 HBP: 0	WP: 1 PA: 38 CS: 0
PITCHER	IP WLS BF H R ER SO BB IBB HBP BLK WP HR S P ERA WHIP																				
70 Tyler Alexander, L (1, 1) ERA: 4.35	5.1 W 19 4 0 0 4 0 0 0 0 0 0 44 62 0.00 0.750																				
32 Michael Fulmer, R (6, 1) ERA: 3.63	0.2 H 3 1 0 0 0 0 0 0 0 0 0 7 12 0.00 1.500																				
36 Kyle Funkhouser, R (7, 1) ERA: 3.14	0.2 H 5 2 0 0 1 1 0 0 0 0 1 0 11 22 0.00 4.500																				
67 José Cisneros, R (7, 1) ERA: 2.83	1.1 H 6 1 0 0 1 0 0 0 0 0 0 18 27 0.00 0.750																				
65 Gregory Soto, L (9, 1) ERA: 2.96	1.0 S 5 2 1 1 2 0 0 0 0 0 0 1 15 20 9.00 2.000																				

Batter	1	2	3	4	5	6	7	8	9	AB	R	H	RBI	BB	SO	LOB	TOP					
6 Jonathan India, R OBP: 0.402, SLG: 0.460										4	2	1	0	1	2	4	Cincinnati Reds @ Cleveland Indians Progressive Field, Cleveland, OH Mon Aug 09 2021, 6:11 PM - 9:20 PM EDT Att: 10,708 - Partly Cloudy - 90 F					
33 Jesse Winker, L OBP: 0.391, SLG: 0.555										4	0	0	0	1	0	4						
2 Nick Castellanos, R OBP: 0.374, SLG: 0.570										3	0	0	1	0	1	2						
19 Joey Votto, L OBP: 0.366, SLG: 0.558										4	0	2	1	0	1	1						
37 Tyler Stephenson, R OBP: 0.372, SLG: 0.420										4	0	2	0	0	1	2						
17 Kyle Farmer, R OBP: 0.327, SLG: 0.410										4	0	0	0	0	1	4						
7 Eugenio Suárez, R OBP: 0.258, SLG: 0.374										3	1	0	0	1	2	0						
44 Aristides Aquino, R OBP: 0.336, SLG: 0.500										4	0	2	0	0	0	2						
16 Tucker Barnhart, L OBP: 0.338, SLG: 0.409										4	0	2	1	0	0	2						
Inning Stats	R: 1 E: 0 K: 0 S: 12	H: 2 LOB: 2 BB: 1 P: 20	R: 0 E: 0 K: 1 S: 11	H: 2 LOB: 1 BB: 0 P: 19	R: 0 E: 0 K: 3 S: 10	H: 0 LOB: 1 BB: 1 P: 22	R: 0 E: 0 K: 0 S: 8	H: 0 LOB: 0 BB: 0 P: 17	R: 1 E: 0 K: 0 S: 8	H: 1 LOB: 1 BB: 0 P: 17	R: 0 E: 0 K: 1 S: 6	H: 1 LOB: 1 BB: 0 P: 8	R: 0 E: 0 K: 1 S: 12	H: 1 LOB: 1 BB: 0 P: 17	R: 0 E: 0 K: 1 S: 7	H: 1 LOB: 1 BB: 0 P: 9		R: 1 E: 1 K: 1 S: 11	H: 1 LOB: 1 BB: 0 P: 17	1B: 5 2B: 4 3B: 0 HR: 0	SF: 1 SAC: 0 DP: 2 HBP: 0	WP: 0 PB: 0 SB: 1 CS: 0
PITCHER	IP WLS BF H R ER SO BB IBB HBP BLK WP HR S P ERA WHIP																					
31 Sam Hentges, L ERA: 7.71	(1, 1) 2.0	W 10	4	1	1	1	1	1	0	0	0	0	0	0	23	39	4.50	2.500				
63 Justin Garza, R ERA: 2.35	(3, 1) 2.0	W 9	1	1	1	3	2	0	0	0	0	0	0	21	45	4.50	1.500					
53 Blake Parker, R ERA: 2.35	(5, 1) 2.0	W 6	1	0	0	1	0	0	0	0	0	0	0	11	19	0.00	0.500					
62 Nick Wittgren, R ERA: 4.91	(7, 1) 2.0	W 8	2	0	0	2	0	0	0	0	0	0	0	19	26	0.00	1.000					
52 Nick Sandlin, R ERA: 2.14	(9, 1) 1.0	W 5	1	1	0	1	0	0	0	0	0	0	0	11	17	0.00	1.000					
Batter	1	2	3	4	5	6	7	8	9	AB	R	H	RBI	BB	SO	LOB	BOTTOM					
7 Myles Straw, R OBP: 0.337, SLG: 0.336										4	2	1	0	1	3	1	Cincinnati Reds @ Cleveland Indians Progressive Field, Cleveland, OH Mon Aug 09 2021, 6:11 PM - 9:20 PM EDT Att: 10,708 - Partly Cloudy - 90 F					
1 Amed Rosario, R OBP: 0.320, SLG: 0.396										5	2	4	1	0	1	1						
11 José Ramírez, S OBP: 0.342, SLG: 0.536										4	2	2	3	1	1	2						
32 Franmil Reyes, R OBP: 0.327, SLG: 0.569										4	0	0	1	1	1	4						
10 Harold Ramírez, R OBP: 0.298, SLG: 0.403										4	0	1	0	1	1	3						
4 Bradley Zimmer, L OBP: 0.357, SLG: 0.363										3	2	1	2	0	1	3						
40 Wilson Ramos, R OBP: 0.261, SLG: 0.449										3	1	1	2	1	0	2						
6 Owen Miller, R OBP: 0.198, SLG: 0.238										4	0	0	0	0	1	2						
0 Andrés Giménez, L OBP: 0.217, SLG: 0.294										4	0	1	0	0	0	0						
Inning Stats	R: 1 E: 0 K: 1 S: 11	H: 2 LOB: 1 BB: 0 P: 15	R: 2 E: 0 K: 1 S: 15	H: 1 LOB: 0 BB: 0 P: 18	R: 2 E: 0 K: 0 S: 14	H: 2 LOB: 2 BB: 2 P: 27	R: 3 E: 0 K: 1 S: 15	H: 3 LOB: 2 BB: 2 P: 28	R: 0 E: 0 K: 2 S: 13	H: 1 LOB: 1 BB: 0 P: 14	R: 0 E: 0 K: 1 S: 10	H: 0 LOB: 0 BB: 0 P: 16	R: 1 E: 0 K: 1 S: 11	H: 1 LOB: 0 BB: 0 P: 16	R: 0 E: 0 K: 2 S: 11	H: 1 LOB: 2 BB: 1 P: 19		1B: 4 2B: 2 3B: 2 HR: 3	SF: 0 SAC: 0 DP: 0 HBP: 1	WP: 0 PB: 0 SB: 0 CS: 0	PA: 41	
PITCHER	IP WLS BF H R ER SO BB IBB HBP BLK WP HR S P ERA WHIP																					
58 Luis Castillo, R ERA: 4.53	(1, 1) 3.1	L 21	7	8	8	2	3	0	0	0	0	0	0	0	46	71	21.60	3.000				
23 Jeff Hoffman, R ERA: 4.44	(4, 1) 2.2	W 11	2	0	0	4	1	0	0	0	0	0	0	32	47	0.00	1.125					
34 Justin Wilson, L ERA: 6.17	(7, 1) 1.0	W 4	1	1	1	1	0	0	0	0	0	0	1	11	16	9.00	1.000					
39 Lucas Sims, R ERA: 4.85	(8, 1) 1.0	W 5	1	0	0	2	1	0	0	0	0	0	0	11	19	0.00	2.000					

Batter	1	2	3	4	5	6	7	8	9	10	AB	R	H	RBI	BB	SO	LOB	TOP
20 Mark Canha, R OBP: 0.381, SLG: 0.426 25 Stephen Piscotty, R OBP: 0.264, SLG: 0.345	F8		L9		K			G5-3		K	5	0	0	0	0	2	0	Oakland Athletics @ Cleveland Indians Progressive Field, Cleveland, OH Tue Aug 10 2021, 7:11 PM - 10:53 PM EDT Att: 13,041 - Partly Cloudy - 88 F
2 Starling Marte, R OBP: 0.410, SLG: 0.471	G1-3		P3		K			G5-3		G5-3	5	1	1	0	0	1	0	
28 Matt Olson, L OBP: 0.379, SLG: 0.576	G4-3		1B		K			G6-3		IBB	4	0	2	0	1	1	0	
8 Jed Lowrie, S OBP: 0.331, SLG: 0.406	K		P2		K			G6-3		IBB	5	0	1	2	0	2	2	
1 Josh Harrison, R OBP: 0.345, SLG: 0.435 Tony Kemp, L OBP: 0.362, SLG: 0.374	2B		G5-3		G5-3			G6-3		G6-3	2	1	1	0	0	0	0	
12 Sean Murphy, R OBP: 0.312, SLG: 0.414	2B		G5-3		CS			K		L8	4	0	1	1	0	1	0	
15 Seth Brown, L OBP: 0.296, SLG: 0.467	P5		G5-3		HR			G5-3		1B	3	1	2	1	1	0	1	
26 Matt Chapman, R OBP: 0.302, SLG: 0.365	BB		G1-3		G1-3			G5-3		BB	2	0	0	0	2	0	1	
17 Elvis Andrus, R OBP: 0.280, SLG: 0.302	P3		L9		L9			G5-3		G6-4-3	4	1	0	0	0	0	5	
										2B	1B: 4	SF: 0	WP: 0	PA: 42				
Inning Stats	R: 0 E: 0 K: 0 S: 9	H: 0 LOB: 0 BB: 0 P: 12	R: 1 E: 0 K: 1 S: 14	H: 2 LOB: 2 BB: 1 P: 25	R: 0 E: 0 K: 0 S: 8	H: 1 LOB: 1 BB: 0 P: 14	R: 1 E: 0 K: 2 S: 11	H: 1 LOB: 0 BB: 0 P: 12	R: 0 E: 0 K: 1 S: 10	H: 0 LOB: 1 BB: 1 P: 21	R: 1 E: 0 K: 0 S: 12	H: 2 LOB: 1 BB: 0 P: 18	R: 0 E: 0 K: 0 S: 11	H: 1 LOB: 1 BB: 1 P: 17	R: 1 E: 0 K: 1 S: 14	H: 1 LOB: 2 BB: 1 P: 24	1B: 4 2B: 3 3B: 0 HR: 1	SF: 0 SAC: 0 DP: 1 HBP: 1
PITCHER	IP WLS BF H R ER SO ERA WHIP	IP WLS BF H R ER SO ERA WHIP	IP WLS BF H R ER SO ERA WHIP	IP WLS BF H R ER SO ERA WHIP	IP WLS BF H R ER SO ERA WHIP	IP WLS BF H R ER SO ERA WHIP	IP WLS BF H R ER SO ERA WHIP	IP WLS BF H R ER SO ERA WHIP	IP WLS BF H R ER SO ERA WHIP	IP WLS BF H R ER SO ERA WHIP	IP WLS BF H R ER SO ERA WHIP	IP WLS BF H R ER SO ERA WHIP	IP WLS BF H R ER SO ERA WHIP	IP WLS BF H R ER SO ERA WHIP	IP WLS BF H R ER SO ERA WHIP	IP WLS BF H R ER SO ERA WHIP	IP WLS BF H R ER SO ERA WHIP	
24 Triston McKenzie, R ERA: 5.66 27 Bryan Shaw, R ERA: 3.95 99 James Karinchak, R ERA: 3.62 48 Emmanuel Clase, R ERA: 1.71 62 Nick Wittgren, R ERA: 4.79	6.0 1.0 1.0 1.0 1.0	2.0 0.0 0.0 0.0 0.0	2.0 0.0 0.0 0.0 0.0	2.0 0.0 0.0 0.0 0.0	2.0 0.0 0.0 0.0 0.0	2.0 0.0 0.0 0.0 0.0	2.0 0.0 0.0 0.0 0.0	2.0 0.0 0.0 0.0 0.0	2.0 0.0 0.0 0.0 0.0	2.0 0.0 0.0 0.0 0.0	2.0 0.0 0.0 0.0 0.0	2.0 0.0 0.0 0.0 0.0	2.0 0.0 0.0 0.0 0.0	2.0 0.0 0.0 0.0 0.0	2.0 0.0 0.0 0.0 0.0	2.0 0.0 0.0 0.0 0.0	2.0 0.0 0.0 0.0 0.0	2.0 0.0 0.0 0.0 0.0

AB	36
R	4
H	8
RBI	4
BB	4
SO	7
LOB	12



Batter	1	2	3	4	5	6	7	8	9	10	AB	R	H	RBI	BB	SO	LOB	BOTTOM				
7 Myles Straw, R OBP: 0.338, SLG: 0.340	K		E7		1B			G4-3		F4	5	1	2	0	0	1	1	Oakland Athletics @ Cleveland Indians Progressive Field, Cleveland, OH Tue Aug 10 2021, 7:11 PM - 10:53 PM EDT Att: 13,041 - Partly Cloudy - 88 F				
1 Amed Rosario, R OBP: 0.321, SLG: 0.396	BB		1B		F8			L8		L5	5	1	2	1	0	0	1					
11 José Ramírez, S OBP: 0.340, SLG: 0.530	P5		BB		K			F7		G5-3	4	0	0	0	1	1	1					
32 Fránmil Reyes, R OBP: 0.330, SLG: 0.554 4 Bradley Zimmer, L OBP: 0.355, SLG: 0.361	BB		K		L4			BB		K	2	0	0	0	2	1	2					
10 Harold Ramirez, R OBP: 0.301, SLG: 0.402	1B		F8		G6-3			BB		BB	3	0	1	1	1	0	0					
35 Óscar Mercado, R OBP: 0.292, SLG: 0.344	K		G6-3		G5-3			L6-4		L6-4	4	0	0	0	0	1	4					
6 Owen Miller, R OBP: 0.211, SLG: 0.241	1B		L7		L7			BB		BB	3	0	1	0	1	1	0					
17 Austin Hedges, R OBP: 0.219, SLG: 0.287	BB		F7		F7			K		SH1-4	2	0	0	0	1	1	0					
28 Ernie Clement, R OBP: 0.287, SLG: 0.284 0 Andrés Giménez, L OBP: 0.215, SLG: 0.291	FC6-4-5		F9		F9			F7		G4-3	3	1	0	0	0	0	2					
											1	0	0	0	0	0	1					
Inning Stats	R: 1 E: 0 K: 2 S: 19	H: 2 LOB: 2 BB: 1 P: 35	R: 2 E: 1 K: 1 S: 23	H: 3 LOB: 3 BB: 2 P: 40	R: 0 E: 0 K: 0 S: 6	H: 0 LOB: 0 BB: 0 P: 7	R: 0 E: 0 K: 0 S: 9	H: 1 LOB: 1 BB: 0 P: 14	R: 0 E: 0 K: 1 S: 9	H: 0 LOB: 0 BB: 0 P: 13	R: 0 E: 0 K: 2 S: 8	H: 0 LOB: 0 BB: 0 P: 11	R: 0 E: 0 K: 0 S: 5	H: 0 LOB: 0 BB: 0 P: 9	R: 0 E: 0 K: 0 S: 11	H: 0 LOB: 1 BB: 2 P: 22	R: 0 E: 0 K: 0 S: 5	H: 1 LOB: 1 BB: 1 P: 10	R: 0 E: 0 K: 1 S: 6	H: 0 LOB: 0 BB: 0 P: 7	1B: 5 2B: 3 3B: 0 HR: 0	SF: 0 SAC: 1 DP: 2 HBP: 0
PITCHER	IP WLS BF H R ER SO ERA WHIP	IP WLS BF H R ER SO ERA WHIP	IP WLS BF H R ER SO ERA WHIP	IP WLS BF H R ER SO ERA WHIP	IP WLS BF H R ER SO ERA WHIP	IP WLS BF H R ER SO ERA WHIP	IP WLS BF H R ER SO ERA WHIP	IP WLS BF H R ER SO ERA WHIP	IP WLS BF H R ER SO ERA WHIP	IP WLS BF H R ER SO ERA WHIP	IP WLS BF H R ER SO ERA WHIP	IP WLS BF H R ER SO ERA WHIP	IP WLS BF H R ER SO ERA WHIP	IP WLS BF H R ER SO ERA WHIP	IP WLS BF H R ER SO ERA WHIP	IP WLS BF H R ER SO ERA WHIP	IP WLS BF H R ER SO ERA WHIP					
55 Sean Manaea, L ERA: 3.43 46 Burch Smith, R ERA: 4.5 33 A.J. Puk, L ERA: 36 Yusmeiro Petit, R ERA: 2.98 54 Sergio Romo, R ERA: 3.19	1.2 3.1 1.0 1.0 1.0	1.2 1.0 1.0 1.0 1.0	1.2 1.0 1.0 1.0 1.0	1.2 1.0 1.0 1.0 1.0	1.2 1.0 1.0 1.0 1.0	1.2 1.0 1.0 1.0 1.0	1.2 1.0 1.0 1.0 1.0	1.2 1.0 1.0 1.0 1.0	1.2 1.0 1.0 1.0 1.0	1.2 1.0 1.0 1.0 1.0	1.2 1.0 1.0 1.0 1.0	1.2 1.0 1.0 1.0 1.0	1.2 1.0 1.0 1.0 1.0	1.2 1.0 1.0 1.0 1.0	1.2 1.0 1.0 1.0 1.0	1.2 1.0 1.0 1.0 1.0	1.2 1.0 1.0 1.0 1.0	1.2 1.0 1.0 1.0 1.0				


AB	33
R	3
H	6
RBI	2
BB	6
SO	7
LOB	12



Batter	1	2	3	4	5	6	7	8	9	AB	R	H	RBI	BB	SO	LOB	TOP								
20 Mark Canha, R OBP: 0.382, SLG: 0.416	G6-3		G5-3			G5-4-3		HBP	F8	3	1	0	0	1	0	1	Oakland Athletics @ Cleveland Indians Progressive Field, Cleveland, OH Wed Aug 11 2021, 8:01 PM - 11:15 PM EDT Att: 13,560 - Cloudy - 72 F								
2 Starling Marte, R OBP: 0.410, SLG: 0.470	G6-3		1B			G5-4-3		HBP	G6-3	5	1	2	0	0	0	2									
28 Matt Olson, L OBP: 0.378, SLG: 0.572			F7			G6-3		HR		3	0	0	0	1	1	3									
8 Jed Lowrie, S OBP: 0.333, SLG: 0.413	F7							HR		3	2	1	3	1	1	1									
Tony Kemp, L OBP: 0.362, SLG: 0.374								HR		0	0	0	0	0	0	0									
23 Yan Gomes, R OBP: 0.320, SLG: 0.469	L6		G5-3			G6-3		HR		4	1	1	0	0	0	0									
18 Mitch Moreland, L OBP: 0.294, SLG: 0.385	K		F7			G6-3		HR		4	0	1	1	0	1	1									
26 Matt Chapman, R OBP: 0.303, SLG: 0.366	1B					G6-3		HR		4	0	2	1	0	1	1									
15 Seth Brown, L OBP: 0.281, SLG: 0.458	K					K			F7	4	0	0	0	0	3	2									
17 Elvis Andrus, R OBP: 0.282, SLG: 0.312	G6-3					K				4	1	2	1	0	1	0									
Inning Stats	R: 0 H: 0 K: 0 S: 9	H: 0 LOB: 1 BB: 1 P: 14	R: 0 H: 1 K: 2 S: 20	H: 1 LOB: 1 BB: 0 P: 28	R: 0 H: 1 K: 0 S: 8	H: 1 LOB: 0 BB: 0 P: 12	R: 0 H: 0 K: 1 S: 8	H: 0 LOB: 0 BB: 0 P: 10	R: 0 H: 0 K: 2 S: 9	H: 0 LOB: 0 BB: 0 P: 9	R: 0 H: 0 K: 0 S: 5	H: 0 LOB: 0 BB: 1 P: 10	R: 2 H: 2 K: 1 S: 13	H: 2 LOB: 1 BB: 1 P: 22	R: 4 H: 4 K: 2 S: 16	H: 4 LOB: 1 BB: 0 P: 26	R: 0 H: 1 K: 0 S: 10	H: 1 LOB: 1 BB: 0 P: 18	1B: 6 2B: 1 3B: 0 HR: 2	SF: 0 SAC: 0 DP: 1 HBP: 1	WP: 0 PB: 0 SB: 2 CS: 1	PA: 39			
PITCHER	IP	WLS	BF	H	R	ER	SO	BB	IBB	HBP	BLK	WP	HR	S	P	ERA	WHIP								
47 Cal Quantrill, R ERA: 3.13	6.0		23	3	2	2	5	3	0	0	0	0	0	65	93	3.00	1.000								
27 Bryan Shaw, R ERA: 2.91	1.0	B	3	1	0	0	1	0	0	0	0	0	0	7	12	0.00	1.000								
52 Nick Sandlin, R ERA: 2.94	0.0	L	3	2	3	3	0	0	0	1	0	0	1	4	8	∞	∞								
37 Trevor Stephan, R ERA: 4.69	2.0		9	3	1	1	2	0	0	0	0	0	1	22	36	4.50	1.500								

livebaseballscores.com


AB 34
R 6
H 9
RBI 6
BB 3
SO 8
LOB 11



Batter	1	2	3	4	5	6	7	8	9	AB	R	H	RBI	BB	SO	LOB	BOTTOM								
4 Bradley Zimmer, L OBP: 0.353, SLG: 0.358	1B		K			G3		K		4	1	1	0	0	2	0	Oakland Athletics @ Cleveland Indians Progressive Field, Cleveland, OH Wed Aug 11 2021, 8:01 PM - 11:15 PM EDT Att: 13,560 - Cloudy - 72 F								
1 Amed Rosario, R OBP: 0.318, SLG: 0.392	K		K			G4-3		K		4	0	0	0	0	3	1									
11 José Ramírez, S OBP: 0.340, SLG: 0.525	BB					K		L8		3	0	0	0	1	1	0									
32 Franmil Reyes, R OBP: 0.329, SLG: 0.558	FC4					G6-3		K		3	1	0	0	1	1	1									
10 Harold Ramírez, R OBP: 0.304, SLG: 0.405	1B					G6-3		BB		1	0	1	1	0	0	0									
7 Myles Straw, R OBP: 0.340, SLG: 0.340	1B					G6-3		BB		2	1	1	0	1	0	1									
35 Óscar Mercado, R OBP: 0.300, SLG: 0.354	CS					L6		P4		3	0	1	1	1	0	1									
0 Andrés Giménez, L OBP: 0.219, SLG: 0.294	F9					F7		BB		2	0	0	0	1	0	1									
6 Owen Miller, R OBP: 0.204, SLG: 0.233	G5-4-3					L7		K		3	0	0	0	0	1	3									
17 Austin Hedges, R OBP: 0.215, SLG: 0.262	K					K		F9		3	0	0	0	0	2	0									
Inning Stats	R: 2 H: 2 K: 1 S: 18	H: 0 LOB: 0 BB: 1 P: 11	R: 0 H: 0 K: 3 S: 10	H: 0 LOB: 0 BB: 0 P: 15	R: 0 H: 0 K: 1 S: 9	H: 0 LOB: 0 BB: 1 P: 18	R: 0 H: 0 K: 1 S: 9	H: 0 LOB: 0 BB: 0 P: 12	R: 0 H: 0 K: 1 S: 11	H: 0 LOB: 0 BB: 0 P: 15	R: 1 H: 1 K: 2 S: 10	H: 1 LOB: 2 BB: 2 P: 24	R: 0 H: 0 K: 2 S: 8	H: 0 LOB: 0 BB: 0 P: 10	R: 0 H: 1 K: 0 S: 9	H: 1 LOB: 1 BB: 0 P: 15	1B: 3 2B: 1 3B: 0 HR: 0	SF: 0 SAC: 0 DP: 2 HBP: 0	WP: 0 PB: 0 SB: 2 CS: 1	PA: 34					
PITCHER	IP	WLS	BF	H	R	ER	SO	BB	IBB	HBP	BLK	WP	HR	S	P	ERA	WHIP								
47 Frankie Montas, R ERA: 3.98	6.0		20	2	2	1	6	3	0	0	0	0	0	61	103	1.50	0.833								
35 Jake Diekman, L ERA: 3.21	1.0	W	6	1	1	1	2	2	0	0	0	0	0	10	24	9.00	3.000								
54 Sergio Romo, R ERA: 3.12	1.0	H	3	0	0	0	2	0	0	0	0	0	0	8	10	0.00	0.000								
62 Lou Trivino, R ERA: 1.81	1.0	S	4	1	0	0	0	0	0	0	0	0	0	9	15	0.00	1.000								

livebaseballscores.com

AB 28
R 3
H 4
RBI 2
BB 5
SO 10
LOB 8



Batter	1	2	3	4	5	6	7	8	9	AB	R	H	RBI	BB	SO	LOB	TOP										
7 Myles Straw, R OBP: 0.343, SLG: 0.344	P3		2B		BB	G6-3		K		4	1	1	0	1	1	3	Cleveland Indians @ Detroit Tigers Comerica Park, Detroit, MI Sat Aug 14 2021, 6:11 PM - 9:37 PM EDT Att: 32,845 - Clear - 77 F										
4 Bradley Zimmer, L OBP: 0.358, SLG: 0.353	F7		1B					K		5	1	2	0	0	2	1											
11 José Ramírez, S OBP: 0.340, SLG: 0.525	BB		F7		BB			1B		4	1	2	1	1	0	2											
32 Franmil Reyes, R OBP: 0.320, SLG: 0.539	G5-3		F9		BB			2B		5	0	1	1	0	2	5											
40 Wilson Ramos, R OBP: 0.262, SLG: 0.436	BB		K		K			G6-3		3	1	0	1	1	2	4											
35 Óscar Mercado, R OBP: 0.228, SLG: 0.342	2B				G5-3			L9		4	0	1	1	0	0	2											
2 Yu Chang, R OBP: 0.228, SLG: 0.336	K		K		K			G4-3		4	0	0	0	0	2	1											
0 Andrés Giménez, L OBP: 0.233, SLG: 0.280	K		K		BB			BB		2	0	1	0	2	1	1											
28 Ernie Clement, R OBP: 0.294, SLG: 0.347	K		K		G6-3			K		3	0	0	0	1	2	3											
Inning Stats	R: 0 H: 0 E: 0 K: 0 S: 6	H: 0 LOB: 1 BB: 1 P: 13	R: 1 H: 1 E: 0 K: 3 S: 13	H: 1 LOB: 1 BB: 0 P: 26	R: 0 H: 2 E: 0 K: 1 S: 13	H: 2 LOB: 2 BB: 0 P: 20	R: 0 H: 1 E: 0 K: 1 S: 12	H: 1 LOB: 1 BB: 0 P: 20	R: 2 H: 2 E: 0 K: 2 S: 9	H: 2 LOB: 1 BB: 1 P: 16	R: 0 H: 0 E: 0 K: 0 S: 12	H: 0 LOB: 1 BB: 2 P: 23	R: 1 H: 2 E: 0 K: 1 S: 9	H: 2 LOB: 0 BB: 0 P: 14	R: 0 H: 0 E: 0 K: 2 S: 8	H: 0 LOB: 1 BB: 1 P: 14		R: 0 H: 0 E: 0 K: 2 S: 10	H: 0 LOB: 0 BB: 0 P: 12	1B: 4 2B: 3 3B: 1 HR: 0	SF: 0 SAC: 0 DP: 1 HBP: 0	WP: 0 PB: 1 SB: 3 CS: 0	PA: 40				
PITCHER	IP	WLS	BF	H	R	ER	SO	BB	IBB	HBP	BLK	WP	HR	S	P	ERA	WHIP	PITCHER									
58 Wily Peralta, R ERA: 3.7	4.1		22	6	3	3	6	3	0	0	0	0	0	49	90	6.23	2.077										
36 Kyle Funkhouser, R ERA: 3.04	1.2		6	0	0	0	1	2	0	0	0	0	0	16	28	0.00	1.200										
67 José Cisnero, R ERA: 2.88	1.0	B	5	2	1	1	1	0	0	0	0	0	0	9	14	9.00	2.000										
32 Michael Fulmer, R ERA: 3.33	1.0	W	4	0	0	0	2	1	0	0	0	0	0	8	14	0.00	1.000										
65 Gregory Soto, L ERA: 2.79	1.0	S	3	0	0	0	2	0	0	0	0	0	0	10	12	0.00	0.000										
Batter	1	2	3	4	5	6	7	8	9	AB	R	H	RBI	BB	SO	LOB	BOTTOM										
8 Robbie Grossman, S OBP: 0.362, SLG: 0.429	K	K			BB					3	0	0	0	1	3	1	Cleveland Indians @ Detroit Tigers Comerica Park, Detroit, MI Sat Aug 14 2021, 6:11 PM - 9:37 PM EDT Att: 32,845 - Clear - 77 F										
7 Jonathan Schoop, R OBP: 0.293, SLG: 0.457	K		G5-3		BB			G3-1		4	0	0	0	0	1	3											
24 Miguel Cabrera, R 74 Jacob Robson, L	BB		F8		HBP			BB		2	1	1	0	1	0	0											
46 Jeimer Candelario, S OBP: 0.365, SLG: 0.436	HR		G6-3		G4-5-3			BB		4	2	2	2	0	0	1											
55 Renato Núñez, R OBP: 0.244, SLG: 0.564	G5-3		K		K			1B		4	0	1	0	0	2	0											
13 Eric Haase, R OBP: 0.293, SLG: 0.512	F9		1B		1B			1B		4	0	2	2	0	1	0											
9 Willi Castro, S OBP: 0.273, SLG: 0.351	1B		1B		1B			K		3	2	1	0	0	1	3											
22 Victor Reyes, S OBP: 0.239, SLG: 0.364	1B		1B		BB			G6-3		3	0	1	1	1	1	4											
59 Zack Short, R OBP: 0.252, SLG: 0.297	L8		1B		1B			L7		4	0	1	1	0	0	4											
Inning Stats	R: 2 H: 2 E: 0 K: 2 S: 11	H: 2 LOB: 0 BB: 0 P: 20	R: 1 H: 2 E: 0 K: 1 S: 18	H: 2 LOB: 1 BB: 0 P: 24	R: 0 H: 0 E: 0 K: 0 S: 11	H: 0 LOB: 0 BB: 0 P: 14	R: 1 H: 2 E: 0 K: 1 S: 15	H: 2 LOB: 3 BB: 2 P: 28	R: 0 H: 0 E: 0 K: 1 S: 8	H: 0 LOB: 0 BB: 0 P: 14	R: 0 H: 0 E: 0 K: 2 S: 10	H: 0 LOB: 0 BB: 0 P: 18	R: 0 H: 0 E: 0 K: 1 S: 8	H: 0 LOB: 0 BB: 0 P: 12	R: 2 H: 3 E: 0 K: 1 S: 16	H: 3 LOB: 3 BB: 1 P: 27		1B: 8 2B: 0 3B: 0 HR: 1	SF: 0 SAC: 0 DP: 1 HBP: 2	WP: 2 PB: 0 SB: 2 CS: 1	PA: 37						
PITCHER	IP	WLS	BF	H	R	ER	SO	BB	IBB	HBP	BLK	WP	HR	S	P	ERA	WHIP	PITCHER									
31 Sam Hentges, L ERA: 7.95	2.0		10	4	3	3	3	0	0	0	0	0	1	29	44	13.50	2.000										
37 Trevor Stephan, R ERA: 4.68	2.0		10	2	1	1	1	2	0	0	0	0	0	26	42	4.50	2.000										
53 Blake Parker, R ERA: 2.49	1.0		3	0	0	0	1	0	0	1	0	0	0	8	14	0.00	0.000										
62 Nick Wittgren, R ERA: 4.57	2.0		6	0	0	0	3	0	0	1	0	0	0	18	30	0.00	0.000										
27 Bryan Shaw, R ERA: 3.21	0.1	L	5	3	2	2	1	1	0	0	0	1	0	12	20	54.00	12.000										

Batter	1	2	3	4	5	6	7	8	9	AB	R	H	RBI	BB	SO	LOB	TOP								
7 Myles Straw, R OBP: 0.342, SLG: 0.340										4	0	0	0	0	0	1	Cleveland Indians @ Minnesota Twins Target Field, Minneapolis, MN Tue Aug 17 2021, 7:12 PM - 10:12 PM CDT Att: 19,605 - Partly Cloudy - 84 F								
1 Amed Rosario, R OBP: 0.318, SLG: 0.397										4	1	1	0	0	2	1									
11 José Ramírez, S OBP: 0.338, SLG: 0.529										4	0	1	0	0	0	1									
40 Wilson Ramos, R OBP: 0.255, SLG: 0.426										3	0	0	1	0	0	1									
4 Bradley Zimmer, L OBP: 0.358, SLG: 0.372										4	0	1	0	0	1	0									
2 Yu Chang, R OBP: 0.226, SLG: 0.340										4	1	1	0	0	2	1									
23 Daniel Johnson, L OBP: 0.245, SLG: 0.417										4	1	2	2	0	1	1									
28 Ernie Clement, R OBP: 0.295, SLG: 0.347										3	0	1	0	0	0	1									
0 Andrés Giménez, L OBP: 0.252, SLG: 0.275										3	0	0	0	0	0	2									
Inning Stats	R: 0 E: 0 K: 0 S: 11	H: 1 LOB: 1 BB: 0 P: 16	R: 0 E: 0 K: 2 S: 7	H: 0 LOB: 0 BB: 0 P: 9	R: 0 E: 1 K: 1 S: 10	H: 1 LOB: 1 BB: 0 P: 13	R: 0 E: 0 K: 0 S: 4	H: 0 LOB: 0 BB: 0 P: 5	R: 2 E: 0 K: 0 S: 12	H: 2 LOB: 0 BB: 0 P: 15	R: 1 E: 0 K: 0 S: 8	H: 1 LOB: 1 BB: 0 P: 11	R: 0 E: 0 K: 0 S: 10	H: 1 LOB: 1 BB: 0 P: 13	R: 0 E: 0 K: 1 S: 9	H: 0 LOB: 0 BB: 0 P: 12		R: 0 E: 0 K: 2 S: 13	H: 1 LOB: 1 BB: 0 P: 16	1B: 4 2B: 3 HR: 1	SF: 1 SAC: 0 HBP: 0	WP: 0 PB: 0 SB: 0 CS: 0	PA: 34		
PITCHER	IP	WLS	BF	H	R	ER	SO	BB	IBB	HBP	BLK	WP	HR	S	P	ERA	WHIP								
82 Bailey Ober, R ERA: 4.38	6.0	L	23	5	3	2	3	0	0	0	0	0	1	52	69	3.00	0.833								
32 Ralph Garza Jr., R ERA: 3.21	1.0		4	1	0	0	0	0	0	0	0	0	0	10	13	0.00	1.000								
58 Nick Vincent, R ERA: 2.08	2.0		7	1	0	0	3	0	0	0	0	0	0	22	28	0.00	0.500								

Batter	1	2	3	4	5	6	7	8	9	AB	R	H	RBI	BB	SO	LOB	BOTTOM								
26 Max Kepler, L OBP: 0.306, SLG: 0.435										3	0	0	0	1	0	0	Cleveland Indians @ Minnesota Twins Target Field, Minneapolis, MN Tue Aug 17 2021, 7:12 PM - 10:12 PM CDT Att: 19,605 - Partly Cloudy - 84 F								
50 Brent Rooker, R OBP: 0.280, SLG: 0.410										3	0	0	0	1	3	0									
60 Jake Cave, L OBP: 0.256, SLG: 0.274										0	0	0	0	0	0	0									
11 Jorge Polanco, S OBP: 0.333, SLG: 0.483										4	0	2	1	0	1	2									
20 Josh Donaldson, R OBP: 0.357, SLG: 0.461										4	0	1	0	0	2	4									
2 Luis Arraez, L OBP: 0.382, SLG: 0.410										3	0	1	0	1	0	4									
8 Mitch Garver, R OBP: 0.338, SLG: 0.523										3	0	0	0	1	2	2									
22 Miguel Sanó, R OBP: 0.305, SLG: 0.438										4	0	0	0	0	2	4									
38 Rob Refsnyder, R OBP: 0.366, SLG: 0.427										4	0	0	0	0	0	4									
9 Andrelton Simmons, R OBP: 0.278, SLG: 0.272										2	0	0	0	0	1	0									
1 Nick Gordon, L OBP: 0.314, SLG: 0.340										0	1	0	0	1	0	0									
Inning Stats	R: 0 E: 0 K: 2 S: 18	H: 0 LOB: 0 BB: 0 P: 24	R: 0 E: 0 K: 1 S: 11	H: 1 LOB: 2 BB: 2 P: 19	R: 0 E: 0 K: 2 S: 9	H: 0 LOB: 0 BB: 0 P: 11	R: 0 E: 0 K: 2 S: 10	H: 1 LOB: 1 BB: 0 P: 14	R: 0 E: 0 K: 1 S: 10	H: 1 LOB: 1 BB: 0 P: 14	R: 0 E: 0 K: 0 S: 11	H: 1 LOB: 1 BB: 0 P: 18	R: 1 E: 0 K: 1 S: 15	H: 0 LOB: 3 BB: 3 P: 32	R: 0 E: 0 K: 2 S: 9	H: 0 LOB: 0 BB: 0 P: 15	1B: 4 2B: 0 3B: 0 HR: 0	SF: 0 SAC: 0 DP: 1 HBP: 0	WP: 0 PB: 1 SB: 1 CS: 0	PA: 35					
PITCHER	IP	WLS	BF	H	R	ER	SO	BB	IBB	HBP	BLK	WP	HR	S	P	ERA	WHIP								
49 Eli Morgan, R ERA: 5.8	6.0		22	3	0	0	8	2	0	0	1	0	0	64	90	0.00	0.833								
27 Bryan Shaw, R ERA: 3.15	1.0	H	4	1	0	0	0	0	0	0	0	0	0	11	18	0.00	1.000								
37 Trevor Stephan, R ERA: 4.89	0.0		3	0	1	1	0	3	0	0	0	0	0	9	21	∞	∞								
99 James Karinchak, R ERA: 3.76	1.0	H	3	0	0	0	1	0	0	0	0	0	0	6	11	0.00	0.000								
48 Emmanuel Clase, R ERA: 1.64	1.0	S	3	0	0	0	2	0	0	0	0	0	0	9	15	0.00	0.000								

AB 33
R 3
H 7
RBI 3
BB 0
SO 6
LOB 9

AB 30
R 1
H 4
RBI 1
BB 5
SO 11
LOB 20



Batter	1	2	3	4	5	6	7	8	9	10	11	AB	R	H	RBI	BB	SO	LOB	TOP								
7 Myles Straw, R OBP: 0.344, SLG: 0.342												4	2	1	1	2	2	2									
1 Amed Rosario, R OBP: 0.318, SLG: 0.399												6	0	2	1	0	0	4									
11 José Ramírez, S OBP: 0.338, SLG: 0.536												6	2	2	2	0	0	2									
32 Franmil Reyes, R OBP: 0.316, SLG: 0.528												5	1	1	1	1	0	1									
23 Daniel Johnson, L OBP: 0.245, SLG: 0.417												0	0	0	0	0	0	0									
35 Óscar Mercado, R OBP: 0.296, SLG: 0.331												1	1	0	0	3	0	0									
4 Bradley Zimmer, L OBP: 0.359, SLG: 0.370												1	0	0	0	1	0	1									
6 Owen Miller, R OBP: 0.211, SLG: 0.238												5	1	1	1	0	0	3									
2 Yu Chang, R OBP: 0.229, SLG: 0.333												3	0	0	0	1	1	2									
0 Andrés Giménez, L OBP: 0.259, SLG: 0.275												0	0	0	0	1	0	0									
17 Austin Hedges, R OBP: 0.217, SLG: 0.268												3	0	0	0	1	0	1									
28 Ernie Clement, R OBP: 0.262, SLG: 0.330												5	0	0	0	0	3	5									
Inning Stats	R: 1 E: 0 K: 1 S: 10	H: 1 LOB: 0 BB: 0 P: 15	R: 1 E: 0 K: 1 S: 18	H: 0 LOB: 3 BB: 4 P: 39	R: 1 E: 0 K: 0 S: 8	H: 1 LOB: 1 BB: 1 P: 19	R: 1 E: 0 K: 0 S: 13	H: 1 LOB: 1 BB: 1 P: 21	R: 1 E: 0 K: 0 S: 9	H: 1 LOB: 1 BB: 1 P: 19	R: 0 E: 0 K: 2 S: 11	H: 1 LOB: 0 BB: 0 P: 16	R: 0 E: 0 K: 1 S: 7	H: 0 LOB: 0 BB: 0 P: 9	R: 2 E: 0 K: 0 S: 19	H: 2 LOB: 1 BB: 1 P: 31	R: 0 E: 0 K: 1 S: 9	H: 0 LOB: 1 BB: 1 P: 14	R: 0 E: 0 K: 0 S: 6	H: 0 LOB: 1 BB: 1 P: 7	1B: 1 2B: 4 3B: 0 HR: 2	SF: 0 SAC: 1 DP: 0 HBP: 0	WP: 1 PB: 0 SB: 3 CS: 0	PA: 50			
PITCHER	43 Lewis Thorpe, L ERA: 4.7	57 Edgar García, R ERA: 9.53	49 Juan Minaya, R ERA: 3.86	32 Ralph Garza Jr., R ERA: 2.81	56 Caleb Thielbar, L ERA: 3.66	48 Alex Colomé, R ERA: 4.24	21 Tyler Duffey, R ERA: 3.55	53 Danny Coulombe, L ERA: 2.61																			

Cleveland Indians @ Minnesota Twins
Target Field, Minneapolis, MN
Wed Aug 18 2021, 12:13 PM - 4:27 PM CDT
Att: 19,949 - Sunny - 86 F

livebaseballscores.com

AB 39
R 7
H 7
RBI 6
BB 10
SO 6
LOB 21



Batter	1	2	3	4	5	6	7	8	9	10	11	AB	R	H	RBI	BB	SO	LOB	BOTTOM							
26 Max Kepler, L OBP: 0.301, SLG: 0.426												6	0	0	0	0	2	3								
50 Brent Rooker, R OBP: 0.275, SLG: 0.412												2	2	1	0	1	0	0								
60 Jake Cave, L OBP: 0.260, SLG: 0.271												1	0	0	0	1	0	0								
11 Jorge Polanco, S OBP: 0.333, SLG: 0.480												6	0	2	2	0	0	2								
20 Josh Donaldson, R OBP: 0.355, SLG: 0.457												5	1	1	0	0	2	2								
36 Rob Refsnyder, R OBP: 0.369, SLG: 0.427												0	0	0	0	0	0	0								
2 Luis Arraez, L OBP: 0.385, SLG: 0.409												3	1	1	1	2	0	1								
22 Miguel Sanó, R OBP: 0.309, SLG: 0.450												4	2	2	3	1	0	3								
1 Nick Gordon, L OBP: 0.309, SLG: 0.333												5	1	1	1	0	1	2								
27 Ryan Jeffers, R OBP: 0.299, SLG: 0.449												4	1	1	0	0	1	1								
9 Andrelton Simmons, R OBP: 0.271, SLG: 0.274												5	0	1	1	0	0	1								
Inning Stats	R: 1 E: 1 K: 1 S: 10	H: 2 LOB: 2 BB: 1 P: 18	R: 0 E: 0 K: 0 S: 5	H: 0 LOB: 1 BB: 0 P: 9	R: 0 E: 0 K: 0 S: 9	H: 0 LOB: 0 BB: 0 P: 13	R: 1 E: 0 K: 0 S: 6	H: 1 LOB: 0 BB: 0 P: 9	R: 5 E: 0 K: 2 S: 21	H: 6 LOB: 2 BB: 1 P: 32	R: 0 E: 0 K: 0 S: 3	H: 0 LOB: 0 BB: 0 P: 6	R: 0 E: 0 K: 1 S: 7	H: 0 LOB: 0 BB: 0 P: 12	R: 0 E: 0 K: 1 S: 8	H: 0 LOB: 0 BB: 0 P: 11	R: 0 E: 0 K: 1 S: 8	H: 0 LOB: 1 BB: 1 P: 13	R: 1 E: 1 K: 0 S: 6	H: 1 LOB: 3 BB: 1 P: 10	1B: 7 2B: 2 3B: 0 HR: 1	SF: 0 SAC: 0 DP: 0 HBP: 2	WP: 0 PB: 0 SB: 0 CS: 1	PA: 48		
PITCHER	34 Zach Plesac, R ERA: 4.87	46 Alex Young, L ERA: 6.65	53 Blake Parker, R ERA: 2.35	27 Bryan Shaw, R ERA: 3.09	48 Emmanuel Clase, R ERA: 1.61	62 Nick Wittgren, R ERA: 4.3	63 Justin Garza, R ERA: 4.76																			

Cleveland Indians @ Minnesota Twins
Target Field, Minneapolis, MN
Wed Aug 18 2021, 12:13 PM - 4:27 PM CDT
Att: 19,949 - Sunny - 86 F

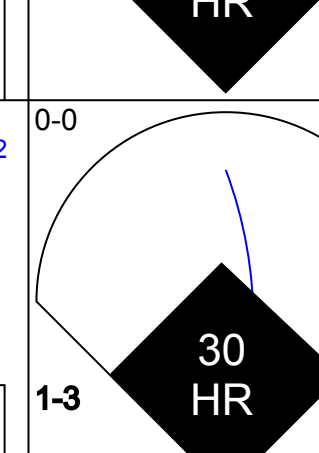
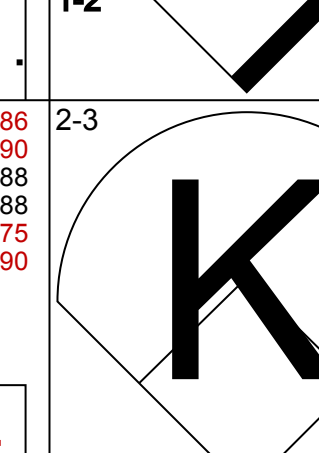


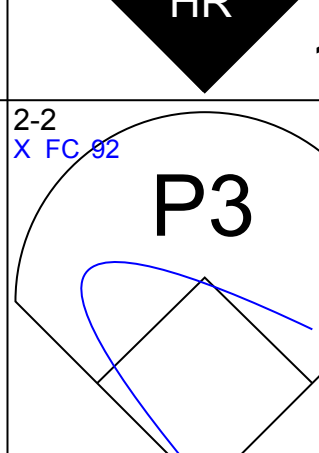
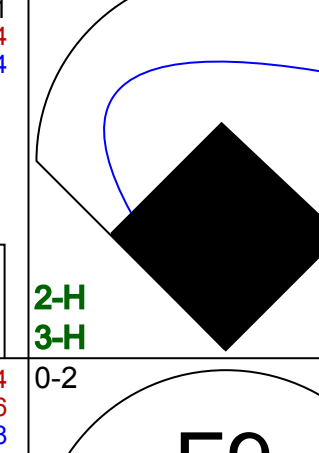

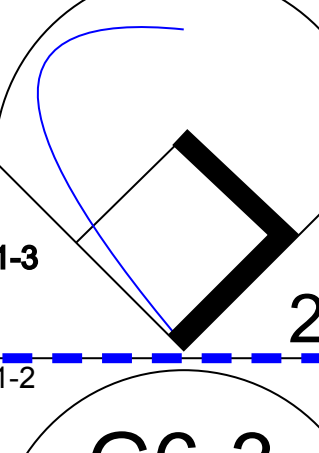
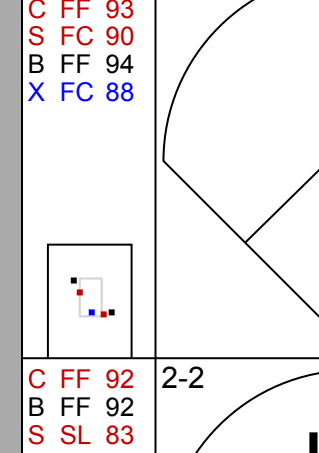
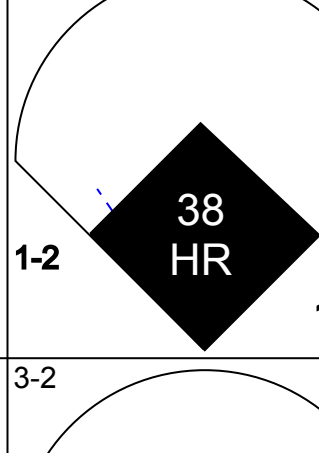
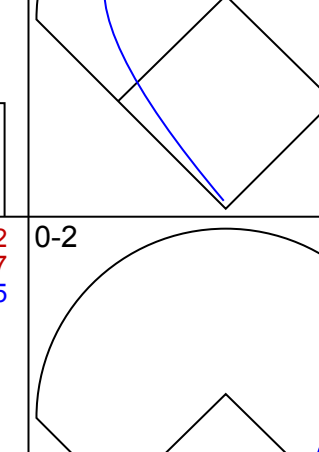

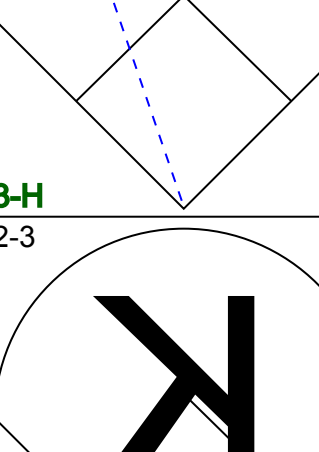
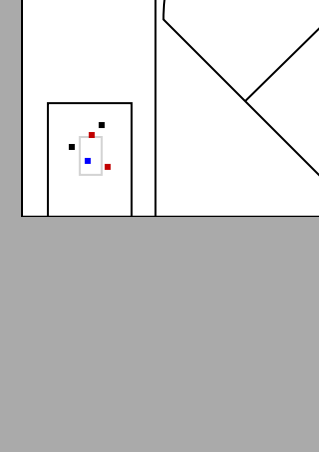
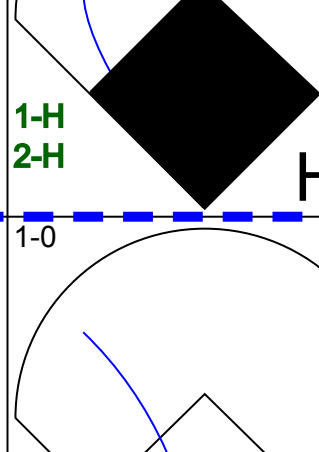
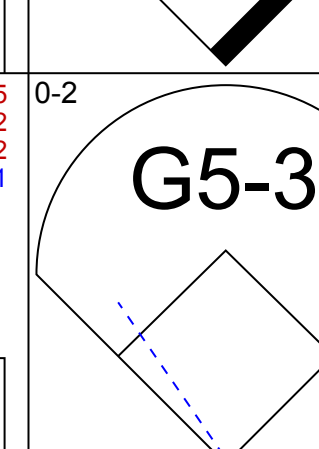



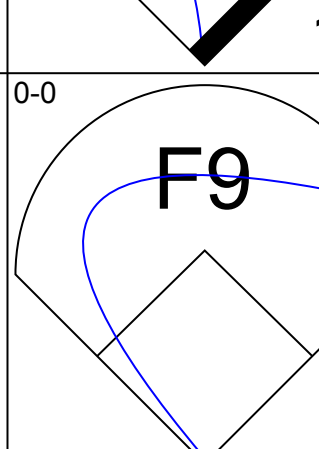

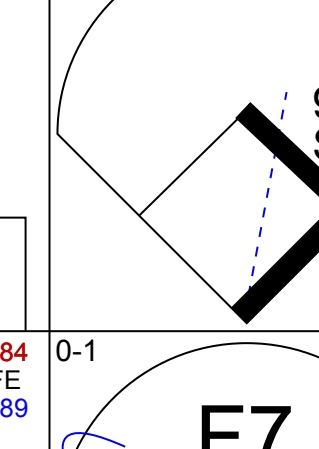



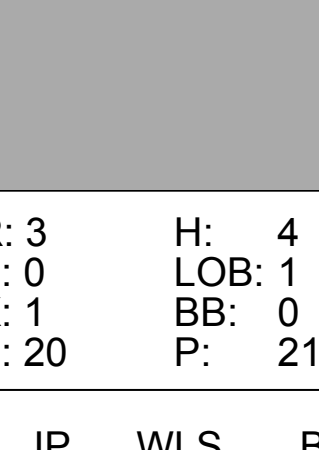
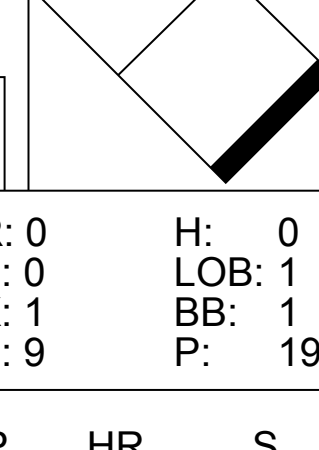
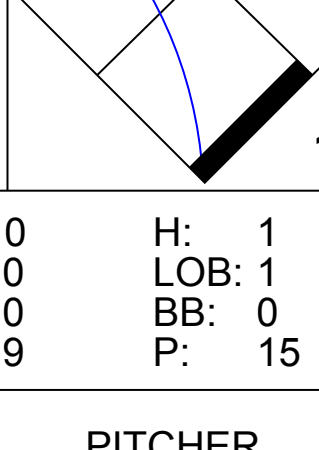
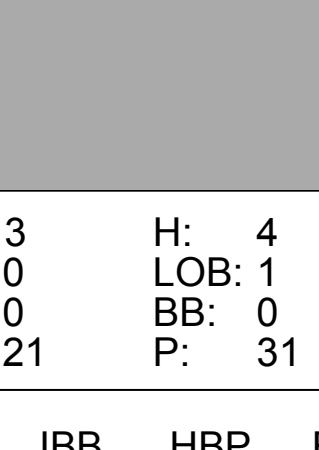

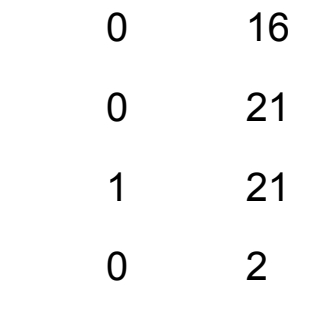








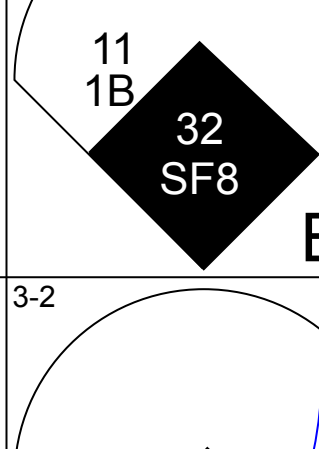

livebaseballscores.com

AB 41
R 8
H 10
RBI 8
BB 5
SO 6
LOB 15



Batter	1	2	3	4	5	6	7	8	9	AB	R	H	RBI	BB	SO	LOB	TOP			
17 Shoji Ohtani, L (1, 10) OBP: 0.366, SLG: 0.637	2-2 10 S 1B		4-2 22 1B BB			1-3 K		4-2 22 G5-4-3 BB		2	0	1	0	2	1	0	Los Angeles Angels @ Cleveland Indians BB&T Ballpark, Williamsport, PA Sun Aug 22 2021, 7:13 PM - 9:58 PM EDT Att: 1,832 - Cloudy - 77 F			
22 David Fletcher, R (1, 4) OBP: 0.329, SLG: 0.367	0-0 F7		1-0 10 G1-4-3 1B			1-0 G5-3		1-0 G5-4-3		4	0	1	0	0	0	4				
10 Justin Upton, R (1, 7) OBP: 0.303, SLG: 0.421	4-2 33 FC6-4 BB		0-0 G1-4-3			2-3 K			0-2 G5-3	3	0	0	0	1	1	2				
20 Jared Walsh, L (1, 3) OBP: 0.324, SLG: 0.490	2-2 L8			3-3 K					1-0 G4-3	4	0	1	0	0	1	2				
33 Max Stassi, R (1, 2) OBP: 0.343, SLG: 0.473	1-0 FC6-4			0-3 K					0-3 K	4	0	0	0	0	3	3				
4 Jose Iglesias, R (1, 6) OBP: 0.293, SLG: 0.373	0-2 F8			1-2 K					0-3 K	4	0	0	0	0	2	1				
16 Brandon Marsh, L (1, 8) OBP: 0.309, SLG: 0.327	2-3 K				0-1 G4-3				4-2 59 F7 7 1B BB	2	0	0	0	1	1	0				
7 Jo Adell, R (1, 9) OBP: 0.253, SLG: 0.300	2-3 K				2-1 L6				3-2 17 BB 1B	3	0	1	0	0	1	0				
59 Jack Mayfield, R (1, 5) OBP: 0.261, SLG: 0.399	0-1 F8				0-0 L7				1-2 F7	3	0	0	0	0	0	2				
Inning Stats	R: 0 E: 0 K: 1 S: 13	H: 1 LOB: 2 BB: 1 P: 22	R: 0 E: 0 K: 2 S: 11	H: 0 LOB: 0 BB: 1 P: 15	R: 0 E: 0 K: 2 S: 6	H: 1 LOB: 1 BB: 1 P: 11	R: 0 E: 0 K: 3 S: 12	H: 0 LOB: 0 BB: 0 P: 16	R: 0 E: 0 K: 2 S: 7	H: 0 LOB: 0 BB: 0 P: 11	R: 0 E: 0 K: 2 S: 8	H: 0 LOB: 0 BB: 0 P: 12	R: 0 E: 0 K: 0 S: 14	H: 1 LOB: 2 BB: 2 P: 27	R: 0 E: 0 K: 1 S: 11	H: 1 LOB: 1 BB: 0 P: 15	1B: 4 2B: 0 3B: 0 HR: 0	SF: 0 SAC: 0 DP: 2 HBP: 0	WP: 0 PB: 0 SB: 1 CS: 0	PA: 33
PITCHER	IP WLS BF H R ER SO BB IBB HBP BLK WP HR S P ERA WHIP	7.0 W 24 2 0 0 9 2 0 0 0 0 0 62 94 0.00 0.571	0.1 H 4 1 0 0 0 2 0 0 0 0 0 13 25 0.00 9.000	0.2 H 1 0 0 0 0 0 0 0 0 0 0 1 2 0.00 0.000	1.0 S 4 1 0 0 1 0 0 0 0 0 0 11 15 0.00 1.000	PITCHER										IP WLS BF H R ER SO BB IBB HBP BLK WP HR S P ERA WHIP				

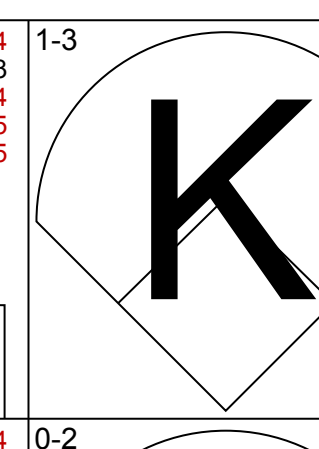

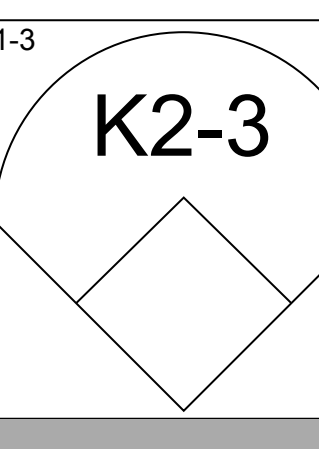
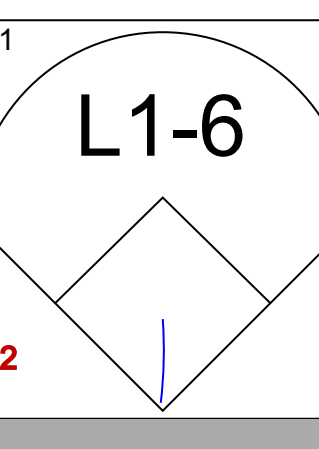
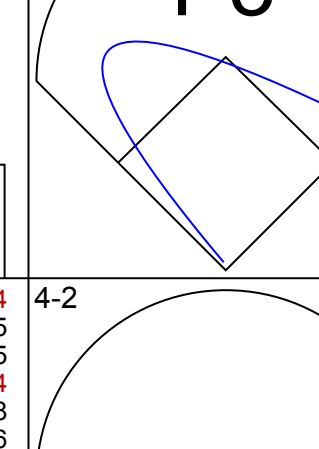
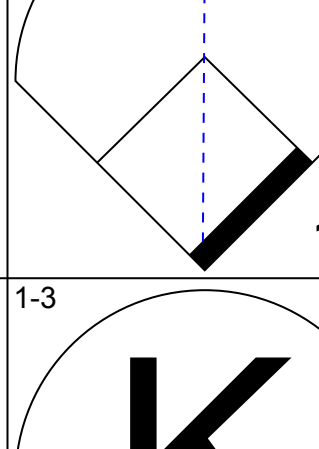
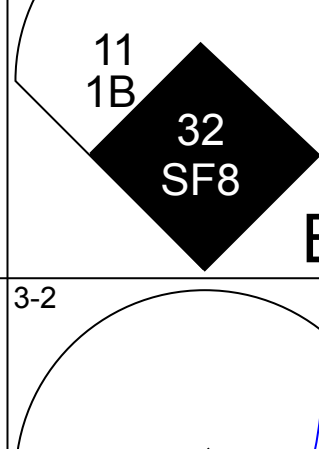

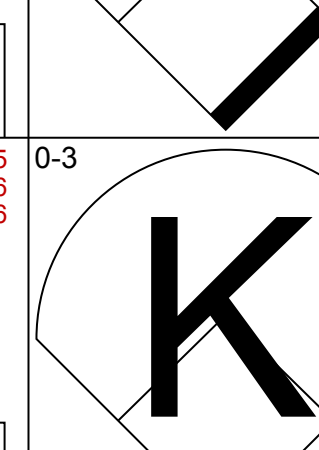
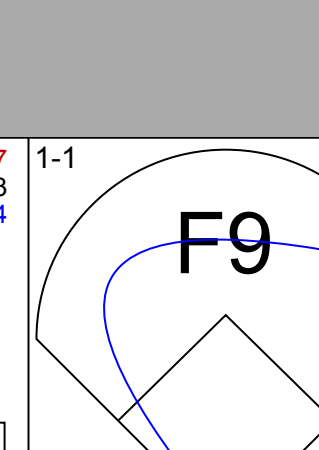
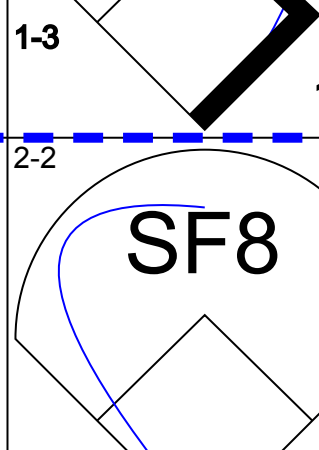


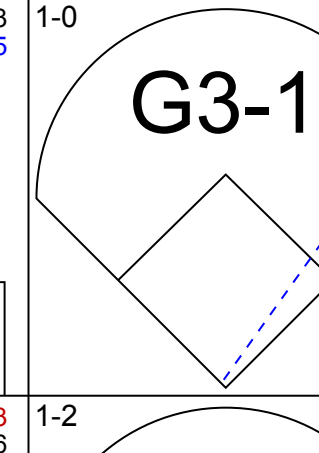
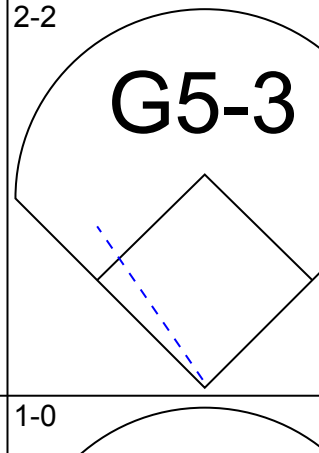
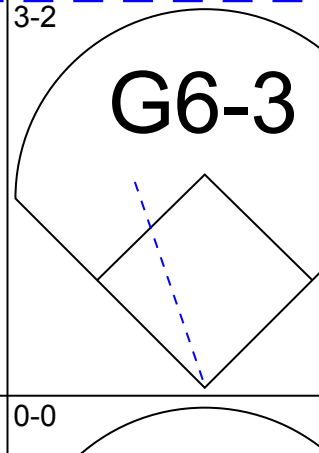
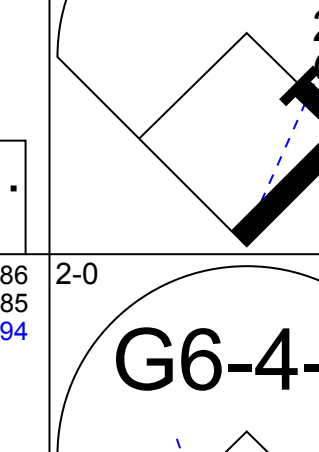
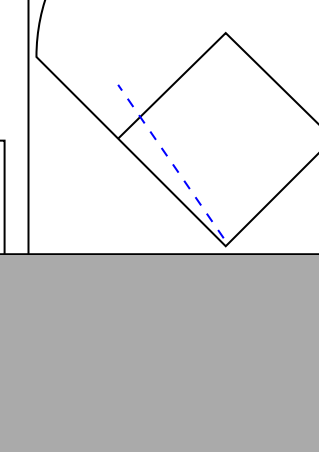
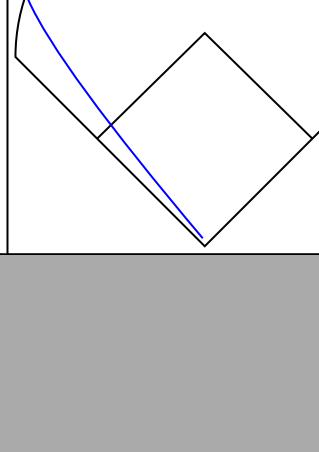
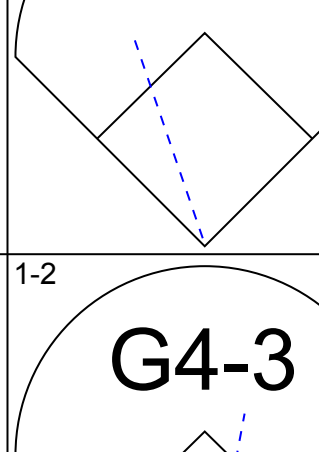
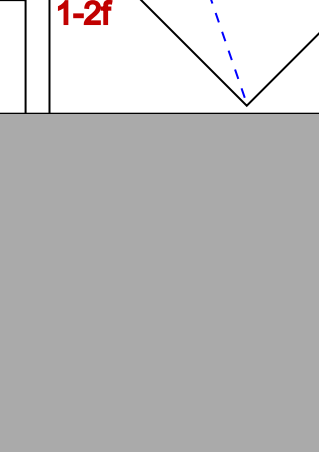


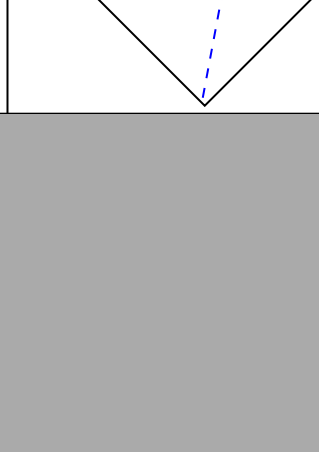

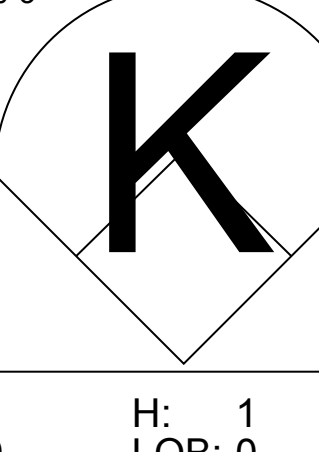
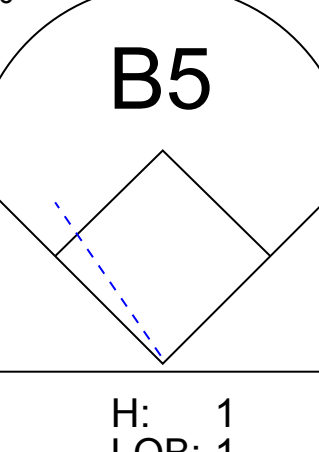

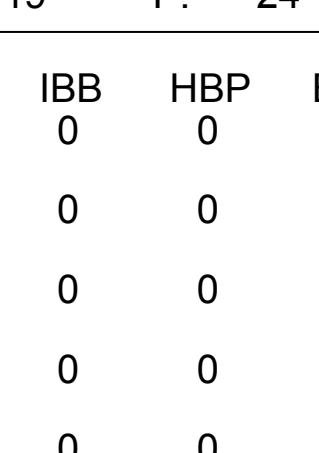
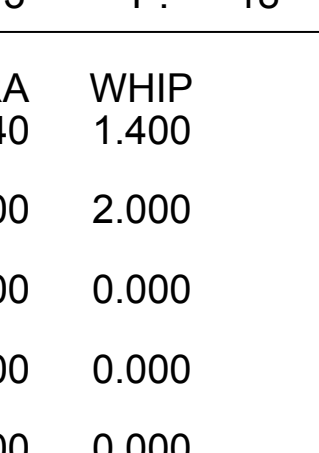




Batter	1	2	3	4	5	6	7	8	9	AB	R	H	RBI	BB	SO	LOB	BOTTOM			
7 Myles Straw, R (1, 8) OBP: 0.348, SLG: 0.353	0-0 1 HR 2B		0-1 F9		0-0 FC6-4 1B		2-2 L8			4	1	1	1	0	0	2	Los Angeles Angels @ Cleveland Indians BB&T Ballpark, Williamsport, PA Sun Aug 22 2021, 7:13 PM - 9:58 PM EDT Att: 1,832 - Cloudy - 77 F			
1 Amed Rosario, R (1, 6) OBP: 0.330, SLG: 0.422	2-0 HR		3-2 11 FC6-4 1B		1-2 1B		0-0 F9			4	1	3	2	0	0	0				
11 José Ramirez, S (1, 5) OBP: 0.341, SLG: 0.547	0-1 P2		2-2 FC6-4 35 HBP		1-1 G6-3		1-1 P3			4	0	0	0	0	0	3				
32 Franmil Reyes, R (1, 10) OBP: 0.319, SLG: 0.529	4-2 35 FC5-4 BB		1-3 K		1-0 G4-3			3-2 P3	3	0	0	0	1	1	1					
35 Oscar Mercado, R (1, 7) OBP: 0.308, SLG: 0.339	3-1 FC5-4		2-2 HBP		3-1 F9		1-1 P3			3	0	0	0	0	0	1				
4 Bradley Zimmer, L (1, 9) OBP: 0.343, SLG: 0.352	2-3 K		1-3 K		1-3 K		0-0 G3			4	0	0	0	0	3	3				
6 Owen Miller, R (1, 3) OBP: 0.223, SLG: 0.243		4-0 17 SH1 BB		1-2 L7		2-0 G5-3				2	0	0	0	1	0	0				
17 Austin Hedges, R (1, 2) OBP: 0.216, SLG: 0.270		1-0 SH1		0-1 0 1B 7 FC6-4 2B		1-0 F8				2	1	1	0	0	0	0				
0 Andrés Giménez, L (1, 4) OBP: 0.260, SLG: 0.275		1-3 K		1-1 7 FC6-4 1B		1-3 K				3	0	1	0	0	2	1				
Inning Stats	R: 2 E: 0 K: 1 S: 11	H: 2 LOB: 1 BB: 1 P: 22	R: 0 E: 0 K: 1 S: 6	H: 0 LOB: 1 BB: 1 P: 12	R: 0 E: 0 K: 2 S: 16	H: 1 LOB: 2 BB: 0 P: 25	R: 1 E: 0 K: 0 S: 14	H: 3 LOB: 2 BB: 0 P: 18	R: 0 E: 0 K: 1 S: 6	H: 0 LOB: 0 BB: 0 P: 11	R: 0 E: 0 K: 1 S: 5	H: 0 LOB: 0 BB: 0 P: 9	R: 0 E: 0 K: 0 S: 8	H: 0 LOB: 0 BB: 0 P: 11	R: 0 E: 0 K: 0 S: 6	H: 0 LOB: 0 BB: 0 P: 10	1B: 3 2B: 2 3B: 0 HR: 1	SF: 0 SAC: 1 DP: 0 HBP: 1	WP: 0 PB: 0 SB: 0 CS: 0	PA: 33
PITCHER	IP WLS BF H R ER SO BB IBB HBP BLK WP HR S P ERA WHIP	4.0 L 21 6 3 3 4 2 0 0 0 0 0 11 20 0.00 0.000	2.0 6 0 0 0 2 0 0 0 0 0 0 0 14 21 0.00 0.000	PITCHER										IP WLS BF H R ER SO BB IBB HBP BLK WP HR S P ERA WHIP						

Batter	1	2	3	4	5	6	7	8	9	AB	R	H	RBI	BB	SO	LOB	TOP										
3 Leody Taveras, S OBP: 0.145, SLG: 0.078										5	0	0	0	0	2	3											
9 Isiah Kiner-Faleola, R OBP: 0.300, SLG: 0.397										4	2	2	0	1	0	0											
53 Adolis Garcia, R OBP: 0.290, SLG: 0.482										5	2	2	0	0	2	3											
30 Nathaniel Lowe, L OBP: 0.351, SLG: 0.397										5	2	5	3	0	0	0											
38 DJ Peters, R OBP: 0.252, SLG: 0.367										5	1	1	4	0	0	3											
77 Andy Ibañez, R OBP: 0.289, SLG: 0.389										5	0	3	0	0	2	1											
37 Yohel Pozo, R OBP: 0.242, SLG: 0.290										5	0	0	0	0	0	3											
15 Nick Solak, R OBP: 0.294, SLG: 0.353										4	0	1	0	0	0	1											
23 Jose Trevino, R OBP: 0.245, SLG: 0.301										3	0	1	0	1	0	2											
Inning Stats	R: 3 H: 4 E: 0 K: 1 S: 20	H: 4 LOB: 1 BB: 0 P: 21	R: 0 H: 1 E: 0 K: 1 S: 11	H: 1 LOB: 2 BB: 1 P: 18	R: 0 H: 1 E: 0 K: 1 S: 7	H: 1 LOB: 0 BB: 0 P: 12	R: 0 H: 0 E: 0 K: 1 S: 9	H: 0 LOB: 1 BB: 1 P: 19	R: 1 H: 2 E: 0 K: 1 S: 11	H: 2 LOB: 1 BB: 0 P: 16	R: 0 H: 1 E: 0 K: 0 S: 9	H: 1 LOB: 1 BB: 0 P: 15	R: 0 H: 1 E: 0 K: 1 S: 12	H: 1 LOB: 1 BB: 0 P: 19	R: 0 H: 1 E: 0 K: 0 S: 11	H: 1 LOB: 1 BB: 0 P: 13	R: 3 H: 4 E: 0 K: 0 S: 21	H: 4 LOB: 1 BB: 0 P: 31	1B: 11 2B: 2 3B: 0 HR: 2	SF: 0 SAC: 0 DP: 1 HBP: 0	WP: 0 PB: 0 SB: 1 CS: 0	PA: 43					
PITCHER	IP	WLS	BF	H	R	ER	SO	BB	IBB	HBP	BLK	WP	HR	S	P	ERA	WHIP										
49 Eli Morgan, R ERA: 5.98	4.1	L	22	8	4	4	4	2	0	0	0	0	1	51	76	8.31	2.308										
63 Justin Garza, R ERA: 4.12	1.2		6	1	0	0	1	0	0	0	0	0	0	16	25	0.00	0.600										
62 Nick Wittgren, R ERA: 4.15	1.2		7	2	0	0	1	0	0	0	0	0	0	21	29	0.00	1.200										
27 Bryan Shaw, R ERA: 3.41	1.0		6	3	3	3	0	0	0	0	0	0	1	21	31	27.00	3.000										
53 Blake Parker, R ERA: 2.22	0.1		2	1	0	0	0	0	0	0	0	0	0	2	3	0.00	3.000										

Texas Rangers @ Cleveland Indians
 Progressive Field, Cleveland, OH
 Tue Aug 24 2021, 7:11 PM - 10:25 PM EDT
 Att: 11,369 - Partly Cloudy - 86 F

AB	41
R	7
H	15
RBI	7
BB	2
SO	6
LOB	16



Batter	1	2	3	4	5	6	7	8	9	AB	R	H	RBI	BB	SO	LOB	BOTTOM										
7 Myles Straw, R OBP: 0.345, SLG: 0.349										4	0	0	0	0	3	2											
1 Amed Rosario, R OBP: 0.331, SLG: 0.421										3	1	1	0	1	0	0											
11 José Ramirez, S OBP: 0.342, SLG: 0.545										3	0	1	0	1	1	1											
32 Franmil Reyes, R OBP: 0.315, SLG: 0.523										3	0	0	1	0	2	1											
40 Wilson Ramos, R OBP: 0.253, SLG: 0.410										4	0	0	0	0	0	1											
35 Oscar Mercado, R OBP: 0.306, SLG: 0.336										4	0	1	0	0	0	1											
2 Yu Chang, R OBP: 0.236, SLG: 0.355										4	1	2	1	0	0	1											
23 Daniel Johnson, L OBP: 0.281, SLG: 0.473										2	1	1	1	1	0	0											
28 Ernie Clement, R OBP: 0.274, SLG: 0.318										3	0	0	0	0	1	2											
Inning Stats	R: 0 H: 0 E: 0 K: 2 S: 12	H: 0 LOB: 1 BB: 1 P: 17	R: 0 H: 1 E: 0 K: 0 S: 5	H: 1 LOB: 0 BB: 0 P: 8	R: 1 H: 2 E: 0 K: 2 S: 19	H: 2 LOB: 1 BB: 0 P: 24	R: 0 H: 0 E: 0 K: 0 S: 6	H: 0 LOB: 0 BB: 0 P: 9	R: 1 H: 1 E: 0 K: 2 S: 13	H: 1 LOB: 1 BB: 1 P: 25	R: 0 H: 1 E: 0 K: 0 S: 9	H: 1 LOB: 1 BB: 0 P: 16	R: 0 H: 0 E: 0 K: 1 S: 11	H: 0 LOB: 0 BB: 0 P: 18	R: 0 H: 0 E: 0 K: 0 S: 8	H: 0 LOB: 0 BB: 0 P: 12	R: 4 H: 6 E: 0 K: 0 S: 21	H: 6 LOB: 0 BB: 0 P: 31	1B: 4 2B: 1 3B: 0 HR: 2	SF: 1 SAC: 0 DP: 2 HBP: 0	WP: 0 PB: 0 SB: 0 CS: 0	PA: 34					
PITCHER	IP	WLS	BF	H	R	ER	SO	BB	IBB	HBP	BLK	WP	HR	S	P	ERA	WHIP										
52 Taylor Hearn, L ERA: 4.08	5.0	W	21	5	3	3	6	2	0	0	0	0	2	60	88	5.40	1.400										
67 Demarcus Evans, R ERA: 5.23	1.0	H	5	1	0	0	0	1	0	0	0	0	0	14	23	0.00	2.000										
66 Josh Sborz, R ERA: 4.4	1.0	H	2	0	0	0	0	0	0	0	0	0	0	3	6	0.00	0.000										
45 Jharel Cotton, R ERA: 5.4	1.0	H	3	0	0	0	1	0	0	0	0	0	0	11	18	0.00	0.000										
59 Brett Martin, L ERA: 3.16	1.0		3	0	0	0	0	0	0	0	0	0	0	8	12	0.00	0.000										

Texas Rangers @ Cleveland Indians
 Progressive Field, Cleveland, OH
 Tue Aug 24 2021, 7:11 PM - 10:25 PM EDT
 Att: 11,369 - Partly Cloudy - 86 F

AB	30
R	3
H	6
RBI	3
BB	3
SO	7
LOB	9



Batter	1	2	3	4	5	6	7	8	9	AB	R	H	RBI	BB	SO	LOB	TOP															
60 Yairo Muñoz, R (1,7)										4	0	0	0	0	1	1	Boston Red Sox @ Cleveland Indians Progressive Field, Cleveland, OH Fri Aug 27 2021, 7:12 PM - 10:10 PM EDT Att: 20,881 - Partly Cloudy - 83 F															
18 Kyle Schwarber, L (1,3) 23 Travis Shaw, L (9,3)										4	0	0	0	0	1	1																
2 Xander Bogaerts, R (1,6)										4	0	0	0	0	3	1																
11 Rafael Devers, L (1,10)										4	0	0	0	0	0	0																
99 Alex Verdugo, L (1,9)										3	1	0	0	0	0	0																
29 Bobby Dalbec, R (1,5)										3	0	1	0	1	1	1																
7 Christian Vázquez, R (1,2)										3	1	0	0	1	0	3																
40 Jarren Duran, L (1,8)										3	1	1	0	0	0	0																
3 Jonathan Araúz, S (1,4)										2	1	1	3	1	1	0																
Inning Stats	R: 0 E: 0 K: 0 S: 9	H: 0 LOB: 0 BB: 0 P: 13	R: 0 E: 0 K: 0 S: 10	H: 1 LOB: 1 BB: 0 P: 15	R: 0 E: 0 K: 2 S: 9	H: 0 LOB: 0 BB: 0 P: 13	R: 0 E: 0 K: 2 S: 9	H: 0 LOB: 0 BB: 0 P: 15	R: 1 E: 0 K: 0 S: 7	H: 0 LOB: 0 BB: 0 P: 12	R: 0 E: 0 K: 1 S: 16	H: 0 LOB: 1 BB: 1 P: 20	R: 0 E: 0 K: 1 S: 9	H: 0 LOB: 0 BB: 0 P: 12	R: 3 E: 0 K: 1 S: 12	H: 2 LOB: 0 BB: 1 P: 23		R: 0 E: 0 K: 0 S: 13	H: 0 LOB: 1 BB: 1 P: 24	1B: 1 2B: 1 3B: 0 HR: 1	SF: 0 SAC: 0 DP: 1 HBP: 1	WP: 1 PB: 0 SB: 0 CS: 0	PA: 34									
PITCHER	IP WLS BF H R ER SO BB IBB HBP BLK WP HR S P ERA WHIP																															
54 Logan Allen, L (1,1)	6.0	21	1	1	1	5	1	0	1	0	1	0	60	88	1.50	0.333																
46 Alex Young, L (7,1)	1.0	H 3	0	0	0	1	0	0	0	0	0	0	9	12	0.00	0.000																
99 James Karinchak, R (8,1)	0.0	L 3	2	3	3	0	1	0	0	0	0	1	7	17	∞	∞																
53 Blake Parker, R (8,1)	2.0	7	0	0	0	1	1	0	0	0	0	0	18	30	0.00	0.500																

AB	30
R	4
H	3
RBI	3
BB	3
SO	7
LOB	7



Batter	1	2	3	4	5	6	7	8	9	AB	R	H	RBI	BB	SO	LOB	BOTTOM															
7 Myles Straw, R (1,8)										4	0	0	0	0	2	0	Boston Red Sox @ Cleveland Indians Progressive Field, Cleveland, OH Fri Aug 27 2021, 7:12 PM - 10:10 PM EDT Att: 20,881 - Partly Cloudy - 83 F															
1 Amed Rosario, R (1,6)										4	1	1	0	0	1	0																
11 José Ramírez, S (1,5)										4	1	3	2	0	0	0																
32 Franmil Reyes, R (1,10) 0 Andrés Giménez, L (9, PR)										2	0	1	0	2	0	0																
40 Wilson Ramos, R (1,2)										4	0	0	0	0	1	4																
4 Bradley Zimmer, L (1,9)										4	0	2	0	0	2	2																
6 Owen Miller, R (1,4)										4	0	0	0	0	0	4																
2 Yu Chang, R (1,3)										3	1	1	1	0	0	0																
35 Oscar Mercado, R (1,7)										3	0	0	0	0	0	0																
Inning Stats	R: 0 E: 0 K: 0 S: 4	H: 1 LOB: 1 BB: 0 P: 7	R: 0 E: 0 K: 0 S: 10	H: 1 LOB: 1 BB: 0 P: 17	R: 0 E: 0 K: 0 S: 5	H: 0 LOB: 0 BB: 0 P: 6	R: 2 E: 0 K: 1 S: 15	H: 3 LOB: 0 BB: 0 P: 23	R: 0 E: 0 K: 0 S: 8	H: 0 LOB: 0 BB: 0 P: 12	R: 0 E: 0 K: 1 S: 15	H: 1 LOB: 2 BB: 1 P: 24	R: 1 E: 0 K: 0 S: 13	H: 2 LOB: 0 BB: 0 P: 20	R: 0 E: 0 K: 2 S: 8	H: 0 LOB: 0 BB: 0 P: 9		R: 0 E: 0 K: 2 S: 10	H: 0 LOB: 2 BB: 1 P: 20	1B: 6 2B: 0 3B: 0 HR: 2	SF: 0 SAC: 0 DP: 2 HBP: 0	WP: 0 PB: 0 SB: 1 CS: 0	PA: 34									
PITCHER	IP WLS BF H R ER SO BB IBB HBP BLK WP HR S P ERA WHIP																															
57 Eduardo Rodríguez, L (1,1)	7.0	W 27	3	3	2	1	0	0	0	0	0	2	70	109	3.86	1.286																
43 Garrett Richards, R (8,1)	1.0	H 3	0	0	0	2	0	0	0	0	0	8	9	0.00	0.000																	
0 Adam Ottavino, R (9,1)	1.0	S 4	0	0	0	2	1	0	0	0	0	10	20	0.00	1.000																	



Batter	1	2	3	4	5	6	7	8	9	10	AB	R	H	RBI	BB	SO	LOB	TOP		
40 Jarren Duran, L OBP: 0.238, SLG: 0.351	B5		K		F7		F7		G5-3	18 1B 28 HR	5	1	0	0	0	1	4			
18 Kyle Schwarber, L OBP: 0.367, SLG: 0.579	HR		G6-3			K		11 1B		28 HR	5	2	3	1	0	1	0			
28 J.D. Martinez, R OBP: 0.347, SLG: 0.521					G6-3			L8		HR	5	2	3	3	0	0	1			
2 Xander Bogaerts, R OBP: 0.367, SLG: 0.504	E7				K		F8		F8	L3	5	0	1	0	0	1	2			
11 Rafael Devers, L OBP: 0.361, SLG: 0.367	G1-3									99 G4-6-3	4	0	2	0	1	1	1			
99 Alex Verdugo, L OBP: 0.353, SLG: 0.430					L8					G4-6-3	5	0	1	0	0	2	4			
7 Cristian Vázquez, R OBP: 0.309, SLG: 0.342					F9						3	0	2	0	1	0	0			
60 Yairo Muñoz, R											0	0	0	0	0	0	0			
25 Kevin Plawecki, R OBP: 0.361, SLG: 0.367											0	0	0	0	0	0	0			
23 Travis Shaw, L OBP: 0.278, SLG: 0.365					G3-1					L3	3	0	0	0	0	0	2			
3 Jonathan Araúz, S OBP: 0.282, SLG: 0.314											4	0	0	0	0	2	4			
Inning Stats	R: 2 E: 1 K: 0 S: 6	H: 3 LOB: 0 BB: 0 P: 9	R: 0 E: 0 K: 1 S: 7	H: 0 LOB: 0 BB: 0 P: 9	R: 0 E: 0 K: 2 S: 10	H: 0 LOB: 0 BB: 0 P: 16	R: 0 E: 0 K: 1 S: 9	H: 0 LOB: 1 BB: 1 P: 14	R: 0 E: 0 K: 0 S: 7	H: 1 LOB: 1 BB: 0 P: 15	R: 0 E: 0 K: 2 S: 10	H: 1 LOB: 2 BB: 1 P: 16	R: 0 E: 0 K: 1 S: 8	H: 1 LOB: 1 BB: 0 P: 12	R: 3 E: 0 K: 1 S: 17	H: 3 LOB: 0 BB: 0 P: 26	1B: 8 2B: 2 3B: 0 HR: 2	SF: 0 SAC: 1 DP: 1 HBP: 0	WP: 0 PB: 0 SB: 0 CS: 0	PA: 42
PITCHER	IP 7.0	WLS 28	H 6	R 2	ER 1	SO 6	BB 2	IBB 0	HBP 0	BLK 0	WP 0	HR 1	S 62	P 96	ERA 1.29	WHIP 1.143				
47 Cal Quantrill, R ERA: 2.93	1.0	5	2	0	0	1	0	0	0	0	0	0	15	21	0.00	2.000				
27 Bryan Shaw, R ERA: 3.36	1.0	4	1	0	0	1	0	0	0	0	0	0	8	12	0.00	1.000				
48 Emmanuel Clase, R ERA: 1.46	0.1	L	3	2	3	2	0	0	0	0	0	1	8	12	54.00	6.000				
62 Nick Wittgren, R ERA: 4.56	0.2	2	1	0	0	0	0	0	0	0	0	0	9	14	0.00	1.500				
46 Alex Young, L ERA: 6.42																				

Boston Red Sox @ Cleveland Indians
 Progressive Field, Cleveland, OH
 Sat Aug 28 2021, 4:06 PM - 8:05 PM EDT
 Att. 26,221 - Sunny - 85 F

AB	39
R	5
H	12
RBI	4
BB	2
SO	8
LOB	18

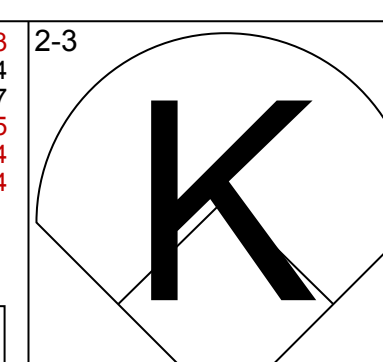
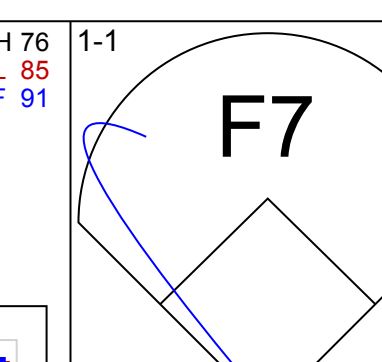
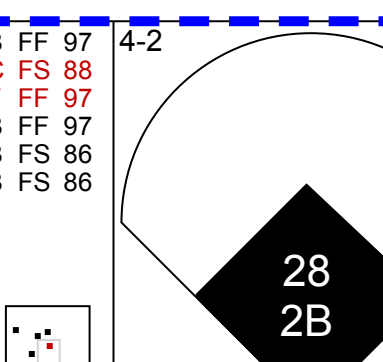
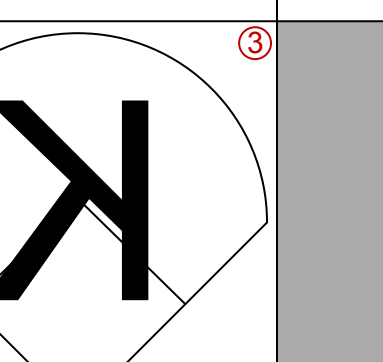
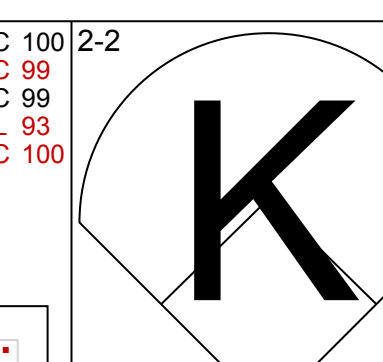
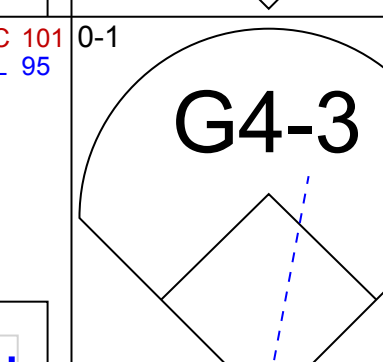
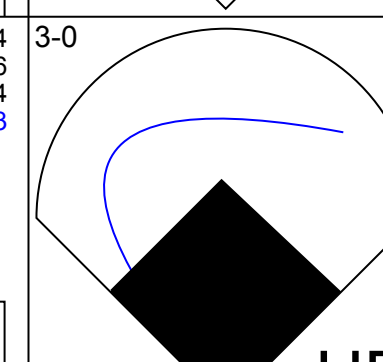
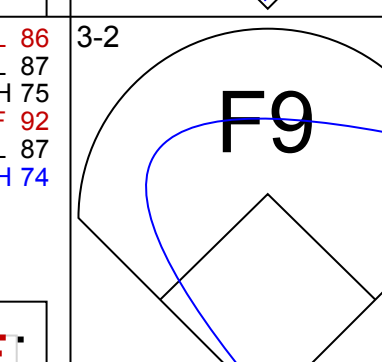
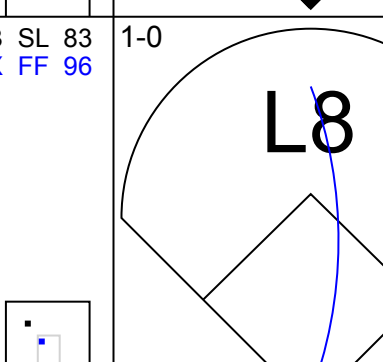
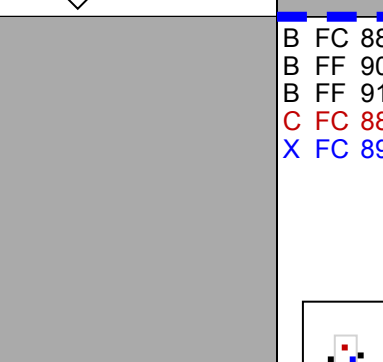
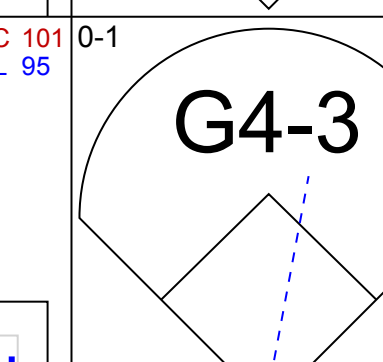

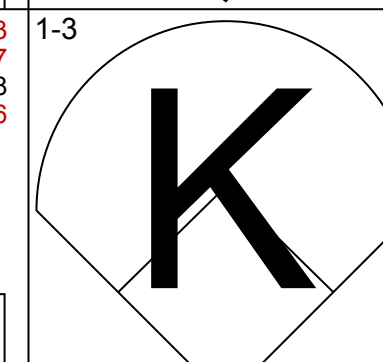
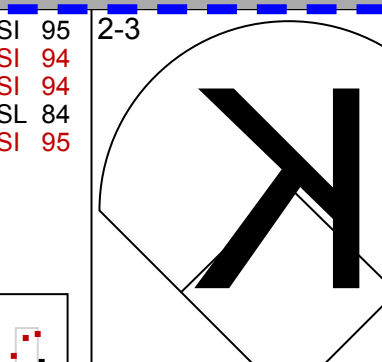
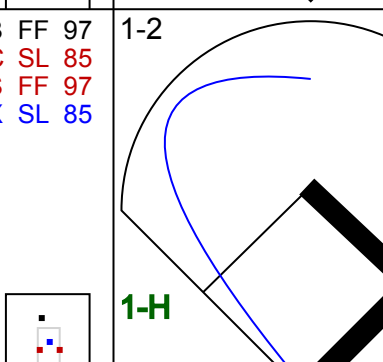

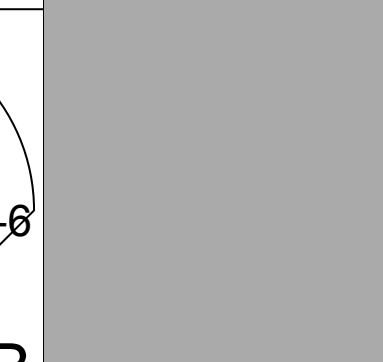

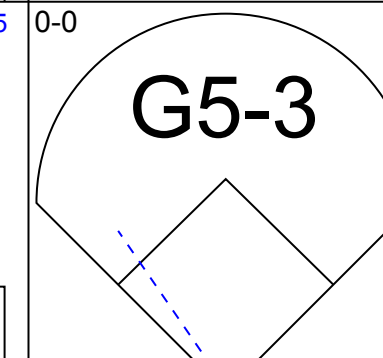
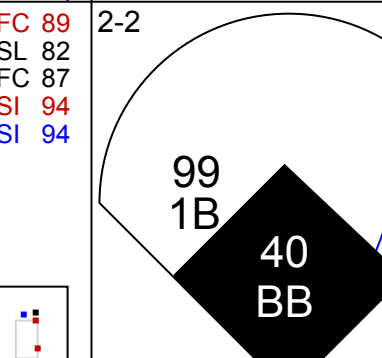
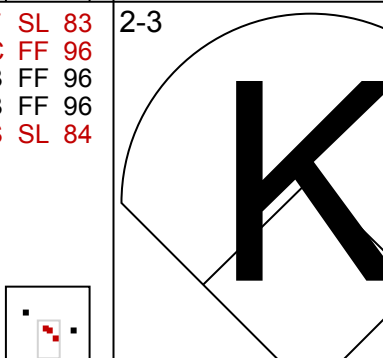

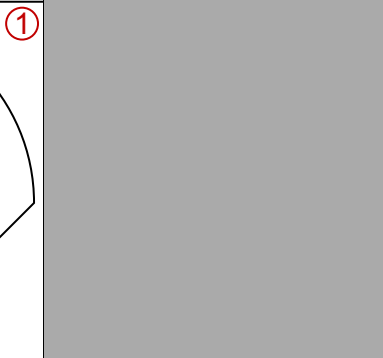

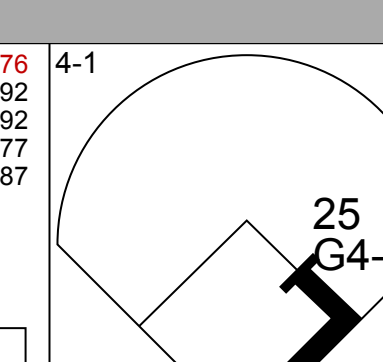
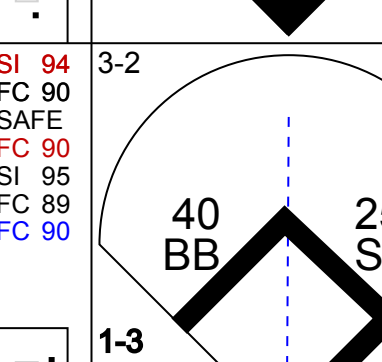
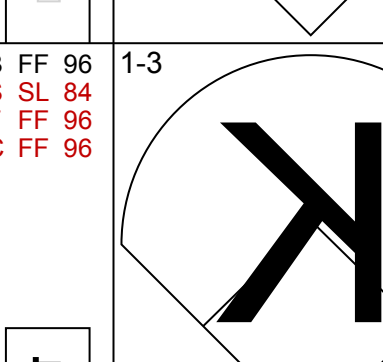

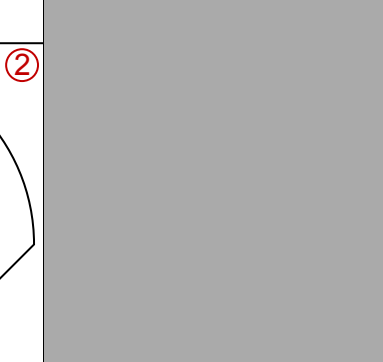


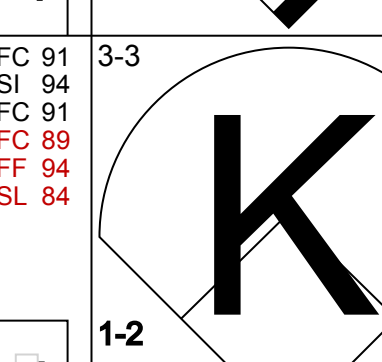
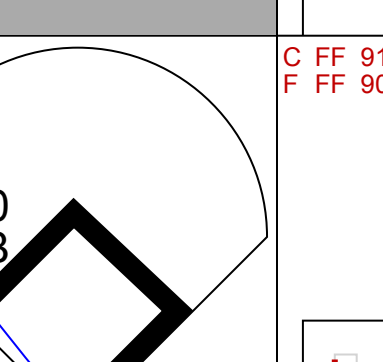
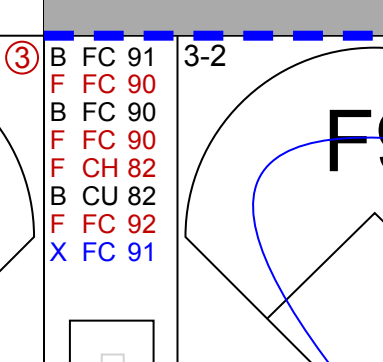


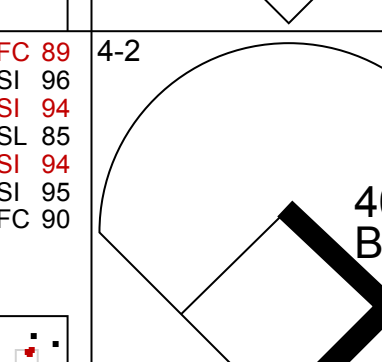
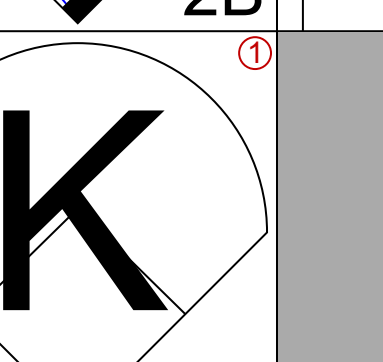


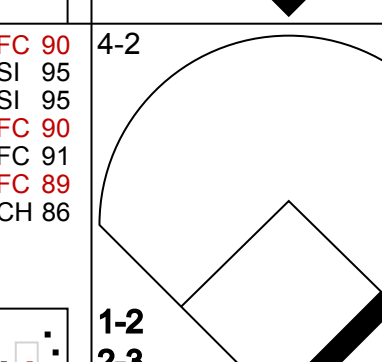
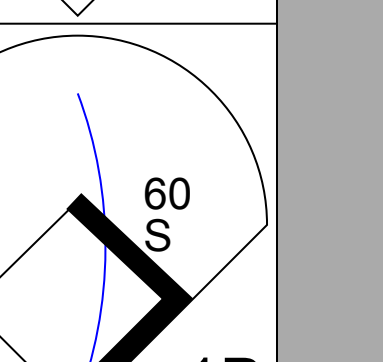
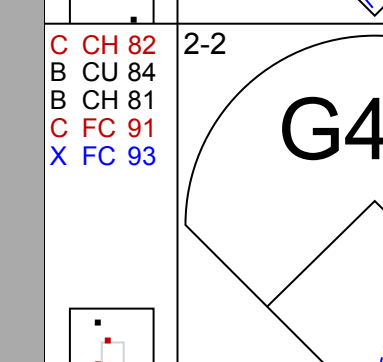

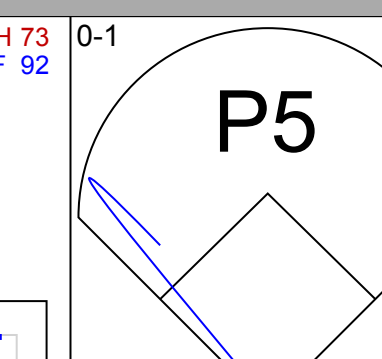
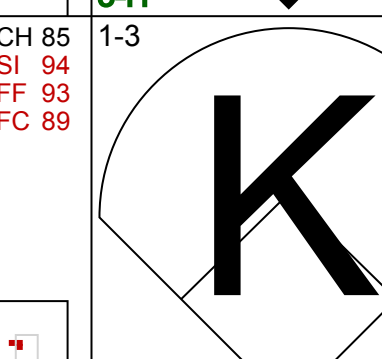
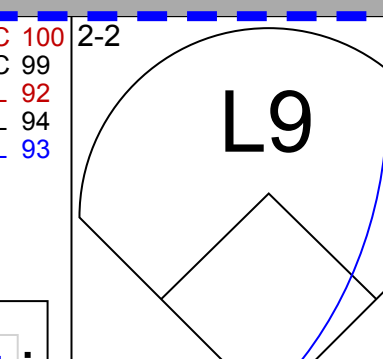
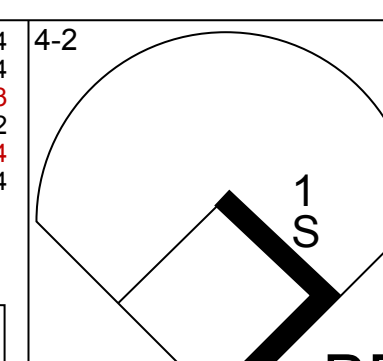
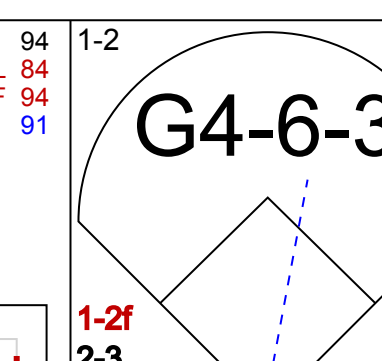
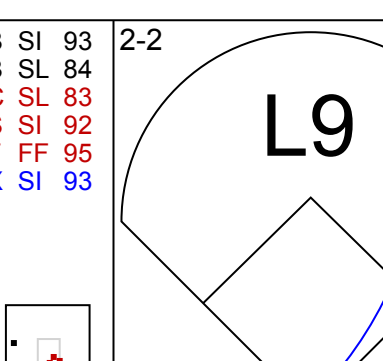
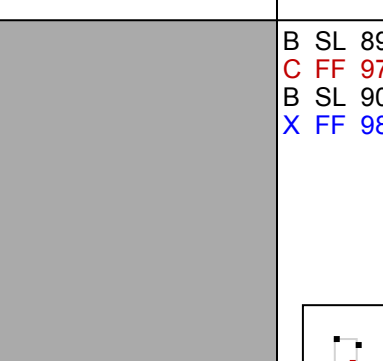
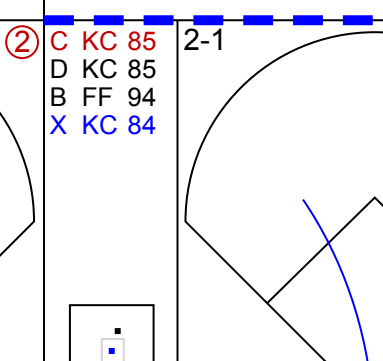
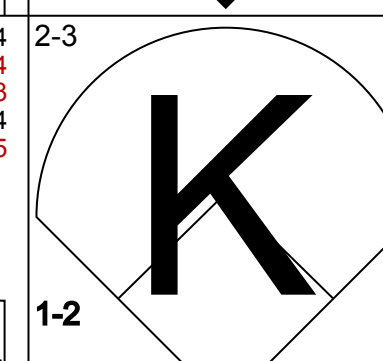
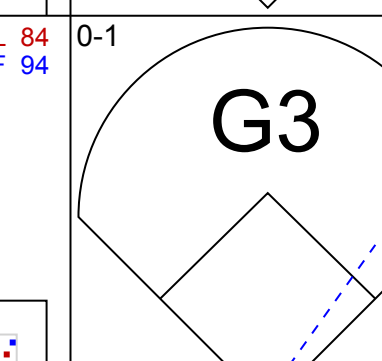
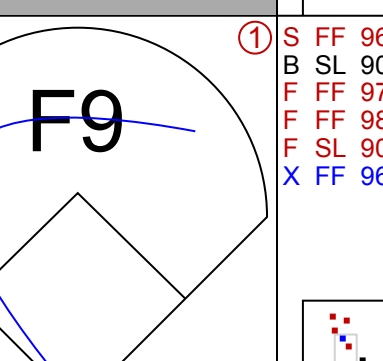
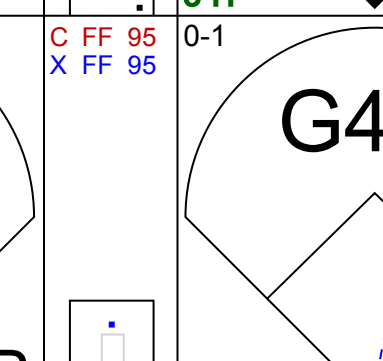


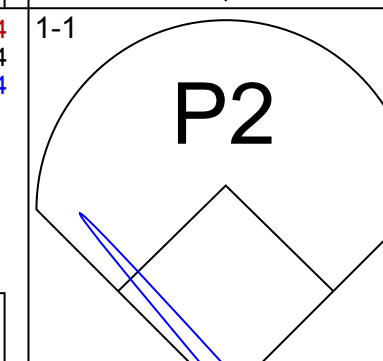
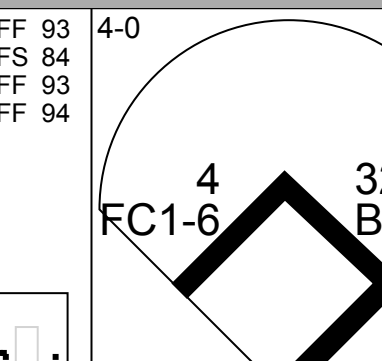

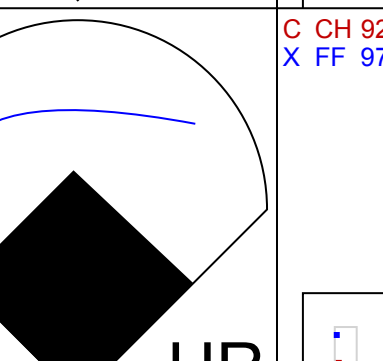

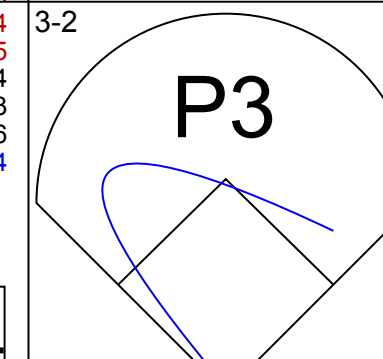
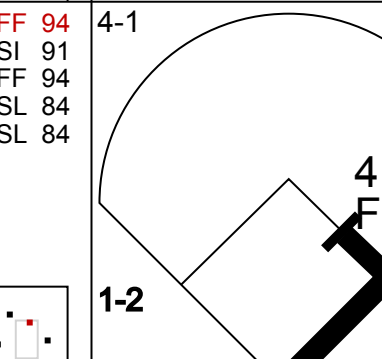

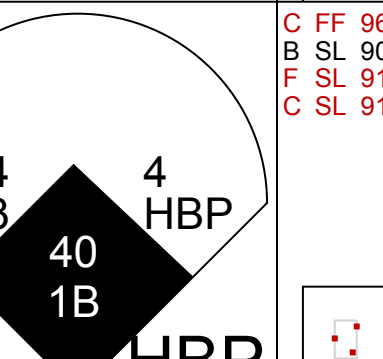
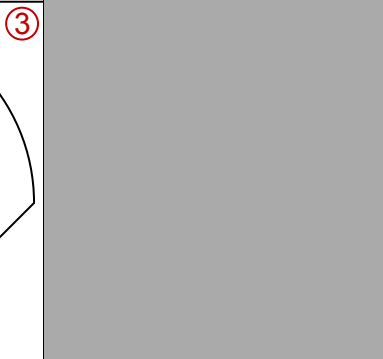
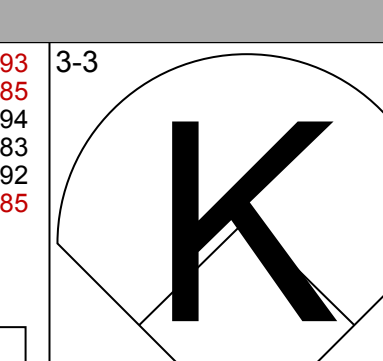
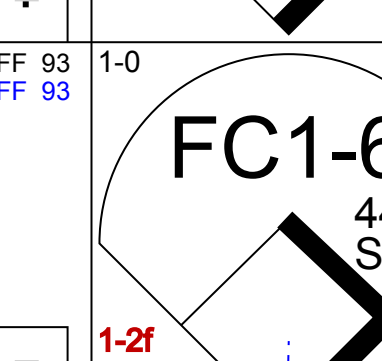
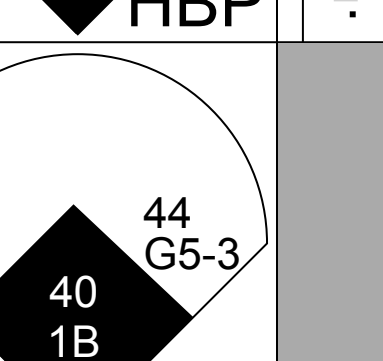
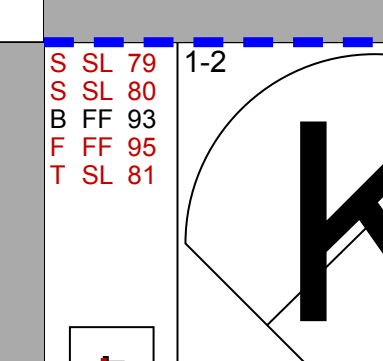


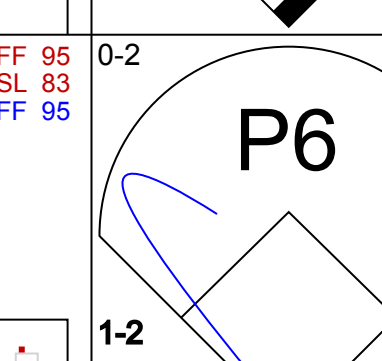
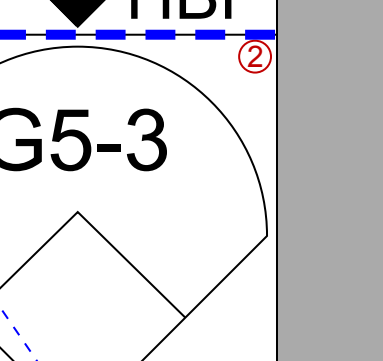
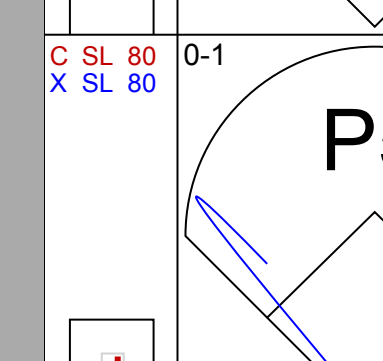

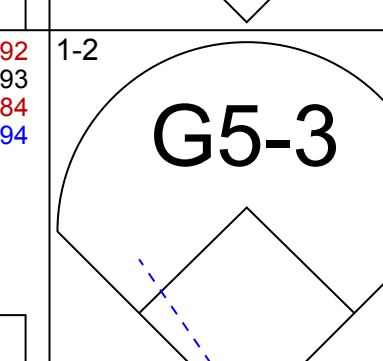
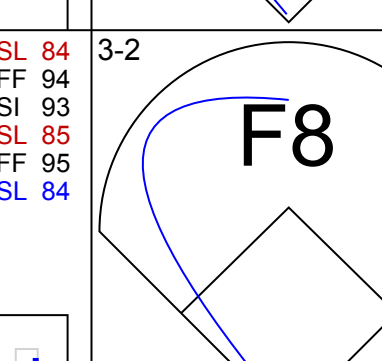
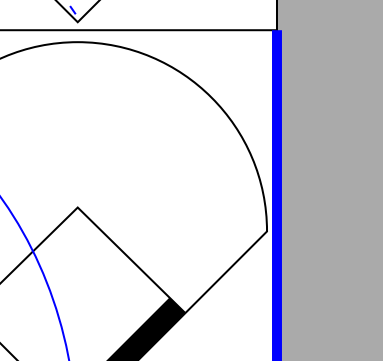
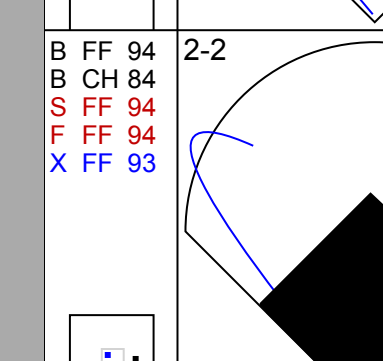
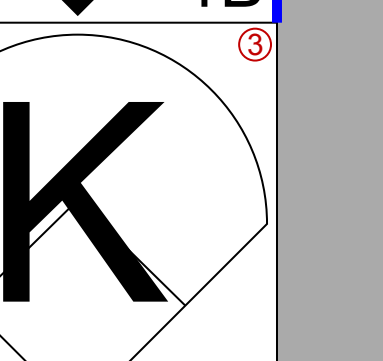
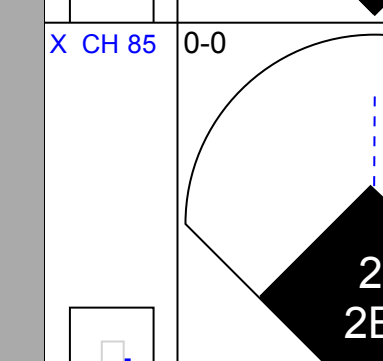
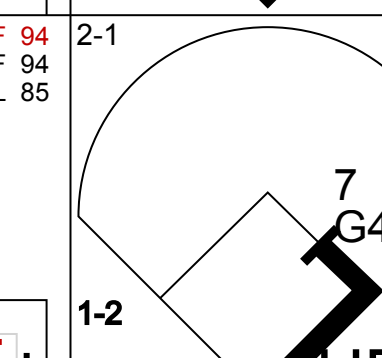
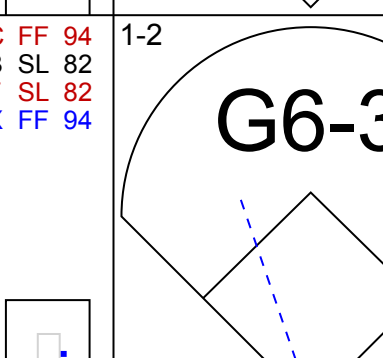
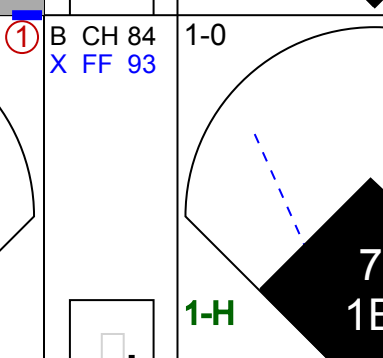

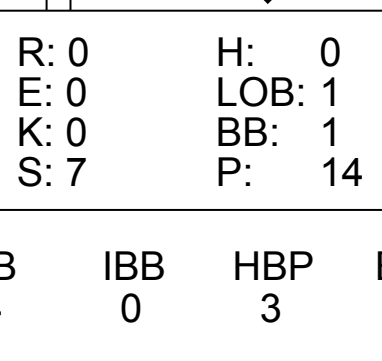
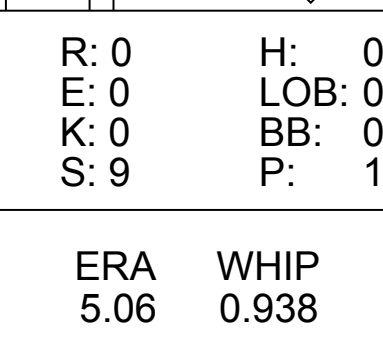
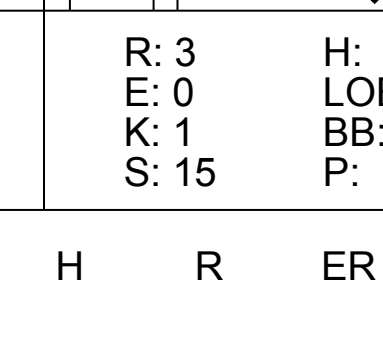


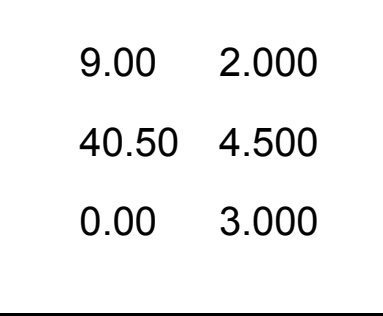




Batter	1	2	3	4	5	6	7	8	9	10	AB	R	H	RBI	BB	SO	LOB	BOTTOM				
7 Myles Straw, R OBP: 0.338, SLG: 0.348	L7		K		P4		B1				5	0	1	0	0	1	4					
1 Amed Rosario, R OBP: 0.325, SLG: 0.411	K		K		G6-3		G1-3				5	0	0	0	0	3	3					
11 José Ramírez, S OBP: 0.340, SLG: 0.545	F8		K				P5				4	1	0	0	1	1	1					
32 Franmil Reyes, R OBP: 0.333, SLG: 0.550			K				P5				4	1	2	1	1	2	3					
4 Bradley Zimmer, L OBP: 0.355, SLG: 0.374			HR				2B				2	1	1	0	2	0	0					
44 Bobby Bradley, L OBP: 0.318, SLG: 0.477											5	0	2	1	0	2	6					
17 Austin Hedges, R OBP: 0.225, SLG: 0.284											5	0	0	0	0	1	8					
23 Daniel Johnson, L OBP: 0.286, SLG: 0.459											2	0	0	0	0	2	2					
35 Oscar Mercado, R OBP: 0.312, SLG: 0.362											3	0	2	1	0	0	1					
0 Andrés Giménez, L OBP: 0.265, SLG: 0.291											4	0	1	0	1	1	3					
Inning Stats	R: 0 E: 0 K: 1 S: 10	H: 0 LOB: 0 BB: 0 P: 16	R: 2 E: 0 K: 2 S: 20	H: 4 LOB: 2 BB: 0 P: 33	R: 0 E: 0 K: 3 S: 10	H: 0 LOB: 0 BB: 0 P: 13	R: 0 E: 0 K: 1 S: 11	H: 1 LOB: 1 BB: 0 P: 16	R: 0 E: 0 K: 0 S: 7	H: 0 LOB: 0 BB: 0 P: 11	R: 0 E: 0 K: 1 S: 10	H: 1 LOB: 2 BB: 1 P: 18	R: 0 E: 0 K: 1 S: 9	H: 1 LOB: 3 BB: 2 P: 23	R: 0 E: 0 K: 2 S: 10	H: 1 LOB: 1 BB: 0 P: 14	R: 1 E: 0 K: 2 S: 15	H: 1 LOB: 3 BB: 1 P: 22	1B: 5 2B: 3 3B: 0 HR: 1	SF: 0 SAC: 0 DP: 0 HBP: 1	WP: 0 PB: 0 SB: 0 CS: 0	PA: 45
PITCHER	IP 1.1	WLS 22	H 6	R 2	ER 2	SO 7	BB 0	IBB 0	HBP 0	BLK 0	WP 0	HR 1	S 62	P 97	ERA 3.38	WHIP 1.125						
17 Nathan Eovaldi, R ERA: 3.71	0.2	3	0	0	0	1	1	0	0	0	0	0	6	10	0.00	1.500						
38 Josh Taylor, L ERA: 3.43	1.0	6	1	0	0	1	1	1	0	0	0	0	9	23	0.00	2.000						
19 Hirokazu Sawamura, R ERA: 3.09	0.2	3	0	0	0	0	1	0	0	0	0	0	7	15	0.00	1.500						
65 Austin Davis, L ERA: 4.22	0.1	1	0	0	0	0	0	0	0	0	0	0	3	4	0.00	0.000						
43 Garrett Richards, R ERA: 4.85																						
72 Garrett Whitlock, R ERA: 1.57	0.1	W	4	1	0	0	2	0	0	0	0	0	5	10	0.00	3.000						
54 Martín Pérez, L ERA: 4.98	0.2	S	3	1	1	0	1	0	0	0	0	0	10	12	0.00	1.500						
0 Adam Ottavino, R ERA: 3.46																						

Boston Red Sox @ Cleveland Indians
 Progressive Field, Cleveland, OH
 Sat Aug 28 2021, 4:06 PM - 8:05 PM EDT
 Att. 26,221 - Sunny - 85 F

AB	39
R	3
H	9
RBI	3
BB	5
SO	13
LOB	31




Batter	1	2	3	4	5	6	7	8	9	AB	R	H	RBI	BB	SO	LOB	TOP						
18 Kyle Schwarber, L (1, 7) OBP: 0.365, SLG: 0.571										4	1	0	0	1	3	2	Boston Red Sox @ Cleveland Indians Progressive Field, Cleveland, OH Sun Aug 29 2021, 4:22 PM - 7:42 PM EDT Att: 22,863 - Partly Cloudy - 80 F						
11 Rafael Devers, L (1, 5) OBP: 0.352, SLG: 0.556										5	2	2	2	0	0	1							
28 J.D. Martinez, R (1, 10) OBP: 0.349, SLG: 0.523										4	0	2	1	0	2	0							
2 Xander Bogaerts, R (1, 6) OBP: 0.366, SLG: 0.502										4	1	1	0	0	2	2							
99 Alex Verdugo, L (1, 9) OBP: 0.354, SLG: 0.429										3	0	1	0	1	1	2							
25 Kevin Plawecki, R (1, 2) OBP: 0.358, SLG: 0.371										4	0	1	0	0	1	3							
29 Bobby Dalbec, R (1, 3) OBP: 0.292, SLG: 0.462										3	1	1	1	1	1	1							
40 Jarren Duran, L (1, 8) OBP: 0.248, SLG: 0.350										3	0	1	1	1	1	0							
3 Jonathan Araúz, S (1, 4) OBP: 0.268, SLG: 0.297										2	0	0	0	0	1	3							
60 Yairo Muñoz, R (4, 4)										1	0	0	0	0	1	2							
23 Travis Shaw, L (9, PH) OBP: 0.276, SLG: 0.363										1	0	0	0	0	0	0							
Inning Stats	R: 1 E: 0 K: 2 S: 9	H: 1 LOB: 0 BB: 0 P: 15	R: 1 E: 0 K: 1 S: 10	H: 1 LOB: 0 BB: 1 P: 19	R: 0 E: 0 K: 0 S: 7	H: 0 LOB: 0 BB: 0 P: 11	R: 1 E: 0 K: 3 S: 21	H: 2 LOB: 3 BB: 2 P: 40	R: 1 E: 0 K: 2 S: 12	H: 1 LOB: 1 BB: 1 P: 21	R: 0 E: 0 K: 3 S: 18	H: 2 LOB: 2 BB: 0 P: 23	R: 1 E: 0 K: 1 S: 10	H: 2 LOB: 0 BB: 0 P: 16	R: 0 E: 0 K: 0 S: 11	H: 0 LOB: 0 BB: 0 P: 19	S: 8	R: 0 E: 0 K: 1 S: 8	H: 0 LOB: 0 BB: 0 P: 12	1B: 4 2B: 2 3B: 0 HR: 3	SF: 0 SAC: 0 DP: 1 HBP: 0	WP: 0 PB: 0 SB: 2 CS: 1	PA: 39
PITCHER	IP ERA: 5.98	WLS BF	H R ER SO	BB IBB HBP BLK	WP HR S P	ERA WHIP	PITCHER	IP ERA: 1.44	WLS BF	H R ER SO	BB IBB HBP BLK	WP HR S P	ERA WHIP										
49 Eli Morgan, R (1, 1)	3.0	11	2 2 2 3	1 0 0 0	0 2 26 45	6.00 1.000	48 Emmanuel Clase, R (9, 1)	1.0	3	0 0 0 1	0 0 0 0	0 0 8 12	0.00 0.000										
63 Justin Garza, R (4, 1)	1.0	7	2 1 1 3	2 0 0 0	0 0 21 40	9.00 4.000																	
37 Trevor Stephan, R (5, 1)	2.0	10	3 1 1 5	1 0 0 0	0 0 30 44	4.50 2.000																	
53 Blake Parker, R (7, 1)	1.0	4	2 1 1 1	0 0 0 0	0 1 10 16	9.00 2.000																	
27 Bryan Shaw, R (8, 1)	1.0	W 3	0 0 0 0	0 0 0 0	0 0 11 19	0.00 0.000																	
Batter	1	2	3	4	5	6	7	8	9	AB	R	H	RBI	BB	SO	LOB	BOTTOM						
7 Myles Straw, R (1, 8) OBP: 0.339, SLG: 0.347										4	0	1	1	1	0	2	Boston Red Sox @ Cleveland Indians Progressive Field, Cleveland, OH Sun Aug 29 2021, 4:22 PM - 7:42 PM EDT Att: 22,863 - Partly Cloudy - 80 F						
1 Amed Rosario, R (1, 6) OBP: 0.334, SLG: 0.409										5	1	1	0	0	1	3							
11 José Ramírez, S (1, 5) OBP: 0.349, SLG: 0.555										3	1	2	2	1	0	1							
32 Franmil Reyes, R (1, 10) OBP: 0.335, SLG: 0.546										2	1	0	0	1	1	2							
4 Bradley Zimmer, L (1, 9) OBP: 0.353, SLG: 0.369										3	1	0	0	0	2	2							
44 Bobby Bradley, L (1, 3) OBP: 0.311, SLG: 0.465										4	0	0	0	0	1	4							
40 Wilson Ramos, R (1, 2) OBP: 0.249, SLG: 0.397										3	0	1	2	0	0	2							
17 Austin Hedges, R (7, 2) OBP: 0.228, SLG: 0.301										1	1	1	1	0	0	0							
23 Daniel Johnson, L (1, 7) OBP: 0.292, SLG: 0.452										1	0	0	0	1	0	0							
35 Oscar Mercado, R (6, PH) OBP: 0.314, SLG: 0.384										2	1	1	0	0	1	1							
0 Andrés Giménez, L (1, 4) OBP: 0.269, SLG: 0.288										1	0	0	0	0	0	0							
2 Yu Chang, R (7, PH) OBP: 0.247, SLG: 0.410										2	1	1	1	0	1	0							
Inning Stats	R: 0 E: 0 K: 1 S: 10	H: 0 LOB: 1 BB: 1 P: 20	R: 0 E: 0 K: 2 S: 11	H: 0 LOB: 0 BB: 0 P: 15	R: 0 E: 0 K: 0 S: 7	H: 0 LOB: 1 BB: 1 P: 14	R: 0 E: 0 K: 0 S: 8	H: 0 LOB: 2 BB: 2 P: 20	R: 0 E: 0 K: 1 S: 9	H: 0 LOB: 0 BB: 0 P: 12	R: 3 E: 0 K: 1 S: 15	H: 2 LOB: 1 BB: 0 P: 19	R: 1 E: 0 K: 2 S: 15	H: 2 LOB: 1 BB: 0 P: 19	R: 3 E: 0 K: 1 S: 15	H: 4 LOB: 1 BB: 0 P: 21	S: 15	R: 3 E: 0 K: 1 S: 15	H: 0 LOB: 0 BB: 0 P: 19	1B: 4 2B: 2 3B: 0 HR: 2	SF: 0 SAC: 0 DP: 1 HBP: 3	WP: 0 PB: 0 SB: 2 CS: 0	PA: 38
PITCHER	IP ERA: 3.63	WLS BF	H R ER SO	BB IBB HBP BLK	WP HR S P	ERA WHIP	PITCHER	IP ERA: 3.63	WLS BF	H R ER SO	BB IBB HBP BLK	WP HR S P	ERA WHIP										
89 Tanner Houck, R (1, 1)	5.1	23	1 3 3 3	4 0 0 0	0 0 8 10	0.00 1.500	36 Josh Taylor, L (6, 1)	0.2	H 3	1 0 0 1	0 0 0 0	0 0 0 0	0.00 1.500										
56 Hansel Robles, R (7, 1)	1.0	H 5	2 1 1 2	0 0 0 0	0 0 15 19	9.00 2.000																	
65 Austin Davis, L (8, 1)	0.2	L 5	3 3 3 1	0 0 0 0	0 1 11 15	40.50 4.500																	
32 Matt Barnes, R (8, 1)	0.1	2	1 0 0 0	0 0 0 0	0 0 4 6	0.00 3.000																	

Batter	1	2	3	4	5	6	7	8	9	10	11	AB	R	H	RBI	BB	SO	LOB	TOP			
7 Myles Straw, R OBP: 0.342, SLG: 0.347				L8	G6-3							3	0	1	0	2	0	1				
1 Amed Rosario, R OBP: 0.329, SLG: 0.426				G1-3								5	0	1	0	0	2	3				
11 José Ramírez, S OBP: 0.346, SLG: 0.545												3	0	0	0	2	1	2				
32 Franmil Reyes, R OBP: 0.330, SLG: 0.533												4	0	0	0	1	2	4				
23 Daniel Johnson, L OBP: 0.275, SLG: 0.424												0	1	0	0	0	0	0				
4 Bradley Zimmer, L OBP: 0.356, SLG: 0.367												4	1	1	0	1	2	2				
10 Harold Ramirez, R OBP: 0.306, SLG: 0.410												4	1	2	0	0	1	2				
35 Oscar Mercado, R OBP: 0.313, SLG: 0.361												1	0	0	0	0	0	0				
44 Bobby Bradley, L OBP: 0.307, SLG: 0.467												4	1	0	0	1	2	3				
17 Austin Hedges, R OBP: 0.228, SLG: 0.295												5	0	1	1	0	1	3				
0 Andrés Giménez, L OBP: 0.272, SLG: 0.300												2	0	1	2	0	0	0				
2 Yu Chang, R OBP: 0.254, SLG: 0.439												3	1	2	2	0	0	0				
Inning Stats	R: 0 E: 0 K: 1 S: 11	H: 1 LOB: 0 BB: 0 P: 15	R: 0 E: 0 K: 1 S: 6	H: 1 LOB: 0 BB: 0 P: 7	R: 0 E: 0 K: 1 S: 12	H: 0 LOB: 0 BB: 0 P: 19	R: 0 E: 0 K: 1 S: 8	H: 0 LOB: 1 BB: 1 P: 16	R: 2 E: 0 K: 0 S: 9	H: 2 LOB: 1 BB: 1 P: 15	R: 0 E: 0 K: 2 S: 14	H: 0 LOB: 0 BB: 0 P: 11	R: 0 E: 0 K: 1 S: 10	H: 1 LOB: 1 BB: 0 P: 16	R: 0 E: 0 K: 0 S: 6	H: 0 LOB: 2 BB: 2 P: 11	R: 2 E: 0 K: 1 S: 11	H: 2 LOB: 2 BB: 1 P: 16	1B: 5 2B: 3 3B: 0 HR: 1	SF: 0 SAC: 0 DP: 0 HBP: 0	WP: 1 PB: 0 SB: 0 CS: 0	PA: 45
PITCHER	IP: 6.0 ERA: 9.82	WLS: 24 BF: 4	H: 5 R: 2 ER: 2 SO: 6	BB: 3 IBB: 0 HBP: 0 BLK: 0	WP: 1 HR: 0 S: 60 P: 94	ERA: 3.00 WHIP: 1.333	PITCHER	IP: 3.0 ERA: 4.5	WLS: 5 BF: 5	H: 2 R: 2 ER: 1 SO: 1	BB: 0 IBB: 1 HBP: 0 BLK: 0	WP: 0 HR: 0 S: 11 P: 16	ERA: 9.00 WHIP: 2.000									
37 Jackson Kowar, R ERA: 9.82	59 Jake Brentz, L ERA: 3.27	63 Josh Staumont, R ERA: 3.19	58 Scott Barlow, R ERA: 2.52	31 Domingo Tapia, R ERA: 2.45	54 Ervin Santana, R ERA: 4.5																	

Cleveland Indians @ Kansas City Royals
Kauffman Stadium, Kansas City, MO
Wed Sep 01 2021, 7:12 PM - 10:46 PM CDT
Att: 10,516 - Clear - 81 F

livebaseballscorecards.com

AB 38
R 5
H 9
RBI 5
BB 7
SO 11
LOB 20



Batter	1	2	3	4	5	6	7	8	9	10	11	AB	R	H	RBI	BB	SO	LOB	BOTTOM			
15 Whit Merrifield, R OBP: 0.324, SLG: 0.403												4	1	1	0	1	0	2				
8 Nicky Lopez, L OBP: 0.363, SLG: 0.363												4	0	1	0	1	0	3				
13 Salvador Perez, R OBP: 0.312, SLG: 0.536												5	0	0	0	0	3	5				
41 Carlos Santana, S OBP: 0.329, SLG: 0.364												4	0	0	0	1	0	3				
Michael Taylor, R OBP: 0.299, SLG: 0.360												4	0	0	1	0	1	3				
16 Andrew Benintendi, L OBP: 0.297, SLG: 0.398												5	0	0	0	0	1	2				
27 Adalberto Mondesi, S OBP: 0.361, SLG: 0.854												5	2	2	1	0	3	1				
17 Hunter Dozier, R OBP: 0.272, SLG: 0.351												4	0	1	0	1	1	2				
49 Hanser Alberto, R OBP: 0.274, SLG: 0.376												4	0	1	0	1	1	2				
Ryan O'Hearn, L OBP: 0.261, SLG: 0.395												3	0	1	0	0	0	1				
26 Emmanuel Rivera, R OBP: 0.330, SLG: 0.537												0	0	0	0	0	0	0				
14 Edward Olivares, R OBP: 0.260, SLG: 0.441												0	0	0	0	0	0	0				
Inning Stats	R: 1 E: 0 K: 0 S: 15	H: 2 LOB: 2 BB: 1 P: 24	R: 1 E: 0 K: 0 S: 7	H: 2 LOB: 1 BB: 0 P: 8	R: 0 E: 0 K: 0 S: 3	H: 0 LOB: 0 BB: 0 P: 5	R: 1 E: 0 K: 1 S: 8	H: 1 LOB: 0 BB: 0 P: 11	R: 0 E: 0 K: 1 S: 6	H: 0 LOB: 0 BB: 0 P: 7	R: 0 E: 0 K: 2 S: 9	H: 0 LOB: 0 BB: 0 P: 12	R: 0 E: 0 K: 1 S: 10	H: 1 LOB: 1 BB: 0 P: 12	R: 0 E: 1 K: 1 S: 8	H: 0 LOB: 3 BB: 1 P: 16	R: 0 E: 0 K: 2 S: 9	H: 0 LOB: 1 BB: 0 P: 14	1B: 5 2B: 0 3B: 0 HR: 1	SF: 1 SAC: 0 DP: 0 HBP: 0	WP: 0 PB: 0 SB: 3 CS: 0	PA: 44
PITCHER	IP: 6.2 ERA: 6.62	WLS: 27 BF: 5	H: 5 R: 3 ER: 2 SO: 3	BB: 2 IBB: 0 HBP: 0 BLK: 0	WP: 0 HR: 1 S: 47 P: 76	ERA: 2.70 WHIP: 1.050	PITCHER	IP: 1.0 ERA: 4.5	WLS: 5 BF: 5	H: 2 R: 2 ER: 1 SO: 1	BB: 0 IBB: 1 HBP: 0 BLK: 0	WP: 0 HR: 0 S: 11 P: 16	ERA: 9.00 WHIP: 2.000									
54 Logan Allen, L ERA: 6.62	27 Bryan Shaw, R ERA: 3.23	48 Emmanuel Clase, R ERA: 1.41	53 Blake Parker, R ERA: 2.16	37 Trevor Stephan, R ERA: 4.41																		

Cleveland Indians @ Kansas City Royals
Kauffman Stadium, Kansas City, MO
Wed Sep 01 2021, 7:12 PM - 10:46 PM CDT
Att: 10,516 - Clear - 81 F

livebaseballscorecards.com

AB 39
R 3
H 6
RBI 2
BB 4
SO 9
LOB 23



Batter	1	2	3	4	5	6	7	8	9	AB	R	H	RBI	BB	SO	LOB	TOP			
7 Myles Straw, R OBP: 0.342, SLG: 0.347										4	0	1	0	1	0	2	Cleveland Indians @ Kansas City Royals Kauffman Stadium, Kansas City, MO Thu Sep 02 2021, 7:13 PM - 10:07 PM CDT Att: 10,042 - Cloudy - 80 F			
1 Amed Rosario, R OBP: 0.329, SLG: 0.424										4	0	1	0	0	0	2				
11 José Ramírez, S OBP: 0.346, SLG: 0.541										3	1	0	0	1	1	3				
32 Franmil Reyes, R OBP: 0.326, SLG: 0.526										4	0	0	0	0	3	2				
10 Harold Ramírez, R OBP: 0.306, SLG: 0.407										4	1	1	0	0	0	1				
4 Bradley Zimmer, L OBP: 0.356, SLG: 0.367										0	0	0	0	0	0	0				
2 Yu Chang, R OBP: 0.280, SLG: 0.440										4	1	2	1	0	0	1				
6 Owen Miller, R OBP: 0.232, SLG: 0.295										4	1	1	3	0	2	2				
50 Ryan Lavarnway, R OBP: 0.375, SLG: 0.467										4	0	2	0	0	2	0				
35 Óscar Mercado, R OBP: 0.305, SLG: 0.351										4	0	0	0	0	1	2				
Inning Stats	R: 0 H: 1 E: 0 K: 2 S: 15	H: 1 LOB: 1 BB: 0 P: 23	R: 0 H: 0 E: 0 K: 0 S: 7	H: 0 LOB: 0 BB: 0 P: 9	R: 0 H: 0 E: 0 K: 2 S: 12	H: 0 LOB: 0 BB: 0 P: 18	R: 0 H: 0 E: 0 K: 0 S: 13	H: 0 LOB: 0 BB: 0 P: 20	R: 3 H: 4 E: 1 K: 0 S: 15	H: 1 LOB: 2 BB: 0 P: 23	R: 0 H: 0 E: 0 K: 1 S: 9	H: 0 LOB: 1 BB: 1 P: 16	R: 1 H: 1 E: 0 K: 2 S: 18	H: 1 LOB: 1 BB: 1 P: 27	R: 0 H: 1 E: 0 K: 0 S: 6	H: 1 LOB: 0 BB: 0 P: 6	1B: 6 2B: 1 3B: 0 HR: 1	SF: 0 SAC: 0 DP: 1 HBP: 0	WP: 1 PB: 0 CS: 0	PA: 37
PITCHER	IP WLS BF H R ER SO BB IBB HBP BLK WP HR S P ERA WHIP																			
23 Mike Minor, L ERA: 5.25	5.0 L 21 5 3 2 4 0 0 0 0 0 1 1 62 93 3.60 1.000																			
36 Joel Payamps, R ERA: 2.69	1.0 4 1 0 0 2 0 0 0 0 0 0 0 12 18 0.00 1.000																			
50 Kris Bubic, L ERA: 5.16	2.0 9 1 1 1 3 2 0 0 0 0 0 0 27 43 4.50 1.500																			
53 Tyler Zuber, R ERA: 6.3	1.0 3 1 0 0 0 0 0 0 0 0 0 0 6 6 0.00 1.000																			

Batter	1	2	3	4	5	6	7	8	9	AB	R	H	RBI	BB	SO	LOB	BOTTOM			
15 Whit Merrifield, R OBP: 0.324, SLG: 0.402										4	0	1	0	0	0	0	Cleveland Indians @ Kansas City Royals Kauffman Stadium, Kansas City, MO Thu Sep 02 2021, 7:13 PM - 10:07 PM CDT Att: 10,042 - Cloudy - 80 F			
8 Nicky Lopez, L OBP: 0.362, SLG: 0.361										3	0	0	0	1	1	0				
13 Salvador Perez, R OBP: 0.311, SLG: 0.533										4	0	1	0	0	1	2				
16 Andrew Benintendi, L OBP: 0.294, SLG: 0.394										4	0	0	0	0	2	3				
41 Carlos Santana, S OBP: 0.328, SLG: 0.365										4	1	1	0	0	0	0				
Michael Taylor, R OBP: 0.298, SLG: 0.357										3	1	0	0	1	0	2				
14 Edward Olivares, R OBP: 0.260, SLG: 0.444										4	0	1	1	0	0	2				
17 Hunter Dozier, R OBP: 0.274, SLG: 0.352										4	0	2	1	0	2	1				
26 Emmanuel Rivera, R OBP: 0.319, SLG: 0.326										3	0	0	0	0	2	1				
Ryan O'Hearn, L OBP: 0.260, SLG: 0.393										1	0	0	0	0	0	1				
Inning Stats	R: 0 H: 1 E: 0 K: 1 S: 10	H: 1 LOB: 1 BB: 0 P: 12	R: 1 H: 1 E: 0 K: 1 S: 12	H: 1 LOB: 1 BB: 1 P: 18	R: 0 H: 0 E: 0 K: 2 S: 7	H: 0 LOB: 0 BB: 0 P: 10	R: 0 H: 0 E: 0 K: 1 S: 10	H: 0 LOB: 0 BB: 0 P: 12	R: 0 H: 0 E: 0 K: 0 S: 9	H: 0 LOB: 0 BB: 0 P: 12	R: 0 H: 1 E: 0 K: 1 S: 11	H: 1 LOB: 1 BB: 0 P: 18	R: 0 H: 1 E: 0 K: 1 S: 11	H: 1 LOB: 1 BB: 1 P: 16	R: 1 H: 2 E: 0 K: 0 S: 11	H: 2 LOB: 1 BB: 0 P: 18	1B: 4 2B: 2 3B: 0 HR: 0	SF: 0 SAC: 0 DP: 0 HBP: 0	WP: 0 PB: 0 CS: 0	PA: 36
PITCHER	IP WLS BF H R ER SO BB IBB HBP BLK WP HR S P ERA WHIP																			
24 Triston McKenzie, R ERA: 4.63	6.0 W 22 2 1 0 0 1 0 0 0 0 0 0 57 76 1.50 0.500																			
62 Nick Wittgren, R ERA: 4.38	1.0 H 4 1 0 0 1 0 0 0 0 0 0 0 11 18 0.00 1.000																			
27 Bryan Shaw, R ERA: 3.15	1.0 H 5 1 0 0 1 1 0 0 0 0 0 0 11 16 0.00 2.000																			
48 Emmanuel Clase, R ERA: 1.54	1.0 S 5 2 1 1 0 0 0 0 0 0 0 0 11 18 9.00 2.000																			



Batter	1	2	3	4	5	6	7	8	9	AB	R	H	RBI	BB	SO	LOB	TOP					
23 Daniel Johnson, L (1, 9) OBP: 0.284, SLG: 0.414										4	0	1	0	0	1	2						
1 Amed Rosario, R (1, 6) OBP: 0.325, SLG: 0.418										4	0	0	0	0	1	3						
11 José Ramírez, S (1, 10) OBP: 0.349, SLG: 0.549										3	1	1	0	1	1	0						
44 Bobby Bradley, L (1, 3) OBP: 0.320, SLG: 0.474										3	1	1	1	1	1	0						
10 Harold Ramírez, R (1, 7) OBP: 0.305, SLG: 0.405										4	0	1	0	0	0	4						
4 Bradley Zimmer, L (1, 8) OBP: 0.348, SLG: 0.357										4	0	0	0	0	1	2						
2 Yu Chang, R (1, 5) 32 Franmil Reyes, R (9, PH) 6 Owen Miller, R (9, 5) OBP: 0.232, SLG: 0.295										3	0	0	0	0	2	1	AB 33 R 3 H 7 RBI 3 BB 2 SO 8 LOB 13					
50 Ryan Lavarnway, R (1, 2) OBP: 0.350, SLG: 0.474										4	0	1	0	0	1	0						
0 Andrés Giménez, L (1, 4) OBP: 0.280, SLG: 0.315										3	0	1	0	0	0	1						
Inning Stats	R: 0 E: 0 K: 1 S: 8	H: 1 LOB: 0 BB: 0 P: 10	R: 0 E: 0 K: 2 S: 15	H: 1 LOB: 1 BB: 0 P: 21	R: 0 E: 0 K: 2 S: 12	H: 0 LOB: 0 BB: 0 P: 18	R: 0 E: 0 K: 0 S: 4	H: 0 LOB: 0 BB: 0 P: 7	R: 0 E: 0 K: 2 S: 8	H: 0 LOB: 0 BB: 0 P: 12	R: 0 E: 0 K: 0 S: 11	H: 1 LOB: 3 BB: 2 P: 19	R: 0 E: 0 K: 0 S: 6	H: 0 LOB: 0 BB: 0 P: 9	R: 0 E: 0 K: 0 S: 9	H: 0 LOB: 0 BB: 0 P: 13	R: 3 E: 0 K: 1 S: 17	H: 3 LOB: 0 BB: 0 P: 27	1B: 3 2B: 3 3B: 0 HR: 1	SF: 0 SAC: 0 DP: 1 HBP: 0	WP: 0 PB: 0 SB: 2 CS: 0	PA: 35
PITCHER	IP WLS BF H R ER SO BB IBB HBP BLK WP HR S P ERA WHIP																					
89 Tanner Houck, R (1, 1) ERA: 3.26	5.0 17 3 0 0 7 0 0 0 0 0 0 0 47 68 0.00 0.600																					
65 Austin Davis, L (6, 1) ERA: 5.16	0.2 5 1 0 0 0 1 1 0 0 0 0 0 9 17 0.00 3.000																					
56 Hansel Robles, R (6, 1) ERA: 5.4	0.1 1 0 0 0 0 0 0 0 0 0 0 0 2 2 0.00 0.000																					
71 Phillips Valdez, R (7, 1) ERA: 4.85	2.0 6 0 0 0 0 0 0 0 0 0 0 0 15 22 0.00 0.000																					
0 Adam Ottavino, R (9, 1) ERA: 3.79	1.0 W 6 3 3 3 1 0 0 0 0 0 0 1 17 27 27.00 3.000																					

Cleveland Indians @ Boston Red Sox
Fenway Park, Boston, MA
Sat Sep 04 2021, 4:11 PM - 7:20 PM EDT
Att: 33,081 - Partly Cloudy - 77 F

AB 33
R 3
H 7
RBI 3
BB 2
SO 8
LOB 13



Batter	1	2	3	4	5	6	7	8	9	AB	R	H	RBI	BB	SO	LOB	BOTTOM					
18 Kyle Schwarber, L (1, 10) OBP: 0.367, SLG: 0.577										4	1	1	0	1	0	4						
11 Rafael Devers, L (1, 5) OBP: 0.348, SLG: 0.545										4	1	1	3	1	2	3						
28 J.D. Martinez, R (1, 7) OBP: 0.346, SLG: 0.511										3	0	0	0	2	2	1						
99 Alex Verdugo, L (1, 8) OBP: 0.357, SLG: 0.432										4	0	2	1	1	1	1						
10 Hunter Renfroe, R (1, 9) OBP: 0.314, SLG: 0.500										3	0	0	0	1	0	4						
29 Bobby Dalbec, R (1, 3) OBP: 0.295, SLG: 0.460										3	0	0	0	1	2	3						
7 Christian Vázquez, R (1, 2) OBP: 0.311, SLG: 0.346										4	1	2	0	0	0	2	AB 29 R 4 H 7 RBI 4 BB 8 SO 8 LOB 19					
61 Jack López, R (1, 4) OBP: 0.182, SLG: 0.200										1	0	0	0	1	1	0						
23 Travis Shaw, L (9, PH) OBP: 0.292, SLG: 0.364										1	0	1	0	0	0	0						
30 Taylor Motter, R (9, PR) OBP: 0.227, SLG: 0.150										2	0	0	0	0	0	1						
3 Jonathan Araúz, S (1, 6) OBP: 0.293, SLG: 0.340										2	0	0	0	0	0	1						
Inning Stats	R: 0 E: 0 K: 2 S: 12	H: 1 LOB: 2 BB: 1 P: 25	R: 0 E: 0 K: 1 S: 6	H: 0 LOB: 1 BB: 1 P: 12	R: 0 E: 0 K: 1 S: 7	H: 0 LOB: 0 BB: 0 P: 10	R: 0 E: 0 K: 2 S: 12	H: 0 LOB: 1 BB: 1 P: 21	R: 0 E: 0 K: 0 S: 7	H: 1 LOB: 2 BB: 1 P: 12	R: 0 E: 0 K: 2 S: 13	H: 1 LOB: 1 BB: 0 P: 21	R: 3 E: 0 K: 0 S: 10	H: 2 LOB: 1 BB: 1 P: 20	R: 0 E: 0 K: 0 S: 7	H: 0 LOB: 1 BB: 1 P: 14	R: 1 E: 0 K: 0 S: 10	H: 2 LOB: 3 BB: 2 P: 18	1B: 4 2B: 2 3B: 0 HR: 1	SF: 0 SAC: 3 DP: 1 HBP: 0	WP: 0 PB: 0 SB: 0 CS: 0	PA: 40
PITCHER	IP WLS BF H R ER SO BB IBB HBP BLK WP HR S P ERA WHIP																					
49 Eil Morgan, R (1, 1) ERA: 5.48	5.2 23 4 1 1 1 1 0 0 0 0 0 0 9 12 9.00 1.235																					
62 Nick Wittgren, R (6, 1) ERA: 4.47	1.0 4 1 1 1 1 0 0 0 0 0 0 0 9 12 9.00 1.000																					
53 Blake Parker, R (7, 1) ERA: 2.67	0.1 3 1 2 2 0 1 0 0 0 0 0 1 5 13 54.00 6.000																					
27 Bryan Shaw, R (8, 1) ERA: 3.25	1.1 L 6 1 1 1 0 1 0 0 0 0 0 0 11 18 6.75 1.500																					
46 Alex Young, L (9, 1) ERA: 6.61	0.1 4 1 0 0 0 0 1 1 0 0 0 0 6 14 0.00 6.000																					

Cleveland Indians @ Boston Red Sox
Fenway Park, Boston, MA
Sat Sep 04 2021, 4:11 PM - 7:20 PM EDT
Att: 33,081 - Partly Cloudy - 77 F

AB 29
R 4
H 7
RBI 4
BB 8
SO 8
LOB 19



Batter	1	2	3	4	5	6	7	8	9	AB	R	H	RBI	BB	SO	LOB	TOP					
7 Myles Straw, R OBP: 0.344, SLG: 0.343										3	2	1	1	2	0	1						
1 Amed Rosario, R OBP: 0.328, SLG: 0.418										5	2	2	1	0	2	2						
32 Franmil Reyes, R OBP: 0.335, SLG: 0.549										4	2	4	3	1	0	0						
44 Bobby Bradley, L OBP: 0.322, SLG: 0.472										3	2	1	1	1	1	2						
2 Yu Chang, R OBP: 0.226, SLG: 0.433										0	0	0	0	0	0	0						
10 Harold Ramirez, R OBP: 0.306, SLG: 0.410										4	1	2	2	0	0	1						
35 Oscar Mercado, R OBP: 0.299, SLG: 0.344										0	0	0	0	0	0	0						
4 Bradley Zimmer, L OBP: 0.245, SLG: 0.353										5	0	1	2	0	3	3						
6 Owen Miller, R OBP: 0.238, SLG: 0.307										5	1	2	1	0	2	1						
17 Austin Hedges, R OBP: 0.226, SLG: 0.309										5	0	1	0	0	0	5						
0 Andrés Giménez, L OBP: 0.279, SLG: 0.313										4	1	1	0	0	2	3						
Inning Stats	R: 2 H: 2 E: 0 K: 1 S: 18	H: 2 LOB: 1 BB: 1 P: 23	R: 1 H: 2 E: 0 K: 1 S: 18	H: 2 LOB: 1 BB: 0 P: 25	R: 3 H: 4 E: 0 K: 1 S: 12	H: 4 LOB: 1 BB: 1 P: 23	R: 0 H: 0 E: 0 K: 2 S: 12	H: 0 LOB: 1 BB: 1 P: 19	R: 0 H: 1 E: 0 K: 1 S: 16	H: 1 LOB: 0 BB: 0 P: 21	R: 0 H: 1 E: 0 K: 0 S: 9	H: 1 LOB: 0 BB: 0 P: 14	R: 0 H: 0 E: 0 K: 2 S: 7	H: 0 LOB: 0 BB: 0 P: 9	R: 5 H: 5 E: 1 K: 0 S: 22	H: 5 LOB: 1 BB: 1 P: 32	1B: 10 2B: 5 3B: 0 HR: 1	SF: 2 SAC: 0 DP: 3 HBP: 0	WP: 0 PB: 0 SB: 2 CS: 0	PA: 44		
PITCHER	IP: 2.0 WLS: L BF: 13 ERA: 22.50	H: 5 R: 5 ER: 5 SO: 2	H: 5 R: 1 ER: 1 SO: 5	H: 5 R: 1 ER: 1 SO: 5	H: 5 R: 1 ER: 1 SO: 5	H: 5 R: 1 ER: 1 SO: 5	H: 5 R: 1 ER: 1 SO: 5	H: 5 R: 1 ER: 1 SO: 5	H: 5 R: 1 ER: 1 SO: 5	H: 5 R: 1 ER: 1 SO: 5	H: 5 R: 1 ER: 1 SO: 5	H: 5 R: 1 ER: 1 SO: 5	H: 5 R: 1 ER: 1 SO: 5	H: 5 R: 1 ER: 1 SO: 5	H: 5 R: 1 ER: 1 SO: 5	H: 5 R: 1 ER: 1 SO: 5	WP: 0 HR: 0 S: 22	ERA: 45.00 WHIP: 6.000				
79 Kutter Crawford, R ERA: 22.5	(1, 1)																					
46 John Schreiber, R ERA: 3.0	(3, 1)																					
78 Stephen Gonsalves, L ERA: 4.91	(6, 1)																					
70 Ryan Brasier, R ERA: 5.4	(7, 1)																					
56 Hansel Robles, R ERA: 5.31	(8, 1)																					
PITCHER	IP: 1.0 WLS: L BF: 9 ERA: 5.85	H: 5 R: 5 ER: 5 SO: 0	H: 5 R: 5 ER: 5 SO: 0	H: 5 R: 5 ER: 5 SO: 0	H: 5 R: 5 ER: 5 SO: 0	H: 5 R: 5 ER: 5 SO: 0	H: 5 R: 5 ER: 5 SO: 0	H: 5 R: 5 ER: 5 SO: 0	H: 5 R: 5 ER: 5 SO: 0	H: 5 R: 5 ER: 5 SO: 0	H: 5 R: 5 ER: 5 SO: 0	H: 5 R: 5 ER: 5 SO: 0	H: 5 R: 5 ER: 5 SO: 0	H: 5 R: 5 ER: 5 SO: 0	H: 5 R: 5 ER: 5 SO: 0	H: 5 R: 5 ER: 5 SO: 0	WP: 0 HR: 0 S: 22	ERA: 45.00 WHIP: 6.000				
18 Kyle Schwarber, L OBP: 0.365, SLG: 0.570										4	0	0	0	1	1	4						
10 Hunter Renfroe, R OBP: 0.317, SLG: 0.503									5	2	3	0	0	0	1							
28 J.D. Martinez, R OBP: 0.348, SLG: 0.520									5	2	3	3	0	0	2							
99 Alex Verdugo, L OBP: 0.357, SLG: 0.432									4	1	1	0	1	0	4							
25 Kevin Plawecki, R OBP: 0.363, SLG: 0.398									5	0	2	1	0	0	4							
23 Travis Shaw, L OBP: 0.284, SLG: 0.367									4	0	1	1	1	1	2							
29 Bobby Dalbec, R OBP: 0.296, SLG: 0.462									5	0	2	0	0	1	3							
61 Jack López, R OBP: 0.231, SLG: 0.333									2	0	1	0	0	1	2							
11 Rafael Devers, L OBP: 0.347, SLG: 0.544									1	0	0	0	0	1	2							
30 Taylor Motter, R OBP: 0.250, SLG: 0.143									1	0	0	0	1	0	1							
3 Jonathan Araúz, S OBP: 0.274, SLG: 0.315									4	0	0	0	0	1	7							
Inning Stats	R: 0 H: 0 E: 1 K: 0 S: 12	H: 0 LOB: 2 BB: 1 P: 19	R: 0 H: 1 E: 0 K: 1 S: 11	H: 1 LOB: 2 BB: 1 P: 17	R: 0 H: 1 E: 0 K: 0 S: 10	H: 1 LOB: 0 BB: 0 P: 16	R: 0 H: 2 E: 0 K: 2 S: 13	H: 2 LOB: 2 BB: 0 P: 17	R: 3 H: 4 E: 0 K: 2 S: 22	H: 4 LOB: 1 BB: 1 P: 32	R: 2 H: 3 E: 0 K: 0 S: 17	H: 3 LOB: 1 BB: 0 P: 22	R: 0 H: 0 E: 0 K: 1 S: 8	H: 0 LOB: 0 BB: 0 P: 16	R: 0 H: 1 E: 0 K: 0 S: 9	H: 1 LOB: 1 BB: 0 P: 11	R: 0 H: 1 E: 1 K: 0 S: 13	H: 1 LOB: 0 BB: 0 P: 21	1B: 6 2B: 6 3B: 0 HR: 1	SF: 0 SAC: 0 DP: 0 HBP: 0	WP: 0 PB: 0 SB: 0 CS: 0	PA: 45
PITCHER	IP: 5.0 WLS: W BF: 27 ERA: 4.53	H: 8 R: 3 ER: 3 SO: 5	H: 8 R: 3 ER: 3 SO: 5	H: 8 R: 3 ER: 3 SO: 5	H: 8 R: 3 ER: 3 SO: 5	H: 8 R: 3 ER: 3 SO: 5	H: 8 R: 3 ER: 3 SO: 5	H: 8 R: 3 ER: 3 SO: 5	H: 8 R: 3 ER: 3 SO: 5	H: 8 R: 3 ER: 3 SO: 5	H: 8 R: 3 ER: 3 SO: 5	H: 8 R: 3 ER: 3 SO: 5	H: 8 R: 3 ER: 3 SO: 5	H: 8 R: 3 ER: 3 SO: 5	H: 8 R: 3 ER: 3 SO: 5	H: 8 R: 3 ER: 3 SO: 5	WP: 0 HR: 1 S: 22	ERA: 5.40 WHIP: 2.200				
34 Zach Plesac, R ERA: 4.53	(1, 1)																					
62 Nick Wittgren, R ERA: 4.73	(6, 1)																					
37 Trevor Stephan, R ERA: 4.78	(7, 1)																					
53 Blake Parker, R ERA: 2.62	(8, 1)																					
48 Emmanuel Clase, R ERA: 1.51	(8, 1)																					

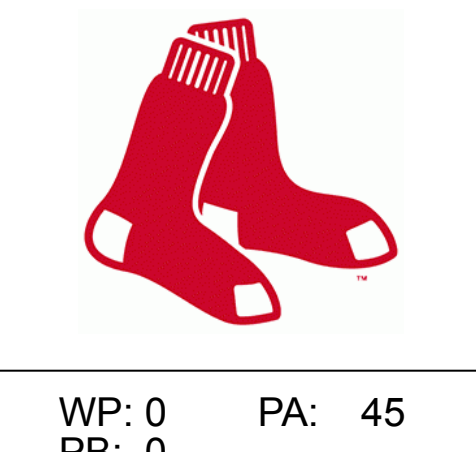
Cleveland Indians @ Boston Red Sox
Fenway Park, Boston, MA
Sun Sep 05 2021, 1:14 PM - 5:11 PM EDT
Att: 27,578 - Overcast - 72 F

AB 38
R 11
H 15
RBI 11
BB 4
SO 10
LOB 18



Cleveland Indians @ Boston Red Sox
Fenway Park, Boston, MA
Sun Sep 05 2021, 1:14 PM - 5:11 PM EDT
Att: 27,578 - Overcast - 72 F

AB 40
R 5
H 13
RBI 5
BB 4
SO 6
LOB 32



Batter	1	2	3	4	5	6	7	8	9	AB	R	H	RBI	BB	SO	LOB	TOP			
25 Byron Buxton, R OBP: 0.349, SLG: 0.629			G1-3			K			F7	5	2	1	0	1	2		Minnesota Twins @ Cleveland Indians Progressive Field, Cleveland, OH Mon Sep 06 2021, 6:12 PM - 9:03 PM EDT Att: 12,675 - Clear - 73 F			
11 Jorge Polanco, S OBP: 0.351, SLG: 0.519									K2-3	5	2	4	1	0	1	0				
38 Rob Refsnyder, R OBP: 0.346, SLG: 0.368									L9	4	0	1	2	1	1	2				
20 Josh Donaldson, R OBP: 0.351, SLG: 0.474									L1-5-3	4	0	0	0	0	1	4				
22 Miguel Sanó, R OBP: 0.304, SLG: 0.454									K	4	0	0	0	0	3	2				
50 Brent Rooker, R OBP: 0.297, SLG: 0.381									F9	4	1	1	0	0	1	0				
60 Jake Cave, L OBP: 0.263, SLG: 0.317										0	0	0	0	0	0	0				
27 Ryan Jeffers, R OBP: 0.272, SLG: 0.392									K	4	0	1	0	0	1	0				
64 Willians Astudillo, R OBP: 0.274, SLG: 0.397										2	0	1	0	0	0	0				
2 Luis Arraez, L OBP: 0.368, SLG: 0.385										2	0	2	1	0	0	0				
9 Andrelton Simmons, R OBP: 0.281, SLG: 0.272										4	0	0	0	0	0	4				
Inning Stats	R: 2 H: 3 E: 0 K: 1 S: 10	H: 3 LOB: 0 BB: 0 P: 14	R: 0 H: 1 E: 0 K: 0 S: 7	H: 1 LOB: 1 BB: 0 P: 11	R: 1 H: 1 E: 0 K: 0 S: 11	LOB: 1 BB: 1 P: 19	R: 0 H: 0 E: 0 K: 1 S: 6	H: 0 LOB: 0 BB: 0 P: 10	R: 1 H: 2 E: 0 K: 1 S: 16	H: 3 LOB: 2 BB: 0 P: 20	R: 0 H: 1 E: 0 K: 1 S: 7	H: 1 LOB: 1 BB: 0 P: 12	R: 0 H: 1 E: 0 K: 1 S: 16	H: 1 LOB: 1 BB: 0 P: 19	R: 0 H: 0 E: 0 K: 2 S: 10	H: 0 LOB: 0 BB: 0 P: 13	1B: 7 2B: 3 3B: 0 HR: 2	SF: 0 SAC: 0 DP: 1 HBP: 0	WP: 0 PB: 0 SB: 0 CS: 0	PA: 39
PITCHER	IP WLS BF H R ER SO BB IBB HBP BLK WP HR S P ERA WHIP	5.1 L 24 8 5 5 4 1 0 0 0 0 2 55 86 8.44 1.688	1.2 8 3 0 0 2 0 0 0 0 0 0 17 26 0.00 1.800	2.0 7 1 0 0 3 0 0 0 0 0 0 26 32 0.00 0.500	PITCHER										IP WLS BF H R ER SO BB IBB HBP BLK WP HR S P ERA WHIP					

Batter	1	2	3	4	5	6	7	8	9	AB	R	H	RBI	BB	SO	LOB	BOTTOM			
7 Myles Straw, R OBP: 0.347, SLG: 0.347										4	0	3	0	0	0	0	Minnesota Twins @ Cleveland Indians Progressive Field, Cleveland, OH Mon Sep 06 2021, 6:12 PM - 9:03 PM EDT Att: 12,675 - Clear - 73 F			
1 Amed Rosario, R OBP: 0.325, SLG: 0.417										4	0	1	0	0	2	2				
11 José Ramírez, S OBP: 0.348, SLG: 0.547										4	1	1	0	0	0	3				
32 Franmil Reyes, R OBP: 0.337, SLG: 0.556										3	1	1	2	1	1	1				
44 Bobby Bradley, L OBP: 0.321, SLG: 0.467										4	0	1	0	0	0	1				
6 Owen Miller, R OBP: 0.238, SLG: 0.312										4	0	1	0	0	1	2				
23 Daniel Johnson, L OBP: 0.269, SLG: 0.392										4	0	0	0	0	3	2				
17 Austin Hedges, R OBP: 0.225, SLG: 0.305										3	0	0	0	0	1	0				
35 Oscar Mercado, R OBP: 0.294, SLG: 0.338										3	0	0	0	0	1	0				
Inning Stats	R: 0 H: 1 E: 0 K: 1 S: 12	H: 1 LOB: 1 BB: 0 P: 18	R: 0 H: 1 E: 0 K: 1 S: 9	H: 1 LOB: 0 BB: 0 P: 12	R: 0 H: 1 E: 0 K: 2 S: 11	H: 1 LOB: 1 BB: 0 P: 16	R: 2 H: 3 E: 0 K: 0 S: 10	H: 3 LOB: 0 BB: 0 P: 13	R: 0 H: 2 E: 0 K: 1 S: 10	H: 2 LOB: 2 BB: 0 P: 16	R: 0 H: 0 E: 0 K: 2 S: 10	H: 0 LOB: 1 BB: 1 P: 19	R: 0 H: 0 E: 0 K: 1 S: 7	H: 0 LOB: 0 BB: 0 P: 8	R: 0 H: 0 E: 0 K: 1 S: 5	H: 0 LOB: 0 BB: 0 P: 9		1B: 6 2B: 2 3B: 0 HR: 1	SF: 0 SAC: 0 DP: 2 HBP: 0	WP: 0 PB: 0 SB: 1 CS: 0
PITCHER	IP WLS BF H R ER SO BB IBB HBP BLK WP HR S P ERA WHIP	4.0 W 12 2 0 0 3 1 0 0 0 0 0 25 44 0.00 1.000	3.0 H 3 0 0 0 1 0 0 0 0 0 7 8 0.00 0.000	1.0 S 3 0 0 0 1 0 0 0 0 0 5 9 0.00 0.000	PITCHER										IP WLS BF H R ER SO BB IBB HBP BLK WP HR S P ERA WHIP					

Batter	1	2	3	4	5	6	7	8	9	AB	R	H	RBI	BB	SO	LOB	TOP										
2 Luis Arraez, L (1.5) OBP: 0.368, SLG: 0.388										4	0	1	0	0	1	0	Minnesota Twins @ Cleveland Indians Progressive Field, Cleveland, OH Wed Sep 08 2021, 6:12 PM - 8:34 PM EDT Att: 11,037 - Clear - 76 F										
25 Byron Buxton, R (1.8) OBP: 0.329, SLG: 0.592										4	0	0	1	0	3	1											
11 Jorge Polanco, S (1.6) OBP: 0.337, SLG: 0.515										4	0	1	0	0	1	1											
20 Josh Donaldson, R (1.10) OBP: 0.349, SLG: 0.472										4	0	1	0	0	1	1											
26 Max Kepler, L (1.9) OBP: 0.308, SLG: 0.416										3	0	0	0	1	0	1											
22 Miguel Sanó, R (1.3) OBP: 0.308, SLG: 0.461										4	1	1	1	0	1	2											
38 Rob Refsnyder, R (1.7) OBP: 0.346, SLG: 0.361										2	1	0	0	1	1	1											
1 Nick Gordon, L (1.4) OBP: 0.291, SLG: 0.326										3	0	1	1	0	0	0											
27 Ryan Jeffers, R (1.2) OBP: 0.273, SLG: 0.396										3	1	1	0	0	1	1											
Inning Stats	R: 0 E: 0 K: 3 S: 9	H: 0 LOB: 0 BB: 0 P: 12	R: 0 E: 0 K: 0 S: 11	H: 1 LOB: 1 BB: 0 P: 17	R: 0 E: 0 K: 1 S: 9	H: 0 LOB: 0 BB: 0 P: 13	R: 0 E: 0 K: 1 S: 6	H: 1 LOB: 0 BB: 0 P: 9	R: 1 E: 0 K: 1 S: 12	H: 1 LOB: 1 BB: 1 P: 23	R: 0 E: 0 K: 1 S: 6	H: 0 LOB: 0 BB: 0 P: 9	R: 1 E: 0 K: 1 S: 9	H: 1 LOB: 0 BB: 0 P: 17	R: 1 E: 0 K: 0 S: 10	H: 2 LOB: 1 BB: 0 P: 16	R: 0 E: 0 K: 1 S: 6	H: 0 LOB: 0 BB: 1 P: 10	1B: 1 2B: 5 3B: 0 HR: 1	SF: 0 SAC: 0 DP: 2 HBP: 0	WP: 1 PB: 0 SB: 1 CS: 0	PA: 33					
PITCHER	IP	WLS	BF	H	R	ER	SO	BB	IBB	HBP	BLK	WP	HR	S	P	ERA	WHIP										
24 Triston McKenzie, R (1.1) ERA: 4.44	6.0	L	21	3	1	1	7	1	0	0	0	1	0	53	83	1.50	0.667										
62 Nick Wittgren, R (7.1) ERA: 4.8	1.0		4	1	1	1	1	0	0	0	0	0	1	9	17	9.00	1.000										
27 Bryan Shaw, R (8.1) ERA: 3.27	1.0		5	2	1	1	0	0	0	0	0	0	0	10	16	9.00	2.000										
63 Justin Garza, R (9.1) ERA: 3.8	1.0		3	0	0	0	1	1	0	0	0	0	0	6	10	0.00	1.000										

Batter	1	2	3	4	5	6	7	8	9	AB	R	H	RBI	BB	SO	LOB	BOTTOM										
0 Andrés Giménez, L (1.4) OBP: 0.271, SLG: 0.302										4	0	0	0	0	2	0	Minnesota Twins @ Cleveland Indians Progressive Field, Cleveland, OH Wed Sep 08 2021, 6:12 PM - 8:34 PM EDT Att: 11,037 - Clear - 76 F										
1 Amed Rosario, R (1.6) OBP: 0.328, SLG: 0.417										3	0	1	0	0	1	0											
11 José Ramírez, S (1.5) OBP: 0.350, SLG: 0.543										3	0	0	0	0	0	1											
32 Franmil Reyes, R (1.10) OBP: 0.331, SLG: 0.545										3	0	0	0	0	0	1											
44 Bobby Bradley, L (1.3) OBP: 0.315, SLG: 0.457										3	0	0	0	0	0	0											
10 Harold Ramírez, R (1.7) OBP: 0.289, SLG: 0.400										3	0	0	0	0	1	0											
4 Bradley Zimmer, L (1.8) OBP: 0.343, SLG: 0.347										2	0	0	0	0	0	0											
7 Myles Straw, R (6. PH) OBP: 0.347, SLG: 0.347										1	0	0	0	0	1	0											
50 Ryan Lavamway, R (1.2) OBP: 0.304, SLG: 0.409										3	0	0	0	0	2	0											
23 Daniel Johnson, L (1.9) OBP: 0.259, SLG: 0.377										3	0	0	0	0	0	0											
Inning Stats	R: 0 E: 0 K: 1 S: 9	H: 0 LOB: 0 BB: 0 P: 10	R: 0 E: 0 K: 1 S: 11	H: 0 LOB: 0 BB: 0 P: 16	R: 0 E: 0 K: 1 S: 10	H: 0 LOB: 0 BB: 0 P: 15	R: 0 E: 0 K: 1 S: 12	H: 0 LOB: 0 BB: 0 P: 18	R: 0 E: 0 K: 0 S: 6	H: 0 LOB: 0 BB: 0 P: 8	R: 0 E: 0 K: 0 S: 4	H: 0 LOB: 0 BB: 0 P: 7	R: 0 E: 1 K: 0 S: 9	H: 1 LOB: 1 BB: 0 P: 11	R: 0 E: 0 K: 1 S: 6	H: 0 LOB: 0 BB: 0 P: 8	R: 0 E: 0 K: 2 S: 12	H: 0 LOB: 0 BB: 0 P: 17	1B: 1 2B: 0 3B: 0 HR: 0	SF: 0 SAC: 0 DP: 0 HBP: 0	WP: 0 PB: 0 SB: 0 CS: 0	PA: 28					
PITCHER	IP	WLS	BF	H	R	ER	SO	BB	IBB	HBP	BLK	WP	HR	S	P	ERA	WHIP										
74 Joe Ryan, R (1.1) ERA: 2.25	7.0	W	22	0	0	0	4	0	0	0	0	0	0	61	85	0.00	0.143										
56 Caleb Thielbar, L (8.1) ERA: 3.79	1.0	H	3	0	0	0	1	0	0	0	0	0	0	6	8	0.00	0.000										
21 Tyler Duffey, R (9.1) ERA: 3.33	1.0	S	3	0	0	0	2	0	0	0	0	0	0	12	17	0.00	0.000										

AB	31
R	3
H	6
RBI	3
BB	2
SO	9
LOB	8



Batter	1	2	3	4	5	6	7	8	9	AB	R	H	RBI	BB	SO	LOB	TOP										
2 Luis Arraez, L (1,4) OBP: 0.364, SLG: 0.383										4	0	0	0	0	1	1											
11 Jorge Polanco, S (1,10) OBP: 0.335, SLG: 0.511										4	0	0	0	0	1	0											
20 Josh Donaldson, R (1,5) OBP: 0.348, SLG: 0.470										4	0	1	0	0	0	0											
26 Max Kepler, L (1,9) OBP: 0.305, SLG: 0.412										4	0	0	0	0	1	1											
22 Miguel Sanó, R (1,3) OBP: 0.310, SLG: 0.469										2	1	1	1	1	0	0											
50 Brent Rooker, R (1,7) OBP: 0.299, SLG: 0.400										3	0	1	0	0	1	1											
1 Nick Gordon, L (1,8) OBP: 0.292, SLG: 0.322										2	0	0	0	1	1	1											
70 Ben Rortvedt, L (1,2) OBP: 0.207, SLG: 0.225										2	0	0	0	0	0	1											
27 Ryan Jeffers, R (8,PH) OBP: 0.276, SLG: 0.398										1	0	1	0	0	0	0											
9 Andrelton Simmons, R (1,6) OBP: 0.285, SLG: 0.273										2	0	0	0	0	0	1											
60 Jake Cave, L (8,PH) OBP: 0.250, SLG: 0.312										1	0	0	0	0	0	1											
Inning Stats	R: 0 H: 1 E: 0 K: 1 S: 11	H: 1 LOB: 1 BB: 0 P: 17	R: 1 H: 2 E: 0 K: 0 S: 8	H: 2 LOB: 0 BB: 0 P: 9	R: 0 H: 0 E: 0 K: 1 S: 7	H: 0 LOB: 0 BB: 0 P: 9	R: 0 H: 0 E: 0 K: 0 S: 7	H: 0 LOB: 0 BB: 1 P: 13	R: 0 H: 0 E: 0 K: 0 S: 6	H: 0 LOB: 0 BB: 1 P: 12	R: 0 H: 0 E: 0 K: 0 S: 12	H: 0 LOB: 0 BB: 0 P: 18	R: 0 H: 1 E: 0 K: 1 S: 15	H: 1 LOB: 1 BB: 0 P: 24	R: 0 H: 0 E: 0 K: 0 S: 8	H: 0 LOB: 0 BB: 0 P: 11	1B: 3 2B: 0 3B: 0 HR: 1	SF: 0 SAC: 0 DP: 2 HBP: 0	WP: 0 PB: 0 CS: 0	PA: 31							
PITCHER	IP: 7.2 WLS: W BF: 27 ERA: 3.04	WLS: H BF: 1 ERA: 2.79	H: 4 R: 1 ER: 1 SO: 5 BB: 2 IBB: 0 HBP: 0 BLK: 0	R: 1 ER: 0 SO: 5 BB: 0 IBB: 0 HBP: 0 BLK: 0	H: 0 LOB: 0 BB: 0 P: 9	H: 0 LOB: 0 BB: 0 P: 9	WP: 0 HR: 1 S: 72 P: 109 ERA: 1.17 WHIP: 0.783	HR: 0 S: 2 P: 4 ERA: 0.00 WHIP: 0.000	HR: 0 S: 8 P: 11 ERA: 0.00 WHIP: 0.000	IP: 7.2 WLS: W BF: 27 ERA: 3.04	WLS: H BF: 1 ERA: 2.79	H: 4 R: 1 ER: 1 SO: 5 BB: 2 IBB: 0 HBP: 0 BLK: 0	R: 1 ER: 0 SO: 5 BB: 0 IBB: 0 HBP: 0 BLK: 0	H: 0 LOB: 0 BB: 0 P: 9	H: 0 LOB: 0 BB: 0 P: 9	WP: 0 HR: 1 S: 72 P: 109 ERA: 1.17 WHIP: 0.783	HR: 0 S: 2 P: 4 ERA: 0.00 WHIP: 0.000	HR: 0 S: 8 P: 11 ERA: 0.00 WHIP: 0.000	IP: 7.2 WLS: W BF: 27 ERA: 3.04	WLS: H BF: 1 ERA: 2.79	H: 4 R: 1 ER: 1 SO: 5 BB: 2 IBB: 0 HBP: 0 BLK: 0	R: 1 ER: 0 SO: 5 BB: 0 IBB: 0 HBP: 0 BLK: 0	H: 0 LOB: 0 BB: 0 P: 9	H: 0 LOB: 0 BB: 0 P: 9	WP: 0 HR: 1 S: 72 P: 109 ERA: 1.17 WHIP: 0.783	HR: 0 S: 2 P: 4 ERA: 0.00 WHIP: 0.000	HR: 0 S: 8 P: 11 ERA: 0.00 WHIP: 0.000

Minnesota Twins @ Cleveland Indians
Progressive Field, Cleveland, OH
Thu Sep 09 2021, 6:12 PM - 8:56 PM EDT
Att: 11,846 - Cloudy - 69 F

AB 29
R 1
H 4
RBI 1
BB 2
SO 5
LOB 7



Batter	1	2	3	4	5	6	7	8	9	AB	R	H	RBI	BB	SO	LOB	BOTTOM	
7 Myles Straw, R (1,8) OBP: 0.351, SLG: 0.347										2	1	1	0	3	0	0		
1 Amed Rosario, R (1,6) OBP: 0.323, SLG: 0.413										5	0	0	0	0	1	6		
11 José Ramírez, S (1,5) OBP: 0.351, SLG: 0.548										3	1	1	1	1	0	2		
32 Franmil Reyes, R (1,10) OBP: 0.332, SLG: 0.552										3	1	1	2	1	1	0		
10 Harold Ramírez, R (1,7) OBP: 0.302, SLG: 0.405										4	0	2	0	0	0	0		
2 Yu Chang, R (1,3) OBP: 0.261, SLG: 0.427										4	0	2	0	0	2	0		
6 Owen Miller, R (1,4) OBP: 0.239, SLG: 0.315										4	0	1	0	0	1	4		
17 Austin Hedges, R (1,2) OBP: 0.223, SLG: 0.298										4	0	0	0	0	1	3		
35 Oscar Mercado, R (1,9) OBP: 0.303, SLG: 0.367										3	1	1	1	1	0	3		
Inning Stats	R: 0 H: 0 E: 0 K: 0 S: 13	H: 2 LOB: 2 BB: 0 P: 18	R: 2 H: 3 E: 0 K: 1 S: 17	H: 3 LOB: 2 BB: 1 P: 27	R: 1 H: 1 E: 0 K: 0 S: 17	H: 1 LOB: 1 BB: 1 P: 27	R: 0 H: 0 E: 0 K: 2 S: 10	H: 0 LOB: 0 BB: 0 P: 14	R: 0 H: 1 E: 0 K: 0 S: 12	H: 1 LOB: 2 BB: 1 P: 18	R: 1 H: 1 E: 0 K: 1 S: 12	H: 1 LOB: 0 BB: 0 P: 19	R: 0 H: 1 E: 0 K: 1 S: 8	H: 1 LOB: 2 BB: 1 P: 15	1B: 4 2B: 2 3B: 0 HR: 3	SF: 0 SAC: 0 DP: 0 HBP: 0	WP: 0 PB: 0 CS: 0	PA: 38
PITCHER	IP: 4.0 WLS: L BF: 22 ERA: 7.16	IP: 2.0 WLS: 8 BF: 1 ERA: 1.56	H: 6 R: 3 ER: 3 SO: 2 BB: 4 IBB: 0 HBP: 0 BLK: 0	R: 3 ER: 0 SO: 2 BB: 1 IBB: 0 HBP: 0 BLK: 0	WP: 0 HR: 2 S: 57 P: 98 ERA: 6.75 WHIP: 2.500	HR: 0 S: 22 P: 32 ERA: 0.00 WHIP: 1.000	HR: 1 S: 12 P: 19 ERA: 9.00 WHIP: 1.000	HR: 0 S: 8 P: 15 ERA: 0.00 WHIP: 2.000	IP: 4.0 WLS: L BF: 22 ERA: 7.16	IP: 2.0 WLS: 8 BF: 1 ERA: 1.56	H: 6 R: 3 ER: 3 SO: 2 BB: 4 IBB: 0 HBP: 0 BLK: 0	R: 3 ER: 0 SO: 2 BB: 1 IBB: 0 HBP: 0 BLK: 0	H: 1 LOB: 1 BB: 0 P: 15	H: 1 LOB: 2 BB: 1 P: 15	1B: 4 2B: 2 3B: 0 HR: 3	SF: 0 SAC: 0 DP: 0 HBP: 0	WP: 0 PB: 0 CS: 0	PA: 38

Minnesota Twins @ Cleveland Indians
Progressive Field, Cleveland, OH
Thu Sep 09 2021, 6:12 PM - 8:56 PM EDT
Att: 11,846 - Cloudy - 69 F

AB 32
R 4
H 9
RBI 4
BB 6
SO 6
LOB 18



Batter	1	2	3	4	5	6	7	8	9	AB	R	H	RBI	BB	SO	LOB	TOP	
7 Myles Straw, R OBP: 0.351, SLG: 0.342	L7		BB			G2-3	F9			3	0	1	0	1	0	2	Cleveland Indians @ Minnesota Twins Target Field, Minneapolis, MN Tue Sep 14 2021, 2:13 PM - 4:19 PM CDT Att: 15,319 - Partly Cloudy - 70 F	
1 Amed Rosario, R OBP: 0.316, SLG: 0.404	L5		F4			G2-3	K			4	0	0	0	0	1	4		
11 José Ramírez, S OBP: 0.345, SLG: 0.534	F9			P2		F9				3	0	0	0	0	0	1		
32 Frammil Reyes, R OBP: 0.226, SLG: 0.536		P6		K		K				3	0	0	0	0	2	1		
44 Bobby Bradley, L OBP: 0.309, SLG: 0.443	L4			G4-3			K			3	0	0	0	0	1	0		
10 Harold Ramírez, R OBP: 0.303, SLG: 0.404						K				3	1	2	0	0	1	0		
4 Bradley Zimmer, L OBP: 0.345, SLG: 0.354						HR				2	2	1	1	1	1	1		
17 Austin Hedges, R OBP: 0.222, SLG: 0.298						G4-3				3	0	1	1	0	1	0		
0 Andrés Giménez, L OBP: 0.258, SLG: 0.286						F7				2	0	0	0	0	1	0		
2 Yu Chang, R OBP: 0.255, SLG: 0.414										1	0	1	1	0	0	0		
Inning Stats	R: 0 E: 0 K: 0 S: 6	H: 0 LOB: 0 BB: 0 P: 6	R: 0 E: 0 K: 1 S: 11	H: 1 LOB: 1 BB: 0 P: 15	R: 0 E: 0 K: 2 S: 11	H: 0 LOB: 1 BB: 1 P: 16	R: 0 E: 0 K: 1 S: 7	H: 0 LOB: 0 BB: 0 P: 10	R: 1 E: 0 K: 1 S: 12	H: 1 LOB: 0 BB: 0 P: 16	R: 0 E: 0 K: 1 S: 10	H: 1 LOB: 1 BB: 0 P: 12	R: 2 E: 0 K: 2 S: 13	H: 3 LOB: 2 BB: 1 P: 24				
PITCHER	IP WLS BF H R ER SO BB IBB HBP BLK WP HR S P ERA WHIP																	
74 Joe Ryan, R ERA: 2.12	5.0	19	3	1	1	5	1	0	0	0	0	0	0	1	50	67	1.80	0.800
66 Jorge Alcalá, R ERA: 4.44	1.0	3	0	0	0	1	0	0	0	0	0	0	0	7	8	0.00	0.000	
53 Danny Coulombe, L ERA: 3.45	1.0	L	7	3	2	2	2	1	0	0	0	0	0	13	24	18.00	4.000	

AB	27
R	3
H	6
RBI	3
BB	2
SO	8
LOB	9



1B:	3	SF:	0
2B:	2	SAC:	0
3B:	0	DP:	0
HR:	1	HBP:	0
WP:	0	PA:	29
SB:	1		
CS:	0		

Batter	1	2	3	4	5	6	7	8	9	AB	R	H	RBI	BB	SO	LOB	BOTTOM	
2 Luis Arraez, L OBP: 0.358, SLG: 0.376	F8		L8			L8				3	0	0	0	0	0	2	Cleveland Indians @ Minnesota Twins Target Field, Minneapolis, MN Tue Sep 14 2021, 2:13 PM - 4:19 PM CDT Att: 15,319 - Partly Cloudy - 70 F	
25 Byron Buxton, R OBP: 0.339, SLG: 0.822	K		K			K				3	0	0	0	0	3	2		
11 Jorge Polanco, S OBP: 0.332, SLG: 0.521	L9					F8				3	0	0	0	0	1	1		
26 Max Kepler, L OBP: 0.311, SLG: 0.419						L9				2	0	0	0	1	0	0		
22 Miguel Sanó, R OBP: 0.305, SLG: 0.461						P2				3	0	0	0	0	2	1		
1 Nick Gordon, L OBP: 0.288, SLG: 0.331						G4-3				3	0	0	0	0	0	1		
38 Rob Refsnyder, R OBP: 0.325, SLG: 0.336						G6-3				2	0	0	0	0	1	0		
70 Ben Rortvedt, L OBP: 0.226, SLG: 0.244						K				2	1	1	0	0	1	0		
9 Andrelton Simmons, R OBP: 0.287, SLG: 0.278										1	0	1	1	0	0	0		
20 Josh Donaldson, R OBP: 0.348, SLG: 0.469										1	0	1	0	0	0	0		
60 Jake Cave, L OBP: 0.259, SLG: 0.310										0	0	0	0	0	0	0		
53 Danny Coulombe, L OBP: 0.226, SLG: 0.244										0	0	0	0	0	0	0		
Inning Stats	R: 0 E: 0 K: 1 S: 6	H: 0 LOB: 0 BB: 0 P: 7	R: 0 E: 0 K: 1 S: 11	H: 0 LOB: 1 BB: 1 P: 17	R: 1 E: 0 K: 2 S: 15	H: 2 LOB: 1 BB: 0 P: 17	R: 0 E: 0 K: 1 S: 11	H: 0 LOB: 0 BB: 0 P: 17	R: 0 E: 0 K: 1 S: 6	H: 1 LOB: 1 BB: 0 P: 6	R: 0 E: 0 K: 1 S: 7	H: 0 LOB: 0 BB: 0 P: 11	R: 0 E: 0 K: 1 S: 7	H: 0 LOB: 0 BB: 0 P: 11				
PITCHER	IP WLS BF H R ER SO BB IBB HBP BLK WP HR S P ERA WHIP																	
24 Triston McKenzie, R ERA: 4.28	6.0	W	21	3	1	1	7	1	0	0	0	0	0	0	55	72	1.50	0.667
48 Emmanuel Clase, R ERA: 1.44	1.0	S	3	0	0	0	1	0	0	0	0	0	0	7	11	0.00	0.000	

AB	23
R	1
H	3
RBI	1
BB	1
SO	8
LOB	7



1B:	1	SF:	0
2B:	2	SAC:	0
3B:	0	DP:	0
HR:	0	HBP:	0
WP:	0	PA:	24
SB:	0		
CS:	0		

Batter	1	2	3	4	5	6	7	8	9	AB	R	H	RBI	BB	SO	LOB	TOP		
7 Myles Straw, R OBP: 0.350, SLG: 0.340										3	0	0	0	1	0	2			
1 Amed Rosario, R OBP: 0.316, SLG: 0.405										3	1	1	1	0	1	1			
11 José Ramírez, S OBP: 0.345, SLG: 0.535										3	1	1	1	0	0	1			
32 Franmil Reyes, R OBP: 0.326, SLG: 0.534										3	0	1	1	0	0	1			
44 Bobby Bradley, L OBP: 0.310, SLG: 0.447										3	0	1	0	0	1	1			
2 Yu Chang, R OBP: 0.251, SLG: 0.407										3	0	0	0	0	0	1			
6 Owen Miller, R OBP: 0.231, SLG: 0.302										3	0	1	0	0	1	0			
55 Roberto Pérez, R OBP: 0.240, SLG: 0.310										3	0	0	0	0	1	1			
35 Óscar Mercado, R OBP: 0.302, SLG: 0.364										3	1	1	0	0	1	1			
Inning Stats	R: 0 E: 0 K: 0 S: 11	H: 0 LOB: 1 BB: 1 P: 20	R: 0 E: 0 K: 1 S: 6	H: 0 LOB: 0 BB: 0 P: 11	R: 3 E: 0 K: 0 S: 18	H: 4 LOB: 1 BB: 0 P: 27	R: 0 E: 0 K: 1 S: 10	H: 0 LOB: 0 BB: 0 P: 13	R: 0 E: 0 K: 2 S: 9	H: 1 LOB: 1 BB: 0 P: 14	R: 0 E: 0 K: 1 S: 7	H: 1 LOB: 1 BB: 0 P: 11							
PITCHER	IP	WLS	BF	H	R	ER	SO	BB	IBB	HBP	BLK	WP	HR	S	P	ERA	WHIP		
85 Charlie Barnes, L ERA: 6.61	4.0		17	4	3	3	2	1	0	0	0	0	0	45	71	6.75	1.250		
45 Kyle Barraclough, R ERA: 7.5	1.0	W	3	0	0	0	2	0	0	0	0	0	0	9	16	0.00	0.000		
49 Juan Minaya, R ERA: 2.94	1.0	H	4	1	0	0	0	0	0	0	0	0	0	8	14	0.00	1.000		
48 Alex Colomé, R ERA: 3.88	1.0	S	4	1	0	0	1	0	0	0	0	0	0	7	11	0.00	1.000		

Cleveland Indians @ Minnesota Twins
Target Field, Minneapolis, MN
Tue Sep 14 2021, 6:43 PM - 8:59 PM CDT
Att: 18,905 - Partly Cloudy - 71 F

AB 27
R 3
H 6
RBI 3
BB 1
SO 5
LOB 9



WP: 0 PA: 28
PB: 0
SB: 0
CS: 0
1B: 3 SF: 0
2B: 3 SAC: 0
3B: 0 DP: 0
HR: 0 HBP: 0

Batter	1	2	3	4	5	6	7	8	9	AB	R	H	RBI	BB	SO	LOB	BOTTOM		
25 Byron Buxton, R OBP: 0.333, SLG: 0.611										3	0	0	0	0	1	0			
11 Jorge Polanco, S OBP: 0.332, SLG: 0.520										3	1	1	0	0	2	0			
20 Josh Donaldson, R OBP: 0.346, SLG: 0.465										3	0	0	0	0	0	1			
22 Miguel Sanó, R OBP: 0.307, SLG: 0.461										2	1	1	0	1	1	0			
38 Rob Refsnyder, R OBP: 0.325, SLG: 0.343										3	1	1	0	0	1	3			
27 Ryan Jeffers, R OBP: 0.275, SLG: 0.408										3	2	3	4	0	0	0			
64 Willians Astudillo, R OBP: 0.270, SLG: 0.393										3	1	1	1	0	0	2			
1 Nick Gordon, L OBP: 0.295, SLG: 0.338										3	0	2	1	0	1	0			
9 Andrelton Simmons, R OBP: 0.285, SLG: 0.277										2	0	0	0	0	0	2			
Inning Stats	R: 0 E: 0 K: 2 S: 9	H: 0 LOB: 0 BB: 0 P: 13	R: 0 E: 0 K: 1 S: 6	H: 1 LOB: 1 BB: 1 P: 14	R: 0 E: 0 K: 0 S: 6	H: 1 LOB: 0 BB: 0 P: 8	R: 4 E: 0 K: 0 S: 19	H: 5 LOB: 1 BB: 0 P: 31	R: 0 E: 0 K: 1 S: 8	H: 0 LOB: 0 BB: 0 P: 10	R: 2 E: 0 K: 2 S: 12	H: 2 LOB: 0 BB: 0 P: 19							
PITCHER	IP	WLS	BF	H	R	ER	SO	BB	IBB	HBP	BLK	WP	HR	S	P	ERA	WHIP		
54 Logan Allen, L ERA: 7.11	3.2	L	17	7	4	4	3	1	0	0	0	0	0	39	63	9.82	2.182		
37 Trevor Stephan, R ERA: 4.71	1.2		7	2	2	2	2	0	0	0	0	0	1	16	25	10.80	1.200		
31 Sam Hentges, L ERA: 6.97	0.2		2	0	0	0	1	0	0	0	0	0	0	5	7	0.00	0.000		

Cleveland Indians @ Minnesota Twins
Target Field, Minneapolis, MN
Tue Sep 14 2021, 6:43 PM - 8:59 PM CDT
Att: 18,905 - Partly Cloudy - 71 F

AB 25
R 6
H 9
RBI 6
BB 1
SO 6
LOB 8



WP: 0 PA: 26
PB: 0
SB: 1
CS: 0
1B: 5 SF: 0
2B: 3 SAC: 0
3B: 0 DP: 2
HR: 1 HBP: 0

Batter	1	2	3	4	5	6	7	8	9	AB	R	H	RBI	BB	SO	LOB	TOP							
7 Myles Straw, R OBP: 0.352, SLG: 0.345										5	2	3	0	0	0	0	Cleveland Indians @ Minnesota Twins Target Field, Minneapolis, MN Wed Sep 15 2021, 6:41 PM - 9:30 PM CDT Att: 14,222 - Partly Cloudy - 75 F							
4 Bradley Zimmer, L OBP: 0.342, SLG: 0.351										5	1	1	0	0	1	3								
11 José Ramírez, S OBP: 0.348, SLG: 0.539										4	2	3	2	0	0	1								
32 Franmil Reyes, R OBP: 0.329, SLG: 0.543										5	2	3	2	0	1	1								
44 Bobby Bradley, L OBP: 0.316, SLG: 0.468										4	1	2	3	1	1	1								
2 Yu Chang, R OBP: 0.245, SLG: 0.397										5	0	0	0	0	1	2								
17 Austin Hedges, R OBP: 0.221, SLG: 0.296										5	1	1	0	0	1	1								
0 Andrés Giménez, L OBP: 0.257, SLG: 0.280										3	2	0	0	1	0	1								
35 Óscar Mercado, R OBP: 0.306, SLG: 0.381										3	1	1	3	1	1	0								
Inning Stats	R: 0 H: 1 E: 0 K: 0 S: 5	H: 1 LOB: 1 BB: 0 P: 8	R: 0 H: 0 E: 0 K: 1 S: 13	H: 0 LOB: 1 BB: 1 P: 19	R: 0 H: 0 E: 0 K: 1 S: 8	H: 0 LOB: 0 BB: 0 P: 14	R: 1 H: 2 E: 0 K: 1 S: 7	H: 2 LOB: 1 BB: 0 P: 12	R: 4 H: 4 E: 1 K: 1 S: 23	H: 4 LOB: 1 BB: 0 P: 32	R: 0 H: 0 E: 0 K: 0 S: 6	H: 0 LOB: 0 BB: 0 P: 8	R: 5 H: 5 E: 1 K: 1 S: 20	H: 5 LOB: 0 BB: 0 P: 33	R: 1 H: 1 E: 0 K: 0 S: 10	H: 1 LOB: 0 BB: 2 P: 19		R: 1 H: 1 E: 0 K: 1 S: 13	H: 1 LOB: 0 BB: 0 P: 19	1B: 8 2B: 3 3B: 0 HR: 3	SF: 1 SAC: 0 DP: 1 HBP: 0	WP: 1 PB: 0 SB: 0 CS: 0	PA: 43	
PITCHER	IP WLS BF H R ER SO BB IBB HBP BLK WP HR S P ERA WHIP	IP WLS BF H R ER SO BB IBB HBP BLK WP HR S P ERA WHIP	IP WLS BF H R ER SO BB IBB HBP BLK WP HR S P ERA WHIP	IP WLS BF H R ER SO BB IBB HBP BLK WP HR S P ERA WHIP	IP WLS BF H R ER SO BB IBB HBP BLK WP HR S P ERA WHIP	IP WLS BF H R ER SO BB IBB HBP BLK WP HR S P ERA WHIP	IP WLS BF H R ER SO BB IBB HBP BLK WP HR S P ERA WHIP	IP WLS BF H R ER SO BB IBB HBP BLK WP HR S P ERA WHIP	IP WLS BF H R ER SO BB IBB HBP BLK WP HR S P ERA WHIP	IP WLS BF H R ER SO BB IBB HBP BLK WP HR S P ERA WHIP	IP WLS BF H R ER SO BB IBB HBP BLK WP HR S P ERA WHIP	IP WLS BF H R ER SO BB IBB HBP BLK WP HR S P ERA WHIP	IP WLS BF H R ER SO BB IBB HBP BLK WP HR S P ERA WHIP	IP WLS BF H R ER SO BB IBB HBP BLK WP HR S P ERA WHIP	IP WLS BF H R ER SO BB IBB HBP BLK WP HR S P ERA WHIP	IP WLS BF H R ER SO BB IBB HBP BLK WP HR S P ERA WHIP	IP WLS BF H R ER SO BB IBB HBP BLK WP HR S P ERA WHIP	IP WLS BF H R ER SO BB IBB HBP BLK WP HR S P ERA WHIP	IP WLS BF H R ER SO BB IBB HBP BLK WP HR S P ERA WHIP	IP WLS BF H R ER SO BB IBB HBP BLK WP HR S P ERA WHIP	IP WLS BF H R ER SO BB IBB HBP BLK WP HR S P ERA WHIP	IP WLS BF H R ER SO BB IBB HBP BLK WP HR S P ERA WHIP	IP WLS BF H R ER SO BB IBB HBP BLK WP HR S P ERA WHIP	IP WLS BF H R ER SO BB IBB HBP BLK WP HR S P ERA WHIP

Batter	1	2	3	4	5	6	7	8	9	AB	R	H	RBI	BB	SO	LOB	BOTTOM							
2 Luis Arraez, L OBP: 0.397, SLG: 0.375										4	0	1	0	0	0	0	Cleveland Indians @ Minnesota Twins Target Field, Minneapolis, MN Wed Sep 15 2021, 6:41 PM - 9:30 PM CDT Att: 14,222 - Partly Cloudy - 75 F							
25 Byron Buxton, R OBP: 0.332, SLG: 0.601										3	1	0	0	1	1	1								
11 Jorge Polanco, S OBP: 0.330, SLG: 0.516										4	0	0	0	0	1	2								
20 Josh Donaldson, R OBP: 0.343, SLG: 0.461										4	0	0	0	0	1	1								
26 Max Kepler, L OBP: 0.311, SLG: 0.416										3	1	0	0	1	1	0								
22 Miguel Sanó, R OBP: 0.309, SLG: 0.471										4	1	2	3	0	1	0								
1 Nick Gordon, L OBP: 0.296, SLG: 0.333										2	0	0	0	1	1	1								
27 Ryan Jeffers, R OBP: 0.272, SLG: 0.402										3	0	0	0	0	0	1								
60 Jake Cave, L OBP: 0.255, SLG: 0.304										3	0	0	0	0	0	0								
Inning Stats	R: 0 H: 0 E: 0 K: 0 S: 8	H: 0 LOB: 0 BB: 0 P: 10	R: 0 H: 1 E: 0 K: 2 S: 15	H: 1 LOB: 0 BB: 0 P: 25	R: 0 H: 0 E: 0 K: 0 S: 6	H: 0 LOB: 0 BB: 0 P: 9	R: 0 H: 0 E: 0 K: 0 S: 5	H: 0 LOB: 0 BB: 0 P: 8	R: 0 H: 0 E: 0 K: 1 S: 8	H: 0 LOB: 0 BB: 0 P: 12	R: 0 H: 0 E: 0 K: 0 S: 7	H: 0 LOB: 0 BB: 0 P: 10	R: 3 H: 1 E: 0 K: 1 S: 13	H: 1 LOB: 3 BB: 0 P: 32	R: 0 H: 1 E: 0 K: 1 S: 12	H: 1 LOB: 0 BB: 0 P: 15		R: 0 H: 0 E: 0 K: 1 S: 5	H: 0 LOB: 0 BB: 0 P: 7	1B: 1 2B: 1 3B: 0 HR: 1	SF: 0 SAC: 0 DP: 0 HBP: 0	WP: 0 PB: 0 SB: 0 CS: 0	PA: 33	
PITCHER	IP WLS BF H R ER SO BB IBB HBP BLK WP HR S P ERA WHIP	IP WLS BF H R ER SO BB IBB HBP BLK WP HR S P ERA WHIP	IP WLS BF H R ER SO BB IBB HBP BLK WP HR S P ERA WHIP	IP WLS BF H R ER SO BB IBB HBP BLK WP HR S P ERA WHIP	IP WLS BF H R ER SO BB IBB HBP BLK WP HR S P ERA WHIP	IP WLS BF H R ER SO BB IBB HBP BLK WP HR S P ERA WHIP	IP WLS BF H R ER SO BB IBB HBP BLK WP HR S P ERA WHIP	IP WLS BF H R ER SO BB IBB HBP BLK WP HR S P ERA WHIP	IP WLS BF H R ER SO BB IBB HBP BLK WP HR S P ERA WHIP	IP WLS BF H R ER SO BB IBB HBP BLK WP HR S P ERA WHIP	IP WLS BF H R ER SO BB IBB HBP BLK WP HR S P ERA WHIP	IP WLS BF H R ER SO BB IBB HBP BLK WP HR S P ERA WHIP	IP WLS BF H R ER SO BB IBB HBP BLK WP HR S P ERA WHIP	IP WLS BF H R ER SO BB IBB HBP BLK WP HR S P ERA WHIP	IP WLS BF H R ER SO BB IBB HBP BLK WP HR S P ERA WHIP	IP WLS BF H R ER SO BB IBB HBP BLK WP HR S P ERA WHIP	IP WLS BF H R ER SO BB IBB HBP BLK WP HR S P ERA WHIP	IP WLS BF H R ER SO BB IBB HBP BLK WP HR S P ERA WHIP	IP WLS BF H R ER SO BB IBB HBP BLK WP HR S P ERA WHIP	IP WLS BF H R ER SO BB IBB HBP BLK WP HR S P ERA WHIP	IP WLS BF H R ER SO BB IBB HBP BLK WP HR S P ERA WHIP	IP WLS BF H R ER SO BB IBB HBP BLK WP HR S P ERA WHIP	IP WLS BF H R ER SO BB IBB HBP BLK WP HR S P ERA WHIP	IP WLS BF H R ER SO BB IBB HBP BLK WP HR S P ERA WHIP



Batter	1	2	3	4	5	6	7	8	9	AB	R	H	RBI	BB	SO	LOB	TOP										
7 Myles Straw, R OBP: 0.350, SLG: 0.342										4	0	0	0	0	2	4	Cleveland Indians @ New York Yankees Yankee Stadium, Bronx, NY Fri Sep 17 2021, 7:10 PM - 9:59 PM EDT Att: 31,403 - Cloudy - 73 F										
4 Bradley Zimmer, L OBP: 0.338, SLG: 0.345										4	0	0	0	0	1	3											
11 José Ramírez, S OBP: 0.349, SLG: 0.538										3	0	1	0	1	0	2											
32 Franmil Reyes, R OBP: 0.326, SLG: 0.537										4	0	0	0	0	1	2											
44 Bobby Bradley, L OBP: 0.312, SLG: 0.461										3	0	0	0	0	1	0											
2 Yu Chang, R OBP: 0.244, SLG: 0.395										3	0	1	0	0	1	1											
10 Harold Ramírez, R OBP: 0.265, SLG: 0.403										3	0	0	0	0	0	1											
6 Owen Miller, R OBP: 0.227, SLG: 0.296										2	0	1	0	1	0	0											
55 Roberto Pérez, R OBP: 0.250, SLG: 0.313										2	0	1	0	0	1	0											
0 Andrés Giménez, L OBP: 0.265, SLG: 0.283										2	0	1	0	0	1	0											
Inning Stats	R: 0 H: 1 E: 0 K: 1 S: 12	H: 1 LOB: 1 BB: 0 P: 19	R: 0 H: 0 E: 1 K: 0 S: 8	H: 0 LOB: 0 BB: 0 P: 10	R: 0 H: 1 E: 0 K: 1 S: 10	H: 1 LOB: 2 BB: 0 P: 15	R: 0 H: 1 E: 0 K: 2 S: 11	H: 1 LOB: 1 BB: 0 P: 17	R: 0 H: 1 E: 0 K: 0 S: 15	H: 1 LOB: 1 BB: 1 P: 23	R: 0 H: 0 E: 0 K: 0 S: 5	H: 0 LOB: 0 BB: 1 P: 11	R: 0 H: 0 E: 0 K: 1 S: 7	H: 0 LOB: 0 BB: 0 P: 10	R: 0 H: 0 E: 0 K: 2 S: 8	H: 0 LOB: 0 BB: 0 P: 10	R: 0 H: 0 E: 0 K: 1 S: 6	H: 0 LOB: 0 BB: 0 P: 11	1B: 4 2B: 1 3B: 0 HR: 0	SF: 0 SAC: 0 DP: 3 HBP: 1	WP: 0 PB: 0 SB: 1 CS: 0	PA: 32					
PITCHER	IP	WLS	BF	H	R	ER	SO	BB	IBB	HBP	BLK	WP	HR	S	P	ERA	WHIP										
28 Corey Kluber, R ERA: 3.68	6.0	W	23	4	0	0	4	2	0	1	0	0	0	61	95	0.00	1.000										
34 Michael King, R ERA: 3.35	2.0	H	6	0	0	0	3	0	0	0	0	0	0	15	20	0.00	0.000										
63 Lucas Luetge, L ERA: 2.79	1.0		3	0	0	0	1	0	0	0	0	0	0	6	11	0.00	0.000										

Batter	1	2	3	4	5	6	7	8	9	AB	R	H	RBI	BB	SO	LOB	BOTTOM										
26 DJ LeMahieu, R OBP: 0.347, SLG: 0.365										4	0	1	0	0	0	1	Cleveland Indians @ New York Yankees Yankee Stadium, Bronx, NY Fri Sep 17 2021, 7:10 PM - 9:59 PM EDT Att: 31,403 - Cloudy - 73 F										
14 Tyler Wade, L OBP: 0.360, SLG: 0.328										4	0	0	0	0	0	1											
48 Anthony Rizzo, L OBP: 0.343, SLG: 0.439										4	1	2	1	0	1	0											
99 Aaron Judge, R OBP: 0.372, SLG: 0.539										4	1	1	1	0	2	2											
27 Giancarlo Stanton, R OBP: 0.358, SLG: 0.498										4	3	3	2	0	0	0											
13 Joey Gallo, L OBP: 0.357, SLG: 0.476										3	1	1	0	1	1	0											
25 Cleyber Torres, R OBP: 0.326, SLG: 0.349										3	1	1	0	1	1	0											
29 Gio Urshela, R OBP: 0.297, SLG: 0.412										4	1	2	1	0	0	1											
11 Brett Gardner, L OBP: 0.335, SLG: 0.364										3	1	1	3	1	1	1											
66 Kyle Higashioka, R OBP: 0.246, SLG: 0.393										4	0	0	0	0	3	3											
Inning Stats	R: 0 H: 2 E: 0 K: 0 S: 9	H: 1 LOB: 1 BB: 0 P: 13	R: 1 H: 1 E: 0 K: 0 S: 10	H: 1 LOB: 0 BB: 0 P: 12	R: 0 H: 0 E: 0 K: 1 S: 10	H: 0 LOB: 0 BB: 0 P: 14	R: 1 H: 1 E: 0 K: 2 S: 11	H: 1 LOB: 0 BB: 0 P: 13	R: 0 H: 1 E: 0 K: 1 S: 8	H: 1 LOB: 1 BB: 0 P: 9	R: 0 H: 0 E: 0 K: 2 S: 10	H: 0 LOB: 0 BB: 0 P: 15	R: 4 H: 3 E: 0 K: 1 S: 19	H: 3 LOB: 0 BB: 1 P: 34	R: 2 H: 3 E: 0 K: 1 S: 15	H: 3 LOB: 2 BB: 1 P: 28	R: 2 H: 3 E: 0 K: 1 S: 15	H: 3 LOB: 2 BB: 1 P: 28	1B: 6 2B: 0 3B: 0 HR: 5	SF: 0 SAC: 0 DP: 1 HBP: 0	WP: 0 PB: 0 SB: 0 CS: 0	PA: 36					
PITCHER	IP	WLS	BF	H	R	ER	SO	BB	IBB	HBP	BLK	WP	HR	S	P	ERA	WHIP										
34 Zach Plesac, R ERA: 4.59	6.0	L	25	7	5	5	6	1	0	0	0	0	0	68	93	7.50	1.333										
62 Nick Wittgren, R ERA: 4.79	1.0		4	1	1	1	1	0	0	0	0	0	1	9	17	9.00	1.000										
36 J.C. Mejia, R ERA: 8.94	1.0		7	3	2	2	1	1	0	0	0	0	2	15	28	18.00	4.000										

AB	29
R	0
H	4
RBI	0
BB	2
SO	8
LOB	13

AB	34
R	8
H	11
RBI	8
BB	2
SO	8
LOB	9

Batter	1	2	3	4	5	6	7	8	9	AB	R	H	RBI	BB	SO	LOB	TOP										
15 Whit Merrifield, R OBP: 0.320, SLG: 0.396										3	0	2	0	1	0	1											
8 Nicky Lopez, L OBP: 0.369, SLG: 0.380										4	0	1	0	0	0	3											
13 Salvador Perez, R OBP: 0.317, SLG: 0.546										4	0	1	0	0	0	2											
16 Andrew Benintendi, L OBP: 0.319, SLG: 0.439										4	0	1	0	0	1	1											
41 Carlos Santana, S OBP: 0.318, SLG: 0.348										4	0	0	0	0	1	2											
27 Adalberto Mondesi, S OBP: 0.299, SLG: 0.551										4	0	1	0	0	3	0											
2 Michael Taylor, R OBP: 0.300, SLG: 0.361										4	0	1	0	0	1	2											
17 Hunter Dozier, R OBP: 0.285, SLG: 0.388										4	1	1	1	0	1	1											
28 Kyle Isbel, L OBP: 0.339, SLG: 0.421										3	0	1	0	1	1												
Inning Stats	R: 0 E: 0 K: 0 S: 6	H: 1 LOB: 0 BB: 0 P: 6	R: 0 E: 0 K: 1 S: 10	H: 2 LOB: 1 BB: 0 P: 17	R: 0 E: 0 K: 1 S: 11	H: 1 LOB: 2 BB: 1 P: 21	R: 0 E: 0 K: 2 S: 9	H: 0 LOB: 0 BB: 0 P: 12	R: 0 E: 0 K: 1 S: 8	H: 1 LOB: 1 BB: 0 P: 15	R: 0 E: 0 K: 0 S: 9	H: 1 LOB: 1 BB: 0 P: 16	R: 1 E: 0 K: 1 S: 12	H: 2 LOB: 2 BB: 1 P: 20	R: 0 E: 0 K: 0 S: 9	H: 0 LOB: 0 BB: 0 P: 13	R: 0 E: 0 K: 2 S: 8	H: 1 LOB: 1 BB: 0 P: 11	1B: 5 2B: 3 HR: 1	SF: 0 SAC: 0 DP: 2 HBP: 0	WP: 0 PB: 0 SB: 0 CS: 0	PA: 36					
PITCHER	IP	WLS	BF	H	R	ER	SO	BB	IBB	HBP	BLK	WP	HR	S	P	ERA	WHIP										
47 Cal Quantrill, R ERA: 2.82	6.2	W	27	7	1	1	6	2	0	0	0	0	1	61	102	1.35	1.350										
53 Blake Parker, R ERA: 2.52	0.1	H	2	1	0	0	0	0	0	0	0	0	0	4	5	0.00	3.000										
27 Bryan Shaw, R ERA: 3.61	1.0	H	3	0	0	0	0	0	0	0	0	0	0	9	13	0.00	0.000										
48 Emmanuel Clase, R ERA: 1.37	1.0	S	4	1	0	0	2	0	0	0	0	0	0	8	11	0.00	1.000										

Kansas City Royals @ Cleveland Indians
Progressive Field, Cleveland, OH
Tue Sep 21 2021, 6:10 PM - 8:46 PM EDT
Att: 23,341 - Cloudy - 72 F

AB 34
R 1
H 9
RBI 1
BB 2
SO 8
LOB 13



Batter	1	2	3	4	5	6	7	8	9	AB	R	H	RBI	BB	SO	LOB	BOTTOM										
7 Myles Straw, R OBP: 0.348, SLG: 0.341										3	1	0	0	1	0	1											
35 Oscar Mercado, R OBP: 0.299, SLG: 0.361										3	1	0	0	1	0	1											
11 José Ramírez, S OBP: 0.359, SLG: 0.549										3	1	1	0	1	0	0											
32 Franmil Reyes, R OBP: 0.326, SLG: 0.542										4	0	0	0	0	2	4											
2 Yu Chang, R OBP: 0.257, SLG: 0.422										3	0	1	3	0	1	0											
6 Owen Miller, R OBP: 0.235, SLG: 0.297										3	0	1	0	0	1	1											
4 Bradley Zimmer, L OBP: 0.328, SLG: 0.531										3	0	0	0	0	1	3											
17 Austin Hedges, R OBP: 0.216, SLG: 0.288										3	0	0	0	0	0	0											
28 Ernie Clement, R OBP: 0.276, SLG: 0.336										3	1	2	1	0	0	0											
Inning Stats	R: 3 E: 0 K: 3 S: 19	H: 2 LOB: 1 BB: 2 P: 34	R: 1 E: 0 K: 0 S: 8	H: 1 LOB: 0 BB: 0 P: 15	R: 0 E: 0 K: 1 S: 6	H: 0 LOB: 0 BB: 1 P: 14	R: 0 E: 0 K: 0 S: 7	H: 0 LOB: 0 BB: 0 P: 9	R: 0 E: 0 K: 1 S: 6	H: 0 LOB: 0 BB: 0 P: 8	R: 0 E: 0 K: 1 S: 10	H: 1 LOB: 2 BB: 0 P: 19	R: 0 E: 0 K: 0 S: 12	H: 1 LOB: 1 BB: 0 P: 20	R: 0 E: 0 K: 0 S: 7	H: 0 LOB: 0 BB: 0 P: 10	1B: 3 2B: 0 3B: 1 HR: 1	SF: 0 SAC: 0 DP: 1 HBP: 1	WP: 2 PB: 0 SB: 0 CS: 0	PA: 32							
PITCHER	IP	WLS	BF	H	R	ER	SO	BB	IBB	HBP	BLK	WP	HR	S	P	ERA	WHIP										
52 Daniel Lynch IV, L ERA: 5.4	6.0	L	25	4	4	4	1	0	0	0	0	1	0	56	99	6.00	1.167										
65 Dylan Coleman, R ERA	1.0		4	1	0	0	0	0	0	0	0	1	0	12	20	0.00	1.000										
35 Greg Holland, R ERA: 5.26	1.0		3	0	0	0	0	0	0	0	0	0	0	7	10	0.00	0.000										


Kansas City Royals @ Cleveland Indians
Progressive Field, Cleveland, OH
Tue Sep 21 2021, 6:10 PM - 8:46 PM EDT
Att: 23,341 - Cloudy - 72 F

AB 28
R 4
H 5
RBI 4
BB 3
SO 5
LOB 10

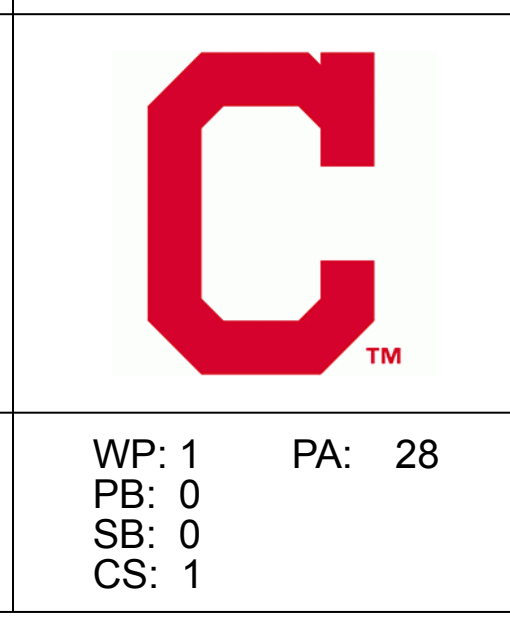


Batter	1	2	3	4	5	6	7	8	9	AB	R	H	RBI	BB	SO	LOB	TOP	
7 Tim Anderson, R OBP: 0.333, SLG: 0.468										4	2	3	4	0	0	1	Chicago White Sox @ Cleveland Indians Progressive Field, Cleveland, OH Thu Sep 23 2021, 1:11 PM - 3:56 PM EDT Att: 11,851 - Cloudy - 57 F	
10 Yoán Moncada, S OBP: 0.377, SLG: 0.400										3	1	0	0	1	2	2		
79 José Abreu, R OBP: 0.350, SLG: 0.487										2	0	0	0	2	0	0		
24 Yasmani Grandal, S OBP: 0.412, SLG: 0.522										4	0	0	0	0	3	5		
88 Luis Robert Jr., R OBP: 0.393, SLG: 0.559										3	1	2	2	0	1	0		
74 Eloy Jiménez, R OBP: 0.299, SLG: 0.450										4	1	1	1	0	1	3		
28 Leury García, S OBP: 0.333, SLG: 0.370										4	1	2	0	0	1	1		
32 Gavin Sheets, L OBP: 0.314, SLG: 0.489										2	0	0	0	0	1	2		
15 Adam Engel, R OBP: 0.333, SLG: 0.500										1	0	0	0	0	1	0		
12 César Hernández, S OBP: 0.390, SLG: 0.390										3	1	3	0	0	0	0		
Inning Stats	R: 1 E: 0 K: 1 S: 10	H: 1 LOB: 0 BB: 0 P: 14	R: 6 E: 0 K: 2 S: 21	H: 6 LOB: 2 BB: 2 P: 32	R: 0 E: 0 K: 0 S: 14	H: 2 LOB: 1 BB: 0 P: 21	R: 0 E: 0 K: 1 S: 7	H: 0 LOB: 0 BB: 0 P: 12	R: 0 E: 0 K: 3 S: 19	H: 2 LOB: 3 BB: 1 P: 35	R: 0 E: 0 K: 2 S: 7	H: 0 LOB: 0 BB: 0 P: 12	1B: 7 2B: 0 3B: 0 HR: 4	SF: 0 SAC: 0 DP: 2 HBP: 1	WP: 0 PB: 0 SB: 0 CS: 0	PA: 34		
PITCHER	IP: 1.2 WLS: L BF: 14 H: 7 R: 7 ER: 7 SO: 3	IP: 2.1 WLS: 2 BF: 8 H: 2 R: 0 ER: 0 SO: 1	IP: 2.0 WLS: 2 BF: 9 H: 2 R: 0 ER: 0 SO: 4	IP: 1.0 WLS: 0 BF: 3 H: 0 R: 0 ER: 0 SO: 2	IP: 0.0 WLS: 0 BF: 0 H: 0 R: 0 ER: 0 SO: 0	IP: 2.2 WLS: 2 BF: 14 H: 4 R: 2 ER: 1 SO: 1	IP: 2.2 WLS: 2 BF: 14 H: 4 R: 2 ER: 1 SO: 1	IP: 1.2 WLS: 1 BF: 6 H: 1 R: 0 ER: 0 SO: 0	IP: 0.0 WLS: 0 BF: 0 H: 0 R: 0 ER: 0 SO: 0	IP: 0.0 WLS: 0 BF: 0 H: 0 R: 0 ER: 0 SO: 0	IP: 0.0 WLS: 0 BF: 0 H: 0 R: 0 ER: 0 SO: 0	IP: 0.0 WLS: 0 BF: 0 H: 0 R: 0 ER: 0 SO: 0	IP: 0.0 WLS: 0 BF: 0 H: 0 R: 0 ER: 0 SO: 0	IP: 0.0 WLS: 0 BF: 0 H: 0 R: 0 ER: 0 SO: 0	IP: 0.0 WLS: 0 BF: 0 H: 0 R: 0 ER: 0 SO: 0	IP: 0.0 WLS: 0 BF: 0 H: 0 R: 0 ER: 0 SO: 0	IP: 0.0 WLS: 0 BF: 0 H: 0 R: 0 ER: 0 SO: 0	ERA: 3.9 WHIP: 0.857
43 Aaron Civale, R ERA: 3.9	43 Aaron Civale, R ERA: 3.9	43 Aaron Civale, R ERA: 3.9	43 Aaron Civale, R ERA: 3.9	43 Aaron Civale, R ERA: 3.9	43 Aaron Civale, R ERA: 3.9	43 Aaron Civale, R ERA: 3.9	43 Aaron Civale, R ERA: 3.9	43 Aaron Civale, R ERA: 3.9	43 Aaron Civale, R ERA: 3.9	43 Aaron Civale, R ERA: 3.9	43 Aaron Civale, R ERA: 3.9	43 Aaron Civale, R ERA: 3.9	43 Aaron Civale, R ERA: 3.9	43 Aaron Civale, R ERA: 3.9	43 Aaron Civale, R ERA: 3.9	43 Aaron Civale, R ERA: 3.9	ERA: 3.9 WHIP: 5.400	
36 J.C. Mejía, R ERA: 8.25	36 J.C. Mejía, R ERA: 8.25	36 J.C. Mejía, R ERA: 8.25	36 J.C. Mejía, R ERA: 8.25	36 J.C. Mejía, R ERA: 8.25	36 J.C. Mejía, R ERA: 8.25	36 J.C. Mejía, R ERA: 8.25	36 J.C. Mejía, R ERA: 8.25	36 J.C. Mejía, R ERA: 8.25	36 J.C. Mejía, R ERA: 8.25	36 J.C. Mejía, R ERA: 8.25	36 J.C. Mejía, R ERA: 8.25	36 J.C. Mejía, R ERA: 8.25	36 J.C. Mejía, R ERA: 8.25	36 J.C. Mejía, R ERA: 8.25	36 J.C. Mejía, R ERA: 8.25	36 J.C. Mejía, R ERA: 8.25	ERA: 8.25 WHIP: 1.500	
54 Logan Allen, L ERA: 6.8	54 Logan Allen, L ERA: 6.8	54 Logan Allen, L ERA: 6.8	54 Logan Allen, L ERA: 6.8	54 Logan Allen, L ERA: 6.8	54 Logan Allen, L ERA: 6.8	54 Logan Allen, L ERA: 6.8	54 Logan Allen, L ERA: 6.8	54 Logan Allen, L ERA: 6.8	54 Logan Allen, L ERA: 6.8	54 Logan Allen, L ERA: 6.8	54 Logan Allen, L ERA: 6.8	54 Logan Allen, L ERA: 6.8	54 Logan Allen, L ERA: 6.8	54 Logan Allen, L ERA: 6.8	54 Logan Allen, L ERA: 6.8	54 Logan Allen, L ERA: 6.8	ERA: 6.8 WHIP: 0.000	
65 Francisco Pérez, L ERA: 4.05	65 Francisco Pérez, L ERA: 4.05	65 Francisco Pérez, L ERA: 4.05	65 Francisco Pérez, L ERA: 4.05	65 Francisco Pérez, L ERA: 4.05	65 Francisco Pérez, L ERA: 4.05	65 Francisco Pérez, L ERA: 4.05	65 Francisco Pérez, L ERA: 4.05	65 Francisco Pérez, L ERA: 4.05	65 Francisco Pérez, L ERA: 4.05	65 Francisco Pérez, L ERA: 4.05	65 Francisco Pérez, L ERA: 4.05	65 Francisco Pérez, L ERA: 4.05	65 Francisco Pérez, L ERA: 4.05	65 Francisco Pérez, L ERA: 4.05	65 Francisco Pérez, L ERA: 4.05	65 Francisco Pérez, L ERA: 4.05	ERA: 4.05 WHIP: 0.000	
Batter	1	2	3	4	5	6	7	8	9	AB	R	H	RBI	BB	SO	LOB	BOTTOM	
7 Myles Straw, R OBP: 0.346, SLG: 0.338										4	0	0	0	0	2	1	Chicago White Sox @ Cleveland Indians Progressive Field, Cleveland, OH Thu Sep 23 2021, 1:11 PM - 3:56 PM EDT Att: 11,851 - Cloudy - 57 F	
4 Bradley Zimmer, L OBP: 0.315, SLG: 0.336										2	0	1	0	0	0	0		
11 José Ramírez, S OBP: 0.359, SLG: 0.547										2	0	0	0	1	0	1		
32 Franmil Reyes, R OBP: 0.326, SLG: 0.543										3	0	1	0	0	0	1		
44 Bobby Bradley, L OBP: 0.315, SLG: 0.477										2	1	1	1	1	1	1		
2 Yu Chang, R OBP: 0.258, SLG: 0.421										3	0	1	0	0	0	3		
10 Harold Ramírez, R OBP: 0.306, SLG: 0.399										3	0	0	0	0	1	2		
0 Andrés Giménez, L OBP: 0.271, SLG: 0.329										3	0	1	0	0	2	0		
17 Austin Hedges, R OBP: 0.218, SLG: 0.300										3	1	1	1	0	0	1		
Inning Stats	R: 0 E: 0 K: 1 S: 8	H: 0 LOB: 0 BB: 0 P: 14	R: 0 E: 0 K: 2 S: 11	H: 1 LOB: 1 BB: 0 P: 15	R: 1 E: 0 K: 1 S: 17	H: 2 LOB: 1 BB: 0 P: 26	R: 1 E: 0 K: 0 S: 9	H: 2 LOB: 0 BB: 0 P: 20	R: 0 E: 0 K: 1 S: 8	H: 0 LOB: 2 BB: 2 P: 10	R: 0 E: 0 K: 0 S: 16	H: 1 LOB: 1 BB: 0 P: 28	R: 0 E: 0 K: 1 S: 12	H: 0 LOB: 0 BB: 0 P: 20	1B: 2 2B: 2 3B: 0 HR: 2	SF: 0 SAC: 0 DP: 1 HBP: 1		WP: 1 PB: 0 SB: 0 CS: 1
PITCHER	IP: 3.1 WLS: 3 BF: 14 H: 4 R: 2 ER: 2 SO: 4	IP: 0.2 WLS: 2 BF: 2 H: 1 R: 0 ER: 0 SO: 0	IP: 1.0 WLS: W BF: 3 H: 0 R: 0 ER: 0 SO: 1	IP: 1.0 WLS: 5 BF: 0 H: 0 R: 0 ER: 0 SO: 0	IP: 1.0 WLS: 4 BF: 1 H: 0 R: 0 ER: 0 SO: 1	IP: 2.2 WLS: 2 BF: 14 H: 4 R: 2 ER: 1 SO: 1	IP: 2.2 WLS: 2 BF: 14 H: 4 R: 2 ER: 1 SO: 1	IP: 1.1 WLS: 1 BF: 6 H: 1 R: 0 ER: 0 SO: 0	IP: 0.0 WLS: 0 BF: 0 H: 0 R: 0 ER: 0 SO: 0	IP: 0.0 WLS: 0 BF: 0 H: 0 R: 0 ER: 0 SO: 0	IP: 0.0 WLS: 0 BF: 0 H: 0 R: 0 ER: 0 SO: 0	IP: 0.0 WLS: 0 BF: 0 H: 0 R: 0 ER: 0 SO: 0	IP: 0.0 WLS: 0 BF: 0 H: 0 R: 0 ER: 0 SO: 0	IP: 0.0 WLS: 0 BF: 0 H: 0 R: 0 ER: 0 SO: 0	IP: 0.0 WLS: 0 BF: 0 H: 0 R: 0 ER: 0 SO: 0	IP: 0.0 WLS: 0 BF: 0 H: 0 R: 0 ER: 0 SO: 0	IP: 0.0 WLS: 0 BF: 0 H: 0 R: 0 ER: 0 SO: 0	ERA: 3.16 WHIP: 1.500
40 Reynaldo López, R ERA: 3.16	40 Reynaldo López, R ERA: 3.16	40 Reynaldo López, R ERA: 3.16	40 Reynaldo López, R ERA: 3.16	40 Reynaldo López, R ERA: 3.16	40 Reynaldo López, R ERA: 3.16	40 Reynaldo López, R ERA: 3.16	40 Reynaldo López, R ERA: 3.16	40 Reynaldo López, R ERA: 3.16	40 Reynaldo López, R ERA: 3.16	40 Reynaldo López, R ERA: 3.16	40 Reynaldo López, R ERA: 3.16	40 Reynaldo López, R ERA: 3.16	40 Reynaldo López, R ERA: 3.16	40 Reynaldo López, R ERA: 3.16	40 Reynaldo López, R ERA: 3.16	40 Reynaldo López, R ERA: 3.16	ERA: 3.16 WHIP: 1.200	
45 Garrett Crochet, L ERA: 2.63	45 Garrett Crochet, L ERA: 2.63	45 Garrett Crochet, L ERA: 2.63	45 Garrett Crochet, L ERA: 2.63	45 Garrett Crochet, L ERA: 2.63	45 Garrett Crochet, L ERA: 2.63	45 Garrett Crochet, L ERA: 2.63	45 Garrett Crochet, L ERA: 2.63	45 Garrett Crochet, L ERA: 2.63	45 Garrett Crochet, L ERA: 2.63	45 Garrett Crochet, L ERA: 2.63	45 Garrett Crochet, L ERA: 2.63	45 Garrett Crochet, L ERA: 2.63	45 Garrett Crochet, L ERA: 2.63	45 Garrett Crochet, L ERA: 2.63	45 Garrett Crochet, L ERA: 2.63	45 Garrett Crochet, L ERA: 2.63	ERA: 2.63 WHIP: 0.000	
39 Aaron Bummer, L ERA: 3.78	39 Aaron Bummer, L ERA: 3.78	39 Aaron Bummer, L ERA: 3.78	39 Aaron Bummer, L ERA: 3.78	39 Aaron Bummer, L ERA: 3.78	39 Aaron Bummer, L ERA: 3.78	39 Aaron Bummer, L ERA: 3.78	39 Aaron Bummer, L ERA: 3.78	39 Aaron Bummer, L ERA: 3.78	39 Aaron Bummer, L ERA: 3.78	39 Aaron Bummer, L ERA: 3.78	39 Aaron Bummer, L ERA: 3.78	39 Aaron Bummer, L ERA: 3.78	39 Aaron Bummer, L ERA: 3.78	39 Aaron Bummer, L ERA: 3.78	39 Aaron Bummer, L ERA: 3.78	39 Aaron Bummer, L ERA: 3.78	ERA: 3.78 WHIP: 2.000	
46 Craig Kimbrel, R ERA: 2.22	46 Craig Kimbrel, R ERA: 2.22	46 Craig Kimbrel, R ERA: 2.22	46 Craig Kimbrel, R ERA: 2.22	46 Craig Kimbrel, R ERA: 2.22	46 Craig Kimbrel, R ERA: 2.22	46 Craig Kimbrel, R ERA: 2.22	46 Craig Kimbrel, R ERA: 2.22	46 Craig Kimbrel, R ERA: 2.22	46 Craig Kimbrel, R ERA: 2.22	46 Craig Kimbrel, R ERA: 2.22	46 Craig Kimbrel, R ERA: 2.22	46 Craig Kimbrel, R ERA: 2.22	46 Craig Kimbrel, R ERA: 2.22	46 Craig Kimbrel, R ERA: 2.22	46 Craig Kimbrel, R ERA: 2.22	46 Craig Kimbrel, R ERA: 2.22	ERA: 2.22 WHIP: 1.000	
31 Liam Hendriks, R ERA: 2.73	31 Liam Hendriks, R ERA: 2.73	31 Liam Hendriks, R ERA: 2.73	31 Liam Hendriks, R ERA: 2.73	31 Liam Hendriks, R ERA: 2.73	31 Liam Hendriks, R ERA: 2.73	31 Liam Hendriks, R ERA: 2.73	31 Liam Hendriks, R ERA: 2.73	31 Liam Hendriks, R ERA: 2.73	31 Liam Hendriks, R ERA: 2.73	31 Liam Hendriks, R ERA: 2.73	31 Liam Hendriks, R ERA: 2.73	31 Liam Hendriks, R ERA: 2.73	31 Liam Hendriks, R ERA: 2.73	31 Liam Hendriks, R ERA: 2.73	31 Liam Hendriks, R ERA: 2.73	31 Liam Hendriks, R ERA: 2.73	ERA: 2.73 WHIP: 1.000	

AB	30
R	7
H	11
RBI	7
BB	3
SO	10
LOB	14



AB	25
R	2
H	6
RBI	2
BB	2
SO	6
LOB	10



Batter	1	2	3	4	5	6	7	8	9	AB	R	H	RBI	BB	SO	LOB	TOP				
12 César Hernández, S (1, 4) OBP: 0.307, SLG: 0.387	G3-1		L3			L9	FC3			4	0	0	0	0	0	2	Chicago White Sox @ Cleveland Indians Progressive Field, Cleveland, OH Thu Sep 23 2021, 6:10 PM - 8:44 PM EDT Att: 11,336 - Overcast - 54 F				
15 Adam Engel, R (1, 7) OBP: 0.338, SLG: 0.509	K		2B			FC3-2	K			4	0	2	0	0	2	3					
28 Leury García, S (1, 6) OBP: 0.335, SLG: 0.371	1B		F7			FC3-2	FC6-2			4	1	2	0	0	0	4					
24 Yasmani Grandal, S (1, 10) OBP: 0.416, SLG: 0.524	1B					1B	P6			3	1	2	0	1	0	3					
18 Brian Goodwin, L (1, 9) OBP: 0.319, SLG: 0.374	G3					FC3-2				3	0	0	0	0	0	5					
25 Andrew Vaughn, R (1, 5) OBP: 0.314, SLG: 0.409	G5-3		G3-1			1B				3	0	1	2	0	0	0					
32 Gavin Sheets, L (1, 3) OBP: 0.314, SLG: 0.486	F9					G4-3				3	1	1	0	0	0	0					
0 Billy Hamilton, S (1, 8) OBP: 0.246, SLG: 0.388	K					K				3	0	1	0	0	2	0					
21 Zack Collins, L (1, 2) OBP: 0.326, SLG: 0.335			K			F7				3	0	1	0	0	1	0					
Inning Stats	R: 0 H: 2 E: 0 K: 1 S: 12	H: 0 LOB: 2 BB: 0 P: 16	R: 0 H: 0 E: 0 K: 1 S: 7	H: 0 LOB: 0 BB: 0 P: 9	R: 0 H: 1 E: 0 K: 1 S: 14	H: 0 LOB: 1 BB: 0 P: 19	R: 0 H: 1 E: 0 K: 0 S: 6	H: 0 LOB: 0 BB: 0 P: 10	R: 0 H: 0 E: 0 K: 1 S: 9	H: 0 LOB: 0 BB: 0 P: 15	R: 2 H: 3 E: 0 K: 0 S: 21	H: 3 LOB: 3 BB: 1 P: 33	R: 1 H: 3 E: 1 K: 1 S: 17	H: 3 LOB: 0 BB: 0 P: 21			1B: 9 2B: 1 3B: 0 HR: 0	SF: 0 SAC: 0 DP: 0 HBP: 0	WP: 0 PB: 0 CS: 0	PA: 31	
PITCHER	IP	WLS	BF	H	R	ER	SO	BB	IBB	HBP	BLK	WP	HR	S	P	ERA	WHIP				
34 Zach Plesac, R (1, 1) ERA: 4.54	5.1		22	6	2	2	4	1	0	0	0	0	0	59	86	3.38	1.312				
27 Bryan Shaw, R (6, 1) ERA: 3.58	0.2	B	2	1	0	0	0	0	0	0	0	0	0	10	16	0.00	1.500				
48 Emmanuel Clase, R (7, 1) ERA: 1.35	1.0	W	7	3	1	0	1	0	0	0	0	0	0	17	21	0.00	3.000				

Batter	1	2	3	4	5	6	7	8	9	AB	R	H	RBI	BB	SO	LOB	BOTTOM				
7 Myles Straw, R (1, 8) OBP: 0.345, SLG: 0.338	K		K			L3				4	1	1	0	0	2	3	Chicago White Sox @ Cleveland Indians Progressive Field, Cleveland, OH Thu Sep 23 2021, 6:10 PM - 8:44 PM EDT Att: 11,336 - Overcast - 54 F				
35 Óscar Mercado, R (1, 7) OBP: 0.298, SLG: 0.374	K		F8			F8				4	1	1	2	0	1	2					
11 José Ramírez, S (1, 10) OBP: 0.359, SLG: 0.545	K					BB				2	1	0	0	1	2	0					
32 Franmil Reyes, R (1, 9) OBP: 0.329, SLG: 0.543	F9					BB				2	0	1	0	1	0	0					
4 Bradley Zimmer, L (6, PR) OBP: 0.331, SLG: 0.336						1B				0	1	0	0	0	0	0					
44 Bobby Bradley, L (1, 3) OBP: 0.315, SLG: 0.475	L8					K				3	0	1	0	0	1	2					
0 Andrés Giménez, L (6, PR) OBP: 0.271, SLG: 0.329						K				0	1	0	0	0	0	0					
2 Yu Chang, R (1, 6) OBP: 0.263, SLG: 0.424	K					1B				3	0	2	0	0	1	0					
55 Roberto Pérez, R (1, 2) OBP: 0.254, SLG: 0.336						G1-3				3	0	0	0	0	2	5					
6 Owen Miller, R (1, 4) OBP: 0.242, SLG: 0.309						G6-3				3	0	2	2	0	0	2					
28 Ernie Clement, R (1, 5) OBP: 0.285, SLG: 0.339						1B				2	0	1	0	1	0	3					
Inning Stats	R: 0 H: 0 E: 0 K: 3 S: 11	H: 0 LOB: 0 BB: 0 P: 19	R: 0 H: 0 E: 0 K: 1 S: 5	H: 0 LOB: 0 BB: 0 P: 8	R: 0 H: 1 E: 0 K: 2 S: 12	H: 1 LOB: 1 BB: 1 P: 21	R: 1 H: 2 E: 0 K: 1 S: 16	H: 2 LOB: 2 BB: 1 P: 30	R: 0 H: 1 E: 0 K: 0 S: 5	H: 1 LOB: 0 BB: 0 P: 9	R: 2 H: 3 E: 0 K: 2 S: 13	H: 3 LOB: 3 BB: 1 P: 22	R: 2 H: 2 E: 0 K: 0 S: 3	H: 2 LOB: 0 BB: 0 P: 6			1B: 7 2B: 2 3B: 0 HR: 1	SF: 0 SAC: 0 DP: 1 HBP: 0	WP: 1 PB: 0 CS: 0	PA: 29	
PITCHER	IP	WLS	BF	H	R	ER	SO	BB	IBB	HBP	BLK	WP	HR	S	P	ERA	WHIP				
34 Michael Kopech, R (1, 1) ERA: 3.57	2.0		11	3	1	1	3	2	0	0	0	1	0	28	51	4.50	2.500				
48 Mike Wright Jr., R (3, 1) ERA: 3.63	1.1		6	2	2	2	1	1	0	0	0	0	0	11	22	13.50	2.250				
63 Matt Foster, R (5, 1) ERA: 6.32	0.2	L	6	4	2	2	1	0	0	0	0	0	1	10	15	27.00	6.000				

Batter	1	2	3	4	5	6	7	8	9	AB	R	H	RBI	BB	SO	LOB	TOP							
7 Tim Anderson, R OBP: 0.333, SLG: 0.466	F9			F9				G5-3		4	0	1	0	0	0	0	Chicago White Sox @ Cleveland Indians Progressive Field, Cleveland, OH Fri Sep 24 2021, 7:14 PM - 10:00 PM EDT Att: 18,576 - Clear - 70 F							
10 Yoán Moncada, S OBP: 0.376, SLG: 0.399	K			K						4	0	1	0	0	3	1								
79 José Abreu, R OBP: 0.351, SLG: 0.487	L9									4	0	2	0	0	0	1								
74 Eloy Jiménez, R OBP: 0.293, SLG: 0.440		G6-3								4	0	0	0	0	1	4								
88 Luis Robert Jr., R OBP: 0.392, SLG: 0.569										3	1	1	1	0	1	0								
32 Gavin Sheets, L OBP: 0.308, SLG: 0.475										3	0	0	0	0	0	0								
12 César Hernández, S OBP: 0.306, SLG: 0.385										3	0	0	0	0	3	0								
25 Andrew Vaughn, R OBP: 0.312, SLG: 0.405										3	0	0	0	0	2	0								
21 Zack Collins, L OBP: 0.321, SLG: 0.330										3	0	0	0	0	1	0								
Inning Stats	R: 0 E: 0 K: 1 S: 9	H: 0 LOB: 0 BB: 0 P: 13	R: 0 E: 0 K: 1 S: 6	H: 0 LOB: 0 BB: 0 P: 11	R: 0 E: 0 K: 1 S: 7	H: 0 LOB: 0 BB: 0 P: 10	R: 0 E: 0 K: 1 S: 11	H: 1 LOB: 1 BB: 0 P: 13	R: 1 E: 0 K: 2 S: 13	H: 1 LOB: 0 BB: 0 P: 16	R: 0 E: 0 K: 1 S: 10	H: 2 LOB: 2 BB: 0 P: 16	R: 0 E: 0 K: 1 S: 6	H: 0 LOB: 0 BB: 0 P: 12	R: 0 E: 0 K: 2 S: 10	H: 0 LOB: 0 BB: 0 P: 15		R: 0 E: 0 K: 0 S: 4	H: 1 LOB: 0 BB: 0 P: 5	1B: 4 2B: 0 3B: 0 HR: 1	SF: 0 SAC: 0 DP: 1 HBP: 0	WP: 0 PB: 0 SB: 0 CS: 0	PA: 31	
PITCHER	IP WLS BF H R ER SO BB IBB HBP BLK WP HR S P ERA WHIP	IP WLS BF H R ER SO BB IBB HBP BLK WP HR S P ERA WHIP	IP WLS BF H R ER SO BB IBB HBP BLK WP HR S P ERA WHIP	IP WLS BF H R ER SO BB IBB HBP BLK WP HR S P ERA WHIP	IP WLS BF H R ER SO BB IBB HBP BLK WP HR S P ERA WHIP	IP WLS BF H R ER SO BB IBB HBP BLK WP HR S P ERA WHIP	IP WLS BF H R ER SO BB IBB HBP BLK WP HR S P ERA WHIP	IP WLS BF H R ER SO BB IBB HBP BLK WP HR S P ERA WHIP	IP WLS BF H R ER SO BB IBB HBP BLK WP HR S P ERA WHIP	IP WLS BF H R ER SO BB IBB HBP BLK WP HR S P ERA WHIP	IP WLS BF H R ER SO BB IBB HBP BLK WP HR S P ERA WHIP	IP WLS BF H R ER SO BB IBB HBP BLK WP HR S P ERA WHIP	IP WLS BF H R ER SO BB IBB HBP BLK WP HR S P ERA WHIP	IP WLS BF H R ER SO BB IBB HBP BLK WP HR S P ERA WHIP	IP WLS BF H R ER SO BB IBB HBP BLK WP HR S P ERA WHIP	IP WLS BF H R ER SO BB IBB HBP BLK WP HR S P ERA WHIP	IP WLS BF H R ER SO BB IBB HBP BLK WP HR S P ERA WHIP	IP WLS BF H R ER SO BB IBB HBP BLK WP HR S P ERA WHIP	IP WLS BF H R ER SO BB IBB HBP BLK WP HR S P ERA WHIP	IP WLS BF H R ER SO BB IBB HBP BLK WP HR S P ERA WHIP	IP WLS BF H R ER SO BB IBB HBP BLK WP HR S P ERA WHIP	IP WLS BF H R ER SO BB IBB HBP BLK WP HR S P ERA WHIP	IP WLS BF H R ER SO BB IBB HBP BLK WP HR S P ERA WHIP	IP WLS BF H R ER SO BB IBB HBP BLK WP HR S P ERA WHIP
57 Shane Bieber, R ERA: 3.17	3.0									0	0	22	34	0.00	0.000									
37 Trevor Stephan, R ERA: 4.52	2.0	L	8	2	1	1	3	0	0	0	1	24	29	4.50	1.000									
62 Nick Wittgren, R ERA: 4.91	1.2		7	2	0	0	2	0	0	0	0	13	23	0.00	1.200									
26 Anthony Gose, L ERA: 3.0	1.1		4	0	0	0	3	0	0	0	0	13	20	0.00	0.000									
53 Blake Parker, R ERA: 2.45	1.0		3	1	0	0	0	0	0	0	0	4	5	0.00	1.000									
Batter	1	2	3	4	5	6	7	8	9	AB	R	H	RBI	BB	SO	LOB	BOTTOM							
4 Bradley Zimmer, L OBP: 0.330, SLG: 0.335	G5-3									4	0	1	0	0	2	1	Chicago White Sox @ Cleveland Indians Progressive Field, Cleveland, OH Fri Sep 24 2021, 7:14 PM - 10:00 PM EDT Att: 18,576 - Clear - 70 F							
1 Amed Rosario, R OBP: 0.318, SLG: 0.406										4	0	2	0	0	2	0								
11 José Ramírez, S OBP: 0.360, SLG: 0.545										4	0	2	0	0	1	1								
32 Franmil Reyes, R OBP: 0.326, SLG: 0.538										4	0	0	0	0	3	3								
44 Bobby Bradley, L OBP: 0.310, SLG: 0.466										4	0	0	0	0	2	1								
10 Harold Ramírez, R OBP: 0.306, SLG: 0.399										3	0	1	0	0	1	0								
6 Owen Miller, R OBP: 0.243, SLG: 0.315										3	0	1	0	0	1	1								
55 Roberto Pérez, R OBP: 0.248, SLG: 0.328										3	0	0	0	0	2	2								
35 Oscar Mercado, R OBP: 0.294, SLG: 0.368										3	0	0	0	0	2	1								
Inning Stats	R: 0 E: 0 K: 0 S: 8	H: 1 LOB: 0 BB: 0 P: 11	R: 0 E: 0 K: 2 S: 9	H: 0 LOB: 0 BB: 0 P: 15	R: 0 E: 0 K: 3 S: 12	H: 1 LOB: 1 BB: 0 P: 22	R: 0 E: 0 K: 3 S: 10	H: 1 LOB: 1 BB: 0 P: 17	R: 0 E: 0 K: 1 S: 8	H: 0 LOB: 0 BB: 0 P: 11	R: 0 E: 0 K: 1 S: 17	H: 3 LOB: 2 BB: 0 P: 28	R: 0 E: 0 K: 2 S: 15	H: 1 LOB: 1 BB: 0 P: 20	R: 0 E: 0 K: 3 S: 9	H: 0 LOB: 0 BB: 0 P: 13		R: 0 E: 0 K: 1 S: 6	H: 0 LOB: 0 BB: 0 P: 10	1B: 6 2B: 1 3B: 0 HR: 0	SF: 0 SAC: 0 DP: 1 HBP: 0	WP: 0 PB: 0 SB: 1 CS: 0	PA: 32	
PITCHER	IP WLS BF H R ER SO BB IBB HBP BLK WP HR S P ERA WHIP	IP WLS BF H R ER SO BB IBB HBP BLK WP HR S P ERA WHIP	IP WLS BF H R ER SO BB IBB HBP BLK WP HR S P ERA WHIP	IP WLS BF H R ER SO BB IBB HBP BLK WP HR S P ERA WHIP	IP WLS BF H R ER SO BB IBB HBP BLK WP HR S P ERA WHIP	IP WLS BF H R ER SO BB IBB HBP BLK WP HR S P ERA WHIP	IP WLS BF H R ER SO BB IBB HBP BLK WP HR S P ERA WHIP	IP WLS BF H R ER SO BB IBB HBP BLK WP HR S P ERA WHIP	IP WLS BF H R ER SO BB IBB HBP BLK WP HR S P ERA WHIP	IP WLS BF H R ER SO BB IBB HBP BLK WP HR S P ERA WHIP	IP WLS BF H R ER SO BB IBB HBP BLK WP HR S P ERA WHIP	IP WLS BF H R ER SO BB IBB HBP BLK WP HR S P ERA WHIP	IP WLS BF H R ER SO BB IBB HBP BLK WP HR S P ERA WHIP	IP WLS BF H R ER SO BB IBB HBP BLK WP HR S P ERA WHIP	IP WLS BF H R ER SO BB IBB HBP BLK WP HR S P ERA WHIP	IP WLS BF H R ER SO BB IBB HBP BLK WP HR S P ERA WHIP	IP WLS BF H R ER SO BB IBB HBP BLK WP HR S P ERA WHIP	IP WLS BF H R ER SO BB IBB HBP BLK WP HR S P ERA WHIP	IP WLS BF H R ER SO BB IBB HBP BLK WP HR S P ERA WHIP	IP WLS BF H R ER SO BB IBB HBP BLK WP HR S P ERA WHIP	IP WLS BF H R ER SO BB IBB HBP BLK WP HR S P ERA WHIP	IP WLS BF H R ER SO BB IBB HBP BLK WP HR S P ERA WHIP	IP WLS BF H R ER SO BB IBB HBP BLK WP HR S P ERA WHIP	IP WLS BF H R ER SO BB IBB HBP BLK WP HR S P ERA WHIP
84 Dylan Cease, R ERA: 3.95	5.1	W	19	4	0	0	9	0	0	0	0	50	82	0.00	0.750									
61 Ryan Burr, R ERA: 2.67	0.2	H	3	2	0	0	1	0	0	0	0	14	22	0.00	3.000									
39 Aaron Bummer, L ERA: 3.71	1.0	H	4	1	0	0	2	0	0	0	0	15	20	0.00	1.000									
46 Craig Kimbrel, R ERA: 2.18	1.0	H	3	0	0	0	3	0	0	0	0	9	13	0.00	0.000									
31 Liam Hendriks, R ERA: 2.89	1.0	S	3	0	0	0	1	0	0	0	0	6	10	0.00	0.000									

Batter	1	2	3	4	5	6	7	8	9	AB	R	H	RBI	BB	SO	LOB	TOP						
7 Tim Anderson, R OBP: 0.331, SLG: 0.460										4	1	1	0	1	1	2							
28 Leury García, S OBP: 0.333, SLG: 0.372										5	1	2	1	0	0	2							
79 José Abreu, R OBP: 0.352, SLG: 0.484										3	1	1	0	2	1	2							
24 Yasmani Grandal, S OBP: 0.420, SLG: 0.521										4	0	3	1	1	0	2							
74 Eloy Jiménez, R OBP: 0.291, SLG: 0.438										5	0	1	2	0	3	6							
10 Yadier Molina, S OBP: 0.377, SLG: 0.402										4	0	2	0	1	0	3							
32 Gavin Sheets, L OBP: 0.311, SLG: 0.469										4	0	1	0	0	2	5							
25 Andrew Vaughn, R OBP: 0.311, SLG: 0.401										5	1	1	0	0	2	7							
0 Billy Hamilton, S OBP: 0.246, SLG: 0.384										4	1	1	0	0	2	5							
Inning Stats	R: 1 H: 2 E: 0 K: 1 S: 16	H: 2 BB: 1 P: 24	R: 0 H: 0 E: 0 K: 2 S: 8	H: 0 BB: 1 P: 11	R: 2 H: 3 E: 0 K: 1 S: 18	H: 3 BB: 2 P: 33	R: 0 H: 0 E: 1 K: 0 S: 5	H: 0 BB: 0 P: 9	R: 0 H: 1 E: 0 K: 2 S: 13	H: 1 BB: 0 P: 17	R: 1 H: 2 E: 0 K: 2 S: 11	H: 2 BB: 1 P: 14	R: 0 H: 2 E: 0 K: 1 S: 9	H: 2 BB: 1 P: 15	R: 1 H: 2 E: 0 K: 1 S: 15	H: 2 BB: 2 P: 23	R: 0 H: 1 E: 0 K: 1 S: 9	H: 1 BB: 0 P: 13	1B: 12 2B: 1 3B: 0 HR: 0	SF: 0 SAC: 1 DP: 2 HBP: 1	WP: 0 PB: 0 SB: 2 CS: 0	PA: 45	
PITCHER	IP WLS BF H R ER SO BB IBB HBP BLK WP HR S P ERA WHIP	IP WLS BF H R ER SO BB IBB HBP BLK WP HR S P ERA WHIP	IP WLS BF H R ER SO BB IBB HBP BLK WP HR S P ERA WHIP	IP WLS BF H R ER SO BB IBB HBP BLK WP HR S P ERA WHIP	IP WLS BF H R ER SO BB IBB HBP BLK WP HR S P ERA WHIP	IP WLS BF H R ER SO BB IBB HBP BLK WP HR S P ERA WHIP	IP WLS BF H R ER SO BB IBB HBP BLK WP HR S P ERA WHIP	IP WLS BF H R ER SO BB IBB HBP BLK WP HR S P ERA WHIP	IP WLS BF H R ER SO BB IBB HBP BLK WP HR S P ERA WHIP	IP WLS BF H R ER SO BB IBB HBP BLK WP HR S P ERA WHIP	IP WLS BF H R ER SO BB IBB HBP BLK WP HR S P ERA WHIP	IP WLS BF H R ER SO BB IBB HBP BLK WP HR S P ERA WHIP	IP WLS BF H R ER SO BB IBB HBP BLK WP HR S P ERA WHIP	IP WLS BF H R ER SO BB IBB HBP BLK WP HR S P ERA WHIP	IP WLS BF H R ER SO BB IBB HBP BLK WP HR S P ERA WHIP	IP WLS BF H R ER SO BB IBB HBP BLK WP HR S P ERA WHIP	IP WLS BF H R ER SO BB IBB HBP BLK WP HR S P ERA WHIP	IP WLS BF H R ER SO BB IBB HBP BLK WP HR S P ERA WHIP	IP WLS BF H R ER SO BB IBB HBP BLK WP HR S P ERA WHIP	IP WLS BF H R ER SO BB IBB HBP BLK WP HR S P ERA WHIP	IP WLS BF H R ER SO BB IBB HBP BLK WP HR S P ERA WHIP	IP WLS BF H R ER SO BB IBB HBP BLK WP HR S P ERA WHIP	IP WLS BF H R ER SO BB IBB HBP BLK WP HR S P ERA WHIP

Chicago White Sox @ Cleveland Indians
Progressive Field, Cleveland, OH
Sun Sep 26 2021, 1:13 PM - 4:49 PM EDT
Att: 21,957 - Sunny - 71 F

AB	38
R	5
H	13
RBI	4
BB	5
SO	11
LOB	34



Batter	1	2	3	4	5	6	7	8	9	AB	R	H	RBI	BB	SO	LOB	BOTTOM							
7 Myles Straw, R OBP: 0.350, SLG: 0.347										5	0	4	1	0	0	0								
1 Amed Rosario, R OBP: 0.316, SLG: 0.403										5	0	0	0	0	0	6								
11 José Ramírez, S OBP: 0.360, SLG: 0.548										4	0	1	0	0	0	4								
44 Bobby Bradley, L OBP: 0.300, SLG: 0.452										4	0	0	0	0	1	2								
10 Harold Ramírez, R OBP: 0.306, SLG: 0.406										4	1	2	1	0	1	1								
2 Yu Chang, R OBP: 0.263, SLG: 0.418										3	0	0	0	1	2	1								
6 Owen Miller, R OBP: 0.244, SLG: 0.313										4	0	1	0	0	1	3								
55 Roberto Pérez, R OBP: 0.248, SLG: 0.333										4	1	1	0	0	1	1								
35 Óscar Mercado, R OBP: 0.293, SLG: 0.366										4	0	1	0	0	2	0								
Inning Stats	R: 0 H: 1 E: 0 K: 0 S: 5	H: 1 LOB: 0 P: 9	R: 0 H: 1 E: 0 K: 2 S: 13	H: 1 LOB: 0 P: 18	R: 0 H: 1 E: 0 K: 1 S: 15	H: 1 LOB: 1 P: 26	R: 0 H: 1 E: 0 K: 2 S: 8	H: 1 LOB: 0 P: 11	R: 0 H: 0 E: 1 K: 1 S: 12	H: 0 LOB: 0 P: 19	R: 0 H: 1 E: 0 K: 0 S: 9	H: 1 LOB: 1 P: 17	R: 1 H: 3 E: 0 K: 0 S: 12	H: 3 LOB: 0 P: 20	R: 1 H: 1 E: 0 K: 1 S: 11	H: 1 LOB: 0 P: 14	R: 0 H: 1 E: 0 K: 1 S: 14	H: 1 LOB: 0 P: 20	1B: 7 2B: 2 3B: 0 HR: 1	SF: 0 SAC: 0 DP: 1 HBP: 0	WP: 1 PB: 0 SB: 2 CS: 0	PA: 38		
PITCHER	IP WLS BF H R ER SO BB IBB HBP BLK WP HR S P ERA WHIP	IP WLS BF H R ER SO BB IBB HBP BLK WP HR S P ERA WHIP	IP WLS BF H R ER SO BB IBB HBP BLK WP HR S P ERA WHIP	IP WLS BF H R ER SO BB IBB HBP BLK WP HR S P ERA WHIP	IP WLS BF H R ER SO BB IBB HBP BLK WP HR S P ERA WHIP	IP WLS BF H R ER SO BB IBB HBP BLK WP HR S P ERA WHIP	IP WLS BF H R ER SO BB IBB HBP BLK WP HR S P ERA WHIP	IP WLS BF H R ER SO BB IBB HBP BLK WP HR S P ERA WHIP	IP WLS BF H R ER SO BB IBB HBP BLK WP HR S P ERA WHIP	IP WLS BF H R ER SO BB IBB HBP BLK WP HR S P ERA WHIP	IP WLS BF H R ER SO BB IBB HBP BLK WP HR S P ERA WHIP	IP WLS BF H R ER SO BB IBB HBP BLK WP HR S P ERA WHIP	IP WLS BF H R ER SO BB IBB HBP BLK WP HR S P ERA WHIP	IP WLS BF H R ER SO BB IBB HBP BLK WP HR S P ERA WHIP	IP WLS BF H R ER SO BB IBB HBP BLK WP HR S P ERA WHIP	IP WLS BF H R ER SO BB IBB HBP BLK WP HR S P ERA WHIP	IP WLS BF H R ER SO BB IBB HBP BLK WP HR S P ERA WHIP	IP WLS BF H R ER SO BB IBB HBP BLK WP HR S P ERA WHIP	IP WLS BF H R ER SO BB IBB HBP BLK WP HR S P ERA WHIP	IP WLS BF H R ER SO BB IBB HBP BLK WP HR S P ERA WHIP	IP WLS BF H R ER SO BB IBB HBP BLK WP HR S P ERA WHIP	IP WLS BF H R ER SO BB IBB HBP BLK WP HR S P ERA WHIP	IP WLS BF H R ER SO BB IBB HBP BLK WP HR S P ERA WHIP	IP WLS BF H R ER SO BB IBB HBP BLK WP HR S P ERA WHIP

Chicago White Sox @ Cleveland Indians
Progressive Field, Cleveland, OH
Sun Sep 26 2021, 1:13 PM - 4:49 PM EDT
Att: 21,957 - Sunny - 71 F

AB	37
R	2
H	10
RBI	2
BB	1
SO	8
LOB	18



Batter	1	2	3	4	5	6	7	8	9	AB	R	H	RBI	BB	SO	LOB	TOP										
15 Whit Merrifield, R OBP: 0.318, SLG: 0.396										4	0	0	0	0	1	1	Kansas City Royals @ Cleveland Indians Progressive Field, Cleveland, OH Mon Sep 27 2021, 1:12 PM - 3:54 PM EDT Att: 13,121 - Sunny - 76 F										
8 Nicky Lopez, L OBP: 0.365, SLG: 0.377										4	1	1	0	0	1	1											
13 Salvador Perez, R OBP: 0.317, SLG: 0.436										4	1	2	2	0	0	0											
16 Andrew Benintendi, L OBP: 0.317, SLG: 0.436										4	0	1	1	0	1	1											
41 Carlos Santana, S OBP: 0.317, SLG: 0.342										4	0	0	0	0	2	2											
27 Adalberto Mondesi, S OBP: 0.329, SLG: 0.456										4	0	1	0	0	0	0											
Ryan O'Hearn, L OBP: 0.289, SLG: 0.370										3	0	1	0	0	1	1											
17 Hunter Dozier, R OBP: 0.283, SLG: 0.388										3	0	0	0	0	0	2											
28 Kyle Isbel, L OBP: 0.329, SLG: 0.456										3	1	1	0	0	0	1											
Inning Stats	R: 1 H: 2 E: 0 K: 1 S: 11	WLS: 2 BF: 1 LOB: 0 P: 18	R: 0 H: 0 E: 0 K: 1 S: 8	H: 0 R: 0 ER: 0 LOB: 0 P: 13	R: 2 H: 3 E: 0 K: 2 S: 16	H: 3 R: 0 ER: 0 LOB: 1 P: 23	R: 0 H: 1 E: 0 K: 0 S: 7	H: 1 R: 0 ER: 0 LOB: 0 P: 15	R: 0 H: 0 E: 0 K: 1 S: 7	H: 0 R: 0 ER: 0 LOB: 0 P: 12	R: 0 H: 1 E: 0 K: 0 S: 3	H: 1 R: 0 ER: 0 LOB: 0 P: 6	R: 0 H: 0 E: 0 K: 0 S: 7	H: 0 R: 0 ER: 0 LOB: 0 P: 11	R: 0 H: 0 E: 0 K: 1 S: 10	H: 0 R: 0 ER: 0 LOB: 0 P: 13	1B: 4 2B: 3 3B: 0 HR: 0	SF: 0 SAC: 0 DP: 1 HBP: 0	WP: 0 PB: 0 SB: 1 CS: 0	PA: 33							
PITCHER	IP	WLS	BF	H	R	ER	SO	BB	IBB	HBP	BLK	WP	HR	S	P	ERA	WHIP										
47 Cal Quantrill, R ERA: 2.89	6.0	W	24	6	3	3	5	0	0	0	0	0	0	57	94	4.50	1.000										
37 Trevor Stephan, R ERA: 4.55	1.0	H	3	1	0	0	0	0	0	0	0	0	0	3	6	0.00	1.000										
27 Bryan Shaw, R ERA: 3.48	1.0	H	3	0	0	0	0	0	0	0	0	0	0	7	11	0.00	0.000										
48 Emmanuel Clase, R ERA: 1.33	1.0		3	0	0	0	1	0	0	0	0	0	0	10	13	0.00	0.000										

Batter	1	2	3	4	5	6	7	8	9	AB	R	H	RBI	BB	SO	LOB	BOTTOM										
7 Myles Straw, R OBP: 0.350, SLG: 0.349										5	2	2	0	0	0	2	Kansas City Royals @ Cleveland Indians Progressive Field, Cleveland, OH Mon Sep 27 2021, 1:12 PM - 3:54 PM EDT Att: 13,121 - Sunny - 76 F										
1 Amed Rosario, R OBP: 0.357, SLG: 0.544										5	2	4	3	0	0	0											
11 José Ramírez, S OBP: 0.357, SLG: 0.544										4	0	0	0	0	1	5											
32 Franmil Reyes, R OBP: 0.322, SLG: 0.531										3	0	0	1	0	3	3											
44 Bobby Bradley, L OBP: 0.300, SLG: 0.446										3	0	0	1	1	2	2											
35 Óscar Mercado, R OBP: 0.288, SLG: 0.359										4	0	0	0	0	0	3											
4 Bradley Zimmer, L OBP: 0.332, SLG: 0.349										3	3	2	1	0	0	0											
17 Austin Hedges, R OBP: 0.216, SLG: 0.299										4	1	1	0	0	1	2											
0 Andrés Giménez, L OBP: 0.272, SLG: 0.352										3	0	1	2	0	0	1											
Inning Stats	R: 2 H: 2 E: 0 K: 1 S: 10	H: 2 R: 1 ER: 0 LOB: 0 P: 17	R: 1 H: 2 E: 0 K: 0 S: 11	H: 2 R: 0 ER: 0 LOB: 0 P: 19	R: 1 H: 1 E: 0 K: 2 S: 11	H: 1 R: 0 ER: 0 LOB: 1 P: 23	R: 0 H: 0 E: 0 K: 0 S: 6	H: 0 R: 0 ER: 0 LOB: 0 P: 7	R: 1 H: 2 E: 0 K: 1 S: 15	H: 2 R: 0 ER: 0 LOB: 2 P: 23	R: 1 H: 1 E: 1 K: 1 S: 14	H: 1 R: 0 ER: 0 LOB: 0 P: 19	R: 0 H: 0 E: 0 K: 2 S: 8	H: 0 R: 0 ER: 0 LOB: 0 P: 14	R: 2 H: 2 E: 1 K: 0 S: 10	H: 2 R: 0 ER: 0 LOB: 0 P: 17	1B: 3 2B: 5 3B: 0 HR: 2	SF: 2 SAC: 0 DP: 0 HBP: 1	WP: 0 PB: 0 SB: 0 CS: 0	PA: 38							
PITCHER	IP	WLS	BF	H	R	ER	SO	BB	IBB	HBP	BLK	WP	HR	S	P	ERA	WHIP										
37 Jackson Kowar, R ERA: 11.28	4.1	L	22	7	5	5	4	1	0	0	0	0	0	12	84	10.38	1.846										
67 Gabe Speier, L ERA: 3.04	1.1		5	0	1	0	1	0	0	1	0	0	0	12	17	0.00	0.000										
Joel Payamps, R ERA: 3.04	1.1		6	1	0	0	2	0	0	0	0	0	0	14	21	0.00	0.750										
45 Kyle Zimmer, R ERA: 5.12	1.0		5	2	2	1	0	0	0	0	0	0	1	10	17	9.00	2.000										



Batter	1	2	3	4	5	6	7	8	9	AB	R	H	RBI	BB	SO	LOB	TOP							
7 Myles Straw, R OBP: 0.349, SLG: 0.350										5	1	1	0	0	0	3	Cleveland Indians @ Kansas City Royals Kauffman Stadium, Kansas City, MO Tue Sep 28 2021, 7:12 PM - 10:35 PM CDT Att: 11,670 - Clear - 81 F							
1 Amed Rosario, R OBP: 0.319, SLG: 0.411										4	1	0	0	1	1	2								
11 José Ramírez, S OBP: 0.359, SLG: 0.545										4	1	2	0	1	0	0								
32 Franmil Reyes, R OBP: 0.324, SLG: 0.529										3	0	1	2	1	1	1								
10 Harold Ramírez, R OBP: 0.302, SLG: 0.401										4	0	0	0	0	0	3								
4 Bradley Zimmer, L OBP: 0.329, SLG: 0.345										3	0	0	0	0	1	2								
35 Oscar Mercado, R OBP: 0.291, SLG: 0.362										1	1	1	0	0	0	0								
2 Yu Chang, R OBP: 0.263, SLG: 0.420										4	0	1	1	0	0	0								
55 Roberto Pérez, R OBP: 0.255, SLG: 0.333										3	0	1	0	1	1	1								
0 Andrés Giménez, L OBP: 0.278, SLG: 0.358										3	0	2	0	0	0	1								
6 Owen Miller, R OBP: 0.242, SLG: 0.311										1	0	0	0	0	1	1								
Inning Stats	R: 3 H: 3 E: 0 K: 0 S: 9	H: 3 LOB: 0 BB: 1 P: 20	R: 0 H: 1 E: 0 K: 1 S: 10	H: 1 LOB: 1 BB: 0 P: 16	R: 0 H: 1 E: 0 K: 2 S: 12	H: 1 LOB: 2 BB: 1 P: 19	R: 0 H: 1 E: 0 K: 0 S: 14	H: 1 LOB: 0 BB: 0 P: 22	R: 0 H: 0 E: 0 K: 1 S: 8	H: 0 LOB: 0 BB: 0 P: 12	R: 0 H: 1 E: 0 K: 1 S: 7	H: 1 LOB: 1 BB: 0 P: 10	R: 0 H: 0 E: 0 K: 0 S: 6	H: 0 LOB: 1 BB: 1 P: 13	R: 1 H: 2 E: 0 K: 1 S: 9	H: 2 LOB: 1 BB: 0 P: 13	R: 0 H: 0 E: 0 K: 0 S: 7	H: 0 LOB: 0 BB: 0 P: 12	1B: 6 2B: 3 3B: 0 HR: 0	SF: 0 SAC: 0 DP: 1 HBP: 0	WP: 1 PB: 0 SB: 0 CS: 0	PA: 39		
PITCHER	IP WLS BF H R ER SO BB IBB HBP BLK WP HR S P ERA WHIP	51 Brady Singer, R ERA: 4.91	54 Ervin Santana, R ERA: 4.75	65 Dylan Coleman, R ERA: 4.75	67 Gabe Speier, L ERA: 4.75	31 Domingo Tapia, R ERA: 2.53	59 Jake Brentz, L ERA: 3.66	63 Josh Staumont, R ERA: 2.92	IP WLS BF H R ER SO BB IBB HBP BLK WP HR S P ERA WHIP	59 Jake Brentz, L ERA: 3.66	63 Josh Staumont, R ERA: 2.92	IP WLS BF H R ER SO BB IBB HBP BLK WP HR S P ERA WHIP	59 Jake Brentz, L ERA: 3.66	63 Josh Staumont, R ERA: 2.92	IP WLS BF H R ER SO BB IBB HBP BLK WP HR S P ERA WHIP	59 Jake Brentz, L ERA: 3.66	63 Josh Staumont, R ERA: 2.92	IP WLS BF H R ER SO BB IBB HBP BLK WP HR S P ERA WHIP	59 Jake Brentz, L ERA: 3.66	63 Josh Staumont, R ERA: 2.92	IP WLS BF H R ER SO BB IBB HBP BLK WP HR S P ERA WHIP	59 Jake Brentz, L ERA: 3.66	63 Josh Staumont, R ERA: 2.92	IP WLS BF H R ER SO BB IBB HBP BLK WP HR S P ERA WHIP

Batter	1	2	3	4	5	6	7	8	9	AB	R	H	RBI	BB	SO	LOB	BOTTOM									
15 Whit Merrifield, R OBP: 0.318, SLG: 0.395										4	1	1	0	0	0	1	Cleveland Indians @ Kansas City Royals Kauffman Stadium, Kansas City, MO Tue Sep 28 2021, 7:12 PM - 10:35 PM CDT Att: 11,670 - Clear - 81 F									
8 Nicky Lopez, L OBP: 0.354, SLG: 0.380										4	1	1	1	0	0	0										
13 Salvador Perez, R OBP: 0.317, SLG: 0.548										3	3	2	1	1	1	0										
16 Andrew Benintendi, L OBP: 0.318, SLG: 0.442										3	1	1	2	1	0	1										
40 Hanser Alberto, R OBP: 0.291, SLG: 0.397										0	0	0	0	0	0	0										
41 Carlos Santana, S OBP: 0.315, SLG: 0.340										3	0	0	1	0	1	1										
27 Adalberto Mondesi, S OBP: 0.282, SLG: 0.477										4	0	0	0	0	2	2										
17 Hunter Dozier, R OBP: 0.283, SLG: 0.388										3	0	1	0	0	2	0										
2 Michael Taylor, R OBP: 0.298, SLG: 0.359										3	0	0	0	0	1	1										
28 Kyle Isbel, L OBP: 0.316, SLG: 0.437										3	0	0	0	0	1	1										
Inning Stats	R: 2 H: 1 E: 0 K: 1 S: 17	H: 1 LOB: 0 BB: 0 P: 29	R: 0 H: 0 E: 0 K: 1 S: 9	H: 0 LOB: 0 BB: 0 P: 14	R: 0 H: 0 E: 0 K: 0 S: 7	H: 0 LOB: 0 BB: 0 P: 13	R: 1 H: 1 E: 0 K: 0 S: 6	H: 1 LOB: 0 BB: 0 P: 10	R: 0 H: 1 E: 0 K: 1 S: 13	H: 1 LOB: 1 BB: 0 P: 18	R: 1 H: 1 E: 0 K: 0 S: 12	H: 1 LOB: 0 BB: 0 P: 17	R: 0 H: 0 E: 0 K: 2 S: 10	H: 0 LOB: 0 BB: 0 P: 14	R: 2 H: 2 E: 1 K: 3 S: 19	H: 2 LOB: 2 BB: 1 P: 36	R: 2 H: 2 E: 0 K: 3 S: 19	H: 2 LOB: 2 BB: 1 P: 36	1B: 2 2B: 1 3B: 1 HR: 2	SF: 1 SAC: 0 DP: 0 HBP: 0	WP: 2 PB: 0 SB: 1 CS: 0	PA: 33				
PITCHER	IP WLS BF H R ER SO BB IBB HBP BLK WP HR S P ERA WHIP	43 Aaron Civale, R ERA: 4.03	26 Anthony Gose, L ERA: 1.53	53 Blake Parker, R ERA: 2.74	27 Bryan Shaw, R ERA: 3.57	IP WLS BF H R ER SO BB IBB HBP BLK WP HR S P ERA WHIP	43 Aaron Civale, R ERA: 4.03	26 Anthony Gose, L ERA: 1.53	53 Blake Parker, R ERA: 2.74	27 Bryan Shaw, R ERA: 3.57	IP WLS BF H R ER SO BB IBB HBP BLK WP HR S P ERA WHIP	43 Aaron Civale, R ERA: 4.03	26 Anthony Gose, L ERA: 1.53	53 Blake Parker, R ERA: 2.74	27 Bryan Shaw, R ERA: 3.57	IP WLS BF H R ER SO BB IBB HBP BLK WP HR S P ERA WHIP	43 Aaron Civale, R ERA: 4.03	26 Anthony Gose, L ERA: 1.53	53 Blake Parker, R ERA: 2.74	27 Bryan Shaw, R ERA: 3.57	IP WLS BF H R ER SO BB IBB HBP BLK WP HR S P ERA WHIP	43 Aaron Civale, R ERA: 4.03	26 Anthony Gose, L ERA: 1.53	53 Blake Parker, R ERA: 2.74	27 Bryan Shaw, R ERA: 3.57	IP WLS BF H R ER SO BB IBB HBP BLK WP HR S P ERA WHIP

Batter	1	2	3	4	5	6	7	8	9	AB	R	H	RBI	BB	SO	LOB	TOP					
7 Myles Straw, R OBP: 0.350, SLG: 0.348	L8		11 WP 1 BB	1 BB		F8		P3		3	2	0	0	2	0	1						
1 Amed Rosario, R OBP: 0.321, SLG: 0.410	G5-3		11 WP 1 BB	10 BB		G6-3				3	2	1	1	2	0	0						
11 José Ramírez, S OBP: 0.356, SLG: 0.540	F6		10 F9 10 S	10 BB		G6-3		G3		5	1	2	3	0	0	2						
10 Harold Ramírez, R OBP: 0.308, SLG: 0.403		G4-3	F9			G4-3				5	0	2	1	0	0	1						
4 Bradley Zimmer, L OBP: 0.226, SLG: 0.346	P6		F7	K				F7		5	0	1	0	0	1	3						
35 Óscar Mercado, R OBP: 0.297, SLG: 0.364	K		G5-3			F9		K		5	0	1	0	0	2	2						
44 Bobby Bradley, L OBP: 0.297, SLG: 0.450			K	HR		K		K		5	1	1	1	0	4	3	AB 38 R 9 H 10 RBI 7 BB 4 SO 8 LOB 15					
17 Austin Hedges, R OBP: 0.219, SLG: 0.311				E6 1 BB				F9		4	2	1	1	0	1	1						
0 Andrés Giménez, L OBP: 0.282, SLG: 0.357				P5		G4-3				3	1	1	0	0	2							
Inning Stats	R: 0 E: 0 K: 0 S: 5	H: 0 LOB: 0 BB: 0 P: 7	R: 0 E: 0 K: 1 S: 8	H: 0 LOB: 0 BB: 0 P: 11	R: 4 E: 0 K: 1 S: 18	H: 3 LOB: 1 BB: 2 P: 32	R: 5 E: 1 K: 1 S: 22	H: 4 LOB: 1 BB: 1 P: 40	R: 0 E: 0 K: 2 S: 13	H: 1 LOB: 0 BB: 0 P: 19	R: 0 E: 0 K: 0 S: 5	H: 0 LOB: 0 BB: 0 P: 8	R: 0 E: 0 K: 1 S: 11	H: 1 LOB: 1 BB: 0 P: 15	R: 0 E: 0 K: 0 S: 11	H: 0 LOB: 2 BB: 1 P: 21	R: 0 E: 0 K: 2 S: 10	H: 1 LOB: 1 BB: 0 P: 14	1B: 8 2B: 0 3B: 0 HR: 2	SF: 0 SAC: 0 DP: 0 HBP: 1	WP: 1 PB: 0 SB: 2 CS: 0	PA: 43
PITCHER	IP	WLS	BF	H	R	ER	SO	BB	IBB	HBP	BLK	WP	HR	S	P	ERA	WHIP					
31 Spencer Howard, R ERA: 7.43	3.2	L	20	5	8	6	2	3	0	0	0	1	2	42	73	14.73	2.182					
39 Kolby Allard, L ERA: 5.41	3.1	4	4	1	0	4	0	0	0	0	0	0	0	40	59	0.00	1.200					
45 Jharel Cotton, R ERA: 3.64	1.0	5	0	0	0	0	1	0	1	0	0	0	0	11	21	0.00	1.000					
66 Josh Sborz, R ERA: 3.97	1.0	4	1	0	0	2	0	0	0	0	0	0	0	10	14	0.00	1.000					

Cleveland Indians @ Texas Rangers
Globe Life Field, Arlington, TX
Fri Oct 01 2021, 7:08 PM - 10:14 PM CDT
Att: 22,700 - Roof Closed - 72 F

AB 38
R 9
H 10
RBI 7
BB 4
SO 8
LOB 15



Batter	1	2	3	4	5	6	7	8	9	AB	R	H	RBI	BB	SO	LOB	BOTTOM					
5 Willie Calhoun, L OBP: 0.315, SLG: 0.377	F9	L4			G4-3			P5		5	0	0	0	0	1	2						
9 Isiah Kiner-Falefa, R ERA: 5.41	P3		HR		G5-3			G4-3		4	1	1	1	0	0	0						
53 Adolis García, R OBP: 0.287, SLG: 0.458	F9		K			K				4	0	1	0	0	2	0						
30 Nathaniel Lowe, L OBP: 0.358, SLG: 0.417		77 2B		77 G6-4-3		HR				3	2	3	1	1	0	0						
77 Andy Ibáñez, R OBP: 0.319, SLG: 0.439		38 F8 15 1B		G6-4-3		G1-3		F9		4	1	1	1	0	0	3						
38 DJ Peters, R OBP: 0.245, SLG: 0.427	F8			F8		F9				4	0	0	0	0	1	1						
15 Nick Solak, R OBP: 0.310, SLG: 0.360		23 1B 3 FC1-2		G6-3		K				4	1	2	1	0	1	0	AB 36 R 6 H 10 RBI 6 BB 1 SO 5 LOB 8					
23 Jose Trevino, R OBP: 0.266, SLG: 0.340		3 FC1-2		L7				F9		4	1	2	2	0	0	0						
3 Leody Taveras, S OBP: 0.207, SLG: 0.276	FC1-2				F8			F9		4	0	0	0	0	2	2						
Inning Stats	R: 0 E: 0 K: 0 S: 6	H: 0 LOB: 0 BB: 0 P: 9	R: 2 E: 0 K: 0 S: 11	H: 4 LOB: 2 BB: 0 P: 16	R: 1 E: 0 K: 1 S: 13	H: 2 LOB: 0 BB: 0 P: 22	R: 0 E: 0 K: 0 S: 6	H: 0 LOB: 0 BB: 0 P: 10	R: 0 E: 0 K: 1 S: 9	H: 1 LOB: 0 BB: 0 P: 13	R: 1 E: 0 K: 1 S: 11	H: 1 LOB: 0 BB: 0 P: 18	R: 0 E: 0 K: 1 S: 9	H: 0 LOB: 0 BB: 0 P: 15	R: 0 E: 0 K: 0 S: 9	H: 1 LOB: 2 BB: 1 P: 17	R: 2 E: 0 K: 2 S: 13	H: 2 LOB: 0 BB: 0 P: 19	1B: 6 2B: 1 3B: 0 HR: 3	SF: 0 SAC: 0 DP: 1 HBP: 0	WP: 0 PB: 0 SB: 0 CS: 0	PA: 37
PITCHER	IP	WLS	BF	H	R	ER	SO	BB	IBB	HBP	BLK	WP	HR	S	P	ERA	WHIP					
49 Eli Morgan, R ERA: 5.34	5.2	W	23	7	4	4	2	0	0	0	0	0	0	1	3	0.00	0.000					
62 Nick Wittgren, R ERA: 5.11	0.1	1	0	0	0	0	0	0	0	0	0	0	0	1	3	0.00	0.000					
99 James Karinchak, R ERA: 4.07	1.0	3	0	0	0	1	0	0	0	0	0	0	0	9	15	0.00	0.000					
27 Bryan Shaw, R ERA: 3.52	1.0	5	1	0	0	0	1	0	0	0	0	0	0	9	17	0.00	2.000					
53 Blake Parker, R ERA: 3.09	1.0	5	2	2	2	2	0	0	0	0	0	1	13	19	18.00	2.000						

Cleveland Indians @ Texas Rangers
Globe Life Field, Arlington, TX
Fri Oct 01 2021, 7:08 PM - 10:14 PM CDT
Att: 22,700 - Roof Closed - 72 F

AB 36
R 6
H 10
RBI 6
BB 1
SO 5
LOB 8



Batter	1	2	3	4	5	6	7	8	9	AB	R	H	RBI	BB	SO	LOB	TOP						
7 Myles Straw, R OBP: 0.348, SLG: 0.348										5	1	1	0	0	0	2							
1 Amed Rosario, R OBP: 0.321, SLG: 0.409										4	1	1	1	1	1	0							
11 José Ramírez, S OBP: 0.355, SLG: 0.538										5	1	1	0	0	1	1							
32 Franmil Reyes, R OBP: 0.324, SLG: 0.522										3	1	0	0	1	1	2							
2 Yu Chang, R OBP: 0.267, SLG: 0.426										4	1	1	2	0	2	2							
4 Bradley Zimmer, L OBP: 0.300, SLG: 0.344										4	1	2	1	0	0	0							
35 Óscar Mercado, R OBP: 0.300, SLG: 0.369										4	0	1	1	0	1	1							
17 Austin Hedges, R OBP: 0.282, SLG: 0.308										3	0	0	0	1	1	3							
0 Andrés Giménez, L OBP: 0.282, SLG: 0.351										3	0	0	0	0	1	1							
Inning Stats	R: 1 E: 0 K: 0 S: 10	H: 2 LOB: 1 BB: 0 P: 15	R: 0 E: 0 K: 0 S: 14	H: 0 LOB: 2 BB: 0 P: 26	R: 3 E: 0 K: 3 S: 19	H: 3 LOB: 1 BB: 1 P: 31	R: 0 E: 0 K: 1 S: 8	H: 0 LOB: 0 BB: 0 P: 10	R: 2 E: 0 K: 1 S: 17	H: 2 LOB: 1 BB: 1 P: 27	R: 0 E: 0 K: 1 S: 8	H: 0 LOB: 0 BB: 0 P: 13	R: 0 E: 0 K: 2 S: 8	H: 0 LOB: 0 BB: 0 P: 12	R: 0 E: 0 K: 0 S: 6	H: 0 LOB: 1 BB: 1 P: 10	R: 0 E: 0 K: 0 S: 6	H: 0 LOB: 0 BB: 0 P: 12	1B: 4 2B: 2 3B: 0 HR: 1	SF: 0 SAC: 0 DP: 0 HBP: 1	WP: 1 PB: 0 SB: 4 CS: 0	PA: 39	
PITCHER	IP	WLS	BF	H	R	ER	SO	BB	IBB	HBP	BLK	WP	HR	S	P	ERA	WHIP					ERA	WHIP
33 Dane Dunning, R ERA: 4.51	3.0	L	17	5	4	4	3	1	0	1	0	1	0	43	72	12.00	2.000					0.00	0.000
20 Mike Folynevicz, R ERA: 5.44	2.0		9	2	2	2	2	1	0	0	0	0	1	25	37	9.00	1.500						
51 Matt Bush, R ERA: 6.75	1.0		3	0	0	0	1	0	0	0	0	0	0	8	13	0.00	0.000						
56 Dennis Santana, R ERA: 4.28	1.0		3	0	0	0	2	0	0	0	0	0	0	8	12	0.00	0.000						
45 Jharel Cotton, R ERA: 3.52	1.0		4	0	0	0	0	1	0	0	0	0	0	6	10	0.00	1.000						
58 Drew Anderson, R ERA: 3.27	1.0		3	0	0	0	0	0	0	0	0	0	0	6	10	0.00	1.000						

Cleveland Indians @ Texas Rangers
Globe Life Field, Arlington, TX
Sun Oct 03 2021, 2:07 PM - 5:01 PM CDT
Att: 28,396 - Partly Cloudy - 84 F

AB 35
R 6
H 7
RBI 5
BB 3
SO 8
LOB 12



Batter	1	2	3	4	5	6	7	8	9	AB	R	H	RBI	BB	SO	LOB	BOTTOM						
5 Willie Calhoun, L OBP: 0.310, SLG: 0.381										3	0	0	0	0	0	3							
3 Leody Taveras, S OBP: 0.207, SLG: 0.270										4	0	0	0	0	0	2							
9 Isiah Kiner-Falefa, R OBP: 0.312, SLG: 0.357										4	0	0	0	0	2	0							
53 Adolis García, R OBP: 0.286, SLG: 0.454										4	0	0	0	0	0	0							
30 Nathaniel Lowe, L OBP: 0.357, SLG: 0.415										4	0	0	0	0	2	0							
77 Andy Ibáñez, R OBP: 0.321, SLG: 0.435										4	0	1	0	0	0	0							
38 DJ Peters, R OBP: 0.242, SLG: 0.422										3	0	0	0	0	1	1							
15 Nick Solak, R OBP: 0.314, SLG: 0.362										2	0	2	0	1	0	0							
23 Jose Trevino, R OBP: 0.267, SLG: 0.340										3	0	1	0	0	0	2							
65 Yonny Hernández, S OBP: 0.315, SLG: 0.252										3	0	0	0	0	3	3							
Inning Stats	R: 0 E: 0 K: 0 S: 5	H: 0 LOB: 0 BB: 0 P: 10	R: 0 E: 0 K: 1 S: 7	H: 0 LOB: 0 BB: 0 P: 10	R: 0 E: 0 K: 1 S: 14	H: 2 LOB: 0 BB: 0 P: 20	R: 0 E: 0 K: 1 S: 10	H: 1 LOB: 1 BB: 0 P: 16	R: 0 E: 0 K: 1 S: 10	H: 0 LOB: 1 BB: 1 P: 16	R: 0 E: 0 K: 0 S: 8	H: 0 LOB: 0 BB: 0 P: 10	R: 0 E: 0 K: 0 S: 13	H: 1 LOB: 1 BB: 0 P: 17	R: 0 E: 0 K: 2 S: 9	H: 0 LOB: 0 BB: 0 P: 13	R: 0 E: 0 K: 1 S: 13	H: 0 LOB: 0 BB: 0 P: 16	1B: 4 2B: 0 3B: 0 HR: 0	SF: 0 SAC: 0 DP: 0 HBP: 0	WP: 0 PB: 0 SB: 0 CS: 0	PA: 32	
PITCHER	IP	WLS	BF	H	R	ER	SO	BB	IBB	HBP	BLK	WP	HR	S	P	ERA	WHIP					ERA	WHIP
43 Aaron Civale, R ERA: 3.84	6.0	W	22	3	1	0	0	0	0	0	0	0	0	12	16	0.00	1.500						
62 Nick Wittgren, R ERA: 5.05	0.2		3	1	0	0	0	0	0	0	0	0	0	1	1	0.00	0.000						
27 Bryan Shaw, R ERA: 3.49	0.1		1	0	0	0	0	0	0	0	0	0	0	1	1	0.00	0.000						
26 Anthony Gose, L ERA: 1.35	1.0		3	0	0	0	2	0	0	0	0	0	0	9	13	0.00	0.000						
48 Emmanuel Clase, R ERA: 1.29	1.0		3	0	0	0	1	0	0	0	0	0	0	13	16	0.00	0.000						

Cleveland Indians @ Texas Rangers
Globe Life Field, Arlington, TX
Sun Oct 03 2021, 2:07 PM - 5:01 PM CDT
Att: 28,396 - Partly Cloudy - 84 F

AB 31
R 0
H 4
RBI 0
BB 1
SO 7
LOB 11

