Cleveland Guardians - 2022

Batter	1	2	3	4	5	6	7	8	9	AB	R	H	RBI	BB	SO	LOB
6 Jonathan India, R (1, 4)	C B B B B		S S S 0-3 ③ K		C C C 0-3 ② K		X 0-0 ③ F8			2	0	0	0	1	2	0
82 Leo Rivas, S (5, 4)	4-1 BB									1	0	0	0	0	0	0
19 Joey Votto, L (1, 3)	C S C 0-3 ① K			X 0-0 37 2B 15 2B 1B	B B B 4-0 BB			F S S 0-3 ① K		2	1	1	0	1	1	1
OBP: 0.667, SLG: 0.500																
Leonardo Seminati, R (5, PR) (5, 3)										1	0	0	0	0	1	0
17 Kyle Farmer, R (1, 6)	X 0-0 ② F8			S S S 0-3 ① K	X 0-0 ③ F9			S S T 0-2 ② K		3	0	0	0	0	1	3
93 Matt McLain, R (5, 6)										1	0	0	0	0	1	0
37 Tyler Stephenson, R (1, 10)	X 0-0 ③ L9			X 0-0 15 2B 1-3 2B		X 0-0 ① P3		X 0-0 94 WP 1B		3	1	1	0	0	0	1
OBP: 0.333, SLG: 0.667																
86 Allan Cerda, R (8, PH) (8, 10)										1	0	1	0	0	0	0
OBP: 1.000, SLG: 1.000																
15 Nick Senzel, R (1, 8)		S S S 0-3 ① K		X 0-0 2-H 3-H 2B		B B B B 4-0 47 S BB		B X 1-0 ③ L7 1-2		2	0	1	2	0	1	0
OBP: 0.500, SLG: 1.000																
94 Ronnie Dawson, L (5, 8)										1	0	0	0	1	0	1
44 Aristides Aquino, R (1, 9)		S S S 0-3 ② K		B B B B 4-0 BB		X 0-0 ② L9			X 0-0 ① G5-3	1	0	0	0	1	1	0
95 Trey Amburgey, R (5, 9)										2	0	0	0	0	0	1
35 Andrew Knapp, S (1, 2)		X 0-0 ③ F9		S S S 0-3 ② K		B S S S 1-3 ③ K 1-2			X 0-0 ② G5-3	2	0	0	0	0	1	2
47 Mark Kolozsvary, R (5, 2)										2	0	0	0	0	1	1
29 TJ Friedl, L (1, 7)			X 0-0 E5 28 G6-4-3	X 0-0 ③ F7			X 0-0 ① L9		X 0-0 1B	2	0	0	0	0	0	2
83 Lorenzo Cedrola, R (5, 7) OBP: 0.500, SLG: 0.500										2	0	1	0	0	0	0
28 Alejo Lopez, S (1, 5)			X 0-0 ① ② G6-4-3 1-2f		X 0-0 ① F7		X 0-0 ② F8		X 0-0 ③ G5-3	2	0	0	0	0	0	1
78 Cristian Santana, R (5, 5)										2	0	0	0	0	0	1
Inning Stats	R: 0 H: 0 E: 0 LOB: 1 K: 1 BB: 1 S: 6 P: 10	R: 0 H: 0 E: 0 LOB: 0 K: 2 BB: 0 S: 7 P: 7	R: 0 H: 0 E: 1 LOB: 0 K: 1 BB: 0 S: 5 P: 5	R: 2 H: 3 E: 0 LOB: 2 K: 2 BB: 1 S: 10 P: 14	R: 0 H: 0 E: 0 LOB: 1 K: 1 BB: 1 S: 5 P: 9	R: 0 H: 0 E: 0 LOB: 1 K: 1 BB: 1 S: 5 P: 10	R: 0 H: 0 E: 0 LOB: 0 K: 0 BB: 0 S: 3 P: 3	R: 0 H: 1 E: 0 LOB: 1 K: 2 BB: 0 S: 8 P: 9	R: 0 H: 1 E: 0 LOB: 1 K: 0 BB: 0 S: 4 P: 4	1B: 3 SF: 0 2B: 2 SAC: 0 3B: 0 DP: 1 HR: 0 HBP: 0							

TOP

Cincinnati Reds @ Cleveland Guardians

Goodyear Ballpark, Goodyear, AZ

Fri Mar 18 2022, 4:10 PM - 6:45 PM EDT

Att. 4,001 - Sunny - 79 F

livebaseballscorecards.com

AB	32
R	2
H	5
RBI	2
BB	4
SO	10
LOB	14

WP: 1 PA: 36
PB: 0
SB: 1
CS: 0

PITCHER		IP	WLS	BF	H	R	ER	SO	BB	IBB	HBP	BLK	WP	HR	S	P	ERA	WHIP
96 Tanner Tully, L	(1, 1)	3.0		10	0	0	0	4	1	0	0	0	0	0	18	22	0.00	0.333
ERA:																		
46 Alex Young, L	(4, 1)	1.0		7	3	2	2	2	1	0	0	0	0	0	10	14	18.00	4.000
ERA: 18.0																		
91 Robert Broom, R	(5, 1)	1.0		4	0	0	0	1	1	0	0	0	0	0	5	9	0.00	1.000
ERA:																		
33 Brett Daniels, R	(6, 1)	2.0	W	7	0	0	0	1	1	0	0	0	0	0	8	13	0.00	0.500
ERA:																		
33 Aaron Pinto, R	(8, 1)	2.0	S	8	2	0	0	2	0	0	0	0	1	0	12	13	0.00	1.000
ERA:																		

PITCHER	IP	WLS	BF	H	R	ER	SO	BB	IBB	HBP	BLK	WP	HR	S	P	ERA	WHIP

Cincinnati Reds @ Cleveland Guardians

Goodyear Ballpark, Goodyear, AZ

Fri Mar 18 2022, 4:10 PM - 6:45 PM EDT

Att. 4,001 - Sunny - 79 F

livebaseballscorecards.com

BOTTOM

Batter	1	2	3	4	5	6	7	8	9	AB	R	H	RBI	BB	SO	LOB
7 Myles Straw, R (1, 8) OBP: 0.500, SLG: 0.500	G6-3		1-2 1B		G1-3		K			2	0	1	0	0	0	0
76 George Valera, L (4, 8)										2	0	0	0	0	1	0
1 Amed Rosario, R (1, 6)	K		K		G6-3		E6 28 1B, 71 1B			2	0	0	0	0	2	2
66 Brayan Rocchio, S (4, 6)										2	1	0	0	0	0	0
11 José Ramírez, S (1, 5)	G5-3			L9	73 1B, 73 E 1B		71 1B 2-3 1B			2	0	0	0	0	0	0
28 Ernie Clement, R (5, 5) OBP: 1.000, SLG: 1.000										2	1	2	0	0	0	0
32 Franmil Reyes, R (1, 10)		K		4 1B, 2 2B BB	E9 1-H 1B		78 G6-4-3 1-2 3-H 1B			1	1	0	0	1	1	0
73 Richie Palacios, L (5, PH) OBP: 1.000, SLG: 1.000										1	0	1	0	0	0	0
71 Gabriel Arias, R (7, PH) OBP: 1.000, SLG: 1.000										1	0	1	1	0	0	0
(8, 10)																
44 Bobby Bradley, L (1, 3)		K		P5	K2-3		G6-4-3 1-2f			2	0	0	0	0	1	1
78 Jhonkensy Noel, R (5, 3)										2	0	0	0	0	1	3
4 Bradley Zimmer, L (1, 9) OBP: 0.500, SLG: 0.500		K				K		F8		2	0	1	0	0	1	0
7 Will Benson, L (5, 9)				2 2B 1-2 1B						2	0	0	0	0	1	0
2 Yu Chang, R (1, 4) OBP: 0.500, SLG: 1.000			K			G4-3		G3		2	0	1	1	0	1	0
75 José Tena, L (5, 4)										2	0	0	0	0	0	0
35 Óscar Mercado, R (1, 7)			L8							1	0	0	0	1	0	0
34 Oscar Gonzalez, R (5, 7) OBP: 0.500, SLG: 0.500				BB		1B		G4-3		2	0	1	0	0	0	0
17 Austin Hedges, R (1, 2)										0	0	0	0	1	0	0
9 Sandy León, S (4, 2)										2	0	0	0	0	1	4
81 Bryan Lavastida, R (7, 2)			7 1B BB	G4-3		K				0	0	0	0	0	0	0
Inning Stats	R: 0 E: 0 K: 1 S: 5 H: 0 LOB: 0 BB: 0 P: 5	R: 0 E: 0 K: 3 S: 9 H: 0 LOB: 0 BB: 0 P: 9	R: 0 E: 0 K: 2 S: 8 H: 1 LOB: 2 BB: 1 P: 12	R: 1 E: 0 K: 0 S: 5 H: 2 LOB: 3 BB: 2 P: 13	R: 1 E: 1 K: 1 S: 7 H: 2 LOB: 1 BB: 0 P: 7	R: 0 E: 0 K: 2 S: 8 H: 1 LOB: 1 BB: 0 P: 8	R: 1 E: 1 K: 1 S: 7 H: 2 LOB: 1 BB: 0 P: 7	R: 0 E: 0 K: 0 S: 3 H: 0 LOB: 0 BB: 0 P: 3		1B: 7 2B: 1 3B: 0 HR: 0 SF: 0 SAC: 0 DP: 1 HBP: 0						

	AB	
	R	3
	H	8
	RBI	2
	BB	3
	SO	10
	LOB	10

WP: 0 PB: 0 SB: 0 CS: 0 PA: 35

PITCHER	IP	WLS	BF	H	R	ER	SO	BB	IBB	HBP	BLK	WP	HR	S	P	ERA	WHIP
40 Nick Lodolo, L (1, 1) ERA:	2.0		6	0	0	0	4	0	0	0	0	0	0	14	14	0.00	0.000
96 Brandon Williamson, L (3, 1) ERA: 5.4	1.2		10	3	1	1	2	2	0	0	0	0	0	12	20	5.40	3.000
31 Matt Pidich, R (4, 1) ERA:	0.1	H	2	0	0	0	0	1	0	0	0	0	0	1	5	0.00	3.000
67 Kyle Dowdy, R (5, 1) ERA:	2.0	B	9	3	1	0	3	0	0	0	0	0	0	15	15	0.00	1.500
63 Phillip Diehl, L (7, 1) ERA:	1.0	L	5	2	1	0	1	0	0	0	0	0	0	7	7	0.00	2.000
66 Joel Kuhnel, R (8, 1) ERA:	1.0		3	0	0	0	0	0	0	0	0	0	0	3	3	0.00	0.000

Cleveland Guardians @ Chicago White Sox

Camelback Ranch, Glendale, AZ

Sat Mar 19 2022, 4:09 PM - 6:58 PM EDT

Att. 4,070 - Partly Cloudy - 76 F

TOP

livebaseballscorecards.com

Batter	1	2	3	4	5	6	7	8	9	AB	R	H	RBI	BB	SO	LOB
67 Steven Kwan, L (1, 8) OBP: 0.500, SLG: 0.333	G3			BB 1B	F7			K		3	2	1	1	1	0	2
22 Connor Kokx, R (5, 8)				1B						1	0	0	0	0	1	0
0 Andrés Giménez, L (1, 6) OBP: 0.500, SLG: 0.500	G4-3			1B		F7		G4-3		4	2	2	1	0	0	0
66 Brayan Rocchio, S (6, 6)				1B						1	0	0	0	0	0	0
6 Owen Miller, R (1, 3) OBP: 0.750, SLG: 1.000	F7			1B		80 1B 2B		3B		4	2	3	1	0	0	0
34 Micah Pries, L (6, 3) OBP: 1.000, SLG: 3.000				1B						1	0	1	0	0	0	0
12 Luke Maile, R (1, 2) OBP: 0.667, SLG: 1.000		G6-3		1B		2-H 1B		K2-3		3	1	2	2	0	0	0
80 Bo Naylor, L (4, 2) OBP: 1.000, SLG: 1.000										1	0	1	1	0	0	0
88 Mike Rivera, R (7, 2)				2B						1	0	0	0	0	1	1
23 Daniel Johnson, L (1, 9)		G3		SF9		K			75 1B 2B	3	0	0	1	0	1	3
27 Chris Roller, R (6, 9) OBP: 1.000, SLG: 2.000				G6-3						1	1	1	0	0	0	0
28 Ernie Clement, R (1, 4) OBP: 0.600, SLG: 0.750	F9			SF7 3-H	71 G6-4-3 1B	G4-3			78 G1-3 2-H 1B	2	0	1	1	0	0	0
75 José Tena, L (5, 4) OBP: 0.250, SLG: 0.250										2	0	1	1	0	0	1
71 Gabriel Arias, R (1, 5) OBP: 0.500, SLG: 0.333		G3-1	34 2B 1-2 HBP		G6-4-3 1-2f		G2-3		G1-3 1-2	2	1	0	0	0	0	1
78 Jhonkensy Noel, R (6, 5)										2	0	0	0	0	0	1
34 Oscar Gonzalez, R (1, 10) OBP: 0.400, SLG: 0.600		L5	67 1B 1-H 2-H 2B		E3 73 1B					3	1	1	2	0	0	0
76 George Valera, L (7, PH) (7, 10)										2	0	0	0	0	2	1
73 Richie Palacios, L (1, 7) OBP: 0.750, SLG: 0.667		G6-3	67 1B 0 1B BB		1-3 1B		G4-3		K	2	1	1	0	1	0	0
7 Will Benson, L (6, 7)										2	0	0	0	0	1	1
Inning Stats	R: 0 E: 0 K: 0 S: 3 H: 0 LOB: 0 BB: 0 P: 3	R: 0 E: 0 K: 0 S: 3 H: 0 LOB: 0 BB: 0 P: 3	R: 0 E: 0 K: 0 S: 3 H: 0 LOB: 0 BB: 0 P: 3	R: 9 E: 0 K: 0 S: 11 H: 8 LOB: 2 BB: 2 P: 20	R: 0 E: 1 K: 0 S: 5 H: 2 LOB: 2 BB: 0 P: 5	R: 1 E: 0 K: 1 S: 7 H: 2 LOB: 1 BB: 0 P: 7	R: 0 E: 0 K: 1 S: 5 H: 0 LOB: 0 BB: 0 P: 5	R: 0 E: 0 K: 2 S: 8 H: 1 LOB: 1 BB: 0 P: 8	R: 1 E: 0 K: 2 S: 9 H: 2 LOB: 1 BB: 0 P: 9	1B: 10 2B: 4 3B: 1 HR: 0 SF: 2 SAC: 0 DP: 1 HBP: 1						

	AB	40
	R	11
	H	15
	RBI	11
	BB	2
	SO	6
	LOB	11

PITCHER		IP	WLS	BF	H	R	ER	SO	BB	IBB	HBP	BLK	WP	HR	S	P	ERA	WHIP
57 Brandon Finnegan, L ERA:	(1, 1)	2.0		6	0	0	0	0	0	0	0	0	0	0	6	6	0.00	0.000
59 Kyle Crick, R ERA:	(3, 1)	1.0		3	0	0	0	0	0	0	0	0	0	0	3	3	0.00	0.000
95 McKinley Moore, R ERA: 81.0	(4, 1)	0.2	L	8	4	6	6	0	1	0	1	0	0	0	6	11	81.00	7.500
82 Zach Muckenhirn, L ERA: 81.0	(4, 1)	0.1		6	4	3	3	0	1	0	0	0	0	0	5	9	81.00	15.000
87 Yoelvin Silven, R ERA: 4.5	(5, 1)	2.0		10	4	1	1	1	0	0	0	0	0	0	12	12	4.50	2.000

PITCHER		IP	WLS	BF	H	R	ER	SO	BB	IBB	HBP	BLK	WP	HR	S	P	ERA	WHIP
85 Johan Dominguez, R ERA:	(7, 1)	2.0		7	1	0	0	3	0	0	0	0	0	0	13	13	0.00	0.500
95 Taylor Broadway, R ERA: 9.0	(9, 1)	1.0		5	2	1	1	2	0	0	0	0	0	0	9	9	9.00	2.000

BOTTOM

Batter	1	2	3	4	5	6	7	8	9	AB	R	H	RBI	BB	SO	LOB
7 Tim Anderson, R (1, 6) OBP: 0.333, SLG: 0.333	G1-3		88 F8 1B		G6-3			L8	K 1-2	3	0	1	0	0	0	0
12 Romy Gonzalez, R (6, 6) OBP: 0.200, SLG: 0.200										2	0	0	0	0	1	2
88 Luis Robert Jr., R (1, 8)	F8		F8 1-2			K		HR		2	0	0	0	0	0	1
78 Yoelqui Céspedes, R (6, 8) OBP: 0.600, SLG: 1.800										2	1	1	1	0	1	0
79 José Abreu, R (1, 3)	10 FC6-4 BB		F7			F8		30 G6-4-3 1B		2	0	0	0	1	0	1
32 Gavin Sheets, L (7, 3) OBP: 0.250, SLG: 0.250										1	0	1	0	0	0	0
10 Yoán Moncada, S (1, 5)	FC6-4 1-2f			G5-3		G5-3		G6-4-3 1-2f		2	0	0	0	0	0	1
30 Jake Burger, R (6, 5) OBP: 0.600, SLG: 0.750										2	0	0	0	0	0	1
74 Eloy Jiménez, R (1, 7)		P3		K			G3		F8	2	0	0	0	0	1	0
75 Luis Alexander Basabe, R (8, 7)										2	0	0	0	0	0	0
24 Yasmani Grandal, S (1, 10)		P3		BB			P5		E6 77 1B 81 1B	1	0	0	0	1	0	0
18 Dwight Smith Jr., L (4, PR) (5, 10)										1	0	0	0	0	0	0
73 Yermín Mercedes, R (9, PH) OBP: 0.400, SLG: 0.400										1	1	0	0	0	0	0
28 Leury García, S (1, 9) OBP: 0.500, SLG: 0.500				G4-3			81 BB 1B		81 1B 1-2 1B	2	0	1	0	0	0	1
77 Micker Adolfo, R (5, 9) OBP: 0.600, SLG: 1.200		FC6-4 1B								2	0	2	0	0	0	0
Josh Harrison, R (1, 4)					L8					2	0	0	0	0	0	1
81 Zach Remillard, R (6, 4) OBP: 0.500, SLG: 1.333										0	0	0	0	1	0	0
81 José Rodríguez, R (9, PH) OBP: 0.500, SLG: 0.500	FC6-4 1-2f						BB 1-2		12 DI 1-3 2-H 1B	1	0	1	1	0	0	0
44 Seby Zavala, R (1, 2) OBP: 0.250, SLG: 0.500			F9		F8		F8		P4	2	0	0	0	0	0	0
82 Carlos Pérez, R (6, 2)										2	0	0	0	0	0	4
Inning Stats	R: 0 E: 0 K: 0 S: 3 H: 0 LOB: 1 BB: 1 P: 7	R: 0 E: 0 K: 0 S: 4 H: 1 LOB: 1 BB: 0 P: 4	R: 0 E: 0 K: 0 S: 4 H: 1 LOB: 1 BB: 0 P: 4	R: 0 E: 0 K: 1 S: 5 H: 0 LOB: 1 BB: 1 P: 9	R: 0 E: 0 K: 0 S: 3 H: 0 LOB: 0 BB: 0 P: 3	R: 0 E: 0 K: 1 S: 5 H: 0 LOB: 0 BB: 0 P: 5	R: 0 E: 0 K: 0 S: 4 H: 1 LOB: 2 BB: 1 P: 8	R: 1 E: 0 K: 0 S: 5 H: 2 LOB: 0 BB: 0 P: 5	R: 1 E: 1 K: 1 S: 8 H: 2 LOB: 2 BB: 0 P: 8	1B: 6 2B: 0 3B: 0 HR: 1	SF: 0 SAC: 0 DP: 1 HBP: 0						

PITCHER		IP	WLS	BF	H	R	ER	SO	BB	IBB	HBP	BLK	WP	HR	S	P	ERA	WHIP
94 Adam Scott, L ERA:	(1, 1)	4.0	W	16	2	0	0	1	2	0	0	0	0	0	16	24	0.00	1.000
62 Enyel De Los Santos, R ERA:	(5, 1)	1.0		3	0	0	0	0	0	0	0	0	0	0	3	3	0.00	0.000
49 Nick Mikolajchak, R ERA:	(6, 1)	1.0		3	0	0	0	1	0	0	0	0	0	0	5	5	0.00	0.000
39 Thomas Ponticelli, R ERA: 4.5	(7, 1)	2.0		9	3	1	1	0	1	0	0	0	0	1	9	13	4.50	2.000
57 Cade Smith, R ERA:	(9, 1)	1.0		6	2	1	0	1	0	0	0	0	0	0	8	8	0.00	2.000

PITCHER	IP	WLS	BF	H	R	ER	SO	BB	IBB	HBP	BLK	WP	HR	S	P	ERA	WHIP

Cleveland Guardians @ Chicago White Sox

Camelback Ranch, Glendale, AZ

Sat Mar 19 2022, 4:09 PM - 6:58 PM EDT

Att. 4,070 - Partly Cloudy - 76 F

livebaseballscorecards.com

AB	34
R	2
H	7
RBI	2
BB	3
SO	3
LOB	12

WP: 0	PB: 0	SB: 0	CS: 0
PA: 37			

Cleveland Guardians @ Oakland Athletics

Hohokam Stadium, Mesa, AZ

Sun Mar 20 2022, 4:05 PM - 7:41 PM EDT

Att. 5,047 - Partly Cloudy - 75 F

TOP

livebaseballscorecards.com

Batter	1	2	3	4	5	6	7	8	9	AB	R	H	RBI	BB	SO	LOB
7 Myles Straw, R (1, 8) OBP: 0.600, SLG: 0.600	1 1B	1-2 1B		G6-3		66 1B 1-H 3-H 2B	G3		G3-1	3	0	2	0	0	0	0
29 Will Brennan, L (5, 8) OBP: 0.333, SLG: 0.667										3	1	1	2	0	0	1
1 Amed Rosario, R (1, 6) OBP: 0.200, SLG: 0.200	32 BB 1-3 1B	G5-3			G5-3	15 1B 78 1B 2-H 1B		K		3	0	1	0	0	0	2
66 Brayan Rocchio, S (5, 6) OBP: 0.200, SLG: 0.200										2	1	1	1	0	1	0
11 José Ramírez, S (1, 5)	P5		F9		G3	9 WP 78 1B 1-3 1B		G4-3		3	0	0	0	0	0	2
15 Daniel Schneemann, L (5, 5) OBP: 1.000, SLG: 1.000										1	0	1	0	0	0	0
1 Christian Cairo, R (8, PH) (8, 5)										1	0	0	0	0	0	0
32 Franmil Reyes, R (1, 10) OBP: 0.800, SLG: 0.667	BBBB 1-2 BB		17 1B		1B	9 WP 1-2 3-H 1B		K		2	0	2	0	1	0	0
78 Jhonkensy Noel, R (6, PH) OBP: 0.167, SLG: 0.167	17 G6-4-3									2	0	1	1	0	1	0
(6, 10)																
17 Austin Hedges, R (1, 2) OBP: 0.500, SLG: 0.333	G6-4-3 1-2f		1-2 1B		CCC K	BCCC 1-2 2-3			F8	3	0	1	0	0	1	4
9 Sandy León, S (5, 2)										1	0	0	0	0	1	2
81 Bryan Lavastida, R (8, 2)										1	0	0	0	0	0	0
44 Bobby Bradley, L (1, 3) OBP: 0.200, SLG: 0.200		F7	SSS K			2 FC6-4 1B	G3-1		F9	3	0	1	0	0	1	2
24 Joe Naranjo, L (6, 3)										2	0	0	0	0	0	0
2 Yu Chang, R (1, 4) OBP: 0.400, SLG: 1.200		HR	P3			FC6-4 35 1B 29 2B 1-2f	L5		7 BB 34 2B 1B	3	2	1	1	0	0	3
75 José Tena, L (6, 4) OBP: 0.333, SLG: 0.333										2	1	1	0	0	0	0
4 Bradley Zimmer, L (1, 9) OBP: 0.200, SLG: 0.200	SSS K			SSS K	CCC K	BBBB 34 HR BB		BBBB 1-2 34 2B BB		3	0	0	0	0	3	1
7 Will Benson, L (6, 9)										0	2	0	0	2	0	0
35 Óscar Mercado, R (1, 7) OBP: 0.600, SLG: 0.500	7 1B			P5	BCSX 29 2B 1-3 1B	1-H HR			1-H 2-H 2B	3	1	2	0	0	0	0
34 Oscar Gonzalez, R (6, 7) OBP: 0.571, SLG: 1.286										2	1	2	4	0	0	0

	AB	43
	R	9
	H	17
	RBI	9
	BB	3
	SO	8
	LOB	17

Inning Stats									
	R: 0 E: 0 K: 0 S: 4	H: 2 LOB: 2 BB: 1 P: 8	R: 1 E: 0 K: 1 S: 8	H: 3 LOB: 2 BB: 0 P: 8	R: 0 E: 0 K: 1 S: 7	H: 2 LOB: 2 BB: 0 P: 7	R: 0 E: 0 K: 1 S: 5	H: 0 LOB: 0 BB: 0 P: 5	R: 0 E: 0 K: 1 S: 6	H: 1 LOB: 1 BB: 0 P: 6
	R: 4 E: 0 K: 2 S: 13	H: 6 LOB: 2 BB: 0 P: 14	R: 2 E: 0 K: 0 S: 6	H: 1 LOB: 1 BB: 1 P: 11	R: 0 E: 0 K: 2 S: 7	H: 0 LOB: 0 BB: 0 P: 7	R: 2 E: 0 K: 0 S: 5	H: 2 LOB: 1 BB: 1 P: 9		

	1B: 13	SF: 0	WP: 1	PA: 46
	2B: 2	SAC: 0	PB: 0	
	3B: 0	DP: 1	SB: 0	
	HR: 2	HBP: 0	CS: 0	

PITCHER		IP	WLS	BF	H	R	ER	SO	BB	IBB	HBP	BLK	WP	HR	S	P	ERA	WHIP
19 Cole Irvin, L ERA: 4.5	(1, 1)	2.0		11	5	1	1	1	1	0	0	0	0	1	12	16	4.50	3.000
62 Lou Trivino, R ERA:	(3, 1)	1.0		5	2	0	0	1	0	0	0	0	0	0	7	7	0.00	2.000
66 Daulton Jefferies, R ERA: 13.5	(4, 1)	2.2	B	13	5	4	4	3	0	0	0	0	0	0	19	19	13.50	1.875
97 Ty Damron, L ERA:	(6, 1)	0.1		3	2	0	0	1	0	0	0	0	1	0	5	6	0.00	6.000
68 Domingo Acevedo, R ERA: 18.0	(7, 1)	1.0		5	1	2	2	0	1	0	0	0	0	1	6	11	18.00	2.000

PITCHER		IP	WLS	BF	H	R	ER	SO	BB	IBB	HBP	BLK	WP	HR	S	P	ERA	WHIP
60 Sam Moll, L ERA:	(8, 1)	1.0	H	3	0	0	0	2	0	0	0	0	0	0	7	7	0.00	0.000
50 Grant Holmes, R ERA: 18.0	(9, 1)	1.0	B	6	2	2	2	0	1	0	0	0	0	0	5	9	18.00	3.000

Batter	1	2	3	4	5	6	7	8	9	AB	R	H	RBI	BB	SO	LOB
17 Elvis Andrus, R (1, 6) 1 Kevin Smith, R (6, 6) OBP: 0.333, SLG: 0.833	C C C 0-3 ① K	x 0-0 ③ P6		S S S 0-3 ③ K			C x 0-1 HR	x 0-0 ① P4		3 0 0 0 0 2 1 2 1 1 1 0 0 1						
5 Tony Kemp, L (1, 4) OBP: 0.400, SLG: 0.800 79 Mickey McDonald, L (6, 9) OBP: 0.750, SLG: 0.750	x 0-0 ② F8		x 0-0 ① F7		x 0-0 ① 2B		x 0-0 73 BB 23 BB 49 HR 1B	x 0-0 1-2 1B		3 0 1 0 0 0 0 2 1 2 0 0 0 0						
12 Sean Murphy, R (1, 2) OBP: 0.600, SLG: 1.200 23 Christian Bethancourt, R (6, 2) OBP: 0.750, SLG: 0.667	x 0-0 2B		x 0-0 ② G4-3		x 0-0 10 1B 2B		B B B B 4-0 1-2 73 BB 49 HR BB	x 0-0 ② F4		3 0 2 0 0 0 0 1 1 0 0 1 0 2						
10 Chad Pinder, R (1, 7) OBP: 0.400, SLG: 0.600 72 Logan Davidson, S (6, 4) OBP: 0.200, SLG: 0.400	x 0-0 ③ G1-3		x 0-0 E4 15 S		x 0-0 2-3 1B		C C C 0-3 ① K	x 0-0 ③ G4-3		3 0 1 0 0 0 1 2 0 0 0 0 1 4						
15 Seth Brown, L (1, 9) OBP: 0.200, SLG: 0.200 73 Zack Gelof, R (6, 5)		x 0-0 E7 2B	x 0-0 ③ G4-3 1-2		S S S 0-3 ② K		B B B B 4-0 1-2 2-3 49 HR BB		S S S 0-3 ① K	3 1 0 0 0 1 3 1 1 0 0 1 1 0						
Ramón Laureano, R (1, 8) OBP: 0.200, SLG: 0.400 49 Christian Lopes, R (6, 7) OBP: 0.500, SLG: 1.000	x 0-0 2-H 28 1B 2B			S S S 0-3 ① K	S S S 0-3 ③ K		B C S B B X 3-2 1-H 2-H 3-H HR		x 0-0 ② G5-3	3 1 1 1 0 2 2 2 1 1 4 0 0 0						
4 Eric Thames, L (1, 10) 67 Kyle McCann, L (6, PH) (7, 10) 11 Skye Bolt, S (9, PH) OBP: 0.714, SLG: 1.333	S S S 0-3 ① K			B B B B 4-0 28 HR BB		C C C 0-3 ① K	S S S 0-3 ② K		B B B B 4-0 20 FC6-4 BB	1 1 0 0 1 1 1 2 0 0 0 0 2 0 0 0 0 0 1 0 0						
26 Sheldon Neuse, R (1, 5) 20 Cristian Pache, R (6, 8) OBP: 0.222, SLG: 0.444	S S S 0-3 ② K			S S S 0-3 ② K		x 0-0 ② P3	C C C 0-3 ③ K		x 0-0 ③ FC6-4 1-2f	2 0 0 0 0 2 2 3 0 0 0 0 1 1						
28 Billy McKinney, L (1, 3) OBP: 1.000, SLG: 2.500 53 Dalton Kelly, L (6, 3) OBP: 0.333, SLG: 0.200	x 0-0 2-H 1B			C S X 0-2 1-H HR		C C C 0-3 ③ K		x 0-0 79 1B		2 1 2 3 0 0 0 2 0 1 0 0 1 0						
Inning Stats	R: 0 E: 0 K: 1 S: 6 H: 1 LOB: 1 BB: 0 P: 6	R: 2 E: 1 K: 2 S: 10 H: 2 LOB: 1 BB: 0 P: 10	R: 0 E: 1 K: 0 S: 4 H: 0 LOB: 1 BB: 0 P: 4	R: 2 E: 0 K: 3 S: 12 H: 1 LOB: 0 BB: 1 P: 16	R: 0 E: 0 K: 2 S: 9 H: 3 LOB: 2 BB: 0 P: 9	R: 0 E: 0 K: 2 S: 7 H: 0 LOB: 0 BB: 0 P: 7	R: 5 E: 0 K: 3 S: 15 H: 3 LOB: 0 BB: 2 P: 26	R: 0 E: 0 K: 0 S: 5 H: 2 LOB: 2 BB: 0 P: 5	R: 0 E: 0 K: 1 S: 5 H: 0 LOB: 1 BB: 1 P: 9	1B: 5 2B: 4 3B: 0 HR: 3 SF: 0 SAC: 0 DP: 0 HBP: 0							

PITCHER		IP	WLS	BF	H	R	ER	SO	BB	IBB	HBP	BLK	WP	HR	S	P	ERA	WHIP
92 Kirk McCarty, L ERA:	(1, 1)	3.0		14	3	2	0	3	0	0	0	0	0	0	20	20	0.00	1.000
49 Nic Enright, R ERA: 18.0	(4, 1)	1.0		5	1	2	2	3	1	0	0	0	0	1	12	16	18.00	2.000
50 Tim Herrin, L ERA:	(5, 1)	1.0		5	3	0	0	2	0	0	0	0	0	0	9	9	0.00	3.000
39 Nick Gallagher, R ERA:	(6, 1)	1.0	H	3	0	0	0	2	0	0	0	0	0	0	7	7	0.00	0.000
58 Randy Labaut, L ERA: 135.0	(7, 1)	0.1	B	6	3	5	5	1	2	0	0	0	0	2	9	20	135.00	15.000

PITCHER		IP	WLS	BF	H	R	ER	SO	BB	IBB	HBP	BLK	WP	HR	S	P	ERA	WHIP
65 Andrew Misiaszek, L ERA:	(7, 1)	0.2		2	0	0	0	2	0	0	0	0	0	0	6	6	0.00	0.000
40 Juan Zapata, R ERA:	(8, 1)	1.0		5	2	0	0	0	0	0	0	0	0	0	5	5	0.00	2.000
52 Zach Draper, L ERA:	(9, 1)	1.0		4	0	0	0	1	1	0	0	0	0	0	5	9	0.00	1.000

BOTTOM

Cleveland Guardians @ Oakland Athletics

Hohokam Stadium, Mesa, AZ

Sun Mar 20 2022, 4:05 PM - 7:41 PM EDT

Att. 5,047 - Partly Cloudy - 75 F

livebaseballscorecards.com

AB	40
R	9
H	12
RBI	9
BB	4
SO	14
LOB	18

WP: 0 PB: 0 SB: 1 CS: 0 PA: 44

Texas Rangers @ Cleveland Guardians

Goodyear Ballpark, Goodyear, AZ

Mon Mar 21 2022, 4:09 PM - 8:23 PM EDT

Att. 2,012 - Partly Cloudy - 75 F

TOP

livebaseballscorecards.com

Batter	1	2	3	4	5	6	7	8	9	AB	R	H	RBI	BB	SO	LOB
13 Brad Miller, L (1, 7)	CCC K	G6-3 1-2 2-3 3-H	1-H HR	84 2B 4 1B 1B	SSS K		SSS K	36 WP 1-2 3-H 1B		4	2	2	3	0	1	2
64 Zach Reks, L (4, 7)										3	0	1	1	0	2	0
77 Andy Ibáñez, R (1, 5)	18 FC5-4 1B	SF8 2-3 3-H	4 1B 2B	P3	L9		BBBB 60 1B 84 2B BB	SST K		3	1	2	1	0	0	1
74 Ryan Dorow, R (5, PH)										2	1	0	0	1	1	2
(5, 5)																
18 Mitch Garver, R (1, 2)	FC5-4 1-2f	3-H 1B	SSS K	P3	G6-3		84 2B 1-3 1B	BBBB 1-2 2-3 BB		4	0	1	1	0	1	3
89 Matt Whatley, R (5, PH)										1	0	0	0	0	0	0
60 Meibrys Viloria, L (5, 2)										1	0	1	0	0	0	0
36 Jack Kruger, R (8, PH) (8, 2)										0	0	0	0	1	0	0
53 Adolis García, R (1, 8)	SSS K	F9	BBB 4 1B 16 2B BB	4 1B 1-3 2B		BBCCBX 3-2 HR	1-3 3-H 2B	SCC K		2	0	0	0	1	1	2
84 Bubba Thompson, R (3, PR) (3, 8)										4	3	3	2	0	1	3
4 Willie Calhoun, L (1, 10)		71 2B 2B	71 1B 90 HR 2B 16 2B 71 1B 1-3 3-H 1B	2-H 3-H 1B		L9	L8		F7	4	3	4	3	0	0	0
37 Yohel Pozo, R (6, PH) (6, 10)										3	0	0	0	0	0	2
16 Jake Marisnick, R (1, 9)	BBBB 4-0 71 2B BB	K 71 1B 2B	F9			SST K		16 1B 17 1B 1B	BBBB 92 G5-3 16 HR BB	3	2	1	1	1	1	2
75 Steele Walker, L (4, 9)										2	2	1	0	1	1	0
71 Joe McCarthy, L (1, 3)	86 1B 13 G6-3 1-H 2-H 2B	90 HR 2-3 1B 90 BB 2-H 3-H 1B		BBB 4-0 90 1B 86 HR BB		1B	CSC	1B	G5-3 1-2	3	3	3	4	1	0	0
92 Blaine Crim, R (5, 3)										3	0	1	0	0	1	2
90 Josh Smith, L (1, 6)	H 1-0 13 G6-3 86 1B 77 SF8 HBP	1-H 3-H HR	4-0 1-2 BB	1-3 86 HR 1B	L9			17 1B 64 1B 1-2 1B	BB 2-H HR	3	3	2	3	1	0	1
16 Jonathan Ornelas, R (6, 6)										2	2	2	2	0	0	0
86 Davis Wendzel, R (1, 4)	77 SF8 13 G6-3 18 1B 1-2 2-3 1B	4-0 13 HR BB G4-3		BBX 2-0 1-H 3-H HR		F8	36 WP 64 1B 1-3 2-H 1B	P3		4	3	2	3	1	0	2
17 Jax Biggers, L (7, 4)										2	0	1	1	0	0	0

Inning Stats										
	R: 0 E: 0 K: 2 S: 8	H: 1 LOB: 1 BB: 0 P: 8	R: 5 E: 0 K: 0 S: 7	H: 4 LOB: 1 BB: 1 P: 12	R: 9 E: 0 K: 2 S: 15	H: 8 LOB: 2 BB: 3 P: 27	R: 2 E: 0 K: 0 S: 6	H: 3 LOB: 1 BB: 0 P: 6	R: 3 E: 0 K: 1 S: 7	H: 2 LOB: 0 BB: 1 P: 13
	R: 1 E: 0 K: 1 S: 9	H: 2 LOB: 1 BB: 0 P: 12	R: 1 E: 0 K: 1 S: 7	H: 2 LOB: 2 BB: 1 P: 11	R: 2 E: 0 K: 3 S: 13	H: 4 LOB: 3 BB: 1 P: 17	R: 2 E: 0 K: 0 S: 4	H: 1 LOB: 0 BB: 1 P: 10		

AB	53
R	25
H	27
RBI	25
BB	8
SO	10
LOB	22

1B: 15	SF: 1	WP: 1	PA: 63
2B: 7	SAC: 0	PB: 0	
3B: 0	DP: 0	SB: 0	
HR: 5	HBP: 1	CS: 0	

PITCHER		IP	WLS	BF	H	R	ER	SO	BB	IBB	HBP	BLK	WP	HR	S	P	ERA	WHIP
54 Logan Allen, L ERA: 36.0	(1, 1)	1.0	L	8	3	4	4	2	1	0	1	0	0	0	10	15	36.00	4.000
38 Jordan Jones, R ERA: 9.0	(2, 1)	1.0		5	2	1	1	0	0	0	0	0	0	0	5	5	9.00	2.000
31 Sam Hentges, L ERA: 135.0	(3, 1)	0.1		6	4	5	5	1	1	0	0	0	0	2	7	11	135.00	15.000
63 Kyle Marman, R ERA: 108.0	(3, 1)	0.1		7	4	4	4	1	2	0	0	0	0	0	7	15	108.00	18.000
66 Kevin Coulter, R ERA: -	(3, 1)	0.1		1	0	0	0	0	0	0	0	0	0	0	1	1	0.00	0.000
63 Justin Garza, R ERA: 18.0	(4, 1)	1.0		6	3	2	2	0	0	0	0	0	0	0	6	6	18.00	3.000
91 Robert Broom, R ERA: 13.5	(5, 1)	1.0		6	2	3	3	1	1	0	0	0	0	1	7	13	27.00	3.000
46 Alex Young, L ERA: 13.5	(6, 1)	1.0		5	2	1	1	1	0	0	0	0	0	1	9	12	9.00	2.000

PITCHER		IP	WLS	BF	H	R	ER	SO	BB	IBB	HBP	BLK	WP	HR	S	P	ERA	WHIP
48 Manuel Alvarez, R ERA: 9.0	(7, 1)	1.0		6	2	1	1	1	1	0	0	0	0	0	7	11	9.00	3.000
56 Jerson Ramirez, R ERA: 27.0	(8, 1)	0.2		6	4	2	2	2	0	0	0	0	0	0	10	10	27.00	6.000
68 Nathan Ocker, R ERA: 13.5	(8, 1)	1.1		7	1	2	2	1	2	0	0	0	1	1	7	17	13.50	2.250

BOTTOM

Texas Rangers @ Cleveland Guardians

Goodyear Ballpark, Goodyear, AZ

Mon Mar 21 2022, 4:09 PM - 8:23 PM EDT

Att. 2,012 - Partly Cloudy - 75 F

livebaseballscorecards.com

Batter	1	2	3	4	5	6	7	8	9	AB	R	H	RBI	BB	SO	LOB
71 Gabriel Arias, R (1, 6) OBP: 0.571, SLG: 0.667	6 FC5-4 1B		12 BB 4 1B 2B 2-H	G5-3		L7		73 1B 88 2B 1B		3	1	2	1	0	0	0
12 Yordys Valdes, S (6, PH) OBP: 0.667, SLG: 1.333 (7, 6)									3B	3	1	2	0	0	0	1
6 Owen Miller, R (1, 3) OBP: 0.429, SLG: 0.571	FC5-4 32 G6-3 1-2f		G5-3	G6-3			K2-3	F7	G4-3	3	0	0	0	0	0	2
34 Micah Pries, L (5, 3) OBP: 0.250, SLG: 0.750										3	0	0	0	0	1	2
32 Franmil Reyes, R (1, 7) OBP: 0.714, SLG: 0.500	G6-3 1-2f		12 BB 4 1B BB		G4-3		88 FC1-4 BB	88 2B 1B 1-2		1	0	0	0	1	0	1
73 Richie Palacios, L (3, PR) OBP: 0.714, SLG: 0.600 (4, 7)										2	2	1	0	1	0	0
12 Luke Maile, R (1, 2) OBP: 0.600, SLG: 0.750		K	4 1B 67 1B BB 1-2 2-3		K		FC1-4 76 BB 81 BB 16 2B 1-2f	1-H 2-H 2B		1	1	0	0	1	1	0
80 Bo Naylor, L (4, 2) OBP: 0.500, SLG: 0.500										1	0	0	0	0	1	0
88 Mike Rivera, R (7, 2) OBP: 0.333, SLG: 0.667										2	1	1	2	0	0	1
4 Bradley Zimmer, L (1, 10) OBP: 0.286, SLG: 0.286		K	67 1B 23 BB 1B 1-3 2-H 3-H		K		76 BB 16 2B BB 1-2	L3		2	0	1	2	0	1	0
81 Bryan Lavastida, R (5, PH) (6, 10)										1	1	0	0	1	1	0
66 Brayan Rocchio, S (8, PH) OBP: 0.167, SLG: 0.167 (9, 10)										1	0	0	0	0	0	1
23 Daniel Johnson, L (1, 9) OBP: 0.286, SLG: 0.400		K	67 1B BB 1-2			23 2B 2B	16 2B 1-2 2-3 BB		K	2	1	1	0	1	1	0
76 George Valera, L (7, 9)										1	0	0	0	1	1	0
67 Steven Kwan, L (1, 8) OBP: 0.571, SLG: 0.500			28 2B 1B			G6-3	1-3 2-H 3-H 2B	23 HR 1B		3	1	2	1	0	0	1
16 Petey Halpin, L (7, 8) OBP: 1.000, SLG: 1.500										2	1	2	2	0	0	0
28 Ernie Clement, R (1, 5) OBP: 0.571, SLG: 0.833			71 2B 2B 1-H			G5-3 2-H 2B		2-2 1-H HR		2	1	1	1	0	0	3
23 Gabriel Rodriguez, R (5, 5) OBP: 0.667, SLG: 2.000			F8							3	1	2	3	0	0	2
0 Andrés Giménez, L (1, 4) OBP: 0.333, SLG: 0.333			F8	G4-3		K		K	G3	2	0	0	0	0	0	1
4 Jake Fox, L (5, 4)										3	0	0	0	0	2	1

	AB	41
	R	12
	H	15
	RBI	12
	BB	6
	SO	9
	LOB	16

Inning Stats	1	2	3	4	5	6	7	8	9
	R: 0 E: 0 K: 0 S: 3	H: 1 LOB: 0 BB: 0 P: 3	R: 0 E: 0 K: 3 S: 9	H: 0 LOB: 0 BB: 0 P: 9	R: 5 E: 0 K: 0 S: 8	H: 5 LOB: 3 BB: 3 P: 20	R: 0 E: 0 K: 0 S: 3	H: 0 LOB: 0 BB: 0 P: 3	R: 0 E: 0 K: 2 S: 7	H: 0 LOB: 0 BB: 0 P: 7
	R: 1 E: 0 K: 1 S: 7	H: 2 LOB: 1 BB: 0 P: 7	R: 2 E: 0 K: 1 S: 6	H: 1 LOB: 2 BB: 3 P: 18	R: 2 E: 0 K: 1 S: 8	H: 3 LOB: 1 BB: 0 P: 8	R: 2 E: 0 K: 1 S: 10	H: 3 LOB: 1 BB: 0 P: 12		

	1B: 7	SF: 0	WP: 0	PA: 47
	2B: 6	SAC: 0	PB: 0	
	3B: 1	DP: 1	SB: 0	
	HR: 1	HBP: 0	CS: 0	

PITCHER		IP	WLS	BF	H	R	ER	SO	BB	IBB	HBP	BLK	WP	HR	S	P	ERA	WHIP
52 Taylor Hearn, L ERA:	(1, 1)	2.0	W	6	1	0	0	3	0	0	0	0	0	0	12	12	0.00	0.500
35 Kohei Arihara, R ERA: 27.0	(3, 1)	1.2		10	3	5	5	0	2	0	0	0	0	0	8	16	27.00	3.000
24 Grant Anderson, R ERA:	(3, 1)	0.1		4	2	0	0	0	1	0	0	0	0	0	3	7	0.00	9.000
35 Kohei Arihara, R ERA: 27.0	(4, 1)	1.2		10	3	5	5	0	2	0	0	0	0	0	8	16	27.00	3.000
70 Cole Winn, R ERA: 4.5	(5, 1)	2.0		8	2	1	1	3	0	0	0	0	0	0	14	14	4.50	1.000

PITCHER		IP	WLS	BF	H	R	ER	SO	BB	IBB	HBP	BLK	WP	HR	S	P	ERA	WHIP
58 Demarcus Evans, R ERA: 27.0	(7, 1)	0.2		5	0	2	2	1	3	0	0	0	0	0	4	16	27.00	4.500
27 Ryder Ryan, R ERA:	(7, 1)	0.1		2	1	0	0	0	0	0	0	0	0	0	2	2	0.00	3.000
46 Brandon Workman, R ERA: 18.0	(8, 1)	1.0		6	3	2	2	1	0	0	0	0	0	0	8	8	18.00	3.000
41 Tai Tiedemann, R ERA: 18.0	(9, 1)	1.0		6	3	2	2	1	0	0	0	0	0	1	10	12	18.00	3.000

Cleveland Guardians @ Los Angeles Dodgers

Camelback Ranch, Glendale, AZ

Wed Mar 23 2022, 4:07 PM - 6:41 PM EDT

Att. 4,942 - Sunny - 77 F

livebaseballscorecards.com

TOP

Batter	1	2	3	4	5	6	7	8	9	AB	R	H	RBI	BB	SO	LOB
4 Bradley Zimmer, L (1, 8) OBP: 0.200, SLG: 0.200	K		K		G4-3			F8		3	0	0	0	0	2	0
67 Steven Kwan, L (5, 8) OBP: 0.500, SLG: 0.429										1	0	0	0	0	0	1
6 Owen Miller, R (1, 3) OBP: 0.400, SLG: 0.500	G5-3		32 G5-4-3 1B			F8		F6		3	0	1	0	0	0	0
11 Jonathan Engelmann, R (6, 3)										1	0	0	0	0	0	1
32 Franmil Reyes, R (1, 7) OBP: 0.500, SLG: 0.286	K		G5-4-3 1-2f			G5-3		G5-3		3	0	0	0	0	1	1
23 Daniel Johnson, L (6, 7) OBP: 0.250, SLG: 0.333										1	0	0	0	0	0	1
44 Bobby Bradley, L (1, 10) OBP: 0.182, SLG: 0.273		G3		71 G4-3 2B		F7			L4	3	0	1	0	0	0	0
7 Will Benson, L (9, PH)										1	0	0	0	0	0	0
12 Luke Maile, R (1, 2) OBP: 0.667, SLG: 0.750		71 1B 28 2B BB		F6			G5-3		G4-3	0	0	0	0	1	0	0
80 Bo Naylor, L (2, PR) OBP: 0.333, SLG: 0.333										1	1	0	0	0	0	1
(2, 2)																
81 Bryan Lavastida, R (6, 2)										2	0	0	0	0	0	0
71 Gabriel Arias, R (1, 4) OBP: 0.600, SLG: 0.667		34 WP 28 2B 1-3 1B		G4-3 2-3			76 1B		G4-3	3	1	2	0	0	0	1
75 José Tena, L (7, 6) OBP: 0.250, SLG: 0.250										1	0	0	0	0	0	0
34 Oscar Gonzalez, R (1, 9) OBP: 0.364, SLG: 0.818		K 1-2	K				28 G6-3 1B 1-2			2	0	0	0	0	2	3
76 George Valera, L (6, 9) OBP: 0.250, SLG: 0.143										1	0	1	0	0	0	0
28 Ernie Clement, R (1, 5) OBP: 0.500, SLG: 0.778		2B 2-H 3-H			K		G6-3 1-2f			3	0	1	2	0	1	2
15 Daniel Schneemann, L (7, 5) OBP: 1.000, SLG: 1.000										0	0	0	0	0	0	0
66 Brayan Rocchio, S (1, 6) OBP: 0.111, SLG: 0.111		G6-3			K			2B		2	0	0	0	0	1	2
8 Mitchell Tolman, L (7, 4) OBP: 1.000, SLG: 2.000										1	0	1	0	0	0	0
Inning Stats	R: 0 E: 0 K: 2 S: 7 H: 0 LOB: 0 BB: 0 P: 7	R: 2 E: 0 K: 1 S: 7 H: 2 LOB: 2 BB: 1 P: 12	R: 0 E: 0 K: 1 S: 5 H: 1 LOB: 0 BB: 0 P: 5	R: 0 E: 0 K: 1 S: 6 H: 1 LOB: 1 BB: 0 P: 6	R: 0 E: 0 K: 2 S: 7 H: 0 LOB: 0 BB: 0 P: 7	R: 0 E: 0 K: 0 S: 3 H: 0 LOB: 0 BB: 0 P: 3	R: 0 E: 0 K: 0 S: 4 H: 2 LOB: 1 BB: 0 P: 4	R: 0 E: 0 K: 0 S: 4 H: 1 LOB: 1 BB: 0 P: 4	R: 0 E: 0 K: 0 S: 3 H: 0 LOB: 0 BB: 0 P: 3	1B: 4 2B: 3 3B: 0 HR: 0 SF: 0 SAC: 0 DP: 2 HBP: 0							

AB	32
R	2
H	7
RBI	2
BB	1
SO	7
LOB	13

WP: 1 PB: 0 SB: 0 CS: 0 PA: 33

PITCHER	IP	WLS	BF	H	R	ER	SO	BB	IBB	HBP	BLK	WP	HR	S	P	ERA	WHIP
22 Clayton Kershaw, L (1, 1) ERA: 7.36	2.1	W	10	2	2	2	4	1	0	0	0	1	0	17	22	7.71	1.286
63 Justin Bruihl, L (3, 1) ERA:	1.2	H	6	2	0	0	1	0	0	0	0	0	0	8	8	0.00	1.200
Blake Treinen, R (5, 1) ERA:	1.0	H	3	0	0	0	2	0	0	0	0	0	0	7	7	0.00	0.000
41 Daniel Hudson, R (6, 1) ERA:	1.0	H	3	0	0	0	0	0	0	0	0	0	0	3	3	0.00	0.000
97 Yency Almonte, R (7, 1) ERA:	1.0	H	4	2	0	0	0	0	0	0	0	0	0	4	4	0.00	2.000

PITCHER	IP	WLS	BF	H	R	ER	SO	BB	IBB	HBP	BLK	WP	HR	S	P	ERA	WHIP
93 Justin Hagenman, R (8, 1) ERA:	1.0		4	1	0	0	0	0	0	0	0	0	0	4	4	0.00	1.000
94 Zack Plunkett, R (9, 1) ERA:	1.0		3	0	0	0	0	0	0	0	0	0	0	3	3	0.00	0.000

Batter	1	2	3	4	5	6	7	8	9	AB	R	H	RBI	BB	SO	LOB
9 Gavin Lux, L (1, 7) OBP: 0.455, SLG: 0.667 Jacob Amaya, R (6, 6) OBP: 0.333, SLG: 0.200	C B C B F X 2-2 HR	B B B B 4-0 BB		C C C 0-3 ③ K		X 0-0 ③ FC5-4 1-2f		X 0-0 ③ G5-3		2 1 1 1 1 1 1 2 0 0 0 0 0 1						
13 Max Muncy, L (1, 4) 84 Michael Busch, L (6, 4) OBP: 0.571, SLG: 0.857	X 0-0 ① G4-3	X 0-0 ③ F7			S S S 0-3 ① K		X 0-0 E 57 SH4-3 2B			3 0 0 0 0 1 1 1 1 1 0 0 0 0						
10 Justin Turner, R (1, 5) OBP: 0.200, SLG: 0.300 Eddys Leonard, R (5, 5)	X 0-0 ② G4-3		X 0-0 ① L8		X 0-0 ② G6-3		X 0-0 E6 38 G4-3 57 SH4-3 98 1B 2-3			2 0 0 0 0 0 0 2 1 0 0 0 0 1						
16 Will Smith, R (1, 2) OBP: 0.200, SLG: 0.556 57 Jason Martin, L (6, 7) OBP: 0.455, SLG: 1.000	S S T 0-2 ③ K		S S S 0-3 ② K		X 0-0 18 1B 1B		X 0-0 ① SH4-3 1-2 3-H			3 0 1 0 0 2 0 0 0 0 1 0 0 0						
18 Jake Lamb, L (1, 9) OBP: 0.357, SLG: 0.714 38 Tomás Telis, S (6, 2) OBP: 0.167, SLG: 0.167		X 0-0 68 BB 71 HR 1B	X 0-0 2B		X 0-0 1-3 1B		X 0-0 ② G4-3 2-3			3 1 3 0 0 0 0 1 0 0 0 0 0 1						
68 Eddy Alvarez, L (1, 6) OBP: 0.538, SLG: 0.700 98 Ryan Noda, L (6, 9) OBP: 0.250, SLG: 0.375	B B B B 4-0 71 HR 1-2 BB	X 0-0 ③ F8			X 0-0 ③ G4-3		X 0-0 3-H 1B			2 1 0 0 1 0 3 1 0 1 1 0 0 0						
71 Miguel Vargas, R (1, 3) OBP: 0.600, SLG: 1.000 29 Andy Burns, R (6, 3) OBP: 0.400, SLG: 1.000	B C D F B F X 3-2 1-H 2-H HR			X 0-0 ① G5-3		X 0-0 ① F7	S S S 0-3 ③ K			2 1 1 3 0 0 0 2 0 0 0 0 1 1						
James Outman, L (1, 8) OBP: 0.500, SLG: 0.889 90 Andy Pages, R (6, 8)	X 0-0 ① F8			X 0-0 ② G4-3	S S S 0-3 ② K			X 0-0 ① G5-3		2 0 0 0 0 0 0 2 0 0 0 0 1 0						
Jorbit Vivas, L (1, 10) OBP: 0.200, SLG: 0.200 95 Carson Taylor, L (6, PH) (7, 10)	X 0-0 ② G4-3			X 0-0 1B		B B B B 4-0 FC5-4 BB		X 0-0 ② G4-3		2 0 1 0 0 0 0 1 0 0 0 1 0 0						
Inning Stats	R: 1 H: 1 E: 0 LOB: 0 K: 1 BB: 0 S: 9 P: 11	R: 3 H: 2 E: 0 LOB: 1 K: 0 BB: 2 S: 8 P: 19	R: 0 H: 1 E: 0 LOB: 1 K: 1 BB: 0 S: 6 P: 6	R: 0 H: 1 E: 0 LOB: 1 K: 1 BB: 0 S: 6 P: 6	R: 0 H: 2 E: 0 LOB: 2 K: 1 BB: 0 S: 7 P: 7	R: 0 H: 0 E: 0 LOB: 1 K: 1 BB: 1 S: 5 P: 9	R: 2 H: 2 E: 1 LOB: 1 K: 1 BB: 0 S: 8 P: 8	R: 0 H: 0 E: 0 LOB: 0 K: 0 BB: 0 S: 3 P: 3		1B: 5 SF: 0 2B: 2 SAC: 1 3B: 0 DP: 0 HR: 2 HBP: 0						

PITCHER	IP	WLS	BF	H	R	ER	SO	BB	IBB	HBP	BLK	WP	HR	S	P	ERA	WHIP
57 Shane Bieber, R (1, 1) ERA: 27.0	1.1	L	8	3	4	4	1	1	0	0	0	0	2	15	24	27.00	3.000
66 Kevin Coulter, R (2, 1) ERA:	0.2		3	0	0	0	0	1	0	0	0	0	0	2	6	0.00	1.500
49 Eli Morgan, R (3, 1) ERA:	2.0		8	2	0	0	2	0	0	0	0	0	0	12	12	0.00	1.000
48 Emmanuel Clase, R (5, 1) ERA:	1.0		5	2	0	0	1	0	0	0	0	0	0	7	7	0.00	2.000
26 Anthony Gose, L (6, 1) ERA:	1.0		4	0	0	0	1	1	0	0	0	0	0	5	9	0.00	1.000

PITCHER	IP	WLS	BF	H	R	ER	SO	BB	IBB	HBP	BLK	WP	HR	S	P	ERA	WHIP
96 Tanner Tully, L (7, 1) ERA: 1.8	2.0		9	2	2	1	1	0	0	0	0	0	0	11	11	4.50	1.000

BOTTOM

Cleveland Guardians @ Los Angeles Dodgers

Camelback Ranch, Glendale, AZ

Wed Mar 23 2022, 4:07 PM - 6:41 PM EDT

Att. 4,942 - Sunny - 77 F

livebaseballscorecards.com

AB	33
R	6
H	9
RBI	6
BB	3
SO	6
LOB	9

WP: 0 PA: 37
PB: 0
SB: 0
CS: 0

Batter	1	2	3	4	5	6	7	8	9	AB	R	H	RBI	BB	SO	LOB
26 Adam Frazier, L (1, 4) OBP: 0.333, SLG: 0.250 8 Donovan Walton, L (5, 4) OBP: 0.333, SLG: 0.250	S X 0-1 ① F8		X 0-0 1-2 1B		X 0-0 ② L9			B B B B 4-0 12 FC5-4 BB		3 0 1 0 0 0 1 0 0 0 0 1 0 0						
23 Ty France, R (1, 3) OBP: 0.091, SLG: 0.364 12 Evan White, R (5, PR) (5, 3) 93 Connor Hoover, L (8, 3)	X 0-0 ② G5-3		X 0-0 ② F9		X 0-0 E6 2-3			X 0-0 ① FC5-4 44 1B 1-2f 4 2B		3 0 0 0 0 0 3 1 1 0 0 0 0 1 0 0 0 0 0 0 0						
27 Jesse Winker, L (1, 7) OBP: 0.091, SLG: 0.182 44 Julio Rodríguez, R (5, 7) OBP: 0.417, SLG: 0.727 (6, 9) (7, 8)	X 0-0 ③ G4-3		X 0-0 ③ G4-3		X 0-0 ③ F9			X 0-0 1-2 4 2B 1B		3 0 0 0 0 0 4 1 1 1 0 0 0 0						
17 Mitch Haniger, R (1, 9) 4 Billy Hamilton, S (6, 7) OBP: 1.000, SLG: 2.000		X 0-0 ① F8	X 0-0 ① G5-3			F F S 0-3 ① K		X 0-0 1-H 2-H 2B		3 0 0 0 0 1 0 1 0 1 2 0 0 0						
28 Eugenio Suárez, R (1, 5) OBP: 0.300, SLG: 0.333 30 Kevin Padlo, R (6, 5)		C F S 0-3 ② K	C F C 0-3 ② K			F S S 0-3 ② K		F F S 0-3 ② K		3 0 0 0 0 3 0 1 0 0 0 0 1 1						
3 J.P. Crawford, L (1, 6) OBP: 0.364, SLG: 0.333 25 Dylan Moore, R (6, PR) OBP: 0.500, SLG: 0.429 (6, 6)		X 0-0 ③ F8	B B B B 4-0 BB			B B B B 4-0 13 CS BB		F C C 0-3 ③ K		1 0 0 0 2 0 0 1 0 0 0 0 1 1						
13 Abraham Toro, S (1, 10) OBP: 0.571, SLG: 0.667 21 Steven Souza Jr., R (9, PH) OBP: 0.250, SLG: 0.625 (9, 10)			X 0-0 2 1B 3B	X 0-0 ③ G5-3		B 1-0 ③ CS 1-2	X 0-0 ① G3-1		C S F O 0-3 ① K	3 1 1 0 0 0 1 1 0 0 0 0 1 0						
10 Jarred Kelenic, L (1, 8) OBP: 0.100, SLG: 0.100 20 Taylor Trammell, L (7, 9)			S S C 0-3 ① K		X 0-0 23 E 2 G1-3 1B		X 0-0 ② F8		X 0-0 ② G4-3	3 0 1 0 0 1 1 1 0 0 0 0 0 0						
2 Tom Murphy, R (1, 2) OBP: 0.100, SLG: 0.100 29 Cal Raleigh, S (7, 2) OBP: 0.444, SLG: 0.333			X 0-0 26 1B 3-H 1B		X 0-0 ① G1-3 1-2		X 0-0 ③ F9		S L C 0-3 ③ K	3 0 1 1 0 0 1 1 0 0 0 0 1 0						
Inning Stats	R: 0 E: 0 K: 0 S: 4 H: 0 LOB: 0 BB: 0 P: 4	R: 0 E: 0 K: 1 S: 5 H: 0 LOB: 0 BB: 0 P: 5	R: 1 E: 0 K: 1 S: 8 H: 3 LOB: 2 BB: 0 P: 8	R: 0 E: 0 K: 1 S: 5 H: 0 LOB: 1 BB: 1 P: 9	R: 0 E: 1 K: 0 S: 5 H: 1 LOB: 2 BB: 0 P: 5	R: 0 E: 0 K: 2 S: 6 H: 0 LOB: 1 BB: 1 P: 11	R: 0 E: 0 K: 0 S: 3 H: 0 LOB: 0 BB: 0 P: 3	R: 2 E: 0 K: 2 S: 9 H: 2 LOB: 1 BB: 1 P: 13	R: 0 E: 0 K: 2 S: 7 H: 0 LOB: 0 BB: 0 P: 7	1B: 4 2B: 1 3B: 1 HR: 0 SF: 0 SAC: 0 DP: 0 HBP: 0							

TOP

Seattle Mariners @ Cleveland Guardians

Goodyear Ballpark, Goodyear, AZ

Thu Mar 24 2022, 4:07 PM - 6:47 PM EDT

Att. 3,565 - Sunny - 79 F

livebaseballscorecards.com

AB	33
R	3
H	6
RBI	3
BB	3
SO	9
LOB	14

WP: 0 PB: 0 SB: 0 CS: 1 PA: 37

PITCHER		IP	WLS	BF	H	R	ER	SO	BB	IBB	HBP	BLK	WP	HR	S	P	ERA	WHIP
47 Cal Quantrill, R ERA:	(1, 1)	2.0		6	0	0	0	1	0	0	0	0	0	0	9	9	0.00	0.000
31 Sam Hentges, L ERA: 27.0	(3, 1)	1.2	B	9	3	1	1	2	1	0	0	0	0	0	12	16	5.40	2.400
91 Robert Broom, R ERA: 11.57	(4, 1)	0.1		1	0	0	0	0	0	0	0	0	0	0	1	1	0.00	0.000
63 Justin Garza, R ERA: 9.0	(5, 1)	1.0		5	1	0	0	0	0	0	0	0	0	0	5	5	0.00	1.000
46 Alex Young, L ERA: 9.0	(6, 1)	1.0		3	0	0	0	2	1	0	0	0	0	0	6	11	0.00	1.000
79 Tobias Myers, R ERA: 9.0	(7, 1)	2.0	L	9	2	2	2	2	1	0	0	0	0	0	12	16	9.00	1.500
94 Adam Scott, L ERA:	(9, 1)	1.0		3	0	0	0	2	0	0	0	0	0	0	7	7	0.00	0.000

Batter	1	2	3	4	5	6	7	8	9	AB	R	H	RBI	BB	SO	LOB
7 Myles Straw, R (1, 8) OBP: 0.455, SLG: 0.545	G4-3		K			0 SH5-3, 32 1B, 1B		F7		3	1	1	0	0	1	0
67 Steven Kwan, L (7, 8) OBP: 0.444, SLG: 0.375										1	0	0	0	0	0	1
0 Andrés Giménez, L (1, 6) OBP: 0.455, SLG: 0.400	BB, 11 E, 11 S, BB		F9			SH5-3, 1-2		G1-6-3, 1-2f		1	0	0	0	1	0	0
75 José Tena, L (7, 6) OBP: 0.222, SLG: 0.222										1	0	0	0	0	0	1
11 José Ramírez, S (1, 5) OBP: 0.182, SLG: 0.455	P5, 1-3			G5-3		L9			F8	3	0	0	0	0	0	2
2 Jose Devers, R (7, 5)										1	0	0	0	0	0	0
32 Franmil Reyes, R (1, 10) OBP: 0.462, SLG: 0.300	K			G4-3		2-H, 1B			G4-3	3	0	1	1	0	1	1
76 George Valera, L (9, PH) OBP: 0.222, SLG: 0.125										1	0	0	0	0	0	0
2 Yu Chang, R (1, 3) OBP: 0.500, SLG: 1.000		K	K			G5-3			L4	2	0	0	0	0	2	0
6 Marcos Gonzalez, R (6, 3)										2	0	0	0	0	0	1
71 Gabriel Arias, R (1, 4) OBP: 0.583, SLG: 0.636		K			23 FC3-6, 1B		K2-3			2	0	1	0	0	1	0
8 Milan Tolentino, L (6, 4)										1	0	0	0	0	1	0
23 Daniel Johnson, L (1, 9) OBP: 0.300, SLG: 0.750		HR			FC3-6, 9 FC5-4, 1-2f		F8			2	1	1	1	0	0	1
7 Will Benson, L (6, 9)										1	0	0	0	0	0	0
35 Óscar Mercado, R (1, 7) OBP: 0.500, SLG: 0.667		K			K		K2-3			2	0	0	0	0	2	1
73 Richie Palacios, L (6, 7) OBP: 0.500, SLG: 0.375										1	0	0	0	0	1	0
9 Sandy León, S (1, 2)			K		FC5-4, 1-2f			75 G1-6-3, 1B		2	0	0	0	0	1	1
88 Mike Rivera, R (6, 2) OBP: 0.500, SLG: 0.750										1	0	1	0	0	0	0
Inning Stats	R: 0 E: 0 K: 1 S: 6 H: 0 LOB: 1 BB: 1 P: 10	R: 1 E: 0 K: 3 S: 10 H: 1 LOB: 0 BB: 0 P: 10	R: 0 E: 0 K: 2 S: 7 H: 0 LOB: 0 BB: 0 P: 7	R: 0 E: 0 K: 1 S: 5 H: 0 LOB: 0 BB: 0 P: 5	R: 0 E: 0 K: 1 S: 6 H: 1 LOB: 1 BB: 0 P: 6	R: 1 E: 0 K: 0 S: 5 H: 2 LOB: 1 BB: 0 P: 5	R: 0 E: 0 K: 2 S: 7 H: 0 LOB: 0 BB: 0 P: 7	R: 0 E: 0 K: 0 S: 3 H: 1 LOB: 0 BB: 0 P: 3	R: 0 E: 0 K: 0 S: 3 H: 0 LOB: 0 BB: 0 P: 3	1B: 4 2B: 0 3B: 0 HR: 1	SF: 0 SAC: 1 DP: 1 HBP: 0						

BOTTOM

Seattle Mariners @ Cleveland Guardians

Goodyear Ballpark, Goodyear, AZ

Thu Mar 24 2022, 4:07 PM - 6:47 PM EDT

Att. 3,565 - Sunny - 79 F

livebaseballscorecards.com

AB	30
R	2
H	5
RBI	2
BB	1
SO	10
LOB	9

WP: 0 PB: 0 SB: 1 CS: 0 PA: 32

PITCHER		IP	WLS	BF	H	R	ER	SO	BB	IBB	HBP	BLK	WP	HR	S	P	ERA	WHIP
36 Logan Gilbert, R ERA: 3.0	(1, 1)	3.0		11	1	1	1	6	1	0	0	0	0	1	23	27	3.00	0.667
33 Justus Sheffield, L ERA:	(4, 1)	2.0		7	1	0	0	2	0	0	0	0	0	0	11	11	0.00	0.500
50 Erik Swanson, R ERA: 4.5	(6, 1)	1.0		5	2	1	1	0	0	0	0	0	0	0	5	5	9.00	2.000
18 Anthony Misiewicz, L ERA: 9.0	(7, 1)	1.0	W	3	0	0	0	2	0	0	0	0	0	0	7	7	0.00	0.000
40 Wyatt Mills, R ERA: 9.0	(8, 1)	1.0	H	3	1	0	0	0	0	0	0	0	0	0	3	3	0.00	1.000

PITCHER		IP	WLS	BF	H	R	ER	SO	BB	IBB	HBP	BLK	WP	HR	S	P	ERA	WHIP
95 Penn Murfee, R ERA:	(9, 1)	1.0	S	3	0	0	0	0	0	0	0	0	0	0	3	3	0.00	0.000

Batter	1	2	3	4	5	6	7	8	9	AB	R	H	RBI	BB	SO	LOB
35 Óscar Mercado, R (1, 8) OBP: 0.357, SLG: 0.462	F7		G5-3	K		F7		27 1B BB	K	4	0	0	0	0	1	4
76 George Valera, L (6, 8) OBP: 0.273, SLG: 0.111										1	0	0	0	1	1	2
6 Owen Miller, R (1, 10) OBP: 0.385, SLG: 0.692	G1-3		F7	1-H 2-H HR		2 HR 1-2 2-3 BB		F7		3	1	1	3	0	0	0
34 Oscar Gonzalez, R (6, PH) OBP: 0.385, SLG: 0.750										1	1	0	0	1	0	1
(6, 10)																
2 Yu Chang, R (1, 5) OBP: 0.500, SLG: 1.077	G6-3		G5-3	1B		HR 1-H 2-H 3-H		1-2 1B		4	1	2	4	0	0	0
27 Raynel Delgado, L (6, 5) OBP: 1.000, SLG: 1.000										1	0	1	0	0	0	0
44 Bobby Bradley, L (1, 3) OBP: 0.308, SLG: 0.333		81 BB 28 1B 1B		4 BB 28 HR HBP		F8		K		1	1	1	0	0	0	0
27 Will Bartlett, R (4, PH)				L6						3	0	0	0	0	1	4
(4, 3)																
4 Bradley Zimmer, L (1, 9) OBP: 0.231, SLG: 0.167	K		28 HR 1-2 BB	G3		BB		K		2	1	0	0	1	1	1
7 Will Benson, L (5, 9)										1	0	0	0	1	1	2
28 Ernie Clement, R (1, 4) OBP: 0.538, SLG: 1.000	81 BB 1-2 1B		1-H 2-H HR	F7		G3			G3-1	3	1	2	3	0	0	0
75 José Tena, L (5, 4) OBP: 0.182, SLG: 0.182										2	0	0	0	0	0	1
(6, 6)																
67 Steven Kwan, L (1, 7) OBP: 0.417, SLG: 0.364	F7		66 1B 6 HR 1B	F8			K		F9	3	1	1	0	0	0	2
73 Richie Palacios, L (5, 7) OBP: 0.417, SLG: 0.300										2	0	0	0	0	1	0
81 Bryan Lavastida, R (1, 2)		4-0	K		34 BB 66 1B 2 HR BB	G5-3		80 1B BB		1	0	0	0	2	1	1
10 Aaron Bracho, L (6, PR)		1-2 2-3 BB								1	1	0	0	1	0	0
(6, 4)																
66 Brayan Rocchio, S (1, 6) OBP: 0.250, SLG: 0.250		G3	6 HR 1-2 1B		34 BB 2 HR 1-2 1B		K		1-2 1B	3	2	2	0	0	0	3
80 Bo Naylor, L (6, 2) OBP: 0.400, SLG: 0.400										2	0	1	0	0	1	0
Inning Stats	R: 0 E: 0 K: 0 S: 3 H: 0 LOB: 0 BB: 0 P: 3	R: 0 E: 0 K: 1 S: 7 H: 2 LOB: 3 BB: 1 P: 11	R: 0 E: 0 K: 0 S: 3 H: 0 LOB: 0 BB: 0 P: 3	R: 6 E: 0 K: 2 S: 13 H: 5 LOB: 1 BB: 1 P: 21	R: 0 E: 0 K: 0 S: 3 H: 0 LOB: 0 BB: 0 P: 3	R: 4 E: 0 K: 0 S: 5 H: 2 LOB: 1 BB: 3 P: 17	R: 0 E: 0 K: 2 S: 7 H: 0 LOB: 0 BB: 0 P: 7	R: 0 E: 0 K: 2 S: 8 H: 1 LOB: 2 BB: 1 P: 12	R: 0 E: 0 K: 1 S: 6 H: 1 LOB: 2 BB: 1 P: 10	1B: 8 2B: 0 3B: 0 HR: 3 SF: 0 SAC: 0 DP: 0 HBP: 1							

TOP

Cleveland Guardians @ San Francisco Giants

Scottsdale Stadium, Scottsdale, AZ

Fri Mar 25 2022, 4:07 PM - 7:31 PM EDT

Att. 5,741 - Sunny - 89 F

livebaseballscorecards.com

AB	38
R	10
H	11
RBI	10
BB	7
SO	8
LOB	21

WP: 0 PB: 0 SB: 0 CS: 0 PA: 46

PITCHER		IP	WLS	BF	H	R	ER	SO	BB	IBB	HBP	BLK	WP	HR	S	P	ERA	WHIP
26 Anthony DeSclafani, R ERA:	(1, 1)	3.0		12	2	0	0	1	1	0	0	0	0	0	13	17	0.00	1.000
66 Jarlín García, L ERA: 67.5	(4, 1)	0.2	L	7	3	5	5	2	1	0	1	0	0	1	9	16	67.50	6.000
91 Frank Rubio, R ERA: 27.0	(4, 1)	0.1		3	2	1	1	0	0	0	0	0	0	1	4	5	27.00	6.000
14 Tyler Beede, R ERA: 14.73	(5, 1)	1.2		9	2	4	4	0	2	0	0	0	0	1	7	15	21.60	2.400
93 Patrick Ruotolo, R ERA:	(6, 1)	0.1		2	0	0	0	0	1	0	0	0	0	0	1	5	0.00	3.000

PITCHER		IP	WLS	BF	H	R	ER	SO	BB	IBB	HBP	BLK	WP	HR	S	P	ERA	WHIP
73 Sam Long, L ERA: 12.27	(7, 1)	2.0		8	1	0	0	4	1	0	0	0	0	0	15	19	0.00	1.000
43 Matt Carasiti, R ERA: 27.0	(9, 1)	1.0		5	1	0	0	1	1	0	0	0	0	0	6	10	0.00	2.000

Batter	1	2	3	4	5	6	7	8	9	AB	R	H	RBI	BB	SO	LOB
5 Mike Yastrzemski, L (1, 10) OBP: 0.333, SLG: 0.571 86 Ricardo Genovés, R (5, PH) OBP: 0.167, SLG: 0.667 (6, 10)	F9		1-H HR		K		K			2 2	1 0	1 0	2 0	0 0	0 2	0 2
35 Brandon Crawford, L (1, 6) 71 Marco Luciano, R (5, 6) OBP: 0.375, SLG: 0.167	K		G4-3			L6	2-3 1B			2 2	0 0	0 1	0 0	0 0	1 0	0 0
33 Darin Ruf, R (1, 7) OBP: 0.429, SLG: 0.333 70 Luis González, L (6, 7) OBP: 0.375, SLG: 0.286	23 CS BB			G5-3		F8	L8			1 2	0 0	0 0	0 0	1 0	0 0	0 2
23 Joc Pederson, L (1, 9) OBP: 0.167, SLG: 0.167 53 Heliot Ramos, R (5, 9) OBP: 0.500, SLG: 0.571	CS 1-2	L6		1B		40 1B 89 1B		K		2 2	0 0	1 1	0 0	0 0	0 1	0 0
41 Wilmer Flores, R (1, 3) OBP: 0.222, SLG: 0.556 89 Will Toffey, L (5, 3) OBP: 0.667, SLG: 1.250		21 G4-3 1B		F8		40 1B 1-2 1B		K2-3		2 2	0 0	1 1	0 0	0 0	0 1	1 0
21 Joey Bart, R (1, 2) OBP: 0.200, SLG: 0.800 40 Jhonny Pereda, R (6, 2) OBP: 0.600, SLG: 0.333		G4-3 1-2f		F9		88 FC6 1-2 2-3 1B		K		2 2	0 0	0 1	0 0	0 0	0 1	2 0
88 Jason Krizan, L (1, 4) OBP: 0.250, SLG: 0.250 90 Brett Auerbach, R (7, 4) OBP: 0.286, SLG: 0.857			K2-3	1B		FC6 1-2f			K	3 1	0 0	1 0	0 0	0 0	1 1	3 0
32 Jason Vosler, L (1, 5) OBP: 0.200, SLG: 0.222 92 David Villar, R (8, 5)			F7	K			71 1B 2B		K	3 1	0 0	1 0	0 0	0 0	1 1	1 0
1 Mauricio Dubón, R (1, 8) OBP: 0.222, SLG: 0.125 87 Bryce Johnson, S (6, 8) OBP: 0.286, SLG: 0.429			5 S 5 HR 1B	K			K		K	2 2	1 0	1 0	0 0	0 0	1 2	1 1
Inning Stats	R: 0 E: 0 K: 1 S: 5 H: 0 LOB: 0 BB: 1 P: 9	R: 0 E: 0 K: 0 S: 3 H: 1 LOB: 0 BB: 0 P: 3	R: 2 E: 0 K: 1 S: 8 H: 2 LOB: 0 BB: 0 P: 10	R: 0 E: 0 K: 0 S: 4 H: 1 LOB: 1 BB: 0 P: 4	R: 0 E: 0 K: 3 S: 10 H: 1 LOB: 1 BB: 0 P: 10	R: 0 E: 0 K: 2 S: 6 H: 3 LOB: 3 BB: 0 P: 6	R: 0 E: 0 K: 2 S: 9 H: 2 LOB: 2 BB: 0 P: 9	R: 0 E: 0 K: 3 S: 9 H: 0 LOB: 0 BB: 0 P: 9	R: 0 E: 0 K: 3 S: 9 H: 0 LOB: 0 BB: 0 P: 9	1B: 8 2B: 1 3B: 0 HR: 1	SF: 0 SAC: 0 DP: 1 HBP: 0						

BOTTOM

Cleveland Guardians @ San Francisco Giants

Scottsdale Stadium, Scottsdale, AZ

Fri Mar 25 2022, 4:07 PM - 7:31 PM EDT

Att. 5,741 - Sunny - 89 F

livebaseballscorecards.com

AB	35
R	2
H	10
RBI	2
BB	1
SO	13
LOB	13

PITCHER		IP	WLS	BF	H	R	ER	SO	BB	IBB	HBP	BLK	WP	HR	S	P	ERA	WHIP
43 Aaron Civale, R ERA: 6.0	(1, 1)	3.0	W	11	3	2	2	2	1	0	0	0	0	1	16	22	6.00	1.333
37 Trevor Stephan, R ERA:	(4, 1)	1.0		4	1	0	0	0	0	0	0	0	0	0	4	4	0.00	1.000
62 Enyel De Los Santos, R ERA:	(5, 1)	1.0		4	1	0	0	3	0	0	0	0	0	0	10	10	0.00	1.000
72 Konnor Pilkington, L ERA:	(6, 1)	1.2		9	4	0	0	2	0	0	0	0	0	0	13	13	0.00	2.400
64 Kevin Kelly, R ERA:	(7, 1)	0.1		2	1	0	0	0	0	0	0	0	0	0	2	2	0.00	3.000

PITCHER		IP	WLS	BF	H	R	ER	SO	BB	IBB	HBP	BLK	WP	HR	S	P	ERA	WHIP
32 Ian Gibaut, R ERA:	(8, 1)	1.0		3	0	0	0	3	0	0	0	0	0	0	9	9	0.00	0.000
40 Jake Jewell, R ERA:	(9, 1)	1.0		3	0	0	0	3	0	0	0	0	0	0	9	9	0.00	0.000

Oakland Athletics @ Cleveland Guardians

Goodyear Ballpark, Goodyear, AZ

Sat Mar 26 2022, 4:08 PM - 7:08 PM EDT

Att. 3,372 - Cloudy - 87 F

livebaseballscorecards.com

TOP

Batter	1	2	3	4	5	6	7	8	9	AB	R	H	RBI	BB	SO	LOB
20 Cristian Pache, R (1, 8) OBP: 0.263, SLG: 0.444	CSS 0-3 ① K		X 0-0 2B			BBBB 4-0 BB		X 0-0 ① F8	FSS 0-3 ③ K	2	0	1	0	1	1	0
11 Skye Bolt, S (6, 8) OBP: 0.389, SLG: 0.385										2	0	0	0	0	1	2
15 Seth Brown, L (1, 9) OBP: 0.143, SLG: 0.214	X 0-0 ② G4-3		X 0-0 ③ L3			X 0-0 ① F9		CSS 0-3 ② K		3	0	0	0	0	0	2
44 Michael Reed, S (6, 9) OBP: 0.167, SLG: 0.167										1	0	0	0	0	1	0
1 Kevin Smith, R (1, 5) OBP: 0.263, SLG: 0.474	CSS 0-3 ③ K			X 0-0 ① F4		CSS 0-3 ② K		CSS 0-3 ③ K		3	0	0	0	0	2	1
49 Christian Lopes, R (6, 5) OBP: 0.455, SLG: 0.778										1	0	0	0	0	1	0
30 Austin Allen, L (1, 2) OBP: 0.300, SLG: 0.556		CSS 0-3 ① K		X 0-0 ② G6-3		CSS 0-3 ③ K			X 0-0 88 WP 88 HR 1B	3	0	0	0	0	2	1
23 Christian Bethancourt, R (6, 2) OBP: 0.545, SLG: 0.500										1	1	1	0	0	0	0
26 Sheldon Neuse, R (1, 4) OBP: 0.250, SLG: 0.583		X 0-0 4 FC4-6 1B		X 0-0 2B			X 0-0 ① G5-3		BBSX 2-1 1-H HR	3	0	2	0	0	0	0
88 Jeremy Eierman, R (7, 4) OBP: 0.500, SLG: 2.000										1	1	1	2	0	0	0
4 Eric Thames, L (1, 10) OBP: 0.333, SLG: 0.417		X 0-0 ② FC4-6 1-2f		SFS 0-3 ③ K			X 0-0 37 1B 1B		X 0-0 2 E 2 1B 1B	3	0	1	0	0	1	2
76 Dérmis Garcia, R (7, PR) OBP: 0.300, SLG: 0.222										1	0	1	0	0	0	0
(7, 10)																
37 Drew Jackson, R (1, 7) OBP: 0.333, SLG: 0.364		X 0-0 ③ G5-3			CCC 0-3 ① K		X 0-0 1-2 1B		X 0-0 ① L4	3	0	1	0	0	1	1
93 Max Schuemann, R (7, 7)										1	0	0	0	0	0	1
53 Dalton Kelly, L (1, 3) OBP: 0.158, SLG: 0.059			X 0-0 ① G4-3		X 0-0 ② F7		X 0-0 ② F8		X 0-0 ② L6	4	0	0	0	0	0	3
2 Nick Allen, R (1, 6) OBP: 0.600, SLG: 1.083			CTC 0-3 ② K		X 0-0 ③ G4-1		CSC 0-3 ③ K		X 0-0 E6 1-3 1B	4	0	1	0	0	2	2
Inning Stats	R: 0 E: 0 K: 2 S: 7 H: 0 LOB: 0 BB: 0 P: 7	R: 0 E: 0 K: 1 S: 6 H: 1 LOB: 1 BB: 0 P: 6	R: 0 E: 0 K: 1 S: 6 H: 1 LOB: 1 BB: 0 P: 6	R: 0 E: 0 K: 1 S: 6 H: 1 LOB: 1 BB: 0 P: 6	R: 0 E: 0 K: 1 S: 5 H: 0 LOB: 0 BB: 0 P: 5	R: 0 E: 0 K: 2 S: 7 H: 0 LOB: 1 BB: 1 P: 11	R: 0 E: 0 K: 1 S: 7 H: 2 LOB: 2 BB: 0 P: 7	R: 0 E: 0 K: 2 S: 7 H: 0 LOB: 0 BB: 0 P: 7	R: 2 E: 1 K: 1 S: 10 H: 4 LOB: 2 BB: 0 P: 12	1B: 6 2B: 2 3B: 0 HR: 1 SF: 0 SAC: 0 DP: 0 HBP: 0							

	AB	36
	R	2
	H	9
	RBI	2
	BB	1
	SO	12
	LOB	15

WP: 1 PB: 0 SB: 0 CS: 0 PA: 37

PITCHER		IP	WLS	BF	H	R	ER	SO	BB	IBB	HBP	BLK	WP	HR	S	P	ERA	WHIP
54 Logan Allen, L ERA: 9.0	(1, 1)	3.0	W	11	2	0	0	4	0	0	0	0	0	0	19	19	0.00	0.667
48 Emmanuel Clase, R ERA:	(4, 1)	1.0		4	1	0	0	1	0	0	0	0	0	0	6	6	0.00	1.000
26 Anthony Gose, L ERA:	(5, 1)	1.0		3	0	0	0	1	0	0	0	0	0	0	5	5	0.00	0.000
27 Bryan Shaw, R ERA:	(6, 1)	1.0		4	0	0	0	2	1	0	0	0	0	0	7	11	0.00	1.000
92 Kirk McCarty, L ERA:	(7, 1)	2.0		8	2	0	0	3	0	0	0	0	0	0	14	14	0.00	1.000

PITCHER		IP	WLS	BF	H	R	ER	SO	BB	IBB	HBP	BLK	WP	HR	S	P	ERA	WHIP
49 Nick Mikolajchak, R ERA: 9.0	(9, 1)	1.0		7	4	2	2	1	0	0	0	0	1	1	10	12	18.00	4.000

Batter	1	2	3	4	5	6	7	8	9	AB	R	H	RBI	BB	SO	LOB
7 Myles Straw, R (1, 8) OBP: 0.429, SLG: 0.500	C S C 0-3 ① K		X 0-0 1 1B 11 1B 1B	X 0-0 ② G3 1-2		X 0-0 ① G3		X 0-0 71 1B 1 2B 1B		3	1	1	0	0	1	1
67 Steven Kwan, L (5, 8) OBP: 0.429, SLG: 0.385										2	1	1	0	0	0	2
1 Amed Rosario, R (1, 6) OBP: 0.273, SLG: 0.273	X 0-0 ② F7		X 0-0 11 1B 32 1B 1-3 1B	X 0-0 ③ G4-3		X 0-0 ② SF8 3-H		X 0-0 1 2B 66 1B 1-2 1B		3	1	1	0	0	0	1
71 Gabriel Arias, R (5, 6) OBP: 0.571, SLG: 0.667										1	1	1	1	0	0	0
11 José Ramírez, S (1, 5) OBP: 0.214, SLG: 0.429	F S C 0-3 ③ K		X 0-0 32 1B 1-3 3-H 1B		F S S 0-3 ① K	C S S 0-3 ③ K		X 0-0 66 1B 1-3 2-H 2B		3	1	1	1	0	2	0
1 Victor Nova, L (6, 5) OBP: 0.500, SLG: 1.000										2	1	1	1	0	1	1
32 Franmil Reyes, R (1, 10) OBP: 0.563, SLG: 0.417		X 0-0 4 E 4 S 6 1B 1B	X 0-0 6 G5-3 4 E 2-H 3-H 1B		B B B B 4-0 6 1B 4 WP BB		X 0-0 15 BB 76 1B 34 FC3-2 1B	X 0-0 76 FC3-6 2-H 3-H 1B		2	1	2	2	1	0	0
66 Brayan Rocchio, S (7, PH) OBP: 0.357, SLG: 0.357 (8, 10)										2	0	2	2	0	0	0
4 Bradley Zimmer, L (1, 9) OBP: 0.188, SLG: 0.133		B S S 1-3 ① K 1-3	X 0-0 FC5 6 G5-3 1-2		B S S C 1-3 ② K 1-2		X 0-0 34 FC3-2 15 BB 1-2 1B	X 0-0 ① FC3-6 34 1B 1-2f		3	0	0	0	0	2	3
76 George Valera, L (6, 9) OBP: 0.308, SLG: 0.182										2	0	1	0	0	0	1
6 Owen Miller, R (1, 3) OBP: 0.438, SLG: 0.688		X 0-0 9 S 1B 3-H	X 0-0 ② G5-3 1-2 2-3		X 0-0 2-3 1B		B B B D 4-0 34 FC3-2 1-2 2-3 BB	X 0-0 ② P5		3	0	2	1	0	0	2
15 Daniel Schneemann, L (6, 3) OBP: 0.667, SLG: 0.500										1	0	0	0	1	0	1
23 Daniel Johnson, L (1, 7) OBP: 0.231, SLG: 0.545		X 0-0 ② P2	X 0-0 ③ G3-1		X 0-0 ③ G6-3		X 0-0 ① FC3-2 2 FC6-4 1-2 2-3 3-Hf	X 0-0 1-2 1B		3	0	0	0	0	0	5
34 Oscar Gonzalez, R (6, 7) OBP: 0.400, SLG: 0.714										2	0	1	0	0	0	3
9 Sandy León, S (1, 2)		B X 1-0 ③ G6-3 1-2		X 0-0 ① F6		B B B B 4-0 0 3B BB	C F C 0-3 ② K	X 0-0 ③ F8		2	0	0	0	1	0	1
10 Dayan Frias, S (6, PR) (7, 4)										2	1	0	0	0	1	5
0 Andrés Giménez, L (1, 4) OBP: 0.500, SLG: 0.583			X 0-0 ① G1-3	H 1-0 7 G3 HBP		X 0-0 1-H 71 SF8 3B	X 0-0 ③ FC6-4 1-2f			2	1	1	1	0	0	0
2 David Fry, R (7, 2)										1	0	0	0	0	0	3
Inning Stats	R: 0 E: 0 K: 2 S: 7 H: 0 LOB: 0 BB: 0 P: 7	R: 1 E: 0 K: 1 S: 7 H: 2 LOB: 1 BB: 0 P: 9	R: 3 E: 1 K: 0 S: 8 H: 4 LOB: 2 BB: 0 P: 8	R: 0 E: 0 K: 0 S: 3 H: 0 LOB: 1 BB: 0 P: 4	R: 0 E: 0 K: 2 S: 8 H: 1 LOB: 2 BB: 1 P: 13	R: 2 E: 0 K: 1 S: 6 H: 1 LOB: 1 BB: 1 P: 10	R: 0 E: 0 K: 1 S: 7 H: 2 LOB: 3 BB: 1 P: 11	R: 3 E: 0 K: 0 S: 8 H: 5 LOB: 2 BB: 0 P: 8		1B: 13 2B: 1 3B: 1 HR: 0	SF: 1 SAC: 0 DP: 0 HBP: 1			WP: 1 PB: 0 SB: 2 CS: 0	PA: 44		

PITCHER		IP	WLS	BF	H	R	ER	SO	BB	IBB	HBP	BLK	WP	HR	S	P	ERA	WHIP
66 Daulton Jefferies, R ERA: 11.12	(1, 1)	3.0	L	16	6	4	3	3	0	0	0	0	0	0	22	24	9.00	2.000
71 Jacob Lemoine, R ERA:	(4, 1)	1.0		4	0	0	0	0	0	0	1	0	0	0	3	4	0.00	0.000
62 Lou Trivino, R ERA:	(5, 1)	1.0		5	1	0	0	2	1	0	0	0	1	0	8	13	0.00	2.000
33 A.J. Puk, L ERA: 7.71	(6, 1)	2.0		11	3	2	2	2	2	0	0	0	0	0	13	21	9.00	2.500
39 Miguel Romero, R ERA: 22.5	(8, 1)	1.0		8	5	3	3	0	0	0	0	0	0	0	8	8	27.00	5.000

PITCHER	IP	WLS	BF	H	R	ER	SO	BB	IBB	HBP	BLK	WP	HR	S	P	ERA	WHIP

BOTTOM

Oakland Athletics @ Cleveland Guardians

Goodyear Ballpark, Goodyear, AZ

Sat Mar 26 2022, 4:08 PM - 7:08 PM EDT

Att. 3,372 - Cloudy - 87 F

livebaseballscorecards.com

AB	39
R	9
H	15
RBI	9
BB	3
SO	7
LOB	29

Batter	1	2	3	4	5	6	7	8	9	AB	R	H	RBI	BB	SO	LOB
4 Bradley Zimmer, L (1, 8) OBP: 0.211, SLG: 0.278	G6-3		K	1 WP 3B 2-H		F9		1-H HR	K	3	1	1	1	0	1	0
23 Daniel Johnson, L (4, 8) OBP: 0.235, SLG: 0.667										3	1	1	2	0	1	0
1 Amed Rosario, R (1, 7) OBP: 0.286, SLG: 0.500	F9		HR	K 3-H		17 1B 2B		F7		3	1	1	1	0	1	0
67 Steven Kwan, L (4, 7) OBP: 0.471, SLG: 0.500										2	0	1	0	0	0	0
2 Yu Chang, R (1, 4) OBP: 0.450, SLG: 0.895	2B		K		K	34 FC5-4 1B 2-3		34 G5-3 BB		3	0	1	0	0	2	0
17 Angel Martínez, S (5, 4) OBP: 1.000, SLG: 1.000										1	0	1	0	1	0	0
32 Franmil Reyes, R (1, 10) OBP: 0.579, SLG: 0.533	K		1B		6 1B 2B	FC5-4 1-2f		G5-3 1-2		3	1	2	0	0	1	1
34 Oscar Gonzalez, R (6, PH) OBP: 0.350, SLG: 0.579										2	0	0	0	0	0	3
(6, 10)																
6 Owen Miller, R (1, 3) OBP: 0.474, SLG: 0.684		0 FC1-6 1B	G5-3		1 G6-3 16 1B 2-H 1B		F7	G3-1		3	0	2	1	0	0	1
34 Micah Pries, L (5, 3) OBP: 0.167, SLG: 0.500										2	0	0	0	0	0	1
35 Óscar Mercado, R (1, 9) OBP: 0.316, SLG: 0.556		F9		K	1 G6-3 1-2 1B		1B		P5	2	0	0	0	0	1	1
16 Julian Escobedo, L (4, 9) OBP: 0.667, SLG: 0.667										3	0	2	0	0	0	0
0 Andrés Giménez, L (1, 6) OBP: 0.500, SLG: 0.538		FC1-6 28 1B 1-2f		28 2B 9 SF8 BB	G6-3 1-2 2-3		L8		88 HR 1B	1	1	0	0	1	0	1
1 Christian Cairo, R (4, 6) OBP: 0.250, SLG: 0.250										3	1	1	0	0	0	3
28 Ernie Clement, R (1, 5) OBP: 0.529, SLG: 0.938										2	1	2	0	0	0	0
2 Jose Devers, R (4, 5)		1-2 1B		4 3B 2B 1-3	K		G5-3		K	3	0	0	0	0	2	4
9 Sandy León, S (1, 2)										1	0	0	1	0	0	2
88 Mike Rivera, R (4, 2) OBP: 0.571, SLG: 1.143		P3		SF8 3-H		G3		23 HR 1B	1-H HR	3	2	2	2	0	0	0
Inning Stats	R: 0 H: 1 E: 0 LOB: 1 K: 1 BB: 0 S: 6 P: 6	R: 0 H: 2 E: 0 LOB: 2 K: 0 BB: 0 S: 5 P: 5	R: 1 H: 2 E: 0 LOB: 1 K: 2 BB: 0 S: 10 P: 10	R: 3 H: 2 E: 0 LOB: 0 K: 2 BB: 1 S: 9 P: 14	R: 1 H: 3 E: 0 LOB: 2 K: 2 BB: 0 S: 10 P: 10	R: 0 H: 2 E: 0 LOB: 2 K: 0 BB: 0 S: 5 P: 5	R: 0 H: 1 E: 0 LOB: 1 K: 0 BB: 0 S: 4 P: 4	R: 2 H: 2 E: 0 LOB: 1 K: 0 BB: 1 S: 6 P: 11	R: 2 H: 2 E: 0 LOB: 0 K: 2 BB: 0 S: 10 P: 10	1B: 9 SF: 1 2B: 4 SAC: 0 3B: 1 DP: 0 HR: 3 HBP: 0						

PITCHER		IP	WLS	BF	H	R	ER	SO	BB	IBB	HBP	BLK	WP	HR	S	P	ERA	WHIP
23 Zack Greinke, R ERA: 4.05	(1, 1)	3.2	W	18	6	3	3	4	1	0	0	0	0	1	26	30	7.36	1.909
24 Amir Garrett, L ERA: 27.0	(4, 1)	0.1		2	1	1	1	1	0	0	0	0	1	0	4	5	27.00	3.000
54 Colten Brewer, R ERA: 9.0	(5, 1)	1.0		6	3	1	1	2	0	0	0	0	0	0	10	10	9.00	3.000
45 Taylor Clarke, R ERA:	(6, 1)	2.0		9	3	0	0	0	0	0	0	0	0	0	9	9	0.00	1.500
31 Domingo Tapia, R ERA: 13.5	(8, 1)	1.0		6	2	2	2	0	1	0	0	0	0	1	6	11	18.00	3.000

PITCHER		IP	WLS	BF	H	R	ER	SO	BB	IBB	HBP	BLK	WP	HR	S	P	ERA	WHIP
Joel Payamps, R ERA: 9.0	(9, 1)	1.0		5	2	2	2	2	0	0	0	0	0	1	10	10	18.00	2.000

TOP

Cleveland Guardians @ Kansas City Royals

Surprise Stadium, Surprise, AZ

Mon Mar 28 2022, 4:08 PM - 7:44 PM EDT

Att. 2,868 - Overcast - 77 F

livebaseballscorecards.com

AB	43
R	9
H	17
RBI	8
BB	2
SO	9
LOB	17

1B: 9	SF: 1	WP: 1	PA: 46
2B: 4	SAC: 0	PB: 0	
3B: 1	DP: 0	SB: 0	
HR: 3	HBP: 0	CS: 0	

BOTTOM

Cleveland Guardians @ Kansas City Royals

Surprise Stadium, Surprise, AZ

Mon Mar 28 2022, 4:08 PM - 7:44 PM EDT

Att. 2,868 - Overcast - 77 F

livebaseballscorecards.com

Batter	1	2	3	4	5	6	7	8	9	AB	R	H	RBI	BB	SO	LOB
15 Whit Merrifield, R (1, 9) OBP: 0.529, SLG: 0.938 19 JaCoby Jones, R (4, PH) OBP: 0.188, SLG: 0.071 (5, 7) (9, 9)	HR G6-3		K	2B K			G5-3			4 2	2 0	2 0	2 0	0 0	1 1	1 3
7 Bobby Witt Jr., R (1, 5) OBP: 0.500, SLG: 0.889 71 Gabriel Cancel, R (5, PH) OBP: 0.250, SLG: 0.100 (6, 4)	BB G6-3		2B	BB	K		K			2 2	3 0	1 0	0 0	2 0	0 2	1 0
13 Salvador Perez, R (1, 2) OBP: 0.286, SLG: 0.500 96 Nate Eaton, R (4, PR) OBP: 0.182, SLG: 0.273 (5, 9) 72 Dairon Blanco, R (8, PH) OBP: 0.600, SLG: 0.500 (9, 8)	BB	1B	2B	2B	F8			BB		3 1 0	3 1 0	3 0 0	2 0 0	1 0 1	0 0 0	0 0 0
16 Andrew Benintendi, L (1, 7) OBP: 0.375, SLG: 0.692 MJ Melendez, L (5, 2) OBP: 0.474, SLG: 0.647	HR	HR	G4-3	K	K			FC4-6		4 2	2 0	2 0	5 0	0 0	1 1	3 1
41 Carlos Santana, S (1, 3) OBP: 0.474, SLG: 0.588 Nick Pratto, L (4, PR) OBP: 0.545, SLG: 0.667 (5, 3)	1B	F8	1B	2B		K		HBP		4 1	2 1	3 0	2 0	0 0	0 1	0 0
17 Hunter Dozier, R (1, 10) OBP: 0.524, SLG: 0.571 73 Vinnie Pasquantino, L (6, PH) OBP: 0.500, SLG: 0.750 (7, 10) 79 Tyler Cropley, R (8, PH) (9, 10)	K	1B	1B	G5-3		FC6-4		HBP		4 1 0	1 0 0	2 1 0	1 0 0	0 0 0	1 0 0	2 0 0
27 Adalberto Mondesi, S (1, 6) OBP: 0.333, SLG: 0.643 62 Ivan Castillo, S (6, 6) OBP: 0.111, SLG: 0.111	3B	L6	BB	1B		K		G6-4-3		3 2	2 0	2 0	2 0	1 0	0 1	1 4
2 Michael Taylor, R (1, 8) OBP: 0.353, SLG: 0.462 14 Edward Olivares, R (2, 8) OBP: 0.600, SLG: 1.389 75 Brewer Hicklen, R (9, 7) OBP: 0.333, SLG: 0.700	BB	2B	HR	BB		FC6-4				0 3 0	1 1 0	0 2 0	0 4 0	1 1 0	0 0 0	0 1 0
8 Nicky Lopez, L (1, 4) OBP: 0.412, SLG: 0.400 26 Emmanuel Rivera, R (6, 5) OBP: 0.316, SLG: 0.500	1B	K	K	BB			K			3 1	0 0	1 0	1 0	1 0	2 1	2 0
Inning Stats	R: 7 E: 0 K: 1 S: 11 H: 5 LOB: 1 BB: 3 P: 25	R: 2 E: 0 K: 1 S: 9 H: 4 LOB: 2 BB: 0 P: 11	R: 6 E: 0 K: 2 S: 13 H: 5 LOB: 0 BB: 1 P: 17	R: 4 E: 0 K: 2 S: 11 H: 4 LOB: 3 BB: 3 P: 23	R: 0 E: 0 K: 2 S: 7 H: 0 LOB: 0 BB: 0 P: 7	R: 0 E: 0 K: 2 S: 8 H: 1 LOB: 1 BB: 0 P: 8	R: 0 E: 0 K: 2 S: 7 H: 0 LOB: 0 BB: 0 P: 7	R: 0 E: 0 K: 0 S: 2 H: 0 LOB: 2 BB: 1 P: 8								

AB	42
R	19
H	19
RBI	19
BB	8
SO	12
LOB	19

1B: 8	SF: 0	WP: 0	PA: 52
2B: 6	SAC: 0	PB: 0	
3B: 1	DP: 1	SB: 0	
HR: 4	HBP: 2	CS: 0	

PITCHER		IP	WLS	BF	H	R	ER	SO	BB	IBB	HBP	BLK	WP	HR	S	P	ERA	WHIP
94 Adam Scott, L ERA: 12.0	(1, 1)	1.0	L	13	8	8	8	1	2	0	0	0	0	3	14	26	72.00	10.000
33 Aaron Pinto, R ERA: 3.38	(1, 1)	0.2		4	1	1	1	0	1	0	0	0	0	0	3	7	13.50	3.000
94 Adam Scott, L ERA: 12.0	(2, 1)	1.0	L	13	8	8	8	1	2	0	0	0	0	3	14	26	72.00	10.000
32 Ian Gibaut, R ERA: 22.5	(2, 1)	1.0		8	4	5	5	2	1	0	0	0	0	0	11	15	45.00	5.000
39 Thomas Ponticelli, R ERA: 7.71	(3, 1)	0.1		2	1	1	1	1	0	0	0	0	0	1	5	5	27.00	3.000

PITCHER		IP	WLS	BF	H	R	ER	SO	BB	IBB	HBP	BLK	WP	HR	S	P	ERA	WHIP
79 Tobias Myers, R ERA: 12.46	(4, 1)	2.1		15	5	4	4	5	3	0	0	0	0	0	22	34	15.43	3.429
48 Manuel Alvarez, R ERA: 6.75	(4, 1)	0.1		1	0	0	0	1	0	0	0	0	0	0	3	3	0.00	0.000
79 Tobias Myers, R ERA: 12.46	(5, 1)	2.1		15	5	4	4	5	3	0	0	0	0	0	22	34	15.43	3.429
62 Enyel De Los Santos, R ERA:	(6, 1)	1.1		4	0	0	0	2	0	0	0	0	0	0	8	8	0.00	0.000
40 Jake Jewell, R ERA:	(8, 1)	1.0		5	0	0	0	0	1	0	2	0	0	0	2	8	0.00	1.000

Batter	1	2	3	4	5	6	7	8	9	AB	R	H	RBI	BB	SO	LOB
16 Kolten Wong, L (1, 4) OBP: 0.381, SLG: 0.526	F7		27 1B / 22 1B / 3-H / 1B	G3-1			K		F7	3	1	1	1	0	0	1
5 Jamie Westbrook, R (6, 4) OBP: 0.111, SLG: 0.444										2	0	0	0	0	1	2
27 Willy Adames, R (1, 6) OBP: 0.250, SLG: 0.478	K		28 1B / 22 1B / 15 SF8 / 1-3 / 1B		L9		K			3	1	1	0	0	1	0
41 Jon Singleton, L (6, 3) OBP: 0.375, SLG: 0.667										1	0	0	0	0	1	0
22 Christian Yelich, L (1, 7) OBP: 0.333, SLG: 0.400	K		15 SF8 / 28 1B / 1-2 / 3-H / 1B		K			G4-3		3	0	1	1	0	2	0
94 Hedbert Perez, L (6, 9)										1	0	0	0	0	0	0
28 Pedro Severino, R (1, 2) OBP: 0.438, SLG: 0.750		15 FC5-4 / 1B	1-2 / 2-3 / 1B		G5-3			F8		3	0	2	0	0	0	0
66 Jakson Reetz, R (8, PH) (8, 2)										1	0	0	0	0	0	0
15 Tyrone Taylor, R (1, 8) OBP: 0.444, SLG: 1.133	FC5-4 / 11 BLK / 1-2f		SF8 / 2-3 / 3-H			F7		G6-3		2	0	0	1	0	0	1
5 Korry Howell, R (6, 8)										1	0	0	0	0	0	0
11 Rowdy Tellez, L (1, 10) OBP: 0.318, SLG: 0.444	K / 1-2		L9			BB			P2	3	0	0	0	1	1	3
18 Keston Hiura, R (1, 3) OBP: 0.524, SLG: 1.000	K			20 WP / 14 WP / BB		K			95 BB / BB	2	0	0	0	1	2	2
90 Yeison Coca, S (6, 6)										0	0	0	0	1	0	0
14 Jace Peterson, L (1, 9) OBP: 0.333, SLG: 0.500			20 G6-3 / 16 1B / 2B	K / 1-2		G1-3			P6	3	1	1	0	0	1	2
93 Carlos Rodriguez, L (6, 7) OBP: 0.500, SLG: 0.500										1	0	0	0	0	0	1
20 Mike Brosseau, R (1, 5) OBP: 0.438, SLG: 0.538			G6-3 / 2-3	F8 / 2-3			K		BB / 1-2	3	0	0	0	0	1	2
95 Ashton McGee, L (7, 5)										0	0	0	0	1	0	0
Inning Stats	R: 0 E: 0 K: 2 S: 7 H: 0 LOB: 0 BB: 0 P: 8	R: 0 E: 0 K: 2 S: 8 H: 1 LOB: 1 BB: 0 P: 8	R: 3 E: 0 K: 0 S: 8 H: 5 LOB: 2 BB: 0 P: 8	R: 0 E: 0 K: 1 S: 5 H: 0 LOB: 1 BB: 1 P: 11	R: 0 E: 0 K: 1 S: 5 H: 0 LOB: 0 BB: 0 P: 5	R: 0 E: 0 K: 1 S: 5 H: 0 LOB: 1 BB: 1 P: 9	R: 0 E: 0 K: 3 S: 9 H: 0 LOB: 0 BB: 0 P: 9	R: 0 E: 0 K: 0 S: 3 H: 0 LOB: 0 BB: 0 P: 3	R: 0 E: 0 K: 0 S: 3 H: 0 LOB: 2 BB: 2 P: 11	1B: 5 2B: 1 3B: 0 HR: 0	SF: 1 SAC: 0 DP: 0 HBP: 0			WP: 2 PB: 0 SB: 0 CS: 0		PA: 37	

PITCHER	IP	WLS	BF	H	R	ER	SO	BB	IBB	HBP	BLK	WP	HR	S	P	ERA	WHIP
47 Cal Quantrill, R (1, 1) ERA: 6.23	2.1		12	5	3	3	4	0	0	0	1	0	0	20	21	11.57	2.143
50 Tim Herrin, L (3, 1) ERA:	0.2		3	1	0	0	0	0	0	0	0	0	0	3	3	0.00	1.500
27 Bryan Shaw, R (4, 1) ERA:	1.0	W	4	0	0	0	1	1	0	0	0	2	0	5	11	0.00	1.000
48 Emmanuel Clase, R (5, 1) ERA:	1.0	H	3	0	0	0	1	0	0	0	0	0	0	5	5	0.00	0.000
26 Anthony Gose, L (6, 1) ERA:	1.0		4	0	0	0	1	1	0	0	0	0	0	5	9	0.00	1.000

PITCHER	IP	WLS	BF	H	R	ER	SO	BB	IBB	HBP	BLK	WP	HR	S	P	ERA	WHIP
49 Nick Mikolajchak, R (7, 1) ERA: 5.4	2.0		6	0	0	0	3	0	0	0	0	0	0	12	12	0.00	0.000
91 Robert Broom, R (9, 1) ERA: 8.1	1.0		5	0	0	0	0	2	0	0	0	0	0	3	11	0.00	2.000

TOP

Milwaukee Brewers @ Cleveland Guardians

Goodyear Ballpark, Goodyear, AZ

Tue Mar 29 2022, 4:06 PM - 7:13 PM EDT

Att. 1,824 - Cloudy - 68 F

livebaseballscorecards.com

AB	32
R	3
H	6
RBI	3
BB	4
SO	10
LOB	14

BOTTOM

Milwaukee Brewers @ Cleveland Guardians

Goodyear Ballpark, Goodyear, AZ

Tue Mar 29 2022, 4:06 PM - 7:13 PM EDT

Att. 1,824 - Cloudy - 68 F

livebaseballscorecards.com

Batter	1	2	3	4	5	6	7	8	9	AB	R	H	RBI	BB	SO	LOB
7 Myles Straw, R (1, 8) OBP: 0.350, SLG: 0.400 35 Óscar Mercado, R (5, 8) OBP: 0.286, SLG: 0.500	E5 1 G4-3 1B		FC1-5-4-5 1 S 1 IHR	G5-3 1-2		G5-4-3 1-2f		F7		3 2	1 0	1 0	0 0	0 0	0 0	2 2
1 Amed Rosario, R (1, 7) OBP: 0.294, SLG: 0.647 67 Steven Kwan, L (5, 7) OBP: 0.526, SLG: 0.556	G4-3 2-3		IHR 2-H	G6-3 2-3			28 PB 10 1B 4 1B 1B	10 G5-4-3 1-H 1B		3 2	1 1	1 2	2 1	0 0	0 0	2 0
11 José Ramírez, S (1, 5) OBP: 0.200, SLG: 0.500 10 Ike Freeman, R (6, 5) OBP: 0.500, SLG: 0.500	K		L7		HR		28 PB 4 1B 1-2 1B	G5-4-3 1-2f		3 2	1 1	1 1	1 0	0 0	1 0	1 1
32 Franmil Reyes, R (1, 10) OBP: 0.500, SLG: 0.444 28 Ernie Clement, R (7, PH) OBP: 0.500, SLG: 0.882 (8, 10)	F9		K		K		K 1-2 2-3			3 1	0 0	0 0	0 0	0 0	2 1	1 2
22 Josh Naylor, L (1, 9) OBP: 0.667, SLG: 1.000 4 Bradley Zimmer, L (6, 9) OBP: 0.250, SLG: 0.316		44 G3 2B		44 FC5 6 BB 1B	G4-3		27 FC6-4 2-H 3-H 1B			3 1	0 0	2 1	0 2	0 0	0 0	0 0
6 Owen Miller, R (1, 4) OBP: 0.500, SLG: 0.810 8 Mitchell Tolman, L (6, 4) OBP: 1.000, SLG: 2.000		K		44 FC5 17 HR 1-2 BB	HR		27 FC6-4 HBP			2 0	2 0	1 0	1 0	1 0	1 0	1 0
44 Bobby Bradley, L (1, 3) OBP: 0.211, SLG: 0.222 27 Will Bartlett, R (6, 3)		G3 2-3		FC5 17 HR 1-2 2-3f	L9		FC6-4 1-2f 2-3			3 1	1 0	0 0	0 0	0 0	0 0	3 2
17 Austin Hedges, R (1, 2) OBP: 0.455, SLG: 0.625 81 Bryan Lavastida, R (6, 2)		K		1-H 2-H HR		35 G5-4-3 BB	L6			2 1	1 0	1 0	3 0	0 1	1 0	1 2
0 Andrés Giménez, L (1, 6) OBP: 0.526, SLG: 0.625 12 Yordys Valdes, S (7, 6) OBP: 0.600, SLG: 1.000			7 FC1-5-4-S 2B	1 PB 7 S 1B		F8		67 WP 67 1B 1B		3 1	0 1	2 1	0 0	0 0	0 0	1 0
Inning Stats	R: 0 E: 1 K: 1 S: 6 H: 1 LOB: 1 BB: 0 P: 6	R: 0 E: 0 K: 2 S: 8 H: 1 LOB: 1 BB: 0 P: 8	R: 2 E: 0 K: 1 S: 8 H: 2 LOB: 0 BB: 0 P: 8	R: 3 E: 0 K: 0 S: 8 H: 3 LOB: 1 BB: 1 P: 15	R: 2 E: 0 K: 1 S: 10 H: 2 LOB: 0 BB: 0 P: 11	R: 0 E: 0 K: 0 S: 2 H: 0 LOB: 0 BB: 1 P: 6	R: 2 E: 0 K: 1 S: 8 H: 3 LOB: 2 BB: 0 P: 9	R: 1 E: 0 K: 0 S: 4 H: 2 LOB: 0 BB: 0 P: 5									

AB	36
R	10
H	14
RBI	10
BB	2
SO	6
LOB	21

1B: 8 SF: 0 PA: 39
2B: 2 SAC: 0
3B: 0 DP: 2
HR: 4 HBP: 1

WP: 1
PB: 2
SB: 2
CS: 0

PITCHER		IP	WLS	BF	H	R	ER	SO	BB	IBB	HBP	BLK	WP	HR	S	P	ERA	WHIP
53 Brandon Woodruff, R ERA: 13.5	(1, 1)	3.2	L	19	7	6	6	5	1	0	0	0	0	2	32	38	14.73	2.182
59 Connor Sadzeck, R ERA:	(4, 1)	0.2		3	1	0	0	0	0	0	0	0	0	0	3	5	0.00	1.500
53 Brandon Woodruff, R ERA: 13.5	(5, 1)	3.2	L	19	7	6	6	5	1	0	0	0	0	2	32	38	14.73	2.182
46 Luis Perdomo, R ERA: 1.69	(5, 1)	0.2		3	1	1	1	0	0	0	0	0	0	1	5	5	13.50	1.500
71 Josh Hader, L ERA:	(6, 1)	1.0		3	0	0	0	0	1	0	0	0	0	0	2	6	0.00	1.000

PITCHER		IP	WLS	BF	H	R	ER	SO	BB	IBB	HBP	BLK	WP	HR	S	P	ERA	WHIP
54 Jake Cousins, R ERA: 9.0	(7, 1)	1.0		7	3	2	2	1	0	0	1	0	0	0	8	9	18.00	3.000
36 J.C. Mejía, R ERA: 6.75	(8, 1)	1.0		4	2	1	1	0	0	0	0	0	1	0	4	5	9.00	2.000

Los Angeles Dodgers @ Cleveland Guardians

Goodyear Ballpark, Goodyear, AZ

Wed Mar 30 2022, 9:06 PM - 12:04 AM EDT

Att. 4,616 - Clear - 80 F

TOP

livebaseballscorecards.com

Batter	1	2	3	4	5	6	7	8	9	AB	R	H	RBI	BB	SO	LOB
50 Mookie Betts, R (1, 9) OBP: 0.091, SLG: 0.091	F8									3	0	0	0	0	2	1
37 Kevin Pillar, R (5, 9) OBP: 0.250, SLG: 0.455									FC4 (68 HR, 84 HBP); F9	1	0	0	1	1	0	2
(6, 8)																
80 Jose Ramos, R (9, PR)										1	1	0	0	0	0	2
(9, 8)																
9 Gavin Lux, L (1, 4)										3	1	1	0	0	2	1
84 Michael Busch, L (6, 4) OBP: 0.286, SLG: 0.313 OBP: 0.556, SLG: 0.750				11 1B; 13 2B; 1B					68 HR; HBP	1	1	0	1	0	1	3
11 AJ Pollock, R (1, 7)										3	2	2	1	0	1	0
68 Eddy Alvarez, L (6, 5) OBP: 0.350, SLG: 0.563 OBP: 0.423, SLG: 0.783	HR			13 2B; 35 1B; 1B				87 CS; 84 1B; 1B	HR	2	1	2	4	0	0	0
13 Max Muncy, L (1, 5)										3	1	1	1	0	1	0
84 Ryan Ward, L (6, 7) OBP: 0.381, SLG: 0.250 OBP: 0.500, SLG: 0.500				35 1B; 17 G6-4-3; 2B		F9		87 CS; 1B	38 BB; 87 BB; 80 HBP; 1B	2	1	2	0	0	0	0
35 Cody Bellinger, L (1, 8)		G6-3				G5-3		K	80 HBP; 38 BB; 90 E; BB	3	0	1	1	0	0	0
87 Jonny DeLuca, R (6, 9) OBP: 0.179, SLG: 0.148				17 G6-4-3; 1B						1	1	0	0	1	1	2
17 Hanser Alberto, R (1, 6)		F9		G6-4-3			43 FC3-6; 15 BB; 1B	G4-3	80 HBP; BB	3	0	1	0	0	0	1
38 Tomás Telis, S (7, 2) OBP: 0.364, SLG: 0.600										1	0	0	0	1	0	1
15 Austin Barnes, R (1, 2)		G5-3		G4-3			43 FC3-6; BB		90 BB; 95 BB; 37 E; 1B; HBP	2	0	0	0	1	0	0
80 Ty Kelly, S (7, 6) OBP: 0.667, SLG: 0.500										1	1	1	1	0	0	0
43 Edwin Ríos, L (1, 10)			18 G6-5-3; BB		G1-3		FC3-6; 37 BB		37 E; 90 BB; 84 HBP; BB; K	2	0	0	0	1	0	2
95 Brandon Lewis, R (9, PH) OBP: 0.550, SLG: 1.063										1	1	0	0	1	1	3
(9, 10)																
18 Jake Lamb, L (1, 3)			G6-5-3		2B		K		84 HBP; 37 E; 68 HR; BB; F3	3	0	1	0	0	1	3
90 Justin Yurchak, L (7, 3) OBP: 0.440, SLG: 0.783										1	1	0	0	1	0	2

Inning Stats	R: 1	H: 1	R: 0	H: 0	R: 0	H: 0	R: 3	H: 4	R: 0	H: 1	R: 0	H: 0	R: 0	H: 1	R: 0	H: 2	R: 8	H: 3	1B: 8	SF: 0	WP: 0	PA: 46
	E: 0	LOB: 0	E: 0	LOB: 0	E: 0	LOB: 0	E: 0	LOB: 0	E: 0	LOB: 1	E: 0	LOB: 0	E: 0	LOB: 3	E: 0	LOB: 1	E: 2	LOB: 2	2B: 2	SAC: 0	PB: 0	
	K: 2	BB: 0	K: 0	BB: 0	K: 1	BB: 1	K: 0	BB: 0	K: 2	BB: 0	K: 1	BB: 0	K: 2	BB: 2	K: 1	BB: 0	K: 1	BB: 4	3B: 0	DP: 2	SB: 0	
	S: 8	P: 8	S: 3	P: 3	S: 4	P: 8	S: 6	P: 6	S: 8	P: 8	S: 5	P: 5	S: 8	P: 16	S: 6	P: 6	S: 9	P: 28	HR: 2	HBP: 2	CS: 2	

PITCHER		IP	WLS	BF	H	R	ER	SO	BB	IBB	HBP	BLK	WP	HR	S	P	ERA	WHIP
72 Konnor Pilkington, L ERA: 7.71	(1, 1)	3.0	L	13	4	4	4	3	1	0	0	0	0	1	18	22	12.00	1.667
63 Justin Garza, R ERA: 3.86	(4, 1)	2.0		7	2	0	0	2	0	0	0	0	0	0	11	11	0.00	1.000
46 Alex Young, L ERA: 5.06	(6, 1)	2.0		9	1	0	0	3	2	0	0	0	0	0	13	21	0.00	1.500
62 Enyel De Los Santos, R ERA:	(8, 1)	1.0		4	2	0	0	1	0	0	0	0	0	0	6	6	0.00	2.000
37 Ben Krauth, L ERA:	(9, 1)	0.0		5	1	5	5	0	2	0	1	0	0	0	2	11	∞	∞

PITCHER		IP	WLS	BF	H	R	ER	SO	BB	IBB	HBP	BLK	WP	HR	S	P	ERA	WHIP
48 Manuel Alvarez, R ERA: 20.25	(9, 1)	0.0		5	2	2	1	0	2	0	1	0	0	0	2	12	∞	∞
63 Kyle Marman, R ERA: 27.0	(9, 1)	1.0		3	0	1	0	1	0	0	0	0	0	0	5	5	0.00	0.000

AB	37
R	12
H	12
RBI	10
BB	7
SO	10
LOB	23

BOTTOM

Los Angeles Dodgers @ Cleveland Guardians

Goodyear Ballpark, Goodyear, AZ

Wed Mar 30 2022, 9:06 PM - 12:04 AM EDT

Att. 4,616 - Clear - 80 F

livebaseballscorecards.com

Batter	1	2	3	4	5	6	7	8	9	AB	R	H	RBI	BB	SO	LOB
7 Myles Straw, R (1, 8) OBP: 0.348, SLG: 0.391	1 FC6-4 1B		L7		G2-3			HBP		3	0	1	0	0	0	1
4 Bradley Zimmer, L (6, 8) OBP: 0.286, SLG: 0.316										0	0	0	0	0	0	0
15 Skeiling Rodriguez, L (8, PR) (9, 9)										0	0	0	0	0	0	0
1 Amed Rosario, R (1, 7) OBP: 0.250, SLG: 0.550	FC6-4 11 FC5-4		G6-3			K		FC4-6		3	0	0	0	0	1	1
67 Steven Kwan, L (7, 7) OBP: 0.500, SLG: 0.526	1-2f							1-2f 2-3		1	0	0	0	0	0	2
11 José Ramírez, S (1, 5) OBP: 0.174, SLG: 0.435	FC5-4 32 FC6-4			K		K		K		3	0	0	0	0	2	1
8 Mitchell Tolman, L (7, 5) OBP: 0.667, SLG: 1.000	1-2f									1	0	0	0	0	1	2
32 Franmil Reyes, R (1, 10) OBP: 0.440, SLG: 0.381	FC6-4			K		G5-3			K	3	0	0	0	0	1	1
23 Landy Pena, S (9, PH)	1-2f									1	0	0	0	0	1	0
2 Yu Chang, R (1, 4) OBP: 0.435, SLG: 0.818				G5-3			K		BB	3	0	1	0	0	1	0
10 Aaron Bracho, L (8, 4)		44 FC6-4 1B								0	0	0	0	1	0	0
35 Óscar Mercado, R (1, 9) OBP: 0.250, SLG: 0.435		F7			K		K		P3	3	0	0	0	0	2	1
4 Alex Call, R (8, 9) (9, 8)										1	0	0	0	0	0	1
44 Bobby Bradley, L (1, 3) OBP: 0.182, SLG: 0.190		FC6-4 1-2f			K		K		K	3	0	0	0	0	2	1
11 Jonathan Engelmann, R (8, 3)										1	0	0	0	0	1	1
28 Ernie Clement, R (1, 6) OBP: 0.500, SLG: 1.000		K			HR			K		2	1	1	1	0	1	1
22 Wilfri Peralta, S (8, 6)										1	0	0	0	0	1	0
17 Austin Hedges, R (1, 2) OBP: 0.462, SLG: 0.600			G4-3		1B			BB		2	0	1	0	0	0	0
88 Mike Rivera, R (6, 2) OBP: 0.625, SLG: 1.143										0	0	0	0	1	0	0
Inning Stats	R: 0 E: 0 K: 0 S: 4 / H: 1 LOB: 1 BB: 0 P: 4	R: 0 E: 0 K: 1 S: 6 / H: 1 LOB: 1 BB: 0 P: 6	R: 0 E: 0 K: 0 S: 3 / H: 0 LOB: 0 BB: 0 P: 3	R: 0 E: 0 K: 2 S: 7 / H: 0 LOB: 0 BB: 0 P: 7	R: 1 E: 0 K: 2 S: 10 / H: 2 LOB: 1 BB: 0 P: 10	R: 0 E: 0 K: 2 S: 7 / H: 0 LOB: 0 BB: 0 P: 7	R: 0 E: 0 K: 3 S: 9 / H: 0 LOB: 0 BB: 0 P: 9	R: 0 E: 0 K: 2 S: 7 / H: 0 LOB: 2 BB: 1 P: 12	R: 0 E: 0 K: 2 S: 7 / H: 0 LOB: 1 BB: 1 P: 11	1B: 3 2B: 0 3B: 0 HR: 1 / SF: 0 SAC: 0 DP: 0 HBP: 1							

	AB	31
	R	1
	H	4
	RBI	1
	BB	2
	SO	14
	LOB	13

WP: 0 PB: 0 SB: 0 CS: 0 / PA: 34

PITCHER		IP	WLS	BF	H	R	ER	SO	BB	IBB	HBP	BLK	WP	HR	S	P	ERA	WHIP
7 Julio Urías, L ERA: 4.5	(1, 1)	4.0	W	14	2	0	0	3	0	0	0	0	0	0	20	20	0.00	0.500
59 Evan Phillips, R ERA: 10.13	(5, 1)	1.0		5	2	1	1	2	0	0	0	0	0	1	10	10	9.00	2.000
33 David Price, L ERA:	(6, 1)	1.0	H	3	0	0	0	2	0	0	0	0	0	0	7	7	0.00	0.000
97 Yency Almonte, R ERA:	(7, 1)	1.0	H	3	0	0	0	3	0	0	0	0	0	0	9	9	0.00	0.000
75 Reyes Moronta, R ERA: 11.57	(8, 1)	0.1	H	3	0	0	0	1	1	0	1	0	0	0	3	8	0.00	3.000

PITCHER		IP	WLS	BF	H	R	ER	SO	BB	IBB	HBP	BLK	WP	HR	S	P	ERA	WHIP
48 Brusdar Graterol, R ERA:	(8, 1)	0.2	H	2	0	0	0	1	0	0	0	0	0	0	4	4	0.00	0.000
61 Garrett Cleavinger, L ERA: 3.86	(9, 1)	0.2		3	0	0	0	1	1	0	0	0	0	0	4	8	0.00	1.500
25 Shane Greene, R ERA: 13.5	(9, 1)	0.1		1	0	0	0	1	0	0	0	0	0	0	3	3	0.00	0.000

Batter	1	2	3	4	5	6	7	8	9	AB	R	H	RBI	BB	SO	LOB
4 Bradley Zimmer, L (1, 8) OBP: 0.292, SLG: 0.318 29 Will Brennan, L (6, 8) OBP: 0.500, SLG: 0.750	C F S 0-3 ① K		X 0-0 22 E 22 S 1B		F S S 0-3 ③ K			X 0-0 1 G1-6-3 1B		3 0 1 0 0 2 0 1 0 1 0 0 0 0						
0 Andrés Giménez, L (1, 6) OBP: 0.500, SLG: 0.737 1 Carson Tucker, R (6, 6)	C X 0-1 HR		X 0-0 ② F8			X 0-0 ① F7		X 0-0 ① ② G1-6-3 1-2f		3 1 1 1 0 0 1 1 0 0 0 0 0 1						
22 Josh Naylor, L (1, 9) OBP: 0.500, SLG: 0.667 2 Isaiah Greene, L (7, 7)	X 0-0 ② G6-3		D X 1-0 ③ G1-3 1-3			X 0-0 ② 1B		S S S 0-3 ③ K		3 0 1 0 0 0 1 1 0 0 0 0 1 0						
44 Bobby Bradley, L (1, 10) OBP: 0.231, SLG: 0.240 4 Jake Fox, L (9, PR)	B X 1-0 1B			X 0-0 ① G6-3		X 0-0 ③ G4-3			X 0-0 6 L6-3 1B	4 0 2 0 0 0 0 0 0 0 0 0 0 0						
2 Yu Chang, R (1, 4) OBP: 0.423, SLG: 0.760 22 Jose Pastrano, S (7, 4)	F C S 0-3 ③ K			X 0-0 1B			X 0-0 ① L8		C S S 0-3 ① K	3 0 1 0 0 1 1 1 0 0 0 0 1 1						
6 Owen Miller, R (1, 3) OBP: 0.480, SLG: 0.875 6 Marcos Gonzalez, R (7, 3)		X 0-0 ① G3		X 0-0 ② L8			B B X 2-0 HR		X 0-0 ② ③ L6-3 1-1	3 1 1 1 0 0 1 1 0 0 0 0 0 1						
28 Ernie Clement, R (1, 5) OBP: 0.435, SLG: 0.864 13 Joab Gonzalez, R (7, 5)		X 0-0 ② F8		X 0-0 ③ G4-3			X 0-0 ② G6-3			3 0 0 0 0 0 1 0 0 0 0 0 0 0						
67 Steven Kwan, L (1, 7) OBP: 0.478, SLG: 0.500 32 Marlin Made, L (7, 9)		X 0-0 ③ F8			X 0-0 ① L4		X 0-0 81 S 1B			3 0 1 0 0 0 0 0 0 0 0 0 0 0						
81 Bryan Lavastida, R (1, 2) 88 Mike Rivera, R (8, 2) OBP: 0.625, SLG: 1.143			X 0-0 ① F9		X 0-0 ② G6-3		S C C 0-3 ③ K 1-2			3 0 0 0 0 1 1 0 0 0 0 0 0 0						
Inning Stats	R: 1 H: 2 E: 0 LOB: 1 K: 2 BB: 0 S: 10 P: 11	R: 0 H: 0 E: 0 LOB: 0 K: 0 BB: 0 S: 3 P: 3	R: 0 H: 1 E: 0 LOB: 1 K: 0 BB: 0 S: 4 P: 5	R: 0 H: 1 E: 0 LOB: 1 K: 0 BB: 0 S: 4 P: 4	R: 0 H: 0 E: 0 LOB: 0 K: 1 BB: 0 S: 5 P: 5	R: 0 H: 1 E: 0 LOB: 0 K: 0 BB: 0 S: 3 P: 3	R: 1 H: 2 E: 0 LOB: 1 K: 1 BB: 0 S: 7 P: 9	R: 0 H: 1 E: 0 LOB: 0 K: 1 BB: 0 S: 5 P: 5	R: 0 H: 1 E: 0 LOB: 1 K: 1 BB: 0 S: 5 P: 5	1B: 7 SF: 0 2B: 1 SAC: 0 3B: 0 DP: 2 HR: 2 HBP: 0						

TOP

Cleveland Guardians @ Seattle Mariners

Peoria Stadium, Peoria, AZ

Thu Mar 31 2022, 9:43 PM - 12:17 AM EDT

Att. 3,595 - Clear - 79 F

livebaseballscorecards.com

AB	33
R	2
H	9
RBI	2
BB	0
SO	6
LOB	9

PITCHER		IP	WLS	BF	H	R	ER	SO	BB	IBB	HBP	BLK	WP	HR	S	P	ERA	WHIP
77 Chris Flexen, R ERA: 4.5	(1, 1)	5.0		19	4	1	1	3	0	0	0	0	0	1	26	28	1.80	0.800
75 Andrés Muñoz, R ERA:	(6, 1)	1.0	H	3	1	0	0	0	0	0	0	0	0	0	3	3	0.00	1.000
40 Wyatt Mills, R ERA: 6.75	(7, 1)	1.0	W	5	2	1	1	1	0	0	0	0	0	1	7	9	9.00	2.000
50 Erik Swanson, R ERA: 6.75	(8, 1)	1.0	H	3	1	0	0	1	0	0	0	0	0	0	5	5	0.00	1.000
71 Devin Sweet, R ERA: 5.79	(9, 1)	1.0	S	3	1	0	0	1	0	0	0	0	0	0	5	5	0.00	1.000

PITCHER	IP	WLS	BF	H	R	ER	SO	BB	IBB	HBP	BLK	WP	HR	S	P	ERA	WHIP

Batter	1	2	3	4	5	6	7	8	9	AB	R	H	RBI	BB	SO	LOB
26 Adam Frazier, L (1, 4) OBP: 0.545, SLG: 0.579 8 Donovan Walton, L (7, 4) OBP: 0.294, SLG: 0.267 (8, 6)	F C S 0-3 ① K		X 0-0 E8 2-H 1B		X 0-0 3-H 1B			B B B B 4-0 22 1B BB		3 0	0 0	2 0	2 0	0 1	1 0	0 0
23 Ty France, R (1, 3) OBP: 0.231, SLG: 0.346 70 Mike Ford, L (8, 3) OBP: 0.333, SLG: 0.563	X 0-0 ② G4-3		X 0-0 ③ G3		X 0-0 ③ G5-3			C F C 0-3 ① K		3 1	0 0	0 0	0 0	0 0	0 1	2 1
27 Jesse Winker, L (1, 7) OBP: 0.250, SLG: 0.091 22 Luis Torrens, R (8, 2) OBP: 0.429, SLG: 0.476	C F C 0-3 ③ K			C C T 0-2 ① K		X 0-0 ① F9		X 0-0 1-2 1B		3 1	0 0	0 1	0 0	0 0	2 0	0 0
17 Mitch Haniger, R (1, 10) OBP: 0.296, SLG: 0.375 41 Chance Sisco, L (8, PH) OBP: 0.364, SLG: 0.222 (9, 10)		X 0-0 ① G6-3		H 1-0 HBP		C C S 0-3 ② K		C F C 0-3 ② K		2 1	0 0	0 0	0 0	0 0	1 1	0 2
13 Abraham Toro, S (1, 5) OBP: 0.500, SLG: 0.522 89 Jonatan Clase, S (8, 7)		X 0-0 ② L8		C S S 0-3 ② K		C S C 0-3 ③ K		S C C 0-3 ③ K		3 1	0 0	0 0	0 0	0 0	2 1	1 2
10 Jarred Kelenic, L (1, 9) OBP: 0.231, SLG: 0.240 98 Spencer Packard, L (8, 9) OBP: 0.500, SLG: 0.500		X 0-0 ③ G6-3		C S S 0-3 ③ K		X 0-0 ① G4-3				3 0	0 0	0 0	0 0	0 0	1 0	1 0
44 Julio Rodríguez, R (1, 8) OBP: 0.429, SLG: 0.720 88 Victor Labrada, L (8, 8)			X 0-0 25 S 26 E 1B		B B B B 4-0 2 G6-4-3 25 1B 26 1B BB		B C B F X 2-2 IHR			2 0	3 0	2 0	1 0	1 0	0 0	0 0
25 Dylan Moore, R (1, 6) OBP: 0.409, SLG: 0.632 90 James Parker, R (8, 4) OBP: 1.000, SLG: 1.000			C C S 0-3 ① K 1-2		X 0-0 2 G6-4-3 1-2 1B		C S S 0-3 ② K			3 0	0 0	1 0	0 0	0 0	2 0	1 0
2 Tom Murphy, R (1, 2) OBP: 0.158, SLG: 0.111 87 Milkar Perez, S (8, 5)			F F S 0-3 ② K		X 0-0 ① ② G6-4-3 1-2f 2-3		C S S 0-3 ③ K			3 0	0 0	0 0	0 0	0 0	2 0	3 0
Inning Stats	R: 0 E: 0 K: 2 S: 7 H: 0 LOB: 0 BB: 0 P: 7	R: 0 E: 0 K: 0 S: 3 H: 0 LOB: 0 BB: 0 P: 3	R: 1 E: 1 K: 2 S: 9 H: 2 LOB: 1 BB: 0 P: 9	R: 0 E: 0 K: 3 S: 9 H: 0 LOB: 1 BB: 0 P: 10	R: 1 E: 0 K: 0 S: 4 H: 2 LOB: 1 BB: 1 P: 8	R: 0 E: 0 K: 2 S: 7 H: 0 LOB: 0 BB: 0 P: 7	R: 1 E: 0 K: 2 S: 10 H: 1 LOB: 0 BB: 0 P: 12	R: 0 E: 0 K: 3 S: 10 H: 1 LOB: 2 BB: 1 P: 14		1B: 5 2B: 0 3B: 0 HR: 1 SF: 0 SAC: 0 DP: 1 HBP: 1					WP: 0 PB: 0 SB: 1 CS: 0 PA: 32	

BOTTOM

Cleveland Guardians @ Seattle Mariners

Peoria Stadium, Peoria, AZ

Thu Mar 31 2022, 9:43 PM - 12:17 AM EDT

Att. 3,595 - Clear - 79 F

livebaseballscorecards.com

AB	29
R	3
H	6
RBI	3
BB	2
SO	14
LOB	13

PITCHER		IP	WLS	BF	H	R	ER	SO	BB	IBB	HBP	BLK	WP	HR	S	P	ERA	WHIP
43 Aaron Civale, R ERA: 3.86	(1, 1)	4.0		15	2	1	1	7	0	0	1	0	0	0	28	29	2.25	0.500
26 Anthony Gose, L ERA: 2.25	(5, 1)	1.0		5	2	1	1	0	1	0	0	0	0	0	4	8	9.00	3.000
52 Nick Sandlin, R ERA:	(6, 1)	1.0		3	0	0	0	2	0	0	0	0	0	0	7	7	0.00	0.000
48 Emmanuel Clase, R ERA: 2.25	(7, 1)	1.0	L	4	1	1	1	2	0	0	0	0	0	0	10	12	9.00	1.000
54 Logan Allen, L ERA: 7.2	(8, 1)	1.0		5	1	0	0	3	1	0	0	0	0	0	10	14	0.00	2.000

PITCHER	IP	WLS	BF	H	R	ER	SO	BB	IBB	HBP	BLK	WP	HR	S	P	ERA	WHIP

Cleveland Guardians @ Texas Rangers

Surprise Stadium, Surprise, AZ

Sat Apr 02 2022, 9:09 PM - 11:33 PM EDT

Att. 5,005 - Clear - 85 F

TOP

livebaseballscorecards.com

Batter	1	2	3	4	5	6	7	8	9	AB	R	H	RBI	BB	SO	LOB
0 Andrés Giménez, L (1, 6) OBP: 0.538, SLG: 0.714 8 Milan Tolentino, L (8, 6)	H 1-0 4 G6-3 17 S HBP		X 0-0 ②③ G4-6-3 1-2f		B B B B 4-0 2-3 3-H BB			X 0-0 88 PB 1B		2 0 1 0 1 0 1 0 0 0 0 0 0 0						
17 Austin Hedges, R (1, 2) OBP: 0.368, SLG: 0.500 88 Mike Rivera, R (5, 2) OBP: 0.556, SLG: 1.000	B C C C 1-3 ① K 1-2			X 0-0 ③ 44 F8 2B	X 0-0 F7			C S S 0-3 ① K 1-2		3 0 1 0 0 1 3 1 0 0 0 0 1 1						
4 Bradley Zimmer, L (1, 8) OBP: 0.250, SLG: 0.269 22 Connor Kokx, R (8, 8)	X 0-0 ② G6-3 2-3			X 0-0 ① P6	F C S 0-3 ① K			C C C 0-3 ② K		4 0 0 0 0 2 3 0 0 0 0 0 0 0						
44 Bobby Bradley, L (1, 3) OBP: 0.200, SLG: 0.207 27 Will Bartlett, R (8, 3)	X 0-0 ③ G6-3			X 0-0 ② F8 2-3	X 0-0 ② G5-3			X 0-0 ③ F7		4 0 0 0 0 0 3 0 0 0 0 0 0 0						
6 Owen Miller, R (1, 4) OBP: 0.419, SLG: 0.724 8 Mitchell Tolman, L (6, 4) OBP: 0.500, SLG: 0.667		C C C 0-3 ① K		X 0-0 ③ F9	X 0-0 G6-3				X 0-0 ① F7	3 0 0 0 0 1 1 1 0 0 0 0 0 0						
81 Bryan Lavastida, R (1, 10) 30 Cesar Idrogo, S (9, PH)		X 0-0 ② P4			X 0-0 ① G5-3		C C C 0-3 ① K		X 0-0 ② G4-3	3 0 0 0 0 1 0 1 0 0 0 0 0 0						
67 Steven Kwan, L (1, 9) OBP: 0.481, SLG: 0.520 15 Skeiling Rodriguez, L (7, 9)		X 0-0 ③ G5-3			B B B B 4-0 28 2B 0 WP BB		X 0-0 2B	C S S 0-3 ③ K		2 1 1 0 1 0 0 1 0 0 0 0 1 0						
35 Óscar Mercado, R (1, 7) OBP: 0.200, SLG: 0.345 2 Isaiah Greene, L (7, 7)			X 0-0 ① G5-3		X 0-0 ② P4		C S S 0-3 ② K			3 0 0 0 0 1 2 0 0 0 0 0 0 0						
28 Ernie Clement, R (1, 5) OBP: 0.462, SLG: 0.880 23 Landy Pena, S (7, 5)			X 0-0 0 G4-6-3 1B		X 0-0 0 WP 1-3 2B		X 0-0 ③ F8			3 0 2 0 0 0 1 0 0 0 0 0 0 0						
Inning Stats	R: 0 E: 0 K: 1 S: 5 H: 0 LOB: 1 BB: 0 P: 7	R: 0 E: 0 K: 1 S: 5 H: 0 LOB: 0 BB: 0 P: 5	R: 0 E: 0 K: 0 S: 3 H: 1 LOB: 0 BB: 0 P: 3	R: 0 E: 0 K: 0 S: 4 H: 1 LOB: 1 BB: 0 P: 4	R: 1 E: 0 K: 0 S: 4 H: 1 LOB: 2 BB: 2 P: 12	R: 0 E: 0 K: 1 S: 5 H: 0 LOB: 0 BB: 0 P: 5	R: 0 E: 0 K: 2 S: 8 H: 1 LOB: 1 BB: 0 P: 8	R: 0 E: 0 K: 2 S: 8 H: 1 LOB: 1 BB: 0 P: 8	R: 0 E: 0 K: 1 S: 5 H: 0 LOB: 0 BB: 0 P: 5	1B: 2 2B: 3 3B: 0 HR: 0 SF: 0 SAC: 0 DP: 1 HBP: 1							

	AB	31
	R	1
	H	5
	RBI	0
	BB	2
	SO	8
	LOB	15

WP: 1 PB: 1 SB: 1 CS: 0 PA: 34

PITCHER		IP	WLS	BF	H	R	ER	SO	BB	IBB	HBP	BLK	WP	HR	S	P	ERA	WHIP
51 Matt Bush, R ERA:	(1, 1)	1.0		4	0	0	0	1	0	0	1	0	0	0	5	7	0.00	0.000
14 Owen White, R ERA:	(2, 1)	2.0		6	1	0	0	1	0	0	0	0	0	0	8	8	0.00	0.500
12 Zak Kent, R ERA: 4.5	(4, 1)	2.0	W	10	2	1	1	0	2	0	0	0	1	0	8	16	4.50	2.000
43 Garrett Richards, R ERA:	(6, 1)	1.0	H	3	0	0	0	1	0	0	0	0	0	0	5	5	0.00	0.000
68 Joe Barlow, R ERA: 7.71	(7, 1)	1.0	H	4	1	0	0	2	0	0	0	0	0	0	8	8	0.00	1.000
59 Brett Martin, L ERA: 13.5	(8, 1)	1.0	H	4	1	0	0	2	0	0	0	0	0	0	8	8	0.00	1.000
32 John King, L ERA:	(9, 1)	1.0	S	3	0	0	0	1	0	0	0	0	0	0	5	5	0.00	0.000

BOTTOM

Batter	1	2	3	4	5	6	7	8	9	AB	R	H	RBI	BB	SO	LOB
2 Marcus Semien, R (1, 4) OBP: 0.242, SLG: 0.267	C S C 0-3 ① K		x 0-0 ② F8	x 0-0 ③ P4			x 0-0 1B			4	0	1	0	0	1	2
1 Thomas Saggese, R (7, PR) (8, 4)										0	0	0	0	0	0	0
5 Corey Seager, L (1, 6) OBP: 0.207, SLG: 0.519	S S S 0-3 ② K		C C S 0-3 ③ K		C C S 0-3 ① K		C C C 0-3 ③ K			3	0	0	0	0	3	0
21 Cameron Cauley, R (6, 6)										1	0	0	0	0	1	1
18 Mitch Garver, R (1, 2) OBP: 0.273, SLG: 0.545	x 0-0 ③ P3			x 0-0 E5 30 1B 1B	x 0-0 ② F7			x 0-0 ① G6-3		3	1	1	0	0	0	0
60 Meibrys Viloria, L (8, 2) OBP: 0.286, SLG: 0.429										1	0	0	0	0	0	0
30 Nathaniel Lowe, L (1, 3) OBP: 0.370, SLG: 0.630		x 0-0 ① G6-3		x 0-0 C F S 2-H 53 HR 1B	C F S 0-3 ③ K			x 0-0 ② F8		3	1	1	1	0	1	0
92 Blaine Crim, R (6, 3) OBP: 0.308, SLG: 0.250										1	0	0	0	0	0	0
53 Adolis García, R (1, 8) OBP: 0.406, SLG: 0.462		x 0-0 ② G5-3		x 0-0 1-H HR		x 0-0 ① P5		x 0-0 ③ G5-3		3	1	1	2	0	0	0
80 Kellen Strahm, R (7, 8)										1	0	0	0	0	0	0
56 Kole Calhoun, L (1, 9) OBP: 0.370, SLG: 0.273		x 0-0 2B	C F S 0-3 ① K			x 0-0 ② G6-3				3	0	1	0	0	1	0
66 Alejandro Osuna, L (7, 9)										0	0	0	0	0	0	0
77 Andy Ibáñez, R (1, 5) OBP: 0.400, SLG: 0.480	B B B B 4-0 BB			x 0-0 15 1B 15 WP 1B		x 0-0 ③ P4				2	0	1	0	1	0	0
64 Nick Tanielu, R (7, 5) OBP: 0.500, SLG: 0.500										0	0	0	0	0	0	0
15 Nick Solak, R (1, 10) OBP: 0.346, SLG: 0.720	C S S 0-3 ③ K			B X 1-0 1-3 1B			C C S 0-3 ① K			3	0	1	0	0	2	2
41 Eli White, R (1, 7) OBP: 0.286, SLG: 0.600			C S S 0-3 ① K	S F S 0-3 ② K			x 0-0 ② F7			3	0	0	0	0	2	2
Inning Stats	R: 0 H: 0 E: 0 LOB: 0 K: 2 BB: 0 S: 7 P: 7	R: 0 H: 1 E: 0 LOB: 2 K: 1 BB: 1 S: 6 P: 10	R: 0 H: 0 E: 0 LOB: 0 K: 2 BB: 0 S: 7 P: 7	R: 3 H: 5 E: 1 LOB: 2 K: 2 BB: 0 S: 12 P: 13	R: 0 H: 0 E: 0 LOB: 0 K: 2 BB: 0 S: 7 P: 7	R: 0 H: 0 E: 0 LOB: 0 K: 0 BB: 0 S: 3 P: 3	R: 0 H: 1 E: 0 LOB: 1 K: 2 BB: 0 S: 8 P: 8	R: 0 H: 0 E: 0 LOB: 0 K: 0 BB: 0 S: 3 P: 3		1B: 5 SF: 0 2B: 1 SAC: 0 3B: 0 DP: 0 HR: 1 HBP: 0						

PITCHER	IP	WLS	BF	H	R	ER	SO	BB	IBB	HBP	BLK	WP	HR	S	P	ERA	WHIP
57 Shane Bieber, R (1, 1) ERA: 13.5	3.1	L	15	4	3	3	6	1	0	0	0	0	1	26	30	8.10	1.500
27 Bryan Shaw, R (4, 1) ERA:	0.2		4	2	0	0	1	0	0	0	0	1	0	6	7	0.00	3.000
49 Eli Morgan, R (5, 1) ERA:	3.0		10	1	0	0	4	0	0	0	0	0	0	18	18	0.00	0.333
52 Nick Sandlin, R (8, 1) ERA:	1.0		3	0	0	0	0	0	0	0	0	0	0	3	3	0.00	0.000

PITCHER	IP	WLS	BF	H	R	ER	SO	BB	IBB	HBP	BLK	WP	HR	S	P	ERA	WHIP

Cleveland Guardians @ Texas Rangers

Surprise Stadium, Surprise, AZ

Sat Apr 02 2022, 9:09 PM - 11:33 PM EDT

Att. 5,005 - Clear - 85 F

livebaseballscorecards.com

AB	31
R	3
H	7
RBI	3
BB	1
SO	11
LOB	7

WP: 1 PA: 32
PB: 0
SB: 0
CS: 0

Chicago Cubs @ Cleveland Guardians

Goodyear Ballpark, Goodyear, AZ

Sun Apr 03 2022, 9:06 PM - 12:01 AM EDT

Att. 4,125 - Clear - 83 F

TOP

livebaseballscorecards.com

Batter	1	2	3	4	5	6	7	8	9	AB	R	H	RBI	BB	SO	LOB
66 Rafael Ortega, L (1, 8) OBP: 0.188, SLG: 0.103 (4, 7) 18 Grayson Byrd, L (8, 3) OBP: 0.333, SLG: 1.333	F9		P5		G3		K	K		5	0	0	0	0	2	2
										0	0	0	0	0	0	0
77 Clint Frazier, R (1, 7) OBP: 0.406, SLG: 0.462 (4, 9) 24 Kevin Alcántara, R (8, 9)	F8		7 S 7 2B 1B		G3-1		K		F8	4	1	1	0	0	1	2
										1	0	0	0	0	0	0
7 Yan Gomes, R (1, 2) OBP: 0.217, SLG: 0.478 5 John Hicks, R (8, 2) OBP: 0.438, SLG: 0.667	67 BB 16 BB 1B		16 1-H 2B		2B		K		K	4	1	3	1	0	1	2
										1	0	0	0	0	1	0
16 Patrick Wisdom, R (1, 5) OBP: 0.286, SLG: 0.480 19 Luis Vazquez, R (8, 6) OBP: 1.000, SLG: 1.000	67 1-2 BB		67 CS 2-H 2B		G5-3			K	93 1B 93 E 22 BB 1B	3	0	1	1	1	1	1
										1	1	1	0	0	0	0
67 Alfonso Rivas III, L (1, 3) OBP: 0.500, SLG: 0.615 22 Ismael Mena, L (8, 8)	1-2 2-3 BB		K 2-3			G4-1		32 1B 4 1B 2B	93 E 1-2 BB	3	1	1	0	1	1	1
										0	0	0	0	1	0	0
32 Michael Hermosillo, R (1, 9) OBP: 0.407, SLG: 0.381 (4, 8) 93 Bradlee Beesley, R (8, 7) OBP: 0.600, SLG: 0.600	G5-3			4 S HBP		K		4 1B HR 2-3 1B	E6 1-2 2-H 1B	3	1	1	0	0	1	3
										1	0	1	0	0	0	0
4 Ildemaro Vargas, S (1, 6) OBP: 0.364, SLG: 0.548 19 Scott McKeon, R (8, 5)		G4-3		L9 1-2		K		HR 1-2 3-H 1B	G3	4	1	1	1	0	1	1
										1	0	0	0	0	0	2
Alexander Canario, R (1, 10) OBP: 0.364, SLG: 0.900		K		G5-3			18 HBP BB	HR 1-H 2-H		3	1	1	3	1	1	1
18 Ed Howard, R (1, 4) OBP: 0.231, SLG: 0.250		G1-3		G5-3			1-2 HBP	K		3	0	0	0	0	1	1

	AB	R	H	RBI	BB	SO	LOB
	37	7	11	6	4	11	16

Inning Stats	1	2	3	4	5	6	7	8	9
	R: 0 E: 0 K: 0 S: 4	H: 1 LOB: 3 BB: 2 P: 13	R: 0 E: 0 K: 1 S: 5	H: 0 LOB: 0 BB: 0 P: 5	R: 2 E: 0 K: 1 S: 7	H: 3 LOB: 0 BB: 0 P: 8	R: 0 E: 0 K: 0 S: 3	H: 0 LOB: 1 BB: 0 P: 5	R: 0 E: 0 K: 0 S: 4	H: 1 LOB: 1 BB: 0 P: 4
	R: 0 E: 0 K: 2 S: 7	H: 0 LOB: 0 BB: 0 P: 7	R: 0 E: 0 K: 3 S: 9	H: 0 LOB: 2 BB: 1 P: 14	R: 4 E: 0 K: 3 S: 15	H: 4 LOB: 0 BB: 0 P: 18	R: 1 E: 1 K: 1 S: 7	H: 2 LOB: 2 BB: 1 P: 11		

	1B: 6	SF: 0	WP: 0	PA: 43
	2B: 4	SAC: 0	PB: 0	
	3B: 0	DP: 0	SB: 2	
	HR: 1	HBP: 2	CS: 1	

PITCHER		IP	WLS	BF	H	R	ER	SO	BB	IBB	HBP	BLK	WP	HR	S	P	ERA	WHIP
47 Cal Quantrill, R ERA: 5.63	(1, 1)	3.2	L	17	4	2	2	2	2	0	1	0	0	0	18	30	4.91	1.636
46 Alex Young, L ERA: 4.76	(4, 1)	0.1		1	0	0	0	0	0	0	0	0	0	0	1	1	0.00	0.000
48 Emmanuel Clase, R ERA: 1.8	(5, 1)	1.0		4	1	0	0	0	0	0	0	0	0	0	4	4	0.00	1.000
62 Enyel De Los Santos, R ERA:	(6, 1)	2.0		8	0	0	0	5	1	0	1	0	0	0	16	21	0.00	0.500
63 Justin Garza, R ERA: 9.53	(8, 1)	1.0		7	4	4	4	3	0	0	0	0	0	1	15	18	36.00	4.000

PITCHER		IP	WLS	BF	H	R	ER	SO	BB	IBB	HBP	BLK	WP	HR	S	P	ERA	WHIP
50 Tim Herrin, L ERA:	(9, 1)	1.0		6	2	1	0	1	1	0	0	0	0	0	7	11	0.00	3.000

Batter	1	2	3	4	5	6	7	8	9	AB	R	H	RBI	BB	SO	LOB
7 Myles Straw, R (1, 8) OBP: 0.290, SLG: 0.355 30 Cesar Idrogo, S (8, 7)	G4-3	G5-3			F7		G4-6-3 1-2f		FC6-4 1-2f 3-H	4 1	0 0	0 0	0 1	0 0	0 0	5 1
1 Amed Rosario, R (1, 6) OBP: 0.214, SLG: 0.536 2 Jose Devers, R (9, 6)	G6-3		G6-3		G6-3			K	G1-3	4 1	0 0	0 0	0 0	0 0	1 0	0 1
11 José Ramírez, S (1, 5) OBP: 0.258, SLG: 0.500 23 Gabriel Rodriguez, R (9, 5) OBP: 0.500, SLG: 1.500	1B		F8		K			K		4 0	0 0	1 0	0 0	0 0	2 0	0 0
32 Franmil Reyes, R (1, 10) OBP: 0.452, SLG: 0.519 4 Bradley Zimmer, L (8, PH) OBP: 0.241, SLG: 0.259 (9, 10)	K		1B			G5-3		G4-3		3 1	0 0	1 0	0 0	0 0	1 0	1 0
44 Bobby Bradley, L (1, 3) OBP: 0.212, SLG: 0.219 6 Owen Miller, R (7, 3) OBP: 0.406, SLG: 0.700		1B	K			G6-3			K	3 1	0 0	1 0	0 0	0 0	1 1	1 0
2 Yu Chang, R (1, 4) OBP: 0.344, SLG: 0.613 27 Raynel Delgado, L (8, 4) OBP: 1.000, SLG: 1.500	1 SAFE K 1-2		G6-3		G3-1			33 2B	2B	3 1	0 1	0 1	0 0	0 0	1 0	1 0
67 Steven Kwan, L (1, 9) OBP: 0.467, SLG: 0.500 33 Alexfri Planez, R (8, 9) OBP: 1.000, SLG: 2.000	E3 81 BB 28 1B		1B			G5-3			35 3B 2-H	3 1	0 1	1 1	0 1	0 0	0 0	0 0
28 Ernie Clement, R (1, 7) OBP: 0.464, SLG: 0.852 35 Óscar Mercado, R (5, 7) OBP: 0.250, SLG: 0.452 (8, 8)	81 BB 1-2		L9			81 BB			30 E 2-H	2 2	0 1	1 2	0 1	0 0	0 0	1 0
81 Bryan Lavastida, R (1, 2) 88 Mike Rivera, R (8, 2) OBP: 0.600, SLG: 1.000	BB 1-2 2-3		FC1-6-4 1-2f				7 G4-6-3 1-2		30 FC6-4	1 0	0 0	0 0	0 0	0 1	2 0	0 0
Inning Stats	R: 0 E: 0 K: 1 S: 6 H: 1 LOB: 1 BB: 0 P: 6	R: 0 E: 1 K: 1 S: 7 H: 2 LOB: 3 BB: 1 P: 11	R: 0 E: 0 K: 1 S: 6 H: 1 LOB: 1 BB: 0 P: 6	R: 0 E: 0 K: 0 S: 4 H: 1 LOB: 1 BB: 0 P: 4	R: 0 E: 0 K: 1 S: 5 H: 0 LOB: 0 BB: 0 P: 5	R: 0 E: 0 K: 0 S: 3 H: 0 LOB: 0 BB: 0 P: 3	R: 0 E: 0 K: 0 S: 3 H: 1 LOB: 1 BB: 1 P: 7	R: 0 E: 0 K: 2 S: 7 H: 0 LOB: 0 BB: 0 P: 7	R: 3 E: 1 K: 1 S: 8 H: 3 LOB: 1 BB: 1 P: 12	1B: 6 2B: 2 3B: 1 HR: 0	SF: 0 SAC: 0 DP: 1 HBP: 0					

PITCHER	IP	WLS	BF	H	R	ER	SO	BB	IBB	HBP	BLK	WP	HR	S	P	ERA	WHIP
43 Jesse Chavez, R (1, 1) ERA: 1.8	3.0	W	14	4	0	0	3	1	0	0	0	0	0	19	23	0.00	1.667
78 Stephen Gonsalves, L (4, 1) ERA: 3.0	2.0		7	1	0	0	1	0	0	0	0	0	0	9	9	0.00	0.500
21 Robert Gsellman, R (6, 1) ERA: 13.5	3.0	H	10	1	0	0	2	1	0	0	0	0	0	13	17	0.00	0.667
41 Kevin McCarthy, R (9, 1) ERA: 13.5	1.0		7	3	3	3	1	1	0	0	0	0	0	8	12	27.00	4.000

PITCHER	IP	WLS	BF	H	R	ER	SO	BB	IBB	HBP	BLK	WP	HR	S	P	ERA	WHIP

BOTTOM

Chicago Cubs @ Cleveland Guardians

Goodyear Ballpark, Goodyear, AZ

Sun Apr 03 2022, 9:06 PM - 12:01 AM EDT

Att. 4,125 - Clear - 83 F

livebaseballscorecards.com

AB	35
R	3
H	9
RBI	3
BB	3
SO	7
LOB	12

WP: 0	PB: 0	SB: 0	CS: 0
PA: 38			

Batter	1	2	3	4	5	6	7	8	9	AB	R	H	RBI	BB	SO	LOB
7 Myles Straw, R (1, 8) OBP: 0.294, SLG: 0.353	C SI 88 X SI 88 0-1 F9			B SI 87 X SI 88 1-0 FC6-5 1 1 S 1B		C FF 92 C SL 84 B SL 85 F FF 92 F CU 76 F FF 93 F SL 83 X CH 85 1-2 F8		X CH 84 0-0 G6-3		3	0	1	0	0	0	0
35 Oscar Mercado, R (6, 8) OBP: 0.242, SLG: 0.438										1	0	0	0	0	0	0
1 Amed Rosario, R (1, 7) OBP: 0.194, SLG: 0.484	B SI 89 B SI 89 X SI 89 2-0 G5-3			1 SAFE B SI 88 C CH 80 X SI 88 1-1 FC6-5 1-3		C FF 93 S SL 84 X SL 84 0-2 G6-3		C FF 91 C FF 89 X CU 79 0-2 1B		3	0	0	0	0	0	1
38 Steven Kwan, L (6, 7) OBP: 0.484, SLG: 0.517										1	0	1	0	0	0	0
11 José Ramírez, S (1, 5) OBP: 0.235, SLG: 0.455	C SI 89 B CH 81 B SI 90 X CH 79 2-1 F9			D SI 88 F FC 87 F SI 88 X SI 90 1-2 L8		C CU 78 X CH 87 0-1 G4-3		B SL 84 B FF 90 1 SAFE C SL 83 X CH 84 2-1 F8		3	0	0	0	0	0	1
28 Ernie Clement, R (6, 5) OBP: 0.448, SLG: 0.821										1	0	0	0	0	0	1
32 Franmil Reyes, R (1, 10) OBP: 0.441, SLG: 0.500		C SI 88 B CH 80 C SI 88 B CH 78 X SI 89 2-2 44 CS 1B		S FC 86 B CH 80 B SI 88 1 SAFE F FC 86 B CH 79 X FC 86 3-2 G6-3			C SL 82 F CH 83 S SL 84 0-3 K		X SI 94 0-0 G6-3	3	0	1	0	0	1	1
34 Oscar Gonzalez, R (9, PH) OBP: 0.333, SLG: 0.550										1	0	0	0	0	0	0
44 Bobby Bradley, L (1, 3) OBP: 0.222, SLG: 0.229		B SI 88 B CH 80 C SI 88 S CH 80 1 SAFE S CH 79 2-3 K 1-2			X SI 86 0-0 G6-3		C FF 92 X FF 89 0-1 0 WP 1B		B SI 94 S SL 85 F SI 94 X SI 95 1-2 G4-3	3	0	1	0	0	1	1
6 Owen Miller, R (7, PR) OBP: 0.394, SLG: 0.677 (7, 3)										1	0	0	0	0	0	0
0 Andrés Giménez, L (1, 6) OBP: 0.552, SLG: 0.682		B CU 76 B SI 89 B SI 89 C SI 89 S CH 80 X CH 80 3-2 L6			C FC 85 F FC 86 B SI 88 B CU 75 B FC 87 F FC 86 B SI 88 4-2 2 S 2 2B BB		B SL 83 B FF 92 F CH 84 F FF 89 B CH 85 F FF 92 D SL 82 4-2 1-2 BB		B SI 84 B SI 94 B SI 94 C SI 93 F SI 94 C SI 95 3-3 K	1	1	0	0	2	0	0
22 Wilfri Peralta, S (7, 6)										1	0	0	0	0	1	0
2 Yu Chang, R (1, 4) OBP: 0.343, SLG: 0.618		B SI 86 C SI 87 B CU 74 S SL 81 X SI 90 2-2 F9			1 SAFE B SL 87 B FF 94 F FF 95 F SL 89 B FF 95 X FF 96 3-2 1-H 2B		C FF 92 B SL 84 C SL 81 F SL 83 B FF 91 D CH 84 S SL 85 3-3 K			3	0	1	1	0	1	2
8 Mitchell Tolman, L (7, 4) OBP: 0.500, SLG: 0.667										0	0	0	0	0	0	0
4 Bradley Zimmer, L (1, 9) OBP: 0.219, SLG: 0.233		C CH 79 B SI 89 X FC 86 1-1 F9			D CH 91 B FF 96 S FF 96 F FF 95 S CU 83 2-3 K		S FF 89 S CH 86 B SL 85 X FF 93 1-2 L8			3	0	0	0	0	1	3
7 Will Benson, L (7, 9)										0	0	0	0	0	0	0
17 Austin Hedges, R (1, 2) OBP: 0.368, SLG: 0.500		C SI 88 C CU 75 B CU 75 S CH 78 1-3 K			S SL 89 C SL 89 B CU 83 B CU 79 C FF 89 2-3 K			F FF 90 B FF 92 X SL 84 1-1 L6		0	0	0	0	0	0	0
88 Mike Rivera, R (3, PH) OBP: 0.462, SLG: 0.727 (3, 2)										3	0	0	0	0	2	1

Inning Stats																															
	R: 0	H: 0	E: 0	LOB: 0	K: 0	BB: 0	S: 5	P: 9	R: 0	H: 1	E: 0	LOB: 0	K: 1	BB: 0	S: 9	P: 16	R: 0	H: 0	E: 0	LOB: 0	K: 1	BB: 0	S: 8	P: 12	R: 0	H: 1	E: 0	LOB: 1	K: 0	BB: 0	S: 9	P: 15
	R: 1	H: 1	E: 0	LOB: 1	K: 2	BB: 1	S: 13	P: 24	R: 0	H: 0	E: 0	LOB: 0	K: 0	BB: 0	S: 12	P: 13	R: 0	H: 1	E: 0	LOB: 2	K: 2	BB: 1	S: 15	P: 23	R: 0	H: 1	E: 0	LOB: 1	K: 0	BB: 0	S: 8	P: 11
	R: 0	H: 0	E: 0	LOB: 0	K: 1	BB: 0	S: 7	P: 11	1B: 4	SF: 0	2B: 1	SAC: 0	3B: 0	DP: 0	HR: 0	HBP: 0	WP: 1	PA: 33	PB: 0	SB: 2	CS: 1										

PITCHER		IP	WLS	BF	H	R	ER	SO	BB	IBB	HBP	BLK	WP	HR	S	P	ERA	WHIP
27 Zach Davies, R ERA: 4.91	(1, 1)	4.1	W	15	2	1	1	2	1	0	0	0	0	0	35	60	2.08	0.692
34 Ty Tice, R ERA:	(5, 1)	0.1	H	2	1	0	0	1	0	0	0	0	0	0	6	11	0.00	3.000
68 Miguel Aguilar, L ERA:	(5, 1)	0.1	H	1	0	0	0	1	0	0	0	0	0	0	3	5	0.00	0.000
58 Dan Straily, R ERA: 6.57	(6, 1)	3.0	H	12	2	0	0	2	1	0	0	0	1	0	35	47	0.00	1.000
Sean Poppen, R ERA:	(9, 1)	1.0	S	3	0	0	0	1	0	0	0	0	0	0	7	11	0.00	0.000

PITCHER	IP	WLS	BF	H	R	ER	SO	BB	IBB	HBP	BLK	WP	HR	S	P	ERA	WHIP

TOP

Cleveland Guardians @ Arizona Diamondbacks

Chase Field, Phoenix, AZ

Mon Apr 04 2022, 6:40 PM - 9:14 PM MST

Att. 7,153 - Clear - 87 F

livebaseballscorecards.com

AB	31
R	1
H	5
RBI	1
BB	2
SO	7
LOB	11

Batter	1	2	3	4	5	6	7	8	9	AB	R	H	RBI	BB	SO	LOB
12 Daulton Varsho, L (1, 8) OBP: 0.250, SLG: 0.485 30 Jake McCarthy, L (7, 8) OBP: 0.400, SLG: 0.516	B FF 90 F FF 90 B FF 92 X FF 92 2-1 F8 ①	C FF 90 D SL 78 X SI 91 1-1 L7 ③			X FF 97 0-0 F7 ①		S FF 95 F FF 95 C SL 87 0-3 K ③			3 1	0 0	0 0	0 0	0 0	0 1	2 0
4 Ketel Marte, S (1, 4) OBP: 0.281, SLG: 0.300 16 Jake Hager, R (7, 6) OBP: 0.207, SLG: 0.393	B CH 84 S CH 84 B CH 85 X FF 91 2-1 L8 ②		B CH 84 X FF 91 1-0 L9 ①		C FF 98 X SL 86 0-1 P5 ②			S FF 93 B FF 94 B SL 85 B FF 93 X FF 94 3-1 G5-3 ①		3 1	0 0	0 0	0 0	0 0	0 0	0 0
6 David Peralta, L (1, 7) OBP: 0.429, SLG: 0.933 43 Sergio Alcántara, S (7, 4) OBP: 0.250, SLG: 0.214	C FF 92 B SL 83 B CH 84 S FF 93 S SL 83 2-3 K ③		F FF 90 X FF 91 0-1 HR		B SL 85 F FF 97 C FF 98 B FS 88 S FS 88 2-3 K ③			B SI 93 B FF 94 C FF 94 B SI 95 X FF 94 3-1 F9 ②		3 1	1 0	1 0	1 0	0 0	2 0	0 0
53 Christian Walker, R (1, 3) OBP: 0.400, SLG: 0.719 8 Danyer Sanabria, L (7, 3)		C FF 90 B CH 84 C CH 84 X SL 80 1-2 HR	F FF 91 X FF 91 0-1 L8 ②			B SL 84 B SL 84 X FF 97 2-0 F8 ①		X SL 86 0-0 G4-3 ③		3 1	1 0	1 0	1 0	0 0	0 0	0 0
26 Pavin Smith, L (1, 9) OBP: 0.433, SLG: 0.480 27 Andy Yerzy, L (7, 2) OBP: 0.429, SLG: 1.000		B SL 80 C FF 91 X FF 92 1-1 1B ③	B SL 81 B SL 81 B FF 90 C FF 89 C SL 81 X SL 80 3-2 F8 ③			B FF 97 X FF 96 1-0 G6-3 ②				3 0	1 0	1 0	0 0	0 0	0 0	0 0
18 Carson Kelly, R (1, 2) OBP: 0.407, SLG: 0.440 14 Alvin Guzman, R (6, PR) (7, 9)		C FF 91 F FF 91 B FF 91 X FF 92 1-2 1B		B FF 98 B FF 98 C FF 98 B SL 87 B FF 98 4-1 BB		C FF 97 S FS 88 B SL 84 H FF 97 2-2 HBP				1 0	0 0	1 0	0 0	1 0	0 0	0 0
28 Seth Beer, L (1, 10) OBP: 0.485, SLG: 0.643		X FF 89 0-0 L7 ①		D SL 87 F FF 98 S FF 96 X SL 86 1-2 F8 ①		S FF 96 F FF 97 S FS 88 0-3 K ③				3	0	0	0	0	1	4
15 Drew Ellis, R (1, 5) OBP: 0.259, SLG: 0.261 7 Deyvison De Los Santos, R (6, 5)		C CH 84 B CH 83 B CU 74 C CH 83 F FF 92 X FF 92 2-2 P3 ②		F FF 97 C SL 87 S FF 99 0-3 K ②			B FF 94 B SL 85 C FF 95 S SL 86 B SL 87 X SI 94 3-2 G6-3 ①			3 0	0 0	0 0	0 0	0 0	1 0	3 0
2 Geraldo Perdomo, S (1, 6) OBP: 0.364, SLG: 0.484 21 Cooper Hummel, S (7, 7) OBP: 0.414, SLG: 0.364		B CU 75 B CH 83 B CH 84 C FF 91 C FF 92 F FF 93 X FF 92 3-2 1B		D SL 84 B FF 98 C FF 98 X FF 97 2-1 L9 ③			C FF 95 S SL 87 B FF 95 B FF 96 B CU 81 C FF 94 3-3 K ②			2 1	0 0	1 0	1 0	0 0	0 1	1 0
Inning Stats	R: 0 E: 0 K: 1 S: 7 H: 0 LOB: 0 BB: 0 P: 13	R: 2 E: 0 K: 0 S: 19 H: 4 LOB: 2 BB: 0 P: 28	R: 1 E: 0 K: 0 S: 8 H: 1 LOB: 0 BB: 0 P: 12	R: 0 E: 0 K: 1 S: 9 H: 0 LOB: 1 BB: 1 P: 16	R: 0 E: 0 K: 1 S: 6 H: 0 LOB: 0 BB: 0 P: 8	R: 0 E: 0 K: 1 S: 7 H: 0 LOB: 1 BB: 0 P: 12	R: 0 E: 0 K: 2 S: 9 H: 0 LOB: 0 BB: 0 P: 15	R: 0 E: 0 K: 0 S: 5 H: 0 LOB: 0 BB: 0 P: 11		1B: 3 2B: 0 3B: 0 HR: 2	SF: 0 SAC: 0 DP: 0 HBP: 1				WP: 0 PB: 0 SB: 0 CS: 0	PA: 31

PITCHER		IP	WLS	BF	H	R	ER	SO	BB	IBB	HBP	BLK	WP	HR	S	P	ERA	WHIP
45 Konnor Pilkington, L ERA: 8.22	(1, 1)	3.0	L	14	5	3	3	1	0	0	0	0	0	2	34	53	9.00	1.667
26 Anthony Gose, L ERA: 1.8	(4, 1)	1.0		4	0	0	0	1	1	0	0	0	0	0	9	16	0.00	1.000
37 Trevor Stephan, R ERA:	(5, 1)	2.0		7	0	0	0	2	0	0	1	0	0	0	13	20	0.00	0.000
31 Sam Hentges, L ERA: 10.8	(7, 1)	2.0		6	0	0	0	2	0	0	0	0	0	0	14	26	0.00	0.000

PITCHER	IP	WLS	BF	H	R	ER	SO	BB	IBB	HBP	BLK	WP	HR	S	P	ERA	WHIP

BOTTOM

Cleveland Guardians @ Arizona Diamondbacks
Chase Field, Phoenix, AZ
Mon Apr 04 2022, 6:40 PM - 9:14 PM MST
Att. 7,153 - Clear - 87 F

livebaseballscorecards.com

AB	29
R	3
H	5
RBI	3
BB	1
SO	6
LOB	10

Cleveland Guardians @ Arizona Diamondbacks

Chase Field, Phoenix, AZ

Tue Apr 05 2022, 12:46 PM - 3:19 PM MST

Att. 6,448 - Sunny - 86 F

TOP

livebaseballscorecards.com

Batter	1	2	3	4	5	6	7	8	9	AB	R	H	RBI	BB	SO	LOB
7 Myles Straw, R (1, 8) OBP: 0.297, SLG: 0.351 77 Quentin Holmes, R (5, 8)	C FF 95 S FF 95 F KC 81 B FF 95 F FF 96 B CH 88 X FF 95 2-2 ① G4-3		B FF 94 F FF 94 D KC 80 S FC 89 F FF 95 X KC 82 2-2 1 G6-4-3 1B 3-H		C SI 91 B CU 78 B SI 90 B SI 90 X SI 90 3-1 ② F9			C FF 96 B SL 84 F FF 94 C SL 86 1-3 ① K		3 0 1 1 0 0 1 1 0 0 0 0 1 0					
1 Amed Rosario, R (1, 6) OBP: 0.176, SLG: 0.441 23 Landy Pena, S (5, 6)	B FF 95 C KC 83 B FF 95 S KC 82 F FF 95 S FC 87 2-3 ② K		1 SAFE F FF 94 F KC 81 B FF 94 1 SAFE 1 SAFE X FC 90 1-2 ②③ G6-4-3 1-2f		B CU 78 C SI 91 X SI 90 1-1 ③ FC6-4 1-2f			B FF 96 B FF 95 S FF 94 F FF 94 S SL 86 2-3 ② K2-3		3 0 0 0 0 1 2 1 0 0 0 0 1 0					
11 José Ramírez, S (1, 5) OBP: 0.222, SLG: 0.429 22 Wilfri Peralta, S (5, 5)	B FC 92 X CH 88 1-0 ③ F7			C FF 93 B FC 89 B FF 94 X FC 90 2-1 ① F7		S SL 87 S CH 83 B FF 91 B CU 78 C CH 83 2-3 ① K		C SL 85 C FF 96 S SL 86 0-3 ③ K		2 0 0 0 0 0 0 2 0 0 0 0 2 0						
32 Franmil Reyes, R (1, 10) OBP: 0.432, SLG: 0.469 22 Jose Pastrano, S (9, PH)		B FF 93 X FF 93 1-0 ① F9		B FF 94 B KC 82 B FF 94 B FF 94 4-0 44 FC6-5 BB	C SI 91 C SI 92 X SI 90 0-2 ② G6-3				B FF 97 B FF 98 F FF 97 F FF 96 B FF 97 F FF 98 S SI 97 3-3 ① K	2 0 0 0 1 0 0 1 0 0 0 0 1 0						
44 Bobby Bradley, L (1, 3) OBP: 0.231, SLG: 0.237 7 Jordan Brown, R (6, 3)		X CH 86 0-0 38 G4-3 38 WP 1B		X FC 92 0-0 ② FC6-5 38 1B 1-2f	S CU 78 C CU 77 B SL 88 S CH 86 1-3 ③ K				B FC 87 C FC 86 C FF 97 S SI 98 1-3 ② K	3 0 1 0 0 1 1 1 0 0 0 0 1 0						
38 Steven Kwan, L (1, 7) OBP: 0.500, SLG: 0.531 30 Cesar Idrogo, S (7, PR) (7, 7)		C CH 86 1 SAFE B FC 90 F FC 90 B KC 81 F CH 87 X CH 86 2-2 ② G4-3 1-3		C KC 81 1 SAFE X CH 84 0-1 1-3 1B			B FF 96 B FC 93 C FF 97 C FF 97 X ST 82 2-2 10 G5-3 1B		S FF 98 X FC 88 0-1 10 WP 1B	3 0 2 0 0 0 1 1 0 1 0 0 0 0						
0 Andrés Giménez, L (1, 4) OBP: 0.500, SLG: 0.600 10 Aaron Bracho, L (7, 4)		C KC 81 T FC 91 F SL 89 S FF 96 0-3 ③ K		1 SAFE C FF 90 X FF 90 0-1 ③ F7			F FC 92 B FF 98 T FF 96 B FF 98 F ST 82 F FF 96 S FF 98 2-3 ① K		B FF 98 C SI 98 X FF 98 1-1 ③ G4-3 1-2	3 0 0 0 0 2 4 1 0 0 0 0 0 1						
10 Bryan Lavastida, R (1, 2) OBP: 0.304, SLG: 0.118 12 Angel Lopez, R (7, 2)			X FF 94 0-0 4 G4-3 7 1B 2B		C SI 90 C SI 91 F CU 78 X SI 91 0-2 ① L8		B FF 98 X FF 96 1-0 ② G5-3 1-2			3 1 1 0 0 0 1 0 0 0 0 0 0 0						
4 Bradley Zimmer, L (1, 9) OBP: 0.229, SLG: 0.219 32 Johnathan Rodriguez, R (7, 9)			X KC 82 0-0 ① G4-3 2-3		C CH 83 H SL 88 1-1 1 FC6-4 HBP		C ST 82 X FF 98 0-1 ③ G4-3			2 0 0 0 0 0 3 0 0 0 0 0 0 0						
Inning Stats	R: 0 H: 0 E: 0 LOB: 0 K: 1 BB: 0 S: 10 P: 15	R: 0 H: 1 E: 0 LOB: 1 K: 1 BB: 0 S: 10 P: 13	R: 1 H: 2 E: 0 LOB: 0 K: 0 BB: 0 S: 9 P: 12	R: 0 H: 1 E: 0 LOB: 2 K: 0 BB: 1 S: 7 P: 13	R: 0 H: 0 E: 0 LOB: 1 K: 0 BB: 0 S: 9 P: 14	R: 0 H: 0 E: 0 LOB: 0 K: 2 BB: 0 S: 9 P: 12	R: 0 H: 1 E: 0 LOB: 2 K: 1 BB: 0 S: 11 P: 16	R: 0 H: 0 E: 0 LOB: 0 K: 3 BB: 0 S: 9 P: 12	R: 0 H: 1 E: 0 LOB: 1 K: 2 BB: 0 S: 11 P: 16	1B: 5 SF: 0 2B: 1 SAC: 0 3B: 0 DP: 1 HR: 0 HBP: 1						

AB	32
R	1
H	6
RBI	1
BB	1
SO	10
LOB	14

WP: 2 PA: 34
PB: 0
SB: 0
CS: 0

PITCHER		IP	WLS	BF	H	R	ER	SO	BB	IBB	HBP	BLK	WP	HR	S	P	ERA	WHIP
23 Zac Gallen, R ERA: 1.42	(1, 1)	3.2		15	4	1	1	2	1	0	0	0	1	0	34	51	2.46	1.364
68 Miguel Aguilar, L ERA:	(4, 1)	0.1		1	0	0	0	0	0	0	0	0	0	0	2	2	0.00	0.000
54 Humberto Castellanos, R ERA: 1.13	(5, 1)	2.0		7	0	0	0	2	0	0	1	0	0	0	18	26	0.00	0.000
43 Cam Booser, L ERA:	(7, 1)	1.0	W	4	1	0	0	1	0	0	0	0	0	0	11	16	0.00	1.000
37 Kevin Ginkel, R ERA: 3.6	(8, 1)	1.0	H	3	0	0	0	3	0	0	0	0	0	0	9	12	0.00	0.000

PITCHER		IP	WLS	BF	H	R	ER	SO	BB	IBB	HBP	BLK	WP	HR	S	P	ERA	WHIP
91 Jesús Liranzo, R ERA: 8.1	(9, 1)	1.0	S	4	1	0	0	2	0	0	0	0	1	0	11	16	0.00	1.000

BOTTOM

Cleveland Guardians @ Arizona Diamondbacks
Chase Field, Phoenix, AZ
Tue Apr 05 2022, 12:46 PM - 3:19 PM MST
Att. 6,448 - Sunny - 86 F

livebaseballscorecards.com

Batter	1	2	3	4	5	6	7	8	9	AB	R	H	RBI	BB	SO	LOB
12 Daulton Varsho, L (1, 8) OBP: 0.270, SLG: 0.485 30 Jake McCarthy, L (3, 9) OBP: 0.395, SLG: 0.500	B SI 91 F FC 86 B FF 92 C FC 86 B CU 75 B CU 77 4-2 6 F9 4 S 53 2B BB		B FC 86 C CU 78 X FS 86 1-1 ① F8			M SL 82 F SL 81 F FF 96 B FS 89 S FF 96 1-3 ① K	X SI 95 0-0 1-2 1B			0 1 0 0 1 0 0 3 0 1 0 0 1 1						
4 Ketel Marte, S (1, 4) OBP: 0.265, SLG: 0.281 43 Sergio Alcántara, S (4, 4) OBP: 0.222, SLG: 0.188 (6, 5)	B FC 86 B FC 86 B FF 91 X FF 92 3-0 ① L7 1-2		C SL 81 B FF 91 S FC 86 F SL 80 B FF 92 C CU 77 2-3 ② K			C FF 96 F FS 88 F SL 82 X FF 95 0-2 ② F7	D SI 89 B FF 95 C SI 88 F FF 94 S SI 88 2-3 ③ K			2 0 0 0 0 1 2 2 0 0 0 0 1 2						
6 David Peralta, L (1, 7) OBP: 0.417, SLG: 0.903 21 Cooper Hummel, S (3, 7) OBP: 0.406, SLG: 0.333	C FF 92 X FC 86 0-1 ② F9 2-3		C FC 85 B CU 76 C ST 80 F FC 84 C FC 87 1-3 ③ K			C SL 82 B SI 95 B FF 94 B SL 79 B SI 95 4-1 7 FC5-4 BB		F FF 94 B CH 88 B FF 94 T FF 95 F SL 81 B FF 95 C FF 94 3-3 ① K		1 0 0 0 0 0 1 2 0 0 0 1 2 1						
53 Christian Walker, R (1, 10) OBP: 0.417, SLG: 0.758 7 Deyvison De Los Santos, R (4, RH) (5, 10)	S SL 82 X SI 93 0-1 3-H 2B			B FC 89 X FC 88 1-0 ① G6-3		X SL 81 0-0 ③ FC5-4 1-2f		B FF 95 S FF 95 C SL 81 X FF 96 1-2 ② G3		1 0 1 1 0 0 0 3 0 0 0 0 0 1						
26 Pavin Smith, L (1, 9) OBP: 0.419, SLG: 0.462 14 Alvin Guzman, R (3, 8)	C FC 87 B CU 76 D FC 85 F FC 86 F ST 80 X SL 82 2-2 ③ G3			S FC 91 X FC 91 0-1 ② G6-3			B FF 96 B SI 95 S SI 95 B SI 93 B SI 88 4-1 8 FC3-6 BB	X SL 82 0-0 ③ G6-3		1 0 0 0 0 0 1 2 0 0 0 1 0 0						
15 Drew Ellis, R (1, 5) OBP: 0.241, SLG: 0.240 8 Danyer Sanabria, L (6, 3)		X SI 92 0-0 ① P3		C FC 92 B CU 80 B FC 88 F FC 91 F CH 80 X FC 87 2-2 ③ P4			C CH 87 X CH 87 0-1 ① FC3-6 11 2B 1-2f			2 0 0 0 0 0 0 1 1 0 0 0 0 1						
28 Seth Beer, L (1, 3) OBP: 0.457, SLG: 0.600 11 Jean Walters, S (6, 6) OBP: 1.000, SLG: 2.000		C CU 76 B FC 88 B FC 86 B FF 91 F FC 86 S SL 81 3-3 ② K			B FC 99 S FC 98 X SL 87 1-1 ① F7		C SI 95 1 SAFE F SI 88 1 SAFE B FF 95 F SI 88 D FF 94 B SI 88 X SI 89 3-2 60 1B 1-H 2B			2 0 0 0 0 1 0 1 1 1 1 0 0 0						
2 Geraldo Perdomo, S (1, 6) OBP: 0.353, SLG: 0.469 16 Jake Hager, R (5, 6) OBP: 0.194, SLG: 0.367 (6, 4)		C FF 92 F FS 86 B SI 92 B SL 82 C SI 93 2-3 ③ K			B FC 99 X SL 89 1-0 ② G5-3		C FF 95 X SL 84 0-1 ② G6-3			1 0 0 0 0 1 0 2 0 0 0 0 0 1						
36 Jose Herrera, S (1, 2) OBP: 0.316, SLG: 0.188 60 Juan Graterol, R (5, 2) OBP: 0.300, SLG: 0.350			B SI 91 B SI 91 B FC 86 C SI 91 C FC 86 B SI 92 4-2 BB		B FC 99 C FC 99 F FC 99 X FC 98 1-2 ③ F9		X FF 95 0-0 30 1B 2-H 1B			0 0 0 0 1 0 0 2 0 1 1 0 0 0						
Inning Stats	R: 1 H: 1 E: 0 LOB: 1 K: 0 BB: 1 S: 11 P: 20	R: 0 H: 0 E: 0 LOB: 0 K: 2 BB: 0 S: 7 P: 12	R: 0 H: 0 E: 0 LOB: 1 K: 2 BB: 1 S: 12 P: 20	R: 0 H: 0 E: 0 LOB: 0 K: 0 BB: 0 S: 7 P: 10	R: 0 H: 0 E: 0 LOB: 0 K: 0 BB: 0 S: 6 P: 9	R: 0 H: 0 E: 0 LOB: 1 K: 1 BB: 1 S: 10 P: 15	R: 2 H: 3 E: 0 LOB: 2 K: 1 BB: 1 S: 14 P: 23	R: 0 H: 0 E: 0 LOB: 0 K: 1 BB: 0 S: 8 P: 12		1B: 2 SF: 0 2B: 2 SAC: 0 3B: 0 DP: 0 HR: 0 HBP: 0				WP: 0 PA: 32 PB: 0 SB: 1 CS: 0		

	AB	28
	R	3
	H	4
	RBI	3
	BB	4
	SO	7
	LOB	11

PITCHER		IP	WLS	BF	H	R	ER	SO	BB	IBB	HBP	BLK	WP	HR	S	P	ERA	WHIP
43 Aaron Civale, R ERA: 3.6	(1, 1)	3.0		12	1	1	1	4	2	0	0	0	0	0	30	52	3.00	1.000
27 Bryan Shaw, R ERA:	(4, 1)	1.0		3	0	0	0	0	0	0	0	0	0	0	7	10	0.00	0.000
48 Emmanuel Clase, R ERA: 1.5	(5, 1)	1.0		3	0	0	0	0	0	0	0	0	0	0	6	9	0.00	0.000
52 Nick Sandlin, R ERA:	(6, 1)	1.0		4	0	0	0	1	1	0	0	0	0	0	10	15	0.00	1.000
40 Juan Zapata, R ERA: 9.0	(7, 1)	1.0	L	7	3	2	2	1	1	0	0	0	0	0	14	23	18.00	4.000

PITCHER		IP	WLS	BF	H	R	ER	SO	BB	IBB	HBP	BLK	WP	HR	S	P	ERA	WHIP
57 Cade Smith, R ERA:	(8, 1)	1.0		3	0	0	0	1	0	0	0	0	0	0	8	12	0.00	0.000

Cleveland Guardians @ Colorado Rockies

Salt River Fields at Talking Stick, Scottsdale, AZ

Tue Apr 05 2022, 4:10 PM - 7:12 PM EDT

Att. 2,679 - Sunny - 85 F

livebaseballscorecards.com

TOP

Batter	1	2	3	4	5	6	7	8	9	AB	R	H	RBI	BB	SO	LOB
35 Óscar Mercado, R (1, 8) OBP: 0.250, SLG: 0.514 32 Marlin Made, L (4, 8)	C FF 90 S FF 90 B KC 76 S SL 84 1-3 K ①		X FF 88 0-0 HR	X SL 82 0-0 F7 ③			B SI 91 F SI 91 X FC 85 1-1 F7 ①		S FF 94 S SL 80 B SL 82 F FF 94 B SL 78 X SL 79 2-2 F8 ③	3 2	1 0	1 0	1 0	0 0	1 0	1 0
28 Ernie Clement, R (1, 7) OBP: 0.469, SLG: 0.800 28 Daniel Aguilar, L (5, 7)	B FF 91 S CH 83 F CH 82 F SL 84 B KC 77 B FF 91 F FF 92 F SL 83 X FF 92 3-2 E7 1B		B KC 73 F CH 79 B FF 90 B CH 80 B FF 90 4-1 34 1B BB		C FF 95 B SL 86 B SI 94 F FF 95 X SL 90 2-2 L1 ①		C FC 82 S FC 84 S CU 81 0-3 K ②			2 1	0 0	1 0	0 0	1 0	0 1	0 0
6 Owen Miller, R (1, 3) OBP: 0.389, SLG: 0.636 2 Miguel Jerez, R (5, 3)	F FF 90 B FF 91 F CH 82 B SL 85 D SL 84 B FF 91 4-2 2 G5-4-3 BB		B FF 89 X SL 82 1-0 F7 ①		B CU 83 B FF 96 F FF 95 X FF 95 2-1 G6-3 ②		B SI 90 S CH 81 S CH 80 S CH 80 1-3 K ③			2 1	0 0	0 0	0 0	1 0	0 1	1 0
2 Yu Chang, R (1, 4) OBP: 0.342, SLG: 0.583 13 Joab Gonzalez, R (5, PR) (5, 4)	D KC 75 C FF 91 X CH 81 1-1 G5-4-3 ② ③ 1-2f		C CH 80 B FF 90 F FF 90 S KC 74 1-3 K ②		S CU 85 F SL 91 B SL 92 B FF 96 F SL 90 F SL 91 B FF 96 B SL 89 4-2 34 FC5-4 BB			S FF 88 B SL 81 F FC 89 X SL 81 1-2 P4 ①		2 1	0 0	0 0	0 0	1 0	1 0	3 0
34 Oscar Gonzalez, R (1, 10) OBP: 0.320, SLG: 0.500		C FF 87 F FF 88 F KC 73 X KC 74 0-2 L4 ①	F FF 89 F SL 82 X KC 75 0-2 1-3 1B		F FF 93 F FF 93 F SL 89 X SL 89 0-2 FC5-4 ③ 1-2f			B FF 89 B FC 89 C SL 81 X SL 81 2-1 F9 ②		4	0	1	0	0	0	1
7 Will Benson, L (1, 9) OBP: 0.375, SLG: 0.615		S FF 89 B SL 81 X FF 89 1-1 IHR	F SL 82 F SL 82 C SL 83 0-3 K ③			S FF 94 F FF 94 B SL 82 B SL 82 F FF 92 X SL 81 2-2 3B		S FF 89 S CH 86 X FF 90 0-2 1B		4	1	3	1	0	1	2
2 Jose Devers, R (1, 6)		B FF 90 F CH 81 C CH 81 B SL 82 F FF 91 S KC 76 2-3 K ②		T SL 81 C FF 86 X KC 74 0-2 G6-3 ①	B FF 94 C FF 94 C FF 92 D SL 82 F SL 80 T FF 93 2-2 K ①			F FC 89 F SL 81 X SL 81 0-2 F8 ③		4	0	0	0	0	2	2
8 Mitchell Tolman, L (1, 5) OBP: 0.429, SLG: 0.667 28 Maick Collado, S (8, 5)		C SL 82 F FF 91 F SL 83 X KC 75 0-2 G3-1 ③		B FF 88 B SL 81 B FF 88 C FF 89 F FF 89 X FF 90 3-2 2B	C SL 80 B FF 94 B FF 95 F SL 81 B FF 95 S FF 93 2-3 K ②				B FF 92 B FF 93 F SI 92 B SL 80 T FF 94 X FF 93 3-2 G6-3 ①	3 1	0 0	1 0	0 0	0 0	1 0	1 0
88 Mike Rivera, R (1, 2) OBP: 0.467, SLG: 0.923 29 Manuel Mejias, S (5, 2)			C FF 86 X CH 79 0-1 HR	C FF 90 B FF 90 F SL 83 X KC 76 1-2 F8 ②	C FF 93 B FF 92 B SL 79 F FS 85 S FF 92 2-3 K ③				F FF 94 X CH 84 0-1 G5-3 ②	2 2	1 0	1 0	1 0	0 0	0 1	1 1
Inning Stats	R: 0 E: 1 K: 1 S: 13 H: 1 LOB: 1 BB: 1 P: 22	R: 1 E: 0 K: 1 S: 14 H: 1 LOB: 0 BB: 0 P: 17	R: 2 E: 0 K: 2 S: 14 H: 3 LOB: 2 BB: 1 P: 20	R: 0 E: 0 K: 0 S: 10 H: 1 LOB: 1 BB: 0 P: 14	R: 0 E: 0 K: 0 S: 13 H: 0 LOB: 1 BB: 1 P: 21	R: 0 E: 0 K: 3 S: 14 H: 1 LOB: 1 BB: 0 P: 22	R: 0 E: 0 K: 2 S: 8 H: 0 LOB: 0 BB: 0 P: 10	R: 0 E: 0 K: 0 S: 11 H: 1 LOB: 1 BB: 0 P: 14	R: 0 E: 0 K: 0 S: 9 H: 0 LOB: 0 BB: 0 P: 14	1B: 3 2B: 1 3B: 1 HR: 3 SF: 0 SAC: 0 DP: 1 HBP: 0						

AB	34
R	3
H	8
RBI	3
BB	3
SO	9
LOB	13

WP: 0 PB: 0 SB: 0 CS: 0 PA: 37

PITCHER		IP	WLS	BF	H	R	ER	SO	BB	IBB	HBP	BLK	WP	HR	S	P	ERA	WHIP
26 Austin Gomber, L ERA: 5.14	(1, 1)	4.0	W	19	6	3	3	4	2	0	0	0	0	2	51	73	6.75	2.000
40 Tyler Kinley, R ERA: 1.8	(5, 1)	1.0		4	0	0	0	0	1	0	0	0	0	0	13	21	0.00	1.000
58 Lucas Gilbreath, L ERA: 1.5	(6, 1)	1.0		4	1	0	0	3	0	0	0	0	0	0	14	22	0.00	1.000
50 Ty Blach, L ERA: 3.6	(7, 1)	1.0		3	0	0	0	2	0	0	0	0	0	0	8	10	0.00	0.000
98 Logan Cozart, R ERA: 2.45	(8, 1)	1.0		4	1	0	0	0	0	0	0	0	0	0	11	14	0.00	1.000

PITCHER		IP	WLS	BF	H	R	ER	SO	BB	IBB	HBP	BLK	WP	HR	S	P	ERA	WHIP
88 Nick Kennedy, L ERA:	(9, 1)	1.0		3	0	0	0	0	0	0	0	0	0	0	9	14	0.00	0.000

BOTTOM

Batter	1	2	3	4	5	6	7	8	9	AB	R	H	RBI	BB	SO	LOB
19 Charlie Blackmon, L (1, 9) OBP: 0.432, SLG: 0.581 1 Garrett Hampson, R (4, 8) OBP: 0.278, SLG: 0.485 (5, 6) 98 Logan Cozart, R (8, 1) 88 Nick Kennedy, R (9, 1)	C FF 92 B FF 93 B ST 81 F FF 92 X ST 81 2-2 23 BB 2B 1B	X ST 82 0-0 23 FC6-4 1-2 1B	F FC 92 C CH 82 B SI 96 X CH 84 1-2 1B 1-3 2-H 2B	B SI 90 C CU 81 S FF 91 X CU 82 1-2 1-3 2-H 2B		C CU 75 S FF 92 B FF 93 B SL 83 X FF 91 2-2 ② F8				3 2 3 1 0 0 0 2 0 1 1 0 0 0 0 0 0 0 0 0 0 0 0 0 0 0 0 0
23 Kris Bryant, R (1, 7) OBP: 0.346, SLG: 0.458 22 Sam Hilliard, L (4, 7) OBP: 0.263, SLG: 0.273 90 Matt Hearn, L (8, 8)	B FF 92 B CH 86 B FF 92 C FC 85 F FC 85 B FF 94 4-2 2B 24 G3 1-2 BB	B CH 87 B ST 80 X FF 92 2-0 ① FC6-4 24 BB 25 1B 1-2f 2-H	F SI 95 B SL 86 F SL 86 B SI 94 B SL 85 B FC 89 4-2 24 1B 1B BB	B CU 82 B CU 82 C FF 92 S CU 83 B CU 83 X SI 91 3-2 ② SF7 3-H		B CU 75 C CU 75 C FF 93 S FF 94 1-3 ③ K				1 1 0 0 2 0 1 1 0 0 1 0 1 0 0 0 0 0 0 0 0
Brendan Rodgers, R (1, 4) OBP: 0.419, SLG: 0.593 13 Alan Trejo, R (4, PH) OBP: 0.233, SLG: 0.333 (5, 5) (8, 6)	B ST 81 T FC 87 X FF 92 1-1 24 G3 11 2B 1-3 2-H 2B	C CH 87 B FC 86 F FF 92 B CU 75 F ST 83 S FF 92 2-3 ② K	B SL 84 X FC 88 1-0 24 1B 1-2 2-H 3-H 1B	X SI 90 0-0 ③ G5-3			B FF 92 B SI 92 B FF 91 C FF 92 S SL 82 S SL 83 3-3 ① K2-3			3 1 2 3 0 1 1 2 0 0 0 0 1 1
25 C.J. Cron, R (1, 10) OBP: 0.424, SLG: 0.600 93 Max George, R (3, PH) OBP: 0.500, SLG: 1.250 (4, 10) (8, 2)	C CH 87 F CH 86 F ST 81 B FC 84 F ST 81 S CH 88 1-3 ① K	F FF 91 C CH 87 F FF 92 F CU 73 X CH 87 0-2 24 BB 1-2 1B	B SI 95 F FC 90 S SL 84 S SL 84 1-3 ② K	F FF 94 B SL 81 X SL 81 1-1 HR			X SL 82 0-0 ② P4			2 0 1 0 0 1 2 3 1 1 1 0 1 2
24 Ryan McMahon, L (1, 5) OBP: 0.333, SLG: 0.324 Colton Welker, R (5, 3) OBP: 0.545, SLG: 0.444	B ST 81 X ST 80 1-0 ② G3 2-3 3-H	C CU 72 B CU 74 C FF 94 B CU 74 B SI 93 B FF 93 4-2 1-2 2-3 BB	C SI 94 F FC 89 D CH 84 F FF 94 B FC 92 X SL 85 2-2 1-2 2-3 1B	B FC 90 C FF 93 B CH 86 F FF 93 B FF 95 B FF 94 4-2 94 G6-3 91 BB BB			B CH 87 F FF 92 C SL 83 X FF 94 1-2 1B			2 0 1 1 1 0 1 1 0 1 0 1 0 0
9 Connor Joe, R (1, 3) OBP: 0.500, SLG: 0.647 91 Hunter Stovall, R (5, 4) OBP: 0.250, SLG: 0.571 (8, 5)	C FF 93 S FC 86 H ST 81 1-2 11 2B HBP	B SI 93 X SI 92 1-0 ③ F9	C CH 83 S CH 84 S CH 85 0-3 ③ K	B FC 90 S SL 82 B FC 90 B FF 93 D FF 92 4-1 94 G6-3 1-2 BB			B FF 92 S SL 82 B FF 91 S SL 83 F FF 91 X SL 83 2-2 ③ F7			2 0 0 0 0 1 6 1 0 0 0 1 0 1
11 Jose Iglesias, R (1, 6) OBP: 0.294, SLG: 0.344 94 Isaac Collins, S (5, 8) OBP: 0.364, SLG: 0.125 (8, 4)	C FC 85 B FC 85 F FF 92 F FF 93 X CH 87 1-2 1-3 3-H 2B	C SI 95 F SL 84 X SL 83 0-2 ① G5-3	C SI 89 S CH 83 F CU 81 X CU 82 0-2 ① F8	S FF 95 X CH 86 0-1 ① ② G6-3 1-2f 2-3				B FF 92 C FF 91 X CU 78 1-1 ① F7		3 0 1 1 0 0 0 2 0 0 0 0 0 2
2 Yonathan Daza, R (1, 8) OBP: 0.516, SLG: 0.464 (4, 9) 92 Tyler Hill, R (6, 9) OBP: 0.500, SLG: 0.500 (8, 7)	B FC 85 F FC 87 B FF 91 B FF 92 X FC 84 3-1 ③ F8	B SI 95 S FC 90 B SL 84 C SL 84 B SI 94 B SL 81 4-2 3 19 1B 2B BB	X CH 84 0-0 3 1B 1 2B 1B	X CH 85 0-0 ③ G4-3				C SL 81 C SL 81 B SL 80 X CH 82 1-2 ② G5-3		3 2 1 0 1 0 3 1 0 0 0 0 0 0
3 Dom Nuñez, L (1, 2) OBP: 0.385, SLG: 0.500 95 Jesus Bugarin, R (8, 9) OBP: 0.333, SLG: 1.000		C FF 92 S ST 82 B ST 80 F FF 91 F CU 75 F FF 93 F ST 81 F ST 81 X FF 92 1-2 19 1B 23 E 1B	X SI 94 0-0 19 2B 1-2 1B 1B	X SI 90 0-0 1 2B 22 SF7 1-2 1B		B FF 89 B FF 89 F FF 90 B FF 90 X FF 90 3-1 ① F8		S SL 80 X SL 81 0-1 ③ G6-3		4 3 3 0 0 0 0 1 0 0 0 0 0 0
Inning Stats	R: 3 E: 0 K: 1 S: 21 H: 3 LOB: 2 BB: 1 P: 35	R: 1 E: 1 K: 1 S: 22 H: 3 LOB: 3 BB: 1 P: 32	R: 3 E: 0 K: 2 S: 22 H: 4 LOB: 3 BB: 2 P: 35	R: 2 E: 0 K: 0 S: 13 H: 3 LOB: 1 BB: 0 P: 17	R: 1 E: 0 K: 0 S: 8 H: 1 LOB: 1 BB: 2 P: 17	R: 0 E: 0 K: 1 S: 8 H: 0 LOB: 0 BB: 0 P: 14	R: 0 E: 0 K: 1 S: 11 H: 1 LOB: 1 BB: 0 P: 17	R: 0 E: 0 K: 0 S: 7 H: 0 LOB: 0 BB: 0 P: 9		1B: 10 2B: 4 3B: 0 HR: 1 SF: 1 SAC: 0 DP: 1 HBP: 1				

PITCHER		IP	WLS	BF	H	R	ER	SO	BB	IBB	HBP	BLK	WP	HR	S	P	ERA	WHIP
33 Logan Allen, L ERA: 10.8	(1, 1)	1.2	L	13	6	4	4	2	1	0	1	0	0	0	40	59	21.60	4.200
64 Kevin Kelly, R ERA:	(2, 1)	0.1		2	0	0	0	0	1	0	0	0	0	0	3	8	0.00	3.000
63 Justin Garza, R ERA: 12.79	(3, 1)	0.2		8	4	3	3	1	2	0	0	0	0	0	19	32	40.50	9.000
46 Alex Young, L ERA: 6.43	(3, 1)	1.1		7	3	2	2	1	0	0	0	0	0	0	16	20	13.50	2.250
49 Nick Mikolajchak, R ERA: 6.0	(5, 1)	1.0		5	1	1	1	0	2	0	0	0	0	1	8	17	9.00	3.000

PITCHER		IP	WLS	BF	H	R	ER	SO	BB	IBB	HBP	BLK	WP	HR	S	P	ERA	WHIP
49 Nic Enright, R ERA: 9.0	(6, 1)	1.0		3	0	0	0	1	0	0	0	0	0	0	8	14	0.00	0.000
65 Andrew Misiaszek, L ERA:	(7, 1)	1.0		4	1	0	0	1	0	0	0	0	0	0	11	17	0.00	1.000
33 Brett Daniels, R ERA:	(8, 1)	1.0		3	0	0	0	0	0	0	0	0	0	0	7	9	0.00	0.000

Cleveland Guardians @ Colorado Rockies

Salt River Fields at Talking Stick, Scottsdale, AZ

Tue Apr 05 2022, 4:10 PM - 7:12 PM EDT

Att. 2,679 - Sunny - 85 F

livebaseballscorecards.com

AB	37
R	10
H	15
RBI	9
BB	6
SO	6
LOB	20

WP: 0 PA: 45
PB: 0
SB: 0
CS: 0

Cleveland Guardians @ Kansas City Royals

Kauffman Stadium, Kansas City, MO

Thu Apr 07 2022, 3:10 PM - 5:59 PM CDT

Att. 28,459 - Cloudy - 47 F

livebaseballscorecards.com

Batter	1	2	3	4	5	6	7	8	9	AB	R	H	RBI	BB	SO	LOB
7 Myles Straw, R (1, 8) OBP: 0.600, SLG: 0.500	F FF 90 X SI 92 0-1 1 G1-4-3 1B			C FC 85 B CH 85 B FC 85 C FF 89 F FC 86 X FC 85 2-2 1 S 11 2B 1B		C FC 84 B CH 86 X CU 70 1-1 ① F8	C FF 97 B FF 97 F CU 82 D SL 85 F FF 97 B FF 98 F FF 96 F SI 98 B SI 97 4-2 BB		C CU 78 B FF 93 B SL 85 F FF 93 C CU 78 2-3 ③ K	4	1	2	0	1	1	2
1 Amed Rosario, R (1, 7) (6, 6) OBP: 0.250, SLG: 0.250	C FC 86 X FC 85 0-1 ①② G1-4-3 1-2f			B SI 90 B SI 89 C FC 84 B FC 86 F FC 89 X FC 85 3-2 ① L4 1-2		C SI 89 F CU 71 B FF 87 B FC 88 X SI 89 2-2 32 1B 1B	B SI 96 B FF 96 X SI 98 2-0 ③ L6			4	0	1	0	0	0	4
11 José Ramírez, S (1, 5) OBP: 0.250, SLG: 0.500	C FF 90 F CU 69 X CH 87 0-2 ③ L8			B FF 89 B CH 86 B CH 86 C FF 89 S FF 89 X CH 86 3-2 2-H 2B		C FF 88 F CU 70 X FF 88 0-2 ② L7		B SL 84 C FF 92 B FF 93 B SL 82 F FF 92 F SL 83 S SL 83 3-3 ① K		4	0	1	1	0	1	1
32 Franmil Reyes, R (1, 10) OBP: 0.250, SLG: 0.250		B SI 91 C FC 87 X FC 87 1-1 ① G5-3		S SI 90 C FC 85 F CH 86 D CH 88 S CU 70 1-3 ② K		1 SAFE B FC 83 X SI 88 1-0 6 BB 1-3 1B		X FF 92 0-0 ② P6		4	0	1	0	0	1	1
44 Bobby Bradley, L (1, 3) 6 Owen Miller, R (6, PH) 35 Óscar Mercado, R (6, 7)		X FF 90 0-0 ② G3-1		X CU 71 0-0 ③ G3		B FF 96 B FF 95 C FF 95 B FF 96 B FF 96 4-1 1-2 BB		X FF 94 0-0 ③ F9		2 0 1	0 0 0	0 0 0	0 0 0	0 1 0	0 0 0	1 0 0
2 Yu Chang, R (1, 4) (6, 3)		C FF 91 T FC 86 B CH 87 F FC 87 F FC 91 B FC 87 F FF 90 X CU 71 2-2 ③ F7			B SI 89 C FF 89 X CU 70 1-1 ① F8	C FF 95 C FF 95 B FF 96 S SL 83 1-3 ③ K			C SL 84 T FF 93 S CU 78 0-3 ① K	4	0	0	0	0	2	3
38 Steven Kwan, L (1, 9) OBP: 0.750, SLG: 0.500			B FF 88 X CH 85 1-0 ① G6-3		B FF 88 B CU 71 C FF 88 B CH 86 B CH 85 4-1 17 FC4-6 BB		B FF 94 C FF 95 B SL 84 F FF 94 B FF 96 B FF 94 4-2 0 WP BB		C FF 92 F SI 94 F SL 82 F CU 77 X FF 92 0-2 0 1B 1B	2	0	1	0	2	0	0
17 Austin Hedges, R (1, 2)			C FF 90 C FC 86 B FC 86 X FC 87 1-2 ② P3		B SI 88 1 SAFE C CU 73 F FC 83 D CH 86 X CU 74 2-2 ② FC4-6 1-2f		S SL 86 B FF 94 B SL 84 C SL 84 D SL 84 X FF 94 3-2 ① L7		F SL 83 D SL 83 X SL 84 1-1 ② F9	4	0	0	0	0	0	3
0 Andrés Giménez, L (1, 6) (6, 4) OBP: 0.250, SLG: 0.250			C FF 89 B FF 89 F FF 90 B CH 87 X CH 87 2-2 ③ G5-3		B CU 71 S FF 87 C FF 88 X CU 71 1-2 ③ L1		1 SAFE B FF 94 S FF 95 C FF 95 F FF 96 1 SAFE B SL 85 X FF 95 2-2 ② P5 1-2		B SL 82 S SL 83 F FF 93 X SL 84 1-2 1-3 1B	4	0	1	0	0	0	2

Inning Stats										
	R: 0 E: 0 K: 0 S: 7	H: 1 LOB: 0 BB: 0 P: 7	R: 0 E: 0 K: 0 S: 9	H: 0 LOB: 0 BB: 0 P: 12	R: 0 E: 0 K: 0 S: 7	H: 0 LOB: 0 BB: 0 P: 11	R: 1 E: 0 K: 1 S: 15	H: 2 LOB: 1 BB: 0 P: 24	R: 0 E: 0 K: 0 S: 9	H: 0 LOB: 1 BB: 1 P: 17
	R: 0 E: 0 K: 1 S: 13	H: 2 LOB: 3 BB: 1 P: 22	R: 0 E: 0 K: 0 S: 15	H: 0 LOB: 2 BB: 2 P: 30	R: 0 E: 0 K: 1 S: 6	H: 0 LOB: 0 BB: 0 P: 9	R: 0 E: 0 K: 2 S: 16	H: 2 LOB: 2 BB: 0 P: 20	1B: 6 2B: 1 3B: 0 HR: 0	SF: 0 SAC: 0 DP: 1 HBP: 0

	WP: 1	PA: 37
	PB: 0	
	SB: 1	
	CS: 0	

	AB	33
	R	1
	H	7
	RBI	1
	BB	4
	SO	5
	LOB	17

TOP

PITCHER		IP	WLS	BF	H	R	ER	SO	BB	IBB	HBP	BLK	WP	HR	S	P	ERA	WHIP
23 Zack Greinke, R ERA: 1.59	(1, 1)	5.2		22	5	1	1	1	1	0	0	0	0	0	56	84	1.59	1.059
59 Jake Brentz, L ERA:	(6, 1)	1.0		5	0	0	0	1	2	0	0	0	1	0	13	27	0.00	2.000
63 Josh Staumont, R ERA:	(7, 1)	0.1		2	0	0	0	0	1	0	0	0	0	0	6	12	0.00	3.000
58 Scott Barlow, R ERA:	(8, 1)	2.0	W	8	2	0	0	3	0	0	0	0	0	0	22	29	0.00	1.000

PITCHER		IP	WLS	BF	H	R	ER	SO	BB	IBB	HBP	BLK	WP	HR	S	P	ERA	WHIP

Batter	1	2	3	4	5	6	7	8	9	AB	R	H	RBI	BB	SO	LOB
15 Whit Merrifield, R (1, 9) OBP: 0.250, SLG: 0.250	F FF 90 F FF 92 X KC 82 0-2 ① G5-3		C FF 91 B SL 83 S SL 84 B SL 84 X FF 91 2-2 1B		B SL 86 S FC 88 F FC 88 S FC 92 1-3 ③ K			C FF 92 F SL 87 B FF 92 S CU 78 1-3 ② K		4	0	1	0	0	2	2
7 Bobby Witt Jr., R (1, 5) OBP: 0.250, SLG: 0.500	S SL 85 X SL 84 0-1 ② F9		S SL 84 C FF 91 X SL 85 0-2 ③ G4-3			C FF 93 C FF 94 B SL 88 B FF 93 X FF 92 2-2 ① G6-3		B FF 93 X SL 85 1-0 16 WP 16 1B 2-H 2B		4	1	1	1	0	0	1
16 Andrew Benintendi, L (1, 7) OBP: 0.250, SLG: 0.250	B FF 92 B FF 91 B FF 91 C FF 90 X FF 91 3-1 E3			B SL 84 F SL 84 B KC 81 C FF 90 B KC 82 X KC 81 3-2 ① F7		C FF 92 F CU 78 B FF 92 B FF 93 B CU 80 X FF 93 3-2 ② L7		B FF 94 B FF 93 X FF 93 2-0 2-H 1B		4	0	1	1	0	0	0
13 Salvador Perez, R (1, 2)	C FF 91 X FF 91 0-1 ③ P4			S SL 84 B FF 90 F FF 91 B KC 81 X SL 84 2-2 ② F8		X FF 93 0-0 ③ F9		D SL 88 1 SAFE F FF 90 B CU 77 X FF 92 2-1 ③ P3		4	0	0	0	0	0	2
41 Carlos Santana, S (1, 3)		B FF 90 C FF 90 F SL 86 F KC 82 B KC 82 B KC 82 F FF 91 F FF 91 X SL 84 3-2 ① P3		X FF 90 0-0 ③ F8			C FF 91 F FF 92 B FF 91 B SL 87 B FF 90 F FF 91 F FF 92 B FF 92 4-2 17 FC2-6 BB			2	0	0	0	1	0	0
17 Hunter Dozier, R (1, 10)		C SL 85 S SL 84 B KC 81 F SL 84 B FF 91 F FF 90 S SL 85 2-3 ② K			B SL 84 B SL 84 X SL 83 2-0 E7 8 2B		X SL 86 0-0 ① FC2-6 2 CS 1-2f			3	1	0	0	0	1	1
27 Adalberto Mondesi, S (1, 6)		B FF 91 C FF 92 B SL 87 S KC 82 S KC 83 2-3 ③ K			B SL 85 B KC 82 C SL 85 C FF 90 F KC 81 T KC 82 2-2 ① K		D FF 92 B FF 92 F FF 91 X FF 91 2-1 ② F7			3	0	0	0	0	2	2
2 Michael Taylor, R (1, 8)			X FF 90 0-0 ① L7		C SL 83 D SL 85 X SL 84 1-1 ② P6		B SL 84 B FF 89 2-0 ③ CS 1-2	B SL 87 F FF 91 B FF 91 B FF 90 B FF 91 4-1 8 SH3-4 7 2B BB		2	1	0	0	1	0	1
8 Nicky Lopez, L (1, 4) OBP: 0.500, SLG: 1.000			C FF 90 S SL 84 B KC 82 C KC 82 1-3 ② K		D KC 81 X FF 89 1-0 2-H 2B			B FF 90 X FF 90 1-0 ① SH3-4 1-2		2	0	1	1	0	1	0
Inning Stats	R: 0 E: 1 K: 0 S: 9 H: 0 LOB: 1 BB: 0 P: 12	R: 0 E: 0 K: 2 S: 14 H: 0 LOB: 0 BB: 0 P: 21	R: 0 E: 0 K: 1 S: 10 H: 1 LOB: 1 BB: 0 P: 13	R: 0 E: 0 K: 0 S: 7 H: 0 LOB: 0 BB: 0 P: 12	R: 1 E: 1 K: 2 S: 11 H: 1 LOB: 1 BB: 0 P: 18	R: 0 E: 0 K: 0 S: 7 H: 0 LOB: 0 BB: 0 P: 12	R: 0 E: 0 K: 0 S: 7 H: 0 LOB: 0 BB: 1 P: 15	R: 2 E: 0 K: 1 S: 9 H: 2 LOB: 1 BB: 1 P: 20		1B: 2 2B: 2 3B: 0 HR: 0 SF: 0 SAC: 1 DP: 0 HBP: 0						

BOTTOM

Cleveland Guardians @ Kansas City Royals

Kauffman Stadium, Kansas City, MO

Thu Apr 07 2022, 3:10 PM - 5:59 PM CDT

Att. 28,459 - Cloudy - 47 F

livebaseballscorecards.com

AB	28
R	3
H	4
RBI	3
BB	2
SO	6
LOB	9

PITCHER		IP	WLS	BF	H	R	ER	SO	BB	IBB	HBP	BLK	WP	HR	S	P	ERA	WHIP
57 Shane Bieber, R ERA:	(1, 1)	4.2		18	2	1	0	4	0	0	0	0	0	0	48	72	0.00	0.429
27 Bryan Shaw, R ERA:	(5, 1)	0.1		1	0	0	0	1	0	0	0	0	0	0	3	4	0.00	0.000
24 Triston McKenzie, R ERA: 6.0	(6, 1)	3.0	L	12	2	2	2	1	2	0	0	0	1	0	23	47	6.00	1.333

PITCHER	IP	WLS	BF	H	R	ER	SO	BB	IBB	HBP	BLK	WP	HR	S	P	ERA	WHIP

Batter	1	2	3	4	5	6	7	8	9	10	AB	R	H	RBI	BB	SO	LOB
7 Myles Straw, R (1, 8) OBP: 0.333, SLG: 0.250	C FF 93 X SL 89 0-1 G6-3 ①		C SI 92 X SI 93 0-1 F8 ③			B SL 88 C SL 87 F SL 87 B FF 95 B SL 87 X SL 87 3-2 F4 ③			B FF 97 B FF 98 C FF 96 X FF 96 2-1 G1-3 ①		4	0	0	0	0	0	0
38 Steven Kwan, L (1, 7) OBP: 0.750, SLG: 0.800	C SI 95 B SL 88 F CH 92 B FF 98 F FF 96 F SL 88 B CH 90 B SI 95 4-2 11 G6-3 BB			B CH 88 F SI 92 X CH 89 1-1 G3 ①			B FF 99 B FF 97 C FF 98 B FF 97 X FF 96 3-1 1B		B SI 98 X SI 99 1-0 2B		3	0	2	0	1	0	0
11 José Ramírez, S (1, 5) OBP: 0.250, SLG: 0.375	F FF 94 1 SAFE F CH 91 X CH 90 0-2 G6-3 ②③ 1-2f			C SL 87 B FF 94 B CH 90 X SI 94 2-1 32 G3-6-3 1B			B SI 98 B FF 97 B FF 98 X SI 97 3-0 P5 ①		F SI 98 X CU 84 0-1 P4 ②		4	0	1	0	0	0	3
32 Franmil Reyes, R (1, 10) OBP: 0.125, SLG: 0.125 6 Owen Miller, R (10, PR) (10, 10)		B SI 92 F SI 94 S SL 88 B FF 96 B SL 88 S SL 88 3-3 K ①		X SI 94 0-0 G3-6-3 ②③ 1-2f			C FF 98 D SL 87 F FF 97 S SL 84 1-3 K ②		S CU 83 S FF 98 F SI 100 S CU 82 0-3 K ③	X SL 84 0-0 28 1B 35 FC5-2	4 0	0 0	0 0	0 0	0 0	3 0	3 0
1 Amed Rosario, R (1, 6) OBP: 0.250, SLG: 0.250		C SI 92 X SI 94 0-1 1B			C SL 87 X SI 92 0-1 L8 ①		F FF 97 X SL 84 0-1 P4 ③			X SL 84 0-0 G6-3 ①	4	0	1	0	0	0	1
44 Bobby Bradley, L (1, 3) 28 Ernie Clement, R (8, PH) OBP: 1.000, SLG: 1.000 (8, 4)		S FF 93 B FF 95 1 SAFE D CH 90 X FF 95 2-1 L7 ②			F SI 93 S CH 90 C FF 96 0-3 K ②			C FF 95 B SL 84 B FF 93 C SL 84 F SL 84 F SL 85 H SL 80 3-2 HBP			C SI 95 X SL 86 0-1 35 FC5-2 2-3 1B	2 1	0 0	0 1	0 0	1 0	1 0	1 0
35 Óscar Mercado, R (1, 9)		1 SAFE X SL 88 0-0 F8 ③			B SL 88 X SL 86 1-0 G6-3 ③			B FF 95 1 SAFE F SL 86 1 SAFE D SI 94 X SL 84 2-1 F7 ①		F SL 84 B SI 94 F SI 95 X SL 86 1-2 FC5-2 ② 1-2 3-H	4	0	0	0	0	0	4
0 Andrés Giménez, L (1, 4) OBP: 0.167, SLG: 0.167 2 Yu Chang, R (8, PH) (8, 3)			C FF 93 S FF 94 B SL 89 B FF 95 S SL 88 2-3 K ①			F SL 87 B FF 94 B CH 89 X FF 94 2-1 G4-3 ①		1 SAFE C FF 94 B FF 93 S SL 86 S SL 86 1-3 K ②		B SL 85 S SL 86 S SL 86 D SL 86 D SL 86 S SL 86 3-3 K ③	2 2	0 0	0 0	0 0	0 0	1 2	0 3
17 Austin Hedges, R (1, 2)			C SI 92 S SL 88 S FF 95 0-3 K ②			F SL 87 F FF 94 F SL 87 B SL 88 F FF 94 B CH 91 B FF 93 S FF 95 3-3 K ②		1 SAFE S SL 88 S SL 87 1 SAFE B FF 95 B FF 95 B SL 89 S SL 87 3-3 K ③			3	0	0	0	0	3	1
Inning Stats	R: 0 E: 0 K: 0 S: 9 H: 0 LOB: 0 BB: 1 P: 13	R: 0 E: 0 K: 1 S: 8 H: 1 LOB: 1 BB: 0 P: 13	R: 0 E: 0 K: 2 S: 8 H: 0 LOB: 0 BB: 0 P: 10	R: 0 E: 0 K: 0 S: 5 H: 1 LOB: 0 BB: 0 P: 8	R: 0 E: 0 K: 1 S: 6 H: 0 LOB: 0 BB: 0 P: 7	R: 0 E: 0 K: 1 S: 10 H: 0 LOB: 0 BB: 0 P: 18	R: 0 E: 0 K: 1 S: 8 H: 1 LOB: 1 BB: 0 P: 15	R: 0 E: 0 K: 2 S: 12 H: 0 LOB: 1 BB: 0 P: 21	R: 0 E: 0 K: 1 S: 9 H: 1 LOB: 1 BB: 0 P: 12	R: 0 E: 0 K: 1 S: 9 H: 1 LOB: 2 BB: 0 P: 13	1B: 4 2B: 1 3B: 0 HR: 0	SF: 0 SAC: 0 DP: 2 HBP: 1		WP: 0 PB: 0 SB: 0 CS: 0	PA: 35		

PITCHER		IP	WLS	BF	H	R	ER	SO	BB	IBB	HBP	BLK	WP	HR	S	P	ERA	WHIP
56 Brad Keller, R	(1, 1)	6.0		19	2	0	0	5	1	0	0	0	0	0	46	69	0.00	0.500
ERA:																		
65 Dylan Coleman, R	(7, 1)	1.0		4	1	0	0	1	0	0	0	0	0	0	8	15	0.00	1.000
ERA:																		
24 Amir Garrett, L	(8, 1)	0.2		3	0	0	0	1	0	0	1	0	0	0	9	15	0.00	0.000
ERA:																		
45 Taylor Clarke, R	(8, 1)	0.1		1	0	0	0	1	0	0	0	0	0	0	3	6	0.00	0.000
ERA:																		
63 Josh Staumont, R	(9, 1)	1.0		4	1	0	0	1	0	0	0	0	0	0	9	12	0.00	1.000
ERA:																		

PITCHER		IP	WLS	BF	H	R	ER	SO	BB	IBB	HBP	BLK	WP	HR	S	P	ERA	WHIP
40 Collin Snider, R	(10, 1)	1.0	W	4	1	0	0	1	0	0	0	0	0	0	9	13	0.00	1.000
ERA:																		

TOP

Cleveland Guardians @ Kansas City Royals

Kauffman Stadium, Kansas City, MO

Sat Apr 09 2022, 3:11 PM - 6:00 PM CDT

Att. 17,103 - Sunny - 63 F

livebaseballscorecards.com

AB	33
R	0
H	5
RBI	0
BB	1
SO	10
LOB	16

Cleveland Guardians @ Kansas City Royals

Kauffman Stadium, Kansas City, MO

Sat Apr 09 2022, 3:11 PM - 6:00 PM CDT

Att. 17,103 - Sunny - 63 F

livebaseballscorecards.com

BOTTOM

Batter	1	2	3	4	5	6	7	8	9	10	AB	R	H	RBI	BB	SO	LOB
15 Whit Merrifield, R (1, 9) OBP: 0.125, SLG: 0.125	B FF 91 B FF 90 B FF 92 C FF 91 F CH 84 F CH 84 X SL 83 3-2 ① **P3**		B FF 92 C FF 92 X FF 91 1-1 ③ **L7**			B SL 83 D SL 85 F CH 84 1 SAFE F CH 84 X FF 92 2-2 ① **L1-6**		C FF 96 F SL 84 B FS 87 X FS 88 1-2 ② **P2**			4	0	0	0	0	0	1
7 Bobby Witt Jr., R (1, 5) OBP: 0.125, SLG: 0.250	C SL 84 F FF 91 S FF 92 0-3 ② **K**			F SL 84 S SL 86 B SL 84 B CH 85 B CH 85 X CH 85 3-2 ① **G1-3**		C SL 85 B SL 85 F SL 84 X SL 83 1-2 ② **F9**		B SL 83 B FF 95 F SL 83 F FF 96 F FS 88 F SL 85 B FF 97 X SL 83 3-2 ③ **L7**			4	0	0	0	0	1	1
16 Andrew Benintendi, L (1, 7) OBP: 0.500, SLG: 0.500	X FF 91 0-0 **13 FC6-4 1B**			B FF 92 C FF 91 B CU 79 X CH 85 2-1 **1B**		B FC 88 C FC 87 T FC 86 F FC 91 F CU 80 B CU 81 B FC 92 X FC 90 3-2 ③ **G6-3**			S FF 96 X FF 96 0-1 **G3-6-3-4 1B**		4	0	3	0	0	0	1
13 Salvador Perez, R (1, 2)	F SL 84 C SL 84 X FF 91 0-2 ③ **FC6-4** 1-2f			F FF 91 F SL 86 D CH 86 B FF 91 D CU 77 F SL 84 X CH 85 3-2 ② **F8**			C SL 86 S SL 79 B SL 81 X CU 80 1-2 ① **F7**		X FF 96 0-0 ① **F4**		4	0	0	0	0	0	3
41 Carlos Santana, S (1, 3) 14 Edward Olivares, R (7, PR) Ryan O'Hearn, L (8, 3) 28 Kyle Isbel, L (10, PR)		B CH 85 B FF 91 S CH 85 B CH 84 X FF 90 3-1 ① **F9**		X CH 84 0-0 ③ **F9**			C FC 86 B FC 88 B FC 89 F FC 86 F FC 91 B CH 79 B FC 87 4-2 **27 S BB**		D SL 84 B FF 97 X FF 96 2-0 ②③ **G3-6-3-4** 1-2f	0-0 **17 1B 27 1B**	2 0 1 0	0 0 0 1	0 0 0 0	1 0 0 0	0 0 0 0	1 0 1 0	1 0 1 0
17 Hunter Dozier, R (1, 10) OBP: 0.143, SLG: 0.143		X FF 93 0-0 ② **F9**	C FF 91 X SL 85 0-1 ① **G5-3**				S SL 81 X SI 95 0-1 ② **F9**			S FC 100 S SL 90 F SL 90 X FC 99 0-2 **27 1B** 2-3 **1B**	4	0	1	0	0	0	1
27 Adalberto Mondesi, S (1, 6) OBP: 0.286, SLG: 0.167		C FF 91 B CH 84 S CU 78 S CH 84 1-3 ③ **K**	S CH 85 S CU 78 B CU 80 S CH 83 1-3 ② **K**				B SL 82 S SL 82 1 SAFE B SI 95 F SL 80 B FF 94 B SL 79 4-2 **1-2 BB**			X FC 100 0-0 **1-2 3-H 1B**	3	0	1	1	1	2	0
2 Michael Taylor, R (1, 8)			X SL 83 0-0 ① **G3** B FF 91 X FF 90 1-0 ② **F7**		C FF 91 X FF 91 0-1 ③ **L7**		F SI 95 X SL 82 0-1 ③ **P3**				3	0	0	0	0	0	2
8 Nicky Lopez, L (1, 4) OBP: 0.400, SLG: 0.600						B FF 92 C FF 89 B CU 78 C CH 85 X FF 92 2-2 **1B**		C FF 96 B FS 86 S FS 87 X FF 96 1-2 ① **G3**			3	0	1	0	0	0	0

| Inning Stats | | | | | |

Cleveland Guardians @ Kansas City Royals

Kauffman Stadium, Kansas City, MO

Sun Apr 10 2022, 1:13 PM - 4:20 PM CDT

Att. 20,165 - Partly Cloudy - 75 F

livebaseballscorecards.com

TOP

Batter	1	2	3	4	5	6	7	8	9	AB	R	H	RBI	BB	SO	LOB
7 Myles Straw, R (1, 8) OBP: 0.333, SLG: 0.231	B FF 91 B FF 91 B FF 91 C FF 91 F FF 90 B FF 92 4-2 38 1B 11 1B BB	X FF 94 0-0 11 BB 38 1B 1 1B 1B	C FF 95 B FF 93 F FF 96 S CH 85 1-3 K2-3 ②		B FF 94 C SL 82 B FF 93 C CH 86 X SL 83 2-2 G1-3 ①		B SL 85 X SI 96 1-0 F8 ①	C SI 93 C SI 93 F SL 85 D SL 86 X SL 86 1-2 FC6-4 ① 38 2B 32 1B 1-2f		5	3	1	0	1	1	1
44 Bobby Bradley, L (8, 3)										0	0	0	0	0	0	0
38 Steven Kwan, L (1, 7) OBP: 0.857, SLG: 1.000	1 SAFE B FF 91 D CH 79 F FF 90 1 SAFE B FF 89 X FF 91 3-1 11 1B 6 1B 1-2 1B	C FF 94 C CH 85 X CH 86 0-2 11 BB 1 1B 1-2 1B	B FF 94 C SL 81 C CH 86 X SL 80 1-2 1B		B SL 83 B CH 86 X FF 94 2-0 11 2B 1 1B 1B		H SI 94 1-0 11 HR HBP	C SL 84 D CH 87 D SL 84 D SI 93 C SI 93 X SL 84 3-2 32 1B 1-3 2B		5	4	5	0	0	0	0
11 José Ramírez, S (1, 5) OBP: 0.462, SLG: 0.833	B CU 78 B CH 79 B FF 90 C FF 91 F CH 82 X FF 92 3-2 6 1B 35 HR 1-2 2-H 1B	B CH 85 B FF 95 S FF 95 B FF 96 C CH 86 B FF 97 4-2 1 1B 6 2B 1-2 2-3 BB	D CH 85 C FF 95 B SL 81 F FF 95 C FF 97 2-3 K ③		X FF 94 0-0 1 1B 1-3 2B		C SI 93 F SL 85 F SL 86 X SI 94 0-2 1-H HR	C SI 93 F SI 93 D SL 86 C SI 94 1-3 K ②		4	3	3	3	1	1	1
2 Yu Chang, R (7, 5)										1	0	0	0	0	1	2
32 Franmil Reyes, R (1, 10) OBP: 0.214, SLG: 0.214	C CU 79 X FF 92 0-1 F3 ①	X FF 96 0-0 L4 ①		B SL 83 C FF 94 B FF 92 F CH 85 S CH 85 2-3 K ①	S SL 83 S FF 94 D SL 83 B FF 95 S SL 82 2-3 K ②		X SL 86 0-0 1 1B 28 1B 1B	D SL 85 S SL 86 B SI 93 X SI 93 2-1 2-3 3-H 1B		6	1	2	1	0	2	7
1 Amed Rosario, R (1, 6) OBP: 0.462, SLG: 0.615	B CU 79 F CH 80 X CH 80 1-1 L8 ②	B SL 83 F CH 85 B FF 97 F FF 97 X CH 85 2-2 6 2B 1-2 2-H 3-H 1B		B CH 86 B FF 95 C FF 96 X FF 96 2-1 6 1B 3B	C FF 96 F FF 93 F SL 80 D SL 83 D CH 85 X SL 80 2-2 2-3 3-H 1B		B SI 95 X SI 93 1-0 28 1B 1-2 1B	F SI 93 F SI 92 F SL 85 X SL 84 0-2 P5 ③		5	2	4	3	0	0	2
0 Andrés Giménez, L (7, 6) OBP: 0.143, SLG: 0.143										1	0	0	0	0	0	2
6 Owen Miller, R (1, 3) OBP: 0.571, SLG: 0.667	C FF 92 X CU 80 0-1 28 BB 35 HR 1-3 2-H 1B	C SL 82 X FF 95 0-1 28 1B 1-H 2-H 2B		X SL 83 0-0 35 3B 3-H 1B	F SI 94 B CH 84 F SI 94 X SL 81 1-2 G5-3 ③		F SL 83 S SL 87 C SI 96 0-3 K ②		C SI 92 X SL 84 0-1 G5-3 ①	6	2	3	4	0	1	4
(8, 4)																
28 Ernie Clement, R (1, 4) OBP: 0.625, SLG: 0.500	B CH 81 B FF 90 3 SAFE B FF 91 C FF 90 B FF 91 4-1 35 HR 1-2 BB	C FF 96 X SL 82 0-1 35 G5-4-3 2-3 1B		B FF 95 D CH 86 C CH 85 B CH 85 S FF 95 F FF 95 F CH 86 T FF 95 3-2 K ②	B SI 93 F SL 81 X SL 83 1-1 F9 ①		D SL 87 C SI 94 B SL 86 S SL 86 F SI 96 F SI 95 X SL 85 2-2 1-3 2-H 1B		C SL 82 B FF 91 X SI 92 1-1 G5-3 ②	5	1	2	1	1	1	1
(8, 7)																
35 Óscar Mercado, R (1, 9) OBP: 0.182, SLG: 0.636	B SL 88 B SL 89 B FF 95 C FF 94 S SL 90 F FF 95 X SL 90 3-2 1-H 2-H 3-H HR	C FF 96 X CH 85 0-1 G5-4-3 ② ③ 1-2f		B SL 81 F FF 95 X FF 95 1-1 1-H 3B	T FF 94 F SL 82 C SI 95 0-3 K ②		B SL 84 C FF 94 F SI 93 F SI 94 T SL 86 1-2 K ③		B SL 82 X FF 91 1-0 G4-3 ③	6	1	2	5	0	2	4
10 Bryan Lavastida, R (1, 2)	B FF 94 X FF 94 1-0 F9 ③		B FF 95 X FF 95 1-0 G4-3 ①	S SL 83 C CH 86 D CH 85 X SL 82 1-2 G3 ③		F SI 93 C SI 94 B SL 80 T SI 94 1-2 K ③		B SI 93 B SL 85 B SI 93 B SI 94 4-1 7 FC6-4 BB		4	0	0	0	1	1	1

	AB	R	H	RBI	BB	SO	LOB
AB	48						
R		17					
H			22				
RBI				17			
BB					4		
SO						10	
LOB							25

Inning Stats	1	2	3	4	5	6	7	8	9
	R: 6 E: 0 K: 0 S: 19	H: 4 LOB: 0 BB: 2 P: 38	R: 4 E: 0 K: 0 S: 16	H: 5 LOB: 1 BB: 1 P: 22	R: 0 E: 0 K: 2 S: 10	H: 1 LOB: 1 BB: 0 P: 15	R: 2 E: 0 K: 2 S: 16	H: 3 LOB: 1 BB: 0 P: 25	R: 1 E: 0 K: 1 S: 15	H: 3 LOB: 2 BB: 0 P: 24	R: 0 E: 0 K: 2 S: 8	H: 0 LOB: 0 BB: 0 P: 10	R: 3 E: 0 K: 2 S: 19	H: 4 LOB: 2 BB: 0 P: 25	R: 1 E: 0 K: 1 S: 17	H: 2 LOB: 2 BB: 1 P: 28	R: 0 E: 0 K: 0 S: 5	H: 0 LOB: 0 BB: 0 P: 7

1B: 15	SF: 0	WP: 0	PA: 53
2B: 3	SAC: 0	PB: 0	
3B: 2	DP: 1	SB: 0	
HR: 2	HBP: 1	CS: 0	

PITCHER		IP	WLS	BF	H	R	ER	SO	BB	IBB	HBP	BLK	WP	HR	S	P	ERA	WHIP
50 Kris Bubic, L	(1, 1)	0.2	L	7	3	5	5	0	2	0	0	0	0	0	14	29	67.50	7.500
ERA: 67.5																		
45 Taylor Clarke, R	(1, 1)	0.1		2	1	1	1	0	0	0	0	0	0	1	5	9	27.00	3.000
ERA: 13.5																		
37 Jackson Kowar, R	(2, 1)	3.1		21	11	7	7	4	1	0	0	0	0	0	47	71	18.90	3.600
ERA: 18.9																		
67 Gabe Speier, L	(5, 1)	1.2		6	1	0	0	3	0	0	0	0	0	0	18	25	0.00	0.600
ERA:																		
51 Brady Singer, R	(7, 1)	3.0		17	6	4	4	3	1	0	1	0	0	1	41	60	12.00	2.333
ERA: 12.0																		

PITCHER	IP	WLS	BF	H	R	ER	SO	BB	IBB	HBP	BLK	WP	HR	S	P	ERA	WHIP

BOTTOM

Cleveland Guardians @ Kansas City Royals

Kauffman Stadium, Kansas City, MO

Sun Apr 10 2022, 1:13 PM - 4:20 PM CDT

Att. 20,165 - Partly Cloudy - 75 F

livebaseballscorecards.com

Batter	1	2	3	4	5	6	7	8	9	AB	R	H	RBI	BB	SO	LOB
15 Whit Merrifield, R (1, 9) (7, 4) OBP: 0.083, SLG: 0.083	C SI 93 X FC 88 0-1 ① F9		B SI 92 C SI 94 F SI 93 B FC 86 F SI 93 X SI 94 2-2 ① F7 2-3		X CH 84 0-0 ① F7		X FF 91 0-0 ③ L8			4	0	0	0	0	0	4
7 Bobby Witt Jr., R (1, 5) OBP: 0.167, SLG: 0.333	B FC 87 F SI 93 B SI 93 F SI 93 B SI 93 F SI 94 F FF 94 X FC 87 3-2 ② F9		B SI 92 X SI 92 1-0 16 G4-3 1-H 3-H 2B		D FC 86 F FC 90 C SI 93 X SI 93 1-2 ② F9 2-3			F FF 95 X FF 94 0-1 ① F9		4	0	1	2	0	0	2
16 Andrew Benintendi, L (1, 7) OBP: 0.455, SLG: 0.400 28 Kyle Isbel, L (7, 8)	S FC 86 B SI 93 B FC 88 F SI 93 F FC 87 B CH 84 F FC 87 B SI 93 4-2 BB		F FC 88 X FC 88 0-1 ② G4-3 2-3		B SI 92 C SI 92 S FC 87 B SI 93 B CH 84 S FC 88 3-3 ③ K			C FF 95 F SL 85 X SL 86 0-2 ② G6-3		2 1	0 0	0 0	0 0	1 0	1 0	3 0
13 Salvador Perez, R (1, 2) 36 Cam Gallagher, R (9, 2)	B SI 92 F SI 93 F FC 88 X SI 93 1-2 ③ F8		B FC 88 X SI 93 1-0 ③ F4			C FF 92 S FF 92 B FF 93 F FF 93 S FF 93 1-3 ① K		C FF 95 S FF 94 F FF 96 S SL 85 0-3 ③ K		4 0	0 0	0 0	0 0	0 0	2 0	2 0
41 Carlos Santana, S (1, 10) OBP: 0.300, SLG: 0.250		C FC 86 C SI 91 B FC 85 X SI 92 1-2 ① P5		B CU 77 B FC 87 S SI 92 X FC 88 2-1 ① L9		X FF 92 0-0 ② G3			B FF 95 F FF 94 X FF 95 1-1 17 1B FC6-4 2B	4	1	1	0	0	0	0
17 Hunter Dozier, R (1, 3) OBP: 0.273, SLG: 0.273		B FC 88 B FC 89 X SI 93 2-0 ② G6-3		B CU 80 C FC 89 F CH 84 S FC 86 1-3 ② K		B FF 92 F FF 93 S CH 77 X FF 93 1-2 1B			C SL 84 B SL 83 X SL 83 1-1 FC6-4 2-3 1B	4	0	2	0	0	1	0
27 Adalberto Mondesi, S (1, 6) OBP: 0.182, SLG: 0.100		F SI 93 B FC 88 B CH 84 S FC 89 B FC 89 X FC 87 3-2 ③ G4-3		X CU 80 0-0 ③ F8		X FF 91 0-0 ③ F7			B FF 96 B FF 95 F FF 96 F SL 84 B FF 95 S FF 94 3-3 ① K	4	0	0	0	0	1	3
2 Michael Taylor, R (1, 8) OBP: 0.375, SLG: 0.286 Ryan O'Hearn, L (7, 9)			X FC 87 0-0 15 F7 7 2B 8 1B 1B	F SI 92 S CH 82 X FC 86 0-2 7 F9 8 HBP 1B			C FF 91 X CH 75 0-1 ① F7		B CH 89 T SL 83 B SL 85 X FF 96 2-1 ② FC6-4 1-2f 3-H	2 2	1 0	2 0	0 1	0 0	0 0	0 1
8 Nicky Lopez, L (1, 4) OBP: 0.571, SLG: 0.667 14 Edward Olivares, R (7, 7)			C FC 86 X FC 88 0-1 7 2B 1-2 1B	B FF 92 C FC 87 H FC 86 2-1 1-2 HBP			C FF 90 S FF 92 B FF 92 X CH 76 1-2 ② L7		C FF 96 S SL 86 D SL 85 B FF 95 S SL 82 2-3 ③ K	1 2	1 0	1 0	0 0	0 0	0 1	0 1
Inning Stats	R: 0 E: 0 K: 0 S: 14 H: 0 LOB: 1 BB: 1 P: 22	R: 0 E: 0 K: 0 S: 7 H: 0 LOB: 0 BB: 0 P: 13	R: 2 E: 0 K: 0 S: 11 H: 3 LOB: 1 BB: 0 P: 15	R: 0 E: 0 K: 1 S: 6 H: 0 LOB: 0 BB: 0 P: 9	R: 0 E: 0 K: 1 S: 11 H: 1 LOB: 2 BB: 0 P: 17	R: 0 E: 0 K: 1 S: 9 H: 1 LOB: 1 BB: 0 P: 11	R: 0 E: 0 K: 0 S: 6 H: 0 LOB: 0 BB: 0 P: 7	R: 0 E: 0 K: 1 S: 9 H: 0 LOB: 0 BB: 0 P: 9	R: 1 E: 0 K: 2 S: 12 H: 2 LOB: 1 BB: 0 P: 21	1B: 5 2B: 2 3B: 0 HR: 0	SF: 0 SAC: 0 DP: 0 HBP: 1			WP: 0 PB: 0 SB: 0 CS: 0	PA: 36		

	AB	34
	R	3
	H	7
	RBI	3
	BB	1
	SO	6
	LOB	16

PITCHER		IP	WLS	BF	H	R	ER	SO	BB	IBB	HBP	BLK	WP	HR	S	P	ERA	WHIP
47 Cal Quantrill, R ERA: 3.6	(1, 1)	5.0	W	21	4	2	2	2	1	0	1	0	0	0	49	76	3.60	1.000
49 Eli Morgan, R ERA:	(6, 1)	2.0		7	1	0	0	1	0	0	0	0	0	0	15	18	0.00	0.500
31 Sam Hentges, L ERA:	(8, 1)	1.0		3	0	0	0	1	0	0	0	0	0	0	9	9	0.00	0.000
58 Anthony Castro, R ERA: 9.0	(9, 1)	1.0		5	2	1	1	2	0	0	0	0	0	0	12	21	9.00	2.000

PITCHER	IP	WLS	BF	H	R	ER	SO	BB	IBB	HBP	BLK	WP	HR	S	P	ERA	WHIP

Cleveland Guardians @ Kansas City Royals

Kauffman Stadium, Kansas City, MO

Mon Apr 11 2022, 1:13 PM - 4:48 PM CDT

Att. 8,971 - Cloudy - 61 F

livebaseballscorecards.com

Batter	1	2	3	4	5	6	7	8	9	AB	R	H	RBI	BB	SO	LOB
7 Myles Straw, R (1, 8) OBP: 0.350, SLG: 0.235	B FF 96 S FF 95 S SL 86 F SL 87 X FS 88 1-2 11 BB 38 S 32 G6-4-3 1B	X KC 80 0-0 ③ F8		S SL 86 B KC 81 B SL 86 F FF 96 X SL 84 2-2 ③ G6-3			C FF 96 S FF 98 F FF 98 F FF 98 S SL 87 0-3 ② K	B SL 86 B SL 85 B SL 87 C FF 94 C SL 85 F SL 88 B SL 84 4-2 1-2 38 3B BB		4	2	1	0	1	1	2
38 Steven Kwan, L (1, 7) OBP: 0.789, SLG: 1.000	B FF 95 B FS 86 B FF 97 B FF 96 B FF 95 4-0 32 G6-4-3 11 BB 1 1B 1-2 BB	C KC 81 B FS 88 F FS 86 F FS 88 B FF 96 X KC 82 2-2 ① P2	C FF 94 B FS 83 X KC 79 1-1 ① G1-3				B FF 96 C FF 97 B SL 86 B SL 86 C FF 97 F FF 98 B FF 96 4-2 11 1B 32 1B 2-3 BB	C SL 85 F CU 79 B FF 94 X CU 77 1-2 1-H 2-H 3-H 3B		3	2	1	3	2	0	0
11 José Ramírez, S (1, 5) OBP: 0.444, SLG: 0.688	B KC 82 D KC 82 B FF 97 C FF 95 B FF 95 4-1 32 G6-4-3 1-2 2-3 BB	C SL 87 B FS 87 X FS 87 1-1 ② G5-3	B SL 85 B SI 96 S SL 86 X SL 86 2-1 ② P5				C CU 82 X CU 82 0-1 ③ 32 1B 1-2 3-H 1B	C FF 94 B CH 90 X SL 88 1-1 ③ G3		4	0	1	1	1	0	1
32 Franmil Reyes, R (1, 10) OBP: 0.263, SLG: 0.263	B FF 98 S SL 85 S SL 86 X FF 98 1-2 ①② G6-4-3 1-2f 2-3 3-H	S SL 86 X SL 84 0-1 ③ 1 FC6-4 1B	C SL 86 B SL 88 B SI 95 F SI 96 S SL 85 2-3 ③ K				C SI 97 D CU 84 B SI 97 X SI 97 2-1 1-3 2-H 1B		B SL 79 B SI 92 B SI 93 X FF 92 3-0 ① P4	5	0	2	1	0	1	2
1 Amed Rosario, R (1, 6) OBP: 0.444, SLG: 0.556	C KC 83 D SL 87 X SL 85 1-1 3-H 1B	C FF 96 X SL 85 0-1 ③ FC6-4 1-2f				C FF 98 B SL 86 X FF 97 1-1 ① F9	B CU 81 S CU 83 C SI 96 T CU 83 1-2 ③ K		X SL 81 0-0 6 1B 35 G5-3 1B	5	1	2	1	0	1	3
6 Owen Miller, R (1, 3) OBP: 0.583, SLG: 0.818	C FF 97 X FF 96 0-1 ③ G5-3			B FF 93 B FF 93 X FF 94 2-0 35 HR 2B		C FF 97 B SL 85 C SL 85 F SI 99 F FF 99 F SL 86 S SL 86 1-3 ② K2-3		B FF 96 F FF 97 B CU 81 F SI 95 B CU 83 X SI 96 3-2 17 F9 38 3B 2B	B SI 94 F SI 94 S SI 95 F SL 81 B FF 95 F SL 80 F SI 95 1 SAFE D SL 82 3-2 X FF 85 35 G5-3 1-3 1B	5	2	3	0	0	1	1
35 Óscar Mercado, R (1, 9) OBP: 0.188, SLG: 0.688		B FF 94 B KC 80 C FF 94 F FF 93 X SL 84 2-2 ① F7		B SL 83 X FF 95 1-0 2-H HR		S SL 85 S FF 99 B FF 99 B FF 98 S FF 97 2-3 ③ K		D CU 82 D SI 97 X SI 97 2-0 ① L9	F FF 93 B SI 95 X SI 94 1-1 ② G5-3 1-2 3-H	5	1	1	3	0	1	2
0 Andrés Giménez, L (1, 4) OBP: 0.222, SLG: 0.222 28 Ernie Clement, R (7, PH) OBP: 0.636, SLG: 0.500 (7, 4)		B KC 81 B FF 95 B FF 94 C FF 93 S FF 94 F FF 96 X FF 95 3-2 1B		B KC 80 X KC 80 1-0 ① G5-3			X SL 84 0-0 38 WP 17 SH2 11 1B 1B	B FF 96 B SI 96 B SI 97 C SI 98 B SI 98 4-1 7 BB 38 3B BB	B SL 81 B SI 95 C FF 94 B SI 94 X SI 95 3-1 ③ F9	2 2	0 2	1 1	0 0	0 1	0 0	0 1
17 Austin Hedges, R (1, 2)		C FF 95 S SL 83 S SL 86 0-3 ② K		X FF 95 0-0 ② B5-3			X FF 94 0-0 ① SH2 1-2	B SL 86 C CU 78 B SL 86 F FF 94 B FF 95 X FF 95 3-2 ② F9 2-3		3	0	0	0	0	1	3

Inning Stats																												
	R: 2	H: 2	R: 0	H: 1	R: 0	H: 1	R: 2	H: 2	R: 0	H: 0	R: 0	H: 0	R: 2	H: 3	R: 3	H: 2	R: 1	H: 2	1B: 9	SF: 0	WP: 1	PA: 44
	E: 0	LOB: 1	E: 0	LOB: 1	E: 0	LOB: 1	E: 0	LOB: 0	E: 0	LOB: 0	E: 0	LOB: 0	E: 0	LOB: 2	E: 0	LOB: 1	E: 0	LOB: 1	2B: 2	SAC: 1	PB: 0	
	K: 0	BB: 2	K: 1	BB: 0	K: 0	BB: 0	K: 0	BB: 0	K: 1	BB: 0	K: 2	BB: 0	K: 2	BB: 1	K: 0	BB: 2	K: 0	BB: 0	3B: 1	DP: 1	SB: 1	
	S: 12	P: 23	S: 11	P: 16	S: 10	P: 13	S: 7	P: 13	S: 7	P: 12	S: 11	P: 15	S: 17	P: 24	S: 16	P: 34	S: 12	P: 22	HR: 1	HBP: 0	CS: 0	

PITCHER		IP	WLS	BF	H	R	ER	SO	BB	IBB	HBP	BLK	WP	HR	S	P	ERA	WHIP
43 Carlos Hernández, R ERA: 8.31	(1, 1)	4.1		20	6	4	4	1	2	0	0	0	0	1	42	68	8.31	1.846
40 Collin Snider, R ERA:	(5, 1)	0.2		2	0	0	0	1	0	0	0	0	0	0	5	9	0.00	0.000
65 Dylan Coleman, R ERA:	(6, 1)	1.0		3	0	0	0	2	0	0	0	0	0	0	11	15	0.00	0.000
59 Jake Brentz, L ERA: 10.8	(7, 1)	0.2	L	4	1	2	2	1	1	0	0	0	1	0	10	14	27.00	3.000
63 Josh Staumont, R ERA: 9.0	(7, 1)	0.2		6	3	2	2	1	1	0	0	0	0	0	12	24	27.00	6.000
58 Scott Barlow, R ERA: 3.86	(8, 1)	0.1		3	1	1	1	0	1	0	0	0	0	0	9	17	27.00	6.000
45 Taylor Clarke, R ERA: 9.0	(8, 1)	0.1		1	0	0	0	0	0	0	0	0	0	0	2	3	0.00	0.000
38 Joel Payamps, R ERA: 9.0	(9, 1)	1.0		5	2	1	1	0	0	0	0	0	0	0	12	22	9.00	2.000

AB	38
R	10
H	13
RBI	9
BB	5
SO	6
LOB	15

Batter	1	2	3	4	5	6	7	8	9	AB	R	H	RBI	BB	SO	LOB
15 Whit Merrifield, R (1, 9) OBP: 0.176, SLG: 0.176	C FF 92 F ST 81 B FF 91 X ST 79 1-2 13 HBP 16 S 1B		X FF 90 0-0 7 FC6-4 1B	S ST 79 F SI 90 F ST 78 F FF 90 F ST 78 F FS 83 B FF 89 B FF 89 X FS 84 2-2 ① G6-3 2-3 3-H		F FC 86 C ST 80 X ST 80 0-2 ② L6		C SI 95 S SI 94 X SL 81 0-2 ③ G5-3		5	0	2	1	0	0	3
7 Bobby Witt Jr., R (1, 5) OBP: 0.176, SLG: 0.250	B SI 92 B SL 80 C FC 85 1 SAFE F SI 92 S ST 80 2-3 ① K		C ST 80 1 SAFE 1 SAFE X SI 90 0-1 ① FC6-4 16 S 13 1B 1-2f	C FF 97 T FS 86 F FS 86 S FS 86 0-3 ② K		C CH 87 C FF 92 B ST 79 S ST 80 1-3 ③ K			B SL 90 B FC 99 F FC 100 S SL 89 B FC 99 B SL 90 4-2 16 HR BB	4	2	0	0	1	3	4
16 Andrew Benintendi, L (1, 7) OBP: 0.625, SLG: 0.769	B FC 86 B CU 75 C FC 87 B CU 75 B FC 85 4-1 13 HBP 1-2 BB		B FS 83 B CU 74 S FC 84 B FS 84 F ST 79 B SI 91 4-2 41 F9 13 1B 1-2 BB	B FS 86 X FF 96 1-0 3-H 1B			B FC 89 B FC 89 X FC 89 2-0 41 BB 13 1B 17 FC8-4 1B		F FC 100 X SL 89 0-1 1-H HR	3	2	3	3	2	0	0
13 Salvador Perez, R (1, 2) OBP: 0.176, SLG: 0.125	2 SAFE C ST 80 H SI 91 1-1 1-2 2-3 HBP		B ST 79 X ST 79 1-0 1-2 2-H 1B	B FF 96 T FF 96 X FF 97 1-1 ③ F8			X SI 90 0-0 17 FC8-4 41 BB 1-2 1B		B FC 100 S SL 90 S SL 89 C SL 92 1-3 ① K	4	0	2	1	0	1	1
41 Carlos Santana, S (1, 3) OBP: 0.267, SLG: 0.167	S FC 86 F FC 85 C ST 80 B SI 93 F CU 77 F FC 86 S ST 80 2-3 ② K		B FC 84 B FF 90 C FC 85 X CU 75 2-1 ② F9 2-3	B ST 81 X FF 93 1-0 ① G6-3			B CH 81 B FC 90 B FC 89 B FC 89 4-0 17 FC8-4 1-2 2-3 BB		F FC 101 F FC 100 B SL 93 F SL 91 X FC 100 1-2 ② G6-3	4	0	0	0	1	1	5
17 Hunter Dozier, R (1, 10) OBP: 0.250, SLG: 0.200	X ST 80 0-0 ③ P3		B ST 80 S ST 80 X ST 79 1-1 ③ F7		C ST 80 B CH 86 B CH 85 S ST 80 F FF 93 F ST 81 H FF 93 3-2 27 G5-4-3 HBP		D SL 82 B FC 90 X FC 89 2-0 ① FC8-4 27 G4-6-3 1-2f 2-3 3-H		B SL 90 B FC 98 F FC 98 B SL 89 X FC 98 3-1 ③ L7	4	0	0	1	0	0	7
27 Adalberto Mondesi, S (1, 6) OBP: 0.200, SLG: 0.143		C FC 85 B CU 74 S FC 84 F CU 74 C FF 91 1-3 ① K		B FC 82 F FC 85 S FC 83 X CU 74 1-2 2 S 8 FC5 1B	B CH 87 L ST 79 X ST 81 1-1 ②③ G5-4-3 1-2f		S FS 88 C SL 83 B FF 95 X FS 88 1-2 ②③ G4-6-3 1-2f			4	1	1	0	0	1	3
2 Michael Taylor, R (1, 8) OBP: 0.333, SLG: 0.200		F SI 91 X ST 80 0-1 ② F8		B ST 77 B ST 77 C SI 89 C ST 77 D ST 76 B SI 89 4-2 8 E 15 G6-3 1-2 BB		B FC 86 B ST 80 X ST 80 2-0 ① P4		F SI 93 B SL 82 S SL 81 S SL 81 1-3 ① K		3	1	0	0	1	1	0
8 Nicky Lopez, L (1, 4) OBP: 0.455, SLG: 0.500		C FF 90 X CU 76 0-1 ③ G1-3		L FC 83 B CU 74 B FF 88 X FC 83 2-1 FC5 15 G6-3 16 1B 1-3 2-H		B FF 92 X FF 92 1-0 1B		C SL 82 F FF 94 X FF 94 0-2 ② F8		4	1	1	0	0	0	1
Inning Stats	R: 0 H: 1 E: 0 LOB: 3 K: 2 BB: 1 S: 14 P: 24	R: 0 H: 0 E: 0 LOB: 0 K: 1 BB: 0 S: 8 P: 9	R: 1 H: 2 E: 0 LOB: 2 K: 0 BB: 1 S: 10 P: 18	R: 3 H: 2 E: 1 LOB: 1 K: 1 BB: 1 S: 21 P: 32	R: 0 H: 0 E: 0 LOB: 0 K: 0 BB: 0 S: 7 P: 12	R: 0 H: 1 E: 0 LOB: 1 K: 1 BB: 0 S: 8 P: 12	R: 1 H: 2 E: 0 LOB: 1 K: 0 BB: 1 S: 6 P: 15	R: 0 H: 0 E: 0 LOB: 0 K: 1 BB: 0 S: 9 P: 10	R: 2 H: 1 E: 0 LOB: 0 K: 1 BB: 1 S: 13 P: 22	1B: 8 SF: 0 2B: 0 SAC: 0 3B: 0 DP: 2 HR: 1 HBP: 2						

PITCHER		IP	WLS	BF	H	R	ER	SO	BB	IBB	HBP	BLK	WP	HR	S	P	ERA	WHIP
43 Aaron Civale, R ERA: 5.4	(1, 1)	3.1		19	4	4	2	3	3	0	1	0	0	0	46	74	5.40	2.100
37 Trevor Stephan, R ERA:	(4, 1)	0.2		3	1	0	0	1	0	0	0	0	0	0	7	9	0.00	1.500
33 Logan Allen, L ERA:	(5, 1)	2.0	W	7	1	0	0	1	0	0	1	0	0	0	15	24	0.00	0.500
27 Bryan Shaw, R ERA: 6.75	(7, 1)	0.1	H	4	2	1	1	0	1	0	0	0	0	0	3	11	27.00	9.000
52 Nick Sandlin, R ERA:	(7, 1)	1.2	H	4	0	0	0	1	0	0	0	0	0	0	12	14	0.00	0.000

PITCHER		IP	WLS	BF	H	R	ER	SO	BB	IBB	HBP	BLK	WP	HR	S	P	ERA	WHIP
48 Emmanuel Clase, R ERA: 18.0	(9, 1)	1.0		5	1	2	2	1	1	0	0	0	0	1	13	22	18.00	2.000

BOTTOM

Cleveland Guardians @ Kansas City Royals

Kauffman Stadium, Kansas City, MO

Mon Apr 11 2022, 1:13 PM - 4:48 PM CDT

Att. 8,971 - Cloudy - 61 F

livebaseballscorecards.com

AB	35
R	7
H	9
RBI	6
BB	5
SO	7
LOB	24

WP: 0 PA: 42
PB: 0
SB: 3
CS: 0

Cleveland Guardians @ Cincinnati Reds

Great American Ball Park, Cincinnati, OH

Tue Apr 12 2022, 4:13 PM - 7:42 PM EDT

Att. 43,036 - Overcast - 66 F

TOP

livebaseballscorecards.com

Batter	1	2	3	4	5	6	7	8	9	AB	R	H	RBI	BB	SO	LOB
7 Myles Straw, R (1, 8) OBP: 0.400, SLG: 0.300	K2-3		11 3B BB		L7		38 S BB		11 HR 2B	3	2	1	0	2	1	0
38 Steven Kwan, L (1, 7) OBP: 0.750, SLG: 0.933	11 CS BB		SF7		1B		G4-3		11 HR BB	2	1	1	1	2	0	1
11 José Ramírez, S (1, 5) OBP: 0.478, SLG: 0.905	32 CS 1B		3B		F7			L7	HR	5	1	3	6	0	0	1
32 Franmil Reyes, R (1, 10) OBP: 0.250, SLG: 0.217	CS	F7	P3		F8			K	BB	4	0	0	0	1	1	2
1 Amed Rosario, R (1, 6) OBP: 0.391, SLG: 0.478		L9		G5-3		6 CS 1B		L9	P5	5	0	1	0	0	0	1
6 Owen Miller, R (1, 3) OBP: 0.529, SLG: 0.813		G3		0 3B 2B		F9			35 G4-3 0 HR 2B F9	5	2	2	0	0	0	2
35 Óscar Mercado, R (1, 9) OBP: 0.150, SLG: 0.550			K 7 BB 0 1B 38 SF7	P5		K			G4-3	4	1	0	0	0	2	2
0 Andrés Giménez, L (1, 4) OBP: 0.385, SLG: 0.769			7 BB 11 3B 1B	3B			K		HR	4	2	3	3	0	1	0
17 Austin Hedges, R (1, 2)			K	K			K		7 2B 11 HR HBP	3	1	0	0	0	3	3
Inning Stats	R: 0 E: 0 K: 1 S: 10 H: 1 LOB: 0 BB: 1 P: 17	R: 0 E: 0 K: 0 S: 13 H: 0 LOB: 0 BB: 0 P: 16	R: 3 E: 0 K: 2 S: 18 H: 2 LOB: 1 BB: 1 P: 28	R: 1 E: 0 K: 1 S: 14 H: 2 LOB: 1 BB: 0 P: 20	R: 0 E: 0 K: 0 S: 15 H: 1 LOB: 1 BB: 0 P: 19	R: 0 E: 0 K: 1 S: 13 H: 1 LOB: 0 BB: 0 P: 19	R: 0 E: 0 K: 2 S: 12 H: 0 LOB: 1 BB: 1 P: 19	R: 0 E: 0 K: 1 S: 8 H: 0 LOB: 0 BB: 0 P: 11	R: 6 E: 0 K: 0 S: 26 H: 4 LOB: 1 BB: 2 P: 48	1B: 4 2B: 3 3B: 2 HR: 2 SF: 1 SAC: 0 DP: 0 HBP: 1							

	AB	35
	R	10
	H	11
	RBI	10
	BB	5
	SO	8
	LOB	12

WP: 1 PB: 0 SB: 1 CS: 3 PA: 43

PITCHER		IP	WLS	BF	H	R	ER	SO	BB	IBB	HBP	BLK	WP	HR	S	P	ERA	WHIP
30 Tyler Mahle, R ERA: 4.0	(1, 1)	4.0		18	5	4	4	4	2	0	0	0	1	0	55	81	9.00	1.750
23 Jeff Hoffman, R ERA: 3.86	(5, 1)	2.0		7	2	0	0	1	0	0	0	0	0	0	28	38	0.00	1.000
77 Art Warren, R ERA:	(7, 1)	1.0		4	0	0	0	2	1	0	0	0	0	0	12	19	0.00	1.000
64 Tony Santillan, R ERA:	(8, 1)	1.0		3	0	0	0	1	0	0	0	0	0	0	8	11	0.00	0.000
54 Hunter Strickland, R ERA: 18.0	(9, 1)	0.1	L	5	3	4	4	0	0	0	1	0	0	1	9	17	108.00	9.000

PITCHER		IP	WLS	BF	H	R	ER	SO	BB	IBB	HBP	BLK	WP	HR	S	P	ERA	WHIP
41 Daniel Duarte, R ERA: 10.8	(9, 1)	0.2		5	1	2	2	0	2	0	0	0	0	1	17	31	27.00	4.500

Batter	1	2	3	4	5	6	7	8	9	AB	R	H	RBI	BB	SO	LOB
6 Jonathan India, R (1, 4) OBP: 0.261, SLG: 0.273	B FF 91 C FF 92 C SL 84 B SL 85 S FF 92 2-3 K ①			B SL 83 B SL 84 B FF 90 C FF 91 F SL 86 F KC 82 X SL 84 3-2 F7 ①		X SL 83 0-0 12 HR 2-H 3-H 2B		B FF 97 B FF 96 F FF 96 B FF 97 S SL 85 X FS 88 3-2 F8 ③		4	1	1	2	0	1	0
12 Tyler Naquin, L (1, 9) OBP: 0.438, SLG: 0.714	B FF 91 X SL 87 1-0 G3 ②			B FF 91 C FF 92 B CH 87 B KC 81 B FF 91 4-1 28 G6-4-3 BB		B FF 98 C FF 98 S SL 86 B SL 85 X FF 98 2-2 2-H HR			C FF 95 S SL 86 F SL 86 F CU 80 X SL 85 0-2 44 WP 2B	3	2	2	2	1	0	0
28 Tommy Pham, R (1, 7) 44 Aristides Aquino, R (5, 7) OBP: 0.111, SLG: 0.111	B FF 92 B FF 91 C SL 83 C SL 84 S SL 85 2-3 K ③			S SL 84 B FF 92 X SL 85 1-1 G6-4-3 ② ③ 1-2f		B FF 98 F FF 98 X FF 96 1-1 F8 ②			C FF 95 F FF 94 B CU 81 F CU 80 B FF 95 B SL 85 S FF 96 3-3 K ① 2-H	2 2	0 0	0 0	0 0	0 0	1 1	1 0
19 Joey Votto, L (1, 3) OBP: 0.333, SLG: 0.176		X CH 86 0-0 F7 ①			B FF 90 F FF 91 F KC 79 B KC 80 B KC 82 B SL 84 4-2 37 G5-4-3 BB	F FF 98 C SL 85 C SL 83 0-3 K ③			B SL 87 B FF 95 X FF 95 2-0 G4-3 ②	3	0	0	0	1	1	0
37 Tyler Stephenson, R (1, 2) OBP: 0.294, SLG: 0.429		C FF 90 F FF 91 F KC 81 S SL 84 0-3 K ②			X SL 84 0-0 G5-4-3 ① ② 1-2f		C SL 82 X SL 82 0-1 G5-3 ①		C FF 95 B CU 82 F FF 94 B FF 96 X CU 80 2-2 G1-3 ③	4	0	0	0	0	1	1
15 Nick Senzel, R (1, 8) OBP: 0.118, SLG: 0.176		C FF 91 B SL 85 X SL 84 1-1 F9 ③			B FF 90 B FF 90 F SL 83 F SL 84 S FF 91 2-3 K ③		S FF 93 B SL 85 B SL 82 F FF 94 F FF 93 F SL 83 X FF 93 2-2 F9 ②			3	0	0	0	0	1	0
9 Mike Moustakas, L (1, 5) OBP: 0.071, SLG: 0.077			C FF 91 B SL 85 S FF 90 B KC 82 X KC 82 2-2 L8 ①			F SL 85 B CH 83 F KC 81 B FF 91 C FF 91 2-3 K ①	C SL 81 F FF 93 F FF 94 B SL 86 F SL 84 S CH 88 1-3 K ③			3	0	0	0	0	2	0
17 Kyle Farmer, R (1, 6) OBP: 0.444, SLG: 0.438			C FF 91 B FF 92 X SL 85 1-1 F9 ②			S SL 83 B FF 90 B SL 84 F SL 84 B FF 91 B SL 83 4-2 27 2B 6 2B BB		B FF 96 C FF 97 B FF 96 F SL 85 F FS 87 B FF 97 X FF 96 3-2 27 F7-3 1B		2	1	1	0	1	0	0
27 Jake Fraley, L (1, 10) OBP: 0.231, SLG: 0.250			F FF 92 B SL 86 B SL 85 B FF 92 C SL 85 F FF 92 F SL 85 X KC 83 3-2 F9 ③			B FF 91 F FF 90 S FF 91 X FF 91 1-2 6 2B 1-3 2B		B FF 96 S FF 97 S FS 88 D FS 87 X FS 86 2-2 F7-3 ① ② 1-1		3	1	1	0	0	0	1
Inning Stats	R: 0 E: 0 K: 2 S: 7 H: 0 LOB: 0 BB: 0 P: 12	R: 0 E: 0 K: 1 S: 7 H: 0 LOB: 0 BB: 0 P: 8	R: 0 E: 0 K: 0 S: 10 H: 0 LOB: 0 BB: 0 P: 16	R: 0 E: 0 K: 0 S: 7 H: 0 LOB: 0 BB: 1 P: 15	R: 0 E: 0 K: 1 S: 6 H: 0 LOB: 0 BB: 1 P: 12	R: 4 E: 0 K: 2 S: 17 H: 3 LOB: 0 BB: 1 P: 27	R: 0 E: 0 K: 1 S: 12 H: 0 LOB: 0 BB: 0 P: 15	R: 0 E: 0 K: 0 S: 10 H: 1 LOB: 0 BB: 0 P: 18	R: 1 E: 0 K: 1 S: 13 H: 1 LOB: 0 BB: 0 P: 20	1B: 1 2B: 4 3B: 0 HR: 1	SF: 0 SAC: 0 DP: 3 HBP: 0	WP: 2 PB: 0 SB: 0 CS: 0	PA: 32					

BOTTOM

Cleveland Guardians @ Cincinnati Reds

Great American Ball Park, Cincinnati, OH

Tue Apr 12 2022, 4:13 PM - 7:42 PM EDT

Att. 43,036 - Overcast - 66 F

livebaseballscorecards.com

AB	29
R	5
H	5
RBI	4
BB	3
SO	8
LOB	3

PITCHER		IP	WLS	BF	H	R	ER	SO	BB	IBB	HBP	BLK	WP	HR	S	P	ERA	WHIP
57 Shane Bieber, R ERA: 2.7	(1, 1)	5.1		19	2	3	3	5	3	0	0	0	0	0	46	79	5.06	0.938
26 Anthony Gose, L ERA: 5.4	(6, 1)	0.2	B	3	1	1	1	1	0	0	0	0	0	1	8	11	13.50	1.500
58 Anthony Castro, R ERA: 4.5	(7, 1)	1.0		3	0	0	0	1	0	0	0	0	0	0	12	15	0.00	0.000
37 Trevor Stephan, R ERA:	(8, 1)	1.0	W	3	1	0	0	0	0	0	0	0	0	0	10	18	0.00	1.000
31 Sam Hentges, L ERA: 4.5	(9, 1)	1.0		4	1	1	1	1	0	0	0	0	1	0	13	20	9.00	1.000

PITCHER	IP	WLS	BF	H	R	ER	SO	BB	IBB	HBP	BLK	WP	HR	S	P	ERA	WHIP

Cleveland Guardians @ Cincinnati Reds

Great American Ball Park, Cincinnati, OH

Wed Apr 13 2022, 1:19 PM - 4:26 PM EDT

Att. 10,976 - Rain - 67 F

TOP

livebaseballscorecards.com

Batter	1	2	3	4	5	6	7	8	9	AB	R	H	RBI	BB	SO	LOB
7 Myles Straw, R (1, 8) OBP: 0.484, SLG: 0.400	C SI 94 B SI 95 X CH 88 1-1 11 1B 1B	B SI 94 C SI 93 B SI 94 B SI 94 B SI 94 4-1 11 HBP 38 BB 1-2 2-3 BB		F SI 94 C SI 93 X CU 82 0-2 38 G1-3 38 S 11 HR 1B	C SL 82 B SL 82 X CH 89 1-1 1B		F SL 83 C SL 82 B CU 81 B SL 84 B FF 93 F FF 94 F FF 93 X SL 83 3-2 1-2 1B		B FF 96 X FF 95 1-0 ③ L8	5	1	4	0	1	0	0
38 Steven Kwan, L (1, 7) OBP: 0.655, SLG: 0.737	C SI 94 T CU 82 D CU 83 F CU 82 F SI 94 C SI 95 1-3 ① K	B SI 94 B CU 82 B SI 94 B SI 94 4-0 11 HBP 1-2 2-3 3-H BB		B SI 94 C SI 95 B SI 94 S CU 81 X CU 82 2-2 ① G1-3 1-3	C FF 95 D CH 88 B CH 88 C CH 87 B CH 89 X FF 95 3-2 ③ F9		F FF 94 F FF 95 B FF 95 D SL 85 F FF 94 B SL 85 X FF 94 3-2 ② L8			4	0	0	1	1	1	5
11 José Ramírez, S (1, 5) OBP: 0.536, SLG: 1.040	B SI 94 X SI 94 1-0 1-2 1B	C SI 94 H CU 83 1-1 1-2 2-3 3-H HBP		X SI 94 0-0 3-H HR		B SL 82 X CH 88 1-0 6 1B 2B	C SL 85 D SL 86 X SL 84 1-1 ③ G1-6-3			4	1	3	3	0	0	2
32 Franmil Reyes, R (1, 10) OBP: 0.207, SLG: 0.179	F SI 95 C SI 94 S CU 81 0-3 ② K	B SI 94 X SI 94 1-0 ③ L8		B CU 83 X CH 87 1-0 ② G6-3		B FF 94 S SL 82 B SL 82 F FF 94 D CH 88 F SL 82 X CH 89 3-2 ① G5-3		S FF 94 S FF 95 T FF 95 0-2 ① K		5	0	0	0	0	2	6
1 Amed Rosario, R (1, 6) OBP: 0.357, SLG: 0.429	X SI 94 0-0 ③ L9		C SI 94 B CU 83 F CU 81 X CU 82 1-2 ① G6-3	X CH 87 0-0 1B		C SL 83 S SL 83 F SL 83 D SL 83 S SL 84 1-3 ② K		C FF 96 B FF 97 T FF 97 S FF 97 1-3 ② K		5	0	1	0	0	2	3
6 Owen Miller, R (1, 3) OBP: 0.545, SLG: 1.048		C SI 94 B CH 89 X SI 94 1-1 ① G1-3	B CH 88 B SI 94 C SI 95 F SI 94 F SI 94 X CU 84 2-2 HR	1 SAFE F SI 94 T CH 86 B SI 94 X CH 87 1-2 ③ G1-3		B FF 95 C FF 94 B SL 83 S SL 83 X SL 83 2-2 2-3 1B		C FF 98 B SL 85 C FF 98 F FF 99 F FF 98 F SL 86 X FF 98 1-2 HR		5	2	3	2	0	0	1
28 Ernie Clement, R (1, 4) OBP: 0.533, SLG: 0.364 0 Andrés Giménez, L (8, PH) OBP: 0.357, SLG: 0.714 (8, 4)		C CU 82 B SI 95 S SI 93 H CU 83 2-2 7 BB 17 BB 38 BB HBP	C CU 82 F SI 93 S SI 94 0-3 ② K		C SL 81 C SL 82 S SL 83 0-3 ① K	T FF 95 F FF 94 B SL 84 D SL 84 F FF 94 F FF 95 B SL 83 F SL 83 S FF 95 3-3 ③ K		B FF 97 S CH 88 X CH 88 1-1 ③ F4		3 1	1 0	0 0	0 0	0 0	3 0	2 0
35 Óscar Mercado, R (1, 9) OBP: 0.200, SLG: 0.680		L SI 94 F SI 95 B SI 94 D CU 84 S CU 83 2-3 ② K	C CH 87 B CH 88 F SI 95 X SI 94 1-2 2B		B FF 95 B SL 83 F FF 96 B FF 95 X FF 96 3-1 HR		B SL 83 X FF 93 1-0 ① P3		S SL 83 B SL 83 F FF 95 B SL 84 B SL 84 F FF 95 S FF 96 3-3 ① K	5	1	2	1	0	2	1
17 Austin Hedges, R (1, 2)		B SI 93 S SI 94 B SI 94 B SI 94 D SI 95 4-1 38 BB 7 BB 11 HBP 1-2 BB	X SI 94 0-0 ③ F8		C SL 82 X SL 82 0-1 ② F8		F SL 84 B SL 84 B FF 94 B SL 84 B FF 95 4-1 7 1B BB		B FF 95 C CH 87 B FF 95 X FF 94 2-1 ② L6	3	1	0	0	2	0	1

Inning Stats	R: 0 E: 0 K: 2 S: 12	H: 2 LOB: 2 BB: 0 P: 15	R: 2 E: 0 K: 1 S: 11	H: 0 LOB: 3 BB: 3 P: 30	R: 1 E: 0 K: 1 S: 14	H: 2 LOB: 1 BB: 0 P: 18	R: 2 E: 0 K: 0 S: 12	H: 3 LOB: 1 BB: 0 P: 16	R: 1 E: 0 K: 1 S: 12	H: 2 LOB: 1 BB: 0 P: 19	R: 0 E: 0 K: 2 S: 18	H: 2 LOB: 2 BB: 0 P: 28	R: 0 E: 0 K: 0 S: 13	H: 1 LOB: 2 BB: 1 P: 25	R: 1 E: 0 K: 2 S: 14	H: 1 LOB: 0 BB: 0 P: 17	R: 0 E: 0 K: 1 S: 7	H: 0 LOB: 0 BB: 0 P: 13	1B: 7 2B: 2 3B: 0 HR: 4	SF: 0 SAC: 0 DP: 0 HBP: 2	WP: 0 PB: 0 SB: 1 CS: 0	PA: 46

	AB	40
	R	7
	H	13
	RBI	7
	BB	4
	SO	10
	LOB	21

PITCHER		IP	WLS	BF	H	R	ER	SO	BB	IBB	HBP	BLK	WP	HR	S	P	ERA	WHIP
40 Nick Lodolo, L ERA: 11.25	(1, 1)	4.0	L	24	7	5	5	4	3	0	2	0	0	2	49	79	11.25	2.500
46 Buck Farmer, R ERA: 3.0	(5, 1)	2.0		10	4	1	1	3	0	0	0	0	0	1	30	47	4.50	2.000
43 Alexis Díaz, R ERA:	(7, 1)	1.1		6	1	0	0	1	1	0	0	0	0	0	16	28	0.00	1.500
55 Dauri Moreta, R ERA: 7.36	(8, 1)	1.2		6	1	1	1	2	0	0	0	0	0	1	18	27	5.40	0.600

PITCHER		IP	WLS	BF	H	R	ER	SO	BB	IBB	HBP	BLK	WP	HR	S	P	ERA	WHIP

BOTTOM

Cleveland Guardians @ Cincinnati Reds

Great American Ball Park, Cincinnati, OH

Wed Apr 13 2022, 1:19 PM - 4:26 PM EDT

Att. 10,976 - Rain - 67 F

livebaseballscorecards.com

Batter	1	2	3	4	5	6	7	8	9	AB	R	H	RBI	BB	SO	LOB
6 Jonathan India, R (1, 4) OBP: 0.222, SLG: 0.231	S FF 93 F FF 93 F FF 94 F SL 89 F FF 94 B SL 90 X FF 94 1-2 ① L8		F FF 92 F FF 93 F CU 79 B SL 87 S SL 89 1-3 ② K		C FF 91 X SL 87 0-1 ③ G4-3			C SI 95 X SL 82 0-1 ② G6-3		4	0	0	0	0	1	0
12 Tyler Naquin, L (1, 9) OBP: 0.450, SLG: 0.722	F FF 94 C FF 95 B FF 96 S CU 82 1-3 ② K		S FF 94 F CU 81 B FF 95 F FF 95 F CU 81 X CU 81 1-2 37 S 1B			F CH 75 B SL 86 F FF 90 X CH 76 1-2 ① L7		C FF 94 F SI 81 B FF 93 F FF 94 X FF 93 1-2 37 HR 2B		4	1	2	0	0	1	0
37 Tyler Stephenson, R (1, 2) OBP: 0.381, SLG: 0.647	B FF 95 S FF 94 F FF 95 X FF 96 1-2 1B		S FF 92 F SL 87 F SL 88 F FF 93 B SL 88 S FF 93 1-3 ③ K 1-2			S FF 90 H FF 90 1-1 HBP		B SL 82 B SL 83 F SI 95 B SL 82 X SI 94 3-1 2-H HR		3	1	2	2	0	1	1
19 Joey Votto, L (1, 3) OBP: 0.280, SLG: 0.143	B FF 94 B FF 94 C CU 80 X FF 94 2-1 ③ G4-3			C SL 88 C CU 81 F SL 89 B FF 94 F FF 94 X CU 81 1-2 ① G6-3		B CH 75 B SL 84 F FF 89 F SL 86 S FF 90 2-3 ② K		B SL 82 B SI 93 C SI 93 X FF 92 2-1 ③ G6-3		4	0	0	0	0	1	2
44 Aristides Aquino, R (1, 7) OBP: 0.077, SLG: 0.077		S FF 92 S FF 93 F FF 92 B FF 94 S SL 88 1-3 ① K		T FF 94 B SL 89 B FF 93 C FF 93 S FF 93 2-3 ② K		F SL 85 S CH 76 B FF 91 B SL 87 F CH 75 F CH 75 F CH 76 B FF 91 C CH 74 3-3 ③ K			B FC 99 C FC 99 F FC 99 S FC 98 1-3 ① K	4	0	0	0	0	4	1
17 Kyle Farmer, R (1, 6) OBP: 0.409, SLG: 0.368		F FF 93 H FF 94 1-1 22 2B HBP		F FF 94 F FF 94 B SL 90 X SL 89 1-2 ③ L4			C FF 89 S FF 90 S FF 90 0-3 ① K		B SL 91 F FC 99 C FC 99 B SL 90 S SL 91 2-3 ② K	3	0	0	0	0	2	0
9 Mike Moustakas, L (1, 10) OBP: 0.111, SLG: 0.118		C FF 94 B FF 93 F FF 93 B CU 79 1 SAFE S CU 80 2-3 ② K			S SL 86 C FF 91 B CH 76 X CH 76 1-2 ① G1-3		C CH 74 S SL 86 S FF 90 0-3 ② K		B FC 99 F FC 99 B SL 92 S FC 98 X FC 99 2-2 1B	4	0	1	0	0	2	1
22 Brandon Drury, R (1, 5) OBP: 0.333, SLG: 0.778		X FF 91 0-0 ③ 1-H 2B			C FF 92 B FF 92 B SL 86 F FF 92 X CH 77 2-2 ② G6-3		X FF 90 0-0 ③ F9		B FC 98 F FC 98 X FC 98 1-1 ③ F7	4	0	1	0	0	0	1
27 Jake Fraley, L (1, 8) OBP: 0.250, SLG: 0.467			F FF 92 B FF 92 X FF 94 1-1 ① G6-3		B FF 92 T FF 91 F SL 88 B FF 92 F CH 76 B CH 74 F SL 88 X FF 92 3-2 HR			B SL 80 F SI 95 B FS 86 C SL 80 X FS 88 2-2 ① G5-3		3	1	1	1	0	0	0
Inning Stats	R: 0 E: 0 K: 1 S: 14 H: 1 LOB: 1 BB: 0 P: 19	R: 0 E: 0 K: 2 S: 9 H: 1 LOB: 2 BB: 0 P: 13	R: 0 E: 0 K: 2 S: 16 H: 1 LOB: 1 BB: 0 P: 20	R: 0 E: 0 K: 1 S: 11 H: 0 LOB: 0 BB: 0 P: 15	R: 1 E: 0 K: 0 S: 13 H: 1 LOB: 0 BB: 0 P: 19	R: 0 E: 0 K: 2 S: 13 H: 0 LOB: 1 BB: 0 P: 20	R: 0 E: 0 K: 2 S: 7 H: 0 LOB: 0 BB: 0 P: 7	R: 2 E: 0 K: 0 S: 13 H: 2 LOB: 0 BB: 0 P: 21	R: 0 E: 0 K: 2 S: 11 H: 1 LOB: 1 BB: 0 P: 17	1B: 3 2B: 2 3B: 0 HR: 2 SF: 0 SAC: 0 DP: 0 HBP: 2						

	AB	33
	R	3
	H	7
	RBI	3
	BB	0
	SO	12
	LOB	6

WP: 0 PA: 35
PB: 0
SB: 1
CS: 0

PITCHER		IP	WLS	BF	H	R	ER	SO	BB	IBB	HBP	BLK	WP	HR	S	P	ERA	WHIP
24 Triston McKenzie, R ERA: 2.57	(1, 1)	4.0		15	3	0	0	6	0	0	1	0	0	0	50	67	0.00	0.750
49 Eli Morgan, R ERA: 1.8	(5, 1)	3.0	W	11	1	1	1	4	0	0	1	0	0	1	33	46	3.00	0.333
52 Nick Sandlin, R ERA: 5.4	(8, 1)	1.0		5	2	2	2	0	0	0	0	0	0	1	13	21	18.00	2.000
48 Emmanuel Clase, R ERA: 9.0	(9, 1)	1.0		4	1	0	0	2	0	0	0	0	0	0	11	17	0.00	1.000

PITCHER	IP	WLS	BF	H	R	ER	SO	BB	IBB	HBP	BLK	WP	HR	S	P	ERA	WHIP

San Francisco Giants @ Cleveland Guardians

Progressive Field, Cleveland, OH

Fri Apr 15 2022, 7:13 PM - 10:08 PM EDT

Att. 33,469 - Partly Cloudy - 54 F

livebaseballscorecards.com

Batter	1	2	3	4	5	6	7	8	9	AB	R	H	RBI	BB	SO	LOB
5 Mike Yastrzemski, L (1, 9) OBP: 0.286, SLG: 0.263	C FF 91 C CH 86 B FF 92 X CU 80 1-2 1B		F CH 84 F SL 83 B CU 79 X FF 90 1-2 ① F7		X CH 84 0-0 ① F8		C SL 85 S FF 97 H FF 96 13 BB 33 WP HBP	C FF 96 B SL 86 B FF 94 X FF 95 2-1 ③ G3		4	0	1	0	0	0	1
9 Brandon Belt, L (1, 3) OBP: 0.500, SLG: 0.737	S CH 85 1 SAFE S FF 91 B CH 84 B FF 92 B CH 85 X CH 85 3-2 ① P5		B CU 78 C FF 91 B FF 91 B FF 92 B FF 91 4-1 33 FC5-4 BB		B FF 90 B FF 90 1 SAFE S FF 89 X CH 85 2-1 ② F8		C FF 97 S SL 85 S SL 86 0-3 ② K		F FF 91 B FF 90 B SL 81 F FF 91 B SL 80 F FF 92 B FF 92 4-2 13 FC5-4 BB	3	0	0	0	2	1	3
33 Darin Ruf, R (1, 10) OBP: 0.375, SLG: 0.280	1 SAFE C FF 92 C FF 92 S SL 85 0-3 ② K		C SL 83 B FF 90 C FF 91 X FF 91 1-2 ② FC5-4 23 1B 1-2f		F FF 89 F FF 91 X SL 82 0-2 ③ L8		C FF 97 B SL 84 B SL 84 B SL 84 B FF 97 4-1 13 BB 1-2 BB		C FF 90 S CH 83 D SL 82 S CH 83 1-3 ① K	4	0	0	0	1	2	4
23 Joc Pederson, L (1, 7) OBP: 0.444, SLG: 0.750 13 Austin Slater, R (7, PH) OBP: 0.133, SLG: 0.143 (7, 7)	1 SAFE B CH 85 C CH 86 X CH 86 1-1 ③ F8		S CU 77 D SL 83 B CU 78 X FF 90 2-1 1-2 1B			B FF 89 B SI 90 X SI 89 2-0 HR	B FC 88 B FC 88 B FC 89 C FC 89 C FC 89 F FC 89 B FC 92 4-2 1-2 2-3 BB		B CU 75 X CH 82 1-0 ② FC5-4 1-2f	3 1	1 0	2 0	1 0	0 1	0 0	1 1
35 Brandon Crawford, L (1, 6) OBP: 0.261, SLG: 0.333		B FF 90 S FF 92 B CH 85 X CH 85 2-1 HR	F CH 85 X FF 92 0-1 ③ F7			B CU 78 B CH 84 X FF 90 2-0 ① G4-3	C FC 89 D CH 82 C FC 91 S FC 91 1-3 ③ K		B SL 82 X FF 90 1-0 ③ F7	5	1	1	1	0	1	6
41 Wilmer Flores, R (1, 5) OBP: 0.292, SLG: 0.500		B FF 92 C SL 84 C FF 92 F SL 86 C SL 84 1-3 ① K		S SL 83 X FF 91 0-1 ① G5-3		C FF 91 C CH 84 B SL 84 B FF 91 X FF 92 2-2 39 G4-3 2B		C FF 93 B SL 83 B SL 83 C SL 83 S SL 84 2-3 ① K		4	0	1	0	0	2	0
39 Thairo Estrada, R (1, 4) OBP: 0.231, SLG: 0.360		C FF 91 C CU 79 B SL 85 S SL 84 1-3 ② K		C FF 90 X SL 85 0-1 ② G4-3		C SL 86 B FF 97 C FF 96 X FS 87 1-2 ② G4-3 2-3		F SL 83 S SL 83 X SL 85 0-2 E5 21 HR		4	1	0	0	0	1	1
6 Steven Duggar, L (1, 8) OBP: 0.211, SLG: 0.294		X FF 91 0-0 ③ 2B		X FF 89 0-0 ③ G4-3		C FS 86 X FF 97 0-1 ③ F7		C FF 94 X SL 85 0-1 ② F7		4	0	1	0	0	0	2
21 Joey Bart, R (1, 2) OBP: 0.455, SLG: 0.722		B SL 84 B FF 92 C CH 86 T SL 84 B FF 92 S CH 84 3-3 ③ K			F FF 91 X FF 90 0-1 1B		F FF 98 B FF 97 F FF 97 F FF 98 B SL 85 S SL 86 2-3 ① K	D SL 84 X SL 84 1-0 2-H HR		4	1	2	2	0	2	1
Inning Stats	R: 0 E: 0 K: 1 S: 11 H: 1 LOB: 1 BB: 0 P: 16	R: 1 E: 0 K: 3 S: 13 H: 2 LOB: 1 BB: 0 P: 20	R: 0 E: 0 K: 0 S: 11 H: 1 LOB: 2 BB: 1 P: 19	R: 0 E: 0 K: 0 S: 5 H: 0 LOB: 0 BB: 0 P: 5	R: 0 E: 0 K: 0 S: 8 H: 1 LOB: 1 BB: 0 P: 10	R: 1 E: 0 K: 0 S: 10 H: 2 LOB: 1 BB: 0 P: 17	R: 0 E: 0 K: 3 S: 16 H: 0 LOB: 3 BB: 2 P: 28	R: 2 E: 1 K: 1 S: 11 H: 1 LOB: 0 BB: 0 P: 16	R: 0 E: 0 K: 1 S: 8 H: 0 LOB: 1 BB: 1 P: 15	1B: 3 2B: 2 3B: 0 HR: 3 SF: 0 SAC: 0 DP: 0 HBP: 1						

TOP	
AB	36
R	4
H	8
RBI	4
BB	4
SO	9
LOB	20
WP: 1 PB: 0 SB: 0 CS: 0	PA: 41

PITCHER		IP	WLS	BF	H	R	ER	SO	BB	IBB	HBP	BLK	WP	HR	S	P	ERA	WHIP
34 Zach Plesac, R ERA: 1.64	(1, 1)	5.1	L	24	7	2	2	4	1	0	0	0	0	2	53	81	3.38	1.500
37 Trevor Stephan, R ERA:	(6, 1)	0.2		2	0	0	0	0	0	0	0	0	0	0	5	6	0.00	0.000
26 Anthony Gose, L ERA: 3.86	(7, 1)	0.2		4	0	0	0	2	1	0	1	0	1	0	10	17	0.00	1.500
27 Bryan Shaw, R ERA: 5.4	(7, 1)	0.1		2	0	0	0	1	1	0	0	0	0	0	6	11	0.00	3.000
58 Anthony Castro, R ERA: 3.38	(8, 1)	0.2		4	1	2	0	1	0	0	0	0	0	1	9	12	0.00	1.500

PITCHER		IP	WLS	BF	H	R	ER	SO	BB	IBB	HBP	BLK	WP	HR	S	P	ERA	WHIP
31 Sam Hentges, L ERA: 3.86	(8, 1)	0.1		1	0	0	0	0	0	0	0	0	0	0	2	4	0.00	0.000
45 Konnor Pilkington, L ERA:	(9, 1)	1.0		4	0	0	0	1	1	0	0	0	0	0	8	15	0.00	1.000

Batter	1	2	3	4	5	6	7	8	9	AB	R	H	RBI	BB	SO	LOB
7 Myles Straw, R (1, 8) OBP: 0.457, SLG: 0.357	C FF 93 B SL 84 C SL 82 S FF 96 1-3 K ①		C CU 80 B CU 84 B SL 85 B FF 97 C FF 98 C FF 97 3-3 K ③			B CU 81 B FF 97 C FF 97 B FF 98 B FF 97 4-1 BB		C SL 70 F SI 82 X SL 71 0-2 G4-3 ③		3	0	0	0	1	2	0
38 Steven Kwan, L (1, 7) OBP: 0.606, SLG: 0.636	B FF 96 X FF 96 1-0 P2 ②			H CU 79 1-0 32 G6-4-3 HBP		C FF 98 B FF 98 B SL 86 C FF 97 F FF 99 B FF 99 T FF 98 3-2 K ③			B FC 96 C FC 96 C SL 84 X SL 85 1-2 G4-3 ①	3	0	0	0	0	1	1
11 José Ramírez, S (1, 5) OBP: 0.531, SLG: 1.000	C CU 81 B SL 87 X FF 96 1-1 L8 ③			X FF 96 0-0 F7 ①			C CU 79 B SL 86 B SL 85 B CU 80 B FF 97 4-1 32 1B 6 SF9 BB		C FC 97 B SL 85 B SL 87 X FC 96 2-1 2B	3	1	1	0	1	0	1
32 Franmil Reyes, R (1, 10) OBP: 0.212, SLG: 0.188		X FF 95 0-0 L6 ①		B SL 83 X SL 85 1-0 G6-4-3 ②③ 1-2f			F FF 98 B SL 86 F SL 86 F FF 98 B FF 98 B SL 86 X FF 97 3-2 1-3 1B		D SL 86 C SL 86 B FC 96 C SL 85 S SL 86 2-3 K ②	4	0	1	0	0	1	2
1 Amed Rosario, R (1, 6) OBP: 0.313, SLG: 0.375		B FF 96 X CU 80 1-0 G5-3 ②			C FF 95 C FF 97 C FF 97 0-3 K ①		F FF 96 F FF 98 C FF 99 0-3 K ①		B FC 96 B SL 84 F SL 86 F FC 96 X SL 87 2-2 L7 ③	4	0	0	0	0	2	3
6 Owen Miller, R (1, 4) OBP: 0.520, SLG: 1.043		B FF 95 F FF 96 F FF 96 X SL 86 1-2 2B			C FF 97 F FF 97 F FF 98 B FF 98 F FF 97 C CU 82 1-3 K ②		S SL 88 C FF 98 F FF 99 X FF 97 0-2 SF9 ② 3-H			2	0	1	1	0	1	0
22 Josh Naylor, L (1, 3)		C FF 97 X FF 97 0-1 G6-3 ③			T FF 97 B SL 86 B SL 86 X FF 97 2-1 G3-1 ③		S SL 87 S SL 87 S SL 86 0-3 K ③			3	0	0	0	0	1	2
35 Óscar Mercado, R (1, 9) OBP: 0.179, SLG: 0.607			B CU 80 X FF 95 1-0 P6 ①			C FF 96 S SL 86 B SL 87 C FF 97 1-3 K ①		C SI 82 B SL 70 X SL 70 1-1 P4 ①		3	0	0	0	0	1	0
17 Austin Hedges, R (1, 2)			B FF 96 C FF 96 C FF 96 S FF 98 1-3 K ②			B FF 96 F FF 97 F CU 82 F FF 97 X FF 98 1-2 F8 ②		B SL 71 X SI 82 1-0 G6-3 ②		3	0	0	0	0	1	0
Inning Stats	R: 0 E: 0 K: 1 S: 6 H: 0 LOB: 0 BB: 0 P: 9	R: 0 E: 0 K: 0 S: 7 H: 1 LOB: 1 BB: 0 P: 9	R: 0 E: 0 K: 2 S: 7 H: 0 LOB: 0 BB: 0 P: 12	R: 0 E: 0 K: 0 S: 2 H: 0 LOB: 0 BB: 0 P: 4	R: 0 E: 0 K: 2 S: 10 H: 0 LOB: 0 BB: 0 P: 13	R: 0 E: 0 K: 2 S: 12 H: 0 LOB: 1 BB: 1 P: 21	R: 1 E: 0 K: 2 S: 15 H: 1 LOB: 1 BB: 1 P: 22	R: 0 E: 0 K: 0 S: 6 H: 0 LOB: 0 BB: 0 P: 8	R: 0 E: 0 K: 1 S: 11 H: 1 LOB: 1 BB: 0 P: 18	1B: 1 2B: 2 3B: 0 HR: 0 SF: 1 SAC: 0 DP: 1 HBP: 1	WP: 0 PB: 0 SB: 0 CS: 0 PA: 32					

PITCHER		IP	WLS	BF	H	R	ER	SO	BB	IBB	HBP	BLK	WP	HR	S	P	ERA	WHIP
16 Carlos Rodón, L ERA: 1.5	(1, 1)	7.0	W	25	2	1	1	9	2	0	1	0	0	0	59	90	1.29	0.571
71 Tyler Rogers, R ERA: 2.45	(8, 1)	1.0	H	3	0	0	0	0	0	0	0	0	0	0	6	8	0.00	0.000
75 Camilo Doval, R ERA: 5.06	(9, 1)	1.0	S	4	1	0	0	1	0	0	0	0	0	0	11	18	0.00	1.000

PITCHER	IP	WLS	BF	H	R	ER	SO	BB	IBB	HBP	BLK	WP	HR	S	P	ERA	WHIP

BOTTOM

San Francisco Giants @ Cleveland Guardians

Progressive Field, Cleveland, OH

Fri Apr 15 2022, 7:13 PM - 10:08 PM EDT

Att. 33,469 - Partly Cloudy - 54 F

livebaseballscorecards.com

AB	28
R	1
H	3
RBI	1
BB	2
SO	10
LOB	9

Batter	1	2	3	4	5	6	7	8	9	AB	R	H	RBI	BB	SO	LOB
5 Mike Yastrzemski, L (1, 9) OBP: 0.308, SLG: 0.227	C SI 93 F FC 89 B FC 86 F SI 93 F FC 85 X SI 93 1-2 ① **P5**		B FC 87 B FF 92 B FC 86 C FC 87 B SI 93 4-1 **BB**		B FF 92 B FC 86 B FC 87 S SI 93 F SI 92 B FC 87 4-2 9 1B **BB**		B FF 95 B FF 96 B FF 94 X FF 94 3-0 ③ **G4-3**		B FF 94 B SL 85 B FF 94 C FF 93 F FF 93 X SL 85 3-2 ② **L9** 1-3	3	0	0	0	2	0	1
9 Brandon Belt, L (1, 3) OBP: 0.483, SLG: 0.667	C FC 87 B FC 87 B FC 87 B FC 87 X SI 94 3-1 ② **L7**		F SI 93 B FC 86 X FC 87 1-1 ③ **L9**		B ST 82 D ST 82 F FF 91 X FF 92 2-1 1-3 2-H 3-H **1B**			X SL 82 0-0 35 BB 13 1B 41 FC4-6 **1B**	T FF 94 B FF 95 F FF 95 B SL 87 C SL 85 2-3 ③ **K**	5	1	2	2	0	1	3
33 Darin Ruf, R (1, 10) OBP: 0.333, SLG: 0.241	C SI 94 B SI 94 B SI 93 S FC 87 F SI 94 B FC 86 F FC 84 X SI 94 3-2 ③ **F7**			C FC 87 C SI 92 B CH 85 X FC 87 1-2 ① **G6-3**	B ST 80 D ST 80 F ST 79 X FF 91 2-1 ③ **F9**			C SL 80 F SI 94 B SL 81 B FF 94 F SL 80 B SI 94 1 SAFE S SL 80 3-3 ① **K**		4	0	0	0	0	1	3
23 Joc Pederson, L (1, 7) OBP: 0.400, SLG: 0.667 13 Austin Slater, R (6, PH) OBP: 0.235, SLG: 0.200 (6, 7)		B FC 84 S FC 86 C SI 92 F FC 85 B CH 85 B FC 88 X SI 93 3-2 ① **P5**		F CU 80 B CH 85 B SI 93 S CH 84 F SI 93 X CH 85 2-2 ② **G6-3**		B SI 90 S CH 84 B ST 79 C FC 85 B ST 81 D CH 84 4-2 35 FC5-4 **BB**		B SI 94 C SI 95 1 SAFE C SL 80 B SL 80 X SI 93 2-2 41 FC4-6 35 BB 39 WP 1-2 **1B**		2 1	0 1	0 1	0 0	0 1	0 0	0 0
35 Brandon Crawford, L (1, 6) OBP: 0.259, SLG: 0.292		B SI 92 X SI 93 1-0 ② **F8**		S SI 93 F CU 81 F SI 93 S CH 85 0-3 ③ **K**		S ST 80 1 SAFE 1 SAFE B FF 90 1 SAFE F ST 80 F FF 91 X FF 91 1-2 ① **FC5-4** 1-2f		T FF 94 B SL 80 B FS 86 B FS 87 C SL 80 B SL 80 4-2 41 FC4-6 1-2 2-3 **BB**		3	0	0	0	1	1	1
41 Wilmer Flores, R (1, 5) OBP: 0.250, SLG: 0.423 45 Luke Williams, R (8, PR) OBP: 0.400, SLG: 0.600 (8, 5)		B SI 93 B SI 94 C SI 92 B SI 93 C SI 93 X SI 94 3-2 ③ **G6-3**			C FC 85 B FC 85 B SI 92 S SI 93 X SI 93 2-2 ① **L6**	B FF 94 F SL 84 C SL 84 D FS 87 F FF 97 S FS 86 2-3 ② **K**		C SL 80 X FF 92 0-1 ② **FC4-6** 39 WP 1-2f 2-3 3-H		4 0	0 0	0 0	1 0	0 0	1 0	3 0
39 Thairo Estrada, R (1, 4) OBP: 0.233, SLG: 0.345			C SI 92 C SI 92 B FC 87 X SI 92 1-2 ① **G3**		C CU 81 B SI 93 X SI 92 1-1 6 2B 9 1B **1B**	C FF 96 X SL 84 0-1 ③ **G5-3**		B SL 81 B SI 93 C SI 93 F SL 81 F FF 92 X SL 79 2-2 ③ **P5** 1-2 3-H		4	1	1	0	0	0	2
6 Steven Duggar, L (1, 8) OBP: 0.261, SLG: 0.350			B FF 92 S FC 88 B FC 87 B SI 91 B SI 93 4-1 21 S **BB**		B SI 93 1 SAFE D CH 84 X SI 92 2-0 9 1B 1-3 **2B**		C FS 86 S FS 85 B FS 85 T FF 96 1-2 ① **K**		C FF 93 B FF 94 C SL 84 C FF 93 1-3 ① **K**	3	1	1	0	1	2	0
21 Joey Bart, R (1, 2) OBP: 0.385, SLG: 0.591			B SI 93 C SI 93 X SI 93 1-1 ② **G5-3** 1-2		D FC 88 T FC 87 B FC 86 F SI 93 D FC 87 S FC 87 3-3 ② **K**		S FF 97 B SL 85 B FS 87 F FF 97 B FF 95 S FS 85 3-3 ② **K**		C SL 85 B FF 94 F SL 84 S CU 81 1-3 K 5 L9 5 S	4	0	0	0	0	3	3
Inning Stats	R: 0 E: 0 K: 0 S: 12 H: 0 LOB: 0 BB: 0 P: 19	R: 0 E: 0 K: 0 S: 8 H: 0 LOB: 0 BB: 0 P: 15	R: 0 E: 0 K: 0 S: 9 H: 0 LOB: 2 BB: 2 P: 20	R: 0 E: 0 K: 1 S: 11 H: 0 LOB: 0 BB: 0 P: 14	R: 2 E: 0 K: 1 S: 15 H: 3 LOB: 2 BB: 1 P: 31	R: 0 E: 0 K: 1 S: 12 H: 0 LOB: 1 BB: 1 P: 19	R: 0 E: 0 K: 2 S: 7 H: 0 LOB: 0 BB: 0 P: 14	R: 2 E: 0 K: 1 S: 16 H: 2 LOB: 2 BB: 1 P: 27	R: 0 E: 0 K: 3 S: 12 H: 0 LOB: 1 BB: 0 P: 19	1B: 4 2B: 1 3B: 0 HR: 0		SF: 0 SAC: 0 DP: 0 HBP: 0				

PITCHER		IP	WLS	BF	H	R	ER	SO	BB	IBB	HBP	BLK	WP	HR	S	P	ERA	WHIP
47 Cal Quantrill, R ERA: 3.72	(1, 1)	4.2		19	2	2	2	2	3	0	0	0	0	0	51	91	3.86	1.071
33 Logan Allen, L ERA:	(5, 1)	0.2		4	1	0	0	0	1	0	0	0	0	0	10	19	0.00	3.000
37 Trevor Stephan, R ERA:	(6, 1)	1.2		5	0	0	0	3	0	0	0	0	0	0	13	22	0.00	0.000
52 Nick Sandlin, R ERA: 8.31	(8, 1)	1.0	L	6	2	2	2	1	1	0	0	0	1	0	16	27	18.00	3.000
31 Sam Hentges, L ERA: 2.7	(9, 1)	1.0		4	0	0	0	3	0	0	0	0	1	0	12	19	0.00	0.000

PITCHER	IP	WLS	BF	H	R	ER	SO	BB	IBB	HBP	BLK	WP	HR	S	P	ERA	WHIP

TOP

San Francisco Giants @ Cleveland Guardians
Progressive Field, Cleveland, OH
Sat Apr 16 2022, 6:11 PM - 9:29 PM EDT
Att. 13,187 - Partly Cloudy - 46 F

livebaseballscorecards.com

AB	33
R	4
H	5
RBI	3
BB	5
SO	9
LOB	16

WP: 2	PA: 38		
PB: 0			
SB: 2			
CS: 0			

Batter	1	2	3	4	5	6	7	8	9	AB	R	H	RBI	BB	SO	LOB
7 Myles Straw, R (1, 8) OBP: 0.450, SLG: 0.455	X FF 93 0-0 11 SF8 3B		B KC 79 B SI 92 C SI 92 X SI 92 2-1 ① F8		D KC 80 B SL 88 X SI 91 2-0 2-H 2B		C FC 90 B FC 89 X SL 84 1-1 ② G6-3		X FF 94 0-0 ③ G1-3	5	1	2	1	0	0	2
38 Steven Kwan, L (1, 7) OBP: 0.541, SLG: 0.538	B SL 88 X FF 93 1-0 ① F8		B SL 85 B FF 92 B FF 92 C FF 92 C SL 87 X SL 87 3-2 ② L7		C SI 89 X SI 90 0-1 ③ G4-3		C FC 90 C FF 94 X FF 93 0-2 ③ F8			4	0	0	0	0	0	2
11 José Ramírez, S (1, 5) OBP: 0.528, SLG: 0.968	S CH 87 X CH 88 0-1 ② SF8 3-H		B SL 86 B CH 86 B SL 87 C FF 93 C SL 87 X FF 92 3-2 ③ P5			C SL 86 X SL 84 0-1 1 FC4-6 1B		B SL 71 S SI 81 C SL 70 F SL 71 F SL 72 X FF 82 1-2 1 L4-3 1B		3	0	2	1	0	0	0
32 Franmil Reyes, R (1, 10) OBP: 0.189, SLG: 0.167	B FF 95 C SL 88 F SL 88 S SI 93 1-3 ③ K			C KC 76 F SL 86 C SI 92 0-3 ① K		D SL 82 S SL 82 F FF 95 T FF 96 1-2 ① K		X SI 82 0-0 ① F9		4	0	0	0	0	3	2
1 Amed Rosario, R (1, 6) OBP: 0.278, SLG: 0.333		B FF 93 X SL 87 1-0 ① G6-3		B SL 86 B SL 87 C SL 87 X SI 92 2-1 ② L6		C FF 95 X SL 84 0-1 ② FC4-6 6 BB 22 S 1-2f		X SI 82 0-0 ②③ L4-3 1-2		4	0	0	0	0	0	2
22 Josh Naylor, L (1, 9) OBP: 0.429, SLG: 0.333		C KC 79 X CH 87 0-1 6 1B 1B		B FF 93 S KC 81 X FF 92 1-1 ③ L9		1 SAFE 1 SAFE C SL 80 F FF 92 D SL 82 D SL 82 B SL 82 B SL 80 4-2 6 BB 1-2 BB			B FF 94 C FF 93 B FF 94 X FF 92 2-1 28 FC6-4 6 BB 1B	3	0	2	0	1	0	0
6 Owen Miller, R (1, 3) OBP: 0.586, SLG: 1.080		B SI 92 F SI 93 F SL 88 F SI 93 B SL 89 X SL 88 2-2 10 FC6-4 1-2 1B			B SI 91 C SI 91 B KC 80 X SI 92 2-1 7 2B 2B	D SL 83 D CH 83 C CH 84 C CH 83 D CH 85 B CH 85 4-2 28 FC6-4 1-2 2-3 BB			B FF 94 B FF 93 B FF 95 B FF 92 4-0 28 FC6-4 1-2 BB	2	1	2	0	2	0	0
0 Andrés Giménez, L (1, 4) OBP: 0.313, SLG: 0.625 28 Ernie Clement, R (6, PH) OBP: 0.471, SLG: 0.308 (7, 4)		C CH 86 F FF 93 B FF 93 S SL 87 1-3 ② K			B FF 91 F SL 86 T FF 92 B FF 92 T SL 86 2-2 ① K	B SL 81 X FF 94 1-0 ③ FC6-4 1-2f			C FF 92 F FF 94 B SL 85 B SL 84 F FF 94 F FF 93 B FF 94 X FF 93 3-2 ① FC6-4 1-2f 2-3	2 2	0 0	0 0	0 0	0 0	2 0	3 5
10 Bryan Lavastida, R (1, 2) 35 Óscar Mercado, R (9, PH) OBP: 0.172, SLG: 0.586		B SL 88 X SI 93 1-0 ③ FC6-4 1-2f			X SL 87 0-0 ② F7		C FF 94 C FC 88 B SL 84 B SL 83 S SL 82 2-3 ① K		B FF 93 F FF 94 B FF 95 S FF 94 C FF 94 2-3 ② K	3 1	0 0	0 0	0 0	0 0	1 1	3 2
Inning Stats	R: 1 E: 0 K: 1 S: 7 H: 1 LOB: 0 BB: 0 P: 9	R: 0 E: 0 K: 1 S: 11 H: 2 LOB: 2 BB: 0 P: 16	R: 0 E: 0 K: 0 S: 8 H: 0 LOB: 0 BB: 0 P: 16	R: 0 E: 0 K: 1 S: 7 H: 0 LOB: 0 BB: 0 P: 10	R: 1 E: 0 K: 1 S: 9 H: 2 LOB: 1 BB: 0 P: 15	R: 0 E: 0 K: 1 S: 12 H: 1 LOB: 3 BB: 2 P: 22	R: 0 E: 0 K: 1 S: 8 H: 0 LOB: 0 BB: 0 P: 11	R: 0 E: 0 K: 0 S: 7 H: 1 LOB: 0 BB: 0 P: 8	R: 0 E: 0 K: 1 S: 11 H: 1 LOB: 2 BB: 1 P: 22	1B: 5 2B: 3 3B: 1 HR: 0 SF: 1 SAC: 0 DP: 1 HBP: 0						WP: 0 PB: 0 SB: 1 CS: 0 PA: 37	

PITCHER		IP	WLS	BF	H	R	ER	SO	BB	IBB	HBP	BLK	WP	HR	S	P	ERA	WHIP
26 Anthony DeSclafani, R ERA: 4.32	(1, 1)	4.2		19	5	2	2	4	0	0	0	0	0	0	40	64	3.86	1.071
48 Jose Alvarez, L ERA: 3.86	(5, 1)	0.1		1	0	0	0	0	0	0	0	0	0	0	2	2	0.00	0.000
59 John Brebbia, R ERA:	(6, 1)	0.2		3	1	0	0	1	0	0	0	0	0	0	7	8	0.00	1.500
66 Jarlín García, L ERA:	(6, 1)	0.1		3	0	0	0	0	2	0	0	0	0	0	5	14	0.00	6.000
52 Dominic Leone, R ERA: 2.7	(7, 1)	1.0	W	3	0	0	0	1	0	0	0	0	0	0	8	11	0.00	0.000
71 Tyler Rogers, R ERA: 1.93	(8, 1)	1.0	H	3	1	0	0	0	0	0	0	0	0	0	7	8	0.00	1.000
17 Jake McGee, L ERA: 3.38	(9, 1)	1.0	S	5	1	0	0	1	1	0	0	0	0	0	11	22	0.00	2.000

BOTTOM

San Francisco Giants @ Cleveland Guardians

Progressive Field, Cleveland, OH

Sat Apr 16 2022, 6:11 PM - 9:29 PM EDT

Att. 13,187 - Partly Cloudy - 46 F

livebaseballscorecards.com

AB	33
R	2
H	8
RBI	2
BB	3
SO	7
LOB	21

Batter	1	2	3	4	5	6	7	8	9	AB	R	H	RBI	BB	SO	LOB
5 Mike Yastrzemski, L (1, 9) OBP: 0.286, SLG: 0.208 13 Austin Slater, R (5, PH) (5, 9) OBP: 0.250, SLG: 0.176	X FF 91 0-0 ① P3		C FC 86 F FC 84 F CU 74 F CU 75 B SI 90 S CU 75 1-3 ② K		C FF 96 B SL 85 C SL 84 B SL 84 C SL 82 2-3 ① K		C FF 92 B FF 93 B SL 83 C FF 93 B SL 83 B FF 92 4-2 9 HR BB		B FF 90 B FF 90 C FF 89 S FF 91 S FF 90 2-3 ① K	2	0	0	0	0	1	0
9 Brandon Belt, L (1, 10) OBP: 0.441, SLG: 0.690	F FF 90 B FC 85 B SI 92 C FC 87 X FS 86 1-2 ② F8		B FC 84 C FC 83 X CU 74 1-1 ③ L1		S SL 83 B FF 96 C FF 96 D SL 84 B FF 96 X FF 94 3-2 ② P5		F FF 94 B CH 86 1 SAFE B SL 84 S FF 93 1 SAFE X CH 85 2-2 1-H HR		C FF 91 X SL 82 0-1 ② G2-3	5	1	1	2	0	0	1
33 Darin Ruf, R (1, 3) OBP: 0.317, SLG: 0.235	B FF 90 F FF 90 B SI 92 F FC 87 B CU 77 C SI 92 3-3 ③ K			B FF 87 C SI 88 F SI 88 X CU 74 1-2 ① G5-3	S SL 84 X FF 96 0-1 ③ G5-3		B FF 94 B SL 84 C FF 93 C FF 93 B SL 84 X FF 93 3-2 23 G4-5-3 1B		C FF 91 X CH 84 0-1 ③ F7	5	0	1	0	0	1	1
23 Joc Pederson, L (1, 7) OBP: 0.417, SLG: 0.636		C FC 85 F FF 90 B FS 86 S CU 76 1-3 ① K2-3		X FC 83 0-0 41 BB 35 1B 39 FC6-4 1B		L FF 90 X SL 87 0-1 41 S 39 2B 1B	F FF 95 X CH 87 0-1 ①② G4-5-3 1-2f			4	2	2	0	0	1	1
35 Brandon Crawford, L (1, 6) OBP: 0.290, SLG: 0.357		C FF 90 B FC 86 S FC 86 F FF 90 S CU 76 1-3 ② K		X FS 83 0-0 41 BB 39 E 1-2 1B		B SL 87 1 SAFE C SL 88 L FF 91 X CH 76 1-2 ① P5	X SL 83 0-0 2B			4	1	2	0	0	1	1
41 Wilmer Flores, R (1, 5) OBP: 0.281, SLG: 0.448 45 Luke Williams, R (7, 5) OBP: 0.400, SLG: 0.600		C FC 85 C CU 76 F ST 78 B FF 90 B SI 92 F FS 86 X ST 79 2-2 39 HR 2B		B SI 88 F FS 84 D CU 74 B SI 88 C CU 74 B SI 89 4-2 39 FC6-4 1-2 2-3 BB		B FF 92 C FF 91 C CH 77 X CH 75 1-2 ② P6 1-2	B FF 94 F FF 94 X SL 82 1-1 ③ F9			3	1	1	0	1	0	2
										0	0	0	0	0	0	0
39 Thairo Estrada, R (1, 4) OBP: 0.265, SLG: 0.485		B FC 86 S FC 85 S CU 76 F FF 91 D CU 77 B FS 85 X FC 85 3-2 2-H HR		X SI 88 0-0 ② FC6-4 1-2f 2-H 3-H		C CH 74 L FF 89 B FF 91 F SL 87 B CH 74 F CH 76 F FF 92 X CH 76 2-2 6 1B 2-H 2B		C FF 92 B FF 92 X CH 84 1-1 ① G5-3		4	2	2	4	0	0	1
6 Steven Duggar, L (1, 8) OBP: 0.259, SLG: 0.333		B FC 85 B FC 86 B FC 85 C FF 88 C FC 84 F FC 86 S CU 76 3-3 ③ K		S CU 74 B FC 88 C FS 83 X CU 74 1-2 ③ F7		B FF 90 B CH 76 X FF 91 2-0 2 S 2-H 1B		B FF 92 S FF 92 S SL 83 B SL 82 F FF 90 B FF 93 X FF 91 3-2 ② F8		4	0	1	1	0	1	1
2 Curt Casali, R (1, 2) OBP: 0.100, SLG: 0.200			C FF 88 F SI 89 B CU 76 B FS 84 F FF 89 F CU 75 X SI 89 2-2 ① G4-3		F FF 96 B FF 96 F FF 95 X FF 95 1-2 2B	1 SAFE C FF 90 B SL 86 1 SAFE C FF 90 S SL 87 1-3 ③ K 1-2		F FF 93 B FF 93 B CH 86 S CH 86 F SI 93 S FF 92 2-3 ③ K		4	0	1	0	0	2	1
Inning Stats	R: 0 E: 0 K: 1 S: 7 H: 0 LOB: 0 BB: 0 P: 11	R: 2 E: 0 K: 3 S: 20 H: 2 LOB: 0 BB: 0 P: 30	R: 0 E: 0 K: 1 S: 12 H: 0 LOB: 0 BB: 0 P: 16	R: 2 E: 1 K: 0 S: 11 H: 2 LOB: 1 BB: 1 P: 17	R: 0 E: 0 K: 1 S: 11 H: 1 LOB: 1 BB: 0 P: 17	R: 2 E: 0 K: 1 S: 18 H: 3 LOB: 1 BB: 0 P: 25	R: 2 E: 0 K: 0 S: 13 H: 3 LOB: 1 BB: 1 P: 23	R: 0 E: 0 K: 1 S: 10 H: 0 LOB: 0 BB: 0 P: 16	R: 0 E: 0 K: 1 S: 7 H: 0 LOB: 0 BB: 0 P: 9	1B: 5 2B: 4 3B: 0 HR: 2 SF: 0 SAC: 0 DP: 1 HBP: 0						

TOP

San Francisco Giants @ Cleveland Guardians

Progressive Field, Cleveland, OH

Sun Apr 17 2022, 1:41 PM - 4:37 PM EDT
Att. 9,620 - Cloudy - 35 F

livebaseballscorecards.com

AB	37
R	8
H	11
RBI	7
BB	2
SO	9
LOB	10

PITCHER		IP	WLS	BF	H	R	ER	SO	BB	IBB	HBP	BLK	WP	HR	S	P	ERA	WHIP
43 Aaron Civale, R ERA: 6.14	(1, 1)	4.0	L	17	4	4	3	5	1	0	0	0	0	1	50	74	6.75	1.250
26 Anthony Gose, L ERA: 2.7	(5, 1)	1.0		4	1	0	0	1	0	0	0	0	0	0	11	17	0.00	1.000
49 Eli Morgan, R ERA: 4.5	(6, 1)	1.0		6	3	2	2	1	0	0	0	0	0	0	18	25	18.00	3.000
58 Anthony Castro, R ERA: 7.36	(7, 1)	1.0		6	3	2	2	0	1	0	0	0	0	1	13	23	18.00	4.000
45 Konnor Pilkington, L ERA:	(8, 1)	2.0		6	0	0	0	2	0	0	0	0	0	0	17	25	0.00	0.000

PITCHER	IP	WLS	BF	H	R	ER	SO	BB	IBB	HBP	BLK	WP	HR	S	P	ERA	WHIP

Batter	1	2	3	4	5	6	7	8	9	AB	R	H	RBI	BB	SO	LOB
7 Myles Straw, R (1, 8) OBP: 0.455, SLG: 0.444	B SI 91 C SL 84 C SI 92 X SL 85 1-2 G5-3 ①		C SI 92 B SL 84 C SI 91 B SI 93 B SI 92 B SI 93 4-2 1-2 BB			X SI 90 0-0 6 BB 1B	C FF 96 B FF 94 B FF 96 F FF 95 X FF 95 2-2 F9 ③			3	0	1	0	1	0	2
6 Owen Miller, R (1, 4) OBP: 0.545, SLG: 0.964	C SI 92 C SL 86 B SI 93 C SI 92 1-3 K ②		F SI 93 D CH 87 F SI 92 S SL 85 1-3 K ③			B SI 91 S SL 83 B CH 85 B SI 91 C SI 92 F SL 84 B SI 92 4-2 32 G6-4-3 1-2 BB		C FF 93 C CU 77 X FF 94 0-2 G5-3 ①		3	0	0	0	1	2	2
11 José Ramírez, S (1, 10) OBP: 0.500, SLG: 0.886	C SI 92 S SI 92 B CH 86 X SL 85 1-2 1B ③			B SI 91 F SL 84 B SI 91 F SL 84 X SI 93 2-2 F8 ①		B SL 85 B FF 93 X FF 93 2-0 F6 ①		F FF 94 B CH 82 B FF 94 F FF 94 X FF 96 2-2 F9 ②		4	0	1	0	0	0	2
32 Franmil Reyes, R (1, 9) OBP: 0.171, SLG: 0.150		C SI 90 F SL 85 C SI 92 0-3 K ①		C SI 92 B CH 86 B SL 85 S SL 84 B SL 84 X SL 84 3-2 G5-3 ②		B FF 94 F FF 93 B SL 87 F FF 94 X FF 95 2-2 G6-4-3 ②③ 1-2f		B CU 79 F FF 93 S CH 81 F FF 97 B CU 79 X FF 93 2-2 L8 ③		4	0	0	0	0	1	2
1 Amed Rosario, R (1, 6) OBP: 0.282, SLG: 0.316 0 Andrés Giménez, L (8, 6) OBP: 0.294, SLG: 0.588		C SI 91 C SI 92 B SI 92 B SL 85 F SL 85 X SI 92 2-2 F9 ②		C SL 82 X CH 86 0-1 G1-3 ③			B FF 94 F FF 94 F CH 83 B FF 96 B CH 81 B FF 96 4-2 35 1B 17 1B BB		B CU 76 C SI 93 S CH 83 F FF 95 F CU 76 F FF 96 X FF 96 1-2 G4-3 ①	2 1	1 0	0 0	0 0	1 0	0 0	0 0
28 Ernie Clement, R (1, 5) OBP: 0.429, SLG: 0.353		B SI 92 C SL 84 B SL 84 F SI 92 F SL 84 F SI 93 F SL 85 C SI 92 2-3 K ③			X SL 83 0-0 2B		X FF 95 0-0 P3 ①		C SI 94 F CH 83 B CU 78 F FF 95 F CH 85 X CH 85 1-2 G5-3 ②	4	0	1	0	0	1	1
44 Bobby Bradley, L (1, 3) OBP: 0.125, SLG: 0.125			S SI 91 C CH 86 X SL 85 0-2 17 FC6-4 1B		S CH 85 C SI 92 B SI 90 F CH 86 C SI 92 1-3 K ①		B CH 83 X FF 95 1-0 F7 ②		C FF 94 F FF 95 B CU 77 B FF 95 S CH 84 2-3 K ③	4	0	1	0	0	2	2
35 Óscar Mercado, R (1, 7) OBP: 0.188, SLG: 0.563			F SI 91 C SI 92 B SI 92 B SL 85 X SI 92 2-2 F7 ①		B SL 85 C CH 86 X SI 92 1-1 F7 ②		X FF 96 0-0 17 1B 1-2 1B			3	0	1	0	0	0	2
17 Austin Hedges, R (1, 2) OBP: 0.160, SLG: 0.045 10 Bryan Lavastida, R (8, 2)			S SL 85 F SI 92 B SL 83 F SL 86 X CH 86 1-2 FC6-4 7 BB 1-2f ②		F SI 92 S SI 91 B SI 92 D SL 84 X SL 85 2-2 G5-3 ③		B CH 82 F FF 95 C FF 95 B CH 83 D CH 81 X FF 95 3-2 1-2 2-H 1B			3 0	0 0	1 0	1 0	0 0	0 0	2 0
Inning Stats	R: 0 E: 0 K: 1 S: 9 H: 1 LOB: 1 BB: 0 P: 12	R: 0 E: 0 K: 2 S: 13 H: 0 LOB: 0 BB: 0 P: 17	R: 0 E: 0 K: 1 S: 15 H: 1 LOB: 2 BB: 1 P: 23	R: 0 E: 0 K: 0 S: 8 H: 0 LOB: 0 BB: 0 P: 13	R: 0 E: 0 K: 1 S: 10 H: 1 LOB: 1 BB: 0 P: 14	R: 0 E: 0 K: 0 S: 8 H: 1 LOB: 1 BB: 1 P: 16	R: 1 E: 0 K: 0 S: 11 H: 2 LOB: 2 BB: 1 P: 21	R: 0 E: 0 K: 0 S: 10 H: 0 LOB: 0 BB: 0 P: 14	R: 0 E: 0 K: 1 S: 14 H: 0 LOB: 0 BB: 0 P: 18	1B: 5 2B: 1 3B: 0 HR: 0 SF: 0 SAC: 0 DP: 1 HBP: 0						

PITCHER		IP	WLS	BF	H	R	ER	SO	BB	IBB	HBP	BLK	WP	HR	S	P	ERA	WHIP
57 Alex Wood, L ERA: 1.93	(1, 1)	5.0	W	20	4	0	0	5	2	0	0	0	0	0	59	87	0.00	1.200
46 Zack Littell, R ERA:	(6, 1)	1.0		2	0	0	0	0	0	0	0	0	0	0	4	8	0.00	0.000
14 Tyler Beede, R ERA: 2.25	(7, 1)	2.0		9	2	1	1	0	1	0	0	0	0	0	21	35	4.50	1.500
73 Sam Long, L ERA:	(9, 1)	1.0		3	0	0	0	1	0	0	0	0	0	0	14	18	0.00	0.000

PITCHER	IP	WLS	BF	H	R	ER	SO	BB	IBB	HBP	BLK	WP	HR	S	P	ERA	WHIP

BOTTOM

San Francisco Giants @ Cleveland Guardians
Progressive Field, Cleveland, OH
Sun Apr 17 2022, 1:41 PM - 4:37 PM EDT
Att. 9,620 - Cloudy - 35 F

livebaseballscorecards.com

AB	31
R	1
H	6
RBI	1
BB	3
SO	6
LOB	15

Batter	1	2	3	4	5	6	7	8	9	AB	R	H	RBI	BB	SO	LOB
7 Tim Anderson, R (1, 6) OBP: 0.394, SLG: 0.594	B FF 90 X FF 89 1-0 ① G6-3			S SL 84 B SL 85 C FF 91 F FF 91 F SL 84 B KC 83 F KC 82 B SL 86 F FF 91 3-3 ① K2-3 S SL 85		F SL 84 B FF 90 D SL 85 X SL 84 2-1 1-H 2B		S FF 97 X SL 83 0-1 ③ G5-3		4	0	1	1	0	1	1
88 Luis Robert Jr., R (1, 8) OBP: 0.195, SLG: 0.350	X FF 90 0-0 ② G5-3			X SL 85 0-0 ② G3		D SL 84 F SL 84 C FF 90 S SL 85 1-3 ② K			F SI 94 S FF 95 S CU 81 0-3 ① K	4	0	0	0	0	2	1
79 José Abreu, R (1, 3) OBP: 0.293, SLG: 0.351	B FF 90 C FF 90 F SL 84 B SL 84 S FF 90 2-3 ③ K			B FF 91 F FF 90 B FF 91 S SL 84 X KC 82 2-2 1B		F FF 90 X SL 85 0-1 ③ G6-3			S FF 96 X FF 96 0-1 ② G1-3	4	0	1	0	0	1	1
32 Gavin Sheets, L (1, 10) OBP: 0.238, SLG: 0.400 (7, 7)		C FF 90 B KC 81 B KC 81 F FF 89 B KC 82 F SL 84 S FF 90 3-3 ① K		C SL 86 F SL 86 X KC 82 0-2 ③ P6			B FC 87 F FC 89 F FC 89 B FC 92 F CU 81 X FC 92 2-2 ① G4-3		F FF 96 B SL 86 X SL 86 1-1 1B	4	0	1	0	0	1	1
24 Yasmani Grandal, S (1, 2) OBP: 0.194, SLG: 0.241		S KC 81 X FF 90 0-1 ② G6-3			C CH 86 C SL 85 B KC 82 F FF 91 X FF 90 1-2 ① L9		B CH 79 X FC 90 1-0 ② F7		D SI 94 F FF 95 S FF 96 X CU 82 1-2 ③ G4-3	4	0	0	0	0	0	1
25 Andrew Vaughn, R (1, 7) OBP: 0.393, SLG: 0.615 62 Anderson Severino, L (7, 1)		X FF 90 0-0 ③ 1B			C SL 85 B SL 86 S SL 84 X FF 91 1-2 ② L8		C FC 88 X FC 90 0-1 ③ F9			3 0	0 0	1 0	0 0	0 0	0 0	0 0
30 Jake Burger, R (1, 5) OBP: 0.292, SLG: 0.435		C FF 89 B SL 84 S SL 84 B SL 85 S KC 81 2-3 ① K			C FF 90 S SL 85 X FF 90 0-2 ③ G4-3			S FF 95 S SL 84 S SL 84 0-3 ① K		3	0	0	0	0	2	0
15 Adam Engel, R (1, 9) OBP: 0.400, SLG: 0.353 51 Adam Haseley, L (6, 9)		C SL 84 S SL 86 B FF 91 B SL 85 B KC 82 X SL 84 3-2 ② G5-3				S SL 82 B SL 84 S SL 84 F SL 84 X KC 81 1-2 7 2B 1B		B FF 96 F FF 95 B CH 88 B FF 96 C FF 95 B FF 96 4-2 BB		2 0	1 0	1 0	0 0	0 1	0 0	0 0
20 Danny Mendick, R (1, 4) OBP: 0.250, SLG: 0.286		C FF 90 B SL 85 C SL 84 B KC 83 B FF 90 S FF 90 3-3 ③ K				F SL 84 S FF 90 F SL 84 B SL 85 S SL 84 1-3 ① K		C SL 82 S FF 96 B FF 96 S FF 97 1-3 ② K		3	0	0	0	0	3	2
Inning Stats	R: 0 E: 0 K: 1 S: 5 H: 0 LOB: 0 BB: 0 P: 8	R: 0 E: 0 K: 1 S: 7 H: 1 LOB: 1 BB: 0 P: 10	R: 0 E: 0 K: 2 S: 9 H: 0 LOB: 0 BB: 0 P: 17	R: 0 E: 0 K: 1 S: 14 H: 1 LOB: 1 BB: 0 P: 19	R: 0 E: 0 K: 0 S: 10 H: 0 LOB: 0 BB: 0 P: 12	R: 1 E: 0 K: 2 S: 15 H: 2 LOB: 1 BB: 0 P: 20	R: 0 E: 0 K: 0 S: 7 H: 0 LOB: 0 BB: 0 P: 10	R: 0 E: 0 K: 2 S: 10 H: 0 LOB: 1 BB: 1 P: 15	R: 0 E: 0 K: 1 S: 10 H: 1 LOB: 1 BB: 0 P: 12	1B: 4 2B: 1 3B: 0 HR: 0	SF: 0 SAC: 0 DP: 0 HBP: 0					

TOP

Chicago White Sox @ Cleveland Guardians

Progressive Field, Cleveland, OH

Wed Apr 20 2022, 2:12 PM - 4:52 PM EDT

Partly Cloudy - 50 F

livebaseballscorecards.com

AB	31
R	1
H	5
RBI	1
BB	1
SO	10
LOB	7

PITCHER		IP	WLS	BF	H	R	ER	SO	BB	IBB	HBP	BLK	WP	HR	S	P	ERA	WHIP
57 Shane Bieber, R ERA: 2.25	(1, 1)	6.0	W	21	4	1	1	7	0	0	0	0	0	0	60	86	1.50	0.667
27 Bryan Shaw, R ERA: 3.38	(7, 1)	1.0		3	0	0	0	0	0	0	0	0	0	0	7	10	0.00	0.000
62 Enyel De Los Santos, R ERA:	(8, 1)	1.0		4	0	0	0	2	1	0	0	0	0	0	10	15	0.00	1.000
31 Sam Hentges, L ERA: 2.08	(9, 1)	1.0		4	1	0	0	1	0	0	0	0	0	0	10	12	0.00	1.000

PITCHER	IP	WLS	BF	H	R	ER	SO	BB	IBB	HBP	BLK	WP	HR	S	P	ERA	WHIP

BOTTOM

Chicago White Sox @ Cleveland Guardians

Progressive Field, Cleveland, OH

Wed Apr 20 2022, 2:12 PM - 4:52 PM EDT

Partly Cloudy - 50 F

livebaseballscorecards.com

Batter	1	2	3	4	5	6	7	8	9	AB	R	H	RBI	BB	SO	LOB
7 Myles Straw, R (1, 8) OBP: 0.449, SLG: 0.425	X SI 88 0-0 E6 32 BB, 28 E, 1 FC6-4	0-0 11 HR, 28 1B, 1B; 1-2, 2-3, 3-H 2-2 G1-3			C SL 84 X CH 85 0-1 G3 ③			C FF 94 B CU 80 B CH 84 B FF 96 D FF 94 4-1 28 G1-3, 38 1B, BB		4	3	1	1	1	0	1
28 Ernie Clement, R (1, 7) OBP: 0.385, SLG: 0.318 (8, 5)	1 SAFE C SI 87 B SI 87 S CH 79 X CH 78 1-2 E5 1 FC6-4, 32 BB; 1-2	C FC 84 F CH 78 X FC 85 0-2 11 HR, 1B; 1-2, 2-3, 3-H	C CH 82 X CH 83 0-1 F9 ①			C FF 94 B CU 80 S FF 94 B SL 84 S FF 94 2-3 K ①		S CH 84 F FF 95 X FF 96 0-2 G1-3 ②; 1-2		5	1	1	1	0	1	2
11 José Ramírez, S (1, 5) OBP: 0.477, SLG: 0.897 38 Steven Kwan, L (8, 7) OBP: 0.553, SLG: 0.556	C SI 87 X FC 85 0-1 F8 ①	C SI 88 B SI 87 X FC 85 1-1 1-H, 2-H, 3-H, HR	C FF 91 C CH 85 F CH 84 F FF 92 F FF 92 B SL 86 X SL 85 1-2 P3 ②			C FF 94 B SL 85 F FF 94 B CU 82 X SL 85 2-2 F8 ②		C FF 95 C FF 96 X SL 85 0-2 2-H, 1B		4 1	1 0	1 1	4 1	0 0	0 0	2 0
32 Franmil Reyes, R (1, 10) OBP: 0.196, SLG: 0.159	B SI 88 F FC 85 B SI 88 S CH 79 B FC 86 F SI 87 B SI 88 4-2 1 FC6-4; 1-2, 2-3, BB	F CH 79 B SL 77 B SI 87 B SI 87 X SI 87 3-1 1 1B, 1 WP, 22 1B, 1B	B FF 92 F SL 85 B FF 93 C CH 84 B CH 85 X SL 85 3-2 F7 ③			B CU 78 C FF 94 F FF 94 B SL 86 B SL 86 F SL 84 F FF 94 C FF 94 3-3 K ③		X FF 95 0-0 G6-3 ③		4	1	1	0	1	1	1
1 Amed Rosario, R (1, 6) OBP: 0.302, SLG: 0.317 0 Andrés Giménez, L (8, 6) OBP: 0.294, SLG: 0.588	X SI 88 0-0 FC6-4 22 1B; 1-2f, 2-3, 3-H ②	B SI 87 F SL 76 D SL 78 B SI 87 X CH 78 3-1 22 1B, 8 FC6; 1-3, 1B		C FF 90 X SL 85 0-1 G6-3 ①			B FF 94 B CU 78 B FF 95 C FF 95 B FF 95 4-1 BB			3 0	1 0	1 0	1 0	1 0	0 0	2 0
22 Josh Naylor, L (1, 3) OBP: 0.455, SLG: 0.400	S SI 88 B SL 76 1 SAFE B SI 87 X SL 76 2-1 1-2, 1B ③	F FC 84 B SI 86 S SI 86 B SL 76 X SL 77 2-2 8 E, 35 1B, 1B; 1-3, 3-H		B FF 92 F SL 85 B SL 86 X FF 91 2-1 L8 ②			B FF 96 B SL 86 C FF 96 X FF 95 2-1 F7 ①			4	1	2	1	0	0	1
8 Gabriel Arias, R (1, 4)	X SI 87 0-0 E6 17 1B, 35 1B, 7 1B X SI 87 0-0 FC6 17 G4-3, 35 1B; 1-2, 3-H			C FF 91 F FF 90 X CH 82 0-2 G6-3 ③			B FF 95 S CH 82 C FF 95 B CH 87 S FF 96 2-3 K ②			4	1	0	1	0	1	2
35 Óscar Mercado, R (1, 9) OBP: 0.222, SLG: 0.556	F SI 87 B SI 86 X SL 79 1-1 7 1B, 17 1B, 26 1B, 1B; 1-2 X SI 87 0-0 17 G4-3, 1B; 1-2, 2-H				B SL 83 F SL 83 S SL 85 F FF 92 S CH 85 1-3 K ①		B FF 96 S CH 85 S CH 85 B CU 81 X FF 96 2-2 G5-3 ③			4	1	2	1	0	1	1
17 Austin Hedges, R (1, 2) OBP: 0.172, SLG: 0.077	X SI 86 0-0 28 1B, 7 1B, 11 HR, 1B; 1-2, 2-3 G4-3; 1-2f, 2-3				C FF 92 F FF 91 B CH 84 S FF 93 1-3 K ②			X FF 95 0-0 L8 ①		4	1	1	0	0	1	2
Inning Stats	R: 1 E: 2 K: 0 S: 12 H: 1 LOB: 2 BB: 1 P: 19	R: 9 E: 2 K: 0 S: 29 H: 9 LOB: 1 BB: 0 P: 43	R: 0 E: 0 K: 0 S: 11 H: 0 LOB: 0 BB: 0 P: 15	R: 0 E: 0 K: 0 S: 7 H: 0 LOB: 0 BB: 0 P: 9	R: 0 E: 0 K: 2 S: 9 H: 0 LOB: 0 BB: 0 P: 11	R: 0 E: 0 K: 2 S: 11 H: 0 LOB: 0 BB: 0 P: 18	R: 0 E: 0 K: 1 S: 9 H: 0 LOB: 1 BB: 1 P: 19	R: 1 E: 0 K: 0 S: 9 H: 1 LOB: 1 BB: 1 P: 13		1B: 10 2B: 0 3B: 0 HR: 1	SF: 0 SAC: 0 DP: 1 HBP: 0		WP: 1 PB: 0 SB: 0 CS: 0	PA: 40		

	AB	37
	R	11
	H	11
	RBI	11
	BB	3
	SO	5
	LOB	14

PITCHER		IP	WLS	BF	H	R	ER	SO	BB	IBB	HBP	BLK	WP	HR	S	P	ERA	WHIP
60 Dallas Keuchel, L ERA: 15.0	(1, 1)	1.0	L	17	10	10	7	0	1	0	0	0	1	1	31	48	63.00	11.000
57 Tanner Banks, L ERA:	(2, 1)	4.0		11	0	0	0	2	0	0	0	0	0	0	37	49	0.00	0.000
63 Matt Foster, R ERA: 1.93	(6, 1)	1.0		3	0	0	0	2	0	0	0	0	0	0	11	18	0.00	0.000
62 Anderson Severino, L ERA: 9.0	(7, 1)	2.0		9	1	1	1	1	2	0	0	0	0	0	18	32	4.50	1.500

PITCHER	IP	WLS	BF	H	R	ER	SO	BB	IBB	HBP	BLK	WP	HR	S	P	ERA	WHIP

Batter	1	2	3	4	5	6	7	8	9	AB	R	H	RBI	BB	SO	LOB
Josh Harrison, R (1, 5) OBP: 0.138, SLG: 0.214	X FF 91 0-0 G6-3		B CU 80 B SL 86 B FF 90 C FF 90 S FF 91 S FF 92 3-3 K		S FF 98 S FF 97 F FF 98 S SL 88 0-3 K			X SL 89 0-0 F7		3	0	0	0	0	2	1
30 Jake Burger, R (6, 5) OBP: 0.280, SLG: 0.417										1	0	0	0	0	0	0
51 Adam Haseley, L (1, 8)	B FF 90 B FF 91 F FF 91 S FF 94 X CU 79 2-2 G3		B FF 91 B CU 79 B FF 92 B FF 90 4-0 BB		S SL 87 F FF 98 C FF 98 0-3 K			S FF 97 X FS 90 0-1 G3		3	0	0	0	1	1	1
28 Leury García, S (1, 4) OBP: 0.111, SLG: 0.115	T FF 92 F FF 92 B FF 94 F FF 94 B CU 81 B CU 81 F FF 94 F FF 94 F CU 81 4-2 B FF 84 24 WP BB		B FF 91 X FF 90 1-0 F8			F FF 97 B SL 85 B FF 97 B FF 96 F FF 96 X FF 97 3-2 G6-3		X FF 97 0-0 1B		3	0	1	0	1	0	1
24 Yasmani Grandal, S (1, 10) OBP: 0.171, SLG: 0.212	B CU 79 B FF 93 B FF 93 C FF 94 T FF 94 F FF 92 C FF 93 3-3 K 1-2			B FF 90 C CU 76 F FF 91 F FF 93 B SL 88 X FF 91 2-2 L8		F FF 96 B FF 97 C SL 85 S SL 85 1-3 K		X FF 98 0-0 G5-3		4	0	0	0	0	2	2
32 Gavin Sheets, L (1, 3) OBP: 0.200, SLG: 0.333		C FF 92 T FF 92 X FF 91 0-2 L9		B FF 91 B FF 91 B FF 91 X FF 91 3-0 P3		B SL 83 B SL 87 S FF 94 S FF 96 F FF 97 B SL 86 S SL 86 3-3 K			C FC 100 F FC 100 X FC 100 0-2 G6-3	4	0	0	0	0	1	0
25 Andrew Vaughn, R (1, 7) OBP: 0.375, SLG: 0.552		B FF 92 C CU 80 S SL 87 H FF 93 2-2 HBP		X SL 88 0-0 P4			C SI 94 C SI 93 B FF 94 B SL 82 X SL 80 2-2 F8		B SL 92 S FC 100 X FF 99 1-1 G5-3	3	0	0	0	0	0	0
21 Reese McGuire, L (1, 2) OBP: 0.294, SLG: 0.200		C FF 93 1 SAFE F FF 92 S CU 80 0-3 K			B FF 91 B FF 91 B FF 91 B CU 79 4-0 15 BB 20 2B BB		X FF 95 0-0 15 FC6-4 1B		B FF 99 X FC 99 1-0 P2	3	1	1	0	1	1	1
15 Adam Engel, R (1, 9) OBP: 0.391, SLG: 0.316		C FF 92 B FF 92 C SL 87 B FF 92 S FF 88 2-3 K			B FF 90 B FF 91 C FF 89 1 SAFE B FF 88 B FF 90 4-1 20 2B 1-2 BB		B SI 94 B SL 82 B SI 94 C SI 92 X SI 93 3-1 FC6-4 1-2f			2	0	0	0	1	1	2
20 Danny Mendick, R (1, 6) OBP: 0.273, SLG: 0.400			B FF 91 B FF 92 F FF 92 B CU 80 X FF 93 3-1 F9		D CU 79 B FF 90 B FF 90 C FF 90 X FF 88 3-1 1-H 2-H 2B		1 SAFE B SL 79 C SI 93 S SL 80 F FF 93 1 SAFE B SL 80 S SL 80 2-3 K			3	0	1	1	0	1	1
Inning Stats	R: 0 E: 0 K: 1 S: 14 H: 0 LOB: 1 BB: 1 P: 23	R: 0 E: 0 K: 2 S: 11 H: 0 LOB: 1 BB: 0 P: 15	R: 0 E: 0 K: 1 S: 6 H: 0 LOB: 1 BB: 1 P: 17	R: 0 E: 0 K: 0 S: 6 H: 0 LOB: 0 BB: 0 P: 11	R: 1 E: 0 K: 2 S: 10 H: 1 LOB: 1 BB: 2 P: 21	R: 0 E: 0 K: 2 S: 10 H: 0 LOB: 0 BB: 0 P: 17	R: 0 E: 0 K: 1 S: 10 H: 1 LOB: 1 BB: 0 P: 17	R: 0 E: 0 K: 0 S: 5 H: 1 LOB: 1 BB: 0 P: 5	R: 0 E: 0 K: 0 S: 6 H: 0 LOB: 0 BB: 0 P: 8	1B: 2 2B: 1 3B: 0 HR: 0 SF: 0 SAC: 0 DP: 0 HBP: 1						

PITCHER		IP	WLS	BF	H	R	ER	SO	BB	IBB	HBP	BLK	WP	HR	S	P	ERA	WHIP
24 Triston McKenzie, R ERA: 2.38	(1, 1)	4.1		18	1	1	1	4	4	0	1	0	1	0	40	80	2.08	1.154
26 Anthony Gose, L ERA: 1.8	(5, 1)	1.2	W	5	0	0	0	4	0	0	0	0	0	0	17	24	0.00	0.000
52 Nick Sandlin, R ERA: 6.75	(7, 1)	1.0	H	4	1	0	0	1	0	0	0	0	0	0	10	17	0.00	1.000
37 Trevor Stephan, R ERA:	(8, 1)	1.0	H	4	1	0	0	0	0	0	0	0	0	0	5	5	0.00	1.000
48 Emmanuel Clase, R ERA: 6.0	(9, 1)	1.0	S	3	0	0	0	0	0	0	0	0	0	0	6	8	0.00	0.000

PITCHER	IP	WLS	BF	H	R	ER	SO	BB	IBB	HBP	BLK	WP	HR	S	P	ERA	WHIP

TOP

Chicago White Sox @ Cleveland Guardians

Progressive Field, Cleveland, OH

Wed Apr 20 2022, 5:41 PM - 8:42 PM EDT

Att. 9,196 - Overcast - 52 F

livebaseballscorecards.com

AB	29
R	1
H	3
RBI	1
BB	4
SO	9
LOB	9

1B: 2	SF: 0	WP: 1	PA: 34
2B: 1	SAC: 0	PB: 0	
3B: 0	DP: 0	SB: 0	
HR: 0	HBP: 1	CS: 0	

Batter	1	2	3	4	5	6	7	8	9	AB	R	H	RBI	BB	SO	LOB
7 Myles Straw, R (1, 8) OBP: 0.434, SLG: 0.409	C FF 93 B FF 94 B FF 94 X FF 92 2-1 G6-3		C FF 93 F FF 94 B CH 85 X SL 84 1-2 38 FC5-6 1B	C FF 95 X FF 96 0-1 G4-3			B SI 92 F SI 92 B SL 80 1 SAFE 1 SAFE C SL 78 S SL 79 2-3 K			4	0	1	0	0	1	3
38 Steven Kwan, L (1, 7) OBP: 0.524, SLG: 0.548	X FF 93 0-0 11 2B 2B		B FF 94 C CH 86 1 SAFE 1 SAFE C FF 92 1 SAFE X CH 85 1-2 FC5-6 11 BB 1-2f		B CU 77 B CU 81 C FF 95 B FF 95 X FF 95 3-1 F7		B SI 94 C SI 92 B SI 94 F SI 94 T ST 81 2-2 K			4	1	1	0	0	1	2
11 José Ramírez, S (1, 10) OBP: 0.479, SLG: 0.881	C CH 85 F FF 94 F CH 86 F FF 93 X SL 86 0-2 2-H 2B		B FF 93 B FF 93 D KC 77 B FF 95 4-0 1-2 BB		B CH 85 F CH 84 C CH 86 B FF 96 B CH 85 X CH 85 3-2 P5		B SI 93 B ST 79 X SI 94 2-0 G1-6-3			3	0	1	1	1	0	1
1 Amed Rosario, R (1, 6) OBP: 0.277, SLG: 0.289	B CH 85 S SL 84 F SL 84 F CH 85 F FF 93 B FF 94 S SL 84 2-3 K		C SL 83 C FF 95 X SL 83 0-2 F8		F CU 82 F FF 96 F FF 96 B CU 84 F CU 83 F CH 86 F FF 97 C FF 98 1-3 K			S CU 84 X CU 85 0-1 G2		4	0	0	0	0	2	3
44 Bobby Bradley, L (1, 3) OBP: 0.083, SLG: 0.083	C KC 74 D SL 83 F SL 81 C CH 86 1-3 K			S KC 74 B FF 94 B KC 75 F SL 82 B FF 94 S FF 93 3-3 K		B FF 93 S FF 94 B SL 87 S FF 93 F SL 88 X SL 87 2-2 G4-3		C FF 97 F CH 88 B CH 90 B FF 96 F CH 88 X CU 86 2-2 G6-3		4	0	0	0	0	2	1
8 Gabriel Arias, R (1, 5) OBP: 0.125, SLG: 0.125		S SL 82 X SL 83 0-1 G6-3		X FF 93 0-0 0 WP 35 2B 1B		S SL 87 B FF 92 S SL 86 S SL 87 1-3 K		C CU 86 C CH 89 F CU 85 T FF 97 0-2 K		4	1	1	0	0	2	0
0 Andrés Giménez, L (1, 4) OBP: 0.300, SLG: 0.550		C FF 93 S FF 94 B KC 77 B FF 94 C CH 85 2-3 K		B CH 85 C FF 93 1 SAFE B FF 94 F SL 84 B CH 86 F CH 85 T FF 94 3-2 K 1-2		S FF 94 B FF 94 F SL 86 X SL 87 1-2 35 E 1B				3	0	1	0	0	2	1
35 Óscar Mercado, R (1, 9) OBP: 0.231, SLG: 0.564		B SL 83 X FF 93 1-0 P3		C SL 83 F FF 93 X SL 83 0-2 2-H 2B		1 SAFE B SL 80 C SI 92 B SL 81 S SL 80 S SL 80 2-3 K 1-2				3	0	1	1	0	1	1
10 Bryan Lavastida, R (1, 2) 17 Austin Hedges, R (8, 2) OBP: 0.172, SLG: 0.077			S FF 92 C FF 93 B SL 84 F FF 93 X SL 84 1-2 G1-3	C SL 83 D SL 83 B SL 83 C SL 83 B SL 83 D SL 84 4-2 BB			B SI 91 C SL 78 C SI 92 B SL 80 B SL 80 B SL 80 4-2 BB			1 0	0 0	0 0	0 0	2 0	0 0	0 0
Inning Stats	R: 1 E: 0 K: 2 S: 16 H: 2 LOB: 1 BB: 0 P: 21	R: 0 E: 0 K: 1 S: 6 H: 0 LOB: 0 BB: 0 P: 9	R: 0 E: 0 K: 0 S: 13 H: 1 LOB: 2 BB: 1 P: 20	R: 1 E: 0 K: 2 S: 15 H: 2 LOB: 2 BB: 1 P: 25	R: 0 E: 0 K: 1 S: 12 H: 0 LOB: 0 BB: 0 P: 19	R: 0 E: 1 K: 2 S: 13 H: 1 LOB: 1 BB: 0 P: 19	R: 0 E: 0 K: 2 S: 9 H: 0 LOB: 1 BB: 1 P: 19	R: 0 E: 0 K: 1 S: 10 H: 0 LOB: 0 BB: 0 P: 12		1B: 3 2B: 3 3B: 0 HR: 0 SF: 0 SAC: 0 DP: 0 HBP: 0			WP: 1 PB: 0 SB: 0 CS: 0 PA: 33	

PITCHER		IP	WLS	BF	H	R	ER	SO	BB	IBB	HBP	BLK	WP	HR	S	P	ERA	WHIP
58 Jimmy Lambert, R ERA: 5.4	(1, 1)	3.2	L	18	5	2	2	5	2	0	0	0	1	0	48	73	4.91	1.909
40 Reynaldo López, R ERA: 3.6	(4, 1)	1.1		4	0	0	0	1	0	0	0	0	0	0	14	21	0.00	0.000
67 Bennett Sousa, L ERA: 3.38	(6, 1)	0.2		3	1	0	0	1	0	0	0	0	0	0	10	14	0.00	1.500
59 Kyle Crick, R ERA: 4.5	(6, 1)	0.2		3	0	0	0	2	1	0	0	0	0	0	8	16	0.00	1.500
39 Aaron Bummer, L ERA: 6.23	(7, 1)	0.2		2	0	0	0	1	0	0	0	0	0	0	4	8	0.00	0.000

PITCHER		IP	WLS	BF	H	R	ER	SO	BB	IBB	HBP	BLK	WP	HR	S	P	ERA	WHIP
66 José Ruiz, R ERA: 2.08	(8, 1)	1.0		3	0	0	0	1	0	0	0	0	0	0	10	12	0.00	0.000

BOTTOM

Chicago White Sox @ Cleveland Guardians

Progressive Field, Cleveland, OH

Wed Apr 20 2022, 5:41 PM - 8:42 PM EDT

Att. 9,196 - Overcast - 52 F

livebaseballscorecards.com

AB	30
R	2
H	6
RBI	2
BB	3
SO	11
LOB	12

Chicago White Sox @ Cleveland Guardians

Progressive Field, Cleveland, OH

Thu Apr 21 2022, 1:10 PM - 4:16 PM EDT

Att. 8,345 - Overcast - 54 F

livebaseballscorecards.com

Batter	1	2	3	4	5	6	7	8	9	AB	R	H	RBI	BB	SO	LOB
7 Tim Anderson, R (1, 6) OBP: 0.351, SLG: 0.528	X FF 90 0-0 ① F8		C FF 91 X SL 84 0-1 ③ L8		S FF 92 X CH 86 0-1 ③ G5-3		S SL 85 F FF 97 S FS 87 0-3 ③ K			4	0	0	0	0	1	2
88 Luis Robert Jr., R (1, 8) OBP: 0.222, SLG: 0.386 20 Danny Mendick, R (8, 7) OBP: 0.273, SLG: 0.400	B FF 91 F FF 90 S SL 84 S SL 83 1-3 ② K			C SL 82 X FF 89 0-1 2B		X SL 83 0-0 79 CS 1B		B FF 96 B SL 85 X FF 96 2-0 ① G6-3		4 0	0 0	2 0	0 0	0 0	1 0	0 0
28 Leury García, S (1, 4) OBP: 0.129, SLG: 0.103	F FF 89 C FF 90 X CU 78 0-2 ③ G4-3			D CU 78 F CH 84 F FF 91 D CU 79 F CH 84 F CH 84 B FF 91 B FF 92 4-2 79 2B 24 SF9 BB		F FF 89 X CU 78 0-1 ① L9		B FF 96 C FF 96 B FS 89 B SL 87 F FF 95 F FS 88 S FF 96 3-3 ② K		3	1	0	0	1	1	1
79 José Abreu, R (1, 3) OBP: 0.289, SLG: 0.366		F SI 90 X SI 89 0-1 ① G6-3		S SL 85 D SL 85 X CH 84 1-1 ① 74 1B 1-3 2-3 2B		B SL 83 C SL 84 F CH 85 B CU 78 B SL 84 F SL 83 X CH 85 3-2 ②③ F9 1-2		B FF 97 C FF 96 S FF 97 S FS 88 1-3 ③ K		4	0	1	0	0	1	1
24 Yasmani Grandal, S (1, 2) OBP: 0.154, SLG: 0.194		F FF 89 X CH 84 0-1 ② G1		B FF 91 C FF 91 B CU 79 X FF 91 2-1 ② SF9 3-H			C FF 90 X CU 79 0-1 ① F9		X FC 99 0-0 ① L6	3	0	0	1	0	0	0
74 Eloy Jiménez, R (1, 10) OBP: 0.265, SLG: 0.323		C FF 89 S SL 82 B SL 84 B SL 82 S SL 82 2-3 ③ K		D SL 85 X SL 84 1-0 2-3 1B			S FF 90 B SL 82 B SL 82 X CH 84 2-1 ② L8		C FC 100 B FC 100 S FC 100 B SL 92 X SL 91 2-2 ② F7	4	0	1	0	0	1	0
32 Gavin Sheets, L (1, 9) OBP: 0.241, SLG: 0.357			B FF 88 B CH 83 F CH 82 B CH 83 F SI 89 X CH 84 3-2 30 G6-4-3 1B	B FF 91 B CH 85 C CH 84 C FF 91 D CU 80 X FF 91 3-2 ③ L4			C FF 90 B SL 85 B CU 78 X CH 84 2-1 30 1B 51 E 1B		S FC 100 F FC 100 F FF 100 X FC 101 0-2 ③ G6-3	4	1	2	0	0	0	2
30 Jake Burger, R (1, 5) OBP: 0.286, SLG: 0.407			D SL 82 X SL 83 1-0 ①② G6-4-3 1-2f		B SL 83 B CH 83 S CH 84 B FF 89 X CH 83 3-1 ① L7		S FF 96 S SL 85 B FF 98 B FS 90 F FS 87 X SL 88 2-2 51 E 51 E 1-2 1B			3	1	1	0	0	0	1
51 Adam Haseley, L (1, 7) OBP: 0.375, SLG: 0.167 (8, 8)			X FF 89 0-0 1B		C CH 84 B CU 76 F CH 84 B FF 90 S FF 90 2-3 ② K		F FS 88 B FF 96 F FF 95 X FS 87 1-2 E1 1-H 2-H			3	0	1	0	0	1	0

Inning Stats	1	2	3	4	5	6	7	8	9
	R: 0 E: 0 K: 1 S: 7 H: 0 LOB: 0 BB: 0 P: 8	R: 0 E: 0 K: 1 S: 7 H: 0 LOB: 0 BB: 0 P: 9	R: 0 E: 0 K: 0 S: 7 H: 2 LOB: 1 BB: 0 P: 11	R: 1 E: 0 K: 0 S: 14 H: 3 LOB: 2 BB: 1 P: 25	R: 0 E: 0 K: 1 S: 7 H: 0 LOB: 0 BB: 0 P: 12	R: 0 E: 0 K: 0 S: 7 H: 1 LOB: 0 BB: 0 P: 10	R: 2 E: 1 K: 1 S: 16 H: 2 LOB: 1 BB: 0 P: 23	R: 0 E: 0 K: 2 S: 8 H: 0 LOB: 0 BB: 0 P: 14	R: 0 E: 0 K: 0 S: 8 H: 0 LOB: 0 BB: 0 P: 10

1B: 6 SF: 1
2B: 2 SAC: 0
3B: 0 DP: 1
HR: 0 HBP: 0

WP: 0 PA: 34
PB: 0
SB: 0
CS: 1

	AB	32
	R	3
	H	8
	RBI	1
	BB	1
	SO	6
	LOB	7

PITCHER	IP	WLS	BF	H	R	ER	SO	BB	IBB	HBP	BLK	WP	HR	S	P	ERA	WHIP
34 Zach Plesac, R (1, 1) ERA: 1.53	6.2	W	25	7	2	1	3	1	0	0	0	0	0	55	85	1.35	1.200
37 Trevor Stephan, R (7, 1) ERA:	1.1	H	6	1	1	0	3	0	0	0	0	0	0	18	27	0.00	0.750
48 Emmanuel Clase, R (9, 1) ERA: 4.5	1.0	S	3	0	0	0	0	0	0	0	0	0	0	8	10	0.00	0.000

PITCHER	IP	WLS	BF	H	R	ER	SO	BB	IBB	HBP	BLK	WP	HR	S	P	ERA	WHIP

Batter	1	2	3	4	5	6	7	8	9	AB	R	H	RBI	BB	SO	LOB
38 Steven Kwan, L (1, 7) OBP: 0.511, SLG: 0.559	C FF 93 F FF 94 F KC 78 F CH 79 F FF 96 X FF 95 0-2 ① F7		B KC 77 B FF 95 C FF 94 X CH 81 2-1 11 G3 32 HR 2B		B KC 76 B SL 83 C SL 83 B SL 84 B FF 94 4-1 11 1B 22 1B BB	B FF 93 C SL 86 F SL 88 F SL 88 B FF 94 X SL 85 2-2 ② SF7 3-H		C FF 93 B CU 79 C CH 83 B FF 93 X FF 93 2-2 ① P3		3	2	1	1	1	0	1
1 Amed Rosario, R (1, 10) OBP: 0.269, SLG: 0.280	B FF 96 S KC 77 X SL 85 1-1 E6 32 1B		B FF 97 F SL 85 F SL 86 F FF 96 X KC 81 1-2 ① G6-3		C FF 95 B FF 95 1 SAFE S SL 83 S SL 87 1-3 ① K	C FF 94 F FF 94 D SL 89 B SL 87 X FF 94 2-2 2-3 1B		B CU 78 C FF 93 F FF 92 D CH 83 S FF 93 2-3 ② K		5	0	1	0	0	2	3
11 José Ramírez, S (1, 5) OBP: 0.472, SLG: 0.830	**B FF 96** **C CH 82** **1 SAFE** **F CH 81** **1 SAFE** 1 SAFE F FF 96 D SL 85 1 SAFE 2-3 S CH 80 ② K		X KC 80 0-0 ② G3 2-3		C FF 96 D SL 86 B CH 79 X SL 86 2-1 22 1B 1-2 1B	S SL 87 X SL 88 0-1 ③ G6-3		C CU 79 S FF 93 B FF 93 D CH 85 F FF 93 B FF 94 F FF 93 F SL 86 X CH 84 3-2 1-2 1B		5	0	2	0	0	1	4
32 Franmil Reyes, R (1, 9) OBP: 0.224, SLG: 0.255 7 Myles Straw, R (7, 8) OBP: 0.436, SLG: 0.413	B FF 95 B SL 86 C SL 85 X SL 84 2-1 1-2 1B		X FF 96 0-0 3-H HR		S KC 80 S SL 88 S SL 87 0-3 ② K		X SI 93 0-0 22 2B 1B	B SL 85 C FF 92 D SL 86 F SL 82 F FF 93 F FF 93 B CH 84 F FF 93 X FF 93 3-2 ③ G3		3 2	1 1	2 1	2 0	0 0	1 0	2 2
22 Josh Naylor, L (1, 3) OBP: 0.467, SLG: 0.500	D KC 79 X KC 77 1-0 ③ G5-3		B CH 82 B FF 96 F KC 77 X FF 95 2-1 ③ G6-3		X KC 80 0-0 1-3 2-H 1B		1 SAFE 1 SAFE D CH 90 X SI 95 1-0 1-H 28 E 0 SF7 2B			4	1	2	2	0	0	2
28 Ernie Clement, R (1, 4) OBP: 0.367, SLG: 0.346		F FF 94 X SL 84 0-1 2B		C SL 84 X KC 79 0-1 ① G1-3	S SL 86 X SL 85 0-1 ③ G1-3		B SI 94 X SI 95 1-0 2-3 FC6 35 G6-4-3			4	0	1	0	0	0	3
0 Andrés Giménez, L (1, 6) OBP: 0.333, SLG: 0.545		D KC 77 S KC 78 X FF 95 1-1 ① P6		B KC 79 S SL 84 B KC 79 T SL 83 B SI 97 F SL 84 F FF 96 B CH 80 4-2 17 S BB		F FF 95 X SL 86 0-1 17 SH2-4 35 1B 38 SF7 1B	C SI 96 F SL 89 F FF 95 F FF 96 F SI 97 X CU 84 0-2 ① SF7 3-H			2	1	1	1	1	0	1
35 Óscar Mercado, R (1, 8) (7, 9) OBP: 0.233, SLG: 0.535		C KC 78 F SL 86 B SL 85 X FF 96 1-2 ② F9		1 SAFE X SL 84 0-0 ② F9		1 SAFE 1 SAFE F FF 96 S SL 86 1 SAFE F SL 86 X KC 78 0-2 1-2 1 1B 17 SH2-4 1B	S FF 92 1 SAFE X SL 85 0-1 1-2f ② ③ G6-4-3			4	0	1	0	0	0	3
17 Austin Hedges, R (1, 2) OBP: 0.188, SLG: 0.103		B FF 96 B SL 85 C SL 85 X SL 86 2-1 ③ L5		B SL 84 S FF 97 X SL 85 1-1 ③ G6-3 1-2		M SL 86 B SL 85 B FF 95 X FF 94 2-1 ① SH2-4 1-2 2-3		B SL 83 F FF 93 F SL 83 B FF 93 X SL 84 2-2 11 1B 1B		3	0	1	0	0	0	2
Inning Stats	R: 0 E: 1 K: 1 S: 15 H: 1 LOB: 2 BB: 0 P: 21	R: 0 E: 0 K: 0 S: 9 H: 1 LOB: 1 BB: 0 P: 13	R: 2 E: 0 K: 0 S: 10 H: 2 LOB: 0 BB: 0 P: 15	R: 0 E: 0 K: 0 S: 9 H: 0 LOB: 1 BB: 1 P: 14	R: 1 E: 0 K: 2 S: 12 H: 2 LOB: 2 BB: 1 P: 19	R: 1 E: 0 K: 0 S: 17 H: 3 LOB: 2 BB: 0 P: 23	R: 2 E: 1 K: 0 S: 11 H: 2 LOB: 0 BB: 0 P: 13	R: 0 E: 0 K: 1 S: 21 H: 2 LOB: 2 BB: 0 P: 33		1B: 9 2B: 3 3B: 0 HR: 1 SF: 2 SAC: 1 DP: 1 HBP: 0						

PITCHER		IP	WLS	BF	H	R	ER	SO	BB	IBB	HBP	BLK	WP	HR	S	P	ERA	WHIP
84 Dylan Cease, R ERA: 3.38	(1, 1)	5.1	L	27	8	4	4	3	2	0	0	0	0	1	63	92	6.75	1.875
67 Bennett Sousa, L ERA: 3.0	(6, 1)	0.2		3	1	0	0	0	0	0	0	0	0	0	9	13	0.00	1.500
49 Kendall Graveman, R ERA: 1.5	(7, 1)	0.1		4	2	2	1	0	0	0	0	0	0	0	9	11	27.00	6.000
63 Matt Foster, R ERA: 1.42	(7, 1)	1.2		6	2	0	0	1	0	0	0	0	0	0	23	35	0.00	1.200

PITCHER	IP	WLS	BF	H	R	ER	SO	BB	IBB	HBP	BLK	WP	HR	S	P	ERA	WHIP

BOTTOM

Chicago White Sox @ Cleveland Guardians

Progressive Field, Cleveland, OH

Thu Apr 21 2022, 1:10 PM - 4:16 PM EDT

Att. 8,345 - Overcast - 54 F

livebaseballscorecards.com

AB	35
R	6
H	13
RBI	6
BB	2
SO	4
LOB	23

Batter	1	2	3	4	5	6	7	8	9	AB	R	H	RBI	BB	SO	LOB
7 Myles Straw, R (1, 8) OBP: 0.407, SLG: 0.380	F FF 94 F FF 94 X CU 81 0-2 ① L9		B CU 80 F SL 85 X SI 95 1-1 ② FC6-4 1-2f		C SI 94 1 SAFE 1 SAFE C CU 81 B CU 82 F FF 95 B CU 83 X SI 95 2-2 ① L9		C SI 95 B ST 84 C ST 83 S ST 84 1-3 ③ K			4	0	0	0	0	1	2
38 Steven Kwan, L (1, 7) OBP: 0.510, SLG: 0.579	X FF 93 0-0 11 G4-3 2B		1 SAFE C FC 90 1 SAFE B CH 87 1 SAFE 1 SAFE B FC 90 C CU 81 X SL 85 2-2 ③ G2-3		1 SAFE B CH 88 F FC 91 C CU 81 B FF 96 X CU 81 2-2 ② 1-3 1B			C SI 93 C ST 80 S SI 95 0-3 ① K		4	0	2	0	0	1	1
11 José Ramírez, S (1, 5) OBP: 0.439, SLG: 0.765	C FF 94 B CH 87 B FC 92 B CH 88 X CH 89 3-1 ② G4-3 2-3			B CU 81 B FF 95 C FC 90 F FF 95 F SL 87 F CU 82 F SI 95 X SL 88 2-2 ① G6-3	C CH 89 F FC 92 D CU 82 D CU 82 F CH 89 F CU 82 X FF 97 2-2 ③ F8			C SI 95 B FF 95 S FF 95 B CH 90 S CH 88 2-3 ② K		4	0	0	0	0	1	2
32 Franmil Reyes, R (1, 10) OBP: 0.226, SLG: 0.314	B FF 95 B SL 87 C SL 87 C SI 95 F FF 96 C SL 87 2-3 ③ K			X FF 95 0-0 HR		B SI 95 B ST 82 B SI 95 C SI 94 C ST 80 C SI 96 3-3 ① K		S SI 95 B ST 82 C SI 95 F FF 96 S SI 94 1-3 ③ K		4	1	1	1	0	3	1
22 Josh Naylor, L (1, 9) OBP: 0.474, SLG: 0.556		S CH 88 B CH 88 B SL 88 X CH 89 2-1 ① G4-3		X SL 87 0-0 1 2B 1B		F FF 97 X FF 96 0-1 ② G4-3			B SL 83 C FF 94 B SL 83 C SL 82 F SL 84 X SL 83 2-2 2B	4	0	2	0	0	0	0
1 Amed Rosario, R (1, 6) OBP: 0.286, SLG: 0.315		B SI 95 C SL 85 F SL 86 B FF 95 B CU 81 S FF 95 3-3 ② K		X SL 84 0-0 1-3 2B		C SI 96 C SI 97 X ST 84 0-2 1B			F FF 96 B FF 97 F SL 84 X FS 89 1-2 ① G6-3	4	0	2	0	0	1	1
44 Bobby Bradley, L (1, 3) OBP: 0.067, SLG: 0.067 35 Óscar Mercado, R (9, PH) OBP: 0.227, SLG: 0.523		S CH 89 F FF 95 B FF 95 S CU 82 1-3 ③ K		C CU 81 F CH 87 S CU 81 0-3 ② K		S FF 96 S CH 87 B FF 97 B FF 97 S CH 89 2-3 ③ K			C SL 83 S SL 84 B FS 90 B FF 99 S FS 86 2-3 ② K	3 1	0 0	0 0	0 0	0 0	3 1	3 1
10 Bryan Lavastida, R (1, 2) OBP: 0.267, SLG: 0.083			B CU 80 F FF 94 X FF 94 1-1 7 FC6-4 1B	C SL 87 C SI 96 B CU 83 B FF 95 X SL 86 2-2 ③ F9			F SI 93 C SI 95 B FF 97 S SI 96 1-3 ① K		C SL 84 C FS 90 C SI 101 0-3 ③ K	4	0	1	0	0	2	3
0 Andrés Giménez, L (1, 4) OBP: 0.333, SLG: 0.520			F CH 87 B FF 95 F CU 82 S FF 96 1-3 ① K		B CU 81 C FF 94 X CU 81 1-1 38 1B 1B		C SI 96 B FF 96 S CH 89 F CH 89 S FF 97 1-3 ② K			3	0	1	0	0	2	1
Inning Stats	R: 0 E: 0 K: 1 S: 10 H: 1 LOB: 1 BB: 0 P: 15	R: 0 E: 0 K: 2 S: 8 H: 0 LOB: 0 BB: 0 P: 14	R: 0 E: 0 K: 1 S: 10 H: 1 LOB: 1 BB: 0 P: 15	R: 1 E: 0 K: 1 S: 15 H: 3 LOB: 2 BB: 0 P: 19	R: 0 E: 0 K: 0 S: 14 H: 2 LOB: 1 BB: 0 P: 21	R: 0 E: 0 K: 2 S: 11 H: 1 LOB: 1 BB: 0 P: 16	R: 0 E: 0 K: 3 S: 10 H: 0 LOB: 0 BB: 0 P: 13	R: 0 E: 0 K: 3 S: 10 H: 0 LOB: 0 BB: 0 P: 13	R: 0 E: 0 K: 2 S: 13 H: 1 LOB: 1 BB: 0 P: 18	1B: 5 2B: 3 3B: 0 HR: 1 SF: 0 SAC: 0 DP: 0 HBP: 0						

PITCHER		IP	WLS	BF	H	R	ER	SO	BB	IBB	HBP	BLK	WP	HR	S	P	ERA	WHIP
50 Jameson Taillon, R ERA: 3.07	(1, 1)	5.0	W	21	7	1	1	5	0	0	0	0	0	1	57	84	1.80	1.400
34 Michael King, R ERA: 0.84	(6, 1)	3.0	H	10	1	0	0	8	0	0	0	0	0	0	31	42	0.00	0.333
54 Aroldis Chapman, L ERA:	(9, 1)	1.0	S	4	1	0	0	2	0	0	0	0	0	0	13	18	0.00	1.000

PITCHER	IP	WLS	BF	H	R	ER	SO	BB	IBB	HBP	BLK	WP	HR	S	P	ERA	WHIP

TOP

Cleveland Guardians @ New York Yankees

Yankee Stadium, Bronx, NY

Fri Apr 22 2022, 7:08 PM - 10:05 PM EDT

Att. 41,062 - Clear - 66 F

livebaseballscorecards.com

AB	35
R	1
H	9
RBI	1
BB	0
SO	15
LOB	15

WP: 0 PA: 35
PB: 0
SB: 0
CS: 0

Batter	1	2	3	4	5	6	7	8	9	AB	R	H	RBI	BB	SO	LOB
26 DJ LeMahieu, R (1, 10) OBP: 0.400, SLG: 0.419	C FF 91 S FF 92 B FF 93 S SL 87 1-3 ① K		B CU 75 B FF 90 B SL 86 C FF 90 B FF 91 4-1 99 HR BB		S FF 92 F FF 91 X SL 85 0-2 ① G6-3		B FF 91 X FF 92 1-0 48 1B 1B			3	1	1	0	1	1	0
99 Aaron Judge, R (1, 8) (8, 9) OBP: 0.368, SLG: 0.540	B FF 92 C FF 92 B SL 88 B CH 79 B FF 93 4-1 BB		1 SAFE C SL 86 B FF 91 D CH 77 1 SAFE B FF 90 X FF 91 3-1 1-H HR		C FF 93 B FF 92 C FF 92 B CH 88 B FF 92 F SL 83 X FF 92 3-2 HR		C FF 90 B FF 91 X SL 79 1-1 ① F9			3	2	2	3	1	0	1
48 Anthony Rizzo, L (1, 3) OBP: 0.390, SLG: 0.532	**B FF 92** **1 SAFE** 1 SAFE D FF 90 F FF 90 F SL 86 S FF 92 2-3 ② K		S FF 91 B CH 77 F CH 76 B CH 77 S FF 90 2-3 ③ K		C FF 91 X FF 92 0-1 ② F8		D SL 80 F SL 79 C FF 92 B SL 81 F FF 91 1 SAFE X FF 93 2-2 **1-2** 1B			4	0	1	0	0	2	1
27 Giancarlo Stanton, R (1, 9) OBP: 0.228, SLG: 0.345 33 Tim Locastro, R (8, 8)	B FF 92 S CH 77 1 SAFE F CH 75 S FF 92 1-3 ③ K			B FF 92 C ST 80 B FF 93 C CH 85 F ST 80 B CH 86 S ST 81 3-3 ① K	B FF 91 S SL 82 B SL 83 B CH 86 F SL 84 X SL 85 3-2 28 BB 1B		B FF 92 B FF 92 F FF 93 F FF 93 B FF 96 X FF 92 3-2 ② F3			4 0	0 0	1 0	0 0	0 0	2 0	3 0
28 Josh Donaldson, R (1, 5) OBP: 0.286, SLG: 0.306		C FF 92 C FF 91 B SL 88 B SL 87 S FF 91 2-3 ① K		B CH 88 B FF 93 B ST 82 B FC 85 4-0 25 1B 12 1B BB	F SL 84 B FF 92 B FF 92 F FF 91 B CH 86 F FF 92 B FF 93 4-2 **1-2** BB		B FF 94 X FF 93 1-0 ③ L7			2	1	0	0	2	1	2
13 Joey Gallo, L (1, 7) OBP: 0.234, SLG: 0.122		X FF 92 0-0 ② F8		B FF 93 D ST 82 C ST 81 C ST 81 F ST 82 S ST 82 2-3 ② K	X SL 84 0-0 ③ G3			F FF 92 B FF 92 F FF 89 S FF 92 1-3 ① K		4	0	0	0	0	2	3
25 Gleyber Torres, R (1, 4) OBP: 0.227, SLG: 0.300		F FF 92 B FF 92 X CH 75 1-1 ③ G4-3		C ST 81 B FF 92 D ST 81 C FF 92 X CH 87 2-2 12 1B **1-3** 1B	F FF 91 X FF 90 0-1 ① F8			B SL 80 S SL 81 B CH 83 C SL 80 X FF 93 2-2 ② F7		4	0	1	0	0	0	0
12 Isiah Kiner-Falefa, R (1, 6) OBP: 0.326, SLG: 0.349			B FF 91 X FF 90 1-0 ① L7	C CU 75 X ST 82 0-1 **1-3** 3-H 1B	F FF 92 B CH 87 X FF 91 1-1 ② F8			C SL 81 B FF 93 F FF 93 F SL 81 S SL 80 1-3 ③ K		4	0	1	1	0	1	0
39 Jose Trevino, R (1, 2) OBP: 0.333, SLG: 0.400			C FF 90 F FF 91 B FF 91 F SL 86 B SL 87 F CH 78 X FF 92 2-2 ② L8	C FF 92 S FF 92 F FF 92 X ST 82 0-2 ③ F7			B SL 81 F FF 91 S CU 75 B SL 84 F SL 84 F CH 84 X FF 92 2-2 ③ P3			3	0	0	0	0	0	2
Inning Stats	R: 0 E: 0 K: 3 S: 10 H: 0 LOB: 1 BB: 1 P: 18	R: 0 E: 0 K: 1 S: 6 H: 0 LOB: 0 BB: 0 P: 9	R: 2 E: 0 K: 1 S: 12 H: 1 LOB: 0 BB: 1 P: 24	R: 1 E: 0 K: 2 S: 17 H: 2 LOB: 2 BB: 1 P: 28	R: 1 E: 0 K: 0 S: 16 H: 2 LOB: 2 BB: 1 P: 26	R: 0 E: 0 K: 0 S: 9 H: 0 LOB: 0 BB: 0 P: 12	R: 0 E: 0 K: 0 S: 11 H: 2 LOB: 2 BB: 0 P: 19	R: 0 E: 0 K: 2 S: 10 H: 0 LOB: 0 BB: 0 P: 14		1B: 5 2B: 0 3B: 0 HR: 2 SF: 0 SAC: 0 DP: 0 HBP: 0						

PITCHER		IP	WLS	BF	H	R	ER	SO	BB	IBB	HBP	BLK	WP	HR	S	P	ERA	WHIP
49 Eli Morgan, R ERA: 5.0	(1, 1)	3.0	L	12	1	2	2	5	2	0	0	0	0	1	28	51	6.00	1.000
33 Logan Allen, L ERA: 2.45	(4, 1)	1.0		6	2	1	1	2	1	0	0	0	0	0	17	28	9.00	3.000
56 Tanner Tully, L ERA: 4.5	(5, 1)	2.0		9	2	1	1	0	1	0	0	0	0	1	25	38	4.50	1.500
45 Konnor Pilkington, L ERA:	(7, 1)	2.0		8	2	0	0	2	0	0	0	0	0	0	21	33	0.00	1.000

PITCHER	IP	WLS	BF	H	R	ER	SO	BB	IBB	HBP	BLK	WP	HR	S	P	ERA	WHIP

BOTTOM

Cleveland Guardians @ New York Yankees

Yankee Stadium, Bronx, NY

Fri Apr 22 2022, 7:08 PM - 10:05 PM EDT

Att. 41,062 - Clear - 66 F

livebaseballscorecards.com

AB	31
R	4
H	7
RBI	4
BB	4
SO	9
LOB	12

WP: 0 PA: 35
PB: 0
SB: 0
CS: 0

Batter	1	2	3	4	5	6	7	8	9	AB	R	H	RBI	BB	SO	LOB
7 Myles Straw, R (1, 8) OBP: 0.397, SLG: 0.370	C FF 90 B FF 91 F FC 88 F FF 91 B FF 92 X FC 87 2-2 ① P3			B ST 77 C FC 85 B FF 89 C FC 85 B FC 86 S FC 85 3-3 ① K		B FC 87 C FC 85 B FF 90 F FC 86 B FF 91 X FC 85 3-2 ② L7		C FF 95 B ST 86 C ST 85 B FF 95 X FF 94 2-2 1B		4	0	1	0	0	1	0
38 Steven Kwan, L (1, 7) OBP: 0.473, SLG: 0.524	C FF 92 B ST 75 C FC 87 F FF 92 B SI 90 F FC 84 S FF 92 2-3 ② K			C FC 85 X ST 78 0-1 ② G3-1		C FC 87 B FC 85 S FF 90 F FC 89 S SI 90 1-3 ③ K		1 SAFE 1 SAFE B FF 94 C ST 85 1 SAFE F SI 94 F FF 94 X CH 89 1-2 ③ F9		4	0	0	0	0	2	1
11 José Ramírez, S (1, 5) OBP: 0.410, SLG: 0.709	B ST 77 B FC 87 F FC 87 S SI 90 X FC 88 2-2 ③ F7			C FF 90 B ST 78 C ST 79 F FC 88 S FF 92 1-3 ③ K			C FC 86 F FF 90 B CH 85 B FC 88 F FF 92 X SI 91 2-2 ① F9		C SI 98 X CH 93 0-1 ① F7	4	0	0	0	0	1	0
32 Franmil Reyes, R (1, 10) OBP: 0.211, SLG: 0.291		C FF 90 F FC 86 B FC 89 B CH 86 X FF 92 2-2 ① G6-3			C ST 77 F FC 87 B FF 90 B SI 91 B FC 88 C FC 86 3-3 ① K		B SI 96 B SI 96 C SI 96 F SI 96 X SI 96 2-2 ② G5-3		B SL 86 B SL 83 B CH 92 X SI 98 3-0 ② F9	4	0	0	0	0	1	0
1 Amed Rosario, R (1, 6) OBP: 0.300, SLG: 0.304		B ST 78 B SI 90 B FC 85 B FF 88 4-0 22 G5-6-3 BB			B ST 77 S FC 85 F ST 78 B FC 88 F FC 86 B SI 90 B FC 83 4-2 22 HR BB		B SI 97 B SI 95 C SI 96 F SI 96 F SI 96 F SI 97 X SL 86 2-2 ③ G5-3		C SI 98 C SL 84 S CH 92 0-3 ③ K	2	1	0	0	2	1	0
22 Josh Naylor, L (1, 3) OBP: 0.500, SLG: 0.714		X FC 86 0-0 ② ③ G5-6-3 1-2f			1 SAFE B ST 75 C FF 87 X ST 77 1-1 1-H HR			X FF 94 0-0 17 HR 1B		3	2	2	2	0	0	1
28 Ernie Clement, R (1, 4) OBP: 0.333, SLG: 0.310			C FF 88 B ST 80 B FC 87 X FC 85 2-1 ① F9		C FC 87 F FF 91 X FF 90 0-2 ② F7			B FF 95 1 SAFE F FF 94 X ST 85 1-1 ① P6		3	0	0	0	0	0	1
35 Óscar Mercado, R (1, 9) OBP: 0.213, SLG: 0.489			X FC 86 0-0 ② G5-3		C ST 78 S FF 90 S FC 88 0-3 ③ K			X ST 84 0-0 ② L9		3	0	0	0	0	1	1
17 Austin Hedges, R (1, 2) OBP: 0.200, SLG: 0.219			C FC 87 F FF 91 C FC 89 0-3 ③ K			F FF 87 F ST 76 S FF 92 0-3 ① K		S ST 85 B ST 85 C FF 94 B ST 85 B FF 95 X FF 95 3-2 1-H HR		3	1	1	2	0	2	0
Inning Stats	R: 0 E: 0 K: 1 S: 12 H: 0 LOB: 0 BB: 0 P: 18	R: 0 E: 0 K: 0 S: 4 H: 0 LOB: 0 BB: 1 P: 10	R: 0 E: 0 K: 1 S: 6 H: 0 LOB: 0 BB: 0 P: 8	R: 0 E: 0 K: 2 S: 9 H: 0 LOB: 0 BB: 0 P: 13	R: 2 E: 0 K: 2 S: 14 H: 1 LOB: 0 BB: 1 P: 22	R: 0 E: 0 K: 2 S: 10 H: 0 LOB: 0 BB: 0 P: 14	R: 0 E: 0 K: 0 S: 12 H: 0 LOB: 0 BB: 0 P: 18	R: 2 E: 0 K: 0 S: 14 H: 3 LOB: 1 BB: 0 P: 21	R: 0 E: 0 K: 1 S: 6 H: 0 LOB: 0 BB: 0 P: 9	1B: 2 2B: 0 3B: 0 HR: 2 SF: 0 SAC: 0 DP: 1 HBP: 0						

PITCHER	IP	WLS	BF	H	R	ER	SO	BB	IBB	HBP	BLK	WP	HR	S	P	ERA	WHIP
65 Nestor Cortes, L (1, 1) ERA: 1.15	6.1		21	1	2	2	8	2	0	0	0	0	1	59	91	2.84	0.474
35 Clay Holmes, R (7, 1) ERA: 1.17	0.2		2	0	0	0	0	0	0	0	0	0	0	8	12	0.00	0.000
57 Chad Green, R (8, 1) ERA: 4.91	1.0	B	6	3	2	2	0	0	0	0	0	0	1	14	21	18.00	3.000
30 Miguel Castro, R (9, 1) ERA: 2.57	1.0	W	3	0	0	0	1	0	0	0	0	0	0	6	9	0.00	0.000

PITCHER	IP	WLS	BF	H	R	ER	SO	BB	IBB	HBP	BLK	WP	HR	S	P	ERA	WHIP

TOP

Cleveland Guardians @ New York Yankees

Yankee Stadium, Bronx, NY

Sat Apr 23 2022, 1:09 PM - 3:57 PM EDT

Att. 39,180 - Cloudy - 60 F

livebaseballscorecards.com

AB	30
R	4
H	4
RBI	4
BB	2
SO	9
LOB	4

BOTTOM

Cleveland Guardians @ New York Yankees

Yankee Stadium, Bronx, NY

Sat Apr 23 2022, 1:09 PM - 3:57 PM EDT

Att. 39,180 - Cloudy - 60 F

livebaseballscorecards.com

Batter	1	2	3	4	5	6	7	8	9	AB	R	H	RBI	BB	SO	LOB
26 DJ LeMahieu, R (1, 4) OBP: 0.389, SLG: 0.404	C FF 92 B FC 85 X SI 91 1-1 ① G6-3		X SI 92 0-0 ②③ G4-6-3 1-2f			C FC 84 B FC 87 C FC 87 B FC 85 F SI 93 F SI 93 F SI 94 X FF 93 2-2 ① L9		C FC 91 F FC 93 X SL 82 0-2 1B		4	0	1	0	0	0	1
99 Aaron Judge, R (1, 9) OBP: 0.344, SLG: 0.500	C CU 81 C SI 93 F SI 93 X FC 84 0-2 ② G5-3			X SI 90 0-0 ① L8		B SI 93 X SI 92 1-0 ② G5-3		C FC 91 B FC 91 B FC 92 S FC 91 F FC 94 X FC 94 2-2 ① L4		4	0	0	0	0	0	1
48 Anthony Rizzo, L (1, 3) OBP: 0.381, SLG: 0.510	F SI 92 B FC 86 S FC 86 B SI 91 X SI 92 2-2 27 FC6-4 1B			S FC 85 B FC 86 X CH 84 1-1 ② G3-1		C CU 80 X FC 86 0-1 ③ P5		B CH 82 B FC 91 F FC 90 X FC 92 2-1 ② F7		4	0	1	0	0	0	1
27 Giancarlo Stanton, R (1, 10) OBP: 0.213, SLG: 0.322	S SI 91 X SI 92 0-1 ③ FC6-4 1-2f			C FF 92 X FC 84 0-1 ③ G3			X FC 86 0-0 ① G6-3	B SI 95 C SL 82 C SI 95 B SL 80 F FF 94 F SI 95 F SL 81 S FF 95 2-3 ③ K		4	0	0	0	0	1	2
28 Josh Donaldson, R (1, 5) OBP: 0.317, SLG: 0.373 33 Tim Locastro, R (9, PR)		B FC 86 F SI 92 B CH 85 B FC 86 F SI 93 B SI 93 4-2 31 CS BB			C FC 85 B FF 93 X FC 87 1-1 ① F9		B FC 85 X FC 86 1-0 HR		B FC 99 B FC 98 C FC 98 B FC 98 B FC 99 4-1 31 S 12 2B BB	2 0	1 1	1 0	1 0	2 0	0 0	0 0
31 Aaron Hicks, S (1, 8) OBP: 0.388, SLG: 0.350		B FC 87 C SI 93 C FC 87 B CH 84 B FC 88 F FC 86 F SI 93 S SI 94 3-3 ①② K 1-2			B FC 86 C FC 87 B FC 85 C FC 85 B CH 84 F SI 93 B FC 86 4-2 13 1B 12 1B BB		X SI 93 0-0 66 BLK 13 BB 1B		C FC 100 F FF 100 F FC 99 S SL 92 0-3 ① K 1-2	3	1	1	0	1	2	2
13 Joey Gallo, L (1, 7) OBP: 0.255, SLG: 0.136		B CU 81 S FC 87 S FC 87 B SI 93 B SI 93 C FC 87 3-3 ③ K			1 SAFE X FC 87 0-0 12 1B 66 SFB-3-6 1-2 1B		S CH 82 1 SAFE B FC 87 S CH 82 F SI 92 F CH 82 F CH 83 B SI 93 B SI 93 4-2 D CH 84 66 BLK 1-2 BB		C FC 99 C SL 90 F SL 91 X FC 99 0-2 ② L3	3	1	1	0	1	1	2
12 Isiah Kiner-Falefa, R (1, 6) OBP: 0.340, SLG: 0.383			B FC 85 X FC 84 1-0 ① F7		C SI 93 F SI 92 X SI 93 0-2 66 SFB-3-6 1-3 2-H 1B		F FF 95 S FF 96 B SL 84 S FF 95 1-3 ② K		B FC 100 C FC 99 F FC 100 X FF 100 1-2 25 1B 2-H 2B	4	1	2	2	0	1	2
66 Kyle Higashioka, R (1, 2) OBP: 0.143, SLG: 0.152 25 Gleyber Torres, R (9, PH) OBP: 0.244, SLG: 0.317			F FF 92 C FC 85 B FC 86 F FC 85 X SI 93 1-2 26 G4-6-3 1B		B FC 85 D FC 87 X SI 93 2-0 ②③ SF8-3-6 1-2 3-H		S SL 84 S FF 96 S FF 97 0-3 ③ K 1-2 2-3		F FC 101 B SL 91 C SL 91 X SL 92 1-2 2-H 1B	2 1	0 0	1 1	1 1	0 0	1 0	2 0
Inning Stats	R: 0 E: 0 K: 0 S: 11 H: 1 LOB: 1 BB: 0 P: 14	R: 0 E: 0 K: 2 S: 10 H: 0 LOB: 0 BB: 1 P: 20	R: 0 E: 0 K: 0 S: 6 H: 1 LOB: 0 BB: 0 P: 8	R: 0 E: 0 K: 0 S: 5 H: 0 LOB: 0 BB: 0 P: 6	R: 2 E: 0 K: 0 S: 10 H: 2 LOB: 0 BB: 1 P: 17	R: 0 E: 0 K: 0 S: 9 H: 0 LOB: 0 BB: 0 P: 12	R: 1 E: 0 K: 2 S: 14 H: 2 LOB: 2 BB: 1 P: 20	R: 0 E: 0 K: 1 S: 15 H: 1 LOB: 1 BB: 0 P: 21	R: 2 E: 0 K: 1 S: 15 H: 2 LOB: 1 BB: 1 P: 21	1B: 7 2B: 2 3B: 0 HR: 1 SF: 1 SAC: 0 DP: 2 HBP: 0						WP: 0 PB: 0 SB: 1 CS: 1 PA: 36	

AB	31
R	5
H	9
RBI	5
BB	4
SO	6
LOB	13

PITCHER		IP	WLS	BF	H	R	ER	SO	BB	IBB	HBP	BLK	WP	HR	S	P	ERA	WHIP
47 Cal Quantrill, R ERA: 3.94	(1, 1)	6.1		25	6	3	3	2	3	0	0	0	0	1	59	90	4.26	1.421
62 Enyel De Los Santos, R ERA:	(7, 1)	0.2		2	0	0	0	2	0	0	0	1	0	0	6	7	0.00	0.000
27 Bryan Shaw, R ERA: 2.7	(8, 1)	0.2	H	3	1	0	0	0	0	0	0	0	0	0	9	13	0.00	1.500
52 Nick Sandlin, R ERA: 6.35	(8, 1)	0.1	H	1	0	0	0	1	0	0	0	0	0	0	6	8	0.00	0.000
48 Emmanuel Clase, R ERA: 7.71	(9, 1)	0.2	L	5	2	2	2	1	1	0	0	0	0	0	15	21	27.00	4.500

PITCHER	IP	WLS	BF	H	R	ER	SO	BB	IBB	HBP	BLK	WP	HR	S	P	ERA	WHIP

Cleveland Guardians @ New York Yankees

Yankee Stadium, Bronx, NY

Sun Apr 24 2022, 1:39 PM - 4:21 PM EDT

Att. 39,050 - Partly Cloudy - 58 F

livebaseballscorecards.com

Batter	1	2	3	4	5	6	7	8	9	AB	R	H	RBI	BB	SO	LOB
7 Myles Straw, R (1, 8) OBP: 0.373, SLG: 0.345	B FF 97 B FF 97 C FF 97 F FC 93 T FF 99 2-2 ① K		F FC 90 X KC 80 0-1 ② G5-3			C FF 96 F FC 89 F FF 98 B FF 98 S FC 92 1-3 ① K		B CH 88 F SI 95 X CH 90 1-1 ② FC1-4-6 1-2f		4	0	0	0	0	2	2
38 Steven Kwan, L (1, 7) OBP: 0.456, SLG: 0.500 28 Ernie Clement, R (3, 7) OBP: 0.314, SLG: 0.290	B FC 92 F FF 98 C FF 98 X FF 99 1-2 ② F7		B FF 97 C FF 97 F CH 90 X FF 98 1-2 ③ F7			C FC 91 B FF 97 C FF 98 F SL 87 T SL 87 1-2 ② K		B SI 96 F CH 89 D SI 94 F CH 89 B CH 88 X CH 91 3-2 ③ G6-3		2 2	0 0	0 0	0 0	0 0	0 1	0 2
11 José Ramírez, S (1, 5) OBP: 0.415, SLG: 0.690	B FC 94 B KC 83 F FC 92 B FF 99 B FF 99 4-1 BB			C KC 80 B CH 89 B CH 90 B FF 96 F FF 97 F FF 98 X FF 98 3-2 22 G3-6 1B		C FC 92 B FF 98 S KC 83 X FC 93 1-2 ③ F8			C CH 84 C ST 76 S CH 84 0-3 ① K	3	0	1	0	1	1	1
22 Josh Naylor, L (1, 10) OBP: 0.423, SLG: 0.600	1 SAFE B KC 82 F FC 92 1 SAFE S FF 98 S FF 98 1-3 ③ K			X KC 82 0-0 ① ② G3-6 1-2f			B FF 96 F FF 96 B CH 89 C FF 98 B CH 91 F FC 93 S FF 97 3-3 ① K		F FF 96 B FF 95 B CH 85 F FF 94 F CH 84 F FF 96 F FF 95 F CH 85 X FF 95 2-2 ② G4-3	4	0	0	0	0	2	2
1 Amed Rosario, R (1, 6) OBP: 0.297, SLG: 0.288		C FF 97 S KC 81 B FF 96 S KC 81 1-3 ① K		C FF 97 S FF 96 C FF 98 0-3 ③ K			S FC 88 X KC 81 0-1 ② G5-3		S ST 79 B ST 76 B FF 94 B ST 78 T FF 95 B FF 94 4-2 44 1B 0 3B BB	3	1	0	0	1	2	0
6 Owen Miller, R (1, 3) OBP: 0.528, SLG: 0.903 44 Bobby Bradley, L (9, PH) OBP: 0.125, SLG: 0.125		B FC 89 B FF 96 X FF 95 2-0 ② G4-3			C FF 97 F SL 85 B FF 97 F KC 81 S SL 87 1-3 ① K		C FF 97 X SL 85 0-1 1B		D CH 86 B FF 95 X FF 95 2-0 1-3 0 3B 1B	3 1	0 1	1 1	0 0	0 0	1 0	0 0
0 Andrés Giménez, L (1, 4) OBP: 0.355, SLG: 0.586		B FC 89 X FC 92 1-0 1B			C FF 98 B FF 97 C CH 92 F FF 98 B FF 96 S FF 97 2-3 ② K		B SI 94 S SI 93 X SL 86 1-1 ③ P4		B FF 95 S FF 96 X ST 76 1-1 1-H 3-H 3B	4	0	2	2	0	1	1
35 Óscar Mercado, R (1, 9) OBP: 0.196, SLG: 0.451		C FF 96 S SL 87 F KC 82 F SL 86 X FF 98 0-2 ③ P3			X FC 90 0-0 ③ G6-3			F CH 86 S CH 87 F CH 86 F SI 95 X CH 88 0-2 ① G6-3	B ST 80 B FF 95 B FF 95 C FF 95 X FF 95 3-1 ③ F7	4	0	0	0	0	0	2
17 Austin Hedges, R (1, 2) OBP: 0.237, SLG: 0.235 10 Bryan Lavastida, R (8, 2) OBP: 0.267, SLG: 0.083			B FF 96 C FF 97 F FC 91 X KC 82 1-2 ① G5-3			C SL 83 X KC 78 0-1 1B		B SI 94 C CH 88 B SI 94 B SI 96 B SI 96 4-1 7 FC1-4-6 BB		2 0	0 0	1 0	0 0	1 0	0 0	0 0
Inning Stats	R: 0 E: 0 K: 2 S: 10 H: 0 LOB: 1 BB: 1 P: 18	R: 0 E: 0 K: 1 S: 10 H: 1 LOB: 1 BB: 0 P: 14	R: 0 E: 0 K: 0 S: 8 H: 0 LOB: 0 BB: 0 P: 10	R: 0 E: 0 K: 1 S: 8 H: 1 LOB: 0 BB: 0 P: 11	R: 0 E: 0 K: 2 S: 9 H: 0 LOB: 0 BB: 0 P: 12	R: 0 E: 0 K: 2 S: 13 H: 1 LOB: 1 BB: 0 P: 16	R: 0 E: 0 K: 1 S: 10 H: 1 LOB: 1 BB: 0 P: 14	R: 0 E: 0 K: 0 S: 11 H: 0 LOB: 1 BB: 1 P: 19	R: 2 E: 0 K: 1 S: 17 H: 2 LOB: 1 BB: 1 P: 29	1B: 5 2B: 0 3B: 1 HR: 0 SF: 0 SAC: 0 DP: 1 HBP: 0						

TOP

AB	32
R	2
H	6
RBI	2
BB	3
SO	10
LOB	10

WP: 0 PA: 35
PB: 0
SB: 0
CS: 0

PITCHER		IP	WLS	BF	H	R	ER	SO	BB	IBB	HBP	BLK	WP	HR	S	P	ERA	WHIP
45 Gerrit Cole, R ERA: 4.0	(1, 1)	6.2	W	24	4	0	0	9	1	0	0	0	0	0	66	92	0.00	0.750
58 Wandy Peralta, L ERA: 2.7	(7, 1)	1.1		5	0	0	0	0	1	0	0	0	0	0	13	22	0.00	0.750
97 Ron Marinaccio, R ERA: 5.4	(9, 1)	1.0		6	2	2	2	1	1	0	0	0	0	0	17	29	18.00	3.000

PITCHER	IP	WLS	BF	H	R	ER	SO	BB	IBB	HBP	BLK	WP	HR	S	P	ERA	WHIP

Batter	1	2	3	4	5	6	7	8	9	AB	R	H	RBI	BB	SO	LOB
26 DJ LeMahieu, R (1, 5) OBP: 0.414, SLG: 0.510 14 Marwin Gonzalez, S (8, 5) OBP: 0.333, SLG: 0.200	F FF 92 B SI 92 B FS 88 X FC 87 2-1 ① G4-3	1 SAFE X SI 90 0-0 1-H 2B		X FF 94 0-0 99 G1-4-3 1B		X FC 88 0-0 1-H HR		C FF 93 X FC 88 0-1 33 HR 1B		4 1	1 1	3 1	3 1	0 0	0 0	0 0
99 Aaron Judge, R (1, 9) OBP: 0.354, SLG: 0.509 33 Tim Locastro, R (8, PH) OBP: 0.250, SLG: 1.000 (9, 9)	C SI 92 X SI 92 0-1 48 HR 2B	C FC 86 C CU 76 F FF 90 D CU 76 D FS 87 C FF 91 2-3 ③ K		X FF 93 0-0 ① ② G1-4-3 1-2f		B FF 93 B CH 84 B FF 92 B FF 92 4-0 BB		B FF 92 X CH 82 1-0 1-H HR		3 1	1 1	1 1	0 2	1 0	1 0	2 0
48 Anthony Rizzo, L (1, 3) OBP: 0.382, SLG: 0.571	C FC 88 F CU 75 B FF 91 X CU 76 1-2 2-H HR		B FS 86 C FC 87 X FF 91 1-1 25 BB 31 FC8-6 2B	B FF 94 B FF 95 F FF 95 S SI 96 B SL 88 S FF 95 3-3 ③ K		B FF 91 C FF 91 S FF 91 D CU 75 X FF 92 2-2 ② F7		B FC 87 F FC 87 F CU 75 B FF 92 X FF 92 2-2 ② L5		5	2	2	2	0	1	1
28 Josh Donaldson, R (1, 10) OBP: 0.308, SLG: 0.345	F FF 89 X SI 91 0-1 ② P5		B FS 85 H SI 90 2-0 31 FC8-6 25 BB 13 2B HBP		F FF 93 C FF 94 C CU 79 0-3 ① K	X CH 85 0-0 ③ L8		C FF 92 F CU 76 T FF 93 0-2 ③ K		4	1	0	0	0	2	1
25 Gleyber Torres, R (1, 4) OBP: 0.286, SLG: 0.364	C FF 91 S FC 86 D CU 75 B FF 91 X FF 92 2-2 1B		B FF 90 1 SAFE D FS 87 B FC 85 B FC 86 4-0 31 FC8-6 1-2 2-3 BB		B SL 84 T SI 94 X FF 95 1-1 ② F9		X FF 92 0-0 2B			3	0	2	0	1	0	0
31 Aaron Hicks, S (1, 8) OBP: 0.377, SLG: 0.341	B FS 87 B FC 88 F FC 88 B FC 86 F FC 87 C FC 86 3-3 ③ K		X FC 86 0-0 ① FC8-6 13 2B 12 SF7 1-2f 2-3 3-H		B FF 94 F FF 95 B SI 96 X FF 94 2-1 13 E 13 S 1B		B CU 74 C FC 88 S SI 91 X CH 84 1-2 ① G5-3			4	1	1	1	0	1	4
13 Joey Gallo, L (1, 7) OBP: 0.255, SLG: 0.167		B FC 86 B SI 90 F FC 86 B CU 76 S FC 86 S FC 86 3-3 ① K	X FC 86 0-0 1-3 3-H 2B		B FF 94 C SL 86 S FF 96 S SL 87 1-3 ③ K 1-3		F FF 92 B CU 76 S CU 75 S CU 77 1-3 ② K			4	0	1	1	0	3	2
12 Isiah Kiner-Falefa, R (1, 6) OBP: 0.333, SLG: 0.380		C FC 87 F SI 92 F FC 87 B CU 77 B SI 91 B FC 86 X FC 86 3-2 26 2B 1B	F FS 85 S FC 85 X CU 76 0-2 ② SF7 3-H			C FF 93 X FC 90 0-1 ① G5-3	C FC 87 C CU 76 B FF 92 T FF 92 1-2 ③ K			3	1	1	1	0	1	1
39 Jose Trevino, R (1, 2) OBP: 0.316, SLG: 0.333		1 SAFE C FC 86 1 SAFE F SI 90 X FF 90 0-2 ② F9	X FC 89 0-0 ③ F7			B FF 93 B CH 84 S FF 92 B FC 88 B FF 92 4-1 26 HR BB		F FC 88 C FF 92 X FF 92 0-2 ① G4-3		3	1	0	0	1	0	2
Inning Stats	R: 2 E: 0 K: 1 S: 15 H: 3 LOB: 1 BB: 0 P: 23	R: 1 E: 0 K: 2 S: 15 H: 2 LOB: 1 BB: 0 P: 23	R: 3 E: 0 K: 0 S: 8 H: 2 LOB: 1 BB: 1 P: 15	R: 0 E: 0 K: 1 S: 5 H: 1 LOB: 0 BB: 0 P: 8	R: 0 E: 0 K: 2 S: 10 H: 1 LOB: 1 BB: 0 P: 14	R: 2 E: 0 K: 0 S: 8 H: 1 LOB: 1 BB: 2 P: 18	R: 0 E: 0 K: 2 S: 10 H: 1 LOB: 1 BB: 0 P: 13	R: 2 E: 0 K: 1 S: 12 H: 2 LOB: 0 BB: 0 P: 15		1B: 5 2B: 5 3B: 0 HR: 3 SF: 1 SAC: 0 DP: 1 HBP: 1				WP: 0 PB: 0 SB: 1 CS: 0 PA: 40	

PITCHER		IP	WLS	BF	H	R	ER	SO	BB	IBB	HBP	BLK	WP	HR	S	P	ERA	WHIP
43 Aaron Civale, R ERA: 9.58	(1, 1)	3.0	L	18	7	6	6	3	1	0	1	0	0	1	38	61	18.00	2.667
31 Sam Hentges, L ERA: 1.42	(4, 1)	2.0		7	2	0	0	3	0	0	0	0	0	0	15	22	0.00	1.000
59 Kirk McCarty, L ERA: 12.0	(6, 1)	3.0		15	4	4	4	3	2	0	0	0	0	2	30	46	12.00	2.000

PITCHER	IP	WLS	BF	H	R	ER	SO	BB	IBB	HBP	BLK	WP	HR	S	P	ERA	WHIP

BOTTOM

Cleveland Guardians @ New York Yankees

Yankee Stadium, Bronx, NY

Sun Apr 24 2022, 1:39 PM - 4:21 PM EDT

Att. 39,050 - Partly Cloudy - 58 F

livebaseballscorecards.com

AB	35
R	10
H	13
RBI	10
BB	3
SO	9
LOB	13

Batter	1	2	3	4	5	6	7	8	9	AB	R	H	RBI	BB	SO	LOB
7 Myles Straw, R (1, 8) OBP: 0.352, SLG: 0.323	B SI 95 T SI 95 C SI 96 B ST 84 F SI 95 S SI 95 2-3 ① **K**		B SI 94 1 SAFE 1 SAFE F SI 93 1 SAFE C ST 82 B SI 94 X SI 93 2-2 ① **L9**		B ST 82 X CH 85 1-0 ③ **G3**			C FF 92 B FF 92 B SI 92 X SI 92 2-1 ② **G6-3**		4	0	0	0	0	1	2
1 Amed Rosario, R (1, 6) OBP: 0.294, SLG: 0.302	B ST 84 B ST 83 C SI 94 X SI 94 2-1 ② **F9**		P CH 86 S ST 82 B ST 82 1 SAFE X SI 94 2-1 ② **F7**			C SI 92 F ST 82 B SI 93 X ST 82 1-2 **2B**		C FF 93 X SL 86 0-1 ③ **G5-3**		4	0	1	0	0	0	1
11 José Ramírez, S (1, 5) OBP: 0.420, SLG: 0.667	B ST 84 B FC 96 B CH 86 B FF 95 4-0 **BB**		C ST 83 F FF 95 D CH 86 B ST 82 B FF 95 S CH 87 3-3 ③ **K**			B SL 84 S CH 84 D CH 84 B CH 85 B ST 81 4-1 22 G6-4-3 **BB**			B FF 98 X SL 84 1-0 ① **P5**	2	0	0	0	2	1	1
32 Franmil Reyes, R (1, 10) OBP: 0.213, SLG: 0.276	1 SAFE B SI 95 B SI 94 C SI 94 B CH 85 X SI 94 3-1 ③ **P3**			S ST 83 T SI 95 B ST 82 B CH 86 B SI 95 F SI 93 F SI 94 B ST 83 4-2 22 G3-4-3 **BB**		B SI 92 B ST 83 B SI 93 S SI 93 F SI 92 S SI 93 3-3 ① **K**			C SI 96 S SL 85 C SL 85 0-3 ② **K**	3	0	0	0	1	2	3
22 Josh Naylor, L (1, 9) OBP: 0.367, SLG: 0.517		B FF 94 F FC 92 X FC 92 1-1 ① **F7**		B FF 96 C CH 85 X FC 90 1-1 ① ② **G3-4-3** **1-2f**		C FC 90 X FF 95 0-1 ② ③ **G6-4-3** **1-2f**			S SL 84 X SI 96 0-1 ③ **G4-3**	4	0	0	0	0	0	3
6 Owen Miller, R (1, 3) OBP: 0.513, SLG: 0.848		B FF 95 B FF 95 B SI 94 C SI 94 B SI 94 4-1 0 B1-3 **BB**		C FC 91 S SI 94 B ST 84 X CH 86 1-2 ③ **G5-3**			B SL 84 X FF 94 1-0 ① **L6**			2	0	0	0	1	0	0
0 Andrés Giménez, L (1, 4) OBP: 0.324, SLG: 0.531		X FC 90 0-0 ② **B1-3** **1-2**			B FC 90 B FF 94 X FC 90 2-0 ① **F9**		C FF 93 S FF 94 B FF 93 F FF 94 B SL 85 X FF 95 2-2 ② **F9**			3	0	0	0	0	0	1
17 Austin Hedges, R (1, 2) OBP: 0.220, SLG: 0.216		2 SAFE B ST 83 B ST 82 C SI 95 S ST 82 X ST 83 2-2 ③ **G3-1**			C SI 94 B ST 83 B ST 83 X FF 94 2-1 ② **P5**		C FF 94 B FF 93 X SL 86 1-1 ③ **F8**			3	0	0	0	0	0	1
9 Richie Palacios, L (1, 7) OBP: 0.667, SLG: 0.667			S FC 91 X FF 95 0-1 **1B**		C FC 89 X CH 86 0-1 **E7** **1B**			C FF 91 X FF 92 0-1 ① **F8**		3	0	2	0	0	0	0
Inning Stats	R: 0 H: 0 E: 0 LOB: 1 K: 1 BB: 1 S: 8 P: 19	R: 0 H: 0 E: 0 LOB: 1 K: 0 BB: 1 S: 7 P: 14	R: 0 H: 1 E: 0 LOB: 1 K: 1 BB: 0 S: 11 P: 17	R: 0 H: 0 E: 0 LOB: 0 K: 0 BB: 1 S: 9 P: 15	R: 0 H: 1 E: 1 LOB: 1 K: 0 BB: 0 S: 6 P: 11	R: 0 H: 1 E: 0 LOB: 1 K: 1 BB: 1 S: 9 P: 17	R: 0 H: 0 E: 0 LOB: 0 K: 0 BB: 0 S: 7 P: 11	R: 0 H: 0 E: 0 LOB: 0 K: 0 BB: 0 S: 6 P: 8	R: 0 H: 0 E: 0 LOB: 0 K: 1 BB: 0 S: 6 P: 7	1B: 2 SF: 0 2B: 1 SAC: 0 3B: 0 DP: 2 HR: 0 HBP: 0						

TOP

Cleveland Guardians @ Los Angeles Angels

Angel Stadium, Anaheim, CA

Mon Apr 25 2022, 6:40 PM - 9:01 PM PDT

Att. 23,099 - Partly Cloudy - 82 F

livebaseballscorecards.com

AB	28
R	0
H	3
RBI	0
BB	4
SO	4
LOB	12

PITCHER		IP	WLS	BF	H	R	ER	SO	BB	IBB	HBP	BLK	WP	HR	S	P	ERA	WHIP
25 Michael Lorenzen, R ERA: 2.93	(1, 1)	6.0	W	23	3	0	0	3	4	0	0	0	0	0	50	93	0.00	1.167
21 Mike Mayers, R ERA: 9.0	(7, 1)	1.0	H	3	0	0	0	0	0	0	0	0	0	0	7	11	0.00	0.000
52 Ryan Tepera, R ERA: 2.08	(8, 1)	1.0	H	3	0	0	0	0	0	0	0	0	0	0	6	8	0.00	0.000
32 Raisel Iglesias, R ERA: 1.29	(9, 1)	1.0	S	3	0	0	0	1	0	0	0	0	0	0	6	7	0.00	0.000

PITCHER		IP	WLS	BF	H	R	ER	SO	BB	IBB	HBP	BLK	WP	HR	S	P	ERA	WHIP

WP: 0 PA: 32
PB: 0
SB: 0
CS: 0

Batter	1	2	3	4	5	6	7	8	9	AB	R	H	RBI	BB	SO	LOB
3 Taylor Ward, R (1, 9) OBP: 0.525, SLG: 0.700	T FF 90 B SL 86 S SL 85 C FF 92 1-3 ① K		B SL 85 S FF 91 X KC 82 1-1 ① F9		B SL 84 B FF 92 C FF 90 S SL 85 B FF 92 X FF 91 3-2 HR		C SL 84 F SL 85 D SL 86 D KC 82 B FF 91 X SL 85 3-2 2-H HR			4	2	2	3	0	1	0
17 Shohei Ohtani, L (1, 10) OBP: 0.286, SLG: 0.394	B FF 92 B FF 92 C FC 88 B SL 86 C FC 88 S KC 84 3-3 ② K2-3		B SL 86 C KC 83 B FF 91 F SL 87 F KC 83 B KC 84 C FF 92 3-3 ② K		X FF 91 0-0 ③ G6-3		F FF 96 F FS 88 X FS 87 0-2 ② F9			4	0	0	0	0	2	0
27 Mike Trout, R (1, 8) OBP: 0.436, SLG: 0.696	B FF 92 C FF 91 B FF 92 X FF 92 2-1 ③ L6		B SL 87 B FF 91 S SL 87 X FF 92 2-1 ③ L7			B SL 83 S SL 85 S SL 85 X SL 86 1-2 3B	C FF 96 B FS 88 C SL 87 S FS 86 1-3 ③ K			4	0	1	0	0	1	0
20 Jared Walsh, L (1, 3) OBP: 0.309, SLG: 0.373		X CH 87 0-0 ① G3		B SL 86 B SL 87 C FF 91 F KC 83 S KC 83 2-3 ① K		F KC 82 X SL 87 0-1 ① G4-3		X FC 88 0-0 6 G5-4-3 1B		4	0	1	0	0	1	1
6 Anthony Rendon, R (1, 5) OBP: 0.344, SLG: 0.347		B FF 90 X SL 85 1-0 ② F7		B FF 92 B FF 91 F SL 86 X KC 82 2-1 5 FC5-4 1B		X SL 86 0-0 ② G4-3		F FC 89 D FC 93 S FC 90 F FC 93 B SL 85 X FC 90 2-2 ①② G5-4-3 1-2f		4	0	1	0	0	0	2
5 Matt Duffy, R (1, 4) OBP: 0.429, SLG: 0.367 4 Andrew Velazquez, S (9, 6) OBP: 0.238, SLG: 0.167		C FF 91 B SL 86 X SL 84 1-1 7 1B 1B		C SL 86 B FF 92 F SL 85 X KC 82 1-2 ② FC5-4 1-2f		B SL 86 B SL 87 D SL 86 B FF 91 4-0 7 WP BB		C FC 90 B SL 86 X FC 91 1-1 ③ G5-3		3 0	0 0	1 0	0 0	1 0	0 0	1 0
7 Jo Adell, R (1, 7) OBP: 0.264, SLG: 0.481		S SL 85 1 SAFE F SL 85 X SL 86 0-2 1-3 1B		B SL 84 X SL 84 1-0 ③ F7		C FF 91 B SL 86 X FF 92 1-1 ③ P3 1-2				3	0	1	0	0	0	3
33 Max Stassi, R (1, 2) OBP: 0.333, SLG: 0.417		C SL 85 B FF 90 D SL 87 D SL 86 B SL 86 4-1 BB			C FF 89 T FF 90 F SL 85 F FF 90 T SL 84 0-2 ① K		F SL 84 X SL 85 0-1 14 SH2-3 3 HR 1B			2	1	1	0	1	1	0
14 Tyler Wade, L (1, 6) OBP: 0.308, SLG: 0.306 (9, 4)		X FF 91 0-0 ③ F9			C FF 90 F SL 87 B KC 82 S KC 81 1-3 ② K		L FF 90 B KC 82 L KC 82 X KC 82 1-2 ① SH2-3 1-2			2	0	0	0	0	1	3
Inning Stats	R: 0 E: 0 K: 2 S: 8 H: 0 LOB: 0 BB: 0 P: 14	R: 0 E: 0 K: 0 S: 9 H: 2 LOB: 3 BB: 1 P: 15	R: 0 E: 0 K: 1 S: 8 H: 0 LOB: 0 BB: 0 P: 14	R: 0 E: 0 K: 1 S: 9 H: 1 LOB: 1 BB: 0 P: 15	R: 1 E: 0 K: 2 S: 12 H: 1 LOB: 0 BB: 0 P: 16	R: 0 E: 0 K: 0 S: 8 H: 1 LOB: 2 BB: 1 P: 14	R: 2 E: 0 K: 1 S: 14 H: 2 LOB: 0 BB: 0 P: 19	R: 0 E: 0 K: 0 S: 7 H: 1 LOB: 0 BB: 0 P: 10		1B: 5 2B: 0 3B: 1 HR: 2 SF: 0 SAC: 1 DP: 1 HBP: 0						

BOTTOM

Cleveland Guardians @ Los Angeles Angels

Angel Stadium, Anaheim, CA

Mon Apr 25 2022, 6:40 PM - 9:01 PM PDT

Att. 23,099 - Partly Cloudy - 82 F

livebaseballscorecards.com

AB	30
R	3
H	8
RBI	3
BB	2
SO	7
LOB	10

WP: 1 PB: 0 SB: 0 CS: 0 PA: 33

PITCHER		IP	WLS	BF	H	R	ER	SO	BB	IBB	HBP	BLK	WP	HR	S	P	ERA	WHIP
57 Shane Bieber, R ERA: 2.82	(1, 1)	6.1	L	28	7	3	3	6	2	0	0	0	1	2	62	100	4.26	1.421
37 Trevor Stephan, R ERA:	(7, 1)	0.2		2	0	0	0	1	0	0	0	0	0	0	6	7	0.00	0.000
27 Bryan Shaw, R ERA: 2.08	(8, 1)	1.0		3	1	0	0	0	0	0	0	0	0	0	7	10	0.00	1.000

PITCHER	IP	WLS	BF	H	R	ER	SO	BB	IBB	HBP	BLK	WP	HR	S	P	ERA	WHIP

Batter	1	2	3	4	5	6	7	8	9	AB	R	H	RBI	BB	SO	LOB
7 Myles Straw, R (1, 8) OBP: 0.360, SLG: 0.333	B FF 95 C FF 95 C CU 83 S CH 86 1-3 ① K		C FF 94 S CH 85 X SL 88 0-2 1-2 1B			B CU 76 B SI 92 C FF 90 B FF 91 X FF 91 3-1 ② G5-3			X SI 92 0-0 11 2B 1B	4	1	2	0	0	1	0
1 Amed Rosario, R (1, 6) OBP: 0.278, SLG: 0.284	C FF 95 X CH 86 0-1 ② G6-3		C SL 84 X CH 86 0-1 ③ G4-3			X SI 91 0-0 ③ G6-3			B CU 77 C SI 92 B SL 81 F SI 90 X CU 77 2-2 ① F8	4	0	0	0	0	0	3
11 José Ramírez, S (1, 5) OBP: 0.411, SLG: 0.656	S SL 84 F FF 96 X SL 89 0-2 ③ F7			C SL 84 C SI 91 B CH 85 X CH 84 1-2 ① G5-3			C FF 90 B SI 89 X SL 82 1-1 ① L7		B CU 76 B SI 92 F SL 82 B CH 84 X SI 92 3-1 1-H 2B	4	0	1	1	0	0	0
32 Franmil Reyes, R (1, 10) OBP: 0.200, SLG: 0.258		S CU 82 B CH 84 S FF 94 S CH 86 1-3 ① K		B FF 94 C FF 93 B CH 85 S CH 86 S CH 86 2-3 ② K			B CU 77 B FF 92 C FF 90 F FF 92 B CH 83 F CH 82 C CH 83 3-3 ② K		B FF 93 C FF 93 C SL 82 C SL 82 1-3 ② K	4	0	0	0	0	4	1
6 Owen Miller, R (1, 3) OBP: 0.488, SLG: 0.784		B SL 82 B SL 82 X SI 94 2-0 ② F9		B FF 94 B SL 81 C SI 94 B CH 86 C SI 94 S CH 86 3-3 ③ K			C SI 89 B CU 76 X FF 90 1-1 1B		F SL 82 B SL 82 S FF 94 F CH 86 S FF 93 1-3 ③ K	4	0	1	0	0	2	1
35 Óscar Mercado, R (1, 9) OBP: 0.185, SLG: 0.426		B FF 95 X SL 81 1-0 ③ F7			X SL 85 0-0 ① G5-3		C SI 90 B CH 83 F CH 84 S CH 84 1-3 ③ K			3	0	0	0	0	1	1
28 Ernie Clement, R (1, 7) OBP: 0.316, SLG: 0.273			B SI 93 B FF 93 C FF 94 B CH 85 B FF 94 4-1 7 1B BB		C SI 92 F CH 84 B CH 86 F CH 85 B CH 85 X FF 93 2-2 ② G5-3			B SI 90 C SI 89 X SI 91 1-1 ① F9		2	0	0	0	1	0	0
17 Austin Hedges, R (1, 2) OBP: 0.205, SLG: 0.200			1 SAFE B SL 86 X SI 94 1-0 ① P3		F SI 93 B SL 83 S CH 84 F FF 93 F CH 82 B CH 82 B CH 84 S CH 84 3-3 ③ K2-3			B FC 84 S FC 84 B SI 92 F SI 92 F FC 84 C SI 92 2-3 ② K		3	0	0	0	0	2	1
0 Andrés Giménez, L (1, 4) OBP: 0.297, SLG: 0.486			C SI 95 F SI 94 1 SAFE S SL 86 0-3 ② K			B CU 78 F SI 90 S SI 92 S SL 83 1-3 ① K		B SI 92 B FC 85 F SI 91 T SI 91 B SI 92 X SI 92 3-2 ③ G4-3		3	0	0	0	0	2	1
Inning Stats	R: 0 E: 0 K: 1 S: 8 H: 0 LOB: 0 BB: 0 P: 9	R: 0 E: 0 K: 1 S: 5 H: 0 LOB: 0 BB: 0 P: 9	R: 0 E: 0 K: 1 S: 10 H: 1 LOB: 2 BB: 1 P: 15	R: 0 E: 0 K: 2 S: 9 H: 0 LOB: 0 BB: 0 P: 15	R: 0 E: 0 K: 1 S: 10 H: 0 LOB: 0 BB: 0 P: 15	R: 0 E: 0 K: 1 S: 6 H: 0 LOB: 0 BB: 0 P: 10	R: 0 E: 0 K: 2 S: 11 H: 1 LOB: 1 BB: 0 P: 17	R: 0 E: 0 K: 1 S: 9 H: 0 LOB: 0 BB: 0 P: 15	R: 1 E: 0 K: 2 S: 13 H: 2 LOB: 1 BB: 0 P: 20	1B: 3 2B: 1 3B: 0 HR: 0 SF: 0 SAC: 0 DP: 0 HBP: 0						

PITCHER		IP	WLS	BF	H	R	ER	SO	BB	IBB	HBP	BLK	WP	HR	S	P	ERA	WHIP
43 Patrick Sandoval, L ERA:	(1, 1)	7.0	W	24	2	0	0	9	1	0	0	0	0	0	59	90	0.00	0.429
28 Aaron Loup, L ERA: 1.04	(8, 1)	1.0		3	0	0	0	1	0	0	0	0	0	0	9	15	0.00	0.000
46 Jimmy Herget, R ERA: 6.48	(9, 1)	0.1		3	2	1	1	0	0	0	0	0	0	0	6	11	27.00	6.000
32 Raisel Iglesias, R ERA: 1.17	(9, 1)	0.2	S	2	0	0	0	2	0	0	0	0	0	0	7	9	0.00	0.000

PITCHER	IP	WLS	BF	H	R	ER	SO	BB	IBB	HBP	BLK	WP	HR	S	P	ERA	WHIP

TOP

Cleveland Guardians @ Los Angeles Angels

Angel Stadium, Anaheim, CA

Tue Apr 26 2022, 6:40 PM - 9:13 PM PDT

Att. 22,551 - Clear - 72 F

livebaseballscorecards.com

AB	31
R	1
H	4
RBI	1
BB	1
SO	12
LOB	8

Batter	1	2	3	4	5	6	7	8	9	AB	R	H	RBI	BB	SO	LOB
3 Taylor Ward, R (1, 9) OBP: 0.500, SLG: 0.647	C FF 91 C FF 93 F FF 92 X CU 79 0-2 ① F8		C FF 91 X SL 88 0-1 27 HR 1B		B FF 92 C FF 93 F CU 80 X FF 92 1-2 ② G4-3		C FF 96 B SL 84 B SL 86 S FF 96 B FF 96 F SL 86 S FF 97 3-3 ③ K			4	1	1	0	0	1	0
17 Shohei Ohtani, L (1, 10) OBP: 0.284, SLG: 0.387	X FF 92 0-0 ② G4-3		C FF 92 D CU 81 B CU 80 B FF 93 1 SAFE F FF 91 S FF 92 3-3 ② K		B CU 80 F CU 80 B FF 93 X FF 94 2-1 27 2B 1B			X FF 98 0-0 ① G3-1		4	1	1	0	0	1	1
27 Mike Trout, R (1, 8) OBP: 0.458, SLG: 0.776	C FF 92 C FF 94 B SL 89 F FF 94 C SL 89 1-3 ③ K		D SL 89 X SL 88 1-0 1-H HR		C FF 93 C FF 92 F SL 88 X FF 92 0-2 1-H 2B			C FF 97 C SL 86 B SL 86 B FF 98 B SL 84 B FF 97 4-2 20 2B BB		3	1	2	3	1	1	0
20 Jared Walsh, L (1, 3) OBP: 0.305, SLG: 0.382		C FF 92 X CU 79 0-1 ① P5	B CU 80 S FF 93 B FF 94 S FF 94 X CU 81 2-2 ③ F7		C CU 79 B FF 92 S FF 90 S FF 92 1-3 ③ K			X FF 98 0-0 ② 1-H 2B		4	0	1	0	0	1	1
6 Anthony Rendon, R (1, 5) OBP: 0.354, SLG: 0.396		X FF 92 0-0 16 1B 2B		C FF 93 F FF 93 B FF 93 X SL 89 1-2 16 G1-3 2B		F FF 92 B CU 80 F FF 92 F FF 93 B SL 88 F CU 81 F FF 94 B SL 88 F FF 92 3-2 ① F FF 93 X FF 93 G5-3		C SL 86 B FF 97 C FF 97 D SL 85 B SL 84 X SL 85 3-2 ③ G5-3		4	1	2	0	0	0	1
16 Brandon Marsh, L (1, 7) OBP: 0.396, SLG: 0.538		C FF 92 C CU 79 X FF 93 0-2 2-H 1B		C CU 79 S CU 79 B FF 93 F FF 93 X CU 80 1-2 ① G1-3 2-3		C FF 92 S SL 88 F FF 92 S CU 79 0-3 ② K				3	0	1	1	0	1	1
5 Matt Duffy, R (1, 4) OBP: 0.395, SLG: 0.333		1 SAFE F FF 91 X SL 87 0-1 ② F9		F FF 92 B SL 89 B FF 92 F SL 89 F FF 92 B CU 81 S SL 89 3-3 ② K		X SL 82 0-0 ③ G5-3				3	0	0	0	0	1	2
24 Kurt Suzuki, R (1, 2) OBP: 0.276, SLG: 0.346		1 SAFE 1 SAFE X FF 91 0-0 ③ P5		B FF 92 X FF 92 1-0 ③ F8			C FF 95 B FF 96 X FF 95 1-1 ① L8			3	0	0	0	0	0	2
4 Andrew Velazquez, S (1, 6) OBP: 0.222, SLG: 0.154			X FF 91 0-0 ① G3-1		F FF 90 B CU 77 F FF 91 B CU 78 C CU 80 2-3 ① K		X FF 96 0-0 ② L9			3	0	0	0	0	1	0
Inning Stats	R: 0 E: 0 K: 1 S: 10 H: 0 LOB: 0 BB: 0 P: 11	R: 1 E: 0 K: 0 S: 9 H: 2 LOB: 1 BB: 0 P: 9	R: 2 E: 0 K: 1 S: 10 H: 2 LOB: 0 BB: 0 P: 16	R: 0 E: 0 K: 1 S: 12 H: 1 LOB: 1 BB: 0 P: 18	R: 1 E: 0 K: 2 S: 15 H: 2 LOB: 1 BB: 0 P: 21	R: 0 E: 0 K: 1 S: 13 H: 0 LOB: 0 BB: 0 P: 16	R: 0 E: 0 K: 1 S: 7 H: 0 LOB: 0 BB: 0 P: 11	R: 0 E: 0 K: 0 S: 7 H: 1 LOB: 1 BB: 1 P: 14		1B: 3 2B: 4 3B: 0 HR: 1 SF: 0 SAC: 0 DP: 0 HBP: 0		WP: 0 PB: 0 SB: 0 CS: 0 PA: 32	

PITCHER		IP	WLS	BF	H	R	ER	SO	BB	IBB	HBP	BLK	WP	HR	S	P	ERA	WHIP
24 Triston McKenzie, R ERA: 3.71	(1, 1)	5.2	L	24	7	4	4	6	0	0	0	0	0	1	68	90	6.35	1.235
62 Enyel De Los Santos, R ERA:	(6, 1)	1.1		4	0	0	0	1	0	0	0	0	0	0	8	12	0.00	0.000
26 Anthony Gose, L ERA: 1.5	(8, 1)	1.0		4	1	0	0	0	1	0	0	0	0	0	7	14	0.00	2.000

PITCHER	IP	WLS	BF	H	R	ER	SO	BB	IBB	HBP	BLK	WP	HR	S	P	ERA	WHIP

BOTTOM

Cleveland Guardians @ Los Angeles Angels

Angel Stadium, Anaheim, CA

Tue Apr 26 2022, 6:40 PM - 9:13 PM PDT

Att. 22,551 - Clear - 72 F

livebaseballscorecards.com

AB	31
R	4
H	8
RBI	4
BB	1
SO	7
LOB	8

Cleveland Guardians @ Los Angeles Angels

Angel Stadium, Anaheim, CA

Wed Apr 27 2022, 6:41 PM - 9:50 PM PDT

Att. 28,557 - Clear - 65 F

TOP

livebaseballscorecards.com

Batter	1	2	3	4	5	6	7	8	9	AB	R	H	RBI	BB	SO	LOB
7 Myles Straw, R (1, 8) OBP: 0.350, SLG: 0.319	F FF 95 F ST 83 B ST 85 F FS 88 B ST 84 B FF 97 B ST 85 4-2 1 FC6-4 BB	B FF 97 B FF 96 C FF 96 C ST 85 S FF 97 2-3 ② K			C FF 95 B ST 86 X ST 86 1-1 ① L4			B FF 93 C ST 81 X ST 81 1-1 ① G5-3	C SL 83 F SL 84 X FF 94 0-2 ② SF9 3-H	3	0	0	1	1	1	2
1 Amed Rosario, R (1, 6) OBP: 0.273, SLG: 0.278	B FF 94 B ST 83 C FF 94 X FC 88 2-1 ① FC6-4 11 HR 1-2f	S FF 97 B FF 97 X ST 86 1-1 ③ F4			B CU 80 F FF 96 X FF 98 1-1 ② G6-3			X FF 94 0-0 11 HR 1B	X SL 84 0-0 ③ FC6-4 1-2f	5	2	1	0	0	0	4
11 José Ramírez, S (1, 5) OBP: 0.416, SLG: 0.735 28 Ernie Clement, R (8, 5) OBP: 0.316, SLG: 0.273	F FF 97 F FF 95 D FS 89 X ST 86 1-2 1-H HR		C CU 77 F FF 97 F FF 96 F CU 82 F FS 91 F FF 98 B FS 90 B FS 90 X FF 99 2-2 ① G4-3		C ST 86 F FF 97 X FS 91 0-2 ③ L7			B ST 81 B ST 81 B FF 93 C FF 94 X FF 92 3-1 1-H HR		4 0	2 0	2 0	4 0	0 0	0 0	0 0
6 Owen Miller, R (1, 3) OBP: 0.500, SLG: 0.800 44 Bobby Bradley, L (8, PH) OBP: 0.118, SLG: 0.118 (8, 3)	X FF 97 0-0 G4-3		B CU 78 C FF 96 S ST 84 B FF 98 F FF 96 X FS 89 2-2 2B			B FF 97 C FF 96 B CU 82 X FF 96 2-1 32 G6-4-3 1B		C ST 81 S CH 87 S ST 82 0-3 ② K		3 1	0 0	2 0	0 0	0 0	0 1	0 0
22 Josh Naylor, L (1, 9) OBP: 0.364, SLG: 0.500 35 Óscar Mercado, R (7, 9) OBP: 0.200, SLG: 0.455	B CU 77 S FF 95 B FC 89 X FF 97 2-1 1B		B CU 78 S CU 78 X FS 87 1-1 ② F7			D CU 81 X FF 95 1-0 ① F9		B ST 82 B FF 93 X FF 94 2-0 2B		3 1	0 0	1 1	0 0	0 0	0 0	2 0
32 Franmil Reyes, R (1, 10) OBP: 0.188, SLG: 0.242	C ST 83 B ST 83 C FF 93 B ST 84 C CU 79 2-3 ③ K		S FF 98 B FF 98 C ST 86 S FF 98 1-3 ③ K			S CU 82 F CU 82 B CU 79 B FF 96 F FF 94 F CU 80 F FF 94 D CU 80 X FF 94 3-2 ②③ G6-4-3 1-2f		C ST 82 F ST 82 S FF 94 0-3 ③ K		4	0	0	0	0	3	4
9 Richie Palacios, L (1, 7) OBP: 0.429, SLG: 0.429		C CU 75 B FS 87 B ST 82 C FF 96 X CU 80 2-2 0 1B 1B		B FC 87 C FF 95 X FF 96 1-1 ① G6-3			C FF 95 F CU 81 S CU 80 0-3 ① K2-3		C FF 92 B SL 84 X FC 87 1-1 ① F7	4	0	1	0	0	1	0
12 Luke Maile, R (1, 2) OBP: 0.250, SLG: 0.500		F ST 84 B FF 95 X FF 95 1-1 ① F7		B FF 96 C ST 85 C ST 86 S FF 97 1-3 ② K			F FF 96 F FF 94 B CU 82 B FF 96 S FF 95 2-3 ② K		B FC 88 X FF 93 1-0 0 1B 7 SF9 2B	4	1	1	0	0	2	1
0 Andrés Giménez, L (1, 4) OBP: 0.317, SLG: 0.487		C FC 87 C FF 95 F FF 97 X FS 88 0-2 1-2 1B		F FF 97 F FF 99 X FF 97 0-2 ③ F7			B FF 95 F CU 81 S CU 82 F FF 96 B CU 82 X FF 94 2-2 ③ G6-3		B SL 82 F FF 92 B SL 85 X SL 82 2-1 1 FC6-4 2-3 1B	4	0	2	0	0	0	0

| Inning Stats | | |

BOTTOM

Cleveland Guardians @ Los Angeles Angels

Angel Stadium, Anaheim, CA

Wed Apr 27 2022, 6:41 PM - 9:50 PM PDT

Att. 28,557 - Clear - 65 F

livebaseballscorecards.com

Batter	1	2	3	4	5	6	7	8	9	AB	R	H	RBI	BB	SO	LOB
3 Taylor Ward, R (1, 9) OBP: 0.531, SLG: 0.816	X FF 92 0-0 17 G4-3 27 2B 2B	C FF 92 C CU 80 X SL 85 0-2 1-H 2-H 3-H HR		F FF 93 B FF 92 B FF 93 B CU 76 B FF 92 4-1 27 BB 17 1B 20 1B BB		C FC 85 X FC 85 0-1 17 2B 3B	X ST 80 0-0 ③ F9			4	4	3	4	1	0	1
17 Shohei Ohtani, L (1, 1) OBP: 0.302, SLG: 0.413 62 Oliver Ortega, R (6, 1) 60 Andrew Wantz, R (8, 1) 21 Mike Mayers, R (9, 1)	C FF 91 F CH 86 F CU 78 B FF 92 X CH 85 1-2 ① G4-3 2-3	C FF 91 B FF 91 X CH 86 1-1 ① G4-3		1 SAFE B FF 91 X FF 92 1-0 27 BB 20 1B 1-2 1B		C FF 92 S ST 83 D ST 83 X FC 85 1-2 27 2B 3-H 2B		C ST 80 B ST 80 X ST 80 1-1 1B		5 0 0 0	1 0 0 0	3 0 0 0	1 0 0 0	0 0 0 0	0 0 0 0	1 0 0 0
27 Mike Trout, R (1, 8) OBP: 0.476, SLG: 0.808 7 Jo Adell, R (7, 7) OBP: 0.259, SLG: 0.472	B FF 91 B SL 84 F SL 82 B FF 92 X CH 86 3-1 20 F9 6 1B 3-H 2B	C FF 93 X FF 92 0-1 ② F9		D CU 80 D CU 80 F FF 92 C CU 79 B FF 92 F CU 79 F FF 92 B FF 93 4-2 20 1B 1-2 2-3 BB		B ST 82 B FF 91 X ST 80 2-0 2-H 2B		C FC 86 F CU 76 1 SAFE D ST 80 F ST 80 B CH 88 X FC 85 2-2 ① F7		3 1	1 0	2 0	2 0	1 0	0 0	0 1
20 Jared Walsh, L (1, 3) OBP: 0.297, SLG: 0.367	X CH 86 0-0 ② F9 2-3	B CU 78 F CH 85 F FF 91 X CU 79 1-2 ③ L7		S SL 87 B SL 87 X FF 94 1-1 ③ 1-2 2-H 3-H 1B		B SI 90 B FF 91 C ST 81 B SI 89 C FF 92 X ST 82 3-2 ② F8		B FC 99 C FC 98 B FC 99 B FC 99 C FF 100 T FC 100 3-2 ② K		5	0	1	1	0	1	3
6 Anthony Rendon, R (1, 5) OBP: 0.357, SLG: 0.386	C SL 86 C SL 85 B SL 84 F FF 93 B CH 85 B CH 86 X SL 85 3-2 3-H 1B	C CU 76 B FF 92 B FF 91 F CH 85 F CU 78 X FF 93 2-2 ① F8			B CU 78 F FF 94 B FF 94 B SL 87 C FF 94 X FF 94 3-2 ① F7	C ST 81 B FC 85 F FF 90 B FF 92 D ST 81 B ST 80 4-2 BB		C SL 92 S FC 99 C FC 100 0-3 ③ K		4	0	1	1	1	1	1
16 Brandon Marsh, L (1, 7) OBP: 0.385, SLG: 0.512 (7, 8)	B CH 86 X CH 86 1-0 ③ F9		C CH 86 C FF 92 S CU 78 0-3 ② K		B FF 94 B SL 88 C SL 89 X FF 95 2-1 33 S 1B	S FF 90 B FF 90 S ST 81 S SI 89 1-3 ③ K				4	0	1	0	0	2	3
9 Jack Mayfield, R (1, 4) OBP: 0.343, SLG: 0.469		C FF 92 B FF 92 X CH 86 1-1 E6 14 1B 33 1B 3 HR	B CU 79 X FF 92 1-0 ③ G5-3		C CU 80 S CU 80 X FF 94 0-2 ② F8		B CH 87 X FC 86 1-0 ① P2			4	1	0	0	0	0	1
33 Max Stassi, R (1, 2) OBP: 0.326, SLG: 0.400		1 SAFE B FF 92 S SL 84 1 SAFE X FF 92 1-1 14 1B 3 HR 1-2 1B		B FF 91 B SL 86 B CH 85 X FF 91 3-0 ① G6-3	C FF 95 S SL 86 B CU 82 F FF 94 B SL 86 1 SAFE S SL 88 2-3 ③ K 1-2		C ST 78 S ST 80 B FF 90 B ST 80 F FC 86 B ST 81 F ST 81 C SI 89 3-3 ② K			4	1	1	0	0	2	1
14 Tyler Wade, L (1, 6) OBP: 0.326, SLG: 0.325		L CU 78 X FF 92 0-1 3 HR 1-2 2-3 1B		B FF 92 C CH 85 F CH 84 B FF 92 B CU 78 T CH 85 3-2 ② K		F ST 82 S SI 90 B ST 83 S ST 81 1-3 ① K	B SI 89 B FF 90 B SI 89 C FF 90 X FF 90 3-1 1B			4	1	2	0	0	2	0
Inning Stats	R: 2 E: 0 K: 0 S: 13 H: 3 LOB: 1 BB: 0 P: 21	R: 4 E: 1 K: 0 S: 16 H: 3 LOB: 0 BB: 0 P: 20	R: 0 E: 0 K: 1 S: 8 H: 0 LOB: 0 BB: 0 P: 11	R: 1 E: 0 K: 1 S: 12 H: 2 LOB: 2 BB: 2 P: 28	R: 0 E: 0 K: 1 S: 12 H: 1 LOB: 1 BB: 0 P: 19	R: 2 E: 0 K: 2 S: 17 H: 3 LOB: 2 BB: 1 P: 29	R: 0 E: 0 K: 1 S: 9 H: 1 LOB: 1 BB: 0 P: 16	R: 0 E: 0 K: 2 S: 12 H: 1 LOB: 1 BB: 0 P: 18								

AB	38
R	9
H	14
RBI	9
BB	3
SO	8
LOB	12

1B: 8 SF: 0 PA: 41
2B: 4 SAC: 0
3B: 1 DP: 0
HR: 1 HBP: 0

WP: 0
PB: 0
SB: 1
CS: 0

PITCHER		IP	WLS	BF	H	R	ER	SO	BB	IBB	HBP	BLK	WP	HR	S	P	ERA	WHIP
34 Zach Plesac, R ERA: 3.8	(1, 1)	3.2	L	21	7	7	6	2	2	0	0	0	0	1	47	77	14.73	2.455
31 Sam Hentges, L ERA: 1.17	(4, 1)	1.1		5	2	0	0	1	0	0	0	0	0	0	14	22	0.00	1.500
33 Logan Allen, L ERA: 4.5	(6, 1)	2.1		13	5	2	2	3	1	0	0	0	0	0	32	54	7.71	2.571
48 Emmanuel Clase, R ERA: 6.75	(8, 1)	0.2		2	0	0	0	2	0	0	0	0	0	0	6	9	0.00	0.000

PITCHER	IP	WLS	BF	H	R	ER	SO	BB	IBB	HBP	BLK	WP	HR	S	P	ERA	WHIP

Batter	1	2	3	4	5	6	7	8	9	AB	R	H	RBI	BB	SO	LOB
7 Myles Straw, R (1, 8) OBP: 0.369, SLG: 0.338	F FF 94 T FF 95 B FF 96 B CU 75 B FF 94 F FF 95 B FF 94 4-2 11 FC5-4 BB	B CU 73 X CH 85 1-0 2B	C KC 78 X KC 80 0-1 ① G5-3	B FF 92 C SI 93 B SL 87 D SL 87 C FF 92 B FF 93 4-2 1-2 BB						2	0	1	0	2	0	0
1 Amed Rosario, R (1, 6) OBP: 0.259, SLG: 0.263	1 SAFE B CU 73 B FF 94 C FF 94 D CH 86 S FF 94 1 SAFE F FF 94 F FF 94 3-3 ① K	B ST 80 B CU 72 F FF 94 F FF 93 F CU 73 F FF 94 F ST 79 B FF 93 F FF 94 3-3 ③ K	B SI 93 C SI 93 X KC 81 1-1 ② P4	C SL 86 D SL 85 X SL 86 1-1 ③ F8						4	0	0	0	0	2	4
11 José Ramírez, S (1, 10) OBP: 0.407, SLG: 0.708	1 SAFE 1 SAFE F FF 94 F ST 82 X ST 82 0-2 ② FC5-4 1-2f	C FF 92 C FF 92 X CH 84 0-2 ① L7	B KC 80 B CH 84 B CH 85 C SI 93 S CH 85 F CH 86 S CH 83 3-3 ③ K	B SI 96 X CH 88 1-0 22 G1-4-3 1B						4	0	1	0	0	1	1
6 Owen Miller, R (1, 4) OBP: 0.460, SLG: 0.727	1 SAFE C CU 72 S CH 84 X FF 94 0-2 ③ F8	C FF 93 B ST 81 S CH 85 B ST 80 F FF 93 F FF 93 B CU 73 X FF 94 3-2 ② L7	C FC 83 S FC 84 C FC 83 0-3 ① K	F FF 95 F SL 82 B SL 83 F SL 83 F FF 94 F CH 87 B SL 84 B CH 88 S CH 89 3-3 ① K						4	0	0	0	0	2	2
22 Josh Naylor, L (1, 3) OBP: 0.324, SLG: 0.444		B ST 81 C FF 94 C FF 94 B ST 82 C ST 80 2-3 ① K	F FF 94 F ST 80 X FF 94 0-2 ③ G3	C SI 91 F FC 83 B FC 83 F SI 91 C SI 91 1-3 ② K				X CH 88 0-0 ②③ G1-4-3 1-2f		4	0	0	0	0	2	1
32 Franmil Reyes, R (1, 9) OBP: 0.181, SLG: 0.232		B FF 94 B FF 95 C FF 95 S FF 94 C FF 95 2-3 ② K	B ST 80 F FF 92 B FF 92 X FF 93 2-1 ① F8	B SI 91 S FC 84 B CH 80 B SI 91 C SI 91 X SI 91 3-2 ③ F8						3	0	0	0	0	1	0
35 Óscar Mercado, R (1, 7) OBP: 0.193, SLG: 0.439 9 Richie Palacios, L (8, PH) OBP: 0.375, SLG: 0.375 (8, 7)		C FF 95 F CU 74 B FF 94 F ST 81 B CH 86 F FF 94 X FF 94 2-2 ③ F8	X ST 81 0-0 ② G1-3	B FF 92 B FF 91 X FF 92 2-0 ① F7						2 1	0 0	0 0	0 0	0 0	0 0	0 0
17 Austin Hedges, R (1, 2) OBP: 0.234, SLG: 0.302			B ST 81 X FF 94 1-0 ① P3	C FF 93 X FF 93 0-1 HR				B SL 86 B FF 92 C FF 92 C FF 91 B SL 86 X FF 92 3-2 7 S 1B		3	1	2	1	0	0	0
28 Ernie Clement, R (1, 5) OBP: 0.293, SLG: 0.250			B FF 93 B FF 93 C FF 93 B FF 94 S FF 94 F FF 94 F FF 94 X FF 94 3-2 ② G1-3	C CU 71 S CH 84 B CH 84 B CU 72 X FF 92 2-2 ③ L4				X SI 92 0-0 ② L7		3	0	0	0	0	0	1
Inning Stats	R: 0 E: 0 K: 1 S: 15 H: 0 LOB: 1 BB: 1 P: 22	R: 0 E: 0 K: 2 S: 11 H: 0 LOB: 0 BB: 0 P: 17	R: 0 E: 0 K: 1 S: 15 H: 1 LOB: 1 BB: 0 P: 23	R: 0 E: 0 K: 0 S: 11 H: 0 LOB: 0 BB: 0 P: 14	R: 1 E: 0 K: 0 S: 8 H: 1 LOB: 0 BB: 0 P: 12	R: 0 E: 0 K: 1 S: 8 H: 0 LOB: 0 BB: 0 P: 12	R: 0 E: 0 K: 2 S: 10 H: 0 LOB: 0 BB: 0 P: 14	R: 0 E: 0 K: 0 S: 9 H: 1 LOB: 2 BB: 1 P: 19	R: 0 E: 0 K: 1 S: 8 H: 1 LOB: 0 BB: 0 P: 12	1B: 2 2B: 1 3B: 0 HR: 1 SF: 0 SAC: 0 DP: 1 HBP: 0						

PITCHER		IP	WLS	BF	H	R	ER	SO	BB	IBB	HBP	BLK	WP	HR	S	P	ERA	WHIP
48 Reid Detmers, L ERA: 5.19	(1, 1)	5.0	W	18	2	1	1	4	1	0	0	0	0	1	60	88	1.80	0.600
23 Archie Bradley, R ERA: 8.22	(6, 1)	1.0	H	3	0	0	0	1	0	0	0	0	0	0	8	12	0.00	0.000
28 Aaron Loup, L ERA: 0.93	(7, 1)	1.0	H	3	0	0	0	2	0	0	0	0	0	0	10	14	0.00	0.000
52 Ryan Tepera, R ERA: 1.86	(8, 1)	1.0	H	5	1	0	0	0	1	0	0	0	0	0	9	19	0.00	2.000
32 Raisel Iglesias, R ERA: 1.04	(9, 1)	1.0	S	3	1	0	0	1	0	0	0	0	0	0	8	12	0.00	1.000

PITCHER	IP	WLS	BF	H	R	ER	SO	BB	IBB	HBP	BLK	WP	HR	S	P	ERA	WHIP

TOP

Cleveland Guardians @ Los Angeles Angels

Angel Stadium, Anaheim, CA

Thu Apr 28 2022, 1:10 PM - 3:43 PM PDT

Att. 18,826 - Cloudy - 66 F

livebaseballscorecards.com

AB	30
R	1
H	4
RBI	1
BB	2
SO	8
LOB	9

WP: 0 PA: 32
PB: 0
SB: 1
CS: 0

Batter	1	2	3	4	5	6	7	8	9	AB	R	H	RBI	BB	SO	LOB
3 Taylor Ward, R (1, 9) OBP: 0.509, SLG: 0.762	C SI 91 F FF 91 X SI 92 0-2 ① P4		F SI 94 X SI 93 0-1 27 G5-4-3 16 1B 1-2 2-3 3-H 1B		B SI 91 C FC 86 F SI 90 B CH 82 X SI 92 2-2 ② G6-3		F FC 90 B FC 90 X FC 91 1-1 ② G5-3 3-H			4	0	1	2	0	0	0
16 Brandon Marsh, L (1, 8) OBP: 0.411, SLG: 0.532	B SI 92 X FC 86 1-0 ② F8		B FC 88 X FC 87 1-0 27 G5-4-3 1-2 2-3 3-H 1B		B SI 91 X FC 88 1-0 27 S 1B		X FC 91 0-0 27 BB 1B			4	0	3	1	0	0	0
27 Mike Trout, R (1, 10) OBP: 0.478, SLG: 0.778	B SI 92 C SI 91 B SI 91 B SI 91 X SI 92 3-1 ③ F9		F FC 89 B SI 93 F SI 93 D FC 87 F SI 92 B SI 93 X SI 92 3-2 ① ② G5-4-3 1-2f 2-3 3-H		C SI 91 F SI 92 B FC 88 B SI 92 F FC 88 D FC 89 B SI 92 4-2 1-2 BB		B FC 90 B FC 91 C FC 91 B CH 80 B FC 91 4-1 1-2 BB			2	0	0	0	2	0	2
20 Jared Walsh, L (1, 3) OBP: 0.294, SLG: 0.349		C FC 86 C FC 87 B CH 83 B SI 92 F CH 84 C FC 88 2-3 ① K	B FC 89 D CH 84 C FC 88 B SI 92 F CH 84 B SI 92 4-2 BB		B SI 92 C FC 88 F SI 92 B SI 91 B FC 86 S FC 88 3-3 ③ K		X FC 89 0-0 ③ L9			3	0	0	0	1	2	4
6 Anthony Rendon, R (1, 5) OBP: 0.338, SLG: 0.361		C SI 92 B FC 87 F SI 91 B SI 92 F FC 87 F CH 83 X SI 92 2-2 ② F8	X FC 87 0-0 ③ F8		B FC 88 C FC 88 F SI 91 F SI 91 S FC 88 1-3 ① K		C SI 94 B SL 81 C SL 80 B FF 93 X SI 94 2-2 ① F9			4	0	0	0	0	1	2
7 Jo Adell, R (1, 7) OBP: 0.259, SLG: 0.456	C SI 92 X SI 92 0-1 ③ G5-3		B FC 85 X SI 91 1-0 14 CS 1B			B SI 91 F SI 90 C FC 87 X FC 87 1-2 ② G6-3		C SI 80 X SI 95 0-1 ② G4-3		4	0	1	0	0	0	0
24 Kurt Suzuki, R (1, 2) OBP: 0.273, SLG: 0.310			F SI 92 B SI 91 B SI 91 B SI 92 B SI 92 4-1 4 SH 14 E 3 1B BB	D FC 86 F SI 92 C FC 86 B SI 91 F SI 91 1 SAFE 1 SAFE C FC 86 2-3 ① K		C FC 87 B SI 92 X SI 91 1-1 ③ G6-3		C SI 94 C SL 80 B SL 82 B SL 79 F SL 79 S FF 93 2-3 ③ K		3	1	0	0	1	2	1
14 Tyler Wade, L (1, 4) OBP: 0.326, SLG: 0.349			C FC 87 X FC 87 0-1 FC1 3 1B 4 SH 16 1B 1-2	F FC 85 B FC 86 B SI 92 S SI 91 X FC 86 2-2 ② ③ F7 1-2			C FC 90 F FC 89 B FC 93 F CH 81 X CU 80 1-2 4 G3 3 G5-3 2B			3	2	1	0	0	0	2
4 Andrew Velazquez, S (1, 6) OBP: 0.213, SLG: 0.146			X CH 84 0-0 SH 16 1B 3 1B 27 G5-4-3 1-2 2-3		B FC 87 X SI 90 1-0 ① G4-3		X FC 90 0-0 ① G3 2-3			2	1	0	0	0	0	1
Inning Stats	R: 0 E: 0 K: 0 S: 6 H: 0 LOB: 0 BB: 0 P: 10	R: 0 E: 0 K: 1 S: 11 H: 0 LOB: 0 BB: 0 P: 15	R: 3 E: 2 K: 0 S: 14 H: 2 LOB: 2 BB: 2 P: 26	R: 0 E: 0 K: 1 S: 8 H: 1 LOB: 0 BB: 0 P: 13	R: 0 E: 0 K: 1 S: 11 H: 1 LOB: 2 BB: 1 P: 22	R: 0 E: 0 K: 1 S: 9 H: 0 LOB: 0 BB: 0 P: 12	R: 1 E: 0 K: 0 S: 10 H: 2 LOB: 2 BB: 1 P: 16	R: 0 E: 0 K: 1 S: 9 H: 0 LOB: 0 BB: 0 P: 13		1B: 5 2B: 1 3B: 0 HR: 0 SF: 0 SAC: 1 DP: 1 HBP: 0						

PITCHER		IP	WLS	BF	H	R	ER	SO	BB	IBB	HBP	BLK	WP	HR	S	P	ERA	WHIP
47 Cal Quantrill, R ERA: 3.27	(1, 1)	6.0	L	25	4	3	1	4	3	0	0	0	0	0	59	98	1.50	1.167
27 Bryan Shaw, R ERA: 3.38	(7, 1)	1.0		6	2	1	1	0	1	0	0	0	0	0	10	16	9.00	3.000
52 Nick Sandlin, R ERA: 5.4	(8, 1)	1.0		3	0	0	0	1	0	0	0	0	0	0	9	13	0.00	0.000

PITCHER	IP	WLS	BF	H	R	ER	SO	BB	IBB	HBP	BLK	WP	HR	S	P	ERA	WHIP

BOTTOM

Cleveland Guardians @ Los Angeles Angels

Angel Stadium, Anaheim, CA

Thu Apr 28 2022, 1:10 PM - 3:43 PM PDT

Att. 18,826 - Cloudy - 66 F

livebaseballscorecards.com

AB	29
R	4
H	6
RBI	3
BB	4
SO	5
LOB	12

1B: 5 SF: 0
2B: 1 SAC: 1
3B: 0 DP: 1
HR: 0 HBP: 0

WP: 0 PA: 34
PB: 0
SB: 1
CS: 1

Batter	1	2	3	4	5	6	7	8	9	AB	R	H	RBI	BB	SO	LOB
7 Myles Straw, R (1, 8) OBP: 0.382, SLG: 0.382	C FF 95 C FF 96 B FS 87 B FF 97 F FF 95 C FF 97 2-3 K2-3 ①		C SL 86 C FF 95 B FF 96 F FS 88 F FF 95 F FF 96 X FF 96 1-2 11 BB 6 BB 0 HR 1B	C SI 95 S FS 86 X FS 86 0-2 L9 ③			B SL 81 X FF 92 1-0 6 2B 11 2B 2B	C FF 96 X FF 97 0-1 2B		5	2	3	0	0	1	0
6 Owen Miller, R (1, 3) OBP: 0.463, SLG: 0.723 35 Óscar Mercado, R (7, 9) OBP: 0.190, SLG: 0.431	C SI 96 B SL 86 S FF 96 B SL 86 C FF 96 2-3 K ②		1 SAFE S FS 85 F FS 85 D SL 86 1 SAFE B FS 85 D FS 86 B FF 95 4-2 11 BB 0 HR 1-2 BB		B SI 94 X FF 95 1-0 F8 ①		C FF 92 F SL 82 F FF 93 D CU 83 D CU 83 F SL 84 X SL 83 2-2 11 2B 2-3 2B	B FF 96 B SI 96 C SL 86 B SL 85 X SI 96 3-1 G5-3 ③		3 1	2 0	1 0	0 0	1 0	1 0	0 1
11 José Ramírez, S (1, 5) OBP: 0.430, SLG: 0.760	C SI 95 B FC 88 X SI 96 1-1 HR		D FS 86 B FS 85 F FF 94 F FC 89 D FC 88 F FF 95 B FS 87 4-2 0 HR 1-2 2-3 BB		B SI 95 F SI 87 B FS 85 B FS 85 B FS 85 4-1 BB		C CH 86 B FF 93 B CH 87 F CH 86 X SL 86 2-2 22 HR 2-H 3-H 2B		S SL 87 B FF 96 B SI 96 F SL 87 F SL 86 X FF 96 2-2 L6 ①	3	3	2	3	2	0	0
22 Josh Naylor, L (1, 9) OBP: 0.333, SLG: 0.512 (7, 3)	X FC 89 0-0 32 FC6-4 1B		X SI 96 0-0 F7 ①		1 SAFE X FS 84 0-0 P6 ②		B FF 94 C FF 92 C CH 85 F FF 94 X CH 87 1-2 2-H HR		S SL 86 C FF 95 B SL 86 S FF 96 1-3 K ②	5	1	2	2	0	1	4
32 Franmil Reyes, R (1, 10) OBP: 0.169, SLG: 0.216	C SI 94 X FS 85 0-1 FC6-4 ③ 1-2f		B SL 86 T FF 95 F FS 86 S FF 96 1-3 K ②		B FS 84 B SL 85 S SI 94 B FF 95 S SI 95 S SI 95 3-3 K ③		B SL 87 C FF 94 S SL 87 S CH 86 1-3 K ①		S SL 87 S SL 86 B SL 87 F FF 97 S FF 95 1-3 K ③	5	0	0	0	0	4	5
0 Andrés Giménez, L (1, 6) OBP: 0.356, SLG: 0.605		B FS 84 L SI 94 B FF 94 X SI 95 2-1 2B	B FS 86 B FF 96 S FF 96 B FF 97 C FF 96 F FF 96 X FF 96 3-2 1-H 2-H 3-H HR		M ST 80 B ST 82 S SI 93 B SI 94 X ST 81 2-2 G4-3 ①		C FF 92 X FF 93 0-1 28 G5-4-3 1B			4	1	3	4	0	0	0
28 Ernie Clement, R (1, 4) OBP: 0.267, SLG: 0.225		D SL 87 2 SAFE X FF 94 1-0 G6-3 ① 2B	B FF 97 C SL 86 C SL 88 F FF 97 C SL 87 1-3 K ③		C SI 93 C ST 83 B ST 82 B SI 94 F SI 94 F ST 80 F SI 92 F ST 81 X ST 82 2-2 G5-3 ②		1 SAFE X CH 85 0-0 G5-4-3 ②③ 1-2f			4	0	0	0	0	1	2
9 Richie Palacios, L (1, 7) OBP: 0.417, SLG: 0.300		B FC 89 B FC 89 C SI 96 F FS 85 B FF 95 F FS 86 B FS 85 4-2 17 G5-4-3 BB		B FC 89 F SI 95 F FC 88 C SL 87 1-3 K ①		B ST 81 B ST 80 B SI 90 B SI 90 4-0 BB		S SL 87 C SL 87 B SL 87 B FF 96 C FF 96 2-3 K ①		2	0	0	0	2	2	0
17 Austin Hedges, R (1, 2) OBP: 0.216, SLG: 0.277		T FS 86 X FS 84 0-1 G5-4-3 ②③ 1-2f		C SL 86 B FF 96 F FS 86 B SL 87 B FF 96 X SI 96 3-2 G5-3 ②		X SL 82 0-0 P6 ③		C SI 97 F SL 88 F SL 87 B FF 96 S FF 96 1-3 K ②		4	0	0	0	0	1	3
Inning Stats	R: 1 H: 2 E: 0 LOB: 1 K: 2 BB: 0 S: 12 P: 17	R: 0 H: 1 E: 0 LOB: 1 K: 0 BB: 1 S: 8 P: 15	R: 4 H: 2 E: 0 LOB: 0 K: 2 BB: 2 S: 23 P: 37	R: 0 H: 0 E: 0 LOB: 0 K: 1 BB: 0 S: 9 P: 13	R: 0 H: 0 E: 0 LOB: 1 K: 1 BB: 1 S: 6 P: 14	R: 0 H: 0 E: 0 LOB: 1 K: 0 BB: 1 S: 11 P: 19	R: 4 H: 5 E: 0 LOB: 0 K: 1 BB: 0 S: 19 P: 26	R: 0 H: 1 E: 0 LOB: 1 K: 2 BB: 0 S: 11 P: 17	R: 0 H: 0 E: 0 LOB: 0 K: 2 BB: 0 S: 11 P: 15	1B: 3 SF: 0 2B: 5 SAC: 0 3B: 0 DP: 2 HR: 3 HBP: 0						

TOP

Cleveland Guardians @ Oakland Athletics

Oakland Coliseum, Oakland, CA

Fri Apr 29 2022, 6:43 PM - 10:03 PM PDT

Att. 12,910 - Partly Cloudy - 66 F

livebaseballscorecards.com

AB	36
R	9
H	11
RBI	9
BB	5
SO	11
LOB	15

PITCHER		IP	WLS	BF	H	R	ER	SO	BB	IBB	HBP	BLK	WP	HR	S	P	ERA	WHIP
47 Frankie Montas, R ERA: 4.25	(1, 1)	5.0		23	5	5	5	6	4	0	0	0	0	2	58	96	9.00	1.800
60 Sam Moll, L ERA:	(6, 1)	0.2	H	3	0	0	0	0	1	0	0	0	0	0	10	18	0.00	1.500
46 Justin Grimm, R ERA: 9.64	(6, 1)	0.1	H	3	2	2	2	0	0	0	0	0	0	0	7	10	54.00	6.000
68 Domingo Acevedo, R ERA: 5.59	(7, 1)	1.0	L	5	3	2	2	1	0	0	0	0	0	1	13	17	18.00	3.000
33 A.J. Puk, L ERA: 0.96	(8, 1)	2.0		7	1	0	0	4	0	0	0	0	0	0	22	32	0.00	0.500

PITCHER	IP	WLS	BF	H	R	ER	SO	BB	IBB	HBP	BLK	WP	HR	S	P	ERA	WHIP

Cleveland Guardians @ Oakland Athletics

Oakland Coliseum, Oakland, CA

Fri Apr 29 2022, 6:43 PM - 10:03 PM PDT

Att. 12,910 - Partly Cloudy - 66 F

livebaseballscorecards.com

BOTTOM

Batter	1	2	3	4	5	6	7	8	9	AB	R	H	RBI	BB	SO	LOB
5 Tony Kemp, L (1, 4) OBP: 0.355, SLG: 0.292 1 Kevin Smith, R (8, 5) OBP: 0.235, SLG: 0.281	B FF 91 F FF 90 X FC 87 1-1 12 HR 2B	C FF 90 B FS 86 C CU 75 F CU 75 B SI 91 F FS 86 T FC 86 2-2 ② K		B CU 76 X FC 86 1-0 ② SF7 1-2 3-H		F FF 94 F FF 95 H FF 95 1-2 26 3B HBP			C FC 99 F FC 99 X FC 100 0-2 26 G3-1 2B	2 1	2 0	1 1	1 0	0 0	1 0	0 0
26 Sheldon Neuse, R (1, 5) OBP: 0.388, SLG: 0.426 (8, 4)	C FF 91 B CU 76 D FS 86 F FC 86 S FF 90 2-3 ① K	C CU 76 X SI 90 0-1 1B		F CU 76 X FS 85 0-1 2-H 1B		B SL 86 F FF 96 S SL 85 F FF 96 B FF 97 X SL 85 2-2 1-H 2-H 3B			F SL 92 F FC 100 X SL 92 0-2 ① G3-1 2-3	5	0	3	3	0	1	2
8 Jed Lowrie, S (1, 10) OBP: 0.321, SLG: 0.333	F FC 87 B FS 86 F FC 87 F CU 76 F FF 91 F CU 76 F FC 87 F FF 91 B FF 91 4-2 B FC 87 D CU 77 12 HR BB	F FC 86 1 SAFE X FF 89 0-1 ③ F8		B FF 89 B FC 85 C CU 75 B FF 89 X FC 85 3-1 ③ P5		F FF 95 B CH 89 S SL 84 S CH 90 1-3 ③ K			B FC 101 B FC 100 X FC 100 2-0 ② G4-3	4	1	0	0	1	1	4
12 Sean Murphy, R (1, 2) OBP: 0.262, SLG: 0.487	X FC 86 0-0 1-H 2-H HR		C FF 90 B CU 76 X SI 90 1-1 ① P3		X SI 93 0-0 ① G1-6-3		B FF 97 X FF 97 1-0 ① G6-3		C FC 101 B FC 100 F FC 101 S FC 101 1-3 ③ K	5	1	1	3	0	1	1
15 Seth Brown, L (1, 3) OBP: 0.262, SLG: 0.362	S FC 88 B FF 91 X FC 88 1-1 10 1B 28 SF8 1B		B FC 86 S FC 86 B CU 76 S FC 86 X FF 90 2-2 ② F8		F FF 94 B SL 86 C SL 86 B CU 80 S SL 88 2-3 ② K		T FF 97 B FS 89 S FS 88 F FS 87 S FF 98 1-3 ② K			4	1	1	0	0	2	0
10 Chad Pinder, R (1, 7) OBP: 0.261, SLG: 0.500	C FF 91 X FF 90 0-1 1-3 1B		C FF 90 B CU 77 B CU 75 C SI 90 F FC 84 B SI 92 S FC 88 3-3 ③ K		B FF 94 X FF 95 1-0 ③ G5-3		F SL 87 C FF 98 B FS 88 S FS 87 1-3 ③ K2-3			4	0	1	0	0	2	0
28 Billy McKinney, L (1, 9) OBP: 0.196, SLG: 0.220	D CU 77 C FC 87 B FS 86 C FC 86 X FC 87 2-2 ② SF8 3-H			C FC 86 S CU 75 B FS 86 B FF 90 B FC 86 F FC 86 F SI 91 X CU 76 3-2 ① G4-3		L FF 93 C FF 92 C SL 86 0-3 ① K			F FF 95 C FF 96 X FS 87 0-2 ① G3-1	3	0	0	1	0	1	0
17 Elvis Andrus, R (1, 6) OBP: 0.301, SLG: 0.313	C SI 90 X FS 87 0-1 ③ P4			B FC 86 H SI 90 2-0 20 1B 5 SF7 HBP		F FF 95 B SL 84 F FF 96 B FF 96 X FF 97 2-2 20 B2-3 26 3B 1B			C SL 86 X FF 97 0-1 ② F8	3	2	1	0	0	0	1
20 Cristian Pache, R (1, 8) OBP: 0.239, SLG: 0.354		B CU 77 B FC 84 X SI 90 2-0 ① G6-3		B FC 86 1 SAFE X SI 90 1-0 5 SF7 26 1B 1-3 1B		X FF 95 0-0 ② B2-3 1-2			F FF 96 F FF 97 X SL 87 0-2 ③ G4-3	4	1	1	0	0	0	1
Inning Stats	R: 4 E: 0 K: 1 S: 22 H: 4 LOB: 1 BB: 1 P: 32	R: 0 E: 0 K: 1 S: 10 H: 1 LOB: 1 BB: 0 P: 14	R: 0 E: 0 K: 1 S: 9 H: 0 LOB: 0 BB: 0 P: 15	R: 2 E: 0 K: 0 S: 11 H: 2 LOB: 1 BB: 0 P: 21	R: 0 E: 0 K: 1 S: 5 H: 0 LOB: 0 BB: 0 P: 8	R: 2 E: 0 K: 2 S: 16 H: 2 LOB: 1 BB: 0 P: 22	R: 0 E: 0 K: 2 S: 8 H: 0 LOB: 0 BB: 0 P: 11	R: 0 E: 0 K: 0 S: 8 H: 0 LOB: 0 BB: 0 P: 8	R: 0 E: 0 K: 1 S: 10 H: 1 LOB: 1 BB: 0 P: 13	1B: 6 2B: 2 3B: 1 HR: 1	SF: 2 SAC: 0 DP: 0 HBP: 2	WP: 0 PB: 0 SB: 0 CS: 0	PA: 40			

	AB	35
	R	8
	H	10
	RBI	8
	BB	1
	SO	9
	LOB	9

PITCHER		IP	WLS	BF	H	R	ER	SO	BB	IBB	HBP	BLK	WP	HR	S	P	ERA	WHIP
43 Aaron Civale, R ERA: 10.67	(1, 1)	4.0		21	7	6	6	3	1	0	1	0	0	1	52	82	13.50	2.000
31 Sam Hentges, L ERA: 1.0	(5, 1)	1.1		4	0	0	0	2	0	0	0	0	0	0	8	11	0.00	0.000
62 Enyel De Los Santos, R ERA: 4.91	(6, 1)	0.2		5	2	2	2	1	0	0	1	0	0	0	13	19	27.00	3.000
37 Trevor Stephan, R ERA:	(7, 1)	2.0	W	6	0	0	0	2	0	0	0	0	0	0	16	19	0.00	0.000
48 Emmanuel Clase, R ERA: 5.68	(9, 1)	1.0	S	4	1	0	0	1	0	0	0	0	0	0	10	13	0.00	1.000

PITCHER	IP	WLS	BF	H	R	ER	SO	BB	IBB	HBP	BLK	WP	HR	S	P	ERA	WHIP

Cleveland Guardians @ Oakland Athletics

Oakland Coliseum, Oakland, CA

Sat Apr 30 2022, 1:09 PM - 3:50 PM PDT

Att. 6,707 - Sunny - 67 F

TOP

livebaseballscorecards.com

Batter	1	2	3	4	5	6	7	8	9	AB	R	H	RBI	BB	SO	LOB
7 Myles Straw, R (1, 8) OBP: 0.387, SLG: 0.380	F FF 88 C FF 90 F FF 91 B CU 80 F SI 91 F FF 92 S FF 92 1-3 ① **K**		C FF 90 F FF 90 B CU 79 X SI 91 1-2 38 1B **1B**		B CU 74 B FF 88 B SI 89 B FF 87 4-0 38 G1-6-3 **BB**			B SL 84 C FF 95 B SL 85 C SL 84 B SL 86 S SL 85 3-3 ② **K**		3	0	1	0	1	2	0
38 Steven Kwan, L (1, 7) OBP: 0.459, SLG: 0.500	F SI 90 B FC 87 B SI 91 F SI 92 B CU 81 X SI 92 3-2 ② **G4-3**		C SI 91 X SI 91 0-1 **1-2** **2-3** **1B**		F SI 89 D CU 78 B FF 90 F SI 89 X FF 91 2-2 ② ③ **G1-6-3** **1-2f**			C SI 93 B SL 84 C SL 82 F SL 84 F SI 95 B SL 80 X SL 83 2-2 **1B**		4	0	2	0	0	0	1
11 José Ramírez, S (1, 5) OBP: 0.411, SLG: 0.722	B FF 92 F CH 84 F CH 84 F FF 91 X SI 92 1-2 ③ **F8**		F FF 92 F FF 92 D CU 83 F CU 80 B SI 94 X SI 92 2-2 ② **F8**			B FF 89 S CH 82 C CH 83 S CU 77 1-3 ① **K**		C SL 82 X SL 82 0-1 ③ **G4-3**		4	0	0	0	0	1	4
6 Owen Miller, R (1, 3) OBP: 0.466, SLG: 0.700		C SI 88 B FF 90 B CH 83 F SI 90 F CH 84 B FF 91 B FF 91 4-2 35 22 1B G5-4-3 **BB**	C SI 92 F FF 93 B CH 84 F FF 94 X CU 80 1-2 ③ **F8**			F FC 87 F FF 90 F CU 78 C FF 77 0-3 ② **K**			B FF 94 B FF 92 F FF 92 X FF 92 2-1 0 FC4-6 9 2B 35 E **1B**	3	1	1	0	1	1	3
22 Josh Naylor, L (1, 10) OBP: 0.326, SLG: 0.489		B FF 90 B FF 90 C FF 91 C SI 90 X SI 92 2-2 35 G5-4-3 **1-2** **1B**		C FC 84 X CU 77 0-1 ① **P6**		C CU 76 S CU 76 S CU 75 0-3 ③ **K**			C SL 80 X SL 81 0-1 ① **P6**	4	0	1	0	0	1	1
35 Óscar Mercado, R (1, 9) OBP: 0.210, SLG: 0.443		F FF 90 F FF 91 X CH 84 0-2 ① ② **G5-4-3** **1-2f** **2-3**		B SI 88 X CH 81 1-0 0 1B **2B**			F FF 93 B SL 84 B SL 85 S FF 94 B SL 83 F FF 95 B FF 95 4-2 0 CS **BB**		C SL 80 X SL 80 0-1 **FC4** 0 FC4-6 **1-2**	3	1	1	0	1	0	3
0 Andrés Giménez, L (1, 6) OBP: 0.347, SLG: 0.574		C SI 89 S CU 79 F FF 92 X SI 92 0-2 ③ **G5-3**		X FC 83 0-0 17 G6-4-3 **2-H** **1B**			1 SAFE B FF 94 L FF 94 B SL 84 S FF 95 S FF 95 2-3 ① ② **K** **1-2**		X SL 81 0-0 ② **FC4-6** 9 2B **1-2f** **2-3**	4	1	1	1	0	1	4
17 Austin Hedges, R (1, 2) OBP: 0.204, SLG: 0.260 9 Richie Palacios, L (9, PH) OBP: 0.462, SLG: 0.455 12 Luke Maile, R (9, 2) OBP: 0.250, SLG: 0.500			X SI 87 0-0 ① **G5-3**	C CU 73 D CU 75 B SI 89 X SI 89 2-1 ② ③ **G6-4-3** **1-2f**			C SL 84 S SL 85 B SL 85 B SL 85 B SL 84 C SL 85 3-3 ③ **K**		D SL 82 D SL 82 D SL 80 C FF 93 X FF 94 3-1 **1-H** **3-H** **2B**	3 1 0	0 0 0	0 1 0	0 2 0	0 0 0	1 0 0	1 0 0
28 Ernie Clement, R (1, 4) OBP: 0.265, SLG: 0.227			C SI 87 B FF 89 F CH 83 X FF 91 1-2 38 1B 7 1B **1B**		C SI 87 X FF 89 0-1 ① **F9**			B SL 83 B FF 92 B FF 92 C FF 93 X FF 92 3-1 ① **F8**	B SL 83 C FF 94 X SL 82 1-1 ③ **F9**	4	0	1	0	0	0	1
Inning Stats	R: 0 E: 0 K: 1 S: 13 H: 0 LOB: 0 BB: 0 P: 18	R: 0 E: 0 K: 0 S: 13 H: 1 LOB: 1 BB: 1 P: 19	R: 0 E: 0 K: 0 S: 17 H: 3 LOB: 3 BB: 0 P: 22	R: 1 E: 0 K: 0 S: 6 H: 2 LOB: 0 BB: 0 P: 9	R: 0 E: 0 K: 0 S: 5 H: 0 LOB: 0 BB: 1 P: 11	R: 0 E: 0 K: 3 S: 10 H: 0 LOB: 0 BB: 0 P: 11	R: 0 E: 0 K: 2 S: 9 H: 0 LOB: 0 BB: 1 P: 18	R: 0 E: 0 K: 1 S: 12 H: 1 LOB: 1 BB: 0 P: 20	R: 2 E: 1 K: 0 S: 11 H: 2 LOB: 1 BB: 0 P: 17	1B: 7 2B: 3 3B: 0 HR: 0 SF: 0 SAC: 0 DP: 4 HBP: 0						

	AB	33
	R	3
	H	9
	RBI	3
	BB	3
	SO	7
	LOB	18

WP: 0 PB: 0 SB: 0 CS: 1 PA: 36

PITCHER		IP	WLS	BF	H	R	ER	SO	BB	IBB	HBP	BLK	WP	HR	S	P	ERA	WHIP
19 Cole Irvin, L ERA: 2.93	(1, 1)	6.0		23	6	1	1	4	2	0	0	0	0	0	64	90	1.50	1.333
61 Zach Jackson, R ERA: 2.79	(7, 1)	1.2		5	0	0	0	3	1	0	0	0	0	0	14	29	0.00	0.600
54 Kirby Snead, L ERA: 3.0	(8, 1)	0.1		2	1	0	0	0	0	0	0	0	0	0	7	9	0.00	3.000
56 Dany Jiménez, R ERA:	(9, 1)	1.0	L	6	2	2	0	0	0	0	0	0	0	0	11	17	0.00	2.000

PITCHER	IP	WLS	BF	H	R	ER	SO	BB	IBB	HBP	BLK	WP	HR	S	P	ERA	WHIP

Cleveland Guardians @ Oakland Athletics

Oakland Coliseum, Oakland, CA

Sat Apr 30 2022, 1:09 PM - 3:50 PM PDT

Att. 6,707 - Sunny - 67 F

livebaseballscorecards.com

BOTTOM

Batter	1	2	3	4	5	6	7	8	9	AB	R	H	RBI	BB	SO	LOB
5 Tony Kemp, L (1, 7) OBP: 0.350, SLG: 0.290	B FF 90 X FF 90 1-0 F7		X SL 86 0-0 26 BB 1-2 1B		B SL 87 F FF 91 F KC 82 F SL 85 F KC 82 F FF 92 X SL 85 1-2 F8		B KC 82 C KC 83 X KC 82 1-1 F7 1-2			4	0	1	0	0	0	1
26 Sheldon Neuse, R (1, 10) OBP: 0.394, SLG: 0.469	F FF 90 S SL 83 B FF 91 B SL 86 S SL 85 2-3 K		D SL 86 F SL 84 S SL 85 B FF 92 B FF 92 F FF 91 B FF 91 4-2 1-2 2-3 BB		B FF 91 X FF 90 1-0 HR			F SI 93 B SL 81 F SL 78 X SI 94 1-2 G6-3		3	1	1	1	1	1	0
28 Billy McKinney, L (1, 9) OBP: 0.180, SLG: 0.200	C FF 90 F SL 86 F KC 82 F KC 82 X FF 91 0-2 F9		C SL 87 S KC 83 D KC 84 S SL 87 1-3 K		C KC 82 C FF 91 F KC 83 S KC 82 0-3 K2-3			B SL 80 X SI 93 1-0 L8		4	0	0	0	0	2	3
15 Seth Brown, L (1, 3) OBP: 0.261, SLG: 0.355		C SL 85 B CH 86 B KC 81 S KC 82 X FF 90 2-2 1 SH1-3 1B	B SL 86 S FF 92 S KC 83 D KC 83 F KC 83 B FF 92 X KC 84 3-2 G3			C KC 82 B FF 90 F KC 83 X FF 91 1-2 G6-3		S SL 80 X FS 87 0-1 G3		4	0	1	0	0	0	3
1 Kevin Smith, R (1, 5) OBP: 0.270, SLG: 0.314		X FF 91 0-0 SH1-3 1-2		F FF 89 X SL 85 0-1 17 G4-3 30 S 1B		B SL 86 B SL 85 C FF 90 X SL 86 2-1 30 G4-6-3 1B			B FC 98 F FC 98 X SL 90 1-1 G6-3	3	0	2	0	0	0	0
30 Austin Allen, L (1, 2) OBP: 0.188, SLG: 0.071 8 Jed Lowrie, S (9, PH) OBP: 0.310, SLG: 0.320		C KC 82 B FF 91 F SL 87 B KC 82 S KC 82 2-3 K		B FF 92 F FF 91 C SL 86 1 SAFE S KC 83 1-3 K 1-2		F KC 82 1 SAFE 1 SAFE B KC 82 B FF 90 X KC 82 2-1 G4-6-3 1-2f			S FC 99 S SL 92 X SL 91 0-2 F9	3 1	0 0	0 0	0 0	0 0	2 0	3 0
17 Elvis Andrus, R (1, 6) OBP: 0.299, SLG: 0.324		B FF 90 X FF 91 1-0 F8		B FF 91 F SL 86 X FF 91 1-1 G4-3 2-3			X FF 91 0-0 F8		C SL 92 F FC 99 X FC 99 0-2 2B	4	0	1	0	0	0	2
20 Cristian Pache, R (1, 8) OBP: 0.225, SLG: 0.333			B SL 82 X FF 90 1-0 G6-3	S SL 86 S SL 86 B SL 86 B SL 86 F FF 92 F SL 84 X SL 86 2-2 G3-1			B SL 85 S SL 85 S FF 92 B SL 86 S SL 84 2-3 K		S SL 93 S SL 91 B SL 94 D SL 92 B FC 100 X FC 100 3-2 G6-3	4	0	0	0	0	1	2
2 Nick Allen, R (1, 4) OBP: 0.300, SLG: 0.333			X FF 90 0-0 26 BB 5 1B 1B		C SL 84 B SL 86 B SL 85 F FF 90 B KC 81 S SL 86 3-3 K		B FF 91 X FF 91 1-0 5 S 1B			3	0	2	0	0	1	0

	AB	33
	R	1
	H	8
	RBI	1
	BB	1
	SO	7
	LOB	14

Inning Stats	1	2	3	4	5	6	7	8	9	1B: 6	SF: 0	WP: 0	PA: 35
	R: 0 E: 0 K: 1 S: 9 H: 0 LOB: 0 BB: 0 P: 12	R: 0 E: 0 K: 1 S: 8 H: 1 LOB: 1 BB: 0 P: 13	R: 0 E: 0 K: 1 S: 13 H: 2 LOB: 3 BB: 1 P: 22	R: 0 E: 0 K: 1 S: 12 H: 1 LOB: 1 BB: 0 P: 16	R: 1 E: 0 K: 2 S: 14 H: 1 LOB: 0 BB: 0 P: 19	R: 0 E: 0 K: 0 S: 7 H: 1 LOB: 0 BB: 0 P: 12	R: 0 E: 0 K: 1 S: 7 H: 1 LOB: 1 BB: 0 P: 11	R: 0 E: 0 K: 0 S: 6 H: 0 LOB: 0 BB: 0 P: 8	R: 0 E: 0 K: 0 S: 11 H: 1 LOB: 1 BB: 0 P: 15	2B: 1 3B: 0 HR: 1	SAC: 1 DP: 1 HBP: 0	PB: 0 SB: 2 CS: 0	

PITCHER	IP	WLS	BF	H	R	ER	SO	BB	IBB	HBP	BLK	WP	HR	S	P	ERA	WHIP
57 Shane Bieber, R (1, 1) ERA: 2.45	7.0		28	7	1	1	7	1	0	0	0	0	1	70	105	1.29	1.143
52 Nick Sandlin, R (8, 1) ERA: 4.7	1.0	W	3	0	0	0	0	0	0	0	0	0	0	6	8	0.00	0.000
48 Emmanuel Clase, R (9, 1) ERA: 4.91	1.0	S	4	1	0	0	0	0	0	0	0	0	0	11	15	0.00	1.000

PITCHER	IP	WLS	BF	H	R	ER	SO	BB	IBB	HBP	BLK	WP	HR	S	P	ERA	WHIP

Batter	1	2	3	4	5	6	7	8	9	AB	R	H	RBI	BB	SO	LOB
7 Myles Straw, R (1, 8) OBP: 0.388, SLG: 0.373	C SI 93 F SL 87 X FF 92 0-2 P4 ①	D CH 83 B SL 88 C FF 94 C FF 93 X CH 85 2-2 38 S 2-3 1B	C SI 94 D CH 85 B SI 95 X SI 94 2-1 F9 ③ 2-3 3-H			B SI 91 C SI 92 B SL 83 B SI 91 F SI 91 B SI 92 4-2 38 1B 11 FC1-2 BB	C SL 84 B SL 83 B FF 93 C FF 94 B FF 94 F SL 82 F SL 82 F FF 92 X SL 83 3-2 F9 ③			4	0	1	0	1	0	3
38 Steven Kwan, L (1, 9) (7, 7) OBP: 0.439, SLG: 0.472	B SI 95 X FF 94 1-0 E3 11 BB	1 SAFE B FF 92 C CU 80 F CU 78 B SI 93 F CU 82 X CH 84 2-2 G1-3 ③ 1-2		C SI 93 B SI 94 B CH 85 X SI 93 2-1 E6 11 1B 22 1B		B CH 86 C SI 92 X SI 92 1-1 11 FC1-2 6 SF8 1-3 1B	C SI 88 B SI 88 X SI 89 1-1 G4-3 ①			5	2	1	0	0	0	2
11 José Ramírez, S (1, 5) OBP: 0.421, SLG: 0.707	B FF 93 B CH 85 B FF 94 B FF 93 4-0 1-2 BB		B SI 93 B CU 79 B SI 93 B FF 95 4-0 22 BB 6 S 32 1B BB	B SI 92 F SI 92 B SL 85 B SI 92 X SI 92 3-1 22 1B 1-3 1B		B SL 84 B SI 92 F SI 92 B SI 92 X SI 90 2-1 FC1-2 ① 6 SF8 1-3 3-3	B SI 88 X SI 88 1-0 P3 ②			3	1	1	0	2	0	2
6 Owen Miller, R (1, 4) (7, 3) OBP: 0.444, SLG: 0.660	C FF 94 S CH 84 F CH 84 B SL 88 C FF 95 1-3 K ②		B CU 80 B SL 87 B FF 92 B FF 94 4-0 22 BB 32 1B 1-2 BB	C SI 93 1 SAFE 1 SAFE B SI 92 F SI 92 S SL 84 1-3 K ①		C SL 82 X SL 82 0-1 SF8 ② 2-3 3-H	C SI 88 C SI 88 B SI 89 X SI 83 1-2 G1-3 ③			3	1	0	1	1	2	4
22 Josh Naylor, L (1, 3) OBP: 0.340, SLG: 0.479 28 Ernie Clement, R (7, 4) OBP: 0.260, SLG: 0.222	C CU 80 X FF 94 0-1 G3 ③		B CH 84 C CU 80 B FF 92 B CU 78 B FF 93 4-1 32 1B 0 2B 1-2 2-3 BB	X CH 86 0-0 32 G6-4-3 1-3 3-H 1B		F FF 93 B FF 93 F SL 83 X FF 94 1-2 L8 ③			X SI 89 0-0 G4-3 ①	3 1	1 0	1 0	1 0	1 0	0 0	3 0
32 Franmil Reyes, R (1, 10) OBP: 0.171, SLG: 0.215		C CU 78 C CU 78 B SL 87 S SL 88 1-3 K ①	B SI 93 B SI 93 B SI 91 C SI 92 C SI 93 X SI 93 3-2 0 2B 7 WP 1-2 2-H 3-H 1B	B CH 86 X SI 93 1-0 G6-4-3 ② ③ 1-2f			C FF 92 C FF 93 B CU 83 S SL 83 1-3 K ①		B SI 88 F SI 88 F SI 88 B SI 82 F FF 88 B SI 82 C SI 88 3-3 K ②	5	1	1	2	0	3	2
0 Andrés Giménez, L (1, 6) OBP: 0.352, SLG: 0.577		B FF 93 C CU 79 F FF 94 F CH 85 X FF 94 1-2 12 2B 1B	C SI 94 S SL 84 X SL 82 0-2 7 WP 1-3 2-H 2B	C CH 86 X CH 85 0-1 G5-3 ①			F SL 81 B SL 82 X FF 93 1-1 F8 ②		B SI 88 B SI 89 F SI 89 F SI 89 F SI 89 B SI 89 F SI 89 F SI 89 3-2 X SI 88 G4-3 ③	5	1	2	1	0	0	0
12 Luke Maile, R (1, 2) OBP: 0.375, SLG: 0.571		1 SAFE C FF 93 S SL 87 B SL 88 1 SAFE B FF 92 X FF 93 2-2 7 1B 1-H 2B	B SI 94 B SL 84 F SI 93 X SI 94 2-1 G6-3 ①	B FF 92 B SL 82 B SI 92 C FF 92 X FF 93 3-1 P3 ②		B SL 84 B SL 84 B SL 82 C FF 93 B FF 92 4-1 9 1B BB			3	0	1	1	1	0	2
9 Richie Palacios, L (1, 7) OBP: 0.412, SLG: 0.400 35 Óscar Mercado, R (7, 9) OBP: 0.210, SLG: 0.443		B CU 80 C SI 93 X CU 81 1-1 L7 ②	C SI 94 C SI 95 B SL 82 B FF 94 C SI 95 2-3 K ②	X FF 93 0-0 F7 ③		B FF 92 C SL 80 F SL 82 X CU 81 1-2 1-2 1B				4 0	0 0	1 0	0 0	0 0	1 0	3 0
Inning Stats	R: 0 E: 1 K: 1 S: 10 H: 0 LOB: 2 BB: 1 P: 16	R: 1 E: 0 K: 1 S: 19 H: 3 LOB: 2 BB: 0 P: 28	R: 4 E: 0 K: 1 S: 14 H: 2 LOB: 3 BB: 3 P: 35	R: 1 E: 1 K: 1 S: 9 H: 2 LOB: 1 BB: 0 P: 16	R: 0 E: 0 K: 0 S: 5 H: 0 LOB: 0 BB: 0 P: 8	R: 1 E: 0 K: 0 S: 11 H: 1 LOB: 1 BB: 1 P: 19	R: 0 E: 0 K: 1 S: 15 H: 1 LOB: 2 BB: 1 P: 25	R: 0 E: 0 K: 0 S: 6 H: 0 LOB: 0 BB: 0 P: 9	R: 0 E: 0 K: 1 S: 12 H: 0 LOB: 0 BB: 0 P: 18	1B: 7 2B: 2 3B: 0 HR: 0 SF: 1 SAC: 0 DP: 1 HBP: 0						

PITCHER		IP	WLS	BF	H	R	ER	SO	BB	IBB	HBP	BLK	WP	HR	S	P	ERA	WHIP
32 James Kaprielian, R ERA: 18.0	(1, 1)	2.0	L	14	3	4	4	2	4	0	0	0	0	0	30	57	18.00	3.500
71 Jacob Lemoine, R ERA: 5.56	(3, 1)	3.1		16	5	3	2	2	1	0	0	0	1	0	33	59	5.40	1.800
46 Justin Grimm, R ERA: 7.11	(6, 1)	1.2		7	1	0	0	1	1	0	0	0	0	0	20	31	0.00	1.200
57 Adam Kolarek, L ERA: 4.7	(8, 1)	2.0		6	0	0	0	1	0	0	0	0	0	0	18	27	0.00	0.000

PITCHER	IP	WLS	BF	H	R	ER	SO	BB	IBB	HBP	BLK	WP	HR	S	P	ERA	WHIP

TOP

Cleveland Guardians @ Oakland Athletics

Oakland Coliseum, Oakland, CA

Sun May 01 2022, 1:08 PM - 4:20 PM PDT

Att. 14,945 - Sunny - 67 F

livebaseballscorecards.com

AB	36
R	7
H	9
RBI	6
BB	6
SO	6
LOB	21

Batter	1	2	3	4	5	6	7	8	9	AB	R	H	RBI	BB	SO	LOB
5 Tony Kemp, L (1, 4) OBP: 0.333, SLG: 0.274 2 Nick Allen, R (9, 4) OBP: 0.286, SLG: 0.316	C FF 92 S SL 87 C FF 92 0-3 ① K		C CU 79 B FF 93 B FF 93 F FF 93 X FF 94 2-2 ② P5			B FF 92 C CU 79 F SL 87 B CU 80 B CU 79 X FF 92 3-2 ① P2		X FF 91 0-0 ① F7	B FF 95 C FF 96 B FF 95 B FF 94 F FF 94 S FF 96 3-3 ③ K	4 1	0 0	0 0	0 0	0 0	1 1	0 1
26 Sheldon Neuse, R (1, 3) (8, 5) OBP: 0.400, SLG: 0.463	B FF 93 X FF 93 1-0 ② F9		B SL 90 B SL 88 B FF 93 B FF 92 4-0 BB			C CU 79 S FF 93 F CU 80 B CU 80 F SL 88 F FF 92 B FF 93 B SL 86 X SL 86 3-2 1B		B FF 91 B FF 92 F FF 91 C CH 76 C CH 76 2-3 ② K		3	0	1	0	1	1	0
8 Jed Lowrie, S (1, 10) OBP: 0.303, SLG: 0.310	C FF 93 X CU 79 0-1 1B		B FF 93 D FF 93 S CU 79 S SL 88 B SL 87 X FF 92 3-2 ③ F7			F FF 91 D CU 79 X CU 78 1-1 ② F7		C FF 91 B FF 92 X CH 76 1-1 ③ F9		4	0	1	0	0	0	2
12 Sean Murphy, R (1, 2) OBP: 0.261, SLG: 0.469	F FF 92 B FF 93 B FF 94 F SL 87 B FF 93 X FF 92 3-2 ③ F7			B FF 88 X SL 87 1-0 ① G6-3		S FF 92 C FF 92 C FF 88 0-3 ③ K			B SL 87 B FF 97 B FF 97 B FF 97 4-0 25 BB 23 2B BB	3	1	0	0	1	1	2
25 Stephen Piscotty, R (1, 9) OBP: 0.351, SLG: 0.355		X FF 92 0-0 ① L8		B FF 92 B FF 94 C FF 93 B FF 93 C FF 92 S FF 92 3-3 ② K			C FF 92 B FF 92 X CU 80 1-1 ① L8		B FF 97 F FF 97 B FF 96 B FF 96 B FF 95 4-1 23 2B 10 SF9 1-2 BB	3	1	0	0	1	1	0
15 Seth Brown, L (1, 8) OBP: 0.264, SLG: 0.344 23 Christian Bethancourt, R (9, PH) OBP: 0.231, SLG: 0.316		C FF 94 B FF 94 F CU 80 B CU 81 S FF 94 2-3 ② K		B CU 81 F FF 94 B CU 81 C CU 80 F FF 94 S SL 89 2-3 ③ K			H SL 89 1-0 1 F9 10 1B HBP		B SL 86 B FF 96 C FF 96 F FF 97 X FF 96 2-2 1 2B 1-3 2-H 2B	2 1	0 1	0 1	0 1	0 0	2 0	0 0
10 Chad Pinder, R (1, 7) OBP: 0.280, SLG: 0.510		F CU 80 B CU 82 X FF 93 1-1 1B			B FF 92 F CU 80 B CU 81 C FF 93 F FF 92 C FF 93 2-3 ① K		B CU 78 X FF 90 1-0 1-2 1B		B FF 96 X FF 96 1-0 ① SF9 3-H	3	0	2	1	0	1	0
1 Kevin Smith, R (1, 5) (8, 6) OBP: 0.268, SLG: 0.333		B FF 94 X FF 93 1-0 ③ F8			B FF 90 C FF 93 F FF 93 S SL 88 1-3 ② K		D FC 87 C FC 89 F CU 81 X FC 90 1-2 ② F9 2-3		C SL 85 B FF 95 C SL 85 X FF 96 1-2 2-H 2B	4	0	1	1	0	1	3
17 Elvis Andrus, R (1, 6) OBP: 0.288, SLG: 0.310 28 Billy McKinney, L (8, 3) OBP: 0.176, SLG: 0.196			C FF 94 C FF 93 B FF 89 X FF 94 1-2 ① F8		C SL 88 X SL 87 0-1 ③ F7		F FC 90 F CU 80 X FC 93 0-2 ③ G4-3		S FF 96 D FS 88 S FS 86 B FF 97 S FS 86 2-3 ② K	3 1	0 0	0 0	0 0	0 0	0 1	2 1
Inning Stats	R: 0 E: 0 K: 1 S: 9 H: 1 LOB: 1 BB: 0 P: 13	R: 0 E: 0 K: 1 S: 7 H: 1 LOB: 1 BB: 0 P: 11	R: 0 E: 0 K: 0 S: 9 H: 0 LOB: 1 BB: 1 P: 19	R: 0 E: 0 K: 2 S: 8 H: 0 LOB: 0 BB: 0 P: 14	R: 0 E: 0 K: 2 S: 9 H: 0 LOB: 0 BB: 0 P: 12	R: 0 E: 0 K: 1 S: 14 H: 1 LOB: 1 BB: 0 P: 21	R: 0 E: 0 K: 0 S: 9 H: 1 LOB: 2 BB: 0 P: 13	R: 0 E: 0 K: 1 S: 6 H: 0 LOB: 0 BB: 0 P: 9	R: 3 E: 0 K: 2 S: 14 H: 2 LOB: 1 BB: 2 P: 31	1B: 4 2B: 2 3B: 0 HR: 0	SF: 1 SAC: 0 DP: 0 HBP: 1	WP: 0 PB: 0 SB: 0 CS: 0	PA: 37				

PITCHER		IP	WLS	BF	H	R	ER	SO	BB	IBB	HBP	BLK	WP	HR	S	P	ERA	WHIP
24 Triston McKenzie, R ERA: 2.7	(1, 1)	6.1	W	25	4	0	0	7	1	0	1	0	0	0	59	96	0.00	0.789
27 Bryan Shaw, R ERA: 3.0	(7, 1)	0.2		2	0	0	0	0	0	0	0	0	0	0	6	7	0.00	0.000
49 Eli Morgan, R ERA: 4.5	(8, 1)	1.0		3	0	0	0	1	0	0	0	0	0	0	6	9	0.00	0.000
26 Anthony Gose, L ERA: 5.68	(9, 1)	0.1		5	2	3	3	0	2	0	0	0	0	0	8	20	81.00	12.000
37 Trevor Stephan, R ERA:	(9, 1)	0.2		2	0	0	0	2	0	0	0	0	0	0	6	11	0.00	0.000

PITCHER	IP	WLS	BF	H	R	ER	SO	BB	IBB	HBP	BLK	WP	HR	S	P	ERA	WHIP

BOTTOM

Cleveland Guardians @ Oakland Athletics

Oakland Coliseum, Oakland, CA

Sun May 01 2022, 1:08 PM - 4:20 PM PDT

Att. 14,945 - Sunny - 67 F

livebaseballscorecards.com

AB	32
R	3
H	6
RBI	3
BB	3
SO	10
LOB	11

Batter	1	2	3	4	5	6	7	8	9	AB	R	H	RBI	BB	SO	LOB
2 Trent Grisham, L (1, 8) OBP: 0.287, SLG: 0.259	B FF 91 X FF 90 1-0 ① P6		C SL 85 B FF 90 B CH 82 B CH 84 F FF 90 X FF 88 3-2 ① F7		C CH 85 1 SAFE 1 SAFE S CH 84 S SL 84 0-3 ① K	B FF 96 B SL 84 B FF 95 B FF 96 4-0 BB			B FC 89 B FC 90 B FC 92 C FC 90 C FC 90 C FC 91 3-3 ① K	4	0	0	0	1	2	1
9 Jake Cronenworth, L (1, 4) OBP: 0.330, SLG: 0.345	B FF 91 B SL 86 B FF 89 C FF 90 B FF 90 4-1 13 BB / 30 1B BB		C CU 78 X CH 84 0-1 E3 / 13 HR		C FF 90 B FF 90 1 SAFE B CH 85 X FF 90 2-1 ② F7	X FF 95 0-0 ② SF7 3-H			C CU 80 F FC 91 X FC 92 0-2 ② G3-1	3	2	0	1	1	0	1
13 Manny Machado, R (1, 5) OBP: 0.448, SLG: 0.620	1 SAFE B SL 84 B SL 85 B FF 91 1 SAFE B FF 90 4-0 30 1B / 1-2 BB		F FF 91 B FF 90 X FF 90 1-1 1-H HR		F FF 91 1 SAFE X SL 83 0-1 10 BB / 1-2 1B	C FF 97 F SL 85 B SL 84 C SL 85 1-3 ③ K			B FC 91 X CU 82 1-0 ③ F9	4	1	2	2	1	1	2
10 Jurickson Profar, S (1, 7) OBP: 0.301, SLG: 0.416	C SL 91 F CH 85 S SL 84 0-3 ② K		B CH 85 F CH 84 X FF 90 1-1 ② L8		F CH 84 B FF 90 B CH 84 F CH 84 B CH 84 B FF 90 4-2 1-2 2-3 BB		B SI 94 C FF 95 C SL 87 F FF 94 X CU 81 1-2 ① L9			3	0	0	0	1	1	2
30 Eric Hosmer, L (1, 3) OBP: 0.438, SLG: 0.563	S CH 84 X CH 83 0-1 1-3 2-H 1B		B CU 77 C FF 89 B CH 85 B FF 90 X CH 84 3-1 ③ L3		X FF 90 0-0 ③ G4-3		C SI 94 F SI 95 B SL 87 B SL 86 F FF 95 X SL 87 2-2 ② G1-3			4	0	1	1	0	0	3
7 Ha-Seong Kim, R (1, 6) OBP: 0.333, SLG: 0.518	B C X 1-1 ③ F8			B CH 82 C FF 89 B FF 88 C CH 83 X FF 89 2-2 ① G5-3		C FF 89 X CH 83 0-1 26 2B / 2B	B FF 94 C FF 93 B SL 86 B SL 88 C FF 95 T FF 96 3-2 ③ K			4	1	1	0	0	1	2
27 Matt Beaty, L (1, 10) OBP: 0.162, SLG: 0.147		B CH 84 X FF 88 1-0 ① F9		C CU 77 C CU 78 B CH 84 F CH 84 X CH 84 1-2 ② G3	C FF 90 X SL 84 0-1 26 2B / 9 SF7 / 1B			F SL 84 F SI 93 S SL 86 0-3 ① K		4	1	1	0	0	1	0
26 Austin Nola, R (1, 2) OBP: 0.291, SLG: 0.294		B FF 89 C CH 83 B CH 84 X SL 83 2-1 ② F7		C CU 76 C CH 84 B SL 83 S SL 83 1-3 ③ K	D SL 82 D FF 94 C FF 94 B FF 96 X FF 96 3-1 1-3 2-H 2B			B FF 93 X FF 94 1-0 ② G6-3		4	0	1	1	0	1	0
43 Trayce Thompson, R (1, 9) OBP: 0.300, SLG: 0.125		C FF 91 F FF 91 B FF 90 S SL 85 1-3 ③ K		S SL 82 B SL 84 T FF 89 B FF 91 B SL 84 B FF 90 4-2 10 BB / 13 1B / BB	F FF 95 F SL 82 F FF 96 S FF 95 0-3 ① K			B CU 79 C SI 94 B FF 94 C SI 94 S FF 95 2-3 ③ K		3	0	0	0	1	3	2
Inning Stats	R: 1 E: 0 K: 1 S: 9 H: 1 LOB: 2 BB: 2 P: 19	R: 0 E: 0 K: 1 S: 6 H: 0 LOB: 0 BB: 0 P: 10	R: 2 E: 1 K: 0 S: 11 H: 1 LOB: 0 BB: 0 P: 19	R: 0 E: 0 K: 1 S: 10 H: 0 LOB: 0 BB: 0 P: 14	R: 0 E: 0 K: 1 S: 12 H: 1 LOB: 3 BB: 2 P: 22	R: 2 E: 0 K: 2 S: 14 H: 3 LOB: 2 BB: 1 P: 22	R: 0 E: 0 K: 1 S: 11 H: 0 LOB: 0 BB: 0 P: 17	R: 0 E: 0 K: 2 S: 7 H: 0 LOB: 0 BB: 0 P: 10	R: 0 E: 0 K: 1 S: 7 H: 0 LOB: 0 BB: 0 P: 11	1B: 3 2B: 2 3B: 0 HR: 1	SF: 1 SAC: 0 DP: 0 HBP: 0			WP: 0 PB: 0 SB: 0 CS: 0	PA: 39		

PITCHER		IP	WLS	BF	H	R	ER	SO	BB	IBB	HBP	BLK	WP	HR	S	P	ERA	WHIP
34 Zach Plesac, R ERA: 4.44	(1, 1)	5.0	L	25	5	5	4	4	4	0	0	0	0	1	52	88	7.20	1.800
62 Enyel De Los Santos, R ERA: 3.86	(6, 1)	1.0		5	1	0	0	2	1	0	0	0	0	0	10	18	0.00	2.000
31 Sam Hentges, L ERA: 0.82	(7, 1)	2.0		6	0	0	0	3	0	0	0	0	0	0	18	27	0.00	0.000
27 Bryan Shaw, R ERA: 2.57	(9, 1)	1.0		3	0	0	0	1	0	0	0	0	0	0	7	11	0.00	0.000

PITCHER	IP	WLS	BF	H	R	ER	SO	BB	IBB	HBP	BLK	WP	HR	S	P	ERA	WHIP

TOP

San Diego Padres @ Cleveland Guardians

Progressive Field, Cleveland, OH

Wed May 04 2022, 1:11 PM - 4:26 PM EDT

Cloudy - 51 F

livebaseballscorecards.com

AB	33
R	5
H	6
RBI	5
BB	5
SO	10
LOB	13

Batter	1	2	3	4	5	6	7	8	9	AB	R	H	RBI	BB	SO	LOB
7 Myles Straw, R (1, 8) OBP: 0.379, SLG: 0.356	C X 0-1 P6 ①		B SL 79 1 SAFE F SL 80 X FC 88 1-1 F9 ①		C SL 78 B SL 79 B FC 89 B SL 78 B SI 92 4-1 6 BB 38 S 22 1B BB	C CU 72 X FF 88 0-1 FC5-4 ② 1-2f		X SI 98 0-0 G4-3 ③		4	1	0	0	1	0	3
38 Steven Kwan, L (1, 9) OBP: 0.423, SLG: 0.448	B FC 95 C FC 88 C CU 78 B CU 77 F FF 94 S FF 94 2-3 K ②		C FF 92 X CH 88 0-1 1-2 3-H 1B		B CH 90 C CH 84 D CH 85 B CH 86 C FC 87 X FC 86 3-2 F7 ② 1-2	C CU 71 X SI 88 0-1 L5 ③			C ST 79 B ST 82 X ST 80 1-1 F7 ①	5	0	1	1	0	1	2
11 José Ramírez, S (1, 5) OBP: 0.420, SLG: 0.682	B FF 94 C CH 88 B CH 88 B SI 94 B CH 89 4-1 6 S BB		C CH 87 B FF 94 F FF 94 B FF 95 F CH 88 F CU 77 T FF 94 2-2 K ②		B CH 88 B FC 89 F CH 86 D CH 88 B FF 92 4-1 6 BB 22 1B BB		C SI 89 B CH 83 X CH 83 1-1 G5-3 ①		B SI 94 S ST 81 S ST 81 B ST 82 B SI 94 F ST 81 X ST 81 3-2 G1-3 ②	3	1	0	0	2	1	2
6 Owen Miller, R (1, 10) OBP: 0.441, SLG: 0.632	1 SAFE B FF 95 1 SAFE B FC 88 B SL 79 C FF 93 C FC 88 X FC 89 3-2 L7 ③ 1-2		B SI 92 F FC 88 S SL 80 F FF 95 D SL 81 B SL 79 C FC 87 3-3 K ③		B SL 85 F FF 95 D SL 84 S FF 97 B FF 96 B FF 95 4-2 1 BB 22 1B 1-2 2-3 BB		C CU 73 T FF 91 B CH 84 F CH 83 X CU 73 1-2 22 2B 1 G6-3 1B		B ST 79 X SI 94 1-0 L9 ③	4	1	1	0	1	1	3
22 Josh Naylor, L (1, 3) OBP: 0.352, SLG: 0.500		B SL 79 X SL 79 1-0 F7 ①	S CH 88 B FC 89 F CH 88 X CH 87 1-2 G3-1 ① X CU 76 0-0 1B		F FF 96 D SL 84 F FF 96 B FF 95 X FF 96 2-2 1 BB 1-2 2-H 3-H 1B S SL 84 B SL 85 B SL 84 B FF 96 S FF 96 D SL 83 4-2 1-2 2-3 BB		X SI 88 0-0 1-3 2B S CH 83 F CH 82 D CH 83 X CH 83 1-2 G6-3 ② 3-H			4	0	2	2	0	0	0
1 Amed Rosario, R (1, 6) OBP: 0.271, SLG: 0.266		C CU 77 B FF 92 X FC 89 1-1 P3 ②								3	0	1	1	1	0	1
0 Andrés Giménez, L (1, 4) OBP: 0.328, SLG: 0.536		C FF 94 C SI 94 S CH 89 0-3 K2-3 ③	B FF 93 X FF 92 1-0 F9 ② S FF 95 C FF 96 B FF 96 S FF 96 1-3 K ③				B CH 82 X CH 83 1-0 G3-1 ③			4	0	0	0	0	2	5
12 Luke Maile, R (1, 2) OBP: 0.417, SLG: 0.600			C FC 88 B SL 80 F SL 80 B SL 82 X SL 80 2-2 9 1B 38 1B 2B 1 SAFE S FC 87 B FC 90 B SI 92 F SL 79 1 SAFE B FF 93 X FC 86 3-2 F8 ③			B FF 90 B CH 82 B CH 82 C FF 89 C FF 90 B FF 91 4-2 9 FC1-5 BB		B SI 98 X SI 97 1-0 F9 ①	3	1	1	0	1	0	1
9 Richie Palacios, L (1, 7) OBP: 0.381, SLG: 0.368			B CU 76 B FF 94 S CH 87 F FF 94 F CU 77 F CH 88 F CH 88 B FF 94 X CH 87 3-2 38 1B 2-3 1B		B SI 92 B CH 86 S CH 85 F CH 86 B FF 92 X CH 85 3-2 G4-3 ①	C CH 83 F CU 73 X CH 82 0-2 FC1-5 ① 7 FC5-4 1-2f		B SI 98 C SI 98 B SI 97 X SI 98 2-1 G4-3 ②		4	0	1	0	0	0	1
Inning Stats	R: 0 E: 0 K: 1 S: 10 H: 0 LOB: 1 BB: 1 P: 19	R: 0 E: 0 K: 1 S: 6 H: 0 LOB: 0 BB: 0 P: 8	R: 1 E: 0 K: 2 S: 22 H: 3 LOB: 2 BB: 0 P: 33	R: 0 E: 0 K: 0 S: 8 H: 1 LOB: 1 BB: 0 P: 13	R: 2 E: 0 K: 1 S: 18 H: 1 LOB: 3 BB: 4 P: 43	R: 0 E: 0 K: 0 S: 9 H: 0 LOB: 1 BB: 1 P: 13	R: 1 E: 0 K: 0 S: 11 H: 2 LOB: 1 BB: 0 P: 15	R: 0 E: 0 K: 0 S: 4 H: 0 LOB: 0 BB: 0 P: 7	R: 0 E: 0 K: 0 S: 7 H: 0 LOB: 0 BB: 0 P: 12	1B: 5 2B: 2 3B: 0 HR: 0	SF: 0 SAC: 0 DP: 0 HBP: 0	WP: 0 PB: 0 SB: 2 CS: 0	PA: 40				

PITCHER		IP	WLS	BF	H	R	ER	SO	BB	IBB	HBP	BLK	WP	HR	S	P	ERA	WHIP
52 Mike Clevinger, R ERA: 5.79	(1, 1)	4.2		21	4	3	3	4	3	0	0	0	0	0	54	95	5.79	1.500
48 Steven Wilson, R ERA: 3.27	(5, 1)	0.1		4	1	0	0	1	2	0	0	0	0	0	10	21	0.00	9.000
74 Nabil Crismatt, R ERA: 2.31	(6, 1)	2.0	W	9	2	1	1	0	1	0	0	0	0	0	20	28	4.50	1.500
66 Luis García, R ERA: 2.35	(8, 1)	1.0	H	3	0	0	0	0	0	0	0	0	0	0	4	7	0.00	0.000
17 Taylor Rogers, L ERA:	(9, 1)	1.0	S	3	0	0	0	0	0	0	0	0	0	0	7	12	0.00	0.000

PITCHER	IP	WLS	BF	H	R	ER	SO	BB	IBB	HBP	BLK	WP	HR	S	P	ERA	WHIP

BOTTOM

San Diego Padres @ Cleveland Guardians

Progressive Field, Cleveland, OH

Wed May 04 2022, 1:11 PM - 4:26 PM EDT

Cloudy - 51 F

livebaseballscorecards.com

AB	34
R	4
H	7
RBI	4
BB	6
SO	5
LOB	18

Batter	1	2	3	4	5	6	7	8	9	10	AB	R	H	RBI	BB	SO	LOB
2 Trent Grisham, L (1, 8) OBP: 0.283, SLG: 0.247	C SI 92 B FC 88 F FC 88 B FC 86 F SI 92 F FC 87 B SI 92 B FC 87 4-2 13 BB 30 2B BB	C SI 92 F FC 87 B FC 87 S CH 85 1-3 ③ K			F SI 92 X CH 83 0-1 ① F7		B FF 97 B FF 96 C FF 96 F FF 97 F FF 97 X FF 96 2-2 ③ F8		L FC 99 F SL 91 X FF 100 0-2 ① G3-1		4	1	0	0	1	1	0
9 Jake Cronenworth, L (1, 3) OBP: 0.324, SLG: 0.337	C FC 86 C SI 92 B SI 91 B FS 83 F FC 86 S FC 87 2-3 ① K		C FC 86 X CH 84 0-1 ① F7		C SI 92 X CH 84 0-1 ② P6			C FF 97 B FS 87 B FS 88 F FF 96 X FS 86 2-2 13 FC3-6 1B	C FC 99 X FF 100 0-1 ② G6-3		5	0	1	0	0	1	1
13 Manny Machado, R (1, 5) OBP: 0.436, SLG: 0.594	B SI 92 B SI 91 C FC 88 F SI 92 B FC 88 B FC 86 4-2 30 2B 1-2 BB		F FC 86 B FC 86 C FC 87 T FC 87 1-2 ② K		B SI 93 F SI 91 B SI 92 F SI 93 B SI 93 X SI 92 3-2 ③ P6			B FF 97 C FF 96 S FS 87 B FF 98 B FF 97 X FS 87 3-2 ① FC3-6 10 S 10 2B 1-2f	F FC 100 S FC 100 F FC 100 B SL 91 B FC 98 S FC 99 2-3 ③ K	0-0 7 BB	4	2	0	0	1	2	1
10 Jurickson Profar, S (1, 7) OBP: 0.306, SLG: 0.420	C FC 88 B FC 86 X CH 85 1-1 ② F7		B SI 93 F SI 92 S SI 93 X CH 85 1-2 ③ L7			B CH 82 B FC 87 C SI 91 B SI 92 S SI 92 B SI 92 4-2 BB		C FF 98 C FF 97 X FS 87 0-2 7 BB 77 BB 1-H 2B		S SL 81 L FF 94 S SL 82 0-3 ① K	4	1	1	1	1	1	2
30 Eric Hosmer, L (1, 10) OBP: 0.457, SLG: 0.573	B FC 86 X SI 93 1-0 7 1B 1-H 2-H 2B			B SI 91 B SI 91 B SI 91 C FF 91 B SI 92 4-1 7 BB BB		F FC 86 F SI 93 1 SAFE S FC 84 0-3 ① K		B FS 87 B FF 96 2-0 77 BB 7 BB IBB		0-0 7 BB IBB	2	1	1	2	3	1	1
7 Ha-Seong Kim, R (1, 6) OBP: 0.368, SLG: 0.517	B SI 93 F SI 93 B SI 92 C FC 88 X SI 93 2-2 38 1B 2-H 1B			B FC 86 B FC 86 B SI 92 B SI 92 4-0 1-2 BB		F SI 91 C FC 86 F SI 91 F SI 92 X FC 85 0-2 ② L9		C FF 96 B FF 96 B SL 84 C FF 96 F FF 96 B FF 96 F FF 96 F SL 85 B FS 87 4-2 77 BB 1-2 2-3 BB		B FF 94 B SI 94 B SI 94 B SI 93 4-0 26 G6-4-3 1-2 2-3 BB	2	0	1	1	3	0	1
38 Jorge Alfaro, R (1, 2) OBP: 0.273, SLG: 0.359 26 Austin Nola, R (10, PH) OBP: 0.288, SLG: 0.290 (10, 2)	B SI 91 X FC 85 1-0 ③ 1-3 1B			T SI 91 F SI 92 S FC 87 0-3 ① K		1 SAFE F SI 93 D FC 87 F SI 93 S CH 85 1-3 ③ K		F FF 96 S FS 87 S FS 87 0-3 ② K		B SL 81 C SI 94 X SI 94 1-1 ②③ G6-4-3 1-2f	4 1	0 0	1 0	0 0	0 0	3 0	6 3
77 CJ Abrams, L (1, 4) OBP: 0.273, SLG: 0.277		B FC 86 C FC 85 X CH 83 1-1 ① G4-3		C FC 86 F CH 84 S FC 85 0-3 ② K			F FF 97 B SL 83 C FF 96 B SL 84 B FF 97 C FF 96 3-3 ① K	B FS 87 C FF 96 B FS 86 F FF 94 B FS 87 B FF 96 4-2 1-2 2-3 3-H BB			3	0	0	1	1	2	2
28 José Azocar, R (1, 9) OBP: 0.364, SLG: 0.278		B FF 92 X FC 87 1-0 ② G6-3		S FC 85 F SI 92 F SI 93 X FC 86 0-2 ③ G5-3			S FF 97 S FF 97 F FF 97 F FF 98 S SL 86 0-3 ② K2-3	F FF 94 C SL 83 B SL 86 B SL 84 C SL 84 2-3 ③ K			4	0	0	0	0	2	5
Inning Stats	R: 3 H: 3 E: 0 LOB: 2 K: 1 BB: 2 S: 17 P: 32	R: 0 H: 0 E: 0 LOB: 0 K: 1 BB: 0 S: 6 P: 9	R: 0 H: 0 E: 0 LOB: 0 K: 1 BB: 0 S: 8 P: 10	R: 0 H: 0 E: 0 LOB: 2 K: 2 BB: 2 S: 11 P: 19	R: 0 H: 0 E: 0 LOB: 0 K: 0 BB: 0 S: 7 P: 10	R: 0 H: 0 E: 0 LOB: 1 K: 2 BB: 1 S: 13 P: 18	R: 0 H: 0 E: 0 LOB: 0 K: 2 BB: 0 S: 12 P: 17	R: 2 H: 2 E: 0 LOB: 3 K: 2 BB: 3 S: 22 P: 39	R: 0 H: 0 E: 0 LOB: 0 K: 1 BB: 0 S: 9 P: 11	R: 0 H: 0 E: 0 LOB: 2 K: 1 BB: 2 S: 5 P: 10	1B: 3 2B: 2 3B: 0 HR: 0	SF: 0 SAC: 0 DP: 1 HBP: 0						

PITCHER	IP	WLS	BF	H	R	ER	SO	BB	IBB	HBP	BLK	WP	HR	S	P	ERA	WHIP
47 Cal Quantrill, R (1, 1) ERA: 3.54	6.0		25	3	3	3	7	5	0	0	0	0	0	62	98	4.50	1.333
26 Anthony Gose, L (7, 1) ERA: 4.91	1.0		3	0	0	0	2	0	0	0	0	0	0	12	17	0.00	0.000
37 Trevor Stephan, R (8, 1) ERA: 1.59	0.2		7	2	2	2	1	2	1	0	0	0	0	19	34	27.00	6.000
58 Anthony Castro, R (8, 1) ERA: 6.75	0.1		1	0	0	0	1	0	0	0	0	0	0	3	5	0.00	0.000
48 Emmanuel Clase, R (9, 1) ERA: 4.32	1.0		3	0	0	0	1	0	0	0	0	0	0	9	11	0.00	0.000

PITCHER	IP	WLS	BF	H	R	ER	SO	BB	IBB	HBP	BLK	WP	HR	S	P	ERA	WHIP
52 Nick Sandlin, R (10, 1) ERA: 4.15	1.0	W	4	0	0	0	1	1	1	0	0	0	0	5	10	0.00	1.000

TOP

San Diego Padres @ Cleveland Guardians

Progressive Field, Cleveland, OH

Wed May 04 2022, 5:14 PM - 8:57 PM EDT

Att. 10,244 - Overcast - 51 F

livebaseballscorecards.com

AB	33
R	5
H	5
RBI	5
BB	10
SO	13
LOB	22

1B: 3	SF: 0	WP: 0	PA: 43
2B: 2	SAC: 0	PB: 0	
3B: 0	DP: 1	SB: 1	
HR: 0	HBP: 0	CS: 0	

Batter	1	2	3	4	5	6	7	8	9	10	AB	R	H	RBI	BB	SO	LOB
7 Myles Straw, R (1, 8) OBP: 0.370, SLG: 0.348	C FF 94 C FF 96 B FF 95 X CU 80 1-2 ① F9		F CU 78 B FF 88 F FF 95 B FF 96 F FF 94 X FF 95 2-2 11 BB 1 1B 1-2 1B		C FF 94 B FF 94 C CU 79 X SL 89 1-2 ② FC4-6 1-2f		C KC 77 C SL 79 F FC 86 B FC 88 C SI 90 1-3 ② K	C CU 78 F FC 90 B FF 98 C FF 98 1-3 ③ K			5	0	1	0	0	2	4
1 Amed Rosario, R (1, 6) OBP: 0.267, SLG: 0.262	B FF 96 B FF 94 X FF 93 2-0 ② G3-1		C CU 78 B SL 87 F FF 95 F FF 97 X SL 89 1-2 11 BB 1-2 2-3 1B		F CU 77 B FF 94 B FF 95 B FF 92 1 SAFE S FF 92 F FF 93 X FF 91 3-2 ③ F9		B SI 90 X FC 87 1-0 ③ G6-3		C FF 96 X CU 79 0-1 ① G6-3		5	0	1	0	0	0	2
11 José Ramírez, S (1, 10) OBP: 0.419, SLG: 0.659	C FF 94 C FF 96 B FF 96 X FF 95 1-2 ③ P2		B FF 96 B FF 95 B FF 95 B FF 94 4-0 1-2 2-3 3-H BB			B FF 93 X FF 91 1-0 ① F9		B SI 89 C SI 89 B SI 89 B SI 89 C SI 90 F SI 90 F SI 90 B FF 91 4-2 6 FC1-4 BB	B FF 97 F SI 98 X CH 90 1-1 ② P6		3	0	0	1	2	0	0
6 Owen Miller, R (1, 3) OBP: 0.425, SLG: 0.590 (9, 5)		C FF 94 B CU 82 B FF 90 B FF 95 C FF 94 X FF 95 3-2 ① F9	F FF 92 F FF 94 F FF 95 X FF 94 0-2 ③ L3			C FF 94 B CU 80 B FF 94 S FF 92 B FF 94 F FF 94 B CU 77 4-2 BB		B SI 89 1 SAFE D SI 90 C SI 89 F SI 89 X SI 90 2-2 ① FC1-4 32 1B 0 1B 1-2f	F FF 96 C FF 99 X FC 94 0-2 ③ G3-1	0-0 38 1B	4	2	0	0	1	0	4
32 Franmil Reyes, R (1, 9) OBP: 0.195, SLG: 0.229		F FF 98 C CU 81 B FF 98 B FF 96 B SL 90 X SL 87 3-2 ② G6-3		B FF 90 X FF 92 1-0 35 G6-4-3 1B		F FF 94 B CU 79 F FF 95 S FF 96 1-3 ② K		B SI 89 C SI 88 C SL 81 F SI 88 X SI 90 2-2 0 1B 17 1B 1-2 1B		C SL 86 B SL 88 D FF 95 F SL 87 B SL 88 F SL 88 H FF 96 4-2 38 1B HBP	4	1	2	0	0	1	1
35 Óscar Mercado, R (1, 7) OBP: 0.203, SLG: 0.429 38 Steven Kwan, L (6, PH) OBP: 0.419, SLG: 0.443 (7, 7)		F FF 96 B FF 95 F FF 95 S FF 97 1-3 ③ K		X FF 92 0-0 ① ② G6-4-3 1-2f		C KC 78 B SI 91 F SI 91 F KC 78 B SI 90 X SI 90 2-2 ③ L6		B SI 89 C FF 90 B SI 89 X SI 89 2-1 ② L7		C SL 87 B SL 86 D SL 85 X SL 86 2-1 1-2 2-H 1B	2 3	0 0	0 1	0 1	0 0	1 0	1 3
0 Andrés Giménez, L (1, 4) OBP: 0.339, SLG: 0.533			L CU 75 F FF 96 B SL 90 X FF 96 1-2 1 1B 7 1B 11 BB 1B	B CU 77 F SL 85 B SL 86 B FF 92 F FF 91 X FF 91 3-2 ③ P4			C SI 90 B CH 87 F FC 88 X SL 80 1-2 ① G3-1	B SL 82 B SI 88 B SI 87 C SI 88 C SI 88 X SI 88 3-2 17 1B 22 1B 1-3 2-H 1B		4	2	2	1	0	0	0
17 Austin Hedges, R (1, 2) OBP: 0.241, SLG: 0.283			B FF 93 C FF 93 X FF 92 1-1 ① L8	C FF 91 B CU 79 C FF 92 B FF 95 B FF 95 B FF 93 4-2 7 FC4-6 BB			B SI 92 F KC 77 X SL 80 1-1 28 2B 1B	B SI 87 B SI 88 X SI 88 2-0 22 1B 1-3 3-H 1B			3	1	2	1	1	0	1
28 Ernie Clement, R (1, 5) OBP: 0.264, SLG: 0.250 22 Josh Naylor, L (8, PH) OBP: 0.364, SLG: 0.509 (9, 3)			B FF 95 B FF 95 C FF 92 F FF 94 F FF 94 B SL 88 1 SAFE X FF 93 3-2 ② F9	X FF 93 0-0 ① B3			C SI 91 X SI 91 0-1 1-H 2B	C FF 95 C FF 97 F FF 98 B FF 98 X CH 88 1-2 1-3 3-H 1B			3 1	0 0	1 1	1 1	0 0	0 0	2 0
Inning Stats	R: 0 E: 0 K: 0 S: 7 H: 0 LOB: 0 BB: 0 P: 11	R: 0 E: 0 K: 1 S: 9 H: 0 LOB: 0 BB: 0 P: 16	R: 1 E: 0 K: 0 S: 21 H: 3 LOB: 3 BB: 1 P: 33	R: 0 E: 0 K: 0 S: 5 H: 1 LOB: 0 BB: 0 P: 9	R: 0 E: 0 K: 0 S: 10 H: 0 LOB: 1 BB: 1 P: 18	R: 0 E: 0 K: 1 S: 11 H: 0 LOB: 1 BB: 1 P: 19	R: 1 E: 0 K: 1 S: 12 H: 2 LOB: 1 BB: 0 P: 16	R: 3 E: 0 K: 1 S: 23 H: 4 LOB: 2 BB: 1 P: 40	R: 0 E: 0 K: 0 S: 7 H: 0 LOB: 0 BB: 0 P: 8	R: 1 E: 0 K: 0 S: 5 H: 1 LOB: 2 BB: 0 P: 11	1B: 10 2B: 1 3B: 0 HR: 0 SF: 0 SAC: 0 DP: 1 HBP: 1						

PITCHER		IP	WLS	BF	H	R	ER	SO	BB	IBB	HBP	BLK	WP	HR	S	P	ERA	WHIP
1 MacKenzie Gore, L ERA: 1.71	(1, 1)	5.2		23	4	1	1	2	3	0	0	0	0	0	59	100	1.59	1.235
34 Craig Stammen, R ERA: 4.15	(6, 1)	1.1	H	6	2	1	1	1	0	0	0	0	0	0	16	22	6.75	1.500
25 Tim Hill, L ERA: 11.12	(8, 1)	0.2	H	6	3	3	3	0	1	0	0	0	0	0	16	31	40.50	6.000
75 Robert Suarez, R ERA: 4.91	(8, 1)	1.1	B	5	1	0	0	1	0	0	0	0	0	0	14	17	0.00	0.750
29 Dinelson Lamet, R ERA: 5.4	(10, 1)	0.0	L	2	1	1	0	0	0	0	1	0	0	0	5	11	∞	∞

PITCHER	IP	WLS	BF	H	R	ER	SO	BB	IBB	HBP	BLK	WP	HR	S	P	ERA	WHIP

BOTTOM

San Diego Padres @ Cleveland Guardians

Progressive Field, Cleveland, OH

Wed May 04 2022, 5:14 PM - 8:57 PM EDT

Att. 10,244 - Overcast - 51 F

livebaseballscorecards.com

AB	37
R	6
H	11
RBI	6
BB	4
SO	4
LOB	18

WP: 0 PB: 0 SB: 0 CS: 0 PA: 42

Toronto Blue Jays @ Cleveland Guardians

Progressive Field, Cleveland, OH

Thu May 05 2022, 6:13 PM - 9:14 PM EDT

Att. 9,104 - Cloudy - 52 F

livebaseballscorecards.com

TOP

Batter	1	2	3	4	5	6	7	8	9	AB	R	H	RBI	BB	SO	LOB
15 Raimel Tapia, L (1, 9) OBP: 0.227, SLG: 0.282	F SI 92 B CU 77 F FC 87 S CU 76 1-3 ① K		B FF 91 C FC 87 F CU 76 B FF 90 B FC 87 S FC 87 3-3 ② K		F FC 87 S CU 76 F FC 87 F CU 76 X FC 86 0-2 ③ F9		L FF 92 1 SAFE 1 SAFE B FS 86 F SL 80 B FF 94 X FS 88 2-2 ① G4-3 1-3		B FC 100 F FC 99 F FC 99 X FC 99 1-2 ② G1-3	5	0	0	0	0	2	2
11 Bo Bichette, R (1, 6) OBP: 0.280, SLG: 0.377	X SI 92 0-0 27 HR 1B		B FF 91 S SI 91 F SL 83 B CU 77 B FC 84 X FF 92 3-2 27 FC6-4 1B			B FC 84 B FS 84 B SI 90 C FC 86 X FC 86 3-1 27 21 2B HBP 1B	B SI 94 F SI 94 F SL 82 B FF 95 F FS 89 F SL 82 F SI 94 F FF 94 X SL 82 2-2 ② P4		F FC 100 C FC 100 F FC 99 S FC 99 0-3 ③ K	5	2	3	0	0	1	1
27 Vladimir Guerrero Jr., R (1, 3) OBP: 0.364, SLG: 0.559	X SI 92 0-0 1-H HR		1 SAFE 1 SAFE B FS 87 D FS 86 F CU 77 F CU 75 X FS 86 2-2 ③ FC6-4 1-2f			H FS 83 1-0 21 2B HBP 1-2	B FF 95 C SL 81 B SL 79 B FF 92 B SL 80 4-1 13 FC5-4 BB			2	2	1	2	1	0	1
13 Lourdes Gurriel Jr., R (1, 7) OBP: 0.299, SLG: 0.394	C FF 92 F FC 88 S CU 77 0-3 ② K			S FS 86 B CU 76 S CU 76 B FS 86 X FF 90 2-2 ① F9		S FC 85 F CU 76 D SL 80 S FC 86 1-3 ① K	C FF 94 X SL 80 0-1 ③ FC5-4 1-2f			4	0	0	0	0	2	4
26 Matt Chapman, R (1, 5) OBP: 0.279, SLG: 0.411	S SI 92 B CU 77 S CU 76 B SL 82 B SI 92 S CU 78 3-3 ③ K			B SI 91 C SI 90 B CU 77 B SI 91 X SI 91 3-1 ② F9		C CU 75 C SI 89 D CU 75 B SI 90 B SI 90 X FC 87 3-2 ② F9		C FC 90 X SI 91 0-1 ① G4-3		4	0	0	0	0	1	2
21 Zack Collins, L (1, 10) OBP: 0.278, SLG: 0.471		C FC 87 B FC 87 S CU 76 B FF 91 C FC 87 2-3 ① K		X FC 87 0-0 ③ L8		C CU 76 B FC 86 F FC 86 B CU 75 B CU 75 F CU 76 X FC 86 3-2 1-H 2-H 2B		B FC 90 B FC 91 X FC 89 2-0 ② F7		4	0	1	2	0	1	0
5 Santiago Espinal, R (1, 4) OBP: 0.319, SLG: 0.424		C FC 88 C CU 76 T CU 76 0-2 ② K			C FC 86 X CU 76 0-1 30 WP 2B	C SI 93 X SL 81 0-1 ③ P6		B FC 90 B FC 90 F FC 91 B FC 91 X FC 91 3-1 1B		4	0	2	0	0	1	1
30 Alejandro Kirk, R (1, 2) OBP: 0.338, SLG: 0.313		B FF 91 S SI 91 B CU 76 X FF 91 2-1 ③ F8			D CU 76 F FS 85 C FS 86 B SL 82 B CU 76 X SI 91 3-2 ① L4 2-3		C SL 79 B SI 92 C SI 92 B SL 81 X SL 80 2-2 HR	C FC 91 B FC 91 1 SAFE F FC 90 F FC 93 B FC 92 X FC 91 2-2 ③ G4-3		4	1	1	1	0	0	2
7 Bradley Zimmer, L (1, 8) OBP: 0.132, SLG: 0.167 4 George Springer, R (9, PH) OBP: 0.333, SLG: 0.516			B FC 88 X CU 75 1-0 ① G3-1		F FC 88 F FC 87 B FF 91 D CU 76 B FC 87 S FC 88 3-3 ② K		X SL 81 0-0 15 G4-3 15 S 1B		B FC 99 C FC 98 C SL 89 F FC 99 S SL 89 1-3 ① K	3 1	0 0	1 0	0 0	0 0	1 1	1 0

Inning Stats																								
	R: 2	H: 2		R: 0	H: 0		R: 0	H: 1		R: 0	H: 0		R: 0	H: 1		R: 2	H: 2		R: 1	H: 2		R: 0	H: 1	
	E: 0	LOB: 0		E: 0	LOB: 0		E: 0	LOB: 1		E: 0	LOB: 0		E: 0	LOB: 1		E: 0	LOB: 1		E: 0	LOB: 2		E: 0	LOB: 1	
	K: 3	BB: 0		K: 2	BB: 0		K: 1	BB: 0		K: 6	BB: 0		K: 1	BB: 0		K: 1	BB: 0		K: 0	BB: 1		K: 0	BB: 0	
	S: 11	P: 15		S: 8	P: 12		S: 10	P: 19		S: 6	P: 11		S: 13	P: 19		S: 14	P: 25		S: 17	P: 27		S: 9	P: 16	

	R: 0	H: 0		1B: 5	SF: 0		WP: 1	PA: 38
	E: 0	LOB: 0		2B: 2	SAC: 0		PB: 0	
	K: 2	BB: 0		3B: 0	DP: 0		SB: 1	
	S: 11	P: 13		HR: 2	HBP: 1		CS: 0	

	AB	36
	R	5
	H	9
	RBI	5
	BB	1
	SO	10
	LOB	14

PITCHER		IP	WLS	BF	H	R	ER	SO	BB	IBB	HBP	BLK	WP	HR	S	P	ERA	WHIP
43 Aaron Civale, R	(1, 1)	5.2	W	24	6	4	4	8	0	0	1	0	1	1	60	99	6.35	1.059
ERA: 9.45																		
52 Nick Sandlin, R	(6, 1)	1.1	H	7	2	1	1	0	1	0	0	0	0	1	19	29	6.75	2.250
ERA: 4.5																		
27 Bryan Shaw, R	(8, 1)	1.0	H	4	1	0	0	0	0	0	0	0	0	0	9	16	0.00	1.000
ERA: 2.25																		
48 Emmanuel Clase, R	(9, 1)	1.0	S	3	0	0	0	2	0	0	0	0	0	0	11	13	0.00	0.000
ERA: 3.86																		

PITCHER	IP	WLS	BF	H	R	ER	SO	BB	IBB	HBP	BLK	WP	HR	S	P	ERA	WHIP

Batter	1	2	3	4	5	6	7	8	9	AB	R	H	RBI	BB	SO	LOB
7 Myles Straw, R (1, 8) OBP: 0.366, SLG: 0.354	B FF 93 C FF 93 B SV 82 F SI 94 F SV 84 B FF 95 X SI 95 3-2 G4-3 ①		X SI 94 0-0 F8 ②		X SI 91 0-0 22 1B 2B	C SL 80 F SL 80 F SL 79 B SL 80 F FF 92 X SL 80 1-2 F8 ②				4	1	1	0	0	0	1
38 Steven Kwan, L (1, 9) (9, 7) OBP: 0.423, SLG: 0.484	X FF 94 0-0 G6-3 ②		C CH 85 B CH 82 B FF 94 F FF 94 F SV 84 B CH 86 X FF 95 3-2 1-H HR		B CH 83 B CH 83 B FF 92 B FF 91 4-0 22 1B 32 1B BB	C SL 83 F CU 78 X CU 78 0-2 F7 ③				3	2	1	2	1	0	0
11 José Ramírez, S (1, 5) OBP: 0.413, SLG: 0.641	B SV 82 T SI 94 S FF 95 X SI 96 1-2 L8 ③		B SV 83 C SI 94 B CH 84 B SV 82 X SI 93 3-1 F7 ③		C CH 84 S CH 83 X CH 84 0-2 L4 ②		C CH 83 X CH 83 0-1 22 FC4-5 1B			4	0	1	0	0	0	2
22 Josh Naylor, L (1, 3) OBP: 0.356, SLG: 0.491		C SI 94 C SV 82 F CH 86 X CH 84 0-2 G4-3 ①		B SI 94 X SI 91 1-0 G5-3 ①	F SV 83 F CH 81 X CH 84 0-2 32 1B 0 2B 1-3 2-H 1B		X CH 82 0-0 FC4-5 ① 1-2f			4	1	1	1	0	0	1
32 Franmil Reyes, R (1, 10) OBP: 0.220, SLG: 0.253		C SI 94 X FF 94 0-1 0 FC4-6 1B		C SI 93 C SV 82 B SV 84 X SV 82 1-2 0 1B 1 G4-3 1B	X SI 92 0-0 0 2B 1-2 3-H 1B		B CU 82 B CU 85 C CU 83 S CH 84 F CH 84 S CU 84 2-3 K ②			4	1	3	1	0	1	1
0 Andrés Giménez, L (1, 4) OBP: 0.348, SLG: 0.547		X SI 94 0-0 FC4-6 ② 1 FC6 1-2f		C SI 93 F CH 85 F SI 94 X CH 84 0-2 1 G4-3 1-3 1B	C SL 80 B CH 82 F FF 90 X CU 76 1-2 1-3 2-H 2B		C FF 93 D CH 84 B CH 83 B FF 92 F FF 92 S CH 84 3-3 K2-3 ③			4	0	2	1	0	1	2
1 Amed Rosario, R (1, 6) OBP: 0.266, SLG: 0.253		1 SAFE C SI 93 X SV 79 0-1 FC6 ③ 1-2f		F SI 92 X SI 92 0-1 G4-3 ② 1-2 3-H	B SI 90 B SL 81 B SI 90 C FF 90 F FF 91 B FF 90 4-2 BB			B FF 92 B CU 83 C CU 83 X CH 84 2-1 P6 ①		3	0	0	1	1	0	2
9 Richie Palacios, L (1, 7) OBP: 0.360, SLG: 0.348 35 Óscar Mercado, R (8, PR) OBP: 0.203, SLG: 0.429 (9, 9)			C CH 85 B CH 84 F SI 92 F FF 95 F SV 83 B FF 96 B CH 85 F FF 95 F SI 95 3-2 X SI 94 P5 ① B SV 81 B FF 93 F FF 93 B FF 94 C FF 94 X FF 93 3-2 P5 ③		C FF 90 F FF 90 F FF 90 B FF 90 B CH 83 F FF 90 X CH 82 2-2 G3-1 ③			C FF 92 B FF 91 L CH 82 X CH 83 1-2 17 CS 1B	4 0	0 0	1 0	0 0	0 0	0 0	4 0
17 Austin Hedges, R (1, 2) OBP: 0.242, SLG: 0.281			C FF 94 S FF 93 X FF 95 0-2 38 WP 38 HR 1B		C SI 90 C SI 91 F SV 80 B SV 81 X SI 93 1-2 G6-3 ①	F SI 90 X SI 90 0-1 F9 ①		C CU 85 1 SAFE D CU 85 1 SAFE B CH 88 1 SAFE F FF 93 F CH 84 D CH 84 3-3 C CU 85 K ② ③ 1-2		4	1	1	0	0	1	1
Inning Stats	R: 0 E: 0 K: 0 S: 8 H: 0 LOB: 0 BB: 0 P: 12	R: 0 E: 0 K: 0 S: 9 H: 1 LOB: 1 BB: 0 P: 9	R: 2 E: 0 K: 0 S: 17 H: 2 LOB: 0 BB: 0 P: 26	R: 1 E: 0 K: 0 S: 13 H: 2 LOB: 1 BB: 0 P: 18	R: 3 E: 0 K: 0 S: 22 H: 4 LOB: 3 BB: 2 P: 34	R: 0 E: 0 K: 0 S: 10 H: 0 LOB: 0 BB: 0 P: 11	R: 0 E: 0 K: 2 S: 10 H: 1 LOB: 1 BB: 0 P: 15	R: 0 E: 0 K: 1 S: 9 H: 1 LOB: 1 BB: 0 P: 15		1B: 8 2B: 3 3B: 0 HR: 1 SF: 0 SAC: 0 DP: 1 HBP: 0		WP: 1 PB: 0 SB: 0 CS: 1 PA: 36				

BOTTOM

Toronto Blue Jays @ Cleveland Guardians

Progressive Field, Cleveland, OH

Thu May 05 2022, 6:13 PM - 9:14 PM EDT

Att. 9,104 - Cloudy - 52 F

livebaseballscorecards.com

AB	34
R	6
H	11
RBI	6
BB	2
SO	3
LOB	14

PITCHER		IP	WLS	BF	H	R	ER	SO	BB	IBB	HBP	BLK	WP	HR	S	P	ERA	WHIP
17 José Berríos, R ERA: 5.34	(1, 1)	4.2	L	23	8	6	6	0	1	0	0	0	1	1	59	82	11.57	1.929
62 Casey Lawrence, R ERA:	(5, 1)	1.1		6	1	0	0	0	1	0	0	0	0	0	20	28	0.00	1.500
33 Trevor Richards, R ERA: 4.15	(7, 1)	2.0		7	2	0	0	3	0	0	0	0	0	0	19	30	0.00	1.000

PITCHER	IP	WLS	BF	H	R	ER	SO	BB	IBB	HBP	BLK	WP	HR	S	P	ERA	WHIP

Toronto Blue Jays @ Cleveland Guardians

Progressive Field, Cleveland, OH

Sat May 07 2022, 2:11 PM - 5:35 PM EDT

Sunny - 54 F

livebaseballscorecards.com

TOP

Batter	1	2	3	4	5	6	7	8	9	AB	R	H	RBI	BB	SO	LOB
4 George Springer, R (1, 8) (7, 9) OBP: 0.336, SLG: 0.520	B FF 90 X FF 90 1-0 G5-3	X SL 84 0-0 1-H 2-H 2B		B FF 90 C FF 91 X FC 90 1-1 11 FC5-4 1-3 3-H 1B		S SL 85 B FF 94 S FF 94 B SL 87 S SL 85 2-3 K		F FF 97 B SL 85 F FF 97 B SL 86 F FF 96 F FF 97 X FF 97 2-2 F8		5	0	2	3	0	1	0
11 Bo Bichette, R (1, 6) OBP: 0.268, SLG: 0.361	X FF 90 0-0 G5-3	C FF 90 B SL 84 B FF 90 X SL 84 2-1 P6		B SL 85 X FF 91 1-0 FC5-4 13 CS 27 1B 1-2f 3-H		B FF 96 F SL 85 B SL 85 B FF 94 S FF 95 F SL 85 C FF 96 3-3 K		F FF 95 F FF 96 B SL 85 S SL 83 1-3 K		5	0	0	1	0	2	2
27 Vladimir Guerrero Jr., R (1, 3) OBP: 0.366, SLG: 0.546	B SL 84 S SL 85 F FF 91 F SL 84 B SL 85 B FF 90 F FF 90 X SL 85 3-2 P4		T FF 88 B FF 89 S SL 84 B KC 81 F SL 83 X SL 84 2-2 G6-3	1 SAFE S SL 85 D SL 85 X SL 83 1-1 21 BB 13 BB 1-2 1B		S SL 86 S SL 85 B SL 87 1-3 K		S SL 84 C FF 96 B FF 96 B FF 96 F SL 85 F FF 97 B FF 97 4-2 BB		4	0	1	0	1	1	0
13 Lourdes Gurriel Jr., R (1, 7) OBP: 0.306, SLG: 0.386 7 Bradley Zimmer, L (7, 8) OBP: 0.128, SLG: 0.162		B SL 83 B SL 85 X FF 90 2-0 G1-3	B SL 83 B FF 90 B SL 85 B FF 89 4-0 BB	B FF 95 1 SAFE B SL 84 S FF 94 B FF 95 B FF 95 4-1 21 BB 1-2 2-3 BB			C FF 96 B SL 82 S FF 94 F FF 95 F FF 96 F SL 83 S FF 97 1-3 K	C FF 95 S SL 84 B SL 84 S SL 82 1-3 K		2 1	0 0	0 0	0 0	2 0	1 1	0 1
21 Zack Collins, L (1, 2) OBP: 0.288, SLG: 0.444		X FF 89 0-0 F7	B SL 85 B SL 84 X SL 86 2-0 F7	C FF 96 B SL 84 B SL 84 B FF 93 C FF 95 B FF 95 4-2 1-2 2-3 BB			S FF 94 B CH 88 B FF 95 B FF 96 C FF 96 F FF 96 B FF 96 4-2 5 BB 26 BB 30 FC5-4 BB		B FF 95 C FF 95 C SI 94 B SL 88 C CU 80 2-3 K	3	1	0	0	2	1	1
26 Matt Chapman, R (1, 5) OBP: 0.284, SLG: 0.414		B FF 89 X FF 90 1-0 30 BB 15 1B 2B	F FF 90 D KC 81 S SL 83 X KC 81 1-2 G5-3	F FF 96 C SL 84 T SL 84 0-2 K			B FF 96 B FF 96 B FF 96 1 SAFE B FF 96 4-0 30 FC5-4 5 BB 1-2 BB		B SI 94 B SI 95 F FF 95 C FF 95 B CU 84 X CU 81 3-2 G5-3	4	1	1	0	1	1	4
5 Santiago Espinal, R (1, 4) OBP: 0.343, SLG: 0.425		B SL 84 B SL 84 D SL 85 B FC 89 4-0 30 BB 15 1B BB		X FF 89 0-0 30 1B 15 1B 1B	X FF 94 0-0 G5-3		C SL 83 B FF 96 B SL 83 S SL 83 B FF 97 D FF 96 4-2 30 FC5-4 1-2 2-3 BB		C FF 96 C FF 96 B FF 96 B CU 81 F FF 96 B CU 82 B FF 95 4-2 30 1B BB	2	2	1	0	3	0	0
30 Alejandro Kirk, R (1, 10) OBP: 0.366, SLG: 0.338 22 Tyler Heineman, S (9, PR) (9, 10) OBP: 0.286, SLG: 0.429		C SL 83 B FF 90 B FF 90 D SL 85 D SL 84 4-1 15 1B 4 2B 1-2 2-3 BB		B FF 90 F FF 90 1 SAFE C SL 85 F SL 85 X SL 86 1-2 15 1B 4 1B 1-3 1B	B FF 95 C FF 96 B FF 94 X FF 94 2-1 15 G3-6 1B		S FF 96 B FF 96 C FF 96 X SL 84 1-2 FC5-4 15 FC6 1-2f 2-3 3-H		F FF 95 D CU 81 B SI 94 B FF 94 S FF 96 X FF 95 3-2 1-2 1B	4 0	2 0	3 0	1 0	1 0	0 0	2 0
15 Raimel Tapia, L (1, 9) (7, 7) OBP: 0.237, SLG: 0.289		B SL 86 C FF 90 S KC 82 F KC 82 F KC 82 X FF 91 1-2 4 2B 1-2 2-H 3-H 1B		B KC 81 B SL 86 X SL 86 2-0 4 1B 11 FC5-4 1-3 3-H 1B	B FF 96 F FF 94 F FF 96 X SL 87 1-2 G3-6 1-2f		C FF 97 X FF 95 0-1 FC6 1-2f		C FF 94 B SI 96 F SL 87 B CU 81 F CU 81 S SL 87 2-3 K	5	2	2	3	0	1	5
Inning Stats	R: 0 E: 0 K: 0 S: 7 H: 0 LOB: 0 BB: 0 P: 11	R: 4 E: 0 K: 0 S: 12 H: 3 LOB: 1 BB: 2 P: 26	R: 0 E: 0 K: 0 S: 8 H: 0 LOB: 1 BB: 1 P: 17	R: 3 E: 0 K: 1 S: 17 H: 5 LOB: 3 BB: 2 P: 31	R: 0 E: 0 K: 0 S: 6 H: 1 LOB: 0 BB: 0 P: 9	R: 0 E: 0 K: 3 S: 10 H: 0 LOB: 0 BB: 0 P: 16	R: 1 E: 0 K: 1 S: 16 H: 0 LOB: 2 BB: 3 P: 30	R: 0 E: 0 K: 2 S: 15 H: 0 LOB: 1 BB: 1 P: 23	R: 0 E: 0 K: 2 S: 16 H: 1 LOB: 2 BB: 1 P: 30	1B: 8 2B: 2 3B: 0 HR: 0 SF: 0 SAC: 0 DP: 1 HBP: 0						

	AB	35
	R	8
	H	10
	RBI	8
	BB	10
	SO	9
	LOB	15

WP: 0 PB: 0 SB: 0 CS: 1 PA: 45

PITCHER		IP	WLS	BF	H	R	ER	SO	BB	IBB	HBP	BLK	WP	HR	S	P	ERA	WHIP
57 Shane Bieber, R ERA: 4.13	(1, 1)	3.1	L	21	8	7	7	0	3	0	0	0	0	0	38	71	18.90	3.300
58 Anthony Castro, R ERA: 4.05	(4, 1)	2.2		9	1	0	0	4	2	0	0	0	0	0	22	39	0.00	1.125
62 Enyel De Los Santos, R ERA: 4.76	(7, 1)	1.0		6	0	1	1	1	3	0	0	0	0	0	16	30	9.00	3.000
26 Anthony Gose, L ERA: 4.32	(8, 1)	1.0		4	0	0	0	2	1	0	0	0	0	0	15	23	0.00	1.000
31 Sam Hentges, L ERA: 0.75	(9, 1)	1.0		5	1	0	0	2	1	0	0	0	0	0	16	30	0.00	2.000

PITCHER	IP	WLS	BF	H	R	ER	SO	BB	IBB	HBP	BLK	WP	HR	S	P	ERA	WHIP

Batter	1	2	3	4	5	6	7	8	9	AB	R	H	RBI	BB	SO	LOB
7 Myles Straw, R (1, 8) OBP: 0.379, SLG: 0.364	F FF 92 C FF 92 X SL 83 0-2 38 CS 1B		C FF 94 B FF 94 F FF 93 X FF 96 1-2 38 S 38 1B 1B		C FF 94 B FS 84 X FS 84 1-1 ③ P4			B FF 91 C ST 79 B ST 82 B FF 92 S FF 91 F FF 91 B FF 93 4-2 11 BB 38 BB 6 FC4 BB		3	2	2	0	1	0	0
38 Steven Kwan, L (1, 9) OBP: 0.427, SLG: 0.478	B FF 93 1 SAFE C FF 93 B FF 93 C FF 94 C FF 94 2-3 ①② K 1-2		1 SAFE B FF 93 F FF 93 D FS 87 D FS 86 X FF 95 3-1 1-H 1B			C FF 93 S FS 84 F FF 94 F FS 85 F FS 85 X FF 97 0-2 ① G6-3		C FF 91 D CU 78 B CU 78 B FF 92 B FF 90 4-1 6 FC4 11 BB 22 SF9 1-2 BB		3	1	1	1	1	1	1
11 José Ramírez, S (1, 5) OBP: 0.416, SLG: 0.632	C FF 93 F FS 83 B FS 85 X FS 84 1-2 6 S 1B		B FF 93 1 SAFE C FF 94 F FF 96 B FS 86 F FS 87 X FF 95 2-2 ③ F9			X CH 83 0-0 ② F7		C CU 77 B FF 92 B ST 78 B ST 78 F SL 89 F FF 92 F FF 92 D CU 78 4-2 6 FC4 1-2 2-3 BB		3	0	1	0	1	0	1
6 Owen Miller, R (1, 4) OBP: 0.416, SLG: 0.569	B SL 82 S SL 82 1 SAFE C FF 93 D FS 85 B CH 85 S FS 84 3-3 ③ K 1-2			C FF 90 S SL 81 B FF 93 S CH 82 1-3 ① K		F FF 95 X FF 95 0-1 1B		B CU 80 B FF 96 B FF 96 C FF 96 F FF 96 X FF 96 3-2 ① FC4 32 WP 1-2f 2-3 3-H		4	0	1	1	0	2	3
22 Josh Naylor, L (1, 3) OBP: 0.333, SLG: 0.467		B FF 90 F FF 91 B FF 93 C FF 94 F FS 84 X FF 94 2-2 ① G6-3		B SL 82 X FF 93 1-0 ② F8		C FF 95 B CH 85 S FS 84 D FS 85 F FS 84 X FS 84 2-2 ③ F7		C CU 79 B CU 80 F CU 80 X FF 96 1-2 ② SF9 3-H		3	0	0	1	0	0	1
32 Franmil Reyes, R (1, 10) OBP: 0.232, SLG: 0.256		C FF 93 S SL 83 B FS 85 B FS 86 B CH 84 C FF 95 3-3 ② K		B FF 94 B SL 83 B FF 93 B FF 94 4-0 1 FC6-4 BB			B SL 80 B FF 91 F FF 92 F FF 92 F CH 83 F FS 84 F FS 86 X FF 96 2-2 1B	C FF 98 S SL 88 B SL 87 B SL 87 S CU 80 2-3 ③ K 1-2		3	0	1	0	1	2	1
1 Amed Rosario, R (1, 6) OBP: 0.255, SLG: 0.242		B SL 82 B SL 82 X FF 94 2-0 ③ F8		C FF 95 X FF 93 0-1 ③ FC6-4 1-2f			C FF 93 F SL 82 X FF 95 0-2 ① P3		C FF 95 X CU 80 0-1 ① G6-3	4	0	0	0	0	0	2
9 Richie Palacios, L (1, 7) OBP: 0.310, SLG: 0.296			F FF 92 X FS 82 0-1 ① G4-3		C CH 81 B FF 93 F FF 93 B FF 94 B FF 95 X FS 84 3-2 ① G4-3		B FF 91 X FF 90 1-0 ② P5		B CU 78 B FF 94 X FF 95 2-0 ② G3	4	0	0	0	0	0	1
17 Austin Hedges, R (1, 2) OBP: 0.231, SLG: 0.267 0 Andrés Giménez, L (9, PH) OBP: 0.343, SLG: 0.538			C FF 92 B SL 83 X SL 80 1-1 ② L5		S FF 94 B FF 95 S FF 95 S FS 84 1-3 ② K		B ST 82 F ST 81 X FF 92 1-1 ③ P4		B FF 95 F FF 95 B SL 83 X FF 95 2-1 ③ F8	3 1	0 0	0 0	0 0	0 0	1 0	1 0
Inning Stats	R: 0 E: 0 K: 2 S: 12 H: 2 LOB: 1 BB: 0 P: 18	R: 0 E: 0 K: 1 S: 8 H: 0 LOB: 0 BB: 0 P: 15	R: 1 E: 0 K: 0 S: 13 H: 2 LOB: 1 BB: 0 P: 20	R: 0 E: 0 K: 1 S: 6 H: 0 LOB: 1 BB: 1 P: 12	R: 0 E: 0 K: 1 S: 8 H: 0 LOB: 0 BB: 0 P: 13	R: 0 E: 0 K: 0 S: 13 H: 1 LOB: 1 BB: 0 P: 15	R: 0 E: 0 K: 0 S: 12 H: 1 LOB: 1 BB: 0 P: 16	R: 2 E: 0 K: 1 S: 17 H: 0 LOB: 1 BB: 3 P: 35	R: 0 E: 0 K: 0 S: 5 H: 0 LOB: 0 BB: 0 P: 9	1B: 6 2B: 0 3B: 0 HR: 0	SF: 1 SAC: 0 DP: 0 HBP: 0	WP: 1 PB: 0 SB: 2 CS: 1	PA: 36			

PITCHER		IP	WLS	BF	H	R	ER	SO	BB	IBB	HBP	BLK	WP	HR	S	P	ERA	WHIP
34 Kevin Gausman, R ERA: 2.13	(1, 1)	6.1	W	25	6	1	1	5	1	0	0	0	0	0	69	104	1.42	1.105
57 Trent Thornton, R ERA: 3.95	(7, 1)	0.2		5	0	2	2	0	3	0	0	0	0	0	11	25	27.00	4.500
67 Julian Merryweather, R ERA: 6.94	(8, 1)	2.0		6	0	0	0	1	0	0	0	0	1	0	14	24	0.00	0.000

PITCHER	IP	WLS	BF	H	R	ER	SO	BB	IBB	HBP	BLK	WP	HR	S	P	ERA	WHIP

BOTTOM

Toronto Blue Jays @ Cleveland Guardians

Progressive Field, Cleveland, OH

Sat May 07 2022, 2:11 PM - 5:35 PM EDT

Sunny - 54 F

livebaseballscorecards.com

AB	31
R	3
H	6
RBI	3
BB	4
SO	6
LOB	11

Toronto Blue Jays @ Cleveland Guardians

Progressive Field, Cleveland, OH

Sat May 07 2022, 6:17 PM - 9:11 PM EDT

Att. 16,819 - Clear - 54 F

livebaseballscorecards.com

TOP

Batter	1	2	3	4	5	6	7	8	9	AB	R	H	RBI	BB	SO	LOB
4 George Springer, R (1, 10) OBP: 0.342, SLG: 0.515	C FF 91 F FF 92 B SL 88 X FF 92 1-2 11 2B 1B		B CU 77 B CU 74 B FF 91 C FF 91 T FF 91 F FF 92 F SL 86 B FF 91 4-2 27 CS BB			B CU 77 C FF 91 S FF 91 S FF 92 1-3 ① K			C FC 99 X FC 100 0-1 ① L9	3	1	1	0	1	1	0
11 Bo Bichette, R (1, 6) OBP: 0.268, SLG: 0.366	B SL 86 F FF 90 1 SAFE 1 SAFE 1 SAFE X CU 78 1-1 27 1B 1-H 2B		F FF 90 S SL 83 F SL 85 F CU 78 X FF 92 0-2 ① L9			F SL 86 X CU 78 0-1 ② F8			X SL 91 0-0 ② G5-3	4	0	1	1	0	0	1
27 Vladimir Guerrero Jr., R (1, 3) OBP: 0.362, SLG: 0.535	X SL 86 0-0 37 K 2-3 1B		1 SAFE C FF 89 B FF 93 F SL 87 F FF 92 F CU 78 F CU 77 B FF 92 B SL 87 3-3 ② ③ K 1-2			F FF 93 T FF 94 B SL 89 B CU 81 B FF 94 F FF 93 X CU 80 3-2 ③ F8			B FC 100 F FC 100 X SL 93 1-1 ③ G6-3	4	0	1	0	0	1	1
37 Teoscar Hernández, R (1, 9) OBP: 0.385, SLG: 0.455	F FF 90 D FF 93 1 SAFE B FF 93 S CU 80 F FF 92 S SL 87 2-3 ① ② K 1-2			C FF 90 F FF 92 B SL 88 F SL 87 F CU 78 S CU 78 1-3 ① K			B FC 88 X FC 90 1-0 ① F9			3	0	0	0	0	2	2
13 Lourdes Gurriel Jr., R (1, 7) OBP: 0.298, SLG: 0.375	C CU 79 S SL 87 F FF 92 B FF 94 B FF 92 X SL 87 2-2 ③ G4-3			F SL 86 F FF 92 X FF 93 0-2 ② F9			C FC 90 S FC 88 B FC 90 F FC 93 S FC 89 1-3 ② K			3	0	0	0	0	1	1
26 Matt Chapman, R (1, 5) OBP: 0.286, SLG: 0.406		C FF 91 B FF 92 B FF 90 S SL 86 B FF 90 B FF 90 4-2 30 G4-3 5 2B 30 WP BB		B CU 78 X CU 78 1-0 ③ L5			F FC 88 B SI 90 B SL 81 X FC 88 2-1 ③ F9			2	1	0	0	1	0	0
30 Alejandro Kirk, R (1, 2) OBP: 0.353, SLG: 0.324		F FF 90 F FF 88 B SL 88 B CU 76 F FF 91 X FF 91 2-2 ① G4-3 1-3			B FF 92 B CU 77 B FF 93 C FF 92 F FF 91 X FF 92 3-2 ① F9			B FF 96 C FF 95 B SL 86 B FF 96 F FF 96 F FF 96 F FF 96 X FF 96 3-2 ① P6		3	0	0	0	0	0	1
5 Santiago Espinal, R (1, 4) OBP: 0.343, SLG: 0.433		B FF 92 X FF 92 1-0 ② 3-H 2B			C SL 87 B CU 79 B CU 79 C FF 92 B FF 92 F FF 91 X FF 92 3-2 ② G4-3			B SL 85 B FF 96 B FF 95 C FF 96 F FF 95 X FF 96 3-2 ② P3		3	0	1	1	0	0	0
7 Bradley Zimmer, L (1, 8) OBP: 0.119, SLG: 0.150		C CU 79 S CU 78 B CU 79 B CU 79 S CU 78 2-3 ③ K			C CU 80 C FF 91 S CU 80 0-3 ③ K			X FF 95 0-0 ③ G6-3		3	0	0	0	0	2	0
Inning Stats	R: 1 E: 0 K: 1 S: 14 H: 3 LOB: 1 BB: 0 P: 20	R: 1 E: 0 K: 1 S: 10 H: 1 LOB: 0 BB: 1 P: 19	R: 0 E: 0 K: 1 S: 16 H: 0 LOB: 1 BB: 1 P: 23	R: 0 E: 0 K: 1 S: 9 H: 0 LOB: 0 BB: 0 P: 11	R: 0 E: 0 K: 1 S: 10 H: 0 LOB: 0 BB: 0 P: 16	R: 0 E: 0 K: 1 S: 9 H: 0 LOB: 0 BB: 0 P: 13	R: 0 E: 0 K: 1 S: 7 H: 0 LOB: 0 BB: 0 P: 11	R: 0 E: 0 K: 0 S: 9 H: 0 LOB: 0 BB: 0 P: 15	R: 0 E: 0 K: 0 S: 5 H: 0 LOB: 0 BB: 0 P: 6	1B: 2 2B: 3 3B: 0 HR: 0 SF: 0 SAC: 0 DP: 1 HBP: 0						

	AB	28
	R	2
	H	4
	RBI	2
	BB	2
	SO	7
	LOB	6

WP: 1 PA: 30
PB: 0
SB: 0
CS: 1

PITCHER		IP	WLS	BF	H	R	ER	SO	BB	IBB	HBP	BLK	WP	HR	S	P	ERA	WHIP
24 Triston McKenzie, R ERA: 2.76	(1, 1)	6.0	W	21	4	2	2	6	2	0	0	0	1	0	68	102	3.00	1.000
27 Bryan Shaw, R ERA: 2.0	(7, 1)	1.0		3	0	0	0	1	0	0	0	0	0	0	7	11	0.00	0.000
37 Trevor Stephan, R ERA: 1.46	(8, 1)	1.0		3	0	0	0	0	0	0	0	0	0	0	9	15	0.00	0.000
48 Emmanuel Clase, R ERA: 3.48	(9, 1)	1.0		3	0	0	0	0	0	0	0	0	0	0	5	6	0.00	0.000

PITCHER		IP	WLS	BF	H	R	ER	SO	BB	IBB	HBP	BLK	WP	HR	S	P	ERA	WHIP

BOTTOM

Toronto Blue Jays @ Cleveland Guardians

Progressive Field, Cleveland, OH

Sat May 07 2022, 6:17 PM - 9:11 PM EDT

Att. 16,819 - Clear - 54 F

livebaseballscorecards.com

Batter	1	2	3	4	5	6	7	8	9	AB	R	H	RBI	BB	SO	LOB
38 Steven Kwan, L (1, 7) OBP: 0.414, SLG: 0.458	C FF 89 B FF 91 X FF 91 1-1 ① G3	B FF 89 B FF 89 1 SAFE X FF 90 2-0 ② F8			C FC 89 B FF 93 C KC 80 X SI 93 1-2 ① G5-3	C SI 94 X SL 85 0-1 3-H 1B		X SL 83 0-0 ① FC3-6 1 FC6-4 1-2f		5	0	1	1	0	0	2
1 Amed Rosario, R (1, 6) OBP: 0.262, SLG: 0.242	X SL 84 0-0 11 2B 6 2B 1B	C CH 86 B FF 89 F SL 85 F FF 92 B FF 92 F SL 87 F CH 82 X KC 75 2-2 ③ G5-3			B KC 81 B FF 93 B FF 93 C FF 92 S FF 92 F FF 93 B FC 90 4-2 6 BB 32 1B BB	D SI 93 C SI 93 S SL 86 B SL 87 B SI 95 F SI 92 F SI 93 F SL 85 X SL 85 3-2 ② F7		C SL 80 F SL 79 X CH 81 0-2 ② FC6-4 1-2f		4	2	1	0	1	0	3
11 José Ramírez, S (1, 10) OBP: 0.407, SLG: 0.620	C FF 89 F FF 90 F FF 89 1 SAFE D CH 81 F CH 79 X CH 81 1-2 6 2B 1-3 2B	B KC 72 B FF 88 F FF 89 F FF 89 X FF 90 2-2 ① G6-3			1 SAFE C FC 90 1 SAFE B SI 93 F FC 88 B FC 89 B SI 94 X FF 93 3-2 ② F8	X SI 94 0-0 ③ P3		C FF 90 D CH 82 F CH 81 B SL 81 F CH 81 F FF 90 B CH 81 X SL 79 3-2 ③ G3-1		5	1	1	0	0	0	3
6 Owen Miller, R (1, 3) OBP: 0.432, SLG: 0.588	D SL 85 B SL 84 C SI 87 F SL 85 X CH 82 2-2 0 1B 2-H 3-H 2B	C FF 90 C FF 91 F FF 90 F CH 82 B FF 91 B KC 76 F SL 84 F CH 82 X FF 93 2-2 ② G4-3			C FF 94 B FF 93 B FC 90 1 SAFE B FF 94 B FF 93 4-1 32 1B 1-2 BB		B SI 89 X FF 89 1-0 0 1B 35 SF7 1B			3	2	2	2	1	0	0
32 Franmil Reyes, R (1, 9) OBP: 0.245, SLG: 0.301 7 Myles Straw, R (7, 8) OBP: 0.376, SLG: 0.360	C FF 91 B SL 87 C SI 88 B SL 85 D SL 87 C FF 92 3-3 ② K	C FF 91 B FF 91 C SL 85 X FF 91 1-2 HR			F FC 90 X FC 89 0-1 0 FC6 1-2 2-H 1B		X SL 80 0-0 ① L9			3 1	1 0	2 0	2 0	0 0	1 0	1 1
0 Andrés Giménez, L (1, 4) OBP: 0.352, SLG: 0.536	B FF 90 X CH 80 1-0 35 S 2-H 1B	B FF 91 T FF 91 F FF 90 X CH 83 1-2 ③ G5-3			B FF 93 C FC 89 C FC 89 F SI 93 F SI 93 B FC 89 F KC 81 X FC 90 2-2 ③ FC6 1-2f		C SL 83 F SL 83 D CU 78 X SL 84 1-2 1-3 1B			4	0	2	1	0	0	2
35 Óscar Mercado, R (1, 8) OBP: 0.206, SLG: 0.415 (7, 9)	C FF 90 B SL 86 X SL 84 1-1 ③ P6 1-2		F SI 86 S KC 74 B KC 76 S SI 89 1-3 ① K			B SI 95 F SL 86 F CH 85 B CH 85 B SI 93 B SI 94 4-2 12 2B BB	B SI 90 D SL 81 F SL 81 F SI 88 B CH 82 X SL 81 3-2 ② SF7 3-H			2	1	0	1	1	1	1
12 Luke Maile, R (1, 2) OBP: 0.375, SLG: 0.571		C KC 71 B FF 87 C FF 90 B SL 85 S FF 92 2-3 ① K	X FF 89 0-0 ② G4-3			B SI 92 C CH 87 1 SAFE X CH 84 1-1 28 SH1-3 38 1B 1-H 2B	C SL 79 X SL 80 0-1 ③ F8			4	1	1	1	0	1	1
28 Ernie Clement, R (1, 5) OBP: 0.286, SLG: 0.260		S FF 90 B FF 90 B SL 85 B SL 82 B FF 89 4-1 BB	B FF 90 B FF 90 C FF 88 X FF 89 2-1 ③ F9			X SI 94 0-0 ① SH1-3 2-3		B SI 87 F SI 87 B SL 79 F SL 79 X CH 81 2-2 38 FC3-6 1B		2	0	1	0	1	0	0
Inning Stats	R: 3 E: 0 K: 1 S: 17 H: 4 LOB: 1 BB: 0 P: 26	R: 0 E: 0 K: 1 S: 11 H: 0 LOB: 1 BB: 1 P: 21	R: 1 E: 0 K: 0 S: 16 H: 1 LOB: 0 BB: 0 P: 22	R: 0 E: 0 K: 1 S: 6 H: 0 LOB: 0 BB: 0 P: 9	R: 1 E: 0 K: 0 S: 18 H: 1 LOB: 2 BB: 2 P: 32	R: 2 E: 0 K: 0 S: 14 H: 2 LOB: 1 BB: 1 P: 22	R: 1 E: 0 K: 0 S: 10 H: 2 LOB: 1 BB: 0 P: 15	R: 0 E: 0 K: 0 S: 12 H: 1 LOB: 1 BB: 0 P: 17		1B: 7 2B: 3 3B: 0 HR: 1 SF: 1 SAC: 1 DP: 0 HBP: 0						

AB	33
R	8
H	11
RBI	8
BB	4
SO	3
LOB	14

WP: 0 PB: 0 SB: 1 CS: 0 PA: 39

PITCHER		IP	WLS	BF	H	R	ER	SO	BB	IBB	HBP	BLK	WP	HR	S	P	ERA	WHIP
48 Ross Stripling, R ERA: 4.7	(1, 1)	4.0	L	18	5	4	4	3	1	0	0	0	0	1	50	78	9.00	1.500
35 David Phelps, R ERA: 3.18	(5, 1)	1.0		6	1	1	1	0	2	0	0	0	0	0	18	32	9.00	3.000
56 Ryan Borucki, L ERA: 7.71	(6, 1)	1.0		6	2	2	2	0	1	0	0	0	0	0	14	22	18.00	3.000
62 Casey Lawrence, R ERA: 2.7	(7, 1)	2.0		9	3	1	1	0	0	0	0	0	0	0	22	32	4.50	1.500

PITCHER	IP	WLS	BF	H	R	ER	SO	BB	IBB	HBP	BLK	WP	HR	S	P	ERA	WHIP

Batter	1	2	3	4	5	6	7	8	9	AB	R	H	RBI	BB	SO	LOB
4 George Springer, R (1, 8) OBP: 0.339, SLG: 0.519	C FF 90 T FF 92 X FF 91 0-2 27 1B 37 1B 2B	S FF 90 S CH 84 B CH 84 S CH 83 1-3 ② K		B FF 91 X FF 91 1-0 ③ FC5-4 1-2f			F CH 76 B FF 91 X FF 91 1-1 ② SF8 3-H			3	1	1	1	0	1	2
11 Bo Bichette, R (1, 6) OBP: 0.267, SLG: 0.357	B CH 81 B FF 90 B CH 83 F FF 90 C FF 91 F FF 92 F FF 92 F FF 92 B FF 92 4-2 27 1B 37 1B BB	B CH 84 F FF 91 F FF 92 B SL 83 X CH 85 2-2 ③ G5-3			X FF 90 0-0 ① F9		B FF 92 F CU 82 B FF 91 B FF 91 F FF 91 S CH 75 3-3 ③ K			3	1	0	0	1	1	0
27 Vladimir Guerrero Jr., R (1, 10) OBP: 0.358, SLG: 0.524	C CH 81 S FF 91 X CH 81 0-2 13 G4-3 37 1B 1-2 2-3 1B		C FF 91 X CH 81 0-1 ① L8		C FF 92 B FF 92 S SL 85 F CH 75 X CH 76 1-2 ② G6-3			X FC 90 0-0 ① G4-3		4	0	1	0	0	0	0
37 Teoscar Hernández, R (1, 9) OBP: 0.367, SLG: 0.423	S CH 83 S CH 83 F FF 92 B CH 82 X CH 84 1-2 13 G4-3 1-2 2-H 3-H 1B		S CH 82 B FF 92 B FF 91 F FF 91 C FF 93 2-3 ② K		B CU 80 F SL 83 S CH 76 B FF 92 F FF 91 F FF 93 S CH 75 2-3 ③ K			X FC 90 0-0 ② G4-3		4	0	1	2	0	2	0
13 Lourdes Gurriel Jr., R (1, 3) OBP: 0.288, SLG: 0.361	C FF 90 X CH 83 0-1 ① G4-3 1-2 2-3		F FF 92 F FF 93 B CH 85 F CH 83 F CH 83 F FF 93 S FF 94 1-3 ③ K			C CH 75 F SL 86 S SL 85 X CH 77 1-2 ① F7		B FC 87 F FC 88 X FC 89 1-1 ③ G5-3		4	0	0	0	0	1	2
30 Alejandro Kirk, R (1, 2) OBP: 0.348, SLG: 0.312	F SL 82 F FF 93 B FF 92 B CH 84 B FF 93 B FF 91 4-2 BB			B FF 91 B FF 92 C FF 92 F FF 92 X CH 83 2-2 E3 15 FC4-6 5 BB		C FF 91 B FF 90 B FF 92 F SL 83 B CH 77 X CH 74 3-2 ② G5-3			C FC 99 X FC 99 0-1 ① G6-3	3	0	0	0	1	0	0
26 Matt Chapman, R (1, 5) OBP: 0.276, SLG: 0.390	F SL 84 F CH 83 D SL 84 S FF 92 1-3 ② K			B CH 82 B CH 79 B FF 91 C FF 92 S FF 91 C FF 92 3-3 ① K		C CU 80 B FF 92 C CH 77 S FF 92 1-3 ③ K			F FC 99 F SL 92 B FC 101 S FC 101 1-3 ② K	4	0	0	0	0	4	4
5 Santiago Espinal, R (1, 4) OBP: 0.349, SLG: 0.441	B FF 91 S FF 92 B FF 92 X FF 92 2-1 ③ F8			D SL 82 C FF 93 B CH 82 F CH 82 B FF 94 F FF 92 D FF 94 4-2 15 FC4-6 1-2 BB			B CH 73 C SL 82 X FF 91 1-1 15 F9 4 SF8 2B		C FC 102 F FC 101 X FC 100 0-2 ③ P6	3	1	1	0	1	0	3
15 Raimel Tapia, L (1, 7) OBP: 0.229, SLG: 0.280		B SL 80 C FF 91 T SL 81 S SL 82 1-3 ① K		C FF 92 X SL 82 0-1 ② FC4-6 4 FC5-4 1-2f 2-3			L CH 76 L FC 89 B FF 90 X CH 76 1-2 ① F9 2-3			3	0	0	0	0	1	3
Inning Stats	R: 2 E: 0 K: 1 S: 24 H: 3 LOB: 3 BB: 2 P: 36	R: 0 E: 0 K: 2 S: 9 H: 0 LOB: 0 BB: 0 P: 13	R: 0 E: 0 K: 2 S: 11 H: 0 LOB: 0 BB: 0 P: 14	R: 0 E: 1 K: 1 S: 12 H: 0 LOB: 2 BB: 1 P: 22	R: 0 E: 0 K: 1 S: 10 H: 0 LOB: 0 BB: 0 P: 13	R: 0 E: 0 K: 1 S: 9 H: 0 LOB: 0 BB: 0 P: 14	R: 1 E: 0 K: 1 S: 10 H: 1 LOB: 0 BB: 0 P: 16	R: 0 E: 0 K: 0 S: 4 H: 0 LOB: 0 BB: 0 P: 5	R: 0 E: 0 K: 1 S: 8 H: 0 LOB: 0 BB: 0 P: 9	1B: 2 2B: 2 3B: 0 HR: 0 SF: 1 SAC: 0 DP: 0 HBP: 0						

PITCHER		IP	WLS	BF	H	R	ER	SO	BB	IBB	HBP	BLK	WP	HR	S	P	ERA	WHIP
45 Konnor Pilkington, L ERA: 2.08	(1, 1)	3.2		18	3	2	2	6	3	0	0	0	0	0	55	83	4.91	1.636
49 Eli Morgan, R ERA: 4.05	(4, 1)	3.1		11	1	1	1	3	0	0	0	0	0	0	30	45	2.70	0.300
27 Bryan Shaw, R ERA: 1.8	(8, 1)	1.0	W	3	0	0	0	0	0	0	0	0	0	0	4	5	0.00	0.000
48 Emmanuel Clase, R ERA: 3.18	(9, 1)	1.0	S	3	0	0	0	1	0	0	0	0	0	0	8	9	0.00	0.000

PITCHER	IP	WLS	BF	H	R	ER	SO	BB	IBB	HBP	BLK	WP	HR	S	P	ERA	WHIP

TOP

Toronto Blue Jays @ Cleveland Guardians

Progressive Field, Cleveland, OH

Sun May 08 2022, 1:42 PM - 4:43 PM EDT

Att. 14,787 - Sunny - 55 F

livebaseballscorecards.com

AB	31
R	3
H	4
RBI	3
BB	3
SO	10
LOB	14

WP: 0 PA: 35
PB: 0
SB: 0
CS: 0

BOTTOM

Toronto Blue Jays @ Cleveland Guardians

Progressive Field, Cleveland, OH

Sun May 08 2022, 1:42 PM - 4:43 PM EDT

Att. 14,787 - Sunny - 55 F

livebaseballscorecards.com

Batter	1	2	3	4	5	6	7	8	9	AB	R	H	RBI	BB	SO	LOB
7 Myles Straw, R (1, 8) OBP: 0.364, SLG: 0.346	C FF 92 S FF 92 T FF 92 0-2 ① K	B FF 93 S FF 93 D SL 81 C FF 94 X FF 95 2-2 ③ FC4 1-2f		C CH 85 B CH 87 F SL 79 B SL 80 F FF 92 F CH 86 X SL 80 2-2 ③ L7			B SI 93 C SL 89 B SI 93 B SL 89 X SL 90 3-1 ② G5-3			4	0	0	0	0	1	3
38 Steven Kwan, L (1, 7) OBP: 0.407, SLG: 0.461	C FF 92 X SL 80 0-1 ② G3		C FF 92 B FF 92 X SL 80 1-1 11 3B 2B		C SL 81 X SL 77 0-1 ① F9		C SI 92 C SI 94 B SI 94 F SI 91 F SI 94 F SI 94 C SI 96 1-3 ③ K			4	1	1	0	0	1	0
11 José Ramírez, S (1, 5) OBP: 0.410, SLG: 0.631	B SI 92 C CH 85 C CH 86 B SL 80 F FF 93 F CH 85 B FF 91 F SL 80 B FF 92 4-2 BB		B CH 85 B CH 85 X SL 80 2-0 6 SF9 2-H 3B		F FF 93 F FF 92 B FF 94 B CH 87 B SL 79 F FF 95 X CH 86 3-2 ② G5-3			B SI 92 B SL 86 X SI 91 2-0 ① G5-3		3	1	1	1	1	0	0
6 Owen Miller, R (1, 4) OBP: 0.424, SLG: 0.620	B SI 91 S SL 79 X SL 80 1-1 ③ P3		C SI 93 B FF 93 B SL 82 F FF 93 X FF 94 2-2 ① SF9 3-H		B FF 93 X FF 93 1-0 ③ G4-3			C SL 88 F SL 88 B SI 93 B SI 94 X SL 89 2-2 HR		3	1	1	2	0	0	1
22 Josh Naylor, L (1, 3) OBP: 0.343, SLG: 0.460		F CH 90 B CH 84 B CH 84 X FF 92 2-1 32 2B 1B	F SI 92 F FF 92 F SI 92 H SL 80 1-2 32 1B HBP			F SI 94 F CH 89 C FF 96 0-3 ① K		X SI 92 0-0 ② G4-3		3	0	1	0	0	1	0
32 Franmil Reyes, R (1, 10) OBP: 0.265, SLG: 0.330		D SL 80 C SL 79 C SI 91 F FF 92 D SL 82 B SI 92 F FF 93 X FF 92 3-2 1-3 2B	X SI 92 0-0 0 G4-6-3 1-2 1B			C FF 95 X SI 94 0-1 ② G5-3		C SI 86 X SI 85 0-1 0 BB 35 1B 1B		4	1	3	0	0	0	0
0 Andrés Giménez, L (1, 6) OBP: 0.360, SLG: 0.528		B SL 80 F FF 93 S FF 94 B FF 94 X FF 93 2-2 ① P2	S CH 86 D CH 86 X CH 86 1-1 ② ③ G4-6-3 1-2f			L CU 82 X FF 95 0-1 1B		B SL 75 B FF 84 C FF 85 B SL 76 C FF 87 B SL 77 4-2 35 1B 1-2 BB		3	0	1	0	1	0	4
35 Óscar Mercado, R (1, 9) OBP: 0.222, SLG: 0.412		B SI 93 H SI 92 2-0 7 FC4 HBP		S FF 91 F FF 91 F FF 93 B FF 92 B SL 79 X SL 78 2-2 ① G5-3		F SI 93 1 SAFE B SL 90 F SL 88 F FF 95 X SL 86 1-2 ③ P3		F SI 86 B SL 77 B SL 78 C SI 88 X FF 88 2-2 ③ 1-3 2-H 1B		3	0	1	1	0	0	1
17 Austin Hedges, R (1, 2) OBP: 0.221, SLG: 0.254		S SL 81 S FF 94 B SL 80 B SL 82 S FF 94 2-3 ② K		C FF 91 S SL 78 F SL 79 F SL 77 B FF 93 C FF 93 1-3 ② K			L SL 88 B SI 94 S SL 89 B SL 90 X FF 94 2-2 ① P2			3	0	0	0	0	2	3
Inning Stats	R: 0 E: 0 K: 1 S: 12 H: 0 LOB: 1 BB: 1 P: 17	R: 0 E: 0 K: 1 S: 16 H: 2 LOB: 3 BB: 0 P: 29	R: 2 E: 0 K: 0 S: 12 H: 3 LOB: 1 BB: 0 P: 19	R: 0 E: 0 K: 1 S: 14 H: 0 LOB: 0 BB: 0 P: 19	R: 0 E: 0 K: 0 S: 7 H: 0 LOB: 0 BB: 0 P: 11	R: 0 E: 0 K: 1 S: 11 H: 1 LOB: 1 BB: 0 P: 12	R: 0 E: 0 K: 1 S: 11 H: 0 LOB: 0 BB: 0 P: 17	R: 2 E: 0 K: 0 S: 12 H: 3 LOB: 2 BB: 1 P: 22		1B: 5 2B: 2 3B: 1 HR: 1 SF: 1 SAC: 0 DP: 1 HBP: 2				WP: 0 PB: 0 SB: 0 CS: 0 PA: 35		

	AB	30
	R	4
	H	9
	RBI	4
	BB	2
	SO	5
	LOB	12

PITCHER		IP	WLS	BF	H	R	ER	SO	BB	IBB	HBP	BLK	WP	HR	S	P	ERA	WHIP
6 Alek Manoah, R ERA: 1.75	(1, 1)	5.0		22	5	2	2	3	1	0	2	0	0	0	61	95	3.60	1.200
93 Yimi García, R ERA: 3.75	(6, 1)	1.2		6	1	0	0	1	0	0	0	0	0	0	16	22	0.00	0.600
58 Tim Mayza, L ERA: 1.69	(7, 1)	1.0	B	4	1	1	1	1	0	0	0	0	0	1	11	16	9.00	1.000
90 Adam Cimber, R ERA: 2.84	(8, 1)	0.1	L	3	2	1	1	0	1	0	0	0	0	0	7	13	27.00	9.000

PITCHER	IP	WLS	BF	H	R	ER	SO	BB	IBB	HBP	BLK	WP	HR	S	P	ERA	WHIP

Batter	1	2	3	4	5	6	7	8	9	10	11	AB	R	H	RBI	BB	SO	LOB
7 Myles Straw, R (1, 8) OBP: 0.346, SLG: 0.327	X FF 94 0-0 G5-3		C FF 94 B SL 85 S FF 97 B CU 78 X CU 80 2-2 G4-3		B FF 96 B FF 94 C FF 96 X FF 95 2-1 P3		B KC 89 C KC 88 B KC 87 X KC 89 2-1 G1		F FF 92 F SL 86 F FF 93 S SL 86 0-3 K	X SL 87 0-0 G6-3	0-0 22 HR	6	1	0	0	0	1	6
38 Steven Kwan, L (1, 9) OBP: 0.402, SLG: 0.444 (10, 7)	B FF 96 C FF 94 B SL 85 B FF 95 B FF 97 4-1 6 S 6 E BB		C FF 96 X CU 80 0-1 F8		X SL 85 0-0 F8			C FF 94 X CH 84 0-1 22 2B 1B	C FF 91 B FF 92 X SL 86 1-1 FC5-6 6 1B 11 BB 22 HR 1-2f		B FF 94 F FC 88 X FF 94 1-1 L8	5	3	1	0	1	0	3
11 José Ramírez, S (1, 5) OBP: 0.406, SLG: 0.607	D CU 79 1 SAFE B FF 94 F FF 95 B FF 94 F FF 95 X CU 78 3-2 F9		C FF 96 B FF 95 F FF 96 X SL 85 1-2 F7			B FF 93 S FF 92 B FF 93 X SL 83 2-1 F8		B CU 80 D CH 84 X FF 92 2-0 P5	B CH 86 B CH 85 B FF 92 C FF 92 F FF 92 B FF 93 4-2 6 1B 22 HR 1-2 BB		B FC 87 B FF 94 F FC 88 F FF 95 B FC 87 B FC 88 4-2 22 HR BB	4	2	0	0	2	0	2
6 Owen Miller, R (1, 4) OBP: 0.407, SLG: 0.584	1 SAFE 1 SAFE C FF 92 B SL 85 F SL 83 F SL 85 X FF 96 1-2 E9 1-H			X FF 94 0-0 F8	C FF 95 B SL 84 F SL 84 F FF 96 F SL 82 B SL 82 C FF 97 2-3 K			C FF 92 F SL 85 S SL 84 0-3 K	C FF 98 C FF 99 D SL 91 D SL 91 X FF 97 2-2 22 HR 1-2 2-3 1B		X FC 87 0-0 F3	6	1	1	0	0	2	2
22 Josh Naylor, L (1, 3) OBP: 0.370, SLG: 0.574	B CU 78 C FF 96 C FF 95 B FF 97 D SL 86 B FF 96 4-2 BB			C SL 84 F SL 83 S FF 96 0-3 K	B FF 97 S FF 97 F FF 98 B FF 97 B SL 82 S FF 96 3-3 K			B CH 84 B FF 93 F FF 93 B SL 86 X FF 94 3-2 1-H 2B	X FF 99 0-0 1-H 2-H 3-H HR		B FC 87 X FC 88 1-0 1-H 2-H HR	5	2	3	8	1	2	0
32 Franmil Reyes, R (1, 10) OBP: 0.252, SLG: 0.314 28 Ernie Clement, R (10, PR) OBP: 0.281, SLG: 0.255 (10, 10)	S FF 97 F FF 96 C SL 85 0-3 K			C SL 83 S FF 96 B SL 85 B SL 83 S SL 84 2-3 K			S KC 88 B KC 90 C SI 99 B KC 89 S SI 98 2-3 K	C SL 85 F FF 92 B SL 86 B SL 87 S SL 86 3-3 K	S FF 98 B FF 98 X SL 90 1-1 G5-3	0-0 0 2B	B FF 96 B FF 95 C FF 94 B FF 94 X FF 94 3-1 F9	5 1	0 1	0 0	0 0	0 0	4 0	3 0
0 Andrés Giménez, L (1, 6) OBP: 0.363, SLG: 0.571		C FF 94 B FF 97 B CU 78 F FF 95 F SL 84 B FF 96 S FF 96 3-3 K			F FF 94 B SL 82 S SL 83 S SL 85 1-3 K2-3		B KC 90 C KC 88 B KC 89 X SI 98 2-1 F8		C FF 93 X CH 85 0-1 HR	B SL 84 F FF 94 X FF 96 1-1 1 L8 2-H 2B		5	1	2	2	0	2	0
1 Amed Rosario, R (1, 7) OBP: 0.278, SLG: 0.260 35 Óscar Mercado, R (10, 9) OBP: 0.222, SLG: 0.412		B CU 80 B FF 95 F FF 94 X CU 78 2-1 G5-3			B FF 94 C FF 95 S FF 95 X SL 83 1-2 17 E 17 1B 1B		C SI 99 C FF 90 X KC 90 0-2 17 1B 1B		C FF 93 F SL 87 X SL 87 0-2 E6 17 E 1B	B FF 95 D SL 86 F FF 94 X FF 95 2-1 L8 2-3		5 0	1 0	3 0	0 0	0 0	0 0	1 0
17 Austin Hedges, R (1, 2) OBP: 0.233, SLG: 0.265		B FF 96 X FF 95 1-0 P5			D SL 85 X FF 95 1-0 E6 1-3 1B		C KC 88 B SI 97 X KC 89 1-1 1-2 1B		X CH 86 0-0 E5 38 FC5-6 3-H	S SL 86 F SL 85 X SL 87 0-2 P6		5	0	2	1	0	0	1
Inning Stats	R: 1 E: 1 K: 1 S: 14 H: 0 LOB: 2 BB: 2 P: 26	R: 0 E: 0 K: 1 S: 7 H: 0 LOB: 0 BB: 0 P: 13	R: 0 E: 0 K: 0 S: 8 H: 0 LOB: 0 BB: 0 P: 11	R: 0 E: 0 K: 2 S: 7 H: 0 LOB: 0 BB: 0 P: 9	R: 0 E: 1 K: 1 S: 10 H: 2 LOB: 2 BB: 0 P: 15	R: 0 E: 0 K: 2 S: 10 H: 0 LOB: 0 BB: 0 P: 17	R: 0 E: 0 K: 1 S: 12 H: 2 LOB: 2 BB: 0 P: 19	R: 1 E: 0 K: 2 S: 12 H: 2 LOB: 1 BB: 0 P: 20	R: 6 E: 2 K: 1 S: 20 H: 4 LOB: 0 BB: 1 P: 28	R: 1 E: 0 K: 0 S: 8 H: 1 LOB: 1 BB: 0 P: 11	R: 3 E: 0 K: 0 S: 8 H: 1 LOB: 0 BB: 1 P: 17	1B: 7 2B: 2 3B: 0 HR: 3 SF: 0 SAC: 0 DP: 0 HBP: 0						

PITCHER		IP	WLS	BF	H	R	ER	SO	BB	IBB	HBP	BLK	WP	HR	S	P	ERA	WHIP
34 Michael Kopech, R ERA: 0.93	(1, 1)	6.0		23	2	1	0	7	2	0	0	0	0	0	56	91	0.00	0.667
17 Joe Kelly, R ERA:	(7, 1)	1.0	H	5	2	0	0	1	0	0	0	0	0	0	12	19	0.00	2.000
63 Matt Foster, R ERA: 1.23	(8, 1)	1.0		5	2	1	1	2	0	0	0	0	0	0	12	20	9.00	2.000
57 Tanner Banks, L ERA: 1.23	(9, 1)	0.2		6	2	4	3	1	1	0	0	0	0	1	14	19	40.50	4.500
31 Liam Hendriks, R ERA: 4.61	(9, 1)	0.1	B	3	2	2	0	0	0	0	0	0	0	1	6	9	0.00	6.000

PITCHER		IP	WLS	BF	H	R	ER	SO	BB	IBB	HBP	BLK	WP	HR	S	P	ERA	WHIP
40 Reynaldo López, R ERA: 3.86	(10, 1)	1.0		4	1	1	0	0	0	0	0	0	0	0	8	11	0.00	1.000
61 Ryan Burr, R ERA: 6.75	(11, 1)	1.0	L	5	1	3	2	0	1	0	0	0	0	1	8	17	18.00	2.000

TOP

Cleveland Guardians @ Chicago White Sox

Guaranteed Rate Field, Chicago, IL

Mon May 09 2022, 7:11 PM - 11:24 PM CDT

Att. 17,168 - Clear - 78 F

livebaseballscorecards.com

AB	47
R	12
H	12
RBI	11
BB	4
SO	11
LOB	18

Cleveland Guardians @ Chicago White Sox

Guaranteed Rate Field, Chicago, IL

Mon May 09 2022, 7:11 PM - 11:24 PM CDT

Att. 17,168 - Clear - 78 F

livebaseballscorecards.com

Batter	1	2	3	4	5	6	7	8	9	10	11	AB	R	H	RBI	BB	SO	LOB
7 Tim Anderson, R (1, 6) OBP: 0.363, SLG: 0.515	F FF 92 B FF 92 F FF 93 F FF 92 S SL 86 1-3 **K** ①	X SL 86 0-0 L4 ②			X FF 92 0-0 G4-3 ①		B CH 85 S SL 84 D SL 86 1 SAFE B SL 85 X SL 84 3-1 79 WP 1-H 2B		C SI 94 S SL 79 X FF 94 0-2 F9 ①	0-0 10 FC6-2 IBB		5	0	1	1	1	1	1
10 Yoán Moncada, S (1, 5) OBP: 0.500, SLG: 0.250	C FF 92 F CU 81 F SL 85 H FF 92 1-2 88 1B 32 WP HBP	C CH 86 1 SAFE F CH 85 X CH 84 0-2 F8 ③			C FF 92 B CU 80 S SL 85 X CH 85 1-2 88 FC5-4 1B		C FF 96 B FF 97 S SL 83 F FF 96 S FF 96 1-3 **K** ②		B SL 82 B FF 94 B SL 80 B SI 94 4-0 24 BB 88 BB BB	S FC 102 B FF 102 T FC 101 B FC 101 X FC 101 2-2 FC6-2 79 FC6-4 ② 1-2 2-3 3-Hf		4	1	1	0	1	1	5
79 José Abreu, R (1, 3) OBP: 0.304, SLG: 0.363	1 SAFE S SL 86 B FF 94 1 SAFE 1 SAFE F FF 93 1 SAFE B SL 86 X SL 86 2-2 F9 ②		S SL 85 X SL 84 0-1 G6-3 ①		B FF 92 S SL 86 X FF 92 1-1 F9 ②		B SL 82 S FF 96 F FF 97 F SL 83 B SL 84 S FF 97 2-3 **K** ③		B SI 95 C SI 95 F FF 96 X SL 82 1-2 F9 ②	B FC 102 S FC 100 F SL 93 X FC 101 1-2 FC6-4 ③ 1-2f	0-0	6	0	0	0	0	1	7
88 Luis Robert Jr., R (1, 8) OBP: 0.314, SLG: 0.457	F FF 93 B FF 92 B FF 92 B CH 86 F SL 85 X CH 85 3-2 32 WP 24 BB 32 HR 1-3 1B		X SL 87 0-0 G5-3 ②		X SL 86 0-0 FC5-4 ③ 1-2f			B SL 87 F FF 98 B SL 88 B FF 100 B FF 98 4-1 18 WP 15 E 18 HR BB	B SL 82 B SL 81 F SI 95 F SI 95 F SL 81 B FF 95 B SL 81 4-2 24 BB 1-2 BB		X SL 86 0-0 P3 ①	4	2	1	0	2	0	1
24 Yasmani Grandal, S (1, 10) OBP: 0.304, SLG: 0.235	1 SAFE B FF 92 B FF 90 1 SAFE B FF 92 B FF 92 4-0 32 WP 32 HR 1-2 BB		C FF 92 B FF 92 B FF 92 F CH 86 C SL 86 2-3 **K** ③			B CU 77 B CH 86 C CH 86 C FF 91 S SL 86 2-3 **K** ①		C FF 99 B FF 98 C FF 98 S FF 99 1-3 **K** ①	B SL 81 B FS 90 B SL 81 C SL 81 F FF 95 B SL 82 4-2 1-2 2-3 BB		B FF 97 C FF 96 D FS 89 S FF 96 S FF 89 2-3 **K** ②	4	1	0	0	2	4	1
32 Gavin Sheets, L (1, 9) OBP: 0.263, SLG: 0.324 15 Adam Engel, R (7, 9) OBP: 0.274, SLG: 0.298	S CH 86 C FF 92 B CH 87 X SL 86 1-2 1-H 2-H 3-H HR		B CH 86 B CH 84 F CH 84 B FF 91 B FF 92 4-1 BB		B FF 92 B FF 92 F FF 91 F CH 85 F FF 92 X CU 80 2-2 **L9** ②		C FF 93 B SL 87 F CH 86 X SL 85 1-2 **G1-3** ③	F FF 98 B FF 99 B FF 98 X FF 97 2-1 E7 18 WP 18 HR 1-2	B SI 93 X SI 93 1-0 G5-3 ③	0-0 18 1B 21 FC1	B FF 98 C FF 98 S SL 85 B FF 98 D SL 85 C SL 85 3-3 **K** ③	2 3	1 2	1 0	3 0	1 0	0 1	0 4
18 AJ Pollock, R (1, 7) OBP: 0.220, SLG: 0.286	X SL 86 0-0 G5-3 ③		C SL 85 B CH 85 S SL 86 B CH 85 T SL 85 2-2 **K** ①		C FF 93 B SL 87 F CH 86 X SL 85 1-2 **G1-3** ③		C FF 98 D SL 87 B FF 95 S FF 98 X FF 98 2-2 1-H 2-H HR			C FC 100 X FC 99 0-1 28 SH1-4 21 FC1 10 FC6-2 2-3 1B		5	1	2	3	0	1	1
21 Reese McGuire, L (1, 2) OBP: 0.164, SLG: 0.157		X FF 92 0-0 F7 ①		L CH 86 B FF 91 F CU 79 F SL 86 X FF 91 1-2 **P5** ②		X CH 84 0-0 G6-3 ①	B FF 96 B FF 96 F FF 93 F FF 97 X FF 97 2-2 **L8** ②			X FC 101 0-0 FC1 10 FC6-2 28 SH1-4 1-2 3-H		5	0	0	1	0	0	2
28 Leury García, S (1, 4) OBP: 0.205, SLG: 0.314		C FF 93 S FF 93 X CU 80 0-2 1B ③		S CH 85 S CU 79 F CH 85 B FF 92 F CU 80 F FF 93 X SL 85 1-2 **F7** ③		B FF 92 X FF 92 1-0 E4 7 2B	B FF 95 B CH 88 C FF 96 C FF 95 B FF 93 F FF 96 X FF 97 3-2 **L8** ③			X FC 101 0-0 SH1-4 ① 1-2 2-3		4	1	1	0	0	0	1
Inning Stats	R: 4 E: 0 K: 1 S: 17 H: 2 LOB: 0 BB: 1 P: 29	R: 0 E: 0 K: 0 S: 8 H: 1 LOB: 1 BB: 0 P: 8	R: 0 E: 0 K: 1 S: 6 H: 0 LOB: 0 BB: 0 P: 8	R: 0 E: 0 K: 1 S: 14 H: 0 LOB: 1 BB: 1 P: 22	R: 0 E: 0 K: 0 S: 7 H: 1 LOB: 1 BB: 0 P: 9	R: 0 E: 0 K: 1 S: 10 H: 0 LOB: 0 BB: 0 P: 15	R: 1 E: 1 K: 2 S: 12 H: 1 LOB: 1 BB: 1 P: 19	R: 3 E: 1 K: 1 S: 16 H: 1 LOB: 0 BB: 1 P: 30	R: 0 E: 0 K: 0 S: 13 H: 0 LOB: 3 BB: 3 P: 27	R: 1 E: 0 K: 0 S: 10 H: 1 LOB: 3 BB: 1 P: 13	R: 0 E: 0 K: 2 S: 7 H: 0 LOB: 0 BB: 0 P: 12	1B: 4 2B: 1 3B: 0 HR: 2	SF: 0 SAC: 1 DP: 0 HBP: 1	WP: 3 PB: 0 SB: 0 CS: 0	PA: 51			

PITCHER		IP	WLS	BF	H	R	ER	SO	BB	IBB	HBP	BLK	WP	HR	S	P	ERA	WHIP
34 Zach Plesac, R ERA: 4.68	(1, 1)	6.1		28	5	5	4	4	2	0	1	0	1	1	66	99	5.68	1.105
62 Enyel De Los Santos, R ERA: 4.26	(7, 1)	0.2		2	0	0	0	2	0	0	0	0	1	0	8	11	0.00	0.000
26 Anthony Gose, L ERA: 5.79	(8, 1)	1.0		6	1	3	2	1	1	0	0	0	1	1	16	30	18.00	2.000
52 Nick Sandlin, R ERA: 4.09	(9, 1)	1.0		6	0	0	0	0	3	0	0	0	0	0	13	27	0.00	3.000
48 Emmanuel Clase, R ERA: 2.92	(10, 1)	1.0	W	6	1	1	0	0	0	1	0	0	0	0	10	13	0.00	1.000

PITCHER		IP	WLS	BF	H	R	ER	SO	BB	IBB	HBP	BLK	WP	HR	S	P	ERA	WHIP
37 Trevor Stephan, R ERA: 1.35	(11, 1)	1.0	S	3	0	0	0	2	0	0	0	0	0	0	7	12	0.00	0.000

AB	42
R	9
H	7
RBI	8
BB	7
SO	9
LOB	23

Batter	1	2	3	4	5	6	7	8	9	AB	R	H	RBI	BB	SO	LOB
7 Myles Straw, R (1, 8) OBP: 0.344, SLG: 0.319	C FF 93 B FF 93 B SL 82 C FF 92 B FF 95 X CH 81 3-2 ① F9		X FF 94 0-0 ② L9			C SL 83 C FF 94 C FF 95 0-3 ① K		B CU 86 B FF 97 B FF 96 C FF 97 F FF 97 D FF 95 4-2 38 F8 BB		3	0	0	0	1	1	0
38 Steven Kwan, L (1, 9) OBP: 0.396, SLG: 0.429	C FF 95 B SL 84 X FF 94 1-1 ② F7		B CU 79 C CH 81 B FF 94 B FF 94 B CH 81 4-1 BB			C FF 92 B CH 82 B CU 82 X CH 82 2-1 ② G5-3		X FF 95 0-0 ② F8 1-2		3	0	0	0	1	0	1
11 José Ramírez, S (1, 5) OBP: 0.402, SLG: 0.595	C FF 94 S CH 82 B CH 82 F FF 94 B CH 83 X FF 94 2-2 1B		C CH 81 S CH 82 D CH 82 X FF 94 1-2 ③ G6-3			X CU 81 0-0 ③ F8		B SL 88 X SL 87 1-0 ③ G6-3		4	0	1	0	0	0	2
6 Owen Miller, R (1, 4) OBP: 0.400, SLG: 0.568	C FF 94 S SL 86 B SL 86 X FF 94 1-2 ③ P3			B CU 79 B SL 83 C FF 94 F FF 93 X SL 85 2-2 32 G6-4-3 22 G3 1B			C FF 93 X FF 93 0-1 ① F7		X SI 96 0-0 ① F4	4	0	1	0	0	0	1
22 Josh Naylor, L (1, 3) OBP: 0.377, SLG: 0.611		X FF 93 0-0 1 1B 1B		S CH 82 X CH 81 0-1 ① G3 1-2			B FF 94 X SL 84 1-0 HR		B CH 90 F CH 90 X SI 96 1-1 ② G1-3	4	1	2	1	0	0	1
32 Franmil Reyes, R (1, 10) OBP: 0.252, SLG: 0.305		F SL 84 X FF 91 0-1 ① F8		C SL 85 B SL 85 B CH 82 S SL 83 X FF 94 2-2 ② ③ G6-4-3 2-2f			C FF 94 C FF 94 B SL 85 S SL 85 1-3 ② K		F SI 95 B SI 89 B SL 89 C SI 97 B SI 97 B SI 94 4-2 1 1B BB	3	0	0	0	1	1	2
1 Amed Rosario, R (1, 7) OBP: 0.295, SLG: 0.279		C FF 93 B SL 86 C FF 94 F CH 82 X SL 85 1-2 0 G4-6-3 1-2 1B			C FF 94 F FF 93 X FF 94 0-2 ① G5-3		B SL 84 B CH 83 T CH 81 X FF 95 2-1 1B		B SI 97 C SI 97 X SI 97 1-1 1-2 1B	4	0	3	0	0	0	0
0 Andrés Giménez, L (1, 6) OBP: 0.345, SLG: 0.543		C CU 79 X CU 80 0-1 ② ③ G4-6-3 1-2f			L FF 94 F CU 82 B FF 95 B CH 83 S CH 82 2-3 ② K		B CH 82 S CH 81 F FF 93 S CH 84 1-3 ③ K		C CH 91 F SI 96 B FF 97 X CH 92 1-2 ③ G3	4	0	0	0	0	2	5
17 Austin Hedges, R (1, 2) OBP: 0.224, SLG: 0.254			C SL 83 B SL 86 C FF 94 B FF 93 S FF 93 2-3 ① K		C FF 94 X FF 94 0-1 ③ F8			B FF 97 B FF 97 S FF 97 F FF 97 B FF 96 X FF 97 3-2 ① G6-3		3	0	0	0	0	1	0
Inning Stats	R: 0 E: 0 K: 0 S: 12 H: 1 LOB: 1 BB: 0 P: 19	R: 0 E: 0 K: 0 S: 9 H: 2 LOB: 1 BB: 0 P: 10	R: 0 E: 0 K: 1 S: 8 H: 0 LOB: 1 BB: 1 P: 15	R: 0 E: 0 K: 0 S: 8 H: 1 LOB: 0 BB: 0 P: 12	R: 0 E: 0 K: 1 S: 8 H: 0 LOB: 0 BB: 0 P: 10	R: 0 E: 0 K: 1 S: 6 H: 0 LOB: 0 BB: 0 P: 8	R: 1 E: 0 K: 2 S: 12 H: 2 LOB: 1 BB: 0 P: 17	R: 0 E: 0 K: 0 S: 7 H: 0 LOB: 1 BB: 1 P: 15	R: 0 E: 0 K: 0 S: 10 H: 1 LOB: 2 BB: 1 P: 17	1B: 6 2B: 1 3B: 0 HR: 1 SF: 0 SAC: 0 DP: 2 HBP: 0						

PITCHER		IP	WLS	BF	H	R	ER	SO	BB	IBB	HBP	BLK	WP	HR	S	P	ERA	WHIP
27 Lucas Giolito, R ERA: 2.7	(1, 1)	7.0	W	26	6	1	1	5	1	0	0	0	0	1	63	91	1.29	1.000
66 José Ruiz, R ERA: 2.45	(8, 1)	0.2	H	3	0	0	0	0	1	0	0	0	0	0	6	13	0.00	1.500
67 Bennett Sousa, L ERA: 4.66	(8, 1)	0.1	H	1	0	0	0	0	0	0	0	0	0	0	1	2	0.00	0.000
49 Kendall Graveman, R ERA: 1.76	(9, 1)	1.0	S	5	1	0	0	0	1	0	0	0	0	0	10	17	0.00	2.000

PITCHER	IP	WLS	BF	H	R	ER	SO	BB	IBB	HBP	BLK	WP	HR	S	P	ERA	WHIP

TOP

Cleveland Guardians @ Chicago White Sox

Guaranteed Rate Field, Chicago, IL

Tue May 10 2022, 7:13 PM - 9:51 PM CDT

Att. 16,025 - Partly Cloudy - 87 F

livebaseballscorecards.com

AB	32
R	1
H	7
RBI	1
BB	3
SO	5
LOB	12

WP: 0 PA: 35
PB: 0
SB: 0
CS: 0

Batter	1	2	3	4	5	6	7	8	9	AB	R	H	RBI	BB	SO	LOB
7 Tim Anderson, R (1, 6) OBP: 0.377, SLG: 0.535	C FC 87 X SI 93 0-1 G5-3		X SI 94 0-0 10 FC5 1B		C SI 93 X SI 93 0-1 10 E 10 S 2-H 1B		F SI 92 F SI 92 X SI 92 0-2 10 G3-1 2-H 2B			4	0	3	2	0	0	0
10 Yoán Moncada, S (1, 5) OBP: 0.300, SLG: 0.125	B SI 93 B SI 93 S FC 86 F FC 88 F SI 94 X FC 85 2-2 F8		C FC 86 1 SAFE 1 SAFE F FC 86 F SI 93 X CH 84 0-2 FC5 79 FC6-4 1-3		C FC 87 B FC 87 B CH 83 C FC 88 X SI 94 2-2 G4-3 1-3		F FC 92 B CH 81 X FC 93 1-1 G3-1 2-3			4	0	0	0	0	0	3
79 José Abreu, R (1, 3) OBP: 0.294, SLG: 0.349	F FF 93 F SI 93 F SI 94 B FC 89 F SI 94 X FC 88 1-2 L7		B SI 93 B SI 94 S SI 93 X FC 89 2-1 FC6-4 1-2f			C FC 87 F FC 86 B FC 88 F FC 87 B SI 93 X SI 93 2-2 G5-3	C FC 92 B FC 92 B FC 92 X FC 91 2-1 P3			4	0	0	0	0	0	2
88 Luis Robert Jr., R (1, 8) OBP: 0.322, SLG: 0.459		C FC 88 B FC 87 B FC 87 X SI 93 2-1 18 F8 24 1B 1B		C FC 89 X SI 92 0-1 G5-3		C FC 88 X FC 84 0-1 24 S 32 HR 1B		B FF 93 F FF 95 X FF 94 1-1 G4-3		4	1	2	0	0	0	0
24 Yasmani Grandal, S (1, 2) OBP: 0.302, SLG: 0.236		B FC 86 C FC 86 1 SAFE F SI 92 X FC 87 1-2 1-2 1B		C SI 93 X FC 88 0-1 P4		B SI 93 C SI 93 F FC 87 D CH 84 B FC 87 C SI 92 3-3 K 1-2		B FF 96 B FF 94 C FF 95 S SI 95 F CU 82 F FF 96 X CU 81 2-2 G6-3		4	0	1	0	0	1	1
32 Gavin Sheets, L (1, 10) OBP: 0.263, SLG: 0.360		B SI 92 B FC 88 B FC 86 C SI 93 F SI 93 X SI 93 3-2 F7		C SI 92 F CH 84 S FC 83 0-3 K		C FC 87 F FC 88 F SI 93 X FC 83 0-2 2-H HR		C FF 94 B CU 80 X SL 86 1-1 G3-1		4	1	1	2	0	1	2
18 AJ Pollock, R (1, 7) OBP: 0.210, SLG: 0.271		C SI 93 B FC 88 F SI 94 B SI 93 X FC 88 2-2 F8 2-3			C FC 86 X SI 90 0-1 G6-3	X FC 87 0-0 F8				3	0	0	0	0	0	2
15 Adam Engel, R (1, 9) OBP: 0.277, SLG: 0.300		X SI 94 0-0 F9			B FF 92 C FC 86 F SI 92 S FC 84 1-3 K		F SI 92 B FC 87 B SI 91 X FF 92 2-1 7 2B SH1-3 1B			3	1	1	0	0	1	2
Josh Harrison, R (1, 4) OBP: 0.238, SLG: 0.281			C FC 87 B SI 92 X FC 88 1-1 G5-3		B SI 93 X FC 87 1-0 7 1B 2B		B SI 92 1 SAFE F SI 92 B FC 88 1 SAFE X FC 84 2-1 SH1-3 1-2			2	1	1	0	0	0	0
Inning Stats	R: 0 E: 0 K: 0 S: 11 H: 0 LOB: 0 BB: 0 P: 14	R: 0 E: 0 K: 0 S: 12 H: 2 LOB: 2 BB: 0 P: 20	R: 0 E: 0 K: 0 S: 9 H: 1 LOB: 1 BB: 0 P: 12	R: 0 E: 0 K: 1 S: 7 H: 0 LOB: 0 BB: 0 P: 7	R: 1 E: 0 K: 1 S: 11 H: 2 LOB: 1 BB: 0 P: 15	R: 2 E: 0 K: 1 S: 14 H: 2 LOB: 0 BB: 0 P: 19	R: 1 E: 0 K: 0 S: 11 H: 2 LOB: 1 BB: 0 P: 18	R: 0 E: 0 K: 0 S: 9 H: 0 LOB: 0 BB: 0 P: 13		1B: 6 2B: 2 3B: 0 HR: 1 SF: 0 SAC: 1 DP: 0 HBP: 0					WP: 0 PB: 0 SB: 2 CS: 0 PA: 33	

PITCHER		IP	WLS	BF	H	R	ER	SO	BB	IBB	HBP	BLK	WP	HR	S	P	ERA	WHIP
47 Cal Quantrill, R ERA: 3.93	(1, 1)	6.1	L	28	9	4	4	3	0	0	0	0	0	1	71	98	5.68	1.421
27 Bryan Shaw, R ERA: 1.69	(7, 1)	0.2		2	0	0	0	0	0	0	0	0	0	0	4	7	0.00	0.000
31 Sam Hentges, L ERA: 0.69	(8, 1)	1.0		3	0	0	0	0	0	0	0	0	0	0	9	13	0.00	0.000

PITCHER	IP	WLS	BF	H	R	ER	SO	BB	IBB	HBP	BLK	WP	HR	S	P	ERA	WHIP

BOTTOM

Cleveland Guardians @ Chicago White Sox

Guaranteed Rate Field, Chicago, IL

Tue May 10 2022, 7:13 PM - 9:51 PM CDT

Att. 16,025 - Partly Cloudy - 87 F

livebaseballscorecards.com

AB	32
R	4
H	9
RBI	4
BB	0
SO	3
LOB	12

Cleveland Guardians @ Minnesota Twins

Target Field, Minneapolis, MN

Fri May 13 2022, 7:13 PM - 10:38 PM CDT

Att. 18,711 - Partly Cloudy - 75 F

livebaseballscorecards.com

Batter	1	2	3	4	5	6	7	8	9	AB	R	H	RBI	BB	SO	LOB
7 Myles Straw, R (1, 8) OBP: 0.353, SLG: 0.313	B FF 91 C FF 92 B SL 84 B SI 92 B SI 91 4-1 11 S BB		B FF 91 B SI 91 B SI 91 B SI 90 4-0 11 FC4-6 1-2 2-3 BB		C SL 83 C SL 82 B ST 82 B ST 82 C SI 92 2-3 ① K		B ST 87 B ST 86 B ST 86 B ST 86 4-0 38 G1-3 11 1B BB	X FF 101 0-0 E1 38 FC3-6		2	1	0	0	3	1	0
38 Steven Kwan, L (1, 7) OBP: 0.387, SLG: 0.409	1 SAFE L FF 92 X CU 79 0-1 ① F8		C FF 92 C FF 92 C SI 92 0-3 ① K		B CU 77 B CU 77 S FF 90 B FF 92 B FF 92 4-1 11 1B BB		C FF 94 D CH 89 X CH 90 1-1 ① G1-3 1-2	B FS 96 S FF 100 X FS 95 1-1 ② FC3-6 1-2f		4	0	0	0	1	1	6
11 José Ramírez, S (1, 5) OBP: 0.401, SLG: 0.586	B FF 92 1 SAFE B FF 92 S CU 78 F CU 78 C SI 92 2-3 ② K 1-2		F FF 93 D ST 82 X FF 93 1-1 ② FC4-6 1-2f 2-3 3-H		D ST 80 X CH 88 1-0 6 G5-4-3 1-3 1B		B CH 89 C CH 89 X CH 90 1-1 1 3B 2-H 1B	C FF 100 X FF 100 0-1 ③ L8		5	1	2	2	0	1	4
6 Owen Miller, R (1, 3) OBP: 0.380, SLG: 0.535	B SI 91 C SI 92 C SL 82 B SI 93 F ST 82 X SI 93 2-2 ③ G4-3		S SI 93 F ST 82 F SI 93 C SI 93 0-3 ③ K		1 SAFE C ST 86 X ST 87 0-1 ②③ G5-4-3 1-2f		X FF 94 0-0 ② L7		B FS 87 C FF 94 B FC 84 C FF 94 S FF 94 2-3 ① K	5	0	0	0	0	2	6
1 Amed Rosario, R (1, 6) OBP: 0.299, SLG: 0.303		C FF 92 B ST 80 F SI 92 B ST 81 F SI 93 S SI 93 2-3 ① K		X SL 82 0-0 1B		C ST 86 B ST 86 B ST 86 B ST 87 C ST 87 F ST 86 X ST 87 3-2 ① G6-3	X ST 87 0-0 1-H 3B		B FF 94 S FF 95 F FF 95 X FS 88 1-2 E6 32 G5-3 32 PB 0 HR	5	1	2	1	0	1	0
32 Franmil Reyes, R (1, 10) OBP: 0.259, SLG: 0.303		X FF 93 0-0 ② G6-3		B SL 84 C SL 83 1 SAFE B CH 90 F SI 92 D ST 83 X SI 93 3-2 ① F8		B ST 87 C ST 86 C ST 86 X ST 87 1-2 0 FC4-5 1B	B ST 86 S FF 95 S FF 96 F FF 96 B ST 88 B FF 96 B ST 87 4-2 0 BB BB		C FC 86 C FC 85 F FF 94 F FF 94 B FF 93 F FC 84 X FF 94 1-2 ② G5-3 1-3	4	0	1	0	1	0	2
0 Andrés Giménez, L (1, 4) OBP: 0.348, SLG: 0.565		C CU 78 B FF 92 B CU 80 S FF 92 S FF 93 2-3 ③ K		1 SAFE S FF 92 D CU 79 F CU 78 B SI 91 S CU 79 2-3 ② K		C CH 90 X CU 83 0-1 ② FC4-5 1-2f 35 HR	D CU 83 B CH 89 F CH 89 B FF 96 S FF 96 F FF 96 B CH 90 4-2 1-2 BB		X FF 94 0-0 3-H HR	4	2	1	2	1	2	2
35 Óscar Mercado, R (1, 9) OBP: 0.234, SLG: 0.452			B CU 78 X SI 92 1-0 7 BB 17 BB 11 FC4-6 1B	F SI 92 F SL 83 S ST 81 0-3 ③ K		B ST 86 F CH 89 B ST 87 S ST 88 X ST 87 2-2 1-H HR	C SI 84 S SI 84 F SI 84 T SI 85 0-2 ③ K		S FS 88 S FS 88 F FF 94 B FS 87 S FC 84 1-3 ③ K	5	2	2	2	0	3	4
17 Austin Hedges, R (1, 2) OBP: 0.238, SLG: 0.297			B FF 91 B SL 82 F SI 91 1 SAFE F SI 92 B SL 83 B SI 93 4-2 11 FC4-6 7 BB 1-2 BB		B FF 92 B FF 91 X SI 91 2-0 HR	C ST 87 B FF 95 S ST 87 S ST 87 1-3 ③ K		B FF 101 F FF 100 S FF 101 X FF 101 1-2 ① F4		3	1	1	1	1	1	0
Inning Stats	R: 0 E: 0 K: 1 S: 10 H: 0 LOB: 1 BB: 1 P: 18	R: 0 E: 0 K: 2 S: 8 H: 0 LOB: 0 BB: 0 P: 12	R: 1 E: 0 K: 2 S: 12 H: 1 LOB: 2 BB: 2 P: 22	R: 0 E: 0 K: 2 S: 10 H: 1 LOB: 1 BB: 0 P: 15	R: 1 E: 0 K: 1 S: 8 H: 2 LOB: 1 BB: 1 P: 17	R: 2 E: 0 K: 1 S: 15 H: 2 LOB: 0 BB: 0 P: 22	R: 2 E: 0 K: 1 S: 16 H: 2 LOB: 3 BB: 3 P: 30	R: 0 E: 1 K: 0 S: 8 H: 0 LOB: 1 BB: 0 P: 10	R: 2 E: 1 K: 2 S: 17 H: 1 LOB: 0 BB: 0 P: 22	1B: 5 2B: 0 3B: 1 HR: 3 SF: 0 SAC: 0 DP: 1 HBP: 0						

	AB	37
	R	8
	H	9
	RBI	8
	BB	7
	SO	12
	LOB	24

WP: 0 PB: 1 SB: 1 CS: 0 PA: 44

PITCHER		IP	WLS	BF	H	R	ER	SO	BB	IBB	HBP	BLK	WP	HR	S	P	ERA	WHIP
54 Sonny Gray, R ERA: 3.68	(1, 1)	4.1		21	4	2	2	8	4	0	0	0	0	1	46	82	4.15	1.846
65 Griffin Jax, R ERA: 3.45	(5, 1)	2.1	W	13	4	4	4	1	3	0	0	0	0	1	29	50	15.43	3.000
38 Joe Smith, R ERA:	(7, 1)	0.1	H	1	0	0	0	1	0	0	0	0	0	0	4	4	0.00	0.000
59 Jhoan Duran, R ERA: 3.45	(8, 1)	1.0		4	0	0	0	0	0	0	0	0	0	0	8	10	0.00	0.000
12 Emilio Pagán, R ERA: 1.86	(9, 1)	1.0		5	1	2	0	2	0	0	0	0	0	1	17	22	0.00	1.000

PITCHER	IP	WLS	BF	H	R	ER	SO	BB	IBB	HBP	BLK	WP	HR	S	P	ERA	WHIP

Batter	1	2	3	4	5	6	7	8	9	AB	R	H	RBI	BB	SO	LOB
25 Byron Buxton, R (1, 8) OBP: 0.333, SLG: 0.691	B FF 91 C FF 91 B CU 76 C SI 92 F CU 76 X FS 86 2-2 HR	B FF 91 F FF 91 X FC 88 1-1 ③ F8			D SI 92 1-1 B FC 87 C FF 91 B FF 91 D CU 78 B FC 85 2 G4-6-3 BB B FF 91 3-1 ① C FF 91 B FF 91 C FF 91 X FF 92 G6-3			B FF 95 B FF 96 F FF 94 C FF 96 B CU 83 D CU 82 4-2 11 G2-3 2 HBP 26 SF7 BB		3	2	1	1	2	0	0
2 Luis Arraez, L (1, 3) OBP: 0.396, SLG: 0.380	C CU 77 X FC 88 0-1 ① G4-3	B FC 87 C CU 76 F FC 85 X CU 76 1-2 ① G4-3			D CU 77 X FC 86 1-0 ①② G4-6-3 1-2f 2-3 3-H	B FF 91 F CH 75 B FF 92 F FF 92 B FF 92 D CH 75 4-2 11 G5-6-3 BB		H FF 93 1-0 26 SF7 11 G2-3 1-2 HBP		3	0	0	0	1	0	2
11 Jorge Polanco, S (1, 4) OBP: 0.346, SLG: 0.419	C FF 91 B FC 87 B CU 75 B FC 87 C FF 91 X FF 91 3-2 HR	B FC 76 B CU 75 F FC 85 F FC 87 S CU 76 2-3 ② K			B FC 87 B CU 75 B CU 75 C FC 85 F FC 86 F FC 88 F FC 88 B CU 76 4-2 26 1B 24 HR BB	C FF 92 X SL 85 0-1 ①② G5-6-3 1-2f		X FF 95 0-0 ① G2-3 1-2 2-3		4	2	1	1	1	1	3
26 Max Kepler, L (1, 9) OBP: 0.347, SLG: 0.442	X SI 92 0-0 24 2B 1B	B FC 86 F FC 85 S FC 87 B CU 76 B CU 76 S CU 76 3-3 ③ K			F FC 86 D CU 76 B FC 85 B FC 86 X FC 86 3-1 24 HR 1-2 3-H 1B	B CU 78 C FF 92 C CH 76 F FF 92 B FF 93 B CH 76 X CH 75 3-2 2B		S SL 88 X FF 95 0-1 ② SF7 2-3 3-H		4	1	3	2	0	1	0
24 Gary Sánchez, R (1, 10) OBP: 0.278, SLG: 0.378	C FC 84 D SI 92 B CU 75 F SL 82 X CU 76 2-2 1-3 2B			B SI 90 B SL 81 C FC 86 F SI 90 F SL 82 B FF 90 S CU 77 3-3 ① K	B FC 92 C FC 90 B FC 92 X FC 91 2-1 1-H 2-H HR	B SL 84 C FF 92 C FF 91 F SL 88 F CH 76 F CH 77 B FF 91 S FF 92 2-3 ③ K		D SI 95 F FF 95 C CU 82 F CU 82 S FF 95 1-3 ③ K		5	1	2	3	0	3	2
15 Gio Urshela, R (1, 5) OBP: 0.283, SLG: 0.277	B FF 92 B CU 77 T FC 87 X SL 82 2-1 ② L8			X SI 91 0-0 ② G5-3	C FC 92 B SL 83 X FC 92 1-1 27 BB 1 1B 23 HR 1B		C FF 95 F SL 88 S FF 98 0-3 ① K			4	1	1	0	0	1	2
1 Nick Gordon, L (1, 7) OBP: 0.288, SLG: 0.304	S CU 76 B FC 88 F FC 88 S CU 77 1-3 ③ K			T FF 91 F FC 86 B FF 90 C FC 86 1-3 ③ K	X FC 92 0-0 27 BB 23 HR 1-2 1B		X FF 99 0-0 ② F7			4	1	1	0	0	2	2
27 Ryan Jeffers, R (1, 2) OBP: 0.294, SLG: 0.382		B SL 82 B FF 91 C FF 91 S CU 76 B CU 76 X FC 87 3-2 ① L9			C FF 90 1-2 C SI 90 B CU 75 X SL 85 23 2B 2 G4-6-3 1B C FC 94 4-1 B CU 83 B FC 90 B FC 92 B FC 91 23 HR 1-3 2-3 BB		X FF 99 0-0 1B			3	2	2	0	1	0	0
23 Royce Lewis, R (1, 6) OBP: 0.320, SLG: 0.520		B FC 87 C CU 76 X SI 91 1-1 ② L5			C SL 81 1-1 D CU 75 X SL 86 2 G4-6-3 1-3 26 1B 2B B FC 90 1-0 X FC 92 1-H 2-H 3-H HR		S FF 99 D SL 88 B SL 86 X FF 98 2-1 ③ F8			4	2	2	4	0	0	1
Inning Stats	R: 2 H: 4 E: 0 LOB: 2 K: 1 BB: 0 S: 18 P: 28	R: 0 H: 0 E: 0 LOB: 0 K: 0 BB: 0 S: 7 P: 12	R: 0 H: 0 E: 0 LOB: 0 K: 2 BB: 0 S: 9 P: 15	R: 0 H: 0 E: 0 LOB: 0 K: 2 BB: 0 S: 8 P: 12	R: 9 H: 7 E: 0 LOB: 0 K: 0 BB: 3 S: 22 P: 47	R: 0 H: 1 E: 0 LOB: 1 K: 1 BB: 1 S: 14 P: 23	R: 0 H: 1 E: 0 LOB: 1 K: 1 BB: 0 S: 7 P: 9	R: 1 H: 0 E: 0 LOB: 1 K: 1 BB: 1 S: 9 P: 15		1B: 6 SF: 1 2B: 3 SAC: 0 3B: 0 DP: 2 HR: 4 HBP: 1					WP: 0 PA: 41 PB: 0 SB: 0 CS: 0	

PITCHER		IP	WLS	BF	H	R	ER	SO	BB	IBB	HBP	BLK	WP	HR	S	P	ERA	WHIP
43 Aaron Civale, R ERA: 9.85	(1, 1)	4.2	L	22	7	6	6	5	2	0	0	0	0	2	55	94	11.57	1.929
27 Bryan Shaw, R ERA: 5.91	(5, 1)	0.0		5	4	5	5	0	1	0	0	0	0	2	7	15	∞	∞
49 Eli Morgan, R ERA: 3.68	(5, 1)	1.1		5	1	0	0	1	1	0	0	0	0	0	16	28	0.00	1.500
26 Anthony Gose, L ERA: 5.23	(7, 1)	1.0		4	1	0	0	1	0	0	0	0	0	0	7	9	0.00	1.000
31 Sam Hentges, L ERA: 1.29	(8, 1)	1.0		5	0	1	1	1	1	0	1	0	0	0	9	15	9.00	1.000

PITCHER	IP	WLS	BF	H	R	ER	SO	BB	IBB	HBP	BLK	WP	HR	S	P	ERA	WHIP

BOTTOM

Cleveland Guardians @ Minnesota Twins

Target Field, Minneapolis, MN

Fri May 13 2022, 7:13 PM - 10:38 PM CDT

Att. 18,711 - Partly Cloudy - 75 F

livebaseballscorecards.com

AB	34
R	12
H	13
RBI	11
BB	5
SO	8
LOB	12

Batter	1	2	3	4	5	6	7	8	9	10	AB	R	H	RBI	BB	SO	LOB
7 Myles Straw, R (1, 8) OBP: 0.348, SLG: 0.308	B FF 91 S FF 91 S CU 78 F FF 92 B CU 78 B FF 92 F FF 92 C FF 91 3-3 K ①		C FF 91 B FF 91 X CU 77 1-1 FC6-4 38 1B ① 1-2f		C FF 91 B CH 83 F FF 90 F CU 77 C CU 77 1-3 K ③			F FF 93 B FF 92 B FF 92 F FF 93 F FF 93 X FF 93 2-2 F8 ①		B CH 80 C CH 79 F FF 92 X CH 81 1-2 1B ③ 2-H	5	0	1	1	0	2	1
38 Steven Kwan, L (1, 7) OBP: 0.391, SLG: 0.413	C FF 92 B SI 90 X CU 80 1-1 L8 ②		1 SAFE 1 SAFE B SI 90 1 SAFE C FF 90 X CH 88 1-1 11 G5-4-3 1B 1-3			C FF 91 F ST 80 F FF 93 B FF 93 B ST 82 X FF 92 2-2 1 FC6-4 1B		X FF 93 0-0 F8 ②			4	0	2	0	0	0	0
11 José Ramírez, S (1, 5) OBP: 0.390, SLG: 0.567	B CU 78 C FF 92 F FC 87 X FF 92 1-2 P4 ③		C FF 91 X CH 83 0-1 G5-4-3 ②③ 1-2f			D CU 73 C CU 72 X FF 92 1-1 P3 ①		C FC 85 X FF 95 0-1 F8 ③			4	0	0	0	0	0	3
6 Owen Miller, R (1, 3) OBP: 0.375, SLG: 0.533		C FF 90 B FC 86 X CH 84 1-1 1 WP 32 1B 2B		B FF 88 C CU 76 X FF 90 1-1 L8 ①		B FF 92 F FF 92 C FF 93 D CU 74 B FF 94 X FF 92 3-2 F9 ②			B FF 102 F FF 101 X FF 102 1-1 G1-3 ①		4	1	1	0	0	0	1
1 Amed Rosario, R (1, 6) OBP: 0.289, SLG: 0.292		F CU 77 B FC 85 X CH 84 1-1 G2-3 ① 2-3		B FF 89 F CU 75 S FF 90 X FF 90 1-2 G6-3 ②		C FF 92 D KC 83 1 SAFE B FF 92 C KC 82 X KC 83 2-2 FC6-4 ③ 1-2f			S FF 103 B CU 88 F FF 102 X FF 102 1-2 G2-3 ②		4	0	0	0	0	0	2
32 Franmil Reyes, R (1, 10) OBP: 0.267, SLG: 0.304 28 Ernie Clement, R (10, PR) OBP: 0.281, SLG: 0.255 (10, 10)		B CU 75 F FF 91 B CH 84 S CU 76 F CU 76 X FF 91 2-2 1B 3-H		B FF 90 B CU 78 C CU 75 S CU 76 B CU 77 B CH 84 4-2 BB			X SI 84 0-0 G6-3 ①		B FF 103 C CU 86 B FF 102 F CU 88 S FS 99 2-3 K ③	0-0 0 2B	3 0	0 1	1 0	1 0	1 0	1 0	0 0
0 Andrés Giménez, L (1, 4) OBP: 0.344, SLG: 0.562	C SI 89 X ST 77 0-1 F9 ②			C CU 75 B CU 76 F FF 90 F SI 88 X CU 77 1-2 G4-3 ③			C FF 87 B FF 86 B SI 83 B SL 76 F SI 83 X SI 84 3-2 G6-3 ②			C CU 75 B CH 80 B FF 92 F CH 78 X CH 79 2-2 7 1B 2B 2-H	4	1	1	1	0	0	2
35 Óscar Mercado, R (1, 9) OBP: 0.235, SLG: 0.442		S FF 91 B FF 91 X CU 75 1-1 F4 ③			C CU 75 F FF 90 X FF 89 0-2 F9 ①		C SL 78 F SL 77 X SI 86 0-2 17 S 1B			F SL 80 C CH 78 S CH 80 0-3 K ①	4	0	1	0	0	1	2
17 Austin Hedges, R (1, 2) OBP: 0.238, SLG: 0.286			C FF 90 B CH 82 B CH 85 B SI 91 C FF 91 B FF 90 4-2 7 FC6-4 BB		B FF 88 F FF 89 B CU 78 B FF 89 X FF 89 3-1 P5 ②		B SL 78 C SI 85 B SI 85 F SI 84 C FF 87 2-3 K ③ 1-2			D CU 76 B FF 92 S FF 92 B FF 92 X FF 92 3-1 P3 ②	3	0	0	0	1	1	2
Inning Stats	R: 0 E: 0 K: 1 S: 10 H: 0 LOB: 0 BB: 0 P: 15	R: 1 E: 0 K: 0 S: 12 H: 2 LOB: 1 BB: 0 P: 17	R: 0 E: 0 K: 0 S: 8 H: 1 LOB: 1 BB: 1 P: 14	R: 0 E: 0 K: 0 S: 11 H: 0 LOB: 1 BB: 1 P: 18	R: 0 E: 0 K: 1 S: 9 H: 0 LOB: 0 BB: 0 P: 13	R: 0 E: 0 K: 0 S: 12 H: 1 LOB: 1 BB: 0 P: 20	R: 0 E: 0 K: 1 S: 10 H: 1 LOB: 1 BB: 0 P: 15	R: 0 E: 0 K: 0 S: 7 H: 0 LOB: 0 BB: 0 P: 9	R: 0 E: 0 K: 1 S: 8 H: 0 LOB: 0 BB: 0 P: 12	R: 2 E: 0 K: 1 S: 11 H: 2 LOB: 2 BB: 0 P: 17	1B: 5 2B: 2 3B: 0 HR: 0	SF: 0 SAC: 0 DP: 1 HBP: 0	WP: 1 PB: 0 SB: 1 CS: 0	PA: 37			

PITCHER		IP	WLS	BF	H	R	ER	SO	BB	IBB	HBP	BLK	WP	HR	S	P	ERA	WHIP
31 Devin Smeltzer, L ERA: 1.8	(1, 1)	5.0		19	3	1	1	2	2	0	0	0	1	0	50	77	1.80	1.000
56 Caleb Thielbar, L ERA: 7.11	(6, 1)	0.2		3	1	0	0	0	0	0	0	0	0	0	9	15	0.00	1.500
21 Tyler Duffey, R ERA: 3.21	(6, 1)	0.1		1	0	0	0	0	0	0	0	0	0	0	3	5	0.00	0.000
38 Joe Smith, R ERA:	(7, 1)	1.0		4	1	0	0	1	0	0	0	0	0	0	10	15	0.00	1.000
12 Emilio Pagán, R ERA: 1.69	(8, 1)	1.0		3	0	0	0	0	0	0	0	0	0	0	7	9	0.00	0.000

PITCHER		IP	WLS	BF	H	R	ER	SO	BB	IBB	HBP	BLK	WP	HR	S	P	ERA	WHIP
59 Jhoan Duran, R ERA: 3.24	(9, 1)	1.0		3	0	0	0	1	0	0	0	0	0	0	8	12	0.00	0.000
45 Jharel Cotton, R ERA: 1.35	(10, 1)	1.0	L	4	2	2	1	1	0	0	0	0	0	0	11	17	9.00	2.000

TOP

Cleveland Guardians @ Minnesota Twins

Target Field, Minneapolis, MN

Sat May 14 2022, 6:13 PM - 9:42 PM CDT
Att. 22,939 - Partly Cloudy - 71 F

livebaseballscorecards.com

AB	35
R	3
H	7
RBI	3
BB	2
SO	5
LOB	13

Batter	1	2	3	4	5	6	7	8	9	10	AB	R	H	RBI	BB	SO	LOB
2 Luis Arraez, L (1, 10) OBP: 0.396, SLG: 0.381	C FF 91 B SL 86 B KC 82 F FF 92 B KC 82 X SL 85 3-2 ① F8		C FF 92 C SL 87 F KC 84 X CH 88 0-2 24 BB 11 1B 1B	B SL 87 X FF 91 1-0 ③ FC6 1-2f		B CH 86 1 SAFE C SL 87 B SL 86 F FF 90 X SL 86 2-2 ③ G4-3			B FS 87 F FF 93 B SL 79 B SI 95 F SI 94 X FF 94 3-2 1B		5	0	2	0	0	0	3
11 Jorge Polanco, S (1, 4) OBP: 0.348, SLG: 0.413	B SL 86 C FF 92 S KC 82 S KC 83 1-3 ② K		C KC 83 1 SAFE C FF 92 1 SAFE X FF 92 0-2 24 BB 1-2 1B		C CH 87 F SL 87 B KC 82 B KC 81 B SL 87 F KC 82 B FF 92 4-2 24 2B 15 G1-2-3 BB		B SL 89 C FF 96 C FS 86 S FF 98 1-3 ① K			B SI 95 C FS 88 C SL 81 B FF 94 X SL 81 2-2 ② F8		4	0	1	0	1	2	1
24 Gary Sánchez, R (1, 2) OBP: 0.295, SLG: 0.388	B SL 86 B FF 91 C SL 85 B FF 91 C FF 92 F FF 93 B FF 92 4-2 BB		B SL 86 F FF 92 B SL 87 B SL 87 D SL 87 4-1 1-2 2-3 BB		B FF 92 1 SAFE X FF 91 1-0 15 G1-2-3 1-3 2B		B FF 97 B SL 88 C SL 87 C FF 98 X FF 97 2-2 ② F7			B SL 82 C SI 94 F SL 80 X FF 94 1-2 ③ G4-3	0-0 64 G4-3	3	1	1	0	2	0	1
26 Max Kepler, L (1, 9) OBP: 0.341, SLG: 0.426	C SL 86 F KC 82 B KC 82 B FF 91 C FF 92 2-3 ③ K		C KC 84 C SL 88 B KC 82 D KC 84 C SL 87 2-3 ③ K		S SL 87 F KC 82 H FF 92 1-2 15 G1-2-3 HBP		B FF 97 F SL 90 B FS 87 C FS 88 F FS 88 X FF 99 2-2 ③ L7				B FC 100 X FC 99 1-0 ① G6-3 2-3	4	0	0	0	0	2	4
15 Gio Urshela, R (1, 5) OBP: 0.288, SLG: 0.313 55 Mark Contreras, L (10, PR)		B SL 84 B FF 91 B FF 90 C FF 91 X FF 91 3-1 ① F8		B FF 90 B FF 91 X FF 91 2-0 HR	X FF 91 0-0 ①② G1-2-3 1-2 2-3 3-Hf			C FF 95 B SL 85 X SL 87 1-1 ① L9		B FC 100 F FC 100 F SL 92 F FC 100 F SL 92 B FC 99 X SL 91 2-2 64 G4-3 3-H 1B	5 0	1 0	2 0	2 0	0 0	0 0	3 0
64 Jose Miranda, R (1, 3) OBP: 0.152, SLG: 0.227	B SL 85 B SL 87 F FF 92 C FF 91 S SL 86 2-3 ② K			F SL 84 B SL 86 F FF 91 C FF 92 1-3 ① K	D SL 86 X SL 85 1-0 ③ G5-3			C SL 86 B FF 97 F FF 96 F FS 88 B FS 89 X SL 87 2-2 ② G4-3		C FC 100 1 SAFE X SL 92 0-1 ② G4-3 1-2	5	0	0	0	0	2	3
1 Nick Gordon, L (1, 7) OBP: 0.297, SLG: 0.328	X CH 86 0-0 ③ G3-1			C SL 86 B KC 83 X KC 82 1-1 67 1B 2B		C CH 85 B SL 86 X CH 86 1-1 ① F7		F FS 89 S FF 97 B FS 89 B FS 88 F FS 89 X FF 97 2-2 67 S 1B		S FC 100 F FC 99 F FF 101 D SL 92 S FC 99 1-3 ③ K	5	0	2	0	0	1	2
67 Gilberto Celestino, R (1, 8) OBP: 0.396, SLG: 0.417			B FF 90 C FF 90 C FF 92 B SL 86 B SL 86 S SL 85 3-3 ① K	F SL 84 B FF 90 C FF 91 X SL 86 1-2 2 FC6 2-3 1B		B KC 81 B SL 86 S SL 86 C FF 91 B KC 82 S SL 88 3-3 ② K		C SI 94 F SL 80 B SL 82 B FF 96 X SL 78 2-2 ③ G1-3 1-2			4	0	1	0	0	2	1
23 Royce Lewis, R (1, 6) OBP: 0.310, SLG: 0.483			X SL 86 0-0 ② F4	1 SAFE 1 SAFE L FF 91 L FF 91 F SL 86 X SL 86 0-2 ② P3		B SL 87 C FF 91 X KC 82 1-1 1B			B SI 93 X SI 94 1-0 ① G5-3		4	0	1	0	0	0	2
Inning Stats	R: 0 E: 0 K: 2 S: 12 H: 0 LOB: 1 BB: 1 P: 22	R: 0 E: 0 K: 1 S: 6 H: 0 LOB: 0 BB: 0 P: 11	R: 0 E: 0 K: 2 S: 15 H: 2 LOB: 3 BB: 1 P: 24	R: 1 E: 0 K: 1 S: 14 H: 3 LOB: 2 BB: 0 P: 20	R: 0 E: 0 K: 0 S: 8 H: 1 LOB: 2 BB: 1 P: 15	R: 0 E: 0 K: 1 S: 10 H: 1 LOB: 1 BB: 0 P: 17	R: 0 E: 0 K: 1 S: 10 H: 0 LOB: 0 BB: 0 P: 15	R: 0 E: 0 K: 0 S: 13 H: 1 LOB: 1 BB: 0 P: 20	R: 0 E: 0 K: 0 S: 10 H: 1 LOB: 1 BB: 0 P: 17	R: 1 E: 0 K: 1 S: 12 H: 1 LOB: 2 BB: 0 P: 16	1B: 7 2B: 2 3B: 0 HR: 1 SF: 0 SAC: 0 DP: 1 HBP: 1	WP: 0 PB: 0 SB: 1 CS: 0 PA: 43					

PITCHER	IP	WLS	BF	H	R	ER	SO	BB	IBB	HBP	BLK	WP	HR	S	P	ERA	WHIP
57 Shane Bieber, R (1, 1) ERA: 3.72	6.0		28	7	1	1	7	3	0	1	0	0	1	65	109	1.50	1.667
37 Trevor Stephan, R (7, 1) ERA: 1.2	1.2		6	1	0	0	1	0	0	0	0	0	0	20	30	0.00	0.600
52 Nick Sandlin, R (8, 1) ERA: 3.65	1.1	W	5	1	0	0	0	0	0	0	0	0	0	13	22	0.00	0.750
48 Emmanuel Clase, R (10, 1) ERA: 2.7	1.0	S	4	1	1	0	1	0	0	0	0	0	0	12	16	0.00	1.000

PITCHER	IP	WLS	BF	H	R	ER	SO	BB	IBB	HBP	BLK	WP	HR	S	P	ERA	WHIP

BOTTOM

Cleveland Guardians @ Minnesota Twins

Target Field, Minneapolis, MN

Sat May 14 2022. 6:13 PM - 9:42 PM CDT

Att. 22,939 - Partly Cloudy - 71 F

livebaseballscorecards.com

AB	39
R	2
H	10
RBI	2
BB	3
SO	9
LOB	20

Cleveland Guardians @ Minnesota Twins

Target Field, Minneapolis, MN

Sun May 15 2022, 1:12 PM - 3:49 PM CDT

Att. 19,850 - Partly Cloudy - 72 F

TOP

livebaseballscorecards.com

Batter	1	2	3	4	5	6	7	8	9	AB	R	H	RBI	BB	SO	LOB
7 Myles Straw, R (1, 8) OBP: 0.345, SLG: 0.315	B FF 92 S FF 93 S FF 94 B FF 95 X FF 92 2-2 F8		1 SAFE F ST 80 B FF 92 S FF 92 F FF 93 F FF 93 B FF 93 B SL 81 X FF 92 3-2 F9 1-2			C FF 91 X FF 92 0-1 2B		C FF 86 C SI 84 B FF 86 1 SAFE X SI 84 1-2 G5-3 1-2		4	0	1	0	0	0	2
38 Steven Kwan, L (1, 9) OBP: 0.377, SLG: 0.396	B FF 94 C FF 94 T FF 94 X FF 95 1-2 P1			C FF 90 L FS 84 F FS 86 B FF 93 X FS 84 1-2 G4-3		B FF 92 C FF 91 X FS 83 1-1 F8		F FF 93 X FF 93 0-1 F7		4	0	0	0	0	0	2
11 José Ramírez, S (1, 5) OBP: 0.386, SLG: 0.581	B FF 94 F FF 94 C FF 94 X FF 95 1-2 F8			B FF 93 C FS 84 F FF 92 B FS 86 X FS 85 2-2 HR		B FS 82 F FF 92 B FF 92 F FF 91 X FF 93 2-2 P2			B FF 93 F FF 94 S FS 88 F FS 89 C FS 88 1-3 K	4	1	1	1	0	1	1
6 Owen Miller, R (1, 3) OBP: 0.361, SLG: 0.511		C FF 92 B FF 92 C ST 80 B FF 94 F FF 94 S ST 81 2-3 K		F ST 79 X ST 80 0-1 G1-3		C FF 92 C FF 92 B SL 82 D SL 82 C FF 94 2-3 K			B FC 84 C FF 94 X FC 85 1-1 G5-3	4	0	0	0	0	2	1
1 Amed Rosario, R (1, 6) OBP: 0.288, SLG: 0.299		C FF 92 B FF 93 B ST 80 X FF 93 2-1 F8		B FF 91 F ST 80 C FF 92 F FF 93 X ST 80 1-2 P4			S SL 80 X SL 81 0-1 G6-3		X FS 89 0-0 2B	4	0	1	0	0	0	0
32 Franmil Reyes, R (1, 10) OBP: 0.258, SLG: 0.293		F FF 93 B FF 94 S FF 93 X FF 93 1-2 L9			S FF 92 C FF 93 B FF 94 B FF 94 F FF 93 C FF 93 2-3 K		C FF 90 S SL 81 B SL 81 S SL 81 1-3 K		X FC 85 0-0 G6-3	4	0	0	0	0	2	1
0 Andrés Giménez, L (1, 4) OBP: 0.344, SLG: 0.565			B FF 91 F FF 92 F ST 75 B FF 93 S FF 93 2-3 K		F CU 76 X FS 86 0-1 2B		B FF 90 C FF 90 B FF 91 C FF 91 B SL 82 F FF 91 S FF 92 3-3 K			3	0	1	0	0	2	0
9 Richie Palacios, L (1, 7) OBP: 0.344, SLG: 0.333			C FF 91 B FF 92 S FF 92 F FF 93 B FF 94 F FF 93 B CU 76 F FF 92 F FF 94 3-2 X FF 84 7 S 1B		B FF 91 B FF 91 C FF 91 F FF 92 S FF 93 2-3 K			X SI 82 0-0 7 G5-3 1B		3	0	2	0	0	1	1
12 Luke Maile, R (1, 2) OBP: 0.316, SLG: 0.471			B FF 91 C SL 81 1 SAFE B FF 93 1 SAFE B SL 81 F FF 91 X FF 92 3-2 F6		C FF 92 X FF 91 0-1 G5-3			1 SAFE 1 SAFE C SI 82 1 SAFE T SI 83 B SI 83 1 SAFE S SI 83 1-3 K		3	0	0	0	0	1	3
Inning Stats	R: 0 E: 0 K: 0 S: 9 H: 0 LOB: 0 BB: 0 P: 13	R: 0 E: 0 K: 1 S: 9 H: 0 LOB: 0 BB: 0 P: 14	R: 0 E: 0 K: 1 S: 18 H: 1 LOB: 1 BB: 0 P: 29	R: 1 E: 0 K: 0 S: 13 H: 1 LOB: 0 BB: 0 P: 17	R: 0 E: 0 K: 2 S: 11 H: 1 LOB: 1 BB: 0 P: 15	R: 0 E: 0 K: 1 S: 10 H: 1 LOB: 1 BB: 0 P: 15	R: 0 E: 0 K: 2 S: 9 H: 0 LOB: 0 BB: 0 P: 13	R: 0 E: 0 K: 1 S: 9 H: 1 LOB: 1 BB: 0 P: 11	R: 0 E: 0 K: 1 S: 8 H: 1 LOB: 1 BB: 0 P: 10	1B: 2 2B: 3 3B: 0 HR: 1 SF: 0 SAC: 0 DP: 0 HBP: 0						

	AB	33
	R	1
	H	6
	RBI	1
	BB	0
	SO	9
	LOB	11

WP: 0 PB: 0 SB: 1 CS: 0 PA: 33

PITCHER		IP	WLS	BF	H	R	ER	SO	BB	IBB	HBP	BLK	WP	HR	S	P	ERA	WHIP
41 Joe Ryan, R ERA: 2.39	(1, 1)	6.0	W	22	4	1	1	5	0	0	0	0	0	1	70	103	1.50	0.667
61 Cody Stashak, R ERA: 3.77	(7, 1)	1.0	H	3	0	0	0	2	0	0	0	0	0	0	9	13	0.00	0.000
38 Joe Smith, R ERA:	(8, 1)	0.2	H	3	1	0	0	1	0	0	0	0	0	0	7	9	0.00	1.500
56 Caleb Thielbar, L ERA: 6.92	(8, 1)	0.1	H	1	0	0	0	0	0	0	0	0	0	0	2	2	0.00	0.000
12 Emilio Pagán, R ERA: 1.54	(9, 1)	1.0	S	4	1	0	0	1	0	0	0	0	0	0	8	10	0.00	1.000

PITCHER	IP	WLS	BF	H	R	ER	SO	BB	IBB	HBP	BLK	WP	HR	S	P	ERA	WHIP

BOTTOM

Batter	1	2	3	4	5	6	7	8	9	AB	R	H	RBI	BB	SO	LOB
25 Byron Buxton, R (1, 8) OBP: 0.330, SLG: 0.706	X FF 93 0-0 ① F8		S FF 93 B SL 89 F SL 88 X FF 94 1-2 ② F9		B FF 92 B SL 87 F FF 92 C FF 93 F FF 92 X FF 92 2-2 HR			C FF 97 S FF 94 B FF 96 X FF 96 1-2 ② F7		4	1	1	1	0	0	0
2 Luis Arraez, L (1, 3) OBP: 0.410, SLG: 0.384	B FF 93 B FF 92 C FF 93 F FF 94 F FF 93 B FF 91 B FF 93 4-2 26 S 26 1B BB		B FF 93 B CU 80 B FF 93 B FF 92 4-0 BB		F FF 93 S SL 89 F SL 89 B CU 83 X CU 82 1-2 ③ F8			B FF 95 F FF 96 B FF 96 C FF 95 X FF 96 2-2 1B		2	1	1	0	2	0	0
11 Jorge Polanco, S (1, 4) OBP: 0.338, SLG: 0.400	C CU 79 X SL 89 0-1 ② F8		D CU 79 1 SAFE M FF 92 1 SAFE B SL 87 1 SAFE F FF 92 X FF 92 2-2 ③ F9			B FF 93 B FF 93 C FF 92 X FF 93 2-1 ① F8		B FF 95 S FF 95 X CH 89 1-1 ③ L8		4	0	0	0	0	0	3
26 Max Kepler, L (1, 9) OBP: 0.341, SLG: 0.423	F CU 79 C FF 94 D CU 80 X CU 80 1-2 1-H 1B			B FF 91 X FF 91 1-0 ① G4-3		F FF 93 X CU 81 0-1 ② F9				3	0	1	1	0	0	0
24 Gary Sánchez, R (1, 10) OBP: 0.286, SLG: 0.375	B FF 92 B FF 92 C FF 92 B SL 87 F FF 91 F FF 92 S SL 88 3-3 ③ K			C FF 93 C CU 80 B CU 80 S SL 89 1-3 ② K		S SL 89 S SL 90 X FF 93 0-2 ③ F8				3	0	0	0	0	2	1
15 Gio Urshela, R (1, 5) OBP: 0.289, SLG: 0.343		B CU 78 X FF 92 1-0 ① G5-3		X FF 92 0-0 HR			S SL 87 C FF 93 B SL 89 S SL 89 1-3 ① K			3	1	1	1	0	1	0
1 Nick Gordon, L (1, 7) OBP: 0.284, SLG: 0.313		C FF 92 X SL 89 0-1 ② G4-3		B CU 80 S FF 93 F SL 87 F SL 88 B FF 93 X CU 80 2-2 ③ F8			S CU 81 X CU 80 0-1 ② G3-1			3	0	0	0	0	0	0
27 Ryan Jeffers, R (1, 2) OBP: 0.284, SLG: 0.367		F FF 92 S CU 81 S FF 94 0-3 ③ K			B SL 86 S SL 86 B CU 79 B SL 87 F FF 90 X FF 91 3-2 ① G3		F FF 93 X FF 93 0-1 ③ F8			3	0	0	0	0	1	0
23 Royce Lewis, R (1, 6) OBP: 0.281, SLG: 0.438			B SL 88 S SL 87 C FF 92 X CU 79 1-2 ① P5		B FF 89 S FF 91 X SL 87 1-1 ② F8			C SL 83 B FF 96 S FF 94 F FF 96 B SL 85 F FF 96 X SL 84 2-2 ① F8		3	0	0	0	0	0	0
Inning Stats	R: 1 H: 1 E: 0 LOB: 1 K: 1 BB: 1 S: 13 P: 21	R: 0 H: 0 E: 0 LOB: 0 K: 1 BB: 0 S: 6 P: 7	R: 0 H: 0 E: 0 LOB: 1 K: 0 BB: 1 S: 9 P: 17	R: 1 H: 1 E: 0 LOB: 0 K: 1 BB: 0 S: 9 P: 13	R: 1 H: 1 E: 0 LOB: 0 K: 0 BB: 0 S: 13 P: 20	R: 0 H: 0 E: 0 LOB: 0 K: 0 BB: 0 S: 7 P: 9	R: 0 H: 0 E: 0 LOB: 0 K: 1 BB: 0 S: 7 P: 8	R: 0 H: 1 E: 0 LOB: 1 K: 0 BB: 0 S: 13 P: 19		1B: 2 SF: 0 2B: 0 SAC: 0 3B: 0 DP: 0 HR: 2 HBP: 0						

PITCHER		IP	WLS	BF	H	R	ER	SO	BB	IBB	HBP	BLK	WP	HR	S	P	ERA	WHIP
24 Triston McKenzie, R ERA: 2.97	(1, 1)	7.0	L	26	3	3	3	4	2	0	0	0	0	2	64	95	3.86	0.714
62 Enyel De Los Santos, R ERA: 3.68	(8, 1)	1.0		4	1	0	0	0	0	0	0	0	0	0	13	19	0.00	1.000

PITCHER	IP	WLS	BF	H	R	ER	SO	BB	IBB	HBP	BLK	WP	HR	S	P	ERA	WHIP

Cleveland Guardians @ Minnesota Twins

Target Field, Minneapolis, MN

Sun May 15 2022, 1:12 PM - 3:49 PM CDT

Att. 19,850 - Partly Cloudy - 72 F

livebaseballscorecards.com

AB	28
R	3
H	4
RBI	3
BB	2
SO	4
LOB	4

WP: 0 PA: 30
PB: 0
SB: 1
CS: 0

Batter	1	2	3	4	5	6	7	8	9	10	AB	R	H	RBI	BB	SO	LOB
29 TJ Friedl, L (1, 8) OBP: 0.242, SLG: 0.241	C FF 91 F CH 86 L CU 79 0-3 K		B CU 79 B CH 87 B CH 87 C FF 92 X FF 92 3-1 F9 2-3		C CU 79 F FF 92 D CU 80 1 SAFE F FF 91 X CH 85 1-2 G4-6-3 1-2f			C FF 96 B FF 96 B FS 89 F FF 97 B FF 97 B FF 96 4-2 22 F9 22 S 28 1B BB		B SL 80 C FF 94 B SL 78 F FS 88 X FF 94 2-2 G4-3 2-3	4	1	0	0	1	1	2
22 Brandon Drury, R (1, 5) OBP: 0.328, SLG: 0.514	B FF 93 T FF 92 C SL 84 X SL 82 1-2 G5-3		B SL 86 B FF 94 C CH 86 F SL 85 F FF 92 C FF 92 2-3 K			B CU 77 F FF 91 B SL 84 B FF 93 T FF 92 B SL 84 4-2 9 1B 37 1B BB		1 SAFE B FF 96 C SL 88 F FF 97 X SL 87 1-2 F9 1-3		B SI 95 B SI 93 B SL 79 B SI 94 4-0 9 BB 28 BB BB	3	1	0	0	2	1	2
28 Tommy Pham, R (1, 7) OBP: 0.357, SLG: 0.380	X FF 93 0-0 F8			C FF 91 C SL 85 B SL 84 B FF 92 F CH 86 F SL 85 B CU 78 X CH 86 3-2 F8		C FF 93 F FF 92 1 SAFE F FF 92 F FF 93 X SL 85 0-2 L5		C FF 96 D FS 90 S FS 88 B FF 97 F FS 90 X FF 97 2-2 9 G4-5-3 3-H 1B		B SL 80 B SL 80 B SI 94 C SI 92 S SL 80 F SL 80 B SI 94 4-2 9 BB 1-2 BB	4	0	1	1	1	0	1
9 Mike Moustakas, L (1, 10) OBP: 0.343, SLG: 0.416		C FF 91 B CH 85 F CH 86 H SL 85 2-2 37 FC5-4 HBP		C CU 78 F FF 92 B CU 78 X CH 86 1-2 G4-3		F FF 92 S FF 93 X CU 79 0-2 37 1B 1-2 1B		X FF 96 0-0 G4-5-3 1-2f		B FS 88 F FS 89 C SL 82 B FF 94 B SL 80 B SL 80 4-2 1-2 2-3 3-H BB	3	0	1	1	1	0	1
37 Tyler Stephenson, R (1, 2) OBP: 0.390, SLG: 0.562		B SL 84 C SL 84 X CH 86 1-1 FC5-4 16 G3-5 1-2f		B FF 92 B FF 93 F CH 86 S SL 84 X FF 93 2-2 16 BB 1B		B SL 85 X SL 85 1-0 16 G3-6-1 1-2 2-H 1B			B FC 99 B FC 99 C FC 99 C FC 99 T SL 91 2-2 K	F SI 94 S SI 94 C SL 79 0-3 K	5	0	2	1	0	2	4
16 Colin Moran, L (1, 3) OBP: 0.281, SLG: 0.366		B FF 92 C CH 87 X CU 80 1-1 G3-5 1-2f		C FF 93 C FF 93 B FF 93 B FF 93 B CH 86 B CH 86 4-2 1-2 BB		D CH 86 X FF 93 1-0 G3-6-1 1-2f			F FC 100 B FC 100 C SL 91 F SL 91 F FC 100 F FC 101 S SL 93 1-3 K	C FS 88 C SL 79 F SL 81 S FF 94 0-3 K	4	0	0	0	1	2	6
12 Tyler Naquin, L (1, 9) OBP: 0.310, SLG: 0.457			B FF 91 F FF 92 F FF 93 X SL 86 1-2 HR	S FF 91 X FF 92 0-1 F8			C FC 92 F CH 82 C FC 95 0-3 K		X FC 100 0-0 17 S 17 1B 1B		4	2	2	1	0	1	2
17 Kyle Farmer, R (1, 6) OBP: 0.277, SLG: 0.316			X SL 84 0-0 29 F9 4 E 1B		B SL 83 C FF 92 X SL 85 1-1 29 G4-6-3 1B		B FC 89 H FC 91 2-0 4 G6-4-3 HBP		B FC 101 X FC 100 1-0 4 FC4-6 1-H 1B		3	0	3	1	0	0	0
4 Matt Reynolds, R (1, 4) OBP: 0.362, SLG: 0.282			C FF 93 C SL 85 F SL 85 F FF 92 1 SAFE T CU 81 0-2 K 1-2		C SL 85 1 SAFE F FF 92 B SL 84 F FF 93 X SL 85 1-2 F8		F SL 83 D FC 93 F SL 83 X FC 92 1-2 G6-4-3 1-2f		C FC 100 B FC 100 X SL 91 1-1 FC4-6 1-2f	0-0 29 G4-3 9 BB	4	1	0	0	0	1	4
Inning Stats	R: 0 E: 0 K: 1 S: 7 H: 0 LOB: 0 BB: 0 P: 8	R: 0 E: 0 K: 0 S: 6 H: 0 LOB: 0 BB: 0 P: 10	R: 1 E: 1 K: 2 S: 15 H: 2 LOB: 1 BB: 0 P: 21	R: 0 E: 0 K: 0 S: 15 H: 1 LOB: 2 BB: 1 P: 25	R: 0 E: 0 K: 0 S: 10 H: 1 LOB: 0 BB: 0 P: 13	R: 1 E: 0 K: 0 S: 12 H: 2 LOB: 1 BB: 1 P: 18	R: 0 E: 0 K: 1 S: 6 H: 0 LOB: 0 BB: 0 P: 9	R: 1 E: 0 K: 0 S: 10 H: 1 LOB: 0 BB: 1 P: 17	R: 1 E: 0 K: 2 S: 13 H: 2 LOB: 1 BB: 0 P: 18	R: 1 E: 0 K: 2 S: 15 H: 0 LOB: 3 BB: 3 P: 29	1B: 8 2B: 0 3B: 0 HR: 1	SF: 0 SAC: 0 DP: 5 HBP: 2	WP: 0 PB: 0 SB: 2 CS: 0	PA: 42			

PITCHER		IP	WLS	BF	H	R	ER	SO	BB	IBB	HBP	BLK	WP	HR	S	P	ERA	WHIP
34 Zach Plesac, R ERA: 4.42	(1, 1)	6.0		24	6	2	2	3	2	0	1	0	0	1	65	95	3.00	1.333
27 Bryan Shaw, R ERA: 5.4	(7, 1)	1.0		3	0	0	0	1	0	0	1	0	0	0	6	9	0.00	0.000
37 Trevor Stephan, R ERA: 1.69	(8, 1)	1.0		4	1	1	1	0	1	0	0	0	0	0	10	17	9.00	2.000
48 Emmanuel Clase, R ERA: 3.14	(9, 1)	1.0		5	2	1	1	2	0	0	0	0	0	0	13	18	9.00	2.000
52 Nick Sandlin, R ERA: 3.38	(10, 1)	1.0	L	6	0	1	0	2	3	0	0	0	0	0	15	29	0.00	3.000

PITCHER	IP	WLS	BF	H	R	ER	SO	BB	IBB	HBP	BLK	WP	HR	S	P	ERA	WHIP

TOP

Cincinnati Reds @ Cleveland Guardians

Progressive Field, Cleveland, OH

Tue May 17 2022, 6:11 PM - 9:33 PM EDT

Att. 12,916 - Clear - 60 F

livebaseballscorecards.com

AB	34
R	5
H	9
RBI	5
BB	6
SO	8
LOB	22

Batter	1	2	3	4	5	6	7	8	9	10	AB	R	H	RBI	BB	SO	LOB
7 Myles Straw, R (1, 8) OBP: 0.347, SLG: 0.315	X FF 90 0-0 G6-3 ①		F FF 90 F SI 90 F SL 82 X SI 91 0-2 SF8 ② 2-3 3-H			C SL 80 B CH 84 C FF 90 B ST 79 C FF 91 2-3 K ②		B FF 96 X FF 96 1-0 1-2 2-H 1B		B FF 97 B FF 96 C FF 95 B FF 98 C SL 87 B SL 88 4-2 38 BB 2-3 BB	3	0	1	2	1	1	0
38 Steven Kwan, L (1, 7) OBP: 0.370, SLG: 0.380	B SI 91 C SI 92 S CH 85 X CH 86 1-2 G4-3 ②		B SI 91 C SI 91 B CH 86 F SI 91 X ST 81 2-2 F7 ③			C ST 79 X CH 85 0-1 G3 ③		B SL 87 C FF 96 B SL 87 X FF 95 2-1 P5 ③		B FF 96 B SL 85 B FF 95 B FF 95 4-0 1-2 BB	4	0	0	0	1	0	3
11 José Ramírez, S (1, 5) OBP: 0.380, SLG: 0.563	C SL 82 B CH 87 F CH 86 B FF 91 F CH 86 X SL 83 2-2 F7 ③			B CU 78 F FF 91 X CH 84 1-1 P6 ①			B FF 90 C CH 84 B FF 91 X CH 84 2-1 F7 ①		C FF 95 M SL 86 B FF 95 B SL 85 F FF 94 B FF 96 B SL 85 4-2 6 HR BB	B FF 97 C FF 94 F FF 96 S SL 87 1-3 K ③	4	1	0	0	1	1	3
6 Owen Miller, R (1, 3) OBP: 0.357, SLG: 0.531		C FF 90 X CH 84 0-1 G6-3 ①		B FF 91 S SL 81 B SL 82 T CH 85 X SI 91 2-2 G1-3 ②			C ST 78 X CH 85 0-1 L8 ②		B SL 86 C FF 94 X SL 87 1-1 1-H HR		4	1	1	2	0	0	0
1 Amed Rosario, R (1, 6) OBP: 0.279, SLG: 0.289		C FF 90 X SL 81 0-1 F9 ②		C SL 81 B CH 86 S FF 92 B ST 81 B ST 81 X SI 91 3-2 G6-3 ③			B FF 91 C CH 84 S FF 91 C FF 91 1-3 K ③		F SL 86 F SL 86 B SL 86 X FF 94 1-2 G4-3 ①		4	0	0	0	0	1	0
0 Andrés Giménez, L (1, 4) OBP: 0.340, SLG: 0.552		C ST 80 X ST 80 0-1 L3 ③			C CH 84 C CH 85 X CH 85 0-2 G4-3 ①			B SI 89 X CH 84 1-0 35 S 7 1B 1B	X SL 86 0-0 G3 ②		4	1	1	0	0	0	0
9 Richie Palacios, L (1, 10) OBP: 0.333, SLG: 0.324			F FF 90 C CH 84 X FF 91 0-2 17 G5-4-3 35 1B 7 SF8 1B		B SI 90 B ST 79 X SI 90 2-0 F8 ②			B SI 90 X CH 83 1-0 P4 ①	S SL 86 C SL 86 F FF 94 B FF 93 X FF 93 1-2 F7 ③	0-0 7 WP	4	1	1	0	0	0	1
35 Óscar Mercado, R (1, 9) OBP: 0.235, SLG: 0.432			C SL 80 B FF 88 1 SAFE F SL 82 1 SAFE X SL 82 1-2 7 SF8 17 G5-4-3 1-2 1B		B SI 89 X CH 84 1-0 G5-3 ③			C SI 90 S ST 78 F ST 79 B SL 80 X SL 80 1-2 F8 ② 1-2		F FF 96 S FF 95 B FF 97 S FF 96 1-3 K ①	4	0	1	0	0	1	1
17 Austin Hedges, R (1, 2) OBP: 0.233, SLG: 0.278 32 Franmil Reyes, R (8, PH) OBP: 0.264, SLG: 0.293 28 Ernie Clement, R (8, PR) OBP: 0.281, SLG: 0.255 12 Luke Maile, R (9, 2) OBP: 0.300, SLG: 0.444			S FF 90 C FF 91 F SL 84 F SL 82 B SL 82 B SL 82 F SI 90 X SL 82 2-2 G5-4-3 ① 1-2 2-3			B FF 89 S SL 81 X SL 81 1-1 P2 ①		B SI 90 B SL 81 F SL 81 S SL 82 B SL 83 B FF 92 4-2 7 1B BB		F FF 96 C FF 96 F FF 96 F FF 94 S SL 88 0-3 K ②	2 0 0 1	0 0 0 0	0 0 0 0	0 1 0 0	0 0 0 0	0 0 0 1	2 0 0 0
Inning Stats	R: 0 H: 0 E: 0 LOB: 0 K: 0 BB: 0 S: 8 P: 11	R: 0 H: 0 E: 0 LOB: 0 K: 0 BB: 0 S: 6 P: 6	R: 1 H: 2 E: 0 LOB: 1 K: 0 BB: 0 S: 19 P: 24	R: 0 H: 0 E: 0 LOB: 0 K: 0 BB: 0 S: 8 P: 14	R: 0 H: 0 E: 0 LOB: 0 K: 0 BB: 0 S: 5 P: 8	R: 0 H: 0 E: 0 LOB: 0 K: 1 BB: 0 S: 7 P: 10	R: 0 H: 0 E: 0 LOB: 0 K: 1 BB: 0 S: 7 P: 10	R: 1 H: 2 E: 0 LOB: 2 K: 0 BB: 1 S: 11 P: 21	R: 2 H: 1 E: 0 LOB: 0 K: 0 BB: 1 S: 13 P: 20	R: 0 H: 0 E: 0 LOB: 3 K: 3 BB: 2 S: 13 P: 23	1B: 4 2B: 0 3B: 0 HR: 1	SF: 1 SAC: 0 DP: 0 HBP: 0					

PITCHER		IP	WLS	BF	H	R	ER	SO	BB	IBB	HBP	BLK	WP	HR	S	P	ERA	WHIP
71 Connor Overton, R ERA: 1.82	(1, 1)	7.2		27	3	2	2	2	1	0	0	0	0	0	68	98	2.35	0.522
64 Tony Santillan, R ERA: 6.75	(8, 1)	0.1	H	2	1	0	0	0	0	0	0	0	0	0	3	6	0.00	3.000
77 Art Warren, R ERA: 7.11	(9, 1)	1.0	W	5	1	2	2	0	1	0	0	0	0	1	13	20	18.00	2.000
43 Alexis Díaz, R ERA: 0.52	(10, 1)	1.0	S	5	0	0	0	3	2	0	0	0	1	0	13	23	0.00	2.000

PITCHER	IP	WLS	BF	H	R	ER	SO	BB	IBB	HBP	BLK	WP	HR	S	P	ERA	WHIP

BOTTOM

Cincinnati Reds @ Cleveland Guardians

Progressive Field, Cleveland, OH

Tue May 17 2022, 6:11 PM - 9:33 PM EDT

Att. 12,916 - Clear - 60 F

livebaseballscorecards.com

AB	34
R	4
H	5
RBI	4
BB	4
SO	5
LOB	10

WP: 1 PA: 39
PB: 0
SB: 1
CS: 0

Cincinnati Reds @ Cleveland Guardians

Progressive Field, Cleveland, OH

Thu May 19 2022, 1:11 PM - 3:58 PM EDT

Att. 8,510 - Partly Cloudy - 64 F

livebaseballscorecards.com

TOP

Batter	1	2	3	4	5	6	7	8	9	AB	R	H	RBI	BB	SO	LOB
29 TJ Friedl, L (1, 9) OBP: 0.229, SLG: 0.230	C SI 93 X SI 94 0-1 ① P5		C SI 93 C FC 89 X SI 94 0-2 ③ F9			C FC 90 S FC 89 X FC 90 0-2 ② F8		P FF 93 L FF 97 F FS 90 B FF 98 X FF 96 2-2 ② SF7 3-H		3	0	0	1	0	0	0
22 Brandon Drury, R (1, 4) (8, 5) OBP: 0.333, SLG: 0.509	C FF 93 F FF 94 B FC 89 B SI 94 B FC 89 F SI 94 X SI 94 3-2 ② G5-3			C FC 88 B FC 88 C FC 87 B SI 92 F FC 89 X SI 93 2-2 28 1B 1B		B SI 94 F SI 93 F SI 94 B CH 86 X SI 94 2-2 ③ P4		B SL 86 B FS 89 C FF 97 B SL 85 F FF 96 B FS 88 4-2 BB		3	0	1	0	1	0	0
28 Tommy Pham, R (1, 7) OBP: 0.354, SLG: 0.376	C SI 94 S FC 89 B FC 89 F CH 85 F SI 93 S FC 88 1-3 ③ K			B SI 93 F SI 93 X SI 93 1-1 ① 9 G4-5-3 1-3 1B			C FC 88 F FC 87 S FC 84 0-3 ① K	C FF 90 S FF 92 C CH 75 0-3 ③ K		4	0	1	0	0	3	1
9 Mike Moustakas, L (1, 5) (8, 3) OBP: 0.330, SLG: 0.398		B CH 84 C CH 85 C FC 89 S SI 94 1-3 ① K		B FC 88 D FC 89 1 SAFE C SI 94 X CH 85 2-1 ②③ G4-5-3 1-2f			F SI 93 B FC 88 C FC 88 B CH 85 B FC 88 F SI 93 X FC 87 3-2 ② F8		C FF 90 C FF 91 S FF 92 0-3 ① K	4	0	0	0	0	2	1
37 Tyler Stephenson, R (1, 2) OBP: 0.384, SLG: 0.545		C FF 94 C FF 94 F SI 94 X FC 89 0-2 16 FC5-6 1B			C FC 89 B SI 94 S CH 85 F SI 93 F CH 85 B FC 83 X CH 87 2-2 ① F8		C SI 94 F SI 93 B SI 94 B SI 94 F SI 93 C CH 86 2-3 ③ K		C SL 83 S CH 76 B CH 76 T FF 92 1-2 ② K	4	0	1	0	0	2	0
12 Tyler Naquin, L (1, 10) OBP: 0.316, SLG: 0.486		B CH 85 X CH 85 1-0 ② F7			X CH 86 0-0 HR			F FF 96 B FF 97 T FF 97 X FF 98 1-2 16 1B 17 1B 1B	F FF 92 F CH 75 B FF 92 B FF 92 F CH 77 F FF 92 X CH 74 2-2 ③ L7	4	2	2	1	0	0	1
16 Colin Moran, L (1, 3) OBP: 0.293, SLG: 0.376 4 Matt Reynolds, R (8, PR) OBP: 0.362, SLG: 0.282 (8, 4)		C SI 93 F FC 89 B FF 94 X CH 85 1-2 ③ FC5-6 1-2f			F FC 88 F FC 89 B SI 92 B SI 94 X FC 87 2-2 17 G3-6 1B			T FF 98 1 SAFE 1 SAFE S FS 90 X FS 88 0-2 17 1B 3 FC 1-3 1B		3 0	0 1	2 0	0 0	0 0	0 0	1 0
17 Kyle Farmer, R (1, 6) OBP: 0.278, SLG: 0.317			X SI 93 0-0 ① G4-3			C FC 89 B SI 93 F SI 92 X FC 89 1-2 ②③ G3-6 1-2f		C FF 98 X FS 90 0-1 3 FC 29 SF7 1-2 3-H 1B		3	1	1	1	0	0	1
3 Albert Almora Jr., R (1, 8) OBP: 0.321, SLG: 0.370			B FF 94 F SI 93 X FC 89 1-1 ② F7			C FF 93 F SI 92 B SI 93 F FC 88 S CH 86 1-3 ① K		X FF 96 0-0 ① FC 1-3 2-H		3	0	0	0	0	1	1

Inning Stats																																	
	R: 0	E: 0	K: 1	S: 11	H: 0	LOB: 0	BB: 0	P: 15	R: 0	E: 0	K: 1	S: 11	H: 1	LOB: 1	BB: 0	P: 14	R: 0	E: 0	K: 0	S: 6	H: 0	LOB: 0	BB: 0	P: 7	R: 0	E: 0	K: 0	S: 8	H: 2	LOB: 0	BB: 0	P: 13
	R: 1	E: 0	K: 0	S: 12	H: 2	LOB: 0	BB: 0	P: 17	R: 0	E: 0	K: 1	S: 10	H: 0	LOB: 0	BB: 0	P: 13	R: 0	E: 0	K: 2	S: 11	H: 0	LOB: 0	BB: 0	P: 16	R: 3	E: 1	K: 1	S: 18	H: 3	LOB: 1	BB: 1	P: 24
	R: 0	E: 0	K: 2	S: 11	H: 0	LOB: 0	BB: 0	P: 14	1B: 7	2B: 0	3B: 0	HR: 1	SF: 1	SAC: 1	DP: 2	HBP: 0	WP: 0	PB: 0	SB: 0	CS: 0	PA: 33											

PITCHER		IP	WLS	BF	H	R	ER	SO	BB	IBB	HBP	BLK	WP	HR	S	P	ERA	WHIP
47 Cal Quantrill, R ERA: 3.48	(1, 1)	7.0		23	5	1	1	5	0	0	0	0	0	1	69	95	1.29	0.714
37 Trevor Stephan, R ERA: 2.7	(8, 1)	0.2	L	6	3	3	2	0	1	0	0	0	0	0	15	21	27.00	6.000
49 Eli Morgan, R ERA: 3.38	(8, 1)	1.1		4	0	0	0	3	0	0	0	0	0	0	14	17	0.00	0.000

PITCHER		IP	WLS	BF	H	R	ER	SO	BB	IBB	HBP	BLK	WP	HR	S	P	ERA	WHIP

AB	31
R	4
H	8
RBI	3
BB	1
SO	8
LOB	6

BOTTOM

Cincinnati Reds @ Cleveland Guardians

Progressive Field, Cleveland, OH

Thu May 19 2022, 1:11 PM - 3:58 PM EDT

Att. 8,510 - Partly Cloudy - 64 F

livebaseballscorecards.com

Batter	1	2	3	4	5	6	7	8	9	AB	R	H	RBI	BB	SO	LOB
7 Myles Straw, R (1, 8) OBP: 0.344, SLG: 0.308	L9		K			F9		BB		3	1	0	0	1	1	0
38 Steven Kwan, L (1, 9) OBP: 0.374, SLG: 0.373	G5-3		G4-3			BB		BB		2	0	0	0	2	0	0
11 José Ramírez, S (1, 5) OBP: 0.377, SLG: 0.553	F8		F8			K		6 G6-4-3 1B		4	0	1	1	0	1	1
28 Ernie Clement, R (8, PR) (9, 5) OBP: 0.281, SLG: 0.255										0	0	0	0	0	0	0
6 Owen Miller, R (1, 3) OBP: 0.353, SLG: 0.529		1 1B 32 SF8 2B	P4				G4-3	G6-4-3		4	1	1	0	0	0	2
1 Amed Rosario, R (1, 6) OBP: 0.286, SLG: 0.290		1B	K				32 S BB		G4-3	3	0	1	0	1	1	0
32 Franmil Reyes, R (1, 10) OBP: 0.264, SLG: 0.288		SF8			F8		BB		K	2	0	0	1	1	1	0
0 Andrés Giménez, L (1, 4) OBP: 0.327, SLG: 0.530		F7			F9		F7		L9	4	0	0	0	0	0	3
9 Richie Palacios, L (1, 7) OBP: 0.308, SLG: 0.297		G5-3			L4		G6-3			3	0	0	0	0	0	3
17 Austin Hedges, R (1, 2) OBP: 0.225, SLG: 0.268			F9			K			G6-3	3	0	0	0	0	1	0
Inning Stats	R: 0 E: 0 K: 0 S: 12 H: 0 LOB: 0 BB: 0 P: 16	R: 1 E: 0 K: 0 S: 11 H: 2 LOB: 1 BB: 0 P: 17	R: 0 E: 0 K: 1 S: 10 H: 0 LOB: 0 BB: 0 P: 14	R: 0 E: 0 K: 1 S: 7 H: 0 LOB: 0 BB: 0 P: 14	R: 0 E: 0 K: 0 S: 7 H: 0 LOB: 0 BB: 0 P: 12	R: 0 E: 0 K: 2 S: 14 H: 0 LOB: 1 BB: 1 P: 22	R: 0 E: 0 K: 0 S: 11 H: 0 LOB: 2 BB: 2 P: 21	R: 1 E: 0 K: 0 S: 13 H: 1 LOB: 2 BB: 2 P: 24	R: 0 E: 0 K: 1 S: 7 H: 0 LOB: 0 BB: 0 P: 9	1B: 2 2B: 1 3B: 0 HR: 0	SF: 1 SAC: 0 DP: 1 HBP: 0						

	AB	28
	R	2
	H	3
	RBI	2
	BB	5
	SO	5
	LOB	9

PITCHER		IP	WLS	BF	H	R	ER	SO	BB	IBB	HBP	BLK	WP	HR	S	P	ERA	WHIP
30 Tyler Mahle, R ERA: 5.23	(1, 1)	6.1		23	2	1	1	4	2	0	0	0	0	0	67	105	1.42	0.632
85 Luis Cessa, R ERA: 3.52	(7, 1)	0.2	W	3	0	0	0	0	1	0	0	0	0	0	5	11	0.00	1.500
43 Alexis Díaz, R ERA: 1.02	(8, 1)	0.1	H	4	1	1	1	0	2	0	0	0	0	0	10	20	27.00	9.000
64 Tony Santillan, R ERA: 5.84	(8, 1)	1.2	S	4	0	0	0	1	0	0	0	0	0	0	10	13	0.00	0.000

PITCHER	IP	WLS	BF	H	R	ER	SO	BB	IBB	HBP	BLK	WP	HR	S	P	ERA	WHIP

Batter	1	2	3	4	5	6	7	8	9	AB	R	H	RBI	BB	SO	LOB
8 Robbie Grossman, S (1, 9) OBP: 0.319, SLG: 0.233	X SI 94 0-0 ① F9		C SI 92 1 SAFE S FC 89 F CU 76 B SI 92 B FC 88 F CU 76 X FC 88 2-2 ② F7 1-2			C FC 87 S CU 76 X CU 76 0-2 ② G3-1		C FF 96 B CH 88 B CH 89 F FF 98 S FF 97 2-3 ③ K		4	0	0	0	0	1	1
9 Willi Castro, S (1, 7) (8, 8) OBP: 0.338, SLG: 0.397	C SI 93 X FC 90 0-1 ② G4-3		B CU 76 X FC 87 1-0 ③ G3			F FC 87 T FC 87 S FC 87 0-3 ③ K			C FC 99 S SL 91 B SL 91 F FC 99 F SL 92 F FC 101 C FC 101 1-3 ① K	4	0	0	0	0	2	1
24 Miguel Cabrera, R (1, 10) OBP: 0.321, SLG: 0.390	C B SI 93 B FC 88 B CU 78 F SL 76 C CU 78 3-3 ③ K			B FC 87 C SI 92 B FC 87 F SI 92 B SI 93 X FC 88 3-2 ① G5-3			C FC 87 B CU 76 C SI 91 B FC 86 X FC 86 2-2 ① F9		F FC 101 F FC 100 X FC 100 0-2 ② G6-3	4	0	0	0	0	1	0
28 Javier Báez, R (1, 6) OBP: 0.244, SLG: 0.308		C SI 93 B SL 83 X SI 93 1-1 ① G4-3		C SI 92 F FC 87 X CU 76 0-2 ② G1-3			F SI 90 X FS 86 0-1 ② 46 E 20 SF7 1B		F FC 101 S SL 93 S SL 94 0-3 ③ K	4	1	1	0	0	1	0
46 Jeimer Candelario, S (1, 5) OBP: 0.257, SLG: 0.328		C FC 88 S CU 77 B SI 94 B FC 89 B CU 77 F FC 89 F CU 78 F FC 88 F FC 86 4-2 B SI 94 20 2B 7 L5 BB		F SI 92 B CU 76 C FC 87 B FF 92 F FC 88 F CU 77 X FC 87 2-2 ③ P5			F FC 87 B FC 88 F CU 75 D FS 86 F FC 87 X CU 75 2-2 E1 1-3			2	0	0	0	1	0	1
20 Spencer Torkelson, R (1, 3) OBP: 0.290, SLG: 0.321		F SI 93 X SI 92 0-1 ① 1-3 2B			C SI 92 B CU 76 F FC 87 F SI 93 F SL 81 X CU 76 1-2 ① G5-3		S FC 86 X SL 83 0-1 ② SF7 3-H			2	0	1	1	0	0	0
7 Jonathan Schoop, R (1, 4) OBP: 0.203, SLG: 0.250		C FC 85 X CU 76 0-1 ② ③ L5 3-3			X SI 91 0-0 ② F8		C FF 96 F FF 96 F FF 96 X FF 96 0-2 ③ L3			3	0	0	0	0	0	3
15 Tucker Barnhart, L (1, 2) OBP: 0.303, SLG: 0.298			C CU 75 B FC 88 X FC 87 1-1 ① G6-3		F FC 86 S FC 87 B CU 76 F FC 87 X CU 76 1-2 ③ G4-3			C CH 88 B FF 95 F FF 96 B SL 86 X CH 89 2-2 ① G3		3	0	0	0	0	0	0
54 Derek Hill, R (1, 8) OBP: 0.236, SLG: 0.250 30 Harold Castro, L (8, PH) OBP: 0.304, SLG: 0.409 (8, 7)			B SI 92 X SI 92 1-0 ② 8 S 1B			C CU 74 B FC 85 S CU 75 B SI 92 F FC 87 B CU 77 S FC 86 3-3 ① K		B FF 96 C FF 96 B FF 96 S FF 96 S FF 97 2-3 ② K		2 1	0 0	1 0	0 0	0 0	1 1	0 0
Inning Stats	R: 0 E: 0 K: 1 S: 6 H: 0 LOB: 0 BB: 0 P: 9	R: 0 E: 0 K: 0 S: 12 H: 1 LOB: 1 BB: 1 P: 17	R: 0 E: 0 K: 0 S: 9 H: 1 LOB: 1 BB: 0 P: 14	R: 0 E: 0 K: 0 S: 11 H: 0 LOB: 0 BB: 0 P: 16	R: 0 E: 0 K: 0 S: 10 H: 0 LOB: 0 BB: 0 P: 12	R: 0 E: 0 K: 2 S: 10 H: 0 LOB: 0 BB: 0 P: 13	R: 1 E: 1 K: 0 S: 15 H: 1 LOB: 1 BB: 0 P: 19	R: 0 E: 0 K: 2 S: 9 H: 0 LOB: 0 BB: 0 P: 15	R: 0 E: 0 K: 2 S: 12 H: 0 LOB: 0 BB: 0 P: 13	1B: 2 2B: 2 3B: 0 HR: 0 SF: 1 SAC: 0 DP: 1 HBP: 0						

TOP

Detroit Tigers @ Cleveland Guardians

Progressive Field, Cleveland, OH

Fri May 20 2022, 7:11 PM - 9:49 PM EDT

Att. 23,874 - Cloudy - 84 F

livebaseballscorecards.com

AB	29
R	1
H	3
RBI	1
BB	1
SO	7
LOB	6

WP: 0 PB: 0 SB: 1 CS: 0 PA: 31

PITCHER		IP	WLS	BF	H	R	ER	SO	BB	IBB	HBP	BLK	WP	HR	S	P	ERA	WHIP
43 Aaron Civale, R ERA: 7.84	(1, 1)	6.1	W	23	3	1	0	3	1	0	0	0	0	0	67	94	0.00	0.632
62 Enyel De Los Santos, R ERA: 3.0	(7, 1)	1.2	H	5	0	0	0	2	0	0	0	0	0	0	15	21	0.00	0.000
48 Emmanuel Clase, R ERA: 2.93	(9, 1)	1.0		3	0	0	0	2	0	0	0	0	0	0	12	13	0.00	0.000

PITCHER	IP	WLS	BF	H	R	ER	SO	BB	IBB	HBP	BLK	WP	HR	S	P	ERA	WHIP

Batter	1	2	3	4	5	6	7	8	9	AB	R	H	RBI	BB	SO	LOB
7 Myles Straw, R (1, 8) OBP: 0.354, SLG: 0.328	X FF 93 0-0 1 G6-4-3 1B		B SL 91 B CH 84 C SI 95 B SL 90 C SI 95 X FF 96 3-2 ②③ G4-3 1-2			X FC 89 0-0 1 1B 11 HR 2-3 1B		B SI 96 B SL 86 X SI 96 2-0 1 2B 2B		4	2	3	0	0	0	1
1 Amed Rosario, R (1, 6) OBP: 0.292, SLG: 0.305	B SL 89 B SI 92 S FF 94 F FF 93 B KC 78 F SL 91 1 SAFE X SL 91 3-2 ①② G6-4-3 1-2f			F SL 89 F FF 95 X CH 86 0-2 ① G6-3		X FC 90 0-0 11 HR 1-2 3-H 1B		B SI 96 C SI 96 X SL 87 1-1 11 G3 6 SF9 2-H 2B		4	2	2	2	0	0	1
11 José Ramírez, S (1, 5) OBP: 0.380, SLG: 0.588	C SI 95 F SL 91 B SI 97 X KC 78 1-2 3B			C FF 94 X SL 92 0-1 ② G6-3		X FF 96 0-0 1-H 2-H HR		C FF 96 F CH 90 X CH 89 0-2 ① G3 2-3		4	1	2	3	0	0	1
6 Owen Miller, R (1, 3) OBP: 0.342, SLG: 0.514	X SL 92 0-0 ③ G6-3			C FF 96 B CH 84 S SL 91 S FF 96 1-3 ③ K		C FF 96 F FF 96 B SL 85 B FF 96 F FF 96 B SL 86 F FF 96 F FC 87 T FC 89 3-2 ① K		S SI 92 D SL 81 B SL 80 F SI 92 X SI 93 2-2 ② SF9 3-H		3	0	0	1	0	2	1
32 Franmil Reyes, R (1, 10) OBP: 0.263, SLG: 0.287		C FF 94 F SI 96 B SL 92 F SI 97 B KC 80 C SL 92 2-3 ① K			C FF 94 C FF 95 B SL 92 X SI 96 1-2 28 FC1-5-4 1B	C FF 97 B FF 97 S FC 90 S FC 89 1-3 ② K		X FF 93 0-0 ③ L7		4	0	1	0	0	2	0
35 Óscar Mercado, R (1, 9) OBP: 0.227, SLG: 0.417		B FF 95 C CH 84 X CH 85 1-1 ② L9			F SL 90 B FF 95 F FF 94 S SL 91 1-3 ① K	B FC 90 C FF 97 F FC 89 B FC 91 F FF 97 B FC 87 X FF 96 3-2 ③ L3				3	0	0	0	0	1	1
2 Yu Chang, R (1, 4)		B SL 91 C SI 96 F SL 91 B SL 92 C SI 97 2-3 ③ K			F SL 89 B SL 91 F FF 94 F SI 96 F SL 91 D CH 86 S CH 84 2-3 ② K		C SI 96 F SI 95 X SL 88 0-2 ① F9			3	0	0	0	0	2	1
28 Ernie Clement, R (1, 7) OBP: 0.283, SLG: 0.259			C FF 93 F KC 78 X KC 79 0-2 7 CS 1B		C SL 90 X SL 90 0-1 ③ FC1-5-4 1-2f		C SI 98 X SI 97 0-1 ② G6-3			3	0	1	0	0	0	1
17 Austin Hedges, R (1, 2) OBP: 0.228, SLG: 0.282			C SI 94 C SL 92 F SL 93 X SI 96 0-2 ① F9			C FF 97 X SL 85 0-1 7 1B 1 1B 2B	C SI 98 B SL 88 S SL 89 C SI 98 1-3 ③ K			3	1	1	0	0	1	1
Inning Stats	R: 0 E: 0 K: 0 S: 9 H: 2 LOB: 1 BB: 0 P: 13	R: 0 E: 0 K: 2 S: 9 H: 0 LOB: 0 BB: 0 P: 14	R: 0 E: 0 K: 0 S: 10 H: 1 LOB: 0 BB: 0 P: 13	R: 0 E: 0 K: 1 S: 8 H: 0 LOB: 0 BB: 0 P: 9	R: 0 E: 0 K: 2 S: 13 H: 1 LOB: 1 BB: 0 P: 17	R: 4 E: 0 K: 2 S: 18 H: 4 LOB: 0 BB: 0 P: 25	R: 0 E: 0 K: 1 S: 8 H: 0 LOB: 0 BB: 0 P: 9	R: 2 E: 0 K: 0 S: 10 H: 2 LOB: 0 BB: 0 P: 15		1B: 5 2B: 3 3B: 1 HR: 1 SF: 1 SAC: 0 DP: 1 HBP: 0				WP: 0 PB: 0 SB: 0 CS: 1 PA: 32		

PITCHER		IP	WLS	BF	H	R	ER	SO	BB	IBB	HBP	BLK	WP	HR	S	P	ERA	WHIP
29 Tarik Skubal, L ERA: 2.22	(1, 1)	5.0		17	4	0	0	5	0	0	0	0	0	0	49	66	0.00	0.800
50 Jacob Barnes, R ERA: 4.2	(6, 1)	1.0	L	7	4	4	4	2	0	0	0	0	0	1	18	25	36.00	4.000
68 Jason Foley, R ERA: 3.38	(7, 1)	1.1		6	2	2	2	1	0	0	0	0	0	0	14	18	13.50	1.500
66 Drew Carlton, R ERA:	(8, 1)	0.2		2	0	0	0	0	0	0	0	0	0	0	4	6	0.00	0.000

PITCHER	IP	WLS	BF	H	R	ER	SO	BB	IBB	HBP	BLK	WP	HR	S	P	ERA	WHIP

BOTTOM

Detroit Tigers @ Cleveland Guardians

Progressive Field, Cleveland, OH

Fri May 20 2022, 7:11 PM - 9:49 PM EDT

Att. 23,874 - Cloudy - 84 F

livebaseballscorecards.com

AB	31
R	6
H	10
RBI	6
BB	0
SO	8
LOB	8

Detroit Tigers @ Cleveland Guardians

Progressive Field, Cleveland, OH

Sun May 22 2022, 2:01 PM - 4:46 PM EDT

Att. 15,554 - Overcast - 54 F

TOP

livebaseballscorecards.com

Batter	1	2	3	4	5	6	7	8	9	AB	R	H	RBI	BB	SO	LOB
8 Robbie Grossman, S (1, 9) OBP: 0.324, SLG: 0.244	B FF 91 C FF 92 B FC 88 C FF 91 B FF 91 B FF 91 4-2 9 G3-1 9 S 24 2B BB	C FC 87 1 SAFE C FF 91 1 SAFE 0-2 ③ PO 1-2	B CH 85 F FC 86 X FF 90 1-1 9 FC6-5 2B		C FC 86 F KC 81 X FF 90 0-2 E3 1-3 2-H		C FF 91 S KC 81 S SL 83 0-3 ③ K			3	1	1	0	1	1	2
9 Willi Castro, S (1, 7) OBP: 0.319, SLG: 0.373	B FC 88 S FF 90 B KC 82 F FC 85 X KC 82 2-2 ① G3-1 1-3		X SL 86 0-0 ① FC6-5 24 L6-3 2-3		1 SAFE 1 SAFE C FC 85 C FC 86 B KC 80 S KC 82 1-3 ② K			X FC 90 0-0 ① G6-3		4	0	0	0	0	1	4
24 Miguel Cabrera, R (1, 10) OBP: 0.319, SLG: 0.394	B FF 91 X SL 83 1-0 3-H 2B		B FF 90 1 SAFE F FF 90 B FF 90 S FC 87 X SL 84 2-2 ②③ L6-3 1-1		S FF 90 D SL 85 D CH 86 S FF 90 S KC 82 2-3 ③ K			B FC 89 B FC 90 S FC 90 C SI 91 S FC 95 2-3 ② K		4	0	1	1	0	2	3
28 Javier Báez, R (1, 6) OBP: 0.244, SLG: 0.331	C FF 91 S FF 91 B SL 84 D FC 86 S FF 92 2-3 ② K			S SL 84 S SL 84 B FC 84 X FF 91 1-2 ① L8		C FF 89 S FF 90 B FF 91 F FF 90 S SL 84 1-3 ① K		B FC 91 B FC 90 F FC 90 X FC 91 2-1 HR		4	1	1	1	0	2	1
46 Jeimer Candelario, S (1, 5) OBP: 0.250, SLG: 0.319	C KC 81 B FF 91 S FF 92 S KC 81 1-3 ③ K			C KC 81 B KC 81 X FF 90 1-1 ② F7		B CH 85 B FC 85 X SL 85 2-0 ② G3-1		C CH 82 F FC 91 C FC 94 0-3 ③ K		4	0	0	0	0	2	1
20 Spencer Torkelson, R (1, 3) OBP: 0.281, SLG: 0.309		B FF 90 F FF 90 C FC 86 X SL 85 1-2 ① G6-3		X FF 90 0-0 ③ F9		C FF 89 S SL 84 B SL 83 S SL 84 1-3 ③ K			S FF 95 F FF 96 B FF 96 X CU 82 1-2 ① G6-3	4	0	0	0	0	1	0
7 Jonathan Schoop, R (1, 4) OBP: 0.211, SLG: 0.252		B FF 91 F FF 91 B FF 91 B FF 91 B FC 86 4-1 15 S 41 1B BB			C SL 82 F FF 89 B SL 84 S SL 85 1-3 ① K		B SL 84 B FF 89 F FF 90 F FC 86 X KC 81 2-2 1B		B CU 80 S FF 96 B SI 96 B FF 96 X FF 96 3-1 ② G1-3	3	1	1	0	1	1	0
15 Tucker Barnhart, L (1, 2) OBP: 0.301, SLG: 0.295		B FC 86 C FF 91 B KC 81 S FC 86 B KC 81 S FC 87 3-3 ② K 1-2			C CH 86 S KC 81 B KC 81 X KC 81 1-2 41 1B 8 E 1B		C FC 86 S KC 81 D KC 82 F KC 81 S SL 84 1-3 ① K		C FF 96 X CU 82 0-1 ③ G5-3	4	1	1	0	0	2	2
41 Daz Cameron, R (1, 8) OBP: 0.333, SLG: 0.273		X FC 86 0-0 8 PO 2-H 1B			C FF 90 F SL 84 X SL 85 0-2 8 E 1-2 1B		X FF 90 0-0 ② L9			3	0	2	1	0	0	1
Inning Stats	R: 1 E: 0 K: 2 S: 12 H: 1 LOB: 1 BB: 1 P: 22	R: 1 E: 0 K: 1 S: 10 H: 1 LOB: 1 BB: 1 P: 18	R: 0 E: 0 K: 0 S: 6 H: 1 LOB: 0 BB: 0 P: 9	R: 0 E: 0 K: 0 S: 6 H: 0 LOB: 0 BB: 0 P: 8	R: 1 E: 1 K: 3 S: 18 H: 2 LOB: 2 BB: 0 P: 23	R: 0 E: 0 K: 2 S: 8 H: 0 LOB: 0 BB: 0 P: 12	R: 0 E: 0 K: 2 S: 11 H: 1 LOB: 1 BB: 0 P: 14	R: 1 E: 0 K: 2 S: 9 H: 1 LOB: 0 BB: 0 P: 13	R: 0 E: 0 K: 0 S: 7 H: 0 LOB: 0 BB: 0 P: 11	1B: 4 2B: 3 3B: 0 HR: 1 SF: 0 SAC: 0 DP: 1 HBP: 0						

	AB	33
	R	4
	H	7
	RBI	3
	BB	2
	SO	12
	LOB	14

PITCHER		IP	WLS	BF	H	R	ER	SO	BB	IBB	HBP	BLK	WP	HR	S	P	ERA	WHIP
57 Shane Bieber, R ERA: 3.55	(1, 1)	7.0	L	28	6	3	2	10	2	0	0	0	0	0	71	106	2.57	1.143
27 Bryan Shaw, R ERA: 5.68	(8, 1)	1.0		4	1	1	1	2	0	0	0	0	0	1	9	13	9.00	1.000
31 Sam Hentges, L ERA: 1.2	(9, 1)	1.0		3	0	0	0	0	0	0	0	0	0	0	7	11	0.00	0.000

PITCHER	IP	WLS	BF	H	R	ER	SO	BB	IBB	HBP	BLK	WP	HR	S	P	ERA	WHIP

WP: 0 PB: 0 SB: 2 CS: 0 PA: 36

BOTTOM

Detroit Tigers @ Cleveland Guardians

Progressive Field, Cleveland, OH

Sun May 22 2022, 2:01 PM - 4:46 PM EDT

Att. 15,554 - Overcast - 54 F

livebaseballscorecards.com

Batter	1	2	3	4	5	6	7	8	9	AB	R	H	RBI	BB	SO	LOB
7 Myles Straw, R (1, 8) OBP: 0.346, SLG: 0.319	C FF 91 C SL 86 B SL 83 X FF 90 1-2 **G4-3** ①	C SL 84 B FF 91 B FF 92 X SL 84 2-1 **G3** ③			D SL 81 X CH 86 1-0 **F8** ①			B KC 85 B FF 96 C SI 96 F SI 96 C SI 97 2-3 **K** ①		4	0	0	0	0	1	1
1 Amed Rosario, R (1, 7) OBP: 0.291, SLG: 0.303	C SL 84 T SL 83 F SL 84 X FF 92 0-2 6 1B 11 S 1B		C FF 91 B CH 83 F SL 84 F FF 93 X SL 83 1-2 **G6-3** ①		D SL 83 X FF 91 1-0 **F8-4-3** ② ③ 1-1			C KC 86 B CH 90 B KC 87 X SI 97 2-1 **G4-3** ②		4	1	1	0	0	0	1
11 José Ramírez, S (1, 5) OBP: 0.383, SLG: 0.580	B SL 84 B CH 86 F FF 91 B CH 86 F CH 85 F CH 84 B FF 92 4-2 22 BB 6 1B 1-2 BB		C SL 84 C CH 86 B FF 92 B SL 84 F FF 94 F FF 94 X CH 87 2-2 **G1-3** ②			B CH 84 X FF 91 1-0 **L9** ①		B CH 92 B KC 85 C KC 86 S CH 91 B CH 91 D KC 86 4-2 BB		2	0	0	0	2	0	0
6 Owen Miller, R (1, 4) OBP: 0.347, SLG: 0.514	F SL 85 X SL 84 0-1 22 BB 1-2 2-H 1B		C FF 93 X FF 92 0-1 **L7** ③			B FF 92 X CH 86 1-0 1B		B SI 96 C SI 97 B KC 86 S SI 97 S KC 88 2-3 **K** ③		4	0	2	1	0	1	1
22 Josh Naylor, L (1, 3) OBP: 0.395, SLG: 0.649	C FF 92 F FF 92 B SL 84 D CH 85 B CH 85 B CH 86 4-2 1-2 2-3 BB			B FF 91 B FF 93 B FF 92 C FF 92 X FF 93 3-1 HR		S SL 80 B FF 93 F FF 91 S SL 83 1-3 **K** ②			F SI 99 S FF 99 H FF 99 1-2 0 G4-6-3 HBP	2	1	1	1	1	1	1
32 Franmil Reyes, R (1, 10) OBP: 0.255, SLG: 0.278	S SL 84 S SL 83 S SL 83 0-3 **K** ②			F SL 85 B FF 92 X SL 83 1-1 **G6-3** ①		1 SAFE B FF 92 F SI 92 X SI 92 1-1 **F9** ③			F SI 98 D SI 97 F SI 98 X SI 97 1-2 **L8** ①	4	0	0	0	0	1	5
0 Andrés Giménez, L (1, 6) OBP: 0.324, SLG: 0.515	C SL 84 B FF 93 X FF 92 1-1 **F7** ③			B SL 85 C FF 93 S CH 86 S CH 85 1-3 **K** ②			L FF 90 F SI 91 B SL 81 B SL 81 H SI 91 3-2 38 G4-6-3 HBP		X FF 98 0-0 **G4-6-3** ② ③ 1-2f	3	0	0	0	0	1	4
38 Steven Kwan, L (1, 9) OBP: 0.373, SLG: 0.371		C FF 91 C FF 92 B SL 84 F CH 85 F FF 91 F FF 92 X CH 86 1-2 17 G5-4-3 1B		C SL 82 B CH 86 B FF 92 C FF 92 B SL 82 X SL 82 3-2 **P5** ③			B FF 90 C FF 90 S SL 81 1 SAFE X SL 81 1-2 **G4-6-3** ① ② 1-2f			3	0	1	0	0	0	1
17 Austin Hedges, R (1, 2) OBP: 0.232, SLG: 0.284		B FF 92 C FF 92 1 SAFE X FF 92 1-1 **G5-4-3** ① ② 1-2f			C FF 91 B SL 83 X SL 81 1-1 1 F8-4-3 1B		B SI 96 C SI 97 C KC 86 S KC 87 1-3 **K** ③			3	0	1	0	0	1	1
Inning Stats	R: 1 H: 2 E: 0 LOB: 3 K: 1 BB: 2 S: 19 P: 29	R: 0 H: 1 E: 0 LOB: 0 K: 0 BB: 0 S: 10 P: 14	R: 0 H: 0 E: 0 LOB: 0 K: 0 BB: 0 S: 11 P: 14	R: 1 H: 1 E: 0 LOB: 0 K: 1 BB: 0 S: 10 P: 18	R: 0 H: 1 E: 0 LOB: 0 K: 0 BB: 0 S: 4 P: 7	R: 0 H: 1 E: 0 LOB: 1 K: 1 BB: 0 S: 7 P: 11	R: 0 H: 0 E: 0 LOB: 0 K: 1 BB: 0 S: 8 P: 13	R: 0 H: 0 E: 0 LOB: 1 K: 2 BB: 1 S: 10 P: 20	R: 0 H: 0 E: 0 LOB: 0 K: 0 BB: 0 S: 6 P: 8	1B: 5 SF: 0 2B: 1 SAC: 0 3B: 0 DP: 4 HR: 1 HBP: 2						WP: 0 PA: 34 PB: 0 SB: 1 CS: 0	

	AB	29
	R	2
	H	6
	RBI	2
	BB	3
	SO	6
	LOB	15

PITCHER		IP	WLS	BF	H	R	ER	SO	BB	IBB	HBP	BLK	WP	HR	S	P	ERA	WHIP
49 Alex Faedo, R ERA: 3.0	(1, 1)	5.1	W	22	6	2	2	2	2	0	0	0	0	1	56	86	3.38	1.500
37 Andrew Chafin, L ERA: 2.0	(6, 1)	1.1	H	4	0	0	0	1	0	0	1	0	0	0	10	16	0.00	0.000
55 Alex Lange, R ERA: 1.72	(7, 1)	1.1	H	5	0	0	0	3	1	0	0	0	0	0	13	24	0.00	0.750
65 Gregory Soto, L ERA: 2.92	(9, 1)	1.0	S	3	0	0	0	0	0	0	1	0	0	0	6	8	0.00	0.000

PITCHER		IP	WLS	BF	H	R	ER	SO	BB	IBB	HBP	BLK	WP	HR	S	P	ERA	WHIP

Cleveland Guardians @ Houston Astros

Minute Maid Park, Houston, TX

Mon May 23 2022, 7:12 PM - 10:14 PM CDT

Att. 28,284 - Roof Closed - 73 F

TOP

livebaseballscorecards.com

Batter	1	2	3	4	5	6	7	8	9	AB	R	H	RBI	BB	SO	LOB
7 Myles Straw, R (1, 8) OBP: 0.347, SLG: 0.317	X FF 93 0-0 ① G5-3		B FF 94 C FF 95 C FC 85 F FF 95 D SL 82 X FF 95 2-2 1 E 11 G3 1-2 1B		F FF 93 B FF 95 F FF 94 D FC 87 F FC 87 X FF 94 2-2 ① L9		C SL 89 B SL 90 B FF 99 D SL 88 B SL 90 4-1 1 1B 11 E 1-2 BB	C SI 91 X SI 91 0-1 ② FC5-2-5 1-2 3-H		4	2	1	0	1	0	3
1 Amed Rosario, R (1, 7) OBP: 0.290, SLG: 0.301 35 Óscar Mercado, R (7, 9) OBP: 0.225, SLG: 0.412	B FF 94 X FF 95 1-0 ② F7		X FC 86 0-0 FC1 11 G3 1-3 2-H		B FF 94 S FC 86 S FC 86 X FC 86 1-2 ② F8		X SL 86 0-0 11 FC6 1B 1-2 2-3	B ST 81 B ST 80 S SI 92 X SI 91 2-1 ③ F8		4 1	0 0	1 0	0 0	0 0	0 0	2 2
11 José Ramírez, S (1, 5) OBP: 0.383, SLG: 0.601	B FF 94 F FF 94 B FC 88 B CU 78 X FF 94 3-1 2B		F FC 87 F CH 85 F CH 86 X FC 86 0-2 ② G3 2-3 3-H		D CU 79 B CU 77 S CH 84 X CH 84 2-1 1-H HR		F SL 89 B SL 90 F SL 90 B FF 99 X SL 91 2-2 ① FC6 6 S 1-2f 2-H 3-H		C FF 91 B FF 91 B FF 91 F CU 75 F FF 90 F FF 91 F ST 79 F FF 91 X CU 73 2-2 ① F4	5	1	2	4	0	0	2
6 Owen Miller, R (1, 4) OBP: 0.341, SLG: 0.496	X FC 87 0-0 ③ G6-3		B FC 85 F FF 94 F FF 94 S FC 86 1-3 ③ K		B FF 93 B FF 93 F FF 93 S FC 85 B FC 86 B FC 85 4-2 BB		B FF 98 C FF 99 B FF 99 F SL 90 S FF 98 2-3 ② K 1-2		F FF 91 F FF 90 X CU 73 0-2 ② G5-3	4	0	0	0	1	2	3
22 Josh Naylor, L (1, 3) OBP: 0.384, SLG: 0.615		T FF 94 F FF 94 S FC 88 0-3 ① K	B CU 79 F FC 85 X FF 94 1-1 ① F8		X FF 93 0-0 ③ F7		D FF 98 B SL 88 B CU 86 F FF 98 B SL 88 4-1 BB		S CU 76 X CU 75 0-1 ③ G3	4	0	0	0	1	1	1
32 Franmil Reyes, R (1, 10) OBP: 0.255, SLG: 0.285		B FC 87 C FF 95 S FC 87 B FC 87 B FC 87 X FC 86 3-2 ② P3	X FF 94 0-0 2B			B SL 89 X SL 87 1-0 ① G6-3	S ST 78 B ST 78 B SI 90 F ST 79 C FF 93 2-3 ③ K			4	0	1	0	0	1	2
0 Andrés Giménez, L (1, 6) OBP: 0.313, SLG: 0.495		L CU 79 S CH 85 X FC 88 0-2 ③ L5	B CH 85 B FF 94 B FF 94 C FF 93 C FF 93 F FC 86 S FF 94 3-3 ② K			B FF 98 C CU 86 S SL 88 B SL 89 X FF 98 2-2 ② F8		C FF 91 S CH 86 X CH 87 0-2 ① G6-3		4	0	0	0	0	1	1
38 Steven Kwan, L (1, 9) OBP: 0.369, SLG: 0.367 (7, 7)			C FF 94 C CH 84 B CH 86 F FF 96 B FC 88 B FF 96 X FF 94 3-2 ① L8	C FF 93 F FF 95 C CH 86 0-3 ③ K		F FF 96 S SL 88 F SL 91 F SL 88 X FF 97 0-2 ③ F7		B FF 92 C FF 91 C FF 91 X FC 88 1-2 12 1B 7 FC5-2-5 1B	4	0	1	0	0	1	1
12 Luke Maile, R (1, 2) OBP: 0.417, SLG: 0.524			C SL 81 X FF 95 0-1 1 FC1 7 1B 1 E 1B		B FF 94 B FC 86 F FF 94 B SL 79 B FF 93 4-1 11 HR BB		X FF 98 0-0 1 1B 7 WP 11 E 1B	1 SAFE 1 SAFE C SI 90 B SI 90 X ST 80 1-1 7 FC5-2-5 1-3 1B		3	3	3	0	1	0	0

	AB	37
	R	6
	H	9
	RBI	4
	BB	4
	SO	6
	LOB	17

Inning Stats																		
	R: 0 E: 0 K: 0 S: 5	H: 1 LOB: 1 BB: 0 P: 9	R: 0 E: 0 K: 1 S: 9	H: 0 LOB: 0 BB: 0 P: 12	R: 2 E: 1 K: 1 S: 18	H: 2 LOB: 1 BB: 0 P: 24	R: 0 E: 0 K: 2 S: 10	H: 1 LOB: 1 BB: 0 P: 14	R: 2 E: 0 K: 0 S: 13	H: 1 LOB: 1 BB: 2 P: 26	R: 0 E: 0 K: 0 S: 9	H: 0 LOB: 0 BB: 0 P: 12	R: 2 E: 1 K: 2 S: 13	H: 2 LOB: 2 BB: 2 P: 27	R: 0 E: 0 K: 0 S: 12	H: 2 LOB: 2 BB: 0 P: 16	R: 0 E: 0 K: 0 S: 12	H: 0 LOB: 0 BB: 0 P: 14

| | | | | | | | | | | | | | | | | | |

Cleveland Guardians @ Houston Astros

Minute Maid Park, Houston, TX

Mon May 23 2022, 7:12 PM - 10:14 PM CDT

Att. 28,284 - Roof Closed - 73 F

livebaseballscorecards.com

BOTTOM

Batter	1	2	3	4	5	6	7	8	9	AB	R	H	RBI	BB	SO	LOB
27 Jose Altuve, R (1, 4) OBP: 0.352, SLG: 0.582	X FF 93 0-0 ① F8		B FF 93 B SL 89 F FF 91 F FF 92 B FF 93 F SL 90 X SL 88 3-2 ②③ G5-4-3 1-2f			X FF 94 0-0 2B		B FF 95 X SI 94 1-0 ② G6-3 1-2 2-3		4	0	1	0	0	0	3
23 Michael Brantley, L (1, 7) OBP: 0.363, SLG: 0.415	B FF 94 C FF 94 B FF 95 B FF 94 X FF 94 3-1 ② L8			X FF 92 0-0 ① F8		C CU 79 X FF 92 0-1 ③ L8		B FF 96 C FF 96 D SL 89 F FF 94 F FF 96 D SL 90 F FF 96 X SI 95 3-2 ③ G3-1		4	0	0	0	0	0	3
2 Alex Bregman, R (1, 5) OBP: 0.349, SLG: 0.424	C FF 94 C FF 94 X CU 81 0-2 ③ G5-3			X FF 92 0-0 ② L8			B SL 86 F CU 77 B CU 80 B CU 79 C FF 93 X FF 92 3-2 HR		F FC 100 B SL 92 B FC 100 X FC 100 2-1 ① G5-3	4	1	1	1	0	0	0
44 Yordan Alvarez, L (1, 10) OBP: 0.355, SLG: 0.568		C CU 79 B CU 80 B SL 88 S CU 81 B FF 94 F FF 94 F FF 94 B FF 94 4-2 30 G4-3 10 G1-3 BB		B FF 94 C FF 93 F CU 82 S CU 80 1-3 ③ K2-3			B FF 91 B FF 93 C FF 94 B CU 81 S FF 93 X FF 93 3-2 ① G6-3		B FC 100 X FC 100 1-0 ② G4-3	3	0	0	0	1	1	0
10 Yuli Gurriel, R (1, 3) OBP: 0.259, SLG: 0.388		F FF 93 F SL 90 X SL 89 0-2 ① G1-3 1-2			B CU 78 B FF 92 X FF 92 2-0 ① L6		X CU 80 0-0 G5-3		B FC 100 B FC 100 C FC 100 X FC 100 2-1 ③ G6-3	4	0	0	0	0	0	1
30 Kyle Tucker, L (1, 9) OBP: 0.337, SLG: 0.432		S CU 80 B FF 94 C FF 92 D CU 80 F CU 80 X SL 90 2-2 ② G4-3 2-3			B CU 79 S CU 79 F CU 80 B FF 94 B FF 94 F FF 93 C FF 94 3-3 ② K		C CU 80 F CU 80 X FF 94 0-2 ③ F8			3	0	0	0	0	1	1
3 Jeremy Peña, R (1, 6) OBP: 0.343, SLG: 0.504		B FF 93 F FF 94 X FF 94 1-1 ③ F8			B FF 93 S CU 80 B FF 94 S SL 90 X FF 94 2-2 ③ G5-3			C SI 95 B SL 80 X SL 80 1-1 27 G6-3 26 BB 1B		3	0	1	0	0	0	1
26 Jose Siri, R (1, 8) OBP: 0.295, SLG: 0.363			B FF 92 B SL 85 F FF 92 X FF 93 2-1 ① G1-3			S CU 77 B CU 79 F FF 92 F FF 93 B SL 90 X FF 92 2-2 ① G6-3		B SI 94 B SI 95 C FF 95 1 SAFE B SI 96 C FF 94 1 SAFE B FF 94 4-2 27 G6-3 1-2 BB		2	0	0	0	1	0	0
15 Martín Maldonado, R (1, 2) OBP: 0.202, SLG: 0.235			S SL 87 C FF 94 X SL 90 0-2 27 G5-4-3 1B			B FF 93 F FF 93 S CU 81 B CU 81 F CU 80 S SL 89 2-3 ② K		B SL 81 C SI 93 S SL 83 S SL 80 1-3 ① K		3	0	1	0	0	2	2

Inning Stats	R: 0 E: 0 K: 0 S: 6	H: 0 LOB: 0 BB: 0 P: 9	R: 0 E: 0 K: 0 S: 13	H: 0 LOB: 1 BB: 1 P: 20	R: 0 E: 0 K: 0 S: 9	H: 1 LOB: 0 BB: 0 P: 14	R: 0 E: 0 K: 1 S: 5	H: 0 LOB: 0 BB: 0 P: 6	R: 0 E: 0 K: 1 S: 8	H: 0 LOB: 0 BB: 0 P: 15
	R: 0 E: 0 K: 0 S: 11	H: 1 LOB: 1 BB: 0 P: 15	R: 1 E: 0 K: 0 S: 10	H: 1 LOB: 0 BB: 0 P: 16	R: 0 E: 0 K: 1 S: 13	H: 1 LOB: 2 BB: 1 P: 23	R: 0 E: 0 K: 0 S: 5	H: 0 LOB: 0 BB: 0 P: 10	1B: 2 2B: 1 3B: 0 HR: 1	SF: 0 SAC: 0 DP: 1 HBP: 0	WP: 0 PB: 0 SB: 0 CS: 0	PA: 32

PITCHER		IP	WLS	BF	H	R	ER	SO	BB	IBB	HBP	BLK	WP	HR	S	P	ERA	WHIP
24 Triston McKenzie, R ERA: 2.7	(1, 1)	7.0	W	24	3	1	1	3	1	0	0	0	0	1	62	95	1.29	0.571
52 Nick Sandlin, R ERA: 3.21	(8, 1)	0.2		4	1	0	0	1	1	0	0	0	0	0	8	15	0.00	3.000
31 Sam Hentges, L ERA: 1.17	(8, 1)	0.1		1	0	0	0	0	0	0	0	0	0	0	5	8	0.00	0.000
48 Emmanuel Clase, R ERA: 2.76	(9, 1)	1.0		3	0	0	0	0	0	0	0	0	0	0	5	10	0.00	0.000

PITCHER	IP	WLS	BF	H	R	ER	SO	BB	IBB	HBP	BLK	WP	HR	S	P	ERA	WHIP

Batter	1	2	3	4	5	6	7	8	9	AB	R	H	RBI	BB	SO	LOB
7 Myles Straw, R (1, 8) OBP: 0.345, SLG: 0.322	C SI 93 F SI 95 F CU 80 B SI 96 X SI 97 1-2 ① G6-3		C SI 95 C SI 96 B SI 96 B CU 81 X SI 96 2-2 ③ G5-3			C SI 94 B CU 78 X SI 95 1-1 ① 1 G3-1 11 G6-3 2B	F SI 95 B CU 78 C SI 95 X CU 80 1-2 ③ L6			4	1	1	0	0	0	1
1 Amed Rosario, R (1, 6) OBP: 0.282, SLG: 0.293	C CU 79 F CU 80 B FF 95 C SI 95 1-3 ② K			C SI 92 F SI 94 S SI 96 0-3 ① K		B SI 93 C CH 89 X SI 94 1-1 ① G3-1 2-3		F FF 95 B SL 86 F SL 87 X SI 95 1-2 ① L6		4	0	0	0	0	2	1
11 José Ramírez, S (1, 5) OBP: 0.386, SLG: 0.626	C SI 95 F SI 96 F SI 96 F CU 81 F CU 80 F SI 96 F CU 81 F CH 93 B FF 95 1-2 F SI 86 F SL 85 X SL 97 HR			B SI 94 B SI 94 X SI 94 2-0 22 WP 2B		D CU 80 F CH 90 X CU 80 1-1 ② G6-3 3-H		C FF 95 B FS 84 X FF 95 1-1 ② F8		4	1	2	2	0	0	0
6 Owen Miller, R (1, 4) OBP: 0.338, SLG: 0.487	C SI 94 B CU 78 X SI 95 1-1 ③ L3			S CU 78 F CU 79 F CU 80 X SI 95 0-2 ② G5-3		B FF 96 X SI 95 1-0 1B		C FF 95 C FF 94 X SI 95 0-2 ③ P4		4	0	1	0	0	0	1
22 Josh Naylor, L (1, 3) OBP: 0.367, SLG: 0.585		C SI 93 C SI 95 B SL 84 B SL 83 F SI 94 F CU 80 F FF 95 B SL 82 X CU 79 3-2 ① G3-1		B SL 82 F SI 96 X SI 96 1-1 ③ G1-3 2-3		F SI 95 S SI 96 X SI 97 0-2 ③ G6-3			F FF 95 B FF 96 B FF 95 B CH 90 X FF 96 3-1 ① L8	4	0	0	0	0	0	2
32 Franmil Reyes, R (1, 10) OBP: 0.255, SLG: 0.278		B CU 78 F SI 94 X SI 96 1-1 ② G6-3			C SI 94 B CH 90 X CH 90 1-1 ① G5-3		F CH 90 C CH 90 B CH 92 F SI 96 B CU 79 S CU 80 2-3 ① K		C SL 88 B SL 88 F SI 96 B SL 87 B SL 87 B FF 97 4-2 38 FC4-6 BB	3	0	0	0	1	1	0
35 Óscar Mercado, R (1, 9) OBP: 0.228, SLG: 0.409 38 Steven Kwan, L (9, PH) OBP: 0.366, SLG: 0.364		B SI 94 B SI 94 S SI 93 F SI 96 B SI 96 F SI 96 S CU 78 3-3 ③ K			X CH 89 0-0 ② G4-3		C CU 78 X CU 80 0-1 28 1B 17 FC5-4 1B		X FF 97 0-0 ② FC4-6 1-2f	3 1	1 0	1 0	0 0	1 0	0 0	1 1
28 Ernie Clement, R (1, 7) OBP: 0.297, SLG: 0.276			B SI 92 X SI 93 1-0 ① L9		B SI 95 C SI 94 F SI 95 F CU 80 X CH 92 1-2 1B		B CH 89 X SI 95 1-0 17 FC5-4 1-2 1B		C FF 97 B FF 96 F SI 96 B SL 87 B FF 97 S SI 96 3-3 ③ K	4	0	2	0	0	1	1
17 Austin Hedges, R (1, 2) OBP: 0.224, SLG: 0.275			X SI 92 0-0 ② F9		B SI 94 X SI 94 1-0 ③ G6-3		B SI 95 B SI 94 X SI 92 2-0 ② FC5-4 1-2f 2-H			3	0	0	1	0	0	2
Inning Stats	R: 1 E: 0 K: 1 S: 20 H: 1 LOB: 0 BB: 0 P: 24	R: 0 E: 0 K: 1 S: 12 H: 0 LOB: 0 BB: 0 P: 19	R: 0 E: 0 K: 0 S: 5 H: 0 LOB: 0 BB: 0 P: 8	R: 0 E: 0 K: 1 S: 10 H: 1 LOB: 0 BB: 0 P: 13	R: 0 E: 0 K: 0 S: 8 H: 1 LOB: 1 BB: 0 P: 11	R: 1 E: 0 K: 0 S: 10 H: 2 LOB: 1 BB: 0 P: 14	R: 1 E: 0 K: 1 S: 11 H: 2 LOB: 1 BB: 0 P: 17	R: 0 E: 0 K: 0 S: 8 H: 0 LOB: 0 BB: 0 P: 10	R: 0 E: 0 K: 1 S: 8 H: 0 LOB: 1 BB: 1 P: 18	1B: 4 2B: 2 3B: 0 HR: 1 SF: 0 SAC: 0 DP: 0 HBP: 0						

PITCHER	IP	WLS	BF	H	R	ER	SO	BB	IBB	HBP	BLK	WP	HR	S	P	ERA	WHIP
Framber Valdez, L (1, 1) ERA: 2.83	7.0	W	28	7	3	3	4	0	0	0	0	1	1	76	106	3.86	1.000
50 Héctor Neris, R (8, 1) ERA: 2.25	1.0		3	0	0	0	0	0	0	0	0	0	0	8	10	0.00	0.000
47 Rafael Montero, R (9, 1) ERA: 0.51	1.0		4	0	0	0	1	1	0	0	0	0	0	8	18	0.00	1.000

PITCHER	IP	WLS	BF	H	R	ER	SO	BB	IBB	HBP	BLK	WP	HR	S	P	ERA	WHIP

TOP

Cleveland Guardians @ Houston Astros

Minute Maid Park, Houston, TX

Tue May 24 2022, 7:12 PM - 9:56 PM CDT

Att. 26,621 - Roof Closed - 73 F

livebaseballscorecards.com

AB	34
R	3
H	7
RBI	3
BB	1
SO	5
LOB	9

WP: 1 PA: 35
PB: 0
SB: 0
CS: 0

Cleveland Guardians @ Houston Astros

Minute Maid Park, Houston, TX

Tue May 24 2022, 7:12 PM - 9:56 PM CDT

Att. 26,621 - Roof Closed - 73 F

livebaseballscorecards.com

BOTTOM

Batter	1	2	3	4	5	6	7	8	9	AB	R	H	RBI	BB	SO	LOB
27 Jose Altuve, R (1, 4) OBP: 0.357, SLG: 0.579	B FF 93 F FF 92 C FF 92 F FF 93 X FF 91 1-2 G5-3 ①		B FF 93 X FF 92 1-0 23 BB 2 2B 1-2 1B		F FF 92 B CH 86 X FF 91 1-1 23 1B 44 1B 1B	C FF 97 B FF 97 F FF 96 X SL 84 1-2 G6-3 ②				4	2	2	0	0	0	0
23 Michael Brantley, L (1, 10) OBP: 0.366, SLG: 0.414	B FF 94 B FF 93 C FF 92 X CH 86 2-1 G6-3 ②		C CU 80 B CH 88 B FF 92 D CU 80 B CH 85 4-1 2 2B 1-2 2-3 BB		F CH 87 B FF 92 B CU 80 C FF 91 F FF 92 1 SAFE F FF 92 F CU 80 X CH 87 2-2 44 1B 30 HR 1-2 1B	B FF 96 X FF 95 1-0 G3-1 ③				3	1	1	0	1	0	0
2 Alex Bregman, R (1, 5) OBP: 0.346, SLG: 0.426	C FF 92 B SL 86 F FF 92 F FF 92 S SL 85 1-3 K ③		X SL 85 0-0 1-3 2-H 3-H 2B		B CH 86 B FF 92 F CH 85 B SL 85 F CH 86 T SL 84 3-2 K ①		S FF 99 X SL 88 0-1 G6-3 ①			4	0	1	2	0	2	2
44 Yordan Alvarez, L (1, 7) OBP: 0.352, SLG: 0.559		X FF 92 0-0 P5 ①	X CH 87 0-0 G4-3 ③		C CU 79 X CH 87 0-1 30 HR 1-2 2-H 1B		C SL 87 S FF 99 F FF 99 B SL 86 X SL 88 1-2 G4-3 ②			4	1	1	1	0	0	2
10 Yuli Gurriel, R (1, 3) OBP: 0.252, SLG: 0.378		F FF 93 B FF 93 S SL 82 F SL 85 B SL 83 B CH 85 F CH 86 F SL 83 F FF 92 3-2 F SL 85 X FF 90 P3 ②		S SL 86 F FF 93 X FF 93 0-2 G3-1 ①	F FF 93 S SL 85 B SL 83 F SL 84 S SL 85 1-3 K ②		C FF 99 X FF 98 0-1 L8 ③			4	0	0	0	0	1	2
30 Kyle Tucker, L (1, 9) OBP: 0.335, SLG: 0.447	F FF 92 S CU 79 B FF 93 F FF 93 F CU 80 S CH 87 1-3 K ③			X CH 86 0-0 G3-1 ②	S FF 93 F CU 81 X CU 81 0-2 1-H 2-H HR			X FF 91 0-0 L8 ①		4	1	1	3	0	1	0
3 Jeremy Peña, R (1, 6) OBP: 0.347, SLG: 0.504			F FF 93 C FF 92 S SL 87 0-3 K ①	B FF 93 X FF 91 1-0 20 E 20 2B 1B	F SL 84 F SL 84 X SL 86 0-2 1B			F SL 81 F CH 76 B FF 91 B FF 92 S CH 77 2-3 K ②		4	1	2	0	0	2	0
20 Chas McCormick, R (1, 8) OBP: 0.283, SLG: 0.405			X FF 93 0-0 F9 ②	1 SAFE 1 SAFE B SL 84 C CH 86 S SL 86 B SL 84 X FF 92 2-2 1-H 2B	F FF 94 B SL 85 B FF 95 S FF 95 S FF 96 2-3 K ③			S SL 81 F FF 92 B SL 86 F CH 76 S FF 92 1-3 K ③		4	0	1	1	0	2	1
15 Martín Maldonado, R (1, 2) OBP: 0.205, SLG: 0.230			B FF 92 F FF 94 H FF 93 2-1 23 BB 27 1B 2 2B HBP	X SL 85 0-0 G5-3 ③		C SL 84 F FF 96 B SL 84 B FF 96 T FF 97 2-2 K ①				2	1	0	0	0	1	1
Inning Stats	R: 0 E: 0 K: 1 S: 10 H: 0 LOB: 0 BB: 0 P: 14	R: 0 E: 0 K: 1 S: 14 H: 0 LOB: 0 BB: 0 P: 18	R: 2 E: 0 K: 1 S: 9 H: 2 LOB: 2 BB: 1 P: 16	R: 1 E: 1 K: 0 S: 9 H: 2 LOB: 1 BB: 0 P: 12	R: 4 E: 0 K: 3 S: 26 H: 5 LOB: 1 BB: 0 P: 35	R: 0 E: 0 K: 1 S: 7 H: 0 LOB: 0 BB: 0 P: 11	R: 0 E: 0 K: 0 S: 8 H: 0 LOB: 0 BB: 0 P: 9	R: 0 E: 0 K: 2 S: 8 H: 0 LOB: 0 BB: 0 P: 11		1B: 6 2B: 2 3B: 0 HR: 1 SF: 0 SAC: 0 DP: 0 HBP: 1				WP: 0 PB: 0 SB: 0 CS: 0 PA: 35	

	AB	R	H	RBI	BB	SO	LOB
AB	33						
R	7						
H	9						
RBI	7						
BB	1						
SO	9						
LOB	8						

PITCHER		IP	WLS	BF	H	R	ER	SO	BB	IBB	HBP	BLK	WP	HR	S	P	ERA	WHIP
34 Zach Plesac, R ERA: 5.4	(1, 1)	4.2	L	25	9	7	7	5	1	0	1	0	0	1	65	90	13.50	2.143
62 Enyel De Los Santos, R ERA: 2.61	(5, 1)	1.1		4	0	0	0	2	0	0	0	0	0	0	10	16	0.00	0.000
26 Anthony Gose, L ERA: 4.76	(7, 1)	1.0		3	0	0	0	0	0	0	0	0	0	0	8	9	0.00	0.000
49 Eli Morgan, R ERA: 3.18	(8, 1)	1.0		3	0	0	0	2	0	0	0	0	0	0	8	11	0.00	0.000

PITCHER	IP	WLS	BF	H	R	ER	SO	BB	IBB	HBP	BLK	WP	HR	S	P	ERA	WHIP

Cleveland Guardians @ Houston Astros

Minute Maid Park, Houston, TX

Wed May 25 2022, 7:12 PM - 10:10 PM CDT

Att. 25,412 - Roof Closed - 73 F

TOP

livebaseballscorecards.com

Batter	1	2	3	4	5	6	7	8	9	AB	R	H	RBI	BB	SO	LOB
7 Myles Straw, R (1, 8) OBP: 0.337, SLG: 0.313	F FF 93 F FF 93 B FF 92 B SL 78 S FF 94 2-3 ① K		F FF 95 B SL 80 C SL 78 B SL 80 F FF 95 F FF 94 X FF 94 2-2 ③ L9			C SL 79 C SL 79 B SL 80 F SL 79 X FF 94 1-2 ② F9	C SI 94 B SI 93 X SI 94 1-1 ③ F9			4	0	0	0	0	1	2
1 Amed Rosario, R (1, 7) OBP: 0.281, SLG: 0.292	F FF 94 T SL 78 S SL 79 0-3 ② K			B SL 77 B SL 78 T FF 93 F FF 93 F SL 80 F FF 94 F FF 94 S FF 94 2-3 ① K		F FF 93 B SL 79 S SL 80 X SL 80 1-2 11 2B 1B		C SI 95 B SL 88 B SI 96 B SI 95 X FF 96 3-1 ① G6-3		4	0	1	0	0	2	0
11 José Ramírez, S (1, 5) OBP: 0.389, SLG: 0.627	B KC 75 B FF 94 B FF 95 B FF 94 4-0 BB			B FF 95 B FF 94 C CH 86 C FF 94 B KC 77 X FF 93 3-2 ② P5		D KC 77 X FF 92 1-0 1-3 2B		B FF 95 F SI 96 B CH 92 X FF 96 2-1 ② F8		3	0	1	0	1	0	0
6 Owen Miller, R (1, 3) OBP: 0.328, SLG: 0.471	D SL 80 1 SAFE T FF 94 F FF 94 1 SAFE 1 SAFE S SL 79 1-3 ③ K			B SL 82 B FF 94 X FF 93 2-0 ③ F8		B SL 87 B FF 99 X FF 98 2-0 ③ L8		C FF 97 F SL 88 B FF 97 B SI 96 F SL 88 C SI 96 2-3 ③ K		4	0	0	0	0	2	3
22 Josh Naylor, L (1, 10) OBP: 0.362, SLG: 0.565		F FF 93 S FF 93 B FF 92 S FF 94 1-3 ① K			F FF 92 C FF 94 F FF 91 B KC 76 B KC 76 S FF 94 2-3 ① K		B FF 94 B FF 94 F FF 95 B FF 94 B FF 94 4-1 38 G6-3 0 1B 17 WP BB		C FF 94 F FF 95 X FF 94 0-2 ① G6-3	3	1	0	0	1	2	0
0 Andrés Giménez, L (1, 6) OBP: 0.310, SLG: 0.486		B FF 94 B FF 93 S FF 93 C FF 95 S FF 94 2-3 ② K			S FF 94 S FF 94 B FF 92 X KC 76 1-2 ② L9		C SL 85 B SL 84 X SL 84 1-1 17 WP 38 G6-3 1-2 1B		F FF 94 S FF 94 B FF 95 B CU 82 S FF 95 2-3 ② K	4	0	1	0	0	2	0
28 Ernie Clement, R (1, 4) OBP: 0.294, SLG: 0.274		C FF 96 B SL 81 S SL 79 S SL 80 1-3 ③ K			C SL 78 S SL 78 B SL 80 B FF 94 X SL 79 2-2 1B		D FF 93 C FF 94 B FF 94 F FF 94 C FF 95 2-3 ① K		X CU 82 0-0 ③ G6-3	4	0	1	0	0	2	2
38 Steven Kwan, L (1, 9) OBP: 0.358, SLG: 0.354			B FF 93 F FF 93 X CH 84 1-1 ① G4-3		C FF 93 B FF 93 C FF 93 1 SAFE B FF 94 F FF 93 F FF 94 F FF 94 X SL 80 2-2 ③ P5		B FF 95 C FF 94 B FF 93 F FF 94 D FF 94 F FF 93 X FF 92 3-2 ② G6-3 1-2 2-3			3	0	0	0	0	0	3
17 Austin Hedges, R (1, 2) OBP: 0.228, SLG: 0.269			B SL 80 B SL 80 X FF 94 2-0 ② P5			C SL 78 S FF 92 S SL 78 0-3 ① K	S FF 94 B FF 94 B SL 88 S FS 84 B FS 84 B FF 93 4-2 2-3 3-H BB			2	0	0	0	1	1	0
Inning Stats	R: 0 E: 0 K: 3 S: 9 H: 0 LOB: 1 BB: 1 P: 16	R: 0 E: 0 K: 3 S: 9 H: 0 LOB: 0 BB: 0 P: 13	R: 0 E: 0 K: 0 S: 8 H: 0 LOB: 0 BB: 0 P: 13	R: 0 E: 0 K: 1 S: 10 H: 0 LOB: 0 BB: 0 P: 17	R: 0 E: 0 K: 1 S: 16 H: 1 LOB: 1 BB: 0 P: 23	R: 0 E: 0 K: 1 S: 12 H: 2 LOB: 2 BB: 0 P: 17	R: 1 E: 0 K: 1 S: 14 H: 1 LOB: 2 BB: 2 P: 29	R: 0 E: 0 K: 1 S: 8 H: 0 LOB: 0 BB: 0 P: 15	R: 0 E: 0 K: 1 S: 7 H: 0 LOB: 0 BB: 0 P: 9	1B: 3 2B: 1 3B: 0 HR: 0	SF: 0 SAC: 0 DP: 0 HBP: 0	WP: 1 PB: 0 SB: 0 CS: 0	PA: 34			

	AB	31
	R	1
	H	4
	RBI	0
	BB	3
	SO	12
	LOB	10

PITCHER		IP	WLS	BF	H	R	ER	SO	BB	IBB	HBP	BLK	WP	HR	S	P	ERA	WHIP
53 Cristian Javier, R ERA: 2.43	(1, 1)	5.2	W	21	3	0	0	9	1	0	0	0	0	0	63	96	0.00	0.706
45 Ryne Stanek, R ERA: 1.13	(6, 1)	0.1	H	1	0	0	0	0	0	0	0	0	0	0	1	3	0.00	0.000
62 Blake Taylor, L ERA: 4.3	(7, 1)	0.2	H	4	1	1	1	1	1	0	0	0	0	0	10	20	13.50	3.000
50 Héctor Neris, R ERA: 2.21	(7, 1)	0.1	H	2	0	0	0	0	1	0	0	0	1	0	4	9	0.00	3.000
47 Rafael Montero, R ERA: 0.48	(8, 1)	1.0	H	3	0	0	0	1	0	0	0	0	0	0	8	15	0.00	0.000

PITCHER		IP	WLS	BF	H	R	ER	SO	BB	IBB	HBP	BLK	WP	HR	S	P	ERA	WHIP
55 Ryan Pressly, R ERA: 2.7	(9, 1)	1.0	S	3	0	0	0	1	0	0	0	0	0	0	7	9	0.00	0.000

Batter	1	2	3	4	5	6	7	8	9	AB	R	H	RBI	BB	SO	LOB
27 Jose Altuve, R (1, 4) OBP: 0.354, SLG: 0.568	C SI 93 B FC 86 X SI 94 1-1 F7 ①		1 SAFE 1 SAFE 1 SAFE F SI 94 1 SAFE B FC 89 F SI 93 F CH 86 D FC 91 2-3 K ① 1-2		F SI 94 C SI 94 F FC 88 D FC 85 D FC 89 F CH 86 X SI 94 2-2 23 SF8-4 2-3 1B		B FF 97 B FF 96 X FF 96 2-0 L5 ②			4	0	1	0	0	1	1
23 Michael Brantley, L (1, 7) OBP: 0.363, SLG: 0.408	X SI 94 0-0 F8 ②		B FC 90 2 SAFE B FC 90 B FC 90 B FC 88 4-0 44 BB 2-3 BB		F CH 85 B CH 84 X SI 93 1-1 ① ② SF8-4 1-2 3-H		B FF 96 C FF 97 B FS 90 X FF 96 2-1 G3 ③			2	0	0	1	1	0	0
2 Alex Bregman, R (1, 5) OBP: 0.344, SLG: 0.421	B SI 93 C SI 92 X SI 94 1-1 G1-3 ③		B SI 94 F SI 94 F SI 94 D FC 88 T CH 87 2-2 K ②		C FC 88 X FC 90 0-1 G5-3 ③			B FC 94 X FC 92 1-0 1B		4	0	1	0	0	1	2
44 Yordan Alvarez, L (1, 10) OBP: 0.356, SLG: 0.551		S SI 93 S FC 89 B FC 88 F CH 85 S SI 94 1-3 K ①	B FC 87 B CH 84 B FC 89 B SI 95 4-0 1-2 BB			F SI 92 B FC 88 B FC 88 S CH 84 B FC 90 B CH 83 4-2 16 FC6-4 10 1B 18 SF7 BB		C FC 95 B CU 82 F FC 95 S FC 96 1-3 K ①		2	1	0	0	2	2	1
10 Yuli Gurriel, R (1, 3) OBP: 0.258, SLG: 0.381		C SI 94 B SI 92 F CH 85 B FC 89 B FC 90 X FC 90 3-2 18 1B 1B	X SI 95 0-0 F9 ③			B SI 93 C SI 94 S CH 86 F SI 93 F CH 86 F SI 95 X SI 95 1-2 16 FC6-4 1-2 1B		C SL 86 D SI 93 B FC 94 F FC 94 S SL 84 2-3 K ②		4	0	2	0	0	1	4
16 Aledmys Díaz, R (1, 6) OBP: 0.265, SLG: 0.293		B FC 89 B SI 93 X SI 94 2-0 P4 ②		X SI 92 0-0 G6-3 ①		F SI 94 X FC 90 0-1 ① ① FC6-4 18 SF7 1-2f 2-3		F FC 94 F SL 85 D FC 95 F FC 94 D SL 86 S FC 91 2-3 K ③		4	0	0	0	0	1	4
18 Jason Castro, L (1, 2) OBP: 0.265, SLG: 0.175		F SI 92 X FC 90 0-1 1-2 1B		S SI 93 B SI 93 B FF 93 F SI 91 B SI 93 F SI 92 B SI 93 4-2 14 G6-4-3 BB		X CH 83 0-0 ② ② SF7 1-2 3-H				1	0	1	1	1	0	0
14 Mauricio Dubón, R (1, 8) OBP: 0.230, SLG: 0.362		B SI 94 X SI 94 1-0 F8 ③		B SI 94 C FC 87 X SI 94 1-1 ② ③ G6-4-3 1-2f		F FC 90 B FC 90 X SI 94 1-1 F8 ③				3	0	0	0	0	0	4
26 Jose Siri, R (1, 9) OBP: 0.308, SLG: 0.386			C SI 94 X SI 93 0-1 23 E 27 S 1B		B SI 91 S FC 86 X SI 92 1-1 27 1B 23 SF8-4 2B		C FF 95 S SL 88 S SL 88 0-3 K ①			3	1	2	0	0	1	0
Inning Stats	R: 0 E: 0 K: 0 S: 5 H: 0 LOB: 0 BB: 0 P: 7	R: 0 E: 0 K: 1 S: 11 H: 2 LOB: 2 BB: 0 P: 18	R: 0 E: 1 K: 2 S: 13 H: 1 LOB: 3 BB: 2 P: 25	R: 0 E: 0 K: 0 S: 6 H: 0 LOB: 0 BB: 1 P: 11	R: 1 E: 0 K: 0 S: 11 H: 2 LOB: 0 BB: 0 P: 15	R: 1 E: 0 K: 0 S: 13 H: 1 LOB: 1 BB: 1 P: 19	R: 0 E: 0 K: 1 S: 6 H: 0 LOB: 0 BB: 0 P: 10	R: 0 E: 0 K: 3 S: 11 H: 1 LOB: 1 BB: 0 P: 17		1B: 6 2B: 2 3B: 0 HR: 0 SF: 2 SAC: 0 DP: 2 HBP: 0		WP: 0 PB: 0 SB: 1 CS: 0 PA: 33				

PITCHER		IP	WLS	BF	H	R	ER	SO	BB	IBB	HBP	BLK	WP	HR	S	P	ERA	WHIP
47 Cal Quantrill, R ERA: 3.42	(1, 1)	6.0	L	26	6	2	2	3	4	0	0	0	0	0	59	95	3.00	1.667
37 Trevor Stephan, R ERA: 2.55	(7, 1)	1.0		3	0	0	0	1	0	0	0	0	0	0	6	10	0.00	0.000
27 Bryan Shaw, R ERA: 5.27	(8, 1)	1.0		4	1	0	0	3	0	0	0	0	0	0	11	17	0.00	1.000

PITCHER	IP	WLS	BF	H	R	ER	SO	BB	IBB	HBP	BLK	WP	HR	S	P	ERA	WHIP

BOTTOM

Cleveland Guardians @ Houston Astros

Minute Maid Park, Houston, TX

Wed May 25 2022, 7:12 PM - 10:10 PM CDT

Att. 25,412 - Roof Closed - 73 F

livebaseballscorecards.com

AB	27
R	2
H	7
RBI	2
BB	4
SO	7
LOB	16

Batter	1	2	3	4	5	6	7	8	9	AB	R	H	RBI	BB	SO	LOB
7 Myles Straw, R (1, 8) OBP: 0.335, SLG: 0.312	F FF 94 B FF 94 S CH 85 F CH 85 X SL 93 1-2 L9		C FF 95 X SL 92 0-1 FC4-5 11 G6-3 1 E 6 1B 2-3		C SL 90 F FF 92 X CH 85 0-2 1B			X SI 95 0-0 G1-3		4	1	1	0	0	0	1
1 Amed Rosario, R (1, 6) OBP: 0.287, SLG: 0.293	C SL 91 X KC 77 0-1 F9		1 SAFE B SI 95 B SL 90 C SI 95 F SL 91 F KC 78 F KC 78 F FF 96 B SL 92 4-2 B SI 88 11 G6-3 6 1B 1-2 BB		F FF 96 B FF 94 X SL 90 1-1 F9			C SI 97 S SL 88 F FF 97 X SL 86 0-2 1B		3	1	1	0	1	0	1
11 José Ramírez, S (1, 10) OBP: 0.385, SLG: 0.617	X SI 96 0-0 L9		C SL 91 C KC 78 F SL 92 X CH 87 0-2 G6-3 1-2 2-3		D SL 90 F SL 87 F CH 83 B FF 95 X CH 83 2-2 F8			B CH 90 B SI 97 X CH 88 2-0 6 FC5-4 1B		4	0	1	0	0	0	3
6 Owen Miller, R (1, 4) OBP: 0.326, SLG: 0.464		C SL 91 S CH 85 S CH 86 0-3 K	C SL 91 S KC 79 X KC 78 0-2 2-H 3-H 1B			C FF 95 S CH 83 S CH 86 0-3 K		C SI 95 1 SAFE F SI 97 D SL 90 X SL 87 1-2 FC5-4 1-2f		4	0	1	2	0	2	1
22 Josh Naylor, L (1, 3) OBP: 0.347, SLG: 0.539		B SL 91 B SI 96 X SL 91 2-0 G4-3	B FF 97 C SL 91 B SL 92 C SI 96 B SI 96 S SL 92 3-3 K			C SI 95 X SI 96 0-1 G3			B SL 90 S FF 100 F FF 98 B SL 88 B SL 90 F SL 89 F FF 99 X FF 98 3-2 P3	4	0	0	0	0	1	1
39 Oscar Gonzalez, R (1, 9) OBP: 0.500, SLG: 0.750		B FF 94 C FF 95 F KC 77 B CH 85 X FF 96 2-2 28 FC6-4 1B		B SL 89 F FF 93 F CH 83 B FF 95 X SL 92 2-2 G4-3		C SL 90 B FF 96 X CH 85 1-1 G5-3			B SI 99 B SI 98 S FF 99 S FF 98 B FF 98 X FF 98 3-2 2B	4	0	2	0	0	0	0
28 Ernie Clement, R (1, 5) OBP: 0.278, SLG: 0.258		C FF 94 B FF 95 C SL 92 F SL 92 X SI 96 1-2 FC6-4 1-2f		C SL 90 S CH 85 X SL 93 0-2 G5-3			F SL 91 B CH 86 B CH 84 X SI 95 2-1 L9		F FF 99 F FF 99 S FF 99 0-3 K	4	0	0	0	0	1	2
35 Óscar Mercado, R (1, 7) OBP: 0.229, SLG: 0.402			C SI 94 B SL 92 C CH 84 B SL 93 F SI 96 X SI 97 2-2 12 2B 1B	X SL 90 0-0 L8			B SI 95 B CH 84 S SI 98 F SI 96 S FF 96 2-3 K		S SL 90 B FF 98 D SL 88 X FF 101 2-1 F9	4	1	1	0	0	1	1
12 Luke Maile, R (1, 2) OBP: 0.407, SLG: 0.542			B SL 91 X SL 91 1-0 7 FC4-5 1-H 2B		C FF 91 B CH 81 C FF 95 X SL 90 1-2 F8		B SL 91 B SL 92 C SI 94 C SL 92 S SL 94 2-3 K			3	0	1	1	0	1	0

Inning Stats	1	2	3	4	5	6	7	8	9
R:	0	0	3	0	0	0	0	0	0
E:	0	0	1	0	0	0	0	0	0
K:	0	1	1	0	0	1	2	0	1
S:	7	11	22	7	11	7	8	9	13
H:	0	1	3	0	1	0	0	2	1
LOB:	0	1	1	0	1	0	0	1	1
BB:	0	0	1	0	0	0	0	0	0
P:	8	16	32	9	15	8	14	12	21

PITCHER		IP	WLS	BF	H	R	ER	SO	BB	IBB	HBP	BLK	WP	HR	S	P	ERA	WHIP
29 Tarik Skubal, L ERA: 2.44	(1, 1)	7.0		27	5	3	3	5	1	0	0	0	0	0	73	102	3.86	0.857
68 Jason Foley, R ERA: 2.84	(8, 1)	1.0		4	2	0	0	0	0	0	0	0	0	0	9	12	0.00	2.000
65 Gregory Soto, L ERA: 2.45	(9, 1)	1.0	W	4	1	0	0	1	0	0	0	0	0	0	13	21	0.00	1.000

PITCHER	IP	WLS	BF	H	R	ER	SO	BB	IBB	HBP	BLK	WP	HR	S	P	ERA	WHIP

TOP

Cleveland Guardians @ Detroit Tigers

Comerica Park, Detroit, MI

Thu May 26 2022, 7:11 PM - 10:03 PM EDT

Att. 12,764 - Overcast - 70 F

livebaseballscorecards.com

AB	34
R	3
H	8
RBI	3
BB	1
SO	6
LOB	10

1B:	6	SF:	0	WP:	0	PA:	35		
2B:	2	SAC:	0	PB:	0				
3B:	0	DP:	0	SB:	0				
HR:	0	HBP:	0	CS:	0				

BOTTOM

Cleveland Guardians @ Detroit Tigers

Comerica Park, Detroit, MI

Thu May 26 2022, 7:11 PM - 10:03 PM EDT

Att. 12,764 - Overcast - 70 F

livebaseballscorecards.com

Batter	1	2	3	4	5	6	7	8	9	AB	R	H	RBI	BB	SO	LOB
8 Robbie Grossman, S (1, 7) OBP: 0.315, SLG: 0.243	B FF 91 X FF 90 1-0 24 BB 28 1B 1B	F CH 82 X FF 91 0-1 7 SF8 24 1B 1-3 2B		B CU 78 F FF 93 C FF 93 F FF 92 B CH 85 B CH 85 B FF 93 4-2 24 1B 7 BB BB		X FF 93 0-0 ② F8			F FF 96 S FS 89 S FS 89 0-3 ① K	4	2	2	0	1	1	0
7 Jonathan Schoop, R (1, 4) OBP: 0.222, SLG: 0.294	C CU 75 B FF 90 B CH 81 B CH 82 S FF 91 S FF 92 3-3 ① K	S CH 82 B CH 83 F FF 91 B SL 83 X FF 90 2-2 ② SF8 2-3 3-H		B FF 91 B FF 91 S FF 92 B FF 91 B FF 89 4-1 24 1B 1-2 BB		C FF 93 X SL 85 0-1 ③ G5-3			F FF 97 B SL 87 B FF 97 C FF 96 F FS 88 X SL 88 2-2 24 WP 24 1B 2B	3	1	1	1	1	1	1
24 Miguel Cabrera, R (1, 10) OBP: 0.346, SLG: 0.407	B FF 90 B FF 92 B CU 76 B FF 90 4-0 20 BB 28 1B 1-2 BB	B FF 92 B FF 90 S FF 92 S FF 94 B FF 93 F FF 91 X CH 84 3-2 3-H 1B		C FF 91 C FF 90 B FF 91 F FF 94 X FF 93 1-2 1-2 2-3 1B			X FF 92 0-0 ① P3		F FF 96 B FF 96 S FS 89 X FF 95 1-2 2-H 1B	4	0	3	2	1	0	0
28 Javier Báez, R (1, 6) OBP: 0.248, SLG: 0.321	S SL 81 X FF 91 0-1 20 BB 1-2 2-H 1B	F FF 92 B SL 82 F FF 91 B FF 90 S CH 83 2-3 ③ K		B FF 93 F FF 94 S FF 95 F FF 94 S SL 84 1-3 ② K			C FF 92 B FF 93 F FF 94 F SL 86 B FF 92 H CH 77 3-2 HBP			3	0	1	1	0	2	4
46 Jeimer Candelario, S (1, 5) OBP: 0.247, SLG: 0.320	B CH 83 B SL 81 F FF 91 F FF 92 D SL 84 S FF 92 3-3 ② K		B FF 91 C FF 91 B CH 84 X FF 90 2-1 ① P6	F FF 95 B CH 88 X FF 93 1-1 ③ F7			C CH 75 B FF 91 1 SAFE F FF 92 F FF 92 1 SAFE S FF 92 1-3 ② K			4	0	0	0	0	2	6
20 Spencer Torkelson, R (1, 3) OBP: 0.292, SLG: 0.309	D CU 77 F FF 92 B CH 83 B FF 92 C FF 93 B FF 94 4-2 1-2 2-3 BB		C CU 77 B CH 82 B FF 92 X FF 91 2-1 ② F9		F FF 94 F FF 96 B FF 96 S SL 85 1-3 ① K		C CH 77 C FF 93 B FF 94 B FF 93 D SL 87 S CH 75 3-3 ③ K			3	0	0	0	1	2	1
41 Daz Cameron, R (1, 9) OBP: 0.240, SLG: 0.174	S FF 92 X FF 93 0-1 ③ F9		C FF 92 F FF 93 X SL 83 0-2 1B		B SL 84 C FF 96 B FF 96 C FF 96 F FF 96 F SL 85 X SL 84 2-2 ② P3			C FF 91 B CH 76 B CH 75 X FF 92 2-1 ① P4		4	0	1	0	0	0	3
15 Tucker Barnhart, L (1, 2) OBP: 0.280, SLG: 0.274		X FF 91 0-0 ① F7	X FF 92 0-0 ③ L8		S CH 88 C CH 87 B CH 88 X FF 95 1-2 ③ P4			S FF 92 C CH 75 X FF 92 0-2 ② F7		4	0	0	0	0	0	1
54 Derek Hill, R (1, 8) OBP: 0.258, SLG: 0.258		C FF 91 B FF 90 F FF 91 F CH 83 B FF 92 X FF 93 2-2 8 2B 7 SF8 1B		S CH 83 S CU 77 B FF 91 S CH 83 1-3 ① K		B FF 92 B FF 93 F FF 92 S FF 93 S FF 93 2-3 ① K		B FF 92 X FF 92 1-0 ③ B2		4	1	1	0	0	2	0
Inning Stats	R: 1 E: 0 K: 2 S: 13 H: 2 LOB: 3 BB: 2 P: 28	R: 2 E: 0 K: 1 S: 17 H: 3 LOB: 1 BB: 0 P: 26	R: 0 E: 0 K: 0 S: 8 H: 1 LOB: 1 BB: 0 P: 12	R: 0 E: 0 K: 2 S: 17 H: 1 LOB: 3 BB: 2 P: 29	R: 0 E: 0 K: 1 S: 11 H: 0 LOB: 0 BB: 0 P: 15	R: 0 E: 0 K: 1 S: 6 H: 0 LOB: 0 BB: 0 P: 8	R: 0 E: 0 K: 2 S: 11 H: 0 LOB: 1 BB: 0 P: 18	R: 0 E: 0 K: 0 S: 6 H: 0 LOB: 0 BB: 0 P: 9	R: 1 E: 0 K: 1 S: 10 H: 2 LOB: 1 BB: 0 P: 13	1B: 7 2B: 2 3B: 0 HR: 0 SF: 1 SAC: 0 DP: 0 HBP: 1						

	AB	33
	R	4
	H	9
	RBI	4
	BB	4
	SO	10
	LOB	16

PITCHER		IP	WLS	BF	H	R	ER	SO	BB	IBB	HBP	BLK	WP	HR	S	P	ERA	WHIP
45 Konnor Pilkington, L ERA: 3.75	(1, 1)	3.1		21	7	3	3	4	4	0	0	0	0	0	49	87	8.10	3.300
62 Enyel De Los Santos, R ERA: 2.25	(4, 1)	1.2		5	0	0	0	2	0	0	0	0	0	0	17	23	0.00	0.000
49 Eli Morgan, R ERA: 2.7	(6, 1)	3.0		10	0	0	0	3	0	0	1	0	0	0	23	35	0.00	0.000
37 Trevor Stephan, R ERA: 3.0	(9, 1)	0.1	L	3	2	1	1	1	0	0	0	0	1	0	10	13	27.00	6.000

PITCHER	IP	WLS	BF	H	R	ER	SO	BB	IBB	HBP	BLK	WP	HR	S	P	ERA	WHIP

Cleveland Guardians @ Detroit Tigers

Comerica Park, Detroit, MI

Sat May 28 2022, 4:11 PM - 7:01 PM EDT

Att. 26,134 - Sunny - 72 F

TOP

livebaseballscorecards.com

Batter	1	2	3	4	5	6	7	8	9	AB	R	H	RBI	BB	SO	LOB
7 Myles Straw, R (1, 8) OBP: 0.342, SLG: 0.312	F7		BB		G3		BB		1B	3	2	1	0	2	0	0
38 Steven Kwan, L (1, 7) OBP: 0.353, SLG: 0.342	L7		F8		F7		BB		K	4	1	0	0	1	1	3
11 José Ramírez, S (1, 5) OBP: 0.391, SLG: 0.646	G5-3			BB	G1-3		3B		HR	4	3	2	5	1	0	0
28 Ernie Clement, R (9, 5) OBP: 0.278, SLG: 0.258										0	0	0	0	0	0	0
6 Owen Miller, R (1, 4) OBP: 0.322, SLG: 0.454		F8		L9		F8			1B	5	0	1	0	0	1	2
22 Josh Naylor, L (1, 3) OBP: 0.350, SLG: 0.543		F7		2B		G6-3			F7	5	1	2	2	0	0	1
39 Oscar Gonzalez, R (1, 9) OBP: 0.500, SLG: 0.750		F8		1B		2B			G6-3	4	0	2	0	0	0	1
35 Óscar Mercado, R (7, 9) OBP: 0.227, SLG: 0.398										1	0	0	0	0	0	1
0 Andrés Giménez, L (1, 6) OBP: 0.308, SLG: 0.478			G4-3	K	G6-3			G4-3		4	0	1	0	0	1	3
9 Richie Palacios, L (1, 10) OBP: 0.326, SLG: 0.341			G4-3	1B			2B	G6-3		4	1	2	1	0	0	1
17 Austin Hedges, R (1, 2) OBP: 0.221, SLG: 0.260			K	L5			SH1-3	F9		3	0	0	0	0	1	3

	AB	37
	R	8
	H	11
	RBI	8
	BB	4
	SO	4
	LOB	15

Inning Stats										
	R: 0	H: 0	R: 0	H: 0	R: 0	H: 1	R: 2	H: 3	R: 0	H: 0
	E: 0	LOB: 0	E: 0	LOB: 0	E: 0	LOB: 2	E: 0	LOB: 2	E: 0	LOB: 0
	K: 0	BB: 0	K: 0	BB: 0	K: 1	BB: 1	K: 1	BB: 1	K: 0	BB: 0
	S: 7	P: 10	S: 4	P: 7	S: 15	P: 23	S: 15	P: 23	S: 9	P: 16

Inning Stats										
	R: 0	H: 1	R: 4	H: 3	R: 0	H: 0	R: 2	H: 3	1B: 6	SF: 0
	E: 0	LOB: 1	E: 0	LOB: 1	E: 0	LOB: 0	E: 0	LOB: 1	2B: 3	SAC: 1
	K: 0	BB: 0	K: 1	BB: 2	K: 0	BB: 0	K: 1	BB: 0	3B: 1	DP: 0
	S: 9	P: 15	S: 15	P: 28	S: 8	P: 12	S: 17	P: 24	HR: 1	HBP: 0

	WP: 0	PA: 42
	PB: 0	
	SB: 2	
	CS: 0	

PITCHER		IP	WLS	BF	H	R	ER	SO	BB	IBB	HBP	BLK	WP	HR	S	P	ERA	WHIP
49 Alex Faedo, R ERA: 3.0	(1, 1)	6.0	L	25	5	2	2	2	2	0	0	0	0	0	59	94	3.00	1.167
50 Jacob Barnes, R ERA: 5.51	(7, 1)	0.1		4	1	3	3	0	2	0	0	0	0	0	9	20	81.00	9.000
68 Jason Foley, R ERA: 3.38	(7, 1)	0.2		4	2	1	1	1	0	0	0	0	0	0	6	8	13.50	3.000
66 Drew Carlton, R ERA: 4.91	(8, 1)	2.0		9	3	2	2	1	0	0	0	0	0	1	25	36	9.00	1.500

PITCHER	IP	WLS	BF	H	R	ER	SO	BB	IBB	HBP	BLK	WP	HR	S	P	ERA	WHIP

BOTTOM

Cleveland Guardians @ Detroit Tigers

Comerica Park, Detroit, MI

Sat May 28 2022, 4:11 PM - 7:01 PM EDT

Att. 26,134 - Sunny - 72 F

livebaseballscorecards.com

Batter	1	2	3	4	5	6	7	8	9	AB	R	H	RBI	BB	SO	LOB
8 Robbie Grossman, S (1, 9) OBP: 0.313, SLG: 0.243	X FF 90 0-0 24 G5-4-3 1B			C CH 86 F FC 86 B FF 91 F SL 84 B KC 82 C KC 82 2-3 ① K		X CH 86 0-0 ① G3-1		F FF 91 B KC 81 F CH 87 F KC 82 C SL 84 1-3 ① K		4	0	1	0	0	2	1
7 Jonathan Schoop, R (1, 4) OBP: 0.223, SLG: 0.293	C FF 90 X FF 89 0-1 ① P4			X SL 84 0-0 ② L7		C FF 89 B FF 91 B FF 91 X FF 90 2-1 24 G5-3 1B		S SL 84 B SL 85 S SL 84 B FF 92 D SL 86 S SL 84 3-3 ② K		4	0	1	0	0	1	2
24 Miguel Cabrera, R (1, 10) OBP: 0.340, SLG: 0.399 13 Eric Haase, R (8, PH) OBP: 0.239, SLG: 0.277 (9, 10)	B FF 89 B FF 90 D FC 86 X FF 89 3-0 ② ③ G5-4-3 1-2f			C FF 91 X KC 81 0-1 ③ G4-3		C FC 86 X FC 85 0-1 ② G5-3 1-2		C SL 84 S SL 85 D FC 86 X SL 84 1-2 ③ P4		3 1	0 0	0 0	0 0	0 0	0 0	2 1
28 Javier Báez, R (1, 6) OBP: 0.242, SLG: 0.312		C SL 82 X SL 84 0-1 ① P6			X FF 91 0-0 ① G6-3	X FF 90 0-0 ③ P6			C SL 92 X FC 99 0-1 ① L9	4	0	0	0	0	0	1
30 Harold Castro, L (1, 3) OBP: 0.338, SLG: 0.519		B FF 90 B FF 90 X FC 86 2-0 46 G4-6-3 1B			C FF 89 C CH 86 B KC 82 F FF 92 B SL 86 B KC 82 X FC 86 3-2 ② L7		B CH 85 C FF 90 B KC 80 X FF 91 2-1 46 G4-3 9 SF8 2B		F FF 101 X SL 92 0-1 41 BB 9 1B 1B	4	1	3	0	0	0	0
46 Jeimer Candelario, S (1, 5) OBP: 0.247, SLG: 0.318		X FC 85 0-0 ② ③ G4-6-3 1-2f			C FF 91 T FC 87 X FF 91 0-2 41 1B 9 1B 1B		X FC 86 0-0 ① G4-3 2-3		F FC 99 F FC 99 D SL 91 F FC 99 S FC 99 1-3 ② K	4	0	1	0	0	1	3
9 Willi Castro, S (1, 7) OBP: 0.326, SLG: 0.358			C KC 81 B FC 85 F FF 91 X KC 81 1-2 ① G4-3		F FC 87 X FC 86 0-1 41 1B 1-2 1B		F KC 80 F FC 85 X KC 81 0-2 ② SF8 3-H		B FC 100 X FC 99 1-0 41 BB 1-2 1B	3	0	2	1	0	0	0
41 Daz Cameron, R (1, 8) OBP: 0.276, SLG: 0.192			B FF 91 C FF 91 S FF 91 B SL 85 S KC 82 2-3 ② K		F SL 84 B FF 91 C FF 91 X KC 82 1-2 1-2 2-3 1B		S SL 84 X FF 91 0-1 ③ F9		D FC 100 D FC 99 F FC 100 B FC 100 B FC 100 4-1 1-2 2-3 BB	3	0	1	0	1	1	0
15 Tucker Barnhart, L (1, 2) OBP: 0.279, SLG: 0.273			S KC 83 B FC 86 S KC 82 B FF 92 X FF 92 2-2 ③ G6-3		F FC 87 C KC 81 S KC 82 0-3 ③ K			B CH 87 B FC 87 C FC 86 C FC 86 X FF 91 2-2 1B	F FC 100 F FC 101 B FC 100 T SL 93 1-2 ③ K	4	0	1	0	0	2	6
Inning Stats	R: 0 E: 0 K: 0 S: 4 H: 1 LOB: 0 BB: 0 P: 7	R: 0 E: 0 K: 0 S: 4 H: 1 LOB: 0 BB: 0 P: 6	R: 0 E: 0 K: 1 S: 9 H: 0 LOB: 0 BB: 0 P: 14	R: 0 E: 0 K: 1 S: 7 H: 0 LOB: 0 BB: 0 P: 9	R: 0 E: 0 K: 1 S: 16 H: 3 LOB: 3 BB: 0 P: 20	R: 0 E: 0 K: 0 S: 6 H: 1 LOB: 1 BB: 0 P: 8	R: 1 E: 0 K: 0 S: 8 H: 1 LOB: 0 BB: 0 P: 10	R: 0 E: 0 K: 2 S: 13 H: 1 LOB: 1 BB: 0 P: 20	R: 0 E: 0 K: 2 S: 13 H: 2 LOB: 3 BB: 1 P: 20	1B: 9 2B: 1 3B: 0 HR: 0	SF: 1 SAC: 0 DP: 2 HBP: 0		WP: 0 PB: 0 SB: 0 CS: 0	PA: 36			

	AB	34
	R	1
	H	10
	RBI	1
	BB	1
	SO	7
	LOB	16

PITCHER		IP	WLS	BF	H	R	ER	SO	BB	IBB	HBP	BLK	WP	HR	S	P	ERA	WHIP
57 Shane Bieber, R ERA: 3.19	(1, 1)	8.0	W	30	8	1	1	5	0	0	0	0	0	0	67	94	1.12	1.000
48 Emmanuel Clase, R ERA: 2.6	(9, 1)	1.0		6	2	0	0	2	1	0	0	0	0	0	13	20	0.00	3.000

PITCHER	IP	WLS	BF	H	R	ER	SO	BB	IBB	HBP	BLK	WP	HR	S	P	ERA	WHIP

Batter	1	2	3	4	5	6	7	8	9	AB	R	H	RBI	BB	SO	LOB
7 Myles Straw, R (1, 8) OBP: 0.335, SLG: 0.304	B FF 93 X FF 93 1-0 F7		C FF 92 B FF 91 B SL 84 C FF 92 F FF 94 X FF 93 2-2 F9		C SI 96 C SI 96 D SL 86 F FS 85 F FF 96 X SL 87 1-2 G4-3			B FC 91 B FC 91 B FC 91 C FF 94 C FF 94 F FF 94 F FF 95 X FF 94 3-2 G6-3		4	0	0	0	0	0	2
1 Amed Rosario, R (1, 6) OBP: 0.280, SLG: 0.285	C FF 95 C SL 86 X FF 94 0-2 G4-3			C SL 86 F FF 92 S FF 91 0-3 K		B SI 96 X KC 86 1-0 F7		C FC 91 X FF 93 0-1 L9		4	0	0	0	0	1	0
11 José Ramírez, S (1, 5) OBP: 0.388, SLG: 0.634	B FF 91 B CH 87 C FF 93 B CH 88 X CH 87 3-1 P5			B ST 79 X FF 92 1-0 P5		C KC 86 C SI 96 B CH 90 S CH 90 1-3 K		B FC 91 B CH 88 F FC 92 B FF 96 B FF 96 4-1 22 S BB		3	0	0	0	1	1	0
22 Josh Naylor, L (1, 3) OBP: 0.346, SLG: 0.531		B FF 92 B FF 91 C FF 93 X CH 88 2-1 G6-3		B CH 87 B FF 92 B CH 86 C FF 94 X FF 92 3-1 39 FC5-4 1B		X SI 97 0-0 G6-3		C FC 90 D CH 87 S FC 90 B FF 93 C FC 92 2-3 K 1-2		4	0	1	0	0	1	1
39 Oscar Gonzalez, R (1, 9) OBP: 0.417, SLG: 0.583		B FF 94 X SL 84 1-0 0 WP 1B		D SL 86 D SL 84 X FF 94 2-0 FC5-4 1-2f			B KC 86 C KC 86 F SI 96 F CH 90 F CH 89 B KC 86 F CH 90 S KC 85 2-3 K		S FF 99 B FF 99 B FF 98 F SI 97 B FF 98 F FF 99 F CH 100 F FF 99 S FF 100 3-3 K	4	0	1	0	0	2	1
0 Andrés Giménez, L (1, 4) OBP: 0.306, SLG: 0.471		C FF 94 B FF 93 S CH 87 B CH 89 F CH 88 S FF 93 2-3 K 1-2			L FF 94 F SL 80 B FF 95 B FS 80 B FS 81 F SI 95 S SI 96 3-3 K		X FF 90 0-0 6 1B 12 SF8 1B		B FF 99 F FF 100 F FF 100 X FF 100 1-2 L7	4	1	1	0	0	2	1
9 Richie Palacios, L (1, 10) OBP: 0.333, SLG: 0.349 6 Owen Miller, R (7, PH) OBP: 0.331, SLG: 0.462 (7, 10)		S FF 93 B FF 93 F FF 93 B FF 93 S CH 88 2-3 K2-3		F SL 80 F FF 95 B FF 95 B FF 96 X FS 81 2-2 38 FC3-6 12 1B 1B		X SI 89 0-0 38 FC6 1-3 1B		B FF 100 F FF 98 B SL 89 F FF 98 X FF 100 2-2 1B	2 2	0 0	1 2	0 0	0 0	1 0	1 0
12 Luke Maile, R (1, 2) OBP: 0.387, SLG: 0.519			C FF 92 B FF 93 B FF 92 F FF 93 S SL 85 2-3 K		F FF 95 1 SAFE C SL 81 D SL 86 B FS 82 F SL 84 X FF 97 2-2 38 FC3-6 1-2 1B		X SI 89 0-0 SF8 3-H	B FF 98 C SI 98 D SL 88 X FF 99 2-1 F8		3	0	1	1	0	1	1
38 Steven Kwan, L (1, 7) OBP: 0.345, SLG: 0.333			B FF 92 X FF 91 1-0 G3		C FF 96 F FS 83 X FS 84 0-2 FC3-6 1-2f 2-3		1 SAFE B FF 88 C SL 81 D SL 80 B SL 81 F FF 90 X FF 91 3-2 FC6 1-2f			3	0	0	0	0	0	3
Inning Stats	R: 0 E: 0 K: 0 S: 6 H: 0 LOB: 0 BB: 0 P: 10	R: 0 E: 0 K: 2 S: 10 H: 1 LOB: 1 BB: 0 P: 17	R: 0 E: 0 K: 1 S: 8 H: 0 LOB: 0 BB: 0 P: 13	R: 0 E: 0 K: 1 S: 7 H: 1 LOB: 1 BB: 0 P: 13	R: 0 E: 0 K: 1 S: 19 H: 2 LOB: 2 BB: 0 P: 27	R: 0 E: 0 K: 1 S: 5 H: 0 LOB: 0 BB: 0 P: 7	R: 1 E: 0 K: 1 S: 12 H: 2 LOB: 1 BB: 0 P: 17	R: 0 E: 0 K: 1 S: 11 H: 0 LOB: 1 BB: 1 P: 20	R: 0 E: 0 K: 1 S: 14 H: 1 LOB: 1 BB: 0 P: 22	1B: 7 2B: 0 3B: 0 HR: 0 SF: 1 SAC: 0 DP: 0 HBP: 0						

PITCHER		IP	WLS	BF	H	R	ER	SO	BB	IBB	HBP	BLK	WP	HR	S	P	ERA	WHIP
45 Elvin Rodriguez, R ERA: 6.17	(1, 1)	4.0		14	2	0	0	4	0	0	0	0	1	0	31	53	0.00	0.500
58 Wily Peralta, R ERA: 0.89	(5, 1)	1.0		5	2	0	0	1	0	0	0	0	0	0	19	27	0.00	2.000
55 Alex Lange, R ERA: 1.45	(6, 1)	1.1	W	4	0	0	0	2	0	0	0	0	0	0	11	15	0.00	0.000
37 Andrew Chafin, L ERA: 3.38	(7, 1)	0.2	H	4	2	1	1	0	0	0	0	0	0	0	6	9	13.50	3.000
32 Michael Fulmer, R ERA: 3.06	(8, 1)	1.0	H	4	0	0	0	1	1	0	0	0	0	0	11	20	0.00	1.000

PITCHER		IP	WLS	BF	H	R	ER	SO	BB	IBB	HBP	BLK	WP	HR	S	P	ERA	WHIP
65 Gregory Soto, L ERA: 2.3	(9, 1)	1.0	S	4	1	0	0	1	0	0	0	0	0	0	14	22	0.00	1.000

Cleveland Guardians @ Detroit Tigers

Comerica Park, Detroit, MI

Sun May 29 2022, 1:42 PM - 4:18 PM EDT

Att. 19,990 - Sunny - 77 F

TOP

livebaseballscorecards.com

AB	33
R	1
H	7
RBI	1
BB	1
SO	9
LOB	10

WP: 1	PA: 35		
PB: 0			
SB: 1			
CS: 0			

BOTTOM

Cleveland Guardians @ Detroit Tigers

Comerica Park, Detroit, MI

Sun May 29 2022, 1:42 PM - 4:18 PM EDT

Att. 19,990 - Sunny - 77 F

livebaseballscorecards.com

Batter	1	2	3	4	5	6	7	8	9	AB	R	H	RBI	BB	SO	LOB
8 Robbie Grossman, S (1, 10) OBP: 0.311, SLG: 0.241	B FF 91 F FF 92 B CU 76 X FF 90 2-1 ① P5		C CU 78 B SL 88 F FF 91 1 SAFE 1 SAFE S SL 85 1-3 ③ K			C FF 92 B CU 79 X CU 80 1-1 HR		F FF 91 D CU 79 C FF 93 X FF 94 1-2 E5 7 FC6-4 1-2		1	0	0	0	0	0	0
46 Jeimer Candelario, S (3, PH) OBP: 0.249, SLG: 0.338										3	1	1	1	0	1	2
(4, 10)																
7 Jonathan Schoop, R (1, 4) OBP: 0.218, SLG: 0.286	B SL 88 F FF 92 X FF 92 1-1 ② L9			F FF 90 X SL 86 0-1 ① G5-3		B FF 92 X FF 92 1-0 ② G4-3		X FC 94 0-0 ③ FC6-4 1-2f		4	0	0	0	0	0	2
30 Harold Castro, L (1, 5) OBP: 0.337, SLG: 0.550	F FF 92 X FF 92 0-1 ③ L7			C FF 92 X SL 87 0-1 HR		B FF 92 F CU 80 X FF 92 1-1 ③ F8				3	1	1	1	0	0	0
28 Javier Báez, R (1, 6) OBP: 0.237, SLG: 0.306		B FF 91 B FF 92 X FF 92 2-0 ① F9		F FF 92 X SL 88 0-1 ② L6			F FF 91 X FF 93 0-1 ① F9			3	0	0	0	0	0	0
20 Spencer Torkelson, R (1, 3) OBP: 0.293, SLG: 0.304		B SL 87 B FF 89 B FF 92 B FF 91 4-0 9 CS BB		F FF 92 B FF 92 X SL 88 1-1 ③ L8			C CU 78 B SL 87 X FF 92 1-1 ② P3			2	0	0	0	1	0	0
9 Willi Castro, S (1, 7) OBP: 0.315, SLG: 0.345		B FF 91 C FF 92 B CU 76 B FF 91 S FF 91 1 SAFE S FF 91 3-3 ② ③ K 1-2			B FF 90 S FF 90 S SL 86 B CU 78 X CU 78 2-2 ① L4		C FF 92 F FF 92 B CU 78 B SL 87 B FF 92 S FF 92 3-3 ③ K			3	0	0	0	0	2	1
41 Daz Cameron, R (1, 9) OBP: 0.250, SLG: 0.172			F FF 90 C FF 92 B FF 92 C CU 78 1-3 ① K		C CU 77 B CU 79 F FF 92 F FF 92 S SL 88 1-3 ② K			B FF 91 X SL 86 1-0 ① F8		3	0	0	0	0	2	0
13 Eric Haase, R (1, 2) OBP: 0.243, SLG: 0.279			C FF 92 S SL 87 S FF 92 0-3 ② K		F FF 91 S CU 80 F FF 93 B FF 94 S CU 80 1-3 ③ K			B SL 87 X SL 86 1-0 46 E 1B		3	0	1	0	0	2	0
54 Derek Hill, R (1, 8) OBP: 0.261, SLG: 0.262			X FF 92 0-0 1B			C FF 92 X FF 92 0-1 ① L8		F FF 90 M FF 91 S CU 78 0-3 ② K		3	0	1	0	0	1	1
Inning Stats	R: 0 H: 0 E: 0 LOB: 0 K: 0 BB: 0 S: 6 P: 9	R: 0 H: 0 E: 0 LOB: 1 K: 1 BB: 1 S: 4 P: 13	R: 0 H: 1 E: 0 LOB: 1 K: 3 BB: 0 S: 10 P: 12	R: 1 H: 1 E: 0 LOB: 0 K: 0 BB: 0 S: 8 P: 9	R: 0 H: 0 E: 0 LOB: 0 K: 2 BB: 0 S: 11 P: 15	R: 1 H: 1 E: 0 LOB: 0 K: 0 BB: 0 S: 7 P: 10	R: 0 H: 0 E: 0 LOB: 0 K: 1 BB: 0 S: 7 P: 11	R: 0 H: 1 E: 1 LOB: 2 K: 1 BB: 0 S: 9 P: 12		1B: 2 SF: 0 2B: 1 SAC: 0 3B: 0 DP: 1 HR: 2 HBP: 0						

	AB	28
	R	2
	H	4
	RBI	2
	BB	1
	SO	8
	LOB	6

WP: 0 PA: 29
PB: 0
SB: 0
CS: 1

PITCHER		IP	WLS	BF	H	R	ER	SO	BB	IBB	HBP	BLK	WP	HR	S	P	ERA	WHIP
24 Triston McKenzie, R ERA: 2.65	(1, 1)	7.2	L	28	4	2	2	8	1	0	0	0	0	2	61	90	2.35	0.652
27 Bryan Shaw, R ERA: 5.14	(8, 1)	0.1		1	0	0	0	0	0	0	0	0	0	0	1	1	0.00	0.000

PITCHER	IP	WLS	BF	H	R	ER	SO	BB	IBB	HBP	BLK	WP	HR	S	P	ERA	WHIP

Kansas City Royals @ Cleveland Guardians

Progressive Field, Cleveland, OH

Mon May 30 2022, 6:12 PM - 9:01 PM EDT

Att. 15,271 - Clear - 88 F

livebaseballscorecards.com

TOP

Batter	1	2	3	4	5	6	7	8	9	AB	R	H	RBI	BB	SO	LOB
15 Whit Merrifield, R (1, 8) OBP: 0.256, SLG: 0.314	F FF 93 X FF 92 0-1 ① G4-3		B FF 92 F FF 92 C SL 86 F SL 86 X SL 86 1-2 ② L3		1 SAFE X SL 87 0-0 ③ G3			B SL 88 X FF 97 1-0 1-H 16 2B 2B	C FC 101 F FC 101 C FC 101 0-3 ② K	5	1	1	1	0	1	2
16 Andrew Benintendi, L (1, 7) OBP: 0.398, SLG: 0.428	B FF 92 B FF 92 B FF 91 X FF 92 3-0 ② F8		B FF 91 B FF 92 C CH 88 F FF 92 F FF 93 X CU 81 2-2 ③ G1-3			C CH 87 F CH 87 B FF 94 X SL 87 1-2 13 E 1B		B FS 88 B FF 96 F FF 97 B FF 96 X FF 97 3-1 13 G1-5-3 2-H 2B	F FC 101 F FC 101 D SL 93 S FC 101 1-3 ③ K 1-2	5	0	2	1	0	1	1
7 Bobby Witt Jr., R (1, 6) OBP: 0.276, SLG: 0.448	C FF 93 B FF 93 S FF 93 F FF 92 X SL 87 1-2 ③ G5-3			F FF 93 F FF 94 S FF 93 0-3 ① K		B SL 84 C CH 86 X SL 85 X FF 94 1-2 ① F9		S FF 94 B SL 81 S SL 80 B FF 95 B FF 94 B SL 79 4-2 17 BB 13 G1-5-3 BB		3	0	0	0	1	1	1
13 Salvador Perez, R (1, 2) OBP: 0.232, SLG: 0.372		B FF 92 F FF 92 S FF 93 S CU 80 1-3 ① K		C SL 86 B FF 92 F FF 94 F SL 86 C SL 83 1-3 ② K		X FF 94 0-0 ② F9 1-3		B SI 95 X SI 94 1-0 ①② G1-5-3 1-2 2-3f		4	0	0	0	0	2	3
1 MJ Melendez, L (1, 10) OBP: 0.329, SLG: 0.494		S FF 91 X CH 88 0-1 17 L8 2B		F FF 92 S FF 94 B FF 94 X FF 93 1-2 17 FC5-4 1B		B FF 93 C CH 87 F FF 94 F CU 81 S FF 93 1-3 ③ K		B FF 95 D FS 89 2-0 17 BB IBB		3	0	2	0	1	1	1
17 Hunter Dozier, R (1, 9) OBP: 0.333, SLG: 0.448		X SL 86 0-0 ② L8 2-3		F FF 92 D SL 86 X SL 86 1-1 ③ FC5-4 1-2f			S SL 85 C FF 93 C FF 94 0-3 ① K	B SL 80 B FF 95 C SI 93 B FF 94 F SI 94 B SL 79 4-2 1-2 2-3 BB		3	0	0	0	1	1	2
41 Carlos Santana, S (1, 3) OBP: 0.287, SLG: 0.242		D CU 80 C CH 86 B FF 92 C FF 92 D CU 81 X FF 90 3-2 ③ L7			C CH 86 F CH 86 F FF 93 B SL 88 F CH 87 C CU 81 1-3 ① K		B FF 93 C FF 94 X CH 75 1-1 ② P6	B SL 81 B FF 92 C SI 92 S SI 92 X SI 94 2-2 ③ P4		4	0	0	0	0	1	4
26 Emmanuel Rivera, R (1, 5) OBP: 0.288, SLG: 0.486			C FF 94 X FF 93 0-1 HR		B FF 94 B SL 86 F CH 88 B SL 85 F CH 86 F CH 87 X SL 87 3-2 ② L7		F CH 76 F CH 75 B SL 88 S FF 94 1-3 ③ K		C FC 100 X SL 92 0-1 ① L8	4	1	1	1	0	1	0
8 Nicky Lopez, L (1, 4) OBP: 0.306, SLG: 0.261			F FF 93 X CU 80 0-1 ① G1-3		X FF 93 0-0 1B			C FF 98 B FS 92 B FS 89 X FF 96 2-1 15 2B 1B	X FC 101 0-0 16 DI 1B	4	1	3	0	0	0	0
Inning Stats	R: 0 E: 0 K: 0 S: 7 H: 0 LOB: 0 BB: 0 P: 11	R: 0 E: 0 K: 1 S: 9 H: 1 LOB: 1 BB: 0 P: 13	R: 1 E: 0 K: 0 S: 12 H: 1 LOB: 0 BB: 0 P: 15	R: 0 E: 0 K: 2 S: 12 H: 1 LOB: 1 BB: 0 P: 15	R: 0 E: 0 K: 1 S: 11 H: 1 LOB: 1 BB: 0 P: 15	R: 0 E: 1 K: 1 S: 11 H: 1 LOB: 1 BB: 0 P: 14	R: 0 E: 0 K: 2 S: 8 H: 0 LOB: 0 BB: 0 P: 10	R: 2 E: 0 K: 0 S: 13 H: 3 LOB: 3 BB: 3 P: 32	R: 0 E: 0 K: 2 S: 9 H: 1 LOB: 1 BB: 0 P: 10	1B: 5 2B: 3 3B: 0 HR: 1 SF: 0 SAC: 0 DP: 1 HBP: 0						

	AB	35
	R	3
	H	9
	RBI	3
	BB	3
	SO	9
	LOB	14

WP: 0 PA: 38
PB: 0
SB: 0
CS: 0

PITCHER		IP	WLS	BF	H	R	ER	SO	BB	IBB	HBP	BLK	WP	HR	S	P	ERA	WHIP
34 Zach Plesac, R ERA: 4.93	(1, 1)	6.0		23	5	1	1	5	0	0	0	0	0	1	62	83	1.50	0.833
49 Eli Morgan, R ERA: 2.57	(7, 1)	1.0	H	3	0	0	0	2	0	0	0	0	0	0	8	10	0.00	0.000
37 Trevor Stephan, R ERA: 4.0	(8, 1)	0.0	B	3	3	2	2	0	0	0	0	0	0	0	5	11	∞	∞
52 Nick Sandlin, R ERA: 3.0	(8, 1)	1.0	W	5	0	0	0	0	2	1	0	0	0	0	8	21	0.00	2.000
48 Emmanuel Clase, R ERA: 2.45	(9, 1)	1.0		4	1	0	0	2	0	0	0	0	0	0	9	10	0.00	1.000

PITCHER		IP	WLS	BF	H	R	ER	SO	BB	IBB	HBP	BLK	WP	HR	S	P	ERA	WHIP

Batter	1	2	3	4	5	6	7	8	9	AB	R	H	RBI	BB	SO	LOB
7 Myles Straw, R (1, 8) OBP: 0.337, SLG: 0.299	C FF 93 B FF 94 B FF 94 B FF 93 B FF 94 4-1 1 F8 11 1B BB		B SL 85 X SL 86 1-0 ① G6-3		B SL 86 B FF 93 B FF 93 C FF 93 B FF 93 4-1 1 F8 11 HR BB		C FF 98 X FF 100 0-1 ① L4	C CH 86 C CH 85 X CU 81 0-2 ② FC4-6 1-2f 2-H		3	2	0	0	2	0	1
1 Amed Rosario, R (1, 6) OBP: 0.277, SLG: 0.282	B FF 93 F SL 88 1 SAFE X FF 93 1-1 ① F8 1-2		C FF 94 X SI 95 0-1 11 FC4-6 1B		C FF 92 X CH 85 0-1 ② F8 1-2		F SI 98 S SL 84 S SL 86 0-3 ② K	1 SAFE X FF 93 0-0 ③ L9		5	0	1	0	0	1	3
11 José Ramírez, S (1, 5) OBP: 0.391, SLG: 0.648	X CU 78 0-0 6 FC5-4 2-H 1B		B CH 85 X FF 94 1-0 ② FC4-6 1-2f		B CH 84 F FF 94 C CU 77 B CH 85 B CH 85 X FF 94 3-2 2-H HR		B FF 98 C SL 84 X FF 100 1-1 ③ F7			4	1	2	3	0	0	1
6 Owen Miller, R (1, 3) OBP: 0.329, SLG: 0.456	X FF 92 0-0 ② FC5-4 1-2f		1 SAFE B SI 93 C FF 92 B FF 94 X FF 93 2-1 ③ F8		B SL 86 F FF 94 B CU 78 X SL 87 2-1 1B			C SI 97 C SI 97 B SL 88 X SL 87 1-2 ① L7		4	0	1	0	0	0	2
22 Josh Naylor, L (1, 10) OBP: 0.342, SLG: 0.515 28 Ernie Clement, R (8, PR) OBP: 0.278, SLG: 0.258 (9, 10)	B FF 93 B FF 93 X CH 84 2-0 ③ F9			X FF 92 0-0 ① P4	B FF 92 B CH 84 F FF 93 D SI 93 1 SAFE X FF 93 3-1 ③ P5			B SI 97 B SI 97 C SL 89 B SI 97 D SI 97 4-1 39 1B 0 HR BB		3 0	0 1	0 0	0 0	1 0	0 0	2 0
39 Oscar Gonzalez, R (1, 9) OBP: 0.438, SLG: 0.563 35 Óscar Mercado, R (9, 9) OBP: 0.227, SLG: 0.398		C CU 78 X CU 78 0-1 ① G5-3		B FF 92 F CU 77 F FF 94 B FF 94 F SL 85 X CH 86 2-2 1B		C FF 92 S CU 78 S CU 78 0-3 ① K		C SI 96 B SI 98 B SL 88 F SL 88 D SL 88 F SI 95 1 SAFE X SI 96 3-2 0 HR 1-3 1B		4 0	1 0	2 0	0 0	1 0	0 0	0 0
0 Andrés Giménez, L (1, 4) OBP: 0.313, SLG: 0.492		C FF 93 S FF 94 X FF 94 0-2 ② L8		B SI 92 B CH 84 F SI 93 S FF 93 S SI 93 2-3 ② K		S CU 77 B CH 87 F CU 78 B CH 85 B FF 94 B FF 93 4-2 BB		D SI 96 B SI 97 C SL 86 F SL 88 B SL 88 X SI 97 3-2 1-H 3-H HR		3	1	1	3	1	1	1
38 Steven Kwan, L (1, 7) OBP: 0.349, SLG: 0.350		B FF 94 B FF 94 X FF 94 2-0 3B		C CH 84 X CH 84 0-1 ③ G4-3		1 SAFE C FF 92 B CH 85 X CH 85 1-1 ② L9		B FF 94 B FC 89 H FF 92 3-0 17 S 7 E HBP		3	1	1	0	0	0	2
17 Austin Hedges, R (1, 2) OBP: 0.222, SLG: 0.253		C SI 94 B FF 94 C FF 94 X CU 80 1-2 ③ G6-3			B SL 84 X SL 86 1-0 ① P6	1 SAFE 1 SAFE S SL 86 B FF 93 F FF 93 C FF 94 1-3 ③ K		B FF 92 C CH 85 S CH 84 B FF 94 B CU 79 B CH 85 4-2 7 FC4-6 1-2 BB		3	0	0	0	1	1	2
Inning Stats	R: 1 H: 1 E: 0 LOB: 1 K: 0 BB: 1 S: 6 P: 13	R: 0 H: 1 E: 0 LOB: 1 K: 0 BB: 0 S: 9 P: 12	R: 0 H: 1 E: 0 LOB: 1 K: 0 BB: 0 S: 6 P: 10	R: 0 H: 1 E: 0 LOB: 1 K: 1 BB: 0 S: 10 P: 14	R: 2 H: 2 E: 0 LOB: 1 K: 0 BB: 1 S: 11 P: 24	R: 0 H: 0 E: 0 LOB: 1 K: 2 BB: 0 S: 10 P: 16	R: 0 H: 0 E: 0 LOB: 0 K: 1 BB: 0 S: 7 P: 8	R: 4 H: 2 E: 1 LOB: 1 K: 0 BB: 2 S: 17 P: 35		1B: 5 SF: 0 2B: 0 SAC: 0 3B: 1 DP: 0 HR: 2 HBP: 1				WP: 0 PA: 38 PB: 0 SB: 1 CS: 0		

PITCHER		IP	WLS	BF	H	R	ER	SO	BB	IBB	HBP	BLK	WP	HR	S	P	ERA	WHIP
49 Jonathan Heasley, R ERA: 4.66	(1, 1)	6.0		27	6	3	3	3	3	0	0	0	0	1	52	89	4.50	1.500
68 Arodys Vizcaíno, R ERA:	(7, 1)	1.0		3	0	0	0	1	0	0	0	0	0	0	7	8	0.00	0.000
40 Collin Snider, R ERA: 6.38	(8, 1)	0.1	L	4	2	4	3	0	1	0	0	0	0	1	11	22	81.00	9.000
60 Foster Griffin, L ERA: 13.5	(8, 1)	0.2		4	0	0	0	0	1	0	1	0	0	0	6	13	0.00	1.500

PITCHER	IP	WLS	BF	H	R	ER	SO	BB	IBB	HBP	BLK	WP	HR	S	P	ERA	WHIP

BOTTOM

Kansas City Royals @ Cleveland Guardians

Progressive Field, Cleveland, OH

Mon May 30 2022, 6:12 PM - 9:01 PM EDT

Att. 15,271 - Clear - 88 F

livebaseballscorecards.com

AB	32
R	7
H	8
RBI	6
BB	5
SO	4
LOB	14

Kansas City Royals @ Cleveland Guardians

Progressive Field, Cleveland, OH

Tue May 31 2022, 6:11 PM - 9:00 PM EDT

Att. 10,519 - Partly Cloudy - 90 F

livebaseballscorecards.com

TOP

Batter	1	2	3	4	5	6	7	8	9	AB	R	H	RBI	BB	SO	LOB
15 Whit Merrifield, R (1, 10) OBP: 0.255, SLG: 0.317	C SI 93 B FC 90 F SI 93 B FC 89 X SI 94 2-2 F8		B SI 94 F SI 94 X SI 94 1-1 P6		C SI 94 B CH 86 F FC 89 X SI 94 1-2 G4-3		X FF 96 0-0 1-3 2-H 2B		X FC 94 0-0 F8	5	0	1	1	0	0	3
16 Andrew Benintendi, L (1, 7) OBP: 0.395, SLG: 0.424	B SI 93 S SI 94 F SI 93 X SI 94 1-2 F7		X CH 85 0-0 7 HBP 1 1B 2-H 1B		C SI 94 F CU 83 F FC 87 B FF 93 X SI 94 1-2 F7		S SL 89 B FF 97 D SL 91 S FF 96 D SL 92 T FF 97 3-2 K			4	0	1	1	0	1	2
7 Bobby Witt Jr., R (1, 6) OBP: 0.275, SLG: 0.441	F SI 94 X SI 95 0-1 L8		C FC 89 H SI 94 1-1 1 1B 1-2 HBP			C FC 89 X SI 93 0-1 F9		C FF 95 B FF 96 T FF 95 S FF 95 1-3 K		3	0	0	0	0	1	0
13 Salvador Perez, R (1, 2) OBP: 0.226, SLG: 0.362		C SI 93 B FC 90 S FC 90 B FC 90 F CH 86 S FC 89 2-3 K	F SI 94 F SI 94 B SI 94 D FC 91 S FC 90 2-3 K			C FC 88 B FC 87 B FC 90 X SI 94 2-1 L8		C SL 84 F FF 95 B FF 97 F FF 96 B FF 97 F SL 86 X FF 96 2-2 G4-3		4	0	0	0	0	2	2
1 MJ Melendez, L (1, 9) OBP: 0.326, SLG: 0.481		X SI 94 0-0 L7	F FC 89 B FC 89 B FC 88 X CH 87 2-1 1-2 2-H 1B			B SI 94 C FC 88 B FC 90 F SI 94 X SI 94 2-2 G4-3		F FF 96 B FF 95 B CH 88 F CH 91 X FF 96 2-2 F8		4	0	1	0	0	0	0
17 Hunter Dozier, R (1, 3) OBP: 0.343, SLG: 0.455		C SI 95 S SI 94 B FC 90 B FC 90 X CH 87 2-2 28 1B 2B		X FF 93 0-0 P5			C SI 94 F CU 80 F SI 93 B FC 89 B SI 95 H SI 93 3-2 26 1B 15 2B HBP		F FC 94 B SL 86 F SL 85 B FC 94 F FC 92 F FC 94 F FC 96 B CU 83 B FC 93 4-2 28 FC4-6 BB	2	2	1	0	1	0	0
28 Kyle Isbel, L (1, 8) OBP: 0.292, SLG: 0.339		C FC 89 B FC 89 X SI 94 1-1 2-H 1B		C SI 93 F FC 89 C SI 93 0-3 K			B SI 93 B FC 89 F SI 93 C FC 89 B FC 90 F SI 94 F SI 95 C SI 94 3-3 K		C FC 94 C CU 82 B FC 96 X FC 95 1-2 FC4-6 8 DI 1-2f	4	0	1	1	0	2	2
26 Emmanuel Rivera, R (1, 5) OBP: 0.286, SLG: 0.474		C SI 94 B FF 94 F FC 90 X SI 94 1-2 G5-3		X SI 94 0-0 G5-3			C FC 91 F SI 94 D FC 90 X SI 94 1-2 15 2B 1-2 1B		B FC 94 B FC 93 C FC 90 S FC 94 S FC 95 2-3 K	4	0	1	0	0	1	2
8 Nicky Lopez, L (1, 4) OBP: 0.310, SLG: 0.269			C SI 94 B CU 82 B FC 90 C FC 90 X FC 88 2-2 16 1B 2B		B SI 93 C FC 89 F FC 88 C SI 93 1-3 K		X FF 97 0-0 L7		C FC 94 D CH 86 B FC 96 B FC 93 B FC 94 4-1 1-2 BB	3	1	1	0	1	1	2
Inning Stats	R: 0 E: 0 K: 0 S: 8 H: 0 LOB: 0 BB: 0 P: 11	R: 1 E: 0 K: 1 S: 13 H: 2 LOB: 1 BB: 0 P: 19	R: 1 E: 0 K: 1 S: 12 H: 3 LOB: 2 BB: 0 P: 20	R: 0 E: 0 K: 1 S: 5 H: 0 LOB: 0 BB: 0 P: 5	R: 0 E: 0 K: 1 S: 10 H: 0 LOB: 0 BB: 0 P: 13	R: 0 E: 0 K: 0 S: 7 H: 0 LOB: 0 BB: 0 P: 11	R: 1 E: 0 K: 2 S: 16 H: 2 LOB: 2 BB: 0 P: 26	R: 0 E: 0 K: 1 S: 11 H: 0 LOB: 0 BB: 0 P: 16	R: 0 E: 0 K: 1 S: 13 H: 0 LOB: 2 BB: 2 P: 24	1B: 4 2B: 3 3B: 0 HR: 0 SF: 0 SAC: 0 DP: 0 HBP: 2						

	AB	33
	R	3
	H	7
	RBI	3
	BB	2
	SO	8
	LOB	13

WP: 0 PB: 0 SB: 0 CS: 0 PA: 37

PITCHER		IP	WLS	BF	H	R	ER	SO	BB	IBB	HBP	BLK	WP	HR	S	P	ERA	WHIP
47 Cal Quantrill, R ERA: 3.52	(1, 1)	6.1	W	26	6	3	3	5	0	0	2	0	0	0	66	97	4.26	0.947
31 Sam Hentges, L ERA: 1.13	(7, 1)	0.2		3	1	0	0	1	0	0	0	0	0	0	5	8	0.00	1.500
62 Enyel De Los Santos, R ERA: 2.08	(8, 1)	1.0		3	0	0	0	1	0	0	0	0	0	0	11	16	0.00	0.000
27 Bryan Shaw, R ERA: 4.8	(9, 1)	1.0		5	0	0	0	1	2	0	0	0	0	0	13	24	0.00	2.000

PITCHER	IP	WLS	BF	H	R	ER	SO	BB	IBB	HBP	BLK	WP	HR	S	P	ERA	WHIP

Batter	1	2	3	4	5	6	7	8	9	AB	R	H	RBI	BB	SO	LOB
7 Myles Straw, R (1, 8) OBP: 0.333, SLG: 0.296	B SI 93 X FF 93 1-0 ① G6-3	F FF 94 C SL 86 X CH 88 0-2 ② G6-3	C KC 81 C SL 85 X KC 83 0-2 ② G6-3		B SI 94 C SI 93 C SI 93 D SL 83 X SI 93 2-2 ③ G1-3		C SL 86 C SL 85 X FF 98 0-2 1B			5	0	1	0	0	0	1
1 Amed Rosario, R (1, 6) OBP: 0.281, SLG: 0.304	B SI 94 F FF 95 X SL 85 1-1 6 G6-3 3B	C KC 82 X CH 86 0-1 6 HBP 2B	S KC 81 S CH 86 X FF 95 0-2 ③ F9			B FF 98 B FF 97 S FF 98 X FF 96 2-1 ① G6-3	C FF 98 S FF 98 B SL 88 F FF 99 T SL 85 1-2 ③ K			5	1	2	0	0	1	1
11 José Ramírez, S (1, 10) OBP: 0.401, SLG: 0.647	0-0 39 1B 6 G6-3 28 1B IBB	0-0 6 HBP IBB		X SI 93 0-0 39 F9 39 S 1B		B SL 86 C SL 86 B SL 87 B FF 98 B SL 86 4-1 6 2B 39 2B BB		C FF 95 F FF 95 B FF 96 X FF 95 1-2 ① F4		2	2	1	0	3	0	0
6 Owen Miller, R (1, 3) OBP: 0.331, SLG: 0.457	B FF 94 S CH 83 1 SAFE X CH 85 1-1 ② G6-3 1-2 3-H	C CH 86 B FF 96 F FF 96 H SL 88 2-2 HBP 1-2 2-3		1 SAFE B SL 85 S FF 95 F FF 94 1 SAFE C CH 86 1-3 ① K		B FF 99 X FF 98 1-0 39 2B 2B 1-3		B SL 87 S FF 95 S FF 96 F FF 96 X SL 88 1-2 ② L4		4	1	1	1	0	1	2
39 Oscar Gonzalez, R (1, 9) OBP: 0.429, SLG: 0.571	F SI 95 T FF 95 B CH 85 X FF 95 1-2 28 1B 0 1B 1B 2-3	B KC 81 S FF 95 F FF 95 F FF 96 B CH 88 F FF 96 D SL 89 X SL 88 3-2 ③ G6-3		B SL 85 1 SAFE S KC 86 B FF 96 X SL 86 2-1 ② F9 1-3		F FF 99 X SL 87 0-1 28 G6-3 2B 2-H 3-H		X SL 86 0-0 ③ F8		5	1	2	2	0	0	4
28 Ernie Clement, R (1, 5) OBP: 0.289, SLG: 0.271	X CH 86 0-0 0 1B 1B 1-2 3-H		X KC 80 0-0 0 17 HR SH5-3 1B	C FF 96 S FF 95 B SL 86 X FF 96 1-2 ③ L8		B FF 98 F FF 99 X FF 98 1-1 ② G6-3 2-3				4	1	2	1	0	0	2
0 Andrés Giménez, L (1, 4) OBP: 0.321, SLG: 0.496	C FF 96 S KC 86 D SL 87 F KC 85 X CH 84 1-2 35 S 1B 1-3 2-H		X SL 84 0-0 ① SH5-3 1-2		X KC 84 0-0 17 PB 1B	X SL 88 0-0 ③ F7				3	0	2	1	0	0	1
35 Óscar Mercado, R (1, 7) OBP: 0.228, SLG: 0.385	1 SAFE S FF 96 B FF 94 F CH 86 F CH 87 B SL 87 X SL 86 2-2 ③ G3-1 1-2		B FF 95 B CH 84 B CH 84 F FF 94 B CH 85 4-1 17 HR BB		S SI 94 S SL 83 B SL 83 B SL 82 D SL 82 F SI 94 F SI 94 S SI 95 3-3 ① K		X FF 98 0-0 ① L9			3	1	0	0	1	1	3
17 Austin Hedges, R (1, 2) OBP: 0.223, SLG: 0.282		C FF 93 F SI 95 B FF 95 B CH 86 F SL 86 S CH 86 2-3 ① K	C KC 80 B FF 95 B SI 96 F SL 86 X SL 86 2-2 1-H 2-H HR		1 SAFE B SI 93 X SI 95 1-0 ② G1-3 1-2		C FF 99 B SL 88 X SL 88 1-1 ② G4-3			4	1	1	3	0	1	1
Inning Stats	R: 3 E: 0 K: 0 S: 17 H: 4 LOB: 2 BB: 1 P: 24	R: 0 E: 0 K: 1 S: 16 H: 1 LOB: 3 BB: 1 P: 23	R: 3 E: 0 K: 0 S: 12 H: 2 LOB: 0 BB: 1 P: 18	R: 0 E: 0 K: 1 S: 9 H: 1 LOB: 1 BB: 0 P: 13	R: 0 E: 0 K: 1 S: 11 H: 1 LOB: 1 BB: 0 P: 17	R: 2 E: 0 K: 0 S: 9 H: 2 LOB: 1 BB: 1 P: 17	R: 0 E: 0 K: 1 S: 10 H: 1 LOB: 1 BB: 0 P: 12	R: 0 E: 0 K: 0 S: 8 H: 0 LOB: 0 BB: 0 P: 10		1B: 7 2B: 3 3B: 1 HR: 1 SF: 0 SAC: 1 DP: 0 HBP: 1						

BOTTOM

Kansas City Royals @ Cleveland Guardians

Progressive Field, Cleveland, OH

Tue May 31 2022, 6:11 PM - 9:00 PM EDT

Att. 10,519 - Partly Cloudy - 90 F

livebaseballscorecards.com

AB	35
R	8
H	12
RBI	8
BB	4
SO	4
LOB	15

WP: 0 PB: 1 SB: 2 CS: 0

PA: 41

PITCHER		IP	WLS	BF	H	R	ER	SO	BB	IBB	HBP	BLK	WP	HR	S	P	ERA	WHIP
52 Daniel Lynch IV, L ERA: 4.81	(1, 1)	4.0	L	25	9	6	6	2	1	2	1	0	0	1	55	79	13.50	2.500
74 Jose Cuas, R ERA:	(5, 1)	1.0		3	0	0	0	1	0	0	0	0	0	0	10	16	0.00	0.000
65 Dylan Coleman, R ERA: 3.98	(6, 1)	2.0		10	3	2	2	1	1	0	0	0	0	0	19	29	9.00	2.000
45 Taylor Clarke, R ERA: 6.23	(8, 1)	1.0		3	0	0	0	0	0	0	0	0	0	0	8	10	0.00	0.000

PITCHER	IP	WLS	BF	H	R	ER	SO	BB	IBB	HBP	BLK	WP	HR	S	P	ERA	WHIP

Kansas City Royals @ Cleveland Guardians

Progressive Field, Cleveland, OH

Wed Jun 01 2022, 1:12 PM - 3:58 PM EDT

Att. 12,895 - Partly Cloudy - 81 F

livebaseballscorecards.com

TOP

Batter	1	2	3	4	5	6	7	8	9	AB	R	H	RBI	BB	SO	LOB
15 Whit Merrifield, R (1, 8) OBP: 0.250, SLG: 0.310	F FF 91 B FF 93 S CH 85 B FF 94 B FF 92 F FF 95 S FF 93 3-3 ① K		B FF 92 X FF 92 1-0 ② F8		B CH 84 C FF 91 X FF 92 1-1 ① F7		F FF 92 1 SAFE S FF 93 B FF 93 1 SAFE F FF 93 F FF 92 B SL 88 B FF 93 3-2 ② F8			4	0	0	0	0	1	1
16 Andrew Benintendi, L (1, 7) OBP: 0.402, SLG: 0.431	B SL 85 F FF 94 C FF 94 S SL 85 1-3 ② K		B FF 92 B FF 93 C FF 92 F FF 94 X SL 84 2-2 1B		C FF 92 B FF 94 S FF 94 X FF 92 1-2 1B		X FF 92 0-0 **1-2** 1B			4	0	3	0	0	1	0
7 Bobby Witt Jr., R (1, 6) OBP: 0.269, SLG: 0.431	C FF 95 S FF 94 S FF 96 0-3 ③ K		S CH 85 C FF 92 X CH 86 0-2 ③ F7		B FF 92 B CH 84 C FF 92 B FF 93 S FF 93 S FF 93 3-3 ② K		B FF 92 C CH 75 C FF 93 S CH 75 1-3 ③ K			4	0	0	0	0	3	4
13 Salvador Perez, R (1, 10) OBP: 0.227, SLG: 0.355		B FF 94 S CH 87 T FF 94 S CH 87 1-3 ① K		B CU 78 B CH 83 B FF 93 B FF 90 4-0 41 1B 1 1B BB	F FF 93 F FF 94 B FF 94 F FF 95 X CH 86 1-2 ③ F8			F SI 90 B FC 92 X FC 92 1-1 ① F9		3	0	0	0	1	1	1
1 MJ Melendez, L (1, 2) OBP: 0.323, SLG: 0.471		B FF 95 X FF 94 1-0 ② G4-3		C FF 91 S SL 82 X SL 82 0-2 41 1B **1-2** 1B		T FF 91 B FF 92 F CH 74 X CH 77 1-2 ① G3-1		C CU 81 B FC 89 S SI 94 B FC 95 S FC 91 2-3 ② K		4	0	1	0	0	1	0
17 Hunter Dozier, R (1, 9) OBP: 0.341, SLG: 0.446		B FF 95 C FF 95 C FF 95 B CH 88 B CH 88 B FF 96 4-2 41 1B BB		B FF 92 S FF 92 F FF 93 C FF 92 1-3 ① K		F FF 92 F SL 86 F FF 93 C CH 76 0-3 ② K		F FC 90 B SI 92 F FC 94 S FC 94 1-3 ③ K		3	0	0	0	1	3	2
41 Carlos Santana, S (1, 3) OBP: 0.293, SLG: 0.250		B FF 94 C FF 92 F FF 94 F FF 95 B FF 94 F CH 86 F FF 95 F FF 94 X FF 95 2-2 **1-2** 1B		C FF 92 F CH 84 D SL 83 X FF 92 1-2 **1-2** **2-3** 1B		F FF 92 B CH 75 F CH 75 T FF 94 1-2 ③ K			F FC 99 B SL 92 F FC 98 T FC 99 1-2 ① K	4	0	2	0	0	2	0
26 Emmanuel Rivera, R (1, 5) OBP: 0.284, SLG: 0.463		B CH 85 F FF 94 F FF 94 B FF 93 S CH 86 2-3 ③ K		C FF 91 S FF 93 F FF 94 B CH 86 T CH 86 1-2 ② K			C CH 75 X CH 74 0-1 16 1B 1B		F FC 98 X FC 99 0-1 ② G6-3	4	0	1	0	0	2	5
8 Nicky Lopez, L (1, 4) OBP: 0.303, SLG: 0.263			C FF 93 X FF 92 0-1 ① G6-3	X FF 91 0-0 ③ G4-3			F FF 92 B FF 91 F FF 92 C CH 73 1-3 ① K		X FC 100 0-0 ③ G5-3	4	0	0	0	0	1	4

	AB	R	H	RBI	BB	SO	LOB
	34	0	7	0	2	15	17

Inning Stats																												
	R: 0	H: 0		R: 0	H: 1		R: 0	H: 1		R: 0	H: 2		R: 0	H: 1		R: 0	H: 0		R: 0	H: 2		R: 0	H: 0		R: 0	H: 0		1B: 7	SF: 0		WP: 0	PA: 36
	E: 0	LOB: 0		E: 0	LOB: 2		E: 0	LOB: 1		E: 0	LOB: 3		E: 0	LOB: 1		E: 0	LOB: 0		E: 0	LOB: 2		E: 0	LOB: 0		E: 0	LOB: 0		2B: 0	SAC: 0		PB: 0	
	K: 3	BB: 0		K: 2	BB: 1		K: 0	BB: 0		K: 2	BB: 1		K: 1	BB: 0		K: 10	BB: 0		K: 2	BB: 0		K: 2	BB: 0		K: 1	BB: 0		3B: 0	DP: 0		SB: 0	
	S: 10	P: 14		S: 16	P: 26		S: 9	P: 12		S: 14	P: 21		S: 12	P: 18		S: 10	P: 12		S: 15	P: 20		S: 8	P: 12		S: 6	P: 7		HR: 0	HBP: 0		CS: 0	

PITCHER		IP	WLS	BF	H	R	ER	SO	BB	IBB	HBP	BLK	WP	HR	S	P	ERA	WHIP
45 Konnor Pilkington, L ERA: 2.65	(1, 1)	5.0	W	22	5	0	0	8	2	0	0	0	0	0	61	91	0.00	1.400
49 Eli Morgan, R ERA: 2.35	(6, 1)	2.0	H	8	2	0	0	4	0	0	0	0	0	0	25	32	0.00	1.000
27 Bryan Shaw, R ERA: 4.5	(8, 1)	1.0		3	0	0	0	2	0	0	0	0	0	0	8	12	0.00	0.000
48 Emmanuel Clase, R ERA: 2.33	(9, 1)	1.0		3	0	0	0	1	0	0	0	0	0	0	6	7	0.00	0.000

PITCHER		IP	WLS	BF	H	R	ER	SO	BB	IBB	HBP	BLK	WP	HR	S	P	ERA	WHIP

Batter	1	2	3	4	5	6	7	8	9	AB	R	H	RBI	BB	SO	LOB
38 Steven Kwan, L (1, 8) (7, 7) OBP: 0.358, SLG: 0.354	C FF 92 F SI 94 X FF 96 0-2 ① G4-3		B SI 93 C SI 94 B CH 90 B SI 95 B SL 88 4-1 1 1B BB		C SL 86 C SI 93 B FF 95 X SL 87 1-2 11 G3 1B		B FF 96 X FF 97 1-0 ① F7	B FF 92 F FF 93 X FF 93 1-1 1-3 1B		4	0	2	0	1	0	0
1 Amed Rosario, R (1, 6) OBP: 0.284, SLG: 0.307	C SI 91 F SI 94 X FF 96 0-2 ② G6-3		X SI 93 0-0 1-3 2-H 1B		B SI 93 F SI 95 X SL 88 1-1 ① L9 2-3		C SL 85 S SL 84 B SL 84 X FF 98 1-2 6 BB 11 E 1B	S CU 79 S CU 78 S CU 77 0-3 ③ K		5	0	2	1	0	1	4
11 José Ramírez, S (1, 5) OBP: 0.393, SLG: 0.632	B FF 94 F FF 95 B SL 90 X FF 96 2-1 ③ F8		C SL 87 B SL 88 F FF 95 F CH 89 B FF 95 X FF 96 2-2 ③ F9		X SI 96 0-0 1-2 3-H G3		C FF 97 B CH 89 C SL 84 F SL 86 F SL 85 F FF 98 X FF 98 1-2 1-2 E3 6 BB			4	0	0	1	0	0	4
22 Josh Naylor, L (1, 3) OBP: 0.339, SLG: 0.500		X FF 92 0-0 ① G3		B FF 91 B SL 88 F FF 93 B FF 93 C FF 92 B SL 86 4-2 6 FC3-6 BB	F FF 93 X FF 94 0-1 ③ L4		B SL 86 X FF 98 1-0 ② L3			3	0	0	0	1	0	3
6 Owen Miller, R (1, 10) OBP: 0.329, SLG: 0.448		B FF 89 B SL 88 C SL 85 F SL 85 B FF 94 F SL 86 X FF 93 3-2 ② F8		X SI 91 0-0 ① FC3-6 39 G6-3 0 1B 1-2f		C SL 85 B SL 86 B FF 92 F FF 91 B FF 93 X SL 84 3-2 ① G1-3	B SL 86 D SL 86 F SI 99 B FF 98 C SL 84 D SL 87 4-2 1-2 2-3 BB			3	1	0	0	1	0	1
39 Oscar Gonzalez, R (1, 9) OBP: 0.360, SLG: 0.480 35 Óscar Mercado, R (8, 9) OBP: 0.228, SLG: 0.385		C SL 87 B SL 88 S FF 95 F FF 95 S SL 87 1-3 ③ K		B SI 93 B FF 93 X SI 93 2-0 ② G6-3 1-2		B SI 93 X SL 87 1-0 ② F9	S SL 87 B SL 86 B FF 98 X FF 98 2-1 ③ F9			4 0 0 0 0 1 4 0 0 0 0 0 0 0						
0 Andrés Giménez, L (1, 4) OBP: 0.326, SLG: 0.504			F SL 87 F FF 92 F FF 95 X SL 88 0-2 ① L8 C FF 95 B FF 95 X FF 95 1-1 2-H 1B		B SI 93 C SI 94 X FF 94 1-1 9 2B 2B			C CU 79 S CU 78 B FF 93 S CU 78 1-3 ① K2-3		4	1	2	1	0	1	0
9 Richie Palacios, L (1, 7) OBP: 0.354, SLG: 0.391 7 Myles Straw, R (6, PR) (7, 8) OBP: 0.337, SLG: 0.296			B FF 93 X SL 87 1-0 12 G5-3 1 1B 1B B CH 88 F FF 94 F FF 93 F FF 94 X FF 95 1-2 ③ G3			D CH 89 B FF 94 C FF 94 X FF 95 2-1 2-H 2B		B FF 95 B SL 86 B FF 92 C FF 92 B FF 93 4-1 38 1B BB		3 1 2 1 0 0 1 0 0 0 0 1 0 0						
12 Luke Maile, R (1, 2) OBP: 0.371, SLG: 0.467			C SI 90 S SI 92 X SI 94 0-2 ② G5-3 1-2		B SI 92 F SI 93 B SI 92 B SL 85 C SL 85 B SI 92 4-2 1 L9 38 1B 11 G3 BB	F SL 87 F SL 86 B FF 95 D SL 88 B SI 94 X SL 88 3-2 ③ F9		C CU 77 B SL 83 D SL 82 C SL 86 X CU 77 2-2 ② P6		3	1	0	0	1	0	3
Inning Stats	R: 0 H: 0 E: 0 LOB: 0 K: 0 BB: 0 S: 8 P: 10	R: 0 H: 0 E: 0 LOB: 0 K: 1 BB: 0 S: 9 P: 13	R: 1 H: 2 E: 0 LOB: 2 K: 0 BB: 1 S: 14 P: 21	R: 1 H: 1 E: 0 LOB: 1 K: 0 BB: 1 S: 10 P: 18	R: 1 H: 1 E: 0 LOB: 1 K: 0 BB: 1 S: 10 P: 16	R: 1 H: 2 E: 0 LOB: 1 K: 0 BB: 0 S: 11 P: 21	R: 0 H: 1 E: 1 LOB: 3 K: 0 BB: 1 S: 15 P: 25	R: 0 H: 1 E: 0 LOB: 2 K: 2 BB: 1 S: 12 P: 20		1B: 6 SF: 0 2B: 2 SAC: 0 3B: 0 DP: 0 HR: 0 HBP: 0						

BOTTOM

Kansas City Royals @ Cleveland Guardians

Progressive Field, Cleveland, OH

Wed Jun 01 2022, 1:12 PM - 3:58 PM EDT

Att. 12,895 - Partly Cloudy - 81 F

livebaseballscorecards.com

AB	33
R	4
H	8
RBI	4
BB	5
SO	3
LOB	20

PITCHER		IP	WLS	BF	H	R	ER	SO	BB	IBB	HBP	BLK	WP	HR	S	P	ERA	WHIP
56 Brad Keller, R ERA: 4.15	(1, 1)	6.0	L	27	6	4	4	1	3	0	0	0	0	0	62	99	6.00	1.500
68 Arodys Vizcaíno, R ERA:	(7, 1)	1.0		6	1	0	0	0	1	0	0	0	0	0	15	25	0.00	2.000
58 Scott Barlow, R ERA: 1.64	(8, 1)	1.0		5	1	0	0	2	1	0	0	0	0	0	12	20	0.00	2.000

PITCHER	IP	WLS	BF	H	R	ER	SO	BB	IBB	HBP	BLK	WP	HR	S	P	ERA	WHIP

Batter	1	2	3	4	5	6	7	8	9	AB	R	H	RBI	BB	SO	LOB
7 Myles Straw, R (1, 8) OBP: 0.338, SLG: 0.299	X FF 90 0-0 ① F9		C CU 79 X CU 81 0-1 11 1B 6 1B 1B	B FF 92 C FF 91 B CU 82 X CH 86 2-1 1B		B ST 82 C FF 94 C FF 95 X FF 96 1-2 ③ L8		B CU 75 B SL 80 C FF 92 X FF 92 2-1 ②③ F8-4-3 1-1		5	1	2	0	0	0	3
1 Amed Rosario, R (1, 6) OBP: 0.282, SLG: 0.304	B FF 91 X CH 84 1-0 11 2B 6 2B 1B		C CH 85 1 SAFE F SL 85 B CH 86 1 SAFE 1 SAFE X CH 85 1-2 ① P3	1 SAFE 1 SAFE F CU 80 X CU 82 0-1 ③ G6-3			S SL 80 X SL 80 0-1 ① G3		C FF 98 X SL 86 0-1 ① G6-3	5	1	1	0	0	0	2
11 José Ramírez, S (1, 5) OBP: 0.393, SLG: 0.631	X FF 90 0-0 6 2B 1-3 2B		B SL 84 1 SAFE C CH 87 B CU 80 1 SAFE C SL 85 1 SAFE X CH 88 2-2 6 1B 1-3 1B		C FF 90 B SI 91 X CU 80 1-1 ① G4-3		B CU 74 C CH 85 F FF 93 F CH 85 B SL 80 F FF 93 B CU 75 X CH 85 3-2 ② L5		B FF 99 B FF 99 X FS 84 2-0 ② G3-1	5	2	2	0	0	0	0
6 Owen Miller, R (1, 4) OBP: 0.337, SLG: 0.459	C CU 79 X CH 85 0-1 22 G4-3 2-H 3-H 2B		S CU 81 1 SAFE X CH 86 0-1 22 1B 1-H 3-H 1B		C SL 85 X SI 92 0-1 ② G4-3		F SL 79 C FF 93 B SL 81 X FF 94 1-2 22 2B 1B		C FF 98 F FF 99 B SL 84 X FF 100 1-2 ③ G6-3	5	2	3	4	0	0	0
22 Josh Naylor, L (1, 3) OBP: 0.345, SLG: 0.509	X SL 84 0-0 ② G4-3 2-3		D SL 86 S SL 85 X FF 90 1-1 2-H 1B		B SL 86 X SL 84 1-0 ③ G3		D CU 75 1 SAFE 1 SAFE 1 SAFE X CH 84 1-0 39 1B 1-H 2B			4	0	2	2	0	0	1
39 Oscar Gonzalez, R (1, 10) OBP: 0.379, SLG: 0.483	F CH 85 B CH 86 C CU 82 F CH 85 B FF 91 X CU 82 2-2 ③ G6-3		B CH 85 F SL 85 X CH 86 1-1 ② F8			S SI 90 B SL 86 S FF 92 X CH 86 1-2 17 E 17 1B 1B	B SL 81 B SL 80 X CH 84 2-0 2-3 1B			4	0	2	0	0	0	2
28 Ernie Clement, R (1, 7) OBP: 0.275, SLG: 0.257		C CU 79 F FF 90 F FF 91 F CH 86 F FF 92 S CU 83 0-3 ① K2-3	C SL 85 F FF 91 X CU 82 0-2 ③ F8			X CU 79 0-0 ① F8	F FF 93 D SL 81 B FF 92 X FF 92 2-1 ③ F9			4	0	0	0	0	1	4
35 Óscar Mercado, R (1, 9) OBP: 0.219, SLG: 0.370		B CH 86 C SL 85 B FF 91 X CH 86 2-1 ② F7		B FF 90 B CU 82 F CH 86 F FF 91 F CU 80 F FF 92 X CH 87 2-2 ① F8		X SL 85 0-0 ② F7		S CU 75 X FF 92 0-1 ① G6-3		4	0	0	0	0	0	1
17 Austin Hedges, R (1, 2) OBP: 0.233, SLG: 0.290 12 Luke Maile, R (9, 2) OBP: 0.371, SLG: 0.467		F FF 91 C CU 82 F CH 86 B FF 91 B CU 84 B FF 92 X CH 87 3-2 ③ F8		C SL 85 F CH 86 B FF 92 B CH 87 X SL 86 2-2 ② P6		B SI 90 B CH 85 C SL 85 X CU 82 2-1 E5 1-3 1B		S FF 93 F SL 78 X SL 78 0-2 7 F8-4-3 1B		4 0	0 0	2 0	0 0	0 0	0 0	0 0
Inning Stats	R: 2 E: 0 K: 0 S: 10 H: 3 LOB: 1 BB: 0 P: 13	R: 0 E: 0 K: 1 S: 12 H: 0 LOB: 0 BB: 0 P: 17	R: 3 E: 0 K: 0 S: 17 H: 4 LOB: 1 BB: 0 P: 22	R: 0 E: 0 K: 0 S: 12 H: 1 LOB: 1 BB: 0 P: 18	R: 0 E: 0 K: 0 S: 5 H: 0 LOB: 0 BB: 0 P: 7	R: 0 E: 1 K: 0 S: 10 H: 2 LOB: 2 BB: 0 P: 14	R: 1 E: 0 K: 0 S: 14 H: 3 LOB: 2 BB: 0 P: 23	R: 0 E: 0 K: 0 S: 7 H: 1 LOB: 0 BB: 0 P: 9	R: 0 E: 0 K: 0 S: 6 H: 0 LOB: 0 BB: 0 P: 9	1B: 11 2B: 4 3B: 0 HR: 0 SF: 0 SAC: 0 DP: 1 HBP: 0						

TOP

Cleveland Guardians @ Baltimore Orioles

Oriole Park at Camden Yards, Baltimore, MD

Fri Jun 03 2022, 7:07 PM - 9:59 PM EDT

Att. 15,456 - Clear - 79 F

livebaseballscorecards.com

AB	40
R	6
H	14
RBI	6
BB	0
SO	1
LOB	13

PITCHER		IP	WLS	BF	H	R	ER	SO	BB	IBB	HBP	BLK	WP	HR	S	P	ERA	WHIP
50 Bruce Zimmermann, L ERA: 4.87	(1, 1)	5.2	L	27	10	5	5	1	0	0	0	0	0	0	63	87	7.94	1.765
71 Logan Gillaspie, R ERA: 1.35	(6, 1)	0.1		1	0	0	0	0	0	0	0	0	0	0	3	4	0.00	0.000
81 Denyi Reyes, R ERA: 2.35	(7, 1)	2.0		9	4	1	1	0	0	0	0	0	0	0	21	32	4.50	2.000
74 Félix Bautista, R ERA: 2.05	(9, 1)	1.0		3	0	0	0	0	0	0	0	0	0	0	6	9	0.00	0.000

PITCHER	IP	WLS	BF	H	R	ER	SO	BB	IBB	HBP	BLK	WP	HR	S	P	ERA	WHIP

BOTTOM

Cleveland Guardians @ Baltimore Orioles

Oriole Park at Camden Yards, Baltimore, MD

Fri Jun 03 2022, 7:07 PM - 9:59 PM EDT

Att. 15,456 - Clear - 79 F

livebaseballscorecards.com

Batter	1	2	3	4	5	6	7	8	9	AB	R	H	RBI	BB	SO	LOB
31 Cedric Mullins, L (1, 8) OBP: 0.301, SLG: 0.375	C FF 90 S FC 86 S KC 82 0-3 ① K		B KC 81 S CH 86 F FC 86 F KC 81 B KC 82 X KC 81 2-2 ② P5			B CH 87 C FC 87 F KC 82 C FF 92 1-3 ② K		B CH 89 F FF 95 F CH 89 X FF 95 1-2 ② F8 1-2 2-3		4	0	0	0	0	2	2
16 Trey Mancini, R (1, 10) OBP: 0.377, SLG: 0.429	X FF 90 0-0 ② F9		B FF 91 B SL 86 S SL 85 C FF 92 F FF 92 T SL 85 2-2 ③ K			F FF 92 X FF 91 0-1 1B		B SL 85 S FF 97 D SL 86 F FF 96 B FF 97 F FF 96 X SL 85 3-2 25 1B 2-H 3-H 2B		4	1	2	2	0	1	0
25 Anthony Santander, S (1, 9) OBP: 0.338, SLG: 0.407	B FF 90 B FF 91 C FC 87 F FF 90 B KC 80 B FC 87 4-2 BB			C FF 91 S FC 87 C FF 92 0-3 ① K		F FC 87 S KC 81 S KC 82 0-3 ③ K		X FF 96 0-0 2-H 1B		3	0	1	1	1	2	1
21 Austin Hays, R (1, 7) OBP: 0.366, SLG: 0.443	C FF 90 S SL 84 X SL 84 0-2 ③ P5			B SL 85 S SL 86 S SL 85 S SL 86 1-3 ② K			S SL 85 S SL 85 B FF 92 S SL 86 1-3 ① K	T CH 75 F FF 93 B FF 94 B CH 76 F CH 73 C FF 93 2-3 ③ K		4	0	0	0	0	3	2
6 Ryan Mountcastle, R (1, 3) OBP: 0.303, SLG: 0.416		B FF 91 B SL 84 B FF 91 B FF 92 4-0 41 FC6-4 BB		C FF 91 C FF 92 B FC 87 B FC 86 B SL 85 X FF 92 3-2 ③ L9			X FF 92 0-0 ② F9		F FC 99 F FC 100 F FC 99 X SL 92 0-2 ① G6-3	3	0	0	0	1	0	0
35 Adley Rutschman, S (1, 2) OBP: 0.245, SLG: 0.213		B FC 86 C FF 91 S KC 82 S KC 82 1-3 ① K			B KC 81 B FC 88 F FC 86 B KC 82 C FF 92 F FF 92 X KC 82 3-2 ① L7		B FF 91 S FC 86 C FF 91 B KC 82 F FF 92 S KC 82 2-3 ③ K		B FC 101 B FC 100 B FC 100 C FC 100 F FC 100 S SL 93 3-3 ② K	4	0	0	0	0	3	1
12 Rougned Odor, L (1, 4) OBP: 0.261, SLG: 0.406		X CH 87 0-0 ② F8			B FF 92 S KC 82 B FC 87 C FC 88 F KC 82 X KC 83 2-2 ② P6			C FC 86 B KC 82 S KC 82 X FF 91 1-2 31 WP 41 1B 16 2B 1B	B FC 101 F FC 100 F FC 100 S SL 95 1-3 ③ K	4	1	1	0	0	1	1
41 Tyler Nevin, R (1, 5) OBP: 0.307, SLG: 0.288		F SL 84 X FF 91 0-1 ③ FC6-4 1-2f			S SL 85 F SL 85 B SL 86 S SL 86 1-3 ③ K			X SL 84 0-0 1-2 31 WP 16 2B 1B		3	1	1	0	0	1	1
3 Jorge Mateo, R (1, 6) OBP: 0.246, SLG: 0.345			C FF 90 F SL 84 X SL 84 0-2 ① G3			F SL 84 S FF 92 B SL 85 C FF 92 1-3 ① K		B FF 95 F FF 95 B FF 95 F FF 95 S FF 95 2-3 ① K		3	0	0	0	0	2	2
Inning Stats	R: 0 E: 0 K: 1 S: 9 H: 0 LOB: 1 BB: 1 P: 13	R: 0 E: 0 K: 1 S: 6 H: 0 LOB: 1 BB: 1 P: 11	R: 0 E: 0 K: 1 S: 11 H: 0 LOB: 0 BB: 0 P: 15	R: 0 E: 0 K: 2 S: 9 H: 0 LOB: 0 BB: 0 P: 13	R: 0 E: 0 K: 1 S: 11 H: 0 LOB: 0 BB: 0 P: 17	R: 0 E: 0 K: 3 S: 11 H: 1 LOB: 1 BB: 0 P: 13	R: 0 E: 0 K: 2 S: 8 H: 0 LOB: 0 BB: 0 P: 11	R: 3 E: 0 K: 2 S: 19 H: 4 LOB: 1 BB: 0 P: 28	R: 0 E: 0 K: 2 S: 10 H: 0 LOB: 0 BB: 0 P: 14	1B: 4 2B: 1 3B: 0 HR: 0 SF: 0 SAC: 0 DP: 0 HBP: 0						

	AB	32
	R	3
	H	5
	RBI	3
	BB	2
	SO	15
	LOB	10

WP: 1 PA: 34
PB: 0
SB: 0
CS: 0

PITCHER		IP	WLS	BF	H	R	ER	SO	BB	IBB	HBP	BLK	WP	HR	S	P	ERA	WHIP
57 Shane Bieber, R ERA: 3.12	(1, 1)	7.0	W	26	3	2	2	11	2	0	0	0	0	0	69	98	2.57	0.714
62 Enyel De Los Santos, R ERA: 2.63	(8, 1)	0.2		4	2	1	1	1	0	0	0	0	1	0	11	17	13.50	3.000
49 Eli Morgan, R ERA: 2.31	(8, 1)	0.1	H	1	0	0	0	1	0	0	0	0	0	0	4	6	0.00	0.000
48 Emmanuel Clase, R ERA: 2.21	(9, 1)	1.0	S	3	0	0	0	2	0	0	0	0	0	0	10	14	0.00	0.000

PITCHER	IP	WLS	BF	H	R	ER	SO	BB	IBB	HBP	BLK	WP	HR	S	P	ERA	WHIP

Cleveland Guardians @ Baltimore Orioles

Oriole Park at Camden Yards, Baltimore, MD

Sat Jun 04 2022, 4:08 PM - 6:40 PM EDT

Att. 17,183 - Sunny - 85 F

TOP

livebaseballscorecards.com

Batter	1	2	3	4	5	6	7	8	9	AB	R	H	RBI	BB	SO	LOB
7 Myles Straw, R (1, 8) OBP: 0.332, SLG: 0.292	C FF 95 C CU 77 B FC 88 F FF 95 F FF 96 X FC 89 1-2 ① F9		B CU 76 F FF 94 B FF 94 F FF 94 F FF 95 X CU 75 2-2 ② F9		X SL 87 0-0 ② G4-3 1-2 3-H			B SI 93 C SI 94 X SI 93 1-1 ① F8 2-3		4	0	0	1	0	0	2
1 Amed Rosario, R (1, 6) OBP: 0.276, SLG: 0.297	C CU 77 X FC 88 0-1 ② L4		C FC 90 S FF 94 F FF 94 F FC 86 X FC 89 0-2 ③ G6-3		C SL 82 B FF 92 X CH 82 1-1 ③ L9			C SI 96 F SI 96 B SI 96 B CH 85 T SI 96 2-2 ② K		4	0	0	0	0	1	2
11 José Ramírez, S (1, 5) OBP: 0.400, SLG: 0.646	X FF 95 0-0 HR			B FF 94 B CU 74 C CH 87 B FC 89 B FC 89 4-1 6 CS BB		C SL 87 F FF 94 B FF 93 B FF 94 X CH 85 2-2 ① G2-3		0-0 6 HBP IBB		2	1	1	1	2	0	0
6 Owen Miller, R (1, 10) OBP: 0.341, SLG: 0.453	B FF 95 S FF 94 F FF 94 B CU 77 F FC 90 X FC 88 2-2 ③ F9			1 SAFE B FC 87 1 SAFE F FF 93 1 SAFE B FF 94 F FF 94 B FF 94 B FC 87 4-2 ① 22 G5-6-3 BB 1-2		B FF 94 F FF 94 B CH 84 B CH 85 F FF 94 X SL 86 3-2 ② F9		C SI 98 F SI 99 H SI 98 1-2 HBP		2	0	0	0	1	0	0
22 Josh Naylor, L (1, 3) OBP: 0.333, SLG: 0.491		B CH 87 C CH 87 B FF 94 F FF 95 X CH 89 2-2 ① F8		X FF 93 0-0 ② ③ G5-6-3 1-2f		C SL 85 F FF 94 F FF 95 F FF 94 X SL 84 0-2 ③ F9		C KC 85 D CH 91 F CH 90 D KC 84 B SI 99 F SI 99 X SI 98 3-2 ③ F8		4	0	0	0	0	0	4
39 Oscar Gonzalez, R (1, 9) OBP: 0.364, SLG: 0.455		F FC 88 B FC 87 C FC 86 F FF 95 F FF 95 D CU 78 X FC 90 2-2 ② G1-3			X SL 84 0-0 12 BB 0 1B 38 FC4-6 1B		B FF 98 C SL 85 X SL 85 1-1 ① L6-3		C SI 97 X SL 85 0-1 ① G4-3	4	1	1	0	0	0	0
0 Andrés Giménez, L (1, 4) OBP: 0.331, SLG: 0.526		B CH 87 X FF 95 1-0 HR			B FF 94 B FF 92 C FF 92 B FF 92 X FF 93 3-1 38 FC4-6 12 BB 7 G4-3 1B 1-2		C FF 98 B FS 88 X FS 87 1-1 ② G3-1		C KC 84 B CH 90 B SI 98 X CH 88 2-1 ② G4-3	4	2	2	1	0	0	0
12 Luke Maile, R (1, 2) OBP: 0.368, SLG: 0.438 9 Richie Palacios, L (9, PH) OBP: 0.347, SLG: 0.383		C FF 94 B FF 94 C CU 75 F FC 86 S FF 94 1-3 ③ K			B FF 92 C SL 83 S CH 84 B FF 92 D CH 82 B SL 84 4-2 38 FC4-6 BB 1-2 2-3		F FF 98 S FF 99 B FF 100 B FS 88 F FF 99 X SL 86 2-2 ③ F9		C KC 84 B SI 99 C CH 89 S SI 99 1-3 ③ K	2 1	0 0	0 0	0 0	1 0	1 1	0 0
38 Steven Kwan, L (1, 7) OBP: 0.357, SLG: 0.362			B FF 94 C FF 93 F CH 87 F FC 89 X FF 94 1-2 ① G6-3		F FF 92 C FF 93 X SL 83 0-2 ① FC4-6 7 G4-3 1-2f 2-3 3-H			B CH 83 C SI 96 X CH 86 1-1 7 F8 2B		3	0	1	1	0	0	2

Inning Stats																																	
	R: 1	H: 1	E: 0	LOB: 0	K: 0	BB: 0	S: 12	P: 15	R: 1	H: 1	E: 0	LOB: 0	K: 1	BB: 0	S: 13	P: 19	R: 0	H: 0	E: 0	LOB: 0	K: 0	BB: 0	S: 13	P: 16	R: 0	H: 0	E: 0	LOB: 0	K: 0	BB: 2	S: 4	P: 12
	R: 2	H: 2	E: 0	LOB: 1	K: 0	BB: 1	S: 11	P: 19	R: 0	H: 0	E: 0	LOB: 0	K: 0	BB: 0	S: 11	P: 16	R: 0	H: 0	E: 0	LOB: 0	K: 0	BB: 0	S: 8	P: 12	R: 0	H: 1	E: 0	LOB: 3	K: 1	BB: 1	S: 13	P: 21
	R: 0	H: 0	E: 0	LOB: 0	K: 1	BB: 0	S: 7	P: 10	1B: 2	SF: 0	2B: 1	SAC: 0	3B: 0	DP: 1	HR: 2	HBP: 1	WP: 0	PA: 35	PB: 0	SB: 0	CS: 1											

PITCHER		IP	WLS	BF	H	R	ER	SO	BB	IBB	HBP	BLK	WP	HR	S	P	ERA	WHIP
68 Tyler Wells, R ERA: 3.78	(1, 1)	4.0		14	2	2	2	1	2	0	0	0	0	2	42	62	4.50	1.000
45 Keegan Akin, L ERA: 2.02	(5, 1)	2.0		9	2	2	2	0	1	0	0	0	0	0	22	35	9.00	1.500
74 Félix Bautista, R ERA: 1.96	(7, 1)	1.0	W	3	0	0	0	0	0	0	0	0	0	0	8	12	0.00	0.000
55 Dillon Tate, R ERA: 1.65	(8, 1)	0.2	H	4	1	0	0	1	0	1	0	0	0	0	7	11	0.00	1.500
48 Jorge López, R ERA: 1.0	(8, 1)	1.1	S	5	0	0	0	1	0	0	1	0	0	0	13	20	0.00	0.000

PITCHER	IP	WLS	BF	H	R	ER	SO	BB	IBB	HBP	BLK	WP	HR	S	P	ERA	WHIP

AB	30
R	4
H	5
RBI	4
BB	4
SO	3
LOB	10

Batter	1	2	3	4	5	6	7	8	9	AB	R	H	RBI	BB	SO	LOB
31 Cedric Mullins, L (1, 8) OBP: 0.300, SLG: 0.370	S FF 91 B FF 91 F CU 79 S CU 80 1-3 K ①		C FF 91 B FF 92 F CU 79 F FF 92 B FF 93 B FF 93 D CU 79 4-2 16 BB 21 HR BB		B CU 77 B FF 92 X FF 91 2-0 L8 ①			F FF 98 C SL 88 X SL 86 0-2 G6-3 ①		3	1	0	0	1	1	0
16 Trey Mancini, R (1, 3) OBP: 0.379, SLG: 0.443	X FF 92 0-0 HR		B FF 91 B SL 85 1 SAFE B FF 90 B FF 90 4-0 21 HR 1-2 BB		F FF 93 X SL 87 0-1 L7 ②			B FF 98 S FF 97 B SL 86 B FF 98 X FF 97 3-1 G4-3 ②		3	2	1	1	1	0	0
25 Anthony Santander, S (1, 9) OBP: 0.336, SLG: 0.404 26 Ryan McKenna, R (8, PR) OBP: 0.300, SLG: 0.295 (9, 9)	B FF 93 T FF 93 B SL 88 X FF 92 2-1 P5 ②		C FF 91 X FF 92 0-1 F8 ②		C CU 80 X FF 94 0-1 P5 ③			B SL 88 X FF 97 1-0 1B		4 0	0 0	1 0	0 0	0 0	0 0	2 0
21 Austin Hays, R (1, 7) OBP: 0.364, SLG: 0.455	B FF 93 C SL 87 B SL 87 F FF 92 X FF 93 2-2 P3 ③		B SL 88 X SL 86 1-0 1-H 2-H HR			F SL 87 C FF 92 S CU 80 0-3 K ①		X FF 98 0-0 P4 ③		4	1	1	3	0	1	1
6 Ryan Mountcastle, R (1, 10) OBP: 0.298, SLG: 0.408		B FF 92 F FF 93 F FF 92 B SL 87 F SL 88 X FF 92 2-2 F9 ①	X FF 94 0-0 F9 ③			B FF 94 S FF 92 B FF 94 B SL 88 X FF 92 3-1 F7 ②				3	0	0	0	0	0	0
12 Rougned Odor, L (1, 4) OBP: 0.268, SLG: 0.427		B CU 79 B FF 93 B FF 92 C FF 93 F FF 93 B FF 93 4-2 23 FC6-4 BB		B FF 91 X SL 86 1-0 HR		C CU 80 B CU 81 B FF 93 B FF 92 L FF 92 X FF 93 3-2 P5 ③				2	1	1	1	1	0	0
29 Ramón Urías, R (1, 5) OBP: 0.274, SLG: 0.380		B FF 91 X FF 90 1-0 F9 ②		F FF 92 X FF 92 0-1 F9 ①			F FF 91 F FF 92 F FF 92 F CU 80 S CU 79 0-3 K ①			3	0	0	0	0	1	1
23 Robinson Chirinos, R (1, 2) OBP: 0.232, SLG: 0.235		B SL 86 1 SAFE 1 SAFE X FF 90 1-0 FC6-4 ③ 1-2f		C FF 92 S SL 88 B FF 94 X FF 93 1-2 P3 ②			X FF 92 0-0 F8 ②			3	0	0	0	0	0	1
3 Jorge Mateo, R (1, 6) OBP: 0.242, SLG: 0.339			X FF 91 0-0 G6-3 ①	F SL 88 S CU 80 C FF 94 0-3 K ③			X SL 86 0-0 F9 ③			3	0	0	0	0	1	0
Inning Stats	R: 1 E: 0 K: 1 S: 9 H: 1 LOB: 0 BB: 0 P: 14	R: 0 E: 0 K: 0 S: 8 H: 0 LOB: 1 BB: 1 P: 16	R: 3 E: 0 K: 0 S: 8 H: 1 LOB: 0 BB: 2 P: 17	R: 1 E: 0 K: 1 S: 9 H: 1 LOB: 0 BB: 0 P: 11	R: 0 E: 0 K: 0 S: 5 H: 0 LOB: 0 BB: 0 P: 7	R: 0 E: 0 K: 1 S: 8 H: 0 LOB: 0 BB: 0 P: 14	R: 0 E: 0 K: 1 S: 7 H: 0 LOB: 0 BB: 0 P: 7	R: 0 E: 0 K: 0 S: 7 H: 1 LOB: 1 BB: 0 P: 11		1B: 1 2B: 0 3B: 0 HR: 3	SF: 0 SAC: 0 DP: 0 HBP: 0			WP: 0 PB: 0 SB: 0 CS: 0	PA: 31	

PITCHER		IP	WLS	BF	H	R	ER	SO	BB	IBB	HBP	BLK	WP	HR	S	P	ERA	WHIP
24 Triston McKenzie, R ERA: 3.1	(1, 1)	7.0	L	27	3	5	5	4	3	0	0	0	0	3	54	86	6.43	0.857
26 Anthony Gose, L ERA: 4.38	(8, 1)	1.0		4	1	0	0	0	0	0	0	0	0	0	7	11	0.00	1.000

PITCHER	IP	WLS	BF	H	R	ER	SO	BB	IBB	HBP	BLK	WP	HR	S	P	ERA	WHIP

BOTTOM

Cleveland Guardians @ Baltimore Orioles

Oriole Park at Camden Yards, Baltimore, MD

Sat Jun 04 2022, 4:08 PM - 6:40 PM EDT

Att. 17,183 - Sunny - 85 F

livebaseballscorecards.com

AB	28
R	5
H	4
RBI	5
BB	3
SO	4
LOB	5

Batter	1	2	3	4	5	6	7	8	9	AB	R	H	RBI	BB	SO	LOB
7 Myles Straw, R (1, 8) OBP: 0.330, SLG: 0.291	S FF 94 C FF 93 B FF 94 S FC 88 1-3 ① K	B FC 89 C FF 93 B FF 93 S FC 87 X FC 88 2-2 1 FC6-4 1B			F FF 93 C FF 91 1 SAFE F FF 93 D FC 89 1 SAFE X FF 92 1-2 ① F9		B FC 88 C CU 80 X FC 88 1-1 ③ G5-3			4	0	1	0	0	1	1
1 Amed Rosario, R (1, 6) OBP: 0.280, SLG: 0.302	C FC 88 B FF 93 B FC 89 B FF 94 X FC 87 3-1 6 WP 0 HR 1B	S FF 94 1 SAFE F FF 93 B FS 83 F FF 94 1 SAFE X FC 89 1-2 ③ FC6-4 1-2f			S FF 95 X ST 80 0-1 ② P6			B FF 95 X SL 87 1-0 1B		4	1	2	0	0	0	2
11 José Ramírez, S (1, 5) OBP: 0.393, SLG: 0.632	C CU 78 1 SAFE X FS 84 0-1 ② F9		C FF 94 B CU 79 X FF 95 1-1 ① F6		1 SAFE B CH 85 C FF 95 X FF 95 1-1 ③ F9			B CH 83 1 SAFE F FF 95 C CH 82 1 SAFE D CH 85 1 SAFE 1 SAFE F FF 97 2-2 ① P6		4	0	0	0	0	0	3
6 Owen Miller, R (1, 3) OBP: 0.339, SLG: 0.444	1 SAFE 1 SAFE B FF 93 B FC 88 C FC 87 F FF 92 B FC 88 F FC 86 B FF 94 4-2 0 HR 1-2 BB		X FC 88 0-0 ② G1			B FF 95 C ST 83 F CH 86 X FF 96 1-2 ① G4-3		X FF 96 0-0 ② L9		3	1	0	0	1	0	1
0 Andrés Giménez, L (1, 4) OBP: 0.329, SLG: 0.540	B FS 84 X FS 82 1-0 1-H 2-H HR		C FF 95 F FF 95 T FF 96 0-2 ③ K			L CU 81 S FF 96 B CH 87 S FF 96 1-3 ② K		1 SAFE S FF 97 D SL 84 D SL 84 X FF 97 2-1 ③ F9		4	1	1	3	0	2	1
39 Oscar Gonzalez, R (1, 9) OBP: 0.378, SLG: 0.444 35 Óscar Mercado, R (9, 9) OBP: 0.219, SLG: 0.370	X FC 88 0-0 1B			F FF 94 X FS 82 0-1 ① G6-3		B ST 86 B FF 96 B CH 86 C FF 95 B ST 82 4-1 BB			C SI 96 F SL 83 S FF 98 0-3 ① K	3 0	0 0	1 0	0 0	1 0	1 0	0 0
9 Richie Palacios, L (1, 10) OBP: 0.327, SLG: 0.360 28 Ernie Clement, R (9, PH) OBP: 0.272, SLG: 0.253 (9, 10)	X FF 94 0-0 ③ P4			F FF 94 B CU 76 X FF 95 1-1 ② F7		C FC 88 B FC 88 C SL 84 S SL 83 1-3 ③ K			S FF 98 F SI 98 B SL 85 S SL 84 1-3 ② K	3 1	0 0	0 0	0 0	0 0	1 1	2 0
12 Luke Maile, R (1, 2) OBP: 0.357, SLG: 0.400		B FF 92 C FF 93 X FC 88 1-1 ① G6-3		C FC 89 S FF 93 B FF 92 S FC 90 1-3 ③ K			B FC 89 S FC 87 B SL 82 F FC 88 X SL 83 2-2 ① F8		S FF 98 B SL 84 F FF 98 B FF 99 B FF 98 D SL 84 4-2 BB	3	0	0	0	1	1	0
38 Steven Kwan, L (1, 7) OBP: 0.354, SLG: 0.358		C FF 94 F CU 79 B FF 94 F FS 84 F FF 94 B CU 78 X FS 84 2-2 ② G1-3			B CU 76 B FF 94 C FF 92 X FS 83 2-1 1B		C FC 88 S SL 83 B SL 83 X SL 82 1-2 ② F9		S FF 98 B FF 98 C SI 96 X SL 83 1-2 ③ F7	4	0	1	0	0	0	1

Inning Stats																				
	R: 3	H: 3	R: 0	H: 1	R: 0	H: 0	R: 0	H: 0	R: 0	H: 1	R: 0	H: 0	R: 0	H: 0	R: 0	H: 1	R: 0	H: 0	1B: 5	SF: 0	WP: 1	PA: 36
	E: 0	LOB: 1	E: 0	LOB: 1	E: 0	LOB: 0	E: 0	LOB: 0	E: 0	LOB: 1	E: 0	LOB: 1	E: 0	LOB: 0	E: 0	LOB: 1	E: 0	LOB: 1	2B: 0	SAC: 0	PB: 0	
	K: 1	BB: 1	K: 0	BB: 0	K: 1	BB: 0	K: 1	BB: 0	K: 0	BB: 0	K: 2	BB: 1	K: 0	BB: 0	K: 0	BB: 0	K: 2	BB: 1	3B: 0	DP: 0	SB: 0	
	S: 13	P: 22	S: 14	P: 20	S: 6	P: 7	S: 7	P: 9	S: 10	P: 14	S: 10	P: 17	S: 8	P: 12	S: 8	P: 13	S: 11	P: 17	HR: 1	HBP: 0	CS: 0	

PITCHER		IP	WLS	BF	H	R	ER	SO	BB	IBB	HBP	BLK	WP	HR	S	P	ERA	WHIP
64 Dean Kremer, R ERA: 6.23	(1, 1)	4.1	L	19	5	3	3	3	1	0	0	0	1	1	46	67	6.23	1.385
71 Logan Gillaspie, R ERA: 1.13	(5, 1)	1.1		5	0	0	0	1	1	0	0	0	0	0	11	18	0.00	0.750
79 Nick Vespi, L ERA:	(6, 1)	1.1		4	0	0	0	1	0	0	0	0	0	0	11	16	0.00	0.000
43 Bryan Baker, R ERA: 5.32	(8, 1)	0.2		3	1	0	0	0	0	0	0	0	0	0	6	9	0.00	1.500
58 Cionel Pérez, L ERA: 1.0	(8, 1)	1.1		5	0	0	0	2	1	0	0	0	0	0	13	21	0.00	0.750

PITCHER	IP	WLS	BF	H	R	ER	SO	BB	IBB	HBP	BLK	WP	HR	S	P	ERA	WHIP

TOP

Cleveland Guardians @ Baltimore Orioles

Oriole Park at Camden Yards, Baltimore, MD

Sun Jun 05 2022, 1:38 PM - 4:35 PM EDT

Att. 14,815 - Sunny - 75 F

livebaseballscorecards.com

AB	33
R	3
H	6
RBI	3
BB	3
SO	7
LOB	11

BOTTOM

Cleveland Guardians @ Baltimore Orioles

Oriole Park at Camden Yards, Baltimore, MD

Sun Jun 05 2022, 1:38 PM - 4:35 PM EDT

Att. 14,815 - Sunny - 75 F

livebaseballscorecards.com

Batter	1	2	3	4	5	6	7	8	9	AB	R	H	RBI	BB	SO	LOB
21 Austin Hays, R (1, 7) OBP: 0.357, SLG: 0.445	F FF 91 B FF 93 B SL 86 X FF 93 2-1 F8 ①		B SL 86 B FF 92 C FF 91 X FF 91 3-1 G4-3 ③		D FF 93 F FF 87 F FF 93 S SL 87 1-3 K ②		X FF 94 0-0 P4 ③			4	0	0	0	0	1	5
16 Trey Mancini, R (1, 10) OBP: 0.377, SLG: 0.437	C FF 92 C CU 80 S SL 84 0-3 K ②			B SL 86 H FF 93 2-0 6 HR HBP	C FF 94 B FF 95 B SL 86 F FF 94 B FF 93 X FF 93 3-2 L7 ③			B SL 84 S FF 93 B FF 92 S SL 85 F CH 75 B FF 93 F CH 74 X FF 93 3-2 F7 ①		3	1	0	0	0	1	2
25 Anthony Santander, S (1, 9) OBP: 0.330, SLG: 0.396	X FF 92 0-0 L9 ③			F CH 87 B CU 82 F CH 87 S FF 93 1-3 K ①		C FF 92 X CU 82 0-1 F8 ①		F FF 93 X CH 75 0-1 G3 ②		4	0	0	0	0	1	1
6 Ryan Mountcastle, R (1, 3) OBP: 0.303, SLG: 0.424		F FF 91 X SL 85 0-1 G6-3 ①		B FF 93 C SL 87 B SL 87 X FF 93 2-1 1-H HR		B FF 92 X FF 87 1-0 G4-3 ②		B FF 93 S FF 93 F SL 85 B CH 77 F FF 94 F FF 93 B SL 89 B CH 74 4-2 BB		3	1	1	2	1	0	0
29 Ramón Urías, R (1, 5) (8, 6) OBP: 0.268, SLG: 0.371		B FF 92 T FF 91 B FF 93 C FF 93 F SL 87 B FF 93 F SL 85 F FF 93 X FF 92 3-2 G5-3 ②		B CU 81 F FF 92 S FF 93 F SL 87 F FF 92 F FF 93 B CU 81 S CH 88 2-3 K ②		T SL 86 B CU 80 B FF 93 C SL 86 B SL 87 S FF 87 3-3 K ③		F FF 92 1 SAFE F FF 92 B CH 76 S FF 93 1-3 K ③		4	0	0	0	0	3	1
35 Adley Rutschman, S (1, 2) OBP: 0.228, SLG: 0.196		X CH 87 0-0 G4-3 ③		B FF 94 S FF 92 F CH 87 B CU 82 F CH 86 F FF 92 F CH 87 X FF 87 2-2 L9 ③			F SI 94 B SL 89 B SL 89 F SI 96 X FF 97 2-2 G4-3 ①		C FC 98 F FC 100 F SL 93 F FC 100 S SL 92 0-3 K 12 G4-5-3	4	0	0	0	0	1	0
12 Rougned Odor, L (1, 4) OBP: 0.273, SLG: 0.425			F FF 94 B CU 81 B CU 80 F FF 91 B CH 87 F FF 87 F FF 93 S FF 87 3-3 K ①		B FF 92 C FF 91 C FF 91 B FF 92 X FF 91 2-2 26 2B 1B		B SL 90 F SI 97 B FF 96 B SL 91 F SI 96 F FF 98 B SI 96 4-2 26 BB BB		C FC 100 C FC 99 X FC 100 0-2 G4-5-3 ① ② 1-2f	3	0	1	0	1	1	1
26 Ryan McKenna, R (1, 8) OBP: 0.333, SLG: 0.340			S SL 87 X CH 87 0-1 1B		C SL 86 1 SAFE B FF 91 B FF 92 1 SAFE X SL 88 2-1 1-3 2B		B SI 95 B SI 95 F SI 95 S SI 96 B SI 96 B SI 97 4-2 1-2 BB		B FC 101 X FC 99 1-0 G4-3 ③	3	0	2	0	1	0	0
3 Jorge Mateo, R (1, 6) 31 Cedric Mullins, L (7, PH) OBP: 0.299, SLG: 0.368 41 Tyler Nevin, R (8, 5) OBP: 0.307, SLG: 0.288			F FF 93 F FF 92 S SL 87 0-3 K ②		B CU 81 F FF 92 B SL 87 F FF 93 F FF 87 S SL 85 2-3 K ①		B CH 76 S FF 93 S FF 93 X FF 94 1-2 P5 ②			2 1 0	0 0 0	0 0 0	0 0 0	0 0 0	2 0 0	3 2 0
Inning Stats	R: 0 E: 0 K: 1 S: 6 H: 0 LOB: 0 BB: 0 P: 8	R: 0 E: 0 K: 0 S: 9 H: 0 LOB: 0 BB: 0 P: 12	R: 0 E: 0 K: 2 S: 12 H: 1 LOB: 1 BB: 0 P: 18	R: 2 E: 0 K: 2 S: 17 H: 1 LOB: 0 BB: 0 P: 26	R: 0 E: 0 K: 2 S: 15 H: 2 LOB: 2 BB: 0 P: 25	R: 0 E: 0 K: 1 S: 6 H: 0 LOB: 0 BB: 0 P: 10	R: 0 E: 0 K: 0 S: 12 H: 0 LOB: 2 BB: 2 P: 23	R: 0 E: 0 K: 1 S: 14 H: 0 LOB: 1 BB: 1 P: 22	R: 0 E: 0 K: 1 S: 9 H: 0 LOB: 0 BB: 0 P: 10	1B: 2 2B: 1 3B: 0 HR: 1 SF: 0 SAC: 0 DP: 1 HBP: 1						

	AB	31
	R	2
	H	4
	RBI	2
	BB	3
	SO	10
	LOB	15

WP: 1 PA: 35
PB: 0
SB: 0
CS: 0

PITCHER		IP	WLS	BF	H	R	ER	SO	BB	IBB	HBP	BLK	WP	HR	S	P	ERA	WHIP
34 Zach Plesac, R ERA: 4.72	(1, 1)	6.0	W	23	4	2	2	8	0	0	1	0	0	1	65	99	3.00	0.667
31 Sam Hentges, L ERA: 1.1	(7, 1)	0.1	H	3	0	0	0	0	2	0	0	0	0	0	8	18	0.00	6.000
49 Eli Morgan, R ERA: 2.16	(7, 1)	1.2	H	6	0	0	0	1	1	0	0	0	0	0	18	27	0.00	0.600
48 Emmanuel Clase, R ERA: 2.11	(9, 1)	1.0	S	3	0	0	0	1	0	0	0	0	1	0	9	10	0.00	0.000

PITCHER	IP	WLS	BF	H	R	ER	SO	BB	IBB	HBP	BLK	WP	HR	S	P	ERA	WHIP

Texas Rangers @ Cleveland Guardians

Progressive Field, Cleveland, OH

Tue Jun 07 2022, 4:30 PM - 7:09 PM EDT

Overcast - 63 F

TOP

livebaseballscorecards.com

Batter	1	2	3	4	5	6	7	8	9	AB	R	H	RBI	BB	SO	LOB
2 Marcus Semien, R (1, 6) OBP: 0.265, SLG: 0.315	C SI 92 X SI 92 0-1 53 FC6-4 5 1B 56 FC3-6 1B		F SI 93 B FC 88 B FC 88 C FC 89 X SI 93 2-2 53 E 53 S 1B		B SI 92 F SI 93 X SI 92 1-1 ① FC5-4 1-2f	B FC 87 B FC 90 B FF 93 X SI 92 3-0 HR				4	2	3	1	0	0	1
5 Corey Seager, L (1, 10) OBP: 0.298, SLG: 0.420	X FC 89 0-0 53 FC6-4 1-2 1B		B SI 92 C FC 89 S CH 85 S SI 93 1-3 ② K		1 SAFE S CH 84 S FC 89 C SI 94 0-3 ② K	B FC 90 C SI 93 F FC 90 X CH 86 1-2 ② G4-3				4	0	1	0	0	2	2
53 Adolis García, R (1, 8) OBP: 0.261, SLG: 0.439	F SI 93 F SI 93 D FC 89 X SI 93 1-2 ① FC6-4 56 FC3-6 1-2f 2-3		C FF 91 F SI 93 F CH 86 D FC 88 D FC 89 X SI 93 2-2 E6 56 S 1-3		X SI 94 0-0 ③ G5-3		C SI 93 B CH 86 X SI 94 1-1 ③ L9			4	0	0	0	0	0	4
56 Kole Calhoun, L (1, 9) OBP: 0.304, SLG: 0.428	D FC 89 B SI 93 B CH 84 X SI 93 3-0 ② FC3-6 1-2f 3-H		C FC 90 B SI 93 S FC 90 X CH 86 1-2 ③ G1-3 1-2			X FC 89 0-0 30 L8 55 BB 1B		T FF 92 X CH 76 0-1 ① G4-3		4	0	1	1	0	0	3
55 Sam Huff, R (1, 2) OBP: 0.393, SLG: 0.442	B SI 92 F SI 93 D FC 90 X FF 93 2-1 ③ G4-3			X SI 92 0-0 ① G6-3		B FC 89 B FF 92 B FF 93 C SI 93 F SI 93 B SI 94 4-2 70 G6-4-3 1-2 BB		S SL 84 C FF 93 F FF 93 X CH 74 0-2 ② G5-3		3	0	0	0	1	0	1
30 Nathaniel Lowe, L (1, 3) OBP: 0.306, SLG: 0.378		B SI 93 F SI 92 C FC 90 X SI 93 1-2 ① G4-3		C SI 93 X FC 90 0-1 ② G3		B FC 90 B SI 92 X FC 89 2-0 ① L8 2-3		F FF 93 B CH 75 X CH 74 1-1 ③ G4-3		4	0	0	0	0	0	2
70 Ezequiel Duran, R (1, 4) OBP: 0.273, SLG: 0.545		C SI 93 F FC 87 S FC 88 0-3 ② K		C SI 93 X SI 93 0-1 1B		S FC 89 B SI 94 X SI 94 1-1 ②③ G6-4-3 1-2f			B FC 100 F FC 100 F SL 93 B SL 93 F FC 100 C SL 93 2-3 ① K	4	0	1	0	0	2	2
40 Steele Walker, L (1, 7) OBP: 0.125, SLG: 0.500		F SI 94 B FC 89 X FC 90 1-1 ③ G4-3		B FC 90 F FC 89 X FC 90 1-1 ③ G4-3			X CH 84 0-0 HR		B FC 101 X FC 99 1-0 ② G4-3	4	1	1	1	0	0	1
77 Andy Ibáñez, R (1, 5) OBP: 0.273, SLG: 0.277 18 Mitch Garver, R (9, PH) OBP: 0.293, SLG: 0.421			C SI 92 F SI 93 X FC 89 0-2 ① P4		X SI 93 0-0 2 FC5-4 1B		F FC 88 X SI 93 0-1 ① P4		C FC 102 C FC 100 B FC 101 S SL 94 1-3 ③ K	3 1	0 0	1 0	0 0	0 0	0 1	0 0
Inning Stats	R: 1 H: 2 E: 0 LOB: 1 K: 0 BB: 0 S: 9 P: 15	R: 0 H: 0 E: 0 LOB: 0 K: 1 BB: 0 S: 8 P: 10	R: 0 H: 1 E: 1 LOB: 2 K: 1 BB: 0 S: 16 P: 22	R: 0 H: 1 E: 0 LOB: 1 K: 0 BB: 0 S: 7 P: 8	R: 0 H: 1 E: 0 LOB: 1 K: 1 BB: 0 S: 7 P: 8	R: 0 H: 1 E: 0 LOB: 1 K: 0 BB: 1 S: 6 P: 13	R: 2 H: 2 E: 0 LOB: 0 K: 0 BB: 0 S: 9 P: 14	R: 0 H: 0 E: 0 LOB: 0 K: 0 BB: 0 S: 8 P: 9	R: 0 H: 0 E: 0 LOB: 0 K: 2 BB: 0 S: 8 P: 12	1B: 6 SF: 0 2B: 0 SAC: 0 3B: 0 DP: 1 HR: 2 HBP: 0						

PITCHER		IP	WLS	BF	H	R	ER	SO	BB	IBB	HBP	BLK	WP	HR	S	P	ERA	WHIP
47 Cal Quantrill, R ERA: 3.56	(1, 1)	7.0	W	30	8	3	3	3	1	0	0	0	0	2	62	90	3.86	1.286
49 Eli Morgan, R ERA: 2.08	(8, 1)	1.0	H	3	0	0	0	0	0	0	0	0	0	0	8	9	0.00	0.000
48 Emmanuel Clase, R ERA: 2.01	(9, 1)	1.0	S	3	0	0	0	2	0	0	0	0	0	0	8	12	0.00	0.000

PITCHER	IP	WLS	BF	H	R	ER	SO	BB	IBB	HBP	BLK	WP	HR	S	P	ERA	WHIP

AB	35
R	3
H	8
RBI	3
BB	1
SO	5
LOB	16

WP: 0 PA: 36
PB: 0
SB: 2
CS: 0

Texas Rangers @ Cleveland Guardians

Progressive Field, Cleveland, OH

Tue Jun 07 2022, 4:30 PM - 7:09 PM EDT

Overcast - 63 F

livebaseballscorecards.com

BOTTOM

Batter	1	2	3	4	5	6	7	8	9	AB	R	H	RBI	BB	SO	LOB
7 Myles Straw, R (1, 8) OBP: 0.332, SLG: 0.290	B FF 95 B FF 96 B FF 94 C FF 94 X FF 95 3-1 ① L9		B FF 95 C FF 95 C ST 85 B ST 84 B FF 96 F ST 85 B ST 84 4-2 1 1B 6 1B BB	F FF 96 F FF 96 F FF 96 X ST 85 0-2 ② P3		C SL 90 S CH 92 B SL 90 S CH 92 1-3 ② K		F FF 97 C FF 98 B FF 99 B SL 88 X FF 98 3-2 6 S 1 S 1B		4	1	1	0	1	1	0
1 Amed Rosario, R (1, 6) OBP: 0.289, SLG: 0.310	B FF 97 S CU 79 X CU 80 1-1 ② G2-3		B FF 95 1 SAFE C FF 96 B CU 78 B FF 95 X FF 96 3-1 11 S 1-3 6 1B 1B	C CU 79 F CU 78 X FF 96 0-2 11 S 1B		F SL 88 F SL 89 B SL 89 B CH 92 B CH 92 X SL 88 3-2 11 WP 1B		F FF 98 D CU 87 X SL 88 1-1 ② G5-3 1-2		5	1	3	0	0	0	1
11 José Ramírez, S (1, 5) OBP: 0.393, SLG: 0.622	C FF 96 B ST 85 F ST 85 X FF 96 1-2 ③ F8		C ST 85 S ST 85 F ST 86 F CU 79 S ST 85 0-3 ① K 1-2	B FF 95 C ST 84 B FF 96 D ST 84 B ST 85 4-1 1-2 BB		C CH 92 B CU 77 X CH 91 1-1 ③ F8 1-2		0-0 6 S IBB		3	0	0	0	2	1	3
6 Owen Miller, R (1, 10) OBP: 0.335, SLG: 0.437		C FF 96 T CU 78 B CU 80 C ST 83 1-3 ① K	X CU 79 0-0 22 2B 2-H 3-H 1B	F FF 96 C FF 97 F ST 85 S ST 84 0-3 ③ K			C SL 88 B SL 89 S CH 91 B CH 91 B FF 94 F SL 88 X SL 88 3-2 ① G4-3	C SL 89 X SL 90 0-1 ③ P4 1-2 2-3		5	1	1	2	0	2	4
22 Josh Naylor, L (1, 3) OBP: 0.339, SLG: 0.496		C CH 89 C ST 85 B ST 84 F FF 96 B CU 78 B CH 91 F ST 85 B FF 98 4-2 39 2B 38 SF8 BB	B FF 96 B FF 96 X ST 86 2-0 39 2B 2-H 2B	C FF 94 X FF 96 0-1 ① G3			C CH 91 B CH 92 C CH 91 F SL 88 F CH 93 B CU 78 B CH 93 F CH 92 F CH 92 3-3 ② K			3	2	1	1	1	1	0
39 Oscar Gonzalez, R (1, 9) OBP: 0.390, SLG: 0.500 35 Óscar Mercado, R (7, PR) OBP: 0.219, SLG: 0.370 (8, 9)		X ST 84 0-0 1-3 2B	S ST 86 D ST 86 B FF 96 F ST 86 X ST 84 2-2 0 G6-3 2-H 2B	F FF 95 F FF 95 X ST 85 0-2 ② P2			B CH 91 X SL 88 1-0 E5 0 S 0 E			4 0	0 1	2 0	1 0	0 0	0 0	0 0
0 Andrés Giménez, L (1, 4) OBP: 0.340, SLG: 0.540		B CU 78 B CU 78 S ST 84 D ST 86 B ST 85 4-1 BB	X FF 96 0-0 ② G6-3 2-3	C CU 76 C FF 95 B CH 89 H ST 85 2-2 HBP			D CH 90 B CH 90 1 SAFE F CH 90 F CH 91 F CH 92 B CH 91 F SL 87 X CH 91 3-2 E6 1-H 1B			2	0	1	0	1	0	1
38 Steven Kwan, L (1, 7) OBP: 0.346, SLG: 0.350		C ST 84 X CH 89 0-1 ② SF8 3-H	B ST 86 B CH 88 X FF 95 2-0 ③ L3	C FF 94 X ST 84 0-1 ③ F7			1 SAFE C CH 89 X CH 90 0-1 ③ G6-3			3	0	0	1	0	0	3
17 Austin Hedges, R (1, 2) OBP: 0.225, SLG: 0.279		F ST 84 B ST 85 D ST 85 B FF 98 C FF 98 X ST 86 3-2 ③ G5-3		F FF 95 X FF 95 0-1 ① G6-3		B SL 89 X SL 89 1-0 ① P2		C FF 97 S SL 88 F FF 98 F CU 85 B SL 87 X FF 98 1-2 ① F9		4	0	0	0	0	0	2
Inning Stats	R: 0 E: 0 K: 0 S: 7 H: 0 LOB: 0 BB: 0 P: 12	R: 1 E: 0 K: 1 S: 14 H: 1 LOB: 2 BB: 2 P: 26	R: 4 E: 0 K: 1 S: 17 H: 4 LOB: 1 BB: 1 P: 30	R: 0 E: 0 K: 1 S: 14 H: 1 LOB: 2 BB: 1 P: 18	R: 0 E: 0 K: 0 S: 9 H: 0 LOB: 1 BB: 0 P: 11	R: 0 E: 0 K: 1 S: 9 H: 1 LOB: 1 BB: 0 P: 15	R: 1 E: 2 K: 1 S: 20 H: 1 LOB: 1 BB: 0 P: 30	R: 0 E: 0 K: 0 S: 12 H: 1 LOB: 2 BB: 1 P: 17		1B: 6 2B: 3 3B: 0 HR: 0 SF: 1 SAC: 0 DP: 0 HBP: 1						

	AB	33
	R	6
	H	9
	RBI	5
	BB	5
	SO	5
	LOB	14

WP: 1 PB: 0 SB: 6 CS: 0 PA: 40

PITCHER		IP	WLS	BF	H	R	ER	SO	BB	IBB	HBP	BLK	WP	HR	S	P	ERA	WHIP
22 Jon Gray, R ERA: 5.28	(1, 1)	5.0	L	26	6	5	5	3	4	0	1	0	0	0	61	97	9.00	2.000
43 Garrett Richards, R ERA: 3.79	(6, 1)	2.0		9	2	1	0	2	0	0	0	0	1	0	29	45	0.00	1.000
66 Josh Sborz, R ERA: 9.64	(8, 1)	1.0		5	1	0	0	0	0	1	0	0	0	0	12	17	0.00	1.000

PITCHER	IP	WLS	BF	H	R	ER	SO	BB	IBB	HBP	BLK	WP	HR	S	P	ERA	WHIP

Texas Rangers @ Cleveland Guardians

Progressive Field, Cleveland, OH

Tue Jun 07 2022, 7:51 PM - 11:00 PM EDT

Att. 10,763 - Clear - 64 F

livebaseballscorecards.com

Batter	1	2	3	4	5	6	7	8	9	AB	R	H	RBI	BB	SO	LOB
2 Marcus Semien, R (1, 4) OBP: 0.280, SLG: 0.355	B FF 93 X FF 94 1-0 1B		B CU 76 C CH 81 B CU 75 C FC 86 B FF 88 X FF 92 3-2 HR	C FF 92 X CU 76 0-1 1B		B SL 85 B SL 83 S FS 89 B FF 97 B SL 86 4-1 5 S 1-2 BB		B FF 98 B FF 98 S FF 98 X FF 98 2-1 HR		4	2	4	2	1	0	0
5 Corey Seager, L (1, 6) OBP: 0.296, SLG: 0.412	B FC 88 F FF 94 F SL 83 X SL 83 1-2 ① F7		B FF 92 X SL 83 1-0 ① G3	F FF 92 X SL 83 0-1 ③ G6-3		B FF 98 F FF 97 S SL 86 B FS 88 B FS 89 B FS 89 4-2 18 FC5-4 1-2 2-3 BB		C SL 88 C SL 87 C FF 98 0-3 ① K		4	0	0	0	1	1	2
18 Mitch Garver, R (1, 10) OBP: 0.290, SLG: 0.409	1 SAFE C SL 82 S FF 92 D CU 79 S FC 90 1-3 ② K		C FC 87 B SL 81 B CH 84 S FF 91 X FF 93 2-2 ② G6-3		B SI 92 F SI 92 B SI 93 B SL 79 F FF 93 F FF 92 F SL 78 F FF 94 F SI 93 3-2 X SI 84 ① G5-3	X FF 97 0-0 ③ FC5-4 1-2f		F FF 98 C SL 87 B FF 98 F SL 88 F FF 98 B SL 86 F SL 87 F FF 98 B FF 98 4-2 F FF 97 B FF 97 BB		4	0	0	0	1	1	4
53 Adolis García, R (1, 9) OBP: 0.260, SLG: 0.431	X FC 87 0-0 ③ L5		X CU 77 0-0 ③ G6-3		C SL 79 B FF 94 S SL 77 B SL 79 B FF 93 S SL 78 3-3 ② K		B FC 94 F SI 93 B SL 84 B FC 90 B FC 94 4-1 28 FC4-6 BB	S SL 86 B FF 97 F SL 87 D SL 86 S FF 98 2-3 ② K		4	0	0	0	1	2	2
28 Jonah Heim, S (1, 2) OBP: 0.324, SLG: 0.480		C FF 92 B CH 84 B FF 92 S FC 87 F SL 82 F CH 84 B FF 92 X FF 92 3-2 ① F8	B CH 82 S FC 85 B SL 84 B FF 90 F FF 89 F FC 85 F FF 92 X CH 82 3-2 HR	C SI 92 B FS 86 B SL 78 F FS 86 X FF 92 2-2 70 S 1B		C FC 90 F FC 95 X FC 96 0-2 ① FC4-6 40 BB 70 1B 1-2f		D SL 86 C FF 96 F FF 95 B FF 96 F FF 97 C SL 86 2-3 ③ K		5	1	2	1	0	1	2
70 Ezequiel Duran, R (1, 5) OBP: 0.375, SLG: 0.563		B FC 88 S FC 87 X CH 84 1-1 30 1B 11 E 1B	S FF 92 F FF 92 B CU 77 B CU 77 X FF 93 2-2 30 HR 1B	B SL 81 B SI 92 B SI 93 C SI 93 X SI 93 3-1 ③ G6-3 1-2		X FC 93 0-0 40 BB 1-2 1B			B SI 94 S FF 95 F CU 80 S FF 96 1-3 ① K	5	2	3	0	0	1	1
30 Nathaniel Lowe, L (1, 3) OBP: 0.313, SLG: 0.400		S FF 92 X FF 92 0-1 11 FC5-4 1-2 1B	B SL 84 X FF 91 1-0 1-H HR			F FF 98 B FF 99 B FF 98 F FF 98 X FF 98 2-2 41 FC4-6 1B	C FC 91 S FC 95 B FC 94 S FC 94 1-3 ② K		S SL 88 S SI 96 S SI 96 0-3 ② K	5	1	3	2	0	2	2
11 Charlie Culberson, R (1, 7) OBP: 0.271, SLG: 0.250 40 Steele Walker, L (7, PH) OBP: 0.200, SLG: 0.444 (7, 7)		X FC 88 0-0 ② FC5-4 1-2f 2-H	B FC 86 C FF 92 F FF 92 F SL 85 F FF 92 B CH 84 F FF 92 S CU 76 2-3 ① K			S SL 88 B SL 86 S SL 85 S FS 88 1-3 ① K	B FC 93 C FC 93 S CU 82 B FC 95 D FC 91 B FC 94 4-2 1-2 2-3 BB		B SI 96 X SL 89 1-0 ③ G3	3 1	0 0	0 0	0 0	0 1	2 0	2 0
41 Eli White, R (1, 8) OBP: 0.271, SLG: 0.278		C FF 92 B FF 92 X FC 86 1-1 ③ P3	X FC 86 0-0 ② P2			X FF 97 0-0 ② FC4-6 5 S 2 S 1-2f	X FC 92 0-0 ③ P4			4	0	0	0	0	0	5
Inning Stats	R: 0 E: 0 K: 1 S: 8 H: 1 LOB: 1 BB: 0 P: 11	R: 1 E: 1 K: 0 S: 12 H: 2 LOB: 1 BB: 0 P: 17	R: 1 E: 0 K: 0 S: 8 H: 1 LOB: 0 BB: 0 P: 14	R: 3 E: 0 K: 1 S: 20 H: 4 LOB: 1 BB: 0 P: 28	R: 0 E: 0 K: 1 S: 15 H: 1 LOB: 1 BB: 0 P: 26	R: 0 E: 0 K: 1 S: 11 H: 1 LOB: 3 BB: 2 P: 22	R: 0 E: 0 K: 1 S: 11 H: 1 LOB: 3 BB: 2 P: 20	R: 1 E: 0 K: 3 S: 19 H: 1 LOB: 1 BB: 1 P: 29	R: 0 E: 0 K: 2 S: 7 H: 0 LOB: 0 BB: 0 P: 9	1B: 8 2B: 0 3B: 0 HR: 4 SF: 0 SAC: 0 DP: 0 HBP: 0						

TOP	
AB	39
R	6
H	12
RBI	5
BB	5
SO	10
LOB	20

PITCHER		IP	WLS	BF	H	R	ER	SO	BB	IBB	HBP	BLK	WP	HR	S	P	ERA	WHIP
59 Kirk McCarty, L ERA: 10.29	(1, 1)	4.0	L	20	8	5	4	2	0	0	0	0	0	3	48	70	9.00	2.000
52 Nick Sandlin, R ERA: 2.81	(5, 1)	1.0		4	1	0	0	1	0	0	0	0	0	0	15	26	0.00	1.000
37 Trevor Stephan, R ERA: 3.79	(6, 1)	1.0		6	1	0	0	1	2	0	0	0	0	0	11	22	0.00	3.000
27 Bryan Shaw, R ERA: 4.24	(7, 1)	1.0		6	1	0	0	1	2	0	0	0	0	0	11	20	0.00	3.000
26 Anthony Gose, L ERA: 4.73	(8, 1)	1.0		5	1	1	1	3	1	0	0	0	0	1	19	29	9.00	2.000

PITCHER		IP	WLS	BF	H	R	ER	SO	BB	IBB	HBP	BLK	WP	HR	S	P	ERA	WHIP
31 Sam Hentges, L ERA: 1.04	(9, 1)	1.0		3	0	0	0	2	0	0	0	0	0	0	7	9	0.00	0.000

WP: 0 PA: 44
PB: 0
SB: 4
CS: 0

Texas Rangers @ Cleveland Guardians

Progressive Field, Cleveland, OH

Tue Jun 07 2022, 7:51 PM - 11:00 PM EDT

Att. 10,763 - Clear - 64 F

livebaseballscorecards.com

BOTTOM

Batter	1	2	3	4	5	6	7	8	9	AB	R	H	RBI	BB	SO	LOB
7 Myles Straw, R (1, 8) OBP: 0.330, SLG: 0.286	L CH 88 F CH 88 F FF 94 B SL 87 B FF 94 B SL 86 S FF 96 3-3 ① **K**		F FF 94 F FF 95 B FF 94 F SL 86 B FF 95 1 SAFE X SL 84 2-2 ② **FC6-4** 1-2f			B FF 93 B FF 93 C FC 85 S FF 92 B FF 93 B FF 94 4-2 22 BB, 1 1B, 39 1B, 2-3 BB	C SL 85 F SI 96 B SL 86 X SI 95 1-2 ② **L8**			3	1	0	0	1	1	2
1 Amed Rosario, R (1, 6) OBP: 0.288, SLG: 0.309	C SI 94 S FF 97 B CH 90 F SL 85 C FF 96 1-3 ② **K**		S FF 95 F FF 95 F FF 96 F SL 85 X FF 95 0-2 ③ **F9**			X SI 93 0-0 22 BB, 39 1B, 1-2, 3-H, 1B	B SI 96 S SL 85 S SL 84 S SL 86 1-3 ③ **K**			4	1	1	1	0	2	2
11 José Ramírez, S (1, 5) OBP: 0.386, SLG: 0.608	C FF 96 F SL 87 B SL 88 F FF 96 X SL 83 1-2 ③ **L8**			C SI 92 X SL 85 0-1 ① **L8**		D SL 86 B SL 84 X SI 92 2-0 ① **F3**		B SI 91 B SI 90 C SI 90 X FC 87 2-1 ① **P2**		4	0	0	0	0	0	2
6 Owen Miller, R (1, 3) OBP: 0.328, SLG: 0.426		C FF 95 B FF 94 C SL 85 S FF 96 1-3 ① **K**		C SI 92 S FC 90 X SL 84 0-2 ② **F9**		X CH 88 0-0 ② **L8**		C SI 91 F CH 80 B SI 92 B CH 79 F SI 92 X FC 88 2-2 ② **G6-3**		4	0	0	0	0	1	2
22 Josh Naylor, L (1, 10) OBP: 0.336, SLG: 0.483		B SL 83 B SI 94 S FF 96 F FF 96 T SL 83 2-2 ② **K**		C SL 86 F SL 85 F FF 95 S FF 96 0-3 ③ **K**		B FF 94 B SL 84 S SL 85 B FF 95 B FF 96 4-1 39 1B, 1-2, 2-3, BB		C SI 91 S FC 88 S ST 79 0-3 ③ **K**		3	0	0	0	1	3	0
39 Oscar Gonzalez, R (1, 9) OBP: 0.378, SLG: 0.477		S FF 94 B FF 96 B FF 96 F CH 87 X FF 96 2-2 **E6**			X CH 85 0-0 ① **G3**	C SI 97 S SL 86 X SI 97 0-2 1-2, 2-H, 3-H, 1B			C SL 85 F FF 95 X SL 85 0-2 ① **G6-3**	4	0	1	2	0	0	0
28 Ernie Clement, R (1, 4) OBP: 0.277, SLG: 0.260 0 Andrés Giménez, L (6, PH) OBP: 0.336, SLG: 0.532 (7, 4)		F FF 95 D CH 90 F FF 95 F FF 95 S SL 84 1-3 ③ **K**			B FF 94 C CH 85 X SL 87 1-1 12 G4-6-3, 1B	C SI 96 X CH 89 0-1 ③ **P5**			C FF 94 F CU 80 X SL 86 0-2 ② **F8**	2 0 1 0 0 1 1 2 0 0 0 0 0 2						
12 Luke Maile, R (1, 2) OBP: 0.333, SLG: 0.368 38 Steven Kwan, L (9, PH) OBP: 0.350, SLG: 0.350			X FF 95 0-0 ① **G6-3**		F SI 92 B FF 94 X SL 84 1-1 ② ③ **G4-6-3** 1-2f		B SL 85 S SL 85 B SL 85 X SI 97 2-1 ① **G5-3**		B FF 94 B SL 86 B SL 88 B FF 94 4-0 **BB**	3 0 0 0 0 0 1 0 0 0 0 1 0 0						
35 Óscar Mercado, R (1, 7) OBP: 0.234, SLG: 0.392 9 Richie Palacios, L (7, PH) OBP: 0.333, SLG: 0.353 (8, 7)			C FF 94 X SL 84 0-1 7 FC6-4, 1B			F FF 92 X CH 86 0-1 7 WP, 1 1B, 2B	S SI 97 S CH 88 B CH 90 B SL 86 B SI 97 B CH 89 4-2 **BB**		B SL 88 F SL 88 C FF 94 F SL 88 F FF 94 F CU 81 B FF 94 D SL 88 X SL 88 3-2 ③ **G5-3**	2 1 2 0 0 0 0 1 0 0 0 1 0 1						
Inning Stats	R: 0 E: 0 K: 2 S: 12 H: 0 LOB: 0 BB: 0 P: 17	R: 0 E: 1 K: 3 S: 13 H: 0 LOB: 1 BB: 0 P: 19	R: 0 E: 0 K: 0 S: 12 H: 1 LOB: 1 BB: 0 P: 14	R: 0 E: 0 K: 1 S: 9 H: 0 LOB: 0 BB: 0 P: 9	R: 0 E: 0 K: 0 S: 5 H: 1 LOB: 0 BB: 0 P: 7	R: 3 E: 0 K: 0 S: 13 H: 3 LOB: 2 BB: 2 P: 23	R: 0 E: 0 K: 1 S: 10 H: 0 LOB: 1 BB: 1 P: 18	R: 0 E: 0 K: 1 S: 9 H: 0 LOB: 0 BB: 0 P: 13	R: 0 E: 0 K: 0 S: 12 H: 0 LOB: 1 BB: 1 P: 19	1B: 4 2B: 1 3B: 0 HR: 0	SF: 0 SAC: 0 DP: 1 HBP: 0	WP: 1 PB: 0 SB: 0 CS: 0	PA: 36				

PITCHER		IP	WLS	BF	H	R	ER	SO	BB	IBB	HBP	BLK	WP	HR	S	P	ERA	WHIP
52 Taylor Hearn, L ERA: 5.4	(1, 1)	5.2	W	23	4	3	3	6	2	0	0	0	1	0	59	84	4.76	1.059
19 Dennis Santana, R ERA: 1.31	(6, 1)	1.1	H	6	1	0	0	1	1	0	0	0	0	0	15	23	0.00	1.500
32 John King, L ERA: 2.74	(8, 1)	1.0	H	3	0	0	0	1	0	0	0	0	0	0	9	13	0.00	0.000
68 Joe Barlow, R ERA: 2.21	(9, 1)	1.0	S	4	0	0	0	0	1	0	0	0	0	0	12	19	0.00	1.000

PITCHER	IP	WLS	BF	H	R	ER	SO	BB	IBB	HBP	BLK	WP	HR	S	P	ERA	WHIP

AB	32
R	3
H	5
RBI	3
BB	4
SO	8
LOB	13

Texas Rangers @ Cleveland Guardians

Progressive Field, Cleveland, OH

Wed Jun 08 2022, 7:25 PM - 11:24 PM EDT

Att. 10,965 - Overcast - 68 F

livebaseballscorecards.com

TOP

Batter	1	2	3	4	5	6	7	8	9	AB	R	H	RBI	BB	SO	LOB
2 Marcus Semien, R (1, 4) OBP: 0.280, SLG: 0.353	C FF 90 B SL 85 X SL 85 1-1 ① G6-3			B SL 84 C SL 84 B SL 85 B SL 85 X FF 90 3-1 ① P3		C SL 84 F CH 73 B FF 93 F FF 92 B FF 93 S SL 85 2-3 ③ K			S SL 92 S SL 92 B FC 99 X SL 92 1-2 5 G1 1B	4	0	1	0	0	1	0
5 Corey Seager, L (1, 6) OBP: 0.291, SLG: 0.405	C CH 86 S KC 82 B KC 82 S KC 81 1-3 ② K			C FC 86 F FC 86 X KC 82 0-2 ② G6-3			B FF 95 X FF 94 1-0 ① F7		X FC 99 0-0 ① G1 1-2	4	0	0	0	0	1	1
18 Mitch Garver, R (1, 10) OBP: 0.283, SLG: 0.397	B FF 90 F FF 91 T FF 90 S SL 84 1-3 ③ K			C SL 84 F FF 91 S SL 84 0-3 ③ K			B FF 95 C FF 95 B SL 85 F FF 95 B FF 96 T FF 96 3-2 ② K		S FC 99 F FC 99 D SL 93 C SL 92 1-3 ② K	4	0	0	0	0	4	1
53 Adolis García, R (1, 9) OBP: 0.264, SLG: 0.432		S SL 84 X SL 83 0-1 ① G6-3			C FF 90 B SL 85 B SL 84 B FF 90 X FF 90 3-1 70 K 30 1B 1B		C FF 95 C SL 84 X SL 84 0-2 28 2B 1B		S FC 99 X FC 100 0-1 ③ G4-3	4	0	2	0	0	0	1
28 Jonah Heim, S (1, 2) OBP: 0.324, SLG: 0.485		F FF 90 F SL 84 C KC 81 0-3 ② K			F FC 86 B FF 92 F FF 90 B SL 84 C FF 91 2-3 ① K		B FF 95 X FF 95 1-0 1-3 2B			3	0	1	0	0	2	1
30 Nathaniel Lowe, L (1, 3) OBP: 0.318, SLG: 0.404		C SL 85 B FF 90 X FC 86 1-1 70 CS 1B			X FF 91 0-0 1-2 1B		X FF 95 0-0 ③ G3-1			3	0	2	0	0	0	2
70 Ezequiel Duran, R (1, 5) OBP: 0.316, SLG: 0.474		S SL 84 B SL 84 S SL 84 B SL 85 2-2 ③ CS 1-2	S SL 83 B FF 90 X SL 84 1-1 ① F9		2 SAFE B CH 76 F FF 92 F CH 75 S FF 93 1-3 ② ③ K 2-3			F FC 90 X SL 82 0-1 ① P3		3	0	0	0	0	1	2
40 Steele Walker, L (1, 7) OBP: 0.154, SLG: 0.333			C FC 85 X KC 82 0-1 ② F7			X FF 92 0-0 ① P5		X FC 94 0-0 ② G6-3		3	0	0	0	0	0	0
41 Eli White, R (1, 8) OBP: 0.264, SLG: 0.270			B FF 90 F SL 84 S SL 85 S SL 85 1-3 ③ K			F FF 92 X SL 85 0-1 ② F9		C FC 93 B SL 85 B CU 83 F FC 93 S FC 94 2-3 ③ K		3	0	0	0	0	2	0

	AB	31
	R	0
	H	6
	RBI	0
	BB	0
	SO	11
	LOB	8

Inning Stats																				
	R: 0	H: 0	R: 0	H: 1	R: 0	H: 0	R: 0	H: 0	R: 0	H: 2	R: 0	H: 0	R: 0	H: 2	R: 0	H: 0	R: 0	H: 1	1B: 5	SF: 0	WP: 0	PA: 32
	E: 0	LOB: 0	E: 0	LOB: 0	E: 0	LOB: 0	E: 0	LOB: 0	E: 0	LOB: 1	E: 0	LOB: 0	E: 0	LOB: 0	E: 0	LOB: 2	E: 0	LOB: 1	2B: 1	SAC: 0	PB: 0	
	K: 2	BB: 0	K: 1	BB: 0	K: 1	BB: 0	K: 1	BB: 0	K: 2	BB: 0	K: 1	BB: 0	K: 1	BB: 0	K: 1	BB: 0	K: 1	BB: 0	3B: 0	DP: 0	SB: 0	
	S: 8	P: 11	S: 9	P: 12	S: 7	P: 9	S: 8	P: 11	S: 9	P: 15	S: 7	P: 9	S: 9	P: 14	S: 6	P: 8	S: 9	P: 11	HR: 0	HBP: 0	CS: 1	

PITCHER		IP	WLS	BF	H	R	ER	SO	BB	IBB	HBP	BLK	WP	HR	S	P	ERA	WHIP
57 Shane Bieber, R ERA: 2.91	(1, 1)	4.1		15	3	0	0	6	0	0	0	0	0	0	38	54	0.00	0.692
49 Eli Morgan, R ERA: 1.95	(5, 1)	1.2	W	4	0	0	0	2	0	0	0	0	0	0	10	13	0.00	0.000
62 Enyel De Los Santos, R ERA: 2.45	(7, 1)	1.0		5	2	0	0	1	0	0	0	0	0	0	9	14	0.00	2.000
27 Bryan Shaw, R ERA: 4.0	(8, 1)	1.0		3	0	0	0	1	0	0	0	0	0	0	6	8	0.00	0.000
48 Emmanuel Clase, R ERA: 1.93	(9, 1)	1.0		4	1	0	0	1	0	0	0	0	0	0	9	11	0.00	1.000

PITCHER	IP	WLS	BF	H	R	ER	SO	BB	IBB	HBP	BLK	WP	HR	S	P	ERA	WHIP

Texas Rangers @ Cleveland Guardians

Progressive Field, Cleveland, OH

Wed Jun 08 2022, 7:25 PM - 11:24 PM EDT

Att. 10,965 - Overcast - 68 F

livebaseballscorecards.com

BOTTOM

Batter	1	2	3	4	5	6	7	8	9	AB	R	H	RBI	BB	SO	LOB
7 Myles Straw, R (1, 8) OBP: 0.329, SLG: 0.285	B SI 88 C SI 89 B SL 78 C SI 88 X SI 90 2-2 ① G6-3		B ST 75 X SI 88 1-0 1 1B; 11 2B; 1B	C SL 76 B CH 86 F SL 76 X SI 87 1-2 ② F8		C FF 95 1 SAFE B FF 94 B FF 94 T FF 94 S FF 96 2-3 ③ K				4	1	1	0	0	1	3
1 Amed Rosario, R (1, 6) OBP: 0.287, SLG: 0.307	C SI 88 X SI 89 0-1 ② G6-3		B SI 88 B SI 88 X SI 88 2-0 11 2B; 1-2; 1B	B ST 76 X SI 88 1-0 ③ G4-3; 1-2			B KC 84 C KC 84 B FF 95 B CH 85 C FF 95 X KC 84 3-2 ① G6-3			4	0	1	0	0	0	1
11 José Ramírez, S (1, 5) OBP: 0.388, SLG: 0.611	C SI 90 C FC 86 B SI 90 B SL 79 F SI 90 F CH 83 X CH 85 2-2 ③ G1-3		B SI 88 X CH 84 1-0 ① 22 1B; 1-H; 2-H; 2B		B FF 94 X FF 94 1-0 ① F7		B FF 94 B KC 82 S FF 95 B CH 86 C CH 87 X KC 84 3-2 39 S; 1B			4	1	2	1	0	0	0
22 Josh Naylor, L (1, 3) OBP: 0.341, SLG: 0.484		B SI 88 F SI 88 B CH 84 X SI 88 2-1 39 G5-3; 0 2B; 1B	F CH 83 X CH 84 0-1 39 1B; 3-H; 1B		B SL 89 X SL 88 1-0 ② P4		C FF 96 S KC 85 C FF 94 0-3 ② K			4	1	2	1	0	1	1
39 Oscar Gonzalez, R (1, 9) OBP: 0.367, SLG: 0.458 35 Óscar Mercado, R (8, 9) OBP: 0.234, SLG: 0.392		F SI 89 X SI 89 0-1 ① G5-3; 1-2	S SL 77 X SI 88 0-1 1-2; 1B		S FF 95 S FF 96 F FF 97 F FF 97 F FF 96 S FF 96 0-3 ③ K		B FF 93 C KC 83 F KC 83 X KC 83 1-2 ③ G5-3; 1-2			4 0	0 0	1 0	0 0	0 0	1 0	2 0
0 Andrés Giménez, L (1, 4) OBP: 0.340, SLG: 0.545		C CH 88 B CH 83 B SI 88 B CH 83 X SI 89 3-1 17 1B; 2-H; 2B	S FC 85 B SI 89 S CH 83 B SL 78 S CH 83 2-3 ② K			C SL 89 B SL 89 X FF 95 1-1 38 1B; 2B		C CU 81 S CU 81 X FF 97 0-2 ① G4-3		4	1	2	1	0	1	2
9 Richie Palacios, L (1, 10) OBP: 0.321, SLG: 0.340 6 Owen Miller, R (6, PH) OBP: 0.324, SLG: 0.421 (7, 10)		S FC 85 X SI 88 0-1 ② F7	C SL 77 X CH 83 0-1 ③ G4-3			F FF 94 C FF 94 S FF 95 0-3 ① K		C FF 97 F FF 97 X FF 97 0-2 ② L9		2 2	0 0	0 0	0 0	0 0	0 1	3 1
17 Austin Hedges, R (1, 2) OBP: 0.226, SLG: 0.278		B SL 78 C SI 88 X SL 77 1-1 2-H; 1B		T SI 87 S CH 83 F SL 77 X SI 88 0-2 ① L4		S FF 95 X FF 95 0-1 ② P3		C CU 82 B FC 93 S CU 83 S FF 98 1-3 ③ K		4	0	1	1	0	1	1
38 Steven Kwan, L (1, 7) OBP: 0.355, SLG: 0.357		F SI 87 X FC 85 0-1 ③ F8		C CH 83 C SI 89 B SL 79 X SI 89 1-2 1 S; 1B		B FF 96 C FF 95 X FF 96 1-1 2-3; 1B				3	0	2	0	0	0	1
Inning Stats	R: 0 E: 0 K: 0 S: 10 H: 0 LOB: 0 BB: 0 P: 14	R: 2 E: 0 K: 0 S: 12 H: 3 LOB: 1 BB: 0 P: 18	R: 2 E: 0 K: 1 S: 12 H: 5 LOB: 2 BB: 0 P: 18	R: 0 E: 0 K: 0 S: 11 H: 1 LOB: 1 BB: 0 P: 14	R: 0 E: 0 K: 1 S: 8 H: 0 LOB: 0 BB: 0 P: 10	R: 0 E: 0 K: 2 S: 12 H: 2 LOB: 2 BB: 0 P: 16	R: 0 E: 0 K: 1 S: 12 H: 1 LOB: 1 BB: 0 P: 19	R: 0 E: 0 K: 1 S: 9 H: 0 LOB: 0 BB: 0 P: 10		1B: 9 2B: 3 3B: 0 HR: 0 SF: 0 SAC: 0 DP: 0 HBP: 0				WP: 0 PB: 0 SB: 2 CS: 0 PA: 35		

	AB	35
	R	4
	H	12
	RBI	4
	BB	0
	SO	6
	LOB	15

PITCHER		IP	WLS	BF	H	R	ER	SO	BB	IBB	HBP	BLK	WP	HR	S	P	ERA	WHIP
33 Dane Dunning, R ERA: 4.41	(1, 1)	4.0	L	20	9	4	4	1	0	0	0	0	0	0	45	64	9.00	2.250
46 Brock Burke, L ERA: 0.9	(5, 1)	2.0		8	2	0	0	3	0	0	0	0	0	0	20	26	0.00	1.000
45 Matt Moore, L ERA: 2.84	(7, 1)	1.0		4	1	0	0	1	0	0	0	0	0	0	12	19	0.00	1.000
51 Matt Bush, R ERA: 4.22	(8, 1)	1.0		3	0	0	0	1	0	0	0	0	0	0	9	10	0.00	0.000

PITCHER	IP	WLS	BF	H	R	ER	SO	BB	IBB	HBP	BLK	WP	HR	S	P	ERA	WHIP

Oakland Athletics @ Cleveland Guardians

Progressive Field, Cleveland, OH

Thu Jun 09 2022, 7:10 PM - 10:32 PM EDT

Att. 12,995 - Clear - 68 F

TOP

livebaseballscorecards.com

Batter	1	2	3	4	5	6	7	8	9	AB	R	H	RBI	BB	SO	LOB
5 Tony Kemp, L (1, 7) OBP: 0.319, SLG: 0.284	G3	BB			BB		K		2B	3	0	1	0	2	1	0
22 Ramón Laureano, R (1, 9) OBP: 0.339, SLG: 0.353	L7	F9			G6-4-3		G5-3		F9	5	0	0	0	0	0	6
8 Jed Lowrie, S (1, 4) OBP: 0.278, SLG: 0.304	F9	P3				L7		G6-3		4	0	0	0	0	0	0
12 Sean Murphy, R (1, 2) OBP: 0.276, SLG: 0.361		HBP				F8		K		3	1	0	0	0	1	0
23 Christian Bethancourt, R (1, 10) OBP: 0.292, SLG: 0.377		HR	L7			1B		2B		4	2	3	2	0	0	0
17 Elvis Andrus, R (1, 6) OBP: 0.308, SLG: 0.376		BB	G5-3			2B		G5-3		3	1	1	0	1	0	1
4 Matt Davidson, R (1, 3) OBP: 0.227, SLG: 0.263	K		L7			2B			K	2	0	0	0	0	1	1
15 Seth Brown, L (6, PH) OBP: 0.279, SLG: 0.392 (6, 3)									K	2	0	1	2	0	1	0
1 Kevin Smith, R (1, 5) OBP: 0.215, SLG: 0.309		BB	G1-3			G6-3			K	3	0	0	0	1	1	1
20 Cristian Pache, R (1, 8) OBP: 0.212, SLG: 0.231		1B			K		G5-3		1B	3	0	1	0	0	1	0
13 Luis Barrera, L (9, PH) OBP: 0.314, SLG: 0.355										1	0	1	0	0	0	0

	AB	33
	R	4
	H	8
	RBI	4
	BB	4
	SO	6
	LOB	9

Inning Stats																								
	R: 0	H: 0	R: 2	H: 2	R: 0	H: 0	R: 0	H: 0	R: 0	H: 0	R: 2	H: 3	R: 0	H: 0	R: 0	H: 1	R: 0	H: 2	1B: 3	SF: 0	WP: 1	PA: 38
	E: 0	LOB: 0	E: 0	LOB: 3	E: 0	LOB: 0	E: 0	LOB: 0	E: 0	LOB: 0	E: 0	LOB: 1	E: 0	LOB: 0	E: 0	LOB: 1	E: 0	LOB: 2	2B: 4	SAC: 0	PB: 0	
	K: 0	BB: 0	K: 1	BB: 3	K: 0	BB: 0	K: 1	BB: 0	K: 0	BB: 0	K: 0	BB: 0	K: 1	BB: 0	K: 1	BB: 0	K: 2	BB: 0	3B: 0	DP: 1	SB: 0	
	S: 6	P: 10	S: 15	P: 32	S: 4	P: 9	S: 4	P: 5	S: 4	P: 13	S: 15	P: 24	S: 8	P: 15	S: 14	P: 21	S: 12	P: 18	HR: 1	HBP: 1	CS: 1	

PITCHER		IP	WLS	BF	H	R	ER	SO	BB	IBB	HBP	BLK	WP	HR	S	P	ERA	WHIP
45 Konnor Pilkington, L (1, 1) ERA: 3.57		5.2		24	4	4	4	2	4	0	1	0	0	1	45	85	6.35	1.412
27 Bryan Shaw, R (6, 1) ERA: 3.93		0.1		2	1	0	0	0	0	0	0	0	0	0	3	8	0.00	3.000
31 Sam Hentges, L (7, 1) ERA: 0.96		1.1		4	0	0	0	1	0	0	0	0	0	0	10	20	0.00	0.000
62 Enyel De Los Santos, R (8, 1) ERA: 2.35		0.2	W	3	1	0	0	1	0	0	0	0	1	0	12	16	0.00	1.500
37 Trevor Stephan, R (9, 1) ERA: 3.6		1.0		5	2	0	0	2	0	0	0	0	0	0	12	18	0.00	2.000

PITCHER	IP	WLS	BF	H	R	ER	SO	BB	IBB	HBP	BLK	WP	HR	S	P	ERA	WHIP

Batter	1	2	3	4	5	6	7	8	9	AB	R	H	RBI	BB	SO	LOB
7 Myles Straw, R (1, 8) OBP: 0.322, SLG: 0.278	C FF 93 C SL 85 B FF 93 X FF 94 1-2 ① L9		B CU 77 C CU 78 F FF 94 B FF 93 X FF 94 2-2 ② G1-3		B FF 93 C SL 85 C SL 86 F FF 93 B FF 93 X FF 95 2-2 ③ F9		C SL 84 B SL 85 B SL 84 C FF 94 X SL 86 2-2 ② FC5 (38 1B) 1-2 2-3f	B SI 95 X SI 95 1-0 ① G5-3		5	0	0	0	0	0	3
38 Steven Kwan, L (1, 7) OBP: 0.368, SLG: 0.368	B CU 78 B FF 94 C FF 94 X FF 94 2-1 11 FC4-5 (1B)		B CH 83 B FF 94 C FF 94 F FF 94 F FF 94 X FF 95 2-2 ③ G4-3			B SI 96 C FF 96 C SL 88 B SL 88 X FF 99 2-2 22 S (39 1B) 1B	B ST 79 C ST 79 X SI 94 1-1 1-3 2-H	B SI 93 C FF 95 F CH 88 B FF 94 B SI 94 F CH 86 B FF 95 4-2 BB		4	1	3	1	1	0	0
11 José Ramírez, S (1, 10) OBP: 0.388, SLG: 0.619	B FF 93 T CH 85 B FF 94 S CH 85 1 SAFE X CH 84 2-2 ② FC4-5 1-2f			X FF 93 0-0 HR		C SL 88 F FF 96 X SL 87 0-2 ① L7	0-0 IBB	F SL 87 S CU 79 X SL 88 0-2 ② F3		4	1	1	1	1	0	4
22 Josh Naylor, L (1, 3) OBP: 0.336, SLG: 0.496	1 SAFE C CU 80 X FF 94 0-1 ③ P5			F CH 84 X CH 84 0-1 HR		1 SAFE F SI 96 B SL 87 X SL 87 1-1 ② L4 1-2	C ST 80 B ST 84 B ST 83 C ST 82 S ST 84 2-3 ③ K	F SL 87 X SL 87 0-1 ③ G4-3		5	1	1	1	0	1	7
39 Oscar Gonzalez, R (1, 9) OBP: 0.415, SLG: 0.519 35 Óscar Mercado, R (8, PR) OBP: 0.234, SLG: 0.392 (9, 9)		B FF 94 B SL 82 X FF 94 2-0 2B		C CU 78 B FF 94 F FF 94 X FF 95 1-2 0 G6-5-3 (1B)		B SI 96 X SI 97 1-0 2-H 1B		S SL 82 B SL 83 S SL 82 B SL 83 F FF 96 F SL 83 B FF 96 X SL 83 3-2 6 1B (0 1B) 1B		4 0	0 1	4 0	1 0	0 0	0 0	0 0
6 Owen Miller, R (1, 4) OBP: 0.323, SLG: 0.417	B FF 94 C FF 94 B SL 85 X CU 78 2-1 ① G6-3			B FF 94 B CU 79 B FF 94 C FF 95 X FF 93 3-1 ① L8		1 SAFE 1 SAFE F SI 96 B SI 96 S SL 87 D SL 86 B FF 97 C SI 96 3-3 ③ K		S SI 96 X SI 95 0-1 28 1B 28 E (0 1B) 1B 1-2		4	1	1	0	0	1	3
0 Andrés Giménez, L (1, 6) OBP: 0.338, SLG: 0.537	C FF 92 F FF 94 S FF 94 0-3 ② K			B CH 84 1 SAFE F FF 94 F FF 94 F FF 94 B SL 84 X FF 94 2-2 ② ③ G6-5-3 1-2f			S SL 88 X SL 88 0-1 ① G3	B SI 94 F FF 94 S FF 95 X FF 95 1-2 28 E 9 2B 1B 1-2 2-H		4	1	1	1	0	1	2
28 Ernie Clement, R (1, 5) OBP: 0.287, SLG: 0.263	B FF 94 C FF 95 X FF 94 1-1 ③ G6-3				B FF 92 C SL 85 C FF 94 X FF 95 1-2 ① G4-3		C FF 93 B FF 93 B SL 83 F FF 94 B FF 94 D FF 94 4-2 7 FC5 12 1B (BB)	B SL 81 B SI 96 X SI 95 2-0 E1 9 2B 1B 1-3 2-H		3	1	1	0	1	0	1
12 Luke Maile, R (1, 2) OBP: 0.333, SLG: 0.366 9 Richie Palacios, L (8, PH) OBP: 0.333, SLG: 0.370 17 Austin Hedges, R (9, 2) OBP: 0.226, SLG: 0.278			C FF 93 F FF 92 S FF 92 0-3 ① K		C SL 85 B FF 93 S SL 85 B SL 85 S FF 93 2-3 ② K		X FF 94 0-0 7 FC5 38 1B 1B 1-2	F CH 86 B SL 80 F FF 94 X CH 86 1-2 1-H 2B 3-H		3 1 0	1 0 0	1 1 0	0 2 0	0 0 0	2 0 0	0 0 0
Inning Stats	R: 0 E: 0 K: 0 S: 10 H: 1 LOB: 1 BB: 0 P: 15	R: 0 E: 0 K: 1 S: 8 H: 1 LOB: 1 BB: 0 P: 13	R: 0 E: 0 K: 1 S: 10 H: 0 LOB: 0 BB: 0 P: 14	R: 2 E: 0 K: 0 S: 12 H: 3 LOB: 0 BB: 0 P: 18	R: 0 E: 0 K: 1 S: 10 H: 0 LOB: 0 BB: 0 P: 15	R: 1 E: 0 K: 1 S: 12 H: 2 LOB: 1 BB: 0 P: 19	R: 1 E: 0 K: 1 S: 13 H: 2 LOB: 3 BB: 2 P: 22	R: 4 E: 1 K: 0 S: 23 H: 5 LOB: 2 BB: 1 P: 35		1B: 10 2B: 2 3B: 0 HR: 2	SF: 0 SAC: 0 DP: 1 HBP: 0				WP: 0 PB: 0 SB: 1 CS: 0	PA: 40

PITCHER		IP	WLS	BF	H	R	ER	SO	BB	IBB	HBP	BLK	WP	HR	S	P	ERA	WHIP
32 James Kaprielian, R ERA: 5.73	(1, 1)	5.0		19	5	2	2	3	0	0	0	0	0	2	50	75	3.60	1.000
33 A.J. Puk, L ERA: 1.85	(6, 1)	1.1	H	6	2	1	1	1	0	0	0	0	0	0	14	21	6.75	1.500
61 Zach Jackson, R ERA: 3.7	(7, 1)	0.1	H	3	1	0	0	0	1	0	0	0	0	0	6	12	0.00	6.000
60 Sam Moll, L ERA: 1.47	(7, 1)	0.1	B	3	1	1	1	1	0	1	0	0	0	0	5	8	27.00	3.000
62 Lou Trivino, R ERA: 9.2	(8, 1)	0.1	L	7	5	4	4	0	1	0	0	0	0	0	18	30	108.00	18.000

PITCHER		IP	WLS	BF	H	R	ER	SO	BB	IBB	HBP	BLK	WP	HR	S	P	ERA	WHIP
29 Austin Pruitt, R ERA: 4.05	(8, 1)	0.2		2	0	0	0	0	0	0	0	0	0	0	5	5	0.00	0.000

BOTTOM

Oakland Athletics @ Cleveland Guardians

Progressive Field, Cleveland, OH

Thu Jun 09 2022, 7:10 PM - 10:32 PM EDT

Att. 12,995 - Clear - 68 F

livebaseballscorecards.com

AB	37
R	8
H	14
RBI	7
BB	3
SO	5
LOB	20

Oakland Athletics @ Cleveland Guardians

Progressive Field, Cleveland, OH

Fri Jun 10 2022, 7:10 PM - 10:00 PM EDT

Att. 21,311 - Clear - 73 F

TOP

livebaseballscorecards.com

Batter	1	2	3	4	5	6	7	8	9	AB	R	H	RBI	BB	SO	LOB
5 Tony Kemp, L (1, 4) OBP: 0.313, SLG: 0.278	C FF 92 X SL 86 0-1 G6-3		C CU 78 S CU 79 F CU 79 B FF 92 X CU 80 1-2 F8		C SL 86 F FF 92 C CU 79 0-3 K		B SI 93 F SI 93 B FF 93 1 SAFE B SI 93 X SI 93 3-1 G4-3 1-3			4	0	0	0	0	1	1
22 Ramón Laureano, R (1, 8) OBP: 0.345, SLG: 0.352 (9, 9)	C FF 91 F SL 86 S SL 88 0-3 K		F FF 94 B FF 94 X SL 89 1-1 23 S 1B		B SL 87 C SL 87 B FF 92 B FF 92 F FF 93 B FF 94 4-2 BB		B SL 78 B SI 93 X SI 93 2-0 F9			3	0	1	0	1	1	1
15 Seth Brown, L (1, 7) OBP: 0.278, SLG: 0.406 (9, 3)	S FF 94 F FF 93 B FF 94 X FF 94 1-2 HR		S CU 79 B FF 93 F FF 92 D CU 80 S CU 80 2-3 K		B CU 78 1 SAFE 1 SAFE X FF 91 1-0 L8		X FS 88 0-0 G1-3			4	1	1	1	0	1	3
23 Christian Bethancourt, R (1, 3) OBP: 0.291, SLG: 0.382 20 Cristian Pache, R (9, 8) OBP: 0.212, SLG: 0.231	B FF 94 X FF 94 1-0 2B		B SL 88 S FF 92 D SL 88 X FF 92 2-1 L7 1-2		S FF 92 F SL 84 X SL 86 0-2 G6-3			B SL 85 X FF 96 1-0 L1 X FF 97 0-0 F8		4 0	0 0	1 0	0 0	0 0	0 0	2 0
21 Stephen Vogt, L (1, 10) OBP: 0.136, SLG: 0.200	C CU 78 X FF 93 0-1 F7			C SL 87 C CU 79 B CU 79 F FF 94 F FF 94 S CU 82 1-3 K2-3		C CU 79 X FF 93 0-1 G5-3				4	0	0	0	0	1	1
17 Elvis Andrus, R (1, 6) OBP: 0.307, SLG: 0.374		C FF 92 B FF 93 X SL 88 1-1 P4		F SL 88 C SL 88 B FF 94 B FF 95 B SL 89 X SL 88 3-2 G5-3		B FF 94 X FF 93 1-0 13 WP 12 WP 1B		B FF 97 C FF 97 C FF 97 B FS 88 B SL 86 S SL 87 3-3 K		4	0	1	0	0	1	0
12 Sean Murphy, R (1, 2) OBP: 0.280, SLG: 0.376		B FF 93 B FF 94 X FF 93 2-0 HR		B CU 81 B SL 87 F SL 87 B FF 94 B FF 92 4-1 13 E BB		S SL 87 B FF 90 B FF 88 F SL 85 F FF 90 S CU 80 2-3 K2-3 1-2			C SL 86 B SL 86 F FF 99 S SL 86 1-3 K	3	1	1	1	1	2	1
13 Luis Barrera, L (1, 9) OBP: 0.297, SLG: 0.333 (9, 7)		B FF 92 S CU 79 F FF 92 B CU 80 S CU 81 2-3 K		B SL 87 B FF 91 C FF 90 F FF 90 X FF 92 2-2 E3 1-2		F CU 78 F FF 91 B CU 80 X CU 81 1-2 F7 2-3			F FF 99 B FF 99 B SL 86 X FF 98 2-1 G3-1	4	0	0	0	0	1	2
1 Kevin Smith, R (1, 5) OBP: 0.216, SLG: 0.302		B FF 92 S SL 86 X FF 93 1-1 F9		B FF 92 F FF 92 X SL 86 1-1 L6			B SI 94 C SI 93 F SI 94 B SL 80 B SL 79 F SI 94 B SI 94 4-2 5 G4-3 5 S BB		B SL 85 F FF 98 C SL 87 F SL 88 F FF 99 F FF 98 F SL 87 B FF 98 C SL 86 2-3 K	3	0	0	0	1	1	2

	AB	33
	R	2
	H	5
	RBI	2
	BB	3
	SO	9
	LOB	13

Inning Stats	1	2	3	4	5	6	7	8	9
	R: 1 E: 0 K: 1 S: 11	R: 1 E: 0 K: 1 S: 8	R: 0 E: 0 K: 1 S: 11	R: 0 E: 1 K: 1 S: 14	R: 0 E: 0 K: 1 S: 9	R: 0 E: 0 K: 1 S: 10	R: 0 E: 0 K: 0 S: 7	R: 0 E: 0 K: 1 S: 5	R: 0 E: 0 K: 2 S: 12
	H: 2 LOB: 1 BB: 0 P: 13	H: 1 LOB: 0 BB: 0 P: 14	H: 1 LOB: 1 BB: 0 P: 17	H: 0 LOB: 2 BB: 1 P: 25	H: 0 LOB: 1 BB: 1 P: 14	H: 1 LOB: 1 BB: 0 P: 14	H: 0 LOB: 1 BB: 1 P: 16	H: 0 LOB: 0 BB: 0 P: 9	H: 0 LOB: 0 BB: 0 P: 17

	1B: 2	SF: 0
	2B: 1	SAC: 0
	3B: 0	DP: 0
	HR: 2	HBP: 0

	WP: 2	PA: 36
	PB: 0	
	SB: 2	
	CS: 0	

PITCHER		IP	WLS	BF	H	R	ER	SO	BB	IBB	HBP	BLK	WP	HR	S	P	ERA	WHIP
24 Triston McKenzie, R ERA: 3.09	(1, 1)	6.0		26	5	2	2	6	2	0	0	0	2	2	63	97	3.00	1.167
52 Nick Sandlin, R ERA: 2.65	(7, 1)	1.0		4	0	0	0	0	1	0	0	0	0	0	7	16	0.00	1.000
37 Trevor Stephan, R ERA: 3.43	(8, 1)	1.0		3	0	0	0	1	0	0	0	0	0	0	5	9	0.00	0.000
26 Anthony Gose, L ERA: 4.4	(9, 1)	1.0	W	3	0	0	0	2	0	0	0	0	0	0	12	17	0.00	0.000

PITCHER		IP	WLS	BF	H	R	ER	SO	BB	IBB	HBP	BLK	WP	HR	S	P	ERA	WHIP

Batter	1	2	3	4	5	6	7	8	9	AB	R	H	RBI	BB	SO	LOB
7 Myles Straw, R (1, 8) OBP: 0.316, SLG: 0.272	B SI 92 C SI 93 X SI 92 1-1 ① F8		C FC 88 B FF 92 B SI 92 C FC 87 X FF 92 2-2 ① FC1-6 1 1B 1-2f		C FC 87 C CU 79 B CU 79 B FF 91 X CU 80 2-2 ③ G6-3			C FF 91 C CU 78 F CU 78 F FF 91 B CU 79 B SI 91 X FF 91 2-2 ② G4-3		4	0	0	0	0	0	1
1 Amed Rosario, R (1, 6) OBP: 0.286, SLG: 0.306	F SI 92 F CU 80 F FF 92 X FF 93 0-2 ② L9		1 SAFE C SI 92 B SI 93 X FC 88 1-1 1-2 1B			B CU 79 X SI 90 1-0 ① G5-3		B SI 92 X SI 92 1-0 ③ G5-3		4	0	1	0	0	0	0
11 José Ramírez, S (1, 5) OBP: 0.394, SLG: 0.647	C SI 94 B FC 90 X SI 94 1-1 22 E 2B		D CU 79 C CU 78 B FC 88 B CU 78 C CH 86 F SI 92 X SI 93 3-2 ② F9			C CH 85 L CU 76 X CU 77 0-2 2B			B SL 81 X FF 93 1-0 HR	4	1	3	1	0	0	2
22 Josh Naylor, L (1, 10) OBP: 0.340, SLG: 0.488 35 Óscar Mercado, R (9, PR) OBP: 0.234, SLG: 0.392	B CU 79 B FC 90 D SI 93 2 SAFE B SI 93 4-0 2-3 BB		B FC 88 B CH 86 C CU 76 X FF 93 2-1 ③ L6			B CU 77 2 SAFE X CU 77 1-0 ② F7			B SL 82 C SL 80 S SL 83 F FF 96 B SL 84 B SL 80 B SL 80 4-2 39 2B 6 SF8 BB	2 0	0 1	0 0	0 0	2 0	0 0	3 0
39 Oscar Gonzalez, R (1, 9) OBP: 0.404, SLG: 0.518	B FC 88 C CU 79 C CU 78 B FF 92 C SI 93 2-3 ③ K			X CU 77 0-0 ① G2-3		B CU 79 X CU 78 1-0 ③ G6-3			B FF 94 1 SAFE X SL 80 1-0 38 1B 12 SF9 1-3 2B	4	1	1	0	0	1	3
0 Andrés Giménez, L (1, 4) OBP: 0.335, SLG: 0.526		B SI 92 F CH 86 X CH 86 1-1 ① G6-3		C SI 91 B SI 91 B CU 79 X CH 86 2-1 ② G4-3			C CU 78 F FC 87 B FF 92 B CU 79 X CU 79 2-2 ① G4-3		0-0 38 1B IBB	3	0	0	0	1	0	0
6 Owen Miller, R (1, 3) OBP: 0.316, SLG: 0.409		B SI 93 X FC 87 1-0 ② L8		C SI 92 C SI 92 S CU 79 0-3 ③ K			F SI 90 X SL 78 0-1 ② G5-3		X FF 94 0-0 ① SF8 3-H	3	0	0	1	0	1	0
38 Steven Kwan, L (1, 7) OBP: 0.366, SLG: 0.365		C FC 88 B FF 91 X FF 93 1-1 ③ F7			C CU 76 C SI 91 B FF 92 S CU 79 1-3 ① K		B CU 79 C CH 86 B SI 91 C CH 85 F SI 92 F CU 79 X SI 92 2-2 ③ G3-1		C SI 93 X SI 95 0-1 1-2 2-3 1B	4	0	1	0	0	1	0
17 Austin Hedges, R (1, 2) OBP: 0.230, SLG: 0.282 9 Richie Palacios, L (8, PH) OBP: 0.328, SLG: 0.364 12 Luke Maile, R (9, 2) OBP: 0.327, SLG: 0.366			S SI 92 X SI 92 0-1 7 FC1-6 1B		B FC 87 X FC 88 1-0 ② G6-3			B CU 80 X FC 86 1-0 ① G6-3	C ST 80 F ST 82 B ST 83 B ST 83 X ST 82 2-2 ② SF9 3-H	2 1 0	0 0 0	1 0 0	0 0 1	0 0 0	0 0 0	0 0 0
Inning Stats	R: 0 E: 1 K: 1 S: 11 H: 1 LOB: 2 BB: 1 P: 19	R: 0 E: 0 K: 0 S: 5 H: 0 LOB: 0 BB: 0 P: 8	R: 0 E: 0 K: 0 S: 13 H: 2 LOB: 2 BB: 0 P: 21	R: 0 E: 0 K: 1 S: 6 H: 0 LOB: 0 BB: 0 P: 8	R: 0 E: 0 K: 1 S: 7 H: 0 LOB: 0 BB: 0 P: 11	R: 0 E: 0 K: 0 S: 6 H: 1 LOB: 1 BB: 0 P: 9	R: 0 E: 0 K: 0 S: 10 H: 0 LOB: 0 BB: 0 P: 14	R: 0 E: 0 K: 0 S: 7 H: 0 LOB: 0 BB: 0 P: 11	R: 3 E: 0 K: 0 S: 11 H: 3 LOB: 2 BB: 2 P: 19	1B: 3 2B: 3 3B: 0 HR: 1 SF: 2 SAC: 0 DP: 0 HBP: 0				WP: 0 PB: 0 SB: 0 CS: 0	PA: 36	

PITCHER		IP	WLS	BF	H	R	ER	SO	BB	IBB	HBP	BLK	WP	HR	S	P	ERA	WHIP
58 Paul Blackburn, R ERA: 2.31	(1, 1)	8.0		29	4	0	0	3	1	0	0	0	0	0	65	101	0.00	0.625
56 Dany Jiménez, R ERA: 4.91	(9, 1)	0.1	L	5	2	3	3	0	1	1	0	0	0	1	6	12	81.00	9.000
60 Sam Moll, L ERA: 1.45	(9, 1)	0.1		2	1	0	0	0	0	0	0	0	0	0	5	7	0.00	3.000

PITCHER	IP	WLS	BF	H	R	ER	SO	BB	IBB	HBP	BLK	WP	HR	S	P	ERA	WHIP

BOTTOM

Oakland Athletics @ Cleveland Guardians

Progressive Field, Cleveland, OH

Fri Jun 10 2022, 7:10 PM - 10:00 PM EDT

Att. 21,311 - Clear - 73 F

livebaseballscorecards.com

AB	31
R	3
H	7
RBI	3
BB	3
SO	3
LOB	9

Oakland Athletics @ Cleveland Guardians

Progressive Field, Cleveland, OH

Sat Jun 11 2022, 4:12 PM - 7:18 PM EDT

Att. 22,674 - Cloudy - 71 F

TOP

livebaseballscorecards.com

Batter	1	2	3	4	5	6	7	8	9	AB	R	H	RBI	BB	SO	LOB
5 Tony Kemp, L (1, 4) OBP: 0.315, SLG: 0.286	B FF 90 C FF 93 F CH 85 B CU 78 F CH 86 X FF 92 2-2 23 WP 23 1B 2B		B CU 79 X CH 85 1-0 ① G5-3		C FF 91 C FF 92 B CH 86 B FF 92 X CH 86 2-2 22 G6-4-3 1B		C CH 77 B FF 93 F FF 94 F FF 93 F FF 94 F FF 94 X CH 77 1-2 FC3 23 1B 15 HR 1-2 3-H	X SI 96 0-0 ③ B1-3		5	2	2	1	0	0	1
22 Ramón Laureano, R (1, 9) OBP: 0.333, SLG: 0.339 13 Luis Barrera, L (7, 9) OBP: 0.297, SLG: 0.333 10 Chad Pinder, R (9, PH) OBP: 0.274, SLG: 0.396 (9, 9)	X FF 92 0-0 ① G6-3		C SL 85 F SL 84 X CU 80 0-2 ② G1-3		1 SAFE B FF 91 S SL 85 B SL 84 X CH 86 2-1 ① ② G6-4-3 1-2f		B FF 93 B FF 94 2 SAFE S FF 93 F FF 94 S FF 93 2-3 ② K		S SI 94 S SL 87 S FF 96 0-3 ① K	4 0 1	0 0 0	0 0 0	0 0 0	1 0 1	4 0 0
23 Christian Bethancourt, R (1, 3) OBP: 0.303, SLG: 0.417	S FF 92 S SL 85 B FF 92 B SL 84 F FF 92 F CH 86 X SL 86 2-2 2-H 1B		B FF 92 F CH 86 S FF 91 S SL 84 1-3 ③ K		X CU 80 0-0 ③ G5-3		X FF 93 0-0 15 HR 1-2 2-3 1B		B CU 81 B SL 89 X SI 95 2-0 HR	5	2	3	2	0	1	0
15 Seth Brown, L (1, 7) OBP: 0.276, SLG: 0.417	F CU 80 B CH 85 B CH 86 C CH 86 X FF 92 2-2 ② P4			L FF 90 F CH 86 F CU 80 X CH 86 0-2 ① G6-3		C FF 92 B CU 80 X CH 86 1-1 ① L8	S FF 93 B CH 77 B FF 93 T FF 93 B FF 94 X FF 93 3-2 1-H 2-H 3-H HR		S SL 89 S SL 87 F FF 96 B SL 88 S SI 95 1-3 ② K	5	1	1	4	0	1	1
12 Sean Murphy, R (1, 2) OBP: 0.283, SLG: 0.389	X FF 92 0-0 ③ F8			F SL 84 B FF 92 X CH 86 1-1 ② G6-3		X CU 80 0-0 ② G5-3	B FF 96 B FF 95 B FF 96 B FF 96 4-0 BB		X SI 96 0-0 HR	4	1	1	1	1	0	1
17 Elvis Andrus, R (1, 6) OBP: 0.304, SLG: 0.374		B CH 85 F FF 92 X FF 91 1-1 ① P4		F FF 92 C SL 85 B FF 92 B SL 85 X CU 79 2-2 4 1B 2B		C CU 80 B CH 87 F SL 85 B SL 85 X FF 93 2-2 ③ G4-3	C FF 95 S SL 83 T FF 95 0-2 ③ K		C CU 81 T CU 82 F CU 81 B SL 88 F CU 82 B SI 97 S SI 96 2-3 ③ K	5	1	1	0	0	2	1
21 Stephen Vogt, L (1, 10) OBP: 0.269, SLG: 0.435		C FF 92 F CH 86 X FF 91 0-2 1B		C FF 92 H FF 92 1-1 4 1B HBP			B FF 92 X FF 92 1-0 4 1B 5 E 1B	B FF 94 S CH 87 B CH 87 X FF 94 2-1 HR		3	2	3	1	0	0	0
4 Matt Davidson, R (1, 5) OBP: 0.269, SLG: 0.304		S SL 86 X SL 86 0-1 ② F8		C SL 85 X FF 93 0-1 1-3 2-H 1B			B SL 85 C SL 86 C FF 92 X FF 92 1-2 23 1B 5 E 15 HR 1-3 1B	C FF 96 F SL 83 S SL 83 0-3 ① K		4	1	2	1	0	1	1
20 Cristian Pache, R (1, 8) OBP: 0.208, SLG: 0.225		S FF 92 B SL 86 S FF 92 S SL 86 1-3 ③ K		F SL 85 F FF 92 B SL 84 B SL 84 B FF 88 X SL 84 3-2 ③ G1-3			C FF 93 B FF 93 S CH 75 S FF 92 1-3 ① K	B SL 82 C SL 83 B SL 82 F FF 96 C FF 97 2-3 ② K		4	0	0	0	0	3	5
Inning Stats	R: 1 E: 0 K: 0 S: 14 H: 2 LOB: 1 BB: 0 P: 20	R: 0 E: 0 K: 1 S: 10 H: 1 LOB: 1 BB: 0 P: 12	R: 0 E: 0 K: 1 S: 7 H: 0 LOB: 0 BB: 0 P: 9	R: 1 E: 0 K: 0 S: 15 H: 2 LOB: 2 BB: 0 P: 22	R: 0 E: 0 K: 0 S: 6 H: 1 LOB: 0 BB: 0 P: 10	R: 0 E: 0 K: 0 S: 6 H: 0 LOB: 0 BB: 0 P: 9	R: 5 E: 1 K: 3 S: 23 H: 4 LOB: 1 BB: 1 P: 36	R: 1 E: 0 K: 2 S: 9 H: 1 LOB: 0 BB: 0 P: 13	R: 2 E: 0 K: 3 S: 14 H: 2 LOB: 0 BB: 0 P: 19	1B: 7 2B: 2 3B: 0 HR: 4 SF: 0 SAC: 0 DP: 1 HBP: 1						

	AB	40
	R	10
	H	13
	RBI	10
	BB	1
	SO	10
	LOB	14

	WP: 1	PA: 42
	PB: 0	
	SB: 0	
	CS: 0	

PITCHER		IP	WLS	BF	H	R	ER	SO	BB	IBB	HBP	BLK	WP	HR	S	P	ERA	WHIP
34 Zach Plesac, R ERA: 4.7	(1, 1)	6.0		26	8	4	3	2	0	0	1	0	1	0	62	88	4.50	1.333
49 Eli Morgan, R ERA: 1.91	(7, 1)	0.2	L	5	2	3	0	2	0	0	0	0	0	1	16	23	0.00	3.000
62 Enyel De Los Santos, R ERA: 2.76	(7, 1)	1.0		5	1	1	1	3	1	0	0	0	0	1	11	19	9.00	2.000
31 Sam Hentges, L ERA: 1.8	(8, 1)	1.1		6	2	2	2	3	0	0	0	0	0	2	15	20	13.50	1.500

PITCHER		IP	WLS	BF	H	R	ER	SO	BB	IBB	HBP	BLK	WP	HR	S	P	ERA	WHIP

Batter	1	2	3	4	5	6	7	8	9	AB	R	H	RBI	BB	SO	LOB
38 Steven Kwan, L (1, 8) (7, 7) OBP: 0.363, SLG: 0.362	B FF 95 B FF 95 X SI 95 2-0 ① G3-1			B FS 86 C FF 94 C FC 89 X SI 96 1-2 ① G4-3	B SI 96 C FF 96 F FS 88 B SL 89 B FF 97 X SI 96 3-2 1 FC6-4 1B		C CH 88 X FF 94 0-1 ② P4		4	0	1	0	0	0	0
1 Amed Rosario, R (1, 6) OBP: 0.286, SLG: 0.305	B SI 94 C SI 94 S SI 94 F FS 86 X FF 95 1-2 ② F9			C FS 86 F SL 89 X FS 86 0-2 11 2B 11 E 1B	B SI 95 F SL 88 1 SAFE X SI 95 1-1 ① FC6-4 1-2f		B CH 86 S SL 86 T SL 86 F FF 93 F FF 93 B FF 93 F SL 86 S FF 93 2-3 ③ K		4	1	1	0	0	1	1
11 José Ramírez, S (1, 5) OBP: 0.392, SLG: 0.644	C FC 91 F FS 87 S FS 87 0-3 ③ K			X SI 95 0-0 E9 22 FC3 1-H 2B	B FS 86 B FS 86 S FS 86 F FS 86 1 SAFE B FC 88 F SI 94 F FS 87 1 SAFE 3-2 X FS 86 ② F9			F SI 97 F FF 97 X SI 99 0-2 ① P3	4	1	1	0	0	1	1
22 Josh Naylor, L (1, 3) OBP: 0.331, SLG: 0.474		B SI 95 B SI 95 B FC 90 C SI 95 X FF 96 3-1 ① G4-3		F FC 88 F FS 86 B FF 95 X FS 86 1-2 FC3 0 BB 39 1B 6 SF8 3-H	B SI 95 C SI 95 B FS 85 1 SAFE B SI 95 X SI 95 3-1 ③ P5			B SI 98 F CH 88 B SI 98 X SI 97 2-1 ② L5	4	1	0	1	0	0	1
39 Oscar Gonzalez, R (1, 9) OBP: 0.426, SLG: 0.567		B SI 96 C FF 96 X SI 97 1-1 ② G5-3		B FS 84 C SI 94 S FS 86 X FS 86 1-2 6 SF8 0 BB 9 1B 1-2 1B		B FF 96 T FF 95 X FF 97 1-2 0 G4-3 6 2B 2B		F ST 88 F SI 98 B SI 99 X ST 88 1-2 2B	4	2	3	0	0	0	0
0 Andrés Giménez, L (1, 4) OBP: 0.339, SLG: 0.523		X SI 96 0-0 6 CS 1B		B SI 95 B SI 95 B SI 95 B SI 95 4-0 9 1B 1-2 2-3 BB		L FS 87 X FS 87 0-1 ① G4-3 2-3		B ST 88 C SI 96 B SI 97 S ST 86 S CH 88 2-3 ③ K	3	0	1	0	1	1	2
6 Owen Miller, R (1, 10) OBP: 0.315, SLG: 0.414	B SL 87 1-0 ③ CS 1-2	X SI 96 0-0 ① G5-3		X FF 95 0-0 ② SF8 2-3 3-H		B FC 89 T SI 95 C SI 95 B SL 89 B SI 96 F SI 96 X FS 87 3-2 9 L4-6 3-H 2B			C FF 92 F FF 93 F FF 94 B FF 94 X FF 93 1-2 ① F9	3	0	1	2	0	0	0
9 Richie Palacios, L (1, 7) OBP: 0.328, SLG: 0.362 7 Myles Straw, R (7, 8) OBP: 0.315, SLG: 0.271		X SI 96 0-0 ② G2-3		1 SAFE D SL 90 F FF 94 1 SAFE X FF 96 1-1 1-2 3-H 1B		C FC 91 B FF 96 B FF 95 X SI 96 2-1 ② ③ L4-6 2-2			C FF 94 S SL 80 F FF 94 X FF 94 0-2 ② F8	3	0	1	1	0	0	1
12 Luke Maile, R (1, 2) OBP: 0.308, SLG: 0.341 35 Óscar Mercado, R (9, PH) OBP: 0.231, SLG: 0.388		C SI 95 C SI 96 B FS 86 S FF 95 1-3 ③ K		X SI 95 0-0 ③ G1-3			C SL 85 B FF 93 F SL 85 B FF 94 S FF 94 2-3 ① K		B FF 94 B FF 94 X FF 92 2-0 ③ P6	3	0	0	0	0	2	2
										1	0	0	0	0	0	0

Inning Stats	1	2	3	4	5	6	7	8	9
	R: 0 E: 0 K: 1 S: 8 H: 0 LOB: 0 BB: 0 P: 11	R: 0 E: 0 K: 0 S: 5 H: 1 LOB: 0 BB: 0 P: 10	R: 0 E: 0 K: 1 S: 5 H: 0 LOB: 0 BB: 0 P: 6	R: 4 E: 1 K: 0 S: 17 H: 4 LOB: 2 BB: 1 P: 25	R: 0 E: 0 K: 0 S: 12 H: 1 LOB: 1 BB: 0 P: 22	R: 1 E: 0 K: 0 S: 11 H: 2 LOB: 0 BB: 0 P: 17	R: 0 E: 0 K: 2 S: 11 H: 0 LOB: 0 BB: 0 P: 15	R: 0 E: 0 K: 1 S: 11 H: 1 LOB: 1 BB: 0 P: 16	R: 0 E: 0 K: 0 S: 9 H: 0 LOB: 0 BB: 0 P: 12

PITCHER	IP	WLS	BF	H	R	ER	SO	BB	IBB	HBP	BLK	WP	HR	S	P	ERA	WHIP
47 Frankie Montas, R (1, 1) ERA: 3.4	6.0	W	26	8	5	5	2	1	0	0	0	0	0	58	91	7.50	1.500
68 Domingo Acevedo, R (7, 1) ERA: 3.62	1.0	H	3	0	0	0	2	0	0	0	0	0	0	11	15	0.00	0.000
33 A.J. Puk, L (8, 1) ERA: 1.78	1.0	H	4	1	0	0	1	0	0	0	0	0	0	11	16	0.00	1.000
56 Dany Jiménez, R (9, 1) ERA: 4.7	1.0		3	0	0	0	0	0	0	0	0	0	0	9	12	0.00	0.000

PITCHER	IP	WLS	BF	H	R	ER	SO	BB	IBB	HBP	BLK	WP	HR	S	P	ERA	WHIP

BOTTOM

Oakland Athletics @ Cleveland Guardians

Progressive Field, Cleveland, OH

Sat Jun 11 2022, 4:12 PM - 7:18 PM EDT

Att. 22,674 - Cloudy - 71 F

livebaseballscorecards.com

AB	34
R	5
H	9
RBI	4
BB	1
SO	5
LOB	8

1B: 5	SF: 1	WP: 0	PA: 37
2B: 5	SAC: 0	PB: 0	
3B: 0	DP: 1	SB: 0	
HR: 0	HBP: 0	CS: 1	

Batter	1	2	3	4	5	6	7	8	9	AB	R	H	RBI	BB	SO	LOB
5 Tony Kemp, L (1, 4) OBP: 0.313, SLG: 0.284	C SI 93 X SI 93 0-1 ① L6		B SI 94 S SI 94 S FC 90 X FF 94 1-2 1B			B FC 88 C FC 90 B FC 87 F FC 89 F CH 85 X FC 90 2-2 ① G4-3		C FF 96 B FS 89 F FS 88 B FS 87 F FF 95 S SL 88 2-3 ① K	B FC 101 F FC 100 C SL 93 S SL 93 1-3 ③ K	5	0	1	0	0	2	1
22 Ramón Laureano, R (1, 8) OBP: 0.331, SLG: 0.363	C SI 94 S SI 93 B FC 88 X SI 94 1-2 HR		B FC 91 F FC 90 F SI 94 X CH 85 1-2 ③ G5-3			C SI 94 F CH 85 B FC 90 F SI 94 B FC 89 S CH 87 2-3 ② K		C FF 95 S SL 85 B SL 86 B SL 86 X SL 86 2-2 ② G6-3		4	1	1	1	0	1	1
23 Christian Bethancourt, R (1, 3) OBP: 0.310, SLG: 0.454	S FC 89 C FC 88 B FC 89 B SI 93 X SI 94 2-2 ② G5-3			F SI 93 B FC 87 S CH 85 S FC 91 1-3 ① K		F SI 94 X SI 94 0-1 12 S 2B		S SL 85 X FF 96 0-1 HR		4	1	2	1	0	1	0
15 Seth Brown, L (1, 7) OBP: 0.281, SLG: 0.433	C SI 93 S FC 90 B FC 90 B CH 86 S FC 89 2-3 ③ K			C CU 84 B FC 91 F FC 90 S CH 86 1-3 ② K		B SI 94 C FC 91 B CH 86 B FC 90 B CH 85 4-1 12 S BB		F FF 96 B FS 88 C SL 84 F FS 91 X FF 96 1-2 HR		3	1	1	1	1	2	0
12 Sean Murphy, R (1, 10) OBP: 0.282, SLG: 0.383		C SI 93 F SI 92 F SI 94 F CH 85 X FC 88 0-2 ① P4		B SI 94 C SI 94 X SI 94 1-1 ③ G6-3		2 SAFE B SI 94 S SI 94 S CH 86 X SI 95 1-2 ③ P3 1-2 2-3		H FS 87 1-0 HBP		3	0	0	0	0	0	2
17 Elvis Andrus, R (1, 6) OBP: 0.303, SLG: 0.368		B CU 81 T FC 90 B CH 84 F SI 94 B SI 94 B FC 90 4-2 21 G5-6-3 BB	X FC 91 0-0 ① P3				B FC 94 S FC 90 F SI 94 F FC 94 X CU 82 1-2 ① G5-3	X SL 87 0-0 ③ F7		3	0	0	0	1	0	1
21 Stephen Vogt, L (1, 2) OBP: 0.233, SLG: 0.370		C FC 88 B FC 90 F FC 90 F FC 90 X SI 93 1-2 ② ③ G5-6-3 1-2f	B SI 93 C FC 89 X CH 85 1-1 ② L8				B FC 89 X FC 94 1-0 ② G4-3		C FC 99 F FC 100 X SL 93 0-2 ① L8	4	0	0	0	0	0	1
10 Chad Pinder, R (1, 9) OBP: 0.286, SLG: 0.412			B SI 93 S FC 88 X SI 94 1-1 ① G6-3		B SI 94 F SI 92 F SI 94 F CH 86 B FC 91 X SI 93 2-2 4 FC6-4 1B		S FC 94 B FC 88 B SI 93 X FC 93 2-1 1B		S SL 93 X FC 100 0-1 2B	4	0	3	0	0	0	0
4 Matt Davidson, R (1, 5) OBP: 0.233, SLG: 0.259			X SI 94 0-0 ② P3		B SI 93 X SI 93 1-0 ③ FC6-4 1-2f		C FC 92 C SI 93 B FC 95 S CU 82 1-3 ③ K		S FC 100 S SL 92 S SL 93 0-3 ② K	4	0	0	0	0	2	3
Inning Stats	R: 1 E: 0 K: 1 S: 11 H: 1 LOB: 0 BB: 0 P: 16	R: 0 E: 0 K: 0 S: 11 H: 0 LOB: 0 BB: 1 P: 16	R: 0 E: 0 K: 0 S: 9 H: 1 LOB: 1 BB: 0 P: 12	R: 0 E: 0 K: 2 S: 8 H: 0 LOB: 0 BB: 0 P: 11	R: 0 E: 0 K: 0 S: 8 H: 1 LOB: 1 BB: 0 P: 12	R: 0 E: 0 K: 1 S: 14 H: 1 LOB: 2 BB: 1 P: 23	R: 0 E: 0 K: 1 S: 10 H: 1 LOB: 1 BB: 0 P: 15	R: 2 E: 0 K: 1 S: 14 H: 2 LOB: 1 BB: 0 P: 20	R: 0 E: 0 K: 2 S: 11 H: 1 LOB: 1 BB: 0 P: 12	1B: 3 2B: 2 3B: 0 HR: 3 SF: 0 SAC: 0 DP: 1 HBP: 1						

TOP

Oakland Athletics @ Cleveland Guardians

Progressive Field, Cleveland, OH

Sun Jun 12 2022, 11:38 AM - 2:09 PM EDT

Att. 17,776 - Partly Cloudy - 73 F

livebaseballscorecards.com

AB	34
R	3
H	8
RBI	3
BB	2
SO	8
LOB	9

WP: 0 PA: 37
PB: 0
SB: 2
CS: 0

PITCHER		IP	WLS	BF	H	R	ER	SO	BB	IBB	HBP	BLK	WP	HR	S	P	ERA	WHIP
47 Cal Quantrill, R ERA: 3.38	(1, 1)	6.0	W	23	4	1	1	4	2	0	0	0	0	1	61	90	1.50	1.000
27 Bryan Shaw, R ERA: 3.72	(7, 1)	1.0		4	1	0	0	1	0	0	0	0	0	0	10	15	0.00	1.000
37 Trevor Stephan, R ERA: 4.09	(8, 1)	1.0		6	2	2	2	1	0	0	1	0	0	2	14	20	18.00	2.000
48 Emmanuel Clase, R ERA: 1.85	(9, 1)	1.0	S	4	1	0	0	2	0	0	0	0	0	0	11	12	0.00	1.000

PITCHER	IP	WLS	BF	H	R	ER	SO	BB	IBB	HBP	BLK	WP	HR	S	P	ERA	WHIP

Batter	1	2	3	4	5	6	7	8	9	AB	R	H	RBI	BB	SO	LOB
7 Myles Straw, R (1, 8) OBP: 0.318, SLG: 0.275	C FF 88 B FF 88 X FF 89 1-1 E6 1 2B 11 2B		C SI 90 C SI 90 B CH 83 F FF 92 X CH 82 1-2 ① L9			C FF 89 B CH 84 B SI 90 F CH 83 B FF 91 X SI 90 3-2 1 2B 1B	C SI 94 B SI 94 C SL 85 B FF 95 X FC 92 2-2 11 FC3-6 1 1B 1-2 1B			4	2	2	0	0	0	0
1 Amed Rosario, R (1, 6) OBP: 0.294, SLG: 0.324	B FF 89 S CH 81 1 SAFE X CH 81 1-1 11 2B 1-3 2B		C FF 89 F FF 91 F FF 92 B FF 91 X CH 84 1-2 ② L7			X CH 82 0-0 22 1B 1-H 2B	B SI 95 S FC 89 B SL 85 S FC 90 F FC 90 B FF 96 X FC 90 3-2 11 FC3-6 1-2 2-3 1B			4	2	3	1	0	0	0
11 José Ramírez, S (1, 10) OBP: 0.389, SLG: 0.641	B FF 87 F FF 88 X CU 76 1-1 39 G6-3 6 1B 2-H 3-H 2B		X SI 92 0-0 ③ F9			F FF 90 S CH 83 X CH 83 0-2 ① P4	C FC 90 F CH 87 F FF 96 B SL 86 X SL 85 1-2 ② FC3-6 1-2f 2-3 3-H			4	1	1	3	0	0	3
39 Oscar Gonzalez, R (1, 9) OBP: 0.400, SLG: 0.531	B SI 87 X CH 80 1-0 ① G6-3 2-3			B FF 88 X CH 83 1-0 ① G6-3		C CU 75 S FF 90 S FF 91 0-3 ② K	X SI 94 0-0 ③ F7			4	0	0	0	0	1	4
6 Owen Miller, R (1, 4) OBP: 0.323, SLG: 0.424	C SI 89 B SI 88 X CH 82 1-1 22 G5-3 3-H 1B			C CU 74 F FF 89 S FF 91 0-3 ② K		0-0 22 1B IBB	X SI 94 0-0 28 G6-3 2B			3	0	2	1	1	1	0
22 Josh Naylor, L (1, 3) OBP: 0.329, SLG: 0.467	F FF 91 B CU 77 B CU 75 B FF 90 F SI 90 X FF 92 3-2 ②③ G5-3 1-2f			B CU 78 F SI 92 X SI 92 1-1 ③ G5-3		F SI 91 F SI 90 D CU 78 X SI 92 1-2 1-2 2-H 1B	B FC 88 F CH 87 X FF 94 1-1 ① F7			4	0	1	1	0	0	2
28 Ernie Clement, R (1, 5) OBP: 0.275, SLG: 0.250		B SI 85 X SI 86 1-0 ① L8			B SI 89 C SI 88 B CH 82 B FF 90 C SI 90 X SI 90 3-2 ① G4-3	B CU 80 X SL 88 1-0 ③ G1-3		C FC 90 F FC 89 F FF 95 B SL 86 X FC 90 1-2 ② G6-3 2-3		4	0	0	0	0	0	3
35 Óscar Mercado, R (1, 7) OBP: 0.223, SLG: 0.374		C FF 87 S CH 82 B FF 90 F FF 90 B CH 83 X SI 91 2-2 ② F8			F CU 76 F FF 90 B FF 91 S CU 79 1-3 ② K		X SI 94 0-0 ① F8	C FC 89 S FC 89 F FC 90 B SL 85 S FC 90 1-3 ③ K		4	0	0	0	0	2	1
17 Austin Hedges, R (1, 2) OBP: 0.233, SLG: 0.283		S SI 91 X SI 91 0-1 ③ G3			F CU 75 B CH 83 F SI 90 X CU 79 1-2 ③ F8		C SI 95 B FC 91 X FC 90 1-1 1 1B 7 1B 11 FC3-6 1B			3	1	1	0	0	0	0
Inning Stats	R: 3 H: 3 E: 1 LOB: 0 K: 0 BB: 0 S: 12 P: 20	R: 0 H: 0 E: 0 LOB: 0 K: 0 BB: 0 S: 7 P: 10	R: 0 H: 0 E: 0 LOB: 0 K: 0 BB: 0 S: 9 P: 11	R: 0 H: 0 E: 0 LOB: 0 K: 1 BB: 0 S: 6 P: 8	R: 0 H: 0 E: 0 LOB: 0 K: 1 BB: 0 S: 9 P: 14	R: 2 H: 3 E: 0 LOB: 2 K: 1 BB: 1 S: 14 P: 19	R: 1 H: 3 E: 0 LOB: 2 K: 0 BB: 0 S: 15 P: 22	R: 0 H: 1 E: 0 LOB: 1 K: 1 BB: 0 S: 11 P: 14		1B: 6 SF: 0 2B: 4 SAC: 0 3B: 0 DP: 1 HR: 0 HBP: 0						

PITCHER		IP	WLS	BF	H	R	ER	SO	BB	IBB	HBP	BLK	WP	HR	S	P	ERA	WHIP
19 Cole Irvin, L ERA: 3.34	(1, 1)	5.2	L	24	6	5	4	3	0	1	0	0	0	0	56	80	6.35	1.059
29 Austin Pruitt, R ERA: 3.86	(6, 1)	0.1		1	0	0	0	0	0	0	0	0	0	0	1	2	0.00	0.000
36 Adam Oller, R ERA: 11.34	(7, 1)	2.0		10	4	1	1	1	0	0	0	0	0	0	26	36	4.50	2.000

PITCHER	IP	WLS	BF	H	R	ER	SO	BB	IBB	HBP	BLK	WP	HR	S	P	ERA	WHIP

BOTTOM

Oakland Athletics @ Cleveland Guardians

Progressive Field, Cleveland, OH

Sun Jun 12 2022, 11:38 AM - 2:09 PM EDT

Att. 17,776 - Partly Cloudy - 73 F

livebaseballscorecards.com

AB	34
R	6
H	10
RBI	6
BB	1
SO	4
LOB	13

Batter	1	2	3	4	5	6	7	8	9	10	AB	R	H	RBI	BB	SO	LOB
7 Myles Straw, R (1, 8) OBP: 0.311, SLG: 0.269	C FF 94 B FF 94 X FF 95 1-1 ① G1-3		B FF 94 C SL 85 B FF 95 F FF 94 S SL 88 2-3 ② K		B FF 92 F SL 85 B FF 94 X SL 86 2-1 ② L9		C SI 94 B SI 94 C CU 78 X SL 88 1-2 ② G6-3		C SL 91 B SI 99 S SL 92 C SI 100 1-3 ② K		5	0	0	0	0	2	3
1 Amed Rosario, R (1, 6) OBP: 0.297, SLG: 0.330	B FF 94 F FF 94 F FF 95 X SL 87 1-2 11 G4-6-3 1B		C FF 95 B FF 95 X FF 95 1-1 11 1B 1-3 2B		F FF 94 B SL 88 X FF 93 1-1 ③ G6-3		B CU 80 F SL 87 B SI 94 X SI 94 2-1 ③ G5-3		X SI 99 0-0 G1-3	0-0 11 2B	5	2	2	0	0	0	2
11 José Ramírez, S (1, 5) OBP: 0.394, SLG: 0.643	B FF 94 C CH 86 X FF 94 1-1 ②③ G4-6-3 1-2f		B FF 97 F FF 95 B FF 96 X FF 96 2-1 39 1B 2-H 3-H 1B			C FF 93 C CH 87 F CH 88 B SL 90 F FF 96 B FF 96 B CH 86 B CH 86 4-2 39 E 39 S 22 1B BB		B FC 91 B FC 91 F FC 91 X FC 91 2-1 ① G4-3		X FF 97 0-0 28 CS 2-H 2B	4	1	2	3	1	0	1
39 Oscar Gonzalez, R (1, 9) OBP: 0.386, SLG: 0.507		F FF 93 F SL 84 B SL 89 F SL 86 B SL 90 F FF 96 F FF 96 X FF 95 2-2 ① F4	X FF 96 0-0 1-2 1B			1 SAFE 1 SAFE S FF 94 D SL 86 C SL 87 S SL 87 1-3 ① K 1-3		X FC 92 0-0 ② F8		C SL 83 S SL 84 S SL 85 0-3 ① K	5	0	1	0	0	2	2
22 Josh Naylor, L (1, 3) OBP: 0.340, SLG: 0.489 28 Ernie Clement, R (8, PR) OBP: 0.283, SLG: 0.250 (8, 3)		B FF 94 C FF 94 F FF 94 X SL 88 1-2 2B	B CH 85 X CH 87 1-0 ③ P5			X FF 94 0-0 6 1B 3-H 1B		B FC 92 B FC 92 C FF 94 B FC 91 X FF 95 3-1 2B		B FF 97 B SL 86 B FF 96 B FF 96 4-0 ② 2-3 BB	4 0	0 0	3 0	1 0	0 1	0 0	2 0
6 Owen Miller, R (1, 10) OBP: 0.320, SLG: 0.418		B FF 95 X FF 95 1-0 ② G6-3		C SL 85 F FF 92 B SL 88 X SL 84 1-2 ① G4-3		F FF 94 B SL 87 X FF 94 1-1 1-2 1B		C FC 92 D FC 93 X FC 92 1-1 ③ G5-3		B FF 97 1 SAFE C FF 96 F SL 83 X SL 84 1-2 ③ G5-3	5	0	1	0	0	0	3
0 Andrés Giménez, L (1, 4) OBP: 0.337, SLG: 0.516	C FF 94 X CH 87 0-1 ③ G1-3			C FF 94 B FF 94 B FF 94 B SL 85 X FF 95 3-1 ② G5-3		B SL 85 D CH 87 C FF 94 F CH 86 T FF 95 2-2 ② K			B SI 98 X SI 97 1-0 38 1B		4	0	1	0	0	1	3
38 Steven Kwan, L (1, 7) OBP: 0.366, SLG: 0.365			C FF 94 C FF 94 B FF 95 B SL 88 X FF 95 2-2 1 2B 11 1B 1B	C FF 95 X CU 80 0-1 ③ G5-3		C FF 95 C FF 95 B FF 98 X FF 96 1-2 ③ G5-3			C SI 98 X SI 98 0-1 1-2 1B	4	1	2	0	0	0	2
17 Austin Hedges, R (1, 2) OBP: 0.226, SLG: 0.274			C FF 94 F FF 94 F FF 95 B SL 86 S FF 94 1-3 ① K		C SL 84 X SL 84 0-1 ① F7		F SL 87 F SI 94 B FF 95 S SL 88 1-3 ① K		L SI 97 B SI 98 X SL 88 1-1 ① B2		4	0	0	0	0	2	3
Inning Stats	R: 0 E: 0 K: 0 S: 7 H: 1 LOB: 0 BB: 0 P: 10	R: 0 E: 0 K: 0 S: 12 H: 1 LOB: 1 BB: 0 P: 16	R: 2 E: 0 K: 2 S: 16 H: 4 LOB: 2 BB: 0 P: 25	R: 0 E: 0 K: 0 S: 7 H: 0 LOB: 0 BB: 0 P: 11	R: 0 E: 0 K: 0 S: 6 H: 0 LOB: 0 BB: 0 P: 9	R: 1 E: 0 K: 2 S: 16 H: 2 LOB: 2 BB: 1 P: 25	R: 0 E: 0 K: 1 S: 8 H: 0 LOB: 0 BB: 0 P: 12	R: 0 E: 0 K: 0 S: 7 H: 1 LOB: 1 BB: 0 P: 13	R: 0 E: 0 K: 1 S: 9 H: 2 LOB: 2 BB: 0 P: 12	R: 1 E: 0 K: 1 S: 7 H: 1 LOB: 1 BB: 1 P: 12	1B: 8 2B: 4 3B: 0 HR: 0 SF: 0 SAC: 0 DP: 1 HBP: 0						

PITCHER		IP	WLS	BF	H	R	ER	SO	BB	IBB	HBP	BLK	WP	HR	S	P	ERA	WHIP
49 Antonio Senzatela, R ERA: 4.79	(1, 1)	6.0		26	8	3	3	4	1	0	0	0	0	0	64	96	4.50	1.500
43 Jhoulys Chacín, R ERA: 6.99	(7, 1)	1.0		3	0	0	0	1	0	0	0	0	0	0	8	12	0.00	0.000
37 Alex Colomé, R ERA: 2.22	(8, 1)	1.0		4	1	0	0	0	0	0	0	0	0	0	7	13	0.00	1.000
52 Daniel Bard, R ERA: 2.05	(9, 1)	1.0		5	2	0	0	1	0	0	0	0	0	0	9	12	0.00	2.000
29 Robert Stephenson, R ERA: 5.89	(10, 1)	1.0	L	4	1	1	0	1	1	0	0	0	0	0	7	12	0.00	2.000

PITCHER	IP	WLS	BF	H	R	ER	SO	BB	IBB	HBP	BLK	WP	HR	S	P	ERA	WHIP

TOP

Cleveland Guardians @ Colorado Rockies

Coors Field, Denver, CO

Tue Jun 14 2022, 6:44 PM - 9:46 PM MDT

Att. 28,377 - Clear - 83 F

livebaseballscorecards.com

AB	40
R	4
H	12
RBI	4
BB	2
SO	7
LOB	21

WP: 0 PA: 42
PB: 0
SB: 1
CS: 1

Batter	1	2	3	4	5	6	7	8	9	10	AB	R	H	RBI	BB	SO	LOB
19 Charlie Blackmon, L (1, 10) OBP: 0.307, SLG: 0.439	C FF 90 X FC 87 0-1 L4 ①		C FF 90 C FF 91 S KC 82 0-3 K ①		C FF 91 B FF 91 B KC 81 C FF 90 X FF 91 2-2 G6-3 ①		S FC 86 D KC 82 X KC 82 1-1 2-H HR		S FC 94 X CH 83 0-1 G1-3 ③	0-0 2 E FC1-2-1-5	5	1	1	2	0	1	1
2 Yonathan Daza, R (1, 8) OBP: 0.387, SLG: 0.381	B FF 91 B FF 91 C FF 91 S SL 84 F SL 84 X SL 84 2-2 G5-3 ②		B SL 85 C SL 83 F SL 84 F FF 92 X FF 91 1-2 FC1-5 2B		B SL 84 C FF 90 X SL 83 1-1 F7 ②		B FF 91 C SL 84 X FF 91 1-1 1B			X FC 100 0-0 E4 FC1-2-1-5 2-3	5	0	2	0	0	0	0
Brendan Rodgers, R (1, 4) OBP: 0.304, SLG: 0.406	B FF 91 F SL 84 B FF 91 B FF 91 B SL 85 4-1 BB		C FF 91 F SL 85 D SL 85 X FF 92 1-2 FC1-5 25 3B 2-3 ②		C FF 91 S FF 92 S SL 85 0-3 K ③		C FF 92 1 SAFE 1 SAFE F CH 75 S FF 92 0-3 K ③			B FC 102 X FC 101 1-0 FC1-2-1-5 25 G4-6-3 1-2 3-H ①	4	1	0	0	1	2	4
25 C.J. Cron, R (1, 3) OBP: 0.341, SLG: 0.533	F SL 83 C FF 91 C FF 91 0-3 K ③		B SL 84 C FF 92 X SL 84 1-1 1-H 3B			C FF 90 C FF 90 B FF 91 S FF 90 1-3 K ①		F FF 91 B FF 91 X CH 72 1-1 F8 ①		B FC 100 B FC 99 S FC 100 F FC 101 X FC 101 2-2 G4-6-3 1-2f ②③	5	0	1	1	0	2	3
24 Ryan McMahon, L (1, 5) OBP: 0.327, SLG: 0.361		B CH 85 F FF 90 C KC 80 S KC 81 1-3 K ①	C FC 86 X KC 81 0-1 F7 ③			C CH 87 F KC 82 F KC 80 B KC 81 X FF 91 1-2 G6-3 ②		F CH 74 B FF 92 B FF 92 F CH 73 F FF 93 S FF 92 2-3 K ②			4	0	0	0	0	2	1
11 Jose Iglesias, R (1, 6) OBP: 0.361, SLG: 0.387		S SL 84 X SL 85 0-1 6 1B 1B		C FF 90 B SL 85 F FF 91 X KC 81 1-2 6 G5-4-3 1B 1B		C FF 90 X FF 91 0-1 G5-3 ③		B FF 92 B CH 74 B FF 92 B FF 91 4-0 CS BB			3	0	2	0	1	0	0
Randal Grichuk, R (1, 9) OBP: 0.296, SLG: 0.368		B SL 84 B FF 90 X FF 90 2-0 L9 ②		B FF 91 C SL 85 X FF 91 1-1 6 G5-4-3 1-2 1B			B FF 90 F FF 90 F FF 90 B SL 84 X FF 91 2-2 L8 ①	S CH 75 S CH 74 F FF 92 F CH 75 F CH 74 B FF 92 B FF 92 2-2 CS ③ 1-2	C FC 95 B FC 89 F FC 95 X FC 89 1-2 G6-3 ①		4	0	1	0	0	0	1
6 Brian Serven, R (1, 2) OBP: 0.333, SLG: 0.468		F FF 91 B SL 83 X SL 84 1-1 1-3 1B		C SL 84 C FF 91 D SL 86 X SL 84 1-2 ①② G5-4-3 1-2f 2-3			T FF 91 X SL 84 0-1 22 G3 19 HR 1B		B FC 93 B FC 93 S FC 93 B FC 94 B FC 92 4-1 BB		3	1	2	0	1	0	2
22 Sam Hilliard, L (1, 7) OBP: 0.238, SLG: 0.268 9 Connor Joe, R (9, PH) OBP: 0.351, SLG: 0.386 (10, 7)		F KC 80 S KC 82 D KC 82 F KC 81 C FF 92 1-3 K ③		D SL 85 F FC 86 B KC 81 B KC 82 S FC 86 S KC 82 3-3 K ③			C FF 90 D KC 82 X FC 87 1-1 G3 ② 1-2		C FC 93 F FC 94 S CU 83 0-3 K ②		3 1	0 0	0 0	0 0	0 0	2 1	4 1
Inning Stats	R: 0 E: 0 K: 1 S: 10 H: 0 LOB: 1 BB: 1 P: 16	R: 0 E: 0 K: 2 S: 12 H: 2 LOB: 2 BB: 0 P: 17	R: 1 E: 0 K: 1 S: 14 H: 2 LOB: 1 BB: 0 P: 17	R: 0 E: 0 K: 1 S: 11 H: 2 LOB: 1 BB: 0 P: 17	R: 0 E: 0 K: 1 S: 8 H: 0 LOB: 0 BB: 0 P: 11	R: 0 E: 0 K: 1 S: 9 H: 0 LOB: 0 BB: 0 P: 11	R: 2 E: 0 K: 1 S: 14 H: 3 LOB: 1 BB: 0 P: 19	R: 0 E: 0 K: 1 S: 12 H: 0 LOB: 0 BB: 1 P: 21	R: 0 E: 0 K: 1 S: 9 H: 0 LOB: 1 BB: 1 P: 14	R: 0 E: 1 K: 0 S: 5 H: 0 LOB: 1 BB: 0 P: 8	1B: 6 2B: 1 3B: 1 HR: 1	SF: 0 SAC: 0 DP: 2 HBP: 0	WP: 0 PB: 0 SB: 0 CS: 1	PA: 41			

PITCHER	IP	WLS	BF	H	R	ER	SO	BB	IBB	HBP	BLK	WP	HR	S	P	ERA	WHIP
57 Shane Bieber, R (1, 1) ERA: 3.01	6.2		29	9	3	3	7	1	0	0	0	0	1	75	105	4.05	1.500
49 Eli Morgan, R (7, 1) ERA: 1.82	1.1		4	0	0	0	2	1	0	0	0	0	0	15	24	0.00	0.750
27 Bryan Shaw, R (9, 1) ERA: 3.54	1.0	W	4	0	0	0	1	1	0	0	0	0	0	9	14	0.00	1.000
48 Emmanuel Clase, R (10, 1) ERA: 1.78	1.0	S	3	0	0	0	0	0	0	0	0	0	0	5	8	0.00	0.000

PITCHER	IP	WLS	BF	H	R	ER	SO	BB	IBB	HBP	BLK	WP	HR	S	P	ERA	WHIP

BOTTOM

Cleveland Guardians @ Colorado Rockies

Coors Field, Denver, CO

Tue Jun 14 2022, 6:44 PM - 9:46 PM MDT

Att. 28,377 - Clear - 83 F

livebaseballscorecards.com

AB	37
R	3
H	9
RBI	3
BB	3
SO	10
LOB	17

Batter	1	2	3	4	5	6	7	8	9	AB	R	H	RBI	BB	SO	LOB
7 Myles Straw, R (1, 8) OBP: 0.305, SLG: 0.263	X FF 90 0-0 ① G4-3		C FF 89 X CH 82 1-1 ① F4		C FF 90 B KC 75 F FF 89 C SL 84 1-3 ① K	B SL 87 B SI 96 F SI 97 F SI 97 C SL 87 2-3 ① K		X SL 87 0-0 ③ G5-3		5	0	0	0	0	2	1
1 Amed Rosario, R (1, 6) OBP: 0.304, SLG: 0.360	C FF 89 F FF 90 X KC 76 0-2 ② F7		B CH 81 X CH 80 1-0 HR		C FF 91 B FF 91 X FF 91 1-1 39 S 11 1B 39 E 1B	C SI 97 X SL 88 0-1 ② FC5-4 11 1B 39 WP 1-2f			F FF 96 X FF 97 0-1 39 SF9 3B	5	4	3	1	0	0	1
11 José Ramírez, S (1, 10) OBP: 0.402, SLG: 0.651	B FF 89 F CH 82 F SL 84 B KC 72 X CH 82 2-2 1B		B FF 91 B SL 85 B SL 83 X FF 91 3-0 2B		B FF 92 C FF 92 X FF 92 1-1 39 S 6 SF9 1-2 1B	1 SAFE B SI 97 X SI 97 1-0 39 WP 1-3 1B			B CH 89 S CH 89 S FF 98 X FF 97 1-2 ① G1-3	5	1	4	0	0	0	1
39 Oscar Gonzalez, R (1, 9) OBP: 0.373, SLG: 0.486	B FF 91 F FF 91 F FF 92 D SL 87 S SL 86 2-3 ③ K		B FF 92 S KC 76 S SL 86 B SL 87 X SL 88 2-2 ② G6-3		B SL 86 B CH 83 F FF 92 B FF 92 B SL 85 4-1 22 2B 1-3 2-H BB	C SL 86 S SL 85 X SL 85 0-2 G2-3 2-3 3-H			C SL 87 X SL 87 0-1 ② SF9 3-H	3	1	0	1	1	1	3
6 Owen Miller, R (1, 4) OBP: 0.318, SLG: 0.419		C FF 88 B SL 84 X FF 89 1-1 28 L9 35 1B 2B	C KC 77 B KC 76 F SL 85 D SL 86 B CH 83 F FF 94 F SL 86 X KC 77 3-2 ③ G1-3		X FF 92 0-0 ② SF9 3-H		B SI 93 X SL 86 1-0 ① F4		B FF 98 F FF 98 T FF 98 F SL 89 F FF 98 B FF 99 X FF 99 2-2 ③ G1-3	4	1	1	1	0	0	1
22 Josh Naylor, L (1, 3) OBP: 0.338, SLG: 0.490		S SL 84 S SL 84 S SL 85 0-3 ① K		C FF 90 C FF 90 S SL 85 0-3 ① K	1 SAFE B SL 85 B SL 85 C FF 92 S SL 85 1 SAFE 1 SAFE F SL 85 1 SAFE 2-2 X SL 86 1-H 2B		C CU 78 F FF 92 T CU 80 0-2 ② K			4	0	1	1	0	3	1
28 Ernie Clement, R (1, 5) OBP: 0.281, SLG: 0.241		X FF 91 0-0 ② L9 2-3		C FF 90 C FF 90 X SL 85 0-2 ② G3	B SI 96 B SI 96 D SL 87 B SI 95 4-0 BB		B SI 93 F SI 92 X FF 93 1-1 ③ F8			3	0	0	0	1	0	1
35 Óscar Mercado, R (1, 7) OBP: 0.237, SLG: 0.394 38 Steven Kwan, L (5, PH) OBP: 0.362, SLG: 0.361 (5, 7)		F SL 85 F KC 75 B SL 85 D SL 84 F FF 93 X FF 93 2-2 3-H 1B		B FF 90 X FF 91 1-0 2B	C SI 97 B SL 87 F SI 98 B SI 96 X SI 98 2-2 ③ F9			C SI 92 B SI 93 X SI 94 1-1 ① G1-3		2 2	0 0	2 0	1 0	0 0	0 0	0 2
12 Luke Maile, R (1, 2) OBP: 0.304, SLG: 0.319		C FF 92 B FF 92 F CH 82 1 SAFE X SL 87 1-2 ③ P4		B KC 76 F FF 92 B SL 85 S SL 86 B SL 85 X SL 85 3-2 ③ P3		B SI 96 B SI 96 S SI 95 B SI 97 B SI 94 4-1 1 FC5-4 BB		B SI 93 B CU 77 B SL 88 C FF 92 F SI 93 S SI 93 3-3 ② K		3	0	0	0	1	1	2
Inning Stats	R: 0 E: 0 K: 1 S: 10 H: 1 LOB: 1 BB: 0 P: 14	R: 1 E: 0 K: 1 S: 13 H: 2 LOB: 1 BB: 0 P: 17	R: 1 E: 0 K: 0 S: 12 H: 2 LOB: 1 BB: 0 P: 22	R: 0 E: 0 K: 1 S: 10 H: 1 LOB: 1 BB: 0 P: 14	R: 3 E: 0 K: 1 S: 16 H: 3 LOB: 2 BB: 2 P: 31	R: 1 E: 0 K: 1 S: 10 H: 1 LOB: 1 BB: 1 P: 17	R: 0 E: 0 K: 1 S: 6 H: 0 LOB: 0 BB: 0 P: 8	R: 0 E: 0 K: 1 S: 6 H: 0 LOB: 0 BB: 0 P: 10	R: 1 E: 0 K: 0 S: 12 H: 1 LOB: 0 BB: 0 P: 15	1B: 5 2B: 4 3B: 1 HR: 1 SF: 2 SAC: 0 DP: 0 HBP: 0						

PITCHER		IP	WLS	BF	H	R	ER	SO	BB	IBB	HBP	BLK	WP	HR	S	P	ERA	WHIP
26 Austin Gomber, L ERA: 6.43	(1, 1)	4.2	L	24	9	5	5	4	1	0	0	0	0	1	58	89	9.64	2.143
56 Chad Smith, R ERA: 18.9	(5, 1)	1.1		7	1	1	1	1	2	0	0	0	1	0	13	26	6.75	2.250
43 Jhoulys Chacín, R ERA: 6.53	(7, 1)	2.0		6	0	0	0	2	0	0	0	0	0	0	12	18	0.00	0.000
54 Carlos Estévez, R ERA: 5.23	(9, 1)	1.0		4	1	1	1	0	0	0	0	0	0	0	12	15	9.00	1.000

PITCHER	IP	WLS	BF	H	R	ER	SO	BB	IBB	HBP	BLK	WP	HR	S	P	ERA	WHIP

TOP

Cleveland Guardians @ Colorado Rockies

Coors Field, Denver, CO

Wed Jun 15 2022, 6:40 PM - 9:41 PM MDT

Att. 23,838 - Clear - 88 F

livebaseballscorecards.com

AB	36
R	7
H	11
RBI	5
BB	3
SO	7
LOB	13

WP: 1 PA: 41
PB: 0
SB: 3
CS: 0

Cleveland Guardians @ Colorado Rockies

Coors Field, Denver, CO

Wed Jun 15 2022, 6:40 PM - 9:41 PM MDT

Att. 23,838 - Clear - 88 F

livebaseballscorecards.com

BOTTOM

Batter	1	2	3	4	5	6	7	8	9	AB	R	H	RBI	BB	SO	LOB
9 Connor Joe, R (1, 7) OBP: 0.352, SLG: 0.391	B FF 92 X FF 92 1-0 ① F9	B CH 86 B FF 94 X FF 93 2-0 ③ G1-3			C FF 92 T FF 91 F FF 92 B SL 81 S CH 84 1-3 ① K		B SI 93 X SI 92 1-0 2 1B 2B		B FC 100 B SL 92 C FC 100 T FC 100 X FC 100 2-2 G1-6-3 1B	5	1	2	0	0	1	1
19 Charlie Blackmon, L (1, 10) OBP: 0.309, SLG: 0.439	C FF 92 B FF 93 X CH 85 1-1 1B		C SL 81 B CU 75 F SL 80 F FF 92 S FF 93 1-3 ① K		F FF 91 B CH 84 B FF 91 X SL 80 2-1 1B 1B		B FS 88 F FS 87 F FF 94 B SL 79 F FF 94 S SL 77 2-3 ① K		F FC 101 F FC 99 X SL 93 0-2 ① P5	5	0	2	0	0	2	2
Brendan Rodgers, R (1, 4) OBP: 0.311, SLG: 0.405	B CH 86 T FF 94 B FF 94 X FF 94 2-1 ② F9		S SL 82 B CH 86 F CH 86 F SL 82 B FF 93 B CH 87 B CH 87 4-2 25 2B 2 WP BB		F FF 94 F FF 94 D SL 84 1 SAFE D SL 84 X FF 94 2-2 1-2 1B		B SL 78 B SI 93 B SI 93 B SI 94 4-0 2 1B BB		X FC 100 0-0 ②③ G1-6-3 1-2f	3	1	1	0	2	0	2
25 C.J. Cron, R (1, 3) OBP: 0.340, SLG: 0.533	C FF 93 B FF 93 B FF 93 B CH 86 X FF 94 3-1 ③ F8		X FF 92 0-0 2 WP 11 E 1-3 2B		F FF 95 B SL 84 X FF 95 1-1 ② L9		C FF 94 B SI 95 F SI 95 F SL 78 F FF 94 F SL 78 F FF 94 F SL 79 F SL 78 1-2 X FF 92 ② L8			4	1	1	0	0	0	5
2 Yonathan Daza, R (1, 8) OBP: 0.389, SLG: 0.391		B CH 84 X FF 92 1-0 24 1B 35 E 2B	C FF 93 B FF 93 B FF 93 B CH 87 X FF 93 3-1 ② G5-3 2-3 3-H		X SL 85 0-0 ③ G5-3		C FF 94 S FF 94 B SL 80 X SL 78 1-2 1-3 2-H 1B			4	1	2	1	0	0	3
11 Jose Iglesias, R (1, 6) OBP: 0.354, SLG: 0.378		B FF 91 X FF 92 1-0 ① G6-3	B CH 85 X FF 92 1-0 E7 24 CS 3-H			C FF 94 S SL 84 X SL 82 0-2 ① L9	F FF 97 X SL 86 0-1 ③ L7			4	0	0	0	0	0	3
24 Ryan McMahon, L (1, 5) OBP: 0.325, SLG: 0.359		C SL 81 B FF 92 F FF 93 B FF 94 X FF 93 2-2 35 1B 35 E 2-3 1B	1 SAFE 0-0 ③ CS 1-2	C FF 90 X SL 80 0-1 ① L8		X CH 89 0-0 ② L9		C FC 93 C CU 82 S FC 93 0-3 ① K		4	1	1	0	0	1	0
Randal Grichuk, R (1, 9) OBP: 0.296, SLG: 0.365		B CH 87 F CH 86 F FF 93 B FF 95 S FF 93 2-3 ② K		B CH 84 F FF 92 X SL 80 1-1 ② L9		X FF 95 0-0 35 FC6-4 1B		X SI 94 0-0 ② G4-3		4	0	1	0	0	1	2
35 Elias Díaz, R (1, 2) OBP: 0.258, SLG: 0.288		X CH 86 0-0 E1 1-H 3-H 1B		B FF 91 B CH 86 X FF 92 2-0 ③ G5-6-3		B SI 94 X SI 92 1-0 ③ FC6-4 1-2f		B CU 79 F FC 93 F SI 92 F FC 96 B FC 88 X CU 83 2-2 ③ G5-3		4	0	1	1	0	0	1
Inning Stats	R: 0 H: 1 E: 0 LOB: 1 K: 0 BB: 0 S: 7 P: 14	R: 2 H: 3 E: 1 LOB: 1 K: 1 BB: 0 S: 10 P: 18	R: 2 H: 1 E: 1 LOB: 0 K: 1 BB: 1 S: 11 P: 20	R: 0 H: 0 E: 0 LOB: 0 K: 0 BB: 0 S: 5 P: 8	R: 0 H: 2 E: 0 LOB: 2 K: 1 BB: 0 S: 12 P: 18	R: 0 H: 1 E: 0 LOB: 1 K: 0 BB: 0 S: 6 P: 7	R: 1 H: 2 E: 0 LOB: 2 K: 1 BB: 1 S: 19 P: 28	R: 0 H: 0 E: 0 LOB: 0 K: 1 BB: 0 S: 8 P: 10	R: 0 H: 1 E: 0 LOB: 0 K: 0 BB: 0 S: 7 P: 9	1B: 8 SF: 0 2B: 3 SAC: 0 3B: 0 DP: 1 HR: 0 HBP: 0						

AB	37
R	5
H	11
RBI	2
BB	2
SO	5
LOB	19

WP: 1 PA: 40
PB: 0
SB: 0
CS: 1

PITCHER		IP	WLS	BF	H	R	ER	SO	BB	IBB	HBP	BLK	WP	HR	S	P	ERA	WHIP
45 Konnor Pilkington, L ERA: 3.67	(1, 1)	4.1		20	6	4	2	3	1	0	0	0	1	0	39	69	4.15	1.615
62 Enyel De Los Santos, R ERA: 2.55	(5, 1)	1.1		6	2	0	0	0	0	0	0	0	0	0	11	14	0.00	1.500
52 Nick Sandlin, R ERA: 3.0	(6, 1)	1.0	H	6	2	1	1	1	1	0	0	0	0	0	18	28	9.00	3.000
37 Trevor Stephan, R ERA: 4.03	(7, 1)	0.1	H	1	0	0	0	0	0	0	0	0	0	0	2	2	0.00	0.000
27 Bryan Shaw, R ERA: 3.38	(8, 1)	1.0	W	3	0	0	0	1	0	0	0	0	0	0	8	10	0.00	0.000

PITCHER		IP	WLS	BF	H	R	ER	SO	BB	IBB	HBP	BLK	WP	HR	S	P	ERA	WHIP
48 Emmanuel Clase, R ERA: 1.71	(9, 1)	1.0	S	3	1	0	0	0	0	0	0	0	0	0	7	9	0.00	1.000

Batter	1	2	3	4	5	6	7	8	9	AB	R	H	RBI	BB	SO	LOB
38 Steven Kwan, L (1, 8) (6, 7) OBP: 0.358, SLG: 0.356	B SI 92 C SI 93 F SI 92 B SL 86 X SL 87 2-2 L4	X SI 95 0-0 E7 1 1B 1-3		B SI 92 B KC 76 B CH 86 C SI 90 C SI 89 X KC 77 3-2 L9 ②			L FF 93 C SL 84 F SL 85 B FF 94 B SL 82 X FF 94 2-2 1 E 1 SF8 1B		B SI 96 X SI 96 1-0 G1-3 ③	5	1	1	0	0	0	1
1 Amed Rosario, R (1, 6) OBP: 0.303, SLG: 0.359	C SI 92 F SI 92 S SL 87 0-3 K ②	B SL 86 1 SAFE X SL 86 1-0 11 S 1-3 3-H 1B		X SI 91 0-0 F9 ③			F FF 93 B FF 93 1 SAFE X FF 93 1-1 SF8 ① 1-H			3	0	1	2	0	1	0
11 José Ramírez, S (1, 5) OBP: 0.399, SLG: 0.649	X SI 92 0-0 2B	F SI 95 B KC 81 1 SAFE F SL 87 F SL 86 D KC 80 X SL 87 2-2 P3 ③ 1-2			F KC 77 F CH 86 B FF 92 B CH 85 S SL 86 2-3 K ①		C FF 94 F SL 82 S SL 85 0-3 K ②			4	0	1	0	0	2	2
22 Josh Naylor, L (1, 10) OBP: 0.335, SLG: 0.490	B SI 92 C SI 92 X CH 86 1-1 F7 ③		B SI 91 B SI 91 F SI 92 B CH 88 X SI 91 3-1 6 FC5 2B		F FF 92 C CH 87 B FF 92 C KC 81 1-3 K ②		C SL 84 F SL 83 C SL 84 0-3 K ③			4	0	1	0	0	2	1
39 Oscar Gonzalez, R (1, 9) OBP: 0.354, SLG: 0.461		B SI 90 F SI 90 S SL 86 S SL 86 1-3 K ①	F SL 86 F SL 87 D SL 85 D SL 85 S SL 85 2-3 K ①		C SI 92 S SL 86 B SL 86 S SL 84 1-3 K ③			X SL 84 0-0 G6-3 ①		4	0	0	0	0	3	1
0 Andrés Giménez, L (1, 4) OBP: 0.347, SLG: 0.516		C SI 92 X SL 86 0-1 6 2B 9 G4-3 1B	C CH 88 B SI 94 B SI 95 B CH 87 B KC 78 4-1 6 FC5 BB			B KC 75 B KC 77 B CH 85 C SI 92 B CH 87 4-1 6 1B BB		C FF 97 F FF 98 F FF 97 X SL 84 0-2 P4 ②		2	1	1	0	2	0	0
6 Owen Miller, R (1, 3) OBP: 0.321, SLG: 0.426		C SI 93 X SI 93 0-1 9 G4-3 17 1B 1-3 2B	S SL 87 B SL 89 F SL 88 X SL 85 1-2 FC5 ② 1-2 2-3f			1 SAFE 1 SAFE X SI 90 0-0 17 G4-6-3 1-2 1B		C FF 97 C SL 84 X SL 86 0-2 F7 ③		4	1	2	0	0	0	2
9 Richie Palacios, L (1, 7) OBP: 0.317, SLG: 0.350 7 Myles Straw, R (6, PH) (6, 8) OBP: 0.303, SLG: 0.260		F SI 93 B SI 93 B SI 94 F SL 86 B SL 86 X SL 86 3-2 G4-3 ② 2-3 3-H	2 SAFE C SI 93 C SI 94 F SL 87 D KC 81 D SL 87 S SL 87 2-3 K ③			C FF 94 B FF 94 B FF 94 B FF 94 C FF 93 F FF 94 X FF 94 3-2 F3 ①		C SI 95 X SI 96 0-1 F9 ①	2 2	0 0	0 0	1 0	0 0	1 0	3 2
17 Austin Hedges, R (1, 2) OBP: 0.226, SLG: 0.273		B FF 93 B SL 86 S SI 94 X SI 92 2-1 38 E 1 1B 3-H 1B		B SL 84 B SL 84 C SL 83 F SL 86 X SL 87 2-2 F9 ①		X FF 94 0-0 G4-6-3 ② ③ 1-2f		C FC 92 S FC 92 F CU 82 B FC 92 B SI 96 X CU 82 2-2 G6-3 ②		4	1	1	1	0	0	2
Inning Stats	R: 0 E: 0 K: 1 S: 9 H: 1 LOB: 1 BB: 0 P: 12	R: 3 E: 1 K: 1 S: 18 H: 4 LOB: 2 BB: 0 P: 27	R: 0 E: 0 K: 2 S: 13 H: 1 LOB: 2 BB: 1 P: 25	R: 0 E: 0 K: 0 S: 7 H: 0 LOB: 0 BB: 0 P: 12	R: 0 E: 0 K: 3 S: 9 H: 0 LOB: 0 BB: 0 P: 13	R: 0 E: 0 K: 0 S: 7 H: 1 LOB: 1 BB: 1 P: 14	R: 1 E: 1 K: 2 S: 12 H: 1 LOB: 0 BB: 0 P: 15	R: 0 E: 0 K: 0 S: 8 H: 0 LOB: 0 BB: 0 P: 8	R: 0 E: 0 K: 0 S: 7 H: 0 LOB: 0 BB: 0 P: 10	1B: 5 2B: 3 3B: 0 HR: 0	SF: 1 SAC: 0 DP: 1 HBP: 0			WP: 0 PB: 0 SB: 1 CS: 0	PA: 37		

TOP

Cleveland Guardians @ Colorado Rockies

Coors Field, Denver, CO

Thu Jun 16 2022, 1:11 PM - 4:00 PM MDT

Att. 26,629 - Sunny - 87 F

livebaseballscorecards.com

AB	34
R	4
H	8
RBI	4
BB	2
SO	9
LOB	14

PITCHER		IP	WLS	BF	H	R	ER	SO	BB	IBB	HBP	BLK	WP	HR	S	P	ERA	WHIP
41 Chad Kuhl, R ERA: 3.69	(1, 1)	5.0	L	25	7	3	2	7	2	0	0	0	0	0	58	95	3.60	1.800
58 Lucas Gilbreath, L ERA: 4.91	(6, 1)	2.0		6	1	1	0	2	0	0	0	0	0	0	17	23	0.00	0.500
29 Robert Stephenson, R ERA: 5.59	(8, 1)	1.0		3	0	0	0	0	0	0	0	0	0	0	8	8	0.00	0.000
59 Jake Bird, R ERA:	(9, 1)	1.0		3	0	0	0	0	0	0	0	0	0	0	7	10	0.00	0.000

PITCHER		IP	WLS	BF	H	R	ER	SO	BB	IBB	HBP	BLK	WP	HR	S	P	ERA	WHIP

BOTTOM

Cleveland Guardians @ Colorado Rockies

Coors Field, Denver, CO

Thu Jun 16 2022, 1:11 PM - 4:00 PM MDT

Att. 26,629 - Sunny - 87 F

livebaseballscorecards.com

Batter	1	2	3	4	5	6	7	8	9	AB	R	H	RBI	BB	SO	LOB
9 Connor Joe, R (1, 3) OBP: 0.360, SLG: 0.399	C FF 92 F FF 91 B FF 92 X SL 87 1-2 19 2B 1B	X FF 92 0-0 ③ L8			S SL 88 X FF 92 0-1 3-H 1B		C FC 93 X SI 92 0-1 19 BB 1-2 1B		X FC 99 0-0 G5-4-3 1-2 1B	5	0	4	1	0	0	2
19 Charlie Blackmon, L (1, 9) OBP: 0.315, SLG: 0.444	F FF 91 F FF 91 1 SAFE D CU 78 X FF 92 1-2 1-3 2B		C FF 90 X FF 92 0-1 1B		B SL 85 X FF 91 1-0 ① F9		F CH 81 F FC 94 B FC 96 B FC 96 B FC 96 B FC 94 4-2 1-2 2-3 BB		B FC 99 F SL 94 X SL 93 1-1 ① F8 2-3	4	0	2	0	1	0	3
Brendan Rodgers, R (1, 4) OBP: 0.304, SLG: 0.395	C FF 92 S FF 93 S SL 87 0-3 ① K		X SL 86 0-0 ① F8		S FF 91 X SL 86 0-1 ② L9		X CH 75 0-0 ① F7		B SL 94 S FC 100 B SL 93 X SL 92 2-1 ②③ G5-4-3 1-2f	5	0	0	0	0	1	9
25 C.J. Cron, R (1, 10) OBP: 0.335, SLG: 0.526	S FF 93 C FF 93 F FF 94 X SL 87 0-2 ② G1-3		C SL 85 1 SAFE D SL 86 1 SAFE F FF 92 S FF 92 1-3 ② K		X FF 92 0-0 ③ L8		C FF 92 B FF 92 B FF 92 C CH 75 X FF 93 2-2 ② SF9 3-H			3	0	0	1	0	1	4
24 Ryan McMahon, L (1, 5) OBP: 0.320, SLG: 0.353	B CU 78 S FF 92 C FF 93 D CU 78 S FF 94 2-3 ③ K		S SL 86 S CU 78 B FF 92 B FF 90 B FF 92 X FF 91 3-2 ③ F7			C FF 90 C SL 85 S CU 78 0-3 ① K	B CH 76 X CH 73 1-0 ③ G1-3			4	0	0	0	0	2	5
2 Yonathan Daza, R (1, 7) OBP: 0.386, SLG: 0.383		B FF 91 C FF 91 B FF 90 S FF 91 B FF 91 F FF 91 F FF 92 S FF 92 3-3 ① K		B SL 84 X FF 90 1-0 ① P4		B SL 85 B SL 86 B FF 92 C FF 91 F FF 90 B FF 91 4-2 11 FC6-4 BB		C SL 83 X CH 75 0-1 ① F9		3	0	0	0	1	1	0
11 Jose Iglesias, R (1, 6) OBP: 0.347, SLG: 0.370		B FF 92 F FF 92 B FF 93 B SL 86 X FF 92 3-1 ② P5		B FF 91 X SL 86 1-0 ② G3-1		C SL 85 F SL 86 X SL 87 0-2 ② FC6-4 1-2f		X FF 91 0-0 ② F8		4	0	0	0	0	0	1
Randal Grichuk, R (1, 8) OBP: 0.295, SLG: 0.363		F FF 91 X SL 87 0-1 6 1B 1B		F FF 91 B SL 88 B SL 88 B FF 91 X FF 91 3-1 ③ G5-3		B FF 89 B FF 90 1 SAFE 1 SAFE F FF 89 F FF 91 F CU 80 S FF 92 2-3 ③ K		C CH 76 F FF 92 B FF 93 B FF 93 S CH 76 2-3 ③ K		4	0	1	0	0	2	1
6 Brian Serven, R (1, 2) OBP: 0.382, SLG: 0.549		B FF 92 B FF 91 X FF 90 2-0 1-2 1B			B FF 90 B FF 91 S FF 91 S FF 93 F SL 87 F FF 91 X SL 87 2-2 9 1B 3B		B FC 94 X FC 91 1-0 19 BB 9 1B 25 SF9 1B		C FC 99 X FC 99 0-1 19 F8 9 1B 1B	4	2	4	0	0	0	0
Inning Stats	R: 0 E: 0 K: 2 S: 16 H: 2 LOB: 2 BB: 0 P: 20	R: 0 E: 0 K: 1 S: 11 H: 2 LOB: 2 BB: 0 P: 19	R: 0 E: 0 K: 1 S: 9 H: 1 LOB: 1 BB: 0 P: 13	R: 0 E: 0 K: 0 S: 4 H: 0 LOB: 0 BB: 0 P: 9	R: 1 E: 0 K: 0 S: 11 H: 2 LOB: 1 BB: 0 P: 14	R: 0 E: 0 K: 2 S: 12 H: 0 LOB: 1 BB: 1 P: 18	R: 1 E: 0 K: 0 S: 10 H: 2 LOB: 2 BB: 1 P: 18	R: 0 E: 0 K: 1 S: 6 H: 0 LOB: 0 BB: 0 P: 8	R: 0 E: 0 K: 0 S: 7 H: 2 LOB: 1 BB: 0 P: 10	1B: 9 2B: 1 3B: 1 HR: 0 SF: 1 SAC: 0 DP: 1 HBP: 0						

	AB	36
	R	2
	H	11
	RBI	2
	BB	2
	SO	7
	LOB	25

	WP: 0	PA: 39
	PB: 0	
	SB: 0	
	CS: 0	

PITCHER		IP	WLS	BF	H	R	ER	SO	BB	IBB	HBP	BLK	WP	HR	S	P	ERA	WHIP
24 Triston McKenzie, R ERA: 2.96	(1, 1)	6.0	W	26	7	1	1	6	1	0	0	0	0	0	63	93	1.50	1.333
27 Bryan Shaw, R ERA: 3.8	(7, 1)	0.0		3	2	1	1	0	1	0	0	0	0	0	5	10	∞	∞
49 Eli Morgan, R ERA: 1.71	(7, 1)	2.0	H	6	0	0	0	1	0	0	0	0	0	0	11	16	0.00	0.000
48 Emmanuel Clase, R ERA: 1.65	(9, 1)	1.0	S	4	2	0	0	0	0	0	0	0	0	0	7	10	0.00	2.000

PITCHER	IP	WLS	BF	H	R	ER	SO	BB	IBB	HBP	BLK	WP	HR	S	P	ERA	WHIP

Batter	1	2	3	4	5	6	7	8	9	10	AB	R	H	RBI	BB	SO	LOB
7 Myles Straw, R (1, 8) OBP: 0.301, SLG: 0.256	C FF 89 X FF 90 0-1 G5-3 ①		1 SAFE B FF 90 B SL 88 B SL 88 C FF 90 C FF 91 X SL 87 3-2 FC6-4 ① 1 G6-3 1-2f		F SL 87 C FF 90 X CU 73 0-2 L9 ②			B SI 99 B SI 99 C SI 99 X SI 99 2-1 G4-3 ①		C ST 85 D ST 87 B ST 86 B FF 95 B FF 97 4-1 BB	4	0	0	0	1	0	1
1 Amed Rosario, R (1, 6) OBP: 0.300, SLG: 0.360	B FF 90 X SL 86 1-0 2B		C FF 91 1 SAFE C CU 74 X FF 91 0-2 G6-3 ②③ 1-2f		X SL 88 0-0 G5-3 ③			B SL 93 F SI 99 X SI 99 1-1 G6-3 ②		C ST 85 F ST 86 S FF 97 0-3 K ③	5	0	1	0	0	1	3
11 José Ramírez, S (1, 5) OBP: 0.397, SLG: 0.642	F SL 86 F FF 89 B SL 87 F SL 87 2 SAFE F FF 90 D CU 73 F SL 86 B FF 90 3-3 S SL 87 K ②			B SL 86 B FF 90 B SL 85 C SL 86 X SL 88 3-1 39 1B 22 SF7 1B		C FF 93 X SL 85 0-1 P3 ①		B SL 88 X FC 94 1-0 G6-3 ③			4	1	1	0	0	1	1
39 Oscar Gonzalez, R (1, 9) OBP: 0.361, SLG: 0.456	B SL 86 D SL 87 F SL 87 B FF 90 D SL 87 4-1 BB			S FF 91 B FF 91 X SL 87 1-1 0 1B 1-3 1B		C FF 95 C FF 95 X CH 87 0-2 L8 ②			F SL 90 X SL 89 0-1 G5-3 ①		3	0	1	0	1	0	0
22 Josh Naylor, L (1, 3) OBP: 0.333, SLG: 0.483	B FF 90 C SL 87 B CU 72 S FF 91 S FF 91 2-3 K ③			C SL 87 1 SAFE F FF 90 F CU 75 F FF 91 D SL 88 F FF 91 X FF 91 1-2 SF7 ① 3-H		B SL 85 F FF 94 B SL 85 B SL 84 B FF 94 4-1 6 S BB			X FF 97 0-0 F8 ②		2	0	0	1	1	1	2
6 Owen Miller, R (1, 10) OBP: 0.315, SLG: 0.418		B FF 88 X FF 89 1-0 F9 ①		B FF 91 S SL 88 C CU 74 1 SAFE S SL 87 1-3 K ②		F FF 94 S FF 94 F FF 95 B SL 85 X FF 94 1-2 F9 ③			B FF 98 C FF 96 B SL 90 X FF 97 2-1 F8 ③	L FC 91 X FC 94 0-0 0 1B 9 SF8	4	1	0	0	0	1	2
0 Andrés Giménez, L (1, 4) OBP: 0.350, SLG: 0.515		B FF 90 F FF 90 S SL 86 X SL 86 1-2 L6 ②		C SL 87 C FF 90 F FF 91 X CU 73 0-2 1-2 1B			C SL 85 F SL 84 S FF 94 0-3 K ①			L FC 91 X FC 94 0-1 38 G4-3 2-3 1B	4	0	2	0	0	1	0
12 Luke Maile, R (1, 2) OBP: 0.288, SLG: 0.300 9 Richie Palacios, L (10, PH) OBP: 0.313, SLG: 0.350 17 Austin Hedges, R (10, 2) OBP: 0.226, SLG: 0.273		S SL 86 S CU 73 B SL 87 X FF 89 1-2 G1-3 ③		S SL 87 S SL 86 S SL 86 0-3 K ③			C SI 99 F SI 100 C SI 100 0-3 K ②			B FC 93 C FC 94 1 SAFE X FC 94 1-1 SF8 ① 3-H	3 0 0	0 0 0	0 0 0	0 1 0	0 0 0	2 0 0	2 0 0
38 Steven Kwan, L (1, 7) OBP: 0.356, SLG: 0.353			B FF 90 C FF 90 S FF 90 F FF 91 F FF 91 X CU 74 1-2 7 FC6-4 1B		B FF 89 B FF 89 X FF 90 2-0 F8 ①		C FC 97 B SL 90 F FC 96 S SL 90 1-3 K ③			1 SAFE C FC 94 1 SAFE 1 SAFE B FF 95 X FC 94 1-1 G4-3 ② 1-2	4	0	1	0	0	1	1
Inning Stats	R: 0 E: 0 K: 2 S: 13 H: 1 LOB: 2 BB: 1 P: 23	R: 0 E: 0 K: 0 S: 7 H: 0 LOB: 0 BB: 0 P: 10	R: 0 E: 0 K: 0 S: 11 H: 1 LOB: 0 BB: 0 P: 15	R: 1 E: 0 K: 2 S: 20 H: 3 LOB: 2 BB: 0 P: 26	R: 0 E: 0 K: 0 S: 5 H: 0 LOB: 0 BB: 0 P: 7	R: 0 E: 0 K: 0 S: 10 H: 0 LOB: 1 BB: 1 P: 15	R: 0 E: 0 K: 3 S: 9 H: 0 LOB: 0 BB: 0 P: 10	R: 0 E: 0 K: 0 S: 5 H: 0 LOB: 0 BB: 0 P: 9	R: 0 E: 0 K: 0 S: 5 H: 0 LOB: 0 BB: 0 P: 7	R: 1 E: 0 K: 1 S: 10 H: 1 LOB: 2 BB: 1 P: 16	1B: 5 2B: 1 3B: 0 HR: 0 SF: 2 SAC: 0 DP: 1 HBP: 0						

PITCHER	IP	WLS	BF	H	R	ER	SO	BB	IBB	HBP	BLK	WP	HR	S	P	ERA	WHIP
22 Clayton Kershaw, L (1, 1) ERA: 2.08	5.0		20	5	1	1	4	1	0	0	0	0	0	56	81	1.80	1.200
51 Alex Vesia, L (6, 1) ERA: 3.15	1.1		5	0	0	0	1	1	0	0	0	0	0	13	18	0.00	0.750
48 Brusdar Graterol, R (7, 1) ERA: 4.03	1.2		5	0	0	0	2	0	0	0	0	0	0	11	16	0.00	0.000
41 Daniel Hudson, R (9, 1) ERA: 2.42	1.0		3	0	0	0	0	0	0	0	0	0	0	5	7	0.00	0.000
59 Evan Phillips, R (10, 1) ERA: 2.1	1.0	L	5	1	1	0	1	1	0	0	0	0	0	10	16	0.00	2.000

PITCHER	IP	WLS	BF	H	R	ER	SO	BB	IBB	HBP	BLK	WP	HR	S	P	ERA	WHIP

TOP

Cleveland Guardians @ Los Angeles Dodgers

Dodger Stadium, Los Angeles, CA

Fri Jun 17 2022, 7:11 PM - 10:30 PM PDT

Att. 48,361 - Clear - 69 F

livebaseballscorecards.com

AB	33
R	2
H	6
RBI	2
BB	3
SO	8
LOB	12

WP: 0 PA: 38
PB: 0
SB: 1
CS: 0

Batter	1	2	3	4	5	6	7	8	9	10	AB	R	H	RBI	BB	SO	LOB
6 Trea Turner, R (1, 6) OBP: 0.357, SLG: 0.478	B FF 92 C FF 92 X SL 84 1-1 1B		B CH 86 F FF 94 X FF 94 1-1 2B		B CH 87 B FF 92 S SL 86 B FF 93 X SL 86 3-1 ② L7		S CU 80 X CU 81 0-1 5 G4-6-3 1-2 1B		F FF 98 C SL 87 X FF 99 0-2 ③ F9	0-0	5	0	3	0	0	0	3
5 Freddie Freeman, L (1, 3) OBP: 0.372, SLG: 0.441	T CH 87 1 SAFE F FF 92 F FF 93 B CH 87 D CU 79 X CH 87 2-2 ① L4		B FF 92 C FF 92 B FF 94 B CU 78 F CH 86 B FF 94 4-2 BB		F FF 93 B FF 92 X CH 86 1-1 16 FC5-4 2-3 1B		C SI 96 B SL 89 S SI 96 X SI 98 1-2 ②③ G4-6-3 1-2f			B FF 98 B SL 89 S FF 98 S SL 89 D SL 87 F FF 99 S SL 86 3-3 ① K	4	0	1	0	1	1	3
16 Will Smith, R (1, 2) OBP: 0.340, SLG: 0.412	1 SAFE F SL 86 X FF 93 0-1 ② L8		C FF 92 X SL 85 0-1 ② F9		F FF 92 X SL 84 0-1 ③ FC5-4 1-2f			B SL 86 C SL 87 F FS 87 F FF 98 F SL 88 X FF 95 1-2 ① F9		C FF 95 F FF 95 B FF 97 F FF 96 F FF 96 B SL 83 F SL 85 X FF 97 2-2 ② G5-3	5	0	0	0	0	0	5
13 Max Muncy, L (1, 10) OBP: 0.325, SLG: 0.274	B FF 93 C CH 87 B CH 87 B FF 93 X CH 86 3-1 ③ F8		B CU 79 B CH 86 X CH 87 2-0 ③ G3-4-1			B FF 92 B CU 78 C FF 92 B CH 87 S FF 94 B CH 86 4-2 35 E4 35 E BB		C SL 88 T FF 98 X FS 90 0-2 ② F9		B CH 88 C SL 84 F FF 96 B SL 84 D FF 97 B CH 86 4-2 BB	3	0	0	0	2	0	3
10 Justin Turner, R (1, 5) OBP: 0.276, SLG: 0.335		B SL 86 C SL 86 X SL 85 1-1 ① G4-3		B SL 85 X FF 92 1-0 ① F7		B FF 93 C FF 92 X SL 86 1-1 ① F9		C SL 87 X SL 85 0-1 ③ F8		D FF 97 C FF 96 C FF 96 F FF 96 S SL 85 1-3 ③ K	5	0	0	0	0	1	2
35 Cody Bellinger, L (1, 8) OBP: 0.279, SLG: 0.404		C CU 79 B CU 80 B CH 86 B CH 86 X FF 93 3-1 HR		C FF 91 B SL 86 C CH 87 F FF 92 X CU 79 1-2 ② F9		C CU 80 X CH 87 0-1 ② E4 1-3			B SL 87 B FS 87 C FF 96 B SL 86 F FF 96 X FS 88 3-2 17 E 3 S 1B		4	1	2	1	0	0	1
3 Chris Taylor, R (1, 7) OBP: 0.332, SLG: 0.443 (8, 9)		B FF 93 C FF 94 S SL 84 X FF 93 1-2 ② L7		F FF 94 C FF 94 B SL 86 F CH 86 S FF 94 1-3 ③ K		X FF 92 0-0 ③ P3			1 SAFE B FF 96 1 SAFE F FF 97 C SL 86 F FF 96 B FS 88 F SL 87 S FS 88 2-3 ① K 1-2		4	0	0	0	0	2	2
37 Eddy Alvarez, L (1, 9) OBP: 0.182, SLG: 0.182 17 Hanser Alberto, R (7, PH) OBP: 0.258, SLG: 0.338 (8, 4)		B CH 86 C CH 86 C CH 86 F FF 93 B CU 81 B CH 86 X CH 86 3-2 ③ L4			B CH 85 X FF 92 1-0 ① G3		B FF 96 X FF 94 1-0 6 1B 1B		B SL 85 X SL 87 1-0 E9 2-3		2	0	0	0	0	0	0
											2	0	1	0	0	0	1
9 Gavin Lux, L (1, 4) OBP: 0.361, SLG: 0.374 (8, 7)			B FF 92 B FF 92 F FF 92 F FF 92 X CH 86 2-2 ① G3-1		B FF 92 X FF 92 1-0 5 1B 2B		F FF 96 B SL 89 S SI 93 S SI 96 1-3 ① K		B FF 98 S FF 98 D SL 89 F FF 97 B FF 98 S SL 87 3-3 ② K		4	0	1	0	0	2	3
Inning Stats	R: 0 E: 0 K: 0 S: 10 H: 1 LOB: 1 BB: 0 P: 16	R: 1 E: 0 K: 0 S: 11 H: 1 LOB: 0 BB: 0 P: 19	R: 0 E: 0 K: 0 S: 11 H: 1 LOB: 2 BB: 1 P: 20	R: 0 E: 0 K: 1 S: 9 H: 0 LOB: 0 BB: 0 P: 12	R: 0 E: 0 K: 0 S: 8 H: 2 LOB: 2 BB: 0 P: 14	R: 0 E: 1 K: 0 S: 7 H: 0 LOB: 1 BB: 1 P: 12	R: 0 E: 0 K: 1 S: 9 H: 2 LOB: 1 BB: 0 P: 12	R: 0 E: 0 K: 0 S: 10 H: 0 LOB: 0 BB: 0 P: 11	R: 0 E: 1 K: 2 S: 15 H: 1 LOB: 2 BB: 0 P: 24	R: 0 E: 0 K: 2 S: 16 H: 0 LOB: 1 BB: 1 P: 26	1B: 5 2B: 2 3B: 0 HR: 1 SF: 0 SAC: 0 DP: 1 HBP: 0	WP: 0 PB: 0 SB: 1 CS: 0 PA: 41					

PITCHER		IP	WLS	BF	H	R	ER	SO	BB	IBB	HBP	BLK	WP	HR	S	P	ERA	WHIP
34 Zach Plesac, R ERA: 4.41	(1, 1)	6.0		25	5	1	1	1	2	0	0	0	0	1	56	93	1.50	1.167
31 Sam Hentges, L ERA: 1.71	(7, 1)	1.0		4	2	0	0	1	0	0	0	0	0	0	9	12	0.00	2.000
37 Trevor Stephan, R ERA: 3.8	(8, 1)	1.1		6	1	0	0	1	0	0	0	0	0	0	19	26	0.00	0.750
26 Anthony Gose, L ERA: 4.11	(9, 1)	1.0	W	3	0	0	0	2	0	0	0	0	0	0	10	16	0.00	0.000
62 Enyel De Los Santos, R ERA: 2.45	(10, 1)	0.2	S	3	0	0	0	1	1	0	0	0	0	0	12	19	0.00	1.500

PITCHER	IP	WLS	BF	H	R	ER	SO	BB	IBB	HBP	BLK	WP	HR	S	P	ERA	WHIP

BOTTOM

Cleveland Guardians @ Los Angeles Dodgers

Dodger Stadium, Los Angeles, CA

Fri Jun 17 2022, 7:11 PM - 10:30 PM PDT

Att. 48,361 - Clear - 69 F

livebaseballscorecards.com

AB	38
R	1
H	8
RBI	1
BB	3
SO	6
LOB	23

Batter	1	2	3	4	5	6	7	8	9	AB	R	H	RBI	BB	SO	LOB
7 Myles Straw, R (1, 8) OBP: 0.296, SLG: 0.251	B FF 92 X FF 92 1-0 ① G5-3		C FF 93 B FF 93 B SV 79 X FF 94 2-1 ① G5-3		B SV 81 C FF 93 X FF 93 1-1 ③ L9			C FF 94 C FF 95 B SL 86 B FF 96 X FF 95 2-2 ② F9		4	0	0	0	0	0	0
1 Amed Rosario, R (1, 6) OBP: 0.304, SLG: 0.364	B FF 94 B SV 79 B FF 93 B FF 91 4-0 6 BB 35 E BB		S FF 95 S FF 94 X FF 94 0-2 ② G6-3			C SV 80 X SV 80 0-1 2B		S FF 95 C FF 94 B SL 85 F FF 94 F SL 85 X FF 94 1-2 ③ G4-3		3	1	1	0	1	0	0
6 Owen Miller, R (1, 3) OBP: 0.314, SLG: 0.411	1 SAFE B SV 80 F FF 92 F SV 80 B FF 92 1 SAFE B FF 93 B SV 80 4-2 35 E BB **1-2**		C FF 94 F SV 82 F FF 93 C FF 95 0-3 ③ K			B FF 92 X SV 80 1-0 ① F8			C FF 96 C SL 81 B SL 81 F FF 96 B SL 83 C SL 82 2-3 ① K	3	0	0	0	1	2	1
39 Oscar Gonzalez, R (1, 10) OBP: 0.356, SLG: 0.446	C SV 81 B FF 93 F CH 86 S FF 94 1-3 ② K			B FF 94 C SV 80 S SV 80 F FF 94 X SV 81 1-2 1B		S SV 82 F FF 94 B FF 95 B SV 81 F FF 94 S SV 82 2-3 ② K			S SL 82 S SL 81 S SL 82 0-3 ② K	4	0	1	0	0	3	3
35 Óscar Mercado, R (1, 9) OBP: 0.231, SLG: 0.384 9 Richie Palacios, L (9, PH) OBP: 0.308, SLG: 0.344	F SV 81 X FF 93 0-1 E4 **1-3** **2-H**			B CH 86 F SV 82 X SV 79 1-1 ① P6		T SV 82 S SV 82 D SV 81 X FF 94 1-2 ③ P4			C FF 96 X FF 96 0-1 ③ F8	3 1	0 0	0 0	0 0	0 0	0 0	3 0
0 Andrés Giménez, L (1, 4) OBP: 0.344, SLG: 0.506	B SV 81 F FF 94 C SV 80 F SV 80 B FF 92 S SV 82 2-3 ③ K			X FF 93 0-0 ② F7			C FF 91 B KC 78 B SI 92 X FF 92 2-1 ① P6			3	0	0	0	0	1	3
28 Ernie Clement, R (1, 5) OBP: 0.273, SLG: 0.233		X FF 93 0-0 ① F7		C CH 86 C FF 93 F CH 85 F FF 94 X CH 86 0-2 ③ G6-3			B FF 92 F CH 84 F FF 92 F FC 91 S SI 92 1-3 ② K			3	0	0	0	0	1	1
38 Steven Kwan, L (1, 7) OBP: 0.350, SLG: 0.347		C FF 94 B FF 94 B SV 82 X FF 94 2-1 ② F9			C FF 93 B SV 80 S FF 93 F FF 95 F SV 83 X FF 94 1-2 ① L8		C FF 92 F FF 91 B FC 88 X KC 77 1-2 ③ G5-3			3	0	0	0	0	0	0
17 Austin Hedges, R (1, 2) OBP: 0.221, SLG: 0.267		C SV 79 F FF 93 B FF 94 B CH 86 C FF 94 2-3 ③ K			C FF 94 S FF 94 F FF 96 F SV 82 S FF 94 0-3 ② K			B FF 95 B FF 94 B FF 96 C FF 94 S FF 95 X FF 95 3-2 ① F7		3	0	0	0	0	2	0
Inning Stats	R: 1 H: 0 E: 1 LOB: 2 K: 2 BB: 2 S: 12 P: 24	R: 0 H: 0 E: 0 LOB: 0 K: 1 BB: 0 S: 6 P: 10	R: 0 H: 0 E: 0 LOB: 0 K: 1 BB: 0 S: 9 P: 11	R: 0 H: 1 E: 0 LOB: 1 K: 0 BB: 0 S: 12 P: 14	R: 0 H: 0 E: 0 LOB: 0 K: 1 BB: 0 S: 12 P: 14	R: 0 H: 1 E: 0 LOB: 1 K: 1 BB: 0 S: 10 P: 14	R: 0 H: 0 E: 0 LOB: 0 K: 1 BB: 0 S: 9 P: 13	R: 0 H: 0 E: 0 LOB: 0 K: 0 BB: 0 S: 11 P: 17	R: 0 H: 0 E: 0 LOB: 0 K: 2 BB: 0 S: 9 P: 11	1B: 1 SF: 0 2B: 1 SAC: 0 3B: 0 DP: 0 HR: 0 HBP: 0						

PITCHER		IP	WLS	BF	H	R	ER	SO	BB	IBB	HBP	BLK	WP	HR	S	P	ERA	WHIP
7 Julio Urías, L ERA: 2.56	(1, 1)	6.0	W	23	2	1	0	6	2	0	0	0	0	0	61	87	0.00	0.667
33 David Price, L ERA: 4.3	(7, 1)	1.0		3	0	0	0	1	0	0	0	0	0	0	9	13	0.00	0.000
52 Phil Bickford, R ERA: 4.12	(8, 1)	1.0		3	0	0	0	0	0	0	0	0	0	0	11	17	0.00	0.000
45 Reyes Moronta, R ERA: 2.0	(9, 1)	1.0		3	0	0	0	2	0	0	0	0	0	0	9	11	0.00	0.000

PITCHER	IP	WLS	BF	H	R	ER	SO	BB	IBB	HBP	BLK	WP	HR	S	P	ERA	WHIP

TOP

Cleveland Guardians @ Los Angeles Dodgers

Dodger Stadium, Los Angeles, CA

Sat Jun 18 2022, 4:17 PM - 7:13 PM PDT

Att. 50,078 - Sunny - 73 F

livebaseballscorecards.com

AB	30
R	1
H	2
RBI	0
BB	2
SO	9
LOB	11

1B: 1 SF: 0
2B: 1 SAC: 0
3B: 0 DP: 0
HR: 0 HBP: 0

WP: 0 PA: 32
PB: 0
SB: 0
CS: 0

Batter	1	2	3	4	5	6	7	8	9	AB	R	H	RBI	BB	SO	LOB
6 Trea Turner, R (1, 6) OBP: 0.354, SLG: 0.484	B SI 93 C SI 94 B FC 90 S FC 90 2-3 ① K	C FC 91 S SI 94 D FC 90 F FC 91 X CH 86 1-2 3-H HR		B FC 89 X FC 88 1-0 ① F8		C SI 95 D SL 84 S SL 84 F SI 94 B SL 84 S SL 83 2-3 ① K	C SI 94 B SL 79 F SI 94 F SL 79 C SL 80 1-3 ② K			5	1	1	2	0	3	3
37 Eddy Alvarez, L (8, 6) OBP: 0.182, SLG: 0.182										0	0	0	0	0	0	0
5 Freddie Freeman, L (1, 3) OBP: 0.376, SLG: 0.448	B SI 94 B SI 94 S SI 94 F FC 89 F FC 90 T CH 86 2-2 ② K	C FC 92 B SI 94 F FC 92 B SI 94 X FC 90 2-2 16 FC5-4 1B		C CH 85 B FC 89 B CH 84 X FC 88 2-1 2B		D SI 97 F SI 96 B SI 97 B SI 96 X SI 96 3-1 10 BB 16 G4-3 1-2 1B	B SI 94 D FS 89 F SI 94 X FS 89 2-1 E1 1-3 2-H			5	0	3	0	0	1	1
16 Will Smith, R (1, 10) OBP: 0.336, SLG: 0.407	F SI 95 B SI 95 X FC 90 1-1 13 1B 1B	1 SAFE F SI 93 X SI 93 0-1 ③ FC5-4 1-2f		B SI 93 C SI 93 X SI 93 1-1 ② F8		C SI 95 X SL 86 0-1 ② G4-3 1-2 2-3	C SI 94 S SL 79 S SL 81 0-3 ③ K			5	0	1	0	0	1	6
13 Max Muncy, L (1, 4) OBP: 0.333, SLG: 0.277	F FC 89 X CH 86 0-1 1-3 1B	B FC 90 B FC 89 B FC 88 C SI 93 C SI 93 B FC 90 4-2 10 E BB	F CU 82 B FC 87 F SI 93 F SI 93 D FC 89 D CH 86 X SI 94 3-2 ③ P5			D SL 87 D SL 87 B SL 83 C SI 96 S SI 95 D SL 86 4-2 10 BB BB		F SI 94 B CU 81 S CU 80 F FF 96 S CU 82 1-3 ① K		2	1	1	0	2	0	1
17 Hanser Alberto, R (8, PH) OBP: 0.254, SLG: 0.333										1	0	0	0	0	1	0
(9, 4)																
10 Justin Turner, R (1, 5) OBP: 0.278, SLG: 0.338	C SI 94 F FF 94 S SI 95 0-3 ③ K	B SI 94 C SI 94 C SI 94 X FC 89 1-2 E6 9 3B 1-H 2B	X FC 88 0-0 ① F8	D SI 96 D SI 95 S SI 96 B SI 96 B SI 95 4-1 1-2 2-3 3-H BB			B FF 96 B FF 96 F SI 96 B SI 96 X SI 95 3-1 ② G1-3			4	1	1	2	1	1	2
35 Cody Bellinger, L (1, 8) OBP: 0.282, SLG: 0.404		F SI 95 B FC 91 X FC 90 1-1 3 2B 15 SF9 1B	B SI 94 C FC 89 X FC 89 1-1 ① F8		C CH 84 B FC 88 X FC 89 1-1 1B	F FF 97 B SL 87 B SL 89 C FF 98 S FF 98 2-3 ③ K		X SI 95 0-0 ③ F8		5	1	2	0	0	1	4
3 Chris Taylor, R (1, 9) OBP: 0.330, SLG: 0.444		B SI 94 F SI 93 B SI 94 X SI 94 2-1 15 SF9 6 HR 1-3 2B	X FC 89 0-0 ② F8		F SI 94 B CH 85 B FC 90 B SI 93 S FC 89 X SI 94 3-2 ② F8		S FF 97 S SL 89 F SL 88 C SL 88 0-3 ① K			4	1	1	0	0	1	2
9 Gavin Lux, L (1, 7) OBP: 0.364, SLG: 0.385		C FC 90 F FC 91 B SI 95 S CH 86 1-3 ① K	B FC 89 X FC 89 1-0 3-H 3B		1 SAFE 1 SAFE B FC 89 B SI 93 B SI 93 C SI 93 X SI 94 3-1 ③ P5		B SL 88 B FF 98 B FF 95 B FF 97 4-0 15 BB 5 E BB			3	1	1	1	1	1	3
15 Austin Barnes, R (1, 2) OBP: 0.309, SLG: 0.397		D FC 89 X FC 91 1-0 ② SF9 2-3 3-H	B SI 94 X SI 95 1-0 ③ P4			C SI 96 B SL 85 F SL 84 B SL 87 F SL 84 B SI 95 B SL 85 4-2 16 G4-3 5 1B 10 BB BB	1 SAFE C SL 80 S SI 94 B SL 80 B SL 80 F SI 94 F SI 93 1 SAFE B SI 95 4-2 B SI 84 5 E 1-2 BB			1	1	0	1	2	0	1
Inning Stats	R: 0 E: 0 K: 3 S: 14 H: 2 LOB: 2 BB: 0 P: 19	R: 3 E: 0 K: 1 S: 17 H: 4 LOB: 1 BB: 0 P: 25	R: 2 E: 1 K: 0 S: 10 H: 2 LOB: 1 BB: 1 P: 18	R: 0 E: 0 K: 0 S: 9 H: 1 LOB: 1 BB: 0 P: 16	R: 0 E: 0 K: 0 S: 8 H: 1 LOB: 1 BB: 0 P: 15	R: 1 E: 0 K: 2 S: 17 H: 1 LOB: 3 BB: 3 P: 36	R: 1 E: 1 K: 3 S: 17 H: 0 LOB: 2 BB: 2 P: 28	R: 0 E: 0 K: 1 S: 7 H: 0 LOB: 0 BB: 0 P: 11		1B: 6 2B: 3 3B: 1 HR: 1 SF: 1 SAC: 0 DP: 0 HBP: 0			WP: 0 PB: 0 SB: 0 CS: 0 PA: 42	

PITCHER		IP	WLS	BF	H	R	ER	SO	BB	IBB	HBP	BLK	WP	HR	S	P	ERA	WHIP
47 Cal Quantrill, R ERA: 3.77	(1, 1)	5.0	L	26	10	5	5	4	1	0	0	0	0	1	58	93	9.00	2.200
58 Anthony Castro, R ERA: 4.91	(6, 1)	0.2		6	1	1	1	1	3	0	0	0	0	0	14	31	13.50	6.000
26 Anthony Gose, L ERA: 3.94	(6, 1)	0.2		3	0	1	0	2	1	0	0	0	0	0	7	13	0.00	1.500
52 Nick Sandlin, R ERA: 2.89	(7, 1)	0.2		4	0	0	0	2	1	0	0	0	0	0	13	20	0.00	1.500
31 Sam Hentges, L ERA: 1.64	(8, 1)	1.0		3	0	0	0	1	0	0	0	0	0	0	7	11	0.00	0.000

PITCHER	IP	WLS	BF	H	R	ER	SO	BB	IBB	HBP	BLK	WP	HR	S	P	ERA	WHIP

BOTTOM

Cleveland Guardians @ Los Angeles Dodgers

Dodger Stadium, Los Angeles, CA

Sat Jun 18 2022, 4:17 PM - 7:13 PM PDT

Att. 50,078 - Sunny - 73 F

livebaseballscorecards.com

AB	35
R	7
H	11
RBI	6
BB	6
SO	10
LOB	23

Cleveland Guardians @ Los Angeles Dodgers

Dodger Stadium, Los Angeles, CA

Sun Jun 19 2022, 1:12 PM - 4:19 PM PDT

Att. 53,033 - Sunny - 76 F

livebaseballscorecards.com

TOP

Batter	1	2	3	4	5	6	7	8	9	AB	R	H	RBI	BB	SO	LOB
7 Myles Straw, R (1, 8) OBP: 0.298, SLG: 0.255	B FF 92 C FF 92 B FF 93 S FF 92 S FF 93 2-3 K ①	C FF 92 B SL 81 S SL 82 S FF 93 1-3 K ③			B SL 81 C FF 90 X SL 80 1-1 2B	C SI 99 F SI 100 S SL 92 0-3 K ③		C SL 93 B SL 91 B FF 97 F SL 89 B SL 89 F FF 97 B SL 91 4-2 1 FC6 BB		4	0	1	0	1	3	4
1 Amed Rosario, R (1, 6) OBP: 0.298, SLG: 0.357	S FF 94 B FF 93 F FF 93 C FF 93 1-3 K ②		C FF 91 X SL 82 0-1 G3 ①		F FF 91 S FF 91 B FF 92 X FF 92 1-2 L6 ②		C ST 82 F ST 82 S ST 79 0-3 K ①	F SL 89 F FF 97 B SL 90 X FF 98 1-2 FC6 ③ 1-2f		5	0	0	0	0	2	3
6 Owen Miller, R (1, 3) OBP: 0.316, SLG: 0.416	C FF 93 X SL 82 0-1 2B		F FF 91 F FF 92 F FF 92 B FF 93 B FF 93 S FF 92 2-3 K ②		X FF 92 0-0 P3 ③		B SI 96 B ST 80 C SI 96 X SI 96 2-1 39 S 1B		C FF 96 B FF 96 B FF 97 F FF 96 C FF 96 2-3 K ①	5	0	2	0	0	2	1
39 Oscar Gonzalez, R (1, 9) OBP: 0.370, SLG: 0.477	B FF 93 S FF 93 H FF 94 2-1 HBP		F SL 81 B FF 92 B FF 92 X SL 82 2-1 G5-3 ③			X SL 79 0-0 HR	S ST 84 B SI 96 F ST 82 1 SAFE F ST 82 F SI 96 T ST 82 1-2 K ②		B KC 86 C FF 97 C FF 96 B KC 87 B KC 85 B FF 97 4-2 22 2B 0 1B BB	3	2	1	1	1	1	1
22 Josh Naylor, L (1, 10) OBP: 0.341, SLG: 0.490	B FF 93 C SL 82 B FF 93 B FF 92 F FF 94 F FF 94 S FF 93 3-3 K ③			B SL 81 B FF 91 C FF 91 X FF 92 2-1 1B		B FF 92 B FF 91 B FF 92 C FF 92 F FF 93 B FF 93 4-2 17 HBP 28 1B BB	C SL 84 B SL 84 X FF 93 1-1 F9 ③		C KC 85 X FF 96 0-1 0 1B 28 SF8 1-3 2B	4	1	2	0	1	1	3
35 Óscar Mercado, R (1, 7) OBP: 0.227, SLG: 0.377 38 Steven Kwan, L (6, PH) OBP: 0.355, SLG: 0.349 (6, 7)		F FF 90 B SL 83 X FF 92 1-1 E9 28 1B 17 SF7		X FF 91 0-0 F9 ①		B FC 94 X SI 99 1-0 L6 ①		C FF 94 C FF 93 B SL 85 X FF 94 1-2 0 SH1-4 9 2B 1B		2 2	1 1	0 1	0 0	0 1	0 0	1 1
0 Andrés Giménez, L (1, 4) OBP: 0.342, SLG: 0.500		X FF 91 0-0 L9 ①		C SL 83 F SL 82 B SL 82 S SL 82 1-3 K ②		S SL 93 F FC 95 S FF 99 0-3 K ②		X SL 86 0-0 SH1-4 1-2 ① X FF 96 0-0 1-2 2-3 3-H 1B		4	0	1	1	0	2	3
28 Ernie Clement, R (1, 5) OBP: 0.279, SLG: 0.245		B FF 92 C FF 91 X SL 83 1-1 2-3 1B		B FF 92 F FF 91 X SL 81 1-1 F9 ③		X SI 99 0-0 17 HBP 1-2 1B		S SL 89 B FF 97 B SL 91 C SL 91 S SL 90 2-3 K ② D KC 84 F FF 95 F KC 84 X KC 86 1-2 SF8 ② 3-H		4	0	2	1	0	1	2
17 Austin Hedges, R (1, 2) OBP: 0.224, SLG: 0.265 9 Richie Palacios, L (8, PH) OBP: 0.318, SLG: 0.371 12 Luke Maile, R (8, 2) OBP: 0.283, SLG: 0.294		B SL 82 T FF 92 X FF 92 1-1 SF7 ② 3-H			L FF 91 F FF 90 S SL 81 0-3 K ① H SI 100 1-0 1-2 2-3 HBP			S FF 98 X FF 97 0-1 2-H 2B C FF 96 C FF 95 S FF 95 0-3 K ③		1 1 1	0 0 0	0 1 0	1 1 0	0 0 0	1 0 1	0 0 2
Inning Stats	R: 0 E: 0 K: 3 S: 13 H: 1 LOB: 2 BB: 0 P: 21	R: 1 E: 1 K: 1 S: 10 H: 1 LOB: 1 BB: 0 P: 14	R: 0 E: 0 K: 1 S: 8 H: 0 LOB: 0 BB: 0 P: 12	R: 0 E: 0 K: 1 S: 8 H: 1 LOB: 1 BB: 0 P: 12	R: 0 E: 0 K: 1 S: 9 H: 1 LOB: 1 BB: 0 P: 11	R: 1 E: 0 K: 2 S: 11 H: 2 LOB: 3 BB: 1 P: 17	R: 0 E: 0 K: 2 S: 12 H: 1 LOB: 1 BB: 0 P: 16	R: 1 E: 0 K: 1 S: 15 H: 2 LOB: 2 BB: 1 P: 23	R: 2 E: 0 K: 2 S: 14 H: 2 LOB: 2 BB: 2 P: 21	1B: 6 2B: 4 3B: 0 HR: 1 SF: 2 SAC: 1 DP: 0 HBP: 2						

AB	36
R	5
H	11
RBI	5
BB	4
SO	14
LOB	21

WP: 0 PB: 0 SB: 1 CS: 0 PA: 45

PITCHER		IP	WLS	BF	H	R	ER	SO	BB	IBB	HBP	BLK	WP	HR	S	P	ERA	WHIP
28 Andrew Heaney, L ERA: 0.59	(1, 1)	5.0		23	5	2	1	7	1	0	1	0	0	1	51	77	1.80	1.200
48 Brusdar Graterol, R ERA: 3.9	(6, 1)	1.0		5	1	0	0	2	0	0	1	0	0	0	8	10	0.00	1.000
38 Yency Almonte, R ERA: 1.13	(7, 1)	0.2		3	1	0	0	2	0	0	0	0	0	0	10	13	0.00	1.500
51 Alex Vesia, L ERA: 3.48	(7, 1)	0.2		3	1	1	1	0	0	0	0	0	0	0	6	8	13.50	1.500
41 Daniel Hudson, R ERA: 2.35	(8, 1)	0.2	B	4	1	0	0	1	1	0	0	0	0	0	11	18	0.00	3.000

PITCHER		IP	WLS	BF	H	R	ER	SO	BB	IBB	HBP	BLK	WP	HR	S	P	ERA	WHIP
46 Craig Kimbrel, R ERA: 4.71	(9, 1)	1.0	L	7	2	2	2	2	1	1	0	0	0	0	14	21	18.00	3.000

Batter	1	2	3	4	5	6	7	8	9	AB	R	H	RBI	BB	SO	LOB
6 Trea Turner, R (1, 6) OBP: 0.352, SLG: 0.480	C FF 90 B SL 84 S SL 84 S SL 84 1-3 K ①	C FF 92 B FF 92 D SL 85 C SL 84 F FF 92 S SL 85 2-3 K ③			S SL 84 S SL 84 B SL 84 S SL 85 1-3 K ①		C FF 92 C FF 92 X CH 78 0-2 E4 5 S 1B 2-H			4	0	1	0	0	3	2
5 Freddie Freeman, L (1, 3) OBP: 0.375, SLG: 0.457	B FF 90 X CH 87 1-0 F8 ②		S FC 85 B FF 91 X KC 81 1-1 HR		S FC 86 F SL 86 S KC 83 0-3 K ②		1 SAFE 1 SAFE B FF 91 C FF 91 1 SAFE 1 SAFE B FF 92 F CH 75 S FF 92 2-3 K ③ 1-2			4	1	1	1	0	2	1
16 Will Smith, R (1, 2) OBP: 0.344, SLG: 0.416	B FF 92 C FF 90 C SL 84 B FC 86 X SL 84 2-2 2B		C SL 84 B FF 91 B FF 91 F FF 92 F FF 92 X KC 82 2-2 1B		F FF 91 F SL 86 B SL 84 B SL 86 B SL 85 C SL 84 3-3 K ③			B FF 91 C CH 74 B SL 88 F CH 74 B FF 91 D CH 75 4-2 BB		3	0	2	0	1	1	0
13 Max Muncy, L (1, 5) OBP: 0.327, SLG: 0.270	C FC 86 B KC 81 C KC 82 S KC 82 1-3 K ③		F FF 92 S FC 87 F KC 82 S KC 82 0-3 K ①			S KC 81 S KC 81 B KC 82 X KC 82 1-2 G3-1 ①		C CH 75 X FF 91 0-1 P5 ①		4	0	0	0	0	2	3
3 Chris Taylor, R (1, 7) OBP: 0.329, SLG: 0.440		C SL 84 F FF 92 B FF 92 B SL 86 X FF 92 2-2 10 BB 9 2B 1B	C FF 91 X FF 92 0-1 L6 ②			B SL 84 C FF 92 B SL 84 B SL 84 X SL 83 3-1 F7 ②		F FF 92 S CH 74 S CH 75 0-3 K ②		4	1	1	0	0	1	2
35 Cody Bellinger, L (1, 8) OBP: 0.277, SLG: 0.396		X FC 89 0-0 P5 ①	C FF 92 B FC 87 S FC 87 D KC 83 S KC 83 2-3 K ③			C KC 81 F FC 87 S KC 82 0-3 K ③		S FF 92 C CH 76 F FF 92 X CH 77 0-2 L8 ③		4	0	0	0	0	2	3
10 Justin Turner, R (1, 10) OBP: 0.282, SLG: 0.338		C SL 86 B FF 91 B FF 93 C FF 92 D SL 86 B FF 92 4-2 9 2B BB 1-2	B SL 84 C SL 84 F SL 85 X FF 91 1-2 37 G4-6-3 1B				C FF 91 S SL 84 B SL 85 X SL 84 1-2 G5-3 ①		C FC 101 S SL 94 F FC 100 B SL 96 X SL 94 1-2 L7 ①	3	0	1	0	1	0	0
37 Eddy Alvarez, L (1, 9) OBP: 0.200, SLG: 0.200		S FC 86 B KC 82 X KC 82 1-1 F7 ②	B KC 81 X SL 86 1-0 G4-6-3 ①② 1-2f				F FF 92 C KC 82 B KC 82 X KC 82 1-2 6 1B 6 E 9 S 1B		B FC 102 F FC 101 B FC 102 F FC 101 F SL 96 S FC 100 2-3 K ②	4	1	1	0	0	1	3
9 Gavin Lux, L (1, 4) OBP: 0.362, SLG: 0.387		D KC 82 X FC 86 1-0 2B 1-3 2-H	X FF 91 0-0 F8 ③				B CH 75 C CH 74 C FF 92 C FF 92 1-3 K ② 1-2		S FC 102 S SL 96 F FF 99 F SL 94 B FC 101 X FC 101 1-2 G4-1 ③	4	0	1	1	0	1	1
Inning Stats	R: 0 E: 0 K: 2 S: 10 H: 1 LOB: 1 BB: 0 P: 15	R: 1 E: 0 K: 1 S: 13 H: 2 LOB: 2 BB: 1 P: 23	R: 1 E: 0 K: 2 S: 15 H: 2 LOB: 1 BB: 0 P: 20	R: 0 E: 0 K: 0 S: 5 H: 1 LOB: 0 BB: 0 P: 7	R: 0 E: 0 K: 3 S: 9 H: 0 LOB: 0 BB: 0 P: 13	R: 0 E: 0 K: 1 S: 8 H: 0 LOB: 0 BB: 0 P: 12	R: 1 E: 1 K: 2 S: 15 H: 2 LOB: 1 BB: 0 P: 20	R: 0 E: 0 K: 1 S: 11 H: 0 LOB: 1 BB: 1 P: 15	R: 0 E: 0 K: 1 S: 13 H: 0 LOB: 0 BB: 0 P: 17	1B: 5 2B: 2 3B: 0 HR: 1 SF: 0 SAC: 0 DP: 1 HBP: 0				WP: 0 PB: 0 SB: 2 CS: 0	PA: 36	

BOTTOM

Cleveland Guardians @ Los Angeles Dodgers

Dodger Stadium, Los Angeles, CA

Sun Jun 19 2022, 1:12 PM - 4:19 PM PDT

Att. 53,033 - Sunny - 76 F

livebaseballscorecards.com

AB	34
R	3
H	8
RBI	2
BB	2
SO	13
LOB	15

PITCHER	IP	WLS	BF	H	R	ER	SO	BB	IBB	HBP	BLK	WP	HR	S	P	ERA	WHIP
57 Shane Bieber, R (1, 1) ERA: 3.0	6.1		26	7	3	2	9	1	0	0	0	0	1	66	98	2.84	1.263
49 Eli Morgan, R (7, 1) ERA: 1.62	1.2	W	7	1	0	0	3	1	0	0	0	0	0	20	27	0.00	1.200
48 Emmanuel Clase, R (9, 1) ERA: 1.59	1.0	S	3	0	0	0	1	0	0	0	0	0	0	13	17	0.00	0.000

PITCHER	IP	WLS	BF	H	R	ER	SO	BB	IBB	HBP	BLK	WP	HR	S	P	ERA	WHIP

Batter	1	2	3	4	5	6	7	8	9	10	11	AB	R	H	RBI	BB	SO	LOB
38 Steven Kwan, L (1, 7) OBP: 0.364, SLG: 0.360	B FF 90 C FF 91 B FF 91 X FF 91 2-1 22 FC4-6 39 2B 1 1B 1B		C FF 90 X CU 73 0-1 1 CS 1B	C FF 91 C FF 91 F FF 92 D CH 84 X FF 91 1-2 ③ L7			C FF 96 X FF 95 0-1 1B		C FS 97 F FF 103 B CU 91 X FF 102 1-2 1B		B FF 96 B CH 89 C FF 95 B FF 96 F FF 96 F FF 96 F FF 96 X FF 96 3-2 ③ G5-3	6	1	4	0	0	0	4
1 Amed Rosario, R (1, 6) OBP: 0.296, SLG: 0.353	C FF 90 1 SAFE X SL 81 0-1 22 FC4-6 1-2 1B		B FF 90 B FF 89 1 SAFE S SL 82 B FF 92 S FF 91 T FF 92 3-2 ① ② K 1-2		C SL 79 B SL 79 B FF 90 X SL 78 2-1 ① P3		X CH 83 0-0 ③ F7		B CU 88 B CU 85 X FS 96 2-0 ③ G4-3	0-0 39 G6-4-3		5	0	1	0	0	1	3
11 José Ramírez, S (1, 5) OBP: 0.393, SLG: 0.636	F FF 90 D CH 84 B SL 80 X FF 92 2-1 ① F4		C SL 81 X SL 80 0-1 22 HR 2B		B FF 90 C CH 83 B CH 84 F FF 91 X SL 79 2-2 ② P2			C FF 96 X FS 89 0-1 ① G6-3		X FS 94 0-0 ① G4-3 2-3		5	1	1	0	0	0	2
22 Josh Naylor, L (1, 3) OBP: 0.348, SLG: 0.509 6 Owen Miller, R (10, PR) OBP: 0.316, SLG: 0.416 (10, 3)	C FF 92 B FF 91 B CU 75 F FF 91 B FF 93 F FF 92 F FF 91 X FF 92 3-2 ② FC4-6 39 2B 1-2f 2-3		C CH 82 B FF 90 F CU 74 F FF 91 D CU 75 X FF 92 2-2 2-H HR		S CU 73 C FF 91 X FF 91 0-2 ③ G4-3			S FS 90 X FF 97 0-1 32 HR 1B		D CU 86 D CU 88 2-0 39 G6-4-3 IBB		4	2	2	2	1	0	2
												0	0	0	0	0	0	0
39 Oscar Gonzalez, R (1, 9) OBP: 0.361, SLG: 0.473	F SL 82 X SL 81 0-1 1-3 3-H 2B		F FF 90 X SL 80 0-1 ③ G6-3			S SL 78 F SL 78 B SL 80 F FF 91 B SL 81 S FF 91 2-3 ① K		S FF 98 D FC 86 B FC 87 F FC 86 X FC 86 2-2 ② F9		B FF 100 B FF 98 F FS 96 F FS 96 F CU 86 F CU 86 F FF 100 F CU 85 X FS 97 2-2 ② ③ G6-4-3 1-2f	0-0 0 1B	5	1	1	1	0	1	3
32 Franmil Reyes, R (1, 10) OBP: 0.253, SLG: 0.297	C SL 80 S FF 91 S FF 91 0-3 ③ K			F SL 78 B FF 90 B FF 91 S SL 79 C FF 91 2-3 ① K		C FF 89 F FF 90 B SL 81 T FF 91 1-2 ② K		B FC 85 F FC 86 1 SAFE D FC 85 B FC 86 F FC 87 X FC 85 3-2 1-H HR			B ST 86 B FF 96 C ST 87 S ST 86 C ST 87 2-3 ① K	5	1	1	2	0	4	2
0 Andrés Giménez, L (1, 4) OBP: 0.344, SLG: 0.497		B FF 91 B FF 90 X FF 90 2-0 ① F8	C CU 74 F FF 91 X CU 74 0-2 17 G3 1B			B FF 90 L FF 90 F FF 91 C FF 91 1-3 ③ K		B FF 97 X FF 97 1-0 ③ L6			C FF 96 F FF 97 F CH 91 X ST 88 0-2 12 S 2-H 1B	5	0	2	1	0	1	0
17 Austin Hedges, R (1, 2) OBP: 0.219, SLG: 0.259 9 Richie Palacios, L (9, PH) OBP: 0.313, SLG: 0.365 12 Luke Maile, R (9, 2) OBP: 0.295, SLG: 0.294		X SL 81 0-0 ② G5-3	X SL 79 0-0 ② G3 1-2				L FF 93 F SL 80 C CH 81 0-3 ① K		C CU 87 B FF 101 S CU 88 S CU 89 1-3 ① K		1 SAFE 1 SAFE B ST 87 S ST 87 1 SAFE B FF 96 1 SAFE B ST 86 B FF 95 4-1 1-2 BB	3	0	0	0	0	1	1
												1	0	0	0	0	1	0
												0	0	0	0	0	1	0
7 Myles Straw, R (1, 8) OBP: 0.296, SLG: 0.251		C SL 79 B SL 81 F FF 91 B FF 92 S FF 91 2-3 ③ K	B FF 90 C FF 90 F SL 80 B FF 90 F FF 90 F SL 78 B FF 90 F FF 90 F SL 79 4-2 F FF 90 B FF 91 BB				B FF 95 C FF 94 B SL 80 C SL 80 S FF 94 2-3 ② K		B CU 88 B FS 98 C FF 102 X FF 103 2-1 ② G4-3		C FF 95 C FF 95 B FF 96 F FF 96 C ST 87 1-3 ② K	4	0	0	0	1	3	2
Inning Stats	R: 1 E: 0 K: 1 S: 16 H: 3 LOB: 2 BB: 0 P: 23	R: 0 E: 0 K: 1 S: 5 H: 0 LOB: 0 BB: 0 P: 9	R: 2 E: 0 K: 1 S: 13 H: 3 LOB: 0 BB: 0 P: 18	R: 0 E: 0 K: 1 S: 18 H: 1 LOB: 2 BB: 1 P: 25	R: 0 E: 0 K: 0 S: 8 H: 0 LOB: 0 BB: 0 P: 12	R: 0 E: 0 K: 3 S: 10 H: 0 LOB: 0 BB: 0 P: 14	R: 0 E: 0 K: 2 S: 9 H: 1 LOB: 1 BB: 0 P: 11	R: 2 E: 0 K: 0 S: 11 H: 2 LOB: 0 BB: 0 P: 17	R: 0 E: 0 K: 1 S: 9 H: 1 LOB: 1 BB: 0 P: 15	R: 0 E: 0 K: 0 S: 8 H: 0 LOB: 2 BB: 1 P: 12	R: 1 E: 0 K: 2 S: 17 H: 1 LOB: 2 BB: 1 P: 27	1B: 8 2B: 2 3B: 0 HR: 2	SF: 0 SAC: 0 DP: 1 HBP: 0	WP: 0 PB: 0 SB: 1 CS: 1	PA: 46			

PITCHER	IP	WLS	BF	H	R	ER	SO	BB	IBB	HBP	BLK	WP	HR	S	P	ERA	WHIP
41 Joe Ryan, R (1, 1) ERA: 3.0	6.0		25	7	3	3	7	1	0	0	0	0	1	70	101	4.50	1.333
45 Jharel Cotton, R (7, 1) ERA: 1.76	1.0		4	1	0	0	2	0	0	0	0	0	0	9	11	0.00	1.000
12 Emilio Pagán, R (8, 1) ERA: 3.13	1.0	B	5	2	2	2	0	0	0	0	0	0	1	11	17	18.00	2.000
59 Jhoan Duran, R (9, 1) ERA: 2.35	2.0		7	1	0	0	1	0	1	0	0	0	0	17	27	0.00	0.500
65 Griffin Jax, R (11, 1) ERA: 2.7	1.0	L	5	1	1	0	2	1	0	0	0	0	0	17	27	0.00	2.000

PITCHER	IP	WLS	BF	H	R	ER	SO	BB	IBB	HBP	BLK	WP	HR	S	P	ERA	WHIP

TOP

Cleveland Guardians @ Minnesota Twins

Target Field, Minneapolis, MN

Tue Jun 21 2022, 6:42 PM - 10:27 PM CDT

Att. 22,341 - Partly Cloudy - 85 F

livebaseballscorecards.com

AB	43
R	6
H	12
RBI	6
BB	3
SO	12
LOB	19

Cleveland Guardians @ Minnesota Twins

Target Field, Minneapolis, MN

Tue Jun 21 2022, 6:42 PM - 10:27 PM CDT

Att. 22,341 - Partly Cloudy - 85 F

livebaseballscorecards.com

Batter	1	2	3	4	5	6	7	8	9	10	11	AB	R	H	RBI	BB	SO	LOB
2 Luis Arraez, L (1, 4) OBP: 0.442, SLG: 0.457	C SI 92 B CU 76 F FC 87 X FC 85 1-2 ① P2		C FS 86 X FC 86 0-1 ② G3-1		F FS 86 T CU 75 B FF 90 X SI 91 1-2 2B		B FF 91 F FF 91 X CH 75 1-1 2-H 3-H HR		B SI 97 C SL 90 X SI 96 1-1 ③ G4-3	0-0		5	1	2	3	0	0	1
25 Byron Buxton, R (1, 8) OBP: 0.312, SLG: 0.570	C SI 92 B SI 92 S FC 85 S CU 76 1-3 ② K		C FC 85 X SI 92 0-1 ③ L7		T FC 84 S CU 75 B FC 85 F CU 76 T FC 84 1-2 ② K		C FF 92 B SL 85 S FF 92 F FF 92 B CH 77 C CH 74 2-3 ② K			B SL 88 S FF 98 B FS 89 B FF 98 B FS 89 4-1 BB		4	0	0	0	1	3	1
4 Carlos Correa, R (1, 6) OBP: 0.353, SLG: 0.435	C FF 92 X SI 92 0-1 2B			B FF 91 X FC 85 1-0 ① F9	X FC 85 0-0 ③ F9		S SL 85 B FF 92 F FF 91 X FF 91 1-2 ③ G6-3			B SL 87 F FF 97 F FF 98 F FF 97 S FS 90 1-3 ① K		5	0	1	0	0	1	2
26 Max Kepler, L (1, 9) OBP: 0.336, SLG: 0.391	C FC 87 B FC 87 S CU 75 F FC 87 X CU 76 1-2 ③ G3			X FC 86 0-0 24 BB 19 2B 1B	C FF 95 F FF 96 S FF 96 0-3 ① K		C FC 94 F CU 83 B FC 96 B FC 96 F CH 82 B SI 94 X FC 94 3-2 ① G4-3			C FF 99 S FS 90 B FF 99 S FF 98 1-3 ② K		5	1	1	0	0	2	2
24 Gary Sánchez, R (1, 10) OBP: 0.285, SLG: 0.425		C SI 92 B CU 77 S FC 85 F FC 84 C SI 92 1-3 ① K		C CU 74 C SI 90 D FC 84 F SI 91 B SI 91 D CU 76 D SI 91 4-2 19 2B 1-2 BB	C SL 83 F FF 97 F FF 97 S SL 83 0-3 ② K			B FC 95 C FC 94 S FC 96 B CU 83 X FC 94 2-2 ② F8		C SL 88 C SL 85 S FS 90 0-3 ③ K	0-0 1 G3-1	4	1	0	0	1	3	1
15 Gio Urshela, R (1, 5) OBP: 0.308, SLG: 0.370		B FF 92 F FC 85 B SI 92 B SI 92 F FC 86 F FC 86 S SI 92 3-3 ② K		C CU 74 B FC 86 C SI 91 S CU 75 1-3 ② K		F FF 97 B FF 96 X SL 84 1-1 ③ G6-3		F FC 93 B FC 88 T FC 93 X FC 96 1-2 ③ G4-3			F FC 100 B SL 94 S FC 100 S SL 93 1-3 ① K	5	0	0	0	0	3	2
19 Alex Kirilloff, L (1, 3) OBP: 0.250, SLG: 0.286 30 Kyle Garlick, R (9, PH) OBP: 0.333, SLG: 0.574 1 Nick Gordon, L (9, PR) OBP: 0.297, SLG: 0.364 (10, 7)	B FC 87 C FC 85 X FC 86 1-1 1B		C CU 74 X FC 86 0-1 1-H 2-H 2B				B FF 94 F FF 95 B FF 96 F CH 86 F CF 97 B SL 83 F CH 87 C FF 96 3-3 ① K		B FF 98 X FF 98 1-0 27 CS 1B		X FC 101 0-0 ② G3-1 2-3	3 1 1	0 0 0	2 1 0	2 0 0	0 0 0	1 0 0	0 0 0
67 Gilberto Celestino, R (1, 7) OBP: 0.377, SLG: 0.355 13 Trevor Larnach, L (7, PH) OBP: 0.312, SLG: 0.418 (8, 7) 64 Jose Miranda, R (9, PH) OBP: 0.262, SLG: 0.400 (10, 3)	C CU 75 C SI 91 B FC 83 S CU 76 1-3 ③ K		B FC 86 X CU 75 1-0 ③ G6-3				B FF 96 B FF 96 B CH 86 B FF 96 4-0 27 2B 2 HR BB		C CU 81 X SI 95 0-1 ① F8		X FC 101 0-0 ③ F7	2 0 2	0 1 0	0 0 0	0 1 0	0 0 0	1 0 0	2 0 2
27 Ryan Jeffers, R (1, 2) OBP: 0.274, SLG: 0.340			C FF 90 C SI 90 B FC 84 B CU 75 B CU 76 F SI 91 F FC 85 C SI 91 3-3 ① K		B SI 90 F SI 90 B CU 75 C SI 90 B CU 78 X SI 91 3-2 ① G5-3		X CH 75 0-0 2 HR 1-3 2B		1 SAFE S FF 97 T FF 97 1 SAFE B FF 97 B FF 98 B CU 84 X FF 98 3-2 1-2 ② 1B			4	1	2	0	0	1	0

Inning Stats																						
	R: 0 E: 0 K: 1 S: 12	H: 1 LOB: 1 BB: 0 P: 15	R: 0 E: 0 K: 3 S: 13	H: 1 LOB: 1 BB: 0 P: 19	R: 0 E: 0 K: 1 S: 9	H: 0 LOB: 0 BB: 0 P: 12	R: 2 E: 0 K: 1 S: 11	H: 2 LOB: 1 BB: 1 P: 18	R: 0 E: 0 K: 1 S: 11	H: 1 LOB: 1 BB: 0 P: 16	R: 0 E: 0 K: 2 S: 9	H: 0 LOB: 0 BB: 0 P: 10	R: 3 E: 0 K: 2 S: 15	H: 2 LOB: 0 BB: 1 P: 26	R: 0 E: 0 K: 0 S: 10	H: 0 LOB: 0 BB: 0 P: 16	R: 0 E: 0 K: 0 S: 8	H: 2 LOB: 1 BB: 0 P: 13	R: 0 E: 0 K: 3 S: 11	H: 0 LOB: 1 BB: 1 P: 17	R: 0 E: 0 K: 1 S: 5	H: 0 LOB: 1 BB: 0 P: 6

	AB	41
	R	5
	H	9
	RBI	5
	BB	3
	SO	15
	LOB	13

1B: 4 2B: 4 3B: 0 HR: 1	SF: 0 SAC: 0 DP: 0 HBP: 0	WP: 0 PB: 0 SB: 0 CS: 1	PA: 44
---	---	---	---

PITCHER		IP	WLS	BF	H	R	ER	SO	BB	IBB	HBP	BLK	WP	HR	S	P	ERA	WHIP
43 Aaron Civale, R ERA: 7.25	(1, 1)	5.0		21	5	2	2	7	1	0	0	0	0	0	56	80	3.60	1.200
62 Enyel De Los Santos, R ERA: 2.75	(6, 1)	1.1	H	5	0	1	1	3	1	0	0	0	0	0	14	22	6.75	0.750
49 Eli Morgan, R ERA: 2.12	(7, 1)	0.2	B	4	2	2	2	1	0	0	0	0	0	1	10	14	27.00	3.000
27 Bryan Shaw, R ERA: 3.63	(8, 1)	1.0		3	0	0	0	0	0	0	0	0	0	0	10	16	0.00	0.000
31 Sam Hentges, L ERA: 1.57	(9, 1)	1.0		4	2	0	0	0	0	0	0	0	0	0	8	13	0.00	2.000

PITCHER		IP	WLS	BF	H	R	ER	SO	BB	IBB	HBP	BLK	WP	HR	S	P	ERA	WHIP
37 Trevor Stephan, R ERA: 3.65	(10, 1)	1.0	W	4	0	0	0	3	1	0	0	0	0	0	11	17	0.00	1.000
48 Emmanuel Clase, R ERA: 1.53	(11, 1)	1.0	S	3	0	0	0	1	0	0	0	0	0	0	5	6	0.00	0.000

Cleveland Guardians @ Minnesota Twins

Target Field, Minneapolis, MN

Wed Jun 22 2022, 6:44 PM - 10:18 PM CDT

Att. 25,604 - Partly Cloudy - 83 F

TOP

livebaseballscorecards.com

Batter	1	2	3	4	5	6	7	8	9	AB	R	H	RBI	BB	SO	LOB
38 Steven Kwan, L (1, 7) OBP: 0.365, SLG: 0.372	C FF 92 B FF 93 B FF 92 X FF 93 2-1 ① L9		B FF 93 C CU 78 C FF 93 B SI 94 X SI 94 2-2 2-H 3B		1 SAFE S CU 79 B FF 93 1 SAFE D CU 80 C FF 92 F CU 79 X FF 93 2-2 E8 1 1B 22 BLK 1-3 1B	B SL 77 C FF 87 X SI 84 1-1 ③ FC4-6 1-2f		C FF 97 T FF 97 B FF 97 B FF 96 S FS 90 2-3 ③ K		5	1	2	1	0	1	2
1 Amed Rosario, R (1, 6) OBP: 0.306, SLG: 0.375	C FF 93 X FF 93 0-1 1B		F SI 93 F SI 93 D SI 94 S ST 82 1-3 ② K		F SI 92 X ST 83 0-1 22 BLK 2-3 3-H 1B		B SL 80 C SL 79 B FF 93 F FF 93 X CH 80 2-2 HR		C FF 95 F FF 96 F FS 90 X FF 96 0-2 11 1B 22 2B 1B	5	2	4	2	0	1	1
11 José Ramírez, S (1, 5) OBP: 0.393, SLG: 0.630	C FF 93 F CU 80 X CU 80 0-2 ② F9		C SI 90 B FF 92 X SI 90 1-1 ③ F9		F FF 92 X FF 94 0-1 ① P3		C CH 83 B SL 81 S CH 82 F CH 83 H FF 94 2-2 39 S 39 HR HBP		C FS 89 X FS 88 0-1 22 2B 39 1B 1-3 1B	4	2	1	0	0	0	4
22 Josh Naylor, L (1, 10) OBP: 0.344, SLG: 0.506 28 Ernie Clement, R (9, PR) OBP: 0.279, SLG: 0.245 (9, 10)	1 SAFE C CU 80 F CU 80 F SI 94 F FF 94 B FF 94 S CU 81 1-3 ③ K			C CU 79 B FF 92 F CU 80 X FF 93 1-2 ① G5-3	D ST 83 F ST 82 B FF 93 S ST 82 B ST 82 S FF 93 3-3 ② K 1-2 3-H	C CU 76 F CH 80 1 SAFE D CH 81 F FF 93 F CH 82 1 SAFE X FF 94 1-2 ① F7		B FS 88 X FF 95 1-0 39 1B 1-3 3-H 2B	5 0	0 1	1 0	1 0	0 0	2 0	3 0
39 Oscar Gonzalez, R (1, 9) OBP: 0.363, SLG: 0.500		S ST 81 B SI 92 X ST 82 1-1 ① F9		B SI 92 S SI 92 B ST 82 S CU 80 X ST 82 2-2 ② G5-3	S FF 93 S FF 93 S FF 94 0-3 ③ K		B FF 93 1 SAFE D SL 80 T FF 92 B FF 92 F FF 92 X CH 80 3-2 1-H HR		F FF 94 S FF 96 F FF 96 X ST 87 0-2 0 SH5-3 6 SF7 2-H 3-H 1B	5	2	2	4	0	1	1
0 Andrés Giménez, L (1, 4) OBP: 0.342, SLG: 0.492		C CU 79 X FF 93 0-1 ② G3-1		S CU 80 F FF 93 B CU 80 X CU 80 1-2 1B		C ST 79 S ST 82 F FF 94 X ST 83 0-2 ① F7	C FF 94 F FF 94 F FF 94 B CH 82 X CH 82 1-2 ② L9		X FF 95 0-0 ① SH5-3 2-3	4	0	1	0	0	0	0
6 Owen Miller, R (1, 3) OBP: 0.313, SLG: 0.413		C SI 92 F SI 92 B ST 82 S ST 83 1-3 ③ K		C ST 83 1 SAFE B ST 82 C SI 92 F ST 82 X SI 93 1-2 ③ L4		B SI 84 F SI 84 C SI 85 F SL 78 X SI 84 1-2 7 F8 17 BB 1B X SL 82 0-0 ③ P6			X ST 86 0-0 ② SF7 3-H	4	0	1	1	0	1	1
17 Austin Hedges, R (1, 2) OBP: 0.225, SLG: 0.281			C FF 92 B ST 80 F ST 80 B SI 93 F CU 79 S ST 83 2-3 ① K		B ST 81 B FF 92 C FF 92 B FF 92 X FF 92 3-1 HR	B SL 78 1 SAFE F SI 84 B FF 88 S FF 88 B FF 88 B SI 84 4-2 38 FC4-6 1-2 BB		B FC 86 B FF 96 F FF 96 F FF 96 T FF 97 3-2 ① K	X ST 86 0-0 ③ P3	4	1	1	1	1	2	1
7 Myles Straw, R (1, 8) OBP: 0.299, SLG: 0.259			C FF 93 B CU 79 S CU 79 B SI 93 X CU 79 2-2 38 3B 2B		B ST 83 C FF 93 F SI 92 B SI 94 B ST 83 X FF 94 3-2 38 E 38 1B 1 1B	B SL 78 B SL 77 B SI 85 C FF 87 F SI 84 F FF 87 X FF 87 3-2 ② F8 2-3		B FF 96 B FF 96 C FF 96 F FF 95 C FF 97 2-3 ② K		4	2	2	0	0	1	2
Inning Stats	R: 0 E: 0 K: 1 S: 12 H: 1 LOB: 1 BB: 0 P: 15	R: 0 E: 0 K: 1 S: 7 H: 0 LOB: 0 BB: 0 P: 9	R: 1 E: 0 K: 2 S: 15 H: 2 LOB: 1 BB: 0 P: 23	R: 0 E: 0 K: 0 S: 14 H: 1 LOB: 1 BB: 0 P: 19	R: 3 E: 1 K: 2 S: 19 H: 4 LOB: 1 BB: 0 P: 30	R: 0 E: 0 K: 0 S: 16 H: 1 LOB: 2 BB: 1 P: 25	R: 3 E: 0 K: 0 S: 19 H: 2 LOB: 0 BB: 0 P: 28	R: 0 E: 0 K: 3 S: 9 H: 0 LOB: 0 BB: 0 P: 16	R: 4 E: 0 K: 0 S: 14 H: 4 LOB: 1 BB: 0 P: 15	1B: 9 2B: 2 3B: 1 HR: 3 SF: 1 SAC: 1 DP: 0 HBP: 1						

	AB	40
	R	11
	H	15
	RBI	10
	BB	1
	SO	9
	LOB	15

	WP: 0	PA: 44
	PB: 0	
	SB: 1	
	CS: 0	

PITCHER		IP	WLS	BF	H	R	ER	SO	BB	IBB	HBP	BLK	WP	HR	S	P	ERA	WHIP
54 Sonny Gray, R ERA: 2.53	(1, 1)	4.0		20	8	4	3	4	0	0	0	0	0	1	59	85	6.75	2.000
56 Caleb Thielbar, L ERA: 6.2	(5, 1)	1.1		4	0	0	0	2	0	0	0	1	0	0	12	15	0.00	0.000
38 Joe Smith, R ERA: 2.91	(6, 1)	0.2	H	4	1	0	0	0	1	0	0	0	0	0	12	21	0.00	3.000
45 Jharel Cotton, R ERA: 3.31	(7, 1)	1.0	B	6	2	3	3	0	0	0	1	0	0	2	19	28	27.00	2.000
12 Emilio Pagán, R ERA: 4.13	(8, 1)	1.0	H	6	3	3	3	3	0	0	0	0	0	0	16	24	27.00	3.000

PITCHER		IP	WLS	BF	H	R	ER	SO	BB	IBB	HBP	BLK	WP	HR	S	P	ERA	WHIP
65 Griffin Jax, R ERA: 2.88	(9, 1)	1.0	L	4	1	1	1	0	0	0	0	0	0	0	7	7	9.00	1.000

Batter	1	2	3	4	5	6	7	8	9	AB	R	H	RBI	BB	SO	LOB
2 Luis Arraez, L (1, 4) OBP: 0.433, SLG: 0.449	X FF 91 0-0 ① F7	C CU 80 D CU 80 D CU 81 B FF 92 X FF 92 3-1 ③ F8		D FF 92 B FF 92 X FF 92 2-0 ② SF7 3-H			C SL 87 B FF 95 X FF 95 1-1 ① G6-3	B SL 87 B SI 94 C SI 94 X SI 96 2-1 ③ P3		4	0	0	1	0	0	2
4 Carlos Correa, R (1, 6) OBP: 0.354, SLG: 0.466	S FF 92 F SL 87 F FF 92 B SL 89 X SL 88 1-2 HR	S SL 88 B FF 92 X FF 92 1-1 HR	1 SAFE B FF 93 X FF 92 1-0 ③ F8				F SL 82 B SL 83 X SL 82 1-1 ② L7		F SL 93 C FC 100 S FC 101 0-3 ① K	5	2	2	2	0	1	1
26 Max Kepler, L (1, 9) OBP: 0.342, SLG: 0.405	C FF 93 S FF 94 B FF 93 B CU 80 F FF 94 C FF 95 2-3 ② K	C SL 87 T CU 80 B CU 80 B CU 81 F FF 94 B SL 90 F SL 89 F FF 94 B FF 93 4-2 24 G6-4-3 BB			B FF 92 X FF 94 1-0 HR		B SI 97 F SI 95 S SL 83 B SL 83 B FF 94 B SL 82 4-2 24 1B 19 1B BB		B FC 100 X SL 94 1-0 ② G6-3	3	2	1	1	2	1	0
24 Gary Sánchez, R (1, 10) OBP: 0.283, SLG: 0.419	F FF 94 B SL 90 X SL 89 1-1 ③ G6-3	B SL 88 X FF 92 1-0 ① ② G6-4-3 1-2f			T FF 94 T CU 82 B FF 94 F CU 81 B FF 94 B SL 90 X SL 89 3-2 ① L8		B SL 83 B SI 93 X SL 83 2-0 19 1B 15 HR 1-3 1B		C SL 94 F FC 100 S SL 96 0-3 ③ K	5	1	1	0	0	1	1
19 Alex Kirilloff, L (1, 3) OBP: 0.250, SLG: 0.283		C SL 88 B CU 79 S CU 80 S FF 94 1-3 ① K	F FF 93 F FF 93 F FF 94 S CU 82 0-3 ③ K		X FF 97 0-0 ② P5		D SI 96 X SI 96 1-0 15 HR 1-3 3-H 1B			4	1	1	1	0	2	0
15 Gio Urshela, R (1, 5) OBP: 0.315, SLG: 0.400		X SL 89 0-0 13 1B 27 2B 1B		X SL 87 0-0 27 1B 3B	B SL 88 B SL 88 B FF 98 S FF 98 S SL 88 S FF 97 3-3 ③ K		C SL 85 S SL 85 B SL 85 F SL 84 X FF 94 1-2 2-H 3-H HR			4	3	3	3	0	1	0
13 Trevor Larnach, L (1, 7) OBP: 0.311, SLG: 0.414		B FF 92 S FF 91 1 SAFE B CU 78 X SL 87 2-1 27 2B 1-3 1B	B SL 87 F FF 93 S FF 93 S CU 81 1-3 ① K		B FF 97 X FF 97 1-0 ① F9		B SI 96 C SI 95 X SI 95 1-1 ③ F7			4	0	1	0	0	1	1
27 Ryan Jeffers, R (1, 2) OBP: 0.286, SLG: 0.353		B FF 91 F FF 92 B SL 88 F FF 91 B FF 93 X FF 92 3-2 1-3 3-H 2B	X FF 93 0-0 1 1B 2 SF7 3-H 1B		C FF 97 S SL 88 F SL 89 F FF 97 F SL 87 B SL 87 X SL 86 1-2 ② F8		B CU 79 C SI 95 B CU 81 B FF 96 F FF 96 B SI 96 4-2 67 L3 BB		3	1	2	2	1	0	0
1 Nick Gordon, L (1, 8) OBP: 0.300, SLG: 0.366 67 Gilberto Celestino, R (6, PH) OBP: 0.371, SLG: 0.348 (7, 8)		S CU 80 F FF 93 S CU 79 0-3 ② K	X SL 88 0-0 1-3 1B		C FF 98 B FF 98 S SL 89 B SL 88 X FF 98 2-2 ③ L4		C FF 96 X CU 80 0-1 ① ② L3 1-1			2 2	0 0	1 0	0 0	0 0	1 0	2 1
Inning Stats	R: 1 H: 1 E: 0 LOB: 0 K: 1 BB: 0 S: 11 P: 15	R: 1 H: 3 E: 0 LOB: 2 K: 2 BB: 0 S: 14 P: 23	R: 1 H: 1 E: 0 LOB: 0 K: 1 BB: 1 S: 12 P: 18	R: 2 H: 3 E: 0 LOB: 1 K: 1 BB: 0 S: 8 P: 12	R: 1 H: 1 E: 0 LOB: 0 K: 1 BB: 0 S: 9 P: 16	R: 0 H: 0 E: 0 LOB: 0 K: 0 BB: 0 S: 10 P: 14	R: 4 H: 3 E: 0 LOB: 0 K: 0 BB: 1 S: 14 P: 25	R: 0 H: 0 E: 0 LOB: 0 K: 0 BB: 1 S: 6 P: 12	R: 0 H: 0 E: 0 LOB: 0 K: 2 BB: 0 S: 7 P: 8	1B: 6 SF: 1 2B: 2 SAC: 0 3B: 1 DP: 2 HR: 4 HBP: 0						

PITCHER		IP	WLS	BF	H	R	ER	SO	BB	IBB	HBP	BLK	WP	HR	S	P	ERA	WHIP
24 Triston McKenzie, R ERA: 3.51	(1, 1)	4.1		22	9	6	6	5	1	0	0	0	0	3	50	77	12.46	2.308
26 Anthony Gose, L ERA: 3.5	(5, 1)	2.0		6	0	0	0	1	0	0	0	0	0	0	16	24	0.00	0.000
58 Anthony Castro, R ERA: 9.0	(7, 1)	0.2	B	6	3	4	4	0	1	0	0	0	0	1	12	22	54.00	6.000
31 Sam Hentges, L ERA: 1.5	(8, 1)	1.0	W	3	0	0	0	0	1	0	0	0	0	0	6	12	0.00	1.000
48 Emmanuel Clase, R ERA: 1.48	(9, 1)	1.0	S	3	0	0	0	2	0	0	0	0	0	0	7	8	0.00	0.000

PITCHER	IP	WLS	BF	H	R	ER	SO	BB	IBB	HBP	BLK	WP	HR	S	P	ERA	WHIP

BOTTOM

Cleveland Guardians @ Minnesota Twins

Target Field, Minneapolis, MN

Wed Jun 22 2022, 6:44 PM - 10:18 PM CDT

Att. 25,604 - Partly Cloudy - 83 F

livebaseballscorecards.com

AB	36
R	10
H	12
RBI	10
BB	3
SO	8
LOB	8

Cleveland Guardians @ Minnesota Twins

Target Field, Minneapolis, MN

Thu Jun 23 2022, 12:12 PM - 3:05 PM CDT

Att. 24,929 - Partly Cloudy - 87 F

livebaseballscorecards.com

Batter	1	2	3	4	5	6	7	8	9	AB	R	H	RBI	BB	SO	LOB
6 Owen Miller, R (1, 3) OBP: 0.308, SLG: 0.405	B FF 88 F FF 89 B FC 86 X CH 83 2-1 ① L5		X FC 85 0-0 ③ F8			C CU 74 X FC 83 0-1 ① G6-3		C CU 88 C CU 88 T FF 102 0-2 ① K		4	0	0	0	0	1	0
1 Amed Rosario, R (1, 6) OBP: 0.309, SLG: 0.374	C CU 76 F FC 85 X CU 77 0-2 ② G4-3			C CH 80 X FF 88 0-1 1B		C FC 84 X ST 77 0-1 ② F7		B CU 91 F FF 101 F FF 103 F FF 103 H FF 101 2-2 11 WP HBP		3	0	1	0	0	0	0
11 José Ramírez, S (1, 10) OBP: 0.391, SLG: 0.623	F FF 90 B CH 83 F FC 86 F FF 92 F CH 84 X CH 83 1-2 1B			B CU 75 B CH 79 B CU 76 S CH 82 X FC 85 3-1 ① P4		C FC 83 C CU 76 F FF 90 F FC 84 F ST 75 B ST 77 B CH 82 F FC 83 X FF 90 2-2 ③ F8		B CU 87 D CU 87 C FS 95 F CU 85 S FF 100 2-3 ② K 1-2		4	0	1	0	0	1	2
39 Oscar Gonzalez, R (1, 9) OBP: 0.358, SLG: 0.485	C CU 75 T FC 86 F ST 76 D FC 85 1 SAFE X FF 91 1-2 ③ G5-3			1 SAFE F FC 85 F ST 78 B CH 82 S FF 90 1-3 ② K			B SI 83 B SI 83 B FF 86 B SI 85 4-0 32 2B 28 FC3-2 BB	X FS 97 0-0 ③ G6-3		3	0	0	0	1	1	3
32 Franmil Reyes, R (1, 7) OBP: 0.253, SLG: 0.303		B CU 74 B FC 84 C CU 76 S CH 83 X FF 90 2-2 ① F8		S CH 82 B FF 90 C CU 75 F ST 75 B FF 90 X CH 84 2-2 ③ G5-3			B SI 84 C SL 78 B SI 84 B SL 77 X SI 83 3-1 28 FC3-2 12 FC5-2 1-3 2B		F CU 86 S FF 101 T FF 100 0-2 ① K	4	0	1	0	0	1	1
0 Andrés Giménez, L (1, 4) OBP: 0.345, SLG: 0.495		C FF 89 C ST 75 B FF 91 B ST 77 B ST 80 X CH 82 3-2 ② G6-3			C ST 77 B FF 88 X ST 77 1-1 ① L8		B FF 87 C SI 85 S SL 79 F FF 88 H FF 88 2-2 12 FC5-2 28 FC3-2 HBP		F ST 80 F FF 93 X FF 94 0-2 2B	3	0	1	0	0	0	0
28 Ernie Clement, R (1, 5) OBP: 0.269, SLG: 0.235		C CU 74 X CH 84 0-1 ③ P3			B FF 87 B FF 88 F FF 88 X CH 82 2-1 ② P5		C SL 78 B FF 87 F SI 84 X FF 87 1-2 ① FC3-2 12 FC5-2 1-2 2-3 3-Hf		F CU 72 L FF 93 D CU 75 2 SAFE X CU 73 1-2 ② G1-3	4	0	0	0	0	0	4
12 Luke Maile, R (1, 2) 38 Steven Kwan, L (9, PH) OBP: 0.297, SLG: 0.315 OBP: 0.363, SLG: 0.370			C FF 88 B FC 84 S FF 87 F FF 89 B FC 84 X ST 77 2-2 ① P2		B FC 85 B FC 85 F FF 89 C CH 81 F FF 89 X CH 83 2-2 2B		S SI 84 X SI 84 0-1 ② FC5-2 1-2 2-3 3-Hf		B FF 93 C ST 82 B FF 94 S ST 82 S FF 94 2-3 ③ K	3 1	0 0	1 0	0 0	0 0	0 1	3 1
7 Myles Straw, R (1, 8) OBP: 0.296, SLG: 0.256			C CU 74 F FC 84 B FF 90 B FF 89 C FF 89 2-3 ② K		F FC 84 S FC 83 B FF 88 F FC 84 F CH 83 S FF 90 1-3 ③ K		C FF 87 B SL 79 F FF 88 F FF 87 B SL 77 X SI 84 2-2 ③ L9			3	0	0	0	0	2	4

	AB	R	H	RBI	BB	SO	LOB
	32	0	5	0	1	7	18

Inning Stats	1	2	3	4	5	6	7	8	9
R:	0	0	0	0	0	0	0	0	0
E:	0	0	0	1	0	0	1	0	0
K:	0	0	1	1	1	0	0	2	2
S:	14	8	8	11	13	11	14	10	12
H:	1	0	0	1	1	0	1	0	1
LOB:	1	0	0	1	1	0	3	1	1
BB:	0	0	0	0	0	0	1	0	0
P:	18	13	12	17	19	13	26	14	15

1B:	2
2B:	3
3B:	0
HR:	0
SF:	0
SAC:	0
DP:	0
HBP:	2

WP:	1
PB:	0
SB:	0
CS:	0
PA:	35

PITCHER		IP	WLS	BF	H	R	ER	SO	BB	IBB	HBP	BLK	WP	HR	S	P	ERA	WHIP
31 Devin Smeltzer, L ERA: 3.05	(1, 1)	6.0	W	21	3	0	0	3	0	0	0	0	0	0	65	92	0.00	0.500
38 Joe Smith, R ERA: 2.78	(7, 1)	1.0	H	6	1	0	0	0	1	0	1	0	0	0	14	26	0.00	2.000
59 Jhoan Duran, R ERA: 2.25	(8, 1)	1.1	H	5	0	0	0	3	0	0	1	0	1	0	13	17	0.00	0.000
56 Caleb Thielbar, L ERA: 6.04	(9, 1)	0.2	S	3	1	0	0	1	0	0	0	0	0	0	9	12	0.00	1.500

PITCHER		IP	WLS	BF	H	R	ER	SO	BB	IBB	HBP	BLK	WP	HR	S	P	ERA	WHIP

BOTTOM

Cleveland Guardians @ Minnesota Twins

Target Field, Minneapolis, MN

Thu Jun 23 2022, 12:12 PM - 3:05 PM CDT

Att. 24,929 - Partly Cloudy - 87 F

livebaseballscorecards.com

Batter	1	2	3	4	5	6	7	8	9	AB	R	H	RBI	BB	SO	LOB
2 Luis Arraez, L (1, 4) OBP: 0.426, SLG: 0.440	C FF 92 F CH 86 B CU 77 B FF 92 X CH 86 2-2 ① F9		B FF 94 F FF 94 F SL 86 B CH 88 F SL 87 X CH 88 2-2 ② G1-3		B FF 94 D FF 92 B FF 92 C FF 93 F FF 92 X CH 86 3-2 ③ P5			C FF 94 B SL 83 F CH 86 X CH 88 1-2 ① L7		4	0	0	0	0	0	1
4 Carlos Correa, R (1, 6) OBP: 0.362, SLG: 0.472	C CU 79 B FF 92 F SL 85 B SL 86 S SL 86 2-3 ② K		C CU 81 B SL 88 B CH 89 X SL 86 2-1 1B			F FF 93 C SL 88 B SL 87 X SL 86 2-2 1B		B SL 84 B FF 95 C FF 96 F FF 95 F FF 97 F FF 96 X FF 97 2-2 1B		4	0	3	0	0	1	0
26 Max Kepler, L (1, 9) OBP: 0.340, SLG: 0.399	F FF 93 B CH 86 F FF 93 B CU 80 B FF 94 F CH 88 F CH 87 B FF 93 4-2 24 FC6-4 BB		C CH 87 F FF 93 F SL 87 B FF 94 B CH 87 F SL 88 1 SAFE X FF 93 2-2 ③ F7			F CU 79 X FF 92 0-1 ① F8		S CH 88 X FF 95 0-1 ② F9		3	0	0	0	1	0	3
24 Gary Sánchez, R (1, 2) OBP: 0.278, SLG: 0.411	1 SAFE X FF 93 0-0 ③ FC6-4 1-2f			C FF 92 B SL 87 F SL 85 B SL 86 X SL 87 2-2 ① G5-3		S SL 86 C SL 85 D SL 87 S SL 86 1-3 ② K		F FF 96 F FF 95 S SL 82 0-3 ③ K		4	0	0	0	0	2	3
19 Alex Kirilloff, L (1, 10) OBP: 0.235, SLG: 0.265		B FF 92 B CH 86 S FF 92 F FF 92 X CH 87 2-2 ① F8		X FF 93 0-0 ② F7		F FF 93 X CH 87 0-1 ③ F7				3	0	0	0	0	0	1
15 Gio Urshela, R (1, 5) OBP: 0.315, SLG: 0.404		C FF 94 B FF 94 B SL 86 F SL 86 S SL 86 2-3 ② K		C FF 93 X FF 94 0-1 ③ F9			B SL 88 C SL 86 X SL 85 1-1 2B			3	0	1	0	0	1	0
13 Trevor Larnach, L (1, 7) OBP: 0.306, SLG: 0.406		S FF 92 C CH 88 S CH 87 0-3 ③ K			B FF 92 X CH 85 1-0 ① G3		B FF 97 S FF 95 C FF 96 S FF 97 1-3 ① K			3	0	0	0	0	2	1
64 Jose Miranda, R (1, 3) OBP: 0.263, SLG: 0.394			B CU 77 S FF 93 S SL 85 B SL 86 F SL 87 S SL 86 2-3 ① K		B SL 85 B FF 92 S FF 92 F SL 85 B SL 85 B SL 85 4-2 BB		B FF 96 B SL 84 B FF 95 C FF 97 X SL 85 3-1 ② F7			2	0	0	0	1	1	1
1 Nick Gordon, L (1, 8) OBP: 0.301, SLG: 0.386			C CH 87 S CH 87 F CH 88 B FF 93 X CU 80 1-2 HR		C FF 92 1 SAFE F FF 93 F CH 86 F FF 93 S SL 85 0-3 ② K		B FF 95 F FF 96 S FF 96 T FF 97 1-2 ③ K			3	1	1	1	0	2	2
Inning Stats	R: 0 E: 0 K: 1 S: 11 H: 0 LOB: 1 BB: 1 P: 19	R: 0 E: 0 K: 2 S: 9 H: 0 LOB: 0 BB: 0 P: 13	R: 1 E: 0 K: 1 S: 19 H: 2 LOB: 1 BB: 0 P: 28	R: 0 E: 0 K: 0 S: 6 H: 0 LOB: 0 BB: 0 P: 8	R: 0 E: 0 K: 1 S: 11 H: 0 LOB: 1 BB: 1 P: 19	R: 0 E: 0 K: 1 S: 10 H: 1 LOB: 1 BB: 0 P: 13	R: 0 E: 0 K: 2 S: 10 H: 1 LOB: 1 BB: 0 P: 16	R: 0 E: 0 K: 1 S: 13 H: 1 LOB: 1 BB: 0 P: 16		1B: 3 2B: 1 3B: 0 HR: 1 SF: 0 SAC: 0 DP: 0 HBP: 0				WP: 0 PB: 0 SB: 0 CS: 0 PA: 31		

	AB	29
	R	1
	H	5
	RBI	1
	BB	2
	SO	9
	LOB	12

PITCHER		IP	WLS	BF	H	R	ER	SO	BB	IBB	HBP	BLK	WP	HR	S	P	ERA	WHIP
34 Zach Plesac, R ERA: 4.17	(1, 1)	6.0	L	23	3	1	1	6	2	0	0	0	0	1	66	100	1.50	0.833
37 Trevor Stephan, R ERA: 3.51	(7, 1)	1.0		4	1	0	0	2	0	0	0	0	0	0	10	16	0.00	1.000
62 Enyel De Los Santos, R ERA: 2.61	(8, 1)	1.0		4	1	0	0	1	0	0	0	0	0	0	13	16	0.00	1.000

PITCHER	IP	WLS	BF	H	R	ER	SO	BB	IBB	HBP	BLK	WP	HR	S	P	ERA	WHIP

Boston Red Sox @ Cleveland Guardians

Progressive Field, Cleveland, OH

Fri Jun 24 2022, 7:11 PM - 10:29 PM EDT

Att. 29,106 - Clear - 78 F

TOP

livebaseballscorecards.com

Batter	1	2	3	4	5	6	7	8	9	AB	R	H	RBI	BB	SO	LOB
40 Jarren Duran, L (1, 8) OBP: 0.326, SLG: 0.429	F FF 93 X FC 90 0-1 ① L8	X CH 87 0-0 ③ L8			B SI 93 F SI 93 1 SAFE F FC 89 B SI 93 1 SAFE C SI 93 2-3 ① K		C FC 94 C CU 82 X CU 82 0-2 ① G3	X SI 95 0-0 ② FC6 28 WP 11 HBP 1-2f		5	0	0	0	0	1	5
11 Rafael Devers, L (1, 5) OBP: 0.386, SLG: 0.612	T SI 93 F SI 94 B SI 94 B SI 94 S SI 94 2-3 ② K		C SI 93 F FC 87 X FC 89 0-2 HR		C SI 91 D CH 85 F SI 93 B SI 94 X SI 93 2-2 1-3 2B		C FC 94 B SI 92 B CU 81 X FC 94 2-1 ② G5-3	C SI 95 B SI 95 H ST 83 2-1 28 WP 1-2 HBP		4	1	2	1	0	1	0
28 J.D. Martinez, R (1, 10) OBP: 0.394, SLG: 0.523	C CU 81 B FC 88 X FC 89 1-1 ③ G6-3		F SI 93 B SI 92 B FC 88 F SI 92 B SI 93 C SI 93 3-3 ① K		X SI 94 0-0 ② ③ F9-2 3-H		F FC 93 X SI 92 0-1 99 2B 1B	B SI 96 C SI 96 B ST 82 B SI 96 C SI 96 B SI 96 4-2 1-2 2-3 BB		4	1	1	0	1	1	2
99 Alex Verdugo, L (1, 7) OBP: 0.290, SLG: 0.361		F SI 92 F FC 89 B FC 89 F SI 93 B CH 87 X FC 90 2-2 ① L7	B CU 83 C FC 88 B CH 84 X FC 89 2-1 ② L7			B SI 95 F SI 96 F FF 97 F SL 89 X FF 98 1-2 2B	B FF 98 B FF 98 B FF 99 C FF 97 F FF 98 X FF 100 3-2 29 BB 1-H 2B	D SI 96 C SI 96 B SI 96 C SI 96 F SI 96 F SI 95 X ST 82 2-2 ③ L4		5	0	2	1	0	0	3
10 Trevor Story, R (1, 4) OBP: 0.308, SLG: 0.423		C SI 95 B SI 94 F SI 94 B FC 90 B SI 94 X SI 94 3-2 7 BB 16 BB 39 HBP 1B	C SI 93 B FC 87 T FC 85 B SI 93 B SI 93 F SI 94 F SI 94 X FC 87 3-2 ③ F7			C CU 81 F FF 97 C CU 82 0-3 ① K	0-0 29 BB IBB		C SI 95 B ST 82 B ST 81 X SI 94 2-1 30 2B 1B	4	2	2	0	1	1	1
16 Franchy Cordero, L (1, 3) OBP: 0.303, SLG: 0.373 29 Bobby Dalbec, R (7, PH) OBP: 0.284, SLG: 0.337 (7, 3)	B FC 89 S SI 92 B CH 85 B SI 92 B SI 92 4-1 39 HBP 7 BB 1-2 BB			F FF 92 C FC 88 B SI 91 X CH 84 1-2 G6-3		C SL 87 B SI 96 F SI 96 C CU 83 1-3 ② K	B FF 98 S SL 88 C SL 87 D SL 86 B FF 98 D SL 88 4-2 1-2 2-3 BB		C SI 94 X SI 93 0-1 ① L8	2 1	0 0	0 0	0 0	1 1	1 0	1 1
7 Christian Vázquez, R (1, 2) OBP: 0.320, SLG: 0.413	S FC 90 D FC 90 C FC 89 D FC 90 B FC 89 F FC 89 B SI 94 4-2 39 HBP 1-2 2-3 BB			X FC 89 0-0 E6 19 CS 1B		B FF 97 C CU 83 X CU 82 1-1 ③ G5-3	B SL 86 B FF 97 S FF 97 B FF 98 X FF 99 3-1 ③ P5		B SI 95 F SI 94 X ST 79 1-1 ② F8	4 1	0 0	1 0	0 0	1 0	0 0	5 1
19 Jackie Bradley Jr., L (1, 9) OBP: 0.270, SLG: 0.318 30 Rob Refsnyder, R (7, PH) OBP: 0.486, SLG: 0.655 (7, 9)	C FC 90 B CH 87 S SI 94 S CH 88 1-3 ② K			B FC 90 F FC 89 S SI 94 2 SAFE X CH 84 1-2 ② ③ F7 2-3		F FC 93 F FC 94 B FC 96 B FC 95 F CU 81 F FC 94 B FC 96 D FC 94 4-2 39 HR BB	C SI 95 B ST 82 C ST 82 1-3 ① K	C SI 92 X ST 80 0-1 1-H 2B	2 2	0 1	0 1	0 1	0 1	1 1	4 0
39 Christian Arroyo, R (1, 6) OBP: 0.255, SLG: 0.368	C SI 95 F FF 94 F SI 95 B FC 90 F FC 89 F SI 94 H SI 94 2-2 1-2 2-3 3-H HBP			B SI 92 X FF 93 1-0 11 2B 28 F9-2 1B		B SI 94 S FC 92 X FC 92 1-1 1-H HR	B SI 95 C SI 96 F SI 96 B ST 83 X ST 84 2-2 40 FC6 1B	C SI 95 B SI 95 X SI 95 1-1 ③ G4-3	4	1	3	3	0	0	1

Inning Stats																				
	R: 0 E: 0 K: 1 S: 7	H: 0 LOB: 0 BB: 0 P: 10	R: 1 E: 0 K: 1 S: 20	H: 1 LOB: 3 BB: 2 P: 36	R: 1 E: 0 K: 1 S: 13	H: 1 LOB: 0 BB: 0 P: 21	R: 0 E: 1 K: 0 S: 7	H: 1 LOB: 0 BB: 0 P: 9	R: 0 E: 0 K: 1 S: 8	H: 2 LOB: 1 BB: 0 P: 13	R: 0 E: 0 K: 2 S: 12	H: 1 LOB: 1 BB: 0 P: 15	R: 3 E: 0 K: 0 S: 20	H: 3 LOB: 3 BB: 3 P: 37	R: 0 E: 0 K: 1 S: 15	H: 1 LOB: 3 BB: 1 P: 26	R: 1 E: 0 K: 0 S: 10	H: 2 LOB: 1 BB: 0 P: 14	1B: 6 2B: 5 3B: 0 HR: 2	SF: 0 SAC: 0 DP: 1 HBP: 2	WP: 1 PB: 0 SB: 0 CS: 1	PA: 45

PITCHER		IP	WLS	BF	H	R	ER	SO	BB	IBB	HBP	BLK	WP	HR	S	P	ERA	WHIP
47 Cal Quantrill, R ERA: 3.76	(1, 1)	5.0		21	5	2	2	4	2	0	1	0	0	1	55	89	3.60	1.400
31 Sam Hentges, L ERA: 1.44	(6, 1)	1.0		4	1	0	0	2	0	0	0	0	0	0	12	15	0.00	1.000
27 Bryan Shaw, R ERA: 4.7	(7, 1)	0.2	L	5	2	3	3	0	1	0	0	0	0	1	13	20	40.50	4.500
26 Anthony Gose, L ERA: 3.44	(7, 1)	0.1		4	1	0	0	0	1	1	0	0	0	0	7	17	0.00	6.000
54 Yohan Ramírez, R ERA: 6.97	(8, 1)	2.0		11	3	1	1	1	1	0	1	0	1	0	25	40	4.50	2.000

PITCHER	IP	WLS	BF	H	R	ER	SO	BB	IBB	HBP	BLK	WP	HR	S	P	ERA	WHIP

AB	37
R	6
H	12
RBI	6
BB	6
SO	7
LOB	23

BOTTOM

Batter	1	2	3	4	5	6	7	8	9	AB	R	H	RBI	BB	SO	LOB
38 Steven Kwan, L (1, 7) OBP: 0.364, SLG: 0.370	C FF 94 X FF 93 0-1 22 L8 1 1B 1B	X FF 92 0-0 ③ F7			B KC 78 C KC 77 X KC 77 1-1 ① G4-3		B SL 84 B KC 77 C FF 93 C FF 94 B KC 78 X KC 78 3-2 ② L4		B SI 95 X SI 95 1-0 1-2 2-3 3-H 1B	5	0	2	1	0	0	1
1 Amed Rosario, R (1, 6) OBP: 0.310, SLG: 0.375	C FF 92 X SL 81 0-1 39 S 1-2 1B		C KC 75 X FF 93 0-1 22 1B 1B		B FF 95 B SL 84 X SL 85 2-0 ② G6-3		C KC 78 F FF 95 B FF 95 F FF 95 F FF 96 X KC 81 1-2 ③ G6-3		B SL 86 S SL 86 B SI 95 F SL 86 F SI 96 T SI 94 2-2 ② K	5	0	2	0	0	1	3
11 José Ramírez, S (1, 5) OBP: 0.388, SLG: 0.615	C KC 77 X FF 94 0-1 ① P3		B FF 92 C SL 82 X FF 91 1-1 ① F9		B FF 94 B FF 94 C KC 78 X FF 95 2-1 1B			B ST 83 S FF 96 B CH 90 F CH 89 X ST 84 2-2 ① F8	B SI 96 B SI 94 X SI 95 2-0 ③ G4-3	5	0	1	0	0	0	6
22 Josh Naylor, L (1, 3) OBP: 0.342, SLG: 0.500	B KC 75 B KC 76 X FF 92 2-0 ② L8 2-3		B FF 94 B KC 77 C SL 82 X FF 94 2-1 ② 1-3 1B		B FF 94 X FF 93 1-0 ③ G4-3			X SI 94 0-0 ② G6-3		4	0	1	0	0	0	3
39 Oscar Gonzalez, R (1, 9) OBP: 0.345, SLG: 0.466	F SL 84 B FF 94 F FF 94 D KC 79 F FF 95 F FF 95 B SL 84 T KC 78 3-2 ③ K 1-2		B KC 78 X KC 78 1-0 ③ P4			S FF 94 F FF 94 X KC 79 0-2 ① G6-3		B ST 84 B SI 94 C SI 94 S ST 83 F CH 90 S ST 84 2-3 ③ K		4	0	0	0	0	2	3
32 Franmil Reyes, R (1, 10) OBP: 0.259, SLG: 0.308		C FF 93 B FF 95 B SL 87 B SL 84 F FF 94 C FF 95 3-3 ① K		S SL 83 B SL 82 S SL 83 F FF 94 F SL 82 F FF 95 B FS 88 S KC 78 2-3 ① K		B FC 88 F FF 95 X SL 86 1-1 1B			X SI 96 0-0 7 HBP 0 1B 38 1B 1B	4	1	2	0	0	2	0
0 Andrés Giménez, L (1, 4) OBP: 0.353, SLG: 0.516		X KC 78 0-0 7 S 7 1B 1B		C FF 94 X FS 88 0-1 HR		X FF 94 0-0 ② P5			B SL 85 C SL 84 X FF 96 1-1 38 1B 7 HBP 1-2 1B	4	2	3	1	0	0	1
17 Austin Hedges, R (1, 2) OBP: 0.221, SLG: 0.275 9 Richie Palacios, L (9, PH) OBP: 0.309, SLG: 0.359		F FF 93 F SL 82 X FF 94 0-2 ② F7		B FF 94 X SL 85 1-0 ② L1		C FF 95 F KC 79 X FF 96 0-2 ③ G4-3			F SL 85 C SL 85 F FF 97 B SL 84 S FF 95 1-3 ① K	3 1	0 0	0 0	0 0	0 0	0 1	2 2
7 Myles Straw, R (1, 8) OBP: 0.299, SLG: 0.257		D FF 93 F FF 93 B KC 77 X FF 94 2-1 1-H 1B		B FC 86 X FF 94 1-0 ③ F9			B KC 75 B FF 93 B FF 93 C FF 92 F FF 92 F FF 95 C FF 95 3-3 ① K		H SI 95 1-0 38 1B 1-2 2-3 HBP	3	0	1	1	0	1	0
Inning Stats	R: 0 E: 0 K: 1 S: 12 H: 2 LOB: 2 BB: 0 P: 17	R: 1 E: 0 K: 1 S: 10 H: 2 LOB: 1 BB: 0 P: 15	R: 0 E: 0 K: 0 S: 7 H: 2 LOB: 1 BB: 0 P: 11	R: 1 E: 0 K: 1 S: 10 H: 1 LOB: 0 BB: 0 P: 14	R: 0 E: 0 K: 0 S: 6 H: 1 LOB: 1 BB: 0 P: 12	R: 0 E: 0 K: 0 S: 9 H: 1 LOB: 1 BB: 0 P: 10	R: 0 E: 0 K: 1 S: 12 H: 0 LOB: 0 BB: 0 P: 19	R: 0 E: 0 K: 1 S: 8 H: 0 LOB: 0 BB: 0 P: 12	R: 1 E: 0 K: 2 S: 13 H: 3 LOB: 3 BB: 0 P: 21	1B: 11 2B: 0 3B: 0 HR: 1	SF: 0 SAC: 0 DP: 0 HBP: 1	PA: 39	WP: 0 PB: 0 SB: 2 CS: 0				

PITCHER	IP	WLS	BF	H	R	ER	SO	BB	IBB	HBP	BLK	WP	HR	S	P	ERA	WHIP
37 Nick Pivetta, R (1, 1) ERA: 3.25	7.0	W	29	9	2	2	4	0	0	0	0	0	1	66	98	2.57	1.286
46 John Schreiber, R (8, 1) ERA: 0.81	1.0	H	3	0	0	0	1	0	0	0	0	0	0	8	12	0.00	0.000
89 Tanner Houck, R (9, 1) ERA: 3.57	1.0		7	3	1	1	2	0	0	1	0	0	0	13	21	9.00	3.000

PITCHER	IP	WLS	BF	H	R	ER	SO	BB	IBB	HBP	BLK	WP	HR	S	P	ERA	WHIP

Boston Red Sox @ Cleveland Guardians

Progressive Field, Cleveland, OH

Fri Jun 24 2022, 7:11 PM - 10:29 PM EDT

Att. 29,106 - Clear - 78 F

livebaseballscorecards.com

AB	38
R	3
H	12
RBI	3
BB	0
SO	7
LOB	21

Boston Red Sox @ Cleveland Guardians

Progressive Field, Cleveland, OH

Sat Jun 25 2022, 6:11 PM - 9:06 PM EDT

Att. 27,239 - Partly Cloudy - 80 F

TOP

livebaseballscorecards.com

Batter	1	2	3	4	5	6	7	8	9	AB	R	H	RBI	BB	SO	LOB
40 Jarren Duran, L (1, 8) OBP: 0.373, SLG: 0.489	C FF 91 X KC 82 0-1 28 F9 28 S 1B		B CH 87 X FC 86 1-0 ② F7			C KC 81 B KC 82 S KC 81 X FF 92 1-2 11 F8 2B		X FF 98 0-0 11 1B 11 S 2 FC4-2 1B	F FF 96 X CH 90 0-1 ② 2-H 3-H 1B	5	0	4	1	0	0	1
11 Rafael Devers, L (1, 5) OBP: 0.386, SLG: 0.606	B FC 88 B FF 91 X FC 86 2-0 ① L6		S KC 82 B FF 92 B FF 92 D FC 87 F KC 82 F SL 85 F KC 82 C FF 93 3-3 ③ K			C FC 87 D SL 86 B FC 86 F CH 88 X KC 82 2-2 ① ② F8 2-3		F FF 99 1 SAFE 1 SAFE 1 SAFE B FS 90 X SL 88 1-1 2 FC4-2 28 BB 99 FC3-2 1-3 1B	0-0 28 FC4 IBB	4	0	1	0	1	1	3
28 J.D. Martinez, R (1, 10) OBP: 0.394, SLG: 0.519	1 SAFE 1 SAFE C FC 85 X SL 85 0-1 ② F9 1-3			C SL 83 F FF 91 B FF 91 B FF 91 X SL 84 2-2 ① L8		F FF 90 S KC 81 X KC 81 1-2 2 1B 99 HR 1B		B SL 87 B FS 86 B SL 87 C FF 96 S SL 87 B FF 97 4-2 99 FC3-2 2 FC4-2 1-2 BB	C FF 96 S FF 96 X FF 97 0-2 ③ FC4 1-2f	4	1	1	0	1	0	3
2 Xander Bogaerts, R (1, 6) OBP: 0.397, SLG: 0.481	B SL 85 C FF 92 B SL 85 X SL 84 2-1 ③ G5-3			B SL 85 X SL 84 1-0 ② F8		C FF 91 B FF 92 X FF 91 1-1 99 HR 1-2 1B		X FF 97 0-0 ① FC4-2 99 FC3-2 1-2 2-3 3-Hf		4	1	1	0	0	0	4
99 Alex Verdugo, L (1, 7) OBP: 0.293, SLG: 0.373		B FF 90 B CH 86 B FF 91 B FF 90 4-0 10 G6-4-3 BB		C FF 91 X CH 86 0-1 ③ G4-3		B FC 87 D KC 82 X KC 81 2-0 1-H 2-H HR		F FF 97 X FS 90 0-1 ② FC3-2 1-2 2-3 3-Hf		3	1	1	3	1	0	3
10 Trevor Story, R (1, 4) OBP: 0.304, SLG: 0.416		C FF 90 F SL 84 F SL 85 X SL 85 0-2 ① ② G6-4-3 1-2f			X SL 84 0-0 ① G5-3	X SL 83 0-0 ③ F7		C FF 97 F SL 87 S FF 98 0-3 ③ K		4	0	0	0	0	1	4
29 Bobby Dalbec, R (1, 3) OBP: 0.284, SLG: 0.331		B FF 91 C FF 92 F SL 84 C FF 92 1-3 ③ K			C FF 90 S SL 86 B SL 84 B SL 85 B SL 86 X FF 91 3-2 ② G4-3		S SL 84 B SL 84 B SL 85 B SL 84 C FF 90 F FF 91 C SL 84 3-3 ① K		F FF 96 B SL 84 B FF 96 C FF 96 B FF 97 F FF 97 F FF 96 B FF 97 4-2 25 2B 40 1B BB	3	1	0	0	1	2	0
19 Jackie Bradley Jr., L (1, 9) OBP: 0.270, SLG: 0.313			C FF 89 S CH 86 X KC 80 0-2 ① F7		F KC 81 B CH 86 B CH 87 C FC 86 B FF 91 F KC 82 B SL 86 4-2 BB		X CH 86 0-0 ② G4-3	B FF 95 T FF 95 B CH 88 X FF 96 2-1 ① F8	3	0	0	0	1	0	1
25 Kevin Plawecki, R (1, 2) OBP: 0.268, SLG: 0.229 39 Christian Arroyo, R (9, PR) OBP: 0.255, SLG: 0.368 7 Christian Vázquez, R (9, 2) OBP: 0.320, SLG: 0.413			X FF 90 0-0 1B		C SL 84 S SL 84 B SL 85 F SL 85 S SL 84 1-3 ③ K		C FF 92 F SL 84 X SL 85 0-2 ③ G5-3		C SL 84 F FF 96 F FF 96 X SL 82 0-2 1-3 40 1B 2B	4 0 0	0 0 0	2 0 0	0 0 0	0 0 0	1 0 0	1 0 0

Inning Stats	1	2	3	4	5	6	7	8	9	1B: 7	SF: 0	WP: 0	PA: 39
	R: 0 E: 0 K: 0 S: 7 H: 1 LOB: 1 BB: 0 P: 11	R: 0 E: 0 K: 1 S: 7 H: 0 LOB: 0 BB: 1 P: 12	R: 0 E: 0 K: 1 S: 10 H: 1 LOB: 1 BB: 0 P: 14	R: 0 E: 0 K: 0 S: 6 H: 0 LOB: 0 BB: 0 P: 9	R: 0 E: 0 K: 1 S: 11 H: 0 LOB: 1 BB: 1 P: 19	R: 3 E: 0 K: 0 S: 13 H: 4 LOB: 0 BB: 0 P: 20	R: 0 E: 0 K: 1 S: 8 H: 0 LOB: 0 BB: 0 P: 11	R: 0 E: 0 K: 1 S: 11 H: 2 LOB: 3 BB: 1 P: 16	R: 1 E: 0 K: 0 S: 15 H: 2 LOB: 2 BB: 2 P: 21	2B: 2 3B: 0 HR: 1	SAC: 0 DP: 1 HBP: 0	PB: 0 SB: 2 CS: 0	

	AB	34
	R	4
	H	10
	RBI	4
	BB	5
	SO	5
	LOB	20

PITCHER		IP	WLS	BF	H	R	ER	SO	BB	IBB	HBP	BLK	WP	HR	S	P	ERA	WHIP
57 Shane Bieber, R ERA: 3.07	(1, 1)	7.0	L	27	6	3	3	4	2	0	0	0	0	1	62	96	3.86	1.143
37 Trevor Stephan, R ERA: 3.38	(8, 1)	1.0		6	2	0	0	1	1	0	0	0	0	0	11	16	0.00	3.000
62 Enyel De Los Santos, R ERA: 2.91	(9, 1)	1.0		6	2	1	1	0	1	1	0	0	0	0	15	21	9.00	3.000

PITCHER		IP	WLS	BF	H	R	ER	SO	BB	IBB	HBP	BLK	WP	HR	S	P	ERA	WHIP

Batter	1	2	3	4	5	6	7	8	9	AB	R	H	RBI	BB	SO	LOB
38 Steven Kwan, L (1, 9) (8, 7) OBP: 0.367, SLG: 0.370	C SI 95 X CH 90 0-1 1 G5-4-3 1B		B FC 89 C FC 87 B CH 91 B SI 94 C SI 93 F SL 85 B SL 85 4-2 1 3B BB		C SL 84 F SI 96 B SL 85 X SI 94 1-2 ② G4-3		C ST 81 C SI 96 F FF 95 B ST 81 F ST 80 B SI 96 B SI 96 T ST 80 3-2 ② K			3	1	1	0	1	1	2
1 Amed Rosario, R (1, 6) OBP: 0.309, SLG: 0.381	C SL 81 X SI 94 0-1 ① ② G5-4-3 1-2f		B SI 95 B SL 84 C SI 94 X SI 93 2-1 11 SF9 1-H 3B		B SL 86 B SI 95 C SI 93 X SL 83 2-1 ③ L7		C ST 82 S ST 83 S ST 82 0-3 ③ K			4	1	1	1	0	1	3
11 José Ramírez, S (1, 5) OBP: 0.382, SLG: 0.607	C SI 96 X FF 96 0-1 ③ G5-3		F FC 89 X FF 94 0-1 ② SF9 3-H			C CH 90 X SI 95 0-1 ① G3		C FF 95 C FC 90 X CU 86 0-2 ① F9		3	0	0	1	0	0	0
32 Franmil Reyes, R (1, 10) OBP: 0.265, SLG: 0.309		B FC 89 X SI 95 1-0 ① L8	B SL 86 S SL 84 B SI 92 S SL 83 B SL 85 C SI 93 3-3 ③ K			B SI 95 C SI 95 X SI 95 1-1 0 FC6 1B		B SI 95 B SI 94 S FC 90 C FF 94 B CU 84 D CU 84 4-2 BB		3	0	1	0	1	1	0
0 Andrés Giménez, L (1, 4) OBP: 0.351, SLG: 0.510		C CH 89 F FC 86 B FF 94 S SL 83 1-3 ② K		C SL 84 F FC 89 X SL 82 0-2 6 FC4 1B		B FF 94 X FF 94 1-0 ② FC6 1-2f		B SI 94 B CU 82 X FC 89 2-0 ② F9		4	0	1	0	0	1	2
6 Owen Miller, R (1, 3) OBP: 0.307, SLG: 0.402		B SL 82 F SI 94 F SI 93 B SL 82 F SI 94 B FF 95 X SL 82 3-2 9 1B 1B		C SI 93 X SI 94 0-1 ① FC4 9 G4-3 1-2f		C FF 95 S FF 95 X FF 96 0-2 ③ F8		T FF 95 F SI 94 B FC 90 B FF 96 X CU 84 2-2 ③ F8		4	0	1	0	0	0	3
9 Richie Palacios, L (1, 7) OBP: 0.314, SLG: 0.364 39 Oscar Gonzalez, R (7, PH) OBP: 0.348, SLG: 0.467 (8, 9)		X FF 92 0-0 1-2 1B	B SL 86 B SL 88 B SL 83 C SI 93 X SI 93 3-1 ② G4-3 2-3				B SI 94 S ST 81 B FF 96 C ST 80 B ST 81 X SI 97 3-2 17 BB 1B		C SL 85 B SL 85 C SI 95 X SL 85 1-2 ① L9	2 2	0 0	1 1	0 0	0 0	0 0	1 0
17 Austin Hedges, R (1, 2) OBP: 0.223, SLG: 0.271 22 Josh Naylor, L (9, PH) OBP: 0.340, SLG: 0.497		B SI 94 F SL 83 B SI 93 B SL 82 C SI 93 S SL 84 3-3 ③ K		C SL 85 F SL 85 S SL 86 0-3 ③ K			B ST 81 B SI 96 B SI 95 B FF 95 4-0 1-2 BB		X FF 97 0-0 ② G3-1	2 1	0 0	0 0	0 0	1 0	2 0	3 0
7 Myles Straw, R (1, 8) OBP: 0.295, SLG: 0.253			C SI 94 X SI 94 0-1 ① G5-3		C SI 94 B SL 85 C SI 93 X SI 94 1-2 ① G6-3		C FF 96 C FF 96 F ST 82 B FF 96 X ST 81 1-2 ① F8		C SI 95 X FF 94 0-1 ③ F8	4	0	0	0	0	0	2
Inning Stats	R: 0 E: 0 K: 0 S: 6 H: 1 LOB: 0 BB: 0 P: 6	R: 0 E: 0 K: 2 S: 12 H: 2 LOB: 2 BB: 0 P: 20	R: 2 E: 0 K: 1 S: 12 H: 1 LOB: 0 BB: 1 P: 21	R: 0 E: 1 K: 1 S: 10 H: 1 LOB: 1 BB: 0 P: 13	R: 0 E: 0 K: 0 S: 8 H: 0 LOB: 0 BB: 0 P: 12	R: 0 E: 0 K: 0 S: 8 H: 1 LOB: 1 BB: 0 P: 10	R: 0 E: 0 K: 2 S: 15 H: 1 LOB: 2 BB: 1 P: 26	R: 0 E: 0 K: 0 S: 9 H: 0 LOB: 1 BB: 1 P: 17	R: 0 E: 0 K: 0 S: 6 H: 0 LOB: 0 BB: 0 P: 7	1B: 6 2B: 0 3B: 1 HR: 0	SF: 1 SAC: 0 DP: 1 HBP: 0					

PITCHER		IP	WLS	BF	H	R	ER	SO	BB	IBB	HBP	BLK	WP	HR	S	P	ERA	WHIP
73 Josh Winckowski, R ERA: 3.6	(1, 1)	5.1	W	22	6	2	2	4	1	0	0	0	0	0	52	77	3.38	1.312
31 Jake Diekman, L ERA: 3.12	(6, 1)	1.1	H	6	1	0	0	1	1	0	0	0	0	0	16	28	0.00	1.500
46 John Schreiber, R ERA: 0.79	(7, 1)	0.1	H	1	0	0	0	1	0	0	0	0	0	0	3	3	0.00	0.000
55 Matt Strahm, L ERA: 3.74	(8, 1)	1.0	H	4	0	0	0	0	1	0	0	0	0	0	9	17	0.00	1.000
89 Tanner Houck, R ERA: 3.5	(9, 1)	1.0	S	3	0	0	0	0	0	0	0	0	0	0	6	7	0.00	0.000

PITCHER	IP	WLS	BF	H	R	ER	SO	BB	IBB	HBP	BLK	WP	HR	S	P	ERA	WHIP

BOTTOM

Boston Red Sox @ Cleveland Guardians

Progressive Field, Cleveland, OH

Sat Jun 25 2022, 6:11 PM - 9:06 PM EDT

Att. 27,239 - Partly Cloudy - 80 F

livebaseballscorecards.com

AB	32
R	2
H	7
RBI	2
BB	3
SO	6
LOB	16

WP: 0 PA: 36
PB: 0
SB: 0
CS: 0

Batter	1	2	3	4	5	6	7	8	9	AB	R	H	RBI	BB	SO	LOB
40 Jarren Duran, L (1, 8) OBP: 0.386, SLG: 0.500	B SI 91 B FC 87 B FC 87 B FC 87 4-0 11 CS BB		C CU 74 C FC 86 B SI 91 F CU 75 B FC 86 F CU 75 F FC 86 B FS 86 F FC 86 3-2 F FC 86 X FC 86 11 1B 28 E 1B	D FS 86 C SI 90 F FC 86 X CU 74 1-2 28 FC6-4 2-3 2B		C SI 94 C SL 86 X SI 96 0-2 ① G1-3	S FF 91 C FF 92 B FF 91 F FF 91 F FF 92 F SL 83 F FF 91 B FF 91 X FF 93 2-2 ② G6-3		B SL 78 F SL 79 B FF 90 X FF 90 2-1 ② L7	5	1	2	0	1	0	2
11 Rafael Devers, L (1, 5) OBP: 0.392, SLG: 0.606	C FC 87 F CU 75 F CU 74 B SI 91 X FC 87 1-2 ①② L8 1-2		1 SAFE 1 SAFE B SI 90 C FC 86 B FC 87 B CU 75 F FC 86 X FC 86 3-2 28 FC5-4 1-2 1B	0-0 28 FC6-4 IBB		X SL 90 0-0 ② G6-3	B FF 92 X SL 81 1-0 28 1B 3-H 1B		X SL 80 0-0 28 2B 99 WP 1-2 1B	5	1	3	1	1	0	1
28 J.D. Martinez, R (1, 10) OBP: 0.400, SLG: 0.524	B CU 75 B FC 85 C SI 91 B FC 86 X SI 90 3-1 2 HBP 1B		X SI 91 0-0 ① FC5-4 99 1B 1-2f 2-H	F SI 91 S CU 74 F SI 91 B SI 91 X SI 91 1-2 ② FC6-4 1-2f 2-3 3-H		F SI 95 B CU 80 S CU 80 F SI 96 B SL 88 B FF 97 D CU 82 4-2 99 1B 2 BB 10 1B BB	F FF 92 X FF 90 0-1 1-3 1B		C SL 80 X FF 90 0-1 99 WP 1-3 2-H 2B	5	1	3	2	1	0	3
2 Xander Bogaerts, R (1, 6) OBP: 0.399, SLG: 0.475	H SI 90 1-0 1-2 HBP		C FC 84 D CU 75 C SI 90 F FC 82 B SI 91 X CU 75 2-2 ② L7	C FC 85 C SI 90 F CU 75 D CU 76 S SI 91 1-3 ③ K		B SI 95 D SI 95 B SI 97 B SI 96 4-0 99 1B 10 1B 1-2 BB	B CH 84 C CH 84 C FF 91 F SL 80 B CH 84 S SL 81 2-3 ③ K		0-0 99 WP IBB	3	1	0	0	2	2	5
99 Alex Verdugo, L (1, 7) OBP: 0.305, SLG: 0.376	C FC 87 C CU 75 X CU 74 0-2 ③ G4-3		B FC 87 F FC 86 X FS 86 1-1 10 FC6-4 1-2 1B		B SL 84 B FF 98 B FF 97 B FF 98 4-0 7 BB BB	B SI 96 C SI 95 B SL 89 X SI 96 2-1 10 1B 1-2 2-3 1B		B SL 78 B SL 81 B FF 90 B FF 90 4-0 29 G5-4-3 BB	B SL 81 B SL 79 B SL 79 B FF 90 4-0 1-2 2-3 3-H BB	3	0	2	0	3	0	2
10 Trevor Story, R (1, 4) OBP: 0.304, SLG: 0.414		C SI 91 X FC 85 0-1 7 G6-4-3 16 S 1B	B SI 91 B CU 75 X SI 91 2-0 ③ FC6-4 1-2f		B FF 96 S FF 98 B FF 98 X FF 96 2-1 ① F9	T FF 96 B FF 97 B FF 96 S FF 97 S FF 97 B FF 97 X FF 98 3-2 29 FC5-4 1-3 2-H 3-H 1B		F FF 90 B FF 92 X FF 92 1-1 ① P3	C FF 90 B FF 89 S FF 91 B FF 90 X FF 90 2-2 ③ P4	6	0	2	2	0	0	7
16 Franchy Cordero, L (1, 3) OBP: 0.310, SLG: 0.382 29 Bobby Dalbec, R (6, PH) OBP: 0.281, SLG: 0.328 (6, 3)		B FC 85 B CU 75 B SI 89 C FC 85 B CU 74 4-1 7 G6-4-3 1-2 BB		F FC 86 S CU 74 X CU 73 0-2 7 2B 2B	B FF 97 C SL 88 C FF 98 B SL 87 B FF 98 C FF 97 3-3 ② K	B SI 94 B FF 96 B FF 97 C FF 96 X FF 96 3-1 ③ FC5-4 1-2f		B CU 76 B CH 84 S FF 89 B FF 89 C SL 81 X SL 81 3-2 ②③ G5-4-3 1-2f		2 2	1 0	1 0	0 0	1 0	1 0	1 3
7 Christian Vázquez, R (1, 2) OBP: 0.327, SLG: 0.426		C SI 91 B CU 75 S CU 74 X SI 90 1-2 ①② G6-4-3 1-2f 2-3		B SI 88 X FC 85 1-0 40 2B 28 FC6-4 2-H 2B	D SL 89 B SL 87 B FF 98 B FF 97 4-0 1-2 BB		B FF 90 F FF 90 X CH 84 1-1 19 F8 11 1B 2B		C SL 78 X CU 75 0-1 ① G5-3	4	2	2	1	1	0	2
19 Jackie Bradley Jr., L (1, 9) OBP: 0.268, SLG: 0.307		S FC 87 B FC 86 C SI 91 F CU 75 X FC 87 1-2 ③ F7		T CU 75 B FC 85 S SI 90 S CU 74 1-3 ① K	F FF 97 B FF 96 S FF 97 B FF 98 S SL 89 2-3 ③ K		F FF 91 B SL 81 X SL 81 1-1 ① F8 2-3		B SL 78 B FF 90 S FF 89 B FF 90 F FF 90 D FF 90 4-2 11 1B 28 2B BB	4	1	0	0	1	2	5
Inning Stats	R: 0 E: 0 K: 0 S: 9 H: 1 LOB: 2 BB: 1 P: 18	R: 0 E: 0 K: 0 S: 10 H: 1 LOB: 1 BB: 1 P: 16	R: 1 E: 1 K: 0 S: 19 H: 3 LOB: 2 BB: 0 P: 30	R: 2 E: 0 K: 2 S: 18 H: 3 LOB: 2 BB: 1 P: 23	R: 0 E: 0 K: 2 S: 8 H: 0 LOB: 2 BB: 2 P: 23	R: 2 E: 0 K: 0 S: 14 H: 2 LOB: 2 BB: 2 P: 30	R: 1 E: 0 K: 1 S: 18 H: 3 LOB: 2 BB: 0 P: 25	R: 0 E: 0 K: 0 S: 5 H: 0 LOB: 0 BB: 1 P: 13	R: 2 E: 0 K: 0 S: 12 H: 2 LOB: 3 BB: 3 P: 24	1B: 10 2B: 5 3B: 0 HR: 0 SF: 0 SAC: 0 DP: 2 HBP: 1						

PITCHER	IP	WLS	BF	H	R	ER	SO	BB	IBB	HBP	BLK	WP	HR	S	P	ERA	WHIP
43 Aaron Civale, R (1, 1) ERA: 7.2	4.0	L	22	8	3	3	2	2	1	1	0	0	0	56	87	6.75	2.500
26 Anthony Gose, L (5, 1) ERA: 3.26	1.0		5	0	0	0	2	2	0	0	0	0	0	8	23	0.00	2.000
31 Sam Hentges, L (6, 1) ERA: 2.08	1.0		7	2	2	2	0	2	0	0	0	0	0	14	30	18.00	4.000
56 Tanner Tully, L (7, 1) ERA: 7.2	3.0		17	5	3	3	1	3	1	0	0	1	0	35	62	9.00	2.667

PITCHER	IP	WLS	BF	H	R	ER	SO	BB	IBB	HBP	BLK	WP	HR	S	P	ERA	WHIP

TOP

Boston Red Sox @ Cleveland Guardians

Progressive Field, Cleveland, OH

Sun Jun 26 2022, 1:41 PM - 5:03 PM EDT

Att. 20,663 - Cloudy - 85 F

livebaseballscorecards.com

AB	39
R	8
H	15
RBI	6
BB	11
SO	5
LOB	31

WP: 1 PA: 51
PB: 0
SB: 1
CS: 1

BOTTOM

Batter	1	2	3	4	5	6	7	8	9	AB	R	H	RBI	BB	SO	LOB
6 Owen Miller, R (1, 3) OBP: 0.313, SLG: 0.401	B FF 88 B FF 90 B FF 89 C FF 88 F FF 90 B CU 73 4-2 1 G6-4-3 BB		B CU 72 B CU 72 B CU 74 B FF 89 4-0 11 1B BB		C FF 90 B FC 86 S FC 84 T CU 74 1-2 ③ K		B SI 96 X SI 96 1-0 3-H 1B		S SL 84 X SL 84 0-1 ③ L8	3	0	1	1	2	1	0
1 Amed Rosario, R (1, 6) OBP: 0.309, SLG: 0.376	B CU 72 X CU 72 1-0 ① ② G6-4-3 1-2f		B CU 73 C CU 73 X CU 72 1-1 ① ② L5-4 2-2			B FC 84 B FF 89 B FF 89 C FF 90 C FF 90 B CU 73 4-2 11 2B 39 G5-3 BB	B FF 96 F FF 96 F SL 85 S SL 87 1-3 ③ K			3	1	0	0	1	1	4
11 José Ramírez, S (1, 5) OBP: 0.388, SLG: 0.618	F FF 90 F CU 72 S FF 91 0-3 ③ K		C FF 90 B CU 74 C CU 74 X CS 67 1-2 1-2 1B			B FC 87 C CU 74 B CU 74 X CU 72 2-1 1-3 2B		F FF 95 S FF 96 X FF 95 0-2 0 1B 2B		4	1	3	0	0	1	0
32 Franmil Reyes, R (1, 10) OBP: 0.265, SLG: 0.314		F FF 90 C FF 90 X FF 90 0-2 28 FC5-4 2B	C CU 73 C FC 86 S CS 67 0-3 ③ K			F FC 85 S CU 73 S CU 73 0-3 ① K		X SL 91 0-0 ① G5-3		4	0	1	0	0	2	5
39 Oscar Gonzalez, R (1, 9) OBP: 0.336, SLG: 0.450		C CU 73 S CU 74 F CS 67 B CU 73 F FC 84 X CU 73 1-2 ① G6-3		C FF 89 C CU 73 C FC 87 0-3 ① K		X CU 73 0-0 ② G5-3 3-H		F FF 97 B SL 90 D SL 91 B SL 88 X FF 97 3-1 ② L3		4	0	0	1	0	1	3
0 Andrés Giménez, L (1, 4) OBP: 0.359, SLG: 0.513		B ST 70 B ST 72 B ST 69 B FF 89 4-0 28 FC5-4 BB	X ST 68 0-0 28 G1-4-3 1B			B CU 74 C FF 90 B CU 73 X ST 69 2-1 ③ F8		B FF 97 X CH 91 1-0 2-H 1B		3	0	2	1	1	0	1
28 Ernie Clement, R (1, 7) OBP: 0.259, SLG: 0.225		C FF 89 F CU 73 X CU 74 0-2 ② FC5-4 1-2f 2-3	X FC 83 0-0 ② ③ G1-4-3 1-2f				F FF 97 X SI 96 0-1 E5 12 G6-3 6 1B	B SL 88 1 SAFE C FF 97 B FF 96 T FF 96 T FF 97 2-2 ③ K		4	1	0	0	0	1	4
12 Luke Maile, R (1, 2) OBP: 0.279, SLG: 0.293		B CU 74 F CU 73 B FF 90 C CU 73 1 SAFE 1 SAFE X CU 73 2-2 ③ L7			B FF 88 T FC 85 X CU 74 1-1 ① F8		F SI 96 F SL 87 X SL 87 0-2 ① G6-3 2-3		B SI 92 F SI 93 F SL 84 F SL 83 X SI 94 1-2 ① G4-3	4	0	0	0	0	0	3
7 Myles Straw, R (1, 8) OBP: 0.294, SLG: 0.257			C FF 88 B FC 85 B CU 74 X FF 89 2-1 1 L5-4 2B		B FC 86 B CU 73 X FC 85 2-0 ② L7		B SL 84 F FF 97 F SL 84 F FF 96 X FF 96 1-2 ② L3		F SI 92 C SL 82 B SL 84 S SI 92 1-3 ② K	4	0	1	0	0	1	1
Inning Stats	R: 0 E: 0 K: 1 S: 6 H: 0 LOB: 0 BB: 1 P: 11	R: 0 E: 0 K: 0 S: 14 H: 1 LOB: 2 BB: 1 P: 21	R: 0 E: 0 K: 1 S: 10 H: 2 LOB: 2 BB: 1 P: 18	R: 0 E: 0 K: 1 S: 5 H: 1 LOB: 0 BB: 0 P: 5	R: 0 E: 0 K: 1 S: 6 H: 0 LOB: 0 BB: 0 P: 10	R: 1 E: 0 K: 1 S: 10 H: 1 LOB: 1 BB: 1 P: 18	R: 1 E: 1 K: 1 S: 13 H: 1 LOB: 1 BB: 0 P: 16	R: 1 E: 0 K: 1 S: 10 H: 2 LOB: 1 BB: 0 P: 16	R: 0 E: 0 K: 1 S: 9 H: 0 LOB: 0 BB: 0 P: 11	1B: 4 2B: 5 3B: 0 HR: 0 SF: 0 SAC: 0 DP: 3 HBP: 0						

PITCHER		IP	WLS	BF	H	R	ER	SO	BB	IBB	HBP	BLK	WP	HR	S	P	ERA	WHIP
44 Rich Hill, L ERA: 4.09	(1, 1)	6.0	W	24	5	1	1	5	4	0	0	0	0	0	51	83	1.50	1.500
70 Ryan Brasier, R ERA: 4.28	(7, 1)	1.0		5	1	1	0	1	0	0	0	0	0	0	13	16	0.00	1.000
57 Hansel Robles, R ERA: 4.91	(8, 1)	1.0		5	2	1	1	1	0	0	0	0	0	0	10	16	9.00	2.000
89 Tanner Houck, R ERA: 3.42	(9, 1)	1.0		3	0	0	0	1	0	0	0	0	0	0	9	11	0.00	0.000

PITCHER	IP	WLS	BF	H	R	ER	SO	BB	IBB	HBP	BLK	WP	HR	S	P	ERA	WHIP

Boston Red Sox @ Cleveland Guardians

Progressive Field, Cleveland, OH

Sun Jun 26 2022, 1:41 PM - 5:03 PM EDT

Att. 20,663 - Cloudy - 85 F

livebaseballscorecards.com

AB	33
R	3
H	8
RBI	3
BB	4
SO	8
LOB	21

WP: 0	PA: 37					
PB: 0						
SB: 0						
CS: 0						

Minnesota Twins @ Cleveland Guardians

Progressive Field, Cleveland, OH

Mon Jun 27 2022, 7:11 PM - 10:05 PM EDT

Att. 12,554 - Clear - 73 F

TOP

livebaseballscorecards.com

Batter	1	2	3	4	5	6	7	8	9	AB	R	H	RBI	BB	SO	LOB
2 Luis Arraez, L (1, 4) OBP: 0.427, SLG: 0.435	F FF 93 B CU 79 X CU 80 1-1 ① L8		B CU 81 C FF 93 B CU 80 B FF 93 B FF 94 4-1 4 WP BB	F FF 93 D CU 80 B FF 92 X FF 91 2-1 ③ FC6 1-2f			B CU 81 B SI 92 B FC 90 C FC 93 B FC 93 4-1 4 HR BB	B CH 86 C FF 97 D FC 94 C FF 97 X FF 97 2-2 ③ F8		3	1	0	0	2	0	2
25 Byron Buxton, R (1, 8) OBP: 0.315, SLG: 0.578 67 Gilberto Celestino, R (8, 8) OBP: 0.364, SLG: 0.342	S CU 80 C FF 94 B SL 89 B FF 94 F CU 81 S FF 94 2-3 ② K		B SL 85 F FF 91 X SL 87 1-1 ① P5		C FF 91 B SL 89 S CU 80 B FF 93 T SL 89 2-2 ① K		C SI 92 S FC 93 T FC 94 0-2 ① K		C FA 67 F FA 67 X KN 61 0-2 64 1B 55 1B 19 SF7 1B	4 1	0 1	0 1	0 0	0 0	3 0	2 0
4 Carlos Correa, R (1, 6) OBP: 0.354, SLG: 0.471 55 Mark Contreras, L (8, 7) OBP: 0.100, SLG: 0.111	C FF 94 F SL 89 B CU 82 B FF 94 S CU 82 2-3 ③ K		C FF 94 C FF 93 1 SAFE 1 SAFE B CU 80 X FF 93 1-2 ② G6-3 1-2		X FF 93 0-0 ② G6-3		B SI 92 F FC 92 B CU 83 X CU 81 2-1 1-H HR		B FA 65 F FA 70 B KN 50 F FA 65 D KN 50 X FA 68 3-2 15 WP 64 1B 15 1B 1-2 1B	4 1	1 1	1 1	2 0	0 0	1 0	1 0
26 Max Kepler, L (1, 9) OBP: 0.342, SLG: 0.394 64 Jose Miranda, R (9, PH) OBP: 0.268, SLG: 0.389 (9, 3)		C FF 93 B FF 94 B CU 80 B FF 94 F FF 93 X FF 94 3-2 ① F4	F CU 80 D CU 79 B FF 93 S CU 80 B CU 81 F FF 94 X FF 93 3-2 ③ F7		X FF 94 0-0 ③ G6-3		F FC 94 B CH 81 F FC 92 F FC 92 F FC 88 F FC 88 S CU 83 1-3 ② K		B FA 68 B FA 70 B FA 64 C FA 70 F FA 71 F FA 72 X FA 73 3-2 15 1B 15 WP 1-2 2-3 1B	4 1	0 0	0 1	0 0	0 0	1 0	1 0
19 Alex Kirilloff, L (1, 3) OBP: 0.279, SLG: 0.306 (9, 9)		C CU 79 C CU 80 B FF 94 B CU 81 H FF 92 3-2 15 2B 24 HR HBP		X CU 79 0-0 15 2B 1B		C FF 92 B CU 80 X FF 92 1-1 ① 1B	C FF 97 S FC 94 X FF 98 0-2 E7 1B		B FA 65 B FA 66 X FA 67 2-0 ① SF7 3-H	3	2	3	1	0	0	0
15 Gio Urshela, R (1, 5) OBP: 0.314, SLG: 0.402		X FF 93 0-0 24 HR 2B 1-3	X SL 88 0-0 24 WP 24 1B 2B 1-H			B FF 94 C FF 95 S CU 82 C FF 94 1-3 ② K	B SL 86 B FC 94 X FF 98 2-0 ③ L8		C FA 69 B KN 55 X FA 70 1-1 24 G5-4-3 1B 1-3 2-H	5	2	3	2	0	1	1
24 Gary Sánchez, R (1, 10) OBP: 0.289, SLG: 0.436		B SL 89 X FF 93 1-0 2-H 3-H HR	B CU 81 C FF 92 X FF 93 1-1 27 FC5-4 2-H 1B			C CU 82 S CU 82 F FF 95 X FF 95 0-2 1 HR 1B		C FC 93 B SL 85 C SL 84 F CH 86 B FF 97 F FC 92 F CH 86 X SL 86 2-2 ① P3	X KN 52 0-0 ② ③ G5-4-3 1-2f	5	2	3	4	0	0	2
1 Nick Gordon, L (1, 7) OBP: 0.292, SLG: 0.384 (8, 6)		C FF 94 F FF 96 S FF 96 0-3 ② K	F FF 93 F CU 80 S SL 89 0-3 ① K			X CU 82 0-0 1-H HR		S FF 97 F FC 91 H FC 91 1-2 27 G5-3 HBP		3	1	1	2	0	2	1
27 Ryan Jeffers, R (1, 2) OBP: 0.285, SLG: 0.346		C SL 90 S CU 81 F CU 81 B FF 96 X SL 92 1-2 ③ G4-3		S SL 87 F FF 92 D CU 80 B SL 87 X SL 88 2-2 ② FC5-4 2 FC6 1-2f		B FF 94 B SL 89 T FF 94 S FF 93 S CU 82 2-3 ③ K		B FF 97 S FF 95 F SL 82 B FC 91 F FF 96 X SL 85 2-2 ② G5-3 1-2		4	0	0	0	0	1	2
Inning Stats	R: 0 E: 0 K: 2 S: 9 H: 0 LOB: 0 BB: 0 P: 14	R: 3 E: 0 K: 1 S: 14 H: 2 LOB: 0 BB: 0 P: 22	R: 0 E: 0 K: 0 S: 10 H: 0 LOB: 1 BB: 1 P: 19	R: 2 E: 0 K: 1 S: 12 H: 3 LOB: 1 BB: 0 P: 17	R: 0 E: 0 K: 1 S: 5 H: 0 LOB: 0 BB: 0 P: 7	R: 2 E: 0 K: 2 S: 13 H: 3 LOB: 0 BB: 0 P: 17	R: 2 E: 1 K: 2 S: 16 H: 2 LOB: 1 BB: 1 P: 25	R: 0 E: 0 K: 0 S: 15 H: 0 LOB: 1 BB: 0 P: 22	R: 2 E: 0 K: 0 S: 14 H: 4 LOB: 1 BB: 0 P: 23	1B: 9 2B: 2 3B: 0 HR: 3 SF: 1 SAC: 0 DP: 1 HBP: 2						

	AB	38
	R	11
	H	14
	RBI	11
	BB	2
	SO	9
	LOB	12

WP: 3 PB: 0 SB: 0 CS: 0 PA: 43

PITCHER		IP	WLS	BF	H	R	ER	SO	BB	IBB	HBP	BLK	WP	HR	S	P	ERA	WHIP
24 Triston McKenzie, R ERA: 4.03	(1, 1)	6.0	L	27	8	7	7	7	1	0	1	0	2	2	63	96	10.50	1.500
27 Bryan Shaw, R ERA: 5.32	(7, 1)	0.2		4	1	2	2	2	1	0	0	0	0	1	12	19	27.00	3.000
50 Ian Gibaut, R ERA:	(7, 1)	1.1		6	1	0	0	0	0	0	1	0	0	0	19	28	0.00	0.750
28 Ernie Clement, R ERA: 18.0	(9, 1)	1.0		6	4	2	2	0	0	0	0	0	1	0	14	23	18.00	4.000

PITCHER	IP	WLS	BF	H	R	ER	SO	BB	IBB	HBP	BLK	WP	HR	S	P	ERA	WHIP

Minnesota Twins @ Cleveland Guardians

Progressive Field, Cleveland, OH

Mon Jun 27 2022, 7:11 PM - 10:05 PM EDT

Att. 12,554 - Clear - 73 F

livebaseballscorecards.com

BOTTOM

Batter	1	2	3	4	5	6	7	8	9	AB	R	H	RBI	BB	SO	LOB
38 Steven Kwan, L (1, 7) OBP: 0.369, SLG: 0.369	C FF 91 C FF 92 X FF 93 0-2 1 G5-4-3 1B	C FF 93 X CU 79 0-1 ③ G4-3				B CU 77 B FF 92 C FF 92 B FF 92 X FF 93 3-1 ② P6			C CU 76 B CU 76 D CH 78 F FF 90 B FF 91 B FF 90 4-2 22 WP 9 G3 1-2 BB	3	0	1	0	1	0	0
1 Amed Rosario, R (1, 6) OBP: 0.309, SLG: 0.376 9 Richie Palacios, L (9, 4) OBP: 0.310, SLG: 0.358	B SI 91 B SI 91 C SL 84 X SI 91 2-1 ①② G5-4-3 1-2f			C SI 90 B SL 84 B SL 85 X SI 92 2-1 22 G4-3 11 PB 1B		C SL 84 C ST 80 B ST 82 X ST 81 1-2 ③ L4			C FF 90 F FF 91 F CH 80 X CH 79 0-2 ① G3 1-2 2-3	3 1	0 0	1 0	0 0	0 0	0 0	1 2
11 José Ramírez, S (1, 5) OBP: 0.387, SLG: 0.613 28 Ernie Clement, R (7, PR) OBP: 0.257, SLG: 0.223 (8, 5) (9, 1)	X FF 92 0-0 ③ P5			B FF 93 B CH 87 C CU 78 C CU 79 F SI 92 X SI 92 2-2 ① P6 1-2			C CU 77 B CU 78 F CU 78 B SI 92 F CU 77 F FF 93 F FF 93 F SI 92 4-2 B CU 78 22 G3-5-1 BB		F FF 92 F FF 92 X CH 81 0-2 ② P3	2 1	0 0	0 0	0 0	1 0	0 0	1 2
22 Josh Naylor, L (1, 3) OBP: 0.339, SLG: 0.491		B FF 92 B FF 92 X FF 92 2-0 0 G4-3 39 G4-3 1B		X FF 93 0-0 ② G4-3 2-3			C FF 92 S CU 78 D CU 79 F CU 79 F FF 92 B SI 92 X CU 79 2-2 ①② G3-5-1 1-2f		B CU 77 X CH 80 1-0 ③ L3 2-3 3-H	4	0	1	0	0	0	3
39 Oscar Gonzalez, R (1, 9) OBP: 0.328, SLG: 0.438		C SI 90 X SI 91 0-1 ① G4-3 1-2		F SI 92 X SI 93 0-1 ③ P4			B SI 92 S SI 92 X SI 92 1-1 ③ L6			3	0	0	0	0	0	3
0 Andrés Giménez, L (1, 4) OBP: 0.358, SLG: 0.510 (9, 6)		C FF 92 F FF 92 X FF 93 0-2 ② G4-3 2-3			C FF 92 F CU 79 X FF 93 0-2 ① L7			X CU 76 0-0 6 G5-4-3 1B		3	0	1	0	0	0	1
6 Owen Miller, R (1, 10) OBP: 0.309, SLG: 0.395 (9, 5)		F SI 92 F ST 81 B SI 93 B ST 82 C SI 93 2-3 ③ K			B SL 84 B SL 84 S SI 92 F SI 92 F SI 93 F ST 82 X CU 78 2-2 ② G5-3			X FF 92 0-0 ①② G5-4-3 1-2f		3	0	0	0	0	1	2
12 Luke Maile, R (1, 2) OBP: 0.268, SLG: 0.279			B SI 90 C SI 91 B SL 83 C SI 91 F SI 93 B SI 93 S SI 92 3-3 ① K		B SL 82 B FF 92 F SI 92 F SI 92 F SI 93 B SI 93 S SI 93 3-3 ③ K			B FF 94 C FF 93 X FF 93 1-1 ③ G5-3		3	0	0	0	0	2	0
7 Myles Straw, R (1, 8) OBP: 0.295, SLG: 0.258			C SI 91 B SL 83 B SL 84 X SI 92 2-1 ② F8			B SI 91 C SI 91 B SL 84 X SI 92 2-1 ① G6-3			C FF 92 B FF 94 F FF 92 X FF 94 1-2 9 G3 38 BB 22 WP 1B	3	1	1	0	0	0	0
Inning Stats	R: 0 E: 0 K: 0 S: 6 H: 1 LOB: 0 BB: 0 P: 8	R: 0 E: 0 K: 1 S: 9 H: 1 LOB: 1 BB: 0 P: 13	R: 0 E: 0 K: 1 S: 8 H: 0 LOB: 0 BB: 0 P: 13	R: 0 E: 0 K: 0 S: 9 H: 1 LOB: 1 BB: 0 P: 13	R: 0 E: 0 K: 1 S: 12 H: 0 LOB: 0 BB: 0 P: 17	R: 0 E: 0 K: 0 S: 7 H: 0 LOB: 0 BB: 0 P: 13	R: 0 E: 0 K: 0 S: 13 H: 0 LOB: 1 BB: 1 P: 20	R: 0 E: 0 K: 0 S: 4 H: 1 LOB: 0 BB: 0 P: 5	R: 1 E: 0 K: 0 S: 13 H: 1 LOB: 1 BB: 1 P: 19	1B: 5 2B: 0 3B: 0 HR: 0 SF: 0 SAC: 0 DP: 3 HBP: 0						

	AB	29
	R	1
	H	5
	RBI	0
	BB	2
	SO	3
	LOB	15

WP: 1 PA: 31
PB: 1
SB: 0
CS: 0

PITCHER		IP	WLS	BF	H	R	ER	SO	BB	IBB	HBP	BLK	WP	HR	S	P	ERA	WHIP
54 Sonny Gray, R ERA: 2.17	(1, 1)	7.0	W	23	3	0	0	3	1	0	0	0	0	0	64	97	0.00	0.571
45 Jharel Cotton, R ERA: 3.26	(8, 1)	2.0		8	2	1	1	0	1	0	0	0	1	0	17	24	4.50	1.500

PITCHER	IP	WLS	BF	H	R	ER	SO	BB	IBB	HBP	BLK	WP	HR	S	P	ERA	WHIP

Minnesota Twins @ Cleveland Guardians

Progressive Field, Cleveland, OH

Tue Jun 28 2022, 1:11 PM - 4:09 PM EDT

Att. 12,442 - Sunny - 69 F

livebaseballscorecards.com

TOP

Batter	1	2	3	4	5	6	7	8	9	AB	R	H	RBI	BB	SO	LOB
2 Luis Arraez, L (1, 4) (8, 3) OBP: 0.423, SLG: 0.430	F FF 93 X CH 87 0-1 ① F8		B SL 85 B FF 92 C FF 92 F CH 86 X SL 85 2-2 1B		C CH 87 C FF 94 B FF 93 B FF 93 S SL 87 2-3 ② K		C CH 78 X CH 76 0-1 ③ G6-3		B FC 100 C SL 92 F SL 94 F FC 100 S FC 101 1-3 ③ K	5	0	1	0	0	2	3
4 Carlos Correa, R (1, 6) OBP: 0.356, SLG: 0.484	F FF 92 B CH 86 S SL 85 B SL 84 B SL 84 F CH 86 B CH 86 4-2 26 BB BB		C CH 85 B FF 92 C FF 92 B SL 86 F SL 84 F CU 80 F FF 93 X FF 93 2-2 ② F9		B FF 94 F SL 88 S FF 95 B FF 95 S CU 80 2-3 ③ K			C CU 79 X FF 96 0-1 HR		3	1	1	1	1	1	1
26 Max Kepler, L (1, 9) OBP: 0.341, SLG: 0.388	B CH 86 F CH 85 B FF 92 B CH 84 B FF 91 4-1 **1-2** BB		F CU 80 B FF 93 C FF 92 X SL 86 1-2 ③ G3			X CH 87 0-0 ① L7		C SI 95 X SI 95 0-1 E1		3	0	0	0	1	0	1
30 Kyle Garlick, R (1, 10) OBP: 0.325, SLG: 0.536	B SL 84 S SL 85 F FF 92 S SL 85 1-3 ② K			C CH 85 X SL 85 0-1 ① G6-3		B FF 92 C FF 92 S FF 92 B CU 78 B SL 85 S SL 86 3-3 ② K		C CU 82 C CU 81 F CU 82 F FF 97 F FF 96 X CU 83 0-2 ① L8		4	0	0	0	0	2	3
19 Alex Kirilloff, L (1, 3) OBP: 0.268, SLG: 0.292 25 Byron Buxton, R (8, PH) OBP: 0.313, SLG: 0.575 (8, 8)	C CU 80 X CH 86 0-1 ③ G3			C FF 92 C CU 80 B CH 86 S CH 86 1-3 ② K		C CU 78 X FF 93 0-1 ③ P6		S FF 96 F FF 96 D SL 88 B SL 90 F SL 89 F FF 97 S SL 88 2-3 ② K		3 1	0 0	0 0	0 0	0 0	1 1	2 1
24 Gary Sánchez, R (1, 2) OBP: 0.288, SLG: 0.433		S SL 84 C SL 86 B SL 84 S SL 85 1-3 ① K		S SL 86 X FF 93 0-1 1 1B			C FF 91 B CH 76 F CH 76 F FF 93 B FF 93 X CH 76 2-2 ① G1-3	D SL 89 C SL 88 S SL 88 S SL 89 1-3 ③ K		4	0	1	0	0	2	1
1 Nick Gordon, L (1, 7) (8, 4) OBP: 0.297, SLG: 0.383		B FF 92 B FF 92 B FF 92 B FF 90 4-0 64 G6-4-3 BB		S CU 81 S CU 79 X SL 86 0-2 **1-2** 1B			F CH 76 X CH 74 0-1 ② P5		F FC 100 F SL 93 S SL 93 0-3 K 15 G6-3	3	0	1	0	1	1	0
64 Jose Miranda, R (1, 5) OBP: 0.270, SLG: 0.396 Mark Contreras, L (7, PR) OBP: 0.100, SLG: 0.111 15 Gio Urshela, R (7, 5) OBP: 0.313, SLG: 0.400		1 SAFE 1 SAFE B FF 92 C SL 85 X CH 86 1-1 ② ③ G6-4-3 **1-2f**		F FF 93 S SL 86 B SL 84 F SL 85 F FF 94 D CU 80 F SL 87 X CH 88 2-2 ③ F8			B SL 85 B FF 93 S CH 76 F FF 93 B FF 93 F CH 76 X CH 75 3-2 67 3B 2B		X SL 93 0-0 ① ② G6-3 **1-2f**	3 0 1	0 1 0	1 0 0	0 0 0	0 0 0	0 0 0	3 0 1
67 Gilberto Celestino, R (1, 8) (8, 7) OBP: 0.361, SLG: 0.355			F FF 92 F FF 92 B SL 85 S SL 84 1-3 ① K		C SL 84 B CU 80 S SL 85 F SL 85 X FF 94 1-2 ① G4-3		X FF 92 0-0 2-H 3B		C SL 94 B FC 100 X SL 94 1-1 E3	4	0	1	1	0	1	0
Inning Stats	R: 0 E: 0 K: 1 S: 11 H: 0 LOB: 2 BB: 2 P: 20	R: 0 E: 0 K: 1 S: 5 H: 0 LOB: 0 BB: 1 P: 11	R: 0 E: 0 K: 1 S: 15 H: 1 LOB: 1 BB: 0 P: 21	R: 0 E: 0 K: 1 S: 16 H: 2 LOB: 2 BB: 0 P: 19	R: 0 E: 0 K: 2 S: 10 H: 0 LOB: 0 BB: 0 P: 15	R: 0 E: 0 K: 1 S: 6 H: 0 LOB: 0 BB: 0 P: 9	R: 1 E: 0 K: 0 S: 13 H: 2 LOB: 2 BB: 0 P: 18	R: 1 E: 1 K: 2 S: 18 H: 1 LOB: 1 BB: 0 P: 21	R: 0 E: 1 K: 2 S: 10 H: 0 LOB: 1 BB: 0 P: 12	1B: 3 2B: 1 3B: 1 HR: 1	SF: 0 SAC: 0 DP: 2 HBP: 0						

	AB	34
	R	2
	H	6
	RBI	2
	BB	3
	SO	11
	LOB	16

WP: 1 PA: 37
PB: 0
SB: 0
CS: 0

PITCHER		IP	WLS	BF	H	R	ER	SO	BB	IBB	HBP	BLK	WP	HR	S	P	ERA	WHIP
34 Zach Plesac, R ERA: 3.86	(1, 1)	6.0		23	3	0	0	7	3	0	0	0	0	0	63	95	0.00	1.000
49 Eli Morgan, R ERA: 2.31	(7, 1)	1.0	B	5	2	1	1	0	0	0	0	0	0	0	13	18	9.00	2.000
31 Sam Hentges, L ERA: 2.33	(8, 1)	1.0	W	5	1	1	1	2	0	0	0	0	0	1	18	21	9.00	1.000
48 Emmanuel Clase, R ERA: 1.44	(9, 1)	1.0	S	4	0	0	0	2	0	0	0	0	1	0	10	12	0.00	0.000

PITCHER		IP	WLS	BF	H	R	ER	SO	BB	IBB	HBP	BLK	WP	HR	S	P	ERA	WHIP

Batter	1	2	3	4	5	6	7	8	9	AB	R	H	RBI	BB	SO	LOB
38 Steven Kwan, L (1, 7) OBP: 0.367, SLG: 0.364	C FF 87 B ST 78 X FF 89 1-1 ① L8		C FC 85 X FF 89 0-1 ② L8			B FC 82 C ST 76 F FC 84 S ST 77 1-3 ① K		C FS 88 1 SAFE 1 SAFE B FF 95 B FS 89 C FF 96 B FF 96 F FF 95 1 SAFE 4-2 F FF 95 B FF 95 1-2 1 WP 1 1B BB		3	1	0	0	1	1	0
1 Amed Rosario, R (1, 6) OBP: 0.315, SLG: 0.382	B FF 90 B CH 82 C FF 88 X CU 76 2-1 32 2B 1B		C FC 85 F CH 82 X CH 83 0-2 1B			B CH 82 F FC 84 B FC 84 C CU 76 F FC 84 B CH 83 C CH 82 3-3 ② K		B SL 84 B FC 82 B SL 83 C FF 95 F FF 96 X FC 85 1-H 2-H 3-2 32 CS 1B		4	1	3	2	0	1	0
11 José Ramírez, S (1, 5) OBP: 0.385, SLG: 0.611	1 SAFE B CH 81 C CU 75 S FC 86 F FC 84 B FF 89 F ST 78 D CH 83 F CH 82 3-2 1 SAFE X FC 86 ② P6		D CH 82 B FC 86 F CH 82 X FF 89 2-1 ③ P6			C CH 82 B FF 90 X CU 76 1-1 2B		1 SAFE C CU 71 F CU 71 B FF 93 F CU 72 T FF 93 1-2 ① K		4	0	1	0	0	1	3
32 Franmil Reyes, R (1, 10) OBP: 0.265, SLG: 0.318	B CU 76 X FF 90 1-0 1-H 2B			C CH 81 B FC 84 F FF 88 B CU 76 S CH 82 2-3 ① K		B FC 87 D CH 82 B CU 74 C CH 82 F CH 81 F CH 82 S CU 75 3-3 ③ K		C CU 71 S FF 93 F FF 94 B CU 74 C CU 73 1-3 ②③ K 1-2		4	0	1	1	0	3	2
39 Oscar Gonzalez, R (1, 9) OBP: 0.320, SLG: 0.426	B FC 84 B FF 89 C CU 76 F FC 84 B FF 89 F CH 82 S CH 82 3-3 ③ K			C CU 75 B FF 87 F FC 83 S CH 82 1-3 ② K			C ST 84 F FF 94 F ST 86 F FF 96 F FF 96 B FF 96 T ST 86 1-2 ① K			3	0	0	0	0	3	1
0 Andrés Giménez, L (1, 4) OBP: 0.358, SLG: 0.505		C FF 86 S ST 76 H FF 90 1-2 6 G6-4-3 HBP		F ST 75 S FC 84 B ST 78 F FF 90 B CH 86 X FF 91 2-2 ③ F8			B FF 96 B CH 90 S CH 90 B FF 95 S CH 90 X CH 90 3-2 E1 6 G4-3			2	0	0	0	0	0	0
6 Owen Miller, R (1, 3) OBP: 0.306, SLG: 0.390		C CU 75 F FC 84 X FF 90 0-2 ①② G6-4-3 1-2f			C CH 80 B FC 83 X FF 88 1-1 ① F7		C ST 85 F ST 85 B FF 96 1 SAFE 1 SAFE B FF 96 X ST 85 2-2 ② G4-3 1-2			3	0	0	0	0	0	2
4 Sandy León, S (1, 2)		B FF 89 C CH 82 X CU 75 1-1 ③ F7			S FF 88 F FC 85 B CH 83 S FF 90 1-3 ② K		S CH 90 B FF 96 X CH 90 1-1 ③ G1-3			3	0	0	0	0	1	1
7 Myles Straw, R (1, 8) OBP: 0.295, SLG: 0.256			B FF 86 B FF 88 C FF 88 F FC 86 S FF 90 2-3 ① K		C CU 76 C CU 76 B CH 81 S FC 84 1-3 ③ K			B FF 96 S FF 96 B FC 85 S FF 95 B FF 95 F FF 95 F FF 96 B FF 96 4-2 1 WP 38 BB 1 1B BB		2	1	0	0	1	2	0
Inning Stats	R: 1 H: 2 E: 0 LOB: 1 K: 1 BB: 0 S: 15 P: 25	R: 0 H: 0 E: 0 LOB: 0 K: 0 BB: 0 S: 7 P: 9	R: 0 H: 1 E: 0 LOB: 1 K: 1 BB: 0 S: 10 P: 14	R: 0 H: 0 E: 0 LOB: 0 K: 2 BB: 0 S: 10 P: 15	R: 0 H: 0 E: 0 LOB: 0 K: 2 BB: 0 S: 8 P: 11	R: 0 H: 1 E: 0 LOB: 1 K: 3 BB: 0 S: 13 P: 21	R: 0 H: 0 E: 1 LOB: 1 K: 1 BB: 0 S: 14 P: 21	R: 2 H: 1 E: 0 LOB: 0 K: 2 BB: 2 S: 19 P: 32		1B: 3 SF: 0 2B: 2 SAC: 0 3B: 0 DP: 1 HR: 0 HBP: 1						

PITCHER		IP	WLS	BF	H	R	ER	SO	BB	IBB	HBP	BLK	WP	HR	S	P	ERA	WHIP
31 Devin Smeltzer, L ERA: 2.86	(1, 1)	6.0		22	4	1	1	9	0	0	1	0	0	0	63	95	1.50	0.667
65 Griffin Jax, R ERA: 2.72	(7, 1)	1.0		4	0	0	0	1	0	0	0	0	0	0	14	21	0.00	0.000
12 Emilio Pagán, R ERA: 4.62	(8, 1)	0.0	L	3	1	2	2	0	2	0	0	0	1	0	11	22	∞	∞
56 Caleb Thielbar, L ERA: 5.67	(8, 1)	1.0		2	0	0	0	2	0	0	0	0	0	0	8	10	0.00	0.000

PITCHER	IP	WLS	BF	H	R	ER	SO	BB	IBB	HBP	BLK	WP	HR	S	P	ERA	WHIP

BOTTOM

Minnesota Twins @ Cleveland Guardians

Progressive Field, Cleveland, OH

Tue Jun 28 2022, 1:11 PM - 4:09 PM EDT

Att. 12,442 - Sunny - 69 F

livebaseballscorecards.com

AB	28
R	3
H	5
RBI	3
BB	2
SO	12
LOB	9

WP: 1 PA: 31
PB: 0
SB: 0
CS: 1

Minnesota Twins @ Cleveland Guardians

Progressive Field, Cleveland, OH

Tue Jun 28 2022, 7:12 PM - 10:10 PM EDT

Att. 12,145 - Clear - 72 F

livebaseballscorecards.com

TOP

Batter	1	2	3	4	5	6	7	8	9	AB	R	H	RBI	BB	SO	LOB
25 Byron Buxton, R (1, 8) OBP: 0.315, SLG: 0.585	B FF 90 B FF 91 S FF 91 S FF 91 S FF 93 2-3 ① K	B FF 90 B CH 84 X FF 92 2-0 ① L7	B CU 76 C SL 80 B CH 83 S FF 92 X SL 80 2-2 2 BB 4 BB 11 FC4-6 1B	C SL 84 F FF 94 C FF 96 0-3 ③ K		X FF 93 0-0 HR	5	2	2	1	0	2	0
4 Carlos Correa, R (1, 6) OBP: 0.361, SLG: 0.479	F FF 93 B FF 92 B FF 92 B CH 85 X CH 86 3-1 ② G1-3	B SL 82 B CH 85 C FF 92 B FF 92 B FF 91 4-1 2 3B BB	B CH 84 D FF 90 B CH 83 B FF 89 4-0 11 FC4-6 2 BB 1-2 BB	B FF 99 X FF 98 1-0 ① P5		B SL 85 C FF 95 B SL 85 B FF 94 C FF 96 F SL 83 B FF 93 4-2 2 G5-6-3 1 1B BB	2	1	0	0	3	0	0
30 Kyle Garlick, R (1, 9) OBP: 0.333, SLG: 0.534 1 Nick Gordon, L (7, PR) OBP: 0.301, SLG: 0.387 (7, 7)	B CU 75 T CH 84 B FF 92 F FF 92 B SL 82 X FF 93 3-2 1B	C FF 90 C CU 76 B FF 92 X FF 92 1-2 ② L4	B CU 73 B FF 90 F FF 90 B FF 92 F FF 91 S CH 84 3-3 ① K	X FF 98 0-0 2 1B 1B		X FF 96 0-0 2 G5-6-3 1-2 1B	4 1	0 0	2 1	0 0	0 0	1 0	3 0
2 Luis Arraez, L (1, 10) OBP: 0.426, SLG: 0.440	B FF 91 X FF 92 1-0 ③ G6-3	B FF 91 X FF 90 1-0 11 HR 1-H 3B	B CH 84 D SL 80 B FF 90 C FF 91 B FF 90 4-1 11 FC4-6 1-2 2-3 BB	B SL 88 F FF 98 B SL 87 B FF 98 F FF 97 X FF 99 3-2 1-2 1B		B SL 86 C FF 94 B SL 85 B SL 86 X FF 95 3-1 ① ② G5-6-3 1-2f 2-3	4	1	2	1	1	0	3
11 Jorge Polanco, S (1, 4) OBP: 0.345, SLG: 0.405		B CH 82 C FF 91 F FF 91 F FF 93 B CH 85 X CH 84 2-2 27 1B 1B	B CH 83 S FF 92 X FF 91 1-1 3-H HR	C FF 94 F FF 95 B SL 84 X CH 88 1-2 ② FC4-6 1-2f 2-3 3-H	S SL 88 F FF 98 C SL 86 0-3 ② K	B FF 96 B FF 96 F FF 94 B SL 84 T FF 96 B FF 96 4-2 BB	4	1	2	3	1	1	4
15 Gio Urshela, R (1, 5) OBP: 0.307, SLG: 0.392		C CU 74 B CH 84 F FF 91 F CU 75 S CH 84 1-3 ① K	C CU 75 X CU 75 0-1 ③ G6-3	S FF 94 S SL 84 S SL 84 0-3 ③ K	B FF 99 C SL 86 X FF 96 1-1 ③ F9	F SL 86 S FF 95 S SL 86 0-3 ③ K	5	0	0	0	0	3	7
64 Jose Miranda, R (1, 3) OBP: 0.276, SLG: 0.420		C FF 91 S FF 92 B FF 92 D CH 84 X CH 85 2-2 ② P2	F CU 73 F FF 91 X CH 83 0-2 27 1B 67 CS 1B	B SL 82 X FF 95 1-0 HR	B FF 97 C FF 98 B SL 88 X SL 89 2-1 ① F9		4	1	2	1	0	0	1
27 Ryan Jeffers, R (1, 2) OBP: 0.290, SLG: 0.350		D FF 92 S CH 84 F FF 92 F FF 92 D SL 83 B CH 84 X CH 85 3-2 1-3 1B	X FF 90 0-0 ① 1-3 1B	F FF 95 B SL 84 B SL 84 X FF 94 2-1 ① G4-3	X FF 97 0-0 ② F8	4	0	2	0	0	0	0
67 Gilberto Celestino, R (1, 7) OBP: 0.350, SLG: 0.344 (7, 9)		C FF 93 F FF 93 S FF 92 0-3 ③ K	C CU 75 B CH 84 C CU 75 B FF 91 X CH 84 2-2 ② ③ F9 3-H	B FF 94 C FF 94 X SL 82 1-1 ② G6-3	X SL 87 0-0 ③ G5-3	4	0	0	0	0	1	3
Inning Stats	R: 0 E: 0 K: 1 S: 9 H: 1 LOB: 1 BB: 0 P: 18	R: 0 E: 0 K: 2 S: 18 H: 2 LOB: 2 BB: 0 P: 26	R: 3 E: 0 K: 0 S: 10 H: 2 LOB: 0 BB: 1 P: 19	R: 0 E: 0 K: 0 S: 7 H: 2 LOB: 0 BB: 0 P: 9	R: 1 E: 0 K: 2 S: 13 H: 1 LOB: 2 BB: 2 P: 27	R: 1 E: 0 K: 1 S: 8 H: 1 LOB: 0 BB: 0 P: 12	R: 0 E: 0 K: 1 S: 10 H: 2 LOB: 2 BB: 0 P: 15	R: 0 E: 0 K: 0 S: 4 H: 0 LOB: 0 BB: 0 P: 6	R: 1 E: 0 K: 1 S: 12 H: 2 LOB: 2 BB: 2 P: 23	1B: 9 2B: 0 3B: 1 HR: 3	SF: 0 SAC: 0 DP: 1 HBP: 0					

	AB	37
	R	6
	H	13
	RBI	6
	BB	5
	SO	8
	LOB	21

PITCHER		IP	WLS	BF	H	R	ER	SO	BB	IBB	HBP	BLK	WP	HR	S	P	ERA	WHIP
45 Konnor Pilkington, L ERA: 4.31	(1, 1)	4.1	L	22	8	4	4	4	3	0	0	0	0	1	51	92	8.31	2.538
62 Enyel De Los Santos, R ERA: 3.09	(5, 1)	1.2		6	1	1	1	2	0	0	0	0	0	1	14	19	5.40	0.600
26 Anthony Gose, L ERA: 3.1	(7, 1)	1.0		5	2	0	0	1	0	0	0	0	0	0	10	15	0.00	2.000
37 Trevor Stephan, R ERA: 3.25	(8, 1)	1.0		3	0	0	0	0	0	0	0	0	0	0	4	6	0.00	0.000
58 Anthony Castro, R ERA: 9.0	(9, 1)	1.0		6	2	1	1	1	2	0	0	0	0	1	12	23	9.00	4.000

PITCHER		IP	WLS	BF	H	R	ER	SO	BB	IBB	HBP	BLK	WP	HR	S	P	ERA	WHIP

BOTTOM

Minnesota Twins @ Cleveland Guardians

Progressive Field, Cleveland, OH

Tue Jun 28 2022, 7:12 PM - 10:10 PM EDT

Att. 12,145 - Clear - 72 F

livebaseballscorecards.com

Batter	1	2	3	4	5	6	7	8	9	AB	R	H	RBI	BB	SO	LOB
38 Steven Kwan, L (1, 8) OBP: 0.365, SLG: 0.358	B FF 94 B FF 94 C FF 94 C FF 94 B CU 83 B FF 95 4-2 1 1B BB		C FF 94 X CU 81 0-1 ① F7		C FF 95 B CU 81 C FF 93 B CH 90 X FF 94 2-2 ③ G6-3		B FF 92 C FF 91 C FF 92 X KC 83 1-2 ③ G3			3	0	0	0	1	0	1
1 Amed Rosario, R (1, 6) OBP: 0.314, SLG: 0.380	B FF 94 1 SAFE C SL 85 X FF 94 1-1 1-2 1B		C SL 85 F CU 82 B CU 82 S SL 86 1-3 ② K			C FF 95 F CU 81 X CU 80 0-2 ① G6-3		B FF 93 T FF 92 F FF 94 B CH 82 X CH 82 2-2 ① G1-3		4	0	1	0	0	1	0
11 José Ramírez, S (1, 10) OBP: 0.383, SLG: 0.609	F FF 94 B SL 85 F CH 89 X FF 95 1-2 ① F8		C CH 88 X CH 90 0-1 ③ F7			C CU 81 B FF 95 F FF 94 F SL 85 F FF 95 X CH 90 1-2 2B		B FF 94 C CH 83 B FF 93 B FF 93 C FF 94 X FF 94 3-2 ② G6-3		4	0	1	0	0	0	2
22 Josh Naylor, L (1, 3) OBP: 0.332, SLG: 0.480	C FF 94 C FF 95 X CU 84 0-2 ② F8			B CU 81 C CU 81 X FF 95 1-1 ① P2		F FF 94 X FF 94 0-1 ② F8		F FF 94 B CU 81 B FF 94 C FF 94 B CH 84 F FF 94 X FF 93 3-2 ③ L8		4	0	0	0	0	0	3
0 Andrés Giménez, L (1, 4) OBP: 0.356, SLG: 0.498	B FF 93 X FF 94 1-0 ③ F9			C CH 88 B FF 95 X CU 82 1-1 ② F7		B CH 89 S FF 94 S FF 94 H FF 94 2-2 HBP			B FF 92 C FF 92 B CH 83 B FF 93 F FF 93 S FF 92 3-3 ① K	3	0	0	0	0	1	2
39 Oscar Gonzalez, R (1, 9) OBP: 0.325, SLG: 0.445		C FF 94 X FF 95 0-1 28 G6-3 2B		B FF 95 X SL 86 1-0 2B		X FF 93 0-0 ③ F9			C FF 94 F FF 94 B FF 93 B FF 93 F FF 93 S CH 85 2-3 ② K2-3	4	0	2	0	0	1	2
9 Richie Palacios, L (1, 7) OBP: 0.297, SLG: 0.343 6 Owen Miller, R (9, PH) OBP: 0.304, SLG: 0.388		B SL 85 B SL 86 F FF 95 X SL 85 2-1 ① F7		C CU 80 S SL 84 F SL 86 B FF 94 X CU 81 1-2 ③ G4-3			C FF 91 B KC 79 F KC 81 S KC 82 1-3 ① K		F FF 93 B CH 85 B FF 92 X FF 92 2-1 ③ F7	3 1	0 0	0 0	0 0	0 0	1 0	2 0
28 Ernie Clement, R (1, 5) OBP: 0.250, SLG: 0.217		F FF 94 F FF 94 X SL 86 0-2 ② G6-3 2-3			C FF 94 F FF 94 B SL 84 X CU 81 1-2 ① G6-3		F FF 93 F FF 94 X SL 83 0-2 ② F8			3	0	0	0	0	0	1
12 Luke Maile, R (1, 2) OBP: 0.270, SLG: 0.281		B FF 95 C SL 86 F FF 95 F SL 85 B SL 86 F FF 95 X SL 87 2-2 ③ P2			X FF 95 0-0 ② L9		X FF 93 0-0 1B			3	0	1	0	0	0	1
Inning Stats	R: 0 E: 0 K: 0 S: 11 H: 1 LOB: 2 BB: 1 P: 18	R: 0 E: 0 K: 0 S: 12 H: 1 LOB: 1 BB: 0 P: 16	R: 0 E: 0 K: 1 S: 7 H: 0 LOB: 0 BB: 0 P: 8	R: 0 E: 0 K: 0 S: 9 H: 1 LOB: 1 BB: 0 P: 13	R: 0 E: 0 K: 0 S: 7 H: 0 LOB: 0 BB: 0 P: 10	R: 0 E: 0 K: 0 S: 13 H: 1 LOB: 2 BB: 0 P: 16	R: 0 E: 0 K: 1 S: 10 H: 1 LOB: 1 BB: 0 P: 12	R: 0 E: 0 K: 0 S: 10 H: 0 LOB: 0 BB: 0 P: 18	R: 0 E: 0 K: 2 S: 9 H: 0 LOB: 0 BB: 0 P: 16	1B: 2 2B: 3 3B: 0 HR: 0 SF: 0 SAC: 0 DP: 0 HBP: 1						

	AB	32
	R	0
	H	5
	RBI	0
	BB	1
	SO	4
	LOB	14

WP: 0 PA: 34
PB: 0
SB: 0
CS: 0

PITCHER		IP	WLS	BF	H	R	ER	SO	BB	IBB	HBP	BLK	WP	HR	S	P	ERA	WHIP
74 Josh Winder, R ERA: 3.06	(1, 1)	6.0	W	24	4	0	0	1	1	0	1	0	0	0	59	81	0.00	0.833
21 Tyler Duffey, R ERA: 4.88	(7, 1)	1.0		4	1	0	0	1	0	0	0	0	0	0	10	12	0.00	1.000
71 Jovani Moran, L ERA: 1.46	(8, 1)	2.0		6	0	0	0	2	0	0	0	0	0	0	19	34	0.00	0.000

PITCHER	IP	WLS	BF	H	R	ER	SO	BB	IBB	HBP	BLK	WP	HR	S	P	ERA	WHIP

Batter	1	2	3	4	5	6	7	8	9	10	AB	R	H	RBI	BB	SO	LOB
2 Luis Arraez, L (1, 4) (10, 5) OBP: 0.418, SLG: 0.431	X FC 89 0-0 F8 ①		C FC 89 B CH 86 C FC 89 X SI 94 1-2 G5-3 ②		C SI 93 B SI 94 X CH 85 1-1 G4-3 ② 2-3		F SI 94 B FC 89 B CH 86 C CH 85 S FC 89 2-3 K ②			X FF 92 0-0 F7 ① 2-3	5	0	0	0	0	1	1
64 Jose Miranda, R (1, 3) (9, 5) OBP: 0.275, SLG: 0.415 4 Carlos Correa, R (10, PH) (10, 6) OBP: 0.364, SLG: 0.481	B SI 94 S FC 89 B SI 92 X SI 93 2-1 G1-3 ②		C FC 89 B FC 90 B FC 90 F SI 94 X CH 86 2-2 1B		X SI 94 0-0 F7 ③		X FC 88 0-0 G5-3 ③			B SL 88 C CH 79 B FF 94 C SL 87 F FF 92 B FF 94 X FF 94 3-2 26 HR 3-H 1B	4 1	0 1	1 1	0 1	0 0	0 0	1 0
11 Jorge Polanco, S (1, 6) (10, 4) OBP: 0.338, SLG: 0.396	B SI 93 C FC 89 X FC 89 1-1 F7 ③		B SI 93 C SI 93 S FC 89 B SI 92 X FC 91 2-2 G3 ③			B FC 87 B FC 89 S SI 94 X CH 85 2-1 G4-3 ①		X CH 84 0-0 F9 ①		C CH 77 1 SAFE S CH 78 D CH 78 F CH 77 S FF 92 1-3 K ②	5	0	0	0	0	1	2
26 Max Kepler, L (1, 9) OBP: 0.342, SLG: 0.402		B FC 88 S SI 93 X FC 89 1-1 24 FC6-4 1B		X CU 83 0-0 F8 ①		B FC 89 X FC 88 1-0 F7 ②		X CH 86 0-0 G3 ②		1 SAFE B FF 92 C FF 92 T CH 75 F FF 93 F CH 76 X CH 77 1-2 1-H HR	5	1	2	2	0	0	0
24 Gary Sánchez, R (1, 10) OBP: 0.286, SLG: 0.432		C FC 89 X FC 88 0-1 FC6-4 19 2B 1-2f ①		C FC 89 X FC 88 0-1 G6-3 ②		B SI 94 B FC 90 C FC 88 X FC 90 2-1 19 HR 2B		B FC 90 B SI 95 B SI 94 C FC 89 C SI 93 S FC 89 3-3 K ③		S SL 86 S SL 86 F CH 79 S SL 88 0-3 K ③	5	1	1	0	0	2	1
19 Alex Kirilloff, L (1, 7) (9, 3) OBP: 0.293, SLG: 0.377		B SI 93 B FC 89 F SI 93 F CH 85 X SI 92 2-2 1-3 2B		B FC 89 C FC 88 F CH 86 B CU 80 B SI 93 X FC 88 3-2 15 FC5-4 1B		C SI 94 B SI 94 B FF 94 C FC 90 X SI 95 2-2 2-H HR			B SL 93 C SL 92 S SL 92 F SL 92 X FC 101 1-2 G4-3 ①		4	1	3	2	0	0	0
15 Gio Urshela, R (1, 5) OBP: 0.310, SLG: 0.406 1 Nick Gordon, L (9, PR) (9, 7) OBP: 0.301, SLG: 0.387		C SI 94 X SI 94 0-1 G1-3 ②		X SI 93 0-0 FC5-4 ③ 1-2f		C FC 89 S FC 90 F SI 95 X SI 94 0-2 HR			C FC 100 X SL 94 0-1 27 PB 1B	4 0	1 0	2 0	1 0	0 0	0 0	3 0
27 Ryan Jeffers, R (1, 2) OBP: 0.283, SLG: 0.341		F FC 91 S SI 94 X SI 94 0-2 G5-3 ③			C CU 84 T SI 94 B FC 89 C FC 90 1-3 K ①	X FC 89 0-0 G5-3 ③			B SL 94 X FC 100 1-0 F7 ② 1-2	4	0	0	0	0	1	3
67 Gilberto Celestino, R (1, 8) OBP: 0.350, SLG: 0.352 25 Byron Buxton, R (9, PH) (9, 8) OBP: 0.314, SLG: 0.582			C SI 93 B SI 93 X CH 87 1-1 G6-3 ①		X CU 82 0-0 2 G4-3 2B		B SI 94 C FC 89 B FC 87 X SI 94 2-1 G6-3 ①		S SL 93 F SL 93 D SL 94 X SL 94 1-2 G6-3 ③	0-0 2 F7 4 1B	3 1	0 1	1 1	0 0	0 0	0 0	0 2
Inning Stats	R: 0 H: 0 E: 0 LOB: 0 K: 0 BB: 0 S: 5 P: 8	R: 0 H: 2 E: 0 LOB: 2 K: 0 BB: 0 S: 12 P: 15	R: 0 H: 1 E: 0 LOB: 1 K: 0 BB: 0 S: 11 P: 17	R: 0 H: 1 E: 0 LOB: 1 K: 0 BB: 0 S: 7 P: 10	R: 0 H: 1 E: 0 LOB: 1 K: 1 BB: 0 S: 7 P: 9	R: 3 H: 3 E: 0 LOB: 0 K: 0 BB: 0 S: 13 P: 20	R: 0 H: 0 E: 0 LOB: 0 K: 1 BB: 0 S: 6 P: 10	R: 0 H: 0 E: 0 LOB: 0 K: 1 BB: 0 S: 5 P: 8	R: 0 H: 1 E: 0 LOB: 2 K: 0 BB: 0 S: 10 P: 13	R: 3 H: 2 E: 0 LOB: 0 K: 2 BB: 0 S: 18 P: 23	1B: 5 2B: 3 3B: 0 HR: 3	SF: 0 SAC: 0 DP: 0 HBP: 0					

PITCHER	IP	WLS	BF	H	R	ER	SO	BB	IBB	HBP	BLK	WP	HR	S	P	ERA	WHIP
47 Cal Quantrill, R (1, 1) ERA: 3.72	8.0		32	8	3	3	3	0	0	0	0	0	2	66	97	3.38	1.000
48 Emmanuel Clase, R (9, 1) ERA: 1.39	1.0		4	1	0	0	0	0	0	0	0	0	0	10	13	0.00	1.000
49 Eli Morgan, R (10, 1) ERA: 2.75	1.0	W	5	2	3	2	2	0	0	0	0	0	1	18	23	18.00	2.000

PITCHER	IP	WLS	BF	H	R	ER	SO	BB	IBB	HBP	BLK	WP	HR	S	P	ERA	WHIP

TOP

Minnesota Twins @ Cleveland Guardians

Progressive Field, Cleveland, OH

Wed Jun 29 2022, 7:10 PM - 10:29 PM EDT

Att. 12,840 - Partly Cloudy - 76 F

livebaseballscorecards.com

AB	41
R	6
H	11
RBI	6
BB	0
SO	5
LOB	13

1B: 5	SF: 0	WP: 0	PA: 41
2B: 3	SAC: 0	PB: 1	
3B: 0	DP: 0	SB: 0	
HR: 3	HBP: 0	CS: 0	

Minnesota Twins @ Cleveland Guardians

Progressive Field, Cleveland, OH

Wed Jun 29 2022, 7:10 PM - 10:29 PM EDT

Att. 12,840 - Partly Cloudy - 76 F

livebaseballscorecards.com

Batter	1	2	3	4	5	6	7	8	9	10	AB	R	H	RBI	BB	SO	LOB
38 Steven Kwan, L (1, 7) (10, 9) OBP: 0.374, SLG: 0.371	11 1B, 1 1B, 32 E, 1B		1 2B, 1 S, 22 SF7, 1B					G4-3 ①		1 2B, 22 PB, BB	4	3	3	0	1	0	0
1 Amed Rosario, R (1, 6) OBP: 0.326, SLG: 0.396	11 1B, 32 FC6-4, 1B		1-3, 2B		11 L3, BB			22 S, 1B		22 PB, 22 HR, 2B	4	2	4	1	1	0	0
11 José Ramírez, S (1, 5) OBP: 0.380, SLG: 0.602	32 FC6-4, 1B		G6-3 ①		L3 ②③			P9 ②		L8 ②	5	0	1	0	0	0	7
22 Josh Naylor, L (1, 3) OBP: 0.328, SLG: 0.492	F8 ①		SF7 ② 3-H			K ①		G4-3 ③		HR	4	1	1	3	0	1	4
32 Franmil Reyes, R (1, 10) OBP: 0.259, SLG: 0.311	FC6-4 ② 1-2f 2-H 3-H		K ③			K ②			P3 ①		4	0	0	1	0	2	2
0 Andrés Giménez, L (1, 4) OBP: 0.354, SLG: 0.493	F9 ③			F8 ①		G5-3 ③			39 FC6-4, 1B		4	0	1	0	0	0	1
39 Oscar Gonzalez, R (1, 9) OBP: 0.315, SLG: 0.431		G5-3 ①		P5 ②			G5-3 ①		FC6-4 ② 1-2f		4	0	0	0	0	0	1
4 Sandy León, S (10, 2)											0	0	0	0	0	0	0
12 Luke Maile, R (1, 2) OBP: 0.260, SLG: 0.269		L9 ②		F7 ③			K ②		P6 ③	38 WP, 1 2B	3	0	0	0	0	1	0
9 Richie Palacios, L (9, PH) (10, 7) OBP: 0.293, SLG: 0.338											1	1	0	0	0	0	1
7 Myles Straw, R (1, 8) OBP: 0.292, SLG: 0.253		F9 ③			F9 ①		L8 ③			G6-3 ①	3	0	0	0	0	0	0
6 Owen Miller, R (10, PH) OBP: 0.303, SLG: 0.387											1	0	0	0	0	0	0
Inning Stats	R: 2 E: 1 K: 0 S: 17 H: 3 LOB: 1 BB: 0 P: 24	R: 0 E: 0 K: 0 S: 11 H: 0 LOB: 0 BB: 0 P: 15	R: 1 E: 0 K: 1 S: 13 H: 2 LOB: 1 BB: 0 P: 18	R: 0 E: 0 K: 0 S: 9 H: 0 LOB: 0 BB: 0 P: 11	R: 0 E: 0 K: 0 S: 7 H: 1 LOB: 1 BB: 1 P: 15	R: 0 E: 0 K: 2 S: 9 H: 0 LOB: 0 BB: 0 P: 11	R: 0 E: 0 K: 1 S: 12 H: 0 LOB: 0 BB: 0 P: 16	R: 0 E: 0 K: 0 S: 13 H: 1 LOB: 1 BB: 0 P: 19	R: 0 E: 0 K: 0 S: 11 H: 1 LOB: 1 BB: 0 P: 14	R: 4 E: 0 K: 0 S: 13 H: 2 LOB: 0 BB: 1 P: 22	1B: 6 2B: 4 3B: 0 HR: 1 SF: 1 SAC: 0 DP: 1 HBP: 0						

BOTTOM

AB	37
R	7
H	10
RBI	5
BB	2
SO	4
LOB	16

WP: 1 PA: 40
PB: 1
SB: 2
CS: 0

PITCHER		IP	WLS	BF	H	R	ER	SO	BB	IBB	HBP	BLK	WP	HR	S	P	ERA	WHIP
37 Dylan Bundy, R	(1, 1)	5.0		21	6	3	2	1	1	0	0	0	0	0	57	83	3.60	1.400
ERA: 4.71																		
56 Caleb Thielbar, L	(6, 1)	1.0		3	0	0	0	2	0	0	0	0	0	0	9	11	0.00	0.000
ERA: 5.46																		
65 Griffin Jax, R	(7, 1)	1.0		3	0	0	0	1	0	0	0	0	0	0	12	16	0.00	0.000
ERA: 2.65																		
59 Jhoan Duran, R	(8, 1)	2.0		8	2	0	0	0	0	0	0	0	0	0	24	33	0.00	1.000
ERA: 2.06																		
12 Emilio Pagán, R	(10, 1)	0.1	H	3	1	1	0	0	1	0	0	0	1	0	8	14	0.00	6.000
ERA: 5.26																		

PITCHER		IP	WLS	BF	H	R	ER	SO	BB	IBB	HBP	BLK	WP	HR	S	P	ERA	WHIP
45 Jharel Cotton, R	(10, 1)	0.1	L	2	1	3	3	0	0	0	0	0	0	1	5	8	81.00	3.000
ERA: 3.66																		

Batter	1	2	3	4	5	6	7	8	9	AB	R	H	RBI	BB	SO	LOB
2 Luis Arraez, L (1, 4) OBP: 0.420, SLG: 0.432	C FF 90 X FC 87 0-1 4 CS 1B		B KC 82 F FF 91 B KC 83 X FF 91 2-1 26 BB 4 1B 64 2B 1B		C KC 81 B FC 85 B FC 86 F FF 91 F SL 84 X SL 85 2-2 ① G4-3		C FF 98 1 SAFE 1 SAFE B FS 90 X FS 89 1-1 ③ G3-4-3			4	1	2	0	0	0	1
25 Byron Buxton, R (1, 10) OBP: 0.309, SLG: 0.571	S SL 84 S SL 84 B SL 85 S SL 85 1-3 ① K		C FF 90 F FF 90 1 SAFE X SL 84 0-2 ② P3		C KC 81 S KC 82 X SL 85 0-2 ② G5-3			C FC 89 S SL 83 C FC 94 0-3 ① K		4	0	0	0	0	2	2
4 Carlos Correa, R (1, 6) OBP: 0.366, SLG: 0.479	C FF 92 B FF 91 B FC 86 C SL 84 B SL 85 B KC 81 4-2 ② 26 1B 1-2 BB		B SL 85 C FC 87 1 SAFE C FF 92 X FF 92 1-2 26 BB 64 2B 1-2 1B		F KC 81 B SL 85 B SL 85 B FF 91 C FC 86 F KC 82 S SL 85 3-3 ③ K			S SL 84 F SI 93 X FC 95 0-2 ② G4-3		3	1	1	0	1	1	0
26 Max Kepler, L (1, 9) OBP: 0.348, SLG: 0.403	B FC 86 X CH 86 1-0 1-2 1B		D CH 87 B KC 83 B KC 82 C FC 87 C FF 92 F FF 91 B FF 91 4-2 64 2B 1-2 2-3 BB			C KC 80 B FC 86 X FF 91 1-1 ① P5		S CH 82 F FC 93 B FC 91 H CU 83 2-2 HBP		2	1	1	0	1	0	0
64 Jose Miranda, R (1, 3) OBP: 0.275, SLG: 0.418	C FF 91 S FF 92 S FF 92 0-3 ③ K		S SL 84 X FF 92 0-1 1-H 2-H 3-H 2B			B KC 80 S SL 84 X SL 84 1-1 ② L8		B FC 88 X FC 91 1-0 ③ P3		4	0	1	3	0	1	3
19 Alex Kirilloff, L (1, 7)		C FC 84 B FF 92 F FC 86 F KC 82 X FF 92 1-2 ① L3	B KC 83 B CH 87 S FC 87 X FC 87 2-1 ③ G3			C CH 87 F FC 88 B KC 83 F KC 83 S SL 85 1-3 ③ K			C FC 98 X SL 90 0-1 ① G3	4	0	0	0	0	1	1
24 Gary Sánchez, R (1, 2) OBP: 0.282, SLG: 0.424 27 Ryan Jeffers, R (9, 2) OBP: 0.283, SLG: 0.341		B SL 84 B SL 84 C FC 86 S SL 85 X FF 92 2-2 ② G5-3		X SL 84 0-0 ① G5-3			F SL 87 B SL 87 X SL 88 1-1 ① G4-3		B SL 92 X SL 91 1-0 ② G6-3	4 0	0 0	0 0	0 0	0 0	0 0	0 0
15 Gio Urshela, R (1, 5) OBP: 0.309, SLG: 0.403		C FF 91 F FF 91 X FF 92 0-2 ③ L8		C FF 90 C SL 83 F SL 85 X SL 84 0-2 ② G1-3			C SL 86 B FS 89 X FS 89 1-1 ② F7		S SL 91 X SL 91 0-1 1B	4	0	1	0	0	0	0
67 Gilberto Celestino, R (1, 8) OBP: 0.347, SLG: 0.348			C SL 83 C FF 91 F SL 85 B SL 84 S SL 84 1-3 ① K	B KC 82 B SL 84 C FC 86 F FF 92 F SL 84 B SL 86 F FC 86 X FF 92 3-2 ③ L3			B FF 98 B FF 99 C FF 97 B FF 99 X FF 98 3-1 1B		C SL 90 S SL 91 F SL 90 S FC 97 0-3 ③ K	4	0	1	0	0	2	1
Inning Stats	R: 0 E: 0 K: 2 S: 11 H: 2 LOB: 2 BB: 1 P: 17	R: 0 E: 0 K: 0 S: 10 H: 0 LOB: 0 BB: 0 P: 13	R: 3 E: 0 K: 1 S: 19 H: 3 LOB: 1 BB: 1 P: 29	R: 0 E: 0 K: 0 S: 10 H: 0 LOB: 0 BB: 0 P: 13	R: 0 E: 0 K: 1 S: 11 H: 0 LOB: 0 BB: 0 P: 16	R: 0 E: 0 K: 1 S: 8 H: 0 BB: 0 P: 11	R: 0 E: 0 K: 0 S: 8 H: 1 LOB: 1 BB: 0 P: 14	R: 0 E: 0 K: 1 S: 9 H: 0 LOB: 1 BB: 0 P: 12	R: 0 E: 0 K: 1 S: 9 H: 1 LOB: 1 BB: 0 P: 10	1B: 6 2B: 1 3B: 0 HR: 0 SF: 0 SAC: 0 DP: 0 HBP: 1						

PITCHER	IP	WLS	BF	H	R	ER	SO	BB	IBB	HBP	BLK	WP	HR	S	P	ERA	WHIP
57 Shane Bieber, R (1, 1) ERA: 3.16	6.0		24	5	3	3	5	2	0	0	0	0	0	69	99	4.50	1.167
37 Trevor Stephan, R (7, 1) ERA: 3.14	1.0		4	1	0	0	0	0	0	0	0	0	0	8	14	0.00	1.000
27 Bryan Shaw, R (8, 1) ERA: 5.11	1.0		4	0	0	0	1	0	0	1	0	0	0	9	12	0.00	0.000
48 Emmanuel Clase, R (9, 1) ERA: 1.35	1.0	W	4	1	0	0	1	0	0	0	0	0	0	9	10	0.00	1.000

PITCHER	IP	WLS	BF	H	R	ER	SO	BB	IBB	HBP	BLK	WP	HR	S	P	ERA	WHIP

TOP

Minnesota Twins @ Cleveland Guardians

Progressive Field, Cleveland, OH

Thu Jun 30 2022, 1:12 PM - 4:31 PM EDT

Att. 17,066 - Sunny - 85 F

livebaseballscorecards.com

AB	33
R	3
H	7
RBI	3
BB	2
SO	7
LOB	8

Batter	1	2	3	4	5	6	7	8	9	AB	R	H	RBI	BB	SO	LOB
38 Steven Kwan, L (1, 9) (7, 7) OBP: 0.374, SLG: 0.365	C FF 91 S CH 85 B CH 87 F FF 92 B CH 87 B SL 88 S SL 89 3-3 ① K	B SL 89 B FF 92 C SL 88 B CH 87 F SL 89 B SL 88 4-2 ② 1 FC5-4 1-2 2-3 3-H BB		B SL 88 C SL 88 1 SAFE B CH 86 B SL 86 B SL 87 4-1 1-2 BB		C KC 80 C FF 91 B KC 82 F FF 92 B FF 91 X KC 82 2-2 ③ G3		B CH 84 S CH 84 D CH 85 D CH 86 C CU 74 X FF 93 3-2 ② FC3-2 2-3 3-H		3	0	0	1	2	1	4
1 Amed Rosario, R (1, 6) OBP: 0.321, SLG: 0.389	C FF 92 S SL 91 X FF 93 0-2 ② G4-3	B FF 93 X SL 89 1-0 ③ FC5-4 1-2f		C SL 88 X SL 89 0-1 ③ G6-3			C FF 91 S SL 82 B FF 92 F SL 83 B FF 92 F FF 92 S FF 91 2-3 ① K	C FF 93 B SL 83 X SL 81 1-1 ③ P3		5	0	0	0	0	1	7
11 José Ramírez, S (1, 5) OBP: 0.381, SLG: 0.596	C CU 81 B SL 88 X FF 93 1-1 22 FC6 1B		B CH 85 B SL 87 B SL 87 C FF 92 X SL 86 3-1 ① P5		F FF 93 C FF 94 S FF 94 0-3 ① K		C CS 75 F SL 85 B KC 82 B FF 92 F CH 78 S CH 81 2-3 ② K		B CU 76 B FF 92 B FF 93 B FF 92 4-0 22 G4-3 0 HR BB	4	1	1	0	1	2	0
22 Josh Naylor, L (1, 10) OBP: 0.320, SLG: 0.478	S SL 88 X CH 86 0-1 ③ FC6 1-2f		B FF 93 B FF 93 B SL 89 C FF 93 X FF 93 3-1 ② G3		X FF 94 0-0 ② P6		C FF 92 B FF 92 S CS 74 B KC 82 S CH 77 2-3 ③ K		B FF 92 1 SAFE B CU 75 F FF 92 D FF 93 F FF 93 1 SAFE F CU 76 X FF 92 3-2 ① G4-3 1-2	5	0	0	0	0	1	2
6 Owen Miller, R (1, 3) OBP: 0.301, SLG: 0.380		C FF 92 S SL 88 B SL 89 X FF 94 1-2 ① G6-3	B FF 93 H FF 92 2-0 0 FC5-6 HBP		B FF 95 F FF 93 F CH 84 S FF 94 1-3 ③ K			C FF 94 B SL 82 F FF 93 X SL 82 1-2 ① L7	X FF 93 0-0 ② F8	4	0	0	0	0	1	1
0 Andrés Giménez, L (1, 4) OBP: 0.355, SLG: 0.502		B FF 92 C SL 88 B CH 88 S CH 88 F SL 88 B FF 94 F CH 86 S SL 88 3-3 ② K	B CH 85 S SL 86 F CH 86 X SL 88 1-2 ③ FC5-6 1-2f			T FF 92 X CU 80 0-1 E6		F CU 76 H FF 93 1-1 4 BB 32 BB 7 E HBP	C CU 76 F FF 93 B FF 93 B FF 93 D CU 77 X FF 93 3-2 2-H HR	4	2	1	2	0	1	1
9 Richie Palacios, L (1, 7) OBP: 0.299, SLG: 0.333 32 Franmil Reyes, R (6, PH) OBP: 0.261, SLG: 0.309 (7, 9)		B FF 93 B SL 87 S CH 85 B FF 93 S SL 87 D SL 88 4-2 7 WP 4 BB 38 BB BB		C FF 91 F CH 85 B SL 90 F CH 87 B FF 93 X SL 88 2-2 ① G3		B FF 93 F FF 92 B CH 82 C FF 93 B FF 93 S CH 85 3-3 ① K		B SL 82 C CU 76 D SL 83 B FF 93 B CH 83 4-1 7 1B 4 BB 7 E 1-2 BB		1	1	0	0	1	0	0
4 Sandy León, S (1, 2) 28 Ernie Clement, R (8, PR) OBP: 0.250, SLG: 0.217 12 Luke Maile, R (9, 2) OBP: 0.260, SLG: 0.269		C FF 93 B CH 86 B SL 88 B FF 93 C FF 93 D SL 89 4-2 38 BB 7 WP 1-2 BB		F FF 92 B FF 93 C SL 86 X CH 88 1-2 ② P5		B CH 84 B FF 92 B FF 92 D FF 93 4-0 BB		C FF 93 B FF 92 B FF 93 B FF 93 D FF 93 4-1 7 E 38 FC3-2 1-2 2-3 BB		1	0	0	0	3	0	0
										0	0	0	0	0	0	0
										0	0	0	0	0	0	0
7 Myles Straw, R (1, 8) OBP: 0.298, SLG: 0.255		B SL 89 C FF 92 C SL 88 B SL 90 B FF 93 B FF 92 4-2 38 BB 1-2 2-3 BB		B FF 93 B FF 93 B FF 92 4-0 38 BB BB		B FF 90 C FF 92 F FF 91 S FF 92 1-3 ② K		S FF 93 B FF 94 C FF 93 B FF 94 X FF 94 2-2 E6 38 FC3-2 1-3 2-H 3-H 1B		2	0	1	1	2	1	2
Inning Stats	R: 0 E: 0 K: 1 S: 11 H: 1 LOB: 1 BB: 0 P: 15	R: 1 E: 0 K: 1 S: 17 H: 0 LOB: 3 BB: 4 P: 38	R: 0 E: 0 K: 0 S: 7 H: 0 LOB: 1 BB: 0 P: 16	R: 0 E: 0 K: 0 S: 10 H: 0 LOB: 2 BB: 2 P: 21	R: 0 E: 0 K: 2 S: 7 H: 0 LOB: 0 BB: 0 P: 8	R: 0 E: 1 K: 2 S: 12 H: 0 LOB: 2 BB: 1 P: 22	R: 0 E: 0 K: 3 S: 12 H: 0 LOB: 0 BB: 0 P: 18	R: 2 E: 1 K: 0 S: 14 H: 1 LOB: 2 BB: 2 P: 30	R: 2 E: 0 K: 0 S: 8 H: 1 LOB: 0 BB: 1 P: 18	1B: 2 2B: 0 3B: 0 HR: 1 SF: 0 SAC: 0 DP: 0 HBP: 2						

PITCHER		IP	WLS	BF	H	R	ER	SO	BB	IBB	HBP	BLK	WP	HR	S	P	ERA	WHIP
17 Chris Archer, R ERA: 3.08	(1, 1)	4.0		20	1	1	1	2	6	0	1	0	1	0	45	90	2.25	1.750
71 Jovani Moran, L ERA: 1.32	(5, 1)	1.1		6	0	0	0	3	1	0	0	0	0	0	12	20	0.00	0.750
21 Tyler Duffey, R ERA: 4.64	(6, 1)	1.2	H	5	0	0	0	4	0	0	0	0	0	0	19	28	0.00	0.000
48 Tyler Thornburg, R ERA: 3.32	(8, 1)	1.2	L	11	2	4	3	0	3	0	1	0	0	1	22	48	16.20	3.000

PITCHER	IP	WLS	BF	H	R	ER	SO	BB	IBB	HBP	BLK	WP	HR	S	P	ERA	WHIP

BOTTOM

Minnesota Twins @ Cleveland Guardians

Progressive Field, Cleveland, OH

Thu Jun 30 2022, 1:12 PM - 4:31 PM EDT

Att. 17,066 - Sunny - 85 F

livebaseballscorecards.com

AB	30
R	5
H	3
RBI	4
BB	10
SO	9
LOB	18

Batter	1	2	3	4	5	6	7	8	9	AB	R	H	RBI	BB	SO	LOB
26 DJ LeMahieu, R (1, 5) OBP: 0.365, SLG: 0.413	B FF 92 B FF 92 C FF 93 B CH 84 B FF 93 4-1 25 1B BB		C CH 85 B FF 93 B CH 84 F CH 83 F FC 87 F FF 93 B FF 93 X FF 92 3-2 HR	D CU 77 C FC 85 F SL 84 B FF 92 B FF 92 X CU 77 3-2 ② L8		B FF 92 B SL 84 C FF 92 B FF 92 C FF 93 B FF 95 4-2 99 2B 25 1B BB		C FF 95 X FF 95 0-1 25 S 99 BB 25 FC6-5 1B	B KN 54 C FA 74 B FA 72 F FA 71 F FA 76 B KN 50 X FA 79 3-2 ③ G6-3	4	3	2	1	2	0	1
99 Aaron Judge, R (1, 10) OBP: 0.364, SLG: 0.628	C CH 84 X FF 91 0-1 ① F8		C CU 76 B CH 87 B CH 87 B FC 86 B CH 86 4-1 25 BB 41 1B BB	X FC 88 0-0 ③ FC6-4 1-2f		D SL 86 B SL 82 B FF 92 X FF 92 3-0 25 1B 1-3 2B		B SL 87 B SL 86 F FF 96 B SL 84 B SL 84 4-1 25 FC6-5 25 S 1-2 BB		3	2	1	0	2	0	2
25 Gleyber Torres, R (1, 4) OBP: 0.312, SLG: 0.483	C FF 93 F FF 91 B FF 92 X SL 84 1-2 27 G5-4-3 1-3 1B		S CH 84 F FF 92 D CH 86 F FF 92 F FC 87 B CH 84 B CU 78 B FC 87 4-2 41 1B 31 1B 1-2 BB		C FF 89 B CU 74 X FC 85 2-1 27 G6-4-3 1B	B SL 85 B SL 85 B FF 97 C FF 96 X FF 95 3-1 2-H 3-H 1B		F FF 96 B SL 83 C SL 84 X FF 94 1-2 ① FC6-5 27 FC1-4 1-3 2-H		4	1	3	3	1	0	1
27 Giancarlo Stanton, R (1, 9) OBP: 0.327, SLG: 0.513 13 Joey Gallo, L (8, PR) OBP: 0.276, SLG: 0.330 (8, 9)	X FF 92 0-0 ②③ G5-4-3 1-2f		C FF 93 S FF 92 S FF 92 0-3 ② K		C FF 90 X CH 84 0-1 ①② G6-4-3 1-2f	B FF 96 C SL 84 X SL 85 1-1 ③ G5-3		C SL 86 B FF 95 X SL 85 1-1 ② FC1-4 1-2f		5 0	0 0	0 0	0 0	0 0	1 0	7 0
41 Miguel Andujar, R (1, 7) OBP: 0.271, SLG: 0.304		C CH 84 B CH 84 X FC 90 1-1 ① L7	B CH 86 X FC 90 1-0 31 1B 1-3 2-H 1B		X CH 85 0-0 ③ L9		B SL 84 X FF 95 1-0 E4 31 1B 24 1B	C SL 84 S SL 86 B SL 86 B SL 85 S SL 84 2-3 ③ K		5	2	1	1	0	1	1
31 Aaron Hicks, S (1, 8)		B CU 74 C CU 75 S FF 92 B FF 93 B FF 94 B FC 87 4-2 BB	B CU 78 F FC 90 C FF 92 X FF 92 1-2 2-H 3-H 1B			C FF 97 B SL 87 B SL 87 B FF 98 S FF 97 B FF 95 4-2 24 HR BB	C FF 97 X FF 96 0-1 24 1B 24 WP 39 G5-4-3 1-3 1B		F FA 63 B KN 47 B FA 73 C FA 64 X FA 74 2-2 ① G4-3	3	2	2	2	2	0	0
24 Matt Carpenter, L (1, 3) OBP: 0.420, SLG: 0.902		B FC 86 S SL 83 T FF 92 C FC 86 1-3 ② K	X FC 87 0-0 ③ G1-3			B FF 96 X FF 95 1-0 1-H HR	B SL 84 S SL 83 B FF 95 X SL 85 2-1 39 G5-4-3 1-3 3-H 1B		X FA 70 0-0 HR	5	2	3	4	0	1	2
39 Jose Trevino, R (1, 2) OBP: 0.309, SLG: 0.449		1 SAFE 1 SAFE B CH 84 1 SAFE C CH 86 X FF 92 1-1 ③ P1		B CU 75 C CH 84 F FC 85 B FF 92 X CU 76 2-2 ① F7		C FF 96 B SL 84 S SL 84 X FF 93 1-2 ① G4-3	F FF 96 F FF 96 X SL 87 0-2 ①② G5-4-3 1-2f 3-H		X KN 51 0-0 HR	5	1	1	1	0	0	2
14 Marwin Gonzalez, S (1, 6) OBP: 0.299, SLG: 0.414			C FF 91 B CH 86 F CH 85 S FF 93 1-3 ① K	C CU 74 F FC 88 X CH 87 0-2 99 FC6-4 1B		C SL 83 S SL 83 B FF 92 F FF 94 S SL 84 1-3 ② K	B SL 86 B FF 96 X FF 96 2-0 ③ L3		B FA 74 B KN 54 C FA 66 S FA 72 X FA 79 2-2 ② G5-3	5	0	1	0	0	2	0

Inning Stats	1	2	3	4	5	6	7	8	9
	R: 0 E: 0 K: 0 S: 7 H: 1 LOB: 1 BB: 1 P: 12	R: 0 E: 0 K: 1 S: 9 H: 0 LOB: 1 BB: 1 P: 16	R: 4 E: 0 K: 2 S: 21 H: 3 LOB: 1 BB: 2 P: 35	R: 0 E: 0 K: 0 S: 10 H: 1 LOB: 1 BB: 0 P: 15	R: 0 E: 0 K: 0 S: 5 H: 1 LOB: 0 BB: 0 P: 7	R: 4 E: 0 K: 1 S: 17 H: 3 LOB: 1 BB: 2 P: 35	R: 2 E: 1 K: 0 S: 9 H: 2 LOB: 0 BB: 0 P: 14	R: 1 E: 0 K: 1 S: 11 H: 1 LOB: 1 BB: 1 P: 19	R: 2 E: 0 K: 0 S: 12 H: 2 LOB: 0 BB: 0 P: 19

| | | |

BOTTOM

New York Yankees @ Cleveland Guardians

Progressive Field, Cleveland, OH

Sat Jul 02 2022, 12:10 PM - 3:37 PM EDT

Att. 21,203 - Sunny - 73 F

livebaseballscorecards.com

Batter	1	2	3	4	5	6	7	8	9	AB	R	H	RBI	BB	SO	LOB
38 Steven Kwan, L (1, 9) OBP: 0.367, SLG: 0.357	C FF 97 C FF 96 F FF 98 X FF 97 0-2 ① G5-3	B FF 97 C FF 95 C KC 82 B FF 98 S SL 89 2-3 ① K	B CH 90 T FF 97 B FF 99 F FF 98 F FF 100 B SL 91 C FF 99 3-3 ② K			1 SAFE B CH 83 C FF 92 C CH 84 F FF 93 F FF 93 B CH 84 B FF 93 X CH 85 3-2 ② G6-3 1-3 3-H	C SI 89 B CH 80 F SI 89 X SI 89 1-2 ② L7	5	0	0	1	0	2	1
1 Amed Rosario, R (1, 6) OBP: 0.320, SLG: 0.385 8 Gabriel Arias, R (9, 6) OBP: 0.111, SLG: 0.111	B SL 89 B SL 87 S FF 96 B FF 97 F FF 98 F FF 99 D SL 89 4-2 11 CS BB	C KC 83 F FF 96 F FF 98 S SL 89 0-3 ② K	B CH 91 X SL 90 1-0 ③ G3-1			C FF 93 X ST 78 0-1 ③ F8	C SI 90 S SL 79 X SL 80 0-2 ③ L7	3 1	0 0	0 0	0 0	1 0	1 0	1 0
11 José Ramírez, S (1, 5) OBP: 0.379, SLG: 0.590 6 Owen Miller, R (9, 5) OBP: 0.301, SLG: 0.380	B KC 83 C FC 92 C FF 98 C FF 98 S SL 89 1-3 ② ③ K 1-2	B CH 89 B KC 82 B CH 90 C FF 98 F CH 92 B FF 99 4-2 BB			C FF 96 B CH 88 F KC 80 B FF 97 F CH 88 B SL 89 F SL 88 X FF 98 2-2 ① P5	B ST 79 B FC 88 F FC 89 B FC 90 X FC 88 3-1 ① G4-3		3 0	0 0	0 0	1 0	1 0	1 0
22 Josh Naylor, L (1, 3) OBP: 0.324, SLG: 0.495		B FF 96 X FC 91 1-0 HR	F FF 97 B FF 98 F FF 98 X FF 100 1-2 ③ G6-3			B KC 80 B FF 97 B CH 90 C FF 98 X FF 97 3-1 ② P6	B ST 79 X FC 88 1-0 9 BB 32 1B 1B	4	1	2	1	0	0	1
32 Franmil Reyes, R (1, 10) OBP: 0.267, SLG: 0.331		B FF 97 B FF 96 B SL 90 X FF 97 3-0 HR	F FF 98 B FF 98 F SL 90 S KC 83 1-3 ① K			B SL 88 S SL 90 B SL 89 S SL 89 C FF 97 2-3 ③ K	S FC 88 B FC 89 B FC 89 F FC 88 X FC 89 2-2 9 BB 1-2 1B	4	1	2	1	0	2	0
0 Andrés Giménez, L (1, 4) OBP: 0.358, SLG: 0.505		X KC 82 0-0 ① L5	B FF 97 B FF 98 S CH 91 X CH 91 2-1 9 G5-3 2B				B FF 97 C FF 96 B FF 98 S SL 88 F SL 88 B SL 89 D FF 98 4-2 4 BB 9 BB 7 FC5-4 BB	S ST 80 F ST 78 C CU 72 0-3 ② K	3	1	1	0	1	1	2
9 Richie Palacios, L (1, 7) OBP: 0.309, SLG: 0.324		F FF 98 B FF 98 C SL 90 B SL 89 X FF 98 2-2 ② G3	F KC 82 F FF 100 B SL 90 B FF 100 F FF 99 X FF 100 2-2 ② G5-3 2-3				B FF 96 S SL 86 F SL 87 B FF 99 B SL 86 D SL 86 4-2 7 FC5-4 4 BB 38 G6-3 BB 1-2	D ST 78 B FC 88 B FC 88 C FC 88 B FC 88 4-1 1-2 2-3 BB	2	1	0	0	2	0	1
4 Sandy León, S (1, 2)		B FF 98 F FF 98 B FF 100 B KC 82 C FF 98 B FF 99 4-2 BB	B FF 98 B FF 98 C FF 99 D KC 83 F FF 99 X FF 98 3-2 ③ P3				D FF 98 C SL 86 C SL 86 D FF 99 B SL 85 B SL 84 4-2 7 FC5-4 1-2 2-3 BB	F FC 89 S ST 78 D CU 73 C ST 77 1-3 ③ K	2	0	0	0	2	1	4
7 Myles Straw, R (1, 8) OBP: 0.294, SLG: 0.251		C FF 98 B FF 98 C SL 90 X SL 91 1-2 ③ G3			B FF 97 B KC 83 X FF 98 2-0 ① G4-3		C FF 92 C FF 93 B ST 80 F FF 94 X CH 82 1-2 ① FC5-4 38 G6-3 38 S 1-2f 2-3 3-H		C SI 88 C SL 78 B SL 78 X SI 89 1-2 ① F9	4	0	0	1	0	0	3

Inning Stats																								
	R: 0	H: 0		R: 2	H: 2		R: 0	H: 0		R: 0	H: 1		R: 0	H: 0		R: 0	H: 0		R: 2	H: 0		R: 0	H: 2	
	E: 0	LOB: 0		E: 0	LOB: 1		E: 0	LOB: 1		K: 1	LOB: 1		E: 0	LOB: 0		K: 1	LOB: 0		E: 0	LOB: 1		E: 0	LOB: 3	
	K: 1	BB: 1		K: 0	BB: 1		K: 2	BB: 1		S: 12	BB: 0		K: 1	BB: 0		S: 11	P: 18		K: 0	BB: 3		K: 2	BB: 1	
	S: 11	P: 16		S: 11	P: 22		S: 12	P: 19		S: 12	P: 20		S: 6	P: 12					S: 18	P: 34		S: 13	P: 24	

	R: 0	H: 2		1B: 2	SF: 0		WP: 0	PA: 38
	E: 0	LOB: 0		2B: 1	SAC: 0		PB: 0	
	K: 0	BB: 0		3B: 0	DP: 0		SB: 1	
	S: 9	P: 11		HR: 2	HBP: 0		CS: 1	

PITCHER		IP	WLS	BF	H	R	ER	SO	BB	IBB	HBP	BLK	WP	HR	S	P	ERA	WHIP
45 Gerrit Cole, R ERA: 2.99	(1, 1)	6.0	W	23	3	2	2	6	3	0	0	0	0	2	63	107	3.00	1.000
54 Aroldis Chapman, L ERA: 5.14	(7, 1)	0.0		3	0	2	2	0	3	0	0	0	0	0	7	19	∞	∞
97 Ron Marinaccio, R ERA: 2.33	(7, 1)	1.0		3	0	0	0	0	0	0	0	0	0	0	11	15	0.00	0.000
63 Lucas Luetge, L ERA: 3.24	(8, 1)	1.0		6	2	0	0	2	1	0	0	0	0	0	13	24	0.00	3.000
85 Ryan Weber, R ERA: 1.93	(9, 1)	1.0		3	0	0	0	0	0	0	0	0	0	0	9	11	0.00	0.000

PITCHER		IP	WLS	BF	H	R	ER	SO	BB	IBB	HBP	BLK	WP	HR	S	P	ERA	WHIP

AB	31
R	4
H	5
RBI	4
BB	7
SO	8
LOB	14

New York Yankees @ Cleveland Guardians

Progressive Field, Cleveland, OH

Sat Jul 02 2022, 6:11 PM - 9:19 PM EDT

Att. 29,236 - Clear - 76 F

TOP

livebaseballscorecards.com

Batter	1	2	3	4	5	6	7	8	9	AB	R	H	RBI	BB	SO	LOB
26 DJ LeMahieu, R (1, 4) OBP: 0.364, SLG: 0.408	B SI 91 C SI 91 S CU 75 T CU 75 1-2 ① K			C FC 84 B SI 91 B SL 82 B SI 91 B SI 91 4-1 99 G5-4-3 BB		B SI 90 C SI 90 F SI 90 B CU 72 F FS 85 B SI 90 X SI 91 3-2 ② G6-3	B FF 96 X FF 96 1-0 ③ L9			3	0	0	0	1	1	1
99 Aaron Judge, R (1, 8) OBP: 0.360, SLG: 0.619	X SI 91 0-0 ② G6-3			C SI 90 D CU 74 B CU 74 X FC 85 2-1 ①② G5-4-3 1-2f		B SI 91 B CU 73 S CU 73 C FC 84 B FS 86 S CU 74 3-3 ③ K		C SI 94 C FC 95 S FC 96 0-3 ① K		4	0	0	0	0	2	1
48 Anthony Rizzo, L (1, 3) OBP: 0.338, SLG: 0.513	B FC 87 C SI 92 B FC 86 F FC 86 B CU 76 F FC 87 S FC 86 3-3 ③ K			B FC 86 B FS 87 X SI 91 2-0 HR			B FF 89 C CU 73 X FC 85 1-1 27 1B 28 2B 1B	C SI 93 F FC 92 C FC 96 0-3 ② K		4	2	2	1	0	2	0
27 Giancarlo Stanton, R (1, 10) OBP: 0.330, SLG: 0.526		C SL 83 X SL 82 0-1 ① G4-3		C SI 91 B FF 91 F SI 90 X FC 83 1-2 HR			C CU 72 1 SAFE 1 SAFE B CU 73 1 SAFE B CU 73 F SI 89 1 SAFE X CU 74 2-2 28 2B 41 FC6-2-5-6 1-2 1B	C SI 96 F FC 96 B FC 96 B FC 92 B SL 86 X FC 96 3-2 ③ G6-3		4	1	2	1	0	0	0
28 Josh Donaldson, R (1, 5) OBP: 0.319, SLG: 0.382		C SI 91 B SI 92 C SI 92 S CU 75 1-3 ② K		B SI 92 F SI 90 B SI 91 F CU 75 F CU 75 X SI 91 2-2 ③ G6-3			B FF 96 F FF 96 B FF 96 S FF 96 B FF 97 F FF 97 X FF 97 3-2 41 FC6-2-5-6 13 E 1-3 2-H 2B		X CU 80 0-0 ① G4-3	4	1	1	1	0	1	0
41 Miguel Andujar, R (1, 7) OBP: 0.269, SLG: 0.286		C SI 92 C CU 74 B FC 85 F CU 73 F SL 82 F SI 92 F SI 92 F CU 76 X FC 84 1-2 ③ P6			B CU 73 B FC 85 B SI 90 C FF 90 B FC 86 4-1 13 K BB		S SL 84 B FF 98 C SL 84 X FF 97 1-2 ① FC6-2-5-6 13 BB 12 1B 2-3 3-H		F SI 96 F CU 82 F FF 97 X CU 83 0-2 ② P4	3	1	0	0	1	0	2
13 Joey Gallo, L (1, 9) OBP: 0.281, SLG: 0.330			C SI 91 C CU 74 X SI 90 0-2 12 G6-4-3 1B		1 SAFE B FC 86 S FC 86 B CU 74 S CU 74 B CU 73 S CU 74 3-3 ①② K 1-2		D SL 85 F FF 96 D CH 89 B CH 89 1 SAFE 1 SAFE B FF 96 4-1 12 1B 66 SF7 1-2 3-H BB		B SI 96 B SL 88 F FF 95 B SI 96 C FF 97 F SI 97 C SL 91 3-3 ③ K	3	1	1	0	1	2	1
12 Isiah Kiner-Falefa, R (1, 6) OBP: 0.313, SLG: 0.308			C SI 90 X SI 91 0-1 ①② G6-4-3 1-2f		C SI 90 C CU 73 B CU 74 B CU 75 F FF 90 B FC 85 X SI 91 3-2 ③ G6-3		B FF 96 F FF 96 X FF 97 1-1 66 S 1-3 2-H 1B			3	0	1	1	0	0	1
66 Kyle Higashioka, R (1, 2) OBP: 0.206, SLG: 0.302			B SI 91 X SI 90 1-0 ③ L6			L CU 73 B SI 90 S CU 73 S CU 72 1-3 ① K2-3	B SL 84 C FF 96 L SL 82 X SL 85 1-2 ② SF7 1-2 3-H			2	0	0	1	0	1	0

	AB	30
	R	6
	H	7
	RBI	5
	BB	3
	SO	9
	LOB	6

Inning Stats																		
	R: 0 E: 0 K: 2 S: 8	H: 0 LOB: 0 BB: 0 P: 12	R: 0 E: 0 K: 1 S: 13	H: 0 LOB: 0 BB: 0 P: 15	R: 0 E: 0 K: 0 S: 6	H: 1 LOB: 0 BB: 0 P: 7	R: 2 E: 0 K: 0 S: 11	H: 2 LOB: 0 BB: 1 P: 22	R: 0 E: 0 K: 1 S: 8	H: 0 LOB: 0 BB: 1 P: 18	R: 0 E: 0 K: 2 S: 10	H: 0 LOB: 0 BB: 0 P: 17	R: 4 E: 0 K: 0 S: 19	H: 4 LOB: 1 BB: 1 P: 33	R: 0 E: 0 K: 2 S: 9	H: 0 LOB: 0 BB: 0 P: 12	R: 0 E: 0 K: 1 S: 9	H: 0 LOB: 0 BB: 0 P: 12

	1B: 4	SF: 1	WP: 0	PA: 34
	2B: 1	SAC: 0	PB: 0	
	3B: 0	DP: 2	SB: 1	
	HR: 2	HBP: 0	CS: 0	

PITCHER		IP	WLS	BF	H	R	ER	SO	BB	IBB	HBP	BLK	WP	HR	S	P	ERA	WHIP
43 Aaron Civale, R ERA: 7.04	(1, 1)	6.0	L	22	5	4	4	6	2	0	0	0	0	2	61	99	6.00	1.167
62 Enyel De Los Santos, R ERA: 3.7	(7, 1)	1.0		6	2	2	2	0	1	0	0	0	0	0	14	25	18.00	3.000
27 Bryan Shaw, R ERA: 4.91	(8, 1)	1.0		3	0	0	0	2	0	0	0	0	0	0	9	12	0.00	0.000
31 Sam Hentges, L ERA: 2.25	(9, 1)	1.0		3	0	0	0	1	0	0	0	0	0	0	9	12	0.00	0.000

PITCHER		IP	WLS	BF	H	R	ER	SO	BB	IBB	HBP	BLK	WP	HR	S	P	ERA	WHIP

BOTTOM

New York Yankees @ Cleveland Guardians

Progressive Field, Cleveland, OH

Sat Jul 02 2022, 6:11 PM - 9:19 PM EDT

Att. 29,236 - Clear - 76 F

Batter	1	2	3	4	5	6	7	8	9	AB	R	H	RBI	BB	SO	LOB
7 Myles Straw, R (1, 8) OBP: 0.290, SLG: 0.247	P3		G6-3			L3		K	G5-3	4	0	0	0	0	1	0
38 Steven Kwan, L (9, PH) OBP: 0.365, SLG: 0.355										1	0	0	0	0	0	3
1 Amed Rosario, R (1, 6) OBP: 0.322, SLG: 0.397	HR			F8		1B		P6		4	1	2	1	0	0	0
11 José Ramírez, S (1, 10) OBP: 0.377, SLG: 0.588	K			K		K		2B		4	0	1	0	0	3	1
32 Franmil Reyes, R (1, 9) OBP: 0.261, SLG: 0.324	P3			K			K	G5-3		4	0	0	0	0	2	1
22 Josh Naylor, L (1, 3) OBP: 0.327, SLG: 0.495		G6-3			G4-3		FC3-6 8 6 E 1B		9 WP 6 1B 1B	4	0	2	0	0	0	0
6 Owen Miller, R (1, 4) OBP: 0.300, SLG: 0.378		G4-3			K		FC1 8 FC3-6 1-2		9 WP 1-2 1B	4	0	1	0	0	1	1
8 Gabriel Arias, R (1, 5) OBP: 0.154, SLG: 0.154		G4-3			1B		FC3-6 12 BB 1-2f 2-3		K	4	0	1	0	0	1	4
12 Luke Maile, R (1, 2) OBP: 0.259, SLG: 0.257			L8		K		BB 1-2		F8	3	0	0	0	1	1	3
28 Ernie Clement, R (1, 7) OBP: 0.246, SLG: 0.213			L8			F8	K		HBP 1-2 2-3	2	0	0	0	0	0	0
9 Richie Palacios, L (7, PH) (8, 7) OBP: 0.313, SLG: 0.320										1	0	0	0	0	1	3

	AB	35
	R	1
	H	7
	RBI	1
	BB	1
	SO	10
	LOB	16

livebaseballscorecards.com

Inning Stats	1	2	3	4	5	6	7	8	9
R	1	0	0	0	0	0	0	0	0
H	1	0	0	0	1	1	1	1	2
E	0	0	0	0	0	0	1	0	0
LOB	0	0	0	0	1	1	3	1	3
K	1	0	0	0	2	0	2	0	1
BB	0	0	0	0	0	0	0	0	0
P	16	10	17	15	13	18	27	13	27
S	10	7	11	10	9	13	15	9	18

	1B	5
	2B	1
	3B	0
	HR	1
	SF	0
	SAC	0
	DP	0
	HBP	1

	WP	1
	PB	0
	SB	0
	CS	0
	PA	37

PITCHER		IP	WLS	BF	H	R	ER	SO	BB	IBB	HBP	BLK	WP	HR	S	P	ERA	WHIP
65 Nestor Cortes, L ERA: 2.44	(1, 1)	6.0	W	21	3	1	1	6	0	0	0	0	0	1	60	89	1.50	0.500
34 Michael King, R ERA: 2.27	(7, 1)	2.0		10	2	0	0	3	1	0	0	0	0	0	24	40	0.00	1.500
58 Wandy Peralta, L ERA: 2.15	(9, 1)	0.2		5	2	0	0	1	0	0	1	0	1	0	16	25	0.00	3.000
35 Clay Holmes, R ERA: 0.49	(9, 1)	0.1	S	1	0	0	0	0	0	0	0	0	0	0	2	2	0.00	0.000

PITCHER	IP	WLS	BF	H	R	ER	SO	BB	IBB	HBP	BLK	WP	HR	S	P	ERA	WHIP

Batter	1	2	3	4	5	6	7	8	9	AB	R	H	RBI	BB	SO	LOB
48 Anthony Rizzo, L (1, 3) OBP: 0.336, SLG: 0.507	B FF 92 B FF 91 C FF 92 X FF 93 2-1 F8 ①			B SL 88 C CU 79 F CU 80 C FF 94 1-3 K ①		B SL 87 F SL 88 B CU 79 F FF 92 X FF 92 2-2 P2 ①			B SL 92 B FC 99 B SL 94 B FC 100 4-0 99 BB 27 E BB	3	0	0	0	1	1	1
27 Giancarlo Stanton, R (1, 10) OBP: 0.328, SLG: 0.519	C FF 93 C FF 94 X CU 79 0-2 L5 ②			B SL 88 B SL 88 B FF 92 B FF 92 4-0 25 FC1-4 28 1B BB		**B SL 87** **B FF 92** **C SL 87** 1 SAFE 1 SAFE C SL 86 S SL 87 2-3 K ②			C FC 98 X SL 91 0-1 E3 99 BB **1-2**	3	0	0	0	1	1	2
28 Josh Donaldson, R (1, 5) OBP: 0.318, SLG: 0.380	B FF 93 S SL 88 C FF 94 B FF 94 X SL 88 2-2 L8 ③			X SL 89 0-0 25 FC1-4 **1-2** 1B		B CU 77 S CU 78 B CU 79 F FF 92 B FF 92 S CU 79 3-3 K2-3 **1-2**			B SL 92 S FC 99 B FC 100 S SL 92 X SL 91 2-2 F8 ①	4	0	1	0	0	1	3
25 Gleyber Torres, R (1, 4) OBP: 0.307, SLG: 0.475 (8, 6)		C FF 91 X FF 92 0-1 G5-3 ①		F FF 92 F FF 93 B SL 88 X SL 88 1-2 FC1-4 **1-2f** **2-3** ②			B SL 88 B FF 93 X FF 93 2-0 L9 ①		S SL 93 S SL 92 C SL 92 0-3 K ②	4	0	0	0	0	1	4
39 Jose Trevino, R (1, 2) OBP: 0.303, SLG: 0.440 99 Aaron Judge, R (9, PH) OBP: 0.362, SLG: 0.619		B FF 92 B SL 89 C FF 91 X FF 92 2-1 G5-3 ②		C SL 87 T SL 88 X FF 94 0-2 G6-3 ③			C SL 88 X SL 89 0-1 F8 ②		B SL 92 C SL 92 B SL 92 B FC 98 S SL 91 D SL 93 4-2 **1-2** **2-3** BB	3 0	0 0	0 0	0 0	0 1	0 0	2 0
31 Aaron Hicks, S (1, 8) OBP: 0.342, SLG: 0.284		B CU 78 C FF 93 B FF 94 S FF 94 S CU 80 2-3 K ③			B SL 88 F FF 92 F CU 80 F FF 93 X SL 91 1-2 L8 ①		B CU 81 B CU 81 B FF 93 C FF 94 X FF 93 3-1 F9 ③		C SL 92 F SL 92 X SL 93 0-2 G4-3 ③	4	0	0	0	0	1	3
12 Isiah Kiner-Falefa, R (1, 6) OBP: 0.310, SLG: 0.305 26 DJ LeMahieu, R (8, PH) OBP: 0.362, SLG: 0.406 (8, 4)			B SL 88 F FF 91 B FF 92 C CU 79 X FF 93 2-2 G4-3 ①		B FF 93 F FF 93 B SL 89 C FF 93 S CU 80 2-3 K ②			C FF 93 B CH 78 X SL 84 1-1 F9 ①		2 1	0 0	0 0	0 0	0 0	1 0	0 0
13 Joey Gallo, L (1, 9) OBP: 0.277, SLG: 0.325 (8, 7)			C CU 78 B FF 92 F FF 94 B FF 94 T CU 80 2-2 K ②		X FF 94 0-0 F8 ③			B CH 77 C FF 93 F FF 93 B CH 78 S CH 76 2-3 K ②		3	0	0	0	0	2	0
14 Marwin Gonzalez, S (1, 7) OBP: 0.303, SLG: 0.410 24 Matt Carpenter, L (8, PH) OBP: 0.412, SLG: 0.881 (8, 9)			F FF 93 S SL 89 C CU 80 0-3 K ③			B SL 87 B FF 91 H FF 92 3-0 28 S HBP		B CH 76 B CH 76 F CH 76 F FF 92 F FF 92 B FF 93 T CH 78 3-2 K ③		1 1	0 0	0 0	0 0	0 0	1 1	0 0
Inning Stats	R: 0 E: 0 K: 0 S: 8 H: 0 LOB: 0 BB: 0 P: 12	R: 0 E: 0 K: 1 S: 7 H: 0 LOB: 0 BB: 0 P: 11	R: 0 E: 0 K: 2 S: 9 H: 0 LOB: 0 BB: 0 P: 13	R: 0 E: 0 K: 1 S: 10 H: 1 LOB: 2 BB: 1 P: 16	R: 0 E: 0 K: 1 S: 8 H: 0 LOB: 0 BB: 0 P: 11	R: 0 E: 0 K: 2 S: 9 H: 0 LOB: 1 BB: 0 P: 19	R: 0 E: 0 K: 0 S: 5 H: 0 LOB: 0 BB: 0 P: 10	R: 0 E: 0 K: 2 S: 9 H: 0 LOB: 0 BB: 0 P: 15	R: 0 E: 1 K: 1 S: 13 H: 0 LOB: 3 BB: 2 P: 23	1B: 1 2B: 0 3B: 0 HR: 0	SF: 0 SAC: 0 DP: 0 HBP: 1	WP: 0 PB: 0 SB: 1 CS: 0	PA: 33			

PITCHER		IP	WLS	BF	H	R	ER	SO	BB	IBB	HBP	BLK	WP	HR	S	P	ERA	WHIP
24 Triston McKenzie, R ERA: 3.71	(1, 1)	7.0	W	24	1	0	0	7	1	0	1	0	0	0	56	92	0.00	0.286
49 Eli Morgan, R ERA: 2.68	(8, 1)	1.0	H	3	0	0	0	2	0	0	0	0	0	0	9	15	0.00	0.000
48 Emmanuel Clase, R ERA: 1.31	(9, 1)	1.0	S	6	0	0	0	1	2	0	0	0	0	0	13	23	0.00	2.000

PITCHER | IP | WLS | BF | H | R | ER | SO | BB | IBB | HBP | BLK | WP | HR | S | P | ERA | WHIP

TOP

New York Yankees @ Cleveland Guardians

Progressive Field, Cleveland, OH

Sun Jul 03 2022, 1:43 PM - 4:37 PM EDT

Att. 26,113 - Sunny - 77 F

livebaseballscorecards.com

AB	29
R	0
H	1
RBI	0
BB	3
SO	10
LOB	15

Batter	1	2	3	4	5	6	7	8	9	AB	R	H	RBI	BB	SO	LOB
38 Steven Kwan, L (1, 9) OBP: 0.368, SLG: 0.358	C SI 91 C CU 80 B CU 81 F SI 92 F SI 93 X FC 88 1-2 1 G6-4-3 1B		1 SAFE 1 SAFE B FF 91 S SI 90 B SI 92 1 SAFE B SI 91 C FF 92 X SI 93 3-2 E6 1 BB 1-3		B CU 79 C FF 93 C SI 94 C SI 94 1-3 ② K			C FF 92 B FF 92 C CU 80 X FF 94 1-2 1 1B 8 FC4-2-3 1B		4	0	2	0	0	1	2
1 Amed Rosario, R (1, 6) OBP: 0.328, SLG: 0.398	C SI 93 F CH 82 B CH 82 F SI 94 F CU 80 F SI 94 X FF 93 1-2 ①② G6-4-3 1-2f		B SI 93 B SI 93 B CU 80 B CH 82 4-0 1-2 BB		F CH 83 B FC 90 B CU 80 B SI 94 B SI 94 4-1 1-2 BB			B CH 82 C FF 93 B FF 93 X CH 84 2-1 8 FC4-2-3 32 1B 1-3 1B		2	1	1	0	2	0	1
8 Gabriel Arias, R (1, 5) OBP: 0.118, SLG: 0.118	S CH 82 B SI 93 C SI 94 B CH 84 B SI 93 F SI 94 S FF 93 3-3 ③ K		C CH 82 C CH 83 S CU 79 0-3 ③ K		S SI 92 F FF 93 F SI 95 S CU 82 0-3 ③ K			B CH 83 B FF 92 X CH 82 2-0 ①② FC4-2-3 1-2 3-H		4	0	0	0	0	3	7
32 Franmil Reyes, R (1, 10) OBP: 0.266, SLG: 0.345		C CH 80 C CU 79 B CU 81 X CH 81 1-2 ① F7	B SI 93 S CU 81 X CU 81 1-1 HR			C CH 83 S FF 93 C FF 93 0-3 ① K		C FF 98 B SL 88 X SI 98 1-1 6 E 2-H 1B		4	1	2	2	0	1	0
6 Owen Miller, R (1, 3) OBP: 0.296, SLG: 0.371		B FC 88 C SI 93 X SI 94 1-1 ② G5-3	B SI 93 S CH 82 S CH 83 B CU 82 F SI 94 F SI 94 S FF 93 2-3 ① K			F FF 93 F CH 86 B FF 93 F FF 94 X CH 85 1-2 ② G6-3		B SI 98 X SI 98 1-0 E6 1-2		4	0	0	0	0	1	1
0 Andrés Giménez, L (1, 4) OBP: 0.352, SLG: 0.495		L FC 87 F CU 82 X SI 94 0-2 ③ G5-3	B SI 93 F SI 93 S SI 94 B SI 94 B CU 81 C SI 94 3-3 ② K			F CU 80 B CU 81 X FF 93 1-1 ③ G4-3		C SI 98 F SI 98 X CH 87 0-2 ③ G4-3		4	0	0	0	0	1	2
28 Ernie Clement, R (1, 7) OBP: 0.248, SLG: 0.216			S CH 80 X FC 89 0-1 ① G6-3 F SI 93 S SI 95 S CU 82 0-3 ③ K				C FF 92 T CH 84 X FF 94 0-2 4 G6-4-3 1B			3	0	1	0	0	1	0
4 Sandy León, S (1, 2) OBP: 0.429, SLG: 0.111			C SI 93 B SI 93 X SI 91 1-1 ② L8		C SI 92 B CH 81 B SI 93 X SI 92 2-1 1 BB 1B		1 SAFE B CH 82 C FF 94 C CH 83 F FF 94 1 SAFE F FF 93 X CH 85 1-2 ①② G6-4-3 1-2f			3	0	1	0	0	0	1
7 Myles Straw, R (1, 8) OBP: 0.291, SLG: 0.245			B CH 83 F SI 93 B FF 93 B SI 93 S SI 92 B SI 93 4-2 38 E BB		C SI 92 C SI 92 F CU 80 C SI 93 0-3 ① K		B FF 94 B FF 94 X FF 93 2-0 ③ G6-3			2	0	0	0	1	1	1
Inning Stats	R: 0 H: 1 E: 0 LOB: 0 K: 1 BB: 0 S: 15 P: 20	R: 0 H: 0 E: 0 LOB: 0 K: 0 BB: 0 S: 8 P: 10	R: 0 H: 0 E: 1 LOB: 3 K: 1 BB: 2 S: 12 P: 24	R: 1 H: 1 E: 0 LOB: 0 K: 3 BB: 0 S: 13 P: 19	R: 0 H: 1 E: 0 LOB: 2 K: 3 BB: 1 S: 14 P: 21	R: 0 H: 0 E: 0 LOB: 0 K: 1 BB: 0 S: 9 P: 11	R: 0 H: 1 E: 0 LOB: 0 K: 0 BB: 0 S: 9 P: 12	R: 1 H: 3 E: 1 LOB: 2 K: 0 BB: 0 S: 12 P: 19		1B: 6 SF: 0 2B: 1 SAC: 0 3B: 0 DP: 3 HR: 1 HBP: 0				WP: 0 PA: 33 PB: 0 SB: 0 CS: 0		

BOTTOM

New York Yankees @ Cleveland Guardians

Progressive Field, Cleveland, OH

Sun Jul 03 2022, 1:43 PM - 4:37 PM EDT

Att. 26,113 - Sunny - 77 F

livebaseballscorecards.com

AB	30
R	2
H	7
RBI	2
BB	3
SO	9
LOB	15

PITCHER		IP	WLS	BF	H	R	ER	SO	BB	IBB	HBP	BLK	WP	HR	S	P	ERA	WHIP
47 Jordan Montgomery, L ERA: 3.19	(1, 1)	5.0	L	21	3	1	1	8	3	0	0	0	0	1	62	94	1.80	1.200
92 JP Sears, L ERA: 0.59	(6, 1)	2.2		9	3	1	1	1	0	0	0	0	0	0	24	34	3.38	1.125
84 Albert Abreu, R ERA: 2.55	(8, 1)	0.1		3	1	0	0	0	0	0	0	0	0	0	6	8	0.00	3.000

PITCHER	IP	WLS	BF	H	R	ER	SO	BB	IBB	HBP	BLK	WP	HR	S	P	ERA	WHIP

Batter	1	2	3	4	5	6	7	8	9	AB	R	H	RBI	BB	SO	LOB
38 Steven Kwan, L (1, 7) OBP: 0.366, SLG: 0.356	B FF 93 C FF 93 B CH 84 X FF 93 2-1 F8		1 SAFE C FF 91 B FF 92 1 SAFE B CH 82 F FF 92 F KC 76 1 SAFE 1 SAFE 3-2 B SI 91 F SI 92 X KC 77 1-H 1B			B FF 89 C CH 82 B FF 91 S SI 91 B SI 92 F SI 91 F SI 91 X SI 92 3-2 P5			C FF 100 B FF 98 B SL 90 S SI 98 F SI 100 F SI 100 F SL 89 S SL 88 2-3 K	4	0	1	0	0	1	1
1 Amed Rosario, R (1, 6) OBP: 0.324, SLG: 0.392	F FF 93 B SL 84 B SL 83 X FF 93 2-1 P6			C FF 90 C CH 82 X SL 83 0-2 P4		F SI 89 X FF 91 0-1 G4-3			B SL 88 S SI 95 X SI 98 1-1 G6-3 1-2	4	0	0	0	0	0	1
11 José Ramírez, S (1, 10) OBP: 0.376, SLG: 0.582	C KC 76 B CH 83 B FF 92 B FF 93 X FF 93 3-1 P5			B CH 80 C FF 90 X CH 82 1-1 G4-3			B SI 91 S SI 90 F SL 83 B SI 92 S SL 84 2-3 K		B FF 99 B SL 90 B SI 99 B FF 98 4-0 BB	3	0	0	0	1	1	0
22 Josh Naylor, L (1, 3) OBP: 0.332, SLG: 0.510 6 Owen Miller, R (7, PR) OBP: 0.295, SLG: 0.370 (7, 3)		C FF 91 S KC 77 S SI 94 0-3 K		C CH 81 B CH 82 X CH 81 1-1 HR			C FF 93 B SL 85 F FF 91 F FF 94 B SL 84 B SL 84 B SL 85 4-2 32 G4-6-3 BB		B SL 91 F SI 99 F SI 97 X SL 93 1-2 G3	2 1	1 0	1 0	1 0	1 0	1 0	0 2
32 Franmil Reyes, R (1, 9) OBP: 0.262, SLG: 0.339		B SL 82 X SL 80 1-0 F7		B SI 90 X FF 91 1-0 P3			C SI 92 1 SAFE S SI 91 X SI 93 0-2 G4-6-3 1-2f			3	0	0	0	0	0	1
0 Andrés Giménez, L (1, 4) OBP: 0.347, SLG: 0.489		B KC 74 C FF 92 F CH 83 F SI 93 S SI 94 1-3 K			C CH 80 F KC 75 F SI 91 F CH 82 X FF 93 0-2 P3			X SI 90 0-0 B1-3		3	0	0	0	0	1	0
Gabriel Arias, R (1, 5) OBP: 0.150, SLG: 0.105			B SL 84 B SL 83 C FF 91 F FF 91 B KC 80 B SI 93 4-2 7 FC4-6 BB		F SI 90 F CH 82 F FF 92 X FF 92 0-2 L9			C FC 90 B FC 91 S FC 90 S FC 91 1-3 K		2	0	0	0	1	1	0
12 Luke Maile, R (1, 2) OBP: 0.253, SLG: 0.250 9 Richie Palacios, L (8, PH) OBP: 0.310, SLG: 0.316 4 Sandy León, S (8, 2) OBP: 0.429, SLG: 0.111			C FF 89 1 SAFE C KC 75 T SL 82 0-2 K		B KC 77 X SI 90 1-0 G4-3			X FC 90 0-0 P4		2 1 0	0 0 0	0 0 0	0 0 0	0 0 0	1 0 0	1 0 0
7 Myles Straw, R (1, 8) OBP: 0.291, SLG: 0.244			B FF 92 X FF 92 1-0 FC4-6 38 S 38 1B 1-2f			C SL 82 B SL 82 B SI 91 X SI 90 2-1 F8			C SI 100 C FF 99 F FF 100 B SL 90 B SL 91 B SI 97 B SI 100 4-2 1 G6-3 BB	2	0	0	0	1	0	1
Inning Stats	R: 0 E: 0 K: 0 S: 6 H: 0 LOB: 0 BB: 0 P: 13	R: 0 E: 0 K: 2 S: 8 H: 0 LOB: 0 BB: 0 P: 10	R: 0 E: 0 K: 1 S: 11 H: 1 LOB: 2 BB: 1 P: 19	R: 1 E: 0 K: 0 S: 8 H: 1 LOB: 0 BB: 0 P: 11	R: 0 E: 0 K: 0 S: 10 H: 0 LOB: 0 BB: 0 P: 11	R: 0 E: 0 K: 0 S: 9 H: 0 LOB: 0 BB: 0 P: 14	R: 0 E: 0 K: 1 S: 9 H: 0 LOB: 1 BB: 1 P: 15	R: 0 E: 0 K: 1 S: 5 H: 0 LOB: 0 BB: 0 P: 6	R: 0 E: 0 K: 1 S: 15 H: 0 LOB: 2 BB: 2 P: 27	1B: 1 2B: 0 3B: 0 HR: 1 SF: 0 SAC: 0 DP: 1 HBP: 0						

PITCHER		IP	WLS	BF	H	R	ER	SO	BB	IBB	HBP	BLK	WP	HR	S	P	ERA	WHIP
50 Garrett Hill, R ERA: 1.5	(1, 1)	6.0	W	20	2	1	1	3	1	0	0	0	0	1	52	78	1.50	0.500
37 Andrew Chafin, L ERA: 2.66	(7, 1)	1.1	H	4	0	0	0	1	1	0	0	0	0	0	10	16	0.00	0.750
32 Michael Fulmer, R ERA: 2.1	(8, 1)	0.2	H	2	0	0	0	1	0	0	0	0	0	0	4	5	0.00	0.000
65 Gregory Soto, L ERA: 2.48	(9, 1)	1.0	S	5	0	0	0	1	2	0	0	0	0	0	15	27	0.00	2.000

PITCHER	IP	WLS	BF	H	R	ER	SO	BB	IBB	HBP	BLK	WP	HR	S	P	ERA	WHIP

TOP

Cleveland Guardians @ Detroit Tigers

Comerica Park, Detroit, MI

Mon Jul 04 2022, 1:11 PM - 4:06 PM EDT

Att. 19,737 - Sunny - 89 F

livebaseballscorecards.com

AB	27
R	1
H	2
RBI	1
BB	4
SO	6
LOB	7

Batter	1	2	3	4	5	6	7	8	9	AB	R	H	RBI	BB	SO	LOB
31 Riley Greene, L (1, 8) OBP: 0.397, SLG: 0.385	B FF 92 B FF 92 B FF 92 B FF 92 4-0 9 1B 24 1B BB		B CH 85 B CH 86 S FF 93 X CH 87 2-1 ① F7		C CU 80 X FF 92 0-1 ① F7		C CU 81 C CU 82 F SL 91 B FF 96 X SL 90 1-2 ① F8 2-3	S CU 81 T CU 83 B CU 85 S CU 84 1-3 ③ K		4	1	0	0	1	1	3
9 Willi Castro, S (1, 9) OBP: 0.302, SLG: 0.375	1 SAFE X FF 92 0-0 24 WP 24 1B 1-3 1B		C CU 79 S CU 80 X CH 87 0-2 24 FC6-4 1B		B FF 93 X FF 92 1-0 ② F7		C CU 81 X FF 95 0-1 ② P6			4	1	2	0	0	0	2
28 Javier Báez, R (1, 6) OBP: 0.249, SLG: 0.362	S SL 85 S SL 86 D SL 84 S SL 85 1-3 ① K		B FF 93 S SL 84 F SL 86 D SL 84 S SL 86 2-3 ② K		X SL 87 0-0 ③ G3		B CU 82 X CU 82 1-0 24 BB 1-2 3-H 1B			4	0	1	1	0	2	3
24 Miguel Cabrera, R (1, 10) OBP: 0.340, SLG: 0.366	B CU 80 X FF 93 1-0 46 FC6 1-H 3-H 1B		1 SAFE C FF 92 S SL 86 B SL 86 X SL 85 1-2 ③ FC6-4 1-2f			C SL 85 B CU 81 B SL 87 B SL 86 X SL 86 3-1 ① G6-3	B CU 81 B FF 94 F FF 94 F FF 96 B CU 83 B CU 82 4-2 1-2 2-3 BB			3	0	1	2	1	0	1
46 Jeimer Candelario, S (1, 5) OBP: 0.250, SLG: 0.308	C CH 87 X FF 92 0-1 ② FC6 8 CS 1-2f			B FF 92 F FF 91 X SL 87 1-1 ① L4		X CH 86 0-0 ② G3-1	S CU 83 S CU 84 D CU 84 D CU 84 S FF 96 2-3 ③ K			4	0	0	0	0	1	4
8 Robbie Grossman, S (1, 7) OBP: 0.313, SLG: 0.280	C CH 87 C FF 92 F CH 86 B FF 92 1-2 ③ CS 2-3	F FF 92 B SL 86 C CH 86 F CU 79 C SL 85 1-3 ① K		F CH 87 F CH 87 B FF 93 B FF 93 X CH 86 2-2 ② F7	C FF 94 B CU 81 B CH 88 B CH 87 C FF 93 B FF 93 4-2 BB			C FF 94 C CU 82 F CU 83 B CU 83 C CU 82 1-3 ① K		3	0	0	0	1	2	0
21 Kody Clemens, L (1, 3) OBP: 0.235, SLG: 0.311		F CH 87 B SL 87 X CH 86 1-1 ② G4-3		B FF 94 B CH 87 F CH 87 T FF 92 X CH 87 2-2 ② 7 1B 1B	C FF 93 1 SAFE D FF 93 X CH 87 1-1 ③ G3			C CU 82 B FF 96 S FF 95 B CU 84 B CU 83 F FF 94 C FF 96 3-3 ② K		4	0	1	0	0	1	1
7 Jonathan Schoop, R (1, 4) OBP: 0.235, SLG: 0.317		F SL 85 C SL 86 B FF 94 X FF 92 1-2 1B		F FF 93 F FF 92 F SL 87 D SL 86 F SL 85 F SL 86 B FF 93 X SL 85 2-2 1-3 1B			C CU 81 B SL 89 B SI 95 X FF 96 2-1 31 F8 15 S 28 1B 1B	C CU 82 B FF 95 X FF 95 1-1 15 2B 1B		4	2	4	0	0	0	0
15 Tucker Barnhart, L (1, 2) OBP: 0.268, SLG: 0.255		B CH 86 S CH 86 X CH 85 1-1 ③ G6-3		C CU 80 B CH 87 C CU 80 X CU 80 1-2 ③ F7			B FF 94 B FF 95 C FF 97 B FF 96 B FF 97 4-1 24 BB 28 1B 1-2 BB	B SI 90 X CH 86 1-0 1-H 2B		3	0	1	1	1	0	3
Inning Stats	R: 2 E: 1 K: 1 S: 10 H: 2 LOB: 0 BB: 1 P: 17	R: 0 E: 0 K: 1 S: 11 H: 1 LOB: 1 BB: 0 P: 15	R: 0 E: 0 K: 1 S: 11 H: 1 LOB: 1 BB: 0 P: 16	R: 0 E: 0 K: 0 S: 17 H: 2 LOB: 2 BB: 0 P: 25	R: 0 E: 0 K: 0 S: 4 H: 0 LOB: 0 BB: 0 P: 5	R: 0 E: 0 K: 0 S: 7 H: 0 LOB: 1 BB: 1 P: 15	R: 1 E: 0 K: 1 S: 15 H: 2 LOB: 3 BB: 2 P: 29	R: 1 E: 0 K: 3 S: 14 H: 2 LOB: 1 BB: 0 P: 21		1B: 9 2B: 1 3B: 0 HR: 0 SF: 0 SAC: 0 DP: 0 HBP: 0						

PITCHER		IP	WLS	BF	H	R	ER	SO	BB	IBB	HBP	BLK	WP	HR	S	P	ERA	WHIP
34 Zach Plesac, R ERA: 3.8	(1, 1)	6.0	L	25	6	2	2	3	2	0	0	0	1	0	60	93	3.00	1.333
31 Sam Hentges, L ERA: 2.51	(7, 1)	0.2		4	1	1	1	0	1	0	0	0	0	0	9	16	13.50	3.000
99 James Karinchak, R ERA: 9.0	(7, 1)	1.0		6	2	1	1	3	1	0	0	0	0	0	16	28	9.00	3.000
46 Alex Young, L ERA:	(8, 1)	0.1		2	1	0	0	1	0	0	0	0	0	0	4	6	0.00	3.000

PITCHER	IP	WLS	BF	H	R	ER	SO	BB	IBB	HBP	BLK	WP	HR	S	P	ERA	WHIP

BOTTOM

Cleveland Guardians @ Detroit Tigers

Comerica Park, Detroit, MI

Mon Jul 04 2022, 1:11 PM - 4:06 PM EDT

Att. 19,737 - Sunny - 89 F

livebaseballscorecards.com

AB	33
R	4
H	10
RBI	4
BB	4
SO	7
LOB	17

Cleveland Guardians @ Detroit Tigers

Comerica Park, Detroit, MI

Mon Jul 04 2022, 6:41 PM - 9:35 PM EDT

Att. 24,395 - Partly Cloudy - 86 F

TOP

livebaseballscorecards.com

Batter	1	2	3	4	5	6	7	8	9	AB	R	H	RBI	BB	SO	LOB
38 Steven Kwan, L (1, 9) OBP: 0.360, SLG: 0.350	B FF 92 B FF 92 C FF 90 F FF 93 X FF 93 2-2 ① F7		C FF 91 B SL 86 B FF 92 X CH 87 2-1 ③ P4	C ST 77 B ST 80 X FC 84 1-1 ③ L8			X FC 86 0-0 ②③ G4-6-3 1-2f			4	0	0	0	0	0	5
1 Amed Rosario, R (1, 6) OBP: 0.323, SLG: 0.388	C SL 87 B FF 92 B SL 86 F FF 92 X SL 86 2-2 ② F8			B CH 88 B SL 86 B FF 92 C FF 90 B FF 90 4-1 11 1B 32 2B BB	C FC 85 B SI 90 F FC 84 F SI 90 B FF 90 X CH 84 2-2 ① P3			C SI 94 B SI 95 S KC 84 S KC 86 1-3 ① K2-3		3	1	0	0	1	1	0
11 José Ramírez, S (1, 5) OBP: 0.374, SLG: 0.577	B FF 90 B SL 84 F FF 94 S CH 87 X FF 92 2-2 ③ F8			C SL 84 B SL 84 1 SAFE X FF 93 1-1 32 2B 0 SF9 1-3 1B	B SI 91 B CH 84 C FC 87 X FC 85 2-1 ② F8			B KC 85 B CH 88 B SI 94 C SI 95 F CH 90 F KC 86 S SI 95 3-3 ② K		4	1	1	0	0	1	0
32 Franmil Reyes, R (1, 10) OBP: 0.262, SLG: 0.343		C SL 86 T SL 85 S SL 83 0-3 ① K		1 SAFE F FF 92 X SL 85 0-1 0 SF9 6 1B 1-3 3-H 2B	C ST 77 X FC 87 0-1 G5-3 ③			C SI 95 S KC 86 S KC 86 0-3 ③ K		4	1	1	1	0	2	0
0 Andrés Giménez, L (1, 4) OBP: 0.350, SLG: 0.489		B FF 92 B SL 84 B FF 92 B FF 92 4-0 9 CS BB		S SL 85 X SL 85 0-1 ① SF9 2-3 3-H		C FF 89 X SI 90 0-1 28 G6-4-3 1B			C FF 96 F FF 97 B SL 86 X FF 96 1-2 ① G4-3	2	0	1	1	1	0	0
6 Owen Miller, R (1, 3) OBP: 0.294, SLG: 0.368		1 SAFE C FF 92 F SL 86 T FF 93 0-2 ② K		X FF 91 0-0 35 BB 4 BB 3-H 1B		1 SAFE B FC 84 C FC 84 X CH 83 1-1 ① F9			T FF 97 F FF 97 B FF 97 B SL 86 S SL 86 2-3 ② K	4	0	1	1	0	2	2
9 Richie Palacios, L (1, 7) OBP: 0.314, SLG: 0.321 28 Ernie Clement, R (6, PH) OBP: 0.244, SLG: 0.212 (6, 7)		C FF 92 F FF 93 B FF 93 1-2 ③ CS 1-2	X CH 86 0-0 1B	B SL 84 X CH 87 1-0 ② P4		C FC 84 F CH 84 F FC 85 X CH 83 0-2 ②③ G6-4-3 1-2f			B SL 86 X FF 96 1-0 ③ G6-3	2 2	0 0	1 0	0 0	0 0	0 0	1 1
4 Sandy León, S (1, 2) OBP: 0.412, SLG: 0.091			C FF 91 B FF 91 C SL 85 B FF 92 C SL 85 2-3 ① K	F FF 92 B FF 93 B FF 92 B FF 93 D FF 91 4-1 35 BB 1-2 BB			C FC 83 C SI 90 F FF 90 X FC 83 0-2 ① F7			2	0	0	0	1	1	1
35 Óscar Mercado, R (1, 8) OBP: 0.236, SLG: 0.376			S SL 86 X FF 92 0-1 ② P5	B FF 92 B SL 86 B FF 92 C FF 91 C SL 87 B SL 86 4-2 1-2 2-3 BB			B SI 90 B FC 85 X FC 85 2-0 38 G4-6-3 1B			2	0	1	0	1	0	1

	AB	R	H	RBI	BB	SO
	29	3	6	3	4	7

LOB 11

Inning Stats	1	2	3	4	5	6	7	8	9
R	0	0	0	3	0	0	0	0	0
E	0	0	0	0	0	0	0	0	0
K	0	2	1	0	0	0	0	3	1
S	9	8	8	14	8	8	6	10	7
H	0	0	1	3	0	1	1	0	0
LOB	0	0	1	3	0	0	0	0	0
BB	0	1	0	3	0	0	0	0	0
P	15	13	12	29	12	9	8	14	11

1B	5
2B	1
3B	0
HR	0
SF	1
SAC	0
DP	2
HBP	0
WP	0
PB	0
SB	0
CS	1
PA	35

PITCHER		IP	WLS	BF	H	R	ER	SO	BB	IBB	HBP	BLK	WP	HR	S	P	ERA	WHIP
49 Alex Faedo, R ERA: 5.02	(1, 1)	3.2		18	4	3	3	3	4	0	0	0	0	0	37	66	7.36	2.182
70 Tyler Alexander, L ERA: 4.56	(4, 1)	3.1	W	10	2	0	0	0	0	0	0	0	0	0	24	32	0.00	0.600
55 Alex Lange, R ERA: 2.08	(8, 1)	1.0	H	3	0	0	0	3	0	0	0	0	0	0	10	14	0.00	0.000
77 Joe Jiménez, R ERA: 3.23	(9, 1)	1.0	S	3	0	0	0	1	0	0	0	0	0	0	7	11	0.00	0.000

PITCHER		IP	WLS	BF	H	R	ER	SO	BB	IBB	HBP	BLK	WP	HR	S	P	ERA	WHIP

Batter	1	2	3	4	5	6	7	8	9	AB	R	H	RBI	BB	SO	LOB
31 Riley Greene, L (1, 8) OBP: 0.382, SLG: 0.368	B FF 90 C FF 92 X SL 81 1-1 L7 ①		C CH 84 F CH 86 F FF 94 B FF 95 B SL 84 F SL 84 F FF 94 X CH 86 2-2 FC4 8 BB 3-H	B FF 93 C FF 93 X FF 92 1-1 FC6 ③ 1-2f		B FC 92 B CU 82 X FC 94 2-0 1-2 3-H 1B		C FF 94 F CH 88 D CH 88 B CH 88 X FF 94 2-2 G5-3 ③		5	0	1	2	0	0	2
28 Javier Báez, R (1, 6) OBP: 0.245, SLG: 0.357	B CH 85 S FF 93 F FF 93 B CH 84 B FF 94 F SL 84 X CH 85 3-2 L5 ②		S FF 95 1 SAFE F FF 94 1 SAFE S FF 94 0-3 K ②		S SL 88 B FF 96 B SL 86 X SL 87 2-1 F8 ①	B SL 85 F FC 94 F FC 95 X FC 93 1-2 G1-3 ③				4	0	0	0	0	1	3
8 Robbie Grossman, S (1, 7) OBP: 0.316, SLG: 0.281	B FF 93 X FF 93 1-0 F9 ③		1 SAFE B CH 86 B FF 94 B FF 95 F FF 94 B FF 94 4-1 1-2 BB		B FS 88 X FS 88 1-0 24 S 1B		S FC 90 B FC 94 C CU 83 S FC 96 1-3 K ①			3	0	1	0	1	1	0
24 Miguel Cabrera, R (1, 10) OBP: 0.338, SLG: 0.364		C CU 74 X FF 92 0-1 20 F9-5-6 13 BB 1B	C FF 94 F FF 94 B FF 94 F CH 87 B FF 94 B CH 86 S FF 92 3-3 K ③		C SL 86 C FF 97 D FS 88 S FS 87 1-3 1-2 K ②		X SL 86 0-0 G5-3 ②			4	0	1	0	0	2	3
13 Eric Haase, R (1, 2) OBP: 0.275, SLG: 0.409		B CH 85 B CH 85 B FF 92 C FF 93 B FF 94 4-1 20 F9-5-6 1-2 BB		C FF 91 B FF 91 F CH 84 X FF 93 1-2 E1 30 1B 7 1B	C FF 97 B SL 86 X FS 88 1-1 F9 ③		X CU 82 0-0 HR			3	2	1	1	1	0	1
20 Spencer Torkelson, R (1, 3) OBP: 0.284, SLG: 0.301		C CU 77 F CH 86 B FF 93 F FF 92 X CH 86 1-2 F9-5-6 ① ② 1-2 2-3		B CU 77 B CU 76 C FF 94 F FF 94 B FF 95 X FF 94 3-2 G6-3 ①		B SL 88 B SL 90 X FF 98 2-0 22 1B 31 1B 1B	B FC 89 S SL 84 S SL 84 F FC 94 S FC 95 1-3 K ③			4	1	1	0	0	1	3
30 Harold Castro, L (1, 5) OBP: 0.301, SLG: 0.420		F SL 82 B FF 93 F FF 93 X FF 93 1-2 G4-3 ③		B FF 92 F FF 94 F CH 85 F SL 82 X FF 93 1-2 7 1B 22 FC6 2-3 1B		C FS 89 B FF 97 S FF 98 D FS 88 C FS 88 2-3 K ①		X FF 93 0-0 7 FC6-4 1B		4	1	2	0	0	1	2
7 Jonathan Schoop, R (1, 4) OBP: 0.238, SLG: 0.323			B CH 84 B FF 91 X CH 86 2-0 22 G3 31 FC4 2B	T FF 93 B FF 94 X FF 94 1-1 22 FC6 1-3 3-H 1B		B SI 92 S FC 90 X FC 95 1-1 L4 ②		C SL 83 B FF 93 F FF 93 X SL 84 1-2 FC6-4 ① 1-2f		4	1	2	1	0	0	2
22 Victor Reyes, S (1, 9) OBP: 0.322, SLG: 0.407			L CU 76 F FF 93 X FF 93 0-2 G3 ① 2-3	X CH 86 0-0 FC6 ② 31 FC6 1-2f 3-H		C FC 91 B SI 95 B FC 96 F FC 94 D CU 85 X FC 95 3-2 31 1B 1-3 1B		B CH 88 B CH 88 X FF 94 2-0 F7 ②		4	0	1	1	0	0	3
Inning Stats	R: 0 E: 0 K: 0 S: 7 H: 0 LOB: 0 BB: 0 P: 12	R: 0 E: 0 K: 0 S: 10 H: 1 LOB: 1 BB: 1 P: 16	R: 1 E: 0 K: 2 S: 18 H: 1 LOB: 2 BB: 1 P: 29	R: 2 E: 1 K: 0 S: 15 H: 2 LOB: 1 BB: 0 P: 22	R: 0 E: 0 K: 1 S: 8 H: 1 LOB: 1 BB: 0 P: 13	R: 1 E: 0 K: 1 S: 13 H: 3 LOB: 0 BB: 0 P: 24	R: 1 E: 0 K: 2 S: 9 H: 1 LOB: 0 BB: 0 P: 11	R: 0 E: 0 K: 0 S: 8 H: 1 LOB: 1 BB: 0 P: 13		1B: 8 2B: 2 3B: 0 HR: 1 SF: 0 SAC: 0 DP: 1 HBP: 0						

PITCHER		IP	WLS	BF	H	R	ER	SO	BB	IBB	HBP	BLK	WP	HR	S	P	ERA	WHIP
45 Konnor Pilkington, L ERA: 4.08	(1, 1)	4.0		19	4	3	1	2	2	0	0	0	0	0	50	79	2.25	1.500
37 Trevor Stephan, R ERA: 3.3	(5, 1)	1.1	L	6	2	1	1	2	0	0	0	0	0	0	12	21	6.75	1.500
27 Bryan Shaw, R ERA: 4.94	(6, 1)	1.2		8	3	1	1	2	0	0	0	0	0	1	18	27	5.40	1.800
62 Enyel De Los Santos, R ERA: 3.55	(8, 1)	1.0		4	1	0	0	0	0	0	0	0	0	0	8	13	0.00	1.000

PITCHER	IP	WLS	BF	H	R	ER	SO	BB	IBB	HBP	BLK	WP	HR	S	P	ERA	WHIP

BOTTOM

Cleveland Guardians @ Detroit Tigers

Comerica Park, Detroit, MI

Mon Jul 04 2022, 6:41 PM - 9:35 PM EDT

Att. 24,395 - Partly Cloudy - 86 F

livebaseballscorecards.com

AB	35
R	5
H	10
RBI	5
BB	2
SO	6
LOB	19

WP: 0 PA: 37
PB: 0
SB: 1
CS: 0

Cleveland Guardians @ Detroit Tigers

Comerica Park, Detroit, MI

Tue Jul 05 2022, 7:10 PM - 10:13 PM EDT

Att. 16,662 - Partly Cloudy - 88 F

TOP

livebaseballscorecards.com

Batter	1	2	3	4	5	6	7	8	9	AB	R	H	RBI	BB	SO	LOB
38 Steven Kwan, L (1, 9) OBP: 0.357, SLG: 0.343	B FF 90 X FF 92 1-0 ① F7		C SL 86 X FF 93 0-1 ② G1-3		C SL 83 B SL 85 B CH 85 B FF 92 X FF 91 3-1 ② F7		C SL 84 C SL 83 B FF 95 X FF 95 1-2 ③ F7		C FA 73 H EP 51 1-1 28 1B HBP	4	0	0	0	0	0	2
1 Amed Rosario, R (1, 6) OBP: 0.317, SLG: 0.383	C FF 92 X SI 93 0-1 E6 11 2B 32 SF7		C SL 86 B SL 88 F SL 85 X FF 94 1-2 ③ L9		F SI 92 X SL 84 0-1 ③ FC6 1-2f			B SL 83 S SL 83 B SL 83 F SI 94 B SL 84 X SI 96 3-2 ① G5-3	X EP 58 0-0 ② SF9 3-H	4	1	0	1	0	0	1
11 José Ramírez, S (1, 5) OBP: 0.374, SLG: 0.578 28 Ernie Clement, R (7, 5) OBP: 0.256, SLG: 0.226	B SL 83 1 SAFE F SL 86 C CH 84 1 SAFE F CH 85 X FF 94 1-2 1-3 2B			B FF 93 C CH 87 C SL 87 F FF 94 B FF 94 B CH 88 S CH 85 2-3 ① K		B SI 94 B CH 88 F SI 95 B FF 96 F SI 95 F SI 96 X SI 97 3-2 ① G6-3		B FF 94 B FF 94 C FF 94 X FF 94 2-1 35 1B 6 1B 1B	F EP 50 X EP 43 0-1 1-2 1B	3	0	1	0	0	1	0
										2	1	2	0	0	0	0
32 Franmil Reyes, R (1, 10) OBP: 0.260, SLG: 0.346	B SI 93 D SL 87 C SL 87 T FF 95 F FF 94 D SL 88 F SL 86 F SI 93 X FF 93 3-2 ② SF7 3-H			T SL 86 C CH 86 B SL 85 B CH 87 F SI 94 X SI 94 2-2 6 1B 2B		B SI 98 X SI 96 1-0 ② F9		B SL 81 S FF 95 X SL 83 1-1 ② P5	X EP 56 0-0 ③ G1	4	1	1	1	0	0	3
0 Andrés Giménez, L (1, 4) OBP: 0.350, SLG: 0.484 35 Óscar Mercado, R (7, 7) OBP: 0.242, SLG: 0.381	S SL 84 S SL 85 B FF 93 S SL 83 1-3 ③ K2-3			C CH 87 S FF 94 X FF 94 0-2 ② P3		H ST 87 1-0 6 FC6-4 HBP		B FF 94 C SL 82 X FF 94 1-1 6 1B 1-3 1B		2	0	0	0	0	1	2
										1	0	1	0	0	0	0
6 Owen Miller, R (1, 3) OBP: 0.297, SLG: 0.370		C FF 91 X SI 92 0-1 ① G6-3		C SL 86 X SI 93 0-1 2-H 1B	F SI 96 B FF 95 D SL 86 X SI 95 2-1 ③ FC6-4 1-2f			B FF 95 C FF 95 B SL 85 F FF 95 F FF 94 F SL 87 X FF 96 2-2 1-3 3-H 1B		4	0	2	2	0	0	1
9 Richie Palacios, L (1, 7) OBP: 0.311, SLG: 0.317		X FF 91 0-0 12 G5-4-3 1B		F SL 86 B FF 94 B CH 84 B SL 86 C SL 84 X SL 86 3-2 ③ F7			L SI 94 B SL 79 C SL 84 X FF 95 1-2 ① G3-1	B SL 82 B CH 91 C FF 95 F FF 96 X FF 96 2-2 ③ P5		4	0	1	0	0	0	3
(7, 4)																
12 Luke Maile, R (1, 2) OBP: 0.264, SLG: 0.276		1 SAFE F FF 90 B SL 84 B SL 85 X SI 93 2-1 ② ③ G5-4-3 1-2f			B FF 90 C FF 91 C FF 93 F SL 87 F SL 86 B FF 92 B FF 93 F FF 92 X FF 92 3-2 1 FC6 1B		X FF 96 0-0 ② F9		F EP 53 F EP 48 B FA 78 X FA 79 1-2 7 G4-3 1 SF9 2B	4	1	2	0	0	0	1
7 Myles Straw, R (1, 8) OBP: 0.291, SLG: 0.244			C FF 91 F FF 91 F FF 93 B SL 87 B SL 85 X FF 93 2-2 ① G5-3		C SI 91 B SI 92 B SL 84 X FF 92 2-1 ① F8		X FF 94 0-0 1B		F EP 54 X EP 49 0-1 ① G4-3 2-3	4	0	1	0	0	0	2
Inning Stats	R: 1 H: 1 E: 1 LOB: 1 K: 1 BB: 0 S: 16 P: 22	R: 0 H: 1 E: 0 LOB: 0 K: 0 BB: 0 S: 5 P: 7	R: 0 H: 0 E: 0 LOB: 0 K: 0 BB: 0 S: 9 P: 12	R: 1 H: 2 E: 0 LOB: 1 K: 1 BB: 0 S: 17 P: 24	R: 0 H: 1 E: 0 LOB: 1 K: 0 BB: 0 S: 12 P: 20	R: 0 H: 0 E: 0 LOB: 1 K: 0 BB: 0 S: 7 P: 14	R: 0 H: 1 E: 0 LOB: 1 K: 0 BB: 0 S: 8 P: 10	R: 1 H: 3 E: 0 LOB: 2 K: 0 BB: 0 S: 17 P: 28	R: 1 H: 2 E: 0 LOB: 2 K: 0 BB: 0 S: 10 P: 12	1B: 8 SF: 2 2B: 3 SAC: 0 3B: 0 DP: 1 HR: 0 HBP: 2						

	AB	36
	R	4
	H	11
	RBI	4
	BB	0
	SO	2
	LOB	15

PITCHER		IP	WLS	BF	H	R	ER	SO	BB	IBB	HBP	BLK	WP	HR	S	P	ERA	WHIP
40 Drew Hutchison, R ERA: 4.3	(1, 1)	5.0	W	20	5	2	1	2	0	0	0	0	0	0	59	85	1.80	1.000
68 Jason Foley, R ERA: 2.86	(6, 1)	1.0		4	0	0	0	0	0	0	1	0	0	0	7	14	0.00	0.000
58 Wily Peralta, R ERA: 2.16	(7, 1)	1.1		5	1	0	0	0	0	0	0	0	0	0	11	16	0.00	0.750
77 Joe Jiménez, R ERA: 3.16	(8, 1)	0.2		5	3	1	0	0	0	0	0	0	0	0	14	22	0.00	4.500
30 Harold Castro, R ERA: 6.0	(9, 1)	1.0		6	2	1	1	0	0	0	1	0	0	0	10	12	9.00	2.000

PITCHER	IP	WLS	BF	H	R	ER	SO	BB	IBB	HBP	BLK	WP	HR	S	P	ERA	WHIP

Batter	1	2	3	4	5	6	7	8	9	AB	R	H	RBI	BB	SO	LOB
31 Riley Greene, L (1, 8) OBP: 0.384, SLG: 0.403	S SI 93 B FC 89 B FC 88 S FC 89 X SI 93 2-2 ① F7	B CU 81 F FC 90 B FC 90 X FC 89 2-1 24 E 2B 2-H		C SI 93 X CH 83 0-1 ① G4-3	B SL 80 S FF 93 B FS 88 X SI 93 2-1 2B 1-H 2-H	X FF 94 0-0 ③ G4-3				5	1	2	3	0	0	2
8 Robbie Grossman, S (1, 7) OBP: 0.315, SLG: 0.277 21 Kody Clemens, L (7, PH) OBP: 0.231, SLG: 0.304 (8, 7)	X FC 89 0-0 ② G6-3	B CH 85 F FC 90 F SI 94 B FF 94 D CH 86 B SI 94 4-2 24 E 24 1B BB		F SI 93 F SI 92 B CU 82 B CH 86 B CH 85 X SI 93 3-2 ② L6	C SL 80 C SL 78 B FF 93 B FF 93 F SL 79 F FF 93 B SL 79 C SL 80 3-3 ③ K		X FA 72 0-0 ① F9			3 1	0 0	0 0	0 0	1 0	1 0	1 0
24 Miguel Cabrera, R (1, 10) OBP: 0.348, SLG: 0.372 9 Willi Castro, S (7, PH) OBP: 0.300, SLG: 0.373 (8, 10) (9, 6)	B SI 93 B SI 94 C FC 89 X SI 93 2-1 1B	F FC 90 X FC 89 0-1 E9 1-3 2-H 1B		F SI 94 S CH 85 X FC 87 0-2 13 HR 1B		B CU 80 C CU 80 C CU 81 B SL 87 B FF 96 B FF 96 4-2 13 2B 46 BB BB	C FA 75 X FA 76 0-1 ② F7			3 1	2 0	3 0	1 0	1 0	0 0	0 0
13 Eric Haase, R (1, 2) OBP: 0.280, SLG: 0.439	S FC 89 S FC 89 B FC 89 S FC 89 1-3 ③ K	S SI 94 F FC 88 D FC 88 B SI 93 S FC 89 2-3 ③ K		B SI 93 D FC 90 X FC 89 2-0 1-H HR		X FF 96 0-0 46 BB 20 FC6-4 1-3 2B	C FA 78 B FA 77 S FA 78 X FA 80 1-2 ③ G5-3			5	2	2	2	0	2	3
30 Harold Castro, L (1, 6) OBP: 0.298, SLG: 0.414 (9, 1)		B FC 88 B FC 86 X SI 94 2-0 ① G5-3	C SI 92 B SI 92 S CH 85 B CH 85 X FC 89 2-2 7 1B 1B	C SI 93 B SI 92 B SI 89 X SI 93 2-1 ③ F7		C FF 95 F SL 87 S FF 96 0-3 ① K		B FA 69 B FA 76 C FA 74 X FA 77 2-1 ① P5		5	0	1	0	0	1	2
7 Jonathan Schoop, R (1, 4) OBP: 0.244, SLG: 0.323		H SI 93 1-0 20 BB 46 E 22 1B HBP	C FC 89 X SI 94 0-1 20 S 1-3 1B		B SI 93 B SI 92 F SI 92 B SL 79 X SI 92 3-1 ① G5-3	0-0 20 FC6-4 46 BB 22 1B IBB		B FA 78 X FA 77 1-0 ② P4		3	2	1	0	1	0	0
46 Jeimer Candelario, S (1, 5) OBP: 0.253, SLG: 0.307		F SI 93 X CH 86 0-1 FC4 20 BB 22 1B 1-2	B SI 93 B CU 81 F SI 93 F CH 85 B CH 86 C SI 94 3-3 ① K		B FS 88 B SL 78 C SI 93 X SI 94 2-1 22 1B 31 2B 1B	B CU 79 F FF 96 B CU 80 F SI 96 B CU 81 B FF 96 4-2 20 FC6-4 1-2 2-3 3-H BB		C FA 80 B FA 79 B FA 79 X FA 77 2-1 ③ F8		4	2	1	1	1	1	3
20 Spencer Torkelson, R (1, 3) OBP: 0.284, SLG: 0.297		B FC 90 F SI 95 B SI 94 B SI 94 B FC 90 4-1 22 1B 1-2 2-3 BB	F SI 93 S FC 89 F FC 88 C SI 94 0-3 ② K 1-2		C SL 79 S SL 79 S SL 79 0-3 ② K	C CU 81 X FF 96 0-1 ② FC6-4 22 1B 1-2f 2-3 3-H				3	0	0	1	1	2	5
22 Victor Reyes, S (1, 9) OBP: 0.340, SLG: 0.422		C FC 90 C CH 86 B SI 95 F SI 95 X CH 86 1-2 ② 31 2B 1B 1-3 2-H 3-H	B SI 93 X SI 94 1-0 ③ P4		B FS 88 F SL 80 B FS 89 F SI 93 1 SAFE X SL 82 2-2 31 2B 1B 1-2	B FF 96 C SI 94 B CU 81 F FF 97 F SL 87 X FF 95 2-2 1-2 3-H 1B				4	2	3	3	0	0	2
Inning Stats	R: 0 E: 0 K: 1 S: 9 H: 1 LOB: 1 BB: 0 P: 14	R: 4 E: 2 K: 1 S: 17 H: 3 LOB: 2 BB: 2 P: 33	R: 0 E: 0 K: 2 S: 13 H: 2 LOB: 2 BB: 0 P: 19	R: 2 E: 0 K: 0 S: 11 H: 2 LOB: 0 BB: 0 P: 18	R: 2 E: 0 K: 2 S: 17 H: 3 LOB: 1 BB: 0 P: 29	R: 3 E: 0 K: 1 S: 15 H: 2 LOB: 2 BB: 3 P: 25	R: 0 E: 0 K: 0 S: 6 H: 0 LOB: 0 BB: 0 P: 7	R: 0 E: 0 K: 0 S: 5 H: 0 LOB: 0 BB: 0 P: 10		1B: 9 2B: 3 3B: 0 HR: 1	SF: 0 SAC: 0 DP: 0 HBP: 1		WP: 0 PB: 0 SB: 1 CS: 0	PA: 43		

PITCHER		IP	WLS	BF	H	R	ER	SO	BB	IBB	HBP	BLK	WP	HR	S	P	ERA	WHIP
47 Cal Quantrill, R ERA: 3.86	(1, 1)	4.0	L	23	8	6	3	4	2	0	1	0	0	1	50	84	6.75	2.500
52 Nick Sandlin, R ERA: 3.66	(5, 1)	1.0		6	3	2	2	2	0	0	0	0	0	0	17	29	18.00	3.000
31 Sam Hentges, L ERA: 3.34	(6, 1)	1.0		8	2	3	3	1	2	1	0	0	0	0	15	25	27.00	4.000
4 Sandy León, R ERA:	(7, 1)	2.0		6	0	0	0	0	0	0	0	0	0	0	11	17	0.00	0.000

PITCHER	IP	WLS	BF	H	R	ER	SO	BB	IBB	HBP	BLK	WP	HR	S	P	ERA	WHIP

BOTTOM

Cleveland Guardians @ Detroit Tigers

Comerica Park, Detroit, MI

Tue Jul 05 2022, 7:10 PM - 10:13 PM EDT

Att. 16,662 - Partly Cloudy - 88 F

livebaseballscorecards.com

AB	37
R	11
H	13
RBI	11
BB	5
SO	7
LOB	18

Cleveland Guardians @ Detroit Tigers

Comerica Park, Detroit, MI

Wed Jul 06 2022, 1:11 PM - 4:14 PM EDT

Att. 17,829 - Cloudy - 70 F

TOP

livebaseballscorecards.com

Batter	1	2	3	4	5	6	7	8	9	AB	R	H	RBI	BB	SO	LOB
38 Steven Kwan, L (1, 9) OBP: 0.362, SLG: 0.350	B FF 89 B FF 89 C FF 90 X FF 90 2-1 F9 ①		B CH 85 B FF 90 F FF 90 B FF 90 B FF 90 4-1 1 G6-3 BB		C FF 90 B FF 91 B CH 86 F FF 90 X FF 90 2-2 3-H 2B		B FC 90 C FC 90 S FC 90 B SI 95 X FC 89 2-2 1-2 1B		C FF 95 F FF 96 B CH 88 X FF 96 1-2 G4-3 ③	4	0	2	1	1	0	1
1 Amed Rosario, R (1, 6) OBP: 0.313, SLG: 0.378	C FF 89 B SL 80 B SL 80 X FF 89 2-1 P4 ②		F FF 90 1 SAFE 1 SAFE D SL 79 1 SAFE F FF 90 X SL 81 1-2 G6-3 ② ③ 1-2f		D SL 81 F FF 91 F FF 90 S SL 82 1-3 K ③		C FC 91 B FC 91 S FC 90 B FC 90 F FC 91 F FC 91 X FC 91 2-2 F8 ③			4	0	0	0	0	1	4
11 José Ramírez, S (1, 5) OBP: 0.369, SLG: 0.570	C FF 91 B CH 86 S CH 87 B FF 90 B FF 91 X FF 90 3-2 F7 ③			B FF 88 C FF 90 B CH 86 X FF 90 2-1 L9 ①		C KC 84 X CH 89 0-1 P2 ①		B FF 94 B SI 93 C SI 91 C SI 93 X SI 93 2-2 E5		4	0	0	0	0	0	0
32 Franmil Reyes, R (1, 10) OBP: 0.260, SLG: 0.360		C FF 90 X FF 90 0-1 HR		X FF 91 0-0 L9 ②		B KC 85 B KC 84 C SI 95 S KC 85 B KC 85 S KC 85 3-3 K2-3 ②		C SI 93 F SL 84 X SL 83 0-2 P6 ①		4	1	1	1	0	1	1
6 Owen Miller, R (1, 3) OBP: 0.300, SLG: 0.372		C FF 90 F SL 79 B SL 81 B SL 82 F FF 89 C FF 89 2-3 K ①		B FF 90 B SL 78 B FF 89 C FF 88 F FF 89 F FF 90 X FF 91 3-2 1B		B KC 87 X SI 95 1-0 1B		C SI 92 T SI 93 F SI 95 F SL 84 X SL 84 0-2 P3 ②		4	0	2	0	0	1	1
9 Richie Palacios, L (1, 7) OBP: 0.312, SLG: 0.310 35 Óscar Mercado, R (8, PH) OBP: 0.240, SLG: 0.378 (8, 7)		B CH 85 B FF 90 B FF 90 C FF 90 B FF 90 4-1 28 FC4-6 BB		B FF 90 1 SAFE C FF 90 F CH 85 X CH 86 1-2 L8 ③		D CH 89 C SI 97 D KC 86 F CH 90 S KC 86 2-3 K ③		B SI 92 S FF 93 C SL 83 F FF 94 B SL 84 F FF 92 D SL 85 X FF 94 3-2 P2 ③		2 1	0 0	0 0	0 0	1 0	1 0	2 1
28 Ernie Clement, R (1, 4) OBP: 0.264, SLG: 0.229		B FF 91 1 SAFE X FF 90 1-0 FC4-6 ② 1-2f	C FF 88 B SL 80 X FF 90 1-1 7 G6-3 4 1B 38 2B 1B		C FF 88 B SL 80 X FF 90 1-1 7 G6-3 4 1B 38 2B 1B		B FC 90 B FC 90 B FC 90 C FF 95 B FF 95 4-1 38 1B BB		C FF 96 F SL 88 B SL 88 B FF 96 F FF 97 X FF 96 2-2 F8 ①	3	1	1	0	1	0	1
4 Sandy León, S (1, 2) OBP: 0.381, SLG: 0.133		C FF 90 B CH 86 D CH 85 C FF 90 F SL 79 X CH 86 2-2 F7 ③			S FF 90 1 SAFE B FF 90 S CH 85 B CH 86 X FF 90 2-2 7 G6-3 1-2 1B		C FC 88 C FC 89 B FC 89 S FC 89 1-3 K ①		B FF 96 B CH 87 X FF 96 2-0 L8 ②	4	0	1	0	0	1	2
7 Myles Straw, R (1, 8) OBP: 0.290, SLG: 0.244			C FF 89 B SL 78 F FF 90 X SL 80 1-2 G6-3 ①		B SL 79 X FF 90 1-0 G6-3 ① ② 1-2f 2-3		C FC 90 1 SAFE T FC 90 B FC 88 X SI 95 1-2 L9 ②		C FF 96 S SL 88 B SL 89 X FF 96 1-2 1B	4	0	1	0	0	0	3

Inning Stats	1	2	3	4	5	6	7	8	9
	R: 0 E: 0 K: 0 S: 7 H: 0 LOB: 0 BB: 0 P: 14	R: 1 E: 0 K: 1 S: 12 H: 1 LOB: 1 BB: 1 P: 21	R: 0 E: 0 K: 0 S: 7 H: 0 LOB: 0 BB: 1 P: 13	R: 0 E: 0 K: 0 S: 10 H: 1 LOB: 1 BB: 0 P: 16	R: 1 E: 0 K: 1 S: 12 H: 3 LOB: 1 BB: 0 P: 19	R: 0 E: 0 K: 2 S: 9 H: 1 LOB: 1 BB: 0 P: 15	R: 0 E: 0 K: 1 S: 15 H: 1 LOB: 2 BB: 1 P: 25	R: 0 E: 1 K: 0 S: 16 H: 0 LOB: 1 BB: 0 P: 21	R: 0 E: 0 K: 0 S: 11 H: 1 LOB: 1 BB: 0 P: 17

1B: 6	SF: 0
2B: 1	SAC: 0
3B: 0	DP: 2
HR: 1	HBP: 0

WP: 0	PA: 37
PB: 0	
SB: 0	
CS: 0	

AB	34
R	2
H	8
RBI	2
BB	3
SO	5
LOB	16

PITCHER		IP	WLS	BF	H	R	ER	SO	BB	IBB	HBP	BLK	WP	HR	S	P	ERA	WHIP
38 Michael Pineda, R ERA: 3.62	(1, 1)	5.0	W	20	5	2	2	2	2	0	0	0	0	1	48	83	3.60	1.400
55 Alex Lange, R ERA: 2.01	(6, 1)	1.0	H	4	1	0	0	2	0	0	0	0	0	0	9	15	0.00	1.000
32 Michael Fulmer, R ERA: 2.03	(7, 1)	1.0	H	5	1	0	0	1	1	0	0	0	0	0	15	25	0.00	2.000
37 Andrew Chafin, L ERA: 2.55	(8, 1)	1.0		4	0	0	0	0	0	0	0	0	0	0	16	21	0.00	0.000
19 Will Vest, R ERA: 3.3	(9, 1)	1.0		4	1	0	0	0	0	0	0	0	0	0	11	17	0.00	1.000

PITCHER		IP	WLS	BF	H	R	ER	SO	BB	IBB	HBP	BLK	WP	HR	S	P	ERA	WHIP

Batter	1	2	3	4	5	6	7	8	9	AB	R	H	RBI	BB	SO	LOB
31 Riley Greene, L (1, 8) OBP: 0.372, SLG: 0.388	F FF 90 F FC 86 X KC 82 0-2 28 FC1-4 1B	D SL 82 X CH 86 1-0 ③ G3-1			C SL 86 C KC 82 S KC 83 0-3 ① K	C FF 92 F FF 92 B CH 76 F CH 76 F FF 92 D CH 76 B CH 76 X CH 75 3-2 ③ L6		F FC 100 C FC 101 F FC 100 C SL 92 0-3 ③ K		5	0	1	0	0	2	5
28 Javier Báez, R (1, 6) OBP: 0.249, SLG: 0.356	X SL 83 0-0 ① FC1-4 8 G6-3 8 WP 1-2f		C SL 83 S SL 84 S SL 85 0-3 ① K		X FF 92 0-0 8 G4-3 24 E 1-2 2-H 1B		C CU 81 B CU 83 C CU 83 B CU 84 B CU 82 B FF 95 4-2 8 3B BB			3	2	1	1	1	1	1
8 Robbie Grossman, S (1, 7) OBP: 0.314, SLG: 0.286	C CH 86 B FC 86 S KC 82 X FF 92 1-2 ② G6-3 1-3		B FF 92 C FF 91 B SL 84 F SL 86 B KC 82 S KC 82 3-3 ② K		B CH 86 X FC 86 1-0 ② G4-3 1-2 2-3		B FF 95 X FF 95 1-0 24 SF8 1-H 3B			4	1	1	1	0	1	3
24 Miguel Cabrera, R (1, 10) OBP: 0.347, SLG: 0.372	D KC 82 X SL 83 1-0 ③ F9		B CH 87 B SL 82 C FC 85 S SL 85 X SL 84 2-2 ③ G6-3		D SL 85 B SL 84 X SL 84 2-0 E9 2-H 3-H 1B		F FF 95 X FF 95 0-1 ① SF8 3-H			3	0	1	3	0	0	1
7 Jonathan Schoop, R (1, 4) OBP: 0.244, SLG: 0.322		X SL 84 0-0 9 S 21 1B 1B		B SL 83 S SL 84 X FF 90 1-1 ① F7	D SL 86 X SL 86 1-0 ③ L5		B CU 82 B CU 82 X FF 95 2-0 ② F7			4	1	1	0	0	0	1
9 Willi Castro, S (1, 9) OBP: 0.294, SLG: 0.365		C FC 85 D KC 82 B KC 80 B CH 86 F FF 91 F FF 91 T FF 92 3-2 ① K 1-2		F KC 80 B FF 91 X FF 91 1-1 ② F7		F SL 85 F FC 87 B KC 83 X KC 82 1-2 ① F7	C CU 82 X CU 82 0-1 ③ L4			4	0	0	0	0	1	1
21 Kody Clemens, L (1, 5) OBP: 0.268, SLG: 0.388		X CH 85 0-0 15 S 15 1B 2-H 1B		B FF 91 C KC 81 F KC 82 B KC 82 X KC 83 2-2 ③ G1-3		B FF 92 S FF 93 B FF 93 B KC 82 F FF 92 B KC 83 4-2 15 BB BB		F FC 99 C FC 99 X SL 93 0-2 HR		3	2	2	2	1	0	0
20 Spencer Torkelson, R (1, 3) OBP: 0.283, SLG: 0.296		B FF 90 B FF 91 S FC 86 1 SAFE S FC 87 S SL 85 2-3 ② K			C FF 90 X SL 84 0-1 ① 15 BB 28 1B 1B	S FC 86 1 SAFE C SL 85 1 SAFE 1 SAFE S SL 85 0-3 ② K		B FC 101 X FC 100 1-0 ① G5-3		4	1	1	0	0	2	2
15 Tucker Barnhart, L (1, 2) OBP: 0.280, SLG: 0.258		C FC 86 S KC 82 B KC 82 B SL 85 F SL 84 X FF 90 2-2 1-H 1B			D KC 81 B CH 87 T FC 86 D FC 86 B SL 85 4-1 8 G4-3 28 1B 24 E 1-2 BB	B SL 86 B FC 86 B FF 92 C FF 91 B FF 91 4-1 1-2 BB		F FC 101 F FC 101 S FC 101 0-3 ② K		2	1	1	1	2	1	0
Inning Stats	R: 0 E: 0 K: 0 S: 8 H: 1 LOB: 1 BB: 0 P: 10	R: 2 E: 0 K: 2 S: 14 H: 3 LOB: 1 BB: 0 P: 22	R: 0 E: 0 K: 2 S: 9 H: 0 LOB: 0 BB: 0 P: 14	R: 0 E: 0 K: 0 S: 7 H: 0 LOB: 0 BB: 0 P: 11	R: 3 E: 1 K: 1 S: 10 H: 3 LOB: 1 BB: 1 P: 18	R: 0 E: 0 K: 1 S: 14 H: 0 LOB: 2 BB: 2 P: 26	R: 2 E: 0 K: 0 S: 8 H: 1 LOB: 0 BB: 1 P: 15	R: 1 E: 0 K: 2 S: 11 H: 1 LOB: 0 BB: 0 P: 12		1B: 7 2B: 0 3B: 1 HR: 1 SF: 1 SAC: 0 DP: 0 HBP: 0						

BOTTOM

Cleveland Guardians @ Detroit Tigers

Comerica Park, Detroit, MI

Wed Jul 06 2022, 1:11 PM - 4:14 PM EDT

Att. 17,829 - Cloudy - 70 F

livebaseballscorecards.com

AB	32
R	8
H	9
RBI	8
BB	4
SO	8
LOB	14

WP: 1 PA: 37
PB: 0
SB: 2
CS: 0

PITCHER	IP	WLS	BF	H	R	ER	SO	BB	IBB	HBP	BLK	WP	HR	S	P	ERA	WHIP
57 Shane Bieber, R (1, 1) ERA: 3.44	5.2	L	27	7	5	5	6	3	0	0	0	1	0	57	93	7.94	1.765
49 Eli Morgan, R (6, 1) ERA: 2.65	0.1		1	0	0	0	0	0	0	0	0	0	0	5	8	0.00	0.000
99 James Karinchak, R (7, 1) ERA: 13.5	1.0		5	1	2	2	0	1	0	0	0	0	0	8	15	18.00	2.000
48 Emmanuel Clase, R (8, 1) ERA: 1.53	1.0		4	1	1	1	2	0	0	0	0	0	1	11	12	9.00	1.000

PITCHER	IP	WLS	BF	H	R	ER	SO	BB	IBB	HBP	BLK	WP	HR	S	P	ERA	WHIP

Batter	1	2	3	4	5	6	7	8	9	AB	R	H	RBI	BB	SO	LOB
38 Steven Kwan, L (1, 7) OBP: 0.360, SLG: 0.349	C SI 94 X SI 95 0-1 1 G4-6-3 1B		C CH 86 X SI 94 0-1 ② G4-3			X SI 93 0-0 ①② L3 1-1		C CH 87 X FF 94 0-1 ① SH5-3 1-2	B CU 81 C CU 80 B SL 84 X FF 95 2-1 ③ L9	4	0	1	0	0	0	4
1 Amed Rosario, R (1, 6) OBP: 0.313, SLG: 0.376	C SL 85 X SI 94 0-1 ①② G4-6-3 1-2f		B SI 94 C SI 94 F SI 94 F SI 95 C SI 95 1-3 ③ K			B SL 86 X SL 86 1-0 ③ G5-3		F SI 94 F SI 96 D SL 83 X SL 81 1-2 1B		4	0	1	0	0	1	1
11 José Ramírez, S (1, 5) OBP: 0.368, SLG: 0.569	C CH 87 C SI 96 C SI 96 0-3 ③ K			X SL 85 0-0 ① G4-1			B SI 94 B SL 85 X SI 94 2-0 32 HR 2B	B CH 88 B CH 88 C CH 88 F FF 95 F FF 95 X FF 96 2-2 ② F3		4	1	1	0	0	1	2
32 Franmil Reyes, R (1, 10) OBP: 0.260, SLG: 0.373		B SL 85 C SI 94 X SL 86 1-1 ① F9		C SI 94 F SI 94 F SI 95 B SL 87 B SL 88 X SI 95 2-2 ② L8			B SL 86 B SI 94 B SI 93 X SI 94 3-0 2-H HR	B SI 96 S SL 84 F SI 94 F SI 95 D SL 83 D SL 83 F SI 96 F SI 94 S SL 82 3-3 ③ K		4	1	1	2	0	1	2
0 Andrés Giménez, L (1, 4) OBP: 0.352, SLG: 0.480		B SI 93 B CH 88 F SI 94 S SI 95 B SI 95 F SI 96 H SL 87 4-2 6 FC1-4 HBP		S SI 95 F SI 95 F SI 94 B CH 86 F SI 96 S SL 88 3-3 ③ K			S SL 85 F SI 94 B SL 88 X SI 95 1-2 ① L7		C FF 94 B CU 81 S SL 83 F CU 81 H FF 96 2-2 6 FC4-6 HBP	2	0	0	0	0	1	0
6 Owen Miller, R (1, 3) OBP: 0.296, SLG: 0.366		C SI 94 B SL 86 X SL 86 1-1 ② FC1-4 33 E 1-2f			C SL 85 B SL 86 C SI 94 B SL 84 X CH 88 2-2 ① G6-3		B SL 86 B SI 93 X SL 87 2-0 ② F9		C SL 86 C SL 84 X CU 80 0-2 ① FC4-6 22 1B 35 BB 7 FC5-2 1-2f	4	1	0	0	0	0	2
33 Nolan Jones, L (1, 9) OBP: 0.667, SLG: 1.000 35 Óscar Mercado, R (7, PR) OBP: 0.246, SLG: 0.378 (7, 9)		D SL 86 C SI 94 X SL 86 1-1 E9 1-H 2B			B SI 93 C SI 93 B SI 94 F SI 94 B SI 94 X SI 94 3-2 ② L7		B SL 86 B SI 94 B SI 94 C SI 93 C SI 94 C SI 94 X SL 85 3-2 1B		1 SAFE C CU 80 B FF 96 D SL 84 B SL 85 F FF 94 B SL 86 4-2 7 FC5-2 22 1B 1-2 BB	3 0	0 0	2 0	1 0	0 1	0 0	0 0
17 Austin Hedges, R (1, 2) OBP: 0.219, SLG: 0.265 22 Josh Naylor, L (9, PH) OBP: 0.335, SLG: 0.513 12 Luke Maile, R (9, 2) OBP: 0.264, SLG: 0.276		C SI 94 F SI 95 F SL 86 C SI 94 0-3 ③ K			B SL 86 S SL 86 C SI 94 X SL 86 1-2 ③ P3		F SI 94 S SI 93 F SI 94 S SI 94 0-3 ③ K		D CU 80 B CU 81 F SL 84 F CU 80 F FF 94 X SL 85 2-2 7 FC5-2 1-2 2-3 1B	3 1 0	0 0 0	0 1 0	0 0 0	0 0 0	2 0 0	2 0 0
7 Myles Straw, R (1, 8) OBP: 0.293, SLG: 0.247			B SI 93 C SI 93 F SL 86 B SI 95 X SL 88 2-2 ① L9			B SI 93 C SL 86 X SI 94 1-1 38 L3 1B		B SL 81 C SL 79 B SL 82 X SI 94 2-1 38 SH5-3 1B	D CU 81 C CU 81 B CU 81 X SL 85 2-1 ② FC5-2 1-2 2-3 3-Hf	4	0	2	0	0	0	3

Inning Stats										
	R: 0 E: 0 K: 1 S: 7	H: 1 LOB: 0 BB: 0 P: 7	R: 1 E: 1 K: 1 S: 13	H: 1 LOB: 1 BB: 0 P: 20	R: 0 E: 0 K: 1 S: 9	H: 0 LOB: 0 BB: 0 P: 12	R: 0 E: 0 K: 1 S: 10	H: 0 LOB: 0 BB: 0 P: 15	R: 0 E: 0 K: 0 S: 9	H: 0 LOB: 0 BB: 0 P: 15
	R: 0 E: 0 K: 0 S: 4	H: 1 LOB: 0 BB: 0 P: 6	R: 2 E: 0 K: 1 S: 14	H: 3 LOB: 1 BB: 0 P: 25	R: 0 E: 0 K: 1 S: 17	H: 2 LOB: 2 BB: 0 P: 25	R: 0 E: 0 K: 0 S: 16	H: 1 LOB: 3 BB: 1 P: 28	1B: 6 2B: 3 3B: 0 HR: 1	SF: 0 SAC: 1 DP: 2 HBP: 2	WP: 0 PB: 0 SB: 0 CS: 0	PA: 37

PITCHER		IP	WLS	BF	H	R	ER	SO	BB	IBB	HBP	BLK	WP	HR	S	P	ERA	WHIP
51 Brady Singer, R ERA: 4.25	(1, 1)	7.0		26	6	3	3	5	0	0	1	0	0	1	66	100	3.86	0.857
38 Joel Payamps, R ERA: 2.86	(8, 1)	1.0		5	2	0	0	1	0	0	0	0	0	0	17	25	0.00	2.000
58 Scott Barlow, R ERA: 2.33	(9, 1)	1.0	W	6	1	0	0	0	1	0	1	0	0	0	16	28	0.00	2.000

PITCHER	IP	WLS	BF	H	R	ER	SO	BB	IBB	HBP	BLK	WP	HR	S	P	ERA	WHIP

TOP

Cleveland Guardians @ Kansas City Royals

Kauffman Stadium, Kansas City, MO

Fri Jul 08 2022, 7:11 PM - 9:55 PM CDT

Att. 19,611 - Clear - 88 F

livebaseballscorecards.com

AB	33
R	3
H	9
RBI	3
BB	1
SO	6
LOB	16

Cleveland Guardians @ Kansas City Royals

Kauffman Stadium, Kansas City, MO

Fri Jul 08 2022, 7:11 PM - 9:55 PM CDT

Att. 19,611 - Clear - 88 F

livebaseballscorecards.com

BOTTOM

Batter	1	2	3	4	5	6	7	8	9	AB	R	H	RBI	BB	SO	LOB
15 Whit Merrifield, R (1, 4) OBP: 0.293, SLG: 0.346	F FF 91 F SI 91 B CU 76 F SI 92 B CU 76 X SI 92 2-2 ① F9		B FC 87 X FC 87 1-0 1-2 16 16 1B 16 1B 1B			X FC 84 0-0 7 1B 1B		B CH 76 F CH 77 F FF 91 X FF 91 1-2 1-H HR		4	1	3	2	0	0	0
16 Andrew Benintendi, L (1, 7) OBP: 0.387, SLG: 0.403	X FS 86 0-0 ② G3-1		S FC 88 X FC 89 0-1 ③ 1-H 2-H 1B			1 SAFE B FC 87 F FC 87 F CU 77 B SI 91 S FC 88 2-3 ② K		B FF 92 B CH 77 C CH 78 X FF 93 2-1 ① F7		4	0	1	1	0	1	2
7 Bobby Witt Jr., R (1, 6) OBP: 0.285, SLG: 0.442	C FF 91 B FC 87 B CU 77 X FC 86 2-1 ③ F3			B CU 77 X FF 91 1-0 ① P2		B CU 78 F FF 91 B FF 92 C CU 78 X FF 92 2-2 1-3 1 S 1B		B FF 92 X CH 76 1-0 E6		4	0	1	0	0	0	1
1 MJ Melendez, L (1, 2) OBP: 0.312, SLG: 0.409		C FC 88 B CU 76 F FC 88 B CU 77 X FC 89 2-2 ① G4-3		C FC 88 F FC 89 B SI 92 F CU 76 S FC 88 1-3 ② K		B FC 88 C CU 77 B FC 87 B CU 76 X FC 87 3-1 ③ 1-2 G4-3		F CH 75 C FF 91 X FF 92 0-2 ② F8		4	0	0	0	0	1	4
17 Hunter Dozier, R (1, 3) OBP: 0.326, SLG: 0.440		C FF 92 S CU 77 B FC 86 B CU 75 X FC 85 2-2 ② G5-3		F FF 92 F SI 92 F CU 78 S FF 92 0-3 ③ K			B FC 87 F SI 91 X SI 91 1-1 1B	B FF 91 X FF 92 1-0 ③ F9		4	0	1	0	0	1	2
9 Vinnie Pasquantino, L (1, 10) OBP: 0.310, SLG: 0.265 14 Edward Olivares, R (9, PR) OBP: 0.324, SLG: 0.471		X SI 92 0-0 ③ G6-3			F SI 92 B FC 88 B FC 89 F FC 88 X CU 77 2-2 ① G4-3		X FC 86 0-0 ① F6		S SL 91 B SL 89 B SL 90 B SI 96 X FF 97 3-1 2 1B 2B	4 0	0 1	1 0	0 0	0 0	0 0	1 0
28 Kyle Isbel, L (1, 9) OBP: 0.246, SLG: 0.331			B SI 92 F FC 89 B CU 77 F FC 88 C CU 77 2-3 ① K		C FS 87 S CU 77 X CU 77 0-2 ② G1-3		F FC 87 B FC 87 F FC 86 D CU 77 S CU 77 2-3 ② K		L FF 95 B CU 82 C FF 96 L SL 89 1-3 ① K	4	0	0	0	0	3	2
2 Michael Taylor, R (1, 8) OBP: 0.348, SLG: 0.390			B SI 92 X SI 92 1-0 15 1B 16 1B 1B		C FF 92 B CU 78 T SI 93 B SI 92 F CU 77 X SI 93 2-2 ③ L9		C CU 77 B FC 86 F SI 90 1 SAFE S CU 76 1-3 ③ K		B FF 96 C FF 95 C CU 83 X FF 97 1-2 2-H 1B	4	1	2	1	0	1	1
26 Emmanuel Rivera, R (1, 5) OBP: 0.271, SLG: 0.406 8 Nicky Lopez, L (8, PR) OBP: 0.292, SLG: 0.283 (9, 5)			X FC 88 0-0 ② F9			B FF 91 F FC 87 X CU 78 1-1 ① G5-3		C SL 84 B FF 93 B CH 77 C FF 92 X FF 94 2-2 15 HR 1B		3 0	0 1	1 0	0 0	0 0	0 0	1 0

Inning Stats	1	2	3	4	5	6	7	8	9
	R: 0 H: 0 E: 0 LOB: 0 K: 0 BB: 0 S: 7 P: 11	R: 0 H: 0 E: 0 LOB: 0 K: 0 BB: 0 S: 7 P: 11	R: 1 H: 3 E: 0 LOB: 2 K: 1 BB: 0 S: 8 P: 12	R: 0 H: 0 E: 0 LOB: 0 K: 2 BB: 0 S: 9 P: 11	R: 0 H: 0 E: 0 LOB: 0 K: 0 BB: 0 S: 10 P: 14	R: 0 H: 2 E: 0 LOB: 2 K: 1 BB: 0 S: 11 P: 19	R: 0 H: 1 E: 0 LOB: 1 K: 2 BB: 0 S: 9 P: 13	R: 2 H: 2 E: 1 LOB: 2 K: 0 BB: 0 S: 13 P: 20	R: 1 H: 2 E: 0 LOB: 1 K: 1 BB: 0 S: 8 P: 13

1B: 8	SF: 0
2B: 1	SAC: 0
3B: 0	DP: 0
HR: 1	HBP: 0
WP: 0	PA: 35
PB: 0	
SB: 1	
CS: 0	

PITCHER		IP	WLS	BF	H	R	ER	SO	BB	IBB	HBP	BLK	WP	HR	S	P	ERA	WHIP
43 Aaron Civale, R ERA: 6.28	(1, 1)	7.0		26	6	1	1	6	0	0	0	0	0	1	61	91	1.29	0.857
49 Eli Morgan, R ERA: 3.05	(8, 1)	1.0	B	6	2	2	2	0	0	0	0	0	0	1	13	20	18.00	2.000
31 Sam Hentges, L ERA: 3.6	(9, 1)	0.1	L	3	2	1	1	1	0	0	0	0	0	0	8	13	27.00	6.000

PITCHER	IP	WLS	BF	H	R	ER	SO	BB	IBB	HBP	BLK	WP	HR	S	P	ERA	WHIP

Cleveland Guardians @ Kansas City Royals

Kauffman Stadium, Kansas City, MO

Sat Jul 09 2022, 3:11 PM - 6:20 PM CDT

Att. 17,024 - Sunny - 85 F

livebaseballscorecards.com

TOP

Batter	1	2	3	4	5	6	7	8	9	AB	R	H	RBI	BB	SO	LOB
38 Steven Kwan, L (1, 7) OBP: 0.363, SLG: 0.361	B FF 91 C FF 90 X CH 82 1-1 11 1B 2B	C CU 75 B FF 91 B FF 90 F CU 78 X FF 91 2-2 11 HR 2B 2-H 3-H	C CH 86 B FF 96 X FF 97 1-1 ③ 2-H 1B	B CH 85 C FF 95 B CH 86 B FF 95 C FF 95 X FF 96 3-2 ②③ G4-6-3 1-2f		B SL 84 B SL 84 C FF 93 X SL 84 2-1 ③ F8		C FF 92 F FF 94 X FF 93 0-2 ③ L8		6	2	3	2	0	0	6
1 Amed Rosario, R (1, 6) OBP: 0.319, SLG: 0.390	C CU 75 H FF 90 1-1 11 1B 32 2B HBP	F SL 85 B CU 74 D CU 76 F FF 91 S FF 91 2-3 ① K	X SL 80 0-0 11 2B 0 1B 1B	B SI 91 B SI 92 B FF 92 C FF 94 F FF 93 X FF 93 3-2 11 G4-6-3 1B	F SL 83 B SL 85 F FF 93 C SL 83 1-3 ① K	B SL 68 F SL 69 X SL 69 1-1 HR		5	3	3	1	0	2	1
11 José Ramírez, S (1, 5) OBP: 0.372, SLG: 0.585 6 Owen Miller, R (6, 3) OBP: 0.297, SLG: 0.367	B CU 77 B CH 83 S CH 83 B FF 91 F FF 91 X CH 83 3-2 32 2B 1B 1-3 2-H	F CH 82 F FF 89 B FF 90 F SI 92 B SL 85 X SL 85 2-2 HR 2-H	B FF 93 B FF 94 B CH 84 C CH 85 X FF 96 3-1 0 1B 2B 1-3	B SL 82 B FF 93 S SI 92 C SI 92 X SL 82 2-2 ①② G4-6-3 1-2f	F FF 94 B SL 85 X SL 85 1-1 ② G6-3	F SL 68 C SL 72 X SL 78 0-2 33 1B 0 1B 12 BB 1B		4	2	3	3	0	0	1
										2	1	1	0	0	0	0
22 Josh Naylor, L (1, 3) OBP: 0.338, SLG: 0.510 28 Ernie Clement, R (6, 5) OBP: 0.267, SLG: 0.233	B SI 91 B CH 80 B SI 91 X SI 91 3-0 ① P4	B CH 84 T FF 95 S CH 85 S CH 85 1-3 ② K	B FF 96 S CH 86 F CH 86 B CH 86 F CH 86 F FF 98 B CH 86 F CH 85 B CH 85 4-2 0 1B 33 HR BB	S FF 92 F SL 82 B FF 94 F FF 94 X SL 82 1-2 1B	C SL 86 X SL 85 0-1 1B	X SL 70 0-0 ① F9		3	1	1	0	1	1	2
										2	0	1	0	0	0	1
32 Franmil Reyes, R (1, 10) OBP: 0.262, SLG: 0.377	S CU 75 X CU 75 0-1 1-3 3-H 2B	B FF 95 X CH 85 1-0 1B	C SL 83 C FF 96 S FF 97 0-3 ① K	C SL 81 B SI 92 T SI 92 S SL 83 1-3 ③ K	X FF 94 0-0 ③ G1-3	C SL 72 S SL 75 C SL 78 0-3 ② K		6	0	2	1	0	3	6
0 Andrés Giménez, L (1, 4) OBP: 0.355, SLG: 0.481	D FF 91 S FF 92 F FF 92 D SL 86 S FF 92 2-3 ② K	T CH 84 F FF 97 T CH 86 0-2 ③ K	F FF 96 X FF 98 0-1 33 HR 1-3 2-H 3-H 1B	C SI 91 X SL 81 0-1 7 1B 33 WP 1B	X FA 66 0-0 ① G1-3	C SL 77 X SL 77 0-1 12 BB 33 1B 1-2 1B		6	1	3	2	0	2	3
33 Nolan Jones, L (1, 9) OBP: 0.667, SLG: 1.143	C CU 75 D CH 83 B CH 83 X FF 92 2-1 ③ L9		B FF 94 C CH 84 B CH 86 B FF 95 F FF 96 B FF 96 4-2 12 G1-3 38 1B BB	X FF 96 0-0 1-H 3-H HR	B SL 82 C SI 92 F SI 92 F SL 80 B FF 93 F FF 94 F SL 82 S FF 93 2-3 ① K 1-2	B FA 68 C FA 69 B FA 71 S FA 69 B FF 91 B FA 66 4-2 12 2B BB	B SL 78 B CH 77 X CH 76 2-0 12 BB 1-2 2-3 1B	4	1	2	3	2	1	3
12 Luke Maile, R (1, 2) OBP: 0.280, SLG: 0.288		X FF 89 0-0 7 2B E8 38 2B	B FF 94 X FF 96 1-0 ① G1-3 1-2	B CH 87 B FF 95 B FF 95 C FF 95 S FF 96 F FF 96 F FF 95 F CH 86 B FF 95 4-2 7 1B BB	B SL 80 C SI 91 F SL 81 B SI 91 B SI 90 F SI 91 F FF 92 C SL 79 3-3 ② K	C FA 71 X FA 72 0-1 1-3 2B	B SL 75 B SL 76 B SL 76 B SL 77 4-0 1-2 2-3 3-H BB	4	1	1	1	2	1	2
7 Myles Straw, R (1, 8) OBP: 0.298, SLG: 0.258 35 Óscar Mercado, R (6, PR) OBP: 0.242, SLG: 0.372 (6, 8)		X FF 89 0-0 38 2B 1-3 2B	C CH 85 C CH 86 X CH 85 0-2 ② G1-3	X FF 96 0-0 38 G4-6-3 1-2 1B	C SL 80 F SL 81 B SL 81 F SL 81 F FF 93 B FF 93 F SL 82 F SI 92 X SL 79 2-2 2-3 1B	X FA 67 0-0 ② G1-3	B SL 77 B SL 78 C SL 79 F CH 78 C SL 66 2-3 ③ K	4	1	3	0	0	0	1
								2	0	0	0	0	1	5

Inning Stats																								
	R: 2	H: 3	R: 4	H: 4	R: 0	H: 1	R: 5	H: 5	R: 0	H: 2	R: 0	H: 2	R: 0	H: 1	R: 0	H: 1	R: 2	H: 4	1B: 14	SF: 0	WP: 1	PA: 54
	E: 0	LOB: 2	E: 1	LOB: 1	E: 0	LOB: 2	E: 0	LOB: 1	E: 0	LOB: 1	E: 0	LOB: 2	E: 0	LOB: 1	E: 0	LOB: 2	E: 0	LOB: 3	2B: 6	SAC: 0	PB: 0	
	K: 1	BB: 0	K: 3	BB: 0	K: 0	BB: 1	K: 1	BB: 2	K: 1	BB: 0	K: 2	BB: 0	K: 1	BB: 0	K: 0	BB: 1	K: 2	BB: 1	3B: 0	DP: 2	SB: 0	
	S: 14	P: 26	S: 19	P: 27	S: 8	P: 14	S: 23	P: 37	S: 13	P: 20	S: 22	P: 31	S: 8	P: 10	S: 9	P: 13	S: 15	P: 24	HR: 3	HBP: 1	CS: 0	

PITCHER		IP	WLS	BF	H	R	ER	SO	BB	IBB	HBP	BLK	WP	HR	S	P	ERA	WHIP
49 Jonathan Heasley, R ERA: 5.5	(1, 1)	1.1	L	12	6	6	5	2	0	0	1	0	0	1	26	44	33.75	4.500
37 Jackson Kowar, R ERA: 10.13	(2, 1)	2.2		16	7	5	5	3	3	0	0	0	0	1	38	60	16.88	3.750
41 Wyatt Mills, R ERA: 4.15	(5, 1)	1.2		8	4	0	0	3	0	0	0	0	1	0	33	47	0.00	2.400
24 Amir Garrett, L ERA: 6.33	(6, 1)	1.1		5	1	0	0	1	0	0	0	0	0	0	10	14	0.00	0.750
2 Michael Taylor, R ERA: 9.0	(8, 1)	2.0		13	5	2	2	2	2	0	0	0	0	1	24	37	9.00	3.500

PITCHER	IP	WLS	BF	H	R	ER	SO	BB	IBB	HBP	BLK	WP	HR	S	P	ERA	WHIP

AB	48
R	13
H	23
RBI	13
BB	5
SO	11
LOB	31

BOTTOM

Cleveland Guardians @ Kansas City Royals

Kauffman Stadium, Kansas City, MO

Sat Jul 09 2022, 3:11 PM - 6:20 PM CDT

Att. 17,024 - Sunny - 85 F

livebaseballscorecards.com

Batter	1	2	3	4	5	6	7	8	9	AB	R	H	RBI	BB	SO	LOB
15 Whit Merrifield, R (1, 4) OBP: 0.294, SLG: 0.345 28 Kyle Isbel, L (6, 7) OBP: 0.240, SLG: 0.322	C FF 91 X SL 88 0-1 ① L7			B FF 91 B FF 92 B SL 84 B FF 91 4-0 7 FC4-6 BB		B CU 76 X FF 91 1-0 ①② G4-6-3 1-2f	C FC 94 X FC 94 0-1 ③ F7		C SL 78 X SI 93 0-1 ③ G3-1	1 0 0 0 1 0 0 3 0 0 0 0 0 3						
16 Andrew Benintendi, L (1, 7) OBP: 0.387, SLG: 0.402 26 Emmanuel Rivera, R (6, 5) OBP: 0.280, SLG: 0.410	B FF 93 B FF 93 F FF 92 F SL 89 F CU 80 B FF 93 B FF 91 4-2 7 G6-4-3 BB			1 SAFE F SL 87 C CU 77 F FF 93 D CU 80 D SL 89 T FF 93 2-2 ① K		C SL 87 B CU 80 B FF 91 B SL 87 B FF 92 4-1 7 1B BB		X FF 94 0-0 36 BB 7 1B 1B		1 0 0 0 1 1 1 1 0 1 0 1 0 0						
7 Bobby Witt Jr., R (1, 6) OBP: 0.288, SLG: 0.443	X SL 87 0-0 ②③ G6-4-3 1-2f			B SL 87 B FF 92 C FF 92 S CU 80 B FF 94 X SL 86 3-2 ② FC4-6 1-2f		B CU 78 B FF 92 T FF 91 S FF 91 F SL 86 F FF 91 X FF 93 2-2 1-2 1B		C FF 95 C CU 82 D CU 84 X CU 83 1-2 36 BB 1-2 1B		4 0 2 0 0 0 2						
1 MJ Melendez, L (1, 2) OBP: 0.311, SLG: 0.403 (8, 9)		B FF 90 B FF 90 B FF 92 C FF 91 B FF 91 4-1 17 G6-3 BB		B CU 80 C CU 80 C FF 94 C FF 95 1-3 ③ K		F FF 91 B CU 78 B CU 78 F FF 92 X CU 79 2-2 ③ G3		C CU 82 B CU 83 B CU 83 X FF 96 2-1 ① P5		3 0 0 0 1 1 5						
17 Hunter Dozier, R (1, 3) OBP: 0.325, SLG: 0.438 Ryan O'Hearn, L (5, PH) OBP: 0.231, SLG: 0.250 (6, 3)		B FF 90 F FF 92 X SL 87 1-1 ①② G6-3 1-2f			B CU 77 F CU 79 F CU 79 B FF 93 F CU 80 B FF 92 S FF 92 3-3 ① K		F FC 95 C FC 95 X FC 95 0-2 ① P5		C CU 81 C CU 82 D CU 83 C CU 83 1-3 ② K	1 0 0 0 0 0 1 3 0 0 0 0 2 2							
9 Vinnie Pasquantino, L (1, 10) OBP: 0.333, SLG: 0.278 36 Cam Gallagher, R (8, 2) OBP: 0.303, SLG: 0.367		B CU 80 C FF 93 F CU 80 X CU 81 1-2 ③ F7-8			B FF 92 B CU 79 F FF 93 B CU 80 B FF 94 4-1 14 FC6-4 BB		X FC 95 0-0 2 E 14 1B 8 FC6-4 1B	B CU 82 B CU 82 C FF 95 B CU 82 B FF 96 4-1 1-2 2-3 BB		2 1 1 0 1 0 0 0 0 0 0 1 0 0						
14 Edward Olivares, R (1, 9) OBP: 0.333, SLG: 0.473 (8, 8)			X SL 86 0-0 2 B1-3 1B		F SL 87 B SL 87 B FF 92 X FF 92 2-1 ② FC6-4 1-2f		B SI 94 B FC 94 C FC 93 S FC 94 F FC 95 X FC 95 2-2 8 FC6-4 2 E 1-2 1B	B FF 96 C CU 82 B CU 83 F FF 96 B FF 96 F FF 96 F FF 96 C FF 95 3-3 ③ K		4 0 2 0 0 1 4						
2 Michael Taylor, R (1, 8) OBP: 0.342, SLG: 0.382 (8, 1)			X FF 90 0-0 ①② B1-3 1-1f		S SL 87 X CU 79 0-1 ③ G5-3		F FC 94 D FC 91 X FC 94 1-1 E3 8 FC6-4 1-2 2-3		C FF 92 B SI 93 S SL 76 F FF 94 B SI 93 B SL 78 T FF 92 3-2 ① K	4 0 0 0 0 1 4							
8 Nicky Lopez, L (1, 5) OBP: 0.292, SLG: 0.283 (6, 4)			B FF 92 F FF 92 C FF 95 F CU 82 S CU 81 1-3 ③ K			B SL 83 X FF 90 1-0 28 G4-6-3 1B	C FC 95 B FC 95 X FC 95 1-1 ② FC6-4 1-2f 2-3 3-H		S SI 93 B FS 87 S SL 77 B FF 94 X SL 77 2-2 ② G4-3	4 0 1 1 0 1 2							
Inning Stats	R: 0 H: 0 E: 0 LOB: 0 K: 0 BB: 1 S: 6 P: 10	R: 0 H: 0 E: 0 LOB: 0 K: 0 BB: 1 S: 6 P: 12	R: 0 H: 1 E: 0 LOB: 0 K: 1 BB: 0 S: 6 P: 7	R: 0 H: 0 E: 0 LOB: 1 K: 2 BB: 1 S: 10 P: 20	R: 0 H: 0 E: 0 LOB: 1 K: 1 BB: 1 S: 9 P: 18	R: 0 H: 2 E: 0 LOB: 2 K: 0 BB: 1 S: 11 P: 21	R: 1 H: 2 E: 1 LOB: 2 K: 0 BB: 0 S: 14 P: 18	R: 0 H: 2 E: 0 LOB: 3 K: 2 BB: 1 S: 15 P: 26	R: 0 H: 0 E: 0 LOB: 0 K: 1 BB: 0 S: 9 P: 14	1B: 7 SF: 0 2B: 1 SAC: 0 3B: 0 DP: 4 HR: 0 HBP: 0							

	AB	31
	R	1
	H	7
	RBI	1
	BB	6
	SO	7
	LOB	24

PITCHER		IP	WLS	BF	H	R	ER	SO	BB	IBB	HBP	BLK	WP	HR	S	P	ERA	WHIP
24 Triston McKenzie, R ERA: 3.47	(1, 1)	6.0	W	22	3	0	0	4	5	0	0	0	0	0	48	88	0.00	1.333
27 Bryan Shaw, R ERA: 4.76	(7, 1)	1.0		6	2	1	0	0	0	0	0	0	0	0	14	18	0.00	2.000
99 James Karinchak, R ERA: 9.0	(8, 1)	1.0		6	2	0	0	2	1	0	0	0	0	0	15	26	0.00	3.000
52 Nick Sandlin, R ERA: 3.48	(9, 1)	1.0		3	0	0	0	1	0	0	0	0	0	0	9	14	0.00	0.000

PITCHER	IP	WLS	BF	H	R	ER	SO	BB	IBB	HBP	BLK	WP	HR	S	P	ERA	WHIP

WP: 0 PA: 37
PB: 0
SB: 0
CS: 0

Batter	1	2	3	4	5	6	7	8	9	AB	R	H	RBI	BB	SO	LOB
38 Steven Kwan, L (1, 7) OBP: 0.358, SLG: 0.355	C FF 89 B FF 91 B FF 90 F FF 90 X CH 87 2-2 ① G1-3		C FF 89 B CH 87 F CH 87 X FF 90 1-2 ② L8		B CH 87 C FF 90 F FF 91 B CH 87 B CH 86 X CU 72 3-2 ③ G3			C FF 96 X CH 90 0-1 ① G6-3		4	0	0	0	0	0	2
1 Amed Rosario, R (1, 6) OBP: 0.315, SLG: 0.385	F FF 91 F FC 87 S CU 70 0-3 ② K		B FC 86 C FF 91 B FF 92 S CU 74 X FF 91 2-2 ③ G4-3			B SI 94 B SI 93 C SI 94 F SI 94 F FF 94 F SL 82 X SI 94 2-2 ① G1-3		B SL 88 C SL 89 B FF 96 F FF 95 B SL 89 X SL 88 3-2 ② L8		4	0	0	0	0	1	0
11 José Ramírez, S (1, 5) OBP: 0.371, SLG: 0.581	C FF 91 F FF 90 B FC 87 B FF 92 X CU 70 2-2 32 S 1B			B CU 72 F CH 87 B FF 90 B CH 86 X CH 86 3-1 ① G3-1		B SI 93 F SI 92 B SI 94 B SI 93 F SI 93 S SI 94 3-3 ② K		B CH 90 F FF 96 B FF 96 S FF 96 B FF 96 X FF 96 3-2 ③ P5		4	0	1	0	0	1	0
32 Franmil Reyes, R (1, 10) OBP: 0.257, SLG: 0.369	B FF 92 S FF 92 D CU 73 D FC 87 S FC 87 S CU 74 3-3 ③ K 1-2			S FC 86 B FF 90 B CH 88 F CH 87 S CU 72 2-3 ② K		C SL 84 S SI 93 B SL 83 B SL 83 F SI 94 S SL 84 2-3 ③ K			S SL 82 B CH 92 C SI 94 S SL 82 1-3 ① K	4	0	0	0	0	4	1
6 Owen Miller, R (1, 3) OBP: 0.300, SLG: 0.371		C FF 90 S FC 85 X CU 72 0-2 ① G1-3		C SL 81 F FF 90 F FF 92 B CU 74 B CH 89 F FF 91 X FC 87 2-2 ③ G5-3			B FF 98 S FF 98 B ST 84 F FF 97 B ST 84 B FF 98 4-2 33 BB BB		B FF 95 S FF 94 X SL 82 1-1 33 G4-3 28 WP 2B	3	1	1	0	1	0	0
33 Nolan Jones, L (1, 9) OBP: 0.615, SLG: 0.900		C FF 89 B FF 91 B CU 72 F FF 90 F FF 91 B CH 89 C CU 73 3-3 ② K			B FC 85 C FF 90 X CH 86 1-1 7 1B 1B		B FF 99 B FF 98 B FF 99 C FF 98 B FF 98 4-1 1-2 BB		X FF 95 0-0 ② G4-3 2-3	3	0	1	0	1	1	1
28 Ernie Clement, R (1, 4) OBP: 0.274, SLG: 0.236		C FF 88 B FF 91 B FF 91 S CU 74 B SL 80 F FF 90 B FF 90 4-2 BB			B FC 86 B FF 90 C FF 89 1 SAFE F FF 88 1 SAFE X CU 72 2-2 ① L8		C FF 99 B FF 98 X ST 84 1-1 ① F8		C FF 96 B SL 84 F SL 83 B SL 84 F SL 84 X SI 95 2-2 3-H 1B	3	0	1	0	1	0	3
17 Austin Hedges, R (1, 2) OBP: 0.215, SLG: 0.260 0 Andrés Giménez, L (9, PH) OBP: 0.354, SLG: 0.479		X FF 90 0-0 ③ F9			1 SAFE C FC 85 D CU 74 B FF 91 F FC 85 F CU 72 S CH 88 2-3 ② K		C ST 83 S ST 84 F ST 84 B FF 100 X FF 99 1-2 ② L9		S FF 96 S FF 96 B FF 96 D CH 91 S FF 97 2-3 ③ K	3 1	0 0	0 0	0 0	0 0	1 1	4 1
7 Myles Straw, R (1, 8) OBP: 0.299, SLG: 0.259			C CU 73 X FF 90 0-1 ① F9		X FF 90 0-0 1-2 1B		B SL 82 F FF 98 C ST 82 B ST 82 X FF 98 2-2 ③ G4-3			3	0	1	0	0	0	2
Inning Stats	R: 0 E: 0 K: 2 S: 12 H: 1 LOB: 1 BB: 0 P: 19	R: 0 E: 0 K: 1 S: 11 H: 0 LOB: 1 BB: 1 P: 18	R: 0 E: 0 K: 0 S: 8 H: 0 LOB: 0 BB: 0 P: 11	R: 0 E: 0 K: 1 S: 10 H: 0 LOB: 0 BB: 0 P: 17	R: 0 E: 0 K: 1 S: 13 H: 2 LOB: 2 BB: 0 P: 21	R: 0 E: 0 K: 2 S: 12 H: 0 LOB: 0 BB: 0 P: 19	R: 0 E: 0 K: 0 S: 12 H: 0 LOB: 2 BB: 2 P: 24	R: 0 E: 0 K: 0 S: 8 H: 0 LOB: 0 BB: 0 P: 14	R: 1 E: 0 K: 2 S: 13 H: 2 LOB: 1 BB: 0 P: 19	1B: 4 2B: 1 3B: 0 HR: 0	SF: 0 SAC: 0 DP: 0 HBP: 0	WP: 1 PB: 0 SB: 1 CS: 0	PA: 35				

TOP

Cleveland Guardians @ Kansas City Royals

Kauffman Stadium, Kansas City, MO

Sun Jul 10 2022, 1:11 PM - 3:58 PM CDT

Att. 13,282 - Sunny - 88 F

livebaseballscorecards.com

AB	32
R	1
H	5
RBI	0
BB	3
SO	9
LOB	14

PITCHER		IP	WLS	BF	H	R	ER	SO	BB	IBB	HBP	BLK	WP	HR	S	P	ERA	WHIP
23 Zack Greinke, R ERA: 4.52	(1, 1)	5.0	W	19	3	0	0	5	1	0	0	0	0	0	54	86	0.00	0.800
74 Jose Cuas, R ERA: 2.81	(6, 1)	1.0		3	0	0	0	2	0	0	0	0	0	0	12	19	0.00	0.000
65 Dylan Coleman, R ERA: 3.31	(7, 1)	1.0		5	0	0	0	0	2	0	0	0	0	0	12	24	0.00	2.000
45 Taylor Clarke, R ERA: 4.1	(8, 1)	1.0		3	0	0	0	0	0	0	0	0	0	0	8	14	0.00	0.000
38 Joel Payamps, R ERA: 3.07	(9, 1)	1.0		5	2	1	1	2	0	0	0	0	1	0	13	19	9.00	2.000

PITCHER	IP	WLS	BF	H	R	ER	SO	BB	IBB	HBP	BLK	WP	HR	S	P	ERA	WHIP

Batter	1	2	3	4	5	6	7	8	9	AB	R	H	RBI	BB	SO	LOB
15 Whit Merrifield, R (1, 4) OBP: 0.292, SLG: 0.343 26 Emmanuel Rivera, R (5, 5) OBP: 0.281, SLG: 0.409	F FF 93 B FF 94 C SL 86 F SL 86 S SL 87 1-3 K ①		S FF 92 S SL 87 X SL 87 0-2 F8 ①		1 SAFE S SL 84 D SL 85 B SL 86 S SL 85 B SL 86 X SL 86 3-2 FC5 7 1B 16 1B 1 1B 1-2	X CU 82 0-0 16 BB 1-2 1B		B SL 79 T FF 93 B SL 78 S SI 93 S SL 78 2-3 K ③		2 3	0 1	0 1	0 0	0 0	1 1	0 1
16 Andrew Benintendi, L (1, 7) OBP: 0.389, SLG: 0.401	B FF 93 B FF 92 B FF 93 C FF 93 S CH 86 X CH 86 3-2 F7 ②		T FF 93 F FF 94 X FF 94 0-2 G3-1 ②		D CU 80 F FF 92 C FF 92 X FF 93 1-2 7 1B 1 1B 1-2 2-H 1B	B FF 97 C SL 90 D SI 96 F SL 91 B FF 97 F FF 97 F SL 92 B SL 92 4-2 7 FC6-4 1-2 2-3 BB				3	1	1	1	1	0	0
7 Bobby Witt Jr., R (1, 6) OBP: 0.290, SLG: 0.447	B FF 93 C FF 92 C FF 93 F SL 86 B SL 85 S SL 85 2-3 K ③		X FF 94 0-0 2B		D SL 86 B FF 92 F SL 86 F FF 92 D SL 86 X SL 87 3-2 1 1B 1-2 2-3 1B	B FF 96 X FF 95 1-0 FC6-4 ③ 1-2f				4	0	2	0	0	1	3
1 MJ Melendez, L (1, 10) OBP: 0.310, SLG: 0.400		B CH 85 C CH 85 F CU 79 F FF 94 X CU 81 1-2 F9 ①	S FF 93 C FF 93 X FF 88 0-2 G6-3 ③		B CH 87 S FF 93 B CU 79 X FF 92 2-1 1-3 2-H 3-H 1B ②		F SL 88 F FF 96 B FF 96 F FS 87 F FF 98 S FF 97 1-3 K ①			4	0	1	2	0	1	1
17 Hunter Dozier, R (1, 9) OBP: 0.328, SLG: 0.446 14 Edward Olivares, R (7, PR) OBP: 0.333, SLG: 0.473 (8, 9)		B SL 86 B FF 93 X CH 86 2-0 9 G3-1 28 1B 2B		B SL 86 C SL 86 S SL 87 S SL 87 1-3 K ①	F FF 88 C SL 88 T SL 86 0-2 K ③		B SL 88 X FF 96 1-0 2B			4 0	1 0	2 0	0 0	0 0	2 0	1 0
9 Vinnie Pasquantino, L (1, 3) OBP: 0.306, SLG: 0.250		B CU 80 D CH 86 X FF 87 2-0 G3-1 ② 2-3		F FF 88 X FF 88 0-1 G6-3 ②		B SI 95 C FF 96 S SL 89 F SL 90 X SL 89 1-2 G4-3 ①	B FS 87 F FS 86 B FF 97 X SL 86 2-1 F7 ②			4	0	0	0	0	0	2
28 Kyle Isbel, L (1, 8) OBP: 0.248, SLG: 0.328	X CH 87 0-0 36 1B 3-H 1B			X FF 93 0-0 B1-3 ③		B SI 96 X SI 96 1-0 8 S 8 1B 1B	B FF 97 X FF 96 1-0 G4-3 ③			4	1	2	1	0	0	1
36 Cam Gallagher, R (1, 2) OBP: 0.297, SLG: 0.353	1 SAFE C FF 92 X SL 87 0-1 1-2 1B				C FF 92 F SL 86 B SL 85 S SL 85 1-3 K ①	C FF 97 1 SAFE 1 SAFE F CU 82 B CU 83 1 SAFE F FF 96 C FF 97 1-3 K ②		X SI 91 0-0 G5-3 ①		4	0	1	0	0	2	1
8 Nicky Lopez, L (1, 5) OBP: 0.295, SLG: 0.283 (5, 4)		B FF 92 F FF 93 B FF 93 X FF 92 2-1 G4-3 ③			B CH 86 C FF 93 B CU 79 B FF 93 F FF 87 D CU 80 4-2 26 FC5 16 1B BB	B SI 96 C SL 89 F SL 90 B SL 89 F FF 97 X CU 83 2-2 16 BB 26 1B 1-H 1B		C FS 90 S SL 77 F SI 91 F FF 93 B SL 78 C SL 77 1-3 K ②		3	1	1	1	1	1	2
Inning Stats	R: 0 E: 0 K: 2 S: 11 H: 0 LOB: 0 BB: 0 P: 17	R: 1 E: 0 K: 0 S: 11 H: 3 LOB: 2 BB: 0 P: 18	R: 0 E: 0 K: 0 S: 10 H: 1 LOB: 1 BB: 0 P: 10	R: 0 E: 0 K: 1 S: 6 H: 0 LOB: 0 BB: 0 P: 7	R: 3 E: 0 K: 2 S: 19 H: 3 LOB: 1 BB: 1 P: 33	R: 1 E: 0 K: 1 S: 19 H: 3 LOB: 3 BB: 1 P: 29	R: 0 E: 0 K: 1 S: 9 H: 1 LOB: 1 BB: 0 P: 14	R: 0 E: 0 K: 2 S: 9 H: 0 LOB: 0 BB: 0 P: 12		1B: 8 2B: 3 3B: 0 HR: 0 SF: 0 SAC: 0 DP: 0 HBP: 0		WP: 0 PB: 0 SB: 1 CS: 0 PA: 37			

PITCHER		IP	WLS	BF	H	R	ER	SO	BB	IBB	HBP	BLK	WP	HR	S	P	ERA	WHIP
34 Zach Plesac, R ERA: 3.99	(1, 1)	5.0	L	23	7	4	4	5	1	0	0	0	0	0	57	85	7.20	1.600
31 Sam Hentges, L ERA: 3.82	(6, 1)	0.2		6	3	1	1	1	1	0	0	0	0	0	18	27	13.50	6.000
62 Enyel De Los Santos, R ERA: 3.51	(6, 1)	0.1		1	0	0	0	0	0	0	0	0	0	0	1	2	0.00	0.000
37 Trevor Stephan, R ERA: 3.19	(7, 1)	1.0		4	1	0	0	1	0	0	0	0	0	0	9	14	0.00	1.000
52 Nick Sandlin, R ERA: 3.32	(8, 1)	1.0		3	0	0	0	2	0	0	0	0	0	0	9	12	0.00	0.000

PITCHER	IP	WLS	BF	H	R	ER	SO	BB	IBB	HBP	BLK	WP	HR	S	P	ERA	WHIP

BOTTOM

Cleveland Guardians @ Kansas City Royals

Kauffman Stadium, Kansas City, MO

Sun Jul 10 2022, 1:11 PM - 3:58 PM CDT

Att. 13,282 - Sunny - 88 F

livebaseballscorecards.com

AB	35
R	5
H	11
RBI	5
BB	2
SO	9
LOB	12

Batter	1	2	3	4	5	6	7	8	9	AB	R	H	RBI	BB	SO	LOB
7 Tim Anderson, R (1, 6) OBP: 0.357, SLG: 0.424	C SI 93 X SI 94 0-1 G5-3		C FC 89 X SI 93 0-1 10 S 10 HR 1-3 1B		F SI 93 F SI 93 X FC 87 0-2 G6-3		S SL 88 F FF 98 X FS 88 0-2 G5-4-3 1-2f			4	1	1	0	0	0	2
10 Yoán Moncada, S (1, 5) OBP: 0.236, SLG: 0.303	C SI 93 C SI 92 S FC 89 0-3 K		B SI 95 B SI 94 C CH 85 S CH 86 F CH 87 X FC 90 2-2 1-H 3-H HR		F SI 94 B SI 93 B SI 91 B CH 85 X FF 93 3-1 L9			X FF 96 0-0 G6-3		4	1	1	3	0	1	0
88 Luis Robert Jr., R (1, 8) OBP: 0.315, SLG: 0.423	X FC 89 0-0 P9		B SI 95 T SI 95 X FC 88 1-1 F9		B SI 93 X FC 88 1-0 G1			B FS 88 S SL 85 S FS 88 S FF 96 1-3 K		4	0	0	0	0	1	0
79 José Abreu, R (1, 3) OBP: 0.379, SLG: 0.461		B SI 94 C FC 90 X SI 94 1-1 32 G3-5-3 1B		B CU 82 B FC 89 X SI 94 2-0 BB 18 1B		B FF 93 X FC 88 1-0 P4		S FF 97 B FS 90 S SL 87 B FF 97 S FS 89 2-3 K		4	1	2	0	0	1	0
32 Gavin Sheets, L (1, 9) OBP: 0.302, SLG: 0.397		C SI 94 C CH 86 B CH 86 X CH 84 1-2 G3-5-3 1-2f		F SI 94 S SI 94 B CH 84 B CH 85 B CH 85 S SI 94 3-3 K		C CH 85 B CH 84 X FF 92 1-1 G6-3			X FC 99 0-0 G4-3	4	0	0	0	0	1	2
Eloy Jiménez, R (1, 10) OBP: 0.267, SLG: 0.345		C SI 94 X SI 93 0-1 G3		F SI 95 D CH 86 B FC 88 B SI 94 F SI 94 B CH 86 4-2 18 1B 1-2 BB		S CU 83 F FC 88 S FC 87 0-3 K			B SL 93 S SL 93 S SL 92 S SL 92 1-3 K	3	0	0	0	1	2	0
18 AJ Pollock, R (1, 7) OBP: 0.287, SLG: 0.362			B FC 88 S SI 94 B SI 94 F SI 94 X SI 95 2-2 F8	F SI 95 B SI 94 X SI 93 1-1 44 FC6-4 1-2 2-H 1B			S FC 89 S FC 89 B FC 87 X SI 93 1-2 28 1B 2B		B FC 100 X FC 100 1-0 G5-3	4	0	2	1	0	0	0
28 Leury García, S (1, 4) OBP: 0.237, SLG: 0.272			B CU 80 X FC 89 1-0 7 1B 10 HR	B CH 84 F SI 94 F CH 85 B SI 93 B FC 90 X FC 89 3-2 F7			C SI 94 F CH 85 B SI 94 B SI 94 X SI 95 2-2 7 G5-4-3 2-3 1B			3	1	2	0	0	0	2
44 Seby Zavala, R (1, 2) OBP: 0.357, SLG: 0.477			F SI 94 S SI 93 B SI 94 D SI 94 B SI 94 X FC 89 3-2 P4	S FC 90 F SI 93 X FC 86 0-2 FC6-4 1-2f			X SL 85 0-0 P4			3	0	0	0	0	0	5
Inning Stats	R: 0 E: 0 K: 1 S: 6 H: 0 LOB: 0 BB: 0 P: 6	R: 0 E: 0 K: 0 S: 7 H: 1 LOB: 0 BB: 0 P: 9	R: 3 E: 0 K: 0 S: 15 H: 3 LOB: 0 BB: 0 P: 24	R: 1 E: 0 K: 1 S: 14 H: 2 LOB: 2 BB: 1 P: 27	R: 0 E: 0 K: 0 S: 6 H: 0 LOB: 0 BB: 0 P: 10	R: 0 E: 0 K: 1 S: 6 H: 0 LOB: 0 BB: 0 P: 8	R: 0 E: 0 K: 0 S: 10 H: 2 LOB: 1 BB: 0 P: 13	R: 0 E: 0 K: 2 S: 7 H: 0 LOB: 0 BB: 0 P: 10	R: 0 E: 0 K: 1 S: 5 H: 0 LOB: 0 BB: 0 P: 7	1B: 6 2B: 1 3B: 0 HR: 1 SF: 0 SAC: 0 DP: 2 HBP: 0						

PITCHER		IP	WLS	BF	H	R	ER	SO	BB	IBB	HBP	BLK	WP	HR	S	P	ERA	WHIP
47 Cal Quantrill, R ERA: 3.99	(1, 1)	6.0	W	26	8	4	4	3	1	0	0	0	0	1	60	93	6.00	1.500
37 Trevor Stephan, R ERA: 3.0	(7, 1)	2.0	H	5	0	0	0	2	0	0	0	0	0	0	11	14	0.00	0.000
48 Emmanuel Clase, R ERA: 1.49	(9, 1)	1.0		3	0	0	0	1	0	0	0	0	0	0	5	7	0.00	0.000

PITCHER	IP	WLS	BF	H	R	ER	SO	BB	IBB	HBP	BLK	WP	HR	S	P	ERA	WHIP

TOP

Chicago White Sox @ Cleveland Guardians

Progressive Field, Cleveland, OH

Mon Jul 11 2022, 7:09 PM - 10:00 PM EDT

Att. 13,655 - Partly Cloudy - 87 F

livebaseballscorecards.com

AB	33
R	4
H	8
RBI	4
BB	1
SO	6
LOB	11

WP: 0	PB: 0	SB: 1	CS: 0	PA: 34														

Batter	1	2	3	4	5	6	7	8	9	AB	R	H	RBI	BB	SO	LOB
38 Steven Kwan, L (1, 7) OBP: 0.362, SLG: 0.357	F7 1-2 2-3 1B			C FF 91 B CH 84 H FF 92 2-1 1 1B HBP	C FF 95 1 SAFE C FF 94 B FF 91 D CH 85 1 SAFE X SL 86 2-2 ② G4-3 1-2			B FF 93 C SL 87 X SL 87 1-1 1 G4-6-3 1B		4	0	2	0	0	0	1
1 Amed Rosario, R (1, 6) OBP: 0.317, SLG: 0.385	2-1 22 1B 32 1B 1B F9 0-0 ③			C FC 87 C SI 91 B FC 87 F FF 93 F FF 94 X FC 88 1-2 1-3 1B	X SL 86 0-0 ③ L7			B FF 92 B FF 93 F FF 93 X FF 93 2-1 ①② G4-6-3 1-2f		5	1	2	0	0	0	5
11 José Ramírez, S (1, 5) OBP: 0.369, SLG: 0.573	C FC 90 B FF 93 B FF 93 X SI 91 2-1 ② F7	B FF 91 F CH 83 B FC 88 B SI 88 F FF 92 F CH 86 F FC 90 X CH 85 3-2 ① F9		C SI 93 B CH 87 B FF 94 X FC 90 2-1 ② P6		C SI 97 B SI 98 B CH 87 F KC 87 T CH 88 2-2 ① K		H FF 94 1-0 22 CS HBP		4	0	0	0	0	1	3
22 Josh Naylor, L (1, 3) OBP: 0.336, SLG: 0.505	F FF 93 X CH 86 0-1 ② 0 BB 32 1B 33 1B 1-3 1B	B FC 90 B CH 85 X FF 92 2-0 ② G6-3		F FC 91 B SI 92 S FF 94 B FC 90 X FC 90 2-2 ③ G6-3		F SI 99 T CH 88 F CH 87 B KC 91 F CH 88 F FF 99 B SI 98 F SL 90 C SI 99 2-3 ② K		F SL 88 S SL 89 B FF 94 1-2 ③ CS 1-2		4	1	1	0	0	1	2
32 Franmil Reyes, R (1, 10) OBP: 0.266, SLG: 0.377	S FC 89 X FC 89 0-1 ③ 0 BB 33 1B 1-2 3-H 1B	B FF 93 B CU 83 C FF 93 C FF 92 B SL 86 S FF 93 3-3 ③ K			C CU 80 F SL 85 X SI 91 0-2 0 HBP 33 E 1B	X KC 87 0-0 0 S 1B				4	2	3	1	0	1	0
0 Andrés Giménez, L (1, 4) OBP: 0.356, SLG: 0.475	B FF 92 B SI 92 B FC 88 B FF 92 4-0 12 BB 33 1B 7 1B 1-2 2-3 BB		C FF 92 F CH 85 B FC 87 F FF 93 B CH 86 S FF 93 2-3 ① K		C FF 92 F FF 93 H FC 88 1-2 33 E 1-2 HBP	B SI 99 F CH 88 X KC 88 1-1 ③ G6-3 1-2				2	2	0	0	1	1	1
33 Nolan Jones, L (1, 9) OBP: 0.625, SLG: 0.923 65 Alex Call, R (7, PH) (8, 9)	B FF 93 B FF 93 C FF 93 F FF 93 X FC 90 2-2 12 BB 7 1B 1-2 2-H 3-H 1B		S FF 93 C FF 91 S CH 86 0-3 ② K		B FF 93 C SI 91 D SL 86 X FF 93 2-1 E4 7 1B 1-H 2-H 2B	C SL 87 F SL 86 X FF 93 0-2 ① L8				3 1	2 0	2 0	4 0	0 0	1 0	0 0
12 Luke Maile, R (1, 2) OBP: 0.278, SLG: 0.277	C FF 93 B SI 91 F SI 92 B FF 93 F FC 89 B FF 94 F FF 93 B SI 90 4-2 38 1B 7 1B 1-2 2-3 BB		F FF 92 X SI 91 0-1 ③ G6-3		C SL 86 S SL 86 B SL 86 F SL 87 C SL 86 1-3 ① K	C SL 85 B CH 87 X SL 87 1-1 ② L6				3	0	0	0	1	1	1
7 Myles Straw, R (1, 8) OBP: 0.301, SLG: 0.262	C FF 92 B FC 88 B FF 93 X FF 92 2-1 38 1B 1-2 2-H 3-H 1B			B FC 87 F SI 90 F FF 91 F CU 81 X FC 86 1-2 ① G4-3	C FF 94 S FF 94 X FF 94 0-2 38 G4-3 3-H 1B	B SL 87 B SL 87 X FF 93 2-0 ③ G4-3				4	0	2	3	0	0	0
Inning Stats	R: 5 E: 0 K: 0 S: 22 H: 6 LOB: 3 BB: 2 P: 39	R: 0 E: 0 K: 1 S: 9 H: 0 LOB: 0 BB: 0 P: 17	R: 0 E: 0 K: 2 S: 9 H: 0 LOB: 0 BB: 0 P: 11	R: 0 E: 0 K: 0 S: 15 H: 1 LOB: 2 BB: 0 P: 23	R: 3 E: 1 K: 1 S: 18 H: 3 LOB: 1 BB: 0 P: 24	R: 0 E: 0 K: 2 S: 13 H: 1 LOB: 1 BB: 0 P: 18	R: 0 E: 0 K: 0 S: 6 H: 0 LOB: 0 BB: 0 P: 9	R: 0 E: 0 K: 0 S: 6 H: 1 LOB: 0 BB: 0 P: 11		1B: 11 2B: 1 3B: 0 HR: 0 SF: 0 SAC: 0 DP: 1 HBP: 3					

PITCHER		IP	WLS	BF	H	R	ER	SO	BB	IBB	HBP	BLK	WP	HR	S	P	ERA	WHIP
33 Lance Lynn, R ERA: 6.97	(1, 1)	4.0	L	25	9	8	8	3	2	0	2	0	0	0	62	100	18.00	2.750
63 Matt Foster, R ERA: 4.89	(5, 1)	1.0		4	1	0	0	1	0	0	0	0	0	0	11	14	0.00	1.000
17 Joe Kelly, R ERA: 9.22	(6, 1)	1.0		4	1	0	0	2	0	0	0	0	0	0	13	18	0.00	1.000
57 Tanner Banks, L ERA: 3.19	(7, 1)	2.0		6	1	0	0	0	0	0	1	0	0	0	12	20	0.00	0.500

PITCHER	IP	WLS	BF	H	R	ER	SO	BB	IBB	HBP	BLK	WP	HR	S	P	ERA	WHIP

BOTTOM

Chicago White Sox @ Cleveland Guardians

Progressive Field, Cleveland, OH

Mon Jul 11 2022, 7:09 PM - 10:00 PM EDT

Att. 13,655 - Partly Cloudy - 87 F

livebaseballscorecards.com

AB	34
R	8
H	12
RBI	8
BB	2
SO	6
LOB	13

WP: 0 PA: 40
PB: 0
SB: 1
CS: 1

Chicago White Sox @ Cleveland Guardians

Progressive Field, Cleveland, OH

Tue Jul 12 2022, 1:11 PM - 3:19 PM EDT

Att. 11,342 - Sunny - 80 F

livebaseballscorecards.com

Batter	1	2	3	4	5	6	7	8	9	AB	R	H	RBI	BB	SO	LOB
7 Tim Anderson, R (1, 6) OBP: 0.351, SLG: 0.417	F FF 91 X FF 91 0-1 L9		C FF 90 S SL 85 B SL 85 X SL 84 1-2 F9			F SL 85 S SL 85 X FF 92 0-2 G4-3			C FF 91 F SL 86 T SL 87 0-2 K	4	0	0	0	0	1	0
10 Yoán Moncada, S (1, 5) OBP: 0.230, SLG: 0.295	C FF 91 C FC 88 B KC 83 X KC 82 1-2 L9			C CH 85 X FC 86 0-1 G6-3			C FC 88 B FC 89 B FC 89 F FC 89 B FF 93 S KC 83 3-3 K		B FC 86 C FC 87 F FC 87 S KC 84 1-3 K	4	0	0	0	0	2	0
25 Andrew Vaughn, R (1, 10) OBP: 0.343, SLG: 0.445	C SL 84 B SL 84 F FF 91 X SL 84 1-2 1B			C FF 91 B SL 85 B SL 85 B FC 88 X FC 87 3-1 G1-3			C SL 85 S SL 86 B FC 87 H FF 92 2-2 79 1B 1B HBP		C FF 92 X SL 85 0-1 G4-3	3	1	1	0	0	0	0
79 José Abreu, R (1, 3) OBP: 0.379, SLG: 0.460	F FF 90 X SL 84 0-1 F4			F FF 90 C FF 92 X SL 85 0-2 G5-3			X SL 85 0-0 1B 1-2 1B			3	0	1	0	0	0	1
Eloy Jiménez, R (1, 7) OBP: 0.270, SLG: 0.345		C SL 84 S SL 85 B SL 85 S SL 85 1-3 K			C SL 83 F SL 84 S SL 84 0-3 K		F SL 84 X SL 85 0-1 32 G4-6-3 1-2 2-H 1B			3	0	1	1	0	2	0
32 Gavin Sheets, L (1, 9) OBP: 0.298, SLG: 0.391		C KC 82 F FC 87 F FF 92 X KC 83 0-2 G4-3			B FC 86 C FC 86 X FC 87 1-1 E3 15 G5-4-3		C KC 83 F FC 87 X KC 82 0-2 G4-6-3 1-2f			3	0	0	0	0	0	2
15 Adam Engel, R (1, 8) OBP: 0.289, SLG: 0.333		B SL 85 B FF 91 C FC 87 C FF 91 B SL 85 X FC 87 3-2 F8			B FF 91 X SL 85 1-0 G5-4-3 1-2f			C SL 84 B FF 91 X SL 84 1-1 F7		3	0	0	0	0	0	1
Josh Harrison, R (1, 4) OBP: 0.309, SLG: 0.341			X FF 91 0-0 G5-3			C FF 90 F SL 85 S SL 84 0-3 K		B SL 85 B SL 86 C FF 92 X FC 88 2-1 G5-3		3	0	0	0	0	1	0
21 Reese McGuire, L (1, 2) OBP: 0.262, SLG: 0.273			C FF 90 C FC 87 S KC 82 0-3 K2-3			F FC 86 B KC 81 B KC 82 X FC 88 2-1 G4-3		X FC 87 0-0 L7		3	0	0	0	0	1	0
Inning Stats	R: 0 E: 0 K: 0 S: 10 H: 1 LOB: 1 BB: 0 P: 12	R: 0 E: 0 K: 1 S: 10 H: 0 LOB: 0 BB: 0 P: 14	R: 0 E: 0 K: 1 S: 7 H: 0 LOB: 0 BB: 0 P: 8	R: 0 E: 0 K: 0 S: 7 H: 0 LOB: 0 BB: 0 P: 10	R: 0 E: 1 K: 1 S: 6 H: 0 LOB: 0 BB: 0 P: 8	R: 0 E: 0 K: 1 S: 8 H: 0 LOB: 0 BB: 0 P: 10	R: 1 E: 0 K: 1 S: 11 H: 2 LOB: 1 BB: 0 P: 16	R: 0 E: 0 K: 0 S: 5 H: 0 LOB: 0 BB: 0 P: 8	R: 0 E: 0 K: 2 S: 8 H: 0 LOB: 0 BB: 0 P: 9	1B: 3 2B: 0 3B: 0 HR: 0	SF: 0 SAC: 0 DP: 2 HBP: 1			WP: 0 PB: 0 SB: 0 CS: 0	PA: 30		

TOP	
AB	29
R	1
H	3
RBI	1
BB	0
SO	7
LOB	4

PITCHER	IP	WLS	BF	H	R	ER	SO	BB	IBB	HBP	BLK	WP	HR	S	P	ERA	WHIP
57 Shane Bieber, R (1, 1) ERA: 3.24	9.0	W	30	3	1	1	7	0	0	1	0	0	0	72	95	1.00	0.333

PITCHER	IP	WLS	BF	H	R	ER	SO	BB	IBB	HBP	BLK	WP	HR	S	P	ERA	WHIP

Batter	1	2	3	4	5	6	7	8	9	AB	R	H	RBI	BB	SO	LOB
38 Steven Kwan, L (1, 7) OBP: 0.364, SLG: 0.359	C FF 90 X CH 86 0-1 11 L4-3 1B		C FF 92 B FF 96 B FF 94 X CH 86 2-1 1 2B 11 1B 1-2 1B		1 SAFE B FF 92 S SL 83 1 SAFE X FF 92 1-1 ② P5		C FF 98 C CH 91 F FF 97 B CU 86 X CH 90 1-2 ③ G3			4	1	2	0	0	0	1
1 Amed Rosario, R (1, 6) OBP: 0.319, SLG: 0.393	B FF 92 C FF 91 X FF 93 1-1 ① F8		C SL 84 X FF 94 0-1 11 1B 1-3 2-H 2B		1 SAFE X FF 92 0-0 1-H 2B			C FF 96 B SI 97 B SI 97 S SI 98 S CH 87 2-3 ① K		4	1	2	2	0	1	1
11 José Ramírez, S (1, 5) OBP: 0.370, SLG: 0.571	B CU 77 B FF 91 X CH 85 2-0 ② ③ L4-3 1-1		C FF 96 X CH 87 0-1 2-H 3-H 1B		F CH 85 0-1 IBB			B KC 88 B KC 88 X FF 98 2-0 ② G3		3	0	1	2	1	0	1
32 Franmil Reyes, R (1, 10) OBP: 0.265, SLG: 0.374		B SL 84 S FF 95 T FF 95 B SL 84 X SL 85 2-2 0 G1-3-6 1B	C SL 84 1 SAFE F FF 97 F FF 97 B FF 92 1 SAFE 1 SAFE F SL 86 1 SAFE 1-2 ③ F SL 86 F FF 97 1 SAFE X SL 84 G5-3		T SL 84 B FF 95 B SL 85 S SL 86 F SL 87 F SL 84 S FF 95 2-3 ③ K			X FF 98 0-0 ③ G3-1	4	0	1	0	0	1	3
0 Andrés Giménez, L (1, 4) OBP: 0.356, SLG: 0.473		B CH 86 X CH 86 1-0 ① ② G1-3-6 1-2f		C CU 78 B FF 94 S SL 84 X FF 94 1-2 17 PO 6 S 1B		F CU 76 X FF 92 0-1 ① P5				3	0	1	0	0	0	1
33 Nolan Jones, L (1, 9) OBP: 0.526, SLG: 0.750		X CH 87 0-0 ③ F8		C FF 93 D CU 80 T CH 86 F CH 86 1 SAFE B SL 83 B CH 86 F FF 94 F CH 86 3-3 ① F SL 84 1 SAFE F FF 94 O FF 94 K		C CU 76 B CU 79 F CH 85 X FF 96 1-2 ② F7				3	0	0	0	0	1	1
6 Owen Miller, R (1, 3) OBP: 0.297, SLG: 0.366			C FF 93 X CH 85 0-1 ① L7	C SL 83 S SL 86 F FF 96 1 SAFE D SL 85 D SL 86 B FF 95 F SL 85 S SL 86 3-3 ② K 1-2		F CH 84 B SL 82 S SL 83 F SL 86 B FF 94 X SL 83 2-2 ③ G4-3				3	0	0	0	0	1	1
17 Austin Hedges, R (1, 2) OBP: 0.217, SLG: 0.261			C FF 95 F FF 96 X SL 85 0-2 38 1B 1 2B 1B	B SL 83 2 SAFE 1-0 ③ PO 2-3	X FF 92 0-0 ① G4-3		C FF 98 B FF 98 X CU 84 1-1 ① G4-3			3	1	1	0	0	0	0
7 Myles Straw, R (1, 8) OBP: 0.301, SLG: 0.260			F FF 92 X SL 85 0-1 ② F9		C FF 91 B FF 95 F CU 78 B SL 86 B FF 96 B FF 92 4-2 1 2B BB		B FF 99 B FF 98 X FF 97 2-0 ② F9			2	1	0	0	1	0	1
Inning Stats	R: 0 E: 0 K: 0 S: 5 H: 1 LOB: 0 BB: 0 P: 8	R: 0 E: 0 K: 0 S: 5 H: 1 LOB: 0 BB: 0 P: 8	R: 3 E: 0 K: 0 S: 20 H: 4 LOB: 1 BB: 0 P: 23	R: 0 E: 0 K: 2 S: 16 H: 1 LOB: 0 BB: 0 P: 24	R: 1 E: 0 K: 1 S: 12 H: 1 LOB: 2 BB: 2 P: 19	R: 0 E: 0 K: 0 S: 9 H: 0 LOB: 0 BB: 0 P: 12	R: 0 E: 0 K: 0 S: 7 H: 0 LOB: 0 BB: 0 P: 11	R: 0 E: 0 K: 1 S: 5 H: 0 LOB: 0 BB: 0 P: 9		1B: 6 2B: 3 3B: 0 HR: 0 SF: 0 SAC: 0 DP: 2 HBP: 0					WP: 0 PB: 0 SB: 1 CS: 0 PA: 32	

PITCHER		IP	WLS	BF	H	R	ER	SO	BB	IBB	HBP	BLK	WP	HR	S	P	ERA	WHIP
Davis Martin, R ERA: 4.67	(1, 1)	6.0	L	25	8	4	4	3	1	1	0	0	0	0	67	94	6.00	1.500
66 José Ruiz, R ERA: 3.67	(7, 1)	1.0		3	0	0	0	0	0	0	0	0	0	0	7	11	0.00	0.000
17 Joe Kelly, R ERA: 8.59	(8, 1)	1.0		3	0	0	0	1	0	0	0	0	0	0	5	9	0.00	0.000

PITCHER	IP	WLS	BF	H	R	ER	SO	BB	IBB	HBP	BLK	WP	HR	S	P	ERA	WHIP

BOTTOM

Chicago White Sox @ Cleveland Guardians

Progressive Field, Cleveland, OH

Tue Jul 12 2022, 1:11 PM - 3:19 PM EDT

Att. 11,342 - Sunny - 80 F

livebaseballscorecards.com

AB	29
R	4
H	8
RBI	4
BB	2
SO	4
LOB	10

Batter	1	2	3	4	5	6	7	8	9	AB	R	H	RBI	BB	SO	LOB
7 Tim Anderson, R (1, 6) OBP: 0.352, SLG: 0.414	B FF 91 B FF 92 B FF 91 C FF 91 B FF 92 4-1 25 FC4-6 BB	S FF 92 F CH 87 B FF 91 B CU 77 X FF 92 2-2 ③ L9		B FF 92 S CU 77 S FF 93 F CU 77 B CU 77 X FF 93 2-2 25 FC6-4 1B			B CU 82 F CU 81 C CU 81 B CU 81 B FF 95 C CU 82 3-3 ① K		C SL 86 C SI 95 F FC 96 D SL 85 B FC 96 B SL 85 F FC 96 F FC 93 C FC 94 3-3 ② K	4	0	1	0	1	2	2
25 Andrew Vaughn, R (1, 9) OBP: 0.342, SLG: 0.442 15 Adam Engel, R (7, 9) OBP: 0.293, SLG: 0.338	C FF 93 B FF 93 C CH 86 X CH 86 1-2 ① FC4-6 79 HR 1-2f		C CU 78 F CU 76 X FF 91 0-2 88 1B E 1B	X CH 84 0-0 ③ FC6-4 1-2f			C CU 82 C CU 82 B CU 82 S FF 94 1-3 ② K		B SL 85 C FC 94 B SL 85 X FC 94 2-1 88 HR 1-3 1B	4 1	2 1	1 1	0 0	0 0	1 0	2 0
88 Luis Robert Jr., R (1, 8) OBP: 0.323, SLG: 0.438	C CU 76 S CU 77 C FF 92 0-3 ② K		B CH 86 B CU 77 S CH 85 X FF 93 2-1 E 1-2 1B		B CU 76 B CH 84 F FF 92 B CH 85 F FF 92 X FF 93 3-2 1B		B CU 82 C CU 82 B CU 82 B CU 81 C FF 94 F FF 94 B FF 94 4-2 BB		B FC 95 X FC 94 1-0 1-H 3-H HR	4	1	3	3	1	1	1
79 José Abreu, R (1, 3) OBP: 0.379, SLG: 0.468	X CH 87 0-0 1-H HR		B CH 86 F FF 93 D CU 78 B FF 93 X FF 93 3-1 ① L9		B FF 92 B FF 92 F FF 93 X FF 92 2-1 ① L8		C CU 80 B FF 94 B FF 94 S CU 82 X CU 82 2-2 ③ F9		C FC 95 X SL 86 0-1 1B	5	1	2	2	0	0	4
Eloy Jiménez, R (1, 10) OBP: 0.250, SLG: 0.317	X CU 78 0-0 ③ G6-3		C CH 85 S FF 92 B FF 92 B FF 94 X CH 86 2-2 E5 1-2 2-H		S CH 85 F CH 84 B FF 92 F CU 77 B CH 84 F CH 85 D CU 77 F FF 92 S CH 86 3-3 ② K			F CU 80 B CU 80 F CU 81 B CU 82 X CU 82 2-2 ① L7	S FC 94 X FC 95 0-1 ③ G3	5	0	0	0	0	1	3
18 AJ Pollock, R (1, 7) OBP: 0.282, SLG: 0.356		B CH 85 X FF 91 1-0 ① F9	F FF 92 B FF 93 X FF 92 1-1 ② P6		1 SAFE F CH 85 X FF 92 0-1 ③ F8			C FF 94 C CU 82 S FF 94 0-3 ② K		4	0	0	0	0	1	3
Josh Harrison, R (1, 5) OBP: 0.308, SLG: 0.355		C FF 92 B SL 80 X CH 86 1-1 HR	B FF 92 B CH 86 T FF 93 F FF 92 B FF 92 X FF 93 3-2 ③ F7			C FF 93 B SL 78 S SL 77 B SL 78 S FF 94 2-3 ① K		C CU 81 X CU 82 0-1 ③ L6		4	1	1	1	0	1	2
28 Leury García, S (1, 4) OBP: 0.233, SLG: 0.267		B FF 92 X FF 92 1-0 ② G5-3		C CU 76 F CU 75 S CU 75 0-3 ① K		F SL 77 X FS 89 0-1 ② G4-3			B FC 95 C FC 94 B FC 94 C FC 95 F FC 96 X FC 95 2-2 ① G6-3	4	0	0	0	0	1	0
44 Seby Zavala, R (1, 2) OBP: 0.365, SLG: 0.463		B FF 92 B FF 92 F CH 86 S CH 85 H CU 78 3-2 HBP		S FF 91 X CH 86 0-1 ② G5-3		S SL 80 C FF 95 F SL 79 F FF 95 B FF 95 B FF 94 S SL 79 2-3 ③ K			B FC 92 S FC 94 F SL 86 B FC 96 B FC 96 B FC 94 4-2 15 1B 88 HR BB	2	1	0	0	1	1	0
Inning Stats	R: 2 E: 0 K: 1 S: 9 H: 1 LOB: 0 BB: 1 P: 14	R: 1 E: 0 K: 0 S: 9 H: 1 LOB: 1 BB: 0 P: 17	R: 1 E: 1 K: 0 S: 15 H: 2 LOB: 2 BB: 0 P: 26	R: 0 E: 0 K: 1 S: 10 H: 1 LOB: 1 BB: 0 P: 12	R: 0 E: 0 K: 1 S: 13 H: 1 LOB: 1 BB: 0 P: 21	R: 0 E: 0 K: 2 S: 10 H: 0 LOB: 0 BB: 0 P: 14	R: 0 E: 0 K: 2 S: 12 H: 0 LOB: 1 BB: 1 P: 22	R: 0 E: 0 K: 1 S: 8 H: 0 LOB: 0 BB: 0 P: 10	R: 3 E: 0 K: 1 S: 19 H: 3 LOB: 1 BB: 1 P: 31	1B: 6 2B: 0 3B: 0 HR: 3 SF: 0 SAC: 0 DP: 0 HBP: 1						

PITCHER		IP	WLS	BF	H	R	ER	SO	BB	IBB	HBP	BLK	WP	HR	S	P	ERA	WHIP
Konnor Pilkington, L ERA: 4.24	(1, 1)	5.0	L	24	6	4	3	3	1	0	1	0	0	2	56	90	5.40	1.400
52 Nick Sandlin, R ERA: 3.18	(6, 1)	1.0		3	0	0	0	2	0	0	0	0	0	0	10	14	0.00	0.000
99 James Karinchak, R ERA: 5.4	(7, 1)	2.0		7	0	0	0	3	1	0	0	0	0	0	20	32	0.00	0.500
27 Bryan Shaw, R ERA: 5.52	(9, 1)	1.0		7	3	3	3	1	1	0	0	0	0	1	19	31	27.00	4.000

PITCHER	IP	WLS	BF	H	R	ER	SO	BB	IBB	HBP	BLK	WP	HR	S	P	ERA	WHIP

TOP

Chicago White Sox @ Cleveland Guardians

Progressive Field, Cleveland, OH

Tue Jul 12 2022, 7:12 PM - 10:26 PM EDT

Att. 11,750 - Clear - 79 F

livebaseballscorecards.com

AB	37
R	7
H	9
RBI	6
BB	3
SO	9
LOB	17

Chicago White Sox @ Cleveland Guardians

Progressive Field, Cleveland, OH

Tue Jul 12 2022, 7:12 PM - 10:26 PM EDT

Att. 11,750 - Clear - 79 F

livebaseballscorecards.com

BOTTOM

Batter	1	2	3	4	5	6	7	8	9	AB	R	H	RBI	BB	SO	LOB
38 Steven Kwan, L (1, 7) (9, 8) OBP: 0.368, SLG: 0.362	B FF 96 C FF 98 S SL 88 B SL 87 F FF 98 S SL 89 2-3 K2-3 ①		S SL 88 B FF 98 X FF 98 1-1 1-2 1B		B KC 82 B FF 96 B SL 86 B FF 95 4-0 BB		B FF 97 C FF 96 X CU 80 1-1 1B		C FF 92 B CH 83 B SL 84 X FF 93 2-1 F7 ①	4	0	2	0	1	1	0
0 Andrés Giménez, L (1, 6) OBP: 0.349, SLG: 0.463	C KC 82 S SL 88 B SL 88 C FF 98 1-3 K ②		B KC 82 S SL 87 S SL 88 S SL 88 1-3 K ②		S SL 85 B FF 96 X SL 88 1-1 F8 ③		F FF 97 B FF 98 F FF 98 T SL 88 1-2 K ②		C FF 93 F FF 93 X SL 84 0-2 G3 ②	5	0	0	0	0	3	4
11 José Ramírez, S (1, 10) OBP: 0.370, SLG: 0.571	X FF 99 0-0 1B		S SL 88 D KC 85 S SL 89 F SL 88 X FF 98 1-2 F6 ③			B SL 85 C FF 95 B KC 81 X SL 86 2-1 22 WP 2B	F FF 98 B FF 98 F CU 82 B FF 98 B SL 89 X SL 90 3-2 G3 ③		F FF 93 B CH 83 F SL 85 C FF 94 1-3 K ③	5	0	2	0	0	1	3
22 Josh Naylor, L (1, 3) OBP: 0.335, SLG: 0.500	F KC 83 X KC 83 0-1 G3 ③			F SL 88 S SL 87 B FF 98 F SL 88 B KC 84 F SL 88 C FF 98 3-3 K ①		D SL 88 C FF 96 S SL 88 B SL 86 X CH 77 2-2 2-3 G5-3 ①		B CU 83 X CH 89 1-0 1 1B 32 BB 1B		4	0	1	0	0	1	2
32 Franmil Reyes, R (1, 9) (9, 7) OBP: 0.265, SLG: 0.369		B SL 87 B SL 86 F FF 97 X SL 88 2-1 L9 ①		C KC 84 B FF 97 S SL 88 B SL 88 X SL 88 2-2 G4-3 ②	T SL 89 F FF 97 D SL 89 D SL 89 C KC 84 2-3 K ②			C SI 97 S SL 88 B SI 98 B SL 90 B SI 96 F SL 87 B SI 97 4-2 1 1B 1-2 BB		3	0	0	0	1	1	1
6 Owen Miller, R (1, 4) OBP: 0.300, SLG: 0.366		F FF 98 C FF 98 F FF 99 B KC 84 B SL 89 C SL 89 2-3 K ②		F FF 98 F FF 98 X FF 98 0-2 1B	S SL 88 D SL 88 D SL 89 B KC 82 D SL 87 4-1 65 BB BB			C SI 96 C SI 97 S SI 97 0-3 K ①		3	0	1	0	1	2	2
65 Alex Call, R (1, 8) 33 Nolan Jones, L (8, PH) (9, 9) OBP: 0.500, SLG: 0.706		B FF 99 X FF 98 1-0 F8 ③		S SL 88 B SL 87 B FF 98 C FF 97 B SL 88 S SL 88 3-3 K2-3 ③	D SL 88 C FF 96 B SL 89 S SL 87 D SL 89 B FF 98 4-2 1-2 BB			B SI 91 B SI 90 S CU 84 B CH 91 S CH 91 S CH 90 3-3 K ②		2 1	0 0	0 0	0 0	1 0	1 1	1 2
12 Luke Maile, R (1, 2) OBP: 0.270, SLG: 0.267 1 Amed Rosario, R (8, PH) OBP: 0.321, SLG: 0.394 17 Austin Hedges, R (9, 2) OBP: 0.217, SLG: 0.261			B FF 97 F FF 96 C SL 88 C SL 88 1-3 K ①		B FF 96 C SL 86 C SL 87 S SL 86 1-3 K ①	C SL 86 C FF 98 S SL 88 0-3 K ③		C SL 90 S SL 90 X SL 89 0-2 1-2 2-3 1B		3 1 0	0 0 0	0 1 0	0 0 0	0 0 0	3 0 0	3 0 0
28 Ernie Clement, R (1, 5) OBP: 0.273, SLG: 0.236			B SL 88 C SL 88 F FF 97 X SL 87 1-2 38 1B 1B		B SL 87 C FF 96 X KC 82 1-1 G4-3 ②		B SL 86 X FF 97 1-0 G4-3 ①	C SL 88 C SI 96 X SL 87 0-2 L7 ③		4	0	1	0	0	0	3

Inning Stats	1	2	3	4	5	6	7	8	9
	R: 0 H: 1 E: 0 LOB: 1 K: 2 BB: 0 S: 10 P: 13	R: 0 H: 0 E: 0 LOB: 0 K: 1 BB: 0 S: 7 P: 12	R: 0 H: 2 E: 0 LOB: 2 K: 2 BB: 0 S: 15 P: 20	R: 0 H: 1 E: 0 LOB: 1 K: 2 BB: 0 S: 14 P: 22	R: 0 H: 0 E: 0 LOB: 1 K: 1 BB: 1 S: 7 P: 14	R: 0 H: 1 E: 0 LOB: 3 K: 2 BB: 2 S: 14 P: 28	R: 0 H: 1 E: 0 LOB: 1 K: 1 BB: 0 S: 9 P: 15	R: 0 H: 2 E: 0 LOB: 3 K: 2 BB: 1 S: 16 P: 24	R: 0 H: 0 E: 0 LOB: 0 K: 1 BB: 0 S: 8 P: 11

1B: 7 SF: 0
2B: 1 SAC: 0
3B: 0 DP: 0
HR: 0 HBP: 0

WP: 1 PA: 39
PB: 0
SB: 0
CS: 0

	AB	35
	R	0
	H	8
	RBI	0
	BB	4
	SO	14
	LOB	21

PITCHER		IP	WLS	BF	H	R	ER	SO	BB	IBB	HBP	BLK	WP	HR	S	P	ERA	WHIP
84 Dylan Cease, R ERA: 2.3	(1, 1)	5.2	W	25	5	0	0	9	3	0	0	0	1	0	64	106	0.00	1.412
40 Reynaldo López, R ERA: 2.9	(6, 1)	1.1	H	5	1	0	0	2	0	0	0	0	0	0	12	18	0.00	0.750
49 Kendall Graveman, R ERA: 2.33	(8, 1)	1.0		6	2	0	0	2	1	0	0	0	0	0	16	24	0.00	3.000
63 Matt Foster, R ERA: 4.75	(9, 1)	1.0		3	0	0	0	1	0	0	0	0	0	0	8	11	0.00	0.000

PITCHER	IP	WLS	BF	H	R	ER	SO	BB	IBB	HBP	BLK	WP	HR	S	P	ERA	WHIP

Chicago White Sox @ Cleveland Guardians

Progressive Field, Cleveland, OH

Wed Jul 13 2022, 7:11 PM - 10:07 PM EDT

Att. 13,987 - Partly Cloudy - 69 F

livebaseballscorecards.com

TOP

Batter	1	2	3	4	5	6	7	8	9	AB	R	H	RBI	BB	SO	LOB
7 Tim Anderson, R (1, 6) OBP: 0.351, SLG: 0.412	X FF 92 0-0 F9 ①		C SL 83 F FF 91 B FF 91 B SL 85 T CH 76 2-2 K ②		D FF 96 B FF 95 X SL 83 2-0 G4-3 ③		C SL 88 X FF 96 0-1 88 1B 10 BB 1B			4	0	1	0	0	1	1
10 Yoán Moncada, S (1, 5) OBP: 0.243, SLG: 0.297	C FF 92 B FC 88 C CU 77 B SI 93 F CU 78 X FC 87 2-2 79 1B 1B		C CU 79 B FF 93 C FF 92 F FF 93 B CH 78 X CH 74 2-2 G3-1 ③			B SI 96 C FF 97 B SL 90 F FF 97 B CU 84 F CU 83 F FF 98 B FF 98 4-2 88 1B 79 2B BB	C FF 95 D CU 81 B CU 81 B FF 95 B FF 97 4-1 1-2 BB			2	1	1	0	2	0	0
88 Luis Robert Jr., R (1, 8) OBP: 0.328, SLG: 0.445	B SL 82 C SI 92 B SI 92 D CU 77 C FC 87 F CU 76 F SI 92 F FC 88 C SI 92 3-3 K ②			X SL 81 0-0 2B		C FF 98 B CU 83 X SL 91 1-1 79 2B 25 G6-3 1-2 1B	X SL 90 0-0 ③ 2-3 1B			4	1	3	0	0	1	1
79 José Abreu, R (1, 3) OBP: 0.380, SLG: 0.471	B SI 91 X SI 91 1-0 1-2 1B			C FF 95 B FF 95 B FF 95 B FF 96 F FF 96 X SL 85 3-2 G1-3 ①		S SI 97 S SI 98 X SI 98 0-2 25 G6-3 1-3 2-H 2B		B SL 84 X SL 85 1-0 F7 ①		4	0	2	1	0	0	1
Eloy Jiménez, R (1, 7) OBP: 0.239, SLG: 0.303 15 Adam Engel, R (7, 9) OBP: 0.292, SLG: 0.335	C CU 76 X FF 90 0-1 F9 ③			S FF 97 B FF 96 F FF 96 F FF 95 F SL 84 B SL 85 C SL 84 2-3 K ②		F FF 97 S CI 83 C CU 83 0-3 K ①		C FF 97 S FS 88 C SL 90 0-3 K ②		3 1	0 0	0 0	0 0	0 0	2 1	5 0
25 Andrew Vaughn, R (1, 10) OBP: 0.337, SLG: 0.435		C SL 82 B FF 92 B FF 93 X CH 76 2-1 F9 ①		B SL 83 F FF 96 F FF 97 X SL 85 1-2 G6-3 ③		X SI 98 0-0 G6-3 ② 2-3 3-H		B SL 87 C FF 97 B FS 90 F SL 87 F FF 97 B FS 88 F FF 98 S SL 89 3-3 K ③		4	0	0	1	0	1	2
18 AJ Pollock, R (1, 9) OBP: 0.278, SLG: 0.350 (7, 7)		X SL 83 0-0 F8 ②			S FF 94 X FF 94 0-1 G1-3 ①	C CU 83 F FF 98 X CU 84 0-2 F9 ③			S SL 91 B SL 92 F FC 98 F SL 91 B FC 99 X SL 92 2-2 G6-3 ①	4	0	0	0	0	0	1
Josh Harrison, R (1, 4) OBP: 0.307, SLG: 0.358		C FF 91 B SL 86 X CH 76 1-1 G5-3 ③			B FF 95 X FF 95 1-0 2B		T FF 95 B SI 96 X CU 82 1-1 F9 ①		F SL 92 F SL 92 S FC 99 0-3 K ②	4	0	1	0	0	1	0
44 Seby Zavala, R (1, 2) OBP: 0.346, SLG: 0.437			B FF 91 C FF 91 S SL 83 F FF 91 F FF 92 B CH 78 F CH 76 S SL 83 2-3 K ①		B FF 96 T FF 95 S SL 84 F FF 95 D SL 84 F SL 83 S SL 84 2-3 K ②		F FF 96 B FF 96 S FF 96 X CU 82 1-2 L9 ②		B FC 99 S SL 92 X SL 91 1-1 G6-3 ③	4	0	0	0	0	2	1
Inning Stats	R: 0 E: 0 K: 1 S: 14 H: 2 LOB: 2 BB: 0 P: 20	R: 0 E: 0 K: 0 S: 5 H: 0 LOB: 0 BB: 0 P: 8	R: 0 E: 0 K: 2 S: 13 H: 0 LOB: 0 BB: 0 P: 19	R: 0 E: 0 K: 1 S: 12 H: 1 LOB: 1 BB: 0 P: 18	R: 0 E: 0 K: 1 S: 9 H: 1 LOB: 1 BB: 0 P: 14	R: 2 E: 0 K: 1 S: 16 H: 2 LOB: 1 BB: 1 P: 21	R: 0 E: 0 K: 0 S: 9 H: 2 LOB: 2 BB: 1 P: 15	R: 0 E: 0 K: 2 S: 9 H: 0 LOB: 0 BB: 0 P: 13	R: 0 E: 0 K: 1 S: 9 H: 0 LOB: 0 BB: 0 P: 12	1B: 5 2B: 3 3B: 0 HR: 0 SF: 0 SAC: 0 DP: 0 HBP: 0						

	AB	34
	R	2
	H	8
	RBI	2
	BB	2
	SO	9
	LOB	12

WP: 0 PA: 36
PB: 0
SB: 0
CS: 0

PITCHER		IP	WLS	BF	H	R	ER	SO	BB	IBB	HBP	BLK	WP	HR	S	P	ERA	WHIP
43 Aaron Civale, R ERA: 6.17	(1, 1)	1.0		5	2	0	0	1	0	0	0	0	0	0	14	20	0.00	2.000
49 Eli Morgan, R ERA: 2.9	(2, 1)	2.0		6	0	0	0	2	0	0	0	0	0	0	18	27	0.00	0.000
62 Enyel De Los Santos, R ERA: 3.25	(4, 1)	2.0		8	2	0	0	2	0	0	0	0	0	0	21	32	0.00	1.000
31 Sam Hentges, L ERA: 4.18	(6, 1)	1.2	L	10	3	2	2	1	2	0	0	0	0	0	24	35	10.80	3.000
37 Trevor Stephan, R ERA: 2.88	(7, 1)	1.1		4	1	0	0	2	0	0	0	0	0	0	10	14	0.00	0.750

PITCHER		IP	WLS	BF	H	R	ER	SO	BB	IBB	HBP	BLK	WP	HR	S	P	ERA	WHIP
48 Emmanuel Clase, R ERA: 1.45	(9, 1)	1.0		3	0	0	0	1	0	0	0	0	0	0	9	12	0.00	0.000

BOTTOM

Batter	1	2	3	4	5	6	7	8	9	AB	R	H	RBI	BB	SO	LOB
38 Steven Kwan, L (1, 7) OBP: 0.363, SLG: 0.356	B FF 91 C FF 91 B SL 81 X CH 80 2-1 ① L8		B FF 92 B FF 90 C CH 80 X CH 81 2-1 ③ F4			C SL 84 F FF 91 C FF 92 0-3 ① K		C SI 95 C SL 88 B CU 82 B FF 96 B SL 87 C SI 97 3-3 ① K		4	0	0	0	0	2	2
1 Amed Rosario, R (1, 6) OBP: 0.323, SLG: 0.396	B FF 93 X SL 83 1-0 11 L3 1B			B FF 90 C SL 83 X SL 82 1-1 E6 1B		F CH 82 X FF 92 0-1 ② F9 2-3		B SI 97 B SL 87 B SI 96 C SI 96 C SL 88 S SL 88 3-3 ② K		4	0	2	0	0	1	1
11 José Ramírez, S (1, 5) OBP: 0.366, SLG: 0.564	F FF 92 X CH 81 0-1 ② ③ L3 1-1			C FF 90 D SL 83 F FF 92 B FF 92 D CH 81 F FF 93 F FF 93 X CH 81 3-2 ① L9		C SL 84 B FF 92 B FF 92 F SL 85 X FF 94 2-2 ③ L7		B CU 85 S FF 95 S SL 88 X FF 97 1-2 ③ F8		4	0	0	0	0	0	3
22 Josh Naylor, L (1, 3) OBP: 0.329, SLG: 0.491		B FF 92 X CH 80 1-0 ① P9		F FF 92 F CH 81 B SL 84 S FF 93 1-3 ② K			B FF 90 B SL 83 X CH 80 2-0 ① G1-3		B FF 97 X FF 97 1-0 ① F7	4	0	0	0	0	1	1
32 Franmil Reyes, R (1, 10) OBP: 0.265, SLG: 0.367		F SL 82 F SL 83 C CH 80 0-3 ② K		S FF 91 B CH 81 B SL 85 D CH 82 X CH 81 3-1 ③ P2			C FF 92 S FF 91 X FF 94 0-2 6 FC4 33 BB 0 E 1B		B SL 90 S SL 88 S FF 97 S FF 98 1-3 ② K	4	1	1	0	0	2	1
33 Nolan Jones, L (1, 9) OBP: 0.458, SLG: 0.600		C SL 82 S CH 80 C FF 94 0-3 ③ K			B SL 83 C CH 80 X CH 80 1-1 ① G3		C FF 91 C CH 80 B CH 82 F SL 86 B CH 82 F CH 81 B SL 85 B CH 82 4-2 6 FC4 1-2 BB		C FF 98 B CU 87 S SL 90 B FF 98 C SL 90 2-3 ③ K	3	0	0	0	1	2	0
6 Owen Miller, R (1, 4) OBP: 0.300, SLG: 0.369			C SL 82 B SL 83 X FF 92 1-1 7 F8 2B		B CH 80 X SL 84 1-0 ② L7		C FF 98 X SL 86 0-1 ② FC4 0 E 1-2f 2-3			3	0	1	0	0	0	2
17 Austin Hedges, R (1, 2) OBP: 0.214, SLG: 0.258 0 Andrés Giménez, L (7, PH) OBP: 0.348, SLG: 0.461 12 Luke Maile, R (8, 2) OBP: 0.270, SLG: 0.267			C CH 79 S SL 83 B CH 81 X FF 93 1-2 ① G1-3		B SL 84 B FF 93 C CH 81 S CH 80 S SL 85 2-3 ③ K		B FF 98 B SL 86 S FF 98 X FF 98 2-1 E4 1-2 3-H			2 1 0	0 0 0	0 0 0	0 0 0	0 0 0	1 0 0	1 1 0
7 Myles Straw, R (1, 8) OBP: 0.301, SLG: 0.264			B FF 91 C SL 81 X CH 80 1-1 ② F8 2-3			B FF 90 B CH 79 B CH 80 C FF 92 F FF 92 X CH 81 3-2 1 F9 2B	B FF 99 B SL 88 F FF 97 X FF 98 2-1 ③ G4-3			3	0	1	0	0	0	3
Inning Stats	R: 0 E: 0 K: 0 S: 5 H: 1 LOB: 0 BB: 0 P: 8	R: 0 E: 0 K: 2 S: 7 H: 0 LOB: 0 BB: 0 P: 8	R: 0 E: 0 K: 0 S: 9 H: 1 LOB: 1 BB: 0 P: 14	R: 0 E: 1 K: 1 S: 12 H: 1 LOB: 1 BB: 0 P: 20	R: 0 E: 0 K: 1 S: 6 H: 0 LOB: 0 BB: 0 P: 10	R: 0 E: 0 K: 1 S: 12 H: 1 LOB: 1 BB: 0 P: 17	R: 1 E: 1 K: 0 S: 14 H: 1 LOB: 2 BB: 1 P: 24	R: 0 E: 0 K: 2 S: 9 H: 0 LOB: 0 BB: 0 P: 16	R: 0 E: 0 K: 2 S: 7 H: 0 LOB: 0 BB: 0 P: 11	1B: 3 2B: 3 3B: 0 HR: 0	SF: 0 SAC: 0 DP: 1 HBP: 0			WP: 0 PB: 0 SB: 0 CS: 0	PA: 33		

PITCHER		IP	WLS	BF	H	R	ER	SO	BB	IBB	HBP	BLK	WP	HR	S	P	ERA	WHIP
27 Lucas Giolito, R ERA: 4.69	(1, 1)	6.1	W	24	5	1	0	5	1	0	0	0	0	0	59	91	0.00	0.947
40 Reynaldo López, R ERA: 2.85	(7, 1)	0.2	H	3	0	0	0	0	0	0	0	0	0	0	6	10	0.00	0.000
49 Kendall Graveman, R ERA: 2.27	(8, 1)	1.0	H	3	0	0	0	2	0	0	0	0	0	0	9	16	0.00	0.000
31 Liam Hendriks, R ERA: 2.43	(9, 1)	1.0	S	3	0	0	0	2	0	0	0	0	0	0	7	11	0.00	0.000

PITCHER	IP	WLS	BF	H	R	ER	SO	BB	IBB	HBP	BLK	WP	HR	S	P	ERA	WHIP

Chicago White Sox @ Cleveland Guardians

Progressive Field, Cleveland, OH

Wed Jul 13 2022, 7:11 PM - 10:07 PM EDT

Att. 13,987 - Partly Cloudy - 69 F

livebaseballscorecards.com

AB	32
R	1
H	5
RBI	0
BB	1
SO	9
LOB	15

Batter	1	2	3	4	5	6	7	8	9	AB	R	H	RBI	BB	SO	LOB
31 Riley Greene, L (1, 8) OBP: 0.345, SLG: 0.327	B FF 92 F FF 94 F FF 94 B FF 93 S CU 80 2-3 ① K		F FF 93 F FF 94 B FF 95 F FF 94 B CU 81 S CU 82 2-3 ③ K			C SL 87 B CU 81 B SL 89 F FF 94 B FF 95 S CU 81 3-3 ① K		C FF 93 B FF 94 S CU 81 F FF 94 S CU 81 1-3 ② K		4	0	0	0	0	4	0
22 Victor Reyes, S (1, 9) OBP: 0.316, SLG: 0.384	C FF 95 B CU 80 X FF 95 1-1 ② G4-3			B FF 93 C FF 93 F CU 80 F CU 80 S SL 88 1-3 ① K		C SL 89 C FF 94 F FF 96 X FF 96 0-2 24 1B 1B		F FF 94 B FF 94 F CU 95 F CU 82 X FF 93 1-2 ③ G4-3		4	0	1	0	0	1	0
30 Harold Castro, L (1, 6) OBP: 0.300, SLG: 0.397	B FF 94 C FF 94 B FF 95 S FF 95 S FF 94 2-3 ③ K			C SL 89 F CU 80 B SL 88 X FF 93 1-2 1B		B FF 92 C SL 88 F FF 93 F SL 89 D CU 81 F SL 88 X FF 91 2-2 ② F8			B FC 99 C FC 98 X SL 91 1-1 ① G6-3	4	0	1	0	0	1	1
24 Miguel Cabrera, R (1, 10) OBP: 0.328, SLG: 0.351		X FF 92 0-0 1B		B FF 92 X SL 88 1-0 ② L7		B SL 87 C FF 92 X SL 87 1-1 1-3 1B			B FC 99 F FC 98 X FC 99 1-1 ② F9	4	0	2	0	0	0	1
13 Eric Haase, R (1, 2) OBP: 0.287, SLG: 0.422		C SL 88 D SL 90 S FF 94 S CU 81 1-3 ① K		X SL 88 0-0 ③ F9		C FF 93 S FF 94 B FF 94 S CU 81 1-3 ③ K			B FC 98 C SL 90 F SL 90 B FC 99 X SL 92 2-2 ③ G4-3	4	0	0	0	0	2	4
46 Jeimer Candelario, S (1, 5) OBP: 0.259, SLG: 0.311		B SL 90 C FF 93 X SL 88 1-1 ② F7			C CU 80 F SL 88 B SL 87 B CU 80 S CU 82 2-3 ① K		F FF 93 S CU 82 C CU 81 0-3 ① K			3	0	0	0	0	2	1
7 Jonathan Schoop, R (1, 4) OBP: 0.251, SLG: 0.323		X FF 94 0-0 ③ L8			B FF 94 C FF 95 F FF 94 X CU 81 1-2 1B		S SL 86 S FF 93 S FF 94 0-3 ② K			3	0	1	0	0	1	1
20 Spencer Torkelson, R (1, 3) OBP: 0.285, SLG: 0.299			C FF 93 B SL 89 B SL 91 B FF 93 X FF 93 3-1 ① P3		B SL 87 B SL 86 X FF 92 2-0 ② P3		F FF 94 X FF 94 0-1 ③ F9			3	0	0	0	0	0	1
60 Akil Baddoo, L (1, 7) OBP: 0.212, SLG: 0.213			C FF 93 X SL 91 0-1 ② G6-3		X FF 92 0-0 ③ P5			B SL 86 B SL 86 F FF 92 F FF 92 F CU 82 S CU 82 2-3 ① K2-3		3	0	0	0	0	1	1
Inning Stats	R: 0 E: 0 K: 2 S: 8 H: 0 LOB: 0 BB: 0 P: 13	R: 0 E: 0 K: 1 S: 7 H: 1 LOB: 1 BB: 0 P: 9	R: 0 E: 0 K: 1 S: 8 H: 0 LOB: 0 BB: 0 P: 13	R: 0 E: 0 K: 1 S: 9 H: 1 LOB: 1 BB: 0 P: 12	R: 0 E: 0 K: 1 S: 8 H: 1 LOB: 1 BB: 0 P: 13	R: 0 E: 0 K: 2 S: 17 H: 2 LOB: 2 BB: 0 P: 24	R: 0 E: 0 K: 2 S: 8 H: 0 LOB: 0 BB: 0 P: 8	R: 0 E: 0 K: 2 S: 13 H: 0 LOB: 0 BB: 0 P: 17	R: 0 E: 0 K: 0 S: 7 H: 0 LOB: 0 BB: 0 P: 11	1B: 5 2B: 0 3B: 0 HR: 0	SF: 0 SAC: 0 DP: 0 HBP: 0		WP: 0 PB: 0 SB: 0 CS: 0	PA: 32			

PITCHER		IP	WLS	BF	H	R	ER	SO	BB	IBB	HBP	BLK	WP	HR	S	P	ERA	WHIP
24 Triston McKenzie, R ERA: 3.2	(1, 1)	8.0	W	29	5	0	0	12	0	0	0	0	0	0	78	109	0.00	0.625
48 Emmanuel Clase, R ERA: 1.41	(9, 1)	1.0		3	0	0	0	0	0	0	0	0	0	0	7	11	0.00	0.000

PITCHER	IP	WLS	BF	H	R	ER	SO	BB	IBB	HBP	BLK	WP	HR	S	P	ERA	WHIP

TOP

Detroit Tigers @ Cleveland Guardians

Progressive Field, Cleveland, OH

Thu Jul 14 2022, 7:11 PM - 9:47 PM EDT

Att. 14,327 - Clear - 75 F

livebaseballscorecards.com

AB	32
R	0
H	5
RBI	0
BB	0
SO	12
LOB	10

Detroit Tigers @ Cleveland Guardians

Progressive Field, Cleveland, OH

Thu Jul 14 2022, 7:11 PM - 9:47 PM EDT

Att. 14,327 - Clear - 75 F

BOTTOM

livebaseballscorecards.com

Batter	1	2	3	4	5	6	7	8	9	AB	R	H	RBI	BB	SO	LOB
38 Steven Kwan, L (1, 7) OBP: 0.360, SLG: 0.357	C FF 92 X FF 92 0-1 F7 ①		B SL 76 F FF 92 C CH 85 F FF 93 B SL 79 F CH 86 B FF 93 F FF 93 X FF 92 3-2 1 1B 11 1B 2B	C FF 92 B FF 91 B SL 78 X FF 92 2-1 G4-3 ②		1 SAFE C SI 95 B SI 96 B SI 97 C SI 96 1 SAFE X SI 95 2-2 G4-3 ③		C FC 87 F ST 77 B SI 91 B ST 78 B FC 86 F FF 91 F FC 86 F FF 92 F FF 91 3-2 X FC 86 F9 ②		5	1	1	0	0	0	3
1 Amed Rosario, R (1, 6) OBP: 0.327, SLG: 0.402	C FF 93 B FF 92 S SL 84 S SL 83 1-3 K ②		X SL 81 0-0 11 1B 0 2B 2-3 1B	B SL 83 X FF 93 1-0 2B			C SI 96 B SI 96 X SL 86 1-1 22 G3-1 1B	B SI 91 F ST 76 S FF 90 F FF 90 B FC 84 S FC 84 2-3 K ③		5	1	3	0	0	2	2
11 José Ramírez, S (1, 5) OBP: 0.365, SLG: 0.560	C FF 93 B FF 92 X CH 86 1-1 F8 ③		1 SAFE B CH 86 B SL 81 B CH 86 X FF 93 3-0 0 2B 1-2 3-H 1B	B FF 92 F FF 93 B CU 75 B SL 82 X CH 86 3-1 G3-1 ③			D SL 88 B FF 95 X SI 96 2-0 F7 ①			4	0	1	1	0	0	2
22 Josh Naylor, L (1, 3) OBP: 0.328, SLG: 0.500		X FF 92 0-0 HR	B ST 75 B CH 85 X FF 93 2-0 F7 ①		B SL 82 S CH 85 X FF 92 1-1 F8 ①		1 SAFE 1 SAFE B SL 86 1 SAFE S CH 89 B CH 89 F SI 96 1 SAFE X SI 95 2-2 G3-1 ② 1-2			4	1	1	1	0	0	3
32 Franmil Reyes, R (1, 10) OBP: 0.261, SLG: 0.360		X SL 83 0-0 G5-3 ①	B FF 94 C SL 82 S FF 93 S SL 82 1-3 K ②		B FF 93 X SL 83 1-0 F9 ②		C SI 97 X SI 97 0-1 G1-3 ③			4	0	0	0	0	1	3
0 Andrés Giménez, L (1, 4) OBP: 0.354, SLG: 0.480		B FF 93 B SL 78 C FF 93 F FF 93 B FF 93 B FF 94 4-2 17 1B BB	B CU 73 F FF 92 B CU 73 X CH 85 2-1 1-3 2-H 2B		F FF 93 F FF 92 C FF 92 0-3 K ③			M ST 77 X ST 78 0-1 HR		3	1	2	2	1	1	0
33 Nolan Jones, L (1, 9) 65 Alex Call, R (8, PH) (9, 9)		F FF 93 F FF 92 1 SAFE B CU 74 C CU 74 1-3 K ②		0-0 IBB		B SL 82 F FF 90 B FF 90 F SL 80 F FF 91 B CH 82 B FF 91 4-2 17 G1-4-3 BB		C FC 85 C SI 92 B FF 91 F CH 83 F FC 86 X SI 91 1-2 G6-3 ①		1 1	0 0	0 0	0 0	2 0	1 0	1 0
17 Austin Hedges, R (1, 2) OBP: 0.221, SLG: 0.264		1 SAFE C FF 93 S SL 83 F SL 81 B FF 94 1 SAFE X FF 94 1-2 1-3 1B	X SL 82 0-0 L6 ③			F FF 91 X SL 81 0-1 G1-4-3 ①② 1-2f		B SI 91 X CH 84 1-0 7 BB 1B		4	0	2	0	0	0	4
7 Myles Straw, R (1, 8) OBP: 0.304, SLG: 0.262		B FF 93 B FF 93 C FF 94 F FF 93 F FF 93 D SL 82 X FF 94 3-2 P4 ③		B SL 83 F FF 93 X FF 93 1-1 F8 ①		B SL 81 B FF 92 B FF 92 B FF 93 4-0 BB		C FC 86 B FC 86 D SI 91 B SI 92 B SI 91 4-1 1-2 BB		2	0	0	0	2	0	2
Inning Stats	R: 0 E: 0 K: 1 S: 7 H: 0 LOB: 0 BB: 0 P: 9	R: 1 E: 0 K: 1 S: 15 H: 2 LOB: 2 BB: 1 P: 24	R: 2 E: 0 K: 1 S: 15 H: 4 LOB: 3 BB: 1 P: 26	R: 0 E: 0 K: 0 S: 7 H: 1 LOB: 1 BB: 0 P: 14	R: 0 E: 0 K: 1 S: 6 H: 0 LOB: 0 BB: 0 P: 8	R: 0 E: 0 K: 0 S: 8 H: 0 LOB: 1 BB: 2 P: 18	R: 0 E: 0 K: 0 S: 8 H: 1 LOB: 1 BB: 0 P: 13	R: 1 E: 0 K: 1 S: 20 H: 2 LOB: 2 BB: 1 P: 31		1B: 5 2B: 3 3B: 0 HR: 2 SF: 0 SAC: 0 DP: 1 HBP: 0						

	AB	33
	R	4
	H	10
	RBI	4
	BB	5
	SO	5
	LOB	20

PITCHER		IP	WLS	BF	H	R	ER	SO	BB	IBB	HBP	BLK	WP	HR	S	P	ERA	WHIP
Elvin Rodriguez, R ERA: 10.04	(1, 1)	5.2	L	27	7	3	3	4	3	1	0	0	0	1	55	94	4.76	1.765
68 Jason Foley, R ERA: 3.34	(6, 1)	1.1		5	1	0	0	0	0	0	0	0	0	0	11	18	0.00	0.750
70 Tyler Alexander, L ERA: 4.45	(8, 1)	1.0		6	2	1	1	1	1	0	0	0	0	1	20	31	9.00	3.000

PITCHER		IP	WLS	BF	H	R	ER	SO	BB	IBB	HBP	BLK	WP	HR	S	P	ERA	WHIP

Batter	1	2	3	4	5	6	7	8	9	AB	R	H	RBI	BB	SO	LOB
31 Riley Greene, L (1, 8) OBP: 0.347, SLG: 0.369	X FF 92 0-0 ① F7		X FF 92 0-0 HR	B CH 85 T CH 85 X CH 86 1-1 1-3 2-H 3-H 2B			B FC 92 B FC 92 X FC 92 2-0 ① G4-3		S SL 90 B FS 88 C SL 90 F FF 98 B FS 89 S FS 89 2-3 ③ K	5	1	2	3	0	1	0
22 Victor Reyes, S (1, 9) OBP: 0.314, SLG: 0.379	C FF 92 B FF 93 S FF 92 B FF 91 F CH 87 S CH 85 2-3 ② K		B FF 92 F FF 92 X CU 80 1-1 ③ G4-3	C FF 93 F CH 87 B FF 94 X SL 83 1-2 ③ P2			B FC 94 F FC 93 F FC 94 X SL 82 1-2 24 FC5-4 1B			4	0	1	0	0	1	2
28 Javier Báez, R (1, 6) OBP: 0.253, SLG: 0.379	B FF 93 F FF 92 X SL 88 1-1 ③ F8			C SL 86 B SL 86 X SL 86 1-1 E5 30 2B	B FF 94 C SL 83 F FF 95 F SL 84 X SL 82 1-2 ① G6-3		S FC 95 X SL 84 0-1 ② F7			4	1	0	0	0	0	1
24 Miguel Cabrera, R (1, 10) OBP: 0.324, SLG: 0.346		B FF 93 C FF 92 X FF 92 1-1 ① G5-3		B SL 85 C SL 86 F FF 91 X CU 79 1-2 ① P4	C FF 96 F FF 96 B FF 97 B FF 98 X FF 97 2-2 ② G5-3		F FC 93 X FC 93 0-1 ③ FC5-4 1-2f			4	0	0	0	0	0	2
30 Harold Castro, L (1, 3) OBP: 0.309, SLG: 0.415		C FF 92 T CH 87 B CU 82 F CH 85 B CU 81 X CH 86 2-2 1B		B FF 92 F FF 90 B CU 79 X CH 86 2-1 9 1B 1-H 2B	F FF 95 X FF 96 0-1 2B			C FF 93 B CH 78 X CH 77 1-1 ① G3		4	1	3	1	0	0	0
9 Willi Castro, S (1, 5) OBP: 0.289, SLG: 0.353		C CH 85 X FF 93 0-1 ② L4		C CH 87 F FF 91 B CU 80 B CU 79 F SL 87 B FF 91 X CH 86 3-2 8 1B 7 FC1 31 2B 2-H 1B	S CH 88 S CH 86 S FF 96 0-3 ③ K			C CH 78 S FF 93 F FF 94 B FF 94 S FF 93 1-3 ② K		4	1	1	1	0	2	2
7 Jonathan Schoop, R (1, 4) OBP: 0.249, SLG: 0.319		C FF 92 B SL 87 X SL 86 1-1 ③ G1-3		1 SAFE B FF 92 S SL 87 X SL 88 1-1 FC1 8 1B 31 2B 1-2		F FC 93 X SI 90 0-1 ① G3-1		F SL 86 B CH 77 X FF 92 1-1 ③ F8		4	1	0	0	0	0	2
8 Robbie Grossman, S (1, 7) OBP: 0.311, SLG: 0.277			C FF 91 F SL 88 F SL 87 B FF 93 S FF 92 1-3 ① K	F FF 91 F FF 92 X FF 92 0-2 31 2B 1-2 2-3 1B		C CH 82 F FC 92 B SL 80 H SL 82 2-2 15 G6-3 HBP			S SL 88 C FF 97 X FS 89 0-2 ① L8	3	0	1	0	0	1	0
15 Tucker Barnhart, L (1, 2) OBP: 0.269, SLG: 0.244 60 Akil Baddoo, L (9, PH) OBP: 0.209, SLG: 0.210			F CH 87 B FF 92 C CU 79 B SL 87 B CH 86 F CH 86 F CH 88 X FF 92 3-2 ② P2	C CH 86 B CH 86 F CH 86 C CU 82 1-3 ② K		B CH 80 X FC 92 1-0 ②③ G6-3 1-2f			B FF 98 S FF 96 F FS 89 S FF 97 1-3 ② K	3 1	0 0	0 0	0 0	0 0	1 1	4 0
Inning Stats	R: 0 E: 0 K: 1 S: 7 H: 0 LOB: 0 BB: 0 P: 10	R: 0 E: 0 K: 0 S: 10 H: 1 LOB: 1 BB: 0 P: 14	R: 1 E: 0 K: 1 S: 12 H: 1 LOB: 0 BB: 0 P: 17	R: 4 E: 1 K: 1 S: 24 H: 4 LOB: 2 BB: 0 P: 35	R: 0 E: 0 K: 1 S: 12 H: 1 LOB: 1 BB: 0 P: 15	R: 0 E: 0 K: 0 S: 5 H: 0 LOB: 0 BB: 0 P: 8	R: 0 E: 0 K: 0 S: 8 H: 1 LOB: 1 BB: 0 P: 11	R: 0 E: 0 K: 1 S: 8 H: 0 LOB: 0 BB: 0 P: 11	R: 0 E: 0 K: 2 S: 10 H: 0 LOB: 0 BB: 0 P: 13	1B: 4 2B: 3 3B: 0 HR: 1 SF: 0 SAC: 0 DP: 1 HBP: 1						

PITCHER		IP	WLS	BF	H	R	ER	SO	BB	IBB	HBP	BLK	WP	HR	S	P	ERA	WHIP
34 Zach Plesac, R ERA: 4.02	(1, 1)	3.2		19	6	5	2	3	0	0	0	0	0	1	50	72	4.91	1.636
62 Enyel De Los Santos, R ERA: 3.1	(4, 1)	1.1		5	1	0	0	1	0	0	0	0	0	0	15	19	0.00	0.750
27 Bryan Shaw, R ERA: 5.17	(6, 1)	2.0	W	7	1	0	0	0	0	0	1	0	0	0	13	19	0.00	0.500
49 Eli Morgan, R ERA: 2.83	(8, 1)	1.0	H	3	0	0	0	1	0	0	0	0	0	0	8	11	0.00	0.000
37 Trevor Stephan, R ERA: 2.8	(9, 1)	1.0	S	3	0	0	0	2	0	0	0	0	0	0	10	13	0.00	0.000

PITCHER	IP	WLS	BF	H	R	ER	SO	BB	IBB	HBP	BLK	WP	HR	S	P	ERA	WHIP

TOP

Detroit Tigers @ Cleveland Guardians

Progressive Field, Cleveland, OH

Fri Jul 15 2022, 7:11 PM - 10:09 PM EDT

Att. 27,846 - Partly Cloudy - 77 F

livebaseballscorecards.com

AB	36
R	5
H	8
RBI	5
BB	0
SO	7
LOB	13

BOTTOM

Detroit Tigers @ Cleveland Guardians

Progressive Field, Cleveland, OH

Fri Jul 15 2022, 7:11 PM - 10:09 PM EDT

Att. 27,846 - Partly Cloudy - 77 F

livebaseballscorecards.com

Batter	1	2	3	4	5	6	7	8	9	AB	R	H	RBI	BB	SO	LOB
38 Steven Kwan, L (1, 7) OBP: 0.362, SLG: 0.360	C FF 91 B CH 86 B FF 91 B FF 91 C FF 90 B FF 92 4-2 1 1B 11 1B BB	B FF 90 1 SAFE 1 SAFE B FF 90 C FF 90 1 SAFE C CH 84 X FF 92 2-2 ②③ G1-6-3 1-2f			L FF 92 F FF 92 B FF 94 B CH 88 F FF 92 X CH 86 2-2 ① F7		C FC 90 F FC 88 1 SAFE B SI 93 F FC 89 X FC 89 1-2 0 1B 1-3 2B			3	2	1	0	1	0	1
1 Amed Rosario, R (1, 6) OBP: 0.326, SLG: 0.400	C FF 90 X SL 82 0-1 11 1B 22 G4-3 1-2 1B		C SL 85 B CH 87 F FF 92 B SL 86 X SI 93 2-2 ① G6-3		F SL 85 X FF 93 0-1 ② G6-3		S FC 89 B FC 89 S FC 89 B FC 88 S FC 88 2-3 ① K			4	1	1	0	0	1	2
11 José Ramírez, S (1, 5) OBP: 0.367, SLG: 0.558	C FF 92 F FF 93 X CH 85 0-2 22 G4-3 6 3B 1-3 2-H 1B		X CH 86 0-0 ② G4-3		B SL 88 B CH 90 B FF 94 C FF 94 C FF 94 X CH 88 3-2 ③ P6		0-0 0 1B IBB			3	1	1	1	1	0	0
22 Josh Naylor, L (1, 10) OBP: 0.326, SLG: 0.495	F FF 92 D FF 93 B SL 86 B SL 86 S CH 87 X FF 93 3-2 ① G4-3 2-3 3-H		C SL 85 B FF 94 F SL 87 B FF 93 C FF 94 2-3 ③ K			C SL 82 B SI 92 B SL 83 B SL 82 B SL 83 4-1 0 SH1 BB	F FC 90 X FC 90 0-1 ② SF7 3-H			2	0	0	2	1	1	1
0 Andrés Giménez, L (1, 4) OBP: 0.357, SLG: 0.482	B FF 92 B FF 92 C CH 86 B SL 85 S CH 86 S CH 85 3-3 ② K			C SL 84 B CH 86 X FF 91 1-1 33 WP 6 BB 17 1B 1B		X SI 91 0-0 ① SH1 1-2	F FC 88 F SI 94 F SI 95 X FC 88 0-2 1-2 2-H 1B			3	1	2	1	0	1	1
6 Owen Miller, R (1, 3) OBP: 0.306, SLG: 0.378	D SL 86 F SI 93 X CH 87 1-1 3-H 3B			B SI 90 B SL 86 B FF 93 B FF 92 4-0 17 1B 1-2 BB		B SI 91 C SI 91 F SL 83 H SL 83 2-2 HBP	X SI 97 0-0 ③ G1-3			2	0	1	1	1	0	2
33 Nolan Jones, L (1, 9) OBP: 0.448, SLG: 0.522 32 Franmil Reyes, R (6, PH) OBP: 0.259, SLG: 0.359 (7, 9) 65 Alex Call, R (8, 9)	B FF 92 S SL 85 F FF 92 B FF 92 C SL 86 2-3 ③ K			C SL 86 B SL 86 B FF 93 X SL 88 2-1 ① P4 2-3		F SI 92 S SL 82 D SL 83 B SL 84 S SL 84 2-3 ② K	C KC 85 S KC 85 B SI 97 B KC 86 X SI 97 2-2 ① G1-3			2 1 1	0 0 0	0 0 0	0 0 0	1 1 0	3 2 0
17 Austin Hedges, R (1, 2) OBP: 0.227, SLG: 0.270		B FF 90 B FF 90 C FF 92 X SL 84 2-1 ① G5-3		B SL 85 X SL 85 1-0 7 G4-6-3 1-2 3-H 1B		C SI 92 B SI 91 X SL 82 1-1 ③ F7	B SI 97 C SI 96 B CH 90 X SI 97 2-1 7 G5-4-3 1B			4	0	2	1	0	0	2
7 Myles Straw, R (1, 8) OBP: 0.306, SLG: 0.263		C FF 91 T FF 91 B SL 86 X SL 86 1-2 38 G1-6-3 1B		B SI 92 C FF 92 D SL 85 X SI 93 2-1 ②③ G4-6-3 1-2f			F FC 88 F FC 88 F FC 88 B FC 88 B SI 94 B FF 94 B FC 90 4-2 38 2B 22 SF7 BB	X SI 98 0-0 ②③ G5-4-3 1-2f		3	1	1	0	1	0	3
Inning Stats	R: 3 E: 0 K: 2 S: 18 H: 3 LOB: 1 BB: 1 P: 31	R: 0 E: 0 K: 0 S: 8 H: 1 LOB: 0 BB: 0 P: 13	R: 0 E: 0 K: 1 S: 7 H: 0 LOB: 0 BB: 0 P: 11	R: 1 E: 0 K: 0 S: 7 H: 2 LOB: 1 BB: 1 P: 17	R: 0 E: 0 K: 0 S: 9 H: 0 LOB: 0 BB: 0 P: 14	R: 0 E: 0 K: 1 S: 9 H: 0 LOB: 2 BB: 1 P: 18	R: 2 E: 0 K: 1 S: 17 H: 2 LOB: 2 BB: 2 P: 24	R: 0 E: 0 K: 0 S: 6 H: 1 LOB: 0 BB: 0 P: 10		1B: 7 2B: 1 3B: 1 HR: 0 SF: 1 SAC: 1 DP: 3 HBP: 1		WP: 1 PB: 0 SB: 0 CS: 0 PA: 36			

PITCHER		IP	WLS	BF	H	R	ER	SO	BB	IBB	HBP	BLK	WP	HR	S	P	ERA	WHIP
40 Drew Hutchison, R ERA: 4.46	(1, 1)	5.0		21	6	4	4	3	2	0	0	0	1	0	49	86	7.20	1.600
37 Andrew Chafin, L ERA: 2.22	(6, 1)	1.0	H	5	0	0	0	1	1	0	1	0	0	0	9	18	0.00	1.000
32 Michael Fulmer, R ERA: 2.38	(7, 1)	0.2	L	6	2	2	2	1	1	1	0	0	0	0	16	23	27.00	4.500
55 Alex Lange, R ERA: 2.04	(7, 1)	1.1		4	1	0	0	0	0	0	0	0	0	0	7	11	0.00	0.750

PITCHER	IP	WLS	BF	H	R	ER	SO	BB	IBB	HBP	BLK	WP	HR	S	P	ERA	WHIP

Detroit Tigers @ Cleveland Guardians

Progressive Field, Cleveland, OH

Sat Jul 16 2022, 4:11 PM - 6:56 PM EDT

Att. 26,789 - Cloudy - 78 F

TOP

livebaseballscorecards.com

Batter	1	2	3	4	5	6	7	8	9	AB	R	H	RBI	BB	SO	LOB
31 Riley Greene, L (1, 8) OBP: 0.344, SLG: 0.364	C SI 94 B CU 82 C SI 95 B CH 87 B SI 95 X SI 95 3-2 28 FC1-4 1B		C SI 92 C CH 85 B SI 93 B CH 86 B CU 81 S SI 94 3-3 ① K		S FC 89 F CH 86 C CU 83 0-3 ② K			B CU 81 C FF 95 C FF 95 S FF 94 1-3 ② K		4	0	1	0	0	3	0
28 Javier Báez, R (1, 6) OBP: 0.251, SLG: 0.375 9 Willi Castro, S (7, 6) OBP: 0.288, SLG: 0.351	F FC 90 D CU 82 F FC 89 B SI 95 F FC 88 X SI 95 2-2 ① FC1-4 13 BB 30 1B 1-2f		B SI 93 C FC 90 T FC 86 X CU 82 1-2 ② G5-3		C FC 89 S CH 87 X FC 88 0-2 ③ G5-3			C FF 95 X FF 95 0-1 ③ G6-3		3 1	0 0	0 0	0 0	0 0	0 0	1 0
24 Miguel Cabrera, R (1, 10) OBP: 0.324, SLG: 0.346 15 Tucker Barnhart, L (8, 5) OBP: 0.268, SLG: 0.243	F SI 94 T CH 86 B CU 83 B FF 95 1 SAFE X CH 87 2-2 ② F7		B SI 94 X SI 93 1-0 30 FC5-6 1B			C CH 84 X CH 84 0-1 ① F7			B FF 90 X FF 91 1-0 ① G1-6-3	3 1	0 0	1 0	0 0	0 0	0 0	1 0
30 Harold Castro, L (1, 5) OBP: 0.313, SLG: 0.413 (8, 1)	T SI 94 B FC 90 D SI 94 B CH 85 X SI 94 3-1 13 BB 1-2 1B		C FC 88 B FC 88 B SI 94 C FC 89 X SI 94 2-2 ③ FC5-6 1-2f			C SI 94 B FC 89 C SI 94 B CH 85 F CH 86 S CU 84 2-3 ② K			B FF 91 B FF 92 B FF 90 C FF 90 S FF 91 F FF 91 B FF 90 4-2 13 2B BB	3	0	1	0	1	1	1
13 Eric Haase, R (1, 2) OBP: 0.298, SLG: 0.433	D FC 90 D FC 91 B SI 95 B SI 95 4-0 7 FC4 1-2 2-3 BB			S CU 81 C CH 85 B CU 83 B FC 89 X SI 94 2-2 7 G6-4-3 1B		B SI 94 C FC 88 F FF 94 B CU 83 S CH 86 2-3 ③ K			B CH 83 T FF 91 X CH 83 1-1 ② 1-H 2B	3	0	2	0	1	1	0
7 Jonathan Schoop, R (1, 4) OBP: 0.246, SLG: 0.315	X FC 90 0-0 ③ FC4 1-2f			C FC 87 F SI 93 F FC 88 B SI 93 D FC 90 F FC 89 X SI 94 2-2 ①② G6-4-3 1-2f			C FF 93 S SL 77 S SL 78 0-3 ① K		C SL 80 D SL 83 S FF 90 S FF 91 1-3 ③ K	4	0	0	0	0	2	5
8 Robbie Grossman, S (1, 9) OBP: 0.311, SLG: 0.275		B SI 94 S SI 94 B SI 94 B SI 93 F SI 95 F SI 95 X SI 94 3-2 ① G3-1		B FC 88 F SI 94 S CH 85 B CH 87 B CH 88 B SI 94 4-2 BB			C FS 88 C SL 77 B FF 94 X SL 78 1-2 ② G3			2	0	0	0	1	0	0
20 Spencer Torkelson, R (1, 3) OBP: 0.282, SLG: 0.295		B SI 95 X FC 89 1-0 ② G5-3		F FC 89 F SI 93 F FC 87 S CH 86 0-3 ③ K			C FF 94 F SL 79 S FF 93 0-3 ③ K			3	0	0	0	0	2	1
60 Akil Baddoo, L (1, 7) OBP: 0.200, SLG: 0.200		S SI 95 C CH 87 X CU 82 0-2 ③ P5			B SI 93 S SI 94 X FC 88 1-1 ① F7			C CU 80 C CU 82 B CU 83 B CU 82 S CU 82 2-3 ① K		3	0	0	0	0	1	0
Inning Stats	R: 0 E: 0 K: 0 S: 13 H: 2 LOB: 3 BB: 1 P: 27	R: 0 E: 0 K: 0 S: 8 H: 0 LOB: 0 BB: 0 P: 12	R: 0 E: 0 K: 1 S: 10 H: 1 LOB: 1 BB: 0 P: 17	R: 0 E: 0 K: 1 S: 14 H: 1 LOB: 1 BB: 1 P: 22	R: 0 E: 0 K: 1 S: 8 H: 0 LOB: 0 BB: 0 P: 9	R: 0 E: 0 K: 2 S: 9 H: 0 LOB: 0 BB: 0 P: 13	R: 0 E: 0 K: 2 S: 9 H: 0 LOB: 0 BB: 0 P: 10	R: 0 E: 0 K: 2 S: 8 H: 0 LOB: 0 BB: 0 P: 11	R: 0 E: 0 K: 1 S: 9 H: 1 LOB: 1 BB: 1 P: 16	1B: 4 2B: 1 3B: 0 HR: 0 SF: 0 SAC: 0 DP: 1 HBP: 0						

	AB	30
	R	0
	H	5
	RBI	0
	BB	3
	SO	10
	LOB	9

WP: 0 PB: 0 SB: 0 CS: 0 PA: 33

PITCHER	IP	WLS	BF	H	R	ER	SO	BB	IBB	HBP	BLK	WP	HR	S	P	ERA	WHIP
47 Cal Quantrill, R (1, 1) ERA: 3.75	6.0	W	23	4	0	0	5	2	0	0	0	0	0	62	100	0.00	1.000
52 Nick Sandlin, R (7, 1) ERA: 3.04	1.0		3	0	0	0	2	0	0	0	0	0	0	9	10	0.00	0.000
99 James Karinchak, R (8, 1) ERA: 4.5	1.0		3	0	0	0	2	0	0	0	0	0	0	8	11	0.00	0.000
56 Tanner Tully, L (9, 1) ERA: 6.0	1.0		4	1	0	0	1	1	0	0	0	0	0	9	16	0.00	2.000

PITCHER	IP	WLS	BF	H	R	ER	SO	BB	IBB	HBP	BLK	WP	HR	S	P	ERA	WHIP

BOTTOM

Detroit Tigers @ Cleveland Guardians

Progressive Field, Cleveland, OH

Sat Jul 16 2022, 4:11 PM - 6:56 PM EDT

Att. 26,789 - Cloudy - 78 F

livebaseballscorecards.com

Batter	1	2	3	4	5	6	7	8	9	AB	R	H	RBI	BB	SO	LOB
38 Steven Kwan, L (1, 7) OBP: 0.361, SLG: 0.359	C FF 86 X FF 88 0-1 1 1B 11 HR 1B	B FF 89 D CH 85 C FF 88 X CH 84 2-1 ① P5	B SI 93 C SL 84 X SL 83 1-1 ③ G1-3		C SL 86 F FF 95 B FF 95 B SL 88 B SL 86 C FF 96 3-3 ① K			B EP 49 X EP 49 1-0 ① F7		4	1	1	0	0	1	3
65 Alex Call, R (8, 7)										1	0	0	0	0	0	0
1 Amed Rosario, R (1, 6) OBP: 0.327, SLG: 0.403	C FF 88 1 SAFE S CH 84 X SL 78 0-2 1-2 11 HR 1B	F CH 84 X FF 88 0-1 2-H 3-H 11 HR 2B		C SI 92 B SL 85 X SL 84 1-1 ① F8	C FF 96 F FF 96 F FF 96 B SL 88 X CH 88 1-2 ② G5-3			C FA 70 B EP 48 X FA 74 1-1 ② G6-3		5	2	2	2	0	0	0
11 José Ramírez, S (1, 5) OBP: 0.368, SLG: 0.576	B FF 88 X FF 90 1-0 1-H 2-H HR	D FF 89 C FF 88 X CH 84 1-1 2-H HR		C SL 84 B SI 94 X SI 94 1-1 ② P5	C FF 96 B FF 96 F FF 96 S SL 88 1-3 ③ K			B FA 74 F FA 70 X EP 51 1-1 1B		4	2	2	5	0	1	0
6 Owen Miller, R (7, 4) OBP: 0.308, SLG: 0.380										1	0	1	0	0	0	0
22 Josh Naylor, L (1, 3) OBP: 0.328, SLG: 0.507	X CH 85 0-0 ① G6-3	C FF 89 C SL 78 X SL 78 0-2 1B		B SL 86 X SI 93 1-0 HR		S FF 94 F FF 95 F CH 90 C CH 91 0-3 ① K		B FA 75 X FA 77 1-0 ③ L9		5	1	2	1	0	1	1
0 Andrés Giménez, L (1, 4) OBP: 0.357, SLG: 0.478	C FF 89 F FF 90 F CH 86 F CH 86 X FF 90 0-2 ② G3-1	F FF 90 F SL 79 F FF 89 F CH 85 F CH 85 B SL 80 F CH 84 S FF 89 1-3 ② K		T SI 94 H SL 86 1-1 32 1B 33 1B HBP		B FF 95 F FF 95 B SL 88 C SL 84 B FF 96 F FF 94 X FF 95 3-2 ② P3				2	1	0	0	0	1	1
28 Ernie Clement, R (5, 4) OBP: 0.271, SLG: 0.234										1	0	0	0	0	0	0
(7, 5)																
32 Franmil Reyes, R (1, 10) OBP: 0.259, SLG: 0.357	B SL 80 B FF 91 X FF 89 2-0 ③ L8	C FF 89 S SL 80 X SL 80 0-2 ③ P6		X SL 83 0-0 12 HBP 33 1B 1-3 1B		B FF 96 C CH 90 S SL 86 F FF 96 B SL 89 S SL 84 2-3 ③ K				4	0	1	0	0	1	1
33 Nolan Jones, L (1, 9) OBP: 0.455, SLG: 0.519		C FF 89 B SL 79 B CH 83 X FF 89 2-1 12 1B 7 2B 1B	F SI 94 B SL 83 X SL 84 1-1 ① F9	B CH 88 S SI 93 F SL 83 B SI 93 F SI 93 X CH 88 2-2 12 HBP 1-2 3-H 1B			B SI 96 F SI 96 X SL 86 1-1 ① F7			4	1	2	1	0	0	0
12 Luke Maile, R (1, 2) OBP: 0.288, SLG: 0.273		X FF 88 0-0 7 2B 1 2B 1-3 1B	C SI 94 B SI 95 B SI 94 B SI 94 4-1 7 WP BB	C SL 83 B SL 84 F SI 94 B SL 83 B SL 84 H SI 92 4-2 1-2 2-3 HBP			B SI 96 B SI 96 F SI 97 F SI 97 X SL 86 2-2 ② F8			2	1	1	0	1	0	0
7 Myles Straw, R (1, 8) OBP: 0.305, SLG: 0.266		B FF 88 F FF 88 X FF 87 1-1 1-3 3-H 1 2B 2B	C SL 84 B SL 84 C SL 84 X SI 94 1-2 G6-3 1-2	C FF 96 X SL 86 0-1 ③ G3-1			X SI 95 0-0 ③ F9			4	1	1	1	0	0	4

Inning Stats	1	2	3	4	5	6	7	8	9
	R: 3 E: 0 K: 0 S: 13 H: 3 LOB: 0 BB: 0 P: 16	R: 5 E: 0 K: 1 S: 24 H: 6 LOB: 1 BB: 0 P: 31	R: 0 E: 0 K: 0 S: 8 H: 0 LOB: 1 BB: 1 P: 15	R: 2 E: 0 K: 0 S: 15 H: 3 LOB: 3 BB: 0 P: 25	R: 0 E: 0 K: 2 S: 10 H: 0 LOB: 0 BB: 0 P: 15	R: 0 E: 0 K: 2 S: 12 H: 0 LOB: 0 BB: 0 P: 17	R: 0 E: 0 K: 0 S: 6 H: 0 LOB: 0 BB: 0 P: 9	R: 0 E: 0 K: 0 S: 6 H: 1 LOB: 1 BB: 0 P: 10	

AB	37
R	10
H	13
RBI	10
BB	1
SO	5
LOB	10

1B: 8 SF: 0 PA: 40
2B: 2 SAC: 0
3B: 0 DP: 0
HR: 3 HBP: 2

WP: 1
PB: 0
SB: 0
CS: 0

PITCHER		IP	WLS	BF	H	R	ER	SO	BB	IBB	HBP	BLK	WP	HR	S	P	ERA	WHIP
38 Michael Pineda, R ERA: 5.22	(1, 1)	2.0	L	15	9	8	8	1	0	0	0	0	0	2	37	47	36.00	4.500
62 Angel De Jesus, R ERA: 4.91	(3, 1)	1.2		11	3	2	2	0	1	0	2	0	1	1	21	38	10.80	2.400
19 Will Vest, R ERA: 3.41	(4, 1)	1.1		4	0	0	0	2	0	0	0	0	0	0	12	17	0.00	0.000
77 Joe Jiménez, R ERA: 3.38	(6, 1)	1.0		3	0	0	0	2	0	0	0	0	0	0	12	17	0.00	0.000
68 Jason Foley, R ERA: 3.24	(7, 1)	1.0		3	0	0	0	0	0	0	0	0	0	0	6	9	0.00	0.000

PITCHER		IP	WLS	BF	H	R	ER	SO	BB	IBB	HBP	BLK	WP	HR	S	P	ERA	WHIP
30 Harold Castro, R ERA: 4.5	(8, 1)	1.0		4	1	0	0	0	0	0	0	0	0	0	6	10	0.00	1.000

Cleveland Guardians @ Chicago White Sox

Guaranteed Rate Field, Chicago, IL

Fri Jul 22 2022, 7:11 PM - 10:31 PM CDT

Att. 31,379 - Partly Cloudy - 88 F

livebaseballscorecards.com

Batter	1	2	3	4	5	6	7	8	9	AB	R	H	RBI	BB	SO	LOB
38 Steven Kwan, L (1, 7) OBP: 0.364, SLG: 0.363	C FF 92 X SL 85 0-1 11 2B 22 1B 1B	F FF 91 F FF 92 F FF 93 B CH 81 F FF 92 D CH 80 D CH 80 F CH 80 X FF 94 3-2 ① F7		C FF 93 C SL 85 B FF 96 X FF 95 1-2 6 WP 1 S 1B		B FF 94 C FF 93 X FF 94 1-1 E6 22 2B 1B		C FF 97 C CH 90 B CH 90 B FF 98 S CU 87 2-3 ① K		5	2	3	0	0	1	2
1 Amed Rosario, R (1, 6) OBP: 0.333, SLG: 0.408	F FF 93 S FF 93 S CH 82 0-3 ① K	C CH 80 F FF 92 B FF 92 X CH 80 1-2 E8 11 G4-3 1-3 2-H 1B		C FF 95 B SL 84 B SL 82 B FF 94 S FF 94 B FF 95 4-2 6 WP 1-2 BB		B FF 92 B CH 84 S FF 93 B SL 85 B FF 94 4-1 22 2B BB		X CU 86 0-0 2B		3	1	2	1	2	1	1
11 José Ramírez, S (1, 5) OBP: 0.366, SLG: 0.573	X FF 94 0-0 22 1B 6 SF8 1-3 2B	B FF 92 F FF 92 C CH 81 X FF 93 1-2 ② G4-3 2-3 3-H		B CH 86 F FF 94 C SL 85 F SL 85 X FF 96 1-2 ① P3		X FF 93 0-0 ② F8		B FF 98 B FF 97 D CH 90 C FF 98 F FF 97 X CH 90 3-2 ② F9		5	1	1	1	0	0	6
22 Josh Naylor, L (1, 10) OBP: 0.329, SLG: 0.509	S FF 94 X FF 94 0-1 0 HR 2-3 3-H 1B	C CH 80 D CH 81 S FF 92 X FF 92 1-2 ③ G6-3		X SL 85 0-0 ② F5		F SL 87 D SL 88 X FF 93 1-1 1-H 2-H 2B		B FF 96 X CH 91 1-0 ③ G4-3		5	1	2	3	0	0	4
6 Owen Miller, R (1, 3) OBP: 0.306, SLG: 0.378	B SL 85 B CH 80 X FF 93 2-0 ② SF8 3-H		C SL 84 B SL 85 F CH 80 F FF 92 X SL 86 1-2 12 1B 1B	C SL 84 B SL 85 T SL 84 B FF 95 B SL 85 X FF 95 3-2 ③ F9 1-2 2-3		B FF 93 B SL 87 F SL 85 F FF 93 X CH 85 2-2 ③ L8			C KC 87 B KC 87 C SI 98 B KC 89 S KC 89 2-3 ① K	4	0	1	1	0	1	3
0 Andrés Giménez, L (1, 4) OBP: 0.358, SLG: 0.488	X CH 81 0-0 1-H HR		F FF 91 F FF 92 X SL 84 0-2 ① L8		C SL 83 B KC 76 X SL 86 1-1 ② G6-3		B FF 91 F SL 86 B SL 85 X SL 86 2-1 ① G3		S SI 99 X SI 99 0-1 65 FC5-4 1B	5	1	2	2	0	0	1
33 Nolan Jones, L (1, 9) OBP: 0.417, SLG: 0.467 65 Alex Call, R (7, PH) OBP: 0.222, SLG: 0.125 (7, 9)	B CU 78 C CH 80 F CH 79 B FF 93 B FF 93 F CH 82 C FF 94 3-3 ③ K		S CH 81 B SL 84 X CH 80 1-1 ② L9		X FF 93 0-0 ③ L8		B SL 87 C SL 87 S CH 87 B FF 94 F SL 87 F CH 87 X CH 85 2-2 7 FC6-4 1B		F SI 99 C SI 99 B SI 99 B KC 88 X KC 88 2-2 ② FC5-4 1-2f	3 2	0 0	0 1	0 0	0 0	1 0	1 1
12 Luke Maile, R (1, 2) OBP: 0.294, SLG: 0.280		B FF 91 F FF 92 B SL 84 X FF 92 2-1 7 1B 1 E 1B	B SL 83 C SL 83 C FF 92 X SL 84 1-2 7 FC6 1-2 1B			F FF 92 B CH 86 F CH 86 X FF 92 1-2 ② P6		S KC 90 S KC 89 C KC 90 0-3 ③ K	5	1	2	0	0	1	2
7 Myles Straw, R (1, 8) OBP: 0.305, SLG: 0.266		C FF 92 F FF 91 F CH 81 X FF 93 0-2 1 E 11 G4-3 1-2 1B	X FF 92 0-0 ③ FC6 1-2f		X FF 92 0-0 ① P3	F CH 86 1 SAFE X FF 92 0-1 ③ FC6-4 1-2f			4	1	1	0	0	0	3
Inning Stats	R: 4 E: 0 K: 2 S: 14 H: 4 LOB: 0 BB: 0 P: 19	R: 2 E: 1 K: 0 S: 21 H: 3 LOB: 1 BB: 0 P: 29	R: 0 E: 0 K: 0 S: 13 H: 2 LOB: 2 BB: 0 P: 16	R: 0 E: 0 K: 0 S: 13 H: 1 LOB: 2 BB: 1 P: 22	R: 0 E: 0 K: 0 S: 6 H: 0 LOB: 0 BB: 0 P: 8	R: 2 E: 1 K: 0 S: 10 H: 2 LOB: 1 BB: 1 P: 18	R: 0 E: 0 K: 0 S: 12 H: 1 LOB: 1 BB: 0 P: 17	R: 0 E: 0 K: 1 S: 8 H: 1 LOB: 1 BB: 0 P: 14	R: 0 E: 0 K: 2 S: 11 H: 1 LOB: 1 BB: 0 P: 15	1B: 11 2B: 3 3B: 0 HR: 1 SF: 1 SAC: 0 DP: 0 HBP: 0						

TOP

AB	41
R	8
H	15
RBI	8
BB	2
SO	5
LOB	24

WP: 1 PB: 0 SB: 1 CS: 0 PA: 44

PITCHER		IP	WLS	BF	H	R	ER	SO	BB	IBB	HBP	BLK	WP	HR	S	P	ERA	WHIP
27 Lucas Giolito, R ERA: 5.12	(1, 1)	3.0	L	18	9	6	6	2	0	0	0	0	0	1	48	64	18.00	3.000
58 Jimmy Lambert, R ERA: 2.42	(4, 1)	2.0		8	1	0	0	0	1	0	0	0	1	0	19	30	0.00	1.000
63 Matt Foster, R ERA: 5.11	(6, 1)	0.2		4	1	2	2	0	1	0	0	0	0	0	5	10	27.00	3.000
57 Tanner Banks, L ERA: 2.95	(6, 1)	1.1		6	2	0	0	0	0	0	0	0	0	0	17	25	0.00	1.500
66 José Ruiz, R ERA: 3.52	(8, 1)	1.0		4	1	0	0	1	0	0	0	0	0	0	8	14	0.00	1.000

PITCHER		IP	WLS	BF	H	R	ER	SO	BB	IBB	HBP	BLK	WP	HR	S	P	ERA	WHIP
17 Joe Kelly, R ERA: 7.13	(9, 1)	1.0		4	1	0	0	2	0	0	0	0	0	0	11	15	0.00	1.000

Batter	1	2	3	4	5	6	7	8	9	AB	R	H	RBI	BB	SO	LOB
7 Tim Anderson, R (1, 6) OBP: 0.353, SLG: 0.417	B SI 95 F FF 95 B FC 88 X FC 89 2-1 G4-3		X CU 81 0-0 10 BB 79 2B 1B	X SI 95 0-0 10 S 1B			C SL 82 B FF 95 T SL 83 S SL 82 1-3 K		B FF 95 D FF 95 C CU 83 B FF 95 C FF 96 F FF 96 F FF 96 X FF 95 3-2 P6	4	1	2	0	0	1	0
32 Gavin Sheets, L (9, PH) OBP: 0.287, SLG: 0.370										1	0	0	0	0	0	1
10 Yoán Moncada, S (1, 5) OBP: 0.263, SLG: 0.331	C FF 96 X CH 87 0-1 G3		C FC 91 D CH 84 B CH 85 F SI 94 D CH 86 B SI 95 4-2 79 2B 24 G6-3 1-2 BB	B CU 83 F SI 95 B SI 95 S CH 84 B CH 87 F CH 86 C FC 88 3-3 K 1-2			B FF 95 B CH 86 B CH 88 C FF 94 X FF 95 3-1 F7			3	1	0	0	1	1	1
25 Andrew Vaughn, R (1, 9) OBP: 0.348, SLG: 0.466	C FF 96 B SI 96 X FC 91 1-1 79 WP 1B		C SI 96 D SI 96 F CH 85 D FC 90 F CH 86 F SI 96 B FC 89 X SI 95 3-2 F8		C FC 88 F FC 89 B FC 87 X FC 90 1-2 G5-3		C SL 84 B SL 84 X SL 83 1-1 L8			4	0	1	0	0	0	2
79 José Abreu, R (1, 3) OBP: 0.388, SLG: 0.471	B FC 87 T FF 95 F CH 86 B FC 89 F CH 87 F SI 95 B FC 90 H FF 96 4-2 1-2 HBP		D FC 90 X FC 89 1-0 24 G6-3 1-3 2-H 2B		F SI 95 B SI 92 B CH 85 F CH 84 F FC 90 B FC 88 X SI 95 3-2 L8			C FC 96 B FC 94 X SI 94 1-1 G6-3		3	0	1	1	0	0	0
24 Yasmani Grandal, S (1, 2) OBP: 0.288, SLG: 0.232	B SI 96 B FC 90 C SI 94 B CH 86 C SI 94 S SI 96 3-3 K		S SI 96 F SI 95 B FC 90 B FF 95 X SI 95 2-2 G6-3 2-3 3-H		C CH 85 B CH 86 X CH 86 1-1 F7			B FC 96 C FC 96 B SI 95 F FC 92 B FC 96 F FC 96 S FC 96 3-3 K		4	0	0	1	0	2	3
Eloy Jiménez, R (1, 10) OBP: 0.253, SLG: 0.304		B FC 87 X FC 88 1-0 G6-4-3 18 1B 1B	H SI 94 1-0 HBP			C SL 78 X SI 95 0-1 G5-3		F FC 92 B FC 91 X SI 94 1-1 G5-3		3	0	1	0	0	0	0
18 AJ Pollock, R (1, 7) OBP: 0.268, SLG: 0.332		F FF 95 B SI 95 F CH 85 D FC 89 F CH 86 B FC 88 X SI 95 3-2 G6-4-3 1-2 1B	S FC 91 B FC 90 C FC 89 B SI 95 T CH 86 2-2 K			B SL 78 X SL 77 1-0 G6-3		C CU 82 B CU 83 B FF 96 F FF 96 B CU 83 C CU 83 3-3 K	4	0	1	0	0	2	2
Josh Harrison, R (1, 4) OBP: 0.308, SLG: 0.367		F SI 95 F SI 94 D CH 88 B FC 90 X FC 90 2-2 G6-4-3 1-2f 2-3		C SI 93 F CU 80 X CH 84 0-2 F7		B SL 77 B FF 94 B FF 93 B FF 93 4-0 BB		C FF 96 T FF 96 X CU 83 0-2 15 WP 1B	3	0	1	0	1	0	2
15 Adam Engel, R (1, 8) OBP: 0.303, SLG: 0.366		C SI 95 C FC 89 B FF 95 S CH 87 1-3 K		F FC 89 B SI 94 X FC 89 1-1 L8		C SL 78 F SL 78 B FF 94 S SL 79 1-3 K		C CU 82 B CU 83 C CU 82 B CU 85 S CU 83 2-3 1-2 K	4	0	0	0	0	3	3
Inning Stats	R: 0 E: 0 K: 1 S: 13 H: 1 LOB: 2 BB: 0 P: 23	R: 0 E: 0 K: 1 S: 11 H: 2 LOB: 1 BB: 0 P: 18	R: 2 E: 0 K: 1 S: 15 H: 2 LOB: 2 BB: 1 P: 28	R: 0 E: 0 K: 1 S: 10 H: 1 LOB: 1 BB: 0 P: 14	R: 0 E: 0 K: 0 S: 9 H: 0 LOB: 0 BB: 0 P: 14	R: 0 E: 0 K: 1 S: 6 H: 0 LOB: 1 BB: 1 P: 12	R: 0 E: 0 K: 1 S: 7 H: 0 LOB: 0 BB: 0 P: 12	R: 0 E: 0 K: 1 S: 8 H: 0 LOB: 0 BB: 0 P: 13	R: 0 E: 0 K: 2 S: 14 H: 1 LOB: 1 BB: 0 P: 22	1B: 6 2B: 1 3B: 0 HR: 0 SF: 0 SAC: 0 DP: 1 HBP: 2						

PITCHER		IP	WLS	BF	H	R	ER	SO	BB	IBB	HBP	BLK	WP	HR	S	P	ERA	WHIP
47 Cal Quantrill, R ERA: 3.75	(1, 1)	5.0	W	23	6	2	2	4	1	0	2	0	1	0	58	97	3.60	1.400
52 Nick Sandlin, R ERA: 2.92	(6, 1)	1.0		4	0	0	0	1	1	0	0	0	0	0	6	12	0.00	1.000
62 Enyel De Los Santos, R ERA: 3.0	(7, 1)	1.0		3	0	0	0	1	0	0	0	0	0	0	7	12	0.00	0.000
27 Bryan Shaw, R ERA: 5.01	(8, 1)	1.0		3	0	0	0	1	0	0	0	0	0	0	8	13	0.00	0.000
99 James Karinchak, R ERA: 3.86	(9, 1)	1.0		4	1	0	0	2	0	0	0	0	1	0	14	22	0.00	1.000

PITCHER	IP	WLS	BF	H	R	ER	SO	BB	IBB	HBP	BLK	WP	HR	S	P	ERA	WHIP

BOTTOM

Cleveland Guardians @ Chicago White Sox

Guaranteed Rate Field, Chicago, IL

Fri Jul 22 2022, 7:11 PM - 10:31 PM CDT

Att. 31,379 - Partly Cloudy - 88 F

livebaseballscorecards.com

AB	33
R	2
H	7
RBI	2
BB	2
SO	9
LOB	14

Cleveland Guardians @ Chicago White Sox

Guaranteed Rate Field, Chicago, IL

Sat Jul 23 2022, 12:12 PM - 3:09 PM CDT

Att. 18,518 - Partly Cloudy - 75 F

livebaseballscorecards.com

TOP

Batter	1	2	3	4	5	6	7	8	9	AB	R	H	RBI	BB	SO	LOB
38 Steven Kwan, L (1, 7) OBP: 0.368, SLG: 0.371	B SI 89 B SI 90 C SL 84 F FC 86 X CH 82 2-2 1B		X SI 90 0-0 ① P5		C FC 88 1 SAFE B FC 88 F SI 91 X CH 84 1-2 1 E 1-3 3-H 2B		B FC 86 F SI 91 X FC 86 1-1 ② G3		C SL 90 B FF 97 X FF 96 1-1 1 1B 11 SF9 2-H 1B	5	2	3	2	0	0	2
1 Amed Rosario, R (1, 6) OBP: 0.334, SLG: 0.408	C SL 84 S CH 81 X CH 82 0-2 ① F8		B SI 91 C SI 91 B FC 87 F SI 92 X CH 85 2-2 ② FC5 1-2 2-3f		X SI 93 0-0 E9 11 SF9 2-H 3-H 1B		C FF 93 X SL 80 0-1 ③ L8		C SL 88 X FF 96 0-1 32 S 1-3 1B	5	1	2	2	0	0	3
11 José Ramírez, S (1, 5) OBP: 0.361, SLG: 0.568	B FC 87 C CH 80 X FC 86 1-1 ② P6		C CH 84 F FC 88 B FF 91 B CH 84 X SI 92 2-2 ③ L4		X SI 91 0-0 ② SF9 3-H			B CU 83 B SL 88 X CH 94 2-0 ① G3	X SL 88 0-0 ② SF9 3-H	3	0	0	2	0	0	3
32 Franmil Reyes, R (1, 10) OBP: 0.254, SLG: 0.349	B FC 87 F SI 91 X CH 82 1-1 ③ G5-3			B SI 89 B CH 83 T SL 84 C SL 82 B SL 85 X FF 90 3-2 ① L8	X SL 84 0-0 ③ G5-3			B SI 97 B SL 88 X SI 97 2-0 E5 0 FC4-6	S FF 97 S CU 86 B SL 88 D CU 86 S SL 88 2-3 ③ K 1-2	5	0	0	0	0	1	2
0 Andrés Giménez, L (1, 4) OBP: 0.360, SLG: 0.489		X SL 83 0-0 33 G4-6-3 1B		C FC 88 X CH 84 0-1 6 G6-4-3 1B		C FC 87 X SL 81 0-1 ① G4-3		B SI 97 X SL 88 1-0 ② FC4-6 1-2f		4	0	2	0	0	0	1
6 Owen Miller, R (1, 3) OBP: 0.303, SLG: 0.373		C SL 84 B SI 90 X CH 80 1-1 ① F7		X SL 82 0-0 ② ③ G6-4-3 1-2f		B SL 84 F SI 90 X CH 83 1-1 ② G5-3		C SL 86 1 SAFE 1 SAFE 1 SAFE F SL 87 S SI 96 0-3 ③ K		4	0	0	0	0	1	3
33 Nolan Jones, L (1, 9) OBP: 0.450, SLG: 0.515		C FC 86 B CH 83 X CH 82 1-1 ② ③ G4-6-3 1-2f			B FC 86 C SI 90 B FC 86 B CH 82 C FC 86 F FC 87 B SI 92 4-2 7 FC5-4 17 HBP 38 2B BB	B SL 80 B FC 86 B CH 83 C FC 86 X FC 86 3-1 1B			C FF 98 X SL 89 0-1 22 WP 22 1B 2B	3	2	2	0	1	0	1
17 Austin Hedges, R (1, 2) 22 Josh Naylor, L (9, PH) OBP: 0.332, SLG: 0.511 65 Alex Call, R (9, PR) OBP: 0.222, SLG: 0.125 12 Luke Maile, R (9, 2) OBP: 0.294, SLG: 0.280			C SL 85 T SL 82 B SL 84 X CH 82 1-2 1 FC5 7 1B 1B		1 SAFE F SI 92 B CH 84 B FC 86 1 SAFE H SI 92 3-1 7 FC5-4 1-2 HBP	C SL 85 B CH 85 F SI 92 B FF 92 B FF 93 X SL 84 3-2 ③ L8			B CU 87 X FF 97 1-0 7 SH1-4 38 1B 2-H 1B	2 1 0 0	0 0 1 0	1 1 0 0	0 1 0 0	0 0 0 0	0 0 0 0	1 0 0 0
7 Myles Straw, R (1, 8) OBP: 0.305, SLG: 0.266		F SI 91 B CH 83 X SI 91 1-1 1 FC5 1-2 1B			B FC 87 C SI 91 X SL 85 1-1 ① FC5-4 38 2B 1 E 1-2f 2-3		C SL 84 F CH 82 X SI 90 0-2 ① G4-3		1 SAFE X FF 96 0-0 ① SH1-4 1-2	3	1	1	0	0	0	2
Inning Stats	R: 0 E: 0 K: 0 S: 10 H: 1 LOB: 1 BB: 0 P: 14	R: 0 E: 0 K: 0 S: 5 H: 1 LOB: 0 BB: 0 P: 7	R: 0 E: 0 K: 0 S: 12 H: 2 LOB: 2 BB: 0 P: 18	R: 0 E: 0 K: 0 S: 6 H: 1 LOB: 0 BB: 0 P: 9	R: 4 E: 1 K: 0 S: 12 H: 2 LOB: 0 BB: 1 P: 21	R: 0 E: 0 K: 0 S: 9 H: 1 LOB: 1 BB: 0 P: 16	R: 0 E: 0 K: 0 S: 7 H: 0 LOB: 0 BB: 0 P: 8	R: 0 E: 1 K: 1 S: 6 H: 0 LOB: 1 BB: 0 P: 11	R: 3 E: 0 K: 1 S: 12 H: 4 LOB: 2 BB: 0 P: 16	1B: 10 2B: 2 3B: 0 HR: 0 SF: 2 SAC: 1 DP: 2 HBP: 1						

	AB	35
	R	7
	H	12
	RBI	7
	BB	1
	SO	2
	LOB	18

PITCHER		IP	WLS	BF	H	R	ER	SO	BB	IBB	HBP	BLK	WP	HR	S	P	ERA	WHIP
47 Johnny Cueto, R ERA: 2.89	(1, 1)	7.0		29	8	4	3	0	1	0	1	0	0	0	61	93	3.86	1.286
49 Kendall Graveman, R ERA: 2.16	(8, 1)	1.0		4	0	0	0	1	0	0	0	0	0	0	6	11	0.00	0.000
31 Liam Hendriks, R ERA: 3.13	(9, 1)	1.0	L	7	4	3	3	1	0	0	0	0	1	0	12	16	27.00	4.000

PITCHER	IP	WLS	BF	H	R	ER	SO	BB	IBB	HBP	BLK	WP	HR	S	P	ERA	WHIP

Batter	1	2	3	4	5	6	7	8	9	AB	R	H	RBI	BB	SO	LOB
Josh Harrison, R (1, 4) OBP: 0.310, SLG: 0.372	C FF 90 F FF 91 X FF 92 0-2 ① F7			B SL 87 S SL 87 X SL 86 1-1 25 FC5-4 1B	C FF 94 B SL 89 F SL 88 F FF 94 X CU 81 1-2 ③ F8		F FF 90 F SL 85 D CH 76 B FF 91 X FF 93 2-2 10 2B 1-H 2B	F FF 97 X SL 88 0-1 ③ G5-3		5	1	2	1	0	0	1
10 Yoán Moncada, S (1, 5) OBP: 0.261, SLG: 0.333	X FF 90 0-0 ② F8			C SL 86 C FF 92 D CU 79 X SL 87 1-2 ① L9		F SL 87 C CU 80 X CU 80 0-2 ① G3-1	F CH 75 X FF 92 0-1 25 1B 2-H 2B		B FC 98 X FC 98 1-0 ① G5-3	5	1	1	1	0	0	1
25 Andrew Vaughn, R (1, 7) OBP: 0.346, SLG: 0.462	B FF 92 X SL 88 1-0 ③ G3-1			C SL 86 B SL 88 X SL 86 1-1 ② FC5-4 79 1B 24 1B 1-2f		X SL 88 0-0 ② L7	X SL 86 0-0 24 1B 79 1B 2-H 1B		C SL 92 B SL 92 X FC 98 1-1 ② G6-3	5	1	1	1	0	0	1
79 José Abreu, R (1, 3) OBP: 0.391, SLG: 0.472		T FF 91 F FF 92 X SL 87 0-2 ① G4-3		B FF 92 B SL 84 B SL 84 C FF 90 S FF 92 X FF 92 3-2 32 BB 24 1B 1-3 1B		B SL 89 C SL 89 B FF 93 B SL 87 F SL 88 B FF 93 4-2 24 1B BB	C SL 83 X FF 96 0-1 24 1B 1-2 1B		S FC 99 F FC 99 B SL 92 F FC 100 X SL 92 1-2 ③ G6-3	4	0	2	0	1	0	0
24 Yasmani Grandal, S (1, 10) OBP: 0.297, SLG: 0.243		F FF 92 C SL 88 S CU 79 0-3 ② K2-3		C FF 92 D SL 88 F FF 93 X CU 81 1-2 32 BB 1-2 3-H 1B		B FF 92 B SL 87 C FF 92 X FF 91 2-1 1-2 1B	B FF 96 C FF 97 X FF 97 1-1 1-2 2-3 1B			4	0	3	1	0	1	0
32 Gavin Sheets, L (1, 9) OBP: 0.286, SLG: 0.364		C FF 93 B CU 79 F SL 87 B CU 80 B CU 79 X FF 92 3-2 ③ F8		C SL 88 C FF 93 F FF 94 F CU 81 B FF 93 F CU 80 B FF 93 D CU 80 B FF 93 4-2 1-2 2-3 BB		C FF 92 B CH 76 B CH 75 F FF 91 F FF 92 S CH 76 2-3 ③ K	C SL 88 F FF 96 D FS 89 S FS 88 1-3 ③ K			3	0	0	0	1	2	5
44 Seby Zavala, R (1, 2) OBP: 0.344, SLG: 0.443			X SL 89 0-0 ① F4	F SL 87 B SL 87 B FF 92 S FF 93 C FF 93 2-3 ③ K			C SL 85 F CH 76 B FF 92 F FF 92 F FF 93 X CH 76 1-2 28 FC4-6 1B	B FF 95 X SL 87 1-0 28 SH3-4 1B		4	0	2	0	0	1	3
28 Leury García, S (1, 6) OBP: 0.230, SLG: 0.259			B FF 92 S FF 91 B FF 92 F FF 92 B CU 79 F SL 86 F FF 92 X FF 92 3-2 ② G1-3		C FF 91 B FF 92 C SL 87 B FF 93 F CU 80 F SL 87 T FF 92 2-2 ① K		S FF 91 S CH 75 X FF 91 0-2 ① FC4-6 1-2f 2B	L FF 95 X FS 86 0-1 ① SH3-4 1-2		3	1	0	0	0	1	1
15 Adam Engel, R (1, 8) OBP: 0.299, SLG: 0.362 Eloy Jiménez, R (7, PH) OBP: 0.250, SLG: 0.300 18 AJ Pollock, R (8, 8) OBP: 0.267, SLG: 0.331			B SL 88 S FF 92 F SL 87 B CU 80 S CU 81 2-3 ③ K2-3		B SL 87 X FF 91 1-0 ② F4		X FF 91 0-0 ② F8	C SL 87 F SL 85 D FS 89 S FS 89 1-3 ② K2-3		2 1 1	0 0 0	0 0 0	0 0 0	1 0 1	0 1 1
Inning Stats	R: 0 E: 0 K: 0 S: 5 H: 0 LOB: 0 BB: 0 P: 6	R: 0 E: 0 K: 1 S: 9 H: 0 LOB: 0 BB: 0 P: 12	R: 0 E: 0 K: 1 S: 9 H: 0 LOB: 0 BB: 0 P: 14	R: 1 E: 0 K: 1 S: 21 H: 3 LOB: 3 BB: 1 P: 34	R: 0 E: 0 K: 1 S: 10 H: 0 LOB: 0 BB: 0 P: 14	R: 0 E: 0 K: 1 S: 12 H: 1 LOB: 2 BB: 1 P: 20	R: 3 E: 0 K: 1 S: 22 H: 6 LOB: 3 BB: 0 P: 27	R: 0 E: 0 K: 1 S: 8 H: 1 LOB: 1 BB: 0 P: 10	R: 0 E: 0 K: 0 S: 7 H: 0 LOB: 0 BB: 0 P: 10	1B: 9 2B: 2 3B: 0 HR: 0 SF: 0 SAC: 1 DP: 0 HBP: 0						

PITCHER		IP	WLS	BF	H	R	ER	SO	BB	IBB	HBP	BLK	WP	HR	S	P	ERA	WHIP
24 Triston McKenzie, R ERA: 3.11	(1, 1)	5.2		23	4	1	1	4	2	0	0	0	0	0	62	94	1.59	1.059
49 Eli Morgan, R ERA: 3.4	(6, 1)	1.0	H	6	3	3	3	1	0	0	0	0	0	0	18	23	27.00	3.000
37 Trevor Stephan, R ERA: 2.7	(7, 1)	1.1	W	8	4	0	0	2	0	0	0	0	0	0	16	20	0.00	3.000
48 Emmanuel Clase, R ERA: 1.37	(9, 1)	1.0	S	3	0	0	0	0	0	0	0	0	0	0	7	10	0.00	0.000

PITCHER	IP	WLS	BF	H	R	ER	SO	BB	IBB	HBP	BLK	WP	HR	S	P	ERA	WHIP

BOTTOM

Cleveland Guardians @ Chicago White Sox

Guaranteed Rate Field, Chicago, IL

Sat Jul 23 2022, 12:12 PM - 3:09 PM CDT

Att. 18,518 - Partly Cloudy - 75 F

livebaseballscorecards.com

AB	37
R	4
H	11
RBI	4
BB	2
SO	7
LOB	14

WP: 0 PA: 40
PB: 0
SB: 0
CS: 0

Cleveland Guardians @ Chicago White Sox

Guaranteed Rate Field, Chicago, IL

Sat Jul 23 2022, 6:19 PM - 9:23 PM CDT

Att. 26,329 - Partly Cloudy - 83 F

TOP

livebaseballscorecards.com

Batter	1	2	3	4	5	6	7	8	9	AB	R	H	RBI	BB	SO	LOB
38 Steven Kwan, L (1, 7) OBP: 0.366, SLG: 0.368	B FF 90 C FF 91 F CH 86 B SI 93 F SI 92 B SI 92 X SI 91 3-2 ① F7		F SI 93 X FC 91 0-1 ② FC6-5 2-3			B FF 92 B FF 92 C FF 92 F FF 92 X FC 88 2-2 ① G5-3	D CU 76 C FF 96 C FF 97 B SL 88 X FF 97 2-2 1 3B 3-H 1B		D CU 81 B FF 94 F FF 95 F CH 83 X CH 85 2-2 ③ L4	5	1	1	1	0	0	2
1 Amed Rosario, R (1, 6) OBP: 0.333, SLG: 0.412	B FF 92 X SI 92 1-0 ② G6-3		C FF 92 B FF 93 B SI 92 B SI 92 X FF 92 3-1 ③ F9			X SI 92 0-0 ② G6-3	B SL 86 S SL 88 1 SAFE F FF 96 1 SAFE X FF 92 1-2 1-H 3B			4	0	1	1	0	0	1
11 José Ramírez, S (1, 10) OBP: 0.362, SLG: 0.570	B SI 92 X FC 90 1-0 ③ 2B			B FF 91 S SI 90 F FC 89 F FC 86 F CH 85 S FF 94 1-3 ① K		C SI 93 B FF 94 C FC 87 F FC 88 B FC 87 F SI 94 F FF 94 X FC 87 2-2 1B	B FF 96 X CH 86 1-0 ③ F6			4	0	2	0	0	1	1
22 Josh Naylor, L (1, 3) OBP: 0.327, SLG: 0.502	F FC 91 S FF 94 F FF 94 X SL 86 0-2 ③ G3			F FC 91 B FF 93 X FC 89 1-1 ② G3		C FF 93 B FF 92 X FC 91 1-1 ③ F7		C KC 85 B KC 85 S KC 86 B KC 87 X CH 86 2-2 ① G2-3		4	0	0	0	0	0	2
0 Andrés Giménez, L (1, 4) OBP: 0.362, SLG: 0.492		B CU 81 S FF 90 C FF 92 X FC 86 1-2 ① G6-3		B FC 90 C FF 93 X SI 92 1-1 ② 2B			C CH 90 B CH 89 F FF 96 X CH 90 1-2 33 WP 28 1B 1B	B CH 86 F KC 87 F KC 86 S CH 88 1-3 ② K		4	1	2	0	0	1	0
33 Nolan Jones, L (1, 9) OBP: 0.409, SLG: 0.459		S FF 92 C FF 93 B SL 86 B FF 94 F FC 90 B FC 89 S FC 87 3-3 ② K		X FC 90 0-0 ③ G6-3			B CH 88 F FF 96 B CU 86 B CH 90 F FF 97 C FF 96 3-3 ① K 1-2	B SI 98 C KC 87 B CH 88 B KC 87 S SI 98 F KC 88 F KC 88 C KC 87 3-3 ③ K		4	0	0	0	0	3	2
28 Ernie Clement, R (1, 5) OBP: 0.278, SLG: 0.237		B FF 93 C FF 92 F FF 93 F FC 88 S SL 87 1-3 ③ K			C CU 82 F FF 92 S FF 94 0-3 ① K		C FF 97 F FF 97 X FF 96 0-2 7 3B 2-H 1B		B FF 94 B CU 77 B FF 93 C FF 93 B FF 94 4-1 7 G4-3 17 SH2-3 BB	3	1	1	1	1	2	0
12 Luke Maile, R (1, 2) OBP: 0.297, SLG: 0.277 32 Franmil Reyes, R (7, PH) OBP: 0.253, SLG: 0.348 17 Austin Hedges, R (7, 2) OBP: 0.235, SLG: 0.273			B FF 90 B SI 90 C FF 92 B FC 87 B FC 90 4-1 38 FC6-5 7 G5-3 BB		B FF 93 C FF 92 B FF 94 S FF 93 S FF 95 2-3 ② K		C FF 98 B FF 96 X CU 86 1-1 ② P4		L SL 84 X SL 86 0-1 ① SH2-3 1-2	1 1 0	0 0 0	0 0 0	1 0 0	1 0 0	0 1 0	0 1 0
7 Myles Straw, R (1, 8) OBP: 0.304, SLG: 0.272			C SI 91 X SI 93 0-1 ① G5-3 1-2		B FF 94 C FF 94 F FF 94 S FF 94 1-3 ③ K		S FF 96 B FF 95 C CU 86 D CU 86 X FF 97 2-2 38 1B 1-H 3B		D SL 86 B FF 94 X FF 94 2-0 ② G4-3 2-3	4	1	1	1	0	1	2

Inning Stats																				
	R: 0	H: 1	R: 0	H: 0	R: 0	H: 0	R: 0	H: 1	R: 0	H: 0	R: 0	H: 1	R: 4	H: 5	R: 0	H: 0	R: 0	H: 0	1B: 4	SF: 0	WP: 1	PA: 37
	E: 0	LOB: 1	E: 0	LOB: 0	E: 0	LOB: 1	E: 0	LOB: 1	E: 0	LOB: 1	E: 0	LOB: 1	E: 0	LOB: 1	E: 0	LOB: 0	E: 0	LOB: 1	2B: 2	SAC: 1	PB: 0	
	K: 0	BB: 0	K: 2	BB: 0	K: 0	BB: 1	K: 1	BB: 0	K: 3	BB: 0	K: 0	BB: 1	K: 1	BB: 0	K: 2	BB: 0	K: 0	BB: 1	3B: 2	DP: 0	SB: 0	
	S: 10	P: 15	S: 11	P: 16	S: 7	P: 14	S: 10	P: 13	S: 9	P: 12	S: 12	P: 17	S: 21	P: 32	S: 11	P: 17	S: 7	P: 15	HR: 0	HBP: 0	CS: 0	

PITCHER		IP	WLS	BF	H	R	ER	SO	BB	IBB	HBP	BLK	WP	HR	S	P	ERA	WHIP
33 Lance Lynn, R ERA: 6.43	(1, 1)	6.0		22	3	0	0	6	1	0	0	0	0	0	59	87	0.00	0.667
66 José Ruiz, R ERA: 4.15	(7, 1)	0.2	H	5	3	3	3	1	0	0	0	0	1	0	14	21	40.50	4.500
40 Reynaldo López, R ERA: 2.98	(7, 1)	0.1	B	3	2	1	1	0	0	0	0	0	0	0	7	11	27.00	6.000
17 Joe Kelly, R ERA: 6.75	(8, 1)	1.0	W	3	0	0	0	2	0	0	0	0	0	0	11	17	0.00	0.000
63 Matt Foster, R ERA: 4.97	(9, 1)	1.0	S	4	0	0	0	0	1	0	0	0	0	0	7	15	0.00	1.000

PITCHER		IP	WLS	BF	H	R	ER	SO	BB	IBB	HBP	BLK	WP	HR	S	P	ERA	WHIP

BOTTOM

Cleveland Guardians @ Chicago White Sox

Guaranteed Rate Field, Chicago, IL

Sat Jul 23 2022, 6:19 PM - 9:23 PM CDT

Att. 26,329 - Partly Cloudy - 83 F

livebaseballscorecards.com

Batter	1	2	3	4	5	6	7	8	9	AB	R	H	RBI	BB	SO	LOB
7 Tim Anderson, R (1, 6) OBP: 0.355, SLG: 0.414	S FF 90 B FF 90 X FF 92 1-1 G6-3 ①		B FF 92 T FF 92 F FF 91 D SL 83 B CH 83 4-2 10 BB 1-2 BB		B CU 74 B CH 82 B FF 90 C FF 90 C FF 90 B FF 92 4-2 10 2B BB		S FC 94 B SI 93 T FC 96 B SL 86 X FC 97 2-2 L9 ③			2	1	0	0	2	0	0
10 Yoán Moncada, S (1, 5) OBP: 0.266, SLG: 0.339	B FF 91 F CH 84 S FF 92 B FF 92 S FF 93 2-3 K ②		C FF 91 S FF 92 F FF 92 D CU 77 B CH 84 B FF 92 F FF 93 B FF 93 4-2 1-2 2-3 3-H BB		B CH 82 S FF 90 B CH 83 X FF 91 2-1 1-H 2B			C FC 95 B CH 84 F FC 95 C CU 84 1-3 K ①		3	0	1	2	1	2	0
25 Andrew Vaughn, R (1, 9) OBP: 0.345, SLG: 0.462	B CH 84 S FF 93 C CH 84 X FF 93 1-2 P4 ③		C CU 76 B CH 83 B FF 91 F FF 92 F CH 86 X FF 92 2-2 F4 ②		F CU 75 C FF 91 B FF 90 D CH 81 X FF 90 2-2 F8 ③			F FC 94 C SL 84 B FC 96 X FC 97 1-2 24 BB 18 1B 2B		4	1	1	0	0	0	4
79 José Abreu, R (1, 3) OBP: 0.390, SLG: 0.468		B CH 83 B CH 83 C FF 91 S CH 83 B FF 92 T FF 92 3-2 K ①	T FF 91 S CH 83 S FF 91 0-3 K ③			B SL 85 B SL 83 F FF 94 X SL 86 2-1 G6-3 ①		B FC 96 S FC 96 B FC 97 B FC 96 B FC 97 4-1 24 BB 18 1B BB		3	1	0	0	1	2	3
Eloy Jiménez, R (1, 7) OBP: 0.266, SLG: 0.356 15 Adam Engel, R (7, 8) OBP: 0.298, SLG: 0.360		C CU 76 F FF 91 X CH 83 0-2 G6-3 ②		B CH 82 F CH 83 B SL 81 X FF 91 2-1 18 G6-4-3 1B		X SL 85 0-0 HR		S FC 97 D SL 88 X FC 97 1-1 F7 ②		3 1	1 0	2 0	1 0	0 0	0 0	0 2
24 Yasmani Grandal, S (1, 10) OBP: 0.300, SLG: 0.245 28 Leury García, S (8, PR) OBP: 0.230, SLG: 0.259 (9, 10)		S FF 92 S FF 92 B FF 92 X FF 93 1-2 F8 ③		X CH 88 0-0 F9 ①		B FF 98 C FF 96 F SL 85 X FF 95 1-2 18 G5-4-3 1B		B FC 96 F FC 96 B FC 96 S FC 95 B FC 95 B FC 96 4-2 18 1B 1-2 2-3 BB		3 0	0 0	1 0	0 0	1 0	0 0	1 0
18 AJ Pollock, R (1, 8) OBP: 0.270, SLG: 0.333 (7, 7)			B CU 75 F FF 90 X FF 91 1-1 21 1B 10 BB G5-3 1B	B FF 89 B FF 90 X FF 90 2-0 G6-4-3 ②③ 1-2f		B FF 96 C FF 96 F FF 96 F FF 94 X SL 86 1-2 G5-4-3 ②③ 1-2f		F SI 92 X SL 77 0-1 1-2 2-H 3-H 1B		4	1	2	2	0	0	2
Josh Harrison, R (1, 4) OBP: 0.305, SLG: 0.365			B CH 84 F CH 83 X CH 83 1-1 G5-3 ① 1-2		B CH 83 T FF 91 X FF 90 1-1 F9 ①		B FC 96 X FC 94 1-0 G4-3 ①	F SL 76 C SL 78 X FF 93 0-2 F9 ③		4	0	0	0	0	0	3
21 Reese McGuire, L (1, 2) OBP: 0.266, SLG: 0.291			L FF 90 S FF 91 F FF 91 B FF 92 F FF 92 B SL 83 X FF 91 2-2 10 BB 7 BB 2-3 1B		C FF 90 X SL 81 0-1 G6-3 ②		B FC 94 C FC 95 X FC 94 1-1 L9 ②			3	0	1	0	0	0	0

	AB	30
	R	5
	H	8
	RBI	5
	BB	5
	SO	4
	LOB	15

Inning Stats	1	2	3	4	5	6	7	8	9
	R: 0 E: 0 K: 1 S: 8 H: 0 LOB: 0 BB: 0 P: 12	R: 0 E: 0 K: 1 S: 9 H: 0 LOB: 0 BB: 0 P: 13	R: 1 E: 0 K: 1 S: 22 H: 2 LOB: 3 BB: 2 P: 36	R: 0 E: 0 K: 0 S: 4 H: 1 LOB: 0 BB: 0 P: 8	R: 1 E: 0 K: 0 S: 11 H: 1 LOB: 1 BB: 1 P: 20	R: 1 E: 0 K: 0 S: 10 H: 2 LOB: 0 BB: 0 P: 14	R: 0 E: 0 K: 0 S: 6 H: 0 LOB: 0 BB: 0 P: 10	R: 2 E: 0 K: 1 S: 16 H: 2 LOB: 2 BB: 2 P: 27	

	1B: 5	SF: 0	WP: 0	PA: 35
	2B: 2	SAC: 0	PB: 0	
	3B: 0	DP: 2	SB: 0	
	HR: 1	HBP: 0	CS: 0	

PITCHER		IP	WLS	BF	H	R	ER	SO	BB	IBB	HBP	BLK	WP	HR	S	P	ERA	WHIP
Konnor Pilkington, L ERA: 4.17	(1, 1)	5.0		21	4	2	2	3	3	0	0	0	0	0	54	89	3.60	1.400
58 Anthony Castro, R ERA: 8.03	(6, 1)	1.0		4	2	1	1	0	0	0	0	0	0	1	10	14	9.00	2.000
27 Bryan Shaw, R ERA: 5.29	(7, 1)	1.2	L	8	1	2	2	1	2	0	0	0	0	0	17	32	10.80	1.800
52 Nick Sandlin, R ERA: 2.88	(8, 1)	0.1	B	2	1	0	0	0	0	0	0	0	0	0	5	5	0.00	3.000

PITCHER	IP	WLS	BF	H	R	ER	SO	BB	IBB	HBP	BLK	WP	HR	S	P	ERA	WHIP

Batter	1	2	3	4	5	6	7	8	9	AB	R	H	RBI	BB	SO	LOB
38 Steven Kwan, L (1, 7) OBP: 0.369, SLG: 0.380	B FF 95 C FF 96 X SL 87 1-1 G3		B FF 95 B SL 88 C FF 95 F FF 96 B SL 90 S SL 88 3-3 K		B FF 96 B SL 87 X FF 96 2-0 1 FC6-4 1B		B FF 94 B FF 96 C FF 94 B FF 95 F FF 94 D SL 87 4-2 BB		C FF 96 C FF 97 F FF 97 B CU 86 X SL 88 1-2 HR	4	1	2	1	1	1	0
1 Amed Rosario, R (1, 6) OBP: 0.334, SLG: 0.415	B FF 97 X SL 88 1-0 F9		C FF 98 C FF 97 B SL 89 F FF 97 B SL 90 F SL 89 X FF 98 2-2 22 WP 2B		X FF 96 0-0 FC6-4 1-2f		C SL 84 X SL 82 0-1 G6-3		F FF 97 X FF 97 0-1 32 DI 1B	5	0	2	0	0	0	2
22 Josh Naylor, L (1, 10) OBP: 0.332, SLG: 0.504	C SL 88 F SL 88 B FF 96 B KC 83 X FF 97 2-2 32 1B 1B		B KC 84 S SL 90 F FF 96 D SL 89 X FF 97 2-2 32 G5-4-3 2-3 1B			F KC 83 X FF 96 0-1 P5		F FF 95 B FF 97 X SL 87 1-1 32 HR 1B	S SL 89 F CU 87 S SL 88 0-3 K	5	1	3	0	0	1	1
32 Franmil Reyes, R (1, 9) OBP: 0.256, SLG: 0.361	X SL 88 0-0 1-2 1B		S SL 90 S SL 90 D SL 90 X SL 89 1-2 G5-4-3 1-2f			S KC 83 F KC 84 C KC 84 0-3 K		B SI 97 F SL 89 X SL 89 1-1 1-H HR	B FF 96 S SL 88 C FF 97 B SL 89 X FF 96 2-2 G4-3 1-2	5	1	2	2	0	1	3
0 Andrés Giménez, L (1, 4) OBP: 0.360, SLG: 0.493	B FF 97 X SL 86 1-0 L8			C FF 95 F SL 87 F FF 97 B KC 83 X SL 87 1-2 F7		C KC 83 X SL 87 0-1 6 PB 2B		B SI 96 C CH 92 S SL 86 S FF 98 1-3 K		4	0	1	0	0	1	2
6 Owen Miller, R (1, 3) OBP: 0.305, SLG: 0.372		B KC 78 C SL 86 F SL 86 X KC 82 1-2 7 WP 28 G5-3 1B		C FF 97 C FF 97 B SL 90 F SL 89 X FF 98 1-2 G3		D SL 90 B FF 98 D SL 89 C SL 87 B SL 86 4-1 2-3 BB		C SI 97 C SI 96 S FF 96 0-3 K		3	0	1	0	1	1	0
28 Ernie Clement, R (1, 5) OBP: 0.277, SLG: 0.231		C FF 95 D SL 88 D SL 87 F SL 88 X SL 88 2-2 G5-3 1-2		C SL 88 B SL 89 F FF 96 X SL 88 1-2 L8		D SL 88 C FF 98 D SL 88 X SL 89 2-1 F7		B SL 90 B SI 98 B SI 98 B SI 95 4-0 BB		3	0	0	0	1	0	3
17 Austin Hedges, R (1, 2) OBP: 0.230, SLG: 0.266		B FF 96 S FF 96 S SL 88 D SL 89 B FF 97 C SL 86 3-3 K			C FF 94 X SL 88 0-1 F7		S FF 94 F SL 86 B KC 77 X SL 81 1-2 G5-3	T SI 98 B SL 88 F SL 89 B FF 96 F SI 95 S SI 97 2-3 K		4	0	0	0	0	2	2
7 Myles Straw, R (1, 8) OBP: 0.302, SLG: 0.270 65 Alex Call, R (7, 8) OBP: 0.200, SLG: 0.111		S SL 89 B FF 96 C SL 88 B SL 89 D SL 88 C SL 88 3-3 K 2-3			B KC 82 C SL 89 F FF 96 B SL 89 X SL 88 2-2 G5-3		C KC 76 X SL 83 0-1 G6-3		F FF 97 B CU 85 S SL 88 B SL 89 S SL 88 2-3 K	3 1	0 0	0 0	0 0	0 0	1 1	1 0
Inning Stats	R: 0 E: 0 K: 0 S: 8 H: 2 LOB: 2 BB: 0 P: 13	R: 0 E: 0 K: 2 S: 12 H: 1 LOB: 1 BB: 0 P: 21	R: 0 E: 0 K: 1 S: 14 H: 2 LOB: 0 BB: 0 P: 22	R: 0 E: 0 K: 0 S: 11 H: 0 LOB: 0 BB: 0 P: 14	R: 0 E: 0 K: 0 S: 7 H: 1 LOB: 1 BB: 0 P: 11	R: 0 E: 0 K: 1 S: 10 H: 1 LOB: 2 BB: 1 P: 16	R: 0 E: 0 K: 0 S: 9 H: 0 LOB: 1 BB: 1 P: 14	R: 2 E: 0 K: 3 S: 14 H: 2 LOB: 1 BB: 1 P: 23	R: 1 E: 0 K: 2 S: 15 H: 2 LOB: 1 BB: 0 P: 20	1B: 7 2B: 2 3B: 0 HR: 2 SF: 0 SAC: 0 DP: 1 HBP: 0						

PITCHER		IP	WLS	BF	H	R	ER	SO	BB	IBB	HBP	BLK	WP	HR	S	P	ERA	WHIP
84 Dylan Cease, R ERA: 2.03	(1, 1)	6.0	W	25	7	0	0	4	1	0	0	0	2	0	62	97	0.00	1.333
58 Jimmy Lambert, R ERA: 2.31	(7, 1)	1.0		4	0	0	0	0	1	0	0	0	0	0	9	14	0.00	1.000
49 Kendall Graveman, R ERA: 2.53	(8, 1)	1.0		6	2	2	2	3	1	0	0	0	0	1	14	23	18.00	3.000
31 Liam Hendriks, R ERA: 3.31	(9, 1)	1.0		5	2	1	1	2	0	0	0	0	0	1	15	20	9.00	2.000

PITCHER	IP	WLS	BF	H	R	ER	SO	BB	IBB	HBP	BLK	WP	HR	S	P	ERA	WHIP

TOP

Cleveland Guardians @ Chicago White Sox

Guaranteed Rate Field, Chicago, IL

Sun Jul 24 2022, 1:11 PM - 3:42 PM CDT

Att. 30,831 - Cloudy - 82 F

livebaseballscorecards.com

AB	37
R	3
H	11
RBI	3
BB	3
SO	9
LOB	14

Batter	1	2	3	4	5	6	7	8	9	AB	R	H	RBI	BB	SO	LOB
7 Tim Anderson, R (1, 6) OBP: 0.353, SLG: 0.412	X FF 91 0-0 ① F8	1 SAFE 1 SAFE S SL 84 X SL 86 0-1 10 G3-1 18 HR 1B 1-2		C FF 91 C FF 92 S SL 86 0-3 ③ K			C FF 94 S SL 86 F SL 86 X FF 96 0-2 ① G6-3			4	1	1	0	0	1	0
10 Yoán Moncada, S (1, 5) OBP: 0.261, SLG: 0.332	B FF 90 X FF 91 1-0 ② G4-3	S CH 86 X FC 87 0-1 ② G3-1 1-2 2-3			X KC 82 0-0 ① F7		C FF 97 B CH 89 S SL 85 X SL 85 1-2 ② G3			4	0	0	0	0	0	2
18 AJ Pollock, R (1, 7) OBP: 0.274, SLG: 0.345	C FF 91 B FC 86 F SL 85 B SL 86 B SL 86 B FC 87 4-2 79 2B BB	X SL 84 0-0 2-H 3-H HR			C FF 91 S SL 85 X FF 92 0-2 ② L9		F FF 95 S FF 97 B SL 88 B SL 86 F SL 85 X SL 86 2-2 ③ G1-3			3	1	1	3	1	0	0
79 José Abreu, R (1, 3) OBP: 0.388, SLG: 0.468	X FF 92 0-0 1-3 2B	S SL 84 B SL 85 F SL 85 X SL 84 1-2 ③ G5-3			C FF 91 B FC 87 B FF 92 F FC 88 S SL 85 2-3 ③ K			B FF 96 F FF 96 S SL 88 S FF 97 1-3 ① K		4	0	1	0	0	2	0
Eloy Jiménez, R (1, 10) OBP: 0.265, SLG: 0.390	X SL 84 0-0 ③ F7		B FF 91 S SL 85 X FF 91 1-1 ① G4-3			B SL 85 X SL 84 1-0 HR		X FF 97 0-0 ② P4		4	1	1	1	0	0	2
32 Gavin Sheets, L (1, 9) OBP: 0.290, SLG: 0.367		X FF 92 0-0 28 HR 1B	F CH 86 F FC 87 B KC 83 X KC 82 1-2 ② F8			F FC 86 X KC 82 0-1 28 FC3-6 1B		C FF 95 C SL 89 B SI 98 X SL 91 1-2 ③ F7		4	1	2	0	0	0	0
44 Seby Zavala, R (1, 2) OBP: 0.333, SLG: 0.429		C FF 90 S SL 86 S FC 86 0-3 ① K	S FF 91 B SL 84 S SL 86 B SL 85 X SL 85 2-2 ③ G5-3			D FC 87 X FC 86 1-0 ① F8				3	0	0	0	0	1	2
28 Leury García, S (1, 4) OBP: 0.231, SLG: 0.272		B FC 87 B FC 87 F FC 88 B FF 91 X FF 91 3-1 1-H HR		S KC 82 X KC 82 0-1 ① G4-3		C CH 86 S KC 82 X KC 81 0-2 ② FC3-6 1-2f				3	1	1	2	0	0	1
15 Adam Engel, R (1, 8) OBP: 0.298, SLG: 0.360		F SL 85 F FF 91 F SL 85 B SL 85 F FF 92 X KC 82 1-2 10 G3-1 18 HR 7 1B 1B		C SL 85 B SL 85 S SL 85 C FF 93 1-3 ② K		1 SAFE S FC 86 X FC 87 0-1 ③ P4				3	1	1	0	0	1	1
Inning Stats	R: 0 E: 0 K: 0 S: 6 H: 1 LOB: 2 BB: 1 P: 11	R: 5 E: 0 K: 1 S: 19 H: 5 LOB: 0 BB: 0 P: 24	R: 0 E: 0 K: 0 S: 8 H: 0 LOB: 0 BB: 0 P: 12	R: 0 E: 0 K: 2 S: 8 H: 0 LOB: 0 BB: 0 P: 9	R: 0 E: 0 K: 1 S: 7 H: 0 LOB: 0 BB: 0 P: 9	R: 1 E: 0 K: 0 S: 9 H: 2 LOB: 1 BB: 0 P: 11	R: 0 E: 0 K: 0 S: 11 H: 0 LOB: 0 BB: 0 P: 14	R: 0 E: 0 K: 1 S: 7 H: 0 LOB: 0 BB: 0 P: 9		1B: 4 2B: 1 3B: 0 HR: 3 SF: 0 SAC: 0 DP: 0 HBP: 0				WP: 0 PB: 0 SB: 0 CS: 0 PA: 33		

PITCHER		IP	WLS	BF	H	R	ER	SO	BB	IBB	HBP	BLK	WP	HR	S	P	ERA	WHIP
57 Shane Bieber, R ERA: 3.55	(1, 1)	6.0	L	27	8	6	6	4	1	0	0	0	0	3	57	76	9.00	1.500
58 Anthony Castro, R ERA: 7.43	(7, 1)	1.0		3	0	0	0	0	0	0	0	0	0	0	11	14	0.00	0.000
31 Sam Hentges, L ERA: 4.05	(8, 1)	1.0		3	0	0	0	1	0	0	0	0	0	0	7	9	0.00	0.000

PITCHER	IP	WLS	BF	H	R	ER	SO	BB	IBB	HBP	BLK	WP	HR	S	P	ERA	WHIP

BOTTOM

Cleveland Guardians @ Chicago White Sox

Guaranteed Rate Field, Chicago, IL

Sun Jul 24 2022, 1:11 PM - 3:42 PM CDT

Att. 30,831 - Cloudy - 82 F

livebaseballscorecards.com

AB	32
R	6
H	8
RBI	6
BB	1
SO	5
LOB	8

Batter	1	2	3	4	5	6	7	8	9	AB	R	H	RBI	BB	SO	LOB
38 Steven Kwan, L (1, 7) OBP: 0.367, SLG: 0.377	C FF 94 B KC 77 B KC 76 F FF 94 X FF 96 2-2 P5		C FF 92 F KC 76 X FF 93 0-2 F9		B KC 77 C FF 92 C FF 92 X FF 95 1-2 1 G6-4-3 1-2 1B		C SI 94 B ST 83 B ST 82 S SI 94 B ST 84 F SI 94 X FF 95 3-2 G6-3		C SI 95 B CH 84 F SI 94 X SI 95 1-2 P6	5	0	1	0	0	0	1
1 Amed Rosario, R (1, 6) OBP: 0.331, SLG: 0.410	B FF 95 C FF 95 X FC 87 1-1 F9		B FF 91 X FC 87 1-0 FC5-4 1-2f		C FF 94 D FC 87 X KC 79 1-1 G6-4-3 1-2f 2-3		C SI 94 B SI 94 B CH 88 T ST 83 F FF 96 S FF 96 2-3 K			4	0	0	0	0	1	3
11 José Ramírez, S (1, 5) OBP: 0.364, SLG: 0.569	B KC 76 X FF 94 1-0 G6-3		C FF 94 B FF 94 F FF 93 F FC 85 1 SAFE S KC 76 1-3 K		C KC 79 S FC 85 B FF 95 F FF 93 X KC 80 1-2 3-H 1B		X FF 95 0-0 1B			4	0	2	1	0	1	1
22 Josh Naylor, L (1, 3) OBP: 0.331, SLG: 0.498		B KC 79 S KC 76 B KC 76 B FC 88 X FF 94 3-1 G6-3		C FF 94 B FS 89 F FF 94 B KC 79 B KC 77 B FF 94 4-2 33 G3-1 0 BB BB	X FF 94 0-0 G4-3		C CH 88 F CH 88 T FF 94 0-2 K			3	0	0	0	1	1	2
32 Franmil Reyes, R (1, 10) OBP: 0.256, SLG: 0.360		S FF 95 F FF 95 X KC 77 0-2 0 1B 1B		C FC 84 B FF 94 C FF 94 S FF 94 1-3 K		F KC 76 S FF 94 0-3 K		S SI 95 F SI 95 S SL 86 0-3 K		4	0	1	0	0	3	1
0 Andrés Giménez, L (1, 4) OBP: 0.362, SLG: 0.491		X KC 76 0-0 1-2 1B		S KC 78 F FF 94 B KC 78 B FC 86 B FC 86 B FF 95 4-2 33 G3-1 1-2 BB		B FF 93 C FF 94 B FS 87 S KC 76 S FF 95 2-3 K		X SI 95 0-0 G6-3		3	0	1	0	1	1	0
33 Nolan Jones, L (1, 9) OBP: 0.396, SLG: 0.425		B FF 93 S FF 94 B FF 95 B FF 95 F FF 94 S FC 86 3-3 K		C KC 77 B FF 93 X KC 80 1-1 G3-1 1-2 2-3		F FS 88 C FF 95 B KC 78 F FF 95 B FC 88 B KC 79 B FC 86 4-2 17 1B BB		C SI 96 X CH 84 0-1 G6-3		3	0	0	0	1	1	4
17 Austin Hedges, R (1, 2) OBP: 0.231, SLG: 0.267 6 Owen Miller, R (9, PH) OBP: 0.304, SLG: 0.371		C KC 79 D KC 80 C FF 95 S FF 94 1-3 K		B FC 87 F FF 95 F FF 95 X FF 96 1-2 G1-3		X FF 94 0-0 7 FC6-4 1-2 1B			T SI 94 F SI 95 B SL 82 F SI 96 B CH 83 F SI 95 B SL 84 C SI 96 3-3 K	3 1	0 0	1 0	0 0	0 0	1 1	4 0
7 Myles Straw, R (1, 8) OBP: 0.304, SLG: 0.273			X FF 92 0-0 1 FC5-4 1B		C KC 76 C FF 93 X KC 76 0-2 1 G6-4-3 38 1B 11 1B 1B	X SI 94 0-0 FC6-4 1-2f			X SI 94 0-0 L9	4	1	2	0	0	0	2
Inning Stats	R: 0 E: 0 K: 0 S: 6 H: 0 LOB: 0 BB: 0 P: 10	R: 0 E: 0 K: 2 S: 12 H: 2 LOB: 2 BB: 0 P: 19	R: 0 E: 0 K: 1 S: 9 H: 1 LOB: 1 BB: 0 P: 11	R: 0 E: 0 K: 1 S: 12 H: 0 LOB: 2 BB: 2 P: 23	R: 1 E: 0 K: 0 S: 13 H: 3 LOB: 1 BB: 0 P: 16	R: 0 E: 0 K: 2 S: 11 H: 1 LOB: 2 BB: 1 P: 17	R: 0 E: 0 K: 2 S: 12 H: 1 LOB: 1 BB: 0 P: 17	R: 0 E: 0 K: 1 S: 6 H: 0 LOB: 0 BB: 0 P: 6	R: 0 E: 0 K: 1 S: 9 H: 0 LOB: 0 BB: 0 P: 13	1B: 8 2B: 0 3B: 0 HR: 0 SF: 0 SAC: 0 DP: 1 HBP: 0						

PITCHER		IP	WLS	BF	H	R	ER	SO	BB	IBB	HBP	BLK	WP	HR	S	P	ERA	WHIP
37 Nick Pivetta, R ERA: 4.35	(1, 1)	5.2		26	7	1	1	6	3	0	0	0	0	0	62	95	1.59	1.765
46 John Schreiber, R ERA: 1.5	(6, 1)	1.1	W	5	1	0	0	2	0	0	0	0	0	0	13	18	0.00	0.750
72 Garrett Whitlock, R ERA: 3.13	(8, 1)	2.0	S	6	0	0	0	2	0	0	0	0	0	0	15	19	0.00	0.000

PITCHER	IP	WLS	BF	H	R	ER	SO	BB	IBB	HBP	BLK	WP	HR	S	P	ERA	WHIP

TOP

Cleveland Guardians @ Boston Red Sox

Fenway Park, Boston, MA

Mon Jul 25 2022, 7:13 PM - 10:53 PM EDT

Att. 32,529 - Partly Cloudy - 87 F

livebaseballscorecards.com

AB	34
R	1
H	8
RBI	1
BB	3
SO	10
LOB	18

WP: 0 PA: 37
PB: 0
SB: 0
CS: 0

Batter	1	2	3	4	5	6	7	8	9	AB	R	H	RBI	BB	SO	LOB
40 Jarren Duran, L (1, 8) OBP: 0.301, SLG: 0.403	F FF 91 C FF 93 T CH 87 0-2 ① K		B CH 86 X CH 86 1-0 ② P4		C FF 91 S FF 92 B CU 78 S CH 87 1-3 ③ K		B FF 96 S FF 95 B SL 89 X FF 96 2-1 1B			4	0	1	0	0	2	0
30 Rob Refsnyder, R (1, 10) OBP: 0.396, SLG: 0.529	B FF 93 B FF 93 C CH 86 B SL 86 F CH 86 X SL 86 3-2 ② L3		X FF 93 0-0 ③ G4-3			B FF 90 B FF 91 B CH 86 B FF 91 4-0 99 2B BB	1 SAFE C FF 95 1 SAFE B FF 96 1 SAFE C CU 85 B FF 96 S FF 96 2-3 ② K			3	1	0	0	1	1	1
99 Alex Verdugo, L (1, 7) OBP: 0.307, SLG: 0.373	X FF 92 0-0 ③ L8			B FF 92 C FF 91 F SL 85 B CU 80 F CH 87 F SL 88 B SL 87 X FF 92 3-2 E5 7 WP		1 SAFE 1 SAFE B FF 91 F CH 86 B FF 91 B FF 90 1 SAFE S SL 86 X FF 91 3-2 2 1B 7 1B 1-H 2B	B FF 96 B FF 96 B FF 95 F FF 96 X FF 95 3-1 ③ F7			4	1	1	1	0	0	1
2 Xander Bogaerts, R (1, 6) OBP: 0.385, SLG: 0.443		F FF 91 S SL 86 B SL 86 F FF 93 B SL 86 S SL 87 2-3 ① K		D SL 86 C SL 86 F FF 91 B SL 86 X CH 87 2-2 ① F9		C FF 96 C FF 97 X FF 97 0-2 7 1B 2-3 1B		B FF 94 F FF 95 F FF 95 C CU 85 1-3 ① K		4	0	1	0	0	2	1
7 Christian Vázquez, R (1, 2) OBP: 0.321, SLG: 0.432		X FF 93 0-0 ② G6-3		C SL 88 F SL 87 B SL 85 B CH 87 B CH 87 X CH 85 3-2 ② G5-3 1-2		B SL 86 F SL 86 1 SAFE X SL 87 1-1 1-3 3-H 1B		C CU 83 C CU 84 B CU 83 F CU 83 B FF 95 C FF 95 2-3 ② K		4	0	1	1	0	1	1
16 Franchy Cordero, L (1, 3) OBP: 0.295, SLG: 0.356		B FF 93 S CH 86 F FF 94 B CH 87 F CH 86 B FF 94 B CH 87 4-2 29 FC6-4 BB		B FF 92 C CH 85 B FF 90 C FF 91 B SL 87 F CH 86 F FF 92 F FF 91 B CH 86 4-2 BB		B FF 96 F FF 97 C FF 98 S FS 88 1-3 ① K		B FF 96 S FF 95 F CU 84 F FF 95 S CU 83 1-3 ③ K		2	0	0	0	2	2	2
29 Bobby Dalbec, R (1, 5) OBP: 0.280, SLG: 0.347		B SL 87 S FF 93 C FF 93 X SL 86 1-2 ③ FC6-4 1-2f		D SL 87 C FF 91 B SL 85 B CH 87 F SL 85 C FF 92 3-3 ③ K		C FF 98 D SL 89 S SL 84 T FF 97 1-2 ② K				3	0	0	0	0	2	5
19 Jackie Bradley Jr., L (1, 9) OBP: 0.259, SLG: 0.319			F FF 92 X CH 86 0-1 47 1B 2B		B FF 91 B CH 85 T CH 85 F FF 91 F CH 85 X CH 85 2-2 ① G6-3	C SL 87 X SI 95 0-1 ③ F7				3	1	1	0	0	0	2
47 Yolmer Sánchez, S (1, 4) OBP: 0.429, SLG: 0.200			L CH 87 B FF 92 F SL 86 D CU 80 X FF 92 2-2 ① 2-H 1B		B FF 91 B FF 91 F FF 91 X CH 86 2-1 ② G4-3		X FF 96 0-0 ① G5-3			3	0	1	1	0	0	0
Inning Stats	R: 0 E: 0 K: 1 S: 7 H: 0 LOB: 0 BB: 0 P: 10	R: 0 E: 0 K: 1 S: 11 H: 0 LOB: 1 BB: 1 P: 18	R: 1 E: 0 K: 0 S: 7 H: 2 LOB: 0 BB: 0 P: 10	R: 0 E: 1 K: 1 S: 19 H: 0 LOB: 2 BB: 1 P: 34	R: 0 E: 0 K: 1 S: 9 H: 0 LOB: 0 BB: 0 P: 14	R: 2 E: 0 K: 2 S: 16 H: 3 LOB: 2 BB: 1 P: 26	R: 0 E: 0 K: 1 S: 8 H: 1 LOB: 1 BB: 0 P: 15	R: 0 E: 0 K: 3 S: 12 H: 0 LOB: 0 BB: 0 P: 16		1B: 4 2B: 2 3B: 0 HR: 0 SF: 0 SAC: 0 DP: 0 HBP: 0				WP: 1 PB: 0 SB: 0 CS: 0 PA: 33		

PITCHER	IP	WLS	BF	H	R	ER	SO	BB	IBB	HBP	BLK	WP	HR	S	P	ERA	WHIP
34 Zach Plesac, R (1, 1) ERA: 4.09	5.0	L	21	3	3	3	4	3	0	0	0	1	0	56	96	5.40	1.200
37 Trevor Stephan, R (6, 1) ERA: 2.65	0.2		4	2	0	0	2	0	0	0	0	0	0	11	14	0.00	3.000
31 Sam Hentges, L (6, 1) ERA: 3.97	0.2		3	1	0	0	0	0	0	0	0	0	0	5	7	0.00	1.500
99 James Karinchak, R (7, 1) ERA: 3.12	1.2		5	0	0	0	4	0	0	0	0	0	0	17	26	0.00	0.000

PITCHER	IP	WLS	BF	H	R	ER	SO	BB	IBB	HBP	BLK	WP	HR	S	P	ERA	WHIP

BOTTOM

Cleveland Guardians @ Boston Red Sox

Fenway Park, Boston, MA

Mon Jul 25 2022, 7:13 PM - 10:53 PM EDT

Att. 32,529 - Partly Cloudy - 87 F

livebaseballscorecards.com

AB	30
R	3
H	6
RBI	3
BB	3
SO	10
LOB	13

Cleveland Guardians @ Boston Red Sox

Fenway Park, Boston, MA

Tue Jul 26 2022, 7:12 PM - 10:31 PM EDT

Att. 32,483 - Clear - 80 F

TOP

livebaseballscorecards.com

Batter	1	2	3	4	5	6	7	8	9	AB	R	H	RBI	BB	SO	LOB
38 Steven Kwan, L (1, 7) OBP: 0.370, SLG: 0.380	C SI 94 B FC 88 F SI 94 B SI 94 B CH 90 X SI 93 3-2 L7 ①	B FC 86 C SI 92 F CH 87 B FF 92 B SL 84 X SI 92 3-2 1B		B ST 81 B FF 94 C FF 93 B ST 81 F FF 94 C FF 93 3-3 K ①		B FF 95 X FF 95 1-0 11 1B 1B		C SI 95 B SL 87 B FF 95 B SI 94 C SI 94 X SL 85 3-2 1 S 1 1B 1B		5	1	3	0	0	1	1
1 Amed Rosario, R (1, 6) OBP: 0.332, SLG: 0.410	C SI 94 C SI 95 X SI 94 0-2 G6-3 ② C SI 91 D SL 82 X SI 92 1-1 F7 ③			X FF 92 0-0 11 BB 22 E 1B 1-2		B SL 84 F FF 96 S FS 91 S FS 91 1-3 K ①		B SI 93 F SL 85 F SI 95 F SL 86 B SL 86 X SI 95 2-2 11 G4-3 1B 1-H		5	1	2	1	0	1	2
11 José Ramírez, S (1, 5) OBP: 0.367, SLG: 0.567	B SI 95 B SI 94 B FC 86 C SI 93 C SI 92 F SI 93 F SL 85 B SL 85 4-2 22 1B 6 1B BB		X SI 92 0-0 G3 ①	B ST 80 B ST 81 B ST 81 F FF 95 F ST 82 B CH 87 4-2 6 S 22 E BB 1-2 2-3		B FS 91 F FF 96 S FS 92 F FS 91 X FS 92 1-2 1B 1-2		C FF 95 D SL 84 X SL 85 1-1 G4-3 ② 2-3		3	1	1	0	2	0	1
22 Josh Naylor, L (1, 10) OBP: 0.332, SLG: 0.500	C SL 83 F CH 87 F SL 85 F FF 92 F SL 85 X SI 93 0-2 6 1B 1B 1-2		C SL 82 B FC 86 C CH 87 F SL 84 B FF 94 F SL 82 B CH 90 X SL 82 3-2 6 G1-6-3 33 HR 2B	B ST 82 D ST 82 B FF 94 X FF 94 3-0 FC4 6 S 1-2 2-H 3-H		D FS 92 B FF 97 2 SAFE X FF 96 2-0 F7 ②		S FS 86 B SL 83 B FF 96 S SL 85 S SL 85 2-3 K ③		5	1	2	1	0	1	4
6 Owen Miller, R (1, 3) OBP: 0.302, SLG: 0.368	D SL 84 B SI 92 F SI 92 X CH 92 2-1 1-3 2-H 1B		C SL 81 X CH 91 0-1 G1-6-3 ② 2-3	B FF 95 S CH 88 B FF 96 F ST 81 S FF 96 2-3 K ② 1-2 2-3		X FF 97 0-0 G4-3 ③			C FF 94 B FF 95 S FF 95 F FF 96 T SL 86 1-2 K ①	5	0	1	1	0	2	5
0 Andrés Giménez, L (1, 4) OBP: 0.363, SLG: 0.486	X FC 88 0-0 G4-3 ③		C CH 89 S SL 86 H FC 88 1-2 33 HR HBP	B ST 80 F ST 81 X ST 80 1-1 F7 ③			B FF 95 B FF 96 B FF 96 B FF 96 4-0 33 G6-4-3 BB		F FF 96 S FF 96 F SL 85 S FF 97 0-3 K ②	3	1	0	0	1	1	4
33 Nolan Jones, L (1, 9) OBP: 0.377, SLG: 0.467 65 Alex Call, R (9, 9) OBP: 0.200, SLG: 0.111		C SI 92 F SL 83 F FF 93 B SL 83 B SL 84 B CH 89 X SI 92 3-2 L8 ①	B SL 81 X FF 90 1-0 1-H 3-H HR		B FF 96 C FF 95 B FF 96 F FF 96 X FS 93 2-2 G6-3 ①		C FF 96 B ST 83 C FF 97 B ST 84 X FF 98 2-2 G6-4-3 ①② 1-2f		B FF 95 X FF 96 1-0 F7 ③	5 0	1 0	1 0	3 0	0 0	0 0	1 0
17 Austin Hedges, R (1, 2) OBP: 0.237, SLG: 0.286		B SL 83 X SI 92 1-0 HR	C SL 82 B SL 85 B CH 90 F SL 82 C SL 82 2-3 K ③		C FF 95 B FF 96 B FF 95 B FF 95 F FF 97 B FF 96 4-2 7 G6-4-3 BB		S FF 98 B SI 98 F FF 97 B FF 98 S FF 98 2-3 K ③			3	1	1	1	1	2	0
7 Myles Straw, R (1, 8) OBP: 0.303, SLG: 0.272		B SI 93 F SI 91 F SL 83 B SL 83 X SI 92 2-2 F9 ②		B SI 92 C FF 93 B ST 80 X SI 94 2-1 11 BB 1 1B 22 E 1B	C FF 97 X FS 93 0-1 G6-4-3 ②③ 1-2f			X SI 94 0-0 G5-3 ①		4	1	1	0	0	0	1
Inning Stats	R: 1 H: 2 E: 0 LOB: 2 K: 0 BB: 1 S: 19 P: 28	R: 1 H: 2 E: 0 LOB: 1 K: 0 BB: 0 S: 13 P: 23	R: 3 H: 2 E: 0 LOB: 0 K: 1 BB: 0 S: 15 P: 22	R: 2 H: 2 E: 1 LOB: 2 K: 2 BB: 1 S: 14 P: 29	R: 0 H: 0 E: 0 LOB: 0 K: 0 BB: 1 S: 7 P: 13	R: 0 H: 2 E: 0 LOB: 2 K: 1 BB: 0 S: 10 P: 15	R: 0 H: 0 E: 0 LOB: 0 K: 1 BB: 1 S: 6 P: 14	R: 1 H: 2 E: 0 LOB: 1 K: 1 BB: 0 S: 13 P: 21	R: 0 H: 0 E: 0 LOB: 0 K: 2 BB: 0 S: 9 P: 11	1B: 9 SF: 0 2B: 1 SAC: 0 3B: 0 DP: 2 HR: 2 HBP: 1						

AB	38	
R	8	
H	12	
RBI	7	
BB	4	
SO	8	
LOB	19	

WP: 0 PA: 43
PB: 0
SB: 3
CS: 0

PITCHER		IP	WLS	BF	H	R	ER	SO	BB	IBB	HBP	BLK	WP	HR	S	P	ERA	WHIP
73 Josh Winckowski, R ERA: 5.18	(1, 1)	3.0	L	17	6	5	5	1	1	0	1	0	0	2	47	73	15.00	2.333
56 Austin Davis, L ERA: 4.5	(4, 1)	1.0		7	2	2	1	2	1	0	0	0	0	0	14	29	9.00	3.000
18 Hirokazu Sawamura, R ERA: 2.97	(5, 1)	2.0		8	2	0	0	1	1	0	0	0	0	0	17	28	0.00	1.500
31 Jake Diekman, L ERA: 4.17	(7, 1)	1.0		3	0	0	0	1	1	0	0	0	0	0	6	14	0.00	1.000
89 Tanner Houck, R ERA: 3.2	(8, 1)	1.0		5	2	1	1	1	0	0	0	0	0	0	13	21	9.00	2.000

PITCHER		IP	WLS	BF	H	R	ER	SO	BB	IBB	HBP	BLK	WP	HR	S	P	ERA	WHIP
61 Kaleb Ort, R ERA: 12.27	(9, 1)	1.0		3	0	0	0	2	0	0	0	0	0	0	9	11	0.00	0.000

BOTTOM

Cleveland Guardians @ Boston Red Sox

Fenway Park, Boston, MA

Tue Jul 26 2022, 7:12 PM - 10:31 PM EDT

Att. 32,483 - Clear - 80 F

livebaseballscorecards.com

Batter	1	2	3	4	5	6	7	8	9	AB	R	H	RBI	BB	SO	LOB
30 Rob Refsnyder, R (1, 9) OBP: 0.396, SLG: 0.516	B FC 95 X FC 95 1-0 ① F7		B FC 95 F FC 92 F CU 81 F FC 95 H FC 94 2-2 99 FC4 HBP	B FF 94 C FC 89 F FC 90 X FF 92 1-2 ③ FC6-4 1-2f			F FF 91 B CU 76 F FC 86 F FF 91 X FF 92 1-2 1B		C SL 91 X FC 99 0-1 ③ G4-3	4	0	1	0	0	0	1
99 Alex Verdugo, L (1, 7) OBP: 0.304, SLG: 0.369	B FC 94 C FC 94 X FC 95 1-1 ② L8		B FC 95 C FC 94 B CH 81 D FC 96 X FC 93 3-1 ① FC4 28 HBP 2 1B 7 1B 1-2f 2-3		C CU 77 S FF 93 B FC 88 X FF 92 1-2 ① F8		B FC 86 B FC 84 C FF 91 X FF 91 2-1 ③ F8			4	1	0	0	0	0	3
2 Xander Bogaerts, R (1, 6) OBP: 0.388, SLG: 0.452	C FC 97 B SL 88 B SL 86 X FC 96 2-1 2B		B SI 91 B FC 95 B FC 94 F FC 94 X FC 94 3-1 7 1B 28 HBP 25 F9-2 1-2 3-H 1B		C CU 78 X FC 88 0-1 ② L9			X FF 93 0-0 7 G3 25 2B 2B		4	1	3	1	0	0	0
28 J.D. Martinez, R (1, 10) OBP: 0.367, SLG: 0.477	B FC 95 S FC 94 B FC 96 B FC 91 F FC 95 S FC 94 3-3 ③ K		S SL 78 F SI 92 F SL 77 F SL 76 H FF 94 1-2 7 1B 1-2 2-3 HBP		F FC 86 B CU 78 S FC 89 S FF 94 1-3 ③ K			C SL 84 D CH 78 D CH 77 B FF 93 C FF 94 S FF 94 3-3 ① K		3	0	0	0	0	3	2
7 Christian Vázquez, R (1, 3) OBP: 0.323, SLG: 0.431		C FC 93 B SL 84 B FC 91 B FC 93 B FC 94 4-1 BB	F SL 75 X SL 76 0-1 1B 1-2 2-3 3-H			C CU 77 C FC 88 S FC 86 0-3 ① K		B FF 93 F SL 85 B FF 93 C FF 94 X FF 94 2-2 ② G3 2-3		3	0	1	1	1	1	1
25 Kevin Plawecki, R (1, 2) OBP: 0.286, SLG: 0.264		B FC 94 F FC 95 F FC 94 C FC 96 1-3 ① K	B SI 91 B SL 76 F SI 92 X SI 90 2-1 ② ③ F9-2 3-H			B FF 92 X FC 87 1-0 ② L8		B FF 93 D SL 85 S CH 77 B FF 93 F FF 93 X CH 76 3-2 2B 3-H		4	0	1	1	0	1	4
47 Yolmer Sánchez, S (1, 4) OBP: 0.333, SLG: 0.143	B FC 95 X FC 93 1-0 ② F8			C FF 94 C FC 90 F FF 94 F FF 94 F FC 90 F FF 94 B FF 94 B FC 90 F FF 93 2-3 ① K S FF 85		C FC 86 B CH 87 S CU 78 B FF 92 X FC 86 2-2 ③ G4-3		B CH 75 C FF 92 C CH 78 B FF 92 F FF 92 F SL 85 X CH 76 2-2 ③ F8		4	0	0	0	0	1	2
29 Bobby Dalbec, R (1, 5) OBP: 0.276, SLG: 0.342	B FC 95 B FC 94 S FC 94 C FC 96 F FC 96 X FC 94 2-2 ③ L7			B CU 75 B FF 93 B FC 89 C FF 93 S FF 93 F FF 94 X FF 93 3-2 ② F9			C FC 86 B FC 84 B FC 86 F FF 92 F FF 92 B FC 86 S FC 87 3-3 ① K		B FC 98 X FC 98 1-0 ① F8	4	0	0	0	0	1	1
43 Jaylin Davis, R (1, 8) OBP: 0.500, SLG: 0.571			B FC 93 C FC 92 X FC 94 1-1 99 FC4 2 1B 2B	B FF 93 B FF 94 B FF 92 B FF 92 4-0 30 FC6-4 BB			B CU 75 C FC 85 S FF 91 B FF 91 B FC 84 X FC 86 3-2 ② G6-3		S FC 99 C SL 91 B SL 92 F FC 99 F SL 93 S SL 92 1-3 ② K	3	1	1	0	1	1	0
Inning Stats	R: 0 E: 0 K: 1 S: 8 H: 1 LOB: 1 BB: 0 P: 15	R: 0 E: 0 K: 1 S: 9 H: 0 LOB: 1 BB: 1 P: 17	R: 2 E: 0 K: 0 S: 17 H: 3 LOB: 2 BB: 0 P: 29	R: 0 E: 0 K: 1 S: 15 H: 0 LOB: 1 BB: 1 P: 25	R: 0 E: 0 K: 1 S: 8 H: 0 LOB: 0 BB: 0 P: 10	R: 0 E: 0 K: 1 S: 7 H: 0 LOB: 0 BB: 0 P: 10	R: 0 E: 0 K: 1 S: 13 H: 1 LOB: 1 BB: 0 P: 22	R: 1 E: 0 K: 1 S: 15 H: 2 LOB: 1 BB: 0 P: 25	R: 0 E: 0 K: 1 S: 8 H: 0 LOB: 0 BB: 0 P: 10	1B: 3 2B: 5 3B: 0 HR: 0	SF: 0 SAC: 0 DP: 1 HBP: 2						

	AB	33
	R	3
	H	7
	RBI	3
	BB	2
	SO	8
	LOB	14

PITCHER		IP	WLS	BF	H	R	ER	SO	BB	IBB	HBP	BLK	WP	HR	S	P	ERA	WHIP
27 Bryan Shaw, R ERA: 5.45	(1, 1)	2.1		12	3	2	2	2	1	0	1	0	0	0	26	50	7.71	1.714
52 Nick Sandlin, R ERA: 2.81	(3, 1)	0.2		3	1	0	0	0	0	0	1	0	0	0	8	11	0.00	1.500
59 Kirk McCarty, L ERA: 6.75	(4, 1)	4.0	W	14	1	0	0	4	1	0	0	0	0	0	43	67	0.00	0.500
49 Eli Morgan, R ERA: 3.53	(8, 1)	1.0		5	2	1	1	1	0	0	0	0	0	0	15	25	9.00	2.000
48 Emmanuel Clase, R ERA: 1.34	(9, 1)	1.0		3	0	0	0	1	0	0	0	0	0	0	8	10	0.00	0.000

PITCHER	IP	WLS	BF	H	R	ER	SO	BB	IBB	HBP	BLK	WP	HR	S	P	ERA	WHIP

Cleveland Guardians @ Boston Red Sox

Fenway Park, Boston, MA

Wed Jul 27 2022, 7:13 PM - 10:15 PM EDT

Att. 32,919 - Partly Cloudy - 72 F

TOP

livebaseballscorecards.com

Batter	1	2	3	4	5	6	7	8	9	AB	R	H	RBI	BB	SO	LOB
38 Steven Kwan, L (1, 7) OBP: 0.368, SLG: 0.381	G3-1	P4		1 1B 1-3 3-H 2B		F7		L7		5	0	1	1	0	0	2
1 Amed Rosario, R (1, 6) OBP: 0.332, SLG: 0.410	22 FC6 1B	L8		2-3 3-H 1B		G4-3		G3		5	0	2	1	0	0	2
11 José Ramírez, S (1, 5) OBP: 0.362, SLG: 0.559	F8	G4-3	P3				G3-1		G5-3	5	0	0	0	0	0	3
22 Josh Naylor, L (1, 3) OBP: 0.330, SLG: 0.506	FC6 1-2f		G4-1	G4-3			G4-3		HR	5	1	1	1	0	0	3
32 Franmil Reyes, R (1, 10) OBP: 0.262, SLG: 0.366		6 1B 33 FC3 2B	1B		G5-3		BB		G6-3	4	1	2	0	1	0	0
6 Owen Miller, R (1, 4) OBP: 0.301, SLG: 0.365		33 E 17 G5-3 2-3 1B	G2		G5-3		K		G4-3	5	1	1	0	0	1	2
33 Nolan Jones, L (1, 9) OBP: 0.404, SLG: 0.531		FC3 7 2B 1-3 3-H		17 SH 38 2B 2B	2B			E3 7 2B 1B		4	3	3	1	0	0	1
17 Austin Hedges, R (1, 2) OBP: 0.234, SLG: 0.282		G5-3 3-H		SH 38 2B 1 1B 2-3	L9			F9		2	1	0	1	0	0	2
0 Andrés Giménez, L (8, PH) OBP: 0.362, SLG: 0.484										1	0	0	0	0	0	1
12 Luke Maile, R (8, 2) OBP: 0.297, SLG: 0.277										0	0	0	0	0	0	0
7 Myles Straw, R (1, 8) OBP: 0.305, SLG: 0.281		2-H 2B		K		G6-3		2-H 2B		4	0	2	2	0	1	2

Inning Stats	R: 0	E: 0	K: 0	S: 8	H: 1	LOB: 1	BB: 0	P: 11	R: 3	E: 1	K: 0	S: 21	H: 3	LOB: 1	BB: 0	P: 30	R: 0	E: 0	K: 0	S: 8	H: 1	LOB: 1	BB: 0	P: 11	R: 2	E: 0	K: 1	S: 15	H: 3	LOB: 2	BB: 0	P: 18
	R: 0	E: 0	K: 0	S: 8	H: 1	LOB: 1	BB: 0	P: 13	R: 0	E: 0	K: 0	S: 7	H: 0	LOB: 0	BB: 0	P: 12	R: 0	E: 0	K: 1	S: 10	H: 0	LOB: 1	BB: 1	P: 19	R: 1	E: 1	K: 0	S: 10	H: 2	LOB: 1	BB: 0	P: 17
	R: 1	E: 0	K: 0	S: 7	H: 1	LOB: 0	BB: 0	P: 12	1B: 5	2B: 6	3B: 0	HR: 1	SF: 0	SAC: 1	DP: 0	HBP: 0	WP: 0	PB: 0	SB: 0	CS: 0	PA: 42														

	AB	40
	R	7
	H	12
	RBI	7
	BB	1
	SO	2
	LOB	18

PITCHER		IP	WLS	BF	H	R	ER	SO	BB	IBB	HBP	BLK	WP	HR	S	P	ERA	WHIP
17 Nathan Eovaldi, R	(1, 1)	6.0		29	9	5	4	1	0	0	0	0	0	0	67	95	6.00	1.500
ERA: 4.43																		
46 John Schreiber, R	(7, 1)	2.0	B	9	2	1	1	1	1	0	0	0	0	0	20	36	4.50	1.500
ERA: 1.66																		
89 Tanner Houck, R	(9, 1)	1.0	L	4	1	1	1	0	0	0	0	0	0	1	7	12	9.00	1.000
ERA: 3.3																		

PITCHER	IP	WLS	BF	H	R	ER	SO	BB	IBB	HBP	BLK	WP	HR	S	P	ERA	WHIP

BOTTOM

Cleveland Guardians @ Boston Red Sox

Fenway Park, Boston, MA

Wed Jul 27 2022, 7:13 PM - 10:15 PM EDT

Att. 32,919 - Partly Cloudy - 72 F

livebaseballscorecards.com

Batter	1	2	3	4	5	6	7	8	9	AB	R	H	RBI	BB	SO	LOB
40 Jarren Duran, L (1, 8) OBP: 0.294, SLG: 0.394 30 Rob Refsnyder, R (7, PH) OBP: 0.389, SLG: 0.505 (8, 9)	F SI 94 F FC 90 B CH 86 S CH 86 1-3 K	B CU 81 F FC 90 B SI 95 S CH 86 C SI 95 2-3 K	C SI 94 C FC 89 B CH 86 X CH 86 1-2 G1	X FF 95 0-0 G6-3	B FC 101 S FC 100 B SL 93 X FC 99 2-1 L8	3 2	0 0	0 0	0 0	0 0	2 0	0 0
99 Alex Verdugo, L (1, 7) OBP: 0.306, SLG: 0.370	B SI 95 S SI 94 F CU 84 B FC 88 X CH 87 2-2 F8	B SI 94 F SI 94 F FC 88 X SI 94 1-2 1B	X CU 83 0-0 28 WP 2 BB 1B	B SI 95 C SI 95 C SI 95 F CU 81 X SL 87 1-2 G6-3		4	0	2	0	0	0	0
2 Xander Bogaerts, R (1, 6) OBP: 0.389, SLG: 0.454	B SI 95 C SI 95 B CU 83 C FC 88 X SI 95 2-2 G4-3	S FC 90 F SI 93 D FC 88 X FC 90 1-2 G1-3	D SI 95 D FC 90 F FC 90 1 SAFE 1 SAFE B FC 90 F FC 90 B SI 95 4-2 28 WP 1-2 BB	F FF 94 X SL 82 0-1 2B		3	0	1	0	1	0	1
28 J.D. Martinez, R (1, 10) OBP: 0.363, SLG: 0.471	B FF 94 C SI 93 X SI 94 1-1 P3	C FC 89 X SI 94 0-1 F9	B FC 92 F FC 91 S SI 96 F CH 88 B SI 96 F SI 96 X SI 96 2-2 G6-3 1-2 2-3	X FF 94 0-0 F9		4	0	0	0	0	0	3
7 Christian Vázquez, R (1, 2) OBP: 0.326, SLG: 0.432	C FF 94 B FC 91 F FC 89 F CH 86 X CU 82 1-2 G4-3	C SI 95 X SI 94 0-1 16 E 1B	X FC 91 0-0 16 FC4-5 1B	C SL 81 S SL 80 F SL 80 B SL 83 X SL 83 1-2 G1-3		4	1	2	0	0	0	0
16 Franchy Cordero, L (1, 3) OBP: 0.299, SLG: 0.361	F SI 95 F CU 85 B SI 95 B SI 95 B FC 90 B SI 96 4-2 29 HR BB	D CH 85 S CH 85 B SI 94 X FC 90 2-1 E7 29 SF9 1-H 2B	B FC 89 F SI 95 B SI 95 C FC 90 X CH 86 2-2 FC4-5 29 HR 1-3f	B FF 93 C CH 86 X SL 83 1-1 L8		3	3	1	0	1	0	1
29 Bobby Dalbec, R (1, 5) OBP: 0.279, SLG: 0.370	X SI 94 0-0 1-H HR	C FC 90 X SI 94 0-1 SF9 3-H	B FC 89 B FC 90 C FC 89 1 SAFE X FC 90 2-1 1-H HR	B FF 95 C SL 82 B SL 84 C SL 81 C FF 96 2-3 K		3	2	2	5	0	1	0
19 Jackie Bradley Jr., L (1, 9) OBP: 0.259, SLG: 0.318 (8, 8)	C FC 91 X CH 88 0-1 47 CS 1B	B SI 95 F CH 84 F CH 85 F SI 94 S SI 95 1-3 K	F SI 95 C SI 97 B SL 90 X SL 90 1-2 F7	B FC 98 S FC 99 B SL 91 S FC 100 B FC 100 S FC 99 3-3 K		4	0	1	0	0	2	0
47 Yolmer Sánchez, S (1, 4) OBP: 0.273, SLG: 0.111	0-0 CS 1-2	B FC 88 C SI 93 C FC 88 B SI 94 C FC 88 2-3 K	B FC 88 S SI 94 X FC 89 1-1 L4	X FF 98 0-0 G5-3	C SL 94 S FC 99 F SL 94 F SL 94 X FC 99 0-2 F8	4	0	0	0	0	1	0

Inning Stats	1	2	3	4	5	6	7	8	9
	R: 0 E: 0 K: 1 S: 9 H: 0 LOB: 0 BB: 0 P: 14	R: 2 E: 0 K: 0 S: 11 H: 2 LOB: 0 BB: 1 P: 17	R: 0 E: 0 K: 2 S: 12 H: 1 LOB: 1 BB: 0 P: 18	R: 2 E: 1 K: 1 S: 12 H: 2 LOB: 0 BB: 0 P: 15	R: 0 E: 0 K: 0 S: 13 H: 1 LOB: 2 BB: 1 P: 21	R: 2 E: 0 K: 0 S: 10 H: 2 LOB: 0 BB: 0 P: 15	R: 0 E: 0 K: 0 S: 8 H: 1 LOB: 1 BB: 0 P: 9	R: 0 E: 0 K: 1 S: 9 H: 0 LOB: 0 BB: 0 P: 13	R: 0 E: 0 K: 1 S: 10 H: 0 LOB: 0 BB: 0 P: 15

	AB	34
	R	6
	H	9
	RBI	5
	BB	2
	SO	6
	LOB	5

	1B: 5	SF: 1	WP: 1	PA: 38
	2B: 2	SAC: 0	PB: 0	
	3B: 0	DP: 0	SB: 0	
	HR: 2	HBP: 0	CS: 1	

PITCHER		IP	WLS	BF	H	R	ER	SO	BB	IBB	HBP	BLK	WP	HR	S	P	ERA	WHIP
47 Cal Quantrill, R ERA: 3.97	(1, 1)	5.1		25	8	6	5	4	2	0	0	0	1	2	63	95	8.44	1.875
31 Sam Hentges, L ERA: 3.82	(6, 1)	1.1		4	0	0	0	0	0	0	0	0	0	0	9	11	0.00	0.000
62 Enyel De Los Santos, R ERA: 2.87	(7, 1)	1.1	W	5	1	0	0	1	0	0	0	0	0	0	12	16	0.00	0.750
48 Emmanuel Clase, R ERA: 1.31	(9, 1)	1.0	S	3	0	0	0	1	0	0	0	0	0	0	10	15	0.00	0.000

PITCHER	IP	WLS	BF	H	R	ER	SO	BB	IBB	HBP	BLK	WP	HR	S	P	ERA	WHIP

Cleveland Guardians @ Boston Red Sox

Fenway Park, Boston, MA

Thu Jul 28 2022, 7:12 PM - 9:45 PM EDT

Att. 32,122 - Overcast - 81 F

livebaseballscorecards.com

Batter	1	2	3	4	5	6	7	8	9	AB	R	H	RBI	BB	SO	LOB
38 Steven Kwan, L (1, 7) OBP: 0.366, SLG: 0.379	C FF 94 X FC 91 0-1 ① L8		B FC 90 C FF 94 C KC 81 X FF 95 1-2 ③ P6			L FF 94 B CH 85 X KC 79 1-1 11 G1-3 1B		X CH 85 0-0 ①② G3-6-3 1-2f 3-H		4	0	1	0	0	0	1
1 Amed Rosario, R (1, 6) OBP: 0.329, SLG: 0.405	C FF 95 F FF 96 X KC 82 0-2 ② L8			C FC 88 B FF 94 F SL 85 B CH 86 X FC 90 2-2 ① G5-3		D SL 84 X KC 78 1-0 ① L7		B SL 84 B SI 97 C SI 97 C SI 95 F SI 96 S SL 85 2-3 ③ K		4	0	0	0	0	1	1
11 José Ramírez, S (1, 5) OBP: 0.361, SLG: 0.564	B KC 80 F FC 90 B FC 90 X KC 81 2-1 ③ L8			B CH 84 B FC 90 C KC 80 S FF 95 B CH 88 X FC 91 3-2 HR		C KC 79 X KC 80 0-1 ② G1-3 1-2			C SI 95 B CH 85 B CH 85 B CH 83 C SI 95 X SI 95 3-2 ① F8	4	1	1	1	0	0	1
22 Josh Naylor, L (1, 3) OBP: 0.332, SLG: 0.514		X KC 78 0-0 ① 32 G4-3 2B		S FC 90 B CH 87 X FF 95 1-1 ② L7		C SI 97 F ST 83 D ST 84 B ST 84 B SI 98 X SI 97 3-2 ③ G4-3			X SI 96 0-0 ① 0 G3-1 2B	4	0	2	0	0	0	1
0 Andrés Giménez, L (1, 4) OBP: 0.360, SLG: 0.479		X FC 88 0-0 ① B1		C KC 79 H FC 90 1-1 ② 32 S HBP			C SI 96 S SI 95 F ST 83 S FF 97 0-3 ① K		C CH 83 X SI 96 0-1 ② G3-1 2-3	3	0	0	0	0	1	2
32 Franmil Reyes, R (1, 10) OBP: 0.258, SLG: 0.360		X SL 84 0-0 ② G4-3 2-3		C FF 95 B FC 88 B FF 93 B FC 89 X FC 89 3-1 ③ P4 1-2			S SI 97 B ST 85 F SI 98 B FF 99 S SI 98 2-3 ② K		S SI 96 B SL 86 B SL 86 D SI 97 X SI 96 3-1 ③ G1-3	4	0	0	0	0	1	3
33 Nolan Jones, L (1, 9) OBP: 0.383, SLG: 0.500		C FC 90 B FF 95 B FC 90 S FF 94 S FF 95 2-3 ③ K			B KC 78 F FC 88 S FF 94 F FF 94 X CH 86 1-2 ① L9		C SI 98 B ST 83 F SI 97 F FF 98 B FF 97 B SI 97 X SI 98 3-2 ③ G1-3			3	0	0	0	0	1	1
12 Luke Maile, R (1, 2) OBP: 0.298, SLG: 0.271			C FC 88 B FC 90 S FC 90 F FF 96 F KC 81 S FF 95 1-3 ① K		S FF 93 C FF 94 X FF 94 0-2 ② F8			B SI 95 C SI 96 B SI 96 B SI 95 4-1 7 1B 38 G3-6-3 BB		2	1	0	0	1	1	0
7 Myles Straw, R (1, 8) OBP: 0.306, SLG: 0.282			C FC 89 F FF 95 F FF 96 X CH 87 0-2 ② F9		B KC 79 X FC 89 1-0 ③ L9			X SI 95 0-0 38 G3-6-3 1-3 1B		3	0	1	0	0	0	0

TOP	
AB	31
R	2
H	5
RBI	1
BB	1
SO	5
LOB	10

Inning Stats	1	2	3	4	5	6	7	8	9
	R: 0 E: 0 K: 0 S: 7	H: 0 LOB: 0 BB: 0 P: 9	R: 0 E: 0 K: 1 S: 6	H: 1 LOB: 1 BB: 0 P: 8	R: 0 E: 0 K: 1 S: 12	H: 0 LOB: 0 BB: 0 P: 14	R: 1 E: 0 K: 0 S: 11	H: 1 LOB: 1 BB: 0 P: 21	R: 0 E: 0 K: 0 S: 8	H: 0 LOB: 0 BB: 0 P: 10	R: 0 E: 0 K: 0 S: 8	H: 1 LOB: 1 BB: 0 P: 13	R: 0 E: 0 K: 2 S: 11	H: 0 LOB: 0 BB: 0 P: 16	R: 1 E: 0 K: 1 S: 7	H: 1 LOB: 0 BB: 1 P: 13	R: 0 E: 0 K: 0 S: 8	H: 1 LOB: 1 BB: 0 P: 14

1B: 2	SF: 0
2B: 2	SAC: 0
3B: 0	DP: 1
HR: 1	HBP: 1

WP: 0	PA: 33
PB: 0	
SB: 1	
CS: 0	

PITCHER		IP	WLS	BF	H	R	ER	SO	BB	IBB	HBP	BLK	WP	HR	S	P	ERA	WHIP
50 Kutter Crawford, R ERA: 4.15	(1, 1)	5.2		21	3	1	1	2	0	0	1	0	0	1	49	69	1.59	0.529
31 Jake Diekman, L ERA: 4.03	(6, 1)	1.1	W	4	0	0	0	2	0	0	0	0	0	0	14	22	0.00	0.000
72 Garrett Whitlock, R ERA: 3.18	(8, 1)	2.0	S	8	2	1	1	1	1	0	0	0	0	0	15	27	4.50	1.500

PITCHER		IP	WLS	BF	H	R	ER	SO	BB	IBB	HBP	BLK	WP	HR	S	P	ERA	WHIP

Batter	1	2	3	4	5	6	7	8	9	AB	R	H	RBI	BB	SO	LOB
40 Jarren Duran, L (1, 8) OBP: 0.286, SLG: 0.382	C FF 91 B FF 93 B FF 94 F FF 93 C CU 80 2-3 ① K		X CU 81 0-0 ③ G3-1			X FF 89 0-0 ① FC5-6 99 1B 2 HR 1-2f		B CU 82 B CU 83 X FF 95 2-0 ① L7		4	1	0	0	0	1	1
99 Alex Verdugo, L (1, 7) OBP: 0.308, SLG: 0.372	S CU 80 C FF 94 B SL 90 X FF 95 1-2 ② G5-3			B FF 94 B SL 89 F FF 94 B FF 94 X FF 95 3-1 1B		F FF 90 B FF 92 S CU 79 X FF 93 1-2 2 HR 1B 1-2		C FF 94 X CU 83 0-1 ② G4-3		4	1	2	0	0	0	0
2 Xander Bogaerts, R (1, 6) OBP: 0.393, SLG: 0.463	B SL 88 B SL 88 B SL 89 B FF 94 4-0 BB			B SL 86 C FF 92 S SL 89 F FF 94 F CU 80 S FF 92 1-3 ① K		F FF 92 S SL 85 X SL 86 0-2 1-H 2-H HR		B CU 83 B CU 83 B CU 84 B FF 94 4-0 7 S 28 S BB		2	1	1	3	2	1	1
28 J.D. Martinez, R (1, 10) OBP: 0.361, SLG: 0.466	B FF 94 S FF 94 F FF 92 X SL 88 1-2 ③ F8			1 SAFE B SL 85 F FF 91 S FF 92 X FF 93 1-2 ② F9		B FF 93 X CU 77 1-0 ② L5		B FF 94 S CU 83 B FF 95 B FF 95 D CU 84 4-1 1-2 BB		3	0	0	0	1	0	2
7 Christian Vázquez, R (1, 2) OBP: 0.321, SLG: 0.426		B SL 89 B FF 93 B FF 91 C FF 92 X FF 92 3-1 ① P6		B SL 86 B SL 86 1 SAFE F FF 90 X FF 92 2-1 ③ L9		F FF 93 X FF 94 0-1 ③ F8		B CU 82 B CU 82 C CU 83 F CU 84 C CU 84 2-3 ③ K 2-3		4	0	0	0	0	1	3
16 Franchy Cordero, L (1, 3) OBP: 0.299, SLG: 0.365 47 Yolmer Sánchez, S (9, 4) OBP: 0.273, SLG: 0.111		S FF 93 F FF 93 B CU 81 S CU 82 1-3 ② K			F CU 80 S CU 80 B CU 81 C FF 94 1-3 ① K		B FF 93 X CU 80 1-0 29 1B 2B			3 0	1 0	1 0	0 0	0 0	2 0	0 0
29 Bobby Dalbec, R (1, 5) OBP: 0.280, SLG: 0.370 (9, 3)		C FF 94 B FF 94 F SL 89 C FF 95 1-3 ③ K			S FF 93 X FF 94 0-1 ② F9		D SL 88 B FF 92 X FF 91 2-0 19 G4-3 2-H 1B			3	0	1	1	0	1	0
19 Jackie Bradley Jr., L (1, 9) OBP: 0.256, SLG: 0.314			B FF 92 C FF 92 X CU 78 1-1 ① G4-3		X FF 94 0-0 ③ G5-3		C CU 79 X FF 92 0-1 ① ② G4-3 1-2f			3	0	0	0	0	0	1
20 Jeter Downs, R (1, 4) OBP: 0.171, SLG: 0.256 (9, 5)			B SL 87 B FF 93 X FF 92 2-0 ② F8			C FF 89 S FF 91 X SL 87 0-2 40 FC5-6 1B		S CU 81 C FF 94 B FF 94 F FF 95 F CU 82 S CU 82 1-3 ③ K		3	0	1	0	0	1	0
Inning Stats	R: 0 E: 0 K: 1 S: 9 H: 0 LOB: 1 BB: 1 P: 17	R: 0 E: 0 K: 2 S: 8 H: 0 LOB: 0 BB: 0 P: 13	R: 0 E: 0 K: 0 S: 4 H: 0 LOB: 0 BB: 0 P: 7	R: 0 E: 0 K: 1 S: 12 H: 1 LOB: 1 BB: 0 P: 19	R: 0 E: 0 K: 1 S: 6 H: 0 LOB: 0 BB: 0 P: 7	R: 3 E: 0 K: 0 S: 13 H: 3 LOB: 0 BB: 0 P: 15	R: 1 E: 0 K: 1 S: 9 H: 2 LOB: 0 BB: 0 P: 13	R: 0 E: 0 K: 1 S: 7 H: 0 LOB: 2 BB: 2 P: 19		1B: 4 2B: 1 3B: 0 HR: 1	SF: 0 SAC: 0 DP: 1 HBP: 0					

BOTTOM

Cleveland Guardians @ Boston Red Sox

Fenway Park, Boston, MA

Thu Jul 28 2022, 7:12 PM - 9:45 PM EDT

Att. 32,122 - Overcast - 81 F

livebaseballscorecards.com

AB	29
R	4
H	6
RBI	4
BB	3
SO	7
LOB	8

WP: 0 PB: 0 SB: 2 CS: 0 PA: 32

PITCHER		IP	WLS	BF	H	R	ER	SO	BB	IBB	HBP	BLK	WP	HR	S	P	ERA	WHIP
24 Triston McKenzie, R ERA: 3.24	(1, 1)	7.0	L	27	6	4	4	6	1	0	0	0	0	1	61	91	5.14	1.000
99 James Karinchak, R ERA: 2.79	(8, 1)	1.0		5	0	0	0	1	2	0	0	0	0	0	7	19	0.00	2.000

PITCHER	IP	WLS	BF	H	R	ER	SO	BB	IBB	HBP	BLK	WP	HR	S	P	ERA	WHIP

Cleveland Guardians @ Tampa Bay Rays

Tropicana Field, St. Petersburg, FL

Fri Jul 29 2022, 7:11 PM - 9:53 PM EDT

Att. 14,671 - Dome - 72 F

TOP

livebaseballscorecards.com

Batter	1	2	3	4	5	6	7	8	9	AB	R	H	RBI	BB	SO	LOB
38 Steven Kwan, L (1, 7) OBP: 0.369, SLG: 0.382	C FF 91 C FF 90 B SL 87 X FF 92 1-2 11 L8 1 1B 1B		B SL 84 C FF 90 F SL 84 X FF 90 1-2 ① L8		C FF 89 X SL 84 0-1 11 S 11 HR 1B		C FC 89 X FC 90 0-1 1 BB 11 1B 1B		B FC 90 C FC 89 F FF 94 B FF 95 F FC 91 F FF 95 X CU 77 2-2 ② P6	5	2	3	0	0	0	0
1 Amed Rosario, R (1, 6) OBP: 0.330, SLG: 0.404	B CH 80 C FF 92 X CH 81 1-1 1-2 1B		C SL 84 S SL 86 F FF 91 F SL 86 F CH 81 S CH 82 0-3 ② K		X CH 79 0-0 ② P4		B SL 79 S SI 89 F SI 89 B SL 79 1 SAFE 1 SAFE B SL 78 B SI 88 4-2 11 1B 1-2 BB		C FF 94 F SL 86 B CU 80 B CU 80 F FF 93 B CU 80 X SL 87 3-2 ③ G6-3	4	0	1	0	1	1	1
11 José Ramírez, S (1, 10) OBP: 0.363, SLG: 0.572	B SL 86 C CH 81 X FF 92 1-1 ① L8 2-3		C FF 91 T FF 92 X FF 92 0-2 ③ F9		C CH 80 B CH 80 X SL 86 1-1 1-H HR		C FF 90 F FF 90 X CH 86 0-2 1-3 2-H 1B			4	1	2	3	0	0	2
6 Owen Miller, R (1, 3) OBP: 0.300, SLG: 0.367	B CH 81 F SL 87 B FF 92 F CH 82 F FF 92 1 SAFE S SL 86 2-3 ② K			B FF 90 F CH 80 C FF 90 X SL 86 1-2 32 F9 0 2B 2B	C FF 89 X CH 80 0-1 ③ L8		C SI 89 C SI 89 S SL 80 0-3 ③ K			4	1	1	0	0	2	4
32 Franmil Reyes, R (1, 9) OBP: 0.256, SLG: 0.356 65 Alex Call, R (6, 9) OBP: 0.273, SLG: 0.111	B CH 82 B CH 81 B SL 86 F CH 82 S CH 82 X FF 93 3-2 ③ F9			X SL 86 0-0 ① F9 2-3		B SL 78 S SI 88 C SI 89 B SL 78 X SL 78 2-2 ① F9		B FF 93 B FF 92 B SL 87 C FF 93 C FF 94 B FF 94 4-2 28 G6-3 0 G3 BB		3 0	0 0	0 0	0 0	0 1	0 0	3 0
0 Andrés Giménez, L (1, 4) OBP: 0.359, SLG: 0.479		C FF 90 B SL 85 F SL 86 B FF 91 B FF 91 F SL 84 F FF 91 F FF 91 X CH 80 3-2 ① L6		F SL 86 B SL 86 X CH 79 1-1 3-H 2B		B FF 92 B FF 91 C FF 92 F CU 80 T FF 92 2-2 ② K		X SL 87 0-0 ① G3 1-2		4	0	1	1	0	1	1
28 Ernie Clement, R (1, 5) OBP: 0.270, SLG: 0.225		B FF 91 B FF 91 C CH 80 C CH 80 S CH 81 2-3 ② K		C FF 90 S FF 91 F CH 80 F FF 90 F SL 86 S CH 80 0-3 ② K2-3		B SI 89 X SI 88 1-0 ③ G1-6-3		C FF 94 F FF 94 X FF 95 0-2 ② G6-3 2-3		4	0	0	0	0	2	2
17 Austin Hedges, R (1, 2) OBP: 0.235, SLG: 0.278		C SL 84 F CH 81 B FF 92 B CH 80 B SL 85 B CH 79 4-2 BB		B FF 90 F CH 80 X SL 86 1-1 ③ P6			C SI 88 B SL 76 B SI 88 B SI 89 F SI 89 X SI 90 3-2 ① L5	B FC 89 S SL 87 B CU 78 C FF 95 D CU 80 S SL 88 3-3 ③ K		3	0	0	0	1	1	2
7 Myles Straw, R (1, 8) OBP: 0.303, SLG: 0.278		C FF 91 C FF 91 B FF 92 D CH 81 F CH 81 B FF 90 X FF 91 3-2 ③ L6			B SL 81 B FF 88 F CH 78 F CH 79 T SL 84 2-2 ① K		C SI 89 F SI 88 F SI 90 B SL 78 B SL 79 X SI 88 2-2 ② L8		C FF 94 X FF 93 0-1 ① L9	4	0	0	0	0	1	1

Inning Stats	1	2	3	4	5	6	7	8	9
	R: 0 E: 0 K: 1 S: 14 H: 2 LOB: 2 BB: 0 P: 22	R: 0 E: 0 K: 1 S: 15 H: 0 LOB: 1 BB: 1 P: 27	R: 0 E: 0 K: 1 S: 12 H: 0 LOB: 0 BB: 0 P: 13	R: 1 E: 0 K: 1 S: 14 H: 2 LOB: 1 BB: 0 P: 17	R: 2 E: 0 K: 1 S: 10 H: 2 LOB: 0 BB: 0 P: 13	R: 0 E: 0 K: 1 S: 7 H: 0 LOB: 0 BB: 0 P: 12	R: 1 E: 0 K: 1 S: 17 H: 2 LOB: 2 BB: 1 P: 26	R: 0 E: 0 K: 1 S: 9 H: 0 LOB: 1 BB: 1 P: 16	R: 0 E: 0 K: 0 S: 11 H: 0 LOB: 0 BB: 0 P: 16

| | | |

Batter	1	2	3	4	5	6	7	8	9	AB	R	H	RBI	BB	SO	LOB
2 Yandy Díaz, R (1, 5) OBP: 0.404, SLG: 0.400	C FF 91 B SL 85 X SL 84 1-1 56 BB 26 1B 1B	B FF 92 C FF 93 B FF 93 C FF 92 B FF 92 S SL 87 3-3 ② K		C FF 92 X SL 86 0-1 ③ G6-3 1-2 2-3			C FF 91 F FF 92 X SL 85 0-2 ③ G5-3			4	1	1	0	0	1	3
8 Brandon Lowe, L (1, 10) OBP: 0.307, SLG: 0.418	F FC 87 C KC 82 S KC 84 0-3 ① K	D KC 84 S FC 86 F FF 92 D KC 84 S SL 85 2-3 ③ K			B FC 87 S KC 84 S FF 92 F KC 83 X KC 83 1-2 ① G3-1			F SL 87 B FF 96 X SL 88 1-1 ① G3-1		4	0	0	0	0	2	2
56 Randy Arozarena, R (1, 7) OBP: 0.314, SLG: 0.424	B FF 91 B FF 92 B FC 88 B FF 92 4-0 17 FC5 26 1B 1-2 BB		C SL 85 F FF 92 C FF 92 0-3 ① K		C KC 83 S SL 86 F SL 86 X SL 86 0-2 ② G5-3			S FF 97 B SL 86 C SL 85 B FF 97 C FF 96 2-3 ② K		3	0	0	0	1	2	0
26 Ji Man Choi, L (1, 3) OBP: 0.366, SLG: 0.429	B FC 87 B FC 87 X FC 87 2-0 15 BB 17 FC5 1-2 2-H 1B		C FF 92 B FC 87 X FC 89 1-1 ② P5		S FF 92 B FC 88 B KC 82 X FC 88 2-1 ③ L4			F FF 97 B FF 99 B FF 96 S SL 87 S FS 88 2-3 ③ K		4	0	1	1	0	1	0
17 Isaac Paredes, R (1, 4) OBP: 0.288, SLG: 0.476	C FF 92 B SL 85 S SL 86 X SL 86 1-2 ② FC5 15 BB 1-2 2-3f		B SL 86 C FF 91 B FF 93 X FF 93 2-1 ③ P3			C FF 92 C FF 92 B SL 86 B SL 86 X FF 92 2-2 ① G6-3			S FC 98 C SL 90 S SL 93 0-3 ① K1-3	4	0	0	0	0	1	2
15 Josh Lowe, L (1, 9) OBP: 0.275, SLG: 0.337	D KC 83 S FF 92 B KC 83 C FF 92 B FF 91 B KC 83 4-2 1-2 2-3 BB			C FF 91 B FC 87 B CH 87 S FF 92 F FF 93 X FC 88 2-2 14 FC1-4 1B		C CH 86 S FF 92 B SL 87 X FF 92 1-2 ② L8			B FC 99 B FC 99 S SL 91 X FC 99 2-1 14 G5-4-3 1B	3	0	2	0	1	0	0
14 Christian Bethancourt, R (1, 2) OBP: 0.285, SLG: 0.371	S SL 86 S SL 85 S SL 86 0-3 ③ K			X FF 92 0-0 ① FC1-4 2 BLK 9 1B 1-2f		X FF 91 0-0 ③ F8			S SL 91 S SL 90 F FC 98 F SL 89 X FC 99 0-2 ②③ G5-4-3 1-2f	4	0	0	0	0	1	5
25 Roman Quinn, S (1, 8) OBP: 0.250, SLG: 0.269		C FF 92 S KC 83 S KC 84 0-3 ① K		B FC 88 X FF 92 1-0 ② F9			C KC 81 S KC 82 B KC 82 S KC 83 1-3 ① K			3	0	0	0	0	2	1
9 Yu Chang, R (1, 6) OBP: 0.261, SLG: 0.272		B SL 86 X FF 93 1-0 1B		X FF 92 0-0 2 BLK 1-2 1B			C KC 83 S SL 86 C SL 86 0-3 ② K			3	0	2	0	0	1	0
Inning Stats	R: 1 H: 2 E: 0 LOB: 3 K: 2 BB: 2 S: 14 P: 26	R: 0 H: 1 E: 0 LOB: 1 K: 3 BB: 0 S: 10 P: 16	R: 0 H: 0 E: 0 LOB: 0 K: 1 BB: 0 S: 7 P: 10	R: 0 H: 2 E: 0 LOB: 2 K: 0 BB: 0 S: 9 P: 12	R: 0 H: 0 E: 0 LOB: 0 K: 0 BB: 0 S: 10 P: 13	R: 0 H: 0 E: 0 LOB: 0 K: 0 BB: 0 S: 7 P: 10	R: 0 H: 0 E: 0 LOB: 0 K: 2 BB: 0 S: 9 P: 10	R: 0 H: 0 E: 0 LOB: 0 K: 2 BB: 0 S: 8 P: 13	R: 0 H: 1 E: 0 LOB: 0 K: 1 BB: 0 S: 10 P: 12	1B: 6 SF: 0 2B: 0 SAC: 0 3B: 0 DP: 1 HR: 0 HBP: 0						

PITCHER	IP	WLS	BF	H	R	ER	SO	BB	IBB	HBP	BLK	WP	HR	S	P	ERA	WHIP
57 Shane Bieber, R (1, 1) ERA: 3.41	7.0	W	28	5	1	1	8	2	0	0	1	0	0	66	97	1.29	1.000
37 Trevor Stephan, R (8, 1) ERA: 2.58	1.0	H	3	0	0	0	2	0	0	0	0	0	0	8	13	0.00	0.000
48 Emmanuel Clase, R (9, 1) ERA: 1.28	1.0	S	3	1	0	0	1	0	0	0	0	0	0	10	12	0.00	1.000

PITCHER	IP	WLS	BF	H	R	ER	SO	BB	IBB	HBP	BLK	WP	HR	S	P	ERA	WHIP

BOTTOM

Cleveland Guardians @ Tampa Bay Rays

Tropicana Field, St. Petersburg, FL

Fri Jul 29 2022, 7:11 PM - 9:53 PM EDT

Att. 14,671 - Dome - 72 F

livebaseballscorecards.com

AB	32
R	1
H	6
RBI	1
BB	2
SO	11
LOB	13

Batter	1	2	3	4	5	6	7	8	9	AB	R	H	RBI	BB	SO	LOB
38 Steven Kwan, L (1, 7) OBP: 0.367, SLG: 0.383	C SI 87 F FC 86 B SI 88 F FC 86 S CH 83 1-3 ① K		X SI 88 0-0 ③ F7		B FC 85 C FC 85 B CH 82 C CU 80 X SI 87 2-2 2B		B FF 93 C FF 96 B CH 90 B CH 89 C FF 95 F FF 95 X FF 95 3-2 ① L7		C FF 98 X SL 86 0-1 ② FC1-6 1 1B 1-2f	5	0	1	0	0	1	2
1 Amed Rosario, R (1, 6) OBP: 0.328, SLG: 0.401	C SI 89 F CU 81 B SI 88 S CU 82 1-3 ② K			B SI 88 X FC 84 1-0 ① G4-3	C CU 79 B SI 89 C SI 88 S FC 85 1-3 ③ K		C ST 82 C CH 92 B ST 83 F FF 96 B FF 96 F CH 91 X CH 92 2-2 ② L9		B FF 98 X SL 84 1-0 1-2 1B	5	0	1	0	0	2	1
11 José Ramírez, S (1, 5) OBP: 0.363, SLG: 0.575	B FC 86 B SI 89 S CH 83 F CU 82 B FF 89 X CH 82 3-2 ③ G6-3			B CH 82 X FC 86 1-0 6 1B 2B		B FF 87 B CU 79 C CU 79 X CU 80 2-1 0 HR 2B	C ST 79 S CH 91 B FF 95 X CH 90 1-2 ③ G5-3		S FF 99 C FF 99 S FF 99 0-3 ③ K	5	2	2	0	0	1	2
6 Owen Miller, R (1, 3) OBP: 0.304, SLG: 0.368 28 Ernie Clement, R (8, PH) OBP: 0.268, SLG: 0.223 (8, 3)		C SI 88 F SI 88 C CU 80 0-3 ① K		C CU 80 F CU 81 F FC 85 F CU 82 F SI 89 X CU 82 0-2 32 1B 2-H 1B		C FC 86 H SI 89 1-1 0 HR HBP		S FF 92 F FF 93 T FF 91 0-2 ① K	2 1	1 0	1 0	1 0	0 0	1 1	0 0
0 Andrés Giménez, L (1, 4) OBP: 0.361, SLG: 0.493		X SI 88 0-0 ② F8		C SI 89 S FC 86 F FC 86 F SI 89 C CU 80 0-3 ② K		B FC 84 X SI 87 1-0 1-H 2-H HR		F FF 93 S CU 77 B CU 76 X FF 94 1-2 2B	4	1	2	3	0	1	1
32 Franmil Reyes, R (1, 10) OBP: 0.255, SLG: 0.354		C FC 86 S FC 86 C CU 81 0-3 ③ K		X FC 86 0-0 1-3 1B		S FC 87 X FC 86 0-1 ① G4-3		D CU 76 X CU 75 1-0 ② G5-3	4	0	1	0	0	1	1
33 Nolan Jones, L (1, 9) OBP: 0.375, SLG: 0.482			B SI 88 F FC 86 F SI 88 B FC 86 B SI 89 S CH 82 3-3 ① K	B FC 86 C CU 81 C SI 89 X CU 81 1-2 ③ G6-3		F FC 86 X CU 80 0-1 1B		B FF 93 B FF 93 B FF 92 C FF 92 C FF 93 F FF 92 S FF 93 3-3 ③ K	4	0	1	0	0	2	3
12 Luke Maile, R (1, 2) OBP: 0.299, SLG: 0.273 65 Alex Call, R (9, PH) OBP: 0.250, SLG: 0.100			C SI 89 X FC 86 0-1 1B		C SI 87 B CU 79 F SI 88 C CU 80 1-3 ① K	F SI 88 C FC 85 D CU 80 S FC 85 1-3 ② K			B FF 99 C SL 85 S FF 99 S FF 99 1-3 ① K	3 1	0 0	1 0	0 0	0 0	2 1	1 0
7 Myles Straw, R (1, 8) OBP: 0.302, SLG: 0.278			C SI 88 B SI 89 C FC 86 T CU 81 1-2 ② K		F FC 85 B SI 88 B CU 80 X SI 88 2-1 ② P3	X FC 86 0-0 ③ F8			S FF 99 B FF 99 C SL 84 X FF 99 1-2 38 FC1-6 1B	4	0	1	0	0	1	2
Inning Stats	R: 0 H: 0 E: 0 LOB: 0 K: 2 BB: 0 S: 10 P: 15	R: 0 H: 0 E: 0 LOB: 0 K: 2 BB: 0 S: 7 P: 7	R: 0 H: 1 E: 0 LOB: 1 K: 2 BB: 0 S: 9 P: 13	R: 1 H: 3 E: 0 LOB: 2 K: 1 BB: 0 S: 17 P: 20	R: 0 H: 1 E: 0 LOB: 1 K: 2 BB: 0 S: 11 P: 17	R: 3 H: 3 E: 0 LOB: 0 K: 1 BB: 0 S: 12 P: 17	R: 0 H: 0 E: 0 LOB: 0 K: 0 BB: 0 S: 12 P: 18	R: 0 H: 1 E: 0 LOB: 1 K: 2 BB: 0 S: 11 P: 16	R: 0 H: 2 E: 0 LOB: 2 K: 2 BB: 0 S: 12 P: 15	1B: 6 SF: 0 2B: 4 SAC: 0 3B: 0 DP: 0 HR: 1 HBP: 1						

PITCHER		IP	WLS	BF	H	R	ER	SO	BB	IBB	HBP	BLK	WP	HR	S	P	ERA	WHIP
28 Corey Kluber, R ERA: 4.03	(1, 1)	6.0	W	27	8	4	4	10	0	0	1	0	0	1	66	89	6.00	1.333
47 Jason Adam, R ERA: 1.33	(7, 1)	1.0	H	3	0	0	0	0	0	0	0	0	0	0	12	18	0.00	0.000
38 Colin Poche, L ERA: 3.18	(8, 1)	1.0	H	4	1	0	0	2	0	0	0	0	0	0	11	16	0.00	1.000
29 Pete Fairbanks, R ERA: 5.4	(9, 1)	1.0	S	5	2	0	0	2	0	0	0	0	0	0	12	15	0.00	2.000

PITCHER	IP	WLS	BF	H	R	ER	SO	BB	IBB	HBP	BLK	WP	HR	S	P	ERA	WHIP

TOP

Cleveland Guardians @ Tampa Bay Rays

Tropicana Field, St. Petersburg, FL

Sat Jul 30 2022, 1:12 PM - 4:08 PM EDT

Att. 22,756 - Dome - 72 F

livebaseballscorecards.com

AB	38
R	4
H	11
RBI	4
BB	0
SO	14
LOB	13

Batter	1	2	3	4	5	6	7	8	9	AB	R	H	RBI	BB	SO	LOB
26 Ji Man Choi, L (1, 3) OBP: 0.361, SLG: 0.422	F FF 92 S FF 92 S CU 79 0-3 ① K	F FF 92 B CU 80 X CU 79 1-1 ③ P5			C CU 79 F CU 80 B FF 93 S SL 86 1-3 ② K		B FF 94 X SI 96 1-0 ① FC3-6 (2 FC6-4) 1-2f			4	0	0	0	0	2	2
55 Luke Raley, L (1, 7) OBP: 0.340, SLG: 0.341 25 Roman Quinn, S (7, PH) OBP: 0.246, SLG: 0.264 (8, 7)	B FF 92 B CH 86 B FF 92 B FF 91 4-0 8 HR BB		C CU 79 B CH 86 B CU 79 F FF 91 S SL 86 2-3 ① K		F FF 92 F SL 88 B CU 79 F CH 86 X CH 86 1-2 2 HR 1B		S SI 95 B FF 96 B FF 95 D SI 96 S FF 96 X FF 96 3-2 ② F8			2 1	2 0	1 0	0 0	1 0	1 0	0 1
2 Yandy Díaz, R (1, 5) OBP: 0.402, SLG: 0.408	1 SAFE 1 SAFE C FF 89 X SL 86 0-1 ② F8		F FF 94 F CH 86 X SL 87 0-2 ② G6-3		C SL 86 B FF 92 F SL 86 F SL 86 B SL 87 X SL 87 2-2 1-H HR		C SL 82 B FF 95 S FF 95 X SL 83 1-2 ③ FC6-4 1-2f			4	1	1	2	0	0	2
8 Brandon Lowe, L (1, 4) OBP: 0.311, SLG: 0.438	B CH 86 B CH 86 S SL 85 F CH 85 F SL 85 F CH 85 1 SAFE X FF 91 2-2 1-H HR		S FF 92 B FF 92 S CU 79 X CH 86 1-2 ③ P5		F FF 93 B CH 86 X CH 85 1-1 1B			F CH 87 F SL 83 B FF 95 F CH 86 X CH 90 1-2 ① L6		4	1	2	2	0	0	0
56 Randy Arozarena, R (1, 10) OBP: 0.311, SLG: 0.419	S SL 88 X SL 88 0-1 ③ G6-3			S FF 92 B SL 87 F SL 86 B FF 92 S SL 86 2-3 ① K	C FF 92 C FF 91 F SL 86 F CH 86 B SL 86 C SL 86 1-3 ③ K			B SL 84 B FF 96 C FF 95 S FF 96 B FF 96 C SL 82 3-3 ② K		4	0	0	0	0	3	1
15 Josh Lowe, L (1, 9) OBP: 0.284, SLG: 0.343		S CH 86 X CH 85 0-1 6 BB 1B		C CH 86 X CU 79 0-1 1B		B SL 88 B SI 96 C FF 96 F SI 96 F SI 96 B SL 89 S FF 96 3-3 ① K		B CH 88 B CH 87 B FF 96 C FF 95 B CH 88 4-1 6 1B 6 S 35 1B BB		3	1	2	0	1	1	0
6 Taylor Walls, S (1, 6) OBP: 0.257, SLG: 0.277		B FF 92 1 SAFE B FF 90 B CH 87 C FF 90 B FF 91 4-1 ① 50 2B 1-2 BB		B CH 86 1 SAFE S CH 86 S CH 86 F SL 85 F CH 85 F FF 91 S SL 87 1-3 ② K		C FF 97 B CU 81 F SI 95 B CU 83 S FF 96 2-3 ② K		C CH 90 B FF 96 X CH 88 1-1 35 1B 1-3 1B		3	1	1	0	1	2	1
35 Brett Phillips, L (1, 8) OBP: 0.225, SLG: 0.250		B CU 80 S SL 85 F CH 85 F SL 86 C CH 85 1-3 ② K		S CH 87 C FF 92 D CH 87 X FF 92 1-2 ③ F7		M SI 97 F SI 97 B SL 89 C SL 89 1-3 ③ K		X CH 88 0-0 1-3 3-H 1B		4	0	1	1	0	2	2
50 René Pinto, R (1, 2) OBP: 0.234, SLG: 0.323		B FF 92 B SL 86 X SL 86 2-0 1-H 2B			S FF 92 X SL 86 0-1 ① G4-3		B CU 79 B FF 94 F SI 94 F FF 95 X CU 81 2-2 26 FC3-6 1B	S FF 96 S FF 96 S SL 85 0-3 ③ K		4	0	2	1	0	1	2
Inning Stats	R: 2 E: 0 K: 1 S: 12 H: 1 LOB: 0 BB: 1 P: 18	R: 1 E: 0 K: 1 S: 10 H: 2 LOB: 1 BB: 1 P: 18	R: 0 E: 0 K: 1 S: 9 H: 0 LOB: 0 BB: 0 P: 12	R: 0 E: 0 K: 2 S: 14 H: 1 LOB: 1 BB: 0 P: 18	R: 2 E: 0 K: 2 S: 20 H: 3 LOB: 1 BB: 0 P: 26	R: 0 E: 0 K: 3 S: 10 H: 0 LOB: 0 BB: 0 P: 16	R: 0 E: 0 K: 0 S: 10 H: 1 LOB: 1 BB: 0 P: 17	R: 1 E: 0 K: 2 S: 14 H: 2 LOB: 2 BB: 1 P: 23		1B: 7 2B: 1 3B: 0 HR: 2	SF: 0 SAC: 0 DP: 0 HBP: 0			WP: 0 PB: 0 SB: 1 CS: 0	PA: 36	

PITCHER		IP	WLS	BF	H	R	ER	SO	BB	IBB	HBP	BLK	WP	HR	S	P	ERA	WHIP
34 Zach Plesac, R ERA: 4.33	(1, 1)	5.0	L	23	7	5	5	7	2	0	0	0	0	2	65	92	9.00	1.800
31 Sam Hentges, L ERA: 3.65	(6, 1)	1.2		6	1	0	0	3	0	0	0	0	0	0	17	29	0.00	0.600
62 Enyel De Los Santos, R ERA: 3.03	(7, 1)	1.1		7	2	1	1	2	1	0	0	0	0	0	17	27	6.75	2.250

PITCHER	IP	WLS	BF	H	R	ER	SO	BB	IBB	HBP	BLK	WP	HR	S	P	ERA	WHIP

BOTTOM

Cleveland Guardians @ Tampa Bay Rays

Tropicana Field, St. Petersburg, FL

Sat Jul 30 2022, 1:12 PM - 4:08 PM EDT

Att. 22,756 - Dome - 72 F

livebaseballscorecards.com

AB	33
R	6
H	10
RBI	6
BB	3
SO	12
LOB	11

Cleveland Guardians @ Tampa Bay Rays

Tropicana Field, St. Petersburg, FL

Sun Jul 31 2022, 1:40 PM - 4:43 PM EDT

Att. 18,023 - Dome - 72 F

TOP

livebaseballscorecards.com

Batter	1	2	3	4	5	6	7	8	9	AB	R	H	RBI	BB	SO	LOB
38 Steven Kwan, L (1, 7) OBP: 0.365, SLG: 0.380	X FF 95 0-0 32 FC5-4 1 1B 1B	B FF 96 F CU 82 X FF 96 1-1 ① L7		C CU 81 B SL 88 F FF 95 B FF 95 S CU 82 2-3 ② K		B FF 93 C CH 89 B FC 87 X CH 89 2-1 ① G4-3		B SI 89 C SI 90 B ST 80 X SI 90 2-1 ② FC6-4 1-2f 2-3		5	0	1	0	0	1	4
1 Amed Rosario, R (1, 6) OBP: 0.327, SLG: 0.398	S CH 87 X SL 89 0-1 32 FC5-4 1-2 1B	X CU 82 0-0 ② FC4-6 11 1B 1-2f 2-3		B CU 82 C FF 94 S FF 96 F CH 87 F FF 96 B CH 87 F CU 83 F SL 89 F FF 96 2-2 ③ F SL 80 F FF 97 X CU 83 L7		B CH 90 X CH 89 1-0 ② G4-3		C ST 80 B FC 87 F CH 85 1 SAFE F FC 88 X ST 81 1-2 ③ G5-3		5	0	1	0	0	0	4
11 José Ramírez, S (1, 5) OBP: 0.361, SLG: 0.570	B CU 82 B CH 87 F FF 96 C CU 82 F FF 97 S CU 84 2-3 ① K	C FF 95 X CH 89 0-1 1-2 3-H			C CU 82 B FF 95 C FF 95 B CU 83 B FF 95 X CH 86 3-2 ① G6-3	S CH 90 X CH 90 0-1 ③ F8			B CH 83 F FF 90 S CH 84 B CH 86 F FC 89 F CU 80 B FC 90 X CH 85 3-2 ① L9	5	0	1	1	0	1	2
32 Franmil Reyes, R (1, 10) OBP: 0.254, SLG: 0.351	B CH 88 B CU 81 F CH 88 X FF 98 2-1 ② FC5-4 1-2f 2-3	B CU 84 F CH 87 X CU 83 1-1 ③ G1-3			F FF 94 F CU 81 X CH 86 0-2 65 S 0 BB 17 1B 1B		B FF 95 B CH 89 C CH 90 X FF 96 2-1 ① G4-3		S SI 89 F SL 76 B SL 76 X SI 88 1-2 ② P4	5	1	1	0	0	0	4
0 Andrés Giménez, L (1, 4) OBP: 0.358, SLG: 0.486	B CU 83 S SL 88 S SL 90 F SL 92 F FF 99 C CU 85 1-3 ③ K		C SL 86 F FF 94 B FF 95 S CU 82 1-3 ① K		B SL 86 B CU 80 B CU 81 B FF 94 4-0 65 BB 17 1B 1-2 BB		X FC 88 0-0 ② L8		B FC 89 S CH 85 X FC 89 1-1 ③ P2	4	1	0	0	1	2	2
65 Alex Call, R (1, 9) OBP: 0.375, SLG: 0.167		B FF 94 S FF 94 B FF 95 B CU 82 S CH 86 B FF 94 4-2 17 HBP 7 1B 28 1B BB	B FF 94 B CU 80 F FF 95 X CU 81 2-1 1B		F FF 94 F CH 86 B FF 95 D FF 95 F CH 87 B FF 95 F CH 86 B CU 83 4-2 17 1B 1-2 2-3 BB		B FF 95 B CH 88 C FF 96 B FF 95 C CH 90 T FF 96 3-2 ③ K			2	1	1	0	2	1	0
28 Ernie Clement, R (1, 3) OBP: 0.268, SLG: 0.224		B CH 86 S CH 87 C CU 82 X CH 89 1-2 17 HBP 7 1B 1-2 1B	B CH 86 C FF 95 X CH 86 1-1 ② F8		B SI 91 C SI 90 F SI 91 X SL 80 1-2 ② L5			F FC 92 B SI 95 X FC 91 1-1 ① F9		4	1	1	0	0	0	4
17 Austin Hedges, R (1, 2) OBP: 0.245, SLG: 0.280		L CH 86 H CU 83 1-1 1 FC4-6 7 1B 11 1B 1-2 2-3 HBP	C CH 86 S FF 96 X CU 82 0-2 ③ G5-3		B SL 80 F SI 91 S SI 91 X SI 91 1-2 1-3 2-H 3-H 1B			B SI 95 S FC 92 C SI 96 B FF 95 F SI 96 B FC 89 B SI 95 4-2 38 FC6-4 7 1B BB		2	1	1	2	1	0	1
7 Myles Straw, R (1, 8) OBP: 0.304, SLG: 0.280		B FF 96 T FF 97 X CH 87 1-1 1 FC4-6 1-2 2-H 3-H 1B		X FF 93 0-0 ① F8	F SI 91 C SL 80 B SL 81 B SL 81 X SL 79 2-2 ③ P3			X SI 95 0-0 38 FC6-4 1-2 1B		4	0	2	2	0	0	2

AB	36
R	5
H	9
RBI	5
BB	4
SO	5
LOB	23

Inning Stats	1	2	3	4	5	6	7	8	9	1B: 9	SF: 0	WP: 0	PA: 41
R	0	3	0	0	2	0	0	0	0	2B: 0	SAC: 0	PB: 0	
E	0	0	0	0	0	0	0	0	0	3B: 0	DP: 0	SB: 1	
K	2	0	1	1	0	0	1	0	0	HR: 0	HBP: 1	CS: 0	
S	14	15	10	14	19	5	6	12	10				
H	2	3	1	0	2	0	0	1	0				
LOB	2	2	0	0	2	0	0	2	0				
BB	0	1	0	0	2	0	0	1	0				
P	19	24	14	18	34	8	11	20	15				

PITCHER		IP	WLS	BF	H	R	ER	SO	BB	IBB	HBP	BLK	WP	HR	S	P	ERA	WHIP
18 Shane McClanahan, L	(1, 1)	4.1	L	24	7	5	5	4	3	0	1	0	0	0	63	96	10.38	2.308
ERA: 2.07																		
81 Ryan Thompson, R	(5, 1)	0.2		3	1	0	0	0	0	0	0	0	0	0	9	13	0.00	1.500
ERA: 3.79																		
68 Jalen Beeks, L	(6, 1)	2.0		6	0	0	0	1	0	0	0	0	0	0	11	19	0.00	0.000
ERA: 2.36																		
64 Shawn Armstrong, R	(8, 1)	0.1		3	1	0	0	0	1	0	0	0	0	0	6	11	0.00	6.000
ERA: 5.17																		
30 Brooks Raley, L	(8, 1)	0.2		2	0	0	0	0	0	0	0	0	0	0	6	9	0.00	0.000
ERA: 2.78																		

PITCHER		IP	WLS	BF	H	R	ER	SO	BB	IBB	HBP	BLK	WP	HR	S	P	ERA	WHIP
61 Ralph Garza Jr., R	(9, 1)	1.0		3	0	0	0	0	0	0	0	0	0	0	10	15	0.00	0.000
ERA: 3.44																		

Cleveland Guardians @ Tampa Bay Rays

Tropicana Field, St. Petersburg, FL

Sun Jul 31 2022, 1:40 PM - 4:43 PM EDT

Att. 18,023 - Dome - 72 F

livebaseballscorecards.com

BOTTOM

Batter	1	2	3	4	5	6	7	8	9	AB	R	H	RBI	BB	SO	LOB
26 Ji Man Choi, L (1, 10) OBP: 0.355, SLG: 0.415	C FC 95 F FC 95 C FC 97 0-3 ① K	S FC 94 S CU 83 X FC 94 0-2 ② G3-1 2-3 3-H		B FC 90 X FF 93 1-0 ② SF8 2-3 3-H		C FF 93 S CU 78 1 SAFE 0-2 ③ CS 1-2	C CU 76 B CU 77 F FC 87 X FF 93 1-2 ① L9		B FC 100 F FC 98 S SL 89 X SL 92 1-2 ② P5	4	0	0	2	0	1	1
2 Yandy Díaz, R (1, 5) OBP: 0.397, SLG: 0.401	C FC 94 X SI 93 0-1 ② F9	F FC 94 B SL 85 C FC 94 D SL 86 D FC 96 X SL 84 3-2 ③ G6-3		F FF 94 F FF 93 B FF 94 B FC 90 X FF 94 2-2 ③ F8			X FF 92 0-0 ② L9		T SL 92 B FC 98 F FC 99 B SL 93 X SL 92 2-2 ③ G6-3	5	0	0	0	0	0	3
8 Brandon Lowe, L (1, 4) OBP: 0.321, SLG: 0.455	B FC 95 S FC 94 B CU 84 B FC 94 B FC 95 4-1 56 BB BB		B CU 82 B CU 83 C FF 95 B FF 96 F FF 96 X FF 95 3-2 ① G4-3		X FC 88 0-0 56 1B 2B		C CU 81 C CH 77 B CH 78 B FF 93 X FF 93 2-2 2B			3	0	2	0	1	0	0
56 Randy Arozarena, R (1, 9) OBP: 0.313, SLG: 0.419	B FC 93 C FC 94 B FC 94 B FC 94 B FC 94 4-1 1-2 BB		B FF 95 C FF 94 X FF 95 1-1 ② P5		B CU 78 C FC 88 X FF 93 1-1 ① 2-H 1B		S SL 86 S FF 93 B FF 94 X CH 78 1-2 ③ F8			3	0	1	0	1	0	1
6 David Peralta, L (1, 7) OBP: 0.315, SLG: 0.457	C FC 93 C CH 83 X FC 96 0-2 ③ L8		B CU 84 X FF 95 1-0 ③ F9		1 SAFE T FF 93 X FC 88 0-1 ② P6			C FF 96 S FS 87 B FS 88 B FF 96 X FS 87 2-2 1B		4	0	1	0	0	0	3
17 Isaac Paredes, R (1, 3) OBP: 0.292, SLG: 0.487		B FC 93 B FC 92 X FC 93 2-0 9 WP 9 E 2B		C FC 90 X CU 79 0-1 9 1B 26 SF8 2B	B FF 93 C SL 85 1 SAFE T FF 93 B FF 94 B FC 88 F FF 93 S FF 94 3-3 ③ K			X FF 96 0-0 ① F7		4	2	2	0	0	1	2
9 Yu Chang, R (1, 6) OBP: 0.275, SLG: 0.277 55 Luke Raley, L (8, PH) OBP: 0.333, SLG: 0.333 0 Taylor Walls, S (9, 6) OBP: 0.257, SLG: 0.277		B FC 95 C FC 94 B SL 85 B FC 93 B FC 92 4-1 2-H 25 2B 26 G3-1 BB		B FC 89 S FF 93 X FC 90 1-1 2-3 26 SF8 50 BB 1B		B FC 87 B FF 94 X CH 84 1-1 ① G5-3		C FF 96 D SL 89 S FF 96 F FF 96 S FS 88 1-3 ② K		2 1 0	1 0 0	1 0 0	0 0 0	1 1 0	0 1 0	0 1 0
25 Roman Quinn, S (1, 8) OBP: 0.262, SLG: 0.286		B FC 93 L FC 93 B FC 94 X FC 92 2-1 1-3 26 G3-1 2B		S FF 93 B FF 93 C FF 93 B FF 94 S FF 94 2-3 ① K		B FF 94 S FF 93 S FC 88 B FF 94 F FF 94 B FC 86 B FC 87 4-2 26 CS BB		F FF 96 B FS 88 S FS 87 B FF 97 C FS 87 2-3 ③ K		3	0	1	0	1	2	3
50 René Pinto, R (1, 2) OBP: 0.235, SLG: 0.308		X FC 93 0-0 ① L4		F FC 89 1 SAFE B FF 92 B FC 89 B FC 88 F FC 89 B FF 92 4-2 1-2 BB		F SL 85 B FF 91 1 SAFE T FC 90 D FC 89 X FC 87 2-2 ② F8			C FC 98 B SL 91 F SL 91 S FC 98 1-3 ① K	3	0	0	0	1	1	3

	AB	32
	R	3
	H	8
	RBI	2
	BB	5
	SO	6
	LOB	17

Inning Stats	1	2	3	4	5	6	7	8	9
	R: 0 E: 0 K: 1 S: 10	H: 0 LOB: 2 BB: 2 P: 18	R: 2 E: 0 K: 0 S: 11	H: 2 LOB: 1 BB: 1 P: 22	R: 0 E: 0 K: 0 S: 6	H: 0 LOB: 0 BB: 0 P: 11	R: 1 E: 0 K: 1 S: 13	H: 2 LOB: 2 BB: 1 P: 23	R: 0 E: 0 K: 1 S: 9	H: 2 LOB: 1 BB: 0 P: 13	R: 0 E: 0 K: 0 S: 10	H: 0 LOB: 0 BB: 1 P: 17	R: 0 E: 0 K: 0 S: 10	H: 1 LOB: 1 BB: 0 P: 14	R: 0 E: 0 K: 2 S: 11	H: 1 LOB: 1 BB: 0 P: 16	R: 0 E: 0 K: 1 S: 9	H: 0 LOB: 0 BB: 0 P: 13

1B: 3	SF: 1
2B: 5	SAC: 0
3B: 0	DP: 0
HR: 0	HBP: 0

WP: 1	PA: 39
PB: 0	
SB: 0	
CS: 1	

PITCHER		IP	WLS	BF	H	R	ER	SO	BB	IBB	HBP	BLK	WP	HR	S	P	ERA	WHIP
27 Bryan Shaw, R ERA: 5.63	(1, 1)	2.0		11	2	2	2	1	3	0	0	0	1	0	21	40	9.00	2.500
99 James Karinchak, R ERA: 2.53	(3, 1)	1.0		3	0	0	0	0	0	0	0	0	0	0	6	11	0.00	0.000
59 Kirk McCarty, L ERA: 6.05	(4, 1)	3.1	W	14	4	1	1	2	2	0	0	0	0	0	35	57	2.70	1.800
49 Eli Morgan, R ERA: 3.48	(7, 1)	0.2	H	3	1	0	0	0	0	0	0	0	0	0	7	10	0.00	1.500
37 Trevor Stephan, R ERA: 2.52	(8, 1)	1.0	H	4	1	0	0	2	0	0	0	0	0	0	11	16	0.00	1.000

PITCHER		IP	WLS	BF	H	R	ER	SO	BB	IBB	HBP	BLK	WP	HR	S	P	ERA	WHIP
48 Emmanuel Clase, R ERA: 1.25	(9, 1)	1.0	S	3	0	0	0	1	0	0	0	0	0	0	9	13	0.00	0.000

Batter	1	2	3	4	5	6	7	8	9	10	11	AB	R	H	RBI	BB	SO	LOB
10 Josh Rojas, L (1, 5) OBP: 0.345, SLG: 0.402	F SI 94 B FC 88 B CH 85 S SI 94 X CH 87 2-2 ① L8		C FC 90 C FC 88 B SI 94 C CH 88 1-3 ③ K		S CH 84 B FC 89 B SI 93 D CH 86 X FC 89 3-1 ② G4-3 2-3		C FF 92 C CH 77 B FF 93 B CH 76 X FF 93 2-2 5 1B 1B		X FC 98 0-0 ③ G4-3	0-0 5 1B 4 G4-6-3		5	1	1	0	0	1	1
5 Alek Thomas, L (1, 8) OBP: 0.308, SLG: 0.393	C SI 94 C SI 94 B CU 84 X FF 95 1-2 ② L5			F CH 85 F CH 86 B SI 93 X CH 85 1-2 4 HBP 53 HR 1B	B CH 85 C SI 94 C SI 93 B SI 94 S FC 89 2-3 ③ K		1 SAFE L FF 90 B CH 73 X CH 74 1-1 1-2 1B			S FF 96 B FF 96 X FS 87 1-1 2-3 4 G4-6-3 1B		5	1	3	0	0	1	1
4 Ketel Marte, S (1, 4) OBP: 0.350, SLG: 0.455	B SI 94 B SI 94 X SI 94 2-0 ③ F7			C FC 89 S FC 88 H FC 88 1-2 53 HR 1-2 HBP		B FC 89 B SI 92 C FC 88 B FC 88 C FC 88 S FC 88 3-3 ① K	X FF 92 0-0 ③ L8			X FF 98 0-0 ① ② G4-6-3 1-2f 3-H		4	1	0	0	0	1	3
53 Christian Walker, R (1, 3) OBP: 0.307, SLG: 0.448		B FF 94 C FF 93 X SI 94 1-1 ① P2		D FC 90 X SI 94 1-0 1-H 2-H HR	F SI 94 B FC 88 X CH 85 1-1 2B			C CU 83 B CU 84 F CU 84 X FF 95 1-2 ① F8		B FF 97 B SL 84 F SL 86 X SL 84 2-1 ③ F6	0-0 12 SH1-3	5	1	2	3	0	0	0
12 Daulton Varsho, L (1, 9) OBP: 0.311, SLG: 0.423		B SI 94 X SI 94 1-0 HR		C FC 90 B SI 94 X CH 86 1-1 28 L4-3 1B	C FC 90 B SI 93 D CH 85 B FC 90 X FC 88 3-1 ② F9			C FF 95 S CU 85 S CU 85 0-3 ② K			L SI 95 X SL 88 0-1 ① SH1-3 2-3	4	1	2	1	0	1	1
30 Jake McCarthy, L (1, 7) OBP: 0.326, SLG: 0.427	L SI 94 B FC 89 B CH 86 X FC 89 2-1 ② F7			1 SAFE T FC 90 F FC 89 C SI 93 0-3 ① K		F FC 89 B FC 87 B FC 89 B SI 94 C FC 89 B FC 90 4-2 BB		B CU 83 B CU 83 B FF 96 B FF 96 4-0 28 E 28 S BB			S FF 95 S SI 96 F FF 97 X FF 96 0-2 ② L4	3	0	0	0	2	1	2
28 Seth Beer, L (1, 10) OBP: 0.289, SLG: 0.271 45 Buddy Kennedy, R (11, PH) OBP: 0.289, SLG: 0.338 (11, 10)	F SI 93 B FF 94 X CH 86 1-1 ③ G3-1			C FC 88 B CH 85 X FC 89 1-1 ② ③ L4-3 1-1		X FC 89 0-0 ③ G1-3		C FF 95 B FF 96 S CU 84 D CU 85 B CU 85 S FF 97 3-3 ③ K 1-3			B FF 96 F FF 97 S CU 82 S CU 83 1-3 ③ K	4 1	0 0	0 0	0 0	0 0	1 1	4 1
18 Carson Kelly, R (1, 2) OBP: 0.272, SLG: 0.367			B FF 94 B SI 93 C SI 93 F SI 93 F FC 90 B FC 89 X FC 91 3-2 ① F9		F FC 88 X SI 91 0-1 10 G4-3 2 SH1-3 1B		B SL 84 C FF 91 F FF 92 B SL 87 S CH 75 2-3 ① K		B FC 98 X FC 99 1-0 ① G4-3			4	0	1	0	0	1	0
2 Geraldo Perdomo, S (1, 6) OBP: 0.296, SLG: 0.271			B FC 90 B FC 89 S SI 94 S SI 94 B FF 94 F SI 95 X SI 95 3-2 ② L6		X FC 89 0-0 ① SH1-3 1-2		B CH 75 B CH 74 X FF 93 2-0 ② P4		B FC 99 C FC 100 T SL 92 B SL 94 S SL 91 2-3 ② K			3	0	0	0	0	1	0
Inning Stats	R: 0 H: 0 E: 0 LOB: 0 K: 0 BB: 0 S: 7 P: 12	R: 1 H: 1 E: 0 LOB: 0 K: 0 BB: 0 S: 7 P: 12	R: 0 H: 0 E: 0 LOB: 0 K: 1 BB: 0 S: 11 P: 18	R: 3 H: 3 E: 0 LOB: 0 K: 1 BB: 0 S: 13 P: 18	R: 0 H: 1 E: 0 LOB: 1 K: 1 BB: 0 S: 8 P: 13	R: 0 H: 1 E: 0 LOB: 2 K: 1 BB: 1 S: 10 P: 21	R: 0 H: 2 E: 0 LOB: 2 K: 1 BB: 0 S: 10 P: 17	R: 0 H: 0 E: 0 LOB: 1 K: 2 BB: 1 S: 9 P: 17	R: 0 H: 0 E: 0 LOB: 0 K: 1 BB: 0 S: 5 P: 8	R: 1 H: 1 E: 0 LOB: 0 K: 0 BB: 0 S: 5 P: 8	R: 0 H: 0 E: 0 LOB: 1 K: 1 BB: 0 S: 9 P: 10							

PITCHER	IP	WLS	BF	H	R	ER	SO	BB	IBB	HBP	BLK	WP	HR	S	P	ERA	WHIP
47 Cal Quantrill, R (1, 1) ERA: 4.08	6.0		25	6	4	4	4	1	0	1	0	0	2	56	94	6.00	1.167
49 Eli Morgan, R (7, 1) ERA: 3.4	1.0		5	2	0	0	1	0	0	0	0	0	0	10	17	0.00	2.000
99 James Karinchak, R (8, 1) ERA: 2.31	1.0		4	0	0	0	2	1	0	0	0	0	0	9	17	0.00	1.000
48 Emmanuel Clase, R (9, 1) ERA: 1.22	1.0		3	0	0	0	1	0	0	0	0	0	0	5	8	0.00	0.000
37 Trevor Stephan, R (10, 1) ERA: 2.45	1.0		3	1	1	0	0	0	0	0	0	0	0	5	8	0.00	1.000

PITCHER	IP	WLS	BF	H	R	ER	SO	BB	IBB	HBP	BLK	WP	HR	S	P	ERA	WHIP
31 Sam Hentges, L (11, 1) ERA: 3.55	1.0	W	3	0	0	0	1	0	0	0	0	0	0	9	10	0.00	0.000

TOP

Arizona Diamondbacks @ Cleveland Guardians
Progressive Field, Cleveland, OH
Mon Aug 01 2022, 7:11 PM - 10:51 PM EDT
Att. 13,707 - Cloudy - 84 F

livebaseballscorecards.com

AB	38
R	5
H	9
RBI	4
BB	2
SO	9
LOB	13

1B: 6	SF: 0	WP: 0	PA: 43
2B: 2	SAC: 2	PB: 0	
3B: 0	DP: 2	SB: 1	
HR: 2	HBP: 1	CS: 0	

Batter	1	2	3	4	5	6	7	8	9	10	11	AB	R	H	RBI	BB	SO	LOB
38 Steven Kwan, L (1, 7) OBP: 0.370, SLG: 0.381	C SI 88 B CH 80 C SI 88 B CH 79 X CH 79 2-2 G4-3 ①		B SI 86 C CU 73 B CH 78 C CH 79 B SI 88 B SI 88 4-2 1 HR BB		C FF 95 B FF 96 B CH 84 C FF 95 F FF 96 F SL 85 C FF 97 2-3 K ①		C FF 90 F FF 89 B FF 88 X CH 84 1-2 22 BB 1 S 1B		C KC 78 C FF 92 B FS 85 X FF 92 1-2 1B		B KC 82 C KC 82 D KC 82 B FC 91 B KC 82 4-1 1 1B 1 DI BB	4	1	2	0	2	1	0
1 Amed Rosario, R (1, 6) OBP: 0.329, SLG: 0.408	B SI 88 C SI 89 B SL 76 C SI 89 F CH 79 F SI 90 X SI 91 2-2 G5-3 ②		1 SAFE C SI 88 B SI 88 1 SAFE F CH 81 F SI 90 F SI 89 B SI 90 1 SAFE 2-2 F CH 80 X SI 89 1-H HR		C FF 97 C FF 97 B FF 98 X SL 86 1-2 22 WP 1B		1 SAFE F FF 88 1 SAFE 1 SAFE P FF 90 F CH 84 S CH 85 1-3 K ② 1-2		1 SAFE B FF 92 F FF 92 1 SAFE 1 SAFE X FF 92 1-1 F9 ②		B KC 81 X KC 80 1-0 1-3 3-H 1B	6	1	3	3	0	1	2
11 José Ramírez, S (1, 5) OBP: 0.359, SLG: 0.564	B SI 89 B CH 80 B SI 90 X SI 90 3-0 G3 ③		B SL 82 S SL 82 B FF 92 S FF 92 B SL 86 X FF 92 3-2 F8 ①		C SL 86 X FF 94 0-1 P6 ②		0-0 22 BB IBB		X KC 78 0-0 F8 ③	0-0 22 G3 0 1B		4	1	0	0	1	0	2
22 Josh Naylor, L (1, 10) OBP: 0.330, SLG: 0.506		C SL 72 S CH 79 S CH 79 0-3 K ①	C FF 92 B SL 85 B SL 83 B FF 91 T FF 92 F SL 84 C SL 84 3-3 K ②		B FF 90 C FC 88 F SI 90 1 SAFE F FC 87 B CH 84 S FC 88 2-3 K ③ 1-2		B SI 91 B SI 90 B CU 81 B SI 89 4-0 1-2 2-3 BB		C KC 82 B FC 91 X KC 81 1-1 G3 ① 2-3		4	0	0	0	1	3	1
0 Andrés Giménez, L (1, 4) OBP: 0.365, SLG: 0.495		C SI 88 C SI 89 X CH 80 0-2 6 S 6 HR 1B	B FF 91 X SL 82 1-0 1B			B FF 93 C FF 93 X FF 94 1-1 33 S 2B	B CU 80 B FF 90 C SI 89 F SI 90 X SI 89 2-2 L6 ③			F FC 92 B KC 81 X FC 91 1-1 6 S 3-H 1B		5	1	4	1	0	0	3
6 Owen Miller, R (1, 3) OBP: 0.302, SLG: 0.375	C SI 89 1 SAFE 1 SAFE B SI 89 F CH 79 B SI 89 B SI 90 X CH 80 3-2 1-H HR	C FF 92 F SL 85 X SL 85 0-2 G6-3 ③			C SL 82 F FF 94 X SL 83 0-2 G5-3 ①		C SI 89 X CH 82 0-1 L8 ①			B KC 81 C KC 82 1 SAFE B FC 91 X KC 82 2-1 L5 ② 1-2		5	1	1	2	0	0	3
33 Nolan Jones, L (1, 9) OBP: 0.358, SLG: 0.458 32 Franmil Reyes, R (8, PH) OBP: 0.254, SLG: 0.350 29 Will Benson, L (9, 9)	X SI 87 0-0 B1-3 ②	C SL 85 C SL 85 S SL 85 0-3 K2-3 ①			B CH 83 B CH 84 S CH 83 F FF 94 S CH 83 2-3 K ② 2-3		X SI 90 0-0 F9 ②			X KC 82 0-0 G4-3 ③	0-0 17 SH2-4 1 1B	3 1 1	0 0 1	0 0 1	0 0 0	0 0 0	2 0 1	1 0 1
17 Austin Hedges, R (1, 2) OBP: 0.245, SLG: 0.276	B SI 88 B CH 80 F SI 89 B SL 76 B SI 89 4-1 BB	C SL 82 C FF 96 S SL 86 0-3 K ②			C FF 95 T SL 84 D SL 84 B SL 82 X ST 82 2-2 G5-3 ③		X FF 90 0-0 P3 ③				X FC 91 0-0 SH2-4 ① 2-3	3	0	0	0	1	1	1
7 Myles Straw, R (1, 8) OBP: 0.300, SLG: 0.277	B SI 89 C SI 89 F CH 81 B SI 90 B CH 80 F SI 90 F SI 90 X CH 79 3-2 F9 ③	C SL 84 C FF 96 F SL 87 C FF 97 0-3 K ③					B CU 76 B CU 77 X FF 89 2-0 L8 ①		X FF 91 0-0 L6 ①		B KC 81 X KC 82 1-0 G4-3 ②	5	0	0	0	0	1	2
Inning Stats	R: 0 E: 0 K: 0 S: 9 H: 0 LOB: 0 BB: 0 P: 16	R: 2 E: 0 K: 1 S: 16 H: 2 LOB: 1 BB: 1 P: 26	R: 2 E: 0 K: 1 S: 19 H: 2 LOB: 1 BB: 1 P: 32	R: 0 E: 0 K: 3 S: 10 H: 0 LOB: 0 BB: 0 P: 10	R: 0 E: 0 K: 2 S: 14 H: 1 LOB: 1 BB: 0 P: 19	R: 0 E: 0 K: 1 S: 11 H: 1 LOB: 1 BB: 0 P: 16	R: 0 E: 0 K: 1 S: 11 H: 1 LOB: 3 BB: 2 P: 20	R: 0 E: 0 K: 0 S: 4 H: 0 LOB: 0 BB: 0 P: 4	R: 0 E: 0 K: 0 S: 7 H: 1 LOB: 1 BB: 0 P: 9	R: 1 E: 0 K: 0 S: 7 H: 1 LOB: 1 BB: 0 P: 11	R: 1 E: 0 K: 0 S: 4 H: 1 LOB: 2 BB: 1 P: 10	1B: 7 2B: 1 3B: 0 HR: 2	SF: 0 SAC: 1 DP: 0 HBP: 0		WP: 1 PB: 0 SB: 4 CS: 0		PA: 47		

PITCHER		IP	WLS	BF	H	R	ER	SO	BB	IBB	HBP	BLK	WP	HR	S	P	ERA	WHIP
27 Zach Davies, R ERA: 4.28	(1, 1)	2.0		11	3	4	4	1	2	0	0	0	0	2	33	56	18.00	2.500
50 Kyle Nelson, L ERA: 1.64	(3, 1)	1.1		5	1	0	0	2	0	0	0	0	0	0	14	21	0.00	0.750
37 Kevin Ginkel, R ERA:	(4, 1)	1.1		5	1	0	0	3	0	0	0	0	0	0	17	20	0.00	0.750
67 Tyler Holton, L ERA:	(5, 1)	0.1		1	0	0	0	1	0	0	0	0	1	0	4	6	0.00	0.000
32 Chris Devenski, R ERA:	(6, 1)	1.0		4	1	0	0	1	0	0	0	0	0	0	11	16	0.00	1.000

PITCHER		IP	WLS	BF	H	R	ER	SO	BB	IBB	HBP	BLK	WP	HR	S	P	ERA	WHIP
24 Noé Ramirez, R ERA: 4.87	(7, 1)	0.2		4	1	0	0	1	0	1	0	0	0	0	8	11	0.00	1.500
35 Joe Mantiply, L ERA: 2.27	(7, 1)	1.1		5	0	0	0	0	1	0	0	0	0	0	7	13	0.00	0.750
31 Ian Kennedy, R ERA: 3.24	(9, 1)	1.0		4	1	0	0	0	0	0	0	0	0	0	7	9	0.00	1.000
34 Mark Melancon, R ERA: 4.66	(10, 1)	1.2	L	8	2	2	0	0	1	0	0	0	0	0	11	21	0.00	1.800

BOTTOM

Arizona Diamondbacks @ Cleveland Guardians

Progressive Field, Cleveland, OH

Mon Aug 01 2022, 7:11 PM - 10:51 PM EDT

Att. 13,707 - Cloudy - 84 F

livebaseballscorecards.com

AB	41
R	6
H	10
RBI	6
BB	5
SO	9
LOB	16

Batter	1	2	3	4	5	6	7	8	9	AB	R	H	RBI	BB	SO	LOB
10 Josh Rojas, L (1, 5) OBP: 0.344, SLG: 0.397	C FF 92 B CU 79 B FF 93 B FF 93 D FF 93 4-1 5 BB 5 S BB		F FF 92 C CU 80 B CU 80 F FF 93 S FF 95 1-3 ① K		D CU 80 X FF 93 1-0 ① P5		S SL 83 B CH 89 1 SAFE C SL 82 F FF 94 X SL 82 1-2 ② L6			3	0	0	0	1	1	3
5 Alek Thomas, L (1, 8) OBP: 0.311, SLG: 0.396	C SL 87 B SL 87 B FF 93 S FF 91 D CU 80 F FF 93 B FF 94 4-2 ① 4 1B 53 HR 1-3 BB		C CU 81 C SL 87 F FF 94 F CU 81 X SL 89 0-2 ② G3-1		S FF 94 C FF 94 X CU 82 0-2 4 L6 2-H 3-H 2B		C FF 94 B SL 81 C FF 95 S SL 83 1-3 ③ K			3	1	1	2	1	1	1
4 Ketel Marte, S (1, 4) OBP: 0.349, SLG: 0.452	S SL 88 F CU 79 X SL 86 0-2 53 HR 1-2 1B		C SL 89 C CU 81 S FF 95 0-3 ③ K		S FF 94 X FF 94 0-1 ②③ L6 2-2			B SL 78 B SL 78 B FF 94 X FF 92 3-0 ① L8		4	1	1	0	0	1	1
53 Christian Walker, R (1, 3) OBP: 0.306, SLG: 0.454	B SL 85 F FF 91 F FF 92 D SL 89 X FF 93 2-2 1-H 2-H HR			C SL 88 X FF 94 0-1 ① G4-3		C FF 94 F SL 90 F CU 82 S CU 82 0-3 ① K		B SL 79 B SI 93 C SI 92 X SL 76 2-1 ② P5		4	1	1	3	0	1	0
12 Daulton Varsho, L (1, 9) OBP: 0.307, SLG: 0.418	C FF 94 C CU 81 B FF 95 X SL 89 1-2 ② G3-1			S CU 83 S CU 82 B CU 81 X SL 90 1-2 ② L9		F FF 95 B FF 94 S CU 83 S FF 96 1-3 ② K		B SL 77 F SI 93 C FS 88 B SL 78 X FF 93 2-2 ③ P5		4	0	0	0	0	1	0
30 Jake McCarthy, L (1, 7) OBP: 0.324, SLG: 0.422	C FF 92 S FF 94 C CU 81 0-3 ③ K			B FF 94 C FF 93 X SL 88 1-1 1B		X SL 88 0-0 ③ G3-1			B SL 78 X SI 92 1-0 ① F8	4	0	1	0	0	1	0
28 Seth Beer, L (1, 10) OBP: 0.277, SLG: 0.258		T FF 92 B FF 93 F CU 80 B FF 94 F CU 81 C FF 94 2-3 ① K		1 SAFE 1 SAFE F FF 92 F FF 92 S CU 81 0-3 ③ K			F FF 94 B CH 88 B CH 87 S FF 94 X SL 83 2-2 ① G3-1		X FS 90 0-0 ② G6-3	4	0	0	0	0	2	1
18 Carson Kelly, R (1, 2) OBP: 0.282, SLG: 0.401		B CU 82 T FF 93 F FF 94 F FF 94 B SL 90 B SL 91 F FF 94 X FF 95 3-2 ② F7			B FF 91 T FF 92 X FF 91 1-1 43 E 5 2B 2B		C FF 96 B SL 84 X FF 94 1-1 HR		C SL 77 F SL 75 B FF 93 F FF 93 B SL 76 X SI 93 2-2 1B	4	2	3	1	0	0	0
43 Sergio Alcántara, S (1, 6) OBP: 0.229, SLG: 0.315 2 Geraldo Perdomo, S (7, 6) OBP: 0.295, SLG: 0.270		C CU 81 S CU 80 X CU 80 0-2 ③ F7			L CU 79 C FF 92 X CU 80 0-2 E8 5 2B 2-3 1B		B CH 88 B CH 88 C FF 93 B FF 94 S FF 94 X FF 94 3-2 1B		X FF 93 0-0 ③ G4-3	3 1	1 0	2 0	0 0	0 0	0 0	0 1
Inning Stats	R: 3 E: 0 K: 1 S: 16 H: 2 LOB: 0 BB: 2 P: 27	R: 0 E: 0 K: 1 S: 12 H: 0 LOB: 0 BB: 0 P: 17	R: 0 E: 0 K: 2 S: 12 H: 0 LOB: 0 BB: 0 P: 13	R: 0 E: 0 K: 1 S: 10 H: 1 LOB: 1 BB: 0 P: 12	R: 2 E: 1 K: 0 S: 11 H: 3 LOB: 0 BB: 0 P: 13	R: 0 E: 0 K: 2 S: 8 H: 0 LOB: 0 BB: 0 P: 9	R: 1 E: 0 K: 1 S: 15 H: 2 LOB: 1 BB: 0 P: 23	R: 0 E: 0 K: 0 S: 6 H: 0 LOB: 0 BB: 0 P: 13	R: 0 E: 0 K: 0 S: 7 H: 1 LOB: 1 BB: 0 P: 10	1B: 5 2B: 3 3B: 0 HR: 2 SF: 0 SAC: 0 DP: 1 HBP: 0						WP: 0 PB: 0 SB: 1 CS: 0 PA: 36	

TOP

Arizona Diamondbacks @ Cleveland Guardians

Progressive Field, Cleveland, OH

Tue Aug 02 2022, 7:10 PM - 9:59 PM EDT

Att. 14,471 - Clear - 77 F

livebaseballscorecards.com

AB	34
R	6
H	9
RBI	6
BB	2
SO	8
LOB	7

PITCHER		IP	WLS	BF	H	R	ER	SO	BB	IBB	HBP	BLK	WP	HR	S	P	ERA	WHIP
24 Triston McKenzie, R ERA: 3.38	(1, 1)	6.0	L	24	6	5	4	7	2	0	0	0	0	1	69	91	6.00	1.333
62 Enyel De Los Santos, R ERA: 3.21	(7, 1)	1.0		5	2	1	1	1	0	0	0	0	0	1	15	23	9.00	2.000
52 Nick Sandlin, R ERA: 2.6	(8, 1)	2.0		7	1	0	0	0	0	0	0	0	0	0	13	23	0.00	0.500

PITCHER		IP	WLS	BF	H	R	ER	SO	BB	IBB	HBP	BLK	WP	HR	S	P	ERA	WHIP

BOTTOM

Arizona Diamondbacks @ Cleveland Guardians
Progressive Field, Cleveland, OH
Tue Aug 02 2022, 7:10 PM - 9:59 PM EDT
Att. 14,471 - Clear - 77 F

livebaseballscorecards.com

Batter	1	2	3	4	5	6	7	8	9	AB	R	H	RBI	BB	SO	LOB
38 Steven Kwan, L (1, 7) OBP: 0.371, SLG: 0.384	C FF 92 B KC 81 X FF 93 1-1 1 G4-3 11 1B 2B	F KC 83 B CH 84 B CH 85 X KC 84 2-1 ③ F7			B FC 89 B CH 84 C FF 93 B FC 89 B FF 94 4-1 22 FC6 BB		C FF 90 F FF 91 S SL 84 0-3 ① K			3	1	1	0	1	1	2
1 Amed Rosario, R (1, 6) OBP: 0.326, SLG: 0.404	C KC 81 B KC 82 X FC 89 1-1 ① G4-3 2-3		C FC 88 F FF 92 S FF 93 0-3 ① K		1 SAFE S FF 92 1 SAFE X FC 88 0-1 ① F9		B FF 91 C SL 81 S FF 91 F FF 92 B SL 86 B FF 91 X SL 83 3-2 ② G5-3			4	0	0	0	0	1	2
11 José Ramírez, S (1, 5) OBP: 0.358, SLG: 0.561	X KC 81 0-0 ② 3-H 1B		B CH 85 F CH 84 X FF 95 1-1 ② G6-3		C CH 84 B FC 91 B FF 94 B CH 84 F CH 85 F KC 83 X FF 95 3-2 ② F7		F SL 83 X SL 83 0-1 ③ F8			4	0	1	1	0	0	1
22 Josh Naylor, L (1, 10) OBP: 0.325, SLG: 0.498	X FC 90 0-0 ③ G5-3		X CH 83 0-0 ③ G3		C CH 83 X FC 91 0-1 ③ FC6 1-2f			C CU 79 S SI 91 S CU 82 0-3 ① K		4	0	0	0	0	1	1
6 Owen Miller, R (1, 3) OBP: 0.301, SLG: 0.371		C FF 92 C FC 90 B KC 82 F KC 81 H FF 93 2-2 39 FC6-4 12 1B 0 BB HBP		C FC 88 F CH 83 B KC 81 B FC 89 F KC 82 F FF 93 F FC 88 C FF 94 2-3 ① K		C FC 89 S FC 87 B KC 81 F FF 93 F KC 81 F FF 93 X CH 85 1-2 ① P3		C CU 81 X SI 90 0-1 ② G5-3		3	1	0	0	0	1	0
0 Andrés Giménez, L (1, 4) OBP: 0.369, SLG: 0.495		C KC 81 1 SAFE F FC 91 D CH 82 D KC 81 F CH 83 B FC 90 F KC 82 B CH 82 4-2 39 FC6-4 1-2 BB		B FC 90 C FF 94 S FC 90 F FC 90 X FF 94 1-2 39 1B 1B		F KC 82 F FC 90 B FC 89 F FC 90 B FC 91 B FC 91 D KC 83 4-2 12 2B BB		B CU 81 F SI 90 F SI 89 S CU 82 1-3 ③ K		2	1	1	0	2	1	0
39 Oscar Gonzalez, R (1, 9) OBP: 0.313, SLG: 0.425		X KC 82 0-0 ① FC6-4 12 1B 1-2f 2-3		1 SAFE B FC 88 X KC 82 1-0 1-2 1B		B FC 90 F KC 80 B FC 89 C FF 93 F FF 94 C FF 94 2-3 ② K			F FF 93 C FF 92 B FS 86 S FS 86 1-3 ① K	4	0	1	0	0	2	3
12 Luke Maile, R (1, 2) OBP: 0.308, SLG: 0.294 29 Will Benson, L (9, PH)		X KC 81 0-0 1-2 3-H 1B		C FC 90 B FC 89 F CH 84 D FC 89 F FF 94 B FF 95 F FC 89 C FF 94 3-3 ② K		B FC 88 B FC 89 F FF 95 C FF 93 X FF 93 2-2 1-H 2B			B FF 92 C FF 93 S FF 92 C FF 93 1-3 ② K	3 1	0 0	2 0	2 0	0 0	1 1	2 0
7 Myles Straw, R (1, 8) OBP: 0.298, SLG: 0.274 33 Nolan Jones, L (9, PH) OBP: 0.353, SLG: 0.450		C FF 94 F FF 94 B FC 90 C FF 94 1-3 ② K		X FC 90 0-0 ③ G4-3		B SL 84 C FF 91 X SL 83 1-1 ③ G6-3			B FF 93 C FF 93 F FF 93 F FF 94 B FF 93 S CH 86 2-3 ③ K	3 1	0 0	0 0	0 0	0 0	1 1	5 0
Inning Stats	R: 1 E: 0 K: 0 S: 6 H: 2 LOB: 0 BB: 0 P: 8	R: 1 E: 0 K: 1 S: 14 H: 1 LOB: 2 BB: 1 P: 23	R: 0 E: 0 K: 1 S: 6 H: 0 LOB: 0 BB: 0 P: 7	R: 0 E: 0 K: 2 S: 17 H: 2 LOB: 2 BB: 0 P: 24	R: 0 E: 0 K: 0 S: 9 H: 0 LOB: 1 BB: 1 P: 16	R: 1 E: 0 K: 1 S: 18 H: 1 LOB: 1 BB: 1 P: 28	R: 0 E: 0 K: 1 S: 9 H: 0 LOB: 0 BB: 0 P: 12	R: 0 E: 0 K: 2 S: 8 H: 0 LOB: 0 BB: 0 P: 9	R: 0 E: 0 K: 3 S: 10 H: 0 LOB: 0 BB: 0 P: 14	1B: 4 2B: 2 3B: 0 HR: 0 SF: 0 SAC: 0 DP: 0 HBP: 1						

	AB	32
	R	3
	H	6
	RBI	3
	BB	3
	SO	11
	LOB	16

WP: 0 PA: 36
PB: 0
SB: 0
CS: 0

PITCHER		IP	WLS	BF	H	R	ER	SO	BB	IBB	HBP	BLK	WP	HR	S	P	ERA	WHIP
23 Zac Gallen, R ERA: 3.31	(1, 1)	5.2	W	26	6	3	3	5	3	0	1	0	0	0	68	103	4.76	1.588
50 Kyle Nelson, L ERA: 1.57	(6, 1)	1.1	H	4	0	0	0	1	0	0	0	0	0	0	11	15	0.00	0.000
35 Joe Mantiply, L ERA: 2.21	(8, 1)	1.0	H	3	0	0	0	2	0	0	0	0	0	0	8	9	0.00	0.000
31 Ian Kennedy, R ERA: 3.15	(9, 1)	1.0	S	3	0	0	0	3	0	0	0	0	0	0	10	14	0.00	0.000

PITCHER	IP	WLS	BF	H	R	ER	SO	BB	IBB	HBP	BLK	WP	HR	S	P	ERA	WHIP

Batter	1	2	3	4	5	6	7	8	9	AB	R	H	RBI	BB	SO	LOB
10 Josh Rojas, L (1, 4) OBP: 0.342, SLG: 0.395	F FF 92 B FC 87 C KC 82 X KC 84 1-2 ① L9			C FC 87 F FC 87 X FF 93 0-2 ① G5-3		X FC 87 0-0 ① FC4-6 5 HR 1-2f		C FF 98 D FS 89 C FS 88 X FS 88 1-2 1-2 1B		4	1	1	0	0	0	1
5 Alek Thomas, L (1, 8) OBP: 0.314, SLG: 0.414	B FF 91 B FF 92 C FC 87 C FC 87 F KC 83 B KC 83 S KC 83 3-3 ② K			C CH 87 F FF 94 X KC 84 0-2 53 E 2B		F FF 92 B FC 88 X FC 88 1-1 1-H HR		F FF 96 F FF 97 S FS 88 0-3 ① K		4	1	2	2	0	2	2
4 Ketel Marte, S (1, 10) OBP: 0.345, SLG: 0.447	C FF 92 B FC 87 F FC 88 F FF 92 B KC 83 F FC 87 F SL 86 S SL 86 2-3 ③ K			F FC 87 B FF 93 B FC 87 B FC 89 S KC 83 S SL 86 3-3 ② K		C FF 92 B KC 83 X FF 93 1-1 ② L7		S FS 87 C FF 96 D FS 88 D FS 88 B FS 86 S FS 87 3-3 ② K		4	0	0	0	0	3	3
53 Christian Walker, R (1, 3) OBP: 0.303, SLG: 0.449		C FF 91 X SL 84 0-1 ① G1-3		S SL 85 D SL 86 2 SAFE D SL 86 S SL 86 F FF 93 X SL 84 2-2 ③ F7 2-3		F FF 92 B SL 85 S SL 86 B FF 92 S SL 86 2-3 ③ K		C FF 97 C FF 96 F SL 86 D FS 88 F FF 98 S FS 88 1-3 ③ K		4	0	0	0	0	2	3
12 Daulton Varsho, L (1, 9) OBP: 0.310, SLG: 0.419		B CH 86 B KC 81 C FC 87 C SL 86 C KC 82 2-3 ② K			C KC 81 B FC 87 F FC 87 F KC 82 F SL 85 B FF 92 B KC 83 F SL 85 S SL 86 3-3 ① K		B FF 94 C FF 95 S FF 95 B CU 84 X CU 85 2-2 30 F8 30 S 1B		B FF 92 X FF 92 1-0 2 HR 30 DI 1B	4	1	2	0	0	2	0
15 Emmanuel Rivera, R (1, 5) OBP: 0.279, SLG: 0.391		S SL 85 C FF 91 X SL 86 0-2 ③ G6-3			F SL 86 X SL 85 0-1 ② G1-3		B FF 96 S FF 95 1 SAFE F FF 96 S CU 84 1-3 ① K		B SL 84 F FF 91 1 SAFE B FF 91 C SL 83 F CH 76 C CH 74 2-3 ① K	4	0	0	0	0	2	2
30 Jake McCarthy, L (1, 7) OBP: 0.322, SLG: 0.417			C FF 91 X FC 86 0-1 ① G3		F FC 87 B FC 87 X KC 82 1-1 1B		C CU 83 S FF 96 X FF 96 0-2 ② F8 1-3		C CH 76 F FF 92 F CH 77 X FF 92 0-2 ② F7 1-2	4	0	1	0	0	0	2
2 Geraldo Perdomo, S (1, 6) OBP: 0.294, SLG: 0.281			B FC 88 X FC 86 1-0 ② G4-3		B KC 82 1 SAFE C SL 87 B KC 83 B SL 87 F FC 88 F SL 86 F SL 87 S FF 93 3-3 ③ K		C CU 83 C CU 84 S FF 95 0-3 ③ K		B CH 74 B CH 73 B FF 92 C FF 90 C CH 75 F CH 73 F FF 92 X CH 73 2-H 3-2 HR	4	1	1	2	0	2	2
36 Jose Herrera, S (1, 2) OBP: 0.259, SLG: 0.215 28 Seth Beer, L (9, PH) OBP: 0.275, SLG: 0.256			C FF 92 B KC 82 F FC 87 S KC 83 1-3 ③ K			B FF 91 B FC 87 B FF 90 C FF 90 X FF 92 3-1 10 FC4-6 1B		B SL 88 B FF 96 C FF 95 B FF 95 S FF 96 F FF 96 F FF 97 X FF 95 3-2 10 1B 1B	S FF 92 B FF 92 F CH 75 B FF 93 F FF 92 S SL 86 2-3 ③ K	3 1	0 0	2 0	0 0	0 0	1 1	0 0
Inning Stats	R: 0 E: 0 K: 2 S: 13 H: 0 LOB: 0 BB: 0 P: 19	R: 0 E: 0 K: 1 S: 8 H: 0 LOB: 0 BB: 0 P: 10	R: 0 E: 0 K: 1 S: 6 H: 0 LOB: 0 BB: 0 P: 8	R: 0 E: 1 K: 1 S: 13 H: 1 LOB: 1 BB: 0 P: 18	R: 0 E: 0 K: 2 S: 15 H: 1 LOB: 1 BB: 0 P: 22	R: 2 E: 0 K: 1 S: 10 H: 2 LOB: 0 BB: 0 P: 17	R: 0 E: 0 K: 2 S: 12 H: 1 LOB: 1 BB: 0 P: 15	R: 0 E: 0 K: 3 S: 19 H: 2 LOB: 2 BB: 0 P: 27	R: 2 E: 0 K: 2 S: 18 H: 2 LOB: 0 BB: 0 P: 26	1B: 6 2B: 1 3B: 0 HR: 2 SF: 0 SAC: 0 DP: 0 HBP: 0						

PITCHER	IP	WLS	BF	H	R	ER	SO	BB	IBB	HBP	BLK	WP	HR	S	P	ERA	WHIP
57 Shane Bieber, R (1, 1) ERA: 3.39	6.0	W	22	4	2	2	8	0	0	0	0	0	1	65	94	3.00	0.667
99 James Karinchak, R (7, 1) ERA: 2.13	1.0	H	4	1	0	0	2	0	0	0	0	0	0	12	15	0.00	1.000
37 Trevor Stephan, R (8, 1) ERA: 2.4	1.0		5	2	0	0	3	0	0	0	0	0	0	19	27	0.00	2.000
49 Eli Morgan, R (9, 1) ERA: 3.72	1.0		5	2	2	2	2	0	0	0	0	0	1	18	26	18.00	2.000

PITCHER	IP	WLS	BF	H	R	ER	SO	BB	IBB	HBP	BLK	WP	HR	S	P	ERA	WHIP

TOP

Arizona Diamondbacks @ Cleveland Guardians
Progressive Field, Cleveland, OH
Wed Aug 03 2022, 1:11 PM - 4:13 PM EDT
Att. 18,642 - Partly Cloudy - 87 F

livebaseballscorecards.com

AB	36
R	4
H	9
RBI	4
BB	0
SO	15
LOB	15

WP: 0 PA: 36
PB: 0
SB: 1
CS: 0

BOTTOM

Arizona Diamondbacks @ Cleveland Guardians
Progressive Field, Cleveland, OH
Wed Aug 03 2022, 1:11 PM - 4:13 PM EDT
Att. 18,642 - Partly Cloudy - 87 F

livebaseballscorecards.com

Batter	1	2	3	4	5	6	7	8	9	AB	R	H	RBI	BB	SO	LOB
38 Steven Kwan, L (1, 7) OBP: 0.370, SLG: 0.382	C FF 89 X FF 89 0-1 ① F7	F SL 85 F FF 92 X SL 86 0-2 ②③ G4-6-3 1-2f			D SL 86 1 SAFE C FF 90 B SL 85 X FF 91 2-1 1 HR 1-2 1B		C FF 89 B CU 77 B FC 85 B FF 89 X FF 90 3-1 ① F9			4	1	1	0	0	0	2
1 Amed Rosario, R (1, 6) OBP: 0.328, SLG: 0.414	B FF 90 B FF 91 B FF 91 C FF 91 X FF 92 3-1 ② G5-3		S SL 84 S FF 91 F SL 86 B FF 90 S CU 79 1-3 ① K		X SL 86 0-0 1-H 2-H HR		C CU 76 X CH 82 0-1 11 E 2B			4	2	2	3	0	1	0
11 José Ramírez, S (1, 10) OBP: 0.359, SLG: 0.559	B FF 91 B SL 86 B FF 92 C FF 92 F FF 91 D SL 87 4-2 6 1B BB		C SL 85 B CH 84 S SL 86 F FF 93 X SL 86 1-2 ② F9		B FF 91 B FF 90 F SL 86 C SL 86 F FF 93 F SL 88 F SL 87 F FF 93 F FF 92 2-3 ② K		C FC 88 F CH 82 D CU 78 B FF 90 B CH 82 X FC 87 3-2 2-H E8 39 2B 1B			3	1	1	1	1	1	0
6 Owen Miller, R (1, 3) OBP: 0.301, SLG: 0.370	C FF 91 F CH 86 X FF 92 0-2 1-3 1B		F FF 93 X FF 93 0-1 ③ G5-3		S FF 92 B CH 84 F FF 91 B CU 81 S CU 80 2-3 ③ K2-3		S CU 76 B CU 79 B CH 84 X CU 78 2-1 ② G5-3			4	0	1	0	0	1	1
39 Oscar Gonzalez, R (1, 9) OBP: 0.319, SLG: 0.458 29 Will Benson, L (8, 9)	S FF 92 X FF 93 0-1 ③ L9			C SI 91 S CH 85 X SL 87 0-2 ① F8		B FF 95 X FF 93 1-0 HR	C CU 78 F CU 79 F CH 85 F FF 89 D CH 85 X CH 83 1-2 2-H 2B			4 0	1 0	2 0	2 0	0 0	0 0	2 0
0 Andrés Giménez, L (1, 4) OBP: 0.368, SLG: 0.490		B FF 92 F SL 86 F SL 85 B FF 91 H FF 92 3-2 17 1B 2 WP 7 SF9 HBP		B FF 91 X SL 85 1-0 ② P4	C FF 94 B SL 83 F FF 94 S FF 97 1-3 ① K	X CU 77 0-0 ③ G3				3	1	0	0	0	1	1
2 Tyler Freeman, R (1, 5) OBP: 0.500, SLG: 0.333		B FF 90 B FF 92 B CH 82 C FF 89 S FF 90 B FF 90 4-2 7 SF9 17 1B 1-2 BB		C FF 91 F FF 92 B FF 93 F CH 85 X FF 92 1-2 ③ G4-3	X SL 84 0-0 1B		C CU 77 F FF 88 X FF 89 0-2 ① F8			3	0	1	0	1	0	0
17 Austin Hedges, R (1, 2) OBP: 0.250, SLG: 0.277		D CU 80 C FF 90 F FF 92 B CH 84 F FF 92 X FF 92 2-2 38 G4-6-3 1-2 2-3 1B			C FF 92 B CH 84 B FF 91 B FF 89 4-1 38 1B 1 HR BB	B FF 95 1 SAFE B SL 84 C FF 94 B FF 95 X FF 95 3-1 ② F8	F FF 89 F CU 78 B CU 77 X CU 78 1-2 ② G5-3			3	1	1	0	1	0	1
7 Myles Straw, R (1, 8) OBP: 0.295, SLG: 0.272		X FF 92 0-0 ① SF9 2-3 3-H			B FF 90 X SL 85 1-0 ① F8	1 SAFE C SL 84 S SL 85 1 SAFE B FF 96 X SL 86 1-2 ③ G4-3	C CU 77 B FF 88 B CU 77 C CU 77 B FF 88 C FF 88 3-3 ③ K			3	0	0	1	0	1	2
Inning Stats	R: 0 E: 0 K: 0 S: 11 H: 1 LOB: 2 BB: 1 P: 18	R: 1 E: 0 K: 0 S: 12 H: 1 LOB: 1 BB: 1 P: 21	R: 0 E: 0 K: 1 S: 10 H: 0 LOB: 0 BB: 0 P: 12	R: 0 E: 0 K: 0 S: 8 H: 0 LOB: 0 BB: 0 P: 10	R: 3 E: 0 K: 2 S: 17 H: 2 LOB: 0 BB: 1 P: 28	R: 1 E: 0 K: 1 S: 10 H: 2 LOB: 1 BB: 0 P: 16	R: 2 E: 1 K: 0 S: 15 H: 3 LOB: 1 BB: 0 P: 24	R: 0 E: 0 K: 1 S: 9 H: 0 LOB: 0 BB: 0 P: 13		1B: 5 2B: 2 3B: 0 HR: 2 SF: 1 SAC: 0 DP: 1 HBP: 1					

AB	31
R	7
H	9
RBI	7
BB	3
SO	5
LOB	9

WP: 1 PA: 36
PB: 0
SB: 0
CS: 0

PITCHER		IP	WLS	BF	H	R	ER	SO	BB	IBB	HBP	BLK	WP	HR	S	P	ERA	WHIP
47 Tommy Henry, L ERA: 7.2	(1, 1)	5.0	L	22	4	4	4	3	3	0	1	0	1	1	58	89	7.20	1.400
37 Kevin Ginkel, R ERA: 3.86	(6, 1)	1.0		5	2	1	1	1	0	0	0	0	0	1	10	16	9.00	2.000
67 Tyler Holton, L ERA: 3.86	(7, 1)	0.1		3	2	2	2	0	0	0	0	0	0	0	7	13	54.00	6.000
24 Noé Ramirez, R ERA: 4.68	(7, 1)	1.2		6	1	0	0	1	0	0	0	0	0	0	17	24	0.00	0.600

PITCHER	IP	WLS	BF	H	R	ER	SO	BB	IBB	HBP	BLK	WP	HR	S	P	ERA	WHIP

Houston Astros @ Cleveland Guardians

Progressive Field, Cleveland, OH

Thu Aug 04 2022, 7:11 PM - 10:13 PM EDT

Att. 16,808 - Cloudy - 85 F

TOP

livebaseballscorecards.com

Batter	1	2	3	4	5	6	7	8	9	AB	R	H	RBI	BB	SO	LOB
27 Jose Altuve, R (1, 4) OBP: 0.371, SLG: 0.516	B FF 93 C FF 93 X FF 94 1-1 10 G5-4-3 1B	B SL 87 B SL 86 B SL 86 B SL 85 4-0 10 FC5-4 BB		B FF 92 B FF 92 C FF 91 X FF 92 2-1 ① G5-3	C FF 94 S SI 94 B FF 94 F SL 80 X SI 94 1-2 ③ G4-3		F FC 89 X CH 87 0-1 2B			4	0	2	0	1	0	1
6 Jake Meyers, R (8, 8) OBP: 0.261, SLG: 0.320										0	0	0	0	0	0	0
10 Yuli Gurriel, R (1, 3) OBP: 0.291, SLG: 0.389	X SL 86 0-0 ①② G5-4-3 1-2f	B SL 86 C FF 93 X SL 87 1-1 ③ FC5-4 1-2f		F FF 93 F FF 92 F FF 93 B FF 93 S SL 87 1-3 ② K		C FC 94 X SI 94 0-1 ① F9	X FC 89 0-0 ③ G5-3			5	0	0	0	0	1	5
44 Yordan Alvarez, L (1, 10) OBP: 0.412, SLG: 0.654	B FF 92 B FF 91 B CH 87 B FF 92 4-0 16 FC6-4 BB		C CU 78 B CH 86 S FF 93 F CU 80 B SL 87 F CH 86 X FF 93 2-2 3 E 3 1B 20 1B 1B	F FF 93 F SL 86 C CU 78 0-3 ③ K		B CH 82 B FC 94 C FC 95 B CU 83 B FC 93 4-1 BB		C FC 90 F FC 88 S FC 88 0-3 ① K		2	1	1	0	2	1	0
Trey Mancini, R (8, PH) OBP: 0.344, SLG: 0.408										1	0	0	0	0	1	0
(8, 10)																
2 Alex Bregman, R (1, 5) OBP: 0.353, SLG: 0.422	B SL 86 B FF 91 F FF 93 F FF 93 F SL 87 B SL 86 F SL 86 B SL 86 4-2 1-2 BB		B SL 87 F FF 92 B CU 79 C SL 84 X CH 87 2-2 ① F7		B FF 91 B FF 92 X SL 86 2-0 3 F9 16 BB 20 1B 1B	C FC 94 B SL 84 S SI 93 X SL 85 1-2 ② P3		B CU 75 X FC 88 1-0 ② F9		4	1	1	0	1	0	2
16 Aledmys Díaz, R (1, 7) OBP: 0.309, SLG: 0.414	B SL 86 F FF 93 S SL 86 F SL 87 B FF 94 B SL 88 X SL 87 3-2 ③ FC6-4 1-2f		D FF 92 B SL 85 F SL 87 F FF 93 X FF 92 2-2 ② F9		B SL 84 B CH 86 S SL 84 B FF 91 B SL 85 4-1 20 1B 15 2B 1-2 BB	X FC 91 0-0 ③ L9		C FF 93 B FC 90 F FC 90 F FF 92 B FC 88 F CU 79 F FC 88 X FF 92 2-2 ③ P3		4	1	0	0	1	0	4
3 Jeremy Peña, R (1, 6) OBP: 0.302, SLG: 0.441		C FF 93 F FF 92 X SL 88 0-2 15 G2-3 14 FC4 1B	X CU 76 0-0 E5 14 BB 20 1B 1-3 1B		F FF 92 X FF 92 0-1 ① F9 2-3		F FF 92 B FC 88 B FC 88 F FF 92 X FC 89 2-2 ① G5-3		X FC 88 0-0 ① P3	5	0	2	0	0	0	2
20 Chas McCormick, R (1, 9) OBP: 0.325, SLG: 0.425		B SL 86 F FF 93 C FF 91 S SL 87 1-3 ① K	D SL 85 S FF 93 B FF 93 F SL 85 X FF 92 2-2 14 BB 1-2 3-H 1B		B SL 86 X CH 86 1-0 15 2B 1-3 3-H 1B		C CU 75 S FC 88 X FF 92 0-2 HR		C FF 92 C FC 87 B FC 87 T FF 92 1-2 ② K	5	2	3	3	0	2	1
14 Mauricio Dubón, R (1, 8) OBP: 0.263, SLG: 0.331	F FF 92 1 SAFE X SL 86 0-1 FC4 15 G2-3 1-2		D SL 86 B SL 86 B SL 85 C FF 92 B CH 87 4-1 1-2 2-3 BB		B SL 77 F SI 91 X SL 76 1-1 ② F9		C FC 89 F FC 88 X CH 87 0-2 ② G4-3		F CU 77 F FC 89 X FF 92 0-2 ③ F9	4	0	0	0	1	0	3
(8, 4)																
15 Martín Maldonado, R (1, 2) OBP: 0.242, SLG: 0.356	B FF 93 C FF 92 X SL 86 1-1 ② G2-3 1-2 2-3	B FF 92 F FF 93 B SL 86 T FF 93 T FF 94 2-2 ③ K			X SL 78 0-0 1-H 3-H 2B		C FF 92 X FF 93 0-1 HR			4	1	2	3	0	1	5

Inning Stats																								
	R: 0	H: 1	R: 0	H: 1	R: 1	H: 3	R: 0	H: 0	R: 3	H: 3	R: 0	H: 0	R: 2	H: 3	R: 0	H: 0	R: 0	H: 0	1B: 7	SF: 0	WP: 0	PA: 44
	E: 0	LOB: 2	E: 0	LOB: 3	E: 1	LOB: 3	E: 0	LOB: 0	E: 0	LOB: 1	E: 0	LOB: 1	E: 0	LOB: 1	E: 0	LOB: 0	E: 0	LOB: 0	2B: 2	SAC: 0	PB: 0	
	K: 0	BB: 2	K: 1	BB: 1	K: 1	BB: 1	K: 2	BB: 0	K: 0	BB: 1	K: 0	BB: 1	K: 0	BB: 0	K: 1	BB: 0	K: 1	BB: 0	3B: 0	DP: 1	SB: 0	
	S: 11	P: 23	S: 12	P: 19	S: 19	P: 33	S: 9	P: 12	S: 12	P: 21	S: 7	P: 12	S: 14	P: 16	S: 10	P: 13	S: 7	P: 8	HR: 2	HBP: 0	CS: 0	

PITCHER		IP	WLS	BF	H	R	ER	SO	BB	IBB	HBP	BLK	WP	HR	S	P	ERA	WHIP
34 Zach Plesac, R ERA: 4.49	(1, 1)	4.1	L	25	7	4	4	4	5	0	0	0	0	0	56	99	8.31	2.769
52 Nick Sandlin, R ERA: 2.54	(5, 1)	0.2		3	1	0	0	0	0	0	0	0	0	0	7	9	0.00	1.500
27 Bryan Shaw, R ERA: 5.49	(6, 1)	1.0		4	0	0	0	0	1	0	0	0	0	0	7	12	0.00	1.000
59 Kirk McCarty, L ERA: 6.04	(7, 1)	3.0		12	3	2	2	2	0	0	0	0	0	2	31	37	6.00	1.000

PITCHER	IP	WLS	BF	H	R	ER	SO	BB	IBB	HBP	BLK	WP	HR	S	P	ERA	WHIP

AB	38
R	6
H	11
RBI	6
BB	6
SO	6
LOB	23

Batter	1	2	3	4	5	6	7	8	9	AB	R	H	RBI	BB	SO	LOB
38 Steven Kwan, L (1, 7) OBP: 0.369, SLG: 0.381	C FF 94 B FF 95 F FF 95 F SL 88 C CU 79 1-3 ① K	1 SAFE B FF 94 F FF 94 1 SAFE B FF 94 F FF 94 X FF 96 2-2 ② F7	B FF 94 F FF 95 S CU 79 X CH 87 1-2 ① G1-3	C FF 99 X FF 98 0-1 1 FC6-4 2-3 1B		4	0	1	0	0	1	1
1 Amed Rosario, R (1, 10) OBP: 0.325, SLG: 0.410	B FF 94 B FF 95 X FF 94 2-0 ② F9	F FF 94 F CU 79 B SL 87 F FF 96 B SL 87 C SL 86 2-3 ③ K	B SL 87 B SL 87 X FF 95 2-0 ② F8	F SL 86 X SL 88 0-1 ③ FC6-4 1-2f		4	0	0	0	0	1	3
11 José Ramírez, S (1, 5) OBP: 0.356, SLG: 0.553	B FF 94 C SL 88 B CU 78 X CU 78 2-1 ③ L5	F FF 95 C CU 79 B SL 88 B SL 88 X CU 80 2-2 ① F9	B FF 94 C CU 79 F SL 86 B CH 86 B FF 97 X CU 80 3-2 ③ L9	C ST 80 B FF 90 C FF 91 X CU 72 1-2 ① G6-3	4	0	0	0	0	0	0
22 Josh Naylor, L (1, 3) OBP: 0.324, SLG: 0.494	B FF 94 F FF 95 C CU 78 B FF 95 F SL 88 F SL 88 X FF 96 2-2 1B	C CU 79 B SL 88 B CU 80 S CH 86 X FF 97 2-2 ② G3	C FF 92 B FF 93 F FF 93 B SL 84 S SL 83 2-3 ① K	B CU 75 X FF 92 1-0 ② G4-3	4	0	1	0	0	1	0
0 Andrés Giménez, L (1, 4) OBP: 0.364, SLG: 0.484	X FF 94 0-0 ① P2	C FF 95 S FF 96 F FF 96 F FF 96 X CU 80 0-2 ③ G6-3	C SL 83 S SL 83 B SL 83 X FF 93 1-2 ② F7	C CU 77 F FF 91 F FF 91 S FF 91 0-3 ③ K	4	0	0	0	0	1	1
33 Nolan Jones, L (1, 9) OBP: 0.338, SLG: 0.429	1 SAFE C CU 77 S FF 95 S FF 95 0-3 ② K	B FF 93 C FF 94 F FF 95 F CU 80 B SL 87 X FF 96 2-2 ① G6-3	F SL 83 X FF 92 0-1 ③ P5		3	0	0	0	0	1	1
29 Will Benson, L (1, 8)	C CU 78 B CU 80 1 SAFE C CU 80 B SL 87 F CU 79 F FF 96 S FF 96 2-3 ③ K	F SL 86 S SL 86 B SL 87 F SL 88 C CU 81 1-3 ② K	C FF 98 S FF 98 X FF 96 0-2 ① F8		3	0	0	0	0	2	1
17 Austin Hedges, R (1, 2) OBP: 0.256, SLG: 0.279	B SL 86 B SL 86 B FF 95 C FF 93 C FF 95 F SL 88 F FF 95 B FF 96 4-2 2 FC6-4 BB	X SL 87 0-0 2 FC6-4 1B	B FF 99 X FF 98 1-0 E7 3B 1B	2	0	1	0	1	0	0
2 Tyler Freeman, R (1, 6) OBP: 0.286, SLG: 0.167	B FF 94 X FF 95 1-0 ① FC6-4 1-2f	B FF 94 F FF 94 F FF 94 B CU 80 X CU 79 2-2 ③ FC6-4 1-2f	C FF 98 X FS 88 0-1 ② P3	3	0	0	0	0	0	3
Inning Stats	R: 0 E: 0 K: 1 S: 7 H: 0 LOB: 0 BB: 0 P: 12	R: 0 E: 0 K: 2 S: 14 H: 1 LOB: 1 BB: 0 P: 18	R: 0 E: 0 K: 1 S: 12 H: 0 LOB: 1 BB: 1 P: 21	R: 0 E: 0 K: 0 S: 11 H: 0 LOB: 0 BB: 0 P: 15	R: 0 E: 0 K: 1 S: 12 H: 1 LOB: 1 BB: 0 P: 17	R: 0 E: 0 K: 0 S: 7 H: 0 LOB: 0 BB: 0 P: 13	R: 0 E: 0 K: 1 S: 8 H: 0 LOB: 0 BB: 0 P: 11	R: 0 E: 1 K: 0 S: 10 H: 1 LOB: 2 BB: 0 P: 11	R: 0 E: 0 K: 1 S: 8 H: 0 LOB: 0 BB: 0 P: 10	1B: 3 2B: 0 3B: 0 HR: 0	SF: 0 SAC: 0 DP: 0 HBP: 0		WP: 0 PB: 0 SB: 0 CS: 0	PA: 32			

PITCHER		IP	WLS	BF	H	R	ER	SO	BB	IBB	HBP	BLK	WP	HR	S	P	ERA	WHIP
35 Justin Verlander, R ERA: 1.73	(1, 1)	6.0	W	21	2	0	0	5	1	0	0	0	0	0	63	96	0.00	0.500
51 Will Smith, L ERA: 4.38	(7, 1)	1.0		3	0	0	0	1	0	0	0	0	0	0	8	11	0.00	0.000
45 Ryne Stanek, R ERA: 1.21	(8, 1)	1.0		5	1	0	0	0	0	0	0	0	0	0	10	11	0.00	1.000
88 Phil Maton, R ERA: 3.3	(9, 1)	1.0		3	0	0	0	1	0	0	0	0	0	0	8	10	0.00	0.000

PITCHER	IP	WLS	BF	H	R	ER	SO	BB	IBB	HBP	BLK	WP	HR	S	P	ERA	WHIP

BOTTOM

Houston Astros @ Cleveland Guardians

Progressive Field, Cleveland, OH

Thu Aug 04 2022, 7:11 PM - 10:13 PM EDT

Att. 16,808 - Cloudy - 85 F

livebaseballscorecards.com

AB	31
R	0
H	3
RBI	0
BB	1
SO	7
LOB	10

Houston Astros @ Cleveland Guardians

Progressive Field, Cleveland, OH

Fri Aug 05 2022, 7:13 PM - 10:12 PM EDT

Att. 24,712 - Partly Cloudy - 80 F

TOP

livebaseballscorecards.com

Batter	1	2	3	4	5	6	7	8	9	AB	R	H	RBI	BB	SO	LOB
27 Jose Altuve, R (1, 4) OBP: 0.374, SLG: 0.520	B FF 94 B FF 94 B FF 93 C FF 94 F FF 94 X FF 95 3-2 ① L8		X FF 92 0-0 2 BB 44 1B HR 1-2 1B	B CH 79 B FF 92 C FF 92 X FF 92 2-1 10 G4-3 1-3 2-H 2B		X SI 95 0-0 ③ P9		C SL 84 X SL 84 0-1 10 FC3 2-3 1B		5	1	3	1	0	0	0
10 Yuli Gurriel, R (1, 3) OBP: 0.290, SLG: 0.386	B FF 94 C FF 94 F FF 95 B SL 87 S CH 76 2-3 ② K		X FF 93 0-0 ② F9	B FF 96 F CU 79 X FF 96 1-1 ② G4-3 2-3 3-H			B FC 93 F FC 94 B SL 84 X FC 93 2-1 2 1B	B FF 94 S SL 84 C SL 83 D SL 82 X FF 95 2-2 ③ FC3 1-2f		5	0	1	1	0	1	5
44 Yordan Alvarez, L (1, 7) OBP: 0.412, SLG: 0.650 14 Mauricio Dubón, R (9, PR) OBP: 0.263, SLG: 0.331 (9, 7)	B CH 80 B FF 95 C FF 95 B FF 95 X SL 88 3-1 ③ F9		C FF 92 X FF 92 0-1 2 BB HR 1-2 2-H 1B	C SL 89 S FF 95 B FF 97 X SL 90 1-2 ③ G6-3			B CU 83 F FC 95 B SI 92 B FC 95 B CH 82 F FC 95 T FC 95 3-2 ① K		S CH 87 B CH 87 S SL 83 F CH 88 B FF 95 X SL 82 2-2 2 G5-4-3 1B	5 0	1 0	2 0	1 0	0 0	1 0	2 0
2 Alex Bregman, R (1, 5) OBP: 0.356, SLG: 0.423		B SL 88 C CH 76 B FF 94 B FF 94 F FF 94 F CH 76 F SL 88 X FF 95 3-2 ① P4	B FF 93 C SL 83 C CU 74 B CH 77 B CH 75 D CU 73 4-2 HR 1-2 2-3 BB		B CU 80 X FF 95 1-0 3 FC4-6 1B		B FC 92 B SI 92 F FC 94 F FC 93 F SL 85 B FC 92 X FC 94 3-2 G6-3 1-3 1B		C FF 94 T FF 95 F FF 95 B SL 85 D SL 84 X SL 82 2-2 ①② G5-4-3 1-2f	4	1	2	0	1	0	1
Trey Mancini, R (1, 10) OBP: 0.345, SLG: 0.425		C CH 78 B CH 77 F FF 93 F FF 94 X SL 87 1-2 HR	B FF 93 B FF 92 B SL 86 F FF 92 X FF 93 3-1 1-H 2-H 3-H HR		D SI 96 F FF 96 C CU 81 F SL 87 X CU 81 1-2 ① L8		C CU 82 B SI 94 X FC 94 1-1 ②③ G6-3 1-2f		C SL 84 X FF 95 0-1 ③ G4-3	5	2	2	5	0	0	4
3 Jeremy Peña, R (1, 6) OBP: 0.298, SLG: 0.436		X FF 93 0-0 ② F8	B FF 93 F SL 85 X CU 74 1-1 ③ G5-3		X SI 95 0-0 ② FC4-6 1-2f			S SL 83 T FF 95 X SL 84 0-2 ① G5-3		4	0	0	0	0	0	1
20 Chas McCormick, R (1, 9) OBP: 0.327, SLG: 0.424		B FF 93 C FF 93 S CH 77 X FF 94 1-2 ③ F8		C CU 75 B FF 93 B CU 73 B CH 77 B FF 92 4-1 15 1B 27 2B BB	B FF 95 C CU 80 S SL 88 X FF 97 1-2 ③ G4-3			X FF 95 0-0 6 2B 15 SF7 1B		3	2	1	0	1	0	1
6 Jake Meyers, R (1, 8) OBP: 0.261, SLG: 0.327			B FF 93 B SL 85 B FF 93 C FF 92 S FF 92 F FF 93 T FF 94 3-2 ① K	C SL 82 S CH 78 D CH 79 B SL 84 X FF 92 2-2 ① F8		C SI 95 F FF 96 B CU 81 B FF 96 T SI 95 2-2 ① K		1 SAFE 1 SAFE 1 SAFE B FF 94 S SL 84 F FF 95 B SL 83 X SL 84 2-2 27 1B 1-3 2B		4	0	1	0	0	2	1
15 Martín Maldonado, R (1, 2) OBP: 0.245, SLG: 0.360			B FF 93 C CH 75 F SL 86 B FF 94 X CH 77 2-2 27 1B 44 1B 1B	X FF 92 0-0 27 2B 10 G4-3 1-2 1B		X SI 94 0-0 ② G6-3		C SL 84 F FF 97 F SL 84 F FF 95 X SL 84 0-2 ② SF7 3-H		3	2	2	1	0	0	0
Inning Stats	R: 0 E: 0 K: 1 S: 8 H: 0 LOB: 0 BB: 0 P: 16	R: 1 E: 0 K: 0 S: 13 H: 1 LOB: 0 BB: 0 P: 18	R: 5 E: 0 K: 1 S: 17 H: 4 LOB: 0 BB: 1 P: 30	R: 2 E: 0 K: 0 S: 12 H: 2 LOB: 1 BB: 1 P: 22	R: 0 E: 0 K: 0 S: 9 H: 1 LOB: 1 BB: 0 P: 12	R: 0 E: 0 K: 1 S: 5 H: 0 LOB: 0 BB: 0 P: 7	R: 0 E: 0 K: 1 S: 12 H: 2 LOB: 1 BB: 0 P: 21	R: 1 E: 0 K: 0 S: 17 H: 3 LOB: 2 BB: 0 P: 21	R: 0 E: 0 K: 0 S: 10 H: 1 LOB: 0 BB: 0 P: 14	1B: 10 2B: 2 3B: 0 HR: 2 SF: 1 SAC: 0 DP: 2 HBP: 0						

	AB	38
	R	9
	H	14
	RBI	9
	BB	2
	SO	4
	LOB	15

WP: 0 PB: 0 SB: 0 CS: 0 PA: 41

PITCHER		IP	WLS	BF	H	R	ER	SO	BB	IBB	HBP	BLK	WP	HR	S	P	ERA	WHIP
Hunter Gaddis, R ERA: 21.6	(1, 1)	3.1	L	19	7	8	8	2	2	0	0	0	0	2	45	79	21.60	2.700
31 Sam Hentges, L ERA: 3.32	(4, 1)	2.2		9	1	0	0	1	0	0	0	0	0	0	19	26	0.00	0.375
27 Bryan Shaw, R ERA: 5.36	(7, 1)	1.0		4	2	0	0	1	0	0	0	0	0	0	12	21	0.00	2.000
62 Enyel De Los Santos, R ERA: 3.28	(8, 1)	2.0		9	4	1	1	0	0	0	0	0	0	0	27	35	4.50	2.000

PITCHER	IP	WLS	BF	H	R	ER	SO	BB	IBB	HBP	BLK	WP	HR	S	P	ERA	WHIP

Batter	1	2	3	4	5	6	7	8	9	AB	R	H	RBI	BB	SO	LOB
38 Steven Kwan, L (1, 7) OBP: 0.367, SLG: 0.379	C SI 92 C SL 83 F SL 84 F SI 95 X SI 95 0-2 ① G2-3		C SL 80 X SI 94 0-1 ① G6-3		C SI 94 C SL 81 B CU 82 S SL 85 1-3 ③ K2-3		B SL 83 B SL 84 S SI 95 B SI 95 S SI 94 B SI 95 4-2 BB		F FF 96 C CU 84 C CU 86 0-3 ② K	2	0	0	0	0	0	0
29 Will Benson, L (5, 7)										2	0	0	0	1	2	1
1 Amed Rosario, R (1, 6) OBP: 0.323, SLG: 0.415	C FF 95 X CU 79 0-1 HR		B SI 93 C SI 93 X SI 95 1-1 ② L9			B SI 94 B CH 87 X SI 94 2-0 ① G4-3	F ST 81 S SI 92 X ST 80 0-2 ② F4		B FF 98 B SL 88 C FF 96 C SL 87 S SL 89 2-3 ③ K	5	1	1	1	0	1	3
11 José Ramírez, S (1, 5) OBP: 0.356, SLG: 0.551	F CU 79 X SI 96 0-1 ② G6-3		C FF 93 B SI 94 B SI 95 X FF 94 2-1 ③ G6-3			X SI 94 0-0 39 G6-4-3 1B	D ST 79 S FF 92 S FF 93 B FF 94 C FF 93 2-3 ③ K			3	0	1	0	0	0	0
27 Bryan Shaw, S (7, 1)										0	0	0	0	0	0	0
33 Nolan Jones, L (7, PH) OBP: 0.333, SLG: 0.422										1	0	0	0	0	1	3
62 Enyel De Los Santos, R (8, 1)										0	0	0	0	0	0	0
39 Oscar Gonzalez, R (1, 9) OBP: 0.317, SLG: 0.452	B SI 94 C SI 94 X FF 94 1-1 ③ G5-3			C SI 94 C CH 88 F CU 79 F CU 80 B CU 80 F SI 96 X CU 79 1-2 22 P5-3 1B		X SI 93 0-0 ②③ G6-4-3 1-2f		C SI 90 S ST 79 X ST 80 0-2 ① G1		4	0	1	0	0	0	1
22 Josh Naylor, L (1, 3) OBP: 0.327, SLG: 0.493		B SL 82 B SL 80 B FF 94 B SI 93 4-0 2 FC5-4 BB		X SI 93 0-0 ①② P5-3 1-1f			S SI 94 B SI 94 F SL 83 B SL 80 F FF 94 X SL 82 2-2 ① G6-3	F FF 92 B FF 91 B CH 87 F CH 86 X FF 91 2-2 2 BB 1B		3	0	1	0	1	0	1
6 Owen Miller, R (1, 10) OBP: 0.300, SLG: 0.366		C SI 93 B SI 94 B SI 93 F SI 93 F FF 95 C CU 78 2-3 ① K		B SL 82 X SI 94 1-0 ③ G1-3			B FF 94 B FF 94 B SI 92 B SI 91 4-0 2 12 1B BB	F SI 90 F SI 91 S ST 79 0-3 ② K		3	1	0	0	1	2	2
(7, 5)																
2 Tyler Freeman, R (1, 4) OBP: 0.455, SLG: 0.250		X SI 94 0-0 ② FC5-4 12 1B 1-2f			C SI 95 F CH 88 B CH 88 F CU 79 H FF 95 2-2 7 FC6-4 HBP		C SI 92 X CH 87 0-1 12 7 2B 1-2 1B	B SI 91 B SI 90 B SI 91 B FF 92 4-0 1-2 BB		2	1	1	0	1	0	1
12 Luke Maile, R (1, 2) OBP: 0.315, SLG: 0.302		B SI 93 C SI 92 D CU 77 X SI 95 2-1 1-2 1B			C SI 93 C CU 77 C CH 88 0-3 ① K		B CU 78 X SI 93 1-0 7 2B 1-2 2-H 1B	S ST 79 B ST 80 B SI 90 C SI 92 X ST 80 2-2 ③ F8		4	0	2	1	0	1	3
7 Myles Straw, R (1, 8) OBP: 0.295, SLG: 0.274		B SI 94 C SI 93 D SI 95 C SI 94 X SI 96 2-2 ③ G4-3			C SI 92 X SI 95 0-1 ② FC6-4 1-2f		X SI 92 0-0 1-3 2-H 2B		F FF 95 C FF 97 S FF 97 0-3 ① K	4	0	1	1	0	1	3
Inning Stats	R: 1 H: 1 E: 0 LOB: 0 K: 0 BB: 0 S: 11 P: 12	R: 0 H: 1 E: 0 LOB: 2 K: 1 BB: 1 S: 10 P: 20	R: 0 H: 0 E: 0 LOB: 0 K: 0 BB: 0 S: 6 P: 9	R: 0 H: 1 E: 0 LOB: 0 K: 0 BB: 0 S: 8 P: 10	R: 0 H: 0 E: 0 LOB: 1 K: 2 BB: 0 S: 11 P: 14	R: 0 H: 1 E: 0 LOB: 0 K: 0 BB: 0 S: 3 P: 5	R: 2 H: 3 E: 0 LOB: 3 K: 1 BB: 2 S: 16 P: 29	R: 0 H: 1 E: 0 LOB: 2 K: 1 BB: 1 S: 13 P: 21	R: 0 H: 0 E: 0 LOB: 0 K: 3 BB: 0 S: 9 P: 11	1B: 6 SF: 0 2B: 2 SAC: 0 3B: 0 DP: 2 HR: 1 HBP: 1						

PITCHER		IP	WLS	BF	H	R	ER	SO	BB	IBB	HBP	BLK	WP	HR	S	P	ERA	WHIP
Framber Valdez, L ERA: 2.87	(1, 1)	6.1	W	28	7	3	3	3	3	0	1	0	0	1	59	91	4.26	1.579
61 Seth Martinez, R ERA: 1.99	(7, 1)	1.2	H	7	1	0	0	2	1	0	0	0	0	0	19	29	0.00	1.200
52 Bryan Abreu, R ERA: 2.56	(9, 1)	1.0		3	0	0	0	3	0	0	0	0	0	0	9	11	0.00	0.000

PITCHER	IP	WLS	BF	H	R	ER	SO	BB	IBB	HBP	BLK	WP	HR	S	P	ERA	WHIP

BOTTOM

Houston Astros @ Cleveland Guardians

Progressive Field, Cleveland, OH

Fri Aug 05 2022, 7:13 PM - 10:12 PM EDT

Att. 24,712 - Partly Cloudy - 80 F

livebaseballscorecards.com

AB	33
R	3
H	8
RBI	3
BB	4
SO	8
LOB	18

Houston Astros @ Cleveland Guardians

Progressive Field, Cleveland, OH

Sat Aug 06 2022, 6:12 PM - 8:40 PM EDT

Att. 25,327 - Clear - 84 F

livebaseballscorecards.com

Batter	1	2	3	4	5	6	7	8	9	AB	R	H	RBI	BB	SO	LOB
27 Jose Altuve, R (1, 4) OBP: 0.370, SLG: 0.514	B SI 94 C SI 94 F SI 94 B CU 84 F SI 95 C SI 95 2-3 ① K		X FC 89 0-0 ② P3			X SI 94 0-0 ① G5-3		B FF 95 B FF 94 C FF 96 F FF 96 B CU 85 C CU 83 3-3 ③ K		4	0	0	0	0	2	2
10 Yuli Gurriel, R (1, 3) OBP: 0.287, SLG: 0.382	B SI 95 C SI 94 F FC 90 F SI 94 B CU 73 X FC 90 2-2 ② G5-3		B FC 90 X FC 90 1-0 ③ F7			X SI 94 0-0 ② G4-3 2-3			C SL 90 B FC 98 X FC 99 1-1 ① G6-3	4	0	0	0	0	0	2
44 Yordan Alvarez, L (1, 7) OBP: 0.410, SLG: 0.644	C SI 93 B FC 88 B FC 88 B SI 94 B SI 94 4-1 2 FC6-4 BB			B CH 86 B SI 94 C SI 93 B FC 89 F SI 94 X SI 95 3-2 ① L7		D CU 84 B CH 85 C SI 94 B SI 94 F SI 94 C SI 95 3-3 ③ K			F FC 99 F FC 98 X FC 99 0-2 ② G6-3	3	0	0	0	1	1	1
2 Alex Bregman, R (1, 5) OBP: 0.355, SLG: 0.424	F FC 90 B FF 94 X SI 94 1-1 ③ FC6-4 1-2f			C SI 95 C CU 83 B FC 90 B CH 86 F SI 94 S SI 95 2-3 ② K			B FF 97 B FF 96 S FF 97 X FF 97 2-1 ① P6		X FC 99 0-0 16 2B 2B	4	1	1	0	0	1	1
16 Aledmys Díaz, R (1, 6) OBP: 0.312, SLG: 0.424		C FF 94 B SI 92 F FC 90 X SI 94 1-2 ① G6-3		C SI 95 F SI 94 X FC 89 0-2 ③ G1-3			B SL 86 F FF 98 X FF 97 1-1 2B		C SL 90 F SL 90 X FC 97 0-2 WP 2-H 2B	4	0	2	1	0	0	0
Trey Mancini, R (1, 10) OBP: 0.341, SLG: 0.420		C FC 89 B SI 95 T FC 90 B FC 90 F SI 94 F CH 86 S FC 90 2-3 ② K			C FC 89 C SI 94 B FC 90 F SI 94 B SI 94 F CH 85 B SI 94 F FC 89 F SI 94 3-2 X SI 94 ① G4-3		C SL 86 S FS 87 C FF 97 0-3 ② K		C SL 92 B SL 90 S SL 91 B SL 92 F SL 93 F FC 100 X SL 91 2-2 ③ G6-3 2-3	4	0	0	0	0	2	2
9 Christian Vázquez, R (1, 2) OBP: 0.322, SLG: 0.424		C SI 95 X SI 94 0-1 ③ P2			C CU 82 X SI 94 0-1 20 G6-3 1B		C FS 88 T FS 88 F FS 87 S FS 87 0-3 ③ K			3	0	1	0	0	1	1
20 Chas McCormick, R (1, 9) OBP: 0.324, SLG: 0.418			B SI 94 B FC 90 B SI 93 C FF 93 F SI 93 X SI 93 3-2 ① F9		X SI 94 0-0 ② ③ G6-3 1-2f			C FF 95 B CU 83 B CU 83 F FF 96 S FF 96 2-3 ① K		3	0	0	0	0	1	1
6 Jake Meyers, R (1, 8) OBP: 0.271, SLG: 0.345			B FC 88 X SI 94 1-0 1B			C FC 88 B FC 89 F SI 93 B FC 89 X SI 94 2-2 10 G4-3 2B		C CU 83 C CU 84 X FF 95 0-2 ② G6-3		3	0	2	0	0	0	0
Inning Stats	R: 0 E: 0 K: 1 S: 11 H: 0 LOB: 1 BB: 1 P: 20	R: 0 E: 0 K: 1 S: 10 H: 0 LOB: 0 BB: 0 P: 13	R: 0 E: 0 K: 0 S: 6 H: 1 LOB: 1 BB: 0 P: 11	R: 0 E: 0 K: 1 S: 10 H: 0 LOB: 0 BB: 0 P: 15	R: 0 E: 0 K: 0 S: 10 H: 1 LOB: 0 BB: 0 P: 13	R: 0 E: 0 K: 1 S: 8 H: 1 LOB: 1 BB: 0 P: 13	R: 0 E: 0 K: 2 S: 11 H: 1 LOB: 1 BB: 0 P: 14	R: 0 E: 0 K: 2 S: 9 H: 0 LOB: 0 BB: 0 P: 14	R: 1 E: 0 K: 0 S: 14 H: 2 LOB: 1 BB: 0 P: 17	1B: 2 2B: 4 3B: 0 HR: 0 SF: 0 SAC: 0 DP: 1 HBP: 0						

PITCHER	IP	WLS	BF	H	R	ER	SO	BB	IBB	HBP	BLK	WP	HR	S	P	ERA	WHIP
47 Cal Quantrill, R (1, 1) ERA: 3.88	6.0	W	21	3	0	0	4	1	0	0	0	0	0	55	85	0.00	0.667
37 Trevor Stephan, R (7, 1) ERA: 2.34	1.0		4	1	0	0	2	0	0	0	0	0	0	11	14	0.00	1.000
99 James Karinchak, R (8, 1) ERA: 1.98	1.0		3	0	0	0	2	0	0	0	0	0	0	9	14	0.00	0.000
48 Emmanuel Clase, R (9, 1) ERA: 1.39	1.0		5	2	1	1	0	0	0	0	0	1	0	14	17	9.00	2.000

PITCHER	IP	WLS	BF	H	R	ER	SO	BB	IBB	HBP	BLK	WP	HR	S	P	ERA	WHIP

TOP	
AB	32
R	1
H	6
RBI	1
BB	1
SO	8
LOB	10

WP: 1 PB: 0 SB: 0 CS: 0 PA: 33

BOTTOM

Houston Astros @ Cleveland Guardians

Progressive Field, Cleveland, OH

Sat Aug 06 2022, 6:12 PM - 8:40 PM EDT

Att. 25,327 - Clear - 84 F

livebaseballscorecards.com

Batter	1	2	3	4	5	6	7	8	9	AB	R	H	RBI	BB	SO	LOB
0 Andrés Giménez, L (1, 4) OBP: 0.365, SLG: 0.484	C FF 91 S CU 78 X CH 85 0-2 1 FC5-4 1B	B FC 87 S CU 78 C CU 77 X FF 98 1-2 E6 1 1B 1-3 2-H		S FF 92 1 SAFE S FF 92 1 SAFE X FF 92 0-2 ② P3			F CU 78 C CU 74 B FF 92 X CU 75 1-2 ① G6-3			4	1	2	0	0	0	1
1 Amed Rosario, R (1, 6) OBP: 0.323, SLG: 0.413	B FC 84 1 SAFE B FC 84 X FC 85 2-0 ① FC5-4 11 2B 1-2f	B SL 80 C FC 87 X SL 79 1-1 11 1B 1B 2-H 3-H		C FF 91 B FC 84 1 SAFE X FF 91 1-1 ③ F9			B SI 91 F SI 91 X ST 78 1-1 ② F7			4	1	1	2	0	0	2
11 José Ramírez, S (1, 5) OBP: 0.357, SLG: 0.553	D CU 76 S CH 84 1 SAFE X CH 84 1-1 1-H 2B	1 SAFE 1 SAFE X FF 96 0-0 1-3 1B			B CU 77 B FF 93 B CU 76 C FF 93 S CU 77 X FF 95 3-2 ① F7		X CU 78 0-0 ③ G4-3			4	0	2	1	0	0	0
22 Josh Naylor, L (1, 3) OBP: 0.326, SLG: 0.489	B FC 84 X FC 85 1-0 ② P3	X CH 85 0-0 ③ G3			B CH 85 X FC 85 1-0 ② P4			S SL 81 B SL 82 X FF 92 1-1 29 E 39 S 1B		4	0	1	0	0	0	3
39 Oscar Gonzalez, R (1, 9) OBP: 0.315, SLG: 0.446	D SL 80 B FC 84 F FC 84 X FC 84 2-1 ③ L7		C FF 93 B SL 80 F FC 86 F FC 85 S SL 80 1-3 ① K		X FC 85 0-0 1B			C CU 76 C SL 80 F SL 82 D SL 82 X FF 92 1-2 ① G6-3 1-2		4	0	1	0	0	1	2
33 Nolan Jones, L (1, 10) OBP: 0.333, SLG: 0.418 6 Owen Miller, R (8, PH) OBP: 0.299, SLG: 0.365 (9, 10)		C CU 77 X CU 77 0-1 29 G1-6-3 1B	S FF 95 S FF 96 C CU 78 0-3 ② K		C FF 93 S FF 94 S FF 94 0-3 ③ K			C SL 81 S SL 82 X SL 81 0-2 ② F7		3 1	0 0	1 0	0 0	0 0	2 0	1 1
29 Will Benson, L (1, 7)		C FF 93 X CH 84 0-1 ①② G1-6-3 1-2f	S FF 96 C FF 97 B CU 80 C FF 96 1-3 ③ K			T CH 84 X FF 94 0-1 ① F6		B SL 82 C SL 82 B SL 82 B SL 82 X FF 92 3-1 E4 2-3		4	0	0	0	0	1	2
17 Austin Hedges, R (1, 2) OBP: 0.256, SLG: 0.275		B FC 87 C FF 94 B FF 96 B FC 87 C FF 95 F FF 96 B FF 97 4-2 0 1B 7 1B 0 E BB		X FF 93 0-0 ① G5-3		C FF 93 F FF 95 B SL 80 B FF 96 S FF 95 2-3 ② K		S SL 79 F SL 83 C FF 93 0-3 ③ K		3	1	0	0	1	2	2
7 Myles Straw, R (1, 8) OBP: 0.297, SLG: 0.278		C FF 94 B SL 80 D FC 86 X FF 94 2-1 0 E 1 1B 1-2		B FF 92 B FF 93 C FF 92 X FF 94 2-1 1B		X FF 95 0-0 ③ G4-3				3	1	2	0	0	0	0

Inning Stats	1	2	3	4	5	6	7	8	9
	R: 1 E: 0 K: 0 S: 9 H: 2 LOB: 1 BB: 0 P: 15	R: 3 E: 1 K: 0 S: 16 H: 5 LOB: 2 BB: 1 P: 24	R: 0 E: 0 K: 3 S: 10 H: 0 LOB: 0 BB: 0 P: 12	R: 0 E: 0 K: 0 S: 8 H: 1 LOB: 1 BB: 0 P: 11	R: 0 E: 0 K: 1 S: 8 H: 1 LOB: 1 BB: 0 P: 12	R: 0 E: 0 K: 1 S: 6 H: 0 LOB: 0 BB: 0 P: 8	R: 0 E: 0 K: 0 S: 6 H: 0 LOB: 0 BB: 0 P: 8	R: 0 E: 1 K: 1 S: 14 H: 1 LOB: 2 BB: 0 P: 19	

1B: 9	SF: 0	WP: 0
2B: 1	SAC: 0	PB: 0
3B: 0	DP: 1	SB: 1
HR: 0	HBP: 0	CS: 0
		PA: 35

PITCHER		IP	WLS	BF	H	R	ER	SO	BB	IBB	HBP	BLK	WP	HR	S	P	ERA	WHIP
77 Luis Garcia, R ERA: 3.93	(1, 1)	6.0	L	27	9	4	4	5	1	0	0	0	0	0	57	82	6.00	1.667
88 Phil Maton, R ERA: 3.22	(7, 1)	1.0		3	0	0	0	0	0	0	0	0	0	0	6	8	0.00	0.000
51 Will Smith, L ERA: 4.28	(8, 1)	1.0		5	1	0	0	1	0	0	0	0	0	0	14	19	0.00	1.000

PITCHER	IP	WLS	BF	H	R	ER	SO	BB	IBB	HBP	BLK	WP	HR	S	P	ERA	WHIP

Batter	1	2	3	4	5	6	7	8	9	AB	R	H	RBI	BB	SO	LOB
3 Jeremy Peña, R (1, 6) OBP: 0.295, SLG: 0.430	S FF 92 X SL 89 0-1 F7		B FF 91 F SL 86 X SL 87 1-1 G6-3			S CU 79 B FF 94 F CU 80 F FF 93 C FF 93 1-3 K			B FC 100 X FC 98 1-0 G4-3	4	0	0	0	0	1	0
16 Aledmys Díaz, R (1, 4) OBP: 0.307, SLG: 0.417 (8, 7)	B FF 92 X FF 92 1-0 P5		B CU 78 X FF 91 1-0 G5-3			X FF 93 0-0 P3			S SL 92 S FC 100 S SL 93 0-3 K	4	0	0	0	0	1	0
44 Yordan Alvarez, L (1, 10) OBP: 0.407, SLG: 0.638	X FF 91 0-0 F8			B CU 77 S CU 80 B FF 92 X CU 78 2-1 G4-3			C FF 91 S CU 78 X CU 78 0-2 L9			3	0	0	0	0	0	0
2 Alex Bregman, R (1, 5) OBP: 0.353, SLG: 0.420		F FF 92 F FF 92 S FF 93 0-3 K		C CU 79 B FF 93 F CU 79 X SL 89 1-2 G6-3			C FF 91 X SL 88 0-1 G5-3			3	0	0	0	0	1	0
Trey Mancini, R (1, 3) OBP: 0.341, SLG: 0.419		X SL 89 0-0 20 1B 1B		B FF 92 B FF 92 C FF 93 C CU 80 T FF 92 2-2 K			X SL 87 0-0 F7			3	0	1	0	0	1	0
20 Chas McCormick, R (1, 9) OBP: 0.324, SLG: 0.417 (8, 8)		S FF 92 F SL 88 F FF 92 X SL 87 0-2 1-2 1B			B FF 90 C FF 91 F FF 92 B CU 79 B CU 80 X FF 92 3-2 F9			B FF 89 C SL 84 F FF 90 S FF 91 1-3 K		3	0	1	0	0	1	0
14 Mauricio Dubón, R (1, 7) OBP: 0.260, SLG: 0.327 30 Kyle Tucker, L (8, PH) OBP: 0.330, SLG: 0.448 (8, 9)		F FF 91 S CU 78 F FF 92 B FF 92 F CU 78 S CU 79 1-3 K			F SL 87 C CU 78 X SL 88 0-2 G6-3			C CU 78 S CU 78 F FF 93 F FF 92 B CU 79 B SL 88 B FF 92 D CU 80 4-2 27 G5-4-3 BB		2 0	0 0	0 0	0 1	0 0	1 0	2 0
6 Jake Meyers, R (1, 8) OBP: 0.267, SLG: 0.339 27 Jose Altuve, R (8, PH) OBP: 0.369, SLG: 0.513 (8, 4)		S FF 93 B SL 89 S SL 88 B FF 93 F FF 93 D CU 80 S SL 89 3-3 K			S CU 78 B SL 87 F SL 86 F FF 92 C FF 92 1-3 K			B SL 86 B SL 83 1 SAFE F FF 89 X FF 90 2-1 1-2f G5-4-3		2 1	0 0	0 0	0 0	0 0	2 0	2 1
15 Martín Maldonado, R (1, 2) OBP: 0.244, SLG: 0.357 9 Christian Vázquez, R (9, PH) OBP: 0.321, SLG: 0.422			X FF 90 0-0 G5-3			C FF 91 B SL 86 S SL 87 S FF 92 1-3 K			C SL 91 B FC 100 S SL 92 S SL 93 1-3 K	2 1	0 0	0 0	0 0	0 0	1 1	0 0
Inning Stats	R: 0 E: 0 K: 0 S: 4 H: 0 LOB: 0 BB: 0 P: 5	R: 0 E: 0 K: 3 S: 17 H: 2 LOB: 2 BB: 0 P: 21	R: 0 E: 0 K: 0 S: 4 H: 0 LOB: 0 BB: 0 P: 6	R: 0 E: 0 K: 1 S: 8 H: 0 LOB: 0 BB: 0 P: 13	R: 0 E: 0 K: 1 S: 10 H: 0 LOB: 0 BB: 0 P: 14	R: 0 E: 0 K: 2 S: 8 H: 0 LOB: 0 BB: 0 P: 10	R: 0 E: 0 K: 0 S: 6 H: 0 LOB: 0 BB: 0 P: 6	R: 0 E: 0 K: 1 S: 9 H: 0 LOB: 0 BB: 1 P: 16	R: 0 E: 0 K: 2 S: 7 H: 0 LOB: 0 BB: 0 P: 9	1B: 2 2B: 0 3B: 0 HR: 0		SF: 0 SAC: 0 DP: 1 HBP: 0			WP: 0 PB: 0 SB: 0 CS: 0	PA: 29

TOP

Houston Astros @ Cleveland Guardians

Progressive Field, Cleveland, OH

Sun Aug 07 2022, 12:09 PM - 2:38 PM EDT

Att. 22,688 - Partly Cloudy - 86 F

livebaseballscorecards.com

AB	28
R	0
H	2
RBI	0
BB	1
SO	10
LOB	5

PITCHER		IP	WLS	BF	H	R	ER	SO	BB	IBB	HBP	BLK	WP	HR	S	P	ERA	WHIP
24 Triston McKenzie, R ERA: 3.16	(1, 1)	8.0	W	26	2	0	0	8	1	0	0	0	0	0	66	91	0.00	0.375
48 Emmanuel Clase, R ERA: 1.36	(9, 1)	1.0	S	3	0	0	0	2	0	0	0	0	0	0	7	9	0.00	0.000

PITCHER	IP	WLS	BF	H	R	ER	SO	BB	IBB	HBP	BLK	WP	HR	S	P	ERA	WHIP

BOTTOM

Houston Astros @ Cleveland Guardians

Progressive Field, Cleveland, OH

Sun Aug 07 2022, 12:09 PM - 2:38 PM EDT

Att. 22,688 - Partly Cloudy - 86 F

livebaseballscorecards.com

Batter	1	2	3	4	5	6	7	8	9	AB	R	H	RBI	BB	SO	LOB
38 Steven Kwan, L (1, 7) OBP: 0.371, SLG: 0.381	B FF 91 F FF 91 S FF 92 B FF 93 S FF 92 2-3 K ①		C FF 94 B KC 76 F FF 94 B FF 93 B FF 94 F FF 93 X FF 93 3-2 1B		C SL 80 F CH 83 B SL 80 B FF 93 B FF 93 F FF 93 X FF 92 3-2 1 G4-3 1 WP 1B		F FF 96 D FS 87 B FF 97 B FF 96 S FF 96 B FF 98 4-2 1-2 BB			3	0	2	0	1	1	0
1 Amed Rosario, R (1, 6) OBP: 0.320, SLG: 0.410	F FF 93 B SL 80 S SL 80 X SL 80 1-2 F9 ②		D SL 81 1 SAFE S FF 94 C FF 94 X SL 81 1-2 F9 ③		1 SAFE C FF 95 F SL 81 B SL 80 F SL 80 X FF 94 1-2 G4-3 ② 1-3		X SI 97 0-0 G4-3 ③			4	0	0	0	0	0	4
11 José Ramírez, S (1, 5) OBP: 0.356, SLG: 0.553	B FF 94 C FF 93 X KC 76 1-1 2B			B FF 92 X SL 80 1-0 P6 ①	S KC 77 D KC 78 C KC 76 X FF 95 1-2 G6-3 ③			C FF 97 S FF 98 S FF 98 0-3 K ①		4	0	1	0	0	1	1
22 Josh Naylor, L (1, 10) OBP: 0.325, SLG: 0.486	B FF 94 F FF 94 F FF 94 B SL 81 B SL 80 S SL 81 3-3 K ③			X FF 93 0-0 39 1B 1B		B KC 73 B FF 93 F FF 94 X FF 94 2-1 P4 ①		B SI 94 B CH 93 X FF 95 2-0 P5 ②		4	0	1	0	0	1	1
0 Andrés Giménez, L (1, 4) OBP: 0.364, SLG: 0.481		C FF 90 X FF 91 0-1 P6 ①		B FF 93 F FF 93 F FF 93 X FF 93 1-2 P5 ②		X FF 94 0-0 L8 ②		S FF 97 X FF 98 0-1 39 1B 39 S 1B		4	0	1	0	0	0	1
39 Oscar Gonzalez, R (1, 9) OBP: 0.320, SLG: 0.448		B FF 95 F FF 94 F SL 80 S SL 81 1-3 K ②		X SL 80 0-0 1-3 1B		C SL 80 X SL 79 0-1 F7 ③		B SI 98 S SI 96 C SI 96 X SL 86 1-2 1-3 1B		4	0	2	0	0	1	0
6 Owen Miller, R (1, 3) OBP: 0.296, SLG: 0.361		B SL 79 F FF 94 F FF 94 B FF 95 F FF 95 F SL 82 F FF 95 F FF 95 X SL 80 2-2 P6 ③		C SL 80 C SL 80 D SL 80 B FF 95 F FF 95 X SL 81 2-2 G4-3 ③			S FF 97 F FF 97 F SL 88 C SL 88 0-3 K ①	C SI 96 B SI 97 X SI 95 1-1 F9 ③		4	0	0	0	0	1	4
12 Luke Maile, R (1, 2) OBP: 0.323, SLG: 0.333			X FF 93 0-0 G5-3 ①		C SL 77 F FF 94 B FF 94 X FF 93 1-2 HR		C SL 87 B SL 88 F FF 97 B FS 89 B SL 88 F FF 98 B FF 97 4-2 38 BB BB			2	1	1	1	1	0	0
7 Myles Straw, R (1, 8) OBP: 0.295, SLG: 0.275			C FF 94 C SL 79 S SL 80 0-3 K ②		B SL 79 X FF 93 1-0 F8 ①		B SL 85 B FF 96 C FF 95 F FF 97 X FF 98 2-2 F9 ②			3	0	0	0	0	1	1
Inning Stats	R: 0 H: 1 E: 0 LOB: 1 K: 2 BB: 0 S: 11 P: 18	R: 0 H: 0 E: 0 LOB: 0 K: 1 BB: 0 S: 12 P: 15	R: 0 H: 1 E: 0 LOB: 1 K: 1 BB: 0 S: 11 P: 15	R: 0 H: 2 E: 0 LOB: 2 K: 0 BB: 0 S: 10 P: 14	R: 1 H: 2 E: 0 LOB: 1 K: 0 BB: 0 S: 15 P: 22	R: 0 H: 0 E: 0 LOB: 0 K: 0 BB: 0 S: 5 P: 7	R: 0 H: 0 E: 0 LOB: 2 K: 1 BB: 2 S: 13 P: 23	R: 0 H: 2 E: 0 LOB: 2 K: 1 BB: 0 S: 11 P: 15		1B: 6 SF: 0 2B: 1 SAC: 0 3B: 0 DP: 0 HR: 1 HBP: 0						

	AB	32
	R	1
	H	8
	RBI	1
	BB	2
	SO	6
	LOB	12

WP: 1 PA: 34
PB: 0
SB: 1
CS: 0

PITCHER		IP	WLS	BF	H	R	ER	SO	BB	IBB	HBP	BLK	WP	HR	S	P	ERA	WHIP
53 Cristian Javier, R ERA: 3.14	(1, 1)	6.0	L	24	6	1	1	4	0	0	0	0	1	1	64	91	1.50	1.000
45 Ryne Stanek, R ERA: 1.18	(7, 1)	0.2		4	0	0	0	1	2	0	0	0	0	0	12	22	0.00	3.000
47 Rafael Montero, R ERA: 1.59	(7, 1)	1.1		6	2	0	0	1	0	0	0	0	0	0	12	16	0.00	1.500

PITCHER	IP	WLS	BF	H	R	ER	SO	BB	IBB	HBP	BLK	WP	HR	S	P	ERA	WHIP

Batter	1	2	3	4	5	6	7	8	9	AB	R	H	RBI	BB	SO	LOB
38 Steven Kwan, L (1, 7) OBP: 0.371, SLG: 0.382	C FF 89 C ST 78 B SI 90 X SI 90 1-2 ① G4-3		C SI 89 B SI 90 X ST 78 1-1 ③ F7			B ST 77 X SI 89 1-0 1 2B 2B		C FF 95 B SL 87 B CH 86 B FF 94 B FF 94 4-1 1 1B 39 2B BB	C FF 90 B SI 93 X FS 85 1-1 ③ G3-1	4	2	1	0	1	0	1
1 Amed Rosario, R (1, 6) OBP: 0.324, SLG: 0.417	C FF 91 T FC 88 B FC 87 X FF 90 1-2 ② F9			F FC 84 F ST 77 B ST 78 X FF 91 1-2 ① 2B		B FC 85 B FC 83 B FF 89 C FF 90 F FF 89 F FC 85 X FC 84 3-2 39 1B 2-H 2B		B FF 95 B SL 87 X FF 94 2-0 39 2B 1-2 1B		4	1	3	1	0	0	0
11 José Ramírez, S (1, 5) OBP: 0.355, SLG: 0.550	C FF 90 B CH 82 B FC 87 B SI 91 F FF 91 X CH 83 3-2 1B			B FC 86 B CH 82 F FF 90 X FF 90 2-1 ② P4		B CH 83 X FF 89 1-0 ① P3		C FF 95 B FF 95 D SL 88 B FF 94 X FF 94 3-1 ② L7		4	0	1	0	0	0	3
39 Oscar Gonzalez, R (1, 9) OBP: 0.325, SLG: 0.456	F FC 86 X FC 86 0-1 ③ P4			C FF 91 B CH 84 F FC 86 F FC 86 X FC 86 1-2 ③ P4		F FC 85 F FC 85 D ST 76 X FC 85 1-2 22 G3-6-3 2-3 1B		F SL 86 X SL 87 0-1 22 1B 1-H 2-H 2B		4	1	2	2	0	0	1
22 Josh Naylor, L (1, 3) OBP: 0.324, SLG: 0.482		C FF 89 C FF 90 B ST 79 S ST 78 1-3 ① K			X FF 89 0-0 ① F8	D ST 77 C FF 89 X SI 89 1-1 ② ③ G3-6-3 1-2f		C SL 86 X FF 96 0-1 6 FC6-4 2-H 1B		4	0	1	1	0	1	2
6 Owen Miller, R (1, 10) OBP: 0.296, SLG: 0.359		F FF 91 B FF 91 F CH 82 X FC 87 1-2 ② G5-3			C FF 89 X FC 84 0-1 0 1B 17 SF7 1B		C FF 88 X CH 82 0-1 ① G1-3	B SL 87 X FF 95 1-0 ③ FC6-4 1-2f		4	1	1	0	0	0	1
0 Andrés Giménez, L (1, 4) OBP: 0.365, SLG: 0.484		X ST 79 0-0 ③ F8			B FF 89 C FF 89 X FC 86 1-1 1-3 1B		C FC 85 S FC 84 F SI 89 S CH 82 0-3 ② K		S SL 82 S FS 81 X FS 83 0-2 2B	4	0	2	0	0	1	0
17 Austin Hedges, R (1, 2) OBP: 0.251, SLG: 0.270			F FF 89 X CH 82 0-1 ① G4-3		B SI 89 X CH 82 1-0 ② SF7 3-H		B CH 82 X SI 89 1-0 ③ L9		B FF 94 B FF 94 C FF 93 X SL 83 2-1 ① F9	3	0	0	1	0	0	1
7 Myles Straw, R (1, 8) OBP: 0.292, SLG: 0.272			C FF 89 B FC 85 X CH 82 1-1 ② G6-3		1 SAFE 1 SAFE B FC 85 F FF 89 F CH 82 X SI 90 1-2 ③ L8			X FF 95 0-0 ① G6-3	B FF 95 C FF 96 D SL 85 F SL 79 X SI 95 2-2 ② L3	4	0	0	0	0	0	2
Inning Stats	R: 0 E: 0 K: 0 S: 11 H: 1 LOB: 1 BB: 0 P: 16	R: 0 E: 0 K: 1 S: 7 H: 0 LOB: 0 BB: 0 P: 9	R: 0 E: 0 K: 0 S: 6 H: 0 LOB: 0 BB: 0 P: 8	R: 0 E: 0 K: 0 S: 9 H: 1 LOB: 0 BB: 0 P: 13	R: 1 E: 0 K: 0 S: 9 H: 2 LOB: 1 BB: 0 P: 12	R: 1 E: 0 K: 0 S: 11 H: 3 LOB: 1 BB: 0 P: 18	R: 0 E: 0 K: 1 S: 7 H: 0 LOB: 0 BB: 0 P: 8	R: 3 E: 0 K: 0 S: 10 H: 3 LOB: 1 BB: 1 P: 20	R: 0 E: 0 K: 0 S: 10 H: 1 LOB: 1 BB: 0 P: 15	1B: 6 2B: 5 3B: 0 HR: 0 SF: 1 SAC: 0 DP: 1 HBP: 0						

PITCHER		IP	WLS	BF	H	R	ER	SO	BB	IBB	HBP	BLK	WP	HR	S	P	ERA	WHIP
70 Tyler Alexander, L ERA: 3.83	(1, 1)	7.0	L	26	7	2	2	2	0	0	0	0	0	0	60	84	2.57	1.000
19 Will Vest, R ERA: 3.77	(8, 1)	1.0		7	3	3	3	0	1	0	0	0	0	0	10	20	27.00	4.000
58 Wily Peralta, R ERA: 2.29	(9, 1)	1.0		4	1	0	0	0	0	0	0	0	0	0	10	15	0.00	1.000

PITCHER	IP	WLS	BF	H	R	ER	SO	BB	IBB	HBP	BLK	WP	HR	S	P	ERA	WHIP

TOP

Cleveland Guardians @ Detroit Tigers

Comerica Park, Detroit, MI

Tue Aug 09 2022, 7:12 PM - 9:52 PM EDT

Att. 16,359 - Partly Cloudy - 75 F

livebaseballscorecards.com

AB	35
R	5
H	11
RBI	5
BB	1
SO	2
LOB	11

BOTTOM

Cleveland Guardians @ Detroit Tigers

Comerica Park, Detroit, MI

Tue Aug 09 2022, 7:12 PM - 9:52 PM EDT

Att. 16,359 - Partly Cloudy - 75 F

livebaseballscorecards.com

Batter	1	2	3	4	5	6	7	8	9	AB	R	H	RBI	BB	SO	LOB
31 Riley Greene, L (1, 8) OBP: 0.310, SLG: 0.359	C FF 92 F KC 83 B KC 82 T KC 82 1-2 ① K		F FF 89 X FC 87 0-1 1B			S KC 83 B FF 91 B FF 92 X FC 88 2-1 1B		F FF 94 C CU 82 S CU 83 0-3 ② K		4	0	2	0	0	2	0
28 Javier Báez, R (1, 6) OBP: 0.262, SLG: 0.372	C FF 92 B FF 92 B FF 92 C FF 93 F SL 86 C FF 93 2-3 ② K		C SL 85 B FF 92 F FF 91 1 SAFE F SL 86 C SL 84 1-3 ③ K			F FF 91 X FF 92 0-1 ② F7		S FF 94 C CU 83 S CU 85 0-3 ③ K		4	0	0	0	0	3	2
30 Harold Castro, L (1, 3) OBP: 0.316, SLG: 0.406	B FF 92 F FF 91 X CH 88 1-1 ③ G3-1			B KC 81 F FC 87 X FF 92 1-1 ① G4-3		B FC 87 1 SAFE S KC 82 S KC 82 X KC 82 1-2 ③ G4-3			C FF 92 X SL 84 0-1 46 BB, 22 1B, 13 BB, 1B	4	1	1	0	0	0	1
24 Miguel Cabrera, R (1, 10) OBP: 0.317, SLG: 0.331 22 Victor Reyes, S (7, PR) OBP: 0.297, SLG: 0.370 (8, 10)		C FF 92 X SL 85 0-1 ① G6-3		B KC 82 T FF 92 F FF 91 F SL 86 B CH 89 B FF 92 C FF 91 3-3 ② K			B SL 84 X FF 91 1-0 46 BB, 1B		C FF 90 F FF 92 X SL 84 0-2 13 BB, 46 BB, 60 WP, 1-2, 1B	3 1	0 1	1 1	0 0	0 0	1 0	0 0
46 Jeimer Candelario, S (1, 5) OBP: 0.271, SLG: 0.354		B FF 91 S FF 92 F FC 87 F KC 82 X FF 93 1-2 ② G4-3		F FC 88 B CH 87 C KC 82 S KC 83 1-3 ③ K			B FC 86 B FC 85 B FC 86 B FF 91 4-0 1-2 BB		B FF 91 B FF 91 B FF 91 B FF 91 4-0 60 WP, 13 BB, 1-2, 2-3, BB	2	0	0	0	2	1	0
9 Willi Castro, S (1, 9) OBP: 0.280, SLG: 0.350		C FF 91 B KC 82 X FC 87 1-1 1B			C SL 86 S KC 83 B KC 81 S SL 84 1-3 ① K		C FF 92 L KC 82 D KC 83 F KC 84 B SL 85 S SL 86 2-3 ① K		B FF 92 B FF 92 F SL 83 S CH 75 X CH 76 2-2 ① L6	4	0	1	0	0	2	5
7 Jonathan Schoop, R (1, 4) OBP: 0.238, SLG: 0.310		B FF 92 X FF 91 1-0 ③ L8			X FF 90 0-0 ② F8		C SL 85 B FF 91 X FF 91 1-1 ② P3		C SL 86 F FF 92 B FF 93 F FF 92 T SL 88 1-2 ② K	4	0	0	0	0	1	6
15 Tucker Barnhart, L (1, 2) OBP: 0.258, SLG: 0.228 13 Eric Haase, R (9, PH) OBP: 0.292, SLG: 0.408			C FF 91 F FC 88 S SL 86 0-3 ① K		X FF 91 0-0 ③ G4-3		B KC 82 X KC 82 1-0 ③ G6-3		C SL 85 B SL 88 B CH 78 B SL 86 C FF 92 B CH 77 4-2 60 WP, 1-2, 2-3, 3-H, BB	3 0	0 0	0 0	0 1	0 1	1 0	2 0
60 Akil Baddoo, L (1, 7) OBP: 0.208, SLG: 0.183			B KC 83 C FF 91 S FC 86 X SL 86 1-2 ② F9			C KC 81 S KC 82 B KC 82 F SL 84 X FF 92 1-2 ① G1-3		B FF 94 X FF 95 1-0 ① P6	B SL 92 F SL 96 X SL 92 1-1 ③ G3-1, 1-2, 2-3, 3-H	4	0	0	0	0	0	2

	AB	33
	R	2
	H	6
	RBI	1
	BB	3
	SO	11
	LOB	18

Inning Stats	1	2	3	4	5	6	7	8	9	1B: 6	SF: 0	WP: 1	PA: 36
	R: 0 E: 0 K: 2 S: 9 H: 0 LOB: 0 BB: 0 P: 13	R: 0 E: 0 K: 0 S: 9 H: 1 LOB: 1 BB: 0 P: 12	R: 0 E: 0 K: 2 S: 12 H: 1 LOB: 1 BB: 0 P: 14	R: 0 E: 0 K: 2 S: 9 H: 0 LOB: 0 BB: 0 P: 14	R: 0 E: 0 K: 1 S: 5 H: 0 LOB: 0 BB: 0 P: 6	R: 0 E: 0 K: 0 S: 11 H: 1 LOB: 1 BB: 0 P: 15	R: 0 E: 0 K: 1 S: 8 H: 1 LOB: 2 BB: 1 P: 17	R: 0 E: 0 K: 2 S: 7 H: 0 LOB: 0 BB: 0 P: 8	R: 2 E: 0 K: 1 S: 16 H: 2 LOB: 2 BB: 2 P: 28	2B: 0 3B: 0 HR: 0	SAC: 0 DP: 0 HBP: 0	PB: 0 SB: 0 CS: 0	

PITCHER	IP	WLS	BF	H	R	ER	SO	BB	IBB	HBP	BLK	WP	HR	S	P	ERA	WHIP
57 Shane Bieber, R (1, 1) ERA: 3.21	7.0	W	26	4	0	0	8	1	0	0	0	0	0	63	91	0.00	0.714
99 James Karinchak, R (8, 1) ERA: 1.84	1.0		3	0	0	0	2	0	0	0	0	0	0	7	8	0.00	0.000
49 Eli Morgan, R (9, 1) ERA: 4.05	0.2		6	2	2	2	1	2	0	0	0	0	0	14	25	27.00	6.000
48 Emmanuel Clase, R (9, 1) ERA: 1.35	0.1	S	1	0	0	0	0	0	0	0	0	1	0	2	3	0.00	0.000

PITCHER	IP	WLS	BF	H	R	ER	SO	BB	IBB	HBP	BLK	WP	HR	S	P	ERA	WHIP

Batter	1	2	3	4	5	6	7	8	9	AB	R	H	RBI	BB	SO	LOB
38 Steven Kwan, L (1, 7) OBP: 0.372, SLG: 0.389	B FF 90 C FF 91 B FF 90 C SL 85 X FF 92 2-2 11 1B 3B	1 SAFE B SL 85 C FF 91 1 SAFE X FF 91 1-1 1 BB 1-2 1B		C SL 85 F SL 87 B CH 88 X FF 94 1-2 ② F7			C FF 96 B SL 85 B SL 85 X FF 96 2-1 ② L8			4	1	2	0	0	0	0
1 Amed Rosario, R (1, 6) OBP: 0.323, SLG: 0.415	S SL 86 F SL 86 D SL 86 X SI 93 1-2 ① G6-3	B SI 93 F CH 87 B SL 87 B SL 88 F FF 93 B SI 93 4-2 1-2 2-3 BB		C FF 94 F CH 86 S SL 89 0-3 ③ K			C SL 84 F FF 96 B SL 86 S SL 85 1-3 ③ K			3	0	0	0	1	2	1
11 José Ramírez, S (1, 5) OBP: 0.354, SLG: 0.547	X FF 94 0-0 22 G4-6-3 3-H 1B	B SI 93 X CH 88 1-0 ③ F9			C SI 93 C FF 93 B SL 87 B FF 95 B CH 88 F SL 87 F SL 86 F SL 86 X FF 95 3-2 ① P5			X SI 91 0-0 ① G5-3		4	0	1	1	0	0	3
22 Josh Naylor, L (1, 3) OBP: 0.319, SLG: 0.476	1 SAFE 1 SAFE B SL 86 C SL 85 1 SAFE B CH 86 F SL 86 F FF 94 X FF 93 2-2 ②③ G4-6-3 1-2f		B FF 92 X SI 92 1-0 ① L9		C SL 85 F FF 94 S SL 86 0-3 ② K			C FF 91 S FF 92 B FF 93 B SL 84 B SI 91 X FF 93 3-2 ② G4-3		4	0	0	0	0	1	1
0 Andrés Giménez, L (1, 4) OBP: 0.367, SLG: 0.484		X SL 86 0-0 33 F8 33 S 29 1B 1B	B SI 93 C CH 87 X FF 91 1-1 17 FC5 33 1B 1B		B FF 94 B CH 89 X SL 86 2-0 ③ F7			B SI 91 S SL 84 F FF 93 F SL 82 F SL 83 S FF 93 1-3 ③ K		4	1	2	0	0	1	0
33 Nolan Jones, L (1, 9) OBP: 0.333, SLG: 0.414 39 Oscar Gonzalez, R (9, PH) OBP: 0.323, SLG: 0.453 (9, 9)		C FF 91 D CH 88 X SL 86 1-1 ① F8 1-3	1 SAFE 1 SAFE C SL 84 B SL 84 C SL 84 1 SAFE B FF 93 X CH 87 2-2 1-2 1B			L KC 84 F SI 95 B KC 85 S KC 84 1-3 ① K			S SI 98 S SI 97 S FF 98 0-3 ① K	3 1	0 0	1 0	0 0	0 0	1 1	1 0
29 Will Benson, L (1, 10) OBP: 0.133, SLG: 0.071 6 Owen Miller, R (9, PH) OBP: 0.295, SLG: 0.358 (9, 10)		C SL 87 B FF 94 F CH 88 B SL 87 X SL 86 2-2 17 1B 7 FC6-4 3-H 1B	F FF 94 B FF 94 B SI 94 S FF 94 C FF 95 2-3 ② K			C KC 84 B CH 89 B KC 84 B KC 83 S CH 88 S KC 85 3-3 ② K			C SI 98 X SI 98 0-1 ② G4-3	3 1	1 0	1 0	1 0	0 0	2 0	2 0
17 Austin Hedges, R (1, 2) OBP: 0.251, SLG: 0.270	1 SAFE 1 SAFE C SI 91 X SL 86 0-1 7 FC6-4 1-3 1B	S SL 87 B SL 88 F SL 88 X CH 85 1-2 ③ FC5 2-3f			X SI 95 0-0 ③ G6-3			C SI 99 F SI 98 B SI 98 B SL 90 B SI 98 F SI 97 F SI 97 X SI 98 3-2 ③ L7		4	0	1	0	0	0	2
7 Myles Straw, R (1, 8) OBP: 0.290, SLG: 0.270	C FF 91 F SI 92 B SL 86 D SL 86 X SI 94 2-2 ② FC6-4 1 BB 38 1B 1-2f 3-H	B SI 93 B FF 93 X FF 92 2-0 ① F9					C FF 94 B FF 96 F FF 96 B FF 96 X SL 85 2-2 ① G6-3			3	0	0	1	0	0	1

Inning Stats																		
	R: 1 E: 0 K: 0 S: 11	H: 2 LOB: 0 BB: 0 P: 16	R: 2 E: 0 K: 0 S: 16	H: 4 LOB: 3 BB: 1 P: 27	R: 0 E: 0 K: 1 S: 12	H: 2 LOB: 2 BB: 0 P: 19	R: 0 E: 0 K: 1 S: 7	H: 0 LOB: 0 BB: 0 P: 10	R: 0 E: 0 K: 1 S: 10	H: 0 LOB: 0 BB: 0 P: 15	R: 0 E: 0 K: 2 S: 7	H: 0 LOB: 0 BB: 0 P: 11	R: 0 E: 0 K: 1 S: 8	H: 0 LOB: 0 BB: 0 P: 13	R: 0 E: 0 K: 1 S: 9	H: 0 LOB: 0 BB: 0 P: 13	R: 0 E: 0 K: 1 S: 10	H: 0 LOB: 0 BB: 0 P: 13	1B: 7 2B: 0 3B: 1 HR: 0	SF: 0 SAC: 0 DP: 1 HBP: 0	WP: 0 PB: 0 SB: 1 CS: 0	PA: 35

PITCHER		IP	WLS	BF	H	R	ER	SO	BB	IBB	HBP	BLK	WP	HR	S	P	ERA	WHIP
40 Drew Hutchison, R ERA: 4.45	(1, 1)	5.0	L	23	8	3	3	3	1	0	0	0	0	0	56	87	5.40	1.800
55 Alex Lange, R ERA: 2.86	(6, 1)	1.0		3	0	0	0	2	0	0	0	0	0	0	7	11	0.00	0.000
77 Joe Jiménez, R ERA: 3.32	(7, 1)	1.0		3	0	0	0	1	0	0	0	0	0	0	8	13	0.00	0.000
37 Andrew Chafin, L ERA: 2.17	(8, 1)	1.0		3	0	0	0	1	0	0	0	0	0	0	9	13	0.00	0.000
65 Gregory Soto, L ERA: 3.18	(9, 1)	1.0		3	0	0	0	1	0	0	0	0	0	0	10	13	0.00	0.000

PITCHER	IP	WLS	BF	H	R	ER	SO	BB	IBB	HBP	BLK	WP	HR	S	P	ERA	WHIP

TOP

Cleveland Guardians @ Detroit Tigers

Comerica Park, Detroit, MI

Wed Aug 10 2022, 7:12 PM - 10:12 PM EDT

Att. 16,560 - Clear - 82 F

livebaseballscorecards.com

AB	34
R	3
H	8
RBI	3
BB	1
SO	8
LOB	11

Batter	1	2	3	4	5	6	7	8	9	AB	R	H	RBI	BB	SO	LOB
31 Riley Greene, L (1, 8) OBP: 0.313, SLG: 0.365	B FF 92 B SI 92 F FC 88 C CU 76 S FC 87 2-3 ① K			C FS 86 X FC 88 0-1 30 1B 2B	F SI 94 B SI 96 D SL 90 X SI 95 2-1 ① FC4-2 28 FC6-4 1-2 3-H			B CU 82 S CU 84 B CU 83 X FF 96 2-1 30 1B 22 HBP 1B	B SL 91 S FC 99 X SL 91 1-1 ③ G3	5	1	2	0	0	1	3
22 Victor Reyes, S (1, 9) OBP: 0.295, SLG: 0.363	B SI 93 X FC 88 1-0 ② F7			F FC 87 B CU 75 S CU 74 S FF 92 1-3 ① K	B SI 96 C FF 97 C CU 81 S FF 97 1-3 ② K			H FF 95 1-0 30 1B 1-2 HBP		3	0	0	0	0	2	3
28 Javier Báez, R (1, 6) OBP: 0.262, SLG: 0.369	B FF 92 C SI 92 X FC 87 1-1 ③ G4-3			B SI 91 C SI 91 H SI 92 2-1 30 1B 13 2B HBP	C FF 93 B SI 93 S SL 79 X FF 94 1-2 ③ FC6-4 1-2f			B FF 96 F FF 96 B CU 85 S CU 84 D CU 86 S FF 96 3-3 ① K		3	1	0	0	0	1	4
30 Harold Castro, L (1, 3) OBP: 0.319, SLG: 0.408		B SI 91 B FC 87 C FC 89 S FC 88 B CU 75 X FC 88 3-2 ① G4-3		B CU 76 B FC 88 F FC 88 S CU 77 B CU 76 F CU 76 X FC 86 3-2 13 2B 1B 1-3 2-H		F FC 94 B CU 83 S FC 93 F CU 83 B CU 83 X FC 95 2-2 ① F7		B CU 85 X CU 84 1-0 1-2 2-3 1B		4	0	2	1	0	0	0
13 Eric Haase, R (1, 2) OBP: 0.291, SLG: 0.410		C SI 92 X SI 92 0-1 ② G4-3		B FC 86 F SI 91 X FC 86 1-1 1-3 3-H 2B		B FC 94 B SI 94 S FC 92 F FC 94 S SL 83 2-3 ② K		C FF 96 S FF 96 B CU 84 D CU 86 F CU 85 B FF 97 F FF 97 F FF 97 S FF 96 3-3 ② K		4	0	1	1	0	2	3
48 Kerry Carpenter, L (1, 10)		B FC 86 X FC 87 1-0 ③ P5		F FC 87 B FC 88 F FC 88 C CU 76 1-3 ② K		B FC 94 S FC 94 S CH 82 S CU 85 1-3 ③ K		B CU 84 S FF 96 F FF 96 B FF 96 C CU 84 2-3 ③ K		4	0	0	0	0	3	5
46 Jeimer Candelario, S (1, 5) OBP: 0.268, SLG: 0.350		B FC 88 F FC 89 C CU 75 B SI 91 B CU 75 F FC 88 F FC 88 X SI 92 3-2 ① F7		B CU 75 B FF 91 B FC 86 C FC 87 X FC 87 3-1 ③ F9			C SL 87 B FF 97 F FF 96 B FF 98 B FS 88 S SL 88 3-3 ① K		F SL 91 B FC 99 F FC 99 S FC 99 1-3 ① K	4	0	0	0	0	2	2
7 Jonathan Schoop, R (1, 4) OBP: 0.238, SLG: 0.312		C SI 92 X SI 91 0-1 ② G5-3			B SI 96 X FF 97 1-0 60 1B 31 FC4-2 2B		X FF 97 0-0 ② F8		F FC 100 F FC 99 S FC 98 0-3 ② K	4	0	1	0	0	1	0
60 Akil Baddoo, L (1, 7) OBP: 0.219, SLG: 0.196		S FC 88 F FC 88 B CU 78 C SI 92 1-3 ③ K			C FF 94 M SI 95 D SL 88 F FF 96 X SL 90 1-2 31 FC4-2 2-3 1B		C FF 97 S FS 88 S FS 88 0-3 ③ K		B FC 98 F FC 100 B FC 98 S FC 98 X FF 100 2-2 E6 1B	4	0	2	0	0	2	0
Inning Stats	R: 0 E: 0 K: 1 S: 6 H: 0 LOB: 0 BB: 0 P: 10	R: 0 E: 0 K: 0 S: 6 H: 0 LOB: 0 BB: 0 P: 10	R: 0 E: 0 K: 1 S: 10 H: 0 LOB: 0 BB: 0 P: 14	R: 2 E: 0 K: 2 S: 17 H: 3 LOB: 2 BB: 0 P: 28	R: 0 E: 0 K: 1 S: 13 H: 2 LOB: 2 BB: 0 P: 19	R: 0 E: 0 K: 2 S: 10 H: 0 LOB: 0 BB: 0 P: 15	R: 0 E: 0 K: 2 S: 7 H: 0 LOB: 0 BB: 0 P: 10	R: 0 E: 0 K: 3 S: 15 H: 2 LOB: 3 BB: 0 P: 27	R: 0 E: 1 K: 2 S: 11 H: 1 LOB: 1 BB: 0 P: 15	1B: 5 2B: 3 3B: 0 HR: 0	SF: 0 SAC: 0 DP: 0 HBP: 2			WP: 0 PB: 0 SB: 0 CS: 0	PA: 37		

PITCHER	IP	WLS	BF	H	R	ER	SO	BB	IBB	HBP	BLK	WP	HR	S	P	ERA	WHIP
43 Aaron Civale, R (1, 1) ERA: 6.05	4.0		16	3	2	2	4	0	0	1	0	0	0	39	62	4.50	0.750
31 Sam Hentges, L (5, 1) ERA: 3.27	0.2		4	2	0	0	1	0	0	0	0	0	0	10	15	0.00	3.000
52 Nick Sandlin, R (5, 1) ERA: 2.51	0.1		1	0	0	0	0	0	0	0	0	0	0	3	4	0.00	0.000
27 Bryan Shaw, R (6, 1) ERA: 5.23	1.0	W	3	0	0	0	2	0	0	0	0	0	0	10	15	0.00	0.000
37 Trevor Stephan, R (7, 1) ERA: 2.28	1.0	H	3	0	0	0	2	0	0	0	0	0	0	7	10	0.00	0.000

PITCHER	IP	WLS	BF	H	R	ER	SO	BB	IBB	HBP	BLK	WP	HR	S	P	ERA	WHIP
99 James Karinchak, R (8, 1) ERA: 1.72	1.0	H	6	2	0	0	3	0	0	1	0	0	0	15	27	0.00	2.000
48 Emmanuel Clase, R (9, 1) ERA: 1.32	1.0	S	4	1	0	0	2	0	0	0	0	0	0	11	15	0.00	1.000

BOTTOM

Cleveland Guardians @ Detroit Tigers

Comerica Park, Detroit, MI

Wed Aug 10 2022, 7:12 PM - 10:12 PM EDT

Att. 16,560 - Clear - 82 F

livebaseballscorecards.com

AB	35
R	2
H	8
RBI	2
BB	0
SO	14
LOB	20

Batter	1	2	3	4	5	6	7	8	9	10	AB	R	H	RBI	BB	SO	LOB
38 Steven Kwan, L (1, 7) OBP: 0.375, SLG: 0.397	B FF 92 B FF 91 C FF 91 C KC 76 F FF 94 B CH 82 B FF 93 4-2 6 S BB		B FF 91 B FF 92 B FF 90 B FF 91 4-0 11 CS BB		C FF 89 B FF 89 X KC 75 1-1 HR		C SI 95 F SI 94 B SL 85 F SI 97 B SI 97 X SL 86 2-2 ① G3		B SI 94 B SL 81 C SI 92 F SI 93 B CH 89 F SI 94 X SI 93 3-2 ② L7		3	1	1	1	2	0	0
1 Amed Rosario, R (1, 6) OBP: 0.319, SLG: 0.410	C FF 91 1 SAFE B KC 78 F SL 81 1 SAFE F FF 93 F CH 82 X SI 92 1-2 ① P4		1 SAFE B SL 82 B FF 92 B FF 91 C FF 91 X FF 91 3-1 ① P4		C FF 90 B SL 82 F SL 81 S SI 91 1-3 ① K		C SI 98 B SI 98 X SL 85 1-1 ② F9		F SL 83 X SI 93 0-1 E6		5	0	0	0	0	1	2
11 José Ramírez, S (1, 10) OBP: 0.351, SLG: 0.540	C FF 92 X FF 92 0-1 ② P5		B CH 80 B FF 90 F FF 91 S FF 91 X CH 82 2-2 ②③ P2 1-2		B KC 75 B FF 90 C FF 89 F CH 81 B SI 91 X FF 92 3-2 ② P4		X SI 97 0-0 ③ G4-3		B SI 92 F SI 93 B CH 87 F CH 88 B SI 94 F SI 92 X SI 93 3-2 ③ G6-3	0-0 39 1B	5	1	0	0	0	0	3
6 Owen Miller, R (1, 3) OBP: 0.296, SLG: 0.359	1 SAFE F SI 91 B FF 91 C SL 81 F FF 92 B SL 83 B FF 94 X SL 84 3-2 ③ P5 1-2			C SL 79 B FF 90 X FF 91 1-1 ① L4	X SI 89 0-0 1B			C SL 86 X SL 87 0-1 0 FC3-6 1B		D SL 87 B SL 88 C SI 95 S SL 89 D SL 90 F SL 88 X SI 98 3-2 ① G1-3	5	0	2	0	0	0	1
0 Andrés Giménez, L (1, 4) OBP: 0.367, SLG: 0.482		C KC 75 X CH 80 0-1 39 S 12 E 1B		C FF 90 S FF 91 H SL 83 1-2 2 FC4-6 39 E 12 1B HBP	B FF 88 F FF 90 F FF 90 X FF 90 1-2 ③ F8			B FF 96 S FF 96 B FF 96 X CH 86 2-1 ① FC3-6 2 1B 1-2f		X SI 98 0-0 ② P6	4	2	1	0	0	0	2
39 Oscar Gonzalez, R (1, 9) OBP: 0.325, SLG: 0.458		C FF 91 X SL 81 0-1 ① G6-3 1-2		1 SAFE F SL 80 1 SAFE F SL 81 B FF 92 X SL 82 1-2 FC5 2 FC4-6 1-2		F FC 86 S FC 86 B FF 95 X FF 95 1-2 2 G6-3 2B		F FF 96 1 SAFE F SL 87 S SL 88 0-3 ② K		S SL 89 X SI 97 0-1 2-H 1B	5	0	2	1	0	1	3
2 Tyler Freeman, R (1, 5) OBP: 0.438, SLG: 0.250	B FF 91 F SL 82 F FF 93 D SL 85 B SL 84 F FF 94 H SI 93 4-2 12 FC3-6 HBP		B SL 82 F SI 91 C SL 83 B FF 92 B SI 92 X SI 92 3-2 ② FC4-6 12 1B 1-2f 2-3		C SI 95 D FC 87 X SI 95 1-1 ① G6-3 2-3		1 SAFE F FF 96 F FF 95 D SL 88 1 SAFE B FF 97 X SL 88 2-2 1-2 1B		B SI 97 F CH 93 S SL 86 F SL 86 F SL 87 D CH 91 X FF 98 2-2 ③ L8	4	0	1	0	0	0	4
12 Luke Maile, R (1, 2) OBP: 0.321, SLG: 0.330		X FF 92 0-0 ② FC3-6 1-2f 2-H		1 SAFE B SL 80 F SL 81 X SI 91 1-1 7 FC6-4 1-3 3-H 1B	B SI 95 F SI 95 X FC 89 1-1 ② P4		F FF 96 D SL 88 F SL 87 B FF 96 B FF 96 X FF 96 3-2 ③ F9			4	0	1	1	0	0	4
7 Myles Straw, R (1, 8) OBP: 0.288, SLG: 0.268		X FF 91 0-0 ③ F9		F FF 90 D SL 82 X FF 89 1-1 ③ FC6-4 1-2f	D SI 96 D FC 89 T FF 96 C FF 96 X FF 96 2-2 ③ F9				X SI 92 0-0 ① G6-3		4	0	0	0	0	0	4
Inning Stats	R: 0 E: 0 K: 0 S: 14 H: 0 LOB: 1 BB: 1 P: 22	R: 1 E: 1 K: 0 S: 9 H: 1 LOB: 1 BB: 0 P: 13	R: 0 E: 0 K: 0 S: 5 H: 0 LOB: 0 BB: 1 P: 14	R: 1 E: 1 K: 0 S: 14 H: 1 LOB: 2 BB: 0 P: 22	R: 1 E: 0 K: 1 S: 12 H: 2 LOB: 1 BB: 0 P: 18	R: 0 E: 0 K: 0 S: 10 H: 1 LOB: 1 BB: 0 P: 15	R: 0 E: 0 K: 0 S: 7 H: 0 LOB: 0 BB: 0 P: 10	R: 0 E: 0 K: 1 S: 13 H: 2 LOB: 2 BB: 0 P: 20	R: 0 E: 1 K: 0 S: 11 H: 0 LOB: 1 BB: 0 P: 17	R: 1 E: 0 K: 0 S: 12 H: 1 LOB: 1 BB: 0 P: 17	1B: 6 2B: 1 3B: 0 HR: 1	SF: 0 SAC: 0 DP: 0 HBP: 2	WP: 0 PB: 0 SB: 2 CS: 1	PA: 43			

PITCHER		IP	WLS	BF	H	R	ER	SO	BB	IBB	HBP	BLK	WP	HR	S	P	ERA	WHIP
50 Garrett Hill, R ERA: 4.66	(1, 1)	5.0		23	4	3	1	1	2	0	2	0	0	1	54	89	1.80	1.200
67 José Cisnero, R ERA: 1.17	(6, 1)	1.0		4	1	0	0	0	0	0	0	0	0	0	10	15	0.00	1.000
68 Jason Foley, R ERA: 3.24	(7, 1)	1.0		3	0	0	0	0	0	0	0	0	0	0	7	10	0.00	0.000
19 Will Vest, R ERA: 3.68	(8, 1)	1.0		5	2	0	0	1	0	0	0	0	0	0	13	20	0.00	2.000
54 Luis Castillo, R ERA:	(9, 1)	1.0		4	0	0	0	0	0	0	0	0	0	0	11	17	0.00	0.000

PITCHER		IP	WLS	BF	H	R	ER	SO	BB	IBB	HBP	BLK	WP	HR	S	P	ERA	WHIP
65 Gregory Soto, L ERA: 3.1	(10, 1)	1.0	L	4	1	1	0	0	0	0	0	0	0	0	12	17	0.00	1.000

TOP

Cleveland Guardians @ Detroit Tigers

Comerica Park, Detroit, MI

Thu Aug 11 2022, 1:12 PM - 4:47 PM EDT

Att. 19,036 - Sunny - 77 F

livebaseballscorecards.com

AB	39
R	4
H	8
RBI	3
BB	2
SO	2
LOB	23

Batter	1	2	3	4	5	6	7	8	9	10	AB	R	H	RBI	BB	SO	LOB
31 Riley Greene, L (1, 8) OBP: 0.305, SLG: 0.356	F CH 86 B FF 91 B CU 80 B FF 91 S FF 91 S FF 91 3-3 K ①		F CH 86 F FF 90 F SL 87 B FF 93 B CU 80 B CU 80 X CH 86 3-2 G3-1 ③			C FF 90 B CU 80 X FF 90 1-1 G6-3 ①		B SI 95 B SI 94 B FF 95 C FF 94 F SI 95 F SI 95 F FF 96 S SI 96 3-3 K ②	F CH 88 B CH 88 T FF 95 F FF 96 B CH 88 F SL 83 S FF 95 2-3 K ③	0-0 22 G4-3	5	0	0	0	0	3	2
22 Victor Reyes, S (1, 9) OBP: 0.293, SLG: 0.358 (10, 7)	S FF 91 F CU 81 S CH 86 0-3 K ②			C CH 85 S CU 80 X CU 80 0-2 L9 ①		F FF 91 F SL 86 F FF 92 X CH 85 0-2 F8 ②		X CU 80 0-0 28 WP 1B		C FC 93 X FC 91 0-1 G4-3 ① 2-3	5	0	1	0	0	1	0
28 Javier Báez, R (1, 6) OBP: 0.264, SLG: 0.378	S SL 86 S SL 86 B SL 86 B SL 85 C FF 92 2-3 K ③			B FF 92 F CH 86 X FF 92 1-1 9 E 1B		B CU 79 S SL 84 X FF 91 1-1 HR		F SL 88 B FS 88 X SL 84 1-1 G5-3 ③ 1-2		F SL 82 F SL 82 B FC 96 S FC 95 1-3 K ②	5	1	2	1	0	2	2
30 Harold Castro, L (1, 3) OBP: 0.320, SLG: 0.403		C FF 91 B FF 92 X CH 85 1-1 F7 ①		S CU 79 X CH 85 0-1 F8 ②		B CU 78 B CH 86 S SL 85 B FF 90 B FF 90 4-1 BB			C FF 96 B FS 88 B FS 88 B FF 96 S FF 95 B FF 95 4-2 9 1B 7 2B BB	F FC 92 S FC 93 B FC 95 S FC 95 1-3 K ③	3	1	0	0	2	1	2
9 Willi Castro, S (1, 5) OBP: 0.287, SLG: 0.356 (10, 9)		B CU 79 X CH 86 1-0 1B		B CH 86 X CH 85 1-0 E9 1-3 1B		F CH 85 F FF 91 D CU 80 B FF 92 D CH 85 F SL 86 F FF 92 F CH 86 C CU 79 3-3 K ③			B FF 96 C FF 95 B SL 89 F FF 95 B FS 87 X FF 95 3-2 7 2B 13 FC1-4-6 1-2 1B		4	1	3	0	0	1	1
7 Jonathan Schoop, R (1, 4) OBP: 0.238, SLG: 0.314		C FF 93 B SL 87 X FF 92 1-1 P6 ②		X FF 92 0-0 P3 ③			B SL 84 F FF 92 B CU 80 S SL 86 X FF 92 2-2 L8 ①		X SL 87 0-0 13 FC1-4-6 1-3 2-H 2B		4	0	1	1	0	0	3
48 Kerry Carpenter, L (1, 10)		B CU 78 X FF 91 1-0 F8 ③			C FF 91 B FF 90 F CU 79 B CH 86 F CH 86 F FF 92 S SL 87 2-3 K ①		C SI 94 F SL 87 S SI 95 0-3 K ②		B FF 96 D FS 89 S FF 97 F FF 96 S FS 88 2-3 K ①		4	0	0	0	0	3	3
15 Tucker Barnhart, L (1, 2) OBP: 0.255, SLG: 0.225 24 Miguel Cabrera, R (9, PH) OBP: 0.319, SLG: 0.331 21 Kody Clemens, L (9, PR) OBP: 0.203, SLG: 0.296 (10, 5)			B CH 86 B FF 90 F FF 92 F FF 91 B SL 87 X CH 85 3-2 G5-3 ①		B CU 77 B FF 92 F FF 91 X FF 92 2-1 P5 ②		X SI 96 0-0 G3 ③		0-0 13 FC1-4-6 IBB	3 0 0	0 0 0	0 0 0	0 0 0	0 1 0	0 0 0	0 0 0
60 Akil Baddoo, L (1, 7) OBP: 0.215, SLG: 0.192 13 Eric Haase, R (8, PH) OBP: 0.289, SLG: 0.406 (9, 7) (10, 2)			B CH 86 F FF 92 F FF 92 B CU 79 F CH 86 S FF 93 2-3 K ②		F CU 78 B FF 92 F FF 91 B CU 78 B FF 92 S CH 86 3-3 K ③			B FF 92 C FF 95 F SI 95 C CU 80 1-3 K ①	B SL 84 F FF 95 B SL 84 B FF 96 F FF 96 X FF 96 3-2 FC1-4-6 ② 1-2f 2-3 3-H	2 2	0 0	0 0	0 1	0 0	2 1	0 2
Inning Stats	R: 0 H: 0 E: 0 LOB: 0 K: 3 BB: 0 S: 9 P: 14	R: 0 H: 1 E: 0 LOB: 1 K: 0 BB: 0 S: 6 P: 10	R: 0 H: 0 E: 0 LOB: 0 K: 1 BB: 0 S: 11 P: 19	R: 0 H: 2 E: 1 LOB: 2 K: 0 BB: 0 S: 9 P: 11	R: 0 H: 0 E: 0 LOB: 0 K: 2 BB: 0 S: 10 P: 17	R: 1 H: 1 E: 0 LOB: 1 K: 1 BB: 1 S: 15 P: 24	R: 0 H: 0 E: 0 LOB: 0 K: 1 BB: 0 S: 7 P: 9	R: 0 H: 1 E: 0 LOB: 1 K: 2 BB: 0 S: 11 P: 16	R: 2 H: 2 E: 0 LOB: 2 K: 2 BB: 2 S: 17 P: 31	R: 0 H: 0 E: 0 LOB: 1 K: 2 BB: 0 S: 8 P: 10	1B: 5 SF: 0 2B: 1 SAC: 0 3B: 0 DP: 0 HR: 1 HBP: 0						

PITCHER		IP	WLS	BF	H	R	ER	SO	BB	IBB	HBP	BLK	WP	HR	S	P	ERA	WHIP
34 Zach Plesac, R ERA: 4.32	(1, 1)	6.1		24	4	1	1	7	1	0	0	0	0	1	63	100	1.42	0.789
31 Sam Hentges, L ERA: 3.16	(7, 1)	1.1	H	5	1	0	0	3	0	0	0	0	0	0	13	17	0.00	0.750
37 Trevor Stephan, R ERA: 2.66	(8, 1)	0.2	H	6	2	2	2	1	1	1	0	0	1	0	11	21	27.00	4.500
62 Enyel De Los Santos, R ERA: 3.22	(9, 1)	0.2	W	2	0	0	0	1	0	0	0	0	0	0	8	13	0.00	0.000
27 Bryan Shaw, R ERA: 5.1	(10, 1)	1.0	S	3	0	0	0	2	0	0	0	0	0	0	8	10	0.00	0.000

PITCHER	IP	WLS	BF	H	R	ER	SO	BB	IBB	HBP	BLK	WP	HR	S	P	ERA	WHIP

BOTTOM

Cleveland Guardians @ Detroit Tigers

Comerica Park, Detroit, MI

Thu Aug 11 2022, 1:12 PM - 4:47 PM EDT

Att. 19,036 - Sunny - 77 F

livebaseballscorecards.com

AB	37
R	3
H	7
RBI	3
BB	3
SO	14
LOB	15

Batter	1	2	3	4	5	6	7	8	9	AB	R	H	RBI	BB	SO	LOB
38 Steven Kwan, L (1, 7) OBP: 0.375, SLG: 0.396	B FF 94 C FF 94 C SV 82 X CH 84 1-2 G1-3		C SV 81 X FF 94 0-1 1 1B 11 SF8 1-2 2-3 1B	B SV 81 1 SAFE B SI 91 S CH 83 B CH 80 B SI 93 4-1 11 HR 1-2 BB		X FF 93 0-0 P5		B FF 85 C FF 85 X FF 84 1-1 G4-3		4	2	1	0	1	0	0
1 Amed Rosario, R (1, 6) OBP: 0.318, SLG: 0.407	B FF 95 X SV 82 1-0 F9		C SI 93 C FF 93 B SV 83 X SV 85 1-2 22 HR 1-3 2-H 3-H 1B	F SV 82 X SV 80 0-1 L7		B FF 93 B CU 86 B FF 94 C FF 94 C FF 94 F CH 84 F CH 84 S FF 94 3-3 K		C SI 87 X SL 79 0-1 G4-3		5	1	1	2	0	1	2
11 José Ramírez, S (1, 5) OBP: 0.355, SLG: 0.551 2 Tyler Freeman, R (8, PR) OBP: 0.438, SLG: 0.250 (8, 5)	B SV 81 X SV 81 1-0 22 PO 1B		B SV 82 B SV 83 X CH 85 2-0 SF8 3-H	F CH 85 F CH 83 D SV 84 X CH 82 1-2 1-H 2-H HR		B FF 94 B CH 84 B FF 93 B FF 93 4-0 BB		B FF 86 F FF 86 X SL 79 1-1 1B		3 0	1 0	3 0	4 0	1 0	0 0	0 0
22 Josh Naylor, L (1, 3) OBP: 0.321, SLG: 0.485	B SI 93 F CH 84 1 SAFE 1-1 PO 1-2	S SI 93 F CH 85 F SV 84 S SV 83 0-3 K	X FF 94 0-0 2-H HR	F SV 84 F SV 82 X CH 81 0-2 1B		S CH 84 S CH 84 S CH 83 0-3 K		B SL 78 B SL 79 X SL 77 2-0 L9		5	1	2	2	0	2	2
0 Andrés Giménez, L (1, 4) OBP: 0.368, SLG: 0.479		C FF 94 B FF 94 F SI 93 B SV 83 X CH 83 2-2 F8	C SI 94 F CH 85 B SV 84 H SV 85 2-2 39 1B HBP	X FF 94 0-0 P5			C FF 93 X CU 79 0-1 17 F8 33 1B 1B		C FC 88 X SI 93 0-1 F7	4	0	1	0	0	0	1
39 Oscar Gonzalez, R (1, 9) OBP: 0.327, SLG: 0.456		B FF 94 X SV 81 1-0 F8	B FF 94 X FF 93 1-0 1-2 1B		X SI 98 0-0 L6		S ST 80 X ST 80 0-1 F8		C KC 82 S KC 80 B FF 94 B FC 90 X KC 80 2-2 33 1B 1B	5	0	2	0	0	0	1
33 Nolan Jones, L (1, 10) OBP: 0.349, SLG: 0.427			C FF 92 B FF 94 B FF 94 X CH 84 2-1 G4-3 C SV 81 X CH 86 0-1 G1-3		C SI 98 X SI 98 0-1 1B		C FF 94 C FF 95 X ST 80 0-2 1-2 1B		C SI 93 X KC 83 0-1 1-2 1B	5	0	3	0	0	0	2
17 Austin Hedges, R (1, 2) OBP: 0.254, SLG: 0.266			C SI 93 H FF 93 1-1 38 1B 29 1B 1 1B HBP	B SV 81 C SI 92 B SV 80 F SI 92 F SV 82 B FF 94 B SI 93 4-2 29 FC4-5 BB	C SI 96 B SL 83 B SL 84 B SL 95 X SI 97 3-1 F7		B FF 95 B FF 95 B FF 94 C FF 95 X FF 96 3-1 F8 2-3		B FC 90 B SI 93 F SI 92 B FC 91 F FF 94 X FF 94 3-2 F9	3	1	0	0	1	0	5
29 Will Benson, L (1, 8) OBP: 0.150, SLG: 0.105			L CH 84 X CH 84 0-1 38 1B 1 1B 1-2 1B	C CH 84 C SV 81 B SV 82 X SI 93 1-2 FC4-5 38 BB 11 HR 1-2f	B SI 96 B SI 96 C SI 95 X SI 98 2-1 G4-3		F ST 82 B ST 82 B FF 95 C FF 95 S FF 96 2-3 K		F FC 90 B FF 94 D KC 83 C CH 87 B FC 90 X SI 94 3-2 F7	5	2	1	0	0	1	6
Inning Stats	R: 0 E: 0 K: 0 S: 6 H: 1 LOB: 0 BB: 0 P: 10	R: 0 E: 0 K: 1 S: 8 H: 0 LOB: 0 BB: 0 P: 11	R: 5 E: 0 K: 0 S: 17 H: 5 LOB: 2 BB: 0 P: 26	R: 3 E: 0 K: 0 S: 16 H: 2 LOB: 1 BB: 2 P: 26	R: 0 E: 0 K: 0 S: 7 H: 1 LOB: 1 BB: 0 P: 12	R: 0 E: 0 K: 2 S: 9 H: 0 LOB: 1 BB: 1 P: 16	R: 0 E: 0 K: 1 S: 12 H: 2 LOB: 2 BB: 0 P: 17	R: 0 E: 0 K: 0 S: 7 H: 1 LOB: 1 BB: 0 P: 11	R: 0 E: 0 K: 0 S: 13 H: 2 LOB: 2 BB: 0 P: 21	1B: 12 2B: 0 3B: 0 HR: 2 SF: 1 SAC: 0 DP: 0 HBP: 2						

PITCHER		IP	WLS	BF	H	R	ER	SO	BB	IBB	HBP	BLK	WP	HR	S	P	ERA	WHIP
17 José Berríos, R ERA: 5.61	(1, 1)	4.0	L	23	8	8	8	1	2	0	2	0	0	2	47	73	18.00	2.500
56 Zach Pop, R ERA: 3.13	(5, 1)	1.0		4	1	0	0	0	0	0	0	0	0	0	7	12	0.00	1.000
33 Trevor Richards, R ERA: 5.15	(6, 1)	1.0		4	0	0	0	2	1	0	0	0	0	0	9	16	0.00	1.000
57 Trent Thornton, R ERA: 4.17	(7, 1)	1.0		5	2	0	0	1	0	0	0	0	0	0	12	17	0.00	2.000
90 Adam Cimber, R ERA: 3.21	(8, 1)	1.0		4	1	0	0	0	0	0	0	0	0	0	7	11	0.00	1.000

PITCHER		IP	WLS	BF	H	R	ER	SO	BB	IBB	HBP	BLK	WP	HR	S	P	ERA	WHIP
35 David Phelps, R ERA: 2.66	(9, 1)	1.0		5	2	0	0	0	0	0	0	0	0	0	13	21	0.00	2.000

TOP

Cleveland Guardians @ Toronto Blue Jays

Rogers Centre, Toronto, ON

Fri Aug 12 2022, 7:08 PM - 9:41 PM EDT

Att. 41,677 - Clear - 75 F

livebaseballscorecards.com

AB	39
R	8
H	14
RBI	8
BB	3
SO	4
LOB	19

WP: 0	PA: 46
PB: 0	
SB: 0	
CS: 0	

Cleveland Guardians @ Toronto Blue Jays

Rogers Centre, Toronto, ON

Fri Aug 12 2022, 7:08 PM - 9:41 PM EDT

Att. 41,677 - Clear - 75 F

livebaseballscorecards.com

BOTTOM

Batter	1	2	3	4	5	6	7	8	9	AB	R	H	RBI	BB	SO	LOB
13 Lourdes Gurriel Jr., R (1, 7) OBP: 0.358, SLG: 0.417	C SI 94 B FC 88 S FC 88 B FC 89 B SI 94 X FC 89 3-2 ① L7			B SI 94 C SI 94 X FC 88 1-1 ① L9		C FF 94 B SI 94 X FC 88 1-1 ③ G6-3			B SL 78 S SI 94 B SL 76 B SI 94 X SI 93 3-1 ① L8	3	0	0	0	0	0	0
7 Bradley Zimmer, L (9, PH) OBP: 0.209, SLG: 0.237										1	0	0	0	0	0	1
27 Vladimir Guerrero Jr., R (1, 10) OBP: 0.358, SLG: 0.504	C SI 94 B FC 89 X FC 89 1-1 ② G5-3			C SI 95 F SI 95 X SI 94 0-2 2B			B FF 94 B FC 88 C SI 94 X FC 90 2-1 ① L7		C SI 95 B SI 94 F SI 94 X FS 88 1-2 ②③ G5-4-3 1-2f	4	0	1	0	0	0	1
30 Alejandro Kirk, R (1, 2) OBP: 0.384, SLG: 0.457	S SI 95 F FF 95 B CH 86 S CH 86 1-3 ③ K			B FC 88 X SI 94 1-0 ② F9			C CU 82 F SI 94 B CU 84 F CH 85 S CU 84 1-3 ② K			3	0	0	0	0	2	1
37 Teoscar Hernández, R (1, 9) OBP: 0.322, SLG: 0.489		C FC 88 F SI 94 B CU 81 F SI 94 F SI 95 X FC 89 1-2 ① G5-3		B FC 89 C SI 95 B FC 89 D FC 91 S SI 95 F SI 95 F SI 97 X FC 90 3-2 ③ F9			B SI 94 B SI 94 C FC 87 F SI 94 C SI 94 2-3 ③ K			3	0	0	0	0	1	1
11 Bo Bichette, R (1, 6) OBP: 0.302, SLG: 0.433		C SI 94 F SI 95 S FC 87 0-3 ② K			B SI 94 X FC 89 1-0 ① F9			B SL 86 C FF 93 F FF 93 F FF 93 B SL 87 F FF 93 B CH 78 F CH 77 T FF 93 3-2 ① K		3	0	0	0	0	2	0
26 Matt Chapman, R (1, 5) OBP: 0.320, SLG: 0.470		F SI 95 X SI 95 0-1 ③ P5			B FC 89 B SI 94 C FC 89 X SI 95 2-1 ② F8			C FF 94 C FF 94 F SL 88 F FF 92 B CH 79 X SL 87 1-2 ② L7		3	0	0	0	0	0	0
8 Cavan Biggio, L (1, 3) OBP: 0.338, SLG: 0.372		C SI 94 F FC 88 F SI 94 B SI 94 S SI 95 1-3 ① K		C FC 89 F FC 88 B FC 89 F SI 94 B CH 86 B FC 89 X FC 88 3-2 ③ G4-3				B CH 78 C FF 93 C SL 86 B FF 93 B SL 85 X FF 93 3-2 2B		3	0	1	0	0	1	0
1 Whit Merrifield, R (1, 4) OBP: 0.290, SLG: 0.346		B SI 95 S FC 89 S FC 90 B FC 90 B FC 90 X SI 94 3-2 ② F7				B FC 89 C FC 89 B FC 88 X SI 94 2-1 ① P4		F SL 85 X SL 85 0-1 ③ F7		3	0	0	0	0	0	1
25 Jackie Bradley Jr., L (1, 8) OBP: 0.258, SLG: 0.321		C SI 96 B CU 83 S FC 89 B CH 87 F CH 88 B FC 88 F FC 89 S SI 96 3-3 ③ K				C CU 82 F CH 85 B CU 83 B FC 88 S SI 95 2-3 ② K			B FS 87 X SI 93 1-0 27 G5-4-3 1B	3	0	1	0	0	2	0
Inning Stats	R: 0 E: 0 K: 1 S: 8 H: 0 LOB: 0 BB: 0 P: 13	R: 0 E: 0 K: 1 S: 10 H: 0 LOB: 0 BB: 0 P: 11	R: 0 E: 0 K: 2 S: 12 H: 0 LOB: 0 BB: 0 P: 19	R: 0 E: 0 K: 0 S: 11 H: 1 LOB: 1 BB: 0 P: 16	R: 0 E: 0 K: 0 S: 7 H: 0 LOB: 0 BB: 0 P: 13	R: 0 E: 0 K: 1 S: 7 H: 0 LOB: 0 BB: 0 P: 12	R: 0 E: 0 K: 2 S: 9 H: 0 LOB: 0 BB: 0 P: 14	R: 0 E: 0 K: 1 S: 16 H: 1 LOB: 1 BB: 0 P: 23	R: 0 E: 0 K: 0 S: 6 H: 1 LOB: 0 BB: 0 P: 11	1B: 1 2B: 2 3B: 0 HR: 0 SF: 0 SAC: 0 DP: 1 HBP: 0						

	AB	29
	R	0
	H	3
	RBI	0
	BB	0
	SO	8
	LOB	5

PITCHER		IP	WLS	BF	H	R	ER	SO	BB	IBB	HBP	BLK	WP	HR	S	P	ERA	WHIP
47 Cal Quantrill, R ERA: 3.67	(1, 1)	7.0	W	22	1	0	0	7	0	0	0	0	0	0	64	98	0.00	0.143
49 Eli Morgan, R ERA: 3.97	(8, 1)	1.0		4	1	0	0	1	0	0	0	0	0	0	16	23	0.00	1.000
52 Nick Sandlin, R ERA: 2.43	(9, 1)	1.0		3	1	0	0	0	0	0	0	0	0	0	6	11	0.00	1.000

PITCHER	IP	WLS	BF	H	R	ER	SO	BB	IBB	HBP	BLK	WP	HR	S	P	ERA	WHIP

WP: 0 PA: 29
PB: 0
SB: 0
CS: 0

Batter	1	2	3	4	5	6	7	8	9	AB	R	H	RBI	BB	SO	LOB
38 Steven Kwan, L (1, 7) OBP: 0.373, SLG: 0.391	B FF 94 B FF 95 B FF 95 B FF 94 4-0 22 S 0 1B BB		C CU 79 X CH 88 0-1 ① G4-3		B FF 95 B CU 80 C CU 80 B FF 95 F FF 94 F FF 95 F FF 94 X CU 81 3-2 ② FC3-6 1 1B 1-2f		C SI 96 S FS 88 B SL 88 X FS 87 1-2 ③ G4-3		C SL 88 B FF 97 F SL 88 C SL 89 1-3 ③ K	4	1	0	0	1	1	2
1 Amed Rosario, R (1, 6) OBP: 0.318, SLG: 0.406	B FF 94 B ST 86 B FF 96 C FF 95 F FF 95 F FF 96 F FF 96 X ST 86 3-2 ① L8		C ST 85 F ST 86 F FF 96 B ST 86 F FF 95 X CU 81 1-2 ② G1-3		1 SAFE B FF 94 X ST 85 1-0 1-2 1B			C CU 81 B FF 97 S FF 96 F FF 98 B FF 94 S FF 96 2-3 ① K		4	0	1	0	0	1	1
11 José Ramírez, S (1, 5) OBP: 0.352, SLG: 0.545	X CU 81 0-0 ② L8		C FF 94 B FF 95 B FF 94 S CU 80 S ST 87 2-3 ③ K		C SI 95 X SI 96 0-1 ③ F8			C SI 95 B SL 90 B FF 95 F SI 94 B SL 90 F FF 94 F SI 94 X CH 88 3-2 ② G2-3		4	0	0	0	0	1	3
22 Josh Naylor, L (1, 3) OBP: 0.323, SLG: 0.486 6 Owen Miller, R (8, PR) OBP: 0.296, SLG: 0.359 (8, 3)	1 SAFE B FF 95 C CU 82 B FF 94 B FF 95 F ST 86 D ST 86 4-2 0 1B 1-2 BB			X FF 94 0-0 ① F7		X SL 84 0-0 ① F9		F CU 84 B CH 87 F CU 86 B CU 81 F CU 83 X CH 87 2-2 2B		3 0	0 0	1 0	0 0	1 0	0 0	0 0
0 Andrés Giménez, L (1, 4) OBP: 0.375, SLG: 0.482	C CU 80 F FF 95 X FF 95 0-2 39 FC4 1-3 2-H 1B			B FF 94 B CH 87 C FF 95 F ST 86 F ST 87 B FF 96 B FF 94 4-2 39 S BB		B SL 85 C SI 97 X SI 97 1-1 39 F9 39 WP 1B		B SL 87 B SL 87 C SL 86 B SL 88 B SL 85 4-1 BB		2	0	2	1	2	0	0
39 Oscar Gonzalez, R (1, 10) OBP: 0.320, SLG: 0.444	F ST 86 S ST 85 X ST 87 0-2 ③ FC4 1-2f			D ST 86 C FF 93 1 SAFE S ST 86 B FF 94 X ST 84 2-2 ② P6 1-2		F SI 85 B SL 79 F SL 78 B SL 80 F FF 87 X SL 79 2-2 ② F9 1-3		S SL 88 F SL 88 F FF 98 S SL 90 0-3 ③ K		4	0	0	0	0	1	6
33 Nolan Jones, L (1, 9) OBP: 0.333, SLG: 0.405		F FF 94 F FF 95 X ST 88 0-2 ① F7		B CU 79 S CH 87 D CH 88 X CH 87 2-1 ③ F9		C SL 79 B FF 87 F FF 86 F SL 82 B FF 87 S SL 79 2-3 ③ K		S SL 87 S SL 88 B SL 89 X FF 97 1-2 ① F8		4	0	0	0	0	1	2
12 Luke Maile, R (1, 2) OBP: 0.321, SLG: 0.330 29 Will Benson, L (9, PH) OBP: 0.190, SLG: 0.150		C ST 86 B FF 95 C FF 95 B ST 89 C ST 86 2-3 ② K		B FF 93 C ST 86 B ST 86 X FF 95 2-1 38 FC3-6 1B			F SI 94 B SL 87 B SL 87 X SI 95 2-1 ① L5		C SL 88 X SL 89 0-1 E6 1B	3 1	0 0	1 1	0 0	0 0	1 0	0 0
7 Myles Straw, R (1, 8) OBP: 0.285, SLG: 0.265		F FF 94 F FF 94 S ST 86 0-3 ③ K		C ST 87 X FF 94 0-1 ① F9			F SI 95 B SL 87 X SI 96 1-1 ② G4-3		B SL 88 X FF 97 1-0 ② L8	4	0	0	0	0	1	2

Inning Stats	1	2	3	4	5	6	7	8	9
	R: 1 E: 0 K: 0 S: 14	R: 0 E: 0 K: 2 S: 9	R: 0 E: 0 K: 1 S: 10	R: 0 E: 0 K: 0 S: 9	R: 0 E: 0 K: 0 S: 12	R: 0 E: 0 K: 1 S: 11	R: 0 E: 0 K: 0 S: 7	R: 0 E: 0 K: 2 S: 18	R: 0 E: 1 K: 1 S: 9
	H: 1 LOB: 2 BB: 2 P: 25	H: 0 LOB: 0 BB: 0 P: 11	H: 0 LOB: 0 BB: 0 P: 13	H: 0 LOB: 1 BB: 1 P: 17	H: 2 LOB: 2 BB: 0 P: 18	H: 1 LOB: 1 BB: 0 P: 16	H: 0 LOB: 0 BB: 0 P: 11	H: 1 LOB: 2 BB: 1 P: 29	H: 1 LOB: 1 BB: 0 P: 12

1B: 5 SF: 0
2B: 1 SAC: 0
3B: 0 DP: 0
HR: 0 HBP: 0

WP: 1 PA: 37
PB: 0
SB: 2
CS: 0

PITCHER		IP	WLS	BF	H	R	ER	SO	BB	IBB	HBP	BLK	WP	HR	S	P	ERA	WHIP
45 Mitch White, R ERA: 3.72	(1, 1)	4.2		20	3	1	1	3	3	0	0	0	0	0	52	82	1.93	1.286
56 Zach Pop, R ERA: 3.04	(5, 1)	0.2		3	1	0	0	0	0	0	0	0	0	0	5	6	0.00	1.500
90 Adam Cimber, R ERA: 3.17	(6, 1)	0.2		2	0	0	0	1	0	0	0	0	1	0	8	12	0.00	0.000
52 Anthony Bass, R ERA: 1.46	(7, 1)	1.0	W	3	0	0	0	0	0	0	0	0	0	0	7	11	0.00	0.000
93 Yimi García, R ERA: 2.93	(8, 1)	0.2	H	3	1	0	0	1	0	0	0	0	0	0	13	20	0.00	1.500

PITCHER		IP	WLS	BF	H	R	ER	SO	BB	IBB	HBP	BLK	WP	HR	S	P	ERA	WHIP
68 Jordan Romano, R ERA: 2.51	(8, 1)	1.1	S	6	1	0	0	2	1	0	0	0	0	0	14	21	0.00	1.500

TOP

Cleveland Guardians @ Toronto Blue Jays

Rogers Centre, Toronto, ON

Sat Aug 13 2022, 3:08 PM - 6:02 PM EDT

Att. 44,977 - Sunny - 76 F

livebaseballscorecards.com

AB	33
R	1
H	6
RBI	1
BB	4
SO	7
LOB	16

BOTTOM

Cleveland Guardians @ Toronto Blue Jays

Rogers Centre, Toronto, ON

Sat Aug 13 2022, 3:08 PM - 6:02 PM EDT

Att. 44,977 - Sunny - 76 F

livebaseballscorecards.com

Batter	1	2	3	4	5	6	7	8	9	AB	R	H	RBI	BB	SO	LOB
13 Lourdes Gurriel Jr., R (1, 7) OBP: 0.355, SLG: 0.413	B FF 91 B FF 91 X FF 92 2-0 ① L9		C FF 93 F CU 81 B CU 81 X CU 81 1-2 ② F7			F SL 84 C FF 91 X SL 86 0-2 ① L4		F FF 95 B SL 82 C FF 96 B FF 96 S FF 96 2-3 ② K		4	0	0	0	0	1	0
27 Vladimir Guerrero Jr., R (1, 3) OBP: 0.358, SLG: 0.503	C FF 92 B CU 79 X FF 92 1-1 2B		F SL 88 B SL 88 B CU 81 F FF 93 B FF 94 X FF 93 3-2 ③ G4-3			F FF 93 S FF 94 B CU 80 F SL 86 S CU 81 1-3 ② K		F FF 95 F FF 96 B SL 81 X FF 95 1-2 ③ L8		4	0	1	0	0	1	0
30 Alejandro Kirk, R (1, 10) OBP: 0.381, SLG: 0.453	F FF 92 B FF 89 F FF 91 B FF 93 X SL 87 2-2 ② L9			F FF 93 F FF 93 B CU 80 X FF 94 1-2 ① F8		B FF 94 C CU 80 X FF 93 1-1 ③ G6-3				3	0	0	0	0	0	1
37 Teoscar Hernández, R (1, 9) OBP: 0.325, SLG: 0.498	F FF 92 B FF 94 F SL 87 F FF 93 S FF 94 1-3 ③ K			C CU 80 B FF 94 S CU 80 F FF 93 B CU 82 F SL 88 B SL 90 B FF 92 4-2 11 G5-4-3 BB			C FF 91 F FF 93 X FF 94 0-2 HR			2	1	1	1	1	1	1
11 Bo Bichette, R (1, 6) OBP: 0.300, SLG: 0.430		X FF 92 0-0 ① F9		X SL 87 0-0 ② ③ G5-4-3 1-2f			X CU 79 0-0 ① G1-3			3	0	0	0	0	0	1
26 Matt Chapman, R (1, 5) OBP: 0.322, SLG: 0.478		B FF 92 B FF 94 B FF 93 C FF 92 C FF 93 F FF 93 F FF 94 B SL 88 4-2 BB			F FF 91 B CU 77 F CU 79 X FF 91 1-2 HR		B FF 93 B FF 93 B SL 86 C FF 93 X SL 84 3-1 ② G5-3			2	1	1	1	1	0	0
15 Raimel Tapia, L (1, 8) OBP: 0.298, SLG: 0.394 25 Jackie Bradley Jr., L (8, 8) OBP: 0.258, SLG: 0.321		C CU 78 C FF 92 F FF 93 S CU 79 0-3 ② K			C FF 90 F CU 78 F FF 94 F CU 79 X SL 88 0-2 ① L9		C CU 79 B CU 80 X CU 81 1-1 5 1B 2B			3	0	1	0	0	1	1
5 Santiago Espinal, R (1, 4) OBP: 0.316, SLG: 0.380		B SL 88 C SL 86 D CU 80 X FF 92 2-1 ③ F7			C CU 80 F CU 80 X FF 93 0-2 9 CS 1B		X FF 95 0-0 ③ 2-H 1B			3	0	2	0	0	0	1
9 Danny Jansen, R (1, 2) OBP: 0.268, SLG: 0.464			B CU 78 S CU 80 S FF 94 B CU 81 B SL 87 X FF 94 3-2 ① P6		B SL 87 S SL 86 F SL 86 X FF 93 1-2 ② ③ P5 1-2			C SL 83 B SL 84 B SL 84 B SL 81 F FF 96 C SL 83 3-3 ① K		3	0	0	0	0	1	1
Inning Stats	R: 0 E: 0 K: 1 S: 10 H: 1 LOB: 1 BB: 0 P: 16	R: 0 E: 0 K: 1 S: 11 H: 0 LOB: 1 BB: 1 P: 17	R: 0 E: 0 K: 0 S: 9 H: 0 LOB: 0 BB: 0 P: 16	R: 0 E: 0 K: 0 S: 8 H: 0 LOB: 0 BB: 1 P: 13	R: 1 E: 0 K: 0 S: 14 H: 2 LOB: 0 BB: 0 P: 16	R: 0 E: 0 K: 1 S: 9 H: 0 LOB: 0 BB: 0 P: 11	R: 1 E: 0 K: 0 S: 9 H: 3 LOB: 2 BB: 0 P: 13	R: 0 E: 0 K: 2 S: 9 H: 0 LOB: 0 BB: 0 P: 15		1B: 2 2B: 2 3B: 0 HR: 2 SF: 0 SAC: 0 DP: 1 HBP: 0				WP: 0 PB: 0 SB: 0 CS: 1 PA: 29		

	AB	27
	R	2
	H	6
	RBI	2
	BB	2
	SO	5
	LOB	6

PITCHER		IP	WLS	BF	H	R	ER	SO	BB	IBB	HBP	BLK	WP	HR	S	P	ERA	WHIP
24 Triston McKenzie, R ERA: 3.14	(1, 1)	6.2	L	25	5	2	2	3	2	0	0	0	0	2	69	101	2.70	1.050
62 Enyel De Los Santos, R ERA: 3.11	(7, 1)	1.1		4	1	0	0	2	0	0	0	0	0	0	10	16	0.00	0.750

PITCHER	IP	WLS	BF	H	R	ER	SO	BB	IBB	HBP	BLK	WP	HR	S	P	ERA	WHIP

Batter	1	2	3	4	5	6	7	8	9	AB	R	H	RBI	BB	SO	LOB
38 Steven Kwan, L (1, 7) OBP: 0.371, SLG: 0.389	B FF 93 B FF 96 C FF 96 B FF 97 F FF 96 S FF 97 3-3 ① K	C FF 97 1 SAFE X FF 96 0-1 ③ F7		D FS 85 F FF 96 X FF 97 1-1 ③ F8		C FF 94 B KC 83 X KC 83 1-1 ③ F7			C CU 81 B CU 82 X FF 95 1-1 1 S 1 1B 1B	5	1	1	0	0	1	2
1 Amed Rosario, R (1, 6) OBP: 0.323, SLG: 0.416	X FF 97 0-0 HR		B FF 94 C SL 85 F FS 84 F FS 87 F SL 85 B SL 86 B FS 87 F FS 86 X FS 86 3-2 11 S 1B		B FF 96 S FF 96 B FF 95 B SL 86 B FF 95 4-1 11 WP 22 1B BB		B FF 91 B CU 87 F FF 94 S FF 93 F CH 84 B CU 87 T FF 94 3-2 ① K		1 SAFE C FF 97 X CU 82 0-1 11 1-H 1B	4	3	3	2	1	1	0
11 José Ramírez, S (1, 10) OBP: 0.353, SLG: 0.543	B FF 97 C FS 87 S FS 87 F FF 97 B FF 97 T FF 96 3-2 ② K		B FF 96 F CH 86 S FS 88 D FS 87 F FF 96 F FF 97 B FS 88 F FS 87 S FS 87 3-3 ① K 1-2		1 SAFE B FF 93 F FS 86 S FS 85 1 SAFE B CH 86 B FS 86 T FF 97 3-2 ① K 1-2		F FF 93 B FF 94 B CH 84 B FF 94 D CH 83 4-1 22 CS BB		C FF 95 C FF 95 B FF 95 X FF 95 1-2 2-H 1B	4	0	1	1	1	3	2
22 Josh Naylor, L (1, 3) OBP: 0.324, SLG: 0.485	F FF 98 S FS 87 B FS 87 B FS 88 X FF 99 2-2 1B		D SL 87 S FS 86 F FS 87 S FS 88 1-3 ② K		B FF 97 X FF 98 1-0 39 FC4-6 2-H 1B		C CH 84 B FF 94 B CH 84 C CH 84 X CH 82 2-2 ② ③ G3 1-2		C CU 81 F CU 81 X ST 81 0-2 ③ G6-3	5	0	2	1	0	1	3
39 Oscar Gonzalez, R (1, 9) OBP: 0.318, SLG: 0.440	S FF 96 1 SAFE F FF 96 X SL 86 0-2 ③ P4		B SL 88 S FF 97 X FF 98 1-1 ③ F8		C FF 96 F SL 85 F FS 87 F FF 98 X SL 86 0-2 ② FC4-6 6 2B 1-2f			C SL 86 X SL 87 0-1 6 G5-4-3 1B		4	1	1	0	0	0	3
6 Owen Miller, R (1, 4) OBP: 0.298, SLG: 0.366 0 Andrés Giménez, L (8, 4) OBP: 0.375, SLG: 0.482		B FF 94 X FF 95 1-0 17 1B 2B		B SL 83 C FS 84 F FS 85 F SL 84 B SL 86 X FS 85 2-2 ① L5	S FF 96 X FF 96 0-1 1-H 2B			X SI 94 0-0 ① ② G5-4-3 1-2f		4 0	1 0	2 0	1 0	0 0	0 0	1 0
2 Tyler Freeman, R (1, 5) OBP: 0.400, SLG: 0.250		C SL 83 X FS 86 0-1 ① P4		C FF 95 B FF 96 X FF 96 1-1 17 E 17 S 17 2B 1B	B KC 81 S FF 93 F FC 90 C KC 81 1-3 ③ K			C SI 96 B SL 87 S SI 95 B SL 88 B SI 96 X SI 96 3-2 ③ G4-3		4	1	1	0	0	1	2
17 Austin Hedges, R (1, 2) OBP: 0.259, SLG: 0.275		X SL 83 0-0 7 FC4 2-H 1B		B FF 95 X SL 85 1-0 1-H 2B		C FF 92 C KC 80 B KC 80 S FF 94 1-3 ① K			C CU 80 X ST 81 0-1 ① P3	4	0	2	2	0	1	0
7 Myles Straw, R (1, 8) OBP: 0.282, SLG: 0.262		F FF 95 F FF 95 B FS 87 D SL 86 F FS 86 F FF 97 F FS 86 B SL 85 X FS 87 3-2 ② FC4 1-2f		B FF 94 X FF 96 1-0 ② L9		B FF 94 C KC 82 C FF 94 F FC 90 X FF 94 1-2 ② L9			C FF 95 B ST 82 F FF 96 B ST 83 T ST 82 2-2 ② K	4	0	0	0	0	1	2
Inning Stats	R: 1 E: 0 K: 2 S: 13 H: 2 LOB: 1 BB: 0 P: 21	R: 1 E: 0 K: 0 S: 12 H: 2 LOB: 1 BB: 0 P: 16	R: 0 E: 0 K: 2 S: 17 H: 1 LOB: 1 BB: 0 P: 25	R: 1 E: 0 K: 0 S: 10 H: 2 LOB: 1 BB: 0 P: 16	R: 2 E: 0 K: 2 S: 15 H: 2 LOB: 1 BB: 1 P: 24	R: 0 E: 0 K: 1 S: 9 H: 0 LOB: 0 BB: 0 P: 12	R: 0 E: 0 K: 1 S: 8 H: 0 LOB: 0 BB: 1 P: 17	R: 0 E: 0 K: 0 S: 6 H: 1 LOB: 0 BB: 0 P: 9	R: 2 E: 0 K: 1 S: 15 H: 3 LOB: 1 BB: 0 P: 19	1B: 9 2B: 3 3B: 0 HR: 1 SF: 0 SAC: 0 DP: 1 HBP: 0						

PITCHER		IP	WLS	BF	H	R	ER	SO	BB	IBB	HBP	BLK	WP	HR	S	P	ERA	WHIP
34 Kevin Gausman, R ERA: 3.16	(1, 1)	4.2	L	24	9	5	5	5	1	0	0	0	1	1	64	98	9.64	2.143
35 David Phelps, R ERA: 2.58	(5, 1)	1.1		4	0	0	0	2	0	0	0	0	0	0	12	16	0.00	0.000
33 Trevor Richards, R ERA: 5.04	(7, 1)	1.0		3	0	0	0	1	1	0	0	0	0	0	8	17	0.00	1.000
52 Anthony Bass, R ERA: 1.43	(8, 1)	1.0		3	1	0	0	0	0	0	0	0	0	0	6	9	0.00	1.000
57 Trent Thornton, R ERA: 4.5	(9, 1)	1.0		6	3	2	2	1	0	0	0	0	0	0	15	19	18.00	3.000

PITCHER	IP	WLS	BF	H	R	ER	SO	BB	IBB	HBP	BLK	WP	HR	S	P	ERA	WHIP

TOP

Cleveland Guardians @ Toronto Blue Jays

Rogers Centre, Toronto, ON

Sun Aug 14 2022, 1:41 PM - 4:34 PM EDT

Att. 41,002 - Sunny - 75 F

livebaseballscorecards.com

AB	38
R	7
H	13
RBI	7
BB	2
SO	9
LOB	15

WP: 1 PA: 40
PB: 0
SB: 3
CS: 1

BOTTOM

Cleveland Guardians @ Toronto Blue Jays

Rogers Centre, Toronto, ON

Sun Aug 14 2022, 1:41 PM - 4:34 PM EDT

Att. 41,002 - Sunny - 75 F

livebaseballscorecards.com

Batter	1	2	3	4	5	6	7	8	9	AB	R	H	RBI	BB	SO	LOB
13 Lourdes Gurriel Jr., R (1, 7) OBP: 0.359, SLG: 0.419	B FF 92 X FF 92 1-0 30 1B 37 2B 1B		B FF 92 F SL 86 C FC 86 B SL 86 F FF 94 X KC 83 2-2 ① G6-3		X KC 83 0-0 27 G6-3 1-3 2B		S SL 88 T FF 93 B SL 86 B FF 92 X FF 94 2-2 1-2 1B			4	1	3	0	0	0	0
27 Vladimir Guerrero Jr., R (1, 3) OBP: 0.355, SLG: 0.499	S SL 87 D FC 88 X SL 86 1-1 ① F9		X FF 93 0-0 ② G6-3		S SL 87 X SL 87 0-1 ② G6-3 2-3 3-H		F FF 94 D FC 87 C FF 94 X SL 86 1-2 ③ G5-3			4	0	0	1	0	0	4
30 Alejandro Kirk, R (1, 2) OBP: 0.380, SLG: 0.450	C FF 93 F FF 93 X SL 86 0-2 37 2B 1-3 1B		C FF 92 X CH 89 0-1 ③ G6-3		B FC 87 C FF 92 D SL 87 F FF 93 D KC 83 F SL 86 X FF 93 3-2 ③ L8			C SL 86 F FF 97 B FS 89 X FS 88 1-2 ① G4-3		4	0	1	0	0	0	1
37 Teoscar Hernández, R (1, 10) OBP: 0.324, SLG: 0.499	C KC 84 X FF 93 0-1 1-3 3-H 2B			C FF 92 F SL 86 F SL 86 B FC 87 B SL 86 S FC 88 2-3 ① K		C FF 93 X FF 92 0-1 ① F9		B FF 98 S SL 88 B FF 97 S FF 97 T SL 87 2-2 ② K		4	0	1	1	0	2	0
26 Matt Chapman, R (1, 5) OBP: 0.319, SLG: 0.473	C SL 87 S SL 88 D FC 87 S SL 86 1-3 ② K			B FF 93 B FF 94 X FC 87 2-0 ② G5-3		B FF 93 C FF 95 B FC 88 S SL 86 C FF 93 2-3 ② K		C SL 85 F SL 84 B FS 88 S FS 88 1-3 ③ K		4	0	0	0	0	3	2
15 Raimel Tapia, L (1, 8) OBP: 0.297, SLG: 0.392	X KC 82 0-0 ③ G3			C FF 94 F FC 91 X SL 86 0-2 1B		C FF 93 F FF 93 F KC 84 S KC 84 0-3 ③ K			B FC 100 F SL 93 X FC 100 1-1 ① G6-3	4	0	1	0	0	1	2
1 Whit Merrifield, R (1, 4) OBP: 0.290, SLG: 0.345		F FF 93 X SL 85 0-1 ① P6		1 SAFE X SL 86 0-0 ③ P3			C SL 85 C FF 94 B FC 87 X SL 86 1-2 13 1B 1B		C SL 91 X FC 99 0-1 ② F9	4	0	1	0	0	0	1
5 Santiago Espinal, R (1, 6) OBP: 0.315, SLG: 0.379		F FF 93 X SL 86 0-1 ② G6-3			C FF 92 B SL 87 C SL 87 B SL 87 B FF 94 F FF 93 X FF 93 3-2 13 2B 27 G6-3 1B		C SL 87 C SL 87 S FC 87 0-3 ① K		B FC 100 S SL 91 B FC 99 C SL 91 S SL 93 2-3 ③ K	4	1	1	0	0	2	1
8 Cavan Biggio, L (1, 9) OBP: 0.333, SLG: 0.366		B FF 94 C FC 89 X FC 87 1-1 ③ G4-3			B KC 82 F FC 88 B FC 89 1 SAFE F FC 88 F KC 83 S FC 88 2-3 ① K		B FC 88 B FC 89 F FF 94 C FF 93 X SL 86 2-2 ② F7			3	0	0	0	0	1	2
Inning Stats	R: 1 E: 0 K: 1 S: 12 H: 3 LOB: 2 BB: 0 P: 15	R: 0 E: 0 K: 0 S: 6 H: 0 LOB: 0 BB: 0 P: 7	R: 0 E: 0 K: 0 S: 7 H: 0 LOB: 0 BB: 0 P: 9	R: 0 E: 0 K: 1 S: 9 H: 1 LOB: 1 BB: 0 P: 13	R: 1 E: 0 K: 1 S: 15 H: 2 LOB: 1 BB: 0 P: 23	R: 0 E: 0 K: 2 S: 9 H: 0 LOB: 0 BB: 0 P: 11	R: 0 E: 0 K: 1 S: 15 H: 2 LOB: 2 BB: 0 P: 21	R: 0 E: 0 K: 2 S: 9 H: 0 LOB: 0 BB: 0 P: 13	R: 0 E: 0 K: 1 S: 7 H: 0 LOB: 0 BB: 0 P: 10	1B: 6 2B: 2 3B: 0 HR: 0 SF: 0 SAC: 0 DP: 0 HBP: 0						

	AB	35
	R	2
	H	8
	RBI	2
	BB	0
	SO	9
	LOB	13

PITCHER	IP	WLS	BF	H	R	ER	SO	BB	IBB	HBP	BLK	WP	HR	S	P	ERA	WHIP
57 Shane Bieber, R (1, 1) ERA: 3.18	7.0	W	29	8	2	2	6	0	0	0	0	0	0	73	99	2.57	1.143
37 Trevor Stephan, R (8, 1) ERA: 2.6	1.0	H	3	0	0	0	2	0	0	0	0	0	0	9	13	0.00	0.000
48 Emmanuel Clase, R (9, 1) ERA: 1.29	1.0		3	0	0	0	1	0	0	0	0	0	0	7	10	0.00	0.000

PITCHER	IP	WLS	BF	H	R	ER	SO	BB	IBB	HBP	BLK	WP	HR	S	P	ERA	WHIP

Batter	1	2	3	4	5	6	7	8	9	AB	R	H	RBI	BB	SO	LOB
31 Riley Greene, L (1, 8) OBP: 0.296, SLG: 0.346	X FF 92 0-0 28 2B 30 G4-3 1B		C CU 75 F FC 85 F CU 74 B CU 75 B SI 92 X FC 86 2-2 ② G3-1			C FC 87 B CU 76 C CU 75 B CU 74 F FC 85 C CU 74 2-3 ① K		X SL 85 0-0 ② G3-1		4	1	1	0	0	1	0
22 Victor Reyes, S (1, 9) OBP: 0.290, SLG: 0.348	C SI 90 S FC 89 X FC 89 0-2 ① F9		X SI 92 0-0 1B			B FC 85 B FC 85 B FC 85 C FC 85 S FC 83 B CU 76 4-2 30 S BB		B FF 96 C FF 95 S FF 94 S FS 88 1-3 ③ K		3	0	1	0	1	1	1
28 Javier Báez, R (1, 6) OBP: 0.268, SLG: 0.383	X FC 84 0-0 30 G4-3 1-3 2B		C CU 75 X SI 90 0-1 ③ G6-3			C CU 74 F CU 74 S CU 74 0-3 ② K			S SL 91 F FC 99 X SL 92 0-2 ① F8	4	0	1	0	0	1	2
30 Harold Castro, L (1, 3) OBP: 0.313, SLG: 0.401	B CU 76 B FC 88 C CU 75 C CU 76 B FC 87 X CU 75 3-2 ② G4-3 2-3 3-H			C FC 86 B FC 87 B FC 87 S CU 76 S CU 76 2-3 ① K		1 SAFE C FC 85 B CU 74 C CU 75 F CU 75 F CU 74 S CU 76 1-3 ③ K 1-2			S FC 100 C SL 91 X SL 93 0-2 ② G4-3	4	0	0	1	0	2	2
24 Miguel Cabrera, R (1, 10) OBP: 0.315, SLG: 0.324	C CU 74 T SI 91 S CU 74 0-3 ③ K			S SL 79 S SI 91 B CU 75 S CU 74 1-3 ② K			B CU 82 B FF 96 S FF 96 F FF 96 F FF 97 B FF 97 S FF 97 3-3 ① K		B FC 100 X FC 99 1-0 ③ G4-3	4	0	0	0	0	3	1
46 Jeimer Candelario, S (1, 5) OBP: 0.260, SLG: 0.337		C FC 88 C CU 76 B FF 91 S CU 76 1-3 ① K		X FC 90 0-0 ③ F8			B CU 84 S CU 84 B FF 97 X FF 96 2-1 ② F9			3	0	0	0	0	1	0
13 Eric Haase, R (1, 2) OBP: 0.288, SLG: 0.401		B FF 92 C CU 74 X SI 91 1-1 ② G4-3			B FC 90 F SI 91 B CU 75 B SL 84 X FF 91 3-1 ① F9		B CU 82 F FF 96 B FF 96 F FF 96 F FF 96 F CU 84 B CU 84 B FF 96 4-2 BB			2	0	0	0	1	0	0
7 Jonathan Schoop, R (1, 4) OBP: 0.235, SLG: 0.309		B FC 91 X SI 91 1-0 ③ L8			B SL 82 B SI 91 S SI 91 F SI 91 S CU 75 2-3 ② K		C CU 83 S FF 96 T FF 96 0-2 ③ K			3	0	0	0	0	2	1
60 Akil Baddoo, L (1, 7) OBP: 0.244, SLG: 0.211			C FC 87 B FC 88 C CU 76 B FC 87 S CU 76 2-3 ① K		S FC 86 B FC 86 S CU 76 S CU 75 1-3 ③ K			C FF 94 X FS 87 0-1 ① G3-1		3	0	0	0	0	2	0
Inning Stats	R: 1 H: 2 E: 0 LOB: 1 K: 1 BB: 0 S: 11 P: 14	R: 0 H: 0 E: 0 LOB: 0 K: 1 BB: 0 S: 6 P: 9	R: 0 H: 1 E: 0 LOB: 1 K: 1 BB: 0 S: 10 P: 14	R: 0 H: 0 E: 0 LOB: 0 K: 2 BB: 0 S: 7 P: 10	R: 0 H: 0 E: 0 LOB: 0 K: 2 BB: 0 S: 8 P: 14	R: 0 H: 0 E: 0 LOB: 1 K: 3 BB: 1 S: 14 P: 21	R: 0 H: 0 E: 0 LOB: 1 K: 2 BB: 1 S: 13 P: 22	R: 0 H: 0 E: 0 LOB: 0 K: 1 BB: 0 S: 6 P: 7	R: 0 H: 0 E: 0 LOB: 0 K: 0 BB: 0 S: 7 P: 8	1B: 2 SF: 0 2B: 1 SAC: 0 3B: 0 DP: 0 HR: 0 HBP: 0						

TOP

Detroit Tigers @ Cleveland Guardians

Progressive Field, Cleveland, OH

Mon Aug 15 2022, 3:11 PM - 6:05 PM EDT

Sunny - 78 F

livebaseballscorecards.com

AB	30
R	1
H	3
RBI	1
BB	2
SO	13
LOB	7

WP: 0 PA: 32
PB: 0
SB: 1
CS: 0

PITCHER	IP	WLS	BF	H	R	ER	SO	BB	IBB	HBP	BLK	WP	HR	S	P	ERA	WHIP
43 Aaron Civale, R (1, 1) ERA: 5.63	6.0		22	3	1	1	10	1	0	0	0	0	0	56	82	1.50	0.667
99 James Karinchak, R (7, 1) ERA: 1.62	1.0	W	4	0	0	0	2	1	0	0	0	0	0	13	22	0.00	1.000
37 Trevor Stephan, R (8, 1) ERA: 2.54	1.0	H	3	0	0	0	1	0	0	0	0	0	0	6	7	0.00	0.000
48 Emmanuel Clase, R (9, 1) ERA: 1.27	1.0	S	3	0	0	0	0	0	0	0	0	0	0	7	8	0.00	0.000

PITCHER	IP	WLS	BF	H	R	ER	SO	BB	IBB	HBP	BLK	WP	HR	S	P	ERA	WHIP

Detroit Tigers @ Cleveland Guardians

Progressive Field, Cleveland, OH

Mon Aug 15 2022, 3:11 PM - 6:05 PM EDT

Sunny - 78 F

BOTTOM

livebaseballscorecards.com

Batter	1	2	3	4	5	6	7	8	9	AB	R	H	RBI	BB	SO	LOB
38 Steven Kwan, L (1, 7) OBP: 0.370, SLG: 0.387	C FF 89 C FF 92 F SL 86 B FF 92 X SL 85 1-2 L8 ①		C SI 90 1 SAFE B FF 91 B SI 91 X SL 83 2-1 F7 ②		1 SAFE B FF 90 B CH 83 C FF 90 F FF 90 1 SAFE 1 SAFE F FF 92 F CH 85 3-2 D CH 84 X SL 83 L8 ①		F FF 95 1 SAFE 1 SAFE B CH 86 X SL 86 1-1 1-3 1 FC1-6 1B			4	0	1	0	0	0	2
1 Amed Rosario, R (1, 6) OBP: 0.320, SLG: 0.412	B SL 84 C SL 84 X SI 93 1-1 G6-3 ②		C SI 92 B SI 92 1 SAFE F SL 82 D SL 84 F CH 86 X SI 92 2-2 1-2 F9 ③		B CH 82 B SI 92 X SI 92 2-0 1-2 G5-3 ②		X SL 87 0-0 1-2f FC1-6 0 HR ①			4	1	0	0	0	0	4
11 José Ramírez, S (1, 5) OBP: 0.354, SLG: 0.542	C FF 92 B CH 88 B CH 88 B FF 92 X FF 92 3-1 F7 ③			B FF 92 C FF 92 X SI 93 1-1 39 FC5 0 1B 1B	C SL 87 B CH 88 B FF 93 X SL 86 2-1 2-H 1B		1 SAFE C SI 91 F SI 91 D SL 83 1 SAFE S SL 82 1-3 K ②			4	0	2	1	0	1	2
0 Andrés Giménez, L (1, 4) OBP: 0.379, SLG: 0.497		B FF 91 X CH 87 1-0 6 G6-4-3 2B		1 SAFE 1 SAFE C SL 85 1 SAFE X SL 84 0-1 6 BB 39 FC5 1-2 1B	1 SAFE F FF 91 F FF 91 1 SAFE B FF 92 F SL 84 F CH 86 B FF 92 1 SAFE 2-3 S SL 86 K ③		X SL 84 0-0 1-H 3-H HR			4	1	3	3	0	1	1
39 Oscar Gonzalez, R (1, 9) OBP: 0.322, SLG: 0.447		S FF 90 F FF 92 F FF 92 F SL 86 F FF 92 F CH 86 X SL 86 0-2 6 G6-4-3 1B		C CH 86 F SI 94 X SI 93 0-2 FC5 6 BB 1-2 2-3f ①		X SI 91 0-0 2B	F SI 93 B SI 91 F SI 92 S SL 84 1-3 K2-3 ③			4	0	2	0	0	1	2
6 Owen Miller, R (1, 3) OBP: 0.298, SLG: 0.363		C SL 86 S CH 87 X SI 94 0-2 G6-4-3 1-2f 2-3 ①②		F FF 93 B FF 93 B SL 87 D SL 87 B FF 92 4-1 1-2 2-3 BB	B SL 84 F SI 90 F SI 92 F SI 86 B SL 84 S CH 85 2-3 K ①			C SI 94 B SL 82 F SL 82 F FS 84 B FF 94 X FS 84 2-2 P6 ①		3	0	0	0	1	1	3
33 Nolan Jones, L (1, 10) OBP: 0.319, SLG: 0.386		B FF 92 F SL 86 D SL 85 S SL 86 B FF 93 C SL 86 3-3 K ③		C SL 84 S FF 93 F FF 94 B CH 87 F SI 94 T SL 87 1-2 K ②		F SL 88 S SL 87 S SL 87 0-3 K ②		S FS 82 X FS 82 0-1 G4-3 ②		4	0	0	0	0	3	5
17 Austin Hedges, R (1, 2) OBP: 0.258, SLG: 0.271			B SL 83 X SI 90 1-0 F7 ①	X SI 93 0-0 G3 ③		F SL 87 B SL 87 X FF 96 1-1 G6-3 ③		F SI 95 F FF 94 B SL 86 F FS 82 B SL 83 B FF 95 B FF 94 4-2 BB		3	0	0	0	1	0	4
7 Myles Straw, R (1, 8) OBP: 0.284, SLG: 0.263			B SI 92 C SI 90 S FF 91 B FF 92 X SL 85 2-2 E6 1 S		C SI 92 C SL 86 B SL 87 X SI 93 1-2 1 S 11 1B 1B		B SL 86 C FF 95 F FF 96 F FF 96 B SL 88 B FF 96 B FF 96 4-2 38 1B 0 HR BB	X FF 94 0-0 F8 ③		3	2	1	0	1	0	1
Inning Stats	R: 0 E: 0 K: 0 S: 8 H: 0 LOB: 0 BB: 0 P: 13	R: 0 E: 0 K: 1 S: 14 H: 2 LOB: 1 BB: 0 P: 18	R: 0 E: 1 K: 0 S: 10 H: 0 LOB: 1 BB: 0 P: 17	R: 0 E: 0 K: 1 S: 14 H: 2 LOB: 3 BB: 1 P: 20	R: 1 E: 0 K: 1 S: 16 H: 2 LOB: 1 BB: 0 P: 26	R: 0 E: 0 K: 2 S: 10 H: 1 LOB: 1 BB: 0 P: 13	R: 3 E: 0 K: 2 S: 13 H: 2 LOB: 0 BB: 1 P: 20	R: 0 E: 0 K: 0 S: 10 H: 0 LOB: 1 BB: 1 P: 16		1B: 6 2B: 2 3B: 0 HR: 1 SF: 0 SAC: 0 DP: 1 HBP: 0						

	AB	33
	R	4
	H	9
	RBI	4
	BB	3
	SO	7
	LOB	24

PITCHER		IP	WLS	BF	H	R	ER	SO	BB	IBB	HBP	BLK	WP	HR	S	P	ERA	WHIP
40 Drew Hutchison, R ERA: 4.23	(1, 1)	5.1		24	7	1	1	4	1	0	0	0	0	0	67	101	1.69	1.500
19 Will Vest, R ERA: 3.91	(6, 1)	1.0	L	5	1	2	2	1	1	0	0	0	0	0	11	17	18.00	2.000
37 Andrew Chafin, L ERA: 2.54	(7, 1)	0.2		3	1	1	1	2	0	0	0	0	0	1	7	9	13.50	1.500
58 Wily Peralta, R ERA: 2.58	(8, 1)	1.0		4	0	0	0	0	1	0	0	0	0	0	10	16	0.00	1.000

PITCHER	IP	WLS	BF	H	R	ER	SO	BB	IBB	HBP	BLK	WP	HR	S	P	ERA	WHIP

TOP

Detroit Tigers @ Cleveland Guardians

Progressive Field, Cleveland, OH

Mon Aug 15 2022, 6:48 PM - 9:48 PM EDT

Att. 16,980 - Clear - 76 F

livebaseballscorecards.com

Batter	1	2	3	4	5	6	7	8	9	AB	R	H	RBI	BB	SO	LOB
31 Riley Greene, L (1, 8) OBP: 0.294, SLG: 0.343	F FF 93 F FF 93 S SL 84 0-3 K		C CU 73 X CU 72 0-1 F7		X FF 93 0-0 22 1B 9 FC4-6 1-2 1B		C CU 82 B CU 82 B FC 89 F FC 93 B FC 95 S FC 93 3-3 K	F SI 94 C SI 98 S SI 97 0-3 K		5	1	1	0	0	3	2
22 Victor Reyes, S (1, 9) OBP: 0.298, SLG: 0.354	C FF 94 S CU 74 X FF 94 0-2 9 BB 1B		B CU 72 X CH 87 1-0 G3-1		C SL 85 F SL 82 X CU 74 0-2 9 FC4-6 1-3 2-H 1B		C FC 94 B FC 95 F FC 90 S CU 84 1-3 K	B CU 81 X SI 97 1-0 1-2 3-H 1B		5	0	3	2	0	1	0
9 Willi Castro, S (1, 6) OBP: 0.288, SLG: 0.349	B FF 93 B FF 93 1 SAFE B FF 92 1 SAFE C FF 92 F FF 93 B FF 94 4-2 28 G6-4-3 1-2 BB		C FF 93 X CU 73 0-1 28 CS 1B		X FF 93 0-0 FC4-6 28 FC6-4 1-2f 3-H		C CU 83 X FC 93 0-1 28 E 1B	B FF 97 C FF 97 S CU 81 F CU 82 X FF 97 1-2 G4-3		4	0	2	1	1	0	3
28 Javier Báez, R (1, 10) OBP: 0.267, SLG: 0.380	B SL 86 X SL 87 1-0 G6-4-3 1-2f		B FF 93 B FF 92 S SL 85 1 SAFE S SL 86 2-2 CS 1-2	S SL 85 B FF 93 S SL 84 X SL 85 1-2 1B	F SL 81 B SL 81 B FF 92 S SL 85 X SL 85 2-2 FC6-4 1-2f		X SL 86 0-0 E9 1-2		S SL 76 B FF 94 S FF 94 S SL 77 1-3 K	5	0	1	0	0	1	4
30 Harold Castro, L (1, 3) OBP: 0.308, SLG: 0.394		B CU 73 B FF 93 X FF 92 2-0 F8		X CU 72 0-0 F8		B CH 77 F FF 92 S CH 76 X CH 75 1-2 L7	C FC 94 X FC 93 0-1 G4-3		F FS 89 S SL 77 X SL 75 0-2 F7	5	0	0	0	0	0	3
7 Jonathan Schoop, R (1, 4) OBP: 0.237, SLG: 0.317		S SL 84 S FF 94 T FF 94 0-2 K		B FF 91 B FF 92 B SL 84 C FF 92 F FF 93 F SL 83 S FF 93 3-3 K	B SL 85 B SL 85 F FF 92 X CH 76 2-1 HR			B FC 91 X FC 93 1-0 15 WP 48 1B 15 1B 1B	C SL 79 B SL 78 B SI 94 F SL 75 F FF 94 S SL 77 2-3 K	5	2	2	1	0	3	1
48 Kerry Carpenter, L (1, 7) OBP: 0.313, SLG: 0.533		B FF 94 F FF 93 B SL 84 B FF 93 X FF 94 3-1 15 1B 2B		B CU 74 X FF 93 1-0 G4-3		X FF 92 0-0 HR		B FC 94 S FC 93 S CH 84 B FC 95 B CU 82 F FC 93 X FC 95 3-2 15 1B 15 WP 22 1B 1-2 1B		4	3	3	1	0	0	1
15 Tucker Barnhart, L (1, 2) OBP: 0.265, SLG: 0.237		C CU 73 B FF 93 C FF 93 B SL 83 X FF 94 2-2 2-H 1B			B CH 86 X FF 93 1-0 31 1B 22 1B 1B	X SL 89 0-0 G1		C FC 94 L FC 93 F CU 84 B FC 94 B FC 94 B FC 93 X FC 94 3-2 22 1B 1-3 2-H 1B		4	1	3	2	0	0	0
21 Kody Clemens, L (1, 5) OBP: 0.184, SLG: 0.266		C FF 93 X CH 89 0-1 F7			B FF 92 S FF 92 B SL 85 X FF 93 2-1 F9	C FF 92 S SL 87 B FF 92 B SL 86 B CH 78 F FF 92 X CH 76 3-2 G4-3		C SI 95 C SI 96 B SI 97 S CU 82 1-3 K		4	0	0	0	0	1	4

	AB	R	H	RBI	BB	SO
	41	7	15	7	1	9

LOB 18

Inning Stats	1	2	3	4	5	6	7	8	9
	R: 0 E: 0 K: 1 S: 9 H: 1 LOB: 1 BB: 1 P: 14	R: 1 E: 0 K: 1 S: 11 H: 2 LOB: 1 BB: 0 P: 18	R: 0 E: 0 K: 0 S: 7 H: 1 LOB: 0 BB: 0 P: 10	R: 0 E: 0 K: 1 S: 9 H: 1 LOB: 1 BB: 0 P: 14	R: 2 E: 0 K: 0 S: 11 H: 3 LOB: 1 BB: 0 P: 16	R: 2 E: 0 K: 0 S: 11 H: 2 LOB: 0 BB: 0 P: 17	R: 0 E: 1 K: 2 S: 11 H: 1 LOB: 2 BB: 0 P: 15	R: 2 E: 0 K: 2 S: 20 H: 4 LOB: 2 BB: 0 P: 30	R: 0 E: 0 K: 2 S: 10 H: 0 LOB: 0 BB: 0 P: 13

	1B: 12	SF: 0	WP: 1	PA: 43
	2B: 1	SAC: 0	PB: 0	
	3B: 0	DP: 1	SB: 0	
	HR: 2	HBP: 0	CS: 1	

PITCHER		IP	WLS	BF	H	R	ER	SO	BB	IBB	HBP	BLK	WP	HR	S	P	ERA	WHIP
Xzavion Curry, R ERA: 5.4	(1, 1)	5.0		22	8	3	3	3	1	0	0	0	0	0	47	72	5.40	1.800
49 Eli Morgan, R ERA: 4.25	(6, 1)	1.0	L	5	2	2	2	0	0	0	0	0	0	2	11	17	18.00	2.000
27 Bryan Shaw, R ERA: 5.4	(7, 1)	1.0		8	4	2	2	2	0	0	0	0	1	0	20	31	18.00	4.000
31 Sam Hentges, L ERA: 3.09	(8, 1)	1.0		4	1	0	0	2	0	0	0	0	0	0	11	14	0.00	1.000
52 Nick Sandlin, R ERA: 2.35	(9, 1)	1.0		3	0	0	0	2	0	0	0	0	0	0	10	13	0.00	0.000

PITCHER	IP	WLS	BF	H	R	ER	SO	BB	IBB	HBP	BLK	WP	HR	S	P	ERA	WHIP

BOTTOM

Detroit Tigers @ Cleveland Guardians

Progressive Field, Cleveland, OH

Mon Aug 15 2022, 6:48 PM - 9:48 PM EDT

Att. 16,980 - Clear - 76 F

livebaseballscorecards.com

Batter	1	2	3	4	5	6	7	8	9	AB	R	H	RBI	BB	SO	LOB
38 Steven Kwan, L (1, 7) OBP: 0.371, SLG: 0.388	C SI 90 X SI 91 0-1 G6-3		B SI 92 1 SAFE C SI 92 F SI 92 C SI 92 1-3 K		C SL 83 X SI 91 0-1 1 G6-4-3 1B		C SI 95 C SI 96 X SI 97 0-2 1 G5-4-3 1-2 2-H 1B			4	0	2	1	0	1	1
1 Amed Rosario, R (1, 6) OBP: 0.317, SLG: 0.408	B SI 91 F SL 91 S SL 85 B SL 85 X CH 85 2-2 F7		B SL 86 C SI 91 D CH 86 C CH 85 X SL 86 2-2 G4-3 1-3		F SI 92 1 SAFE C SI 92 B SI 92 F CH 86 X CH 86 1-2 G6-4-3 1-2f		B FF 96 C FF 96 F SL 87 F FF 97 B SL 84 X SL 85 2-2 G5-4-3 1-2f			4	0	0	0	0	0	4
11 José Ramírez, S (1, 10) OBP: 0.351, SLG: 0.537	B SI 91 C SI 92 X CH 86 1-1 P6		B CH 84 F CH 85 X CH 84 1-1 L9		F SI 92 B CH 86 S SL 86 X SI 92 1-2 G4-3			B SI 97 C KC 85 B CH 89 X SI 96 2-1 L9		4	0	0	0	0	0	1
22 Josh Naylor, L (1, 3) OBP: 0.323, SLG: 0.483 6 Owen Miller, R (4, 3) OBP: 0.298, SLG: 0.363		B SI 90 B SL 83 B SI 91 C SI 92 X SI 91 3-1 F8		C SI 92 F SI 92 B SI 93 F SI 92 B SL 86 F CH 86 B SI 92 X SI 93 3-2 0 HR 1B		C SI 91 X CH 84 0-1 P5		C KC 86 B SI 97 X SI 96 1-1 G4-3		1 3	0 1	0 1	0 1	0 0	0 0	0 0
0 Andrés Giménez, L (1, 4) OBP: 0.377, SLG: 0.503		C SI 92 F CH 85 B CH 85 F SI 92 B SL 86 B CH 85 S SI 92 3-3 K		C CH 85 X CH 85 0-1 1-H HR		C SL 87 S SI 92 S SI 93 0-3 K		X KC 87 0-0 L8		4	1	1	2	0	2	0
39 Oscar Gonzalez, R (1, 9) OBP: 0.326, SLG: 0.454		B SL 87 C SI 92 X CH 86 1-1 29 HBP 1B		S SL 85 F SL 85 F SI 93 F SI 92 S SL 87 0-3 K		C SI 93 F SI 92 S SI 92 0-3 K			F SI 97 S SI 98 X SI 98 0-2 29 G6-3 12 1B 2B	4	1	2	0	0	2	0
29 Will Benson, L (1, 8) OBP: 0.240, SLG: 0.136	C SI 92 C SI 93 D SL 87 H SL 86 2-2 12 FC6-4 1-2 HBP			C SL 85 F SI 92 B SI 93 X CH 85 1-2 F7			B FF 95 C FF 95 B CH 90 B SI 95 C FF 95 B FF 96 4-2 2 BB 38 1B BB		X SI 98 0-0 G6-3 2-3	2	1	0	0	1	0	1
12 Luke Maile, R (1, 2) OBP: 0.326, SLG: 0.361	B SL 85 F SI 93 B SI 92 X SI 93 2-1 FC6-4 1-2f			X SI 92 0-0 HR			1 SAFE B FC 90 T SI 95 B SI 95 S SI 95 X SI 96 2-2 L4		F SI 99 B SI 97 X SL 88 1-1 2 G6-4-3 3-H 1B	4	1	2	2	0	0	3
2 Tyler Freeman, R (1, 5) OBP: 0.417, SLG: 0.222			B SI 90 H SI 90 2-0 1 G4-3 1 WP HBP	B SL 86 X SL 86 1-0 G5-3			D FC 89 F FF 95 B SI 95 S SI 95 B FF 96 B SI 96 4-2 38 1B 1-2 BB		X SI 99 0-0 1-2f G6-4-3	2	0	0	0	1	0	1

	AB	R	H	RBI	BB	SO	LOB
AB	**32**						
R		**5**					
H			**8**				
RBI				**5**			
BB					**2**		
SO						**5**	
LOB							**11**

Inning Stats	1	2	3	4	5	6	7	8	9	1B	SF	WP	PA
	R: 0 E: 0 K: 0 S: 7 H: 0 LOB: 0 BB: 0 P: 10	R: 0 E: 0 K: 1 S: 12 H: 1 LOB: 2 BB: 0 P: 23	R: 0 E: 0 K: 1 S: 8 H: 0 LOB: 1 BB: 0 P: 14	R: 3 E: 0 K: 1 S: 17 H: 3 LOB: 0 BB: 0 P: 22	R: 0 E: 0 K: 0 S: 9 H: 1 LOB: 0 BB: 0 P: 11	R: 0 E: 0 K: 2 S: 8 H: 0 LOB: 0 BB: 0 P: 8	R: 1 E: 0 K: 0 S: 14 H: 1 LOB: 1 BB: 2 P: 26	R: 0 E: 0 K: 0 S: 5 H: 0 LOB: 0 BB: 0 P: 8	R: 1 E: 0 K: 0 S: 7 H: 2 LOB: 0 BB: 0 P: 8	1B: 5 2B: 1 3B: 0 HR: 2	SF: 0 SAC: 0 DP: 3 HBP: 2	WP: 1 PB: 0 SB: 0 CS: 0	PA: 36

PITCHER		IP	WLS	BF	H	R	ER	SO	BB	IBB	HBP	BLK	WP	HR	S	P	ERA	WHIP
Bryan Garcia, R ERA: 3.29	(1, 1)	6.0	W	24	5	3	3	5	0	0	2	0	1	2	61	88	4.50	0.833
67 José Cisnero, R ERA: 2.16	(7, 1)	0.1	H	4	1	1	1	0	2	0	0	0	0	0	10	20	27.00	9.000
77 Joe Jiménez, R ERA: 3.43	(7, 1)	0.2	H	1	0	0	0	0	0	0	0	0	0	0	4	6	0.00	0.000
55 Alex Lange, R ERA: 3.06	(8, 1)	1.0	H	3	0	0	0	0	0	0	0	0	0	0	5	8	0.00	0.000
65 Gregory Soto, L ERA: 3.24	(9, 1)	1.0	S	4	2	1	1	0	0	0	0	0	0	0	7	8	9.00	2.000

PITCHER	IP	WLS	BF	H	R	ER	SO	BB	IBB	HBP	BLK	WP	HR	S	P	ERA	WHIP

Detroit Tigers @ Cleveland Guardians

Progressive Field, Cleveland, OH

Tue Aug 16 2022, 7:12 PM - 10:32 PM EDT

Att. 13,503 - Partly Cloudy - 77 F

livebaseballscorecards.com

TOP

Batter	1	2	3	4	5	6	7	8	9	AB	R	H	RBI	BB	SO	LOB
31 Riley Greene, L (1, 8) OBP: 0.288, SLG: 0.335	F CH 86 F CU 80 S CU 80 0-3 K ①	C FF 92 B CH 86 C CU 80 S CU 81 1-3 K ③		X CH 85 0-0 F7 ③		C SL 81 D SL 82 D CH 86 C SL 82 F FF 95 F SL 82 F FF 94 X FF 95 2-2 G6-3 ② ③ 1-2f		C SI 96 B CU 80 B CU 80 S SI 95 S SI 96 2-3 K ②		5	0	0	0	0	3	5
22 Victor Reyes, S (1, 9) OBP: 0.296, SLG: 0.351	C FF 93 X FF 93 0-1 P5 ②		B CH 85 S CH 84 S CH 85 F CU 79 B CH 84 F CH 85 X FF 92 2-2 30 2B 1B		B CH 84 F CH 84 C CU 77 X CH 85 1-2 F9 ①		B FF 94 S FF 93 X SL 82 1-1 F7 ①	C CU 81 F CU 82 X CU 81 0-2 FC6-4 ③ 1-2f		5	1	1	0	0	0	2
28 Javier Báez, R (1, 6) OBP: 0.269, SLG: 0.379	B FF 93 B FF 93 C FF 93 S SL 86 B SL 85 D SL 85 4-2 30 S 30 1B BB		S SL 85 F SL 85 S SL 85 0-3 K ①		F FF 92 X SL 84 0-1 F7 ②		X SL 82 0-0 48 S 1B		C SL 77 B SI 94 B SL 78 F SL 78 S SL 78 2-3 K ①	4	1	1	0	1	2	1
30 Harold Castro, L (1, 3) OBP: 0.313, SLG: 0.405	F FF 92 S CH 86 F FF 92 F CU 80 D CU 80 X FF 93 1-2 48 HR 1-H 1B		1 SAFE X FF 92 0-0 48 1B 1-H 2B		C FF 92 X SL 86 0-1 7 FC5 2B		F FF 94 B SL 83 X SL 81 1-1 L8 ②		C FS 90 F SL 78 B FF 93 F FF 93 F SL 77 X FF 93 1-2 L6 ②	5	1	3	2	0	0	1
48 Kerry Carpenter, L (1, 10) OBP: 0.429, SLG: 0.722	C CH 85 F FF 92 D CU 80 F CH 86 B CU 79 F CH 86 X FF 91 2-2 2-H HR		C CH 86 X SL 87 0-1 7 G6-4-3 2-3 1B		D CU 78 B FF 92 B CH 85 B FF 92 4-0 BB		B FF 95 F FF 94 B FF 93 F FF 94 B SL 82 D CH 88 4-2 1-2 BB		C SI 93 S SL 79 F SL 78 C SL 77 0-3 K ③	3	1	2	2	2	1	0
7 Jonathan Schoop, R (1, 4) OBP: 0.237, SLG: 0.319	B FF 93 S SL 87 X FF 92 1-1 2B		F SL 85 S SL 84 B FF 92 B SL 85 F SL 85 B CU 79 X SL 84 3-2 G6-4-3 ② ③ 1-2f		F SL 87 F FF 92 B SL 85 X SL 85 1-2 FC5 ③ 2-3f		C FF 95 B FF 96 X FF 95 1-1 G3 ③			4	0	1	0	0	0	6
46 Jeimer Candelario, S (1, 5) OBP: 0.257, SLG: 0.333	B CH 86 X FF 90 1-0 P5 ③			B FF 89 B CH 86 S CH 86 X FF 91 2-1 L3 ①		C CH 84 B CH 86 B CU 78 F CH 86 X FF 92 1-2 G4-3 ①		B CU 80 B CU 79 B FF 96 C FF 97 X FF 97 3-1 E5 15 FC6-4		4	0	0	0	0	0	1
15 Tucker Barnhart, L (1, 2) OBP: 0.269, SLG: 0.238		B FF 91 B FF 91 X FF 92 2-0 F9 ①		B CH 86 B FF 91 B CH 86 D FF 91 4-0 60 FC4-6 BB		F CH 86 T SL 86 B CU 80 B SL 85 B CH 86 X CH 86 3-2 60 1B 1B		C CU 79 B FF 97 B CU 81 T FF 96 X CU 82 2-2 FC6-4 ① 60 1B 1-2f		3	0	1	0	1	0	1
60 Akil Baddoo, L (1, 7) OBP: 0.252, SLG: 0.221		X FF 91 0-0 L7 ②		B CH 85 F CH 85 C SL 85 F CU 78 X CH 85 1-2 FC4-6 ② 1-2f		D CH 86 B CH 86 F FF 92 B CH 85 S CH 86 X FF 92 3-2 31 G6-3 1-2 1B		B SI 96 F SI 95 B SL 87 X SI 95 2-1 22 FC6-4 1-2 1B		4	0	2	0	0	0	1
Inning Stats	R: 3 H: 3 E: 0 LOB: 1 K: 1 BB: 1 S: 20 P: 29	R: 0 H: 0 E: 0 LOB: 0 K: 1 BB: 0 S: 5 P: 8	R: 1 H: 3 E: 0 LOB: 1 K: 1 BB: 0 S: 15 P: 20	R: 0 H: 0 E: 0 LOB: 1 K: 0 BB: 1 S: 7 P: 14	R: 0 H: 1 E: 0 LOB: 2 K: 0 BB: 1 S: 10 P: 16	R: 0 H: 2 E: 0 LOB: 1 K: 0 BB: 0 S: 15 P: 24	R: 0 H: 1 E: 0 LOB: 2 K: 0 BB: 1 S: 9 P: 16	R: 0 H: 1 E: 1 LOB: 2 K: 1 BB: 0 S: 13 P: 22	R: 0 H: 0 E: 0 LOB: 0 K: 2 BB: 0 S: 12 P: 15	1B: 7 SF: 0 2B: 3 SAC: 0 3B: 0 DP: 2 HR: 1 HBP: 0						

	AB	37
	R	4
	H	11
	RBI	4
	BB	4
	SO	6
	LOB	18

PITCHER		IP	WLS	BF	H	R	ER	SO	BB	IBB	HBP	BLK	WP	HR	S	P	ERA	WHIP
34 Zach Plesac, R ERA: 4.43	(1, 1)	5.1	L	27	9	4	4	3	3	0	0	0	0	1	66	103	6.75	2.250
62 Enyel De Los Santos, R ERA: 2.97	(6, 1)	1.2		6	1	0	0	0	1	0	0	0	0	0	15	24	0.00	1.200
31 Sam Hentges, L ERA: 3.02	(8, 1)	1.0		5	1	0	0	1	0	0	0	0	0	0	13	22	0.00	1.000
52 Nick Sandlin, R ERA: 2.27	(9, 1)	1.0		3	0	0	0	2	0	0	0	0	0	0	12	15	0.00	0.000

PITCHER	IP	WLS	BF	H	R	ER	SO	BB	IBB	HBP	BLK	WP	HR	S	P	ERA	WHIP

WP: 0 PA: 41
PB: 0
SB: 2
CS: 0

Detroit Tigers @ Cleveland Guardians

Progressive Field, Cleveland, OH

Tue Aug 16 2022, 7:12 PM - 10:32 PM EDT

Att. 13,503 - Partly Cloudy - 77 F

BOTTOM

livebaseballscorecards.com

Batter	1	2	3	4	5	6	7	8	9	AB	R	H	RBI	BB	SO	LOB
38 Steven Kwan, L (1, 7) OBP: 0.376, SLG: 0.392	3-1: 1 1B / 11 FC3-6 → 1B		0-2: 1 FC6-4 → 1B		4-0: BB		2-2: 1 CS → 1B		1-0: G1-3 ③	4	1	3	0	1	0	1
1 Amed Rosario, R (1, 10) OBP: 0.319, SLG: 0.414	1-2: 11 FC3-6 (1-3) → 1B		0-2: FC6-4 ① (1-2f)		0-1: F9 ②		1-1: CS ③ (1-2)	1-2: 11 1B → 3B		4	1	2	0	0	0	2
11 José Ramírez, S (1, 5) OBP: 0.350, SLG: 0.535	1-2: FC3-6 ① 39 1B, 39 WP (1-2f, 3-H)		1-0: P4 ②		3-1: F8 ③			0-0: 1B (3-H)		4	0	1	2	0	0	3
39 Oscar Gonzalez, R (1, 9) OBP: 0.324, SLG: 0.449	2-1: 6 S → 1B (1-3)		1-3: K ③			3-1: G6-3 ①		0-3: K ①		4	0	1	0	0	2	2
0 Andrés Giménez, L (1, 4) OBP: 0.376, SLG: 0.499	0-2: P3 ②			4-2: BB		1-0: F8 ②		0-0: P3 ②		3	0	0	0	1	0	3
6 Owen Miller, R (1, 3) OBP: 0.296, SLG: 0.360	2-2: G6-3 ③ (1-2)			1-0: L8 ①		2-1: F9 ③		2-2: G4-3 ③		3	0	0	0	0	0	3
22 Josh Naylor, L (8, PH) OBP: 0.322, SLG: 0.482 (9, 3)										1	0	0	0	0	0	1
2 Tyler Freeman, R (1, 6) OBP: 0.393, SLG: 0.273			0-2: G6-3 ①	3-1: P3 ②			3-2: E3 17 F9, 7 G4-3		1-0: 17 SH1-3 → 2B	4	1	1	0	0	0	1
17 Austin Hedges, R (1, 2) OBP: 0.255, SLG: 0.268			0-1: L7 ②	1-3: K ③			0-0: F9 ① (2-3)		0-0: SH1-3 ① (2-3)	3	0	0	0	0	1	2
7 Myles Straw, R (1, 8) OBP: 0.282, SLG: 0.260			1-3: K2-3 ③		3-1: G6-3 ①		0-1: G4-3 ② (3-H)		2-3: K ②	4	0	0	1	0	2	1

Inning Stats																								
	R: 1	H: 3	R: 0	H: 0	R: 0	H: 1	R: 0	H: 0	R: 0	H: 0	R: 0	H: 0	R: 1	H: 1	R: 1	H: 2	R: 0	H: 1	1B: 6	SF: 0	WP: 1	PA: 38		
	E: 0	LOB: 2	E: 0	LOB: 0	E: 0	LOB: 1	K: 1	BB: 1	E: 0	LOB: 1	K: 0	LOB: 0	E: 1	LOB: 0	K: 1	LOB: 1	E: 0	LOB: 1	2B: 1	SAC: 1	PB: 0			
	K: 0	BB: 0	K: 1	BB: 0	K: 0	BB: 1	K: 0	BB: 0	K: 0	BB: 1	K: 0	BB: 0	K: 0	BB: 0	K: 1	BB: 0	K: 1	BB: 0	3B: 1	DP: 0	SB: 1			
	S: 17	P: 26	S: 10	P: 11	S: 10	P: 12	S: 10	P: 19	S: 6	P: 16	S: 5	P: 11	S: 15	P: 21	S: 16	P: 19	S: 7	P: 11	HR: 0	HBP: 0	CS: 1			

PITCHER		IP	WLS	BF	H	R	ER	SO	BB	IBB	HBP	BLK	WP	HR	S	P	ERA	WHIP
50 Garrett Hill, R ERA: 4.22	(1, 1)	6.0	W	24	4	1	1	3	2	0	0	0	1	0	58	95	1.50	1.000
68 Jason Foley, R ERA: 3.0	(7, 1)	1.0	H	4	1	1	0	0	0	0	0	0	0	0	15	21	0.00	1.000
77 Joe Jiménez, R ERA: 3.55	(8, 1)	1.0	H	5	2	1	1	1	0	0	0	0	0	0	16	19	9.00	2.000
65 Gregory Soto, L ERA: 3.16	(9, 1)	1.0	S	4	1	0	0	1	0	0	0	0	0	0	7	11	0.00	1.000

PITCHER	IP	WLS	BF	H	R	ER	SO	BB	IBB	HBP	BLK	WP	HR	S	P	ERA	WHIP

Detroit Tigers @ Cleveland Guardians

Progressive Field, Cleveland, OH

Wed Aug 17 2022, 7:11 PM - 10:24 PM EDT

Att. 14,335 - Clear - 75 F

TOP

livebaseballscorecards.com

Batter	1	2	3	4	5	6	7	8	9	AB	R	H	RBI	BB	SO	LOB
31 Riley Greene, L (1, 8) OBP: 0.287, SLG: 0.330	C SI 94 B FC 88 B CH 85 X FC 88 2-1 ① L8			C FC 87 B CH 84 B SI 93 B SI 93 F FF 93 F SI 94 B SI 93 4-2 28 1B 22 BB 30 FC5-2 BB	C CH 83 1 SAFE B FC 88 D SI 93 F CH 84 C SI 94 2-3 ② K 1-2		B CU 83 C CU 83 S CU 84 S FF 95 1-3 ③ K			3	0	0	0	1	2	1
22 Victor Reyes, S (1, 9) OBP: 0.304, SLG: 0.352	C SI 94 B SI 94 B SI 94 X FC 89 2-1 ② G4-3			B SI 93 B CH 85 C SI 94 B FC 89 B SI 93 4-1 30 FC5-2 28 1B 48 SF7 1-2 BB	B FC 87 X FC 88 1-0 2-H 1B			B FF 94 B CU 82 F FF 94 B FF 94 B FF 94 4-1 48 WP 9 S BB		2	1	1	1	2	0	0
28 Javier Báez, R (1, 6) OBP: 0.269, SLG: 0.378	B FC 90 S FF 94 C SI 95 F FC 89 X CU 84 1-2 ③ P3			S FC 89 D FC 89 X SI 94 1-1 48 SF7 30 FC5-2 13 1B 1-2 2-3 1B	B FF 94 F SI 93 D FC 88 S FC 88 X CU 86 2-2 ③ G6-3			C CU 82 S CU 83 B CU 82 X CU 83 1-2 ① L4		4	1	1	0	0	0	2
30 Harold Castro, L (1, 3) OBP: 0.311, SLG: 0.402 9 Willi Castro, S (5, 5) OBP: 0.289, SLG: 0.361		C SI 93 X FC 88 0-1 ① P6		T SI 93 F SI 94 F SI 94 X CH 85 0-2 ① FC5-2 13 1B 48 SF7 1-2 2-3 3-Hf		B SI 93 B SI 94 X SI 93 2-0 HR		B CU 83 B FF 94 B FF 94 C FF 94 C CU 82 C CU 84 3-3 ② 1-2 K		2 2	0 1	0 1	0 1	0 0	0 1	3 1
48 Kerry Carpenter, L (1, 10) OBP: 0.400, SLG: 0.650		B CH 86 S FC 89 B SI 93 F CH 85 X FC 87 2-2 ② F9		B FC 89 B SI 94 X SI 95 2-0 ② SF7 1-2 2-3 3-H		F FC 88 F FC 88 B SI 92 B CH 85 F FC 88 X CH 84 2-2 ① G4-3		S CU 84 B FF 95 B FF 95 B CU 82 B CU 83 4-1 13 FC4-6 2-3 BB		2	0	0	1	1	0	0
13 Eric Haase, R (1, 2) OBP: 0.288, SLG: 0.398		C FF 94 B SI 94 B SI 93 F SI 94 F CU 84 F CH 86 X SI 94 2-2 ③ P6		D FC 90 X SI 94 1-0 2-3 3-H 1B		B FC 86 F SI 93 B SI 92 F SI 93 F CU 82 S CU 82 2-3 ② K		X FC 92 0-0 ③ FC4-6 1-2f		4	0	1	1	0	1	2
7 Jonathan Schoop, R (1, 4) OBP: 0.235, SLG: 0.316			B FC 87 B SI 92 X SI 92 2-0 ① L4	B SI 95 X FF 95 1-0 ③ G4-3		F SI 94 B SI 93 C SI 93 X FF 92 1-2 ③ G6-3			B SL 90 B SL 89 C FC 98 X FC 97 2-1 ① G4-3	4	0	0	0	0	0	2
21 Kody Clemens, L (1, 5) OBP: 0.176, SLG: 0.253 (5, 3)			C FC 88 F SI 93 B FF 93 X FC 88 1-2 ② F9	B CH 84 C FC 87 F SI 94 F FF 93 X CU 80 1-2 ① L7		C CU 82 F CU 82 B FF 95 S FF 95 1-3 ① K		S FC 100 F FC 99 S FC 100 0-3 ② K		4	0	0	0	0	2	0
60 Akil Baddoo, L (1, 7) OBP: 0.252, SLG: 0.222			X CU 84 0-0 ③ L9	B FC 88 X SI 94 1-0 31 S 22 1B 1B		B FF 95 T FF 95 C CU 83 S CU 84 1-3 ② K		F FC 100 C FC 99 S SL 93 0-3 ③ K		4	1	1	0	0	2	0
Inning Stats	R: 0 E: 0 K: 0 S: 8 H: 0 LOB: 0 BB: 0 P: 13	R: 0 E: 0 K: 0 S: 10 H: 0 LOB: 0 BB: 0 P: 14	R: 0 E: 0 K: 0 S: 5 H: 0 LOB: 0 BB: 0 P: 8	R: 2 E: 0 K: 0 S: 13 H: 2 LOB: 2 BB: 2 P: 26	R: 1 E: 0 K: 1 S: 12 H: 2 LOB: 1 BB: 0 P: 19	R: 1 E: 0 K: 1 S: 12 H: 1 LOB: 0 BB: 0 P: 19	R: 0 E: 0 K: 3 S: 9 H: 0 LOB: 0 BB: 0 P: 12	R: 0 E: 0 K: 1 S: 9 H: 0 LOB: 2 BB: 2 P: 21	R: 0 E: 0 K: 2 S: 8 H: 0 LOB: 0 BB: 0 P: 10	1B: 4 2B: 0 3B: 0 HR: 1 SF: 1 SAC: 0 DP: 0 HBP: 0						

	AB	31
	R	4
	H	5
	RBI	4
	BB	4
	SO	8
	LOB	11

WP: 1 PA: 36
PB: 0
SB: 2
CS: 0

PITCHER		IP	WLS	BF	H	R	ER	SO	BB	IBB	HBP	BLK	WP	HR	S	P	ERA	WHIP
47 Cal Quantrill, R ERA: 3.77	(1, 1)	6.0		25	5	4	4	2	2	0	0	0	0	1	60	99	6.00	1.167
99 James Karinchak, R ERA: 1.47	(7, 1)	1.2		7	0	0	0	4	2	0	0	0	1	0	17	32	0.00	1.200
27 Bryan Shaw, R ERA: 5.36	(8, 1)	0.1	W	1	0	0	0	0	0	0	0	0	0	0	1	1	0.00	0.000
48 Emmanuel Clase, R ERA: 1.24	(9, 1)	1.0		3	0	0	0	2	0	0	0	0	0	0	8	10	0.00	0.000

PITCHER	IP	WLS	BF	H	R	ER	SO	BB	IBB	HBP	BLK	WP	HR	S	P	ERA	WHIP

BOTTOM

Detroit Tigers @ Cleveland Guardians

Progressive Field, Cleveland, OH

Wed Aug 17 2022, 7:11 PM - 10:24 PM EDT

Att. 14,335 - Clear - 75 F

livebaseballscorecards.com

Batter	1	2	3	4	5	6	7	8	9	AB	R	H	RBI	BB	SO	LOB
38 Steven Kwan, L (1, 7) OBP: 0.376, SLG: 0.395	C FF 89 B SI 89 X ST 79 1-1 ① G3-1	B ST 80 C ST 79 X CH 86 1-1 ③ G3		B ST 79 C FF 90 X ST 79 1-1 1-2 1B		C CH 89 D SI 96 B CH 89 C FC 86 F FF 95 F SL 86 S FC 86 2-3 ② K 1-2 3-H		B FF 92 C FF 93 D SL 82 B FF 93 X SI 92 3-1 1 1B 11 2B 1-3 2-H 2B		5	1	2	1	0	1	4
1 Amed Rosario, R (1, 6) OBP: 0.320, SLG: 0.412	H SL 80 1-0 HBP		C SI 90 B FF 90 B CH 84 F CH 85 S FF 91 2-3 ① K	B ST 79 F SI 91 S FF 91 S CH 87 1-3 ③ K		B FC 85 B SI 94 F FF 95 F FF 95 X FC 88 2-2 ③ L9		B KC 84 C KC 84 D KC 85 X SI 97 2-1 11 2B 2-3 3-H 1B		4	1	1	1	0	2	3
11 José Ramírez, S (1, 5) OBP: 0.351, SLG: 0.534	F SI 90 S FF 90 S CH 88 0-3 ② K		C CU 76 B FF 90 B FF 90 F ST 79 F CH 87 F CH 87 F FF 92 F ST 80 F CU 77 4-2 B CH 88 H ST 80 39 2B HBP		B ST 79 C ST 77 X SI 88 1-1 ① G6-3		C SL 87 M CH 87 B CH 88 F FF 97 C FF 96 1-3 ① K	B KC 85 1 SAFE B CH 90 X KC 85 2-0 1-H 3-H 39 2B 2B		4	2	1	2	0	2	1
39 Oscar Gonzalez, R (1, 9) OBP: 0.326, SLG: 0.459	D ST 80 S CH 86 D CH 87 X FF 91 2-1 ③ L8		X CH 86 0-0 22 G1-3 1-H 2B		C FF 89 B CU 76 F FF 90 B CU 75 C FF 90 2-3 ② K		S FF 96 B FF 97 X SL 89 1-2 ② G1-3	S SI 98 F KC 85 D KC 86 X KC 86 1-2 2-H 6 1B 2B		5	1	2	2	0	1	1
22 Josh Naylor, L (1, 10) OBP: 0.326, SLG: 0.480		X SI 89 0-0 12 BB 6 HBP 7 FC6-2 1B	B ST 79 X ST 78 1-0 ② G1-3 2-3		C CU 76 B CH 86 B ST 79 B ST 78 B FF 88 4-1 6 FC5-4 BB		F SL 87 F FF 98 B SL 88 X SL 88 1-2 ③ G3	0-0 6 1B IBB		3	0	1	0	2	0	1
6 Owen Miller, R (1, 3) OBP: 0.297, SLG: 0.358		B SI 91 C SI 90 H ST 78 2-1 7 FC6-2 12 BB 1-2 HBP	X FF 90 0-0 ③ F8		B FF 90 B CU 76 C SI 90 X FF 89 2-1 ③ FC5-4 1-2f			K2-3 B SI 97 O CH 95 T SI 96 X KC 86 2-2 1-3 2-H 1B		4	0	1	1	0	1	2
0 Andrés Giménez, L (1, 4) OBP: 0.376, SLG: 0.500		C FF 88 C ST 79 B ST 80 F CH 86 B ST 80 B FF 90 X ST 79 3-2 ① F6		B ST 78 X FF 88 1-0 7 FC4-6 1B		C FF 94 X FF 94 0-1 12 G4-3 38 PB 2B		C FF 93 F FF 93 B FF 92 B SI 93 B SL 84 F FF 93 T SI 92 3-2 ② K B SI 98 O KC 86 D KC 87 S KC 86 1-3 ③ K		5	1	2	0	0	2	4
12 Luke Maile, R (1, 2) OBP: 0.324, SLG: 0.352 29 Will Benson, L (8, PR) OBP: 0.240, SLG: 0.136 17 Austin Hedges, R (9, 2) OBP: 0.255, SLG: 0.268		B SI 92 B ST 78 B SI 91 B SI 89 4-0 7 FC6-2 1-2 2-3 BB	B ST 77 C CH 88 X FF 89 1-1 ① F9		B SI 94 B SI 94 X FF 95 2-0 ① G4-3 2-3		F SI 92 B SI 92 B SI 90 F SI 92 S SL 82 2-3 K 7 1B 38 2B		3 0 0	0 1 0	0 0 0	0 0 0	1 0 0	1 0 0	2 0 0
7 Myles Straw, R (1, 8) OBP: 0.284, SLG: 0.261		C FF 90 B CH 85 C CH 84 F FF 90 F FF 91 X CH 87 1-2 ② FC6-2 1-2 2-3 3-Hf	C SI 90 B FF 90 B CH 88 S SI 89 X SI 90 2-2 ② FC4-6 38 1B 1-2f		D FC 88 B FF 96 B FF 95 B FF 95 4-0 38 PB BB		B SI 92 X SI 92 1-0 38 2B 1 1B 1-2 1B		3	1	1	0	1	0	4
Inning Stats	R: 0 E: 0 K: 1 S: 7 H: 0 LOB: 1 BB: 0 P: 11	R: 0 E: 0 K: 0 S: 13 H: 1 LOB: 3 BB: 1 P: 24	R: 1 E: 0 K: 1 S: 13 H: 1 LOB: 1 BB: 0 P: 20	R: 0 E: 0 K: 1 S: 11 H: 2 LOB: 2 BB: 0 P: 17	R: 0 E: 0 K: 1 S: 8 H: 0 LOB: 1 BB: 1 P: 17	R: 1 E: 0 K: 1 S: 11 H: 1 LOB: 1 BB: 1 P: 21	R: 0 E: 0 K: 1 S: 10 H: 0 LOB: 0 BB: 0 P: 13	R: 6 E: 0 K: 4 S: 26 H: 6 LOB: 2 BB: 1 P: 44		1B: 6 2B: 5 3B: 0 HR: 0 SF: 0 SAC: 0 DP: 0 HBP: 3					

	AB	36
	R	8
	H	11
	RBI	7
	BB	4
	SO	10
	LOB	22

PITCHER		IP	WLS	BF	H	R	ER	SO	BB	IBB	HBP	BLK	WP	HR	S	P	ERA	WHIP
44 Daniel Norris, L ERA: 5.45	(1, 1)	5.0		24	4	1	1	4	2	0	3	0	0	0	52	89	1.80	1.200
67 José Cisnero, R ERA: 1.93	(6, 1)	1.0	H	5	1	1	0	1	1	0	0	0	0	0	11	21	0.00	2.000
19 Will Vest, R ERA: 3.83	(7, 1)	1.0	H	3	0	0	0	1	0	0	0	0	0	0	10	13	0.00	0.000
37 Andrew Chafin, L ERA: 3.18	(8, 1)	0.2	L	5	2	3	3	3	0	0	0	0	1	0	14	24	40.50	3.000
55 Alex Lange, R ERA: 3.61	(8, 1)	0.1	B	6	4	3	3	1	0	1	0	0	0	0	12	20	81.00	12.000

PITCHER	IP	WLS	BF	H	R	ER	SO	BB	IBB	HBP	BLK	WP	HR	S	P	ERA	WHIP

WP: 1 PA: 43
PB: 1
SB: 0
CS: 0

Batter	1	2	3	4	5	6	7	8	9	AB	R	H	RBI	BB	SO	LOB
18 AJ Pollock, R (1, 8) (8, 7) OBP: 0.290, SLG: 0.367	X FF 90 0-0 2B 79 1B 1B		B FF 91 F FF 93 C FF 94 S SL 86 1-3 ① K	S CU 78 S CU 78 S CU 77 0-3 ② K				F SL 85 X SL 85 0-1 ② G5-3		4	1	1	0	0	2	1
25 Andrew Vaughn, R (1, 9) OBP: 0.341, SLG: 0.460 58 Jimmy Lambert, R (8, 1)	S FF 91 C FF 92 S FF 92 0-3 ① K		B SL 86 F FF 92 X SL 87 1-1 ② L3	S FF 92 F FF 93 S SL 87 0-3 ③ K				C SL 82 B SL 86 F SL 85 F FF 96 B FS 88 B FS 88 H FF 96 4-2 15 FC5-4 HBP		3 0	0 0	0 0	0 0	0 0	2 0	2 0
Eloy Jiménez, R (1, 7) OBP: 0.362, SLG: 0.460 15 Adam Engel, R (8, PH) OBP: 0.284, SLG: 0.333 (8, 8)	C SL 86 X SL 88 0-1 79 1B 10 1B 1-3 2B		B FF 93 B FF 92 C SL 87 C FF 94 C FF 94 2-3 ③ K			S CU 77 B FF 91 F SL 86 B SL 85 F FF 92 X CU 78 2-2 ① P3		S FF 97 S SL 83 D SL 86 X SL 82 1-2 ③ FC5-4 1-2f		3 1	1 0	1 0	0 0	0 0	1 0	0 1
79 José Abreu, R (1, 3) OBP: 0.382, SLG: 0.463	F SL 87 X SL 88 0-1 10 1B 2-3 3-H 1B			C FF 91 B FF 93 F SL 88 F FF 94 X FF 95 1-2 1B		S FF 94 B FF 93 S CU 80 C FF 94 1-3 ② K			B SL 89 C FC 98 F FC 98 X SL 90 1-2 ① G6-3	4	0	2	1	0	1	0
10 Yoán Moncada, S (1, 5) OBP: 0.271, SLG: 0.326	C FF 92 B SL 89 D CU 78 F FF 92 D CU 79 X FF 92 3-2 24 G4-6-3 1-3 3-H 1B			D SL 88 C SL 89 D CU 79 C FF 86 S FF 93 2-3 ① K		B SL 86 C SL 86 S CU 80 B CU 80 S CU 81 2-3 ③ K			C FC 98 S SL 91 C FC 100 0-3 ② K	4	0	1	1	0	3	1
24 Yasmani Grandal, S (1, 10) OBP: 0.307, SLG: 0.258 (8, 2)	C FF 93 S FF 93 X CU 78 0-2 ② ③ G4-6-3 1-2f			B SL 86 C FF 92 C CU 77 F CU 79 D CU 77 S CU 79 2-3 ② K			C FF 93 B FF 94 X CU 81 1-1 ① G3		S FC 99 X FC 98 0-1 1B	4	0	1	0	0	1	3
1 Elvis Andrus, R (1, 6) OBP: 0.297, SLG: 0.369		X FF 91 0-0 ① P4		C FF 93 F SL 86 X SL 85 0-2 ③ F9			F FF 94 B CU 79 F SL 84 S CU 80 1-3 ② K		B SL 90 F FC 99 S SL 90 S SL 91 1-3 ③ K	4	0	0	0	0	2	2
Josh Harrison, R (1, 4) OBP: 0.316, SLG: 0.378		C FF 92 S FF 94 F CU 79 S SL 86 0-3 ② K			X SL 85 0-0 44 WP 2B		S SL 89 F FF 94 F CU 80 B CU 81 F FF 95 S SL 89 1-3 ③ K			3	0	1	0	0	2	0
44 Seby Zavala, R (1, 2) OBP: 0.329, SLG: 0.398 32 Gavin Sheets, L (8, PH) OBP: 0.292, SLG: 0.399 (8, 9)		C FF 92 B CU 77 S FF 93 F FF 93 B SL 89 S CU 78 2-3 ③ K			B SL 84 F SL 86 S CU 78 F FF 92 F SL 86 F CU 77 S CU 77 1-3 ① K2-3 2-3			S SL 86 B FS 87 F FF 97 F FS 88 B FS 89 C FS 88 2-3 ① K		2 1	0 0	0 0	0 0	0 0	2 1	1 0
Inning Stats	R: 2 E: 0 K: 1 S: 14 H: 4 LOB: 1 BB: 0 P: 17	R: 0 E: 0 K: 2 S: 9 H: 0 LOB: 0 BB: 0 P: 11	R: 0 E: 0 K: 2 S: 8 H: 0 LOB: 0 BB: 0 P: 12	R: 0 E: 0 K: 2 S: 14 H: 1 LOB: 1 BB: 0 P: 19	R: 0 E: 0 K: 3 S: 13 H: 1 LOB: 1 BB: 0 P: 14	R: 0 E: 0 K: 2 S: 10 H: 0 LOB: 0 BB: 0 P: 15	R: 0 E: 0 K: 2 S: 10 H: 0 LOB: 0 BB: 0 P: 13	R: 0 E: 0 K: 1 S: 12 H: 0 LOB: 1 BB: 0 P: 19	R: 0 E: 0 K: 2 S: 11 H: 1 LOB: 1 BB: 0 P: 13	1B: 5 2B: 2 3B: 0 HR: 0 SF: 0 SAC: 0 DP: 1 HBP: 1						

PITCHER		IP	WLS	BF	H	R	ER	SO	BB	IBB	HBP	BLK	WP	HR	S	P	ERA	WHIP
24 Triston McKenzie, R ERA: 3.11	(1, 1)	7.0	W	26	6	2	2	14	0	0	0	0	1	0	78	101	2.57	0.857
37 Trevor Stephan, R ERA: 2.49	(8, 1)	1.0	H	4	0	0	0	1	0	0	1	0	0	0	12	19	0.00	0.000
48 Emmanuel Clase, R ERA: 1.22	(9, 1)	1.0	S	4	1	0	0	2	0	0	0	0	0	0	11	13	0.00	1.000

PITCHER	IP	WLS	BF	H	R	ER	SO	BB	IBB	HBP	BLK	WP	HR	S	P	ERA	WHIP

TOP

Chicago White Sox @ Cleveland Guardians

Progressive Field, Cleveland, OH

Fri Aug 19 2022, 7:11 PM - 10:24 PM EDT

Att. 25,521 - Partly Cloudy - 79 F

livebaseballscorecards.com

AB	33
R	2
H	7
RBI	2
BB	0
SO	17
LOB	11

WP: 1 PA: 34
PB: 0
SB: 0
CS: 0

Batter	1	2	3	4	5	6	7	8	9	AB	R	H	RBI	BB	SO	LOB
38 Steven Kwan, L (1, 7) OBP: 0.374, SLG: 0.397	C FF 91 F FF 92 F FF 93 B FC 88 F FF 93 B CU 82 S FF 94 2-3 K ①		C FC 88 B FC 89 F FF 92 C CH 86 1-3 K ①		C FF 94 X FC 89 0-1 G4-3 ③		C FF 97 D SL 88 B SL 87 S FF 98 X SL 90 2-2 1 1B 3B 3-H	B FF 96 C KC 76 B SL 87 F FF 94 X FF 96 2-2 L4 ③		5	1	1	1	0	2	0
1 Amed Rosario, R (1, 6) OBP: 0.321, SLG: 0.413	C FC 87 S FF 93 B CU 82 S FF 92 1-3 K ②		C FF 92 X CU 81 0-1 G5-3 ②			C SI 92 S FF 92 B FF 92 B FF 94 F SI 92 X FF 93 2-2 ① 1B X SL 89 0-0 22 BB 11 BB 0 1B 1B 3-H				4	1	2	1	0	1	0
11 José Ramírez, S (1, 5) OBP: 0.354, SLG: 0.542	B FF 94 F FC 89 B FF 93 C FF 93 B FF 93 X FF 94 3-2 22 PB 1B		B FF 94 B FF 93 B FF 93 C FF 91 X SI 92 3-1 G4-3 ③			C FC 90 B FF 92 X CH 86 1-1 HR C SI 96 B FF 97 B ST 84 B SI 96 F SI 97 F FF 97 B SI 97 4-2 22 BB 0 1B BB 1-2				3	2	2	1	1	0	0
22 Josh Naylor, L (1, 3) OBP: 0.331, SLG: 0.480	F FC 90 F FF 94 B CH 87 F FF 95 H FC 90 2-2 HBP 1-2			B FF 92 X FF 92 1-0 0 G3 1B		B FF 93 X FC 88 1-0 ② F4 F FF 96 B ST 82 C ST 83 B ST 82 F SI 96 F ST 82 B ST 82 B SI 97 4-2 39 S 0 1B BB 1-2 2-3				2	0	1	0	1	0	0
0 Andrés Giménez, L (1, 4) OBP: 0.378, SLG: 0.500	S FF 94 S FF 95 S FF 95 0-3 K ③			X FC 88 0-0 G3 ① 1-2		B FC 90 B FF 93 C FF 94 S FC 91 X FF 94 2-2 1B X SI 96 0-0 39 PB 1B 1-2 2-H 3-H				4	0	2	2	0	1	3
39 Oscar Gonzalez, R (1, 9) OBP: 0.325, SLG: 0.452		F FF 92 F FC 88 S FF 92 0-3 K ①		B FC 90 F FF 94 X FF 92 1-1 F8 ② B SL 84 1 SAFE 1 SAFE X SL 83 1-0 G3-1 ③ F FF 97 B CH 86 S ST 82 1-2 2-3 IBB						3	0	0	0	1	1	2
33 Nolan Jones, L (1, 10) OBP: 0.309, SLG: 0.372 6 Owen Miller, R (7, PH) OBP: 0.296, SLG: 0.357 (8, 10)		C FF 94 X FC 88 0-1 F7 ②		S FF 95 B FC 91 S CH 86 B FF 95 S FF 95 2-3 K ③			3-3 K F9			3 1	0 0	0 0	0 0	0 0	2 0	1 3
17 Austin Hedges, R (1, 2) OBP: 0.258, SLG: 0.268 12 Luke Maile, R (5, 2) OBP: 0.324, SLG: 0.360		C FF 94 S FF 94 B FF 94 B FC 87 B FF 94 F FF 94 F FC 87 F FC 90 B FF 94 4-2 BB			S FC 87 B SI 91 S FC 87 B FC 89 B FC 87 F FC 89 F FF 93 F SI 92 X SI 94 3-2 F9 ①		S FF 98 C FF 98 B FF 99 F SL 85 B SL 87 X FF 98 2-2 7 G3-1 38 3B 2B C SL 84 F SL 84 C SL 82 0-3 K ①			0 3	0 1	0 1	0 0	1 0	0 1	0 0
7 Myles Straw, R (1, 8) OBP: 0.281, SLG: 0.258		B FF 93 F FF 93 X SI 93 1-1 L9 ③			C FF 93 B FC 90 F FC 88 X SI 92 1-2 G6-3 ②		C SL 87 F FF 98 F FF 98 X CU 81 0-2 G3-1 ② 2-3 B FF 96 F FF 94 F FF 95 B FF 95 X SL 81 2-2 F9 ②			4	0	0	0	0	0	2
Inning Stats	R: 0 E: 0 K: 3 S: 17 H: 1 LOB: 2 BB: 0 P: 25	R: 0 E: 0 K: 1 S: 12 H: 0 LOB: 1 BB: 1 P: 17	R: 0 E: 0 K: 1 S: 7 H: 0 LOB: 0 BB: 0 P: 11	R: 0 E: 0 K: 1 S: 7 H: 1 LOB: 1 BB: 0 P: 11	R: 0 E: 0 K: 0 S: 11 H: 0 LOB: 0 BB: 0 P: 15	R: 1 E: 0 K: 0 S: 11 H: 3 LOB: 1 BB: 0 P: 18	R: 4 E: 0 K: 1 S: 27 H: 4 LOB: 3 BB: 3 P: 44	R: 0 E: 0 K: 1 S: 9 H: 0 LOB: 0 BB: 0 P: 13		1B: 6 2B: 1 3B: 1 HR: 1	SF: 0 SAC: 0 DP: 0 HBP: 1	WP: 0 PB: 2 SB: 1 CS: 0	PA: 37			

PITCHER		IP	WLS	BF	H	R	ER	SO	BB	IBB	HBP	BLK	WP	HR	S	P	ERA	WHIP
33 Lance Lynn, R ERA: 5.3	(1, 1)	5.2		23	5	1	1	6	1	0	1	0	0	1	64	95	1.59	1.059
40 Reynaldo López, R ERA: 3.23	(6, 1)	1.0	L	6	3	3	3	1	0	0	0	0	0	0	17	25	27.00	3.000
55 Jake Diekman, L ERA: 4.26	(7, 1)	0.0		4	1	1	1	0	2	1	0	0	0	0	10	19	∞	∞
58 Jimmy Lambert, R ERA: 2.84	(7, 1)	1.1		4	0	0	0	1	0	0	0	0	0	0	10	15	0.00	0.000
58 Jimmy Lambert, R ERA: 2.84	(8, 1)	1.1		4	0	0	0	1	0	0	0	0	0	0	10	15	0.00	0.000

PITCHER	IP	WLS	BF	H	R	ER	SO	BB	IBB	HBP	BLK	WP	HR	S	P	ERA	WHIP

BOTTOM

Chicago White Sox @ Cleveland Guardians

Progressive Field, Cleveland, OH

Fri Aug 19 2022, 7:11 PM - 10:24 PM EDT

Att. 25,521 - Partly Cloudy - 79 F

livebaseballscorecards.com

AB	32
R	5
H	9
RBI	5
BB	4
SO	8
LOB	11

Batter	1	2	3	4	5	6	7	8	9	AB	R	H	RBI	BB	SO	LOB
18 AJ Pollock, R (1, 7) OBP: 0.287, SLG: 0.362	C FF 91 X SL 86 0-1 ① G3		B SL 84 X FC 86 1-0 ② F8		X FC 86 0-0 ③ G5-3		F FF 95 B CU 82 F CU 82 X FF 94 1-2 ③ L7			4	0	0	0	0	0	0
88 Luis Robert Jr., R (1, 8) OBP: 0.338, SLG: 0.453	B FF 92 S KC 82 S SL 85 S SL 85 1-3 ② K		C FF 91 B SL 85 S SL 84 B FF 92 B SL 86 B SL 85 4-2 BB BB			F SL 84 B FC 86 X FF 92 1-1 79 2B 1B		F SL 83 S FF 93 B SL 82 F FF 94 X SL 82 1-2 ① G4-3		3	1	1	0	1	1	0
Eloy Jiménez, R (1, 10) OBP: 0.365, SLG: 0.454	B SL 87 B FC 86 B SL 85 C FF 91 F FF 92 B SL 85 4-2 79 FC6-4 BB		S SL 85 B FF 93 B FF 91 D KC 82 S FC 87 F FC 87 B KC 82 4-2 1-2 BB			X SL 86 0-0 ① F9		X FF 95 0-0 ② F8		2	0	0	0	2	0	1
79 José Abreu, R (1, 3) OBP: 0.383, SLG: 0.465	S SL 86 B FF 92 X SL 86 1-1 ③ FC6-4 1-2f		X SL 85 0-0 ③ F8			C FF 91 S FF 91 F FF 91 D FC 86 X SL 83 1-2 10 WP 1-H 2B		B SL 83 B SL 83 F FF 94 H SL 81 3-1 HBP		3	0	1	1	0	0	3
10 Yoán Moncada, S (1, 5) OBP: 0.267, SLG: 0.321		C CH 87 S KC 82 X KC 81 0-2 ① G3-1		X KC 82 0-0 ① F7		B FC 87 F FF 91 T KC 82 D KC 82 C KC 82 2-3 ② K 2-3		X FF 94 0-0 ③ P6		4	0	0	0	0	1	2
32 Gavin Sheets, L (1, 9) OBP: 0.292, SLG: 0.401 15 Adam Engel, R (9, 9) OBP: 0.284, SLG: 0.333		C FC 85 B KC 81 F FC 86 B SL 85 F FF 92 X SL 84 2-2 2B		B FF 90 B FC 87 X FC 87 2-0 ② G3-1		C FC 87 B KC 82 D FC 86 B FC 86 C FC 87 F FF 92 X SL 85 3-2 ③ G4-3			C CH 78 F FF 93 F FF 94 B CH 79 X CH 74 1-2 ① F8	4 0	0 0	1 0	0 0	0 0	0 0	1 0
24 Yasmani Grandal, S (1, 2) OBP: 0.307, SLG: 0.259 44 Seby Zavala, R (7, 2) OBP: 0.326, SLG: 0.395		C FF 92 B FC 87 S KC 82 D KC 83 S KC 82 2-3 ② K		B FC 85 B FC 86 C FF 92 F KC 82 X FF 91 2-2 ③ G1-3			C FF 90 F FF 91 F KC 82 B KC 82 X SL 84 1-2 1 WP 1 1B 1B		F FF 93 C FF 94 B FF 94 S SL 88 1-3 ② K	3 1	0 0	1 0	0 0	0 0	1 1	1 0
1 Elvis Andrus, R (1, 6) OBP: 0.297, SLG: 0.367		S SL 85 B SL 84 X SL 84 1-1 ③ L9			C SL 85 B SL 85 X FC 87 1-1 ① G6-3		C FC 87 B SL 86 C FF 92 D SL 86 X SL 84 2-2 ① S E 1-H 1B		X FF 93 0-0 ③ L8	4	1	1	0	0	0	1
Josh Harrison, R (1, 4) OBP: 0.313, SLG: 0.374			B SL 84 F FC 87 F FF 91 S SL 85 1-3 ① K2-3		F FF 90 F FC 87 X SL 85 0-2 ② G6-3		C FF 95 F FF 95 B FF 94 X FF 94 1-2 ② F9 2-H			3	0	0	0	0	1	0
Inning Stats	R: 0 E: 0 K: 1 S: 9 H: 0 LOB: 1 BB: 1 P: 15	R: 0 E: 0 K: 1 S: 12 H: 1 LOB: 1 BB: 0 P: 17	R: 0 E: 0 K: 1 S: 10 H: 0 LOB: 2 BB: 2 P: 20	R: 0 E: 0 K: 0 S: 5 H: 0 LOB: 0 BB: 0 P: 9	R: 0 E: 0 K: 0 S: 6 H: 0 LOB: 0 BB: 0 P: 7	R: 1 E: 0 K: 1 S: 14 H: 2 LOB: 1 BB: 0 P: 21	R: 1 E: 1 K: 0 S: 13 H: 2 LOB: 0 BB: 0 P: 18	R: 0 E: 0 K: 0 S: 7 H: 0 LOB: 1 BB: 0 P: 11	R: 0 E: 0 K: 1 S: 8 H: 0 LOB: 0 BB: 0 P: 10	1B: 3 2B: 2 3B: 0 HR: 0 SF: 0 SAC: 0 DP: 0 HBP: 1						

PITCHER		IP	WLS	BF	H	R	ER	SO	BB	IBB	HBP	BLK	WP	HR	S	P	ERA	WHIP
57 Shane Bieber, R ERA: 3.1	(1, 1)	6.1	L	26	5	2	1	4	3	0	0	0	2	0	63	99	1.42	1.263
99 James Karinchak, R ERA: 1.42	(7, 1)	0.2		2	0	0	0	0	0	0	0	0	0	0	6	8	0.00	0.000
62 Enyel De Los Santos, R ERA: 2.9	(8, 1)	1.0		4	0	0	0	0	0	0	1	0	0	0	7	11	0.00	0.000
49 Eli Morgan, R ERA: 4.17	(9, 1)	1.0		3	0	0	0	1	0	0	0	0	0	0	8	10	0.00	0.000

PITCHER	IP	WLS	BF	H	R	ER	SO	BB	IBB	HBP	BLK	WP	HR	S	P	ERA	WHIP

TOP

Chicago White Sox @ Cleveland Guardians

Progressive Field, Cleveland, OH

Sat Aug 20 2022, 9:06 PM - 11:44 PM EDT

Att. 26,179 - Overcast - 70 F

livebaseballscorecards.com

AB	31
R	2
H	5
RBI	1
BB	3
SO	5
LOB	9

WP: 2 PA: 35
PB: 0
SB: 1
CS: 0

BOTTOM

Chicago White Sox @ Cleveland Guardians

Progressive Field, Cleveland, OH

Sat Aug 20 2022, 9:06 PM - 11:44 PM EDT

Att. 26,179 - Overcast - 70 F

livebaseballscorecards.com

Batter	1	2	3	4	5	6	7	8	9	AB	R	H	RBI	BB	SO	LOB
38 Steven Kwan, L (1, 7) OBP: 0.373, SLG: 0.396	L SI 90 B FF 90 C SL 83 X SI 90 1-2 1 G4-6-3 1B		C FC 88 X FC 87 0-1 ③ F8			C FF 90 B FF 89 B FC 86 X FF 91 2-1 ① P4		C FC 89 1 SAFE D CH 85 B FF 92 X FC 87 2-1 ② FC4-6 1-2f		4	0	1	0	0	0	1
1 Amed Rosario, R (1, 6) OBP: 0.319, SLG: 0.409	C SI 91 F SI 90 B SI 91 X FC 86 1-2 ① ② G4-6-3 1-2f			C SL 83 B SL 83 F SI 92 B CH 82 X FF 92 2-2 ① F9		C SL 84 X SL 83 0-1 ② G5-3		C FF 90 X SI 94 0-1 ③ G5-3		4	0	0	0	0	0	2
11 José Ramírez, S (1, 5) OBP: 0.351, SLG: 0.537	C SI 92 B FF 92 C CU 72 F CH 86 B CH 84 S FC 86 2-3 ③ K			C FF 92 F FF 89 B FF 94 B FF 93 X SI 93 2-2 ② G6-3		X CH 83 0-0 ③ F7			B FC 87 B FF 91 X FC 87 2-0 ① F9	4	0	0	0	0	1	0
22 Josh Naylor, L (1, 3) OBP: 0.330, SLG: 0.477		X CH 81 0-0 ① G6-3		B FF 91 S CH 84 X FF 93 1-1 ③ L9			B FC 86 F CH 81 B CH 82 F FC 87 B SL 83 X FF 91 3-2 ① F7		F FC 88 S FF 91 B CH 86 B CH 85 B FF 92 X FC 87 3-2 1B	4	0	1	0	0	0	0
0 Andrés Giménez, L (1, 4) OBP: 0.374, SLG: 0.494		C SL 84 X SL 77 0-1 ② G3			B CH 82 B CH 83 C SL 79 B FC 88 F FC 86 F SI 91 F FF 92 F FC 87 S FF 92 3-3 ① K		B FC 88 C FC 87 F FF 92 B SL 81 X FF 92 2-2 ② P5		F FC 88 F FC 88 F CH 85 X FF 92 0-2 ② P5	4	0	0	0	0	1	1
39 Oscar Gonzalez, R (1, 10) OBP: 0.333, SLG: 0.460		B CH 84 B SI 90 B SI 92 C FF 90 B SI 92 4-1 BB			F SL 83 X SI 92 0-1 12 E 1B		C CH 84 B FC 87 X FF 91 1-1 2B		S FF 97 T FF 97 F FF 97 D SL 89 B SL 89 S SL 88 2-3 ③ K	3	0	2	0	1	1	1
29 Will Benson, L (1, 9) OBP: 0.214, SLG: 0.120		C SL 80 X CH 85 0-1 ③ G4-3			C CH 84 X FC 89 0-1 ② P6		B CH 85 B CH 84 C SI 93 X FC 88 2-1 ③ P4			3	0	0	0	0	0	3
12 Luke Maile, R (1, 2) OBP: 0.324, SLG: 0.359			C SL 84 B SL 84 B SI 91 F SI 90 X FF 92 2-2 ① G4-3		X SI 92 0-0 E4 1-2			B SL 84 C SL 80 X SI 91 1-1 7 FC5-4 1B		3	0	1	0	0	0	1
7 Myles Straw, R (1, 8) OBP: 0.279, SLG: 0.256			F FF 92 C SI 92 B SI 92 B FF 92 B SL 84 X FF 90 3-2 ② F9		X SI 93 0-0 ③ G6-3			X SI 92 0-0 ① FC5-4 38 FC4-6 1-2f		3	0	0	0	0	0	3

Inning Stats	1	2	3	4	5	6	7	8	9
	R: 0 E: 0 K: 1 S: 10 H: 1 LOB: 0 BB: 0 P: 14	R: 0 E: 0 K: 0 S: 6 H: 0 LOB: 1 BB: 1 P: 10	R: 0 E: 0 K: 0 S: 8 H: 0 LOB: 0 BB: 0 P: 13	R: 0 E: 0 K: 0 S: 8 H: 0 LOB: 0 BB: 0 P: 13	R: 0 E: 1 K: 1 S: 12 H: 1 LOB: 2 BB: 0 P: 15	R: 0 E: 0 K: 0 S: 5 H: 0 LOB: 0 BB: 0 P: 7	R: 0 E: 0 K: 0 S: 10 H: 1 LOB: 1 BB: 0 P: 18	R: 0 E: 0 K: 0 S: 7 H: 1 LOB: 1 BB: 0 P: 10	R: 0 E: 0 K: 1 S: 12 H: 1 LOB: 1 BB: 0 P: 19

	AB	32
	R	0
	H	5
	RBI	0
	BB	1
	SO	3
	LOB	12

	1B: 4	SF: 0	WP: 0	PA: 33
	2B: 1	SAC: 0	PB: 0	
	3B: 0	DP: 1	SB: 0	
	HR: 0	HBP: 0	CS: 0	

PITCHER		IP	WLS	BF	H	R	ER	SO	BB	IBB	HBP	BLK	WP	HR	S	P	ERA	WHIP
47 Johnny Cueto, R ERA: 2.58	(1, 1)	8.2	W	32	5	0	0	2	1	0	0	0	0	0	74	113	0.00	0.692
31 Liam Hendriks, R ERA: 2.93	(9, 1)	0.1	S	1	0	0	0	1	0	0	0	0	0	0	4	6	0.00	0.000

PITCHER	IP	WLS	BF	H	R	ER	SO	BB	IBB	HBP	BLK	WP	HR	S	P	ERA	WHIP

Cleveland Guardians @ San Diego Padres

Petco Park, San Diego, CA

Tue Aug 23 2022, 6:42 PM - 10:00 PM PDT

Att. 38,166 - Clear - 72 F

livebaseballscorecards.com

Batter	1	2	3	4	5	6	7	8	9	AB	R	H	RBI	BB	SO	LOB
38 Steven Kwan, L (1, 7) OBP: 0.372, SLG: 0.393	C FF 94 B FF 94 F SI 94 B SL 82 X FF 94 2-2 ① L7		C FF 94 X FC 87 0-1 ③ F8			C FF 91 B SL 79 X SL 78 1-1 ① G5-3		C ST 82 B FF 98 B FS 90 F SI 101 F FS 92 B SI 102 B SI 100 4-2 1 1B 11 1B BB		3	1	0	0	1	0	0
1 Amed Rosario, R (1, 6) OBP: 0.320, SLG: 0.409	B FF 95 B FC 88 X SL 79 2-0 ② P2			C SI 92 B SI 91 B FC 88 C SI 94 S FF 95 2-3 ① K		F SL 78 B CH 90 B FC 85 B FF 94 B FF 92 4-1 11 E BB		B SI 98 B SI 99 C SI 100 C SI 100 1 SAFE X SI 100 2-2 11 1B 1-2 1B		3	0	1	0	1	1	0
11 José Ramírez, S (1, 5) OBP: 0.350, SLG: 0.535	C FF 94 C SI 95 F CU 78 B CH 87 X SI 94 1-2 ③ G3			C SL 80 B CU 80 B CH 87 F FF 94 X FF 95 2-2 ② F8		F FF 91 1 SAFE C CH 84 F CU 76 X FF 91 0-2 ② F9 1-2		B SI 87 X SI 89 1-0 ③ 1-3 2-H 1B		4	0	1	1	0	0	1
22 Josh Naylor, L (1, 3) OBP: 0.327, SLG: 0.471		C SI 94 X CH 86 0-1 ① G6-3		B FF 95 X FF 94 1-0 ③ F8		B CH 85 F FC 86 X CU 78 1-1 ③ G3			S SI 88 X FC 88 0-1 ① G6-3	4	0	0	0	0	0	1
0 Andrés Giménez, L (1, 4) OBP: 0.375, SLG: 0.501		C FF 93 B FF 93 F FF 94 B FC 83 F FF 95 F FF 93 X SI 94 2-2 ② F8			B SL 79 B SL 79 F SI 94 F FF 93 X FF 95 2-2 HR		C CH 82 X CH 82 0-1 ① G6-3		B SI 89 B FC 88 B SI 88 C SI 89 C SI 89 F FF 92 B FF 91 4-2 39 FC4-6 BB	3	1	1	1	1	0	0
39 Oscar Gonzalez, R (1, 9) OBP: 0.332, SLG: 0.472		X SL 79 0-0 HR			F FF 93 S FC 85 F FC 86 B FC 86 B FC 86 B FF 93 F FC 85 X SL 80 3-2 E5 9 E		X CH 83 0-0 ② G6-3		S FC 90 1 SAFE S FC 89 F FF 93 X FC 90 0-2 ② FC4-6 1-2f	4	1	1	1	0	0	1
9 Richie Palacios, L (1, 10) OBP: 0.302, SLG: 0.299 6 Owen Miller, R (9, PH) OBP: 0.296, SLG: 0.356 (9, 10)		B FF 92 B SI 93 S FF 93 F SI 93 S FF 91 2-3 ③ K			S FC 83 B FF 93 F FF 93 B SI 92 F SI 93 F CH 86 B SI 94 1 SAFE T FF 94 3-2 ① K 1-2		B FF 91 B CU 72 F CH 82 S CH 82 S CH 83 2-3 ③ K		F SI 90 B FC 89 S FF 92 C FF 93 1-3 ③ K	3 1	0 0	0 0	0 0	0 0	3 1	1 1
17 Austin Hedges, R (1, 2) OBP: 0.255, SLG: 0.264			C FC 86 B FC 84 C FF 94 B FF 94 S FC 87 2-3 ① K		D SL 81 B SI 91 X FC 85 2-0 ② L7			F SI 99 B ST 85 B ST 82 B SI 100 F SI 99 C ST 82 3-3 ① K		3	0	0	0	0	2	1
7 Myles Straw, R (1, 8) OBP: 0.278, SLG: 0.254			C FF 93 B FC 83 F FF 94 X FC 85 1-2 ② L7		X FF 94 0-0 ③ F8			X SI 99 0-0 ② G6-3		3	0	0	0	0	0	1
Inning Stats	R: 0 H: 0 E: 0 LOB: 0 K: 0 BB: 0 S: 8 P: 13	R: 1 H: 1 E: 0 LOB: 0 K: 1 BB: 0 S: 11 P: 15	R: 0 H: 0 E: 0 LOB: 0 K: 1 BB: 0 S: 8 P: 11	R: 0 H: 0 E: 0 LOB: 0 K: 1 BB: 0 S: 7 P: 12	R: 1 H: 1 E: 2 LOB: 1 K: 1 BB: 0 S: 15 P: 25	R: 0 H: 0 E: 1 LOB: 1 K: 0 BB: 1 S: 9 P: 15	R: 0 H: 0 E: 0 LOB: 0 K: 1 BB: 0 S: 6 P: 8	R: 1 H: 2 E: 0 LOB: 2 K: 1 BB: 1 S: 11 P: 21	R: 0 H: 0 E: 0 LOB: 1 K: 1 BB: 1 S: 12 P: 17	1B: 2 SF: 0 2B: 0 SAC: 0 3B: 0 DP: 0 HR: 2 HBP: 0						WP: 0 PA: 34 PB: 0 SB: 0 CS: 0

PITCHER		IP	WLS	BF	H	R	ER	SO	BB	IBB	HBP	BLK	WP	HR	S	P	ERA	WHIP
52 Mike Clevinger, R ERA: 3.59	(1, 1)	6.0	L	22	2	2	2	4	1	0	0	0	0	2	58	91	3.00	0.500
74 Nabil Crismatt, R ERA: 2.77	(7, 1)	1.0		3	0	0	0	1	0	0	0	0	0	0	6	8	0.00	0.000
66 Luis García, R ERA: 3.55	(8, 1)	0.2		4	1	1	1	1	1	0	0	0	0	0	10	19	13.50	3.000
25 Tim Hill, L ERA: 2.97	(8, 1)	1.1		5	1	0	0	1	1	0	0	0	0	0	13	19	0.00	1.500

PITCHER	IP	WLS	BF	H	R	ER	SO	BB	IBB	HBP	BLK	WP	HR	S	P	ERA	WHIP

AB	31
R	3
H	4
RBI	3
BB	3
SO	7
LOB	7

Batter	1	2	3	4	5	6	7	8	9	AB	R	H	RBI	BB	SO	LOB
10 Jurickson Profar, S (1, 7) OBP: 0.344, SLG: 0.395	C SI 93 H FC 90 1-1 13 BB HBP		B FS 86 C FC 87 T CU 77 B SI 93 X CU 78 2-2 1B		B FC 86 B FC 86 C FC 85 C FC 87 X CU 76 2-2 ① G3 2-3		B CU 82 B CU 82 B FF 96 B FF 96 4-0 1-2 BB		X FC 102 0-0 ② G6-3	3	0	1	0	1	0	1
9 Jake Cronenworth, L (1, 4) OBP: 0.343, SLG: 0.382	C FC 89 S CU 77 B CU 76 B FC 88 D CU 77 F CU 78 X FC 88 3-2 ① F8		F FC 87 B FS 85 C CU 76 B FF 90 F FC 85 F SI 92 X CU 76 2-2 ② F8		S FS 85 B FC 87 B FC 86 B CU 77 X FC 86 3-1 3-H 1B		B FF 96 C FF 96 F FF 96 C FF 96 1-3 ② K		F FC 101 F FC 101 S SL 94 0-3 ③ K	5	0	1	1	0	2	4
13 Manny Machado, R (1, 5) OBP: 0.371, SLG: 0.526	C FF 91 B SI 92 B CU 77 B SI 92 C SI 92 F CU 77 B CU 76 4-2 1-2 BB		C SI 92 X FC 84 0-1 ③ F9		C SI 91 B SI 91 B SI 90 X SI 91 2-1 ② L8		X FF 95 0-0 ③ P4			3	0	0	0	1	0	4
17 Brandon Drury, R (1, 10) OBP: 0.322, SLG: 0.498 38 Jorge Alfaro, R (5, PH) OBP: 0.291, SLG: 0.400 (6, 10)	C SI 92 B SI 92 B SI 92 C SI 93 B FC 84 S SI 92 3-3 ② K			B SI 91 B SI 92 F SI 92 B CU 76 C CU 76 3-3 ① K	S SL 76 B SI 94 B SI 95 B SL 79 T SI 94 S SL 80 3-3 ③ K			S SL 86 F FF 97 F FF 96 F SL 84 B SL 87 F FS 87 F FF 97 S FS 89 1-3 ① K2-3		2	0	0	0	0	2	2
										2	0	0	0	0	2	1
24 Josh Bell, S (1, 3) OBP: 0.365, SLG: 0.456	F FC 88 B FC 89 X CU 78 1-1 ③ G4-3			X FC 87 0-0 ② F8		B FS 90 F FS 89 S SL 77 X SL 80 1-2 ① G4-3		B SL 87 B FF 97 B SL 85 B FF 95 4-0 7 1B BB		3	0	0	0	1	0	2
5 Wil Myers, R (1, 9) OBP: 0.297, SLG: 0.320		B FC 86 B SI 92 X SI 92 2-0 ① G6-3		C FC 83 C SI 91 B FF 91 B CU 77 B SL 83 X SI 92 3-2 7 BB 1B		C SI 93 S SL 79 F SL 78 S SL 78 0-3 ② K		C SL 85 B SL 81 T SL 85 F FS 87 S FS 87 1-3 ② K		4	0	1	0	0	2	1
7 Ha-Seong Kim, R (1, 6) OBP: 0.330, SLG: 0.375		B SI 92 B SI 92 X SI 92 2-0 ② F7		S SL 82 B SI 91 B CU 77 B CU 77 B FC 84 4-1 1-2 BB		C SI 95 B SL 80 B SI 94 X SI 92 2-1 ③ L8		C FF 96 B FS 88 C FF 97 D FS 88 X SL 87 2-2 1-2 1B		3	0	1	0	1	0	0
2 Trent Grisham, L (1, 8) OBP: 0.297, SLG: 0.361		C FC 89 F CU 77 B CU 78 B CU 76 C FC 86 2-3 ③ K		C FC 86 B FC 87 D CU 77 B FC 86 C FC 85 S FC 86 3-3 ③ K			B FF 96 F FF 96 B FF 96 C CU 83 B FF 96 L FF 97 3-3 ① K	C FF 96 B FF 96 F FS 87 S FS 89 1-3 ③ K		4	0	0	0	0	4	4
26 Austin Nola, R (1, 2) OBP: 0.325, SLG: 0.322			C SI 91 C SI 92 B CU 78 B CU 78 X SI 92 2-2 ① G6-3		B SL 82 X SI 91 1-0 10 G3 9 1B 2B		C CU 83 C CU 84 B CU 84 B FF 95 X FF 96 2-2 10 BB 1B		C FC 100 B SL 93 B SL 93 F FC 99 B FC 100 C FC 101 3-3 ① K	4	1	2	0	0	1	0
Inning Stats	R: 0 E: 0 K: 1 S: 13 H: 0 LOB: 2 BB: 1 P: 25	R: 0 E: 0 K: 1 S: 5 H: 0 LOB: 0 BB: 0 P: 11	R: 0 E: 0 K: 0 S: 13 H: 1 LOB: 1 BB: 0 P: 19	R: 0 E: 0 K: 2 S: 11 H: 1 LOB: 2 BB: 1 P: 24	R: 1 E: 0 K: 1 S: 11 H: 2 LOB: 1 BB: 0 P: 22	R: 0 E: 0 K: 1 S: 9 H: 0 LOB: 0 BB: 0 P: 12	R: 0 E: 0 K: 2 S: 10 H: 1 LOB: 2 BB: 1 P: 20	R: 0 E: 0 K: 3 S: 17 H: 1 LOB: 2 BB: 1 P: 26	R: 0 E: 0 K: 2 S: 7 H: 0 LOB: 0 BB: 0 P: 10	1B: 5 2B: 1 3B: 0 HR: 0 SF: 0 SAC: 0 DP: 0 HBP: 1						

PITCHER	IP	WLS	BF	H	R	ER	SO	BB	IBB	HBP	BLK	WP	HR	S	P	ERA	WHIP
43 Aaron Civale, R (1, 1) ERA: 5.37	4.2		21	4	1	1	4	2	0	1	0	0	0	50	95	1.93	1.286
52 Nick Sandlin, R (5, 1) ERA: 2.18	1.1	W	4	0	0	0	2	0	0	0	0	0	0	12	18	0.00	0.000
99 James Karinchak, R (7, 1) ERA: 1.35	1.0	H	5	1	0	0	2	1	0	0	0	0	0	10	20	0.00	2.000
37 Trevor Stephan, R (8, 1) ERA: 2.44	1.0	H	5	1	0	0	3	1	0	0	0	0	0	17	26	0.00	2.000
48 Emmanuel Clase, R (9, 1) ERA: 1.2	1.0	S	3	0	0	0	2	0	0	0	0	0	0	7	10	0.00	0.000

PITCHER	IP	WLS	BF	H	R	ER	SO	BB	IBB	HBP	BLK	WP	HR	S	P	ERA	WHIP

BOTTOM

Cleveland Guardians @ San Diego Padres

Petco Park, San Diego, CA

Tue Aug 23 2022, 6:42 PM - 10:00 PM PDT

Att. 38,166 - Clear - 72 F

livebaseballscorecards.com

AB	33
R	1
H	6
RBI	1
BB	4
SO	13
LOB	19

Batter	1	2	3	4	5	6	7	8	9	AB	R	H	RBI	BB	SO	LOB
38 Steven Kwan, L (1, 7) OBP: 0.373, SLG: 0.392	C FF 96 F FF 96 F CU 82 X CU 80 0-2 ① P4		B FF 96 B CU 80 X SL 89 2-0 ② P6	B FF 94 X CH 84 1-0 1-3 2-H 3-H 1B			B FF 94 B FF 93 C FF 95 B SL 80 B SL 81 4-1 1 1B 11 SF8 BB	C SI 99 B SI 98 C SI 99 S SI 99 1-3 ③ K		4	1	1	2	1	1	3
1 Amed Rosario, R (1, 6) OBP: 0.319, SLG: 0.407	C FF 96 X CU 82 0-1 ② G3-1		D CU 81 S CU 82 B SL 89 C FF 96 B SL 89 S FF 97 3-3 ③ K	C ST 82 X ST 82 0-1 ②③ F9-2 3-H			X FF 93 0-0 39 FC5-4 1-3 1B		S FF 89 F FF 91 B CU 73 X CU 73 1-2 ① G5-3	5	0	1	0	0	1	3
11 José Ramírez, S (1, 5) OBP: 0.355, SLG: 0.551	F FF 96 S FF 96 X FF 96 0-2 HR			C FF 94 B SL 89 S SL 87 X SL 87 1-2 HR	B FF 95 B ST 82 B FF 96 B FF 94 4-0 BB		X SL 84 0-0 ① SF8 3-H		B FF 92 B CH 82 C CH 82 X CH 83 2-1 1B	3	2	3	3	1	0	0
39 Oscar Gonzalez, R (1, 9) OBP: 0.330, SLG: 0.482 29 Will Benson, L (9, PH) OBP: 0.207, SLG: 0.115 (9, 9)	S FF 96 F FF 97 F CU 82 S SL 87 0-3 ③ K			B SL 89 F SL 86 F FF 96 F CU 82 F FF 97 X CU 82 1-2 HR	B FF 95 C ST 83 S ST 85 B ST 86 X ST 85 2-2 ① F8		S FF 95 S FF 96 X SL 83 0-2 ② FC5-4 1-2f		C CU 73 S CH 82 D CH 83 S SI 90 1-3 ② K	4 1	1 0	1 0	1 0	0 0	1 1	2 1
22 Josh Naylor, L (1, 10) OBP: 0.325, SLG: 0.467		X FF 95 0-0 ① G3-1		B SL 89 B FF 98 C FF 97 F SL 87 F SL 86 F FF 97 F CU 81 X SL 85 2-2 6 1B 6 S 12 1B 1B	X CH 84 0-0 ② F9		F FF 96 F SL 84 F SL 84 F SL 84 B FF 96 S SL 84 1-3 ③ K		F SI 89 X CH 82 0-1 ③ F9	5	1	1	0	0	1	3
6 Owen Miller, R (1, 3) OBP: 0.298, SLG: 0.358		C FF 96 F FF 96 B SL 89 X SL 88 1-2 ② L6		B FF 96 1 SAFE B FF 96 B FF 95 C FF 95 X FF 96 3-1 7 1B 12 1B 38 1B 1-3 1B	C FF 96 S ST 83 X ST 84 0-2 ③ L8			C SI 97 X SI 98 0-1 7 1B 1B		4	1	2	0	0	0	1
2 Tyler Freeman, R (1, 4) OBP: 0.344, SLG: 0.231		C SL 89 S SL 88 B CU 81 T SL 86 1-2 ③ K		B FF 96 F FF 95 B FF 96 1 SAFE 1 SAFE 1 SAFE S SL 89 F FF 96 F SL 90 3-3 ① F FF 95 F FF 96 B CH 90 S FF 97 K	F FF 94 X ST 83 0-1 ① F8			C SI 98 B SL 86 F SI 98 F SI 98 F SL 86 C SI 99 1-3 ① K		4	0	0	0	0	3	3
12 Luke Maile, R (1, 2) OBP: 0.329, SLG: 0.364			X FF 96 0-0 1B	C CU 81 X SL 88 0-1 7 1B 38 1B 1-2 3-H 1B		B ST 83 S FF 96 B FF 95 B ST 83 X FF 95 3-1 ② F9		B SI 98 C SI 98 B SI 99 S SL 86 S SL 86 2-3 ② K		4	1	2	1	0	1	1
7 Myles Straw, R (1, 8) OBP: 0.280, SLG: 0.257			B FF 96 B FF 97 F FF 96 X FF 96 2-1 ① F8	B FF 96 F FF 96 S FF 96 F FF 97 F FF 96 B FF 96 B CU 82 X FF 96 3-2 38 1B 1 F9-2 1-2 2-3 1B		B FF 96 C ST 81 X ST 83 1-1 ③ L8		S SL 86 D SL 86 C SI 98 B SI 99 B SI 100 X SL 87 3-2 1-3 1B		4	0	2	0	0	0	1
Inning Stats	R: 1 E: 0 K: 1 S: 13 H: 1 LOB: 0 BB: 0 P: 13	R: 0 E: 0 K: 1 S: 7 H: 0 LOB: 0 BB: 0 P: 9	R: 0 E: 0 K: 1 S: 7 H: 1 LOB: 1 BB: 0 P: 14	R: 5 E: 0 K: 1 S: 33 H: 7 LOB: 1 BB: 0 P: 47	R: 0 E: 0 K: 0 S: 7 H: 0 LOB: 1 BB: 1 P: 13	R: 0 E: 0 K: 0 S: 6 H: 0 LOB: 0 BB: 0 P: 10	R: 1 E: 0 K: 1 S: 11 H: 1 LOB: 1 BB: 1 P: 16	R: 0 E: 0 K: 3 S: 16 H: 2 LOB: 2 BB: 0 P: 23	R: 0 E: 0 K: 1 S: 10 H: 1 LOB: 1 BB: 0 P: 14	1B: 10 2B: 1 3B: 0 HR: 3 SF: 1 SAC: 0 DP: 1 HBP: 0	WP: 0 PB: 0 SB: 1 CS: 0 PA: 41					

TOP

Cleveland Guardians @ San Diego Padres

Petco Park, San Diego, CA

Wed Aug 24 2022, 1:12 PM - 4:12 PM PDT

Att. 30,409 - Partly Cloudy - 74 F

livebaseballscorecards.com

AB	38
R	7
H	13
RBI	7
BB	2
SO	9
LOB	18

PITCHER		IP	WLS	BF	H	R	ER	SO	BB	IBB	HBP	BLK	WP	HR	S	P	ERA	WHIP
4 Blake Snell, L ERA: 4.14	(1, 1)	3.1	L	18	8	6	6	4	0	0	0	0	0	3	57	79	16.20	2.400
48 Steven Wilson, R ERA: 3.15	(4, 1)	2.2		9	1	0	0	0	1	0	0	0	0	0	16	27	0.00	0.750
65 José Castillo, L ERA: 9.0	(7, 1)	1.0		5	1	1	1	1	1	0	0	0	0	0	11	16	9.00	2.000
71 Josh Hader, L ERA: 5.17	(8, 1)	1.0		5	2	0	0	3	0	0	0	0	0	0	16	23	0.00	2.000
74 Nabil Crismatt, R ERA: 2.72	(9, 1)	1.0		4	1	0	0	1	0	0	0	0	0	0	10	14	0.00	1.000

PITCHER	IP	WLS	BF	H	R	ER	SO	BB	IBB	HBP	BLK	WP	HR	S	P	ERA	WHIP

BOTTOM

Batter	1	2	3	4	5	6	7	8	9	AB	R	H	RBI	BB	SO	LOB
10 Jurickson Profar, S (1, 7) OBP: 0.341, SLG: 0.392	F SI 94 C SI 94 C FC 90 0-3 K ①		F FC 88 F SI 95 B SI 96 B CH 87 B FC 89 F SI 96 S FC 90 3-3 K ③			B FC 89 X SI 94 1-0 F7 ①		C FC 94 B FC 90 X FC 95 1-1 G3 ①		4	0	0	0	0	2	0
9 Jake Cronenworth, L (1, 4) OBP: 0.342, SLG: 0.383	F SI 95 B FC 89 S SI 94 B SI 94 B CH 87 S FC 90 3-3 K ②			C FC 89 X CH 84 0-1 G6-3 ①		C SI 94 X SI 94 0-1 F8 ②		X FC 94 0-0 2B		4	0	1	0	0	1	0
13 Manny Machado, R (1, 5) OBP: 0.368, SLG: 0.522	X SI 95 0-0 G5-3 ③			C FF 94 B SI 94 B FC 89 X FC 88 2-1 G6-3 ②		C FC 90 F CU 84 B CU 81 X SI 95 1-2 F9 ③		C FC 90 B FC 95 B SI 93 B FC 95 S FC 94 F FC 95 S FC 96 3-3 K ②		4	0	0	0	0	1	1
17 Brandon Drury, R (1, 3) OBP: 0.322, SLG: 0.495		X SI 95 0-0 G6-3 ①		C FC 88 B SI 95 X SI 94 1-1 G5-3 ③			B FC 90 B FF 94 B FC 89 C SI 94 X SI 95 3-1 24 FC6-4 1B	X FC 94 0-0 F8 ③		4	0	1	0	0	0	1
24 Josh Bell, S (1, 10) OBP: 0.366, SLG: 0.459		C SI 95 B SI 94 X SI 94 1-1 2B			B SI 94 C FC 88 X CH 86 1-1 7 1B 1B		B FC 89 B FC 90 C FC 89 F SI 94 B SI 95 X FC 90 3-2 FC6-4 2 BB 7 1B 1-2f ①		C FF 93 C FF 94 S SL 81 0-3 K ①	4	0	2	0	0	1	1
7 Ha-Seong Kim, R (1, 6) OBP: 0.332, SLG: 0.376		B SI 96 B SI 94 X FC 90 2-0 L8 ②			C SI 95 F CH 86 B SI 95 B CH 86 F SI 95 X FC 90 2-2 1-2 1B		B CH 87 C SI 96 B SI 95 X SI 95 2-1 2 BB 1-2 1B		S FF 94 F FF 95 X FF 94 0-2 L8 ②	4	0	2	0	0	0	1
5 Wil Myers, R (1, 9) OBP: 0.291, SLG: 0.312		X SI 95 0-0 L6 ③			F SI 95 D CU 85 C CU 87 B SI 95 B SI 95 X SI 95 3-2 F7 ①		X FC 92 0-0 F9 ②		F SL 82 F SL 81 B SL 84 C SL 83 1-3 K ③	4	0	0	0	0	1	5
2 Trent Grisham, L (1, 8) OBP: 0.298, SLG: 0.359			B SI 94 B FC 89 S SI 95 S FC 89 F SI 96 F FC 90 B CH 88 S FC 89 3-3 K ①		X CH 87 0-0 F7 ②		C FC 89 B SI 95 D CH 87 B FC 90 F SI 94 F SI 95 B FC 90 4-2 1-2 2-3 BB			2	0	0	0	1	1	2
38 Jorge Alfaro, R (1, 2) OBP: 0.287, SLG: 0.395			C SI 95 F CU 84 S CU 85 0-3 K ②		F CU 85 B SI 94 X SI 95 1-1 G6-3 ③		F FC 92 F SI 96 F CU 86 S CU 85 0-3 K ③			3	0	0	0	0	2	5
Inning Stats	R: 0 E: 0 K: 2 S: 7 H: 0 LOB: 0 BB: 0 P: 10	R: 0 E: 0 K: 0 S: 5 H: 1 LOB: 1 BB: 0 P: 8	R: 0 E: 0 K: 3 S: 12 H: 0 LOB: 0 BB: 0 P: 18	R: 0 E: 0 K: 0 S: 6 H: 0 LOB: 0 BB: 0 P: 9	R: 0 E: 0 K: 0 S: 12 H: 2 LOB: 2 BB: 0 P: 19	R: 0 E: 0 K: 0 S: 6 H: 0 LOB: 0 BB: 0 P: 8	R: 0 E: 0 K: 1 S: 15 H: 2 LOB: 3 BB: 1 P: 27	R: 0 E: 0 K: 1 S: 8 H: 1 LOB: 1 BB: 0 P: 12	R: 0 E: 0 K: 2 S: 9 H: 0 LOB: 0 BB: 0 P: 10	1B: 4 2B: 2 3B: 0 HR: 0 SF: 0 SAC: 0 DP: 0 HBP: 0						

PITCHER		IP	WLS	BF	H	R	ER	SO	BB	IBB	HBP	BLK	WP	HR	S	P	ERA	WHIP
47 Cal Quantrill, R ERA: 3.59	(1, 1)	7.0	W	27	5	0	0	6	1	0	0	0	0	0	63	99	0.00	0.857
27 Bryan Shaw, R ERA: 5.24	(8, 1)	1.0		4	1	0	0	1	0	0	0	0	0	0	8	12	0.00	1.000
62 Enyel De Los Santos, R ERA: 2.83	(9, 1)	1.0		3	0	0	0	2	0	0	0	0	0	0	9	10	0.00	0.000

PITCHER	IP	WLS	BF	H	R	ER	SO	BB	IBB	HBP	BLK	WP	HR	S	P	ERA	WHIP

Cleveland Guardians @ San Diego Padres

Petco Park, San Diego, CA

Wed Aug 24 2022, 1:12 PM - 4:12 PM PDT

Att. 30,409 - Partly Cloudy - 74 F

livebaseballscorecards.com

AB	33
R	0
H	6
RBI	0
BB	1
SO	9
LOB	16

WP: 0 PA: 34
PB: 0
SB: 0
CS: 0

Batter	1	2	3	4	5	6	7	8	9	AB	R	H	RBI	BB	SO	LOB
38 Steven Kwan, L (1, 7) OBP: 0.371, SLG: 0.393	C FF 89 X FF 89 0-1 1 1B 11 FC4-6 2B		B FC 86 C CU 77 B CU 76 B FC 85 C FF 89 X CH 79 3-2 ① F9			C FF 89 B FC 86 C FF 89 F FC 86 X FF 89 1-2 ① L6		C FF 99 D KC 86 C SL 89 D SL 89 F KC 86 D KC 86 X FF 99 3-2 ② L7		4	1	1	0	0	0	1
1 Amed Rosario, R (1, 6) OBP: 0.320, SLG: 0.407	F FF 89 B CU 76 F FC 87 X CU 76 1-2 11 FC4-6 2-3 1B		C FF 89 B CU 77 F FC 87 S FF 90 1-3 ② K			B FF 89 C FC 85 S CH 79 F FF 90 X CU 78 1-2 ② F9		B KC 86 X FF 99 1-0 1-2 1B		4	0	2	0	0	1	0
11 José Ramírez, S (1, 5) OBP: 0.354, SLG: 0.547	B CH 79 X CU 77 1-0 ① FC4-6 39 CS 1-2f 3-H		C FC 86 S CH 79 X FC 87 0-2 ③ P5			B CU 78 C CH 80 B CH 79 C FC 85 B CH 79 B FC 85 4-2 BB		B SL 87 B SL 88 S SL 87 F SL 89 F FF 102 F SL 88 S SL 91 2-3 ③ K		3	0	0	1	1	1	3
39 Oscar Gonzalez, R (1, 9) OBP: 0.329, SLG: 0.478	S FF 89 B CH 78 F FC 87 B CH 79 X FF 90 2-2 ② 1-2 1B			S CH 79 B CH 79 B CH 79 F CU 76 F CH 79 F FC 86 B FC 86 F CH 80 F CU 76 3-2 ① F FF 90 X CH 80 L8		B CH 79 B FC 86 C CH 79 F CU 78 B FF 89 F FF 90 S CH 80 3-3 ③ K			F FF 99 S SL 88 F SL 90 B SL 90 S SL 90 1-3 ① K	4	0	1	0	0	2	1
22 Josh Naylor, L (1, 10) OBP: 0.321, SLG: 0.461	X FF 89 0-0 ③ G3			C FF 90 B FC 87 B FC 87 C CH 81 X FF 90 2-2 ② G3-1			F FS 83 F FS 84 F FF 94 B FS 84 X FS 84 1-2 ① G6-3		S SL 89 F SL 89 B FF 100 S SL 90 1-3 ② K	4	0	0	0	0	1	1
0 Andrés Giménez, L (1, 4) OBP: 0.371, SLG: 0.496		B CU 77 C CH 78 F FC 86 X FC 85 1-2 ① G4-3		C FF 90 S FC 86 F FC 87 F FF 90 X CU 78 0-2 ③ G6-3			B FF 94 B FF 94 F FF 94 B FS 83 X FF 93 3-1 ② P4		F FF 100 S SL 92 F SL 90 F SL 92 X FF 102 0-2 ③ G5-3	4	0	0	0	0	0	0
6 Owen Miller, R (1, 3) OBP: 0.295, SLG: 0.355		C FF 89 B FC 86 X CH 79 1-1 ② G5-3			B FC 86 C FF 89 F FC 87 B FF 89 F CH 79 F FC 86 B CU 78 S CH 79 3-3 ① K		C FF 94 B FF 95 F FF 94 B SL 86 X FF 94 2-2 ③ P3			3	0	0	0	0	1	0
17 Austin Hedges, R (1, 2) OBP: 0.257, SLG: 0.266 9 Richie Palacios, L (8, PH) OBP: 0.309, SLG: 0.307 12 Luke Maile, R (8, 2) OBP: 0.329, SLG: 0.364		C FF 90 F FC 86 X CH 79 0-2 1B			B FF 90 B CH 80 C FF 90 X FF 90 2-1 ② L8			B KC 86 X FF 98 1-0 1 1B 1B		2 1 0	0 0 0	1 1 0	0 0 0	0 0 0	0 0 0	0 0 0
29 Will Benson, L (1, 8) OBP: 0.188, SLG: 0.103		C FF 89 X CU 78 0-1 ③ G6-3			C CU 78 C FF 90 B FC 88 B FF 90 F CU 79 S FF 90 2-3 ③ K			B SL 90 B KC 86 B SL 90 C FF 98 C FF 98 F FF 98 X FF 98 3-2 ① P5		3	0	0	0	0	1	2

Inning Stats	1	2	3	4	5	6	7	8	9
R:	1	0	0	0	0	0	0	0	0
H:	3	1	0	0	0	0	0	2	0
E:	0	0	0	0	0	0	0	0	0
LOB:	1	1	0	0	0	1	0	0	0
K:	0	0	1	0	2	1	0	1	2
BB:	0	0	0	0	0	1	0	0	0
S:	10	10	9	16	11	14	9	15	12
P:	14	12	13	21	18	23	15	25	14

PITCHER		IP	WLS	BF	H	R	ER	SO	BB	IBB	HBP	BLK	WP	HR	S	P	ERA	WHIP
7 Marco Gonzales, L ERA: 3.97	(1, 1)	6.0	W	22	4	1	1	4	1	0	0	0	0	0	70	101	1.50	0.833
50 Erik Swanson, R ERA: 0.88	(7, 1)	1.0	H	3	0	0	0	0	0	0	0	0	0	0	9	15	0.00	0.000
47 Matt Brash, R ERA: 5.15	(8, 1)	0.2	H	4	2	0	0	0	0	0	0	0	0	0	10	18	0.00	3.000
Andrés Muñoz, R ERA: 2.47	(8, 1)	1.1	S	4	0	0	0	3	0	0	0	0	0	0	17	21	0.00	0.000

PITCHER	IP	WLS	BF	H	R	ER	SO	BB	IBB	HBP	BLK	WP	HR	S	P	ERA	WHIP

TOP

Cleveland Guardians @ Seattle Mariners

T-Mobile Park, Seattle, WA

Thu Aug 25 2022, 1:11 PM - 3:57 PM PDT

Att. 24,028 - Sunny - 73 F

livebaseballscorecards.com

AB	32
R	1
H	6
RBI	1
BB	1
SO	7
LOB	8

1B: 5 SF: 0
2B: 1 SAC: 0
3B: 0 DP: 0
HR: 0 HBP: 0

WP: 0 PA: 33
PB: 0
SB: 0
CS: 1

Batter	1	2	3	4	5	6	7	8	9	AB	R	H	RBI	BB	SO	LOB
44 Julio Rodríguez, R (1, 8) OBP: 0.330, SLG: 0.476	B FF 89 F FF 90 F FF 91 F SL 88 B CU 77 B FF 92 B FF 91 4-2 27 1B 17 HR BB		X SL 84 0-0 ① G6-3		C FF 90 D SL 85 B SL 86 S SL 84 B FF 92 X SL 88 3-2 ② F7			B SL 86 C CH 79 C FF 93 B SL 88 B FF 94 F FF 94 X FF 94 3-2 ② G4-3		3	1	0	0	1	0	1
27 Jesse Winker, L (1, 7) OBP: 0.348, SLG: 0.367 25 Dylan Moore, R (8, PR) OBP: 0.357, SLG: 0.375 (9, 7)	C FF 91 B FF 91 B SL 86 1 SAFE F FF 90 B CU 76 X FF 90 3-2 17 HR 1-2 1B		C FF 90 X CU 78 0-1 ② G6-3		B SL 85 X FF 90 1-0 ③ F9			B FF 92 B FF 93 B FF 91 C FF 91 F FF 92 B CH 77 4-2 17 1B BB		3 0	1 0	1 0	0 0	1 0	0 0	1 0
17 Mitch Haniger, R (1, 9) OBP: 0.327, SLG: 0.500	C SL 86 D SL 86 X SL 86 1-1 1-H 2-H HR		C FF 92 S SL 88 S CU 77 0-3 ③ K			B FF 89 X SL 86 1-0 ① L8		1 SAFE 1 SAFE X FF 92 0-0 28 BB 1-3 1B		4	1	2	3	0	1	0
28 Eugenio Suárez, R (1, 5) OBP: 0.335, SLG: 0.441	B FF 92 C FF 92 F CU 79 B FF 93 B SL 89 S FF 92 3-3 ① K			B SL 84 F SL 86 X FF 91 1-1 ① P3		C FF 90 F FF 92 B CU 79 F CU 78 F SL 88 X FF 92 1-2 ② P3		B FF 93 C SL 86 F SL 87 B FF 92 B FF 92 F SL 85 F CH 78 B FF 93 4-2 1-2 BB		3	0	0	0	1	1	0
23 Ty France, R (1, 3) OBP: 0.346, SLG: 0.424 18 Jake Lamb, L (3, 3) OBP: 0.320, SLG: 0.388	B FF 95 X FF 94 1-0 ② F7			B FF 91 C FF 92 F CU 78 X CU 78 1-2 ② P7		B SL 86 C FF 90 S CU 79 B FF 94 F CU 80 B CU 80 S FF 93 3-3 ③ K		C FF 93 F FF 93 B FF 93 B FF 93 S CH 76 2-3 ③ K		1 3	0 0	0 0	0 0	0 0	0 2	0 3
41 Carlos Santana, S (1, 10) OBP: 0.325, SLG: 0.350 0 Sam Haggerty, S (7, PR) OBP: 0.357, SLG: 0.491 (8, 10)	C CU 77 X FF 93 0-1 ③ F7			B FF 92 B FF 91 B FF 92 B FF 91 4-0 BB			B FF 97 B SI 97 C FF 97 F FF 97 B CU 82 F SI 98 F CU 82 F FF 98 F CU 82 4-2 B FF 98 26 G4-6-3 BB		1 0	0 0	0 0	0 0	2 0	0 0	0 0
26 Adam Frazier, L (1, 4) OBP: 0.309, SLG: 0.314		B FF 91 X FF 92 1-0 ① F8		C SL 84 X FF 92 0-1 ③ P2				B SI 96 1 SAFE 1 SAFE X SI 95 1-0 ①② G4-6-3 1-2f		3	0	0	0	0	0	2
29 Cal Raleigh, S (1, 2) OBP: 0.279, SLG: 0.462		F FF 93 C FF 93 B CU 79 B CU 79 F CU 79 B FF 94 F FF 93 T FF 93 3-2 ② K			F FF 88 B FF 92 S FF 92 B CU 79 X SL 86 2-2 ① F8			F FF 97 C CU 82 B CU 82 S CU 82 1-3 ③ K		3	0	0	0	0	2	1
3 J.P. Crawford, L (1, 6) OBP: 0.335, SLG: 0.352		C CU 79 B FF 93 F FF 93 B SL 88 B FF 93 F FF 93 X FF 89 3-2 ③ P2			F FF 91 B SL 86 X CU 78 1-1 1B			C FF 92 S CH 78 S FF 93 0-3 ① K		3	0	1	0	0	1	0
Inning Stats	R: 3 H: 2 E: 0 LOB: 0 K: 1 BB: 1 S: 14 P: 26	R: 0 H: 0 E: 0 LOB: 0 K: 1 BB: 0 S: 10 P: 17	R: 0 H: 0 E: 0 LOB: 0 K: 1 BB: 0 S: 6 P: 6	R: 0 H: 0 E: 0 LOB: 1 K: 0 BB: 1 S: 7 P: 13	R: 0 H: 1 E: 0 LOB: 1 K: 0 BB: 0 S: 9 P: 16	R: 0 H: 0 E: 0 LOB: 0 K: 1 BB: 0 S: 10 P: 15	R: 0 H: 0 E: 0 LOB: 1 K: 1 BB: 1 S: 10 P: 16	R: 0 H: 1 E: 0 LOB: 3 K: 2 BB: 2 S: 17 P: 30		1B: 3 SF: 0 2B: 0 SAC: 0 3B: 0 DP: 1 HR: 1 HBP: 0				WP: 0 PA: 32 PB: 0 SB: 0 CS: 0		

PITCHER		IP	WLS	BF	H	R	ER	SO	BB	IBB	HBP	BLK	WP	HR	S	P	ERA	WHIP
24 Triston McKenzie, R ERA: 3.17	(1, 1)	6.0	L	23	3	3	3	4	2	0	0	0	0	1	56	93	4.50	0.833
31 Sam Hentges, L ERA: 2.96	(7, 1)	1.0		3	0	0	0	1	1	0	0	0	0	0	10	16	0.00	1.000
49 Eli Morgan, R ERA: 4.09	(8, 1)	1.0		6	1	0	0	2	2	0	0	0	0	0	17	30	0.00	3.000

PITCHER	IP	WLS	BF	H	R	ER	SO	BB	IBB	HBP	BLK	WP	HR	S	P	ERA	WHIP

BOTTOM

Cleveland Guardians @ Seattle Mariners

T-Mobile Park, Seattle, WA

Thu Aug 25 2022, 1:11 PM - 3:57 PM PDT

Att. 24,028 - Sunny - 73 F

livebaseballscorecards.com

AB	27
R	3
H	4
RBI	3
BB	5
SO	7
LOB	8

Cleveland Guardians @ Seattle Mariners

T-Mobile Park, Seattle, WA

Fri Aug 26 2022, 7:12 PM - 10:40 PM PDT

Att. 39,870 - Overcast - 71 F

livebaseballscorecards.com

Batter	1	2	3	4	5	6	7	8	9	10	11	AB	R	H	RBI	BB	SO	LOB
38 Steven Kwan, L (1, 7) OBP: 0.372, SLG: 0.392	C FF 95 B KC 83 F FF 97 B CH 88 C FF 97 2-3 ① K		D KC 83 B CH 82 X FF 96 2-0 ② SF8 3-H			C FF 96 B KC 82 S CH 86 F FF 98 B CH 85 B CH 87 X FF 96 3-2 11 L9 1 1B 22 SF9 1B	B KC 86 C KC 86 X SL 90 1-1 ③ L8			B FF 92 C ST 82 B ST 83 B ST 83 B FF 93 4-1 1 G1-4-3 BB		3	1	1	1	1	2	
1 Amed Rosario, R (1, 6) OBP: 0.321, SLG: 0.409	C FF 97 S FF 97 B FF 99 B SL 87 X FF 98 2-2 ② G4-3		C FF 96 B SL 88 X KC 82 1-1 2B			X SI 92 0-0 0 S 1-2 1B		C FF 90 B ST 84 S ST 82 T ST 83 1-2 ① K		F ST 83 B FF 92 X ST 83 1-1 ②③ G1-4-3 1-2f	0-0 39 BB	5	0	2	0	0	1	1
11 José Ramírez, S (1, 10) OBP: 0.355, SLG: 0.545	B FF 97 C CH 87 F FF 98 B KC 80 B CH 87 X FF 98 3-2 1B		B KC 81 X CH 84 1-0 ③ L7			F FF 96 B SL 89 X CH 84 1-1 ① L9 2-3		B ST 83 S ST 83 B ST 84 S FF 92 S ST 83 2-3 ② K			0-0 22 FC3-6 IBB	4	0	1	0	1	1	3
22 Josh Naylor, L (1, 3) OBP: 0.319, SLG: 0.459 6 Owen Miller, R (11, PR) OBP: 0.295, SLG: 0.355 (11, 3)	F KC 81 1 SAFE X CH 85 0-1 ③ G4-3			B CH 84 B FF 95 B FF 96 X FF 96 3-0 39 G4-6-3 1B		X CH 85 0-0 ② SF9 3-H		C ST 82 B FF 94 X ST 84 1-1 ③ F7			X ST 79 0-0 ① FC3-6 39 BB 0 FC3-2 1-2f 2-3	4 0	0 0	1 0	1 0	0 0	0 0	2 0
0 Andrés Giménez, L (1, 4) OBP: 0.369, SLG: 0.495		C FF 95 B CH 84 B CH 86 F FF 96 X FF 97 2-2 ① G3-1		C KC 80 S CH 87 S CH 86 0-3 ① K		C FF 95 D CH 86 S CH 84 X FF 97 1-2 ③ G4-3 1-2			F SL 87 F SI 96 B FF 98 F SL 90 B SI 97 X SL 90 2-2 39 G1-3 2B		B ST 78 B ST 78 C ST 79 X FF 88 2-1 ② FC3-2 39 BB 1-2 3-H	5	0	1	0	0	1	4
39 Oscar Gonzalez, R (1, 9) OBP: 0.326, SLG: 0.468		C KC 81 B FF 96 F FF 97 B SL 87 X KC 81 2-2 ② F8		B SL 85 F CH 84 B SI 94 X KC 82 2-1 ②③ G4-6-3 1-2f			B FF 96 X KC 80 1-0 ① F7		B SI 94 F SL 87 F SL 87 X SI 96 1-2 ① G1-3 2-3		C ST 78 B FF 88 F SI 88 F ST 80 B ST 80 B ST 80 B ST 79 4-2 2 FC3 BB 1-2 2-3	4	0	0	0	1	0	2
2 Tyler Freeman, R (1, 5) OBP: 0.324, SLG: 0.258		X FF 96 0-0 ③ G6-3			B SL 84 B FF 96 F FF 95 C FF 96 X KC 82 2-2 ① L8		C SI 94 X SL 84 0-1 17 1B 2B		C SL 86 B SI 95 X SL 88 1-1 ② F9		B ST 80 F ST 80 F FF 88 F ST 79 F ST 78 X ST 79 1-2 ③ FC3 1-2f	5	0	1	0	0	0	4
17 Austin Hedges, R (1, 2) OBP: 0.262, SLG: 0.276 9 Richie Palacios, L (9, PH) OBP: 0.306, SLG: 0.303 12 Luke Maile, R (9, 2) OBP: 0.329, SLG: 0.364			C FF 95 X FF 96 0-1 7 L9 38 SF8 2B		F KC 80 X SI 96 0-1 ② G4-3		X KC 80 0-0 2-3 1B		B SL 88 B SL 87 F SL 86 X SL 88 2-1 ③ P5			3 1 0	1 0 0	2 0 0	0 0 0	0 0 0	0 1 0	0 1 0
7 Myles Straw, R (1, 8) OBP: 0.277, SLG: 0.254			B FF 94 B FF 97 F FF 96 X FF 95 2-1 ① L9 2-3		F SI 94 C SL 85 B FF 97 B CH 85 F KC 84 F FF 97 B FF 97 X FF 96 3-2 ③ L4		C KC 85 F FF 98 B SL 89 B SL 87 X KC 87 2-2 ② F9			B ST 84 C ST 82 S FF 93 C ST 84 1-3 ① K	4	0	0	0	0	1	3
Inning Stats	R: 0 E: 0 K: 1 S: 11 H: 1 LOB: 1 BB: 0 P: 18	R: 0 E: 0 K: 0 S: 7 H: 0 LOB: 0 BB: 0 P: 11	R: 1 E: 0 K: 0 S: 8 H: 2 LOB: 1 BB: 0 P: 14	R: 0 E: 0 K: 1 S: 6 H: 1 LOB: 0 BB: 0 P: 11	R: 0 E: 0 K: 0 S: 10 H: 0 LOB: 0 BB: 0 P: 15	R: 1 E: 0 K: 0 S: 11 H: 2 LOB: 1 BB: 0 P: 16	R: 0 E: 0 K: 0 S: 9 H: 2 LOB: 2 BB: 0 P: 13	R: 0 E: 0 K: 2 S: 8 H: 0 LOB: 0 BB: 0 P: 12	R: 0 E: 0 K: 0 S: 11 H: 1 LOB: 1 BB: 0 P: 17	R: 0 E: 0 K: 1 S: 6 H: 0 LOB: 0 BB: 1 P: 12	R: 0 E: 0 K: 0 S: 11 H: 0 LOB: 3 BB: 2 P: 18	1B: 5 2B: 4 3B: 0 HR: 0	SF: 2 SAC: 0 DP: 2 HBP: 0					

TOP

AB	38
R	2
H	9
RBI	2
BB	3
SO	5
LOB	22

WP: 0 PB: 0 SB: 1 CS: 0 PA: 43

PITCHER		IP	WLS	BF	H	R	ER	SO	BB	IBB	HBP	BLK	WP	HR	S	P	ERA	WHIP
36 Logan Gilbert, R ERA: 3.49	(1, 1)	6.1		26	8	2	2	2	0	0	0	0	0	0	57	90	2.84	1.263
47 Matt Brash, R ERA: 5.06	(7, 1)	0.2		2	0	0	0	0	0	0	0	0	0	0	5	8	0.00	0.000
37 Paul Sewald, R ERA: 2.61	(8, 1)	1.0		3	0	0	0	2	0	0	0	0	0	0	8	12	0.00	0.000
63 Diego Castillo, R ERA: 3.38	(9, 1)	1.0		4	1	0	0	0	0	0	0	0	0	0	11	17	0.00	1.000
67 Matt Festa, R ERA: 3.69	(10, 1)	1.0		3	0	0	0	1	1	0	0	0	0	0	6	12	0.00	1.000

PITCHER		IP	WLS	BF	H	R	ER	SO	BB	IBB	HBP	BLK	WP	HR	S	P	ERA	WHIP
56 Penn Murfee, R ERA: 2.67	(11, 1)	1.0	W	5	0	0	0	0	1	1	0	0	0	0	11	18	0.00	1.000

Batter	1	2	3	4	5	6	7	8	9	10	11	AB	R	H	RBI	BB	SO	LOB
44 Julio Rodríguez, R (1, 8) OBP: 0.328, SLG: 0.472	S FF 91 B SL 85 S SL 86 B SL 87 C FF 93 2-3 ① K		F FF 92 B FF 92 C SL 86 S SL 86 1-3 ③ K			S SL 84 C SL 85 B SL 85 B FF 92 B SL 86 X SL 86 3-2 ① G6-3		C FF 95 1 SAFE F FF 95 S FF 95 0-3 ② K		0-0 25 DI IBB		4	0	0	0	1	3	1
27 Jesse Winker, L (1, 7) OBP: 0.348, SLG: 0.366 25 Dylan Moore, R (9, 9) OBP: 0.355, SLG: 0.373 (11, 7)	B CH 87 F FC 88 B FC 88 X FC 88 2-1 ② G3			C FC 86 B FC 87 X FC 87 1-1 17 G6-4-3 1B		C KC 82 C FF 92 B KC 83 S SL 86 1-3 ② K		C CU 83 B FF 96 F FF 95 B FF 95 C CU 83 2-3 ③ K		C SL 78 F SL 76 D SL 77 S SL 78 1-3 ③ K 1-2	0-0 17 1B	4 1	0 1	1 0	0 0	0 0	2 1	1 2
17 Mitch Haniger, R (1, 10) OBP: 0.330, SLG: 0.505 (11, 9)	X FF 92 0-0 E5			B FC 86 C SL 85 X SL 85 1-1 ① G6-4-3 1-2f ②		S KC 82 B FF 91 B FF 91 S SL 85 S SL 85 2-3 ③ K			S SL 86 F FF 96 X SL 86 0-2 26 1B 2B		B SL 90 B FC 98 X FC 99 2-0 2-H 1B	5	0	2	1	0	1	1
28 Eugenio Suárez, R (1, 5) OBP: 0.335, SLG: 0.440	B FF 91 B FF 92 F FF 92 S FF 92 C SL 85 2-3 ③ K			S FF 91 S SL 86 B SL 86 F SL 85 B SL 86 C FF 92 2-3 ③ K			C SL 84 X SL 84 0-1 41 1B 26 SF8 1B		C FF 97 D FS 87 S FS 86 S FS 87 1-3 ① K			4	1	1	0	0	3	2
41 Carlos Santana, S (1, 3) OBP: 0.326, SLG: 0.352		B KC 82 F FF 91 F FC 87 S KC 82 1-3 ① K			F FC 87 C FF 91 B KC 82 X KC 82 1-2 29 F7 3 SF8 26 SH 1B		C FC 87 S KC 83 X FF 92 0-2 29 G3-5-3 1-3 1B		C FF 96 S FF 97 F FS 87 S FS 88 0-3 ② K			4	1	2	0	0	2	1
26 Adam Frazier, L (1, 4) OBP: 0.310, SLG: 0.314		B FF 92 B FC 86 F FC 87 B FC 87 F FF 92 X FC 87 3-2 ② G4-3			X FC 86 0-0 SH 29 F7 1-2		C KC 82 D KC 83 X FC 88 1-1 ① SF8 3-H		C FF 98 S FS 87 X FF 97 0-2 29 DI 2-3 1B			2	0	1	1	0	0	0
29 Cal Raleigh, S (1, 2) OBP: 0.276, SLG: 0.455		C FF 92 X FC 87 0-1 ③ F4			B FF 91 X FC 86 1-0 ① F7 1-2 2-3		F FC 88 F KC 82 X KC 83 0-2 ② ③ G3-5-3 1-2f		S FS 87 S FS 87 D FS 88 X FS 87 1-2 ③ G4-3 1-2		0-0 3 SH1-4	4	0	0	0	0	0	5
3 J.P. Crawford, L (1, 6) OBP: 0.338, SLG: 0.353			C FF 91 B FC 87 F FC 88 F FF 92 X SL 85 1-2 0 CS 1B		B FC 87 B FF 91 T FC 87 X FF 92 2-1 ② SF8 3-H			B FF 95 F FF 95 F FF 96 B CU 83 B CU 84 B FF 96 4-2 BB			B SL 85 X SL 83 1-0 ① SH1-4 2-3	1	0	1	1	0	0
0 Sam Haggerty, S (1, 9) OBP: 0.349, SLG: 0.479 18 Jake Lamb, L (9, 7) OBP: 0.320, SLG: 0.388 23 Ty France, R (10, PH) OBP: 0.345, SLG: 0.423 56 Penn Murfee, R (11, 1)			B FC 88 F FC 89 B KC 81 S FF 92 S FF 92 2-3 ① ② K 1-2		S KC 82 S KC 84 C KC 81 0-3 ③ K			L FF 95 T SAFE L FF 94 B FF 96 S FF 96 1-3 ① K		F SL 76 S SL 77 S SL 78 0-3 ② K		3 0 1 0	0 0 0 0	0 0 0 0	0 0 0 0	3 0 1 0	3 0 1 0

Inning Stats																								
	R: 0	H: 0	R: 0	H: 0	R: 0	H: 1	R: 0	H: 1	R: 1	H: 1	R: 0	H: 0	R: 1	H: 2	R: 0	H: 0	R: 0	H: 2	R: 0	H: 0	R: 1	H: 1	1B: 7	SF: 2
	E: 1	LOB: 1	E: 0	LOB: 0	E: 0	LOB: 0	E: 0	LOB: 0	E: 1	LOB: 1	E: 0	LOB: 0	E: 0	LOB: 0	E: 0	LOB: 1	E: 0	LOB: 2	E: 0	LOB: 2	E: 0	LOB: 1	2B: 2	SAC: 2
	K: 2	BB: 0	K: 1	BB: 0	K: 2	BB: 0	K: 1	BB: 0	K: 1	BB: 1	K: 0	BB: 0	K: 0	BB: 0	K: 3	BB: 1	K: 2	BB: 2	K: 2	BB: 1	K: 0	BB: 0	3B: 0	DP: 3
	S: 9	P: 15	S: 8	P: 12	S: 10	P: 14	S: 8	P: 12	S: 10	P: 14	S: 9	P: 15	S: 10	P: 11	S: 11	P: 18	S: 16	P: 18	S: 7	P: 9	S: 1	P: 3	HR: 0	HBP: 0

PITCHER		IP	WLS	BF	H	R	ER	SO	BB	IBB	HBP	BLK	WP	HR	S	P	ERA	WHIP
57 Shane Bieber, R ERA: 3.02	(1, 1)	7.0		25	5	2	1	9	0	0	0	0	0	0	64	93	1.29	0.714
99 James Karinchak, R ERA: 1.29	(8, 1)	1.0		4	0	0	0	3	1	0	0	0	0	0	11	18	0.00	1.000
37 Trevor Stephan, R ERA: 2.37	(9, 1)	1.1		6	2	0	0	2	0	0	0	0	0	0	17	20	0.00	1.500
52 Nick Sandlin, R ERA: 2.14	(10, 1)	0.2		3	0	0	0	2	0	1	0	0	0	0	6	7	0.00	0.000
48 Emmanuel Clase, R ERA: 1.2	(11, 1)	0.0	L	1	1	1	0	0	0	0	0	0	0	0	1	3	∞	∞

PITCHER	IP	WLS	BF	H	R	ER	SO	BB	IBB	HBP	BLK	WP	HR	S	P	ERA	WHIP

BOTTOM

Cleveland Guardians @ Seattle Mariners

T-Mobile Park, Seattle, WA

Fri Aug 26 2022, 7:12 PM - 10:40 PM PDT

Att. 39,870 - Overcast - 71 F

livebaseballscorecards.com

AB	33
R	3
H	8
RBI	3
BB	2
SO	16
LOB	17

WP: 0 PA: 39
PB: 0
SB: 0
CS: 1

Batter	1	2	3	4	5	6	7	8	9	AB	R	H	RBI	BB	SO	LOB
38 Steven Kwan, L (1, 7) OBP: 0.375, SLG: 0.394	B FF 96 C FF 97 S CH 89 F FF 97 F CH 90 F FF 98 F SL 87 F CH 90 2-2 F FF 98 B SI 100 X CH 92 1B		C SL 87 B SL 87 B FF 98 C SI 98 F CH 91 S FF 98 2-3 ③ K		1 SAFE B CH 89 D CH 89 C FF 97 B SL 86 F FF 97 X FF 97 3-2 1-3 1B			C SL 90 B FF 100 F SL 90 B SL 90 B SL 90 B SL 89 4-2 1 1B 11 2B BB		3	1	2	0	1	1	0
1 Amed Rosario, R (1, 6) OBP: 0.320, SLG: 0.408	C FF 98 1 SAFE F SI 97 F CH 90 B FF 98 1 SAFE S FF 97 1-3 ① K			B SL 84 C FF 96 X SI 96 1-1 ① G4-3	F SI 96 C SI 96 S FF 97 0-3 ③ K			S SL 89 F SL 91 X FF 101 0-2 11 2B 22 G3 1-2 1B		4	1	1	0	0	2	3
11 José Ramírez, S (1, 5) OBP: 0.356, SLG: 0.553	C CH 89 X SI 98 0-1 ② P5			C FF 97 X CH 89 0-1 HR		C SI 96 B SI 97 B SI 97 F FF 97 B FF 97 S FF 98 3-3 ① K		C FF 101 X FF 101 0-1 22 G3 0 SF8 1-3 2-H 2B		4	2	2	2	0	1	1
22 Josh Naylor, L (1, 3) OBP: 0.319, SLG: 0.456	X FF 96 0-0 ③ L8			C CH 90 S CH 89 X SL 87 0-2 E3		B CH 88 F FF 98 X CH 89 1-1 1B		S SL 93 X SL 92 0-1 ① G3 2-3 3-H		4	0	1	1	0	0	2
0 Andrés Giménez, L (1, 4) OBP: 0.366, SLG: 0.491		C CH 87 X CH 89 0-1 ① L7		C FF 97 F CH 89 S FF 97 0-3 ② K		S FF 97 T FF 97 F FF 97 D SL 87 F FF 98 B SI 97 S FF 98 2-3 ② K		F SL 91 X SL 91 0-1 ② SF8 3-H		3	0	0	1	0	2	2
39 Oscar Gonzalez, R (1, 9) OBP: 0.320, SLG: 0.459		C SI 96 S SL 86 B FF 97 F SL 87 F FF 97 B CH 91 F SL 88 F FF 98 F SL 87 2-3 F SI 89 S CH 91 ② K		S SL 86 S SI 96 F FF 98 F SL 87 S SL 86 0-3 ③ K		S SI 97 S SL 86 B FF 98 D SL 85 F FF 97 X FF 97 2-2 ③ G4-3		C FF 101 F SL 92 B FF 100 X SL 90 1-2 ③ G5-3		4	0	0	0	0	2	2
9 Richie Palacios, L (1, 10) OBP: 0.294, SLG: 0.290		B SI 98 S SL 87 B CH 91 C FF 98 F SL 87 F FF 99 F SI 98 F FF 98 X CH 90 2-2 ③ G4-3			B FF 95 X SL 85 1-0 ① G3-1		B SI 94 B SL 87 B SL 87 C SI 92 S SI 95 F SL 89 C SL 88 3-3 ① K		B FF 93 F FF 93 F ST 82 X ST 83 1-2 ① G3-1	4	0	0	0	0	1	0
12 Luke Maile, R (1, 2) OBP: 0.327, SLG: 0.356			B SI 95 S SI 96 S SL 86 B CH 88 C CH 89 2-3 ① K		B SI 94 B SI 94 C FF 96 B SI 95 C FF 97 F FF 97 B FF 98 4-2 7 FC6-4 BB		C SL 89 F SI 95 S SL 89 0-3 ② K		B FF 93 T ST 82 F FF 93 X ST 84 1-2 ② F7	3	0	0	0	1	2	0
7 Myles Straw, R (1, 8) OBP: 0.275, SLG: 0.252			C FF 97 B SI 97 S SL 86 C FF 98 1-3 ② K		B FF 98 X SI 96 1-0 ② FC6-4 38 1B 1-2f		B SL 90 B SI 95 F SL 87 B SI 94 X SL 87 3-1 ③ F9		C FF 93 B ST 83 B ST 83 T FF 92 F FF 93 B FF 93 F ST 83 F FF 92 F FF 93 3-2 F FF 92 X FF 91 ③ F9	4	0	0	0	0	1	1
Inning Stats	R: 0 E: 0 K: 1 S: 17 H: 1 LOB: 1 BB: 0 P: 20	R: 0 E: 0 K: 1 S: 18 H: 0 LOB: 0 BB: 0 P: 22	R: 0 E: 0 K: 3 S: 10 H: 0 LOB: 0 BB: 0 P: 15	R: 1 E: 1 K: 2 S: 15 H: 1 LOB: 1 BB: 0 P: 16	R: 0 E: 0 K: 1 S: 11 H: 1 LOB: 2 BB: 1 P: 20	R: 0 E: 0 K: 2 S: 14 H: 1 LOB: 1 BB: 0 P: 22	R: 0 E: 0 K: 2 S: 9 H: 0 LOB: 0 BB: 0 P: 15	R: 3 E: 0 K: 0 S: 14 H: 2 LOB: 0 BB: 1 P: 19	R: 0 E: 0 K: 0 S: 14 H: 0 LOB: 0 BB: 0 P: 19	1B: 4 2B: 1 3B: 0 HR: 1 SF: 1 SAC: 0 DP: 0 HBP: 0						

PITCHER		IP	WLS	BF	H	R	ER	SO	BB	IBB	HBP	BLK	WP	HR	S	P	ERA	WHIP
21 Luis Castillo, R ERA: 2.85	(1, 1)	6.0		24	4	1	1	10	1	0	0	0	0	1	85	115	1.50	0.833
63 Diego Castillo, R ERA: 3.3	(7, 1)	1.0	H	3	0	0	0	2	0	0	0	0	0	0	9	15	0.00	0.000
Andrés Muñoz, R ERA: 2.94	(8, 1)	1.0	L	6	2	3	3	0	1	0	0	0	0	0	14	19	27.00	3.000
67 Matt Festa, R ERA: 3.6	(9, 1)	1.0		3	0	0	0	0	0	0	0	0	0	0	14	19	0.00	0.000

PITCHER	IP	WLS	BF	H	R	ER	SO	BB	IBB	HBP	BLK	WP	HR	S	P	ERA	WHIP

TOP

Cleveland Guardians @ Seattle Mariners

T-Mobile Park, Seattle, WA

Sat Aug 27 2022, 7:33 PM - 10:17 PM PDT

Att. 45,586 - Partly Cloudy - 63 F

livebaseballscorecards.com

AB	33
R	4
H	6
RBI	4
BB	2
SO	12
LOB	11

WP: 0 PB: 0 SB: 0 CS: 0 PA: 36

Batter	1	2	3	4	5	6	7	8	9	AB	R	H	RBI	BB	SO	LOB
44 Julio Rodríguez, R (1, 8) OBP: 0.328, SLG: 0.477	C FF 94 F FF 93 F CU 81 X SL 86 0-2 ① F4		C CH 87 X CH 88 0-1 HR			C FF 92 T FF 94 B CU 83 X SL 85 1-2 ② G5-3			C SL 91 X SL 91 0-1 ① P3	4	1	1	1	0	0	0
27 Jesse Winker, L (1, 7) OBP: 0.345, SLG: 0.363 25 Dylan Moore, R (8, 7) OBP: 0.353, SLG: 0.370	C CU 81 S CU 80 B FF 94 F CU 81 S CH 86 1-3 ② K		B FF 93 B FF 93 X FF 93 2-0 ③ G1-3			F FF 92 X CH 86 0-1 ③ L7			C FC 100 S SL 91 X SL 91 0-2 ② G4-3	3 1	0 0	0 0	0 0	0 0	1 0	0 0
17 Mitch Haniger, R (1, 9) OBP: 0.319, SLG: 0.486	B FF 94 S SL 86 X FF 94 1-1 ③ P3			X FF 93 0-0 ① G6-3			B SL 85 X FF 92 1-0 ① G5-3		X FC 99 0-0 ③ G4-3	4	0	0	0	0	0	0
28 Eugenio Suárez, R (1, 5) OBP: 0.335, SLG: 0.446		S SL 87 B SL 86 C CH 87 F SL 86 B FF 94 X SL 88 2-2 HR		C FF 93 X FF 94 0-1 ② L7			C FF 91 C CH 86 B SL 86 F FF 92 B FF 93 B CH 88 C FF 90 3-3 ② K			3	1	1	1	0	1	0
23 Ty France, R (1, 3) OBP: 0.344, SLG: 0.421 18 Jake Lamb, L (6, 3) OBP: 0.327, SLG: 0.430		B FF 93 C FF 93 X SL 85 1-1 ① L7		C FF 93 C FF 93 F SL 88 F FF 92 B SL 88 C FF 93 1-3 ③ K			S CH 87 B FF 92 S FF 93 X CH 87 1-2 HR			2 1	0 1	0 1	0 1	0 0	1 0	0 0
41 Carlos Santana, S (1, 10) OBP: 0.324, SLG: 0.349		B CH 86 B CH 86 F FF 92 F FF 93 C CU 79 2-3 ② K			C CH 85 F CH 86 B CU 80 B FF 93 F FF 93 S SL 86 2-3 ① K		B CU 76 B CH 86 F FF 92 B SL 85 X CH 86 3-1 ③ G4-3			3	0	0	0	0	2	0
26 Adam Frazier, L (1, 4) OBP: 0.308, SLG: 0.312		X FF 93 0-0 ③ P5			C FF 93 X CU 81 0-1 ② G4-3			C CU 82 B CU 83 C CU 82 B CU 84 X CU 84 2-2 ① F4		3	0	0	0	0	0	0
3 J.P. Crawford, L (1, 6) OBP: 0.335, SLG: 0.351			B CH 86 C CH 85 F FF 94 B CU 82 F CH 85 F FF 93 B CH 87 F CH 87 T CH 86 3-2 ① K		B FF 92 X CH 86 1-0 ③ G4-3			B FF 95 F FF 95 B FF 95 B CU 83 C FF 95 X FF 96 3-2 ② G3		3	0	0	0	0	1	0
5 Curt Casali, R (1, 2) OBP: 0.312, SLG: 0.345 29 Cal Raleigh, S (8, PH) OBP: 0.275, SLG: 0.454 (9, 2)			F FF 95 B SL 86 F CH 87 B FF 94 X SL 86 2-2 ② G5-3			T SL 84 B FF 92 S FF 92 B FF 94 B SL 85 X FF 92 3-2 ① F7			B CU 82 S CU 83 C FF 94 B CU 83 S CU 84 2-3 ③ K	2 1	0 0	0 0	0 0	0 0	0 1	0 0
Inning Stats	R: 0 E: 0 K: 1 S: 10 H: 0 LOB: 0 BB: 0 P: 12	R: 1 E: 0 K: 1 S: 10 H: 1 LOB: 0 BB: 0 P: 15	R: 1 E: 0 K: 1 S: 12 H: 1 LOB: 0 BB: 0 P: 19	R: 0 E: 0 K: 1 S: 8 H: 0 LOB: 0 BB: 0 P: 9	R: 0 E: 0 K: 1 S: 7 H: 0 LOB: 0 BB: 0 P: 10	R: 0 E: 0 K: 0 S: 8 H: 0 LOB: 0 BB: 0 P: 12	R: 1 E: 0 K: 1 S: 10 H: 1 LOB: 0 BB: 0 P: 18	R: 0 E: 0 K: 1 S: 9 H: 0 LOB: 0 BB: 0 P: 16	R: 0 E: 0 K: 0 S: 6 H: 0 LOB: 0 BB: 0 P: 6	1B: 0 2B: 0 3B: 0 HR: 3	SF: 0 SAC: 0 DP: 0 HBP: 0	WP: 0 PB: 0 SB: 0 CS: 0	PA: 30			

PITCHER		IP	WLS	BF	H	R	ER	SO	BB	IBB	HBP	BLK	WP	HR	S	P	ERA	WHIP
34 Zach Plesac, R ERA: 4.39	(1, 1)	7.0	W	24	3	3	3	6	0	0	0	0	0	3	65	95	3.86	0.429
99 James Karinchak, R ERA: 1.23	(8, 1)	1.0	H	3	0	0	0	1	0	0	0	0	0	0	9	16	0.00	0.000
48 Emmanuel Clase, R ERA: 1.17	(9, 1)	1.0	S	3	0	0	0	0	0	0	0	0	0	0	6	6	0.00	0.000

PITCHER	IP	WLS	BF	H	R	ER	SO	BB	IBB	HBP	BLK	WP	HR	S	P	ERA	WHIP

BOTTOM

Cleveland Guardians @ Seattle Mariners

T-Mobile Park, Seattle, WA

Sat Aug 27 2022, 7:33 PM - 10:17 PM PDT

Att. 45,586 - Partly Cloudy - 63 F

livebaseballscorecards.com

AB	30
R	3
H	3
RBI	3
BB	0
SO	7
LOB	0

Cleveland Guardians @ Seattle Mariners

T-Mobile Park, Seattle, WA

Sun Aug 28 2022, 1:12 PM - 3:41 PM PDT

Att. 45,190 - Partly Cloudy - 62 F

TOP

livebaseballscorecards.com

Batter	1	2	3	4	5	6	7	8	9	AB	R	H	RBI	BB	SO	LOB
38 Steven Kwan, L (1, 7) OBP: 0.372, SLG: 0.390	B SI 94 C FF 93 B FF 94 F FF 94 B SL 88 X FF 95 3-2 ① L1-3			B SI 91 B SL 87 B SI 93 C FF 92 X FF 93 3-1 ① L8		B SL 87 B SL 88 X FF 94 2-0 ② P6		C FF 94 C SL 82 S FF 94 0-3 ③ K		4	0	0	0	0	1	4
1 Amed Rosario, R (1, 6) OBP: 0.318, SLG: 0.405	F SI 94 B SL 88 F SL 88 T FF 95 1-2 ② K			S SI 94 B SL 87 S SL 88 F SL 89 F FF 94 S SL 88 1-3 ② K		C SL 88 S FF 93 F FF 93 F SL 88 T FF 94 0-2 ③ K 1-2			C FF 90 S ST 82 F ST 82 T ST 81 0-2 ① K	4	0	0	0	0	4	2
11 José Ramírez, S (1, 5) OBP: 0.353, SLG: 0.548	B SI 94 B SL 88 F SI 94 X FF 94 2-1 ③ F8			B FF 93 S SL 88 B FF 94 C SI 93 B SL 91 X FF 95 3-2 ③ G4-3			B SI 91 B SL 84 C SL 86 X SL 85 2-1 ① G6-3		X FF 93 0-0 ② F9	4	0	0	0	0	0	0
39 Oscar Gonzalez, R (1, 9) OBP: 0.318, SLG: 0.455		C SL 86 B FF 92 C FF 93 X SL 86 1-2 22 CS 1B			C SL 86 B SI 91 B SL 87 B FF 92 C SI 93 C FF 93 3-3 ① K		F FF 92 S FF 92 F FF 93 F FF 92 B SL 85 B SL 87 F FF 93 X FF 92 2-2 ② G6-3		B ST 81 C ST 83 S ST 82 B FF 93 X ST 83 2-2 ③ G5-3	4	0	1	0	0	1	0
22 Josh Naylor, L (1, 10) OBP: 0.316, SLG: 0.452		C SI 93 S SL 87 F SI 92 B SL 88 B SL 88 B SL 88 F FF 94 F SI 94 X SL 88 3-2 ① ② L9 1-2			F SI 93 B SI 93 F SL 87 X SI 93 1-2 ② G1-3		X SL 87 0-0 ③ L3			3	0	0	0	0	0	1
6 Owen Miller, R (1, 3) OBP: 0.296, SLG: 0.355		B SI 94 B FF 93 C FF 94 S FF 93 C FF 94 2-3 ③ K			C FF 92 F FF 94 F FF 93 B SL 90 F FF 94 T FF 93 1-2 ③ K			F FF 91 B SL 83 F FF 93 X FF 94 1-2 29 1B 1B		3	0	1	0	0	2	0
0 Andrés Giménez, L (1, 4) OBP: 0.365, SLG: 0.492			F SL 88 X FF 94 0-1 ① F7			C FF 90 S FF 91 B SL 87 X FF 92 1-2 17 1B 2B		C FS 82 B FF 93 X FS 83 1-1 ① P4		3	0	1	0	0	0	1
17 Austin Hedges, R (1, 2) OBP: 0.263, SLG: 0.277			C SI 94 B SL 86 F SL 88 X SL 87 1-2 ② G5-3			X SI 91 0-0 1 S 1B 2-3		F FF 93 S SL 82 X SL 82 0-2 ② F7		3	0	1	0	0	0	1
7 Myles Straw, R (1, 8) OBP: 0.274, SLG: 0.251 29 Will Benson, L (8, PH) OBP: 0.212, SLG: 0.133 (8, 8)			C FF 93 T FF 94 S FF 94 0-3 ③ K			F FF 92 D SL 88 X FF 92 1-1 ① F9		F FF 93 B FS 83 S FS 83 B FF 94 F FS 84 X FF 94 2-2 1-2 1B		2 1	0 0	0 1	0 0	0 0	1 0	2 0
Inning Stats	R: 0 E: 0 K: 1 S: 8 H: 0 LOB: 0 BB: 0 P: 14	R: 0 E: 0 K: 1 S: 12 H: 1 LOB: 0 BB: 0 P: 18	R: 0 E: 0 K: 1 S: 8 H: 0 LOB: 0 BB: 0 P: 9	R: 0 E: 0 K: 1 S: 10 H: 0 LOB: 0 BB: 0 P: 17	R: 0 E: 0 K: 2 S: 11 H: 0 LOB: 0 BB: 0 P: 16	R: 0 E: 0 K: 1 S: 12 H: 2 LOB: 2 BB: 0 P: 16	R: 0 E: 0 K: 0 S: 9 H: 0 LOB: 0 BB: 0 P: 13	R: 0 E: 0 K: 1 S: 15 H: 2 LOB: 2 BB: 0 P: 19	R: 0 E: 0 K: 1 S: 8 H: 0 LOB: 0 BB: 0 P: 10	1B: 4 2B: 1 3B: 0 HR: 0	SF: 0 SAC: 0 DP: 0 HBP: 0	WP: 0 PB: 0 SB: 1 CS: 1	PA: 31				

	AB	31
	R	0
	H	5
	RBI	0
	BB	0
	SO	9
	LOB	11

PITCHER		IP	WLS	BF	H	R	ER	SO	BB	IBB	HBP	BLK	WP	HR	S	P	ERA	WHIP
38 Robbie Ray, L ERA: 3.58	(1, 1)	7.0	W	23	3	0	0	7	0	0	0	0	0	0	70	103	0.00	0.429
50 Erik Swanson, R ERA: 0.86	(8, 1)	1.0		5	2	0	0	1	0	0	0	0	0	0	15	19	0.00	2.000
37 Paul Sewald, R ERA: 2.56	(9, 1)	1.0		3	0	0	0	1	0	0	0	0	0	0	8	10	0.00	0.000

PITCHER	IP	WLS	BF	H	R	ER	SO	BB	IBB	HBP	BLK	WP	HR	S	P	ERA	WHIP

Batter	1	2	3	4	5	6	7	8	9	AB	R	H	RBI	BB	SO	LOB
44 Julio Rodríguez, R (1, 8) OBP: 0.325, SLG: 0.472	B CU 77 B SI 92 C FC 87 F SI 92 S CU 76 2-3 K ①		C SI 91 X CU 77 0-1 G6-3 ③		B FC 86 B SI 91 X FC 87 2-0 G2-3 ③			C FC 92 C SI 94 F CU 85 B FC 95 B FC 94 F FC 93 B FC 90 X FC 94 3-2 P4 ①		4	0	0	0	0	1	1
27 Jesse Winker, L (1, 7) OBP: 0.343, SLG: 0.360 0 Sam Haggerty, S (8, 7) OBP: 0.346, SLG: 0.475	C FF 92 X FC 88 0-1 P2 ②			C FC 88 S CU 77 B CU 76 B FC 86 B CU 76 S FC 86 3-3 K ①		B FS 84 S FC 87 X FC 87 1-1 G5-3 ①		B FC 93 X FC 93 1-0 G4-3 ②		3 1	0 0	0 0	0 0	0 0	1 0	0 0
17 Mitch Haniger, R (1, 9) OBP: 0.317, SLG: 0.474	B FF 92 B SI 92 C SI 92 F SI 92 B CU 78 S CU 78 3-3 K ③			X FC 86 0-0 G5-3 ②		C SI 90 X FC 84 0-1 G3 ②		F FC 90 B SI 93 B FC 94 B FC 89 B FC 94 4-1 BB		3	0	0	0	1	1	0
28 Eugenio Suárez, R (1, 5) OBP: 0.332, SLG: 0.442		B SI 92 X SI 91 1-0 F7 ①		C FF 91 B CU 77 X SI 91 1-1 F8 ③		C FC 84 B CU 75 C FC 84 B SI 91 F CU 76 F FC 83 C CU 74 2-3 K ③		F FC 93 C FC 90 C CU 85 0-3 K ③		4	0	0	0	0	2	1
23 Ty France, R (1, 3) OBP: 0.346, SLG: 0.430		B FF 92 B FC 87 F SI 92 F SI 93 B CU 78 S CU 78 3-3 K ②			B FC 84 X SI 90 1-0 41 FC3-5 1B		B SI 90 X SI 91 1-0 HR			3	1	2	1	0	1	0
41 Carlos Santana, S (1, 10) OBP: 0.321, SLG: 0.346		B FF 92 F FC 87 B FC 87 X FC 87 2-1 F8 ③			F FC 86 B FC 87 B CU 76 X FC 87 2-1 FC3-5 ① 29 G4-3 25 HR 1-2f		C FC 87 F CU 76 F FC 85 X FC 86 0-2 F7 ①			3	1	0	0	0	0	1
29 Cal Raleigh, S (1, 2) OBP: 0.275, SLG: 0.451			X FC 88 0-0 G4-3 ①		X FC 88 0-0 G4-3 ② 2-3		B FC 86 B FC 84 F FC 85 B FC 87 B FC 85 4-1 BB			2	0	0	0	1	0	1
26 Adam Frazier, L (1, 4) OBP: 0.310, SLG: 0.315			B FF 91 B FC 86 F FC 88 F FC 87 X CU 77 2-2 2B		T CU 78 B FC 86 B CU 76 B FC 87 B CU 76 4-1 25 HR BB		F FF 93 B FF 94 B SL 82 B FF 93 X FF 94 3-1 L8 ②			2	1	1	0	1	0	1
25 Dylan Moore, R (1, 6) OBP: 0.353, SLG: 0.388			C FC 86 X CU 76 0-1 P6 ②		S CU 76 F SI 90 D CU 77 B CU 76 F FC 86 X CU 76 2-2 1-H 3-H HR		T FF 94 B SL 82 C SL 82 F FF 95 D SL 84 S FF 95 2-3 K ③			3	1	1	3	0	1	2
Inning Stats	R: 0 E: 0 K: 2 S: 8 H: 0 LOB: 0 BB: 0 P: 13	R: 0 E: 0 K: 1 S: 6 H: 0 LOB: 0 BB: 0 P: 12	R: 0 E: 0 K: 0 S: 8 H: 1 LOB: 1 BB: 0 P: 10	R: 0 E: 0 K: 1 S: 6 H: 0 LOB: 0 BB: 0 P: 10	R: 3 E: 1 K: 0 S: 10 H: 2 LOB: 0 BB: 1 P: 21	R: 0 E: 0 K: 1 S: 9 H: 0 LOB: 0 BB: 0 P: 12	R: 1 E: 0 K: 1 S: 12 H: 1 LOB: 1 BB: 1 P: 22	R: 0 E: 0 K: 1 S: 10 H: 0 LOB: 1 BB: 1 P: 18		1B: 1 2B: 1 3B: 0 HR: 2 SF: 0 SAC: 0 DP: 0 HBP: 0					WP: 0 PB: 0 SB: 0 CS: 0	PA: 31

PITCHER		IP	WLS	BF	H	R	ER	SO	BB	IBB	HBP	BLK	WP	HR	S	P	ERA	WHIP
43 Aaron Civale, R ERA: 5.4	(1, 1)	6.1	L	25	4	4	4	5	2	0	0	0	0	2	53	89	5.68	0.947
62 Enyel De Los Santos, R ERA: 2.79	(7, 1)	0.2		2	0	0	0	1	0	0	0	0	0	0	6	11	0.00	0.000
27 Bryan Shaw, R ERA: 5.12	(8, 1)	1.0		4	0	0	0	1	1	0	0	0	0	0	10	18	0.00	1.000

PITCHER	IP	WLS	BF	H	R	ER	SO	BB	IBB	HBP	BLK	WP	HR	S	P	ERA	WHIP

BOTTOM

Cleveland Guardians @ Seattle Mariners

T-Mobile Park, Seattle, WA

Sun Aug 28 2022, 1:12 PM - 3:41 PM PDT

Att. 45,190 - Partly Cloudy - 62 F

livebaseballscorecards.com

AB	28
R	4
H	4
RBI	4
BB	3
SO	7
LOB	7

Baltimore Orioles @ Cleveland Guardians

Progressive Field, Cleveland, OH

Tue Aug 30 2022, 6:11 PM - 8:48 PM EDT

Att. 12,492 - Partly Cloudy - 78 F

TOP

livebaseballscorecards.com

Batter	1	2	3	4	5	6	7	8	9	AB	R	H	RBI	BB	SO	LOB
31 Cedric Mullins, L (1, 8) OBP: 0.327, SLG: 0.400	C SI 94 F FC 89 B CU 83 S CH 87 1-3 ① **K**		1 SAFE 1 SAFE S FC 89 1 SAFE X CH 85 0-1 ① **FC4-6** 29 FC5 35 S **1-2f**		B SI 93 C CU 84 S CH 86 B CU 83 X CH 85 2-2 ③ **G4-3**			C CU 83 F CU 84 B FF 96 C FF 97 1-3 ② **K**		4	0	0	0	0	2	1
35 Adley Rutschman, S (1, 2) OBP: 0.358, SLG: 0.436	C SI 94 B CU 82 X CH 87 1-1 ② **L8**		B FC 89 1 SAFE C FC 88 D FC 88 F CH 86 B SI 94 1 SAFE S FC 89 3-3 ② **K** **1-2**			S SI 94 F CU 83 F SI 94 B SI 94 F CU 83 F CH 87 X SI 95 1-2 ① **F8**		X FF 95 0-0 ③ **L4-3**		4	0	0	0	0	1	1
25 Anthony Santander, S (1, 10) OBP: 0.335, SLG: 0.456	F SI 94 S FC 88 F FC 89 B CH 87 B SI 94 X CH 87 2-2 ③ **F8**		F CU 83 B FC 89 B FC 88 C CH 86 B SI 95 B CU 85 4-2 **BB**			F CH 85 B SI 94 F FC 88 F SI 93 C SI 94 1-3 ② **K**			B FC 98 F FC 98 F SL 90 X FC 100 1-2 **E4** 83 G6-3	3	0	0	0	1	1	0
29 Ramón Urías, R (1, 5) OBP: 0.290, SLG: 0.414		B SI 94 C FC 88 S CU 83 B FC 90 X SI 95 2-2 21 FC1-4 83 BB 6 SF9 **1B**	X SI 95 0-0 ③ **FC5** **2-3f**			S FC 90 X SI 92 0-1 ③ **G6-3**			S SL 91 S FC 99 F SL 92 D SL 90 F SL 91 F FC 100 F SL 92 F FC 99 F FC 100 1-2 X SL 82 ① **F9**	4	1	1	0	0	0	3
83 Kyle Stowers, L (1, 7) OBP: 0.294, SLG: 0.355		F FC 90 B FC 89 S FC 88 1 SAFE B SI 94 D CH 86 D FC 90 4-2 21 FC1-4 **1-2** **BB**		C SI 94 B SI 94 F CH 85 S CU 85 1-3 ① **K**			C FF 96 B FF 96 F SL 86 S FS 87 1-3 ① **K**		F FC 101 X FC 99 0-1 ② ③ **G6-3** **1-2f**	3	0	0	0	1	2	1
21 Austin Hays, R (1, 9) OBP: 0.310, SLG: 0.429		B FC 90 S SI 94 C SI 95 X CU 84 1-2 ① **FC1-4** **1-2f** **2-3**		F SI 94 X SI 94 0-1 ② **G5-3**			C SL 86 F FF 97 X SL 84 0-2 ② **G4-3**			3	0	0	0	0	0	2
6 Ryan Mountcastle, R (1, 3) OBP: 0.291, SLG: 0.420		X FC 90 0-0 ② **SF9** **3-H**		F SI 94 B FC 88 X SI 94 1-1 ③ **G5-3**			B SL 82 B SL 85 B FF 96 C FF 95 B SL 85 4-1 12 FC6 **BB**			1	0	0	1	1	0	0
12 Rougned Odor, L (1, 4) OBP: 0.264, SLG: 0.353		B SI 94 X SI 93 1-0 ③ **P5**			B SI 94 B FC 87 X SI 94 2-0 ① **F8**		S SL 84 B FF 96 D FS 88 X FF 95 2-1 ③ **FC6** **1-2f**			3	0	0	0	0	0	2
3 Jorge Mateo, R (1, 6) OBP: 0.277, SLG: 0.399			B SI 93 B SI 93 B SI 94 C SI 94 S SI 94 F SI 95 F SI 94 F SI 94 B SI 94 4-2 31 FC4-6 **BB**		C FC 89 B SI 94 B FC 89 F SI 94 X CU 85 2-2 ② **G6-3**			B FF 95 C FF 95 F FF 95 X FF 96 1-2 ① **L4**		2	0	0	0	1	0	0
Inning Stats	R: 0 E: 0 K: 1 S: 9 H: 0 LOB: 0 BB: 0 P: 13	R: 1 E: 0 K: 0 S: 10 H: 1 LOB: 1 BB: 1 P: 18	R: 0 E: 0 K: 1 S: 13 H: 0 LOB: 2 BB: 2 P: 24	R: 0 E: 0 K: 1 S: 7 H: 0 LOB: 0 BB: 0 P: 9	R: 0 E: 0 K: 0 S: 8 H: 0 LOB: 0 BB: 0 P: 14	R: 0 E: 0 K: 1 S: 12 H: 0 LOB: 0 BB: 0 P: 14	R: 0 E: 0 K: 1 S: 9 H: 0 LOB: 1 BB: 1 P: 16	R: 0 E: 0 K: 1 S: 7 H: 0 LOB: 0 BB: 0 P: 9	R: 0 E: 1 K: 0 S: 14 H: 0 LOB: 0 BB: 0 P: 16	1B: 1 2B: 0 3B: 0 HR: 0 SF: 1 SAC: 0 DP: 1 HBP: 0						

	AB	27
	R	1
	H	1
	RBI	1
	BB	4
	SO	6
	LOB	10

WP: 0 PB: 0 SB: 1 CS: 0 PA: 32

PITCHER	IP	WLS	BF	H	R	ER	SO	BB	IBB	HBP	BLK	WP	HR	S	P	ERA	WHIP
47 Cal Quantrill, R (1, 1) ERA: 3.5	6.0	W	22	1	1	1	4	3	0	0	0	0	0	59	92	1.50	0.667
37 Trevor Stephan, R (7, 1) ERA: 2.32	1.0		4	0	0	0	1	1	0	0	0	0	0	9	16	0.00	1.000
99 James Karinchak, R (8, 1) ERA: 1.17	1.0		3	0	0	0	1	0	0	0	0	0	0	7	9	0.00	0.000
48 Emmanuel Clase, R (9, 1) ERA: 1.15	1.0		3	0	0	0	0	0	0	0	0	0	0	14	16	0.00	0.000

PITCHER	IP	WLS	BF	H	R	ER	SO	BB	IBB	HBP	BLK	WP	HR	S	P	ERA	WHIP

BOTTOM

Baltimore Orioles @ Cleveland Guardians

Progressive Field, Cleveland, OH

Tue Aug 30 2022, 6:11 PM - 8:48 PM EDT

Att. 12,492 - Partly Cloudy - 78 F

livebaseballscorecards.com

Batter	1	2	3	4	5	6	7	8	9	AB	R	H	RBI	BB	SO	LOB
38 Steven Kwan, L (1, 7) OBP: 0.373, SLG: 0.392	B FF 91 C FC 88 B FF 92 C FC 87 X FF 92 2-2 G6-3 ①			B CH 86 C CU 75 B FF 91 X FF 91 2-1 G3 ①	C FC 88 X FC 86 0-1 1 SF8 2B 1-3 2-H 3-H		B FF 95 B SL 88 B FF 94 C FF 94 B FF 94 4-1 22 FC6-5 BB			3	0	1	2	1	0	0
1 Amed Rosario, R (1, 6) OBP: 0.316, SLG: 0.402	B FC 87 S ST 79 X FC 89 1-1 G5-3 ②			C FC 88 C ST 77 S ST 78 0-3 K ②	B FF 92 F SL 78 X FF 91 1-1 SF8 ② 2-3 3-H		F SL 88 S FF 94 F FF 94 C FF 94 0-3 K ①			3	0	0	1	0	2	1
11 José Ramírez, S (1, 5) OBP: 0.352, SLG: 0.546	C FF 91 C FC 88 B ST 78 X FC 89 1-2 F5 ③			F CU 77 B FF 92 C FF 92 B FF 92 X FF 93 2-2 22 HR 1B	C FC 88 D SL 82 F SL 85 B FC 91 D CU 82 X CU 82 3-2 G1-3 ③		B FF 93 B CH 85 B CH 85 X FF 94 3-0 F7 ②			4	1	1	0	0	0	2
22 Josh Naylor, L (1, 3) OBP: 0.315, SLG: 0.459		B CU 77 F FC 88 X FC 88 1-1 G4-3 ①		C FF 92 1 SAFE D CU 78 X FC 86 1-1 1-H HR		B FC 89 F FC 90 B SL 84 X SL 83 2-1 G3 ①	C FF 96 F SL 87 B FF 94 X SL 88 1-2 1-2f FC6-5 ③			4	1	1	2	0	0	1
39 Oscar Gonzalez, R (1, 9) OBP: 0.317, SLG: 0.452		B ST 78 C FF 91 X FC 88 1-1 G3 ②		B FC 88 B ST 80 F FC 88 F CU 77 X ST 77 2-2 P4 ③		X CU 82 0-0 6 BB 0 1B 1B		B CH 86 F FF 95 F CH 86 F FF 95 F SL 85 T SL 85 1-2 K ①		4	0	1	0	0	1	0
0 Andrés Giménez, L (1, 4) OBP: 0.367, SLG: 0.492		B FF 92 C FF 91 F FC 88 B FF 92 F FC 89 F FF 92 S CU 77 2-3 K ③			X CU 76 0-0 B2-3 ① 1-2	B FC 89 C FC 88 F SL 84 F SL 84 F FC 89 X CU 81 1-2 6 BB 1B 1-2		B SL 87 S FF 95 F FF 94 F FF 95 X SL 86 1-2 1B		4	0	2	0	0	1	0
6 Owen Miller, R (1, 10) OBP: 0.298, SLG: 0.355			B FC 87 S ST 77 B FC 85 X FF 91 2-1 G6-3 ①		C ST 76 X FC 85 0-1 29 1B 17 1B 38 2B 1B	C FF 96 B FF 96 F FF 95 B FF 95 B CU 82 F FF 94 F FF 96 B FF 96 4-2 1-2 2-3 BB		X FF 93 0-0 F9 ②		3	1	1	0	1	0	1
17 Austin Hedges, R (1, 2) OBP: 0.263, SLG: 0.276			B FF 92 S FC 88 X ST 78 1-1 L8 ②		1 SAFE S FC 86 X FF 90 0-1 29 1B 38 2B 1B 1-2	F CU 82 X FF 95 0-1 F9 ②		F SL 86 S CH 84 S CH 84 0-3 K ③		4	1	1	0	0	1	4
29 Will Benson, L (1, 8) OBP: 0.222, SLG: 0.152 7 Myles Straw, R (7, 8) OBP: 0.274, SLG: 0.251			B FF 93 B CH 87 S FC 88 C FF 93 S FC 89 2-3 K2-3 ③		C FC 86 D CU 75 X FF 91 1-1 38 2B 1 SF8 1B 1-2 2-3	F FF 96 B CH 86 D CH 87 S CH 87 X CH 86 2-2 F9 ③				3 0	1 0	1 0	0 0	1 0	3 0	0 0
Inning Stats	R: 0 E: 0 K: 0 S: 8 H: 0 LOB: 0 BB: 0 P: 12	R: 0 E: 0 K: 1 S: 9 H: 0 LOB: 0 BB: 0 P: 13	R: 0 E: 0 K: 1 S: 7 H: 0 LOB: 0 BB: 0 P: 12	R: 2 E: 0 K: 1 S: 13 H: 2 LOB: 0 BB: 0 P: 20	R: 3 E: 0 K: 0 S: 14 H: 4 LOB: 1 BB: 0 P: 19	R: 0 E: 0 K: 0 S: 17 H: 2 LOB: 3 BB: 1 P: 26	R: 0 E: 0 K: 1 S: 9 H: 0 LOB: 1 BB: 1 P: 17	R: 0 E: 0 K: 2 S: 13 H: 1 LOB: 1 BB: 0 P: 15		1B: 7 2B: 1 3B: 0 HR: 1 SF: 1 SAC: 0 DP: 0 HBP: 0				WP: 0 PB: 0 SB: 0 CS: 0 PA: 35		

	AB	32
	R	5
	H	9
	RBI	5
	BB	2
	SO	6
	LOB	12

PITCHER		IP	WLS	BF	H	R	ER	SO	BB	IBB	HBP	BLK	WP	HR	S	P	ERA	WHIP
80 Spenser Watkins, R ERA: 4.26	(1, 1)	4.2	L	20	6	5	5	3	0	0	0	0	0	1	48	70	9.64	1.286
79 Nick Vespi, L ERA: 4.03	(5, 1)	0.2		4	2	0	0	0	0	0	0	0	0	0	11	17	0.00	3.000
63 Rico Garcia, R ERA: 5.4	(6, 1)	0.2		3	0	0	0	0	1	0	0	0	0	0	9	15	0.00	1.500
45 Keegan Akin, L ERA: 2.78	(7, 1)	2.0		8	1	0	0	3	1	0	0	0	0	0	22	32	0.00	1.000

PITCHER	IP	WLS	BF	H	R	ER	SO	BB	IBB	HBP	BLK	WP	HR	S	P	ERA	WHIP

Baltimore Orioles @ Cleveland Guardians

Progressive Field, Cleveland, OH

Wed Aug 31 2022, 6:13 PM - 9:04 PM EDT

Att. 12,221 - Clear - 79 F

TOP

livebaseballscorecards.com

Batter	1	2	3	4	5	6	7	8	9	AB	R	H	RBI	BB	SO	LOB
31 Cedric Mullins, L (1, 8) OBP: 0.325, SLG: 0.398	B FF 90 F FF 90 B FF 91 F FF 92 F FF 92 B CU 78 F FF 92 F FF 92 S SL 87 3-3 ① **K**		B CU 77 D SL 87 C FF 92 F CU 78 B FF 93 X SL 87 3-2 29 BB 25 BB **1-3** 1B		F FF 91 X FF 92 0-1 ① **L7**			B SL 86 F FF 96 X FF 96 1-1 ① **P6**	B FC 94 F FC 91 C CU 84 S FC 96 1-3 ③ **K**	5	0	1	0	0	2	2
35 Adley Rutschman, S (1, 2) OBP: 0.357, SLG: 0.431	C CU 77 B FF 93 B CU 79 X FF 92 2-1 ② **L8**		C CU 77 1 SAFE 1 SAFE F CU 78 F CU 80 S FF 93 0-3 ② **K**		C FF 92 B CU 80 X CU 79 1-1 ② **G3-1**			C CU 81 B CU 82 B FF 97 B FF 97 B FF 96 4-1 29 HR **BB**		3	1	0	0	1	1	2
25 Anthony Santander, S (1, 9) OBP: 0.336, SLG: 0.455 26 Ryan McKenna, R (8, 7) OBP: 0.308, SLG: 0.366	X FF 92 0-0 **1B**		D CU 78 1 SAFE C FF 93 S CU 79 F FF 95 F CU 80 F CU 79 F FF 93 B FF 94 4-2 B SL 88 B FF 94 29 BB **1-2** BB		B FF 94 S CU 79 B FF 93 S SL 86 B FF 93 S FF 92 3-3 ③ **K**			1 SAFE S FF 92 B CH 77 S FF 92 F FF 93 F CH 77 S FF 92 1-3 ② **K**		3 0	0 0	1 0	0 0	1 0	2 0	1 0
29 Ramón Urías, R (1, 10) OBP: 0.293, SLG: 0.422	B FF 91 S FF 92 B SL 87 S FF 93 B FF 92 F FF 91 F FF 92 F FF 91 S SL 87 3-3 ③ **K**		B SL 87 B FF 92 B FF 91 B FF 90 4-0 **1-2** **2-3** **3-H** BB			C SL 77 F SL 77 B SL 78 B FF 94 T FF 93 2-2 ① **K**		**B SL 85** **F FF 92** **B FF 92** **F FF 93** **B FF 93** 1 SAFE 1 SAFE X FF 92 3-2 **1-H** HR		3	1	1	3	1	2	1
6 Ryan Mountcastle, R (1, 3) OBP: 0.290, SLG: 0.419		B SL 83 B FF 90 X FF 90 2-0 2 F7-6-3 1B	F FF 94 F SL 88 X FF 94 0-2 ③ **L8**			S SL 78 X SI 94 0-1 ② **G6-3**		C CH 76 X FF 92 0-1 ③ **F9**		4	0	1	0	0	0	3
2 Gunnar Henderson, L (1, 5) OBP: 0.500, SLG: 1.250		C FF 91 C CU 77 X FF 93 0-2 ① ② **F7-6-3** **1-2**	F CU 77 B CU 79 S FF 93 F FF 93 B CU 80 X SL 88 2-2 **HR**			X FS 90 0-0 ③ **G1-3**			B FC 95 F FC 93 B FC 90 C FC 95 B CU 85 F FC 93 X FC 93 3-2 3 F8 12 1B **1B**	4	1	2	1	0	0	1
21 Austin Hays, R (1, 7) OBP: 0.308, SLG: 0.425 (8, 9)		B FF 92 C SL 87 F SL 88 S CU 78 1-3 ③ **K2-3**	F FF 93 C FF 95 C FF 94 0-3 ① **K**				B SL 78 B SL 76 X SI 93 2-0 ① **G6-3**		B FC 93 X FC 90 1-0 ① **P3**	4	0	0	0	0	2	1
12 Rougned Odor, L (1, 4) OBP: 0.266, SLG: 0.354			B FF 92 X FF 92 1-0 31 1B 29 BB **1B**	C CU 80 C CU 81 F FF 95 S CU 81 0-3 ② **K**			M SI 96 C SL 89 S SI 96 0-3 ② **K**		B CU 84 X FC 93 1-0 **1-2** **1B**	4	1	2	0	0	2	0
3 Jorge Mateo, R (1, 6) OBP: 0.274, SLG: 0.396			B FF 92 X FF 91 1-0 ① **P4**	B FF 94 B FF 93 F FF 93 F FF 94 F FF 96 B SL 90 F SL 88 F FF 93 X FF 94 3-2 ③ **F9**			B CU 81 B FF 97 F FF 98 B FF 97 F FF 97 S CU 82 3-3 ③ **K**		D SI 90 X FC 89 1-0 ② **F8** **2-3**	4	0	0	0	0	1	3
Inning Stats	R: 0 E: 0 K: 2 S: 15 H: 1 LOB: 1 BB: 0 P: 23	R: 0 E: 0 K: 1 S: 7 H: 1 LOB: 0 BB: 0 P: 10	R: 1 E: 0 K: 1 S: 18 H: 2 LOB: 3 BB: 2 P: 31	R: 1 E: 0 K: 2 S: 17 H: 1 LOB: 0 BB: 0 P: 22	R: 0 E: 0 K: 1 S: 7 H: 0 LOB: 0 BB: 0 P: 11	R: 0 E: 0 K: 1 S: 6 H: 0 LOB: 0 BB: 0 P: 8	R: 0 E: 0 K: 2 S: 7 H: 0 LOB: 0 BB: 0 P: 12	R: 2 E: 0 K: 1 S: 13 H: 1 LOB: 0 BB: 1 P: 22	R: 0 E: 0 K: 1 S: 10 H: 2 LOB: 2 BB: 0 P: 17	1B: 6 2B: 1 3B: 0 HR: 2 SF: 0 SAC: 0 DP: 1 HBP: 0						

	AB	34
	R	4
	H	8
	RBI	4
	BB	3
	SO	12
	LOB	14

PITCHER		IP	WLS	BF	H	R	ER	SO	BB	IBB	HBP	BLK	WP	HR	S	P	ERA	WHIP
24 Triston McKenzie, R ERA: 3.18	(1, 1)	5.0	L	21	5	2	2	7	2	0	0	0	0	1	64	97	3.60	1.400
52 Nick Sandlin, R ERA: 2.06	(6, 1)	1.1		4	0	0	0	1	0	0	0	0	0	0	7	11	0.00	0.000
31 Sam Hentges, L ERA: 3.09	(7, 1)	1.0		4	0	1	1	2	1	0	0	0	0	0	9	17	9.00	1.000
49 Eli Morgan, R ERA: 4.21	(8, 1)	0.2		3	1	1	1	1	0	0	0	0	0	1	10	14	13.50	1.500
27 Bryan Shaw, R ERA: 5.01	(9, 1)	1.0		5	2	0	0	1	0	0	0	0	0	0	10	17	0.00	2.000

PITCHER		IP	WLS	BF	H	R	ER	SO	BB	IBB	HBP	BLK	WP	HR	S	P	ERA	WHIP

Batter	1	2	3	4	5	6	7	8	9	AB	R	H	RBI	BB	SO	LOB
38 Steven Kwan, L (1, 7) OBP: 0.370, SLG: 0.389	B FF 91 C FF 92 X CU 78 1-1 G1-3 ①		C FF 92 B CU 80 B ST 79 F FF 92 B CU 81 X FF 93 3-2 P5 ②		C CU 79 B FC 86 X FF 93 1-1 G4-3 ②			C SI 95 X SL 84 0-1 G4-3 ①		4	0	0	0	0	0	0
1 Amed Rosario, R (1, 6) OBP: 0.317, SLG: 0.403	B ST 80 C ST 80 F SI 90 B FF 91 X ST 80 2-2 F4 ②		C SI 91 B CU 80 X ST 80 1-1 G6-3 ③		X SI 91 0-0 1B			C FF 97 C FF 98 F SL 85 X SL 85 0-2 1B		4	0	2	0	0	0	0
11 José Ramírez, S (1, 5) OBP: 0.353, SLG: 0.547	B SI 91 B ST 79 C CU 78 F FF 92 B SI 91 X FC 85 3-2 22 E 1B			C CU 79 B SI 91 X FF 92 1-1 39 G5-4-3 2B	B FC 83 B CH 84 D CU 80 F FF 91 C SI 93 F CU 81 X SI 90 3-2 F9 ③			F SL 84 B FF 97 C FF 97 B FF 97 S SI 96 2-3 K ②		4	0	2	0	0	1	2
22 Josh Naylor, L (1, 3) OBP: 0.315, SLG: 0.455	F CU 79 1 SAFE B FF 93 C SI 92 1 SAFE F ST 82 B CH 87 X CU 81 2-2 E6 39 FC6-4 1-3			D CH 87 B CU 78 D CU 79 B FF 91 4-0 39 G5-4-3 BB		X FF 91 0-0 P5 ①		X SL 84 0-0 L3 ③		3	0	0	0	1	0	2
39 Oscar Gonzalez, R (1, 9) OBP: 0.312, SLG: 0.443	B ST 79 X ST 79 1-0 FC6-4 ③ 1-2f			C SI 90 B ST 81 X ST 80 1-1 G5-4-3 ①② 1-2f 2-3		C SI 91 F CU 79 B ST 80 C SI 91 1-3 K ②			C FF 100 X SL 89 0-1 L3 ①	4	0	0	0	0	1	4
0 Andrés Giménez, L (1, 4) OBP: 0.366, SLG: 0.488		B CU 78 F FF 92 B CH 86 S CU 79 S CU 80 2-3 K ①		B FF 93 S CU 80 B FF 93 S CU 80 D CU 80 D CU 80 4-2 12 FC5 9 BB BB		B FF 92 B FF 92 C FF 93 X FF 92 2-1 G5-3 ③			X FF 100 0-0 G4-3 ②	3	0	0	0	1	1	0
9 Richie Palacios, L (1, 10) OBP: 0.302, SLG: 0.292		X CH 87 0-0 F7 ②		B FF 93 B CU 79 B FF 92 B FF 92 4-0 1-2 BB			C CU 78 X CU 77 0-1 12 G4-6-3 1B		C FF 100 F FF 100 X FS 90 0-2 F9 ③	3	0	1	0	1	0	0
12 Luke Maile, R (1, 2) OBP: 0.321, SLG: 0.348		C FF 93 T CU 80 B ST 80 X ST 80 1-2 F7 ③		C CU 80 S CU 80 X CU 81 0-2 FC5 ③ 2-3f			C SI 90 X CU 79 0-1 G4-6-3 ①② 1-2f			3	0	0	0	0	0	4
29 Will Benson, L (1, 8) OBP: 0.211, SLG: 0.143 7 Myles Straw, R (7, PH) (8, 8) OBP: 0.273, SLG: 0.250			C CH 84 X CU 79 0-1 P5 ①		B CH 85 T FF 92 F FF 92 B SI 92 F FF 93 X CU 80 2-2 G3-1 ①		X FF 96 0-0 G5-3 ③			2 1	0 0	0 0	0 0	0 0	0 0	0 0
Inning Stats	R: 0 E: 1 K: 0 S: 13 H: 1 LOB: 2 BB: 0 P: 22	R: 0 E: 0 K: 1 S: 7 H: 0 LOB: 0 BB: 0 P: 10	R: 0 E: 0 K: 0 S: 7 H: 0 LOB: 0 BB: 0 P: 11	R: 0 E: 0 K: 0 S: 9 H: 1 LOB: 3 BB: 3 P: 23	R: 0 E: 0 K: 0 S: 11 H: 1 LOB: 1 BB: 0 P: 17	R: 0 E: 0 K: 1 S: 6 H: 0 LOB: 0 BB: 0 P: 9	R: 0 E: 0 K: 0 S: 5 H: 1 LOB: 0 BB: 0 P: 5	R: 0 E: 0 K: 1 S: 10 H: 1 LOB: 1 BB: 0 P: 12	R: 0 E: 0 K: 0 S: 6 H: 0 LOB: 0 BB: 0 P: 6	1B: 4 2B: 1 3B: 0 HR: 0 SF: 0 SAC: 0 DP: 2 HBP: 0						

PITCHER		IP	WLS	BF	H	R	ER	SO	BB	IBB	HBP	BLK	WP	HR	S	P	ERA	WHIP
28 Jordan Lyles, R ERA: 4.25	(1, 1)	6.2	W	26	4	0	0	2	3	0	0	0	0	0	57	96	0.00	1.050
58 Cionel Pérez, L ERA: 1.59	(7, 1)	1.1	H	5	1	0	0	1	0	0	0	0	0	0	11	13	0.00	0.750
74 Félix Bautista, R ERA: 1.55	(9, 1)	1.0		3	0	0	0	0	0	0	0	0	0	0	6	6	0.00	0.000

PITCHER	IP	WLS	BF	H	R	ER	SO	BB	IBB	HBP	BLK	WP	HR	S	P	ERA	WHIP

BOTTOM

Baltimore Orioles @ Cleveland Guardians

Progressive Field, Cleveland, OH

Wed Aug 31 2022, 6:13 PM - 9:04 PM EDT

Att. 12,221 - Clear - 79 F

livebaseballscorecards.com

AB	31
R	0
H	5
RBI	0
BB	3
SO	3
LOB	12

Baltimore Orioles @ Cleveland Guardians

Progressive Field, Cleveland, OH

Thu Sep 01 2022, 6:12 PM - 8:52 PM EDT

Att. 11,827 - Clear - 76 F

TOP

livebaseballscorecards.com

Batter	1	2	3	4	5	6	7	8	9	AB	R	H	RBI	BB	SO	LOB
31 Cedric Mullins, L (1, 8) OBP: 0.325, SLG: 0.403	X FF 90 0-0 HR	1 SAFE B KC 82 S FC 87 S KC 82 S SL 86 1-3 K ③			B FC 86 X FC 87 1-0 B1-3 ①		X KC 82 0-0 G3 ③			4	1	1	1	0	1	2
35 Adley Rutschman, S (1, 2) OBP: 0.353, SLG: 0.425	C FF 92 T FC 87 B KC 82 B KC 84 B FC 87 X FC 87 3-2 L6 ①		B KC 82 F FF 91 F FC 87 B KC 82 C FF 92 2-3 K ①		C FF 90 B FC 88 S KC 83 F KC 82 F FF 91 B FC 86 X KC 82 2-2 G6-3 ②			B CH 87 B FF 93 F FF 94 C CH 86 F SL 82 B FF 94 X FF 94 3-2 P4 ①		4	0	0	0	0	1	0
25 Anthony Santander, S (1, 9) OBP: 0.335, SLG: 0.460	X CH 87 0-0 HR		B FC 88 C KC 84 B FF 92 B FF 92 C FF 93 X FF 93 3-2 G5-3 ②		C FF 92 C FF 92 S FF 92 0-3 K ③			B FF 93 S CH 87 S CH 88 S SL 82 1-3 K ②		4	1	1	1	0	2	0
29 Ramón Urías, R (1, 5) OBP: 0.295, SLG: 0.422	B FF 92 S SL 86 B FC 87 C FF 92 B FC 87 B FF 92 4-2 2 FC6-4 BB		F KC 82 C FF 92 B SL 86 X SL 86 1-2 1B			X FF 92 0-0 G6-3 ①		B SL 81 C FF 94 B FF 94 B SL 83 F FF 94 X SL 82 3-2 P5 ③		3	0	1	0	1	0	0
2 Gunnar Henderson, L (1, 6) OBP: 0.375, SLG: 0.750	C FC 87 X FC 88 0-1 FC6-4 ② 1-2f		S FF 92 F KC 82 D KC 82 S KC 82 1-3 K ③			B FF 91 C FC 87 B FF 92 S KC 83 B KC 84 X KC 83 3-2 G3-1 ②			B CU 82 C FC 92 F FC 88 B CU 84 F FC 93 B FC 94 X FC 92 3-2 6 S 1B	4	0	1	0	0	1	2
99 Jesús Aguilar, R (1, 10) OBP: 0.284, SLG: 0.384	C FF 92 F SL 85 S SL 85 0-3 K ③			C SL 84 X SL 84 0-1 F7 ①		B FF 91 F FF 91 C FF 91 B SL 86 S FC 86 2-3 K ③			C FC 89 F FC 92 T FC 93 0-2 K ①	4	0	0	0	0	3	2
6 Ryan Mountcastle, R (1, 3) OBP: 0.290, SLG: 0.424		B SL 84 B FF 91 S FC 88 F FF 92 C FF 92 2-3 K ①		B SL 86 X SL 86 1-0 HR			F FC 87 F FF 92 X FF 92 0-2 L9 ①		B SL 87 F FC 89 B FC 93 X FC 89 2-1 P4 ② 1-2	4	1	1	1	0	1	1
12 Rougned Odor, L (1, 4) OBP: 0.268, SLG: 0.356		T FF 91 F KC 82 X KC 82 0-2 1B		B FF 92 B FC 88 C FF 93 F FC 88 F FF 92 S KC 83 2-3 K ②			B CH 87 B FF 92 X FF 92 2-0 77 WP 77 S 1B		X CU 83 0-0 F7 ③	4	0	2	0	0	1	1
77 Terrin Vavra, L (1, 7) OBP: 0.316, SLG: 0.292 26 Ryan McKenna, R (7, 7) OBP: 0.308, SLG: 0.366		C FC 86 F FC 86 C KC 82 0-3 K ②		F FC 87 B KC 82 B FF 92 S FC 88 S KC 82 2-3 K ③			B FC 88 T FC 87 S KC 82 B KC 84 S KC 83 2-3 K ② 1-3			3 0	0 0	0 0	0 0	0 0	3 0	2 0

AB	34
R	3
H	7
RBI	3
BB	1
SO	13
LOB	10

Inning Stats	1	2	3	4	5	6	7	8	9	1B: 4	SF: 0	WP: 1	PA: 35
	R: 2 E: 0 K: 1 S: 12 H: 2 LOB: 1 BB: 1 P: 19	R: 0 E: 0 K: 3 S: 12 H: 1 LOB: 1 BB: 0 P: 15	R: 0 E: 0 K: 2 S: 12 H: 1 LOB: 1 BB: 0 P: 19	R: 1 E: 0 K: 2 S: 10 H: 1 LOB: 0 BB: 0 P: 15	R: 0 E: 0 K: 1 S: 9 H: 0 LOB: 0 BB: 0 P: 12	R: 0 E: 0 K: 1 S: 7 H: 0 LOB: 0 BB: 0 P: 12	R: 0 E: 0 K: 1 S: 8 H: 1 LOB: 1 BB: 0 P: 12	R: 0 E: 0 K: 1 S: 10 H: 0 LOB: 0 BB: 0 P: 17	R: 0 E: 0 K: 1 S: 10 H: 1 LOB: 1 BB: 0 P: 15	2B: 0 3B: 0 HR: 3	SAC: 0 DP: 0 HBP: 0	PB: 0 SB: 2 CS: 0	

PITCHER		IP	WLS	BF	H	R	ER	SO	BB	IBB	HBP	BLK	WP	HR	S	P	ERA	WHIP
57 Shane Bieber, R ERA: 3.06	(1, 1)	7.0	L	28	6	3	3	11	1	0	0	0	1	3	70	104	3.86	1.000
62 Enyel De Los Santos, R ERA: 2.72	(8, 1)	1.0		3	0	0	0	1	0	0	0	0	0	0	10	17	0.00	0.000
27 Bryan Shaw, R ERA: 4.91	(9, 1)	1.0		4	1	0	0	1	0	0	0	0	0	0	10	15	0.00	1.000

PITCHER	IP	WLS	BF	H	R	ER	SO	BB	IBB	HBP	BLK	WP	HR	S	P	ERA	WHIP

Batter	1	2	3	4	5	6	7	8	9	AB	R	H	RBI	BB	SO	LOB
38 Steven Kwan, L (1, 7) OBP: 0.369, SLG: 0.386	C FF 96 F CU 83 B SL 88 B FF 96 C FF 96 2-3 K		1 SAFE D CU 84 B FF 93 B SL 86 C FF 93 C SL 87 B FF 94 4-2 1-2 BB		C FF 94 X CU 84 0-1 G3-1			C SL 85 B SI 97 F SI 96 S FF 98 1-3 K		3	0	0	0	1	2	0
1 Amed Rosario, R (1, 6) OBP: 0.315, SLG: 0.400	S FF 97 B SL 87 F SL 87 X SL 89 1-2 G4-3		F SL 87 F FF 94 S SL 89 0-3 K			C FF 92 X CU 82 0-1 G6-3		C SL 84 B FF 97 F FF 96 C SI 97 1-3 K		4	0	0	0	0	2	2
11 José Ramírez, S (1, 5) OBP: 0.354, SLG: 0.546	X FF 94 0-0 E3 1B		D CU 85 X CU 84 1-0 F7			C CU 83 F CH 88 S FF 92 0-3 K			B FS 87 F FF 99 B FS 87 F FF 100 B FS 88 B FF 100 4-2 0 DI BB	3	0	1	0	1	1	2
22 Josh Naylor, L (1, 3) OBP: 0.311, SLG: 0.449	B CU 83 F FF 94 X FF 96 1-1 F7			B FF 93 F CH 89 F SL 87 B CH 92 B FF 95 X FF 95 3-2 E4 39 G6-3		X CH 90 0-0 G3-1			B FF 102 B FS 88 C FF 99 S FF 100 S FS 88 2-3 K	4	0	0	0	0	1	2
39 Oscar Gonzalez, R (1, 9) OBP: 0.306, SLG: 0.436		B SL 87 B FF 94 X SL 86 2-0 P3		C FF 94 X SL 87 0-1 G6-3 1-2f			S SL 85 B SL 85 B FF 94 B SL 85 C FF 94 F SL 87 X FF 94 3-2 G5-3		F FF 100 B FS 90 S FS 88 T FS 89 1-2 K	4	0	0	0	0	1	2
0 Andrés Giménez, L (1, 4) OBP: 0.367, SLG: 0.487		F FF 95 X CU 83 0-1 G1-3		B CU 85 B CH 90 C FF 94 S SL 86 X CU 82 2-2 1B			B FF 94 B CU 82 B FF 93 C FF 94 B FF 93 4-1 BB		C FF 100 X FS 90 0-1 G4-3 1-2	3	0	1	0	1	0	1
6 Owen Miller, R (1, 10) OBP: 0.296, SLG: 0.352		B FF 95 S FF 94 F SL 88 F FF 95 B CU 86 B SL 88 F SL 89 C FF 96 3-3 K		C SL 86 S SL 86 S SL 88 0-3 K			X SL 86 0-0 L7			3	0	0	0	0	2	2
17 Austin Hedges, R (1, 2) OBP: 0.261, SLG: 0.274 9 Richie Palacios, L (7, PH) OBP: 0.299, SLG: 0.289 12 Luke Maile, R (8, 2) OBP: 0.321, SLG: 0.348			C FF 94 X SL 86 0-1 G5-3		S SL 85 F SL 87 B SL 87 B FF 92 B SL 87 F FF 94 X FF 94 3-2 F9		B CU 83 C SL 86 B FF 94 B CH 91 X FF 94 3-1 F8			2 1 0	0 0 0	0 0 0	0 0 0	0 0 0	0 0 0	0 1 0
7 Myles Straw, R (1, 8) OBP: 0.273, SLG: 0.249			C SL 86 B SL 87 B FF 93 B FF 94 B FF 95 4-1 38 BB BB		X FF 93 0-0 F9			B FF 97 C FF 97 C SL 84 X SL 84 1-2 L8		2	0	0	0	1	0	0

Inning Stats																																	
	R: 0	H: 1	E: 1	LOB: 1	K: 1	BB: 0	S: 9	P: 13	R: 0	H: 0	E: 0	LOB: 0	K: 1	BB: 0	S: 8	P: 13	R: 0	H: 0	E: 1	LOB: 2	K: 1	BB: 2	S: 9	P: 18	R: 0	H: 1	E: 1	LOB: 1	K: 1	BB: 0	S: 11	P: 16
	R: 0	H: 0	E: 0	LOB: 0	K: 0	BB: 0	S: 7	P: 10	R: 0	H: 0	E: 0	LOB: 0	K: 1	BB: 0	S: 6	P: 6	R: 0	H: 0	E: 0	LOB: 1	K: 0	BB: 1	S: 8	P: 18	R: 0	H: 0	E: 0	LOB: 0	K: 2	BB: 1	S: 9	P: 12
	R: 0	H: 0	E: 0	LOB: 1	K: 2	BB: 1	S: 10	P: 17	1B: 2	SF: 0	2B: 0	SAC: 0	3B: 0	DP: 1	HR: 0	HBP: 0	WP: 0	PA: 33	PB: 0	SB: 0	CS: 0											

PITCHER	IP	WLS	BF	H	R	ER	SO	BB	IBB	HBP	BLK	WP	HR	S	P	ERA	WHIP
56 Kyle Bradish, R (1, 1) ERA: 5.17	7.0	W	26	2	0	0	5	3	0	0	0	0	0	58	94	0.00	0.714
58 Cionel Pérez, L (8, 1) ERA: 1.55	1.0	H	3	0	0	0	2	0	0	0	0	0	0	9	12	0.00	0.000
74 Félix Bautista, R (9, 1) ERA: 1.53	1.0	S	4	0	0	0	2	1	0	0	0	0	0	10	17	0.00	1.000

PITCHER	IP	WLS	BF	H	R	ER	SO	BB	IBB	HBP	BLK	WP	HR	S	P	ERA	WHIP

BOTTOM

Baltimore Orioles @ Cleveland Guardians

Progressive Field, Cleveland, OH

Thu Sep 01 2022, 6:12 PM - 8:52 PM EDT

Att. 11,827 - Clear - 76 F

livebaseballscorecards.com

AB	29
R	0
H	2
RBI	0
BB	4
SO	9
LOB	12

Seattle Mariners @ Cleveland Guardians

Progressive Field, Cleveland, OH

Fri Sep 02 2022, 7:12 PM - 10:07 PM EDT

Att. 21,923 - Partly Cloudy - 78 F

livebaseballscorecards.com

TOP

Batter	1	2	3	4	5	6	7	8	9	AB	R	H	RBI	BB	SO	LOB
44 Julio Rodríguez, R (1, 8) OBP: 0.327, SLG: 0.473	B FF 97 C FF 97 B FF 97 S FF 98 X FF 97 2-2 17 2B 1B	C FF 96 B FC 90 X FC 90 1-1 E6 23 BB 17 2B		C FF 96 S CU 81 S CU 82 0-3 ② K2-3		S SL 84 C FF 92 B SL 86 B CH 73 B SL 86 C FF 92 3-3 ② K		C FC 90 B FF 92 X FC 90 1-1 ③ G5-3		5	2	1	0	0	2	1
23 Ty France, R (1, 3) OBP: 0.352, SLG: 0.446	B FF 96 X FF 95 1-0 ① F7	B FC 89 B FF 94 B FF 95 B FF 93 4-0 17 2B 1-2 BB		S FF 97 B CU 82 F FF 98 X CU 81 1-2 ③ G5-3		X FF 92 0-0 2B			C FC 90 F FC 90 B FF 92 S FC 90 1-3 ① K	4	0	1	0	1	1	1
17 Mitch Haniger, R (1, 9) OBP: 0.308, SLG: 0.463	B FF 96 B FC 90 T FF 97 F FF 96 B CU 80 X FF 97 3-2 27 WP 1-H 2B	B FC 89 X FF 95 1-0 1-3 2-H 2B			C FC 93 B SI 92 S SI 94 B FC 90 B FC 92 S FC 92 3-3 ① K	T SL 84 D SL 85 B CH 72 B SL 84 X FF 91 3-1 ③ F8			S FC 89 X CH 86 0-1 ② G6-3	5	0	2	2	0	1	1
28 Eugenio Suárez, R (1, 5) OBP: 0.334, SLG: 0.445	C FF 96 B FC 90 F FC 92 D CH 82 F CH 84 B FF 97 C FF 96 3-3 ② K	S FF 95 C FC 89 X FF 97 0-2 ③ F9			B FC 92 B FC 93 S FC 92 X FC 93 2-1 ② F9		X FF 91 0-0 ① L9		B FF 93 F FC 89 B FC 89 S FC 89 X FC 90 2-2 ③ P3	5	0	0	0	0	1	3
27 Jesse Winker, L (1, 7) OBP: 0.341, SLG: 0.354 0 Sam Haggerty, S (8, 7) OBP: 0.348, SLG: 0.472	F FC 92 B FF 98 D CU 80 F FC 90 B FF 97 B CH 85 4-2 2-3 BB		C SI 95 C SI 96 F SL 87 B CU 82 B SL 89 B SI 97 B SI 96 4-2 41 FC6-4 BB		F FC 94 B CU 83 B FC 93 X FC 92 2-1 ③ G3-1		B FF 92 X FF 92 1-0 ② F8			2	0	0	0	2	0	0
										0	0	0	0	0	0	0
41 Carlos Santana, S (1, 10) OBP: 0.318, SLG: 0.346	F FF 95 F CU 80 B FF 97 B FF 96 S CH 85 2-3 ③ K		X FF 97 0-0 ① FC6-4 26 FC4-6 1-2f			B CH 84 C FC 90 B CH 83 B FC 95 B FC 93 4-1 26 1B 29 HR BB	C FF 92 F CH 76 X CH 75 0-2 ③ L9			3	1	0	0	1	1	3
26 Adam Frazier, L (1, 4) OBP: 0.308, SLG: 0.318		X FF 95 0-0 ① F9	C SI 97 X SI 96 0-1 ② FC4-6 29 PB 1-2f			C FC 93 X FC 93 0-1 29 HR 1-3 1B		F FF 93 B FC 89 X FC 89 1-1 ① G4-3		4	1	1	0	0	0	1
29 Cal Raleigh, S (1, 2) OBP: 0.277, SLG: 0.475		X FF 95 0-0 HR	B CU 81 B CU 80 C CU 81 B FF 97 X CU 81 3-1 ③ G6-3 2-3			F FC 94 X CU 84 0-1 1-H 3-H HR		B FC 90 F FF 93 X FC 90 1-1 ② G6-3		4	2	2	4	0	0	1
3 J.P. Crawford, L (1, 6) OBP: 0.333, SLG: 0.344		C FF 95 B CH 82 T FC 92 F CH 84 B CU 80 B FF 96 F FF 95 F FC 90 S FC 91 3-3 ② K		C SI 94 F SL 88 X SL 88 0-2 ① G4-3		B FC 93 C FC 94 C FC 93 F FC 91 F FC 94 F SI 95 B CU 84 X FC 95 2-2 ① G3-1		C FF 93 F CU 78 B FC 90 B FC 90 B FF 93 B FF 93 4-2 BB		3	0	0	0	1	1	0
Inning Stats	R: 1 E: 0 K: 2 S: 16 H: 2 LOB: 2 BB: 1 P: 31	R: 2 E: 1 K: 1 S: 14 H: 2 LOB: 2 BB: 1 P: 23	R: 0 E: 1 K: 0 S: 8 H: 0 LOB: 1 BB: 1 P: 15	R: 0 E: 0 K: 1 S: 9 H: 0 LOB: 0 BB: 0 P: 10	R: 0 E: 0 K: 1 S: 7 H: 0 LOB: 0 BB: 0 P: 14	R: 3 E: 0 K: 1 S: 17 H: 3 LOB: 1 BB: 1 P: 29	R: 0 E: 0 K: 0 S: 5 H: 0 LOB: 0 BB: 0 P: 6	R: 0 E: 0 K: 0 S: 8 H: 0 LOB: 1 BB: 1 P: 15	R: 0 E: 0 K: 1 S: 8 H: 0 LOB: 0 BB: 0 P: 11	1B: 2 2B: 3 3B: 0 HR: 2 SF: 0 SAC: 0 DP: 0 HBP: 0	WP: 1 PB: 1 SB: 0 CS: 0 PA: 40					

PITCHER		IP	WLS	BF	H	R	ER	SO	BB	IBB	HBP	BLK	WP	HR	S	P	ERA	WHIP
36 Cody Morris, R ERA: 9.0	(1, 1)	2.0	L	13	4	3	2	3	2	0	0	0	1	1	30	54	9.00	3.000
31 Sam Hentges, L ERA: 2.96	(3, 1)	2.0		7	0	0	0	1	1	0	0	0	0	0	17	25	0.00	0.500
27 Bryan Shaw, R ERA: 5.33	(5, 1)	1.1		7	2	3	3	1	1	0	0	0	0	1	18	31	20.25	2.250
49 Eli Morgan, R ERA: 4.08	(6, 1)	1.2		6	1	0	0	1	0	0	0	0	0	0	11	18	0.00	0.600
59 Kirk McCarty, L ERA: 5.55	(8, 1)	2.0		7	0	0	0	1	1	0	0	0	0	0	16	26	0.00	0.500

PITCHER	IP	WLS	BF	H	R	ER	SO	BB	IBB	HBP	BLK	WP	HR	S	P	ERA	WHIP

AB	35
R	6
H	7
RBI	6
BB	5
SO	7
LOB	11

Batter	1	2	3	4	5	6	7	8	9	AB	R	H	RBI	BB	SO	LOB
38 Steven Kwan, L (1, 7) OBP: 0.368, SLG: 0.385	C SI 95 C FF 97 X SL 86 0-2 ① L9		1 SAFE B SI 97 X SI 98 1-0 ② F7		C SI 97 F SL 88 F FF 98 B SL 87 F SI 98 X CH 90 1-2 1B		C SI 95 D SL 90 B SI 96 F SI 95 X FF 96 2-2 ② F7			4	0	1	0	0	0	2
1 Amed Rosario, R (1, 6) OBP: 0.312, SLG: 0.397	C SI 97 X SI 97 0-1 ② G4-3		C SL 87 X SI 97 0-1 ③ F8		B FF 97 B SL 87 B SL 86 C SI 97 F FF 96 X FF 97 3-2 ③ G4-3		C SL 89 B SI 96 F SL 89 X SL 90 1-2 ③ G6-3			4	0	0	0	0	0	3
11 José Ramírez, S (1, 5) OBP: 0.352, SLG: 0.541	B FF 97 B SL 87 X FF 98 2-0 ③ F8			C SL 88 B CH 89 C SL 86 B SI 98 F FF 99 B FF 99 S CH 91 3-3 ① K		C FF 95 B SL 86 B SI 97 F SL 86 F FF 98 X FF 98 2-2 ① F9		B FF 94 X ST 83 1-0 ① F9		4	0	0	0	0	1	0
22 Josh Naylor, L (1, 3) OBP: 0.313, SLG: 0.450		X CH 87 0-0 0 G6-5-3 1B		F SL 88 B FF 98 X CH 90 1-1 0 HBP 1B		B FF 97 F FF 98 F FF 97 C SL 87 1-3 ② K		F ST 83 X FF 93 0-1 ② G5-3		4	0	2	0	0	1	0
0 Andrés Giménez, L (1, 4) OBP: 0.368, SLG: 0.486		C FF 95 B FF 97 B FF 98 F CH 89 X SI 97 2-2 ①② G6-5-3 1-2f		F CH 89 F FF 97 B FF 97 F SI 97 F FF 97 F FF 97 H SI 97 2-2 1-2 HBP		F CH 88 X CH 89 0-1 1B		C ST 83 F ST 82 X FF 93 0-2 ③ G4-1		3	0	1	0	0	0	1
39 Oscar Gonzalez, R (1, 9) OBP: 0.310, SLG: 0.437		C SI 96 C SI 95 B FF 98 B CH 89 F FF 96 X SI 97 2-2 1B		S SL 86 S SL 86 F FF 97 S SL 87 0-3 ② K		S SL 86 X SL 85 0-1 ③ G6-3			C ST 83 C FF 92 X ST 84 0-2 9 G4-6-3 1B	4	0	2	0	0	1	3
9 Richie Palacios, L (1, 10) OBP: 0.297, SLG: 0.297		B SI 97 B FF 98 S FF 98 F FF 98 X FF 98 2-2 ③ P5		B SL 86 F CH 88 F FF 97 X CH 89 1-2 ③ G1-3			X SL 86 0-0 29 E 2B	F FF 93 C FF 93 B FF 92 B FF 93 F FF 94 B ST 84 F FF 93 F FF 93 F FF 93 3-2 ①② G4-6-3 1-2f		4	1	1	0	0	0	4
17 Austin Hedges, R (1, 2) OBP: 0.258, SLG: 0.270 2 Tyler Freeman, R (9, PH) OBP: 0.342, SLG: 0.281			C SI 95 B FF 97 X SI 95 1-1 ① G6-3		C SL 84 B FF 97 S SL 87 S SL 87 1-3 ① K		C SL 86 X SL 85 0-1 ① F8		C FF 92 S ST 84 B ST 85 F ST 83 B FF 92 F FF 93 X ST 84 2-2 29 DI 1B	3 1	0 0	0 1	0 0	0 0	1 0	1 0
29 Will Benson, L (1, 8) OBP: 0.238, SLG: 0.158			B FF 96 B FF 96 C FF 97 B CH 88 F FF 97 B FF 98 4-2 BB		C FF 97 B SL 87 X CH 89 1-1 ② G3-1		B FF 97 X SL 88 1-0 E8 2-H 1B		C FF 93 F FF 94 S FF 93 0-3 ③ K 1-2	3	0	1	0	1	1	1
Inning Stats	R: 0 E: 0 K: 0 S: 6 H: 0 LOB: 0 BB: 0 P: 8	R: 0 E: 0 K: 0 S: 11 H: 2 LOB: 1 BB: 0 P: 17	R: 0 E: 0 K: 0 S: 7 H: 0 LOB: 1 BB: 1 P: 13	R: 0 E: 0 K: 2 S: 18 H: 1 LOB: 2 BB: 0 P: 25	R: 0 E: 0 K: 1 S: 13 H: 1 LOB: 1 BB: 0 P: 19	R: 0 E: 0 K: 1 S: 11 H: 1 LOB: 1 BB: 0 P: 14	R: 1 E: 1 K: 0 S: 10 H: 2 LOB: 1 BB: 0 P: 14	R: 0 E: 0 K: 0 S: 6 H: 0 LOB: 0 BB: 0 P: 7	R: 0 E: 0 K: 1 S: 18 H: 2 LOB: 1 BB: 0 P: 23	1B: 8 2B: 1 3B: 0 HR: 0 SF: 0 SAC: 0 DP: 2 HBP: 1						WP: 0 PB: 0 SB: 0 CS: 0 PA: 36

PITCHER		IP	WLS	BF	H	R	ER	SO	BB	IBB	HBP	BLK	WP	HR	S	P	ERA	WHIP
21 Luis Castillo, R ERA: 2.71	(1, 1)	6.0	W	24	5	0	0	4	1	0	1	0	0	0	66	96	0.00	1.000
63 Diego Castillo, R ERA: 3.43	(7, 1)	1.0		5	2	1	1	0	0	0	0	0	0	0	10	14	9.00	2.000
67 Matt Festa, R ERA: 3.43	(8, 1)	2.0		7	2	0	0	1	0	0	0	0	0	0	24	30	0.00	1.000

PITCHER	IP	WLS	BF	H	R	ER	SO	BB	IBB	HBP	BLK	WP	HR	S	P	ERA	WHIP

BOTTOM

Seattle Mariners @ Cleveland Guardians

Progressive Field, Cleveland, OH

Fri Sep 02 2022, 7:12 PM - 10:07 PM EDT

Att. 21,923 - Partly Cloudy - 78 F

livebaseballscorecards.com

AB	34
R	1
H	9
RBI	0
BB	1
SO	5
LOB	15

Seattle Mariners @ Cleveland Guardians

Progressive Field, Cleveland, OH

Sat Sep 03 2022, 7:17 PM - 10:34 PM EDT

Att. 26,254 - Partly Cloudy - 81 F

livebaseballscorecards.com

TOP

Batter	1	2	3	4	5	6	7	8	9	AB	R	H	RBI	BB	SO	LOB
44 Julio Rodríguez, R (1, 8) OBP: 0.325, SLG: 0.470	G1-3	X SL 87 0-0 17 BB 1-2 2-3 1B		C FF 91 B SL 84 B CH 87 X SL 85 2-1 F8	B SL 79 C SL 78 F SI 93 B SL 79 C FF 94 2-3 K			B FC 100 C SL 90 C FC 99 B FC 100 B SL 91 S SL 92 3-3 K		5	0	1	0	0	2	4
23 Ty France, R (1, 3) OBP: 0.350, SLG: 0.450	B CU 76 X FF 93 1-0 HR	X CH 87 0-0 F4		C FF 89 B FF 92 S SL 86 B SL 84 X SL 85 2-2 P3	S FF 94 S SL 79 B SL 79 B FF 94 F FF 94 X SI 94 2-2 L8			S SL 93 F FC 99 X SL 93 0-2 G1-3		5	1	1	1	0	0	7
17 Mitch Haniger, R (1, 9) OBP: 0.304, SLG: 0.449	S FF 94 S FF 93 B SL 88 B FF 93 B SL 86 X FF 92 3-2 F9	B FF 93 B FF 93 B FF 92 B FF 91 4-0 1-2 2-3 3-H BB		B FF 90 C SL 85 F FF 92 F SL 83 B SL 85 X FF 91 2-2 FC6-4 1-2f		B FF 96 C SL 83 S SL 83 B FF 96 S FS 87 2-3 K			X FF 94 0-0 P6	4	0	0	1	1	1	1
28 Eugenio Suárez, R (1, 5) OBP: 0.333, SLG: 0.444	X FF 94 0-0 2B	C SL 86 X SL 88 0-1 L5			C FF 90 C FF 91 B FF 92 B SL 86 X SL 85 2-2 L6	F FF 97 F SL 83 S FS 88 0-3 K			C SL 83 B SL 82 F FF 95 F FF 96 F SL 80 B FF 94 X FF 96 2-2 F9	5	0	1	0	0	1	3
27 Jesse Winker, L (1, 7) OBP: 0.342, SLG: 0.352 0 Sam Haggerty, S (8, 7) OBP: 0.345, SLG: 0.469	B FF 92 H FF 92 2-0 HBP		B FF 92 B CH 89 X FF 93 2-0 F9		C FF 91 B SL 87 C FF 92 B FF 93 B SL 87 B FF 92 4-2 26 BB 41 BB 29 1B BB	S FS 87 F FF 97 B FS 89 B FS 88 S FS 88 2-3 K			S CH 87 S CH 88 F SL 81 S FF 95 0-3 K	2 1	1 0	0 0	0 0	1 0	1 1	0 0
41 Carlos Santana, S (1, 10) OBP: 0.320, SLG: 0.346	C FF 92 C CH 89 X FF 93 0-2 L3		B SL 88 B FF 92 X FF 91 2-0 26 FC6-4 1B		B SL 85 B FF 90 B FF 90 B FF 88 4-0 29 1B 26 BB 3 BB 1-2 BB		C FF 94 B CU 83 B CU 82 X FF 95 2-1 G4-3			3	1	1	0	1	0	2
26 Adam Frazier, L (1, 4) OBP: 0.310, SLG: 0.318		B FF 92 F FF 93 T FF 93 X SL 87 1-2 F7	C FF 91 B FF 92 B FF 92 C SL 87 X FF 92 2-2 FC6-4 1-2f		B FF 88 B FF 90 B FF 90 C FF 89 B FF 90 4-1 3 BB 29 1B 1-2 2-3 BB		X FF 95 0-0 3 CS 1B			3	0	1	0	1	0	1
29 Cal Raleigh, S (1, 2) OBP: 0.280, SLG: 0.474		B CH 89 B SL 89 B FF 93 B FF 92 4-0 44 1B 3 E 17 BB BB	X FF 91 0-0 G4-3		C FS 89 F FS 91 B SL 77 F FF 94 F SL 78 B FF 93 X FS 90 2-2 3 BB 1-2 2-3 3-H 1B		B FF 95 B CU 83 C FF 96 X FF 96 2-1 F8			3	1	1	1	1	0	2
3 J.P. Crawford, L (1, 6) OBP: 0.334, SLG: 0.344		C FF 90 C FF 90 B SL 86 F FF 92 D CU 74 F CH 87 X FF 92 2-2 FC5 17 BB 44 1B 1-2		B CH 88 B FF 90 C FF 91 X FF 92 2-1 17 FC6-4 1B	B SL 79 B SI 92 B FF 92 C FF 92 F FF 93 F SI 93 B SL 79 4-2 1-2 2-3 3-H BB		1 SAFE C CU 83 F CU 82 B FF 95 1-2 CS	B SL 90 B FC 99 X FC 100 2-0 G5-3		3	0	1	1	1	0	1
Inning Stats	R: 1 E: 0 K: 0 S: 11 H: 2 LOB: 2 BB: 0 P: 19	R: 1 E: 1 K: 0 S: 12 H: 1 LOB: 3 BB: 2 P: 23	R: 0 E: 0 K: 0 S: 6 H: 1 LOB: 1 BB: 0 P: 12	R: 0 E: 0 K: 0 S: 11 H: 1 LOB: 1 BB: 0 P: 19	R: 2 E: 0 K: 1 S: 21 H: 1 LOB: 3 BB: 4 P: 45	R: 0 E: 0 K: 3 S: 9 H: 0 LOB: 0 BB: 0 P: 13	R: 0 E: 0 K: 0 S: 7 H: 1 LOB: 0 BB: 0 P: 12	R: 0 E: 0 K: 1 S: 7 H: 0 LOB: 0 BB: 0 P: 12	R: 0 E: 0 K: 1 S: 10 H: 0 LOB: 0 BB: 0 P: 12	1B: 5 2B: 1 3B: 0 HR: 1 SF: 0 SAC: 0 DP: 0 HBP: 1						

AB	34
R	4
H	7
RBI	4
BB	6
SO	6
LOB	21

WP: 0 PB: 0 SB: 0 CS: 1 PA: 42

PITCHER		IP	WLS	BF	H	R	ER	SO	BB	IBB	HBP	BLK	WP	HR	S	P	ERA	WHIP
71 Xzavion Curry, R ERA: 5.79	(1, 1)	4.1	L	25	5	4	3	0	5	0	1	0	0	1	46	93	6.23	2.308
52 Nick Sandlin, R ERA: 2.02	(5, 1)	0.2		4	1	0	0	1	1	0	0	0	0	0	15	25	0.00	3.000
37 Trevor Stephan, R ERA: 2.28	(6, 1)	1.0		3	0	0	0	3	0	0	0	0	0	0	9	13	0.00	0.000
99 James Karinchak, R ERA: 1.13	(7, 1)	1.0		3	1	0	0	0	0	0	0	0	0	0	7	12	0.00	1.000
48 Emmanuel Clase, R ERA: 1.13	(8, 1)	1.0		3	0	0	0	1	0	0	0	0	0	0	7	12	0.00	0.000

PITCHER		IP	WLS	BF	H	R	ER	SO	BB	IBB	HBP	BLK	WP	HR	S	P	ERA	WHIP
62 Enyel De Los Santos, R ERA: 2.66	(9, 1)	1.0		3	0	0	0	1	0	0	0	0	0	0	10	12	0.00	0.000

Seattle Mariners @ Cleveland Guardians

Progressive Field, Cleveland, OH

Sat Sep 03 2022, 7:17 PM - 10:34 PM EDT

Att. 26,254 - Partly Cloudy - 81 F

livebaseballscorecards.com

BOTTOM

Batter	1	2	3	4	5	6	7	8	9	AB	R	H	RBI	BB	SO	LOB
38 Steven Kwan, L (1, 7) OBP: 0.369, SLG: 0.386	B SI 92 C SI 92 B FF 93 F FF 94 X SL 89 2-2 2 CS 1B		F FF 92 F FF 93 X FF 93 0-2 2 G4-6-3 1B 1-2		C SI 92 D SL 89 B FF 95 X SL 89 2-1 ② FC1-6 1-2f 2-3		C KC 87 F SL 91 F KC 86 F SL 88 X KC 88 0-2 ③ F7			4	0	2	0	0	0	4
2 Tyler Freeman, R (1, 6) OBP: 0.333, SLG: 0.278	1 SAFE C SI 95 C SL 89 X FF 94 0-2 ① 1-2 1B		X SI 92 0-0 ② ③ G4-6-3 1-2f		B SL 87 B SL 87 B FF 94 C SI 94 F FF 94 F FF 95 T FF 95 3-2 ③ K			F SL 88 B SL 90 S SL 90 B SL 90 F FF 101 F SL 91 X SL 92 2-2 ① G6-3		4	0	1	0	0	1	4
11 José Ramírez, S (1, 5) OBP: 0.349, SLG: 0.537	B SL 86 C SL 87 C SL 86 B SI 93 B FF 93 F SL 89 F FF 94 F FF 95 F SL 87 3-2 ② X SI 94 P4			F FF 91 F SL 84 F SL 87 B FF 92 B SL 87 X SL 86 2-2 ① F9		B SL 84 C FF 92 B SL 85 S SL 87 T FF 91 2-2 ① K		X FF 99 0-0 ② G4-3		4	0	0	0	0	1	1
39 Oscar Gonzalez, R (1, 9) OBP: 0.305, SLG: 0.429	1 SAFE S FF 93 F FF 94 B FF 93 X FF 94 1-2 ③ F9			B SL 86 C SL 88 F FF 94 F FF 94 X FF 94 1-2 ② F9		S FF 94 S SL 88 B SL 89 X SL 85 1-2 ② F8		C SL 90 S SL 90 X SL 90 0-2 ③ G6-3		4	0	0	0	0	0	1
22 Josh Naylor, L (1, 10) OBP: 0.313, SLG: 0.446		C SI 91 F SI 91 X SI 92 0-2 ① G3-1		H SI 93 1-0 HBP		X SL 87 0-0 ③ G3			F ST 82 S FF 91 B ST 81 B ST 83 F ST 81 S FF 92 2-3 ① K	3	0	0	0	0	1	0
6 Owen Miller, R (1, 3) OBP: 0.298, SLG: 0.353		B FF 92 F FF 93 B SL 87 X FF 93 2-1 ② P6		X SI 92 0-0 ③ F9			B FF 98 C KC 86 B KC 87 F SL 90 X FF 98 2-2 0 G1-3 1B		C FF 91 B ST 82 X ST 82 1-1 9 1B	4	0	2	0	0	0	1
0 Andrés Giménez, L (1, 4) OBP: 0.367, SLG: 0.483		B SI 94 B SL 89 S FF 94 S FF 94 X FF 95 2-2 ③ F7			B SL 86 B SI 91 B FF 92 C FF 93 X FF 94 3-1 38 FC1-6 12 1B		B KC 88 X KC 86 1-0 ① G1-3 1-2		X FF 92 0-0 ② F9	4	0	1	0	0	0	2
12 Luke Maile, R (1, 2) OBP: 0.321, SLG: 0.348 9 Richie Palacios, L (9, PH) OBP: 0.304, SLG: 0.304			S FF 93 C FF 92 F FF 93 B SL 87 F SL 88 S FF 93 1-3 ① K		X SI 91 0-0 38 FC1-6 1-2		C KC 84 B SL 88 C KC 85 X SL 89 1-2 ② P3		B ST 82 F FF 93 F FF 93 B FF 93 X ST 82 2-2 1-2	3 1	0 0	1 1	0 0	0 0	1 0	1 0
7 Myles Straw, R (1, 8) OBP: 0.275, SLG: 0.249			X FF 95 0-0 38 1B		C FF 92 X FF 91 0-1 ① L7		B KC 86 D KC 86 B SL 89 C FF 98 C FF 100 B FF 99 4-2 BB		B FF 91 B FF 92 F FF 92 X FF 93 2-1 ③ F9	3	0	1	0	1	0	4
Inning Stats	R: 0 E: 0 K: 0 S: 16 H: 2 LOB: 1 BB: 0 P: 22	R: 0 E: 0 K: 0 S: 8 H: 0 LOB: 0 BB: 0 P: 12	R: 0 E: 0 K: 1 S: 10 H: 2 LOB: 1 BB: 0 P: 11	R: 0 E: 0 K: 0 S: 9 H: 0 LOB: 1 BB: 0 P: 13	R: 0 E: 0 K: 1 S: 11 H: 2 LOB: 2 BB: 0 P: 19	R: 0 E: 0 K: 1 S: 7 H: 0 LOB: 0 BB: 0 P: 10	R: 0 E: 0 K: 0 S: 14 H: 1 LOB: 2 BB: 1 P: 22	R: 0 E: 0 K: 0 S: 9 H: 0 LOB: 0 BB: 0 P: 11	R: 0 E: 0 K: 1 S: 12 H: 2 LOB: 2 BB: 0 P: 19	1B: 9 2B: 0 3B: 0 HR: 0	SF: 0 SAC: 0 DP: 1 HBP: 1	WP: 0 PB: 0 SB: 0 CS: 1	PA: 36				

	AB	R	H	RBI	BB	SO	LOB
AB	**34**						
R	**0**						
H	**9**						
RBI	**0**						
BB	**1**						
SO	**4**						
LOB	**18**						

PITCHER		IP	WLS	BF	H	R	ER	SO	BB	IBB	HBP	BLK	WP	HR	S	P	ERA	WHIP
38 Robbie Ray, L ERA: 3.45	(1, 1)	6.0	W	23	6	0	0	3	0	0	1	0	0	0	61	87	0.00	1.000
47 Matt Brash, R ERA: 4.81	(7, 1)	1.0		5	1	0	0	0	1	0	0	0	0	0	14	22	0.00	2.000
Andrés Muñoz, R ERA: 2.83	(8, 1)	1.0		3	0	0	0	0	0	0	0	0	0	0	9	11	0.00	0.000
37 Paul Sewald, R ERA: 2.47	(9, 1)	1.0		5	2	0	0	1	0	0	0	0	0	0	12	19	0.00	2.000

PITCHER	IP	WLS	BF	H	R	ER	SO	BB	IBB	HBP	BLK	WP	HR	S	P	ERA	WHIP

Batter	1	2	3	4	5	6	7	8	9	10	11	AB	R	H	RBI	BB	SO	LOB
44 Julio Rodríguez, R (1, 8) OBP: 0.329, SLG: 0.479	C SI 94 B SI 93 X SI 93 1-1 E6 23 2B 1B		B SI 93 X FF 92 1-0 HR		C CU 82 S CU 82 B CU 83 S CU 83 1-3 ② K		F FF 93 B CH 86 X CH 86 1-1 ② FC6-5 27 BB 1-2 2-3f			C CU 80 B CU 82 C CU 82 X CU 83 1-2 27 S 2-3 1B	F SL 84 C FF 96 B FS 87 B FS 87 X FF 97 2-2 27 FC6 1B	6	2	4	1	0	1	2
27 Jesse Winker, L (1, 7) OBP: 0.342, SLG: 0.349	C FC 88 B FC 89 F SI 93 S CU 83 1-3 ① K		C FC 89 B SI 93 B FC 88 F CH 84 B SI 93 B CH 84 4-2 23 G6-4-3 BB		B SI 98 B SI 96 B FF 98 C FF 97 C SI 98 F SI 98 C SI 98 3-3 ③ K		B FF 92 B FF 94 C FF 92 C FF 93 B FF 94 B FF 93 1-2 2-3 4-2 BB			C CU 82 B FF 95 B FF 95 F FF 94 X FF 95 2-2 ① P5 1-2	C SL 86 X FF 96 0-1 ③ FC6 1-2f	4	0	0	0	2	2	4
23 Ty France, R (1, 3) OBP: 0.349, SLG: 0.450	F SI 94 B FC 89 S FC 90 F FC 88 X SI 94 1-2 2-H 2B		F SI 94 B SI 92 X CH 84 1-1 ②③ G6-4-3 1-2f		X FC 91 0-0 ① G6-3		B CH 87 F FF 93 T FF 95 X CH 87 1-2 ③ G4-3			B CU 82 X CU 82 1-0 ② F7		5	0	1	1	0	0	6
17 Mitch Haniger, R (1, 10) OBP: 0.307, SLG: 0.444	S SI 94 D FC 90 2 SAFE X SI 94 1-1 ② F9			B FC 89 B FC 88 C FC 88 X SI 92 2-1 26 HBP 28 1B 3 G6-3 1B		B FC 92 C FC 92 B SI 93 S FC 92 F FC 94 B FC 94 F FC 92 C FC 91 3-3 ② K		X CH 82 0-0 ① G4-3		B FF 95 B FF 96 C CU 82 B FF 95 C FF 95 F FF 96 B CU 83 4-2 BB		4	1	1	0	1	1	1
28 Eugenio Suárez, R (1, 5) OBP: 0.332, SLG: 0.442	C FC 89 S SI 94 D CU 84 B FC 88 F SI 94 F SI 93 F CH 87 C FC 88 2-3 ③ K			B SI 92 B SI 92 B SI 93 C SI 94 X SI 94 3-1 3 G6-3 26 HBP 1-2 1B		B FC 92 X FC 92 1-0 E5		C FF 92 C CU 78 T FF 92 0-2 ② K		B FF 95 F FF 95 B FF 95 F FF 94 B CU 83 X CU 81 3-2 F8	0-0 3 1B	5	1	1	0	0	2	4
26 Adam Frazier, L (1, 4) OBP: 0.309, SLG: 0.315 (9, 9)		C SI 93 F FC 89 F CU 82 X FC 89 0-2 ① P5		L FC 88 H SI 95 1-1 3 G6-3 1-2 2-3 HBP		F FC 93 X CU 82 0-1 ③ G4-3		C FF 94 X SL 82 0-1 ③ L3			B FF 97 F FF 95 B FF 96 X FF 96 2-1 ① L9	4	0	0	0	0	0	1
3 J.P. Crawford, L (1, 6) OBP: 0.335, SLG: 0.343		C FC 88 B FC 89 F CH 84 S SI 93 1-3 ② K		B SL 88 X SI 96 1-0 ①② G6-3 1-2f 2-3 3-H			B FF 92 B FF 90 C FF 92 B FF 93 F FF 92 X FF 94 3-2 ① G6-3		B FC 97 B FC 97 B FC 97 C FC 98 C FC 98 B FC 98 4-2 13 G4-6-3 BB	X FF 96 0-0 29 HR 2-H 1B	4	1	1	1	1	1	2
5 Curt Casali, R (1, 2) OBP: 0.310, SLG: 0.344 29 Cal Raleigh, S (9, PH) OBP: 0.281, SLG: 0.484 (9, 2)		C SI 92 F SI 93 X FC 89 0-2 ③ F9		C CU 81 S FF 97 S CU 83 0-3 ③ K			B FF 92 B CH 86 B FF 92 C FF 92 B FF 94 4-1 44 FC6-5 0 BB BB		S SL 91 C SL 91 S SL 92 0-3 ① K	B SL 83 C FS 87 S FS 88 D FS 88 F FS 87 X FS 87 2-2 2-H HR	2	0	0	0	1	1	1
20 Taylor Trammell, L (1, 9) OBP: 0.313, SLG: 0.430 0 Sam Haggerty, S (7, PH) OBP: 0.350, SLG: 0.469 (7, 9) 13 Abraham Toro, S (9, PH) OBP: 0.241, SLG: 0.328 (9, 4)			X SI 92 0-0 ① F9		S SI 97 F SI 97 F SL 88 B CU 82 B SL 89 S SL 89 2-3 ① K		B FF 92 B FF 93 F FF 93 B FF 93 B FF 94 4-1 27 BB 44 FC6-5 1-2 BB		D FC 99 S SL 91 X SL 92 1-1 ②③ G4-6-3 1-2f	0-0 44 1B	C FF 96 B FS 87 S FS 87 X FF 96 1-2 ② G6-3	2	0	0	0	0	1	0
												0	0	0	0	1	0	0
												2	0	0	0	0	0	1
Inning Stats	R: 1 H: 2 E: 1 LOB: 1 K: 2 BB: 0 S: 17 P: 23	R: 0 H: 0 E: 0 LOB: 0 K: 1 BB: 0 S: 10 P: 11	R: 1 H: 1 E: 0 LOB: 0 K: 0 BB: 1 S: 6 P: 12	R: 1 H: 2 E: 0 LOB: 1 K: 1 BB: 0 S: 9 P: 16	R: 0 H: 0 E: 0 LOB: 0 K: 3 BB: 0 S: 11 P: 17	R: 0 H: 0 E: 1 LOB: 1 K: 1 BB: 0 S: 9 P: 13	R: 0 H: 0 E: 0 LOB: 3 K: 0 BB: 3 S: 12 P: 29	R: 0 H: 0 E: 0 LOB: 0 K: 1 BB: 0 S: 6 P: 6	R: 0 H: 0 E: 0 LOB: 0 K: 1 BB: 1 S: 7 P: 12	R: 0 H: 1 E: 0 LOB: 3 K: 0 BB: 1 S: 13 P: 24	R: 3 H: 3 E: 0 LOB: 1 K: 0 BB: 0 S: 15 P: 22	1B: 6 SF: 0 2B: 1 SAC: 0 3B: 0 DP: 3 HR: 2 HBP: 1					WP: 0 PA: 47 PB: 0 SB: 1 CS: 0	

PITCHER		IP	WLS	BF	H	R	ER	SO	BB	IBB	HBP	BLK	WP	HR	S	P	ERA	WHIP
47 Cal Quantrill, R ERA: 3.55	(1, 1)	3.0		14	5	3	2	3	1	0	0	0	0	1	37	55	6.00	2.000
31 Sam Hentges, L ERA: 2.84	(4, 1)	2.0		6	0	0	0	4	0	0	1	0	0	0	16	24	0.00	0.000
27 Bryan Shaw, R ERA: 5.22	(6, 1)	1.0		4	0	0	0	1	0	0	0	0	0	0	9	13	0.00	0.000
45 Konnor Pilkington, L ERA: 3.99	(7, 1)	2.0		9	0	0	0	1	3	0	0	0	0	0	18	35	0.00	1.500
48 Emmanuel Clase, R ERA: 1.11	(9, 1)	1.0		3	0	0	0	1	1	0	0	0	0	0	7	12	0.00	1.000

PITCHER		IP	WLS	BF	H	R	ER	SO	BB	IBB	HBP	BLK	WP	HR	S	P	ERA	WHIP
99 James Karinchak, R ERA: 1.08	(10, 1)	1.0		5	1	0	0	0	1	0	0	0	0	0	13	24	0.00	2.000
37 Trevor Stephan, R ERA: 2.58	(11, 1)	1.0	L	6	3	3	2	0	0	0	0	0	0	1	15	22	18.00	3.000

TOP

Seattle Mariners @ Cleveland Guardians

Progressive Field, Cleveland, OH

Sun Sep 04 2022, 2:41 PM - 11:01 PM EDT

Att. 17,809 - Cloudy - 74 F

livebaseballscorecards.com

AB	40
R	6
H	9
RBI	5
BB	6
SO	10
LOB	23

Batter	1	2	3	4	5	6	7	8	9	10	11	AB	R	H	RBI	BB	SO	LOB
38 Steven Kwan, L (1, 7) OBP: 0.367, SLG: 0.383	C FF 94 F SL 87 B FF 94 X SL 86 1-2 G5-3 ①		C KC 81 C FF 94 B SL 85 X SI 94 1-2 G5-3 ②		C FF 88 B ST 79 X ST 80 1-1 P4 ②		F FF 94 B FS 84 F FS 84 S FF 94 1-3 K ③		C FF 92 X ST 84 0-1 1-3 1B		C FF 92 X CH 80 0-1 G6-3 ③	6	0	1	0	0	1	3
1 Amed Rosario, R (1, 6) OBP: 0.311, SLG: 0.395	B FF 94 X SI 95 1-0 P3 ②		C SL 87 B FF 94 F SI 94 X SI 96 1-2 G3-1 ③		B ST 80 F ST 87 F ST 80 B ST 80 B FF 88 F ST 80 X ST 80 3-2 P3 ③			C FF 92 X SL 86 0-1 11 E 11 S 39 1B 1B	X ST 84 0-0 F9 ③	0-0 22 G4-3-6		5	1	1	0	0	0	3
11 José Ramírez, S (1, 10) OBP: 0.350, SLG: 0.535	B SL 85 X FF 94 1-0 22 2B 1B			B SL 88 S SL 90 B SL 91 F SL 89 X SL 92 2-2 G1-3 ①		C KC 86 F KC 86 B KC 86 B FF 97 S SL 89 2-3 K ①		C FF 94 B FS 84 S FS 84 F FS 85 S FS 85 1-3 K ① 1-3		0-0 22 G4-3-6 IBB		4	1	1	0	1	2	1
22 Josh Naylor, L (1, 3) OBP: 0.316, SLG: 0.449	B KC 83 B FF 93 C SL 87 X FF 94 2-1 1-H 2B			X SL 90 0-0 39 HBP 1B		B KC 86 B SL 89 B SL 90 B FF 97 4-0 39 G6-4-3 BB		X FS 85 0-0 G1-3 ②		F SI 90 X SI 92 0-1 G4-3-6 ①② 1-2f 2-3		4	0	2	1	1	0	2
39 Oscar Gonzalez, R (1, 9) OBP: 0.310, SLG: 0.428	F SL 86 S FF 94 S SL 86 0-3 K ③			B SL 90 H FF 98 2-0 1-2 HBP		C SL 90 F FF 97 F SL 89 F SL 90 B FF 98 X KC 86 1-2 G6-4-3 ②③ 1-2f		B ST 83 S ST 83 B ST 83 B FF 92 X ST 83 3-1 3-H 1B		0-0 0 DI IBB		3	0	1	1	1	1	2
0 Andrés Giménez, L (1, 4) OBP: 0.367, SLG: 0.480		C FF 93 F SL 86 X SI 94 0-2 P5 ①		S SL 91 S SL 91 S SL 91 0-3 K ②		B SI 94 C SL 88 F SL 91 B FF 96 F SL 90 B SI 96 B SL 89 4-2 2 G6-3 2 S 17 1B BB		C ST 82 B FF 92 B ST 82 X ST 82 2-1 F9 ③		B SI 91 B SL 80 B FF 92 B FF 92 4-0 1-2 BB		3	1	0	0	2	1	3
2 Tyler Freeman, R (1, 5) OBP: 0.340, SLG: 0.293	B SL 86 C FF 94 B SI 94 F FF 94 B FF 94 X SL 86 3-2 17 G5-4-3 1B			C FF 98 X SL 90 0-1 P4 ③			C SL 86 X SI 94 0-1 G6-3 ① 1-3		B ST 84 F ST 84 F FF 92 X FF 92 1-2 38 1B 1B	C FF 92 F FF 91 F FF 92 D CH 81 X CH 81 1-2 F9 ③	0-0	5	0	2	0	0	0	6
17 Austin Hedges, R (1, 2) 28 Ernie Clement, R (7, PR) 12 Luke Maile, R (8, 2) OBP: 0.262, SLG: 0.272 OBP: 0.268, SLG: 0.224 OBP: 0.317, SLG: 0.343	B SI 93 C SL 85 X SL 85 1-1 G5-4-3 1-2f				C ST 80 B ST 79 H SI 89 2-1 HBP		X SL 87 0-0 7 G6-3 3-H 1B	1 SAFE S ST 84 X ST 84 0-1 F9 ①	X FF 92 0-0 G1-3 ①		2 0 2	0 0 0	1 0 0	1 0 0	0 0 0	0 0 1	1 0 1
7 Myles Straw, R (1, 8) OBP: 0.273, SLG: 0.247		B FF 93 C SI 93 F SI 92 S FF 94 1-3 K ①			C FF 87 C ST 79 F ST 81 S FF 88 0-3 K ①		1 SAFE S SL 86 S SL 86 1 SAFE B SL 89 D SL 88 D SL 88 F SL 87 F SL 87 3-2 X SL 87 G6-3 1-2	1 SAFE B FF 90 X FF 91 1-0 L9 ②	C FF 92 F FC 88 C SL 80 0-3 K ②		5	0	0	0	0	3	3
Inning Stats	R: 1 E: 0 K: 1 S: 10 H: 2 LOB: 1 BB: 0 P: 15	R: 0 E: 0 K: 0 S: 8 H: 1 LOB: 0 BB: 0 P: 12	R: 0 E: 0 K: 1 S: 9 H: 0 LOB: 0 BB: 0 P: 12	R: 0 E: 0 K: 1 S: 9 H: 1 LOB: 2 BB: 0 P: 13	R: 0 E: 0 K: 1 S: 11 H: 0 LOB: 1 BB: 0 P: 17	R: 0 E: 0 K: 1 S: 8 H: 0 LOB: 0 BB: 1 P: 15	R: 1 E: 0 K: 1 S: 14 H: 1 LOB: 2 BB: 1 P: 22	R: 1 E: 1 K: 1 S: 11 H: 2 LOB: 1 BB: 0 P: 17	R: 0 E: 0 K: 0 S: 9 H: 2 LOB: 2 BB: 0 P: 11	R: 0 E: 0 K: 0 S: 6 H: 0 LOB: 3 BB: 3 P: 11	R: 0 E: 0 K: 1 S: 6 H: 0 LOB: 0 BB: 0 P: 6	1B: 8 2B: 1 3B: 0 HR: 0	SF: 0 SAC: 0 DP: 3 HBP: 2					

Seattle Mariners @ Cleveland Guardians

Progressive Field, Cleveland, OH

Sun Sep 04 2022, 2:41 PM - 11:01 PM EDT

Att. 17,809 - Cloudy - 74 F

BOTTOM

livebaseballscorecards.com

AB	39
R	3
H	9
RBI	3
BB	5
SO	8
LOB	25

WP: 0 PB: 0 SB: 2 CS: 0 PA: 46

PITCHER		IP	WLS	BF	H	R	ER	SO	BB	IBB	HBP	BLK	WP	HR	S	P	ERA	WHIP
68 George Kirby, R ERA: 3.15	(1, 1)	3.0		11	3	1	1	2	0	0	0	0	0	0	27	39	3.00	1.000
Andrés Muñoz, R ERA: 2.78	(4, 1)	1.0		5	1	0	0	1	0	0	1	0	0	0	9	13	0.00	1.000
56 Penn Murfee, R ERA: 2.57	(5, 1)	1.0	H	4	0	0	0	1	0	0	1	0	0	0	11	17	0.00	0.000
47 Matt Brash, R ERA: 4.69	(6, 1)	1.0	H	3	0	0	0	1	1	0	0	0	0	0	8	15	0.00	1.000
63 Diego Castillo, R ERA: 3.57	(7, 1)	0.2	H	4	1	1	1	0	1	0	0	0	0	0	11	18	13.50	3.000

PITCHER		IP	WLS	BF	H	R	ER	SO	BB	IBB	HBP	BLK	WP	HR	S	P	ERA	WHIP
50 Erik Swanson, R ERA: 1.02	(7, 1)	1.0	H	4	1	1	1	2	0	0	0	0	0	0	10	12	9.00	1.000
37 Paul Sewald, R ERA: 2.45	(8, 1)	0.1	B	2	1	0	0	0	0	0	0	0	0	0	4	9	0.00	3.000
67 Matt Festa, R ERA: 3.35	(9, 1)	1.0		5	2	0	0	0	0	0	0	0	0	0	9	11	0.00	2.000
48 Matthew Boyd, L ERA:	(10, 1)	1.0	W	5	0	0	0	0	1	2	0	0	0	0	6	11	0.00	1.000
77 Chris Flexen, R ERA: 3.89	(11, 1)	1.0	S	3	0	0	0	1	0	0	0	0	0	0	6	6	0.00	0.000

Batter	1	2	3	4	5	6	7	8	9	10	AB	R	H	RBI	BB	SO	LOB
38 Steven Kwan, L (1, 7) OBP: 0.369, SLG: 0.384	B SI 93 B SI 94 B SI 92 C SI 94 C SI 86 X SI 95 3-2 1 G6-4-3 1B	1 SAFE C SL 85 X CH 86 0-1 1-3 1B			C SL 84 X CH 87 0-1 ① L4		C SI 96 C SI 96 B SL 86 X SL 85 1-2 ② L6		B CU 80 B SL 82 C CU 79 B CU 78 B CU 78 4-1 1-2 BB		4	0	2	0	1	0	0
1 Amed Rosario, R (1, 10) OBP: 0.310, SLG: 0.393	B SI 95 B SL 86 C SI 94 X SI 94 2-1 ①② G6-4-3 1-2f	C SL 86 S SL 86 X SL 86 0-2 ③ G4-3			C SL 85 B SL 87 S SI 94 B SI 94 F SI 95 X SL 88 2-2 ② G5-3		B SL 86 X SI 96 1-0 1B		F SL 83 F FF 92 D CU 80 S SL 84 1-3 ③ K	0-0 39 2B	5	1	1	0	0	1	5
11 José Ramírez, S (1, 5) OBP: 0.352, SLG: 0.533	C SI 93 B SL 86 F SI 94 F SL 87 B SI 95 X SI 95 2-2 1B		C SL 85 B SI 91 B SI 94 F SI 93 S SL 87 2-3 ① K		C CH 87 F SL 85 F SL 87 B SI 94 F SI 94 H SL 88 2-2 22 CS HBP		B SL 86 B SL 86 F SI 96 F SL 85 S SL 87 2-3 ③ K			0-0 39 2B IBB	3	1	1	0	1	2	1
22 Josh Naylor, L (1, 3) OBP: 0.315, SLG: 0.454	1 SAFE X SI 92 0-0 ③ F8		X SI 94 0-0 ② F7		1 SAFE C SI 93 1 SAFE B SI 93 1-1 ③ CS 1-2	B CH 86 X SL 84 1-0 HR		B FC 90 F FF 94 F FF 94 F FC 87 B CU 78 F FC 87 X CU 79 2-2 ① G4-3		F FS 83 F FF 98 D SL 85 D KC 84 X FF 98 2-2 ① F8	5	1	1	1	0	0	2
39 Oscar Gonzalez, R (1, 9) OBP: 0.312, SLG: 0.432		F SL 84 C SI 94 B SI 94 X SL 86 1-2 ① G4-3	B SL 86 C SI 94 X SI 94 1-1 1B			B SL 85 C SI 94 X SL 86 1-1 ① G6-3		B FF 95 S CU 81 C CU 76 S FF 94 1-3 ② K		X KC 83 0-0 1-H 2-H 2B	5	0	2	2	0	1	0
0 Andrés Giménez, L (1, 4) OBP: 0.368, SLG: 0.481		C SI 93 F SI 94 X SL 86 0-2 2 1B 17 SH1 1B	B SI 93 D CH 86 C SI 94 X SI 94 2-1 ③ G4-3			C SL 86 B CH 86 X CH 86 1-1 2 E 2 SF8 2B		B FC 87 C FC 88 B FC 88 F FF 94 S FC 86 2-3 ③ K		S FF 98 S FF 97 X FF 98 0-2 ② G2-3	5	2	2	0	0	1	2
2 Tyler Freeman, R (1, 6) OBP: 0.327, SLG: 0.289		1 SAFE C SI 93 X SI 93 0-1 17 SH1 7 1B 1-3 1B		B SI 94 F SL 86 B SI 94 X SI 93 2-1 ① L9		B SI 93 B SI 94 C SI 93 T SI 94 2 SAFE F SI 95 F SL 89 B SI 94 X SL 88 3-2 ② SF8 2-H			C SL 85 S CU 79 B CU 79 B SL 84 X SL 82 2-2 ① G5-3	B FF 99 F FF 98 X FF 99 1-1 ③ P3	4	1	1	1	0	0	1
17 Austin Hedges, R (1, 2) OBP: 0.260, SLG: 0.270 9 Richie Palacios, L (9, PH) OBP: 0.301, SLG: 0.301 12 Luke Maile, R (9, 2) OBP: 0.317, SLG: 0.343		X SI 93 0-0 ② SH1 1-2 3-H		B SI 94 B SI 94 B SI 94 C SI 94 X SI 94 3-1 ② P3		F SL 86 B SL 85 X SI 94 1-1 ③ G6-3			B FF 93 B SL 84 C SL 83 S CU 78 B SL 84 S SL 84 3-3 ② K		2 1 0	0 0 0	0 0 0	1 0 0	0 1 0	0 0 0	0 0 0
7 Myles Straw, R (1, 8) OBP: 0.274, SLG: 0.249		D SL 87 C SI 94 X SI 94 1-1 38 1B 2-H 1B		X SI 93 0-0 ③ G6-3			C SI 96 B SL 85 X SI 97 1-1 ① F9		B CU 80 C CU 80 B SL 83 X FF 92 2-1 38 S 1B		4	0	2	1	0	0	0
Inning Stats	R: 0 H: 2 E: 0 LOB: 1 K: 0 BB: 0 S: 10 P: 17	R: 2 H: 4 E: 0 LOB: 2 K: 0 BB: 0 S: 16 P: 18	R: 0 H: 1 E: 0 LOB: 1 K: 1 BB: 0 S: 8 P: 13	R: 0 H: 0 E: 0 LOB: 0 K: 0 BB: 0 S: 5 P: 10	R: 0 H: 0 E: 0 LOB: 0 K: 0 BB: 0 S: 11 P: 16	R: 2 H: 2 E: 1 LOB: 0 K: 0 BB: 0 S: 12 P: 19	R: 0 H: 1 E: 0 LOB: 1 K: 1 BB: 0 S: 9 P: 14	R: 0 H: 0 E: 0 LOB: 0 K: 2 BB: 0 S: 11 P: 16	R: 0 H: 1 E: 0 LOB: 2 K: 2 BB: 1 S: 12 P: 24	R: 2 H: 1 E: 0 LOB: 1 K: 0 BB: 1 S: 9 P: 12	1B: 9 SF: 1 2B: 2 SAC: 1 3B: 0 DP: 1 HR: 1 HBP: 1						

PITCHER		IP	WLS	BF	H	R	ER	SO	BB	IBB	HBP	BLK	WP	HR	S	P	ERA	WHIP
51 Brady Singer, R ERA: 3.38	(1, 1)	6.0		26	9	4	3	1	0	0	1	0	0	1	62	93	4.50	1.500
40 Collin Snider, R ERA: 6.0	(7, 1)	1.0		4	1	0	0	1	0	0	0	0	0	0	9	14	0.00	1.000
36 Anthony Misiewicz, L ERA: 5.71	(8, 1)	1.0		3	0	0	0	2	0	0	0	0	0	0	11	16	0.00	0.000
58 Scott Barlow, R ERA: 2.53	(9, 1)	1.0		5	1	0	0	2	1	0	0	0	0	0	12	24	0.00	2.000
43 Carlos Hernández, R ERA: 8.2	(10, 1)	1.0	L	5	1	2	1	0	0	1	0	0	0	0	9	12	9.00	1.000

PITCHER	IP	WLS	BF	H	R	ER	SO	BB	IBB	HBP	BLK	WP	HR	S	P	ERA	WHIP

TOP

Cleveland Guardians @ Kansas City Royals

Kauffman Stadium, Kansas City, MO

Mon Sep 05 2022, 7:12 PM - 10:25 PM CDT

Att. 11,511 - Clear - 76 F

livebaseballscorecards.com

AB	38
R	6
H	12
RBI	6
BB	2
SO	6
LOB	11

WP: 0 PA: 44
PB: 0
SB: 1
CS: 1

Batter	1	2	3	4	5	6	7	8	9	10	AB	R	H	RBI	BB	SO	LOB
1 MJ Melendez, L (1, 10) (9, 2) OBP: 0.321, SLG: 0.406	C FF 92 C CU 78 X FF 94 0-2 ① L9		F FF 92 C CU 79 D CU 80 F CU 80 B FF 93 X SL 87 2-2 ② F9 2-3		B CU 80 F FF 92 C FF 94 C FF 95 1-3 ③ K			S SL 80 B FF 94 B SL 78 B SL 78 B SI 93 4-1 13 2B BB		T FC 99 F SL 91 B SL 92 F FC 100 B SL 92 X FC 100 2-2 7 G4-6-3 2-H 1B	4	1	1	1	1	1	1
7 Bobby Witt Jr., R (1, 5) OBP: 0.290, SLG: 0.443	X FF 94 0-0 ② L8		B SL 88 X SL 88 1-0 ③ G5-3			C SL 87 B FF 93 F SL 88 F SL 88 F CU 79 B CU 78 F SL 87 B FF 94 B FF 94 4-2 32 E 32 FC3 2 SF8 BB		B SI 94 C SI 92 X SL 78 1-1 ① F8		X FC 100 0-0 ①② G4-6-3 1-2f	4	1	0	0	1	0	3
13 Salvador Perez, R (1, 2) OBP: 0.277, SLG: 0.450 17 Hunter Dozier, R (8, PR) OBP: 0.297, SLG: 0.386 58 Scott Barlow, R (9, 1) 43 Carlos Hernández, R (10, 1) Ryan O'Hearn, L (10, PH) OBP: 0.279, SLG: 0.295	B FF 93 B FF 93 S SL 88 F FF 94 X SL 89 2-2 ③ F9			C SL 87 F SL 86 F SL 87 B FF 92 S CU 78 1-3 ① K		F SL 87 X FF 93 0-1 ① F9		S SL 79 F SL 79 X SL 78 0-2 1-H 2B		X FC 101 0-0 1B	4 0 0 0 1	0 0 0 0 0	1 0 0 0 1	1 0 0 0 0	0 0 0 0 0	1 0 0 0 0	1 0 0 0 0
32 Nick Pratto, L (1, 3) OBP: 0.283, SLG: 0.429		C FF 91 B CU 78 B CU 79 S FF 93 F FF 94 B CU 80 F FF 94 F FF 95 X SL 85 3-2 1B		C SL 85 B FF 92 B CU 78 S SL 88 B FF 93 C SL 88 3-3 ② K		1 SAFE X SL 88 0-0 FC3 1-3		C SL 79 S FS 87 B FF 92 B SL 78 B SL 77 S SL 79 3-3 ② K		C FC 100 B FC 100 X FC 100 1-1 ③ G1	5	0	1	0	0	2	3
2 Michael Taylor, R (1, 8) OBP: 0.328, SLG: 0.387		S SL 86 B SL 87 S FF 92 X SL 88 1-2 ① F4		B SL 88 B FF 92 S FF 93 B FF 92 F FF 92 X FF 93 3-2 ③ F8		1 SAFE F FF 92 S SL 87 F SL 88 F FF 93 F CU 78 X FF 93 0-2 ② SF8 3-H		C SL 79 X SL 79 0-1 ③ P5			3	0	0	1	0	0	2
19 Michael Massey, L (1, 4) OBP: 0.354, SLG: 0.378		S SL 88 F FF 92 F FF 94 S CU 79 0-3 ② K			B SL 86 F FF 92 F SL 86 F FF 93 B CU 80 F FF 93 B SL 89 B SL 88 4-2 28 E 28 S 6 HR BB	F SI 95 C SI 95 X SL 86 0-2 ③ G3			B FF 93 B CH 78 B FF 93 C FF 92 F FF 92 X FF 92 3-2 ① F7		3	1	0	0	1	1	2
28 Kyle Isbel, L (1, 7) OBP: 0.264, SLG: 0.346 18 Nate Eaton, R (7, PH) (8, 7) OBP: 0.310, SLG: 0.431		F FF 93 F FF 94 F CU 79 F FF 94 S FF 94 0-3 ③ K			B FF 93 F FF 92 B CU 78 B SL 88 X FF 92 3-1 ① P2 1-3		C FF 96 F CU 81 C CU 81 0-3 ① K		C FF 93 F CH 77 B SL 88 F FF 93 X SL 88 1-2 6 S 1B		2 2	0 0	0 1	0 0	0 1	1 0	2 0
6 Drew Waters, S (1, 9) OBP: 0.326, SLG: 0.395			B FF 92 C FF 92 F SL 87 F CU 78 F CU 80 X SL 88 1-2 1 F9 2B		X CU 80 0-0 3-H HR		B FF 95 F FF 95 S CU 80 C CU 81 1-3 ② K		F FF 92 1 SAFE B FF 91 X FF 92 1-1 ② P5 1-2		4	1	2	2	0	1	1
8 Nicky Lopez, L (1, 6) OBP: 0.297, SLG: 0.291			F SL 88 X FF 94 0-1 ① L5		X FF 92 0-0 ② G4-3		F SI 94 F FF 96 B FF 96 X FF 97 1-2 ③ G3		B FF 92 X FF 91 1-0 ③ G3	0-0 1 1B	4	1	0	0	0	0	2
Inning Stats	R: 0 H: 0 E: 0 LOB: 0 K: 0 BB: 0 S: 7 P: 9	R: 0 H: 1 E: 0 LOB: 1 K: 2 BB: 0 S: 18 P: 22	R: 0 H: 1 E: 0 LOB: 1 K: 0 BB: 0 S: 12 P: 16	R: 0 H: 0 E: 0 LOB: 0 K: 2 BB: 0 S: 10 P: 17	R: 2 H: 1 E: 0 LOB: 0 K: 1 BB: 1 S: 11 P: 19	R: 1 H: 0 E: 1 LOB: 1 K: 0 BB: 1 S: 17 P: 21	R: 0 H: 0 E: 0 LOB: 0 K: 2 BB: 0 S: 9 P: 11	R: 1 H: 1 E: 0 LOB: 1 K: 1 BB: 1 S: 11 P: 19	R: 0 H: 1 E: 0 LOB: 1 K: 0 BB: 0 S: 10 P: 16	R: 1 H: 2 E: 0 LOB: 1 K: 0 BB: 0 S: 8 P: 11	1B: 4 SF: 1 2B: 2 SAC: 0 3B: 0 DP: 1 HR: 1 HBP: 0						

PITCHER		IP	WLS	BF	H	R	ER	SO	BB	IBB	HBP	BLK	WP	HR	S	P	ERA	WHIP
24 Triston McKenzie, R ERA: 3.18	(1, 1)	5.2		23	3	3	2	5	2	0	0	0	0	1	72	101	3.18	0.882
31 Sam Hentges, L ERA: 2.77	(6, 1)	1.1	H	4	0	0	0	2	0	0	0	0	0	0	12	14	0.00	0.000
52 Nick Sandlin, R ERA: 2.21	(8, 1)	1.0	B	5	1	1	1	1	1	0	0	0	0	0	11	19	9.00	2.000
49 Eli Morgan, R ERA: 4.0	(9, 1)	1.0	W	4	1	0	0	0	0	0	0	0	0	0	10	16	0.00	1.000
48 Emmanuel Clase, R ERA: 1.09	(10, 1)	1.0	S	4	2	1	0	0	0	0	0	0	0	0	8	11	0.00	2.000

PITCHER	IP	WLS	BF	H	R	ER	SO	BB	IBB	HBP	BLK	WP	HR	S	P	ERA	WHIP

BOTTOM

Cleveland Guardians @ Kansas City Royals

Kauffman Stadium, Kansas City, MO

Mon Sep 05 2022, 7:12 PM - 10:25 PM CDT

Att. 11,511 - Clear - 76 F

livebaseballscorecards.com

AB	36
R	5
H	7
RBI	5
BB	3
SO	8
LOB	17

1B: 4 SF: 1
2B: 2 SAC: 0
3B: 0 DP: 1
HR: 1 HBP: 0

WP: 0 PA: 40
PB: 0
SB: 2
CS: 0

Batter	1	2	3	4	5	6	7	8	9	AB	R	H	RBI	BB	SO	LOB
38 Steven Kwan, L (1, 7) OBP: 0.365, SLG: 0.380	B FF 92 C FF 92 X CU 82 1-1 ① G4-1		C CU 79 X FF 92 0-1 ② L7		B FF 93 F FF 92 F CU 80 B CH 82 F FF 94 X FF 94 2-2 ② F7		C SI 93 F SI 93 B SL 82 B SI 93 S SL 81 2-3 ② K		C SL 87 B SL 90 X CH 90 1-1 ③ G6-3	5	0	0	0	0	1	4
1 Amed Rosario, R (1, 6) OBP: 0.310, SLG: 0.392	B FF 92 S CH 82 F CU 82 F FF 94 F FF 95 X CH 83 1-2 ② G6-3		X CU 80 0-0 11 1B 1-2 2-3 1B		C CH 80 B FF 94 S FF 92 S CH 82 1-3 ③ K		F SL 82 S SI 94 X SL 82 0-2 ③ F8			4	0	1	0	0	1	2
11 José Ramírez, S (1, 10) OBP: 0.351, SLG: 0.531	B FF 94 C FF 93 X CU 83 1-1 ③ G4-3		C CU 82 X FF 93 0-1 1-2 2-H 3-H 1B			C CU 80 X CH 80 0-1 ① F9		B SL 88 X SI 95 1-0 ① F9		4	0	1	2	0	0	0
39 Oscar Gonzalez, R (1, 9) OBP: 0.311, SLG: 0.433		B FF 94 B CH 82 S CH 82 S CH 81 B FF 94 X CH 82 3-2 ① L4	S CH 80 S FF 92 F FF 94 S FF 93 0-3 ③ K			B FF 94 X FF 92 1-0 ② F9		B FF 95 S SI 94 B SI 95 B SL 90 X SI 94 3-1 0 G4-3 6 1B 2B		4	1	1	0	0	1	2
0 Andrés Giménez, L (1, 4) OBP: 0.371, SLG: 0.483		F FF 94 H CH 81 1-1 6 CS HBP		B CU 80 C CU 80 X CU 82 1-1 1B		B CH 81 B FF 93 F FF 91 F FF 92 F FF 94 F FF 93 X CH 81 2-2 ③ 1B		D SL 90 X FF 96 1-0 ② G4-3 2-3		3	0	2	0	0	0	1
6 Owen Miller, R (1, 3) OBP: 0.297, SLG: 0.352		C CU 81 C FF 94 X CH 82 0-2 ② ③ F8 1-2		X FF 90 0-0 ① F7			C FF 91 F CH 81 C CU 81 0-3 ① K	X FF 95 0-0 3-H 1B		4	0	1	1	0	1	2
2 Tyler Freeman, R (1, 5) OBP: 0.321, SLG: 0.286			C FF 91 F FF 93 B FF 94 F FF 93 B CU 84 S CH 82 2-3 ① K	X FF 92 0-0 ② F8			C FF 92 X FF 92 0-1 17 1B 7 1B 1B	B SL 86 X FF 95 1-0 ③ G4-3		4	1	1	0	0	1	2
17 Austin Hedges, R (1, 2) OBP: 0.264, SLG: 0.271			B FF 93 F FF 91 S FF 93 F FF 95 B FF 94 F FF 94 B CH 82 B CH 82 4-2 1 1B 7 1B 11 1B BB	C FF 91 D CU 80 F CH 80 B FF 93 F FF 92 B CU 79 X FF 91 3-2 ③ P3			B SL 82 S SL 83 S SL 82 X SI 93 1-2 7 1B 1-3 1B		S FF 93 X FF 94 0-1 ① L9	3	1	1	0	1	0	1
7 Myles Straw, R (1, 8) OBP: 0.276, SLG: 0.251			C FF 90 C CH 81 X CH 80 0-2 1 1B 11 1B 1-2 1B		B CU 81 F FF 92 B CH 81 F FF 91 F CU 80 B CU 80 F FF 92 X FF 92 3-2 ① G6-3		F SL 83 S SL 83 F SL 83 B SL 82 B SL 82 X SL 82 2-2 1-2 3-H 1B		B FF 94 X SL 88 1-0 ② G6-3	4	1	2	1	0	0	0
Inning Stats	R: 0 E: 0 K: 0 S: 9 H: 0 LOB: 0 BB: 0 P: 12	R: 0 E: 0 K: 0 S: 7 H: 0 LOB: 0 BB: 0 P: 11	R: 2 E: 0 K: 2 S: 20 H: 3 LOB: 2 BB: 1 P: 26	R: 0 E: 0 K: 0 S: 8 H: 1 LOB: 1 BB: 0 P: 12	R: 0 E: 0 K: 1 S: 12 H: 0 LOB: 0 BB: 0 P: 18	R: 0 E: 0 K: 0 S: 8 H: 1 LOB: 1 BB: 0 P: 11	R: 1 E: 0 K: 2 S: 18 H: 3 LOB: 2 BB: 0 P: 23	R: 1 E: 0 K: 0 S: 6 H: 2 LOB: 1 BB: 0 P: 12	R: 0 E: 0 K: 0 S: 5 H: 0 LOB: 0 BB: 0 P: 7	1B: 9 2B: 1 3B: 0 HR: 0 SF: 0 SAC: 0 DP: 0 HBP: 1						

PITCHER		IP	WLS	BF	H	R	ER	SO	BB	IBB	HBP	BLK	WP	HR	S	P	ERA	WHIP
50 Kris Bubic, L ERA: 5.4	(1, 1)	6.1	L	25	6	3	3	4	1	0	1	0	0	0	69	95	4.26	1.105
74 Jose Cuas, R ERA: 3.48	(7, 1)	0.2		4	2	0	0	1	0	0	0	0	0	0	13	18	0.00	3.000
56 Brad Keller, R ERA: 5.25	(8, 1)	2.0		8	2	1	1	0	0	0	0	0	0	0	11	19	4.50	1.000

PITCHER	IP	WLS	BF	H	R	ER	SO	BB	IBB	HBP	BLK	WP	HR	S	P	ERA	WHIP

TOP

Cleveland Guardians @ Kansas City Royals

Kauffman Stadium, Kansas City, MO

Tue Sep 06 2022, 7:13 PM - 9:44 PM CDT

Att. 12,580 - Clear - 81 F

livebaseballscorecards.com

AB	35
R	4
H	10
RBI	4
BB	1
SO	5
LOB	14

WP: 0	PA: 37		
PB: 0			
SB: 0			
CS: 1			

Batter	1	2	3	4	5	6	7	8	9	AB	R	H	RBI	BB	SO	LOB
1 MJ Melendez, L (1, 7) OBP: 0.320, SLG: 0.402	B FF 91 F SL 87 B KC 83 X FC 88 2-1 ① F9		B FF 93 B KC 84 C FF 92 F FC 88 S SL 86 2-3 ③ K			C FF 91 B FC 88 F FC 88 B KC 83 B KC 84 F FF 94 B SL 86 4-2 BB			B FF 95 C FF 95 S FF 95 B CU 83 B CU 82 F FF 96 S FF 96 3-3 ① K	3	0	0	0	1	2	0
7 Bobby Witt Jr., R (1, 6) OBP: 0.288, SLG: 0.439	B FC 87 B FF 92 B FF 92 C FF 92 C FC 89 X FC 90 3-2 ② G4-3			X FF 92 0-0 ① F8		B SL 85 X FC 87 1-0 ② P6			B FF 95 S FF 95 S FF 95 S FF 95 1-3 ② K	4	0	0	0	0	1	1
13 Salvador Perez, R (1, 2) OBP: 0.276, SLG: 0.456	S FF 93 X FC 86 0-1 ③ L8			B FF 92 F FF 92 X FF 92 1-1 HR		B FF 94 S FC 88 B FC 88 S FC 89 D KC 83 S FC 88 3-3 ③ K			X FF 95 0-0 ③ G6-3	4	1	1	1	0	1	1
32 Nick Pratto, L (1, 3) OBP: 0.278, SLG: 0.420		B FC 87 B FF 92 C FF 91 X FC 87 2-1 ① G3		X FC 88 0-0 ② L6			C FC 86 S KC 82 B KC 83 B SL 86 C FF 93 2-3 ① K			3	0	0	0	0	1	0
2 Michael Taylor, R (1, 8) OBP: 0.331, SLG: 0.389		F KC 81 S SL 84 X SL 85 0-2 1B 1B		F FF 92 B FC 88 X SL 86 1-1 CS 1B			F FF 93 X FF 92 0-1 ② F8			3	0	2	0	0	0	0
Ryan O'Hearn, L (1, 10) OBP: 0.280, SLG: 0.296		C FF 92 F FC 87 D KC 82 X KC 82 1-2 17 G4-3 1-3 1B		0-0 ③ CS 1-2	C FC 87 X FC 87 0-1 ① G6-3		B FF 91 X FF 92 1-0 ③ F8			3	0	1	0	0	0	0
17 Hunter Dozier, R (1, 5) OBP: 0.295, SLG: 0.383	X SL 86 0-0 ② ③ G4-3 1-2f				F FC 88 B SL 85 S SL 87 F SL 87 X SL 86 1-2 ② F8			B FC 88 F FC 88 B SL 87 F FF 93 S FC 88 2-3 ① K		3	0	0	0	0	1	2
19 Michael Massey, L (1, 4) OBP: 0.345, SLG: 0.366			C FF 92 B KC 82 S FC 88 S KC 84 1-3 ① K		B FF 91 B FC 88 B FC 89 C FF 92 X FF 92 3-1 ③ G4-3			B FC 88 C FF 93 F KC 84 F KC 84 X SL 87 1-2 ② G6-3		3	0	0	0	0	1	0
6 Drew Waters, S (1, 9) OBP: 0.304, SLG: 0.366			B FF 92 C FC 88 B FC 88 S FC 88 C FC 89 2-3 ② K			X KC 82 0-0 ① G6-3		B FC 88 C FF 93 B FF 93 T FC 89 F SL 87 C FF 92 2-3 ③ K		3	0	0	0	0	2	0
Inning Stats	R: 0 E: 0 K: 0 S: 7 H: 0 LOB: 0 BB: 0 P: 12	R: 0 E: 0 K: 0 S: 9 H: 2 LOB: 1 BB: 0 P: 12	R: 0 E: 0 K: 3 S: 9 H: 0 LOB: 0 BB: 0 P: 14	R: 1 E: 0 K: 0 S: 6 H: 2 LOB: 0 BB: 0 P: 8	R: 0 E: 0 K: 0 S: 8 H: 0 LOB: 0 BB: 0 P: 12	R: 0 E: 0 K: 1 S: 8 H: 0 LOB: 1 BB: 1 P: 16	R: 0 E: 0 K: 1 S: 6 H: 0 LOB: 0 BB: 0 P: 9	R: 0 E: 0 K: 2 S: 11 H: 0 LOB: 0 BB: 0 P: 16	R: 0 E: 0 K: 2 S: 8 H: 0 LOB: 0 BB: 0 P: 12	1B: 3 2B: 0 3B: 0 HR: 1 SF: 0 SAC: 0 DP: 1 HBP: 0	WP: 0 PB: 0 SB: 0 CS: 1 PA: 31					

PITCHER	IP	WLS	BF	H	R	ER	SO	BB	IBB	HBP	BLK	WP	HR	S	P	ERA	WHIP
57 Shane Bieber, R (1, 1) ERA: 2.96	8.0	W	27	4	1	1	7	1	0	0	0	0	1	64	99	1.12	0.625
99 James Karinchak, R (9, 1) ERA: 1.04	1.0	S	3	0	0	0	2	0	0	0	0	0	0	8	12	0.00	0.000

PITCHER	IP	WLS	BF	H	R	ER	SO	BB	IBB	HBP	BLK	WP	HR	S	P	ERA	WHIP

BOTTOM

Cleveland Guardians @ Kansas City Royals

Kauffman Stadium, Kansas City, MO

Tue Sep 06 2022, 7:13 PM - 9:44 PM CDT

Att. 12,580 - Clear - 81 F

livebaseballscorecards.com

AB	29
R	1
H	4
RBI	1
BB	1
SO	9
LOB	4

Batter	1	2	3	4	5	6	7	8	9	AB	R	H	RBI	BB	SO	LOB
38 Steven Kwan, L (1, 7) OBP: 0.364, SLG: 0.376	F FF 88 B FF 90 X CU 72 1-1 ① G3	1 SAFE C FF 90 D CU 72 1 SAFE X FF 89 1-1 ③ F8			C FF 88 S CH 85 X CH 85 0-2 ① L9		B SI 97 B SI 96 B SI 97 B SI 95 4-0 BB		C SL 85 X SL 85 0-1 ③ F7	4	0	0	0	1	0	1
1 Amed Rosario, R (1, 6) OBP: 0.309, SLG: 0.391	C FF 90 B FF 90 X FC 86 1-1 22 1B 1B		B FF 89 B FC 86 C FC 85 X FF 90 2-1 ① F9		F FF 90 X CU 72 0-1 ② G5-3		C SL 86 F SL 86 B SL 86 F SI 96 S SL 86 1-3 ③ K			4	0	1	0	0	1	1
11 José Ramírez, S (1, 5) OBP: 0.349, SLG: 0.527	C CU 72 X FF 90 0-1 ② L9		C FF 90 X CH 87 0-1 ② G3-1		B FF 88 F FF 89 X FC 85 1-1 ③ G3-1			C ST 82 S ST 83 B FF 99 T FF 99 1-2 ① K		4	0	0	0	0	1	1
22 Josh Naylor, L (1, 10) OBP: 0.314, SLG: 0.452	S CH 87 1 SAFE B CH 87 B FC 86 X FF 90 2-1 39 BB 1-3 1B		B FF 91 C CU 73 F FF 91 B FF 91 X CH 88 2-2 ③ G3-1			S CH 85 F FF 88 S CH 86 0-3 ① K		X SI 98 0-0 ② F8		4	0	1	0	0	1	0
39 Oscar Gonzalez, R (1, 9) OBP: 0.318, SLG: 0.444	B CH 88 S CU 72 B FC 87 B CU 73 F FC 88 B FC 86 4-2 1-2 BB			X FF 89 0-0 0 G3-1 6 1B 2B		F CU 74 C FF 88 B CU 70 X FC 85 1-2 ② G5-3		B SI 98 C ST 82 X ST 83 1-1 0 1B 2B		3	1	2	0	1	0	0
0 Andrés Giménez, L (1, 4) OBP: 0.372, SLG: 0.483	C CU 74 B FF 91 X CU 72 1-1 ③ L7			C FF 90 F FC 86 F FF 90 D CH 87 F FC 87 F CU 72 D FC 86 X CU 74 2-2 ① G3-1 2-3		B CH 87 B FF 89 C FF 89 S FF 89 X CU 74 2-2 6 FC6-4 1B		C ST 81 B SI 98 X ST 82 1-1 6 S 2-3 1B		4	0	2	0	0	0	4
6 Owen Miller, R (1, 3) OBP: 0.297, SLG: 0.351		C FF 90 B FF 90 X FC 87 1-1 ① G4-3		F CH 87 X FC 86 0-1 3-H 1B		1 SAFE 1 SAFE C CU 73 F FF 87 B FF 89 B FF 89 X FC 85 2-2 ③ FC6-4 1-2f		B ST 81 C ST 81 S ST 82 B FF 98 D ST 83 X ST 82 3-2 ③ P3 1-2		4	0	1	1	0	0	3
12 Luke Maile, R (1, 2) OBP: 0.310, SLG: 0.333		X FC 85 0-0 ② G5-3		B FC 86 F CU 74 S FF 90 T FC 84 1-2 ② K			B SI 96 B SI 96 B SI 96 C SI 97 X SI 97 3-1 ① G5-3		C FF 94 F SL 84 X FF 93 0-2 ① F8	4	0	0	0	0	1	1
7 Myles Straw, R (1, 8) OBP: 0.276, SLG: 0.251		C FF 89 B FF 90 X FC 87 1-1 1B		B CU 73 C FC 84 X FF 88 1-1 ③ F9			B SL 85 X SI 96 1-0 ② G5-3		C FF 94 C SL 84 B CU 79 X SL 81 1-2 ② F7	4	0	1	0	0	0	1
Inning Stats	R: 0 H: 2 E: 0 LOB: 3 K: 0 BB: 1 S: 12 P: 21	R: 0 H: 1 E: 0 LOB: 1 K: 0 BB: 0 S: 7 P: 10	R: 0 H: 0 E: 0 LOB: 0 K: 0 BB: 0 S: 7 P: 11	R: 1 H: 2 E: 0 LOB: 1 K: 1 BB: 0 S: 14 P: 18	R: 0 H: 0 E: 0 LOB: 0 K: 0 BB: 0 S: 7 P: 8	R: 0 H: 1 E: 0 LOB: 1 K: 1 BB: 0 S: 12 P: 17	R: 0 H: 0 E: 0 LOB: 1 K: 1 BB: 1 S: 7 P: 16	R: 0 H: 2 E: 0 LOB: 2 K: 1 BB: 0 S: 11 P: 17	R: 0 H: 0 E: 0 LOB: 0 K: 0 BB: 0 S: 8 P: 9	1B: 6 2B: 2 3B: 0 HR: 0	SF: 0 SAC: 0 DP: 0 HBP: 0	WP: 0 PB: 0 SB: 1 CS: 0	PA: 37				

PITCHER		IP	WLS	BF	H	R	ER	SO	BB	IBB	HBP	BLK	WP	HR	S	P	ERA	WHIP
23 Zack Greinke, R ERA: 4.0	(1, 1)	6.0		25	6	1	1	2	1	0	0	0	0	0	59	85	1.50	1.167
40 Collin Snider, R ERA: 5.79	(7, 1)	1.0		4	0	0	0	1	1	0	0	0	0	0	7	16	0.00	1.000
65 Dylan Coleman, R ERA: 2.5	(8, 1)	1.0		5	2	0	0	1	0	0	0	0	0	0	11	17	0.00	2.000
58 Scott Barlow, R ERA: 2.49	(9, 1)	1.0	W	3	0	0	0	0	0	0	0	0	0	0	8	9	0.00	0.000

PITCHER	IP	WLS	BF	H	R	ER	SO	BB	IBB	HBP	BLK	WP	HR	S	P	ERA	WHIP

TOP

Cleveland Guardians @ Kansas City Royals

Kauffman Stadium, Kansas City, MO

Wed Sep 07 2022, 7:11 PM - 10:22 PM CDT

Att. 13,394 - Clear - 82 F

livebaseballscorecards.com

AB	35
R	1
H	8
RBI	1
BB	2
SO	4
LOB	12

BOTTOM

Batter	1	2	3	4	5	6	7	8	9	AB	R	H	RBI	BB	SO	LOB
1 MJ Melendez, L (1, 2) OBP: 0.319, SLG: 0.399	B FF 95 F FF 95 F FC 90 X CH 83 1-2 G4-3 ①		X FC 91 0-0 F7 ②			B FF 95 S CH 86 C CH 88 S FF 95 1-3 K ①	B SL 85 F FF 96 F FF 98 S FS 88 1-3 K ③		B SL 94 F FC 101 F SL 93 X SL 95 1-2 7 IBB 1-3 3-H 1B	5	0	1	1	0	2	2
7 Bobby Witt Jr., R (1, 5) OBP: 0.291, SLG: 0.438	B FC 90 S CH 82 B FC 90 B FC 90 F FF 95 B CH 82 4-2 13 CS BB		B CU 78 C FF 94 F FF 95 S FC 90 1-3 K ③			F FF 95 B FF 96 B FF 96 B SL 82 X FF 96 3-1 F7 ②		B FF 95 C FF 96 S SL 84 B SL 84 F SL 84 F SL 82 F FF 96 X FS 88 2-2 32 S 1B 0-0 1-2 IBB		3	0	1	0	2	1	0
13 Salvador Perez, R (1, 10) OBP: 0.278, SLG: 0.457	B FC 88 F FF 95 B FC 88 X FC 90 2-1 32 1B 1-2 1B ②			B FC 89 C CH 81 F FF 94 B CH 83 X FF 94 2-2 G6-3 ①		X FF 96 0-0 32 BB 1B		1 SAFE B FF 97 F FF 97 B SL 81 S SL 83 F FS 88 X SL 82 2-2 L8 ① F FC 102 X SL 93 0-1 SF8 ② 3-H		4	0	2	1	0	0	1
32 Nick Pratto, L (1, 3) OBP: 0.289, SLG: 0.421	B FC 86 F FF 95 S FC 88 B FF 95 X FC 90 2-2 1-2 1B			F FC 90 X FF 93 0-1 P5 ②		B CU 81 C FF 95 B FF 95 B CU 82 T FF 95 F FF 96 B FF 96 4-2 1-2 BB		D FS 89 1 SAFE 1 SAFE S FF 97 B FS 88 B FF 97 C FF 96 B FS 88 4-2 1-2 BB		2	0	1	0	2	0	0
19 Michael Massey, L (1, 4) OBP: 0.342, SLG: 0.371	X FF 94 0-0 G3 ③			S CH 82 B CH 81 S FC 90 B CH 80 X FC 89 2-2 2B		X FF 95 0-0 P5 ③		C FC 94 B FC 94 F FC 96 S FC 97 1-3 K ②		4	0	1	0	0	1	6
18 Nate Eaton, R (1, 9) OBP: 0.311, SLG: 0.415 Ryan O'Hearn, L (8, PH) OBP: 0.278, SLG: 0.293 17 Hunter Dozier, R (9, 9) OBP: 0.295, SLG: 0.383		C FF 93 X FC 88 0-1 G4-3 ①		B FC 87 D FC 90 S FF 93 S FF 93 B FC 87 S FF 94 3-3 K ③			S CU 82 B CU 83 S CU 83 B CU 84 B FF 95 B FF 95 4-2 28 S BB	C FC 97 X FC 95 0-1 P4 ③		2 1 0	0 0 0	0 0 0	0 0 0	1 0 0	1 0 0	1 2 0
28 Kyle Isbel, L (1, 7) OBP: 0.264, SLG: 0.341		C CH 81 B FC 89 F FF 95 B FF 94 B FC 89 X FF 94 3-2 L8 ②			X FF 96 0-0 G4-3 ①		1 SAFE B FF 95 C FF 95 B CU 83 C CU 83 S FF 96 2-3 K ① 1-2		B FC 99 B FC 97 F FC 98 B FC 100 D FC 100 4-1 8 FC5-6 6 BB 1 1B BB		3	1	0	0	1	1	1
6 Drew Waters, S (1, 8) OBP: 0.320, SLG: 0.349		B FF 95 F FC 89 B CH 82 F FC 88 B FF 95 X FC 88 3-2 F8 ③			B FF 96 F FF 96 S CU 80 S CU 81 1-3 K ②		B FF 96 B FF 95 B CU 83 B FF 95 4-0 BB		B FC 100 B FC 100 B FC 101 B FC 101 4-0 8 FC5-6 1-2 BB		2	0	0	0	2	1	0
8 Nicky Lopez, L (1, 6) OBP: 0.294, SLG: 0.289			C FF 94 B CU 78 B FC 89 X FF 94 2-1 P6 ①		C FF 96 B FF 96 B FF 96 X FF 95 2-1 G3-1 ③		F FF 97 B FF 97 X FF 96 1-1 L9 ②		B FC 102 B FF 101 L FC 101 X FC 101 2-1 FC5-6 1 1B 13 SF8 1-2f 2-3 ①		4	1	0	0	0	0	4
Inning Stats	R: 0 E: 0 K: 0 S: 11 H: 2 LOB: 2 BB: 1 P: 20	R: 0 E: 0 K: 0 S: 8 H: 0 LOB: 0 BB: 0 P: 14	R: 0 E: 0 K: 1 S: 6 H: 0 LOB: 0 BB: 0 P: 9	R: 0 E: 0 K: 1 S: 11 H: 1 LOB: 1 BB: 0 P: 18	R: 0 E: 0 K: 1 S: 6 H: 0 LOB: 0 BB: 0 P: 9	R: 0 E: 0 K: 1 S: 10 H: 1 LOB: 2 BB: 1 P: 18	R: 0 E: 0 K: 2 S: 10 H: 0 LOB: 2 BB: 2 P: 22	R: 0 E: 0 K: 1 S: 17 H: 1 LOB: 2 BB: 1 P: 26	R: 2 E: 0 K: 0 S: 8 H: 1 LOB: 2 BB: 3 P: 19	1B: 5 2B: 1 3B: 0 HR: 0 SF: 1 SAC: 0 DP: 0 HBP: 0						

PITCHER		IP	WLS	BF	H	R	ER	SO	BB	IBB	HBP	BLK	WP	HR	S	P	ERA	WHIP
36 Cody Morris, R ERA: 3.0	(1, 1)	4.0		15	3	0	0	2	1	0	0	0	0	0	36	61	0.00	1.000
31 Sam Hentges, L ERA: 2.72	(5, 1)	1.0		3	0	0	0	1	0	0	0	0	0	0	6	9	0.00	0.000
62 Enyel De Los Santos, R ERA: 2.62	(6, 1)	0.2	H	3	1	0	0	1	0	0	0	0	0	0	6	10	0.00	1.500
99 James Karinchak, R ERA: 1.01	(6, 1)	0.2	H	5	0	0	0	1	3	0	0	0	0	0	9	23	0.00	4.500
37 Trevor Stephan, R ERA: 2.53	(7, 1)	1.0	H	5	1	0	0	1	1	0	0	0	0	0	17	27	0.00	2.000

PITCHER		IP	WLS	BF	H	R	ER	SO	BB	IBB	HBP	BLK	WP	HR	S	P	ERA	WHIP
27 Bryan Shaw, R ERA: 5.15	(8, 1)	0.2	H	2	0	0	0	1	0	0	0	0	0	0	5	6	0.00	0.000
48 Emmanuel Clase, R ERA: 1.39	(9, 1)	0.2	L	6	1	2	2	0	2	1	0	0	0	0	8	19	27.00	4.500

Cleveland Guardians @ Kansas City Royals

Kauffman Stadium, Kansas City, MO

Wed Sep 07 2022, 7:11 PM - 10:22 PM CDT

Att. 13,394 - Clear - 82 F

livebaseballscorecards.com

AB	30
R	2
H	6
RBI	2
BB	8
SO	7
LOB	17

WP: 0 PB: 0 SB: 2 CS: 1 PA: 39

Cleveland Guardians @ Minnesota Twins

Target Field, Minneapolis, MN

Fri Sep 09 2022, 8:28 PM - 12:02 AM CDT

Att. 18,595 - Overcast - 59 F

TOP

livebaseballscorecards.com

Batter	1	2	3	4	5	6	7	8	9	AB	R	H	RBI	BB	SO	LOB
38 Steven Kwan, L (1, 7) OBP: 0.362, SLG: 0.374	C FF 87 F CH 79 B CH 80 F FF 87 X FF 87 1-2 ① F7	B FF 89 B FF 88 X FF 88 2-0 1 1B 1B		1 SAFE C FF 88 1 SAFE B CH 82 B CU 72 F CH 81 B FF 89 F FF 87 X FF 88 3-2 ① F7		B FF 92 C FF 92 X CU 79 1-1 ① F8		C CH 85 B FF 91 F FF 92 F FF 93 X CU 79 1-2 ③ G3		5	0	1	0	0	0	1
1 Amed Rosario, R (1, 6) OBP: 0.310, SLG: 0.391	B FF 87 X SL 78 1-0 11 1B 22 1B 1B	C SL 78 B FF 89 1 SAFE X SL 79 1-1 1-3 1B		1 SAFE X CU 72 0-0 ② ③ G5-4-3 1-2f		B SI 92 C SI 92 F CU 80 C SI 92 1-3 ② K			B FF 93 C FF 93 S CH 83 S CH 82 1-3 ① K	5	1	2	0	0	2	1
11 José Ramírez, S (1, 5) OBP: 0.347, SLG: 0.524	C CU 73 B FF 87 1 SAFE B CH 80 X CU 73 2-1 22 1B 39 HR 1-2 1B	B CU 73 C CU 73 B FF 88 X CH 82 2-1 ③ F7			B FF 86 C CU 71 B FF 86 B FF 88 F CH 81 X CH 81 3-2 ① G6-3	B CU 78 B FF 92 F CH 88 F FF 92 S CU 78 2-3 ③ K			C FF 93 C FF 95 B FF 95 S CH 84 1-3 ② K	5	1	1	0	0	2	2
22 Josh Naylor, L (1, 3) OBP: 0.318, SLG: 0.457	C CU 72 X CH 82 0-1 39 HR 1-3 2-H 1B		C FF 86 C FF 88 B FF 88 B CH 82 F FF 88 X CU 72 2-2 ① G3		F CU 72 X FF 89 0-1 39 HR 2B		C CU 76 B FF 91 X FF 91 1-1 ① G6-3		F FF 94 X FF 95 0-1 39 1B 1B	5	2	3	1	0	0	0
39 Oscar Gonzalez, R (1, 9) OBP: 0.327, SLG: 0.474	F SL 77 S SL 79 X SL 79 0-2 1-H 3-H HR		X CH 82 0-0 1B		B FF 89 B FF 89 S SL 78 X SL 80 2-1 2-H HR		B SI 91 F SI 92 B SI 92 B SI 91 C SI 92 F CU 80 F SI 91 X SI 91 3-2 ② G5-3		C FF 93 B FF 94 S CH 83 X CH 85 1-2 1B	5	2	4	5	0	0	0
0 Andrés Giménez, L (1, 4) OBP: 0.370, SLG: 0.478	C FF 88 F FF 89 X FF 89 0-2 ② F8		C CU 71 X FF 88 0-1 ② F8		C CU 72 X CU 73 0-1 ② G4-3		C FF 92 F FF 92 B CU 79 H CU 81 2-2 9 S HBP		F CH 84 D CH 84 X FF 93 1-1 ③ F9	4	0	0	0	0	0	3
9 Richie Palacios, L (1, 10) OBP: 0.299, SLG: 0.299	C CU 74 B CU 72 F CH 81 X FF 88 1-2 ③ G3		B CU 72 B CH 83 C CU 73 B FF 88 S FF 88 X FF 88 3-2 ③ L8		C CU 72 B CU 73 C CH 82 X CH 83 1-2 17 1B 1B		C FF 92 B FF 92 X CU 78 1-1 ③ F8 1-2			4	0	1	0	0	0	2
17 Austin Hedges, R (1, 2) OBP: 0.267, SLG: 0.287		C FF 87 S SL 77 S SL 77 0-3 ① K		C SL 77 B SL 78 C SL 77 X SL 78 1-2 HR	C SI 91 F SI 92 B CU 81 X SI 93 1-2 1-2 1B			C CU 76 X SI 90 0-1 ① G3-1		4	1	2	1	0	1	0
7 Myles Straw, R (1, 8) OBP: 0.276, SLG: 0.251		C FF 88 C FF 87 B SL 77 B SL 79 F FF 88 F FF 89 B SL 79 X FF 89 3-2 ② P6		F FF 89 C FF 89 B FF 88 B SL 78 X FF 89 2-2 1 G5-4-3 1B	C FF 93 X SI 92 0-1 ③ G4-3			C SI 91 B SI 90 X SI 90 1-1 ② F9		4	0	1	0	0	0	2
Inning Stats	R: 4 H: 4 E: 0 LOB: 0 K: 0 BB: 0 S: 18 P: 23	R: 0 H: 2 E: 0 LOB: 2 K: 1 BB: 0 S: 13 P: 21	R: 0 H: 1 E: 0 LOB: 1 K: 0 BB: 0 S: 10 P: 15	R: 1 H: 2 E: 0 LOB: 0 K: 0 BB: 0 S: 11 P: 17	R: 2 H: 4 E: 0 LOB: 2 K: 0 BB: 0 S: 17 P: 24	R: 0 H: 0 E: 0 LOB: 0 K: 2 BB: 0 S: 8 P: 12	R: 0 H: 0 E: 0 LOB: 1 K: 0 BB: 0 S: 11 P: 18	R: 0 H: 0 E: 0 LOB: 0 K: 0 BB: 0 S: 8 P: 10	R: 0 H: 2 E: 0 LOB: 2 K: 2 BB: 0 S: 13 P: 17	1B: 11 SF: 0 2B: 1 SAC: 0 3B: 0 DP: 1 HR: 3 HBP: 1						

	AB	41
	R	7
	H	15
	RBI	7
	BB	0
	SO	5
	LOB	11

WP: 0 PA: 42
PB: 0
SB: 1
CS: 0

PITCHER		IP	WLS	BF	H	R	ER	SO	BB	IBB	HBP	BLK	WP	HR	S	P	ERA	WHIP
37 Dylan Bundy, R ERA: 4.68	(1, 1)	4.2	L	25	12	7	7	1	0	0	0	0	0	3	64	94	13.50	2.571
43 Aaron Sanchez, R ERA: 6.54	(5, 1)	3.1		12	1	0	0	2	0	0	1	0	0	0	32	46	0.00	0.300
71 Jovani Moran, L ERA: 1.84	(9, 1)	1.0		5	2	0	0	2	0	0	0	0	0	0	13	17	0.00	2.000

PITCHER	IP	WLS	BF	H	R	ER	SO	BB	IBB	HBP	BLK	WP	HR	S	P	ERA	WHIP

Cleveland Guardians @ Minnesota Twins

Target Field, Minneapolis, MN

Fri Sep 09 2022, 8:28 PM - 12:02 AM CDT

Att. 18,595 - Overcast - 59 F

livebaseballscorecards.com

BOTTOM

Batter	1	2	3	4	5	6	7	8	9	AB	R	H	RBI	BB	SO	LOB
2 Luis Arraez, L (1, 4) OBP: 0.375, SLG: 0.423	C SI 93 B FC 90 F FC 89 F SI 94 B CU 84 X FC 89 2-2 ① L7		T SI 94 B SI 95 B SI 95 S FC 88 F SI 95 F FC 90 B FC 90 S SI 95 3-3 ① K		B FC 89 B SI 94 X SI 95 2-0 ① F8	B FF 96 C CH 87 F CH 88 F SL 82 X SL 83 1-2 1-3 4 E 2B		C CU 83 B FF 95 C FF 95 B FF 95 F FF 95 B FF 94 F FF 95 X FF 95 3-2 ② F7		5	1	1	0	0	1	2
4 Carlos Correa, R (1, 6) OBP: 0.356, SLG: 0.456	F SI 94 B SI 95 B FC 90 X SI 95 2-1 ② F9		X SI 95 0-0 64 G4-3 1B		F SI 95 F CU 84 D CH 87 D FC 91 F SI 96 F SI 95 D CH 87 X SI 96 3-2 64 1B 15 E 1-2 1B	B FF 96 C FF 96 F FF 94 F FF 96 B FF 96 X FF 96 2-2 E9 2-H 3-H 1B		C CF 94 X CU 83 0-1 1-H HR		5	2	4	4	0	0	0
64 Jose Miranda, R (1, 3) OBP: 0.330, SLG: 0.453	F SI 94 B SI 94 B FC 90 F FC 90 F CH 87 F SI 94 B CU 85 F FC 89 F FC 89 3-2 X SI 84 2B		X SI 95 0-0 ② G4-3 1-2f ③		X FC 90 0-0 15 E 1-2 2-H 1B	B SL 77 C SI 92 S SL 77 F FF 92 S SL 78 1-3 ③ K		B FF 94 F CU 81 B CU 82 B FF 94 X FF 93 3-1 2B		5	0	3	1	0	1	2
1 Nick Gordon, L (1, 7) (9, 8) OBP: 0.319, SLG: 0.423	X FC 87 0-0 ③ G3-1			C SI 95 B FC 89 F FC 90 X CU 84 1-2 15 1B 1B	F FC 90 C FC 89 S SI 95 0-3 ② K		B FF 97 S FF 96 H SL 85 2-1 8 FC6 HBP	C FF 94 X FF 92 0-1 ③ F7		4	0	1	0	0	1	4
15 Gio Urshela, R (1, 5) OBP: 0.312, SLG: 0.416		C SI 94 B FC 89 F FC 89 X CU 84 1-2 67 FC1-4 24 BB 1B		X FC 90 0-0 67 FC6-4 1-2 1B	X SI 96 0-0 E5 1-3 2-H 1B		C SL 84 B FS 87 F SL 84 C FS 87 1-3 ① K		X SL 92 0-0 ① G5-3	5	0	3	0	0	1	1
24 Gary Sánchez, R (1, 10) OBP: 0.286, SLG: 0.396		B FC 90 B SI 94 B SI 94 B SI 94 4-0 67 FC1-4 1-2 BB	B SI 94 C FC 89 F SI 95 S CH 86 1-3 ① K		B SI 94 B FC 90 C SI 95 B CH 87 S SI 95 C SI 96 3-3 ③ K		S FF 97 B FS 87 C FS 86 B SL 85 D FS 89 X FF 97 3-2 ② F9		B SL 93 S SL 90 F FC 100 F SL 94 F SL 93 T SL 92 1-2 ② K	4	0	0	0	1	3	5
8 Jake Cave, L (1, 9) (9, 7) OBP: 0.267, SLG: 0.397		B FC 88 B FC 89 S SI 94 S FC 88 B SI 96 S FC 89 3-3 ① K		B FC 89 B FC 88 B SI 94 C SI 94 F SI 94 S SI 95 3-3 ② K		C FF 96 F FF 94 X SL 82 0-2 ① L9	B FF 97 X FF 96 1-0 ③ FC6 1-2f		C FC 101 F SL 94 F FC 99 T FC 100 0-2 ③ K	5	0	0	0	0	3	5
67 Gilberto Celestino, R (1, 8) OBP: 0.311, SLG: 0.313 26 Max Kepler, L (8, PH) OBP: 0.323, SLG: 0.353 90 Caleb Hamilton, R (9, 2)		C FC 90 B SI 95 2 SAFE X SI 95 1-1 ② FC1-4 1-2f 2-3		B FC 91 F SI 95 B SI 94 X SI 95 2-1 ③ FC6-4 1-2f		C SL 83 B SL 83 X SL 82 1-1 ② G5-3		X CU 82 0-0 ① P2		3 1 0	0 0 0	0 0 0	0 0 0	0 0 0	0 0 0	4 0 0
39 Sandy León, S (1, 2) OBP: 0.310, SLG: 0.220 30 Kyle Garlick, R (8, PH) OBP: 0.303, SLG: 0.474 (9, 9)		D CH 85 S SI 94 T FC 90 F FC 91 S SI 94 1-3 ③ K			C SI 94 X CH 85 0-1 4 1B 64 1B 1B	B FF 94 B FF 95 S FF 95 B FF 95 B CH 87 4-1 2 2B 4 E BB		C CU 82 C CU 83 F FF 94 B FF 95 B CU 82 X CU 83 2-2 4 HR 1B		2 1	2 1	1 1	0 0	1 0	1 0	2 0
Inning Stats	R: 0 E: 0 K: 0 S: 14 H: 1 LOB: 1 BB: 0 P: 21	R: 0 E: 0 K: 2 S: 12 H: 1 LOB: 2 BB: 1 P: 22	R: 0 E: 0 K: 1 S: 7 H: 1 LOB: 0 BB: 0 P: 10	R: 0 E: 0 K: 2 S: 12 H: 2 LOB: 2 BB: 0 P: 19	R: 2 E: 1 K: 2 S: 16 H: 4 LOB: 2 BB: 0 P: 24	R: 2 E: 1 K: 1 S: 18 H: 2 LOB: 1 BB: 1 P: 27	R: 0 E: 0 K: 1 S: 8 H: 0 LOB: 1 BB: 0 P: 15	R: 2 E: 0 K: 0 S: 16 H: 3 LOB: 1 BB: 0 P: 24	R: 0 E: 0 K: 2 S: 10 H: 0 LOB: 0 BB: 0 P: 11	1B: 10 2B: 3 3B: 0 HR: 1 SF: 0 SAC: 0 DP: 1 HBP: 1						

AB	40
R	6
H	14
RBI	5
BB	2
SO	11
LOB	25

WP: 0 PB: 0 SB: 0 CS: 0 PA: 43

PITCHER		IP	WLS	BF	H	R	ER	SO	BB	IBB	HBP	BLK	WP	HR	S	P	ERA	WHIP
47 Cal Quantrill, R ERA: 3.5	(1, 1)	5.0	W	24	9	2	1	7	1	0	0	0	0	0	61	96	1.80	2.000
62 Enyel De Los Santos, R ERA: 2.98	(6, 1)	0.2		5	2	2	2	0	1	0	0	0	0	0	14	22	27.00	4.500
52 Nick Sandlin, R ERA: 2.19	(6, 1)	0.1	H	1	0	0	0	1	0	0	0	0	0	0	4	5	0.00	0.000
37 Trevor Stephan, R ERA: 2.48	(7, 1)	1.0	H	4	0	0	0	1	0	0	1	0	0	0	8	15	0.00	0.000
99 James Karinchak, R ERA: 1.63	(8, 1)	1.0	H	6	3	2	2	0	0	0	0	0	0	1	16	24	18.00	3.000

PITCHER		IP	WLS	BF	H	R	ER	SO	BB	IBB	HBP	BLK	WP	HR	S	P	ERA	WHIP
48 Emmanuel Clase, R ERA: 1.37	(9, 1)	1.0	S	3	0	0	0	2	0	0	0	0	0	0	10	11	0.00	0.000

Cleveland Guardians @ Minnesota Twins

Target Field, Minneapolis, MN

Sat Sep 10 2022, 6:19 PM - 9:43 PM CDT

Att. 26,073 - Clear - 70 F

TOP

livebaseballscorecards.com

Batter	1	2	3	4	5	6	7	8	9	AB	R	H	RBI	BB	SO	LOB
38 Steven Kwan, L (1, 10) OBP: 0.366, SLG: 0.374	4-2: 1 HR BB		4-1: 1 G5-4-3 BB	4-1: 1 F9, 1 S, 11 1B BB		1-2: P6 ②		4-1: BB		1	2	0	0	4	0	1
1 Amed Rosario, R (1, 6) OBP: 0.309, SLG: 0.395	0-1: 1-H HR		1-1: G5-4-3 ① ② 1-2f	1-2: F9 ② 1-3		0-0: L9 ③		1-2: L9 ③		5	1	1	2	0	0	4
11 José Ramírez, S (1, 5) OBP: 0.351, SLG: 0.525	1-1: 39 F8, 22 S 1B		4-2: 39 BB, 22 HBP, 0 BB BB	0-1: 3-H 1B			1-1: 22 2B, 39 FC4 1B		0-3: K ①	4	2	3	1	1	1	0
22 Josh Naylor, L (1, 3) OBP: 0.319, SLG: 0.457	3-3: K ① 1-2		3-2: 0 BB, 39 BB, 29 HBP 1-2 HBP	1-0: G6-3 ③			0-0: 39 FC4 1-3 2B		0-2: G1-3 ②	4	1	1	0	0	1	2
39 Oscar Gonzalez, R (1, 9) OBP: 0.328, SLG: 0.471	2-2: F8 ② 2-3		4-2: 29 HBP, 0 BB 1-2 2-3 BB		0-2: F8 ①		0-2: FC4 ① 2-3 3-H		0-0: 1B	4	0	1	1	1	0	2
0 Andrés Giménez, L (1, 4) OBP: 0.369, SLG: 0.473	1-1: F7 ③		4-2: 29 HBP 1-2 2-3 3-H BB		1-3: K ②		0-3: K ②		2-3: K ③	4	0	0	1	1	3	3
29 Will Benson, L (1, 7) OBP: 0.239, SLG: 0.146		X FF 90 0-0: G6-3 ①	1-0: 1-2 2-3 3-H HBP		X FF 89 0-0: F8 ③		3-3: K ③			3	0	0	1	0	1	1
12 Luke Maile, R (1, 2) OBP: 0.308, SLG: 0.331		2-2: F7 ②	2-2: G1-3 ③			2-2: 7 FC4-6 1B		1-3: K ①		4	0	1	0	0	1	3
7 Myles Straw, R (1, 8) OBP: 0.274, SLG: 0.249		3-2: G5-3 ③		0-2: F7 ①		3-2: FC4-6 ① 1-2f		0-1: G5-3 ②		4	0	0	0	0	0	1

Inning Stats	1	2	3	4	5	6	7	8	9
	R: 2 E: 0 K: 1 S: 16	R: 0 E: 0 K: 0 S: 8	R: 2 E: 0 K: 0 S: 16	R: 1 E: 0 K: 0 S: 12	R: 0 E: 0 K: 1 S: 7	R: 0 E: 0 K: 0 S: 12	R: 1 E: 0 K: 2 S: 12	R: 0 E: 0 K: 1 S: 10	R: 0 E: 0 K: 2 S: 13
	H: 2 LOB: 1 BB: 1 P: 27	H: 0 LOB: 0 BB: 0 P: 13	H: 0 LOB: 3 BB: 4 P: 39	H: 1 LOB: 1 BB: 1 P: 18	H: 0 LOB: 0 BB: 0 P: 8	H: 1 LOB: 1 BB: 0 P: 18	H: 2 LOB: 1 BB: 0 P: 16	H: 0 LOB: 1 BB: 1 P: 16	H: 1 LOB: 1 BB: 0 P: 15

1B: 5 SF: 0
2B: 1 SAC: 0
3B: 0 DP: 1
HR: 1 HBP: 2

WP: 0 PA: 42
PB: 0
SB: 2
CS: 0

AB	33
R	6
H	7
RBI	6
BB	7
SO	7
LOB	17

PITCHER		IP	WLS	BF	H	R	ER	SO	BB	IBB	HBP	BLK	WP	HR	S	P	ERA	WHIP
17 Chris Archer, R ERA: 4.56	(1, 1)	2.0	L	9	2	2	2	1	1	0	0	0	0	1	24	40	9.00	1.500
77 Cole Sands, R ERA: 6.75	(3, 1)	3.1		18	2	3	3	1	5	0	2	0	0	0	42	77	8.10	2.100
12 Emilio Pagán, R ERA: 4.85	(6, 1)	2.1		10	2	1	1	3	1	0	0	0	0	0	23	33	3.86	1.286
58 Trevor Megill, R ERA: 3.98	(8, 1)	1.1		5	1	0	0	2	0	0	0	0	0	0	17	20	0.00	0.750

PITCHER	IP	WLS	BF	H	R	ER	SO	BB	IBB	HBP	BLK	WP	HR	S	P	ERA	WHIP

Cleveland Guardians @ Minnesota Twins

Target Field, Minneapolis, MN

Sat Sep 10 2022, 6:19 PM - 9:43 PM CDT

Att. 26,073 - Clear - 70 F

BOTTOM

Batter	1	2	3	4	5	6	7	8	9	AB	R	H	RBI	BB	SO	LOB
2 Luis Arraez, L (1, 10) OBP: 0.377, SLG: 0.429	C FF 93 X FF 93 0-1 L9		B CU 76 X FF 91 1-0 4 1B 2B		C FF 93 S SL 88 X SL 88 0-2 4 1B 2B		D CU 79 B FF 94 F FF 92 B SL 87 F FF 92 F SL 88 F FF 94 X FF 95 3-2 F7		C FC 93 B FC 95 F FC 92 D CU 83 F CH 82 X FC 94 2-2 4 1B 4 E 2-H 1B	5	1	3	1	0	0	1
4 Carlos Correa, R (1, 6) OBP: 0.358, SLG: 0.457	B FF 93 F FF 94 F SL 88 B SL 87 X FF 94 2-2 F8		C CU 76 B FF 94 X FF 92 1-1 2-3 1B		F FF 93 F CU 80 X FF 95 0-2 64 G6-4-3 2-3 1B			B SL 79 C SI 94 B FF 93 B SL 78 C SI 94 S SL 77 3-3 K	F FC 99 C FC 100 B SL 93 B SL 92 X FF 100 2-2 64 E5 64 1B 1-H 1B	5	0	3	0	0	1	0
64 Jose Miranda, R (1, 3) OBP: 0.331, SLG: 0.451 0 Billy Hamilton, S (9, PR) OBP: 0.125, SLG: 0.067	B SL 88 F FF 93 B FF 93 S CU 81 B FF 94 F FF 94 F FF 94 B SL 88 4-2 BB		F FF 92 F SL 86 X FF 94 0-2 F9		B SL 88 B SL 88 F FF 93 C FF 94 D CU 81 X FF 93 3-2 G6-4-3 1-2f			C SL 80 S SL 79 B FF 94 B SL 78 X SL 78 2-2 G5-3	X SL 93 0-0 1-3 1B	4 0	0 0	1 0	0 0	1 0	0 0	4 0
26 Max Kepler, L (1, 9) OBP: 0.319, SLG: 0.349	C FF 93 X CU 80 0-1 G4-3		X CU 79 0-0 L4			C CU 78 S CU 80 B FF 93 X FF 93 1-2 G6-3		B FS 89 B SL 78 B SL 78 C FF 93 X FF 94 3-1 F7	X FC 101 0-0 G5-3	5	0	0	0	0	0	5
15 Gio Urshela, R (1, 5) OBP: 0.313, SLG: 0.416		B FF 92 B FF 92 T FF 93 F FF 94 B SL 88 B FF 93 4-2 30 FC3-4 BB		C FF 92 F FF 94 B CU 80 F CU 80 S FF 94 1-3 K		B SL 88 X SL 88 1-0 G6-3			B FC 89 B FC 93 S FC 93 X FC 88 2-1 30 FC5-4 1 1B 24 SF9 1B	3	1	1	0	1	1	0
1 Nick Gordon, L (1, 4) OBP: 0.321, SLG: 0.427		B SL 87 F FF 93 C SL 87 S CU 80 1-3 K		B SL 88 X FF 94 1-0 2B		S SL 87 S SL 88 X FF 94 0-2 F8			S FC 94 F FC 94 X FC 95 0-2 30 FC5-4 1-2 1B	4	0	2	0	0	1	1
30 Kyle Garlick, R (1, 7) OBP: 0.302, SLG: 0.467		1 SAFE X FF 93 0-0 FC3-4 1-2f		C SL 88 B CU 79 X FF 94 1-1 P4			X FF 91 0-0 1B		B FC 93 F FC 95 X SI 95 1-1 FC5-4 8 DI 8 2B 1-2f 2-3	4	1	1	0	0	0	4
24 Gary Sánchez, R (1, 2) OBP: 0.283, SLG: 0.393		C SL 87 S FF 94 B SL 86 D CU 80 S FF 94 2-3 K		B SL 86 C FF 94 T FF 95 B SL 90 C CU 80 2-3 K			X SL 87 0-0 P2		C FC 94 B SI 94 B FC 93 X FC 93 2-1 SF9 3-H	3	0	0	1	0	2	3
8 Jake Cave, L (1, 8) OBP: 0.267, SLG: 0.402			C FF 92 B FF 92 F SL 87 S CU 78 1-3 K		B CU 76 X FF 93 1-0 F8		F FF 91 B SL 84 X FF 92 1-1 F7		S FC 92 B FC 95 B FC 93 F FC 94 F SI 94 X SI 94 2-2 2 1-H 1B 2B	4	1	1	1	0	1	1
Inning Stats	R: 0 E: 0 K: 0 S: 11 H: 0 LOB: 1 BB: 1 P: 17	R: 0 E: 0 K: 2 S: 9 H: 0 LOB: 1 BB: 1 P: 16	R: 0 E: 0 K: 1 S: 10 H: 2 LOB: 2 BB: 0 P: 13	R: 0 E: 0 K: 2 S: 10 H: 1 LOB: 1 BB: 0 P: 15	R: 0 E: 0 K: 0 S: 10 H: 2 LOB: 1 BB: 0 P: 14	R: 0 E: 0 K: 0 S: 7 H: 0 LOB: 0 BB: 0 P: 9	R: 0 E: 0 K: 0 S: 9 H: 1 LOB: 1 BB: 0 P: 13	R: 0 E: 0 K: 1 S: 8 H: 0 LOB: 0 BB: 0 P: 16	R: 4 E: 1 K: 0 S: 22 H: 6 LOB: 2 BB: 0 P: 33	1B: 8 2B: 4 3B: 0 HR: 0 SF: 1 SAC: 0 DP: 1 HBP: 0						

livebaseballscorecards.com

AB	37
R	4
H	12
RBI	3
BB	2
SO	6
LOB	19

WP: 0 PA: 40
PB: 0
SB: 0
CS: 0

PITCHER		IP	WLS	BF	H	R	ER	SO	BB	IBB	HBP	BLK	WP	HR	S	P	ERA	WHIP
24 Triston McKenzie, R ERA: 3.05	(1, 1)	7.0	W	28	6	0	0	5	2	0	0	0	0	0	66	97	0.00	1.143
52 Nick Sandlin, R ERA: 2.13	(8, 1)	1.0		3	0	0	0	1	0	0	0	0	0	0	8	16	0.00	0.000
27 Bryan Shaw, R ERA: 5.79	(9, 1)	0.2		6	4	4	4	0	0	0	0	0	0	0	17	26	54.00	6.000
48 Emmanuel Clase, R ERA: 1.36	(9, 1)	0.1	S	3	2	0	0	0	0	0	0	0	0	0	5	7	0.00	6.000

PITCHER	IP	WLS	BF	H	R	ER	SO	BB	IBB	HBP	BLK	WP	HR	S	P	ERA	WHIP

Batter	1	2	3	4	5	6	7	8	9	AB	R	H	RBI	BB	SO	LOB
38 Steven Kwan, L (1, 7) OBP: 0.368, SLG: 0.382	C FF 95 F FF 95 F FF 94 B CH 91 F FF 93 X CU 82 1-2 1 F8 1 S 1B		X FF 94 0-0 HR		1 SAFE C ST 81 X FF 92 0-1 ① F7		**1 SAFE** **1 SAFE** **B CH 85** **1 SAFE** **B FF 93** B FC 87 C FF 94 F FF 93 F FC 89 3-2 1 SAFE X FC 90 ② F7		L SI 96 1 SAFE B CH 86 D CH 88 C SI 96 X CH 89 2-2 1 G1-3 22 2B **1-3** 1B	5	2	3	1	0	0	2
1 Amed Rosario, R (1, 6) OBP: 0.308, SLG: 0.392	1 SAFE S FF 95 F FF 94 D SL 86 D SL 85 X FF 93 2-2 ① F8 **1-3**		C SL 85 B SL 86 F SL 85 X CU 82 1-2 ② G6-3		F CU 71 F FF 94 D CU 72 X CU 72 1-2 ② G5-3 **1-2**		B FF 94 S FC 87 H SI 93 2-1 11 BB **1-2** HBP		F SI 96 **B SI 98** 1 SAFE X SI 98 1-1 ① G1-3 **1-2**	4	0	0	0	0	0	4
11 José Ramírez, S (1, 5) OBP: 0.353, SLG: 0.526	B CU 83 F FF 94 B FF 94 F CU 83 F SL 85 S FF 94 2-3 ② K		X CH 90 0-0 2B		B CU 72 X CU 73 1-0 ③ P2		B FF 100 D CU 86 D CU 88 F FF 100 B FS 96 4-1 **1-2** **2-3** BB		0-0 22 2B IBB	3	0	1	0	2	1	2
22 Josh Naylor, L (1, 10) OBP: 0.320, SLG: 0.458 28 Ernie Clement, R (9, PR) OBP: 0.268, SLG: 0.224 (9, 10)	C FF 95 B FF 94 B FF 94 X CU 83 2-1 ③ L9		B CU 82 X FF 93 1-0 ③ P5			B ST 80 B ST 81 B FF 92 C FF 92 B FF 93 4-1 BB	B CU 87 F FF 101 F FF 101 F CU 88 S CU 88 1-3 ③ K		C KC 84 X SI 96 0-1 **1-3** **2-H** **3-H** 2B	4 0	0 0	1 0	2 0	1 0	1 0	5 0
39 Oscar Gonzalez, R (1, 9) OBP: 0.326, SLG: 0.464		B SL 85 F FF 95 X FF 95 1-1 ① F7		B SL 84 B SL 84 B FF 95 C FF 95 B FF 95 4-1 BB		B FF 95 C FF 96 F FF 96 F ST 88 S FF 95 1-3 ① K		S CU 87 C FF 102 B CU 89 F FF 101 S FF 103 1-3 ① K	C SI 98 F SI 98 X SI 99 0-2 ② P3	4	0	0	0	1	2	3
0 Andrés Giménez, L (1, 4) OBP: 0.369, SLG: 0.478		C FF 95 F FF 94 F FF 95 F CU 82 B FF 94 X FF 94 1-2 HR		B CU 80 B CU 82 B FF 94 C FF 94 F FF 93 C CU 83 3-3 ① K		C ST 86 X FF 95 0-1 ② F7		B FF 102 S CU 90 B CU 88 F FF 101 S CU 90 2-3 ② K2-3	0-0 IBB	4	1	1	1	1	2	2
6 Owen Miller, R (1, 3) OBP: 0.296, SLG: 0.349		F FF 95 B SL 86 X SL 85 1-1 ② F4		B SL 84 B SL 85 X FF 94 2-0 ② P6		X FF 96 0-0 ③ L7		C CU 90 B CU 90 X FF 102 1-1 1B	C SL 89 X SI 97 0-1 ③ G6-3	5	0	1	0	0	0	5
17 Austin Hedges, R (1, 2) OBP: 0.264, SLG: 0.282		C SL 85 S FF 94 F SL 84 T FF 94 0-2 ③ K		S FF 94 C SL 85 B SL 86 X CU 83 1-2 ③ L8			B FC 90 C FC 89 S FF 94 B FC 90 B FF 95 S FF 95 3-3 ① K	F FF 102 B CU 87 S CU 88 S CU 89 1-3 ③ K		4	0	0	0	0	3	2
7 Myles Straw, R (1, 8) OBP: 0.277, SLG: 0.253			L FF 94 C FF 94 B SL 85 C SL 84 1-3 ① K		B FF 91 X FF 91 1-0 1 G5-3 1B		B FF 94 X FC 90 1-0 11 BB 1 S 1B		C SI 96 B SI 96 X SI 96 1-1 38 1B 22 2B 1B	4	1	3	0	0	1	0
Inning Stats	R: 0 E: 0 K: 1 S: 14 H: 1 LOB: 1 BB: 0 P: 21	R: 1 E: 0 K: 1 S: 13 H: 1 LOB: 0 BB: 0 P: 16	R: 1 E: 0 K: 1 S: 9 H: 2 LOB: 0 BB: 0 P: 12	R: 0 E: 0 K: 1 S: 8 H: 0 LOB: 1 BB: 1 P: 18	R: 0 E: 0 K: 0 S: 7 H: 1 LOB: 1 BB: 0 P: 10	R: 0 E: 0 K: 1 S: 8 H: 0 LOB: 1 BB: 1 P: 13	R: 0 E: 0 K: 2 S: 14 H: 1 LOB: 3 BB: 1 P: 28	R: 0 E: 0 K: 3 S: 12 H: 1 LOB: 1 BB: 0 P: 17	R: 2 E: 0 K: 0 S: 14 H: 3 LOB: 3 BB: 2 P: 18	1B: 6 2B: 2 3B: 0 HR: 2 SF: 0 SAC: 0 DP: 0 HBP: 1						

PITCHER		IP	WLS	BF	H	R	ER	SO	BB	IBB	HBP	BLK	WP	HR	S	P	ERA	WHIP
74 Josh Winder, R ERA: 3.83	(1, 1)	4.0	L	17	4	2	2	4	1	0	0	0	0	2	44	67	4.50	1.250
56 Caleb Thielbar, L ERA: 3.63	(5, 1)	1.0		5	1	0	0	0	1	0	0	0	0	0	8	15	0.00	2.000
65 Griffin Jax, R ERA: 3.34	(6, 1)	1.0		3	0	0	0	1	0	0	0	0	0	0	7	8	0.00	0.000
52 Michael Fulmer, R ERA: 3.21	(7, 1)	0.2		4	1	0	0	1	0	0	1	0	0	0	9	18	0.00	1.500
59 Jhoan Duran, R ERA: 1.72	(7, 1)	1.1		6	1	0	0	4	1	0	0	0	0	0	17	27	0.00	1.500

PITCHER		IP	WLS	BF	H	R	ER	SO	BB	IBB	HBP	BLK	WP	HR	S	P	ERA	WHIP
48 Jorge López, R ERA: 2.3	(9, 1)	1.0		8	3	2	2	0	0	2	0	0	0	0	14	18	18.00	3.000

TOP

Cleveland Guardians @ Minnesota Twins

Target Field, Minneapolis, MN

Sun Sep 11 2022, 1:14 PM - 4:31 PM CDT

Att. 19,016 - Partly Cloudy - 69 F

livebaseballscorecards.com

AB	37
R	4
H	10
RBI	4
BB	5
SO	10
LOB	25

1B: 6	SF: 0	WP: 0	PA: 43
2B: 2	SAC: 0	PB: 0	
3B: 0	DP: 0	SB: 2	
HR: 2	HBP: 1	CS: 0	

Batter	1	2	3	4	5	6	7	8	9	AB	R	H	RBI	BB	SO	LOB
2 Luis Arraez, L (1, 10) OBP: 0.376, SLG: 0.427	B FF 91 X FF 90 1-0 P3		F FF 92 B FF 92 C FF 92 B KC 83 F FF 92 F FC 86 X FF 92 2-2 1B		C FF 91 F KC 82 B FC 87 D FC 86 F FC 86 X FC 87 2-2 G3			B FF 94 C SI 96 F SI 96 B SI 96 X SI 97 2-2 G4-3		4	0	1	0	0	0	1
4 Carlos Correa, R (1, 6) OBP: 0.355, SLG: 0.453	C FF 91 B FC 88 B SL 86 C FF 92 F FF 92 F SL 86 S SL 86 2-3 K		C SL 86 X FF 92 0-1 G1-3			F FF 92 C FF 92 F FF 93 X SL 86 0-2 G6-3		B FF 96 B FF 97 X FF 96 2-0 G6-3		4	0	0	0	0	1	1
64 Jose Miranda, R (1, 3) OBP: 0.330, SLG: 0.447	B FC 88 B FF 92 B FC 88 C FF 92 B FF 91 4-1 BB			S SL 84 B SL 86 B SL 85 X FF 91 2-1 F9		X FF 92 0-0 P3		C FF 97 X SL 87 0-1 G1-3		3	0	0	0	1	0	0
26 Max Kepler, L (1, 9) OBP: 0.318, SLG: 0.348 67 Gilberto Celestino, R (3, 8) OBP: 0.312, SLG: 0.311	F FC 88 F FC 87 S KC 82 0-3 K			B FF 90 F FF 92 B FF 92 B FF 91 F FF 91 F FF 92 F SL 86 S SL 87 3-3 K		X SL 86 0-0 G6-3			C FF 95 F FF 95 B FF 94 B FF 94 B FF 95 B FF 95 4-2 1 S BB	1 2	0 0	0 0	0 0	1 1	1 1	1 0
15 Gio Urshela, R (1, 5) OBP: 0.313, SLG: 0.414		C FF 91 S SL 86 S SL 86 0-3 K		B FF 93 C FF 93 F FF 93 B FF 93 F FF 93 F SL 86 X SL 85 2-2 F9			S SL 84 C FF 93 F SL 86 F SL 85 F SL 86 B FF 92 X FF 92 1-2 1 1B 1B		C FF 95 F FF 95 B FF 95 B CU 83 C CU 82 2-3 K	4	0	1	0	0	2	1
1 Nick Gordon, L (1, 4) OBP: 0.326, SLG: 0.432 (8, 7)		S FF 91 F FC 87 B FF 92 X KC 83 1-2 F7			X FC 86 0-0 8 G4-3 24 1B 2B		F FC 88 B FC 87 X KC 83 1-1 1-3 1B		B FF 95 B FF 96 F FF 96 F FF 95 B FF 96 F FF 96 B FF 96 4-2 1-2 BB	3	1	2	0	1	0	0
30 Kyle Garlick, R (1, 7) OBP: 0.294, SLG: 0.454 (3, 9)		C FF 92 B SL 87 C FF 92 F SL 86 B FF 93 S SL 87 2-3 K			S FF 92 S SL 85 S SL 86 0-3 K		B SL 86 X SL 86 1-0 P3		C FF 96 F FF 96 F FF 96 B FF 96 S CU 84 1-3 K	4	0	0	0	0	3	5
8 Jake Cave, L (1, 8) OBP: 0.261, SLG: 0.393 (3, 7) 87 Jermaine Palacios, R (7, PH) OBP: 0.200, SLG: 0.156 (8, 4)			C FF 90 B FC 86 S KC 82 B KC 82 B KC 81 X FF 92 3-2 F8		S KC 83 X FC 88 0-1 G4-3 2-3		1 SAFE S CU 79 B CU 81 S CU 81 F CU 82 B FF 96 X CU 82 2-2 L4		S FF 96 B FF 96 F FF 96 B FF 96 F FF 95 S FF 96 2-3 K	2 2	0 0	0 0	0 0	0 0	0 1	1 4
39 Sandy León, S (1, 2) OBP: 0.306, SLG: 0.217 24 Gary Sánchez, R (5, PH) OBP: 0.284, SLG: 0.393 (6, 2)			B FF 91 C FF 92 B KC 82 S FF 92 S FF 92 2-3 K		X FF 92 0-0 3-H 1B		C CU 82 C FF 95 T CU 82 0-2 K			1 2	0 0	0 1	0 1	0 0	1 1	0 2
Inning Stats	R: 0 E: 0 K: 2 S: 10 H: 0 LOB: 1 BB: 1 P: 17	R: 0 E: 0 K: 2 S: 10 H: 0 LOB: 0 BB: 0 P: 13	R: 0 E: 0 K: 1 S: 13 H: 1 LOB: 1 BB: 0 P: 20	R: 0 E: 0 K: 1 S: 12 H: 0 LOB: 0 BB: 0 P: 19	R: 1 E: 0 K: 1 S: 11 H: 2 LOB: 1 BB: 0 P: 13	R: 0 E: 0 K: 0 S: 6 H: 0 LOB: 0 BB: 0 P: 6	R: 0 E: 0 K: 1 S: 16 H: 2 LOB: 2 BB: 0 P: 21	R: 0 E: 0 K: 0 S: 6 H: 0 LOB: 0 BB: 0 P: 10	R: 0 E: 0 K: 3 S: 16 H: 0 LOB: 2 BB: 2 P: 29	1B: 4 2B: 1 3B: 0 HR: 0 SF: 0 SAC: 0 DP: 0 HBP: 0						

PITCHER	IP	WLS	BF	H	R	ER	SO	BB	IBB	HBP	BLK	WP	HR	S	P	ERA	WHIP
57 Shane Bieber, R (1, 1) ERA: 2.91	6.1	W	25	5	1	1	7	1	0	0	0	0	0	71	100	1.42	0.947
31 Sam Hentges, L (7, 1) ERA: 2.67	1.0	H	3	0	0	0	1	0	0	0	0	0	0	10	14	0.00	0.000
37 Trevor Stephan, R (8, 1) ERA: 2.45	0.2	H	2	0	0	0	0	0	0	0	0	0	0	3	5	0.00	0.000
99 James Karinchak, R (9, 1) ERA: 1.57	1.0	S	5	0	0	0	3	2	0	0	0	0	0	16	29	0.00	2.000

PITCHER	IP	WLS	BF	H	R	ER	SO	BB	IBB	HBP	BLK	WP	HR	S	P	ERA	WHIP

BOTTOM

Cleveland Guardians @ Minnesota Twins

Target Field, Minneapolis, MN

Sun Sep 11 2022, 1:14 PM - 4:31 PM CDT

Att. 19,016 - Partly Cloudy - 69 F

livebaseballscorecards.com

AB	32
R	1
H	5
RBI	1
BB	3
SO	11
LOB	16

PA: 35

WP: 0
PB: 0
SB: 1
CS: 0

Batter	1	2	3	4	5	6	7	8	9	AB	R	H	RBI	BB	SO	LOB
2 Luis Rengifo, S (1, 4) OBP: 0.300, SLG: 0.426	X FF 92 0-0 ① F8		C FF 90 B CU 78 B CH 84 X FF 93 2-1 ② F8		X CU 80 0-0 ② G4-3 2-3		C FF 93 X CH 85 0-1 ③ G4-3			4	0	0	0	0	0	1
27 Mike Trout, R (1, 8) OBP: 0.368, SLG: 0.633	C FF 93 S CU 80 B FF 94 B FF 93 B FF 95 F FF 93 X CH 86 3-2 ② G5-3		B FF 93 T FF 93 T FF 93 F CU 80 B CH 86 B FF 93 F FF 93 X FF 94 3-2 ③ P3		X FF 94 0-0 3-H HR			C FF 97 B FF 97 F FF 97 F FF 96 B FS 91 B FS 90 S FS 90 3-3 ① K		4	1	1	2	0	1	0
17 Shohei Ohtani, L (1, 10) OBP: 0.356, SLG: 0.538	B FF 92 B FF 93 B FF 92 B FF 93 4-0 3 BB BB			C SL 84 X FF 92 0-1 ① F7	B FF 90 X FF 91 1-0 ③ L8			S FS 89 B FF 97 B FF 98 X FF 97 2-1 5 1B 1B		3	0	1	0	1	0	0
3 Taylor Ward, R (1, 9) OBP: 0.355, SLG: 0.441	B CH 86 S FF 92 B FF 94 B FF 93 B FF 92 4-1 1-2 BB			F FF 92 B FF 92 B CH 87 F FF 92 F FF 94 B FF 94 B FF 93 4-2 5 HR BB		B SL 85 B FF 92 C FF 93 B FF 93 B FF 92 4-1 BB		B SL 85 C SL 84 B FF 96 C SL 84 F FS 88 F FF 96 S FS 89 2-3 ② K		1	1	0	0	3	1	1
5 Matt Duffy, R (1, 5) OBP: 0.295, SLG: 0.302	C FF 92 B CH 86 B CH 85 F FF 94 F FF 93 F FF 93 D CU 82 X FF 94 3-2 ③ F9			X FF 94 0-0 1-H HR		1 SAFE C FF 91 S SL 87 1 SAFE F FF 92 C CH 77 0-3 ① K		B SL 83 X SL 85 1-0 1-2 1B		4	1	2	2	0	1	3
36 Mike Ford, L (1, 3) OBP: 0.303, SLG: 0.319		B FF 92 C FF 91 C SL 83 F FF 92 B SL 83 X SL 82 2-2 ① F9		C FF 91 B SL 85 C SL 84 B SL 84 F FF 94 S SL 84 2-3 ② K		1 SAFE C CH 76 B FF 93 F FF 91 X CH 74 1-2 ② F9		S SI 94 C SI 96 S FF 95 0-3 ③ K		4	0	0	0	0	2	3
7 Jo Adell, R (1, 7) OBP: 0.261, SLG: 0.366 16 Mickey Moniak, L (6, PH) OBP: 0.218, SLG: 0.311 (6, 7)		B CH 85 F FF 94 B FF 93 T FF 92 S FF 94 2-3 ② K		S FF 93 B CH 84 X CH 85 1-1 ③ G6-3		C CH 76 T CH 75 S FF 91 0-3 ③ K			C FC 98 S SL 91 X SL 93 0-2 ① G3	2 2	0 0	0 0	0 0	0 0	1 1	0 1
33 Max Stassi, R (1, 2) OBP: 0.275, SLG: 0.307		C FF 92 B FF 93 F FF 92 B CH 83 S FF 94 2-3 ③ K			B FF 91 F FF 91 B FF 91 X FF 90 2-1 2 G4-3 27 HR 2B		B FF 94 X FF 93 1-0 ① P3		B FC 100 F FC 98 S SL 91 X SL 92 1-2 ② L8	4	1	1	0	0	1	0
4 Andrew Velazquez, S (1, 6) OBP: 0.234, SLG: 0.302 12 Matt Thaiss, L (9, PH) OBP: 0.344, SLG: 0.414			C FF 90 X CH 84 0-1 ① G6-3		B FF 92 C FF 92 X FF 92 1-1 ① B1		F FF 92 B FF 94 B FF 94 S FF 94 S FF 94 2-3 ② K		S FC 101 S FC 99 B FC 99 F SL 92 B SL 94 F FC 101 F FC 99 S FC 100 2-3 ③ K	3 1	0 0	0 0	0 0	0 0	1 1	1 0
Inning Stats	R: 0 E: 0 K: 0 S: 11 H: 0 LOB: 2 BB: 2 P: 25	R: 0 E: 0 K: 2 S: 10 H: 0 LOB: 0 BB: 0 P: 16	R: 0 E: 0 K: 0 S: 9 H: 0 LOB: 0 BB: 0 P: 14	R: 2 E: 0 K: 1 S: 12 H: 1 LOB: 0 BB: 1 P: 19	R: 2 E: 0 K: 0 S: 7 H: 2 LOB: 0 BB: 0 P: 11	R: 0 E: 0 K: 2 S: 11 H: 0 LOB: 1 BB: 1 P: 16	R: 0 E: 0 K: 1 S: 6 H: 0 LOB: 0 BB: 0 P: 9	R: 0 E: 0 K: 3 S: 15 H: 2 LOB: 2 BB: 0 P: 23	R: 0 E: 0 K: 1 S: 12 H: 0 LOB: 0 BB: 0 P: 15	1B: 2 2B: 1 3B: 0 HR: 2 SF: 0 SAC: 0 DP: 0 HBP: 0						

TOP

Los Angeles Angels @ Cleveland Guardians

Progressive Field, Cleveland, OH

Mon Sep 12 2022, 6:10 PM - 9:18 PM EDT

Att. 12,461 - Partly Cloudy - 70 F

livebaseballscorecards.com

AB	32
R	4
H	5
RBI	4
BB	4
SO	10
LOB	10

WP: 0 PA: 36
PB: 0
SB: 0
CS: 0

PITCHER		IP	WLS	BF	H	R	ER	SO	BB	IBB	HBP	BLK	WP	HR	S	P	ERA	WHIP
45 Konnor Pilkington, L ERA: 4.3	(1, 1)	5.0		21	3	4	4	3	3	0	0	0	0	2	49	85	7.20	1.200
49 Eli Morgan, R ERA: 3.93	(6, 1)	1.0		4	0	0	0	2	1	0	0	0	0	0	11	16	0.00	1.000
62 Enyel De Los Santos, R ERA: 2.91	(7, 1)	1.0	W	3	0	0	0	1	0	0	0	0	0	0	6	9	0.00	0.000
37 Trevor Stephan, R ERA: 2.43	(8, 1)	0.2	H	4	2	0	0	2	0	0	0	0	0	0	12	20	0.00	3.000
31 Sam Hentges, L ERA: 2.65	(8, 1)	0.1	H	1	0	0	0	1	0	0	0	0	0	0	3	3	0.00	0.000

PITCHER		IP	WLS	BF	H	R	ER	SO	BB	IBB	HBP	BLK	WP	HR	S	P	ERA	WHIP
48 Emmanuel Clase, R ERA: 1.34	(9, 1)	1.0	S	3	0	0	0	1	0	0	0	0	0	0	12	15	0.00	0.000

Batter	1	2	3	4	5	6	7	8	9	AB	R	H	RBI	BB	SO	LOB
38 Steven Kwan, L (1, 7) OBP: 0.369, SLG: 0.383	C FF 93 F FF 94 B FF 94 S SL 89 1-3 ① K	B CU 75 B FF 93 C SL 88 F FF 94 F CU 75 X SL 87 2-2 2-H 1B			C FF 92 S SL 86 B FF 92 X FF 92 1-2 ② G4-3		F SI 90 C SI 91 X FC 84 0-2 1 2B 1B			4	1	2	1	0	1	0
1 Amed Rosario, R (1, 6) OBP: 0.310, SLG: 0.396	B CU 74 F FF 95 F SL 90 F SL 89 X CH 86 1-2 ② L7	C SL 89 B FF 93 B CU 72 B FF 93 F SL 88 S SL 89 3-3 ③ K			C SL 86 X CH 84 0-1 39 FC5 2B		B FC 84 X CH 81 1-0 1-H 2B			4	0	2	1	0	1	1
11 José Ramírez, S (1, 10) OBP: 0.354, SLG: 0.524	B SL 89 S FF 95 X SL 89 1-1 ③ L7		C FF 92 B CU 74 C FF 91 B FF 92 B CH 84 X FF 93 3-2 ① F7		0-0 IBB		0-0 IBB			2	0	0	0	2	0	0
39 Oscar Gonzalez, R (1, 9) OBP: 0.325, SLG: 0.458		C FF 92 H CU 74 1-1 0 6 FC6-4 2 1B E HBP	F SL 87 B CH 85 B FF 92 F CH 85 B FF 92 F FF 92 X CH 84 3-2 ② G5-3		F SL 86 B FF 93 T CH 83 X CH 83 1-2 ③ FC5 2-3f		B SI 92 F SL 85 C ST 79 S SL 82 1-3 ① K			3	1	0	0	0	1	4
6 Owen Miller, R (1, 3) OBP: 0.297, SLG: 0.351		X FF 93 0-0 0 FC6-4 1-2 1B	C CU 72 B FF 92 B FF 92 X CH 85 2-1 ③ G6-3			C FF 91 F FF 92 X FF 92 0-2 0 BB 1B	B SI 92 X ST 80 1-0 ② P3			4	0	2	0	0	0	2
0 Andrés Giménez, L (1, 4) OBP: 0.368, SLG: 0.475		C SL 87 S SL 88 B SL 87 X SL 87 1-2 ① FC6-4 2 E 17 2B 1-2f 2-3		C FF 91 C FF 91 B CU 75 F FF 92 F FF 92 X SL 86 1-2 ① G4-3		B SL 86 B FF 91 B FF 91 B FF 92 4-0 7 FC6 1-2 BB	T ST 81 B ST 81 F FF 91 D CH 87 D ST 80 X ST 80 3-2 ③ G6-3			3	1	0	0	1	0	4
2 Tyler Freeman, R (1, 5) OBP: 0.317, SLG: 0.283		B SL 88 B FF 94 F FF 93 F FF 93 1 SAFE X SL 87 2-2 E9 17 2B 1-3 3-H 1B		C SL 87 F FF 92 F FF 93 B FF 92 B CH 84 X FF 93 2-2 ② F8		L FC 84 S FC 84 X CH 79 0-2 ① L6		B ST 82 B FF 94 F FF 95 X FF 96 2-1 ① F9		4	1	1	1	0	0	2
17 Austin Hedges, R (1, 2) OBP: 0.263, SLG: 0.286		M CU 74 X SL 89 0-1 38 1B 2B 2-H 3-H		S FF 92 B FF 92 B CH 83 F FF 91 F FF 92 T SL 86 2-2 ③ K		B FC 86 F FC 85 B SI 92 X CH 80 2-2 ② L7		B FF 94 B ST 81 C FF 94 F FF 93 S ST 83 2-3 ② K		4	1	1	2	0	2	2
7 Myles Straw, R (1, 8) OBP: 0.275, SLG: 0.251		F FF 94 C FF 94 B FF 94 F CU 74 D CH 84 B FF 93 X FF 94 3-2 ② G5-3			X FF 91 0-0 ① G6-3	B FC 84 C SI 92 S CH 80 X FC 84 1-2 ③ FC6 1-2f		F FF 94 C ST 81 X ST 82 0-2 ③ G5-3		4	0	0	0	0	0	3
Inning Stats	R: 0 E: 0 K: 1 S: 9 H: 0 LOB: 0 BB: 0 P: 12	R: 4 E: 1 K: 1 S: 21 H: 4 LOB: 1 BB: 0 P: 33	R: 0 E: 0 K: 0 S: 9 H: 0 LOB: 0 BB: 0 P: 17	R: 0 E: 0 K: 1 S: 13 H: 0 LOB: 0 BB: 0 P: 18	R: 0 E: 0 K: 0 S: 9 H: 1 LOB: 2 BB: 1 P: 11	R: 0 E: 0 K: 0 S: 12 H: 1 LOB: 2 BB: 1 P: 19	R: 1 E: 0 K: 1 S: 11 H: 2 LOB: 2 BB: 1 P: 17	R: 0 E: 0 K: 1 S: 8 H: 0 LOB: 0 BB: 0 P: 12		1B: 5 2B: 3 3B: 0 HR: 0 SF: 0 SAC: 0 DP: 0 HBP: 1				WP: 0 PB: 0 SB: 0 CS: 0 PA: 36		

PITCHER		IP	WLS	BF	H	R	ER	SO	BB	IBB	HBP	BLK	WP	HR	S	P	ERA	WHIP
48 Reid Detmers, L ERA: 3.82	(1, 1)	5.0		24	6	4	4	3	1	1	1	0	0	0	64	98	7.20	1.400
28 Aaron Loup, L ERA: 3.96	(6, 1)	1.0	L	6	2	1	1	0	0	1	0	0	0	0	13	17	9.00	2.000
52 Ryan Tepera, R ERA: 3.58	(7, 1)	1.0		3	0	0	0	1	0	0	0	0	0	0	7	12	0.00	0.000
60 Andrew Wantz, R ERA: 3.29	(8, 1)	1.0		3	0	0	0	1	0	0	0	0	0	0	8	12	0.00	0.000

PITCHER	IP	WLS	BF	H	R	ER	SO	BB	IBB	HBP	BLK	WP	HR	S	P	ERA	WHIP

BOTTOM

Los Angeles Angels @ Cleveland Guardians

Progressive Field, Cleveland, OH

Mon Sep 12 2022, 6:10 PM - 9:18 PM EDT

Att. 12,461 - Partly Cloudy - 70 F

livebaseballscorecards.com

AB	32
R	5
H	8
RBI	5
BB	3
SO	5
LOB	18

Batter	1	2	3	4	5	6	7	8	9	AB	R	H	RBI	BB	SO	LOB
16 Mickey Moniak, L (1, 7) OBP: 0.207, SLG: 0.295	C FF 95 S FF 95 S CH 82 0-3 ① K		B FC 89 S CH 82 C FF 94 B FF 95 S CH 83 2-3 ① K 1-2		B FC 90 S FC 89 B FF 92 B FC 89 X FC 90 3-1 ① FC4-6 1-2f			C FF 94 B FF 95 S FF 94 S FF 95 1-3 ① K		4	0	0	0	0	3	2
27 Mike Trout, R (1, 8) OBP: 0.367, SLG: 0.628	B FF 95 B FF 95 X FC 90 2-0 ② F8		B FC 87 B FF 94 B FF 95 B FC 87 4-0 BB		B FF 94 B FC 90 B FF 93 C FC 90 F FF 94 X FC 91 3-2 ② L8			F FF 95 B FF 94 B FF 95 X FF 94 2-1 ② F9		3	0	0	0	1	0	1
17 Shohei Ohtani, L (1, 10) OBP: 0.356, SLG: 0.534	C CH 81 B CH 83 B FF 96 B FF 96 S CH 83 B FF 96 4-2 BB		S FF 94 B FF 95 F FF 94 S CH 83 1-3 ② K		B FF 94 C FF 93 F FC 91 F FF 93 F FC 90 B FF 94 X FC 90 2-2 ③ G6-3			X FF 95 0-0 ③ G4-3		3	0	0	0	1	1	3
3 Taylor Ward, R (1, 9) OBP: 0.352, SLG: 0.437	B FC 89 S FF 96 B FC 91 S FC 91 F CH 83 B FC 90 S FC 89 3-3 ③ K		B FC 88 C FF 95 B FF 96 F FC 88 F FF 95 F FC 90 F FF 94 D CH 83 F FF 94 3-2 ③ F9 F FC 89 X FF 95			C FC 90 F FF 93 B FF 93 B FC 88 C FC 88 2-3 ① K			C FC 100 X SL 92 0-1 ① G5-3	4	0	0	0	0	2	3
2 Luis Rengifo, S (1, 4) OBP: 0.300, SLG: 0.423		X FC 88 0-0 ① G4-3		B FF 92 B FC 86 S FC 85 B FF 94 B FF 93 4-1 5 CS BB		B CU 78 X FC 89 1-0 ② G6-3			S SL 94 F FC 100 C SL 94 0-3 ② K	3	0	0	0	1	1	0
36 Mike Ford, L (1, 3) OBP: 0.310, SLG: 0.320 37 Magneuris Sierra, L (9, PR) OBP: 0.224, SLG: 0.272		B FF 94 C CH 80 S FC 89 B FC 90 F FC 88 B FF 96 B CH 82 4-2 5 G1-6-3 BB		F FC 88 1 SAFE D CH 81 F FC 87 X FF 94 1-2 ① F8		X FC 89 0-0 ③ F8			C FC 100 C SL 93 B FF 99 F SL 93 B FC 100 F SL 92 B SL 93 X FC 101 3-2 5 S 1B	3 0	0 0	1 0	0 0	1 0	0 0	1 0
5 Matt Duffy, R (1, 5) OBP: 0.294, SLG: 0.297		S FF 95 F FF 96 X FC 90 0-2 ② ③ G1-6-3 1-2f		1 SAFE B FC 86 B FC 86 T FF 93 B FF 93 B FF 93 4-1 ② 1-2 BB			C FC 87 B FC 89 X FC 89 1-1 ① F9		C FC 100 C FC 100 S SL 94 0-3 ③ K 1-2	3	0	0	0	1	1	2
12 Matt Thaiss, L (1, 2) OBP: 0.343, SLG: 0.500			X FF 92 0-0 HR	C FC 89 X FC 90 0-1 ③ P4			F FF 93 X FC 90 0-1 ② G4-3			3	1	1	1	0	0	1
4 Andrew Velazquez, S (1, 6) OBP: 0.236, SLG: 0.304 22 David Fletcher, R (5, PH) OBP: 0.303, SLG: 0.357 (5, 6)			C FF 94 B FC 90 B FF 93 S FF 95 X FF 95 2-2 16 S 1B		X FC 91 0-0 16 FC4-6 1B		B FC 89 C FF 93 X FF 94 1-1 ③ B1-3			1 2	0 0	1 1	0 0	0 0	0 0	0 0
Inning Stats	R: 0 E: 0 K: 2 S: 10 H: 0 LOB: 1 BB: 1 P: 19	R: 0 E: 0 K: 0 S: 7 H: 0 LOB: 0 BB: 1 P: 11	R: 1 E: 0 K: 2 S: 19 H: 2 LOB: 2 BB: 1 P: 31	R: 0 E: 0 K: 0 S: 7 H: 0 LOB: 1 BB: 2 P: 16	R: 0 E: 0 K: 0 S: 11 H: 1 LOB: 1 BB: 0 P: 19	R: 0 E: 0 K: 1 S: 5 H: 0 LOB: 0 BB: 0 P: 8	R: 0 E: 0 K: 0 S: 6 H: 0 LOB: 0 BB: 0 P: 8	R: 0 E: 0 K: 1 S: 6 H: 0 LOB: 0 BB: 0 P: 9	R: 0 E: 0 K: 2 S: 13 H: 1 LOB: 2 BB: 0 P: 16	1B: 3 2B: 0 3B: 0 HR: 1 SF: 0 SAC: 0 DP: 1 HBP: 0						

PITCHER	IP	WLS	BF	H	R	ER	SO	BB	IBB	HBP	BLK	WP	HR	S	P	ERA	WHIP
36 Cody Morris, R (1, 1) ERA: 2.79	3.2		16	2	1	1	4	5	0	0	0	0	1	41	75	2.46	1.909
59 Kirk McCarty, L (4, 1) ERA: 4.88	3.1	W	11	1	0	0	1	0	0	0	0	0	0	24	37	0.00	0.300
99 James Karinchak, R (8, 1) ERA: 1.52	1.0	H	3	0	0	0	1	0	0	0	0	0	0	6	9	0.00	0.000
48 Emmanuel Clase, R (9, 1) ERA: 1.31	1.0	S	4	1	0	0	2	0	0	0	0	0	0	13	16	0.00	1.000

PITCHER	IP	WLS	BF	H	R	ER	SO	BB	IBB	HBP	BLK	WP	HR	S	P	ERA	WHIP

TOP

Los Angeles Angels @ Cleveland Guardians

Progressive Field, Cleveland, OH

Tue Sep 13 2022, 6:12 PM - 9:09 PM EDT

Att. 14,419 - Cloudy - 69 F

livebaseballscorecards.com

AB	29
R	1
H	4
RBI	1
BB	5
SO	8
LOB	13

Batter	1	2	3	4	5	6	7	8	9	AB	R	H	RBI	BB	SO	LOB
38 Steven Kwan, L (1, 7) OBP: 0.370, SLG: 0.383	C FF 94 X SI 93 0-1 ① G6-3		1 SAFE B SI 94 1 SAFE C SI 92 B SL 82 X SI 92 2-1 ②③ G4-6-3 1-2f		1 SAFE 1 SAFE C FF 92 B SL 82 D SL 83 F SI 92 X SI 94 2-2 1-2 1B		B FC 93 B FC 94 B FC 93 C FF 95 B FF 94 4-1 1 S BB			3	0	1	0	1	0	2
1 Amed Rosario, R (1, 6) OBP: 0.307, SLG: 0.393	C FF 94 X FF 93 0-1 ② F9			C SL 79 X SL 81 0-1 ① F7	C SL 82 C SL 83 S FF 94 0-3 ③ K		B SL 86 F FF 94 1 SAFE B FF 94 S SL 86 S SL 88 2-3 ② 1-2 K			4	0	0	0	0	2	3
11 José Ramírez, S (1, 5) OBP: 0.355, SLG: 0.525	C FF 95 B SL 81 B FF 93 F FF 94 X CH 84 2-2 ③ G6-3			C SL 82 X CH 82 0-1 ② G5-3		C SL 81 B SL 83 B FF 93 X SL 81 2-1 39 HR 2B	0-0 IBB			3	1	1	0	1	0	0
39 Oscar Gonzalez, R (1, 9) OBP: 0.327, SLG: 0.470		F CU 79 F FF 94 B CH 83 X CH 83 1-2 ① P3		C FF 94 F CH 83 X CH 83 0-2 1B		S SL 82 C SL 83 X SL 83 0-2 2-H HR	B SL 88 S SL 86 F SL 87 X FF 95 1-2 ③ G4-3			4	1	2	2	0	0	2
22 Josh Naylor, L (1, 3) OBP: 0.317, SLG: 0.453		C SL 81 B SI 94 X SL 83 1-1 ② G6-3		F SI 93 C SI 94 F SL 81 S SL 82 0-3 ③ K		B SI 93 X SI 93 1-0 ① G4-3		B FF 93 S FF 94 C FF 95 F FF 96 F FF 95 F FF 96 F FF 96 F FF 97 X SL 82 1-2 ① G3		4	0	0	0	0	1	1
6 Owen Miller, R (1, 10) OBP: 0.299, SLG: 0.355		C FF 94 C FF 94 F FF 94 B CH 84 S CH 85 1-3 ③ K			F FF 92 S SL 80 B CH 80 B FF 92 F SL 80 X CH 82 2-2 2 F9 2 WP 12 SF8 1B	F FF 93 B FF 93 S CH 82 F FF 93 F CH 82 X CH 82 1-2 0 G4-3 2B		F FF 94 B FF 93 S FF 94 S FF 94 1-3 ② K		4	1	2	0	0	2	0
2 Tyler Freeman, R (1, 4) OBP: 0.306, SLG: 0.273 0 Andrés Giménez, L (6, PH) OBP: 0.366, SLG: 0.473 (7, 4)			B FF 93 X FF 92 1-0 ① P3		C FF 93 B FF 92 1 SAFE S SL 80 F FF 92 B CH 81 X FF 92 2-2 ① 1-3 F9	B SL 87 B SL 86 C FC 92 X FC 92 2-1 ② 2-3 G4-3		L FF 93 B FF 94 X FF 94 1-1 ③ L7		2 2	0 0	0 0	0 0	0 0	0 0	1 1
12 Luke Maile, R (1, 2) OBP: 0.309, SLG: 0.333			C FF 94 C CH 82 F FF 92 B FF 93 X CH 82 1-2 7 1B 1B		F SL 83 B FF 93 B SL 82 X CH 84 2-1 ② 3-H SF8	S SL 87 B SL 87 S FF 95 D SL 88 B FF 95 S SL 87 3-3 ③ K				2	0	1	1	0	1	1
7 Myles Straw, R (1, 8) OBP: 0.277, SLG: 0.254			C FF 94 B FF 93 B SL 81 B FF 93 X FF 92 3-1 1-3 38 G4-6-3 1B		C SL 82 B SL 85 C FF 94 X CH 84 1-2 38 1B 1B		B SL 87 B SL 87 B FF 94 C FF 94 X FF 94 3-1 ① F8			3	0	2	0	0	0	0
Inning Stats	R: 0 E: 0 K: 0 S: 7 H: 0 LOB: 0 BB: 0 P: 9	R: 0 E: 0 K: 1 S: 9 H: 0 LOB: 0 BB: 0 P: 12	R: 0 E: 0 K: 0 S: 9 H: 2 LOB: 1 BB: 0 P: 16	R: 0 E: 0 K: 1 S: 11 H: 1 LOB: 1 BB: 0 P: 11	R: 1 E: 0 K: 1 S: 19 H: 3 LOB: 2 BB: 0 P: 28	R: 2 E: 0 K: 1 S: 16 H: 3 LOB: 1 BB: 0 P: 25	R: 0 E: 0 K: 1 S: 9 H: 0 LOB: 2 BB: 2 P: 19	R: 0 E: 0 K: 1 S: 13 H: 0 LOB: 0 BB: 0 P: 16		1B: 6 2B: 2 3B: 0 HR: 1 SF: 1 SAC: 0 DP: 1 HBP: 0		WP: 1 PB: 0 SB: 1 CS: 0 PA: 34		

PITCHER		IP	WLS	BF	H	R	ER	SO	BB	IBB	HBP	BLK	WP	HR	S	P	ERA	WHIP
54 José Suarez, L ERA: 3.84	(1, 1)	5.1	L	24	9	3	3	3	0	0	0	0	1	1	66	91	5.06	1.688
57 Zack Weiss, R ERA:	(6, 1)	1.2		7	0	0	0	2	1	1	0	0	0	0	14	29	0.00	0.600
65 José Quijada, L ERA: 3.62	(8, 1)	1.0		3	0	0	0	1	0	0	0	0	0	0	13	16	0.00	0.000

PITCHER	IP	WLS	BF	H	R	ER	SO	BB	IBB	HBP	BLK	WP	HR	S	P	ERA	WHIP

BOTTOM

Los Angeles Angels @ Cleveland Guardians

Progressive Field, Cleveland, OH

Tue Sep 13 2022, 6:12 PM - 9:09 PM EDT

Att. 14,419 - Cloudy - 69 F

livebaseballscorecards.com

AB	31
R	3
H	9
RBI	3
BB	2
SO	6
LOB	11

Batter	1	2	3	4	5	6	7	8	9	AB	R	H	RBI	BB	SO	LOB
16 Mickey Moniak, L (1, 7) OBP: 0.221, SLG: 0.354	F SI 93 S CH 85 B CH 86 S CH 87 1-3 ① K		B FC 90 F FC 90 X CH 86 1-1 1-H HR		B CU 83 X SI 94 1-0 27 1B 2B			C SL 84 S FF 97 X FS 88 0-2 ① G4-3		4	2	2	2	0	1	0
27 Mike Trout, R (1, 8) OBP: 0.368, SLG: 0.626	B SI 95 B SI 95 S SI 95 F SI 94 B SI 94 S SI 94 3-3 ② K		X SI 94 0-0 1B		B SI 95 B SI 95 X SI 95 2-0 2-H 1B			C SL 86 F FF 96 X SL 85 0-2 ② F6		4	0	2	1	0	1	0
17 Shohei Ohtani, L (1, 10) OBP: 0.355, SLG: 0.534	F SI 94 B FC 89 B FC 89 F CH 86 B SI 94 T CH 86 3-2 ③ K		F SI 94 F FC 89 X CH 87 0-2 ③ F7		X FC 90 0-0 ③ F7			B FF 96 S FF 98 B FS 90 X FS 87 2-1 2B		4	0	1	0	0	1	2
3 Taylor Ward, R (1, 9) OBP: 0.353, SLG: 0.437		B SI 94 X SI 93 1-0 2 G4-3 1B		F FC 90 C SI 94 S CU 83 0-3 ① K		B SI 95 X SI 93 1-0 2 G4-6-3 1B		C SL 84 C FF 96 X FF 96 0-2 ③ G4-3		4	0	2	0	0	1	1
2 Luis Rengifo, S (1, 4) OBP: 0.302, SLG: 0.426		X FC 89 0-0 ① ② G4-3 1-2f		C SI 94 F FC 90 B CU 84 X SI 94 1-2 12 G1 1B		B FC 90 F FC 90 F FC 89 D CU 84 F FC 90 1 SAFE X CH 86 2-2 ① ② G4-6-3 1-2f			B CU 82 C FF 95 C FF 94 X CU 84 1-2 36 DI 2B	4	0	2	0	0	0	2
12 Matt Thaiss, L (1, 3) OBP: 0.308, SLG: 0.444		C CU 84 X FC 90 0-1 ③ P5		C FC 90 B FC 89 C FC 90 B SI 94 B SI 94 X FC 89 3-2 ② G1 1-2		B FC 89 B FC 90 C FC 89 F FC 89 B SI 95 S CH 85 3-3 ③ K			C CU 82 B CU 83 S FF 96 B FF 96 F FF 96 F FF 96 B CU 83 C CU 83 3-3 ① K	4	0	0	0	0	2	2
5 Matt Duffy, R (1, 5) OBP: 0.293, SLG: 0.296			C FC 88 C SI 93 B FC 90 X FC 88 1-2 16 HR 1B	B SI 94 F SI 94 B SI 95 X SI 94 2-1 ③ F9			B SI 93 F SI 94 B SI 94 F SI 94 C SI 94 2-3 ① K		B FF 95 C CU 84 B FF 95 X FF 95 2-1 ② F9	4	1	1	0	0	1	2
33 Max Stassi, R (1, 2) OBP: 0.272, SLG: 0.304 36 Mike Ford, L (9, PH) OBP: 0.307, SLG: 0.316			B SI 94 B SI 95 F SI 94 B SI 94 X SI 94 3-1 ① P5		B FC 89 X SI 93 1-0 ① P3		B SI 94 X FC 91 1-0 ② G5-3		C FF 95 X FF 96 0-1 ③ G3 2-3	3 1	0 0	0 0	0 0	0 0	0 0	1 1
22 David Fletcher, R (1, 6) OBP: 0.298, SLG: 0.351			C SI 94 L SI 93 X SI 94 0-2 ② B3		C SI 94 X SI 93 0-1 ② B3-1		B SI 94 C SI 94 B SI 93 C SI 94 X SI 94 2-2 ③ B1-3			3	0	0	0	0	0	1
Inning Stats	R: 0 E: 0 K: 3 S: 9 H: 0 LOB: 0 BB: 0 P: 16	R: 0 E: 0 K: 0 S: 4 H: 1 LOB: 0 BB: 0 P: 5	R: 2 E: 0 K: 0 S: 14 H: 3 LOB: 1 BB: 0 P: 19	R: 0 E: 0 K: 1 S: 11 H: 1 LOB: 1 BB: 0 P: 17	R: 1 E: 0 K: 0 S: 6 H: 2 LOB: 1 BB: 0 P: 10	R: 0 E: 0 K: 1 S: 8 H: 1 LOB: 0 BB: 0 P: 14	R: 0 E: 0 K: 1 S: 7 H: 0 LOB: 0 BB: 0 P: 12	R: 0 E: 0 K: 0 S: 11 H: 1 LOB: 1 BB: 0 P: 13	R: 0 E: 0 K: 1 S: 12 H: 1 LOB: 1 BB: 0 P: 18	1B: 6 2B: 3 3B: 0 HR: 1 SF: 0 SAC: 0 DP: 2 HBP: 0						

PITCHER	IP	WLS	BF	H	R	ER	SO	BB	IBB	HBP	BLK	WP	HR	S	P	ERA	WHIP
47 Cal Quantrill, R (1, 1) ERA: 3.51	7.0		27	8	3	3	6	0	0	0	0	0	1	59	93	3.86	1.143
37 Trevor Stephan, R (8, 1) ERA: 2.38	1.0	W	4	1	0	0	0	0	0	0	0	0	0	11	13	0.00	1.000
99 James Karinchak, R (9, 1) ERA: 1.47	1.0	S	4	1	0	0	1	0	0	0	0	0	0	12	18	0.00	1.000

PITCHER	IP	WLS	BF	H	R	ER	SO	BB	IBB	HBP	BLK	WP	HR	S	P	ERA	WHIP

TOP

Los Angeles Angels @ Cleveland Guardians

Progressive Field, Cleveland, OH

Wed Sep 14 2022, 1:11 PM - 4:04 PM EDT

Att. 14,529 - Sunny - 72 F

livebaseballscorecards.com

AB	35
R	3
H	10
RBI	3
BB	0
SO	7
LOB	12

Batter	1	2	3	4	5	6	7	8	9	AB	R	H	RBI	BB	SO	LOB
38 Steven Kwan, L (1, 7) OBP: 0.368, SLG: 0.380	B FF 92 F FF 93 S SL 85 F SL 86 X FF 93 1-2 ① G3		B CU 76 C FF 94 T FF 93 X SL 87 1-2 ② F6		B SL 84 B SL 86 C SL 86 C SI 93 X SL 89 2-2 ③ G1-3		C FF 90 F FF 91 B FF 94 B FF 91 B FF 92 F FF 93 S FF 90 3-3 ③ K			4	0	0	0	0	1	2
1 Amed Rosario, R (1, 10) OBP: 0.307, SLG: 0.392	X SI 92 0-0 ② G3		C CU 77 F CH 84 X SL 86 0-2 ③ G6-3			C CU 76 X SL 84 0-1 ① G6-3		B SI 91 B SI 91 C SL 86 X ST 80 2-1 11 HR 1B		4	1	1	0	0	0	0
11 José Ramírez, S (1, 5) OBP: 0.356, SLG: 0.531	C CU 75 S SL 84 B SL 85 F CH 83 F SL 86 B FF 93 S SL 86 2-3 ③ K			F SL 87 S SL 86 B CH 83 S FF 94 1-3 ① K		B CU 78 S SL 85 X SL 84 1-1 39 1B 1B		1 SAFE 1 SAFE D CH 84 S ST 80 D CH 85 B SI 91 1 SAFE X SL 85 3-1 1-H HR		4	1	2	2	0	2	0
39 Oscar Gonzalez, R (1, 9) OBP: 0.333, SLG: 0.485		B CU 76 B FF 92 S CH 82 F CH 81 X CH 84 2-2 HR		F SL 87 C SL 84 B FF 93 F SL 86 F FF 95 X FF 95 1-2 ② G4-3		C CU 77 X SL 86 0-1 22 G4-6-3 1-3 1B		B ST 80 F SI 91 F SL 83 X SL 81 1-2 22 FC5-4 1B		4	1	3	1	0	0	0
6 Owen Miller, R (1, 3) OBP: 0.300, SLG: 0.355 22 Josh Naylor, L (6, PH) OBP: 0.315, SLG: 0.451 (7, 3)		C SL 84 X CH 83 0-1 0 G4-3 1B		B SI 94 S CH 82 B SL 86 X CH 83 2-1 ③ G5-3		B CU 76 1 SAFE B CH 85 C CU 76 F SL 83 F CU 77 F CU 76 X CH 85 2-2 ② ③ G4-6-3 1-2f		S SI 90 X SI 90 0-1 ① FC5-4 0 CS 1-2f		2 2	0 0	1 0	0 0	0 0	0 0	0 3
0 Andrés Giménez, L (1, 4) OBP: 0.370, SLG: 0.475		B SI 92 D SL 86 F SI 93 X SL 85 2-1 ① G4-3 1-2			B SL 85 X SI 91 1-0 2 1B 17 G4-6-3 1B		C CU 76 F CH 84 B SI 92 X CU 75 1-2 2 2B 1B	1 SAFE X SI 91 0-0 ② 2 HBP 1-2 1B		4	2	3	0	0	0	1
2 Tyler Freeman, R (1, 6) OBP: 0.333, SLG: 0.310		C CU 75 F SL 85 B CH 83 B SL 87 F SL 86 B FF 93 X CH 83 3-2 ② F7			B CH 82 X FF 92 1-0 17 G4-6-3 1-3 1B		1 SAFE C SL 83 B SI 87 B SL 84 X SI 92 2-1 17 SH1-3 1-H 2B	B SI 89 S FC 84 H CH 79 2-1 1-2 HBP		3	0	2	1	0	0	1
17 Austin Hedges, R (1, 2) OBP: 0.261, SLG: 0.282		C SL 86 B FF 93 C SL 86 B SL 87 S CH 84 2-3 ③ K			X SL 86 0-0 ① ② G4-6-3 1-2f 3-H		X SL 84 0-0 ① SH1-3 2-3	X FC 84 0-0 ③ G1-3		3	0	0	0	0	1	4
7 Myles Straw, R (1, 8) OBP: 0.278, SLG: 0.256			C FF 91 C SL 85 F SL 86 F SL 86 X FF 94 0-2 ① L6		B CU 75 X FF 93 1-0 2B		C SL 85 C CU 76 B CU 77 X SL 85 1-2 ② F9			3	0	1	0	0	0	1
Inning Stats	R: 0 E: 0 K: 1 S: 10 H: 0 LOB: 0 BB: 0 P: 13	R: 1 E: 0 K: 1 S: 14 H: 2 LOB: 1 BB: 0 P: 23	R: 0 E: 0 K: 0 S: 11 H: 0 LOB: 0 BB: 0 P: 12	R: 0 E: 0 K: 1 S: 10 H: 0 LOB: 0 BB: 0 P: 14	R: 1 E: 0 K: 0 S: 7 H: 3 LOB: 1 BB: 0 P: 12	R: 0 E: 0 K: 0 S: 11 H: 2 LOB: 1 BB: 0 P: 14	R: 1 E: 0 K: 1 S: 13 H: 2 LOB: 1 BB: 0 P: 20	R: 2 E: 0 K: 0 S: 12 H: 4 LOB: 2 BB: 0 P: 20		1B: 9 2B: 2 3B: 0 HR: 2	SF: 0 SAC: 1 DP: 2 HBP: 1			WP: 0 PB: 0 SB: 0 CS: 1	PA: 35	

BOTTOM

Los Angeles Angels @ Cleveland Guardians

Progressive Field, Cleveland, OH

Wed Sep 14 2022, 1:11 PM - 4:04 PM EDT

Att. 14,529 - Sunny - 72 F

livebaseballscorecards.com

AB	33
R	5
H	13
RBI	4
BB	0
SO	4
LOB	12

PITCHER		IP	WLS	BF	H	R	ER	SO	BB	IBB	HBP	BLK	WP	HR	S	P	ERA	WHIP
43 Patrick Sandoval, L ERA: 2.99	(1, 1)	5.1		22	7	2	2	3	0	0	0	0	0	1	58	81	3.38	1.312
46 Jimmy Herget, R ERA: 2.54	(6, 1)	1.1	B	5	2	1	1	0	0	0	0	0	0	0	14	20	6.75	1.500
65 José Quijada, L ERA: 3.58	(7, 1)	0.1		1	0	0	0	1	0	0	0	0	0	0	4	7	0.00	0.000
52 Ryan Tepera, R ERA: 3.93	(8, 1)	0.0	L	3	3	2	2	0	0	0	0	0	0	1	7	13	∞	∞
28 Aaron Loup, L ERA: 3.88	(8, 1)	1.0		4	1	0	0	0	0	0	1	0	0	0	5	7	0.00	1.000

PITCHER	IP	WLS	BF	H	R	ER	SO	BB	IBB	HBP	BLK	WP	HR	S	P	ERA	WHIP

Chicago White Sox @ Cleveland Guardians

Progressive Field, Cleveland, OH

Thu Sep 15 2022, 1:11 PM - 4:14 PM EDT

Att. 11,186 - Sunny - 70 F

TOP

livebaseballscorecards.com

Batter	1	2	3	4	5	6	7	8	9	AB	R	H	RBI	BB	SO	LOB
1 Elvis Andrus, R (1, 6) OBP: 0.312, SLG: 0.410	C FF 94 S FF 95 X FF 95 0-2 ① G6-3		X FF 92 0-0 ① L7		B SL 84 B SL 86 X FF 91 2-0 HR	X FC 93 0-0 ③ G6-3			B FC 88 F FC 88 X FF 92 1-1 ①② L4 2-2	5	1	1	1	0	0	4
10 Yoán Moncada, S (1, 5) OBP: 0.282, SLG: 0.352	B FF 95 F FF 94 B FC 88 S FF 95 B CH 79 F FF 95 X FF 95 3-2 ② F7		B FF 93 B FF 93 C CH 78 B FC 88 F FF 93 X CH 78 3-2 HR		B CU 71 C FF 92 F SL 87 B CU 74 B CH 79 F SL 86 X FF 92 3-2 79 1B 2B		C FF 92 B SL 86 X SL 85 1-1 79 G6-4-3 1B		C FC 91 X CU 77 0-1 79 1B 1-2 1B	5	2	4	1	0	0	0
79 José Abreu, R (1, 3) OBP: 0.386, SLG: 0.458	S FF 95 B FF 95 B FF 95 S FF 95 F FF 95 F SL 88 X SL 87 2-2 ③ L5		C SL 88 F CH 78 X CU 76 0-2 2B		B SL 84 B FF 92 F SL 85 F FF 91 F CH 76 F SL 85 F FF 91 F SL 85 X CH 78 2-2 G6-4-3 2-H 1B		F FF 91 X FF 92 0-1 ①② G6-4-3 1-2f		C FC 91 S FF 92 F FF 93 F FC 90 B FC 90 X FC 91 1-2 FC6-4 1-2 2-H 1B	5	0	3	2	0	0	1
Eloy Jiménez, R (1, 10) OBP: 0.377, SLG: 0.508		B FF 91 C FF 92 F FF 92 B CH 77 B FF 94 B FF 94 4-2 32 HR BB	C FF 94 D CH 78 X SL 88 1-1 ② F9		F FC 93 X FC 93 0-1 ①② G6-4-3 1-2f		F SL 85 B FF 93 S FF 93 S FF 93 1-3 ③ K		X FC 89 0-0 ③ FC6-4 1-2f	4	1	0	0	1	1	4
32 Gavin Sheets, L (1, 9) OBP: 0.296, SLG: 0.415		T FF 93 S FF 93 F FF 94 D CH 79 F FF 93 F FF 93 F CH 78 B CH 79 F FF 94 2-2 X FF 94 1-H HR	S CU 76 B FF 94 B CH 79 C SL 85 X CU 78 2-2 ③ G1-3		C CU 82 F FC 92 B FS 90 F CU 83 B FS 89 F FC 94 S FC 93 2-3 ③ K			F FF 91 X SL 85 0-1 ① G6-3		4	1	1	2	0	1	1
25 Andrew Vaughn, R (1, 7) OBP: 0.340, SLG: 0.460 15 Adam Engel, R (6, 8) OBP: 0.270, SLG: 0.314		F FF 95 F SL 86 X FF 95 0-2 HR		F SL 86 S CU 76 S SL 86 0-3 ① K		C FC 91 F CU 82 B CU 84 B CU 82 F FC 92 S FC 93 2-3 ① K		B SL 85 X SL 85 1-0 ② G5-3		3 1	1 0	1 0	1 0	0 0	2 0	0 0
18 AJ Pollock, R (1, 8) OBP: 0.292, SLG: 0.381 (6, 7)		B SL 88 X SL 86 1-0 ① P3		X SL 87 0-0 ② G1-3		C FC 92 F FC 94 B FS 89 B CU 82 X FC 92 2-2 ② P3		F SL 86 B SL 87 F CH 76 F FF 92 B FF 92 S FF 92 2-3 ③ K		4	0	0	0	0	1	0
24 Yasmani Grandal, S (1, 2) OBP: 0.309, SLG: 0.281		X FF 94 0-0 ② F8		B FF 92 C FF 92 X SL 86 1-1 HR		B FC 94 B FC 92 C FC 92 B FC 90 B FC 92 4-1 2B BB			C FC 90 F FC 88 B FF 94 F FC 90 X FC 88 1-2 1 L4 BB 1B	3	1	2	1	1	0	0
Josh Harrison, R (1, 4) OBP: 0.317, SLG: 0.366		C FF 94 F CH 75 B SL 88 S SL 88 1-3 ③ K		B SL 88 F SL 87 B FF 93 T SL 87 S SL 87 2-3 ③ K		C FC 92 X FC 93 0-1 1-3 2B			B FC 88 B FC 88 C FC 87 B FC 88 B FC 90 4-1 10 1B 79 1B 1-2 BB	3	1	1	0	1	2	0

Inning Stats	1	2	3	4	5	6	7	8	9
	R: 0 E: 0 K: 0 S: 12	H: 0 LOB: 0 BB: 0 P: 17	R: 3 E: 0 K: 1 S: 18	H: 2 LOB: 0 BB: 1 P: 26	R: 1 E: 0 K: 0 S: 12	H: 2 LOB: 1 BB: 0 P: 18	R: 1 E: 0 K: 2 S: 9	H: 1 LOB: 0 BB: 0 P: 12	R: 2 E: 0 K: 1 S: 19	H: 3 LOB: 0 BB: 0 P: 28	R: 0 E: 0 K: 1 S: 11	H: 1 LOB: 2 BB: 1 P: 19	R: 0 E: 0 K: 1 S: 7	H: 1 LOB: 0 BB: 0 P: 9	R: 0 E: 0 K: 1 S: 7	H: 0 LOB: 0 BB: 0 P: 10	R: 1 E: 0 K: 0 S: 15	H: 3 LOB: 2 BB: 1 P: 22

	AB	37
	R	8
	H	13
	RBI	8
	BB	3
	SO	7
	LOB	10

PITCHER		IP	WLS	BF	H	R	ER	SO	BB	IBB	HBP	BLK	WP	HR	S	P	ERA	WHIP	PITCHER		IP	WLS	BF	H	R	ER	SO	BB	IBB	HBP	BLK	WP	HR	S	P	ERA	WHIP
Hunter Gaddis, R ERA: 18.41	(1, 1)	4.0	L	21	8	7	7	3	1	0	0	0	0	5	63	92	15.75	2.250																			
27 Bryan Shaw, R ERA: 5.57	(5, 1)	2.0		7	1	0	0	2	1	0	0	0	0	0	18	28	0.00	1.000																			
49 Eli Morgan, R ERA: 3.79	(7, 1)	2.0		6	1	0	0	2	0	0	0	0	0	0	14	19	0.00	0.500																			
59 Kirk McCarty, L ERA: 5.02	(9, 1)	1.0		6	3	1	1	0	1	0	0	0	0	0	15	22	9.00	4.000																			

1B: 5	SF: 0	WP: 0	PA: 40
2B: 4	SAC: 0	PB: 0	
3B: 0	DP: 3	SB: 0	
HR: 5	HBP: 0	CS: 0	

Batter	1	2	3	4	5	6	7	8	9	AB	R	H	RBI	BB	SO	LOB
38 Steven Kwan, L (1, 10) OBP: 0.366, SLG: 0.377	B FF 91 F FF 92 F FC 88 X FF 93 1-2 ① P5	X FF 93 0-0 ② FC3-2 1-2 3-H			C FF 93 B FF 93 B FF 92 F FF 92 B FF 93 B FF 90 4-2 1 G4-3 BB		B SI 94 C SI 95 X SI 95 1-1 ② G6-3 2-3		D SI 96 B FF 98 C SI 98 F SL 88 F SI 98 F SL 89 B CH 90 S SL 91 3-3 ② K	4	0	0	0	1	1	5
1 Amed Rosario, R (1, 6) OBP: 0.308, SLG: 0.394	B SI 91 C SI 91 B CU 81 F SI 91 X SI 92 2-2 2B	B CU 83 F FF 94 B CU 83 B FF 95 S FF 94 S FF 94 3-3 ③ K			T SI 91 S FF 93 D CU 82 X FF 94 1-2 ② G4-3 1-2		C SI 96 X FC 87 0-1 11 FC6-4 1B 3-H		B SL 90 B SI 97 F SI 98 T SI 96 F SL 90 S SL 89 2-3 ③ K	5	0	2	1	0	2	5
11 José Ramírez, S (1, 5) OBP: 0.356, SLG: 0.529	B FF 92 B FF 94 C FC 89 B FC 90 F FC 90 X FF 94 3-2 1B		C FF 93 B FC 86 X FC 90 1-1 ① F7		B FF 94 F FC 90 X FF 94 1-1 ③ F9		B SI 96 F FC 88 X SI 94 1-1 ③ FC6-4 1-2f			4	0	1	0	0	0	2
22 Josh Naylor, L (1, 3) OBP: 0.312, SLG: 0.446	B FC 90 C FF 94 B FC 90 F CU 82 F FF 93 B FC 86 S FF 92 3-3 ② K		F FC 88 F FC 88 X FF 94 0-2 ② G3			B FF 91 C FF 91 X FF 93 1-1 ① G4-3		B FF 97 X FF 97 1-0 ① F7		4	0	0	0	0	1	2
39 Oscar Gonzalez, R (1, 9) OBP: 0.332, SLG: 0.482	C FF 92 F CU 81 B FF 95 F FF 95 S FF 94 1-3 ③ K		X FC 88 0-0 ③ L7			F FF 92 S FF 92 X CU 81 0-2 1B		B FF 97 F SL 85 S SL 86 B SL 87 X SL 85 2-2 ② L7		4	0	1	0	0	1	2
0 Andrés Giménez, L (1, 4) OBP: 0.369, SLG: 0.476		C FC 87 X CU 80 0-1 29 2B 2B		C FF 91 X FC 88 0-1 ① G6-3		S FC 90 S FC 90 B FF 94 B FF 95 F FF 94 S FC 90 2-3 ② K		F FF 96 B CU 79 F FF 97 B CH 88 X FF 99 2-2 ③ L8		4	1	1	0	0	1	1
29 Will Benson, L (1, 7) OBP: 0.260, SLG: 0.200		B FC 90 B FC 90 X FF 93 2-0 7 1B 38 FC3-2 2B 2-H		X FF 92 0-0 ② F9		B FF 95 F FC 90 B FF 93 C FC 88 B FF 94 S FF 94 3-3 ③ K			B SI 95 F FF 95 X SL 88 1-1 7 1B 1B	4	0	2	1	0	1	1
17 Austin Hedges, R (1, 2) OBP: 0.258, SLG: 0.279 9 Richie Palacios, L (9, PH) OBP: 0.297, SLG: 0.296		C FF 94 F FC 90 B CU 83 S FF 95 1-3 ① K		B FF 92 C FF 92 B FF 94 X FF 92 2-1 ③ F9			F FF 92 B FC 91 X FC 86 1-1 ① G5-3		X SI 96 0-0 ① L7	3 1	0 0	0 0	0 0	0 0	1 0	1 1
7 Myles Straw, R (1, 8) OBP: 0.281, SLG: 0.263		B FF 94 F FF 93 B FF 93 F FF 94 X SI 92 2-2 38 FC3-2 1B 2-3		F FF 90 B FF 92 B FF 92 B FF 92 X FF 91 3-1 ① P4			B FF 92 B FF 92 F FF 92 B FF 91 X FF 90 3-1 38 G6-3 1 1B 2B		C SI 96 B SI 98 C SL 89 X FF 97 1-2 1B 1-2	4	1	3	0	0	0	0
Inning Stats	R: 0 E: 0 K: 2 S: 17 H: 2 LOB: 2 BB: 0 P: 27	R: 1 E: 0 K: 2 S: 13 H: 3 LOB: 2 BB: 0 P: 21	R: 0 E: 0 K: 0 S: 6 H: 0 LOB: 0 BB: 0 P: 7	R: 0 E: 0 K: 0 S: 5 H: 0 LOB: 0 BB: 0 P: 7	R: 0 E: 0 K: 0 S: 9 H: 0 LOB: 1 BB: 1 P: 18	R: 0 E: 0 K: 2 S: 12 H: 1 LOB: 1 BB: 0 P: 18	R: 1 E: 0 K: 0 S: 10 H: 2 LOB: 1 BB: 0 P: 16	R: 0 E: 0 K: 0 S: 7 H: 0 LOB: 0 BB: 0 P: 12	R: 0 E: 0 K: 2 S: 15 H: 2 LOB: 2 BB: 0 P: 22	1B: 6 2B: 4 3B: 0 HR: 0	SF: 0 SAC: 0 DP: 0 HBP: 0					

PITCHER		IP	WLS	BF	H	R	ER	SO	BB	IBB	HBP	BLK	WP	HR	S	P	ERA	WHIP
33 Lance Lynn, R ERA: 3.99	(1, 1)	6.1	W	27	7	2	2	6	1	0	0	0	0	0	66	106	2.84	1.263
39 Aaron Bummer, L ERA: 3.05	(7, 1)	0.2		3	1	0	0	0	0	0	0	0	0	0	6	8	0.00	1.500
40 Reynaldo López, R ERA: 2.98	(8, 1)	1.0		3	0	0	0	0	0	0	0	0	0	0	7	12	0.00	0.000
49 Kendall Graveman, R ERA: 2.72	(9, 1)	1.0		5	2	0	0	2	0	0	0	0	0	0	15	22	0.00	2.000

PITCHER	IP	WLS	BF	H	R	ER	SO	BB	IBB	HBP	BLK	WP	HR	S	P	ERA	WHIP

BOTTOM

Chicago White Sox @ Cleveland Guardians

Progressive Field, Cleveland, OH

Thu Sep 15 2022, 1:11 PM - 4:14 PM EDT

Att. 11,186 - Sunny - 70 F

livebaseballscorecards.com

AB	37
R	2
H	10
RBI	2
BB	1
SO	8
LOB	20

Minnesota Twins @ Cleveland Guardians

Progressive Field, Cleveland, OH

Fri Sep 16 2022, 7:11 PM - 9:56 PM EDT

Att. 20,669 - Partly Cloudy - 75 F

TOP

livebaseballscorecards.com

Batter	1	2	3	4	5	6	7	8	9	AB	R	H	RBI	BB	SO	LOB
2 Luis Arraez, L (1, 10) OBP: 0.379, SLG: 0.431	B FF 91 B FF 91 X FF 92 2-0 F7		B CU 78 C FF 93 F SL 88 X SL 86 1-2 4 1B 64 2B 1B		B CU 76 F FF 92 F SL 87 X CU 80 1-2 F7		X CU 78 0-0 F7			4	1	1	0	0	0	1
4 Carlos Correa, R (1, 6) OBP: 0.360, SLG: 0.470	F FF 93 B FF 93 C SL 88 F FF 94 S CU 79 1-3 K		C SL 87 S SL 88 X FF 92 0-2 64 2B 1-2 1B		C SL 87 S CU 78 S SL 88 0-3 K			C FF 97 B SL 86 X SL 88 1-1 F8		4	0	1	0	0	2	0
64 Jose Miranda, R (1, 3) OBP: 0.334, SLG: 0.456	B FF 94 B SL 88 S SL 87 S FF 93 B FF 93 F FF 93 F FF 94 F FF 94 F FF 94 3-2 F CU 80 F FF 94 X FF 94 2B		X SL 88 0-0 1-3 2-H 2B		T FF 95 B CU 80 B CU 80 X SL 88 2-1 L4			S SL 87 T FF 98 S FS 89 0-3 K		4	0	2	1	0	1	0
1 Nick Gordon, L (1, 4) OBP: 0.318, SLG: 0.428 87 Jermaine Palacios, R (8, 4) OBP: 0.184, SLG: 0.143	F SL 87 F SL 88 D CU 79 X SL 86 1-2 G3		B FF 94 F CU 80 F SL 88 F FF 94 S CU 80 1-3 K			B FF 91 F FF 93 F SL 88 F FF 94 S CU 80 1-3 K2-3		C FF 99 S FF 98 B FF 99 F FS 90 B FS 89 F FS 89 S FF 97 2-3 K		4 0	0 0	0 0	0 0	0 0	3 0	3 0
15 Gio Urshela, R (1, 5) OBP: 0.321, SLG: 0.424		X FF 90 0-0 P5		B SL 85 X SL 86 1-0 8 HR 1B		T FF 94 X CU 80 0-1 F9			C SL 93 F FC 98 F SL 94 B SL 92 X FC 99 1-2 L6	4	1	1	0	0	0	0
24 Gary Sánchez, R (1, 2) OBP: 0.280, SLG: 0.387		C FF 90 X SL 86 0-1 G5-3		S SL 87 C SL 87 S CU 78 0-3 K		X CU 80 0-0 F8			S FC 99 X FC 98 0-1 F9	4	0	0	0	0	1	1
8 Jake Cave, L (1, 7) OBP: 0.262, SLG: 0.404 0 Billy Hamilton, S (9, PR) OBP: 0.118, SLG: 0.063		C FF 91 C CU 78 S CU 77 0-3 K		X SL 86 0-0 1-H HR			C FF 93 C CU 79 B CU 80 F FF 95 S FF 94 1-3 K		X FC 100 0-0 1B	4 0	1 0	2 0	2 0	0 0	2 0	0 0
67 Gilberto Celestino, R (1, 8) OBP: 0.310, SLG: 0.311			X FF 89 0-0 G6-3	C FF 94 B SL 88 B FF 94 F FF 94 T FF 94 2-2 K			B FF 92 X FF 93 1-0 P3		B FC 99 X FC 99 1-0 G6-3	4	0	0	0	0	1	1
55 Mark Contreras, L (1, 9) OBP: 0.138, SLG: 0.357			C FF 91 B CU 77 X FF 91 1-1 G3-1	B FF 94 S CU 80 X SL 89 1-1 L7			X CU 79 0-0 1B			3	0	1	0	0	0	0
Inning Stats	R: 0 E: 0 K: 1 S: 17 H: 1 LOB: 1 BB: 0 P: 24	R: 0 E: 0 K: 1 S: 6 H: 0 LOB: 0 BB: 0 P: 6	R: 1 E: 0 K: 1 S: 14 H: 3 LOB: 2 BB: 0 P: 17	R: 2 E: 0 K: 2 S: 10 H: 2 LOB: 0 BB: 0 P: 14	R: 0 E: 0 K: 1 S: 8 H: 0 LOB: 0 BB: 0 P: 11	R: 0 E: 0 K: 1 S: 7 H: 0 LOB: 0 BB: 0 P: 8	R: 0 E: 0 K: 1 S: 7 H: 1 LOB: 1 BB: 0 P: 9	R: 0 E: 0 K: 2 S: 10 H: 0 LOB: 0 BB: 0 P: 13	R: 0 E: 0 K: 0 S: 8 H: 1 LOB: 1 BB: 0 P: 10	1B: 5 2B: 2 3B: 0 HR: 1 SF: 0 SAC: 0 DP: 0 HBP: 0						

	AB	35
	R	3
	H	8
	RBI	3
	BB	0
	SO	10
	LOB	6

WP: 0 PB: 0 SB: 0 CS: 0 PA: 35

PITCHER		IP	WLS	BF	H	R	ER	SO	BB	IBB	HBP	BLK	WP	HR	S	P	ERA	WHIP
24 Triston McKenzie, R ERA: 3.08	(1, 1)	7.0		28	7	3	3	8	0	0	0	0	0	1	69	89	3.86	1.000
37 Trevor Stephan, R ERA: 2.34	(8, 1)	1.0	W	3	0	0	0	2	0	0	0	0	0	0	10	13	0.00	0.000
48 Emmanuel Clase, R ERA: 1.29	(9, 1)	1.0	S	4	1	0	0	0	0	0	0	0	0	0	8	10	0.00	1.000

PITCHER		IP	WLS	BF	H	R	ER	SO	BB	IBB	HBP	BLK	WP	HR	S	P	ERA	WHIP

Batter	1	2	3	4	5	6	7	8	9	AB	R	H	RBI	BB	SO	LOB
38 Steven Kwan, L (1, 7) (9, 8) OBP: 0.363, SLG: 0.374	B FF 90 X FF 90 1-0 F9 ①		C FF 92 B CH 85 B CH 84 X FF 92 2-1 L8 ③		C FF 91 X CU 77 0-1 G4-3 ③		L CH 92 B CH 92 B ST 87 B CH 91 X FF 96 3-1 G3 ② 1-2 2-3			4	0	0	0	0	0	3
1 Amed Rosario, R (1, 6) OBP: 0.307, SLG: 0.393	B FF 91 B FF 91 C FF 91 X SL 82 2-1 G4-3 ②			C SL 83 S SL 82 F FF 92 B SL 82 B FF 91 S SL 83 2-3 K ①		C SI 94 B SI 95 S FC 90 X FC 91 1-2 G4-3 ①	F ST 87 S FF 96 X FF 96 0-2 2-H 3-H 1B			4	0	1	2	0	1	0
11 José Ramírez, S (1, 5) OBP: 0.358, SLG: 0.530	C FF 91 B FF 92 H CU 79 2-1 HBP			B FF 91 T CH 86 B FF 92 B FF 92 F FF 91 B CH 86 4-2 39 1B BB		X FF 94 0-0 2B	1 SAFE S ST 88 C ST 87 F ST 88 B ST 88 D ST 87 F FF 97 B ST 88 F ST 87 3-2 X ST 86 P5 ③			2	0	1	0	1	0	1
22 Josh Naylor, L (1, 3) OBP: 0.312, SLG: 0.444 28 Ernie Clement, R (8, PR) OBP: 0.268, SLG: 0.224 (9, 3)	D CU 78 B FF 91 C CH 84 B CH 84 C CH 85 X FF 92 3-2 F7 ③			F FF 91 1 SAFE C CU 77 X CH 85 0-2 P5 ②		C FC 91 F CH 86 B CH 84 F FC 91 S FC 90 1-3 K ②		B CU 86 X FS 97 1-0 39 1B 0 WP 1B		4 0	0 1	1 0	0 0	0 0	1 0	3 0
39 Oscar Gonzalez, R (1, 9) OBP: 0.334, SLG: 0.482		X FF 91 0-0 P6 ①		1 SAFE B FF 92 1 SAFE C FF 92 F FF 91 F SL 83 X FF 92 1-2 1-3 1B		X FC 92 0-0 G4-3 ③		C CU 85 S CU 87 F CU 86 X FF 101 0-2 0 WP 1-2 1B		4	0	2	0	0	0	1
0 Andrés Giménez, L (1, 4) OBP: 0.368, SLG: 0.474		C FF 90 X FF 91 0-1 F9 ②		C CU 77 F CH 86 F FF 92 S CH 85 0-3 K ③			C FF 92 F ST 84 B FF 94 B ST 84 F ST 84 F FF 94 X CU 74 2-2 6 1B 7 1B 1B	D CU 85 S CU 85 B CU 84 X CU 87 2-1 G3 ① 1-3 2-H		4	1	1	0	0	1	3
29 Will Benson, L (1, 10) OBP: 0.250, SLG: 0.191 6 Owen Miller, R (7, PH) (8, 10) OBP: 0.301, SLG: 0.356		C FF 92 F CH 86 S FF 92 0-3 K ③	C CH 85 B CH 84 S CU 78 X CH 85 1-2 G3 ①				F FF 93 C CU 73 X FF 94 0-2 38 G3 1-3 7 1B 1 1B 1B	D CU 87 X FF 99 1-0 G4-3 ②		2 2	0 1	0 1	0 0	0 0	1 0	0 2
12 Luke Maile, R (1, 2) OBP: 0.309, SLG: 0.329 9 Richie Palacios, L (8, PH) (9, 7) OBP: 0.303, SLG: 0.296			C SL 82 F FF 91 B SL 82 F SL 83 S SL 84 1-3 K ①		C SL 82 B SL 81 H FF 92 2-1 HBP		C FF 93 S FF 93 B FF 94 F FF 94 S CU 75 1-3 K ①		0-0 7 S IBB	2 0	0 0	0 0	0 1	2 0	2 0
7 Myles Straw, R (1, 8) OBP: 0.281, SLG: 0.263 17 Austin Hedges, R (9, 2) OBP: 0.258, SLG: 0.279			C FF 92 X FF 92 0-1 F8 ②		C SL 83 B FF 91 C SL 83 B FF 91 S SL 84 2-3 K ②		C ST 85 S ST 86 B ST 86 B ST 86 X FF 96 2-2 38 G3 1 1B 1-2 3-H 1B	C FF 98 C CU 85 D CU 85 C CU 86 1-3 K ③ 1-2		4 0	1 0	1 0	1 0	0 0	2 0	4 0
Inning Stats	R: 0 E: 0 K: 0 S: 7 H: 0 LOB: 1 BB: 0 P: 15	R: 0 E: 0 K: 1 S: 6 H: 0 LOB: 0 BB: 0 P: 6	R: 0 E: 0 K: 1 S: 8 H: 0 LOB: 0 BB: 0 P: 11	R: 0 E: 0 K: 2 S: 17 H: 1 LOB: 2 BB: 1 P: 24	R: 0 E: 0 K: 1 S: 9 H: 0 LOB: 1 BB: 0 P: 14	R: 0 E: 0 K: 1 S: 9 H: 1 LOB: 1 BB: 0 P: 11	R: 3 E: 0 K: 1 S: 26 H: 4 LOB: 1 BB: 0 P: 37	R: 1 E: 0 K: 1 S: 11 H: 2 LOB: 2 BB: 1 P: 16		1B: 7 2B: 1 3B: 0 HR: 0	SF: 0 SAC: 0 DP: 0 HBP: 2			WP: 1 PB: 0 SB: 1 CS: 0	PA: 36	

PITCHER		IP	WLS	BF	H	R	ER	SO	BB	IBB	HBP	BLK	WP	HR	S	P	ERA	WHIP
16 Bailey Ober, R ERA: 3.49	(1, 1)	5.0		19	1	0	0	5	1	0	2	0	0	0	47	70	0.00	0.400
52 Michael Fulmer, R ERA: 3.1	(6, 1)	1.0	H	4	1	0	0	1	0	0	0	0	0	0	9	11	0.00	1.000
56 Caleb Thielbar, L ERA: 3.81	(7, 1)	0.1	H	3	2	2	2	1	0	0	0	0	0	0	12	15	54.00	6.000
65 Griffin Jax, R ERA: 3.39	(7, 1)	0.2	B	4	2	1	1	0	0	0	0	0	0	0	14	22	13.50	3.000
59 Jhoan Duran, R ERA: 1.81	(8, 1)	1.0	L	6	2	1	1	1	0	1	0	0	1	0	11	16	9.00	2.000

PITCHER	IP	WLS	BF	H	R	ER	SO	BB	IBB	HBP	BLK	WP	HR	S	P	ERA	WHIP

BOTTOM

Minnesota Twins @ Cleveland Guardians

Progressive Field, Cleveland, OH

Fri Sep 16 2022, 7:11 PM - 9:56 PM EDT

Att. 20,669 - Partly Cloudy - 75 F

livebaseballscorecards.com

AB	32
R	4
H	8
RBI	3
BB	2
SO	8
LOB	19

Minnesota Twins @ Cleveland Guardians

Progressive Field, Cleveland, OH

Sat Sep 17 2022, 1:12 PM - 3:43 PM EDT

Att. 18,177 - Partly Cloudy - 79 F

livebaseballscorecards.com

Batter	1	2	3	4	5	6	7	8	9	AB	R	H	RBI	BB	SO	LOB
2 Luis Arraez, L (1, 10) OBP: 0.376, SLG: 0.427	B FF 90 X FF 92 1-0 ① L8			B FF 91 C FC 87 X KC 82 1-1 ① G6-3		F FF 91 B FF 92 B FC 87 F FC 88 B FC 86 F KC 82 X FF 92 3-2 ② G3-1			X FC 99 0-0 ① L7	4	0	0	0	0	0	0
4 Carlos Correa, R (1, 6) OBP: 0.359, SLG: 0.468	C FF 91 F FF 91 F SL 86 B SL 86 B FC 86 F SL 85 F FF 92 B FF 92 X FF 92 3-2 E3 64 G6-4-3			F FF 92 S KC 81 X FF 92 0-2 1B		B SL 86 B SL 86 S FC 86 F FF 92 S KC 83 2-3 ③ K			S FC 100 F FF 99 S SL 93 0-3 ② K	4	0	1	0	0	2	0
64 Jose Miranda, R (1, 3) OBP: 0.331, SLG: 0.451	B SL 85 B FF 91 C FF 91 X SL 86 2-1 ② ③ G6-4-3 1-2f			B SL 85 X FC 87 1-0 ② F7			X FF 90 0-0 ① G6-3		S SL 92 F FC 99 F SL 92 X SL 92 0-2 ③ P4	4	0	0	0	0	0	2
1 Nick Gordon, L (1, 4) OBP: 0.318, SLG: 0.427		F FF 92 B FC 86 X FC 86 1-1 ① L9		B FF 92 S FF 92 B FC 86 S KC 83 D FC 86 S SL 85 3-3 ③ K			X FF 91 0-0 15 G4-6-3 1B			3	0	1	0	0	1	1
15 Gio Urshela, R (1, 5) OBP: 0.321, SLG: 0.425		X FF 91 0-0 ② F9			C FF 91 B SL 86 F FC 86 F SL 85 X FC 86 1-2 2B		C SL 85 F SL 85 X SL 86 0-2 ② ③ G4-6-3 1-2f			3	0	1	0	0	0	1
8 Jake Cave, L (1, 7) OBP: 0.255, SLG: 0.392		B FF 90 X FF 92 1-0 ③ P6			C KC 81 S FC 86 S KC 83 0-3 ① K			B FC 86 S FC 87 B KC 81 X FC 88 2-1 ① G6-3		3	0	0	0	0	1	1
38 Matt Wallner, L (1, 9) OBP: 0.333, SLG: 1.333			X FF 91 0-0 ① G4-3		B FC 86 S FC 86 B FC 87 S FC 87 D KC 82 C KC 82 3-3 ② K			X FC 87 0-0 HR		3	1	1	1	0	1	1
55 Mark Contreras, L (1, 8) OBP: 0.125, SLG: 0.323			C FF 90 B FC 87 X FC 87 1-1 ② G6-3		X FC 86 0-0 ③ G4-3			C FF 92 F FC 87 B KC 81 B FC 87 S FC 87 2-3 ② K		3	0	0	0	0	1	1
39 Sandy León, S (1, 2) OBP: 0.295, SLG: 0.200 24 Gary Sánchez, R (8, PH) OBP: 0.280, SLG: 0.386 90 Caleb Hamilton, R (8, 2)			B FF 92 C FF 92 B FF 92 X FF 91 2-1 ③ P4			C FF 90 B KC 82 T FF 92 S KC 82 1-3 ① K		B FC 86 C FF 91 S FF 92 X FF 92 1-2 ③ G4-3		2 1 0	0 0 0	0 0 0	0 0 0	0 0 0	1 0 0	0 0 0
Inning Stats	R: 0 E: 1 K: 0 S: 9 H: 0 LOB: 0 BB: 0 P: 15	R: 0 E: 0 K: 0 S: 4 H: 0 LOB: 0 BB: 0 P: 6	R: 0 E: 0 K: 0 S: 5 H: 0 LOB: 0 BB: 0 P: 8	R: 0 E: 0 K: 1 S: 9 H: 1 LOB: 1 BB: 0 P: 14	R: 0 E: 0 K: 2 S: 11 H: 1 LOB: 1 BB: 0 P: 15	R: 0 E: 0 K: 2 S: 10 H: 0 LOB: 0 BB: 0 P: 16	R: 0 E: 0 K: 0 S: 5 H: 1 LOB: 0 BB: 0 P: 5	R: 1 E: 0 K: 1 S: 9 H: 1 LOB: 0 BB: 0 P: 14	R: 0 E: 0 K: 1 S: 8 H: 0 LOB: 0 BB: 0 P: 8	1B: 2 2B: 1 3B: 0 HR: 1 SF: 0 SAC: 0 DP: 2 HBP: 0						

	AB	30
	R	1
	H	4
	RBI	1
	BB	0
	SO	7
	LOB	7

WP: 0 PA: 30
PB: 0
SB: 0
CS: 0

PITCHER		IP	WLS	BF	H	R	ER	SO	BB	IBB	HBP	BLK	WP	HR	S	P	ERA	WHIP
57 Shane Bieber, R ERA: 2.83	(1, 1)	8.0	W	27	4	1	1	6	0	0	0	0	0	1	62	93	1.12	0.500
48 Emmanuel Clase, R ERA: 1.27	(9, 1)	1.0		3	0	0	0	1	0	0	0	0	0	0	8	8	0.00	0.000

PITCHER	IP	WLS	BF	H	R	ER	SO	BB	IBB	HBP	BLK	WP	HR	S	P	ERA	WHIP

BOTTOM

Minnesota Twins @ Cleveland Guardians

Progressive Field, Cleveland, OH

Sat Sep 17 2022, 1:12 PM - 3:43 PM EDT

Att. 18,177 - Partly Cloudy - 79 F

livebaseballscorecards.com

Batter	1	2	3	4	5	6	7	8	9	AB	R	H	RBI	BB	SO	LOB
38 Steven Kwan, L (1, 7) OBP: 0.364, SLG: 0.374	C FF 94 C FF 95 B FF 95 X FF 94 1-2 F7 ①		1 SAFE 1 SAFE B CH 83 F FF 92 1 SAFE X FC 87 1-1 E4 11 G3-6-3 1 1B 1-3 1B	B CH 84 C FF 92 B ST 83 F FF 93 F FF 93 F ST 84 X FF 94 2-2 G4-3 ③		1 SAFE C CH 86 X FF 93 0-1 1 E 1-2 1B		1 SAFE 1 SAFE C CU 78 X CH 85 0-1 F9 ②	5	0	2	0	0	0	2
1 Amed Rosario, R (1, 6) OBP: 0.312, SLG: 0.397	B FF 94 C FC 88 F FC 89 S ST 82 1-3 K ②		X FC 87 0-0 11 G3-6-3 1-2 3-H 1B		C ST 84 B FF 92 B FF 92 X ST 84 2-1 22 2B 1B	F SI 92 F CU 79 F CU 79 F SI 93 X SI 92 0-2 E8 1-3 2-H 1B		X SI 91 0-0 11 S 1-3 1B		5	0	4	2	0	1	0
11 José Ramírez, S (1, 5) OBP: 0.357, SLG: 0.533	B FF 95 B FF 93 B FC 88 X FF 94 3-0 HR		C ST 81 B FF 92 C FF 92 X FF 94 1-2 G3-6-3 ① ② 1-2f 2-3		C FC 87 F FF 92 1 SAFE F ST 81 F FF 92 1 SAFE D ST 82 F ST 81 F CH 82 1-2 X FF 94 F7 ①	F CU 80 B FF 92 F FF 93 F CU 79 X FF 92 1-2 P6 ②		B CH 87 B FF 90 C CH 88 B CU 80 X CH 88 3-1 F9 ③ 1-2		5	1	1	1	0	0	7
22 Josh Naylor, L (1, 10) OBP: 0.311, SLG: 0.444	C FF 95 S FC 89 X FF 96 0-2 G6-3 ③		D ST 83 B ST 82 C CH 83 F FF 94 S FF 93 2-3 K ③		B FC 89 1 SAFE S FC 88 X FC 88 1-1 1-3 2B	B FF 92 F CU 79 X FF 92 1-1 G1-5-3 ③				4	0	1	0	0	1	3
39 Oscar Gonzalez, R (1, 9) OBP: 0.337, SLG: 0.482		F FC 88 S FF 94 X ST 83 0-2 G5-3 ①		S ST 83 X ST 82 0-1 0 2B 6 1B 1B	C FF 93 C FF 94 B ST 83 F ST 82 X FF 92 1-2 L4 ②		B SI 91 C CU 80 X SI 92 1-1 0 G4-6-3 1B			4	1	2	0	0	0	2
0 Andrés Giménez, L (1, 4) OBP: 0.371, SLG: 0.477		X CH 86 0-0 1B		B FF 93 F FF 93 B FF 93 X FF 92 2-1 1-3 6 1B 2B	0-0 IBB		X CU 80 0-0 G4-6-3 ① ② 1-2f			3	1	2	0	1	0	1
6 Owen Miller, R (1, 3) OBP: 0.301, SLG: 0.355		1 SAFE B FC 90 F FC 88 X ST 82 1-1 P6 ②		B ST 82 B ST 83 X FC 88 2-0 2-H 3-H 1B	B ST 83 B ST 83 X FF 92 2-0 F7 ③		B CU 80 C SI 93 B SI 91 F SI 92 S SI 92 2-3 K ③			4	0	1	2	0	1	4
17 Austin Hedges, R (1, 2) OBP: 0.254, SLG: 0.275		X FF 94 0-0 F9 ③		M ST 83 S ST 83 B FF 93 S ST 82 1-3 K ①		F FF 93 X SI 92 0-1 G4-3 ①		B CU 78 B CU 78 F SI 91 B CU 79 F SI 92 X SI 92 3-2 L7 ①		4	0	0	0	0	1	2
7 Myles Straw, R (1, 8) OBP: 0.285, SLG: 0.263			B FF 94 B FF 93 B FF 94 C FF 94 C FF 93 F FF 92 B FF 94 4-2 38 E 38 1B 1 1B BB	B FF 92 B ST 82 B FF 92 C FF 92 X FF 93 3-1 L8 ②		C SI 91 B CU 80 X SI 92 1-1 38 1B 1 E 1B		C CU 78 B CU 78 B SI 90 B SI 91 B SI 91 4-1 1 1B BB		2	2	1	0	2	0	1
Inning Stats	R: 1 H: 1 E: 0 LOB: 0 K: 1 BB: 0 S: 10 P: 15	R: 0 H: 1 E: 0 LOB: 1 K: 0 BB: 0 S: 7 P: 8	R: 1 H: 2 E: 1 LOB: 1 K: 1 BB: 1 S: 12 P: 20	R: 2 H: 3 E: 0 LOB: 1 K: 1 BB: 0 S: 15 P: 25	R: 0 H: 2 E: 0 LOB: 3 K: 0 BB: 1 S: 16 P: 23	R: 1 H: 3 E: 1 LOB: 2 K: 0 BB: 0 S: 17 P: 20	R: 0 H: 1 E: 0 LOB: 0 K: 1 BB: 0 S: 6 P: 9	R: 0 H: 1 E: 0 LOB: 2 K: 0 BB: 1 S: 9 P: 19		1B: 11 SF: 0 2B: 2 SAC: 0 3B: 0 DP: 2 HR: 1 HBP: 0				WP: 0 PA: 39 PB: 0 SB: 1 CS: 0		

	AB	36
	R	5
	H	14
	RBI	5
	BB	3
	SO	4
	LOB	22

PITCHER		IP	WLS	BF	H	R	ER	SO	BB	IBB	HBP	BLK	WP	HR	S	P	ERA	WHIP
49 Louie Varland, R ERA: 5.23	(1, 1)	5.0	L	25	9	4	4	3	1	1	0	0	0	1	60	91	7.20	2.000
43 Aaron Sanchez, R ERA: 6.34	(6, 1)	3.0		14	5	1	1	1	1	0	0	0	0	0	32	48	3.00	2.000

PITCHER	IP	WLS	BF	H	R	ER	SO	BB	IBB	HBP	BLK	WP	HR	S	P	ERA	WHIP

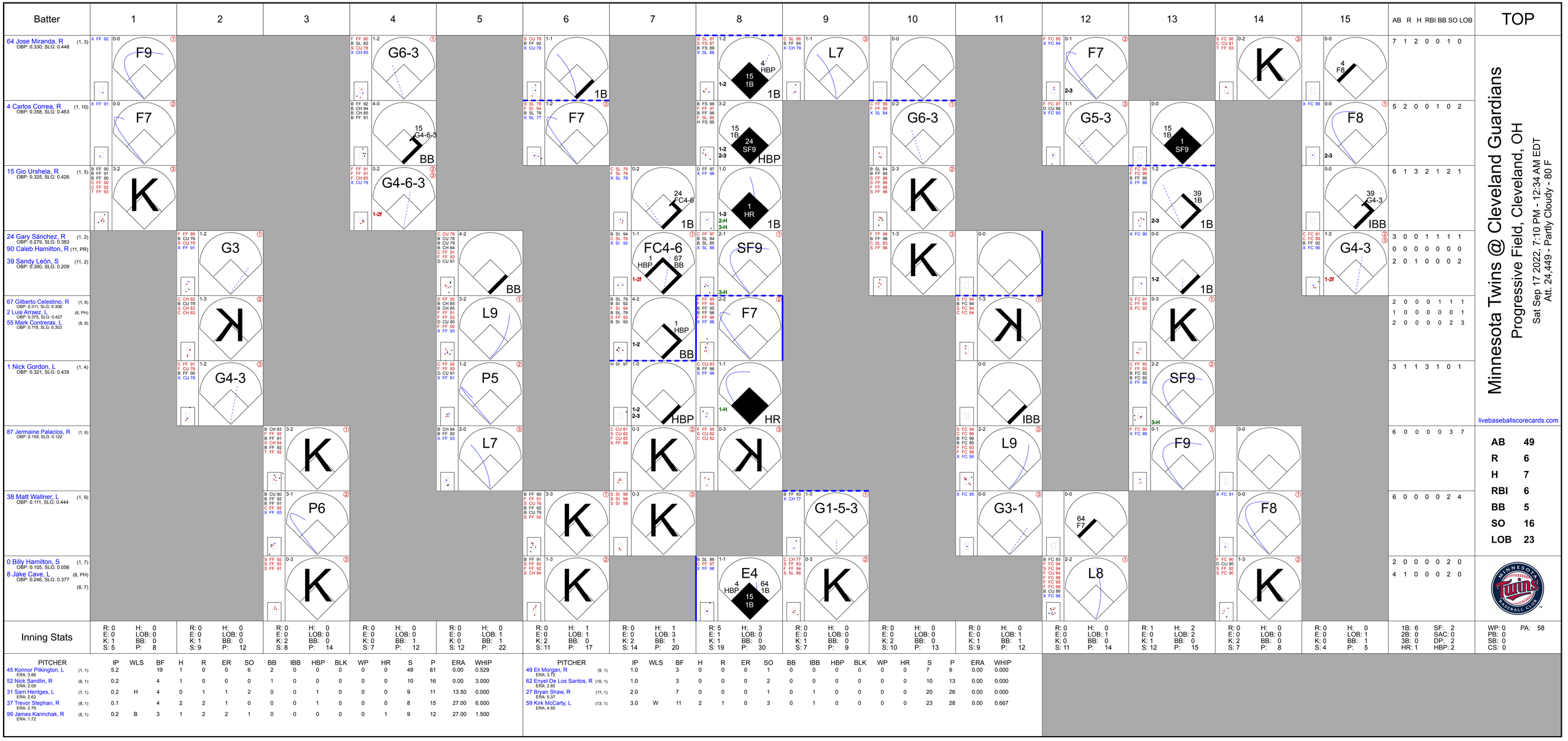
Batter
1
2
3
4
5
6
7
8
9
10
11
12
13
14
15
AB R H RBI BB SO LOB
TOP
64 Jose Miranda, R (1, 3)
OBP: 0.330, SLG: 0.448
F9
7 1 2 0 0 1 0
4 Carlos Correa, R (1, 10)
OBP: 0.358, SLG: 0.463
F7
G6-3
G5-3
F8
5 2 0 0 1 0 2
15 Gio Urshela, R (1, 5)
OBP: 0.325, SLG: 0.426
K
G4-6-3
G4-3
6 1 3 2 1 2 1
24 Gary Sánchez, R (1, 2)
90 Caleb Hamilton, R (11, PR)
39 Sandy León, S (11, 2)
OBP: 0.300, SLG: 0.209
G3
BB
FC4-6
SF9
G4-3
3 0 0 1 1 1 1
0 0 0 0 0 0 0
2 0 1 0 0 0 2
67 Gilberto Celestino, R (1, 8)
OBP: 0.311, SLG: 0.308
2 Luis Arraez, L (8, PH)
OBP: 0.375, SLG: 0.427
55 Mark Contreras, L (8, 8)
OBP: 0.118, SLG: 0.303
L9
F7
K
2 0 0 0 1 1 1
1 0 0 0 0 0 1
2 0 0 0 0 2 3
1 Nick Gordon, L (1, 4)
OBP: 0.321, SLG: 0.435
G4-3
P5
HBP
HR
IBB
3 1 1 3 1 0 1
87 Jermaine Palacios, R (1, 6)
OBP: 0.159, SLG: 0.122
K
L7
K
L9
F9
6 0 0 0 0 3 7
38 Matt Wallner, L (1, 9)
OBP: 0.111, SLG: 0.444
P6
K
G1-5-3
G3-1
F8
6 0 0 0 0 2 4
0 Billy Hamilton, S (1, 7)
OBP: 0.105, SLG: 0.056
8 Jake Cave, L (8, PH)
OBP: 0.246, SLG: 0.377
(8, 7)
K
E4
L8
2 0 0 0 0 2 0
4 1 0 0 0 2 0
Inning Stats
R: 0 H: 0
E: 0 LOB: 0
K: 1 BB: 0
S: 5 P: 8
R: 0 H: 0
E: 0 LOB: 0
K: 1 BB: 0
S: 9 P: 12
R: 0 H: 0
E: 0 LOB: 0
K: 2 BB: 0
S: 8 P: 14
R: 0 H: 0
E: 0 LOB: 0
K: 0 BB: 1
S: 7 P: 12
R: 0 H: 0
E: 0 LOB: 0
K: 0 BB: 0
S: 12 P: 22
R: 0 H: 1
E: 0 LOB: 1
K: 2 BB: 0
S: 11 P: 17
R: 0 H: 1
E: 0 LOB: 3
K: 2 BB: 1
S: 14 P: 20
R: 5 H: 3
E: 1 LOB: 0
K: 1 BB: 0
S: 19 P: 30
R: 0 H: 0
E: 0 LOB: 0
K: 1 BB: 0
S: 7 P: 9
R: 0 H: 0
E: 0 LOB: 0
K: 2 BB: 0
S: 10 P: 13
R: 0 H: 0
E: 0 LOB: 0
K: 1 BB: 1
S: 9 P: 12
R: 0 H: 0
E: 0 LOB: 1
K: 0 BB: 1
S: 11 P: 14
R: 1 H: 2
E: 0 LOB: 2
K: 1 BB: 0
S: 12 P: 15
R: 0 H: 0
E: 0 LOB: 0
K: 2 BB: 0
S: 7 P: 8
R: 0 H: 0
E: 0 LOB: 1
K: 0 BB: 1
S: 4 P: 5
1B: 6 SF: 2
2B: 0 SAC: 0
3B: 0 DP: 2
HR: 1 HBP: 2
WP: 0 PA: 58
PB: 0
SB: 0
CS: 0
Minnesota Twins @ Cleveland Guardians
Progressive Field, Cleveland, OH
Sat Sep 17 2022, 7:10 PM - 12:34 AM EDT
Att. 24,449 - Partly Cloudy - 80 F
livebaseballscorecards.com
AB 49
R 6
H 7
RBI 6
BB 5
SO 16
LOB 23
PITCHER IP WLS BF H R ER SO BB IBB HBP BLK WP HR S P ERA WHIP
45 Konnor Pilkington, L (1, 1) ERA: 3.88 5.2 19 1 0 0 6 2 0 0 0 0 0 0 49 81 0.00 0.529
52 Nick Sandlin, R (6, 1) ERA: 2.09 0.2 4 1 0 0 0 1 0 0 0 0 0 0 10 16 0.00 3.000
31 Sam Hentges, L (7, 1) ERA: 2.62 0.2 H 4 0 1 1 2 0 0 1 0 0 0 0 9 11 13.50 0.000
37 Trevor Stephan, R (8, 1) ERA: 2.79 0.1 4 2 2 1 0 0 0 1 0 0 0 0 8 15 27.00 6.000
99 James Karinchak, R (8, 1) ERA: 1.72 0.2 B 3 1 2 2 1 0 0 0 0 0 1 9 12 27.00 1.500
PITCHER IP WLS BF H R ER SO BB IBB HBP BLK WP HR S P ERA WHIP
49 Eli Morgan, R (9, 1) ERA: 3.72 1.0 3 0 0 0 1 0 0 0 0 0 0 0 7 9 0.00 0.000
62 Enyel De Los Santos, R (10, 1) ERA: 2.85 1.0 3 0 0 0 2 0 0 0 0 0 0 0 10 13 0.00 0.000
27 Bryan Shaw, R (11, 1) ERA: 5.37 2.0 7 0 0 0 1 0 1 0 0 0 0 0 20 26 0.00 0.000
59 Kirk McCarty, L (13, 1) ERA: 4.55 3.0 W 11 2 1 0 3 0 1 0 0 0 0 0 23 28 0.00 0.667

Minnesota Twins @ Cleveland Guardians

Progressive Field, Cleveland, OH

Sat Sep 17 2022, 7:10 PM - 12:34 AM EDT

Att. 24,449 - Partly Cloudy - 80 F

livebaseballscorecards.com

BOTTOM

Batter	1	2	3	4	5	6	7	8	9	10	11	12	13	14	15	AB	R	H	RBI	BB	SO	LOB
38 Steven Kwan, L (1, 7) OBP: 0.367, SLG: 0.378	HBP		L8		1 HR		1B		BB		G6-3		F7		1 E	6	3	3	0	1	0	1
1 Amed Rosario, R (1, 6) OBP: 0.314, SLG: 0.403	1B		G2-3		HR		1B		G1-3		K		1B		E6	8	1	4	4	0	1	3
11 José Ramírez, S (1, 10) OBP: 0.359, SLG: 0.531	F7		L5		22 S		BB		IBB		IBB		G6-3			4	0	1	0	3	0	3
22 Josh Naylor, L (1, 3) OBP: 0.311, SLG: 0.439	P6		G2-3		K		K		K		IBB				IBB	5	0	0	0	2	3	7
39 Oscar Gonzalez, R (1, 9) OBP: 0.332, SLG: 0.478	2B		G6-3		G5-3		G4-3		1B		FC5		1B		K	7	0	1	1	0	2	6
6 Owen Miller, R (1, 4) OBP: 0.300, SLG: 0.352	F7		F7		G3		G4-3		HBP		1B		K		FC	6	0	1	0	1	1	3
29 Will Benson, L (1, 8) OBP: 0.259, SLG: 0.204		G1-3			12 G4-3				K		K				F7	2	0	1	0	0	0	0
7 Myles Straw, R (6, PH) OBP: 0.284, SLG: 0.263 (7, 8)		K			1B								1B		28 SH5-4 17 FC5	5	0	1	0	0	2	5
12 Luke Maile, R (1, 2) OBP: 0.304, SLG: 0.323		K			G4-3		K		HBP		F7		F8		SH5-4	3	0	0	0	0	2	1
0 Andrés Giménez, L (8, PH) OBP: 0.372, SLG: 0.477													17 SH2-4 1 1B			0	0	0	0	0	0	0
28 Ernie Clement, R (8, PR) OBP: 0.264, SLG: 0.221 (9, 5)																2	1	0	0	0	0	3
2 Tyler Freeman, R (1, 5) OBP: 0.333, SLG: 0.300		K			BB		G5-3		G6-3		38 G6-3		SH2-4		FC5 3-3	2	1	0	0	1	1	0
9 Richie Palacios, L (8, PH) OBP: 0.300, SLG: 0.294																1	0	0	0	0	0	2
17 Austin Hedges, R (9, 2) OBP: 0.253, SLG: 0.273																2	1	0	0	0	0	3
Inning Stats	R: 1 H: 2 E: 0 LOB: 2 K: 0 BB: 0 S: 14 P: 21	R: 0 H: 0 E: 0 LOB: 0 K: 2 BB: 0 S: 9 P: 13	R: 0 H: 0 E: 0 LOB: 0 K: 0 BB: 0 S: 12 P: 16	R: 0 H: 0 E: 0 LOB: 0 K: 0 BB: 0 S: 7 P: 11	R: 3 H: 4 E: 0 LOB: 1 K: 1 BB: 1 S: 15 P: 26	R: 0 H: 0 E: 0 LOB: 0 K: 0 BB: 0 S: 7 P: 10	R: 1 H: 2 E: 0 LOB: 2 K: 2 BB: 1 S: 12 P: 19	R: 0 H: 0 E: 0 LOB: 2 K: 2 BB: 1 S: 15 P: 26	R: 0 H: 0 E: 0 LOB: 2 K: 1 BB: 2 S: 11 P: 18	R: 0 H: 1 E: 0 LOB: 2 K: 1 BB: 0 S: 8 P: 17	R: 0 H: 0 E: 0 LOB: 3 K: 1 BB: 2 S: 12 P: 18	R: 0 H: 1 E: 0 LOB: 1 K: 1 BB: 0 S: 6 P: 8	R: 1 H: 1 E: 0 LOB: 1 K: 0 BB: 0 S: 5 P: 9	R: 0 H: 0 E: 0 LOB: 2 K: 1 BB: 1 S: 7 P: 12	R: 1 H: 1 E: 1 LOB: 2 K: 0 BB: 0 S: 7 P: 11	1B: 9 2B: 2 3B: 0 HR: 1	SF: 0 SAC: 2 DP: 1 HBP: 2	WP: 1 PB: 0 SB: 1 CS: 0	PA: 65

	AB	53
	R	7
	H	12
	RBI	5
	BB	8
	SO	12
	LOB	37

PITCHER		IP	WLS	BF	H	R	ER	SO	BB	IBB	HBP	BLK	WP	HR	S	P	ERA	WHIP
74 Josh Winder, R	(1, 1)	4.2		21	6	4	4	2	1	0	1	0	0	1	54	82	7.71	1.500
ERA: 4.17																		
71 Jovani Moran, L	(5, 1)	1.1		4	0	0	0	1	0	0	0	0	0	0	10	15	0.00	0.000
ERA: 2.48																		
12 Emilio Pagán, R	(7, 1)	1.1		8	2	1	1	3	2	0	0	0	0	0	18	31	6.75	3.000
ERA: 4.89																		
48 Jorge López, R	(8, 1)	1.2		8	0	0	0	2	1	1	1	0	1	0	20	32	0.00	0.600
ERA: 2.2																		
52 Michael Fulmer, R	(10, 1)	1.0		4	1	0	0	1	0	0	0	0	0	0	8	17	0.00	1.000
ERA: 3.05																		

PITCHER		IP	WLS	BF	H	R	ER	SO	BB	IBB	HBP	BLK	WP	HR	S	P	ERA	WHIP
65 Griffin Jax, R	(11, 1)	1.0		5	0	0	0	1	0	2	0	0	0	0	12	18	0.00	0.000
ERA: 3.34																		
Dereck Rodríguez, R	(12, 1)	3.2	L	15	3	2	0	2	0	1	0	0	0	0	25	40	0.00	0.818
ERA: 3.52																		

Batter	1	2	3	4	5	6	7	8	9	AB	R	H	RBI	BB	SO	LOB
2 Luis Arraez, L (1, 3) OBP: 0.375, SLG: 0.426	C FF 92 B FF 95 B FC 88 F FF 93 F FF 94 F FF 95 F CH 81 F FC 90 3-2 F FF 94 F FF 94 F CH 82 B FF 96 X FF 94 64 F8 15 F7-2 4 1B 1B	X FC 89 0-0 ③ L6			C FF 94 B FF 94 B FF 93 X FC 86 2-1 ③ G4-3			F FF 91 B FF 92 X FF 92 1-1 ① F7	B FF 95 C FF 95 X FF 94 1-1 1-3 2-H 3-H 1B	5	0	2	2	0	0	2
4 Carlos Correa, R (1, 6) OBP: 0.360, SLG: 0.465	F FC 89 B FF 95 X FC 87 1-1 1-2 1B		B FC 87 F FF 94 X CH 81 1-1 ① G3-1			C FF 91 X FF 93 0-1 8 F8 15 BB 1B		F CH 76 X FF 93 0-1 1B	C SL 82 S SL 81 S SL 81 0-3 ③ K	5	0	3	0	0	1	2
64 Jose Miranda, R (1, 5) OBP: 0.327, SLG: 0.443	S FF 95 X FF 95 0-1 ① F8 2-3		S FC 88 X CU 79 0-1 ② G5-3			C FC 85 S CH 79 S CH 80 0-3 ① K		F SL 86 1 SAFE S SL 86 F SL 87 B FF 91 X FF 93 1-2 ② F8		4	0	0	0	0	1	4
15 Gio Urshela, R (1, 10) OBP: 0.324, SLG: 0.423	X FC 88 0-0 ② ③ F7-2 3-H		C FF 94 F CH 82 X CU 79 0-2 ③ G5-3			S FF 93 B FC 87 F FC 86 F FF 95 B CH 80 D CH 80 F FC 85 F CH 78 F FF 94 4-2 B FC 85 1-2 BB		F SL 85 S FF 92 F SL 88 X FF 93 0-2 ③ L4		3	0	0	0	1	0	3
8 Jake Cave, L (1, 7) OBP: 0.246, SLG: 0.400		B FF 94 X FF 94 1-0 HR		C FC 86 B CH 79 X FC 87 1-1 ① F7		X FC 86 0-0 ② F8 2-3			C CH 85 S CH 87 X FF 94 0-2 ① F8	4	1	1	1	0	0	2
24 Gary Sánchez, R (1, 2) OBP: 0.279, SLG: 0.382		X FF 95 0-0 67 FC6-4 1B		S FC 87 S CH 82 B CU 81 S CH 82 1-3 ② K		C FC 85 X FC 86 0-1 ③ G6-3			B SL 82 C FF 95 S SL 82 C SL 80 1-3 ② K	4	0	1	0	0	2	2
67 Gilberto Celestino, R (1, 8) OBP: 0.310, SLG: 0.305		B FC 87 X FC 88 1-0 ① FC6-4 38 1B 1-2f		C FF 94 C FC 88 B CH 84 S FF 95 1-3 ③ K			F SL 83 S SL 86 C SL 87 0-3 ① K		B FF 95 B FF 95 F FF 94 B FF 94 S FF 96 B FF 94 4-2 1 BB 55 1B 2 1B BB	3	1	0	0	1	2	1
38 Matt Wallner, L (1, 9) OBP: 0.250, SLG: 0.500 55 Mark Contreras, L (8, 9) OBP: 0.143, SLG: 0.324	X CH 80 0-0 1-2 1B				S CH 79 F FF 93 S CH 81 0-3 ① K		X CH 77 0-0 87 G5-4-3 1B		X FF 94 0-0 1 BB 2 1B 1-2 1B	3 1	0 1	2 1	0 1	0 0	1 0	0 0
87 Jermaine Palacios, R (1, 4) OBP: 0.149, SLG: 0.114 1 Nick Gordon, L (9, PH) OBP: 0.323, SLG: 0.435 (9, 4)	B FC 88 C FC 88 F FC 87 F FF 96 F CH 82 S FF 96 1-3 ② K				F FC 87 B CH 80 C FC 87 S CH 82 1-3 ② K		S SL 86 F FF 92 X SL 87 0-2 ② ③ G5-4-3 1-2f		B CH 86 B FF 94 B CH 86 B FF 93 4-0 2 1B 1-2 2-3 BB	3 0	0 0	0 0	0 0	0 1	2 0	3 0
Inning Stats	R: 0 E: 0 K: 0 S: 16 H: 2 LOB: 1 BB: 0 P: 20	R: 1 E: 0 K: 1 S: 10 H: 3 LOB: 2 BB: 0 P: 13	R: 0 E: 0 K: 0 S: 7 H: 0 LOB: 0 BB: 0 P: 8	R: 0 E: 0 K: 2 S: 8 H: 0 LOB: 0 BB: 0 P: 11	R: 0 E: 0 K: 2 S: 8 H: 0 LOB: 0 BB: 0 P: 11	R: 0 E: 0 K: 1 S: 14 H: 1 LOB: 2 BB: 1 P: 18	R: 0 E: 0 K: 1 S: 7 H: 1 LOB: 0 BB: 0 P: 7	R: 0 E: 0 K: 0 S: 12 H: 1 LOB: 1 BB: 0 P: 14	R: 2 E: 0 K: 2 S: 14 H: 2 LOB: 2 BB: 2 P: 24	1B: 9 2B: 1 3B: 0 HR: 1 SF: 0 SAC: 0 DP: 2 HBP: 0						

PITCHER	IP	WLS	BF	H	R	ER	SO	BB	IBB	HBP	BLK	WP	HR	S	P	ERA	WHIP
36 Cody Morris, R (1, 1) ERA: 2.3	6.0	L	24	6	1	1	6	1	0	0	0	0	1	63	81	1.50	1.167
49 Eli Morgan, R (7, 1) ERA: 3.6	2.0		7	2	0	0	1	0	0	0	0	0	0	19	21	0.00	1.000
62 Enyel De Los Santos, R (9, 1) ERA: 3.17	1.0		7	2	2	2	2	2	0	0	0	0	0	14	24	18.00	4.000

PITCHER	IP	WLS	BF	H	R	ER	SO	BB	IBB	HBP	BLK	WP	HR	S	P	ERA	WHIP

TOP

Minnesota Twins @ Cleveland Guardians

Progressive Field, Cleveland, OH

Sun Sep 18 2022, 1:47 PM - 4:24 PM EDT

Att. 19,601 - Partly Cloudy - 82 F

livebaseballscorecards.com

AB	35
R	3
H	10
RBI	3
BB	3
SO	9
LOB	19

PA: 38

WP: 0
PB: 0
SB: 0
CS: 0

Batter	1	2	3	4	5	6	7	8	9	AB	R	H	RBI	BB	SO	LOB
0 Andrés Giménez, L (1, 4) OBP: 0.371, SLG: 0.474	C FF 91 B FF 93 X FF 92 1-1 ① L8		D CU 77 C CU 75 X FF 92 1-1 ③ G3			H CU 75 1-0 1 G6-3 HBP		C FF 94 1 SAFE 1 SAFE 1 SAFE B FF 95 F FF 93 D SL 84 X FF 93 2-2 ③ F7		3	0	0	0	0	0	2
1 Amed Rosario, R (1, 10) OBP: 0.312, SLG: 0.401	C FF 92 S FF 93 B ST 80 S ST 81 1-3 ② K			F FF 91 S ST 80 X ST 80 0-2 ① G6-3		S FF 91 F ST 79 F ST 81 X ST 80 0-2 ①② 1-2f 2-3 G6-3			B FF 103 B FF 102 C FF 103 S FF 102 X CU 90 2-2 ① G4-3	4	0	0	0	0	1	2
11 José Ramírez, S (1, 5) OBP: 0.359, SLG: 0.528	X FF 94 0-0 ③ P5			C CU 74 C FF 92 B CU 77 T FF 94 1-2 ② K		B CU 76 F FF 92 B FF 93 F CU 76 F FF 93 F FF 94 F CU 77 X FF 94 2-2 ③ L8			L FF 102 B CU 90 B FF 102 B FS 98 B FF 103 4-1 39 DI BB	3	0	0	0	1	1	1
22 Josh Naylor, L (1, 3) OBP: 0.310, SLG: 0.436		B FF 93 B FF 92 C FF 92 B FF 94 X FF 93 3-1 ① G4-3		B CU 76 B CH 86 X CH 86 2-0 ③ G6-3			B CH 84 B CU 75 B CH 86 B FF 93 4-0 9 G3-6-3 BB		D FF 101 S CU 87 S CU 88 S CU 88 1-3 ② K	3	0	0	0	1	1	1
39 Oscar Gonzalez, R (1, 9) OBP: 0.328, SLG: 0.471		F FF 93 X ST 80 0-1 ② G3			C ST 80 C FF 93 B ST 81 X ST 80 1-2 E4 2 1B		B ST 78 C FF 92 B FF 92 F ST 78 B ST 81 F ST 79 F ST 80 X FF 92 3-2 ① F8		C FF 102 S CU 88 S CU 90 0-3 ③ K 1-2	4	0	0	0	0	1	2
9 Richie Palacios, L (1, 7) OBP: 0.293, SLG: 0.286		C FF 92 B CU 76 F FF 92 B FF 94 F FF 94 F CH 87 S FF 95 2-3 ③ K			X FF 92 0-0 ① P6		C FF 92 X CH 86 0-1 ②③ 1-2f G3-6-3			3	0	0	0	0	1	2
2 Tyler Freeman, R (1, 6) OBP: 0.333, SLG: 0.302			C FF 92 C FF 92 T ST 80 0-2 ① K		B FF 91 X FF 91 1-0 1-2 17 G5-4-3 1B			C ST 80 X ST 80 0-1 ① F9		3	0	1	0	0	1	0
17 Austin Hedges, R (1, 2) OBP: 0.254, SLG: 0.272 29 Will Benson, L (8, PH) OBP: 0.255, SLG: 0.200 12 Luke Maile, R (9, 2) OBP: 0.304, SLG: 0.323			B ST 80 B FF 92 C FF 92 B FF 93 B FF 92 4-1 BB		S FF 92 S ST 80 X ST 79 0-2 ②③ 1-2f G5-4-3			B FF 93 S FF 92 F FF 94 C FF 94 1-3 ② K		1 1 0	0 0 0	0 0 0	0 0 0	1 0 0	0 1 0	2 0 0
7 Myles Straw, R (1, 8) OBP: 0.286, SLG: 0.267			X FF 92 0-0 ② F7			B ST 78 C FF 91 C ST 79 B ST 80 X FF 93 2-2 1 G6-3 2B		B ST 81 C ST 79 X ST 78 1-1 1B		3	0	2	0	0	0	1
Inning Stats	R: 0 H: 0 E: 0 LOB: 0 K: 1 BB: 0 S: 6 P: 8	R: 0 H: 0 E: 0 LOB: 0 K: 1 BB: 0 S: 9 P: 14	R: 0 H: 0 E: 0 LOB: 1 K: 1 BB: 1 S: 7 P: 12	R: 0 H: 0 E: 0 LOB: 0 K: 1 BB: 0 S: 7 P: 10	R: 0 H: 1 E: 1 LOB: 1 K: 0 BB: 0 S: 8 P: 10	R: 0 H: 1 E: 0 LOB: 1 K: 0 BB: 0 S: 13 P: 18	R: 0 H: 0 E: 0 LOB: 0 K: 0 BB: 1 S: 7 P: 14	R: 0 H: 1 E: 0 LOB: 1 K: 1 BB: 0 S: 10 P: 14	R: 0 H: 0 E: 0 LOB: 1 K: 2 BB: 1 S: 10 P: 17	1B: 2 2B: 1 3B: 0 HR: 0	SF: 0 SAC: 0 DP: 3 HBP: 1			WP: 0 PB: 0 SB: 0 CS: 0		PA: 32	

PITCHER		IP	WLS	BF	H	R	ER	SO	BB	IBB	HBP	BLK	WP	HR	S	P	ERA	WHIP
41 Joe Ryan, R ERA: 3.61	(1, 1)	7.2	W	27	3	0	0	5	2	0	1	0	0	0	64	95	0.00	0.652
71 Jovani Moran, L ERA: 2.45	(8, 1)	0.1	H	1	0	0	0	0	0	0	0	0	0	0	3	5	0.00	0.000
59 Jhoan Duran, R ERA: 1.78	(9, 1)	1.0	S	4	0	0	0	2	1	0	0	0	0	0	10	17	0.00	1.000

PITCHER	IP	WLS	BF	H	R	ER	SO	BB	IBB	HBP	BLK	WP	HR	S	P	ERA	WHIP

BOTTOM

Minnesota Twins @ Cleveland Guardians

Progressive Field, Cleveland, OH

Sun Sep 18 2022, 1:47 PM - 4:24 PM EDT

Att. 19,601 - Partly Cloudy - 82 F

livebaseballscorecards.com

AB	28
R	0
H	3
RBI	0
BB	3
SO	7
LOB	13

Batter	1	2	3	4	5	6	7	8	9	AB	R	H	RBI	BB	SO	LOB
2 Luis Arraez, L (1, 10) OBP: 0.376, SLG: 0.426 87 Jermaine Palacios, R (8, 1) OBP: 0.146, SLG: 0.111	C SI 93 F SI 93 F FC 88 X FC 89 0-2 ① P4		C FC 90 F CH 86 B SI 95 X CH 86 1-2 ②③ G5-4-3 1-2f		C SI 94 B CH 85 B CU 85 X SI 93 2-1 64 FC6-4 4 BB 1B		B SL 79 C FF 94 C FS 88 H SL 78 2-2 4 1B 64 G1-6-4-3 HBP		X FF 96 0-0 ③ G6-3	3 1	1 0	1 0	0 0	0 0	0 0	1 0
4 Carlos Correa, R (1, 6) OBP: 0.363, SLG: 0.466	B SI 94 F FC 89 F SI 94 B FC 89 F CU 85 B SI 94 X FC 89 3-2 ② P3			C FC 89 F CU 82 B FC 89 F CU 84 B CH 86 X FC 90 2-2 64 2B 1 1B 1B	B SI 94 D FC 89 B SI 94 B FC 90 4-0 64 FC6-4 1-2 BB		X SI 94 0-0 64 G1-6-4-3 1-3 1B			3	1	2	0	1	0	0
64 Jose Miranda, R (1, 3) OBP: 0.326, SLG: 0.444	B FC 89 C FC 89 F CH 86 X CU 84 1-2 ③ F9			X SI 94 0-0 1 1B 15 FC6-4 1-3 2B	F FC 90 F CH 86 B SI 94 B SI 95 X CU 86 2-2 ③ FC6-4 1-2f 2-3		B SL 78 B SL 79 B SI 94 F FF 92 X SI 94 3-1 ①② G1-6-4-3 1-2f 3-H			4	1	1	0	0	0	3
1 Nick Gordon, L (1, 4) OBP: 0.325, SLG: 0.444		X SI 94 0-0 ① F7		F FC 89 X SI 95 0-1 15 FC6-4 2-3 3-H 1B		C FC 88 X FC 88 0-1 HR	S FF 96 X SL 89 0-1 ③ G6-3			4	1	2	2	0	0	0
15 Gio Urshela, R (1, 5) OBP: 0.322, SLG: 0.420		B SI 94 F FC 90 X SI 94 1-1 ② P4		F SI 94 X FC 90 0-1 ① FC6-4 67 FC5-4 1-2f 3-H		C SI 94 B FC 90 X FC 90 1-1 ① G6-3		F FF 96 X SI 97 1-1 ① G4-3		4	0	0	1	0	0	1
67 Gilberto Celestino, R (1, 8) OBP: 0.312, SLG: 0.308		C FC 89 B SI 94 X SI 92 1-1 1B		B SI 94 S FC 89 B FC 89 X FC 90 2-1 ② FC5-4 8 S 1-2f		X SI 94 0-0 38 HBP 8 1B 1B		C CU 82 B CU 82 X SI 96 1-1 ② G6-3		4	0	2	0	0	0	1
8 Jake Cave, L (1, 7) OBP: 0.246, SLG: 0.395		B SI 94 X FC 89 1-0 ③ G3		C SI 95 C CH 86 B SI 95 B FC 89 B FC 90 C FC 89 3-3 ③ K 1-2		S SI 94 B CH 85 F CH 84 B SI 94 1 SAFE X CH 84 2-2 38 HBP 1-2 1B		F SI 96 S SI 96 S SI 97 0-3 ③ K		4	0	1	0	0	2	2
38 Matt Wallner, L (1, 9) OBP: 0.313, SLG: 0.467			C SI 94 B FC 88 B FC 89 B SI 94 C FC 88 X SI 94 3-2 2 G5-4-3 1B		X CH 85 0-0 ① G3-1	F CH 85 S FC 89 B CH 86 B SI 95 H SI 96 3-2 55 L3 1-2 2-3 HBP		B FF 95 F SI 96 B SI 96 S SI 95 B SI 95 S SI 96 3-3 ① K		3	0	1	0	0	1	0
39 Sandy León, S (1, 2) OBP: 0.296, SLG: 0.206 90 Caleb Hamilton, R (4, 2) 55 Mark Contreras, L (6, PH) OBP: 0.139, SLG: 0.314 24 Gary Sánchez, R (6, 2) OBP: 0.278, SLG: 0.381			B SI 94 B SI 94 B SI 94 C SI 94 S SI 94 F SI 95 S SI 95 3-3 ① K		C FC 88 F SI 94 X CU 83 0-2 ② G5-3	F FS 90 S SL 79 F FF 94 X SL 79 0-2 ②③ L3 1-1		B SI 96 X FF 96 1-0 ② F8		1 1 1 1	0 0 0 0	0 0 0 0	0 0 0 0	1 0 0 0	1 0 3 0	1 0 0 0
Inning Stats	R: 0 E: 0 K: 0 S: 11 H: 0 LOB: 0 BB: 0 P: 15	R: 0 E: 0 K: 0 S: 6 H: 1 LOB: 1 BB: 0 P: 9	R: 0 E: 0 K: 1 S: 10 H: 1 LOB: 0 BB: 0 P: 17	R: 2 E: 0 K: 1 S: 14 H: 3 LOB: 1 BB: 0 P: 21	R: 0 E: 0 K: 0 S: 9 H: 1 LOB: 2 BB: 1 P: 17	R: 1 E: 0 K: 0 S: 14 H: 3 LOB: 2 BB: 0 P: 20	R: 1 E: 0 K: 0 S: 7 H: 1 LOB: 0 BB: 0 P: 12	R: 0 E: 0 K: 1 S: 7 H: 0 LOB: 0 BB: 0 P: 9	R: 0 E: 0 K: 1 S: 5 H: 0 LOB: 0 BB: 0 P: 9	1B: 8 2B: 2 3B: 0 HR: 1	SF: 0 SAC: 0 DP: 3 HBP: 2					

PITCHER		IP	WLS	BF	H	R	ER	SO	BB	IBB	HBP	BLK	WP	HR	S	P	ERA	WHIP
47 Cal Quantrill, R ERA: 3.56	(1, 1)	5.1	W	26	9	3	3	2	1	0	1	0	0	1	60	95	5.06	1.875
52 Nick Sandlin, R ERA: 2.25	(6, 1)	1.1	H	4	1	1	1	0	0	0	1	0	0	0	9	14	6.75	0.750
31 Sam Hentges, L ERA: 2.51	(7, 1)	2.1	S	7	0	0	0	2	0	0	0	0	0	0	14	20	0.00	0.000

PITCHER	IP	WLS	BF	H	R	ER	SO	BB	IBB	HBP	BLK	WP	HR	S	P	ERA	WHIP

TOP

Minnesota Twins @ Cleveland Guardians

Progressive Field, Cleveland, OH

Mon Sep 19 2022, 1:12 PM - 4:20 PM EDT

Att. 12,168 - Cloudy - 77 F

livebaseballscorecards.com

AB	34
R	4
H	10
RBI	3
BB	1
SO	4
LOB	12

WP: 0 PA: 37
PB: 0
SB: 1
CS: 0

Batter	1	2	3	4	5	6	7	8	9	AB	R	H	RBI	BB	SO	LOB
38 Steven Kwan, L (1, 7) OBP: 0.370, SLG: 0.382	C FF 91 B CU 77 F CU 78 B SI 91 B FF 91 F FF 91 X FF 91 3-2 1 FC6-4 1B	B FF 89 C CU 76 1 SAFE 1 SAFE F CU 77 D CU 78 B SI 92 X CU 78 3-2 1-H 3B		C CH 89 B FF 93 X CH 88 1-1 ② G3-1		D SL 86 B CH 87 C SL 85 B CH 87 S SL 87 B SL 87 4-2 1 HR BB		B SI 96 C SI 96 1 SAFE C KC 83 F CH 87 F KC 85 X SI 96 1-2 ① F9		4	1	2	1	1	0	1
1 Amed Rosario, R (1, 6) OBP: 0.314, SLG: 0.407	C SI 91 F CU 81 B SI 92 X CU 78 1-2 ① FC6-4 11 1B 22 HR 1-2f	B SL 81 C FF 90 X SI 90 1-1 ③ G6-3		B SL 88 B SL 89 F SL 87 B FF 95 S FF 94 B SL 89 4-2 11 S BB		X FF 92 0-0 1-H 3-H HR		C CH 88 C SI 96 F SI 95 X CH 88 0-2 11 1B 11 S 22 WP 1-2 1B		4	3	2	3	1	0	2
11 José Ramírez, S (1, 10) OBP: 0.359, SLG: 0.527	X CU 77 0-0 22 S 22 HR 1-3 1B		B FF 93 S SL 85 X SL 85 1-1 ① L1	1 SAFE B FF 92 C SL 86 C SL 88 B FF 94 S SL 86 2-3 ③ K 1-2		C FF 94 F SL 87 B SL 88 B CH 88 X SL 86 2-2 ② P2		C KC 84 C KC 83 X KC 84 0-2 22 WP 0 1B 1-3 2-H 1B		5	2	2	1	0	1	1
22 Josh Naylor, L (1, 3) OBP: 0.316, SLG: 0.447 28 Ernie Clement, R (8, PR) (9, 3) OBP: 0.264, SLG: 0.221	F CU 79 1 SAFE B FF 92 B FF 92 X CU 79 2-1 1-H 3-H HR	F CH 87 B CH 88 H FF 94 2-1 39 FC6 HBP			X CH 86 0-0 2B	B FF 94 B CH 88 F SL 88 B SL 87 F SL 86 X CH 88 3-2 G6-3		B SI 98 D CH 89 B SI 97 B SI 97 4-0 2 1B 0 1B 1-2 3-H BB		3 0	1 0	2 0	3 0	1 0	0 0	0 0
39 Oscar Gonzalez, R (1, 9) OBP: 0.326, SLG: 0.467	C SL 83 B SI 91 F FF 91 B SI 91 X FF 91 2-2 0 G4-6-3 1B		X SL 88 0-0 ② FC6 2 FC4 0 1B 1-2f		B FF 93 B FF 92 X SL 87 2-0 ① F8		B CU 79 F CU 79 F CU 79 B CU 81 S FF 95 2-3 ① K	B SI 97 C SI 98 B SI 97 X KC 84 2-1 ② L8		5	0	1	0	0	1	4
0 Andrés Giménez, L (1, 4) OBP: 0.371, SLG: 0.473	S FF 89 F CS 74 X CU 77 0-2 ② ③ G4-6-3 1-2f		C SL 85 S CH 87 1 SAFE X CH 88 0-2 2 FC4 1B 1-2		B SL 86 C FF 92 F FF 93 S SL 86 1-3 ② K		S FF 96 F FF 96 B FF 97 X CU 80 1-2 ② G4-3	C SI 97 F KC 85 X SI 96 0-2 2 1B 1-2 2-H 1B		5	0	2	1	0	1	2
2 Tyler Freeman, R (1, 5) OBP: 0.325, SLG: 0.294		B FF 89 B FF 91 X FF 91 2-0 ① G4-3	D SL 87 T SL 86 X SL 87 1-1 FC4 1-2 2-3		C SL 88 F FF 94 B SL 86 X SL 86 1-2 ③ G6-3		C FF 96 F FC 88 F FF 97 B CU 82 F FF 96 X FF 96 1-2 ③ G3	X EP 72 0-0 1-2 2-3 1B		5	0	1	0	0	0	3
12 Luke Maile, R (1, 2) OBP: 0.301, SLG: 0.337		C CU 78 S SL 81 C CU 78 0-3 ② K	B SL 87 B SL 88 C FF 95 B FF 94 F FF 94 F FF 95 X SL 88 3-2 ③ G6-3			B SL 87 X SL 86 1-0 ① F7		HR F8		5	1	1	1	0	1	6
7 Myles Straw, R (1, 8) OBP: 0.289, SLG: 0.272		B FF 90 B CS 74 F FF 89 B SI 90 B FF 90 4-1 38 E 38 E 38 3B BB		C SL 87 B SL 87 C SL 85 X SL 88 1-2 ① G5-3		B FF 93 B SL 86 X FF 93 2-0 1 HR 3B		F SI 98 B SI 96 B SL 88 F SI 96 B SL 89 B SI 96 4-2 11 S 1 1B 11 1B BB		2	3	1	0	2	0	0
Inning Stats	R: 3 E: 0 K: 0 S: 16 H: 4 LOB: 0 BB: 0 P: 24	R: 1 E: 1 K: 1 S: 10 H: 1 LOB: 1 BB: 1 P: 20	R: 0 E: 0 K: 0 S: 13 H: 1 LOB: 3 BB: 0 P: 20	R: 0 E: 0 K: 1 S: 10 H: 0 LOB: 1 BB: 1 P: 18	R: 0 E: 0 K: 1 S: 8 H: 1 LOB: 1 BB: 0 P: 12	R: 3 E: 0 K: 0 S: 11 H: 2 LOB: 0 BB: 1 P: 23	R: 0 E: 0 K: 1 S: 11 H: 0 LOB: 0 BB: 0 P: 15	R: 4 E: 0 K: 0 S: 25 H: 5 LOB: 3 BB: 2 P: 38		1B: 8 2B: 1 3B: 2 HR: 3	SF: 0 SAC: 0 DP: 1 HBP: 1		WP: 1 PB: 0 SB: 4 CS: 0	PA: 44		

PITCHER		IP	WLS	BF	H	R	ER	SO	BB	IBB	HBP	BLK	WP	HR	S	P	ERA	WHIP
54 Sonny Gray, R ERA: 3.08	(1, 1)	2.0	L	11	5	4	4	1	1	0	0	0	0	1	26	44	18.00	3.000
70 Ronny Henriquez, R ERA: 6.75	(3, 1)	4.0		20	4	3	3	2	2	0	1	0	0	1	42	73	6.75	1.500
12 Emilio Pagán, R ERA: 4.81	(7, 1)	1.0		3	0	0	0	1	0	0	0	0	0	0	11	15	0.00	0.000
48 Jorge López, R ERA: 2.73	(8, 1)	0.2		8	4	4	4	0	2	0	0	0	1	1	22	34	54.00	9.000
87 Jermaine Palacios, R ERA:	(8, 1)	0.1		2	1	0	0	0	0	0	0	0	0	0	3	4	0.00	3.000

PITCHER	IP	WLS	BF	H	R	ER	SO	BB	IBB	HBP	BLK	WP	HR	S	P	ERA	WHIP

BOTTOM

Minnesota Twins @ Cleveland Guardians

Progressive Field, Cleveland, OH

Mon Sep 19 2022, 1:12 PM - 4:20 PM EDT

Att. 12,168 - Cloudy - 77 F

livebaseballscorecards.com

AB	38
R	11
H	14
RBI	10
BB	5
SO	4
LOB	19

Batter	1	2	3	4	5	6	7	8	9	10	11	AB	R	H	RBI	BB	SO	LOB
38 Steven Kwan, L (1, 7) OBP: 0.373, SLG: 0.386	F FF 96 B FF 96 X SL 87 1-1 1 BB 1B	1 SAFE D KC 81 1 SAFE B FF 96 F FF 95 F SL 88 B FF 96 F FF 96 F KC 82 3-2 ③ X FF 86 L6			C FF 96 X KC 83 0-1 1B		X SI 95 0-0 1 FC3-6 1-2 3-H 1B		C FF 98 B SL 91 B CU 86 C FF 99 F FF 100 B FF 99 X FF 98 3-2 ③ P5	0-0 1 F9 22 1B	C ST 82 X SI 93 0-1 11 S 1 1B 11 SF9 2-H 1B	6	2	4	2	0	0	1
1 Amed Rosario, R (1, 6) OBP: 0.315, SLG: 0.405	B SL 86 B FF 96 F FF 95 1 SAFE B FF 96 B SL 86 4-1 1-2 BB	X KC 81 0-0 ① G4-3			B FF 95 C SL 86 B FF 95 1 SAFE X SL 87 2-1 ③ L4		B SI 96 C SI 95 X SI 95 1-1 ② FC3-6 11 1B 22 1B 1-2† 2-3			B SI 94 X SL 88 1-0 ① F9 2-3	X ST 81 0-0 2 S 2 WP 2 E 1-2 1B	5	1	1	0	1	0	3
11 José Ramírez, S (1, 5) OBP: 0.359, SLG: 0.525	B FF 97 F SL 88 D SL 89 D SL 89 F FF 96 X FF 98 3-2 ① F5	C FF 97 X KC 83 0-1 ② L9		C SL 88 B FF 97 X SL 88 1-1 ① G4-3		C SI 96 B ST 82 B SI 96 X ST 83 2-1 22 1B 1-2 3-H 1B				0-0 22 1B 39 SF8 IBB	C FF 94 X FF 93 0-1 ② SF9 2-H	4	1	1	2	1	0	2
22 Josh Naylor, L (1, 10) OBP: 0.316, SLG: 0.447 9 Richie Palacios, L (10, PR) OBP: 0.293, SLG: 0.286 (10, 10) 2 Tyler Freeman, R (11, PH) OBP: 0.321, SLG: 0.290 (11, 10)	F KC 80 F SL 89 F FF 97 F FF 98 D KC 82 X FF 97 1-2 ② L8	B FF 97 C FF 97 F FF 98 F SL 89 B FF 96 C KC 85 2-3 ③ K	C KC 83 F KC 84 X KC 84 0-2 ② G4-3	S ST 82 B ST 82 X SI 96 1-1 ③ 1-2 2-H 1B		C SI 94 X FF 96 0-1 1-3 3-H 1B	B FF 95 B FF 93 S ST 80 B ST 82 S FF 94 S SI 94 3-3 ③ 1-H K	5 0 1	0 0 0	2 0 0	1 0 0	0 0 1	1 0 0	2 0 0
39 Oscar Gonzalez, R (1, 9) OBP: 0.327, SLG: 0.465	S SL 90 B SL 89 B FF 98 X SL 89 2-1 ③ F8			B FF 96 B KC 82 B FF 96 C FF 98 B SL 88 4-1 6 CS BB		B SL 87 X KC 82 1-0 1B	C FF 96 X SL 86 0-1 ① F8			X SL 88 0-0 ② SF8 3-H		3	0	1	1	1	0	2
0 Andrés Giménez, L (1, 4) OBP: 0.370, SLG: 0.475		F FF 96 X KC 82 0-1 17 SF9 3B		C SL 86 X FF 96 0-1 ① F8		B FF 96 B FF 96 C KC 81 F SL 88 B FF 97 X SL 88 3-2 ③ G4-3	C CU 79 B FF 96 S FF 96 X CH 87 1-2 ② G4-3			1 SAFE F SI 94 S SL 90 X FF 97 0-2 ③ G3	0-0 6 WP 7 2B	5	2	1	0	0	0	3
6 Owen Miller, R (1, 3) OBP: 0.302, SLG: 0.350	S SL 89 D SL 89 D SL 89 B FF 96 X FF 96 3-1 ① G5-3			B FF 96 B SL 88 C FF 95 S SL 88 B SL 91 C FF 96 3-3 ②③ K 1-2			C FF 93 B SL 83 B SL 85 B FF 93 B FF 93 4-1 7 L9 17 BB 38 1B BB	B SL 87 F SL 87 B FF 97 F FF 97 X FF 97 2-2 ③ F8		B FF 96 C FF 95 B FF 95 B FF 96 C FF 96 B FF 95 4-2 7 S 7 2B 2-3 BB	3	2	0	0	2	1	2
17 Austin Hedges, R (1, 2) OBP: 0.255, SLG: 0.271 29 Will Benson, L (7, PR) OBP: 0.255, SLG: 0.200 12 Luke Maile, R (7, 2) OBP: 0.298, SLG: 0.333		B FF 97 F SL 89 B SL 90 B FF 98 S SL 89 X SL 90 3-2 ② SF9 3-H		C SL 86 F SL 88 B FF 95 F SL 88 B FF 97 B FF 96 X SL 88 3-2 ① F9			B FF 95 B SL 83 B FF 94 C FF 93 F FF 93 B FF 94 4-2 1 FC3-6 38 1B 11 1B 1-2 BB		C FF 97 F SL 90 C FF 99 0-3 ① K	S FF 96 F FF 96 B ST 82 X ST 81 1-2 ① P5	1 0 2	0 1 0	0 0 0	1 0 0	1 0 0	0 0 1	0 0 2
7 Myles Straw, R (1, 8) OBP: 0.290, SLG: 0.274	B FF 98 C KC 79 B SL 89 B FF 96 B FF 96 4-1 BB		C SL 86 S FF 96 B SL 88 B FF 97 F SL 89 F FF 96 B KC 83 C KC 81 3-3 ② K			X FF 93 0-0 ① L9 2-3			B SL 90 B SL 89 C FF 98 B FF 99 X FF 98 3-1 ② F8	F ST 82 B FF 95 B FF 96 C FF 96 X ST 83 2-2 38 1B 1-H 3-H 2B	4	1	1	2	1	1	2
Inning Stats	R: 0 E: 0 K: 0 S: 13 H: 1 LOB: 2 BB: 1 P: 24	R: 1 E: 0 K: 0 S: 13 H: 1 LOB: 1 BB: 1 P: 26	R: 0 E: 0 K: 1 S: 7 H: 0 LOB: 0 BB: 0 P: 9	R: 0 E: 0 K: 1 S: 6 H: 0 LOB: 1 BB: 1 P: 13	R: 0 E: 0 K: 1 S: 13 H: 1 LOB: 1 BB: 1 P: 21	R: 0 E: 0 K: 0 S: 9 H: 1 LOB: 1 BB: 0 P: 14	R: 2 E: 0 K: 0 S: 11 H: 3 LOB: 3 BB: 2 P: 23	R: 0 E: 0 K: 0 S: 8 H: 0 LOB: 0 BB: 0 P: 11	R: 0 E: 0 K: 1 S: 9 H: 0 LOB: 0 BB: 0 P: 15	R: 2 E: 0 K: 0 S: 7 H: 1 LOB: 1 BB: 1 P: 8	R: 5 E: 0 K: 1 S: 16 H: 3 LOB: 0 BB: 1 P: 26	1B: 9 2B: 2 3B: 1 HR: 0	SF: 3 SAC: 0 DP: 1 HBP: 0		WP: 2 PB: 0 SB: 3 CS: 1	PA: 49			

PITCHER		IP	WLS	BF	H	R	ER	SO	BB	IBB	HBP	BLK	WP	HR	S	P	ERA	WHIP
84 Dylan Cease, R ERA: 2.13	(1, 1)	6.0		24	4	1	1	3	3	0	0	0	0	0	4	107	1.50	1.167
58 Jimmy Lambert, R ERA: 3.09	(7, 1)	0.1	H	3	0	2	2	0	2	0	0	0	0	0	1	12	54.00	6.000
39 Aaron Bummer, L ERA: 2.82	(7, 1)	0.2	B	4	3	0	0	0	0	0	0	0	0	0	7	11	0.00	4.500
40 Reynaldo López, R ERA: 2.83	(8, 1)	1.0		3	0	0	0	0	0	0	0	0	0	0	8	11	0.00	0.000
31 Liam Hendriks, R ERA: 3.02	(9, 1)	1.0		3	0	0	0	1	0	0	0	0	0	0	9	15	0.00	0.000

PITCHER		IP	WLS	BF	H	R	ER	SO	BB	IBB	HBP	BLK	WP	HR	S	P	ERA	WHIP
49 Kendall Graveman, R ERA: 2.92	(10, 1)	1.0		5	1	2	1	0	0	1	0	0	0	0	7	8	9.00	1.000
55 Jake Diekman, L ERA: 4.56	(11, 1)	1.0	L	7	3	5	3	1	1	0	0	0	2	0	16	26	27.00	4.000

TOP

Cleveland Guardians @ Chicago White Sox

Guaranteed Rate Field, Chicago, IL

Tue Sep 20 2022, 7:51 PM - 11:48 PM CDT

Att. 23,242 - Overcast - 73 F

livebaseballscorecards.com

AB	39
R	10
H	11
RBI	9
BB	7
SO	5
LOB	19

Batter	1	2	3	4	5	6	7	8	9	10	11	AB	R	H	RBI	BB	SO	LOB
1 Elvis Andrus, R (1, 6) OBP: 0.315, SLG: 0.411	B FF 91 B FC 87 C FC 88 X FF 91 2-1 G6-3 ①		C FF 91 B SI 92 X SI 92 1-1 G5-3 ③			X FC 86 0-0 79 HBP 10 S 1B 1B ①	B SL 86 C SL 86 B FS 88 B FF 97 X FF 97 3-1 2B ①			B FC 100 X FC 98 1-0 FC6-4 10 S 79 1B ① 1-2f 3-H		5	2	2	1	0	0	1
10 Yoán Moncada, S (1, 5) OBP: 0.280, SLG: 0.347	B FF 91 S FC 88 X CU 78 1-1 G3-1 ②			C FC 87 B CU 77 B FC 87 F FC 86 X CU 77 2-2 G3-1 ①		B FC 86 F FC 86 B CU 77 B FC 87 S FC 87 B CU 77 4-2 1B 79 HBP 18 FC4-6 BB 1-2	C FF 98 X FF 98 0-1 L8 ③			C SL 93 B FC 98 F FC 100 S SL 93 1-3 K ② 1-2		4	1	0	0	1	1	2
79 José Abreu, R (1, 3) OBP: 0.383, SLG: 0.451	S FF 92 B SI 93 F SI 93 F FF 93 S CU 78 1-3 K ③			X SI 92 0-0 G5-3 ②		H SI 93 1-0 1B 18 E HBP 1-2 2-3		C FF 96 S CU 84 F FF 97 B FF 97 S CU 85 1-3 K ①		C FC 100 B SL 91 F FC 100 X SL 90 1-2 FC6-4 1B 2-H		4	1	1	1	0	2	0
Eloy Jiménez, R (1, 10) OBP: 0.376, SLG: 0.516		B FF 90 B FF 92 X FC 86 2-0 G5-3 ①		B FF 91 C SI 92 F FC 86 B SI 92 B CU 78 C SI 93 3-3 K ③		X SI 94 0-0 18 FC4-6 1B 1-2 2-3 3-H		C CU 84 X CU 85 0-1 G3-1 ②		B FC 100 F FC 100 T SL 92 X SL 91 1-2 FC6-4 ③ 1-2f	0-0 18 HR	5	1	1	1	0	1	1
25 Andrew Vaughn, R (1, 9) OBP: 0.337, SLG: 0.458 15 Adam Engel, R (7, 9) OBP: 0.266, SLG: 0.308 24 Yasmani Grandal, S (1, PH) OBP: 0.304, SLG: 0.273		C FC 87 C CU 78 B CU 77 B FC 86 X SI 93 2-2 G1-3 ②		B FC 86 S FC 86 B SI 91 X SI 91 2-1 G6-3 ①		C SL 79 S SL 80 S SL 79 0-3 K ①		F CU 83 S FF 97 S FF 97 0-3 K ③			C FC 83 B FS 89 B FC 94 B FC 93 F FC 94 S FC 92 3-3 K ①	3 1 1	0 0 0	0 0 0	0 0 0	1 1 1	3 0 0	3 0 0
18 AJ Pollock, R (1, 7) OBP: 0.292, SLG: 0.391		B FF 92 X FC 87 1-0 1B ①		B CU 78 F SI 91 X SI 92 1-1 44 1B 1B ①		B SL 79 F SL 80 X SI 94 1-1 FC4-6 ② 1-2f 2-H 3-H			X FF 94 0-0 G6-3 ①		B FC 94 F FC 92 D FC 94 X FC 94 2-1 HR ② 2-H	5	1	3	3	0	0	1
88 Luis Robert Jr., R (1, 8) OBP: 0.319, SLG: 0.426		B FC 86 X FC 86 1-0 P4 ③		X FC 86 0-0 P4 ②		F SL 79 F SL 79 F FF 94 D SL 78 T FF 94 1-2 K ③			B SL 83 S SL 83 S SL 84 T SL 82 1-2 K ②		X FC 94 0-0 F9 ②	5	0	0	0	0	2	3
44 Seby Zavala, R (1, 2) OBP: 0.347, SLG: 0.386			B FF 90 F SI 92 F CU 78 B CU 77 B FC 85 F CU 77 X FC 86 3-2 G5-3 ①		S CU 77 B SI 90 D FC 86 X SI 92 2-1 1B 1-2		X FF 96 0-0 F7 ①		B FF 95 C FF 95 F SL 82 X SL 81 1-2 F7 ③	0-0 1 FC6-4	B CU 83 C FC 92 T CU 83 X CU 84 1-2 2B ②	5	1	2	0	0	0	0
Josh Harrison, R (1, 4) OBP: 0.314, SLG: 0.365 32 Gavin Sheets, L (10, PH) OBP: 0.299, SLG: 0.412 28 Leury García, S (10, PR) OBP: 0.233, SLG: 0.267 (11, 4)			S FC 86 X FC 85 0-1 G6-3 ②		B FC 87 X FF 90 1-0 F9 ③		B FF 96 C FF 97 F FF 97 B FS 88 S FS 88 2-3 K ②			C FC 98 C SL 90 X SL 92 0-2 1 FC6-4 1B 2-3	B FC 94 X FC 93 1-0 P6 ③	3 1 1	0 0 0	0 1 0	0 0 0	1 0 0	2 0 1	2 0 1
Inning Stats	R: 0 H: 0 E: 0 LOB: 0 K: 1 BB: 0 S: 8 P: 12	R: 0 H: 1 E: 0 LOB: 1 K: 0 BB: 0 S: 6 P: 12	R: 0 H: 0 E: 0 LOB: 0 K: 0 BB: 0 S: 8 P: 12	R: 0 H: 0 E: 0 LOB: 0 K: 1 BB: 0 S: 7 P: 12	R: 0 H: 0 E: 0 LOB: 0 K: 0 BB: 0 S: 8 P: 14	R: 3 H: 2 E: 1 LOB: 1 K: 2 BB: 1 S: 13 P: 20	R: 0 H: 1 E: 0 LOB: 1 K: 1 BB: 0 S: 8 P: 13	R: 0 H: 0 E: 0 LOB: 0 K: 2 BB: 0 S: 9 P: 10	R: 0 H: 0 E: 0 LOB: 0 K: 1 BB: 0 S: 7 P: 9	R: 2 H: 2 E: 0 LOB: 1 K: 1 BB: 0 S: 13 P: 17	R: 2 H: 2 E: 0 LOB: 1 K: 1 BB: 0 S: 11 P: 18	1B: 7 2B: 2 3B: 0 HR: 1	SF: 0 SAC: 0 DP: 0 HBP: 1						

PITCHER		IP	WLS	BF	H	R	ER	SO	BB	IBB	HBP	BLK	WP	HR	S	P	ERA	WHIP
43 Aaron Civale, R ERA: 5.29	(1, 1)	5.0		20	4	2	2	2	1	0	0	0	0	0	40	69	3.60	1.000
52 Nick Sandlin, R ERA: 2.2	(6, 1)	1.0	B	5	1	1	0	2	0	0	1	0	0	0	10	13	0.00	1.000
37 Trevor Stephan, R ERA: 2.75	(7, 1)	1.0		4	1	0	0	1	0	0	0	0	0	0	8	13	0.00	1.000
99 James Karinchak, R ERA: 1.67	(8, 1)	1.0		3	0	0	0	2	0	0	0	0	0	0	9	10	0.00	0.000
62 Enyel De Los Santos, R ERA: 3.1	(9, 1)	1.0		3	0	0	0	1	0	0	0	0	0	0	7	9	0.00	0.000

PITCHER		IP	WLS	BF	H	R	ER	SO	BB	IBB	HBP	BLK	WP	HR	S	P	ERA	WHIP
48 Emmanuel Clase, R ERA: 1.39	(10, 1)	1.0	W	5	2	2	1	1	0	0	0	0	0	1	13	17	9.00	2.000
27 Bryan Shaw, R ERA: 5.43	(11, 1)	1.0		5	2	2	1	1	0	0	0	0	0	0	11	18	9.00	2.000

BOTTOM

Cleveland Guardians @ Chicago White Sox

Guaranteed Rate Field, Chicago, IL

Tue Sep 20 2022, 7:51 PM - 11:48 PM CDT

Att. 23,242 - Overcast - 73 F

livebaseballscorecards.com

AB	43
R	7
H	10
RBI	6
BB	1
SO	10
LOB	14

WP: 0 PA: 45
PB: 0
SB: 2
CS: 0

Batter	1	2	3	4	5	6	7	8	9	AB	R	H	RBI	BB	SO	LOB
38 Steven Kwan, L (1, 7) OBP: 0.375, SLG: 0.394	C FF 91 F FF 91 B FF 94 B FC 88 B FF 93 X FC 87 3-2 11 WP 1 1B 39 FC5 1B	B FF 92 1 SAFE X FF 91 1-0 11 S 1-3 1B		X FF 90 0-0 HR		B SI 91 B SI 90 S SI 90 X FC 89 2-1 ③ L7		C FF 94 B SL 88 C CU 81 B CU 83 X SL 88 2-2 ② G4-3		5	2	3	1	0	0	0
1 Amed Rosario, R (1, 6) OBP: 0.314, SLG: 0.403	C FF 93 B SI 92 X CU 81 1-1 39 FC5 11 WP 1-2 1B	F FC 88 S CU 83 B FF 93 1 SAFE F FF 94 S CU 82 1-3 ② K		C FF 91 X CU 80 0-1 ① G6-3			B FF 96 X FF 96 1-0 ① F8	C FF 94 B SL 88 T FF 94 B CH 88 X FF 94 2-2 ③ L9		5	0	1	0	0	1	2
11 José Ramírez, S (1, 5) OBP: 0.358, SLG: 0.521	F FF 94 B SI 94 C FF 94 F FF 95 B FC 90 B CH 88 S FF 94 3-3 ① K 1-2 2-3	F FF 93 B FF 94 B FC 90 B FC 89 S FF 93 F FF 94 X FF 94 3-2 ③ L8 1-2		X FC 87 0-0 ② F8			B FF 97 B CH 90 B FF 96 B FF 98 4-0 22 S 22 HR BB		C FF 92 S FF 93 S FF 94 0-3 ① K	4	1	0	0	1	2	4
22 Josh Naylor, L (1, 3) OBP: 0.320, SLG: 0.453	B FC 91 B FC 90 F FF 94 B FF 94 F FF 93 F FC 89 F FF 94 F FF 94 B FC 89 4-2 39 E 0 1B BB		X FC 87 0-0 E7 39 1B 0 1B	X FC 89 0-0 ③ G3			D CU 86 X CH 90 1-0 1-H HR		C SL 88 B FF 93 B CU 83 F FF 94 B SL 88 B FF 95 4-2 39 FC6-4 BB	3	3	1	2	2	0	0
39 Oscar Gonzalez, R (1, 10) OBP: 0.325, SLG: 0.461	B FC 90 X FC 89 1-0 ② FC5 0 1B 1-3 2-3f 3-H		C FF 93 B FC 88 S FC 88 B FF 93 X CU 81 2-2 0 1B 63 1B 1-3 1B		F CU 79 B FC 87 F FF 91 B FF 92 X FF 93 2-2 ① F9		C FF 96 C CU 87 B CU 87 F CU 87 X FF 96 1-2 ② G4-3		F FF 95 X FF 93 0-1 ② FC6-4 1-2f	5	1	1	1	0	0	3
0 Andrés Giménez, L (1, 4) OBP: 0.372, SLG: 0.475	X FF 94 0-0 1-2 3-H 1B		B FF 93 B FC 90 X FC 90 2-0 63 1B 17 G6-3 1-2 3-H 1B		F FF 91 F CU 81 S FC 89 0-3 ② K		B FF 96 B CU 87 B FF 96 B FF 96 4-0 63 1B BB		S SL 88 F FF 94 B FF 92 S CU 83 1-3 ③ K	4	1	2	2	1	2	1
63 Will Brennan, L (1, 9) OBP: 0.500, SLG: 0.500	B FC 90 F FF 93 X FF 93 1-1 ③ G1-3		B FF 93 B FF 93 X SI 91 2-0 17 G6-3 1-3 2-H 1B	X FC 89 0-0 ③ F9			B FF 95 X CH 89 1-0 17 FC6-4 1-3 1B			4	0	2	1	0	0	2
17 Austin Hedges, R (1, 2) OBP: 0.252, SLG: 0.267		C FF 91 B FF 92 B FC 87 X FF 91 2-1 ① L7	S FF 92 X SI 92 0-1 ① ② G6-3 1-2f 3-H			C FF 92 B FC 87 B CU 81 B FC 86 C SI 89 X SI 91 3-2 ① G6-3	B FF 96 D CU 86 X FF 96 2-0 ③ FC6-4 1-2f			4	0	0	0	0	0	3
7 Myles Straw, R (1, 8) OBP: 0.290, SLG: 0.274		C FF 92 B CU 80 B FC 88 X FC 86 2-1 38 1B 1B	C FC 86 X CU 80 0-1 ③ G6-3			C FC 87 C SI 91 B CU 82 X SI 93 1-2 ② G6-3		C FF 93 F FF 94 X SL 87 0-2 ① G6-3		4	0	1	0	0	0	0

Inning Stats																		
	R: 2	H: 3	R: 0	H: 2	R: 3	H: 3	R: 1	H: 1	R: 0	H: 0	R: 0	H: 0	R: 2	H: 2	R: 0	H: 0	R: 0	H: 0
	E: 1	LOB: 2	E: 0	LOB: 2	E: 1	LOB: 0	E: 0	LOB: 0	E: 0	LOB: 0	E: 0	LOB: 0	E: 0	LOB: 2	E: 0	LOB: 0	E: 0	LOB: 1
	K: 1	BB: 1	K: 1	BB: 0	K: 0	BB: 0	K: 0	BB: 0	K: 1	BB: 0	K: 0	BB: 0	K: 0	BB: 2	K: 0	BB: 0	K: 2	BB: 1
	S: 18	P: 31	S: 13	P: 22	S: 10	P: 16	S: 5	P: 5	S: 7	P: 9	S: 8	P: 14	S: 8	P: 22	S: 9	P: 13	S: 10	P: 15

	1B: 9	SF: 0	WP: 1	PA: 42
	2B: 0	SAC: 0	PB: 0	
	3B: 0	DP: 1	SB: 2	
	HR: 2	HBP: 0	CS: 0	

PITCHER		IP	WLS	BF	H	R	ER	SO	BB	IBB	HBP	BLK	WP	HR	S	P	ERA	WHIP
33 Lance Lynn, R ERA: 4.02	(1, 1)	6.0	L	28	9	6	3	3	1	0	0	0	1	1	61	97	4.50	1.667
66 José Ruiz, R ERA: 4.61	(7, 1)	1.0		7	2	2	2	0	2	0	0	0	0	1	8	22	18.00	4.000
57 Tanner Banks, L ERA: 3.12	(8, 1)	2.0		7	0	0	0	2	1	0	0	0	0	0	19	28	0.00	0.500

PITCHER	IP	WLS	BF	H	R	ER	SO	BB	IBB	HBP	BLK	WP	HR	S	P	ERA	WHIP

TOP

Cleveland Guardians @ Chicago White Sox

Guaranteed Rate Field, Chicago, IL

Wed Sep 21 2022, 7:13 PM - 9:42 PM CDT

Att. 22,606 - Partly Cloudy - 74 F

livebaseballscorecards.com

AB	38
R	8
H	11
RBI	7
BB	4
SO	5
LOB	15

Batter	1	2	3	4	5	6	7	8	9	AB	R	H	RBI	BB	SO	LOB
1 Elvis Andrus, R (1, 6) OBP: 0.313, SLG: 0.407	C FF 91 X FF 92 0-1 ① F9		B SL 87 S SL 88 C SL 88 S CU 80 1-3 ③ K			B FF 92 C FF 92 C CU 78 B SL 87 S CU 79 2-3 ① K		S FF 93 S FF 95 B CU 81 B CU 81 S SL 86 2-3 ① K		4	0	0	0	0	3	0
10 Yoán Moncada, S (1, 5) OBP: 0.280, SLG: 0.354	B FF 92 X FF 92 1-0 ② G6-3			C SL 87 S SL 87 B FF 92 B CU 81 F CU 79 X FF 93 2-2 HR		C FF 93 B CU 80 C FF 94 S CU 80 1-3 ② K		B SL 87 C FF 93 X SL 87 1-1 ② L4		4	1	1	1	0	1	0
79 José Abreu, R (1, 3) OBP: 0.382, SLG: 0.450	X FF 93 0-0 FC6-4 1B			B SL 85 S FF 93 F FF 94 X CU 81 1-2 ① F8		C FF 95 X SL 86 0-1 ③ F8		C CU 79 F SL 86 F FF 96 S FF 95 0-3 ③ K		4	0	1	0	0	1	0
Eloy Jiménez, R (1, 10) OBP: 0.375, SLG: 0.516	B FF 93 X FF 92 1-0 ③ FC6-4 1-2f			C FF 94 B SL 90 S SL 89 B FF 95 S CU 82 2-3 ② K			S SL 86 X FF 91 0-1 32 1B 2B		C FF 94 F FF 95 B FF 95 C FF 95 1-3 ① K	4	1	1	0	0	2	1
32 Gavin Sheets, L (1, 9) OBP: 0.298, SLG: 0.411		C FF 92 S CU 78 B FF 94 F FF 94 S CU 80 1-3 ① K		C FF 92 C FF 94 S CU 81 0-3 ③ K			B CU 77 X FF 92 1-0 24 1B 1B 2-H		C CU 83 X FF 95 0-1 ② F8	4	0	1	1	0	2	0
25 Andrew Vaughn, R (1, 7) OBP: 0.336, SLG: 0.456		B SL 86 F FF 93 F SL 86 B SL 90 S CU 80 2-3 ② K			B SL 86 B FF 92 F FF 93 C CU 79 S SL 88 2-3 ① K		C SL 86 B SL 84 F FF 91 S CU 79 1-3 ① K		B FF 95 B FF 94 X FF 95 2-0 1B	4	0	1	0	0	3	1
18 AJ Pollock, R (1, 8) OBP: 0.290, SLG: 0.387		C FF 94 B FF 93 X SL 89 1-1 ③ G4-3			X SL 87 0-0 ② G5-3		X FF 92 0-0 ② P4		C FF 95 X FF 96 0-1 ③ L8	4	0	0	0	0	0	2
24 Yasmani Grandal, S (1, 2) OBP: 0.307, SLG: 0.277			C FF 92 C CU 79 B CU 79 S CU 80 1-3 ① K		C FF 92 C SL 88 X SL 88 0-2 1B		C FF 92 D CU 77 X CU 77 1-1 1-2 1B			3	0	2	0	0	1	0
12 Romy Gonzalez, R (1, 4) OBP: 0.274, SLG: 0.383			B FF 95 F FF 94 S FF 95 B FF 94 X FF 95 2-2 ② G6-3		B FF 91 X FF 91 1-0 ③ F9		C SL 86 S SL 85 S FF 94 0-3 ③ K			3	0	0	0	0	1	3
Inning Stats	R: 0 E: 0 K: 0 S: 5 H: 1 LOB: 1 BB: 0 P: 7	R: 0 E: 0 K: 2 S: 9 H: 0 LOB: 0 BB: 0 P: 13	R: 0 E: 0 K: 2 S: 9 H: 0 LOB: 0 BB: 0 P: 13	R: 1 E: 0 K: 2 S: 13 H: 1 LOB: 0 BB: 0 P: 18	R: 0 E: 0 K: 1 S: 8 H: 1 LOB: 1 BB: 0 P: 11	R: 0 E: 0 K: 2 S: 8 H: 0 LOB: 0 BB: 0 P: 11	R: 1 E: 0 K: 2 S: 12 H: 3 LOB: 2 BB: 0 P: 15	R: 0 E: 0 K: 2 S: 9 H: 0 LOB: 0 BB: 0 P: 12	R: 0 E: 0 K: 1 S: 8 H: 1 LOB: 1 BB: 0 P: 11	1B: 5 2B: 1 3B: 0 HR: 1 SF: 0 SAC: 0 DP: 0 HBP: 0						

PITCHER		IP	WLS	BF	H	R	ER	SO	BB	IBB	HBP	BLK	WP	HR	S	P	ERA	WHIP
24 Triston McKenzie, R ERA: 3.04	(1, 1)	8.0	W	30	6	2	2	13	0	0	0	0	0	1	73	100	2.25	0.750
99 James Karinchak, R ERA: 1.62	(9, 1)	1.0		4	1	0	0	1	0	0	0	0	0	0	8	11	0.00	1.000

PITCHER	IP	WLS	BF	H	R	ER	SO	BB	IBB	HBP	BLK	WP	HR	S	P	ERA	WHIP

BOTTOM

Cleveland Guardians @ Chicago White Sox

Guaranteed Rate Field, Chicago, IL

Wed Sep 21 2022, 7:13 PM - 9:42 PM CDT

Att. 22,606 - Partly Cloudy - 74 F

livebaseballscorecards.com

AB	34
R	2
H	7
RBI	2
BB	0
SO	14
LOB	7

Batter	1	2	3	4	5	6	7	8	9	AB	R	H	RBI	BB	SO	LOB
38 Steven Kwan, L (1, 10) OBP: 0.373, SLG: 0.396	C SI 91 F CU 68 B FC 87 F FF 90 X SI 91 1-2 ① G3	C FC 90 1 SAFE 1 SAFE X FC 88 0-1 ③ F7			X FC 88 0-0 11 SF7 1-H 3B		C FF 93 C FF 94 X SI 94 0-2 ① G6-3		C FF 96 X CU 81 0-1 ③ L7	5	1	1	1	0	0	1
1 Amed Rosario, R (1, 6) OBP: 0.313, SLG: 0.402	X SI 93 0-0 ② L8		B SI 91 C SI 93 F FC 88 F FF 93 X SI 94 1-2 11 E 11 SF9 1B		T FF 92 B SI 92 X SI 93 1-1 ① L3		F FF 95 F FF 94 B SI 95 B CH 86 S FF 96 2-3 ② K			4	1	1	0	0	1	1
11 José Ramírez, S (1, 5) OBP: 0.357, SLG: 0.521	B FC 88 T FF 92 X CU 71 1-1 22 1B 0 1B 1B		S FF 92 B FF 92 1 SAFE X FF 89 1-1 ① SF9 1-H		D CH 84 B FF 92 X FF 93 2-0 ② SF7 3-H		F FF 95 F SI 95 X FF 95 0-2 ③ P2			2	1	1	2	0	0	0
22 Josh Naylor, L (1, 3) OBP: 0.321, SLG: 0.456	1 SAFE S FC 87 X FF 91 0-1 0 1B 1-3 1B		S CH 84 B FC 89 X FC 90 1-1 ② F7		B SL 82 B CU 71 S FF 90 X FC 88 2-1 2B			B SI 94 F FC 85 B ST 82 S SI 95 B SI 95 S SI 96 3-3 ① K		4	0	2	0	0	1	0
0 Andrés Giménez, L (1, 4) OBP: 0.375, SLG: 0.476	X FF 89 0-0 1-2 3-H 1B		F SL 80 B FC 89 F SL 82 F FF 93 B FF 93 X SL 82 2-2 ③ G4-3		B FC 88 B FC 86 B FF 91 C SL 75 B FC 87 4-1 BB			C FC 86 B SI 96 X SI 94 1-1 39 FC5-4 1B		3	0	2	1	1	0	0
39 Oscar Gonzalez, R (1, 9) OBP: 0.321, SLG: 0.455	B SI 92 F SI 92 C SI 92 X FF 92 1-2 ③ G1-3			C FC 86 S SL 80 B SL 82 B FC 85 F SL 83 X FF 92 2-2 ① G4-3	C SI 92 C SL 82 F SI 91 B FF 91 S FC 86 1-3 ③ K			C SI 95 B SI 95 F SI 94 X SI 94 1-2 ② FC5-4 1-2f		4	0	0	0	0	1	5
63 Will Brennan, L (1, 7) OBP: 0.375, SLG: 0.375		F SI 92 X CH 82 0-1 1B		B FF 90 B FC 89 F FC 88 X FC 88 2-1 ② G3		C FC 87 B FC 87 X FC 87 1-1 ① G1-3		B SI 96 S FC 87 X SI 95 1-1 ③ L7		4	0	1	0	0	0	1
17 Austin Hedges, R (1, 2) OBP: 0.248, SLG: 0.263		S FF 92 S SI 92 B SI 92 F FC 86 S FF 92 1-3 ① K		B FC 88 C FF 94 F FF 93 B FF 91 S FF 93 2-3 ③ K		C SL 82 B FC 86 X FF 92 1-1 ② G6-3			X FF 96 0-0 ① L9	4	0	0	0	0	2	1
7 Myles Straw, R (1, 8) OBP: 0.290, SLG: 0.274		C FF 92 1 SAFE X FC 88 0-1 ② F9			C FF 91 B SL 82 X FC 86 1-1 38 3B 1B	C FF 92 X SI 92 0-1 ③ G6-3			C FF 96 C FF 95 B SL 87 X FF 98 1-2 ② P3	4	1	1	0	0	0	1
Inning Stats	R: 1 H: 3 E: 0 LOB: 2 K: 0 BB: 0 S: 13 P: 16	R: 0 H: 1 E: 0 LOB: 1 K: 1 BB: 0 S: 10 P: 11	R: 1 H: 1 E: 1 LOB: 0 K: 0 BB: 0 S: 12 P: 17	R: 0 H: 0 E: 0 LOB: 0 K: 1 BB: 0 S: 9 P: 15	R: 2 H: 3 E: 0 LOB: 2 K: 1 BB: 1 S: 13 P: 24	R: 0 H: 0 E: 0 LOB: 0 K: 0 BB: 0 S: 6 P: 8	R: 0 H: 0 E: 0 LOB: 0 K: 1 BB: 0 S: 9 P: 11	R: 0 H: 1 E: 0 LOB: 1 K: 1 BB: 0 S: 10 P: 16	R: 0 H: 0 E: 0 LOB: 0 K: 0 BB: 0 S: 6 P: 7	1B: 7 SF: 2 2B: 1 SAC: 0 3B: 1 DP: 0 HR: 0 HBP: 0						

PITCHER	IP	WLS	BF	H	R	ER	SO	BB	IBB	HBP	BLK	WP	HR	S	P	ERA	WHIP
47 Johnny Cueto, R (1, 1) ERA: 3.15	6.0	L	27	8	4	3	3	1	0	0	0	0	0	63	91	4.50	1.500
55 Jake Diekman, L (7, 1) ERA: 4.47	1.0		3	0	0	0	1	0	0	0	0	0	0	9	11	0.00	0.000
39 Aaron Bummer, L (8, 1) ERA: 2.7	1.0		4	1	0	0	1	0	0	0	0	0	0	10	16	0.00	1.000
40 Reynaldo López, R (9, 1) ERA: 2.79	1.0		3	0	0	0	0	0	0	0	0	0	0	6	7	0.00	0.000

PITCHER	IP	WLS	BF	H	R	ER	SO	BB	IBB	HBP	BLK	WP	HR	S	P	ERA	WHIP

TOP

Cleveland Guardians @ Chicago White Sox

Guaranteed Rate Field, Chicago, IL

Thu Sep 22 2022, 7:12 PM - 9:44 PM CDT

Att. 23,395 - Partly Cloudy - 59 F

livebaseballscorecards.com

AB	34
R	4
H	9
RBI	4
BB	1
SO	5
LOB	10

BOTTOM

Cleveland Guardians @ Chicago White Sox

Guaranteed Rate Field, Chicago, IL

Thu Sep 22 2022, 7:12 PM - 9:44 PM CDT

Att. 23,395 - Partly Cloudy - 59 F

livebaseballscorecards.com

Batter	1	2	3	4	5	6	7	8	9	AB	R	H	RBI	BB	SO	LOB
1 Elvis Andrus, R (1, 6) OBP: 0.312, SLG: 0.406	F7		1-1 G6-4-3 1B			K		1-2 G4-3		4	0	1	0	0	1	0
10 Yoán Moncada, S (1, 5) OBP: 0.279, SLG: 0.356	G4-3		K			G4-3		0-0 2B		4	0	1	0	0	1	2
79 José Abreu, R (1, 3) OBP: 0.381, SLG: 0.450	0-0 1B 2B		G6-4-3 1-2f			G6-3		0-2 K		4	1	1	0	0	1	3
Eloy Jiménez, R (1, 10) OBP: 0.373, SLG: 0.511	1-1 2-H 1B			G6-3			K		1-2 K	4	0	1	1	0	2	0
25 Andrew Vaughn, R (1, 7) OBP: 0.333, SLG: 0.452	K			G6-3			G5-3		F9	4	0	0	0	0	1	1
24 Yasmani Grandal, S (1, 2) OBP: 0.306, SLG: 0.277		G4-1		K			1-2 18 FC5-4 1B		G5-3	4	0	1	0	0	1	0
18 AJ Pollock, R (1, 8) OBP: 0.288, SLG: 0.385		F7	L5				FC5-4 1-2f			3	0	0	0	0	0	1
32 Gavin Sheets, L (1, 9) OBP: 0.299, SLG: 0.419		F8	G4-3					1-1 HR		3	1	1	1	0	0	0
12 Romy Gonzalez, R (1, 4) OBP: 0.276, SLG: 0.381			1-0 1 1B 1B			G6-3		G4-3		3	0	1	0	0	0	0

	AB	33
	R	2
	H	7
	RBI	2
	BB	0
	SO	7
	LOB	7

Inning Stats	1	2	3	4	5	6	7	8	9
	R: 1 H: 2 E: 0 LOB: 1 K: 1 BB: 0 S: 14 P: 20	R: 0 H: 0 E: 0 LOB: 0 K: 0 BB: 0 S: 5 P: 9	R: 0 H: 2 E: 0 LOB: 1 K: 1 BB: 0 S: 8 P: 10	R: 0 H: 0 E: 0 LOB: 0 K: 1 BB: 0 S: 6 P: 11	R: 0 H: 0 E: 0 LOB: 0 K: 0 BB: 0 S: 9 P: 13	R: 0 H: 0 E: 0 LOB: 0 K: 1 BB: 0 S: 7 P: 10	R: 0 H: 1 E: 0 LOB: 1 K: 1 BB: 0 S: 12 P: 18	R: 1 H: 2 E: 0 LOB: 1 K: 1 BB: 0 S: 11 P: 13	R: 0 H: 0 E: 0 LOB: 0 K: 1 BB: 0 S: 8 P: 12

	1B: 4	SF: 0	WP: 0	PA: 33
	2B: 2	SAC: 0	PB: 0	
	3B: 0	DP: 1	SB: 0	
	HR: 1	HBP: 0	CS: 0	

PITCHER	IP	WLS	BF	H	R	ER	SO	BB	IBB	HBP	BLK	WP	HR	S	P	ERA	WHIP
57 Shane Bieber, R (1, 1) ERA: 2.81	7.2	W	29	7	2	2	5	0	0	0	0	0	1	68	100	2.35	0.913
37 Trevor Stephan, R (8, 1) ERA: 2.73	0.1	H	1	0	0	0	1	0	0	0	0	0	0	4	4	0.00	0.000
48 Emmanuel Clase, R (9, 1) ERA: 1.37	1.0	S	3	0	0	0	1	0	0	0	0	0	0	8	12	0.00	0.000

PITCHER	IP	WLS	BF	H	R	ER	SO	BB	IBB	HBP	BLK	WP	HR	S	P	ERA	WHIP

Cleveland Guardians @ Texas Rangers

Globe Life Field, Arlington, TX

Fri Sep 23 2022, 7:10 PM - 10:39 PM CDT

Att. 34,862 - Roof Closed - 75 F

TOP

livebaseballscorecards.com

Batter	1	2	3	4	5	6	7	8	9	AB	R	H	RBI	BB	SO	LOB
38 Steven Kwan, L (1, 7) OBP: 0.372, SLG: 0.394	B FF 95 B FF 95 B FF 94 C FF 95 F FF 95 F ST 84 X FF 96 3-2 ① F7		C CU 78 F FF 95 F CH 87 F CH 88 B FF 95 F ST 83 F ST 83 F ST 83 B CH 88 2-2 ③ G6-3			C FF 94 F FF 96 F FF 95 X FF 96 0-2 11 1B 22 2B 1B	C SI 95 B CU 86 B SL 87 S SI 95 X SL 88 2-2 ① F8		C SL 85 B CH 90 C FF 97 C FF 98 1-3 ③ K	5	1	1	0	0	1	1
1 Amed Rosario, R (1, 6) OBP: 0.313, SLG: 0.404	B ST 85 C FF 96 F ST 84 X ST 83 1-2 ② P3			B CU 75 F FF 95 B FF 96 F ST 84 X FF 95 2-2 39 E 3B		S FF 94 S FF 96 X FF 96 0-2 ① P3	C SL 89 F SI 97 F SL 88 S FF 97 0-3 ② K			4	1	1	0	0	1	1
11 José Ramírez, S (1, 5) OBP: 0.356, SLG: 0.519	X FF 96 0-0 ③ G6-3			C FF 96 X CH 87 0-1 ① F7		1 SAFE B FF 96 1 SAFE F FF 95 T SI 95 X SL 88 1-2 22 2B 39 1B 1-3 1B	B SL 88 S SI 96 X SL 88 1-1 ③ F7			4	1	1	0	0	0	1
22 Josh Naylor, L (1, 3) OBP: 0.323, SLG: 0.457		C FF 95 B ST 83 X FF 96 1-1 ① F7		B ST 85 B CH 88 B ST 86 B CH 88 4-0 39 S BB		X FF 96 0-0 39 1B 0 1B 1-3 3-H 2B		X SL 88 0-0 ① G3-1		3	1	1	1	1	0	0
39 Oscar Gonzalez, R (1, 10) OBP: 0.320, SLG: 0.453		C ST 84 B ST 84 X ST 83 1-1 ② G6-3		C ST 85 B ST 85 T ST 84 F ST 85 B FF 95 F FF 95 F ST 83 X CH 88 2-2 ② G6-3 1-2 3-H		S FF 96 X FF 96 0-1 0 1B 63 1B 1B 2-3 3-H		S SL 85 S SL 86 X SL 86 0-2 ② L9		4	1	1	1	0	0	1
0 Andrés Giménez, L (1, 4) OBP: 0.376, SLG: 0.475		C FF 96 B ST 83 B FF 96 S ST 83 F FF 96 H FF 94 3-2 63 S HBP		B ST 83 F FF 95 F FF 96 D ST 83 X FF 96 2-2 ③ G1-3		B SI 94 B SL 87 F SL 86 X SL 88 2-1 63 1B 1-3 3-H 1B		C FF 94 F CU 80 B FF 94 B SL 87 F SL 88 B SI 93 F SL 88 S SL 87 3-3 ③ K		3	1	1	1	0	1	1
63 Will Brennan, L (1, 9) OBP: 0.417, SLG: 0.364		B FF 94 B ST 83 X FF 95 2-0 ③ F8 1-2			C FF 95 F CH 87 X FF 94 0-2 ① G5-3	F FF 96 B FF 96 X SL 89 1-1 12 S 1B 2-H 3-H			C SI 97 F CH 89 F FF 98 H SL 86 1-2 12 S HBP	3	0	1	2	0	0	1
12 Luke Maile, R (1, 2) OBP: 0.292, SLG: 0.325			B FF 95 F FF 94 B ST 83 C ST 82 F FF 96 F ST 83 X FF 96 2-2 ① G5-3		B FF 95 S ST 84 F FF 96 S ST 83 1-3 ② K	B SI 95 S SI 96 F SI 96 X SL 89 1-2 ② F9 1-2			1 SAFE S SI 96 B SI 98 S SL 86 B FF 98 D SI 97 X SL 84 3-2 ① F7 1-2	4	0	0	0	0	1	2
7 Myles Straw, R (1, 8) OBP: 0.288, SLG: 0.272			B FF 96 B FF 96 C FF 95 B ST 84 X FF 95 3-1 ② G6-3		B FF 95 B FF 94 C FF 94 F FF 93 F FF 95 X FF 94 2-2 ③ F8	B SI 95 B SI 96 F SI 96 B SI 96 X SI 96 3-1 ③ G6-3			B SI 96 B SL 86 C FF 96 X FF 97 2-1 ② F9	4	0	0	0	0	0	2

Inning Stats																																
	R: 0	E: 0	K: 0	S: 8	H: 0	LOB: 0	BB: 0	P: 12	R: 0	E: 0	K: 0	S: 8	H: 0	LOB: 1	BB: 0	P: 15	R: 0	E: 0	K: 0	S: 16	H: 0	LOB: 0	BB: 0	P: 23	R: 1	E: 0	K: 0	S: 14	H: 1	LOB: 1	BB: 1	P: 24
	R: 0	E: 0	K: 1	S: 10	H: 0	LOB: 0	BB: 0	P: 13	R: 5	E: 0	K: 0	S: 22	H: 6	LOB: 1	BB: 0	P: 30	R: 0	E: 0	K: 1	S: 9	H: 0	LOB: 0	BB: 0	P: 12	R: 0	E: 0	K: 1	S: 9	H: 0	LOB: 0	BB: 0	P: 12
	R: 0	E: 0	K: 1	S: 11	H: 0	LOB: 1	BB: 0	P: 18	1B: 5	2B: 1	3B: 1	HR: 0	SF: 0	SAC: 0	DP: 0	HBP: 2	WP: 0	PB: 0	SB: 4	CS: 0	PA: 37											

	AB	34
	R	6
	H	7
	RBI	5
	BB	1
	SO	4
	LOB	10

PITCHER		IP	WLS	BF	H	R	ER	SO	BB	IBB	HBP	BLK	WP	HR	S	P	ERA	WHIP
22 Jon Gray, R ERA: 3.64	(1, 1)	5.0		18	1	1	0	1	1	0	1	0	0	0	56	87	0.00	0.400
52 Taylor Hearn, L ERA: 5.31	(6, 1)	0.1	L	7	6	5	5	0	0	0	0	0	0	0	17	21	135.00	18.000
63 Jesus Tinoco, R ERA: 1.72	(6, 1)	1.2		5	0	0	0	1	0	0	0	0	0	0	14	21	0.00	0.000
68 Joe Barlow, R ERA: 3.06	(8, 1)	1.0		3	0	0	0	1	0	0	0	0	0	0	9	12	0.00	0.000
19 Dennis Santana, R ERA: 5.63	(9, 1)	1.0		4	0	0	0	1	0	0	1	0	0	0	11	18	0.00	0.000

PITCHER	IP	WLS	BF	H	R	ER	SO	BB	IBB	HBP	BLK	WP	HR	S	P	ERA	WHIP

Cleveland Guardians @ Texas Rangers

Globe Life Field, Arlington, TX

Fri Sep 23 2022, 7:10 PM - 10:39 PM CDT

Att. 34,862 - Roof Closed - 75 F

livebaseballscorecards.com

BOTTOM

Batter	1	2	3	4	5	6	7	8	9	AB	R	H	RBI	BB	SO	LOB
2 Marcus Semien, R (1, 4) OBP: 0.308, SLG: 0.433	C FF 95 F FF 95 X FC 88 0-2 ① L8		B FC 87 B FF 96 B FF 94 X FF 90 3-0 ① G3-1		1 SAFE 1 SAFE C FC 87 F CU 79 X CH 81 0-2 ① F7 1-3		F FF 94 F SI 95 X CU 81 0-2 ① P4		X FC 100 0-0 ② F7	5	0	0	0	0	0	2
5 Corey Seager, L (1, 6) OBP: 0.321, SLG: 0.461	F CU 81 B CH 83 B FF 95 S FC 88 F CU 82 X CU 80 2-2 ② F8		B CU 78 X FC 86 1-0 1B		C FF 94 X CU 80 0-1 ② G4-3		S SI 96 B SI 97 F SI 96 F SL 89 1 SAFE X SI 96 1-2 ② F8		B SL 92 F FC 99 B FC 100 S SL 90 F SL 92 B FC 100 X SL 93 3-2 30 1B 1B	5	0	2	0	0	0	2
30 Nathaniel Lowe, L (1, 3) OBP: 0.361, SLG: 0.498	B FF 94 X FF 94 1-0 ③ P6		F FF 94 F FC 86 B CH 81 S CU 80 1-3 ② K		F FF 94 D FF 95 F FF 95 F FF 95 B CU 80 S CU 81 2-3 ③ K2-3		S SI 97 F SI 97 F SI 97 B SI 97 D SL 88 F SI 96 B SI 96 F SI 97 F SI 96 3-3 C CU 82 K		S FC 99 F FC 100 F SL 93 X FC 100 0-2 53 HBP 1-3 1B	5	0	1	0	0	3	3
53 Adolis García, R (1, 9) OBP: 0.304, SLG: 0.458 11 Charlie Culberson, R (9, PR) OBP: 0.289, SLG: 0.339		C FC 87 B FC 86 B FF 96 B FC 87 F FC 87 B FF 96 4-2 6 S 23 E BB	B FC 89 B FF 94 S FF 95 1 SAFE F FF 94 B CU 80 S CH 82 3-3 ③ K			B FF 93 B FF 94 X SL 85 2-0 ① G6-3		B CU 82 S CU 82 B CU 83 S FF 96 F FF 95 X FF 96 2-2 2B	S FC 101 F FC 101 H FC 100 1-2 6 FC4-6 1-2 HBP	3 0	1 0	1 0	0 0	1 0	1 0	1 0
6 Josh Jung, R (1, 5) OBP: 0.196, SLG: 0.400		B FF 94 B FC 88 X FF 94 2-0 ① P4 1-2		F FF 94 C CU 77 X CH 81 0-2 ① G3		C FF 93 B SL 86 B SL 86 B SL 84 B FF 93 4-1 47 S 47 1B BB		C CU 84 B CU 84 C CU 84 D CU 86 B FF 95 C FF 96 3-3 ① K	F FC 101 X FC 100 0-1 ③ FC4-6 1-2f	4	1	0	0	1	1	5
3 Leody Taveras, S (1, 8) OBP: 0.316, SLG: 0.368		B FF 94 F FC 87 B FC 86 B FF 95 C FC 87 B FF 95 4-2 23 1B 23 E BB		B FC 87 C FC 84 C CU 79 F FF 94 B CU 79 X CH 81 2-2 ② G4-3		B CH 77 1 SAFE C FF 93 D CH 77 C FF 93 X FF 93 2-2 ② L9		B FF 96 B CU 84 C CU 84 S FF 96 X FF 97 2-2 ② F7		3	1	0	0	1	0	2
47 Josh Smith, L (1, 10) OBP: 0.319, SLG: 0.265		C CH 82 B FC 86 T FF 95 S CH 82 1-3 ② K		C CU 79 X CH 82 0-1 1B		T FF 93 S SL 88 B CH 78 F SL 86 B FF 92 F FF 93 X CH 77 2-2 1-H 1B		F FF 96 B FF 96 B FF 96 B CU 83 B FF 96 4-1 BB		3	0	2	1	1	1	2
23 Kevin Plawecki, R (1, 2) OBP: 0.288, SLG: 0.288 28 Jonah Heim, S (8, PH) OBP: 0.304, SLG: 0.404 (9, 2)		B FF 95 C FC 86 F FF 94 X FC 86 1-2 E8 1-H 2-H 1B		1 SAFE C FF 94 B CU 80 X FF 93 1-1 ③ F7		C FF 96 B CU 80 S CU 82 B FF 96 S CU 82 2-3 ③ K		B CU 82 C CU 83 B FF 95 S FF 96 X FF 96 2-2 ③ L8		3 1	0 0	1 0	1 0	0 0	1 0	2 2
65 Bubba Thompson, R (1, 7) OBP: 0.329, SLG: 0.336		B FC 87 S FF 96 F FF 95 S CH 82 1-3 ③ K			X FF 93 0-0 2 F7 2 S 1B		C FF 96 S CU 81 X CU 82 0-2 1B		B FC 99 F FC 99 S SL 90 B SL 92 S SL 90 2-3 ① K	4	0	2	0	0	2	1
Inning Stats	R: 0 E: 0 K: 0 S: 8 H: 0 LOB: 0 BB: 0 P: 11	R: 2 E: 1 K: 2 S: 14 H: 1 LOB: 1 BB: 2 P: 27	R: 0 E: 0 K: 2 S: 8 H: 1 LOB: 1 BB: 0 P: 16	R: 0 E: 0 K: 0 S: 11 H: 1 LOB: 1 BB: 0 P: 14	R: 0 E: 0 K: 1 S: 10 H: 1 LOB: 1 BB: 0 P: 12	R: 1 E: 0 K: 1 S: 13 H: 1 LOB: 1 BB: 1 P: 25	R: 0 E: 0 K: 1 S: 17 H: 1 LOB: 1 BB: 0 P: 21	R: 0 E: 0 K: 1 S: 14 H: 1 LOB: 2 BB: 1 P: 27	R: 0 E: 0 K: 1 S: 16 H: 2 LOB: 3 BB: 0 P: 22	1B: 8 2B: 1 3B: 0 HR: 0 SF: 0 SAC: 0 DP: 0 HBP: 1						

AB	36
R	3
H	9
RBI	2
BB	4
SO	9
LOB	22

WP: 0 PB: 0 SB: 3 CS: 0 PA: 41

PITCHER		IP	WLS	BF	H	R	ER	SO	BB	IBB	HBP	BLK	WP	HR	S	P	ERA	WHIP
36 Cody Morris, R ERA: 2.18	(1, 1)	5.0	W	21	4	2	1	5	2	0	0	0	0	0	51	80	1.80	1.200
49 Eli Morgan, R ERA: 3.71	(6, 1)	0.2		4	1	1	1	0	1	0	0	0	0	0	10	20	13.50	3.000
31 Sam Hentges, L ERA: 2.45	(6, 1)	1.1	H	5	1	0	0	2	0	0	0	0	0	0	20	26	0.00	0.750
99 James Karinchak, R ERA: 1.57	(8, 1)	1.0	H	5	1	0	0	1	1	0	0	0	0	0	14	27	0.00	2.000
48 Emmanuel Clase, R ERA: 1.35	(9, 1)	1.0	S	6	2	0	0	1	0	0	1	0	0	0	16	22	0.00	2.000

PITCHER	IP	WLS	BF	H	R	ER	SO	BB	IBB	HBP	BLK	WP	HR	S	P	ERA	WHIP

Cleveland Guardians @ Texas Rangers

Globe Life Field, Arlington, TX

Sat Sep 24 2022, 6:10 PM - 8:39 PM CDT

Att. 28,415 - Roof Closed - 75 F

TOP

livebaseballscorecards.com

Batter	1	2	3	4	5	6	7	8	9	AB	R	H	RBI	BB	SO	LOB
38 Steven Kwan, L (1, 10) OBP: 0.371, SLG: 0.392	B FF 92 B FF 93 B FF 92 B FF 94 4-0 BB		X SI 91 0-0 ③ F7			B KC 80 B SI 90 C SI 89 F KC 80 X SI 91 2-2 ① L7		X FF 94 0-0 ① SH1-3 1-2		2	0	0	0	1	0	0
1 Amed Rosario, R (1, 6) OBP: 0.314, SLG: 0.410	B FF 90 C SI 92 X ST 81 1-1 ① F9			B ST 81 C FF 90 B ST 80 B SI 91 X FF 90 3-1 ① F8		X SI 91 0-0 3B		F FF 96 S SL 90 X FF 96 0-2 22 CS 2-H 2B		4	0	2	1	0	0	1
11 José Ramírez, S (1, 5) OBP: 0.356, SLG: 0.516	1 SAFE B SI 92 1 SAFE B ST 83 B FF 92 1 SAFE X FF 92 3-1 ② L8			C KC 81 B ST 81 B SI 91 F SI 90 F ST 80 X ST 82 2-2 ② G3		B SI 92 D KC 81 F KC 81 F ST 80 S SI 92 2-3 ② K		0-0 22 CS IBB		3	0	0	0	1	1	2
22 Josh Naylor, L (1, 3) OBP: 0.320, SLG: 0.453	C KC 80 1 SAFE B FF 93 B KC 80 X FF 91 2-1 ③ G3			X KC 80 0-0 ③ G3-1		B SL 88 X FF 95 1-0 ③ G4-3		B SL 88 B FF 94 F FF 95 C FF 95 S FF 96 2-3 ②③ K 1-2 2-3		4	0	0	0	0	1	4
39 Oscar Gonzalez, R (1, 9) OBP: 0.322, SLG: 0.472		B SI 91 X SI 92 1-0 ① G4-3			C ST 80 X ST 81 0-1 HR		F FF 94 B FF 95 F FF 95 B FF 96 F FF 96 T FF 96 2-2 ① K		X FF 92 0-0 HR	4	2	2	2	0	1	0
0 Andrés Giménez, L (1, 4) OBP: 0.377, SLG: 0.484		B SI 91 S KC 81 F KC 82 B FF 93 F FF 92 F ST 82 X FF 93 2-2 ② G3			B FF 91 X KC 79 1-0 2B		S SL 89 F SL 90 B SL 90 X SL 89 1-2 HR		C FF 94 C KC 84 B FF 93 F FF 93 F KC 84 X KC 83 1-2 ① G5-3	4	1	2	1	0	0	0
63 Will Brennan, L (1, 7) OBP: 0.313, SLG: 0.267		F FF 92 S FF 92 B ST 82 X FF 91 1-2 ③ G6-3			S KC 81 S KC 81 S ST 80 0-3 ① K		C SL 90 X FF 96 0-1 ② G6-3		X KC 82 0-0 ② F8	4	0	0	0	0	1	1
17 Austin Hedges, R (1, 2) OBP: 0.245, SLG: 0.259			B FF 90 B FF 90 C FF 91 X KC 80 2-1 ① G4-3		X ST 81 0-0 ② P6		C FF 96 B CH 89 F FF 96 X FF 97 1-2 ③ G4-3		B FF 93 X FF 92 1-0 ③ F9	4	0	0	0	0	0	1
7 Myles Straw, R (1, 8) OBP: 0.288, SLG: 0.271			C ST 82 C ST 82 B ST 82 B ST 80 S FF 92 2-3 ② K		B FF 91 C ST 80 X ST 81 1-1 ③ L9			B FF 94 B FF 92 F FF 93 B FF 94 C FF 95 F FF 95 B FF 95 4-2 38 SH1-3 1 2B BB		2	1	0	0	1	1	1
Inning Stats	R: 0 E: 0 K: 0 S: 6 H: 0 LOB: 1 BB: 1 P: 16	R: 0 E: 0 K: 0 S: 9 H: 0 LOB: 0 BB: 0 P: 13	R: 0 E: 0 K: 1 S: 6 H: 0 LOB: 0 BB: 0 P: 10	R: 0 E: 0 K: 0 S: 7 H: 0 LOB: 0 BB: 0 P: 12	R: 1 E: 0 K: 1 S: 9 H: 2 LOB: 1 BB: 0 P: 11	R: 0 E: 0 K: 1 S: 8 H: 1 LOB: 1 BB: 0 P: 13	R: 1 E: 0 K: 1 S: 12 H: 1 LOB: 0 BB: 0 P: 16	R: 1 E: 0 K: 1 S: 10 H: 1 LOB: 1 BB: 2 P: 16	R: 1 E: 0 K: 0 S: 8 H: 1 LOB: 0 BB: 0 P: 10	1B: 0 2B: 2 3B: 1 HR: 3 SF: 0 SAC: 1 DP: 0 HBP: 0						

	AB	31
	R	4
	H	6
	RBI	4
	BB	3
	SO	5
	LOB	10

WP: 0 PB: 0 SB: 0 CS: 2 PA: 35

PITCHER		IP	WLS	BF	H	R	ER	SO	BB	IBB	HBP	BLK	WP	HR	S	P	ERA	WHIP
49 Glenn Otto, R ERA: 4.73	(1, 1)	5.2		21	3	1	1	3	1	0	0	0	0	1	44	73	1.59	0.706
46 Brock Burke, L ERA: 1.71	(6, 1)	2.1	L	10	2	2	2	2	1	1	0	0	0	1	23	34	7.71	1.286
45 Matt Moore, L ERA: 2.09	(9, 1)	1.0		4	1	1	1	0	0	0	0	0	0	1	8	10	9.00	1.000

PITCHER		IP	WLS	BF	H	R	ER	SO	BB	IBB	HBP	BLK	WP	HR	S	P	ERA	WHIP

BOTTOM

Cleveland Guardians @ Texas Rangers

Globe Life Field, Arlington, TX

Sat Sep 24 2022, 6:10 PM - 8:39 PM CDT

Att. 28,415 - Roof Closed - 75 F

livebaseballscorecards.com

Batter	1	2	3	4	5	6	7	8	9	AB	R	H	RBI	BB	SO	LOB
2 Marcus Semien, R (1, 4) OBP: 0.311, SLG: 0.439	C SI 94 X FC 89 0-1 ① G6-3		C FC 89 X CU 83 0-1 HR		B FC 90 B FC 89 B FC 88 B FC 90 4-0 30 BB BB		B FF 96 C CU 81 F CU 82 X CU 82 1-2 5 G5-6-3 1B			3	1	2	1	1	0	0
5 Corey Seager, L (1, 6) OBP: 0.320, SLG: 0.461	B CU 83 X SI 94 1-0 2B		S FC 89 B FC 90 F CH 84 F FC 89 B CH 86 X CH 87 2-2 ② F8		B FC 90 X FC 88 1-0 ② F7		X SI 96 0-0 ②③ G5-6-3 1-2f			4	0	1	0	0	0	2
30 Nathaniel Lowe, L (1, 3) OBP: 0.360, SLG: 0.495	F FC 89 C FC 88 D CU 83 S CU 84 1-3 ② K		C SI 95 X FC 89 0-1 ③ G4-3		B SI 93 B FC 88 B CH 85 F SI 95 B FC 90 4-1 1-2 BB			S FF 96 B FF 97 B FF 97 S FF 97 S FF 97 2-3 ① K		3	0	0	0	1	2	1
28 Jonah Heim, S (1, 10) OBP: 0.303, SLG: 0.402	X FC 88 0-0 ③ G4-3			C SI 94 F FC 88 X CH 86 0-2 6 FC5-4 1B	X SI 95 0-0 ③ L8			C SL 88 B FF 98 X FS 91 1-1 ② G4-3		4	0	1	0	0	0	3
6 Josh Jung, R (1, 5) OBP: 0.200, SLG: 0.379		B SI 95 X SI 93 1-0 ① G4-3		C SI 93 T SI 94 X SI 94 0-2 ① FC5-4 3 1B 1-2f		B FC 88 B FC 90 B FF 95 C SI 94 B SI 94 4-1 55 F8 3 SH5-3 BB		F SL 84 B SL 87 X SL 87 1-1 ③ G5-3		3	0	0	0	1	0	1
3 Leody Taveras, S (1, 8) OBP: 0.316, SLG: 0.368		S SI 94 B FC 89 F FC 89 B CU 83 S CH 86 2-3 ② K		X FC 87 0-0 1-2 1B	L SI 95 X SI 94 0-1 ① SH5-3 1-2				S FC 99 S FC 98 B SL 91 X FC 100 1-2 ① G4-3	3	0	1	0	0	1	0
55 Sam Huff, R (1, 2) OBP: 0.292, SLG: 0.358	C SI 95 B FC 90 B FC 89 F FC 88 X SI 94 2-2 1B			B SI 95 2 SAFE F SI 94 S FC 90 B FC 90 S FC 90 2-3 ② K	X SI 95 0-0 ② F8 2-3				X FC 100 0-0 HR	4	1	2	1	0	1	3
47 Josh Smith, L (1, 7) OBP: 0.313, SLG: 0.259	B FC 88 F FC 88 B CH 84 C FC 89 X FC 89 2-2 ③ P5			B FC 88 B FC 89 X FC 89 2-0 ③ G3	B SI 96 F SI 96 C FC 90 B SI 95 D CH 87 X SI 95 3-2 ③ F7				X FC 100 0-0 ② G4-3	4	0	0	0	0	0	4
65 Bubba Thompson, R (1, 9) OBP: 0.322, SLG: 0.328 56 Kole Calhoun, L (9, PH) OBP: 0.264, SLG: 0.342			X SI 94 0-0 ① F9		B SI 95 F SI 94 S SI 94 B FC 90 S FC 89 2-3 ① K		B CU 80 S FF 96 B CU 81 F FF 96 B SI 97 X FF 97 3-2 ① G1-3		B SL 93 S SL 92 F SL 91 F SL 92 B FC 99 B FC 99 F SL 93 X FC 101 3-2 ③ G5-3	3 1	0 0	0 0	0 0	0 0	1 0	0 0
Inning Stats	R: 0 E: 0 K: 1 S: 7 H: 1 LOB: 1 BB: 0 P: 9	R: 0 E: 0 K: 1 S: 10 H: 1 LOB: 1 BB: 0 P: 17	R: 1 E: 0 K: 0 S: 9 H: 1 LOB: 0 BB: 0 P: 11	R: 0 E: 0 K: 1 S: 11 H: 2 LOB: 2 BB: 0 P: 15	R: 0 E: 0 K: 1 S: 6 H: 0 LOB: 2 BB: 2 P: 17	R: 0 E: 0 K: 0 S: 7 H: 0 LOB: 1 BB: 1 P: 14	R: 0 E: 0 K: 0 S: 7 H: 1 LOB: 0 BB: 0 P: 11	R: 0 E: 0 K: 1 S: 7 H: 0 LOB: 0 BB: 0 P: 11	R: 1 E: 0 K: 0 S: 10 H: 1 LOB: 0 BB: 0 P: 14	1B: 4 2B: 1 3B: 0 HR: 2 SF: 0 SAC: 1 DP: 1 HBP: 0						WP: 0 PB: 0 SB: 0 CS: 0 PA: 36

PITCHER	IP	WLS	BF	H	R	ER	SO	BB	IBB	HBP	BLK	WP	HR	S	P	ERA	WHIP
47 Cal Quantrill, R (1, 1) ERA: 3.49	6.0	W	26	5	1	1	4	3	0	0	0	0	1	50	83	1.50	1.333
31 Sam Hentges, L (7, 1) ERA: 2.41	1.0	H	3	1	0	0	0	0	0	0	0	0	0	7	11	0.00	1.000
37 Trevor Stephan, R (8, 1) ERA: 2.69	1.0	H	3	0	0	0	1	0	0	0	0	0	0	7	11	0.00	0.000
48 Emmanuel Clase, R (9, 1) ERA: 1.46	1.0	S	4	1	1	1	0	0	0	0	0	0	1	10	14	9.00	1.000

PITCHER	IP	WLS	BF	H	R	ER	SO	BB	IBB	HBP	BLK	WP	HR	S	P	ERA	WHIP

AB	32
R	2
H	7
RBI	2
BB	3
SO	5
LOB	14

Cleveland Guardians @ Texas Rangers

Globe Life Field, Arlington, TX

Sun Sep 25 2022, 1:37 PM - 4:31 PM CDT

Att. 31,845 - Roof Closed - 75 F

livebaseballscorecards.com

Batter	1	2	3	4	5	6	7	8	9	AB	R	H	RBI	BB	SO	LOB
38 Steven Kwan, L (1, 7) OBP: 0.373, SLG: 0.400	B FF 92 C FF 93 B CU 80 X FF 94 2-1 ① L8		C CU 76 F FC 90 X FF 93 0-2 1 S 1 E 1-3 2-H 1B		C FF 92 X FC 87 0-1 ① F8		B SI 91 X SI 91 1-0 1 S 1B	C SL 88 S FF 95 D SL 89 F SL 89 B FF 94 B FF 94 F SL 88 F SL 88 X SL 87 3-2 1-H 2-H 3-H HR		5	2	3	5	0	0	1
1 Amed Rosario, R (1, 6) OBP: 0.312, SLG: 0.407	C FF 94 S CH 85 B FC 91 F CH 84 B FF 95 X CH 84 2-2 ② P3		F CH 82 B FF 92 B FC 90 B FF 93 X FF 92 3-1 FC5 39 1B 1-H 3-H		B FF 92 F CU 77 X CH 82 1-1 ② L7 1-2		1 SAFE C SI 92 1 SAFE B SI 94 S SI 93 S SI 94 1-3 ① K 1-2	S SL 85 X FF 97 0-1 ③ F9		5	1	0	1	0	1	2
11 José Ramírez, S (1, 10) OBP: 0.353, SLG: 0.511	B FF 92 B CH 89 F FC 90 S CH 84 B FF 93 S FC 90 3-3 ③ K		C FF 93 F FC 89 S FF 93 0-3 ② K		B FC 89 C FF 92 B CH 81 F CH 82 F FF 94 F FC 89 S CH 83 2-3 ③ K		B CH 83 X CH 83 1-0 ② L5		B FF 97 C SL 85 B CH 89 X CH 89 2-1 ① G4-3	5	0	0	0	0	3	3
39 Oscar Gonzalez, R (1, 9) OBP: 0.324, SLG: 0.471		C CH 83 B FF 93 B CH 83 X FC 91 2-1 ① G6-3	S CH 84 D CH 82 X FC 90 1-1 2-H 1B			X SI 91 0-0 6 E 8 3B 1B	S CH 83 X CH 83 0-1 ③ G6-3		S SL 85 F SL 86 T FF 98 0-2 ② K	5	1	2	1	0	1	1
6 Owen Miller, R (1, 3) OBP: 0.305, SLG: 0.350		C FF 93 F CH 84 B CH 84 B FF 94 X FC 89 2-2 8 G6-4-3 1B	F FF 92 S CH 83 X CH 83 0-2 ③ P4			B SI 92 X SI 92 1-0 E4 8 3B 1-2		B SL 85 F FF 92 F SL 86 B SL 88 B SL 86 B SL 88 4-2 8 FC5-4 BB	C FF 97 F CH 90 B SL 87 F FF 98 B SL 87 B FF 98 B SL 87 4-2 BB	3	1	1	0	2	0	2
8 Gabriel Arias, R (1, 5) OBP: 0.200, SLG: 0.217		X CH 83 0-0 ② ③ G6-4-3 1-2f		C CU 76 B CH 83 B FF 93 F CH 83 B FF 92 B FF 91 4-2 12 G5-4-3 BB		C CH 81 B SI 93 X CH 81 1-1 1-H 2-H 3B		C SL 87 X SL 89 0-1 ① FC5-4 12 HBP 2 1B 38 HR 1-2f	B FF 98 B SL 86 F FF 97 C FF 98 X SL 85 2-2 ③ P4	4	1	1	2	1	0	3
2 Tyler Freeman, R (1, 4) OBP: 0.329, SLG: 0.301			C FF 92 B FF 93 X CH 83 1-1 7 1B 38 1B 1B	X CH 81 0-0 ① P5		C SI 92 S CH 81 F CH 82 S SI 92 0-3 ① K		C FF 94 X SL 88 0-1 12 HBP 38 HR 1-2 1B		4	2	2	0	0	1	2
12 Luke Maile, R (1, 2) OBP: 0.291, SLG: 0.320			X FF 91 0-0 ① P6	X CH 81 0-0 ② ③ G5-4-3 1-2f		B SI 93 F CH 82 F CH 83 T SI 93 1-2 ② K		F SL 89 H FF 92 1-1 38 HR 1-2 2-3 HBP		3	1	0	0	0	1	3
7 Myles Straw, R (1, 8) OBP: 0.289, SLG: 0.272			C FF 90 C FF 92 F FF 93 B FC 90 X FF 92 1-2 38 1B 1 FC5 1-2 1B		C CU 75 B FF 92 B FF 92 F FF 91 F FF 92 B CH 81 X FF 92 3-2 1 S 1B	X SI 93 0-0 ③ G5-3		C SL 87 B SL 88 B FF 93 S SL 88 S SL 88 2-3 ② K		4	1	2	0	0	1	4

Inning Stats																																			
	R: 0	E: 0	K: 1	S: 9	H: 0	LOB: 0	BB: 0	P: 16	R: 0	E: 0	K: 0	S: 6	H: 1	LOB: 0	BB: 0	P: 10	R: 4	E: 1	K: 1	S: 20	H: 4	LOB: 1	BB: 0	P: 26	R: 0	E: 0	K: 0	S: 4	H: 0	LOB: 0	BB: 1	P: 8	R: 0	E: 0	K: 1	S: 13	H: 1	LOB: 1	BB: 0	P: 19	R: 2	E: 1	K: 2	S: 12	H: 2	LOB: 1	BB: 0	P: 15	R: 0	E: 0	K: 1	S: 7	H: 1	LOB: 1	BB: 0	P: 10	R: 4	E: 0	K: 1	S: 18	H: 2	LOB: 0	BB: 1	P: 28	R: 0	E: 0	K: 1	S: 11	H: 0	LOB: 1	BB: 1	P: 19	1B: 9	2B: 0	3B: 1	HR: 1	SF: 0	SAC: 0	DP: 2	HBP: 1	WP: 0	PB: 0	SB: 3	CS: 0	PA: 42

PITCHER		IP	WLS	BF	H	R	ER	SO	BB	IBB	HBP	BLK	WP	HR	S	P	ERA	WHIP
50 Cole Ragans, L ERA: 5.4	(1, 1)	5.0	L	21	6	4	3	3	1	0	0	0	0	0	52	79	5.40	1.400
32 John King, L ERA: 3.91	(6, 1)	2.0		10	3	2	1	3	0	0	0	0	0	0	19	25	4.50	1.500
68 Joe Barlow, R ERA: 4.09	(8, 1)	0.2		6	2	4	4	1	1	0	1	0	0	1	16	26	54.00	4.500
19 Dennis Santana, R ERA: 5.5	(8, 1)	1.1		5	0	0	0	1	1	0	0	0	0	0	13	21	0.00	0.750

PITCHER	IP	WLS	BF	H	R	ER	SO	BB	IBB	HBP	BLK	WP	HR	S	P	ERA	WHIP

TOP

AB	38
R	10
H	11
RBI	9
BB	3
SO	8
LOB	21

Cleveland Guardians @ Texas Rangers

Globe Life Field, Arlington, TX

Sun Sep 25 2022, 1:37 PM - 4:31 PM CDT

Att. 31,845 - Roof Closed - 75 F

livebaseballscorecards.com

BOTTOM

Batter	1	2	3	4	5	6	7	8	9	AB	R	H	RBI	BB	SO	LOB
2 Marcus Semien, R (1, 4) OBP: 0.312, SLG: 0.438	F9			30 1B / 53 SF7 1B		E5		5 1B / 30 E BB		3	2	1	0	1	0	0
5 Corey Seager, L (1, 6) OBP: 0.320, SLG: 0.460	L4			K		K		30 E 1B		4	0	1	0	0	2	2
30 Nathaniel Lowe, L (1, 3) OBP: 0.359, SLG: 0.494	K			28 FC6-5 1B		F7		FC6-4		4	0	1	1	0	1	2
53 Adolis García, R (1, 9) OBP: 0.302, SLG: 0.455		K		SF7		F8		K		3	0	0	1	0	2	2
28 Jonah Heim, S (1, 2) OBP: 0.300, SLG: 0.398		P1		FC6-5			G6-3	K		4	0	0	0	0	1	2
6 Josh Jung, R (1, 5) OBP: 0.219, SLG: 0.403		K			56 F9 / 47 SF9 2B		1B	K		4	1	2	0	0	2	0
56 Kole Calhoun, L (1, 10) OBP: 0.262, SLG: 0.340 Mark Mathias, R (7, PH) (8, 10) OBP: 0.321, SLG: 0.548		K		F9			K	P2		2 2	0 0	0 0	0 0	0 0	1 1	1 1
47 Josh Smith, L (1, 7) OBP: 0.308, SLG: 0.255		K		SF9			G4-3	P2		3	0	0	1	0	1	1
3 Leody Taveras, S (1, 8) OBP: 0.316, SLG: 0.368		K		L6				5 1B / 2 BB / 30 E 1B		3	1	1	0	0	1	0

Inning Stats	1	2	3	4	5	6	7	8	9
	R: 0 E: 0 K: 1 S: 7	H: 0 LOB: 0 BB: 0 P: 13	R: 0 E: 0 K: 2 S: 11	H: 0 LOB: 0 BB: 0 P: 13	R: 0 E: 0 K: 3 S: 10	H: 0 LOB: 0 BB: 0 P: 15	R: 1 E: 0 K: 1 S: 15	H: 2 LOB: 1 BB: 0 P: 19	R: 1 E: 0 K: 0 S: 8	H: 1 LOB: 0 BB: 0 P: 15	R: 0 E: 1 K: 1 S: 14	H: 0 LOB: 1 BB: 0 P: 21	R: 0 E: 0 K: 1 S: 11	H: 1 LOB: 1 BB: 0 P: 14	R: 2 E: 1 K: 2 S: 12	H: 2 LOB: 1 BB: 1 P: 19	R: 0 E: 0 K: 1 S: 10	H: 0 LOB: 0 BB: 0 P: 18

	1B	2B	3B	HR	SF	SAC	DP	HBP
	5	1	0	0	2	0	0	0

	PA
	35

	WP	PB	SB	CS
	0	0	0	0

	AB	R	H	RBI	BB	SO	LOB
	32	4	6	3	1	12	11

PITCHER	IP	WLS	BF	H	R	ER	SO	BB	IBB	HBP	BLK	WP	HR	S	P	ERA	WHIP
43 Aaron Civale, R (1, 1) ERA: 5.19	5.0	W	18	3	2	2	7	0	0	0	0	0	0	51	75	3.60	0.600
59 Kirk McCarty, L (6, 1) ERA: 4.28	2.0		8	1	0	0	2	0	0	0	0	0	0	25	35	0.00	0.500
27 Bryan Shaw, R (8, 1) ERA: 5.49	1.0		6	2	2	1	2	1	0	0	0	0	0	12	19	9.00	3.000
99 James Karinchak, R (9, 1) ERA: 1.53	1.0		3	0	0	0	1	0	0	0	0	0	0	10	18	0.00	0.000

PITCHER	IP	WLS	BF	H	R	ER	SO	BB	IBB	HBP	BLK	WP	HR	S	P	ERA	WHIP

Batter	1	2	3	4	5	6	7	8	9	10	11	AB	R	H	RBI	BB	SO	LOB
13 Manuel Margot, R (1, 9) (10, 8) OBP: 0.333, SLG: 0.379	F FF 91 F FF 92 F SL 86 S SL 86 0-3 ① K		C FC 87 1 SAFE S SL 85 F SL 85 2 SAFE B SL 86 S SL 85 1-3 ② K 1-2		B FF 91 X FF 90 1-0 ① F8			F SL 78 S FF 92 X SL 77 0-2 ① P2			X FF 95 0-0 ① L4	5	0	0	0	0	2	1
56 Randy Arozarena, R (1, 10) OBP: 0.332, SLG: 0.457	C FF 92 X SL 85 0-1 ② G4-3		B SL 85 B FF 92 C FC 87 B FF 92 F SL 86 S FF 92 3-3 ③ K		B KC 80 X FC 85 1-0 ② G5-3			B SI 94 C FF 92 F SL 77 F FF 92 X SL 76 1-2 ② F7			S SL 86 B FS 88 S FS 89 B FF 96 D FS 89 S SL 85 3-3 ② K	5	0	0	0	0	2	1
5 Wander Franco, S (1, 6) OBP: 0.321, SLG: 0.403	C FF 93 X FC 87 0-1 ③ L7			C FC 86 B KC 80 B FF 91 F FC 87 X FF 91 2-2 E9 87 2B 2B	C FF 90 C FC 87 B SL 85 S KC 81 1-3 ③ K			C FS 88 B SI 94 F FS 88 B SL 76 X SL 78 2-2 ③ G4-3			C FF 97 C FF 96 B FF 96 B FF 96 D FS 92 B FS 88 4-2 87 S 87 2B 2-3 BB	4	2	1	0	1	1	0
87 Harold Ramírez, R (1, 3) (10, 9) OBP: 0.356, SLG: 0.425 78 Miles Mastrobuoni, L (11, 9) OBP: 0.333, SLG: 0.333		S SL 85 B FF 90 X SL 85 1-1 ① G4-3		X SL 85 0-0 17 F9 6 G6-3 3-H 2B		B SL 84 C FF 90 C FF 90 B SL 85 B SL 85 F FF 91 X FF 91 3-2 ① F8			X SL 91 0-0 ① L8		F FF 96 B FS 86 S FS 87 X FS 88 1-2 1-H 3-H 2B	5	1	2	3	0	0	0
												0	0	0	0	0	0	0
17 Isaac Paredes, R (1, 5) OBP: 0.309, SLG: 0.460		C FF 91 S FF 92 B SL 85 B SL 85 F KC 82 B FF 93 X FC 88 3-2 ② P6		D FC 87 S FC 86 F FF 92 D SL 86 X SL 85 2-2 ① F9 2-3		B FF 90 F FF 92 F KC 81 B SL 85 B FF 91 X FF 92 3-2 ② L8			B FC 98 C FC 99 X SL 91 1-1 ② G5-3		C FF 96 B SL 86 C SL 84 B FS 87 D FS 88 F FF 96 S FS 89 3-3 ③ K	5	0	0	0	0	1	2
6 David Peralta, L (1, 7) OBP: 0.308, SLG: 0.410		B FF 91 B KC 83 C FF 91 S FC 88 B KC 82 F KC 82 X FC 86 3-2 1B		X FC 86 0-0 ② G6-3 3-H		B KC 81 C FC 86 F FC 87 T SL 84 1-2 ③ K			F FC 98 B FC 98 S SL 91 S SL 93 1-3 ③ K	0-0 2 G4-3		4	0	1	1	0	2	0
14 Christian Bethancourt, R (1, 2) OBP: 0.279, SLG: 0.412 62 Jonathan Aranda, L (10, PH) (10, 3) OBP: 0.343, SLG: 0.410		B FC 87 F FC 86 C SL 85 S SL 84 1-3 ③ K		X FC 87 0-0 22 HR 1B			S SL 81 F FF 94 S SL 82 0-3 ① K			C FF 94 B FF 95 T FF 95 S FF 96 1-3 ① K		3 1	1 0	1 0	0 0	0 0	2 1	1 0
22 Jose Siri, R (1, 8) OBP: 0.273, SLG: 0.345 2 Yandy Díaz, R (10, PH) OBP: 0.398, SLG: 0.418 21 Francisco Mejía, S (10, 2) OBP: 0.274, SLG: 0.396			B FC 86 X FF 91 1-0 ① P3	F FC 88 B FC 86 X FC 88 1-1 1-H HR			C FF 95 C SL 82 C FF 95 0-3 ② K			C FF 94 B FF 95 S FF 95 B FF 96 X FF 96 2-2 ② G4-3 2-3		3 1 0	1 0 0	1 0 0	2 0 0	0 0 0	1 0 0	0 0 0
0 Taylor Walls, S (1, 4) OBP: 0.264, SLG: 0.281			F FF 90 B FC 87 C KC 82 X KC 82 1-2 13 S 1B	F FF 91 X SL 85 0-2 ③ L8			F FF 93 C CH 85 S FF 95 0-3 ③ K			D CU 83 S FF 95 B FF 96 B FF 95 C FF 95 X FF 95 3-2 ③ F8	0-0 5 WP 87 2B	4	1	1	0	0	1	1
Inning Stats	R: 0 H: 0 E: 0 LOB: 0 K: 1 BB: 0 S: 8 P: 8	R: 0 H: 1 E: 0 LOB: 1 K: 1 BB: 0 S: 13 P: 21	R: 0 H: 1 E: 0 LOB: 1 K: 2 BB: 0 S: 11 P: 17	R: 4 H: 4 E: 1 LOB: 0 K: 0 BB: 0 S: 14 P: 19	R: 0 H: 0 E: 0 LOB: 0 K: 1 BB: 0 S: 5 P: 8	R: 0 H: 0 E: 0 LOB: 0 K: 1 BB: 0 S: 10 P: 17	R: 0 H: 0 E: 0 LOB: 0 K: 3 BB: 0 S: 9 P: 9	R: 0 H: 0 E: 0 LOB: 0 K: 0 BB: 0 S: 10 P: 13	R: 0 H: 0 E: 0 LOB: 0 K: 1 BB: 0 S: 6 P: 8	R: 0 H: 0 E: 0 LOB: 1 K: 1 BB: 0 S: 9 P: 15	R: 2 H: 1 E: 0 LOB: 1 K: 2 BB: 1 S: 13 P: 24	1B: 3 SF: 0 2B: 3 SAC: 0 3B: 0 DP: 0 HR: 1 HBP: 0						

PITCHER	IP	WLS	BF	H	R	ER	SO	BB	IBB	HBP	BLK	WP	HR	S	P	ERA	WHIP
57 Shane Bieber, R (1, 1) ERA: 2.91	6.0		24	6	4	4	6	0	0	0	0	0	1	61	90	6.00	1.000
62 Enyel De Los Santos, R (7, 1) ERA: 3.04	1.0		3	0	0	0	3	0	0	0	0	0	0	9	9	0.00	0.000
52 Nick Sandlin, R (8, 1) ERA: 2.14	1.0		3	0	0	0	0	0	0	0	0	0	0	10	13	0.00	0.000
48 Emmanuel Clase, R (9, 1) ERA: 1.44	1.0		3	0	0	0	1	0	0	0	0	0	0	6	8	0.00	0.000
99 James Karinchak, R (10, 1) ERA: 1.49	1.0		3	0	0	0	1	0	0	0	0	0	0	9	15	0.00	0.000

PITCHER	IP	WLS	BF	H	R	ER	SO	BB	IBB	HBP	BLK	WP	HR	S	P	ERA	WHIP
37 Trevor Stephan, R (11, 1) ERA: 2.79	1.0	L	5	1	2	1	2	1	0	0	0	1	0	13	24	9.00	2.000

TOP

Tampa Bay Rays @ Cleveland Guardians

Progressive Field, Cleveland, OH

Tue Sep 27 2022, 6:11 PM - 10:40 PM EDT

Att. 10,775 - Partly Cloudy - 58 F

livebaseballscorecards.com

AB	40
R	6
H	7
RBI	6
BB	1
SO	13
LOB	6

WP: 1 PA: 41
PB: 0
SB: 2
CS: 0

Batter	1	2	3	4	5	6	7	8	9	10	11	AB	R	H	RBI	BB	SO	LOB
38 Steven Kwan, L (1, 7) OBP: 0.376, SLG: 0.402	C SI 88 X FC 86 0-1 P5		C FC 85 X SI 89 0-1 11 3B 1B	C FC 87 B FC 87 X CH 83 1-1 1-3 2-H 1B			B FF 93 B FF 94 C FF 93 B CU 78 F FF 93 X FF 95 3-2 22 FC4-6 1 1B 1B	1 SAFE B FF 92 1-0 1-2 IBB		C FF 99 F FF 98 B FF 98 F FF 96 X FF 99 1-2 F9 1-2	0-0 1 G3 11 1B	5	2	3	1	1	0	2
1 Amed Rosario, R (1, 6) OBP: 0.312, SLG: 0.406	C FC 85 F CU 80 X CU 79 0-2 11 G3 1B		B FC 85 F SI 87 1 SAFE 1 SAFE S FC 84 F SI 88 B FC 86 S CU 80 2-3 K	D FF 88 F FC 87 X SI 90 1-1 G6-3			F FF 93 F FF 94 1 SAFE X CU 80 0-2 22 FC4-6 1-2 1B	B ST 80 C ST 79 S FF 92 X ST 81 1-2 G5-3			C ST 87 X ST 87 0-1 G3 2-3	6	0	2	0	0	1	5
11 José Ramírez, S (1, 5) OBP: 0.354, SLG: 0.515	B FC 85 B FC 86 S CH 82 F FC 86 X SI 89 2-2 G3 1-2		C FC 86 F FC 85 F FC 86 1 SAFE F CU 81 B FF 88 X FC 86 1-2 1-H 3B		B SL 81 X SL 81 1-0 1B		B FF 92 B FF 92 X FF 93 2-0 F4		C FF 98 F FF 99 F FF 99 F SL 83 B FF 100 S FF 99 1-3 K		X ST 88 0-0 3-H 1B	6	0	3	2	0	1	3
22 Josh Naylor, L (1, 3) OBP: 0.318, SLG: 0.448	B FC 86 B FC 86 D CH 82 B FC 85 4-0 BB		C CU 79 C SI 88 F FC 85 F CU 80 X SI 90 0-2 F8		B SI 93 C SI 94 D SL 83 C SI 96 B SI 95 S SL 84 3-3 K		B ST 82 B SI 91 B SI 90 X SI 91 3-0 FC4-6 1-2f 2-3		B FF 99 B SL 83 C FF 98 F FF 99 S SL 84 2-3 K		B ST 87 F ST 87 B ST 86 F ST 87 X ST 88 2-2 F9	5	0	0	0	1	2	5
39 Oscar Gonzalez, R (1, 9) OBP: 0.324, SLG: 0.468	C CU 80 B CU 79 F FC 85 X CU 79 1-2 P5		C FC 86 F CU 80 F FF 89 B CU 79 F CU 79 F FF 90 B FF 90 X CU 78 2-2 63 1B 8 1B 1B		X SL 82 0-0 L4		C FC 89 B CH 87 F FC 87 S CH 86 1-3 K		F SL 84 F SL 84 X SL 83 0-2 1B		C ST 88 F ST 88 B SI 96 X ST 90 1-2 G5-3	6	1	2	0	0	1	6
63 Will Brennan, L (1, 10) OBP: 0.333, SLG: 0.300		F FC 86 C CU 78 F CU 80 B FC 85 B SI 88 F CU 80 X FC 86 2-2 7 CS 1B		B CH 81 F FC 85 X CU 79 1-1 8 1B 38 1B 1-3 1B	X SL 83 0-0 G4-3			C ST 80 F FF 94 B FF 95 X ST 82 1-2 G6-3	B FF 97 F FF 98 C FF 99 S SL 84 1-3 K2-3	0-0 7 FC		5	1	2	0	0	1	2
8 Gabriel Arias, R (1, 4) OBP: 0.267, SLG: 0.231	C FC 85 F FC 84 C CU 79 0-3		B FC 85 C SI 90 S FC 86 B FC 86 X SI 90 2-2 38 1B 1-2 3-H 1B		C SL 85 B SI 96 B SL 87 B SI 96 B SI 95 4-1 17 G5-4-3 BB			S ST 81 B ST 82 B CH 91 C FF 93 B ST 83 B CH 91 4-2 29 G4-3 29 S 7 1B BB		B SI 97 S SI 98 B SI 98 B SI 97 X SI 96 3-1 G5-3	3	1	1	1	2	1	1
17 Austin Hedges, R (1, 2) 29 Will Benson, L (8, PH) 12 Luke Maile, R (9, 2) OBP: 0.243, SLG: 0.256 OBP: 0.250, SLG: 0.196 OBP: 0.294, SLG: 0.320	C CU 78 1 SAFE S FC 84 B CU 78 B FF 88 S CU 79 2-3 K		B CU 79 B FC 85 F FC 84 F FC 87 F CU 82 F SI 91 B FC 86 S FC 86 3-3 K		C SI 96 B SI 96 B SL 88 F SI 95 B SI 94 B SI 96 F SI 96 X SI 96 3-2 G5-4-3 1-2f		D CH 90 B CH 89 F CH 88 B CH 88 C CH 90 X CH 89 3-2 G4-3 1-3		B SI 99 B FF 98 B SI 97 B SI 97 4-0 7 FC BB	3 1 0	0 0 0	0 0 0	0 0 0	0 0 1	2 0 0	4 1 0
7 Myles Straw, R (1, 8) OBP: 0.289, SLG: 0.272	C FC 85 1 SAFE S CU 78 0-2 CS 1-2		B FC 86 F FC 85 C SI 89 B CU 79 F FC 86 S CU 80 2-3 K	X FC 86 0-0 F8	B SI 96 F SI 95 F SI 95 X SL 86 1-2 F9			B FF 95 B FF 94 X CH 89 2-0 38 S 3-H 1B		D SL 88 B SI 99 B SI 97 C FF 98 F FF 98 X FF 99 3-2 FC 38 DI 1-2f 2-3	5	0	1	1	0	1	3
Inning Stats	R: 0 E: 0 K: 0 S: 11 H: 1 LOB: 2 BB: 1 P: 18	R: 0 E: 0 K: 2 S: 13 H: 1 LOB: 0 BB: 0 P: 17	R: 1 E: 0 K: 2 S: 20 H: 2 LOB: 1 BB: 0 P: 25	R: 2 E: 0 K: 1 S: 21 H: 4 LOB: 2 BB: 0 P: 31	R: 0 E: 0 K: 1 S: 6 H: 1 LOB: 1 BB: 0 P: 10	R: 0 E: 0 K: 0 S: 9 H: 0 LOB: 0 BB: 1 P: 17	R: 0 E: 0 K: 1 S: 11 H: 2 LOB: 2 BB: 0 P: 20	R: 1 E: 0 K: 0 S: 12 H: 1 LOB: 2 BB: 2 P: 24	R: 0 E: 0 K: 3 S: 14 H: 1 LOB: 1 BB: 0 P: 18	R: 0 E: 0 K: 0 S: 9 H: 0 LOB: 2 BB: 1 P: 20	R: 1 E: 0 K: 0 S: 9 H: 1 LOB: 1 BB: 0 P: 12	1B: 13 2B: 0 3B: 1 HR: 0	SF: 0 SAC: 0 DP: 1 HBP: 0	WP: 0 PB: 0 SB: 2 CS: 1	PA: 51			

PITCHER		IP	WLS	BF	H	R	ER	SO	BB	IBB	HBP	BLK	WP	HR	S	P	ERA	WHIP
28 Corey Kluber, R ERA: 4.36	(1, 1)	4.0		20	8	3	3	5	1	0	0	0	0	0	65	91	6.75	2.250
60 Garrett Cleavinger, L ERA: 4.5	(5, 1)	1.0		4	1	0	0	1	0	0	0	0	0	0	6	10	0.00	1.000
84 JT Chargois, R ERA: 2.79	(6, 1)	1.0	H	3	0	0	0	0	1	0	0	0	0	0	9	17	0.00	1.000
38 Colin Poche, L ERA: 3.36	(7, 1)	0.1	H	3	2	0	0	0	0	0	0	0	0	0	7	12	0.00	6.000
30 Brooks Raley, L ERA: 2.72	(7, 1)	0.2	H	2	0	0	0	1	0	0	0	0	0	0	4	8	0.00	0.000

PITCHER		IP	WLS	BF	H	R	ER	SO	BB	IBB	HBP	BLK	WP	HR	S	P	ERA	WHIP
47 Jason Adam, R ERA: 1.59	(8, 1)	1.0	B	6	1	1	1	0	1	1	0	0	0	0	12	24	9.00	2.000
29 Pete Fairbanks, R ERA: 1.17	(9, 1)	1.0		4	1	0	0	3	0	0	0	0	0	0	14	18	0.00	1.000
65 Javy Guerra, R ERA: 5.74	(10, 1)	1.0	W	4	0	0	0	0	1	0	0	0	0	0	9	20	0.00	1.000
58 Calvin Faucher, R ERA: 5.95	(11, 1)	1.0	S	4	1	1	0	0	0	0	0	0	0	0	9	12	0.00	1.000

BOTTOM

Tampa Bay Rays @ Cleveland Guardians

Progressive Field, Cleveland, OH

Tue Sep 27 2022, 6:11 PM - 10:40 PM EDT

Att. 10,775 - Partly Cloudy - 58 F

livebaseballscorecards.com

AB	45
R	5
H	14
RBI	5
BB	5
SO	10
LOB	32

Batter	1	2	3	4	5	6	7	8	9	10	AB	R	H	RBI	BB	SO	LOB
13 Manuel Margot, R (1, 9) OBP: 0.331, SLG: 0.380	C FF 90 S FF 92 X FF 93 0-2 ① F9		B FF 91 C FF 91 S FF 91 S CU 78 1-3 ① K		F SL 89 F FF 92 S FF 94 0-3 ③ K			C FF 91 X CH 77 0-1 5 CS 2B		S CU 82 S CU 82 B FF 94 B FF 94 B CU 82 S CU 83 3-3 ③ K	5	0	1	0	0	3	1
56 Randy Arozarena, R (1, 7) OBP: 0.330, SLG: 0.454	F FF 91 S FF 92 X SL 87 0-2 ② G5-3		C SL 87 F FF 92 S CU 78 0-3 ② K			C SL 82 C CU 76 F FF 93 F CU 79 X FF 94 0-2 ① L9		B FF 91 C SL 85 B FF 92 F CH 78 T SL 84 2-2 ① K			4	0	0	0	0	2	1
5 Wander Franco, S (1, 6) OBP: 0.317, SLG: 0.398	B FF 92 C FF 92 B CU 78 C FF 88 F FF 92 B CU 78 X FF 94 3-2 ③ G6-3		B FF 93 C FF 92 B SL 88 X SL 88 2-1 ③ P6			C FF 92 F CU 79 X CU 80 0-2 ② P5		B FF 92 B FF 92 F FF 93 B FF 92 X FF 93 3-1 ② ③ F8 2-3			4	0	0	0	0	0	1
87 Harold Ramírez, R (1, 10) OBP: 0.353, SLG: 0.420		B FF 91 B FF 93 S FF 92 B SL 86 C FF 93 X FF 94 3-2 ① P3		C CU 75 F FF 91 S FF 93 0-3 ① K		C CU 79 B FF 94 S SL 87 S FF 95 1-3 ③ K			C FC 97 X FC 99 0-1 ① G4-3		4	0	0	0	0	2	0
26 Ji Man Choi, L (1, 3) OBP: 0.335, SLG: 0.371 78 Miles Mastrobuoni, L (7, PR) OBP: 0.300, SLG: 0.300 (7, 4)		X FF 94 0-0 14 1B 2B		F FF 94 B CU 80 F FF 95 F CU 80 X FF 95 1-2 ② G4-3			B SI 93 F SI 96 B SL 89 F SI 95 X FF 98 2-2 0 S 17 BB 1B		B FC 98 B FC 99 C FC 99 S FC 98 F FC 100 C FC 100 2-3 ② K		3 1	1 0	2 0	0 0	0 0	0 1	0 0
17 Isaac Paredes, R (1, 5) OBP: 0.311, SLG: 0.459 (7, 3) (10, 5)		B FF 93 F FF 93 B CU 79 S CU 78 F FF 94 D CU 79 X FF 92 3-2 ② F9		C CU 78 B FF 94 B SL 88 F SL 86 X FF 93 2-2 ③ F9			D CU 80 B FF 95 B FF 95 C FF 95 F SI 94 B SI 94 4-2 0 BB BB 1-2		X FC 100 0-0 1B		3	0	1	0	1	0	1
14 Christian Bethancourt, R (1, 2) OBP: 0.279, SLG: 0.410		S FF 93 X SL 89 0-1 22 FC5 0 BB 2-H 1B		B FF 90 B CU 74 B FF 92 C FF 92 F FF 92 S FF 92 3-3 ① K			F CU 82 L CU 81 S SI 96 0-3 ① K		T SL 92 S SL 90 F SL 92 S SL 93 0-3 ③ K	0-0	4	0	1	1	0	3	3
0 Taylor Walls, S (1, 4) OBP: 0.267, SLG: 0.280 (7, 5) 62 Jonathan Aranda, L (10, PH) OBP: 0.338, SLG: 0.403 (10, 3)		B FF 92 C CU 78 B SL 86 S FF 92 B FF 93 B FF 93 4-2 1-2 BB		B CU 76 S FF 92 S FF 93 B FF 93 B CU 79 X FF 93 3-2 ② P6			B CU 81 C SI 96 D SI 95 S FF 96 B CU 81 D FF 94 4-2 22 G6-4-3 1-2 2-3 BB		B FF 93 C FF 93 S FF 94 S FF 94 1-3 ① K		1 1	0 0	0 0	0 0	2 0	0 1	0 0
22 Jose Siri, R (1, 8) OBP: 0.272, SLG: 0.344		X CU 77 0-0 ③ FC5 2-3f		X FF 92 0-0 E1 1B			C FF 92 S SL 87 B FF 93 X SL 89 1-2 ② ③ G6-4-3 1-2f		B FF 94 S CU 82 F FF 93 F FF 94 S CU 83 1-3 ② K		4	0	1	0	0	1	5
Inning Stats	R: 0 H: 0 E: 0 LOB: 0 K: 0 BB: 0 S: 10 P: 13	R: 1 H: 2 E: 0 LOB: 2 K: 0 BB: 1 S: 13 P: 23	R: 0 H: 0 E: 0 LOB: 0 K: 2 BB: 0 S: 8 P: 11	R: 0 H: 0 E: 0 LOB: 0 K: 1 BB: 0 S: 10 P: 13	R: 0 H: 1 E: 1 LOB: 1 K: 2 BB: 0 S: 10 P: 16	R: 0 H: 0 E: 0 LOB: 0 K: 1 BB: 0 S: 11 P: 12	R: 0 H: 1 E: 0 LOB: 3 K: 1 BB: 2 S: 13 P: 24	R: 0 H: 1 E: 0 LOB: 0 K: 1 BB: 0 S: 7 P: 12	R: 0 H: 1 E: 0 LOB: 1 K: 2 BB: 0 S: 11 P: 13	R: 0 H: 0 E: 0 LOB: 0 K: 3 BB: 0 S: 10 P: 15	1B: 4 2B: 2 3B: 0 HR: 0	SF: 0 SAC: 0 DP: 1 HBP: 0			WP: 0 PB: 0 SB: 1 CS: 1	PA: 37		

PITCHER		IP	WLS	BF	H	R	ER	SO	BB	IBB	HBP	BLK	WP	HR	S	P	ERA	WHIP
24 Triston McKenzie, R ERA: 2.99	(1, 1)	6.0		22	3	1	1	6	1	0	0	0	0	0	62	88	1.50	0.667
31 Sam Hentges, L ERA: 2.4	(7, 1)	0.1		4	1	0	0	1	2	0	0	0	0	0	10	20	0.00	9.000
49 Eli Morgan, R ERA: 3.61	(7, 1)	1.2		4	1	0	0	1	0	0	0	0	0	0	10	16	0.00	0.600
48 Emmanuel Clase, R ERA: 1.42	(9, 1)	1.0		4	1	0	0	2	0	0	0	0	0	0	11	13	0.00	1.000
99 James Karinchak, R ERA: 1.45	(10, 1)	1.0	W	3	0	0	0	3	0	0	0	0	0	0	10	15	0.00	0.000

PITCHER	IP	WLS	BF	H	R	ER	SO	BB	IBB	HBP	BLK	WP	HR	S	P	ERA	WHIP

TOP

Tampa Bay Rays @ Cleveland Guardians

Progressive Field, Cleveland, OH

Wed Sep 28 2022, 6:11 PM - 10:33 PM EDT

Att. 10,674 - Cloudy - 59 F

livebaseballscorecards.com

AB	34
R	1
H	6
RBI	1
BB	3
SO	13
LOB	12

Batter	1	2	3	4	5	6	7	8	9	10	AB	R	H	RBI	BB	SO	LOB
38 Steven Kwan, L (1, 7) OBP: 0.377, SLG: 0.403	C FF 98 B FF 99 B SL 92 X FF 98 2-1 ① G4-3		S FF 98 B FF 98 1 SAFE C SL 92 D CU 83 F FF 98 X CU 83 2-2 ② F9			B SI 93 C SI 93 B ST 86 F SI 93 X ST 87 2-2 2 G5-3 1B		C FF 95 B FF 95 S FF 94 F ST 81 B FF 94 F FF 94 B ST 80 X FF 94 3-2 1B			4	0	2	0	0	0	1
2 Tyler Freeman, R (1, 6) OBP: 0.314, SLG: 0.286	C FF 99 B FF 99 F SL 93 F FF 99 B CU 84 B FF 99 X FF 98 3-2 ② F8		C SL 91 F SL 92 T CU 84 0-2 ③ K			C SI 94 B ST 85 S ST 88 X ST 88 1-2 ① G5-3 1-2		1 SAFE B FF 94 B FF 94 C FF 95 C CH 91 X CH 91 2-2 ③ G4-3			4	0	0	0	0	1	3
11 José Ramírez, S (1, 10) OBP: 0.352, SLG: 0.511	C SL 93 S CU 84 X FF 99 0-2 ③ G4-3			X SI 93 0-0 ① F7		C ST 88 F ST 87 B SI 96 D CU 85 F ST 88 S ST 88 2-3 ② K			C SL 83 B SL 84 S FF 98 F FF 99 X SL 83 1-2 ① G3-1		4	0	0	0	0	1	1
22 Josh Naylor, L (1, 3) OBP: 0.317, SLG: 0.445		C FF 97 C FF 99 B CU 84 S CU 84 1-3 ① K		C SI 95 B SL 83 B SI 95 B SL 83 C SI 94 B SI 96 4-2 BB		C ST 81 F ST 81 S ST 81 0-3 ③ K			C SL 84 B SL 86 B SL 84 S FF 98 B FF 98 X SL 86 3-2 ② G3-1		3	0	0	0	1	2	1
39 Oscar Gonzalez, R (1, 9) OBP: 0.323, SLG: 0.464		F SL 91 F SL 93 B CU 84 B CU 83 B FF 98 B SL 91 4-2 0 G4-6-3 BB		S SI 94 C SI 95 1 SAFE S FF 96 0-3 ② K			S CU 80 F SL 82 B FF 93 C FF 93 1-3 ① K		B FF 97 F SL 84 S SL 84 T FF 99 1-2 ③ K	0-0 8 SH1-4 1 1B	3	1	0	0	1	3	1
0 Andrés Giménez, L (1, 4) OBP: 0.376, SLG: 0.481		C FF 97 X SL 90 0-1 ②③ G4-6-3 1-2f		B SL 82 B SL 83 C SI 96 D SI 95 S SI 96 S SI 96 F SI 96 1 SAFE F FF 96 F SI 96 3-3 ③ K			C FF 93 F CU 81 B SL 84 S CU 80 1-3 ② K			0-0 1 1B 8 SH1-4 IBB	3	0	0	0	1	2	2
8 Gabriel Arias, R (1, 5) OBP: 0.273, SLG: 0.345			B SL 90 C FF 97 B SL 92 B FF 97 X FF 97 3-1 HR		C SI 94 B ST 86 F ST 85 F ST 87 B SI 96 B ST 87 F SI 94 C SI 96 3-3 ① K		B CU 80 S CU 82 F CU 81 F FF 94 C FF 95 1-3 ③ K			X SL 86 0-0 ① SH1-4 1-2 2-3	3	1	1	1	0	2	0
63 Will Brennan, L (1, 8) OBP: 0.360, SLG: 0.304			B FF 98 B FF 98 F FF 98 F FF 97 B SL 90 X FF 99 3-2 1B		C SI 86 B ST 87 B SI 95 F SI 95 X ST 88 2-2 ② F8			C FF 94 C ST 80 F ST 81 F FF 95 S ST 82 0-3 ① K		0-0 1 1B IBB	3	0	1	0	1	1	0
12 Luke Maile, R (1, 2) OBP: 0.290, SLG: 0.314 1 Amed Rosario, R (10, PH) OBP: 0.313, SLG: 0.407			C FF 97 1 SAFE S SL 92 F SL 94 S CU 83 0-3 ① K		S ST 87 S ST 87 B ST 87 B SI 96 X ST 88 2-2 ③ G6-3			S FF 94 B ST 83 S ST 81 C ST 82 1-3 ② K		X SI 97 0-0 1-2 2-3 3-H 1B	3 1	0 0	0 1	0 1	0 0	2 0	1 0
Inning Stats	R: 0 E: 0 K: 0 S: 9 H: 0 LOB: 0 BB: 0 P: 14	R: 0 E: 0 K: 1 S: 7 H: 0 LOB: 0 BB: 1 P: 12	R: 1 E: 0 K: 2 S: 16 H: 2 LOB: 1 BB: 0 P: 24	R: 0 E: 0 K: 2 S: 14 H: 0 LOB: 1 BB: 1 P: 21	R: 0 E: 0 K: 1 S: 11 H: 0 LOB: 0 BB: 0 P: 18	R: 0 E: 0 K: 2 S: 13 H: 1 LOB: 1 BB: 0 P: 18	R: 0 E: 0 K: 3 S: 10 H: 0 LOB: 0 BB: 0 P: 13	R: 0 E: 0 K: 2 S: 16 H: 1 LOB: 1 BB: 0 P: 22	R: 0 E: 0 K: 1 S: 10 H: 0 LOB: 0 BB: 0 P: 15	R: 1 E: 0 K: 0 S: 2 H: 1 LOB: 3 BB: 2 P: 2	1B: 4 2B: 0 3B: 0 HR: 1 SF: 0 SAC: 1 DP: 1 HBP: 0	WP: 0 PB: 0 SB: 0 CS: 0 PA: 36					

PITCHER		IP	WLS	BF	H	R	ER	SO	BB	IBB	HBP	BLK	WP	HR	S	P	ERA	WHIP
20 Tyler Glasnow, R ERA: 3.0	(1, 1)	3.0		11	2	1	1	3	1	0	0	0	0	1	32	50	3.00	1.000
60 Garrett Cleavinger, L ERA: 4.29	(4, 1)	1.0		4	0	0	0	2	1	0	0	0	0	0	14	21	0.00	1.000
58 Calvin Faucher, R ERA: 5.48	(5, 1)	1.2		6	1	0	0	2	0	0	0	0	0	0	21	33	0.00	0.600
30 Brooks Raley, L ERA: 2.7	(6, 1)	0.1		1	0	0	0	1	0	0	0	0	0	0	3	3	0.00	0.000
38 Colin Poche, L ERA: 3.3	(7, 1)	1.0		3	0	0	0	3	0	0	0	0	0	0	10	13	0.00	0.000
47 Jason Adam, R ERA: 1.56	(8, 1)	1.0		4	1	0	0	2	0	0	0	0	0	0	16	22	0.00	1.000
29 Pete Fairbanks, R ERA: 1.13	(9, 1)	1.0		3	0	0	0	1	0	0	0	0	0	0	10	15	0.00	0.000
65 Javy Guerra, R ERA: 5.63	(10, 1)	0.1	L	4	1	1	0	0	0	2	0	0	0	0	2	2	0.00	3.000

BOTTOM

Tampa Bay Rays @ Cleveland Guardians

Progressive Field, Cleveland, OH

Wed Sep 28 2022, 6:11 PM - 10:33 PM EDT

Att. 10,674 - Cloudy - 59 F

livebaseballscorecards.com

AB	31
R	2
H	5
RBI	2
BB	4
SO	14
LOB	10

Tampa Bay Rays @ Cleveland Guardians

Progressive Field, Cleveland, OH

Thu Sep 29 2022, 6:11 PM - 8:54 PM EDT

Att. 11,783 - Partly Cloudy - 57 F

livebaseballscorecards.com

Batter	1	2	3	4	5	6	7	8	9	AB	R	H	RBI	BB	SO	LOB
62 Jonathan Aranda, L (1, 4) OBP: 0.320, SLG: 0.379 0 Taylor Walls, S (8, 4) OBP: 0.267, SLG: 0.280	F SI 94 B FC 87 F FC 87 X SI 94 1-2 ① L7		F FC 87 B CH 85 C FC 87 X CU 80 1-2 ① F9		C CU 84 S FC 88 B CU 83 B FF 93 X CH 86 2-2 ③ G4-3			C FF 94 B CH 85 F CH 86 B SL 82 F FF 94 T CH 84 2-2 ② K		4 0	0 0	0 0	0 0	0 0	1 0	0 0
56 Randy Arozarena, R (1, 9) OBP: 0.328, SLG: 0.451	C SI 94 C SI 94 B CU 81 F FC 89 B FC 88 F SI 95 F CH 87 F FC 88 B CU 82 3-2 ② X FC 88 P6		B FC 88 C FC 87 B SI 94 F SI 94 F CH 86 C FC 88 2-3 ② K			F SI 93 B CH 85 B FC 89 S SI 94 C SI 95 2-3 ① K		C SL 80 B FF 93 S FF 95 S SL 82 1-3 ③ K		4	0	0	0	0	3	0
5 Wander Franco, S (1, 6) OBP: 0.322, SLG: 0.404	X SI 95 0-0 ② 87 WP 6 1B 2B		B SI 94 X FC 89 1-0 ① 87 S 1B			C SI 94 S FC 87 X CH 86 0-2 ② G2-3			B FF 95 F FF 95 B SL 86 F FF 95 B FS 86 B FF 95 4-2 13 BB 6 S BB	3	1	2	0	1	0	0
87 Harold Ramírez, R (1, 10) OBP: 0.352, SLG: 0.417	C SI 95 F SI 94 B FC 87 F SI 95 B FC 88 F CH 87 H SI 94 3-2 6 1B 2-3 HBP		F SI 94 D FC 88 1 SAFE B FC 89 X SI 94 2-1 ③ F8 1-2			C SI 94 B FC 87 S CH 85 B CU 83 X CH 86 2-2 ③ F7			B SL 87 C SL 85 S SL 84 S SL 84 1-3 ① K	3	0	0	0	0	1	2
6 David Peralta, L (1, 7) OBP: 0.312, SLG: 0.412 22 Jose Siri, R (9, PR) OBP: 0.272, SLG: 0.344	X FC 88 0-0 1-3 3-H 1B			C SI 91 B CH 83 B CH 84 F FC 87 S SI 94 2-3 ① K			B FC 91 X FC 92 1-0 13 FC4-6 1B		B FS 88 B SL 84 B FF 96 B FF 94 4-0 13 BB 1-2 BB	3 0	0 0	2 0	1 0	1 0	1 0	0 0
13 Manuel Margot, R (1, 8) OBP: 0.330, SLG: 0.376	C FC 89 X SI 94 0-1 ③ G4-3			X SI 94 0-0 ② P3			B FC 93 C FC 92 X FC 93 1-1 ① FC4-6 26 S 1-2f		F FF 96 B FF 96 B SL 85 F SL 84 B FS 88 F FF 95 F SL 85 B SL 87 4-2 1-2 2-3 BB	3	0	0	0	1	0	3
26 Ji Man Choi, L (1, 3) OBP: 0.332, SLG: 0.366		F SI 92 B FC 88 B FC 88 F FC 88 X SI 94 2-2 ① F8		B CU 81 C FC 86 B FC 87 X FC 88 2-1 ③ L8			C FC 93 F FC 93 1 SAFE B FC 94 1 SAFE F FC 93 S FS 88 1-3 ② K 1-2		C FF 95 B FS 88 F FS 90 D FS 89 S FF 95 2-3 ② K	4	0	0	0	0	2	4
17 Isaac Paredes, R (1, 5) OBP: 0.308, SLG: 0.453		X SI 94 0-0 ② F9			B FC 88 X SI 92 1-0 ① G6-3		B FC 92 B FC 93 B FC 92 X FC 92 3-0 ③ F7		C SL 86 C FF 96 B SL 85 F FS 89 B FF 95 B FS 88 X FF 95 3-2 ③ P4	4	0	0	0	0	0	4
21 Francisco Mejía, S (1, 2) OBP: 0.271, SLG: 0.392		C SI 94 F FC 88 F CH 86 F SI 94 S CU 82 0-3 ③ K			F SI 92 F FC 88 B SI 94 X CH 86 1-2 ② G3-1			X FF 94 0-0 ① L4-3		3	0	0	0	0	1	0

Inning Stats																		
	R: 1 E: 0 K: 0 S: 18	H: 2 LOB: 2 BB: 0 P: 25	R: 0 E: 0 K: 1 S: 9	H: 0 LOB: 0 BB: 0 P: 11	R: 0 E: 0 K: 1 S: 10	H: 1 LOB: 1 BB: 0 P: 16	R: 0 E: 0 K: 1 S: 6	H: 0 LOB: 0 BB: 0 P: 10	R: 0 E: 0 K: 0 S: 7	H: 0 LOB: 0 BB: 0 P: 11	R: 0 E: 0 K: 1 S: 9	H: 0 LOB: 0 BB: 0 P: 13	R: 0 E: 0 K: 1 S: 8	H: 1 LOB: 1 BB: 0 P: 14	R: 0 E: 0 K: 2 S: 8	H: 0 LOB: 0 BB: 0 P: 11	R: 0 E: 0 K: 2 S: 16	H: 0 LOB: 3 BB: 3 P: 34

	1B: 3	SF: 0	WP: 1	PA: 35
	2B: 1	SAC: 0	PB: 0	
	3B: 0	DP: 0	SB: 3	
	HR: 0	HBP: 1	CS: 0	

TOP	
AB	31
R	1
H	4
RBI	1
BB	3
SO	9
LOB	13

PITCHER		IP	WLS	BF	H	R	ER	SO	BB	IBB	HBP	BLK	WP	HR	S	P	ERA	WHIP
47 Cal Quantrill, R ERA: 3.42	(1, 1)	6.0		22	3	1	1	4	0	0	1	0	1	0	59	86	1.50	0.500
27 Bryan Shaw, R ERA: 5.4	(7, 1)	1.0		4	1	0	0	1	0	0	0	0	0	0	8	14	0.00	1.000
62 Enyel De Los Santos, R ERA: 2.98	(8, 1)	1.0	W	3	0	0	0	2	0	0	0	0	0	0	8	11	0.00	0.000
37 Trevor Stephan, R ERA: 2.74	(9, 1)	1.0	S	6	0	0	0	2	3	0	0	0	0	0	16	34	0.00	3.000

PITCHER	IP	WLS	BF	H	R	ER	SO	BB	IBB	HBP	BLK	WP	HR	S	P	ERA	WHIP

Batter	1	2	3	4	5	6	7	8	9	AB	R	H	RBI	BB	SO	LOB
38 Steven Kwan, L (1, 7) OBP: 0.376, SLG: 0.403	C FF 91 B FF 91 B SL 86 F FF 91 B SL 85 S FF 91 3-3 K ①		B CH 80 C FF 90 1 SAFE F SL 84 D CH 80 F FF 90 X SL 85 2-2 F7 ①		B FF 90 B CH 81 C FF 90 B FF 89 F FF 90 C FF 91 3-3 K ③			C FF 94 B SI 95 X FF 94 1-1 G4-3 (1 / 39 1B) 2B 2-H		4	1	1	1	0	2	1
1 Amed Rosario, R (1, 6) OBP: 0.312, SLG: 0.406	C SL 83 F CH 82 S CH 82 0-3 K2-3 ②		B SL 84 X SL 83 1-0 (11 FC6-4) 1B 1-2			C FF 90 B CH 80 X CH 82 1-1 L7 ①		F FC 91 F SI 94 B FF 94 X FF 94 1-2 G4-3 ② 2-3		4	0	1	0	0	1	1
11 José Ramírez, S (1, 5) OBP: 0.351, SLG: 0.509	C FF 92 C FF 93 X FF 93 0-2 L3 ③		C CH 82 S CH 82 X CH 82 0-2 FC6-4 ② 1-2f 2-3			S CH 82 B FF 91 C FF 91 X CH 80 1-2 F7 ②		0-0 (39 1B) IBB		3	0	0	0	1	0	2
39 Oscar Gonzalez, R (1, 9) OBP: 0.322, SLG: 0.462 12 Luke Maile, R (9, 2) OBP: 0.290, SLG: 0.314		F SL 84 S CH 81 X CH 82 0-2 E5 (8 FC6-4 / 0 1B)	B CH 81 B CH 82 D SL 85 S CH 80 F CH 79 X CH 81 3-2 G5-3 ③			B SL 84 B CH 81 S FF 91 C FF 90 X CH 80 2-2 F7 ③		X SI 94 0-0 1-3 3-H 1B		4 0	0 0	1 0	1 0	0 0	0 0	2 0
0 Andrés Giménez, L (1, 4) OBP: 0.375, SLG: 0.479		M SL 85 X SL 85 0-1 (8 FC6-4) 1-2 1B		F FF 92 B FF 91 B CH 81 X SL 85 2-1 G4-3 ①			C FC 92 S SI 95 S FF 96 0-3 K ①	X SI 95 0-0 F7 ③		4	0	1	0	0	1	2
6 Owen Miller, R (1, 10) OBP: 0.303, SLG: 0.347		C CH 82 S CH 82 F CH 82 B FF 92 B CH 81 B FF 92 X CH 80 3-2 F4 ①		C FF 92 C SL 86 B CH 82 X CH 83 1-2 F9 ②			C SI 96 B FC 92 C SI 96 F FF 95 X SI 96 1-2 G1-3 ②			3	0	0	0	0	0	2
8 Gabriel Arias, R (1, 3) OBP: 0.250, SLG: 0.313		F SL 84 D CH 83 C FF 92 X CH 82 1-2 FC6-4 ② 1-2f 2-3		B SL 85 B SL 81 C CH 80 B FF 91 C CH 80 X CH 80 3-2 G5-3 ③			C FC 92 C FF 96 T FF 96 0-2 K ③			3	0	0	0	0	1	2
17 Austin Hedges, R (1, 2) OBP: 0.241, SLG: 0.254 63 Will Brennan, L (8, PH) OBP: 0.385, SLG: 0.333 (9, 9)		C FF 91 T FF 92 T FF 92 0-2 K ③			S CH 80 S CH 80 S CH 80 0-3 K ①			S SI 94 B FF 95 X FC 92 1-1 (7 SH3-4 / 38 2B) 1B		2 1	0 1	0 1	0 0	0 0	2 0	2 0
7 Myles Straw, R (1, 8) OBP: 0.289, SLG: 0.273			S FF 91 F FF 91 X CH 82 0-2 (11 FC6-4 / 1 1B) 1B		F SL 85 X CH 81 0-1 P3 ②			B SI 94 C FF 93 1 SAFE X SI 94 1-1 SH3-4 ① 1-2		2	0	1	0	0	0	0
Inning Stats	R: 0 E: 0 K: 2 S: 9 H: 0 LOB: 0 BB: 0 P: 12	R: 0 E: 1 K: 1 S: 15 H: 1 LOB: 2 BB: 0 P: 19	R: 0 E: 0 K: 0 S: 14 H: 2 LOB: 2 BB: 0 P: 20	R: 0 E: 0 K: 0 S: 8 H: 0 LOB: 0 BB: 0 P: 14	R: 0 E: 0 K: 2 S: 8 H: 0 LOB: 0 BB: 0 P: 11	R: 0 E: 0 K: 0 S: 8 H: 0 LOB: 0 BB: 0 P: 12	R: 0 E: 0 K: 2 S: 10 H: 0 LOB: 0 BB: 0 P: 11	R: 2 E: 0 K: 0 S: 11 H: 3 LOB: 2 BB: 1 P: 15		1B: 5 2B: 1 3B: 0 HR: 0 SF: 0 SAC: 1 DP: 0 HBP: 0						

PITCHER	IP	WLS	BF	H	R	ER	SO	BB	IBB	HBP	BLK	WP	HR	S	P	ERA	WHIP
59 Jeffrey Springs, L (1, 1) ERA: 2.45	6.0		22	3	0	0	5	0	0	0	0	0	0	62	88	0.00	0.500
64 Shawn Armstrong, R (7, 1) ERA: 4.4	2.0	L	10	3	2	2	2	0	1	0	0	0	0	21	26	9.00	1.500

PITCHER	IP	WLS	BF	H	R	ER	SO	BB	IBB	HBP	BLK	WP	HR	S	P	ERA	WHIP

BOTTOM

Tampa Bay Rays @ Cleveland Guardians

Progressive Field, Cleveland, OH

Thu Sep 29 2022, 6:11 PM - 8:54 PM EDT

Att. 11,783 - Partly Cloudy - 57 F

livebaseballscorecards.com

AB	30
R	2
H	6
RBI	2
BB	1
SO	7
LOB	14

WP: 0 PA: 32
PB: 0
SB: 0
CS: 0

Batter	1	2	3	4	5	6	7	8	9	AB	R	H	RBI	BB	SO	LOB
1 MJ Melendez, L (1, 7) OBP: 0.315, SLG: 0.395	B FF 90 F FC 88 B FC 88 X FC 87 2-1 G3-1		F FC 87 C CU 76 B CU 77 F CU 76 B FC 86 S CU 76 2-3 K			B CU 76 B CU 75 C FC 85 C FC 86 C SI 92 2-3 K			F SL 90 B FC 99 X FC 99 1-1 G5-3	4	0	0	0	0	2	0
7 Bobby Witt Jr., R (1, 6) OBP: 0.296, SLG: 0.437	B FC 87 S FC 86 B FF 91 F FC 86 S CU 76 2-3 K		X FC 86 0-0 P4			B FC 85 C SI 91 S CU 76 F SL 82 X CU 76 1-2 13 G5-4-3 1B			S SL 91 B SL 91 B SL 90 B FC 100 C SL 91 S SL 92 3-3 K	4	0	1	0	0	2	0
13 Salvador Perez, R (1, 2) OBP: 0.286, SLG: 0.454	B FF 92 B FC 86 B FC 87 S FC 87 S FC 86 F CU 77 X FC 85 3-2 G4-3			B FC 85 B CU 77 X FC 85 2-0 F9		B FC 85 1 SAFE X SI 90 1-0 G5-4-3 1-2f			B FC 99 B FC 98 C SL 90 F SL 89 F SL 92 F FC 100 S SL 91 2-3 K	4	0	0	0	0	1	1
9 Vinnie Pasquantino, L (1, 3) OBP: 0.373, SLG: 0.439		F FF 90 F FC 87 F CU 76 X FF 91 0-2 F7		C FC 87 F FC 86 B SI 92 X CU 77 1-2 G3			B FF 93 X FF 93 1-0 2 G4-3 1B			3	0	1	0	0	0	0
14 Edward Olivares, R (1, 10) OBP: 0.351, SLG: 0.440		S FC 86 X SI 92 0-1 L4		C FC 86 X SI 92 0-1 G4-3			C FC 88 S FF 93 F CH 82 B FC 89 B FC 87 C FF 95 2-3 K			3	0	0	0	0	1	1
2 Michael Taylor, R (1, 8) OBP: 0.318, SLG: 0.365		B FF 91 X SI 92 1-0 G6-3			F SI 91 F CU 78 F CU 76 F CU 76 S CU 75 0-3 K		F FC 86 B FF 93 C FF 94 X FC 88 1-2 G4-3 1-2f			3	0	0	0	0	1	1
19 Michael Massey, L (1, 4) OBP: 0.314, SLG: 0.392			C FC 87 B FC 87 B CU 76 X FC 88 2-1 E6 6 HR		X FC 87 0-0 HR			C FF 93 S CH 82 B CH 83 F CH 82 B FF 93 B FF 94 S FF 93 3-3 K		3	2	1	1	0	1	0
18 Nate Eaton, R (1, 5) OBP: 0.327, SLG: 0.396			L FC 86 F SI 90 X SI 91 0-2 L9		F FC 85 X SI 91 0-1 F8			F FF 93 X FC 88 0-1 L4		3	0	0	0	0	0	1
6 Drew Waters, S (1, 9) OBP: 0.333, SLG: 0.447			F FC 87 C FC 86 D CU 77 B SI 92 X FC 86 2-2 1-H HR		B CU 77 C FC 87 F FC 86 C SI 92 1-3 K			X FF 93 0-0 G6-3		3	1	1	2	0	1	0
Inning Stats	R: 0 E: 0 K: 1 S: 9 H: 0 LOB: 0 BB: 0 P: 16	R: 0 E: 0 K: 0 S: 7 H: 0 LOB: 0 BB: 0 P: 8	R: 2 E: 1 K: 1 S: 13 H: 1 LOB: 0 BB: 0 P: 19	R: 0 E: 0 K: 0 S: 6 H: 0 LOB: 0 BB: 0 P: 9	R: 1 E: 0 K: 2 S: 11 H: 1 LOB: 0 BB: 0 P: 12	R: 0 E: 0 K: 1 S: 8 H: 1 LOB: 0 BB: 0 P: 12	R: 0 E: 0 K: 1 S: 8 H: 1 LOB: 0 BB: 0 P: 12	R: 0 E: 0 K: 1 S: 7 H: 0 LOB: 0 BB: 0 P: 10	R: 0 E: 0 K: 2 S: 10 H: 0 LOB: 0 BB: 0 P: 16	1B: 2 2B: 0 3B: 0 HR: 2 SF: 0 SAC: 0 DP: 2 HBP: 0						

TOP

Kansas City Royals @ Cleveland Guardians

Progressive Field, Cleveland, OH

Fri Sep 30 2022, 7:12 PM - 9:38 PM EDT

Att. 19,753 - Cloudy - 60 F

livebaseballscorecards.com

AB	30
R	3
H	4
RBI	3
BB	0
SO	9
LOB	4

PITCHER		IP	WLS	BF	H	R	ER	SO	BB	IBB	HBP	BLK	WP	HR	S	P	ERA	WHIP
43 Aaron Civale, R ERA: 5.04	(1, 1)	6.0	W	21	3	3	2	5	0	0	0	0	0	2	54	76	3.00	0.500
36 Cody Morris, R ERA: 1.99	(7, 1)	2.0	H	6	1	0	0	2	0	0	0	0	0	0	15	22	0.00	0.500
48 Emmanuel Clase, R ERA: 1.4	(9, 1)	1.0	S	3	0	0	0	2	0	0	0	0	0	0	10	16	0.00	0.000

PITCHER	IP	WLS	BF	H	R	ER	SO	BB	IBB	HBP	BLK	WP	HR	S	P	ERA	WHIP

Batter	1	2	3	4	5	6	7	8	9	AB	R	H	RBI	BB	SO	LOB
38 Steven Kwan, L (1, 10) OBP: 0.375, SLG: 0.402	B SI 93 C SL 85 F CH 87 C SI 94 1-3 ① K		B CH 85 S SL 83 X SI 93 1-1 ③ G4-3			C SL 84 B SI 92 X SL 84 1-1 8 11 HR 1B 2-3 ③ K				4	1	1	0	0	2	2
8 Gabriel Arias, R (1, 6) OBP: 0.275, SLG: 0.314	C SI 94 C SI 94 B SL 87 B SI 94 B SL 86 H SI 95 4-2 HBP			S SL 84 B SL 85 X SL 85 1-1 ① G6-3		X SI 92 0-0 11 HR 1B 1-2	C FF 93 S SL 86 B FF 95 S FF 96 1-3 ① K			3	1	1	0	0	1	0
11 José Ramírez, S (1, 5) OBP: 0.351, SLG: 0.512	B SI 93 F SL 85 S SL 85 S SL 87 1-3 ② K			B SI 92 F SI 93 B SI 92 C SI 92 F SL 86 X SI 94 2-2 ② F7		B SL 83 B SL 84 S SL 85 X SL 84 2-1 1-H 2-H HR	B FF 97 B SL 86 F FF 95 X SL 87 2-1 ② P6			4	1	1	3	0	1	1
22 Josh Naylor, L (1, 3) OBP: 0.317, SLG: 0.445	1 SAFE B SI 92 C SI 93 X SI 92 1-1 ③ G1-3			X SI 92 0-0 ③ L8		C SI 93 X CH 87 0-1 17 1B 2B	B SL 85 B SL 87 S SL 86 S SL 87 S SL 87 2-3 ③ K			4	1	1	0	0	1	1
0 Andrés Giménez, L (1, 4) OBP: 0.374, SLG: 0.477		S SL 84 C SI 94 B SL 86 F SL 87 F SI 95 F SL 87 S SI 94 1-3 ① K			X SL 84 0-0 39 G5-3 63 1B 1B	B SL 83 X SI 92 1-0 ① L7		S FF 94 F FF 96 S CH 91 0-3 ① K		4	1	1	0	0	2	1
39 Oscar Gonzalez, R (1, 9) OBP: 0.321, SLG: 0.459		B SL 86 C SI 94 C SI 93 B SL 86 S SL 86 2-3 ② K			X SI 92 0-0 ① G5-3 1-2	C SI 92 X SL 84 0-1 ② L7		X FF 93 0-0 63 FC4-6 1B		4	0	1	0	0	1	2
63 Will Brennan, L (1, 7) OBP: 0.400, SLG: 0.333		B SI 93 F SI 94 F SL 85 F SL 86 X SI 94 1-2 ③ G3			C SI 93 S SI 92 F SL 84 X SI 93 0-2 2-H 1B	B SL 84 B CH 84 B SI 92 B SI 92 4-0 17 1B 7 1B BB		X FF 96 0-0 ② FC4-6 1-2f		3	1	1	1	1	0	1
17 Austin Hedges, R (1, 2) OBP: 0.241, SLG: 0.254			C SI 91 B SI 93 F SI 94 C SI 94 1-3 ① K		B SI 92 D SL 85 B SI 92 C SI 93 X SI 93 3-1 ② P2	B SI 93 B SI 93 F SI 92 F SI 93 B SI 93 X SI 93 3-2 7 1B 1-3 2-H 1B		B FF 93 B FF 93 F SI 93 B SI 92 C SL 86 F SL 87 F SL 86 F SL 88 F FF 95 3-3 ③ K F SL 87 C SL 87		4	0	1	1	0	2	2
7 Myles Straw, R (1, 8) OBP: 0.290, SLG: 0.273			C SI 93 B SL 87 C SL 86 S SL 85 1-3 ② K2-3		1 SAFE X SL 84 0-0 ③ G4-3	B FF 96 B KC 83 X FF 95 2-0 1-2 3-H 1B				3	0	1	1	0	1	1
Inning Stats	R: 0 E: 0 K: 2 S: 10 H: 0 LOB: 1 BB: 0 P: 17	R: 0 E: 0 K: 2 S: 13 H: 0 LOB: 0 BB: 0 P: 17	R: 0 E: 0 K: 2 S: 8 H: 0 LOB: 0 BB: 0 P: 11	R: 0 E: 0 K: 0 S: 7 H: 0 LOB: 0 BB: 0 P: 10	R: 1 E: 0 K: 0 S: 9 H: 2 LOB: 1 BB: 0 P: 12	R: 5 E: 0 K: 1 S: 18 H: 6 LOB: 2 BB: 1 P: 33	R: 0 E: 0 K: 2 S: 8 H: 0 LOB: 0 BB: 0 P: 13	R: 0 E: 0 K: 2 S: 13 H: 1 LOB: 1 BB: 0 P: 16		1B: 7 2B: 1 3B: 0 HR: 1 SF: 0 SAC: 0 DP: 0 HBP: 1					WP: 0 PB: 0 SB: 0 CS: 0 PA: 35	

PITCHER		IP	WLS	BF	H	R	ER	SO	BB	IBB	HBP	BLK	WP	HR	S	P	ERA	WHIP
51 Brady Singer, R ERA: 3.23	(1, 1)	5.2	L	26	7	6	6	6	1	0	1	0	0	1	61	92	9.53	1.412
43 Carlos Hernández, R ERA: 7.43	(6, 1)	0.1		2	1	0	0	1	0	0	0	0	0	0	4	8	0.00	3.000
24 Amir Garrett, L ERA: 5.11	(7, 1)	1.0		3	0	0	0	2	0	0	0	0	0	0	8	13	0.00	0.000
56 Brad Keller, R ERA: 5.09	(8, 1)	1.0		4	1	0	0	2	0	0	0	0	0	0	13	16	0.00	1.000

PITCHER	IP	WLS	BF	H	R	ER	SO	BB	IBB	HBP	BLK	WP	HR	S	P	ERA	WHIP

BOTTOM

Kansas City Royals @ Cleveland Guardians

Progressive Field, Cleveland, OH

Fri Sep 30 2022, 7:12 PM - 9:38 PM EDT

Att. 19,753 - Cloudy - 60 F

livebaseballscorecards.com

AB	33
R	6
H	9
RBI	6
BB	1
SO	11
LOB	11

Batter	1	2	3	4	5	6	7	8	9	AB	R	H	RBI	BB	SO	LOB
1 MJ Melendez, L (1, 7) OBP: 0.318, SLG: 0.400	B FF 92 B FF 92 C FF 92 S FF 91 B CU 81 X FF 92 3-2 ① **P5**		B FF 90 X CH 84 1-0 7 L9 13 1B **2B**	C CU 78 S FF 91 F CU 79 B FF 91 B FF 91 D SL 84 X CU 76 3-2 13 1B **2B** **2-H**		B FC 90 B FC 89 F FC 89 S CU 80 X CU 79 2-2 ① **F8**		B CH 85 B FF 94 F FF 93 C FF 94 B FF 94 F FF 95 B CH 81 4-2 7 1B 48 K2-3 **BB**		4	2	2	1	1	0	1
7 Bobby Witt Jr., R (1, 6) OBP: 0.296, SLG: 0.436	B SL 86 B SL 84 C FF 90 S FF 92 X FF 92 2-2 ② **F9**		B FF 90 X FF 91 1-0 ① **L9** **2-3**	B FF 91 B SL 85 B FF 93 C FF 92 B FF 92 4-1 13 1B **BB**		B FF 93 S FF 93 C FC 90 B FC 89 F CU 81 B FC 90 S FF 93 3-3 ②③ **K** **1-2**		X FF 94 0-0 48 K2-3 48 S **1-3** **1B**		4	0	1	0	1	1	2
13 Salvador Perez, R (1, 2) OBP: 0.292, SLG: 0.465 48 Sebastián Rivero, R (7, 2) OBP: 0.240, SLG: 0.174	X FF 91 0-0 9 BB **1B**		S SL 84 F SL 85 B FF 92 3 SAFE X SL 84 1-2 9 L3 **3-H** **1B**	X SL 86 0-0 **1-2** **2-3** **1B**		C FC 89 F FC 88 X CU 80 0-2 **HR**	S SL 81 S SL 81 S SL 83 0-3 ② **K2-3** **1-3** **3-H**		4 1	1 0	4 0	2 0	0 0	0 1	0 1
9 Vinnie Pasquantino, L (1, 3) OBP: 0.374, SLG: 0.436	F CH 85 B FF 91 B CH 85 F CH 85 B FF 93 B CH 85 4-2 **BB** **1-2**		X CH 85 0-0 ②③ **L3** **1-1**	X CH 78 0-0 ③ **G4-3**		B FF 93 B FC 88 X FC 88 2-0 19 HBP **1B**	B CH 88 C CH 87 C FF 94 F FF 96 B CH 86 F CH 88 B FF 96 X CH 86 3-2 ③ **P2**		4	0	1	0	1	0	5
14 Edward Olivares, R (1, 10) OBP: 0.342, SLG: 0.428 Ryan O'Hearn, L (9, PH) OBP: 0.288, SLG: 0.320 (9, 10)	B FF 92 X SL 85 1-0 ③ **G1-3**			C CU 77 B CU 79 B FF 91 F FF 90 X SL 83 2-2 ① **L7**	S FF 91 X CH 78 0-1 ① **G1-3**	C FC 89 B CH 86 B CH 87 F FC 89 S CU 80 2-3 ① **K**		B SL 78 B FS 87 X SI 92 2-0 ① **G1-3**	4 1	0 0	0 0	0 0	0 0	1 0	3 0
17 Hunter Dozier, R (1, 5) OBP: 0.294, SLG: 0.391		B FF 91 X FF 90 1-0 ① **F8**		S FF 92 X SL 83 0-1 **E5** 6 2B 28 2B	F FF 93 S FF 92 B FF 93 F FF 93 X SL 88 1-2 ② **P3**		X FC 88 0-0 ② **F8**		C SL 78 C FF 94 B SL 76 B SL 78 T FF 94 2-2 ② **K**	5	1	0	0	0	1	1
19 Michael Massey, L (1, 4) OBP: 0.317, SLG: 0.389		C CU 78 X FF 91 0-1 **1B**		B FF 90 F CH 84 F CH 84 D CU 79 B FF 90 1 SAFE 1 SAFE F CH 85 F FF 89 3-2 ② **F7** X FF 91	B CH 78 S FF 92 B FF 92 B FF 93 S FF 93 F FF 92 X FF 93 3-2 ③ **L8**		D CU 82 H FF 92 2-0 **1-2** **HBP**		B FS 88 C SL 76 B SL 75 X FS 89 2-1 ③ **G3-1**	4	0	1	0	0	0	1
6 Drew Waters, S (1, 8) OBP: 0.341, SLG: 0.500		B FF 89 B FF 91 S CH 85 S CH 85 X FF 89 2-2 ② **F7**		1 SAFE F FF 91 B CH 84 X CH 84 1-1 28 2B **1-3** **2B**		B FC 89 X FC 87 1-0 **HR**	C FC 90 S FC 87 X FC 89 0-2 ③ **L8**		4	2	2	1	0	0	3
28 Kyle Isbel, L (1, 9) OBP: 0.263, SLG: 0.333		C FF 90 S SL 84 F FF 92 1 SAFE S CH 84 0-3 ③ **K**		B FF 90 X CH 84 1-0 1 2B **2-H** **3-H** **2B**		B FC 88 B FF 93 B FC 88 C FF 94 F FF 92 B FC 90 4-2 7 CS **BB**	B FF 92 B FF 93 B FF 92 C FF 93 X FF 94 3-1 ① **L9**		3	1	1	2	1	1	1
Inning Stats	R: 0 E: 0 K: 0 S: 10 H: 1 LOB: 2 BB: 1 P: 20	R: 0 E: 0 K: 1 S: 10 H: 1 LOB: 1 BB: 0 P: 13	R: 1 E: 0 K: 0 S: 6 H: 2 LOB: 0 BB: 0 P: 9	R: 3 E: 1 K: 0 S: 20 H: 4 LOB: 3 BB: 1 P: 34	R: 0 E: 0 K: 0 S: 10 H: 0 LOB: 0 BB: 0 P: 14	R: 1 E: 0 K: 1 S: 10 H: 1 LOB: 0 BB: 1 P: 20	R: 1 E: 0 K: 1 S: 11 H: 2 LOB: 2 BB: 0 P: 17	R: 1 E: 0 K: 1 S: 14 H: 1 LOB: 1 BB: 1 P: 24	R: 0 E: 0 K: 1 S: 6 H: 0 LOB: 0 BB: 0 P: 12	1B: 6 2B: 5 3B: 0 HR: 2 SF: 0 SAC: 0 DP: 1 HBP: 1	WP: 0 PB: 0 SB: 1 CS: 1 PA: 43					

PITCHER		IP	WLS	BF	H	R	ER	SO	BB	IBB	HBP	BLK	WP	HR	S	P	ERA	WHIP
34 Zach Plesac, R ERA: 4.34	(1, 1)	3.2	L	19	7	4	1	1	1	0	0	0	0	0	43	69	2.46	2.182
49 Eli Morgan, R ERA: 3.53	(4, 1)	1.1		6	1	0	0	0	1	0	0	0	0	0	13	21	0.00	1.500
59 Kirk McCarty, L ERA: 4.54	(6, 1)	2.0		10	3	2	2	2	1	0	1	0	0	2	21	37	9.00	2.000
62 Enyel De Los Santos, R ERA: 3.1	(8, 1)	1.0		5	1	1	1	1	1	0	0	0	0	0	14	24	9.00	2.000
52 Nick Sandlin, R ERA: 2.09	(9, 1)	1.0		3	0	0	0	1	0	0	0	0	0	0	6	12	0.00	0.000

PITCHER	IP	WLS	BF	H	R	ER	SO	BB	IBB	HBP	BLK	WP	HR	S	P	ERA	WHIP

TOP

Kansas City Royals @ Cleveland Guardians

Progressive Field, Cleveland, OH

Sat Oct 01 2022, 6:13 PM - 9:31 PM EDT

Att. 26,982 - Cloudy - 63 F

livebaseballscorecards.com

AB	38
R	7
H	12
RBI	6
BB	4
SO	5
LOB	18

Batter	1	2	3	4	5	6	7	8	9	AB	R	H	RBI	BB	SO	LOB
38 Steven Kwan, L (1, 7) OBP: 0.375, SLG: 0.403	B FF 92 F FF 91 C CU 79 X CH 83 1-2 L4-3 ①		B FF 92 C CU 79 B FF 93 F FF 91 X CH 82 2-2 2B		B CU 80 B CU 77 F FF 91 X FF 92 2-1 G1-6-3 ②③ 1-2f		B FF 97 B FF 95 F FF 98 F FS 82 B FS 87 X FF 98 3-2 L7 ③			4	0	1	0	0	0	2
1 Amed Rosario, R (1, 6) OBP: 0.311, SLG: 0.403	B FF 94 F CH 82 S CU 80 F FF 95 B CH 82 B CH 82 F FF 93 F CU 81 F FF 95 3-2 X CH 83 F9 ②		C CH 80 S FF 92 S FF 93 0-3 K ①			C FF 95 B SL 89 F FF 95 B CH 89 B SL 89 X FF 96 3-2 L9 ①		C FF 97 B ST 82 B ST 83 X FF 96 2-1 G4-3 ①		4	0	0	0	0	1	1
0 Andrés Giménez, L (1, 4) OBP: 0.373, SLG: 0.475	L CU 82 B CH 83 B FF 93 B CH 82 X CH 83 3-1 1B		C CU 80 S FF 93 T FF 93 0-2 K ②			S CH 89 S SL 88 F FF 96 F FF 96 B CH 88 B CH 89 B SL 89 S SL 90 3-3 K ②		B FF 98 S FF 97 S FF 97 T FF 98 1-2 K ②		4	0	1	0	0	3	1
39 Oscar Gonzalez, R (1, 9) OBP: 0.321, SLG: 0.461 29 Will Benson, L (7, 9) OBP: 0.263, SLG: 0.212	D CU 81 S CH 81 T FF 92 S FF 94 1-3 K ③		S CU 80 X CH 81 0-1 L4 ③			X SL 89 0-0 6 2B 2B		X ST 82 0-0 1B		3 1	1 0	1 1	0 0	0 0	1 0	2 0
6 Owen Miller, R (1, 3) OBP: 0.305, SLG: 0.349		B FF 93 B FF 91 C FF 92 F FF 92 B CU 80 F FF 94 S CH 82 3-3 K ①	C FF 90 B FF 92 F CH 81 F CU 80 B FF 93 F FF 91 B CH 81 F FF 92 B FF 92 4-2 22 G5-6-3 BB			B FF 96 B FF 96 X FF 96 2-0 22 WP 2-H 2B		F FF 98 B FF 97 F FF 97 F ST 83 B FF 97 C ST 81 2-3 K ③		3	0	1	1	1	2	1
22 Josh Naylor, L (1, 10) OBP: 0.314, SLG: 0.441		C FF 94 F FF 94 C CU 82 0-3 K ②	S FF 90 B CU 80 F FF 90 X FF 93 1-2 G5-6-3 ①② 1-2f			C SL 85 B SL 86 B SI 95 C SI 95 F SI 96 B SL 87 X SI 96 3-2 F9 ③ 2-3			C FF 94 S FC 88 S FC 90 0-3 K ①	4	0	0	0	0	2	2
8 Gabriel Arias, R (1, 5) OBP: 0.273, SLG: 0.308		B FF 95 S FF 93 B CU 82 B FF 93 S CH 82 X CH 82 3-2 12 1B 1B	F CU 80 B FF 94 S FF 92 B FF 95 B FF 94 S FF 93 3-3 K2-3 ③				C FF 97 B FF 98 B SL 87 X FF 97 2-1 G3-1 ①		C CU 80 B FF 93 X FC 89 1-1 G5-3 ②	4	0	1	0	0	1	0
12 Luke Maile, R (1, 2) OBP: 0.297, SLG: 0.322 44 Bo Naylor, L (6, 2)	D CU 80 F FF 91 F CH 81 1 SAFE X CH 82 1-2 1-2 1B				C FF 91 X CU 80 0-1 38 G1-6-3 1B		F KC 85 B FF 98 B FF 99 S FF 97 S FF 98 2-3 K ②		S FC 89 B FC 86 B FC 90 X FF 94 2-1 F7 ③	2 2	0 0	2 0	0 0	0 0	0 1	0 0
7 Myles Straw, R (1, 8) OBP: 0.290, SLG: 0.272		F FF 91 F FF 92 F CH 82 D CH 82 T CU 82 1-2 K ③			D CH 80 C CH 81 C CU 78 S FF 92 1-3 K ①		B FF 98 S SL 87 C KC 83 B FF 98 F FF 98 F SL 89 F FF 98 B FF 98 D KC 83 4-2 BB			2	0	0	0	1	2	3
Inning Stats	R: 0 E: 0 K: 1 S: 15 H: 1 LOB: 1 BB: 0 P: 23	R: 0 E: 0 K: 3 S: 17 H: 2 LOB: 2 BB: 0 P: 25	R: 0 E: 0 K: 2 S: 11 H: 1 LOB: 1 BB: 0 P: 13	R: 0 E: 0 K: 1 S: 11 H: 0 LOB: 0 BB: 1 P: 19	R: 0 E: 0 K: 1 S: 7 H: 1 LOB: 0 BB: 0 P: 10	R: 1 E: 0 K: 1 S: 14 H: 2 LOB: 1 BB: 0 P: 25	R: 0 E: 0 K: 1 S: 13 H: 0 LOB: 1 BB: 1 P: 24	R: 0 E: 0 K: 2 S: 10 H: 1 LOB: 1 BB: 0 P: 15	R: 0 E: 0 K: 1 S: 7 H: 0 LOB: 0 BB: 0 P: 10	1B: 5 2B: 3 3B: 0 HR: 0 SF: 0 SAC: 0 DP: 2 HBP: 0						

PITCHER		IP	WLS	BF	H	R	ER	SO	BB	IBB	HBP	BLK	WP	HR	S	P	ERA	WHIP
50 Kris Bubic, L ERA: 5.58	(1, 1)	5.0	W	19	5	0	0	8	1	0	0	0	0	0	61	90	0.00	1.200
Taylor Clarke, R ERA: 4.13	(6, 1)	0.2		4	2	1	1	1	0	0	0	0	0	0	10	18	13.50	3.000
24 Amir Garrett, L ERA: 5.08	(6, 1)	0.1		1	0	0	0	0	0	0	0	0	1	0	4	7	0.00	0.000
43 Carlos Hernández, R ERA: 7.29	(7, 1)	1.0		4	0	0	0	1	1	0	0	0	0	0	13	24	0.00	1.000
65 Dylan Coleman, R ERA: 2.82	(8, 1)	1.0		4	1	0	0	2	0	0	0	0	0	0	10	15	0.00	1.000

PITCHER		IP	WLS	BF	H	R	ER	SO	BB	IBB	HBP	BLK	WP	HR	S	P	ERA	WHIP
36 Anthony Misiewicz, L ERA: 4.67	(9, 1)	1.0		3	0	0	0	1	0	0	0	0	0	0	7	10	0.00	0.000

BOTTOM

Kansas City Royals @ Cleveland Guardians

Progressive Field, Cleveland, OH

Sat Oct 01 2022, 6:13 PM - 9:31 PM EDT

Att. 26,982 - Cloudy - 63 F

livebaseballscorecards.com

AB	33
R	1
H	8
RBI	1
BB	2
SO	13
LOB	12

WP: 1	PA: 35		
PB: 0			
SB: 0			
CS: 0			

Kansas City Royals @ Cleveland Guardians

Progressive Field, Cleveland, OH

Sun Oct 02 2022, 1:41 PM - 4:41 PM EDT

Att. 20,622 - Cloudy - 58 F

livebaseballscorecards.com

TOP

Batter	1	2	3	4	5	6	7	8	9	AB	R	H	RBI	BB	SO	LOB
1 MJ Melendez, L (1, 2) OBP: 0.321, SLG: 0.405	C FF 90 X FC 86 0-1 ① G3		C KC 82 B KC 82 F FC 86 X FF 92 1-2 2B		C CH 86 X FC 88 0-1 9 1B 14 FC5-2 1B		B FS 88 X SI 92 1-0 G4-3 ①	B CU 80 B FF 96 X FF 96 2-0 9 1B 1-3 2-H 1B		5	0	3	1	0	0	0
7 Bobby Witt Jr., R (1, 6) OBP: 0.296, SLG: 0.433	C FF 90 B FC 88 X SL 85 1-1 ② G5-3		C SL 86 B SL 85 F SL 85 F KC 82 D SL 86 F SL 85 B FF 92 B SL 86 4-2 BB		X FC 86 0-0 ① F8		B FF 93 F SI 93 F FF 93 B SL 78 F SL 78 F FF 93 C FF 92 2-3 ② K	C FF 96 B CU 82 S CU 82 S FF 96 1-3 ② K		4	0	0	0	1	2	3
9 Vinnie Pasquantino, L (1, 3) OBP: 0.381, SLG: 0.441 28 Kyle Isbel, L (8, PR) OBP: 0.263, SLG: 0.333 (8, 9)	C FF 91 B FF 92 B KC 81 X FF 91 2-1 1B		D FC 87 X KC 81 1-0 ③ G4-3		C CH 86 B FF 91 X KC 82 1-1 14 FC5-2 1-3 1B		B FS 88 B SI 92 B FS 87 B FF 92 4-0 14 1B 1B BB	S FF 95 B FF 95 B FF 96 F FF 95 X CU 84 2-2 1-3 3-H 1B		4 0	1 0	3 0	1 0	1 0	0 0	2 0
14 Edward Olivares, R (1, 10) OBP: 0.344, SLG: 0.427	F FC 87 S SL 85 S SL 85 0-3 ③ K			B KC 81 C FF 91 B SL 86 X FC 86 2-1 1B 2 E 1B	B SL 85 B SL 86 S FC 86 F FF 91 X KC 82 2-2 ② FC5-2 1-2 3-H		B SI 91 C SI 91 S SL 78 B FF 93 F SL 77 X SL 77 2-2 1B 1-2 1B	C SL 83 S FF 94 B FS 86 B FF 96 B FS 87 X FF 95 3-2 ③ G6-3		5	1	2	0	0	1	5
Ryan O'Hearn, L (1, 9) OBP: 0.292, SLG: 0.323 (8, 3)		B FF 90 B FF 92 X FC 86 2-0 ① F7		B FC 87 X FC 87 1-0 2 FC5-4 1-2 1B	S KC 82 C FF 93 D KC 82 D SL 86 B KC 81 S FF 92 3-3 ③ K		S SL 77 B FF 92 C SL 75 F SL 78 X FF 93 1-2 1-2 2-H 1B		C FC 97 F FC 98 X SL 90 0-2 ① L7	5	0	2	1	0	1	2
2 Michael Taylor, R (1, 8) OBP: 0.315, SLG: 0.360		B SL 85 B FF 91 X FF 92 2-0 ② G3		C FF 92 B FF 92 X FF 90 1-1 ① FC5-4 6 1B 1-2f 2-H		C SI 95 F SL 87 X CU 82 0-2 ① L4	B SI 93 S SL 77 C SL 76 S SL 77 1-3 ③ K		C FC 97 B FC 98 F FC 97 S FC 99 1-3 ② K	5	1	0	0	0	2	3
6 Drew Waters, S (1, 7) OBP: 0.344, SLG: 0.488		S FF 91 C FF 91 S KC 81 0-3 ③ K		C FC 87 X FF 92 0-1 18 G5-3 3-H 1B		F SI 97 B FF 98 S CU 82 B FF 96 S CU 83 2-3 ② K		B FF 94 B FF 94 F FF 95 F FF 95 F FF 96 B CU 84 B FF 96 4-2 18 BB 1 1B BB	F FC 98 C FC 98 F SL 91 B SL 91 C FC 98 1-3 ③ K	4	1	1	1	1	3	0
18 Nate Eaton, R (1, 5) OBP: 0.333, SLG: 0.394			C FF 90 B SL 86 C SL 84 X SL 85 1-2 ① G6-3	S SL 85 C FF 92 X SL 86 0-2 ② G5-3 1-2		F FF 96 S SI 97 F SI 97 B CU 84 B CU 83 B CU 83 X FF 97 3-2 1B		B FF 95 B FF 95 B FF 95 B FF 94 4-0 1 1B 9 1B 1-2 BB		3	1	1	0	1	0	1
8 Nicky Lopez, L (1, 4) OBP: 0.281, SLG: 0.273			F CH 84 B SL 86 B KC 82 C SL 85 F FF 91 X SL 85 2-2 ② G4-3	B KC 81 D FC 86 2 SAFE C FF 92 X KC 82 2-1 ③ G4-3		B SI 96 B SI 95 C SI 97 F SI 95 X SI 97 2-2 ③ L8		B FF 94 C FF 94 B FF 94 B FF 94 F FF 94 X FF 96 3-2 ① F7		4	0	0	0	0	0	4

	AB	39
	R	5
	H	12
	RBI	4
	BB	4
	SO	9
	LOB	20

Inning Stats	1	2	3	4	5	6	7	8	9
	R: 0 E: 0 K: 1 S: 9 H: 1 LOB: 1 BB: 0 P: 12	R: 0 E: 0 K: 1 S: 5 H: 0 LOB: 0 BB: 0 P: 9	R: 0 E: 0 K: 0 S: 15 H: 1 LOB: 2 BB: 1 P: 24	R: 2 E: 1 K: 0 S: 12 H: 3 LOB: 1 BB: 0 P: 18	R: 0 E: 0 K: 1 S: 11 H: 2 LOB: 2 BB: 0 P: 17	R: 0 E: 0 K: 1 S: 13 H: 1 LOB: 1 BB: 0 P: 20	R: 1 E: 0 K: 2 S: 17 H: 2 LOB: 2 BB: 1 P: 28	R: 2 E: 0 K: 1 S: 16 H: 2 LOB: 2 BB: 2 P: 35	R: 0 E: 0 K: 2 S: 10 H: 0 LOB: 0 BB: 0 P: 12

	1B: 11	SF: 0	WP: 0	PA: 43
	2B: 1	SAC: 0	PB: 0	
	3B: 0	DP: 0	SB: 0	
	HR: 0	HBP: 0	CS: 0	

PITCHER		IP	WLS	BF	H	R	ER	SO	BB	IBB	HBP	BLK	WP	HR	S	P	ERA	WHIP
57 Shane Bieber, R ERA: 2.88	(1, 1)	5.0	W	23	7	2	1	3	1	0	0	0	0	0	52	80	1.80	1.600
31 Sam Hentges, L ERA: 2.36	(6, 1)	1.0		4	1	0	0	1	0	0	0	0	0	0	13	20	0.00	1.000
52 Nick Sandlin, R ERA: 2.25	(7, 1)	1.0		6	2	1	1	2	1	0	0	0	0	0	17	28	9.00	3.000
99 James Karinchak, R ERA: 1.89	(8, 1)	0.2		6	2	2	2	1	2	0	0	0	0	0	13	29	27.00	6.000
37 Trevor Stephan, R ERA: 2.73	(8, 1)	0.1	H	1	0	0	0	0	0	0	0	0	0	0	3	6	0.00	0.000

PITCHER		IP	WLS	BF	H	R	ER	SO	BB	IBB	HBP	BLK	WP	HR	S	P	ERA	WHIP
48 Emmanuel Clase, R ERA: 1.38	(9, 1)	1.0	S	3	0	0	0	2	0	0	0	0	0	0	10	12	0.00	0.000

BOTTOM

Kansas City Royals @ Cleveland Guardians

Progressive Field, Cleveland, OH

Sun Oct 02 2022, 1:41 PM - 4:41 PM EDT

Att. 20,622 - Cloudy - 58 F

livebaseballscorecards.com

Batter	1	2	3	4	5	6	7	8	9	AB	R	H	RBI	BB	SO	LOB
63 Will Brennan, L (1, 7) OBP: 0.400, SLG: 0.500	C FF 91 X SL 83 0-1 1 SF9 3B	T CH 88 F FF 93 X FF 93 0-2 2-H 3-H HR		B FF 90 X FF 91 1-0 ② F8			C FF 93 F FF 93 X CH 86 0-2 ① G4-3	B SL 83 S CU 80 F SL 84 X CU 78 1-2 ③ F9		5	2	2	3	0	0	3
1 Amed Rosario, R (1, 6) OBP: 0.310, SLG: 0.403	S FF 93 C FF 93 F FF 94 D SL 86 X SL 85 1-2 ① SF9 3-H	C SL 84 T SL 86 F FF 92 B FF 93 B SL 85 B SL 84 X FF 91 3-2 11 1B 22 HR 1B		C FF 90 X FF 91 0-1 ③ F8			X CU 81 0-0 ② L9			3	1	1	1	0	0	0
11 José Ramírez, S (1, 5) OBP: 0.352, SLG: 0.512	F SL 83 B CH 88 X FF 94 1-1 ② G3	D CH 87 1 SAFE C CH 87 B FF 92 X CH 86 2-1 22 S 22 HR 1-3 1B			B FF 90 C FF 90 B FF 91 B SL 82 F FF 91 S CH 87 3-3 ① K		B FF 94 X CU 81 1-0 6 S 1B			4	1	2	0	0	1	0
22 Josh Naylor, L (1, 3) OBP: 0.316, SLG: 0.449 6 Owen Miller, R (7, PH) (8, 3) OBP: 0.304, SLG: 0.349	B FF 94 C CH 85 X CH 85 1-1 1B	B SL 83 F FF 92 B FF 91 X SL 83 2-1 1-H 3-H HR			X CH 86 0-0 ② G4-3		F FF 95 C FF 94 B FF 95 F CH 87 S FF 96 1-3 ③ K 1-2			3 1	1 0	2 0	3 0	0 0	0 1	0 1
44 Bo Naylor, L (1, 10)	B SL 83 C FF 91 F FF 93 S FF 93 1-3 ③ K	B FF 91 F FF 92 F CH 86 B FF 93 S FF 91 2-3 ③ K			B CH 86 B FF 91 S FF 91 B FF 92 S FF 92 F FF 93 T SL 82 3-2 ③ K			B SL 84 C SL 82 C SL 83 B SI 92 B CU 77 S SL 83 3-3 ① K		4	0	0	0	0	4	1
39 Oscar Gonzalez, R (1, 9) OBP: 0.326, SLG: 0.464		C FF 92 B FF 93 X SL 84 1-1 29 SH1-3 63 HR 8 BB 1B	F SL 81 C FF 90 B FF 91 B SL 84 F FF 92 X CH 87 2-2 ① G6-3			X SL 82 0-0 8 BB 1B		F FF 92 X SI 93 0-1 17 BB 8 BB 1B		4	1	3	0	0	0	0
8 Gabriel Arias, R (1, 4) OBP: 0.313, SLG: 0.300		B FF 92 B SL 85 B SL 84 B FF 94 4-0 29 SH1-3 63 HR 1-2 BB	S SL 83 C FF 91 F FF 91 B CH 87 B CH 86 B FF 91 X FF 90 3-2 ② P3			B FF 89 B FF 90 D FF 90 B FF 90 4-0 17 G4-3 1-2 BB		C SL 85 D CU 80 B CU 77 S SL 83 B SL 81 F SL 82 B CU 76 4-2 17 BB 1-2 BB		1	1	0	0	3	0	0
29 Will Benson, L (1, 8) OBP: 0.250, SLG: 0.200		X FF 93 0-0 ① SH1-3 1-2 2-3	B SL 83 F FF 92 X FF 91 1-1 ③ P5			B CH 87 C FF 93 S CH 87 B CH 87 F FF 94 C FF 94 2-3 ① K		S CU 76 S CU 78 F CU 77 D SL 83 S CU 78 1-3 ② K		3	0	0	0	0	2	4
17 Austin Hedges, R (1, 2) OBP: 0.241, SLG: 0.252		C FF 92 F SL 85 S FF 93 0-3 ② K		C SL 81 B SL 83 F FF 90 F SL 85 X FF 91 1-2 ① F7		X CU 80 0-0 ② ③ G4-3 1-2f		B SL 85 B FF 94 S SL 84 S SL 84 D CU 79 B SL 84 4-2 1-2 2-3 BB		3	0	0	0	1	1	4
Inning Stats	R: 1 H: 2 E: 0 LOB: 1 K: 1 BB: 0 S: 13 P: 17	R: 6 H: 5 E: 0 LOB: 0 K: 2 BB: 1 S: 20 P: 34	R: 0 H: 0 E: 0 LOB: 0 K: 0 BB: 0 S: 10 P: 16	R: 0 H: 0 E: 0 LOB: 0 K: 0 BB: 0 S: 7 P: 9	R: 0 H: 0 E: 0 LOB: 0 K: 2 BB: 0 S: 8 P: 14	R: 0 H: 1 E: 0 LOB: 1 K: 1 BB: 1 S: 6 P: 12	R: 0 H: 1 E: 0 LOB: 1 K: 1 BB: 0 S: 9 P: 11	R: 0 H: 1 E: 0 LOB: 3 K: 2 BB: 2 S: 17 P: 30		1B: 7 SF: 1 2B: 0 SAC: 1 3B: 1 DP: 1 HR: 2 HBP: 0						WP: 0 PA: 37 PB: 0 SB: 2 CS: 0

	AB	31
	R	7
	H	10
	RBI	7
	BB	4
	SO	9
	LOB	13

PITCHER		IP	WLS	BF	H	R	ER	SO	BB	IBB	HBP	BLK	WP	HR	S	P	ERA	WHIP
60 Max Castillo, R ERA: 5.95	(1, 1)	5.0	L	25	8	7	7	5	2	0	0	0	0	2	59	95	12.60	2.000
26 Luke Weaver, R ERA: 6.55	(6, 1)	2.0		6	1	0	0	2	0	0	0	0	0	0	14	18	0.00	0.500
58 Scott Barlow, R ERA: 2.21	(8, 1)	1.0		6	1	0	0	2	2	0	0	0	0	0	17	30	0.00	3.000

PITCHER	IP	WLS	BF	H	R	ER	SO	BB	IBB	HBP	BLK	WP	HR	S	P	ERA	WHIP

Kansas City Royals @ Cleveland Guardians

Progressive Field, Cleveland, OH

Mon Oct 03 2022, 6:12 PM - 9:13 PM EDT

Att. 18,688 - Partly Cloudy - 58 F

livebaseballscorecards.com

TOP

Batter	1	2	3	4	5	6	7	8	9	10	AB	R	H	RBI	BB	SO	LOB
1 MJ Melendez, L (1, 2) OBP: 0.317, SLG: 0.400	S FF 91 C FF 93 F FF 93 X CU 76 0-2 E4 14 CS		B SL 86 B FF 92 B FF 94 X FF 94 3-0 ① F8		B SL 85 S FF 92 X FF 92 1-1 ③ P4			B CU 81 C FF 92 X CH 78 1-1 ① F8		C FC 89 F FC 88 X SL 80 0-2 ② F9	5	0	0	0	0	0	1
7 Bobby Witt Jr., R (1, 6) OBP: 0.295, SLG: 0.431	F FF 91 B SL 85 S SL 84 B FF 92 X CU 77 2-2 ① F6		F FF 94 B SL 88 C FF 95 F SL 89 X CU 80 1-2 ② G6-3			C FF 95 C FF 95 B CH 84 F CH 84 F FF 96 B FC 90 B CU 80 X FF 96 3-2 14 F8 9 S 19 SF9 1B		C SL 86 B SL 87 B FF 92 S CU 82 S CU 84 2-3 ② K		X FF 93 0-0 ③ F8	5	1	1	0	0	1	1
9 Vinnie Pasquantino, L (1, 3) OBP: 0.379, SLG: 0.436	C FF 92 T FF 92 F FF 92 D CU 78 C FF 92 1-3 ② K		B CU 80 X FF 95 1-0 ③ G4-3			B FF 96 B FF 94 S CH 83 F CH 83 F FF 95 B CH 83 F CH 83 B FF 96 4-2 17 S 1-2 BB		C FF 93 F FF 93 X CU 83 0-2 ③ G3			3	0	0	0	1	1	1
14 Edward Olivares, R (1, 10) OBP: 0.341, SLG: 0.422	B SL 85 B FF 92 C FF 91 C FF 92 B SL 86 3-2 ③ CS 1-2	S SL 84 C FF 89 X CU 77 0-2 19 1B 6 1B 1B		C FF 90 X SL 86 0-1 ① G6-3		B FC 88 B FC 87 S FF 94 X FC 88 2-1 ① F8 2-3			F FC 88 C FF 93 F FC 88 B FF 92 S FC 89 1-3 ① K		4	1	1	0	0	1	2
19 Michael Massey, L (1, 4) OBP: 0.315, SLG: 0.388		B FF 91 X FF 91 1-0 6 1B 2 SH1-3 1-3 1B		C SL 87 B FF 92 C CU 79 F CU 79 S FF 95 1-3 ② K		S FF 94 F CH 82 X CH 83 0-2 ② SF9 3-H			X SL 80 0-0 ② G3-1		3	0	1	1	0	1	0
17 Hunter Dozier, R (1, 5) OBP: 0.292, SLG: 0.387 8 Nicky Lopez, L (9, 5) OBP: 0.281, SLG: 0.273		S SL 85 B SL 84 X SL 84 1-1 ① P3		S FF 94 F FF 94 S CU 80 0-3 ③ K		S CU 80 S FC 88 D CU 80 F FC 90 F FF 96 B CU 81 B FC 88 S FC 89 3-3 ③ K 1-2			F FF 93 F FF 92 B SL 80 F FC 88 B FC 89 B SL 80 F FC 88 X FC 88 3-2 ③ G5-3	0-0 2 E 6 HR	4 0	0 1	0 0	0 0	2 0	0 0	3 0
2 Michael Taylor, R (1, 8) OBP: 0.313, SLG: 0.357		L FF 92 1 SAFE 1 SAFE X FF 92 0-1 ② SH1-3 1-2			C SL 84 B FF 91 X FF 91 1-1 ① G5-3		X FF 92 0-0 ① P4			X FC 88 0-0 FC6 6 HR 2-3	3	1	0	0	0	0	0
6 Drew Waters, S (1, 7) OBP: 0.350, SLG: 0.523		B FF 94 F FF 94 X FF 95 1-1 2-3 3-H 1B			F FF 93 S CU 79 B FF 94 S CU 82 1-3 ② K		C FF 92 T CH 79 S CH 76 0-3 ② K			F FF 91 B FF 92 1 SAFE C FC 88 X SL 82 1-2 1-H 3-H HR	4	1	2	4	0	2	0
28 Kyle Isbel, L (1, 9) OBP: 0.264, SLG: 0.333 18 Nate Eaton, R (10, PH) OBP: 0.330, SLG: 0.390 (10, 9)		F FF 94 X FF 94 0-1 ③ F9			C FF 92 S SL 87 B CU 80 F FF 94 F FF 94 B CU 81 B CU 80 X CU 79 3-2 1B		C FF 93 S FF 93 B FF 94 X SL 88 1-2 ③ L7			B FF 92 C FF 92 F FC 88 X FF 92 1-2 ① P4	3 1	0 0	1 0	0 0	0 0	0 0	2 0
Inning Stats	R: 0 H: 0 E: 1 LOB: 0 K: 1 BB: 0 S: 13 P: 19	R: 1 H: 3 E: 0 LOB: 2 K: 0 BB: 0 S: 12 P: 15	R: 0 H: 0 E: 0 LOB: 0 K: 0 BB: 0 S: 6 P: 11	R: 0 H: 0 E: 0 LOB: 0 K: 2 BB: 0 S: 9 P: 10	R: 0 H: 1 E: 0 LOB: 1 K: 1 BB: 0 S: 12 P: 18	R: 1 H: 1 E: 0 LOB: 1 K: 1 BB: 1 S: 19 P: 31	R: 0 H: 0 E: 0 LOB: 0 K: 1 BB: 0 S: 7 P: 8	R: 0 H: 0 E: 0 LOB: 0 K: 1 BB: 0 S: 8 P: 11	R: 0 H: 0 E: 0 LOB: 0 K: 1 BB: 0 S: 10 P: 14	R: 3 H: 1 E: 1 LOB: 0 K: 0 BB: 0 S: 11 P: 13	1B: 5 SF: 1 2B: 0 SAC: 1 3B: 0 DP: 0 HR: 1 HBP: 0						

PITCHER		IP	WLS	BF	H	R	ER	SO	BB	IBB	HBP	BLK	WP	HR	S	P	ERA	WHIP
24 Triston McKenzie, R ERA: 2.96	(1, 1)	5.0		19	4	1	1	4	0	0	0	0	0	0	52	73	1.80	0.800
36 Cody Morris, R ERA: 2.28	(6, 1)	1.0		5	1	1	1	1	1	0	0	0	0	0	19	31	9.00	2.000
49 Eli Morgan, R ERA: 3.43	(7, 1)	2.0		6	0	0	0	2	0	0	0	0	0	0	15	19	0.00	0.000
59 Kirk McCarty, L ERA: 4.54	(9, 1)	2.0	L	8	1	3	1	1	0	0	0	0	0	1	21	27	4.50	0.500

PITCHER	IP	WLS	BF	H	R	ER	SO	BB	IBB	HBP	BLK	WP	HR	S	P	ERA	WHIP

AB	35
R	5
H	6
RBI	5
BB	1
SO	8
LOB	10

WP: 0	PB: 0	SB: 2	CS: 1
PA: 39			

Kansas City Royals @ Cleveland Guardians

Progressive Field, Cleveland, OH

Mon Oct 03 2022, 6:12 PM - 9:13 PM EDT

Att. 18,688 - Partly Cloudy - 58 F

livebaseballscorecards.com

Batter	1	2	3	4	5	6	7	8	9	10	AB	R	H	RBI	BB	SO	LOB
38 Steven Kwan, L (1, 7) OBP: 0.375, SLG: 0.402	C FF 87 B CU 67 X FF 89 1-1 L7 ①		B CU 72 C CH 85 X CH 86 1-1 FC4-6 63 E, 63 1B ② 1-2f 3-H		C CU 70 X FF 88 0-1 11 WP, 63 1B 1B		C FF 93 B FF 95 B FF 96 F SL 86 B FF 96 B SL 87 4-2 11 1B BB		B SL 84 B FF 92 C SL 82 F SL 82 X CU 79 2-2 G3-1 ②		4	0	1	1	1	0	1
63 Will Brennan, L (1, 9) OBP: 0.400, SLG: 0.486	C FF 87 B FF 87 S FF 89 X FF 89 1-2 L9 ②		1 SAFE C FF 89 D CH 86 X CH 87 1-1 E4 1-3 1B		F CU 70 S FF 88 B FF 89 D CU 68 X FF 90 2-2 11 WP 1-2 1B		X SL 87 0-0 L8 ②		C FF 93 F SI 93 X CU 78 0-2 G3 ③	0-0 11 G4-3	5	0	2	0	0	0	1
11 José Ramírez, S (1, 5) OBP: 0.352, SLG: 0.510	B FF 87 B CH 84 C FF 89 C CU 71 F CU 68 B FC 86 X FF 89 3-2 F7 ③		B FC 86 B CU 70 F FF 89 C FF 89 B FC 86 D CH 86 4-2 BB		B CH 86 B CU 70 C CH 86 X CU 69 2-1 G6-3 ③ 1-2 2-3		C SL 87 F FF 96 F FF 97 F SL 89 X FF 97 0-2 1B 1-2			F FF 94 X CH 89 0-1 G4-3 ① 2-3	4	0	1	0	1	0	2
39 Oscar Gonzalez, R (1, 10) OBP: 0.327, SLG: 0.466		C FF 88 B FC 83 X FC 84 1-1 0 L6, 0 WP 1B	B CU 73 F CH 87 T FF 90 S CU 70 1-3 K ③			X FF 88 0-0 0 G3, 8 E 2B	X SL 88 0-0 F8 ③			F SL 88 F FF 95 F CH 88 D SL 89 S SL 88 1-3 K ②	5	1	2	0	0	2	6
0 Andrés Giménez, L (1, 4) OBP: 0.371, SLG: 0.471		L FF 87 C FF 88 B CU 70 F FF 90 D FC 88 B FF 91 X FF 89 3-2 L6 ①② 1-2		C FF 87 B CH 84 F FF 88 B FF 89 X CU 69 2-2 G3 ①		C CU 70 B FF 88 X CU 70 1-1 G3 ① 2-3		H ST 80 1-0 6 WP, 6 S HBP		L FF 94 S SL 89 F FF 95 T SL 89 0-2 K ③	4	0	0	0	0	1	3
6 Owen Miller, R (1, 3) OBP: 0.301, SLG: 0.345		C FF 89 F FF 90 B FF 89 B FC 86 B CH 87 X FC 86 3-2 F7 ③		C CU 72 C FF 87 B FC 85 X FF 89 1-2 L9 ②		B CH 85 F FC 84 X FC 84 1-1 L1 ②		S ST 82 C FF 96 F ST 82 B FF 98 B ST 81 D ST 83 S ST 82 3-3 K ① 1-3		4	0	0	0	0	1	2
8 Gabriel Arias, R (1, 6) OBP: 0.308, SLG: 0.295			X FF 88 0-0 7 1B, 38 FC4-6 1B	B CU 72 B FF 89 F CU 73 X FC 84 2-1 G3-1 ③		D FC 84 D CU 72 C CU 72 B FF 88 F FF 89 X CU 71 3-2 E6 44 WP 3-H		F ST 81 B ST 83 C ST 82 B FF 96 B ST 86 C ST 80 3-3 K ②		4	1	1	0	0	1	1
17 Austin Hedges, R (1, 2) OBP: 0.240, SLG: 0.250 44 Bo Naylor, L (6, 2)			X CU 71 0-0 F7 ①		B CU 70 B FF 88 C FF 87 B CU 73 X FF 87 3-1 F9 ①	C CU 70 S CH 85 D CH 85 X CU 64 1-2 F8 ③ 1-2		B FF 97 X FF 96 1-0 L8 ③		2 0 0 0 0 0 1 2 0 0 0 0 0 2						
7 Myles Straw, R (1, 8) OBP: 0.290, SLG: 0.272			C FF 87 X FF 88 0-1 38 FC4-6 1-3 1B		B FC 82 B FF 88 B FF 87 C FF 87 F FF 87 X CU 70 3-2 F8 ②		C FF 94 F FF 95 C FF 94 0-3 K ①		B FF 93 B SL 84 F FF 93 F SL 83 C CU 78 2-3 K ①		4	0	1	0	0	2	0

Inning Stats	1	2	3	4	5	6	7	8	9	10
	R: 0 E: 0 K: 0 S: 9 H: 0 LOB: 0 BB: 0 P: 14	R: 0 E: 0 K: 0 S: 9 H: 1 LOB: 0 BB: 0 P: 16	R: 1 E: 1 K: 1 S: 13 H: 3 LOB: 3 BB: 1 P: 20	R: 0 E: 0 K: 0 S: 8 H: 0 LOB: 0 BB: 0 P: 13	R: 0 E: 0 K: 0 S: 12 H: 2 LOB: 2 BB: 0 P: 22	R: 1 E: 1 K: 0 S: 12 H: 1 LOB: 1 BB: 0 P: 18	R: 0 E: 0 K: 1 S: 12 H: 1 LOB: 2 BB: 1 P: 16	R: 0 E: 0 K: 2 S: 8 H: 0 LOB: 1 BB: 0 P: 16	R: 0 E: 0 K: 1 S: 9 H: 0 LOB: 0 BB: 0 P: 13	R: 0 E: 0 K: 2 S: 10 H: 0 LOB: 1 BB: 0 P: 11

	AB	R	H	RBI	BB	SO	LOB
AB	38						
R	2						
H	8						
RBI	1						
BB	2						
SO	7						
LOB	19						

	1B	SF	WP	PA
	2B	SAC	PB	
	3B	DP	SB	
	HR	HBP	CS	
	7	0	4	41
	2	0	0	
	0	1	1	
	0	1	0	

PITCHER		IP	WLS	BF	H	R	ER	SO	BB	IBB	HBP	BLK	WP	HR	S	P	ERA	WHIP
23 Zack Greinke, R ERA: 3.68	(1, 1)	6.0		26	7	2	1	1	1	0	0	0	3	0	63	103	1.50	1.333
24 Amir Garrett, L ERA: 4.96	(7, 1)	1.0		5	1	0	0	1	1	0	0	0	0	0	12	16	0.00	2.000
65 Dylan Coleman, R ERA: 2.78	(8, 1)	1.0		4	0	0	0	2	0	0	1	0	1	0	8	16	0.00	0.000
58 Scott Barlow, R ERA: 2.18	(9, 1)	1.0	W	3	0	0	0	1	0	0	0	0	0	0	9	13	0.00	0.000
Taylor Clarke, R ERA: 4.04	(10, 1)	1.0	S	3	0	0	0	2	0	0	0	0	0	0	10	11	0.00	0.000

PITCHER	IP	WLS	BF	H	R	ER	SO	BB	IBB	HBP	BLK	WP	HR	S	P	ERA	WHIP

Batter	1	2	3	4	5	6	7	8	9	AB	R	H	RBI	BB	SO	LOB
1 MJ Melendez, L (1, 2) OBP: 0.315, SLG: 0.397	F SI 93 B SI 94 S FC 88 X CH 85 1-2 ① G6-3		C CH 86 B CH 85 C CU 83 S SI 94 1-3 ③ K		B FC 90 S SI 95 B CH 86 B FC 90 X CH 85 3-1 ③ G6-3			C CU 82 B CU 84 B CU 83 C CU 83 B CU 85 F FF 95 S FF 96 3-3 ② K 2-H		4	0	0	0	0	2	1
7 Bobby Witt Jr., R (1, 6) OBP: 0.295, SLG: 0.429	F SI 94 C FC 89 B CU 84 B FC 88 X FC 88 2-2 1B			X SI 94 0-0 ① F9		B FF 90 C SL 85 X SL 84 1-1 ① G6-3		B CU 82 S FF 95 F FF 94 S FF 95 1-3 ③ K		4	0	1	0	0	1	0
9 Vinnie Pasquantino, L (1, 3) OBP: 0.381, SLG: 0.437	S SI 93 X FC 89 0-1 ② F8			C SI 94 F CH 86 X CH 85 0-2 14 G6-3 1B		X FF 90 0-0 ② P6			C FC 99 X FC 98 0-1 E 19 FC4 1B	4	1	2	0	0	0	1
14 Edward Olivares, R (1, 10) OBP: 0.335, SLG: 0.414 Ryan O'Hearn, L (9, PH) OBP: 0.290, SLG: 0.321	1 SAFE P SI 93 B FC 89 B SI 94 C SI 94 F FC 89 F SI 95 F SI 96 F SI 95 3-3 ③ K S SI 85			C FC 90 X SI 94 0-1 ② G6-3 1-2		C FF 91 X SL 84 0-1 ③ G4-3			C FC 100 C SL 92 X FC 100 0-2 FC 19 FC4 1-3	3 1	0 0	0 0	0 0	0 0	1 0	2 1
19 Michael Massey, L (1, 4) OBP: 0.309, SLG: 0.379		B FC 87 F FC 87 X CH 85 1-1 ① P2		B CU 83 F FC 89 B SI 95 B SI 94 S FC 89 X FC 88 3-2 ③ G4-3			L SI 96 B SI 96 X SI 96 1-1 ① G4-3		X FC 100 0-0 ① FC4 1-2f 3-H	4	0	0	1	0	0	2
6 Drew Waters, S (1, 8) OBP: 0.337, SLG: 0.500		C SI 94 B FC 87 B FC 89 X CH 85 2-1 ② G3			S SI 94 B SI 94 C SI 93 B SI 94 F SI 95 B SI 95 F SI 94 C SI 95 3-3 ① K		B CU 80 B CU 80 F FF 98 C FF 97 F FF 98 F FF 97 F CU 82 F FF 98 S CU 84 2-3 ② K		C FC 100 F SL 91 S FC 99 0-3 ② K	4	0	0	0	0	3	1
28 Kyle Isbel, L (1, 7) OBP: 0.260, SLG: 0.328		C CU 84 B CH 85 F CH 85 B SI 94 F SI 94 B CH 86 X SI 95 3-2 ③ F8			F FC 87 F FC 90 S SI 95 0-3 ② K		C SL 86 S SL 86 S SI 97 0-3 ③ K		B FC 99 S FC 98 C SL 91 F FC 100 F SL 91 S SL 92 1-3 ③ K	4	0	0	0	0	3	1
18 Nate Eaton, R (1, 9) OBP: 0.339, SLG: 0.398			X SI 93 0-0 ① L9		B SI 95 C SI 95 B SI 94 X SI 94 2-1 8 1B 8 1B 1B			B FF 93 B FF 94 F FF 94 F FF 94 F FF 95 B CU 83 X FF 95 3-2 8 G1-3 1 WP 1B		3	2	2	0	0	0	0
8 Nicky Lopez, L (1, 5) OBP: 0.281, SLG: 0.273			C SI 92 X CH 85 0-1 ② G4-1		B FC 90 B CH 84 F FC 89 S SI 96 X CH 87 2-2 1-H 1B			B CU 83 X FF 96 1-0 ① G1-3 1-2		3	0	1	1	0	0	1
Inning Stats	R: 0 H: 1 E: 0 LOB: 1 K: 1 BB: 0 S: 15 P: 20	R: 0 H: 0 E: 0 LOB: 0 K: 0 BB: 0 S: 8 P: 14	R: 0 H: 0 E: 0 LOB: 0 K: 1 BB: 0 S: 6 P: 7	R: 0 H: 1 E: 0 LOB: 1 K: 0 BB: 0 S: 9 P: 12	R: 1 H: 2 E: 0 LOB: 1 K: 2 BB: 0 S: 15 P: 25	R: 0 H: 0 E: 0 LOB: 0 K: 0 BB: 0 S: 5 P: 6	R: 0 H: 0 E: 0 LOB: 0 K: 2 BB: 0 S: 12 P: 15	R: 1 H: 1 E: 0 LOB: 0 K: 2 BB: 0 S: 12 P: 20	R: 1 H: 1 E: 1 LOB: 1 K: 2 BB: 0 S: 14 P: 15	1B: 6 SF: 0 2B: 0 SAC: 0 3B: 0 DP: 0 HR: 0 HBP: 0						

TOP

Kansas City Royals @ Cleveland Guardians

Progressive Field, Cleveland, OH

Tue Oct 04 2022, 6:12 PM - 8:44 PM EDT

Att. 19,455 - Partly Cloudy - 62 F

livebaseballscorecards.com

AB	34
R	3
H	6
RBI	2
BB	0
SO	10
LOB	10

WP: 2 PA: 34
PB: 0
SB: 0
CS: 0

PITCHER		IP	WLS	BF	H	R	ER	SO	BB	IBB	HBP	BLK	WP	HR	S	P	ERA	WHIP
47 Cal Quantrill, R ERA: 3.38	(1, 1)	5.0	W	19	4	1	1	4	0	0	0	0	0	0	53	78	1.80	0.800
34 Zach Plesac, R ERA: 4.31	(6, 1)	1.0		3	0	0	0	0	0	0	0	0	0	0	5	6	0.00	0.000
31 Sam Hentges, L ERA: 2.32	(7, 1)	1.0		3	0	0	0	2	0	0	0	0	0	0	12	15	0.00	0.000
99 James Karinchak, R ERA: 2.08	(8, 1)	1.0		4	1	1	1	2	0	0	0	0	1	0	12	20	9.00	1.000
48 Emmanuel Clase, R ERA: 1.36	(9, 1)	1.0	S	5	1	1	0	2	0	0	0	0	0	0	14	15	0.00	1.000

PITCHER	IP	WLS	BF	H	R	ER	SO	BB	IBB	HBP	BLK	WP	HR	S	P	ERA	WHIP

Batter	1	2	3	4	5	6	7	8	9	AB	R	H	RBI	BB	SO	LOB
38 Steven Kwan, L (1, 7) OBP: 0.372, SLG: 0.399	C SI 92 C SI 93 S SL 86 0-3 ① K		B KC 80 X SI 92 1-0 ① L3		C SL 83 D SL 86 C SL 85 X CH 84 1-2 ① F9	B CH 89 B SL 84 C SI 94 C CH 89 X SL 84 2-2 ③ L6				4	0	0	0	0	1	1
1 Amed Rosario, R (1, 6) OBP: 0.313, SLG: 0.405	B FF 94 B FF 93 F CH 83 S CH 84 F FF 95 X KC 83 2-2 39 FC5-4 1B		C SI 93 X CH 84 0-1 1B		F FF 93 X FF 94 0-1 11 S 11 2B 1-2 1B		F CU 79 X FC 89 0-1 ① F8			4	1	3	0	0	0	0
11 José Ramírez, S (1, 10) OBP: 0.351, SLG: 0.510	B SL 86 F FF 94 B FF 94 B CH 85 T CH 84 F CH 86 S FF 95 3-3 ② K		C CH 84 D SL 86 F SL 86 F FF 95 1 SAFE X FF 95 1-2 ② P4		B SL 87 B CH 85 C CH 85 X FF 94 2-1 39 WP 0 1B 1-H 2-H 2B		C FF 94 B CU 78 C FF 93 F CU 79 B FF 94 X CU 79 2-2 ② F9			4	1	1	2	0	1	2
39 Oscar Gonzalez, R (1, 9) OBP: 0.324, SLG: 0.461	D KC 84 X CH 84 1-0 ③ FC5-4 1-2f		X CH 85 0-0 ③ L9		B SI 93 C SI 93 F SL 87 D KC 86 B KC 81 X FF 94 3-2 ② G6-3 2-3		F FC 88 X SL 83 0-1 ③ F8			4	0	0	0	0	0	3
0 Andrés Giménez, L (1, 4) OBP: 0.372, SLG: 0.470		F SI 92 F CH 84 F FF 94 X SL 86 0-2 ① G1-3		B SL 83 C SL 84 F FF 92 F CH 85 H FF 92 2-2 6 G5-4-3 HBP	B SI 93 F SI 93 F CH 85 X SL 86 1-2 6 HR 3-H 1B			B CU 78 X FC 86 1-0 ① P5		3	1	1	1	0	0	0
6 Owen Miller, R (1, 3) OBP: 0.301, SLG: 0.351		C KC 77 X FF 94 0-1 ② G6-3		X SL 86 0-0 ① ② G5-4-3 1-2f	B FF 93 B FF 93 F CH 84 F FF 94 B FF 95 F CH 84 F FF 94 X SL 85 3-2 1-H HR			C FF 93 B CU 78 C CU 79 S FF 94 1-3 ② K		4	1	1	2	0	1	1
8 Gabriel Arias, R (1, 5) OBP: 0.321, SLG: 0.319		F KC 81 C FF 95 B CH 86 B CH 86 B SL 88 B FF 95 4-2 17 BB BB		X FF 93 0-0 2B	B SL 85 B SI 96 F SL 84 C SI 95 F SL 85 B SL 85 S SI 95 3-3 ③ K			S CU 78 X SL 83 0-1 ③ G4-3		3	0	1	0	1	1	0
17 Austin Hedges, R (1, 2) OBP: 0.241, SLG: 0.248 44 Bo Naylor, L (7, 2)		S SL 86 F FF 94 B FF 95 B SL 87 B SL 87 B FF 95 4-2 7 FC5-4 1-2 BB		B CH 83 B CH 83 F FF 92 X FF 93 2-1 ③ F8		B SI 95 C SL 83 F SI 95 B SL 84 C SL 84 2-3 ① K				2 0	0 0	0 0	0 0	1 0	1 0	1 0
7 Myles Straw, R (1, 8) OBP: 0.290, SLG: 0.272		F FF 94 B FF 95 C FF 94 D SL 87 X CH 84 2-2 ③ FC5-4 1-2f			C CH 81 X FF 92 0-1 11 S 1 1B 11 2B 1B	B SI 95 B SI 95 X SI 95 2-0 ② L9				3	1	1	0	0	0	2
Inning Stats	R: 0 E: 0 K: 2 S: 12 H: 1 LOB: 1 BB: 0 P: 18	R: 0 E: 0 K: 0 S: 13 H: 0 LOB: 2 BB: 2 P: 23	R: 0 E: 0 K: 0 S: 8 H: 1 LOB: 1 BB: 0 P: 10	R: 0 E: 0 K: 0 S: 7 H: 1 LOB: 1 BB: 0 P: 11	R: 5 E: 0 K: 1 S: 24 H: 5 LOB: 0 BB: 0 P: 37	R: 0 E: 0 K: 1 S: 7 H: 0 LOB: 0 BB: 0 P: 13	R: 0 E: 0 K: 0 S: 8 H: 0 LOB: 0 BB: 0 P: 10	R: 0 E: 0 K: 1 S: 6 H: 0 LOB: 0 BB: 0 P: 8		1B: 5 2B: 2 3B: 0 HR: 1 SF: 0 SAC: 0 DP: 1 HBP: 1			WP: 1 PB: 0 SB: 2 CS: 0 PA: 34	

BOTTOM

Kansas City Royals @ Cleveland Guardians

Progressive Field, Cleveland, OH

Tue Oct 04 2022, 6:12 PM - 8:44 PM EDT

Att. 19,455 - Partly Cloudy - 62 F

livebaseballscorecards.com

AB	31
R	5
H	8
RBI	5
BB	2
SO	5
LOB	10

PITCHER		IP	WLS	BF	H	R	ER	SO	BB	IBB	HBP	BLK	WP	HR	S	P	ERA	WHIP
52 Daniel Lynch IV, L ERA: 5.13	(1, 1)	4.2	L	24	8	5	5	2	2	0	1	0	1	1	60	92	9.64	2.143
40 Collin Snider, R ERA: 6.55	(5, 1)	1.1		4	0	0	0	2	0	0	0	0	0	0	11	20	0.00	0.000
36 Anthony Misiewicz, L ERA: 4.34	(7, 1)	2.0		6	0	0	0	1	0	0	0	0	0	0	14	18	0.00	0.000

PITCHER	IP	WLS	BF	H	R	ER	SO	BB	IBB	HBP	BLK	WP	HR	S	P	ERA	WHIP

Kansas City Royals @ Cleveland Guardians

Progressive Field, Cleveland, OH

Wed Oct 05 2022, 4:11 PM - 6:50 PM EDT

Att. 12,983 - Sunny - 68 F

livebaseballscorecards.com

TOP

Batter	1	2	3	4	5	6	7	8	9	AB	R	H	RBI	BB	SO	LOB
1 MJ Melendez, L (1, 10) OBP: 0.313, SLG: 0.393	F SI 93 S FC 88 S CU 78 0-3 ① K		F SI 92 B SI 92 F FC 87 B SI 93 B CU 77 C CU 78 3-3 ② K		X FC 86 0-0 ③ G4-3			B FF 93 B FF 93 B FF 93 C FF 92 X FF 94 3-1 ① F7		4	0	0	0	0	2	0
7 Bobby Witt Jr., R (1, 6) OBP: 0.294, SLG: 0.428	S FC 87 B FC 86 B CU 77 C CU 77 B SI 93 C SI 93 3-3 ② K		C CU 76 B SI 92 S FC 84 X CU 76 1-2 ③ G6-3			S CU 77 X CU 74 0-1 ① G4-3		C SL 82 X SL 82 0-1 1B		4	0	1	0	0	1	0
9 Vinnie Pasquantino, L (1, 3) OBP: 0.383, SLG: 0.450	B FS 87 F FC 89 X FC 89 1-1 HR			F FC 87 B CU 75 X CU 76 1-1 ① G3-1		F FC 86 F SI 91 X FF 91 0-2 14 1B		C FF 95 X CH 86 0-1 ② F9		4	1	2	1	0	0	1
14 Edward Olivares, R (1, 9) OBP: 0.333, SLG: 0.410	F FC 88 F SI 93 S CU 77 0-3 ③ K			S FC 85 B SI 91 F SI 92 B FC 84 B CU 77 X FC 86 3-2 ② G6-3		S FC 85 S SI 91 B FC 84 D CU 76 D SI 91 F FC 86 X FC 85 3-2 1-2 1B		C SL 81 C FF 94 F SL 82 S FF 95 0-3 ③ K		4	0	1	0	0	2	1
19 Michael Massey, L (1, 4) OBP: 0.307, SLG: 0.376		C FC 88 B FC 88 X SI 91 1-1 ① G6-3		C CU 76 C CU 75 B SI 93 X SI 93 1-2 1B		F FC 86 S CU 76 B SI 92 S CU 76 1-3 ② K			C FF 93 B FF 94 X CH 77 1-1 ① P5	4	0	1	0	0	1	2
6 Drew Waters, S (1, 8) OBP: 0.324, SLG: 0.479		C CU 77 S FC 88 C CU 76 0-3 ② K		F FC 87 F FC 85 S CU 76 0-3 ③ K		B CU 75 C CU 75 B FC 86 S CU 76 S CU 77 2-3 ③ K			F FF 94 B FF 94 C CH 75 T FF 93 1-2 ② K	4	0	0	0	0	4	3
28 Kyle Isbel, L (1, 7) OBP: 0.264, SLG: 0.340		B FS 85 B FC 86 B FC 86 B FF 92 4-0 BB			B CU 76 X FC 85 1-0 HR		L FF 96 C FF 96 S FS 89 0-3 ① K		B FF 93 S FF 93 B CH 76 B FF 94 F FF 92 F CH 75 X FF 93 3-2 ③ P6	3	1	1	1	1	1	0
18 Nate Eaton, R (1, 5) OBP: 0.331, SLG: 0.387		B SI 91 X SI 91 1-0 ③ G5-3			C SI 90 X FC 84 0-1 ① G4-3		F SL 87 F FF 97 B FS 88 X SL 85 1-2 ② F7			3	0	0	0	0	0	1
48 Sebastián Rivero, R (1, 2) OBP: 0.214, SLG: 0.154			S FC 86 C CU 77 S CU 75 0-3 ① K		C FC 85 X SI 91 0-1 ② G6-3		X FF 97 0-0 ③ G4-3			3	0	0	0	0	1	0
Inning Stats	R: 1 E: 0 K: 3 S: 11 H: 1 LOB: 0 BB: 0 P: 15	R: 0 E: 0 K: 1 S: 6 H: 0 LOB: 1 BB: 1 P: 12	R: 0 E: 0 K: 2 S: 9 H: 0 LOB: 0 BB: 0 P: 13	R: 0 E: 0 K: 1 S: 11 H: 1 LOB: 1 BB: 0 P: 16	R: 1 E: 0 K: 0 S: 6 H: 1 LOB: 0 BB: 0 P: 7	R: 0 E: 0 K: 2 S: 15 H: 2 LOB: 2 BB: 0 P: 21	R: 0 E: 0 K: 1 S: 7 H: 0 LOB: 0 BB: 0 P: 8	R: 0 E: 0 K: 1 S: 10 H: 1 LOB: 1 BB: 0 P: 13	R: 0 E: 0 K: 1 S: 9 H: 0 LOB: 0 BB: 0 P: 14	1B: 4 2B: 0 3B: 0 HR: 2 SF: 0 SAC: 0 DP: 0 HBP: 0						

PITCHER		IP	WLS	BF	H	R	ER	SO	BB	IBB	HBP	BLK	WP	HR	S	P	ERA	WHIP
43 Aaron Civale, R ERA: 4.92	(1, 1)	6.0	W	24	5	2	2	9	1	0	0	0	0	2	58	84	3.00	1.000
37 Trevor Stephan, R ERA: 2.69	(7, 1)	1.0		3	0	0	0	1	0	0	0	0	0	0	7	8	0.00	0.000
62 Enyel De Los Santos, R ERA: 3.04	(8, 1)	1.0		4	1	0	0	1	0	0	0	0	0	0	10	13	0.00	1.000
49 Eli Morgan, R ERA: 3.38	(9, 1)	1.0		3	0	0	0	1	0	0	0	0	0	0	9	14	0.00	0.000

PITCHER		IP	WLS	BF	H	R	ER	SO	BB	IBB	HBP	BLK	WP	HR	S	P	ERA	WHIP

AB	33
R	2
H	6
RBI	2
BB	1
SO	12
LOB	8

WP: 0 PA: 34
PB: 0
SB: 0
CS: 0

Batter	1	2	3	4	5	6	7	8	9	AB	R	H	RBI	BB	SO	LOB
38 Steven Kwan, L (1, 10) OBP: 0.373, SLG: 0.400	B FF 90 B FF 92 F FF 92 F CH 83 B SL 84 T FF 93 3-2 K ①	C FF 91 X FF 90 0-1 1 G6-3 11 1B 2B	B CH 82 B FF 90 X FF 92 2-0 F8 ③			C FS 87 B FF 98 X FS 86 1-1 F7 ① 1-2	C CH 88 F FF 95 B FF 96 H FF 96 2-2 HBP			4	1	1	0	0	1	1
1 Amed Rosario, R (1, 6) OBP: 0.312, SLG: 0.403	X FF 92 0-0 11 1B 22 2B 1B	X SL 84 0-0 G6-3 ① 2-3		C CU 73 F SL 82 S SL 83 0-3 K ①		X KC 83 0-0 G6-3 ② 2-3	X SL 87 0-0 G5-3 ③			5	1	1	0	0	1	5
11 José Ramírez, S (1, 5) OBP: 0.355, SLG: 0.514 8 Gabriel Arias, R (8, PR) OBP: 0.321, SLG: 0.319 (9, 5)	C CU 76 B FF 93 F FF 92 X FF 92 1-2 22 2B 1B 1-3	B CH 83 X CU 76 1-0 0 FC4-6 1B 3-H		C CU 75 C FF 91 X SL 84 0-2 P2 ②		B FF 100 C FS 88 X FF 99 1-1 1B 3-H		C FF 94 X CH 87 0-1 22 1B 2B		5 0	1 1	4 0	2 0	0 0	0 0	0 0
0 Andrés Giménez, L (1, 4) OBP: 0.371, SLG: 0.466	B FF 92 F CU 77 S SI 93 B CU 77 T FF 93 2-2 K ②	T FF 92 X CH 84 0-1 FC4-6 22 BB ② 1-2f		C CU 74 C FF 90 B SI 90 H SL 85 2-2 HBP		C FF 99 T FF 99 S FF 99 0-3 K ③		S FF 94 S FF 94 S FF 95 0-3 K ①		4	0	0	0	0	3	5
22 Josh Naylor, L (1, 3) OBP: 0.319, SLG: 0.452 6 Owen Miller, R (8, PR) OBP: 0.301, SLG: 0.351 (9, 3)	B CH 84 C FF 93 F FF 93 X FF 93 1-2 39 WP 63 1B 2B 1-H 3-H	B CH 83 B FF 91 B CH 82 B FF 91 4-0 BB 1-2		B CH 81 S CH 82 B CU 75 X CH 81 2-1 F9 ③			B KC 83 B FS 86 C FF 97 B FS 87 X FF 98 3-1 F7 ① X SL 88 0-0 7 1B 1B	X CH 87 0-0 63 E 1B 2-H X CH 88 0-0 P4 ②		4 0	1 0	2 0	3 0	1 0	0 0	1 0
39 Oscar Gonzalez, R (1, 9) OBP: 0.327, SLG: 0.461 29 Will Benson, L (9, 9) OBP: 0.250, SLG: 0.200	B CU 76 B FF 92 B FF 91 F FF 92 B CH 83 4-1 63 1B 12 1B BB 2-3	C FF 91 B FF 90 F CU 77 B FF 92 X FF 91 2-2 G4-3 ③			B SL 80 X CH 82 1-0 12 G6-4-3 1B					4 0	2 0	2 0	0 0	1 0	0 0	4 0
63 Will Brennan, L (1, 7) OBP: 0.400, SLG: 0.500	C CU 75 F SI 92 F FF 92 X CU 76 0-2 12 1B 1-3 12 G5-3 7 SF8 1B 3-H		X SI 90 0-0 2B		C FF 90 S FF 91 F FF 91 F CH 83 F SL 84 S CH 84 0-3 K ①		S FF 98 S FF 98 B FF 98 D FS 89 F FF 100 F FF 100 X FF 99 2-2 F7 ②	F FF 94 F FF 94 1 SAFE F FF 96 F FF 96 F FF 96 X CH 89 0-2 G3-1 ③ 1-2		5	1	2	1	0	1	4
12 Luke Maile, R (1, 2) OBP: 0.301, SLG: 0.326 44 Bo Naylor, L (8, 2)	B SI 91 X FF 91 1-0 1B 1-3 3-H	X SL 82 0-0 G5-3 ① 2-3		F SL 84 X CH 83 0-1 G6-4-3 ②③ 1-2f			B FF 98 C KC 83 C SL 88 F KC 85 X SL 90 1-2 7 1B 1B 1-2			4 0	0 0	2 0	1 0	0 0	0 0	2 0
7 Myles Straw, R (1, 8) OBP: 0.291, SLG: 0.273	C CU 76 C SL 82 D SL 84 D CU 78 B FF 92 X SL 84 3-2 L9 ③		B SL 84 D CU 76 B SL 82 X FF 91 3-0 SF8 ② 3-H			B FF 98 B KC 82 B FF 98 B FF 98 4-0 1 G6-3 38 F7 11 1B BB	B FF 98 X FF 98 1-0 1B 1-3 2-H			2	1	1	2	1	0	2
Inning Stats	R: 4 H: 5 E: 0 LOB: 2 K: 2 BB: 1 S: 22 P: 37	R: 1 H: 2 E: 0 LOB: 2 K: 0 BB: 1 S: 9 P: 16	R: 1 H: 1 E: 0 LOB: 0 K: 0 BB: 0 S: 4 P: 9	R: 0 H: 0 E: 0 LOB: 1 K: 1 BB: 0 S: 10 P: 14	R: 0 H: 1 E: 0 LOB: 0 K: 1 BB: 0 S: 9 P: 10	R: 1 H: 1 E: 0 LOB: 1 K: 1 BB: 1 S: 8 P: 14	R: 1 H: 3 E: 0 LOB: 3 K: 0 BB: 0 S: 16 P: 25	R: 1 H: 2 E: 1 LOB: 2 K: 1 BB: 0 S: 13 P: 13		1B: 11 SF: 1 2B: 4 SAC: 0 3B: 0 DP: 1 HR: 0 HBP: 2				WP: 1 PA: 43 PB: 0 SB: 0 CS: 0		

PITCHER		IP	WLS	BF	H	R	ER	SO	BB	IBB	HBP	BLK	WP	HR	S	P	ERA	WHIP
49 Jonathan Heasley, R ERA: 5.28	(1, 1)	5.0	L	26	9	6	6	4	2	0	1	0	1	0	54	86	10.80	2.200
43 Carlos Hernández, R ERA: 7.39	(6, 1)	1.2		10	4	2	2	1	1	0	0	0	0	0	21	34	10.80	3.000
26 Luke Weaver, R ERA: 6.56	(7, 1)	1.1		7	2	1	1	1	0	0	1	0	0	0	16	18	6.75	1.500

PITCHER	IP	WLS	BF	H	R	ER	SO	BB	IBB	HBP	BLK	WP	HR	S	P	ERA	WHIP

BOTTOM

Kansas City Royals @ Cleveland Guardians

Progressive Field, Cleveland, OH

Wed Oct 05 2022, 4:11 PM - 6:50 PM EDT

Att. 12,983 - Sunny - 68 F

livebaseballscorecards.com

AB	37
R	9
H	15
RBI	9
BB	3
SO	6
LOB	24

Tampa Bay Rays @ Cleveland Guardians

Progressive Field, Cleveland, OH

Fri Oct 07 2022, 12:09 PM - 2:26 PM EDT

Att. 30,741 - Cloudy - 52 F

TOP

livebaseballscorecards.com

Batter	1	2	3	4	5	6	7	8	9	AB	R	H	RBI	BB	SO	LOB
2 Yandy Díaz, R (1, 5)	B FF 91 X FF 91 1-0 ① G4-3			C FF 91 S SL 86 B FC 86 S SL 85 1-3 ① K		B FF 92 B FC 87 F FF 92 X FF 92 2-1 ② G1-3			C SL 89 B SL 90 C SL 88 S SL 90 1-3 ① K	4	0	0	0	0	2	0
5 Wander Franco, S (1, 6)	F FF 92 B FF 92 F KC 83 B KC 83 B SL 85 F FF 92 C KC 83 3-3 ② K			B FC 86 X FC 87 1-0 ② G3		B CH 87 B KC 82 B FF 92 C FC 87 X FC 87 3-1 ③ G4-3			X FC 99 0-0 ② G6-3	4	0	0	0	0	1	0
56 Randy Arozarena, R (1, 7)	C FF 93 C FC 86 S FC 87 0-3 ③ K			B FC 87 C FF 92 S SL 86 F SL 84 S SL 85 1-3 ③ K			B FC 86 S FF 91 S FC 88 B FC 86 F FF 92 B SL 85 S FC 86 3-3 ① K		C SL 90 S FC 99 X SL 93 0-2 ③ F7	4	0	0	0	0	3	0
87 Harold Ramírez, R (1, 10) OBP: 0.333, SLG: 0.333		F FF 91 B SL 85 B FF 91 X SL 84 2-1 ① G3-1			C SL 85 X SL 84 0-1 1B		F FF 92 C FF 92 S SL 86 0-3 ② K			3	0	1	0	0	1	0
26 Ji Man Choi, L (1, 3)		B FF 92 B KC 82 B FF 93 C FF 92 F FF 92 D KC 82 4-2 13 G5-4-3 BB			C KC 83 X FF 92 0-1 ① P5		B FF 92 C SL 86 X KC 82 1-1 ③ F8			2	0	0	0	1	0	1
13 Manuel Margot, R (1, 9)		S FC 86 X SL 84 0-1 ②③ G5-4-3 1-2f			C FC 86 X FC 87 0-1 ② F7			B FC 86 B FF 92 C FF 92 X FC 87 2-1 ① G6-3		3	0	0	0	0	0	2
14 Christian Bethancourt, R (1, 2)			B SL 85 S FC 86 X FC 87 1-1 ① G5-3		B SL 86 B FC 87 S FC 86 C FF 93 D FC 86 S SL 85 3-3 ③ K			C FF 92 S SL 85 S SL 86 0-3 ② K		3	0	0	0	0	2	1
0 Taylor Walls, S (1, 4)			C FF 91 C FF 91 B KC 84 F FF 92 B KC 82 B FF 92 X FF 91 3-2 ② F8			C FF 91 F FF 91 X FF 92 0-2 ① G4-3		S SL 86 S SL 86 B SL 85 X SL 85 1-2 22 S 1B		2	0	0	0	0	0	0
17 Isaac Paredes, R (8, PH) OBP: 1.000, SLG: 1.000										1	0	1	0	0	0	0
7 Vidal Bruján, S (8, PR)										0	0	0	0	0	0	0
(8, 4)																
22 Jose Siri, R (1, 8) OBP: 0.333, SLG: 1.333			B FF 92 B FF 91 S FC 87 X FF 91 2-1 ③ F8			B FF 92 X FF 92 1-0 HR		C FC 99 F SL 92 X SL 91 0-2 ③ L5 1-2		3	1	1	1	0	0	1
Inning Stats	R: 0 E: 0 K: 2 S: 8 H: 0 LOB: 0 BB: 0 P: 12	R: 0 E: 0 K: 0 S: 6 H: 0 LOB: 0 BB: 1 P: 12	R: 0 E: 0 K: 0 S: 8 H: 0 LOB: 0 BB: 0 P: 14	R: 0 E: 0 K: 2 S: 8 H: 0 LOB: 0 BB: 0 P: 11	R: 0 E: 0 K: 1 S: 9 H: 1 LOB: 1 BB: 0 P: 12	R: 1 E: 0 K: 0 S: 8 H: 1 LOB: 0 BB: 0 P: 14	R: 0 E: 0 K: 2 S: 9 H: 0 LOB: 0 BB: 0 P: 13	R: 0 E: 0 K: 1 S: 11 H: 1 LOB: 2 BB: 0 P: 14	R: 0 E: 0 K: 1 S: 7 H: 0 LOB: 0 BB: 0 P: 8	1B: 2 2B: 0 3B: 0 HR: 1 SF: 0 SAC: 0 DP: 1 HBP: 0						

	AB	29
	R	1
	H	3
	RBI	1
	BB	1
	SO	9
	LOB	5

PITCHER	IP	WLS	BF	H	R	ER	SO	BB	IBB	HBP	BLK	WP	HR	S	P	ERA	WHIP
57 Shane Bieber, R (1, 1) ERA: 1.17	7.2	W	26	3	1	1	8	1	0	0	0	0	1	64	99	1.17	0.522
48 Emmanuel Clase, R (8, 1) ERA:	1.1	S	4	0	0	0	1	0	0	0	0	0	0	10	11	0.00	0.000

PITCHER	IP	WLS	BF	H	R	ER	SO	BB	IBB	HBP	BLK	WP	HR	S	P	ERA	WHIP

Batter	1	2	3	4	5	6	7	8	9	AB	R	H	RBI	BB	SO	LOB
38 Steven Kwan, L (1, 7)	B FF 96 C FF 96 F CU 83 X CU 84 1-2 G1-3		B FF 97 B FF 97 B FF 97 C FF 96 X FF 98 3-1 FC4 1-2f			C CU 82 B CU 84 B FF 97 X FF 96 2-1 G6-3		B SI 95 C SI 94 B SL 83 X SI 94 2-1 F8		4	0	0	0	0	0	1
1 Amed Rosario, R (1, 6) OBP: 0.500, SLG: 0.500	S CH 87 X CH 88 0-1 1B		B CH 89 X CU 84 1-0 G3			C CU 84 B CH 87 F CH 88 X CU 84 1-2 11 HR 1B		S SI 97 S SI 98 B FF 97 B SL 83 B SI 96 F SI 94 F SI 96 F SL 83 S SI 96 3-3 K		4	1	2	0	0	1	1
11 José Ramírez, S (1, 5) OBP: 0.500, SLG: 1.250	B FF 97 F CH 88 F CH 89 B FF 99 S CU 83 2-3 K			C CU 84 F FF 97 B FF 98 X CH 90 1-2 G1-3		C CH 88 D CU 84 X CH 88 1-1 1-H HR		C SI 96 X SI 97 0-1 1B		4	1	2	2	0	1	1
39 Oscar Gonzalez, R (1, 9) OBP: 0.250, SLG: 0.250	B CH 88 1 SAFE X CH 88 1-0 P3			X CU 86 0-0 6 G5-3 22 1B 1B		X CH 88 0-0 F8		1 SAFE F SI 96 F SI 96 1 SAFE 1 SAFE S FF 97 0-3 K		4	0	1	0	0	1	2
22 Josh Naylor, L (1, 3) OBP: 0.333, SLG: 0.333		B SL 91 X FF 97 1-0 G5-3		C FF 98 X FF 98 0-1 1-2 1B		C CU 84 B SL 90 S SL 91 B CU 86 X FF 98 2-2 G5-3				3	0	1	0	0	0	0
6 Owen Miller, R (1, 10)		C CH 88 B CU 85 F CH 89 B FF 99 C CU 84 2-3 K		D CH 88 S CH 89 S CU 85 B CH 90 X CU 83 2-2 G5-3 2-3f			C CU 84 X FF 97 0-1 F9			3	0	0	0	0	1	2
0 Andrés Giménez, L (1, 4) OBP: 0.333, SLG: 0.333		X SL 89 0-0 G4-3			C FF 97 F FF 97 B FF 98 F FF 98 S FF 98 1-3 K		S SL 90 C FF 98 F FF 98 F FF 99 X FF 98 0-2 1B			3	0	1	0	0	1	0
17 Austin Hedges, R (1, 2)			B CH 87 C CH 88 C CU 85 S CU 85 1-3 K2-3		X CU 84 0-0 G5-3		F CH 88 B CH 89 B CU 81 B FF 97 C CH 88 S CU 84 3-3 K			3	0	0	0	0	2	1
7 Myles Straw, R (1, 8) OBP: 0.333, SLG: 0.333			B FF 98 X FF 97 1-0 38 FC4 1B		X FF 97 0-0 F9		B CH 89 X FF 98 1-0 F9			3	0	1	0	0	0	1
Inning Stats	R: 0 E: 0 K: 1 S: 9 H: 1 LOB: 1 BB: 0 P: 13	R: 0 E: 0 K: 1 S: 5 H: 0 LOB: 0 BB: 0 P: 8	R: 0 E: 1 K: 1 S: 7 H: 1 LOB: 1 BB: 0 P: 13	R: 0 E: 0 K: 0 S: 9 H: 2 LOB: 1 BB: 0 P: 12	R: 0 E: 0 K: 1 S: 6 H: 0 LOB: 0 BB: 0 P: 7	R: 2 E: 0 K: 0 S: 11 H: 2 LOB: 0 BB: 0 P: 17	R: 0 E: 0 K: 1 S: 11 H: 1 LOB: 1 BB: 0 P: 15	R: 0 E: 0 K: 2 S: 13 H: 1 LOB: 1 BB: 0 P: 18		1B: 7 2B: 0 3B: 0 HR: 1 SF: 0 SAC: 0 DP: 1 HBP: 0		WP: 0 PB: 0 SB: 0 CS: 0 PA: 31		

PITCHER		IP	WLS	BF	H	R	ER	SO	BB	IBB	HBP	BLK	WP	HR	S	P	ERA	WHIP
18 Shane McClanahan, L ERA: 2.57	(1, 1)	7.0	L	27	7	2	2	5	0	0	0	0	0	1	58	85	2.57	1.000
60 Garrett Cleavinger, L ERA:	(8, 1)	1.0		4	1	0	0	2	0	0	0	0	0	0	13	18	0.00	1.000

PITCHER	IP	WLS	BF	H	R	ER	SO	BB	IBB	HBP	BLK	WP	HR	S	P	ERA	WHIP

BOTTOM

Tampa Bay Rays @ Cleveland Guardians

Progressive Field, Cleveland, OH

Fri Oct 07 2022, 12:09 PM - 2:26 PM EDT

Att. 30,741 - Cloudy - 52 F

livebaseballscorecards.com

AB	31
R	2
H	8
RBI	2
BB	0
SO	7
LOB	9

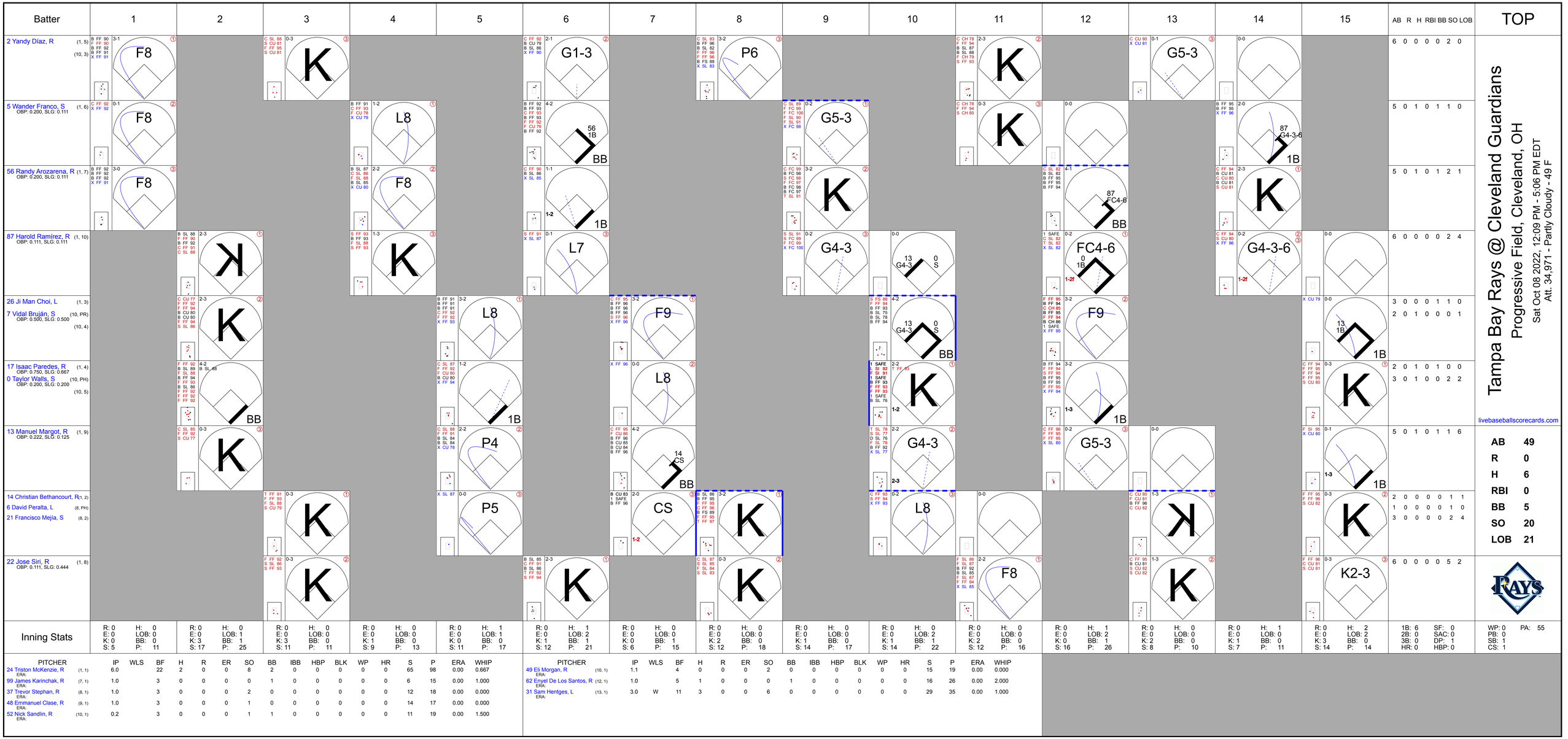
Batter
1
2
3
4
5
6
7
8
9
10
11
12
13
14
15
AB R H RBI BB SO LOB
TOP
2 Yandy Díaz, R (1, 5) (10, 3)
F8
G1-3
P6
G5-3
K
6 0 0 0 0 2 0
5 Wander Franco, S (1, 6)
OBP: 0.200, SLG: 0.111
F8
L8
G5-3
K
87 G4-3-6
5 0 1 0 1 1 0
56 Randy Arozarena, R (1, 7)
OBP: 0.200, SLG: 0.111
F8
F8
K
87 FC4-6
K
5 0 1 0 1 2 1
87 Harold Ramírez, R (1, 10)
OBP: 0.111, SLG: 0.111
K
K
L7
G4-3
13 G4-3 0 S
FC4-6
G4-3-6
6 0 0 0 0 2 4
26 Ji Man Choi, L (1, 3)
7 Vidal Bruján, S (10, PR) (10, 4)
OBP: 0.500, SLG: 0.500
K
L8
F9
13 G4-3 0 S
F9
13 1B
3 0 0 0 0 1 1 0
2 0 1 0 0 0 1
17 Isaac Paredes, R (1, 4)
OBP: 0.750, SLG: 0.667
0 Taylor Walls, S (10, PH) (10, 5)
OBP: 0.200, SLG: 0.200
BB
1B
L8
L8
K
2 0 1 0 1 0 0
3 0 1 0 0 2 2
13 Manuel Margot, R (1, 9)
OBP: 0.222, SLG: 0.125
K
P4
14 CS
G4-3
G5-3
K
5 0 1 0 1 1 6
14 Christian Bethancourt, R (1, 2)
6 David Peralta, L (8, PH)
21 Francisco Mejía, S (8, 2)
K
P5
CS
K
L8
K
1-3
2 0 0 0 0 0 1 1
1 0 0 0 0 0 1 0
3 0 0 0 0 0 2 4
22 Jose Siri, R (1, 8)
OBP: 0.111, SLG: 0.444
K
K
K
K
F8
K
K2-3
6 0 0 0 0 0 5 2
Tampa Bay Rays @ Cleveland Guardians
Progressive Field, Cleveland, OH
Sat Oct 08 2022, 12:09 PM - 5:06 PM EDT
Att. 34,971 - Partly Cloudy - 49 F
livebaseballscorecards.com
AB 49
R 0
H 6
RBI 0
BB 5
SO 20
LOB 21
Inning Stats
R: 0 H: 0 E: 0 LOB: 0 K: 0 BB: 0 S: 5 P: 11
R: 0 H: 0 E: 0 LOB: 0 K: 3 BB: 1 S: 17 P: 25
R: 0 H: 0 E: 0 LOB: 0 K: 3 BB: 0 S: 11 P: 11
R: 0 H: 0 E: 0 LOB: 0 K: 1 BB: 0 S: 9 P: 13
R: 0 H: 1 E: 0 LOB: 1 K: 0 BB: 0 S: 11 P: 17
R: 0 H: 1 E: 0 LOB: 2 K: 1 BB: 1 S: 12 P: 21
R: 0 H: 0 E: 0 LOB: 1 K: 0 BB: 1 S: 6 P: 15
R: 0 H: 0 E: 0 LOB: 0 K: 2 BB: 0 S: 12 P: 18
R: 0 H: 0 E: 0 LOB: 0 K: 1 BB: 0 S: 14 P: 17
R: 0 H: 0 E: 0 LOB: 0 K: 1 BB: 2 S: 14 P: 22
R: 0 H: 0 E: 0 LOB: 0 K: 2 BB: 0 S: 12 P: 16
R: 0 H: 1 E: 0 LOB: 2 K: 0 BB: 1 S: 16 P: 26
R: 0 H: 0 E: 0 LOB: 0 K: 2 BB: 0 S: 8 P: 10
R: 0 H: 1 E: 0 LOB: 0 K: 1 BB: 0 S: 7 P: 11
R: 0 H: 2 E: 0 LOB: 2 K: 3 BB: 0 S: 14 P: 14
1B: 6 SF: 0
2B: 0 SAC: 0
3B: 0 DP: 1
HR: 0 HBP: 0
WP: 0 PA: 55
PB: 0
SB: 1
CS: 1
PITCHER IP WLS BF H R ER SO BB IBB HBP BLK WP HR S P ERA WHIP
24 Triston McKenzie, R (1, 1) 6.0 22 2 0 0 8 2 0 0 0 0 0 65 98 0.00 0.667
99 James Karinchak, R (7, 1) 1.0 3 0 0 0 0 1 0 0 0 0 0 6 15 0.00 1.000
37 Trevor Stephan, R (8, 1) 1.0 3 0 0 0 2 0 0 0 0 0 0 12 18 0.00 0.000
48 Emmanuel Clase, R (9, 1) 1.0 3 0 0 0 1 0 0 0 0 0 0 14 17 0.00 0.000
52 Nick Sandlin, R (10, 1) 0.2 3 0 0 0 1 1 0 0 0 0 0 11 19 0.00 1.500
PITCHER IP WLS BF H R ER SO BB IBB HBP BLK WP HR S P ERA WHIP
49 Eli Morgan, R (10, 1) 1.1 4 0 0 0 2 0 0 0 0 0 0 15 19 0.00 0.000
62 Enyel De Los Santos, R (12, 1) 1.0 5 1 0 0 0 1 0 0 0 0 0 0 16 26 0.00 2.000
31 Sam Hentges, L (13, 1) 3.0 W 11 3 0 0 6 0 0 0 0 0 0 29 35 0.00 1.000

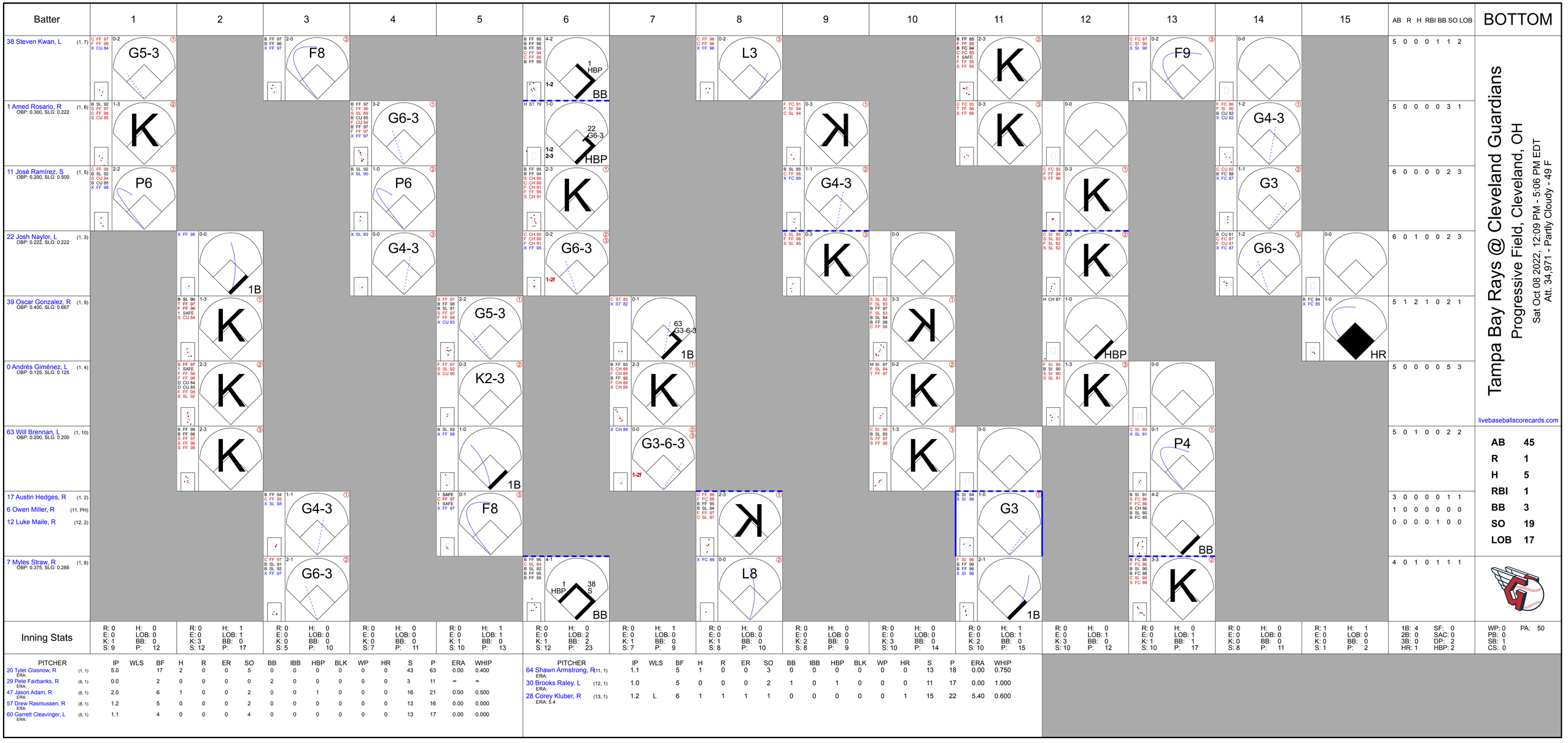
Batter
1
2
3
4
5
6
7
8
9
10
11
12
13
14
15
AB R H RBI BB SO LOB
BOTTOM
38 Steven Kwan, L (1, 7)
5 0 0 0 1 1 2
1 Amed Rosario, R (1, 6)
OBP: 0.300, SLG: 0.222
5 0 0 0 0 3 1
11 José Ramírez, S (1, 5)
OBP: 0.200, SLG: 0.500
6 0 0 0 0 2 3
22 Josh Naylor, L (1, 3)
OBP: 0.222, SLG: 0.222
6 0 1 0 0 2 3
39 Oscar Gonzalez, R (1, 9)
OBP: 0.400, SLG: 0.667
5 1 2 1 0 2 1
0 Andrés Giménez, L (1, 4)
OBP: 0.125, SLG: 0.125
5 0 0 0 0 5 3
63 Will Brennan, L (1, 10)
OBP: 0.200, SLG: 0.200
5 0 1 0 0 2 2
17 Austin Hedges, R (1, 2)
6 Owen Miller, R (11, PH)
12 Luke Maile, R (12, 2)
3 0 0 0 0 1 1
1 0 0 0 0 0 0
0 0 0 0 1 0 0
7 Myles Straw, R (1, 8)
OBP: 0.375, SLG: 0.286
4 0 1 0 1 1 1
Tampa Bay Rays @ Cleveland Guardians
Progressive Field, Cleveland, OH
Sat Oct 08 2022, 12:09 PM - 5:06 PM EDT
Att. 34,971 - Partly Cloudy - 49 F
livebaseballscorecards.com
AB 45
R 1
H 5
RBI 1
BB 3
SO 19
LOB 17
Inning Stats
1B: 4 SF: 0
2B: 0 SAC: 0
3B: 0 DP: 2
HR: 1 HBP: 2
WP: 0 PA: 50
PB: 0
SB: 1
CS: 0
PITCHER IP WLS BF H R ER SO BB IBB HBP BLK WP HR S P ERA WHIP
20 Tyler Glasnow, R (1, 1) 5.0 17 2 0 0 5 0 0 0 0 0 0 43 63 0.00 0.400
29 Pete Fairbanks, R (6, 1) 0.0 2 0 0 0 0 2 0 0 0 0 0 3 11 ∞ ∞
47 Jason Adam, R (6, 1) 2.0 6 1 0 0 2 0 0 1 0 0 0 16 21 0.00 0.500
57 Drew Rasmussen, R (8, 1) 1.2 5 0 0 0 2 0 0 0 0 0 0 13 16 0.00 0.000
60 Garrett Cleavinger, L (9, 1) 1.1 4 0 0 0 4 0 0 0 0 0 0 13 17 0.00 0.000
64 Shawn Armstrong, R (11, 1) 1.1 5 1 0 0 3 0 0 0 0 0 0 13 18 0.00 0.750
30 Brooks Raley, L (12, 1) 1.0 5 0 0 0 2 1 0 1 0 0 0 11 17 0.00 1.000
28 Corey Kluber, R (13, 1) 1.2 L 6 1 1 1 1 0 0 0 0 0 1 15 22 5.40 0.600

Cleveland Guardians @ New York Yankees

Yankee Stadium, Bronx, NY

Tue Oct 11 2022, 7:40 PM - 10:34 PM EDT

Att. 47,807 - Clear - 65 F

TOP

livebaseballscorecards.com

Batter	1	2	3	4	5	6	7	8	9	AB	R	H	RBI	BB	SO	LOB
38 Steven Kwan, L (1, 7) OBP: 0.214, SLG: 0.385	L3		HR		G4-3		1B			4	1	2	1	0	0	0
1 Amed Rosario, R (1, 6) OBP: 0.286, SLG: 0.167	E6		HBP		F8		G6-3			3	0	0	0	0	0	2
11 José Ramírez, S (1, 5) OBP: 0.357, SLG: 0.615	K		2B		BB			1B		3	0	2	0	1	1	1
22 Josh Naylor, L (1, 3) OBP: 0.154, SLG: 0.154	K		FC3		L8			G3-5		4	0	0	0	0	1	5
39 Oscar Gonzalez, R (1, 9) OBP: 0.286, SLG: 0.462		P6	FC5-2			K		K		4	0	0	0	0	2	3
0 Andrés Giménez, L (1, 4) OBP: 0.167, SLG: 0.250		2B	K			G4-3			G6-3	4	0	1	0	0	1	3
63 Will Brennan, L (1, 10) OBP: 0.125, SLG: 0.125		K2-3		F7		K			HBP	3	0	0	0	0	2	1
6 Owen Miller, R (9, PH)										0	0	0	0	0	0	0
17 Austin Hedges, R (1, 2)		K		G5-3			G5-3		G3	3	0	0	0	0	1	1
29 Will Benson, L (9, PH)										1	0	0	0	0	0	1
7 Myles Straw, R (1, 8) OBP: 0.333, SLG: 0.273			F9	K			1B		F8	4	0	1	0	0	1	1

Inning Stats	1	2	3	4	5	6	7	8	9
	R: 0 E: 1 K: 2 S: 16	H: 0 LOB: 1 BB: 0 P: 24	R: 0 E: 0 K: 2 S: 11	H: 1 LOB: 1 BB: 0 P: 15	R: 1 E: 0 K: 1 S: 14	H: 2 LOB: 3 BB: 0 P: 23	R: 0 E: 0 K: 1 S: 6	H: 0 LOB: 0 BB: 0 P: 8	R: 0 E: 0 K: 0 S: 6	H: 0 LOB: 1 BB: 1 P: 15	R: 0 E: 0 K: 2 S: 7	H: 0 LOB: 0 BB: 0 P: 12	R: 0 E: 0 K: 0 S: 10	H: 2 LOB: 1 BB: 0 P: 15	R: 0 E: 0 K: 1 S: 6	H: 1 LOB: 0 BB: 0 P: 7	R: 0 E: 0 K: 0 S: 7	H: 0 LOB: 1 BB: 0 P: 12

	AB	33
	R	1
	H	6
	RBI	1
	BB	1
	SO	9
	LOB	18

	1B: 3	SF: 0	WP: 0	PA: 36
	2B: 2	SAC: 0	PB: 0	
	3B: 0	DP: 2	SB: 1	
	HR: 1	HBP: 2	CS: 0	

PITCHER		IP	WLS	BF	H	R	ER	SO	BB	IBB	HBP	BLK	WP	HR	S	P	ERA	WHIP
45 Gerrit Cole, R ERA: 1.42	(1, 1)	6.1	W	27	4	1	1	8	1	0	1	0	0	1	63	101	1.42	0.789
43 Jonathan Loáisiga, R ERA:	(7, 1)	0.2	H	3	2	0	0	0	0	0	0	0	0	0	8	12	0.00	3.000
58 Wandy Peralta, L ERA:	(8, 1)	1.1	H	3	0	0	0	1	0	0	0	0	0	0	7	8	0.00	0.000
35 Clay Holmes, R ERA:	(9, 1)	0.2		3	0	0	0	0	0	0	1	0	0	0	5	10	0.00	0.000

PITCHER		IP	WLS	BF	H	R	ER	SO	BB	IBB	HBP	BLK	WP	HR	S	P	ERA	WHIP

Batter	1	2	3	4	5	6	7	8	9	AB	R	H	RBI	BB	SO	LOB
99 Aaron Judge, R (1, 9)	F SI 94 S FC 88 F SI 95 C FC 89 0-3 ① K		B FC 89 F SI 94 F SI 95 F SI 95 B CH 87 S FC 90 2-3 ② K			B FF 92 C SI 93 B CH 85 B SI 93 B SI 93 4-1 48 E 48 S 48 HR BB		F FF 96 C FF 96 F FF 96 B CU 85 S CU 84 1-3 ② K		3	1	0	0	1	3	0
48 Anthony Rizzo, L (1, 3) OBP: 0.250, SLG: 1.000	C SI 95 S FC 88 B SI 95 S SI 94 1-3 ② K		S SI 95 F SI 94 B CU 85 B FC 89 X FC 90 2-2 ③ G3			B CU 84 C SI 94 D CH 86 S FC 88 D CU 85 X FC 88 3-2 1-H HR		B FF 96 B FF 96 X FF 96 2-0 ③ P2		4	1	1	2	0	1	0
25 Gleyber Torres, R (1, 4)	C SI 95 B FC 88 X FC 88 1-1 ③ F8			B FC 89 X SI 94 1-0 ① F7		B SL 87 X SL 86 1-0 ① F8				3	0	0	0	0	0	0
27 Giancarlo Stanton, R (1, 10)		S SI 95 B SI 94 S SI 94 B FC 88 B FC 89 F FC 91 F SI 95 B SI 96 4-2 28 BB BB		B FC 89 B SI 93 F SI 93 F FF 94 B SI 95 X SI 94 3-2 ② P5		B SL 86 F FF 96 X SL 84 1-1 ② G5-3				2	0	0	0	1	0	0
95 Oswaldo Cabrera, S (1, 7)		C FC 88 B FC 90 S FC 88 B SI 95 S FC 89 2-3 ① K		B SI 94 F FC 89 X FC 89 1-1 ③ L9		B SL 88 B FF 98 B FF 97 C FF 97 F FF 97 F FF 98 S FS 90 3-3 ③ K				3	0	0	0	0	2	1
28 Josh Donaldson, R (1, 5) OBP: 1.000, SLG: 1.000		D FC 90 T SI 95 B SI 95 B SI 94 B FC 90 4-1 12 G4-6-3 1-2 BB	B SI 93 X SI 93 1-0 ① 1B				C SL 82 X FF 95 0-1 12 G5-4-3 1B			2	0	2	0	1	0	0
12 Isiah Kiner-Falefa, R (1, 6) OBP: 0.333, SLG: 0.333		X SI 95 0-0 ②③ G4-6-3 1-2f	C SI 93 B FC 88 B SI 92 F SI 93 X FC 89 2-2 E9 39 SF8 1B				C FF 95 C FF 95 X SL 82 0-2 ①② G5-4-3 1-2f			3	1	1	0	0	0	3
39 Jose Trevino, R (1, 2)			C SI 93 S SI 93 S FC 89 0-3 ① K		C SI 94 F SI 94 X FC 88 0-2 ② SF8 3-H		X FF 95 0-0 ③ F7			2	0	0	1	0	1	0
22 Harrison Bader, R (1, 8) OBP: 0.333, SLG: 1.333			C SI 93 S FC 89 B FC 89 B FC 89 B SI 95 X SI 95 3-2 HR		X SI 94 0-0 ③ G5-3			C FF 98 B CU 85 C FF 96 F FF 96 F FF 97 X CU 85 1-2 ① P6		3	1	1	1	0	0	0
Inning Stats	R: 0 E: 0 K: 2 S: 9 H: 0 LOB: 0 BB: 0 P: 11	R: 0 E: 0 K: 1 S: 9 H: 0 LOB: 1 BB: 2 P: 19	R: 1 E: 0 K: 2 S: 14 H: 1 LOB: 0 BB: 0 P: 21	R: 0 E: 0 K: 0 S: 6 H: 0 LOB: 0 BB: 0 P: 11	R: 1 E: 1 K: 0 S: 8 H: 2 LOB: 0 BB: 0 P: 11	R: 2 E: 0 K: 1 S: 11 H: 1 LOB: 0 BB: 1 P: 23	R: 0 E: 0 K: 0 S: 6 H: 1 LOB: 0 BB: 0 P: 6	R: 0 E: 0 K: 1 S: 10 H: 0 LOB: 0 BB: 0 P: 14		1B: 3 2B: 0 3B: 0 HR: 2 SF: 1 SAC: 0 DP: 2 HBP: 0				WP: 0 PB: 0 SB: 1 CS: 0 PA: 29		

PITCHER		IP	WLS	BF	H	R	ER	SO	BB	IBB	HBP	BLK	WP	HR	S	P	ERA	WHIP
47 Cal Quantrill, R ERA: 5.4	(1, 1)	5.0	L	20	4	4	3	5	3	0	0	0	0	2	50	84	5.40	1.400
37 Trevor Stephan, R ERA:	(6, 1)	1.0		3	0	0	0	1	0	0	0	0	0	0	7	12	0.00	0.000
62 Enyel De Los Santos, R ERA:	(7, 1)	1.0		3	1	0	0	0	0	0	0	0	0	0	6	6	0.00	1.000
99 James Karinchak, R ERA:	(8, 1)	1.0		3	0	0	0	1	0	0	0	0	0	0	10	14	0.00	0.000

PITCHER	IP	WLS	BF	H	R	ER	SO	BB	IBB	HBP	BLK	WP	HR	S	P	ERA	WHIP

BOTTOM

Cleveland Guardians @ New York Yankees

Yankee Stadium, Bronx, NY

Tue Oct 11 2022, 7:40 PM - 10:34 PM EDT

Att. 47,807 - Clear - 65 F

livebaseballscorecards.com

AB	25
R	4
H	5
RBI	4
BB	3
SO	7
LOB	4

Batter	1	2	3	4	5	6	7	8	9	10	AB	R	H	RBI	BB	SO	LOB
38 Steven Kwan, L (1, 7) OBP: 0.211, SLG: 0.333	X FF 89 0-0 1 1B 1B		B ST 76 C ST 76 B FC 82 F FC 85 X FF 90 2-2 ② F8		C ST 74 F FF 92 X FF 92 0-2 ① F7		C SI 98 X SI 97 0-1 ① G6-3		B SI 97 C SI 96 B SI 100 X SL 90 2-1 E3 1-3		5	0	1	0	0	0	2
1 Amed Rosario, R (1, 6) OBP: 0.316, SLG: 0.412	1 SAFE C FC 87 1 SAFE S FF 90 F FC 87 1 SAFE X FF 92 0-2 39 L3 1-2 1B		B FC 88 C ST 76 S FC 88 X CU 72 1-2 ③ FC5-4 1-2f		B FC 89 X FF 91 1-0 HR		B CU 86 B SI 99 C SI 99 X SI 99 2-1 ② G6-3		X SI 96 0-0 ③ G5-3	0-0	5	1	2	1	0	0	3
11 José Ramírez, S (1, 5) OBP: 0.316, SLG: 0.556	X ST 77 0-0 F7 ①			C FC 85 B FC 84 B FC 86 F ST 75 T FC 86 2-2 ① K	F ST 78 C ST 76 F FF 93 F CU 72 F FC 89 X FF 92 0-2 ② P5		C CH 92 B CH 91 F CH 91 X CH 92 1-2 ③ L6			B SI 96 B SI 96 C CU 83 X FF 96 2-1 E5 39 1B 2B	5	1	1	0	0	1	2
39 Oscar Gonzalez, R (1, 9) OBP: 0.316, SLG: 0.444	B FC 88 S FC 87 X FC 87 1-1 ②③ L3 1-1			X FC 87 0-0 ② F8	B FC 89 F FC 86 B CH 81 S FF 92 F CU 73 X FF 94 2-2 1B			X SI 97 0-0 ① F9		S FF 96 S SI 96 F SI 96 B FC 90 F FF 96 X CU 83 1-2 22 2B 1B 3-H	5	1	2	1	0	0	2
22 Josh Naylor, L (1, 3) OBP: 0.222, SLG: 0.278		C FF 89 X FC 86 0-1 ① G1-3		C ST 72 X FC 87 0-1 6 BB 0 1B 1B	1 SAFE B FF 92 S FF 91 F FF 93 X FF 95 1-2 ③ F7			B SI 96 S CH 86 X SI 96 1-1 ② G4-3		F FF 96 B CU 80 B FF 96 F CU 82 B SI 95 F CU 82 F FF 96 X FF 95 3-2 6 G5-3 1-H 2B	5	1	2	1	0	0	1
6 Owen Miller, R (1, 10)		C FF 90 F FF 90 B FF 92 F FF 91 S FC 88 1-3 ② K		B FC 86 B FC 85 B ST 75 B FF 90 4-0 0 1B 1-2 BB		C SI 96 C SL 83 F SL 84 B SL 83 C SL 82 1-3 ① K		C CH 89 B SI 97 S CH 90 F CH 86 S CH 90 1-3 ③ K		S SL 88 X SL 89 0-1 ① G5-3 2-3	4	0	0	0	1	3	1
0 Andrés Giménez, L (1, 4) OBP: 0.235, SLG: 0.250		B FC 85 S ST 75 B ST 76 F FC 83 C FF 92 2-3 ③ K		C FC 86 S FF 93 X ST 73 0-2 1-3 2-H 1B		F FF 96 B FF 96 F FF 96 B CH 88 B CH 89 B FF 96 4-2 17 S BB			B SI 95 C CH 92 F SI 96 F SL 88 F SI 97 B SI 96 S CH 89 2-3 ① K	D KC 86 F SL 89 X KC 86 1-1 ② G1-3	4	0	1	1	1	2	1
17 Austin Hedges, R (1, 2) 63 Will Brennan, L (9, PH) OBP: 0.111, SLG: 0.111 12 Luke Maile, R (9, 2)			B FF 89 S FF 90 B FF 90 C FC 86 F FF 92 B FF 91 F FC 84 F FC 86 B FF 90 4-2 1 FC5-4 BB	B FF 94 F FC 89 F FF 94 F FF 92 B SI 92 B FF 94 B FF 89 4-2 BB		1 SAFE B SL 81 B SI 96 B SL 82 C SI 96 F SI 95 S FF 95 3-3 ② K 1-2			B SI 96 S SI 97 T SI 98 S SI 99 1-3 ② K	B SI 96 C SL 86 B SI 95 X SI 96 2-1 ③ G3-1	1 1 1	0 0 0	0 0 0	0 0 0	2 0 0	1 1 0	1 0 1
7 Myles Straw, R (1, 8) OBP: 0.313, SLG: 0.214			B FF 88 B FC 85 F FC 84 B FF 90 C FF 90 F FC 84 X FC 84 3-2 ① P4	C FF 92 F FC 88 X FF 94 0-2 ③ G1-3		B SI 98 C SI 98 F SI 98 X SI 99 1-2 ③ F4			B SI 97 C SI 96 C SL 89 B SI 99 F SI 97 B SI 96 D SL 89 4-2 38 E BB		3	0	0	0	1	0	5
Inning Stats	R: 0 E: 0 K: 0 S: 8 H: 2 LOB: 1 BB: 0 P: 9	R: 0 E: 0 K: 2 S: 9 H: 0 LOB: 0 BB: 0 P: 12	R: 0 E: 0 K: 0 S: 15 H: 0 LOB: 1 BB: 1 P: 25	R: 1 E: 0 K: 1 S: 15 H: 2 LOB: 3 BB: 2 P: 25	R: 1 E: 0 K: 0 S: 17 H: 2 LOB: 1 BB: 0 P: 21	R: 0 E: 0 K: 2 S: 12 H: 0 LOB: 1 BB: 1 P: 21	R: 0 E: 0 K: 0 S: 7 H: 0 LOB: 0 BB: 0 P: 10	R: 0 E: 0 K: 1 S: 7 H: 0 LOB: 0 BB: 0 P: 9	R: 0 E: 1 K: 2 S: 14 H: 0 LOB: 2 BB: 1 P: 23	R: 2 E: 1 K: 0 S: 18 H: 3 LOB: 1 BB: 0 P: 27	1B: 6 2B: 3 3B: 0 HR: 1 SF: 0 SAC: 0 DP: 1 HBP: 0						

PITCHER		IP	WLS	BF	H	R	ER	SO	BB	IBB	HBP	BLK	WP	HR	S	P	ERA	WHIP
65 Nestor Cortes, L ERA: 3.6	(1, 1)	5.0		23	6	2	2	3	3	0	0	0	0	1	64	92	3.60	1.800
56 Lou Trivino, R ERA:	(6, 1)	0.2		3	0	0	0	2	1	0	0	0	0	0	9	17	0.00	1.500
43 Jonathan Loáisiga, R ERA:	(6, 1)	1.2		5	0	0	0	0	0	0	0	0	0	0	11	15	0.00	0.000
58 Wandy Peralta, L ERA:	(8, 1)	1.0		3	0	0	0	2	0	0	0	0	0	0	11	15	0.00	0.000
35 Clay Holmes, R ERA:	(9, 1)	0.2		4	0	0	0	1	1	0	0	0	0	0	9	16	0.00	1.500

PITCHER		IP	WLS	BF	H	R	ER	SO	BB	IBB	HBP	BLK	WP	HR	S	P	ERA	WHIP
50 Jameson Taillon, R ERA:	(10, 1)	0.0	L	3	3	2	2	0	0	0	0	0	0	0	12	18	∞	∞
86 Clarke Schmidt, R ERA:	(10, 1)	1.0		3	0	0	0	0	0	0	0	0	0	0	6	9	0.00	0.000

TOP

Cleveland Guardians @ New York Yankees

Yankee Stadium, Bronx, NY

Fri Oct 14 2022, 1:08 PM - 5:18 PM EDT
Att. 47,535 - Partly Cloudy - 68 F

livebaseballscorecards.com

AB	39
R	4
H	9
RBI	4
BB	5
SO	8
LOB	19

WP: 0 PB: 0 SB: 1 CS: 0
PA: 44

Batter	1	2	3	4	5	6	7	8	9	10	AB	R	H	RBI	BB	SO	LOB
99 Aaron Judge, R (1, 9)	C FF 93 B FC 88 S FC 87 S SL 85 1-3 ① K		B FC 87 C FC 88 C FF 92 B FC 86 S SL 86 2-3 ① K		B FC 87 S FC 87 S FC 87 B SL 86 F FC 88 C FF 93 2-3 ② K		S FF 98 T FF 97 B FS 91 S FS 91 1-3 ② K		B SL 93 F FC 100 F FC 101 B FC 100 F SL 93 X FC 101 2-2 ② G5-3		5	0	0	0	0	4	0
48 Anthony Rizzo, L (1, 3) OBP: 0.444, SLG: 0.714	B FF 93 B FF 93 C FC 87 F KC 83 X FF 93 2-2 ② L7		C KC 82 B FF 93 B FF 92 B FF 92 D KC 83 4-1 27 WP 25 1B BB		B FF 94 C FF 92 B KC 84 B FC 88 S FC 88 B FF 93 4-2 25 FC6-4 BB		B FF 97 B FF 97 C SL 87 C FF 96 B FS 91 S FS 89 3-3 ③ K		C FC 101 B SL 93 C FC 100 X FC 100 1-2 25 FC4-6 1B		3	0	1	0	2	1	0
25 Gleyber Torres, R (1, 4) OBP: 0.250, SLG: 0.250	B FF 92 C FF 93 S SL 86 X SL 86 1-2 27 HR 1B		S SL 85 C FF 93 B FF 91 D SL 86 X SL 85 2-2 27 WP 1-2 1B		X FC 87 0-0 ③ FC6-4 1-2f			S FF 96 B CU 85 F FF 96 S FF 96 1-3 ① K	X SL 95 0-0 ③ FC4-6 1-2f	0-0	5	1	2	0	0	1	2
27 Giancarlo Stanton, R (1, 10) OBP: 0.429, SLG: 0.800 33 Tim Locastro, R (8, PR) (9, 10)	B SL 86 B FF 93 S FC 87 B FC 87 C FC 87 X FF 93 3-2 1-H HR		C SL 85 D SL 86 S SL 86 B SL 85 D SL 86 S FC 87 3-3 ② K 1-2 2-3			T FC 86 B FF 91 B FC 87 C FC 87 C FF 93 2-3 ① K		S FF 96 B FF 96 B FF 97 B FF 97 S CU 85 B FF 96 4-2 12 BB 28 S BB		B FC 100 C FC 98 B FC 99 X SL 92 2-1 ① F7	3 1	1 0	1 0	2 0	1 0	2 0	2 0
28 Josh Donaldson, R (1, 5) OBP: 0.750, SLG: 0.500	X FC 88 0-0 ③ G5-3		S SL 85 B SL 86 C SL 86 B SL 85 B SL 85 X SL 85 3-2 ③ L7			B FC 88 B FC 87 B FC 87 B FC 87 4-0 12 1B BB		1 SAFE 1 SAFE P FF 96 B FF 96 C FF 96 B CU 84 B FF 97 4-1 12 BB 1-2 BB		B FC 100 B SL 90 B FC 99 C FC 99 B FC 100 4-1 BB	2	0	0	0	3	0	2
95 Oswaldo Cabrera, S (1, 7)		X FC 87 0-0 ① G4-3		C FF 92 B KC 83 X FC 87 1-1 ① G6-3		C FC 88 B KC 82 T KC 83 D KC 83 B KC 82 S FC 87 3-3 ② K		B FF 97 S FF 97 B FF 96 S FF 97 F FF 97 F CU 83 B FF 97 S FF 97 3-3 ② K		B FC 99 C FC 98 S SL 91 S SL 91 1-3 ② K	5	0	0	0	0	3	4
12 Isiah Kiner-Falefa, R (1, 6) OBP: 0.500, SLG: 0.429		C FF 92 X FF 92 0-1 39 S 1B		C FF 92 X FC 87 0-1 ② L4		B FF 93 C SL 86 X SL 86 1-1 1-2 1B		F FF 97 B FF 96 F CU 82 D CU 84 B FF 96 B FF 96 4-2 1-2 2-3 BB		F FC 100 T FC 100 X FC 99 0-2 ③ G4-3	4	0	2	0	1	0	1
39 Jose Trevino, R (1, 2) 24 Matt Carpenter, L (6, PH) 66 Kyle Higashioka, R (7, 2)		1 SAFE S FC 88 X SL 84 0-1 ② G5-3 1-2		C FF 94 S FC 86 B SL 86 B SL 86 S SL 85 2-3 ③ K		C FF 96 D FS 92 D FS 92 F FS 89 F FF 97 S FS 90 2-3 ③ K		S SL 93 S SL 91 X SL 94 0-2 ③ L5			2 1 1	0 0 0	0 0 0	0 0 0	1 1 0	1 2 3	1 2 0
22 Harrison Bader, R (1, 8) OBP: 0.143, SLG: 0.571		C FC 86 2 SAFE S SL 86 X SL 86 0-2 ③ G5-3			S FC 88 B FC 87 C SL 86 B SL 86 X SL 85 2-2 ① F7		B SL 86 C SL 86 T SL 87 B SL 86 S SL 86 2-3 ① K		S FC 100 C SL 92 S FC 99 0-3 ① K		4	0	0	0	0	2	1
Inning Stats	R: 2 H: 2 E: 0 LOB: 0 K: 1 BB: 0 S: 13 P: 20	R: 0 H: 1 E: 0 LOB: 1 K: 0 BB: 0 S: 8 P: 8	R: 0 H: 1 E: 0 LOB: 2 K: 2 BB: 1 S: 13 P: 27	R: 0 H: 0 E: 0 LOB: 0 K: 1 BB: 0 S: 7 P: 10	R: 0 H: 0 E: 0 LOB: 1 K: 1 BB: 1 S: 10 P: 18	R: 0 H: 1 E: 0 LOB: 2 K: 3 BB: 1 S: 12 P: 24	R: 0 H: 0 E: 0 LOB: 0 K: 3 BB: 0 S: 9 P: 15	R: 0 H: 0 E: 0 LOB: 3 K: 2 BB: 3 S: 17 P: 32	R: 0 H: 1 E: 0 LOB: 1 K: 1 BB: 0 S: 11 P: 14	R: 0 H: 0 E: 0 LOB: 1 K: 1 BB: 1 S: 9 P: 16	1B: 5 SF: 0 2B: 0 SAC: 0 3B: 0 DP: 0 HR: 1 HBP: 0						

PITCHER	IP	WLS	BF	H	R	ER	SO	BB	IBB	HBP	BLK	WP	HR	S	P	ERA	WHIP
57 Shane Bieber, R (1, 1) ERA: 2.03	5.2		25	5	2	2	7	3	0	0	0	1	1	59	101	3.18	1.412
37 Trevor Stephan, R (6, 1) ERA:	1.1		4	0	0	0	4	0	0	0	0	0	0	13	21	0.00	0.000
99 James Karinchak, R (8, 1) ERA:	0.2		5	0	0	0	2	3	0	0	0	0	0	14	29	0.00	4.500
48 Emmanuel Clase, R (8, 1) ERA:	2.1	W	9	1	0	0	2	1	0	0	0	0	0	23	33	0.00	0.857

PITCHER	IP	WLS	BF	H	R	ER	SO	BB	IBB	HBP	BLK	WP	HR	S	P	ERA	WHIP

BOTTOM

Cleveland Guardians @ New York Yankees

Yankee Stadium, Bronx, NY

Fri Oct 14 2022, 1:08 PM - 5:18 PM EDT

Att. 47,535 - Partly Cloudy - 68 F

livebaseballscorecards.com

AB	36
R	2
H	6
RBI	2
BB	7
SO	15
LOB	18

WP: 1 PA: 43
PB: 0
SB: 2
CS: 0

Batter	1	2	3	4	5	6	7	8	9	AB	R	H	RBI	BB	SO	LOB
25 Gleyber Torres, R (1, 4) OBP: 0.167, SLG: 0.167	X FF 91 0-0 ① G6-3		S FF 92 F SL 88 F SL 86 X FF 93 0-2 ② L8 2-3		B FF 94 F SL 87 S FF 93 X CU 80 1-2 ② F7		B FF 95 C SL 80 S SL 81 F FF 95 X SL 80 1-2 ③ F8			4	0	0	0	0	0	2
99 Aaron Judge, R (1, 9) OBP: 0.154, SLG: 0.333	C FF 92 B SL 89 S SL 88 B SL 86 B FF 93 S SL 87 3-3 ② K		F FF 94 D CU 78 B SL 90 X FF 94 2-1 3-H HR		S FF 94 B SL 88 X SL 88 1-1 ③ F8			B SL 82 C SL 82 X FF 94 1-1 ① F7		4	1	1	2	0	1	0
48 Anthony Rizzo, L (1, 3) OBP: 0.385, SLG: 0.500	B FF 93 B FF 92 B FF 93 C FF 92 B FF 93 4-1 BB		S FF 94 B CU 81 C SL 89 F FF 96 X CU 81 1-2 ③ G6-3			B SI 95 C SI 97 S SI 96 X SI 98 1-2 ① G5-3		C FF 94 B CH 87 F CH 87 B FF 94 F CH 89 B SL 82 T FF 95 3-2 ② K		3	0	0	0	1	1	0
27 Giancarlo Stanton, R (1, 10) OBP: 0.273, SLG: 0.444	B FF 92 S FF 93 B SL 88 B FF 91 C FF 91 F FF 92 X FF 92 3-2 ③ F9			B SL 87 B SL 86 X FF 93 2-0 ① G3		C FF 97 F CU 82 B CU 82 F CU 83 C FF 97 1-3 ② K		B FF 94 C SL 82 S SL 83 X SL 80 1-2 ③ G6-3		4	0	0	0	0	1	1
28 Josh Donaldson, R (1, 5) OBP: 0.500, SLG: 0.250		F FF 91 B FF 92 S SL 87 S SL 87 1-3 ① K		T FF 93 B FF 93 S SL 90 C CU 82 1-3 ② K		C CU 82 X SI 97 0-1 ③ G5-3			B SL 87 C FF 92 B FF 93 X SL 87 2-1 ① F8	4	0	0	0	0	2	0
12 Isiah Kiner-Falefa, R (1, 6) OBP: 0.333, SLG: 0.273		C FF 93 C FF 94 X FF 94 0-2 ② F9		B FF 95 F FF 94 X SL 88 1-1 ③ G5-3			C CU 79 B FF 95 F CU 80 B CU 80 X FF 96 2-2 ① G5-3		F FF 93 C FF 94 C FF 94 0-3 ② K	4	0	0	0	0	1	0
22 Harrison Bader, R (1, 8) OBP: 0.273, SLG: 0.818		C FF 95 C FF 93 F SL 89 X CU 80 0-2 ③ G5-3			B SL 87 X SL 86 1-0 95 HR 1B		C FF 96 B FF 96 B CU 81 X FF 95 2-1 HR		B SL 87 C CH 76 B CH 78 B SL 88 X FF 94 3-1 ③ F8	4	2	2	1	0	0	0
66 Kyle Higashioka, R (1, 2)			B FF 92 B FF 91 B FF 92 C FF 91 F FF 92 F FF 94 T FF 93 3-2 ① K		B SL 85 S FF 92 F FF 91 S SL 87 1-3 ① K		B FF 96 C CU 81 B CU 81 B SI 95 C SI 96 F FF 96 F CU 82 B FF 96 4-2 BB			2	0	0	0	1	2	1
95 Oswaldo Cabrera, S (1, 7) OBP: 0.182, SLG: 0.545			X SL 87 0-0 25 L8 99 HR 2B		F SL 84 1 SAFE 1 SAFE X FF 91 0-1 1-H HR		C FF 94 C CU 78 S FF 95 0-3 ② K			3	2	2	2	0	1	1
Inning Stats	R: 0 E: 0 K: 1 S: 9 H: 0 LOB: 1 BB: 1 P: 19	R: 0 E: 0 K: 1 S: 10 H: 0 LOB: 0 BB: 0 P: 11	R: 2 E: 0 K: 1 S: 15 H: 2 LOB: 0 BB: 0 P: 21	R: 0 E: 0 K: 1 S: 6 H: 0 LOB: 0 BB: 0 P: 10	R: 2 E: 0 K: 1 S: 11 H: 2 LOB: 0 BB: 0 P: 15	R: 0 E: 0 K: 1 S: 9 H: 0 LOB: 0 BB: 0 P: 11	R: 1 E: 0 K: 1 S: 16 H: 1 LOB: 1 BB: 1 P: 25	R: 0 E: 0 K: 1 S: 9 H: 0 LOB: 0 BB: 0 P: 14	R: 0 E: 0 K: 1 S: 7 H: 0 LOB: 0 BB: 0 P: 12	1B: 1 2B: 1 3B: 0 HR: 3 SF: 0 SAC: 0 DP: 0 HBP: 0						

TOP

New York Yankees @ Cleveland Guardians

Progressive Field, Cleveland, OH

Sat Oct 15 2022, 7:38 PM - 11:08 PM EDT

Att. 36,483 - Clear - 52 F

livebaseballscorecards.com

AB	32
R	5
H	5
RBI	5
BB	2
SO	9
LOB	5

PITCHER		IP	WLS	BF	H	R	ER	SO	BB	IBB	HBP	BLK	WP	HR	S	P	ERA	WHIP
24 Triston McKenzie, R ERA: 3.27	(1, 1)	5.0		20	4	4	4	5	1	0	0	0	0	2	51	76	7.20	1.000
31 Sam Hentges, L ERA: 1.93	(6, 1)	1.2		7	1	1	1	2	1	0	0	0	0	1	21	31	5.40	1.200
62 Enyel De Los Santos, R ERA:	(7, 1)	1.1		4	0	0	0	1	0	0	0	0	0	0	13	19	0.00	0.000
49 Eli Morgan, R ERA:	(9, 1)	1.0	W	3	0	0	0	1	0	0	0	0	0	0	7	12	0.00	0.000

PITCHER	IP	WLS	BF	H	R	ER	SO	BB	IBB	HBP	BLK	WP	HR	S	P	ERA	WHIP

WP: 0	PB: 0	SB: 0	CS: 0	PA: 34													

Batter	1	2	3	4	5	6	7	8	9	AB	R	H	RBI	BB	SO	LOB
38 Steven Kwan, L (1, 7) OBP: 0.292, SLG: 0.435	B FF 98 F FF 98 F FF 98 B FF 98 F FF 99 B FF 98 X FF 98 3-2 11 1B 22 1B 2B	C FF 97 B CH 89 X FF 98 1-1 1-2 3-H 1B			C SL 85 B CH 88 C SL 83 B CH 88 B FF 97 C FF 97 3-3 ①		C SI 97 S CH 90 B SI 98 B CH 92 F SI 98 X CU 86 2-2 F7 ①		B SI 96 B CH 89 C CH 88 X SL 87 2-1 11 1B 1 1B 39 1B 2-3 1B	5	2	3	1	0	1	0
1 Amed Rosario, R (1, 6) OBP: 0.292, SLG: 0.364	F SL 88 S SL 86 B SL 85 F FF 99 S SL 85 1-3 K ①	S FF 97 B CH 87 F FF 98 B FF 98 F FF 100 F SL 85 X FF 98 2-2 F8 ② 2-3			C CH 85 X FF 97 0-1 G4-3 ②		C CU 85 S CU 85 S CU 86 0-3 K ②		B SL 88 F SL 88 X SI 96 1-1 11 1B 39 1B 1-2 3-H 1B	5	1	1	1	0	2	3
11 José Ramírez, S (1, 5) OBP: 0.375, SLG: 0.565	2 SAFE X SL 86 0-0 39 F9 22 1B 2-3 1B	B CH 88 X CH 90 1-0 L9 ③			C FF 97 X FF 97 0-1 G3-1 ③		C CU 85 B CH 90 S CH 91 B SI 98 F CU 86 X CH 89 2-2 1B		D KC 85 X KC 83 1-0 39 1B 1-2 2-3 1B	5	0	3	0	0	0	2
22 Josh Naylor, L (1, 10) OBP: 0.217, SLG: 0.261	F FF 98 D CH 86 X FF 98 1-1 39 F9 1-2 3-H 1B		C SL 87 B SL 85 F FF 97 S SL 84 1-3 K ①			B CH 86 F CH 87 F SI 96 B SL 84 X CH 86 2-2 G4-3 ①	D SL 87 1 SAFE B CH 87 F SL 88 F SL 88 S SL 88 2-3 K ③		F KC 85 S KC 84 S KC 84 0-3 K ②	5	0	1	1	0	3	4
39 Oscar Gonzalez, R (1, 9) OBP: 0.292, SLG: 0.391	B FF 96 C FF 98 S FF 98 B SL 86 F FF 98 X FF 98 2-2 F9 ② 1-2 2-3		C SL 85 B FF 97 F CH 87 F SI 97 B FF 97 B FF 98 C FF 98 3-3 ② X CH 87 0-0 G4-3 ③			B SL 86 S FF 97 F FF 96 B SL 85 S CH 86 2-3 K ②		C CH 86 S CH 85 X CH 85 0-2 F9 ① M SI 95 S SL 86 B SI 94 X SL 86 1-2 P5 ②	B SL 87 F SL 87 F SL 87 X SL 86 1-2 1-2 2-H 3-H 1B	5	0	1	2	0	2	2
0 Andrés Giménez, L (1, 4) OBP: 0.238, SLG: 0.250	F FF 100 B FF 99 B FF 99 B FF 99 C SL 86 F FF 99 F FF 98 F FF 99 S FF 99 3-3 K ③					B FF 98 S FF 97 F FF 96 X FF 97 1-2 8 1B 63 1B 1B				4	1	1	0	0	1	2
8 Gabriel Arias, R (1, 3) OBP: 0.500, SLG: 0.750		B FC 88 B SL 84 C SL 85 C FF 98 F SL 86 B CH 89 X SL 85 3-2 17 1B 38 1B 2B		X FF 96 0-0 F9 ①		1 SAFE 1 SAFE S FF 96 F SL 87 X FF 97 0-2 63 1B 1-3 1B		F CH 82 C SI 94 B SL 85 B CH 86 S SL 90 2-3 K ③		4	1	2	0	0	1	0
17 Austin Hedges, R (1, 2) OBP: 0.214, SLG: 0.083 63 Will Brennan, L (6, PH) OBP: 0.200, SLG: 0.200 12 Luke Maile, R (7, 2)		C FF 97 L SL 83 X SL 83 0-2 1 F8 38 1B 2-3 1B	B FC 89 C FF 96 S CH 87 B FF 97 B FC 92 F FF 97 X FF 98 3-2 L9 ②		B CH 88 1 SAFE S FF 96 X CH 88 1-1 1-3 3-H 1B			C CH 87 S SI 94 B CH 86 X CH 89 1-2 F9 ①	2 1 1	0 0 0	1 1 0	0 1 0	0 0 0	0 0 0	0 0 0
7 Myles Straw, R (1, 8) OBP: 0.300, SLG: 0.278		B FF 96 F FF 97 X FF 96 1-1 P4 ①		C FF 98 F FF 98 X FF 97 0-2 F9 ③		B SI 96 F FF 96 B SL 82 X FF 95 2-1 L4 ③			B SI 96 X CH 86 1-0 38 1B 1 1B 2B	4	1	1	0	0	0	4
Inning Stats	R: 1 E: 0 K: 2 S: 21 H: 3 LOB: 2 BB: 0 P: 31	R: 1 E: 0 K: 0 S: 17 H: 3 LOB: 2 BB: 0 P: 25	R: 0 E: 0 K: 2 S: 8 H: 0 LOB: 0 BB: 0 P: 12	R: 0 E: 0 K: 0 S: 8 H: 0 LOB: 0 BB: 0 P: 11	R: 0 E: 0 K: 1 S: 7 H: 0 LOB: 0 BB: 0 P: 10	R: 1 E: 0 K: 1 S: 16 H: 3 LOB: 2 BB: 0 P: 24	R: 0 E: 0 K: 2 S: 14 H: 1 LOB: 1 BB: 0 P: 20	R: 0 E: 0 K: 1 S: 9 H: 0 LOB: 0 BB: 0 P: 12	R: 3 E: 0 K: 1 S: 15 H: 5 LOB: 2 BB: 0 P: 22	1B: 12 2B: 3 3B: 0 HR: 0 SF: 0 SAC: 0 DP: 0 HBP: 0						

PITCHER		IP	WLS	BF	H	R	ER	SO	BB	IBB	HBP	BLK	WP	HR	S	P	ERA	WHIP
40 Luis Severino, R ERA: 4.76	(1, 1)	5.2		25	8	3	3	6	0	0	0	0	0	0	73	106	4.76	1.412
56 Lou Trivino, R ERA:	(6, 1)	0.1	H	2	1	0	0	0	0	0	0	0	0	0	4	7	0.00	3.000
43 Jonathan Loáisiga, R ERA:	(7, 1)	0.2	H	3	1	0	0	1	0	0	0	0	0	0	11	15	0.00	1.500
58 Wandy Peralta, L ERA: 4.5	(7, 1)	1.2	H	7	2	2	2	2	0	0	0	0	0	0	18	27	10.80	1.200
86 Clarke Schmidt, R ERA: 6.75	(9, 1)	0.1	L	4	3	1	1	1	0	0	0	0	0	0	9	12	27.00	9.000

PITCHER	IP	WLS	BF	H	R	ER	SO	BB	IBB	HBP	BLK	WP	HR	S	P	ERA	WHIP

BOTTOM

New York Yankees @ Cleveland Guardians

Progressive Field, Cleveland, OH

Sat Oct 15 2022, 7:38 PM - 11:08 PM EDT

Att. 36,483 - Clear - 52 F

livebaseballscorecards.com

AB	41
R	6
H	15
RBI	6
BB	0
SO	10
LOB	17

Batter	1	2	3	4	5	6	7	8	9	AB	R	H	RBI	BB	SO	LOB
25 Gleyber Torres, R (1, 4) OBP: 0.188, SLG: 0.188	B SI 95 F SI 94 X SI 94 1-1 99 S 48 1B 1B		C CU 82 F SI 94 B CU 81 X CH 86 1-2 ① G6-3		B CU 82 F SI 94 X CH 86 1-1 ② ③ G5-4-3 1-2f			B FC 86 F FC 88 C FC 88 S CH 81 1-3 ① K		4	1	1	0	0	1	2
99 Aaron Judge, R (1, 9) OBP: 0.176, SLG: 0.313	F SI 94 B SI 94 F SI 94 B FC 90 B FC 92 S FC 91 3-3 ① K 1-2		B FC 88 B FC 87 F SI 94 B CU 82 X SI 95 3-1 ② F9			C CH 79 F SL 88 B SL 86 X FF 94 1-2 48 2B 27 SF7 1B		B CU 80 C FC 89 C CH 83 X FC 89 1-2 ② F7		4	1	1	0	0	1	1
48 Anthony Rizzo, L (1, 3) OBP: 0.412, SLG: 0.571	C SI 95 X SI 94 0-1 27 CS 2-H 1B		X FF 94 0-0 ③ F9			C FF 92 S FF 93 D CH 78 F FF 92 F FF 92 X SL 88 1-2 1-3 2B		B FF 94 B FF 94 S FC 88 S FF 96 B CU 82 S FC 88 3-3 ③ K		4	0	2	1	0	1	0
27 Giancarlo Stanton, R (1, 10) OBP: 0.200, SLG: 0.333	C FC 89 B SI 94 X SI 95 1-1 ② ③ G6-3 1-2			C SI 94 F CU 80 C CU 83 0-3 ① K		C SL 87 X FF 93 0-1 ① SF7 3-H			B SL 88 F FF 93 C SL 86 S SL 86 1-3 ① K	3	0	0	1	0	2	1
28 Josh Donaldson, R (1, 5) OBP: 0.438, SLG: 0.250		C FC 89 F SI 94 B CU 84 X FC 90 1-2 22 HR 1B		B SI 94 S CH 85 C SI 94 B CH 86 B CH 87 C CU 83 3-3 ② K		B CH 78 S SL 88 B FF 93 C SL 86 F SL 85 S SL 84 2-3 ② K			X FF 92 0-0 ② G5-3	4	1	1	0	0	2	1
95 Oswaldo Cabrera, S (1, 6) OBP: 0.133, SLG: 0.400		B CH 85 B FC 90 X FC 89 2-0 ① F7		S SI 94 B CH 86 B CH 85 B CH 86 F SI 94 X CH 86 3-2 ③ G3-1		B CH 77 S CH 77 B FF 94 S FF 93 S CH 76 2-3 ③ K			C FF 91 C FF 94 B CU 79 F FF 93 B CH 86 C CH 87 2-3 ③ K	4	0	0	0	0	2	2
22 Harrison Bader, R (1, 8) OBP: 0.286, SLG: 0.929		X FC 89 0-0 1-H HR			B FF 93 C SI 93 X CU 83 1-1 ① L8		S FF 95 B FC 88 X FC 88 1-1 ① P6			3	1	1	2	0	0	0
39 Jose Trevino, R (1, 2)		C SI 95 X SI 93 0-1 ② G3-1			B SI 94 X SI 94 1-0 E6 31 BB		C FF 94 C FF 95 B FF 94 S CH 82 1-3 ② K			3	0	0	0	0	1	0
31 Aaron Hicks, S (1, 7)		B FC 89 S CH 85 B CH 85 X FC 89 2-1 ③ G4-3			B FC 88 B FC 88 B CH 84 C FF 94 B FC 87 4-1 25 G5-4-3 1-2 BB		X FF 94 0-0 ③ G3-1			2	0	0	0	1	0	0
Inning Stats	R: 1 E: 0 K: 1 S: 9 H: 2 LOB: 0 BB: 0 P: 14	R: 2 E: 0 K: 0 S: 9 H: 2 LOB: 0 BB: 0 P: 14	R: 0 E: 0 K: 0 S: 6 H: 0 LOB: 0 BB: 0 P: 10	R: 0 E: 0 K: 2 S: 9 H: 0 LOB: 0 BB: 0 P: 15	R: 0 E: 1 K: 0 S: 6 H: 0 LOB: 1 BB: 1 P: 13	R: 1 E: 0 K: 2 S: 17 H: 2 LOB: 1 BB: 0 P: 23	R: 0 E: 0 K: 1 S: 6 H: 0 LOB: 0 BB: 0 P: 8	R: 0 E: 0 K: 2 S: 9 H: 0 LOB: 0 BB: 0 P: 14	R: 0 E: 0 K: 2 S: 8 H: 0 LOB: 0 BB: 0 P: 11	1B: 4 2B: 1 3B: 0 HR: 1 SF: 1 SAC: 0 DP: 1 HBP: 0						

PITCHER		IP	WLS	BF	H	R	ER	SO	BB	IBB	HBP	BLK	WP	HR	S	P	ERA	WHIP
47 Cal Quantrill, R ERA: 5.4	(1, 1)	5.0	L	19	4	3	3	3	1	0	0	0	0	1	39	66	5.40	1.000
49 Eli Morgan, R ERA: 2.7	(6, 1)	1.0		5	2	1	1	2	0	0	0	0	0	0	17	23	9.00	2.000
36 Cody Morris, R ERA:	(7, 1)	2.0		6	0	0	0	3	0	0	0	0	0	0	15	22	0.00	0.000
34 Zach Plesac, R ERA:	(9, 1)	1.0		3	0	0	0	2	0	0	0	0	0	0	8	11	0.00	0.000

PITCHER	IP	WLS	BF	H	R	ER	SO	BB	IBB	HBP	BLK	WP	HR	S	P	ERA	WHIP

TOP

New York Yankees @ Cleveland Guardians

Progressive Field, Cleveland, OH

Sun Oct 16 2022, 7:08 PM - 10:10 PM EDT

Att. 36,728 - Partly Cloudy - 58 F

livebaseballscorecards.com

AB	31
R	4
H	6
RBI	4
BB	1
SO	10
LOB	7

WP: 0	PA: 33		
PB: 0			
SB: 1			
CS: 1			

New York Yankees @ Cleveland Guardians

Progressive Field, Cleveland, OH

Sun Oct 16 2022, 7:08 PM - 10:10 PM EDT

Att. 36,728 - Partly Cloudy - 58 F

livebaseballscorecards.com

BOTTOM

Batter	1	2	3	4	5	6	7	8	9	AB	R	H	RBI	BB	SO	LOB
38 Steven Kwan, L (1, 7) OBP: 0.321, SLG: 0.423	C FF 96 B KC 84 B KC 84 B FF 96 X FF 96 3-1 1 S 1B		C KC 84 C CH 90 F FF 98 F KC 85 F FF 98 X FF 98 0-2 ② FC4-6 1 1B 11 1B 1-2f		C KC 84 X FF 97 0-1 ③ G1-3			B SI 97 C SI 96 B SI 97 B SI 96 B SI 95 4-1 BB		3	1	1	0	1	0	1
1 Amed Rosario, R (1, 6) OBP: 0.286, SLG: 0.346	C FF 96 1 SAFE S FF 96 1 SAFE S SL 88 0-3 ① K 1-2		D KC 85 D KC 84 F FF 98 1 SAFE X FF 98 2-1 11 1B 1-2 1B			C SL 90 B SL 90 F SL 89 S FF 98 1-3 ① K		C SI 96 F SI 98 B SI 97 C SI 97 1-3 ② K		4	0	1	0	0	3	2
11 José Ramírez, S (1, 5) OBP: 0.357, SLG: 0.519	C FF 97 F SL 89 S SL 88 0-3 ② K		S SL 89 S KC 86 X SL 88 0-2 ③ 1-3 2-H 1B			B KC 84 C FF 96 X FF 96 1-1 ② F9		B SI 97 S SI 97 F SI 99 B SI 98 F FF 98 S SL 93 2-3 ③ K		4	0	1	1	0	2	2
22 Josh Naylor, L (1, 10) OBP: 0.222, SLG: 0.370	X FF 97 0-0 ③ P6			C FF 96 B FF 97 F KC 84 F KC 84 B KC 82 F SL 89 X FF 98 2-2 HR		S KC 84 X KC 85 0-1 ③ G6-3			F SI 96 X SI 96 0-1 ① G4-3	4	1	1	1	0	0	1
39 Oscar Gonzalez, R (1, 9) OBP: 0.286, SLG: 0.370		B FF 96 C FF 96 B FF 97 F FF 97 B SL 89 X FF 97 3-2 0 FC3-6 1B		B SL 89 F FF 98 F FF 98 S KC 84 1-3 ① K			S SL 89 F SL 89 X SL 88 0-2 ① G4-3		X CH 90 0-0 ② G4-3	4	0	1	0	0	1	0
0 Andrés Giménez, L (1, 4) OBP: 0.240, SLG: 0.250		B KC 83 S FF 97 F KC 84 X SL 89 1-2 ① FC3-6 8 G6-4-3 1-2f		S FF 96 B FF 97 B KC 85 T CH 89 B KC 84 X FF 97 3-2 ② F9			C KC 84 B CH 88 B CH 89 F FF 97 F FF 98 B KC 85 X KC 85 3-2 E8 1B		B SI 96 C CH 92 F SI 96 S SI 94 1-3 ③ K	4	0	1	0	0	1	1
8 Gabriel Arias, R (1, 3) OBP: 0.286, SLG: 0.429		1 SAFE X SL 88 0-0 ②③ G6-4-3 1-2f		C KC 84 B FF 96 F SL 88 F KC 83 B FF 97 S CH 88 2-3 ③ K			B SL 89 S KC 84 B SL 90 S CH 88 B FF 98 C FF 98 3-3 ② K			3	0	0	0	0	2	2
17 Austin Hedges, R (1, 2) OBP: 0.250, SLG: 0.077 63 Will Brennan, L (7, PH) OBP: 0.182, SLG: 0.182 12 Luke Maile, R (8, 2)			B FF 97 B SL 88 C SL 89 B SL 89 B FF 97 4-1 38 FC4-6 BB		C SL 89 F KC 84 B KC 82 F SL 88 F FF 97 X SL 88 1-2 ① G5-3		S FF 97 S FF 96 S FF 98 0-3 ③ K			1 1 0	0 0 0	0 0 0	0 0 0	1 0 0	0 1 0	0 1 0
7 Myles Straw, R (1, 8) OBP: 0.261, SLG: 0.238			B FF 97 X FF 97 1-0 ① L6		C SL 89 B FF 96 B KC 83 F FF 97 F FF 97 F FF 98 F FF 98 C SL 89 2-3 ② K			C SI 94 X SI 96 0-1 ① G5-3		3	0	0	0	0	1	1

Inning Stats	1	2	3	4	5	6	7	8	9
	R: 0 E: 0 K: 2 S: 9 H: 1 LOB: 1 BB: 0 P: 12	R: 0 E: 0 K: 0 S: 7 H: 1 LOB: 0 BB: 0 P: 11	R: 1 E: 0 K: 0 S: 13 H: 2 LOB: 3 BB: 1 P: 20	R: 1 E: 0 K: 2 S: 15 H: 1 LOB: 0 BB: 0 P: 23	R: 0 E: 0 K: 1 S: 13 H: 0 LOB: 0 BB: 0 P: 16	R: 0 E: 0 K: 1 S: 7 H: 0 LOB: 0 BB: 0 P: 9	R: 0 E: 1 K: 2 S: 13 H: 1 LOB: 1 BB: 0 P: 19	R: 0 E: 0 K: 2 S: 10 H: 0 LOB: 1 BB: 1 P: 17	R: 0 E: 0 K: 1 S: 6 H: 0 LOB: 0 BB: 0 P: 7

	AB	31
	R	2
	H	6
	RBI	2
	BB	2
	SO	11
	LOB	11

1B: 5 SF: 0
2B: 0 SAC: 0
3B: 0 DP: 1
HR: 1 HBP: 0

WP: 0 PA: 33
PB: 0
SB: 1
CS: 0

PITCHER	IP	WLS	BF	H	R	ER	SO	BB	IBB	HBP	BLK	WP	HR	S	P	ERA	WHIP
45 Gerrit Cole, R (1, 1) ERA: 2.03	7.0	W	26	6	2	2	8	1	0	0	0	0	1	77	110	2.57	1.000
35 Clay Holmes, R (8, 1) ERA:	1.0	H	4	0	0	0	2	1	0	0	0	0	0	10	17	0.00	1.000
58 Wandy Peralta, L (9, 1) ERA: 3.6	1.0	S	3	0	0	0	1	0	0	0	0	0	0	6	7	0.00	0.000

PITCHER	IP	WLS	BF	H	R	ER	SO	BB	IBB	HBP	BLK	WP	HR	S	P	ERA	WHIP

Batter	1	2	3	4	5	6	7	8	9	AB	R	H	RBI	BB	SO	LOB
38 Steven Kwan, L (1, 7) OBP: 0.344, SLG: 0.433	C FF 92 X ST 78 0-1 1B		C FF 93 B FF 91 B FF 93 F FF 89 X FF 91 2-2 11 SF8 1 BB 1-2 1B		C FF 92 C FF 93 B FF 94 B FF 93 B FF 90 X FF 88 3-2 ③ L9		C SI 100 B SI 100 X CH 93 1-1 ③ G3-1			4	0	2	0	0	0	1
1 Amed Rosario, R (1, 6) OBP: 0.313, SLG: 0.345	X FC 88 0-0 ① B2		B ST 78 B ST 75 B FC 86 B FC 87 4-0 1-2 2-3 BB			C SI 98 X SI 99 0-1 39 G5-3 11 1B 1B		B SI 94 C SI 95 F SI 97 C SL 89 1-3 ① K		3	0	1	0	1	1	1
11 José Ramírez, S (1, 5) OBP: 0.344, SLG: 0.500	C FF 93 X FC 88 0-1 ② P6		B FF 93 C ST 76 B FC 88 F FC 87 X FF 95 2-2 ② SF8 2-3 3-H			X CH 92 0-0 39 G5-3 1-2 1B		B SI 97 S SI 97 B SI 98 F SI 97 X SI 98 2-2 ② G3-1		3	0	1	1	0	0	1
39 Oscar Gonzalez, R (1, 9) OBP: 0.250, SLG: 0.323	B FC 88 B FC 88 1 SAFE X FC 89 2-0 ③ L5		C FF 93 X FC 89 0-1 ③ F7			X SI 99 0-0 ① G5-3 1-2 2-3		B SI 94 B SI 95 B SI 95 C SI 95 F SI 95 S SI 95 3-3 ③ K		4	0	0	0	0	1	5
22 Josh Naylor, L (1, 10) OBP: 0.194, SLG: 0.323		X FF 90 0-0 ① F9		F FF 92 X FF 93 0-1 ① G6-3		X CH 93 0-0 ② L6			S SI 96 B SL 87 X SI 96 1-1 ① G3	4	0	0	0	0	0	2
8 Gabriel Arias, R (1, 3) OBP: 0.273, SLG: 0.364		B FF 90 B FF 91 C FC 84 S FC 86 C FF 92 2-3 ② K		X ST 77 0-0 ② F9		C SI 99 F SI 100 F SI 100 B CU 88 S SI 100 1-3 ③ K			C SI 96 B CH 88 B CH 86 B SI 96 X CH 89 3-1 12 1B 1B	4	0	1	0	0	2	2
0 Andrés Giménez, L (1, 4) OBP: 0.207, SLG: 0.214		C FF 92 S FF 92 B SI 88 S FF 93 1-3 ③ K		B FF 92 C FC 82 X FC 86 1-1 ③ G3			C SI 98 F SI 98 B FF 99 F SI 100 B CH 93 T SI 100 2-2 ① K		F SI 97 F SI 96 S SI 96 0-3 ② K	4	0	0	0	0	3	1
17 Austin Hedges, R (1, 2) OBP: 0.278, SLG: 0.133 6 Owen Miller, R (7, PH) OBP: 0.273, SLG: 0.111 12 Luke Maile, R (7, 2) OBP: 0.500, SLG: 0.333			B FF 91 C FF 91 F ST 77 X FF 93 1-2 1 BB 38 1B 11 SF8 1B		C FF 91 B FF 91 F ST 76 B SI 90 B FC 83 X FC 83 3-2 ① F8		B SI 99 B SI 98 F SI 98 X SI 99 2-1 7 G5-3 1B		F CH 89 B CH 88 S CH 89 X CH 89 1-2 7 FC6-4 1-2 1B	2 1 1	1 0 0	1 1 1	0 0 0	0 0 0	0 0 0	0 0 0
7 Myles Straw, R (1, 8) OBP: 0.222, SLG: 0.200			C FC 89 X FC 87 0-1 ① P3		C FC 88 B FF 92 X FF 90 1-1 ② P3		C SI 99 X SI 99 0-1 ② G5-3 1-2		X SI 96 0-0 ③ FC6-4 1-2f	4	0	0	0	0	0	4
Inning Stats	R: 0 E: 0 K: 0 S: 6 H: 1 LOB: 1 BB: 0 P: 8	R: 0 E: 0 K: 2 S: 7 H: 0 LOB: 0 BB: 0 P: 10	R: 1 E: 0 K: 0 S: 13 H: 2 LOB: 2 BB: 1 P: 22	R: 0 E: 0 K: 0 S: 5 H: 0 LOB: 0 BB: 0 P: 6	R: 0 E: 0 K: 0 S: 8 H: 0 LOB: 0 BB: 0 P: 15	R: 0 E: 0 K: 1 S: 9 H: 2 LOB: 2 BB: 0 P: 10	R: 0 E: 0 K: 1 S: 10 H: 1 LOB: 1 BB: 0 P: 15	R: 0 E: 0 K: 2 S: 9 H: 0 LOB: 0 BB: 0 P: 15	R: 0 E: 0 K: 1 S: 11 H: 2 LOB: 2 BB: 0 P: 16	1B: 8 2B: 0 3B: 0 HR: 0 SF: 1 SAC: 0 DP: 0 HBP: 0						WP: 0 PB: 0 SB: 0 CS: 0 PA: 36

PITCHER		IP	WLS	BF	H	R	ER	SO	BB	IBB	HBP	BLK	WP	HR	S	P	ERA	WHIP
65 Nestor Cortes, L ERA: 2.7	(1, 1)	5.0	W	19	3	1	1	2	1	0	0	0	0	0	39	61	1.80	0.800
43 Jonathan Loáisiga, R ERA:	(6, 1)	2.0		9	3	0	0	2	0	0	0	0	0	0	19	25	0.00	1.500
35 Clay Holmes, R ERA:	(8, 1)	1.0		3	0	0	0	2	0	0	0	0	0	0	9	15	0.00	0.000
58 Wandy Peralta, L ERA: 3.0	(9, 1)	1.0		5	2	0	0	1	0	0	0	0	0	0	11	16	0.00	2.000

PITCHER	IP	WLS	BF	H	R	ER	SO	BB	IBB	HBP	BLK	WP	HR	S	P	ERA	WHIP

TOP

Cleveland Guardians @ New York Yankees

Yankee Stadium, Bronx, NY

Tue Oct 18 2022, 4:08 PM - 7:18 PM EDT

Att. 48,178 - Sunny - 57 F

livebaseballscorecards.com

AB	34
R	1
H	8
RBI	1
BB	1
SO	7
LOB	17

Batter	1	2	3	4	5	6	7	8	9	AB	R	H	RBI	BB	SO	LOB
25 Gleyber Torres, R (1, 4) OBP: 0.238, SLG: 0.158	B FC 89 B FC 90 B FC 88 B SI 93 4-0 48 HBP 27 HR BB	B CU 80 F FF 95 B FF 97 F FF 96 B FF 98 X FF 97 3-2 ② F9			F SL 86 T SL 86 B FF 95 B SL 86 F FF 97 B FS 91 D FS 91 4-2 99 S 48 1B BB	B FF 96 C FF 95 C CU 84 S FF 96 1-3 ③ K		F SL 91 B FC 99 F SL 90 X FC 98 1-2 ③ FC6-4 1-2f		3	2	0	0	2	1	4
99 Aaron Judge, R (1, 9) OBP: 0.238, SLG: 0.500	C SI 93 D CU 79 F FC 89 F CU 79 B SI 94 D CU 78 S CU 78 3-3 ① K	B FF 97 X CU 81 1-0 HR			S SL 87 B FF 96 B FF 96 B FF 96 S FF 96 S SL 86 3-3 ① K 1-2		X CU 82 0-0 48 FC4 1B			4	1	2	1	0	2	2
48 Anthony Rizzo, L (1, 3) OBP: 0.429, SLG: 0.529	C CU 78 B FC 90 B FC 89 C CU 77 F FC 88 F CU 77 H FC 88 3-2 1-2 27 HR HBP	B SI 96 T SI 97 S SI 98 S SI 97 1-3 ③ K			C FF 95 F FF 96 F FF 95 X FF 96 0-2 2-H 1B		C CU 82 1 SAFE X CU 82 0-1 ① FC4 1-2f			3	1	1	1	0	1	1
27 Giancarlo Stanton, R (1, 10) OBP: 0.211, SLG: 0.500	D CU 80 B FC 88 X FC 88 2-0 1-H 2-H HR		B FF 96 X SL 85 1-0 ① F6		S FF 97 C CU 84 S CU 84 0-3 ② K		C FF 95 B FF 95 X FF 94 1-1 ② L7			4	1	1	3	0	1	2
28 Josh Donaldson, R (1, 5) OBP: 0.400, SLG: 0.250	B FF 92 C SI 92 B CU 80 F SI 93 X CU 79 2-2 22 BB 1B		C SL 86 S FF 97 B FS 90 S FS 90 1-3 ② K2-3		X FF 96 0-0 ③ F7		F FC 99 B SL 90 F FC 98 S FC 99 1-3 ③ K			4	0	1	0	0	2	2
95 Oswaldo Cabrera, S (1, 6) OBP: 0.105, SLG: 0.316 (7, 7)	C FF 95 S FF 96 B CU 81 S CU 83 1-3 ② K		B FF 98 F FF 97 F SL 87 X FS 91 1-2 ③ F7			C CU 82 B FF 95 X FF 95 1-1 ① P6		F FC 98 S SL 91 B FC 98 S SL 91 1-3 ① K		4	0	0	0	0	2	1
22 Harrison Bader, R (1, 8) OBP: 0.389, SLG: 0.867	D CU 82 C SL 87 C SI 97 F CU 83 1 SAFE B SL 88 F CU 81 F FF 97 B FF 98 4-2 B CU 81 1-2 BB		X FF 96 0-0 ① F4			C FF 94 B CU 83 B CU 83 H FF 95 3-1 39 1B HBP		B FC 99 C SL 89 B SL 91 B SL 90 B FC 99 4-1 39 G4-3 BB		1	0	0	0	2	0	0
39 Jose Trevino, R (1, 2) OBP: 0.083, SLG: 0.091	C CU 82 F CU 82 X CU 82 0-2 ③ G6-3			F FF 97 C FF 97 B SL 87 B FS 91 S FS 90 2-3 ② K		X FF 95 0-0 1-2 1B		X FC 100 0-0 ② G4-3 1-2		4	0	1	0	0	1	3
31 Aaron Hicks, S (1, 7) 14 Marwin Gonzalez, S (3, 7) 24 Matt Carpenter, L (6, PH) 12 Isiah Kiner-Falefa, R (7, 6) OBP: 0.385, SLG: 0.273		C SI 95 X CU 80 0-1 ① G6-3		C SL 86 S FS 91 F FF 96 S FF 97 0-3 ③ K		B CU 82 F FF 95 S CU 83 S CU 85 1-3 ② K		H FC 99 1-0 25 FC6-4 HBP		1 1 1 0	0 0 0 0	0 0 0 0	0 0 0 0	0 0 1 0	0 0 2 0	0 0 0 0
Inning Stats	R: 3 H: 2 E: 0 LOB: 2 K: 2 BB: 2 S: 23 P: 42	R: 1 H: 1 E: 0 LOB: 0 K: 1 BB: 0 S: 9 P: 14	R: 0 H: 0 E: 0 LOB: 0 K: 1 BB: 0 S: 7 P: 10	R: 0 H: 0 E: 0 LOB: 0 K: 2 BB: 0 S: 8 P: 10	R: 1 H: 1 E: 0 LOB: 1 K: 2 BB: 1 S: 14 P: 21	R: 0 H: 1 E: 0 LOB: 2 K: 2 BB: 0 S: 10 P: 16	R: 0 H: 1 E: 0 LOB: 1 K: 1 BB: 0 S: 8 P: 10	R: 0 H: 0 E: 0 LOB: 2 K: 1 BB: 1 S: 8 P: 15		1B: 4 SF: 0 2B: 0 SAC: 0 3B: 0 DP: 0 HR: 2 HBP: 3				WP: 0 PA: 37 PB: 0 SB: 1 CS: 0		

PITCHER	IP	WLS	BF	H	R	ER	SO	BB	IBB	HBP	BLK	WP	HR	S	P	ERA	WHIP
43 Aaron Civale, R (1, 1) ERA: 81.0	0.1	L	5	2	3	3	1	1	0	1	0	0	1	12	26	81.00	9.000
31 Sam Hentges, L (1, 1) ERA: 2.84	1.2		7	1	1	1	2	1	0	0	0	0	1	20	30	5.40	1.200
37 Trevor Stephan, R (3, 1) ERA: 1.59	2.1		8	0	1	1	4	1	0	0	0	0	0	21	33	3.86	0.429
99 James Karinchak, R (5, 1) ERA:	2.1		11	3	0	0	3	0	0	1	0	0	0	23	30	0.00	1.286
48 Emmanuel Clase, R (7, 1) ERA:	1.1		6	0	0	0	2	1	0	1	0	0	0	11	19	0.00	0.750

PITCHER	IP	WLS	BF	H	R	ER	SO	BB	IBB	HBP	BLK	WP	HR	S	P	ERA	WHIP

BOTTOM

Cleveland Guardians @ New York Yankees

Yankee Stadium, Bronx, NY

Tue Oct 18 2022, 4:08 PM - 7:18 PM EDT

Att. 48,178 - Sunny - 57 F

livebaseballscorecards.com

AB	30
R	5
H	6
RBI	5
BB	4
SO	12
LOB	17