

# Cleveland Guardians - 2022


Batter	1	2	3	4	5	6	7	8	9	AB	R	H	RBI	BB	SO	LOB	TOP																
6 Jonathan India, R 82 Leo Rivas, S										2	0	0	0	1	2	0	<b>Cincinnati Reds @ Cleveland Guardians</b> Goodyear Ballpark, Goodyear, AZ Fri Mar 18 2022, 4:10 PM - 6:45 PM EDT Att: 4,001 - Sunny - 79 F																
19 Joey Votto, L 86 Alan Cardia, R Leonardo Seminati, R										2	1	1	0	1	1	1																	
17 Kyle Farmer, R 93 Matt McLain, R										3	0	0	0	0	1	3																	
37 Tyler Stephenson, R 86 Alan Cardia, R										3	1	1	0	0	0	1																	
15 Nick Senzel, R 94 Ronnie Dawson, L										2	0	1	2	0	1	0																	
44 Aristides Aquino, R 95 Trey Amburgey, R										1	0	0	0	1	1	0																	
35 Andrew Knapp, S 47 Mark Kolozsvary, R										2	0	0	0	0	1	2																	
29 TJ Friedl, L 83 Lorenzo Cedrola, R										2	0	0	0	0	0	2																	
28 Alejo Lopez, S 78 Cristian Santana, R										2	0	0	0	0	0	1																	
<b>Inning Stats</b>	R: 0 E: 0 K: 1 S: 6	H: 0 LOB: 1 BB: 1 P: 10	R: 0 E: 0 K: 2 S: 7	H: 0 LOB: 0 BB: 0 P: 7	R: 0 E: 1 K: 1 S: 5	H: 0 LOB: 0 BB: 0 P: 5	R: 2 E: 0 K: 2 S: 10	H: 3 LOB: 2 BB: 1 P: 14	R: 0 E: 0 K: 1 S: 5	H: 0 LOB: 1 BB: 1 P: 10	R: 0 E: 0 K: 0 S: 3	H: 0 LOB: 0 BB: 0 P: 3	R: 0 E: 0 K: 2 S: 8	H: 1 LOB: 1 BB: 0 P: 9	R: 0 E: 0 K: 0 S: 4	H: 1 LOB: 1 BB: 0 P: 4		1B: 3 2B: 2 3B: 0 HR: 0	SF: 0 SAC: 0 DP: 1 HBP: 0	WP: 1 PB: 0 SB: 1 CS: 0	PA: 36												
<b>PITCHER</b>	IP WLS BF H R ER SO BB IBB HBP BLK WP HR S P ERA WHIP																																
96 Tanner Tully, L	(1, 1)	3.0	WLS: 10	H: 0 R: 0 ER: 0 SO: 4	BB: 1 IBB: 0 HBP: 0 BLK: 0	WP: 0 HR: 0 S: 18 P: 22	ERA: 0.00 WHIP: 0.333																										
46 Alex Young, L	(4, 1)	1.0	7	3	2	2	2	1	0	0	0	0	0	0	10	14	18.00	4.000															
91 Robert Broom, R	(5, 1)	1.0	4	0	0	0	1	1	0	0	0	0	0	0	5	9	0.00	1.000															
33 Brett Daniels, R	(6, 1)	2.0	W	7	0	0	0	1	1	0	0	0	0	0	8	13	0.00	0.500															
33 Aaron Pinto, R	(8, 1)	2.0	S	8	2	0	0	2	0	0	0	0	1	0	12	13	0.00	1.000															

AB	32
R	2
H	5
RBI	2
BB	4
SO	10
LOB	14



Batter	1	2	3	4	5	6	7	8	9	AB	R	H	RBI	BB	SO	LOB	BOTTOM																
7 Myles Straw, R 76 George Valera, L										2	0	1	0	0	0	0	<b>Cincinnati Reds @ Cleveland Guardians</b> Goodyear Ballpark, Goodyear, AZ Fri Mar 18 2022, 4:10 PM - 6:45 PM EDT Att: 4,001 - Sunny - 79 F																
1 Amed Rosario, R 66 Braylan Rocchio, S										2	0	0	0	0	2	2																	
11 José Ramirez, S 28 Ernie Clement, R										2	0	0	0	0	0	0																	
32 Franmil Reyes, R 73 Richie Palacios, L 71 Gabriel Arias, R										1	1	0	0	1	1	0																	
44 Bobby Bradley, L 78 Jhonkensy Noel, R										2	0	0	0	0	1	1																	
4 Bradley Zimmer, L 7 Will Benson, L										2	0	1	0	0	1	0																	
2 Yu Chang, R 75 José Tena, L										2	0	1	1	0	1	0																	
35 Óscar Mercado, R 34 Oscar Gonzalez, R										1	0	0	0	1	0	0																	
17 Austin Hedges, R 9 Sandy León, S 81 Bryan Lavastida, R										0	0	0	0	1	0	0																	
<b>Inning Stats</b>	R: 0 E: 0 K: 1 S: 5	H: 0 LOB: 0 BB: 0 P: 5	R: 0 E: 0 K: 3 S: 9	H: 0 LOB: 0 BB: 0 P: 9	R: 0 E: 0 K: 2 S: 8	H: 1 LOB: 2 BB: 1 P: 12	R: 1 E: 0 K: 0 S: 5	H: 2 LOB: 3 BB: 2 P: 13	R: 1 E: 1 K: 1 S: 7	H: 2 LOB: 1 BB: 0 P: 7	R: 0 E: 0 K: 2 S: 8	H: 1 LOB: 1 BB: 0 P: 8	R: 1 E: 1 K: 1 S: 7	H: 2 LOB: 1 BB: 0 P: 7	R: 0 E: 0 K: 0 S: 3	H: 0 LOB: 0 BB: 0 P: 3		1B: 7 2B: 1 3B: 0 HR: 0	SF: 0 SAC: 0 DP: 1 HBP: 0	WP: 0 PB: 0 SB: 0 CS: 0	PA: 35												
<b>PITCHER</b>	IP WLS BF H R ER SO BB IBB HBP BLK WP HR S P ERA WHIP																																
40 Nick Lodolo, L	(1, 1)	2.0	6	0	0	0	4	0	0	0	0	0	0	0	14	14	0.00	0.000															
96 Brandon Williamson, L	(3, 1)	1.2	10	3	1	1	2	2	0	0	0	0	0	0	12	20	5.40	3.000															
31 Matt Pidich, R	(4, 1)	0.1	H	2	0	0	0	1	0	0	0	0	0	1	5	0.00	3.000																
67 Kyle Dowdy, R	(5, 1)	2.0	B	9	3	1	0	3	0	0	0	0	0	0	15	15	0.00	1.500															
63 Phillip Diehl, L	(7, 1)	1.0	L	5	2	1	0	1	0	0	0	0	0	0	7	7	0.00	2.000															

AB	32
R	3
H	8
RBI	2
BB	3
SO	10
LOB	10

























Batter	1	2	3	4	5	6	7	8	9	AB	R	H	RBI	BB	SO	LOB	TOP																		
35 Oscar Mercado, R OBP: 0.357, SLG: 0.462 76 George Valera, L OBP: 0.273, SLG: 0.111	F7		G5-3	K		F7		27 BB	K	4	0	0	0	1	4	1	0																		
6 Owen Miller, R OBP: 0.385, SLG: 0.692 34 Oscar Gonzalez, R OBP: 0.385, SLG: 0.750	G1-3		F7	HR		2 HR		F7		3	1	1	3	0	0	0	1																		
2 Yu Chang, R OBP: 0.560, SLG: 1.077 27 Raynel Delgado, L OBP: 1.000, SLG: 1.000	G6-3		G5-3	1B		HR		1B		4	1	2	4	0	0	0	1																		
44 Bobby Bradley, L OBP: 0.308, SLG: 0.333 27 Will Bartlett, R		81 BB 28 1B		HR		F8		K		1	1	1	0	0	0	0	3																		
4 Bradley Zimmer, L OBP: 0.231, SLG: 0.167 7 Will Benson, L	K			28 HR		G3		K		2	1	0	0	1	1	1	1																		
28 Ernie Clement, R OBP: 0.538, SLG: 1.000 75 José Tena, L OBP: 0.182, SLG: 0.182	81 BB 1B		HR			F7		G3		3	1	2	3	0	0	0	2																		
67 Steven Kwan, L OBP: 0.417, SLG: 0.384 73 Richie Palacios, L OBP: 0.417, SLG: 0.300	F7		HR			F8		K		3	1	1	0	0	0	2	2																		
81 Bryan Lavastida, R 10 Aaron Bracho, L				K				G5-3		1	0	0	0	2	1	1	1																		
66 Braylan Rocchio, S 80 Bo Naylor, L	G3		HR			HR		80 BB 1B		3	2	2	0	0	0	3	3																		
<b>Inning Stats</b>	R: 0 E: 0 K: 0 S: 3	H: 0 LOB: 0 BB: 0 P: 3	R: 0 E: 0 K: 1 S: 7	H: 2 LOB: 3 BB: 1 P: 11	R: 0 E: 0 K: 0 S: 3	H: 0 LOB: 0 BB: 0 P: 3	R: 6 E: 0 K: 2 S: 13	H: 5 LOB: 1 BB: 1 P: 21	R: 0 E: 0 K: 0 S: 3	H: 0 LOB: 0 BB: 0 P: 3	R: 4 E: 0 K: 0 S: 5	H: 2 LOB: 1 BB: 3 P: 17	R: 0 E: 0 K: 2 S: 7	H: 0 LOB: 0 BB: 0 P: 7	R: 0 E: 0 K: 2 S: 8	H: 1 LOB: 2 BB: 1 P: 12	R: 0 E: 0 K: 1 S: 6	H: 1 LOB: 2 BB: 1 P: 10	1B: 8 2B: 0 3B: 0 HR: 3	SF: 0 SAC: 0 DP: 0 HBP: 1	WP: 0 PB: 0 SB: 0 CS: 0	PA: 46													
<b>PITCHER</b>	IP	WLS	BF	H	R	ER	SO	BB	IBB	HBP	BLK	WP	HR	S	P	ERA	WHIP	<b>PITCHER</b>	IP	WLS	BF	H	R	ER	SO	BB	IBB	HBP	BLK	WP	HR	S	P	ERA	WHIP
26 Anthony DeSclafani, R ERA: 67.5 66 Jarin Garcia, L ERA: 27.0 91 Frank Rubio, R ERA: 14.73 14 Tyler Beede, R ERA: 14.73 93 Patrick Ruzotte, R ERA:	3.0		12	2	0	0	1	1	0	0	0	0	0	13	17	0.00	1.000	73 Sam Long, L ERA: 12.27 43 Matt Carasiti, R ERA: 27.0	2.0		8	1	0	0	4	1	0	0	0	0	0	15	19	0.00	2.000

Cleveland Guardians @ San Francisco Giants  
Scottsdale Stadium, Scottsdale, AZ  
Fri Mar 25 2022, 4:07 PM - 7:31 PM EDT  
Att: 5,741 - Sunny - 89 F

AB 38  
R 10  
H 11  
RBI 10  
BB 7  
SO 8  
LOB 21



Batter	1	2	3	4	5	6	7	8	9	AB	R	H	RBI	BB	SO	LOB	BOTTOM																		
5 Mike Yastrzemski, L OBP: 0.333, SLG: 0.571 86 Ricardo Genoves, R OBP: 0.167, SLG: 0.667	F9		HR			K		K		2	1	1	2	0	0	0	2																		
35 Brandon Crawford, L 71 Marco Luciano, R	K		G4-3			L6		1B		2	0	0	0	0	1	0	2																		
33 Darin Ruf, R 70 Luis González, L				G5-3		F8		L8		1	0	0	0	1	0	0	2																		
23 Joc Pederson, L 53 Heliot Ramos, R	CS	L6		1B		40 BB 89 1B		K		2	0	1	0	0	0	0	1																		
41 Wilmer Flores, R 89 Will Toffey, L				F8		40 BB 1B		K2-3		2	0	1	0	0	0	1	1																		
21 Joey Bart, R 40 Jhonny Pereda, R		G4-3		F9		88 FC6 1B		K		2	0	0	0	0	0	2	1																		
88 Jason Krizan, L 90 Brett Auerbach, R			K2-3			1B		FC6		3	0	1	0	0	1	3	3																		
32 Jason Vosler, L 92 David Villar, R			F7			K		71 BB 2B		3	0	1	0	0	1	1	1																		
1 Mauricio Dubón, R 87 Bryce Johnson, S			5 HR			K		K		2	1	1	0	0	1	1	2																		
<b>Inning Stats</b>	R: 0 E: 0 K: 1 S: 5	H: 1 LOB: 0 BB: 0 P: 9	R: 2 E: 0 K: 1 S: 8	H: 2 LOB: 0 BB: 0 P: 10	R: 0 E: 0 K: 0 S: 4	H: 1 LOB: 1 BB: 0 P: 4	R: 0 E: 0 K: 3 S: 10	H: 1 LOB: 1 BB: 0 P: 10	R: 0 E: 0 K: 0 S: 6	H: 3 LOB: 3 BB: 0 P: 6	R: 0 E: 0 K: 2 S: 9	H: 2 LOB: 2 BB: 0 P: 9	R: 0 E: 0 K: 3 S: 9	H: 0 LOB: 0 BB: 0 P: 9	R: 0 E: 0 K: 3 S: 9	H: 0 LOB: 0 BB: 0 P: 9	1B: 8 2B: 1 3B: 0 HR: 1	SF: 0 SAC: 0 DP: 1 HBP: 0	WP: 0 PB: 0 SB: 1 CS: 1	PA: 37															
<b>PITCHER</b>	IP	WLS	BF	H	R	ER	SO	BB	IBB	HBP	BLK	WP	HR	S	P	ERA	WHIP	<b>PITCHER</b>	IP	WLS	BF	H	R	ER	SO	BB	IBB	HBP	BLK	WP	HR	S	P	ERA	WHIP
43 Aaron Civale, R 37 Trevor Stephan, R 62 Erynl De Los Santos, R 72 Konnor Pilkington, L 64 Kevin Kelly, R	3.0		11	3	2	2	2	1	0	0	0	0	0	4	4	0.00	1.000	32 Ian Gibaut, R 40 Jake Jewell, R	1.0		3	0	0	0	3	0	0	0	0	0	9	9	0.00	0.000	

Cleveland Guardians @ San Francisco Giants  
Scottsdale Stadium, Scottsdale, AZ  
Fri Mar 25 2022, 4:07 PM - 7:31 PM EDT  
Att: 5,741 - Sunny - 89 F

AB 35  
R 2  
H 10  
RBI 2  
BB 1  
SO 13  
LOB 13





Batter	1	2	3	4	5	6	7	8	9	AB	R	H	RBI	BB	SO	LOB	TOP
20 Cristian Pacheco, R (1, 8) 11 Skye Bolt, S (6, 8)										2	0	1	0	1	1	0	<b>Oakland Athletics @ Cleveland Guardians</b> Goodyear Ballpark, Goodyear, AZ Sat Mar 26 2022, 4:08 PM - 7:08 PM EDT Att: 3,372 - Cloudy - 87 F
15 Seth Brown, L (1, 9) 44 Michael Reed, S (6, 9)										3	0	0	0	0	0	2	
1 Kevin Smith, R (1, 5) 49 Christian Lopes, R (6, 5)										3	0	0	0	0	2	1	
30 Austin Allen, L (1, 2) 23 Christian Bethancourt, R (6, 2)										3	0	0	0	0	2	1	
26 Sheldon Neuse, R (1, 4) 88 Jeremy Eierman, R (7, 4)										3	0	2	0	0	0	0	
4 Eric Thames, L (1, 10) 76 Dermis Garcia, R (7, PR)										3	0	1	0	0	1	2	
37 Drew Jackson, R (1, 7) 93 Max Schuemann, R (7, 7)										3	0	1	0	0	0	1	
53 Dalton Kelly, L (1, 3)										4	0	0	0	0	0	3	
2 Nick Allen, R (1, 6)										4	0	1	0	0	2	2	
<b>Inning Stats</b>	R: 0 E: 0 K: 2 S: 7	H: 0 LOB: 0 BB: 0 P: 7	R: 0 E: 0 K: 1 S: 6	H: 1 LOB: 1 BB: 0 P: 6	R: 0 E: 0 K: 1 S: 6	H: 1 LOB: 1 BB: 0 P: 6	R: 0 E: 0 K: 1 S: 5	H: 0 LOB: 0 BB: 0 P: 5	R: 0 E: 0 K: 1 S: 7	H: 2 LOB: 2 BB: 0 P: 7	R: 0 E: 0 K: 2 S: 7	H: 0 LOB: 0 BB: 0 P: 7	R: 2 E: 1 K: 1 S: 10	H: 4 LOB: 2 BB: 0 P: 12	1B: 6 2B: 2 HR: 1	SF: 0 SAC: 0 DP: 0 HBP: 0	
<b>PITCHER</b>	IP WLS BF H R ER SO BB IBB HBP BLK WP HR S P ERA WHIP	54 Logan Allen, L (1, 1) ERA: 9.0 48 Emmanuel Clase, R (4, 1) ERA: 5.1 26 Anthony Gose, L (5, 1) ERA: 1.0 27 Bryan Shaw, R (6, 1) ERA: 1.0 92 Kirk McCarty, L (7, 1) ERA: 2.0															

Batter	1	2	3	4	5	6	7	8	9	AB	R	H	RBI	BB	SO	LOB	BOTTOM
7 Myles Straw, R (1, 8) 67 Steven Kwan, L (5, 8)										3	1	1	0	0	1	1	<b>Oakland Athletics @ Cleveland Guardians</b> Goodyear Ballpark, Goodyear, AZ Sat Mar 26 2022, 4:08 PM - 7:08 PM EDT Att: 3,372 - Cloudy - 87 F
1 Amed Rosario, R (1, 6) 71 Gabriel Arias, R (5, 6)										3	1	1	0	0	0	1	
11 José Ramírez, S (1, 5) 1 Victor Nova, L (6, 5)										3	1	1	1	0	2	0	
32 Franmil Reyes, R (1, 10) 66 Brayton Rocchio, S (7, PH)										2	1	2	2	1	0	0	
4 Bradley Zimmer, L (1, 9) 76 George Valera, L (6, 9)										3	0	0	0	0	2	3	
6 Owen Miller, R (1, 3) 15 Daniel Schneemann, L (6, 3)										3	0	2	1	0	0	2	
23 Daniel Johnson, L (1, 7) 34 Oscar Gonzalez, R (6, 7)										3	0	0	0	0	0	5	
9 Sandy León, S (1, 2) 10 Dayan Frias, S (6, PR)										2	0	0	0	1	0	1	
0 Andrés Giménez, L (1, 4) 2 David Fry, R (7, 2)										2	1	1	1	0	0	0	
<b>Inning Stats</b>	R: 0 E: 0 K: 2 S: 7	H: 2 LOB: 1 BB: 0 P: 9	R: 3 E: 1 K: 0 S: 8	H: 4 LOB: 2 BB: 0 P: 8	R: 0 E: 0 K: 0 S: 3	H: 0 LOB: 1 BB: 0 P: 4	R: 0 E: 0 K: 2 S: 8	H: 1 LOB: 1 BB: 1 P: 10	R: 0 E: 0 K: 1 S: 7	H: 2 LOB: 3 BB: 1 P: 11	R: 3 E: 0 K: 0 S: 8	H: 5 LOB: 2 BB: 0 P: 8	1B: 13 2B: 1 3B: 1 HR: 0	SF: 1 SAC: 0 DP: 0 HBP: 1	WP: 1 PA: 44 FB: 0 SB: 2 CS: 0		
<b>PITCHER</b>	IP WLS BF H R ER SO BB IBB HBP BLK WP HR S P ERA WHIP	66 Daulton Jefferies, R (1, 1) ERA: 11.32 71 Jacob Lemoine, R (4, 1) ERA: 1.0 62 Lou Trivino, R (5, 1) ERA: 1.0 33 A.J. Puk, L (6, 1) ERA: 7.71 39 Miguel Romero, R (8, 1) ERA: 22.5															









Batter	1	2	3	4	5	6	7	8	9	AB	R	H	RBI	BB	SO	LOB	TOP			
16 Kotten Wong, L (1.4) 5 Jamie Westbrook, R (6.4)	F7		27 1B 22 1B	G3-1			K		F7	3	1	1	1	0	0	1	<b>Milwaukee Brewers @ Cleveland Guardians</b> Goodyear Ballpark, Goodyear, AZ Tue Mar 29 2022, 4:06 PM - 7:13 PM EDT Att: 1,824 - Cloudy - 68 F			
27 Willy Adames, R (1.6) 41 Jon Singleton, L (6.3)	K		28 1B 15 SF8 22 1B		L9		K			3	1	1	0	0	1	0				
22 Christian Velich, L (1.7) 94 Hedbert Perez, L (6.9)	K		15 SF8 28 1B		K			G4-3		3	0	1	1	0	2	0				
28 Pedro Severino, R (1.2) 66 Jakson Reetz, R (8.2)		15 FC5-4 1B			G5-3			F8		3	0	2	0	0	0	0				
15 Tyrone Taylor, R (1.8) 5 Korry Howell, R (6.8)	FC5-4 11 BLK 1-2		SF8			F7		G6-3		2	0	0	1	0	0	1				
11 Rowdy Tellez, L (1.10)	K		L9						P2	3	0	0	0	1	1	3				
18 Keston Hiura, R (1.3) 90 Yelson Coca, S (6.6)	K			20 WP 14 WP BB					95 BB BB	2	0	0	0	1	2	2				
14 Jace Peterson, L (1.9) 93 Carlos Rodriguez, L (6.7)			20 G6-3 16 1B 2B		K				P6	3	1	1	0	0	1	2				
20 Mike Brosseau, R (1.5) 95 Ashton McGee, L (7.5)			G6-3		F8					3	0	0	0	0	1	2				
							K			0	0	0	0	1	0	0				
<b>Inning Stats</b>	R: 0 E: 0 K: 2 S: 7	H: 0 LOB: 0 BB: 0 P: 8	R: 0 E: 0 K: 2 S: 8	H: 1 LOB: 1 BB: 0 P: 8	R: 3 E: 0 K: 0 S: 8	H: 5 LOB: 2 BB: 0 P: 8	R: 0 E: 0 K: 1 S: 5	H: 0 LOB: 1 BB: 1 P: 11	R: 0 E: 0 K: 1 S: 5	H: 0 LOB: 0 BB: 0 P: 9	R: 0 E: 0 K: 3 S: 9	H: 0 LOB: 0 BB: 0 P: 9	R: 0 E: 0 K: 0 S: 3	H: 0 LOB: 0 BB: 0 P: 3	R: 0 E: 0 K: 0 S: 3	H: 0 LOB: 2 BB: 2 P: 11	1B: 5 2B: 1 3B: 0 HR: 0	SF: 1 SAC: 0 DP: 0 HBP: 0	WP: 2 PB: 0 SB: 0 CS: 0	PA: 37
<b>PITCHER</b>	IP WLS BF H R ER SO	IP WLS BF H R ER SO	IP WLS BF H R ER SO	IP WLS BF H R ER SO	IP WLS BF H R ER SO	IP WLS BF H R ER SO	IP WLS BF H R ER SO	IP WLS BF H R ER SO	IP WLS BF H R ER SO	IP WLS BF H R ER SO	IP WLS BF H R ER SO	IP WLS BF H R ER SO	IP WLS BF H R ER SO	IP WLS BF H R ER SO	IP WLS BF H R ER SO	IP WLS BF H R ER SO	ERA WHIP	ERA WHIP	ERA WHIP	
47 Cal Quantrill, R (1.1) ERA: 6.23	2.1	12	5	3	3	4	0	0	0	0	0	0	0	0	0	0	0	11.57	2.143	
50 Tim Herrin, L (3.1) ERA:	0.2	3	1	0	0	0	0	0	0	0	0	0	0	0	0	0	0	0.00	1.500	
27 Bryan Shaw, R (4.1) ERA:	1.0	W	4	0	0	0	1	1	0	0	0	2	0	5	11	0.00	1.000			
48 Emmanuel Clase, R (5.1) ERA:	1.0	H	3	0	0	0	1	0	0	0	0	0	0	5	5	0.00	1.000			
26 Anthony Gose, L (6.1) ERA:	1.0		4	0	0	0	1	1	0	0	0	0	0	5	9	0.00	1.000			

Batter	1	2	3	4	5	6	7	8	9	AB	R	H	RBI	BB	SO	LOB	BOTTOM			
7 Myles Straw, R (1.8) 35 Oscar Mercado, R (5.8)	E5 G4-3 1B		FC1-5-4-5 1 S 1 IHR	G5-3		G5-4-3		F7		3	1	1	0	0	0	2	<b>Milwaukee Brewers @ Cleveland Guardians</b> Goodyear Ballpark, Goodyear, AZ Tue Mar 29 2022, 4:06 PM - 7:13 PM EDT Att: 1,824 - Cloudy - 68 F			
1 Amed Rosario, R (1.7) 67 Steven Kwan, L (5.7)	G4-3			G6-3			28 PB 4 1B	10 1B 10 G5-4-3		3	1	1	2	0	0	2				
11 José Ramírez, S (1.5) 10 Ike Freeman, R (6.5)	K		L7					G5-4-3		3	1	1	1	0	1	1				
32 Franmil Reyes, R (1.10) 28 Ernie Clement, R (7.7, PH)	F9		K							3	0	0	0	0	2	1				
22 Josh Naylor, L (1.9) 4 Bradley Zimmer, L (6.9)		44 G3 2B				G4-3			27 FC6-4 1B	3	0	2	0	0	0	0				
6 Owen Miller, R (1.4) 8 Mitchell Tolman, L (6.4)							44 FC5 17 HR BB		27 FC6-4 HBP	2	2	1	1	1	1	1				
44 Bobby Bradley, L (1.3) 27 Will Bartlett, R (6.3)										3	1	0	0	0	0	3				
17 Austin Hedges, R (1.2) 81 Bryan Lavastida, R (6.2)										1	0	0	0	0	0	2				
0 Andrés Giménez, L (1.6) 12 Yordys Valdes, S (7.6)										2	1	1	3	0	1	1				
										1	0	0	0	1	0	2				
<b>Inning Stats</b>	R: 0 E: 1 K: 1 S: 6	H: 1 LOB: 1 BB: 0 P: 6	R: 0 E: 0 K: 2 S: 8	H: 1 LOB: 1 BB: 0 P: 8	R: 2 E: 0 K: 1 S: 8	H: 2 LOB: 0 BB: 0 P: 8	R: 3 E: 0 K: 0 S: 8	H: 3 LOB: 1 BB: 1 P: 15	R: 2 E: 0 K: 1 S: 10	H: 2 LOB: 0 BB: 0 P: 11	R: 0 E: 0 K: 0 S: 2	H: 0 LOB: 0 BB: 1 P: 6	R: 2 E: 0 K: 1 S: 8	H: 3 LOB: 2 BB: 0 P: 9	R: 1 E: 0 K: 0 S: 4	H: 2 LOB: 0 BB: 0 P: 5	1B: 8 2B: 2 3B: 0 HR: 4	SF: 0 SAC: 0 DP: 2 HBP: 1	WP: 1 PB: 2 SB: 2 CS: 0	PA: 39
<b>PITCHER</b>	IP WLS BF H R ER SO	IP WLS BF H R ER SO	IP WLS BF H R ER SO	IP WLS BF H R ER SO	IP WLS BF H R ER SO	IP WLS BF H R ER SO	IP WLS BF H R ER SO	IP WLS BF H R ER SO	IP WLS BF H R ER SO	IP WLS BF H R ER SO	IP WLS BF H R ER SO	IP WLS BF H R ER SO	IP WLS BF H R ER SO	IP WLS BF H R ER SO	IP WLS BF H R ER SO	IP WLS BF H R ER SO	ERA WHIP	ERA WHIP	ERA WHIP	
53 Brandon Woodruff, R (1.1) ERA: 13.5	3.2	L	19	7	6	6	5	1	0	0	0	0	0	0	0	0	14.73	2.182		
59 Connor Sadzeck, R (4.1) ERA:	0.2	3	1	0	0	0	0	0	0	0	0	0	0	0	0	0	0.00	1.500		
53 Brandon Woodruff, R (5.1) ERA: 13.5	3.2	L	19	7	6	6	5	1	0	0	0	0	0	0	0	0	14.73	2.182		
46 Luis Perdomo, R (5.1) ERA: 1.59	0.2	3	1	1	1	0	0	0	0	0	0	0	0	1	5	5	13.50	1.500		
71 Josh Hader, L (6.1) ERA:	1.0	3	0	0	0	0	0	1	0	0	0	0	0	2	6	0.00	1.000			





Batter	1	2	3	4	5	6	7	8	9	AB	R	H	RBI	BB	SO	LOB	TOP			
50 Mookie Betts, R OBP: 0.091, SLG: 0.091 37 Kevin Pillar, R OBP: 0.250, SLG: 0.455 80 Jose Ramos, R (9, FR)	F8		K		K				FC4 HR	3	0	0	0	0	2	1	<b>Los Angeles Dodgers @ Cleveland Guardians</b> Goodyear Ballpark, Goodyear, AZ Wed Mar 30 2022, 9:06 PM - 12:04 AM EDT Att. 4,616 - Clear - 80 F			
9 Gavin Lux, L OBP: 0.286, SLG: 0.313 84 Michael Busch, L OBP: 0.556, SLG: 0.750	K				K				F9	3	1	1	0	0	2	1				
11 AJ Pollock, R OBP: 0.350, SLG: 0.563 68 Eddy Alvarez, L OBP: 0.423, SLG: 0.783	HR				1B				HR	3	2	2	1	0	1	0				
13 Max Muncy, L OBP: 0.381, SLG: 0.250 84 Ryan Ward, L OBP: 0.500, SLG: 0.500	K				1B				HR	2	1	2	4	0	0	0				
35 Cody Bellinger, L OBP: 0.179, SLG: 0.148 87 Jonny DeLuca, R (8, 9)	G6-3				2B				1B	3	0	1	1	0	0	0				
17 Hanser Alberto, R OBP: 0.385, SLG: 0.200 38 Tomas Telis, S OBP: 0.364, SLG: 0.600	F9				1B				HR	3	0	1	0	0	0	1				
15 Austin Barnes, R OBP: 0.533 80 Ty Kelly, S OBP: 0.697, SLG: 0.500	G5-3				G4-3				BB	2	0	0	0	1	0	0				
43 Edwin Rios, L OBP: 0.550, SLG: 1.063 95 Brandon Lewis, R (9, PH)					BB				HR	2	0	0	0	1	0	2				
18 Jake Lamb, L OBP: 0.440, SLG: 0.783 90 Justin Yurchak, L (7, 3)	G6-5-3				2B				BB	1	1	1	1	0	0	0				
									F3	3	0	1	0	0	1	3				
<b>Inning Stats</b>	R: 1 E: 0 K: 2 S: 8	H: 1 LOB: 0 BB: 0 P: 8	R: 0 E: 0 K: 0 S: 3	H: 0 LOB: 0 BB: 0 P: 3	R: 0 E: 0 K: 1 S: 4	H: 0 LOB: 0 BB: 1 P: 8	R: 3 E: 0 K: 0 S: 6	H: 4 LOB: 0 BB: 0 P: 6	R: 0 E: 0 K: 2 S: 8	H: 1 LOB: 3 BB: 2 P: 16	R: 0 E: 0 K: 1 S: 6	H: 2 LOB: 1 BB: 4 P: 6	R: 8 E: 2 K: 1 S: 9	H: 3 LOB: 2 BB: 4 P: 28	1B: 8 2B: 2 3B: 0 HR: 2	SF: 0 SAC: 0 DP: 2 HBP: 2	WP: 0 PB: 0 SB: 0 CS: 2	PA: 46		
<b>PITCHER</b>	IP WLS BF H R ER SO BB IBB HBP BLK WP HR S P ERA WHIP	72 Konnor Pilkington, L ERA: 7.1	63 Justin Garza, R ERA: 3.86	46 Alex Young, L ERA: 5.06	62 Enyel De Los Santos, R ERA:	37 Ben Krauth, L ERA:	48 Manuel Alvarez, R ERA: 20.25	63 Kyle Marman, R ERA: 27.0	IP WLS BF H R ER SO BB IBB HBP BLK WP HR S P ERA WHIP	48 Manuel Alvarez, R ERA: 20.25	63 Kyle Marman, R ERA: 27.0	IP WLS BF H R ER SO BB IBB HBP BLK WP HR S P ERA WHIP	48 Manuel Alvarez, R ERA: 20.25	63 Kyle Marman, R ERA: 27.0	IP WLS BF H R ER SO BB IBB HBP BLK WP HR S P ERA WHIP	48 Manuel Alvarez, R ERA: 20.25	63 Kyle Marman, R ERA: 27.0	IP WLS BF H R ER SO BB IBB HBP BLK WP HR S P ERA WHIP	48 Manuel Alvarez, R ERA: 20.25	63 Kyle Marman, R ERA: 27.0

Batter	1	2	3	4	5	6	7	8	9	AB	R	H	RBI	BB	SO	LOB	BOTTOM				
7 Myles Straw, R OBP: 0.348, SLG: 0.391 4 Bradley Zimmer, L OBP: 0.286, SLG: 0.316 15 Skelting Rodriguez, L (8, PH)	FC6-4 1B		L7		G2-3				FC4-6 HBP	3	0	1	0	0	0	1	<b>Los Angeles Dodgers @ Cleveland Guardians</b> Goodyear Ballpark, Goodyear, AZ Wed Mar 30 2022, 9:06 PM - 12:04 AM EDT Att. 4,616 - Clear - 80 F				
1 Amed Rosario, R OBP: 0.250, SLG: 0.550 67 Steven Kwan, L OBP: 0.500, SLG: 0.526	FC6-4 1B		G6-3						FC4-6	3	0	0	0	0	1	1					
11 José Ramirez, S OBP: 0.174, SLG: 0.435 8 Mitchell Tolman, L OBP: 0.667, SLG: 1.000	FC5-4 1B								K	3	0	0	0	0	2	1					
32 Franmil Reyes, R OBP: 0.440, SLG: 0.381 23 Landy Pena, S (9, PH)	FC6-4								K	1	0	0	0	0	1	2					
2 Yu Chang, R OBP: 0.435, SLG: 0.818 10 Aaron Bracho, L (8, 4)	FC6-4 1B				G5-3				K	3	0	1	0	0	1	0					
35 Oscar Mercado, R OBP: 0.250, SLG: 0.435 4 Alex Call, R (8, 9)	F7								K	3	0	0	0	0	2	1					
44 Bobby Bradley, L OBP: 0.152, SLG: 0.150 11 Jonathan Engelmann, R (8, 3)	FC6-4								K	3	0	0	0	0	2	1					
28 Ernie Clement, R OBP: 0.500, SLG: 1.000 22 Wilfrí Peralta, S (8, 6)	K								K	2	1	1	1	0	1	1					
17 Austin Hedges, R OBP: 0.462, SLG: 0.600 88 Mike Rivera, R OBP: 0.625, SLG: 1.143	G4-3								K	2	0	1	0	0	0	0					
									FC4-6 HBP	2	0	1	0	0	0	0					
<b>Inning Stats</b>	R: 0 E: 0 K: 0 S: 4	H: 1 LOB: 1 BB: 0 P: 4	R: 0 E: 0 K: 1 S: 6	H: 1 LOB: 0 BB: 0 P: 6	R: 0 E: 0 K: 0 S: 3	H: 0 LOB: 0 BB: 0 P: 3	R: 0 E: 0 K: 2 S: 7	H: 0 LOB: 0 BB: 0 P: 7	R: 1 E: 0 K: 2 S: 10	H: 2 LOB: 1 BB: 0 P: 10	R: 0 E: 0 K: 2 S: 7	H: 0 LOB: 2 BB: 1 P: 12	R: 0 E: 0 K: 2 S: 7	H: 0 LOB: 1 BB: 1 P: 11	1B: 3 2B: 0 3B: 0 HR: 1	SF: 0 SAC: 0 DP: 0 HBP: 1	WP: 0 PB: 0 SB: 0 CS: 0	PA: 34			
<b>PITCHER</b>	IP WLS BF H R ER SO BB IBB HBP BLK WP HR S P ERA WHIP	7 Julio Urias, L ERA: 4.5	59 Evan Phillips, R ERA: 10.13	33 David Price, L ERA:	97 Yency Almonte, R ERA:	75 Reyes Moronta, R ERA: 11.57	48 Brusdar Graterol, R ERA:	61 Garrett Cleavinger, L ERA: 3.86	25 Shane Greene, R ERA: 13.5	IP WLS BF H R ER SO BB IBB HBP BLK WP HR S P ERA WHIP	48 Brusdar Graterol, R ERA:	61 Garrett Cleavinger, L ERA: 3.86	25 Shane Greene, R ERA: 13.5	IP WLS BF H R ER SO BB IBB HBP BLK WP HR S P ERA WHIP	48 Brusdar Graterol, R ERA:	61 Garrett Cleavinger, L ERA: 3.86	25 Shane Greene, R ERA: 13.5	IP WLS BF H R ER SO BB IBB HBP BLK WP HR S P ERA WHIP	48 Brusdar Graterol, R ERA:	61 Garrett Cleavinger, L ERA: 3.86	25 Shane Greene, R ERA: 13.5



Batter	1	2	3	4	5	6	7	8	9	AB	R	H	RBI	BB	SO	LOB	TOP			
4 Bradley Zimmer, L (1, 8) 29 Will Brennan, L (6, 8) OBP: 0.292, SLG: 0.318 OBP: 0.500, SLG: 0.750										3	0	1	0	0	2	0	<p>Cleveland Guardians @ Seattle Mariners</p> <p>Peoria Stadium, Peoria, AZ</p> <p>Thu Mar 31 2022, 9:43 PM - 12:17 AM EDT</p> <p>Att. 3,595 - Clear - 79 F</p>			
0 Andrés Giménez, L (1, 6) 1 Carson Tucker, R (6, 6) OBP: 0.500, SLG: 0.737										3	1	1	1	0	0	1				
22 Josh Naylor, L (1, 9) 2 Isaiah Greene, L (7, 7) OBP: 0.435, SLG: 0.667										3	0	1	0	0	0	1				
44 Bobby Bradley, L (1, 10) 4 Jake Fox, L (9, PR) OBP: 0.231, SLG: 0.240										4	0	2	0	0	0	0				
2 Yu Chang, R (1, 4) 22 Jose Pastrano, S (7, 4) OBP: 0.423, SLG: 0.760										3	0	1	0	0	0	1				
6 Owen Miller, R (1, 3) 6 Marcos Gonzalez, R (7, 3) OBP: 0.480, SLG: 0.875										3	1	1	1	0	0	1				
28 Ernie Clement, R (1, 5) 13 Joab Gonzalez, R (7, 5) OBP: 0.478, SLG: 0.500										3	0	0	0	0	0	1				
67 Steven Kwan, L (1, 7) 32 Marlin Made, L (7, 9) OBP: 0.478, SLG: 0.500										3	0	1	0	0	0	0				
81 Bryan Lavastida, R (1, 2) 88 Mike Rivera, R (8, 2) OBP: 0.625, SLG: 1.143										3	0	0	0	0	1	1				
<b>Inning Stats</b>	R: 1 E: 0 K: 2 S: 10	H: 2 LOB: 1 BB: 0 P: 11	R: 0 E: 0 K: 0 S: 3	H: 0 LOB: 0 BB: 0 P: 3	R: 0 E: 0 K: 0 S: 4	H: 1 LOB: 1 BB: 0 P: 5	R: 0 E: 0 K: 0 S: 4	H: 1 LOB: 1 BB: 0 P: 4	R: 0 E: 0 K: 1 S: 5	H: 0 LOB: 0 BB: 0 P: 5	R: 0 E: 0 K: 0 S: 3	H: 1 LOB: 0 BB: 0 P: 3	R: 1 E: 0 K: 1 S: 7	H: 2 LOB: 1 BB: 0 P: 9	R: 0 E: 0 K: 1 S: 5	H: 1 LOB: 1 BB: 0 P: 5		1B: 7 2B: 1 3B: 0 HR: 2	SF: 0 SAC: 0 DP: 2 HBP: 0	WP: 0 PB: 0 SB: 2 CS: 0
<b>PITCHER</b>	IP WLS BF H R ER SO BB IBB HBP BLK WP HR S P ERA WHIP																			
77 Chris Flexen, R (1, 1) ERA: 4.5	5.0	19	4	1	1	3	0	0	0	0	0	0	0	1	26	28	1.80	0.800		
75 Andrés Muñoz, R (6, 1) ERA: 6.75	1.0	3	1	0	0	0	0	0	0	0	0	0	0	0	3	3	9.00	1.000		
40 Wyatt Mills, R (7, 1) ERA: 6.75	1.0	5	2	1	1	1	0	0	0	0	0	0	1	7	9	9.00	2.000			
50 Erik Swanson, R (8, 1) ERA: 6.75	1.0	3	1	0	0	1	0	0	0	0	0	0	0	5	5	0.00	1.000			
71 Devin Sweet, R (9, 1) ERA: 5.79	1.0	3	1	0	0	1	0	0	0	0	0	0	0	5	5	0.00	1.000			

Batter	1	2	3	4	5	6	7	8	9	AB	R	H	RBI	BB	SO	LOB	BOTTOM			
26 Adam Frazier, L (1, 4) 8 Donovan Walton, L (7, 4) OBP: 0.545, SLG: 0.579 OBP: 0.294, SLG: 0.267										3	0	2	2	0	1	0	<p>Cleveland Guardians @ Seattle Mariners</p> <p>Peoria Stadium, Peoria, AZ</p> <p>Thu Mar 31 2022, 9:43 PM - 12:17 AM EDT</p> <p>Att. 3,595 - Clear - 79 F</p>			
23 Ty France, R (1, 3) 70 Mike Ford, L (8, 3) OBP: 0.231, SLG: 0.346 OBP: 0.333, SLG: 0.563										3	0	0	0	0	2					
27 Jesse Winker, L (1, 7) 22 Luis Torrens, R (8, 2) OBP: 0.250, SLG: 0.091 OBP: 0.428, SLG: 0.476										3	0	0	0	0	2	0				
17 Mitch Haniger, R (1, 10) 41 Chance Sisco, L (8, PH) OBP: 0.296, SLG: 0.375 OBP: 0.364, SLG: 0.222										2	0	0	0	0	1	0				
13 Abraham Toro, S (1, 5) 89 Jonatan Clase, S (8, 7) OBP: 0.500, SLG: 0.522										3	0	0	0	0	2	1				
10 Jared Kelenic, L (1, 9) 98 Spencer Packard, L (8, 9) OBP: 0.231, SLG: 0.240 OBP: 0.500, SLG: 0.500										3	0	0	0	0	1	1				
44 Julio Rodriguez, R (1, 8) 88 Victor Labrada, L (8, 8) OBP: 0.429, SLG: 0.720										2	3	2	1	1	0	0				
25 Dylan Moore, R (1, 6) 90 James Parker, R (8, 4) OBP: 0.409, SLG: 0.632 OBP: 1.000, SLG: 1.000										3	0	1	0	0	2	1				
2 Tom Murphy, R (1, 2) 87 Milkar Perez, S (8, 5) OBP: 0.158, SLG: 0.111										3	0	0	0	0	2	3				
<b>Inning Stats</b>	R: 0 E: 0 K: 2 S: 7	H: 0 LOB: 0 BB: 0 P: 7	R: 0 E: 0 K: 0 S: 3	H: 0 LOB: 0 BB: 0 P: 3	R: 1 E: 1 K: 2 S: 9	H: 2 LOB: 1 BB: 0 P: 9	R: 0 E: 0 K: 3 S: 9	H: 0 LOB: 1 BB: 0 P: 10	R: 1 E: 0 K: 0 S: 4	H: 2 LOB: 1 BB: 1 P: 8	R: 0 E: 0 K: 2 S: 7	H: 0 LOB: 0 BB: 0 P: 7	R: 1 E: 0 K: 2 S: 10	H: 1 LOB: 0 BB: 0 P: 12	R: 0 E: 0 K: 3 S: 10	H: 1 LOB: 2 BB: 1 P: 14		1B: 5 2B: 0 3B: 0 HR: 1	SF: 0 SAC: 0 DP: 1 HBP: 1	WP: 0 PB: 0 SB: 1 CS: 0
<b>PITCHER</b>	IP WLS BF H R ER SO BB IBB HBP BLK WP HR S P ERA WHIP																			
43 Aaron Civale, R (1, 1) ERA: 3.86	4.0	15	2	1	1	7	0	0	0	0	0	0	0	4	8	9.00	3.000			
26 Anthony Gose, L (5, 1) ERA: 2.25	1.0	5	2	1	1	0	1	0	0	0	0	0	0	7	7	0.00	0.000			
52 Nick Sandlin, R (6, 1) ERA: 2.25	1.0	4	1	1	1	2	0	0	0	0	0	0	0	10	12	9.00	1.000			
48 Emmanuel Clase, R (7, 1) ERA: 2.25	1.0	5	1	0	0	3	1	0	0	0	0	0	0	10	14	0.00	2.000			







Batter	1	2	3	4	5	6	7	8	9	AB	R	H	RBI	BB	SO	LOB	TOP					
66 Rafael Ortega, L OBP: 0.188, SLG: 0.103	F9		P5		G3		K	K		5	0	0	0	0	2	2	<b>Chicago Cubs @ Cleveland Guardians</b> Goodyear Ballpark, Goodyear, AZ Sun Apr 03 2022, 9:06 PM - 12:01 AM EDT Att. 4,125 - Clear - 83 F					
18 Grayson Byrd, L OBP: 0.333, SLG: 1.333										0	0	0	0	0	0							
77 Clint Frazier, R OBP: 0.406, SLG: 0.462	F8				G3-1		K		F8	4	1	1	0	0	1	2						
24 Kevin Alcántara, R			7 2B	1B						1	0	0	0	0	0							
7 Yan Gomes, R OBP: 0.217, SLG: 0.478			16 BB	2B						4	1	3	1	0	1	2						
5 John Hicks, R OBP: 0.438, SLG: 0.667	67 BB		16 BB	2B						1	0	0	0	0	1	0						
16 Patrick Wisdom, R OBP: 0.286, SLG: 0.480				2B						3	0	1	1	1	1	1						
19 Luis Vazquez, R OBP: 1.000, SLG: 1.000			67 CS	2B	G5-3					1	1	1	0	0	0	0						
67 Alfonso Rivas III, L OBP: 0.394, SLG: 0.548				2B						3	1	1	0	1	1	1						
22 Ismael Mena, L										0	0	0	0	1	0	0						
32 Michael Hermosillo, R OBP: 0.407, SLG: 0.381					G4-1					3	1	1	0	0	1	3						
93 Bradlee Beesley, R OBP: 0.600, SLG: 0.600										3	1	1	0	0	1	3						
4 Ildemaro Vargas, S OBP: 0.231, SLG: 0.250										1	0	1	0	0	0	0						
19 Scott McKeon, R										1	0	0	0	0	0	2						
Alexander Canario, R OBP: 0.364, SLG: 0.900										3	1	1	3	1	1	1						
18 Ed Howard, R OBP: 0.231, SLG: 0.250										3	0	0	0	0	1	1						
<b>Inning Stats</b>	R: 0 E: 0 K: 0 S: 4	H: 1 LOB: 3 BB: 2 P: 13	R: 0 E: 0 K: 1 S: 5	H: 0 LOB: 0 BB: 0 P: 5	R: 2 E: 0 K: 1 S: 7	H: 3 LOB: 0 BB: 0 P: 8	R: 0 E: 0 K: 0 S: 3	H: 0 LOB: 1 BB: 0 P: 5	R: 0 E: 0 K: 0 S: 4	H: 1 LOB: 1 BB: 0 P: 4	R: 0 E: 0 K: 2 S: 7	H: 0 LOB: 0 BB: 0 P: 7	R: 0 E: 0 K: 3 S: 9	H: 0 LOB: 2 BB: 1 P: 14	R: 4 E: 0 K: 3 S: 15	H: 4 LOB: 0 BB: 0 P: 18	R: 1 E: 1 K: 1 S: 7	H: 2 LOB: 2 BB: 1 P: 11	1B: 6 2B: 4 3B: 0 HR: 1	SF: 0 SAC: 0 DP: 0 HBP: 2	WP: 0 PB: 0 SB: 2 CS: 1	PA: 43
<b>PITCHER</b>	IP WLS BF H R ER SO BB IBB HBP BLK WP HR S P ERA WHIP	47 Cal Quantrill, R (1, 1) ERA: 9.63 46 Alex Young, L (4, 1) ERA: 4.76 48 Emmanuel Clase, R (5, 1) ERA: 1.8 62 Enyel De Los Santos, R (6, 1) ERA: 63 Justin Garza, R (8, 1) ERA: 9.53																				
<b>PITCHER</b>	IP WLS BF H R ER SO BB IBB HBP BLK WP HR S P ERA WHIP	50 Tim Herrin, L (9, 1) ERA:																				

Batter	1	2	3	4	5	6	7	8	9	AB	R	H	RBI	BB	SO	LOB	BOTTOM	
7 Myles Straw, R OBP: 0.290, SLG: 0.355	G4-3									4	0	0	0	0	0	5	<b>Chicago Cubs @ Cleveland Guardians</b> Goodyear Ballpark, Goodyear, AZ Sun Apr 03 2022, 9:06 PM - 12:01 AM EDT Att. 4,125 - Clear - 83 F	
30 Cesar Idralgo, S										1	0	0	1	0	0	1		
1 Amed Rosario, R OBP: 0.214, SLG: 0.536	G6-3									4	0	0	0	0	1	0		
2 Jose Devers, R										1	0	0	0	0	0	1		
11 José Ramírez, S OBP: 0.239, SLG: 0.500										4	0	1	0	0	2	0		
23 Gabriel Rodriguez, R OBP: 0.500, SLG: 1.500										0	0	0	0	0	0	0		
32 Franmil Reyes, R OBP: 0.452, SLG: 0.519										3	0	1	0	0	1	1		
4 Bradley Zimmer, L OBP: 0.241, SLG: 0.259										1	0	0	0	0	0	0		
44 Bobby Bradley, L OBP: 0.212, SLG: 0.219										3	0	1	0	0	1	1		
6 Owen Miller, R OBP: 0.406, SLG: 0.700										1	0	0	0	0	1	0		
2 Yu Chang, R OBP: 0.344, SLG: 0.613										3	0	0	0	0	1	1		
27 Raynel Delgado, L OBP: 1.000, SLG: 1.500										1	1	1	0	0	0	0		
67 Steven Kwan, L OBP: 0.467, SLG: 0.500										3	0	1	0	0	0	0		
33 Alexfri Pineda, R OBP: 1.000, SLG: 2.000										1	1	1	1	0	0	0		
28 Ernie Clement, R OBP: 0.464, SLG: 0.822										2	0	1	0	0	0	1		
35 Oscar Mercado, R OBP: 0.250, SLG: 0.452										2	1	2	1	0	0	0		
81 Bryan Lavastida, R										1	0	0	0	2	0	1		
88 Mike Rivera, R OBP: 0.600, SLG: 1.000										0	0	0	0	1	0	0		
<b>Inning Stats</b>	R: 0 E: 0 K: 1 S: 6	H: 2 LOB: 3 BB: 1 P: 11	R: 0 E: 0 K: 1 S: 6	H: 1 LOB: 1 BB: 0 P: 6	R: 0 E: 0 K: 0 S: 4	H: 1 LOB: 1 BB: 0 P: 4	R: 0 E: 0 K: 0 S: 3	H: 0 LOB: 0 BB: 0 P: 3	R: 0 E: 0 K: 0 S: 3	H: 1 LOB: 1 BB: 1 P: 7	R: 0 E: 0 K: 2 S: 7	H: 0 LOB: 0 BB: 0 P: 7	R: 3 E: 1 K: 1 S: 8	H: 3 LOB: 1 BB: 1 P: 12	1B: 6 2B: 2 3B: 1 HR: 0	SF: 0 SAC: 0 DP: 1 HBP: 0	WP: 0 PB: 0 SB: 0 CS: 0	PA: 38
<b>PITCHER</b>	IP WLS BF H R ER SO BB IBB HBP BLK WP HR S P ERA WHIP	43 Jesse Chavez, R (1, 1) ERA: 1.8 78 Stephen Gonsalves, L (4, 1) ERA: 3.0 21 Robert Gsellman, R (6, 1) ERA: 13.5 41 Kevin McCarthy, R (9, 1) ERA: 13.5																

















Batter	1	2	3	4	5	6	7	8	9	AB	R	H	RBI	BB	SO	LOB	TOP				
7 Myles Straw, R OBP: 0.600, SLG: 0.500										4	1	2	0	1	1	2	<b>Cleveland Guardians @ Kansas City Royals</b> Kauffman Stadium, Kansas City, MO Thu Apr 07 2022, 3:10 PM - 5:59 PM CDT Att: 28,459 - Cloudy - 47 F				
1 Amed Rosario, R OBP: 0.250, SLG: 0.250										4	0	1	0	0	0	4					
11 José Ramírez, S OBP: 0.250, SLG: 0.500										4	0	1	1	0	1	1					
32 Franmil Reyes, R OBP: 0.250, SLG: 0.250										4	0	1	0	0	1	1					
44 Bobby Bradley, L 6 Owen Miller, R 35 Oscar Mercado, R										2	0	0	0	0	0	1					
2 Yu Chang, R										4	0	0	0	0	2	3					
38 Steven Kwan, L OBP: 0.750, SLG: 0.500										2	0	1	0	2	0	0					
17 Austin Hedges, R										4	0	0	0	0	0	3					
0 Andrés Giménez, L OBP: 0.250, SLG: 0.250										4	0	1	0	0	0	2					
<b>Inning Stats</b>	R: 0 E: 0 K: 0 S: 7	H: 1 LOB: 0 BB: 0 P: 7	R: 0 E: 0 K: 0 S: 9	H: 0 LOB: 0 BB: 0 P: 12	R: 0 E: 0 K: 1 S: 7	H: 0 LOB: 0 BB: 0 P: 11	R: 1 E: 0 K: 1 S: 15	H: 2 LOB: 1 BB: 0 P: 24	R: 0 E: 0 K: 1 S: 13	H: 0 LOB: 1 BB: 1 P: 17	R: 0 E: 0 K: 1 S: 15	H: 2 LOB: 3 BB: 2 P: 22	R: 0 E: 0 K: 1 S: 6	H: 0 LOB: 2 BB: 0 P: 9	R: 0 E: 0 K: 2 S: 16	H: 2 LOB: 0 BB: 0 P: 20		1B: 6 2B: 1 3B: 0 HR: 0	SF: 0 SAC: 0 DP: 1 HBP: 0	WP: 1 PB: 0 SB: 1 CS: 0	PA: 37
<b>PITCHER</b>	IP WLS BF H R ER SO BB IBB HBP BLK WP HR S P ERA WHIP	IP WLS BF H R ER SO BB IBB HBP BLK WP HR S P ERA WHIP	IP WLS BF H R ER SO BB IBB HBP BLK WP HR S P ERA WHIP	IP WLS BF H R ER SO BB IBB HBP BLK WP HR S P ERA WHIP	IP WLS BF H R ER SO BB IBB HBP BLK WP HR S P ERA WHIP	IP WLS BF H R ER SO BB IBB HBP BLK WP HR S P ERA WHIP	IP WLS BF H R ER SO BB IBB HBP BLK WP HR S P ERA WHIP	IP WLS BF H R ER SO BB IBB HBP BLK WP HR S P ERA WHIP	IP WLS BF H R ER SO BB IBB HBP BLK WP HR S P ERA WHIP	IP WLS BF H R ER SO BB IBB HBP BLK WP HR S P ERA WHIP	IP WLS BF H R ER SO BB IBB HBP BLK WP HR S P ERA WHIP	IP WLS BF H R ER SO BB IBB HBP BLK WP HR S P ERA WHIP	IP WLS BF H R ER SO BB IBB HBP BLK WP HR S P ERA WHIP	IP WLS BF H R ER SO BB IBB HBP BLK WP HR S P ERA WHIP	IP WLS BF H R ER SO BB IBB HBP BLK WP HR S P ERA WHIP	IP WLS BF H R ER SO BB IBB HBP BLK WP HR S P ERA WHIP	IP WLS BF H R ER SO BB IBB HBP BLK WP HR S P ERA WHIP	IP WLS BF H R ER SO BB IBB HBP BLK WP HR S P ERA WHIP	IP WLS BF H R ER SO BB IBB HBP BLK WP HR S P ERA WHIP	IP WLS BF H R ER SO BB IBB HBP BLK WP HR S P ERA WHIP	IP WLS BF H R ER SO BB IBB HBP BLK WP HR S P ERA WHIP
23 Zack Greinke, R ERA: 1.59	5.2	22	5	1	1	1	1	1	1	1	1	1	1	1	1	1	1.59	1.059			
59 Jake Brentz, L ERA:	1.0	5	0	0	0	0	1	2	0	0	0	0	1	0	13	27	0.00	2.000			
63 Josh Staumont, R ERA:	0.1	2	0	0	0	0	1	0	0	0	0	0	0	6	12	0.00	3.000				
58 Scott Barlow, R ERA:	2.0	W	8	2	0	0	3	0	0	0	0	0	0	22	29	0.00	1.000				
<b>Batter</b>	<b>1</b>	<b>2</b>	<b>3</b>	<b>4</b>	<b>5</b>	<b>6</b>	<b>7</b>	<b>8</b>	<b>9</b>	<b>AB</b>	<b>R</b>	<b>H</b>	<b>RBI</b>	<b>BB</b>	<b>SO</b>	<b>LOB</b>	<b>BOTTOM</b>				
15 Whit Merrifield, R OBP: 0.250, SLG: 0.250										4	0	1	0	0	2	2	<b>Cleveland Guardians @ Kansas City Royals</b> Kauffman Stadium, Kansas City, MO Thu Apr 07 2022, 3:10 PM - 5:59 PM CDT Att: 28,459 - Cloudy - 47 F				
7 Bobby Witt Jr., R OBP: 0.250, SLG: 0.500										4	1	1	1	0	0	1					
16 Andrew Benintendi, L OBP: 0.250, SLG: 0.250										4	0	1	1	0	0	0					
13 Salvador Perez, R										4	0	0	0	0	0	2					
41 Carlos Santana, S										2	0	0	0	1	0	0					
17 Hunter Dozier, R										3	1	0	0	0	1	1					
27 Adalberto Mondesi, S										3	0	0	0	0	2	2					
2 Michael Taylor, R										2	1	0	0	1	0	1					
8 Nicky Lopez, L OBP: 0.500, SLG: 1.000										2	0	1	1	0	1	0					
<b>Inning Stats</b>	R: 0 E: 1 K: 0 S: 9	H: 0 LOB: 1 BB: 0 P: 12	R: 0 E: 0 K: 2 S: 14	H: 0 LOB: 0 BB: 0 P: 21	R: 0 E: 0 K: 1 S: 10	H: 1 LOB: 1 BB: 0 P: 13	R: 0 E: 0 K: 0 S: 7	H: 0 LOB: 0 BB: 0 P: 12	R: 1 E: 1 K: 2 S: 11	H: 1 LOB: 0 BB: 0 P: 18	R: 0 E: 0 K: 0 S: 7	H: 0 LOB: 0 BB: 0 P: 12	R: 0 E: 0 K: 0 S: 7	H: 0 LOB: 0 BB: 1 P: 15	R: 2 E: 0 K: 1 S: 9	H: 2 LOB: 1 BB: 1 P: 20		1B: 2 2B: 2 3B: 0 HR: 0	SF: 0 SAC: 1 DP: 0 HBP: 0	WP: 1 PB: 0 SB: 0 CS: 1	PA: 32
<b>PITCHER</b>	IP WLS BF H R ER SO BB IBB HBP BLK WP HR S P ERA WHIP	IP WLS BF H R ER SO BB IBB HBP BLK WP HR S P ERA WHIP	IP WLS BF H R ER SO BB IBB HBP BLK WP HR S P ERA WHIP	IP WLS BF H R ER SO BB IBB HBP BLK WP HR S P ERA WHIP	IP WLS BF H R ER SO BB IBB HBP BLK WP HR S P ERA WHIP	IP WLS BF H R ER SO BB IBB HBP BLK WP HR S P ERA WHIP	IP WLS BF H R ER SO BB IBB HBP BLK WP HR S P ERA WHIP	IP WLS BF H R ER SO BB IBB HBP BLK WP HR S P ERA WHIP	IP WLS BF H R ER SO BB IBB HBP BLK WP HR S P ERA WHIP	IP WLS BF H R ER SO BB IBB HBP BLK WP HR S P ERA WHIP	IP WLS BF H R ER SO BB IBB HBP BLK WP HR S P ERA WHIP	IP WLS BF H R ER SO BB IBB HBP BLK WP HR S P ERA WHIP	IP WLS BF H R ER SO BB IBB HBP BLK WP HR S P ERA WHIP	IP WLS BF H R ER SO BB IBB HBP BLK WP HR S P ERA WHIP	IP WLS BF H R ER SO BB IBB HBP BLK WP HR S P ERA WHIP	IP WLS BF H R ER SO BB IBB HBP BLK WP HR S P ERA WHIP	IP WLS BF H R ER SO BB IBB HBP BLK WP HR S P ERA WHIP	IP WLS BF H R ER SO BB IBB HBP BLK WP HR S P ERA WHIP	IP WLS BF H R ER SO BB IBB HBP BLK WP HR S P ERA WHIP	IP WLS BF H R ER SO BB IBB HBP BLK WP HR S P ERA WHIP	IP WLS BF H R ER SO BB IBB HBP BLK WP HR S P ERA WHIP
57 Shane Bieber, R ERA:	4.2	18	2	1	0	4	0	0	0	4	0	0	0	0	4	72	0.00	0.429			
27 Bryan Shaw, R ERA:	0.1	1	0	0	0	1	0	0	0	0	0	0	0	3	4	0.00	0.000				
24 Triston McKenzie, R ERA: 6.0	3.0	L	12	2	2	2	1	2	0	0	0	0	1	0	23	47	6.00	1.333			



Batter	1	2	3	4	5	6	7	8	9	10	AB	R	H	RBI	BB	SO	LOB	TOP					
7 Myles Straw, R OBP: 0.333, SLG: 0.250	G6-3		F8			F4			G1-3		4	0	0	0	0	0	0	<b>Cleveland Guardians @ Kansas City Royals</b> Kauffman Stadium, Kansas City, MO Sat Apr 09 2022, 3:11 PM - 6:00 PM CDT Att. 17,103 - Sunny - 63 F					
38 Steven Kwan, L OBP: 0.750, SLG: 0.800	G6-3			G3			1B			2B	3	0	2	0	1	0	0						
11 José Ramírez, S OBP: 0.250, SLG: 0.375	G6-3				1B		P5		P4		4	0	1	0	0	0	3						
32 Fránmil Reyes, R OBP: 0.125, SLG: 0.125											4	0	0	0	0	3	3						
6 Owen Miller, R (10, PR)											0	0	0	0	0	0	0						
1 Amed Rosario, R OBP: 0.250, SLG: 0.250											4	0	1	0	0	0	1						
44 Bobby Bradley, L (1, 3)											2	0	0	0	0	1	1						
28 Ernie Clement, R OBP: 1.000, SLG: 1.000											1	0	1	0	0	0	0						
35 Óscar Mercado, R (1, 9)											4	0	0	0	0	0	4						
0 Andrés Giménez, L OBP: 0.167, SLG: 0.167											2	0	0	0	0	1	0						
2 Yu Chang, R (8, PH)											2	0	0	0	0	2	3						
17 Austin Hedges, R (1, 2)											3	0	0	0	0	3	1						
<b>Inning Stats</b>	R: 0 E: 0 K: 0 S: 9	H: 0 LOB: 0 BB: 1 P: 13	R: 0 E: 0 K: 1 S: 8	H: 1 LOB: 1 BB: 0 P: 13	R: 0 E: 0 K: 2 S: 8	H: 0 LOB: 0 BB: 0 P: 10	R: 0 E: 0 K: 1 S: 5	H: 1 LOB: 0 BB: 0 P: 8	R: 0 E: 0 K: 1 S: 6	H: 0 LOB: 0 BB: 0 P: 7	R: 0 E: 0 K: 1 S: 10	H: 0 LOB: 0 BB: 0 P: 18	R: 0 E: 0 K: 1 S: 8	H: 1 LOB: 1 BB: 0 P: 15	R: 0 E: 0 K: 1 S: 12	H: 0 LOB: 1 BB: 0 P: 21	R: 0 E: 0 K: 1 S: 9	H: 1 LOB: 1 BB: 0 P: 13	1B: 4 2B: 1 3B: 0 HR: 0	SF: 0 SAC: 0 DP: 2 HBP: 1	WP: 0 PB: 0 SB: 0 CS: 0	PA: 35	
<b>PITCHER</b>	IP 6.0	WLS 19	BF 2	H 0	R 0	ER 0	SO 5	BB 1	IBB 0	HBP 0	BLK 0	WP 0	HR 0	S 46	P 69	ERA 0.00	WHIP 0.500						
56 Brad Keller, R ERA:	(1, 1)																						
65 Dylan Coleman, R ERA:	(7, 1)	1.0	4	1	0	0	1	0	0	0	0	0	0	8	15	0.00	1.000						
24 Amir Garrett, L ERA:	(8, 1)	0.2	3	0	0	0	1	0	0	1	0	0	0	9	15	0.00	0.000						
45 Taylor Clarke, R ERA:	(8, 1)	0.1	1	0	0	0	1	0	0	0	0	0	0	3	6	0.00	0.000						
63 Josh Staumont, R ERA:	(9, 1)	1.0	4	1	0	0	1	0	0	0	0	0	0	9	12	0.00	1.000						

AB	33
R	0
H	5
RBI	0
BB	1
SO	10
LOB	16



Batter	1	2	3	4	5	6	7	8	9	10	AB	R	H	RBI	BB	SO	LOB	BOTTOM						
15 Whit Merrifield, R OBP: 0.125, SLG: 0.125	P3		L7			L1-6			P2		4	0	0	0	0	0	1	<b>Cleveland Guardians @ Kansas City Royals</b> Kauffman Stadium, Kansas City, MO Sat Apr 09 2022, 3:11 PM - 6:00 PM CDT Att. 17,103 - Sunny - 63 F						
7 Bobby Witt Jr., R OBP: 0.125, SLG: 0.250	K			G1-3		F9		L7			4	0	0	0	0	1	1							
16 Andrew Benintendi, L OBP: 0.500, SLG: 0.500											4	0	3	0	0	0	1							
13 Salvador Perez, R ERA:											4	0	0	0	0	3	3							
41 Carlos Santana, S ERA:											2	0	0	0	1	0	1							
14 Edward Olivares, R (7, PR)											0	0	0	0	0	0	0							
Ryan O'Hearn, L (8, 3)											1	0	0	0	0	0	1							
28 Kyle Isbel, L (10, PR)											0	1	0	0	0	0	0							
17 Hunter Dozier, R OBP: 0.143, SLG: 0.143											4	0	1	0	0	0	1							
27 Adalberto Mondesi, S OBP: 0.286, SLG: 0.167											3	0	1	1	1	2	0							
2 Michael Taylor, R (1, 8)											3	0	0	0	0	0	2							
8 Nicky Lopez, L OBP: 0.400, SLG: 0.600											3	0	1	0	0	0	0							
<b>Inning Stats</b>	R: 0 E: 0 K: 1 S: 11	H: 1 LOB: 1 BB: 0 P: 14	R: 0 E: 0 K: 1 S: 6	H: 0 LOB: 0 BB: 0 P: 10	R: 0 E: 0 K: 0 S: 4	H: 0 LOB: 0 BB: 0 P: 6	R: 0 E: 0 K: 0 S: 10	H: 1 LOB: 1 BB: 0 P: 18	R: 0 E: 0 K: 1 S: 7	H: 0 LOB: 0 BB: 0 P: 8	R: 0 E: 0 K: 0 S: 14	H: 1 LOB: 1 BB: 0 P: 22	R: 0 E: 0 K: 0 S: 12	H: 0 LOB: 2 BB: 0 P: 21	R: 0 E: 0 K: 0 S: 11	H: 0 LOB: 0 BB: 0 P: 16	R: 0 E: 0 K: 0 S: 4	H: 1 LOB: 0 BB: 0 P: 6	R: 1 E: 0 K: 0 S: 5	H: 2 LOB: 2 BB: 0 P: 5	1B: 6 2B: 0 3B: 0 HR: 0	SF: 0 SAC: 0 DP: 1 HBP: 1	WP: 0 PB: 0 SB: 1 CS: 0	PA: 34
<b>PITCHER</b>	IP 5.2	WLS 20	BF 3	H 0	R 0	ER 0	SO 3	BB 0	IBB 0	HBP 0	BLK 0	WP 0	HR 0	S 47	P 70	ERA 0.00	WHIP 0.529							
34 Zach Plesac, R ERA:	(1, 1)																							
27 Bryan Shaw, R ERA:	(6, 1)	0.2	3	0	0	0	0	1	0	0	0	0	0	0	11	19	0.00	1.500						
52 Nick Sandlin, R ERA:	(7, 1)	0.2	3	0	0	0	0	1	0	0	0	0	0	6	10	0.00	1.500							
37 Trevor Stephan, R ERA:	(8, 1)	1.0	3	0	0	0	0	0	0	0	0	0	0	11	16	0.00	0.000							
26 Anthony Gose, L ERA:	(9, 1)	1.0	3	1	0	0	0	0	0	0	0	0	0	4	6	0.00	1.000							

AB	32
R	1
H	6
RBI	1
BB	2
SO	3
LOB	11









Batter	1	2	3	4	5	6	7	8	9	AB	R	H	RBI	BB	SO	LOB	TOP						
7 Myles Straw, R OBP: 0.350, SLG: 0.235											4	2	1	0	1	1	2						
38 Steven Kwan, L OBP: 0.789, SLG: 1.000											3	2	1	3	2	0	0						
11 José Ramírez, S OBP: 0.444, SLG: 0.688											4	0	1	1	1	0	1						
32 Franmil Reyes, R OBP: 0.263, SLG: 0.263											5	0	2	1	0	1	2						
1 Amed Rosario, R OBP: 0.444, SLG: 0.556											5	1	2	1	0	1	3						
6 Owen Miller, R OBP: 0.283, SLG: 0.818											5	2	3	0	0	1	1						
35 Óscar Mercado, R OBP: 0.188, SLG: 0.688											5	1	1	3	0	1	2						
0 Andrés Giménez, L OBP: 0.222, SLG: 0.222											2	0	1	0	0	0	0						
28 Ernie Clement, R OBP: 0.636, SLG: 0.590											2	2	1	0	1	0	1						
17 Austin Hedges, R OBP: 0.176, SLG: 0.176											3	0	0	0	0	1	3						
<b>Inning Stats</b>	R: 2 H: 2 E: 0 K: 0 S: 12	H: 2 LOB: 1 BB: 2 P: 23	R: 0 H: 1 E: 0 K: 1 S: 11	H: 1 LOB: 1 BB: 0 P: 16	R: 0 H: 1 E: 0 K: 0 S: 10	H: 1 LOB: 1 BB: 0 P: 13	R: 2 H: 2 E: 0 K: 0 S: 7	H: 2 LOB: 0 BB: 0 P: 13	R: 0 H: 0 E: 0 K: 1 S: 7	H: 0 LOB: 0 BB: 0 P: 12	R: 0 H: 0 E: 0 K: 2 S: 11	H: 0 LOB: 2 BB: 1 P: 15	R: 2 H: 3 E: 0 K: 2 S: 17	H: 3 LOB: 2 BB: 1 P: 24	R: 3 H: 2 E: 0 K: 0 S: 16	H: 2 LOB: 1 BB: 2 P: 34	R: 1 H: 2 E: 0 K: 0 S: 12	H: 2 LOB: 1 BB: 0 P: 22	1B: 9 SF: 0 2B: 2 3B: 1 HR: 1	SF: 0 SAC: 1 DP: 1 HBP: 0	WP: 1 PA: 44 CS: 1		
<b>PITCHER</b>	IP WLS BF H R ER SO BB IBB HBP BLK WP HR S P ERA WHIP	4.1 0 20 6 4 4 1 2 0 0 0 0 1 42 68 8.31 1.846	4.1 0 20 6 4 4 1 2 0 0 0 0 1 42 68 8.31 1.846	4.1 0 20 6 4 4 1 2 0 0 0 0 1 42 68 8.31 1.846	4.1 0 20 6 4 4 1 2 0 0 0 0 1 42 68 8.31 1.846	4.1 0 20 6 4 4 1 2 0 0 0 0 1 42 68 8.31 1.846	4.1 0 20 6 4 4 1 2 0 0 0 0 1 42 68 8.31 1.846	4.1 0 20 6 4 4 1 2 0 0 0 0 1 42 68 8.31 1.846	4.1 0 20 6 4 4 1 2 0 0 0 0 1 42 68 8.31 1.846	4.1 0 20 6 4 4 1 2 0 0 0 0 1 42 68 8.31 1.846	4.1 0 20 6 4 4 1 2 0 0 0 0 1 42 68 8.31 1.846	4.1 0 20 6 4 4 1 2 0 0 0 0 1 42 68 8.31 1.846	4.1 0 20 6 4 4 1 2 0 0 0 0 1 42 68 8.31 1.846	4.1 0 20 6 4 4 1 2 0 0 0 0 1 42 68 8.31 1.846	4.1 0 20 6 4 4 1 2 0 0 0 0 1 42 68 8.31 1.846	4.1 0 20 6 4 4 1 2 0 0 0 0 1 42 68 8.31 1.846	4.1 0 20 6 4 4 1 2 0 0 0 0 1 42 68 8.31 1.846	4.1 0 20 6 4 4 1 2 0 0 0 0 1 42 68 8.31 1.846	4.1 0 20 6 4 4 1 2 0 0 0 0 1 42 68 8.31 1.846	4.1 0 20 6 4 4 1 2 0 0 0 0 1 42 68 8.31 1.846	4.1 0 20 6 4 4 1 2 0 0 0 0 1 42 68 8.31 1.846	4.1 0 20 6 4 4 1 2 0 0 0 0 1 42 68 8.31 1.846	
43 Carlos Hernández, R ERA: 8.31	4.1 0 20 6 4 4 1 2 0 0 0 0 1 42 68 8.31 1.846	4.1 0 20 6 4 4 1 2 0 0 0 0 1 42 68 8.31 1.846	4.1 0 20 6 4 4 1 2 0 0 0 0 1 42 68 8.31 1.846	4.1 0 20 6 4 4 1 2 0 0 0 0 1 42 68 8.31 1.846	4.1 0 20 6 4 4 1 2 0 0 0 0 1 42 68 8.31 1.846	4.1 0 20 6 4 4 1 2 0 0 0 0 1 42 68 8.31 1.846	4.1 0 20 6 4 4 1 2 0 0 0 0 1 42 68 8.31 1.846	4.1 0 20 6 4 4 1 2 0 0 0 0 1 42 68 8.31 1.846	4.1 0 20 6 4 4 1 2 0 0 0 0 1 42 68 8.31 1.846	4.1 0 20 6 4 4 1 2 0 0 0 0 1 42 68 8.31 1.846	4.1 0 20 6 4 4 1 2 0 0 0 0 1 42 68 8.31 1.846	4.1 0 20 6 4 4 1 2 0 0 0 0 1 42 68 8.31 1.846	4.1 0 20 6 4 4 1 2 0 0 0 0 1 42 68 8.31 1.846	4.1 0 20 6 4 4 1 2 0 0 0 0 1 42 68 8.31 1.846	4.1 0 20 6 4 4 1 2 0 0 0 0 1 42 68 8.31 1.846	4.1 0 20 6 4 4 1 2 0 0 0 0 1 42 68 8.31 1.846	4.1 0 20 6 4 4 1 2 0 0 0 0 1 42 68 8.31 1.846	4.1 0 20 6 4 4 1 2 0 0 0 0 1 42 68 8.31 1.846	4.1 0 20 6 4 4 1 2 0 0 0 0 1 42 68 8.31 1.846	4.1 0 20 6 4 4 1 2 0 0 0 0 1 42 68 8.31 1.846	4.1 0 20 6 4 4 1 2 0 0 0 0 1 42 68 8.31 1.846	4.1 0 20 6 4 4 1 2 0 0 0 0 1 42 68 8.31 1.846	
40 Collin Snider, R ERA: 0.00	4.1 0 20 6 4 4 1 2 0 0 0 0 1 42 68 8.31 1.846	4.1 0 20 6 4 4 1 2 0 0 0 0 1 42 68 8.31 1.846	4.1 0 20 6 4 4 1 2 0 0 0 0 1 42 68 8.31 1.846	4.1 0 20 6 4 4 1 2 0 0 0 0 1 42 68 8.31 1.846	4.1 0 20 6 4 4 1 2 0 0 0 0 1 42 68 8.31 1.846	4.1 0 20 6 4 4 1 2 0 0 0 0 1 42 68 8.31 1.846	4.1 0 20 6 4 4 1 2 0 0 0 0 1 42 68 8.31 1.846	4.1 0 20 6 4 4 1 2 0 0 0 0 1 42 68 8.31 1.846	4.1 0 20 6 4 4 1 2 0 0 0 0 1 42 68 8.31 1.846	4.1 0 20 6 4 4 1 2 0 0 0 0 1 42 68 8.31 1.846	4.1 0 20 6 4 4 1 2 0 0 0 0 1 42 68 8.31 1.846	4.1 0 20 6 4 4 1 2 0 0 0 0 1 42 68 8.31 1.846	4.1 0 20 6 4 4 1 2 0 0 0 0 1 42 68 8.31 1.846	4.1 0 20 6 4 4 1 2 0 0 0 0 1 42 68 8.31 1.846	4.1 0 20 6 4 4 1 2 0 0 0 0 1 42 68 8.31 1.846	4.1 0 20 6 4 4 1 2 0 0 0 0 1 42 68 8.31 1.846	4.1 0 20 6 4 4 1 2 0 0 0 0 1 42 68 8.31 1.846	4.1 0 20 6 4 4 1 2 0 0 0 0 1 42 68 8.31 1.846	4.1 0 20 6 4 4 1 2 0 0 0 0 1 42 68 8.31 1.846	4.1 0 20 6 4 4 1 2 0 0 0 0 1 42 68 8.31 1.846	4.1 0 20 6 4 4 1 2 0 0 0 0 1 42 68 8.31 1.846	4.1 0 20 6 4 4 1 2 0 0 0 0 1 42 68 8.31 1.846	4.1 0 20 6 4 4 1 2 0 0 0 0 1 42 68 8.31 1.846
65 Dylan Coleman, R ERA: 0.00	4.1 0 20 6 4 4 1 2 0 0 0 0 1 42 68 8.31 1.846	4.1 0 20 6 4 4 1 2 0 0 0 0 1 42 68 8.31 1.846	4.1 0 20 6 4 4 1 2 0 0 0 0 1 42 68 8.31 1.846	4.1 0 20 6 4 4 1 2 0 0 0 0 1 42 68 8.31 1.846	4.1 0 20 6 4 4 1 2 0 0 0 0 1 42 68 8.31 1.846	4.1 0 20 6 4 4 1 2 0 0 0 0 1 42 68 8.31 1.846	4.1 0 20 6 4 4 1 2 0 0 0 0 1 42 68 8.31 1.846	4.1 0 20 6 4 4 1 2 0 0 0 0 1 42 68 8.31 1.846	4.1 0 20 6 4 4 1 2 0 0 0 0 1 42 68 8.31 1.846	4.1 0 20 6 4 4 1 2 0 0 0 0 1 42 68 8.31 1.846	4.1 0 20 6 4 4 1 2 0 0 0 0 1 42 68 8.31 1.846	4.1 0 20 6 4 4 1 2 0 0 0 0 1 42 68 8.31 1.846	4.1 0 20 6 4 4 1 2 0 0 0 0 1 42 68 8.31 1.846	4.1 0 20 6 4 4 1 2 0 0 0 0 1 42 68 8.31 1.846	4.1 0 20 6 4 4 1 2 0 0 0 0 1 42 68 8.31 1.846	4.1 0 20 6 4 4 1 2 0 0 0 0 1 42 68 8.31 1.846	4.1 0 20 6 4 4 1 2 0 0 0 0 1 42 68 8.31 1.846	4.1 0 20 6 4 4 1 2 0 0 0 0 1 42 68 8.31 1.846	4.1 0 20 6 4 4 1 2 0 0 0 0 1 42 68 8.31 1.846	4.1 0 20 6 4 4 1 2 0 0 0 0 1 42 68 8.31 1.846	4.1 0 20 6 4 4 1 2 0 0 0 0 1 42 68 8.31 1.846	4.1 0 20 6 4 4 1 2 0 0 0 0 1 42 68 8.31 1.846	4.1 0 20 6 4 4 1 2 0 0 0 0 1 42 68 8.31 1.846
59 Jake Brentz, L ERA: 10.8	4.1 0 20 6 4 4 1 2 0 0 0 0 1 42 68 8.31 1.846	4.1 0 20 6 4 4 1 2 0 0 0 0 1 42 68 8.31 1.846	4.1 0 20 6 4 4 1 2 0 0 0 0 1 42 68 8.31 1.846	4.1 0 20 6 4 4 1 2 0 0 0 0 1 42 68 8.31 1.846	4.1 0 20 6 4 4 1 2 0 0 0 0 1 42 68 8.31 1.846	4.1 0 20 6 4 4 1 2 0 0 0 0 1 42 68 8.31 1.846	4.1 0 20 6 4 4 1 2 0 0 0 0 1 42 68 8.31 1.846	4.1 0 20 6 4 4 1 2 0 0 0 0 1 42 68 8.31 1.846	4.1 0 20 6 4 4 1 2 0 0 0 0 1 42 68 8.31 1.846	4.1 0 20 6 4 4 1 2 0 0 0 0 1 42 68 8.31 1.846	4.1 0 20 6 4 4 1 2 0 0 0 0 1 42 68 8.31 1.846	4.1 0 20 6 4 4 1 2 0 0 0 0 1 42 68 8.31 1.846	4.1 0 20 6 4 4 1 2 0 0 0 0 1 42 68 8.31 1.846	4.1 0 20 6 4 4 1 2 0 0 0 0 1 42 68 8.31 1.846	4.1 0 20 6 4 4 1 2 0 0 0 0 1 42 68 8.31 1.846	4.1 0 20 6 4 4 1 2 0 0 0 0 1 42 68 8.31 1.846	4.1 0 20 6 4 4 1 2 0 0 0 0 1 42 68 8.31 1.846	4.1 0 20 6 4 4 1 2 0 0 0 0 1 42 68 8.31 1.846	4.1 0 20 6 4 4 1 2 0 0 0 0 1 42 68 8.31 1.846	4.1 0 20 6 4 4 1 2 0 0 0 0 1 42 68 8.31 1.846	4.1 0 20 6 4 4 1 2 0 0 0 0 1 42 68 8.31 1.846	4.1 0 20 6 4 4 1 2 0 0 0 0 1 42 68 8.31 1.846	4.1 0 20 6 4 4 1 2 0 0 0 0 1 42 68 8.31 1.846
63 Josh Staumont, R ERA: 9.0	4.1 0 20 6 4 4 1 2 0 0 0 0																						



Batter	1	2	3	4	5	6	7	8	9	AB	R	H	RBI	BB	SO	LOB	TOP										
7 Myles Straw, R OBP: 0.400, SLG: 0.300	K2-3		11 3B BB		L7		38 S BB		11 HR 2B	3	2	1	0	2	1	0	<b>Cleveland Guardians @ Cincinnati Reds</b> Great American Ball Park, Cincinnati, OH Tue Apr 12 2022, 4:13 PM - 7:42 PM EDT Att: 43,036 - Overcast - 66 F <a href="http://livebaseballscorecards.com">livebaseballscorecards.com</a>										
38 Steven Kwan, L OBP: 0.750, SLG: 0.933	11 CS BB		SF7				G4-3		11 HR BB	2	1	1	1	2	0	1											
11 José Ramírez, S OBP: 0.478, SLG: 0.905	32 CS 1B				F7				L7	5	1	3	6	0	0	1											
32 Franmil Reyes, R OBP: 0.250, SLG: 0.217	CS	F7	P3						L7	4	0	0	0	1	1	2											
1 Amed Rosario, R OBP: 0.391, SLG: 0.478	L9				G5-3				L9	5	0	1	0	0	0	1											
6 Owen Miller, R OBP: 0.529, SLG: 0.813	G3								L9	5	2	2	0	0	0	2											
35 Óscar Mercado, R OBP: 0.150, SLG: 0.550									L9	4	1	0	0	0	2	2											
0 Andrés Giménez, L OBP: 0.385, SLG: 0.769									P5	4	2	3	3	0	1	0											
17 Austin Hedges, R (1, 2)									P5	3	1	0	0	0	3	3											
									P5	3	1	0	0	0	3	3											
<b>Inning Stats</b>	R: 0 E: 0 K: 1 S: 10	H: 1 LOB: 0 BB: 1 P: 17	R: 0 E: 0 K: 0 S: 13	H: 0 LOB: 0 BB: 0 P: 16	R: 3 E: 0 K: 2 S: 18	H: 2 LOB: 1 BB: 1 P: 28	R: 1 E: 0 K: 1 S: 14	H: 2 LOB: 1 BB: 0 P: 20	R: 0 E: 0 K: 1 S: 15	H: 1 LOB: 1 BB: 0 P: 19	R: 0 E: 0 K: 2 S: 12	H: 0 LOB: 1 BB: 1 P: 19	R: 0 E: 0 K: 1 S: 8	H: 0 LOB: 0 BB: 0 P: 11	R: 6 E: 0 K: 0 S: 26	H: 4 LOB: 1 BB: 2 P: 48	1B: 4 2B: 3 HR: 2	SF: 1 SAC: 0 DP: 0 HBP: 1	WP: 1 PB: 0 SB: 1 CS: 3	PA: 43							
<b>PITCHER</b>	IP	WLS	BF	H	R	ER	SO	BB	IBB	HBP	BLK	WP	HR	S	P	ERA	WHIP										
30 Tyler Mahle, R ERA: 4.0	4.0	18	5	4	4	4	2	0	0	0	0	1	0	55	81	9.00	1.750										
23 Jeff Hoffman, R ERA: 3.86	2.0	7	2	0	0	1	0	0	0	0	0	0	0	28	38	0.00	1.000										
77 Art Warren, R ERA:	1.0	4	0	0	0	2	1	0	0	0	0	0	0	12	19	0.00	1.000										
64 Tony Santillan, R ERA:	1.0	3	0	0	0	1	0	0	0	0	0	0	0	8	11	0.00	0.000										
54 Hunter Strickland, R ERA: 18.0	0.1	L	5	3	4	4	0	0	0	1	0	0	1	9	17	108.00	9.000										
<b>PITCHER</b>	IP	WLS	BF	H	R	ER	SO	BB	IBB	HBP	BLK	WP	HR	S	P	ERA	WHIP										
41 Daniel Duarte, R ERA: 10.8	0.2	5	1	2	2	0	2	0	0	0	0	0	0	17	31	27.00	4.500										

Batter	1	2	3	4	5	6	7	8	9	AB	R	H	RBI	BB	SO	LOB	BOTTOM										
6 Jonathan India, R OBP: 0.261, SLG: 0.273	K				F7				F8	4	1	1	2	0	1	0	<b>Cleveland Guardians @ Cincinnati Reds</b> Great American Ball Park, Cincinnati, OH Tue Apr 12 2022, 4:13 PM - 7:42 PM EDT Att: 43,036 - Overcast - 66 F <a href="http://livebaseballscorecards.com">livebaseballscorecards.com</a>										
12 Tyler Naquin, L OBP: 0.438, SLG: 0.714	G3									3	2	2	2	1	0	0											
28 Tommy Pham, R (1, 7)	K									2	0	0	0	0	1	1											
44 Aristides Aquino, R OBP: 0.111, SLG: 0.111	K									2	0	0	0	0	1	0											
19 Joey Votto, L OBP: 0.333, SLG: 0.176		F7								3	0	0	0	1	1	0											
37 Tyler Stephenson, R OBP: 0.294, SLG: 0.429		K								4	0	0	0	0	1	1											
15 Nick Senzel, R OBP: 0.118, SLG: 0.176		F9								3	0	0	0	0	1	0											
9 Mike Moustakas, L OBP: 0.071, SLG: 0.077										3	0	0	0	0	2	0											
17 Kyle Farmer, R OBP: 0.444, SLG: 0.438										2	1	1	0	1	0	0											
27 Jake Freley, L OBP: 0.231, SLG: 0.250										3	1	1	0	0	0	1											
<b>Inning Stats</b>	R: 0 E: 0 K: 2 S: 7	H: 0 LOB: 0 BB: 0 P: 12	R: 0 E: 0 K: 1 S: 7	H: 0 LOB: 0 BB: 0 P: 8	R: 0 E: 0 K: 0 S: 10	H: 0 LOB: 0 BB: 0 P: 16	R: 0 E: 0 K: 0 S: 7	H: 0 LOB: 0 BB: 1 P: 15	R: 0 E: 0 K: 1 S: 6	H: 0 LOB: 0 BB: 1 P: 12	R: 4 E: 0 K: 2 S: 17	H: 3 LOB: 0 BB: 1 P: 27	R: 0 E: 0 K: 1 S: 12	H: 0 LOB: 0 BB: 0 P: 15	R: 0 E: 0 K: 0 S: 10	H: 1 LOB: 0 BB: 0 P: 18	R: 1 E: 0 K: 1 S: 13	H: 1 LOB: 0 BB: 0 P: 20	1B: 1 2B: 4 HR: 1	SF: 0 SAC: 0 DP: 3 HBP: 0	WP: 2 PB: 0 SB: 0 CS: 0	PA: 32					
<b>PITCHER</b>	IP	WLS	BF	H	R	ER	SO	BB	IBB	HBP	BLK	WP	HR	S	P	ERA	WHIP										
57 Shane Bieber, R ERA: 2.7	5.1	19	2	3	3	3	3	0	0	0	0	0	0	46	79	5.06	0.938										
26 Anthony Gose, L ERA: 5.4	0.2	B	3	1	1	1	1	0	0	0	0	0	1	8	11	13.50	1.500										
58 Anthony Castro, R ERA: 4.5	1.0	3	0	0	0	1	0	0	0	0	0	0	0	12	15	0.00	0.000										
37 Trevor Stephan, R ERA:	1.0	W	3	1	0	0	0	0	0	0	0	0	0	10	18	0.00	1.000										
31 Sam Hentges, L ERA: 4.5	1.0	4	1	1	1	1	1	0	0	0	1	0	13	20	9.00	1.000											








Batter	1	2	3	4	5	6	7	8	9	AB	R	H	RBI	BB	SO	LOB	TOP							
5 Mike Yastrzemski, L (1, 9) OBP: 0.286, SLG: 0.263	1-2 1B		1-2 F7		0-0 F8		1-2 HBP	2-1 G3		4	0	1	0	0	0	1								
9 Brandon Belt, L (1, 3) OBP: 0.500, SLG: 0.737	3-2 P5		4-1 BB		2-1 F8		0-3 K	4-2 BB	4-2 BB	3	0	0	0	2	1	3								
33 Darin Ruf, R (1, 10) OBP: 0.375, SLG: 0.280	0-3 K		1-2 FC5-4		0-2 L8		4-1 BB	1-2 BB	1-3 K	4	0	0	0	1	2	4								
23 Joc Pederson, L (1, 7) OBP: 0.444, SLG: 0.750 13 Austin Slater, R (7, PH) OBP: 0.133, SLG: 0.143	1-1 F8		2-1 1B		2-0 HR		4-2 BB	1-0 FC5-4	1-2 1B	3	1	2	1	0	0	1								
35 Brandon Crawford, L (1, 6) OBP: 0.261, SLG: 0.333	2-1 HR		0-1 F7		2-0 G4-3		1-3 K	1-0 F7		5	1	1	1	0	1	6								
41 Wilmer Flores, R (1, 5) OBP: 0.292, SLG: 0.500	1-3 K		0-1 G5-3		2-2 G4-3		2-3 K			4	0	1	0	0	2	0								
39 Thairo Estrada, R (1, 4) OBP: 0.231, SLG: 0.360	1-3 K		0-1 G4-3		1-2 G4-3		0-2 E5			4	1	0	0	0	1	1								
6 Steven Duggar, L (1, 8) OBP: 0.211, SLG: 0.294	0-0 2B		0-0 G4-3		0-1 F7		0-1 F7			4	0	1	0	0	0	2								
21 Joey Bart, R (1, 2) OBP: 0.455, SLG: 0.722	3-3 K		0-1 1B		2-3 K		1-0 HR			4	1	2	2	0	2	1								
<b>Inning Stats</b>	R: 0 E: 0 K: 1 S: 11	H: 1 LOB: 1 BB: 0 P: 16	R: 1 E: 0 K: 3 S: 13	H: 2 LOB: 1 BB: 0 P: 20	R: 0 E: 0 K: 0 S: 11	H: 1 LOB: 2 BB: 1 P: 19	R: 0 E: 0 K: 0 S: 5	H: 0 LOB: 0 BB: 0 P: 5	R: 0 E: 0 K: 0 S: 8	H: 1 LOB: 1 BB: 0 P: 10	R: 1 E: 0 K: 0 S: 10	H: 2 LOB: 1 BB: 0 P: 17	R: 0 E: 0 K: 3 S: 16	H: 0 LOB: 3 BB: 2 P: 28	R: 2 E: 1 K: 1 S: 11	H: 1 LOB: 0 BB: 0 P: 16	R: 0 E: 0 K: 1 S: 8	H: 0 LOB: 1 BB: 1 P: 15	1B: 3 2B: 2 3B: 0 HR: 3	SF: 0 SAC: 0 DP: 0 HBP: 1	WP: 1 PB: 0 SB: 0 CS: 0	PA: 41		
<b>PITCHER</b>	IP WLS BF H R ER SO BB IBB HBP BLK WP HR S P ERA WHIP	IP WLS BF H R ER SO BB IBB HBP BLK WP HR S P ERA WHIP	IP WLS BF H R ER SO BB IBB HBP BLK WP HR S P ERA WHIP	IP WLS BF H R ER SO BB IBB HBP BLK WP HR S P ERA WHIP	IP WLS BF H R ER SO BB IBB HBP BLK WP HR S P ERA WHIP	IP WLS BF H R ER SO BB IBB HBP BLK WP HR S P ERA WHIP	IP WLS BF H R ER SO BB IBB HBP BLK WP HR S P ERA WHIP	IP WLS BF H R ER SO BB IBB HBP BLK WP HR S P ERA WHIP	IP WLS BF H R ER SO BB IBB HBP BLK WP HR S P ERA WHIP	34 Zach Plesac, R (1, 1) ERA: 1.64	37 Trevor Stephan, R (6, 1) ERA: 3.86	26 Anthony Gose, L (7, 1) ERA: 3.86	27 Bryan Shaw, R (7, 1) ERA: 5.4	58 Anthony Castro, R (8, 1) ERA: 3.38	31 Sam Hentges, L (8, 1) ERA: 3.86	45 Konnor Pilkington, L (9, 1) ERA: 3.86								
Batter	1	2	3	4	5	6	7	8	9	AB	R	H	RBI	BB	SO	LOB	BOTTOM							
7 Myles Straw, R (1, 8) OBP: 0.457, SLG: 0.357	1-3 K		3-3 K		4-1 BB		0-2 G4-3			3	0	0	0	1	2	0								
38 Steven Kwan, L (1, 7) OBP: 0.606, SLG: 0.636	1-0 P2		1-0 HBP		3-2 K		1-2 G4-3			3	0	0	0	0	1	1								
11 José Ramírez, S (1, 5) OBP: 0.531, SLG: 1.000	1-1 L8		0-0 F7		4-1 BB		2-1 2B			3	1	1	0	1	0	1								
32 Franmil Reyes, R (1, 10) OBP: 0.212, SLG: 0.188	0-0 L6		1-0 G6-4-3		3-2 BB		2-3 K			4	0	1	0	0	1	2								
1 Amed Rosario, R (1, 6) OBP: 0.313, SLG: 0.375	1-0 G5-3		0-3 K		1-3 K		0-3 K			4	0	0	0	0	2	3								
6 Owen Miller, R (1, 4) OBP: 0.520, SLG: 1.043	1-2 2B		1-3 K		0-2 SF9		2-2 L7			2	0	1	1	0	1	0								
22 Josh Naylor, L (1, 3) OBP: 0.520, SLG: 1.043	0-1 G6-3		2-1 G3-1		3-3 K		0-3 K			3	0	0	0	0	1	2								
35 Óscar Mercado, R (1, 9) OBP: 0.179, SLG: 0.607	1-0 P6		1-3 K		1-3 K		1-1 P4			3	0	0	0	0	1	0								
17 Austin Hedges, R (1, 2) OBP: 0.179, SLG: 0.607	1-3 K		1-2 F8		1-2 G6-3					3	0	0	0	0	1	0								
<b>Inning Stats</b>	R: 0 E: 0 K: 1 S: 6	H: 0 LOB: 0 BB: 0 P: 9	R: 0 E: 0 K: 0 S: 7	H: 1 LOB: 1 BB: 0 P: 9	R: 0 E: 0 K: 2 S: 7	H: 0 LOB: 0 BB: 0 P: 12	R: 0 E: 0 K: 0 S: 2	H: 0 LOB: 0 BB: 0 P: 4	R: 0 E: 0 K: 2 S: 10	H: 0 LOB: 0 BB: 0 P: 13	R: 0 E: 0 K: 2 S: 12	H: 0 LOB: 1 BB: 1 P: 21	R: 1 E: 0 K: 2 S: 15	H: 1 LOB: 1 BB: 1 P: 22	R: 0 E: 0 K: 0 S: 6	H: 0 LOB: 0 BB: 0 P: 8	R: 0 E: 0 K: 1 S: 11	H: 1 LOB: 1 BB: 0 P: 18	1B: 1 2B: 2 3B: 0 HR: 0	SF: 1 SAC: 0 DP: 1 HBP: 1	WP: 0 PB: 0 SB: 0 CS: 0	PA: 32		
<b>PITCHER</b>	IP WLS BF H R ER SO BB IBB HBP BLK WP HR S P ERA WHIP	IP WLS BF H R ER SO BB IBB HBP BLK WP HR S P ERA WHIP	IP WLS BF H R ER SO BB IBB HBP BLK WP HR S P ERA WHIP	IP WLS BF H R ER SO BB IBB HBP BLK WP HR S P ERA WHIP	IP WLS BF H R ER SO BB IBB HBP BLK WP HR S P ERA WHIP	IP WLS BF H R ER SO BB IBB HBP BLK WP HR S P ERA WHIP	IP WLS BF H R ER SO BB IBB HBP BLK WP HR S P ERA WHIP	IP WLS BF H R ER SO BB IBB HBP BLK WP HR S P ERA WHIP	IP WLS BF H R ER SO BB IBB HBP BLK WP HR S P ERA WHIP	16 Carlos Rodón, L (1, 1) ERA: 1.5	71 Tyler Rogers, R (8, 1) ERA: 2.45	75 Camilo Doval, R (9, 1) ERA: 5.06												

San Francisco Giants @ Cleveland Guardians  
 Progressive Field, Cleveland, OH  
 Fri Apr 15 2022, 7:13 PM - 10:08 PM EDT  
 Att: 33,469 - Partly Cloudy - 54 F

livebaseballscorecards.com


AB 36  
 R 4  
 H 8  
 RBI 4  
 BB 4  
 SO 9  
 LOB 20



San Francisco Giants @ Cleveland Guardians  
 Progressive Field, Cleveland, OH  
 Fri Apr 15 2022, 7:13 PM - 10:08 PM EDT  
 Att: 33,469 - Partly Cloudy - 54 F

livebaseballscorecards.com

AB 28  
 R 1  
 H 3  
 RBI 1  
 BB 2  
 SO 10  
 LOB 9





Batter	1	2	3	4	5	6	7	8	9	AB	R	H	RBI	BB	SO	LOB	TOP							
5 Mike Yastrzemski, L OBP: 0.308, SLG: 0.227										3	0	0	0	2	0	1	<b>San Francisco Giants @ Cleveland Guardians</b> <b>Progressive Field, Cleveland, OH</b> Sat Apr 16 2022, 6:11 PM - 9:29 PM EDT Att: 13,187 - Partly Cloudy - 46 F							
9 Brandon Belt, L OBP: 0.483, SLG: 0.667										5	1	2	2	0	1	3								
33 Darin Ruf, R OBP: 0.333, SLG: 0.241										4	0	0	0	0	1	3								
23 Joc Pederson, L OBP: 0.400, SLG: 0.667										2	0	0	0	0	0	0								
13 Austin Slater, R OBP: 0.235, SLG: 0.200										1	1	1	0	1	0	0								
35 Brandon Crawford, L OBP: 0.259, SLG: 0.292										3	0	0	0	1	1	1								
41 Wilmer Flores, R OBP: 0.250, SLG: 0.423										4	0	0	1	0	1	3								
45 Luke Williams, R OBP: 0.400, SLG: 0.600										0	0	0	0	0	0	0								
39 Thairo Estrada, R OBP: 0.233, SLG: 0.345										4	1	1	0	0	0	2								
6 Steven Duggar, L OBP: 0.261, SLG: 0.350										3	1	1	0	1	2	0								
21 Joey Bart, R OBP: 0.385, SLG: 0.591										4	0	0	0	0	3	3								
<b>Inning Stats</b>	R: 0 H: 0 E: 0 K: 0 S: 12	H: 0 LOB: 0 BB: 0 P: 19	R: 0 H: 0 E: 0 K: 0 S: 8	H: 0 LOB: 0 BB: 0 P: 15	R: 0 H: 0 E: 0 K: 0 S: 9	H: 0 LOB: 2 BB: 2 P: 20	R: 0 H: 0 E: 0 K: 1 S: 11	H: 0 LOB: 0 BB: 0 P: 14	R: 2 H: 3 E: 0 K: 1 S: 15	H: 3 LOB: 2 BB: 1 P: 31	R: 0 H: 0 E: 0 K: 1 S: 12	H: 0 LOB: 1 BB: 1 P: 19	R: 0 H: 0 E: 0 K: 2 S: 7	H: 0 LOB: 0 BB: 0 P: 14	R: 2 H: 2 E: 0 K: 1 S: 16	H: 2 LOB: 2 BB: 1 P: 27	R: 0 H: 0 E: 0 K: 3 S: 12	H: 0 LOB: 1 BB: 0 P: 19	1B: 4 2B: 1 3B: 0 HR: 0	SF: 0 SAC: 0 DP: 0 HBP: 0	WP: 2 PB: 0 SB: 2 CS: 0	PA: 38		
<b>PITCHER</b>	IP WLS BF H R ER SO BB IBB HBP BLK WP HR S P ERA WHIP	IP WLS BF H R ER SO BB IBB HBP BLK WP HR S P ERA WHIP	IP WLS BF H R ER SO BB IBB HBP BLK WP HR S P ERA WHIP	IP WLS BF H R ER SO BB IBB HBP BLK WP HR S P ERA WHIP	IP WLS BF H R ER SO BB IBB HBP BLK WP HR S P ERA WHIP	IP WLS BF H R ER SO BB IBB HBP BLK WP HR S P ERA WHIP	IP WLS BF H R ER SO BB IBB HBP BLK WP HR S P ERA WHIP	IP WLS BF H R ER SO BB IBB HBP BLK WP HR S P ERA WHIP	IP WLS BF H R ER SO BB IBB HBP BLK WP HR S P ERA WHIP	IP WLS BF H R ER SO BB IBB HBP BLK WP HR S P ERA WHIP	IP WLS BF H R ER SO BB IBB HBP BLK WP HR S P ERA WHIP	IP WLS BF H R ER SO BB IBB HBP BLK WP HR S P ERA WHIP	IP WLS BF H R ER SO BB IBB HBP BLK WP HR S P ERA WHIP	IP WLS BF H R ER SO BB IBB HBP BLK WP HR S P ERA WHIP	IP WLS BF H R ER SO BB IBB HBP BLK WP HR S P ERA WHIP	IP WLS BF H R ER SO BB IBB HBP BLK WP HR S P ERA WHIP	IP WLS BF H R ER SO BB IBB HBP BLK WP HR S P ERA WHIP	IP WLS BF H R ER SO BB IBB HBP BLK WP HR S P ERA WHIP	IP WLS BF H R ER SO BB IBB HBP BLK WP HR S P ERA WHIP	IP WLS BF H R ER SO BB IBB HBP BLK WP HR S P ERA WHIP	IP WLS BF H R ER SO BB IBB HBP BLK WP HR S P ERA WHIP	IP WLS BF H R ER SO BB IBB HBP BLK WP HR S P ERA WHIP	IP WLS BF H R ER SO BB IBB HBP BLK WP HR S P ERA WHIP	IP WLS BF H R ER SO BB IBB HBP BLK WP HR S P ERA WHIP
47 Cal Quantrill, R ERA: 3.72	(1, 1)	4.2	19	2	2	2	2	3	0	0	0	0	0	0	0	0	0	0	10	19	0.00	3.000		
33 Logan Allen, L ERA:	(5, 1)	0.2	4	1	0	0	0	1	0	0	0	0	0	0	0	0	0	0	13	22	0.00	0.000		
37 Trevor Stephan, R ERA:	(6, 1)	1.2	5	0	0	0	3	0	0	0	0	0	0	0	0	0	0	0	16	27	18.00	3.000		
52 Nick Sandlin, R ERA: 8.31	(8, 1)	1.0	L	6	2	2	2	1	0	0	0	0	0	0	0	0	0	0	12	19	0.00	0.000		
31 Sam Hentges, L ERA: 2.7	(9, 1)	1.0	4	0	0	0	3	0	0	0	0	0	0	0	0	0	0	0	12	19	0.00	0.000		
<b>Inning Stats</b>	R: 1 H: 1 E: 0 K: 1 S: 7	H: 1 LOB: 0 BB: 0 P: 9	R: 0 H: 2 E: 0 K: 1 S: 11	H: 2 LOB: 2 BB: 0 P: 16	R: 0 H: 0 E: 0 K: 0 S: 8	H: 0 LOB: 0 BB: 0 P: 16	R: 0 H: 0 E: 0 K: 1 S: 7	H: 0 LOB: 0 BB: 0 P: 10	R: 1 H: 2 E: 0 K: 1 S: 9	H: 2 LOB: 1 BB: 0 P: 15	R: 0 H: 1 E: 0 K: 1 S: 12	H: 1 LOB: 3 BB: 2 P: 22	R: 0 H: 0 E: 0 K: 1 S: 8	H: 0 LOB: 0 BB: 0 P: 11	R: 0 H: 1 E: 0 K: 0 S: 7	H: 1 LOB: 0 BB: 0 P: 8	R: 0 H: 1 E: 0 K: 1 S: 11	H: 1 LOB: 2 BB: 1 P: 22	1B: 5 2B: 3 3B: 1 HR: 0	SF: 1 SAC: 0 DP: 1 HBP: 0	WP: 0 PB: 0 SB: 1 CS: 0	PA: 37		
<b>PITCHER</b>	IP WLS BF H R ER SO BB IBB HBP BLK WP HR S P ERA WHIP	IP WLS BF H R ER SO BB IBB HBP BLK WP HR S P ERA WHIP	IP WLS BF H R ER SO BB IBB HBP BLK WP HR S P ERA WHIP	IP WLS BF H R ER SO BB IBB HBP BLK WP HR S P ERA WHIP	IP WLS BF H R ER SO BB IBB HBP BLK WP HR S P ERA WHIP	IP WLS BF H R ER SO BB IBB HBP BLK WP HR S P ERA WHIP	IP WLS BF H R ER SO BB IBB HBP BLK WP HR S P ERA WHIP	IP WLS BF H R ER SO BB IBB HBP BLK WP HR S P ERA WHIP	IP WLS BF H R ER SO BB IBB HBP BLK WP HR S P ERA WHIP	IP WLS BF H R ER SO BB IBB HBP BLK WP HR S P ERA WHIP	IP WLS BF H R ER SO BB IBB HBP BLK WP HR S P ERA WHIP	IP WLS BF H R ER SO BB IBB HBP BLK WP HR S P ERA WHIP	IP WLS BF H R ER SO BB IBB HBP BLK WP HR S P ERA WHIP	IP WLS BF H R ER SO BB IBB HBP BLK WP HR S P ERA WHIP	IP WLS BF H R ER SO BB IBB HBP BLK WP HR S P ERA WHIP	IP WLS BF H R ER SO BB IBB HBP BLK WP HR S P ERA WHIP	IP WLS BF H R ER SO BB IBB HBP BLK WP HR S P ERA WHIP	IP WLS BF H R ER SO BB IBB HBP BLK WP HR S P ERA WHIP	IP WLS BF H R ER SO BB IBB HBP BLK WP HR S P ERA WHIP	IP WLS BF H R ER SO BB IBB HBP BLK WP HR S P ERA WHIP	IP WLS BF H R ER SO BB IBB HBP BLK WP HR S P ERA WHIP	IP WLS BF H R ER SO BB IBB HBP BLK WP HR S P ERA WHIP	IP WLS BF H R ER SO BB IBB HBP BLK WP HR S P ERA WHIP	IP WLS BF H R ER SO BB IBB HBP BLK WP HR S P ERA WHIP
26 Anthony DeSclafani, R ERA: 4.52	(1, 1)	4.2	19	5	2	2	4	0	0	0	0	0	0	0	0	0	0	0	40	64	3.86	1.071		
48 Jose Alvarez, L ERA: 3.86	(5, 1)	0.1	1	0	0	0	0	0	0	0	0	0	0	0	0	0	0	0	2	2	0.00	0.000		
59 John Brebbia, R ERA:	(6, 1)	0.2	3	1	0	0	1	0	0	0	0	0	0	0	0	0	0	0	7	8	0.00	1.500		
66 Jarlin Garcia, L ERA:	(6, 1)	0.1	3	0	0	0	0	2	0	0	0	0	0	0	0	0	0	0	5	14	0.00	6.000		
52 Dominic Leone, R ERA: 2.7	(7, 1)	1.0	W	3	0	0	0	0	0	0	0	0	0	0	0	0	0	0	8	11	0.00	0.000		
71 Tyler Rogers, R ERA: 1.93	(8, 1)	1.0	H	3	1	0	0	1	0	0	0	0	0	0	0	0	0	0	11	22	0.00	2.000		
17 Jake McGee, L ERA: 3.39	(9, 1)	1.0	S	5	1	0	0	1	1	0	0	0	0	0	0	0	0	0	11	22	0.00	2.000		

AB	33
R	4
H	5
RBI	3
BB	5
SO	9
LOB	16



AB	33
R	2
H	8
RBI	2
BB	3
SO	7
LOB	21













Batter	1	2	3	4	5	6	7	8	9	AB	R	H	RBI	BB	SO	LOB	TOP										
Josh Harrison, R OBP: 0.138, SLG: 0.214 30 Jake Burger, R OBP: 0.280, SLG: 0.417	G6-3		K		K			F7		3	0	0	0	0	2	1											
51 Adam Haseley, L	G3		BB		K			G3		3	0	0	0	1	1	1											
28 Leury Garcia, S OBP: 0.111, SLG: 0.115	24 WP BB		F8		G6-3			1B		3	0	1	0	1	0	1											
24 Yasmani Grandal, S OBP: 0.171, SLG: 0.212	K		L8		K			G5-3		4	0	0	0	0	2	2											
32 Gavin Sheets, L OBP: 0.200, SLG: 0.333	L9		P3		K			G6-3		4	0	0	0	0	1	0											
25 Andrew Vaughn, R OBP: 0.375, SLG: 0.552	HBP		P4		F8			G5-3		3	0	0	0	0	0	0											
21 Reese McGuire, L OBP: 0.294, SLG: 0.200	K		15 BB 20 BB		15 FC6-4 1B			P2		3	1	1	0	1	1	1											
15 Adam Engel, R OBP: 0.391, SLG: 0.316	K		20 BB		FC6-4					2	0	0	0	1	1	2											
20 Danny Mendick, R OBP: 0.273, SLG: 0.400	F9		2B		K					3	0	1	1	0	1	1											
<b>Inning Stats</b>	R: 0 H: 0 E: 0 K: 1 S: 14	H: 0 LOB: 1 BB: 1 P: 23	R: 0 H: 0 E: 0 K: 2 S: 11	H: 0 LOB: 1 BB: 0 P: 15	R: 0 H: 0 E: 0 K: 1 S: 6	H: 0 LOB: 1 BB: 1 P: 17	R: 0 H: 0 E: 0 K: 0 S: 6	H: 0 LOB: 0 BB: 0 P: 11	R: 1 H: 1 E: 0 K: 2 S: 10	H: 1 LOB: 1 BB: 2 P: 21	R: 0 H: 0 E: 0 K: 2 S: 10	H: 0 LOB: 0 BB: 0 P: 17	R: 0 H: 1 E: 0 K: 1 S: 10	H: 1 LOB: 1 BB: 0 P: 17	R: 0 H: 1 E: 0 K: 0 S: 5	H: 1 LOB: 1 BB: 0 P: 5	R: 0 H: 0 E: 0 K: 0 S: 6	H: 0 LOB: 0 BB: 0 P: 8	1B: 2 2B: 1 3B: 0 HR: 0	SF: 0 SAC: 0 DP: 0 HBP: 1	WP: 1 PB: 0 SB: 0 CS: 0	PA: 34					
<b>PITCHER</b>	IP	WLS	BF	H	R	ER	SO	BB	IBB	HBP	BLK	WP	HR	S	P	ERA	WHIP										
24 Triston McKenzie, R ERA: 2.38	4.1		18	1	1	1	4	4	0	1	0	1	0	40	80	2.08	1.154										
26 Anthony Gose, L ERA: 1.8	1.2	W	5	0	0	0	4	0	0	0	0	0	0	17	24	0.00	0.000										
52 Nick Sandlin, R ERA: 6.75	1.0	H	4	1	0	0	1	0	0	0	0	0	0	10	17	0.00	1.000										
37 Trevor Stephan, R ERA:	1.0	H	4	1	0	0	0	0	0	0	0	0	0	5	5	0.00	1.000										
48 Emmanuel Clase, R ERA: 6.0	1.0	S	3	0	0	0	0	0	0	0	0	0	0	6	8	0.00	0.000										

Chicago White Sox @ Cleveland Guardians  
Progressive Field, Cleveland, OH  
Wed Apr 20 2022, 5:41 PM - 8:42 PM EDT  
Att: 9,196 - Overcast - 52 F

AB 29  
R 1  
H 3  
RBI 1  
BB 4  
SO 9  
LOB 9



Batter	1	2	3	4	5	6	7	8	9	AB	R	H	RBI	BB	SO	LOB	BOTTOM										
7 Myles Straw, R OBP: 0.434, SLG: 0.409	G6-3		38 FC5-6 1B		G4-3			K		4	0	1	0	0	1	3											
38 Steven Kwan, L OBP: 0.524, SLG: 0.548	11 BB 2B		FC5-6 11 BB		F7			K		4	1	1	0	0	1	2											
11 José Ramírez, S OBP: 0.479, SLG: 0.881	2H 2B		P5		P5			G1-6-3		3	0	1	1	1	0	1											
1 Amed Rosario, R OBP: 0.277, SLG: 0.289	K		F8		K			G2		4	0	0	0	0	2	3											
44 Bobby Bradley, L OBP: 0.083, SLG: 0.083	K		K		G4-3			G6-3		4	0	0	0	0	2	1											
8 Gabriel Arias, R OBP: 0.125, SLG: 0.125	G6-3		35 WP 2B		K			K		4	1	1	0	0	2	0											
0 Andrés Giménez, L OBP: 0.300, SLG: 0.550	K		K		K			K		3	0	1	0	0	2	1											
35 Óscar Mercado, R OBP: 0.231, SLG: 0.564	P3		2H 2B		K			K		3	0	1	1	0	1	1											
10 Bryan Lavastida, R OBP: 0.172, SLG: 0.077	G1-3		BB		BB			BB		1	0	0	0	2	0	0											
17 Austin Hedges, R										0	0	0	0	0	0	0											
<b>Inning Stats</b>	R: 1 H: 2 E: 0 K: 2 S: 16	H: 2 LOB: 0 BB: 0 P: 21	R: 0 H: 0 E: 0 K: 1 S: 6	H: 0 LOB: 0 BB: 0 P: 9	R: 0 H: 1 E: 0 K: 0 S: 13	H: 1 LOB: 2 BB: 1 P: 20	R: 1 H: 2 E: 0 K: 2 S: 15	H: 2 LOB: 2 BB: 1 P: 25	R: 0 H: 0 E: 0 K: 1 S: 12	H: 0 LOB: 0 BB: 0 P: 19	R: 0 H: 1 E: 1 K: 2 S: 13	H: 1 LOB: 1 BB: 0 P: 19	R: 0 H: 0 E: 0 K: 2 S: 9	H: 0 LOB: 1 BB: 1 P: 19	R: 0 H: 0 E: 0 K: 1 S: 10	H: 0 LOB: 0 BB: 0 P: 12	1B: 3 2B: 3 3B: 0 HR: 0	SF: 0 SAC: 0 DP: 0 HBP: 0	WP: 1 PB: 0 SB: 0 CS: 0	PA: 33							
<b>PITCHER</b>	IP	WLS	BF	H	R	ER	SO	BB	IBB	HBP	BLK	WP	HR	S	P	ERA	WHIP										
58 Jimmy Lambert, R ERA: 5.4	3.2	L	18	5	2	2	5	2	0	0	0	0	0	14	21	0.00	0.000										
40 Reynaldo López, R ERA: 3.6	1.1		4	0	0	0	1	0	0	0	0	0	0	14	21	0.00	0.000										
67 Bennett Sousa, L ERA: 3.38	0.2		3	1	0	0	1	0	0	0	0	0	0	10	14	0.00	1.500										
59 Kyle Crick, R ERA: 4.5	0.2		3	0	0	0	2	1	0	0	0	0	0	8	16	0.00	1.500										
39 Aaron Sumner, L ERA: 6.23	0.2		2	0	0	0	1	0	0	0	0	0	0	4	8	0.00	0.000										
<b>PITCHER</b>	IP	WLS	BF	H	R	ER	SO	BB	IBB	HBP	BLK	WP	HR	S	P	ERA	WHIP										
66 José Ruiz, R ERA: 2.08	1.0		3	0	0	0	1	0	0	0	0	0	0	10	12	0.00	0.000										

Chicago White Sox @ Cleveland Guardians  
Progressive Field, Cleveland, OH  
Wed Apr 20 2022, 5:41 PM - 8:42 PM EDT  
Att: 9,196 - Overcast - 52 F

AB 30  
R 2  
H 6  
RBI 2  
BB 3  
SO 11  
LOB 12





Batter	1	2	3	4	5	6	7	8	9	AB	R	H	RBI	BB	SO	LOB	TOP			
7 Tim Anderson, R OBP: 0.351, SLG: 0.528	F8		L8		G5-3		K			4	0	0	0	0	1	2	<b>Chicago White Sox @ Cleveland Guardians</b> Progressive Field, Cleveland, OH Thu Apr 21 2022, 1:10 PM - 4:16 PM EDT Att. 8,345 - Overcast - 54 F			
88 Luis Robert Jr., R OBP: 0.222, SLG: 0.386 20 Danny Mendick, R OBP: 0.273, SLG: 0.400	K			2B		1B		G6-3		4	0	2	0	0	1	0				
28 Leury Garcia, S OBP: 0.129, SLG: 0.103	G4-3			79 2B 24 SF9 BB		L9		K		3	1	0	0	1	1					
79 José Abreu, R OBP: 0.289, SLG: 0.366		G6-3		74 1B 2B		F9		K		4	0	1	0	0	1					
24 Yasmani Grandal, S OBP: 0.154, SLG: 0.194	G1			SF9					L6	3	0	0	1	0	0					
74 Eloy Jiménez, R OBP: 0.285, SLG: 0.323	K								F7	4	0	1	0	0	1					
32 Gavin Sheets, L OBP: 0.241, SLG: 0.357				L4					G6-3	4	1	2	0	0	2					
30 Jake Burger, R OBP: 0.286, SLG: 0.407			G6-4-3							3	1	1	0	0	1					
51 Adam Haseley, L OBP: 0.375, SLG: 0.167										3	0	1	0	0	1					
<b>Inning Stats</b>	R: 0 E: 0 K: 1 S: 7	H: 0 LOB: 0 BB: 0 P: 8	R: 0 E: 0 K: 1 S: 7	H: 0 LOB: 0 BB: 0 P: 9	R: 0 E: 0 K: 0 S: 7	H: 2 LOB: 1 BB: 0 P: 11	R: 1 E: 0 K: 0 S: 14	H: 3 LOB: 2 BB: 1 P: 25	R: 0 E: 0 K: 0 S: 7	H: 1 LOB: 0 BB: 0 P: 10	R: 2 E: 1 K: 1 S: 16	H: 2 LOB: 1 BB: 0 P: 23	R: 0 E: 0 K: 2 S: 8	H: 0 LOB: 0 BB: 0 P: 14	R: 0 E: 0 K: 0 S: 8	H: 0 LOB: 0 BB: 0 P: 10		1B: 6 2B: 2 3B: 0 HR: 0	SF: 1 SAC: 0 DP: 1 HBP: 0	WP: 0 PB: 0 SB: 0 CS: 1
<b>PITCHER</b>	IP WLS BF H R ER SO BB IBB HBP BLK WP HR S P ERA WHIP																			
34 Zach Plesac, R ERA: 1.53	6.2 W 25 7 2 1 3 1 0 0 0 0 0 55 85 1.35 1.200																			
37 Trevor Stephan, R ERA: 4.5	1.1 H 6 1 1 0 3 0 0 0 0 0 0 18 27 0.00 0.750																			
48 Emmanuel Clase, R ERA: 4.5	1.0 S 3 0 0 0 0 0 0 0 0 0 0 8 10 0.00 0.000																			

Batter	1	2	3	4	5	6	7	8	9	AB	R	H	RBI	BB	SO	LOB	BOTTOM			
38 Steven Kwan, L OBP: 0.511, SLG: 0.559	F7		11 G3 32 HR 2B		22 1B BB		SF7		P3	3	2	1	1	1	0	1	<b>Chicago White Sox @ Cleveland Guardians</b> Progressive Field, Cleveland, OH Thu Apr 21 2022, 1:10 PM - 4:16 PM EDT Att. 8,345 - Overcast - 54 F			
1 Amed Rosario, R OBP: 0.289, SLG: 0.280	E6		G6-3		K			K		5	0	1	0	0	2	3				
11 José Ramírez, S OBP: 0.472, SLG: 0.830	K		G3				G6-3			5	0	2	0	0	1	4				
32 Franmil Reyes, R OBP: 0.224, SLG: 0.255 7 Myles Straw, R OBP: 0.436, SLG: 0.413								G3		3	1	2	2	0	1	2				
22 Josh Naylor, L OBP: 0.467, SLG: 0.500	G5-3									2	1	1	0	0	2					
28 Ernie Clement, R OBP: 0.367, SLG: 0.346										4	1	2	2	0	0	2				
0 Andrés Giménez, L OBP: 0.333, SLG: 0.545										4	0	1	0	0	0	3				
35 Óscar Mercado, R OBP: 0.233, SLG: 0.535										2	1	1	1	1	0	1				
17 Austin Hedges, R OBP: 0.188, SLG: 0.103										4	0	1	0	0	0	3				
<b>Inning Stats</b>	R: 0 E: 1 K: 1 S: 15	H: 1 LOB: 2 BB: 0 P: 21	R: 0 E: 0 K: 0 S: 9	H: 1 LOB: 1 BB: 0 P: 13	R: 2 E: 0 K: 0 S: 10	H: 2 LOB: 0 BB: 0 P: 15	R: 0 E: 0 K: 0 S: 9	H: 0 LOB: 1 BB: 1 P: 14	R: 1 E: 0 K: 2 S: 12	H: 2 LOB: 2 BB: 1 P: 19	R: 1 E: 0 K: 0 S: 17	H: 3 LOB: 0 BB: 0 P: 23	R: 2 E: 1 K: 0 S: 11	H: 2 LOB: 0 BB: 0 P: 13	R: 0 E: 0 K: 1 S: 21	H: 2 LOB: 2 BB: 0 P: 33		1B: 9 2B: 3 3B: 0 HR: 1	SF: 2 SAC: 1 DP: 1 HBP: 0	WP: 0 PB: 0 SB: 1 CS: 0
<b>PITCHER</b>	IP WLS BF H R ER SO BB IBB HBP BLK WP HR S P ERA WHIP																			
84 Dylan Cease, R ERA: 3.38	5.1 L 27 8 4 4 3 2 0 0 0 0 0 63 92 6.75 1.875																			
67 Bennett Sousa, L ERA: 3.0	0.2 3 1 0 0 0 0 0 0 0 0 9 13 0.00 1.500																			
49 Kendall Graveman, R ERA: 1.5	0.1 4 2 2 1 0 0 0 0 0 0 9 11 27.00 6.000																			
63 Matt Foster, R ERA: 1.42	1.2 6 2 0 0 1 0 0 0 0 0 23 35 0.00 1.200																			



Batter	1	2	3	4	5	6	7	8	9	AB	R	H	RBI	BB	SO	LOB	TOP	
7 Myles Straw, R OBP: 0.407, SLG: 0.380	L9		FC6-4		L9		K			4	0	0	0	0	1	2		
38 Steven Kwan, L OBP: 0.510, SLG: 0.579	G4-3		G2-3		G2-3		K			4	0	2	0	0	1	1		
11 José Ramírez, S OBP: 0.439, SLG: 0.765	G4-3		G6-3		F8		K			4	0	0	0	0	1	2		
32 Franmil Reyes, R OBP: 0.226, SLG: 0.314	K						K			4	1	1	1	1	0	3		
22 Josh Naylor, L OBP: 0.474, SLG: 0.556	G4-3									4	0	2	0	0	0	0		
1 Amed Rosario, R OBP: 0.286, SLG: 0.315	K									4	0	2	0	0	1	1		
44 Bobby Bradley, L OBP: 0.067, SLG: 0.067	K									3	0	0	0	0	3	3		
35 Oscar Mercado, R OBP: 0.227, SLG: 0.523	K									1	0	0	0	0	1	1		
10 Bryan Lavastida, R OBP: 0.267, SLG: 0.083										4	0	1	0	0	2	3		
0 Andrés Giménez, L OBP: 0.333, SLG: 0.520	K									3	0	1	0	0	2	1		
<b>Inning Stats</b>	R: 0 H: 1 E: 0 K: 1 S: 10	H: 1 LOB: 1 BB: 0 P: 15	R: 0 H: 0 E: 0 K: 2 S: 8	H: 0 LOB: 0 BB: 0 P: 14	R: 0 H: 1 E: 0 K: 1 S: 10	H: 1 LOB: 1 BB: 0 P: 15	R: 1 H: 3 E: 0 K: 1 S: 15	H: 3 LOB: 2 BB: 0 P: 19	R: 0 H: 2 E: 0 K: 0 S: 14	H: 1 LOB: 1 BB: 0 P: 16	R: 0 H: 0 E: 0 K: 3 S: 10	H: 0 LOB: 0 BB: 0 P: 13	R: 0 H: 0 E: 0 K: 2 S: 13	H: 1 LOB: 1 BB: 0 P: 18	1B: 5 2B: 3 HR: 1	SF: 0 SAC: 0 DP: 0 HBP: 0	WP: 0 PB: 0 CS: 0	PA: 35
<b>PITCHER</b>	IP	WLS	BF	H	R	ER	SO	BB	IBB	HBP	BLK	WP	HR	S	P	ERA	WHIP	
50 Jameson Taillon, R ERA: 3.07	5.0	W	21	7	1	1	5	0	0	0	0	0	1	57	84	1.80	1.400	
34 Michael King, R ERA: 9.94	3.0	H	10	1	0	0	8	0	0	0	0	0	0	31	42	0.00	0.333	
54 Aroldis Chapman, L ERA:	1.0	S	4	1	0	0	2	0	0	0	0	0	0	13	18	0.00	1.000	

Cleveland Guardians @ New York Yankees  
Yankee Stadium, Bronx, NY  
Fri Apr 22, 2022, 7:08 PM - 10:05 PM EDT  
Att: 41,062 - Clear - 66 F

AB 35  
R 1  
H 9  
RBI 1  
BB 0  
SO 15  
LOB 15



Batter	1	2	3	4	5	6	7	8	9	AB	R	H	RBI	BB	SO	LOB	BOTTOM			
26 DJ LeMahieu, R OBP: 0.400, SLG: 0.419	K				G6-3					3	1	1	0	1	1	0				
99 Aaron Judge, R OBP: 0.388, SLG: 0.540										3	2	3	1	0	1	1				
48 Anthony Rizzo, L OBP: 0.390, SLG: 0.532	K									4	0	1	0	0	2	1				
27 Giancarlo Stanton, R OBP: 0.228, SLG: 0.345	K									4	0	1	0	0	2	3				
33 Tim Lincecum, R										0	0	0	0	0	0	0				
28 Josh Donaldson, R OBP: 0.286, SLG: 0.306	K									2	1	0	0	2	1	2				
13 Joey Gallo, L OBP: 0.234, SLG: 0.122	F8									4	0	0	0	0	2	3				
25 Gleyber Torres, R OBP: 0.227, SLG: 0.300	G4-3									4	0	1	0	0	0	0				
12 Isiah Kiner-Falefa, R OBP: 0.326, SLG: 0.349	L7									4	0	1	1	0	1	0				
39 Jose Trevino, R OBP: 0.333, SLG: 0.400	L8									3	0	0	0	0	0	2				
<b>Inning Stats</b>	R: 0 H: 0 E: 0 K: 3 S: 10	H: 0 LOB: 1 BB: 1 P: 18	R: 0 H: 0 E: 0 K: 1 S: 6	H: 0 LOB: 0 BB: 0 P: 9	R: 2 H: 1 E: 0 K: 1 S: 12	H: 1 LOB: 1 BB: 1 P: 24	R: 1 H: 2 E: 0 K: 2 S: 17	H: 2 LOB: 2 BB: 1 P: 28	R: 1 H: 2 E: 0 K: 0 S: 16	H: 2 LOB: 2 BB: 1 P: 26	R: 0 H: 0 E: 0 K: 0 S: 9	H: 0 LOB: 0 BB: 0 P: 12	R: 0 H: 2 E: 0 K: 0 S: 11	H: 2 LOB: 2 BB: 0 P: 19	R: 0 H: 0 E: 0 K: 2 S: 10	H: 0 LOB: 0 BB: 0 P: 14	1B: 5 2B: 0 3B: 0 HR: 2	SF: 0 SAC: 0 DP: 0 HBP: 0	WP: 0 PB: 0 CS: 0	PA: 35
<b>PITCHER</b>	IP	WLS	BF	H	R	ER	SO	BB	IBB	HBP	BLK	WP	HR	S	P	ERA	WHIP			
49 Eli Morgan, R ERA: 5.0	3.0	L	12	1	2	2	5	2	0	0	0	0	0	28	51	6.00	1.000			
33 Logan Allen, L ERA: 2.45	1.0		6	2	1	1	2	1	0	0	0	0	0	17	28	9.00	3.000			
56 Tanner Tully, L ERA: 4.5	2.0		9	2	1	1	0	1	0	0	0	0	1	25	38	4.50	1.500			
45 Konnor Pilkington, L ERA:	2.0		8	2	0	0	2	0	0	0	0	0	0	21	33	0.00	1.000			

Cleveland Guardians @ New York Yankees  
Yankee Stadium, Bronx, NY  
Fri Apr 22, 2022, 7:08 PM - 10:05 PM EDT  
Att: 41,062 - Clear - 66 F

AB 31  
R 4  
H 7  
RBI 4  
BB 4  
SO 9  
LOB 12





Batter	1	2	3	4	5	6	7	8	9	AB	R	H	RBI	BB	SO	LOB	TOP										
7 Myles Straw, R (1, 8) OBP: 0.397, SLG: 0.370										4	0	1	0	0	1	0	<b>Cleveland Guardians @ New York Yankees</b> Yankee Stadium, Bronx, NY Sat Apr 23 2022, 1:09 PM - 3:57 PM EDT Att: 39,180 - Cloudy - 60 F										
38 Steven Kwan, L (1, 7) OBP: 0.473, SLG: 0.524										4	0	0	0	0	2	1											
11 José Ramírez, S (1, 5) OBP: 0.410, SLG: 0.709										4	0	0	0	0	1	0											
32 Franmil Reyes, R (1, 10) OBP: 0.211, SLG: 0.291										4	0	0	0	0	1	0											
1 Amed Rosario, R (1, 6) OBP: 0.300, SLG: 0.304										2	1	0	0	2	1	0											
22 Josh Naylor, L (1, 3) OBP: 0.500, SLG: 0.714										3	2	2	2	0	0	1											
28 Ernie Clement, R (1, 4) OBP: 0.333, SLG: 0.310										3	0	0	0	0	0	1											
35 Óscar Mercado, R (1, 9) OBP: 0.213, SLG: 0.489										3	0	0	0	0	1	1											
17 Austin Hedges, R (1, 2) OBP: 0.200, SLG: 0.219										3	1	1	2	0	2	0											
<b>Inning Stats</b>	R: 0 E: 0 K: 1 S: 12	H: 0 LOB: 0 BB: 0 P: 18	R: 0 E: 0 K: 0 S: 4	H: 0 LOB: 0 BB: 1 P: 10	R: 0 E: 0 K: 1 S: 6	H: 0 LOB: 0 BB: 0 P: 8	R: 0 E: 0 K: 2 S: 9	H: 0 LOB: 0 BB: 0 P: 13	R: 2 E: 0 K: 2 S: 14	H: 1 LOB: 0 BB: 1 P: 22	R: 0 E: 0 K: 2 S: 10	H: 0 LOB: 0 BB: 0 P: 14	R: 0 E: 0 K: 0 S: 12	H: 0 LOB: 0 BB: 0 P: 18	R: 2 E: 0 K: 0 S: 14	H: 3 LOB: 1 BB: 0 P: 21	R: 0 E: 0 K: 1 S: 6	H: 0 LOB: 0 BB: 0 P: 9	1B: 2 2B: 0 3B: 0 HR: 2	SF: 0 SAC: 0 DP: 1 HBP: 0	WP: 0 PB: 0 CS: 0	PA: 32					
<b>PITCHER</b>	IP	WLS	BF	H	R	ER	SO	BB	IBB	HBP	BLK	WP	HR	S	P	ERA	WHIP										
65 Nestor Cortes, L (1, 1) ERA: 1.15	6.1		21	1	2	2	8	2	0	0	0	0	1	59	91	2.84	0.474										
35 Clay Holmes, R (7, 1) ERA: 1.17	0.2		2	0	0	0	0	0	0	0	0	0	0	8	12	0.00	0.000										
57 Chad Green, R (8, 1) ERA: 4.91	1.0	B	6	3	2	2	0	0	0	0	0	0	1	14	21	18.00	3.000										
30 Miguel Castro, R (9, 1) ERA: 2.57	1.0	W	3	0	0	0	1	0	0	0	0	0	0	6	9	0.00	0.000										

Batter	1	2	3	4	5	6	7	8	9	AB	R	H	RBI	BB	SO	LOB	BOTTOM										
26 DJ LeMahieu, R (1, 4) OBP: 0.389, SLG: 0.404										4	0	1	0	0	0	1	<b>Cleveland Guardians @ New York Yankees</b> Yankee Stadium, Bronx, NY Sat Apr 23 2022, 1:09 PM - 3:57 PM EDT Att: 39,180 - Cloudy - 60 F										
99 Aaron Judge, R (1, 9) OBP: 0.344, SLG: 0.500										4	0	0	0	0	0	1											
48 Anthony Rizzo, L (1, 3) OBP: 0.381, SLG: 0.510										4	0	1	0	0	0	1											
27 Giancarlo Stanton, R (1, 10) OBP: 0.213, SLG: 0.322										4	0	0	0	0	1	2											
28 Josh Donaldson, R (1, 5) OBP: 0.317, SLG: 0.373										2	1	1	1	2	0	0											
33 Tim Lincecum, R (9, PR)										0	1	0	0	0	0	0											
31 Aaron Hicks, S (1, 8) OBP: 0.388, SLG: 0.350										3	1	1	0	1	2	2											
13 Joey Gallo, L (1, 7) OBP: 0.255, SLG: 0.136										3	1	1	0	1	1	2											
12 Isiah Kiner-Falefa, R (1, 6) OBP: 0.340, SLG: 0.383										4	1	2	2	0	1	2											
66 Kyle Higashioka, R (1, 2) OBP: 0.143, SLG: 0.152										2	0	1	1	0	1	2											
25 Gleyber Torres, R (9, PH) OBP: 0.244, SLG: 0.317										1	0	1	1	0	0	0											
<b>Inning Stats</b>	R: 0 E: 0 K: 0 S: 11	H: 1 LOB: 1 BB: 0 P: 14	R: 0 E: 0 K: 2 S: 10	H: 0 LOB: 0 BB: 1 P: 20	R: 0 E: 0 K: 0 S: 6	H: 1 LOB: 0 BB: 0 P: 8	R: 0 E: 0 K: 0 S: 5	H: 0 LOB: 0 BB: 0 P: 6	R: 2 E: 0 K: 0 S: 10	H: 2 LOB: 0 BB: 1 P: 17	R: 0 E: 0 K: 0 S: 9	H: 0 LOB: 0 BB: 0 P: 12	R: 1 E: 0 K: 2 S: 14	H: 2 LOB: 2 BB: 1 P: 20	R: 0 E: 0 K: 1 S: 15	H: 1 LOB: 1 BB: 0 P: 21	R: 2 E: 0 K: 1 S: 15	H: 2 LOB: 1 BB: 1 P: 21	1B: 7 2B: 2 3B: 0 HR: 1	SF: 1 SAC: 0 DP: 2 HBP: 0	WP: 0 PB: 0 CS: 1	PA: 36					
<b>PITCHER</b>	IP	WLS	BF	H	R	ER	SO	BB	IBB	HBP	BLK	WP	HR	S	P	ERA	WHIP										
47 Cal Quantrill, R (1, 1) ERA: 3.84	6.1		25	6	3	3	2	3	0	0	0	0	0	6	7	0.00	0.000										
62 Enyel De Los Santos, R (7, 1) ERA: 2.7	0.2		2	0	0	0	2	0	0	0	0	0	0	6	9	0.00	1.500										
27 Bryan Shaw, R (8, 1) ERA: 6.35	0.1	H	3	1	0	0	0	0	0	0	0	0	0	6	8	0.00	0.000										
52 Nick Sandlin, R (9, 1) ERA: 7.71	0.2	L	5	2	2	2	1	1	0	0	0	0	0	15	21	27.00	4.500										









Batter	1	2	3	4	5	6	7	8	9	AB	R	H	RBI	BB	SO	LOB	TOP				
7 Myles Straw, R OBP: 0.352, SLG: 0.323										4	0	0	0	0	1	2					
1 Amed Rosario, R OBP: 0.294, SLG: 0.302										4	0	1	0	0	0	1					
11 José Ramírez, S OBP: 0.420, SLG: 0.667										2	0	0	0	2	1	1					
32 Franmil Reyes, R OBP: 0.213, SLG: 0.276										3	0	0	0	1	2	3					
22 Josh Naylor, L OBP: 0.367, SLG: 0.517										4	0	0	0	0	0	3					
6 Owen Miller, R OBP: 0.513, SLG: 0.848										2	0	0	0	1	0	0					
0 Andrés Giménez, L OBP: 0.324, SLG: 0.531										3	0	0	0	0	0	1					
17 Austin Hedges, R OBP: 0.220, SLG: 0.216										3	0	0	0	0	0	1					
9 Richie Palacios, L OBP: 0.667, SLG: 0.667										3	0	2	0	0	0	0					
<b>Inning Stats</b>	R: 0 H: 0 E: 0 K: 1 S: 8	H: 0 LOB: 1 BB: 1 P: 19	R: 0 H: 0 E: 0 K: 0 S: 7	H: 0 LOB: 1 BB: 1 P: 14	R: 0 H: 1 E: 0 K: 1 S: 11	H: 0 LOB: 0 BB: 0 P: 17	R: 0 H: 0 E: 0 K: 0 S: 9	H: 0 LOB: 0 BB: 1 P: 15	R: 0 H: 1 E: 0 K: 1 S: 9	H: 1 LOB: 1 BB: 1 P: 17	R: 0 H: 0 E: 0 K: 0 S: 7	H: 0 LOB: 0 BB: 0 P: 11	R: 0 H: 0 E: 0 K: 0 S: 6	H: 0 LOB: 0 BB: 0 P: 8	R: 0 H: 0 E: 0 K: 1 S: 6	H: 0 LOB: 0 BB: 0 P: 7	1B: 2 2B: 1 3B: 0 HR: 0	SF: 0 SAC: 0 DP: 2 HBP: 0	WP: 0 PB: 0 SB: 0 CS: 0	PA: 32	
<b>PITCHER</b>	IP WLS BF H R ER SO BB IBB HBP BLK WP HR S P ERA WHIP	IP WLS BF H R ER SO BB IBB HBP BLK WP HR S P ERA WHIP	IP WLS BF H R ER SO BB IBB HBP BLK WP HR S P ERA WHIP	IP WLS BF H R ER SO BB IBB HBP BLK WP HR S P ERA WHIP	IP WLS BF H R ER SO BB IBB HBP BLK WP HR S P ERA WHIP	IP WLS BF H R ER SO BB IBB HBP BLK WP HR S P ERA WHIP	IP WLS BF H R ER SO BB IBB HBP BLK WP HR S P ERA WHIP	IP WLS BF H R ER SO BB IBB HBP BLK WP HR S P ERA WHIP	IP WLS BF H R ER SO BB IBB HBP BLK WP HR S P ERA WHIP	IP WLS BF H R ER SO BB IBB HBP BLK WP HR S P ERA WHIP	IP WLS BF H R ER SO BB IBB HBP BLK WP HR S P ERA WHIP	IP WLS BF H R ER SO BB IBB HBP BLK WP HR S P ERA WHIP	IP WLS BF H R ER SO BB IBB HBP BLK WP HR S P ERA WHIP	IP WLS BF H R ER SO BB IBB HBP BLK WP HR S P ERA WHIP	IP WLS BF H R ER SO BB IBB HBP BLK WP HR S P ERA WHIP	IP WLS BF H R ER SO BB IBB HBP BLK WP HR S P ERA WHIP	IP WLS BF H R ER SO BB IBB HBP BLK WP HR S P ERA WHIP	IP WLS BF H R ER SO BB IBB HBP BLK WP HR S P ERA WHIP	IP WLS BF H R ER SO BB IBB HBP BLK WP HR S P ERA WHIP	IP WLS BF H R ER SO BB IBB HBP BLK WP HR S P ERA WHIP	IP WLS BF H R ER SO BB IBB HBP BLK WP HR S P ERA WHIP

Cleveland Guardians @ Los Angeles Angels  
Angel Stadium, Anaheim, CA  
Mon Apr 25 2022, 6:40 PM - 9:01 PM PDT  
Att: 23,099 - Partly Cloudy - 82 F

AB	28
R	0
H	3
RBI	0
BB	4
SO	4
LOB	12



Batter	1	2	3	4	5	6	7	8	9	AB	R	H	RBI	BB	SO	LOB	BOTTOM				
3 Taylor Ward, R OBP: 0.525, SLG: 0.700										4	2	3	0	1	0						
17 Shohei Ohtani, L OBP: 0.286, SLG: 0.394										4	0	0	0	0	2	0					
27 Mike Trout, R OBP: 0.436, SLG: 0.696										4	0	1	0	0	1	0					
20 Jared Walsh, L OBP: 0.309, SLG: 0.373										4	0	1	0	0	1	1					
6 Anthony Rendon, R OBP: 0.344, SLG: 0.347										4	0	1	0	0	0	2					
5 Matt Duffy, R OBP: 0.429, SLG: 0.367										3	0	1	0	1	0	1					
4 Andrew Velazquez, S OBP: 0.238, SLG: 0.167										0	0	0	0	0	0	0					
7 Jo Adell, R OBP: 0.264, SLG: 0.481										3	0	1	0	0	0	3					
33 Max Stassi, R OBP: 0.333, SLG: 0.417										2	1	1	0	1	1	0					
14 Tyler Wade, L OBP: 0.308, SLG: 0.306										2	0	0	0	0	1	3					
<b>Inning Stats</b>	R: 0 H: 0 E: 0 K: 2 S: 8	H: 2 LOB: 3 BB: 1 P: 14	R: 0 H: 0 E: 0 K: 0 S: 9	H: 0 LOB: 0 BB: 1 P: 15	R: 0 H: 1 E: 0 K: 1 S: 9	H: 1 LOB: 1 BB: 0 P: 15	R: 0 H: 0 E: 0 K: 0 S: 12	H: 1 LOB: 2 BB: 1 P: 14	R: 2 H: 2 E: 0 K: 1 S: 14	H: 2 LOB: 0 BB: 0 P: 19	R: 0 H: 1 E: 0 K: 0 S: 7	H: 1 LOB: 0 BB: 0 P: 10	R: 0 H: 1 E: 0 K: 0 S: 7	R: 0 H: 1 E: 0 K: 0 S: 7	R: 0 H: 1 E: 0 K: 0 S: 7	R: 0 H: 1 E: 0 K: 0 S: 7	1B: 5 2B: 0 3B: 1 HR: 2	SF: 0 SAC: 1 DP: 1 HBP: 0	WP: 1 PB: 0 SB: 0 CS: 0	PA: 33	
<b>PITCHER</b>	IP WLS BF H R ER SO BB IBB HBP BLK WP HR S P ERA WHIP	IP WLS BF H R ER SO BB IBB HBP BLK WP HR S P ERA WHIP	IP WLS BF H R ER SO BB IBB HBP BLK WP HR S P ERA WHIP	IP WLS BF H R ER SO BB IBB HBP BLK WP HR S P ERA WHIP	IP WLS BF H R ER SO BB IBB HBP BLK WP HR S P ERA WHIP	IP WLS BF H R ER SO BB IBB HBP BLK WP HR S P ERA WHIP	IP WLS BF H R ER SO BB IBB HBP BLK WP HR S P ERA WHIP	IP WLS BF H R ER SO BB IBB HBP BLK WP HR S P ERA WHIP	IP WLS BF H R ER SO BB IBB HBP BLK WP HR S P ERA WHIP	IP WLS BF H R ER SO BB IBB HBP BLK WP HR S P ERA WHIP	IP WLS BF H R ER SO BB IBB HBP BLK WP HR S P ERA WHIP	IP WLS BF H R ER SO BB IBB HBP BLK WP HR S P ERA WHIP	IP WLS BF H R ER SO BB IBB HBP BLK WP HR S P ERA WHIP	IP WLS BF H R ER SO BB IBB HBP BLK WP HR S P ERA WHIP	IP WLS BF H R ER SO BB IBB HBP BLK WP HR S P ERA WHIP	IP WLS BF H R ER SO BB IBB HBP BLK WP HR S P ERA WHIP	IP WLS BF H R ER SO BB IBB HBP BLK WP HR S P ERA WHIP	IP WLS BF H R ER SO BB IBB HBP BLK WP HR S P ERA WHIP	IP WLS BF H R ER SO BB IBB HBP BLK WP HR S P ERA WHIP	IP WLS BF H R ER SO BB IBB HBP BLK WP HR S P ERA WHIP	IP WLS BF H R ER SO BB IBB HBP BLK WP HR S P ERA WHIP

Cleveland Guardians @ Los Angeles Angels  
Angel Stadium, Anaheim, CA  
Mon Apr 25 2022, 6:40 PM - 9:01 PM PDT  
Att: 23,099 - Partly Cloudy - 82 F

AB	30
R	3
H	8
RBI	3
BB	2
SO	7
LOB	10






Batter	1	2	3	4	5	6	7	8	9	AB	R	H	RBI	BB	SO	LOB	TOP								
7 Myles Straw, R OBP: 0.360, SLG: 0.333										4	1	2	0	0	1	0									
1 Amed Rosario, R OBP: 0.278, SLG: 0.284										4	0	0	0	0	0	3									
11 José Ramírez, S OBP: 0.411, SLG: 0.656										4	0	1	1	0	0	0									
32 Franmil Reyes, R OBP: 0.200, SLG: 0.258										4	0	0	0	0	4	1									
6 Owen Miller, R OBP: 0.488, SLG: 0.784										4	0	1	0	0	2	1									
35 Óscar Mercado, R OBP: 0.185, SLG: 0.426										3	0	0	0	0	1	1									
28 Ernie Clement, R OBP: 0.316, SLG: 0.273										2	0	0	0	1	0	0									
17 Austin Hedges, R OBP: 0.205, SLG: 0.200										3	0	0	0	0	2	1									
0 Andrés Giménez, L OBP: 0.297, SLG: 0.486										3	0	0	0	0	2	1									
<b>Inning Stats</b>	R: 0 E: 0 K: 1 S: 8	H: 0 LOB: 0 BB: 0 P: 9	R: 0 E: 0 K: 1 S: 5	H: 0 LOB: 0 BB: 0 P: 9	R: 0 E: 0 K: 1 S: 10	H: 1 LOB: 2 BB: 1 P: 15	R: 0 E: 0 K: 2 S: 9	H: 0 LOB: 0 BB: 0 P: 15	R: 0 E: 0 K: 1 S: 10	H: 0 LOB: 0 BB: 0 P: 15	R: 0 E: 0 K: 1 S: 6	H: 0 LOB: 0 BB: 0 P: 10	R: 0 E: 0 K: 2 S: 11	H: 1 LOB: 1 BB: 0 P: 17	R: 0 E: 0 K: 1 S: 9	H: 0 LOB: 0 BB: 0 P: 15	R: 1 E: 0 K: 2 S: 13	H: 2 LOB: 1 BB: 0 P: 20	1B: 3 2B: 1 3B: 0 HR: 0	SF: 0 SAC: 0 DP: 0 HBP: 0	WP: 0 PB: 0 SB: 0 CS: 0	PA: 32			
<b>PITCHER</b>	IP	WLS	BF	H	R	ER	SO	BB	IBB	HBP	BLK	WP	HR	S	P	ERA	WHIP								
43 Patrick Sandoval, L ERA: 1.04	7.0	W	24	2	0	0	9	1	0	0	0	0	0	59	90	0.00	0.429								
28 Aaron Loup, L ERA: 1.04	1.0		3	0	0	0	1	0	0	0	0	0	0	9	15	0.00	0.000								
46 Jimmy Herget, R ERA: 6.48	0.1		3	2	1	1	0	0	0	0	0	0	0	6	11	27.00	6.000								
32 Raisel Iglesias, R ERA: 1.17	0.2	S	2	0	0	0	2	0	0	0	0	0	0	7	9	0.00	0.000								

**Cleveland Guardians @ Los Angeles Angels**  
 Angel Stadium, Anaheim, CA  
 Tue Apr 26 2022, 6:40 PM - 9:13 PM PDT  
 Att: 22,551 - Clear - 72 F

livebaseballscorecards.com

AB	31
R	1
H	4
RBI	1
BB	1
SO	12
LOB	8




Batter	1	2	3	4	5	6	7	8	9	AB	R	H	RBI	BB	SO	LOB	BOTTOM								
3 Taylor Ward, R OBP: 0.500, SLG: 0.647										4	1	1	0	0	1	0									
17 Shohei Ohtani, L OBP: 0.284, SLG: 0.387										4	1	1	0	0	1	1									
27 Mike Trout, R OBP: 0.458, SLG: 0.776										3	1	2	3	1	1	0									
20 Jared Walsh, L OBP: 0.305, SLG: 0.382										4	0	1	0	0	1	1									
6 Anthony Rendon, R OBP: 0.354, SLG: 0.396										4	1	2	0	0	0	1									
16 Brandon Marsh, L OBP: 0.396, SLG: 0.538										3	0	1	1	0	1	1									
5 Matt Duffy, R OBP: 0.395, SLG: 0.333										3	0	0	0	0	1	2									
24 Kurt Suzuki, R OBP: 0.276, SLG: 0.346										3	0	0	0	0	0	2									
4 Andrew Velazquez, S OBP: 0.222, SLG: 0.154										3	0	0	0	0	1	0									
<b>Inning Stats</b>	R: 0 E: 0 K: 1 S: 10	H: 2 LOB: 1 BB: 0 P: 11	R: 2 E: 0 K: 1 S: 10	H: 2 LOB: 0 BB: 0 P: 16	R: 0 E: 0 K: 1 S: 12	H: 1 LOB: 0 BB: 0 P: 18	R: 1 E: 0 K: 2 S: 15	H: 2 LOB: 1 BB: 0 P: 21	R: 0 E: 0 K: 1 S: 13	H: 0 LOB: 0 BB: 0 P: 16	R: 0 E: 0 K: 1 S: 7	H: 0 LOB: 0 BB: 0 P: 11	R: 0 E: 0 K: 0 S: 7	H: 1 LOB: 1 BB: 1 P: 14	R: 0 E: 0 K: 2 S: 7	H: 0 LOB: 0 BB: 0 P: 14	1B: 3 2B: 4 3B: 0 HR: 1	SF: 0 SAC: 0 DP: 0 HBP: 0	WP: 0 PB: 0 SB: 0 CS: 0	PA: 32					
<b>PITCHER</b>	IP	WLS	BF	H	R	ER	SO	BB	IBB	HBP	BLK	WP	HR	S	P	ERA	WHIP								
24 Triston McKenzie, R ERA: 3.71	5.2	L	24	7	4	4	6	0	0	0	0	0	1	68	90	6.35	1.235								
62 Enyel De Los Santos, R ERA: 1.5	1.1		4	0	0	0	1	0	0	0	0	0	0	8	12	0.00	0.000								
26 Anthony Gose, L ERA: 1.5	1.0		4	1	0	0	0	1	0	0	0	0	0	7	14	0.00	2.000								

**Cleveland Guardians @ Los Angeles Angels**  
 Angel Stadium, Anaheim, CA  
 Tue Apr 26 2022, 6:40 PM - 9:13 PM PDT  
 Att: 22,551 - Clear - 72 F

livebaseballscorecards.com

AB	31
R	4
H	8
RBI	4
BB	1
SO	7
LOB	8





Batter	1	2	3	4	5	6	7	8	9	AB	R	H	RBI	BB	SO	LOB	TOP			
7 Myles Straw, R OBP: 0.350, SLG: 0.319										3	0	0	1	1	1	2	<b>Cleveland Guardians @ Los Angeles Angels</b> Angel Stadium, Anaheim, CA Wed Apr 27 2022, 6:41 PM - 9:50 PM PDT Att: 28,557 - Clear - 65 F			
1 Amed Rosario, R OBP: 0.273, SLG: 0.278										5	2	1	0	0	0	4				
11 José Ramírez, S OBP: 0.416, SLG: 0.735										4	2	2	4	0	0	0				
28 Ernie Clement, R OBP: 0.316, SLG: 0.273										0	0	0	0	0	0	0				
6 Owen Miller, R OBP: 0.500, SLG: 0.800										3	0	2	0	0	0	0				
44 Bobby Bradley, L OBP: 0.116, SLG: 0.116										1	0	0	0	0	1	0				
22 Josh Naylor, L OBP: 0.364, SLG: 0.500										3	0	1	0	0	0	2				
35 Oscar Mercado, R OBP: 0.200, SLG: 0.455										1	0	1	0	0	0	0				
32 Franmil Reyes, R OBP: 0.188, SLG: 0.242										4	0	0	0	0	3	4				
9 Richie Palacios, L OBP: 0.429, SLG: 0.429										4	0	1	0	0	1	0				
12 Luke Maile, R OBP: 0.250, SLG: 0.500										4	1	1	0	0	2	1				
0 Andrés Giménez, L OBP: 0.317, SLG: 0.487										4	0	2	0	0	0	0				
<b>Inning Stats</b>	R: 2 E: 0 K: 1 S: 14	H: 2 LOB: 1 BB: 1 P: 25	R: 0 E: 0 K: 1 S: 14	H: 2 LOB: 2 BB: 0 P: 20	R: 0 E: 0 K: 1 S: 16	H: 1 LOB: 1 BB: 0 P: 22	R: 0 E: 0 K: 1 S: 8	H: 0 LOB: 0 BB: 0 P: 10	R: 0 E: 0 K: 0 S: 7	H: 1 LOB: 0 BB: 0 P: 15	R: 0 E: 0 K: 2 S: 10	H: 0 LOB: 0 BB: 0 P: 14	R: 2 E: 0 K: 2 S: 12	H: 3 LOB: 1 BB: 0 P: 18	R: 1 E: 0 K: 0 S: 9	H: 2 LOB: 1 BB: 0 P: 13	1B: 6 2B: 3 3B: 0 HR: 2	SF: 1 DP: 1 HBP: 0	WP: 0 PB: 0 SB: 0 CS: 0	PA: 38
<b>PITCHER</b>	IP: 5.0 WLS: W BF: 21	H: 5 R: 2 ER: 2 SO: 4	BB: 1 IBB: 0 HBP: 0 BLK: 0	WP: 0 HR: 1 S: 59 P: 86	ERA: 3.60 WHIP: 1.200	IP: 6.1 WLS: L BF: 20	H: 1 R: 0 ER: 0 SO: 2	BB: 0 IBB: 0 HBP: 0 BLK: 0	WP: 0 HR: 19 S: 29 P: 29	ERA: 0.00 WHIP: 0.500	IP: 8.1 WLS: W BF: 33	H: 3 R: 2 ER: 2 SO: 2	BB: 0 IBB: 0 HBP: 0 BLK: 0	WP: 0 HR: 12 S: 18 P: 18	ERA: 18.00 WHIP: 3.000	IP: 9.1 WLS: W BF: 37	H: 2 R: 1 ER: 1 SO: 0	BB: 0 IBB: 0 HBP: 0 BLK: 0	WP: 0 HR: 9 S: 13 P: 13	ERA: 9.00 WHIP: 2.000

Batter	1	2	3	4	5	6	7	8	9	AB	R	H	RBI	BB	SO	LOB	BOTTOM			
3 Taylor Ward, R OBP: 0.531, SLG: 0.816										4	4	3	4	1	0	1	<b>Cleveland Guardians @ Los Angeles Angels</b> Angel Stadium, Anaheim, CA Wed Apr 27 2022, 6:41 PM - 9:50 PM PDT Att: 28,557 - Clear - 65 F			
17 Shohel Ohtani, L OBP: 0.302, SLG: 0.413										5	1	3	1	0	0	1				
62 Oliver Ortega, R ERA: 1.45										0	0	0	0	0	0	0				
60 Andrew Wantz, R ERA: 9.0										0	0	0	0	0	0	0				
21 Mike Mayers, R ERA: 9.0										0	0	0	0	0	0	0				
27 Mike Trout, R OBP: 0.476, SLG: 0.808										3	1	2	2	1	0	0				
7 Jo Adell, R OBP: 0.259, SLG: 0.472										1	0	0	0	0	0	1				
20 Jared Walsh, L OBP: 0.297, SLG: 0.367										5	0	1	1	0	1	3				
6 Anthony Rendon, R OBP: 0.357, SLG: 0.386										4	0	1	1	1	1	1				
16 Brandon Marsh, L OBP: 0.385, SLG: 0.512										4	0	1	0	0	2	3				
9 Jack Mayfield, R OBP: 0.343, SLG: 0.469										4	1	0	0	0	0	1				
33 Max Stassi, R OBP: 0.326, SLG: 0.400										4	1	1	0	0	2	1				
14 Tyler Wade, L OBP: 0.326, SLG: 0.325										4	1	2	0	0	2	0				
<b>Inning Stats</b>	R: 2 E: 0 K: 0 S: 13	H: 3 LOB: 1 BB: 0 P: 21	R: 4 E: 0 K: 0 S: 16	H: 3 LOB: 0 BB: 0 P: 20	R: 0 E: 0 K: 1 S: 8	H: 0 LOB: 0 BB: 0 P: 11	R: 1 E: 0 K: 1 S: 12	H: 2 LOB: 2 BB: 2 P: 28	R: 0 E: 0 K: 1 S: 12	H: 1 LOB: 1 BB: 0 P: 19	R: 2 E: 0 K: 2 S: 17	H: 3 LOB: 2 BB: 1 P: 29	R: 0 E: 0 K: 1 S: 9	H: 1 LOB: 0 BB: 0 P: 16	R: 0 E: 0 K: 2 S: 12	H: 1 LOB: 1 BB: 0 P: 18	1B: 8 2B: 4 3B: 1 HR: 1	SF: 0 DP: 0 HBP: 0	WP: 0 PB: 0 SB: 1 CS: 0	PA: 41
<b>PITCHER</b>	IP: 3.2 WLS: L BF: 21	H: 2 R: 0 ER: 0 SO: 1	BB: 2 IBB: 0 HBP: 0 BLK: 0	WP: 0 HR: 1 S: 47 P: 77	ERA: 14.73 WHIP: 2.455	IP: 4.1 WLS: L BF: 14	H: 2 R: 0 ER: 0 SO: 1	BB: 0 IBB: 0 HBP: 0 BLK: 0	WP: 0 HR: 14 S: 22 P: 22	ERA: 0.00 WHIP: 1.500	IP: 6.1 WLS: W BF: 33	H: 5 R: 2 ER: 2 SO: 3	BB: 1 IBB: 0 HBP: 0 BLK: 0	WP: 0 HR: 32 S: 54 P: 54	ERA: 7.71 WHIP: 2.571	IP: 8.1 WLS: W BF: 37	H: 0 R: 0 ER: 0 SO: 0	BB: 0 IBB: 0 HBP: 0 BLK: 0	WP: 0 HR: 6 S: 9 P: 9	ERA: 0.00 WHIP: 0.000



Batter	1	2	3	4	5	6	7	8	9	AB	R	H	RBI	BB	SO	LOB	TOP			
7 Myles Straw, R OBP: 0.369, SLG: 0.338										2	0	1	0	2	0	0	<b>Cleveland Guardians @ Los Angeles Angels</b> Angel Stadium, Anaheim, CA Thu Apr 28 2022, 1:10 PM - 3:43 PM PDT Att: 18,826 - Cloudy - 66 F			
1 Amed Rosario, R OBP: 0.299, SLG: 0.263										4	0	0	0	0	2	4				
11 José Ramírez, S OBP: 0.407, SLG: 0.708										4	0	1	0	0	1	1				
6 Owen Miller, R OBP: 0.460, SLG: 0.727										4	0	0	0	0	2	2				
22 Josh Naylor, L OBP: 0.324, SLG: 0.444										4	0	0	0	0	2	1				
32 Franmil Reyes, R OBP: 0.181, SLG: 0.232										3	0	0	0	0	1	0				
35 Óscar Mercado, R OBP: 0.193, SLG: 0.439										2	0	0	0	0	0	0				
9 Richie Palacios, L OBP: 0.375, SLG: 0.375										1	0	0	0	0	0	0				
17 Austin Hedges, R OBP: 0.234, SLG: 0.302										3	1	2	1	0	0	0				
28 Ernie Clement, R OBP: 0.293, SLG: 0.250										3	0	0	0	0	0	1				
<b>Inning Stats</b>	R: 0 E: 0 K: 1 S: 15	H: 0 LOB: 1 BB: 1 P: 22	R: 0 E: 0 K: 2 S: 11	H: 0 LOB: 0 BB: 0 P: 17	R: 0 E: 0 K: 1 S: 15	H: 1 LOB: 1 BB: 0 P: 23	R: 0 E: 0 K: 0 S: 11	H: 0 LOB: 0 BB: 0 P: 14	R: 1 E: 0 K: 0 S: 8	H: 1 LOB: 0 BB: 0 P: 12	R: 0 E: 0 K: 1 S: 8	H: 0 LOB: 0 BB: 0 P: 14	R: 0 E: 0 K: 2 S: 10	H: 1 LOB: 2 BB: 1 P: 19	R: 0 E: 0 K: 1 S: 8	H: 1 LOB: 0 BB: 0 P: 12	1B: 2 2B: 1 3B: 0 HR: 1	SF: 0 SAC: 0 DP: 1 HBP: 0	WP: 0 PB: 0 SB: 1 CS: 1	PA: 32
<b>PITCHER</b>	IP	WLS	BF	H	R	ER	SO	BB	IBB	HBP	BLK	WP	HR	S	P	ERA	WHIP			
48 Reid Detmers, L ERA: 5.19	5.0	W	18	2	1	1	4	1	0	0	0	0	1	60	88	1.80	0.600			
23 Archie Bradley, R ERA: 6.22	1.0	H	3	0	0	0	1	0	0	0	0	0	0	8	12	0.00	0.000			
28 Aaron Loup, L ERA: 0.93	1.0	H	3	0	0	0	2	0	0	0	0	0	0	10	14	0.00	0.000			
52 Ryan Tepera, R ERA: 1.86	1.0	H	5	1	0	0	0	1	0	0	0	0	0	9	19	0.00	2.000			
32 Raisel Iglesias, R ERA: 1.04	1.0	S	3	1	0	0	1	0	0	0	0	0	0	8	12	0.00	1.000			

AB	30
R	1
H	4
RBI	1
BB	2
SO	8
LOB	9



Batter	1	2	3	4	5	6	7	8	9	AB	R	H	RBI	BB	SO	LOB	BOTTOM			
3 Taylor Ward, R OBP: 0.509, SLG: 0.762										4	0	1	2	0	0	0	<b>Cleveland Guardians @ Los Angeles Angels</b> Angel Stadium, Anaheim, CA Thu Apr 28 2022, 1:10 PM - 3:43 PM PDT Att: 18,826 - Cloudy - 66 F			
16 Brandon Marsh, L OBP: 0.411, SLG: 0.532										4	0	3	1	0	0	0				
27 Mike Trout, R OBP: 0.478, SLG: 0.778										2	0	0	0	2	0	2				
20 Jared Walsh, L OBP: 0.294, SLG: 0.349										3	0	0	0	1	2	4				
6 Anthony Rendon, R OBP: 0.338, SLG: 0.361										4	0	0	0	0	1	2				
7 Jo Adell, R OBP: 0.299, SLG: 0.456										4	0	1	0	0	0	0				
24 Kurt Suzuki, R OBP: 0.273, SLG: 0.310										3	1	0	0	1	2	1				
14 Tyler Wade, L OBP: 0.326, SLG: 0.349										3	2	1	0	0	0	2				
4 Andrew Velazquez, S OBP: 0.213, SLG: 0.146										2	1	0	0	0	0	1				
<b>Inning Stats</b>	R: 0 E: 0 K: 0 S: 6	H: 0 LOB: 0 BB: 0 P: 10	R: 0 E: 0 K: 1 S: 11	H: 0 LOB: 0 BB: 0 P: 15	R: 3 E: 2 K: 0 S: 14	H: 2 LOB: 2 BB: 2 P: 26	R: 0 E: 0 K: 1 S: 8	H: 1 LOB: 0 BB: 0 P: 13	R: 0 E: 0 K: 1 S: 11	H: 1 LOB: 2 BB: 1 P: 22	R: 0 E: 0 K: 1 S: 9	H: 0 LOB: 0 BB: 0 P: 12	R: 1 E: 0 K: 0 S: 10	H: 2 LOB: 2 BB: 1 P: 16	R: 0 E: 0 K: 1 S: 9	H: 0 LOB: 0 BB: 0 P: 13	1B: 5 2B: 1 3B: 0 HR: 0	SF: 0 SAC: 1 DP: 1 HBP: 0	WP: 0 PB: 0 SB: 1 CS: 1	PA: 34
<b>PITCHER</b>	IP	WLS	BF	H	R	ER	SO	BB	IBB	HBP	BLK	WP	HR	S	P	ERA	WHIP			
47 Cal Quantrill, R ERA: 3.27	6.0	L	25	4	3	1	4	3	0	0	0	0	0	59	98	1.50	1.167			
27 Bryan Shaw, R ERA: 3.99	1.0		6	2	1	1	0	1	0	0	0	0	0	10	16	9.00	3.000			
52 Nick Sandlin, R ERA: 5.4	1.0		3	0	0	0	1	0	0	0	0	0	0	9	13	0.00	0.000			

AB	29
R	4
H	6
RBI	3
BB	4
SO	5
LOB	12






Batter	1	2	3	4	5	6	7	8	9	AB	R	H	RBI	BB	SO	LOB	TOP					
7 Myles Straw, R OBP: 0.382, SLG: 0.382	K2-3		11 BB 0 HR 6 BB 1B	L9			6 2B 11 2B 2B										5 2 3 0 0 1 0					
6 Owen Miller, R OBP: 0.483, SLG: 0.723	K		0 HR 11 BB BB		F8			G5-3									3 2 1 0 1 1 0					
35 Oscar Mercado, R OBP: 0.190, SLG: 0.431	K		0 HR BB														1 0 0 0 0 0 1					
11 José Ramírez, S OBP: 0.430, SLG: 0.760	HR		0 HR BB														3 3 2 3 2 0 0					
22 Josh Naylor, L OBP: 0.333, SLG: 0.512	HR		F7														5 1 2 2 0 1 4					
32 Franmil Reyes, R OBP: 0.169, SLG: 0.216	FC6-4		K														5 0 0 0 0 4 5					
0 Andrés Giménez, L OBP: 0.356, SLG: 0.605			HR														4 1 3 4 0 0 0					
28 Ernie Clement, R OBP: 0.267, SLG: 0.225	G6-3		K														4 0 0 0 0 1 2					
9 Richie Palacios, L OBP: 0.417, SLG: 0.300			HR														2 0 0 0 2 2 0					
17 Austin Hedges, R OBP: 0.216, SLG: 0.277	G5-4-3		G5-3														4 0 0 0 0 1 3					
<b>Inning Stats</b>	R: 1 E: 0 K: 2 S: 12	H: 2 LOB: 1 BB: 0 P: 17	R: 0 E: 0 K: 0 S: 8	H: 1 LOB: 1 BB: 1 P: 15	R: 4 E: 0 K: 2 S: 23	H: 2 LOB: 0 BB: 2 P: 37	R: 0 E: 0 K: 1 S: 9	H: 0 LOB: 0 BB: 1 P: 13	R: 0 E: 0 K: 1 S: 6	H: 0 LOB: 1 BB: 1 P: 14	R: 0 E: 0 K: 0 S: 11	H: 0 LOB: 1 BB: 1 P: 19	R: 4 E: 0 K: 1 S: 19	H: 5 LOB: 0 BB: 0 P: 26	R: 0 E: 0 K: 2 S: 11	H: 1 LOB: 1 BB: 0 P: 17	R: 0 E: 0 K: 2 S: 11	H: 0 LOB: 0 BB: 0 P: 15	1B: 3 2B: 5 3B: 0 HR: 3	SF: 0 SAC: 0 DP: 2 HBP: 0	WP: 0 PB: 0 SB: 0 CS: 0	PA: 41
<b>PITCHER</b>	IP WLS BF H R ER SO BB IBB HBP BLK WP HR S P ERA WHIP																					
47 Frankie Montas, R ERA: 4.25	5.0	23	5	5	5	6	4	0	0	0	0	0	0	2	58	96	9.00	1.800				
60 Sam Moll, L ERA:	0.2	3	0	0	0	0	1	0	0	0	0	0	0	0	10	18	0.00	1.500				
46 Justin Grimm, R ERA: 9.64	0.1	3	2	2	2	0	0	0	0	0	0	0	0	7	10	54.00	6.000					
68 Domingo Acevedo, R ERA: 5.59	1.0	5	3	2	2	1	0	0	0	0	0	0	1	13	17	18.00	3.000					
33 A.J. Puk, L ERA: 0.96	2.0	7	1	0	0	4	0	0	0	0	0	0	0	22	32	0.00	0.500					

Cleveland Guardians @ Oakland Athletics  
Oakland Coliseum, Oakland, CA  
Fri Apr 29 2022, 6:43 PM - 10:03 PM PDT  
Att: 12,910 - Partly Cloudy - 66 F

livebaseballscores.com

AB 36  
R 9  
H 11  
RBI 9  
BB 5  
SO 11  
LOB 15




Batter	1	2	3	4	5	6	7	8	9	AB	R	H	RBI	BB	SO	LOB	BOTTOM					
5 Tony Kemp, L OBP: 0.355, SLG: 0.292	HR			SF7													2 2 1 1 0 1 0					
1 Kevin Smith, R OBP: 0.235, SLG: 0.281	K																1 0 1 0 0 0 0					
26 Sheldon Neuse, R OBP: 0.388, SLG: 0.426	K																5 0 3 3 0 1 2					
8 Jed Lowrie, S OBP: 0.321, SLG: 0.333	HR																4 1 0 0 1 1 4					
12 Sean Murphy, R OBP: 0.262, SLG: 0.487	HR																5 1 1 3 0 1 1					
15 Seth Brown, L OBP: 0.262, SLG: 0.362	1B																4 1 1 0 0 2 0					
10 Chad Pinder, R OBP: 0.261, SLG: 0.500	1B																4 0 1 0 0 2 0					
28 Billy McKinney, L OBP: 0.196, SLG: 0.220	SF8																3 0 0 1 0 1 0					
17 Elvis Andrus, R OBP: 0.301, SLG: 0.313	P4																3 2 1 0 0 0 1					
20 Cristian Pacheco, R OBP: 0.239, SLG: 0.354	G6-3																4 1 1 0 0 0 1					
<b>Inning Stats</b>	R: 4 E: 0 K: 1 S: 22	H: 4 LOB: 1 BB: 1 P: 32	R: 0 E: 0 K: 1 S: 10	H: 1 LOB: 1 BB: 0 P: 14	R: 0 E: 0 K: 1 S: 9	H: 0 LOB: 0 BB: 0 P: 15	R: 2 E: 0 K: 0 S: 11	H: 2 LOB: 1 BB: 0 P: 21	R: 0 E: 0 K: 1 S: 5	H: 0 LOB: 0 BB: 0 P: 8	R: 2 E: 0 K: 2 S: 16	H: 2 LOB: 1 BB: 0 P: 22	R: 0 E: 0 K: 2 S: 8	H: 0 LOB: 0 BB: 0 P: 11	R: 0 E: 0 K: 0 S: 8	H: 0 LOB: 0 BB: 0 P: 8	R: 0 E: 0 K: 1 S: 10	H: 1 LOB: 1 BB: 0 P: 13	1B: 6 2B: 2 3B: 1 HR: 1	SF: 2 SAC: 0 DP: 0 HBP: 2	WP: 0 PB: 0 SB: 0 CS: 0	PA: 40
<b>PITCHER</b>	IP WLS BF H R ER SO BB IBB HBP BLK WP HR S P ERA WHIP																					
43 Aaron Civale, R ERA: 10.87	4.0	21	7	6	6	3	1	0	1	0	0	0	0	0	52	82	13.50	2.000				
31 Sam Hentges, L ERA: 1.0	1.1	4	0	0	0	2	0	0	0	0	0	0	0	8	11	0.00	0.000					
62 Enyel De Los Santos, R ERA: 4.91	0.2	5	2	2	2	1	0	0	1	0	0	0	0	13	19	27.00	3.000					
37 Trevor Stephan, R ERA:	2.0	W	6	0	0	2	0	0	0	0	0	0	0	16	19	0.00	0.000					
48 Emmanuel Clase, R ERA: 9.88	1.0	S	4	1	0	1	0	0	0	0	0	0	0	10	13	0.00	1.000					

Cleveland Guardians @ Oakland Athletics  
Oakland Coliseum, Oakland, CA  
Fri Apr 29 2022, 6:43 PM - 10:03 PM PDT  
Att: 12,910 - Partly Cloudy - 66 F

livebaseballscores.com

AB 35  
R 8  
H 10  
RBI 8  
BB 1  
SO 9  
LOB 9





Batter	1	2	3	4	5	6	7	8	9	AB	R	H	RBI	BB	SO	LOB	TOP										
7 Myles Straw, R (1, 8) OBP: 0.387, SLG: 0.380										3	0	1	0	1	2	0	<b>Cleveland Guardians @ Oakland Athletics</b> Oakland Coliseum, Oakland, CA Sat Apr 30 2022, 1:09 PM - 3:50 PM PDT Att: 6,707 - Sunny - 67 F										
38 Steven Kwan, L (1, 7) OBP: 0.459, SLG: 0.500										4	0	2	0	0	0	1											
11 José Ramírez, S (1, 5) OBP: 0.411, SLG: 0.722										4	0	0	0	0	1	4											
6 Owen Miller, R (1, 3) OBP: 0.466, SLG: 0.700										3	1	1	0	1	1	3											
22 Josh Naylor, L (1, 10) OBP: 0.326, SLG: 0.489										4	0	1	0	0	1	1											
35 Óscar Mercado, R (1, 9) OBP: 0.210, SLG: 0.443										3	1	1	0	1	0	3											
0 Andrés Giménez, L (1, 6) OBP: 0.347, SLG: 0.574										4	1	1	1	0	1	4											
17 Austin Hedges, R (1, 2) OBP: 0.204, SLG: 0.260										3	0	0	0	0	1	1											
9 Richey Palacios, L (9, PH) OBP: 0.462, SLG: 0.455										1	0	1	2	0	0	0											
12 Luke Maile, R (9, 2) OBP: 0.250, SLG: 0.500										0	0	0	0	0	0	0											
28 Ernie Clement, R (1, 4) OBP: 0.265, SLG: 0.227										4	0	1	0	0	0	1											
<b>Inning Stats</b>	R: 0 E: 0 K: 1 S: 13	H: 0 LOB: 0 BB: 0 P: 18	R: 0 E: 0 K: 0 S: 13	H: 1 LOB: 1 BB: 1 P: 19	R: 0 E: 0 K: 0 S: 17	H: 3 LOB: 3 BB: 0 P: 22	R: 1 E: 0 K: 0 S: 6	H: 2 LOB: 0 BB: 0 P: 9	R: 0 E: 0 K: 3 S: 10	H: 0 LOB: 0 BB: 0 P: 11	R: 0 E: 0 K: 2 S: 9	H: 0 LOB: 0 BB: 1 P: 18	R: 0 E: 0 K: 1 S: 12	H: 1 LOB: 1 BB: 0 P: 20	R: 2 E: 1 K: 0 S: 11	H: 2 LOB: 1 BB: 0 P: 17	1B: 7 2B: 3 3B: 0 HR: 0	SF: 0 SAC: 0 DP: 4 HBP: 0	WP: 0 PB: 0 SB: 0 CS: 1	PA: 36							
<b>PITCHER</b>	IP: 6.0 ERA: 2.93	WLS: 23 LOB: 0	H: 6 R: 1 ER: 1 SO: 4	R: 0 LOB: 0	BB: 2 IBB: 0 HBP: 0 BLK: 0	WP: 0 HR: 0 S: 64 P: 90	ERA: 1.50 WHIP: 1.333	<b>PITCHER</b>													IP: 6.0 ERA: 2.93	WLS: 23 LOB: 0	H: 6 R: 1 ER: 1 SO: 4	R: 0 LOB: 0	BB: 2 IBB: 0 HBP: 0 BLK: 0	WP: 0 HR: 0 S: 64 P: 90	ERA: 1.50 WHIP: 1.333
19 Cole Irvin, L (1, 1) ERA: 2.93																											
61 Zach Jackson, R (7, 1) ERA: 2.79																											
54 Kirby Sneed, L (8, 1) ERA: 3.0																											
56 Dany Jiménez, R (9, 1) ERA:																											

AB 33  
R 3  
H 9  
RBI 3  
BB 3  
SO 7  
LOB 18



Batter	1	2	3	4	5	6	7	8	9	AB	R	H	RBI	BB	SO	LOB	BOTTOM										
5 Tony Kemp, L (1, 7) OBP: 0.350, SLG: 0.290										4	0	1	0	0	0	1	<b>Cleveland Guardians @ Oakland Athletics</b> Oakland Coliseum, Oakland, CA Sat Apr 30 2022, 1:09 PM - 3:50 PM PDT Att: 6,707 - Sunny - 67 F										
26 Sheldon Neuse, R (1, 10) OBP: 0.394, SLG: 0.469										3	1	1	1	1	1	0											
28 Billy McKinney, L (1, 9) OBP: 0.180, SLG: 0.200										4	0	0	0	0	2	3											
15 Seth Brown, L (1, 3) OBP: 0.261, SLG: 0.355										4	0	1	0	0	0	3											
1 Kevin Smith, R (1, 5) OBP: 0.270, SLG: 0.314										3	0	2	0	0	0	0											
30 Austin Allen, L (1, 2) OBP: 0.188, SLG: 0.071										3	0	0	0	0	2	3											
8 Jed Lowrie, S (9, PH) OBP: 0.310, SLG: 0.320										1	0	0	0	0	0	0											
17 Elvis Andrus, R (1, 6) OBP: 0.299, SLG: 0.324										4	0	1	0	0	0	2											
20 Cristian Pache, R (1, 8) OBP: 0.225, SLG: 0.333										4	0	0	0	0	1	2											
2 Nick Allen, R (1, 4) OBP: 0.300, SLG: 0.333										3	0	2	0	0	1	0											
<b>Inning Stats</b>	R: 0 E: 0 K: 1 S: 9	H: 0 LOB: 0 BB: 0 P: 12	R: 0 E: 0 K: 1 S: 8	H: 1 LOB: 0 BB: 0 P: 13	R: 0 E: 0 K: 1 S: 13	H: 2 LOB: 3 BB: 1 P: 22	R: 0 E: 0 K: 1 S: 12	H: 1 LOB: 0 BB: 0 P: 16	R: 1 E: 0 K: 2 S: 14	H: 1 LOB: 0 BB: 0 P: 19	R: 0 E: 0 K: 0 S: 7	H: 1 LOB: 0 BB: 0 P: 12	R: 0 E: 0 K: 1 S: 7	H: 1 LOB: 1 BB: 0 P: 11	R: 0 E: 0 K: 0 S: 6	H: 0 LOB: 0 BB: 0 P: 8	R: 0 E: 0 K: 0 S: 11	H: 1 LOB: 1 BB: 0 P: 15	1B: 6 2B: 1 3B: 0 HR: 1	SF: 0 SAC: 1 DP: 1 HBP: 0	WP: 0 PB: 0 SB: 2 CS: 0	PA: 35					
<b>PITCHER</b>	IP: 7.0 ERA: 2.45	WLS: 28 LOB: 0	H: 7 R: 1 ER: 1 SO: 7	R: 0 LOB: 0	BB: 1 IBB: 0 HBP: 0 BLK: 0	WP: 0 HR: 0 S: 70 P: 105	ERA: 1.143 WHIP: 1.143	<b>PITCHER</b>													IP: 7.0 ERA: 2.45	WLS: 28 LOB: 0	H: 7 R: 1 ER: 1 SO: 7	R: 0 LOB: 0	BB: 1 IBB: 0 HBP: 0 BLK: 0	WP: 0 HR: 0 S: 70 P: 105	ERA: 1.143 WHIP: 1.143
57 Shane Bieber, R (1, 1) ERA: 2.45																											
52 Nick Sandlin, R (8, 1) ERA: 4.7																											
48 Emmanuel Clase, R (9, 1) ERA: 4.91																											

AB 33  
R 1  
H 8  
RBI 1  
BB 1  
SO 7  
LOB 14





Batter	1	2	3	4	5	6	7	8	9	AB	R	H	RBI	BB	SO	LOB	TOP							
7 Myles Straw, R OBP: 0.388, SLG: 0.373										4	0	1	0	1	0	3	<b>Cleveland Guardians @ Oakland Athletics</b> Oakland Coliseum, Oakland, CA Sun May 01 2022, 1:08 PM - 4:20 PM PDT Att: 14,945 - Sunny - 67 F							
38 Steven Kwan, L OBP: 0.439, SLG: 0.472										5	2	1	0	0	0	2								
11 José Ramírez, S OBP: 0.421, SLG: 0.707										3	1	1	0	2	0	2								
6 Owen Miller, R OBP: 0.444, SLG: 0.660										3	1	0	1	1	2	4								
22 Josh Naylor, L OBP: 0.340, SLG: 0.479										3	1	1	1	1	0	3								
28 Ernie Clement, R OBP: 0.260, SLG: 0.222										1	0	0	0	0	0	0								
32 Frammil Reyes, R OBP: 0.171, SLG: 0.215										5	1	1	2	0	3	2								
0 Andrés Giménez, L OBP: 0.352, SLG: 0.577										5	1	2	1	0	0	0								
12 Luke Maile, R OBP: 0.375, SLG: 0.571										3	0	1	1	1	0	2								
9 Richie Palacios, L OBP: 0.412, SLG: 0.400										4	0	1	0	0	1	3								
35 Oscar Mercado, R OBP: 0.210, SLG: 0.443										0	0	0	0	0	0	0								
<b>Inning Stats</b>	R: 0 H: 0 E: 1 K: 1 S: 10	H: 0 LOB: 2 BB: 1 P: 16	R: 1 H: 3 E: 0 K: 1 S: 19	H: 3 LOB: 2 BB: 0 P: 28	R: 4 H: 2 E: 0 K: 1 S: 14	H: 2 LOB: 1 BB: 3 P: 35	R: 1 H: 2 E: 1 K: 1 S: 9	H: 2 LOB: 1 BB: 0 P: 16	R: 0 H: 0 E: 0 K: 0 S: 5	H: 0 LOB: 0 BB: 0 P: 8	R: 1 H: 1 E: 0 K: 0 S: 11	H: 1 LOB: 1 BB: 1 P: 19	R: 0 H: 1 E: 0 K: 1 S: 15	H: 1 LOB: 2 BB: 1 P: 25	R: 0 H: 0 E: 0 K: 0 S: 6	H: 0 LOB: 0 BB: 0 P: 9	R: 0 H: 0 E: 0 K: 1 S: 12	H: 0 LOB: 0 BB: 0 P: 18	1B: 7 2B: 2 3B: 0 HR: 0	SF: 1 SAC: 0 DP: 1 HBP: 0	WP: 1 PB: 0 CS: 2 SB: 0	PA: 43		
<b>PITCHER</b>	IP WLS BF H R ER SO BB IBB HBP BLK WP HR S P ERA WHIP	IP WLS BF H R ER SO BB IBB HBP BLK WP HR S P ERA WHIP	IP WLS BF H R ER SO BB IBB HBP BLK WP HR S P ERA WHIP	IP WLS BF H R ER SO BB IBB HBP BLK WP HR S P ERA WHIP	IP WLS BF H R ER SO BB IBB HBP BLK WP HR S P ERA WHIP	IP WLS BF H R ER SO BB IBB HBP BLK WP HR S P ERA WHIP	IP WLS BF H R ER SO BB IBB HBP BLK WP HR S P ERA WHIP	IP WLS BF H R ER SO BB IBB HBP BLK WP HR S P ERA WHIP	IP WLS BF H R ER SO BB IBB HBP BLK WP HR S P ERA WHIP	IP WLS BF H R ER SO BB IBB HBP BLK WP HR S P ERA WHIP	IP WLS BF H R ER SO BB IBB HBP BLK WP HR S P ERA WHIP	IP WLS BF H R ER SO BB IBB HBP BLK WP HR S P ERA WHIP	IP WLS BF H R ER SO BB IBB HBP BLK WP HR S P ERA WHIP	IP WLS BF H R ER SO BB IBB HBP BLK WP HR S P ERA WHIP	IP WLS BF H R ER SO BB IBB HBP BLK WP HR S P ERA WHIP	IP WLS BF H R ER SO BB IBB HBP BLK WP HR S P ERA WHIP	IP WLS BF H R ER SO BB IBB HBP BLK WP HR S P ERA WHIP	IP WLS BF H R ER SO BB IBB HBP BLK WP HR S P ERA WHIP	IP WLS BF H R ER SO BB IBB HBP BLK WP HR S P ERA WHIP	IP WLS BF H R ER SO BB IBB HBP BLK WP HR S P ERA WHIP	IP WLS BF H R ER SO BB IBB HBP BLK WP HR S P ERA WHIP	IP WLS BF H R ER SO BB IBB HBP BLK WP HR S P ERA WHIP	IP WLS BF H R ER SO BB IBB HBP BLK WP HR S P ERA WHIP	IP WLS BF H R ER SO BB IBB HBP BLK WP HR S P ERA WHIP

Batter	1	2	3	4	5	6	7	8	9	AB	R	H	RBI	BB	SO	LOB	BOTTOM							
5 Tony Kemp, L OBP: 0.333, SLG: 0.274										4	0	0	0	0	1	0	<b>Cleveland Guardians @ Oakland Athletics</b> Oakland Coliseum, Oakland, CA Sun May 01 2022, 1:08 PM - 4:20 PM PDT Att: 14,945 - Sunny - 67 F							
2 Nick Allen, R OBP: 0.286, SLG: 0.316										3	0	1	0	1	1	0								
26 Sheldon Neuse, R OBP: 0.400, SLG: 0.463										3	0	1	0	1	1	0								
8 Jed Lowrie, S OBP: 0.303, SLG: 0.310										4	0	1	0	0	0	2								
12 Sean Murphy, R OBP: 0.261, SLG: 0.469										3	1	0	0	1	1	2								
25 Stephen Piscotty, R OBP: 0.351, SLG: 0.355										3	1	0	0	1	1	0								
16 Seth Brown, L OBP: 0.254, SLG: 0.344										2	0	0	0	0	2	0								
23 Christian Bethancourt, R (PH) OBP: 0.231, SLG: 0.316										1	1	1	1	0	0	0								
10 Chad Pinder, R OBP: 0.280, SLG: 0.510										3	0	2	1	0	1	0								
1 Kevin Smith, R OBP: 0.268, SLG: 0.333										4	0	1	1	0	1	3								
17 Elvis Andrus, R OBP: 0.288, SLG: 0.310										3	0	0	0	0	0	2								
28 Billy McKinney, L OBP: 0.176, SLG: 0.196										1	0	0	0	0	1	1								
<b>Inning Stats</b>	R: 0 H: 1 E: 0 K: 1 S: 9	H: 1 LOB: 0 BB: 0 P: 13	R: 0 H: 1 E: 0 K: 1 S: 7	H: 1 LOB: 0 BB: 0 P: 11	R: 0 H: 0 E: 0 K: 2 S: 8	H: 0 LOB: 0 BB: 0 P: 14	R: 0 H: 1 E: 0 K: 1 S: 14	H: 1 LOB: 0 BB: 0 P: 21	R: 0 H: 1 E: 0 K: 1 S: 9	H: 1 LOB: 2 BB: 0 P: 13	R: 0 H: 0 E: 0 K: 1 S: 6	H: 0 LOB: 0 BB: 0 P: 9	R: 3 H: 2 E: 0 K: 2 S: 14	H: 2 LOB: 1 BB: 2 P: 31	1B: 4 2B: 2 3B: 0 HR: 0	SF: 1 SAC: 0 DP: 0 HBP: 1	WP: 0 PB: 0 CS: 0 SB: 0	PA: 37						
<b>PITCHER</b>	IP WLS BF H R ER SO BB IBB HBP BLK WP HR S P ERA WHIP	IP WLS BF H R ER SO BB IBB HBP BLK WP HR S P ERA WHIP	IP WLS BF H R ER SO BB IBB HBP BLK WP HR S P ERA WHIP	IP WLS BF H R ER SO BB IBB HBP BLK WP HR S P ERA WHIP	IP WLS BF H R ER SO BB IBB HBP BLK WP HR S P ERA WHIP	IP WLS BF H R ER SO BB IBB HBP BLK WP HR S P ERA WHIP	IP WLS BF H R ER SO BB IBB HBP BLK WP HR S P ERA WHIP	IP WLS BF H R ER SO BB IBB HBP BLK WP HR S P ERA WHIP	IP WLS BF H R ER SO BB IBB HBP BLK WP HR S P ERA WHIP	IP WLS BF H R ER SO BB IBB HBP BLK WP HR S P ERA WHIP	IP WLS BF H R ER SO BB IBB HBP BLK WP HR S P ERA WHIP	IP WLS BF H R ER SO BB IBB HBP BLK WP HR S P ERA WHIP	IP WLS BF H R ER SO BB IBB HBP BLK WP HR S P ERA WHIP	IP WLS BF H R ER SO BB IBB HBP BLK WP HR S P ERA WHIP	IP WLS BF H R ER SO BB IBB HBP BLK WP HR S P ERA WHIP	IP WLS BF H R ER SO BB IBB HBP BLK WP HR S P ERA WHIP	IP WLS BF H R ER SO BB IBB HBP BLK WP HR S P ERA WHIP	IP WLS BF H R ER SO BB IBB HBP BLK WP HR S P ERA WHIP	IP WLS BF H R ER SO BB IBB HBP BLK WP HR S P ERA WHIP	IP WLS BF H R ER SO BB IBB HBP BLK WP HR S P ERA WHIP	IP WLS BF H R ER SO BB IBB HBP BLK WP HR S P ERA WHIP	IP WLS BF H R ER SO BB IBB HBP BLK WP HR S P ERA WHIP	IP WLS BF H R ER SO BB IBB HBP BLK WP HR S P ERA WHIP	IP WLS BF H R ER SO BB IBB HBP BLK WP HR S P ERA WHIP





Batter	1	2	3	4	5	6	7	8	9	AB	R	H	RBI	BB	SO	LOB	TOP										
2 Trent Grisham, L OBP: 0.287, SLG: 0.259	P6		F7		K				K	4	0	0	0	1	2	1	<b>San Diego Padres @ Cleveland Guardians</b> Progressive Field, Cleveland, OH Wed May 04 2022, 1:11 PM - 4:26 PM EDT Cloudy - 51 F										
9 Jake Cronenworth, L OBP: 0.330, SLG: 0.345	13 BB		E3		F7	SF7			G3-1	3	2	0	1	1	0	1											
13 Manny Machado, R OBP: 0.448, SLG: 0.620	30 BB		1-H		10 BB				F9	4	1	2	2	1	1	2											
10 Jurickson Profar, S OBP: 0.301, SLG: 0.416	K		L8						L9	3	0	0	0	1	1	2											
30 Eric Hosmer, L OBP: 0.438, SLG: 0.563	1-3		L3		G4-3				G1-3	4	0	1	1	0	0	3											
7 Ha-Seong Kim, R OBP: 0.333, SLG: 0.518	F8				G5-3				K	4	1	1	0	0	1	2											
27 Matt Beaty, L OBP: 0.162, SLG: 0.147		F9			G3	26 BB			K	4	1	1	0	0	1	0											
26 Austin Nola, R OBP: 0.291, SLG: 0.294		F7			K	9 SF7			G6-3	4	0	1	1	0	1	0											
43 Trayce Thompson, R			K		10 BB	13 BB			K	3	0	0	0	1	3	2											
<b>Inning Stats</b>	R: 1 H: 1 E: 0 K: 1 S: 9	L: 1 LOB: 2 BB: 2 P: 19	R: 0 H: 0 E: 0 K: 1 S: 6	L: 0 LOB: 0 BB: 0 P: 10	R: 2 H: 1 E: 1 K: 0 S: 11	L: 1 LOB: 0 BB: 0 P: 19	R: 0 H: 0 E: 0 K: 1 S: 10	L: 0 LOB: 0 BB: 0 P: 14	R: 0 H: 1 E: 0 K: 1 S: 12	L: 3 LOB: 3 BB: 2 P: 22	R: 2 H: 3 E: 0 K: 2 S: 14	L: 0 LOB: 0 BB: 0 P: 17	R: 0 H: 0 E: 0 K: 2 S: 7	L: 0 LOB: 0 BB: 0 P: 10	R: 0 H: 0 E: 0 K: 1 S: 7	L: 0 LOB: 0 BB: 0 P: 11		1B: 3 2B: 2 3B: 0 HR: 1	SF: 1 SAC: 0 DP: 0 HBP: 0	WP: 0 PB: 0 SB: 0 CS: 0	PA: 39						
<b>PITCHER</b>	IP	WLS	BF	H	R	ER	SO	BB	IBB	HBP	BLK	WP	HR	S	P	ERA	WHIP										
34 Zach Plesac, R ERA: 4.44	5.0	L	25	5	5	4	4	4	0	0	0	0	1	52	88	7.20	1.800										
62 Eryel De Los Santos, R ERA: 3.86	1.0		5	1	0	0	2	1	0	0	0	0	0	10	18	0.00	2.000										
31 Sam Hentges, L ERA: 0.82	2.0		6	0	0	0	3	0	0	0	0	0	0	18	27	0.00	0.000										
27 Bryan Shaw, R ERA: 2.57	1.0		3	0	0	0	1	0	0	0	0	0	0	7	11	0.00	0.000										

Batter	1	2	3	4	5	6	7	8	9	AB	R	H	RBI	BB	SO	LOB	BOTTOM										
7 Myles Straw, R OBP: 0.379, SLG: 0.356	P6		F9			FC5-4			G4-3	4	1	0	0	1	0	3	<b>San Diego Padres @ Cleveland Guardians</b> Progressive Field, Cleveland, OH Wed May 04 2022, 1:11 PM - 4:26 PM EDT Cloudy - 51 F										
38 Steven Kwan, L OBP: 0.423, SLG: 0.448	K		1B		F7	L5			F7	5	0	1	1	0	1	2											
11 José Ramírez, S OBP: 0.420, SLG: 0.682	6 BB		K		6 BB				G1-3	3	1	0	0	2	1	2											
6 Owen Miller, R OBP: 0.441, SLG: 0.632	L7		K		1 BB	22 BB			L9	4	1	1	0	1	1	3											
22 Josh Naylor, L OBP: 0.352, SLG: 0.500	F7		G3-1		1 BB				2B	4	0	2	2	0	0	0											
1 Amed Rosario, R OBP: 0.271, SLG: 0.266	P3		1B		1-2				G6-3	3	0	1	1	1	0	1											
0 Andrés Giménez, L OBP: 0.328, SLG: 0.536	K2-3		F9		1-2				G3-1	4	0	0	0	0	2	5											
12 Luke Maile, R OBP: 0.417, SLG: 0.600			9 BB		F8				F9	3	1	1	0	1	0	1											
9 Richie Palacios, L OBP: 0.381, SLG: 0.368			38 BB		G4-3				G4-3	4	0	1	0	0	0	1											
<b>Inning Stats</b>	R: 0 H: 0 E: 0 K: 1 S: 10	L: 0 LOB: 1 BB: 1 P: 19	R: 0 H: 0 E: 0 K: 1 S: 6	L: 0 LOB: 0 BB: 0 P: 8	R: 1 H: 3 E: 0 K: 2 S: 22	L: 3 LOB: 2 BB: 0 P: 33	R: 0 H: 1 E: 0 K: 0 S: 8	L: 1 LOB: 1 BB: 0 P: 13	R: 2 H: 1 E: 0 K: 1 S: 18	L: 1 LOB: 3 BB: 4 P: 43	R: 0 H: 0 E: 0 K: 0 S: 9	L: 0 LOB: 1 BB: 1 P: 13	R: 1 H: 2 E: 0 K: 0 S: 11	L: 2 LOB: 1 BB: 0 P: 15	R: 0 H: 0 E: 0 K: 0 S: 4	L: 0 LOB: 0 BB: 0 P: 7		R: 0 H: 0 E: 0 K: 0 S: 7	L: 0 LOB: 0 BB: 0 P: 12	1B: 5 2B: 2 3B: 0 HR: 0	SF: 0 SAC: 0 DP: 0 HBP: 0	WP: 0 PB: 0 SB: 2 CS: 0	PA: 40				
<b>PITCHER</b>	IP	WLS	BF	H	R	ER	SO	BB	IBB	HBP	BLK	WP	HR	S	P	ERA	WHIP										
52 Mike Clevinger, R ERA: 5.79	4.2		21	4	3	3	4	3	0	0	0	0	0	54	95	5.79	1.500										
48 Steven Wilson, R ERA: 3.27	0.1		4	1	0	0	1	2	0	0	0	0	0	10	21	0.00	9.000										
74 Nabil Crismatt, R ERA: 2.31	2.0	W	9	2	1	1	0	1	0	0	0	0	0	20	28	4.50	1.500										
66 Luis García, R ERA: 2.35	1.0	H	3	0	0	0	0	0	0	0	0	0	0	4	7	0.00	0.000										
17 Taylor Rogers, L ERA:	1.0	S	3	0	0	0	0	0	0	0	0	0	0	7	12	0.00	0.000										




Batter	1	2	3	4	5	6	7	8	9	10	AB	R	H	RBI	BB	SO	LOB	TOP	
2 Trent Grisham, L OBP: 0.283, SLG: 0.247	(1,8) C SI 92 4-2 B FC 88 F FC 88 F FC 92 B SI 92 B FC 87	(1,8) C SI 92 1-3 B FC 87 F FC 87 S CH 85			(1,8) F SI 92 0-1 X CH 83		(1,8) B FF 97 2-2 B SI 93 F FC 96 F FC 97 F FC 97 X FF 96		(1,8) L FC 99 0-2 X FF 100		4 1 0 0 1 1 0								
9 Jake Cronenworth, L OBP: 0.324, SLG: 0.337	(1,3) C FC 86 2-3 B SI 91 F FC 88 F FC 88 S FC 87		(1,3) C FC 86 0-1 X CH 84		(1,3) C SI 92 0-1 X CH 84			(1,3) C FC 97 2-2 B FS 87 B FS 88 F FC 96 X FS 86	(1,3) C FC 99 0-1 X FF 100		5 0 1 0 0 1 1								
13 Manny Machado, R OBP: 0.436, SLG: 0.594	(1,5) B SI 92 4-2 C FC 86 4-2 B FC 88 F FC 88 S FC 87		(1,5) C FC 86 1-2 B FC 86 F FC 87 S FC 87		(1,5) B SI 93 3-2 F SI 91 F SI 92 X SI 93			(1,5) B FF 97 3-2 F FC 96 F FC 96 S FC 96 X FS 97	(1,5) F FC 100 2-3 F FC 100 B SI 91 B FC 98 S FC 99	(1,5) 0-0	4 2 0 0 1 2 1								
10 Jurickson Profar, S OBP: 0.396, SLG: 0.428	(1,7) C FC 86 1-1 X CH 85		(1,7) B SI 93 1-2 F SI 92 X CH 85					(1,7) C FC 96 0-2 C FC 97 X FS 97		(1,7) C SI 91 0-3 L FF 94 S SL 82	4 1 1 1 1 1 2								
30 Eric Hosmer, L OBP: 0.457, SLG: 0.573	(1,10) B FC 86 1-0 X SI 93				(1,10) B SI 91 4-1 F SI 91 F SI 91 B SI 92			(1,10) B FS 87 2-0 B FS 96		(1,10) 0-0	2 1 1 2 3 1 1								
7 Ha-Seong Kim, R OBP: 0.368, SLG: 0.517	(1,6) B SI 93 2-2 F SI 93 F SI 92 X SI 93				(1,6) B FC 86 4-0 B FC 86 B SI 92 X SI 92			(1,6) C FC 96 4-2 B FC 96 B SI 94 F FC 96 F FC 96 B FS 87		(1,6) B FF 94 4-0 B SI 94 B SI 93 X SI 93	2 0 1 1 3 0 1								
38 Jorge Alfaro, R OBP: 0.273, SLG: 0.359	(1,2) B SI 91 1-0 X FC 85				(1,2) C SI 91 0-3 F SI 92 S FC 87			(1,2) F FC 96 0-3 S FS 87 S FS 87		(1,2) B SI 81 1-1 C SI 94	4 0 1 0 0 3 6								
26 Austin Nola, R OBP: 0.288, SLG: 0.290	(10,2)										1 0 0 0 0 0 3								
77 CJ Abrams, L OBP: 0.273, SLG: 0.277	(1,4)				(1,4) C FC 86 1-1 C FC 85 X CH 85			(1,4) F FC 97 3-3 C FC 96 B SI 94 C FC 96 C FC 96		(1,4) 1-2 2-3 3-H	3 0 0 1 1 2 2								
28 José Azocar, R OBP: 0.364, SLG: 0.278	(1,9)				(1,9) B FC 86 1-0 X FC 87			(1,9) S FC 97 0-3 F FC 97 F FC 97 S SL 86		(1,9) F FC 94 2-3 B SI 84 B SI 84	4 0 0 0 0 2 5								
<b>Inning Stats</b>	R: 3 E: 0 K: 1 S: 17	H: 3 LOB: 2 BB: 2 P: 32	R: 0 E: 0 K: 1 S: 6	H: 0 LOB: 0 BB: 0 P: 9	R: 0 E: 0 K: 1 S: 8	H: 0 LOB: 0 BB: 0 P: 10	R: 0 E: 0 K: 2 S: 11	H: 0 LOB: 1 BB: 1 P: 18	R: 0 E: 0 K: 2 S: 12	H: 0 LOB: 0 BB: 0 P: 17	R: 2 E: 0 K: 1 S: 9	H: 2 LOB: 3 BB: 3 P: 39	R: 0 E: 0 K: 1 S: 5	H: 0 LOB: 2 BB: 2 P: 10	R: 0 E: 0 K: 1 S: 5	H: 0 LOB: 2 BB: 2 P: 10	1B: 3 2B: 2 3B: 0 HR: 0	SF: 0 SAC: 0 DP: 1 HBP: 0	WP: 0 PA: 43
<b>PITCHER</b>	IP WLS BF H R ER SO	IP WLS BF H R ER SO	IP WLS BF H R ER SO	IP WLS BF H R ER SO	IP WLS BF H R ER SO	IP WLS BF H R ER SO	IP WLS BF H R ER SO	IP WLS BF H R ER SO	IP WLS BF H R ER SO	IP WLS BF H R ER SO	IP WLS BF H R ER SO	IP WLS BF H R ER SO	IP WLS BF H R ER SO	IP WLS BF H R ER SO	IP WLS BF H R ER SO	IP WLS BF H R ER SO	ERA WHIP	ERA WHIP	
47 Cal Quantrill, R ERA: 3.54	(1,1) 6.0	(7,1) 1.0	(8,1) 0.2	(8,1) 0.1	(8,1) 1.0	(9,1) 1.0	(10,1) 1.0	(10,1) 1.0	(10,1) 1.0	(10,1) 1.0	(10,1) 1.0	(10,1) 1.0	(10,1) 1.0	(10,1) 1.0	(10,1) 1.0	(10,1) 1.0	4.50	1.333	0.000
26 Anthony Gose, L ERA: 4.91	(7,1) 1.0	(8,1) 0.2	(8,1) 0.1	(8,1) 0.1	(8,1) 1.0	(9,1) 1.0	(10,1) 1.0	(10,1) 1.0	(10,1) 1.0	(10,1) 1.0	(10,1) 1.0	(10,1) 1.0	(10,1) 1.0	(10,1) 1.0	(10,1) 1.0	(10,1) 1.0	0.000	0.000	0.000
37 Trevor Stephan, R ERA: 1.59	(8,1) 0.2	(8,1) 0.1	(8,1) 0.1	(8,1) 0.1	(8,1) 1.0	(9,1) 1.0	(10,1) 1.0	(10,1) 1.0	(10,1) 1.0	(10,1) 1.0	(10,1) 1.0	(10,1) 1.0	(10,1) 1.0	(10,1) 1.0	(10,1) 1.0	(10,1) 1.0	27.00	6.000	0.000
58 Anthony Castro, R ERA: 6.75	(8,1) 0.1	(8,1) 0.1	(8,1) 0.1	(8,1) 0.1	(8,1) 1.0	(9,1) 1.0	(10,1) 1.0	(10,1) 1.0	(10,1) 1.0	(10,1) 1.0	(10,1) 1.0	(10,1) 1.0	(10,1) 1.0	(10,1) 1.0	(10,1) 1.0	(10,1) 1.0	0.000	0.000	0.000
46 Emmanuel Clase, R ERA: 4.32	(8,1) 1.0	(8,1) 0.1	(8,1) 0.1	(8,1) 0.1	(8,1) 1.0	(9,1) 1.0	(10,1) 1.0	(10,1) 1.0	(10,1) 1.0	(10,1) 1.0	(10,1) 1.0	(10,1) 1.0	(10,1) 1.0	(10,1) 1.0	(10,1) 1.0	(10,1) 1.0	0.000	0.000	0.000

**San Diego Padres @ Cleveland Guardians**  
 Progressive Field, Cleveland, OH  
 Wed May 04 2022, 5:14 PM - 8:57 PM EDT  
 Att: 10,244 - Overcast - 51 F

livebaseballscorecards.com

AB 33  
R 5  
H 5  
RBI 5  
BB 10  
SO 13  
LOB 22




WP: 0 PA: 43  
PB: 0  
SB: 1  
CS: 0

Batter	1	2	3	4	5	6	7	8	9	10	AB	R	H	RBI	BB	SO	LOB	BOTTOM			
7 Myles Straw, R OBP: 0.370, SLG: 0.348	(1,8) C FC 94 1-2 B FC 95 X CU 89		(1,8) F CU 78 2-2 B FC 95 B FC 95 F FC 94 F FC 94 X FC 95		(1,8) C FC 94 1-2 B FC 94 F FC 94 X SL 89		(1,8) C KC 77 1-3 C CU 78 B FC 95 C SI 90				5 0 1 0 0 2 4										
1 Amed Rosario, R OBP: 0.267, SLG: 0.262	(1,6) B FC 96 2-0 X FC 93		(1,6) C CU 78 1-2 B FC 95 F FC 95 X SL 89		(1,6) F CU 77 3-2 B FC 94 B FC 95 F FC 92 1 SAFE S FC 92 F FC 93 X FC 91		(1,6) B SI 90 1-0 X FC 97		(1,6) C FC 96 0-1 X CU 79		5 0 1 0 0 0 2										
11 José Ramírez, S OBP: 0.419, SLG: 0.659	(1,10) C FC 94 1-2 C FC 96 X FC 96		(1,10) B FC 96 4-0 B FC 96 B FC 94		(1,10) B FC 96 1-2 2-3 3-H		(1,10) B FC 96 1-0 FF 91		(1,10) B FC 96 4-2 C SI 89 B SI 89 C SI 90 B FC 96 B FC 96 B FC 91	(1,10) B FC 97 1-1 X CH 90	3 0 0 1 2 0 0										
6 Owen Miller, R OBP: 0.425, SLG: 0.590	(1,3) (9,5)		(1,3) C FC 94 3-2 B CU 82 B FC 96 C FC 96 X FC 96		(1,3) F FC 92 0-2 X FC 94		(1,3) C FC 94 4-2 B CU 80 B FC 94 F FC 92 F FC 94 B CU 77		(1,3) B SI 89 2-2 D SI 90 B SI 89 C SI 89 X SI 90	(1,3) F FC 96 0-2 X FC 94	4 2 0 0 1 0 4										
32 Franmil Reyes, R OBP: 0.195, SLG: 0.229	(1,9)		(1,9) C FC 94 3-2 C SI 81 B FC 96 X SL 87		(1,9) B FC 90 1-0 X FC 92		(1,9) F FC 94 1-3 C CU 79 B FC 95 S FC 96		(1,9) B SI 89 2-2 B SI 88 X SI 90		4 1 2 0 0 1 1										
35 Óscar Mercado, R OBP: 0.203, SLG: 0.429	(1,7) (7,7)		(1,7) F FC 96 1-3 F FC 95 F FC 97		(1,7) X FC 92 0-0		(1,7) C KC 78 2-2 B SI 91 F FC 95 X SI 90		(1,7) B SI 89 2-1 B SI 89 X SI 89		2 0 0 0 0 1 1										
38 Steven Kwan, L OBP: 0.419, SLG: 0.443	(6,PH) (7,7)		(6,PH) (7,7)		(6,PH) (7,7)		(6,PH) (7,7)		(6,PH) (7,7)		3 0 1 1 0 0 3										
0 Andrés Giménez, L OBP: 0.339, SLG: 0.533	(1,4)		(1,4) L CU 75 1-2 B SL 90 X FC 96		(1,4) B CU 77 3-2 B SI 85 F FC 92 X FC 91		(1,4) C SI 90 1-2 B CH 87 F FC 96 X SL 80		(1,4) B SI 82 3-2 B SI 88 B SI 87 X SI 88		4 2 2 1 0 0 0										
17 Austin Hedges, R OBP: 0.241, SLG: 0.283	(1,2)		(1,2) B FC 83 1-1 X FC 92		(1,2) C FC 91 4-2 B FC 95 B FC 95 B FC 93		(1,2) B SI 92 1-1 X SL 80		(1,2) B SI 87 2-0 B SI 88 X SI 88		3 1 2 1 1 0 1										
28 Ernie Clement, R OBP: 0.264, SLG: 0.250	(1,5) (8,PH) (9,3)		(1,5) (8,PH) (9,3)		(1,5) (8,PH) (9,3)		(1,5) (8,PH) (9,3)		(1,5) (8,PH) (9,3)		3 0 1 1 0 0 2										
22 Josh Naylor, L OBP: 0.364, SLG: 0.509	(8,PH) (9,3)		(8,PH) (9,3)		(8,PH) (9,3)		(8,PH) (9,3)		(8,PH) (9,3)		1 0 1 1 0 0 0										
<b>Inning Stats</b>	R: 0 E: 0 K: 0 S: 7	H: 0 LOB: 0 BB: 0 P: 11	R: 0 E: 0 K: 1 S: 9	H: 0 LOB: 0 BB: 0 P: 16	R: 1 E: 0 K: 0 S: 21	H: 3 LOB: 3 BB: 1 P: 33	R: 0 E: 0 K: 0 S: 5	H: 1 LOB: 0 BB: 0 P: 9	R: 0 E: 0 K: 0 S: 10	H: 0 LOB: 1 BB: 1 P: 18	R: 1 E: 0 K: 1 S: 12	H: 2 LOB: 1 BB: 0 P: 16	R: 3 E: 0 K: 1 S: 23	H: 4 LOB: 2 BB: 1 P: 40	R: 0 E: 0 K: 0 S: 7	H: 0 LOB: 0 BB: 0 P: 8	R: 1 E: 0 K: 0 S: 5	H: 1 LOB: 2 BB: 0 P: 11	1B: 10 2B: 1 3B: 0 HR: 0	SF: 0 SAC: 0 DP: 1 HBP: 1	WP: 0 PA: 42 PB: 0 SB: 0 CS: 0
<b>PITCHER</b>	IP WLS BF H R ER SO	IP WLS BF H R ER SO	IP WLS BF H R ER SO	IP WLS BF H R ER SO	IP WLS BF H R ER SO	IP WLS BF H R ER SO	IP WLS BF H R ER SO	IP WLS BF H R ER SO	IP WLS BF H R ER SO	IP WLS BF H R ER SO	IP WLS BF H R ER SO	IP WLS BF H R ER SO	IP WLS BF H R ER SO	IP WLS BF H R ER SO	IP WLS BF H R ER SO	IP WLS BF H R ER SO	ERA WHIP	ERA WHIP			
1 Mackenzie Gore, L ERA: 1.71	(1,1) 5.2	(6,1) 1.1	(8,1) 0.2	(8,1) 1.1	(8,1) 1.0	(9,1) 1.0	(10,1) 1.0	(10,1) 1.0	(10,1) 1.0	(10,1) 1.0	(10,1) 1.0	(10,1) 1.0	(10,1) 1.0	(10,1) 1.0	(10,1) 1.0	(10,1) 1.0	1.59	1.235	6.75		
34 Craig Stammen, R ERA: 4.15	(6,1) 1.1	(8,1) 0.2	(8,1) 1.1	(8,1) 1.1	(8,1) 1.0	(9,1) 1.0	(10,1) 1.0	(10,1) 1.0	(10,1) 1.0	(10,1) 1.0	(10,1) 1.0	(10,1) 1.0	(10,1) 1.0	(10,1) 1.0	(10,1) 1.0	(10,1) 1.0	6.75	1.500	40.50		
25 Tim Hill, L ERA: 11.12	(8,1) 0.2	(8,1) 1.1	(8,1) 1.1	(8,1) 1.1	(8,1) 1.0	(9,1) 1.0	(10,1) 1.0	(10,1) 1.0	(10,1) 1.0	(10,1) 1.0	(10,1) 1.0	(10,1) 1.0	(10,1) 1.0	(10,1) 1.0	(10,1) 1.0	(10,1) 1.0	40.50	6.000	0.000		
75 Robert Suarez, R ERA: 4.91	(8,1) 1.1	(8,1) 1.1	(8,1) 1.1	(8,1) 1.1	(8,1) 1.0	(9,1) 1.0	(10,1) 1.0	(10,1) 1.0	(10,1) 1.0	(10,1) 1.0	(10,1) 1.0	(10,1) 1.0	(10,1) 1.0	(10,1) 1.0	(10,1) 1.0	(10,1) 1.0	0.00	0.750	0.000		
29 Dineson Lamet, R ERA: 5.4	(10,1) 0.0	(10,1) 1.1	(10,1) 1.1	(10,1) 1.1	(10,1) 1.0	(10,1) 1.0	(10,1) 1.0	(10,1) 1.0	(10,1) 1.0	(10,1) 1.0	(10,1) 1.0	(10,1) 1.0	(10,1) 1.0	(10,1) 1.0	(10,1) 1.0	(10,1) 1.0	∞	∞	∞		

**San Diego Padres @ Cleveland Guardians**  
 Progressive Field, Cleveland, OH  
 Wed May 04 2022, 5:14 PM - 8:57 PM EDT  
 Att: 10,244 - Overcast - 51 F

livebaseballscorecards.com

AB 37  
R 6  
H 11  
RBI 6  
BB 4  
SO 4  
LOB 18



WP: 0 PA: 42  
PB: 0  
SB: 0  
CS: 0




















Batter	1	2	3	4	5	6	7	8	9	10	11	AB	R	H	RBI	BB	SO	LOB	TOP							
7 Myles Straw, R OBP: 0.346, SLG: 0.327	G5-3		G4-3		P3		G1		K	G6-3	22 HR	6	1	0	0	0	1	6								
38 Steven Kwan, L OBP: 0.402, SLG: 0.444	6 S 6 E BB		F8		F8				22 B 1B	FC5-6 6 1B 11 BB 22 HR	L8	5	3	1	0	1	0	3								
11 José Ramírez, S OBP: 0.406, SLG: 0.607	F9		F7						P5	22 HR 6 B BB	22 HR BB	4	2	0	0	2	0	2								
6 Owen Miller, R OBP: 0.407, SLG: 0.584	E9				F8				K	22 HR 1B	F3	6	1	1	0	0	2	2								
22 Josh Naylor, L OBP: 0.370, SLG: 0.574					K				K			5	2	3	8	1	2	0								
32 Frammil Reyes, R OBP: 0.252, SLG: 0.314					K							5	0	0	0	0	4	3								
28 Ernie Clement, R OBP: 0.281, SLG: 0.255					K				K			1	1	0	0	0	0	0								
0 Andrés Giménez, L OBP: 0.363, SLG: 0.571			K		K2-3				F8		L8 2B	5	1	2	2	0	2	0								
1 Amed Rosario, R OBP: 0.278, SLG: 0.260			G5-3		17 E 17 B 1B				E6		L8	5	1	3	0	0	0	1								
35 Oscar Mercado, R OBP: 0.222, SLG: 0.412										17 E 1B		0	0	0	0	0	0	0								
17 Austin Hedges, R OBP: 0.233, SLG: 0.265			P5		E6				E5	38 FC5-6	P6	5	0	2	1	0	0	1								
<b>Inning Stats</b>	R: 1 E: 1 K: 1 S: 14	H: 0 LOB: 2 BB: 2 P: 26	R: 0 E: 0 K: 1 S: 7	H: 0 LOB: 0 BB: 0 P: 13	R: 0 E: 0 K: 0 S: 8	H: 0 LOB: 0 BB: 0 P: 11	R: 0 E: 0 K: 2 S: 7	H: 0 LOB: 0 BB: 0 P: 9	R: 0 E: 1 K: 1 S: 10	H: 2 LOB: 2 BB: 0 P: 15	R: 0 E: 0 K: 2 S: 10	H: 2 LOB: 1 BB: 0 P: 20	R: 6 E: 2 K: 1 S: 20	H: 4 LOB: 1 BB: 1 P: 28	R: 1 E: 0 K: 0 S: 8	H: 1 LOB: 1 BB: 0 P: 11	R: 3 E: 0 K: 0 S: 8	H: 1 LOB: 0 BB: 1 P: 17	1B: 7 2B: 2 3B: 0 HR: 3	SF: 0 SAC: 0 DP: 0 HBP: 0	WP: 0 PB: 0 SB: 1 CS: 0	PA: 51				
<b>PITCHER</b>	IP 6.0	WLS 14	BF 23	H 2	R 1	ER 0	SO 7	BB 2	IBB 0	HBP 0	BLK 0	WP 0	HR 0	S 56	P 91	ERA 0.00	WHIP 0.667									
34 Michael Kopech, R ERA: 0.93																										
17 Joe Kelly, R ERA: 1.23																										
63 Matt Foster, R ERA: 1.23																										
57 Tanner Banks, L ERA: 1.23																										
31 Liam Hendriks, R ERA: 4.61																										
<b>PITCHER</b>	IP 1.0	WLS 4	BF 4	H 1	R 1	ER 0	SO 0	BB 0	IBB 0	HBP 0	BLK 0	WP 0	HR 0	S 8	P 11	ERA 0.00	WHIP 1.000									
40 Reynaldo López, R ERA: 3.86																										
61 Ryan Burr, R ERA: 6.75																										

Cleveland Guardians @ Chicago White Sox  
Guaranteed Rate Field, Chicago, IL  
Mon May 09 2022, 7:11 PM - 11:24 PM CDT  
Att. 17,168 - Clear - 78 F

livebaseballscores.com

AB 47  
R 12  
H 12  
RBI 11  
BB 4  
SO 11  
LOB 18




Batter	1	2	3	4	5	6	7	8	9	10	11	AB	R	H	RBI	BB	SO	LOB	BOTTOM							
7 Tim Anderson, R OBP: 0.363, SLG: 0.515	K	L4			G4-3		79 WP 2B		F9		10 FC6-2 IBB	5	0	1	1	1	1	1								
10 Yoán Moncada, S OBP: 0.500, SLG: 0.250	88 B 1B 32 WP HBP	F8			88 FC5-4 1B				K		24 BB 88 BB BB	4	1	1	0	1	1	5								
79 José Abreu, R OBP: 0.304, SLG: 0.363	F9		G6-3		F9				K		F9	6	0	0	0	0	1	7								
88 Luis Robert Jr., R OBP: 0.314, SLG: 0.457	32 WP 32 HR 1B	G5-3			FC5-4				18 WP 18 HR BB		24 BB BB	4	2	1	0	2	0	1								
24 Yasmani Grandal, S OBP: 0.304, SLG: 0.235	32 WP 32 HR BB								K			4	1	0	0	2	4	1								
32 Gavin Sheets, L OBP: 0.293, SLG: 0.324																										
15 Adam Engel, R OBP: 0.274, SLG: 0.298																										
18 AJ Pollock, R OBP: 0.220, SLG: 0.286	G5-3																									
21 Reese McGuire, L OBP: 0.164, SLG: 0.157		F7			P5																					
28 Leury García, S OBP: 0.205, SLG: 0.314					F7																					
<b>Inning Stats</b>	R: 4 E: 0 K: 1 S: 17	H: 2 LOB: 0 BB: 1 P: 29	R: 0 E: 0 K: 0 S: 8	H: 1 LOB: 1 BB: 0 P: 8	R: 0 E: 0 K: 1 S: 6	H: 0 LOB: 0 BB: 0 P: 8	R: 0 E: 0 K: 1 S: 14	H: 0 LOB: 1 BB: 1 P: 22	R: 0 E: 0 K: 0 S: 7	H: 1 LOB: 1 BB: 0 P: 9	R: 0 E: 0 K: 1 S: 10	H: 1 LOB: 0 BB: 0 P: 15	R: 1 E: 1 K: 2 S: 12	H: 1 LOB: 1 BB: 0 P: 19	R: 3 E: 1 K: 1 S: 16	H: 1 LOB: 1 BB: 1 P: 30	R: 0 E: 0 K: 0 S: 13	H: 0 LOB: 3 BB: 3 P: 27	R: 1 E: 0 K: 0 S: 10	H: 1 LOB: 3 BB: 1 P: 13	R: 0 E: 0 K: 2 S: 7	H: 0 LOB: 0 BB: 0 P: 12	1B: 4 2B: 1 3B: 0 HR: 2	SF: 0 SAC: 1 DP: 0 HBP: 1	WP: 3 PB: 0 SB: 0 CS: 0	PA: 51
<b>PITCHER</b>	IP 6.1	WLS 28	BF 28	H 5	R 5	ER 4	SO 4	BB 2	IBB 0	HBP 1	BLK 0	WP 1	HR 0	S 86	P 99	ERA 5.68	WHIP 1.105									
34 Zach Plesac, R ERA: 4.68																										
62 Enyel De Los Santos, R ERA: 4.26																										
26 Anthony Gose, L ERA: 5.79																										
52 Nick Sandlin, R ERA: 4.09																										
48 Emmanuel Clase, R ERA: 2.92																										
<b>PITCHER</b>	IP 1.0	WLS 3	BF 3	H 0	R 0	ER 0	SO 2	BB 0	IBB 0	HBP 0	BLK 0	WP 0	HR 0	S 7	P 12	ERA 0.00	WHIP 0.000									
37 Trevor Stephan, R ERA: 1.35																										

Cleveland Guardians @ Chicago White Sox  
Guaranteed Rate Field, Chicago, IL  
Mon May 09 2022, 7:11 PM - 11:24 PM CDT  
Att. 17,168 - Clear - 78 F

livebaseballscores.com

AB 42  
R 9  
H 7  
RBI 8  
BB 7  
SO 9  
LOB 23





Batter	1	2	3	4	5	6	7	8	9	AB	R	H	RBI	BB	SO	LOB	TOP			
7 Myles Straw, R OBP: 0.344, SLG: 0.319										3	0	0	0	1	1	0	<b>Cleveland Guardians @ Chicago White Sox</b> Guaranteed Rate Field, Chicago, IL Tue May 10 2022, 7:13 PM - 9:51 PM CDT Att: 16,025 - Partly Cloudy - 87 F			
38 Steven Kwan, L OBP: 0.396, SLG: 0.429										3	0	0	0	1	0	1				
11 José Ramírez, S OBP: 0.402, SLG: 0.595										4	0	1	0	0	0	2				
6 Owen Miller, R OBP: 0.400, SLG: 0.568										4	0	1	0	0	0	1				
22 Josh Naylor, L OBP: 0.377, SLG: 0.611										4	1	2	1	0	0	1				
32 Franmil Reyes, R OBP: 0.282, SLG: 0.305										3	0	0	0	1	1	2				
1 Amed Rosario, R OBP: 0.295, SLG: 0.279										4	0	3	0	0	0	0				
0 Andrés Giménez, L OBP: 0.345, SLG: 0.543										4	0	0	0	0	2	5				
17 Austin Hedges, R OBP: 0.224, SLG: 0.254										3	0	0	0	0	1	0				
<b>Inning Stats</b>	R: 0 H: 1 E: 0 K: 0 S: 12	H: 1 LOB: 1 BB: 0 P: 19	R: 0 H: 2 E: 0 K: 0 S: 9	H: 2 LOB: 1 BB: 0 P: 10	R: 0 H: 0 E: 0 K: 1 S: 8	H: 0 LOB: 1 BB: 1 P: 15	R: 0 H: 1 E: 0 K: 0 S: 8	H: 0 LOB: 0 BB: 0 P: 12	R: 0 H: 0 E: 0 K: 1 S: 6	H: 0 LOB: 0 BB: 0 P: 10	R: 0 H: 0 E: 0 K: 1 S: 6	H: 0 LOB: 1 BB: 0 P: 17	R: 0 H: 0 E: 0 K: 0 S: 7	H: 0 LOB: 1 BB: 1 P: 15	R: 0 H: 1 E: 0 K: 0 S: 10	H: 1 LOB: 2 BB: 1 P: 17		1B: 6 2B: 1 3B: 0 HR: 1	SF: 0 SAC: 0 DP: 2 HBP: 0	WP: 0 PB: 0 SB: 0 CS: 0
<b>PITCHER</b>	IP WLS BF H R ER SO BB IBB HBP BLK WP HR S P ERA WHIP																			
27 Lucas Giolito, R ERA: 2.7	(1, 1) 7.0 W 26 6 1 1 5 1 0 0 0 0 0 1 63 91 1.29 1.000																			
66 José Ruiz, R ERA: 2.45	(8, 1) 0.2 H 3 0 0 0 0 1 0 0 0 0 0 0 6 13 0.00 1.500																			
67 Bennett Sousa, L ERA: 4.66	(8, 1) 0.1 H 1 0 0 0 0 0 0 0 0 0 0 0 1 2 0.00 0.000																			
49 Kendall Graveman, R ERA: 1.76	(9, 1) 1.0 S 5 1 0 0 0 1 0 0 0 0 0 0 10 17 0.00 2.000																			

Batter	1	2	3	4	5	6	7	8	9	AB	R	H	RBI	BB	SO	LOB	BOTTOM	
7 Tim Anderson, R OBP: 0.377, SLG: 0.535										4	0	3	2	0	0	0	<b>Cleveland Guardians @ Chicago White Sox</b> Guaranteed Rate Field, Chicago, IL Tue May 10 2022, 7:13 PM - 9:51 PM CDT Att: 16,025 - Partly Cloudy - 87 F	
10 Yadir Moncada, S OBP: 0.300, SLG: 0.125									4	0	0	0	0	0	3			
79 José Abreu, R OBP: 0.294, SLG: 0.349										4	0	0	0	0	2			
88 Luis Robert Jr., R OBP: 0.322, SLG: 0.459										4	1	2	0	0	0			
24 Yasmani Grandal, S OBP: 0.302, SLG: 0.236										4	0	1	0	0	1			
32 Gavin Sheets, L OBP: 0.283, SLG: 0.360										4	1	1	2	0	1			
18 AJ Pollock, R OBP: 0.210, SLG: 0.271										3	0	0	0	0	2			
15 Adam Engel, R OBP: 0.277, SLG: 0.300										3	1	1	0	0	1			
Josh Harrison, R OBP: 0.238, SLG: 0.281										2	1	1	0	0	0			
<b>Inning Stats</b>	R: 0 H: 0 E: 0 K: 0 S: 11	H: 2 LOB: 2 BB: 0 P: 20	R: 0 H: 1 E: 0 K: 0 S: 9	H: 1 LOB: 1 BB: 0 P: 12	R: 0 H: 0 E: 0 K: 1 S: 7	H: 0 LOB: 0 BB: 0 P: 7	R: 1 H: 2 E: 0 K: 1 S: 11	H: 2 LOB: 1 BB: 0 P: 15	R: 2 H: 2 E: 0 K: 1 S: 14	H: 2 LOB: 0 BB: 0 P: 19	R: 1 H: 2 E: 0 K: 0 S: 11	H: 2 LOB: 1 BB: 0 P: 18	R: 0 H: 0 E: 0 K: 0 S: 9	H: 0 LOB: 0 BB: 0 P: 13	1B: 6 2B: 2 3B: 0 HR: 1	SF: 0 SAC: 1 DP: 0 HBP: 0		WP: 0 PB: 0 SB: 0 CS: 0
<b>PITCHER</b>	IP WLS BF H R ER SO BB IBB HBP BLK WP HR S P ERA WHIP																	
47 Cal Quantrill, R ERA: 3.93	(1, 1) 6.1 L 28 9 4 4 3 0 0 0 0 0 0 1 71 98 5.68 1.421																	
27 Bryan Shaw, R ERA: 1.69	(7, 1) 0.2 2 0 0 0 0 0 0 0 0 0 0 4 7 0.00 0.000																	
31 Sam Hentges, L ERA: 0.69	(8, 1) 1.0 3 0 0 0 0 0 0 0 0 0 0 9 13 0.00 0.000																	



Batter	1	2	3	4	5	6	7	8	9	AB	R	H	RBI	BB	SO	LOB	TOP			
7 Myles Straw, R OBP: 0.353, SLG: 0.313										2	1	0	0	3	1	0	<b>Cleveland Guardians @ Minnesota Twins</b> Target Field, Minneapolis, MN Fri May 13 2022, 7:13 PM - 10:38 PM CDT Att: 18,771 - Partly Cloudy - 75 F			
38 Steven Kwan, L OBP: 0.387, SLG: 0.409										4	0	0	0	1	1	6				
11 José Ramírez, S OBP: 0.401, SLG: 0.586										5	1	2	2	0	1	4				
6 Owen Miller, R OBP: 0.380, SLG: 0.535										5	0	0	0	0	2	6				
1 Amed Rosario, R OBP: 0.299, SLG: 0.303										5	1	2	1	0	1	0				
32 Framm Reyes, R OBP: 0.259, SLG: 0.303										4	0	1	0	1	0	2				
0 Andrés Giménez, L OBP: 0.348, SLG: 0.565										4	2	1	2	1	2	2				
35 Óscar Mercado, R OBP: 0.234, SLG: 0.452										5	2	2	2	0	3	4				
17 Austin Hedges, R OBP: 0.238, SLG: 0.297										3	1	1	1	1	1	0				
<b>Inning Stats</b>	R: 0 H: 0 E: 0 K: 1 S: 10	H: 0 LOB: 1 BB: 1 P: 18	R: 0 H: 0 E: 0 K: 2 S: 8	H: 0 LOB: 0 BB: 0 P: 12	R: 1 H: 1 E: 0 K: 2 S: 12	H: 1 LOB: 2 BB: 2 P: 22	R: 0 H: 1 E: 0 K: 2 S: 10	H: 1 LOB: 1 BB: 0 P: 15	R: 1 H: 2 E: 0 K: 1 S: 8	H: 2 LOB: 1 BB: 1 P: 17	R: 2 H: 2 E: 0 K: 1 S: 15	H: 2 LOB: 3 BB: 3 P: 30	R: 0 H: 0 E: 1 K: 0 S: 8	H: 0 LOB: 0 BB: 0 P: 10	R: 2 H: 1 E: 1 K: 2 S: 17	H: 1 LOB: 0 BB: 0 P: 22	1B: 5 2B: 0 3B: 1 HR: 3	SF: 0 SAC: 0 DP: 1 HBP: 0	WP: 0 PB: 1 SB: 1 CS: 0	PA: 44
<b>PITCHER</b>	IP WLS BF H R ER SO BB IBB HBP BLK WP HR S P ERA WHIP																			
54 Sonny Gray, R ERA: 3.68	(1, 1) 4.1 21 4 2 2 8 4 0 0 0 0 1 46 82 4.15 1.846																			
65 Griffin Jax, R ERA: 3.45	(5, 1) 2.1 W 13 4 4 4 1 3 0 0 0 0 0 1 29 50 15.43 3.000																			
38 Joe Smith, R ERA:	(7, 1) 0.1 H 1 0 0 0 1 0 0 0 0 0 0 4 4 0.00 0.000																			
59 Jhoan Duran, R ERA: 3.45	(8, 1) 1.0 4 0 0 0 0 0 0 0 0 0 0 8 10 0.00 0.000																			
12 Emilio Pagan, R ERA: 1.66	(9, 1) 1.0 5 1 2 0 2 0 0 0 0 0 0 1 17 22 0.00 1.000																			
<b>Batter</b>	<b>1</b>	<b>2</b>	<b>3</b>	<b>4</b>	<b>5</b>	<b>6</b>	<b>7</b>	<b>8</b>	<b>9</b>	<b>AB</b>	<b>R</b>	<b>H</b>	<b>RBI</b>	<b>BB</b>	<b>SO</b>	<b>LOB</b>	<b>BOTTOM</b>			
25 Byron Buxton, R OBP: 0.333, SLG: 0.691										3	2	1	1	2	0	0	<b>Cleveland Guardians @ Minnesota Twins</b> Target Field, Minneapolis, MN Fri May 13 2022, 7:13 PM - 10:38 PM CDT Att: 18,771 - Partly Cloudy - 75 F			
2 Luis Arraez, L OBP: 0.396, SLG: 0.380										3	0	0	0	1	0	2				
11 Jorge Polanco, S OBP: 0.346, SLG: 0.419										4	2	1	1	1	1	3				
26 Max Kepler, L OBP: 0.347, SLG: 0.442										4	1	3	2	0	1	0				
24 Gary Sánchez, R OBP: 0.278, SLG: 0.378										5	1	2	3	0	3	2				
15 Gio Urshela, R OBP: 0.283, SLG: 0.277										4	1	1	0	0	1	2				
1 Nick Gordon, L OBP: 0.288, SLG: 0.304										4	1	1	0	0	2	2				
27 Ryan Jeffers, R OBP: 0.294, SLG: 0.382										3	2	2	0	1	0	0				
23 Royce Lewis, R OBP: 0.320, SLG: 0.520										4	2	2	4	0	0	1				
<b>Inning Stats</b>	R: 2 H: 4 E: 0 K: 1 S: 18	H: 0 LOB: 0 BB: 0 P: 28	R: 0 H: 0 E: 0 K: 0 S: 7	H: 0 LOB: 0 BB: 0 P: 12	R: 0 H: 0 E: 0 K: 2 S: 8	H: 0 LOB: 0 BB: 0 P: 12	R: 0 H: 1 E: 0 K: 1 S: 14	H: 1 LOB: 1 BB: 1 P: 23	R: 0 H: 1 E: 0 K: 1 S: 7	H: 1 LOB: 1 BB: 0 P: 9	R: 1 H: 0 E: 0 K: 1 S: 9	H: 0 LOB: 1 BB: 1 P: 15	1B: 6 2B: 3 3B: 0 HR: 4	SF: 1 SAC: 0 DP: 2 HBP: 1	WP: 0 PB: 0 SB: 0 CS: 0	PA: 41				
<b>PITCHER</b>	IP WLS BF H R ER SO BB IBB HBP BLK WP HR S P ERA WHIP																			
43 Aaron Civale, R ERA: 9.85	(1, 1) 4.2 L 22 7 6 6 5 0 2 0 0 0 0 2 55 94 11.57 1.929																			
27 Bryan Shaw, R ERA: 5.91	(5, 1) 0.0 5 4 5 5 0 1 0 0 0 0 0 2 7 15 ∞ ∞																			
49 Eli Morgan, R ERA: 3.68	(5, 1) 1.1 5 1 0 0 1 1 0 0 0 0 0 0 16 28 0.00 1.500																			
26 Anthony Gose, L ERA: 5.23	(7, 1) 1.0 4 1 0 0 1 0 0 0 0 0 0 7 9 0.00 1.000																			
31 Sam Hentges, L ERA: 1.29	(8, 1) 1.0 5 0 1 1 1 1 0 1 0 0 0 0 9 15 9.00 1.000																			









Batter	1	2	3	4	5	6	7	8	9	AB	R	H	RBI	BB	SO	LOB	TOP										
7 Myles Straw, R OBP: 0.345, SLG: 0.315	F8		F9			2B		G5-3		4	0	1	0	0	0	2	<b>Cleveland Guardians @ Minnesota Twins</b> Target Field, Minneapolis, MN Sun May 15 2022, 1:12 PM - 3:49 PM CDT Att: 19,850 - Partly Cloudy - 72 F										
38 Steven Kwan, L OBP: 0.377, SLG: 0.396	P1			G4-3		F8		F7		4	0	0	0	0	2												
11 José Ramírez, S OBP: 0.386, SLG: 0.581	F8			HR		P2				4	1	1	1	0	1												
6 Owen Miller, R OBP: 0.361, SLG: 0.511		K		G1-3		K		G5-3		4	0	0	0	0	2												
1 Amed Rosario, R OBP: 0.288, SLG: 0.299	F8			P4						4	0	1	0	0	0												
32 Franmil Reyes, R OBP: 0.286, SLG: 0.293	L9							G6-3		4	0	0	0	0	2												
0 Andrés Giménez, L OBP: 0.344, SLG: 0.565										3	0	1	0	0	2												
9 Richie Palacios, L OBP: 0.344, SLG: 0.333										3	0	2	0	0	1												
12 Luke Maile, R OBP: 0.316, SLG: 0.471										3	0	0	0	0	1												
<b>Inning Stats</b>	R: 0 H: 0 E: 0 K: 0 S: 9	H: 0 LOB: 0 BB: 0 P: 13	R: 0 H: 0 E: 0 K: 1 S: 9	H: 0 LOB: 0 BB: 0 P: 14	R: 0 H: 1 E: 0 K: 1 S: 18	H: 1 LOB: 0 BB: 0 P: 29	R: 1 H: 1 E: 0 K: 0 S: 13	H: 1 LOB: 0 BB: 0 P: 17	R: 0 H: 1 E: 0 K: 2 S: 11	H: 1 LOB: 1 BB: 0 P: 15	R: 0 H: 0 E: 0 K: 2 S: 10	H: 0 LOB: 0 BB: 0 P: 13	R: 0 H: 1 E: 0 K: 1 S: 9	H: 1 LOB: 1 BB: 0 P: 11	R: 0 H: 1 E: 0 K: 1 S: 8	H: 1 LOB: 1 BB: 0 P: 10		1B: 2 2B: 3 3B: 0 HR: 1	SF: 0 SAC: 0 DP: 0 HBP: 0	WP: 0 PB: 0 SB: 1 CS: 1	PA: 33						
<b>PITCHER</b>	IP	WLS	BF	H	R	ER	SO	BB	IBB	HBP	BLK	WP	HR	S	P	ERA	WHIP										
41 Joe Ryan, R ERA: 2.39	6.0	W	22	4	1	1	5	0	0	0	0	0	1	70	103	1.50	0.667										
61 Cody Stashak, R ERA: 3.77	1.0	H	3	0	0	0	2	0	0	0	0	0	0	9	13	0.00	0.000										
38 Joe Smith, R ERA:	0.2	H	3	1	0	0	1	0	0	0	0	0	0	7	9	0.00	1.500										
56 Caleb Thielbar, L ERA: 6.92	0.1	H	1	0	0	0	0	0	0	0	0	0	0	2	2	0.00	0.000										
12 Emilio Pagan, R ERA: 1.54	1.0	S	4	1	0	0	1	0	0	0	0	0	0	8	10	0.00	1.000										

Batter	1	2	3	4	5	6	7	8	9	AB	R	H	RBI	BB	SO	LOB	BOTTOM										
25 Byron Buxton, R OBP: 0.330, SLG: 0.706	F8		F9		HR			F7		4	1	1	1	0	0	0	<b>Cleveland Guardians @ Minnesota Twins</b> Target Field, Minneapolis, MN Sun May 15 2022, 1:12 PM - 3:49 PM CDT Att: 19,850 - Partly Cloudy - 72 F										
2 Luis Arraez, L OBP: 0.410, SLG: 0.384		26 1B BB			F8					2	1	1	0	2	0												
11 Jorge Polanco, S OBP: 0.338, SLG: 0.400	F8		F9			F8		L8		4	0	0	0	0	3												
26 Max Kepler, L OBP: 0.341, SLG: 0.423				G4-3		F9				3	0	1	1	0	0												
24 Gary Sánchez, R OBP: 0.286, SLG: 0.375				K		F8				3	0	0	0	0	2												
15 Gio Urshela, R OBP: 0.289, SLG: 0.343					HR			K		3	1	1	1	0	1												
1 Nick Gordon, L OBP: 0.284, SLG: 0.313					F8			G3-1		3	0	0	0	0	0												
27 Ryan Jeffers, R OBP: 0.284, SLG: 0.367					G3			F8		3	0	0	0	0	1												
23 Royce Lewis, R OBP: 0.281, SLG: 0.438					F8			F8		3	0	0	0	0	0												
<b>Inning Stats</b>	R: 1 H: 1 E: 0 K: 1 S: 13	H: 1 LOB: 1 BB: 1 P: 21	R: 0 H: 0 E: 0 K: 1 S: 6	H: 0 LOB: 0 BB: 0 P: 7	R: 0 H: 0 E: 0 K: 0 S: 9	H: 0 LOB: 1 BB: 1 P: 17	R: 1 H: 1 E: 0 K: 1 S: 9	H: 1 LOB: 0 BB: 0 P: 13	R: 1 H: 1 E: 0 K: 0 S: 13	H: 1 LOB: 0 BB: 0 P: 20	R: 0 H: 0 E: 0 K: 0 S: 7	H: 0 LOB: 0 BB: 0 P: 9	R: 0 H: 0 E: 0 K: 1 S: 7	H: 0 LOB: 0 BB: 0 P: 8	R: 0 H: 1 E: 0 K: 0 S: 13	H: 1 LOB: 1 BB: 0 P: 19		1B: 2 2B: 0 3B: 0 HR: 2	SF: 0 SAC: 0 DP: 0 HBP: 0	WP: 0 PB: 0 SB: 1 CS: 0	PA: 30						
<b>PITCHER</b>	IP	WLS	BF	H	R	ER	SO	BB	IBB	HBP	BLK	WP	HR	S	P	ERA	WHIP										
24 Triston McKenzie, R ERA: 2.97	7.0	L	26	3	3	3	4	2	0	0	0	0	0	64	95	3.86	0.714										
62 Enyel De Los Santos, R ERA: 3.68	1.0		4	1	0	0	0	0	0	0	0	0	0	13	19	0.00	1.000										

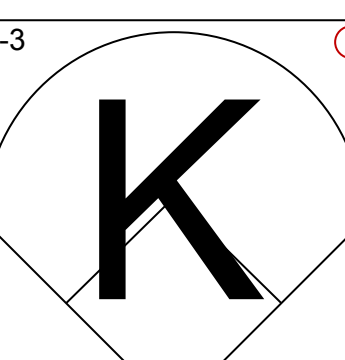
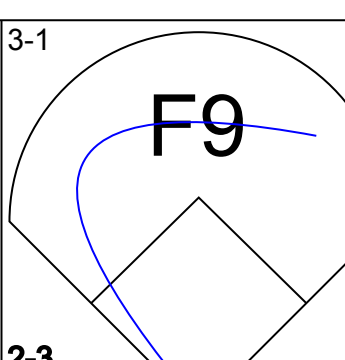
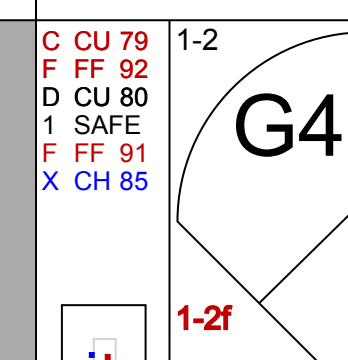
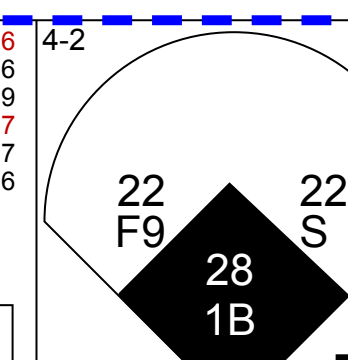
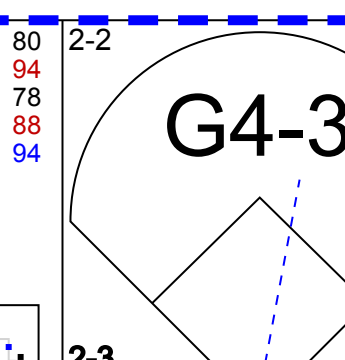
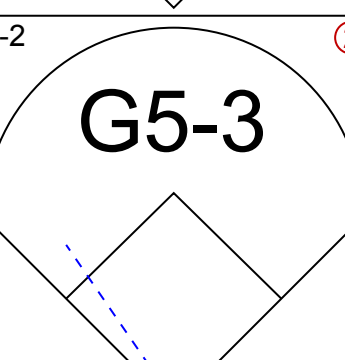
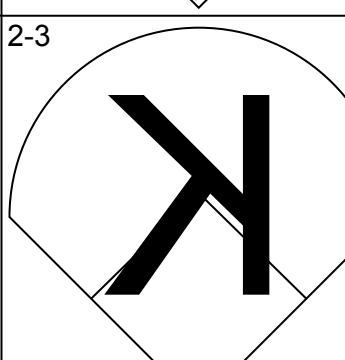
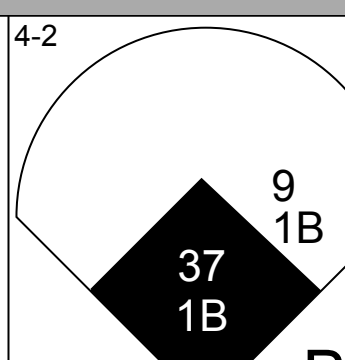
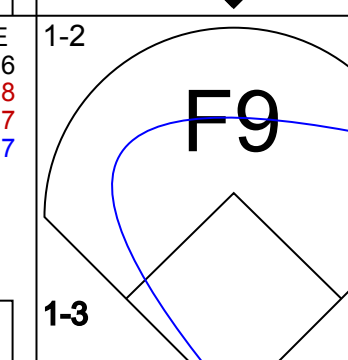
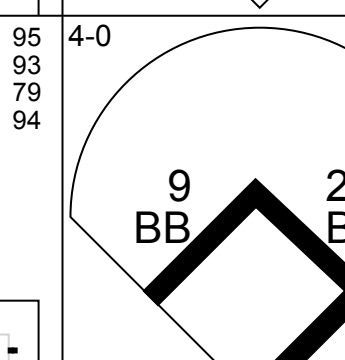
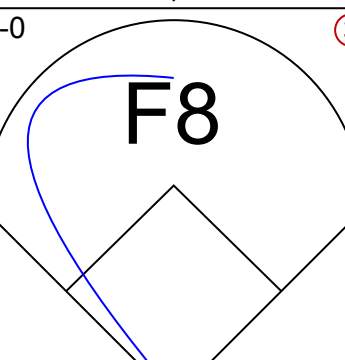
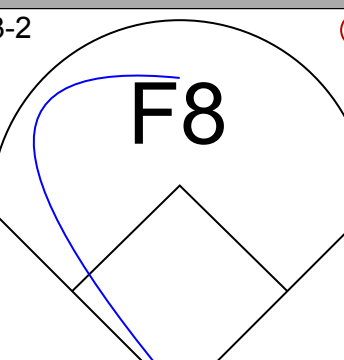
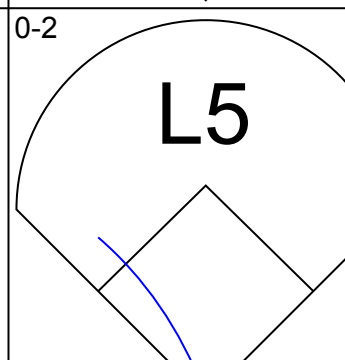
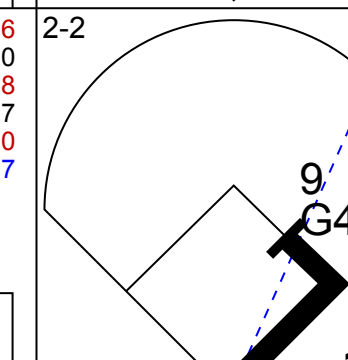
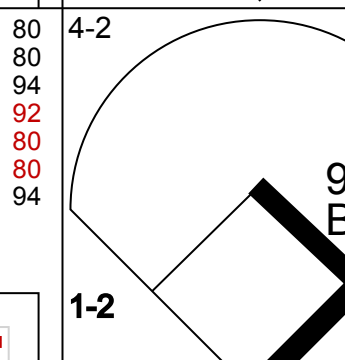
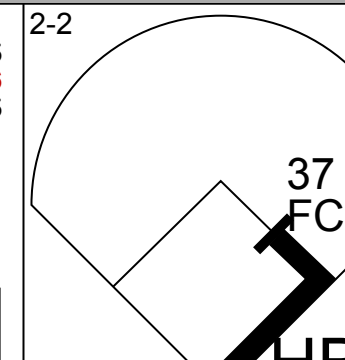
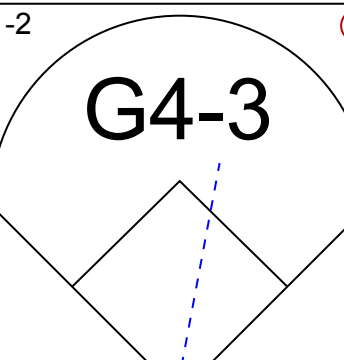
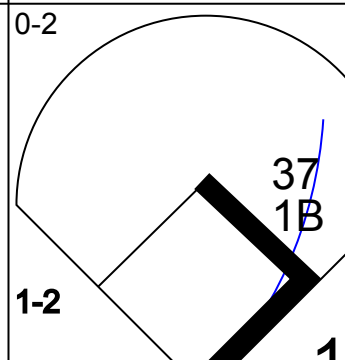
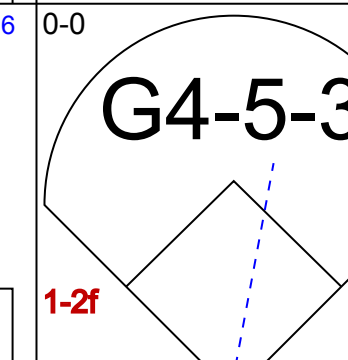
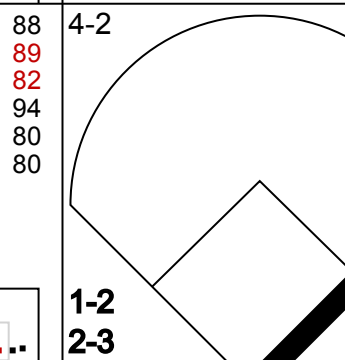
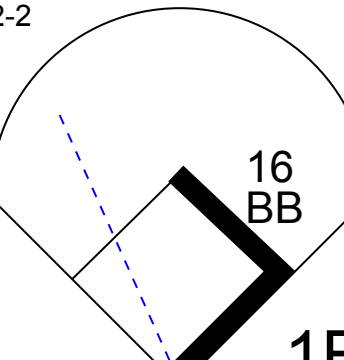
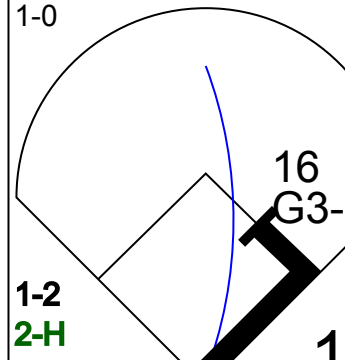
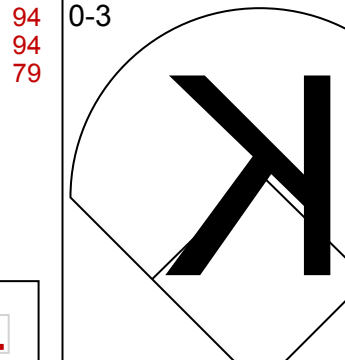
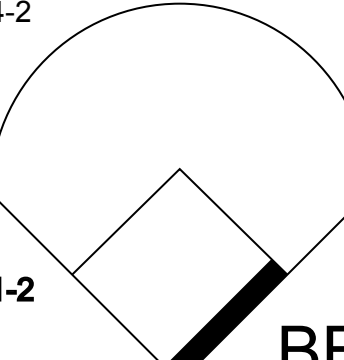
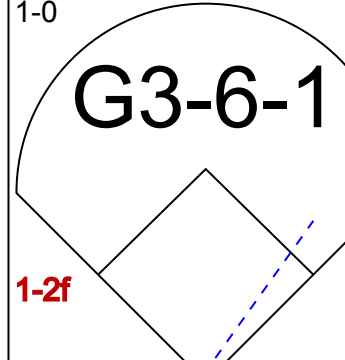
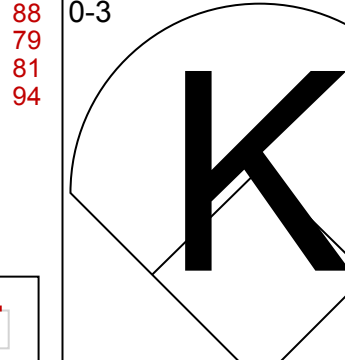
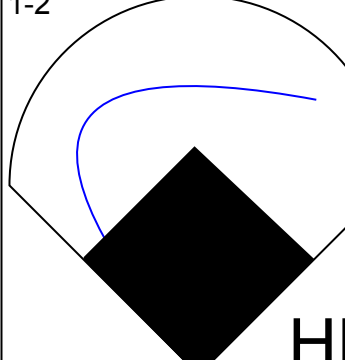
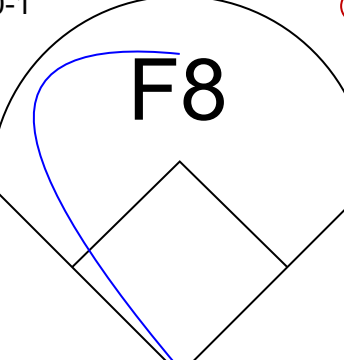
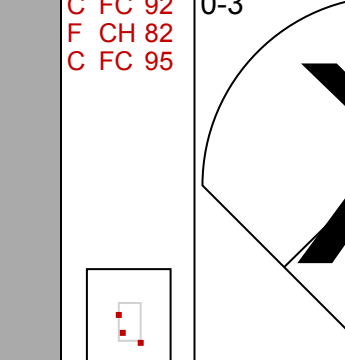

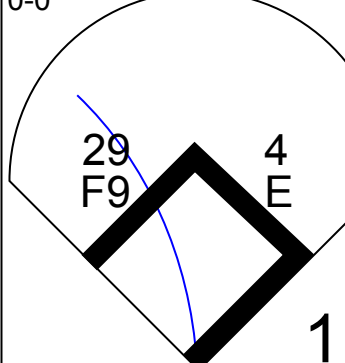
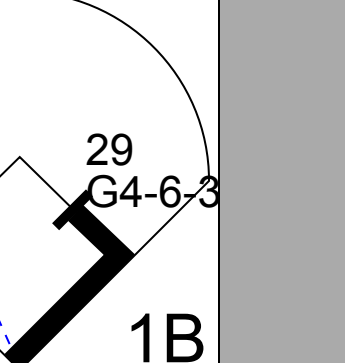


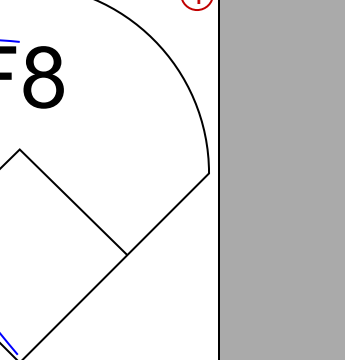
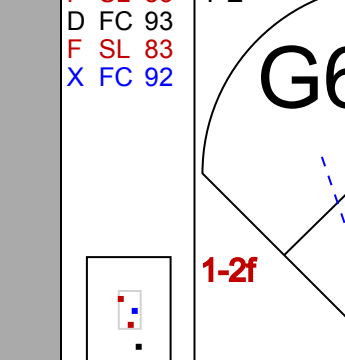
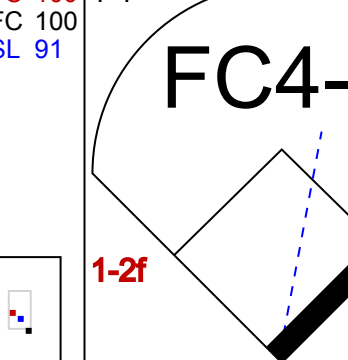
**AB 33**  
**R 1**  
**H 6**  
**RBI 1**  
**BB 0**  
**SO 9**  
**LOB 11**



**AB 28**  
**R 3**  
**H 4**  
**RBI 3**  
**BB 2**  
**SO 4**  
**LOB 4**

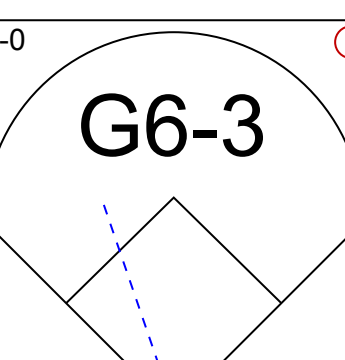
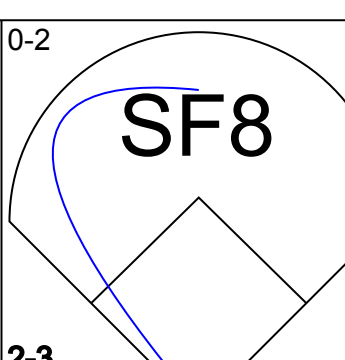
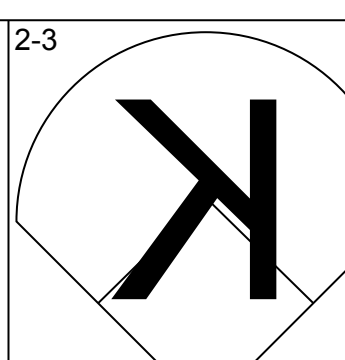
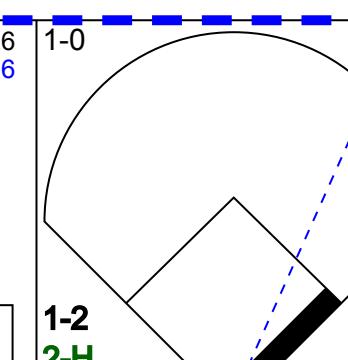
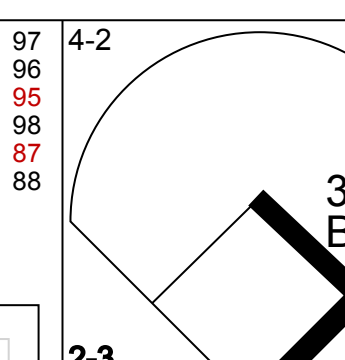
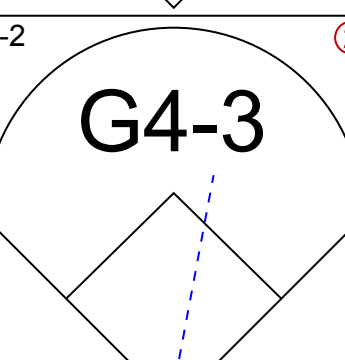
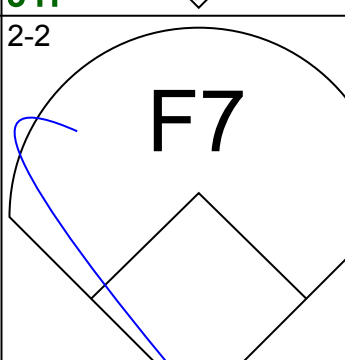
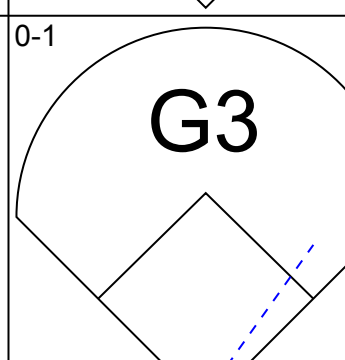
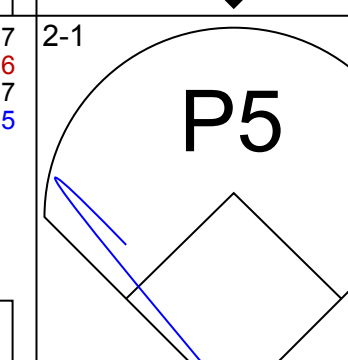
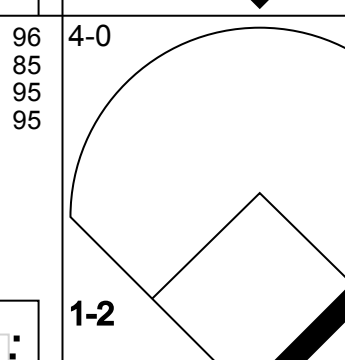
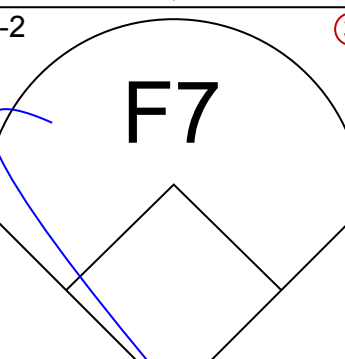
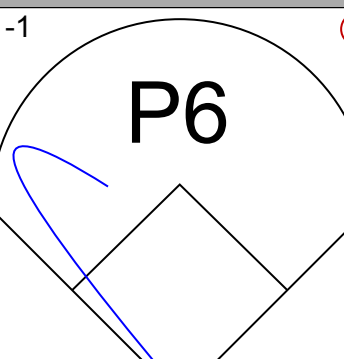
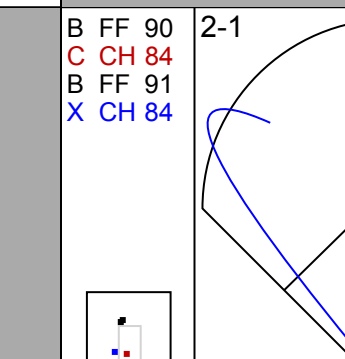
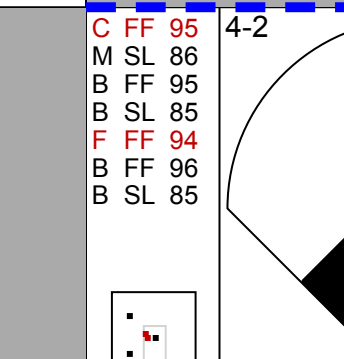
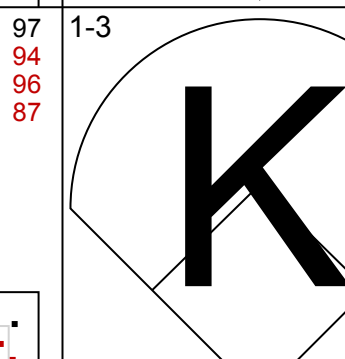
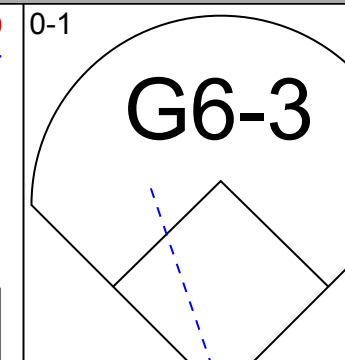
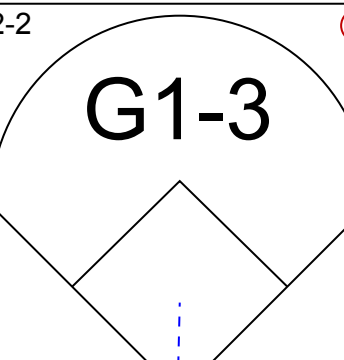
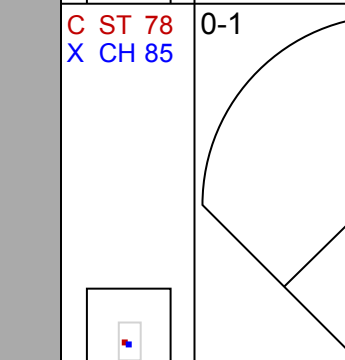
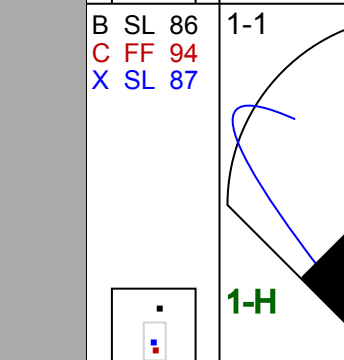
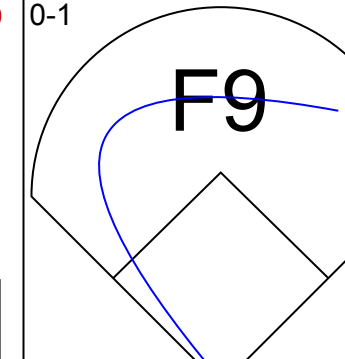
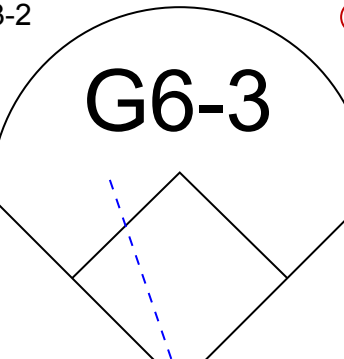
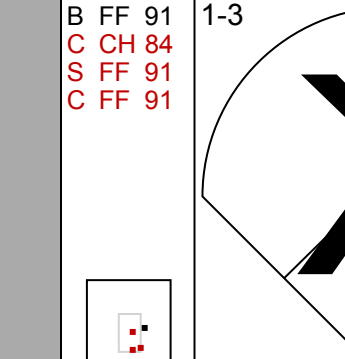
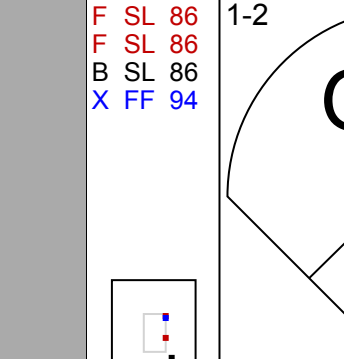
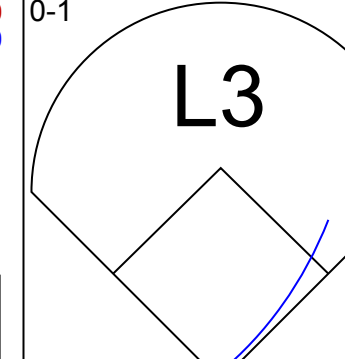
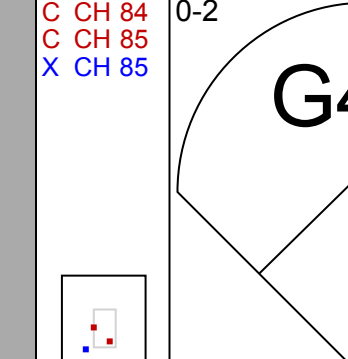
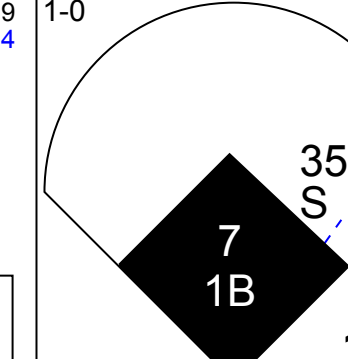

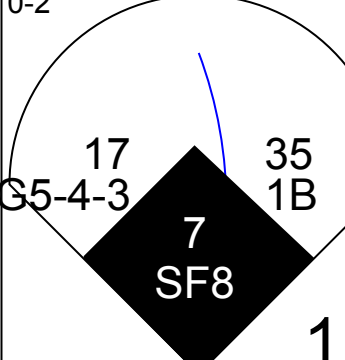
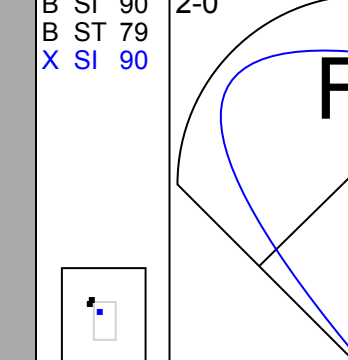
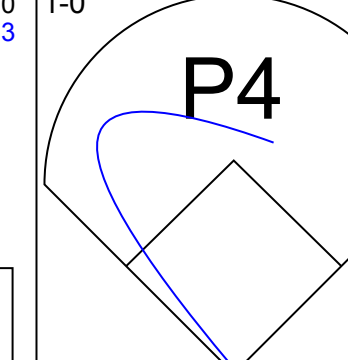
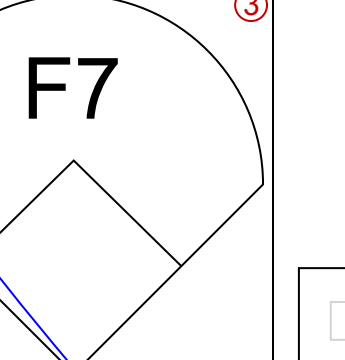
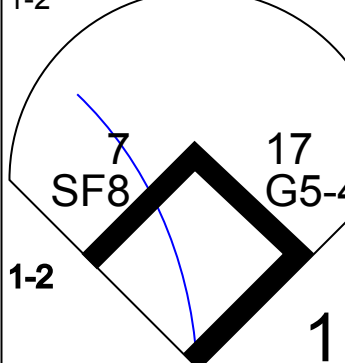
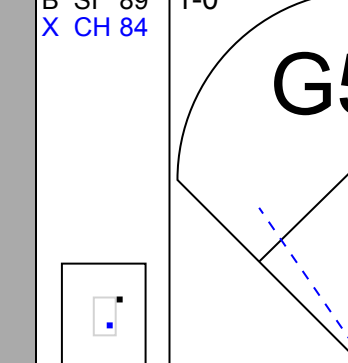
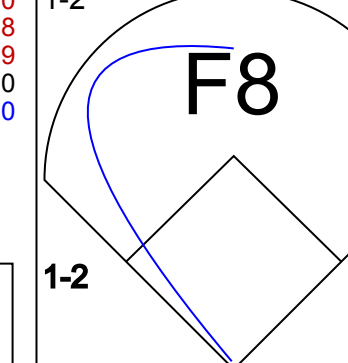
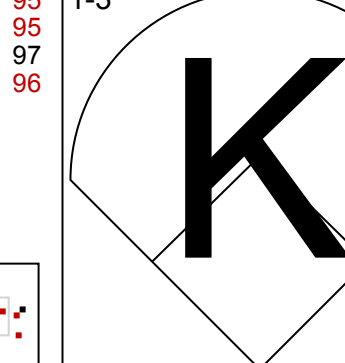
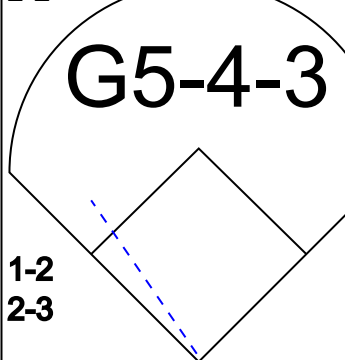
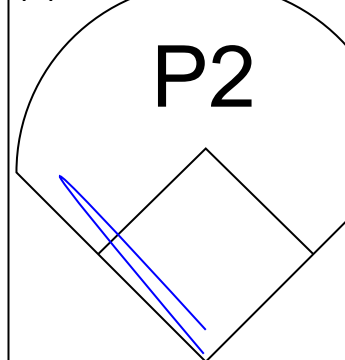

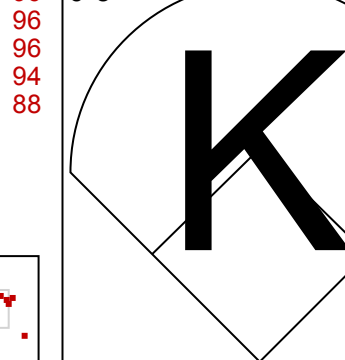




Batter	1	2	3	4	5	6	7	8	9	10	AB	R	H	RBI	BB	SO	LOB	TOP						
29 TJ Friedl, L OBP: 0.242, SLG: 0.241	(1, 8) 		(1, 2) 		(1, 2) 			(1, 2) 		(1, 2) 	4	1	0	0	1	1	2	<b>Cincinnati Reds @ Cleveland Guardians</b> Progressive Field, Cleveland, OH Tue May 17 2022, 6:11 PM - 9:33 PM EDT Att: 12,916 - Clear -60 F						
22 Brandon Drury, R OBP: 0.328, SLG: 0.514	(1, 5) 		(1, 3) 			(1, 2) 		(1, 2) 		(1, 2) 	3	1	0	0	2	1	2							
28 Tommy Pham, R OBP: 0.357, SLG: 0.380	(1, 7) 			(1, 2) 		(1, 2) 		(1, 2) 		(1, 2) 	4	0	1	1	1	0	1							
9 Mike Moustakas, L OBP: 0.343, SLG: 0.416		(1, 2) 		(1, 2) 		(1, 2) 		(1, 2) 		(1, 2) 	3	0	1	1	1	0	1							
37 Tyler Stephenson, R OBP: 0.390, SLG: 0.552				(1, 2) 		(1, 2) 				(1, 2) 	5	0	2	1	0	2	4							
16 Colin Moran, L OBP: 0.281, SLG: 0.366				(1, 2) 		(1, 2) 				(1, 2) 	4	0	0	0	1	2	6							
12 Tyler Naquin, L OBP: 0.310, SLG: 0.457			(1, 2) 		(1, 2) 			(1, 2) 		(1, 2) 	4	2	2	1	0	1	2							
17 Kyle Farmer, R OBP: 0.277, SLG: 0.316				(1, 1) 		(1, 1) 				(1, 2) 	3	0	3	1	0	0	0							
4 Matt Reynolds, R OBP: 0.362, SLG: 0.282				(1, 2) 		(1, 2) 		(1, 2) 		(1, 2) 	4	1	0	0	0	1	4							
<b>Inning Stats</b>	R: 0 E: 0 K: 1 S: 7	H: 0 LOB: 0 BB: 0 P: 8	R: 0 E: 0 K: 0 S: 6	H: 0 LOB: 0 BB: 10 P: 10	R: 1 E: 1 K: 2 S: 15	H: 2 LOB: 1 BB: 0 P: 21	R: 0 E: 0 K: 0 S: 15	H: 1 LOB: 2 BB: 1 P: 25	R: 0 E: 0 K: 0 S: 10	H: 1 LOB: 0 BB: 0 P: 13	R: 1 E: 0 K: 1 S: 12	H: 2 LOB: 1 BB: 1 P: 18	R: 0 E: 0 K: 1 S: 6	H: 0 LOB: 0 BB: 0 P: 9	R: 1 E: 0 K: 0 S: 10	H: 1 LOB: 0 BB: 1 P: 17	R: 1 E: 0 K: 2 S: 13		H: 2 LOB: 1 BB: 0 P: 18	R: 1 E: 0 K: 2 S: 15	H: 0 LOB: 3 BB: 3 P: 29	1B: 8 2B: 0 3B: 0 HR: 1	SF: 0 SAC: 0 DP: 5 HBP: 2	WP: 0 PB: 0 SB: 2 CS: 0
<b>PITCHER</b>	IP WLS BF H R ER SO BB IBB HBP BLK WP HR S P ERA WHIP	6.0 3 24 6 2 2 3 2 0 0 0 0 1 65 95 3.00 1.333	7.1 1.0 3 0 0 0 1 0 0 0 0 0 0 6 9 0.00 0.000	8.1 1.0 4 1 1 1 0 1 0 0 0 0 0 10 17 9.00 2.000	9.1 1.0 5 2 1 1 2 0 0 0 0 0 0 13 18 9.00 2.000	10.1 1.0 L 6 0 1 0 2 3 0 0 0 0 0 15 29 0.00 3.000	<b>PITCHER</b>														IP WLS BF H R ER SO BB IBB HBP BLK WP HR S P ERA WHIP			

AB	34
R	5
H	9
RBI	5
BB	6
SO	8
LOB	22



Batter	1	2	3	4	5	6	7	8	9	10	AB	R	H	RBI	BB	SO	LOB	BOTTOM						
7 Myles Straw, R OBP: 0.347, SLG: 0.315	(1, 8) 		(1, 2) 			(1, 2) 		(1, 2) 		(1, 2) 	3	0	1	2	1	1	0	<b>Cincinnati Reds @ Cleveland Guardians</b> Progressive Field, Cleveland, OH Tue May 17 2022, 6:11 PM - 9:33 PM EDT Att: 12,916 - Clear -60 F						
38 Steven Kwan, L OBP: 0.370, SLG: 0.380	(1, 7) 		(1, 3) 			(1, 2) 		(1, 2) 		(1, 2) 	4	0	0	0	1	0	3							
11 José Ramírez, S OBP: 0.380, SLG: 0.563	(1, 5) 			(1, 1) 			(1, 2) 		(1, 2) 	(1, 3) 	4	1	0	0	1	1	3							
6 Owen Miller, R OBP: 0.357, SLG: 0.531		(1, 1) 		(1, 2) 			(1, 2) 		(1, 1) 		4	1	1	2	0	0	0							
1 Amed Rosario, R OBP: 0.279, SLG: 0.289		(1, 1) 		(1, 2) 			(1, 3) 		(1, 2) 		4	0	0	0	0	1	0							
0 Andrés Giménez, L OBP: 0.340, SLG: 0.552		(1, 4) 			(1, 2) 			(1, 0) 		(1, 2) 	4	1	1	0	0	0	0							
9 Richie Palacios, L OBP: 0.333, SLG: 0.324			(1, 2) 		(1, 2) 			(1, 0) 		(1, 2) 	4	1	1	0	0	0	1							
35 Óscar Mercado, R OBP: 0.235, SLG: 0.432			(1, 2) 		(1, 2) 			(1, 2) 		(1, 3) 	4	0	1	0	0	1	1							
17 Austin Hedges, R OBP: 0.233, SLG: 0.278			(1, 2) 				(1, 1) 			(1, 2) 	2	0	0	0	0	0	2							
32 Frammil Reyes, R ERA: 0.75	(8, PH)									(1, 2) 	0	0	0	0	1	0	0							
28 Ernie Clement, R OBP: 0.281, SLG: 0.255	(8, PR)										0	0	0	0	0	0	0							
12 Luke Maile, R OBP: 0.300, SLG: 0.444	(9, 2)										1	0	0	0	0	1	0							
<b>Inning Stats</b>	R: 0 E: 0 K: 0 S: 8	H: 0 LOB: 0 BB: 0 P: 11	R: 0 E: 0 K: 0 S: 6	H: 0 LOB: 0 BB: 6 P: 6	R: 1 E: 0 K: 0 S: 19	H: 2 LOB: 1 BB: 0 P: 24	R: 0 E: 0 K: 0 S: 8	H: 0 LOB: 0 BB: 0 P: 14	R: 0 E: 0 K: 0 S: 5	H: 0 LOB: 0 BB: 0 P: 8	R: 0 E: 0 K: 1 S: 7	H: 0 LOB: 0 BB: 1 P: 10	R: 0 E: 0 K: 1 S: 7	H: 0 LOB: 0 BB: 0 P: 10	R: 1 E: 0 K: 0 S: 11	H: 2 LOB: 2 BB: 1 P: 21	R: 2 E: 0 K: 0 S: 13	H: 1 LOB: 0 BB: 1 P: 20	R: 0 E: 0 K: 3 S: 13	H: 0 LOB: 3 BB: 2 P: 23	1B: 4 2B: 0 3B: 0 HR: 1	SF: 1 SAC: 0 DP: 0 HBP: 0	WP: 1 PB: 0 SB: 1 CS: 0	PA: 39
<b>PITCHER</b>	IP WLS BF H R ER SO BB IBB HBP BLK WP HR S P ERA WHIP	7.2 0.1 1.0 1.0 1.0 1.0 1.0 7.2 2.3 3.0 0.0 0.0 0.0 6 6 18.00 2.000	8.1 0.1 H 2 1 0 0 0 0 0 0 0 0 3 6 0.00 3.000	9.1 1.0 W 5 1 2 2 0 1 0 0 0 0 1 13 20 18.00 2.000	10.1 1.0 S 5 0 0 0 3 2 0 0 0 1 0 13 23 0.00 2.000	<b>PITCHER</b>														IP WLS BF H R ER SO BB IBB HBP BLK WP HR S P ERA WHIP				





Batter	1	2	3	4	5	6	7	8	9	AB	R	H	RBI	BB	SO	LOB	TOP				
29 T.J. Friedl, L OBP: 0.229, SLG: 0.230										3	0	0	1	0	0	0	<b>Cincinnati Reds @ Cleveland Guardians</b> Progressive Field, Cleveland, OH Thu May 19, 2022, 1:11 PM - 3:58 PM EDT Att: 8,510 - Partly Cloudy - 64 F				
22 Brandon Drury, R OBP: 0.333, SLG: 0.509										3	0	1	0	1	0	0					
28 Tommy Pham, R OBP: 0.354, SLG: 0.376										4	0	1	0	0	3	1					
9 Mike Moustakas, L OBP: 0.330, SLG: 0.398										4	0	0	0	0	2	1					
37 Tyler Stephenson, R OBP: 0.384, SLG: 0.545										4	0	1	0	0	2	0					
12 Tyler Naquin, L OBP: 0.316, SLG: 0.486										4	2	2	1	0	0	1					
16 Colin Moran, L OBP: 0.293, SLG: 0.376										3	0	2	0	0	0	1					
4 Matt Reynolds, R OBP: 0.362, SLG: 0.282										3	1	1	1	0	0	1					
17 Kyle Farmer, R OBP: 0.278, SLG: 0.317										3	0	0	0	0	1	1					
3 Albert Almora Jr., R OBP: 0.321, SLG: 0.370										1B: 7	SF: 1	WP: 0	PA: 33								
<b>Inning Stats</b>	R: 0 H: 0 E: 0 K: 1 S: 11	H: 0 LOB: 0 BB: 0 P: 15	R: 0 H: 1 E: 0 K: 1 S: 11	H: 1 LOB: 1 BB: 0 P: 14	R: 0 H: 0 E: 0 K: 0 S: 6	H: 0 LOB: 0 BB: 0 P: 7	R: 0 H: 2 E: 0 K: 0 S: 8	H: 2 LOB: 0 BB: 0 P: 13	R: 1 H: 2 E: 0 K: 0 S: 12	H: 2 LOB: 0 BB: 0 P: 17	R: 0 H: 0 E: 0 K: 1 S: 10	H: 0 LOB: 0 BB: 0 P: 13	R: 0 H: 0 E: 0 K: 2 S: 11	H: 0 LOB: 0 BB: 0 P: 16	R: 3 H: 3 E: 1 K: 1 S: 18	H: 3 LOB: 1 BB: 1 P: 24	R: 0 H: 0 E: 0 K: 2 S: 11	H: 0 LOB: 0 BB: 0 P: 14	2B: 0 3B: 0 HR: 1	SF: 1 SAC: 1 HBP: 0	WP: 0 PB: 0 SB: 0 CS: 0
<b>PITCHER</b>	IP WLS BF H R ER SO BB IBB HBP BLK WP HR S P ERA WHIP																				
47 Cal Quantrill, R ERA: 3.48	7.0		23	5	1	1	5	0	0	0	0	0	0	0	1	69	95	1.29	0.714		
37 Trevor Stephan, R ERA: 2.7	0.2	L	6	3	3	2	0	1	0	0	0	0	0	0	0	15	21	27.00	6.000		
49 Eli Morgan, R ERA: 3.38	1.1		4	0	0	0	3	0	0	0	0	0	0	0	0	14	17	0.00	0.000		

AB	31
R	4
H	8
RBI	3
BB	1
SO	8
LOB	6



Batter	1	2	3	4	5	6	7	8	9	AB	R	H	RBI	BB	SO	LOB	BOTTOM		
7 Myles Straw, R OBP: 0.344, SLG: 0.308										3	1	0	0	1	1	0	<b>Cincinnati Reds @ Cleveland Guardians</b> Progressive Field, Cleveland, OH Thu May 19, 2022, 1:11 PM - 3:58 PM EDT Att: 8,510 - Partly Cloudy - 64 F		
38 Steven Kwan, L OBP: 0.374, SLG: 0.373										2	0	0	0	2	0	0			
11 José Ramírez, S OBP: 0.377, SLG: 0.553										4	0	1	1	0	1	1			
28 Ernie Clement, R OBP: 0.281, SLG: 0.255										4	1	1	0	0	0	2			
6 Owen Miller, R OBP: 0.353, SLG: 0.529										4	1	1	0	0	0	2			
1 Amed Rosario, R OBP: 0.286, SLG: 0.290										3	0	1	0	1	1	0			
32 Franmil Reyes, R OBP: 0.264, SLG: 0.288										2	0	0	1	1	1	0			
0 Andrés Giménez, L OBP: 0.327, SLG: 0.530										4	0	0	0	0	0	3			
9 Richie Palacios, L OBP: 0.308, SLG: 0.297										4	0	0	0	0	0	3			
17 Austin Hedges, R OBP: 0.225, SLG: 0.268										3	0	0	0	0	0	3			
30 Tyler Mahle, R ERA: 5.23	6.1		23	2	1	1	4	2	0	0	0	0	0	0	67	105	1.42	0.632	
85 Luis Cessa, R ERA: 3.52	0.2	W	3	0	0	0	0	1	0	0	0	0	0	5	11	0.00	1.500		
43 Alexis Díaz, R ERA: 1.02	0.1	H	4	1	1	1	0	2	0	0	0	0	0	10	20	27.00	9.000		
64 Tony Santillan, R ERA: 5.84	1.2	S	4	0	0	0	1	0	0	0	0	0	0	10	13	0.00	0.000		
<b>Inning Stats</b>	R: 0 H: 0 E: 0 K: 0 S: 12	H: 2 LOB: 1 BB: 0 P: 16	R: 1 H: 2 E: 0 K: 0 S: 11	H: 2 LOB: 1 BB: 0 P: 17	R: 0 H: 0 E: 0 K: 1 S: 10	H: 0 LOB: 0 BB: 0 P: 14	R: 0 H: 0 E: 0 K: 1 S: 7	H: 0 LOB: 0 BB: 0 P: 14	R: 0 H: 0 E: 0 K: 2 S: 14	H: 0 LOB: 1 BB: 1 P: 22	R: 0 H: 0 E: 0 K: 0 S: 11	H: 0 LOB: 2 BB: 2 P: 21	R: 1 H: 1 E: 0 K: 0 S: 13	H: 1 LOB: 2 BB: 2 P: 24	R: 0 H: 0 E: 0 K: 1 S: 7	H: 0 LOB: 0 BB: 0 P: 9	1B: 2 2B: 1 3B: 0 HR: 0	SF: 1 SAC: 0 DP: 1 HBP: 0	WP: 0 PB: 0 SB: 1 CS: 0
<b>PITCHER</b>	IP WLS BF H R ER SO BB IBB HBP BLK WP HR S P ERA WHIP																		

AB	28
R	2
H	3
RBI	2
BB	5
SO	5
LOB	9





Batter	1	2	3	4	5	6	7	8	9	AB	R	H	RBI	BB	SO	LOB	TOP										
8 Robbie Grossman, R OBP: 0.319, SLG: 0.233										4	0	0	0	0	1	1											
9 Willi Castro, S OBP: 0.338, SLG: 0.397										4	0	0	0	0	2	1											
24 Miguel Cabrera, R OBP: 0.321, SLG: 0.390										4	0	0	0	0	1	0											
28 Javier Báez, R OBP: 0.244, SLG: 0.308										4	1	1	0	0	1	0											
46 Jeimer Candelario, S OBP: 0.257, SLG: 0.328										2	0	0	0	1	0	1											
20 Spencer Torkelson, R OBP: 0.290, SLG: 0.321										2	0	1	1	0	0	0											
7 Jonathan Schoop, R OBP: 0.203, SLG: 0.250										3	0	0	0	0	0	3											
15 Tucker Barnhart, L OBP: 0.303, SLG: 0.298										3	0	0	0	0	0	0											
54 Derek Hill, R OBP: 0.236, SLG: 0.250										2	0	1	0	0	1	0											
30 Harold Castro, L OBP: 0.304, SLG: 0.409										1	0	0	0	0	1	0											
<b>Inning Stats</b>	R: 0 E: 0 K: 1 S: 6	H: 0 LOB: 0 BB: 0 P: 9	R: 0 E: 0 K: 0 S: 12	H: 1 LOB: 1 BB: 1 P: 17	R: 0 E: 0 K: 0 S: 9	H: 1 LOB: 1 BB: 0 P: 14	R: 0 E: 0 K: 0 S: 11	H: 0 LOB: 0 BB: 0 P: 16	R: 0 E: 0 K: 0 S: 10	H: 0 LOB: 0 BB: 0 P: 12	R: 0 E: 0 K: 2 S: 10	H: 0 LOB: 0 BB: 0 P: 13	R: 1 E: 1 K: 0 S: 15	H: 1 LOB: 1 BB: 0 P: 19	R: 0 E: 0 K: 2 S: 9	H: 0 LOB: 0 BB: 0 P: 15	R: 0 E: 0 K: 2 S: 12	H: 0 LOB: 0 BB: 0 P: 13	1B: 2 2B: 2 HR: 0	SF: 1 SAC: 0 HBP: 0	WP: 0 PB: 0 SB: 1 CS: 0	PA: 31					
<b>PITCHER</b>	IP	WLS	BF	H	R	ER	SO	BB	IBB	HBP	BLK	WP	HR	S	P	ERA	WHIP										
43 Aaron Civale, R ERA: 7.84	6.1	W	23	3	1	0	3	1	0	0	0	0	0	67	94	0.00	0.632										
62 Eneal De Los Santos, R ERA: 3.0	1.2	H	5	0	0	0	2	0	0	0	0	0	0	15	21	0.00	0.000										
48 Emmanuel Clase, R ERA: 2.93	1.0		3	0	0	0	2	0	0	0	0	0	0	12	13	0.00	0.000										

**Detroit Tigers @ Cleveland Guardians**  
 Progressive Field, Cleveland, OH  
 Fri May 20 2022, 7:11 PM - 9:49 PM EDT  
 Att: 23,874 - Cloudy - 84 F

AB	29
R	1
H	3
RBI	1
BB	1
SO	7
LOB	6



Batter	1	2	3	4	5	6	7	8	9	AB	R	H	RBI	BB	SO	LOB	BOTTOM										
7 Myles Straw, R OBP: 0.354, SLG: 0.328										4	2	3	0	0	0	1											
1 Amed Rosario, R OBP: 0.292, SLG: 0.305										4	2	2	2	0	0	1											
11 José Ramírez, S OBP: 0.380, SLG: 0.588										4	1	2	3	0	0	1											
6 Owen Miller, R OBP: 0.342, SLG: 0.514										3	0	0	1	0	2	1											
32 Franmil Reyes, R OBP: 0.263, SLG: 0.287										4	0	1	0	0	2	0											
35 Oscar Mercado, R OBP: 0.227, SLG: 0.417										3	0	0	0	0	1	1											
2 Yu Chang, R										3	0	0	0	0	2	1											
28 Ernie Clement, R OBP: 0.283, SLG: 0.259										3	0	1	0	0	0	1											
17 Austin Hedges, R OBP: 0.228, SLG: 0.282										3	1	1	0	0	1	1											
<b>Inning Stats</b>	R: 0 E: 0 K: 0 S: 9	H: 2 LOB: 1 BB: 0 P: 13	R: 0 E: 0 K: 2 S: 9	H: 0 LOB: 0 BB: 0 P: 14	R: 0 E: 0 K: 0 S: 10	H: 1 LOB: 0 BB: 0 P: 13	R: 0 E: 0 K: 1 S: 8	H: 0 LOB: 0 BB: 0 P: 9	R: 0 E: 0 K: 2 S: 13	H: 1 LOB: 1 BB: 0 P: 17	R: 4 E: 0 K: 2 S: 18	H: 4 LOB: 0 BB: 0 P: 25	R: 0 E: 0 K: 1 S: 8	H: 0 LOB: 0 BB: 0 P: 9	R: 2 E: 0 K: 0 S: 10	H: 2 LOB: 0 BB: 0 P: 15	R: 2 E: 0 K: 0 S: 10	H: 2 LOB: 0 BB: 0 P: 15	1B: 5 2B: 3 3B: 1 HR: 1	SF: 1 SAC: 0 DP: 1 HBP: 0	WP: 0 PB: 0 SB: 0 CS: 1	PA: 32					
<b>PITCHER</b>	IP	WLS	BF	H	R	ER	SO	BB	IBB	HBP	BLK	WP	HR	S	P	ERA	WHIP										
29 Tarik Skubal, L ERA: 2.22	5.0		17	4	0	0	5	0	0	0	0	0	0	49	66	0.00	0.800										
50 Jacob Barnes, R ERA: 4.2	1.0	L	7	4	4	4	2	0	0	0	0	0	1	18	25	36.00	4.000										
68 Jason Foley, R ERA: 3.38	1.1		6	2	2	2	1	0	0	0	0	0	0	14	18	13.50	1.500										
66 Drew Carlton, R ERA:	0.2		2	0	0	0	0	0	0	0	0	0	0	4	6	0.00	0.000										

**Detroit Tigers @ Cleveland Guardians**  
 Progressive Field, Cleveland, OH  
 Fri May 20 2022, 7:11 PM - 9:49 PM EDT  
 Att: 23,874 - Cloudy - 84 F

AB	31
R	6
H	10
RBI	6
BB	0
SO	8
LOB	8





Batter	1	2	3	4	5	6	7	8	9	AB R H RBI BB SO LOB	TOP											
8 Robbie Grossman, S (1, 9) OBP: 0.324, SLG: 0.244										3 1 1 0 1 1 2	<b>Detroit Tigers @ Cleveland Guardians</b> Progressive Field, Cleveland, OH Sun May 22, 2022, 2:01 PM - 4:46 PM EDT Att: 15,554 - Overcast - 54 F											
9 Willi Castro, S (1, 7) OBP: 0.319, SLG: 0.373										4 0 0 0 0 1 4												
24 Miguel Cabrera, R (1, 10) OBP: 0.319, SLG: 0.394										4 0 1 1 0 2 3												
28 Javier Báez, R (1, 6) OBP: 0.281, SLG: 0.331										4 1 1 1 0 2 1												
46 Jeimer Candelario, S (1, 5) OBP: 0.250, SLG: 0.319										4 0 0 0 0 2 1												
20 Spencer Torkelson, R (1, 3) OBP: 0.281, SLG: 0.309										4 0 0 0 0 1 0												
7 Jonathan Schoop, R (1, 4) OBP: 0.211, SLG: 0.252										3 1 1 0 1 1 0												
15 Tucker Barnhart, L (1, 2) OBP: 0.301, SLG: 0.295										4 1 1 0 0 2 2												
41 Daz Cameron, R (1, 8) OBP: 0.333, SLG: 0.273										3 0 2 1 0 0 1												
<b>Inning Stats</b>	R: 1 H: 1 E: 0 K: 2 S: 12	H: 1 LOB: 1 BB: 1 P: 22	R: 1 H: 1 E: 0 K: 1 S: 10	H: 1 LOB: 0 BB: 1 P: 18	R: 0 H: 1 E: 0 K: 0 S: 6	H: 0 LOB: 0 BB: 0 P: 9	R: 0 H: 0 E: 0 K: 0 S: 6	H: 0 LOB: 0 BB: 0 P: 8	R: 1 H: 2 E: 1 K: 3 S: 18	H: 2 LOB: 2 BB: 0 P: 23	R: 0 H: 0 E: 0 K: 2 S: 8	H: 0 LOB: 0 BB: 0 P: 12	R: 0 H: 1 E: 0 K: 2 S: 11	H: 1 LOB: 1 BB: 0 P: 14	R: 1 H: 1 E: 0 K: 2 S: 9	H: 0 LOB: 0 BB: 0 P: 13	R: 0 H: 0 E: 0 K: 0 S: 7	H: 0 LOB: 0 BB: 0 P: 11	1B: 4 2B: 3 3B: 0 HR: 1	SF: 0 SAC: 0 DP: 1 HBP: 0	WP: 0 PB: 0 SB: 2 CS: 0	PA: 36
<b>PITCHER</b>	IP WLS BF H R ER SO BB IBB HBP BLK WP HR S P ERA WHIP																					
57 Shane Bieber, R (1, 1) ERA: 3.55	7.0 L 28 6 3 2 10 2 0 0 0 0 0 0 71 106 2.57 1.143																					
27 Bryan Shaw, R (8, 1) ERA: 5.98	1.0 4 1 1 1 2 0 0 0 0 0 1 9 13 9.00 1.000																					
31 Sam Hentges, L (9, 1) ERA: 1.2	1.0 3 0 0 0 0 0 0 0 0 0 0 7 11 0.00 0.000																					

Batter	1	2	3	4	5	6	7	8	9	AB R H RBI BB SO LOB	BOTTOM											
7 Myles Straw, R (1, 8) OBP: 0.346, SLG: 0.319										4 0 0 0 0 1 1	<b>Detroit Tigers @ Cleveland Guardians</b> Progressive Field, Cleveland, OH Sun May 22, 2022, 2:01 PM - 4:46 PM EDT Att: 15,554 - Overcast - 54 F											
1 Amed Rosario, R (1, 7) OBP: 0.291, SLG: 0.303										4 1 1 0 0 0 1												
11 José Ramírez, S (1, 5) OBP: 0.383, SLG: 0.580										2 0 0 0 2 0 0												
6 Owen Miller, R (1, 4) OBP: 0.347, SLG: 0.514										4 0 2 1 0 1 1												
22 Josh Naylor, L (1, 3) OBP: 0.395, SLG: 0.649										2 1 1 1 1 1 1												
32 Franmil Reyes, R (1, 10) OBP: 0.255, SLG: 0.278										4 0 0 0 0 1 5												
0 Andrés Giménez, L (1, 6) OBP: 0.324, SLG: 0.515										3 0 0 0 0 1 4												
38 Steven Kwan, L (1, 9) OBP: 0.373, SLG: 0.371										3 0 1 0 0 0 1												
17 Austin Hedges, R (1, 2) OBP: 0.232, SLG: 0.284										3 0 1 0 0 1 1												
<b>Inning Stats</b>	R: 1 H: 2 E: 0 K: 1 S: 19	H: 2 LOB: 3 BB: 2 P: 29	R: 0 H: 1 E: 0 K: 0 S: 10	H: 1 LOB: 0 BB: 0 P: 14	R: 0 H: 0 E: 0 K: 0 S: 11	H: 0 LOB: 0 BB: 0 P: 14	R: 1 H: 1 E: 0 K: 1 S: 10	H: 1 LOB: 0 BB: 0 P: 18	R: 0 H: 1 E: 0 K: 0 S: 4	H: 1 LOB: 0 BB: 0 P: 7	R: 0 H: 0 E: 0 K: 1 S: 7	H: 0 LOB: 1 BB: 0 P: 11	R: 0 H: 0 E: 0 K: 1 S: 8	H: 0 LOB: 0 BB: 0 P: 13	R: 0 H: 0 E: 0 K: 2 S: 10	H: 0 LOB: 1 BB: 1 P: 20	R: 0 H: 0 E: 0 K: 0 S: 6	H: 0 LOB: 0 BB: 0 P: 8	1B: 5 2B: 1 3B: 0 HR: 1	SF: 0 SAC: 0 DP: 4 HBP: 2	WP: 0 PB: 0 SB: 1 CS: 0	PA: 34
<b>PITCHER</b>	IP WLS BF H R ER SO BB IBB HBP BLK WP HR S P ERA WHIP																					
49 Alex Faedo, R (1, 1) ERA: 3.0	5.1 W 22 6 2 2 2 2 0 0 0 0 0 0 56 86 3.38 1.500																					
37 Andrew Chafin, L (6, 1) ERA: 2.0	1.1 H 4 0 0 0 1 0 0 1 0 0 0 10 16 0.00 0.000																					
55 Alex Lange, R (7, 1) ERA: 1.72	1.1 H 5 0 0 0 3 1 0 0 0 0 0 13 24 0.00 0.750																					
65 Gregory Soto, L (9, 1) ERA: 2.92	1.0 S 3 0 0 0 0 0 0 1 0 0 0 6 8 0.00 0.000																					

AB 33  
R 4  
H 7  
RBI 3  
BB 2  
SO 12  
LOB 14



AB 29  
R 2  
H 6  
RBI 2  
BB 3  
SO 6  
LOB 15

















Batter	1	2	3	4	5	6	7	8	9	AB	R	H	RBI	BB	SO	LOB	TOP										
7 Myles Straw, R OBP: 0.335, SLG: 0.312	L9		FC4-5 11 G6-3 6 1B					G1-3		4	1	1	0	0	0	1	<b>Cleveland Guardians @ Detroit Tigers</b> Comerica Park, Detroit, MI Thu May 26 2022, 7:11 PM - 10:03 PM EDT Att: 12,764 - Overcast - 70 F										
1 Amed Rosario, R OBP: 0.297, SLG: 0.293	F9		11 G6-3 6 1B BB					1B		3	1	1	0	1	0	1											
11 José Ramírez, S OBP: 0.385, SLG: 0.617	L9		G6-3					1B		4	0	1	0	0	0	3											
6 Owen Miller, R OBP: 0.326, SLG: 0.464		K						FC5-4		4	0	1	2	0	2	1											
22 Josh Naylor, L OBP: 0.347, SLG: 0.539	G4-3		K					P3		4	0	0	0	0	1	1											
39 Oscar Gonzalez, R OBP: 0.500, SLG: 0.750	28 FC6-4 1B		G4-3					2B		4	0	2	0	0	0	0											
28 Ernie Clement, R OBP: 0.278, SLG: 0.258	FC6-4 1-2		G5-3					K		4	0	0	0	0	1	2											
35 Oscar Mercado, R OBP: 0.229, SLG: 0.402			12 2B 1B					F9		4	1	1	0	0	1	1											
12 Luke Maile, R OBP: 0.407, SLG: 0.542			FC4-5 7 1-H 2B					K		3	0	1	1	0	1	0											
<b>Inning Stats</b>	R: 0 H: 0 E: 0 K: 0 S: 7	H: 0 LOB: 0 BB: 0 P: 8	R: 0 H: 1 E: 0 K: 1 S: 11	H: 1 LOB: 1 BB: 0 P: 16	R: 3 H: 3 E: 1 K: 1 S: 22	H: 3 LOB: 1 BB: 1 P: 32	R: 0 H: 0 E: 0 K: 0 S: 7	H: 0 LOB: 0 BB: 0 P: 9	R: 0 H: 1 E: 0 K: 1 S: 11	H: 1 LOB: 1 BB: 0 P: 15	R: 0 H: 0 E: 0 K: 1 S: 7	H: 0 LOB: 0 BB: 0 P: 8	R: 0 H: 0 E: 0 K: 2 S: 8	H: 0 LOB: 0 BB: 0 P: 14	R: 0 H: 2 E: 0 K: 0 S: 9	H: 1 LOB: 1 BB: 0 P: 12	R: 0 H: 1 E: 0 K: 1 S: 13	H: 1 LOB: 0 BB: 0 P: 21	1B: 6 2B: 2 3B: 0 HR: 0	SF: 0 SAC: 0 DP: 0 HBP: 0	WP: 0 PB: 0 SB: 0 CS: 0	PA: 35					
<b>PITCHER</b>	IP	WLS	BF	H	R	ER	SO	BB	IBB	HBP	BLK	WP	HR	S	P	ERA	WHIP										
29 Tank Skubal, L ERA: 2.44	(1, 1)	7.0	27	5	3	3	5	1	0	0	0	0	0	73	102	3.86	0.857										
68 Jason Foley, R ERA: 2.94	(8, 1)	1.0	4	2	0	0	0	0	0	0	0	0	0	9	12	0.00	2.000										
65 Gregory Soto, L ERA: 2.45	(9, 1)	1.0	W	4	1	0	0	1	0	0	0	0	0	13	21	0.00	1.000										

Batter	1	2	3	4	5	6	7	8	9	AB	R	H	RBI	BB	SO	LOB	BOTTOM										
8 Robbie Grossman, S OBP: 0.315, SLG: 0.243	24 BB 28 1B		SF8 24 1B 2B					F8		4	2	2	0	1	1	0	<b>Cleveland Guardians @ Detroit Tigers</b> Comerica Park, Detroit, MI Thu May 26 2022, 7:11 PM - 10:03 PM EDT Att: 12,764 - Overcast - 70 F										
7 Jonathan Schoop, R OBP: 0.222, SLG: 0.294	K		SF8					G5-3		3	1	1	1	1	1	1											
24 Miguel Cabrera, R OBP: 0.346, SLG: 0.407	20 BB 28 1B		2B					P3		4	0	3	2	1	0	0											
28 Javier Báez, R OBP: 0.248, SLG: 0.321	20 BB 1B		K					HBP		3	0	1	1	0	2	4											
46 Jeimer Candelario, S OBP: 0.247, SLG: 0.320	K		P6					K		4	0	0	0	0	2	6											
20 Spencer Torkelson, R OBP: 0.292, SLG: 0.309	BB		F9					K		3	0	0	0	1	2	1											
41 Daz Cameron, R OBP: 0.240, SLG: 0.174	F9		1B					K		4	0	1	0	0	0	3											
15 Tucker Barnhart, L OBP: 0.280, SLG: 0.274	F7		L8					P4		4	0	0	0	0	0	1											
54 Derek Hill, R OBP: 0.258, SLG: 0.258	8 2B 7 SF8 1B		K					K		4	1	1	0	0	2	0											
<b>Inning Stats</b>	R: 1 H: 2 E: 0 K: 2 S: 13	H: 2 LOB: 3 BB: 2 P: 28	R: 2 H: 3 E: 0 K: 1 S: 17	H: 3 LOB: 1 BB: 0 P: 26	R: 0 H: 1 E: 0 K: 0 S: 8	H: 1 LOB: 1 BB: 0 P: 12	R: 0 H: 1 E: 0 K: 2 S: 17	H: 1 LOB: 3 BB: 2 P: 29	R: 0 H: 0 E: 0 K: 1 S: 11	H: 0 LOB: 0 BB: 0 P: 15	R: 0 H: 0 E: 0 K: 1 S: 6	H: 0 LOB: 0 BB: 0 P: 8	R: 0 H: 0 E: 0 K: 2 S: 11	H: 0 LOB: 1 BB: 0 P: 18	R: 0 H: 0 E: 0 K: 0 S: 6	H: 0 LOB: 0 BB: 0 P: 9	R: 1 H: 2 E: 0 K: 1 S: 10	H: 2 LOB: 1 BB: 0 P: 13	1B: 7 2B: 2 3B: 0 HR: 0	SF: 1 SAC: 0 DP: 0 HBP: 1	WP: 1 PB: 0 SB: 0 CS: 0	PA: 39					
<b>PITCHER</b>	IP	WLS	BF	H	R	ER	SO	BB	IBB	HBP	BLK	WP	HR	S	P	ERA	WHIP										
45 Konnor Pilkington, L ERA: 3.75	(1, 1)	3.1	21	7	3	3	4	4	0	0	0	0	0	49	87	8.10	3.300										
62 Enyel De Los Santos, R ERA: 2.25	(4, 1)	1.2	5	0	0	0	2	0	0	0	0	0	0	17	23	0.00	0.000										
49 Eli Morgan, R ERA: 2.7	(6, 1)	3.0	10	0	0	0	3	0	0	1	0	0	0	23	35	0.00	0.000										
37 Trevor Stephan, R ERA: 3.0	(9, 1)	0.1	L	3	2	1	1	0	0	0	0	1	0	10	13	27.00	6.000										

AB 34  
R 3  
H 8  
RBI 3  
BB 1  
SO 6  
LOB 10



AB 33  
R 4  
H 9  
RBI 4  
BB 4  
SO 10  
LOB 16





Batter	1	2	3	4	5	6	7	8	9	AB	R	H	RBI	BB	SO	LOB	TOP							
7 Myles Straw, R OBP: 0.342, SLG: 0.312	F7		BB		G3		BB		1B	3	2	1	0	2	0	0	<b>Cleveland Guardians @ Detroit Tigers</b> Comerica Park, Detroit, MI Sat May 28 2022, 4:11 PM - 7:01 PM EDT Att: 26,134 - Sunny - 72 F							
38 Steven Kwan, L OBP: 0.353, SLG: 0.342	L7		F8		F7		BB		K	4	1	0	0	1	1	3								
11 José Ramírez, S OBP: 0.391, SLG: 0.646	G5-3				G1-3				HR	4	3	2	5	1	0	0								
28 Ernie Clement, R OBP: 0.278, SLG: 0.258										0	0	0	0	0	0	0								
6 Owen Miller, R OBP: 0.322, SLG: 0.454		F8			L9				1B	5	0	1	0	0	1	2								
22 Josh Naylor, L OBP: 0.350, SLG: 0.543		F7			G6-3				F7	5	1	2	2	0	0	1								
39 Oscar Gonzalez, R OBP: 0.500, SLG: 0.750					2B																			
35 Oscar Mercado, R OBP: 0.227, SLG: 0.398		F8			1B				G6-3	4	0	2	0	0	0	1								
0 Andrés Giménez, L OBP: 0.308, SLG: 0.478					K					4	0	1	0	0	1	3								
9 Richie Palacios, L OBP: 0.326, SLG: 0.341					G4-3				G6-3	4	1	2	1	0	0	1								
17 Austin Hedges, R OBP: 0.221, SLG: 0.260					K				F9	3	0	0	0	0	1	3								
<b>Inning Stats</b>	R: 0 E: 0 K: 0 S: 7	H: 0 LOB: 0 BB: 0 P: 10	R: 0 E: 0 K: 0 S: 4	H: 0 LOB: 0 BB: 0 P: 7	R: 0 E: 0 K: 1 S: 15	H: 1 LOB: 2 BB: 1 P: 23	R: 2 E: 0 K: 1 S: 15	H: 3 LOB: 2 BB: 1 P: 23	R: 0 E: 0 K: 0 S: 9	H: 1 LOB: 1 BB: 0 P: 15	R: 4 E: 0 K: 1 S: 15	H: 3 LOB: 1 BB: 2 P: 28	R: 0 E: 0 K: 0 S: 8	H: 0 LOB: 0 BB: 0 P: 12	R: 2 E: 0 K: 1 S: 17	H: 3 LOB: 1 BB: 0 P: 24	1B: 6 2B: 3 HR: 1	SF: 0 SAC: 1 HBP: 0	WP: 0 PB: 0 SB: 2 CS: 0	PA: 42				
<b>PITCHER</b>	IP WLS BF H R ER SO BB IBB HBP BLK WP HR S P ERA WHIP	IP WLS BF H R ER SO BB IBB HBP BLK WP HR S P ERA WHIP	IP WLS BF H R ER SO BB IBB HBP BLK WP HR S P ERA WHIP	IP WLS BF H R ER SO BB IBB HBP BLK WP HR S P ERA WHIP	IP WLS BF H R ER SO BB IBB HBP BLK WP HR S P ERA WHIP	IP WLS BF H R ER SO BB IBB HBP BLK WP HR S P ERA WHIP	IP WLS BF H R ER SO BB IBB HBP BLK WP HR S P ERA WHIP	IP WLS BF H R ER SO BB IBB HBP BLK WP HR S P ERA WHIP	IP WLS BF H R ER SO BB IBB HBP BLK WP HR S P ERA WHIP	IP WLS BF H R ER SO BB IBB HBP BLK WP HR S P ERA WHIP	IP WLS BF H R ER SO BB IBB HBP BLK WP HR S P ERA WHIP	IP WLS BF H R ER SO BB IBB HBP BLK WP HR S P ERA WHIP	IP WLS BF H R ER SO BB IBB HBP BLK WP HR S P ERA WHIP	IP WLS BF H R ER SO BB IBB HBP BLK WP HR S P ERA WHIP	IP WLS BF H R ER SO BB IBB HBP BLK WP HR S P ERA WHIP	IP WLS BF H R ER SO BB IBB HBP BLK WP HR S P ERA WHIP	IP WLS BF H R ER SO BB IBB HBP BLK WP HR S P ERA WHIP	IP WLS BF H R ER SO BB IBB HBP BLK WP HR S P ERA WHIP	IP WLS BF H R ER SO BB IBB HBP BLK WP HR S P ERA WHIP	IP WLS BF H R ER SO BB IBB HBP BLK WP HR S P ERA WHIP	IP WLS BF H R ER SO BB IBB HBP BLK WP HR S P ERA WHIP	IP WLS BF H R ER SO BB IBB HBP BLK WP HR S P ERA WHIP		
49 Alex Faedo, R ERA: 3.0	6.0	L	25	5	2	2	2	2	2	0	0	0	0	0	0	0	0	0	0	59	94	3.00	1.167	
50 Jacob Barnes, R ERA: 5.51	0.1		4	1	3	3	0	2	0	0	0	0	0	0	0	0	0	0	0	9	20	81.00	9.000	
68 Jason Foley, R ERA: 3.38	0.2		4	2	1	1	1	0	0	0	0	0	0	0	0	0	0	0	0	6	8	13.50	3.000	
66 Drew Carlton, R ERA: 4.91	2.0		9	3	2	2	1	0	0	0	0	0	0	0	0	0	0	0	0	1	25	36	9.00	1.500
<b>Batter</b>	<b>1</b>	<b>2</b>	<b>3</b>	<b>4</b>	<b>5</b>	<b>6</b>	<b>7</b>	<b>8</b>	<b>9</b>	<b>AB</b>	<b>R</b>	<b>H</b>	<b>RBI</b>	<b>BB</b>	<b>SO</b>	<b>LOB</b>	<b>BOTTOM</b>							
8 Robbie Grossman, S OBP: 0.313, SLG: 0.243					K					4	0	1	0	0	2	1	<b>Cleveland Guardians @ Detroit Tigers</b> Comerica Park, Detroit, MI Sat May 28 2022, 4:11 PM - 7:01 PM EDT Att: 26,134 - Sunny - 72 F							
7 Jonathan Schoop, R OBP: 0.223, SLG: 0.293	P4				L7				K	4	0	1	0	0	1	2								
24 Miguel Cabrera, R OBP: 0.340, SLG: 0.399	G5-4-3				G4-3					3	0	0	0	0	0	2								
13 Eric Haase, R OBP: 0.239, SLG: 0.277									P4	1	0	0	0	0	0	1								
28 Javier Báez, R OBP: 0.242, SLG: 0.312		P6			G6-3				L9	4	0	0	0	0	0	1								
30 Harold Castro, L OBP: 0.338, SLG: 0.519					L7					4	1	3	0	0	0	0								
46 Jeimer Candelario, S OBP: 0.247, SLG: 0.318					1B				1B	4	0	1	0	0	1	3								
9 Willi Castro, S OBP: 0.326, SLG: 0.358					1B				K	3	0	2	1	0	0	0								
41 Daz Cameron, R OBP: 0.276, SLG: 0.192					K				1B	3	0	1	0	1	1	0								
15 Tucker Barnhart, L OBP: 0.279, SLG: 0.273					K				BB	4	0	1	0	0	2	6								
<b>Inning Stats</b>	R: 0 E: 0 K: 0 S: 4	H: 1 LOB: 0 BB: 0 P: 7	R: 0 E: 0 K: 0 S: 4	H: 1 LOB: 0 BB: 0 P: 6	R: 0 E: 0 K: 1 S: 9	H: 0 LOB: 0 BB: 0 P: 14	R: 0 E: 0 K: 1 S: 7	H: 0 LOB: 0 BB: 0 P: 9	R: 0 E: 0 K: 1 S: 16	H: 3 LOB: 3 BB: 0 P: 20	R: 0 E: 0 K: 0 S: 6	H: 1 LOB: 1 BB: 0 P: 8	R: 1 E: 0 K: 0 S: 8	H: 1 LOB: 0 BB: 0 P: 10	R: 0 E: 0 K: 2 S: 13	H: 1 LOB: 1 BB: 0 P: 20	R: 0 E: 0 K: 2 S: 13	H: 2 LOB: 3 BB: 1 P: 20	1B: 9 2B: 1 HR: 0	SF: 1 SAC: 0 HBP: 0	WP: 0 PB: 0 SB: 0 CS: 0	PA: 36		
<b>PITCHER</b>	IP WLS BF H R ER SO BB IBB HBP BLK WP HR S P ERA WHIP	IP WLS BF H R ER SO BB IBB HBP BLK WP HR S P ERA WHIP	IP WLS BF H R ER SO BB IBB HBP BLK WP HR S P ERA WHIP	IP WLS BF H R ER SO BB IBB HBP BLK WP HR S P ERA WHIP	IP WLS BF H R ER SO BB IBB HBP BLK WP HR S P ERA WHIP	IP WLS BF H R ER SO BB IBB HBP BLK WP HR S P ERA WHIP	IP WLS BF H R ER SO BB IBB HBP BLK WP HR S P ERA WHIP	IP WLS BF H R ER SO BB IBB HBP BLK WP HR S P ERA WHIP	IP WLS BF H R ER SO BB IBB HBP BLK WP HR S P ERA WHIP	IP WLS BF H R ER SO BB IBB HBP BLK WP HR S P ERA WHIP	IP WLS BF H R ER SO BB IBB HBP BLK WP HR S P ERA WHIP	IP WLS BF H R ER SO BB IBB HBP BLK WP HR S P ERA WHIP	IP WLS BF H R ER SO BB IBB HBP BLK WP HR S P ERA WHIP	IP WLS BF H R ER SO BB IBB HBP BLK WP HR S P ERA WHIP	IP WLS BF H R ER SO BB IBB HBP BLK WP HR S P ERA WHIP	IP WLS BF H R ER SO BB IBB HBP BLK WP HR S P ERA WHIP	IP WLS BF H R ER SO BB IBB HBP BLK WP HR S P ERA WHIP	IP WLS BF H R ER SO BB IBB HBP BLK WP HR S P ERA WHIP	IP WLS BF H R ER SO BB IBB HBP BLK WP HR S P ERA WHIP	IP WLS BF H R ER SO BB IBB HBP BLK WP HR S P ERA WHIP	IP WLS BF H R ER SO BB IBB HBP BLK WP HR S P ERA WHIP	IP WLS BF H R ER SO BB IBB HBP BLK WP HR S P ERA WHIP		
57 Shane Bieber, R ERA: 3.19	8.0	W	30	8	1	1	0	0	0	0	0	0	0	0	0	0	0	0	0	67	94	1.12	1.000	
48 Emmanuel Clase, R ERA: 2.6	1.0		6	2	0	0	2	1	0	0	0	0	0	0	0	0	0	0	0	13	20	0.00	3.000	



Batter	1	2	3	4	5	6	7	8	9	AB	R	H	RBI	BB	SO	LOB	TOP																			
7 Myles Straw, R OBP: 0.335, SLG: 0.304	F7		F9		G4-3			G6-3		4	0	0	0	0	0	2	<b>Cleveland Guardians @ Detroit Tigers</b> Comerica Park, Detroit, MI Sun May 29 2022, 1:42 PM - 4:18 PM EDT Att: 19,990 - Sunny - 77 F																			
1 Amed Rosario, R OBP: 0.280, SLG: 0.285	G4-3			K		F7		L9		4	0	0	0	0	1	0																				
11 José Ramírez, S OBP: 0.388, SLG: 0.634	P5		P5		K			BB		3	0	0	0	1	1	0																				
22 Josh Naylor, L OBP: 0.346, SLG: 0.531		G6-3				G6-3				4	0	1	0	0	1	1																				
39 Oscar Gonzalez, R OBP: 0.417, SLG: 0.583				FC5-4						4	0	1	0	0	2	1																				
0 Andrés Giménez, L OBP: 0.306, SLG: 0.471					K					4	1	1	0	0	2	1																				
9 Rchie Palacios, L OBP: 0.333, SLG: 0.349										2	0	1	0	0	1	1																				
6 Owen Miller, R OBP: 0.331, SLG: 0.462										2	0	2	0	0	0	0																				
12 Luke Maile, R OBP: 0.387, SLG: 0.519										3	0	1	1	0	1	1																				
38 Steven Kwan, L OBP: 0.345, SLG: 0.333										3	0	0	0	0	0	3																				
<b>Inning Stats</b>	R: 0 E: 0 K: 0 S: 6	H: 0 LOB: 0 BB: 0 P: 10	R: 0 E: 0 K: 2 S: 10	H: 1 LOB: 1 BB: 0 P: 17	R: 0 E: 0 K: 1 S: 8	H: 0 LOB: 0 BB: 0 P: 13	R: 0 E: 0 K: 1 S: 7	H: 1 LOB: 1 BB: 0 P: 13	R: 0 E: 0 K: 1 S: 19	H: 2 LOB: 2 BB: 0 P: 27	R: 0 E: 0 K: 1 S: 5	H: 0 LOB: 0 BB: 0 P: 7	R: 1 E: 0 K: 1 S: 12	H: 2 LOB: 1 BB: 0 P: 17	R: 0 E: 0 K: 1 S: 11	H: 0 LOB: 1 BB: 1 P: 20	R: 0 E: 0 K: 1 S: 14	H: 1 LOB: 1 BB: 0 P: 22	1B: 7 2B: 0 3B: 0 HR: 0	SF: 1 SAC: 0 DP: 0 HBP: 0	WP: 1 PB: 0 SB: 1 CS: 0	PA: 35														
<b>PITCHER</b>	IP	WLS	BF	H	R	ER	SO	BB	IBB	HBP	BLK	WP	HR	S	P	ERA	WHIP	<b>PITCHER</b>	IP	WLS	BF	H	R	ER	SO	BB	IBB	HBP	BLK	WP	HR	S	P	ERA	WHIP	
45 Elvin Rodriguez, R ERA: 6.17	4.0		14	2	0	0	4	0	0	0	0	1	0	31	53	0.00	0.500	65 Gregory Soto, L ERA: 2.3	1.0	S	4	1	0	0	1	0	0	0	0	0	0	14	22	0.00	1.000	
58 Willy Peralta, R ERA: 0.89	1.0		5	2	0	0	1	0	0	0	0	0	0	19	27	0.00	2.000																			
55 Alex Lange, R ERA: 1.45	1.1	W	4	0	0	0	2	0	0	0	0	0	0	11	15	0.00	0.000																			
37 Andrew Chafin, L ERA: 3.38	0.2	H	4	2	1	1	0	0	0	0	0	0	0	6	9	13.50	3.000																			
32 Michael Fulmer, R ERA: 3.06	1.0	H	4	0	0	0	1	1	0	0	0	0	0	11	20	0.00	1.000																			

Batter	1	2	3	4	5	6	7	8	9	AB	R	H	RBI	BB	SO	LOB	BOTTOM																			
8 Robbie Grossman, S OBP: 0.311, SLG: 0.241	P5		K							1	0	0	0	0	0	0	<b>Cleveland Guardians @ Detroit Tigers</b> Comerica Park, Detroit, MI Sun May 29 2022, 1:42 PM - 4:18 PM EDT Att: 19,990 - Sunny - 77 F																			
46 Jaimer Candelario, S OBP: 0.249, SLG: 0.335										3	1	1	1	0	1	2																				
7 Jonathan Schoop, R OBP: 0.218, SLG: 0.286	L9				G5-3			G4-3		4	0	0	0	0	0	2																				
30 Harold Castro, L OBP: 0.337, SLG: 0.550	L7							F8		3	1	1	1	0	0	0																				
28 Javier Báez, R OBP: 0.237, SLG: 0.306		F9								3	0	0	0	0	0	0																				
20 Spencer Torkelson, R OBP: 0.293, SLG: 0.304					L6					2	0	0	0	1	0	0																				
9 Willi Castro, S OBP: 0.315, SLG: 0.345					L8					3	0	0	0	0	2	1																				
41 Daz Cameron, R OBP: 0.250, SLG: 0.172										3	0	0	0	0	2	0																				
13 Eric Haase, R OBP: 0.243, SLG: 0.279										3	0	1	0	0	2	0																				
54 Derek Hill, R OBP: 0.261, SLG: 0.262										3	0	1	0	0	1	1																				
<b>Inning Stats</b>	R: 0 E: 0 K: 0 S: 6	H: 0 LOB: 0 BB: 0 P: 9	R: 0 E: 0 K: 1 S: 4	H: 0 LOB: 1 BB: 1 P: 13	R: 0 E: 0 K: 3 S: 10	H: 1 LOB: 1 BB: 0 P: 12	R: 1 E: 0 K: 0 S: 8	H: 1 LOB: 0 BB: 0 P: 9	R: 0 E: 0 K: 2 S: 11	H: 0 LOB: 0 BB: 0 P: 15	R: 1 E: 0 K: 0 S: 7	H: 1 LOB: 0 BB: 0 P: 10	R: 0 E: 0 K: 1 S: 7	H: 0 LOB: 0 BB: 0 P: 11	R: 0 E: 1 K: 1 S: 9	H: 1 LOB: 2 BB: 0 P: 12	1B: 2 2B: 1 3B: 0 HR: 2	SF: 0 SAC: 0 DP: 1 HBP: 0	WP: 0 PB: 0 SB: 0 CS: 1	PA: 29																
<b>PITCHER</b>	IP	WLS	BF	H	R	ER	SO	BB	IBB	HBP	BLK	WP	HR	S	P	ERA	WHIP	<b>PITCHER</b>	IP	WLS	BF	H	R	ER	SO	BB	IBB	HBP	BLK	WP	HR	S	P	ERA	WHIP	
24 Triston McKenzie, R ERA: 2.65	7.2	L	28	4	2	2	8	1	0	0	0	0	0	61	90	2.35	0.652																			
27 Bryan Shaw, R ERA: 5.14	0.1		1	0	0	0	0	0	0	0	0	0	0	1	1	0.00	0.000																			

AB	33
R	1
H	7
RBI	1
BB	1
SO	9
LOB	10



AB	28
R	2
H	4
RBI	2
BB	1
SO	8
LOB	6





Batter	1	2	3	4	5	6	7	8	9	AB	R	H	RBI	BB	SO	LOB	TOP										
15 Whit Merrifield, R OBP: 0.256, SLG: 0.314	G4-3		L3		G3			16 2B	K	5	1	1	1	0	1	2	<b>Kansas City Royals @ Cleveland Guardians</b> Progressive Field, Cleveland, OH Mon May 30 2022, 6:12 PM - 9:01 PM EDT Att: 15,271 - Clear - 88 F										
16 Andrew Benintendi, L OBP: 0.366, SLG: 0.429	F8		G1-3			13 F	1B	G1-5-3	K	5	0	2	1	0	1	1											
7 Bobby Witt Jr., R OBP: 0.276, SLG: 0.448	G5-3				K		F9	17 BB	13 G1-5-3	3	0	0	0	1	1												
13 Salvador Perez, R OBP: 0.232, SLG: 0.372		K			K		F9	G1-5-3		4	0	0	0	0	2	3											
1 MJ Melendez, L OBP: 0.329, SLG: 0.494	17 L8				17 FC5-4		K	17 BB		3	0	2	0	1	1												
17 Hunter Dozier, R OBP: 0.333, SLG: 0.448	L8				FC5-4		K	17 BB		3	0	0	0	1	2												
41 Carlos Santana, S OBP: 0.287, SLG: 0.242	L7						P6	P4		4	0	0	0	0	1	4											
26 Emmanuel Rivera, R OBP: 0.288, SLG: 0.486					L7		K		L8	4	1	1	1	0	1	0											
8 Nicky Lopez, L OBP: 0.306, SLG: 0.261	G1-3							15 2B	16 DI	4	1	3	0	0	0	0	<b>KC Royals</b>										
<b>Inning Stats</b>	R: 0 E: 0 K: 0 S: 7	H: 0 LOB: 0 BB: 0 P: 11	R: 0 E: 0 K: 1 S: 9	H: 1 LOB: 1 BB: 0 P: 13	R: 1 E: 0 K: 0 S: 12	H: 1 LOB: 0 BB: 0 P: 15	R: 0 E: 0 K: 2 S: 12	H: 1 LOB: 1 BB: 0 P: 15	R: 0 E: 1 K: 1 S: 11	H: 1 LOB: 1 BB: 0 P: 14	R: 0 E: 0 K: 2 S: 8	H: 0 LOB: 0 BB: 0 P: 10	R: 2 E: 0 K: 0 S: 13	H: 3 LOB: 3 BB: 3 P: 32	R: 0 E: 0 K: 2 S: 9	H: 1 LOB: 0 BB: 0 P: 10		1B: 5 2B: 3 3B: 0 HR: 1	SF: 0 SAC: 0 DP: 1 HBP: 0	WP: 0 PB: 0 SB: 0 CS: 0	PA: 38						
<b>PITCHER</b>	IP	WLS	BF	H	R	ER	SO	BB	IBB	HBP	BLK	WP	HR	S	P	ERA	WHIP										
34 Zach Plesac, R ERA: 4.93	6.0		23	5	1	1	5	0	0	0	0	0	1	62	83	1.50	0.833										
49 Eli Morgan, R ERA: 2.57	1.0	H	3	0	0	0	2	0	0	0	0	0	0	8	10	0.00	0.000										
37 Trevor Stephan, R ERA: 4.0	0.0	B	3	3	2	2	0	0	0	0	0	0	0	5	11	∞	∞										
52 Nick Sandlin, R ERA: 3.0	1.0	W	5	0	0	0	0	2	1	0	0	0	0	8	21	0.00	2.000										
48 Emmanuel Clase, R ERA: 2.45	1.0		4	1	0	0	2	0	0	0	0	0	0	9	10	0.00	1.000										

Batter	1	2	3	4	5	6	7	8	9	AB	R	H	RBI	BB	SO	LOB	BOTTOM											
7 Myles Straw, R OBP: 0.337, SLG: 0.299	11 F8		G6-3		11 HR		L4	FC4-6		3	2	0	0	2	0	1	<b>Kansas City Royals @ Cleveland Guardians</b> Progressive Field, Cleveland, OH Mon May 30 2022, 6:12 PM - 9:01 PM EDT Att: 15,271 - Clear - 88 F											
1 Amed Rosario, R OBP: 0.277, SLG: 0.282	F8		11 FC4-6		F8		K	L9		5	0	1	0	0	1	3												
11 José Ramírez, S OBP: 0.391, SLG: 0.648	6 FC5-4		FC4-6		2-H		F7			4	1	2	3	0	0	1												
6 Owen Miller, R OBP: 0.329, SLG: 0.456	FC5-4		F8		1B			L7		4	0	1	0	0	0	2												
22 Josh Naylor, L OBP: 0.342, SLG: 0.515	F9		P4		P5			39 1B		3	0	0	0	1	0	2												
28 Ernie Clement, R OBP: 0.278, SLG: 0.258								0 HR		0	1	0	0	0	0	0												
39 Oscar Gonzalez, R OBP: 0.438, SLG: 0.563	G5-3				1B		K	0 HR		4	1	2	0	0	1	0												
35 Oscar Mercado, R OBP: 0.227, SLG: 0.398								0 HR		0	0	0	0	0	0	0												
0 Andrés Giménez, L OBP: 0.313, SLG: 0.492	L8				K			1-H		3	1	1	3	1	1	1												
38 Steven Kwan, L OBP: 0.349, SLG: 0.350					G4-3			3-H		3	1	1	0	0	0	2												
17 Austin Hedges, R OBP: 0.222, SLG: 0.253	G6-3				P6			7 S		3	0	0	0	1	1	2												
<b>Inning Stats</b>	R: 1 E: 0 K: 0 S: 6	H: 1 LOB: 1 BB: 1 P: 13	R: 0 E: 0 K: 0 S: 9	H: 1 LOB: 0 BB: 0 P: 12	R: 0 E: 0 K: 1 S: 10	H: 1 LOB: 1 BB: 0 P: 14	R: 0 E: 0 K: 1 S: 10	H: 0 LOB: 1 BB: 1 P: 16	R: 0 E: 0 K: 1 S: 7	H: 0 LOB: 0 BB: 0 P: 8	R: 4 E: 1 K: 0 S: 17	H: 2 LOB: 1 BB: 2 P: 35	R: 0 E: 0 K: 0 S: 13	H: 1 LOB: 1 BB: 2 P: 10	1B: 5 2B: 0 3B: 1 HR: 2	SF: 0 SAC: 0 DP: 0 HBP: 1	WP: 0 PB: 0 SB: 1 CS: 0	PA: 38										
<b>PITCHER</b>	IP	WLS	BF	H	R	ER	SO	BB	IBB	HBP	BLK	WP	HR	S	P	ERA	WHIP											
49 Jonathan Heasley, R ERA: 4.66	6.0		27	6	3	3	3	3	0	0	0	0	0	7	8	0.00	0.000											
68 Aroldys Vizcaino, R ERA:	1.0		3	0	0	0	1	0	0	0	0	0	0	1	11	22	81.00	9.000										
40 Collin Snider, R ERA: 0.36	0.1	L	4	2	4	3	0	1	0	0	0	0	0	6	13	0.00	1.500											
60 Foster Griffin, L ERA: 13.5	0.2		4	0	0	0	0	1	0	1	0	0	0	6	13	0.00	1.500											











Batter	1	2	3	4	5	6	7	8	9	AB	R	H	RBI	BB	SO	LOB	TOP							
7 Myles Straw, R OBP: 0.338, SLG: 0.299	F9		11 1B 6 1B			L8		F8-4-3		5	1	2	0	0	0	3								
1 Amed Rosario, R OBP: 0.282, SLG: 0.304	11 2B 6 2B		P3		G6-3			G3		5	1	1	0	0	0	2								
11 José Ramírez, S OBP: 0.393, SLG: 0.631	6 2B		6 1B		G4-3		L5			5	2	2	0	0	0	0								
6 Owen Miller, R OBP: 0.337, SLG: 0.459	22 G4-3 2H 3-H		22 1B		G4-3		22 2B			5	2	3	4	0	0	0								
22 Josh Naylor, L OBP: 0.345, SLG: 0.509	G4-3		39 1B		G3		39 1B			4	0	2	2	0	0	1								
39 Oscar Gonzalez, R OBP: 0.379, SLG: 0.483	G6-3		F8				17 E 17 1B			4	0	2	0	0	0	2								
28 Ernie Clement, R OBP: 0.275, SLG: 0.257		K2-3	F8				F8			4	0	0	0	0	1	4								
35 Oscar Mercado, R OBP: 0.219, SLG: 0.370		F7			F8					4	0	0	0	0	0	1								
17 Austin Hedges, R OBP: 0.233, SLG: 0.290		F8			P6					4	0	2	0	0	0	0								
12 Luke Maile, R OBP: 0.371, SLG: 0.467							E5			0	0	0	0	0	0	0								
<b>Inning Stats</b>	R: 2 H: 3 E: 0 K: 0 S: 10	H: 3 LOB: 1 BB: 0 P: 13	R: 0 H: 0 E: 0 K: 1 S: 12	H: 0 LOB: 0 BB: 0 P: 17	R: 3 H: 4 E: 0 K: 0 S: 17	H: 4 LOB: 1 BB: 0 P: 22	R: 0 H: 1 E: 0 K: 0 S: 12	H: 1 LOB: 1 BB: 0 P: 18	R: 0 H: 0 E: 0 K: 0 S: 5	H: 0 LOB: 0 BB: 0 P: 7	R: 0 H: 2 E: 1 K: 0 S: 10	H: 2 LOB: 2 BB: 0 P: 14	R: 1 H: 3 E: 0 K: 0 S: 14	H: 3 LOB: 2 BB: 0 P: 23	R: 0 H: 1 E: 0 K: 0 S: 7	H: 1 LOB: 0 BB: 0 P: 9	R: 0 H: 0 E: 0 K: 0 S: 6	H: 0 LOB: 0 BB: 0 P: 9	1B: 11 2B: 4 3B: 0 HR: 0	SF: 0 SAC: 0 DP: 1 HBP: 0	WP: 0 PB: 0 SB: 0 CS: 0	PA: 40		
<b>PITCHER</b>	IP WLS BF H R ER SO BB IBB HBP BLK WP HR S P ERA WHIP	IP WLS BF H R ER SO BB IBB HBP BLK WP HR S P ERA WHIP	IP WLS BF H R ER SO BB IBB HBP BLK WP HR S P ERA WHIP	IP WLS BF H R ER SO BB IBB HBP BLK WP HR S P ERA WHIP	IP WLS BF H R ER SO BB IBB HBP BLK WP HR S P ERA WHIP	IP WLS BF H R ER SO BB IBB HBP BLK WP HR S P ERA WHIP	IP WLS BF H R ER SO BB IBB HBP BLK WP HR S P ERA WHIP	IP WLS BF H R ER SO BB IBB HBP BLK WP HR S P ERA WHIP	IP WLS BF H R ER SO BB IBB HBP BLK WP HR S P ERA WHIP	IP WLS BF H R ER SO BB IBB HBP BLK WP HR S P ERA WHIP	IP WLS BF H R ER SO BB IBB HBP BLK WP HR S P ERA WHIP	IP WLS BF H R ER SO BB IBB HBP BLK WP HR S P ERA WHIP	IP WLS BF H R ER SO BB IBB HBP BLK WP HR S P ERA WHIP	IP WLS BF H R ER SO BB IBB HBP BLK WP HR S P ERA WHIP	IP WLS BF H R ER SO BB IBB HBP BLK WP HR S P ERA WHIP	IP WLS BF H R ER SO BB IBB HBP BLK WP HR S P ERA WHIP	IP WLS BF H R ER SO BB IBB HBP BLK WP HR S P ERA WHIP	IP WLS BF H R ER SO BB IBB HBP BLK WP HR S P ERA WHIP	IP WLS BF H R ER SO BB IBB HBP BLK WP HR S P ERA WHIP	IP WLS BF H R ER SO BB IBB HBP BLK WP HR S P ERA WHIP	IP WLS BF H R ER SO BB IBB HBP BLK WP HR S P ERA WHIP	IP WLS BF H R ER SO BB IBB HBP BLK WP HR S P ERA WHIP	IP WLS BF H R ER SO BB IBB HBP BLK WP HR S P ERA WHIP	IP WLS BF H R ER SO BB IBB HBP BLK WP HR S P ERA WHIP

Cleveland Guardians @ Baltimore Orioles  
 Oriole Park at Camden Yards, Baltimore, MD  
 Fri Jun 03 2022, 7:07 PM - 9:59 PM EDT  
 Att: 15,456 - Clear - 79 F

AB 40  
 R 6  
 H 14  
 RBI 6  
 BB 0  
 SO 1  
 LOB 13



Batter	1	2	3	4	5	6	7	8	9	AB	R	H	RBI	BB	SO	LOB	BOTTOM								
31 Cedric Mullins, L OBP: 0.301, SLG: 0.375	K		P5			K		F8		4	0	0	0	0	2	2									
16 Trey Mancini, R OBP: 0.377, SLG: 0.429	F9		K					25 1B		4	1	2	2	0	1	0									
25 Anthony Santander, S OBP: 0.330, SLG: 0.497								2H 3-H		3	0	1	1	1	2	1									
21 Austin Hays, R OBP: 0.366, SLG: 0.443	P5							2H		4	0	0	0	0	3	2									
6 Ryan Mountcastle, R OBP: 0.303, SLG: 0.416		41 FC6-4 BB			L9					3	0	0	0	1	0	0									
35 Adley Rutschman, S OBP: 0.245, SLG: 0.213	K				L7					4	0	0	0	0	3	1									
12 Rougned Odor, L OBP: 0.261, SLG: 0.406	F8				P6			31 WP 16 2B		4	1	1	0	0	1	1									
41 Tyler Nevin, R OBP: 0.307, SLG: 0.288	FC6-4				K			31 WP 16 2B		3	1	1	0	0	1	1									
3 Jorge Mateo, R OBP: 0.246, SLG: 0.345					G3					3	0	0	0	0	2	2									
<b>Inning Stats</b>	R: 0 H: 0 E: 0 K: 1 S: 9	H: 0 LOB: 1 BB: 1 P: 13	R: 0 H: 0 E: 0 K: 1 S: 6	H: 0 LOB: 1 BB: 1 P: 11	R: 0 H: 0 E: 0 K: 1 S: 11	H: 0 LOB: 0 BB: 0 P: 15	R: 0 H: 0 E: 0 K: 2 S: 9	H: 0 LOB: 0 BB: 0 P: 13	R: 0 H: 1 E: 0 K: 3 S: 11	H: 1 LOB: 1 BB: 0 P: 13	R: 0 H: 0 E: 0 K: 2 S: 8	H: 0 LOB: 0 BB: 0 P: 11	R: 0 H: 0 E: 0 K: 2 S: 19	H: 0 LOB: 0 BB: 0 P: 28	R: 3 H: 4 E: 0 K: 2 S: 19	H: 4 LOB: 1 BB: 0 P: 28	R: 0 H: 0 E: 0 K: 2 S: 10	H: 0 LOB: 0 BB: 0 P: 14	1B: 4 2B: 1 3B: 0 HR: 0	SF: 0 SAC: 0 DP: 0 HBP: 0	WP: 1 PB: 0 SB: 0 CS: 0	PA: 34			
<b>PITCHER</b>	IP WLS BF H R ER SO BB IBB HBP BLK WP HR S P ERA WHIP	IP WLS BF H R ER SO BB IBB HBP BLK WP HR S P ERA WHIP	IP WLS BF H R ER SO BB IBB HBP BLK WP HR S P ERA WHIP	IP WLS BF H R ER SO BB IBB HBP BLK WP HR S P ERA WHIP	IP WLS BF H R ER SO BB IBB HBP BLK WP HR S P ERA WHIP	IP WLS BF H R ER SO BB IBB HBP BLK WP HR S P ERA WHIP	IP WLS BF H R ER SO BB IBB HBP BLK WP HR S P ERA WHIP	IP WLS BF H R ER SO BB IBB HBP BLK WP HR S P ERA WHIP	IP WLS BF H R ER SO BB IBB HBP BLK WP HR S P ERA WHIP	IP WLS BF H R ER SO BB IBB HBP BLK WP HR S P ERA WHIP	IP WLS BF H R ER SO BB IBB HBP BLK WP HR S P ERA WHIP	IP WLS BF H R ER SO BB IBB HBP BLK WP HR S P ERA WHIP	IP WLS BF H R ER SO BB IBB HBP BLK WP HR S P ERA WHIP	IP WLS BF H R ER SO BB IBB HBP BLK WP HR S P ERA WHIP	IP WLS BF H R ER SO BB IBB HBP BLK WP HR S P ERA WHIP	IP WLS BF H R ER SO BB IBB HBP BLK WP HR S P ERA WHIP	IP WLS BF H R ER SO BB IBB HBP BLK WP HR S P ERA WHIP	IP WLS BF H R ER SO BB IBB HBP BLK WP HR S P ERA WHIP	IP WLS BF H R ER SO BB IBB HBP BLK WP HR S P ERA WHIP	IP WLS BF H R ER SO BB IBB HBP BLK WP HR S P ERA WHIP	IP WLS BF H R ER SO BB IBB HBP BLK WP HR S P ERA WHIP	IP WLS BF H R ER SO BB IBB HBP BLK WP HR S P ERA WHIP	IP WLS BF H R ER SO BB IBB HBP BLK WP HR S P ERA WHIP	IP WLS BF H R ER SO BB IBB HBP BLK WP HR S P ERA WHIP	IP WLS BF H R ER SO BB IBB HBP BLK WP HR S P ERA WHIP

Cleveland Guardians @ Baltimore Orioles  
 Oriole Park at Camden Yards, Baltimore, MD  
 Fri Jun 03 2022, 7:07 PM - 9:59 PM EDT  
 Att: 15,456 - Clear - 79 F

AB 32  
 R 3  
 H 5  
 RBI 3  
 BB 2  
 SO 15  
 LOB 10









Batter	1	2	3	4	5	6	7	8	9	AB	R	H	RBI	BB	SO	LOB	TOP						
7 Myles Straw, R OBP: 0.330, SLG: 0.291										4	0	1	0	0	1	1	<b>Cleveland Guardians @ Baltimore Orioles</b> Oriole Park at Camden Yards, Baltimore, MD Sun Jun 05 2022, 1:38 PM - 4:35 PM EDT Att: 14,815 - Sunny - 75 F						
1 Amed Rosario, R OBP: 0.280, SLG: 0.302										4	1	2	0	0	0	2							
11 José Ramírez, S OBP: 0.393, SLG: 0.632										4	0	0	0	0	0	3							
6 Owen Miller, R OBP: 0.339, SLG: 0.444										3	1	0	0	1	0	1							
0 Andrés Giménez, L OBP: 0.293, SLG: 0.540										4	1	1	3	0	2	1							
39 Oscar Gonzalez, R OBP: 0.378, SLG: 0.444										3	0	1	0	1	1	0							
35 Oscar Mercado, R OBP: 0.219, SLG: 0.370										3	0	0	0	0	1	2							
9 Richie Palacios, L OBP: 0.327, SLG: 0.360										3	0	0	0	1	1	0							
28 Ernie Clement, R OBP: 0.272, SLG: 0.253										4	0	1	0	0	0	1							
12 Luke Maile, R OBP: 0.357, SLG: 0.400																							
38 Steven Kwan, L OBP: 0.354, SLG: 0.358																							
<b>Inning Stats</b>	R: 3 H: 3 E: 0 K: 1 S: 13	H: 3 LOB: 1 BB: 1 P: 22	R: 0 H: 1 E: 0 K: 0 S: 14	H: 1 LOB: 1 BB: 0 P: 20	R: 0 H: 0 E: 0 K: 1 S: 6	H: 0 LOB: 0 BB: 0 P: 7	R: 0 H: 0 E: 0 K: 1 S: 7	H: 0 LOB: 0 BB: 0 P: 9	R: 0 H: 1 E: 0 K: 0 S: 10	H: 1 LOB: 0 BB: 0 P: 14	R: 0 H: 0 E: 0 K: 2 S: 10	H: 0 LOB: 1 BB: 1 P: 17	R: 0 H: 0 E: 0 K: 0 S: 8	H: 0 LOB: 0 BB: 0 P: 12	R: 0 H: 1 E: 0 K: 0 S: 8	H: 1 LOB: 1 BB: 0 P: 13	R: 0 H: 0 E: 0 K: 2 S: 11	H: 0 LOB: 1 BB: 1 P: 17	1B: 5 SF: 0 2B: 0 3B: 0 HR: 1	SF: 0 SAC: 0 DP: 0 HBP: 0	WP: 1 PB: 0 SB: 0 CS: 0	PA: 36	
<b>PITCHER</b>	IP WLS BF H R ER SO BB IBB HBP BLK WP HR S P ERA WHIP	IP WLS BF H R ER SO BB IBB HBP BLK WP HR S P ERA WHIP	IP WLS BF H R ER SO BB IBB HBP BLK WP HR S P ERA WHIP	IP WLS BF H R ER SO BB IBB HBP BLK WP HR S P ERA WHIP	IP WLS BF H R ER SO BB IBB HBP BLK WP HR S P ERA WHIP	IP WLS BF H R ER SO BB IBB HBP BLK WP HR S P ERA WHIP	IP WLS BF H R ER SO BB IBB HBP BLK WP HR S P ERA WHIP	IP WLS BF H R ER SO BB IBB HBP BLK WP HR S P ERA WHIP	IP WLS BF H R ER SO BB IBB HBP BLK WP HR S P ERA WHIP	IP WLS BF H R ER SO BB IBB HBP BLK WP HR S P ERA WHIP	IP WLS BF H R ER SO BB IBB HBP BLK WP HR S P ERA WHIP	IP WLS BF H R ER SO BB IBB HBP BLK WP HR S P ERA WHIP	IP WLS BF H R ER SO BB IBB HBP BLK WP HR S P ERA WHIP	IP WLS BF H R ER SO BB IBB HBP BLK WP HR S P ERA WHIP	IP WLS BF H R ER SO BB IBB HBP BLK WP HR S P ERA WHIP	IP WLS BF H R ER SO BB IBB HBP BLK WP HR S P ERA WHIP	IP WLS BF H R ER SO BB IBB HBP BLK WP HR S P ERA WHIP	IP WLS BF H R ER SO BB IBB HBP BLK WP HR S P ERA WHIP	IP WLS BF H R ER SO BB IBB HBP BLK WP HR S P ERA WHIP	IP WLS BF H R ER SO BB IBB HBP BLK WP HR S P ERA WHIP	IP WLS BF H R ER SO BB IBB HBP BLK WP HR S P ERA WHIP	IP WLS BF H R ER SO BB IBB HBP BLK WP HR S P ERA WHIP	IP WLS BF H R ER SO BB IBB HBP BLK WP HR S P ERA WHIP
64 Dean Kremer, R ERA: 6.23	4.1 L	19 5	3 3	3 3	1 0	0 0	0 0	0 0	0 0	1 1	46 67	6.23 1.385											
71 Logan Gillaspie, R ERA: 1.13	1.1 5	0 0	0 0	0 1	1 0	0 0	0 0	0 0	0 0	11 18	0.00 0.750												
79 Nick Vespi, L ERA:	1.1 4	0 0	0 0	1 1	0 0	0 0	0 0	0 0	0 0	11 16	0.00 0.000												
43 Bryan Baker, R ERA: 5.32	0.2 3	1 0	0 0	0 0	0 0	0 0	0 0	0 0	6 9	0.00 1.500													
58 Cionel Pérez, L ERA: 1.0	1.1 5	0 0	0 0	2 2	1 0	0 0	0 0	0 0	13 21	0.00 0.750													
<b>Batter</b>	1	2	3	4	5	6	7	8	9	AB	R	H	RBI	BB	SO	LOB	<b>BOTTOM</b>						
21 Austin Hays, R OBP: 0.357, SLG: 0.445										4	0	0	0	0	1	5	<b>Cleveland Guardians @ Baltimore Orioles</b> Oriole Park at Camden Yards, Baltimore, MD Sun Jun 05 2022, 1:38 PM - 4:35 PM EDT Att: 14,815 - Sunny - 75 F						
16 Trev Mancini, R OBP: 0.377, SLG: 0.437										3	1	0	0	0	1	2							
25 Anthony Santander, S OBP: 0.330, SLG: 0.396										4	0	0	0	0	1	1							
6 Ryan Mountcastle, R OBP: 0.303, SLG: 0.424										3	1	1	2	1	0	0							
29 Ramón Uriás, R OBP: 0.268, SLG: 0.371										4	0	0	0	0	3	1							
35 Adley Rutschman, S OBP: 0.228, SLG: 0.196										4	0	0	0	0	1	0							
12 Rougned Odor, L OBP: 0.273, SLG: 0.425										3	0	1	0	1	1	1							
26 Ryan McKenna, R OBP: 0.333, SLG: 0.340										3	0	2	0	1	0	0							
3 Jorge Mateo, R OBP: 0.239, SLG: 0.335										2	0	0	0	0	2	3							
31 Cedric Mullins, L OBP: 0.299, SLG: 0.368										1	0	0	0	0	2	0							
41 Tyler Nevin, R OBP: 0.307, SLG: 0.288										0	0	0	0	0	0	0							
<b>Inning Stats</b>	R: 0 H: 0 E: 0 K: 1 S: 6	H: 0 LOB: 0 BB: 0 P: 8	R: 0 H: 0 E: 0 K: 0 S: 9	H: 0 LOB: 0 BB: 0 P: 12	R: 0 H: 1 E: 0 K: 2 S: 12	H: 1 LOB: 1 BB: 0 P: 18	R: 2 H: 1 E: 0 K: 2 S: 17	H: 1 LOB: 0 BB: 0 P: 26	R: 0 H: 2 E: 0 K: 2 S: 15	H: 2 LOB: 2 BB: 0 P: 25	R: 0 H: 0 E: 0 K: 1 S: 6	H: 0 LOB: 0 BB: 0 P: 10	R: 0 H: 0 E: 0 K: 0 S: 12	H: 0 LOB: 2 BB: 2 P: 23	R: 0 H: 0 E: 0 K: 1 S: 14	H: 0 LOB: 1 BB: 1 P: 22	R: 0 H: 0 E: 0 K: 1 S: 9	H: 0 LOB: 0 BB: 0 P: 10	1B: 2 SF: 0 2B: 1 3B: 0 HR: 1	SF: 0 SAC: 0 DP: 1 HBP: 1	WP: 1 PB: 0 SB: 0 CS: 0	PA: 35	
<b>PITCHER</b>	IP WLS BF H R ER SO BB IBB HBP BLK WP HR S P ERA WHIP	IP WLS BF H R ER SO BB IBB HBP BLK WP HR S P ERA WHIP	IP WLS BF H R ER SO BB IBB HBP BLK WP HR S P ERA WHIP	IP WLS BF H R ER SO BB IBB HBP BLK WP HR S P ERA WHIP	IP WLS BF H R ER SO BB IBB HBP BLK WP HR S P ERA WHIP	IP WLS BF H R ER SO BB IBB HBP BLK WP HR S P ERA WHIP	IP WLS BF H R ER SO BB IBB HBP BLK WP HR S P ERA WHIP	IP WLS BF H R ER SO BB IBB HBP BLK WP HR S P ERA WHIP	IP WLS BF H R ER SO BB IBB HBP BLK WP HR S P ERA WHIP	IP WLS BF H R ER SO BB IBB HBP BLK WP HR S P ERA WHIP	IP WLS BF H R ER SO BB IBB HBP BLK WP HR S P ERA WHIP	IP WLS BF H R ER SO BB IBB HBP BLK WP HR S P ERA WHIP	IP WLS BF H R ER SO BB IBB HBP BLK WP HR S P ERA WHIP	IP WLS BF H R ER SO BB IBB HBP BLK WP HR S P ERA WHIP	IP WLS BF H R ER SO BB IBB HBP BLK WP HR S P ERA WHIP	IP WLS BF H R ER SO BB IBB HBP BLK WP HR S P ERA WHIP	IP WLS BF H R ER SO BB IBB HBP BLK WP HR S P ERA WHIP	IP WLS BF H R ER SO BB IBB HBP BLK WP HR S P ERA WHIP	IP WLS BF H R ER SO BB IBB HBP BLK WP HR S P ERA WHIP	IP WLS BF H R ER SO BB IBB HBP BLK WP HR S P ERA WHIP	IP WLS BF H R ER SO BB IBB HBP BLK WP HR S P ERA WHIP	IP WLS BF H R ER SO BB IBB HBP BLK WP HR S P ERA WHIP	IP WLS BF H R ER SO BB IBB HBP BLK WP HR S P ERA WHIP
34 Zach Plesac, R ERA: 4.72	6.0 W	23 4	2 2	2 8	0 0	0 0	0 0	0 0	0 0	8 18	0.00 6.000												
31 Sam Hentges, L ERA: 1.1	0.1 H	3 0	0 0	0 0	2 0	0 0	0 0	0 0	0 0	8 18	0.00 0.600												
49 Eli Morgan, R ERA: 2.16	1.2 H	6 0	0 0	1 1	0 0	0 0	0 0	0 0	18 27	0.00 0.600													
48 Emmanuel Clase, R ERA: 2.11	1.0 S	3 0	0 0	0 1	0 0	0 0	0 0	1 9	10 0.00	0.000													



Batter	1	2	3	4	5	6	7	8	9	AB	R	H	RBI	BB	SO	LOB	TOP			
2 Marcus Semien, R (1, 6) OBP: 0.265, SLG: 0.315										4	2	3	1	0	0	1				
5 Corey Seager, L (1, 10) OBP: 0.298, SLG: 0.420										4	0	1	0	0	0	2				
53 Adolis Garcia, R (1, 8) OBP: 0.261, SLG: 0.439										4	0	0	0	0	0	4				
56 Kole Calhoun, L (1, 9) OBP: 0.304, SLG: 0.428										4	0	1	1	0	0	3				
55 Sam Huff, R (1, 2) OBP: 0.393, SLG: 0.442									3	0	0	0	1	0	1					
30 Nathaniel Lowe, L (1, 3) OBP: 0.273, SLG: 0.378									4	0	0	0	0	0	2					
70 Ezequiel Duran, R (1, 4) OBP: 0.273, SLG: 0.545									4	0	1	0	0	2	2					
40 Steele Walker, L (1, 7) OBP: 0.125, SLG: 0.500									4	1	1	1	0	0	1					
77 Andy Ibañez, R (1, 5) OBP: 0.273, SLG: 0.277										3	0	1	0	0	0	0				
18 Mitch Garver, R (9, PH) OBP: 0.293, SLG: 0.421										1	0	0	0	0	1	0				
<b>Inning Stats</b>	R: 1 H: 2 E: 0 K: 0 S: 9	H: 2 LOB: 1 BB: 0 P: 15	R: 0 H: 0 E: 0 K: 1 S: 8	H: 0 LOB: 0 BB: 0 P: 10	R: 0 H: 1 E: 1 K: 1 S: 16	H: 1 LOB: 2 BB: 0 P: 22	R: 0 H: 1 E: 0 K: 0 S: 7	H: 1 LOB: 1 BB: 0 P: 8	R: 0 H: 1 E: 0 K: 0 S: 6	H: 1 LOB: 1 BB: 1 P: 13	R: 2 H: 2 E: 0 K: 0 S: 9	H: 2 LOB: 0 BB: 0 P: 14	R: 0 H: 0 E: 0 K: 0 S: 8	H: 0 LOB: 0 BB: 0 P: 9	R: 0 H: 0 E: 0 K: 2 S: 8	H: 0 LOB: 0 BB: 0 P: 12	1B: 6 2B: 3 3B: 0 HR: 2	SF: 0 SAC: 0 DP: 1 HBP: 0	WP: 0 PA: 36 PB: 0 SB: 2 CS: 0	
<b>PITCHER</b>	IP WLS BF H R ER SO BB IBB HBP BLK WP HR S P ERA WHIP	7.0 W 30 8 3 3 3 1 0 0 0 0 2 62 90 3.86 1.286	1.0 H 3 0 0 0 0 0 0 0 0 0 0 8 9 0.00 0.000	1.0 S 3 0 0 0 2 0 0 0 0 0 0 8 12 0.00 0.000																

Texas Rangers @ Cleveland Guardians  
Progressive Field, Cleveland, OH  
Tue Jun 07 2022, 4:30 PM - 7:09 PM EDT  
Overcast - 63 F

AB	35
R	3
H	8
RBI	3
BB	1
SO	5
LOB	16



Batter	1	2	3	4	5	6	7	8	9	AB	R	H	RBI	BB	SO	LOB	BOTTOM			
7 Myles Straw, R (1, 8) OBP: 0.288, SLG: 0.290										4	1	1	0	1	1	0				
1 Amed Rosario, R (1, 6) OBP: 0.289, SLG: 0.310										5	1	3	0	0	0	1				
11 José Ramírez, S (1, 5) OBP: 0.393, SLG: 0.622										3	0	0	0	2	1	3				
6 Owen Miller, R (1, 10) OBP: 0.335, SLG: 0.437									5	1	1	2	0	2	4					
22 Josh Naylor, L (1, 3) OBP: 0.339, SLG: 0.496									3	2	1	1	1	1	0					
39 Oscar Gonzalez, R (1, 9) OBP: 0.390, SLG: 0.500									4	0	2	1	0	0	0					
35 Oscar Mercado, R (7, PR) (8, 9) OBP: 0.219, SLG: 0.370									2	0	1	0	1	0	1					
0 Andrés Giménez, L (1, 4) OBP: 0.340, SLG: 0.540									3	0	0	1	0	0	3					
38 Steven Kwan, L (1, 7) OBP: 0.346, SLG: 0.350									4	0	0	0	0	0	2					
17 Austin Hedges, R (1, 2) OBP: 0.225, SLG: 0.279									4	0	0	0	0	0	2					
<b>Inning Stats</b>	R: 0 H: 0 E: 0 K: 0 S: 7	H: 1 LOB: 2 BB: 0 P: 12	R: 1 H: 1 E: 0 K: 0 S: 14	H: 1 LOB: 2 BB: 2 P: 26	R: 4 H: 4 E: 0 K: 1 S: 17	H: 4 LOB: 1 BB: 1 P: 30	R: 0 H: 1 E: 0 K: 0 S: 14	H: 1 LOB: 1 BB: 0 P: 18	R: 0 H: 0 E: 0 K: 0 S: 9	H: 0 LOB: 1 BB: 0 P: 11	R: 0 H: 1 E: 0 K: 1 S: 9	H: 1 LOB: 0 BB: 0 P: 15	R: 1 H: 1 E: 0 K: 1 S: 20	H: 1 LOB: 1 BB: 0 P: 30	R: 0 H: 1 E: 0 K: 0 S: 12	H: 1 LOB: 2 BB: 1 P: 17	1B: 6 2B: 3 3B: 0 HR: 0	SF: 1 SAC: 0 DP: 0 HBP: 1	WP: 1 PA: 40 PB: 0 SB: 6 CS: 0	
<b>PITCHER</b>	IP WLS BF H R ER SO BB IBB HBP BLK WP HR S P ERA WHIP	5.0 L 26 6 5 5 3 4 0 1 0 0 0 61 97 9.00 2.000	2.0 9 2 1 0 2 0 0 0 0 0 1 0 29 45 0.00 1.000	1.0 5 1 0 0 0 0 0 1 0 0 0 0 12 17 0.00 1.000																

Texas Rangers @ Cleveland Guardians  
Progressive Field, Cleveland, OH  
Tue Jun 07 2022, 4:30 PM - 7:09 PM EDT  
Overcast - 63 F

AB	33
R	6
H	9
RBI	5
BB	5
SO	5
LOB	14









Batter	1	2	3	4	5	6	7	8	9	AB	R	H	RBI	BB	SO	LOB	TOP										
2 Marcus Semien, R (1.4) OBP: 0.280, SLG: 0.353	G6-3			P3		K			G1B	4	0	1	0	0	1	0	<b>Texas Rangers @ Cleveland Guardians</b> Progressive Field, Cleveland, OH Wed Jun 08 2022, 7:25 PM - 11:24 PM EDT Att: 10,965 - Overcast - 68 F <a href="http://livebaseballscorecards.com">livebaseballscorecards.com</a>										
5 Corey Seager, L (1.6) OBP: 0.291, SLG: 0.405	K			G6-3			F7		G1	4	0	0	0	0	1												
18 Mitch Garver, R (1.10) OBP: 0.283, SLG: 0.397	K			K			K		K	4	0	0	0	0	4												
53 Adolis Garcia, R (1.9) OBP: 0.264, SLG: 0.432		G6-3							G4-3	4	0	2	0	0	0												
28 Jonah Heim, S (1.2) OBP: 0.324, SLG: 0.485		K								3	0	1	0	0	2												
30 Nathaniel Lowe, L (1.3) OBP: 0.318, SLG: 0.404										3	0	2	0	0	0												
70 Ezequiel Duran, R (1.5) OBP: 0.316, SLG: 0.474										3	0	0	0	0	1												
40 Steele Walker, L (1.7) OBP: 0.154, SLG: 0.333										3	0	0	0	0	0												
41 Eli White, R (1.8) OBP: 0.264, SLG: 0.270										3	0	0	0	0	2												
<b>Inning Stats</b>	R: 0 E: 0 K: 2 S: 8	H: 0 LOB: 0 BB: 0 P: 11	R: 0 E: 0 K: 1 S: 9	H: 1 LOB: 0 BB: 0 P: 12	R: 0 E: 0 K: 1 S: 7	H: 0 LOB: 0 BB: 0 P: 9	R: 0 E: 0 K: 1 S: 8	H: 0 LOB: 0 BB: 0 P: 11	R: 0 E: 0 K: 2 S: 9	H: 2 LOB: 1 BB: 0 P: 15	R: 0 E: 0 K: 1 S: 7	H: 0 LOB: 0 BB: 0 P: 9	R: 0 E: 0 K: 1 S: 9	H: 2 LOB: 2 BB: 0 P: 14	R: 0 E: 0 K: 1 S: 6	H: 0 LOB: 0 BB: 0 P: 8	R: 0 E: 0 K: 1 S: 9	H: 1 LOB: 1 BB: 0 P: 11	1B: 5 2B: 1 3B: 0 HR: 0	SF: 0 SAC: 0 DP: 0 HBP: 0	WP: 0 PB: 0 SB: 0 CS: 1	PA: 32					
<b>PITCHER</b>	IP	WLS	BF	H	R	ER	SO	BB	IBB	HBP	BLK	WP	HR	S	P	ERA	WHIP										
57 Shane Bieber, R (1.1) ERA: 2.91	4.1		15	3	0	0	6	0	0	0	0	0	0	38	54	0.00	0.692										
49 Eli Morgan, R (5.1) ERA: 1.55	1.2	W	4	0	0	0	2	0	0	0	0	0	0	10	13	0.00	0.000										
62 Emyel De Los Santos, R (7.1) ERA: 2.45	1.0		5	2	0	0	1	0	0	0	0	0	0	9	14	0.00	2.000										
27 Bryan Shaw, R (8.1) ERA: 4.0	1.0		3	0	0	0	1	0	0	0	0	0	0	6	8	0.00	0.000										
48 Emmanuel Clase, R (9.1) ERA: 1.93	1.0		4	1	0	0	1	0	0	0	0	0	0	9	11	0.00	1.000										

Batter	1	2	3	4	5	6	7	8	9	AB	R	H	RBI	BB	SO	LOB	BOTTOM										
7 Myles Straw, R (1.8) OBP: 0.329, SLG: 0.285	G6-3			F8		K				4	1	1	0	0	1	3	<b>Texas Rangers @ Cleveland Guardians</b> Progressive Field, Cleveland, OH Wed Jun 08 2022, 7:25 PM - 11:24 PM EDT Att: 10,965 - Overcast - 68 F <a href="http://livebaseballscorecards.com">livebaseballscorecards.com</a>										
1 Amed Rosario, R (1.6) OBP: 0.287, SLG: 0.307	G6-3			G4-3			G6-3			4	0	1	0	0	0	1											
11 José Ramírez, S (1.5) OBP: 0.388, SLG: 0.611	G1-3									4	1	2	1	0	0	0											
22 Josh Naylor, L (1.3) OBP: 0.341, SLG: 0.484										4	1	2	1	0	1	1											
39 Oscar Gonzalez, R (1.9) OBP: 0.367, SLG: 0.458										4	0	1	0	0	1	2											
35 Oscar Mercado, R (8.9) OBP: 0.234, SLG: 0.392										0	0	0	0	0	0	0											
0 Andrés Giménez, L (1.4) OBP: 0.340, SLG: 0.545										4	1	2	1	0	1	2											
9 Richie Palacios, L (1.10) OBP: 0.321, SLG: 0.340										2	0	0	0	0	0	3											
6 Owen Miller, R (6. PH) OBP: 0.324, SLG: 0.421										2	0	0	0	0	1	1											
17 Austin Hedges, R (1.2) OBP: 0.226, SLG: 0.278										4	0	1	1	0	1	1											
38 Steven Kwan, L (1.7) OBP: 0.355, SLG: 0.357										3	0	2	0	0	0	1											
<b>Inning Stats</b>	R: 0 E: 0 K: 0 S: 10	H: 3 LOB: 1 BB: 0 P: 14	R: 2 E: 0 K: 0 S: 12	H: 3 LOB: 0 BB: 0 P: 18	R: 2 E: 0 K: 1 S: 12	H: 5 LOB: 2 BB: 0 P: 18	R: 0 E: 0 K: 0 S: 11	H: 1 LOB: 1 BB: 0 P: 14	R: 0 E: 0 K: 2 S: 12	H: 2 LOB: 2 BB: 0 P: 16	R: 0 E: 0 K: 1 S: 12	H: 1 LOB: 1 BB: 0 P: 19	R: 0 E: 0 K: 1 S: 9	H: 0 LOB: 0 BB: 0 P: 10	R: 0 E: 0 K: 1 S: 9	H: 0 LOB: 0 BB: 0 P: 10	R: 0 E: 0 K: 1 S: 9	H: 0 LOB: 0 BB: 0 P: 10	1B: 9 2B: 3 3B: 0 HR: 0	SF: 0 SAC: 0 DP: 0 HBP: 0	WP: 0 PB: 0 SB: 2 CS: 0	PA: 35					
<b>PITCHER</b>	IP	WLS	BF	H	R	ER	SO	BB	IBB	HBP	BLK	WP	HR	S	P	ERA	WHIP										
33 Dane Dunning, R (1.1) ERA: 4.41	4.0	L	20	9	4	4	3	0	0	0	0	0	0	45	64	9.00	2.250										
46 Brock Burke, L (5.1) ERA: 0.5	2.0		8	2	0	0	3	0	0	0	0	0	0	20	26	0.00	1.000										
45 Matt Moore, L (7.1) ERA: 2.84	1.0		4	1	0	0	1	0	0	0	0	0	0	12	19	0.00	1.000										
51 Matt Bush, R (8.1) ERA: 4.22	1.0		3	0	0	0	1	0	0	0	0	0	0	9	10	0.00	0.000										



Batter	1	2	3	4	5	6	7	8	9	AB	R	H	RBI	BB	SO	LOB	TOP				
5 Tony Kemp, L (1, 7) OBP: 0.319, SLG: 0.284	G3	BB			BB		K		2B	3	0	1	0	2	1	0	<p><b>Oakland Athletics @ Cleveland Guardians</b>  Progressive Field, Cleveland, OH  Thu Jun 09 2022, 7:10 PM - 10:32 PM EDT  Att: 12,995 - Clear - 68 F</p>				
22 Ramón Laureano, R (1, 9) OBP: 0.339, SLG: 0.353	L7	F9		G6-4-3		G5-3		F9		5	0	0	0	0	0	6					
8 Jed Lowrie, S (1, 4) OBP: 0.278, SLG: 0.304	F9			P3		L7		G6-3		4	0	0	0	0	0	0					
12 Sean Murphy, R (1, 2) OBP: 0.276, SLG: 0.361		HBP		F8		F8		K		3	1	0	0	0	1	0					
23 Christian Bethancourt, R (1, 10) OBP: 0.292, SLG: 0.377		HR		L7		1B		2B		4	2	3	2	0	0	0					
17 Elvis Andrus, R (1, 6) OBP: 0.308, SLG: 0.376				BB		2B		G5-3		3	1	1	0	1	0	1					
4 Matt Davidson, R (1, 3) OBP: 0.227, SLG: 0.263				L7		2B		K		2	0	0	0	0	1	1					
15 Seth Brown, L (6, PH) OBP: 0.279, SLG: 0.392				L7		2B		K		2	0	1	2	0	1	0					
1 Kevin Smith, R (1, 5) OBP: 0.215, SLG: 0.309				G1-3		G6-3		K		3	0	0	0	1	1	1					
20 Cristian Pacheco, R (1, 8) OBP: 0.212, SLG: 0.231								G5-3		3	0	1	0	0	1	0					
13 Luis Barrera, L (9, PH) OBP: 0.314, SLG: 0.355								1B		1	0	1	0	0	0	0					
<b>Inning Stats</b>	R: 0 E: 0 K: 0 S: 6	H: 0 LOB: 0 BB: 0 P: 10	R: 2 E: 0 K: 1 S: 15	H: 2 LOB: 3 BB: 3 P: 32	R: 0 E: 0 K: 0 S: 4	H: 0 LOB: 0 BB: 0 P: 9	R: 0 E: 0 K: 0 S: 4	H: 0 LOB: 0 BB: 1 P: 5	R: 0 E: 0 K: 1 S: 4	H: 3 LOB: 1 BB: 0 P: 13	R: 0 E: 0 K: 1 S: 8	H: 0 LOB: 0 BB: 0 P: 15	R: 0 E: 0 K: 1 S: 14	H: 1 LOB: 1 BB: 0 P: 21	R: 0 E: 0 K: 2 S: 12	H: 2 LOB: 2 BB: 0 P: 18	1B: 3 2B: 4 3B: 0 HR: 1	SF: 0 SAC: 0 DP: 1 HBP: 1	WP: 1 PB: 0 SB: 0 CS: 1	PA: 38	
<b>PITCHER</b>	IP WLS BF H R ER SO BB IBB HBP BLK WP HR S P ERA WHIP	IP WLS BF H R ER SO BB IBB HBP BLK WP HR S P ERA WHIP	IP WLS BF H R ER SO BB IBB HBP BLK WP HR S P ERA WHIP	IP WLS BF H R ER SO BB IBB HBP BLK WP HR S P ERA WHIP	IP WLS BF H R ER SO BB IBB HBP BLK WP HR S P ERA WHIP	IP WLS BF H R ER SO BB IBB HBP BLK WP HR S P ERA WHIP	IP WLS BF H R ER SO BB IBB HBP BLK WP HR S P ERA WHIP	IP WLS BF H R ER SO BB IBB HBP BLK WP HR S P ERA WHIP	IP WLS BF H R ER SO BB IBB HBP BLK WP HR S P ERA WHIP	IP WLS BF H R ER SO BB IBB HBP BLK WP HR S P ERA WHIP	IP WLS BF H R ER SO BB IBB HBP BLK WP HR S P ERA WHIP	IP WLS BF H R ER SO BB IBB HBP BLK WP HR S P ERA WHIP	IP WLS BF H R ER SO BB IBB HBP BLK WP HR S P ERA WHIP	IP WLS BF H R ER SO BB IBB HBP BLK WP HR S P ERA WHIP	IP WLS BF H R ER SO BB IBB HBP BLK WP HR S P ERA WHIP	IP WLS BF H R ER SO BB IBB HBP BLK WP HR S P ERA WHIP	IP WLS BF H R ER SO BB IBB HBP BLK WP HR S P ERA WHIP	IP WLS BF H R ER SO BB IBB HBP BLK WP HR S P ERA WHIP	IP WLS BF H R ER SO BB IBB HBP BLK WP HR S P ERA WHIP	IP WLS BF H R ER SO BB IBB HBP BLK WP HR S P ERA WHIP	IP WLS BF H R ER SO BB IBB HBP BLK WP HR S P ERA WHIP



Batter	1	2	3	4	5	6	7	8	9	AB	R	H	RBI	BB	SO	LOB	BOTTOM				
7 Myles Straw, R (1, 8) OBP: 0.322, SLG: 0.278	L9		G1-3		F9		FC5	G5-3		5	0	0	0	0	0	3	<p><b>Oakland Athletics @ Cleveland Guardians</b>  Progressive Field, Cleveland, OH  Thu Jun 09 2022, 7:10 PM - 10:32 PM EDT  Att: 12,995 - Clear - 68 F</p>				
38 Steven Kwan, L (1, 7) OBP: 0.368, SLG: 0.368	1B		G4-3			1B		BB		4	1	3	1	1	0	0					
11 José Ramírez, S (1, 10) OBP: 0.388, SLG: 0.619	FC4-5				HR		L7		F3	4	1	1	1	1	0	4					
22 Josh Naylor, L (1, 3) OBP: 0.336, SLG: 0.496	P5				HR		L4		G4-3	5	1	1	1	0	1	7					
39 Oscar Gonzalez, R (1, 9) OBP: 0.415, SLG: 0.519										4	0	4	1	0	0	0					
35 Oscar Mercado, R (8, PR) OBP: 0.234, SLG: 0.392										0	1	0	0	0	0	0					
6 Owen Miller, R (1, 4) OBP: 0.323, SLG: 0.417	G6-3									4	1	1	0	0	1	3					
0 Andrés Giménez, L (1, 6) OBP: 0.338, SLG: 0.537	K									4	1	1	1	0	1	2					
28 Ernie Clement, R (1, 5) OBP: 0.287, SLG: 0.263	G6-3									3	1	1	0	1	0	1					
12 Luke Maile, R (1, 2) OBP: 0.333, SLG: 0.366										3	1	1	0	0	2	0					
9 Richie Palacios, L (8, PH) OBP: 0.333, SLG: 0.370										1	0	1	2	0	0	0					
17 Austin Hedges, R (9, 2) OBP: 0.226, SLG: 0.278										0	0	0	0	0	0	0					
<b>Inning Stats</b>	R: 0 E: 0 K: 0 S: 10	H: 1 LOB: 1 BB: 0 P: 15	R: 0 E: 0 K: 1 S: 8	H: 1 LOB: 1 BB: 0 P: 13	R: 0 E: 0 K: 1 S: 10	H: 0 LOB: 0 BB: 0 P: 14	R: 2 E: 0 K: 0 S: 12	H: 3 LOB: 0 BB: 0 P: 18	R: 0 E: 0 K: 1 S: 10	H: 0 LOB: 0 BB: 0 P: 15	R: 1 E: 0 K: 1 S: 12	H: 2 LOB: 1 BB: 0 P: 19	R: 1 E: 0 K: 0 S: 13	H: 2 LOB: 3 BB: 2 P: 22	R: 4 E: 1 K: 0 S: 23	H: 5 LOB: 2 BB: 1 P: 35	1B: 10 2B: 2 3B: 0 HR: 2	SF: 0 SAC: 0 DP: 1 HBP: 0	WP: 0 PB: 0 SB: 1 CS: 0	PA: 40	
<b>PITCHER</b>	IP WLS BF H R ER SO BB IBB HBP BLK WP HR S P ERA WHIP	IP WLS BF H R ER SO BB IBB HBP BLK WP HR S P ERA WHIP	IP WLS BF H R ER SO BB IBB HBP BLK WP HR S P ERA WHIP	IP WLS BF H R ER SO BB IBB HBP BLK WP HR S P ERA WHIP	IP WLS BF H R ER SO BB IBB HBP BLK WP HR S P ERA WHIP	IP WLS BF H R ER SO BB IBB HBP BLK WP HR S P ERA WHIP	IP WLS BF H R ER SO BB IBB HBP BLK WP HR S P ERA WHIP	IP WLS BF H R ER SO BB IBB HBP BLK WP HR S P ERA WHIP	IP WLS BF H R ER SO BB IBB HBP BLK WP HR S P ERA WHIP	IP WLS BF H R ER SO BB IBB HBP BLK WP HR S P ERA WHIP	IP WLS BF H R ER SO BB IBB HBP BLK WP HR S P ERA WHIP	IP WLS BF H R ER SO BB IBB HBP BLK WP HR S P ERA WHIP	IP WLS BF H R ER SO BB IBB HBP BLK WP HR S P ERA WHIP	IP WLS BF H R ER SO BB IBB HBP BLK WP HR S P ERA WHIP	IP WLS BF H R ER SO BB IBB HBP BLK WP HR S P ERA WHIP	IP WLS BF H R ER SO BB IBB HBP BLK WP HR S P ERA WHIP	IP WLS BF H R ER SO BB IBB HBP BLK WP HR S P ERA WHIP	IP WLS BF H R ER SO BB IBB HBP BLK WP HR S P ERA WHIP	IP WLS BF H R ER SO BB IBB HBP BLK WP HR S P ERA WHIP	IP WLS BF H R ER SO BB IBB HBP BLK WP HR S P ERA WHIP	IP WLS BF H R ER SO BB IBB HBP BLK WP HR S P ERA WHIP









Batter	1	2	3	4	5	6	7	8	9	AB	R	H	RBI	BB	SO	LOB	TOP
5 Tony Kemp, L (1,4) OBP: 0.315, SLG: 0.286										5	2	2	1	0	0	1	
22 Ramón Laureano, R (1,9) OBP: 0.333, SLG: 0.339										4	0	0	0	0	1	4	
13 Luis Barrera, L (7,9) OBP: 0.297, SLG: 0.333										5	2	3	2	0	1	0	
10 Chad Pinder, R (9,PH) OBP: 0.274, SLG: 0.396										5	1	1	4	0	1	1	
23 Christian Bethancourt, R (1,3) OBP: 0.363, SLG: 0.417										5	1	1	4	0	1	1	
15 Seth Brown, L (1,7) OBP: 0.276, SLG: 0.417										4	1	1	1	1	0	1	
12 Sean Murphy, R (1,2) OBP: 0.283, SLG: 0.389										5	1	1	0	0	2	1	
17 Elvis Andrus, R (1,6) OBP: 0.294, SLG: 0.374										3	2	3	1	0	0	0	
21 Stephen Vogt, L (1,10) OBP: 0.269, SLG: 0.435										4	1	2	1	0	1	1	
4 Matt Davidson, R (1,5) OBP: 0.269, SLG: 0.304										4	0	0	0	0	3	5	
20 Cristian Pache, R (1,8) OBP: 0.208, SLG: 0.225										4	1	2	1	0	1	1	
<b>Inning Stats</b>	R: 1 H: 2 E: 0 K: 0 S: 14	H: 2 R: 0 ER: 0 SO: 10	H: 1 R: 0 ER: 0 SO: 10	H: 0 R: 0 ER: 0 SO: 7	H: 2 R: 1 ER: 0 SO: 15	H: 1 R: 0 ER: 0 SO: 6	H: 0 R: 0 ER: 0 SO: 9	H: 4 R: 5 ER: 1 SO: 23	H: 1 R: 0 ER: 0 SO: 13	H: 2 R: 2 ER: 0 SO: 19	1B: 7 R: 2 H: 3 RBI: 3 BB: 0 SO: 0	SF: 0 SAC: 0 DP: 1 HBP: 1	WP: 1 PB: 0 SB: 0 CS: 0	PA: 42			
<b>PITCHER</b>	IP WLS BF H R ER SO BB IBB HBP BLK WP HR S P ERA WHIP																
34 Zach Plesac, R (1,1) ERA: 4.7	6.0 26 8 4 3 2 0 0 0 1 0 1 0 62 88 4.50 1.333																
49 Eli Morgan, R (7,1) ERA: 1.91	0.2 L 5 2 3 0 2 0 0 0 0 0 0 1 16 23 0.00 3.000																
62 Emyel De Los Santos, R (7,1) ERA: 2.78	1.0 5 1 1 1 3 1 0 0 0 0 0 1 11 19 9.00 2.000																
31 Sam Hentges, L (8,1) ERA: 1.8	1.1 6 2 2 2 3 0 0 0 0 0 0 2 15 20 13.50 1.500																

Oakland Athletics @ Cleveland Guardians  
 Progressive Field, Cleveland, OH  
 Sat Jun 11 2022, 4:12 PM - 7:18 PM EDT  
 Att: 22,674 - Cloudy - 71 F

AB	40
R	10
H	13
RBI	10
BB	1
SO	10
LOB	14



Batter	1	2	3	4	5	6	7	8	9	AB	R	H	RBI	BB	SO	LOB	BOTTOM
38 Steven Kwan, L (1,8) OBP: 0.363, SLG: 0.362										4	0	1	0	0	0	0	
1 Amed Rosario, R (1,6) OBP: 0.286, SLG: 0.305										4	1	1	0	0	1	1	
11 José Ramírez, S (1,5) OBP: 0.392, SLG: 0.644										4	1	1	0	0	1	1	
22 Josh Naylor, L (1,3) OBP: 0.331, SLG: 0.474										4	1	0	1	0	0	1	
39 Oscar Gonzalez, R (1,9) OBP: 0.426, SLG: 0.567										4	2	3	0	0	0	0	
0 Andrés Giménez, L (1,4) OBP: 0.339, SLG: 0.523										3	0	1	0	1	1	2	
6 Owen Miller, R (1,10) OBP: 0.315, SLG: 0.414										3	0	1	2	0	0	0	
9 Richie Palacios, L (1,7) OBP: 0.328, SLG: 0.362										3	0	1	1	0	0	1	
7 Myles Straw, R (7,8) OBP: 0.315, SLG: 0.271										1	0	0	0	0	0	0	
12 Luke Maile, R (1,2) OBP: 0.308, SLG: 0.341										3	0	0	0	0	2	2	
35 Oscar Mercado, R (9,PH) OBP: 0.231, SLG: 0.388										1	0	0	0	0	0	0	
<b>Inning Stats</b>	R: 0 H: 0 E: 0 K: 1 S: 8	H: 1 R: 0 ER: 0 SO: 10	H: 0 R: 0 ER: 0 SO: 6	H: 0 R: 0 ER: 0 SO: 5	H: 4 R: 4 ER: 1 SO: 17	H: 1 R: 0 ER: 0 SO: 12	H: 2 R: 0 ER: 0 SO: 11	H: 0 R: 0 ER: 0 SO: 15	H: 1 R: 0 ER: 0 SO: 16	H: 0 R: 0 ER: 0 SO: 12	1B: 5 R: 3 H: 9 RBI: 4 BB: 1 SO: 5 LOB: 8	SF: 1 SAC: 0 DP: 1 HBP: 0	WP: 0 PB: 0 SB: 0 CS: 1	PA: 37			
<b>PITCHER</b>	IP WLS BF H R ER SO BB IBB HBP BLK WP HR S P ERA WHIP																
47 Frankie Montas, R (1,1) ERA: 3.4	6.0 W 26 8 4 3 2 0 0 0 0 0 0 0 11 15 0.00 0.000																
68 Domingo Acevedo, R (7,1) ERA: 3.62	1.0 H 3 0 0 0 2 0 0 0 0 0 0 0 11 15 0.00 0.000																
33 A.J. Puk, L (8,1) ERA: 1.78	1.0 H 4 1 0 0 1 0 0 0 0 0 0 0 11 16 0.00 1.000																
56 Dany Jiménez, R (9,1) ERA: 4.7	1.0 3 0 0 0 0 0 0 0 0 0 0 0 9 12 0.00 0.000																

Oakland Athletics @ Cleveland Guardians  
 Progressive Field, Cleveland, OH  
 Sat Jun 11 2022, 4:12 PM - 7:18 PM EDT  
 Att: 22,674 - Cloudy - 71 F

AB	34
R	5
H	9
RBI	4
BB	1
SO	5
LOB	8





Batter	1	2	3	4	5	6	7	8	9	AB	R	H	RBI	BB	SO	LOB	TOP			
5 Tony Kemp, L OBP: 0.313, SLG: 0.284	L6		1B			G4-3		K	K	5	0	1	0	0	2	1				
22 Ramón Laureano, R OBP: 0.331, SLG: 0.363	HR		G5-3			K		G6-3		4	1	1	1	0	1	1				
23 Christian Bethancourt, R OBP: 0.310, SLG: 0.454	G5-3					K		HR		4	1	2	1	0	1	0				
15 Seth Brown, L OBP: 0.281, SLG: 0.433	K					K		HR		3	1	1	1	1	2	0				
12 Sean Murphy, R OBP: 0.282, SLG: 0.383		P4				G6-3		HR		3	0	0	0	0	0	2				
17 Elvis Andrus, R OBP: 0.321, SLG: 0.368		BB				P3		HR		3	0	0	0	1	0	1				
21 Stephen Vogt, L OBP: 0.233, SLG: 0.370	G5-6-3					L8		F7		4	0	0	0	0	0	1				
10 Chad Pinder, R OBP: 0.286, SLG: 0.412			G6-3			1B				4	0	3	0	0	0	0				
4 Matt Davidson, R OBP: 0.233, SLG: 0.259			P3			FC6-4		K		4	0	0	0	0	2	3				
<b>Inning Stats</b>	R: 1 H: 1 E: 0 K: 1 S: 11	H: 1 LOB: 0 BB: 0 P: 16	R: 0 H: 0 E: 0 K: 0 S: 11	H: 0 LOB: 0 BB: 1 P: 16	R: 0 H: 1 E: 0 K: 0 S: 9	H: 1 LOB: 1 BB: 0 P: 12	R: 0 H: 0 E: 0 K: 2 S: 8	H: 0 LOB: 0 BB: 0 P: 11	R: 0 H: 1 E: 0 K: 1 S: 14	H: 1 LOB: 2 BB: 1 P: 23	R: 0 H: 1 E: 0 K: 1 S: 10	H: 1 LOB: 1 BB: 0 P: 15	R: 2 H: 2 E: 0 K: 1 S: 14	H: 2 LOB: 1 BB: 0 P: 20	R: 0 H: 1 E: 0 K: 2 S: 11	H: 1 LOB: 1 BB: 0 P: 12	1B: 3 2B: 2 3B: 0 HR: 3	SF: 0 SAC: 0 DP: 1 HBP: 1	WP: 0 PB: 0 SB: 2 CS: 0	PA: 37
<b>PITCHER</b>	IP	WLS	BF	H	R	ER	SO	BB	IBB	HBP	BLK	WP	HR	S	P	ERA	WHIP			
47 Cal Quantrill, R ERA: 3.38	6.0	W	23	4	1	1	4	2	0	0	0	0	1	61	90	1.50	1.000			
27 Bryan Shaw, R ERA: 3.72	1.0		4	1	0	0	1	0	0	0	0	0	0	10	15	0.00	1.000			
37 Trevor Stephan, R ERA: 4.09	1.0		6	2	2	2	1	0	0	1	0	0	2	14	20	18.00	2.000			
48 Emmanuel Clase, R ERA: 1.85	1.0	S	4	1	0	0	2	0	0	0	0	0	0	11	12	0.00	1.000			

Oakland Athletics @ Cleveland Guardians  
Progressive Field, Cleveland, OH  
Sun Jun 12 2022, 11:38 AM - 2:09 PM EDT  
Att: 17,776 - Partly Cloudy - 73 F

AB	34
R	3
H	8
RBI	3
BB	2
SO	8
LOB	9



Batter	1	2	3	4	5	6	7	8	9	AB	R	H	RBI	BB	SO	LOB	BOTTOM			
7 Myles Straw, R OBP: 0.318, SLG: 0.275	E6		L9			1B				4	2	2	0	0	0	0				
1 Amed Rosario, R OBP: 0.294, SLG: 0.324	2B		L7			2B				4	2	3	1	0	0	0				
11 José Ramírez, S OBP: 0.389, SLG: 0.641	2B		F9			P4				4	1	1	3	0	0	3				
39 Oscar Gonzalez, R OBP: 0.400, SLG: 0.531	G6-3					K		F7		4	0	0	0	0	1	4				
6 Owen Miller, R OBP: 0.323, SLG: 0.424	1B					K				3	0	2	1	1	1	0				
22 Josh Naylor, L OBP: 0.323, SLG: 0.467	G5-3					G5-3		F7		4	0	1	1	0	0	2				
28 Ernie Clement, R OBP: 0.275, SLG: 0.250			L8			G4-3		G6-3		4	0	0	0	0	0	3				
35 Oscar Mercado, R OBP: 0.223, SLG: 0.374			F8			K		K		4	0	0	0	0	2	1				
17 Austin Hedges, R OBP: 0.233, SLG: 0.283			G3			F8		1B		3	1	1	0	0	0	0				
<b>Inning Stats</b>	R: 3 H: 3 E: 1 K: 0 S: 12	H: 3 LOB: 0 BB: 0 P: 20	R: 0 H: 0 E: 0 K: 0 S: 7	H: 0 LOB: 0 BB: 0 P: 10	R: 0 H: 0 E: 0 K: 1 S: 6	H: 0 LOB: 0 BB: 0 P: 8	R: 0 H: 0 E: 0 K: 1 S: 9	H: 0 LOB: 0 BB: 0 P: 14	R: 2 H: 3 E: 0 K: 1 S: 14	H: 3 LOB: 2 BB: 1 P: 19	R: 1 H: 3 E: 0 K: 0 S: 15	H: 3 LOB: 2 BB: 0 P: 22	R: 0 H: 1 E: 0 K: 1 S: 11	H: 1 LOB: 1 BB: 0 P: 14	1B: 6 2B: 4 3B: 0 HR: 0	SF: 0 SAC: 0 DP: 1 HBP: 0	WP: 0 PB: 0 SB: 0 CS: 0	PA: 35		
<b>PITCHER</b>	IP	WLS	BF	H	R	ER	SO	BB	IBB	HBP	BLK	WP	HR	S	P	ERA	WHIP			
19 Cole Irvin, L ERA: 3.34	5.2	L	24	5	4	4	3	0	1	0	0	0	0	56	80	6.35	1.059			
29 Austin Pruitt, R ERA: 3.66	0.1		1	0	0	0	0	0	0	0	0	0	0	1	2	0.00	0.000			
36 Adam Oller, R ERA: 11.34	2.0		10	4	1	1	1	0	0	0	0	0	0	26	36	4.50	2.000			

Oakland Athletics @ Cleveland Guardians  
Progressive Field, Cleveland, OH  
Sun Jun 12 2022, 11:38 AM - 2:09 PM EDT  
Att: 17,776 - Partly Cloudy - 73 F

AB	34
R	6
H	10
RBI	6
BB	1
SO	4
LOB	13









Batter	1	2	3	4	5	6	7	8	9	AB	R	H	RBI	BB	SO	LOB	TOP										
7 Myles Straw, R OBP: 0.305, SLG: 0.263	G4-3		F4		K	K		G5-3		5	0	0	0	0	2	1											
1 Amed Rosario, R OBP: 0.394, SLG: 0.360	F7		HR		E	FC5-4			3B	5	4	3	1	0	0	1											
11 José Ramírez, S OBP: 0.402, SLG: 0.651									G1-3	5	1	4	0	0	0	1											
39 Oscar Gonzalez, R OBP: 0.373, SLG: 0.486	K								SF9	3	1	0	1	1	1	3											
6 Owen Miller, R OBP: 0.318, SLG: 0.419			G1-3		SF9				G1-3	4	1	1	1	0	0	1											
22 Josh Naylor, L OBP: 0.332, SLG: 0.490	K									4	0	1	1	0	3	1											
28 Ernie Clement, R OBP: 0.281, SLG: 0.241	L9				G3				F8	3	0	0	0	1	0	1											
35 Oscar Mercado, R OBP: 0.237, SLG: 0.394										2	0	2	1	0	0	0											
38 Steven Kwan, L OBP: 0.392, SLG: 0.361										2	0	0	0	0	0	2											
12 Luke Maile, R OBP: 0.304, SLG: 0.319	P4				P3				K	3	0	0	0	1	1	2											
<b>Inning Stats</b>	R: 0 H: 1 E: 0 K: 1 S: 10	H: 1 LOB: 1 BB: 0 P: 14	R: 1 H: 2 E: 0 K: 1 S: 13	H: 2 LOB: 1 BB: 0 P: 17	R: 1 H: 2 E: 0 K: 0 S: 12	H: 2 LOB: 1 BB: 0 P: 22	R: 0 H: 1 E: 0 K: 1 S: 10	H: 1 LOB: 1 BB: 0 P: 14	R: 3 H: 3 E: 0 K: 1 S: 16	H: 3 LOB: 2 BB: 2 P: 31	R: 1 H: 1 E: 0 K: 1 S: 10	H: 1 LOB: 1 BB: 1 P: 17	R: 0 H: 0 E: 0 K: 1 S: 6	H: 0 LOB: 0 BB: 0 P: 8	R: 0 H: 0 E: 0 K: 1 S: 6	H: 0 LOB: 0 BB: 0 P: 10	R: 1 H: 1 E: 0 K: 0 S: 12	H: 1 LOB: 0 BB: 0 P: 15	1B: 5 2B: 4 3B: 1 HR: 1	SF: 2 SAC: 0 DP: 0 HBP: 0	WP: 1 PB: 0 SB: 3 CS: 0	PA: 41					
<b>PITCHER</b>	IP	WLS	BF	H	R	ER	SO	BB	IBB	HBP	BLK	WP	HR	S	P	ERA	WHIP										
26 Austin Gomber, L ERA: 6.43	4.2	L	24	9	5	5	4	1	0	0	0	0	1	58	89	9.64	2.143										
56 Chad Smith, R ERA: 18.9	1.1		7	1	1	1	1	2	0	0	0	0	0	13	26	6.75	2.250										
43 Jhoulys Chacin, R ERA: 6.53	2.0		6	0	0	0	2	0	0	0	0	0	0	12	18	0.00	0.000										
54 Carlos Estévez, R ERA: 5.23	1.0		4	1	1	1	0	0	0	0	0	0	0	12	15	9.00	1.000										

Cleveland Guardians @ Colorado Rockies  
Coors Field, Denver, CO  
Wed Jun 15 2022, 6:40 PM - 9:41 PM MDT  
Att: 23,838 - Clear - 88 F

AB 36  
R 7  
H 11  
RBI 5  
BB 3  
SO 7  
LOB 13



Batter	1	2	3	4	5	6	7	8	9	AB	R	H	RBI	BB	SO	LOB	BOTTOM										
9 Connor Joe, R OBP: 0.352, SLG: 0.391	F9				K					5	1	2	0	0	1	1											
19 Charlie Blackmon, L OBP: 0.369, SLG: 0.439			K							5	0	2	0	0	2	2											
Brendan Rodgers, R OBP: 0.311, SLG: 0.405										3	1	1	0	2	0	2											
25 C.J. Cron, R OBP: 0.340, SLG: 0.533	F8				L9					4	1	1	0	0	0	5											
2 Yonathan Daza, R OBP: 0.389, SLG: 0.391			G5-3		G5-3					4	1	2	1	0	0	3											
11 Jose Iglesias, R OBP: 0.354, SLG: 0.378										4	0	0	0	0	0	3											
24 Ryan McMahon, L OBP: 0.325, SLG: 0.359										4	1	1	0	0	1	0											
Randal Grichuk, R OBP: 0.296, SLG: 0.365										4	0	1	0	0	1	2											
35 Elias Diaz, R OBP: 0.258, SLG: 0.288										4	0	1	1	0	0	1											
<b>Inning Stats</b>	R: 0 H: 1 E: 0 K: 0 S: 7	H: 3 LOB: 1 BB: 0 P: 14	R: 2 H: 1 E: 1 K: 1 S: 11	H: 1 LOB: 0 BB: 1 P: 20	R: 0 H: 0 E: 0 K: 0 S: 5	H: 0 LOB: 0 BB: 0 P: 8	R: 0 H: 2 E: 0 K: 1 S: 12	H: 2 LOB: 2 BB: 0 P: 18	R: 0 H: 1 E: 0 K: 0 S: 6	H: 1 LOB: 1 BB: 0 P: 7	R: 1 H: 2 E: 0 K: 1 S: 19	H: 2 LOB: 2 BB: 1 P: 28	R: 0 H: 0 E: 0 K: 1 S: 8	H: 0 LOB: 0 BB: 0 P: 10	R: 0 H: 1 E: 0 K: 0 S: 7	H: 1 LOB: 0 BB: 0 P: 9	1B: 8 2B: 3 3B: 0 HR: 0	SF: 0 SAC: 0 DP: 1 HBP: 0	WP: 1 PB: 0 SB: 0 CS: 1	PA: 40							
<b>PITCHER</b>	IP	WLS	BF	H	R	ER	SO	BB	IBB	HBP	BLK	WP	HR	S	P	ERA	WHIP										
45 Konnor Pilkington, L ERA: 3.67	4.1		20	6	4	2	3	1	0	0	0	0	0	11	14	0.00	1.500										
62 Eryel De Los Santos, R ERA: 2.55	1.1		6	2	0	0	0	0	0	0	0	0	0	18	28	9.00	3.000										
52 Nick Sandlin, R ERA: 3.0	1.0	H	6	2	1	1	1	1	0	0	0	0	0	2	2	0.00	0.000										
37 Trevor Stephan, R ERA: 4.03	0.1	H	1	0	0	0	0	0	0	0	0	0	0	8	10	0.00	0.000										
27 Bryan Shaw, R ERA: 3.38	1.0	W	3	0	0	0	1	0	0	0	0	0	0	8	10	0.00	0.000										

Cleveland Guardians @ Colorado Rockies  
Coors Field, Denver, CO  
Wed Jun 15 2022, 6:40 PM - 9:41 PM MDT  
Att: 23,838 - Clear - 88 F

AB 37  
R 5  
H 11  
RBI 2  
BB 2  
SO 5  
LOB 19





Batter	1	2	3	4	5	6	7	8	9	AB	R	H	RBI	BB	SO	LOB	TOP					
38 Steven Kwan, L OBP: 0.358, SLG: 0.356	L4	E7		L9			1 SF8		G1-3	5	1	1	0	0	0	1	<b>Cleveland Guardians @ Colorado Rockies</b> Coors Field, Denver, CO Thu Jun 16 2022, 1:11 PM - 4:00 PM MDT Att: 26,629 - Sunny - 87 F					
1 Amed Rosario, R OBP: 0.335, SLG: 0.359	K			F9			SF8			3	0	1	2	0	1	0						
11 José Ramírez, S OBP: 0.399, SLG: 0.649		P3					K			4	0	1	0	0	2	2						
22 Josh Naylor, L OBP: 0.335, SLG: 0.490	F7						K			4	0	1	0	0	2	1						
39 Oscar Gonzalez, R OBP: 0.321, SLG: 0.461							K			4	0	0	0	0	3	1						
0 Andrés Giménez, L OBP: 0.347, SLG: 0.516										2	1	1	0	2	0	0						
6 Owen Miller, R OBP: 0.321, SLG: 0.426										4	1	2	0	0	0	2						
9 Richie Palacios, L OBP: 0.317, SLG: 0.350										2	0	0	1	0	1	3						
7 Myles Straw, R OBP: 0.303, SLG: 0.260										2	0	0	0	0	0	2						
17 Austin Hedges, R OBP: 0.226, SLG: 0.273										4	1	1	1	0	0	2						
<b>Inning Stats</b>	R: 0 H: 1 E: 0 K: 1 S: 9	H: 1 LOB: 1 BB: 0 P: 12	R: 3 H: 4 E: 1 K: 1 S: 18	H: 4 LOB: 2 BB: 0 P: 27	R: 0 H: 1 E: 0 K: 2 S: 13	H: 1 LOB: 0 BB: 1 P: 25	R: 0 H: 0 E: 0 K: 0 S: 7	H: 0 LOB: 0 BB: 0 P: 12	R: 0 H: 0 E: 0 K: 3 S: 9	H: 0 LOB: 1 BB: 1 P: 13	R: 0 H: 1 E: 0 K: 0 S: 7	H: 1 LOB: 1 BB: 1 P: 14	R: 1 H: 1 E: 1 K: 2 S: 12	H: 1 LOB: 0 BB: 0 P: 15	R: 0 H: 0 E: 0 K: 0 S: 8	H: 0 LOB: 0 BB: 0 P: 8	R: 0 H: 0 E: 0 K: 0 S: 7	H: 0 LOB: 0 BB: 0 P: 10	1B: 5 2B: 3 3B: 0 HR: 0	SF: 1 SAC: 0 DP: 1 HBP: 0	WP: 0 PB: 0 SB: 1 CS: 0	PA: 37
<b>PITCHER</b>	IP WLS BF H R ER SO BB IBB HBP BLK WP HR S P ERA WHIP																<b>PITCHER</b>	IP WLS BF H R ER SO BB IBB HBP BLK WP HR S P ERA WHIP				
41 Chad Kuhl, R ERA: 3.69	5.0 L 25 7 3 2 7 2 0 0 0 0 0 0 58 95 3.60 1.800																					
58 Lucas Gilbreath, L ERA: 4.91	2.0 6 1 1 0 2 0 0 0 0 0 0 0 17 23 0.00 0.500																					
29 Robert Stephenson, R ERA: 5.59	1.0 3 0 0 0 0 0 0 0 0 0 0 0 8 8 0.00 0.000																					
59 Jake Bird, R ERA:	1.0 3 0 0 0 0 0 0 0 0 0 0 0 7 10 0.00 0.000																					
<b>Batter</b>	<b>1</b>	<b>2</b>	<b>3</b>	<b>4</b>	<b>5</b>	<b>6</b>	<b>7</b>	<b>8</b>	<b>9</b>	<b>AB</b>	<b>R</b>	<b>H</b>	<b>RBI</b>	<b>BB</b>	<b>SO</b>	<b>LOB</b>	<b>BOTTOM</b>					
9 Connor Joe, R OBP: 0.360, SLG: 0.399	19 2B	L8					19 BB		G5-4-3	5	0	4	1	0	0	2	<b>Cleveland Guardians @ Colorado Rockies</b> Coors Field, Denver, CO Thu Jun 16 2022, 1:11 PM - 4:00 PM MDT Att: 26,629 - Sunny - 87 F					
19 Charlie Blackmon, L OBP: 0.315, SLG: 0.444										4	0	2	0	1	0	3						
Brendan Rodgers, R OBP: 0.304, SLG: 0.395										5	0	0	0	0	1	9						
25 C.J. Cron, R OBP: 0.335, SLG: 0.526	G1-3									3	0	0	1	0	1	4						
24 Ryan McMahon, L OBP: 0.320, SLG: 0.353										4	0	0	0	0	2	5						
2 Jonathan Daza, R OBP: 0.386, SLG: 0.383										3	0	0	0	1	1	0						
11 Jose Iglesias, R OBP: 0.347, SLG: 0.370										4	0	0	0	0	0	1						
Randal Grichuk, R OBP: 0.295, SLG: 0.363										4	0	1	0	0	2	1						
6 Brian Serven, R OBP: 0.382, SLG: 0.549										4	2	4	0	0	0	0						
<b>Inning Stats</b>	R: 0 H: 2 E: 0 K: 2 S: 16	H: 2 LOB: 2 BB: 0 P: 20	R: 0 H: 2 E: 0 K: 1 S: 11	H: 2 LOB: 0 BB: 0 P: 19	R: 0 H: 1 E: 0 K: 1 S: 9	H: 1 LOB: 1 BB: 0 P: 13	R: 0 H: 0 E: 0 K: 0 S: 4	H: 0 LOB: 0 BB: 0 P: 9	R: 1 H: 2 E: 0 K: 0 S: 11	H: 2 LOB: 1 BB: 0 P: 14	R: 0 H: 0 E: 0 K: 2 S: 12	H: 0 LOB: 1 BB: 1 P: 18	R: 1 H: 2 E: 0 K: 0 S: 10	H: 2 LOB: 2 BB: 1 P: 18	R: 0 H: 0 E: 0 K: 1 S: 6	H: 0 LOB: 0 BB: 0 P: 8		R: 0 H: 2 E: 0 K: 0 S: 7	H: 2 LOB: 1 BB: 0 P: 10	1B: 9 2B: 1 3B: 1 HR: 0	SF: 1 SAC: 0 DP: 1 HBP: 0	WP: 0 PB: 0 SB: 0 CS: 0
<b>PITCHER</b>	IP WLS BF H R ER SO BB IBB HBP BLK WP HR S P ERA WHIP																<b>PITCHER</b>	IP WLS BF H R ER SO BB IBB HBP BLK WP HR S P ERA WHIP				
24 Triston McKenzie, R ERA: 2.98	6.0 W 26 7 1 1 6 1 0 0 0 0 0 0 5 10 = =																					
27 Bryan Shaw, R ERA: 3.8	0.0 3 2 1 1 0 1 0 0 0 0 0 0 0 11 16 0.00 0.000																					
49 Eli Morgan, R ERA: 1.71	2.0 H 6 0 0 0 1 0 0 0 0 0 0 0 7 10 0.00 2.000																					
48 Emmanuel Clase, R ERA: 1.65	1.0 S 4 2 0 0 0 0 0 0 0 0 0 0 7 10 0.00 2.000																					















Batter	1	2	3	4	5	6	7	8	9	10	11	AB	R	H	RBI	BB	SO	LOB	TOP																		
38 Steven Kwan, L OBP: 0.364, SLG: 0.360												6	1	4	0	0	0	4																			
1 Amed Rosario, R OBP: 0.296, SLG: 0.353												5	0	1	0	0	1	3																			
11 José Ramírez, S OBP: 0.393, SLG: 0.636												5	1	1	0	0	0	2																			
22 Josh Naylor, L OBP: 0.348, SLG: 0.509												4	2	2	2	1	0	2																			
6 Owen Miller, R OBP: 0.316, SLG: 0.416												5	1	1	1	0	1	3																			
39 Oscar Gonzalez, R OBP: 0.361, SLG: 0.473													5	1	1	1	0	1	3																		
32 Frammil Reyes, R OBP: 0.253, SLG: 0.297												5	1	1	2	0	4	2																			
0 Andrés Giménez, L OBP: 0.344, SLG: 0.497												5	0	2	1	0	1	0																			
17 Austin Hedges, R OBP: 0.219, SLG: 0.259												3	0	0	0	0	1	1																			
9 Richie Palacios, L OBP: 0.313, SLG: 0.365												1	0	0	0	0	1	0																			
12 Luke Maile, R OBP: 0.295, SLG: 0.294												4	0	0	0	1	3	2																			
7 Myles Straw, R OBP: 0.296, SLG: 0.251												4	0	0	0	1	3	2																			
<b>Inning Stats</b>	R: 1 E: 0 K: 1 S: 16	H: 3 LOB: 2 BB: 0 P: 23	R: 0 E: 0 K: 1 S: 5	H: 0 LOB: 0 BB: 0 P: 9	R: 2 E: 0 K: 1 S: 13	H: 3 LOB: 0 BB: 0 P: 18	R: 0 E: 0 K: 1 S: 18	H: 1 LOB: 2 BB: 1 P: 25	R: 0 E: 0 K: 3 S: 10	H: 0 LOB: 0 BB: 0 P: 14	R: 0 E: 0 K: 2 S: 9	H: 1 LOB: 1 BB: 0 P: 11	R: 2 E: 0 K: 0 S: 11	H: 2 LOB: 0 BB: 0 P: 17	R: 0 E: 0 K: 1 S: 9	H: 1 LOB: 1 BB: 0 P: 15	R: 0 E: 0 K: 0 S: 8	H: 0 LOB: 2 BB: 1 P: 12	R: 1 E: 0 K: 2 S: 17	H: 1 LOB: 2 BB: 1 P: 27	1B: 8 2B: 2 3B: 0 HR: 2	SF: 0 SAC: 0 DP: 1 HBP: 0	WP: 0 PB: 0 SB: 1 CS: 1	PA: 46													
<b>PITCHER</b>	IP: 6.0 ERA: 3.0	WLS: 1.0 BF: 25	H: 7 R: 3 ER: 3 SO: 7	BB: 1 IBB: 0 HBP: 0 BLK: 0	WP: 0 HR: 1 S: 70 P: 101	ERA: 4.50 WHIP: 1.333	<b>PITCHER</b>														IP: 1.0 ERA: 0.00 WHIP: 1.000																
41 Joe Ryan, R ERA: 3.0	45 Jharel Cotton, R ERA: 1.76	12 Emilio Pagan, R ERA: 3.13	59 Jhoan Duran, R ERA: 2.35	65 Griffin Jax, R ERA: 2.7															43 Aaron Civale, R ERA: 7.25	62 Enyel De Los Santos, R ERA: 1.75	49 Eli Morgan, R ERA: 2.12	27 Bryan Shaw, R ERA: 3.63	31 Sam Hentges, L ERA: 1.57														

Cleveland Guardians @ Minnesota Twins  
Target Field, Minneapolis, MN  
Tue Jun 21 2022, 6:42 PM - 10:27 PM CDT  
Att: 22,341 - Party Cloudy - 85 F

AB 43  
R 6  
H 12  
RBI 6  
BB 3  
SO 12  
LOB 19



Batter	1	2	3	4	5	6	7	8	9	10	11	AB	R	H	RBI	BB	SO	LOB	BOTTOM																
2 Luis Arraez, L OBP: 0.442, SLG: 0.457												5	1	2	3	0	0	1																	
25 Byron Buxton, R OBP: 0.312, SLG: 0.570												4	0	0	0	1	3	1																	
4 Carlos Correa, R OBP: 0.353, SLG: 0.435												5	0	1	0	0	1	2																	
26 Max Kepler, L OBP: 0.336, SLG: 0.391												5	1	1	0	0	2	2																	
24 Gary Sánchez, R OBP: 0.285, SLG: 0.425												4	1	0	0	1	3	1																	
15 Gio Urshela, R OBP: 0.308, SLG: 0.370												5	0	0	0	0	3	2																	
19 Alex Kiriloff, L OBP: 0.250, SLG: 0.286												3	0	2	2	0	1	0																	
30 Kyle Garlick, R OBP: 0.333, SLG: 0.574												1	0	1	0	0	0	0																	
1 Nick Gordon, L OBP: 0.297, SLG: 0.364												2	0	0	0	0	1	2																	
67 Gilberto Celestino, R OBP: 0.377, SLG: 0.355												2	0	0	0	0	1	0																	
13 Trevor Larnach, L OBP: 0.312, SLG: 0.418												2	0	0	0	0	0	2																	
64 Jose Miranda, R OBP: 0.262, SLG: 0.409												2	0	0	0	0	0	2																	
27 Ryan Jeffers, R OBP: 0.274, SLG: 0.340												4	1	2	0	0	1	0																	
<b>Inning Stats</b>	R: 0 E: 0 K: 1 S: 12	H: 1 LOB: 1 BB: 0 P: 15	R: 0 E: 0 K: 3 S: 13	H: 1 LOB: 1 BB: 0 P: 19	R: 0 E: 0 K: 1 S: 9	H: 0 LOB: 0 BB: 0 P: 12	R: 2 E: 0 K: 1 S: 11	H: 2 LOB: 1 BB: 1 P: 18	R: 0 E: 0 K: 2 S: 9	H: 0 LOB: 0 BB: 0 P: 10	R: 3 E: 0 K: 2 S: 15	H: 2 LOB: 0 BB: 1 P: 26	R: 0 E: 0 K: 0 S: 10	H: 0 LOB: 0 BB: 0 P: 16	R: 0 E: 0 K: 0 S: 8	H: 2 LOB: 1 BB: 0 P: 13	R: 0 E: 0 K: 3 S: 11	H: 0 LOB: 1 BB: 1 P: 17	R: 0 E: 0 K: 1 S: 5	H: 0 LOB: 1 BB: 0 P: 6	1B: 4 2B: 4 3B: 0 HR: 1	SF: 0 SAC: 0 DP: 0 HBP: 0	WP: 0 PB: 0 SB: 0 CS: 1	PA: 44											
<b>PITCHER</b>	IP: 5.0 ERA: 7.25	WLS: 1.0 BF: 21	H: 5 R: 2 ER: 2 SO: 7	BB: 1 IBB: 0 HBP: 0 BLK: 0	WP: 0 HR: 0 S: 56 P: 80	ERA: 3.60 WHIP: 1.200	<b>PITCHER</b>														IP: 1.0 ERA: 0.00 WHIP: 1.000														
43 Aaron Civale, R ERA: 7.25	62 Enyel De Los Santos, R ERA: 1.75	49 Eli Morgan, R ERA: 2.12	27 Bryan Shaw, R ERA: 3.63	31 Sam Hentges, L ERA: 1.57															37 Trevor Stephan, R ERA: 3.65	48 Emmanuel Clase, R ERA: 1.53															

Cleveland Guardians @ Minnesota Twins  
Target Field, Minneapolis, MN  
Tue Jun 21 2022, 6:42 PM - 10:27 PM CDT  
Att: 22,341 - Party Cloudy - 85 F

AB 41  
R 5  
H 9  
RBI 5  
BB 3  
SO 15  
LOB 13









Batter	1	2	3	4	5	6	7	8	9	AB	R	H	RBI	BB	SO	LOB	TOP					
6 Owen Miller, R OBP: 0.308, SLG: 0.405	L5		F8			G6-3		K		4	0	0	0	0	1	0						
1 Amed Rosario, R OBP: 0.399, SLG: 0.374	G4-3					F7		HBP		3	0	1	0	0	0	0						
11 José Ramírez, S OBP: 0.391, SLG: 0.623					P4	F8		K		4	0	1	0	0	1	2						
39 Oscar Gonzalez, R OBP: 0.358, SLG: 0.485	G5-3				K			G6-3		3	0	0	0	1	1	3						
32 Franmil Reyes, R OBP: 0.253, SLG: 0.303	F8				G5-3			K		4	0	1	0	0	1	1						
0 Andrés Giménez, L OBP: 0.262, SLG: 0.495	G6-3				L8			HBP		3	0	1	0	0	0	0						
28 Ernie Clement, R OBP: 0.269, SLG: 0.235	P3				P5			G1-3		4	0	0	0	0	0	4						
12 Luke Maile, R OBP: 0.297, SLG: 0.315					P2			K		3	0	1	0	0	0	3						
38 Steven Kwan, L OBP: 0.345, SLG: 0.370								K		1	0	0	0	0	1	1						
7 Myles Straw, R OBP: 0.296, SLG: 0.256					K			L9		3	0	0	0	0	2	4						
<b>Inning Stats</b>	R: 0 H: 1 E: 0 K: 0 S: 14	H: 1 LOB: 1 BB: 0 P: 18	R: 0 H: 0 E: 0 K: 0 S: 8	H: 0 LOB: 0 BB: 0 P: 13	R: 0 H: 0 E: 0 K: 1 S: 8	H: 0 LOB: 0 BB: 0 P: 12	R: 0 H: 1 E: 0 K: 1 S: 11	H: 1 LOB: 1 BB: 0 P: 17	R: 0 H: 1 E: 0 K: 1 S: 13	H: 0 LOB: 0 BB: 0 P: 19	R: 0 H: 0 E: 0 K: 0 S: 11	H: 0 LOB: 0 BB: 0 P: 13	R: 0 H: 1 E: 0 K: 0 S: 14	H: 1 LOB: 3 BB: 1 P: 26	R: 0 H: 0 E: 0 K: 2 S: 10	H: 0 LOB: 1 BB: 0 P: 14	R: 0 H: 1 E: 0 K: 2 S: 12	H: 1 LOB: 1 BB: 0 P: 15	1B: 2 2B: 3 3B: 0 HR: 0	SF: 0 SAC: 0 DP: 0 HBP: 2	WP: 1 PB: 0 SB: 0 CS: 0	PA: 35
<b>PITCHER</b>	IP	WLS	BF	H	R	ER	SO	BB	IBB	HBP	BLK	WP	HR	S	P	ERA	WHIP					
31 Devin Smeltzer, L ERA: 3.05	6.0	W	21	3	0	0	3	0	0	0	0	0	0	65	92	0.00	0.500					
36 Joe Smith, R ERA: 2.78	1.0	H	6	1	0	0	0	1	0	1	0	0	0	14	26	0.00	2.000					
59 Jhoan Duran, R ERA: 2.25	1.1	H	5	0	0	0	3	0	0	1	0	0	0	13	17	0.00	0.000					
56 Caleb Thielbar, L ERA: 6.04	0.2	S	3	1	0	0	1	0	0	0	0	0	0	9	12	0.00	1.500					

Cleveland Guardians @ Minnesota Twins  
Target Field, Minneapolis, MN  
Thu Jun 23 2022, 12:12 PM - 3:05 PM CDT  
Att: 24,929 - Partly Cloudy - 87 F

AB 32  
R 0  
H 5  
RBI 0  
BB 1  
SO 7  
LOB 18



Batter	1	2	3	4	5	6	7	8	9	AB	R	H	RBI	BB	SO	LOB	BOTTOM					
2 Luis Arraez, L OBP: 0.426, SLG: 0.440	F9		G1-3			P5		L7		4	0	0	0	0	0	1						
4 Carlos Correa, R OBP: 0.362, SLG: 0.472	K							HBP		4	0	3	0	0	1	0						
26 Max Kepler, L OBP: 0.340, SLG: 0.399								HBP		3	0	0	0	1	0	3						
24 Gary Sánchez, R OBP: 0.278, SLG: 0.411	FC6-4					G5-3		K		4	0	0	0	0	2	3						
19 Alex Kirilloff, L OBP: 0.235, SLG: 0.265	F8					F7		F7		3	0	0	0	0	0	1						
15 Gio Urshela, R OBP: 0.315, SLG: 0.404	K					F9				3	0	1	0	0	1	0						
13 Trevor Larnach, L OBP: 0.306, SLG: 0.406	K					G3		K		3	0	0	0	0	2	1						
64 Jose Miranda, R OBP: 0.263, SLG: 0.394								F7		2	0	0	0	1	1	1						
1 Nick Gordon, L OBP: 0.301, SLG: 0.386						K		K		3	1	1	1	0	2	2						
<b>Inning Stats</b>	R: 0 H: 0 E: 0 K: 1 S: 11	H: 0 LOB: 1 BB: 1 P: 19	R: 0 H: 0 E: 0 K: 2 S: 9	H: 0 LOB: 0 BB: 0 P: 13	R: 1 H: 2 E: 0 K: 1 S: 19	H: 2 LOB: 1 BB: 0 P: 28	R: 0 H: 0 E: 0 K: 0 S: 6	H: 0 LOB: 0 BB: 0 P: 8	R: 0 H: 0 E: 0 K: 1 S: 11	H: 0 LOB: 1 BB: 1 P: 19	R: 0 H: 1 E: 0 K: 1 S: 10	H: 1 LOB: 0 BB: 0 P: 13	R: 0 H: 1 E: 0 K: 2 S: 10	H: 1 LOB: 1 BB: 0 P: 16	R: 0 H: 1 E: 0 K: 1 S: 13	H: 1 LOB: 1 BB: 0 P: 16	1B: 3 2B: 1 3B: 0 HR: 1	SF: 0 SAC: 0 DP: 0 HBP: 0	WP: 0 PB: 0 SB: 0 CS: 0	PA: 31		
<b>PITCHER</b>	IP	WLS	BF	H	R	ER	SO	BB	IBB	HBP	BLK	WP	HR	S	P	ERA	WHIP					
34 Zach Plesac, R ERA: 4.17	6.0	L	23	3	1	1	6	2	0	0	0	0	0	10	16	0.00	1.000					
37 Trevor Stephan, R ERA: 3.51	1.0		4	1	0	0	2	0	0	0	0	0	0	13	16	0.00	1.000					
62 Enyel De Los Santos, R ERA: 2.61	1.0		4	1	0	0	1	0	0	0	0	0	0	13	16	0.00	1.000					

Cleveland Guardians @ Minnesota Twins  
Target Field, Minneapolis, MN  
Thu Jun 23 2022, 12:12 PM - 3:05 PM CDT  
Att: 24,929 - Partly Cloudy - 87 F

AB 29  
R 1  
H 5  
RBI 1  
BB 2  
SO 9  
LOB 12





Batter	1	2	3	4	5	6	7	8	9	AB	R	H	RBI	BB	SO	LOB	TOP			
40 Jarren Duran, L (1, 8) OBP: 0.326, SLG: 0.429	L8	L8			K		G3	FC6 28 WP 11 HBP		5	0	0	0	0	1	5				
11 Rafael Devers, L (1, 5) OBP: 0.386, SLG: 0.612	K				HR		G5-3	28 WP HBP		4	1	2	1	0	1	0				
28 J.D. Martinez, R (1, 10) OBP: 0.394, SLG: 0.523	G6-3				K		F9-2			4	1	1	0	1	1	2				
99 Alex Verdugo, L (1, 7) OBP: 0.290, SLG: 0.361		L7			L7			L4		5	0	2	1	0	0	3				
10 Trevor Story, R (1, 4) OBP: 0.308, SLG: 0.423					F7					4	2	0	1	1	1	1				
16 Franchy Cordero, L (1, 3) OBP: 0.303, SLG: 0.373																				
29 Bobby Dalbec, R (7, PH) OBP: 0.284, SLG: 0.337																				
7 Christian Vázquez, R (1, 2) OBP: 0.320, SLG: 0.413																				
19 Jackie Bradley Jr., L (1, 9) OBP: 0.270, SLG: 0.318																				
30 Rob Refsnyder, R (7, PH) OBP: 0.486, SLG: 0.655																				
39 Christian Arroyo, R (1, 6) OBP: 0.255, SLG: 0.368																				
<b>Inning Stats</b>	R: 0 E: 0 K: 1 S: 7	H: 0 LOB: 0 BB: 0 P: 10	R: 1 E: 0 K: 1 S: 20	H: 1 LOB: 3 BB: 2 P: 36	R: 1 E: 0 K: 1 S: 13	H: 1 LOB: 0 BB: 0 P: 21	R: 0 E: 1 K: 0 S: 7	H: 1 LOB: 0 BB: 0 P: 9	R: 0 E: 0 K: 2 S: 12	H: 1 LOB: 1 BB: 0 P: 15	R: 3 E: 0 K: 0 S: 20	H: 3 LOB: 3 BB: 3 P: 37	R: 0 E: 0 K: 1 S: 15	H: 1 LOB: 3 BB: 1 P: 26	R: 1 E: 0 K: 0 S: 10	H: 2 LOB: 1 BB: 0 P: 14	1B: 6 2B: 5 3B: 0 HR: 2	SF: 0 SAC: 0 DP: 1 HBP: 2	WP: 1 PB: 0 SB: 0 CS: 1	PA: 45
<b>PITCHER</b>	IP WLS BF H R ER SO BB IBB HBP BLK WP HR S P ERA WHIP																			
47 Cal Quantrill, R (1, 1) ERA: 3.76	5.0	21	5	2	2	4	2	0	1	0	0	0	0	0	1	55	89	3.60	1.400	
31 Sam Hentges, L (6, 1) ERA: 1.44	1.0	4	1	0	0	2	0	0	0	0	0	0	0	0	1	12	15	0.00	1.000	
27 Bryan Shaw, R (7, 1) ERA: 4.7	0.2	L	5	2	3	3	0	1	0	0	0	0	0	1	13	20	40.50	4.500		
26 Anthony Gose, L (7, 1) ERA: 3.44	0.1	4	1	0	0	0	1	1	0	0	0	0	0	0	7	17	0.00	6.000		
54 Yohan Ramirez, R (8, 1) ERA: 6.97	2.0	11	3	1	1	1	1	0	1	0	1	0	0	1	0	25	40	4.50	2.000	

**Boston Red Sox @ Cleveland Guardians**  
 Progressive Field, Cleveland, OH  
 Fri Jun 24 2022, 7:11 PM - 10:29 PM EDT  
 Att: 29,106 - Clear - 78 F

AB 37  
 R 6  
 H 12  
 RBI 6  
 BB 6  
 SO 7  
 LOB 23



Batter	1	2	3	4	5	6	7	8	9	AB	R	H	RBI	BB	SO	LOB	BOTTOM					
38 Steven Kwan, L (1, 7) OBP: 0.364, SLG: 0.370	L8	F7			G4-3		L4			5	0	2	1	0	0	1						
1 Amed Rosario, R (1, 6) OBP: 0.310, SLG: 0.375																						
11 José Ramírez, S (1, 5) OBP: 0.388, SLG: 0.615	P3				F9					5	0	1	0	0	0	6						
22 Josh Naylor, L (1, 3) OBP: 0.342, SLG: 0.500	L8									4	0	1	0	0	0	3						
39 Oscar Gonzalez, R (1, 9) OBP: 0.345, SLG: 0.466	K									4	0	0	0	0	2	3						
32 Franmil Reyes, R (1, 10) OBP: 0.259, SLG: 0.308					K					4	1	2	0	0	2	0						
0 Andrés Giménez, L (1, 4) OBP: 0.353, SLG: 0.516										4	2	3	1	0	0	1						
17 Austin Hedges, R (1, 2) OBP: 0.221, SLG: 0.275																						
9 Richie Palacios, L (9, PH) OBP: 0.309, SLG: 0.359																						
7 Myles Straw, R (1, 8) OBP: 0.299, SLG: 0.257																						
<b>Inning Stats</b>	R: 0 E: 0 K: 1 S: 12	H: 2 LOB: 2 BB: 0 P: 17	R: 1 E: 0 K: 1 S: 10	H: 2 LOB: 1 BB: 0 P: 15	R: 0 E: 0 K: 0 S: 7	H: 2 LOB: 1 BB: 0 P: 11	R: 1 E: 0 K: 1 S: 10	H: 1 LOB: 0 BB: 0 P: 14	R: 0 E: 0 K: 0 S: 6	H: 1 LOB: 1 BB: 0 P: 12	R: 0 E: 0 K: 0 S: 9	H: 1 LOB: 0 BB: 0 P: 10	R: 0 E: 0 K: 1 S: 12	H: 0 LOB: 0 BB: 0 P: 19	R: 0 E: 0 K: 1 S: 8	H: 0 LOB: 0 BB: 0 P: 12	R: 1 E: 0 K: 2 S: 13	H: 3 LOB: 3 BB: 0 P: 21	1B: 11 2B: 0 3B: 0 HR: 1	SF: 0 SAC: 0 DP: 0 HBP: 1	WP: 0 PB: 0 SB: 2 CS: 0	PA: 39
<b>PITCHER</b>	IP WLS BF H R ER SO BB IBB HBP BLK WP HR S P ERA WHIP																					
37 Nick Pivetta, R (1, 1) ERA: 3.25	7.0	29	9	2	2	4	0	0	0	0	0	0	0	0	8	98	2.57	1.286				
46 John Schreiber, R (8, 1) ERA: 0.91	1.0	H	3	0	0	0	1	0	0	0	0	0	0	0	8	12	0.00	0.000				
89 Tanner Houck, R (9, 1) ERA: 3.57	1.0	7	3	1	1	2	0	0	1	0	0	0	0	13	21	9.00	3.000					

**Boston Red Sox @ Cleveland Guardians**  
 Progressive Field, Cleveland, OH  
 Fri Jun 24 2022, 7:11 PM - 10:29 PM EDT  
 Att: 29,106 - Clear - 78 F

AB 38  
 R 3  
 H 12  
 RBI 3  
 BB 0  
 SO 7  
 LOB 21





















Batter	1	2	3	4	5	6	7	8	9	AB	R	H	RBI	BB	SO	LOB	TOP										
25 Byron Buxton, R OBP: 0.315, SLG: 0.585										5	2	2	1	0	2	0	<b>Minnesota Twins @ Cleveland Guardians</b> Progressive Field, Cleveland, OH Tue Jun 28 2022, 7:12 PM - 10:10 PM EDT Att. 12,145 - Clear - 72 F										
4 Carlos Correa, R OBP: 0.361, SLG: 0.479										2	1	0	0	3	0												
30 Kyle Garlick, R OBP: 0.333, SLG: 0.534 1 Nick Gordon, L OBP: 0.301, SLG: 0.387										4	0	2	0	0	1	3											
2 Luis Arraez, L OBP: 0.426, SLG: 0.440										4	1	2	1	1	0	3											
11 Jorge Polanco, S OBP: 0.345, SLG: 0.405										4	1	2	3	1	1	4											
15 Gio Urshela, R OBP: 0.307, SLG: 0.392										5	0	0	0	0	3	7											
64 Jose Miranda, R OBP: 0.276, SLG: 0.420										4	1	2	1	0	0	1											
27 Ryan Jeffers, R OBP: 0.290, SLG: 0.350										4	0	2	0	0	0	0											
67 Gilberto Celestino, R OBP: 0.350, SLG: 0.344										4	0	0	0	0	1	3											
<b>Inning Stats</b>	R: 0 E: 0 K: 1 S: 9	H: 1 LOB: 1 BB: 0 P: 18	R: 0 E: 0 K: 2 S: 18	H: 2 LOB: 2 BB: 0 P: 26	R: 3 E: 0 K: 0 S: 10	H: 2 LOB: 0 BB: 1 P: 19	R: 0 E: 0 K: 0 S: 7	H: 2 LOB: 0 BB: 0 P: 9	R: 1 E: 0 K: 1 S: 13	H: 1 LOB: 2 BB: 2 P: 27	R: 0 E: 0 K: 1 S: 10	H: 2 LOB: 2 BB: 0 P: 15	R: 0 E: 0 K: 0 S: 4	H: 0 LOB: 0 BB: 0 P: 6	R: 1 E: 0 K: 1 S: 12	H: 2 LOB: 2 BB: 2 P: 23		1B: 9 2B: 0 3B: 1 HR: 3	SF: 0 SAC: 0 DP: 1 HBP: 0	WP: 0 PB: 0 SB: 0 CS: 1	PA: 42						
<b>PITCHER</b>	IP	WLS	BF	H	R	ER	SO	BB	IBB	HBP	BLK	WP	HR	S	P	ERA	WHIP										
45 Konnor Pilkington, L ERA: 4.31	4.1	L	22	8	4	4	4	3	0	0	0	0	1	51	92	8.31	2.538										
62 Enyel De Los Santos, R ERA: 3.09	1.2		6	1	1	1	2	0	0	0	0	0	1	14	19	5.40	0.600										
26 Anthony Gose, L ERA: 3.1	1.0		5	2	0	0	1	0	0	0	0	0	0	10	15	0.00	2.000										
37 Trevor Stephan, R ERA: 3.25	1.0		3	0	0	0	0	0	0	0	0	0	0	4	6	0.00	0.000										
58 Anthony Castro, R ERA: 9.6	1.0		6	2	1	1	1	2	0	0	0	0	1	12	23	9.00	4.000										
<b>Batter</b>	<b>1</b>	<b>2</b>	<b>3</b>	<b>4</b>	<b>5</b>	<b>6</b>	<b>7</b>	<b>8</b>	<b>9</b>	<b>AB</b>	<b>R</b>	<b>H</b>	<b>RBI</b>	<b>BB</b>	<b>SO</b>	<b>LOB</b>	<b>BOTTOM</b>										
38 Steven Kwan, L OBP: 0.365, SLG: 0.358										3	0	0	0	1	0	1	<b>Minnesota Twins @ Cleveland Guardians</b> Progressive Field, Cleveland, OH Tue Jun 28 2022, 7:12 PM - 10:10 PM EDT Att. 12,145 - Clear - 72 F										
1 Amed Rosario, R OBP: 0.314, SLG: 0.380										4	0	1	0	0	1	0											
11 José Ramirez, S OBP: 0.383, SLG: 0.609										4	0	1	0	0	0	2											
22 Josh Naylor, L OBP: 0.332, SLG: 0.480										4	0	0	0	0	0	3											
0 Andrés Giménez, L OBP: 0.356, SLG: 0.498										3	0	0	0	0	1	2											
39 Oscar Gonzalez, R OBP: 0.325, SLG: 0.445										4	0	2	0	0	1	2											
9 Richie Palacios, L OBP: 0.297, SLG: 0.343										3	0	0	0	0	1	2											
6 Owen Miller, R OBP: 0.304, SLG: 0.388										1	0	0	0	0	0	0											
28 Ernie Clement, R OBP: 0.250, SLG: 0.217										3	0	0	0	0	0	1											
12 Luke Maile, R OBP: 0.270, SLG: 0.281										3	0	1	0	0	0	1											
<b>Inning Stats</b>	R: 0 E: 0 K: 0 S: 11	H: 1 LOB: 2 BB: 1 P: 18	R: 0 E: 0 K: 0 S: 12	H: 1 LOB: 0 BB: 0 P: 16	R: 0 E: 0 K: 1 S: 7	H: 0 LOB: 0 BB: 0 P: 8	R: 0 E: 0 K: 0 S: 9	H: 1 LOB: 1 BB: 0 P: 13	R: 0 E: 0 K: 0 S: 7	H: 0 LOB: 0 BB: 0 P: 10	R: 0 E: 0 K: 0 S: 13	H: 1 LOB: 2 BB: 0 P: 16	R: 0 E: 0 K: 1 S: 10	H: 0 LOB: 0 BB: 0 P: 18	R: 0 E: 0 K: 2 S: 9	H: 0 LOB: 0 BB: 0 P: 16	1B: 2 2B: 3 3B: 0 HR: 0	SF: 0 SAC: 0 DP: 0 HBP: 1	WP: 0 PB: 0 SB: 0 CS: 0	PA: 34							
<b>PITCHER</b>	IP	WLS	BF	H	R	ER	SO	BB	IBB	HBP	BLK	WP	HR	S	P	ERA	WHIP										
74 Josh Winder, R ERA: 3.06	6.0	W	24	4	0	0	1	1	0	0	0	0	0	10	12	0.00	1.000										
21 Tyler Duffey, R ERA: 4.89	1.0		4	1	0	0	1	0	0	0	0	0	0	10	12	0.00	1.000										
71 Jovani Moran, L ERA: 1.46	2.0		6	0	0	0	2	0	0	0	0	0	0	19	34	0.00	0.000										







Batter	1	2	3	4	5	6	7	8	9	AB	R	H	RBI	BB	SO	LOB	TOP				
2 Luis Arraez, L OBP: 0.420, SLG: 0.432										4	1	2	0	0	0	1					
25 Byron Buxton, R OBP: 0.309, SLG: 0.571										4	0	0	0	0	2	2					
4 Carlos Correa, R OBP: 0.366, SLG: 0.479										3	1	1	0	1	1	0					
26 Max Kepler, L OBP: 0.348, SLG: 0.403										2	1	1	0	1	0	0					
64 Jose Miranda, R OBP: 0.275, SLG: 0.418										4	0	1	3	0	1	3					
19 Alex Kirilloff, L OBP: 0.278, SLG: 0.356										4	0	0	0	0	1	1					
24 Gary Sánchez, R OBP: 0.282, SLG: 0.424										4	0	0	0	0	0	0					
27 Ryan Jeffers, R OBP: 0.283, SLG: 0.341										0	0	0	0	0	0	0					
15 Gio Urshela, R OBP: 0.309, SLG: 0.403										4	0	1	0	0	0	0					
67 Gilberto Celestino, R OBP: 0.347, SLG: 0.348										4	0	1	0	0	2	1					
<b>Inning Stats</b>	R: 0 H: 2 E: 0 K: 2 S: 11	WLS: 2 BF: 17	R: 0 H: 0 E: 0 K: 0 S: 10	LOB: 0 BB: 0 P: 13	R: 3 H: 3 E: 0 K: 1 S: 19	LOB: 1 BB: 1 P: 29	R: 0 H: 0 E: 0 K: 0 S: 10	LOB: 0 BB: 0 P: 13	R: 0 H: 0 E: 0 K: 1 S: 11	LOB: 0 BB: 0 P: 16	R: 0 H: 1 E: 0 K: 0 S: 8	LOB: 1 BB: 0 P: 14	R: 0 H: 0 E: 0 K: 1 S: 9	LOB: 1 BB: 0 P: 12	R: 0 H: 1 E: 0 K: 1 S: 9	LOB: 1 BB: 0 P: 10	1B: 6 2B: 1 3B: 0 HR: 0	SF: 0 SAC: 0 DP: 0 HBP: 1	WP: 0 PB: 0 SB: 0 CS: 1	PA: 36	
<b>PITCHER</b>	IP: 6.0 WLS: 2 BF: 24 ERA: 3.16	H: 5 R: 3 ER: 3 SO: 5	BB: 2 IBB: 0 HBP: 0 BLK: 0	WP: 0 HR: 0 S: 69 P: 99	ERA: 4.50 WHIP: 1.167	IP: 7.1 WLS: 1 BF: 4 ERA: 3.14	H: 1 R: 0 ER: 0 SO: 0	BB: 0 IBB: 0 HBP: 0 BLK: 0	WP: 0 HR: 8 S: 12 P: 14	ERA: 0.00 WHIP: 1.000	IP: 8.1 WLS: 1 BF: 4 ERA: 5.11	H: 0 R: 0 ER: 0 SO: 1	BB: 0 IBB: 0 HBP: 0 BLK: 0	WP: 0 HR: 9 S: 10 P: 10	ERA: 0.00 WHIP: 1.000						

Minnesota Twins @ Cleveland Guardians  
Progressive Field, Cleveland, OH  
Thu Jun 30 2022, 1:12 PM - 4:31 PM EDT  
Att: 17,066 - Sunny - 85 F

AB 33  
R 3  
H 7  
RBI 3  
BB 2  
SO 7  
LOB 8



Batter	1	2	3	4	5	6	7	8	9	AB	R	H	RBI	BB	SO	LOB	BOTTOM					
38 Steven Kwan, L OBP: 0.374, SLG: 0.365										3	0	0	1	2	1	4						
1 Amed Rosario, R OBP: 0.321, SLG: 0.389										5	0	0	0	0	1	7						
11 José Ramírez, S OBP: 0.381, SLG: 0.596										4	1	1	0	1	2	0						
22 Josh Naylor, L OBP: 0.320, SLG: 0.478										5	0	0	0	0	1	2						
6 Owen Miller, R OBP: 0.301, SLG: 0.380										4	0	0	0	0	1	1						
0 Andrés Giménez, L OBP: 0.395, SLG: 0.502										4	2	1	2	0	1	1						
9 Richie Palacios, L OBP: 0.299, SLG: 0.333										1	1	0	0	1	0	0						
32 Framni Reyes, R OBP: 0.261, SLG: 0.309										1	1	0	0	1	1	1						
4 Sandy León, S OBP: 0.250, SLG: 0.217										1	0	0	0	3	0	0						
28 Ernie Clement, R OBP: 0.260, SLG: 0.269										0	0	0	0	0	0	0						
12 Luke Maile, R OBP: 0.260, SLG: 0.269										2	0	1	1	2	1	2						
7 Myles Straw, R OBP: 0.298, SLG: 0.255										0	0	0	0	0	0	0						
<b>Inning Stats</b>	R: 0 H: 1 E: 0 K: 1 S: 11	WLS: 1 BF: 15	R: 1 H: 0 E: 0 K: 1 S: 17	LOB: 3 BB: 4 P: 38	R: 0 H: 0 E: 0 K: 0 S: 7	LOB: 1 BB: 0 P: 16	R: 0 H: 0 E: 0 K: 0 S: 10	LOB: 2 BB: 2 P: 21	R: 0 H: 0 E: 0 K: 2 S: 7	LOB: 0 BB: 0 P: 8	R: 0 H: 0 E: 0 K: 2 S: 12	LOB: 2 BB: 1 P: 22	R: 0 H: 0 E: 0 K: 3 S: 12	LOB: 0 BB: 0 P: 18	R: 2 H: 1 E: 1 K: 0 S: 14	LOB: 2 BB: 2 P: 30	R: 2 H: 1 E: 0 K: 0 S: 8	LOB: 0 BB: 1 P: 18	1B: 2 2B: 0 3B: 0 HR: 1	SF: 0 SAC: 0 DP: 0 HBP: 2	WP: 1 PB: 0 SB: 0 CS: 0	PA: 42
<b>PITCHER</b>	IP: 4.0 WLS: 1 BF: 20 ERA: 3.08	H: 1 R: 1 ER: 1 SO: 3	BB: 6 IBB: 0 HBP: 0 BLK: 0	WP: 1 HR: 0 S: 45 P: 90	ERA: 2.25 WHIP: 1.750	IP: 5.1 WLS: 0 BF: 6 ERA: 1.32	H: 0 R: 0 ER: 0 SO: 4	BB: 1 IBB: 0 HBP: 0 BLK: 0	WP: 0 HR: 0 S: 19 P: 28	ERA: 0.00 WHIP: 0.000	IP: 8.1 WLS: 1 BF: 11 ERA: 3.32	H: 2 R: 4 ER: 3 SO: 0	BB: 3 IBB: 0 HBP: 0 BLK: 0	WP: 0 HR: 1 S: 22 P: 48	ERA: 16.20 WHIP: 3.000							

Minnesota Twins @ Cleveland Guardians  
Progressive Field, Cleveland, OH  
Thu Jun 30 2022, 1:12 PM - 4:31 PM EDT  
Att: 17,066 - Sunny - 85 F

AB 30  
R 5  
H 3  
RBI 4  
BB 10  
SO 9  
LOB 18





Batter	1	2	3	4	5	6	7	8	9	AB	R	H	RBI	BB	SO	LOB	TOP								
26 DJ LeMahieu, R OBP: 0.365, SLG: 0.413	4-1 B FF 92 B CH 84 B FF 93 B CH 84 B FF 93		3-2 C CH 85 B FF 93 B CH 84 F FC 87 F FC 83 F FC 87 X FF 92	3-2 D CU 77 C FC 84 B FF 92 X CU 77		4-2 B FF 92 B SL 86 B CH 84 B FF 95		0-1 C FF 95 X FF 95	3-2 B KN 54 B FA 74 B FA 72 F FA 71 F FA 76 B KN 50 X FA 79	4	3	2	1	2	0	1									
99 Aaron Judge, R OBP: 0.347, SLG: 0.628	0-1 C CH 84 X FF 91		4-1 C CU 76 B CH 87 B CH 87 B FC 86 B CH 86	0-0 X FC 88		3-0 D SL 86 B SL 82 B SL 84 X FF 92		4-1 B SL 87 B SL 86 B SL 84 B SL 84		3	2	1	0	2	0	2									
25 Gleyber Torres, R OBP: 0.312, SLG: 0.483	1-2 C FF 93 F FF 92 X SL 84		4-2 S CH 84 F FF 92 D CH 86 F FC 87 B FF 93 B FF 93			2-1 C FF 89 B CU 74 B CH 84 X FC 85		1-2 F FF 96 C FF 94 X FF 92		4	1	3	3	1	0	1									
27 Giancarlo Stanton, R OBP: 0.327, SLG: 0.513	0-0 X FF 92		0-3 C FF 93 S FF 92			0-1 C FF 90 X CH 84		1-1 C SL 86 S SL 83 X SL 85		5	0	0	0	0	1	7									
13 Joey Gallo, L OBP: 0.276, SLG: 0.330										0	0	0	0	0	0	0									
41 Miguel Andujar, R OBP: 0.271, SLG: 0.304		1-1 C CH 84 B CH 84 X FC 90	1-0 B CH 86 X FC 90					2-3 C SL 84 B SL 86 S SL 85 X SL 84		5	2	1	1	0	1	1									
31 Aaron Hicks, S OBP: 0.347, SLG: 0.290		4-2 B CU 74 C CU 75 B FF 93 B FF 93 B FF 87	1-2 B CU 76 F FF 92 X FF 92					2-2 F FA 63 B KN 47 B FA 73 C FA 64 X FA 74		3	2	2	2	2	0	0									
24 Matt Carpenter, L OBP: 0.420, SLG: 0.902		1-3 B FC 86 S SL 83 L T 82 C FF 92	0-0 X FC 87					0-0 X FA 70		5	2	3	4	0	1	2									
39 Jose Trevino, R OBP: 0.309, SLG: 0.449		1-1 1 SAFE B CH 84 1 SAFE C CH 86 X FF 92						0-0 X KN 51		5	1	1	1	0	0	2									
14 Marwin Gonzalez, S OBP: 0.299, SLG: 0.414			1-3 C FF 91 B FF 93 S FF 93	0-2 C CU 74 F FC 86 X CH 87				2-2 B FA 74 B KN 54 C FA 66 X FA 72		5	0	1	0	0	2	0									
Inning Stats	R: 0 E: 0 K: 0 S: 7	H: 1 LOB: 1 BB: 1 P: 12	R: 0 E: 0 K: 1 S: 9	H: 0 LOB: 1 BB: 1 P: 16	R: 4 E: 0 K: 2 S: 21	H: 3 LOB: 1 BB: 2 P: 35	R: 0 E: 0 K: 0 S: 10	H: 1 LOB: 1 BB: 0 P: 15	R: 0 E: 0 K: 0 S: 5	H: 0 LOB: 0 BB: 0 P: 7	R: 4 E: 0 K: 1 S: 17	H: 3 LOB: 1 BB: 2 P: 35	R: 2 E: 1 K: 0 S: 9	H: 2 LOB: 0 BB: 0 P: 14	R: 1 E: 0 K: 1 S: 11	H: 1 LOB: 1 BB: 1 P: 19	R: 2 E: 0 K: 0 S: 12	H: 2 LOB: 0 BB: 0 P: 19	1B: 9 2B: 1 3B: 0 HR: 4	SF: 0 SAC: 0 DP: 3 HBP: 0	WP: 1 PB: 0 SB: 2 CS: 0	PA: 46			
PITCHER	IP	WLS	BF	H	R	ER	SO	BB	IBB	HBP	BLK	WP	HR	S	P	ERA	WHIP								
59 Kirk McCarty, L ERA: 9.0	5.0	L	23	6	4	4	3	4	0	0	0	0	1	52	85	7.20	2.000								
26 Anthony Gose, L ERA: 4.71	0.2		6	2	4	4	1	2	0	0	0	0	1	13	27	54.00	6.000								
58 Anthony Castro, R ERA: 7.94	2.1		12	4	3	1	1	1	0	0	0	1	0	24	41	3.86	2.143								
28 Ernie Clement, R ERA: 18.0	1.0		5	2	2	2	0	0	0	0	0	0	2	12	19	18.00	2.000								

**New York Yankees @ Cleveland Guardians**  
 Progressive Field, Cleveland, OH  
 Sat Jul 02, 2022, 12:10 PM - 3:37 PM EDT  
 Att: 21,203 - Sunny - 73 F

AB	39
R	13
H	14
RBI	12
BB	7
SO	5
LOB	16



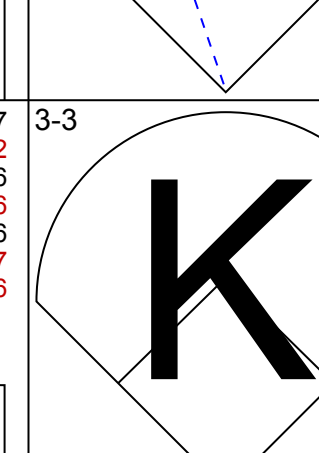
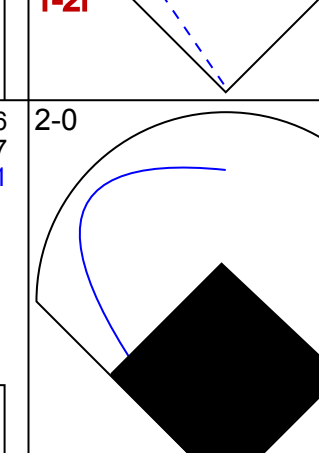
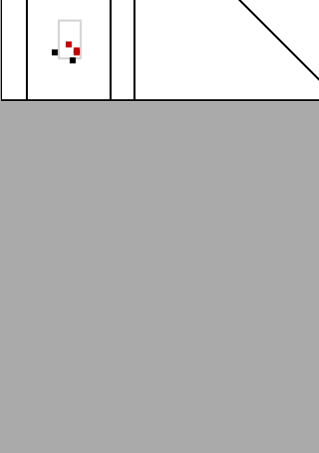
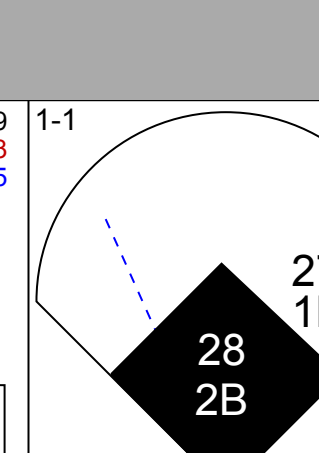

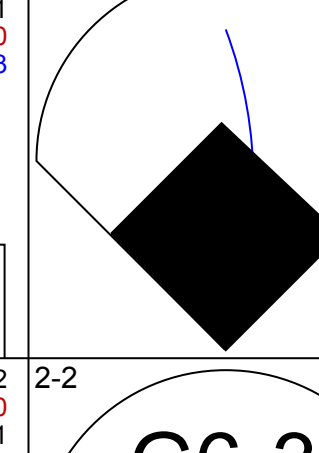

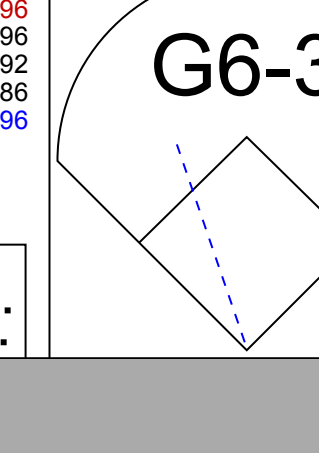

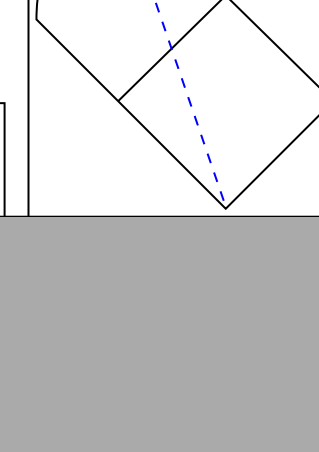
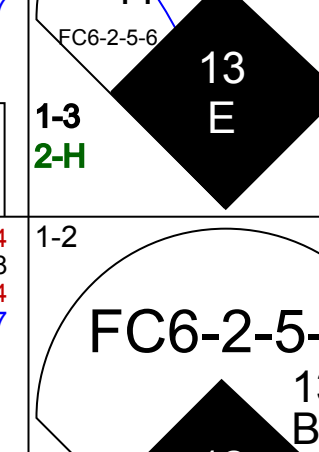

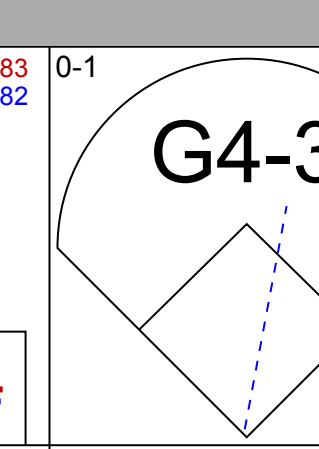
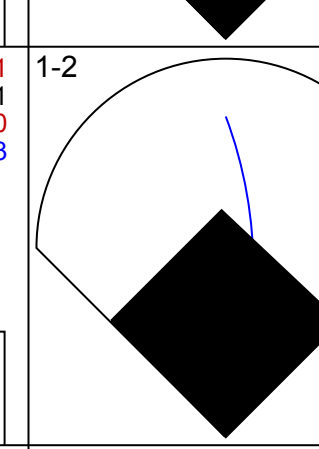
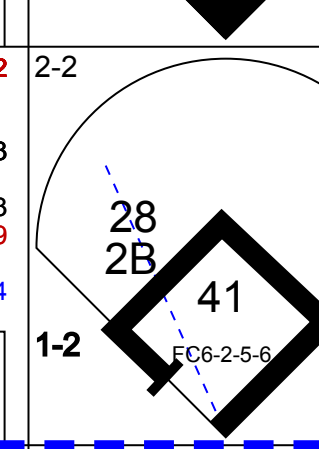
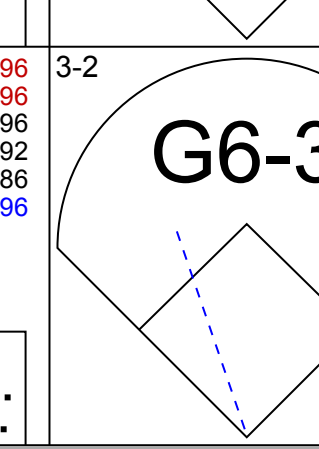


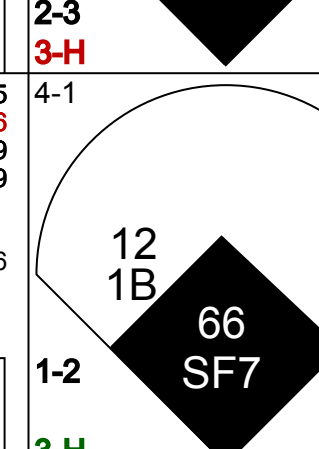
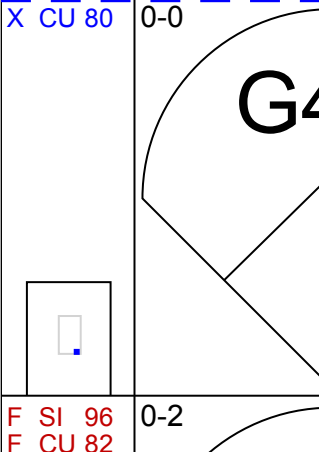

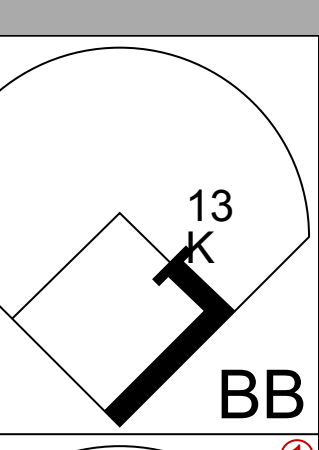
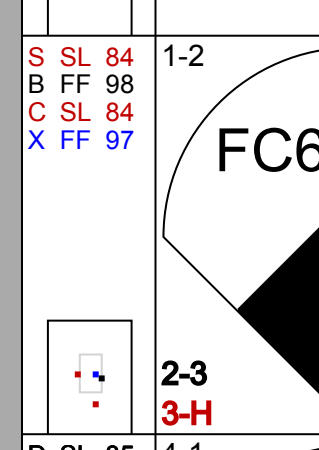
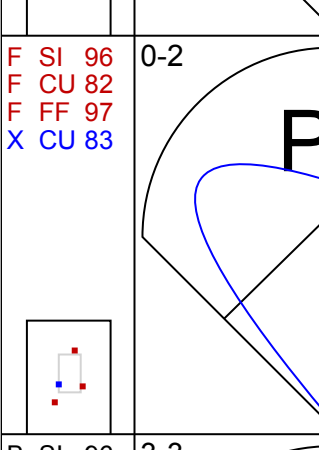
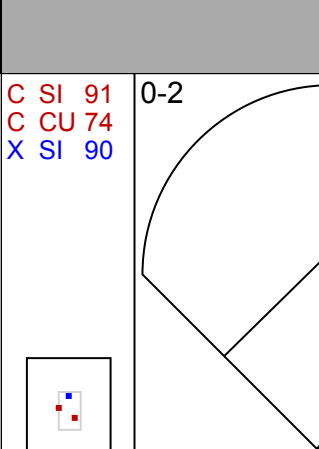
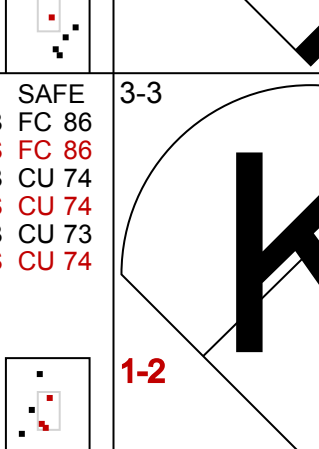
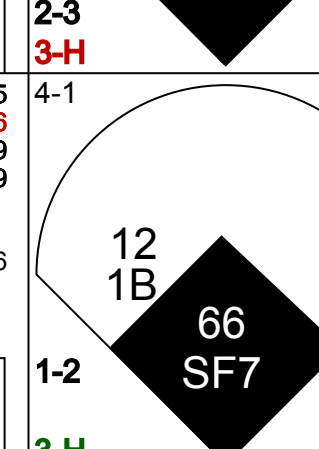
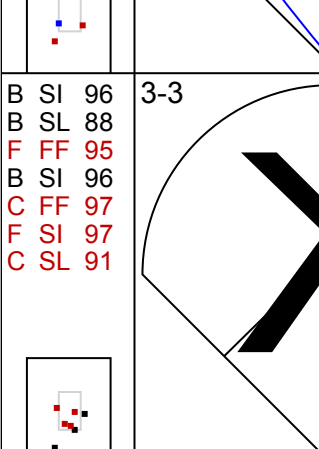
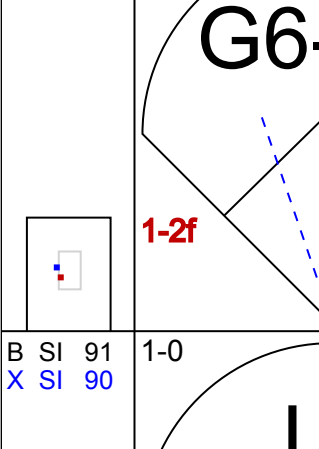
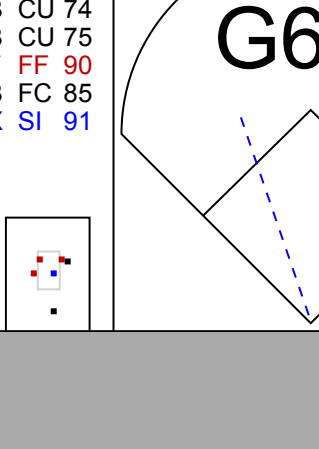
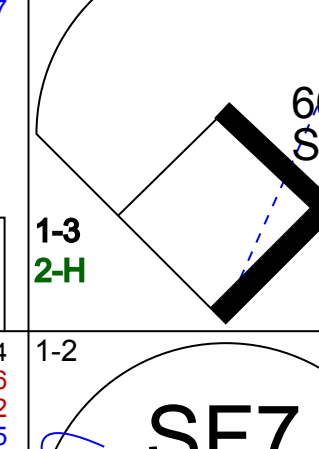
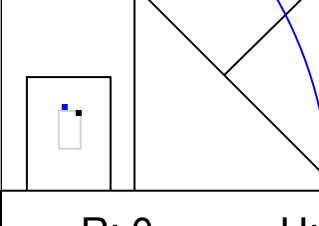
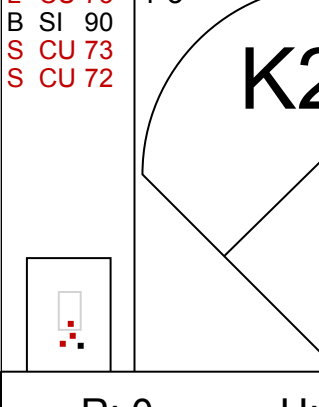
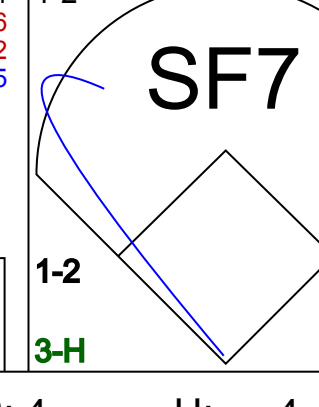
Batter	1	2	3	4	5	6	7	8	9	AB	R	H	RBI	BB	SO	LOB	BOTTOM								
38 Steven Kwan, L OBP: 0.367, SLG: 0.357	0-2 C FF 97 F FF 96 X FF 97		2-3 B FF 97 C KC 82 B FF 98 S SL 89		3-3 B CH 90 T FF 97 B FF 99 F FF 98 F FF 100 B SL 91 C FF 99		3-2 1 SAFE C CH 83 C CH 84 B FF 93 B CH 84 B FF 93 X CH 85		1-2 C SL 89 B CH 89 X SL 89	5	0	0	1	0	2	1									
1 Amed Rosario, R OBP: 0.320, SLG: 0.385	4-2 B SL 89 B SL 87 S FF 96 B FF 97 F FF 99 D SL 89		0-3 C KC 83 F FF 96 S SL 89		1-0 B CH 91 X SL 90		3-1 C FF 93 X ST 78		0-2 C SL 90 B SL 79 X SL 89	3	0	0	0	1	1	1									
8 Gabriel Arias, R OBP: 0.111, SLG: 0.111										1	0	0	0	0	0	0									
11 José Ramírez, S OBP: 0.379, SLG: 0.590	1-3 B KC 83 C FC 82 F FF 98 S SL 89		4-2 B CH 89 B CH 82 B CH 90 F CH 92 B FF 98							3	0	0	0	1	1	1									
6 Owen Miller, R OBP: 0.301, SLG: 0.380										0	0	0	0	0	0	0									
22 Josh Naylor, L OBP: 0.324, SLG: 0.495		1-0 B FF 96 X FC 91	1-2 F FF 97 B FF 98 X FF 100							4	1	2	1	0	0	1									
32 Franmil Reyes, R OBP: 0.267, SLG: 0.331		3-0 B FF 97 B SL 90 X FF 97		1-3 F FF 98 S KC 83						4	1	2	1	0	2	0									
0 Andrés Giménez, L OBP: 0.358, SLG: 0.505										3	1	1	0	1	1	2									
9 Richie Palacios, L OBP: 0.309, SLG: 0.324		2-2 F FF 98 B FF 98 C SL 89 X FF 98		2-2 F KC 82 B FF 100 B SL 90 F FF 99 X FF 100						2	1	0	0	2	0	1									
4 Sandy León, S OBP: 0.294, SLG: 0.251										2	0	0	0	2	1	4									
7 Myles Straw, R OBP: 0.294, SLG: 0.251	1-2 C FF 88 C SL 90 X SL 91									4	0	0	1	0	0	3									
Inning Stats	R: 0 E: 0 K: 1 S: 11	H: 0 LOB: 0 BB: 1 P: 16	R: 2 E: 0 K: 0 S: 11	H: 2 LOB: 1 BB: 1 P: 22	R: 0 E: 0 K: 2 S: 12	H: 0 LOB: 1 BB: 1 P: 19	R: 0 E: 0 K: 1 S: 12	H: 1 LOB: 0 BB: 0 P: 20	R: 0 E: 0 K: 1 S: 6	H: 0 LOB: 0 BB: 0 P: 12	R: 0 E: 0 K: 1 S: 11	H: 0 LOB: 0 BB: 0 P: 18	R: 2 E: 0 K: 0 S: 18	H: 0 LOB: 1 BB: 3 P: 34	R: 0 E: 0 K: 2 S: 13	H: 2 LOB: 3 BB: 1 P: 24	R: 0 E: 0 K: 0 S: 9	H: 0 LOB: 0 BB: 0 P: 11	1B: 2 2B: 1 3B: 0 HR: 2	SF: 0 SAC: 0 DP: 0 HBP: 0	WP: 0 PB: 0 SB: 1 CS: 1	PA: 38			
PITCHER	IP	WLS	BF	H	R	ER	SO	BB	IBB	HBP	BLK	WP	HR	S	P	ERA	WHIP								
45 Gerrit Cole, R ERA: 2.99	6.0	W	23	3	2	2	6	3	0	0	0	0	0	7	19	3.00	1.000								
54 Aroldis Chapman, L ERA: 5.14	0.0		3	0	2	2	0	3	0	0	0	0	0	7	19	∞	∞								
97 Ron Marinaccio, R ERA: 2.33	1.0		3	0	0	0	0	0	0	0	0	0	0	11	15	0.00	0.000								
63 Lucas Luetge, L ERA: 3.24	1.0		6	2	0	0	2	1	0	0	0	0	0	13	24	0.00	3.000								
85 Ryan Weber, R ERA: 1.93	1.0		3	0	0	0	0	0	0	0	0	0	0	9	11	0.00	0.000								

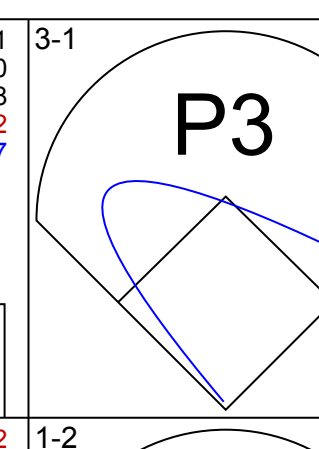
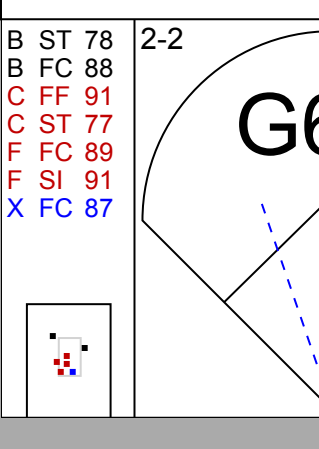
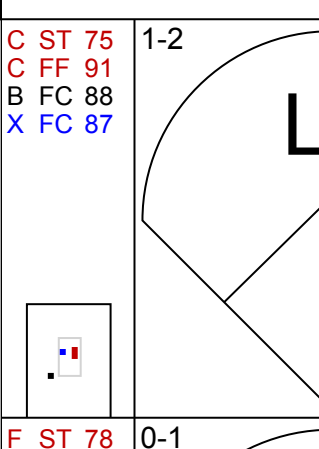
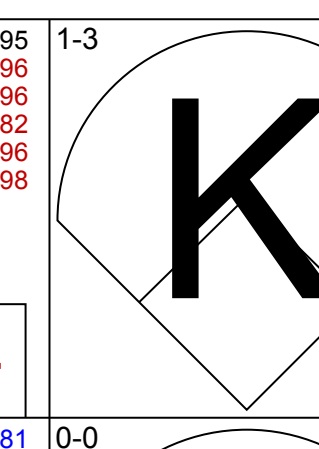
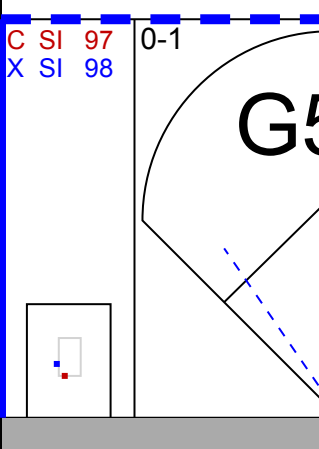
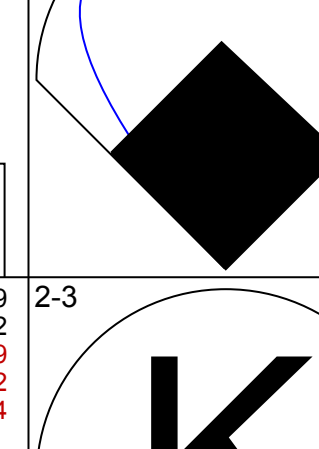
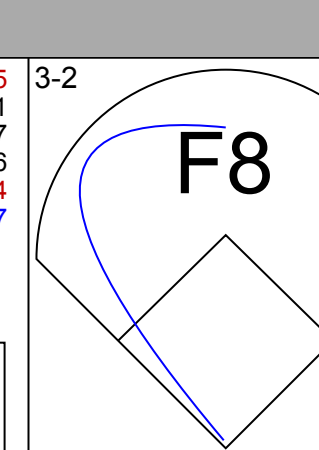
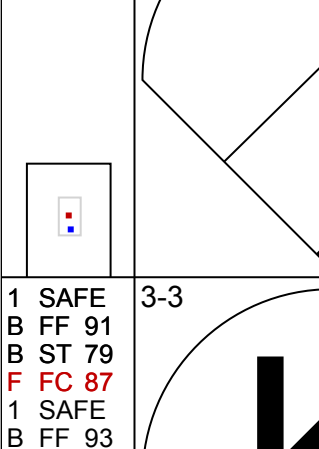
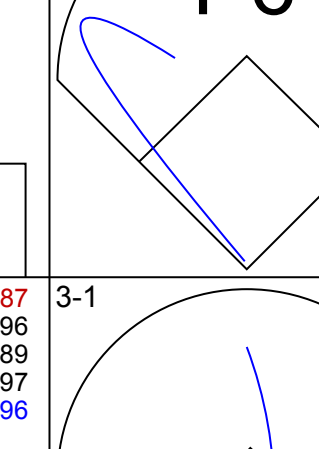
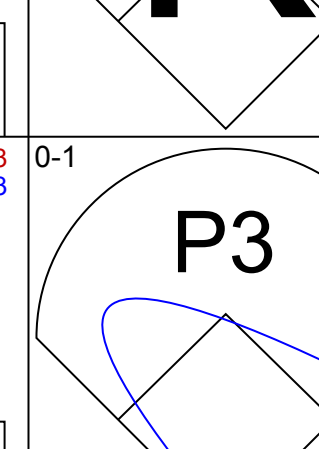
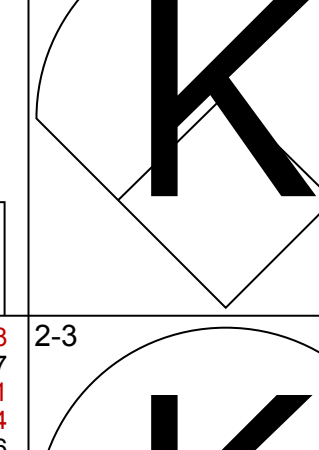
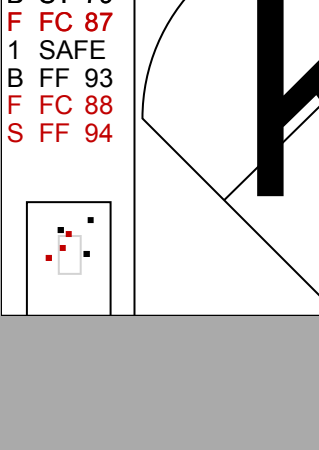
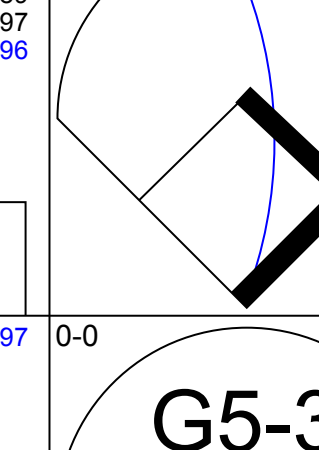








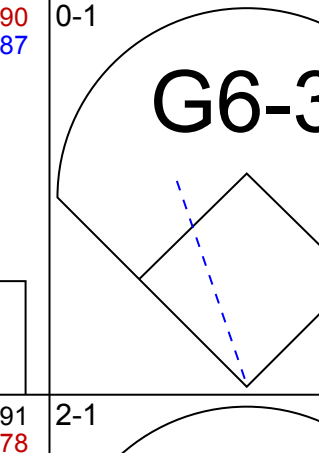
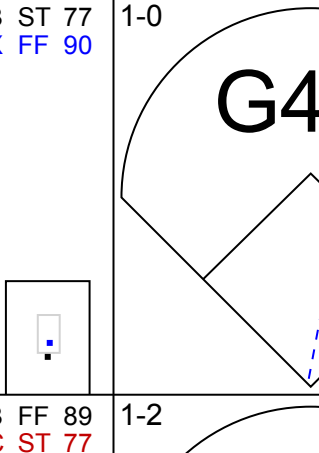
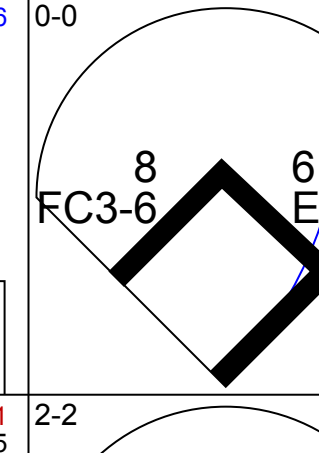
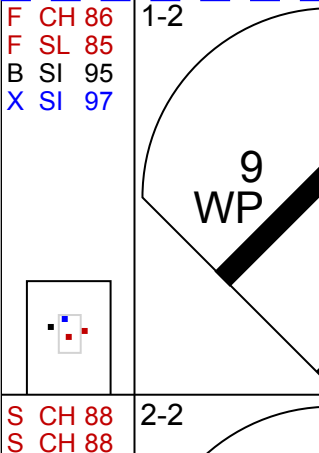
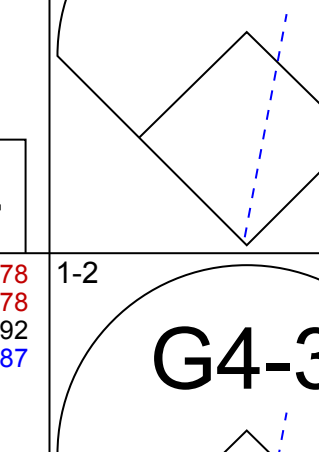
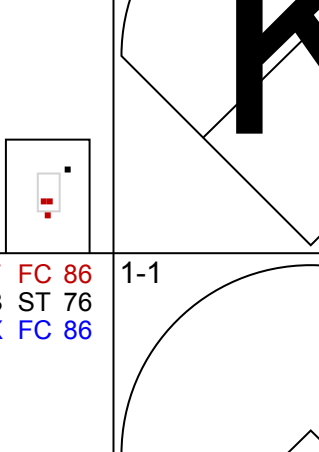
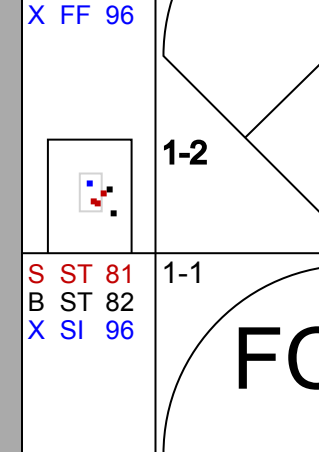
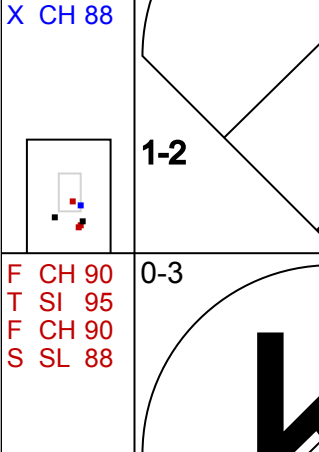
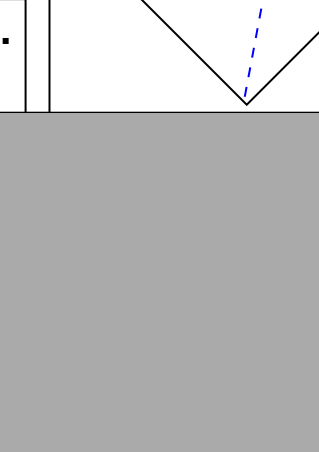
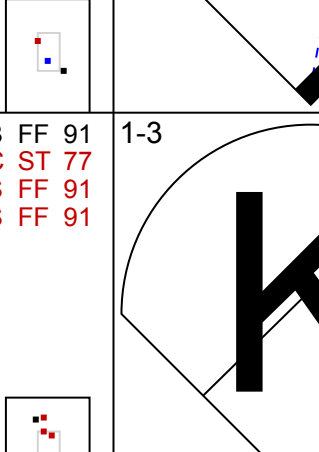
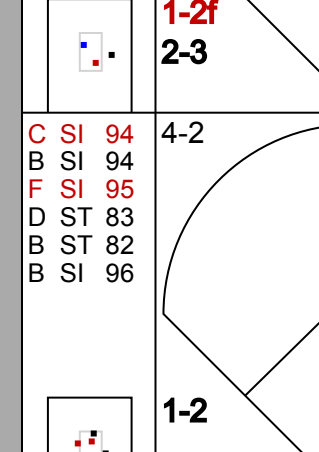
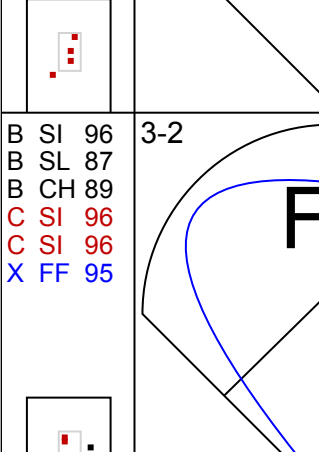
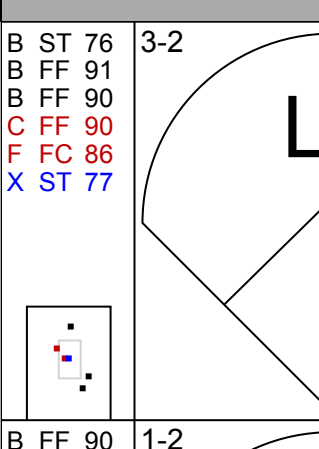
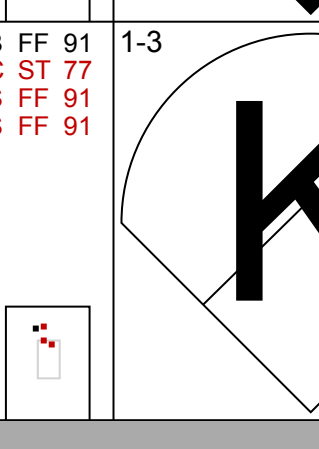
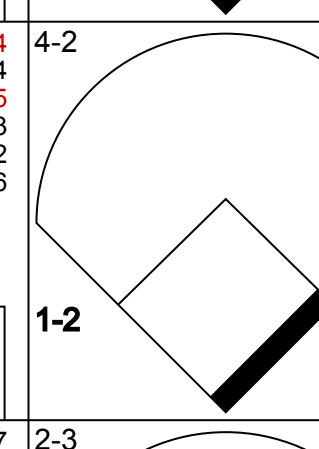
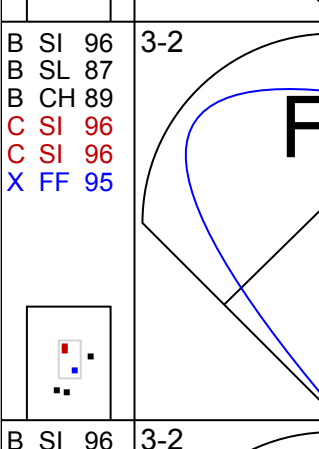
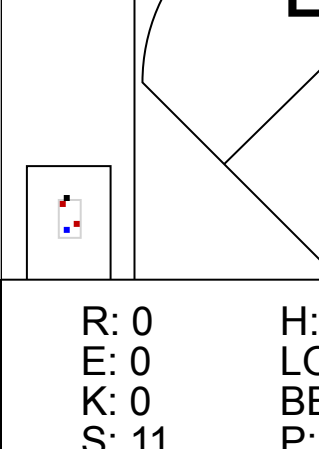
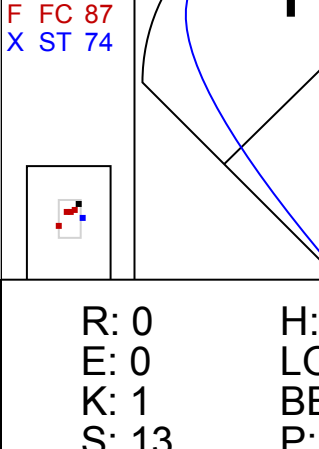
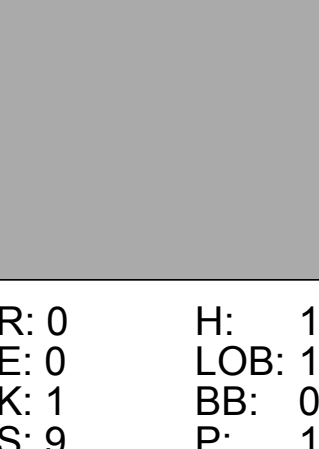
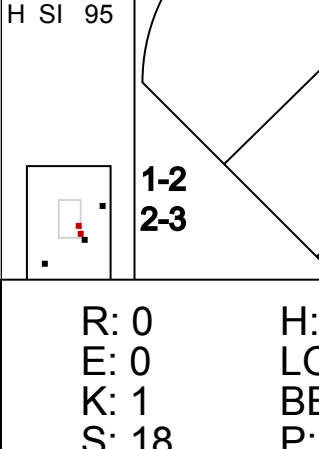
**New York Yankees @ Cleveland Guardians**  
 Progressive Field, Cleveland, OH  
 Sat Jul 02, 2022, 12:10 PM - 3:37 PM EDT  
 Att: 21,203 - Sunny - 73 F

AB	31
R	4
H	5
RBI	4
BB	7
SO	8
LOB	14





Batter	1	2	3	4	5	6	7	8	9	AB	R	H	RBI	BB	SO	LOB	TOP						
26 DJ LeMahieu, R OBP: 0.364, SLG: 0.408										3	0	0	0	1	1	1	<p><b>New York Yankees @ Cleveland Guardians</b> Progressive Field, Cleveland, OH Sat Jul 02 2022, 6:11 PM - 9:19 PM EDT Att.: 29,236 - Clear - 76 F</p>						
99 Aaron Judge, R OBP: 0.360, SLG: 0.619										4	0	0	0	0	2	1							
48 Anthony Rizzo, L OBP: 0.338, SLG: 0.513										4	2	2	1	0	2	0							
27 Giancarlo Stanton, R OBP: 0.330, SLG: 0.526										4	1	2	1	0	0	0							
28 Josh Donaldson, R OBP: 0.319, SLG: 0.382										4	1	1	1	0	1	0							
41 Miguel Andujar, R OBP: 0.269, SLG: 0.286										3	1	0	0	1	0	2							
13 Joey Gallo, L OBP: 0.281, SLG: 0.330										3	1	1	0	1	2	1							
12 Isiah Kiner-Falefa, R OBP: 0.313, SLG: 0.308										3	0	1	1	0	0	1							
66 Kyle Higashioka, R OBP: 0.206, SLG: 0.302										2	0	0	1	0	1	0							
<b>Inning Stats</b>	R: 0 E: 0 K: 2 S: 8	H: 0 LOB: 0 BB: 0 P: 12	R: 0 E: 0 K: 1 S: 13	H: 0 LOB: 0 BB: 0 P: 15	R: 0 E: 0 K: 0 S: 6	H: 1 LOB: 0 BB: 0 P: 7	R: 2 E: 0 K: 0 S: 11	H: 2 LOB: 0 BB: 1 P: 22	R: 0 E: 0 K: 1 S: 8	H: 0 LOB: 0 BB: 1 P: 18	R: 0 E: 0 K: 2 S: 10	H: 0 LOB: 0 BB: 0 P: 17	R: 4 E: 0 K: 0 S: 19	H: 4 LOB: 1 BB: 1 P: 33	R: 0 E: 0 K: 2 S: 9	H: 0 LOB: 0 BB: 0 P: 12	R: 0 E: 0 K: 1 S: 9	H: 0 LOB: 0 BB: 0 P: 12	1B: 4 2B: 1 3B: 0 HR: 2	SF: 1 SAC: 0 DP: 2 HBP: 0	WP: 0 PB: 0 CS: 1	PA: 34	
<b>PITCHER</b>	IP	WLS	BF	H	R	ER	SO	BB	IBB	HBP	BLK	WP	HR	S	P	ERA	WHIP						
43 Aaron Civale, R ERA: 7.04	(1, 1)	6.0	L	22	5	4	4	6	2	0	0	0	0	2	61	99	6.00	1.167					
62 Enyel De Los Santos, R ERA: 3.7	(7, 1)	1.0		6	2	2	2	0	1	0	0	0	0	0	14	25	18.00	3.000					
27 Bryan Shaw, L ERA: 4.91	(8, 1)	1.0		3	0	0	0	2	0	0	0	0	0	0	9	12	0.00	0.000					
31 Sam Hentges, L ERA: 2.25	(9, 1)	1.0		3	0	0	0	1	0	0	0	0	0	9	12	0.00	0.000						

Batter	1	2	3	4	5	6	7	8	9	AB	R	H	RBI	BB	SO	LOB	BOTTOM					
7 Myles Straw, R OBP: 0.290, SLG: 0.247										4	0	0	0	0	1	0	<p><b>New York Yankees @ Cleveland Guardians</b> Progressive Field, Cleveland, OH Sat Jul 02 2022, 6:11 PM - 9:19 PM EDT Att.: 29,236 - Clear - 76 F</p>					
38 Steven Kwan, L OBP: 0.365, SLG: 0.355										4	1	2	1	0	0	0						
1 Amed Rosario, R OBP: 0.322, SLG: 0.397										4	0	1	0	0	3	1						
11 José Ramirez, S OBP: 0.377, SLG: 0.588										4	0	1	0	0	3	1						
32 Franmil Reyes, R OBP: 0.261, SLG: 0.324										4	0	0	0	0	2	1						
22 Josh Naylor, L OBP: 0.327, SLG: 0.495										4	0	2	0	0	0	0						
6 Owen Miller, R OBP: 0.300, SLG: 0.378										4	0	1	0	0	1	1						
8 Gabriel Arias, R OBP: 0.154, SLG: 0.154										4	0	1	0	0	1	4						
12 Luke Maile, R OBP: 0.259, SLG: 0.257										3	0	0	0	1	1	3						
28 Ernie Clement, R OBP: 0.246, SLG: 0.213										2	0	0	0	0	0	0						
9 Richie Palacios, L OBP: 0.313, SLG: 0.320										1	0	0	0	0	1	3						
<b>Inning Stats</b>	R: 1 E: 0 K: 1 S: 10	H: 1 LOB: 0 BB: 0 P: 16	R: 0 E: 0 K: 0 S: 7	H: 0 LOB: 0 BB: 0 P: 10	R: 0 E: 0 K: 0 S: 11	H: 0 LOB: 0 BB: 0 P: 17	R: 0 E: 0 K: 2 S: 10	H: 0 LOB: 0 BB: 0 P: 15	R: 0 E: 0 K: 2 S: 9	H: 1 LOB: 1 BB: 0 P: 13	R: 0 E: 0 K: 1 S: 13	H: 1 LOB: 1 BB: 0 P: 18	R: 0 E: 0 K: 2 S: 15	H: 1 LOB: 3 BB: 1 P: 27	R: 0 E: 0 K: 1 S: 9	H: 1 LOB: 0 BB: 0 P: 13	R: 0 E: 0 K: 1 S: 18	H: 2 LOB: 3 BB: 0 P: 27	1B: 5 2B: 1 3B: 0 HR: 1	SF: 0 SAC: 0 DP: 0 HBP: 1	WP: 1 PB: 0 CS: 0	PA: 37
<b>PITCHER</b>	IP	WLS	BF	H	R	ER	SO	BB	IBB	HBP	BLK	WP	HR	S	P	ERA	WHIP					
65 Nestor Cortes, L ERA: 2.44	(1, 1)	6.0	W	21	3	1	1	6	0	0	0	0	0	24	40	0.00	1.500					
34 Michael King, R ERA: 2.27	(7, 1)	2.0		10	2	0	0	3	1	0	0	0	0	24	40	0.00	1.500					
58 Wandy Peralta, L ERA: 2.15	(9, 1)	0.2		5	2	0	0	1	0	0	1	0	1	16	25	0.00	3.000					
35 Clay Holmes, R ERA: 0.49	(9, 1)	0.1	S	1	0	0	0	0	0	0	0	0	0	2	2	0.00	0.000					



Batter	1	2	3	4	5	6	7	8	9	AB	R	H	RBI	BB	SO	LOB	TOP										
48 Anthony Rizzo, L (1, 3) OBP: 0.336, SLG: 0.507	F8			K		P2			BB	3	0	0	0	1	1	1	<b>New York Yankees @ Cleveland Guardians</b> Progressive Field, Cleveland, OH Sun Jul 03 2022, 1:43 PM - 4:37 PM EDT Att: 26,113 - Sunny - 77 F										
27 Giancarlo Stanton, R (1, 10) OBP: 0.328, SLG: 0.619	L5			BB		K			BB	3	0	0	0	1	2												
28 Josh Donaldson, R (1, 5) OBP: 0.318, SLG: 0.380	L8			BB		K2-3			F8	4	0	1	0	0	1	3											
25 Gleyber Torres, R (1, 4) OBP: 0.307, SLG: 0.475		G5-3		FC1-4		L9			K	4	0	0	0	0	1	4											
39 Jose Trevino, R (1, 2) OBP: 0.303, SLG: 0.440 99 Aaron Judge, R (9, PH) OBP: 0.362, SLG: 0.619		G5-3		BB		F8			BB	3	0	0	0	0	0	2											
31 Aaron Hicks, S (1, 8) OBP: 0.342, SLG: 0.284				BB		F8			BB	0	0	0	0	1	0	0											
12 Isiah Kiner-Falefa, R (1, 6) OBP: 0.310, SLG: 0.365 26 DJ LeMahieu, R (8, PH) OBP: 0.362, SLG: 0.406				BB		F9			G4-3	4	0	0	0	0	1	3											
13 Joey Gallo, L (1, 9) OBP: 0.277, SLG: 0.325				G4-3		K			F9	2	0	0	0	0	1	0											
14 Marwin Gonzalez, S (1, 7) OBP: 0.303, SLG: 0.410 24 Matt Carpenter, L (8, PH) OBP: 0.412, SLG: 0.881				K		F8			K	3	0	0	0	0	2	0											
				K		HBP			K	1	0	0	0	0	1	0											
<b>Inning Stats</b>	R: 0 E: 0 K: 0 S: 8	H: 0 LOB: 0 BB: 0 P: 12	R: 0 E: 0 K: 1 S: 7	H: 0 LOB: 0 BB: 0 P: 11	R: 0 E: 0 K: 2 S: 9	H: 0 LOB: 2 BB: 1 P: 13	R: 0 E: 0 K: 1 S: 10	H: 1 LOB: 2 BB: 1 P: 16	R: 0 E: 0 K: 1 S: 8	H: 0 LOB: 0 BB: 0 P: 11	R: 0 E: 0 K: 2 S: 9	H: 0 LOB: 1 BB: 0 P: 19	R: 0 E: 0 K: 0 S: 5	H: 0 LOB: 0 BB: 0 P: 10	R: 0 E: 0 K: 2 S: 9	H: 0 LOB: 3 BB: 2 P: 15	R: 0 E: 1 K: 1 S: 13	H: 0 LOB: 2 BB: 2 P: 23	1B: 1 2B: 0 3B: 0 HR: 0	SF: 0 SAC: 0 DP: 0 HBP: 1	WP: 0 PB: 0 SB: 1 CS: 0	PA: 33					
<b>PITCHER</b>	IP	WLS	BF	H	R	ER	SO	BB	IBB	HBP	BLK	WP	HR	S	P	ERA	WHIP										
24 Triston McKenzie, R (1, 1) ERA: 3.71	7.0	W	24	1	0	0	7	1	0	1	0	0	0	56	92	0.00	0.286										
49 Eli Morgan, R (8, 1) ERA: 2.68	1.0	H	3	0	0	0	2	0	0	0	0	0	0	9	15	0.00	0.000										
48 Emmanuel Clase, R (9, 1) ERA: 1.31	1.0	S	6	0	0	0	1	2	0	0	0	0	0	13	23	0.00	2.000										

Batter	1	2	3	4	5	6	7	8	9	AB	R	H	RBI	BB	SO	LOB	BOTTOM										
38 Steven Kwan, L (1, 9) OBP: 0.368, SLG: 0.358	G6-4-3			BB		K			BB	4	0	2	0	0	1	2	<b>New York Yankees @ Cleveland Guardians</b> Progressive Field, Cleveland, OH Sun Jul 03 2022, 1:43 PM - 4:37 PM EDT Att: 26,113 - Sunny - 77 F										
1 Amed Rosario, R (1, 6) OBP: 0.328, SLG: 0.398	G6-4-3			BB		BB			BB	2	1	1	0	2	0	1											
8 Gabriel Arias, R (1, 5) OBP: 0.118, SLG: 0.118	K			K		K			FC4-2-3	4	0	0	0	0	3	7											
32 Franmil Reyes, R (1, 10) OBP: 0.266, SLG: 0.345	F7			HR		K			BB	4	1	2	2	0	1	0											
6 Owen Miller, R (1, 3) OBP: 0.296, SLG: 0.371	G5-3			K		G6-3			E6	4	0	0	0	0	1	1											
0 Andrés Giménez, L (1, 4) OBP: 0.352, SLG: 0.495	G5-3			K		G4-3			G4-3	4	0	0	0	0	1	2											
28 Ernie Clement, R (1, 7) OBP: 0.248, SLG: 0.216				K		BB			BB	3	0	1	0	0	1	0											
4 Sandy León, S (1, 2) OBP: 0.429, SLG: 0.111	L8			BB		BB			G6-4-3	3	0	1	0	0	0	1											
7 Myles Straw, R (1, 8) OBP: 0.291, SLG: 0.245				BB		K			G6-3	2	0	0	0	1	1	1											
<b>Inning Stats</b>	R: 0 E: 0 K: 1 S: 15	H: 1 LOB: 0 BB: 0 P: 20	R: 0 E: 0 K: 0 S: 8	H: 0 LOB: 0 BB: 0 P: 10	R: 0 E: 1 K: 1 S: 12	H: 0 LOB: 2 BB: 2 P: 24	R: 1 E: 0 K: 3 S: 13	H: 1 LOB: 0 BB: 0 P: 19	R: 0 E: 0 K: 3 S: 14	H: 1 LOB: 2 BB: 1 P: 21	R: 0 E: 0 K: 1 S: 9	H: 0 LOB: 0 BB: 0 P: 11	R: 0 E: 0 K: 0 S: 9	H: 1 LOB: 0 BB: 0 P: 12	R: 1 E: 1 K: 0 S: 12	H: 3 LOB: 2 BB: 0 P: 19		1B: 6 2B: 1 3B: 0 HR: 1	SF: 0 SAC: 0 DP: 3 HBP: 0	WP: 0 PB: 0 SB: 0 CS: 0	PA: 33						
<b>PITCHER</b>	IP	WLS	BF	H	R	ER	SO	BB	IBB	HBP	BLK	WP	HR	S	P	ERA	WHIP										
47 Jordan Montgomery, L (1, 1) ERA: 3.19	5.0	L	21	3	1	1	8	3	0	0	0	0	0	24	34	3.38	1.125										
92 JP Sears, L (6, 1) ERA: 0.59	2.2		9	3	1	1	1	0	0	0	0	0	0	6	8	0.00	3.000										
84 Albert Abreu, R (8, 1) ERA: 2.95	0.1		3	1	0	0	0	0	0	0	0	0	0	6	8	0.00	3.000										



Batter	1	2	3	4	5	6	7	8	9	AB	R	H	RBI	BB	SO	LOB	TOP										
38 Steven Kwan, L (1, 7) OBP: 0.366, SLG: 0.356	F8		1B			P5			K	4	0	1	0	0	1	1											
1 Amed Rosario, R (1, 6) OBP: 0.324, SLG: 0.392	P6			P4		G4-3			G6-3	4	0	0	0	0	0	1											
11 José Ramírez, S (1, 10) OBP: 0.376, SLG: 0.582	P5			G4-3					K	3	0	0	0	1	1	0											
22 Josh Naylor, L (1, 3) OBP: 0.332, SLG: 0.510		K								2	1	1	1	1	1	0											
6 Owen Miller, R (7, PR) OBP: 0.295, SLG: 0.370				HR					G3	1	0	0	0	0	0	2											
32 Franmil Reyes, R (1, 9) OBP: 0.262, SLG: 0.339	F7			P3						3	0	0	0	0	0	1											
0 Andrés Giménez, L (1, 4) OBP: 0.347, SLG: 0.489	K									3	0	0	0	0	1	0											
Gabriel Arias, R (1, 5) OBP: 0.150, SLG: 0.105						L9			K	2	0	0	0	1	1	0											
12 Luke Maile, R (1, 2) OBP: 0.253, SLG: 0.250						G4-3				2	0	0	0	0	1	1											
9 Richey Palacios, L (8, PH) OBP: 0.310, SLG: 0.316									P4	1	0	0	0	0	0	0											
4 Sandy León, S (8, 2) OBP: 0.429, SLG: 0.111										0	0	0	0	0	0	0											
7 Myles Straw, R (1, 8) OBP: 0.291, SLG: 0.244										2	0	0	0	1	0	1											
Inning Stats	R: 0 H: 0 E: 0 K: 0 S: 6	H: 0 LOB: 0 BB: 0 P: 13	R: 0 H: 0 E: 0 K: 2 S: 8	H: 0 LOB: 0 BB: 0 P: 10	R: 0 H: 1 E: 0 K: 1 S: 11	H: 1 LOB: 2 BB: 1 P: 19	R: 1 H: 1 E: 0 K: 0 S: 8	H: 1 LOB: 0 BB: 0 P: 11	R: 0 H: 0 E: 0 K: 0 S: 10	H: 0 LOB: 0 BB: 0 P: 11	R: 0 H: 0 E: 0 K: 0 S: 9	H: 0 LOB: 0 BB: 0 P: 14	R: 0 H: 0 E: 0 K: 1 S: 9	H: 0 LOB: 0 BB: 1 P: 15	R: 0 H: 0 E: 0 K: 1 S: 5	H: 0 LOB: 0 BB: 0 P: 6	R: 0 H: 0 E: 0 K: 1 S: 15	H: 0 LOB: 2 BB: 2 P: 27	1B: 1 2B: 0 3B: 0 HR: 1	SF: 0 SAC: 0 DP: 1 HBP: 0	WP: 0 PA: 31 PB: 0 SB: 1 CS: 0						
PITCHER	IP	WLS	BF	H	R	ER	SO	BB	IBB	HBP	BLK	WP	HR	S	P	ERA	WHIP										
50 Garrett Hill, R (1, 1) ERA: 1.5	6.0	W	20	2	1	1	3	1	0	0	0	0	1	52	78	1.50	0.500										
37 Andrew Chafin, L (7, 1) ERA: 2.55	1.1	H	4	0	0	0	1	1	0	0	0	0	0	10	16	0.00	0.750										
32 Michael Fulmer, R (8, 1) ERA: 2.1	0.2	H	2	0	0	0	1	0	0	0	0	0	0	4	5	0.00	0.000										
65 Gregory Soto, L (9, 1) ERA: 2.48	1.0	S	5	0	0	0	1	2	0	0	0	0	0	15	27	0.00	2.000										

Cleveland Guardians @ Detroit Tigers  
Comerica Park, Detroit, MI  
Mon Jul 04 2022, 1:11 PM - 4:06 PM EDT  
Att: 19,737 - Sunny - 89 F

AB 27  
R 1  
H 2  
RBI 1  
BB 4  
SO 6  
LOB 7



Batter	1	2	3	4	5	6	7	8	9	AB	R	H	RBI	BB	SO	LOB	BOTTOM										
31 Riley Greene, L (1, 8) OBP: 0.397, SLG: 0.385	BB		F7		F7		F8		K	4	1	0	0	1	1	3											
9 Willi Castro, S (1, 9) OBP: 0.302, SLG: 0.375	BB		FC6-4		F7		P6			4	1	2	0	0	0	2											
28 Javier Báez, R (1, 6) OBP: 0.249, SLG: 0.362	1B		K		G3					4	0	1	1	0	2	3											
24 Miguel Cabrera, R (1, 10) OBP: 0.340, SLG: 0.366	1B		FC6-4				G6-3			3	0	1	2	1	0	1											
46 Jeimer Candelario, S (1, 5) OBP: 0.250, SLG: 0.308	FC6				L4		G3-1		K	4	0	0	0	0	1	4											
8 Robbie Grossman, S (1, 7) OBP: 0.313, SLG: 0.280	CS		K		F7				K	3	0	0	0	1	2	0											
21 Kody Clemens, L (1, 3) OBP: 0.235, SLG: 0.311			G4-3				BB		K	4	0	1	0	0	1	1											
7 Jonathan Schoop, R (1, 4) OBP: 0.235, SLG: 0.317							G3			4	2	4	0	0	0	0											
15 Tucker Barnhart, L (1, 2) OBP: 0.268, SLG: 0.255			G6-3							3	0	1	1	1	0	3											
Inning Stats	R: 2 H: 2 E: 1 K: 1 S: 10	H: 1 LOB: 1 BB: 0 P: 17	R: 0 H: 1 E: 0 K: 1 S: 11	H: 1 LOB: 0 BB: 0 P: 15	R: 0 H: 1 E: 0 K: 1 S: 11	H: 1 LOB: 1 BB: 0 P: 16	R: 0 H: 2 E: 0 K: 0 S: 17	H: 2 LOB: 2 BB: 0 P: 25	R: 0 H: 0 E: 0 K: 0 S: 4	H: 0 LOB: 0 BB: 0 P: 5	R: 0 H: 0 E: 0 K: 0 S: 7	H: 0 LOB: 1 BB: 1 P: 15	R: 1 H: 2 E: 0 K: 1 S: 15	H: 2 LOB: 3 BB: 2 P: 29	R: 1 H: 2 E: 0 K: 3 S: 14	H: 2 LOB: 1 BB: 0 P: 21	1B: 9 2B: 1 3B: 0 HR: 0	SF: 0 SAC: 0 DP: 0 HBP: 0	WP: 1 PA: 38 PB: 0 SB: 1 CS: 1								
PITCHER	IP	WLS	BF	H	R	ER	SO	BB	IBB	HBP	BLK	WP	HR	S	P	ERA	WHIP										
34 Zach Plesac, R (1, 1) ERA: 3.8	6.0	L	25	6	2	2	3	2	0	0	0	1	0	60	93	3.00	1.333										
31 Sam Hentges, L (7, 1) ERA: 2.51	0.2		4	1	1	1	0	1	0	0	0	0	0	9	16	13.50	3.000										
99 James Karinchak, R (7, 1) ERA: 9.0	1.0		6	2	1	1	3	1	0	0	0	0	0	16	28	9.00	3.000										
46 Alex Young, L (8, 1) ERA:	0.1		2	1	0	0	1	0	0	0	0	0	0	4	6	0.00	3.000										

Cleveland Guardians @ Detroit Tigers  
Comerica Park, Detroit, MI  
Mon Jul 04 2022, 1:11 PM - 4:06 PM EDT  
Att: 19,737 - Sunny - 89 F

AB 33  
R 4  
H 10  
RBI 4  
BB 4  
SO 7  
LOB 17





Batter	1	2	3	4	5	6	7	8	9	AB	R	H	RBI	BB	SO	LOB	TOP	
38 Steven Kwan, L (1,9) OBP: 0.360, SLG: 0.350	F7		P4	L8			G4-6-3			4	0	0	0	0	0	5		
1 Amed Rosario, R (1,6) OBP: 0.314, SLG: 0.388	F8			11 BB 32 BB	P3			K2-3		3	1	0	0	1	1	0		
11 José Ramírez, S (1,5) OBP: 0.374, SLG: 0.577	F8			32 BB 0 SF9	F8			K		4	1	1	0	0	1	0		
32 Franmil Reyes, R (1,10) OBP: 0.262, SLG: 0.343		K		SF9 6 BB	G5-3			K		4	1	1	1	0	2	0		
0 Andrés Giménez, L (1,4) OBP: 0.323, SLG: 0.489				SF9				G4-3		2	0	1	1	1	0	0		
6 Owen Miller, R (1,3) OBP: 0.294, SLG: 0.368		K		35 BB 4 BB	F9			K		4	0	1	1	0	2	2		
9 Richie Palacios, L (1,7) OBP: 0.314, SLG: 0.321					P4			G6-4-3		2	0	1	0	0	0	1		
28 Ernie Clement, R (6,PH) OBP: 0.244, SLG: 0.212	CS							G6-3		2	0	0	0	0	0	1		
4 Sandy León, S (1,2) OBP: 0.412, SLG: 0.091								F7		2	0	0	0	1	1	1		
35 Óscar Mercado, R (1,8) OBP: 0.236, SLG: 0.376								G4-6-3		2	0	1	0	1	0	1		
<b>Inning Stats</b>	R: 0 H: 0 E: 0 K: 0 S: 9	H: 0 LOB: 0 BB: 0 P: 15	R: 0 H: 0 E: 0 K: 2 S: 8	H: 0 LOB: 0 BB: 1 P: 13	R: 0 H: 1 E: 0 K: 1 S: 8	H: 1 LOB: 1 BB: 0 P: 12	R: 3 H: 3 E: 0 K: 0 S: 14	H: 3 LOB: 3 BB: 3 P: 29	R: 0 H: 0 E: 0 K: 0 S: 8	H: 1 LOB: 0 BB: 0 P: 9	R: 0 H: 1 E: 0 K: 3 S: 10	H: 0 LOB: 0 BB: 0 P: 14	R: 0 H: 0 E: 0 K: 1 S: 7	H: 0 LOB: 0 BB: 0 P: 11	1B: 5 2B: 1 3B: 0 HR: 0	SF: 1 SAC: 0 DP: 2 HBP: 0	WP: 0 PA: 35 PB: 0 SB: 0 CS: 1	
<b>PITCHER</b>	IP WLS BF H R ER SO BB IBB HBP BLK WP HR S P ERA WHIP																	
49 Alex Faedo, R (1,1) ERA: 5.02	3.2	18	4	3	3	3	4	0	0	0	0	0	0	0	37	66	7.36	2.182
70 Tyler Alexander, L (4,1) ERA: 4.59	3.1	10	2	0	0	0	0	0	0	0	0	0	0	24	32	0.00	0.600	
55 Alex Lange, R (8,1) ERA: 2.08	1.0	3	0	0	0	3	0	0	0	0	0	0	0	10	14	0.00	0.000	
77 Joe Jiménez, R (9,1) ERA: 3.23	1.0	3	0	0	0	1	0	0	0	0	0	0	0	7	11	0.00	0.000	

Cleveland Guardians @ Detroit Tigers  
Comerica Park, Detroit, MI  
Mon Jul 04 2022, 6:41 PM - 9:35 PM EDT  
Att: 24,395 - Partly Cloudy - 86 F

AB 29  
R 3  
H 6  
RBI 3  
BB 4  
SO 7  
LOB 11



Batter	1	2	3	4	5	6	7	8	9	AB	R	H	RBI	BB	SO	LOB	BOTTOM
31 Riley Greene, L (1,8) OBP: 0.382, SLG: 0.368	L7		FC4 8 BB	FC6				G5-3		5	0	1	2	0	0	2	
28 Javier Báez, R (1,6) OBP: 0.245, SLG: 0.357	L5		K		F8		G1-3			4	0	0	0	0	1	3	
8 Robbie Grossman, S (1,7) OBP: 0.316, SLG: 0.281	F9							K		3	0	1	0	1	1	0	
24 Miguel Cabrera, R (1,10) OBP: 0.338, SLG: 0.364								G5-3		4	0	1	0	0	2	3	
13 Eric Haase, R (1,2) OBP: 0.275, SLG: 0.409					E1 30 BB 7 BB			HR		3	2	1	1	1	0	1	
20 Spencer Torkelson, R (1,3) OBP: 0.284, SLG: 0.301					G6-3			K		4	1	1	0	0	1	3	
30 Harold Castro, L (1,5) OBP: 0.301, SLG: 0.420										4	1	2	0	0	1	2	
7 Jonathan Schoop, R (1,4) OBP: 0.238, SLG: 0.323										4	1	2	1	0	0	2	
22 Victor Reyes, S (1,9) OBP: 0.322, SLG: 0.407										4	0	1	1	0	0	3	
<b>Inning Stats</b>	R: 0 H: 0 E: 0 K: 0 S: 7	H: 1 LOB: 1 BB: 1 P: 16	R: 1 H: 1 E: 0 K: 2 S: 18	H: 1 LOB: 2 BB: 1 P: 29	R: 2 H: 2 E: 1 K: 0 S: 15	H: 2 LOB: 1 BB: 0 P: 22	R: 0 H: 1 E: 0 K: 1 S: 8	H: 3 LOB: 2 BB: 0 P: 24	R: 1 H: 1 E: 0 K: 2 S: 9	H: 1 LOB: 0 BB: 0 P: 11	R: 0 H: 1 E: 0 K: 0 S: 8	H: 1 LOB: 1 BB: 0 P: 13	1B: 8 2B: 2 3B: 0 HR: 1	SF: 0 SAC: 0 DP: 1 HBP: 0	WP: 0 PA: 37 PB: 0 SB: 1 CS: 0		
<b>PITCHER</b>	IP WLS BF H R ER SO BB IBB HBP BLK WP HR S P ERA WHIP																
45 Konnor Pilkington, L (1,1) ERA: 4.08	4.0	19	4	3	1	2	2	0	0	0	0	0	0	0	79	2.25	1.500
37 Trevor Stephan, R (5,1) ERA: 3.3	1.1	6	2	1	1	2	0	0	0	0	0	0	0	12	21	6.75	1.500
27 Bryan Shaw, R (6,1) ERA: 4.94	1.2	8	3	1	1	2	0	0	0	0	0	0	0	18	27	5.40	1.800
62 Enyel De Los Santos, R (8,1) ERA: 3.55	1.0	4	1	0	0	0	0	0	0	0	0	0	0	8	13	0.00	1.000

Cleveland Guardians @ Detroit Tigers  
Comerica Park, Detroit, MI  
Mon Jul 04 2022, 6:41 PM - 9:35 PM EDT  
Att: 24,395 - Partly Cloudy - 86 F

AB 35  
R 5  
H 10  
RBI 5  
BB 2  
SO 6  
LOB 19





Batter	1	2	3	4	5	6	7	8	9	AB	R	H	RBI	BB	SO	LOB	TOP					
38 Steven Kwan, L OBP: 0.397, SLG: 0.343	F7		G1-3		F7		F7		HBP	4	0	0	0	0	0	2	Cleveland Guardians @ Detroit Tigers Comerica Park, Detroit, MI Tue Jul 05 2022, 7:10 PM - 10:13 PM EDT Att: 16,662 - Partly Cloudy - 88 F					
1 Amed Rosario, R OBP: 0.317, SLG: 0.383	E6		L9		FC6			G5-3	SF9	4	1	0	1	0	0	1						
11 José Ramírez, S OBP: 0.374, SLG: 0.578										3	0	1	0	0	1	0						
28 Ernie Clement, R OBP: 0.296, SLG: 0.226				K						2	1	2	0	0	0	0						
32 Franmil Reyes, R OBP: 0.260, SLG: 0.346	SF7									4	1	1	1	0	0	3						
0 Andrés Giménez, L OBP: 0.350, SLG: 0.484										2	0	0	0	0	1	2						
35 Óscar Mercado, R OBP: 0.242, SLG: 0.381	K2-3									1	0	1	0	0	0	0						
6 Owen Miller, R OBP: 0.297, SLG: 0.370		G6-3								4	0	2	2	0	0	1						
9 Richie Palacios, L OBP: 0.311, SLG: 0.317										4	0	1	0	0	0	3						
12 Luke Maile, R OBP: 0.264, SLG: 0.276										4	1	2	0	0	0	1						
7 Myles Straw, R OBP: 0.291, SLG: 0.244										4	0	1	0	0	0	2						
<b>Inning Stats</b>	R: 1 H: 1 E: 1 K: 1 S: 16	H: 1 LOB: 1 BB: 0 P: 22	R: 0 H: 0 E: 0 K: 0 S: 5	H: 1 LOB: 0 BB: 7 P: 7	R: 0 H: 0 E: 0 K: 0 S: 9	H: 0 LOB: 0 BB: 12 P: 12	R: 1 H: 2 E: 0 K: 1 S: 17	H: 2 LOB: 1 BB: 0 P: 24	R: 0 H: 1 E: 0 K: 0 S: 12	H: 1 LOB: 1 BB: 0 P: 20	R: 0 H: 0 E: 0 K: 0 S: 7	H: 0 LOB: 1 BB: 0 P: 14	R: 0 H: 1 E: 0 K: 0 S: 8	H: 1 LOB: 1 BB: 0 P: 10	R: 1 H: 3 E: 0 K: 0 S: 17	H: 3 LOB: 2 BB: 0 P: 28	R: 1 H: 2 E: 0 K: 0 S: 10	H: 2 LOB: 2 BB: 0 P: 12	1B: 8 2B: 3 HR: 0	SF: 2 SAC: 0 HBP: 2	WP: 0 PB: 0 SB: 0 CS: 0	PA: 40
<b>PITCHER</b>	IP WLS BF H R ER SO BB IBB HBP BLK WP HR S P ERA WHIP																					
40 Drew Hutchison, R ERA: 4.3	5.0 W 20 5 2 1 2 0 0 0 0 0 0 59 85 1.80 1.000																					
68 Jason Foley, R ERA: 2.99	1.0 4 0 0 0 0 0 0 0 1 0 0 7 14 0.00 0.000																					
58 Willy Peralta, R ERA: 2.16	1.1 5 1 0 0 0 0 0 0 0 0 0 11 16 0.00 0.750																					
77 Joe Jiménez, R ERA: 3.16	0.2 5 3 1 0 0 0 0 0 0 0 0 14 22 0.00 4.500																					
30 Harold Castro, R ERA: 6.0	1.0 6 2 1 1 0 0 0 0 1 0 0 10 12 9.00 2.000																					

Batter	1	2	3	4	5	6	7	8	9	AB	R	H	RBI	BB	SO	LOB	BOTTOM	
31 Riley Greene, L OBP: 0.384, SLG: 0.403	F7			G4-3		G4-3				5	1	2	3	0	0	2	Cleveland Guardians @ Detroit Tigers Comerica Park, Detroit, MI Tue Jul 05 2022, 7:10 PM - 10:13 PM EDT Att: 16,662 - Partly Cloudy - 88 F	
8 Robbie Grossman, S OBP: 0.315, SLG: 0.277										3	0	0	0	1	1	1		
21 Kody Clemens, L OBP: 0.231, SLG: 0.304	G6-3			L6						1	0	0	0	0	0	0		
24 Miguel Cabrera, R OBP: 0.349, SLG: 0.372										3	2	3	1	1	0	0		
9 Willi Castro, S OBP: 0.300, SLG: 0.373										1	0	0	0	0	0	0		
13 Eric Haase, R OBP: 0.280, SLG: 0.439										5	2	2	2	0	2	3		
30 Harold Castro, L OBP: 0.298, SLG: 0.414										5	0	1	0	0	1	2		
7 Jonathan Schoop, R OBP: 0.244, SLG: 0.323										3	2	1	0	1	0	0		
46 Jeimer Candelario, S OBP: 0.253, SLG: 0.307										4	2	1	1	1	1	3		
20 Spencer Torkelson, R OBP: 0.284, SLG: 0.297										3	0	0	1	1	2	5		
22 Victor Reyes, S OBP: 0.340, SLG: 0.422										4	2	3	3	0	0	2		
<b>Inning Stats</b>	R: 0 H: 1 E: 0 K: 1 S: 9	H: 3 LOB: 2 BB: 2 P: 33	R: 0 H: 2 E: 0 K: 2 S: 13	H: 2 LOB: 2 BB: 0 P: 19	R: 2 H: 2 E: 0 K: 0 S: 11	H: 2 LOB: 0 BB: 0 P: 18	R: 2 H: 3 E: 0 K: 2 S: 17	H: 3 LOB: 1 BB: 0 P: 29	R: 3 H: 2 E: 0 K: 1 S: 15	H: 2 LOB: 3 BB: 3 P: 25	R: 0 H: 0 E: 0 K: 0 S: 6	H: 0 LOB: 0 BB: 0 P: 7	R: 0 H: 0 E: 0 K: 0 S: 5	H: 0 LOB: 0 BB: 0 P: 10	1B: 9 2B: 3 HR: 1	SF: 0 SAC: 0 HBP: 1	WP: 0 PB: 0 SB: 1 CS: 0	PA: 43
<b>PITCHER</b>	IP WLS BF H R ER SO BB IBB HBP BLK WP HR S P ERA WHIP																	
47 Cal Quantrill, R ERA: 3.86	4.0 L 23 8 6 3 4 2 0 0 0 0 0 17 29 6.75 2.500																	
52 Nick Sandlin, R ERA: 3.66	1.0 6 3 2 2 2 0 0 0 0 0 0 17 29 18.00 3.000																	
31 Sam Hentges, L ERA: 3.34	1.0 8 2 3 3 1 2 1 0 0 0 0 15 25 27.00 4.000																	
4 Sandy León, R ERA:	2.0 6 0 0 0 0 0 0 0 0 0 0 11 17 0.00 0.000																	







Batter	1	2	3	4	5	6	7	8	9	AB	R	H	RBI	BB	SO	LOB	TOP			
38 Steven Kwan, L OBP: 0.360, SLG: 0.349										4	0	1	0	0	0	4	<b>Cleveland Guardians @ Kansas City Royals</b> Kauffman Stadium, Kansas City, MO Fri Jul 08 2022, 7:11 PM - 9:55 PM CDT Att: 19,611 - Clear - 88 F			
1 Amed Rosario, R OBP: 0.313, SLG: 0.376										4	0	1	0	0	1	1				
11 José Ramírez, S OBP: 0.368, SLG: 0.569										4	1	1	0	0	1	2				
32 Franmil Reyes, R OBP: 0.260, SLG: 0.373										4	1	1	2	0	1	2				
0 Andrés Giménez, L OBP: 0.352, SLG: 0.480										2	0	0	0	0	1	0				
6 Owen Miller, R OBP: 0.296, SLG: 0.366										4	1	0	0	0	0	2				
33 Nolan Jones, L OBP: 0.607, SLG: 1.000										3	0	2	1	0	0	0				
35 Oscar Mercado, R OBP: 0.246, SLG: 0.378										0	0	0	0	1	0	0				
17 Austin Hedges, R OBP: 0.219, SLG: 0.265										3	0	0	0	0	2	2				
22 Josh Naylor, L OBP: 0.335, SLG: 0.513										1	0	1	0	0	0	0				
12 Luke Maile, R OBP: 0.264, SLG: 0.276										0	0	0	0	0	0	0				
7 Myles Straw, R OBP: 0.293, SLG: 0.247										4	0	2	0	0	0	3				
<b>Inning Stats</b>	R: 0 E: 0 K: 1 S: 7	H: 1 LOB: 0 BB: 7	R: 1 E: 1 K: 1 S: 13	H: 1 LOB: 1 BB: 20	R: 0 E: 0 K: 1 S: 9	H: 0 LOB: 0 BB: 12	R: 0 E: 0 K: 1 S: 10	H: 0 LOB: 0 BB: 15	R: 0 E: 0 K: 0 S: 9	H: 1 LOB: 0 BB: 6	R: 2 E: 0 K: 1 S: 14	H: 3 LOB: 1 BB: 25	R: 0 E: 0 K: 1 S: 17	H: 2 LOB: 2 BB: 20	R: 0 E: 0 K: 0 S: 16	H: 1 LOB: 3 BB: 28	1B: 6 2B: 3 HR: 1	SF: 0 SAC: 1 DP: 2 HBP: 2	WP: 0 PB: 0 SB: 0 CS: 0	PA: 37
<b>PITCHER</b>	IP WLS BF H R ER SO BB IBB HBP BLK WP HR S P ERA WHIP																			
51 Brady Singer, R ERA: 4.25	(1, 1) 7.0 26 6 3 3 5 0 0 1 0 0 1 66 100 3.86 0.857																			
36 Joel Payamps, R ERA: 2.95	(8, 1) 1.0 5 2 0 0 1 0 0 0 0 0 0 17 25 0.00 2.000																			
58 Scott Barlow, R ERA: 2.33	(9, 1) 1.0 W 6 1 0 0 0 1 0 1 0 0 0 16 28 0.00 2.000																			

AB	33
R	3
H	9
RBI	3
BB	1
SO	6
LOB	16



Batter	1	2	3	4	5	6	7	8	9	AB	R	H	RBI	BB	SO	LOB	BOTTOM			
15 Whit Merrifield, R OBP: 0.293, SLG: 0.346										4	1	3	2	0	0	0	<b>Cleveland Guardians @ Kansas City Royals</b> Kauffman Stadium, Kansas City, MO Fri Jul 08 2022, 7:11 PM - 9:55 PM CDT Att: 19,611 - Clear - 88 F			
16 Andrew Benintendi, L OBP: 0.367, SLG: 0.463										4	0	1	1	0	1	2				
7 Bobby Witt Jr., R OBP: 0.285, SLG: 0.442										4	0	1	0	0	0	1				
1 MJ Melendez, L OBP: 0.312, SLG: 0.409										4	0	0	0	0	1	4				
17 Hunter Dozier, R OBP: 0.326, SLG: 0.440										4	0	1	0	0	1	2				
9 Vinnie Pasquantino, L OBP: 0.310, SLG: 0.265										4	0	1	0	0	0	1				
14 Edward Olivares, R OBP: 0.324, SLG: 0.471										0	1	0	0	0	0	0				
28 Kyle Isbel, L OBP: 0.246, SLG: 0.331										4	0	0	0	0	3	2				
2 Michael Taylor, R OBP: 0.348, SLG: 0.390										4	1	2	1	0	1	1				
26 Emmanuel Rivera, R OBP: 0.271, SLG: 0.406										3	0	1	0	0	0	1				
8 Nicky Lopez, L OBP: 0.292, SLG: 0.283										0	1	0	0	0	0	0				
<b>Inning Stats</b>	R: 0 E: 0 K: 0 S: 7	H: 0 LOB: 0 BB: 0 P: 11	R: 0 E: 0 K: 0 S: 7	H: 0 LOB: 0 BB: 0 P: 11	R: 1 E: 0 K: 1 S: 8	H: 3 LOB: 2 BB: 0 P: 12	R: 0 E: 0 K: 2 S: 9	H: 0 LOB: 0 BB: 0 P: 11	R: 0 E: 0 K: 0 S: 10	H: 2 LOB: 2 BB: 0 P: 19	R: 0 E: 0 K: 2 S: 9	H: 1 LOB: 1 BB: 0 P: 13	R: 2 E: 1 K: 0 S: 13	H: 2 LOB: 2 BB: 0 P: 20	R: 1 E: 0 K: 1 S: 8	H: 2 LOB: 1 BB: 0 P: 13	1B: 8 2B: 1 HR: 1	SF: 0 SAC: 0 DP: 0 HBP: 0	WP: 0 PB: 0 SB: 1 CS: 0	PA: 35
<b>PITCHER</b>	IP WLS BF H R ER SO BB IBB HBP BLK WP HR S P ERA WHIP																			
43 Aaron Civale, R ERA: 6.28	(1, 1) 7.0 B 6 2 2 2 0 0 0 0 0 0 1 61 91 1.29 0.857																			
49 Eli Morgan, R ERA: 3.05	(8, 1) 1.0 L 3 2 1 1 1 0 0 0 0 0 0 8 13 27.00 6.000																			
31 Sam Hentges, L ERA: 3.6	(9, 1) 0.1																			

AB	35
R	4
H	10
RBI	4
BB	0
SO	7
LOB	14





Batter	1	2	3	4	5	6	7	8	9	AB	R	H	RBI	BB	SO	LOB	TOP				
38 Steven Kwan, L (1,7) OBP: 0.363, SLG: 0.361										6	2	3	2	0	0	6					
1 Amed Rosario, R (1,6) OBP: 0.319, SLG: 0.390										5	3	3	1	0	2	1					
11 José Ramírez, S (1,5) OBP: 0.372, SLG: 0.585										4	2	3	3	0	0	1					
6 Owen Miller, R (6,3) OBP: 0.297, SLG: 0.367										2	1	1	0	0	0	0					
22 Josh Naylor, L (1,3) OBP: 0.338, SLG: 0.510										3	1	1	0	1	1	2					
28 Ernie Clement, R (6,5) OBP: 0.267, SLG: 0.233										2	0	1	0	0	0	1					
32 Franmil Reyes, R (1,10) OBP: 0.262, SLG: 0.377										6	0	2	1	0	3	6					
0 Andrés Giménez, L (1,4) OBP: 0.355, SLG: 0.481										6	1	3	2	0	2	3					
33 Nolan Jones, L (1,9) OBP: 0.280, SLG: 1.143										4	1	2	3	2	1	3					
12 Luke Maile, R (1,2) OBP: 0.280, SLG: 0.288										4	1	1	1	2	1	2					
7 Myles Straw, R (1,8) OBP: 0.298, SLG: 0.258										4	1	3	0	0	0	1					
35 Oscar Mercado, R (6,PR) OBP: 0.242, SLG: 0.372										2	0	0	0	0	1	5					
<b>Inning Stats</b>	R: 2 E: 0 K: 1 S: 14	H: 3 LOB: 2 BB: 0 P: 26	R: 4 E: 1 K: 3 S: 19	H: 4 LOB: 1 BB: 0 P: 27	R: 0 E: 0 K: 0 S: 8	H: 1 LOB: 2 BB: 1 P: 14	R: 5 E: 0 K: 1 S: 23	H: 5 LOB: 2 BB: 2 P: 37	R: 0 E: 0 K: 2 S: 22	H: 2 LOB: 1 BB: 0 P: 31	R: 0 E: 0 K: 1 S: 8	H: 1 LOB: 1 BB: 0 P: 10	R: 0 E: 0 K: 0 S: 9	H: 1 LOB: 2 BB: 1 P: 13	R: 2 E: 0 K: 2 S: 15	H: 4 LOB: 3 BB: 1 P: 24	1B: 14 2B: 6 3B: 0 HR: 3	SF: 0 SAC: 0 DP: 2 HBP: 1	WP: 1 PB: 0 CS: 0	PA: 54	
<b>PITCHER</b>	IP WLS BF H R ER SO BB IBB HBP BLK WP HR S P ERA WHIP	1.1 L 12 6 6 5 2 0 0 0 1 0 0 1 26 44 33.75 4.500	2.2 16 7 5 5 3 3 0 0 0 0 1 38 60 16.88 3.750	5.1 8 4 0 0 3 0 0 0 0 1 0 33 47 0.00 2.400	6.1 5 1 0 0 1 0 0 0 0 0 0 10 14 0.00 0.750	8.1 2.0 13 5 2 2 2 2 0 0 0 0 1 24 37 9.00 3.500															

**Cleveland Guardians @ Kansas City Royals**  
Kauffman Stadium, Kansas City, MO  
Sat Jul 09 2022, 3:11 PM - 6:20 PM CDT  
Att: 17,024 - Sunny - 85 F

AB 48  
R 13  
H 23  
RBI 13  
BB 5  
SO 11  
LOB 31

Batter	1	2	3	4	5	6	7	8	9	AB	R	H	RBI	BB	SO	LOB	BOTTOM					
15 Whit Merrifield, R (1,4) OBP: 0.294, SLG: 0.345										1	0	0	0	1	0	0						
28 Kyle Isbel, L (6,7) OBP: 0.240, SLG: 0.322										3	0	0	0	0	0	3						
16 Andrew Benintendi, L (1,7) OBP: 0.307, SLG: 0.402										1	0	0	0	1	1	1						
26 Emmanuel Rivera, R (6,5) OBP: 0.280, SLG: 0.410										1	0	1	0	1	0	0						
7 Bobby Witt Jr., R (1,6) OBP: 0.288, SLG: 0.443										4	0	2	0	0	0	2						
1 MJ Melendez, L (1,2) OBP: 0.311, SLG: 0.403										3	0	0	0	1	1	5						
17 Hunter Dozier, R (1,3) OBP: 0.325, SLG: 0.438										1	0	0	0	0	0	1						
Ryan O'Hearn, L (5,PH) OBP: 0.231, SLG: 0.250										3	0	0	0	0	2	2						
9 Vinnie Pasquantino, L (1,10) OBP: 0.333, SLG: 0.278										2	1	1	0	1	0	0						
36 Cam Gallagher, R (8,2) OBP: 0.303, SLG: 0.367										0	0	0	0	1	0	0						
14 Edward Olivares, R (1,9) OBP: 0.333, SLG: 0.473										4	0	2	0	0	1	4						
2 Michael Taylor, R (1,8) OBP: 0.342, SLG: 0.382										4	0	0	0	0	1	4						
8 Nicky Lopez, L (1,5) OBP: 0.292, SLG: 0.283										4	0	1	1	0	1	2						
<b>Inning Stats</b>	R: 0 E: 0 K: 0 S: 6	H: 0 LOB: 0 BB: 1 P: 10	R: 0 E: 0 K: 0 S: 6	H: 0 LOB: 0 BB: 1 P: 12	R: 0 E: 0 K: 1 S: 6	H: 1 LOB: 0 BB: 0 P: 7	R: 0 E: 0 K: 2 S: 10	H: 0 LOB: 1 BB: 1 P: 20	R: 0 E: 0 K: 1 S: 9	H: 0 LOB: 1 BB: 1 P: 18	R: 0 E: 0 K: 0 S: 11	H: 2 LOB: 2 BB: 1 P: 21	R: 1 E: 1 K: 0 S: 14	H: 2 LOB: 2 BB: 0 P: 18	R: 0 E: 0 K: 2 S: 15	H: 2 LOB: 3 BB: 1 P: 26	R: 0 E: 0 K: 1 S: 9	H: 0 LOB: 0 BB: 0 P: 14	1B: 7 2B: 1 3B: 0 HR: 0	SF: 0 SAC: 0 DP: 4 HBP: 0	WP: 0 PB: 0 SB: 0 CS: 0	PA: 37
<b>PITCHER</b>	IP WLS BF H R ER SO BB IBB HBP BLK WP HR S P ERA WHIP	6.0 W 22 3 0 0 0 5 0 0 0 0 0 0 14 18 0.00 1.333	7.1 6 2 1 0 0 0 0 0 0 0 0 0 15 26 0.00 3.000	8.1 3 0 0 0 1 0 0 0 0 0 0 9 14 0.00 0.000																		

**Cleveland Guardians @ Kansas City Royals**  
Kauffman Stadium, Kansas City, MO  
Sat Jul 09 2022, 3:11 PM - 6:20 PM CDT  
Att: 17,024 - Sunny - 85 F

AB 31  
R 1  
H 7  
RBI 1  
BB 6  
SO 7  
LOB 24



Batter	1	2	3	4	5	6	7	8	9	AB	R	H	RBI	BB	SO	LOB	TOP										
38 Steven Kwan, L (1,7) OBP: 0.358, SLG: 0.355	G1-3		L8		G3			G6-3		4	0	0	0	0	0	2	<b>Cleveland Guardians @ Kansas City Royals</b> Kauffman Stadium, Kansas City, MO Sun Jul 10 2022, 1:11 PM - 3:58 PM CDT Att: 13,282 - Sunny - 88 F										
1 Amed Rosario, R (1,6) OBP: 0.315, SLG: 0.385	K		G4-3		G1-3			L8		4	0	0	0	0	1	0											
11 José Ramírez, S (1,5) OBP: 0.371, SLG: 0.581	1B				G3-1			K		4	0	1	0	0	1	0											
32 Franmil Reyes, R (1,10) OBP: 0.257, SLG: 0.369	K				K			K		4	0	0	0	0	4	1											
6 Owen Miller, R (1,3) OBP: 0.300, SLG: 0.371	G1-3				G5-3			BB		3	1	1	0	1	0	0											
33 Nolan Jones, L (1,9) OBP: 0.215, SLG: 0.900	K				1B			G4-3		3	0	1	0	1	1	1											
28 Ernie Clement, R (1,4) OBP: 0.274, SLG: 0.236	BB				L8			F8		3	0	1	0	1	0	3											
17 Austin Hedges, R (1,2) OBP: 0.215, SLG: 0.260	F9				K			L9		3	0	0	0	0	1	4											
0 Andrés Giménez, L (9,PH) OBP: 0.315, SLG: 0.479								K		1	0	0	0	0	1	1											
7 Myles Straw, R (1,8) OBP: 0.299, SLG: 0.259					F9			G4-3		3	0	1	0	0	0	2											
<b>Inning Stats</b>	R: 0 H: 1 E: 0 K: 2 S: 12	H: 1 LOB: 1 BB: 0 P: 19	R: 0 H: 0 E: 0 K: 1 S: 11	H: 0 LOB: 1 BB: 1 P: 18	R: 0 H: 0 E: 0 K: 0 S: 8	H: 0 LOB: 0 BB: 0 P: 11	R: 0 H: 0 E: 0 K: 1 S: 10	H: 0 LOB: 0 BB: 0 P: 17	R: 0 H: 2 E: 0 K: 1 S: 13	H: 2 LOB: 2 BB: 0 P: 21	R: 0 H: 0 E: 0 K: 2 S: 12	H: 0 LOB: 2 BB: 2 P: 19	R: 0 H: 0 E: 0 K: 0 S: 12	H: 0 LOB: 2 BB: 2 P: 24	R: 0 H: 0 E: 0 K: 0 S: 8	H: 0 LOB: 0 BB: 0 P: 14	R: 1 H: 2 E: 0 K: 2 S: 13	H: 2 LOB: 1 BB: 0 P: 19	1B: 4 2B: 1 3B: 0 HR: 0	SF: 0 SAC: 0 DP: 0 HBP: 0	WP: 1 PB: 0 SB: 1 CS: 0	PA: 35					
<b>PITCHER</b>	IP	WLS	BF	H	R	ER	SO	BB	IBB	HBP	BLK	WP	HR	S	P	ERA	WHIP										
23 Zack Greinke, R (1,1) ERA: 4.52	5.0	W	19	3	0	0	5	1	0	0	0	0	0	54	86	0.00	0.800										
74 Jose Cuas, R (6,1) ERA: 2.51	1.0		3	0	0	0	2	0	0	0	0	0	0	12	19	0.00	0.000										
65 Dylan Coleman, R (7,1) ERA: 3.31	1.0		5	0	0	0	2	0	0	0	0	0	0	12	24	0.00	2.000										
45 Taylor Clarke, R (8,1) ERA: 4.1	1.0		3	0	0	0	0	0	0	0	0	0	0	8	14	0.00	0.000										
38 Joel Payamps, R (9,1) ERA: 3.07	1.0		5	2	1	1	2	0	0	0	0	1	0	13	19	9.00	2.000										

Batter	1	2	3	4	5	6	7	8	9	AB	R	H	RBI	BB	SO	LOB	BOTTOM										
15 Whit Merrifield, R (1,4) OBP: 0.292, SLG: 0.343	K		F8		FC5			K		2	0	0	0	0	1	0	<b>Cleveland Guardians @ Kansas City Royals</b> Kauffman Stadium, Kansas City, MO Sun Jul 10 2022, 1:11 PM - 3:58 PM CDT Att: 13,282 - Sunny - 88 F										
26 Emmanuel Rivera, R (5,5) OBP: 0.281, SLG: 0.409					1B					3	1	1	0	0	1	1											
16 Andrew Benintendi, L (1,7) OBP: 0.369, SLG: 0.461	F7		G3-1		1B			FC6-4		3	1	1	1	1	0	0											
7 Bobby Witt Jr., R (1,6) OBP: 0.290, SLG: 0.447	K		2B		1B			FC6-4		4	0	2	0	0	1	3											
1 MJ Melendez, L (1,10) OBP: 0.310, SLG: 0.400	F9		G6-3		1B			K		4	0	1	2	0	1	1											
17 Hunter Dozier, R (1,9) OBP: 0.328, SLG: 0.446	G3-1				1B					4	1	2	0	0	2	1											
14 Edward Olivares, R (7,PR) OBP: 0.333, SLG: 0.473	2B				K			2B		0	0	0	0	0	0	0											
9 Vinnie Pasquantino, L (1,3) OBP: 0.306, SLG: 0.250	G3-1				G6-3			F7		4	0	0	0	0	0	2											
28 Kyle Isbel, L (1,8) OBP: 0.248, SLG: 0.328	1B				B1-3			G4-3		4	1	2	1	0	0	1											
36 Cam Gallagher, R (1,2) OBP: 0.297, SLG: 0.353	1B				K			G5-3		4	0	1	0	0	2	1											
8 Nicky Lopez, L (1,5) OBP: 0.295, SLG: 0.283	G4-3				BB			K		3	1	1	1	1	1	2											
<b>Inning Stats</b>	R: 0 H: 0 E: 0 K: 2 S: 11	H: 3 LOB: 2 BB: 0 P: 17	R: 1 H: 3 E: 0 K: 0 S: 11	H: 3 LOB: 2 BB: 0 P: 18	R: 0 H: 1 E: 0 K: 0 S: 10	H: 1 LOB: 1 BB: 0 P: 10	R: 0 H: 0 E: 0 K: 1 S: 6	H: 0 LOB: 0 BB: 0 P: 7	R: 3 H: 3 E: 0 K: 2 S: 19	H: 3 LOB: 1 BB: 1 P: 33	R: 1 H: 3 E: 0 K: 1 S: 19	H: 3 LOB: 3 BB: 1 P: 29	R: 0 H: 1 E: 0 K: 1 S: 9	H: 1 LOB: 1 BB: 0 P: 14	R: 0 H: 0 E: 0 K: 2 S: 9	H: 0 LOB: 0 BB: 0 P: 12	1B: 8 2B: 3 3B: 0 HR: 0	SF: 0 SAC: 0 DP: 0 HBP: 0	WP: 0 PB: 0 SB: 1 CS: 0	PA: 37							
<b>PITCHER</b>	IP	WLS	BF	H	R	ER	SO	BB	IBB	HBP	BLK	WP	HR	S	P	ERA	WHIP										
34 Zach Plesac, R (1,1) ERA: 3.98	5.0	L	23	7	4	4	5	1	0	0	0	0	0	57	85	7.20	1.600										
31 Sam Hentges, L (6,1) ERA: 3.82	0.2		6	3	1	1	1	1	0	0	0	0	0	18	27	13.50	6.000										
62 Enyel De Los Santos, R (6,1) ERA: 3.51	0.1		1	0	0	0	0	0	0	0	0	0	0	1	2	0.00	0.000										
37 Trevor Stephan, R (7,1) ERA: 3.19	1.0		4	1	0	0	1	0	0	0	0	0	0	9	14	0.00	1.000										
52 Nick Sandlin, R (8,1) ERA: 3.32	1.0		3	0	0	0	2	0	0	0	0	0	0	9	12	0.00	0.000										

AB 32  
R 1  
H 5  
RBI 0  
BB 3  
SO 9  
LOB 14



AB 35  
R 5  
H 11  
RBI 5  
SO 9  
LOB 12





Batter	1	2	3	4	5	6	7	8	9	AB	R	H	RBI	BB	SO	LOB	TOP				
7 Tim Anderson, R OBP: 0.357, SLG: 0.424	G5-3		10 HR		G6-3		G5-4-3			4	1	1	0	0	0	2					
10 Yoán Moncada, S OBP: 0.236, SLG: 0.303	K		HR		L9			G6-3		4	1	1	3	0	1	0					
88 Luis Robert Jr., R OBP: 0.315, SLG: 0.423	P9		F9		G1			K		4	0	0	0	0	1	0					
79 José Abreu, R OBP: 0.379, SLG: 0.461		32 G3-5-3		18 BB		P4		K		4	1	2	0	0	1	0					
32 Gavin Sheets, L OBP: 0.302, SLG: 0.397	G3-5-3			K		G6-3			G4-3	4	0	0	0	0	1	2					
Eloy Jiménez, R OBP: 0.287, SLG: 0.345	G3							K		3	0	0	0	1	2	0					
18 AJ Pollock, R OBP: 0.287, SLG: 0.362			F8		44 FC6-4				G5-3	4	0	2	1	0	0	0					
28 Leury García, S OBP: 0.237, SLG: 0.272			7 HR		F7					3	1	2	0	0	0	2					
44 Seby Zavala, R OBP: 0.357, SLG: 0.477			P4		FC6-4					3	0	0	0	0	0	5					
<b>Inning Stats</b>	R: 0 E: 0 K: 1 S: 6	H: 0 LOB: 0 BB: 0 P: 6	R: 0 E: 0 K: 0 S: 7	H: 1 LOB: 0 BB: 0 P: 9	R: 3 E: 0 K: 0 S: 15	H: 3 LOB: 0 BB: 0 P: 24	R: 1 E: 0 K: 1 S: 14	H: 2 LOB: 2 BB: 1 P: 27	R: 0 E: 0 K: 0 S: 6	H: 0 LOB: 0 BB: 0 P: 10	R: 0 E: 0 K: 1 S: 10	H: 2 LOB: 1 BB: 0 P: 13	R: 0 E: 0 K: 2 S: 7	H: 0 LOB: 0 BB: 0 P: 10	R: 0 E: 0 K: 1 S: 5	H: 0 LOB: 0 BB: 0 P: 7	1B: 6 2B: 1 3B: 0 HR: 1	SF: 0 SAC: 0 DP: 2 HBP: 0	WP: 0 PB: 0 SB: 1 CS: 0	PA: 34	
<b>PITCHER</b>	IP	WLS	BF	H	R	ER	SO	BB	IBB	HBP	BLK	WP	HR	S	P	ERA	WHIP				
47 Cal Quantrill, R ERA: 3.99	6.0	W	26	8	4	4	3	1	0	0	0	0	1	60	93	6.00	1.500				
37 Trevor Stephan, R ERA: 3.0	2.0	H	5	0	0	0	2	0	0	0	0	0	0	11	14	0.00	0.000				
48 Emmanuel Clase, R ERA: 1.49	1.0		3	0	0	0	1	0	0	0	0	0	0	5	7	0.00	0.000				

Chicago White Sox @ Cleveland Guardians  
Progressive Field, Cleveland, OH  
Mon Jul 11 2022, 7:09 PM - 10:00 PM EDT  
Att: 13,655 - Partly Cloudy - 87 F

AB 33  
R 4  
H 8  
RBI 4  
BB 1  
SO 6  
LOB 11



Batter	1	2	3	4	5	6	7	8	9	AB	R	H	RBI	BB	SO	LOB	BOTTOM				
38 Steven Kwan, L OBP: 0.362, SLG: 0.357	F7			1B		G4-3				4	0	2	0	0	0	1					
1 Amed Rosario, R OBP: 0.317, SLG: 0.385				HBP		L7				5	1	2	0	0	0	5					
11 José Ramírez, S OBP: 0.369, SLG: 0.573	F7		F9		P6					4	0	0	0	0	1	3					
22 Josh Naylor, L OBP: 0.336, SLG: 0.505					G6-3					4	1	1	0	0	1	2					
32 Franmil Reyes, R OBP: 0.266, SLG: 0.377										4	2	3	1	0	1	0					
0 Andrés Giménez, L OBP: 0.356, SLG: 0.475										2	2	0	0	1	1	1					
33 Nolan Jones, L OBP: 0.625, SLG: 0.923										3	2	2	4	0	1	0					
65 Alex Call, R										1	0	0	0	0	0	0					
12 Luke Maile, R OBP: 0.278, SLG: 0.277										3	0	0	0	1	1	1					
7 Myles Straw, R OBP: 0.301, SLG: 0.262										4	0	2	3	0	0	0					
<b>Inning Stats</b>	R: 5 E: 0 K: 0 S: 22	H: 6 LOB: 3 BB: 2 P: 39	R: 0 E: 0 K: 1 S: 9	H: 0 LOB: 0 BB: 0 P: 17	R: 0 E: 0 K: 2 S: 9	H: 0 LOB: 0 BB: 0 P: 11	R: 0 E: 0 K: 0 S: 15	H: 1 LOB: 2 BB: 0 P: 23	R: 3 E: 1 K: 1 S: 18	H: 3 LOB: 1 BB: 0 P: 24	R: 0 E: 0 K: 2 S: 13	H: 1 LOB: 1 BB: 0 P: 18	R: 0 E: 0 K: 0 S: 6	H: 0 LOB: 0 BB: 0 P: 9	R: 0 E: 0 K: 0 S: 6	H: 1 LOB: 0 BB: 0 P: 11	1B: 11 2B: 1 3B: 0 HR: 0	SF: 0 SAC: 0 DP: 1 HBP: 3	WP: 0 PB: 0 SB: 1 CS: 1	PA: 40	
<b>PITCHER</b>	IP	WLS	BF	H	R	ER	SO	BB	IBB	HBP	BLK	WP	HR	S	P	ERA	WHIP				
33 Lance Lynn, R ERA: 6.97	4.0	L	25	9	8	8	3	2	0	2	0	0	0	62	100	18.00	2.750				
63 Matt Foster, R ERA: 4.89	1.0		4	1	0	0	1	0	0	0	0	0	0	11	14	0.00	1.000				
17 Joe Kelly, R ERA: 9.22	1.0		4	1	0	0	2	0	0	0	0	0	0	13	18	0.00	1.000				
57 Tanner Banks, L ERA: 3.19	2.0		6	1	0	0	0	0	0	1	0	0	0	12	20	0.00	0.500				

Chicago White Sox @ Cleveland Guardians  
Progressive Field, Cleveland, OH  
Mon Jul 11 2022, 7:09 PM - 10:00 PM EDT  
Att: 13,655 - Partly Cloudy - 87 F

AB 34  
R 8  
H 12  
RBI 8  
BB 2  
SO 6  
LOB 13





Batter	1	2	3	4	5	6	7	8	9	AB	R	H	RBI	BB	SO	LOB	TOP					
7 Tim Anderson, R OBP: 0.351, SLG: 0.417	L9		F9			G4-3			K	4	0	0	0	0	1	0						
10 Yoan Moncada, S OBP: 0.230, SLG: 0.295	L9			G6-3			K		K	4	0	0	0	0	2	0						
25 Andrew Vaughn, R OBP: 0.343, SLG: 0.445	L9			G1-3			79 1B HBP		G4-3	3	1	1	0	0	0	0						
79 José Abreu, R OBP: 0.379, SLG: 0.460	F4			G5-3			1B			3	0	1	0	0	0	1						
Eloy Jiménez, R OBP: 0.270, SLG: 0.345		K				K				3	0	1	1	0	2	0						
32 Gavin Sheets, L OBP: 0.298, SLG: 0.391	G4-3			E3		G4-6-3				3	0	0	0	0	0	2						
15 Adam Engel, R OBP: 0.289, SLG: 0.333	F8			G5-4-3				F7		3	0	0	0	0	0	1						
Josh Harrison, R OBP: 0.309, SLG: 0.341			G5-3			K		G5-3		3	0	0	0	0	1	0						
21 Reese McGuire, L OBP: 0.262, SLG: 0.273			K2-3			G4-3		L7		3	0	0	0	0	1	0						
<b>Inning Stats</b>	R: 0 E: 0 K: 0 S: 10	H: 1 LOB: 1 BB: 0 P: 12	R: 0 E: 0 K: 1 S: 10	H: 0 LOB: 0 BB: 0 P: 14	R: 0 E: 0 K: 1 S: 7	H: 0 LOB: 0 BB: 0 P: 8	R: 0 E: 0 K: 0 S: 7	H: 0 LOB: 0 BB: 0 P: 10	R: 0 E: 0 K: 1 S: 6	H: 0 LOB: 0 BB: 0 P: 8	R: 0 E: 0 K: 1 S: 8	H: 0 LOB: 0 BB: 0 P: 10	R: 1 E: 0 K: 1 S: 11	H: 2 LOB: 1 BB: 0 P: 16	R: 0 E: 0 K: 0 S: 5	H: 0 LOB: 0 BB: 0 P: 8	R: 0 E: 0 K: 2 S: 8	H: 0 LOB: 0 BB: 0 P: 9	1B: 3 2B: 0 3B: 0 HR: 0	SF: 0 SAC: 0 DP: 2 HBP: 1	WP: 0 PB: 0 SB: 0 CS: 0	PA: 30
<b>PITCHER</b> 57 Shane Bieber, R ERA: 3.24	IP: 9.0 WLS: W BF: 30 H: 3 R: 1 ER: 1 SO: 7 BB: 0 IBB: 0 HBP: 1 BLK: 0 WP: 0 HR: 0 S: 72 P: 95 ERA: 1.00 WHIP: 0.333															<b>PITCHER</b>						

**Chicago White Sox @ Cleveland Guardians**  
 Progressive Field, Cleveland, OH  
 Tue Jul 12 2022, 1:11 PM - 3:19 PM EDT  
 Att: 11,342 - Sunny - 80 F

livebaseballscorecards.com

AB 29  
R 1  
H 3  
RBI 1  
BB 0  
SO 7  
LOB 4



Batter	1	2	3	4	5	6	7	8	9	AB	R	H	RBI	BB	SO	LOB	BOTTOM			
38 Steven Kwan, L OBP: 0.364, SLG: 0.359	L4-3		2B		P5		G3			4	1	2	0	0	0	1				
1 Amed Rosario, R OBP: 0.318, SLG: 0.393	F8		2B		2B			K		4	1	2	2	0	1	1				
11 José Ramírez, S OBP: 0.370, SLG: 0.571	L4-3		2B		IBB			G3		3	0	1	2	1	0	1				
32 Franmil Reyes, R OBP: 0.265, SLG: 0.374	G1-3-6		G5-3		K			G3-1		4	0	1	0	0	1	3				
0 Andrés Giménez, L OBP: 0.356, SLG: 0.473	G1-3-6				P5					3	0	1	0	0	0	1				
33 Nolan Jones, L OBP: 0.526, SLG: 0.750	F8				F7					3	0	0	0	0	1	1				
6 Owen Miller, R OBP: 0.297, SLG: 0.366			L7		K			G4-3		3	0	0	0	0	1	1				
17 Austin Hedges, R OBP: 0.217, SLG: 0.261			PO		G4-3			G4-3		3	1	1	0	0	0	0				
7 Myles Straw, R OBP: 0.301, SLG: 0.260	F9				BB			F9		2	1	0	0	1	0	1				
<b>Inning Stats</b>	R: 0 E: 0 K: 0 S: 5	H: 1 LOB: 0 BB: 0 P: 8	R: 3 E: 0 K: 0 S: 20	H: 4 LOB: 1 BB: 0 P: 23	R: 0 E: 0 K: 2 S: 16	H: 1 LOB: 0 BB: 0 P: 24	R: 1 E: 0 K: 1 S: 12	H: 1 LOB: 2 BB: 2 P: 19	R: 0 E: 0 K: 0 S: 9	H: 0 LOB: 0 BB: 0 P: 12	R: 0 E: 0 K: 0 S: 7	H: 0 LOB: 0 BB: 0 P: 11	R: 0 E: 0 K: 1 S: 5	H: 0 LOB: 0 BB: 0 P: 9	R: 0 E: 0 K: 1 S: 5	H: 0 LOB: 0 BB: 0 P: 9	1B: 6 2B: 3 3B: 0 HR: 0	SF: 0 SAC: 0 DP: 2 HBP: 0	WP: 0 PB: 0 SB: 1 CS: 0	PA: 32
<b>PITCHER</b> Davis Martin, R ERA: 4.67 66 José Ruiz, R ERA: 3.67 17 Joe Kelly, R ERA: 8.59	IP: 6.0 WLS: L BF: 25 H: 8 R: 4 ER: 4 SO: 3 BB: 1 IBB: 0 HBP: 0 BLK: 0 WP: 0 HR: 0 S: 67 P: 94 ERA: 6.00 WHIP: 1.500															<b>PITCHER</b>				

**Chicago White Sox @ Cleveland Guardians**  
 Progressive Field, Cleveland, OH  
 Tue Jul 12 2022, 1:11 PM - 3:19 PM EDT  
 Att: 11,342 - Sunny - 80 F

livebaseballscorecards.com

AB 29  
R 4  
H 8  
RBI 4  
BB 2  
SO 4  
LOB 10













Batter	1	2	3	4	5	6	7	8	9	AB	R	H	RBI	BB	SO	LOB	TOP				
31 Riley Greene, L OBP: 0.345, SLG: 0.327										4	0	0	0	0	4	0	Detroit Tigers @ Cleveland Guardians Progressive Field, Cleveland, OH Thu Jul 14 2022, 7:11 PM - 9:47 PM EDT Att: 14,327 - Clear - 75 F				
22 Victor Reyes, S OBP: 0.316, SLG: 0.384										4	0	1	0	0	1	0					
30 Harold Castro, L OBP: 0.300, SLG: 0.397										4	0	1	0	0	1	1					
24 Miguel Cabrera, R OBP: 0.328, SLG: 0.351										4	0	2	0	0	0	1					
13 Eric Haase, R OBP: 0.287, SLG: 0.422										4	0	0	0	0	2	4					
46 Jeimer Candelario, S OBP: 0.259, SLG: 0.311										3	0	0	0	0	2	1					
7 Jonathan Schoop, R OBP: 0.251, SLG: 0.323										3	0	1	0	0	1	1					
20 Spencer Torkelson, R OBP: 0.285, SLG: 0.299										3	0	0	0	0	0	1					
60 Akil Baddoo, L OBP: 0.212, SLG: 0.213										3	0	0	0	0	1	1					
<b>Inning Stats</b>	R: 0 E: 0 K: 2 S: 8	H: 0 LOB: 0 BB: 0 P: 13	R: 0 E: 0 K: 1 S: 7	H: 1 LOB: 1 BB: 0 P: 9	R: 0 E: 0 K: 1 S: 8	H: 0 LOB: 0 BB: 0 P: 13	R: 0 E: 0 K: 1 S: 9	H: 1 LOB: 1 BB: 0 P: 10	R: 0 E: 0 K: 1 S: 8	H: 1 LOB: 1 BB: 0 P: 13	R: 0 E: 0 K: 2 S: 17	H: 2 LOB: 2 BB: 0 P: 24	R: 0 E: 0 K: 2 S: 13	H: 0 LOB: 0 BB: 0 P: 17	R: 0 E: 0 K: 0 S: 7	H: 0 LOB: 0 BB: 0 P: 11	1B: 5 2B: 0 3B: 0 HR: 0	SF: 0 SAC: 0 DP: 0 HBP: 0	WP: 0 PB: 0 SB: 0 CS: 0	PA: 32	
<b>PITCHER</b>	IP WLS BF H R ER SO BB IBB HBP BLK WP HR S P ERA WHIP	IP WLS BF H R ER SO BB IBB HBP BLK WP HR S P ERA WHIP	IP WLS BF H R ER SO BB IBB HBP BLK WP HR S P ERA WHIP	IP WLS BF H R ER SO BB IBB HBP BLK WP HR S P ERA WHIP	IP WLS BF H R ER SO BB IBB HBP BLK WP HR S P ERA WHIP	IP WLS BF H R ER SO BB IBB HBP BLK WP HR S P ERA WHIP	IP WLS BF H R ER SO BB IBB HBP BLK WP HR S P ERA WHIP	IP WLS BF H R ER SO BB IBB HBP BLK WP HR S P ERA WHIP	IP WLS BF H R ER SO BB IBB HBP BLK WP HR S P ERA WHIP	IP WLS BF H R ER SO BB IBB HBP BLK WP HR S P ERA WHIP	IP WLS BF H R ER SO BB IBB HBP BLK WP HR S P ERA WHIP	IP WLS BF H R ER SO BB IBB HBP BLK WP HR S P ERA WHIP	IP WLS BF H R ER SO BB IBB HBP BLK WP HR S P ERA WHIP	IP WLS BF H R ER SO BB IBB HBP BLK WP HR S P ERA WHIP	IP WLS BF H R ER SO BB IBB HBP BLK WP HR S P ERA WHIP	IP WLS BF H R ER SO BB IBB HBP BLK WP HR S P ERA WHIP	IP WLS BF H R ER SO BB IBB HBP BLK WP HR S P ERA WHIP	IP WLS BF H R ER SO BB IBB HBP BLK WP HR S P ERA WHIP	IP WLS BF H R ER SO BB IBB HBP BLK WP HR S P ERA WHIP	IP WLS BF H R ER SO BB IBB HBP BLK WP HR S P ERA WHIP	IP WLS BF H R ER SO BB IBB HBP BLK WP HR S P ERA WHIP

AB	32
R	0
H	5
RBI	0
BB	0
SO	12
LOB	10



Batter	1	2	3	4	5	6	7	8	9	AB	R	H	RBI	BB	SO	LOB	BOTTOM				
38 Steven Kwan, L OBP: 0.360, SLG: 0.357										5	1	1	0	0	0	3	Detroit Tigers @ Cleveland Guardians Progressive Field, Cleveland, OH Thu Jul 14 2022, 7:11 PM - 9:47 PM EDT Att: 14,327 - Clear - 75 F				
1 Amed Rosario, R OBP: 0.327, SLG: 0.402										5	1	3	0	0	2	2					
11 José Ramírez, S OBP: 0.365, SLG: 0.560										4	0	1	1	0	2						
22 Josh Naylor, L OBP: 0.328, SLG: 0.500										4	1	1	1	0	0	3					
32 Franmil Reyes, R OBP: 0.261, SLG: 0.360										4	0	0	0	0	1	3					
0 Andrés Giménez, L OBP: 0.354, SLG: 0.460										3	1	2	2	1	1	0					
33 Nolan Jones, L OBP: 0.461, SLG: 0.571 65 Alex Call, R										1	0	0	0	2	1	1					
17 Austin Hedges, R OBP: 0.221, SLG: 0.264										4	0	2	0	0	0	4					
7 Myles Straw, R OBP: 0.304, SLG: 0.262										2	0	0	0	2	0	2					
<b>Inning Stats</b>	R: 0 E: 0 K: 1 S: 7	H: 2 LOB: 2 BB: 1 P: 24	R: 2 E: 0 K: 1 S: 15	H: 4 LOB: 3 BB: 1 P: 26	R: 0 E: 0 K: 0 S: 7	H: 1 LOB: 1 BB: 0 P: 14	R: 0 E: 0 K: 0 S: 8	H: 0 LOB: 1 BB: 2 P: 18	R: 0 E: 0 K: 0 S: 8	H: 1 LOB: 1 BB: 0 P: 13	R: 1 E: 0 K: 1 S: 20	H: 2 LOB: 2 BB: 1 P: 31	R: 0 E: 0 K: 0 S: 7	H: 0 LOB: 0 BB: 0 P: 11	1B: 5 2B: 3 3B: 0 HR: 2	SF: 0 SAC: 0 DP: 1 HBP: 0	WP: 0 PB: 0 SB: 0 CS: 0	PA: 38			
<b>PITCHER</b>	IP WLS BF H R ER SO BB IBB HBP BLK WP HR S P ERA WHIP	IP WLS BF H R ER SO BB IBB HBP BLK WP HR S P ERA WHIP	IP WLS BF H R ER SO BB IBB HBP BLK WP HR S P ERA WHIP	IP WLS BF H R ER SO BB IBB HBP BLK WP HR S P ERA WHIP	IP WLS BF H R ER SO BB IBB HBP BLK WP HR S P ERA WHIP	IP WLS BF H R ER SO BB IBB HBP BLK WP HR S P ERA WHIP	IP WLS BF H R ER SO BB IBB HBP BLK WP HR S P ERA WHIP	IP WLS BF H R ER SO BB IBB HBP BLK WP HR S P ERA WHIP	IP WLS BF H R ER SO BB IBB HBP BLK WP HR S P ERA WHIP	IP WLS BF H R ER SO BB IBB HBP BLK WP HR S P ERA WHIP	IP WLS BF H R ER SO BB IBB HBP BLK WP HR S P ERA WHIP	IP WLS BF H R ER SO BB IBB HBP BLK WP HR S P ERA WHIP	IP WLS BF H R ER SO BB IBB HBP BLK WP HR S P ERA WHIP	IP WLS BF H R ER SO BB IBB HBP BLK WP HR S P ERA WHIP	IP WLS BF H R ER SO BB IBB HBP BLK WP HR S P ERA WHIP	IP WLS BF H R ER SO BB IBB HBP BLK WP HR S P ERA WHIP	IP WLS BF H R ER SO BB IBB HBP BLK WP HR S P ERA WHIP	IP WLS BF H R ER SO BB IBB HBP BLK WP HR S P ERA WHIP	IP WLS BF H R ER SO BB IBB HBP BLK WP HR S P ERA WHIP	IP WLS BF H R ER SO BB IBB HBP BLK WP HR S P ERA WHIP	IP WLS BF H R ER SO BB IBB HBP BLK WP HR S P ERA WHIP

AB	33
R	4
H	10
RBI	4
BB	5
SO	5
LOB	20






Batter	1	2	3	4	5	6	7	8	9	AB	R	H	RBI	BB	SO	LOB	TOP			
31 Riley Greene, L OBP: 0.347, SLG: 0.369	F7		HR	2B			G4-3		K	5	1	2	3	0	1	0				
22 Victor Reyes, S OBP: 0.314, SLG: 0.379	K		G4-3	P2			24 FC5-4 1B			4	0	1	0	0	1	2				
28 Javier Báez, R OBP: 0.253, SLG: 0.379	F8			E5 30 2B	G6-3		F7			4	1	0	0	0	0	1				
24 Miguel Cabrera, R OBP: 0.324, SLG: 0.346		G5-3		P4	G5-3		FC5-4			4	0	0	0	0	0	2				
30 Harold Castro, L OBP: 0.309, SLG: 0.415		1B		9 1B 2B	2B		G3			4	1	3	1	0	0	0				
9 Willi Castro, S OBP: 0.289, SLG: 0.353	L4			8 1B 7 FC1 31 2B 1B	K		K			4	1	1	1	0	2	2				
7 Jonathan Schoop, R OBP: 0.249, SLG: 0.319	G1-3			SAFE FC1 31 2B 1B	G3-1		F8			4	1	0	0	0	0	2				
8 Robbie Grossman, S OBP: 0.311, SLG: 0.277			K	31 2B 1B	15 G6-3 HBP		L8			3	0	1	0	0	1	0				
15 Tucker Barnhart, L OBP: 0.269, SLG: 0.244			P2	K	G6-3		K			3	0	0	0	0	1	4				
60 Akil Baddoo, L OBP: 0.209, SLG: 0.210										1	0	0	0	0	1	0				
<b>Inning Stats</b>	R: 0 E: 0 K: 1 S: 7	H: 0 LOB: 0 BB: 0 P: 10	R: 0 E: 0 K: 0 S: 10	H: 1 LOB: 1 BB: 0 P: 14	R: 1 E: 0 K: 1 S: 12	H: 1 LOB: 0 BB: 0 P: 17	R: 4 E: 1 K: 1 S: 24	H: 4 LOB: 2 BB: 0 P: 35	R: 0 E: 0 K: 0 S: 5	H: 0 LOB: 0 BB: 0 P: 8	R: 0 E: 0 K: 0 S: 8	H: 1 LOB: 1 BB: 0 P: 11	R: 0 E: 0 K: 1 S: 8	H: 0 LOB: 0 BB: 0 P: 11	R: 0 E: 0 K: 2 S: 10	H: 0 LOB: 0 BB: 0 P: 13	1B: 4 2B: 3 3B: 0 HR: 1	SF: 0 SAC: 0 DP: 1 HBP: 1	WP: 0 PB: 0 SB: 0 CS: 0	PA: 37
<b>PITCHER</b>	IP WLS BF H R ER SO BB IBB HBP BLK WP HR S P ERA WHIP	IP WLS BF H R ER SO BB IBB HBP BLK WP HR S P ERA WHIP	IP WLS BF H R ER SO BB IBB HBP BLK WP HR S P ERA WHIP	IP WLS BF H R ER SO BB IBB HBP BLK WP HR S P ERA WHIP	IP WLS BF H R ER SO BB IBB HBP BLK WP HR S P ERA WHIP	IP WLS BF H R ER SO BB IBB HBP BLK WP HR S P ERA WHIP	IP WLS BF H R ER SO BB IBB HBP BLK WP HR S P ERA WHIP	IP WLS BF H R ER SO BB IBB HBP BLK WP HR S P ERA WHIP	IP WLS BF H R ER SO BB IBB HBP BLK WP HR S P ERA WHIP	IP WLS BF H R ER SO BB IBB HBP BLK WP HR S P ERA WHIP	IP WLS BF H R ER SO BB IBB HBP BLK WP HR S P ERA WHIP	IP WLS BF H R ER SO BB IBB HBP BLK WP HR S P ERA WHIP	IP WLS BF H R ER SO BB IBB HBP BLK WP HR S P ERA WHIP	IP WLS BF H R ER SO BB IBB HBP BLK WP HR S P ERA WHIP	IP WLS BF H R ER SO BB IBB HBP BLK WP HR S P ERA WHIP	IP WLS BF H R ER SO BB IBB HBP BLK WP HR S P ERA WHIP	IP WLS BF H R ER SO BB IBB HBP BLK WP HR S P ERA WHIP			

**Detroit Tigers @ Cleveland Guardians**  
 Progressive Field, Cleveland, OH  
 Fri Jul 15, 2022, 7:11 PM - 10:09 PM EDT  
 Att: 27,846 - Partly Cloudy - 77 F


AB	36
R	5
H	8
RBI	5
BB	0
SO	7
LOB	13



Batter	1	2	3	4	5	6	7	8	9	AB	R	H	RBI	BB	SO	LOB	BOTTOM			
38 Steven Kwan, L OBP: 0.362, SLG: 0.360	1B BB	G1-6-3		F7			0 1B 2B			3	2	1	0	1	0	1				
1 Amed Rosario, R OBP: 0.326, SLG: 0.400	11 1B G4-3 1B		G6-3	G6-3			K			4	1	1	0	0	1	2				
11 José Ramírez, S OBP: 0.367, SLG: 0.558	22 G4-3 6 3B 1B		G4-3	P6			0 1B IBB			3	1	1	1	1	0	0				
22 Josh Naylor, L OBP: 0.326, SLG: 0.495	G4-3		K				0 SH1 BB			2	0	0	2	1	1	1				
0 Andrés Giménez, L OBP: 0.357, SLG: 0.482	K			33 WP 17 1B 1B			SH1			3	1	2	1	0	1	1				
6 Owen Miller, R OBP: 0.306, SLG: 0.378	3B			17 1B BB			G1-3			2	0	1	1	1	0	2				
33 Nolan Jones, L OBP: 0.449, SLG: 0.522				P4			HBP			2	0	0	0	0	1	3				
32 Franmil Reyes, R OBP: 0.259, SLG: 0.359							K			1	0	0	0	0	1	2				
65 Alex Call, R										1	0	0	0	0	0	0				
17 Austin Hedges, R OBP: 0.227, SLG: 0.270		G5-3		7 G4-6-3 1B			F7			4	0	2	1	0	0	2				
7 Myles Straw, R OBP: 0.306, SLG: 0.263				G4-6-3						3	1	1	0	1	0	3				
<b>Inning Stats</b>	R: 3 E: 0 K: 2 S: 18	H: 3 LOB: 1 BB: 1 P: 31	R: 0 E: 0 K: 0 S: 8	H: 1 LOB: 0 BB: 0 P: 13	R: 0 E: 0 K: 1 S: 7	H: 0 LOB: 0 BB: 0 P: 11	R: 1 E: 0 K: 0 S: 7	H: 2 LOB: 1 BB: 1 P: 17	R: 0 E: 0 K: 0 S: 9	H: 0 LOB: 0 BB: 0 P: 14	R: 0 E: 0 K: 1 S: 9	H: 0 LOB: 2 BB: 1 P: 18	R: 2 E: 0 K: 1 S: 17	H: 2 LOB: 2 BB: 2 P: 24	R: 0 E: 0 K: 0 S: 6	H: 1 LOB: 0 BB: 0 P: 10	1B: 7 2B: 1 3B: 1 HR: 0	SF: 1 SAC: 1 DP: 3 HBP: 1	WP: 1 PB: 0 SB: 0 CS: 0	PA: 36
<b>PITCHER</b>	IP WLS BF H R ER SO BB IBB HBP BLK WP HR S P ERA WHIP	IP WLS BF H R ER SO BB IBB HBP BLK WP HR S P ERA WHIP	IP WLS BF H R ER SO BB IBB HBP BLK WP HR S P ERA WHIP	IP WLS BF H R ER SO BB IBB HBP BLK WP HR S P ERA WHIP	IP WLS BF H R ER SO BB IBB HBP BLK WP HR S P ERA WHIP	IP WLS BF H R ER SO BB IBB HBP BLK WP HR S P ERA WHIP	IP WLS BF H R ER SO BB IBB HBP BLK WP HR S P ERA WHIP	IP WLS BF H R ER SO BB IBB HBP BLK WP HR S P ERA WHIP	IP WLS BF H R ER SO BB IBB HBP BLK WP HR S P ERA WHIP	IP WLS BF H R ER SO BB IBB HBP BLK WP HR S P ERA WHIP	IP WLS BF H R ER SO BB IBB HBP BLK WP HR S P ERA WHIP	IP WLS BF H R ER SO BB IBB HBP BLK WP HR S P ERA WHIP	IP WLS BF H R ER SO BB IBB HBP BLK WP HR S P ERA WHIP	IP WLS BF H R ER SO BB IBB HBP BLK WP HR S P ERA WHIP	IP WLS BF H R ER SO BB IBB HBP BLK WP HR S P ERA WHIP	IP WLS BF H R ER SO BB IBB HBP BLK WP HR S P ERA WHIP	IP WLS BF H R ER SO BB IBB HBP BLK WP HR S P ERA WHIP			

**Detroit Tigers @ Cleveland Guardians**  
 Progressive Field, Cleveland, OH  
 Fri Jul 15, 2022, 7:11 PM - 10:09 PM EDT  
 Att: 27,846 - Partly Cloudy - 77 F

AB	28
R	6
H	9
RBI	6
BB	5
SO	5
LOB	17


















Batter	1	2	3	4	5	6	7	8	9	AB	R	H	RBI	BB	SO	LOB	TOP								
38 Steven Kwan, L OBP: 0.366, SLG: 0.368	F7		FC6-5			G5-3	1B		L4	5	1	1	1	0	0	2									
1 Amed Rosario, R OBP: 0.333, SLG: 0.412	G6-3		F9			G6-3	3B			4	0	1	1	0	0	1									
11 José Ramírez, S OBP: 0.362, SLG: 0.570					K		F6			4	0	2	0	0	1	1									
22 Josh Naylor, L OBP: 0.327, SLG: 0.502	G3				G3		F7		G2-3	4	0	0	0	0	0	2									
0 Andrés Giménez, L OBP: 0.362, SLG: 0.492		G6-3					33 WP 28 1B		K	4	1	2	0	0	1	0									
33 Nolan Jones, L OBP: 0.409, SLG: 0.459			K		G6-3		K		K	4	0	0	0	0	3	2									
28 Ernie Clement, R OBP: 0.278, SLG: 0.237			K							3	1	1	1	1	2	0									
12 Luke Maile, R OBP: 0.297, SLG: 0.277																									
32 Frammi Reyes, R OBP: 0.253, SLG: 0.348																									
17 Austin Hedges, R OBP: 0.235, SLG: 0.273																									
7 Myles Straw, R OBP: 0.304, SLG: 0.272																									
<b>Inning Stats</b>	R: 0 E: 0 K: 0 S: 10	H: 1 LOB: 1 BB: 0 P: 15	R: 0 E: 0 K: 2 S: 11	H: 0 LOB: 0 BB: 0 P: 16	R: 0 E: 0 K: 0 S: 7	H: 0 LOB: 1 BB: 1 P: 14	R: 0 E: 0 K: 1 S: 10	H: 1 LOB: 1 BB: 0 P: 13	R: 0 E: 0 K: 3 S: 9	H: 0 LOB: 0 BB: 0 P: 12	R: 0 E: 0 K: 0 S: 12	H: 1 LOB: 1 BB: 0 P: 17	R: 4 E: 0 K: 1 S: 21	H: 5 LOB: 1 BB: 0 P: 32	R: 0 E: 0 K: 2 S: 11	H: 0 LOB: 0 BB: 0 P: 17	R: 0 E: 0 K: 0 S: 7	H: 0 LOB: 1 BB: 1 P: 15	1B: 4 2B: 2 3B: 2 HR: 0	SF: 0 SAC: 1 DP: 0 HBP: 0	WP: 1 PB: 0 SB: 0 CS: 0	PA: 37			
<b>PITCHER</b>	IP ERA WHIP	WLS BF H R ER SO	BB IBB HBP BLK	WP HR S P	ERA WHIP	<b>PITCHER</b>										IP ERA WHIP	WLS BF H R ER SO	BB IBB HBP BLK	WP HR S P	ERA WHIP					
33 Lance Lynn, R ERA: 6.43	6.0	22	3	0	6	1	0	0	0	0	0	59	87	0.00	0.667										
66 José Ruiz, R ERA: 4.15	0.2	5	3	3	1	0	0	0	0	1	0	14	21	40.50	4.500										
40 Reynaldo López, R ERA: 2.98	0.1	3	2	1	1	0	0	0	0	0	0	7	11	27.00	6.000										
17 Joe Kelly, R ERA: 8.75	1.0	3	0	0	2	0	0	0	0	0	0	11	17	0.00	0.000										
63 Matt Foster, R ERA: 4.97	1.0	4	0	0	0	1	0	0	0	0	0	7	15	0.00	1.000										

**Cleveland Guardians @ Chicago White Sox**  
**Guaranteed Rate Field, Chicago, IL**  
 Sat Jul 23 2022, 6:19 PM - 9:23 PM CDT  
 Att: 26:329 - Partly Cloudy - 83 F

livebaseballscorecards.com

AB	34
R	4
H	8
RBI	4
BB	2
SO	9
LOB	11



Batter	1	2	3	4	5	6	7	8	9	AB	R	H	RBI	BB	SO	LOB	BOTTOM								
7 Tim Anderson, R OBP: 0.355, SLG: 0.414	G6-3		10 BB				L9			2	1	0	0	2	0	0									
10 Yadir Moncada, S OBP: 0.266, SLG: 0.339	K									3	0	1	2	1	2	0									
25 Andrew Vaughn, R OBP: 0.345, SLG: 0.462	P4		F4		F8					4	1	1	0	0	0	4									
79 José Abreu, R OBP: 0.390, SLG: 0.468		K	K			G6-3				3	1	0	0	1	2	3									
Eloy Jiménez, R OBP: 0.266, SLG: 0.356		G6-3								3	1	2	1	0	0	0									
15 Adam Engel, R OBP: 0.298, SLG: 0.360										1	0	0	0	0	0	2									
24 Yasmani Grandal, S OBP: 0.300, SLG: 0.245										3	0	1	0	1	0	1									
28 Leury García, S OBP: 0.230, SLG: 0.259										0	0	0	0	0	0	0									
18 AJ Pollock, R OBP: 0.270, SLG: 0.333										4	1	2	2	0	0	2									
Josh Harrison, R OBP: 0.305, SLG: 0.365										4	0	0	0	0	0	3									
21 Reese McGuire, L OBP: 0.266, SLG: 0.291										3	0	1	0	0	0	0									
<b>Inning Stats</b>	R: 0 E: 0 K: 1 S: 8	H: 0 LOB: 0 BB: 0 P: 12	R: 0 E: 0 K: 1 S: 9	H: 0 LOB: 0 BB: 0 P: 13	R: 1 E: 0 K: 1 S: 22	H: 2 LOB: 3 BB: 2 P: 36	R: 0 E: 0 K: 0 S: 4	H: 1 LOB: 0 BB: 0 P: 8	R: 1 E: 0 K: 0 S: 11	H: 1 LOB: 1 BB: 1 P: 20	R: 1 E: 0 K: 0 S: 10	H: 2 LOB: 0 BB: 0 P: 14	R: 0 E: 0 K: 0 S: 6	H: 0 LOB: 0 BB: 0 P: 10	R: 2 E: 0 K: 1 S: 16	H: 2 LOB: 2 BB: 2 P: 27	R: 0 E: 0 K: 0 S: 7	H: 0 LOB: 1 BB: 1 P: 15	1B: 5 2B: 2 3B: 0 HR: 1	SF: 0 SAC: 0 DP: 2 HBP: 0	WP: 0 PB: 0 SB: 0 CS: 0	PA: 35			
<b>PITCHER</b>	IP ERA WHIP	WLS BF H R ER SO	BB IBB HBP BLK	WP HR S P	ERA WHIP	<b>PITCHER</b>										IP ERA WHIP	WLS BF H R ER SO	BB IBB HBP BLK	WP HR S P	ERA WHIP					
Konnor Pilkington, L ERA: 4.17	1.0	4	2	2	3	3	0	0	0	0	0	10	14	9.00	2.000										
58 Anthony Castro, R ERA: 8.03	1.2	8	1	2	1	2	0	0	0	0	0	17	32	10.80	1.800										
27 Bryan Shaw, R ERA: 5.25	0.1	2	1	0	0	0	0	0	0	0	0	5	5	0.00	3.000										

**Cleveland Guardians @ Chicago White Sox**  
**Guaranteed Rate Field, Chicago, IL**  
 Sat Jul 23 2022, 6:19 PM - 9:23 PM CDT  
 Att: 26:329 - Partly Cloudy - 83 F

livebaseballscorecards.com

AB	30
R	5
H	8
RBI	5
BB	5
SO	4
LOB	15









Batter	1	2	3	4	5	6	7	8	9	AB	R	H	RBI	BB	SO	LOB	TOP			
38 Steven Kwan, L (1, 7) OBP: 0.367, SLG: 0.377										5	0	1	0	0	0	1	<b>Cleveland Guardians @ Boston Red Sox</b> Fenway Park, Boston, MA Mon Jul 25 2022, 7:13 PM - 10:53 PM EDT Att: 32,529 - Partly Cloudy - 87 F			
1 Amed Rosario, R (1, 6) OBP: 0.331, SLG: 0.410										4	0	0	0	0	1	3				
11 José Ramírez, S (1, 5) OBP: 0.364, SLG: 0.569										4	0	2	1	0	1	1				
22 Josh Naylor, L (1, 3) OBP: 0.331, SLG: 0.498										3	0	0	0	1	1	2				
32 Franmil Reyes, R (1, 10) OBP: 0.256, SLG: 0.360										4	0	1	0	0	3	1				
0 Andrés Giménez, L (1, 4) OBP: 0.362, SLG: 0.491										3	0	1	0	1	1	0				
33 Nolan Jones, L (1, 9) OBP: 0.396, SLG: 0.425										3	0	0	0	1	1	4				
17 Austin Hedges, R (1, 2) OBP: 0.231, SLG: 0.267										3	0	1	0	0	1	4				
6 Owen Miller, R (9, PH) OBP: 0.304, SLG: 0.371										1	0	0	0	0	1	0				
7 Myles Straw, R (1, 8) OBP: 0.304, SLG: 0.273										4	1	2	0	0	0	2				
<b>Inning Stats</b>	R: 0 E: 0 K: 0 S: 6	H: 0 LOB: 0 BB: 0 P: 10	R: 0 E: 0 K: 2 S: 12	H: 2 LOB: 2 BB: 0 P: 19	R: 0 E: 0 K: 1 S: 9	H: 1 LOB: 0 BB: 0 P: 11	R: 0 E: 0 K: 1 S: 12	H: 0 LOB: 2 BB: 2 P: 23	R: 1 E: 0 K: 0 S: 13	H: 3 LOB: 1 BB: 0 P: 16	R: 0 E: 0 K: 2 S: 11	H: 1 LOB: 2 BB: 1 P: 17	R: 0 E: 0 K: 2 S: 12	H: 0 LOB: 0 BB: 0 P: 17	R: 0 E: 0 K: 1 S: 9	H: 0 LOB: 0 BB: 0 P: 13	1B: 8 2B: 0 3B: 0 HR: 0	SF: 0 SAC: 0 DP: 1 HBP: 0	WP: 0 PB: 0 SB: 0 CS: 0	PA: 37
<b>PITCHER</b>	IP WLS BF H R ER SO BB IBB HBP BLK WP HR S P ERA WHIP	IP WLS BF H R ER SO BB IBB HBP BLK WP HR S P ERA WHIP	IP WLS BF H R ER SO BB IBB HBP BLK WP HR S P ERA WHIP	IP WLS BF H R ER SO BB IBB HBP BLK WP HR S P ERA WHIP	IP WLS BF H R ER SO BB IBB HBP BLK WP HR S P ERA WHIP	IP WLS BF H R ER SO BB IBB HBP BLK WP HR S P ERA WHIP	IP WLS BF H R ER SO BB IBB HBP BLK WP HR S P ERA WHIP	IP WLS BF H R ER SO BB IBB HBP BLK WP HR S P ERA WHIP	IP WLS BF H R ER SO BB IBB HBP BLK WP HR S P ERA WHIP	IP WLS BF H R ER SO BB IBB HBP BLK WP HR S P ERA WHIP	IP WLS BF H R ER SO BB IBB HBP BLK WP HR S P ERA WHIP	IP WLS BF H R ER SO BB IBB HBP BLK WP HR S P ERA WHIP	IP WLS BF H R ER SO BB IBB HBP BLK WP HR S P ERA WHIP	IP WLS BF H R ER SO BB IBB HBP BLK WP HR S P ERA WHIP	IP WLS BF H R ER SO BB IBB HBP BLK WP HR S P ERA WHIP	IP WLS BF H R ER SO BB IBB HBP BLK WP HR S P ERA WHIP	IP WLS BF H R ER SO BB IBB HBP BLK WP HR S P ERA WHIP			
37 Nick Pivetta, R (1, 1) ERA: 4.35	5.2	26	7	1	1	6	3	0	0	0	0	0	0	62	95	1.59	1.765			
46 John Schreiber, R (6, 1) ERA: 1.5	1.1	5	1	0	0	2	0	0	0	0	0	0	0	13	18	0.00	0.750			
72 Garrett Whitlock, R (8, 1) ERA: 3.13	2.0	6	0	0	0	2	0	0	0	0	0	0	0	15	19	0.00	0.000			

Batter	1	2	3	4	5	6	7	8	9	AB	R	H	RBI	BB	SO	LOB	BOTTOM			
40 Jarren Duran, L (1, 8) OBP: 0.301, SLG: 0.403										4	0	1	0	0	2	0	<b>Cleveland Guardians @ Boston Red Sox</b> Fenway Park, Boston, MA Mon Jul 25 2022, 7:13 PM - 10:53 PM EDT Att: 32,529 - Partly Cloudy - 87 F			
30 Rob Refsnyder, R (1, 10) OBP: 0.396, SLG: 0.529										3	1	0	0	1	1	1				
99 Alex Verdugo, L (1, 7) OBP: 0.307, SLG: 0.373										4	1	1	1	0	0	1				
2 Xander Bogaerts, R (1, 6) OBP: 0.385, SLG: 0.443										4	0	1	0	0	2	1				
7 Christian Vázquez, R (1, 2) OBP: 0.321, SLG: 0.432										4	0	1	1	0	1	1				
16 Franchy Cordero, L (1, 3) OBP: 0.295, SLG: 0.356										2	0	0	0	2	2	2				
29 Bobby Dalbec, R (1, 5) OBP: 0.280, SLG: 0.347										3	0	0	0	0	2	5				
19 Jackie Bradley Jr., L (1, 9) OBP: 0.259, SLG: 0.319										3	1	1	0	0	0	2				
47 Yolmer Sánchez, S (1, 4) OBP: 0.429, SLG: 0.200										3	0	1	1	0	0	0				
<b>Inning Stats</b>	R: 0 E: 0 K: 1 S: 7	H: 0 LOB: 0 BB: 0 P: 10	R: 0 E: 0 K: 1 S: 11	H: 0 LOB: 1 BB: 1 P: 18	R: 1 E: 0 K: 0 S: 7	H: 2 LOB: 0 BB: 0 P: 10	R: 0 E: 0 K: 1 S: 19	H: 0 LOB: 2 BB: 1 P: 34	R: 0 E: 0 K: 1 S: 9	H: 0 LOB: 0 BB: 0 P: 14	R: 2 E: 0 K: 2 S: 16	H: 3 LOB: 2 BB: 1 P: 26	R: 0 E: 0 K: 1 S: 8	H: 1 LOB: 1 BB: 0 P: 15	R: 0 E: 0 K: 3 S: 12	H: 0 LOB: 0 BB: 0 P: 16		1B: 4 2B: 2 3B: 0 HR: 0	SF: 0 SAC: 0 DP: 0 HBP: 0	WP: 1 PB: 0 SB: 0 CS: 0
<b>PITCHER</b>	IP WLS BF H R ER SO BB IBB HBP BLK WP HR S P ERA WHIP	IP WLS BF H R ER SO BB IBB HBP BLK WP HR S P ERA WHIP	IP WLS BF H R ER SO BB IBB HBP BLK WP HR S P ERA WHIP	IP WLS BF H R ER SO BB IBB HBP BLK WP HR S P ERA WHIP	IP WLS BF H R ER SO BB IBB HBP BLK WP HR S P ERA WHIP	IP WLS BF H R ER SO BB IBB HBP BLK WP HR S P ERA WHIP	IP WLS BF H R ER SO BB IBB HBP BLK WP HR S P ERA WHIP	IP WLS BF H R ER SO BB IBB HBP BLK WP HR S P ERA WHIP	IP WLS BF H R ER SO BB IBB HBP BLK WP HR S P ERA WHIP	IP WLS BF H R ER SO BB IBB HBP BLK WP HR S P ERA WHIP	IP WLS BF H R ER SO BB IBB HBP BLK WP HR S P ERA WHIP	IP WLS BF H R ER SO BB IBB HBP BLK WP HR S P ERA WHIP	IP WLS BF H R ER SO BB IBB HBP BLK WP HR S P ERA WHIP	IP WLS BF H R ER SO BB IBB HBP BLK WP HR S P ERA WHIP	IP WLS BF H R ER SO BB IBB HBP BLK WP HR S P ERA WHIP	IP WLS BF H R ER SO BB IBB HBP BLK WP HR S P ERA WHIP				
34 Zach Plesac, R (1, 1) ERA: 4.09	5.0	21	3	3	4	3	0	0	0	0	0	0	0	56	96	5.40	1.200			
37 Trevor Stephan, R (6, 1) ERA: 2.65	0.2	4	2	0	0	2	0	0	0	0	0	11	14	0.00	3.000					
31 Sam Hentges, L (6, 1) ERA: 3.97	0.2	3	1	0	0	0	0	0	0	0	0	5	7	0.00	1.500					
99 James Karinchak, R (7, 1) ERA: 3.12	1.2	5	0	0	0	4	0	0	0	0	0	17	26	0.00	0.000					



Batter	1	2	3	4	5	6	7	8	9	AB	R	H	RBI	BB	SO	LOB	TOP				
38 Steven Kwan, L OBP: 0.370, SLG: 0.380	L7	1B		K		1B		1B		5	1	3	0	0	1	1	<b>Cleveland Guardians @ Boston Red Sox</b> Fenway Park, Boston, MA Tue Jul 26 2022, 7:12 PM - 10:31 PM EDT Att: 32,483 - Clear - 80 F				
1 Amed Rosario, R OBP: 0.332, SLG: 0.410	G6-3	F7		1B		K		1B		5	1	2	1	0	1	2					
11 José Ramírez, S OBP: 0.367, SLG: 0.567	BB		G3		BB			G4-3		3	1	1	0	2	0	1					
22 Josh Naylor, L OBP: 0.332, SLG: 0.500	1B		FC4		BB			K		5	1	2	1	0	1	4					
6 Owen Miller, R OBP: 0.302, SLG: 0.368	1B		G1-6-3		K			G4-3		5	0	1	1	0	2	5					
0 Andrés Giménez, L OBP: 0.383, SLG: 0.486	G4-3		HR		F7			K		3	1	0	0	1	1	4					
33 Nolan Jones, L OBP: 0.377, SLG: 0.467	L8		HR		G6-3			G6-4-3		5	1	1	3	0	0	1					
65 Alex Call, R OBP: 0.200, SLG: 0.111			HR		BB			F7		0	0	0	0	0	0	0					
17 Austin Hedges, R OBP: 0.237, SLG: 0.286			K		K			K		3	1	1	1	1	2	0					
7 Myles Straw, R OBP: 0.303, SLG: 0.272	F9		1B		G6-4-3			G5-3		4	1	1	0	0	0	1					
<b>Inning Stats</b>	R: 1 H: 2 E: 0 K: 0 S: 19	H: 2 LOB: 2 BB: 1 P: 28	R: 1 H: 2 E: 0 K: 0 S: 13	H: 2 LOB: 1 BB: 23	R: 3 H: 2 E: 1 K: 1 S: 15	H: 2 LOB: 0 BB: 0 P: 22	R: 2 H: 2 E: 1 K: 2 S: 14	H: 2 LOB: 2 BB: 1 P: 29	R: 0 H: 0 E: 0 K: 1 S: 10	H: 2 LOB: 2 BB: 1 P: 15	R: 0 H: 0 E: 0 K: 1 S: 6	H: 0 LOB: 0 BB: 1 P: 14	R: 1 H: 2 E: 0 K: 1 S: 13	H: 2 LOB: 1 BB: 0 P: 21	R: 0 H: 0 E: 0 K: 2 S: 9	H: 0 LOB: 0 BB: 0 P: 11	1B: 9 2B: 1 3B: 0 HR: 2	SF: 0 SAC: 0 DP: 2 HBP: 1	WP: 0 PB: 0 SB: 3 CS: 0	PA: 43	
<b>PITCHER</b>	IP WLS BF H R ER SO	IP WLS BF H R ER SO	IP WLS BF H R ER SO	IP WLS BF H R ER SO	IP WLS BF H R ER SO	IP WLS BF H R ER SO	IP WLS BF H R ER SO	IP WLS BF H R ER SO	IP WLS BF H R ER SO	IP WLS BF H R ER SO	IP WLS BF H R ER SO	IP WLS BF H R ER SO	IP WLS BF H R ER SO	IP WLS BF H R ER SO	IP WLS BF H R ER SO	IP WLS BF H R ER SO	ERA WHIP	ERA WHIP	ERA WHIP		
73 Josh Winkowski, R ERA: 5.18	3.0	L	17	6	5	5	1	1	0	1	0	0	0	0	0	0	2	47	73	15.00	2.333
56 Austin Davis, L ERA: 4.5	1.0		7	2	2	1	2	1	0	0	0	0	0	0	0	0	14	29	9.00	3.000	
18 Hirokazu Sawamura, R ERA: 2.97	2.0		8	2	0	0	1	1	0	0	0	0	0	0	0	0	17	28	0.00	1.500	
31 Jake Diekman, L ERA: 4.17	1.0		3	0	0	0	1	1	0	0	0	0	0	0	0	0	6	14	0.00	1.000	
89 Tanner Houck, R ERA: 3.2	1.0		5	2	1	1	1	0	0	0	0	0	0	0	0	0	13	21	9.00	2.000	
30 Rob Refsnyder, R OBP: 0.396, SLG: 0.516	F7		HBP		FC6-4			1B		G4-3		4	0	1	0	0	0	1			
99 Alex Verdugo, L OBP: 0.304, SLG: 0.369	L8		FC4		F8			F8		4	1	0	0	0	0	3					
2 Xander Bogaerts, R OBP: 0.388, SLG: 0.452	2B		HBP		L9			2B		4	1	3	1	0	0	0					
28 J.D. Martinez, R OBP: 0.367, SLG: 0.477	K		1B		K			K		3	0	0	0	0	3	2					
7 Christian Vázquez, R OBP: 0.323, SLG: 0.431	BB		1B		K			G3		3	0	1	1	1	1	1					
25 Kevin Plawecki, R OBP: 0.286, SLG: 0.264	K		F9-2		L8			2B		4	0	1	1	0	1	4					
47 Yolmer Sánchez, S OBP: 0.333, SLG: 0.143	F8		K		G4-3			F8		4	0	0	0	0	1	2					
29 Bobby Dalbec, R OBP: 0.276, SLG: 0.342	L7		F9		K			K		4	0	0	0	0	1	1					
43 Javin Davis, R OBP: 0.500, SLG: 0.571	2B		FC4		G6-3			K		3	1	1	0	1	1	0					
<b>Inning Stats</b>	R: 0 H: 1 E: 0 K: 1 S: 8	H: 0 LOB: 1 BB: 0 P: 15	R: 0 H: 0 E: 0 K: 1 S: 9	H: 0 LOB: 1 BB: 1	R: 2 H: 3 E: 0 K: 0 S: 17	H: 3 LOB: 0 BB: 0 P: 29	R: 0 H: 0 E: 0 K: 1 S: 15	H: 0 LOB: 0 BB: 1 P: 25	R: 0 H: 0 E: 0 K: 1 S: 7	H: 0 LOB: 0 BB: 0 P: 10	R: 0 H: 1 E: 0 K: 1 S: 13	H: 1 LOB: 1 BB: 0 P: 22	R: 1 H: 2 E: 0 K: 0 S: 15	H: 2 LOB: 1 BB: 0 P: 25	R: 0 H: 0 E: 0 K: 1 S: 8	H: 0 LOB: 0 BB: 0 P: 10	1B: 3 2B: 5 3B: 0 HR: 0	SF: 0 SAC: 0 DP: 1 HBP: 2	WP: 0 PB: 0 SB: 0 CS: 0	PA: 37	
<b>PITCHER</b>	IP WLS BF H R ER SO	IP WLS BF H R ER SO	IP WLS BF H R ER SO	IP WLS BF H R ER SO	IP WLS BF H R ER SO	IP WLS BF H R ER SO	IP WLS BF H R ER SO	IP WLS BF H R ER SO	IP WLS BF H R ER SO	IP WLS BF H R ER SO	IP WLS BF H R ER SO	IP WLS BF H R ER SO	IP WLS BF H R ER SO	IP WLS BF H R ER SO	IP WLS BF H R ER SO	IP WLS BF H R ER SO	ERA WHIP	ERA WHIP	ERA WHIP		
27 Bryan Shaw, R ERA: 5.45	2.1		12	3	2	2	2	0	0	1	0	0	0	0	0	0	8	11	0.00	1.500	
52 Nick Sandlin, R ERA: 2.81	0.2	W	14	1	0	0	4	1	0	0	0	0	0	0	0	0	43	67	0.00	0.500	
59 Kirk McCarty, L ERA: 6.75	4.0		5	2	1	1	1	0	0	0	0	0	0	0	0	0	15	25	9.00	2.000	
49 Eli Morgan, R ERA: 3.53	1.0		3	0	0	0	1	0	0	0	0	0	0	0	0	0	8	10	0.00	0.000	

AB 38  
R 8  
H 12  
RBI 7  
BB 4  
SO 8  
LOB 19



AB 33  
R 3  
H 7  
RBI 3  
BB 2  
SO 8  
LOB 14



WP: 0  
PB: 0  
SB: 0  
CS: 0



Batter	1	2	3	4	5	6	7	8	9	AB	R	H	RBI	BB	SO	LOB	TOP			
38 Steven Kwan, L (1,7) OBP: 0.368, SLG: 0.381	G3-1	P4		1B		F7		L7		5	0	1	1	0	0	2	<b>Cleveland Guardians @ Boston Red Sox</b> Fenway Park, Boston, MA Wed Jul 27 2022, 7:13 PM - 10:15 PM EDT Att: 32,919 - Partly Cloudy - 72 F			
1 Amed Rosario, R (1,6) OBP: 0.332, SLG: 0.410	FC6	L8		1B		G4-3		G3		5	0	2	1	0	0	2				
11 José Ramírez, S (1,5) OBP: 0.362, SLG: 0.559	F8		G4-3	P3			G3-1		G5-3	5	0	0	0	0	0	3				
22 Josh Naylor, L (1,3) OBP: 0.330, SLG: 0.506	FC6		G4-1	G4-3			G4-3		HR	5	1	1	1	0	0	3				
32 Franmil Reyes, R (1,10) OBP: 0.262, SLG: 0.366		6B 33 FC3 2B		1B		G5-3			G6-3	4	1	2	0	1	0	0				
6 Owen Miller, R (1,4) OBP: 0.301, SLG: 0.365		3E 17 G5-3 1B		G2		G5-3			G4-3	5	1	1	0	0	1	2				
33 Nolan Jones, L (1,9) OBP: 0.404, SLG: 0.531		FC3 7 2B				17 SH 38 2B		E3 7 2B 1B		4	3	3	1	0	0	1				
17 Austin Hedges, R (1,2) OBP: 0.234, SLG: 0.282		G5-3				38 2B 1 1B		F9		2	1	0	1	0	0	2				
0 Andrés Giménez, L (8,PH) OBP: 0.362, SLG: 0.484										1	0	0	0	0	0	1				
12 Luke Maile, R (8,2) OBP: 0.297, SLG: 0.277										0	0	0	0	0	0	0				
7 Myles Straw, R (1,8) OBP: 0.305, SLG: 0.281										4	0	2	2	0	1	2				
<b>Inning Stats</b>	R: 0 E: 0 K: 0 S: 8	H: 1 LOB: 1 BB: 0 P: 11	R: 3 E: 1 K: 0 S: 21	H: 3 LOB: 1 BB: 0 P: 30	R: 0 E: 0 K: 0 S: 8	H: 1 LOB: 1 BB: 0 P: 11	R: 2 E: 0 K: 1 S: 15	H: 3 LOB: 2 BB: 0 P: 18	R: 0 E: 0 K: 0 S: 7	H: 0 LOB: 0 BB: 0 P: 12	R: 0 E: 0 K: 1 S: 10	H: 0 LOB: 1 BB: 1 P: 19	R: 1 E: 1 K: 0 S: 10	H: 2 LOB: 1 BB: 0 P: 17	R: 1 E: 0 K: 0 S: 7	H: 1 LOB: 0 BB: 0 P: 12	1B: 5 2B: 6 3B: 0 HR: 1	SF: 0 SAC: 1 DP: 0 HBP: 0	WP: 0 PB: 0 CS: 0	PA: 42
<b>PITCHER</b>	IP WLS BF H R ER SO BB IBB HBP BLK WP HR S P ERA WHIP	6.0 B 9 2 1 1 1 0 0 0 0 0 0 67 95 6.00 1.500	2.0 B 9 2 1 1 1 1 0 0 0 0 0 20 36 4.50 1.500	1.0 L 4 1 1 1 0 0 0 0 0 0 1 7 12 9.00 1.000	<b>PITCHER</b>										IP WLS BF H R ER SO BB IBB HBP BLK WP HR S P ERA WHIP					

Batter	1	2	3	4	5	6	7	8	9	AB	R	H	RBI	BB	SO	LOB	BOTTOM					
40 Jarren Duran, L (1,8) OBP: 0.294, SLG: 0.394	K				G1		G6-3		L8	3	0	0	0	0	2	0	<b>Cleveland Guardians @ Boston Red Sox</b> Fenway Park, Boston, MA Wed Jul 27 2022, 7:13 PM - 10:15 PM EDT Att: 32,919 - Partly Cloudy - 72 F					
30 Rob Refsnyder, R (7,PH) OBP: 0.389, SLG: 0.505										2	0	0	0	0	0	0						
99 Alex Verdugo, L (1,7) OBP: 0.306, SLG: 0.370	F8				2B WP		G6-3			4	0	2	0	0	0	0						
2 Xander Bogaerts, R (1,6) OBP: 0.389, SLG: 0.454	G4-3				2B WP					3	0	1	0	1	0	1						
28 J.D. Martinez, R (1,10) OBP: 0.363, SLG: 0.471		P3		F9	G6-3		F9			4	0	0	0	0	0	3						
7 Christian Vázquez, R (1,2) OBP: 0.326, SLG: 0.432		G4-3						G1-3		4	1	2	0	0	0	0						
16 Franchy Cordero, L (1,3) OBP: 0.299, SLG: 0.361				E7 29 SF9 2B			FC4-5 29 HR 1B	L8		3	3	1	0	1	0	1						
29 Bobby Dalbec, R (1,5) OBP: 0.279, SLG: 0.370					SF9					3	2	2	5	0	1	0						
19 Jackie Bradley Jr., L (1,9) OBP: 0.259, SLG: 0.318					K		F7		K	4	0	1	0	0	2	0						
47 Yolmer Sánchez, S (1,4) OBP: 0.273, SLG: 0.111		CS			L4		G5-3		F8	4	0	0	0	0	1	0						
<b>Inning Stats</b>	R: 0 E: 0 K: 1 S: 9	H: 0 LOB: 0 BB: 0 P: 14	R: 2 E: 0 K: 0 S: 11	H: 2 LOB: 0 BB: 1 P: 17	R: 0 E: 0 K: 2 S: 12	H: 1 LOB: 1 BB: 0 P: 18	R: 2 E: 1 K: 1 S: 12	H: 2 LOB: 0 BB: 0 P: 15	R: 0 E: 0 K: 0 S: 13	H: 1 LOB: 2 BB: 1 P: 21	R: 2 E: 0 K: 0 S: 10	H: 2 LOB: 0 BB: 0 P: 15	R: 0 E: 0 K: 0 S: 8	H: 1 LOB: 1 BB: 0 P: 9	R: 0 E: 0 K: 1 S: 9	H: 0 LOB: 0 BB: 0 P: 13	R: 0 E: 0 K: 1 S: 10	H: 0 LOB: 0 BB: 0 P: 15	1B: 5 2B: 2 3B: 0 HR: 2	SF: 1 SAC: 0 DP: 0 HBP: 0	WP: 1 PB: 0 CS: 1	PA: 38
<b>PITCHER</b>	IP WLS BF H R ER SO BB IBB HBP BLK WP HR S P ERA WHIP	5.1 3 25 8 6 5 4 2 0 0 0 0 2 63 95 0.00 1.875	1.1 W 5 1 0 0 1 0 0 0 0 0 0 12 16 0.00 0.750	1.0 S 3 0 0 0 1 0 0 0 0 0 0 10 15 0.00 0.000	<b>PITCHER</b>										IP WLS BF H R ER SO BB IBB HBP BLK WP HR S P ERA WHIP							




Batter	1	2	3	4	5	6	7	8	9	AB	R	H	RBI	BB	SO	LOB	TOP								
38 Steven Kwan, L OBP: 0.366, SLG: 0.379	L8		P6			G1-3 11 G1-3 1B		G3-6-3 1-2 3-H		4	0	1	0	0	0	1									
1 Amed Rosario, R OBP: 0.328, SLG: 0.405	L8			G5-3		L7		K		4	0	0	0	0	1	1									
11 José Ramírez, S OBP: 0.361, SLG: 0.564	L8			HR		G1-3		F8		4	1	1	1	0	0	1									
22 Josh Naylor, L OBP: 0.332, SLG: 0.514		32 G4-3 2B		L7		G4-3		G3-1 0 2B		4	0	2	0	0	0	1									
0 Andrés Giménez, L OBP: 0.360, SLG: 0.479		B1		32 S HBP				G3-1		3	0	0	0	0	1	2									
32 Franmil Reyes, R OBP: 0.288, SLG: 0.360		G4-3		P4				G1-3		4	0	0	0	0	1	3									
33 Nolan Jones, L OBP: 0.383, SLG: 0.500		K		L9				G1-3		3	0	0	0	0	1	1									
12 Luke Maile, R OBP: 0.298, SLG: 0.271			K			F8		7 1B 38 G3-6-3 BB		2	1	0	0	1	1	0									
7 Myles Straw, R OBP: 0.306, SLG: 0.282		F9		L9				38 G3-6-3 1B		3	0	1	0	0	0	0									
<b>Inning Stats</b>	R: 0 E: 0 K: 0 S: 7	H: 0 LOB: 0 BB: 0 P: 9	R: 0 E: 0 K: 1 S: 6	H: 1 LOB: 1 BB: 0 P: 8	R: 0 E: 0 K: 1 S: 12	H: 0 LOB: 0 BB: 0 P: 14	R: 1 E: 0 K: 0 S: 11	H: 1 LOB: 1 BB: 0 P: 21	R: 0 E: 0 K: 0 S: 8	H: 0 LOB: 0 BB: 0 P: 10	R: 0 E: 0 K: 0 S: 8	H: 1 LOB: 1 BB: 0 P: 13	R: 0 E: 0 K: 2 S: 11	H: 0 LOB: 0 BB: 0 P: 16	R: 1 E: 0 K: 1 S: 7	H: 1 LOB: 0 BB: 1 P: 13	R: 0 E: 0 K: 0 S: 8	H: 1 LOB: 1 BB: 0 P: 14	1B: 2 2B: 2 HR: 1	SF: 0 SAC: 0 HBP: 1	WP: 0 PB: 0 SB: 1 CS: 0	PA: 33			
<b>PITCHER</b>	IP	WLS	BF	H	R	ER	SO	BB	IBB	HBP	BLK	WP	HR	S	P	ERA	WHIP								
50 Kutter Crawford, R ERA: 4.15	(1, 1)	5.2	21	3	1	1	2	0	0	1	0	0	1	49	69	1.59	0.529								
31 Jake Diekman, L ERA: 4.03	(6, 1)	1.1	W	4	0	0	2	0	0	0	0	0	0	14	22	0.00	0.000								
72 Garrett Whitlock, R ERA: 3.18	(8, 1)	2.0	S	8	2	1	1	1	0	0	0	0	0	15	27	4.50	1.500								

**Cleveland Guardians @ Boston Red Sox**  
 Fenway Park, Boston, MA  
 Thu Jul 28 2022, 7:12 PM - 9:45 PM EDT  
 Att: 32,122 - Overcast - 81 F

livebaseballscores.com

AB 31  
 R 2  
 H 5  
 RBI 1  
 BB 1  
 SO 5  
 LOB 10




Batter	1	2	3	4	5	6	7	8	9	AB	R	H	RBI	BB	SO	LOB	BOTTOM								
40 Jarren Duran, L OBP: 0.286, SLG: 0.382	K		G3-1			FC5-6 99 1B 2 HR		L7		4	1	0	0	0	1	1									
99 Alex Verdugo, L OBP: 0.308, SLG: 0.372	G5-3			1B		2 HR		G4-3		4	1	2	0	0	0	0									
2 Xander Bogaerts, R OBP: 0.393, SLG: 0.463	BB			K		2 HR		7 S 28 S BB		2	1	1	3	2	1	1									
28 J.D. Martinez, R OBP: 0.361, SLG: 0.466	F8			F9		L5		4-1 BB		3	0	0	0	1	0	2									
7 Christian Vázquez, R OBP: 0.321, SLG: 0.428		P6		L9		F8		BB K		4	0	0	0	0	1	3									
16 Franchy Cordero, L OBP: 0.296, SLG: 0.365		K				K				3	1	1	0	0	2	0									
47 Yolmer Sánchez, S OBP: 0.273, SLG: 0.111		K				29 1B 2B				0	0	0	0	0	0	0									
29 Bobby Dalbec, R OBP: 0.280, SLG: 0.370		K				F9		19 G4-3 1B		3	0	1	1	0	1	0									
19 Jackie Bradley Jr., L OBP: 0.256, SLG: 0.314			G4-3			G5-3		G4-3		3	0	0	0	0	0	1									
20 Jeter Downs, R OBP: 0.171, SLG: 0.256		F8				40 FC5-6 1B		K		3	0	1	0	0	1	0									
<b>Inning Stats</b>	R: 0 E: 0 K: 1 S: 9	H: 0 LOB: 1 BB: 1 P: 17	R: 0 E: 0 K: 2 S: 8	H: 0 LOB: 0 BB: 0 P: 13	R: 0 E: 0 K: 0 S: 4	H: 0 LOB: 0 BB: 0 P: 7	R: 0 E: 0 K: 1 S: 12	H: 1 LOB: 1 BB: 0 P: 19	R: 0 E: 0 K: 1 S: 6	H: 0 LOB: 0 BB: 0 P: 7	R: 3 E: 0 K: 0 S: 13	H: 3 LOB: 0 BB: 0 P: 15	R: 1 E: 0 K: 1 S: 9	H: 2 LOB: 0 BB: 0 P: 13	R: 0 E: 0 K: 1 S: 7	H: 0 LOB: 2 BB: 2 P: 19	1B: 4 2B: 1 3B: 0 HR: 1	SF: 0 SAC: 0 DP: 1 HBP: 0	WP: 0 PB: 0 SB: 2 CS: 0	PA: 32					
<b>PITCHER</b>	IP	WLS	BF	H	R	ER	SO	BB	IBB	HBP	BLK	WP	HR	S	P	ERA	WHIP								
24 Triston McKenzie, R ERA: 3.24	(1, 1)	7.0	L	27	6	4	4	6	0	0	0	0	1	61	91	5.14	1.000								
99 James Karinchak, R ERA: 2.79	(8, 1)	1.0		5	0	0	1	2	0	0	0	0	0	7	19	0.00	2.000								

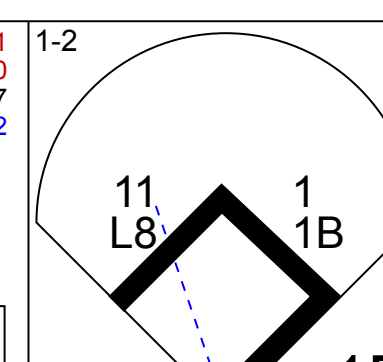
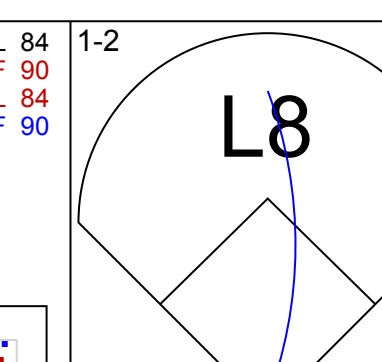
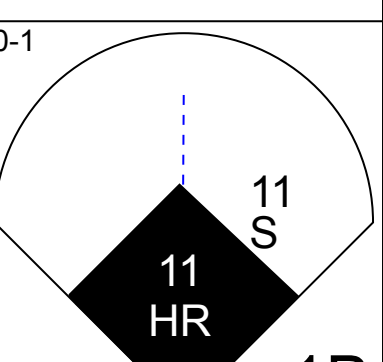
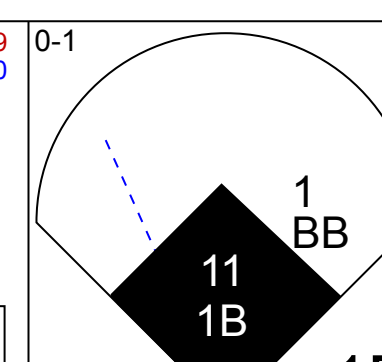
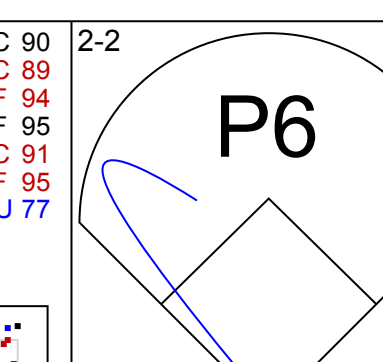
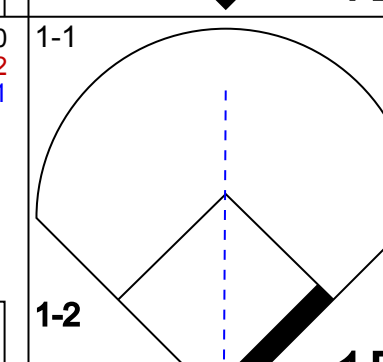
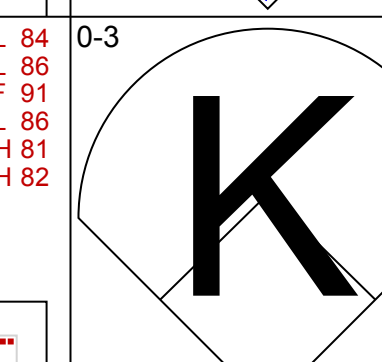
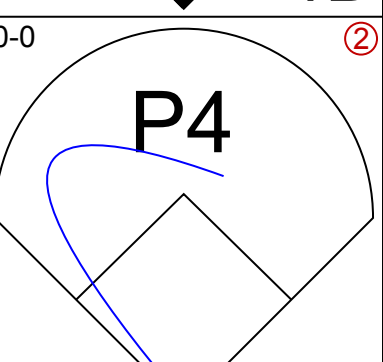
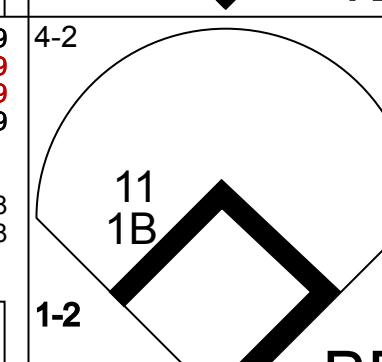
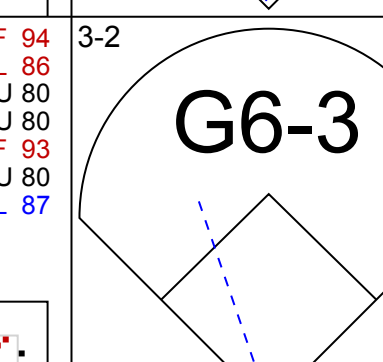
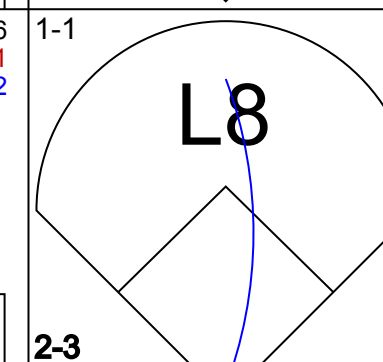
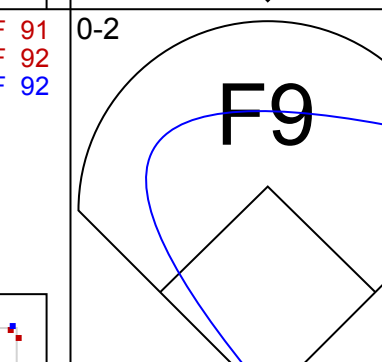
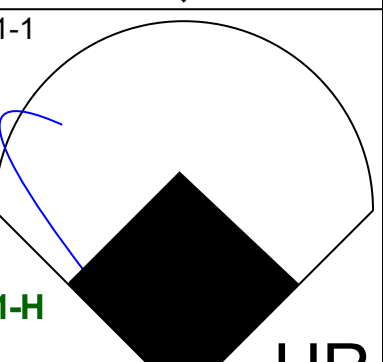
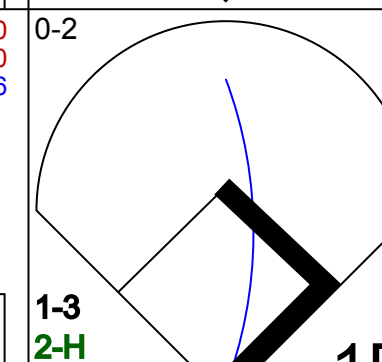
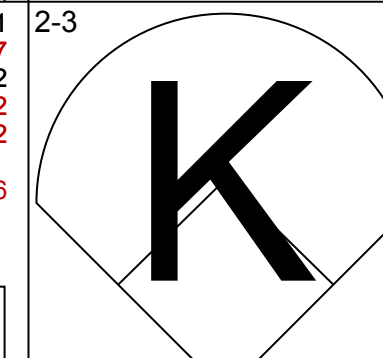
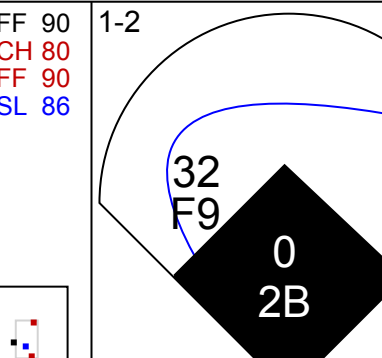
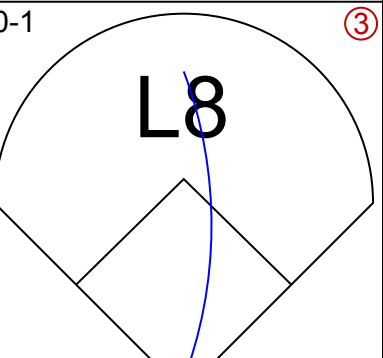
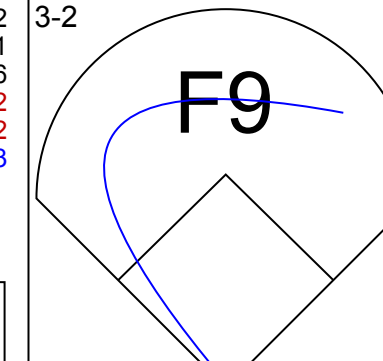
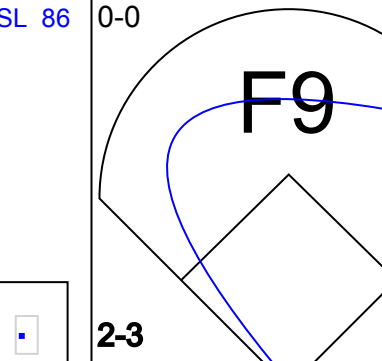
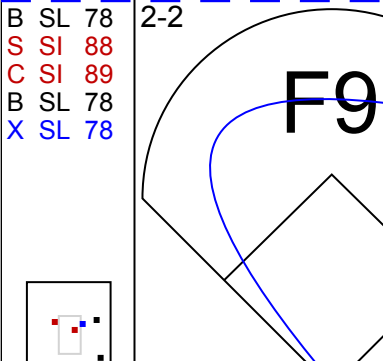
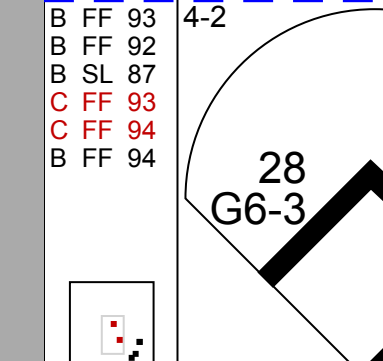
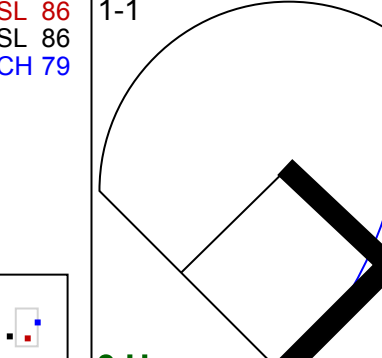
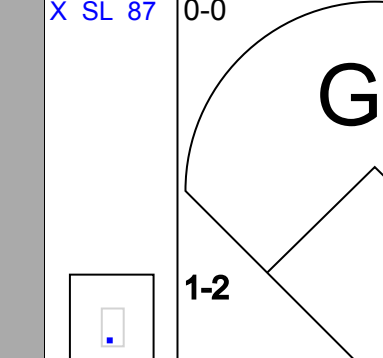
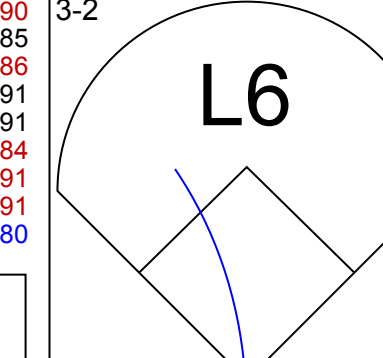
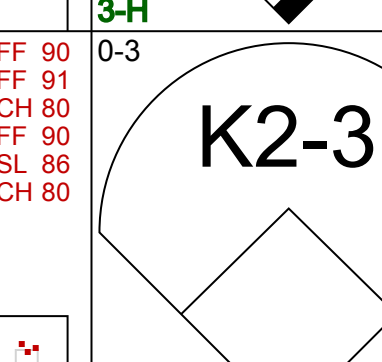
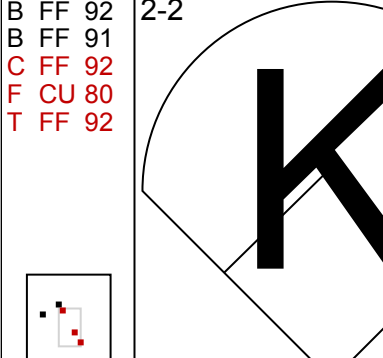
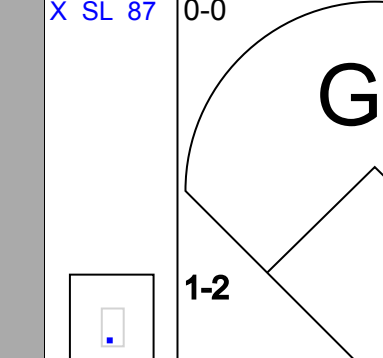
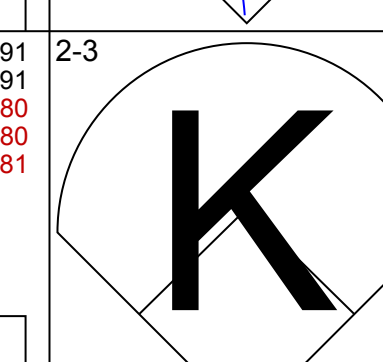
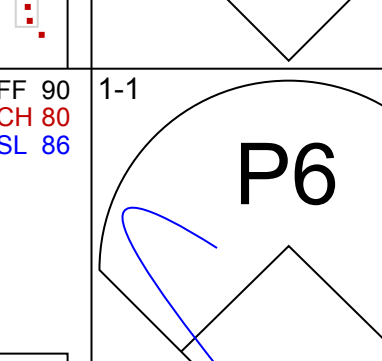
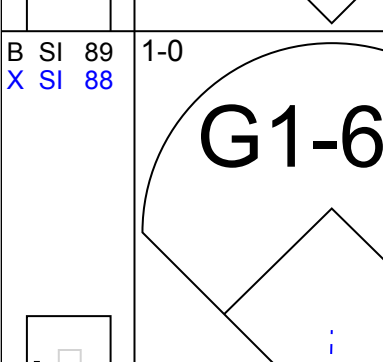
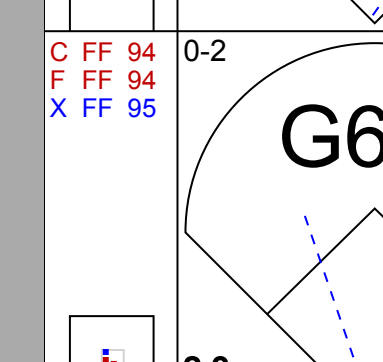
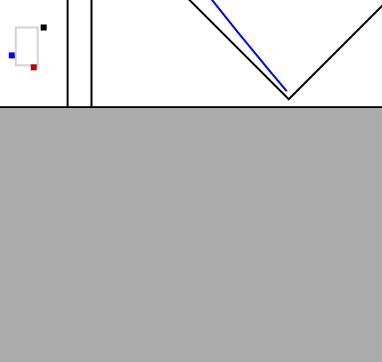
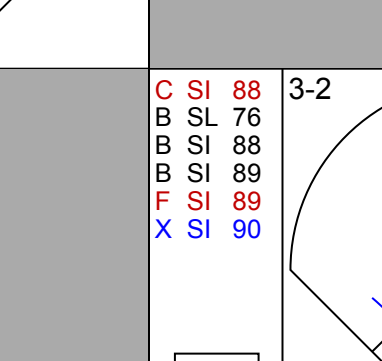
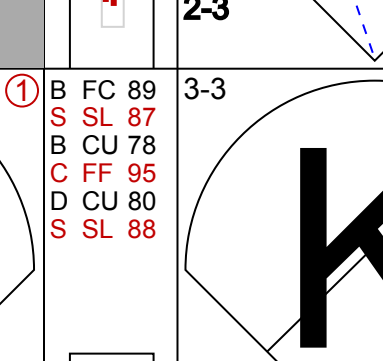

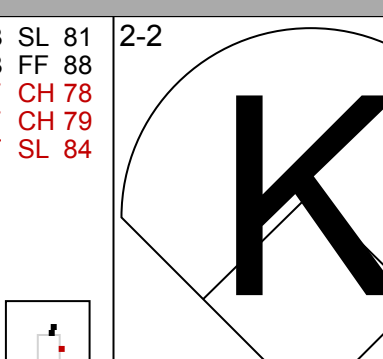
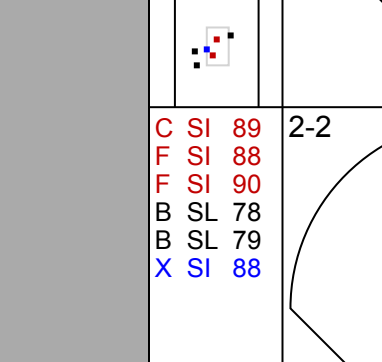
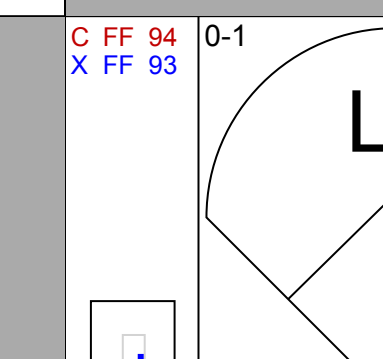
**Cleveland Guardians @ Boston Red Sox**  
 Fenway Park, Boston, MA  
 Thu Jul 28 2022, 7:12 PM - 9:45 PM EDT  
 Att: 32,122 - Overcast - 81 F

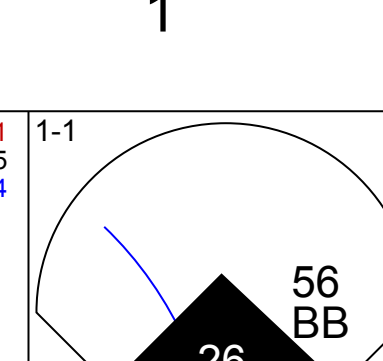
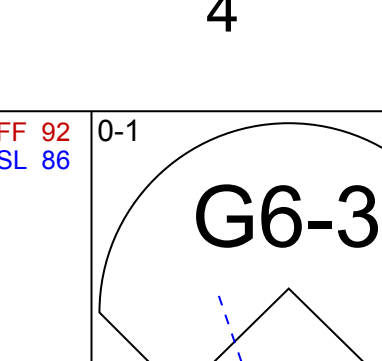
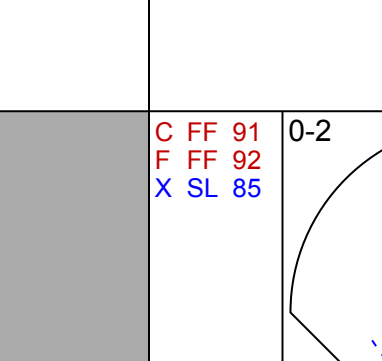
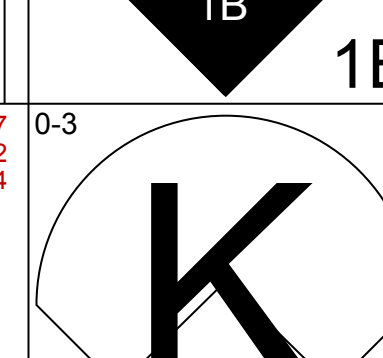

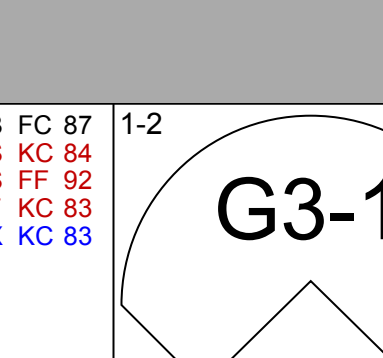
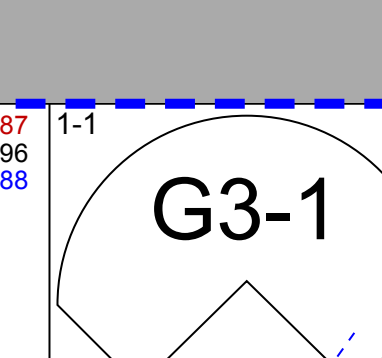
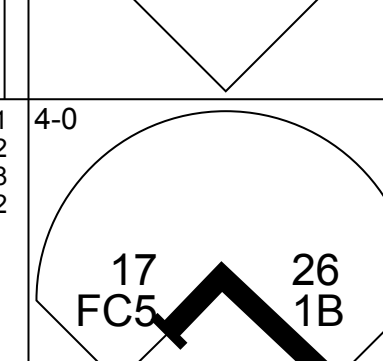
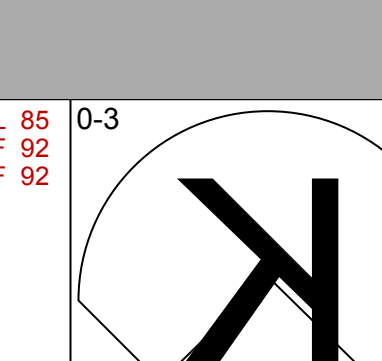
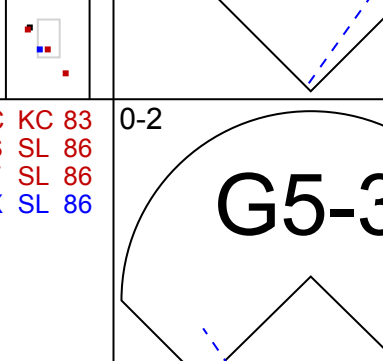
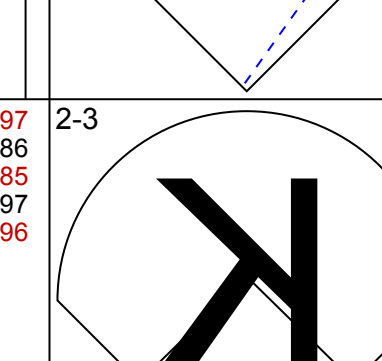
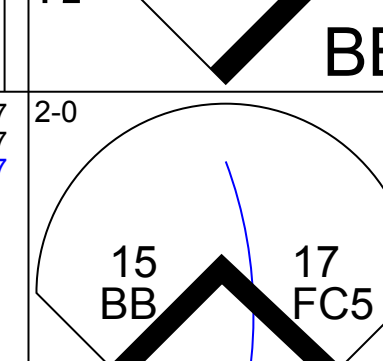
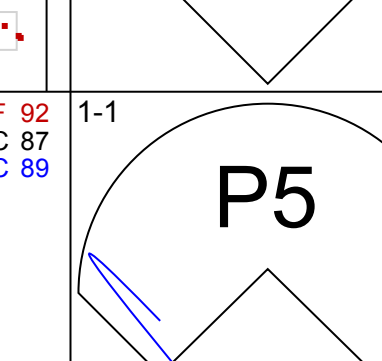
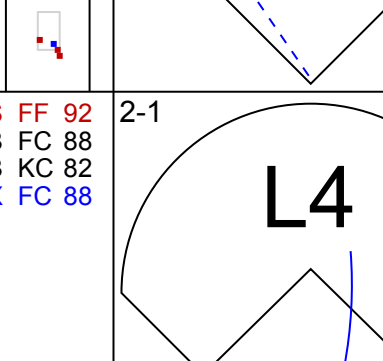
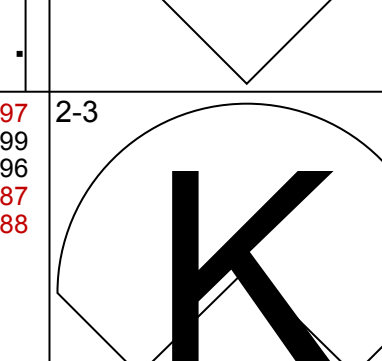
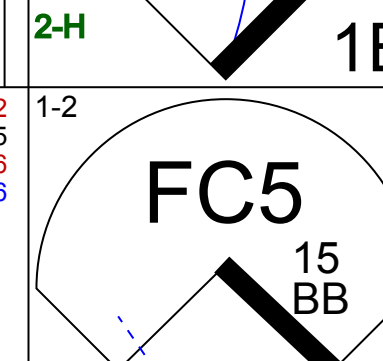
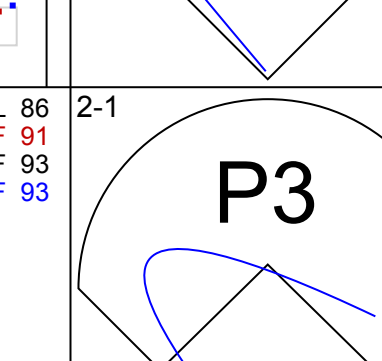
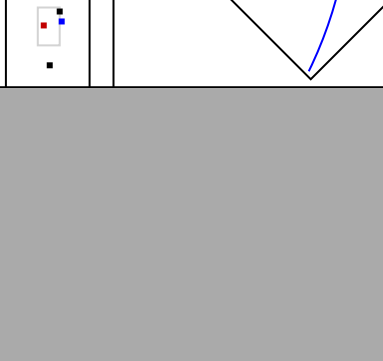
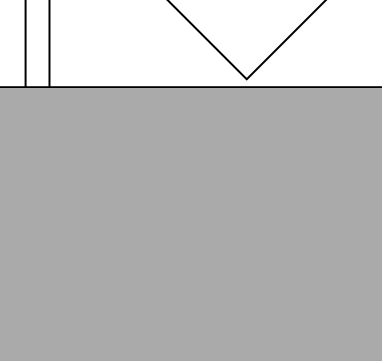
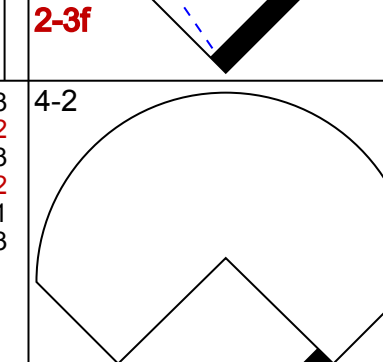
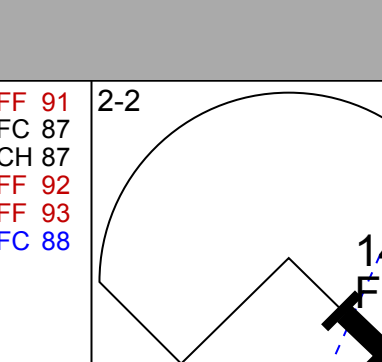
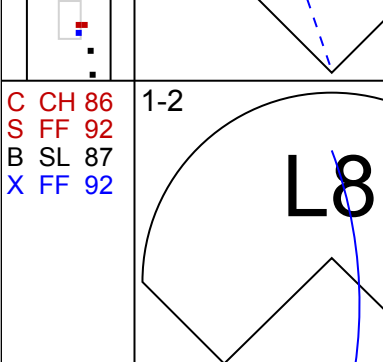

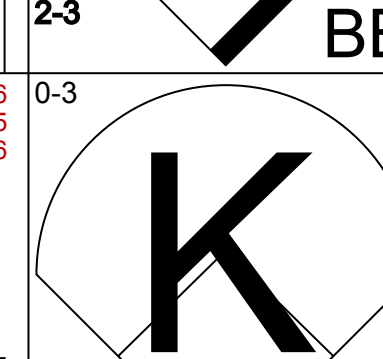
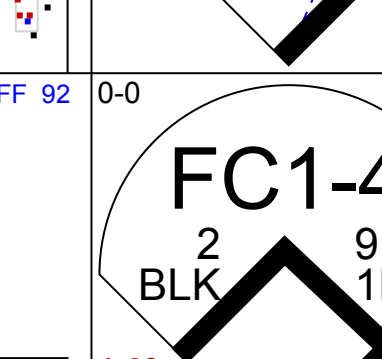
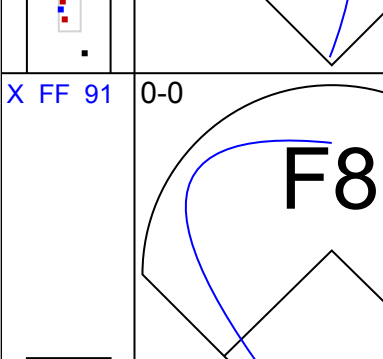

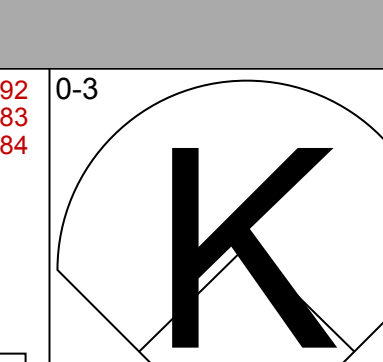
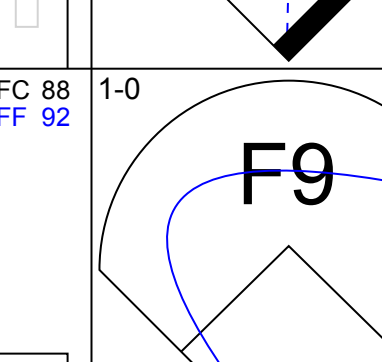
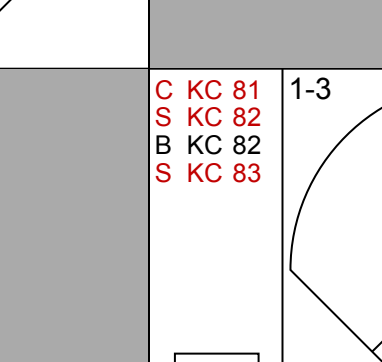

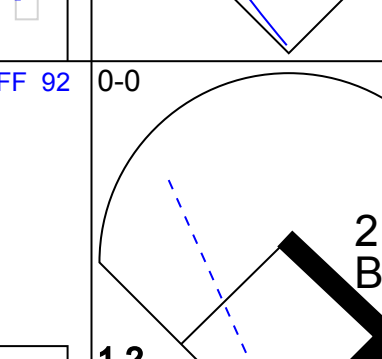
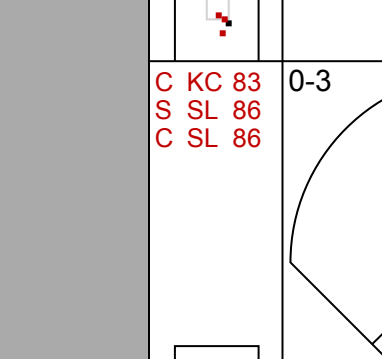
livebaseballscores.com

AB 29  
 R 4  
 H 6  
 RBI 4  
 BB 3  
 SO 7  
 LOB 8





Batter	1	2	3	4	5	6	7	8	9	AB	R	H	RBI	BB	SO	LOB	TOP											
38 Steven Kwan, L (1, 7) OBP: 0.369, SLG: 0.382										5	2	3	0	0	0	0	<b>Cleveland Guardians @ Tampa Bay Rays</b> Tropicana Field, St. Petersburg, FL Fri Jul 29 2022, 7:11 PM - 9:53 PM EDT Att: 14,671 - Dome - 72 F <a href="http://livebaseballscorecards.com">livebaseballscorecards.com</a>											
1 Amed Rosario, R (1, 6) OBP: 0.330, SLG: 0.404										4	0	1	0	1	1													
11 José Ramírez, S (1, 10) OBP: 0.363, SLG: 0.572										4	1	2	3	0	0	2												
6 Owen Miller, R (1, 3) OBP: 0.300, SLG: 0.367										4	1	1	0	0	2	4												
32 Franmil Reyes, R (1, 9) OBP: 0.256, SLG: 0.356										3	0	0	0	0	0	3												
65 Alex Call, R (6, 9) OBP: 0.273, SLG: 0.111										0	0	0	0	1	0	0												
0 Andrés Giménez, L (1, 4) OBP: 0.293, SLG: 0.479										4	0	1	1	0	1	1												
28 Ernie Clement, R (1, 5) OBP: 0.270, SLG: 0.225										4	0	0	0	0	2	2												
17 Austin Hedges, R (1, 2) OBP: 0.235, SLG: 0.278										3	0	0	0	1	1	2												
7 Myles Straw, R (1, 8) OBP: 0.303, SLG: 0.278										4	0	0	0	0	1	1												
<b>Inning Stats</b>	R: 0 H: 2 E: 0 K: 1 S: 14	H: 2 BB: 0 P: 22	R: 0 H: 0 E: 0 K: 1 S: 15	H: 0 LOB: 1 BB: 1 P: 27	R: 0 H: 0 E: 0 K: 1 S: 12	H: 0 LOB: 0 BB: 0 P: 13	R: 1 H: 2 E: 0 K: 1 S: 14	H: 2 LOB: 1 BB: 0 P: 17	R: 2 H: 2 E: 0 K: 1 S: 10	H: 2 LOB: 0 BB: 0 P: 13	R: 0 H: 0 E: 0 K: 1 S: 7	H: 0 LOB: 0 BB: 0 P: 12	R: 1 H: 2 E: 0 K: 1 S: 17	H: 2 LOB: 2 BB: 1 P: 26	R: 0 H: 0 E: 0 K: 1 S: 9	H: 0 LOB: 1 BB: 1 P: 16	R: 0 H: 0 E: 0 K: 0 S: 11	H: 0 LOB: 0 BB: 0 P: 16	1B: 5 2B: 2 3B: 0 HR: 1	SF: 0 SAC: 0 DP: 0 HBP: 0	WP: 0 PB: 0 SB: 1 CS: 1	PA: 38						
<b>PITCHER</b>	IP	WLS	BF	H	R	ER	SO	BB	IBB	HBP	BLK	WP	HR	S	P	ERA	WHIP											
59 Jeffrey Springs, L (1, 1) ERA: 2.7	5.0	L	22	6	3	3	5	1	0	0	0	0	0	1	65	92	5.40	1.400										
61 Ralph Garza Jr., R (6, 1) ERA: 3.55	2.0		9	2	1	1	2	1	0	0	0	0	0	0	24	38	4.50	1.500										
46 Luke Bard, R (8, 1) ERA: 1.93	2.0		7	0	0	0	1	1	0	0	0	0	0	20	32	0.00	0.500											

Batter	1	2	3	4	5	6	7	8	9	AB	R	H	RBI	BB	SO	LOB	BOTTOM										
2 Yandy Diaz, R (1, 5) OBP: 0.404, SLG: 0.400										4	1	1	0	0	1	3	<b>Cleveland Guardians @ Tampa Bay Rays</b> Tropicana Field, St. Petersburg, FL Fri Jul 29 2022, 7:11 PM - 9:53 PM EDT Att: 14,671 - Dome - 72 F <a href="http://livebaseballscorecards.com">livebaseballscorecards.com</a>										
8 Brandon Lowe, L (1, 10) OBP: 0.307, SLG: 0.418										4	0	0	0	0	2	2											
56 Randy Arozarena, R (1, 7) OBP: 0.314, SLG: 0.424										3	0	0	0	1	2	0											
26 Ji Man Choi, L (1, 3) OBP: 0.366, SLG: 0.429										4	0	1	1	0	1	0											
17 Isaac Paredes, R (1, 4) OBP: 0.288, SLG: 0.476										4	0	0	0	0	1	2											
15 Josh Lowe, L (1, 9) OBP: 0.275, SLG: 0.337										3	0	2	0	1	0	0											
14 Christian Bethancourt, R (1, 2) OBP: 0.285, SLG: 0.371										4	0	0	0	0	1	5											
25 Roman Quinn, S (1, 8) OBP: 0.250, SLG: 0.269										3	0	0	0	0	2	1											
9 Yu Chang, R (1, 6) OBP: 0.261, SLG: 0.272										3	0	2	0	0	1	0											
<b>Inning Stats</b>	R: 1 H: 2 E: 0 K: 2 S: 14	H: 2 LOB: 3 BB: 2 P: 26	R: 0 H: 1 E: 0 K: 3 S: 10	H: 1 LOB: 0 BB: 0 P: 16	R: 0 H: 0 E: 0 K: 1 S: 7	H: 0 LOB: 0 BB: 0 P: 10	R: 0 H: 2 E: 0 K: 0 S: 9	H: 2 LOB: 2 BB: 0 P: 12	R: 0 H: 0 E: 0 K: 0 S: 10	H: 0 LOB: 0 BB: 0 P: 13	R: 0 H: 0 E: 0 K: 2 S: 7	H: 0 LOB: 0 BB: 0 P: 10	R: 1 H: 0 E: 0 K: 2 S: 9	H: 0 LOB: 0 BB: 0 P: 10	R: 0 H: 0 E: 0 K: 2 S: 8	H: 0 LOB: 0 BB: 0 P: 13		R: 0 H: 1 E: 0 K: 1 S: 10	H: 0 LOB: 0 BB: 0 P: 12	1B: 6 2B: 0 3B: 0 HR: 0	SF: 0 SAC: 0 DP: 1 HBP: 0	WP: 0 PB: 0 SB: 0 CS: 0	PA: 34				
<b>PITCHER</b>	IP	WLS	BF	H	R	ER	SO	BB	IBB	HBP	BLK	WP	HR	S	P	ERA	WHIP										
57 Shane Bieber, R (1, 1) ERA: 3.41	7.0	W	28	5	1	1	8	2	0	0	0	0	0	66	97	1.29	1.000										
37 Trevor Stephan, R (8, 1) ERA: 2.59	1.0	H	3	0	0	0	2	0	0	0	0	0	0	8	13	0.00	0.000										
48 Emmanuel Clase, R (8, 1) ERA: 1.28	1.0	S	3	1	0	0	1	0	0	0	0	0	0	10	12	0.00	1.000										



Batter	1	2	3	4	5	6	7	8	9	AB	R	H	RBI	BB	SO	LOB	TOP					
38 Steven Kwan, L (1,7) OBP: 0.367, SLG: 0.383										5	0	1	0	0	1	2						
1 Amed Rosario, R (1,6) OBP: 0.328, SLG: 0.401										5	0	1	0	0	2	1						
11 José Ramírez, S (1,5) OBP: 0.363, SLG: 0.575										5	2	2	0	0	1	2						
6 Owen Miller, R (1,3) OBP: 0.304, SLG: 0.368										2	1	1	1	0	1	0						
28 Ernie Clement, R (8,PH) (8,3)										1	0	0	0	0	1	0						
0 Andrés Giménez, L (1,4) OBP: 0.361, SLG: 0.493										4	1	2	3	0	1	1						
32 Franmil Reyes, R (1,10) OBP: 0.255, SLG: 0.354										4	0	1	0	0	1	1						
33 Nolan Jones, L (1,9) OBP: 0.375, SLG: 0.482										4	0	1	0	0	2	3						
12 Luke Maile, R (1,2) OBP: 0.299, SLG: 0.273										3	0	1	0	0	2	1						
65 Alex Call, R (9,PH) OBP: 0.250, SLG: 0.100										1	0	0	0	0	1	0						
7 Myles Straw, R (1,8) OBP: 0.302, SLG: 0.278										4	0	1	0	0	1	2						
<b>Inning Stats</b>	R: 0 E: 0 K: 2 S: 10	H: 0 LOB: 0 BB: 0 P: 15	R: 0 E: 0 K: 2 S: 7	H: 0 LOB: 0 BB: 0 P: 7	R: 0 E: 0 K: 2 S: 9	H: 1 LOB: 1 BB: 0 P: 13	R: 1 E: 0 K: 1 S: 17	H: 3 LOB: 2 BB: 0 P: 20	R: 0 E: 0 K: 2 S: 11	H: 1 LOB: 1 BB: 0 P: 17	R: 3 E: 0 K: 1 S: 12	H: 3 LOB: 1 BB: 0 P: 17	R: 0 E: 0 K: 0 S: 12	H: 0 LOB: 0 BB: 0 P: 18	R: 0 E: 0 K: 2 S: 11	H: 1 LOB: 1 BB: 0 P: 16	R: 0 E: 0 K: 2 S: 12	H: 2 LOB: 2 BB: 0 P: 15	1B: 6 2B: 4 HR: 1	SF: 0 SAC: 0 DP: 0 HBP: 1	WP: 0 PB: 0 SB: 0 CS: 0	PA: 39
<b>PITCHER</b>	IP WLS BF H R ER SO BB IBB HBP BLK WP HR S P ERA WHIP																					
28 Corey Kluber, R (1,1) ERA: 4.03	6.0 W 27 8 4 4 10 0 0 0 0 0 0 1 66 89 6.00 1.333																					
47 Jason Adam, R (7,1) ERA: 1.33	1.0 H 3 0 0 0 0 0 0 0 0 0 0 0 12 18 0.00 0.000																					
38 Colin Poche, L (8,1) ERA: 3.18	1.0 H 4 1 0 0 2 0 0 0 0 0 0 0 11 16 0.00 1.000																					
29 Pete Fairbanks, R (9,1) ERA: 5.4	1.0 S 5 2 0 0 2 0 0 0 0 0 0 0 12 15 0.00 2.000																					

Cleveland Guardians @ Tampa Bay Rays  
Tropicana Field, St. Petersburg, FL  
Sat Jul 30 2022, 1:12 PM - 4:08 PM EDT  
Att: 22,756 - Dome - 72 F

AB 38  
R 4  
H 11  
RBI 4  
BB 0  
SO 14  
LOB 13

Batter	1	2	3	4	5	6	7	8	9	AB	R	H	RBI	BB	SO	LOB	BOTTOM			
26 Ji Man Choi, L (1,3) OBP: 0.361, SLG: 0.422										4	0	0	0	0	2	2				
55 Luke Raley, L (1,7) OBP: 0.340, SLG: 0.341										2	2	1	0	1	1	0				
25 Roman Quinn, S (7,PH) (8,7)										1	0	0	0	0	0	1				
2 Yandy Diaz, R (1,5) OBP: 0.402, SLG: 0.408										4	1	1	2	0	0	2				
8 Brandon Lowe, L (1,4) OBP: 0.311, SLG: 0.438										4	1	2	2	0	0	0				
56 Randy Arozarena, R (1,10) OBP: 0.311, SLG: 0.419										4	0	0	0	0	3	1				
15 Josh Lowe, L (1,9) OBP: 0.294, SLG: 0.343										3	1	2	0	1	1	0				
6 Taylor Walls, S (1,6) OBP: 0.257, SLG: 0.277										3	1	1	0	1	2	1				
35 Brett Phillips, L (1,8) OBP: 0.225, SLG: 0.250										4	0	1	1	0	2	2				
50 René Pinto, R (1,2) OBP: 0.234, SLG: 0.323										4	0	2	1	0	1	2				
<b>Inning Stats</b>	R: 2 E: 0 K: 1 S: 12	H: 1 LOB: 1 BB: 1 P: 18	R: 1 E: 0 K: 1 S: 10	H: 2 LOB: 1 BB: 1 P: 18	R: 0 E: 0 K: 1 S: 9	H: 0 LOB: 0 BB: 0 P: 12	R: 0 E: 0 K: 2 S: 14	H: 1 LOB: 1 BB: 0 P: 18	R: 2 E: 0 K: 2 S: 20	H: 3 LOB: 1 BB: 0 P: 26	R: 0 E: 0 K: 3 S: 10	H: 0 LOB: 0 BB: 0 P: 16	R: 0 E: 0 K: 0 S: 10	H: 1 LOB: 1 BB: 0 P: 17	R: 1 E: 0 K: 2 S: 14	H: 2 LOB: 2 BB: 1 P: 23	1B: 7 2B: 1 3B: 0 HR: 2	SF: 0 SAC: 0 DP: 0 HBP: 0	WP: 0 PB: 0 SB: 1 CS: 0	PA: 36
<b>PITCHER</b>	IP WLS BF H R ER SO BB IBB HBP BLK WP HR S P ERA WHIP																			
34 Zach Plesac, R (1,1) ERA: 4.33	5.0 L 23 7 5 5 7 2 0 0 0 0 0 0 2 65 92 9.00 1.800																			
31 Sam Hentges, L (6,1) ERA: 3.65	1.2 6 1 0 0 3 0 0 0 0 0 0 0 17 29 0.00 0.600																			
62 Enyel De Los Santos, R (7,1) ERA: 3.03	1.1 7 2 1 1 2 1 0 0 0 0 0 0 17 27 6.75 2.250																			

Cleveland Guardians @ Tampa Bay Rays  
Tropicana Field, St. Petersburg, FL  
Sat Jul 30 2022, 1:12 PM - 4:08 PM EDT  
Att: 22,756 - Dome - 72 F

AB 33  
R 6  
H 10  
RBI 6  
BB 3  
SO 12  
LOB 11







Batter	1	2	3	4	5	6	7	8	9	10	11	AB	R	H	RBI	BB	SO	LOB	TOP					
10 Josh Rojas, L (1.5) OBP: 0.345, SLG: 0.402	L8		K		G4-3				G4-3	G4-6-3		5	1	1	0	0	1	1						
5 Alek Thomas, L (1.8) OBP: 0.399, SLG: 0.393	L5			HR	K					G4-6-3		5	1	3	0	0	1	1						
4 Ketel Marte, S (1.4) OBP: 0.350, SLG: 0.455	F7			HR						G4-6-3		4	1	0	0	0	1	3						
53 Christian Walker, R (1.3) OBP: 0.307, SLG: 0.448	P2			HR					F8	F6	SH1-3	5	1	2	3	0	0	0						
12 Daulton Varsho, L (1.9) OBP: 0.311, SLG: 0.423	HR			HR					K	K	SH1-3	4	1	2	1	0	1	1						
30 Jake McCarthy, L (1.7) OBP: 0.329, SLG: 0.427	F7										L4	3	0	0	0	2	1	2						
28 Seth Beer, L (1.10) OBP: 0.289, SLG: 0.271	G3-1										K	4	0	0	0	0	1	4						
45 Buddy Kennedy, R (11, PH) OBP: 0.269, SLG: 0.338											K	1	0	0	0	0	1	1						
18 Carson Kelly, R (1.2) OBP: 0.272, SLG: 0.367												4	0	1	0	0	1	0						
2 Geraldo Perdomo, S (1.6) OBP: 0.296, SLG: 0.271												3	0	0	0	0	1	0						
<b>Inning Stats</b>	R: 0 E: 0 K: 0 S: 7	H: 0 LOB: 0 BB: 0 P: 12	R: 1 E: 0 K: 0 S: 7	H: 1 LOB: 0 BB: 0 P: 12	R: 0 E: 0 K: 1 S: 11	H: 0 LOB: 0 BB: 0 P: 18	R: 3 E: 0 K: 1 S: 13	H: 3 LOB: 0 BB: 0 P: 18	R: 0 E: 0 K: 1 S: 8	H: 1 LOB: 1 BB: 0 P: 13	R: 0 E: 0 K: 1 S: 10	H: 2 LOB: 2 BB: 0 P: 17	R: 0 E: 0 K: 2 S: 9	H: 0 LOB: 1 BB: 0 P: 17	R: 0 E: 0 K: 1 S: 5	H: 0 LOB: 0 BB: 0 P: 8	R: 1 E: 0 K: 0 S: 5	H: 1 LOB: 0 BB: 0 P: 8	R: 0 E: 0 K: 1 S: 9	H: 0 LOB: 1 BB: 0 P: 10	1B: 6 2B: 2 3B: 0 HR: 2	SF: 0 SAC: 2 DP: 2 HBP: 1	WP: 0 PB: 0 SB: 1 CS: 0	PA: 43
<b>PITCHER</b>	IP: 6.0 ERA: 4.08	WLS: 2 BF: 25	H: 6 R: 4 ER: 4 SO: 4	BB: 1 IBB: 0 HBP: 0 BLK: 0	WP: 0 HR: 2 S: 56 P: 94	ERA: 0.00 WHIP: 2.000	<b>31 Sam Hentges, L (11, 1)</b> ERA: 3.55 IP: 1.0 WLS: 0 BF: 3 H: 0 R: 0 ER: 0 SO: 1 BB: 0 IBB: 0 HBP: 0 BLK: 0 WP: 0 HR: 0 S: 9 P: 10 ERA: 0.00 WHIP: 0.000																	

Arizona Diamondbacks @ Cleveland Guardians  
Progressive Field, Cleveland, OH  
Mon Aug 01 2022, 7:11 PM - 10:51 PM EDT  
Att: 13,707 - Cloudy - 84 F

livebaseballscores.com  
AB 38  
R 5  
H 9  
RBI 4  
BB 2  
SO 9  
LOB 13



Batter	1	2	3	4	5	6	7	8	9	10	11	AB	R	H	RBI	BB	SO	LOB	BOTTOM					
38 Steven Kwan, L (1.7) OBP: 0.370, SLG: 0.381	G4-3		HR									4	1	2	0	2	1	0						
1 Amed Rosario, R (1.6) OBP: 0.329, SLG: 0.408	G5-3		HR									6	1	3	3	0	1	2						
11 José Ramírez, S (1.5) OBP: 0.359, SLG: 0.584	G3		F8									4	1	0	0	1	0	2						
22 Josh Naylor, L (1.10) OBP: 0.330, SLG: 0.506			K									4	0	0	0	1	3	1						
0 Andrés Giménez, L (1.4) OBP: 0.365, SLG: 0.495												5	1	4	1	0	0	3						
6 Owen Miller, R (1.3) OBP: 0.302, SLG: 0.375												5	1	1	2	0	0	3						
33 Nolan Jones, L (1.9) OBP: 0.358, SLG: 0.458												3	0	0	0	0	2	1						
32 Frammil Reyes, R (8, PH) OBP: 0.254, SLG: 0.350												1	0	0	0	0	0	0						
29 Will Benson, L (9.9)												1	1	0	0	0	0	1						
17 Austin Hedges, R (1.2) OBP: 0.245, SLG: 0.276												3	0	0	0	1	1	1						
7 Myles Straw, R (1.8) OBP: 0.300, SLG: 0.277												5	0	0	0	0	1	2						
<b>Inning Stats</b>	R: 0 E: 0 K: 0 S: 9	H: 0 LOB: 0 BB: 0 P: 16	R: 2 E: 0 K: 1 S: 16	H: 2 LOB: 1 BB: 1 P: 26	R: 2 E: 0 K: 1 S: 19	H: 2 LOB: 1 BB: 1 P: 32	R: 0 E: 0 K: 3 S: 10	H: 0 LOB: 0 BB: 0 P: 10	R: 0 E: 0 K: 2 S: 14	H: 1 LOB: 1 BB: 0 P: 19	R: 0 E: 0 K: 1 S: 11	H: 1 LOB: 3 BB: 2 P: 20	R: 0 E: 0 K: 0 S: 4	H: 0 LOB: 0 BB: 0 P: 4	R: 0 E: 0 K: 0 S: 7	H: 1 LOB: 1 BB: 0 P: 9	R: 1 E: 0 K: 0 S: 7	H: 1 LOB: 1 BB: 0 P: 11	R: 1 E: 0 K: 0 S: 4	H: 1 LOB: 2 BB: 1 P: 10	1B: 7 2B: 1 3B: 0 HR: 2	SF: 0 SAC: 1 DP: 0 HBP: 0	WP: 1 PB: 0 SB: 4 CS: 0	PA: 47
<b>PITCHER</b>	IP: 2.0 ERA: 4.26	WLS: 1 BF: 11	H: 3 R: 4 ER: 4 SO: 1	BB: 2 IBB: 0 HBP: 0 BLK: 0	WP: 0 HR: 2 S: 33 P: 56	ERA: 18.00 WHIP: 2.500	<b>24 Noé Ramirez, R (7, 1)</b> ERA: 4.87 IP: 0.2 WLS: 0 BF: 1 H: 1 R: 0 ER: 0 SO: 1 BB: 0 IBB: 0 HBP: 0 BLK: 0 WP: 0 HR: 0 S: 8 P: 11 ERA: 0.00 WHIP: 1.500																	

Arizona Diamondbacks @ Cleveland Guardians  
Progressive Field, Cleveland, OH  
Mon Aug 01 2022, 7:11 PM - 10:51 PM EDT  
Att: 13,707 - Cloudy - 84 F

livebaseballscores.com  
AB 41  
R 6  
H 10  
RBI 6  
BB 5  
SO 9  
LOB 16





Batter	1	2	3	4	5	6	7	8	9	AB	R	H	RBI	BB	SO	LOB	TOP								
10 Josh Rojas, L OBP: 0.344, SLG: 0.397										3	0	0	0	1	1	3									
5 Alek Thomas, L OBP: 0.311, SLG: 0.396										3	1	1	2	1	1	1									
4 Ketel Marte, S OBP: 0.349, SLG: 0.452										4	1	1	0	0	1	1									
53 Christian Walker, R OBP: 0.306, SLG: 0.454										4	1	1	3	0	1	0									
12 Daulton Varsho, L OBP: 0.307, SLG: 0.418										4	0	0	0	0	1	0									
30 Jake McCarthy, L OBP: 0.324, SLG: 0.422										4	0	1	0	0	1	0									
28 Seth Beer, L OBP: 0.277, SLG: 0.258										4	0	0	0	0	2	1									
18 Carson Kelly, R OBP: 0.282, SLG: 0.401										4	2	3	1	0	0	0									
43 Sergio Alcántara, S OBP: 0.229, SLG: 0.315										3	1	2	0	0	0	0									
2 Gerardo Perdomo, S OBP: 0.255, SLG: 0.270										1	0	0	0	0	0	1									
<b>Inning Stats</b>	R: 3 H: 2 E: 0 K: 1 S: 16	H: 2 BB: 2 P: 27	R: 0 H: 0 E: 0 K: 1 S: 12	H: 0 BB: 0 P: 17	R: 0 H: 0 E: 0 K: 2 S: 12	H: 0 BB: 0 P: 13	R: 0 H: 1 E: 0 K: 1 S: 10	H: 1 BB: 0 P: 12	R: 2 H: 3 E: 1 K: 0 S: 11	H: 3 LOB: 0 P: 13	R: 0 H: 0 E: 0 K: 2 S: 8	H: 0 LOB: 0 P: 9	R: 1 H: 2 E: 0 K: 1 S: 15	H: 2 LOB: 1 P: 23	R: 0 H: 0 E: 0 K: 0 S: 6	H: 0 LOB: 0 P: 13	R: 0 H: 1 E: 0 K: 0 S: 7	H: 1 LOB: 0 P: 10	1B: 5 2B: 3 3B: 0 HR: 2	SF: 0 SAC: 0 DP: 1 HBP: 0	WP: 0 PB: 0 SB: 1 CS: 0	PA: 36			
<b>PITCHER</b>	IP WLS BF H R ER SO BB IBB HBP BLK WP HR S P ERA WHIP	IP WLS BF H R ER SO BB IBB HBP BLK WP HR S P ERA WHIP	IP WLS BF H R ER SO BB IBB HBP BLK WP HR S P ERA WHIP	IP WLS BF H R ER SO BB IBB HBP BLK WP HR S P ERA WHIP	IP WLS BF H R ER SO BB IBB HBP BLK WP HR S P ERA WHIP	IP WLS BF H R ER SO BB IBB HBP BLK WP HR S P ERA WHIP	IP WLS BF H R ER SO BB IBB HBP BLK WP HR S P ERA WHIP	IP WLS BF H R ER SO BB IBB HBP BLK WP HR S P ERA WHIP	IP WLS BF H R ER SO BB IBB HBP BLK WP HR S P ERA WHIP	IP WLS BF H R ER SO BB IBB HBP BLK WP HR S P ERA WHIP	IP WLS BF H R ER SO BB IBB HBP BLK WP HR S P ERA WHIP	IP WLS BF H R ER SO BB IBB HBP BLK WP HR S P ERA WHIP	IP WLS BF H R ER SO BB IBB HBP BLK WP HR S P ERA WHIP	IP WLS BF H R ER SO BB IBB HBP BLK WP HR S P ERA WHIP	IP WLS BF H R ER SO BB IBB HBP BLK WP HR S P ERA WHIP	IP WLS BF H R ER SO BB IBB HBP BLK WP HR S P ERA WHIP	IP WLS BF H R ER SO BB IBB HBP BLK WP HR S P ERA WHIP	IP WLS BF H R ER SO BB IBB HBP BLK WP HR S P ERA WHIP	IP WLS BF H R ER SO BB IBB HBP BLK WP HR S P ERA WHIP	IP WLS BF H R ER SO BB IBB HBP BLK WP HR S P ERA WHIP	IP WLS BF H R ER SO BB IBB HBP BLK WP HR S P ERA WHIP	IP WLS BF H R ER SO BB IBB HBP BLK WP HR S P ERA WHIP	IP WLS BF H R ER SO BB IBB HBP BLK WP HR S P ERA WHIP	IP WLS BF H R ER SO BB IBB HBP BLK WP HR S P ERA WHIP	IP WLS BF H R ER SO BB IBB HBP BLK WP HR S P ERA WHIP

Arizona Diamondbacks @ Cleveland Guardians  
Progressive Field, Cleveland, OH  
Tue Aug 02 2022, 7:10 PM - 9:59 PM EDT  
Att: 14,471 - Clear - 77 F

AB 34  
R 6  
H 9  
RBI 6  
BB 2  
SO 8  
LOB 7



Batter	1	2	3	4	5	6	7	8	9	AB	R	H	RBI	BB	SO	LOB	BOTTOM								
38 Steven Kwan, L OBP: 0.371, SLG: 0.384										3	1	1	0	1	1	2									
1 Amed Rosario, R OBP: 0.326, SLG: 0.404										4	0	0	0	0	1	2									
11 José Ramírez, S OBP: 0.358, SLG: 0.561										4	0	1	1	0	0	1									
22 Josh Naylor, L OBP: 0.325, SLG: 0.498										4	0	0	0	0	1	1									
6 Owen Miller, R OBP: 0.301, SLG: 0.371										3	1	0	0	0	1	0									
0 Andrés Giménez, L OBP: 0.369, SLG: 0.495										2	1	1	0	2	1	0									
39 Oscar Gonzalez, R OBP: 0.313, SLG: 0.425										4	0	1	0	0	2	3									
12 Luke Maile, R OBP: 0.308, SLG: 0.294										3	0	2	2	0	1	2									
29 Will Benson, L (9, PH)										1	0	0	0	0	1	0									
7 Myles Straw, R OBP: 0.298, SLG: 0.274										3	0	0	0	0	1	5									
33 Nolan Jones, L OBP: 0.353, SLG: 0.450										1	0	0	0	0	1	0									
<b>Inning Stats</b>	R: 1 H: 2 E: 0 K: 0 S: 6	H: 1 LOB: 1 P: 23	R: 0 H: 0 E: 0 K: 1 S: 6	H: 0 LOB: 0 P: 7	R: 0 H: 2 E: 0 K: 2 S: 17	H: 2 LOB: 0 P: 24	R: 0 H: 0 E: 0 K: 0 S: 9	H: 0 LOB: 1 P: 16	R: 1 H: 1 E: 0 K: 1 S: 18	H: 1 LOB: 1 P: 28	R: 0 H: 0 E: 0 K: 1 S: 9	H: 0 LOB: 0 P: 12	R: 0 H: 0 E: 0 K: 2 S: 8	H: 0 LOB: 0 P: 9	R: 0 H: 0 E: 0 K: 3 S: 10	H: 0 LOB: 0 P: 14	1B: 4 2B: 2 3B: 0 HR: 0	SF: 0 SAC: 0 DP: 0 HBP: 1	WP: 0 PB: 0 SB: 0 CS: 0	PA: 36					
<b>PITCHER</b>	IP WLS BF H R ER SO BB IBB HBP BLK WP HR S P ERA WHIP	IP WLS BF H R ER SO BB IBB HBP BLK WP HR S P ERA WHIP	IP WLS BF H R ER SO BB IBB HBP BLK WP HR S P ERA WHIP	IP WLS BF H R ER SO BB IBB HBP BLK WP HR S P ERA WHIP	IP WLS BF H R ER SO BB IBB HBP BLK WP HR S P ERA WHIP	IP WLS BF H R ER SO BB IBB HBP BLK WP HR S P ERA WHIP	IP WLS BF H R ER SO BB IBB HBP BLK WP HR S P ERA WHIP	IP WLS BF H R ER SO BB IBB HBP BLK WP HR S P ERA WHIP	IP WLS BF H R ER SO BB IBB HBP BLK WP HR S P ERA WHIP	IP WLS BF H R ER SO BB IBB HBP BLK WP HR S P ERA WHIP	IP WLS BF H R ER SO BB IBB HBP BLK WP HR S P ERA WHIP	IP WLS BF H R ER SO BB IBB HBP BLK WP HR S P ERA WHIP	IP WLS BF H R ER SO BB IBB HBP BLK WP HR S P ERA WHIP	IP WLS BF H R ER SO BB IBB HBP BLK WP HR S P ERA WHIP	IP WLS BF H R ER SO BB IBB HBP BLK WP HR S P ERA WHIP	IP WLS BF H R ER SO BB IBB HBP BLK WP HR S P ERA WHIP	IP WLS BF H R ER SO BB IBB HBP BLK WP HR S P ERA WHIP	IP WLS BF H R ER SO BB IBB HBP BLK WP HR S P ERA WHIP	IP WLS BF H R ER SO BB IBB HBP BLK WP HR S P ERA WHIP	IP WLS BF H R ER SO BB IBB HBP BLK WP HR S P ERA WHIP	IP WLS BF H R ER SO BB IBB HBP BLK WP HR S P ERA WHIP	IP WLS BF H R ER SO BB IBB HBP BLK WP HR S P ERA WHIP	IP WLS BF H R ER SO BB IBB HBP BLK WP HR S P ERA WHIP	IP WLS BF H R ER SO BB IBB HBP BLK WP HR S P ERA WHIP	IP WLS BF H R ER SO BB IBB HBP BLK WP HR S P ERA WHIP

Arizona Diamondbacks @ Cleveland Guardians  
Progressive Field, Cleveland, OH  
Tue Aug 02 2022, 7:10 PM - 9:59 PM EDT  
Att: 14,471 - Clear - 77 F

AB 32  
R 3  
H 6  
RBI 3  
BB 3  
SO 11  
LOB 16









Batter	1	2	3	4	5	6	7	8	9	AB	R	H	RBI	BB	SO	LOB	TOP						
27 Jose Altuve, R OBP: 0.371, SLG: 0.516 6 Jake Meyers, R OBP: 0.261, SLG: 0.320										4	0	2	0	1	0	1	<b>Houston Astros @ Cleveland Guardians</b> Progressive Field, Cleveland, OH Thu Aug 04 2022, 7:11 PM - 10:13 PM EDT Att: 16,808 - Cloudy - 85 F						
10 Yuli Gurriel, R OBP: 0.291, SLG: 0.389										5	0	0	0	0	1	5							
44 Yordan Alvarez, L OBP: 0.412, SLG: 0.654 Trey Mancini, R OBP: 0.344, SLG: 0.408										2	1	1	0	2	1	0							
2 Alex Bregman, R OBP: 0.353, SLG: 0.422										4	1	1	0	1	0	2							
16 Aledmys Diaz, R OBP: 0.309, SLG: 0.414										4	1	0	0	1	0	4							
3 Jeremy Peña, R OBP: 0.302, SLG: 0.441										5	0	2	0	0	0	2							
20 Chas McCormick, R OBP: 0.325, SLG: 0.425										5	2	3	3	0	2	1							
14 Mauricio Dubón, R OBP: 0.263, SLG: 0.331										4	0	0	0	1	0	3							
15 Martín Maldonado, R OBP: 0.242, SLG: 0.396										4	1	2	3	0	1	5							
<b>Inning Stats</b>	R: 0 H: 1 E: 0 K: 0 S: 11	H: 1 LOB: 2 BB: 2 P: 23	R: 0 H: 1 E: 0 K: 1 S: 12	H: 1 LOB: 3 BB: 1 P: 19	R: 1 H: 3 E: 0 K: 1 S: 19	H: 3 LOB: 3 BB: 1 P: 33	R: 0 H: 0 E: 0 K: 2 S: 9	H: 0 LOB: 0 BB: 0 P: 12	R: 3 H: 3 E: 0 K: 0 S: 12	H: 3 LOB: 1 BB: 1 P: 21	R: 0 H: 0 E: 0 K: 0 S: 7	H: 0 LOB: 1 BB: 0 P: 12	R: 2 H: 3 E: 0 K: 0 S: 14	H: 3 LOB: 1 BB: 0 P: 16	R: 0 H: 0 E: 0 K: 1 S: 10	H: 0 LOB: 0 BB: 0 P: 13		R: 0 H: 0 E: 0 K: 1 S: 7	H: 0 LOB: 0 BB: 0 P: 8	1B: 7 2B: 2 3B: 0 HR: 2	SF: 0 SAC: 0 DP: 1 HBP: 0	WP: 0 PB: 0 SB: 0 CS: 0	PA: 44
<b>PITCHER</b>	IP WLS BF H R ER SO BB IBB HBP BLK WP HR S P ERA WHIP	IP WLS BF H R ER SO BB IBB HBP BLK WP HR S P ERA WHIP	IP WLS BF H R ER SO BB IBB HBP BLK WP HR S P ERA WHIP	IP WLS BF H R ER SO BB IBB HBP BLK WP HR S P ERA WHIP	IP WLS BF H R ER SO BB IBB HBP BLK WP HR S P ERA WHIP	IP WLS BF H R ER SO BB IBB HBP BLK WP HR S P ERA WHIP	IP WLS BF H R ER SO BB IBB HBP BLK WP HR S P ERA WHIP	IP WLS BF H R ER SO BB IBB HBP BLK WP HR S P ERA WHIP	IP WLS BF H R ER SO BB IBB HBP BLK WP HR S P ERA WHIP	IP WLS BF H R ER SO BB IBB HBP BLK WP HR S P ERA WHIP	IP WLS BF H R ER SO BB IBB HBP BLK WP HR S P ERA WHIP	IP WLS BF H R ER SO BB IBB HBP BLK WP HR S P ERA WHIP	IP WLS BF H R ER SO BB IBB HBP BLK WP HR S P ERA WHIP	IP WLS BF H R ER SO BB IBB HBP BLK WP HR S P ERA WHIP	IP WLS BF H R ER SO BB IBB HBP BLK WP HR S P ERA WHIP	IP WLS BF H R ER SO BB IBB HBP BLK WP HR S P ERA WHIP	IP WLS BF H R ER SO BB IBB HBP BLK WP HR S P ERA WHIP	IP WLS BF H R ER SO BB IBB HBP BLK WP HR S P ERA WHIP	IP WLS BF H R ER SO BB IBB HBP BLK WP HR S P ERA WHIP	IP WLS BF H R ER SO BB IBB HBP BLK WP HR S P ERA WHIP	IP WLS BF H R ER SO BB IBB HBP BLK WP HR S P ERA WHIP	IP WLS BF H R ER SO BB IBB HBP BLK WP HR S P ERA WHIP	IP WLS BF H R ER SO BB IBB HBP BLK WP HR S P ERA WHIP

**Houston Astros @ Cleveland Guardians**  
 Progressive Field, Cleveland, OH  
 Thu Aug 04 2022, 7:11 PM - 10:13 PM EDT  
 Att: 16,808 - Cloudy - 85 F

AB 38  
 R 6  
 H 11  
 RBI 6  
 BB 6  
 SO 6  
 LOB 23

Batter	1	2	3	4	5	6	7	8	9	AB	R	H	RBI	BB	SO	LOB	BOTTOM						
38 Steven Kwan, L OBP: 0.369, SLG: 0.381										4	0	1	0	0	1	1	<b>Houston Astros @ Cleveland Guardians</b> Progressive Field, Cleveland, OH Thu Aug 04 2022, 7:11 PM - 10:13 PM EDT Att: 16,808 - Cloudy - 85 F						
1 Amed Rosario, R OBP: 0.325, SLG: 0.410										4	0	0	0	0	1	3							
11 José Ramírez, S OBP: 0.356, SLG: 0.553										4	0	0	0	0	0	0							
22 Josh Naylor, L OBP: 0.324, SLG: 0.494										4	0	1	0	0	1	0							
0 Andrés Giménez, L OBP: 0.364, SLG: 0.484										4	0	0	0	0	1	1							
33 Nolan Jones, L OBP: 0.338, SLG: 0.429										3	0	0	0	0	1	1							
29 Will Benson, L										3	0	0	0	0	2	1							
17 Austin Hedges, R OBP: 0.256, SLG: 0.279										2	0	1	0	1	0	0							
2 Tyler Freeman, R OBP: 0.286, SLG: 0.167										3	0	0	0	0	0	3							
<b>Inning Stats</b>	R: 0 H: 0 E: 0 K: 1 S: 7	H: 1 LOB: 0 BB: 0 P: 12	R: 0 H: 0 E: 0 K: 1 S: 12	H: 0 LOB: 1 BB: 1 P: 21	R: 0 H: 0 E: 0 K: 0 S: 11	H: 0 LOB: 0 BB: 0 P: 15	R: 0 H: 1 E: 0 K: 1 S: 12	H: 1 LOB: 1 BB: 0 P: 17	R: 0 H: 0 E: 0 K: 0 S: 7	H: 0 LOB: 0 BB: 0 P: 13	R: 0 H: 0 E: 0 K: 1 S: 8	H: 0 LOB: 0 BB: 0 P: 11	R: 0 H: 1 E: 1 K: 0 S: 10	H: 1 LOB: 2 BB: 0 P: 11	R: 0 H: 0 E: 0 K: 1 S: 8	H: 0 LOB: 0 BB: 0 P: 10		1B: 3 2B: 0 3B: 0 HR: 0	SF: 0 SAC: 0 DP: 0 HBP: 0	WP: 0 PB: 0 SB: 0 CS: 0	PA: 32		
<b>PITCHER</b>	IP WLS BF H R ER SO BB IBB HBP BLK WP HR S P ERA WHIP	IP WLS BF H R ER SO BB IBB HBP BLK WP HR S P ERA WHIP	IP WLS BF H R ER SO BB IBB HBP BLK WP HR S P ERA WHIP	IP WLS BF H R ER SO BB IBB HBP BLK WP HR S P ERA WHIP	IP WLS BF H R ER SO BB IBB HBP BLK WP HR S P ERA WHIP	IP WLS BF H R ER SO BB IBB HBP BLK WP HR S P ERA WHIP	IP WLS BF H R ER SO BB IBB HBP BLK WP HR S P ERA WHIP	IP WLS BF H R ER SO BB IBB HBP BLK WP HR S P ERA WHIP	IP WLS BF H R ER SO BB IBB HBP BLK WP HR S P ERA WHIP	IP WLS BF H R ER SO BB IBB HBP BLK WP HR S P ERA WHIP	IP WLS BF H R ER SO BB IBB HBP BLK WP HR S P ERA WHIP	IP WLS BF H R ER SO BB IBB HBP BLK WP HR S P ERA WHIP	IP WLS BF H R ER SO BB IBB HBP BLK WP HR S P ERA WHIP	IP WLS BF H R ER SO BB IBB HBP BLK WP HR S P ERA WHIP	IP WLS BF H R ER SO BB IBB HBP BLK WP HR S P ERA WHIP	IP WLS BF H R ER SO BB IBB HBP BLK WP HR S P ERA WHIP	IP WLS BF H R ER SO BB IBB HBP BLK WP HR S P ERA WHIP	IP WLS BF H R ER SO BB IBB HBP BLK WP HR S P ERA WHIP	IP WLS BF H R ER SO BB IBB HBP BLK WP HR S P ERA WHIP	IP WLS BF H R ER SO BB IBB HBP BLK WP HR S P ERA WHIP	IP WLS BF H R ER SO BB IBB HBP BLK WP HR S P ERA WHIP	IP WLS BF H R ER SO BB IBB HBP BLK WP HR S P ERA WHIP	IP WLS BF H R ER SO BB IBB HBP BLK WP HR S P ERA WHIP

**Houston Astros @ Cleveland Guardians**  
 Progressive Field, Cleveland, OH  
 Thu Aug 04 2022, 7:11 PM - 10:13 PM EDT  
 Att: 16,808 - Cloudy - 85 F

AB 31  
 R 0  
 H 3  
 RBI 0  
 SO 7  
 LOB 10







Batter	1	2	3	4	5	6	7	8	9	AB	R	H	RBI	BB	SO	LOB	TOP										
27 Jose Altuve, R OBP: 0.370, SLG: 0.514										4	0	0	0	0	2	2											
10 Yuli Gurriel, R OBP: 0.287, SLG: 0.382										4	0	0	0	0	0	2											
44 Yordan Alvarez, L OBP: 0.410, SLG: 0.644										3	0	0	0	1	1												
2 Alex Bregman, R OBP: 0.355, SLG: 0.424										4	1	1	0	0	1	1											
16 Aledmys Diaz, R OBP: 0.312, SLG: 0.424										4	0	2	1	0	0	0											
Trey Mancini, R OBP: 0.341, SLG: 0.420										4	0	0	0	0	2	2											
9 Christian Vázquez, R OBP: 0.322, SLG: 0.424										3	0	1	0	0	1	1											
20 Chas McCormick, R OBP: 0.324, SLG: 0.418										3	0	0	0	0	1	1											
6 Jake Meyers, R OBP: 0.271, SLG: 0.345										3	0	2	0	0	0	0											
<b>Inning Stats</b>	R: 0 H: 0 E: 0 K: 1 S: 11	H: 0 LOB: 1 BB: 1 P: 20	R: 0 H: 0 E: 0 K: 1 S: 10	H: 0 LOB: 0 BB: 0 P: 13	R: 0 H: 1 E: 0 K: 0 S: 6	H: 1 LOB: 1 BB: 0 P: 11	R: 0 H: 0 E: 0 K: 1 S: 10	H: 0 LOB: 0 BB: 0 P: 15	R: 0 H: 1 E: 0 K: 1 S: 8	H: 1 LOB: 1 BB: 0 P: 13	R: 0 H: 1 E: 0 K: 2 S: 11	H: 1 LOB: 1 BB: 0 P: 14	R: 0 H: 0 E: 0 K: 2 S: 9	H: 0 LOB: 0 BB: 0 P: 14	R: 1 H: 2 E: 0 K: 0 S: 14	H: 2 LOB: 1 BB: 0 P: 17	1B: 2 2B: 4 3B: 0 HR: 0	SF: 0 SAC: 0 DP: 1 HBP: 0	WP: 1 PB: 0 SB: 0 CS: 0	PA: 33							
<b>PITCHER</b>	IP	WLS	BF	H	R	ER	SO	BB	IBB	HBP	BLK	WP	HR	S	P	ERA	WHIP										
47 Cal Quantrill, R ERA: 3.88	6.0	W	21	3	0	0	4	1	0	0	0	0	0	55	85	0.00	0.667										
37 Trevor Stephan, R ERA: 2.34	1.0		4	1	0	0	2	0	0	0	0	0	0	11	14	0.00	1.000										
99 James Karinchak, R ERA: 1.98	1.0		3	0	0	0	2	0	0	0	0	0	0	9	14	0.00	0.000										
48 Emmanuel Clase, R ERA: 1.39	1.0		5	2	1	1	0	0	0	0	0	1	0	14	17	9.00	2.000										

Houston Astros @ Cleveland Guardians  
Progressive Field, Cleveland, OH  
Sat Aug 06 2022, 6:12 PM - 8:40 PM EDT  
Att: 25,327 - Clear - 84 F

AB	32
R	1
H	6
RBI	1
BB	1
SO	8
LOB	10



Batter	1	2	3	4	5	6	7	8	9	AB	R	H	RBI	BB	SO	LOB	BOTTOM										
0 Andrés Giménez, L OBP: 0.365, SLG: 0.484										4	1	2	0	0	0	1											
1 Amed Rosario, R OBP: 0.323, SLG: 0.413										4	1	1	2	0	0	2											
11 José Ramírez, S OBP: 0.357, SLG: 0.553										4	0	2	1	0	0	0											
22 Josh Naylor, L OBP: 0.326, SLG: 0.489										4	0	1	0	0	0	3											
39 Oscar Gonzalez, R OBP: 0.315, SLG: 0.446										4	0	1	0	0	1	2											
33 Nolan Jones, L OBP: 0.333, SLG: 0.418										3	0	1	0	0	2	1											
6 Owen Miller, R OBP: 0.299, SLG: 0.365										1	0	0	0	0	0	1											
29 Will Benson, L OBP: 0.299, SLG: 0.365										4	0	0	0	0	1	2											
17 Austin Hedges, R OBP: 0.256, SLG: 0.275										3	1	0	0	1	2	2											
7 Myles Straw, R OBP: 0.297, SLG: 0.278										3	1	2	0	0	0	0											
<b>Inning Stats</b>	R: 1 H: 2 E: 0 K: 0 S: 9	H: 2 LOB: 1 BB: 0 P: 15	R: 3 H: 5 E: 1 K: 0 S: 16	H: 5 LOB: 2 BB: 1 P: 24	R: 0 H: 0 E: 0 K: 3 S: 10	H: 0 LOB: 0 BB: 0 P: 12	R: 0 H: 1 E: 0 K: 0 S: 8	H: 1 LOB: 1 BB: 0 P: 11	R: 0 H: 1 E: 0 K: 1 S: 8	H: 1 LOB: 1 BB: 0 P: 12	R: 0 H: 0 E: 0 K: 1 S: 6	H: 0 LOB: 0 BB: 0 P: 8	R: 0 H: 0 E: 0 K: 1 S: 6	H: 0 LOB: 0 BB: 0 P: 8	R: 0 H: 1 E: 1 K: 1 S: 14	H: 1 LOB: 2 BB: 0 P: 19	1B: 9 2B: 1 3B: 0 HR: 0	SF: 0 SAC: 0 DP: 1 HBP: 0	WP: 0 PB: 0 SB: 1 CS: 0	PA: 35							
<b>PITCHER</b>	IP	WLS	BF	H	R	ER	SO	BB	IBB	HBP	BLK	WP	HR	S	P	ERA	WHIP										
77 Luis Garcia, R ERA: 3.93	6.0	L	27	9	4	4	4	1	0	0	0	0	0	57	82	6.00	1.667										
88 Phil Maton, R ERA: 3.22	1.0		3	0	0	0	0	0	0	0	0	0	0	6	8	0.00	0.000										
51 Will Smith, L ERA: 4.28	1.0		5	1	0	0	1	0	0	0	0	0	0	14	19	0.00	1.000										

Houston Astros @ Cleveland Guardians  
Progressive Field, Cleveland, OH  
Sat Aug 06 2022, 6:12 PM - 8:40 PM EDT  
Att: 25,327 - Clear - 84 F

AB	34
R	4
H	10
RBI	3
BB	1
SO	6
LOB	14









Batter	1	2	3	4	5	6	7	8	9	AB	R	H	RBI	BB	SO	LOB	TOP							
38 Steven Kwan, L (1,7) OBP: 0.371, SLG: 0.382	G4-3		F7																					
1 Amed Rosario, R (1,6) OBP: 0.324, SLG: 0.417	F9			2B																				
11 José Ramírez, S (1,5) OBP: 0.355, SLG: 0.550				P4		P3																		
39 Oscar Gonzalez, R (1,9) OBP: 0.325, SLG: 0.456				P4																				
22 Josh Naylor, L (1,3) OBP: 0.324, SLG: 0.482		K																						
6 Owen Miller, R (1,10) OBP: 0.296, SLG: 0.359		G5-3																						
0 Andrés Giménez, L (1,4) OBP: 0.365, SLG: 0.484				F8																				
17 Austin Hedges, R (1,2) OBP: 0.251, SLG: 0.270				G4-3																				
7 Myles Straw, R (1,8) OBP: 0.292, SLG: 0.272				G6-3																				
<b>Inning Stats</b>	R: 0 E: 0 K: 0 S: 11	H: 1 LOB: 1 BB: 0 P: 16	R: 0 E: 0 K: 1 S: 7	H: 0 LOB: 0 BB: 0 P: 9	R: 0 E: 0 K: 0 S: 6	H: 0 LOB: 0 BB: 0 P: 8	R: 0 E: 0 K: 0 S: 9	H: 1 LOB: 0 BB: 0 P: 13	R: 1 E: 0 K: 0 S: 9	H: 2 LOB: 1 BB: 0 P: 12	R: 1 E: 0 K: 0 S: 11	H: 3 LOB: 1 BB: 0 P: 18	R: 0 E: 0 K: 1 S: 7	H: 0 LOB: 0 BB: 0 P: 8	R: 3 E: 0 K: 0 S: 10	H: 3 LOB: 1 BB: 1 P: 20	R: 0 E: 0 K: 0 S: 10	H: 1 LOB: 1 BB: 0 P: 15	1B: 6 2B: 5 3B: 0 HR: 0	SF: 1 SAC: 0 DP: 1 HBP: 0	WP: 0 PB: 0 SB: 0 CS: 0	PA: 37		
<b>PITCHER</b>	IP WLS BF H R ER SO BB IBB HBP BLK WP HR S P ERA WHIP	IP WLS BF H R ER SO BB IBB HBP BLK WP HR S P ERA WHIP	IP WLS BF H R ER SO BB IBB HBP BLK WP HR S P ERA WHIP	IP WLS BF H R ER SO BB IBB HBP BLK WP HR S P ERA WHIP	IP WLS BF H R ER SO BB IBB HBP BLK WP HR S P ERA WHIP	IP WLS BF H R ER SO BB IBB HBP BLK WP HR S P ERA WHIP	IP WLS BF H R ER SO BB IBB HBP BLK WP HR S P ERA WHIP	IP WLS BF H R ER SO BB IBB HBP BLK WP HR S P ERA WHIP	IP WLS BF H R ER SO BB IBB HBP BLK WP HR S P ERA WHIP	IP WLS BF H R ER SO BB IBB HBP BLK WP HR S P ERA WHIP	IP WLS BF H R ER SO BB IBB HBP BLK WP HR S P ERA WHIP	IP WLS BF H R ER SO BB IBB HBP BLK WP HR S P ERA WHIP	IP WLS BF H R ER SO BB IBB HBP BLK WP HR S P ERA WHIP	IP WLS BF H R ER SO BB IBB HBP BLK WP HR S P ERA WHIP	IP WLS BF H R ER SO BB IBB HBP BLK WP HR S P ERA WHIP	IP WLS BF H R ER SO BB IBB HBP BLK WP HR S P ERA WHIP	IP WLS BF H R ER SO BB IBB HBP BLK WP HR S P ERA WHIP	IP WLS BF H R ER SO BB IBB HBP BLK WP HR S P ERA WHIP	IP WLS BF H R ER SO BB IBB HBP BLK WP HR S P ERA WHIP	IP WLS BF H R ER SO BB IBB HBP BLK WP HR S P ERA WHIP	IP WLS BF H R ER SO BB IBB HBP BLK WP HR S P ERA WHIP	IP WLS BF H R ER SO BB IBB HBP BLK WP HR S P ERA WHIP	IP WLS BF H R ER SO BB IBB HBP BLK WP HR S P ERA WHIP	IP WLS BF H R ER SO BB IBB HBP BLK WP HR S P ERA WHIP

Cleveland Guardians @ Detroit Tigers  
Comerica Park, Detroit, MI  
Tue Aug 09 2022, 7:12 PM - 9:52 PM EDT  
Att: 16,359 - Partly Cloudy - 75 F

AB 35  
R 5  
H 11  
RBI 5  
BB 1  
SO 2  
LOB 11



Batter	1	2	3	4	5	6	7	8	9	AB	R	H	RBI	BB	SO	LOB	BOTTOM								
31 Riley Greene, L (1,8) OBP: 0.310, SLG: 0.359	K																								
28 Javier Báez, R (1,6) OBP: 0.282, SLG: 0.372	K																								
30 Harold Castro, L (1,3) OBP: 0.316, SLG: 0.406				G4-3																					
24 Miguel Cabrera, R (1,10) OBP: 0.317, SLG: 0.331																									
22 Victor Reyes, S (7, PR) OBP: 0.297, SLG: 0.370		G6-3																							
46 Jeimer Candelario, S (1,5) OBP: 0.271, SLG: 0.354																									
9 Willi Castro, S (1,9) OBP: 0.280, SLG: 0.350																									
7 Jonathan Schoop, R (1,4) OBP: 0.238, SLG: 0.310																									
15 Tucker Barnhart, L (1,2) OBP: 0.258, SLG: 0.228																									
13 Eric Haase, R (9, PH) OBP: 0.292, SLG: 0.408																									
60 Akil Baddoo, L (1,7) OBP: 0.208, SLG: 0.183																									
<b>Inning Stats</b>	R: 0 E: 0 K: 2 S: 9	H: 0 LOB: 0 BB: 0 P: 13	R: 0 E: 0 K: 0 S: 9	H: 1 LOB: 0 BB: 0 P: 12	R: 0 E: 0 K: 2 S: 12	H: 1 LOB: 1 BB: 0 P: 14	R: 0 E: 0 K: 2 S: 9	H: 0 LOB: 0 BB: 0 P: 14	R: 0 E: 0 K: 1 S: 5	H: 0 LOB: 0 BB: 0 P: 6	R: 0 E: 0 K: 0 S: 11	H: 1 LOB: 1 BB: 0 P: 15	R: 0 E: 0 K: 1 S: 8	H: 1 LOB: 2 BB: 1 P: 17	R: 0 E: 0 K: 2 S: 7	H: 0 LOB: 0 BB: 0 P: 8	R: 2 E: 0 K: 1 S: 16	H: 2 LOB: 2 BB: 2 P: 28	1B: 6 2B: 0 3B: 0 HR: 0	SF: 0 SAC: 0 DP: 0 HBP: 0	WP: 1 PB: 0 SB: 0 CS: 0	PA: 36			
<b>PITCHER</b>	IP WLS BF H R ER SO BB IBB HBP BLK WP HR S P ERA WHIP	IP WLS BF H R ER SO BB IBB HBP BLK WP HR S P ERA WHIP	IP WLS BF H R ER SO BB IBB HBP BLK WP HR S P ERA WHIP	IP WLS BF H R ER SO BB IBB HBP BLK WP HR S P ERA WHIP	IP WLS BF H R ER SO BB IBB HBP BLK WP HR S P ERA WHIP	IP WLS BF H R ER SO BB IBB HBP BLK WP HR S P ERA WHIP	IP WLS BF H R ER SO BB IBB HBP BLK WP HR S P ERA WHIP	IP WLS BF H R ER SO BB IBB HBP BLK WP HR S P ERA WHIP	IP WLS BF H R ER SO BB IBB HBP BLK WP HR S P ERA WHIP	IP WLS BF H R ER SO BB IBB HBP BLK WP HR S P ERA WHIP	IP WLS BF H R ER SO BB IBB HBP BLK WP HR S P ERA WHIP	IP WLS BF H R ER SO BB IBB HBP BLK WP HR S P ERA WHIP	IP WLS BF H R ER SO BB IBB HBP BLK WP HR S P ERA WHIP	IP WLS BF H R ER SO BB IBB HBP BLK WP HR S P ERA WHIP	IP WLS BF H R ER SO BB IBB HBP BLK WP HR S P ERA WHIP	IP WLS BF H R ER SO BB IBB HBP BLK WP HR S P ERA WHIP	IP WLS BF H R ER SO BB IBB HBP BLK WP HR S P ERA WHIP	IP WLS BF H R ER SO BB IBB HBP BLK WP HR S P ERA WHIP	IP WLS BF H R ER SO BB IBB HBP BLK WP HR S P ERA WHIP	IP WLS BF H R ER SO BB IBB HBP BLK WP HR S P ERA WHIP	IP WLS BF H R ER SO BB IBB HBP BLK WP HR S P ERA WHIP	IP WLS BF H R ER SO BB IBB HBP BLK WP HR S P ERA WHIP	IP WLS BF H R ER SO BB IBB HBP BLK WP HR S P ERA WHIP	IP WLS BF H R ER SO BB IBB HBP BLK WP HR S P ERA WHIP	IP WLS BF H R ER SO BB IBB HBP BLK WP HR S P ERA WHIP

Cleveland Guardians @ Detroit Tigers  
Comerica Park, Detroit, MI  
Tue Aug 09 2022, 7:12 PM - 9:52 PM EDT  
Att: 16,359 - Partly Cloudy - 75 F

AB 33  
R 2  
H 6  
RBI 1  
SO 11  
LOB 18





Batter	1	2	3	4	5	6	7	8	9	AB	R	H	RBI	BB	SO	LOB	TOP										
38 Steven Kwan, L (1, 7) OBP: 0.372, SLG: 0.389										4	1	2	0	0	0	0											
1 Amed Rosario, R (1, 6) OBP: 0.323, SLG: 0.415										3	0	0	0	1	2	1											
11 José Ramírez, S (1, 5) OBP: 0.354, SLG: 0.547										4	0	1	1	0	0	3											
22 Josh Naylor, L (1, 3) OBP: 0.319, SLG: 0.476										4	0	0	0	0	1	1											
0 Andrés Giménez, L (1, 4) OBP: 0.367, SLG: 0.484										4	1	2	0	0	1	0											
33 Nolan Jones, L (1, 9) OBP: 0.333, SLG: 0.414										3	0	1	0	0	1	1											
39 Oscar Gonzalez, R (9, PH) OBP: 0.323, SLG: 0.453										1	0	0	0	0	0	0											
29 Will Benson, L (1, 10) OBP: 0.133, SLG: 0.071										3	1	1	1	0	2	2											
6 Owen Miller, R (9, PH) OBP: 0.295, SLG: 0.358										1	0	0	0	0	0	0											
17 Austin Hedges, R (1, 2) OBP: 0.251, SLG: 0.270										4	0	1	0	0	0	2											
7 Myles Straw, R (1, 8) OBP: 0.290, SLG: 0.270										3	0	0	1	0	0	1											
<b>Inning Stats</b>	R: 1 H: 2 E: 0 K: 0 S: 11	H: 2 LOB: 0 BB: 0 P: 16	R: 2 H: 4 E: 0 K: 0 S: 16	H: 4 LOB: 3 BB: 1 P: 27	R: 0 H: 0 E: 0 K: 1 S: 12	H: 0 LOB: 2 BB: 0 P: 19	R: 0 H: 0 E: 0 K: 1 S: 7	H: 0 LOB: 0 BB: 0 P: 10	R: 0 H: 0 E: 0 K: 1 S: 10	H: 0 LOB: 0 BB: 0 P: 15	R: 0 H: 0 E: 0 K: 2 S: 7	H: 0 LOB: 0 BB: 0 P: 11	R: 0 H: 0 E: 0 K: 1 S: 8	H: 0 LOB: 0 BB: 0 P: 13	R: 0 H: 0 E: 0 K: 1 S: 9	H: 0 LOB: 0 BB: 0 P: 13	R: 0 H: 0 E: 0 K: 1 S: 10	H: 0 LOB: 0 BB: 0 P: 13	1B: 7 2B: 0 3B: 1 HR: 0	SF: 0 SAC: 0 DP: 1 HBP: 0	WP: 0 PB: 0 SB: 1 CS: 0	PA: 35					
<b>PITCHER</b>	IP	WLS	BF	H	R	ER	SO	BB	IBB	HBP	BLK	WP	HR	S	P	ERA	WHIP										
40 Drew Hutchison, R (1, 1) ERA: 4.45	5.0	L	23	8	3	3	3	1	0	0	0	0	0	56	87	5.40	1.800										
55 Alex Lange, R (6, 1) ERA: 2.89	1.0		3	0	0	0	2	0	0	0	0	0	0	7	11	0.00	0.000										
77 Joe Jiménez, R (7, 1) ERA: 3.32	1.0		3	0	0	0	1	0	0	0	0	0	0	8	13	0.00	0.000										
37 Andrew Chafin, L (8, 1) ERA: 2.17	1.0		3	0	0	0	1	0	0	0	0	0	0	9	13	0.00	0.000										
65 Gregory Soto, L (9, 1) ERA: 3.18	1.0		3	0	0	0	1	0	0	0	0	0	0	10	13	0.00	0.000										
Batter	1	2	3	4	5	6	7	8	9	AB	R	H	RBI	BB	SO	LOB	BOTTOM										
31 Riley Greene, L (1, 8) OBP: 0.313, SLG: 0.365										5	1	2	0	0	1	3											
22 Victor Reyes, S (1, 9) OBP: 0.295, SLG: 0.363										3	0	0	0	0	2	3											
28 Javier Báez, R (1, 6) OBP: 0.262, SLG: 0.369										3	1	0	0	0	1	4											
30 Harold Castro, L (1, 3) OBP: 0.319, SLG: 0.408										4	0	2	1	0	0	0											
13 Eric Haase, R (1, 2) OBP: 0.291, SLG: 0.410										4	0	1	1	0	2	3											
48 Kerry Carpenter, L (1, 10) OBP: 0.291, SLG: 0.410										4	0	1	1	0	2	3											
46 Jaimer Candelario, S (1, 5) OBP: 0.268, SLG: 0.350										4	0	0	0	0	2	2											
7 Jonathan Schoop, R (1, 4) OBP: 0.238, SLG: 0.312										4	0	1	0	0	1	0											
60 Akil Baddoo, L (1, 7) OBP: 0.219, SLG: 0.196										4	0	2	0	0	2	0											
<b>Inning Stats</b>	R: 0 H: 0 E: 0 K: 1 S: 6	H: 0 LOB: 0 BB: 0 P: 10	R: 0 H: 0 E: 0 K: 0 S: 6	H: 0 LOB: 0 BB: 0 P: 10	R: 0 H: 0 E: 0 K: 1 S: 10	H: 0 LOB: 0 BB: 0 P: 14	R: 2 H: 3 E: 0 K: 2 S: 17	H: 3 LOB: 2 BB: 0 P: 28	R: 0 H: 2 E: 0 K: 1 S: 13	H: 2 LOB: 2 BB: 0 P: 19	R: 0 H: 0 E: 0 K: 2 S: 10	H: 0 LOB: 0 BB: 0 P: 15	R: 0 H: 0 E: 0 K: 2 S: 7	H: 0 LOB: 0 BB: 0 P: 10	R: 0 H: 2 E: 0 K: 3 S: 15	H: 2 LOB: 3 BB: 0 P: 27	R: 0 H: 1 E: 1 K: 2 S: 11	H: 1 LOB: 1 BB: 0 P: 15	1B: 5 2B: 3 3B: 0 HR: 0	SF: 0 SAC: 0 DP: 0 HBP: 2	WP: 0 PB: 0 SB: 0 CS: 0	PA: 37					
<b>PITCHER</b>	IP	WLS	BF	H	R	ER	SO	BB	IBB	HBP	BLK	WP	HR	S	P	ERA	WHIP										
43 Aaron Civale, R (1, 1) ERA: 6.05	4.0		16	3	2	2	4	0	0	0	0	0	0	10	15	4.50	0.750										
31 Sam Hentges, L (5, 1) ERA: 3.27	0.2		4	2	0	0	1	0	0	0	0	0	0	3	4	0.00	3.000										
52 Nick Sandlin, R (5, 1) ERA: 2.51	0.1		1	0	0	0	0	0	0	0	0	0	0	3	4	0.00	0.000										
27 Bryan Shaw, R (6, 1) ERA: 5.23	1.0	W	3	0	0	0	2	0	0	0	0	0	0	10	15	0.00	0.000										
37 Trevor Stephan, R (7, 1) ERA: 2.28	1.0	H	3	0	0	0	2	0	0	0	0	0	0	7	10	0.00	0.000										
<b>PITCHER</b>	IP	WLS	BF	H	R	ER	SO	BB	IBB	HBP	BLK	WP	HR	S	P	ERA	WHIP										
99 James Karinchak, R (8, 1) ERA: 1.72	1.0		6	2	0	0	3	0	0	0	0	0	0	15	27	0.00	2.000										
48 Emmanuel Clase, R (9, 1) ERA: 1.32	1.0	S	4	1	0	0	2	0	0	0	0	0	0	11	15	0.00	1.000										

Cleveland Guardians @ Detroit Tigers  
Comerica Park, Detroit, MI  
Wed Aug 10 2022, 7:12 PM - 10:12 PM EDT  
Att: 16,560 - Clear - 82 F

AB 34  
R 3  
H 8  
RBI 3  
BB 1  
SO 8  
LOB 11



Cleveland Guardians @ Detroit Tigers  
Comerica Park, Detroit, MI  
Wed Aug 10 2022, 7:12 PM - 10:12 PM EDT  
Att: 16,560 - Clear - 82 F

AB 35  
R 2  
H 8  
RBI 2  
SO 14  
LOB 20





















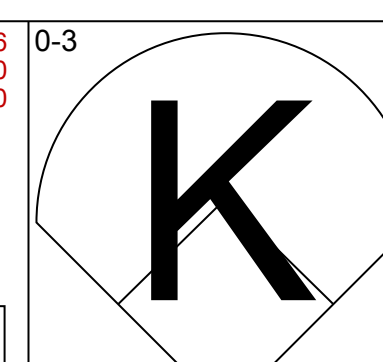
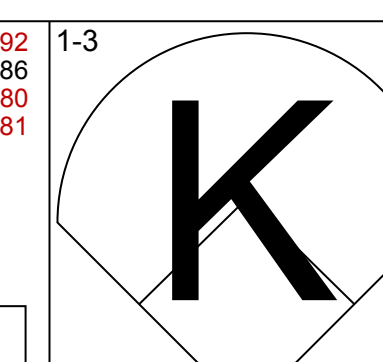
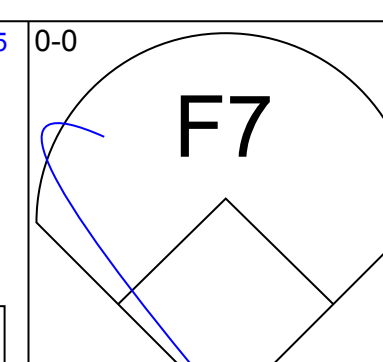
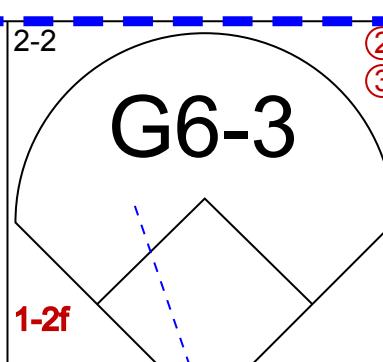
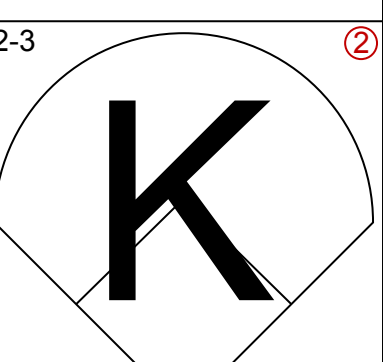
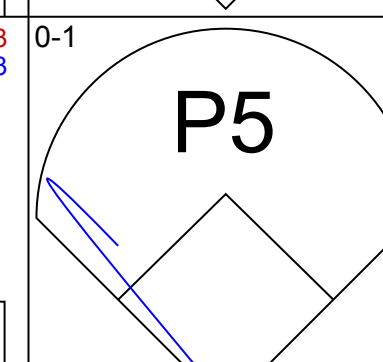
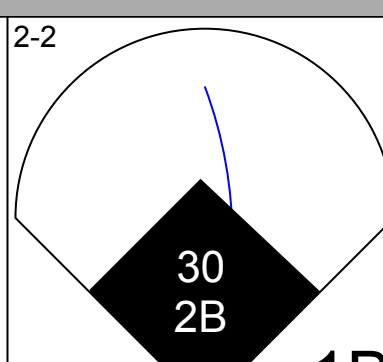

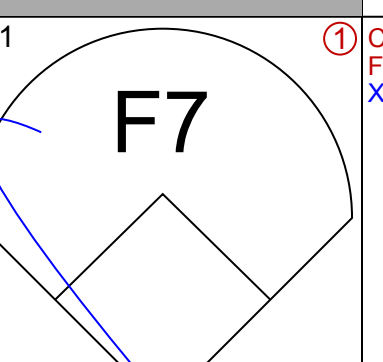
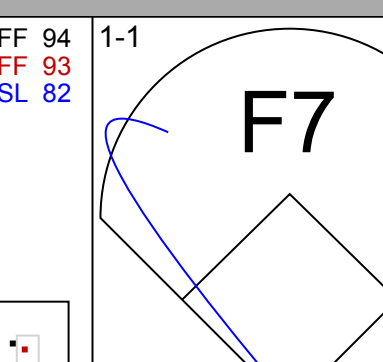
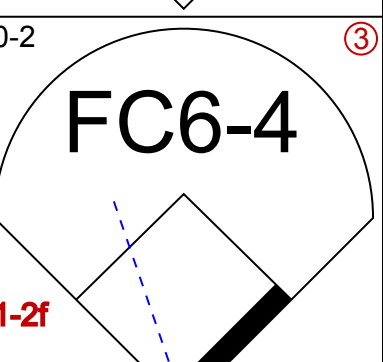
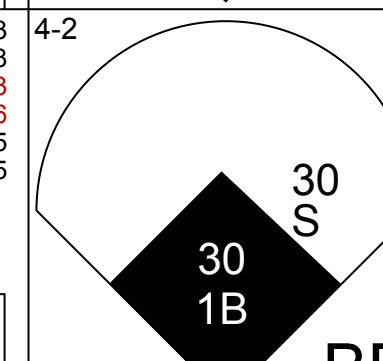
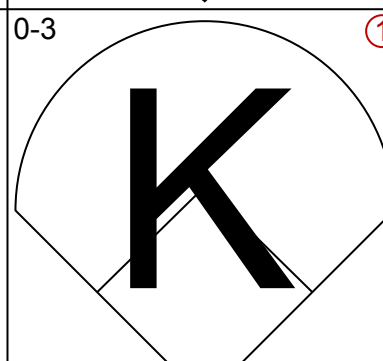
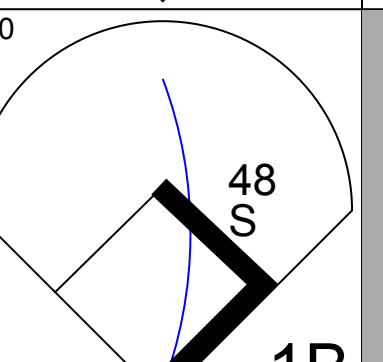
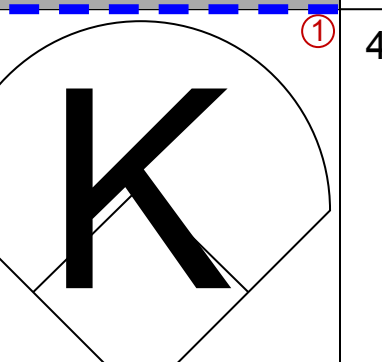
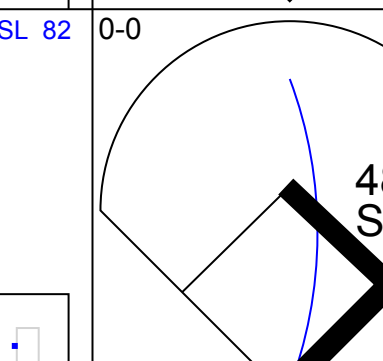

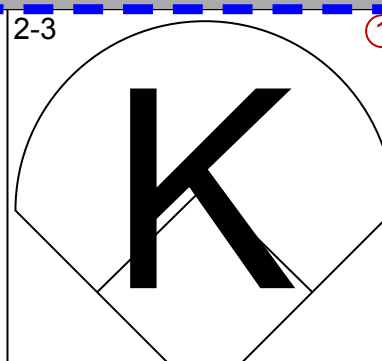
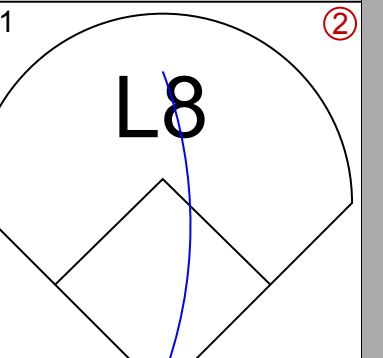
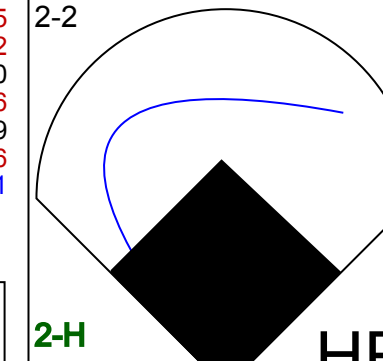
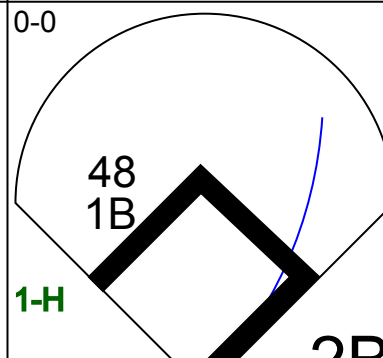

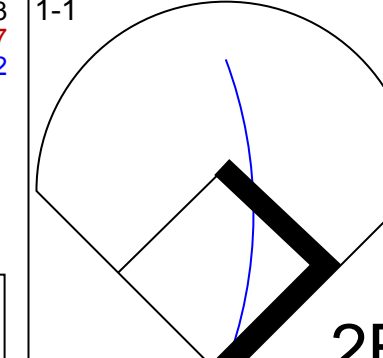
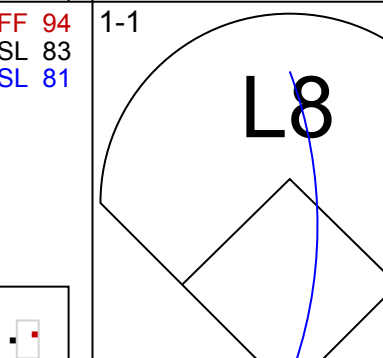

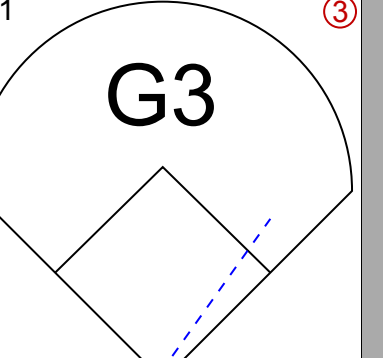
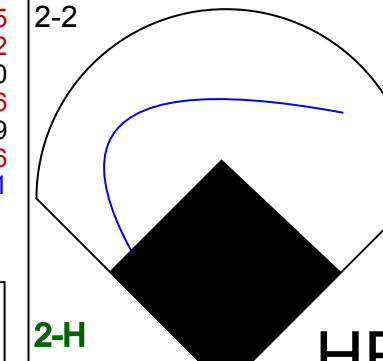

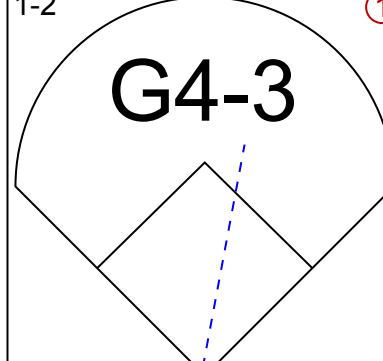
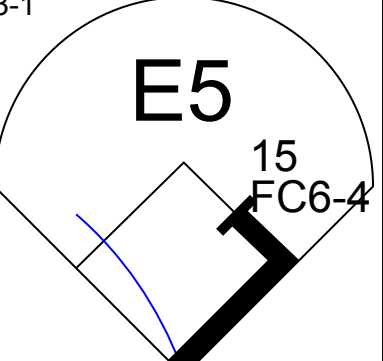
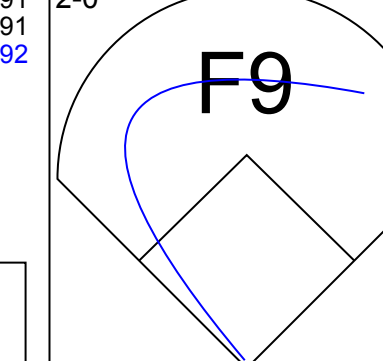
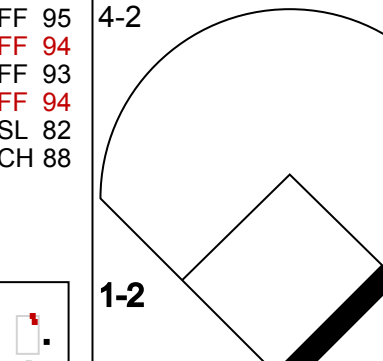
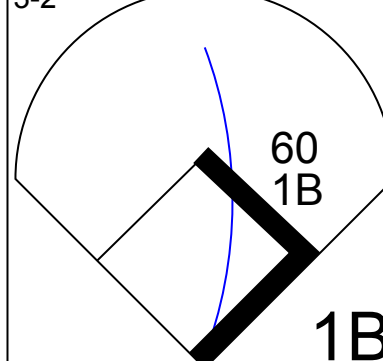
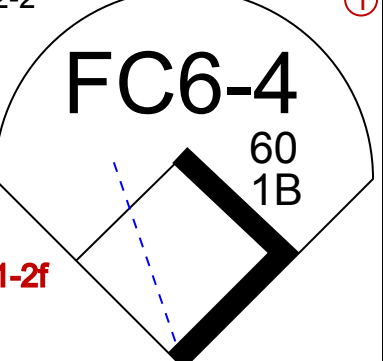
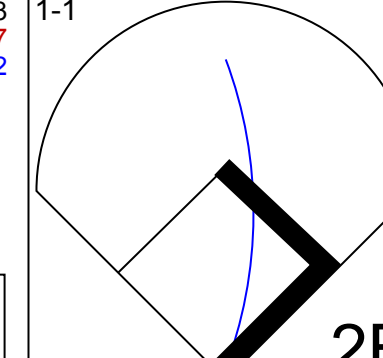
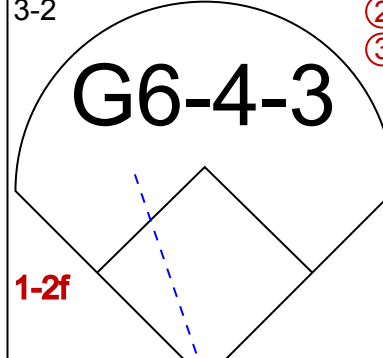
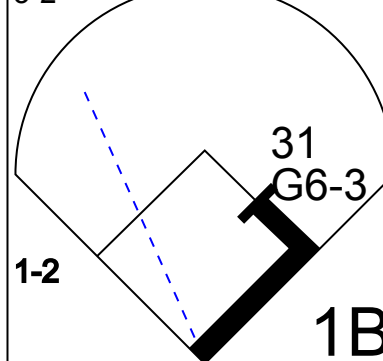
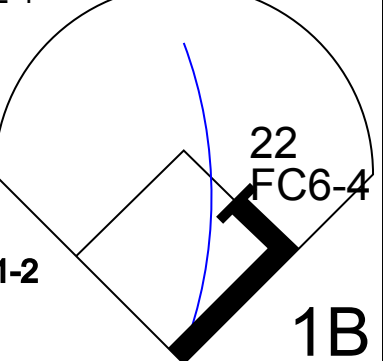
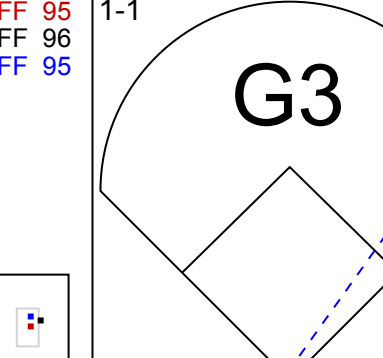
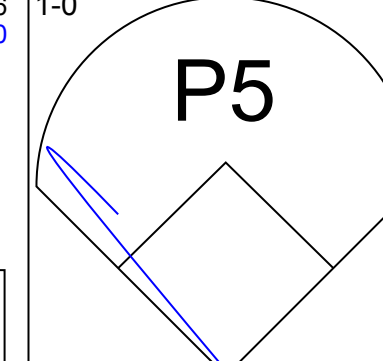
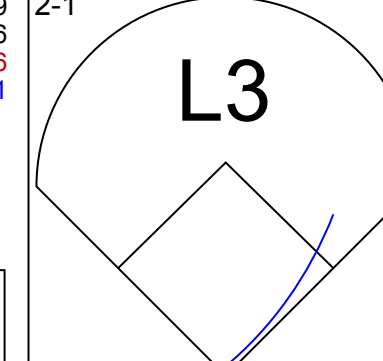
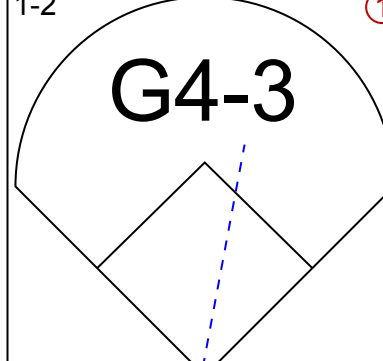
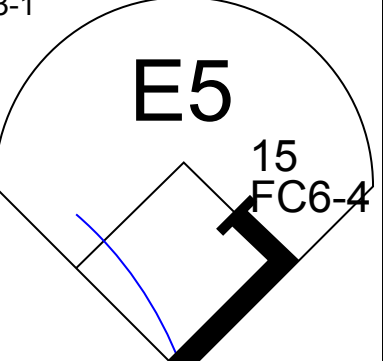

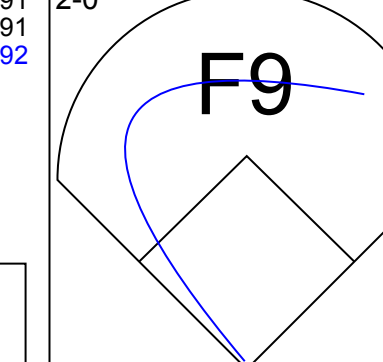
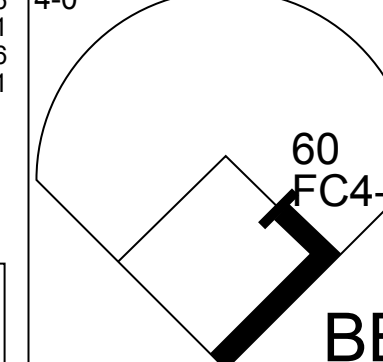


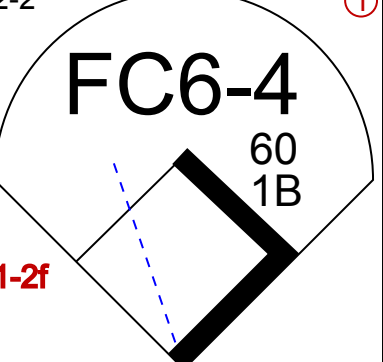

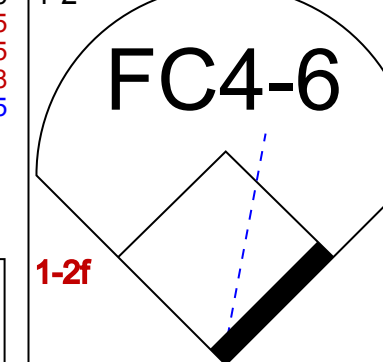

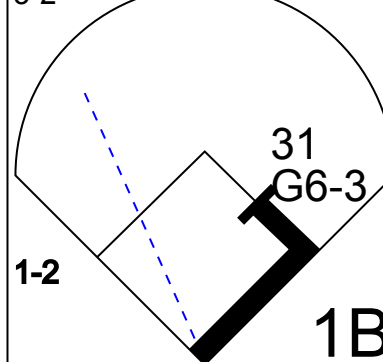
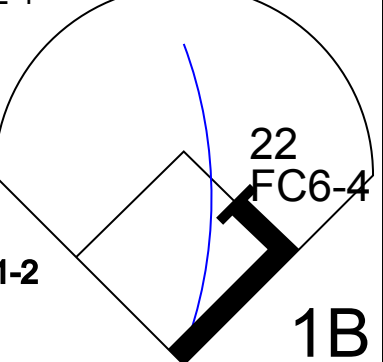
Batter	1	2	3	4	5	6	7	8	9	AB	R	H	RBI	BB	SO	LOB	TOP										
31 Riley Greene, L OBP: 0.296, SLG: 0.346										4	1	1	0	0	1	0	<b>Detroit Tigers @ Cleveland Guardians</b> Progressive Field, Cleveland, OH Mon Aug 15 2022, 3:11 PM - 6:05 PM EDT Sunny - 78 F										
22 Victor Reyes, S OBP: 0.290, SLG: 0.348										3	0	1	0	1	1												
28 Javier Báez, R OBP: 0.288, SLG: 0.383										4	0	1	0	0	1	2											
30 Harold Castro, L OBP: 0.313, SLG: 0.401										4	0	0	1	0	2	2											
24 Miguel Cabrera, R OBP: 0.315, SLG: 0.324											4	0	0	0	3	1											
46 Jeimer Candelario, S OBP: 0.250, SLG: 0.337										3	0	0	0	0	1	0											
13 Eric Haase, R OBP: 0.288, SLG: 0.401										2	0	0	0	1	0	0											
7 Jonathan Schoop, R OBP: 0.235, SLG: 0.309										3	0	0	0	0	2	1											
60 Akil Baddoo, L OBP: 0.244, SLG: 0.211										3	0	0	0	0	2	0											
<b>Inning Stats</b>	R: 1 E: 0 K: 1 S: 11	H: 2 LOB: 1 BB: 0 P: 14	R: 0 E: 0 K: 1 S: 6	H: 0 LOB: 0 BB: 0 P: 9	R: 0 E: 0 K: 1 S: 10	H: 1 LOB: 1 BB: 0 P: 14	R: 0 E: 0 K: 2 S: 7	H: 0 LOB: 0 BB: 0 P: 10	R: 0 E: 0 K: 2 S: 8	H: 0 LOB: 0 BB: 0 P: 14	R: 0 E: 0 K: 3 S: 14	H: 0 LOB: 1 BB: 1 P: 21	R: 0 E: 0 K: 2 S: 13	H: 0 LOB: 1 BB: 1 P: 22	R: 0 E: 0 K: 1 S: 6	H: 0 LOB: 0 BB: 0 P: 7		R: 0 E: 0 K: 0 S: 7	H: 0 LOB: 0 BB: 0 P: 8	1B: 2 2B: 1 3B: 0 HR: 0	SF: 0 SAC: 0 DP: 0 HBP: 0	WP: 0 PB: 0 SB: 1 CS: 0	PA: 32				
<b>PITCHER</b>	IP	WLS	BF	H	R	ER	SO	BB	IBB	HBP	BLK	WP	HR	S	P	ERA	WHIP										
43 Aaron Civale, R ERA: 5.63	6.0		22	3	1	1	10	1	0	0	0	0	0	56	82	1.50	0.667										
99 James Karinchak, R ERA: 1.92	1.0	W	4	0	0	0	2	1	0	0	0	0	0	13	22	0.00	1.000										
37 Trevor Stephan, R ERA: 2.54	1.0	H	3	0	0	0	1	0	0	0	0	0	0	6	7	0.00	0.000										
48 Emmanuel Clase, R ERA: 1.27	1.0	S	3	0	0	0	0	0	0	0	0	0	0	7	8	0.00	0.000										

Batter	1	2	3	4	5	6	7	8	9	AB	R	H	RBI	BB	SO	LOB	BOTTOM										
38 Steven Kwan, L OBP: 0.370, SLG: 0.387										4	0	1	0	0	0	2	<b>Detroit Tigers @ Cleveland Guardians</b> Progressive Field, Cleveland, OH Mon Aug 15 2022, 3:11 PM - 6:05 PM EDT Sunny - 78 F										
1 Amed Rosario, R OBP: 0.320, SLG: 0.412										4	1	0	0	0	4												
11 José Ramírez, S OBP: 0.354, SLG: 0.542										4	0	2	1	0	1	2											
0 Andrés Giménez, L OBP: 0.379, SLG: 0.497										4	1	3	3	0	1	1											
39 Oscar Gonzalez, R OBP: 0.322, SLG: 0.447										4	0	2	0	0	1	2											
6 Owen Miller, R OBP: 0.298, SLG: 0.363										3	0	0	0	1	1	3											
33 Nolan Jones, L OBP: 0.319, SLG: 0.386										4	0	0	0	0	3	5											
17 Austin Hedges, R OBP: 0.258, SLG: 0.271										3	0	0	0	1	0	4											
7 Myles Straw, R OBP: 0.284, SLG: 0.263										3	2	1	0	1	0	1											
<b>Inning Stats</b>	R: 0 E: 0 K: 0 S: 8	H: 0 LOB: 0 BB: 0 P: 13	R: 0 E: 0 K: 1 S: 14	H: 2 LOB: 1 BB: 0 P: 18	R: 0 E: 1 K: 0 S: 10	H: 0 LOB: 1 BB: 0 P: 17	R: 0 E: 0 K: 1 S: 14	H: 2 LOB: 3 BB: 1 P: 20	R: 1 E: 0 K: 1 S: 16	H: 2 LOB: 1 BB: 0 P: 26	R: 0 E: 0 K: 2 S: 10	H: 1 LOB: 1 BB: 0 P: 13	R: 3 E: 0 K: 2 S: 13	H: 2 LOB: 0 BB: 1 P: 20	R: 0 E: 0 K: 0 S: 10	H: 0 LOB: 1 BB: 1 P: 16		1B: 6 2B: 2 3B: 0 HR: 1	SF: 0 SAC: 0 DP: 1 HBP: 0	WP: 0 PB: 0 SB: 2 CS: 0	PA: 36						
<b>PITCHER</b>	IP	WLS	BF	H	R	ER	SO	BB	IBB	HBP	BLK	WP	HR	S	P	ERA	WHIP										
40 Drew Hutchison, R ERA: 4.23	5.1		24	7	1	1	4	1	0	0	0	0	0	11	17	18.00	2.000										
19 Will Vest, R ERA: 3.91	1.0	L	5	1	2	2	1	1	0	0	0	0	0	7	9	13.50	1.500										
37 Andrew Chafin, L ERA: 2.54	0.2		3	1	1	1	2	0	0	0	0	0	1	7	9	13.50	1.500										
58 Willy Peralta, R ERA: 2.58	1.0		4	0	0	0	0	1	0	0	0	0	0	10	16	0.00	1.000										






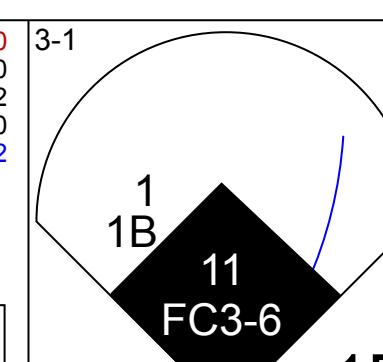
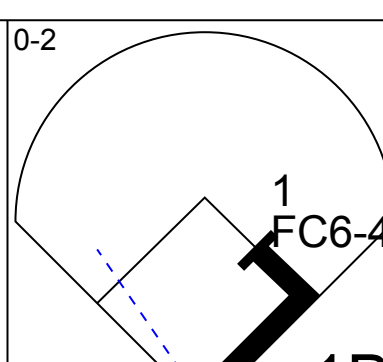

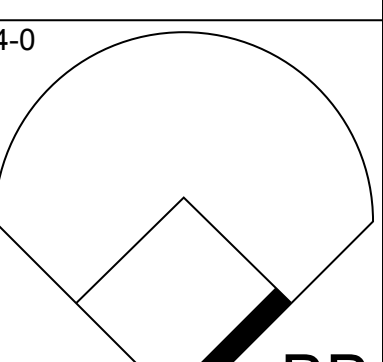
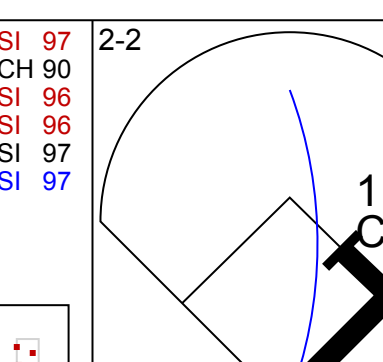

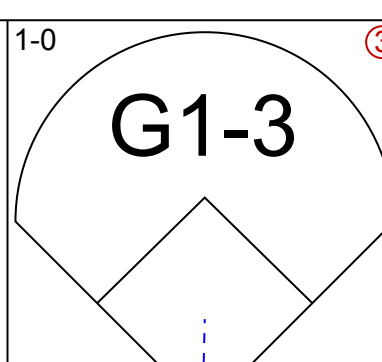
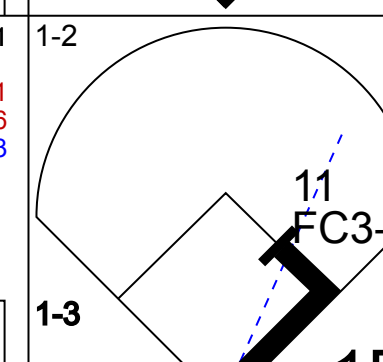
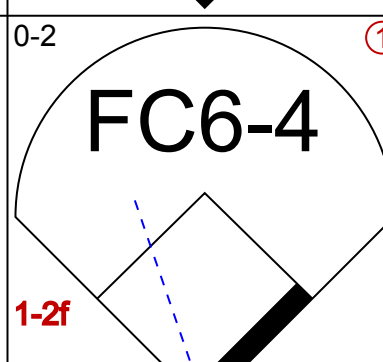

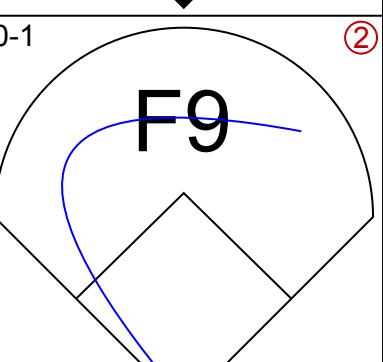
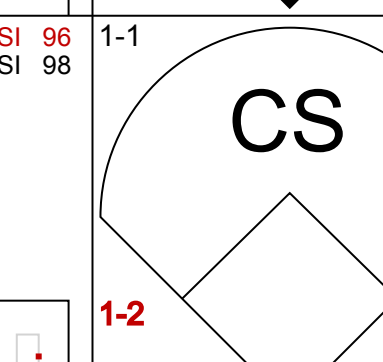
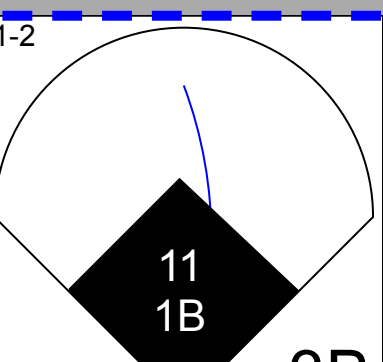

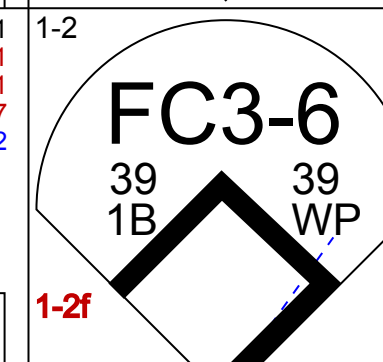
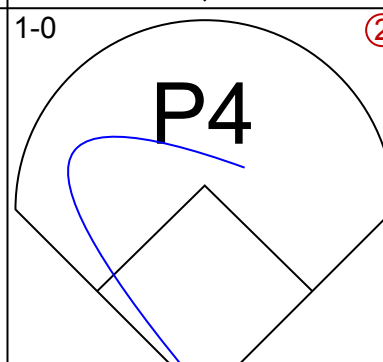
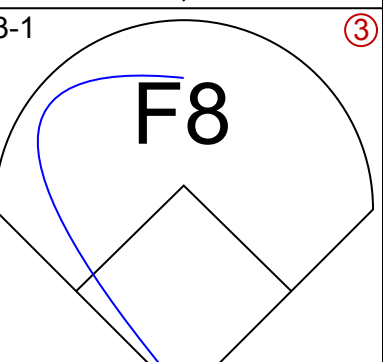


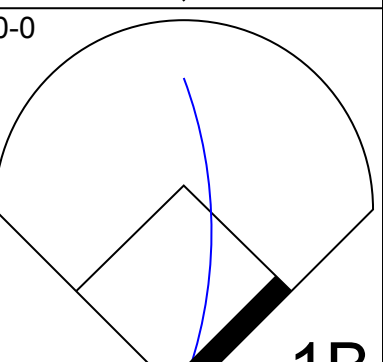

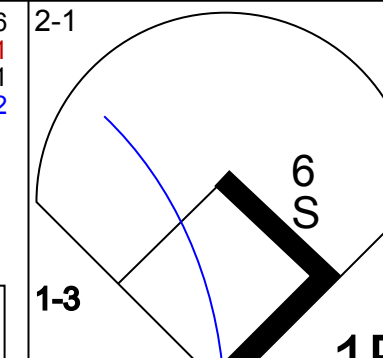
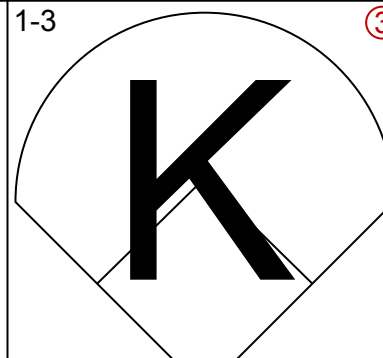



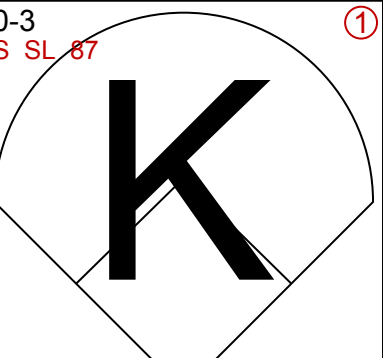

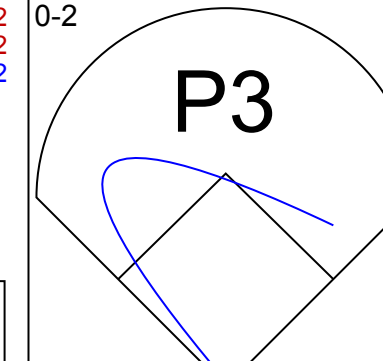
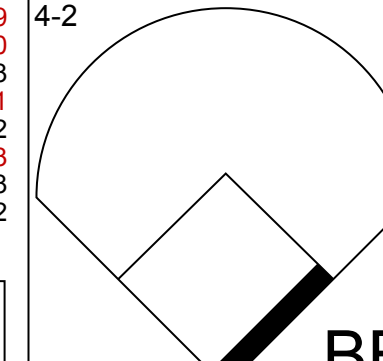


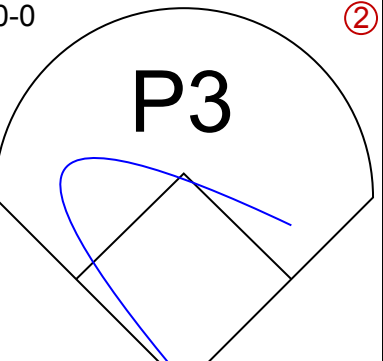

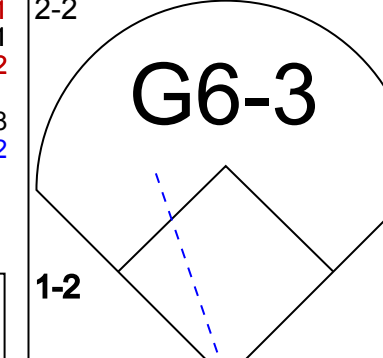
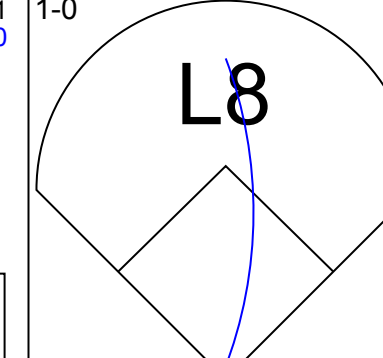


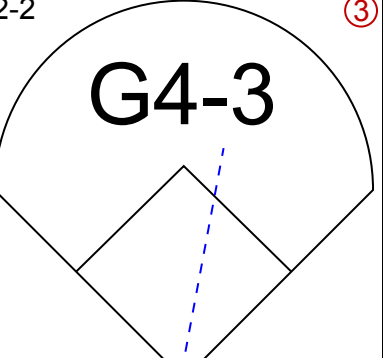

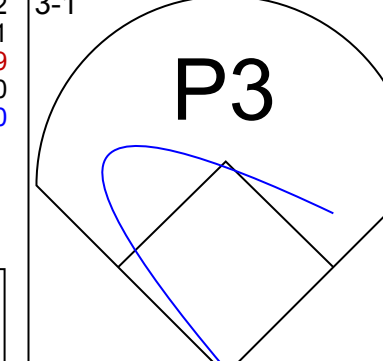

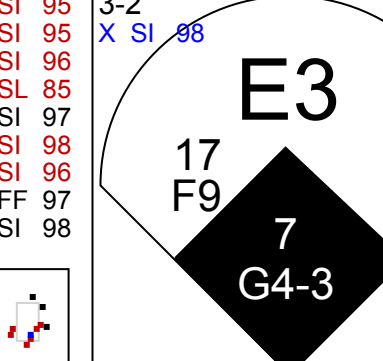

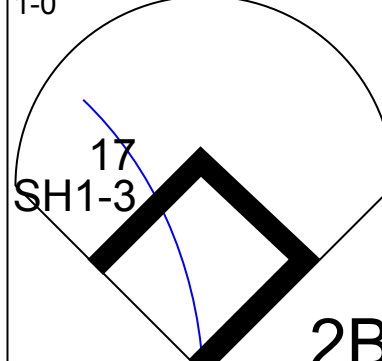


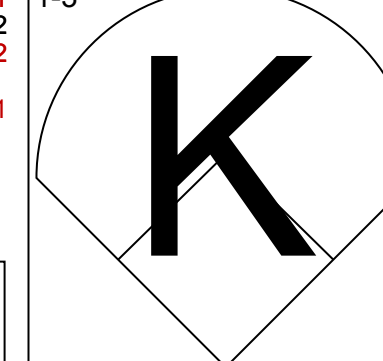

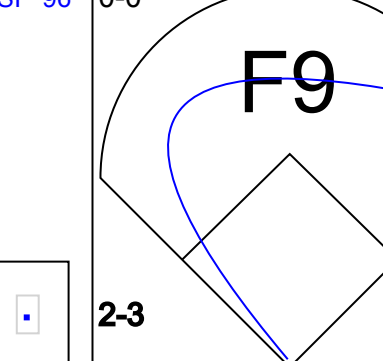

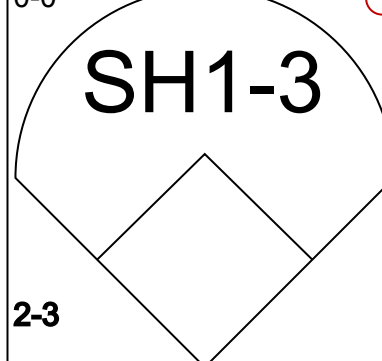


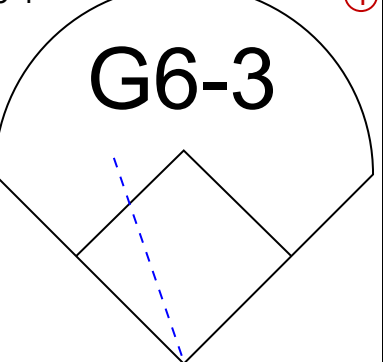
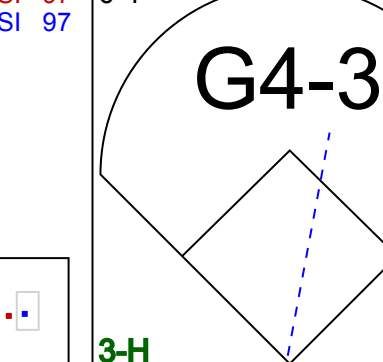


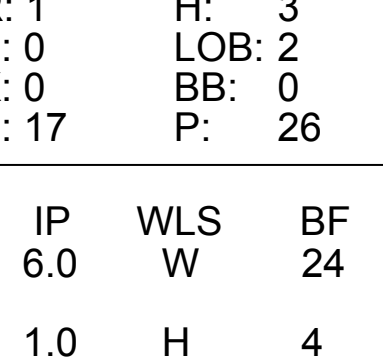
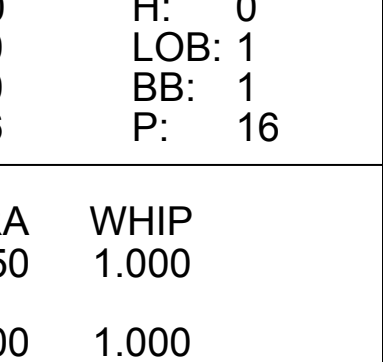
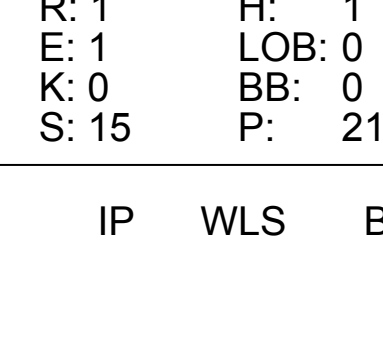
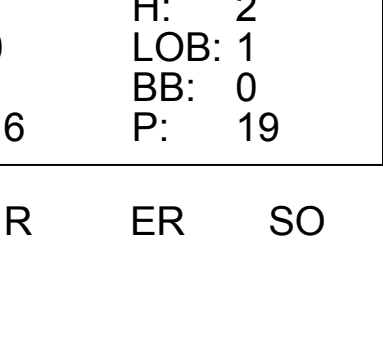
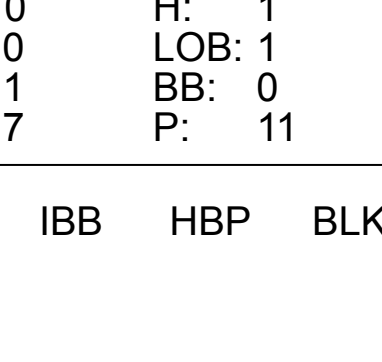


Batter	1	2	3	4	5	6	7	8	9	AB	R	H	RBI	BB	SO	LOB	TOP			
31 Riley Greene, L OBP: 0.288, SLG: 0.335										5	0	0	0	0	3	5				
22 Victor Reyes, S OBP: 0.269, SLG: 0.351										5	1	1	0	0	0	2				
28 Javier Báez, R OBP: 0.269, SLG: 0.379										4	1	1	0	1	2	1				
30 Harold Castro, L OBP: 0.313, SLG: 0.405										5	1	3	2	0	0	1				
48 Kerry Carpenter, L OBP: 0.429, SLG: 0.722										3	1	2	2	2	1	0				
7 Jonathan Schoop, R OBP: 0.237, SLG: 0.319										4	0	1	0	0	0	6				
46 Jaimer Candelario, S OBP: 0.297, SLG: 0.333										4	0	0	0	0	0	1				
15 Tucker Barnhart, L OBP: 0.269, SLG: 0.238										3	0	1	0	1	0	1				
60 Akil Badddoo, L OBP: 0.252, SLG: 0.221										4	0	2	0	0	0	1				
<b>Inning Stats</b>	R: 3 H: 3 E: 0 K: 1 S: 20	H: 3 LOB: 1 BB: 1 P: 29	R: 0 H: 0 E: 0 K: 1 S: 5	H: 0 LOB: 0 BB: 0 P: 8	R: 1 H: 3 E: 0 K: 1 S: 15	H: 3 LOB: 1 BB: 0 P: 20	R: 0 H: 0 E: 0 K: 0 S: 7	H: 0 LOB: 1 BB: 1 P: 14	R: 0 H: 2 E: 0 K: 0 S: 15	H: 1 LOB: 2 BB: 1 P: 16	R: 0 H: 1 E: 0 K: 0 S: 9	H: 1 LOB: 2 BB: 1 P: 16	R: 0 H: 1 E: 0 K: 1 S: 13	H: 1 LOB: 2 BB: 0 P: 22	R: 0 H: 0 E: 0 K: 2 S: 12	H: 0 LOB: 0 BB: 0 P: 15	1B: 7 2B: 3 3B: 0 HR: 1	SF: 0 SAC: 0 DP: 2 HBP: 0	WP: 0 PB: 0 SB: 2 CS: 0	PA: 41
<b>PITCHER</b>	IP WLS BF H R ER SO BB IBB HBP BLK WP HR S P ERA WHIP	IP WLS BF H R ER SO BB IBB HBP BLK WP HR S P ERA WHIP	IP WLS BF H R ER SO BB IBB HBP BLK WP HR S P ERA WHIP	IP WLS BF H R ER SO BB IBB HBP BLK WP HR S P ERA WHIP	IP WLS BF H R ER SO BB IBB HBP BLK WP HR S P ERA WHIP	IP WLS BF H R ER SO BB IBB HBP BLK WP HR S P ERA WHIP	IP WLS BF H R ER SO BB IBB HBP BLK WP HR S P ERA WHIP	IP WLS BF H R ER SO BB IBB HBP BLK WP HR S P ERA WHIP	IP WLS BF H R ER SO BB IBB HBP BLK WP HR S P ERA WHIP	IP WLS BF H R ER SO BB IBB HBP BLK WP HR S P ERA WHIP	IP WLS BF H R ER SO BB IBB HBP BLK WP HR S P ERA WHIP	IP WLS BF H R ER SO BB IBB HBP BLK WP HR S P ERA WHIP	IP WLS BF H R ER SO BB IBB HBP BLK WP HR S P ERA WHIP	IP WLS BF H R ER SO BB IBB HBP BLK WP HR S P ERA WHIP	IP WLS BF H R ER SO BB IBB HBP BLK WP HR S P ERA WHIP	IP WLS BF H R ER SO BB IBB HBP BLK WP HR S P ERA WHIP	IP WLS BF H R ER SO BB IBB HBP BLK WP HR S P ERA WHIP			

**Detroit Tigers @ Cleveland Guardians**  
 Progressive Field, Cleveland, OH  
 Tue Aug 16 2022, 7:12 PM - 10:32 PM EDT  
 Att: 13,503 - Partly Cloudy - 77 F


AB	37
R	4
H	11
RBI	4
BB	4
SO	6
LOB	18



Batter	1	2	3	4	5	6	7	8	9	AB	R	H	RBI	BB	SO	LOB	BOTTOM					
38 Steven Kwan, L OBP: 0.376, SLG: 0.392										4	1	3	0	1	0	1						
1 Amed Rosario, R OBP: 0.318, SLG: 0.414										4	1	2	0	0	0	2						
11 José Ramírez, S OBP: 0.350, SLG: 0.535										4	0	1	2	0	0	3						
39 Oscar Gonzalez, R OBP: 0.324, SLG: 0.449										4	0	1	0	0	2	2						
0 Andrés Giménez, L OBP: 0.376, SLG: 0.499										3	0	0	0	1	0	3						
6 Owen Miller, R OBP: 0.296, SLG: 0.360										3	0	0	0	0	0	3						
22 Josh Naylor, L OBP: 0.322, SLG: 0.482										1	0	0	0	0	0	1						
2 Tyler Freeman, R OBP: 0.393, SLG: 0.273										4	1	1	0	0	0	1						
17 Austin Hedges, R OBP: 0.255, SLG: 0.268										3	0	0	0	0	1	2						
7 Myles Straw, R OBP: 0.282, SLG: 0.260										4	0	0	1	0	2	1						
<b>Inning Stats</b>	R: 1 H: 3 E: 0 K: 0 S: 17	H: 3 LOB: 2 BB: 0 P: 26	R: 0 H: 0 E: 0 K: 1 S: 10	H: 0 LOB: 0 BB: 0 P: 11	R: 0 H: 1 E: 0 K: 1 S: 10	H: 1 LOB: 1 BB: 0 P: 12	R: 0 H: 0 E: 0 K: 1 S: 10	H: 0 LOB: 1 BB: 1 P: 19	R: 0 H: 0 E: 0 K: 0 S: 6	H: 0 LOB: 0 BB: 1 P: 16	R: 0 H: 0 E: 0 K: 0 S: 5	H: 0 LOB: 0 BB: 0 P: 11	R: 1 H: 1 E: 1 K: 0 S: 15	H: 1 LOB: 0 BB: 0 P: 21	R: 1 H: 2 E: 0 K: 1 S: 16	H: 2 LOB: 1 BB: 0 P: 19	R: 0 H: 1 E: 0 K: 1 S: 7	H: 1 LOB: 1 BB: 0 P: 11	1B: 6 2B: 1 3B: 1 HR: 0	SF: 0 SAC: 1 DP: 0 HBP: 0	WP: 1 PB: 0 SB: 1 CS: 1	PA: 38
<b>PITCHER</b>	IP WLS BF H R ER SO BB IBB HBP BLK WP HR S P ERA WHIP	IP WLS BF H R ER SO BB IBB HBP BLK WP HR S P ERA WHIP	IP WLS BF H R ER SO BB IBB HBP BLK WP HR S P ERA WHIP	IP WLS BF H R ER SO BB IBB HBP BLK WP HR S P ERA WHIP	IP WLS BF H R ER SO BB IBB HBP BLK WP HR S P ERA WHIP	IP WLS BF H R ER SO BB IBB HBP BLK WP HR S P ERA WHIP	IP WLS BF H R ER SO BB IBB HBP BLK WP HR S P ERA WHIP	IP WLS BF H R ER SO BB IBB HBP BLK WP HR S P ERA WHIP	IP WLS BF H R ER SO BB IBB HBP BLK WP HR S P ERA WHIP	IP WLS BF H R ER SO BB IBB HBP BLK WP HR S P ERA WHIP	IP WLS BF H R ER SO BB IBB HBP BLK WP HR S P ERA WHIP	IP WLS BF H R ER SO BB IBB HBP BLK WP HR S P ERA WHIP	IP WLS BF H R ER SO BB IBB HBP BLK WP HR S P ERA WHIP	IP WLS BF H R ER SO BB IBB HBP BLK WP HR S P ERA WHIP	IP WLS BF H R ER SO BB IBB HBP BLK WP HR S P ERA WHIP	IP WLS BF H R ER SO BB IBB HBP BLK WP HR S P ERA WHIP	IP WLS BF H R ER SO BB IBB HBP BLK WP HR S P ERA WHIP					

**Detroit Tigers @ Cleveland Guardians**  
 Progressive Field, Cleveland, OH  
 Tue Aug 16 2022, 7:12 PM - 10:32 PM EDT  
 Att: 13,503 - Partly Cloudy - 77 F

AB	34
R	3
H	8
RBI	3
BB	2
SO	5
LOB	19









Batter	1	2	3	4	5	6	7	8	9	AB	R	H	RBI	BB	SO	LOB	TOP				
18 AJ Pollock, R OBP: 0.290, SLG: 0.367 (1, 8)										4	1	1	0	0	2	1	Chicago White Sox @ Cleveland Guardians Progressive Field, Cleveland, OH Fri Aug 19 2022, 7:11 PM - 10:24 PM EDT Att: 25,521 - Partly Cloudy - 79 F				
25 Andrew Vaughn, R OBP: 0.341, SLG: 0.460 58 Jimmy Lambert, R (8, 1)										3	0	0	0	0	2	2					
Eloy Jiménez, R OBP: 0.362, SLG: 0.460 15 Adam Engel, R OBP: 0.284, SLG: 0.333 (6, PH)										3	1	1	0	0	1	0					
79 José Abreu, R OBP: 0.382, SLG: 0.463 (1, 3)										4	0	2	1	0	1	0					
10 Yoán Moncada, S OBP: 0.271, SLG: 0.326 (1, 5)										4	0	1	1	0	3	1					
24 Yasmani Grandal, S OBP: 0.307, SLG: 0.258 (8, 2)										4	0	1	0	0	1	3					
1 Elvis Andrus, R OBP: 0.297, SLG: 0.369 (1, 6)										4	0	0	0	0	2	2					
Josh Harrison, R OBP: 0.316, SLG: 0.378 (1, 4)										3	0	1	0	0	2	0					
44 Seby Zavala, R OBP: 0.329, SLG: 0.398 32 Gavin Sheets, L OBP: 0.292, SLG: 0.399 (8, PH)										2	0	0	0	0	2	1					
<b>Inning Stats</b>	R: 2 H: 4 E: 0 K: 1 S: 14	H: 4 R: 0 ER: 0 LOB: 1 BB: 0 P: 17	R: 0 H: 0 E: 0 K: 2 S: 9	H: 0 R: 0 ER: 0 LOB: 0 BB: 0 P: 11	R: 0 H: 0 E: 0 K: 2 S: 8	H: 1 R: 0 ER: 0 LOB: 1 BB: 0 P: 12	R: 0 H: 1 E: 0 K: 2 S: 14	H: 1 R: 0 ER: 0 LOB: 1 BB: 0 P: 19	R: 0 H: 0 E: 0 K: 2 S: 10	H: 0 R: 0 ER: 0 LOB: 0 BB: 0 P: 15	R: 0 H: 0 E: 0 K: 2 S: 10	H: 0 R: 0 ER: 0 LOB: 0 BB: 0 P: 13	R: 0 H: 0 E: 0 K: 1 S: 12	H: 0 R: 0 ER: 0 LOB: 1 BB: 0 P: 19	R: 0 H: 1 E: 0 K: 2 S: 11	H: 1 R: 0 ER: 0 LOB: 1 BB: 0 P: 13	1B: 5 2B: 2 3B: 0 HR: 0	SF: 0 SAC: 0 DP: 1 HBP: 1	WP: 1 PB: 0 SB: 0 CS: 0	PA: 34	
<b>PITCHER</b>	IP WLS BF H R ER SO BB IBB HBP BLK WP HR S P ERA WHIP	IP WLS BF H R ER SO BB IBB HBP BLK WP HR S P ERA WHIP	IP WLS BF H R ER SO BB IBB HBP BLK WP HR S P ERA WHIP	IP WLS BF H R ER SO BB IBB HBP BLK WP HR S P ERA WHIP	IP WLS BF H R ER SO BB IBB HBP BLK WP HR S P ERA WHIP	IP WLS BF H R ER SO BB IBB HBP BLK WP HR S P ERA WHIP	IP WLS BF H R ER SO BB IBB HBP BLK WP HR S P ERA WHIP	IP WLS BF H R ER SO BB IBB HBP BLK WP HR S P ERA WHIP	IP WLS BF H R ER SO BB IBB HBP BLK WP HR S P ERA WHIP	IP WLS BF H R ER SO BB IBB HBP BLK WP HR S P ERA WHIP	IP WLS BF H R ER SO BB IBB HBP BLK WP HR S P ERA WHIP	IP WLS BF H R ER SO BB IBB HBP BLK WP HR S P ERA WHIP	IP WLS BF H R ER SO BB IBB HBP BLK WP HR S P ERA WHIP	IP WLS BF H R ER SO BB IBB HBP BLK WP HR S P ERA WHIP	IP WLS BF H R ER SO BB IBB HBP BLK WP HR S P ERA WHIP	IP WLS BF H R ER SO BB IBB HBP BLK WP HR S P ERA WHIP	IP WLS BF H R ER SO BB IBB HBP BLK WP HR S P ERA WHIP	IP WLS BF H R ER SO BB IBB HBP BLK WP HR S P ERA WHIP	IP WLS BF H R ER SO BB IBB HBP BLK WP HR S P ERA WHIP	IP WLS BF H R ER SO BB IBB HBP BLK WP HR S P ERA WHIP	IP WLS BF H R ER SO BB IBB HBP BLK WP HR S P ERA WHIP
24 Triston McKenzie, R ERA: 3.11 37 Trevor Stephan, R ERA: 2.49 48 Emmanuel Clase, R ERA: 1.22	7.0 1.0 1.0 1.0	W H S S	26 4 4 1	6 0 0 0	2 0 0 0	2 0 0 0	14 1 1 2	0 0 0 0	0 0 0 0	0 0 0 0	0 0 0 0	1 0 0 0	0 0 0 0	0 0 0 0	0 0 0 0	0 0 0 0	1 12 13	2.57 0.00 0.00	0.857 0.000 1.000		

Batter	1	2	3	4	5	6	7	8	9	AB	R	H	RBI	BB	SO	LOB	BOTTOM			
38 Steven Kwan, L OBP: 0.374, SLG: 0.397 (1, 7)										5	1	1	1	0	2	0	Chicago White Sox @ Cleveland Guardians Progressive Field, Cleveland, OH Fri Aug 19 2022, 7:11 PM - 10:24 PM EDT Att: 25,521 - Partly Cloudy - 79 F			
1 Amed Rosario, R OBP: 0.354, SLG: 0.413 (1, 6)										4	1	2	1	0	1	0				
11 José Ramírez, S OBP: 0.354, SLG: 0.542 (1, 5)										3	2	2	1	1	0	0				
22 Josh Naylor, L OBP: 0.331, SLG: 0.480 (1, 3)										2	0	1	0	1	0	0				
0 Andrés Giménez, L OBP: 0.378, SLG: 0.500 (1, 4)										4	0	2	2	0	1	3				
39 Oscar Gonzalez, R OBP: 0.325, SLG: 0.452 (1, 9)										3	0	0	0	1	1	2				
33 Nolan Jones, L OBP: 0.309, SLG: 0.372 6 Owen Miller, R OBP: 0.296, SLG: 0.357 (7, PH)										3	0	0	0	0	2	1				
17 Austin Hedges, R OBP: 0.258, SLG: 0.268 12 Luke Maile, R OBP: 0.324, SLG: 0.360 (5, 2)										0	0	0	0	1	0	0				
7 Myles Straw, R OBP: 0.281, SLG: 0.258 (1, 8)										4	0	0	0	0	0	2				
<b>Inning Stats</b>	R: 0 H: 1 E: 0 K: 3 S: 17	H: 0 R: 0 ER: 0 LOB: 1 BB: 1 P: 17	R: 0 H: 0 E: 0 K: 1 S: 7	H: 0 R: 0 ER: 0 LOB: 0 BB: 0 P: 11	R: 0 H: 1 E: 0 K: 1 S: 7	H: 0 R: 0 ER: 0 LOB: 0 BB: 0 P: 15	R: 1 H: 3 E: 0 K: 0 S: 11	H: 3 R: 0 ER: 0 LOB: 1 BB: 0 P: 18	R: 4 H: 4 E: 0 K: 1 S: 27	H: 4 R: 0 ER: 0 LOB: 3 BB: 3 P: 44	R: 0 H: 0 E: 0 K: 1 S: 9	H: 0 R: 0 ER: 0 LOB: 0 BB: 0 P: 13	1B: 6 2B: 1 3B: 1 HR: 1	SF: 0 SAC: 0 DP: 0 HBP: 1	WP: 0 PB: 2 SB: 1 CS: 0	PA: 37				
<b>PITCHER</b>	IP WLS BF H R ER SO BB IBB HBP BLK WP HR S P ERA WHIP	IP WLS BF H R ER SO BB IBB HBP BLK WP HR S P ERA WHIP	IP WLS BF H R ER SO BB IBB HBP BLK WP HR S P ERA WHIP	IP WLS BF H R ER SO BB IBB HBP BLK WP HR S P ERA WHIP	IP WLS BF H R ER SO BB IBB HBP BLK WP HR S P ERA WHIP	IP WLS BF H R ER SO BB IBB HBP BLK WP HR S P ERA WHIP	IP WLS BF H R ER SO BB IBB HBP BLK WP HR S P ERA WHIP	IP WLS BF H R ER SO BB IBB HBP BLK WP HR S P ERA WHIP	IP WLS BF H R ER SO BB IBB HBP BLK WP HR S P ERA WHIP	IP WLS BF H R ER SO BB IBB HBP BLK WP HR S P ERA WHIP	IP WLS BF H R ER SO BB IBB HBP BLK WP HR S P ERA WHIP	IP WLS BF H R ER SO BB IBB HBP BLK WP HR S P ERA WHIP	IP WLS BF H R ER SO BB IBB HBP BLK WP HR S P ERA WHIP	IP WLS BF H R ER SO BB IBB HBP BLK WP HR S P ERA WHIP	IP WLS BF H R ER SO BB IBB HBP BLK WP HR S P ERA WHIP	IP WLS BF H R ER SO BB IBB HBP BLK WP HR S P ERA WHIP	IP WLS BF H R ER SO BB IBB HBP BLK WP HR S P ERA WHIP	IP WLS BF H R ER SO BB IBB HBP BLK WP HR S P ERA WHIP	IP WLS BF H R ER SO BB IBB HBP BLK WP HR S P ERA WHIP	IP WLS BF H R ER SO BB IBB HBP BLK WP HR S P ERA WHIP
33 Lance Lynn, R ERA: 5.3 40 Reynaldo López, R ERA: 3.23 55 Jake Diekmann, L ERA: 4.26 58 Jimmy Lambert, R ERA: 2.84 58 Jimmy Lambert, R ERA: 2.84	5.2 1.0 0.0 1.1 1.1	W L S H R	23 6 4 0 4	5 3 1 0 0	1 3 1 0 0	1 3 1 0 0	6 17 10 10 10	9 25 19 15 15	0 27.00 ∞ 0.00 0.00	1.59 3.000 ∞ 0.000 0.000										







Batter	1	2	3	4	5	6	7	8	9	AB	R	H	RBI	BB	SO	LOB	TOP										
38 Steven Kwan, L OBP: 0.372, SLG: 0.393	L7		F8			G5-3		BB		3	1	0	0	1	0	0	Cleveland Guardians @ San Diego Padres Petco Park, San Diego, CA Tue Aug 23 2022, 6:42 PM - 10:00 PM PDT Att: 38,166 - Clear - 72 F										
1 Amed Rosario, R OBP: 0.320, SLG: 0.409	P2			K				BB		3	0	1	0	1	1	0											
11 José Ramírez, S OBP: 0.350, SLG: 0.535	G3		F8			F9		BB		4	0	1	1	0	0	1											
22 Josh Naylor, L OBP: 0.327, SLG: 0.471		G6-3		F8						4	0	0	0	0	0	1											
0 Andrés Giménez, L OBP: 0.375, SLG: 0.501	F8					HR		BB		3	1	1	1	1	0	0											
39 Oscar Gonzalez, R OBP: 0.332, SLG: 0.472								BB		4	1	1	1	0	0	1											
9 Richey Palacios, L OBP: 0.302, SLG: 0.299										3	0	0	0	0	3	1											
6 Owen Miller, R OBP: 0.296, SLG: 0.356										1	0	0	0	0	1	1											
17 Austin Hedges, R OBP: 0.255, SLG: 0.264			K			L7				3	0	0	0	0	2	1											
7 Myles Straw, R OBP: 0.278, SLG: 0.254			L7			F8				3	0	0	0	0	0	1											
<b>Inning Stats</b>	R: 0 H: 0 K: 0 S: 8	H: 0 LOB: 0 BB: 0 P: 13	R: 1 H: 1 K: 1 S: 11	H: 1 LOB: 0 BB: 0 P: 15	R: 0 H: 0 K: 1 S: 8	H: 0 LOB: 0 BB: 0 P: 11	R: 0 H: 0 K: 1 S: 7	H: 0 LOB: 0 BB: 0 P: 12	R: 1 H: 1 K: 1 S: 15	H: 1 LOB: 1 BB: 0 P: 25	R: 0 H: 0 K: 0 S: 9	H: 0 LOB: 1 BB: 1 P: 15	R: 0 H: 0 K: 1 S: 6	H: 0 LOB: 0 BB: 0 P: 8	R: 1 H: 2 K: 1 S: 11	H: 2 LOB: 2 BB: 1 P: 21	R: 0 H: 0 K: 1 S: 12	H: 0 LOB: 1 BB: 1 P: 17	1B: 2 2B: 0 3B: 0 HR: 2	SF: 0 SAC: 0 DP: 0 HBP: 0	WP: 0 PB: 0 SB: 0 CS: 0	PA: 34					
<b>PITCHER</b>	IP	WLS	BF	H	R	ER	SO	BB	IBB	HBP	BLK	WP	HR	S	P	ERA	WHIP										
52 Mike Clevinger, R ERA: 3.59	6.0	L	22	2	2	2	4	1	0	0	0	0	2	58	91	3.00	0.500										
74 Nabil Crismatt, R ERA: 2.77	1.0		3	0	0	0	1	0	0	0	0	0	0	6	8	0.00	0.000										
66 Luis García, R ERA: 3.55	0.2		4	1	1	1	1	1	0	0	0	0	0	10	19	13.50	3.000										
25 Tim Hill, L ERA: 2.97	1.1		5	1	0	0	1	1	0	0	0	0	0	13	19	0.00	1.500										

AB	31
R	3
H	4
RBI	3
BB	3
SO	7
LOB	7



Batter	1	2	3	4	5	6	7	8	9	AB	R	H	RBI	BB	SO	LOB	BOTTOM										
10 Jurickson Profar, S OBP: 0.344, SLG: 0.395	HBP		1B			G3				3	0	1	0	1	0	1	Cleveland Guardians @ San Diego Padres Petco Park, San Diego, CA Tue Aug 23 2022, 6:42 PM - 10:00 PM PDT Att: 38,166 - Clear - 72 F										
9 Jake Cronenworth, L OBP: 0.343, SLG: 0.362	F8		F8							5	0	1	1	0	2	4											
13 Manny Machado, R OBP: 0.371, SLG: 0.526	BB		F9			L8				3	0	0	0	1	0	4											
17 Brandon Drury, R OBP: 0.322, SLG: 0.498										2	0	0	0	0	2	2											
38 Jorge Alfaro, R OBP: 0.291, SLG: 0.400	K					K				2	0	0	0	0	2	1											
24 Josh Bell, S OBP: 0.365, SLG: 0.456	G4-3					F8				3	0	0	0	1	0	2											
5 Wil Myers, R OBP: 0.297, SLG: 0.320		G6-3								4	0	1	0	0	2	1											
7 Ha-Seong Kim, R OBP: 0.330, SLG: 0.375	F7					L8				3	0	1	0	1	0	0											
2 Trent Grisham, L OBP: 0.297, SLG: 0.361										4	0	0	0	0	4	4											
26 Austin Nola, R OBP: 0.325, SLG: 0.322			G6-3							4	1	2	0	0	1	0											
<b>Inning Stats</b>	R: 0 H: 0 K: 1 S: 13	H: 0 LOB: 2 BB: 1 P: 25	R: 0 H: 0 K: 1 S: 5	H: 0 LOB: 0 BB: 0 P: 11	R: 0 H: 1 K: 0 S: 13	H: 1 LOB: 1 BB: 0 P: 19	R: 0 H: 1 K: 2 S: 11	H: 1 LOB: 2 BB: 1 P: 24	R: 1 H: 2 K: 1 S: 11	H: 2 LOB: 1 BB: 0 P: 22	R: 0 H: 0 K: 1 S: 9	H: 0 LOB: 0 BB: 0 P: 12	R: 0 H: 1 K: 2 S: 10	H: 1 LOB: 2 BB: 1 P: 20	R: 0 H: 1 K: 3 S: 17	H: 1 LOB: 2 BB: 1 P: 26	R: 0 H: 0 K: 2 S: 7	H: 0 LOB: 0 BB: 0 P: 10	1B: 5 2B: 1 3B: 0 HR: 0	SF: 0 SAC: 0 DP: 0 HBP: 1	WP: 0 PB: 0 SB: 0 CS: 0	PA: 38					
<b>PITCHER</b>	IP	WLS	BF	H	R	ER	SO	BB	IBB	HBP	BLK	WP	HR	S	P	ERA	WHIP										
43 Aaron Civale, R ERA: 5.37	4.2		21	4	1	1	4	2	0	0	0	0	0	12	18	0.00	0.000										
52 Nick Sandlin, R ERA: 2.18	1.1	W	4	0	0	0	2	0	0	0	0	0	0	0	0	0.00	0.000										
99 James Karinchak, R ERA: 1.35	1.0	H	5	1	0	0	2	1	0	0	0	0	0	10	20	0.00	2.000										
37 Trevor Stephan, R ERA: 2.44	1.0	H	5	1	0	0	3	1	0	0	0	0	0	17	26	0.00	2.000										
48 Emmanuel Clase, R ERA: 1.2	1.0	S	3	0	0	0	2	0	0	0	0	0	0	7	10	0.00	0.000										

AB	33
R	1
H	6
RBI	1
BB	4
SO	13
LOB	19





Batter	1	2	3	4	5	6	7	8	9	AB	R	H	RBI	BB	SO	LOB	TOP			
38 Steven Kwan, L (1, 7) OBP: 0.373, SLG: 0.392										4	1	2	1	1	3		<b>Cleveland Guardians @ San Diego Padres</b> Petco Park, San Diego, CA Wed Aug 24, 2022, 1:12 PM - 4:12 PM PDT Att: 30,409 - Partly Cloudy - 74 F			
1 Amed Rosario, R (1, 6) OBP: 0.318, SLG: 0.407										5	0	1	0	0	1	3				
11 José Ramírez, S (1, 5) OBP: 0.355, SLG: 0.551										3	2	3	3	1	0	0				
39 Oscar Gonzalez, R (1, 9) OBP: 0.330, SLG: 0.482										4	1	1	1	0	1	2				
29 Will Benson, L (9, PH) OBP: 0.207, SLG: 0.115										1	0	0	0	0	1	1				
22 Josh Naylor, L (1, 10) OBP: 0.325, SLG: 0.467										5	1	1	0	0	1	3				
6 Owen Miller, R (1, 3) OBP: 0.298, SLG: 0.358										4	1	2	0	0	0	1				
2 Tyler Freeman, R (1, 4) OBP: 0.344, SLG: 0.231										4	0	0	0	0	3	3				
12 Luke Maile, R (1, 2) OBP: 0.329, SLG: 0.364										4	1	2	1	0	1	1				
7 Myles Straw, R (1, 8) OBP: 0.280, SLG: 0.257										4	0	2	0	0	0	1				
<b>Inning Stats</b>	R: 1 H: 1 E: 0 K: 1 S: 13	H: 1 LOB: 0 BB: 0 P: 13	R: 0 H: 0 E: 0 K: 1 S: 7	H: 0 LOB: 0 BB: 0 P: 9	R: 0 H: 1 E: 0 K: 1 S: 7	H: 1 LOB: 1 BB: 0 P: 14	R: 5 H: 7 E: 0 K: 1 S: 33	H: 7 LOB: 1 BB: 0 P: 47	R: 0 H: 0 E: 0 K: 0 S: 6	H: 0 LOB: 1 BB: 1 P: 13	R: 1 H: 1 E: 0 K: 1 S: 11	H: 1 LOB: 1 BB: 1 P: 16	R: 0 H: 2 E: 0 K: 3 S: 16	H: 2 LOB: 2 BB: 0 P: 23	R: 0 H: 1 E: 0 K: 1 S: 10	H: 1 LOB: 1 BB: 0 P: 14	1B: 10 2B: 1 3B: 0 HR: 3	SF: 1 SAC: 0 DP: 1 HBP: 0	WP: 0 PB: 0 SB: 1 CS: 1	PA: 41
<b>PITCHER</b>	IP WLS BF H R ER SO BB IBB HBP BLK WP HR S P ERA WHIP																<b>PITCHER</b>	IP WLS BF H R ER SO BB IBB HBP BLK WP HR S P ERA WHIP		
4 Blake Snell, L (1, 1) ERA: 4.14	3.1 L 18 8 6 6 4 0 0 0 0 0 0 3 57 79 16.20 2.400																			
48 Steven Wilson, R (4, 1) ERA: 3.15	2.2 9 1 0 0 0 1 0 0 0 0 0 0 16 27 0.00 0.750																			
65 José Castillo, L (7, 1) ERA: 9.0	1.0 5 1 1 1 1 1 0 0 0 0 0 0 0 11 16 9.00 2.000																			
71 Josh Hader, L (8, 1) ERA: 5.17	1.0 5 2 0 0 3 0 0 0 0 0 0 0 0 16 23 0.00 2.000																			
74 Nabil Crismatt, R (9, 1) ERA: 2.72	1.0 4 1 0 0 1 0 0 0 0 0 0 0 0 10 14 0.00 1.000																			
Batter	1	2	3	4	5	6	7	8	9	AB	R	H	RBI	BB	SO	LOB	BOTTOM			
10 Jurickson Profar, S (1, 7) OBP: 0.341, SLG: 0.392										4	0	0	0	0	2	0	<b>Cleveland Guardians @ San Diego Padres</b> Petco Park, San Diego, CA Wed Aug 24, 2022, 1:12 PM - 4:12 PM PDT Att: 30,409 - Partly Cloudy - 74 F			
9 Jake Cronenworth, L (1, 4) OBP: 0.342, SLG: 0.383										4	0	1	0	0	1	0				
13 Manny Machado, R (1, 5) OBP: 0.368, SLG: 0.522										4	0	0	0	0	1	1				
17 Brandon Drury, R (1, 3) OBP: 0.322, SLG: 0.495										4	0	1	0	0	0	1				
24 Josh Bell, S (1, 10) OBP: 0.366, SLG: 0.459										4	0	2	0	0	1	1				
7 Ha-Seong Kim, R (1, 6) OBP: 0.332, SLG: 0.376										4	0	2	0	0	0	1				
5 Will Myers, R (1, 9) OBP: 0.291, SLG: 0.312										4	0	0	0	0	1	5				
2 Trent Grisham, L (1, 8) OBP: 0.298, SLG: 0.359										2	0	0	0	1	1	2				
3B Jorge Alfaro, R (1, 2) OBP: 0.287, SLG: 0.395										3	0	0	0	0	2	5				
<b>Inning Stats</b>	R: 0 H: 0 E: 0 K: 2 S: 7	H: 1 LOB: 1 BB: 0 P: 8	R: 0 H: 0 E: 0 K: 3 S: 12	H: 0 LOB: 0 BB: 0 P: 18	R: 0 H: 0 E: 0 K: 0 S: 6	H: 0 LOB: 0 BB: 0 P: 9	R: 0 H: 2 E: 0 K: 0 S: 12	H: 2 LOB: 2 BB: 0 P: 19	R: 0 H: 0 E: 0 K: 0 S: 6	H: 0 LOB: 0 BB: 0 P: 8	R: 0 H: 2 E: 0 K: 1 S: 15	H: 2 LOB: 3 BB: 1 P: 27	R: 0 H: 1 E: 0 K: 1 S: 8	H: 1 LOB: 1 BB: 0 P: 12	R: 0 H: 0 E: 0 K: 2 S: 9	H: 0 LOB: 0 BB: 0 P: 10		1B: 4 2B: 2 3B: 0 HR: 0	SF: 0 SAC: 0 DP: 0 HBP: 0	WP: 0 PB: 0 SB: 0 CS: 0
<b>PITCHER</b>	IP WLS BF H R ER SO BB IBB HBP BLK WP HR S P ERA WHIP																<b>PITCHER</b>	IP WLS BF H R ER SO BB IBB HBP BLK WP HR S P ERA WHIP		
47 Cal Quantrill, R (1, 1) ERA: 3.58	7.0 W 27 5 0 0 6 1 0 0 0 0 0 0 8 99 0.00 0.857																			
27 Bryan Shaw, R (8, 1) ERA: 5.24	1.0 4 1 0 0 1 0 0 0 0 0 0 0 8 12 0.00 1.000																			
62 Enyel De Los Santos, R (9, 1) ERA: 2.83	1.0 3 0 0 0 2 0 0 0 0 0 0 0 9 10 0.00 0.000																			



Batter	1	2	3	4	5	6	7	8	9	AB	R	H	RBI	BB	SO	LOB	TOP				
38 Steven Kwan, L (1,7) OBP: 0.371, SLG: 0.393										4	1	1	0	0	0	1	<b>Cleveland Guardians @ Seattle Mariners</b> T-Mobile Park, Seattle, WA Thu Aug 25 2022, 1:11 PM - 3:57 PM PDT Att: 24,028 - Sunny - 73 F				
1 Amed Rosario, R (1,6) OBP: 0.320, SLG: 0.407										4	0	2	0	0	1	0					
11 José Ramírez, S (1,5) OBP: 0.354, SLG: 0.547										3	0	0	1	1	1	3					
39 Oscar Gonzalez, R (1,9) OBP: 0.329, SLG: 0.478										4	0	1	0	0	2	1					
22 Josh Naylor, L (1,10) OBP: 0.321, SLG: 0.461										4	0	0	0	0	1	1					
0 Andrés Giménez, L (1,4) OBP: 0.371, SLG: 0.496										4	0	0	0	0	0	0					
6 Owen Miller, R (1,3) OBP: 0.295, SLG: 0.355										3	0	0	0	0	1	0					
17 Austin Hedges, R (1,2) OBP: 0.257, SLG: 0.266										2	0	1	0	0	0	0					
9 Richey Palacios, L (8,PH) OBP: 0.309, SLG: 0.307										1	0	1	0	0	0	0					
12 Luke Maile, R (8,2) OBP: 0.329, SLG: 0.364										3	0	0	0	0	1	2					
29 Will Benson, L (1,8) OBP: 0.188, SLG: 0.103										3	0	0	0	0	1	2					
<b>Inning Stats</b>	R: 1 H: 3 E: 0 K: 0 S: 10	LOB: 1 BB: 0 P: 14	R: 0 H: 1 E: 0 K: 0 S: 10	LOB: 1 BB: 0 P: 12	R: 0 H: 0 E: 0 K: 1 S: 9	LOB: 0 BB: 0 P: 13	R: 0 H: 0 E: 0 K: 0 S: 16	LOB: 0 BB: 0 P: 21	R: 0 H: 0 E: 0 K: 2 S: 11	LOB: 0 BB: 0 P: 18	R: 0 H: 0 E: 0 K: 1 S: 14	LOB: 1 BB: 1 P: 23	R: 0 H: 2 E: 0 K: 1 S: 15	LOB: 2 BB: 0 P: 25	R: 0 H: 0 E: 0 K: 2 S: 12	LOB: 0 BB: 0 P: 14	1B: 5 2B: 1 3B: 0 HR: 0	SF: 0 SAC: 0 DP: 0 HBP: 0	WP: 0 PB: 0 CS: 1	PA: 33	
<b>PITCHER</b>	IP WLS BF H R ER SO BB IBB HBP BLK WP HR S P ERA WHIP	IP WLS BF H R ER SO BB IBB HBP BLK WP HR S P ERA WHIP	IP WLS BF H R ER SO BB IBB HBP BLK WP HR S P ERA WHIP	IP WLS BF H R ER SO BB IBB HBP BLK WP HR S P ERA WHIP	IP WLS BF H R ER SO BB IBB HBP BLK WP HR S P ERA WHIP	IP WLS BF H R ER SO BB IBB HBP BLK WP HR S P ERA WHIP	IP WLS BF H R ER SO BB IBB HBP BLK WP HR S P ERA WHIP	IP WLS BF H R ER SO BB IBB HBP BLK WP HR S P ERA WHIP	IP WLS BF H R ER SO BB IBB HBP BLK WP HR S P ERA WHIP	IP WLS BF H R ER SO BB IBB HBP BLK WP HR S P ERA WHIP	IP WLS BF H R ER SO BB IBB HBP BLK WP HR S P ERA WHIP	IP WLS BF H R ER SO BB IBB HBP BLK WP HR S P ERA WHIP	IP WLS BF H R ER SO BB IBB HBP BLK WP HR S P ERA WHIP	IP WLS BF H R ER SO BB IBB HBP BLK WP HR S P ERA WHIP	IP WLS BF H R ER SO BB IBB HBP BLK WP HR S P ERA WHIP	IP WLS BF H R ER SO BB IBB HBP BLK WP HR S P ERA WHIP	IP WLS BF H R ER SO BB IBB HBP BLK WP HR S P ERA WHIP	IP WLS BF H R ER SO BB IBB HBP BLK WP HR S P ERA WHIP	IP WLS BF H R ER SO BB IBB HBP BLK WP HR S P ERA WHIP	IP WLS BF H R ER SO BB IBB HBP BLK WP HR S P ERA WHIP	IP WLS BF H R ER SO BB IBB HBP BLK WP HR S P ERA WHIP

AB	32
R	1
H	6
RBI	1
BB	1
SO	7
LOB	8



Batter	1	2	3	4	5	6	7	8	9	AB	R	H	RBI	BB	SO	LOB	BOTTOM				
44 Julio Rodríguez, R (1,8) OBP: 0.330, SLG: 0.476										3	1	0	0	1	0	1	<b>Cleveland Guardians @ Seattle Mariners</b> T-Mobile Park, Seattle, WA Thu Aug 25 2022, 1:11 PM - 3:57 PM PDT Att: 24,028 - Sunny - 73 F				
27 Jesse Winker, L (1,7) OBP: 0.348, SLG: 0.367										3	1	1	0	1	0	1					
25 Dylan Moore, R (8,FR) OBP: 0.357, SLG: 0.375										4	1	2	3	0	1	0					
17 Mitch Haniger, R (1,9) OBP: 0.327, SLG: 0.500										3	0	0	0	1	1	0					
28 Eugenio Suárez, R (1,5) OBP: 0.335, SLG: 0.441										3	0	0	0	1	1	0					
23 Ty France, R (1,3) OBP: 0.346, SLG: 0.424										1	0	0	0	0	0	0					
18 Jake Lamb, L (3,3) OBP: 0.320, SLG: 0.388										1	0	0	0	2	0	0					
41 Carlos Santana, S (1,10) OBP: 0.325, SLG: 0.350										3	0	0	0	0	0	2					
0 Sam Haggerty, S (7,FR) OBP: 0.357, SLG: 0.491										3	0	0	0	0	2	1					
26 Adam Frazier, L (1,4) OBP: 0.309, SLG: 0.314										3	0	0	0	0	0	2					
29 Cal Raleigh, S (1,2) OBP: 0.279, SLG: 0.462										3	0	0	0	0	2	1					
3 J.P. Crawford, L (1,6) OBP: 0.335, SLG: 0.352										3	0	1	0	0	1	0					
<b>Inning Stats</b>	R: 3 H: 2 E: 0 K: 1 S: 14	LOB: 0 BB: 1 P: 26	R: 0 H: 0 E: 0 K: 1 S: 10	LOB: 0 BB: 0 P: 17	R: 0 H: 0 E: 0 K: 1 S: 6	LOB: 0 BB: 0 P: 6	R: 0 H: 0 E: 0 K: 0 S: 7	LOB: 1 BB: 1 P: 13	R: 0 H: 1 E: 0 K: 0 S: 9	LOB: 0 BB: 0 P: 16	R: 0 H: 0 E: 0 K: 1 S: 10	LOB: 0 BB: 0 P: 15	R: 0 H: 0 E: 0 K: 1 S: 10	LOB: 1 BB: 1 P: 16	R: 0 H: 1 E: 0 K: 2 S: 17	LOB: 3 BB: 2 P: 30	1B: 3 2B: 0 3B: 0 HR: 1	SF: 0 SAC: 0 DP: 1 HBP: 0	WP: 0 PB: 0 CS: 0	PA: 32	
<b>PITCHER</b>	IP WLS BF H R ER SO BB IBB HBP BLK WP HR S P ERA WHIP	IP WLS BF H R ER SO BB IBB HBP BLK WP HR S P ERA WHIP	IP WLS BF H R ER SO BB IBB HBP BLK WP HR S P ERA WHIP	IP WLS BF H R ER SO BB IBB HBP BLK WP HR S P ERA WHIP	IP WLS BF H R ER SO BB IBB HBP BLK WP HR S P ERA WHIP	IP WLS BF H R ER SO BB IBB HBP BLK WP HR S P ERA WHIP	IP WLS BF H R ER SO BB IBB HBP BLK WP HR S P ERA WHIP	IP WLS BF H R ER SO BB IBB HBP BLK WP HR S P ERA WHIP	IP WLS BF H R ER SO BB IBB HBP BLK WP HR S P ERA WHIP	IP WLS BF H R ER SO BB IBB HBP BLK WP HR S P ERA WHIP	IP WLS BF H R ER SO BB IBB HBP BLK WP HR S P ERA WHIP	IP WLS BF H R ER SO BB IBB HBP BLK WP HR S P ERA WHIP	IP WLS BF H R ER SO BB IBB HBP BLK WP HR S P ERA WHIP	IP WLS BF H R ER SO BB IBB HBP BLK WP HR S P ERA WHIP	IP WLS BF H R ER SO BB IBB HBP BLK WP HR S P ERA WHIP	IP WLS BF H R ER SO BB IBB HBP BLK WP HR S P ERA WHIP	IP WLS BF H R ER SO BB IBB HBP BLK WP HR S P ERA WHIP	IP WLS BF H R ER SO BB IBB HBP BLK WP HR S P ERA WHIP	IP WLS BF H R ER SO BB IBB HBP BLK WP HR S P ERA WHIP	IP WLS BF H R ER SO BB IBB HBP BLK WP HR S P ERA WHIP	IP WLS BF H R ER SO BB IBB HBP BLK WP HR S P ERA WHIP

AB	27
R	3
H	4
RBI	3
BB	5
SO	7
LOB	8





Batter	1	2	3	4	5	6	7	8	9	10	11	AB	R	H	RBI	BB	SO	LOB	TOP					
36 Steven Kwan, L OBP: 0.372, SLG: 0.392			SF8			L9	L8			BB		3	1	1	1	1	1	2						
1 Amed Rosario, R OBP: 0.321, SLG: 0.409	G4-3							K		G1-4-3		5	0	2	0	0	1	1						
11 José Ramírez, S OBP: 0.355, SLG: 0.545			L7			L9		K				4	0	1	0	1	1	3						
22 Josh Naylor, L OBP: 0.319, SLG: 0.459	G4-3					SF9						4	0	1	1	0	0	2						
6 Owen Miller, R OBP: 0.235, SLG: 0.355								F7				0	0	0	0	0	0	0						
0 Andrés Giménez, L OBP: 0.369, SLG: 0.495		G3-1				G4-3						5	0	1	0	0	1	4						
39 Oscar Gonzalez, R OBP: 0.321, SLG: 0.468		F8				G4-6-3						4	0	0	0	1	0	2						
2 Tyler Freeman, R OBP: 0.324, SLG: 0.258		G6-3				L8						5	0	1	0	0	0	4						
17 Austin Hedges, R OBP: 0.262, SLG: 0.276						G4-3						3	1	2	0	0	0	0						
9 Richie Palacios, L OBP: 0.306, SLG: 0.303												1	0	0	0	0	1	1						
12 Luke Maile, R OBP: 0.329, SLG: 0.364												0	0	0	0	0	0	0						
7 Myles Straw, R OBP: 0.277, SLG: 0.254						L9						4	0	0	0	0	1	3						
<b>Inning Stats</b>	R: 0 E: 0 K: 1 S: 11	H: 1 LOB: 1 BB: 0 P: 18	R: 0 E: 0 K: 0 S: 7	H: 0 LOB: 0 BB: 0 P: 11	R: 1 E: 0 K: 0 S: 8	H: 2 LOB: 1 BB: 0 P: 14	R: 0 E: 0 K: 1 S: 6	H: 1 LOB: 0 BB: 0 P: 11	R: 0 E: 0 K: 0 S: 10	H: 0 LOB: 0 BB: 0 P: 15	R: 1 E: 0 K: 0 S: 11	H: 2 LOB: 1 BB: 0 P: 16	R: 0 E: 0 K: 2 S: 8	H: 0 LOB: 0 BB: 0 P: 12	R: 0 E: 0 K: 1 S: 11	H: 1 LOB: 1 BB: 0 P: 17	R: 0 E: 0 K: 1 S: 6	H: 0 LOB: 0 BB: 1 P: 12	R: 0 E: 0 K: 0 S: 11	H: 0 LOB: 3 BB: 2 P: 18	1B: 5 2B: 4 3B: 0 HR: 0	SF: 2 SAC: 0 DP: 2 HBP: 0	WP: 0 PB: 0 SB: 1 CS: 0	PA: 43
<b>PITCHER</b>	36 Logan Gilbert, R ERA: 3.49	47 Matt Brash, R ERA: 5.06	37 Paul Sewald, R ERA: 2.61	63 Diego Castillo, R ERA: 3.38	67 Matt Festa, R ERA: 3.69	<b>PITCHER</b>	56 Penn Murfee, R ERA: 2.67																	
IP	6.1	7.1	8.1	9.1	10.1	IP	1.0																	
WLS	26	2	3	4	3	WLS	5																	
BF	8	2	0	1	0	BF	5																	
H	8	0	0	1	0	H	0																	
R	2	0	0	0	0	R	0																	
ER	2	0	0	0	0	ER	0																	
SO	2	0	0	2	1	SO	0																	
BB	0	0	0	0	0	BB	1																	
IBB	0	0	0	0	0	IBB	1																	
HBP	0	0	0	0	0	HBP	0																	
BLK	0	0	0	0	0	BLK	0																	
WP	0	0	0	0	0	WP	0																	
HR	0	0	0	0	0	HR	0																	
S	57	8	12	17	12	S	11																	
P	90	8	12	17	12	P	16																	
ERA	2.84	0.00	0.00	1.00	0.00	ERA	0.00																	
WHIP	1.263	0.000	0.000	1.000	1.000	WHIP	1.000																	

Cleveland Guardians @ Seattle Mariners  
T-Mobile Park, Seattle, WA  
Fri Aug 26 2022, 7:12 PM - 10:40 PM PDT  
Alt. 39.870 - Overcast - 71 F

livebaseballscores.com

AB 38  
R 2  
H 9  
RBI 2  
BB 3  
SO 5  
LOB 22

Batter	1	2	3	4	5	6	7	8	9	10	11	AB	R	H	RBI	BB	SO	LOB	BOTTOM		
44 Julio Rodríguez, R OBP: 0.328, SLG: 0.472			K			G6-3		K				4	0	0	0	1	3	1			
27 Jesse Winker, L OBP: 0.343, SLG: 0.366	G3											4	0	1	0	0	2	1			
25 Dylan Moore, R OBP: 0.355, SLG: 0.373												1	1	0	0	0	1	2			
17 Mitch Haniger, R OBP: 0.330, SLG: 0.505	E5					G6-4-3						5	0	2	1	0	1	1			
28 Eugenio Suárez, R OBP: 0.335, SLG: 0.440												4	1	1	0	0	3	2			
41 Carlos Santana, S OBP: 0.326, SLG: 0.352												4	1	2	0	0	2	1			
26 Adam Frazier, L OBP: 0.310, SLG: 0.314												2	0	1	1	0	0	0			
29 Cal Raleigh, S OBP: 0.276, SLG: 0.455												4	0	0	0	0	0	5			
3 J.P. Crawford, L OBP: 0.338, SLG: 0.353												1	0	1	1	1	0	0			
0 Sam Haggerty, S OBP: 0.349, SLG: 0.479												3	0	0	0	0	3	3			
18 Jake Lamb, L OBP: 0.320, SLG: 0.388												0	0	0	0	0	0	0			
23 Ty France, R OBP: 0.345, SLG: 0.423												1	0	0	0	0	1	1			
56 Penn Murfee, R ERA: 1.2												0	0	0	0	0	0	0			
<b>Inning Stats</b>	R: 0 E: 1 K: 2 S: 9	H: 0 LOB: 1 BB: 0 P: 15	R: 0 E: 0 K: 1 S: 8	H: 0 LOB: 0 BB: 0 P: 12	R: 0 E: 0 K: 2 S: 10	H: 1 LOB: 1 BB: 0 P: 14	R: 0 E: 0 K: 1 S: 8	H: 1 LOB: 1 BB: 0 P: 12	R: 0 E: 0 K: 3 S: 11	H: 0 LOB: 0 BB: 1 P: 18	R: 0 E: 0 K: 2 S: 16	H: 2 LOB: 2 BB: 0 P: 18	R: 0 E: 0 K: 2 S: 7	H: 0 LOB: 2 BB: 1 P: 9	R: 1 E: 0 K: 0 S: 1	H: 1 LOB: 1 BB: 0 P: 3	1B: 7 2B: 2 3B: 0 HR: 0	SF: 2 SAC: 2 DP: 3 HBP: 0	WP: 0 PB: 0 SB: 0 CS: 1	PA: 39	
<b>PITCHER</b>	57 Shane Bieber, R ERA: 3.02	99 James Karinchak, R ERA: 1.29	37 Trevor Stephan, R ERA: 2.37	52 Nick Sandlin, R ERA: 2.14	48 Emmanuel Clase, R ERA: 1.2	<b>PITCHER</b>	56 Penn Murfee, R ERA: 2.67														
IP	7.0	1.0	1.1	0.2	0.0	IP	1.0														
WLS	25	4	6	3	1	WLS	5														
BF	5	0	2	0	0	BF	5														
H	5	0	2	0	0	H	0														
R	2	0	0	0	0	R	0														
ER	1	0	0	0	0	ER	0														
SO	9	3	2	2	0	SO	0														
BB	0	1	0	0	0	BB	1														
IBB	0	0	0	0	0	IBB	1														
HBP	0	0	0	0	0	HBP	0														
BLK	0	0	0	0	0	BLK	0														
WP	0	0	0	0	0	WP	0														
HR	0	0	0	0	0	HR	0														
S	64	11	17	6	3	S	11														
P	93	11	20	7	3	P	16														
ERA	1.29	0.00	0.00	0.00	∞	ERA	0.00														
WHIP	0.714	1.500	0.000	0.000	∞	WHIP	1.000														

Cleveland Guardians @ Seattle Mariners  
T-Mobile Park, Seattle, WA  
Fri Aug 26 2022, 7:12 PM - 10:40 PM PDT  
Alt. 39.870 - Overcast - 71 F

livebaseballscores.com

AB 33  
R 3  
H 8  
RBI 3  
BB 2  
SO 16  
LOB 17



Batter	1	2	3	4	5	6	7	8	9	AB	R	H	RBI	BB	SO	LOB	TOP				
38 Steven Kwan, L (1,7) OBP: 0.375, SLG: 0.394										3	1	2	0	1	1	0					
1 Amed Rosario, R (1,6) OBP: 0.320, SLG: 0.408										4	1	1	0	0	2	3					
11 José Ramírez, S (1,5) OBP: 0.356, SLG: 0.553										4	2	2	2	0	1	1					
22 Josh Naylor, L (1,3) OBP: 0.319, SLG: 0.456										4	0	1	1	0	0	2					
0 Andrés Giménez, L (1,4) OBP: 0.366, SLG: 0.491										3	0	0	1	0	2	2					
39 Oscar Gonzalez, R (1,9) OBP: 0.320, SLG: 0.459										4	0	0	0	0	2	2					
9 Richie Palacios, L (1,10) OBP: 0.294, SLG: 0.290										4	0	0	0	0	1	0					
12 Luke Maile, R (1,2) OBP: 0.327, SLG: 0.356										3	0	0	0	1	2	0					
7 Myles Straw, R (1,8) OBP: 0.275, SLG: 0.252										4	0	0	0	0	1	1					
<b>Inning Stats</b>	R: 0 H: 1 E: 0 K: 1 S: 17	H: 1 LOB: 1 BB: 0 P: 20	R: 0 H: 0 E: 0 K: 1 S: 18	H: 0 LOB: 0 BB: 0 P: 22	R: 0 H: 0 E: 0 K: 3 S: 10	H: 0 LOB: 0 BB: 0 P: 15	R: 1 H: 1 E: 1 K: 2 S: 15	H: 1 LOB: 1 BB: 0 P: 16	R: 0 H: 1 E: 0 K: 2 S: 14	H: 1 LOB: 1 BB: 0 P: 22	R: 0 H: 0 E: 0 K: 2 S: 9	H: 0 LOB: 0 BB: 0 P: 15	R: 3 H: 2 E: 0 K: 0 S: 14	H: 2 LOB: 0 BB: 1 P: 19	R: 0 H: 0 E: 0 K: 0 S: 14	H: 0 LOB: 0 BB: 0 P: 19	1B: 4 2B: 1 3B: 0 HR: 1	SF: 1 SAC: 0 DP: 0 HBP: 0	WP: 0 PB: 0 CS: 0	PA: 36	
<b>PITCHER</b>	IP WLS BF H R ER SO BB IBB HBP BLK WP HR S P ERA WHIP	IP WLS BF H R ER SO BB IBB HBP BLK WP HR S P ERA WHIP	IP WLS BF H R ER SO BB IBB HBP BLK WP HR S P ERA WHIP	IP WLS BF H R ER SO BB IBB HBP BLK WP HR S P ERA WHIP	IP WLS BF H R ER SO BB IBB HBP BLK WP HR S P ERA WHIP	IP WLS BF H R ER SO BB IBB HBP BLK WP HR S P ERA WHIP	IP WLS BF H R ER SO BB IBB HBP BLK WP HR S P ERA WHIP	IP WLS BF H R ER SO BB IBB HBP BLK WP HR S P ERA WHIP	IP WLS BF H R ER SO BB IBB HBP BLK WP HR S P ERA WHIP	IP WLS BF H R ER SO BB IBB HBP BLK WP HR S P ERA WHIP	IP WLS BF H R ER SO BB IBB HBP BLK WP HR S P ERA WHIP	IP WLS BF H R ER SO BB IBB HBP BLK WP HR S P ERA WHIP	IP WLS BF H R ER SO BB IBB HBP BLK WP HR S P ERA WHIP	IP WLS BF H R ER SO BB IBB HBP BLK WP HR S P ERA WHIP	IP WLS BF H R ER SO BB IBB HBP BLK WP HR S P ERA WHIP	IP WLS BF H R ER SO BB IBB HBP BLK WP HR S P ERA WHIP	IP WLS BF H R ER SO BB IBB HBP BLK WP HR S P ERA WHIP	IP WLS BF H R ER SO BB IBB HBP BLK WP HR S P ERA WHIP	IP WLS BF H R ER SO BB IBB HBP BLK WP HR S P ERA WHIP	IP WLS BF H R ER SO BB IBB HBP BLK WP HR S P ERA WHIP	IP WLS BF H R ER SO BB IBB HBP BLK WP HR S P ERA WHIP

Cleveland Guardians @ Seattle Mariners  
T-Mobile Park, Seattle, WA  
Sat Aug 27 2022, 7:33 PM - 10:17 PM PDT  
Att: 45,586 - Partly Cloudy - 63 F

AB 33  
R 4  
H 6  
RBI 4  
BB 2  
SO 12  
LOB 11



Batter	1	2	3	4	5	6	7	8	9	AB	R	H	RBI	BB	SO	LOB	BOTTOM				
44 Julio Rodríguez, R (1,8) OBP: 0.328, SLG: 0.477										4	1	1	1	0	0	0					
27 Jesse Winker, L (1,7) OBP: 0.345, SLG: 0.363										3	0	0	0	0	1	0					
25 Dylan Moore, R (8,7)										1	0	0	0	0	0	0					
17 Mitch Haniger, R (1,9) OBP: 0.319, SLG: 0.486										4	0	0	0	0	0	0					
28 Eugenio Suárez, R (1,5) OBP: 0.335, SLG: 0.446										3	1	1	1	0	1	0					
23 Ty France, R (1,3) OBP: 0.344, SLG: 0.421										2	0	0	0	0	1	0					
18 Jake Lamb, L (6,3) OBP: 0.327, SLG: 0.430										1	1	1	1	0	0	0					
41 Carlos Santana, S (1,10) OBP: 0.324, SLG: 0.349										3	0	0	0	0	2	0					
26 Adam Frazier, L (1,4) OBP: 0.308, SLG: 0.312										3	0	0	0	0	0	0					
3 J.P. Crawford, L (1,6) OBP: 0.335, SLG: 0.351										3	0	0	0	0	1	0					
5 Curt Casali, R (1,2) OBP: 0.312, SLG: 0.345										2	0	0	0	0	0	0					
29 Cal Raleigh, S (8,PH) OBP: 0.275, SLG: 0.454										1	0	0	0	0	1	0					
<b>Inning Stats</b>	R: 0 H: 0 E: 0 K: 1 S: 10	H: 0 LOB: 0 BB: 0 P: 12	R: 1 H: 1 E: 0 K: 1 S: 10	H: 1 LOB: 0 BB: 0 P: 15	R: 1 H: 1 E: 0 K: 1 S: 12	H: 1 LOB: 0 BB: 0 P: 19	R: 0 H: 0 E: 0 K: 1 S: 8	H: 0 LOB: 0 BB: 0 P: 9	R: 0 H: 0 E: 0 K: 0 S: 8	H: 0 LOB: 0 BB: 0 P: 12	R: 1 H: 1 E: 0 K: 1 S: 10	H: 1 LOB: 0 BB: 0 P: 18	R: 0 H: 0 E: 0 K: 1 S: 9	H: 0 LOB: 0 BB: 0 P: 16	R: 0 H: 0 E: 0 K: 0 S: 6	H: 0 LOB: 0 BB: 0 P: 6	1B: 0 2B: 0 3B: 0 HR: 3	SF: 0 SAC: 0 DP: 0 HBP: 0	WP: 0 PB: 0 CS: 0	PA: 30	
<b>PITCHER</b>	IP WLS BF H R ER SO BB IBB HBP BLK WP HR S P ERA WHIP	IP WLS BF H R ER SO BB IBB HBP BLK WP HR S P ERA WHIP	IP WLS BF H R ER SO BB IBB HBP BLK WP HR S P ERA WHIP	IP WLS BF H R ER SO BB IBB HBP BLK WP HR S P ERA WHIP	IP WLS BF H R ER SO BB IBB HBP BLK WP HR S P ERA WHIP	IP WLS BF H R ER SO BB IBB HBP BLK WP HR S P ERA WHIP	IP WLS BF H R ER SO BB IBB HBP BLK WP HR S P ERA WHIP	IP WLS BF H R ER SO BB IBB HBP BLK WP HR S P ERA WHIP	IP WLS BF H R ER SO BB IBB HBP BLK WP HR S P ERA WHIP	IP WLS BF H R ER SO BB IBB HBP BLK WP HR S P ERA WHIP	IP WLS BF H R ER SO BB IBB HBP BLK WP HR S P ERA WHIP	IP WLS BF H R ER SO BB IBB HBP BLK WP HR S P ERA WHIP	IP WLS BF H R ER SO BB IBB HBP BLK WP HR S P ERA WHIP	IP WLS BF H R ER SO BB IBB HBP BLK WP HR S P ERA WHIP	IP WLS BF H R ER SO BB IBB HBP BLK WP HR S P ERA WHIP	IP WLS BF H R ER SO BB IBB HBP BLK WP HR S P ERA WHIP	IP WLS BF H R ER SO BB IBB HBP BLK WP HR S P ERA WHIP	IP WLS BF H R ER SO BB IBB HBP BLK WP HR S P ERA WHIP	IP WLS BF H R ER SO BB IBB HBP BLK WP HR S P ERA WHIP	IP WLS BF H R ER SO BB IBB HBP BLK WP HR S P ERA WHIP	IP WLS BF H R ER SO BB IBB HBP BLK WP HR S P ERA WHIP

Cleveland Guardians @ Seattle Mariners  
T-Mobile Park, Seattle, WA  
Sat Aug 27 2022, 7:33 PM - 10:17 PM PDT  
Att: 45,586 - Partly Cloudy - 63 F

AB 30  
R 3  
H 3  
RBI 3  
BB 0  
SO 7  
LOB 0





Batter	1	2	3	4	5	6	7	8	9	AB	R	H	RBI	BB	SO	LOB	TOP										
38 Steven Kwan, L (1,7) OBP: 0.372, SLG: 0.390	L1-3			L8		P6		K		4	0	0	0	0	1	4											
1 Amed Rosario, R (1,6) OBP: 0.318, SLG: 0.405	K			K		K		K		4	0	0	0	0	4	2											
11 José Ramírez, S (1,5) OBP: 0.353, SLG: 0.548	F8			G4-3		G6-3		F9		4	0	0	0	0	0	0											
39 Oscar Gonzalez, R (1,9) OBP: 0.318, SLG: 0.455		1B				G6-3		G5-3		4	0	1	0	0	1	0											
22 Josh Naylor, L (1,10) OBP: 0.316, SLG: 0.452		L9				G1-3		L3		3	0	0	0	0	0	1											
6 Owen Miller, R (1,3) OBP: 0.296, SLG: 0.355						K				3	0	1	0	0	2	0											
0 Andrés Giménez, L (1,4) OBP: 0.365, SLG: 0.492								1B		3	0	1	0	0	0	1											
17 Austin Hedges, R (1,2) OBP: 0.263, SLG: 0.277										3	0	1	0	0	0	1											
7 Myles Straw, R (1,8) OBP: 0.274, SLG: 0.251										2	0	0	0	0	1	2											
29 Will Benson, L (8,PH) OBP: 0.212, SLG: 0.133										1	0	1	0	0	0	0											
<b>Inning Stats</b>	R: 0 E: 0 K: 1 S: 8	H: 0 LOB: 0 BB: 0 P: 14	R: 0 E: 0 K: 1 S: 12	H: 1 LOB: 0 BB: 0 P: 18	R: 0 E: 0 K: 1 S: 8	H: 0 LOB: 0 BB: 0 P: 9	R: 0 E: 0 K: 1 S: 10	H: 0 LOB: 0 BB: 0 P: 17	R: 0 E: 0 K: 2 S: 11	H: 0 LOB: 0 BB: 0 P: 16	R: 0 E: 0 K: 1 S: 12	H: 2 LOB: 2 BB: 0 P: 16	R: 0 E: 0 K: 0 S: 9	H: 0 LOB: 0 BB: 0 P: 13	R: 0 E: 0 K: 1 S: 15	H: 2 LOB: 2 BB: 0 P: 19	R: 0 E: 0 K: 1 S: 8	H: 0 LOB: 0 BB: 0 P: 10	1B: 4 2B: 1 3B: 0 HR: 0	SF: 0 SAC: 0 DP: 0 HBP: 0	WP: 0 PB: 0 SB: 1 CS: 1	PA: 31					
<b>PITCHER</b>	IP	WLS	BF	H	R	ER	SO	BB	IBB	HBP	BLK	WP	HR	S	P	ERA	WHIP										
38 Robbie Ray, L (1,1) ERA: 3.58	7.0	W	23	3	0	0	7	0	0	0	0	0	0	70	103	0.00	0.429										
50 Erik Swanson, R (8,1) ERA: 0.99	1.0		5	2	0	0	1	0	0	0	0	0	0	15	19	0.00	2.000										
37 Paul Sewald, R (9,1) ERA: 2.56	1.0		3	0	0	0	1	0	0	0	0	0	0	8	10	0.00	0.000										

Cleveland Guardians @ Seattle Mariners  
T-Mobile Park, Seattle, WA  
Sun Aug 28 2022, 1:12 PM - 3:41 PM PDT  
Att: 45,190 - Partly Cloudy - 62 F

AB 31  
R 0  
H 5  
RBI 0  
BB 0  
SO 9  
LOB 11



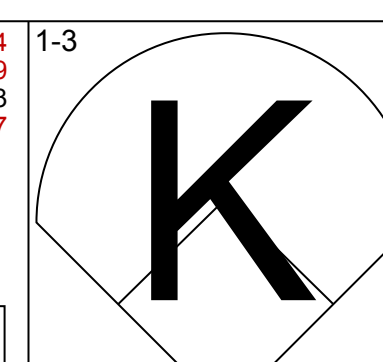
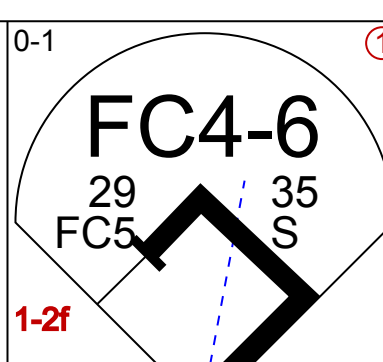
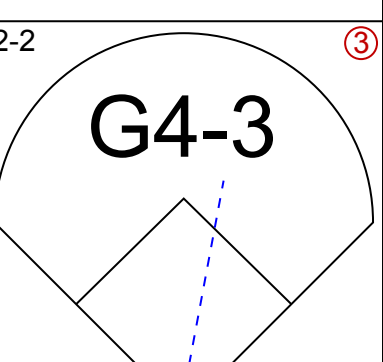
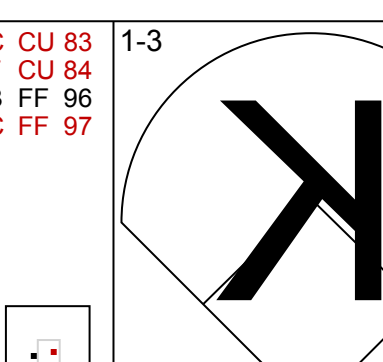
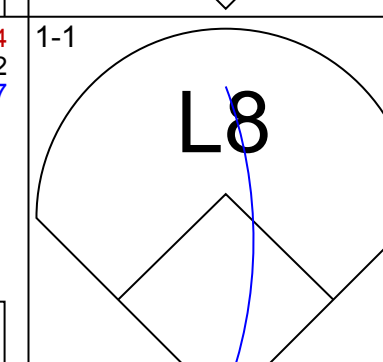
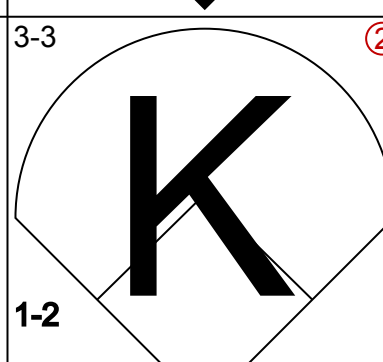
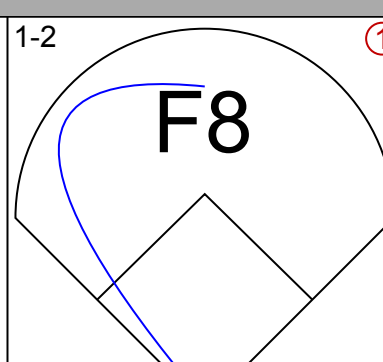
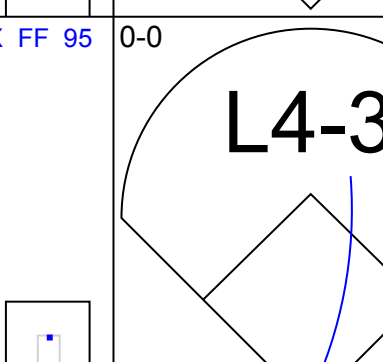
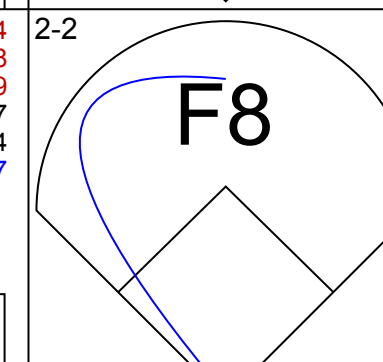
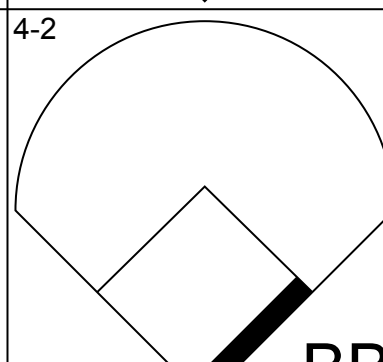
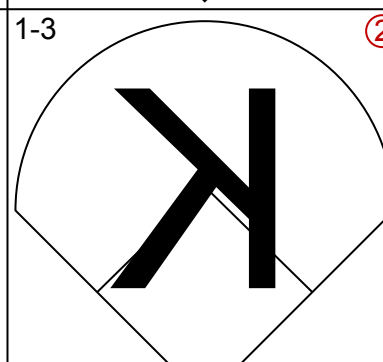
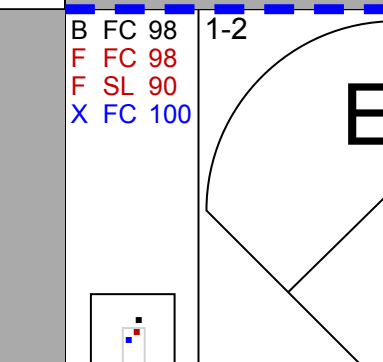
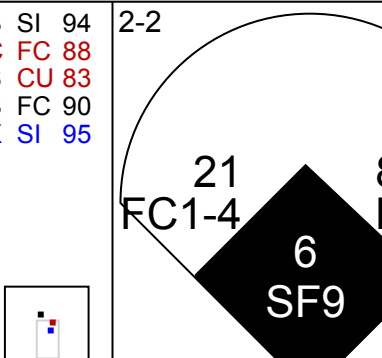
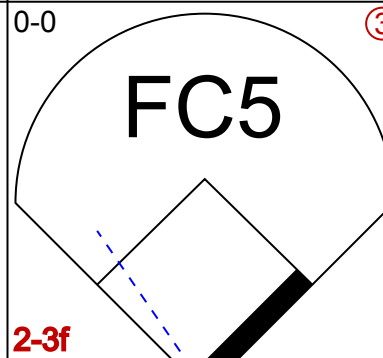
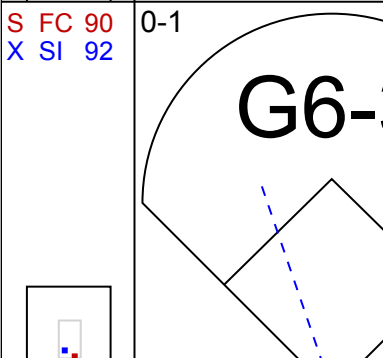
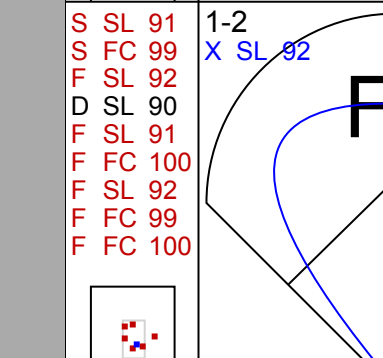
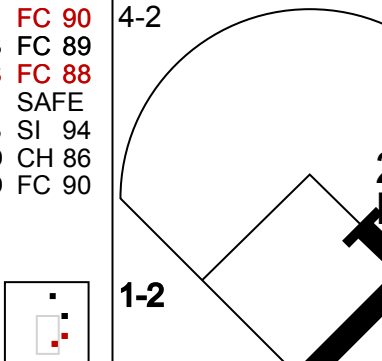
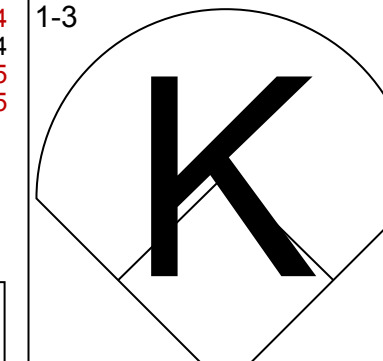
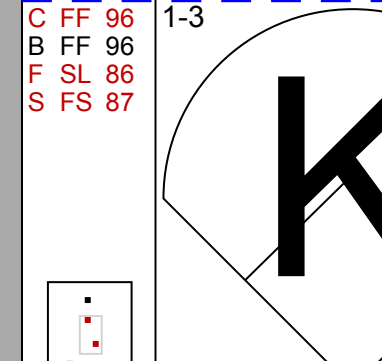
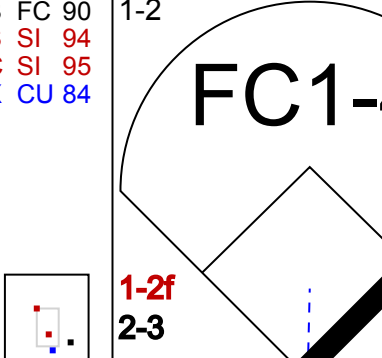
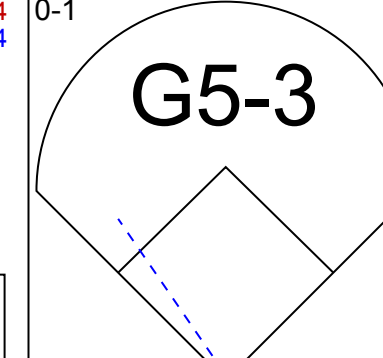
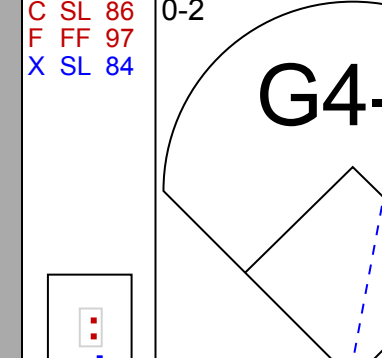
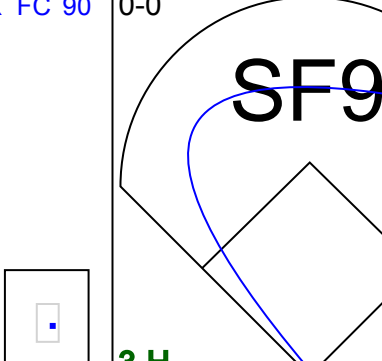
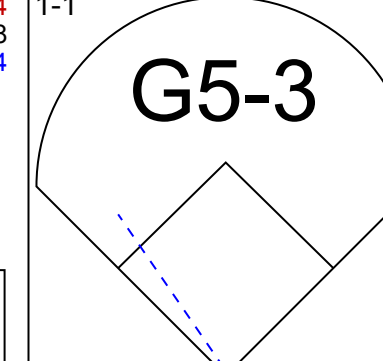
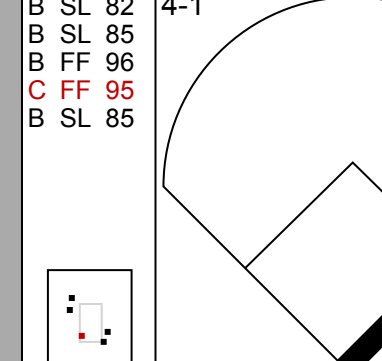
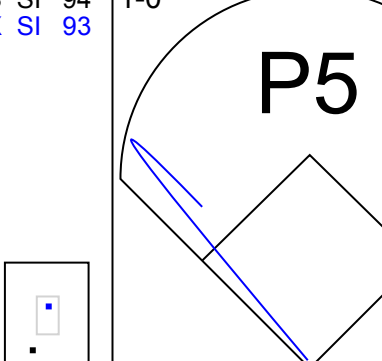
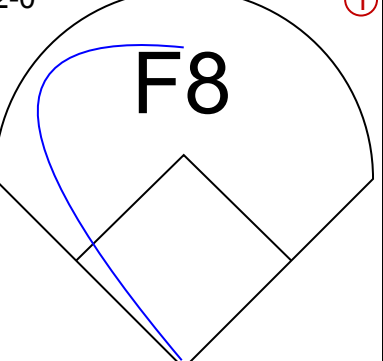
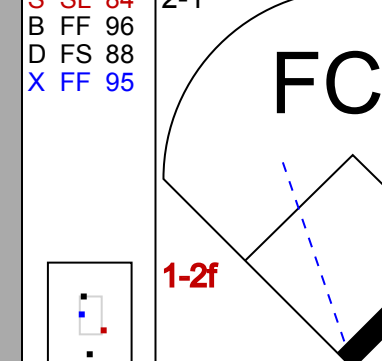
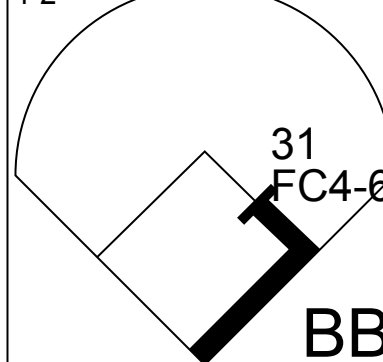
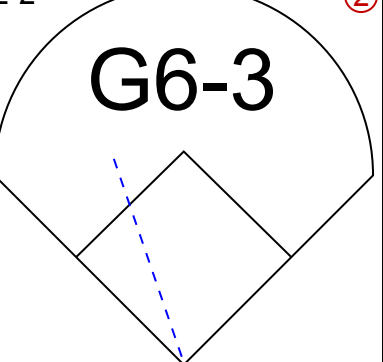
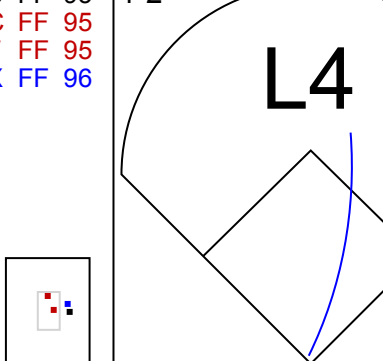
Batter	1	2	3	4	5	6	7	8	9	AB	R	H	RBI	BB	SO	LOB	BOTTOM										
44 Julio Rodríguez, R (1,8) OBP: 0.325, SLG: 0.472	K		G6-3		G2-3			P4		4	0	0	0	0	1	1											
27 Jesse Winker, L (1,7) OBP: 0.343, SLG: 0.360	P2					G5-3		G4-3		3	0	0	0	0	1	0											
0 Sam Haggerty, S (8,7)										1	0	0	0	0	0	0											
17 Mitch Haniger, R (1,9) OBP: 0.317, SLG: 0.474	K				G5-3	G3				3	0	0	0	1	1	0											
28 Eugenio Suárez, R (1,5) OBP: 0.332, SLG: 0.442		F7			F8					4	0	0	0	0	2	1											
23 Ty France, R (1,3) OBP: 0.346, SLG: 0.430		K								3	1	2	1	0	1	0											
41 Carlos Santana, S (1,10) OBP: 0.321, SLG: 0.346		F8								3	1	0	0	0	0	1											
29 Cal Raleigh, S (1,2) OBP: 0.275, SLG: 0.451			G4-3		G4-3					2	0	0	0	1	0	1											
26 Adam Frazier, L (1,4) OBP: 0.310, SLG: 0.315										2	1	1	0	1	0	1											
25 Dylan Moore, R (1,6) OBP: 0.353, SLG: 0.388										3	1	1	3	0	1	2											
<b>Inning Stats</b>	R: 0 E: 0 K: 2 S: 8	H: 0 LOB: 0 BB: 0 P: 13	R: 0 E: 0 K: 1 S: 6	H: 0 LOB: 0 BB: 0 P: 12	R: 0 E: 0 K: 0 S: 8	H: 1 LOB: 1 BB: 0 P: 10	R: 0 E: 0 K: 1 S: 6	H: 0 LOB: 0 BB: 0 P: 10	R: 3 E: 1 K: 0 S: 10	H: 2 LOB: 0 BB: 1 P: 21	R: 0 E: 0 K: 1 S: 9	H: 0 LOB: 0 BB: 0 P: 12	R: 1 E: 0 K: 1 S: 12	H: 1 LOB: 1 BB: 1 P: 22	R: 0 E: 0 K: 1 S: 10	H: 0 LOB: 1 BB: 1 P: 18	1B: 1 2B: 1 3B: 0 HR: 2	SF: 0 SAC: 0 DP: 0 HBP: 0	WP: 0 PB: 0 SB: 0 CS: 0	PA: 31							
<b>PITCHER</b>	IP	WLS	BF	H	R	ER	SO	BB	IBB	HBP	BLK	WP	HR	S	P	ERA	WHIP										
43 Aaron Civale, R (1,1) ERA: 5.4	6.1	L	25	4	4	4	5	2	0	0	0	0	0	53	89	5.68	0.947										
62 Enyel De Los Santos, R (7,1) ERA: 2.79	0.2		2	0	0	0	1	0	0	0	0	0	0	6	11	0.00	0.000										
27 Bryan Shaw, R (8,1) ERA: 5.12	1.0		4	0	0	0	1	1	0	0	0	0	0	10	18	0.00	1.000										

Cleveland Guardians @ Seattle Mariners  
T-Mobile Park, Seattle, WA  
Sun Aug 28 2022, 1:12 PM - 3:41 PM PDT  
Att: 45,190 - Partly Cloudy - 62 F

AB 28  
R 4  
H 4  
RBI 4  
BB 3  
SO 7  
LOB 7

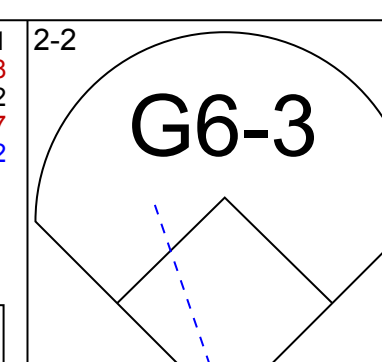
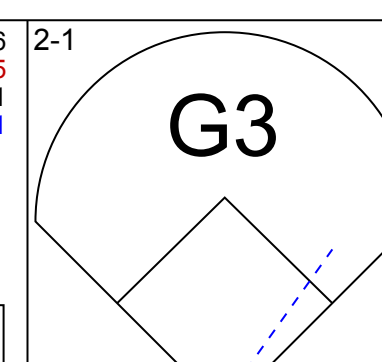
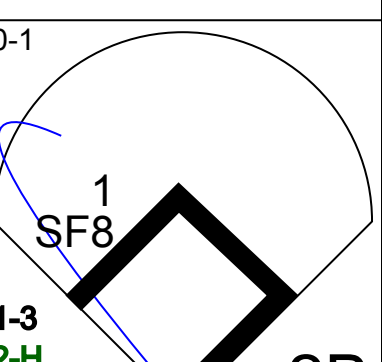
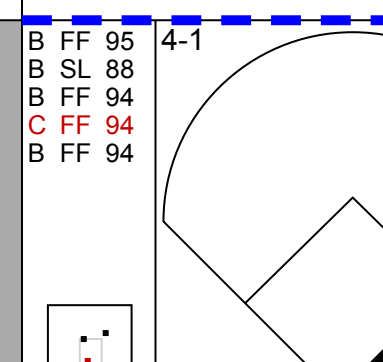
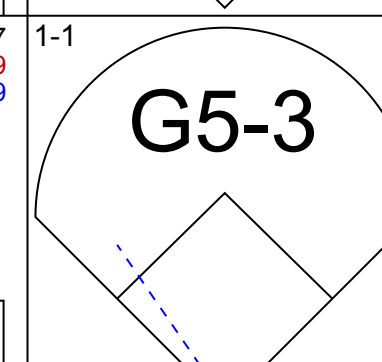
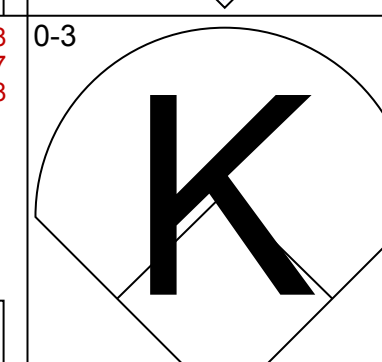
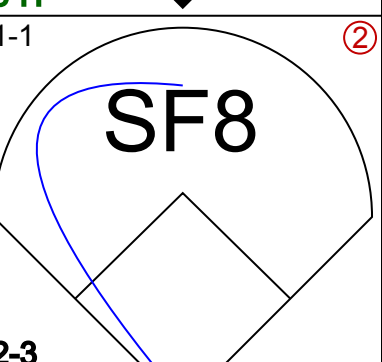
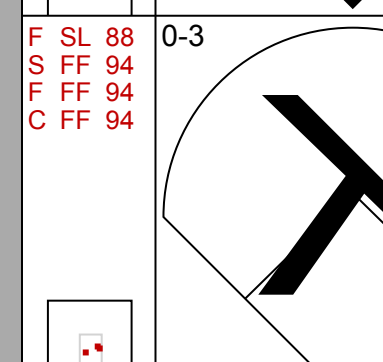
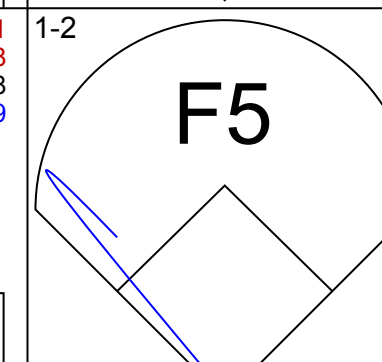
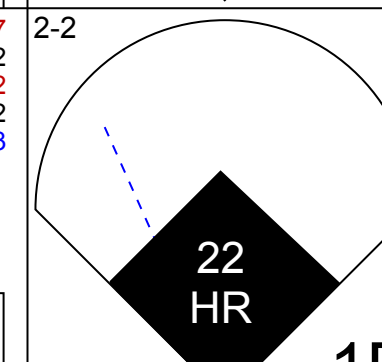
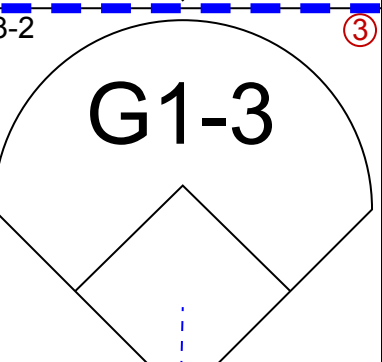
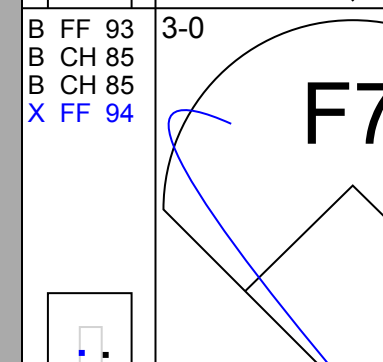
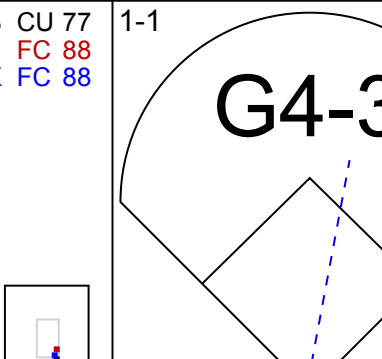
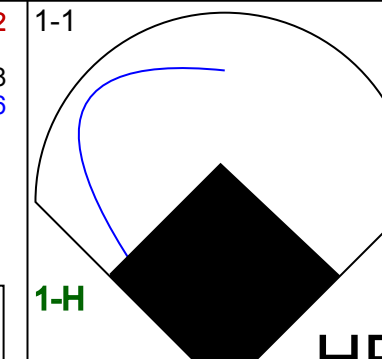
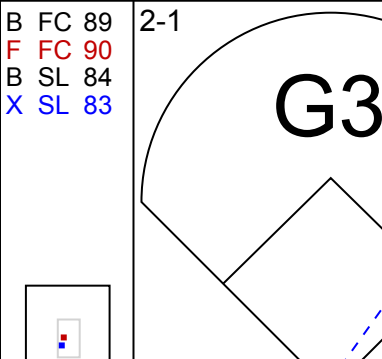

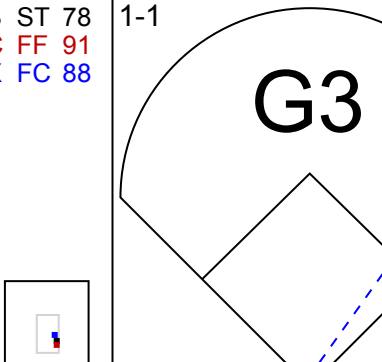
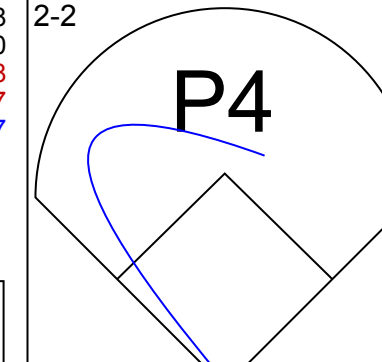
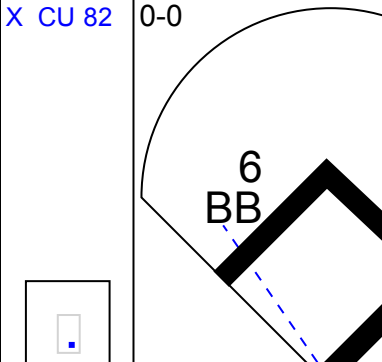
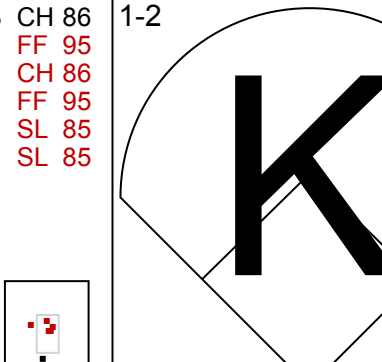

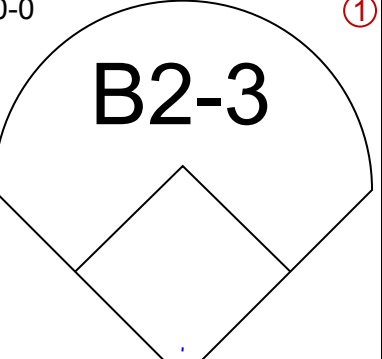

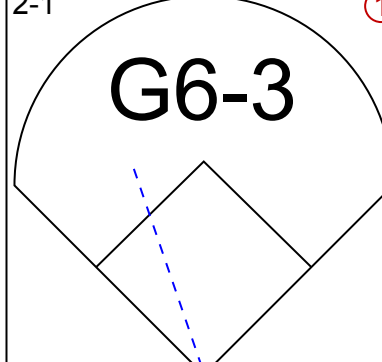
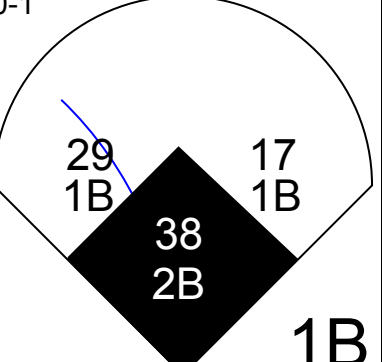
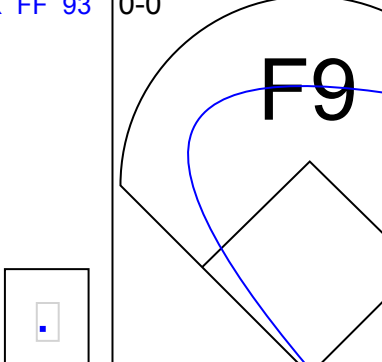

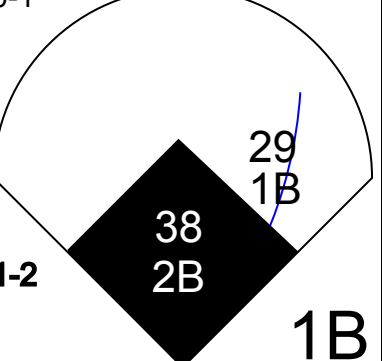
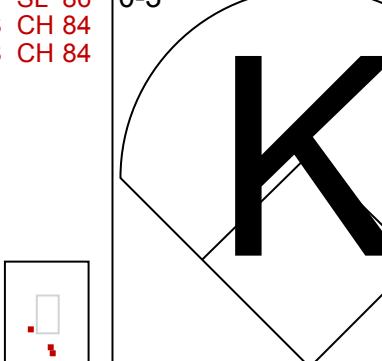
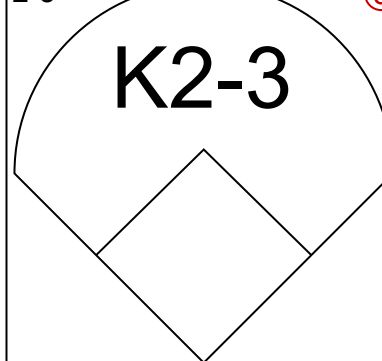
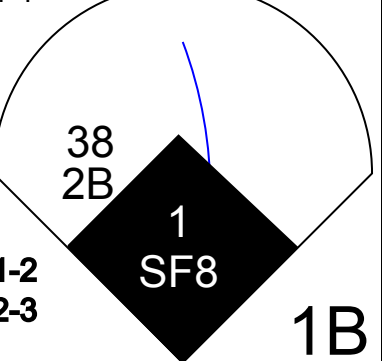

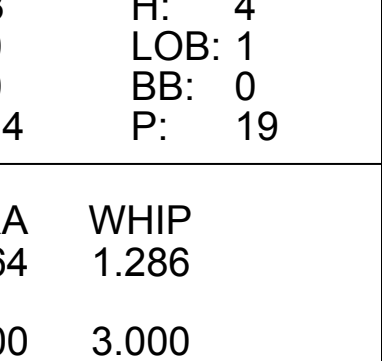




Batter	1	2	3	4	5	6	7	8	9	AB	R	H	RBI	BB	SO	LOB	TOP				
31 Cedric Mullins, L (1, 8) OBP: 0.327, SLG: 0.400										4	0	0	0	0	2	1					
35 Adley Rutschman, S (1, 2) OBP: 0.358, SLG: 0.435										4	0	0	0	0	1	1					
25 Anthony Santander, S (1, 10) OBP: 0.335, SLG: 0.456										3	0	0	0	1	1	0					
29 Ramón Urias, R (1, 5) OBP: 0.290, SLG: 0.414										4	1	1	0	0	0	3					
83 Kyle Stowers, L (1, 7) OBP: 0.294, SLG: 0.355										3	0	0	0	1	2	1					
21 Austin Hays, R (1, 9) OBP: 0.310, SLG: 0.429										3	0	0	0	0	0	2					
6 Ryan Mountcastle, R (1, 3) OBP: 0.291, SLG: 0.420										1	0	0	1	1	0	0					
12 Rougned Odor, L (1, 4) OBP: 0.264, SLG: 0.353										3	0	0	0	0	0	2					
3 Jorge Mateo, R (1, 6) OBP: 0.277, SLG: 0.399										2	0	0	0	1	0	0					
<b>Inning Stats</b>	R: 0 E: 0 K: 1 S: 9	H: 0 LOB: 0 BB: 0 P: 13	R: 1 E: 0 K: 0 S: 10	H: 1 LOB: 1 BB: 1 P: 18	R: 0 E: 0 K: 1 S: 13	H: 0 LOB: 2 BB: 2 P: 24	R: 0 E: 0 K: 1 S: 7	H: 0 LOB: 0 BB: 0 P: 9	R: 0 E: 0 K: 1 S: 12	H: 0 LOB: 0 BB: 0 P: 14	R: 0 E: 0 K: 1 S: 9	H: 0 LOB: 1 BB: 1 P: 16	R: 0 E: 0 K: 1 S: 7	H: 0 LOB: 0 BB: 0 P: 9	R: 0 E: 1 K: 0 S: 14	H: 0 LOB: 0 BB: 0 P: 16	1B: 1 2B: 0 3B: 0 HR: 0	SF: 1 SAC: 0 DP: 1 HBP: 0	WP: 0 PB: 0 SB: 1 CS: 1	PA: 32	
<b>PITCHER</b>	IP WLS BF H R ER SO BB IBB HBP BLK WP HR S P ERA WHIP	IP WLS BF H R ER SO BB IBB HBP BLK WP HR S P ERA WHIP	IP WLS BF H R ER SO BB IBB HBP BLK WP HR S P ERA WHIP	IP WLS BF H R ER SO BB IBB HBP BLK WP HR S P ERA WHIP	IP WLS BF H R ER SO BB IBB HBP BLK WP HR S P ERA WHIP	IP WLS BF H R ER SO BB IBB HBP BLK WP HR S P ERA WHIP	IP WLS BF H R ER SO BB IBB HBP BLK WP HR S P ERA WHIP	IP WLS BF H R ER SO BB IBB HBP BLK WP HR S P ERA WHIP	IP WLS BF H R ER SO BB IBB HBP BLK WP HR S P ERA WHIP	IP WLS BF H R ER SO BB IBB HBP BLK WP HR S P ERA WHIP	IP WLS BF H R ER SO BB IBB HBP BLK WP HR S P ERA WHIP	IP WLS BF H R ER SO BB IBB HBP BLK WP HR S P ERA WHIP	IP WLS BF H R ER SO BB IBB HBP BLK WP HR S P ERA WHIP	IP WLS BF H R ER SO BB IBB HBP BLK WP HR S P ERA WHIP	IP WLS BF H R ER SO BB IBB HBP BLK WP HR S P ERA WHIP	IP WLS BF H R ER SO BB IBB HBP BLK WP HR S P ERA WHIP	IP WLS BF H R ER SO BB IBB HBP BLK WP HR S P ERA WHIP	IP WLS BF H R ER SO BB IBB HBP BLK WP HR S P ERA WHIP	IP WLS BF H R ER SO BB IBB HBP BLK WP HR S P ERA WHIP	IP WLS BF H R ER SO BB IBB HBP BLK WP HR S P ERA WHIP	IP WLS BF H R ER SO BB IBB HBP BLK WP HR S P ERA WHIP



AB	27
R	1
H	1
RBI	1
BB	4
SO	6
LOB	10

Batter	1	2	3	4	5	6	7	8	9	AB	R	H	RBI	BB	SO	LOB	BOTTOM				
38 Steven Kwan, L (1, 7) OBP: 0.373, SLG: 0.392										3	0	1	2	1	0	0					
1 Amed Rosario, R (1, 6) OBP: 0.316, SLG: 0.402										3	0	0	1	0	2	1					
11 José Ramírez, S (1, 5) OBP: 0.352, SLG: 0.546										4	1	1	0	0	0	2					
22 Josh Naylor, L (1, 3) OBP: 0.315, SLG: 0.459										4	1	1	2	0	0	1					
39 Oscar Gonzalez, R (1, 9) OBP: 0.317, SLG: 0.452										4	0	1	0	0	1	0					
0 Andrés Giménez, L (1, 4) OBP: 0.367, SLG: 0.492										4	0	2	0	0	1	0					
6 Owen Miller, R (1, 10) OBP: 0.298, SLG: 0.355										3	1	1	0	1	0	1					
17 Austin Hedges, R (1, 2) OBP: 0.263, SLG: 0.276										4	1	1	0	0	1	4					
29 Will Benson, L (1, 8) OBP: 0.222, SLG: 0.152										3	1	1	0	0	1	3					
7 Myles Straw, R (7, 8) OBP: 0.274, SLG: 0.251										0	0	0	0	0	0	0					
<b>Inning Stats</b>	R: 0 E: 0 K: 0 S: 8	H: 0 LOB: 0 BB: 0 P: 12	R: 0 E: 0 K: 1 S: 9	H: 0 LOB: 0 BB: 0 P: 13	R: 0 E: 0 K: 1 S: 7	H: 0 LOB: 0 BB: 0 P: 12	R: 2 E: 0 K: 1 S: 13	H: 2 LOB: 0 BB: 0 P: 20	R: 3 E: 0 K: 0 S: 14	H: 4 LOB: 1 BB: 0 P: 19	R: 0 E: 0 K: 0 S: 17	H: 2 LOB: 3 BB: 1 P: 26	R: 0 E: 0 K: 1 S: 9	H: 0 LOB: 1 BB: 1 P: 17	R: 0 E: 0 K: 2 S: 13	H: 1 LOB: 1 BB: 0 P: 15	1B: 7 2B: 1 3B: 0 HR: 1	SF: 1 SAC: 0 DP: 0 HBP: 0	WP: 0 PB: 0 SB: 0 CS: 0	PA: 35	
<b>PITCHER</b>	IP WLS BF H R ER SO BB IBB HBP BLK WP HR S P ERA WHIP	IP WLS BF H R ER SO BB IBB HBP BLK WP HR S P ERA WHIP	IP WLS BF H R ER SO BB IBB HBP BLK WP HR S P ERA WHIP	IP WLS BF H R ER SO BB IBB HBP BLK WP HR S P ERA WHIP	IP WLS BF H R ER SO BB IBB HBP BLK WP HR S P ERA WHIP	IP WLS BF H R ER SO BB IBB HBP BLK WP HR S P ERA WHIP	IP WLS BF H R ER SO BB IBB HBP BLK WP HR S P ERA WHIP	IP WLS BF H R ER SO BB IBB HBP BLK WP HR S P ERA WHIP	IP WLS BF H R ER SO BB IBB HBP BLK WP HR S P ERA WHIP	IP WLS BF H R ER SO BB IBB HBP BLK WP HR S P ERA WHIP	IP WLS BF H R ER SO BB IBB HBP BLK WP HR S P ERA WHIP	IP WLS BF H R ER SO BB IBB HBP BLK WP HR S P ERA WHIP	IP WLS BF H R ER SO BB IBB HBP BLK WP HR S P ERA WHIP	IP WLS BF H R ER SO BB IBB HBP BLK WP HR S P ERA WHIP	IP WLS BF H R ER SO BB IBB HBP BLK WP HR S P ERA WHIP	IP WLS BF H R ER SO BB IBB HBP BLK WP HR S P ERA WHIP	IP WLS BF H R ER SO BB IBB HBP BLK WP HR S P ERA WHIP	IP WLS BF H R ER SO BB IBB HBP BLK WP HR S P ERA WHIP	IP WLS BF H R ER SO BB IBB HBP BLK WP HR S P ERA WHIP	IP WLS BF H R ER SO BB IBB HBP BLK WP HR S P ERA WHIP	IP WLS BF H R ER SO BB IBB HBP BLK WP HR S P ERA WHIP



AB	32
R	5
H	9
RBI	5
BB	2
SO	6
LOB	12

AB	27
R	1
H	1
RBI	1
BB	4
SO	6
LOB	10



AB	27
R	1
H	1
RBI	1
BB	4
SO	6
LOB	10

livebaseballscorecards.com

Baltimore Orioles @ Cleveland Guardians  
Progressive Field, Cleveland, OH  
Tue Aug 30 2022, 6:11 PM - 8:48 PM EDT  
Att: 12,492 - Partly Cloudy - 78 F



Batter	1	2	3	4	5	6	7	8	9	AB	R	H	RBI	BB	SO	LOB	TOP		
31 Cedric Mullins, L (1, 8) OBP: 0.325, SLG: 0.398										5	0	1	0	0	2	2	<p><b>Baltimore Orioles @ Cleveland Guardians</b>  <b>Progressive Field, Cleveland, OH</b>  Wed Aug 31 2022, 6:13 PM - 9:04 PM EDT  Att: 12,221 - Clear - 79 F</p>		
35 Adley Rutschman, S (1, 2) OBP: 0.397, SLG: 0.431										3	1	0	0	1	1	2			
25 Anthony Santander, S (1, 9) 26 Ryan McKenna, R (8, 7)										3	0	1	0	1	2	1			
29 Ramón Urias, R (1, 10) OBP: 0.293, SLG: 0.422										3	1	1	3	1	2	1			
6 Ryan Mountcastle, R (1, 3) OBP: 0.290, SLG: 0.419										4	0	1	0	0	0	3			
2 Gunnar Henderson, L (1, 5) OBP: 0.500, SLG: 1.250										4	1	2	1	0	0	1			
21 Austin Hays, R (1, 7) (8, 9)										4	0	0	0	0	2	1			
12 Rougned Odor, L (1, 4) OBP: 0.266, SLG: 0.354										4	1	2	0	0	2	0			
3 Jorge Mateo, R (1, 6) OBP: 0.274, SLG: 0.396										4	0	0	0	0	1	3			
<b>Inning Stats</b>	R: 0 H: 1 E: 0 K: 2 S: 15	H: 1 LOB: 1 BB: 0 P: 23	R: 0 H: 1 E: 0 K: 1 S: 7	H: 1 LOB: 0 BB: 0 P: 10	R: 1 H: 2 E: 0 K: 1 S: 18	H: 2 LOB: 3 BB: 2 P: 31	R: 1 H: 1 E: 0 K: 2 S: 17	H: 1 LOB: 0 BB: 0 P: 22	R: 0 H: 0 E: 0 K: 1 S: 7	H: 0 LOB: 0 BB: 0 P: 11	R: 0 H: 0 E: 0 K: 1 S: 6	H: 0 LOB: 0 BB: 0 P: 8	R: 0 H: 0 E: 0 K: 1 S: 13	H: 1 LOB: 0 BB: 1 P: 22	R: 2 H: 1 E: 0 K: 1 S: 13	H: 1 LOB: 2 BB: 0 P: 17		1B: 6 2B: 1 3B: 0 HR: 2	SF: 0 SAC: 0 DP: 1 HBP: 0
<b>PITCHER</b>	IP WLS BF H R ER SO	IP WLS BF H R ER SO	IP WLS BF H R ER SO	IP WLS BF H R ER SO	IP WLS BF H R ER SO	IP WLS BF H R ER SO	IP WLS BF H R ER SO	IP WLS BF H R ER SO	IP WLS BF H R ER SO	IP WLS BF H R ER SO	IP WLS BF H R ER SO	IP WLS BF H R ER SO	IP WLS BF H R ER SO	IP WLS BF H R ER SO	IP WLS BF H R ER SO	IP WLS BF H R ER SO	ERA WHIP	ERA WHIP	
24 Triston McKenzie, R (1, 1) ERA: 3.18	5.0 L 21 5 2 2 7																3.60 1.400		
52 Nick Sandlin, R (8, 1) ERA: 2.06	1.1 4 0 0 0 1																0.00 0.000		
31 Sam Hentges, L (7, 1) ERA: 3.09	1.0 4 0 0 1 1																9.00 1.000		
49 Eli Morgan, R (8, 1) ERA: 4.21	0.2 3 1 1 1 1																13.50 1.500		
27 Bryan Shaw, R (9, 1) ERA: 5.91	1.0 5 2 0 0 1																0.00 2.000		

Batter	1	2	3	4	5	6	7	8	9	AB	R	H	RBI	BB	SO	LOB	BOTTOM		
38 Steven Kwan, L (1, 7) OBP: 0.370, SLG: 0.389										4	0	0	0	0	0	0	<p><b>Baltimore Orioles @ Cleveland Guardians</b>  <b>Progressive Field, Cleveland, OH</b>  Wed Aug 31 2022, 6:13 PM - 9:04 PM EDT  Att: 12,221 - Clear - 79 F</p>		
1 Amed Rosario, R (1, 6) OBP: 0.317, SLG: 0.403										4	0	2	0	0	0	0			
11 José Ramírez, S (1, 5) OBP: 0.353, SLG: 0.547										4	0	2	0	0	1	2			
22 Josh Naylor, L (1, 3) OBP: 0.315, SLG: 0.455										3	0	0	0	1	0	2			
39 Oscar Gonzalez, R (1, 9) OBP: 0.312, SLG: 0.443										4	0	0	0	0	1	4			
0 Andrés Giménez, L (1, 4) OBP: 0.386, SLG: 0.488										3	0	0	0	1	1	0			
9 Richie Palacios, L (1, 10) OBP: 0.302, SLG: 0.292										3	0	1	0	1	0	0			
12 Luke Maile, R (1, 2) OBP: 0.321, SLG: 0.348										3	0	0	0	0	0	4			
29 Will Benson, L (1, 8) OBP: 0.211, SLG: 0.143										2	0	0	0	0	0	0			
7 Myles Straw, R (7, PH) (8, 8)										1	0	0	0	0	0	0			
<b>Inning Stats</b>	R: 0 H: 1 E: 0 K: 0 S: 13	H: 0 LOB: 0 BB: 0 P: 22	R: 0 H: 0 E: 0 K: 1 S: 7	H: 0 LOB: 0 BB: 0 P: 10	R: 0 H: 0 E: 0 K: 0 S: 9	H: 0 LOB: 3 BB: 3 P: 23	R: 0 H: 1 E: 0 K: 0 S: 11	H: 1 LOB: 0 BB: 0 P: 17	R: 0 H: 0 E: 0 K: 1 S: 6	H: 0 LOB: 0 BB: 0 P: 9	R: 0 H: 1 E: 0 K: 0 S: 5	H: 1 LOB: 0 BB: 0 P: 5	R: 0 H: 1 E: 0 K: 1 S: 10	H: 1 LOB: 1 BB: 0 P: 12	R: 0 H: 0 E: 0 K: 0 S: 6	H: 0 LOB: 0 BB: 0 P: 6	1B: 4 2B: 1 3B: 0 HR: 0	SF: 0 SAC: 0 DP: 2 HBP: 0	WP: 0 PA: 34 PB: 0 SB: 0 CS: 0
<b>PITCHER</b>	IP WLS BF H R ER SO	IP WLS BF H R ER SO	IP WLS BF H R ER SO	IP WLS BF H R ER SO	IP WLS BF H R ER SO	IP WLS BF H R ER SO	IP WLS BF H R ER SO	IP WLS BF H R ER SO	IP WLS BF H R ER SO	IP WLS BF H R ER SO	IP WLS BF H R ER SO	IP WLS BF H R ER SO	IP WLS BF H R ER SO	IP WLS BF H R ER SO	IP WLS BF H R ER SO	IP WLS BF H R ER SO	ERA WHIP	ERA WHIP	
28 Jordan Lyles, R (1, 1) ERA: 4.25	6.2 W 26 4 0 0 2																0.00 1.050		
56 Cionel Pérez, L (7, 1) ERA: 1.59	1.1 H 5 1 0 0 1																0.00 0.750		
74 Félix Bautista, R (9, 1) ERA: 1.55	1.0 3 0 0 0 0																0.00 0.000		

AB	34
R	4
H	8
RBI	4
BB	3
SO	12
LOB	14



AB	31
R	0
H	5
RBI	0
BB	3
SO	3
LOB	12





Batter	1	2	3	4	5	6	7	8	9	AB	R	H	RBI	BB	SO	LOB	TOP					
31 Cedric Mullins, L (1, 8) OBP: 0.325, SLG: 0.403	 X FF 90	 1 SAFE B FC 82 S SL 82			 B FC 86 X FC 87		 X KC 82			4	1	1	1	0	1	2						
35 Adley Rutschman, S (1, 2) OBP: 0.383, SLG: 0.425	 C FF 92 F FC 87 B SL 86 B FC 84 S SL 87 X FC 87		 B KC 82 F FC 91 B FC 83 B FC 82 C FC 82 X FC 82		 C FF 90 F FC 88 B SL 83 B FC 82 F FC 81 B FC 86 X KC 82		 B CH 87 B FC 93 C CH 86 F SL 85 B FC 84 B FC 84 X FC 94			4	0	0	0	0	1	0						
25 Anthony Santander, S (1, 9) OBP: 0.355, SLG: 0.460	 X CH 87		 B FC 86 B FC 86 B FC 84 C FC 83 C FC 83 X FC 83		 C FC 90 F FC 92 S SL 82		 B FC 93 S CH 87 S SL 82			4	1	1	1	0	2	0						
29 Ramón Urias, R (1, 5) OBP: 0.295, SLG: 0.422	 B FC 92 B SL 86 B FC 87 B FC 87 B FC 92		 F FC 82 B SL 86 X SL 86		 X FC 92		 B SL 81 B FC 94 B FC 84 F FC 84 X SL 82			3	0	1	0	1	0	0						
2 Gunnar Henderson, L (1, 6) OBP: 0.375, SLG: 0.750	 C FC 87 X FC 88		 S FC 92 F FC 82 X KC 82		 B FC 91 C FC 87 B FC 83 B KC 84 X KC 83		 B FC 82 F FC 92 X KC 83		 B CU 82 F FC 86 B FC 86 B FC 83 B FC 84 X FC 82	4	0	1	0	0	1	2						
99 Jesús Aguilar, R (1, 10) OBP: 0.284, SLG: 0.384	 C FC 92 F FC 85 S SL 85			 C SL 84 X SL 84		 B FC 91 F FC 91 B SL 86 S FC 86			 C FC 86 F FC 92 T FC 93	4	0	0	0	0	3	2						
6 Ryan Mountcastle, R (1, 3) OBP: 0.290, SLG: 0.424		 B SL 84 F FC 91 S FC 82 X FC 82			 B SL 86 X SL 86		 F FC 87 F FC 92 X FC 92		 B SL 87 F FC 89 F FC 93 X FC 89	4	1	1	1	0	1	1						
12 Rougned Odor, L (1, 4) OBP: 0.268, SLG: 0.356		 T FC 91 X KC 82			 B FC 82 F FC 82 S FC 82 X FC 82		 B CH 87 X FC 92		 X CU 83	4	0	2	0	0	1	1						
77 Terrin Vavra, L (1, 7) OBP: 0.316, SLG: 0.292		 C FC 86 C FC 82			 F FC 87 C FC 82 S FC 82 X FC 82		 B FC 88 T FC 87 S FC 84 X FC 83			3	0	0	0	0	3	2						
26 Ryan McKenna, R (7, 7) OBP: 0.308, SLG: 0.366		 C FC 86 C FC 82			 F FC 87 S FC 82 X FC 82		 B FC 88 T FC 87 S FC 84 X FC 83			0	0	0	0	0	0	0						
<b>Inning Stats</b>	R: 2 H: 2 E: 0 K: 1 S: 12	H: 2 LOB: 1 BB: 1 P: 19	R: 0 H: 0 E: 0 K: 3 S: 12	H: 1 LOB: 1 BB: 0 P: 15	R: 0 H: 1 E: 0 K: 2 S: 12	H: 1 LOB: 0 BB: 0 P: 19	R: 1 H: 1 E: 0 K: 2 S: 10	H: 1 LOB: 0 BB: 0 P: 15	R: 0 H: 0 E: 0 K: 1 S: 9	H: 0 LOB: 0 BB: 0 P: 12	R: 0 H: 1 E: 0 K: 1 S: 8	H: 0 LOB: 1 BB: 0 P: 12	R: 0 H: 0 E: 0 K: 1 S: 10	H: 0 LOB: 1 BB: 0 P: 17	R: 0 H: 1 E: 0 K: 1 S: 10	H: 0 LOB: 1 BB: 0 P: 15	1B: 4 2B: 0 3B: 0 HR: 3	SF: 0 SAC: 0 DP: 0 HBP: 0	WP: 1 PB: 0 SB: 2 CS: 0	PA: 35		
<b>PITCHER</b>	IP WLS BF H R ER SO BB IBB HBP BLK WP HR S P ERA WHIP	IP WLS BF H R ER SO BB IBB HBP BLK WP HR S P ERA WHIP	IP WLS BF H R ER SO BB IBB HBP BLK WP HR S P ERA WHIP	IP WLS BF H R ER SO BB IBB HBP BLK WP HR S P ERA WHIP	IP WLS BF H R ER SO BB IBB HBP BLK WP HR S P ERA WHIP	IP WLS BF H R ER SO BB IBB HBP BLK WP HR S P ERA WHIP	IP WLS BF H R ER SO BB IBB HBP BLK WP HR S P ERA WHIP	IP WLS BF H R ER SO BB IBB HBP BLK WP HR S P ERA WHIP	IP WLS BF H R ER SO BB IBB HBP BLK WP HR S P ERA WHIP	IP WLS BF H R ER SO BB IBB HBP BLK WP HR S P ERA WHIP	IP WLS BF H R ER SO BB IBB HBP BLK WP HR S P ERA WHIP	IP WLS BF H R ER SO BB IBB HBP BLK WP HR S P ERA WHIP	IP WLS BF H R ER SO BB IBB HBP BLK WP HR S P ERA WHIP	IP WLS BF H R ER SO BB IBB HBP BLK WP HR S P ERA WHIP	IP WLS BF H R ER SO BB IBB HBP BLK WP HR S P ERA WHIP	IP WLS BF H R ER SO BB IBB HBP BLK WP HR S P ERA WHIP	IP WLS BF H R ER SO BB IBB HBP BLK WP HR S P ERA WHIP	IP WLS BF H R ER SO BB IBB HBP BLK WP HR S P ERA WHIP	IP WLS BF H R ER SO BB IBB HBP BLK WP HR S P ERA WHIP	IP WLS BF H R ER SO BB IBB HBP BLK WP HR S P ERA WHIP	IP WLS BF H R ER SO BB IBB HBP BLK WP HR S P ERA WHIP	IP WLS BF H R ER SO BB IBB HBP BLK WP HR S P ERA WHIP

**Baltimore Orioles @ Cleveland Guardians**  
**Progressive Field, Cleveland, OH**  
 Thu Sep 01 2022, 6:12 PM - 8:52 PM EDT  
 Att: 11,827 - Clear - 76 F

livebaseballscorecards.com

AB 34  
R 3  
H 7  
RBI 3  
BB 1  
SO 13  
LOB 10

Batter	1	2	3	4	5	6	7	8	9	AB	R	H	RBI	BB	SO	LOB	BOTTOM						
38 Steven Kwan, L (1, 7) OBP: 0.369, SLG: 0.386	 C FC 96 B SL 88 B FC 96 C FC 96		 1 SAFE D CU 84 B SL 86 B FC 93 B FC 94			 X FC 94 X CU 84			 C SL 85 B SL 97 S FC 98		3	0	0	0	1	2	0						
1 Amed Rosario, R (1, 6) OBP: 0.315, SLG: 0.400	 S FC 97 B SL 87 F SL 87 X SL 89		 F SL 87 F FC 94 S SL 89			 C FC 92 X CU 82		 C SL 84 B FC 97 C SL 97		4	0	0	0	0	2	2							
11 José Ramírez, S (1, 5) OBP: 0.354, SLG: 0.546	 X FC 94		 D CU 85 X CU 84			 C CU 85 F CH 88 S FC 92		 S SL 85 B SL 85 B FC 84 C FC 84 F SL 87 X FC 94		3	0	1	0	1	1	2							
22 Josh Naylor, L (1, 3) OBP: 0.311, SLG: 0.449	 B CU 83 X FC 94 X FC 96		 B FC 93 F CH 88 F FC 87 B FC 95 X FC 95			 X CH 90		 B FC 102 B FC 89 S FC 88 S FC 88		4	0	0	0	0	1	2							
39 Oscar Gonzalez, R (1, 9) OBP: 0.306, SLG: 0.436		 B SL 87 X SL 86		 C FC 94 X SL 87			 F FC 100 B FC 89 S FC 88 T FC 89		4	0	0	0	0	1	2								
0 Andrés Giménez, L (1, 4) OBP: 0.387, SLG: 0.487		 F FC 96 X CU 83		 B CU 86 B CH 90 C FC 94 S SL 86 X CU 82			 B FC 94 B FC 82 B FC 83 C FC 94 B FC 93		 C FC 100 X FS 90	3	0	1	0	1	0	1							
6 Owen Miller, R (1, 10) OBP: 0.296, SLG: 0.352		 B FC 96 F FC 94 B SL 86 B FC 86 C FC 96 S SL 86		 C SL 86 S SL 86 B FC 86			 X SL 86				3	0	0	0	2	2							
17 Austin Hedges, R (1, 2) OBP: 0.261, SLG: 0.274			 C FC 94 X SL 86		 S SL 85 B SL 86 B FC 87 B FC 87 X FC 94		 B CU 83 B FC 86 B FC 84 X FC 94			2	0	0	0	0	0	0							
9 Richie Patacios, L (7, PH) OBP: 0.299, SLG: 0.289							 B CU 83 B FC 86 B FC 84 X FC 94			1	0	0	0	0	0	1							
12 Luke Maile, R (8, 2) OBP: 0.321, SLG: 0.348							 X FC 93			0	0	0	0	0	0	0							
7 Myles Straw, R (1, 8) OBP: 0.273, SLG: 0.249			 C SL 86 B FC 93 B FC 94 B FC 95				 B FC 97 C SL 84 X SL 84			2	0	0	0	1	0	0							
<b>Inning Stats</b>	R: 0 H: 1 E: 1 K: 1 S: 9	H: 0 LOB: 0 BB: 0 P: 13	R: 0 H: 0 E: 0 K: 1 S: 8	H: 0 LOB: 0 BB: 0 P: 13	R: 0 H: 0 E: 0 K: 1 S: 9	H: 0 LOB: 2 BB: 2 P: 18	R: 0 H: 1 E: 0 K: 1 S: 11	H: 1 LOB: 0 BB: 0 P: 16	R: 0 H: 0 E: 0 K: 0 S: 7	H: 0 LOB: 0 BB: 0 P: 10	R: 0 H: 0 E: 0 K: 1 S: 6	H: 0 LOB: 0 BB: 0 P: 6	R: 0 H: 0 E: 0 K: 2 S: 9	H: 0 LOB: 1 BB: 1 P: 12	R: 0 H: 0 E: 0 K: 2 S: 10	H: 0 LOB: 1 BB: 1 P: 17	1B: 2 2B: 0 3B: 0 HR: 0	SF: 0 SAC: 0 DP: 1 HBP: 0	WP: 0 PB: 0 SB: 0 CS: 0	PA: 33			
<b>PITCHER</b>	IP WLS BF H R ER SO BB IBB HBP BLK WP HR S P ERA WHIP	IP WLS BF H R ER SO BB IBB HBP BLK WP HR S P ERA WHIP	IP WLS BF H R ER SO BB IBB HBP BLK WP HR S P ERA WHIP	IP WLS BF H R ER SO BB IBB HBP BLK WP HR S P ERA WHIP	IP WLS BF H R ER SO BB IBB HBP BLK WP HR S P ERA WHIP	IP WLS BF H R ER SO BB IBB HBP BLK WP HR S P ERA WHIP	IP WLS BF H R ER SO BB IBB HBP BLK WP HR S P ERA WHIP	IP WLS BF H R ER SO BB IBB HBP BLK WP HR S P ERA WHIP	IP WLS BF H R ER SO BB IBB HBP BLK WP HR S P ERA WHIP	IP WLS BF H R ER SO BB IBB HBP BLK WP HR S P ERA WHIP	IP WLS BF H R ER SO BB IBB HBP BLK WP HR S P ERA WHIP	IP WLS BF H R ER SO BB IBB HBP BLK WP HR S P ERA WHIP	IP WLS BF H R ER SO BB IBB HBP BLK WP HR S P ERA WHIP	IP WLS BF H R ER SO BB IBB HBP BLK WP HR S P ERA WHIP	IP WLS BF H R ER SO BB IBB HBP BLK WP HR S P ERA WHIP	IP WLS BF H R ER SO BB IBB HBP BLK WP HR S P ERA WHIP	IP WLS BF H R ER SO BB IBB HBP BLK WP HR S P ERA WHIP	IP WLS BF H R ER SO BB IBB HBP BLK WP HR S P ERA WHIP	IP WLS BF H R ER SO BB IBB HBP BLK WP HR S P ERA WHIP	IP WLS BF H R ER SO BB IBB HBP BLK WP HR S P ERA WHIP	IP WLS BF H R ER SO BB IBB HBP BLK WP HR S P ERA WHIP	IP WLS BF H R ER SO BB IBB HBP BLK WP HR S P ERA WHIP	IP WLS BF H R ER SO BB IBB HBP BLK WP HR S P ERA WHIP

**Baltimore Orioles @ Cleveland Guardians**  
**Progressive Field, Cleveland, OH**  
 Thu Sep 01 2022, 6:12 PM - 8:52 PM EDT  
 Att: 11,827 - Clear - 76 F

livebaseballscorecards.com

AB 29  
R 0  
H 2  
RBI 0  
BB 4  
SO 9  
LOB 12







Batter	1	2	3	4	5	6	7	8	9	AB	R	H	RBI	BB	SO	LOB	TOP										
44 Julio Rodríguez, R OBP: 0.325, SLG: 0.470	G1-3	17 BB 1B		F8	K			K		5	0	1	0	0	2	4	<b>Seattle Mariners @ Cleveland Guardians</b> Progressive Field, Cleveland, OH Sat Sep 03 2022, 7:17 PM - 10:34 PM EDT Att: 26,254 - Partly Cloudy - 81 F										
23 Ty France, R OBP: 0.350, SLG: 0.450	HR	F4		P3	L8			G1-3		5	1	1	1	0	0	7											
17 Mitch Haniger, R OBP: 0.304, SLG: 0.449	F9			FC6-4				K	P6	4	0	0	1	1	1	1											
28 Eugenio Suárez, R OBP: 0.333, SLG: 0.444		L5						K	F9	5	0	1	0	0	1	3											
27 Jesse Winker, L OBP: 0.342, SLG: 0.352 0 Sam Haggerty, S OBP: 0.345, SLG: 0.469				F9				K	K	2	1	0	0	1	1	0											
41 Carlos Santana, S OBP: 0.320, SLG: 0.346	L3				26 BB 29 BB 3 BB			K	K	1	0	0	0	0	1	0											
26 Adam Frazier, L OBP: 0.310, SLG: 0.318				F7	FC6-4					3	0	1	0	1	0	1											
29 Cal Raleigh, S OBP: 0.280, SLG: 0.474								F8		3	1	1	1	1	0	2											
3 J.P. Crawford, L OBP: 0.334, SLG: 0.344				FC5				CS	G5-3	3	0	1	1	1	0	1											
<b>Inning Stats</b>	R: 1 E: 0 K: 0 S: 11	H: 2 LOB: 2 BB: 0 P: 19	R: 1 E: 1 K: 0 S: 12	H: 1 LOB: 3 BB: 2 P: 23	R: 0 E: 0 K: 0 S: 6	H: 1 LOB: 1 BB: 0 P: 12	R: 0 E: 0 K: 0 S: 11	H: 1 LOB: 1 BB: 0 P: 19	R: 2 E: 0 K: 1 S: 21	H: 1 LOB: 3 BB: 4 P: 45	R: 0 E: 0 K: 3 S: 9	H: 0 LOB: 0 BB: 0 P: 13	R: 0 E: 0 K: 0 S: 7	H: 1 LOB: 0 BB: 0 P: 12	R: 0 E: 0 K: 1 S: 7	H: 0 LOB: 0 BB: 0 P: 12		R: 0 E: 0 K: 1 S: 10	H: 0 LOB: 0 BB: 0 P: 12	1B: 5 2B: 1 3B: 0 HR: 1	SF: 0 SAC: 0 DP: 0 HBP: 1	WP: 0 PB: 0 SB: 0 CS: 1	PA: 42				
<b>PITCHER</b>	IP	WLS	BF	H	R	ER	SO	BB	IBB	HBP	BLK	WP	HR	S	P	ERA	WHIP										
71 Xzavien Curry, R ERA: 5.79	4.1	L	25	5	4	3	0	5	0	1	0	0	1	46	93	6.23	2.308										
52 Nick Sandlin, R ERA: 2.02	0.2		4	1	0	0	1	1	0	0	0	0	0	15	25	0.00	3.000										
37 Trevor Stephan, R ERA: 2.28	1.0		3	0	0	0	3	0	0	0	0	0	0	9	13	0.00	0.000										
99 James Karinchak, R ERA: 1.13	1.0		3	1	0	0	0	0	0	0	0	0	0	7	12	0.00	1.000										
48 Emmanuel Clase, R ERA: 1.13	1.0		3	0	0	0	1	0	0	0	0	0	0	7	12	0.00	0.000										
62 Enyel De Los Santos, R ERA: 2.68	1.0		3	0	0	0	1	0	0	0	0	0	0	10	12	0.00	0.000										
<b>Batter</b>	<b>1</b>	<b>2</b>	<b>3</b>	<b>4</b>	<b>5</b>	<b>6</b>	<b>7</b>	<b>8</b>	<b>9</b>	<b>AB</b>	<b>R</b>	<b>H</b>	<b>RBI</b>	<b>BB</b>	<b>SO</b>	<b>LOB</b>	<b>BOTTOM</b>										
38 Steven Kwan, L OBP: 0.369, SLG: 0.386	2 CS 1B				FC1-6			F7		4	0	2	0	0	0	4	<b>Seattle Mariners @ Cleveland Guardians</b> Progressive Field, Cleveland, OH Sat Sep 03 2022, 7:17 PM - 10:34 PM EDT Att: 26,254 - Partly Cloudy - 81 F										
2 Tyler Freeman, R OBP: 0.333, SLG: 0.278				G4-6-3	K			G6-3		4	0	1	0	0	1	4											
11 José Ramírez, S OBP: 0.349, SLG: 0.537	P4				F9			K	G4-3	4	0	0	0	0	1	1											
39 Oscar Gonzalez, R OBP: 0.305, SLG: 0.429	F9				F9			F8	G6-3	4	0	0	0	0	0	1											
22 Josh Naylor, L OBP: 0.313, SLG: 0.446		G3-1						G3	K	3	0	0	0	0	1	0											
6 Owen Miller, R OBP: 0.298, SLG: 0.353		P6								4	0	2	0	0	0	1											
0 Andrés Giménez, L OBP: 0.367, SLG: 0.483										4	0	1	0	0	0	2											
12 Luke Maile, R OBP: 0.321, SLG: 0.348 9 Richie Palacios, L OBP: 0.304, SLG: 0.304					K					3	0	1	0	0	1	1											
7 Myles Straw, R OBP: 0.275, SLG: 0.249										1	0	1	0	0	0	0											
<b>Inning Stats</b>	R: 0 E: 0 K: 0 S: 16	H: 2 LOB: 1 BB: 0 P: 22	R: 0 E: 0 K: 0 S: 8	H: 0 LOB: 0 BB: 0 P: 12	R: 0 E: 0 K: 1 S: 10	H: 2 LOB: 1 BB: 0 P: 11	R: 0 E: 0 K: 0 S: 9	H: 0 LOB: 1 BB: 0 P: 13	R: 0 E: 0 K: 1 S: 11	H: 2 LOB: 2 BB: 0 P: 19	R: 0 E: 0 K: 1 S: 7	H: 0 LOB: 0 BB: 0 P: 10	R: 0 E: 0 K: 0 S: 14	H: 1 LOB: 2 BB: 1 P: 22	R: 0 E: 0 K: 0 S: 9	H: 0 LOB: 0 BB: 0 P: 11		R: 0 E: 0 K: 1 S: 12	H: 2 LOB: 2 BB: 0 P: 19	1B: 9 2B: 0 3B: 0 HR: 0	SF: 0 SAC: 0 DP: 1 HBP: 1	WP: 0 PB: 0 SB: 0 CS: 1	PA: 36				
<b>PITCHER</b>	IP	WLS	BF	H	R	ER	SO	BB	IBB	HBP	BLK	WP	HR	S	P	ERA	WHIP										
38 Robbie Ray, L ERA: 3.45	6.0	W	23	6	0	0	3	0	0	0	0	0	0	61	87	0.00	1.000										
47 Matt Brash, R ERA: 4.81	1.0		5	1	0	0	0	1	0	0	0	0	0	14	22	0.00	2.000										
Andrés Muñoz, R ERA: 2.83	1.0		3	0	0	0	0	0	0	0	0	0	0	9	11	0.00	0.000										
37 Paul Sewald, R ERA: 2.47	1.0		5	2	0	0	1	0	0	0	0	0	0	12	19	0.00	2.000										



Batter	1	2	3	4	5	6	7	8	9	10	11	AB	R	H	RBI	BB	SO	LOB	TOP								
44 Julio Rodríguez, R OBP: 0.342, SLG: 0.479	E6 23 2B		HR		K		FC6-5 27 BB					6	2	4	1	0	1	2									
27 Jesse Winker, L OBP: 0.342, SLG: 0.349	K				K					P5	FC6	4	0	0	0	2	2	4									
23 Ty France, R OBP: 0.349, SLG: 0.450			G6-4-3			G6-3	G4-3			F7		5	0	1	1	0	0	6									
17 Mitch Haniger, R OBP: 0.307, SLG: 0.444	F9							G4-3				4	1	1	0	1	1	1									
28 Eugenio Suárez, R OBP: 0.332, SLG: 0.442												5	1	1	0	0	2	4									
26 Adam Frazier, L OBP: 0.349, SLG: 0.315		P5										4	0	0	0	0	0	1									
3 J.P. Crawford, L OBP: 0.335, SLG: 0.343												4	1	1	1	1	1	2									
5 Curt Casali, R OBP: 0.310, SLG: 0.344												2	0	0	0	1	1	1									
29 Cal Raleigh, S OBP: 0.281, SLG: 0.484												2	1	1	2	0	1	1									
20 Taylor Trammell, L OBP: 0.350, SLG: 0.469												2	0	0	0	0	1	0									
0 Sam Haggerty, S OBP: 0.241, SLG: 0.328												2	0	0	0	0	1	0									
13 Abraham Toro, S OBP: 0.241, SLG: 0.328												2	0	0	0	0	0	1									
<b>Inning Stats</b>	R: 1 E: 0 K: 2 S: 17	H: 2 LOB: 1 BB: 0 P: 23	R: 0 E: 0 K: 1 S: 10	H: 0 LOB: 0 BB: 0 P: 11	R: 1 E: 0 K: 1 S: 6	H: 1 LOB: 0 BB: 1 P: 12	R: 1 E: 0 K: 1 S: 9	H: 2 LOB: 1 BB: 0 P: 16	R: 0 E: 0 K: 3 S: 11	H: 0 LOB: 0 BB: 0 P: 17	R: 0 E: 1 K: 1 S: 9	H: 0 LOB: 1 BB: 0 P: 13	R: 0 E: 0 K: 1 S: 12	H: 0 LOB: 0 BB: 0 P: 6	R: 0 E: 0 K: 1 S: 7	H: 0 LOB: 1 BB: 1 P: 12	R: 0 E: 0 K: 0 S: 13	H: 1 LOB: 3 BB: 1 P: 24	R: 3 E: 0 K: 0 S: 15	H: 3 LOB: 1 BB: 0 P: 22	1B: 6 2B: 1 3B: 0 HR: 2	SF: 0 SAC: 0 DP: 3 HBP: 1	WP: 0 PB: 0 SB: 1 CS: 0	PA: 47			
<b>PITCHER</b>	47 Cal Quantrill, R ERA: 3.55	IP: 3.0 WLS: 3 BF: 14 H: 5 R: 3 ER: 2 SO: 3	BB: 1 IBB: 0 HBP: 0 BLK: 0	WP: 0 HR: 1 S: 37 P: 55	ERA: 6.00 WHIP: 2.000	99 James Karinchak, R (10, 1) ERA: 1.08	IP: 1.0 WLS: 1 BF: 5 H: 1 R: 0 ER: 0 SO: 0	BB: 0 IBB: 0 HBP: 0 BLK: 0	WP: 0 HR: 0 S: 13 P: 24	ERA: 0.00 WHIP: 2.000	37 Trevor Stephan, R (11, 1) ERA: 2.58	IP: 1.0 WLS: 1 BF: 6 H: 3 R: 3 ER: 2 SO: 0	BB: 0 IBB: 0 HBP: 0 BLK: 0	WP: 0 HR: 1 S: 15 P: 22	ERA: 18.00 WHIP: 3.000												
31 Sam Hentges, L ERA: 2.94	2.0 0 0 0 0 0 0 0 0 0 0 0	0 0 0 0 0 0 0 0 0 0 0 0	1 0 0 0 0 0 0 0 0 0 0 0	0 0 0 0 0 0 0 0 0 0 0 0	16 24 13 0.00 0.000	48 Emmanuel Clase, R ERA: 1.11	1.0 0 0 0 0 0 0 0 0 0 0 0	0 0 0 0 0 0 0 0 0 0 0 0	0 0 0 0 0 0 0 0 0 0 0 0	7 12 0.00 1.000																	
38 Steven Kwan, L OBP: 0.367, SLG: 0.383	G5-3		G5-3		P4		K					6	0	1	0	0	1	3									
1 Amed Rosario, R OBP: 0.311, SLG: 0.395	P3		G3-1		P3							5	1	1	0	0	0	3									
11 José Ramírez, S OBP: 0.350, SLG: 0.535												4	1	1	0	1	2	1									
22 Josh Naylor, L OBP: 0.316, SLG: 0.449												4	0	2	1	1	0	2									
39 Oscar Gonzalez, R OBP: 0.310, SLG: 0.428												3	0	1	1	1	1	2									
0 Andrés Ciminé, L OBP: 0.367, SLG: 0.480												3	1	0	0	2	1	3									
2 Tyler Freeman, R OBP: 0.340, SLG: 0.293												5	0	2	0	0	0	6									
17 Austin Hedges, R OBP: 0.262, SLG: 0.272												2	0	1	1	0	0	1									
28 Ernie Clement, R OBP: 0.268, SLG: 0.224												0	0	0	0	0	0	0									
12 Luke Maile, R OBP: 0.317, SLG: 0.343												2	0	0	0	0	0	1									
7 Myles Straw, R OBP: 0.273, SLG: 0.247												5	0	0	0	0	3	3									
<b>Inning Stats</b>	R: 1 E: 0 K: 1 S: 10	H: 2 LOB: 1 BB: 0 P: 15	R: 0 E: 0 K: 0 S: 8	H: 1 LOB: 0 BB: 0 P: 12	R: 0 E: 0 K: 1 S: 9	H: 0 LOB: 2 BB: 0 P: 13	R: 0 E: 0 K: 1 S: 9	H: 1 LOB: 2 BB: 0 P: 13	R: 0 E: 0 K: 1 S: 11	H: 0 LOB: 0 BB: 0 P: 15	R: 1 E: 0 K: 1 S: 14	H: 1 LOB: 1 BB: 1 P: 22	R: 1 E: 1 K: 1 S: 11	H: 2 LOB: 1 BB: 0 P: 17	R: 0 E: 0 K: 0 S: 9	H: 2 LOB: 2 BB: 0 P: 11	R: 0 E: 0 K: 0 S: 6	H: 0 LOB: 3 BB: 1 P: 33	R: 0 E: 0 K: 1 S: 6	H: 0 LOB: 0 BB: 0 P: 6	1B: 8 2B: 1 3B: 0 HR: 0	SF: 0 SAC: 0 DP: 3 HBP: 2	WP: 0 PB: 0 SB: 2 CS: 0	PA: 46			
<b>PITCHER</b>	68 George Kirby, R ERA: 3.15	IP: 3.0 WLS: 1 BF: 11 H: 3 R: 1 ER: 1 SO: 2	BB: 0 IBB: 0 HBP: 0 BLK: 0	WP: 0 HR: 0 S: 27 P: 39	ERA: 3.00 WHIP: 1.000	50 Erik Swanson, R (7, 1) ERA: 1.02	IP: 1.0 WLS: 1 BF: 4 H: 1 R: 1 ER: 0 SO: 2	BB: 0 IBB: 0 HBP: 0 BLK: 0	WP: 0 HR: 0 S: 10 P: 12	ERA: 9.00 WHIP: 1.000	37 Paul Sewald, R (8, 1) ERA: 2.45	0.1 0 1 0 0 0 0 0	0 0 0 0 0 0 0 0	0 0 0 0 0 0 0 0	0 0 0 0 0 0 0 0	0 0 0 0 0 0 0 0	0 0 0 0 0 0 0 0	0 0 0 0 0 0 0 0	0 0 0 0 0 0 0 0	0 0 0 0 0 0 0 0	0 0 0 0 0 0 0 0	0 0 0 0 0 0 0 0	0 0 0 0 0 0 0 0	0 0 0 0 0 0 0 0	0 0 0 0 0 0 0 0	0 0 0 0 0 0 0 0	0 0 0 0 0 0 0 0
56 Penn Murfee, R ERA: 2.75	1.0 H: 4 0 0 0 0 0 0	0 0 0 0 0 0 0 0	1 0 0 0 0 0 0 0	0 0 0 0 0 0 0 0	17 0.00 0.000	48 Matthew Boyd, L (10, 1) ERA: 3.35	1.0 W: 5 0 0 0 0 0 0	0 0 0 0 0 0 0 0	0 0 0 0 0 0 0 0	0 0 0 0 0 0 0 0	0 0 0 0 0 0 0 0	0 0 0 0 0 0 0 0	0 0 0 0 0 0 0 0	0 0 0 0 0 0 0 0	0 0 0 0 0 0 0 0	0 0 0 0 0 0 0 0	0 0 0 0 0 0 0 0	0 0 0 0 0 0 0 0	0 0 0 0 0 0 0 0	0 0 0 0 0 0 0 0	0 0 0 0 0 0 0 0	0 0 0 0 0 0 0 0	0 0 0 0 0 0 0 0	0 0 0 0 0 0 0 0	0 0 0 0 0 0 0 0	0 0 0 0 0 0 0 0	
47 Matt Brash, R ERA: 4.69	1.0 H: 3 0 0 0 0 0 0	0 0 0 0 0 0 0 0	1 0 0 0 0 0 0 0	0 0 0 0 0 0 0 0	8 0.00 1.000	77 Chris Flexen, R (11, 1) ERA: 3.69	1.0 S: 3 0 0 0 0 0 0	0 0 0 0 0 0 0 0	0 0 0 0 0 0 0 0	0 0 0 0 0 0 0 0	0 0 0 0 0 0 0 0	0 0 0 0 0 0 0 0	0 0 0 0 0 0 0 0	0 0 0 0 0 0 0 0	0 0 0 0 0 0 0 0	0 0 0 0 0 0 0 0	0 0 0 0 0 0 0 0	0 0 0 0 0 0 0 0	0 0 0 0 0 0 0 0	0 0 0 0 0 0 0 0	0 0 0 0 0 0 0 0	0 0 0 0 0 0 0 0	0 0 0 0 0 0 0 0	0 0 0 0 0 0 0 0	0 0 0 0 0 0 0 0	0 0 0 0 0 0 0 0	

Seattle Mariners @ Cleveland Guardians  
Progressive Field, Cleveland, OH  
Sun Sep 04 2022, 2:41 PM - 11:01 PM EDT  
Att: 17,809 - Cloudy - 74 F

livebaseballscorecards.com

AB 40  
R 6  
H 9  
RBI 5  
BB 6  
SO 10  
LOB 23



Seattle Mariners @ Cleveland Guardians  
Progressive Field, Cleveland, OH  
Sun Sep 04 2022, 2:41 PM - 11:01 PM EDT  
Att: 17,809 - Cloudy - 74 F

livebaseballscorecards.com

AB 39  
R 3  
H 9  
RBI 3  
BB 5  
SO 8  
LOB 25





Batter	1	2	3	4	5	6	7	8	9	10	AB	R	H	RBI	BB	SO	LOB	TOP							
38 Steven Kwan, L OBP: 0.369, SLG: 0.384											4	0	2	0	1	0	0								
1 Amed Rosario, R OBP: 0.310, SLG: 0.393											5	1	1	0	0	1	5								
11 José Ramírez, S OBP: 0.352, SLG: 0.533											3	1	1	0	1	2	1								
22 Josh Naylor, L OBP: 0.315, SLG: 0.454											5	1	1	1	0	0	2								
39 Oscar Gonzalez, R OBP: 0.368, SLG: 0.452											5	0	2	2	0	1	0								
0 Andrés Giménez, L OBP: 0.368, SLG: 0.481											5	2	2	0	0	1	2								
2 Tyler Freeman, R OBP: 0.327, SLG: 0.289											4	1	1	1	0	0	1								
17 Austin Hedges, R OBP: 0.260, SLG: 0.270											2	0	0	1	0	0	0								
9 Richey Palacios, L OBP: 0.301, SLG: 0.301											1	0	0	0	0	1	0								
12 Luke Maile, R OBP: 0.317, SLG: 0.343											0	0	0	0	0	0	0								
7 Myles Straw, R OBP: 0.274, SLG: 0.249											4	0	2	1	0	0	0								
<b>Inning Stats</b>	R: 0 E: 0 K: 0 S: 10	H: 2 LOB: 1 BB: 0 P: 17	R: 2 E: 0 K: 0 S: 16	H: 4 LOB: 2 BB: 0 P: 18	R: 0 E: 0 K: 1 S: 8	H: 1 LOB: 1 BB: 0 P: 13	R: 0 E: 0 K: 0 S: 5	H: 0 LOB: 0 BB: 0 P: 10	R: 0 E: 0 K: 0 S: 11	H: 0 LOB: 0 BB: 0 P: 16	R: 2 E: 1 K: 0 S: 12	H: 2 LOB: 0 BB: 0 P: 19	R: 0 E: 0 K: 1 S: 9	H: 1 LOB: 1 BB: 0 P: 14	R: 0 E: 0 K: 2 S: 11	H: 0 LOB: 0 BB: 0 P: 16	R: 0 E: 0 K: 2 S: 12	H: 1 LOB: 2 BB: 1 P: 24	R: 2 E: 0 K: 0 S: 9	H: 1 LOB: 1 BB: 1 P: 12	1B: 9 2B: 2 3B: 0 HR: 1	SF: 1 SAC: 1 DP: 1 HBP: 1	WP: 0 PB: 0 SB: 1 CS: 1	PA: 44	
<b>PITCHER</b>	IP WLS BF H R ER SO BB IBB HBP BLK WP HR S P ERA WHIP	IP WLS BF H R ER SO BB IBB HBP BLK WP HR S P ERA WHIP	IP WLS BF H R ER SO BB IBB HBP BLK WP HR S P ERA WHIP	IP WLS BF H R ER SO BB IBB HBP BLK WP HR S P ERA WHIP	IP WLS BF H R ER SO BB IBB HBP BLK WP HR S P ERA WHIP	IP WLS BF H R ER SO BB IBB HBP BLK WP HR S P ERA WHIP	IP WLS BF H R ER SO BB IBB HBP BLK WP HR S P ERA WHIP	IP WLS BF H R ER SO BB IBB HBP BLK WP HR S P ERA WHIP	IP WLS BF H R ER SO BB IBB HBP BLK WP HR S P ERA WHIP	IP WLS BF H R ER SO BB IBB HBP BLK WP HR S P ERA WHIP	IP WLS BF H R ER SO BB IBB HBP BLK WP HR S P ERA WHIP	IP WLS BF H R ER SO BB IBB HBP BLK WP HR S P ERA WHIP	IP WLS BF H R ER SO BB IBB HBP BLK WP HR S P ERA WHIP	IP WLS BF H R ER SO BB IBB HBP BLK WP HR S P ERA WHIP	IP WLS BF H R ER SO BB IBB HBP BLK WP HR S P ERA WHIP	IP WLS BF H R ER SO BB IBB HBP BLK WP HR S P ERA WHIP	IP WLS BF H R ER SO BB IBB HBP BLK WP HR S P ERA WHIP	IP WLS BF H R ER SO BB IBB HBP BLK WP HR S P ERA WHIP	IP WLS BF H R ER SO BB IBB HBP BLK WP HR S P ERA WHIP	IP WLS BF H R ER SO BB IBB HBP BLK WP HR S P ERA WHIP	IP WLS BF H R ER SO BB IBB HBP BLK WP HR S P ERA WHIP	IP WLS BF H R ER SO BB IBB HBP BLK WP HR S P ERA WHIP	IP WLS BF H R ER SO BB IBB HBP BLK WP HR S P ERA WHIP	IP WLS BF H R ER SO BB IBB HBP BLK WP HR S P ERA WHIP	IP WLS BF H R ER SO BB IBB HBP BLK WP HR S P ERA WHIP

Cleveland Guardians @ Kansas City Royals  
Kauffman Stadium, Kansas City, MO  
Mon Sep 05 2022, 7:12 PM - 10:25 PM CDT  
Att: 11,511 - Clear - 76 F

AB	38
R	6
H	12
RBI	6
BB	2
SO	6
LOB	11



Batter	1	2	3	4	5	6	7	8	9	10	AB	R	H	RBI	BB	SO	LOB	BOTTOM							
1 MJ Melendez, L OBP: 0.321, SLG: 0.406											4	1	1	1	1	1	1								
7 Bobby Witt Jr., R OBP: 0.290, SLG: 0.443											4	1	0	0	1	0	3								
13 Salvador Perez, R OBP: 0.277, SLG: 0.420											4	0	1	1	0	1	1								
17 Hunter Dozier, R OBP: 0.297, SLG: 0.386											5	0	1	0	0	2	3								
50 Scott Barlow, R OBP: 0.279, SLG: 0.295											3	0	0	1	0	0	2								
32 Nick Pratto, L OBP: 0.263, SLG: 0.429											3	1	0	0	1	1	2								
2 Michael Taylor, R OBP: 0.326, SLG: 0.387											2	0	0	0	0	1	2								
19 Michael Massey, L OBP: 0.354, SLG: 0.378											2	0	1	0	0	1	0								
28 Kyle Isbel, L OBP: 0.264, SLG: 0.346											2	0	1	0	0	1	0								
18 Nate Eaton, R OBP: 0.310, SLG: 0.431											2	0	1	0	0	1	0								
6 Drew Waters, S OBP: 0.326, SLG: 0.395											4	1	2	2	0	1	1								
8 Nicky Lopez, L OBP: 0.297, SLG: 0.291											4	1	0	0	0	0	2								
<b>Inning Stats</b>	R: 0 E: 0 K: 0 S: 7	H: 0 LOB: 0 BB: 0 P: 9	R: 0 E: 0 K: 2 S: 18	H: 1 LOB: 1 BB: 0 P: 22	R: 0 E: 0 K: 0 S: 12	H: 1 LOB: 1 BB: 0 P: 16	R: 0 E: 0 K: 2 S: 10	H: 0 LOB: 0 BB: 0 P: 17	R: 2 E: 1 K: 1 S: 11	H: 0 LOB: 1 BB: 1 P: 19	R: 1 E: 0 K: 0 S: 17	H: 0 LOB: 1 BB: 1 P: 21	R: 0 E: 0 K: 2 S: 9	H: 0 LOB: 0 BB: 0 P: 11	R: 1 E: 0 K: 1 S: 11	H: 1 LOB: 1 BB: 1 P: 19	R: 0 E: 0 K: 0 S: 10	H: 1 LOB: 1 BB: 0 P: 16	R: 1 E: 0 K: 0 S: 8	H: 2 LOB: 1 BB: 0 P: 11	1B: 4 2B: 2 3B: 0 HR: 1	SF: 1 SAC: 0 DP: 0 HBP: 0	WP: 0 PB: 0 SB: 2 CS: 0	PA: 40	
<b>PITCHER</b>	IP WLS BF H R ER SO BB IBB HBP BLK WP HR S P ERA WHIP	IP WLS BF H R ER SO BB IBB HBP BLK WP HR S P ERA WHIP	IP WLS BF H R ER SO BB IBB HBP BLK WP HR S P ERA WHIP	IP WLS BF H R ER SO BB IBB HBP BLK WP HR S P ERA WHIP	IP WLS BF H R ER SO BB IBB HBP BLK WP HR S P ERA WHIP	IP WLS BF H R ER SO BB IBB HBP BLK WP HR S P ERA WHIP	IP WLS BF H R ER SO BB IBB HBP BLK WP HR S P ERA WHIP	IP WLS BF H R ER SO BB IBB HBP BLK WP HR S P ERA WHIP	IP WLS BF H R ER SO BB IBB HBP BLK WP HR S P ERA WHIP	IP WLS BF H R ER SO BB IBB HBP BLK WP HR S P ERA WHIP	IP WLS BF H R ER SO BB IBB HBP BLK WP HR S P ERA WHIP	IP WLS BF H R ER SO BB IBB HBP BLK WP HR S P ERA WHIP	IP WLS BF H R ER SO BB IBB HBP BLK WP HR S P ERA WHIP	IP WLS BF H R ER SO BB IBB HBP BLK WP HR S P ERA WHIP	IP WLS BF H R ER SO BB IBB HBP BLK WP HR S P ERA WHIP	IP WLS BF H R ER SO BB IBB HBP BLK WP HR S P ERA WHIP	IP WLS BF H R ER SO BB IBB HBP BLK WP HR S P ERA WHIP	IP WLS BF H R ER SO BB IBB HBP BLK WP HR S P ERA WHIP	IP WLS BF H R ER SO BB IBB HBP BLK WP HR S P ERA WHIP	IP WLS BF H R ER SO BB IBB HBP BLK WP HR S P ERA WHIP	IP WLS BF H R ER SO BB IBB HBP BLK WP HR S P ERA WHIP	IP WLS BF H R ER SO BB IBB HBP BLK WP HR S P ERA WHIP	IP WLS BF H R ER SO BB IBB HBP BLK WP HR S P ERA WHIP	IP WLS BF H R ER SO BB IBB HBP BLK WP HR S P ERA WHIP	IP WLS BF H R ER SO BB IBB HBP BLK WP HR S P ERA WHIP

Cleveland Guardians @ Kansas City Royals  
Kauffman Stadium, Kansas City, MO  
Mon Sep 05 2022, 7:12 PM - 10:25 PM CDT  
Att: 11,511 - Clear - 76 F

AB	36
R	5
H	7
RBI	5
BB	3
SO	8
LOB	17






Batter	1	2	3	4	5	6	7	8	9	AB	R	H	RBI	BB	SO	LOB	TOP										
38 Steven Kwan, L (1, 7) OBP: 0.365, SLG: 0.380	G4-1		L7		F7		K		G6-3	5	0	0	0	0	1	4											
1 Amed Rosario, R (1, 6) OBP: 0.310, SLG: 0.392	G6-3				K		F8			4	0	1	0	0	1	2											
11 José Ramírez, S (1, 10) OBP: 0.351, SLG: 0.531	G4-3						F9		F9	4	0	1	2	0	0	0											
39 Oscar Gonzalez, R (1, 9) OBP: 0.311, SLG: 0.433		L4			K		F9		G4-3	4	1	1	0	0	1	2											
0 Andrés Giménez, L (1, 4) OBP: 0.371, SLG: 0.483									G4-3	3	0	2	0	0	0	1											
6 Owen Miller, R (1, 3) OBP: 0.297, SLG: 0.352					F7					4	0	1	1	0	1	2											
2 Tyler Freeman, R (1, 5) OBP: 0.321, SLG: 0.286					F8					4	1	1	0	0	1	2											
17 Austin Hedges, R (1, 2) OBP: 0.264, SLG: 0.271										3	1	1	0	1	0	1											
7 Myles Straw, R (1, 8) OBP: 0.276, SLG: 0.251										4	1	2	1	0	0	0											
<b>Inning Stats</b>	R: 0 E: 0 K: 0 S: 9	H: 0 LOB: 0 BB: 0 P: 12	R: 0 E: 0 K: 0 S: 7	H: 0 LOB: 0 BB: 0 P: 11	R: 2 E: 0 K: 2 S: 20	H: 3 LOB: 2 BB: 1 P: 26	R: 0 E: 0 K: 0 S: 8	H: 1 LOB: 1 BB: 0 P: 12	R: 0 E: 0 K: 1 S: 12	H: 0 LOB: 0 BB: 0 P: 18	R: 0 E: 0 K: 0 S: 8	H: 1 LOB: 1 BB: 0 P: 11	R: 1 E: 0 K: 2 S: 18	H: 3 LOB: 2 BB: 0 P: 23	R: 1 E: 0 K: 0 S: 6	H: 2 LOB: 1 BB: 0 P: 12	R: 0 E: 0 K: 0 S: 5	H: 0 LOB: 0 BB: 0 P: 7	1B: 9 2B: 1 3B: 0 HR: 0	SF: 0 SAC: 0 DP: 0 HBP: 1	WP: 0 PB: 0 SB: 0 CS: 1	PA: 37					
<b>PITCHER</b>	IP	WLS	BF	H	R	ER	SO	BB	IBB	HBP	BLK	WP	HR	S	P	ERA	WHIP										
50 Kris Bubic, L (1, 1) ERA: 5.4	6.1	L	25	6	3	3	4	1	0	1	0	0	0	69	95	4.26	1.105										
74 Jose Cuas, R (7, 1) ERA: 3.49	0.2		4	2	0	0	1	0	0	0	0	0	0	13	18	0.00	3.000										
56 Brad Keller, R (8, 1) ERA: 5.25	2.0		8	2	1	1	0	0	0	0	0	0	0	11	19	4.50	1.000										

**Cleveland Guardians @ Kansas City Royals**  
**Kauffman Stadium, Kansas City, MO**  
 Tue Sep 06 2022, 7:13 PM - 9:44 PM CDT  
 Att. 12,580 - Clear - 81 F

AB 35  
 R 4  
 H 10  
 RBI 4  
 BB 1  
 SO 5  
 LOB 14



Batter	1	2	3	4	5	6	7	8	9	AB	R	H	RBI	BB	SO	LOB	BOTTOM										
1 MJ Melendez, L (1, 7) OBP: 0.320, SLG: 0.402	F9		K						K	3	0	0	0	1	2	0											
7 Bobby Witt Jr., R (1, 6) OBP: 0.288, SLG: 0.439	G4-3				F8		P6		K	4	0	0	0	0	1	1											
13 Salvador Perez, R (1, 2) OBP: 0.276, SLG: 0.456	L8								G6-3	4	1	1	1	0	1	1											
32 Nick Pratto, L (1, 3) OBP: 0.278, SLG: 0.420		G3			L6					3	0	0	0	0	1	0											
2 Michael Taylor, R (1, 8) OBP: 0.331, SLG: 0.389									F8	3	0	2	0	0	0	0											
Ryan O'Hearn, L (1, 10) OBP: 0.280, SLG: 0.296					CS				F8	3	0	1	0	0	0	0											
17 Hunter Dozier, R (1, 5) OBP: 0.295, SLG: 0.383										3	0	0	0	0	1	2											
19 Michael Massey, L (1, 4) OBP: 0.345, SLG: 0.366									G4-3	3	0	0	0	0	1	0											
6 Drew Waters, S (1, 9) OBP: 0.304, SLG: 0.366										3	0	0	0	0	2	0											
<b>Inning Stats</b>	R: 0 E: 0 K: 0 S: 7	H: 2 LOB: 1 BB: 0 P: 12	R: 0 E: 0 K: 3 S: 9	H: 0 LOB: 0 BB: 0 P: 14	R: 1 E: 0 K: 0 S: 6	H: 2 LOB: 0 BB: 0 P: 8	R: 0 E: 0 K: 1 S: 8	H: 0 LOB: 0 BB: 1 P: 16	R: 0 E: 0 K: 1 S: 6	H: 0 LOB: 0 BB: 0 P: 9	R: 0 E: 0 K: 2 S: 11	H: 0 LOB: 0 BB: 0 P: 16	R: 0 E: 0 K: 2 S: 8	H: 0 LOB: 0 BB: 0 P: 12	1B: 3 2B: 0 3B: 0 HR: 1	SF: 0 SAC: 0 DP: 1 HBP: 0	WP: 0 PB: 0 SB: 0 CS: 1	PA: 31									
<b>PITCHER</b>	IP	WLS	BF	H	R	ER	SO	BB	IBB	HBP	BLK	WP	HR	S	P	ERA	WHIP										
57 Shane Bieber, R (1, 1) ERA: 2.96	8.0	W	27	4	1	1	7	1	0	0	0	0	0	8	12	0.00	0.625										
99 James Karinchak, R (9, 1) ERA: 1.04	1.0	S	3	0	0	0	2	0	0	0	0	0	0	8	12	0.00	0.000										

**Cleveland Guardians @ Kansas City Royals**  
**Kauffman Stadium, Kansas City, MO**  
 Tue Sep 06 2022, 7:13 PM - 9:44 PM CDT  
 Att. 12,580 - Clear - 81 F

AB 29  
 R 1  
 H 4  
 RBI 1  
 BB 1  
 SO 9  
 LOB 4





Batter	1	2	3	4	5	6	7	8	9	AB	R	H	RBI	BB	SO	LOB	TOP		
38 Steven Kwan, L (1, 7) OBP: 0.364, SLG: 0.376	G3	F8			L9		BB		F7	4	0	0	0	1	0	1	Cleveland Guardians @ Kansas City Royals Kauffman Stadium, Kansas City, MO Wed Sep 07 2022, 7:11 PM - 10:22 PM CDT Att: 13,394 - Clear - 82 F <a href="http://livebaseballscorecards.com">livebaseballscorecards.com</a>		
1 Amed Rosario, R (1, 6) OBP: 0.309, SLG: 0.391	22 1B		F9		G5-3		K			4	0	1	0	0	1				
11 José Ramírez, S (1, 5) OBP: 0.349, SLG: 0.527	L9		G3-1		G3-1				K	4	0	0	0	0	1				
22 Josh Naylor, L (1, 10) OBP: 0.314, SLG: 0.452	39 BB		G3-1		G3-1		K		F8	4	0	1	0	0	1				
39 Oscar Gonzalez, R (1, 9) OBP: 0.318, SLG: 0.444					G3-1		G5-3		1B	3	1	2	0	1	0				
0 Andrés Giménez, L (1, 4) OBP: 0.372, SLG: 0.483	L7		G3-1		G3-1		FC6-4		2B	4	0	2	0	0	0	4			
6 Owen Miller, R (1, 3) OBP: 0.297, SLG: 0.351		G4-3			G3-1		1B		P3	4	0	1	1	0	0	3			
12 Luke Maile, R (1, 2) OBP: 0.310, SLG: 0.333		G5-3			K		G5-3		F8	4	0	0	0	0	1				
7 Myles Straw, R (1, 8) OBP: 0.276, SLG: 0.251					F9		G5-3		F7	4	0	1	0	0	0	1			
<b>Inning Stats</b>	R: 0 H: 2 E: 0 K: 0 S: 12	H: 1 LOB: 1 BB: 0 P: 10	R: 0 H: 0 E: 0 K: 0 S: 7	H: 0 LOB: 0 BB: 0 P: 11	R: 1 H: 2 E: 0 K: 1 S: 14	H: 0 LOB: 1 BB: 0 P: 18	R: 0 H: 0 E: 0 K: 0 S: 7	H: 1 LOB: 1 BB: 1 P: 17	R: 0 H: 0 E: 0 K: 1 S: 7	H: 2 LOB: 2 BB: 0 P: 17	R: 0 H: 0 E: 0 K: 0 S: 8	H: 2 LOB: 3 BB: 1 P: 10	R: 0 H: 0 E: 0 K: 0 S: 8	H: 0 LOB: 0 BB: 0 P: 9	R: 0 H: 0 E: 0 K: 0 S: 8	H: 0 LOB: 0 BB: 0 P: 9	1B: 6 2B: 2 3B: 0 HR: 0	SF: 0 SAC: 0 DP: 0 HBP: 0	WP: 0 PA: 37 PB: 0 SB: 1 CS: 0
<b>PITCHER</b>	IP WLS BF H R ER SO BB IBB HBP BLK WP HR S P ERA WHIP	IP WLS BF H R ER SO BB IBB HBP BLK WP HR S P ERA WHIP	IP WLS BF H R ER SO BB IBB HBP BLK WP HR S P ERA WHIP	IP WLS BF H R ER SO BB IBB HBP BLK WP HR S P ERA WHIP	IP WLS BF H R ER SO BB IBB HBP BLK WP HR S P ERA WHIP	IP WLS BF H R ER SO BB IBB HBP BLK WP HR S P ERA WHIP	IP WLS BF H R ER SO BB IBB HBP BLK WP HR S P ERA WHIP	IP WLS BF H R ER SO BB IBB HBP BLK WP HR S P ERA WHIP	IP WLS BF H R ER SO BB IBB HBP BLK WP HR S P ERA WHIP	IP WLS BF H R ER SO BB IBB HBP BLK WP HR S P ERA WHIP	IP WLS BF H R ER SO BB IBB HBP BLK WP HR S P ERA WHIP	IP WLS BF H R ER SO BB IBB HBP BLK WP HR S P ERA WHIP	IP WLS BF H R ER SO BB IBB HBP BLK WP HR S P ERA WHIP	IP WLS BF H R ER SO BB IBB HBP BLK WP HR S P ERA WHIP	IP WLS BF H R ER SO BB IBB HBP BLK WP HR S P ERA WHIP	IP WLS BF H R ER SO BB IBB HBP BLK WP HR S P ERA WHIP	IP WLS BF H R ER SO BB IBB HBP BLK WP HR S P ERA WHIP		
23 Zack Greinke, R (1, 1) ERA: 4.0	6.0	25	6	1	1	2	1	0	0	0	0	0	0	0	0	0	1.50	1.167	
40 Collin Snider, R (7, 1) ERA: 5.79	1.0	4	0	0	0	1	1	0	0	0	0	0	0	0	0	0	0.00	1.000	
65 Dylan Coleman, R (8, 1) ERA: 2.5	1.0	5	2	0	0	1	0	0	0	0	0	0	0	0	0	0	0.00	2.000	
58 Scott Barlow, R (9, 1) ERA: 2.49	1.0	W 3	0	0	0	0	0	0	0	0	0	0	0	0	0	0	0.00	0.000	

Batter	1	2	3	4	5	6	7	8	9	AB	R	H	RBI	BB	SO	LOB	BOTTOM		
1 MJ Melendez, L (1, 2) OBP: 0.319, SLG: 0.399	G4-3		F7			K				5	0	1	1	0	2	2	Cleveland Guardians @ Kansas City Royals Kauffman Stadium, Kansas City, MO Wed Sep 07 2022, 7:11 PM - 10:22 PM CDT Att: 13,394 - Clear - 82 F <a href="http://livebaseballscorecards.com">livebaseballscorecards.com</a>		
7 Bobby Witt Jr., R (1, 5) OBP: 0.291, SLG: 0.438	13 CS		K			F7			1B	3	0	1	0	2	1				
13 Salvador Perez, R (1, 10) OBP: 0.278, SLG: 0.457	32 1B				G6-3		32 BB		L8	4	0	2	1	0	0	1			
32 Nick Pratto, L (1, 3) OBP: 0.289, SLG: 0.421					P5				1B	2	0	1	0	2	0	0			
19 Michael Massey, L (1, 4) OBP: 0.342, SLG: 0.371	G3					P5			1B	4	0	1	0	0	1	6			
18 Nate Eaton, R (1, 9) OBP: 0.311, SLG: 0.415		G4-3							P4	2	0	0	0	1	1	1			
Ryan O'Hearn, L (8, FH) OBP: 0.278, SLG: 0.293					K					1	0	0	0	0	0	2			
17 Hunter Dozier, R (9, 9) OBP: 0.295, SLG: 0.383										0	0	0	0	0	0	0			
28 Kyle Isbel, L (1, 7) OBP: 0.264, SLG: 0.341	L8				G4-3		K			3	1	0	0	1	1	1			
6 Drew Waters, S (1, 8) OBP: 0.320, SLG: 0.349	F8									2	0	0	0	2	1	0			
8 Nicky Lopez, L (1, 6) OBP: 0.294, SLG: 0.289					P6					4	1	0	0	0	0	4			
<b>Inning Stats</b>	R: 0 H: 2 E: 0 K: 0 S: 11	H: 0 LOB: 0 BB: 0 P: 14	R: 0 H: 0 E: 0 K: 1 S: 6	H: 0 LOB: 0 BB: 0 P: 9	R: 0 H: 1 E: 0 K: 1 S: 11	H: 0 LOB: 1 BB: 0 P: 18	R: 0 H: 0 E: 0 K: 1 S: 10	H: 1 LOB: 2 BB: 1 P: 18	R: 0 H: 0 E: 0 K: 2 S: 10	H: 0 LOB: 2 BB: 2 P: 22	R: 0 H: 1 E: 0 K: 1 S: 17	H: 1 LOB: 2 BB: 1 P: 26	R: 2 H: 1 E: 0 K: 0 S: 8	H: 1 LOB: 3 BB: 3 P: 19	R: 0 H: 0 E: 0 K: 0 S: 8	H: 0 LOB: 2 BB: 3 P: 19	1B: 5 2B: 1 3B: 0 HR: 0	SF: 1 SAC: 0 DP: 0 HBP: 0	WP: 0 PA: 39 PB: 0 SB: 2 CS: 1
<b>PITCHER</b>	IP WLS BF H R ER SO BB IBB HBP BLK WP HR S P ERA WHIP	IP WLS BF H R ER SO BB IBB HBP BLK WP HR S P ERA WHIP	IP WLS BF H R ER SO BB IBB HBP BLK WP HR S P ERA WHIP	IP WLS BF H R ER SO BB IBB HBP BLK WP HR S P ERA WHIP	IP WLS BF H R ER SO BB IBB HBP BLK WP HR S P ERA WHIP	IP WLS BF H R ER SO BB IBB HBP BLK WP HR S P ERA WHIP	IP WLS BF H R ER SO BB IBB HBP BLK WP HR S P ERA WHIP	IP WLS BF H R ER SO BB IBB HBP BLK WP HR S P ERA WHIP	IP WLS BF H R ER SO BB IBB HBP BLK WP HR S P ERA WHIP	IP WLS BF H R ER SO BB IBB HBP BLK WP HR S P ERA WHIP	IP WLS BF H R ER SO BB IBB HBP BLK WP HR S P ERA WHIP	IP WLS BF H R ER SO BB IBB HBP BLK WP HR S P ERA WHIP	IP WLS BF H R ER SO BB IBB HBP BLK WP HR S P ERA WHIP	IP WLS BF H R ER SO BB IBB HBP BLK WP HR S P ERA WHIP	IP WLS BF H R ER SO BB IBB HBP BLK WP HR S P ERA WHIP	IP WLS BF H R ER SO BB IBB HBP BLK WP HR S P ERA WHIP			
36 Cody Morris, R (1, 1) ERA: 3.0	4.0	15	3	0	0	2	1	0	0	0	0	0	0	0	0	0	0.00	1.000	
31 Sam Hentges, L (5, 1) ERA: 2.72	1.0	3	0	0	0	1	0	0	0	0	0	0	0	0	0	0	0.00	0.000	
62 Enyel De Los Santos, R (6, 1) ERA: 2.92	0.2	H 3	1	0	0	1	0	0	0	0	0	0	0	0	0	0	0.00	1.500	
99 James Karinchak, R (6, 1) ERA: 1.01	0.2	H 5	0	0	0	1	3	0	0	0	0	0	0	0	0	0	0.00	4.500	
37 Trevor Stephan, R (7, 1) ERA: 2.53	1.0	H 5	1	0	0	1	1	0	0	0	0	0	0	0	0	0	0.00	2.000	
27 Bryan Shaw, R (8, 1) ERA: 5.15	0.2	L 6	1	2	2	0	2	1	0	0	0	0	0	0	0	0	27.00	4.500	
48 Emmanuel Clase, R (9, 1) ERA: 1.39	0.2	L 6	1	2	2	0	2	1	0	0	0	0	0	0	0	0	27.00	4.500	



Batter	1	2	3	4	5	6	7	8	9	AB	R	H	RBI	BB	SO	LOB	TOP			
38 Steven Kwan, L (1,7) OBP: 0.362, SLG: 0.374	F7	1B		F7		F8		G3		5	0	1	0	0	0	1				
1 Amed Rosario, R (1,6) OBP: 0.310, SLG: 0.391	1B	1B		G5-4-3		K		K		5	1	2	0	0	2	1				
11 José Ramírez, S (1,5) OBP: 0.347, SLG: 0.524	22 1B	39 HR		F7		G6-3		K		5	1	1	0	0	2	2				
22 Josh Naylor, L (1,3) OBP: 0.318, SLG: 0.457	39 HR	1B		G3		39 HR		G6-3		5	2	3	1	0	0	0				
39 Oscar Gonzalez, R (1,9) OBP: 0.327, SLG: 0.474	1B	HR		1B		HR		G5-3		5	2	4	5	0	0	0				
0 Andrés Giménez, L (1,4) OBP: 0.299, SLG: 0.478	F8	HR		F8		G4-3		HBP		4	0	0	0	0	0	3				
9 Richie Palacios, L (1,10) OBP: 0.299, SLG: 0.299	G3			L8		17 1B		F8		4	0	1	0	0	0	2				
17 Austin Hedges, R (1,2) OBP: 0.267, SLG: 0.287		K		HR		1B		G3-1		4	1	2	1	0	1	0				
7 Myles Straw, R (1,8) OBP: 0.276, SLG: 0.251		P6		G5-4-3		G4-3		F9		4	0	1	0	0	0	2				
<b>Inning Stats</b>	R: 4 E: 0 K: 0 S: 18	H: 4 LOB: 0 BB: 0 P: 23	R: 0 E: 0 K: 1 S: 13	H: 2 LOB: 2 BB: 0 P: 21	R: 0 E: 0 K: 0 S: 10	H: 1 LOB: 1 BB: 0 P: 15	R: 1 E: 0 K: 0 S: 11	H: 2 LOB: 0 BB: 0 P: 17	R: 2 E: 0 K: 2 S: 17	H: 4 LOB: 2 BB: 0 P: 24	R: 0 E: 0 K: 2 S: 8	H: 0 LOB: 1 BB: 0 P: 18	R: 0 E: 0 K: 0 S: 11	H: 0 LOB: 0 BB: 0 P: 10	R: 0 E: 0 K: 2 S: 13	H: 2 LOB: 2 BB: 0 P: 17	1B: 11 2B: 1 3B: 0 HR: 3	SF: 0 SAC: 0 DP: 1 HBP: 1	WP: 0 PB: 0 SB: 1 CS: 0	PA: 42
<b>PITCHER</b>	IP WLS BF H R ER SO BB IBB HBP BLK WP HR S P ERA WHIP	IP WLS BF H R ER SO BB IBB HBP BLK WP HR S P ERA WHIP																		
37 Dylan Bundy, R (1,1) ERA: 4.68	4.2 L 25 12 7 7 1 0 0 0 0 0 3 64 94 13.50 2.571	3.1 12 1 0 0 2 0 0 1 0 0 0 0 32 46 0.00 0.300	1.0 5 2 0 0 2 0 0 0 0 0 0 0 13 17 0.00 2.000																	

Cleveland Guardians @ Minnesota Twins  
Target Field, Minneapolis, MN  
Fri Sep 09 2022, 8:28 PM - 12:02 AM CDT  
Att: 18,595 - Overcast - 59 F

AB	41
R	7
H	15
RBI	7
BB	0
SO	5
LOB	11



Batter	1	2	3	4	5	6	7	8	9	AB	R	H	RBI	BB	SO	LOB	BOTTOM					
2 Luis Arraez, L (1,4) OBP: 0.375, SLG: 0.423	L7				F8			F7		5	1	1	0	0	1	2						
4 Carlos Correa, R (1,6) OBP: 0.356, SLG: 0.456	F9				G4-3			HR		5	2	4	4	0	0	0						
64 Jose Miranda, R (1,3) OBP: 0.330, SLG: 0.453	2B				G4-3			HR		5	0	3	1	0	1	2						
1 Nick Gordon, L (1,7) OBP: 0.319, SLG: 0.423	G3-1				15 1B			F7		4	0	1	0	0	1	4						
15 Gio Urshela, R (1,5) OBP: 0.312, SLG: 0.416					67 FC1-4			G5-3		5	0	3	0	0	1	1						
24 Gary Sánchez, R (1,10) OBP: 0.286, SLG: 0.396					K			K		4	0	0	0	1	3	5						
8 Jake Cave, L (1,9) OBP: 0.267, SLG: 0.397					K			L9		5	0	0	0	0	3	5						
67 Gilberto Celestino, R (1,8) ERA: 3.5					FC1-4			P2		3	0	0	0	0	0	4						
26 Max Kepler, L (8,PH) OBP: 0.323, SLG: 0.353					FC6-4			HR		1	0	0	0	0	0	0						
90 Caleb Hamilton, R (9,2)					K			K		0	0	0	0	0	0	0						
39 Sandy León, S (1,2) OBP: 0.310, SLG: 0.220					K			K		2	2	1	0	1	1	2						
30 Kyle Garlick, R (8,PH) OBP: 0.303, SLG: 0.474					64 1B			HR		1	1	1	0	0	0	0						
<b>Inning Stats</b>	R: 0 E: 0 K: 0 S: 14	H: 1 LOB: 1 BB: 0 P: 21	R: 0 E: 0 K: 2 S: 12	H: 1 LOB: 2 BB: 1 P: 22	R: 0 E: 0 K: 1 S: 7	H: 1 LOB: 0 BB: 0 P: 10	R: 0 E: 0 K: 2 S: 12	H: 2 LOB: 2 BB: 0 P: 19	R: 2 E: 1 K: 1 S: 18	H: 4 LOB: 1 BB: 1 P: 24	R: 2 E: 0 K: 1 S: 18	H: 2 LOB: 1 BB: 1 P: 27	R: 0 E: 0 K: 1 S: 8	H: 0 LOB: 1 BB: 0 P: 15	R: 2 E: 0 K: 0 S: 16	H: 3 LOB: 1 BB: 0 P: 24	R: 0 E: 0 K: 2 S: 10	H: 0 LOB: 0 BB: 0 P: 11	1B: 10 2B: 3 3B: 0 HR: 1	SF: 0 SAC: 0 DP: 1 HBP: 1	WP: 0 PB: 0 SB: 0 CS: 0	PA: 43
<b>PITCHER</b>	IP WLS BF H R ER SO BB IBB HBP BLK WP HR S P ERA WHIP	IP WLS BF H R ER SO BB IBB HBP BLK WP HR S P ERA WHIP																				
47 Cal Quantrill, R (1,1) ERA: 2.98	5.0 W 24 5 2 2 1 1 0 0 0 0 0 14 22 27.00 4.500	0.2 H 1 0 0 0 0 0 0 0 0 0 0 4 5 0.00 0.000	1.0 H 4 0 0 0 1 0 0 0 0 0 0 8 15 0.00 0.000	1.0 H 6 3 2 2 0 0 0 0 0 0 1 16 24 18.00 3.000																		
48 Emmanuel Clase, R (9,1) ERA: 1.37	1.0 S 3 0 0 0 2 0 0 0 0 0 0 10 11 0.00 0.000																					

Cleveland Guardians @ Minnesota Twins  
Target Field, Minneapolis, MN  
Fri Sep 09 2022, 8:28 PM - 12:02 AM CDT  
Att: 18,595 - Overcast - 59 F

AB	40
R	6
H	14
RBI	5
BB	2
SO	11
LOB	25





Batter	1	2	3	4	5	6	7	8	9	AB	R	H	RBI	BB	SO	LOB	TOP					
38 Steven Kwan, L (1, 10) OBP: 0.366, SLG: 0.374										1 2 0 0 4 0 1												
1 Amed Rosario, R (1, 6) OBP: 0.309, SLG: 0.395										5 1 1 2 0 0 4												
11 José Ramírez, S (1, 5) OBP: 0.351, SLG: 0.525										4 2 3 1 1 1 0												
22 Josh Naylor, L (1, 3) OBP: 0.319, SLG: 0.457										4 1 1 0 0 1 2												
39 Oscar Gonzalez, R (1, 9) OBP: 0.328, SLG: 0.471										4 0 1 1 1 0 2												
0 Andrés Giménez, L (1, 4) OBP: 0.369, SLG: 0.473										4 0 0 1 1 3 3												
29 Will Benson, L (1, 7) OBP: 0.239, SLG: 0.146										3 0 0 1 0 1 1												
12 Luke Maile, R (1, 2) OBP: 0.308, SLG: 0.331										4 0 1 0 0 1 3												
7 Myles Straw, R (1, 8) OBP: 0.274, SLG: 0.249										4 0 0 0 0 0 1												
<b>Inning Stats</b>	R: 2 H: 2 E: 0 K: 1 S: 16	H: 2 LOB: 1 BB: 1 P: 27	R: 0 H: 0 E: 0 K: 0 S: 8	H: 0 LOB: 0 BB: 0 P: 13	R: 2 H: 0 E: 0 K: 0 S: 16	H: 0 LOB: 3 BB: 4 P: 39	R: 1 H: 1 E: 0 K: 0 S: 12	H: 1 LOB: 1 BB: 0 P: 18	R: 0 H: 0 E: 0 K: 1 S: 7	H: 0 LOB: 0 BB: 0 P: 8	R: 0 H: 1 E: 0 K: 0 S: 12	H: 1 LOB: 1 BB: 0 P: 18	R: 1 H: 2 E: 0 K: 2 S: 12	H: 2 LOB: 1 BB: 0 P: 16	R: 0 H: 0 E: 0 K: 1 S: 10	H: 0 LOB: 1 BB: 0 P: 16	R: 0 H: 1 E: 0 K: 2 S: 13	H: 1 LOB: 0 BB: 0 P: 15	1B: 5 R: 2 H: 3 RBI: 0 BB: 0 SO: 0 HR: 1	SF: 0 SAC: 0 DP: 1 HBP: 2	WP: 0 PB: 0 CS: 2	PA: 42
<b>PITCHER</b>	IP WLS BF H R ER SO BB IBB HBP BLK WP HR S P ERA WHIP																					
17 Chris Archer, R (1, 1) ERA: 4.56	2.0 L 9 2 2 2 1 1 0 0 0 0 0 1 24 40 9.00 1.500																					
77 Cole Sands, R (3, 1) ERA: 6.75	3.1 18 2 3 3 1 5 0 2 0 0 0 0 42 77 8.10 2.100																					
12 Emilio Pagán, R (6, 1) ERA: 4.85	2.1 10 2 1 1 3 1 0 0 0 0 0 0 23 33 3.86 1.286																					
58 Trevor Megill, R (8, 1) ERA: 3.98	1.1 5 1 0 0 2 0 0 0 0 0 0 0 17 20 0.00 0.750																					

Cleveland Guardians @ Minnesota Twins  
Target Field, Minneapolis, MN  
Sat Sep 10 2022, 6:19 PM - 9:43 PM CDT  
Att: 26,073 - Clear - 70 F

AB 33  
R 6  
H 7  
RBI 6  
BB 7  
SO 7  
LOB 17

Batter	1	2	3	4	5	6	7	8	9	AB	R	H	RBI	BB	SO	LOB	BOTTOM					
2 Luis Arraez, L (1, 10) OBP: 0.377, SLG: 0.429										5 1 3 1 0 0 1												
4 Carlos Correa, R (1, 6) OBP: 0.358, SLG: 0.457										5 0 3 0 0 1 0												
64 Jose Miranda, R (1, 3) OBP: 0.331, SLG: 0.451										4 0 1 0 1 0 4												
0 Billy Hamilton, S (9, PR) OBP: 0.125, SLG: 0.067										0 0 0 0 0 0 0												
26 Max Kepler, L (1, 9) OBP: 0.319, SLG: 0.349										5 0 0 0 0 0 5												
15 Gio Urshela, R (1, 5) OBP: 0.313, SLG: 0.416										3 1 1 0 1 1 0												
1 Nick Gordon, L (1, 4) OBP: 0.321, SLG: 0.427										4 0 2 0 0 1 1												
30 Kyle Garlick, R (1, 7) OBP: 0.302, SLG: 0.467										4 1 1 0 0 0 4												
24 Gary Sánchez, R (1, 2) OBP: 0.283, SLG: 0.393										3 0 0 1 0 2 3												
8 Jake Cave, L (1, 8) OBP: 0.267, SLG: 0.402										4 1 1 1 0 1 1												
<b>Inning Stats</b>	R: 0 H: 0 E: 0 K: 0 S: 11	H: 0 LOB: 1 BB: 1 P: 17	R: 0 H: 0 E: 0 K: 2 S: 9	H: 0 LOB: 1 BB: 1 P: 16	R: 0 H: 2 E: 0 K: 1 S: 10	H: 2 LOB: 0 BB: 0 P: 13	R: 0 H: 1 E: 0 K: 2 S: 10	H: 1 LOB: 1 BB: 0 P: 15	R: 0 H: 2 E: 0 K: 0 S: 10	H: 2 LOB: 1 BB: 0 P: 14	R: 0 H: 0 E: 0 K: 0 S: 7	H: 0 LOB: 0 BB: 0 P: 9	R: 0 H: 1 E: 0 K: 0 S: 9	H: 1 LOB: 1 BB: 0 P: 13	R: 0 H: 0 E: 0 K: 1 S: 8	H: 0 LOB: 0 BB: 0 P: 16	R: 4 H: 6 E: 1 K: 0 S: 22	H: 6 LOB: 2 BB: 0 P: 33	1B: 8 R: 4 H: 12 RBI: 3 BB: 2 SO: 6 HR: 0	SF: 1 SAC: 0 DP: 1 HBP: 0	WP: 0 PB: 0 CS: 0	PA: 40
<b>PITCHER</b>	IP WLS BF H R ER SO BB IBB HBP BLK WP HR S P ERA WHIP																					
24 Triston McKenzie, R (1, 1) ERA: 3.05	7.0 W 28 6 0 0 0 2 0 0 0 0 0 0 8 16 0.00 1.143																					
52 Nick Sandlin, R (8, 1) ERA: 2.13	1.0 3 0 0 0 1 0 0 0 0 0 0 0 8 16 0.00 0.000																					
27 Bryan Shaw, R (9, 1) ERA: 5.75	0.2 6 4 4 4 0 0 0 0 0 0 0 0 17 26 54.00 6.000																					
48 Emmanuel Clase, R (9, 1) ERA: 1.36	0.1 S 3 2 0 0 0 0 0 0 0 0 0 0 5 7 0.00 6.000																					

Cleveland Guardians @ Minnesota Twins  
Target Field, Minneapolis, MN  
Sat Sep 10 2022, 6:19 PM - 9:43 PM CDT  
Att: 26,073 - Clear - 70 F

AB 37  
R 4  
H 12  
RBI 3  
BB 2  
SO 6  
LOB 19



Batter	1	2	3	4	5	6	7	8	9	AB	R	H	RBI	BB	SO	LOB	TOP						
38 Steven Kwan, L (1,7) OBP: 0.368, SLG: 0.382										5	2	3	1	0	0	2	<b>Cleveland Guardians @ Minnesota Twins</b> Target Field, Minneapolis, MN Sun Sep 11 2022, 1:14 PM - 4:31 PM CDT Att: 19,016 - Partly Cloudy - 69 F						
1 Amed Rosario, R (1,6) OBP: 0.308, SLG: 0.392										4	0	0	0	0	0	4							
11 José Ramírez, S (1,5) OBP: 0.353, SLG: 0.526										3	0	1	0	2	1	2							
22 Josh Naylor, L (1,10) OBP: 0.320, SLG: 0.458										4	0	1	2	1	1	5							
28 Ernie Clement, R (9,10)										0	0	0	0	0	0	0							
39 Oscar Gonzalez, R (1,9) OBP: 0.296, SLG: 0.464										4	0	0	0	1	2	3							
0 Andrés Giménez, L (1,4) OBP: 0.369, SLG: 0.478										4	1	1	1	1	2	2							
6 Owen Miller, R (1,3) OBP: 0.296, SLG: 0.349										5	0	1	0	0	0	5							
17 Austin Hedges, R (1,2) OBP: 0.266, SLG: 0.282										4	0	0	0	0	3	2							
7 Myles Straw, R (1,8) OBP: 0.277, SLG: 0.253										4	1	3	0	0	1	0							
<b>Inning Stats</b>	R: 0 H: 1 E: 0 K: 1 S: 14	H: 1 LOB: 0 BB: 0 P: 21	R: 1 H: 1 E: 0 K: 1 S: 13	H: 1 LOB: 0 BB: 0 P: 16	R: 1 H: 2 E: 0 K: 1 S: 9	H: 2 LOB: 1 BB: 1 P: 12	R: 0 H: 0 E: 0 K: 1 S: 8	H: 0 LOB: 1 BB: 1 P: 18	R: 0 H: 1 E: 0 K: 0 S: 7	H: 1 LOB: 3 BB: 1 P: 10	R: 0 H: 0 E: 0 K: 1 S: 8	H: 0 LOB: 1 BB: 1 P: 13	R: 0 H: 1 E: 0 K: 2 S: 14	H: 1 LOB: 3 BB: 1 P: 28	R: 0 H: 1 E: 0 K: 3 S: 12	H: 1 LOB: 1 BB: 0 P: 17	R: 2 H: 3 E: 0 K: 0 S: 14	H: 3 LOB: 3 BB: 2 P: 18	1B: 6 2B: 2 3B: 0 HR: 2	SF: 0 SAC: 0 DP: 0 HBP: 1	WP: 0 PB: 0 SB: 2 CS: 0	PA: 43	
<b>PITCHER</b>	IP: 4.0 WLS: L BF: 17 ERA: 3.83	H: 4 R: 2 ER: 2 SO: 4	H: 4 R: 2 ER: 2 SO: 4	H: 4 R: 2 ER: 2 SO: 4	BB: 1 IBB: 0 HBP: 0 BLK: 0	BB: 1 IBB: 0 HBP: 0 BLK: 0	BB: 1 IBB: 0 HBP: 0 BLK: 0	BB: 1 IBB: 0 HBP: 0 BLK: 0	WP: 0 HR: 2 S: 44 P: 67	ERA: 4.50 WHIP: 1.250	IP: 1.0 WLS: L BF: 8 ERA: 2.3	H: 3 R: 2 ER: 2 SO: 0	H: 3 R: 2 ER: 2 SO: 0	BB: 0 IBB: 2 HBP: 0 BLK: 0	BB: 0 IBB: 2 HBP: 0 BLK: 0	WP: 0 HR: 0 S: 14 P: 18	H: 0 R: 0 ER: 0 SO: 18	ERA: 18.00 WHIP: 3.000					
74 Josh Winder, R (1,1) ERA: 3.83	IP: 4.0 WLS: L BF: 17 ERA: 3.83	H: 4 R: 2 ER: 2 SO: 4	H: 4 R: 2 ER: 2 SO: 4	H: 4 R: 2 ER: 2 SO: 4	BB: 1 IBB: 0 HBP: 0 BLK: 0	BB: 1 IBB: 0 HBP: 0 BLK: 0	BB: 1 IBB: 0 HBP: 0 BLK: 0	BB: 1 IBB: 0 HBP: 0 BLK: 0	WP: 0 HR: 2 S: 44 P: 67	ERA: 4.50 WHIP: 1.250	48 Jorge López, R (9,1) ERA: 2.3	IP: 1.0 WLS: L BF: 8 ERA: 2.3	H: 3 R: 2 ER: 2 SO: 0	H: 3 R: 2 ER: 2 SO: 0	BB: 0 IBB: 2 HBP: 0 BLK: 0	BB: 0 IBB: 2 HBP: 0 BLK: 0	WP: 0 HR: 0 S: 14 P: 18	H: 0 R: 0 ER: 0 SO: 18	ERA: 18.00 WHIP: 3.000				
56 Caleb Thielbar, L (5,1) ERA: 3.53	IP: 1.0 WLS: L BF: 5 ERA: 3.53	H: 1 R: 0 ER: 0 SO: 0	H: 1 R: 0 ER: 0 SO: 0	H: 1 R: 0 ER: 0 SO: 0	BB: 0 IBB: 0 HBP: 0 BLK: 0	BB: 0 IBB: 0 HBP: 0 BLK: 0	BB: 0 IBB: 0 HBP: 0 BLK: 0	BB: 0 IBB: 0 HBP: 0 BLK: 0	WP: 0 HR: 0 S: 8 P: 15	ERA: 0.00 WHIP: 2.000	65 Griffin Jax, R (6,1) ERA: 3.34	IP: 1.0 WLS: L BF: 3 ERA: 3.34	H: 0 R: 0 ER: 0 SO: 1	H: 0 R: 0 ER: 0 SO: 1	BB: 0 IBB: 0 HBP: 0 BLK: 0	BB: 0 IBB: 0 HBP: 0 BLK: 0	WP: 0 HR: 0 S: 7 P: 8	ERA: 0.00 WHIP: 0.000					
52 Michael Fulmer, R (7,1) ERA: 3.21	IP: 0.2 WLS: L BF: 4 ERA: 3.21	H: 1 R: 0 ER: 0 SO: 1	H: 1 R: 0 ER: 0 SO: 1	H: 1 R: 0 ER: 0 SO: 1	BB: 0 IBB: 0 HBP: 0 BLK: 0	BB: 0 IBB: 0 HBP: 0 BLK: 0	BB: 0 IBB: 0 HBP: 0 BLK: 0	BB: 0 IBB: 0 HBP: 0 BLK: 0	WP: 0 HR: 0 S: 9 P: 18	ERA: 0.00 WHIP: 1.500	59 Jhoan Duran, R (7,1) ERA: 1.72	IP: 1.1 WLS: L BF: 6 ERA: 1.72	H: 1 R: 0 ER: 0 SO: 4	H: 1 R: 0 ER: 0 SO: 4	BB: 0 IBB: 0 HBP: 0 BLK: 0	BB: 0 IBB: 0 HBP: 0 BLK: 0	WP: 0 HR: 0 S: 17 P: 27	ERA: 0.00 WHIP: 1.500					
2 Luis Arraez, L (1,10) OBP: 0.376, SLG: 0.427										4	0	1	0	0	0	1	<b>Cleveland Guardians @ Minnesota Twins</b> Target Field, Minneapolis, MN Sun Sep 11 2022, 1:14 PM - 4:31 PM CDT Att: 19,016 - Partly Cloudy - 69 F						
4 Carlos Correa, R (1,6) OBP: 0.355, SLG: 0.453										4	0	0	0	0	1	1							
64 Jose Miranda, R (1,3) OBP: 0.330, SLG: 0.447										3	0	0	0	1	0	0							
26 Max Kepler, L (1,9) OBP: 0.316, SLG: 0.348										1	0	0	0	0	1	1							
67 Gilberto Celestino, R (3,8) OBP: 0.312, SLG: 0.311										2	0	0	0	1	1	0							
15 Gio Urshela, R (1,5) OBP: 0.313, SLG: 0.414										4	0	1	0	0	2	1							
1 Nick Gordon, L (1,4) OBP: 0.326, SLG: 0.432										3	1	2	0	1	0	0							
30 Kyle Garlick, R (1,7) OBP: 0.294, SLG: 0.454										4	0	0	0	0	3	5							
8 Jake Cave, L (1,8) OBP: 0.261, SLG: 0.393										2	0	0	0	0	0	1							
87 Jermaine Palacios, R (7,PH) ERA: 2.67										2	0	0	0	0	1	4							
39 Sandy León, S (1,2) OBP: 0.306, SLG: 0.217										1	0	0	0	0	1	0							
24 Gary Sánchez, R (5,PH) OBP: 0.284, SLG: 0.393										2	0	1	1	0	1	2							
<b>Inning Stats</b>	R: 0 H: 0 E: 0 K: 2 S: 10	H: 0 LOB: 1 BB: 1 P: 17	R: 0 H: 0 E: 0 K: 2 S: 10	H: 0 LOB: 0 BB: 0 P: 13	R: 0 H: 1 E: 0 K: 1 S: 13	H: 1 LOB: 1 BB: 0 P: 20	R: 0 H: 0 E: 0 K: 1 S: 12	H: 0 LOB: 0 BB: 0 P: 19	R: 1 H: 2 E: 0 K: 1 S: 11	H: 2 LOB: 1 BB: 0 P: 13	R: 0 H: 0 E: 0 K: 0 S: 6	H: 0 LOB: 0 BB: 0 P: 6	R: 0 H: 2 E: 0 K: 1 S: 16	H: 2 LOB: 2 BB: 0 P: 21	R: 0 H: 0 E: 0 K: 0 S: 6	H: 0 LOB: 0 BB: 0 P: 10	R: 0 H: 0 E: 0 K: 3 S: 16	H: 0 LOB: 2 BB: 2 P: 29	1B: 4 2B: 1 3B: 0 HR: 0	SF: 0 SAC: 0 DP: 0 HBP: 0	WP: 0 PB: 0 SB: 1 CS: 0	PA: 35	
<b>PITCHER</b>	IP: 6.1 WLS: W BF: 25 ERA: 2.91	H: 6 R: 1 ER: 1 SO: 7	H: 6 R: 1 ER: 1 SO: 7	H: 6 R: 1 ER: 1 SO: 7	BB: 1 IBB: 0 HBP: 0 BLK: 0	BB: 1 IBB: 0 HBP: 0 BLK: 0	BB: 1 IBB: 0 HBP: 0 BLK: 0	BB: 1 IBB: 0 HBP: 0 BLK: 0	WP: 0 HR: 0 S: 71 P: 100	ERA: 1.42 WHIP: 0.947	31 Sam Hentges, L (7,1) ERA: 2.91	IP: 1.0 WLS: H BF: 3 ERA: 2.91	H: 0 R: 0 ER: 0 SO: 1	H: 0 R: 0 ER: 0 SO: 1	BB: 0 IBB: 0 HBP: 0 BLK: 0	BB: 0 IBB: 0 HBP: 0 BLK: 0	WP: 0 HR: 0 S: 10 P: 14	ERA: 0.00 WHIP: 0.000					
37 Trevor Stephan, R (8,1) ERA: 2.45	IP: 0.2 WLS: H BF: 2 ERA: 2.45	H: 2 R: 0 ER: 0 SO: 0	H: 2 R: 0 ER: 0 SO: 0	H: 2 R: 0 ER: 0 SO: 0	BB: 0 IBB: 0 HBP: 0 BLK: 0	BB: 0 IBB: 0 HBP: 0 BLK: 0	BB: 0 IBB: 0 HBP: 0 BLK: 0	BB: 0 IBB: 0 HBP: 0 BLK: 0	WP: 0 HR: 0 S: 3 P: 5	ERA: 0.00 WHIP: 0.000	99 James Karinchak, R (9,1) ERA: 1.57	IP: 1.0 WLS: S BF: 5 ERA: 1.57	H: 0 R: 0 ER: 0 SO: 3	H: 0 R: 0 ER: 0 SO: 3	BB: 2 IBB: 0 HBP: 0 BLK: 0	BB: 2 IBB: 0 HBP: 0 BLK: 0	WP: 0 HR: 0 S: 16 P: 29	ERA: 0.00 WHIP: 2.000					

AB	37
R	4
H	10
RBI	4
BB	5
SO	10
LOB	25



AB	32
R	1
H	5
RBI	1
BB	3
SO	11
LOB	16

































Batter	1	2	3	4	5	6	7	8	9	AB	R	H	RBI	BB	SO	LOB	TOP																																																									
2 Luis Arraez, L (1, 3) OBP: 0.375, SLG: 0.426										5	0	2	2	0	0	2	<b>Minnesota Twins @ Cleveland Guardians</b> Progressive Field, Cleveland, OH Sun Sep 18 2022, 1:47 PM - 4:24 PM EDT Att: 19,601 - Partly Cloudy - 82 F																																																									
4 Carlos Correa, R (1, 6) OBP: 0.390, SLG: 0.465										5	0	3	0	0	1	2																																																										
64 Jose Miranda, R (1, 5) OBP: 0.327, SLG: 0.443										4	0	0	0	0	1	4																																																										
15 Gio Urshela, R (1, 10) OBP: 0.324, SLG: 0.423										3	0	0	0	1	0	3																																																										
8 Jake Cave, L (1, 7) OBP: 0.246, SLG: 0.400										4	1	1	1	0	0	2																																																										
24 Gary Sánchez, R (1, 2) OBP: 0.279, SLG: 0.382										4	0	1	0	0	2	2																																																										
67 Gilberto Celestino, R (1, 8) OBP: 0.310, SLG: 0.395										3	1	0	0	1	2	1																																																										
38 Matt Wallner, L (1, 9) OBP: 0.250, SLG: 0.500										3	0	2	0	0	1	0																																																										
55 Mark Contreras, L (8, 9) OBP: 0.143, SLG: 0.324										1	1	1	0	0	0	0																																																										
87 Jermaine Palacios, R (1, 4) OBP: 0.149, SLG: 0.114										3	0	0	0	0	2	3																																																										
1 Nick Gordon, L (9, PH) OBP: 0.323, SLG: 0.435										0	0	0	0	1	0	0																																																										
<b>Inning Stats</b>	R: 0 H: 2 E: 0 K: 0 S: 16	H: 2 LOB: 1 BB: 0 P: 20	R: 1 H: 3 E: 0 K: 1 S: 10	H: 3 LOB: 2 BB: 0 P: 13	R: 0 H: 0 E: 0 K: 0 S: 7	H: 0 LOB: 0 BB: 0 P: 8	R: 0 H: 0 E: 0 K: 2 S: 8	H: 0 LOB: 0 BB: 0 P: 11	R: 0 H: 0 E: 0 K: 2 S: 8	H: 0 LOB: 0 BB: 0 P: 11	R: 0 H: 1 E: 0 K: 1 S: 14	H: 1 LOB: 2 BB: 1 P: 18	R: 0 H: 1 E: 0 K: 0 S: 12	H: 1 LOB: 1 BB: 0 P: 14	R: 2 H: 2 E: 0 K: 2 S: 14	H: 2 LOB: 2 BB: 2 P: 24	1B: 9 2B: 1 3B: 0 HR: 1	SF: 0 SAC: 0 DP: 2 HBP: 0	WP: 0 PA: 38 PB: 0 CS: 0																																																							
<b>PITCHER</b>	IP WLS BF H R ER SO BB IBB HBP BLK WP HR S P ERA WHIP	<table border="0"> <tr> <td>36 Cody Morris, R (1, 1) ERA: 2.3</td> <td>6.0</td> <td>L</td> <td>24</td> <td>6</td> <td>1</td> <td>1</td> <td>6</td> <td>1</td> <td>0</td> <td>0</td> <td>0</td> <td>0</td> <td>0</td> <td>1</td> <td>63</td> <td>81</td> <td>1.50</td> <td>1.167</td> </tr> <tr> <td>49 Eli Morgan, R (7, 1) ERA: 3.6</td> <td>2.0</td> <td></td> <td>7</td> <td>2</td> <td>0</td> <td>0</td> <td>1</td> <td>0</td> <td>0</td> <td>0</td> <td>0</td> <td>0</td> <td>0</td> <td>0</td> <td>19</td> <td>21</td> <td>0.00</td> <td>1.000</td> </tr> <tr> <td>62 Enyel De Los Santos, R (9, 1) ERA: 3.17</td> <td>1.0</td> <td></td> <td>7</td> <td>2</td> <td>2</td> <td>2</td> <td>2</td> <td>2</td> <td>0</td> <td>0</td> <td>0</td> <td>0</td> <td>0</td> <td>0</td> <td>14</td> <td>24</td> <td>18.00</td> <td>4.000</td> </tr> </table>																36 Cody Morris, R (1, 1) ERA: 2.3	6.0	L	24	6	1	1	6	1	0	0	0	0	0	1	63	81	1.50	1.167	49 Eli Morgan, R (7, 1) ERA: 3.6	2.0		7	2	0	0	1	0	0	0	0	0	0	0	19	21	0.00	1.000	62 Enyel De Los Santos, R (9, 1) ERA: 3.17	1.0		7	2	2	2	2	2	0	0	0	0	0	0	14	24	18.00	4.000
36 Cody Morris, R (1, 1) ERA: 2.3	6.0	L	24	6	1	1	6	1	0	0	0	0	0	1	63	81	1.50	1.167																																																								
49 Eli Morgan, R (7, 1) ERA: 3.6	2.0		7	2	0	0	1	0	0	0	0	0	0	0	19	21	0.00	1.000																																																								
62 Enyel De Los Santos, R (9, 1) ERA: 3.17	1.0		7	2	2	2	2	2	0	0	0	0	0	0	14	24	18.00	4.000																																																								

Batter	1	2	3	4	5	6	7	8	9	AB	R	H	RBI	BB	SO	LOB	BOTTOM
0 Andrés Giménez, L (1, 4) OBP: 0.371, SLG: 0.474										3	0	0	0	0	0	2	<b>Minnesota Twins @ Cleveland Guardians</b> Progressive Field, Cleveland, OH Sun Sep 18 2022, 1:47 PM - 4:24 PM EDT Att: 19,601 - Partly Cloudy - 82 F
1 Amed Rosario, R (1, 10) OBP: 0.312, SLG: 0.401										4	0	0	0	0	1	2	
11 José Ramírez, S (1, 5) OBP: 0.359, SLG: 0.528										3	0	0	0	1	1	1	
22 Josh Naylor, L (1, 3) OBP: 0.310, SLG: 0.436										3	0	0	0	1	1	1	
39 Oscar Gonzalez, R (1, 9) OBP: 0.328, SLG: 0.471										4	0	0	0	0	1	2	
9 Richie Palacios, L (1, 7) OBP: 0.283, SLG: 0.286										3	0	0	0	0	1	2	
2 Tyler Freeman, R (1, 6) OBP: 0.333, SLG: 0.302										3	0	1	0	0	1	0	
17 Austin Hedges, R (1, 2) OBP: 0.254, SLG: 0.272										1	0	0	0	1	0	2	
29 Will Benson, L (8, PH) OBP: 0.255, SLG: 0.200										1	0	0	0	0	1	0	
12 Luke Maile, R (9, 2) OBP: 0.304, SLG: 0.323										0	0	0	0	0	0	0	
7 Myles Straw, R (1, 8) OBP: 0.286, SLG: 0.267										3	0	2	0	0	0	1	
<b>Inning Stats</b>	R: 0 H: 0 E: 0 K: 1 S: 6	H: 0 LOB: 0 BB: 0 P: 8	R: 0 H: 0 E: 0 K: 1 S: 9	H: 0 LOB: 0 BB: 0 P: 14	R: 0 H: 0 E: 0 K: 1 S: 7	H: 0 LOB: 1 BB: 1 P: 12	R: 0 H: 0 E: 0 K: 1 S: 7	H: 0 LOB: 0 BB: 0 P: 10	R: 0 H: 1 E: 1 K: 0 S: 8	H: 1 LOB: 1 BB: 0 P: 10	R: 0 H: 1 E: 0 K: 0 S: 13	H: 1 LOB: 0 BB: 0 P: 18	R: 0 H: 0 E: 0 K: 0 S: 7	H: 0 LOB: 0 BB: 1 P: 14	R: 0 H: 1 E: 0 K: 1 S: 10	H: 1 LOB: 1 BB: 0	











Batter	1	2	3	4	5	6	7	8	9	AB	R	H	RBI	BB	SO	LOB	TOP							
38 Steven Kwan, L (1,7) OBP: 0.375, SLG: 0.394										5	2	3	1	0	0	0								
1 Amed Rosario, R (1,6) OBP: 0.314, SLG: 0.403										5	0	1	0	0	1	2								
11 José Ramírez, S (1,5) OBP: 0.358, SLG: 0.521										4	1	0	0	1	2	4								
22 Josh Naylor, L (1,3) OBP: 0.320, SLG: 0.453										3	3	1	2	2	0	0								
39 Oscar Gonzalez, R (1,10) OBP: 0.325, SLG: 0.461										5	1	1	1	0	0	3								
0 Andrés Giménez, L (1,4) OBP: 0.372, SLG: 0.475										4	1	2	2	1	2	1								
63 Will Brennan, L (1,9) OBP: 0.500, SLG: 0.500										4	0	2	1	0	0	2								
17 Austin Hedges, R (1,2) OBP: 0.252, SLG: 0.267										4	0	0	0	0	0	3								
7 Myles Straw, R (1,8) OBP: 0.290, SLG: 0.274										4	0	1	0	0	0	0								
<b>Inning Stats</b>	R: 2 H: 3 E: 1 K: 1 S: 18	H: 3 LOB: 2 BB: 1 P: 31	R: 0 H: 2 E: 0 K: 1 S: 13	H: 2 LOB: 2 BB: 0 P: 22	R: 3 H: 3 E: 1 K: 0 S: 10	H: 3 LOB: 0 BB: 0 P: 16	R: 1 H: 1 E: 0 K: 0 S: 5	H: 1 LOB: 0 BB: 0 P: 5	R: 0 H: 0 E: 0 K: 1 S: 7	H: 0 LOB: 0 BB: 0 P: 9	R: 0 H: 0 E: 0 K: 0 S: 8	H: 0 LOB: 0 BB: 0 P: 14	R: 2 H: 2 E: 0 K: 0 S: 8	H: 2 LOB: 2 BB: 2 P: 22	R: 0 H: 0 E: 0 K: 2 S: 9	H: 0 LOB: 0 BB: 0 P: 13	R: 0 H: 0 E: 0 K: 2 S: 10	H: 0 LOB: 1 BB: 1 P: 15	1B: 9 2B: 0 3B: 0 HR: 2	SF: 0 SAC: 0 DP: 1 HBP: 0	WP: 1 PB: 0 SB: 2 CS: 0	PA: 42		
<b>PITCHER</b>	IP WLS BF H R ER SO BB IBB HBP BLK WP HR S P ERA WHIP	6.0 L 28 9 6 3 3 1 0 0 0 1 1 61 97 4.50 1.667	1.0 7 2 2 2 0 2 0 0 0 0 1 8 22 18.00 4.000	2.0 7 0 0 0 2 1 0 0 0 0 0 19 28 0.00 0.500																				

**Cleveland Guardians @ Chicago White Sox**  
**Guaranteed Rate Field, Chicago, IL**  
 Wed Sep 21 2022, 7:13 PM - 9:42 PM CDT  
 Att: 22,606 - Partly Cloudy - 74 F

livebaseballscorecards.com

AB	38
R	8
H	11
RBI	7
BB	4
SO	5
LOB	15

Batter	1	2	3	4	5	6	7	8	9	AB	R	H	RBI	BB	SO	LOB	BOTTOM						
1 Elvis Andrus, R (1,6) OBP: 0.313, SLG: 0.407										4	0	0	0	0	3	0							
10 Yadir Moncada, S (1,5) OBP: 0.280, SLG: 0.354										4	1	1	1	0	1	0							
79 José Abreu, R (1,3) OBP: 0.382, SLG: 0.450										4	0	1	0	0	1	0							
Eloy Jiménez, R (1,10) OBP: 0.375, SLG: 0.516										4	1	1	0	0	2	1							
32 Gavin Sheets, L (1,9) OBP: 0.298, SLG: 0.411										4	0	1	1	0	2	0							
25 Andrew Vaughn, R (1,7) OBP: 0.336, SLG: 0.456										4	0	1	0	0	3	1							
18 AJ Pollock, R (1,8) OBP: 0.290, SLG: 0.387										4	0	0	0	0	2								
24 Yasmani Grandal, S (1,2) OBP: 0.307, SLG: 0.277										3	0	2	0	0	1	0							
12 Romy Gonzalez, R (1,4) OBP: 0.274, SLG: 0.383										3	0	0	0	0	1	3							
<b>Inning Stats</b>	R: 0 H: 1 E: 0 K: 0 S: 5	H: 0 LOB: 0 BB: 0 P: 7	R: 0 H: 0 E: 0 K: 2 S: 9	H: 0 LOB: 0 BB: 0 P: 13	R: 0 H: 0 E: 0 K: 2 S: 9	H: 0 LOB: 0 BB: 0 P: 13	R: 1 H: 1 E: 0 K: 2 S: 13	H: 1 LOB: 0 BB: 0 P: 18	R: 0 H: 1 E: 0 K: 1 S: 8	H: 1 LOB: 1 BB: 0 P: 11	R: 0 H: 0 E: 0 K: 2 S: 8	H: 0 LOB: 0 BB: 0 P: 11	R: 1 H: 3 E: 0 K: 2 S: 12	H: 3 LOB: 2 BB: 0 P: 15	R: 0 H: 0 E: 0 K: 2 S: 9	H: 0 LOB: 0 BB: 0 P: 12	R: 0 H: 1 E: 0 K: 1 S: 8	H: 1 LOB: 1 BB: 0 P: 11	1B: 5 2B: 1 3B: 0 HR: 1	SF: 0 SAC: 0 DP: 0 HBP: 0	WP: 0 PB: 0 SB: 0 CS: 0	PA: 34	
<b>PITCHER</b>	IP WLS BF H R ER SO BB IBB HBP BLK WP HR S P ERA WHIP	8.0 W 30 6 2 2 13 0 0 0 0 0 0 8 100 2.25 0.750	1.0 4 1 0 0 1 0 0 0 0 0 0 8 11 0.00 1.000																				

**Cleveland Guardians @ Chicago White Sox**  
**Guaranteed Rate Field, Chicago, IL**  
 Wed Sep 21 2022, 7:13 PM - 9:42 PM CDT  
 Att: 22,606 - Partly Cloudy - 74 F

livebaseballscorecards.com


AB	34
R	2
H	7
RBI	2
BB	0
SO	14
LOB	7



Batter	1	2	3	4	5	6	7	8	9	AB	R	H	RBI	BB	SO	LOB	TOP								
38 Steven Kwan, L (1, 10) OBP: 0.373, SLG: 0.396	G3	F7			11 SF7 3B		G6-3		L7	5	1	1	1	0	0	1									
1 Amed Rosario, R (1, 6) OBP: 0.313, SLG: 0.402	L8		11 SF9 1B		L3		K			4	1	1	0	0	1	1									
11 José Ramírez, S (1, 5) OBP: 0.357, SLG: 0.521	22 1B 0 1B 1B		SF9		SF7		P2			2	1	1	2	0	0	0									
22 Josh Naylor, L (1, 3) OBP: 0.321, SLG: 0.456	0 1B 1B		F7				K			4	0	2	0	0	1	0									
0 Andrés Giménez, L (1, 4) OBP: 0.375, SLG: 0.476	1B		G4-3						39 FC5-4 1B	3	0	2	1	1	0	0									
39 Oscar Gonzalez, R (1, 9) OBP: 0.321, SLG: 0.455	G1-3		G4-3		K		FC5-4			4	0	0	0	0	1	5									
63 Will Brennan, L (1, 7) OBP: 0.375, SLG: 0.375		1B	G3		G1-3		L7			4	0	1	0	0	0	1									
17 Austin Hedges, R (1, 2) OBP: 0.248, SLG: 0.263		K	K		G6-3		L9			4	0	0	0	0	2	1									
7 Myles Straw, R (1, 8) OBP: 0.290, SLG: 0.274	F9		F9		G6-3		P3			4	1	1	0	0	0	1									
<b>Inning Stats</b>	R: 1 E: 0 K: 0 S: 13	H: 3 LOB: 2 BB: 0 P: 16	R: 0 E: 0 K: 1 S: 10	H: 1 LOB: 1 BB: 0 P: 11	R: 1 E: 1 K: 0 S: 12	H: 1 LOB: 0 BB: 0 P: 17	R: 0 E: 0 K: 1 S: 9	H: 0 LOB: 0 BB: 0 P: 15	R: 2 E: 0 K: 1 S: 13	H: 3 LOB: 2 BB: 1 P: 24	R: 0 E: 0 K: 0 S: 6	H: 0 LOB: 0 BB: 0 P: 8	R: 0 E: 0 K: 1 S: 9	H: 0 LOB: 0 BB: 0 P: 11	R: 0 E: 0 K: 1 S: 10	H: 1 LOB: 1 BB: 0 P: 16	R: 0 E: 0 K: 0 S: 6	H: 0 LOB: 0 BB: 0 P: 7	1B: 7 2B: 1 3B: 1 HR: 0	SF: 2 SAC: 0 DP: 0 HBP: 0	WP: 0 PB: 0 CS: 0	PA: 37			
<b>PITCHER</b>	IP WLS BF H R ER SO BB IBB HBP BLK WP HR S P ERA WHIP	IP WLS BF H R ER SO BB IBB HBP BLK WP HR S P ERA WHIP	IP WLS BF H R ER SO BB IBB HBP BLK WP HR S P ERA WHIP	IP WLS BF H R ER SO BB IBB HBP BLK WP HR S P ERA WHIP	IP WLS BF H R ER SO BB IBB HBP BLK WP HR S P ERA WHIP	IP WLS BF H R ER SO BB IBB HBP BLK WP HR S P ERA WHIP	IP WLS BF H R ER SO BB IBB HBP BLK WP HR S P ERA WHIP	IP WLS BF H R ER SO BB IBB HBP BLK WP HR S P ERA WHIP	IP WLS BF H R ER SO BB IBB HBP BLK WP HR S P ERA WHIP	IP WLS BF H R ER SO BB IBB HBP BLK WP HR S P ERA WHIP	IP WLS BF H R ER SO BB IBB HBP BLK WP HR S P ERA WHIP	IP WLS BF H R ER SO BB IBB HBP BLK WP HR S P ERA WHIP	IP WLS BF H R ER SO BB IBB HBP BLK WP HR S P ERA WHIP	IP WLS BF H R ER SO BB IBB HBP BLK WP HR S P ERA WHIP	IP WLS BF H R ER SO BB IBB HBP BLK WP HR S P ERA WHIP	IP WLS BF H R ER SO BB IBB HBP BLK WP HR S P ERA WHIP	IP WLS BF H R ER SO BB IBB HBP BLK WP HR S P ERA WHIP	IP WLS BF H R ER SO BB IBB HBP BLK WP HR S P ERA WHIP	IP WLS BF H R ER SO BB IBB HBP BLK WP HR S P ERA WHIP	IP WLS BF H R ER SO BB IBB HBP BLK WP HR S P ERA WHIP	IP WLS BF H R ER SO BB IBB HBP BLK WP HR S P ERA WHIP	IP WLS BF H R ER SO BB IBB HBP BLK WP HR S P ERA WHIP	IP WLS BF H R ER SO BB IBB HBP BLK WP HR S P ERA WHIP	IP WLS BF H R ER SO BB IBB HBP BLK WP HR S P ERA WHIP	IP WLS BF H R ER SO BB IBB HBP BLK WP HR S P ERA WHIP

**Cleveland Guardians @ Chicago White Sox**  
**Guaranteed Rate Field, Chicago, IL**  
 Thu Sep 22 2022, 7:12 PM - 9:44 PM CDT  
 Att: 23,395 - Partly Cloudy - 59 F


AB 34  
 R 4  
 H 9  
 RBI 4  
 BB 1  
 SO 5  
 LOB 10



Batter	1	2	3	4	5	6	7	8	9	AB	R	H	RBI	BB	SO	LOB	BOTTOM									
1 Elvis Andrus, R (1, 6) OBP: 0.312, SLG: 0.406	F7		79 G6-4-3 1B			K		G4-3		4	0	1	0	0	1	0										
10 Yadir Moncada, S (1, 5) OBP: 0.279, SLG: 0.356	G4-3		K		G4-3		G4-3			4	0	1	0	0	1	2										
79 José Abreu, R (1, 3) OBP: 0.381, SLG: 0.450	1B 2B		G6-4-3		G6-3		G6-3			4	1	1	0	0	1	3										
Eloy Jiménez, R (1, 10) OBP: 0.373, SLG: 0.511	1B		G6-3		G6-3		K			4	0	1	1	0	2	0										
25 Andrew Vaughn, R (1, 7) OBP: 0.333, SLG: 0.452	K		G6-3		G5-3		G5-3			4	0	0	0	0	1	1										
24 Yasmani Grandal, S (1, 2) OBP: 0.306, SLG: 0.277	G4-1		K		K		18 FC5-4 1B			4	0	1	0	0	1	0										
18 AJ Pollock, R (1, 8) OBP: 0.288, SLG: 0.385	F7		L5		FC5-4		FC5-4			3	0	0	0	0	0	1										
32 Gavin Sheets, L (1, 9) OBP: 0.299, SLG: 0.419	F8		G4-3		G4-3		HR			3	1	1	1	0	0	0										
12 Romy Gonzalez, R (1, 4) OBP: 0.276, SLG: 0.381	G6-3		G6-3		G6-3		G4-3			3	0	1	0	0	0	0										
<b>Inning Stats</b>	R: 1 E: 0 K: 1 S: 14	H: 2 LOB: 1 BB: 0 P: 20	R: 0 E: 0 K: 0 S: 5	H: 0 LOB: 0 BB: 0 P: 9	R: 0 E: 0 K: 1 S: 8	H: 2 LOB: 1 BB: 0 P: 10	R: 0 E: 0 K: 1 S: 6	H: 0 LOB: 0 BB: 0 P: 11	R: 0 E: 0 K: 1 S: 9	H: 0 LOB: 0 BB: 0 P: 13	R: 0 E: 0 K: 1 S: 7	H: 0 LOB: 0 BB: 0 P: 10	R: 0 E: 0 K: 1 S: 12	H: 1 LOB: 1 BB: 0 P: 18	R: 1 E: 0 K: 1 S: 11	H: 2 LOB: 1 BB: 0 P: 13	R: 0 E: 0 K: 1 S: 8	H: 0 LOB: 0 BB: 0 P: 12	1B: 4 2B: 2 3B: 0 HR: 1	SF: 0 SAC: 0 DP: 1 HBP: 0	WP: 0 PB: 0 CS: 0	PA: 33				
<b>PITCHER</b>	IP WLS BF H R ER SO BB IBB HBP BLK WP HR S P ERA WHIP	IP WLS BF H R ER SO BB IBB HBP BLK WP HR S P ERA WHIP	IP WLS BF H R ER SO BB IBB HBP BLK WP HR S P ERA WHIP	IP WLS BF H R ER SO BB IBB HBP BLK WP HR S P ERA WHIP	IP WLS BF H R ER SO BB IBB HBP BLK WP HR S P ERA WHIP	IP WLS BF H R ER SO BB IBB HBP BLK WP HR S P ERA WHIP	IP WLS BF H R ER SO BB IBB HBP BLK WP HR S P ERA WHIP	IP WLS BF H R ER SO BB IBB HBP BLK WP HR S P ERA WHIP	IP WLS BF H R ER SO BB IBB HBP BLK WP HR S P ERA WHIP	IP WLS BF H R ER SO BB IBB HBP BLK WP HR S P ERA WHIP	IP WLS BF H R ER SO BB IBB HBP BLK WP HR S P ERA WHIP	IP WLS BF H R ER SO BB IBB HBP BLK WP HR S P ERA WHIP	IP WLS BF H R ER SO BB IBB HBP BLK WP HR S P ERA WHIP	IP WLS BF H R ER SO BB IBB HBP BLK WP HR S P ERA WHIP	IP WLS BF H R ER SO BB IBB HBP BLK WP HR S P ERA WHIP	IP WLS BF H R ER SO BB IBB HBP BLK WP HR S P ERA WHIP	IP WLS BF H R ER SO BB IBB HBP BLK WP HR S P ERA WHIP	IP WLS BF H R ER SO BB IBB HBP BLK WP HR S P ERA WHIP	IP WLS BF H R ER SO BB IBB HBP BLK WP HR S P ERA WHIP	IP WLS BF H R ER SO BB IBB HBP BLK WP HR S P ERA WHIP	IP WLS BF H R ER SO BB IBB HBP BLK WP HR S P ERA WHIP	IP WLS BF H R ER SO BB IBB HBP BLK WP HR S P ERA WHIP	IP WLS BF H R ER SO BB IBB HBP BLK WP HR S P ERA WHIP	IP WLS BF H R ER SO BB IBB HBP BLK WP HR S P ERA WHIP	IP WLS BF H R ER SO BB IBB HBP BLK WP HR S P ERA WHIP	IP WLS BF H R ER SO BB IBB HBP BLK WP HR S P ERA WHIP

**Cleveland Guardians @ Chicago White Sox**  
**Guaranteed Rate Field, Chicago, IL**  
 Thu Sep 22 2022, 7:12 PM - 9:44 PM CDT  
 Att: 23,395 - Partly Cloudy - 59 F

AB 33  
 R 2  
 H 7  
 RBI 2  
 BB 0  
 SO 7  
 LOB 7





Batter	1	2	3	4	5	6	7	8	9	AB	R	H	RBI	BB	SO	LOB	TOP					
38 Steven Kwan, L (1,7) OBP: 0.372, SLG: 0.394	F7		G6-3			G3-1	F8		K	5	1	1	0	0	1	1						
1 Amed Rosario, R (1,6) OBP: 0.313, SLG: 0.404	P3					P3	K			4	1	1	0	0	1	1						
11 José Ramírez, S (1,5) OBP: 0.356, SLG: 0.519	G6-3					F7	F7			4	1	1	0	0	0	1						
22 Josh Naylor, L (1,3) OBP: 0.323, SLG: 0.457		F7								3	1	1	1	1	0	0						
39 Oscar Gonzalez, R (1,10) OBP: 0.320, SLG: 0.453		G6-3								4	1	1	1	0	0	1						
0 Andrés Giménez, L (1,4) OBP: 0.376, SLG: 0.475										3	1	1	1	0	1	1						
63 Will Brennan, L (1,9) OBP: 0.417, SLG: 0.364										3	0	1	2	0	0	1						
12 Luke Maile, R (1,2) OBP: 0.292, SLG: 0.325										4	0	0	0	0	1	2						
7 Myles Straw, R (1,8) OBP: 0.288, SLG: 0.272										4	0	0	0	0	0	2						
<b>Inning Stats</b>	R: 0 E: 0 K: 0 S: 8	H: 0 LOB: 0 BB: 0 P: 12	R: 0 E: 0 K: 0 S: 8	H: 0 LOB: 1 BB: 0 P: 15	R: 0 E: 0 K: 0 S: 16	H: 0 LOB: 0 BB: 0 P: 23	R: 1 E: 0 K: 0 S: 14	H: 1 LOB: 1 BB: 1 P: 24	R: 0 E: 0 K: 1 S: 10	H: 0 LOB: 0 BB: 0 P: 13	R: 5 E: 0 K: 0 S: 22	H: 6 LOB: 1 BB: 0 P: 30	R: 0 E: 0 K: 1 S: 9	H: 0 LOB: 0 BB: 0 P: 12	R: 0 E: 0 K: 1 S: 9	H: 0 LOB: 0 BB: 0 P: 12	R: 0 E: 0 K: 1 S: 11	H: 0 LOB: 1 BB: 0 P: 18	1B: 5 2B: 1 3B: 1 HR: 0	SF: 0 SAC: 0 DP: 0 HBP: 2	WP: 0 PB: 0 SB: 4 CS: 0	PA: 37
<b>PITCHER</b>	IP WLS BF H R ER SO BB IBB HBP BLK WP HR S P ERA WHIP																					
22 Jon Gray, R (1,1) ERA: 3.64	5.0	L	18	1	1	0	1	1	0	1	0	0	0	0	0	0	0	0	56	87	0.00	0.400
52 Taylor Hearn, L (6,1) ERA: 5.31	0.1	L	7	6	5	5	0	0	0	0	0	0	0	0	0	17	21	135.00	18.000			
63 Jesus Tinoco, R (6,1) ERA: 1.72	1.2		5	0	0	0	1	0	0	0	0	0	0	0	0	14	21	0.00	0.000			
68 Joe Barlow, R (8,1) ERA: 3.06	1.0		3	0	0	0	1	0	0	0	0	0	0	0	9	12	0.00	0.000				
19 Dennis Santana, R (9,1) ERA: 5.63	1.0		4	0	0	0	1	0	0	0	0	0	0	0	11	18	0.00	0.000				

Cleveland Guardians @ Texas Rangers  
 Globe Life Field, Arlington, TX  
 Fri Sep 23 2022, 7:10 PM - 10:39 PM CDT  
 Att: 34,862 - Roof Closed - 75 F

AB	34
R	6
H	7
RBI	5
BB	1
SO	4
LOB	10



Batter	1	2	3	4	5	6	7	8	9	AB	R	H	RBI	BB	SO	LOB	BOTTOM					
2 Marcus Semien, R (1,4) OBP: 0.308, SLG: 0.433	L8		G3-1			F7	P4		F7	5	0	0	0	0	0	2						
5 Corey Seager, L (1,6) OBP: 0.321, SLG: 0.461	F8					G4-3	F8			5	0	2	0	0	0	2						
30 Nathaniel Lowe, L (1,3) OBP: 0.361, SLG: 0.498	P6					K2-3	K			5	0	1	0	0	3	3						
53 Adolis Garcia, R (1,9) OBP: 0.304, SLG: 0.458										3	1	1	0	1	1	1						
11 Charlie Culberson, R (9, PR) OBP: 0.289, SLG: 0.339										0	0	0	0	0	0	0						
6 Josh Jung, R (1,5) OBP: 0.196, SLG: 0.400	P4					G3				4	1	0	0	1	1	5						
3 Leody Taveras, S (1,8) OBP: 0.316, SLG: 0.368										3	1	0	0	1	0	2						
47 Josh Smith, L (1,10) OBP: 0.319, SLG: 0.265										3	0	2	1	1	1	2						
23 Kevin Plawecki, R (1,2) OBP: 0.288, SLG: 0.288										3	0	1	1	0	1	2						
28 Jonah Heim, S (9, PH) OBP: 0.304, SLG: 0.404										1	0	0	0	0	0	2						
65 Bubba Thompson, R (1,7) OBP: 0.329, SLG: 0.336										4	0	2	0	0	2	1						
<b>Inning Stats</b>	R: 0 E: 0 K: 0 S: 8	H: 1 LOB: 0 BB: 0 P: 11	R: 2 E: 1 K: 2 S: 14	H: 1 LOB: 1 BB: 2 P: 27	R: 0 E: 0 K: 2 S: 8	H: 1 LOB: 1 BB: 0 P: 16	R: 0 E: 0 K: 0 S: 11	H: 1 LOB: 1 BB: 0 P: 14	R: 0 E: 0 K: 1 S: 10	H: 1 LOB: 1 BB: 0 P: 12	R: 1 E: 0 K: 0 S: 13	H: 1 LOB: 1 BB: 1 P: 25	R: 0 E: 0 K: 1 S: 17	H: 1 LOB: 0 BB: 0 P: 21	R: 0 E: 0 K: 1 S: 14	H: 1 LOB: 1 BB: 1 P: 27	R: 0 E: 0 K: 1 S: 16	H: 2 LOB: 3 BB: 0 P: 22	1B: 8 2B: 1 3B: 0 HR: 0	SF: 0 SAC: 0 DP: 0 HBP: 1	WP: 0 PB: 0 SB: 3 CS: 0	PA: 41
<b>PITCHER</b>	IP WLS BF H R ER SO BB IBB HBP BLK WP HR S P ERA WHIP																					
36 Cody Morris, R (1,1) ERA: 2.18	5.0	W	21	4	2	1	5	2	0	0	0	0	0	0	0	10	20	13.50	3.000			
49 Eli Morgan, R (6,1) ERA: 3.71	0.2		4	1	1	1	0	1	0	0	0	0	0	0	0	20	26	0.00	0.750			
31 Sam Hentges, L (6,1) ERA: 2.45	1.1	H	5	1	0	0	2	1	0	0	0	0	0	0	14	27	0.00	2.000				
99 James Karinchak, R (8,1) ERA: 1.57	1.0	H	5	1	0	0	1	1	0	0	0	0	0	0	16	22	0.00	2.000				
48 Emmanuel Clase, R (9,1) ERA: 1.35	1.0	S	6	2	0	0	1	0	0	0	0	0	0	0	16	22	0.00	2.000				

Cleveland Guardians @ Texas Rangers  
 Globe Life Field, Arlington, TX  
 Fri Sep 23 2022, 7:10 PM - 10:39 PM CDT  
 Att: 34,862 - Roof Closed - 75 F

AB	36
R	3
H	9
RBI	2
BB	4
SO	9
LOB	22





Batter	1	2	3	4	5	6	7	8	9	AB	R	H	RBI	BB	SO	LOB	TOP					
38 Steven Kwan, L (1, 10) OBP: 0.371, SLG: 0.392										2	0	0	0	1	0	0	Cleveland Guardians @ Texas Rangers Globe Life Field, Arlington, TX Sat Sep 24 2022, 6:10 PM - 8:39 PM CDT Att: 28,415 - Roof Closed - 75 F					
1 Amed Rosario, R (1, 6) OBP: 0.314, SLG: 0.410										4	0	2	1	0	0	1						
11 José Ramírez, S (1, 5) OBP: 0.356, SLG: 0.516										3	0	0	0	1	1	2						
22 Josh Naylor, L (1, 3) OBP: 0.320, SLG: 0.453										4	0	0	0	0	1	4						
39 Oscar Gonzalez, R (1, 9) OBP: 0.322, SLG: 0.472										4	2	2	2	0	1	0						
0 Andrés Giménez, L (1, 4) OBP: 0.377, SLG: 0.484										4	1	2	1	0	0	0						
63 Will Brennan, L (1, 7) OBP: 0.313, SLG: 0.287										4	0	0	0	0	1	1						
17 Austin Hedges, R (1, 2) OBP: 0.245, SLG: 0.259										4	0	0	0	0	0	1						
7 Myles Straw, R (1, 8) OBP: 0.288, SLG: 0.271										2	1	0	0	1	1	1						
<b>Inning Stats</b>	R: 0 E: 0 K: 0 S: 6	H: 0 LOB: 1 BB: 1 P: 16	R: 0 E: 0 K: 0 S: 9	H: 0 LOB: 0 BB: 0 P: 13	R: 0 E: 0 K: 1 S: 6	H: 0 LOB: 0 BB: 0 P: 10	R: 0 E: 0 K: 0 S: 7	H: 0 LOB: 0 BB: 0 P: 12	R: 1 E: 0 K: 1 S: 9	H: 2 LOB: 1 BB: 0 P: 11	R: 0 E: 0 K: 1 S: 8	H: 1 LOB: 1 BB: 0 P: 13	R: 1 E: 0 K: 1 S: 12	H: 1 LOB: 0 BB: 0 P: 16	R: 1 E: 0 K: 1 S: 10	H: 1 LOB: 1 BB: 2 P: 16		R: 1 E: 0 K: 0 S: 8	H: 1 LOB: 0 BB: 0 P: 10	1B: 0 2B: 2 HR: 3	SF: 0 SAC: 1 HBP: 0	WP: 0 PB: 0 SB: 0 CS: 2
<b>PITCHER</b>	IP WLS BF H R ER SO BB IBB HBP BLK WP HR S P ERA WHIP	5.2 L 10 3 2 1 3 1 0 0 0 0 1 44 73 1.59 0.706	2.1 L 10 2 2 2 2 1 1 0 0 0 1 23 34 7.71 1.286	1.0 L 4 1 1 1 0 0 0 0 0 0 1 8 10 9.00 1.000	<b>PITCHER</b>										IP WLS BF H R ER SO BB IBB HBP BLK WP HR S P ERA WHIP							

Batter	1	2	3	4	5	6	7	8	9	AB	R	H	RBI	BB	SO	LOB	BOTTOM					
2 Marcus Semien, R (1, 4) OBP: 0.311, SLG: 0.439										3	1	2	1	1	0	0	Cleveland Guardians @ Texas Rangers Globe Life Field, Arlington, TX Sat Sep 24 2022, 6:10 PM - 8:39 PM CDT Att: 28,415 - Roof Closed - 75 F					
5 Corey Seager, L (1, 6) OBP: 0.320, SLG: 0.461									4	0	1	0	0	0	2							
30 Nathaniel Lowe, L (1, 3) OBP: 0.360, SLG: 0.495									3	0	0	0	1	2	1							
28 Jonah Heim, S (1, 10) OBP: 0.303, SLG: 0.402										4	0	1	0	0	3							
6 Josh Jung, R (1, 5) OBP: 0.200, SLG: 0.379										3	0	0	0	1	0	1						
3 Leody Taveras, S (1, 8) OBP: 0.316, SLG: 0.368										3	0	1	0	0	1	0						
55 Sam Huff, R (1, 2) OBP: 0.292, SLG: 0.358										4	1	2	1	0	1	3						
47 Josh Smith, L (1, 7) OBP: 0.313, SLG: 0.259										4	0	0	0	0	4							
65 Bubba Thompson, R (1, 9) OBP: 0.322, SLG: 0.328										3	0	0	0	0	1	0						
56 Kole Calhoun, L (9, PH) OBP: 0.264, SLG: 0.342										1	0	0	0	0	0	0						
<b>Inning Stats</b>	R: 0 E: 0 K: 1 S: 7	H: 1 LOB: 1 BB: 0 P: 9	R: 0 E: 0 K: 1 S: 10	H: 1 LOB: 0 BB: 0 P: 17	R: 1 E: 0 K: 0 S: 9	H: 1 LOB: 0 BB: 0 P: 11	R: 0 E: 0 K: 1 S: 11	H: 2 LOB: 2 BB: 0 P: 15	R: 0 E: 0 K: 1 S: 6	H: 0 LOB: 2 BB: 2 P: 17	R: 0 E: 0 K: 0 S: 7	H: 0 LOB: 1 BB: 1 P: 14	R: 0 E: 0 K: 0 S: 7	H: 1 LOB: 0 BB: 0 P: 11	R: 0 E: 0 K: 1 S: 7	H: 0 LOB: 0 BB: 0 P: 11	R: 1 E: 0 K: 0 S: 10	H: 1 LOB: 0 BB: 0 P: 14	1B: 4 2B: 1 3B: 0 HR: 2	SF: 0 SAC: 1 DP: 1 HBP: 0	WP: 0 PB: 0 SB: 0 CS: 0	PA: 36
<b>PITCHER</b>	IP WLS BF H R ER SO BB IBB HBP BLK WP HR S P ERA WHIP	6.0 H 3 1 0 0 0 0 0 0 0 0 7 11 0.00 1.000	1.0 H 3 0 0 0 0 0 0 0 0 0 7 11 0.00 0.000	1.0 S 4 1 1 1 0 0 0 0 0 0 1 10 14 9.00 1.000	<b>PITCHER</b>										IP WLS BF H R ER SO BB IBB HBP BLK WP HR S P ERA WHIP							

AB	31
R	4
H	6
RBI	4
BB	3
SO	5
LOB	10



AB	32
R	2
H	7
RBI	2
BB	3
SO	5
LOB	14





Batter	1	2	3	4	5	6	7	8	9	AB	R	H	RBI	BB	SO	LOB	TOP					
38 Steven Kwan, L (1,7) OBP: 0.373, SLG: 0.400	L8		F8		F8			HR		5	2	3	5	0	0	1						
1 Amed Rosario, R (1,6) OBP: 0.312, SLG: 0.407	P3		FC5		L7		K	F9		5	1	0	1	0	1	2						
11 José Ramírez, S (1,10) OBP: 0.353, SLG: 0.511	K		K		K		L5		G4-3	5	0	0	0	0	3	3						
39 Oscar Gonzalez, R (1,9) OBP: 0.324, SLG: 0.471		G6-3					G6-3			5	1	2	1	0	1	1						
6 Owen Miller, R (1,3) OBP: 0.305, SLG: 0.350							E4			3	1	1	0	2	0	2						
8 Gabriel Arias, R (1,5) OBP: 0.200, SLG: 0.217										4	1	1	2	1	0	3						
2 Tyler Freeman, R (1,4) OBP: 0.329, SLG: 0.301										4	2	2	0	0	1	2						
12 Luke Maile, R (1,2) OBP: 0.291, SLG: 0.320										3	1	0	0	0	1	3						
7 Myles Straw, R (1,8) OBP: 0.289, SLG: 0.272										4	1	2	0	0	1	4						
<b>Inning Stats</b>	R: 0 H: 0 E: 0 K: 1 S: 9	H: 0 LOB: 0 BB: 0 P: 16	R: 0 H: 1 E: 0 K: 0 S: 6	H: 1 LOB: 0 BB: 10	R: 4 H: 4 E: 1 K: 1 S: 20	H: 4 LOB: 1 BB: 0 P: 26	R: 0 H: 0 E: 0 K: 0 S: 4	H: 0 LOB: 0 BB: 0 P: 8	R: 0 H: 1 E: 0 K: 1 S: 13	H: 1 LOB: 1 BB: 0 P: 19	R: 2 H: 2 E: 1 K: 2 S: 12	H: 2 LOB: 1 BB: 0 P: 15	R: 0 H: 1 E: 0 K: 1 S: 7	H: 1 LOB: 1 BB: 0 P: 10	R: 4 H: 2 E: 0 K: 1 S: 18	H: 2 LOB: 0 BB: 1 P: 28	R: 0 H: 0 E: 0 K: 1 S: 11	H: 0 LOB: 1 BB: 1 P: 19	1B: 9 2B: 0 3B: 1 HR: 1	SF: 0 SAC: 0 DP: 2 HBP: 1	WP: 0 PB: 0 SB: 3 CS: 0	PA: 42
<b>PITCHER</b>	IP	WLS	BF	H	R	ER	SO	BB	IBB	HBP	BLK	WP	HR	S	P	ERA	WHIP					
50 Cole Ragans, L (1,1) ERA: 5.4	5.0	L	21	6	4	3	3	1	0	0	0	0	0	52	79	5.40	1.400					
32 John King, L (6,1) ERA: 3.91	2.0		10	3	2	1	3	0	0	0	0	0	0	19	25	4.50	1.500					
6B Joe Barlow, R (8,1) ERA: 4.09	0.2		6	2	4	4	1	1	0	1	0	0	1	16	26	54.00	4.500					
19 Dennis Santana, R (8,1) ERA: 5.5	1.1		5	0	0	0	1	1	0	0	0	0	0	13	21	0.00	0.750					

Cleveland Guardians @ Texas Rangers  
Globe Life Field, Arlington, TX  
Sun Sep 25 2022, 1:37 PM - 4:31 PM CDT  
Att: 31,845 - Roof Closed - 75 F

AB 38  
R 10  
H 11  
RBI 9  
BB 3  
SO 8  
LOB 21



Batter	1	2	3	4	5	6	7	8	9	AB	R	H	RBI	BB	SO	LOB	BOTTOM					
2 Marcus Semien, R (1,4) OBP: 0.312, SLG: 0.438	F9									3	2	1	0	1	0	0						
5 Corey Seager, L (1,6) OBP: 0.320, SLG: 0.460	L4									4	0	1	0	0	2	2						
30 Nathaniel Lowe, L (1,3) OBP: 0.359, SLG: 0.494	K									4	0	1	1	0	1	2						
53 Adolis Garcia, R (1,9) OBP: 0.302, SLG: 0.455										3	0	0	1	0	2	2						
28 Jonah Heim, S (1,2) OBP: 0.300, SLG: 0.398	P1									4	0	0	0	0	1	2						
6 Josh Jung, R (1,5) OBP: 0.219, SLG: 0.403	K									4	1	2	0	0	2	0						
56 Kole Calhoun, L (1,10) OBP: 0.262, SLG: 0.340										2	0	0	0	0	1	1						
Mark Mathias, R (7,PH) OBP: 0.321, SLG: 0.548										2	0	0	0	0	1	1						
47 Josh Smith, L (1,7) OBP: 0.308, SLG: 0.255										3	0	0	1	0	1	1						
3 Leody Taveras, S (1,8) OBP: 0.316, SLG: 0.368										3	1	1	0	0	1	0						
<b>Inning Stats</b>	R: 0 H: 0 E: 0 K: 1 S: 7	H: 0 LOB: 0 BB: 0 P: 13	R: 0 H: 0 E: 0 K: 2 S: 11	H: 0 LOB: 0 BB: 0 P: 13	R: 0 H: 0 E: 0 K: 3 S: 10	H: 0 LOB: 0 BB: 0 P: 15	R: 1 H: 2 E: 0 K: 1 S: 15	H: 2 LOB: 1 BB: 0 P: 19	R: 1 H: 1 E: 0 K: 0 S: 8	H: 1 LOB: 0 BB: 0 P: 15	R: 0 H: 0 E: 1 K: 1 S: 14	H: 0 LOB: 1 BB: 0 P: 21	R: 0 H: 1 E: 0 K: 1 S: 11	H: 1 LOB: 0 BB: 0 P: 14	R: 2 H: 2 E: 1 K: 2 S: 12	H: 2 LOB: 1 BB: 1 P: 19	R: 0 H: 0 E: 0 K: 1 S: 10	H: 0 LOB: 0 BB: 0 P: 18	1B: 5 2B: 1 3B: 0 HR: 0	SF: 2 SAC: 0 DP: 0 HBP: 0	WP: 0 PB: 0 SB: 0 CS: 0	PA: 35
<b>PITCHER</b>	IP	WLS	BF	H	R	ER	SO	BB	IBB	HBP	BLK	WP	HR	S	P	ERA	WHIP					
43 Aaron Civale, R (1,1) ERA: 5.19	5.0	W	18	3	2	2	7	0	0	0	0	0	0	25	35	0.00	0.500					
59 Kirk McCarty, L (6,1) ERA: 4.29	2.0		8	1	0	0	2	0	0	0	0	0	0	12	19	9.00	3.000					
27 Bryan Shaw, R (8,1) ERA: 5.49	1.0		6	2	2	1	2	1	0	0	0	0	0	10	18	0.00	0.000					
99 James Karinchak, R (9,1) ERA: 1.53	1.0		3	0	0	0	1	0	0	0	0	0	0	10	18	0.00	0.000					

Cleveland Guardians @ Texas Rangers  
Globe Life Field, Arlington, TX  
Sun Sep 25 2022, 1:37 PM - 4:31 PM CDT  
Att: 31,845 - Roof Closed - 75 F

AB 32  
R 4  
H 6  
RBI 3  
BB 1  
SO 12  
LOB 11





Batter	1	2	3	4	5	6	7	8	9	10	11	AB	R	H	RBI	BB	SO	LOB	TOP					
13 Manuel Margot, R OBP: 0.333, SLG: 0.379 (1, 9)												5	0	0	0	0	2	1						
56 Randy Arozarena, R OBP: 0.302, SLG: 0.457 (1, 10)												5	0	0	0	0	2	1						
5 Wander Franco, S OBP: 0.321, SLG: 0.403 (1, 6)												4	2	1	0	1	1	0						
87 Harold Ramirez, R OBP: 0.356, SLG: 0.425 (1, 3)												5	1	2	3	0	0	0						
78 Miles Mastroianni, L OBP: 0.333, SLG: 0.333 (11, 9)												0	0	0	0	0	0	0						
17 Isaac Paredes, R OBP: 0.309, SLG: 0.460 (1, 5)												5	0	0	0	0	1	2						
6 David Peraltá, L OBP: 0.303, SLG: 0.410 (1, 7)												4	0	1	1	0	2	0						
14 Christian Bethancourt, R OBP: 0.279, SLG: 0.412 (10, PH)												3	1	1	0	0	2	1						
62 Jonathan Aranda, L OBP: 0.343, SLG: 0.410 (10, 3)												1	0	0	0	0	1	0						
22 Jose Siri, R OBP: 0.273, SLG: 0.345 (1, 8)												3	1	1	2	0	1	0						
2 Yandy Diaz, R OBP: 0.398, SLG: 0.418 (10, PH)												1	0	0	0	0	0	0						
21 Francisco Mejia, S OBP: 0.274, SLG: 0.396 (10, 2)												0	0	0	0	0	0	0						
0 Taylor Walls, S OBP: 0.264, SLG: 0.281 (1, 4)												4	1	1	0	0	1	1						
<b>Inning Stats</b>	R: 0 E: 0 K: 1 S: 8	H: 0 LOB: 0 BB: 0 P: 8	R: 0 E: 0 K: 1 S: 13	H: 1 LOB: 1 BB: 0 P: 20	R: 0 E: 0 K: 2 S: 11	H: 1 LOB: 1 BB: 0 P: 17	R: 4 E: 1 K: 0 S: 14	H: 4 LOB: 0 BB: 0 P: 19	R: 0 E: 0 K: 1 S: 5	H: 0 LOB: 0 BB: 0 P: 8	R: 0 E: 0 K: 3 S: 9	H: 0 LOB: 0 BB: 0 P: 9	R: 0 E: 0 K: 0 S: 10	H: 0 LOB: 0 BB: 0 P: 13	R: 0 E: 0 K: 1 S: 6	H: 0 LOB: 1 BB: 0 P: 8	R: 0 E: 0 K: 1 S: 9	H: 0 LOB: 1 BB: 0 P: 15	R: 2 E: 0 K: 2 S: 13	H: 1 LOB: 1 BB: 1 P: 24	1B: 3 2B: 3 3B: 0 HR: 1	SF: 0 SAC: 0 DP: 0 HBP: 0	WP: 1 PB: 0 SB: 2 CS: 0	PA: 41
<b>PITCHER</b>	IP WLS BF H R ER SO BB IBB HBP BLK WP HR S P ERA WHIP	57 Shane Bieber, R ERA: 2.91 (1, 1)	6.0 24 3 6 4 4 6 0 0 0 0 0 1 61 90 6.00 1.000	62 Enyel De Los Santos, R ERA: 3.04 (7, 1)	1.0 3 0 0 0 3 0 0 0 0 0 0 0 9 9 0.00 0.000	52 Nick Sandlin, R ERA: 2.14 (8, 1)	1.0 3 0 0 0 0 0 0 0 0 0 0 0 10 13 0.00 0.000	48 Emmanuel Clase, R ERA: 1.44 (9, 1)	1.0 3 0 0 0 1 0 0 0 0 0 0 0 6 8 0.00 0.000	99 James Karinchak, R ERA: 1.48 (10, 1)	1.0 3 0 0 0 1 0 0 0 0 0 0 0 9 15 0.00 0.000	<b>PITCHER</b>	IP WLS BF H R ER SO BB IBB HBP BLK WP HR S P ERA WHIP	37 Trevor Stephan, R ERA: 2.79 (11, 1)	1.0 5 5 1 2 1 2 0 2 0 0 0 0 9 90 9.00 2.000									

Tampa Bay Rays @ Cleveland Guardians  
Progressive Field, Cleveland, OH  
Tue Sep 27 2022, 6:11 PM - 10:40 PM EDT  
Att: 10,775 - Party Cloudy - 58 F

livebaseballscores.com

AB 40  
R 6  
H 7  
RBI 6  
BB 1  
SO 13  
LOB 6

Batter	1	2	3	4	5	6	7	8	9	10	11	AB	R	H	RBI	BB	SO	LOB	BOTTOM					
38 Steven Kwan, L OBP: 0.376, SLG: 0.402 (1, 7)												5	2	3	1	1	0	2						
1 Amed Rosario, R OBP: 0.312, SLG: 0.406 (1, 6)												6	0	2	0	0	1	5						
11 José Ramírez, S OBP: 0.354, SLG: 0.515 (1, 5)												6	0	3	2	0	1	3						
22 Josh Naylor, L OBP: 0.318, SLG: 0.448 (1, 3)												5	0	0	0	1	2	5						
39 Oscar Gonzalez, R OBP: 0.324, SLG: 0.468 (1, 9)												6	1	2	0	0	1	6						
63 Will Brennan, L OBP: 0.333, SLG: 0.300 (1, 10)												5	1	2	0	0	1	2						
8 Gabriel Arias, R OBP: 0.267, SLG: 0.231 (1, 4)												3	1	1	1	2	1	1						
17 Austin Hedges, R OBP: 0.243, SLG: 0.256 (1, 2)												3	0	0	0	0	2	4						
29 Will Benson, L OBP: 0.250, SLG: 0.196 (8, PH)												1	0	0	0	0	0	1						
12 Luke Maile, R OBP: 0.294, SLG: 0.320 (9, 2)												0	0	0	0	1	0	0						
7 Myles Straw, R OBP: 0.269, SLG: 0.272 (1, 8)												5	0	1	1	0	1	3						
<b>Inning Stats</b>	R: 0 E: 0 K: 0 S: 11	H: 1 LOB: 2 BB: 1 P: 18	R: 0 E: 0 K: 2 S: 13	H: 1 LOB: 0 BB: 0 P: 17	R: 1 E: 0 K: 2 S: 20	H: 2 LOB: 1 BB: 0 P: 25	R: 2 E: 0 K: 1 S: 21	H: 4 LOB: 2 BB: 0 P: 31	R: 0 E: 0 K: 1 S: 6	H: 0 LOB: 0 BB: 1 P: 17	R: 0 E: 0 K: 1 S: 11	H: 2 LOB: 2 BB: 0 P: 20	R: 1 E: 0 K: 0 S: 12	H: 1 LOB: 2 BB: 2 P: 24	R: 0 E: 0 K: 3 S: 14	H: 0 LOB: 1 BB: 0 P: 18	R: 0 E: 0 K: 0 S: 9	H: 0 LOB: 2 BB: 1 P: 20	R: 1 E: 0 K: 0 S: 9	H: 1 LOB: 1 BB: 0 P: 12	1B: 13 2B: 0 3B: 1 HR: 0	SF: 0 SAC: 0 DP: 1 HBP: 0	WP: 0 PB: 0 SB: 2 CS: 1	PA: 51
<b>PITCHER</b>	IP WLS BF H R ER SO BB IBB HBP BLK WP HR S P ERA WHIP	28 Corey Kluber, R ERA: 4.36 (5, 1)	4.0 4 1 0 0 1 0 0 0 0 0 0 0 6 10 6.75 2.250	60 Garrett Cleavinger, L ERA: 4.5 (6, 1)	1.0 H 3 0 0 0 0 0 0 0 0 0 0 7 12 6.00 6.000	84 JT Chargois, R ERA: 2.79 (6, 1)	1.0 H 3 2 0 0 0 0 0 0 0 0 0 7 12 0.00 6.000	38 Colin Poche, L ERA: 3.36 (7, 1)	0.2 H 2 0 0 0 1 0 0 0 0 0 0 4 8 0.00 0.000	<b>PITCHER</b>	IP WLS BF H R ER SO BB IBB HBP BLK WP HR S P ERA WHIP	47 Jason Adam, R ERA: 1.59 (8, 1)	1.0 B 4 1 1 1 0 3 1 1 0 0 0 14 18 9.00 2.000	29 Pete Fairbanks, R ERA: 1.17 (9, 1)	1.0 W 4 0 0 0 0 0 0 0 0 0 0 9 20 0.00 1.000	65 Javy Guerra, R ERA: 5.74 (10, 1)	1.0 S 4 1 1 0 0 0 0 0 0 0 0 0 9 12 0.00 1.000	58 Calvin Faucher, R ERA: 5.95 (11, 1)	1.0 S 4 1 1 0 0 0 0 0 0 0 0 0 9 12 0.00 1.000					

Tampa Bay Rays @ Cleveland Guardians  
Progressive Field, Cleveland, OH  
Tue Sep 27 2022, 6:11 PM - 10:40 PM EDT  
Att: 10,775 - Party Cloudy - 58 F

livebaseballscores.com

AB 45  
R 5  
H 14  
RBI 5  
BB 5  
SO 10  
LOB 32



Batter	1	2	3	4	5	6	7	8	9	10	AB	R	H	RBI	BB	SO	LOB	TOP					
13 Manuel Margot, R OBP: 0.331, SLG: 0.380	F9		K		K			K		K	5	0	1	0	0	3	1	<b>Tampa Bay Rays @ Cleveland Guardians</b> Progressive Field, Cleveland, OH Wed Sep 28 2022, 6:11 PM - 10:33 PM EDT Att: 10,674 - Cloudy - 59 F					
56 Randy Arozarena, R OBP: 0.330, SLG: 0.454	G5-3		K			L9		K			4	0	0	0	0	2	1						
5 Wander Franco, S OBP: 0.317, SLG: 0.398	G6-3		P6			P5		F8			4	0	0	0	0	0	1						
87 Harold Ramirez, R OBP: 0.353, SLG: 0.420		P3			K			K		G4-3	4	0	0	0	0	2	0						
26 Ji Man Choi, L OBP: 0.335, SLG: 0.371																							
78 Miles Mastrobuoni, L OBP: 0.300, SLG: 0.300					G4-3						3	1	2	0	0	0	0						
17 Isaac Paredes, R OBP: 0.311, SLG: 0.459											1	0	0	0	0	1	0						
14 Christian Bethancourt, R OBP: 0.279, SLG: 0.410											3	0	1	0	1	0	1						
0 Taylor Walls, S OBP: 0.267, SLG: 0.280											4	0	1	1	0	3	3						
62 Jonathan Aranda, L OBP: 0.338, SLG: 0.403											1	0	0	0	2	0	0						
22 Jose Siri, R OBP: 0.272, SLG: 0.344											1	0	0	0	0	1	0						
<b>Inning Stats</b>	R: 0 E: 0 K: 0 S: 10	H: 0 LOB: 0 BB: 13	R: 1 E: 0 K: 13	H: 2 LOB: 2 BB: 23	R: 0 E: 0 K: 2 S: 8	H: 0 LOB: 0 BB: 11	R: 0 E: 0 K: 1 S: 10	H: 0 LOB: 0 BB: 0	R: 0 E: 1 K: 2 S: 11	H: 1 LOB: 3 BB: 2 P: 12	R: 0 E: 0 K: 1 S: 7	H: 1 LOB: 0 BB: 0 P: 12	R: 0 E: 0 K: 2 S: 11	H: 1 LOB: 1 BB: 0 P: 13	R: 0 E: 0 K: 3 S: 10	H: 0 LOB: 0 BB: 0 P: 15	1B: 4 2B: 2 3B: 0 HR: 0	SF: 0 SAC: 0 DP: 1 HBP: 0	WP: 0 PB: 0 SB: 1 CS: 1	PA: 37			
<b>PITCHER</b>	IP WLS BF H R ER SO BB IBB HBP BLK WP HR S P ERA WHIP	24 Triston McKenzie, R ERA: 2.99	31 Sam Hentges, L ERA: 2.4	49 Eli Morgan, R ERA: 3.61	48 Emmanuel Clase, R ERA: 1.42	99 James Karinchak, R ERA: 1.45	<b>PITCHER</b>	IP WLS BF H R ER SO BB IBB HBP BLK WP HR S P ERA WHIP	24 Triston McKenzie, R ERA: 2.99	31 Sam Hentges, L ERA: 2.4	49 Eli Morgan, R ERA: 3.61	48 Emmanuel Clase, R ERA: 1.42	99 James Karinchak, R ERA: 1.45	24 Triston McKenzie, R ERA: 2.99	31 Sam Hentges, L ERA: 2.4	49 Eli Morgan, R ERA: 3.61	48 Emmanuel Clase, R ERA: 1.42	99 James Karinchak, R ERA: 1.45	24 Triston McKenzie, R ERA: 2.99	31 Sam Hentges, L ERA: 2.4	49 Eli Morgan, R ERA: 3.61	48 Emmanuel Clase, R ERA: 1.42	99 James Karinchak, R ERA: 1.45

AB	34
R	1
H	6
RBI	1
BB	3
SO	13
LOB	12



Batter	1	2	3	4	5	6	7	8	9	10	AB	R	H	RBI	BB	SO	LOB	BOTTOM				
38 Steven Kwan, L OBP: 0.377, SLG: 0.403	G4-3		F9								4	0	2	0	0	0	1	<b>Tampa Bay Rays @ Cleveland Guardians</b> Progressive Field, Cleveland, OH Wed Sep 28 2022, 6:11 PM - 10:33 PM EDT Att: 10,674 - Cloudy - 59 F				
2 Tyler Freeman, R OBP: 0.314, SLG: 0.286	F8		K								4	0	0	0	0	1	3					
11 José Ramírez, S OBP: 0.352, SLG: 0.511	G4-3				F7						4	0	0	0	0	1	1					
22 Josh Naylor, L OBP: 0.317, SLG: 0.445			K								3	0	0	0	1	2	1					
39 Oscar Gonzalez, R OBP: 0.323, SLG: 0.454											3	1	0	0	1	3	1					
0 Andrés Giménez, L OBP: 0.376, SLG: 0.481											3	0	0	0	1	2	2					
8 Gabriel Arias, R OBP: 0.273, SLG: 0.345											3	1	1	1	0	2	0					
63 Will Brennan, L OBP: 0.360, SLG: 0.304											3	0	1	0	1	1	0					
12 Luke Maile, R OBP: 0.290, SLG: 0.314											3	0	0	0	0	2	1					
1 Amed Rosario, R OBP: 0.313, SLG: 0.407											1	0	1	1	0	0	0					
<b>Inning Stats</b>	R: 0 E: 0 K: 0 S: 9	H: 0 LOB: 0 BB: 14	R: 0 E: 0 K: 1 S: 7	H: 0 LOB: 0 BB: 12	R: 1 E: 0 K: 2 S: 16	H: 2 LOB: 1 BB: 24	R: 0 E: 0 K: 2 S: 14	H: 0 LOB: 1 BB: 21	R: 0 E: 0 K: 1 S: 11	H: 0 LOB: 0 BB: 18	R: 0 E: 0 K: 3 S: 10	H: 0 LOB: 0 BB: 13	R: 0 E: 0 K: 2 S: 16	H: 1 LOB: 1 BB: 22	R: 0 E: 0 K: 1 S: 10	H: 0 LOB: 0 BB: 15	R: 1 E: 0 K: 0 S: 2	H: 1 LOB: 3 BB: 2 P: 2	1B: 4 2B: 0 3B: 0 HR: 1	SF: 0 SAC: 1 DP: 1 HBP: 0	WP: 0 PB: 0 SB: 0 CS: 0	PA: 36
<b>PITCHER</b>	IP WLS BF H R ER SO BB IBB HBP BLK WP HR S P ERA WHIP	20 Tyler Glasnow, R ERA: 3.0	60 Garrett Cleavinger, L ERA: 4.29	58 Calvin Faucher, R ERA: 5.48	30 Brooks Raley, L ERA: 2.7	38 Colin Poche, L ERA: 3.3	<b>PITCHER</b>	IP WLS BF H R ER SO BB IBB HBP BLK WP HR S P ERA WHIP	47 Jason Adam, R ERA: 1.56	29 Pete Fairbanks, R ERA: 1.13	65 Javy Guerra, R ERA: 5.63	47 Jason Adam, R ERA: 1.56	29 Pete Fairbanks, R ERA: 1.13	65 Javy Guerra, R ERA: 5.63	47 Jason Adam, R ERA: 1.56	29 Pete Fairbanks, R ERA: 1.13	65 Javy Guerra, R ERA: 5.63	47 Jason Adam, R ERA: 1.56	29 Pete Fairbanks, R ERA: 1.13	65 Javy Guerra, R ERA: 5.63		





Batter	1	2	3	4	5	6	7	8	9	AB	R	H	RBI	BB	SO	LOB	TOP															
62 Jonathan Aranda, L (1,4) OBP: 0.320, SLG: 0.379 0 Taylor Walls, S (8,4)										4	0	0	0	0	1	0																
56 Randy Arozarena, R (1,9) OBP: 0.328, SLG: 0.451										4	0	0	0	0	3	0																
5 Wander Franco, S (1,6) OBP: 0.322, SLG: 0.404										3	1	2	0	1	0	0																
87 Harold Ramirez, R (1,10) OBP: 0.352, SLG: 0.417										3	0	0	0	0	1	2																
6 David Peralta, L (1,7) OBP: 0.312, SLG: 0.412 22 Jose Siri, R (9, PR) OBP: 0.272, SLG: 0.344										3	0	2	1	1	1	0																
13 Manuel Margot, R (1,8) OBP: 0.330, SLG: 0.376										3	0	0	0	1	0	3																
26 Ji Man Choi, L (1,3) OBP: 0.332, SLG: 0.366										4	0	0	0	0	2	4																
17 Isaac Paredes, R (1,5) OBP: 0.308, SLG: 0.453										4	0	0	0	0	0	4																
21 Francisco Mejia, S (1,2) OBP: 0.271, SLG: 0.392										3	0	0	0	0	1	0																
<b>Inning Stats</b>	R: 1 H: 2 E: 0 K: 0 S: 18	H: 2 LOB: 2 BB: 0 P: 25	R: 0 H: 0 E: 0 K: 1 S: 9	H: 0 LOB: 0 BB: 0 P: 11	R: 0 H: 1 E: 0 K: 1 S: 10	H: 1 LOB: 1 BB: 0 P: 16	R: 0 H: 0 E: 0 K: 1 S: 6	H: 0 LOB: 0 BB: 0 P: 10	R: 0 H: 0 E: 0 K: 1 S: 9	H: 0 LOB: 0 BB: 0 P: 13	R: 0 H: 1 E: 0 K: 1 S: 8	H: 1 LOB: 1 BB: 0 P: 14	R: 0 H: 0 E: 0 K: 2 S: 8	H: 0 LOB: 0 BB: 0 P: 11	R: 0 H: 0 E: 0 K: 2 S: 16	H: 0 LOB: 3 BB: 3 P: 34	1B: 3 2B: 1 3B: 0 HR: 0	SF: 0 SAC: 0 DP: 0 HBP: 1	WP: 1 PB: 0 SB: 3 CS: 0	PA: 35												
<b>PITCHER</b>	IP WLS BF H R ER SO BB IBB HBP BLK WP HR S P ERA WHIP																															
47 Cal Quantrill, R (1,1) ERA: 3.42	6.0	22	3	1	1	4	0	0	1	0	1	0	59	86	1.50	0.500																
27 Bryan Shaw, R (7,1) ERA: 5.4	1.0	4	1	0	0	1	0	0	0	0	0	0	8	14	0.00	1.000																
62 Emyel De Los Santos, R (8,1) ERA: 2.98	1.0	W	3	0	0	2	0	0	0	0	0	0	8	11	0.00	0.000																
37 Trevor Stephan, R (9,1) ERA: 2.74	1.0	S	6	0	0	2	3	0	0	0	0	0	16	34	0.00	3.000																

Tampa Bay Rays @ Cleveland Guardians  
Progressive Field, Cleveland, OH  
Thu Sep 29 2022, 6:11 PM - 8:54 PM EDT  
Att: 11,783 - Partly Cloudy - 57 F

AB 31  
R 1  
H 4  
RBI 1  
BB 3  
SO 9  
LOB 13



Batter	1	2	3	4	5	6	7	8	9	AB	R	H	RBI	BB	SO	LOB	BOTTOM															
38 Steven Kwan, L (1,7) OBP: 0.376, SLG: 0.403										4	1	1	1	0	2	1																
1 Amed Rosario, R (1,6) OBP: 0.312, SLG: 0.406										4	0	1	0	0	1	1																
11 José Ramirez, S (1,5) OBP: 0.351, SLG: 0.509										3	0	0	0	1	0	2																
39 Oscar Gonzalez, R (1,9) OBP: 0.322, SLG: 0.462 12 Luke Maile, R (9,2) OBP: 0.290, SLG: 0.314										4	0	1	1	0	0	2																
0 Andrés Giménez, L (1,4) OBP: 0.375, SLG: 0.479										4	0	1	0	0	1	2																
6 Owen Miller, R (1,10) OBP: 0.303, SLG: 0.347										3	0	0	0	0	0	2																
8 Gabriel Arias, R (1,3) OBP: 0.250, SLG: 0.313										3	0	0	0	0	1	2																
17 Austin Hedges, R (1,2) OBP: 0.241, SLG: 0.254 63 Will Brennan, L (8, PH) OBP: 0.395, SLG: 0.333 (9,9)										2	0	0	0	0	2	2																
7 Myles Straw, R (1,8) OBP: 0.289, SLG: 0.273										2	0	1	0	0	0	0																
<b>Inning Stats</b>	R: 0 H: 0 E: 0 K: 2 S: 9	H: 1 LOB: 2 BB: 0 P: 12	R: 0 H: 1 E: 1 K: 1 S: 15	H: 2 LOB: 2 BB: 0 P: 19	R: 0 H: 2 E: 0 K: 0 S: 14	H: 2 LOB: 2 BB: 0 P: 20	R: 0 H: 0 E: 0 K: 0 S: 8	H: 0 LOB: 0 BB: 0 P: 14	R: 0 H: 0 E: 0 K: 2 S: 8	H: 0 LOB: 0 BB: 0 P: 11	R: 0 H: 0 E: 0 K: 2 S: 10	H: 0 LOB: 0 BB: 0 P: 11	R: 2 H: 3 E: 0 K: 0 S: 11	H: 3 LOB: 2 BB: 1 P: 15	R: 0 H: 0 E: 0 K: 0 S: 11	H: 0 LOB: 1 BB: 1 P: 15	1B: 5 2B: 1 3B: 0 HR: 0	SF: 0 SAC: 1 DP: 0 HBP: 0	WP: 0 PB: 0 SB: 0 CS: 0	PA: 32												
<b>PITCHER</b>	IP WLS BF H R ER SO BB IBB HBP BLK WP HR S P ERA WHIP																															
59 Jeffrey Springs, L (1,1) ERA: 2.45	6.0	L	10	3	2	2	0	0	0	0	0	0	21	26	9.00	1.500																
64 Shawn Armstrong, R (7,1) ERA: 4.4	2.0	L	10	3	2	2	0	1	0	0	0	0	21	26	9.00	1.500																

Tampa Bay Rays @ Cleveland Guardians  
Progressive Field, Cleveland, OH  
Thu Sep 29 2022, 6:11 PM - 8:54 PM EDT  
Att: 11,783 - Partly Cloudy - 57 F

AB 30  
R 2  
H 6  
RBI 2  
BB 1  
SO 7  
LOB 14





Batter	1	2	3	4	5	6	7	8	9	AB	R	H	RBI	BB	SO	LOB	TOP					
1 MJ Melendez, L (1,7) OBP: 0.315, SLG: 0.395	G3-1		K			K			G5-3	4	0	0	0	0	2	0	<b>Kansas City Royals @ Cleveland Guardians</b> Progressive Field, Cleveland, OH Fri Sep 30 2022, 7:12 PM - 9:38 PM EDT Att: 19,753 - Cloudy - 60 F					
7 Bobby Witt Jr, R (1,6) OBP: 0.296, SLG: 0.437	K		P4						K	4	0	1	0	0	2	0						
13 Salvador Perez, R (1,2) OBP: 0.286, SLG: 0.454	G4-3								K	4	0	0	0	0	1	1						
9 Vinnie Pasquantino, L (1,3) OBP: 0.373, SLG: 0.439		F7								3	0	1	0	0	0	0						
14 Edward Olivares, R (1,10) OBP: 0.351, SLG: 0.440		L4								3	0	0	0	0	1	1						
2 Michael Taylor, R (1,8) OBP: 0.318, SLG: 0.365										3	0	0	0	0	1	1						
19 Michael Massey, L (1,4) OBP: 0.314, SLG: 0.392			E6 6 HR							3	2	1	1	0	1	0						
18 Nate Eaton, R (1,5) OBP: 0.327, SLG: 0.396			L9							3	0	0	0	0	0	1						
6 Drew Waters, S (1,9) OBP: 0.333, SLG: 0.447										3	1	1	2	0	1	0						
<b>Inning Stats</b>	R: 0 K: 1 S: 9	H: 0 LOB: 0 BB: 0 P: 16	R: 0 K: 0 S: 7	H: 0 LOB: 0 BB: 0 P: 8	R: 2 K: 1 S: 13	H: 1 LOB: 0 BB: 0 P: 19	R: 0 K: 0 S: 6	H: 0 LOB: 0 BB: 0 P: 9	R: 1 K: 2 S: 11	H: 1 LOB: 0 BB: 0 P: 12	R: 0 K: 1 S: 8	H: 1 LOB: 0 BB: 0 P: 12	R: 0 K: 1 S: 8	H: 0 LOB: 0 BB: 0 P: 12	R: 0 K: 2 S: 7	H: 0 LOB: 0 BB: 0 P: 10		R: 0 K: 1 S: 10	H: 0 LOB: 0 BB: 0 P: 16	1B: 2 2B: 0 3B: 0 HR: 2	SF: 0 SAC: 0 DP: 2 HBP: 0	WP: 0 PB: 0 SB: 0 CS: 0
<b>PITCHER</b>	IP WLS BF H R ER SO BB IBB HBP BLK WP HR S P ERA WHIP																					
43 Aaron Civale, R (1,1) ERA: 5.04	6.0 W 21 3 3 2 5 0 0 0 0 0 2 54 76 3.00 0.500																					
36 Cody Morris, R (7,1) ERA: 1.99	2.0 H 6 1 0 0 2 0 0 0 0 0 0 15 22 0.00 0.500																					
48 Emmanuel Clase, R (9,1) ERA: 1.4	1.0 S 3 0 0 0 2 0 0 0 0 0 0 10 16 0.00 0.000																					

Batter	1	2	3	4	5	6	7	8	9	AB	R	H	RBI	BB	SO	LOB	BOTTOM			
38 Steven Kwan, L (1,10) OBP: 0.375, SLG: 0.402	K		G4-3							4	1	1	0	0	2	2	<b>Kansas City Royals @ Cleveland Guardians</b> Progressive Field, Cleveland, OH Fri Sep 30 2022, 7:12 PM - 9:38 PM EDT Att: 19,753 - Cloudy - 60 F			
8 Gabriel Arias, R (1,6) OBP: 0.275, SLG: 0.314										3	1	1	0	0	1	0				
11 José Ramirez, S (1,5) OBP: 0.351, SLG: 0.512										4	1	1	3	0	1	1				
22 Josh Naylor, L (1,3) OBP: 0.317, SLG: 0.445										4	1	1	0	0	1	1				
0 Andrés Giménez, L (1,4) OBP: 0.374, SLG: 0.477										4	1	1	0	0	2	1				
39 Oscar Gonzalez, R (1,9) OBP: 0.321, SLG: 0.459										4	0	1	0	0	1	2				
63 Will Brennan, L (1,7) OBP: 0.400, SLG: 0.333										3	1	1	1	1	0	1				
17 Austin Hedges, R (1,2) OBP: 0.241, SLG: 0.254										4	0	1	1	0	2	2				
7 Myles Straw, R (1,8) OBP: 0.290, SLG: 0.273										3	0	1	1	0	1	1				
<b>Inning Stats</b>	R: 0 K: 2 S: 10	H: 0 LOB: 1 BB: 0 P: 17	R: 0 K: 2 S: 13	H: 0 LOB: 0 BB: 0 P: 17	R: 0 K: 2 S: 8	H: 0 LOB: 0 BB: 0 P: 11	R: 0 K: 0 S: 7	H: 0 LOB: 0 BB: 0 P: 10	R: 1 K: 0 S: 9	H: 2 LOB: 1 BB: 0 P: 12	R: 5 K: 1 S: 18	H: 6 LOB: 2 BB: 1 P: 33	R: 0 K: 2 S: 8	H: 0 LOB: 0 BB: 0 P: 13	R: 0 K: 2 S: 13	H: 1 LOB: 1 BB: 0 P: 16		1B: 7 2B: 1 3B: 0 HR: 1	SF: 0 SAC: 0 DP: 0 HBP: 1	WP: 0 PB: 0 SB: 0 CS: 0
<b>PITCHER</b>	IP WLS BF H R ER SO BB IBB HBP BLK WP HR S P ERA WHIP																			
51 Brady Singer, R (1,1) ERA: 3.23	5.2 L 26 7 6 6 6 1 0 0 0 0 0 0 61 92 9.53 1.412																			
43 Carlos Hernández, R (6,1) ERA: 7.43	0.1 2 1 0 0 1 0 0 0 0 0 0 4 8 0.00 3.000																			
24 Amir Garrett, L (7,1) ERA: 5.11	1.0 3 0 0 0 2 0 0 0 0 0 0 8 13 0.00 0.000																			
56 Brad Keller, R (8,1) ERA: 5.09	1.0 4 1 0 0 2 0 0 0 0 0 0 13 16 0.00 1.000																			

AB	30
R	3
H	4
RBI	3
BB	0
SO	9
LOB	4



AB	33
R	6
H	9
RBI	6
BB	1
SO	11
LOB	11




WP	0
PB	0
SB	0
CS	0



Batter	1	2	3	4	5	6	7	8	9	AB	R	H	RBI	BB	SO	LOB	TOP																				
1 MJ Melendez, L OBP: 0.318, SLG: 0.400	P5		L9	13 1B		F8		7 1B 48 K2-3		4	2	2	1	1	0	1																					
7 Bobby Witt Jr., R OBP: 0.296, SLG: 0.436	F9		L9	13 1B		K		48 K2-3 48 S		4	0	1	0	1	1	2																					
13 Salvador Perez, R 48 Sebastián Rivera, R OBP: 0.240, SLG: 0.174	9 BB		9 L3	1B				K2-3		4	1	4	2	0	0	0																					
9 Vinnie Pasquantino, L OBP: 0.374, SLG: 0.436			L3	G4-3				19 HBP		4	0	1	0	1	0	5																					
14 Edward Olivares, R Ryan O'Hearn, L OBP: 0.342, SLG: 0.428 OBP: 0.288, SLG: 0.320	G1-3		L7	G1-3		K		G1-3		4	0	0	0	0	1	3																					
17 Hunter Dozier, R OBP: 0.294, SLG: 0.391	F8		E5	P3		F8		K		5	1	0	0	0	1	1																					
19 Michael Massey, L OBP: 0.317, SLG: 0.389			F7	L8				G3-1		4	0	1	0	0	0	1																					
6 Drew Waters, S OBP: 0.341, SLG: 0.500	F7		2B			L8				4	2	2	1	0	0	3																					
28 Kyle Isbel, L OBP: 0.263, SLG: 0.333	K		2B					L9		3	1	1	2	1	1	1																					
<b>Inning Stats</b>	R: 0 E: 0 K: 0 S: 10	H: 1 LOB: 2 BB: 1 P: 20	R: 0 E: 0 K: 1 S: 10	H: 1 LOB: 1 BB: 0 P: 13	R: 1 E: 0 K: 0 S: 6	H: 2 LOB: 0 BB: 0 P: 9	R: 3 E: 1 K: 0 S: 20	H: 4 LOB: 3 BB: 1 P: 34	R: 0 E: 0 K: 0 S: 10	H: 0 LOB: 0 BB: 0 P: 14	R: 1 E: 0 K: 1 S: 10	H: 1 LOB: 0 BB: 1 P: 20	R: 1 E: 0 K: 1 S: 11	H: 2 LOB: 2 BB: 0 P: 17	R: 1 E: 0 K: 1 S: 14	H: 1 LOB: 1 BB: 1 P: 24	R: 0 E: 0 K: 1 S: 6	H: 0 LOB: 0 BB: 0 P: 12	1B: 6 2B: 5 3B: 0 HR: 2	SF: 0 SAC: 0 DP: 1 HBP: 1	WP: 0 PB: 0 SB: 1 CS: 1	PA: 43															
<b>PITCHER</b>	IP	WLS	BF	H	R	ER	SO	BB	IBB	HBP	BLK	WP	HR	S	P	ERA	WHIP	<b>PITCHER</b>	IP	WLS	BF	H	R	ER	SO	BB	IBB	HBP	BLK	WP	HR	S	P	ERA	WHIP		
34 Zach Plesac, R ERA: 4.34	(1, 1)	3.2	L	19	7	4	1	1	1	0	0	0	0	0	43	69	2.46	2.182																			
49 Eli Morgan, R ERA: 3.55	(4, 1)	1.1		6	1	0	0	0	1	0	0	0	0	13	21	0.00	1.500																				
59 Kirk McCarty, L ERA: 4.54	(6, 1)	2.0		10	3	2	2	2	1	0	1	0	0	2	21	37	9.00	2.000																			
62 Enyel De Los Santos, R ERA: 3.1	(8, 1)	1.0		5	1	1	1	1	1	0	0	0	0	14	24	9.00	2.000																				
52 Nick Sandlin, R ERA: 2.09	(9, 1)	1.0		3	0	0	0	1	0	0	0	0	0	6	12	0.00	0.000																				
<b>Batter</b>	<b>1</b>	<b>2</b>	<b>3</b>	<b>4</b>	<b>5</b>	<b>6</b>	<b>7</b>	<b>8</b>	<b>9</b>	<b>AB</b>	<b>R</b>	<b>H</b>	<b>RBI</b>	<b>BB</b>	<b>SO</b>	<b>LOB</b>	<b>BOTTOM</b>																				
38 Steven Kwan, L OBP: 0.375, SLG: 0.403	L4-3				G1-6-3		L7			4	0	1	0	0	0	2																					
1 Amed Rosario, R OBP: 0.311, SLG: 0.403	F9		K			L9		G4-3		4	0	0	0	0	1	1																					
0 Andrés Giménez, L OBP: 0.373, SLG: 0.475			K			K		K		4	0	1	0	0	3	1																					
39 Oscar Gonzalez, R 29 Will Benson, L OBP: 0.321, SLG: 0.461 OBP: 0.265, SLG: 0.212			L4							3	1	1	0	0	1	2																					
6 Owen Miller, R OBP: 0.305, SLG: 0.349	K				G5-6-3					3	0	1	1	1	2	1																					
22 Josh Naylor, L OBP: 0.314, SLG: 0.441	K		G5-6-3			F9		K		4	0	0	0	0	2	2																					
8 Gabriel Arias, R OBP: 0.273, SLG: 0.308			K2-3					G3-1		4	0	1	0	0	1	0																					
12 Luke Maile, R 44 Bo Naylor, L OBP: 0.297, SLG: 0.322 OBP: 0.290, SLG: 0.272										2	0	2	0	0	0	0																					
7 Myles Straw, R OBP: 0.290, SLG: 0.272	K									2	0	0	0	1	2	3																					
<b>Inning Stats</b>	R: 0 E: 0 K: 1 S: 15	H: 1 LOB: 1 BB: 0 P: 23	R: 0 E: 0 K: 3 S: 17	H: 2 LOB: 2 BB: 0 P: 25	R: 0 E: 0 K: 2 S: 11	H: 1 LOB: 1 BB: 0 P: 13	R: 0 E: 0 K: 1 S: 11	H: 0 LOB: 0 BB: 1 P: 19	R: 0 E: 0 K: 1 S: 7	H: 1 LOB: 0 BB: 0 P: 10	R: 1 E: 0 K: 1 S: 14	H: 2 LOB: 1 BB: 0 P: 25	R: 0 E: 0 K: 1 S: 13	H: 0 LOB: 1 BB: 1 P: 24	R: 0 E: 0 K: 2 S: 10	H: 1 LOB: 0 BB: 0 P: 15	R: 0 E: 0 K: 1 S: 7	H: 0 LOB: 0 BB: 0 P: 10	1B: 5 2B: 3 3B: 0 HR: 0	SF: 0 SAC: 0 DP: 2 HBP: 0	WP: 1 PB: 0 SB: 0 CS: 0	PA: 35															
<b>PITCHER</b>	IP	WLS	BF	H	R	ER	SO	BB	IBB	HBP	BLK	WP	HR	S	P	ERA	WHIP	<b>PITCHER</b>	IP	WLS	BF	H	R	ER	SO	BB	IBB	HBP	BLK	WP	HR	S	P	ERA	WHIP		
50 Kris Bubic, L Taylor Clarke, R ERA: 4.13	(1, 1)	5.0	W	19	5	0	0	8	1	0	0	0	0	0	10	18	13.50	3.000																			
24 Amir Garrett, L ERA: 5.08	(6, 1)	0.1		1	0	0	0	0	0	0	0	0	1	0	4	7	0.00	0.000																			
43 Carlos Hernández, R ERA: 7.29	(7, 1)	1.0		4	0	0	0	1	1	0	0	0	0	13	24	0.00	1.000																				
65 Dylan Coleman, R ERA: 2.82	(8, 1)	1.0		4	1	0	0	2	0	0	0	0	0	10	15	0.00	1.000																				

Kansas City Royals @ Cleveland Guardians  
 Progressive Field, Cleveland, OH  
 Sat Oct 01 2022, 6:13 PM - 9:31 PM EDT  
 Att: 26,982 - Cloudy - 63 F

AB	38
R	7
H	12
RBI	6
BB	4
SO	5
LOB	18



Kansas City Royals @ Cleveland Guardians  
 Progressive Field, Cleveland, OH  
 Sat Oct 01 2022, 6:13 PM - 9:31 PM EDT  
 Att: 26,982 - Cloudy - 63 F

AB	33
R	1
H	8
RBI	1
BB	2
SO	13
LOB	12









Batter	1	2	3	4	5	6	7	8	9	10	AB	R	H	RBI	BB	SO	LOB	TOP				
1 MJ Melendez, L (1, 2) OBP: 0.317, SLG: 0.400	E4 14 CS		F8		P4			F8		F9	5	0	0	0	0	0	1					
7 Bobby Witt Jr., R (1, 6) OBP: 0.295, SLG: 0.431	F6		G6-3					K		F8	5	1	1	0	0	1	1					
9 Vinnie Pasquantino, L (1, 3) OBP: 0.379, SLG: 0.436	K		G4-3					G3			3	0	0	0	1	1	1					
14 Edward Olivares, R (1, 10) OBP: 0.341, SLG: 0.422	CS				G6-3			F8		K	4	1	1	0	0	1	2					
19 Michael Massey, L (1, 4) OBP: 0.315, SLG: 0.368								SF9		G3-1	3	0	1	1	0	1	0					
17 Hunter Dozier, R (1, 5) OBP: 0.292, SLG: 0.387										G5-3	4	0	0	0	0	2	3					
8 Nicky Lopez, L (9, 5) OBP: 0.281, SLG: 0.273								K			0	1	0	0	0	0	0					
2 Michael Taylor, R (1, 8) OBP: 0.313, SLG: 0.357											3	1	0	0	0	0	0					
6 Drew Waters, S (1, 7) OBP: 0.350, SLG: 0.523											4	1	2	4	0	2	0					
28 Kyle Isbel, L (1, 9) OBP: 0.264, SLG: 0.333											3	0	1	0	0	0	2					
18 Nate Eaton, R (10, PH) OBP: 0.350, SLG: 0.390											1	0	0	0	0	0	0					
<b>Inning Stats</b>	R: 0 E: 1 K: 1 S: 13	H: 0 LOB: 0 BB: 0 P: 19	R: 1 E: 0 K: 0 S: 12	H: 3 LOB: 2 BB: 0 P: 15	R: 0 E: 0 K: 0 S: 6	H: 0 LOB: 0 BB: 0 P: 11	R: 0 E: 0 K: 2 S: 9	H: 0 LOB: 0 BB: 0 P: 10	R: 0 E: 0 K: 1 S: 12	H: 1 LOB: 1 BB: 1 P: 18	R: 1 E: 0 K: 1 S: 19	H: 1 LOB: 1 BB: 1 P: 31	R: 0 E: 0 K: 1 S: 7	H: 0 LOB: 0 BB: 0 P: 8	R: 0 E: 0 K: 1 S: 10	H: 0 LOB: 0 BB: 0 P: 14	R: 3 E: 1 K: 0 S: 11	H: 1 LOB: 0 BB: 0 P: 13	1B: 5 2B: 0 3B: 0 HR: 1	SF: 1 DP: 0 HBP: 0	WP: 0 PB: 0 SB: 2 CS: 1	PA: 39
<b>PITCHER</b>	IP	WLS	BF	H	R	ER	SO	BB	IBB	HBP	BLK	WP	HR	S	P	ERA	WHIP					
24 Triston McKenzie, R ERA: 2.96	5.0		19	4	1	1	4	0	0	0	0	0	0	52	73	1.80	0.800					
36 Cody Morris, R ERA: 2.29	1.0		5	1	1	1	1	1	0	0	0	0	0	19	31	9.00	2.000					
49 Eli Morgan, R ERA: 3.43	2.0		6	0	0	0	2	0	0	0	0	0	0	15	19	0.00	0.000					
59 Kirk McCarty, L ERA: 4.54	2.0	L	8	1	3	1	1	0	0	0	0	0	1	21	27	4.50	0.500					

**Kansas City Royals @ Cleveland Guardians**  
 Progressive Field, Cleveland, OH  
 Mon Oct 03 2022, 6:12 PM - 9:13 PM EDT  
 Att: 18,688 - Partly Cloudy - 58 F

livebaseballscorecards.com

AB 35  
R 5  
H 6  
RBI 5  
BB 1  
SO 8  
LOB 10




Batter	1	2	3	4	5	6	7	8	9	10	AB	R	H	RBI	BB	SO	LOB	BOTTOM						
38 Steven Kwan, L (1, 7) OBP: 0.375, SLG: 0.402	L7		FC4-6 63 E 63 1B		WP 63 1B					G3-1	4	0	1	1	1	0	1							
63 Will Brennan, L (1, 9) OBP: 0.400, SLG: 0.486	L9		E4 1B		WP 1B			L8		G3	5	0	2	0	0	0	1							
11 José Ramírez, S (1, 5) OBP: 0.352, SLG: 0.510	F7				G6-3					G4-3	4	0	1	0	1	0	2							
39 Oscar Gonzalez, R (1, 10) OBP: 0.327, SLG: 0.466											5	1	2	0	0	2	6							
0 Andrés Giménez, L (1, 4) OBP: 0.371, SLG: 0.471											4	0	0	0	0	1	3							
6 Owen Miller, R (1, 3) OBP: 0.301, SLG: 0.345											4	0	0	0	0	1	2							
8 Gabriel Arias, R (1, 6) OBP: 0.308, SLG: 0.295											4	1	1	0	0	1	1							
17 Austin Hedges, R (1, 2) OBP: 0.240, SLG: 0.250											2	0	0	0	0	0	1							
44 Bo Naylor, L (6, 2)											2	0	0	0	0	0	2							
7 Myles Straw, R (1, 8) OBP: 0.290, SLG: 0.272											4	0	1	0	0	2	0							
<b>Inning Stats</b>	R: 0 E: 0 K: 0 S: 9	H: 0 LOB: 0 BB: 0 P: 14	R: 0 E: 0 K: 0 S: 9	H: 1 LOB: 1 BB: 0 P: 16	R: 1 E: 1 K: 1 S: 13	H: 3 LOB: 3 BB: 1 P: 20	R: 0 E: 0 K: 0 S: 8	H: 0 LOB: 0 BB: 0 P: 13	R: 0 E: 0 K: 0 S: 12	H: 2 LOB: 2 BB: 0 P: 22	R: 1 E: 1 K: 0 S: 12	H: 1 LOB: 1 BB: 0 P: 18	R: 0 E: 0 K: 1 S: 12	H: 1 LOB: 2 BB: 1 P: 16	R: 0 E: 0 K: 2 S: 8	H: 0 LOB: 1 BB: 0 P: 16	R: 0 E: 0 K: 1 S: 9	H: 0 LOB: 0 BB: 0 P: 13	R: 0 E: 0 K: 2 S: 10	H: 1 LOB: 1 BB: 0 P: 11	1B: 7 2B: 2 3B: 0 HR: 0	SF: 0 DP: 1 HBP: 1	WP: 4 PB: 0 SB: 1 CS: 0	PA: 41
<b>PITCHER</b>	IP	WLS	BF	H	R	ER	SO	BB	IBB	HBP	BLK	WP	HR	S	P	ERA	WHIP							
23 Zack Greinke, R ERA: 3.68	6.0		26	7	2	1	1	1	0	0	0	3	0	63	103	1.50	1.333							
24 Amir Garrett, L ERA: 4.96	1.0		5	1	0	0	1	1	0	0	0	0	0	12	16	0.00	2.000							
65 Dylan Coleman, R ERA: 2.78	1.0		4	0	0	0	2	0	0	1	0	1	0	8	16	0.00	0.000							
58 Scott Barlow, R ERA: 2.18	1.0	W	3	0	0	0	1	0	0	0	0	0	0	9	13	0.00	0.000							
Taylor Clarke, R ERA: 4.04	1.0	S	3	0	0	0	2	0	0	0	0	0	0	10	11	0.00	0.000							

**Kansas City Royals @ Cleveland Guardians**  
 Progressive Field, Cleveland, OH  
 Mon Oct 03 2022, 6:12 PM - 9:13 PM EDT  
 Att: 18,688 - Partly Cloudy - 58 F

livebaseballscorecards.com

AB 38  
R 2  
H 8  
RBI 1  
BB 2  
SO 7  
LOB 19





Batter	1	2	3	4	5	6	7	8	9	AB	R	H	RBI	BB	SO	LOB	TOP										
1 MJ Melendez, L (1,2) OBP: 0.315, SLG: 0.397	G6-3		K		G6-3			K		4	0	0	0	0	2	1	<b>Kansas City Royals @ Cleveland Guardians</b> Progressive Field, Cleveland, OH Tue Oct 04 2022, 6:12 PM - 8:44 PM EDT Att: 19,455 - Partly Cloudy - 62 F <a href="http://livebaseballscorecards.com">livebaseballscorecards.com</a>										
7 Bobby Witt Jr., R (1,6) OBP: 0.295, SLG: 0.429	1B			F9		G6-3		K		4	0	1	0	0	1	0											
9 Vinnie Pasquantino, L (1,3) OBP: 0.381, SLG: 0.437	F8			14 G6-3		P6		19 FC4	1B	4	1	2	0	0	0	1											
14 Edward Olivares, R (1,10) OBP: 0.335, SLG: 0.414 Ryan O'Hearn, L (9,PH) OBP: 0.290, SLG: 0.321	K			G6-3		G4-3		19 FC4	FC	3	0	0	0	0	1	2											
19 Michael Massey, L (1,4) OBP: 0.309, SLG: 0.379		P2		G4-3		G4-3		FC4	FC4	4	0	0	1	0	0	2											
6 Drew Waters, S (1,8) OBP: 0.337, SLG: 0.500	G3					K		K	K	4	0	0	0	0	3	1											
28 Kyle Isbel, L (1,7) OBP: 0.260, SLG: 0.328	F8					K		K	K	4	0	0	0	0	3	1											
18 Nate Eaton, R (1,9) OBP: 0.339, SLG: 0.398			L9			8 1B		8 1B	1B	3	2	2	0	0	0	0											
8 Nicky Lopez, L (1,5) OBP: 0.281, SLG: 0.273	G4-1					1-H		G1-3	1B	3	0	1	1	0	0	1											
<b>Inning Stats</b>	R: 0 H: 1 E: 0 K: 1 S: 15	H: 1 LOB: 1 BB: 0 P: 20	R: 0 H: 0 E: 0 K: 0 S: 8	H: 0 LOB: 0 BB: 0 P: 14	R: 0 H: 0 E: 0 K: 1 S: 6	H: 0 LOB: 0 BB: 0 P: 7	R: 0 H: 1 E: 0 K: 0 S: 9	H: 1 LOB: 1 BB: 0 P: 12	R: 1 H: 2 E: 0 K: 2 S: 15	H: 2 LOB: 1 BB: 0 P: 25	R: 0 H: 0 E: 0 K: 0 S: 5	H: 0 LOB: 0 BB: 0 P: 6	R: 0 H: 0 E: 0 K: 2 S: 12	H: 0 LOB: 0 BB: 0 P: 15	R: 1 H: 1 E: 0 K: 2 S: 12	H: 1 LOB: 0 BB: 0 P: 20	R: 1 H: 1 E: 1 K: 2 S: 14	H: 1 LOB: 1 BB: 0 P: 15	1B: 6 2B: 0 3B: 0 HR: 0	SF: 0 SAC: 0 DP: 0 HBP: 0	WP: 2 PB: 0 CS: 0	PA: 34					
<b>PITCHER</b>	IP	WLS	BF	H	R	ER	SO	BB	IBB	HBP	BLK	WP	HR	S	P	ERA	WHIP	<b>PITCHER</b>									
47 Cal Quantrill, R (1,1) ERA: 3.38	5.0	W	19	4	1	1	4	0	0	0	0	0	0	53	78	1.80	0.800										
34 Zach Plesac, R (6,1) ERA: 4.31	1.0		3	0	0	0	0	0	0	0	0	0	0	5	6	0.00	0.000										
31 Sam Hentges, L (7,1) ERA: 2.32	1.0		3	0	0	0	2	0	0	0	0	0	0	12	15	0.00	0.000										
99 James Karinchak, R (8,1) ERA: 2.08	1.0	S	4	1	1	1	2	0	0	0	0	1	0	12	20	9.00	1.000										
48 Emmanuel Clase, R (9,1) ERA: 1.36	1.0	S	5	1	1	0	2	0	0	0	0	0	0	14	15	0.00	1.000										
<b>Batter</b>	<b>1</b>	<b>2</b>	<b>3</b>	<b>4</b>	<b>5</b>	<b>6</b>	<b>7</b>	<b>8</b>	<b>9</b>	<b>AB</b>	<b>R</b>	<b>H</b>	<b>RBI</b>	<b>BB</b>	<b>SO</b>	<b>LOB</b>	<b>BOTTOM</b>										
38 Steven Kwan, L (1,7) OBP: 0.372, SLG: 0.399	K		L3		F9			L6		4	0	0	0	0	1	1	<b>Kansas City Royals @ Cleveland Guardians</b> Progressive Field, Cleveland, OH Tue Oct 04 2022, 6:12 PM - 8:44 PM EDT Att: 19,455 - Partly Cloudy - 62 F <a href="http://livebaseballscorecards.com">livebaseballscorecards.com</a>										
1 Amed Rosario, R (1,6) OBP: 0.313, SLG: 0.405	39 FC5-4		1B		11 2B			F8		4	1	3	0	0	0	0											
11 José Ramírez, S (1,10) OBP: 0.351, SLG: 0.510	K		P4		39 WP			F9		4	1	1	2	0	1	2											
39 Oscar Gonzalez, R (1,9) OBP: 0.324, SLG: 0.461	FC5-4		L9		G6-3			F8		4	0	0	0	0	0	3											
0 Andrés Giménez, L (1,4) OBP: 0.372, SLG: 0.470	G1-3				6 HR			P5		3	1	1	1	0	0	0											
6 Owen Miller, R (1,3) OBP: 0.301, SLG: 0.351	G6-3				G5-4-3			K		4	1	1	2	0	1	1											
8 Gabriel Arias, R (1,5) OBP: 0.321, SLG: 0.319	17 BB				2B			G4-3		3	0	1	0	1	1	0											
17 Austin Hedges, R (1,2) OBP: 0.241, SLG: 0.248 44 Bo Naylor, L (7,2)	7 FC5-4				F8			K		2	0	0	0	1	1	1											
7 Myles Straw, R (1,8) OBP: 0.290, SLG: 0.272	FC5-4				11 2B			L9		3	1	1	0	0	0	2											
<b>Inning Stats</b>	R: 0 H: 1 E: 0 K: 2 S: 12	H: 0 LOB: 1 BB: 0 P: 18	R: 0 H: 0 E: 0 K: 0 S: 13	H: 0 LOB: 2 BB: 2 P: 23	R: 0 H: 1 E: 0 K: 0 S: 8	H: 1 LOB: 1 BB: 0 P: 10	R: 0 H: 1 E: 0 K: 0 S: 7	H: 1 LOB: 1 BB: 0 P: 11	R: 5 H: 5 E: 0 K: 1 S: 24	H: 5 LOB: 0 BB: 0 P: 37	R: 0 H: 0 E: 0 K: 1 S: 7	H: 0 LOB: 0 BB: 0 P: 13	R: 0 H: 0 E: 0 K: 1 S: 8	H: 0 LOB: 0 BB: 0 P: 10	R: 0 H: 0 E: 0 K: 1 S: 6	H: 0 LOB: 0 BB: 0 P: 8	1B: 5 2B: 2 3B: 0 HR: 1	SF: 0 SAC: 0 DP: 1 HBP: 1	WP: 1 PB: 0 CS: 0	PA: 34							
<b>PITCHER</b>	IP	WLS	BF	H	R	ER	SO	BB	IBB	HBP	BLK	WP	HR	S	P	ERA	WHIP	<b>PITCHER</b>									
52 Daniel Lynch IV, L (1,1) ERA: 5.12	4.2	L	24	8	5	5	2	2	0	1	0	0	0	11	60	9.64	2.143										
40 Collin Snider, R (5,1) ERA: 6.55	1.1		4	0	0	0	2	0	0	0	0	0	0	11	20	0.00	0.000										
36 Anthony Misiewicz, L (7,1) ERA: 4.34	2.0		6	0	0	0	1	0	0	0	0	0	0	14	18	0.00	0.000										



Batter	1	2	3	4	5	6	7	8	9	AB	R	H	RBI	BB	SO	LOB	TOP					
1 MJ Melendez, L (1, 10) OBP: 0.313, SLG: 0.393										4	0	0	0	0	2	0	<b>Kansas City Royals @ Cleveland Guardians</b> Progressive Field, Cleveland, OH Wed Oct 05 2022, 4:11 PM - 6:50 PM EDT Att: 12,983 - Sunny - 68 F					
7 Bobby Witt Jr., R (1, 6) OBP: 0.294, SLG: 0.428										4	0	1	0	0	1	0						
9 Vinnie Pasquantino, L (1, 3) OBP: 0.383, SLG: 0.450										4	1	2	1	0	0	1						
14 Edward Olivares, R (1, 9) OBP: 0.333, SLG: 0.410										4	0	1	0	0	2	1						
19 Michael Massey, L (1, 4) OBP: 0.307, SLG: 0.376										4	0	1	0	0	1	2						
6 Drew Waters, S (1, 8) OBP: 0.324, SLG: 0.479										4	0	0	0	0	4	3						
28 Kyle Isbel, L (1, 7) OBP: 0.264, SLG: 0.340										3	1	1	1	1	1	0						
18 Nate Eaton, R (1, 5) OBP: 0.331, SLG: 0.387										3	0	0	0	0	0	1						
48 Sebastián Rivero, R (1, 2) OBP: 0.214, SLG: 0.154										3	0	0	0	0	1	0						
<b>Inning Stats</b>	R: 1 E: 0 K: 3 S: 11	H: 1 LOB: 0 BB: 0 P: 15	R: 0 E: 0 K: 1 S: 6	H: 0 LOB: 1 BB: 1 P: 12	R: 0 E: 0 K: 2 S: 9	H: 0 LOB: 0 BB: 0 P: 13	R: 0 E: 0 K: 1 S: 11	H: 1 LOB: 1 BB: 0 P: 16	R: 1 E: 0 K: 0 S: 6	H: 1 LOB: 0 BB: 0 P: 7	R: 0 E: 0 K: 2 S: 15	H: 2 LOB: 2 BB: 0 P: 21	R: 0 E: 0 K: 1 S: 7	H: 0 LOB: 0 BB: 0 P: 8	R: 0 E: 0 K: 1 S: 10	H: 1 LOB: 1 BB: 0 P: 13		R: 0 E: 0 K: 1 S: 9	H: 0 LOB: 0 BB: 0 P: 14	1B: 4 2B: 0 3B: 0 HR: 2	SF: 0 SAC: 0 DP: 0 HBP: 0	WP: 0 PB: 0 SB: 0 CS: 0
<b>PITCHER</b>	IP WLS BF H R ER SO BB IBB HBP BLK WP HR S P ERA WHIP																					
43 Aaron Civale, R (1, 1) ERA: 4.92	6.0 W 24 5 2 2 9 1 0 0 0 0 0 2 58 84 3.00 1.000																					
37 Trevor Stephan, R (7, 1) ERA: 2.69	1.0 3 0 0 0 1 0 0 0 0 0 0 0 7 8 0.00 0.000																					
62 Emyel De Los Santos, R (8, 1) ERA: 3.04	1.0 4 1 0 0 1 0 0 0 0 0 0 0 10 13 0.00 1.000																					
49 Eli Morgan, R (9, 1) ERA: 3.36	1.0 3 0 0 0 1 0 0 0 0 0 0 0 9 14 0.00 0.000																					

Batter	1	2	3	4	5	6	7	8	9	AB	R	H	RBI	BB	SO	LOB	BOTTOM					
38 Steven Kwan, L (1, 10) OBP: 0.373, SLG: 0.400										4	1	1	0	0	1	1	<b>Kansas City Royals @ Cleveland Guardians</b> Progressive Field, Cleveland, OH Wed Oct 05 2022, 4:11 PM - 6:50 PM EDT Att: 12,983 - Sunny - 68 F					
1 Amed Rosario, R (1, 6) OBP: 0.312, SLG: 0.403										5	1	1	0	0	1	5						
11 José Ramírez, S (1, 5) OBP: 0.355, SLG: 0.514										5	1	4	2	0	0	0						
8 Gabriel Arias, R (6, PR) OBP: 0.321, SLG: 0.319										0	1	0	0	0	0	0						
0 Andrés Giménez, L (1, 4) OBP: 0.371, SLG: 0.466										4	0	0	0	0	3	5						
22 Josh Naylor, L (1, 3) OBP: 0.319, SLG: 0.452										4	1	2	3	1	0	1						
6 Owen Miller, R (8, PR) OBP: 0.301, SLG: 0.351										0	0	0	0	0	0	0						
39 Oscar Gonzalez, R (1, 9) OBP: 0.327, SLG: 0.461										4	2	2	0	1	0	4						
29 Will Benson, L (9, 9) OBP: 0.250, SLG: 0.200										0	0	0	0	0	0	0						
63 Will Brennan, L (1, 7) OBP: 0.400, SLG: 0.500										5	1	2	1	0	1	4						
12 Luke Maile, R (1, 2) OBP: 0.301, SLG: 0.326										4	0	2	1	0	0	2						
44 Bo Naylor, L (8, 2)										0	0	0	0	0	0	0						
7 Myles Straw, R (1, 8) OBP: 0.291, SLG: 0.273										2	1	1	2	1	0	2						
<b>Inning Stats</b>	R: 4 E: 0 K: 2 S: 22	H: 5 LOB: 2 BB: 1 P: 37	R: 1 E: 0 K: 0 S: 9	H: 2 LOB: 2 BB: 1 P: 16	R: 1 E: 0 K: 0 S: 4	H: 1 LOB: 0 BB: 0 P: 9	R: 0 E: 0 K: 1 S: 10	H: 0 LOB: 1 BB: 0 P: 14	R: 0 E: 0 K: 1 S: 9	H: 1 LOB: 0 BB: 0 P: 10	R: 1 E: 0 K: 1 S: 8	H: 1 LOB: 1 BB: 1 P: 14	R: 1 E: 0 K: 0 S: 16	H: 3 LOB: 3 BB: 0 P: 25	R: 1 E: 1 K: 1 S: 13	H: 2 LOB: 2 BB: 0 P: 13	R: 1 E: 1 K: 1 S: 9	H: 2 LOB: 2 BB: 0 P: 14	1B: 11 2B: 4 3B: 0 HR: 0	SF: 1 SAC: 0 DP: 1 HBP: 2	WP: 1 PB: 0 SB: 0 CS: 0	PA: 43
<b>PITCHER</b>	IP WLS BF H R ER SO BB IBB HBP BLK WP HR S P ERA WHIP																					
49 Jonathan Heasley, R (1, 1) ERA: 5.28	5.0 L 26 9 6 6 4 2 0 0 1 0 0 0 0 54 86 10.80 2.200																					
43 Carlos Hernández, R (6, 1) ERA: 7.39	1.2 10 4 2 2 1 1 0 0 0 0 0 0 21 34 10.80 3.000																					
26 Luke Weaver, R (7, 1) ERA: 6.56	1.1 7 2 1 1 1 0 0 0 1 0 0 0 0 16 18 6.75 1.500																					



Batter	1	2	3	4	5	6	7	8	9	AB	R	H	RBI	BB	SO	LOB	TOP							
2 Yandy Diaz, R (1.5)	G4-3			K		G1-3			K	4	0	0	0	0	2	0	<b>Tampa Bay Rays @ Cleveland Guardians</b> Progressive Field, Cleveland, OH Fri Oct 07 2022, 12:09 PM - 2:26 PM EDT Att: 30,741 - Cloudy - 52 F							
5 Wander Franco, S (1.6)	K			G3		G4-3			G6-3	4	0	0	0	0	1	0								
56 Randy Arozarena, R (1.7)	K			K					F7	4	0	0	0	0	3	0								
87 Harold Ramirez, R (1.10) OBP: 0.333, SLG: 0.333										3	0	1	0	0	1	0								
26 Ji Man Choi, L (1.3)										2	0	0	0	1	0	1								
13 Manuel Margot, R (1.9)										3	0	0	0	0	0	2								
14 Christian Bethancourt, R (1.2)										3	0	0	0	0	2	1								
0 Taylor Walls, S (1.4)										2	0	0	0	0	0	0								
17 Isaac Paredes, R (8, PH) OBP: 1.000, SLG: 1.000										1	0	1	0	0	0	0								
7 Vidal Brujan, S (8.4)										0	0	0	0	0	0	0								
22 Jose Siri, R (1.8) OBP: 0.333, SLG: 1.333										3	1	1	1	0	0	1								
<b>Inning Stats</b>	R: 0 H: 0 E: 0 K: 2 S: 8	H: 0 LOB: 0 BB: 0 P: 12	R: 0 H: 0 E: 0 K: 0 S: 6	H: 0 LOB: 0 BB: 1 P: 12	R: 0 H: 0 E: 0 K: 0 S: 8	H: 0 LOB: 0 BB: 0 P: 14	R: 0 H: 0 E: 0 K: 2 S: 8	H: 0 LOB: 0 BB: 0 P: 11	R: 0 H: 1 E: 0 K: 1 S: 9	H: 1 LOB: 1 BB: 0 P: 12	R: 1 H: 1 E: 0 K: 0 S: 8	H: 1 LOB: 0 BB: 0 P: 14	R: 0 H: 0 E: 0 K: 2 S: 9	H: 0 LOB: 0 BB: 0 P: 13	R: 0 H: 1 E: 0 K: 1 S: 11	H: 1 LOB: 2 BB: 0 P: 14	R: 0 H: 0 E: 0 K: 1 S: 7	H: 0 LOB: 0 BB: 0 P: 8	1B: 2 2B: 0 3B: 0 HR: 1	SF: 0 SAC: 0 DP: 1 HBP: 0	WP: 0 PB: 0 SB: 1 CS: 0	PA: 30		
<b>PITCHER</b>	IP WLS BF H R ER SO BB IBB HBP BLK WP HR S P ERA WHIP	7.2 W 26 3 1 1 8 1 0 0 0 0 1 64 99 1.17 0.522	1.1 S 4 0 0 0 1 0 0 0 0 0 0 10 11 0.00 0.000																					

AB	29
R	1
H	3
RBI	1
BB	1
SO	9
LOB	5



Batter	1	2	3	4	5	6	7	8	9	AB	R	H	RBI	BB	SO	LOB	BOTTOM						
38 Steven Kwan, L (1.7)	G1-3					G6-3			F8	4	0	0	0	0	0	1	<b>Tampa Bay Rays @ Cleveland Guardians</b> Progressive Field, Cleveland, OH Fri Oct 07 2022, 12:09 PM - 2:26 PM EDT Att: 30,741 - Cloudy - 52 F						
1 Amed Rosario, R (1.6) OBP: 0.500, SLG: 0.500										4	1	2	0	0	1	1							
11 José Ramirez, S (1.5) OBP: 0.500, SLG: 1.250										4	1	2	2	0	1	1							
39 Oscar Gonzalez, R (1.9) OBP: 0.250, SLG: 0.250										4	0	1	0	0	1	2							
22 Josh Naylor, L (1.3) OBP: 0.333, SLG: 0.333										3	0	1	0	0	0	0							
6 Owen Miller, R (1.10)										3	0	0	0	0	1	2							
0 Andrés Giménez, L (1.4) OBP: 0.333, SLG: 0.333										3	0	1	0	0	1	0							
17 Austin Hedges, R (1.2)										3	0	0	0	0	2	1							
7 Myles Straw, R (1.8) OBP: 0.333, SLG: 0.333										3	0	1	0	0	0	1							
<b>Inning Stats</b>	R: 0 H: 1 E: 0 K: 1 S: 9	H: 0 LOB: 0 BB: 0 P: 13	R: 0 H: 0 E: 0 K: 1 S: 5	H: 0 LOB: 0 BB: 0 P: 8	R: 0 H: 1 E: 1 K: 1 S: 7	H: 1 LOB: 1 BB: 0 P: 13	R: 0 H: 2 E: 0 K: 0 S: 9	H: 2 LOB: 1 BB: 0 P: 12	R: 0 H: 0 E: 0 K: 1 S: 6	H: 0 LOB: 0 BB: 0 P: 7	R: 2 H: 2 E: 0 K: 0 S: 11	H: 2 LOB: 0 BB: 0 P: 17	R: 0 H: 1 E: 0 K: 1 S: 11	H: 1 LOB: 1 BB: 0 P: 15	R: 0 H: 1 E: 0 K: 2 S: 13	H: 1 LOB: 1 BB: 0 P: 18		1B: 7 2B: 0 3B: 0 HR: 1	SF: 0 SAC: 0 DP: 1 HBP: 0	WP: 0 PB: 0 SB: 0 CS: 0	PA: 31		
<b>PITCHER</b>	IP WLS BF H R ER SO BB IBB HBP BLK WP HR S P ERA WHIP	7.0 L 27 7 2 2 5 0 0 0 0 0 0 13 18 2.57 1.000	1.0 L 4 1 0 0 2 0 0 0 0 0 0 13 18 0.00 1.000																				

AB	31
R	2
H	8
RBI	2
BB	0
SO	7
LOB	9









Batter	1	2	3	4	5	6	7	8	9	AB	R	H	RBI	BB	SO	LOB	TOP			
38 Steven Kwan, L (1,7) OBP: 0.214, SLG: 0.385	L3		HR		G4-3		G6-3			4	1	2	1	0	0	0	<b>Cleveland Guardians @ New York Yankees</b> Yankee Stadium, Bronx, NY Tue Oct 11 2022, 7:40 PM - 10:34 PM EDT Att: 47,807 - Clear - 65 F <a href="http://livebaseballscorecards.com">livebaseballscorecards.com</a>			
1 Amed Rosario, R (1,6) OBP: 0.296, SLG: 0.167	E6		HBP		F8		G6-3			3	0	0	0	0	0	2				
11 José Ramírez, S (1,5) OBP: 0.357, SLG: 0.615	K		2B							3	0	2	0	1	1					
22 Josh Naylor, L (1,3) OBP: 0.154, SLG: 0.154	K		FC3							4	0	0	0	0	1	5				
39 Oscar Gonzalez, R (1,9) OBP: 0.286, SLG: 0.462		P6	FC5-2							4	0	0	0	0	2	3				
0 Andrés Giménez, L (1,4) OBP: 0.154, SLG: 0.250			K							4	0	1	0	0	1	3				
63 Will Brennan, L (1,10) OBP: 0.125, SLG: 0.125					F7					3	0	0	0	0	2	1				
6 Owen Miller, R (9,PH)										0	0	0	0	0	0	0				
17 Austin Hedges, R (1,2)										3	0	0	0	0	1	1				
29 Will Benson, L (9,PH)										1	0	0	0	0	0	1				
7 Myles Straw, R (1,8) OBP: 0.333, SLG: 0.273					F9					4	0	1	0	0	1	1				
<b>Inning Stats</b>	R: 0 H: 0 E: 1 K: 2 S: 16	H: 0 LOB: 1 BB: 0 P: 24	R: 0 H: 0 E: 0 K: 2 S: 11	H: 1 LOB: 1 BB: 0 P: 15	R: 1 H: 2 E: 0 K: 1 S: 14	H: 2 LOB: 3 BB: 0 P: 23	R: 0 H: 0 E: 0 K: 1 S: 6	H: 0 LOB: 0 BB: 0 P: 8	R: 0 H: 0 E: 0 K: 2 S: 7	H: 0 LOB: 1 BB: 0 P: 15	R: 0 H: 2 E: 0 K: 0 S: 10	H: 1 LOB: 1 BB: 0 P: 15	R: 0 H: 0 E: 0 K: 1 S: 6	H: 0 LOB: 1 BB: 0 P: 7	R: 0 H: 0 E: 0 K: 0 S: 7	H: 0 LOB: 0 BB: 0 P: 12	1B: 3 2B: 2 3B: 0 HR: 1	SF: 0 SAC: 0 DP: 2 HBP: 2	WP: 0 PB: 0 SB: 1 CS: 0	PA: 36
<b>PITCHER</b>	IP WLS BF H R ER SO BB IBB HBP BLK WP HR S P ERA WHIP																			
45 Gerrit Cole, R (1,1) ERA: 1.42	6.1 W 27 4 1 1 8 1 0 1 0 0 1 63 101 1.42 0.789																			
43 Jonathan Loáisiga, R (7,1) ERA:	0.2 H 3 2 0 0 0 0 0 0 0 0 0 0 8 12 0.00 3.000																			
58 Wandy Peralta, L (8,1) ERA:	1.1 H 3 0 0 0 1 0 0 0 0 0 0 0 7 8 0.00 0.000																			
35 Clay Holmes, R (9,1) ERA:	0.2 3 0 0 0 0 0 0 0 1 0 0 0 5 10 0.00 0.000																			

Batter	1	2	3	4	5	6	7	8	9	AB	R	H	RBI	BB	SO	LOB	BOTTOM			
99 Aaron Judge, R (1,9)	K		K			HR		K		3	1	0	0	1	3	0	<b>Cleveland Guardians @ New York Yankees</b> Yankee Stadium, Bronx, NY Tue Oct 11 2022, 7:40 PM - 10:34 PM EDT Att: 47,807 - Clear - 65 F <a href="http://livebaseballscorecards.com">livebaseballscorecards.com</a>			
48 Anthony Rizzo, L (1,3) OBP: 0.250, SLG: 1.000	K		G3			HR		P2		4	1	1	2	0	1	0				
25 Gleyber Torres, R (1,4)	F8				F7		F8			3	0	0	0	0	0	0				
27 Giancarlo Stanton, R (1,10)			BB		P5		G5-3			2	0	0	0	1	0	0				
95 Oswaldo Cabrera, S (1,7)			K		L9		K			3	0	0	0	0	2	1				
28 Josh Donaldson, R (1,5) OBP: 1.000, SLG: 1.000										2	0	2	0	1	0	0				
12 Isiah Kiner-Falefa, R (1,6) OBP: 0.333, SLG: 0.333										3	1	1	0	0	0	3				
39 Jose Trevino, R (1,2)			K							2	0	0	1	0	1	0				
22 Harrison Bader, R (1,8) OBP: 0.333, SLG: 1.333			HR							3	1	1	1	0	0	0				
<b>Inning Stats</b>	R: 0 H: 0 E: 0 K: 2 S: 9	H: 0 LOB: 0 BB: 0 P: 11	R: 0 H: 0 E: 0 K: 1 S: 9	H: 0 LOB: 2 BB: 2 P: 19	R: 1 H: 1 E: 0 K: 2 S: 14	H: 1 LOB: 0 BB: 0 P: 21	R: 0 H: 0 E: 0 K: 0 S: 6	H: 0 LOB: 0 BB: 0 P: 11	R: 1 H: 2 E: 1 K: 0 S: 8	H: 2 LOB: 0 BB: 0 P: 11	R: 2 H: 1 E: 0 K: 1 S: 11	H: 1 LOB: 0 BB: 1 P: 23	R: 0 H: 1 E: 0 K: 0 S: 6	H: 0 LOB: 0 BB: 0 P: 6	R: 0 H: 0 E: 0 K: 1 S: 10	H: 0 LOB: 0 BB: 0 P: 14		1B: 3 2B: 0 3B: 0 HR: 2	SF: 1 SAC: 0 DP: 2 HBP: 0	WP: 0 PB: 0 SB: 1 CS: 0
<b>PITCHER</b>	IP WLS BF H R ER SO BB IBB HBP BLK WP HR S P ERA WHIP																			
47 Cal Quantrill, R (1,1) ERA: 5.4	5.0 L 20 4 4 3 5 3 0 0 0 0 0 0 0 7 12 5.40 1.400																			
37 Trevor Stephan, R (6,1) ERA:	1.0 3 0 0 0 1 0 0 0 0 0 0 0 7 12 0.00 0.000																			
62 Enyel De Los Santos, R (7,1) ERA:	1.0 3 1 0 0 0 0 0 0 0 0 0 0 6 6 0.00 1.000																			
99 James Karinchak, R (8,1) ERA:	1.0 3 0 0 0 1 0 0 0 0 0 0 0 10 14 0.00 0.000																			







Batter	1	2	3	4	5	6	7	8	9	AB	R	H	RBI	BB	SO	LOB	TOP										
25 Gleyber Torres, R OBP: 0.167, SLG: 0.167	G6-3		L8		F7		F8			4	0	0	0	0	0	2	<p><b>New York Yankees @ Cleveland Guardians</b> Progressive Field, Cleveland, OH Sat Oct 15 2022, 7:38 PM - 11:08 PM EDT Att: 36,483 - Clear - 52 F</p> <p>livebaseballscorecards.com</p>										
99 Aaron Judge, R OBP: 0.154, SLG: 0.333	K		HR		F8		F7			4	1	1	2	0	1	0											
48 Anthony Rizzo, L OBP: 0.385, SLG: 0.500	BB		G6-3		G5-3		K			3	0	0	0	1	1	0											
27 Giancarlo Stanton, R OBP: 0.273, SLG: 0.444	F9				K		G6-3			4	0	0	0	0	1	1											
28 Josh Donaldson, R OBP: 0.500, SLG: 0.250	K		K		G5-3		F8			4	0	0	0	0	2	0											
12 Isiah Kiner-Falefa, R OBP: 0.333, SLG: 0.273	F9		G5-3		G5-3		K			4	0	0	0	0	1	0											
22 Harrison Bader, R OBP: 0.273, SLG: 0.818	G5-3				95 HR		HR			4	2	2	1	0	0	0											
66 Kyle Higashioka, R OBP: 0.182, SLG: 0.545			K		K		BB			2	0	0	0	1	2	1											
95 Oswaldo Cabrera, S OBP: 0.182, SLG: 0.545			25 L8 99 HR		1-H HR		K			3	2	2	2	0	1	1											
<b>Inning Stats</b>	R: 0 H: 0 E: 0 K: 1 S: 9	H: 0 LOB: 1 BB: 1 P: 19	R: 0 H: 0 E: 0 K: 1 S: 10	H: 0 LOB: 0 BB: 0 P: 11	R: 2 H: 2 E: 0 K: 1 S: 15	H: 2 LOB: 0 BB: 0 P: 21	R: 0 H: 0 E: 0 K: 1 S: 6	H: 0 LOB: 0 BB: 0 P: 10	R: 2 H: 2 E: 0 K: 1 S: 11	H: 2 LOB: 0 BB: 0 P: 15	R: 0 H: 0 E: 0 K: 1 S: 9	H: 0 LOB: 0 BB: 0 P: 11	R: 1 H: 1 E: 0 K: 1 S: 16	H: 1 LOB: 1 BB: 1 P: 25	R: 0 H: 0 E: 0 K: 1 S: 9	H: 0 LOB: 0 BB: 0 P: 14	R: 0 H: 0 E: 0 K: 1 S: 7	H: 0 LOB: 0 BB: 0 P: 12	1B: 1 2B: 1 3B: 0 HR: 3	SF: 0 SAC: 0 DP: 0 HBP: 0	WP: 0 PB: 0 CS: 0	PA: 34					
<b>PITCHER</b>	IP	WLS	BF	H	R	ER	SO	BB	IBB	HBP	BLK	WP	HR	S	P	ERA	WHIP										
24 Triston McKenzie, R ERA: 3.27	5.0		20	4	4	4	5	1	0	0	0	0	2	51	76	7.20	1.000										
31 Sam Hentges, L ERA: 1.93	1.2		7	1	1	1	2	1	0	0	0	0	1	21	31	5.40	1.200										
62 Eryel De Los Santos, R ERA:	1.1		4	0	0	0	1	0	0	0	0	0	0	13	19	0.00	0.000										
49 Eli Morgan, R ERA:	1.0	W	3	0	0	0	1	0	0	0	0	0	0	7	12	0.00	0.000										

Batter	1	2	3	4	5	6	7	8	9	AB	R	H	RBI	BB	SO	LOB	BOTTOM										
38 Steven Kwan, L OBP: 0.292, SLG: 0.435	11 1B 22 1B				K		F7			5	2	3	1	0	1	0	<p><b>New York Yankees @ Cleveland Guardians</b> Progressive Field, Cleveland, OH Sat Oct 15 2022, 7:38 PM - 11:08 PM EDT Att: 36,483 - Clear - 52 F</p> <p>livebaseballscorecards.com</p>										
1 Amed Rosario, R OBP: 0.292, SLG: 0.364	K				G4-3		K			5	1	1	1	0	2	3											
11 José Ramírez, S OBP: 0.375, SLG: 0.565	39 F9 22 1B		L9		G3-1					5	0	3	0	0	0	2											
22 Josh Naylor, L OBP: 0.217, SLG: 0.261	39 F9 1B		K		K		K			5	0	1	1	0	3	4											
39 Oscar Gonzalez, R OBP: 0.292, SLG: 0.391	F9		K		K		F9			5	0	1	2	0	2	2											
0 Andrés Giménez, L OBP: 0.238, SLG: 0.250	K		G4-3				P5			4	1	1	0	0	1	2											
8 Gabriel Arias, R OBP: 0.500, SLG: 0.750	17 1B 38 1B				F9		63 1B			4	1	2	0	0	1	0											
17 Austin Hedges, R OBP: 0.214, SLG: 0.083			L9		L9					2	0	1	0	0	0	0											
63 Will Brennan, L OBP: 0.200, SLG: 0.200			1 F9 38 1B							1	0	1	1	0	0	0											
12 Luke Maile, R OBP: 0.300, SLG: 0.278	P4				F9		L4			4	1	1	0	0	0	4											
<b>Inning Stats</b>	R: 1 H: 3 E: 0 K: 2 S: 21	H: 3 LOB: 2 BB: 0 P: 31	R: 1 H: 3 E: 0 K: 0 S: 17	H: 3 LOB: 2 BB: 0 P: 25	R: 0 H: 0 E: 0 K: 2 S: 8	H: 0 LOB: 0 BB: 0 P: 12	R: 0 H: 0 E: 0 K: 0 S: 8	H: 0 LOB: 0 BB: 0 P: 11	R: 0 H: 0 E: 0 K: 1 S: 7	H: 0 LOB: 0 BB: 0 P: 10	R: 1 H: 3 E: 0 K: 1 S: 16	H: 3 LOB: 2 BB: 0 P: 24	R: 0 H: 1 E: 0 K: 2 S: 14	H: 1 LOB: 1 BB: 0 P: 20	R: 0 H: 0 E: 0 K: 1 S: 9	H: 0 LOB: 0 BB: 0 P: 12	R: 3 H: 5 E: 0 K: 1 S: 15	H: 5 LOB: 2 BB: 0 P: 22	1B: 12 2B: 3 3B: 0 HR: 0	SF: 0 SAC: 0 DP: 0 HBP: 0	WP: 0 PB: 0 CS: 0	PA: 41					
<b>PITCHER</b>	IP	WLS	BF	H	R	ER	SO	BB	IBB	HBP	BLK	WP	HR	S	P	ERA	WHIP										
40 Luis Severino, R ERA: 4.76	5.2		25	8	3	3	6	0	0	0	0	0	0	4	7	0.00	3.000										
56 Lou Trivino, R ERA:	0.1	H	2	1	0	0	0	0	0	0	0	0	0	4	7	0.00	3.000										
43 Jonathan Loáisiga, R ERA:	0.2	H	3	1	0	0	1	0	0	0	0	0	0	11	15	0.00	1.500										
58 Wandy Peralta, L ERA: 4.5	1.2	H	7	2	2	2	2	0	0	0	0	0	0	18	27	10.80	1.200										
86 Clarke Schmidt, R ERA: 6.75	0.1	L	4	3	1	1	1	0	0	0	0	0	0	9	12	27.00	9.000										



Batter	1	2	3	4	5	6	7	8	9	AB R H RBI BB SO LOB	TOP
25 Gleyber Torres, R OBP: 0.188, SLG: 0.188										4 1 1 0 0 1 2	<b>New York Yankees @ Cleveland Guardians</b> Progressive Field, Cleveland, OH Sun Oct 16 2022, 7:08 PM - 10:10 PM EDT Att: 36,728 - Partly Cloudy - 58 F
99 Aaron Judge, R OBP: 0.176, SLG: 0.313									4 1 1 0 0 1 1		
48 Anthony Rizzo, L OBP: 0.412, SLG: 0.571									4 0 2 1 0 1 0		
27 Giancarlo Stanton, R OBP: 0.200, SLG: 0.333									3 0 0 1 0 2 1		
28 Josh Donaldson, R OBP: 0.438, SLG: 0.250									4 1 1 0 0 2 1		
95 Oswaldo Cabrera, S OBP: 0.133, SLG: 0.400									4 0 0 0 0 2 2		
22 Harrison Bader, R OBP: 0.286, SLG: 0.929									3 1 1 2 0 0 0		
39 Jose Trevino, R OBP: 0.133, SLG: 0.400									3 0 0 0 0 1 0		
31 Aaron Hicks, S OBP: 0.133, SLG: 0.400									2 0 0 0 1 0 0		
<b>Inning Stats</b>	R: 1 H: 2 E: 0 LOB: 0 K: 1 BB: 0 S: 9 P: 14	R: 2 H: 2 E: 0 LOB: 0 K: 0 BB: 0 S: 9 P: 14	R: 0 H: 0 E: 0 LOB: 0 K: 0 BB: 0 S: 6 P: 10	R: 0 H: 0 E: 0 LOB: 0 K: 2 BB: 0 S: 9 P: 15	R: 0 H: 0 E: 1 LOB: 1 K: 0 BB: 1 S: 6 P: 13	R: 1 H: 2 E: 0 LOB: 1 K: 2 BB: 0 S: 17 P: 23	R: 0 H: 0 E: 0 LOB: 0 K: 1 BB: 0 S: 6 P: 8	R: 0 H: 0 E: 0 LOB: 0 K: 2 BB: 0 S: 9 P: 14	R: 0 H: 0 E: 0 LOB: 0 K: 2 BB: 0 S: 8 P: 11	1B: 4 SF: 1 2B: 1 SAC: 0 3B: 0 DP: 1 HR: 1 HBP: 0	
<b>PITCHER</b>	IP WLS BF H R ER SO BB IBB HBP BLK WP HR S P ERA WHIP										
47 Cal Quantrill, R ERA: 5.4	5.0 L 19 4 3 3 3 1 0 0 0 0 0 1 39 66 5.40 1.000										
49 Eli Morgan, R ERA: 2.7	1.0 5 2 1 1 2 0 0 0 0 0 0 0 17 23 9.00 2.000										
36 Cody Morris, R ERA: 2.7	2.0 6 0 0 0 3 0 0 0 0 0 0 0 15 22 0.00 0.000										
34 Zach Plesac, R ERA: 2.7	1.0 3 0 0 0 2 0 0 0 0 0 0 0 8 11 0.00 0.000										

Batter	1	2	3	4	5	6	7	8	9	AB R H RBI BB SO LOB	BOTTOM
38 Steven Kwan, L OBP: 0.321, SLG: 0.423										3 1 1 0 1 0 1	<b>New York Yankees @ Cleveland Guardians</b> Progressive Field, Cleveland, OH Sun Oct 16 2022, 7:08 PM - 10:10 PM EDT Att: 36,728 - Partly Cloudy - 58 F
1 Amed Rosario, R OBP: 0.286, SLG: 0.346									4 0 1 0 0 3 2		
11 José Ramírez, S OBP: 0.357, SLG: 0.519									4 0 1 1 0 2 2		
22 Josh Naylor, L OBP: 0.222, SLG: 0.370									4 1 1 1 0 0 1		
39 Oscar Gonzalez, R OBP: 0.286, SLG: 0.370									4 0 1 0 0 1 0		
0 Andrés Giménez, L OBP: 0.240, SLG: 0.250									4 0 1 0 0 1 1		
8 Gabriel Arias, R OBP: 0.286, SLG: 0.429									3 0 0 0 0 2 2		
17 Austin Hedges, R OBP: 0.250, SLG: 0.077									1 0 0 0 1 0 0		
63 Will Brennan, L ERA: 0.182, SLG: 0.182									1 0 0 0 0 1 1		
12 Luke Maile, R ERA: 3.6									0 0 0 0 0 0 0		
7 Myles Straw, R OBP: 0.261, SLG: 0.238									3 0 0 0 0 1 1		
<b>Inning Stats</b>	R: 0 H: 1 E: 0 LOB: 1 K: 2 BB: 0 S: 9 P: 12	R: 0 H: 1 E: 0 LOB: 0 K: 0 BB: 0 S: 7 P: 11	R: 1 H: 2 E: 0 LOB: 3 K: 0 BB: 1 S: 13 P: 20	R: 1 H: 1 E: 0 LOB: 0 K: 2 BB: 0 S: 15 P: 23	R: 0 H: 0 E: 0 LOB: 0 K: 1 BB: 0 S: 13 P: 16	R: 0 H: 0 E: 0 LOB: 0 K: 1 BB: 0 S: 7 P: 9	R: 0 H: 1 E: 1 LOB: 1 K: 2 BB: 0 S: 13 P: 19	R: 0 H: 0 E: 0 LOB: 1 K: 2 BB: 1 S: 10 P: 17	R: 0 H: 0 E: 0 LOB: 0 K: 1 BB: 0 S: 6 P: 7	1B: 5 SF: 0 2B: 0 SAC: 0 3B: 0 DP: 1 HR: 1 HBP: 0	WP: 0 PA: 33 PB: 0 SB: 1 CS: 0
<b>PITCHER</b>	IP WLS BF H R ER SO BB IBB HBP BLK WP HR S P ERA WHIP										
45 Gerrit Cole, R ERA: 2.03	7.0 W 26 6 2 2 8 1 0 0 0 0 0 0 10 17 2.57 1.000										
35 Clay Holmes, R ERA: 3.6	1.0 H 4 0 0 0 2 1 0 0 0 0 0 0 10 17 0.00 1.000										
58 Wandy Peralta, L ERA: 3.6	1.0 S 3 0 0 0 1 0 0 0 0 0 0 0 6 7 0.00 0.000										



Batter	1	2	3	4	5	6	7	8	9	AB	R	H	RBI	BB	SO	LOB	TOP			
38 Steven Kwan, L (1,7) OBP: 0.344, SLG: 0.433										4	0	2	0	0	0	1	<b>Cleveland Guardians @ New York Yankees</b> Yankee Stadium, Bronx, NY Tue Oct 18 2022, 4:08 PM - 7:18 PM EDT Att: 48,178 - Sunny - 57 F			
1 Amed Rosario, R (1,6) OBP: 0.313, SLG: 0.345										3	0	1	0	1	1					
11 José Ramírez, S (1,5) OBP: 0.344, SLG: 0.500										3	0	1	1	0	0	1				
39 Oscar Gonzalez, R (1,9) OBP: 0.250, SLG: 0.323										4	0	0	0	0	1	5				
22 Josh Naylor, L (1,10) OBP: 0.194, SLG: 0.323											4	0	0	0	0	2				
8 Gabriel Arias, R (1,3) OBP: 0.273, SLG: 0.364											4	0	1	0	0	2				
0 Andrés Giménez, L (1,4) OBP: 0.207, SLG: 0.214											4	0	0	0	0	3				
17 Austin Hedges, R (1,2) OBP: 0.278, SLG: 0.133											2	1	1	0	0	0				
6 Owen Miller, R (7,PH) OBP: 0.273, SLG: 0.111											1	0	1	0	0	0				
12 Luke Maile, R (7,2) OBP: 0.500, SLG: 0.333											1	0	1	0	0	0				
7 Myles Straw, R (1,8) OBP: 0.222, SLG: 0.200											4	0	0	0	0	4				
<b>Inning Stats</b>	R: 0 H: 1 E: 0 K: 0 S: 6	H: 1 LOB: 1 BB: 0 P: 8	R: 0 H: 0 E: 0 K: 2 S: 7	H: 0 LOB: 0 BB: 0 P: 10	R: 1 H: 2 E: 0 K: 0 S: 13	H: 2 LOB: 2 BB: 1 P: 22	R: 0 H: 0 E: 0 K: 0 S: 5	H: 0 LOB: 0 BB: 0 P: 6	R: 0 H: 2 E: 0 K: 1 S: 9	H: 2 LOB: 2 BB: 0 P: 10	R: 0 H: 1 E: 0 K: 1 S: 10	H: 1 LOB: 1 BB: 0 P: 15	R: 0 H: 0 E: 0 K: 2 S: 9	H: 2 LOB: 2 BB: 0 P: 16	R: 0 H: 2 E: 0 K: 1 S: 11	H: 2 LOB: 2 BB: 0 P: 16	1B: 8 2B: 0 3B: 0 HR: 0	SF: 1 SAC: 0 DP: 0 HBP: 0	WP: 0 PB: 0 SB: 0 CS: 0	PA: 36
<b>PITCHER</b>	IP WLS BF H R ER SO BB IBB HBP BLK WP HR S P ERA WHIP	65 Nestor Cortes, L (1,1) 5.0 W 19 3 1 1 2 1 0 0 0 0 0 0 39 61 1.80 0.800 43 Jonathan Loáisiga, R (6,1) 2.0 9 3 0 0 2 0 0 0 0 0 0 9 25 0.00 1.500 35 Clay Holmes, R (8,1) 1.0 3 0 0 0 2 0 0 0 0 0 0 0 15 0.00 0.000 58 Wandy Peralta, L (9,1) 1.0 5 2 0 0 1 0 0 0 0 0 0 0 11 0.00 2.000																		

Batter	1	2	3	4	5	6	7	8	9	AB	R	H	RBI	BB	SO	LOB	BOTTOM			
25 Gleyber Torres, R (1,4) OBP: 0.238, SLG: 0.158											3	2	0	0	2	1	4			
99 Aaron Judge, R (1,9) OBP: 0.238, SLG: 0.500											4	1	2	1	0	2	2			
48 Anthony Rizzo, L (1,3) OBP: 0.429, SLG: 0.529											3	1	1	1	0	1	1			
27 Giancarlo Stanton, R (1,10) OBP: 0.211, SLG: 0.500											4	1	1	3	0	1	2			
28 Josh Donaldson, R (1,5) OBP: 0.400, SLG: 0.250											4	0	1	0	0	2	2			
95 Oswaldo Cabrera, S (1,6) OBP: 0.105, SLG: 0.316										4	0	0	0	0	2	1				
22 Harrison Bader, R (1,8) OBP: 0.389, SLG: 0.867										1	0	0	0	2	0	0				
39 Jose Trevino, R (1,2) OBP: 0.083, SLG: 0.091											4	0	1	0	0	1	3			
31 Aaron Hicks, S (1,7)											1	0	0	0	0	0				
14 Marwin Gonzalez, S (3,7)											1	0	0	0	1	0				
24 Matt Carpenter, L (6,PH)											1	0	0	0	1	2				
12 Isiah Kiner-Falefa, R (7,6) OBP: 0.385, SLG: 0.273											0	0	0	0	0	0				
<b>Inning Stats</b>	R: 3 H: 2 E: 0 K: 2 S: 23	H: 2 LOB: 2 BB: 2 P: 42	R: 1 H: 1 E: 0 K: 1 S: 9	H: 1 LOB: 0 BB: 0 P: 14	R: 0 H: 0 E: 0 K: 1 S: 7	H: 0 LOB: 0 BB: 0 P: 10	R: 0 H: 0 E: 0 K: 2 S: 8	H: 0 LOB: 0 BB: 0 P: 10	R: 1 H: 1 E: 0 K: 2 S: 14	H: 1 LOB: 2 BB: 1 P: 21	R: 0 H: 1 E: 0 K: 2 S: 10	H: 1 LOB: 1 BB: 0 P: 10	R: 0 H: 1 E: 0 K: 1 S: 8	H: 0 LOB: 2 BB: 1 P: 15	R: 0 H: 0 E: 0 K: 1 S: 8	H: 0 LOB: 2 BB: 1 P: 15	1B: 4 2B: 0 3B: 0 HR: 2	SF: 0 SAC: 0 DP: 0 HBP: 3	WP: 0 PB: 0 SB: 1 CS: 0	PA: 37
<b>PITCHER</b>	IP WLS BF H R ER SO BB IBB HBP BLK WP HR S P ERA WHIP	43 Aaron Civale, R (1,1) 0.1 L 5 2 3 3 1 2 1 0 0 0 0 0 1 20 81.00 9.000 31 Sam Hentges, L (1,1) 1.2 7 1 1 1 2 1 0 0 0 0 0 1 20 30 5.40 1.200 37 Trevor Stephan, R (3,1) 2.1 8 0 1 1 4 1 0 0 0 0 0 0 21 33 3.86 0.429 99 James Karinchak, R (5,1) 2.1 11 3 0 0 3 0 0 1 0 0 0 0 23 30 0.00 1.286 48 Emmanuel Clase, R (7,1) 1.1 6 0 0 0 2 1 0 1 0 0 0 0 11 19 0.00 0.750																		

