

Cleveland Guardians - 2023

Batter	1	2	3	4	5	6	7	8	9	AB	R	H	RBI	BB	SO	LOB	TOP					
38 Steven Kwan, L (1,7) 9 Richie Palacios, L (5,7)										3	1	2	0	0	0	0						
8 Gabriel Arias, R (1,5) 79 Angel Martinez, S (5,5)										3	0	2	0	0	1	1						
22 Josh Naylor, L (1,3) 81 Micah Pries, L (5,3)										3	0	1	0	0	1	1						
63 Will Brennan, L (1,9) 78 Jhonkensy Noel, R (5,9)										1	0	0	0	0	1	2						
10 Mike Zunino, R (1,2) 46 Meibrys Vilorio, L (4,2) 27 Bryan Lavastida, R (7,2)										2	0	0	0	0	0	3						
2 Tyler Freeman, R (1,4) 74 Juan Brito, S (6,4)										3	0	0	0	0	0	1						
66 Brayan Rocchio, S (1,6) 75 José Tena, L (6,6)										3	0	0	0	0	1	1						
80 David Fry, R (1,10) 16 Julian Escobedo, L (7,PH) 1 Christian Cairo, R (9,PH)										2	1	1	1	0	1	0						
4 Roman Quinn, S (1,8) 76 George Valera, L (5,8)										2	1	1	1	0	1	0						
Inning Stats	R: 1 E: 0 K: 1 S: 8	H: 3 LOB: 1 BB: 0 P: 10	R: 1 E: 0 K: 2 S: 8	H: 1 LOB: 0 BB: 0 P: 9	R: 0 E: 0 K: 1 S: 4	H: 2 LOB: 2 BB: 0 P: 7	R: 0 E: 0 K: 1 S: 5	H: 0 LOB: 0 BB: 0 P: 5	R: 1 E: 0 K: 2 S: 10	H: 1 LOB: 0 BB: 0 P: 12	R: 0 E: 0 K: 0 S: 3	H: 0 LOB: 0 BB: 0 P: 7	R: 0 E: 0 K: 0 S: 3	H: 0 LOB: 0 BB: 0 P: 3	R: 0 E: 0 K: 0 S: 4	H: 1 LOB: 3 BB: 2 P: 12	R: 0 E: 0 K: 0 S: 2	H: 0 LOB: 0 BB: 1 P: 6	1B: 5 2B: 1 3B: 0 HR: 2	SF: 0 SAC: 0 DP: 1 HBP: 1	WP: 1 PB: 0 SB: 0 CS: 2	PA: 37
PITCHER	IP WLS BF H R ER SO BB IBB HBP BLK WP HR S P ERA WHIP	55 Brandon Williamson, L (1,1) 47 Derek Law, R (2,1) 31 Daniel Norris, L (3,1) 46 Buck Farmer, R (4,1) 39 Lucas Sims, R (5,1)	1.0 5 3 1 1 1 0 0 0 0 0 1 0 8 10 9.00 3.000	1.0 4 1 1 1 1 2 0 0 0 0 0 1 8 9 9.00 1.000	1.0 5 2 0 0 0 0 0 0 1 0 0 0 4 7 0.00 2.000	1.0 3 0 0 0 1 0 0 0 0 0 0 0 5 5 0.00 0.000	1.0 4 1 1 1 2 0 0 0 0 0 0 1 10 12 9.00 1.000	52 Reiver Sammartin, L (6,1) 63 Fernando Cruz, R (7,1) 77 Daniel Duarte, R (8,1) 74 Ricky Karcher, R (9,1)	1.0 4 0 0 0 0 0 1 0 0 0 0 0 0 3 7 0.00 1.000	1.0 3 0 0 0 0 0 0 0 0 0 0 0 0 3 3 0.00 0.000	1.0 6 1 0 0 0 2 0 0 0 0 0 0 4 12 0.00 3.000	1.0 W 3 0 0 0 0 1 0 0 0 0 0 0 2 6 0.00 1.000										

Cleveland Guardians @ Cincinnati Reds
Goodyear Ballpark, Goodyear, AZ
Sat Feb 25 2023, 3:05 PM - 5:28 PM EST
Att. 4,720 - Partly Cloudy - 71 F

AB	32
R	3
H	8
RBI	2
BB	4
SO	6
LOB	14



Batter	1	2	3	4	5	6	7	8	9	AB	R	H	RBI	BB	SO	LOB	BOTTOM	
6 Jonathan India, R (1,4) 35 Alejo Lopez, S (6,4)										2	1	0	0	0	0	2		
37 Tyler Stephenson, R (1,10) 67 Chuckie Robinson, R (8,PH)										3	0	0	0	0	0	1		
4 Wil Myers, R (1,9) 87 Henry Ramos, S (6,9)										1	0	0	1	0	1	0		
9 Chad Pinder, R (1,5) 68 Noelvi Marte, R (6,5)										2	0	0	0	0	0	0		
30 Will Benson, L (1,8) 38 Michael Siani, L (6,8)										2	1	1	0	0	0	0		
22 Luke Maile, R (1,2) 26 Austin Romine, R (6,2)										2	0	1	0	0	1	0		
2 Jose Barrero, R (1,6) 78 Matt McLain, R (6,6)										2	1	2	1	0	0	0		
57 Stuart Fairchild, R (1,7) 80 Allan Cerda, R (6,7)										1	0	0	0	1	0	0		
32 Jason Vosler, L (1,3) 95 Alex McGarry, L (6,3)										2	0	0	0	0	2			
Inning Stats	R: 1 E: 0 K: 0 S: 3	H: 0 LOB: 0 BB: 0 P: 6	R: 1 E: 0 K: 1 S: 7	H: 2 LOB: 1 BB: 1 P: 12	R: 0 E: 0 K: 1 S: 5	H: 0 LOB: 0 BB: 0 P: 5	R: 0 E: 0 K: 1 S: 5	H: 0 LOB: 0 BB: 0 P: 5	R: 0 E: 0 K: 2 S: 8	H: 1 LOB: 1 BB: 0 P: 8	R: 0 E: 0 K: 0 S: 6	H: 3 LOB: 2 BB: 0 P: 7	R: 1 E: 0 K: 0 S: 3	H: 1 LOB: 0 BB: 0 P: 3	1B: 6 2B: 0 3B: 0 HR: 1	SF: 2 SAC: 0 DP: 0 HBP: 1	WP: 2 PB: 0 SB: 4 CS: 0	PA: 34
PITCHER	IP WLS BF H R ER SO BB IBB HBP BLK WP HR S P ERA WHIP	47 Cal Quantrill, R (1,1) 41 Brett Daniels, R (2,1) 73 Tim Herrin, L (3,1) 71 Xzavion Curry, R (4,1) 91 Cade Smith, R (6,1)	1.1 2 2 2 2 1 0 0 0 0 0 0 0 2 2 0.00 0.000	1.0 3 0 0 0 1 0 0 0 0 0 0 0 5 5 0.00 0.000	2.0 6 0 0 0 1 0 0 0 0 0 0 0 8 8 0.00 0.000	1.0 H 3 0 0 0 0 0 0 0 0 0 0 0 5 5 0.00 0.000	59 Luis Oviedo, R (7,1) 93 Nick Mikolajchak, R (8,1) 33 Aaron Pinto, R (9,1)	1.0 1 0 0 0 2 0 0 0 0 0 0 0 0 8 8 0.00 1.000	1.0 B 6 3 1 1 0 0 0 0 0 0 0 0 6 7 9.00 3.000	0.1 L 2 1 1 1 0 0 0 0 0 0 0 0 1 3 3 27.00 3.000								

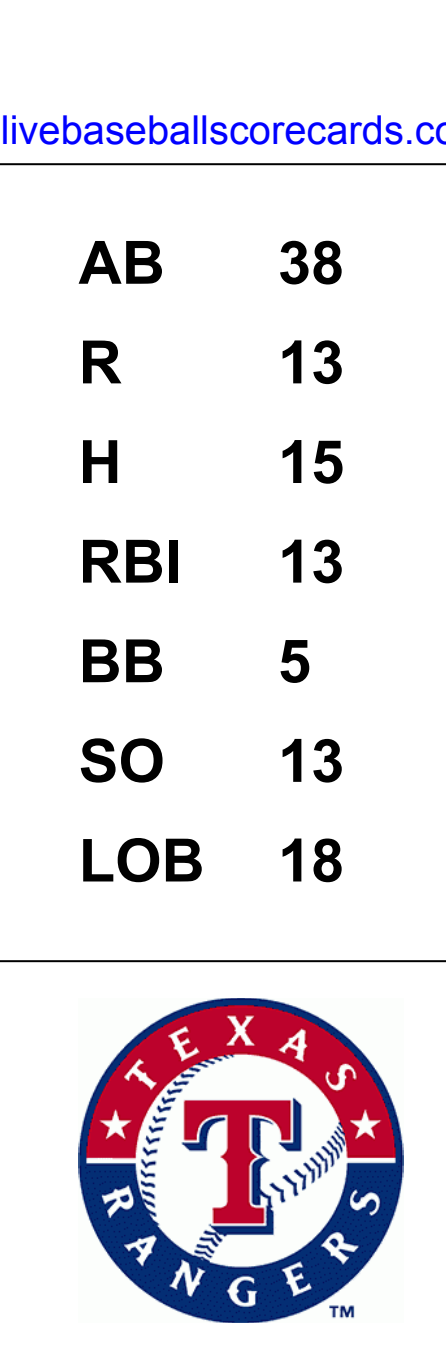
Cleveland Guardians @ Cincinnati Reds
Goodyear Ballpark, Goodyear, AZ
Sat Feb 25 2023, 3:05 PM - 5:28 PM EST
Att. 4,720 - Partly Cloudy - 71 F

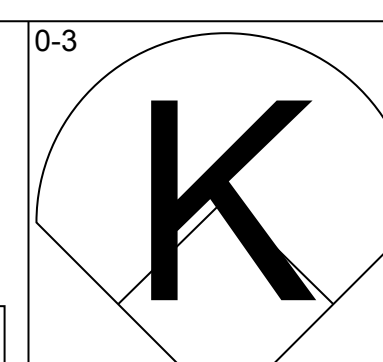
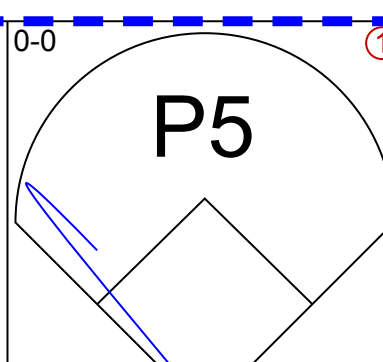
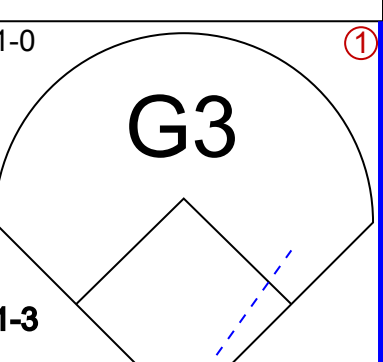
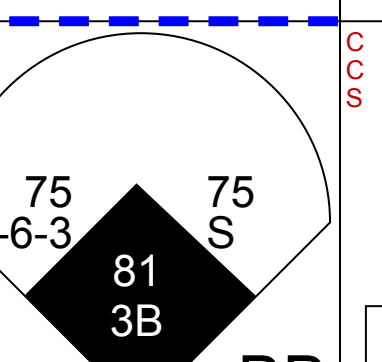
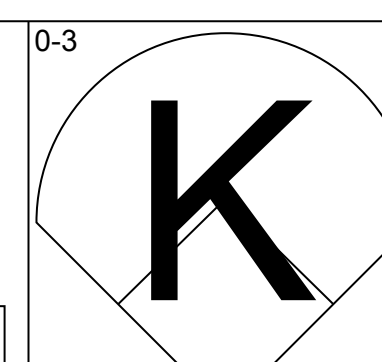
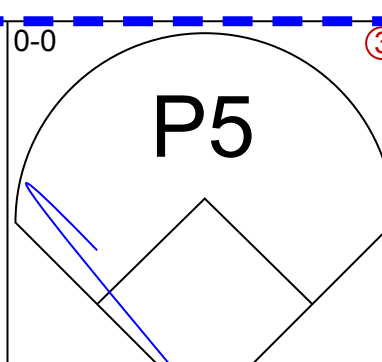
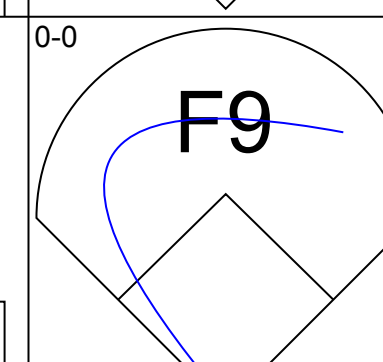
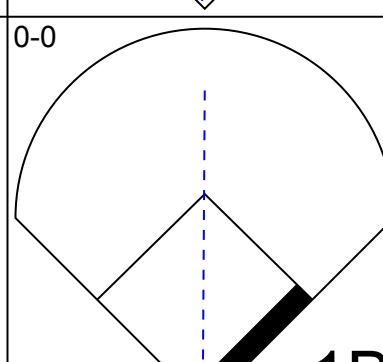

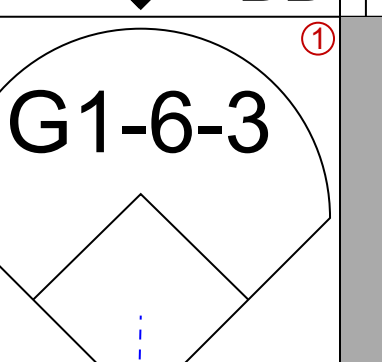

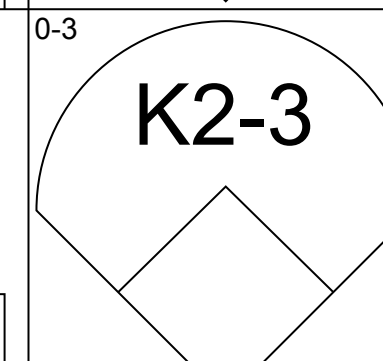

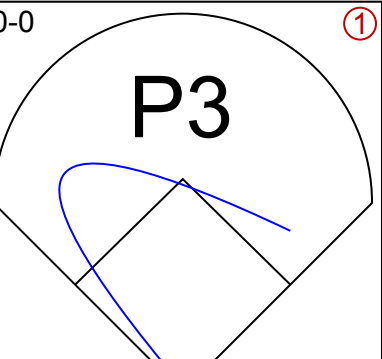
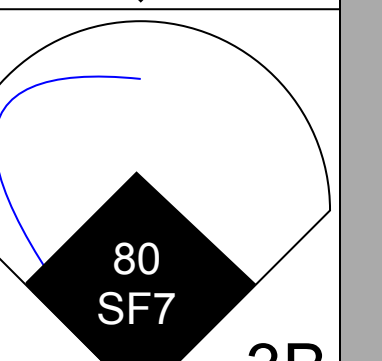


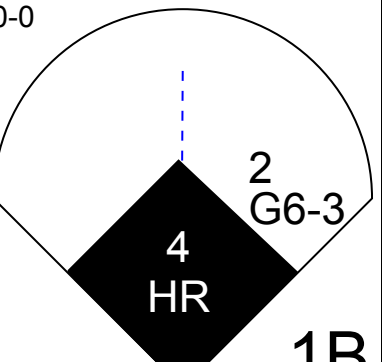
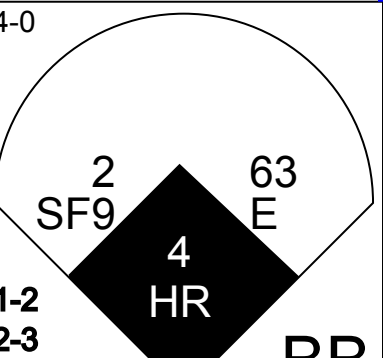
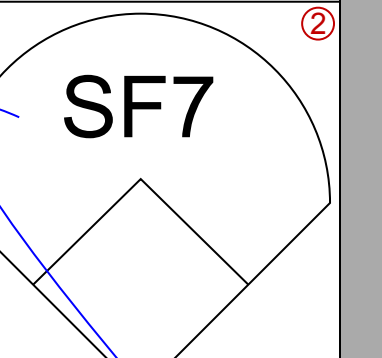

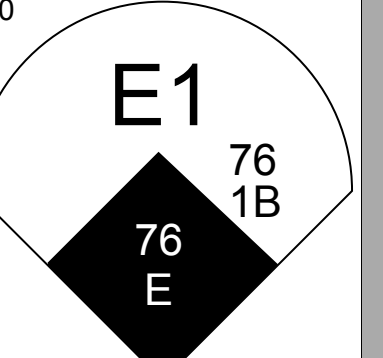

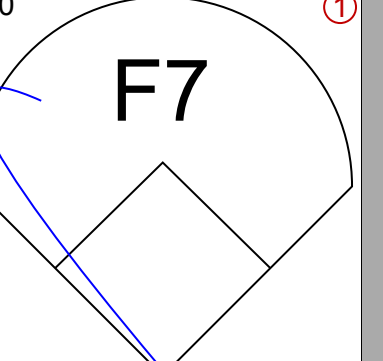
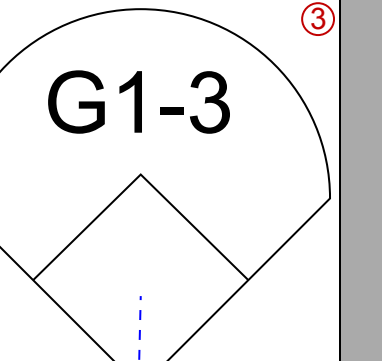
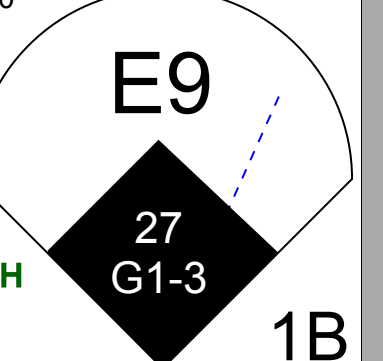

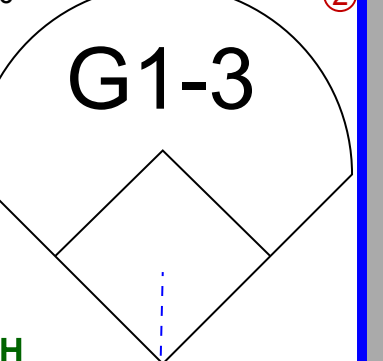
AB	30
R	4
H	7
RBI	3
BB	1
SO	6
LOB	12



Batter	1	2	3	4	5	6	7	8	9	AB	R	H	RBI	BB	SO	LOB	TOP			
2 Marcus Semien, R (1.4) OBP: 0.200, SLG: 0.200 38 Elier Hernandez, R (4.7) OBP: 0.400, SLG: 0.750										3	1	1	0	0	0	3	Texas Rangers @ Cleveland Guardians Goodyear Ballpark, Goodyear, AZ Sun Feb 26 2023, 3:06 PM - 5:54 PM EST Att: 3,094 - Partly Cloudy - 51 F			
5 Corey Seager, L (1.6) OBP: 0.500, SLG: 1.250 80 Ryan Dorow, R (3.6)										2	2	2	3	0	0	0				
30 Nathaniel Lowe, L (1.3) OBP: 0.400, SLG: 0.333 83 Sandro Fabian, R (4.9)										1	1	1	1	1	0	0				
53 Adolis Garcia, R (1.9) OBP: 0.200, SLG: 0.200 63 Nick Tanelu, R (4.3)										3	0	1	0	0	1	2				
4 Robbie Grossman, S (1.7) OBP: 0.200, SLG: 1.667 86 Diosbel Arias, R (4.4) OBP: 0.500, SLG: 1.000										1	1	1	1	2	0	0				
6 Josh Jung, R (1.5) OBP: 0.250, SLG: 0.571 90 Davis Wendzel, R (5.5) OBP: 1.000, SLG: 2.500										2	1	1	1	0	1	1				
77 Clint Frazier, R (1.10) OBP: 0.143, SLG: 0.143 67 Dustin Harris, L (8. PH) OBP: 0.200, SLG: 0.400										4	1	1	0	0	2	5				
55 Sam Huff, R (1.2) OBP: 0.200, SLG: 0.400 12 Sandy Leon, S (6.2) OBP: 0.500, SLG: 0.500 85 Cody Freeman, R (8.2)										3	0	0	0	0	3	3				
3 Leody Taveras, S (1.8) OBP: 0.400, SLG: 0.400 65 Jayce Easley, S (5.8)										3	1	2	2	0	0	0				
Inning Stats	R: 2 E: 1 K: 2 S: 10	H: 3 LOB: 1 BB: 0 P: 10	R: 3 E: 0 K: 1 S: 9	H: 4 LOB: 1 BB: 0 P: 9	R: 2 E: 0 K: 2 S: 9	H: 2 LOB: 1 BB: 1 P: 14	R: 1 E: 0 K: 1 S: 6	H: 1 LOB: 2 BB: 2 P: 14	R: 0 E: 0 K: 2 S: 7	H: 0 LOB: 0 BB: 0 P: 7	R: 0 E: 0 K: 0 S: 3	H: 1 LOB: 0 BB: 0 P: 3	R: 5 E: 0 K: 2 S: 11	H: 4 LOB: 1 BB: 1 P: 17	R: 0 E: 0 K: 1 S: 5	H: 0 LOB: 0 BB: 0 P: 5		1B: 9 2B: 3 3B: 1 HR: 2	SF: 3 SAC: 0 DP: 1 HBP: 1	WP: 0 PB: 0 SB: 2 CS: 0
PITCHER	IP WLS BF H R ER SO BB IBB HBP BLK WP HR S P ERA WHIP	1.2 L 11 6 5 4 3 0 0 0 0 0 1 17 17 21.60 3.600	0.1 2 1 0 0 0 0 0 0 0 0 0 2 2 0.00 3.000	1.0 6 2 2 2 2 1 0 0 0 0 0 9 14 18.00 3.000	1.0 6 1 1 1 1 2 0 0 0 0 0 6 14 9.00 3.000	2.0 7 0 0 0 4 1 0 0 0 0 0 0 14 18 0.00 0.500	7.1 1.0 3 1 0 0 0 0 0 0 0 0 17 17 21.60 3.600	8.1 0.2 7 3 5 5 1 1 0 1 0 0 1 7 13 67.50 6.000	8.1 0.1 2 1 0 0 1 0 0 0 0 0 4 4 0.00 3.000	9.1 1.0 3 0 0 0 1 0 0 0 0 0 5 5 0.00 0.000	0.0 0.0 0.0 0.0 0.0 0.0 0.0 0.0 0.0 0.0 0.0 0.0 0.0 0.0 0.0 0.0 0.0 0.0 0.0 0.0	0.0 0.0 0.0 0.0 0.0 0.0 0.0 0.0 0.0 0.0 0.0 0.0 0.0 0.0 0.0 0.0 0.0 0.0 0.0 0.0	0.0 0.0 0.0 0.0 0.0 0.0 0.0 0.0 0.0 0.0 0.0 0.0 0.0 0.0 0.0 0.0 0.0 0.0 0.0 0.0	0.0 0.0 0.0 0.0 0.0 0.0 0.0 0.0 0.0 0.0 0.0 0.0 0.0 0.0 0.0 0.0 0.0 0.0 0.0 0.0	0.0 0.0 0.0 0.0 0.0 0.0 0.0 0.0 0.0 0.0 0.0 0.0 0.0 0.0 0.0 0.0 0.0 0.0 0.0 0.0	0.00 1.000	67.50 6.000	0.00 3.000	0.00 0.000	

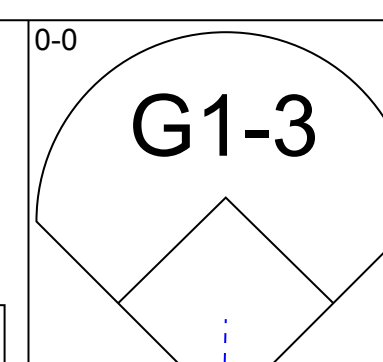
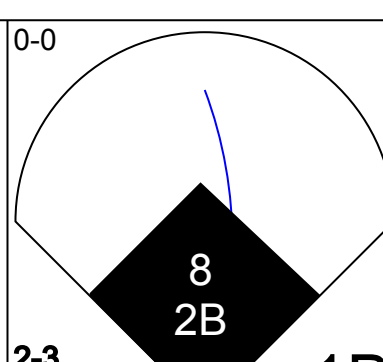


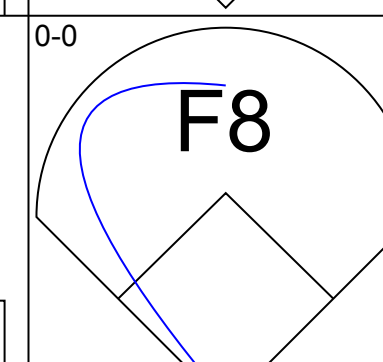
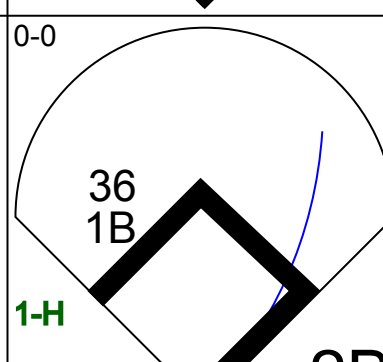
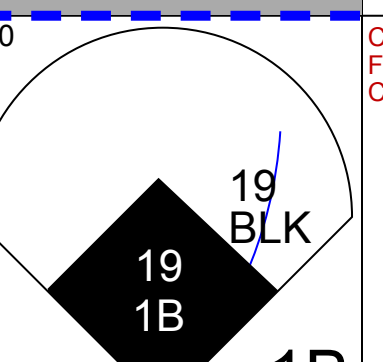
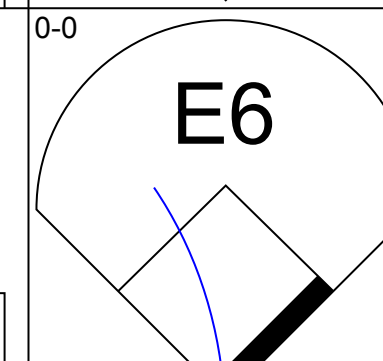
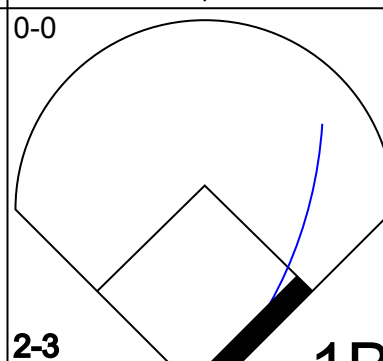
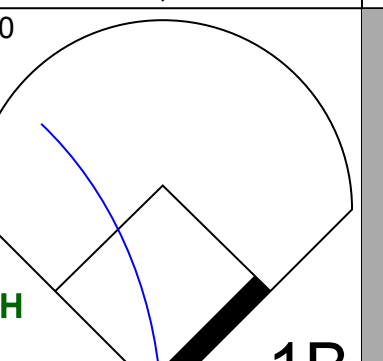
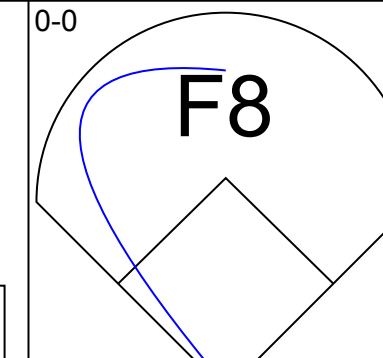
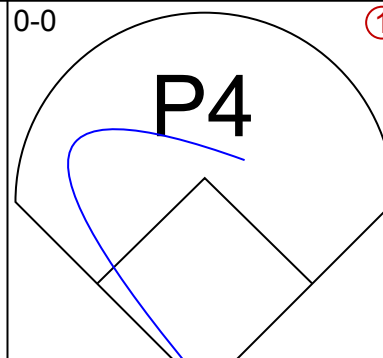
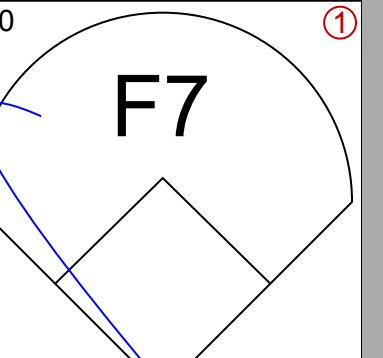
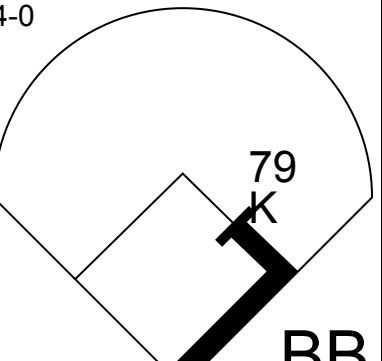
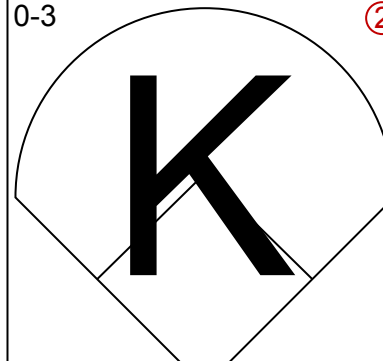
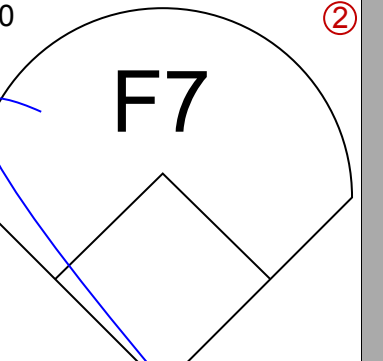

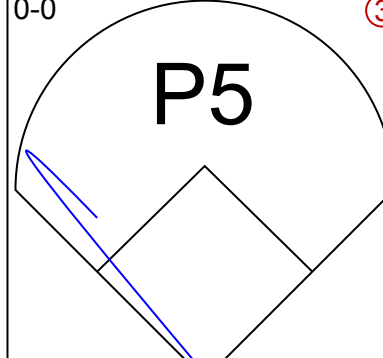
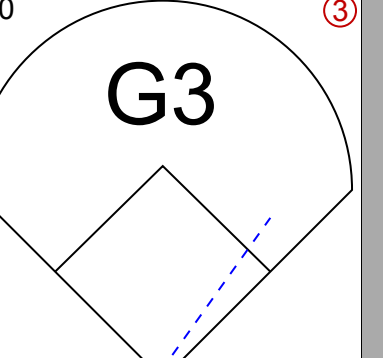


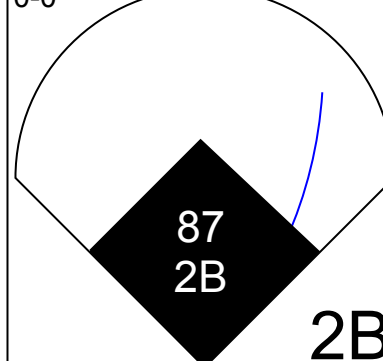

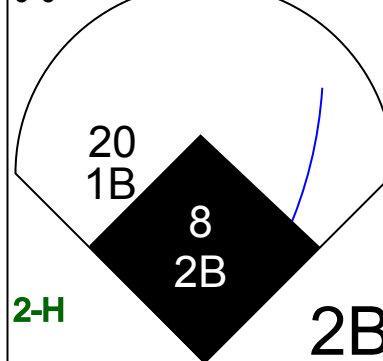

Batter	1	2	3	4	5	6	7	8	9	AB	R	H	RBI	BB	SO	LOB	BOTTOM			
0 Andrés Giménez, L (1.4) OBP: 0.667, SLG: 1.000 74 Juan Brito, S (5.4)										1	0	0	0	1	0	0	Texas Rangers @ Cleveland Guardians Goodyear Ballpark, Goodyear, AZ Sun Feb 26 2023, 3:06 PM - 5:54 PM EST Att: 3,094 - Partly Cloudy - 51 F			
1 Amed Rosario, R (1.6) OBP: 0.667, SLG: 0.667 75 José Tena, L (5.6)										1	0	0	0	0	0	0				
11 José Ramírez, S (1.5) OBP: 0.333, SLG: 1.333 79 Angel Martínez, S (5.5)										2	0	0	0	0	0	2				
55 Josh Bell, S (1.3) OBP: 0.500, SLG: 0.500 24 Joe Naranjo, L (5.3) OBP: 0.500, SLG: 0.500										2	0	0	0	0	1	1				
39 Oscar Gonzalez, R (1.9) OBP: 0.667, SLG: 1.333 32 Johnathan Rodriguez, R (6.9)										2	0	0	0	0	0	0				
9 Richie Patecios, L (1.7) OBP: 0.500, SLG: 0.500 81 Micah Pries, L (6.7) OBP: 0.667, SLG: 2.000										2	0	2	0	0	0	0				
78 Jhonkensy Noel, R (1.10) OBP: 0.200, SLG: 0.200 66 Braynan Rocchio, S (7. PH) OBP: 0.200, SLG: 0.200										2	0	0	0	0	0	0				
76 George Valera, L (1.8) OBP: 0.667, SLG: 1.333 16 Petey Halpin, L (7.8)										2	0	0	0	0	1	0				
35 Cam Gallagher, R (1.2) OBP: 0.667, SLG: 1.333 23 Bo Naylor, L (4.2) OBP: 0.667, SLG: 1.333 32 Zack Collins, L (7.2)										1	0	0	0	0	1	0				
Inning Stats	R: 0 E: 0 K: 0 S: 3	H: 0 LOB: 0 BB: 0 P: 3	R: 0 E: 0 K: 0 S: 4	H: 1 LOB: 0 BB: 0 P: 4	R: 0 E: 0 K: 2 S: 7	H: 0 LOB: 0 BB: 0 P: 7	R: 0 E: 0 K: 1 S: 4	H: 0 LOB: 1 BB: 1 P: 9	R: 0 E: 0 K: 0 S: 3	H: 1 LOB: 0 BB: 0 P: 3	R: 0 E: 0 K: 0 S: 3	H: 5 LOB: 1 BB: 0 P: 9	R: 1 E: 0 K: 2 S: 9	H: 2 LOB: 1 BB: 0 P: 9	R: 0 E: 0 K: 1 S: 5	H: 0 LOB: 0 BB: 0 P: 5		1B: 6 2B: 2 3B: 0 HR: 2	SF: 0 SAC: 0 DP: 3 HBP: 1	WP: 0 PB: 0 SB: 0 CS: 1
PITCHER	IP WLS BF H R ER SO BB IBB HBP BLK WP HR S P ERA WHIP	2.0 W 6 1 0 0 0 3 1 0 1 0 0 0 11 16 0.00 0.500	1.0 3 1 0 0 0 0 0 0 0 0 0 0 3 3 0.00 1.000	1.0 3 0 0 0 0 0 0 0 0 0 0 0 3 3 0.00 0.000	1.0 7 5 3 3 1 0 0 0 0 0 2 9 9 27.00 5.000	8.1 1.0 3 0 0 0 1 0 0 0 0 0 5 5 0.00 0.000	9.1 1.0 3 0 0 0 1 0 0 0 0 0 5 5 0.00 0.000	0.0 0.0 0.0 0.0 0.0 0.0 0.0 0.0 0.0 0.0 0.0 0.0 0.0 0.0 0.0 0.0 0.0 0.0 0.0 0.0	0.0 0.0 0.0 0.0 0.0 0.0 0.0 0.0 0.0 0.0 0.0 0.0 0.0 0.0 0.0 0.0 0.0 0.0 0.0 0.0	0.0 0.0 0.0 0.0 0.0 0.0 0.0 0.0 0.0 0.0 0.0 0.0 0.0 0.0 0.0 0.0 0.0 0.0 0.0 0.0	0.0 0.0 0.0 0.0 0.0 0.0 0.0 0.0 0.0 0.0 0.0 0.0 0.0 0.0 0.0 0.0 0.0 0.0 0.0 0.0	0.0 0.0 0.0 0.0 0.0 0.0 0.0 0.0 0.0 0.0 0.0 0.0 0.0 0.0 0.0 0.0 0.0 0.0 0.0 0.0	0.0 0.0 0.0 0.0 0.0 0.0 0.0 0.0 0.0 0.0 0.0 0.0 0.0 0.0 0.0 0.0 0.0 0.0 0.0 0.0	0.0 0.0 0.0 0.0 0.0 0.0 0.0 0.0 0.0 0.0 0.0 0.0 0.0 0.0 0.0 0.0 0.0 0.0 0.0 0.0	0.0 0.0 0.0 0.0 0.0 0.0 0.0 0.0 0.0 0.0 0.0 0.0 0.0 0.0 0.0 0.0 0.0 0.0 0.0 0.0	0.00 0.500	0.00 0.000	0.00 1.000	0.00 0.000	0.00 0.000



Batter	1	2	3	4	5	6	7	8	9	AB	R	H	RBI	BB	SO	LOB	TOP					
38 Steven Kwan, L (1,7) 27 Chris Roller, R (5,7) 16 Julian Escobedo, L (9,PH) (9,7)										3	0	0	0	0	1	1	Cleveland Guardians @ Chicago Cubs Sloan Park, Mesa, AZ Mon Feb 27 2023, 3:06 PM - 5:51 PM EST Att: 8,160 - Sunny - 60 F					
8 Gabriel Arias, R (1,6) 75 José Tena, L (5,6) 8 Milan Tolentino, L (8,6)										3	1	2	1	0	0	0						
22 Josh Naylor, L (1,3) 81 Micah Pries, L (5,3)										2	1	0	0	1	1	1						
10 Mike Zunino, R (1,2) 80 David Fry, R (4,2) 27 Bryan Lavastida, R (7,2)										2	0	0	0	0	1	1						
63 Will Brennan, L (1,9) 78 Jhonkensy Noel, R (5,9)										3	2	1	0	0	0	2						
2 Tyler Freeman, R (1,4) 74 Juan Brito, S (5,4)										1	0	0	1	1	0	1						
4 Roman Quinn, S (1,8) 23 Joe Lampe, L (5,8)										3	2	2	5	0	0	1						
46 Meibrys Vilorio, L (1,10) 76 George Valera, L (7,PH) (7,10)										3	0	2	0	0	0	1						
79 Angel Martínez, S (1,5) 27 Raynel Delgado, L (5,5) 1 Christian Cairo, R (7,5)										2	1	0	0	1	0	2						
Inning Stats	R: 0 E: 0 K: 2 S: 7	H: 0 LOB: 0 P: 7	R: 2 E: 0 K: 0 S: 8	H: 3 LOB: 1 BB: 0 P: 9	R: 0 E: 0 K: 1 S: 6	H: 1 LOB: 1 BB: 0 P: 6	R: 0 E: 0 K: 0 S: 3	H: 0 LOB: 1 BB: 1 P: 7	R: 0 E: 0 K: 0 S: 3	H: 0 LOB: 0 BB: 1 P: 7	R: 6 E: 1 K: 0 S: 8	H: 3 LOB: 1 BB: 3 P: 22	R: 2 E: 0 K: 0 S: 4	H: 1 LOB: 0 BB: 1 P: 9	R: 2 E: 2 K: 1 S: 7	H: 1 LOB: 0 BB: 0 P: 7		R: 0 E: 0 K: 3 S: 9	H: 0 LOB: 3 BB: 3 P: 19	1B: 5 2B: 1 3B: 1 HR: 2	SF: 2 SAC: 0 DP: 0 HBP: 0	WP: 0 PB: 0 SB: 3 CS: 0
PITCHER	IP WLS BF H R ER SO BB IBB HBP BLK WP HR S P ERA WHIP	50 Jameson Talton, R (1,1) 1.2 8 3 2 2 2 2 0 0 0 0 0 0 14 15 10.80 1.800 88 Jared Wright, R (2,1) 0.1 1 0 0 0 0 0 0 0 0 0 0 0 1 1 0.00 0.000 25 Brad Boxberger, R (3,1) 1.0 4 1 0 0 0 1 0 0 0 0 0 0 6 6 0.00 1.000 32 Michael Fulmer, R (4,1) 1.0 H 4 0 0 0 0 0 1 0 0 0 0 0 3 7 0.00 1.000 99 Rowan Wick, R (5,1) 0.2 L 7 1 5 1 0 3 0 0 0 0 0 0 4 17 13.50 6.000 25 Peyton Renny, R (5,1) 0.1 3 2 1 0 0 0 0 0 0 0 0 1 4 5 0.00 6.000 73 Adriel Alzola, R (8,1) 1.0 5 1 2 2 0 1 0 0 0 0 0 0 4 9 18.00 2.000 86 Julian Merryweather, R (7,1) 1.0 5 1 2 0 1 0 0 0 0 0 0 0 7 7 0.00 1.000																				

AB	36
R	12
H	9
RBI	10
BB	8
SO	9
LOB	16



Batter	1	2	3	4	5	6	7	8	9	AB	R	H	RBI	BB	SO	LOB	BOTTOM			
20 Miles Mastrobuoni, L (1,4) 99 Scott McKeon, R (6,4)										2	1	1	0	1	0	0	Cleveland Guardians @ Chicago Cubs Sloan Park, Mesa, AZ Mon Feb 27 2023, 3:06 PM - 5:51 PM EST Att: 8,160 - Sunny - 60 F			
8 Ian Happ, S (1,7) 89 Darius Hill, L (5,7)										3	0	1	2	0	0	2				
36 Trey Mancini, R (1,3) 19 Bryce Ball, L (6,3)										3	0	1	0	0	1	0				
15 Yan Gomes, R (1,2) 82 Fabian Pertuz, R (5,PR) 67 Bryce Windham, L (6,2)										3	0	1	0	0	0	3				
30 Edwin Rios, L (1,5) 98 Chase Strumpf, R (6,5)										2	0	0	0	1	1	3				
6 Zach McKinstry, L (1,6) 60 Sergio Alcántara, S (6,6)										2	0	0	0	1	0	3				
79 Matt Mervis, L (1,10) 43 Esteban Quiroz, L (8,PH) (9,10)										3	0	0	0	0	3	3				
40 Mike Tauchman, L (1,8) 78 Ben DeLuizio, R (6,PR) (7,8)										3	1	3	0	0	0	0				
87 Yonathan Perlaza, S (1,9) 82 Ismael Mena, L (7,9)										3	1	1	1	0	1	2				
Inning Stats	R: 0 E: 1 K: 0 S: 4	H: 0 LOB: 1 BB: 0 P: 4	R: 0 E: 0 K: 1 S: 4	H: 0 LOB: 1 BB: 1 P: 9	R: 3 E: 0 K: 1 S: 10	H: 5 LOB: 2 BB: 0 P: 10	R: 0 E: 0 K: 2 S: 8	H: 1 LOB: 2 BB: 1 P: 12	R: 0 E: 0 K: 0 S: 3	H: 1 LOB: 1 BB: 0 P: 3	R: 1 E: 0 K: 0 S: 5	H: 2 LOB: 1 BB: 0 P: 5	R: 0 E: 1 K: 2 S: 9	H: 1 LOB: 2 BB: 0 P: 9	R: 0 E: 0 K: 0 S: 3	H: 1 LOB: 0 BB: 0 P: 3		1B: 9 2B: 3 3B: 0 HR: 0	SF: 0 SAC: 0 DP: 2 HBP: 0	WP: 0 PB: 0 SB: 0 CS: 0
PITCHER	IP WLS BF H R ER SO BB IBB HBP BLK WP HR S P ERA WHIP	57 Shane Bieber, R (1,1) 2.0 7 0 0 0 0 1 1 0 0 0 0 0 10 10 0.00 0.500 49 Eli Morgan, R (3,1) 1.0 B 8 5 3 3 1 0 0 0 0 0 0 0 16 24 0.00 2.000 45 Konnor Pilkington, L (4,1) 2.0 W 10 2 0 0 0 4 2 0 0 0 0 0 0 3 3 0.00 1.000 54 Caleb Baragar, L (6,1) 1.0 3 1 0 0 0 0 0 0 0 0 0 0 3 3 0.00 1.000 61 Dusten Knight, R (7,1) 1.0 5 2 1 1 0 0 0 0 0 1 0 0 5 5 9.00 2.000																		

AB	38
R	4
H	12
RBI	4
BB	3
SO	8
LOB	24



Batter	1	2	3	4	5	6	7	8	9	AB	R	H	RBI	BB	SO	LOB	TOP				
0 Andrés Giménez, L (1, 6) 75 José Tena, L (6, 6) OBP: 0.800, SLG: 1.000 OBP: 0.571, SLG: 0.500	4-1 32 2B 81 G4-3 BB		4-0 32 1B BB		0-0 2H 2B	4-0 1-2 4 2B BB		0-0 4 G3-6-3 1B		1 1 1 1 2 0 0 1 1 1 0 1 0 0											
79 Angel Martínez, S (1, 5) 10 Dayan Frias, S (5, 5)	0-3 BB		0-3 BB		0-2 BB	4-0 1-2 2-3 4 2B BB		0-3 BB		3 0 0 0 0 3 3 1 1 0 0 1 1 1											
32 Zack Collins, L (1, 10) 4 Michael Berglund, L (6, 10) OBP: 0.500, SLG: 0.750 OBP: 0.500, SLG: 1.000	SAFE 81 G4-3 1-3 2B		0-0 1-3 1B		0-0 L6	0-0 27 1B 2B		0-0 G3-6-3 1-2 2B		3 0 2 0 0 0 1 2 1 1 3 0 0 1											
81 Micah Pries, L (1, 3) 27 Raynel Delgado, L (5, 3)	0-0 G4-3		0-3 BB		0-0 L8	0-0 2H 1B		0-3 BB		3 0 0 1 0 1 4 2 0 1 1 0 1 0											
78 Jhonkensy Noel, R (1, 9) 15 Daniel Schneemann, L (6, 9) OBP: 0.500, SLG: 0.500	0-3 BB		0-3 F9			BB K		0-0 BB 27 1B 1B		3 0 0 0 0 0 2 3 2 0 1 0 0 0 1 1											
46 Meibrys Vitoria, L (1, 2) 27 Bryan Lavastida, R (6, 2) OBP: 0.714, SLG: 1.000 OBP: 0.250, SLG: 0.250		0-0 16 G4-6-3 2B		0-0 L4		4-0 74 1B 74 E BB		0-0 F8		2 1 1 0 1 0 0 2 0 1 0 0 0 0											
74 Juan Brito, S (1, 4) 1 Christian Cairo, R (6, 4)		4-0 16 G4-6-3 BB		0-0 G5-3		0-0 1H 22 1B 1B		1-0 9 PB 9 S HBP		2 1 1 0 1 0 0 1 0 0 0 0 1 2											
16 Petey Halpin, L (1, 8) 9 Jorge Burgos, L (6, 8)		0-0 G4-6-3		0-0 F7		0-0 SAFE G3		0-3 BB K		3 0 0 0 0 0 3 2 0 0 0 0 0 2 3											
22 Connor Kokx, R (1, 7) 27 Chris Roller, R (6, 7)		0-0 G6-3				0-0 10 BB 4 2B 2B		0-3 BB 75 BB 1B		3 2 2 1 0 0 1 1 0 0 0 0 0 1 1											
Inning Stats	R: 1 E: 0 K: 2 S: 9	H: 1 LOB: 1 BB: 1 P: 13	R: 0 E: 0 K: 0 S: 3	H: 1 LOB: 2 BB: 1 P: 7	R: 0 E: 0 K: 2 S: 8	H: 0 LOB: 0 BB: 0 P: 3	R: 1 E: 0 K: 1 S: 7	H: 2 LOB: 1 BB: 0 P: 7	R: 0 E: 0 K: 2 S: 11	H: 0 LOB: 1 BB: 3 P: 23	R: 0 E: 0 K: 1 S: 5	H: 1 LOB: 0 BB: 0 P: 5	R: 0 E: 0 K: 3 S: 11	H: 2 LOB: 2 BB: 0 P: 12	1B: 7 2B: 5 3B: 0 HR: 0	SF: 0 SAC: 0 DP: 2 HBP: 1	WP: 0 PB: 1 SB: 1 CS: 0	PA: 44			
PITCHER	IP WLS BF H R ER SO BB IBB HBP BLK WP HR S P ERA WHIP	58 Luis Castillo, R (1, 1) ERA: 0.00	2.0 9 2 1 0 0 2 2 0 0 0 0 0 12 20 0.00 2.000	93 Bryce Miller, R (3, 1) ERA: 4.5	2.0 8 1 0 0 2 1 0 0 0 0 0 11 15 0.00 1.000	63 Diego Castillo, R (5, 1) ERA: 4.5	1.0 5 2 1 1 1 1 0 0 0 0 0 7 7 9.00 2.000	30 Trevor Gott, R (6, 1) ERA: 21.6	0.2 6 2 4 4 1 2 0 0 0 0 0 6 14 54.00 6.000	95 Collin Kober, R (6, 1) ERA: 13.5	0.1 B 4 2 2 2 1 1 0 0 0 0 0 5 9 54.00 9.000	PITCHER	IP WLS BF H R ER SO BB IBB HBP BLK WP HR S P ERA WHIP	56 Penn Murfee, R (7, 1) ERA: 0.00	1.0 4 0 0 0 2 0 0 0 1 0 0 0 7 8 0.00 0.000	92 Blake Weiman, L (8, 1) ERA: 9.0	1.0 W 3 1 0 0 1 0 0 0 0 0 0 5 5 0.00 1.000	61 Riley O'Brien, R (9, 1) ERA: 9.0	1.0 S 5 2 0 0 3 0 0 0 0 0 0 11 12 0.00 2.000		
Batter	1	2	3	4	5	6	7	8	9	AB	R	H	RBI	BB	SO	LOB	BOTTOM				
16 Koltan Wong, L (1, 4) 82 Kaden Polcovich, S (5, 4)	4-0 35 FC6-4 BB	0-0 1-3 35 HR 1B	0-3 BB		0-3 BB		0-3 BB			2 1 1 0 1 1 1 2 0 0 0 0 2 3											
35 Teóscar Hernández, R (1, 9) 46 Alberto Rodríguez, L (5, 9) OBP: 0.500, SLG: 1.000 OBP: 0.200, SLG: 0.200	0-0 23 1B 3 1B 1-2	2-0 1H 3H HR		0-3 BB		0-0 F8	0-0 F7			3 2 1 3 0 1 1 2 0 0 0 0 0 1											
23 Ty France, R (1, 3) 72 Jake Scheiner, R (4, PR) OBP: 0.444, SLG: 0.750 OBP: 0.167, SLG: 0.167	0-0 3 1B HBP	0-0 HR		4-0 BB		0-0 F9		0-0 G6-3		2 2 2 1 1 0 0 2 0 0 0 0 0 0											
28 Eugenio Suárez, R (1, 5) 79 Colin Moran, L (5, 5) OBP: 0.333, SLG: 0.143 OBP: 0.429, SLG: 0.500	1-0 3 1B 18 3B HBP	0-0 F7		0-3 BB		4-0 71 1B 86 BB BB		0-0 F7		2 1 0 0 0 1 1 1 0 0 0 1 0 0											
29 Cal Raleigh, S (1, 2) 86 Jake Anchia, R (5, 2) OBP: 0.667, SLG: 2.000	0-3 BB	0-0 G3		0-3 BB		4-0 1-2 71 1B BB		2-2 HR		3 0 0 0 0 2 4 1 1 1 1 1 0 0											
3 J.P. Crawford, L (1, 6) 71 Mason McCoy, R (6, 6) OBP: 0.375, SLG: 0.286 OBP: 0.600, SLG: 0.600	0-0 18 3B 1B	0-0 L3			0-0 G5-3	0-0 1-2 2-3 1B		0-0 G4-3		3 1 1 2 0 0 0 2 0 1 0 0 0 0											
18 Cade Marlowe, L (1, 7) 74 Jack Larsen, L (6, 7) OBP: 0.444, SLG: 1.000 OBP: 0.333, SLG: 0.500	0-0 1H 3H 3B		0-0 F9		4-0 1 1B BB	0-0 F8				2 0 1 2 1 0 0 1 0 0 0 0 0 3											
1 Kole Calhoun, L (1, 10) 27 Jacob Nottingham, R (5, PR) OBP: 0.333, SLG: 0.333	0-0 G4-3		0-0 P5		0-0 1-2 1B		1-0 HBP			3 0 1 0 0 0 1 0 0 0 0 0 0 0											
17 Leonys Marín, L (1, 8) 85 Jonatan Clase, S (6, 8)		4-0 16 1B 35 HR BB		0-0 BB		0-0 F7				1 1 0 0 2 1 2 1 0 0 0 0 0 1											
Inning Stats	R: 4 E: 0 K: 1 S: 8	H: 3 LOB: 1 BB: 1 P: 13	R: 4 E: 0 K: 0 S: 6	H: 3 LOB: 0 BB: 1 P: 12	R: 0 E: 0 K: 1 S: 5	H: 0 LOB: 1 BB: 1 P: 8	R: 0 E: 0 K: 3 S: 9	H: 0 LOB: 1 BB: 1 P: 13	R: 0 E: 0 K: 2 S: 8	H: 1 LOB: 2 BB: 1 P: 12	R: 0 E: 0 K: 0 S: 4	H: 0 LOB: 1 BB: 0 P: 6	R: 1 E: 0 K: 0 S: 6	H: 1 LOB: 0 BB: 0 P: 8	1B: 5 2B: 0 3B: 1 HR: 3	SF: 0 SAC: 0 DP: 0 HBP: 2	WP: 0 PB: 0 SB: 0 CS: 0	PA: 42			
PITCHER	IP WLS BF H R ER SO BB IBB HBP BLK WP HR S P ERA WHIP	88 Logan Allen, L (1, 1) ERA: 27.0	0.2 7 3 4 4 1 1 0 0 0 0 0 2 7 12 54.00 6.000	33 Aaron Pinto, R (3, 1) ERA: 27.0	1.1 8 3 4 4 0 1 0 0 0 0 0 2 7 13 27.00 3.000	72 Peyton Battenfeld, R (5, 1) ERA: 9.0	2.0 8 0 0 0 4 2 0 0 0 0 0 14 21 0.00 1.000	90 Jason Bilous, R (6, 1) ERA: 9.0	1.0 5 1 0 0 2 1 0 0 0 0 0 8 12 0.00 2.000	59 Luis Oviedo, R (6, 1) ERA: 9.0	1.0 6 1 0 0 0 2 0 0 0 0 0 4 12 0.00 3.000	PITCHER	IP WLS BF H R ER SO BB IBB HBP BLK WP HR S P ERA WHIP	41 Hunter Stanley, R (7, 1) ERA: 9.0	1.0 L 4 1 1 1 0 0 0 0 0 0 1 6 8 9.00 1.000	17 Ross Carver, R (8, 1) ERA: 9.0	1.0 L 4 1 1 1 0 0 0 0 0 0 1 6 8 9.00 1.000				

Cleveland Guardians @ Seattle Mariners
Peoria Stadium, Peoria, AZ
Tue Feb 28 2023, 3:12 PM - 6:04 PM EST
Att: 3,473 - Partly Cloudy - 62 F

AB 37
R 8
H 12
RBI 7
BB 6
SO 13
LOB 24



Cleveland Guardians @ Seattle Mariners
Peoria Stadium, Peoria, AZ
Tue Feb 28 2023, 3:12 PM - 6:04 PM EST
Att: 3,473 - Partly Cloudy - 62 F

AB 33
R 9
H 9
RBI 9
BB 7
SO 8
LOB 18



Batter	1	2	3	4	5	6	7	8	9	AB	R	H	RBI	BB	SO	LOB	TOP						
5 Garrett Mitchell, L OBP: 0.417, SLG: 1.000 67 Blake Perkins, S										3	1	1	0	0	1	0	Milwaukee Brewers @ Cleveland Guardians Goodyear Ballpark, Goodyear, AZ Fri Mar 03 2023, 3:07 PM - 5:45 PM EST Att. 1 - Partly Cloudy - 59 F						
2 Luis Urias, R OBP: 0.250, SLG: 0.545 28 Jon Singleton, L OBP: 0.500, SLG: 0.556										3	0	1	1	0	0	0							
7 Victor Caratini, S OBP: 0.556, SLG: 0.429 84 Tristen Lutz, R										4	0	1	0	0	1	2							
10 Mike Brosseau, R OBP: 0.545, SLG: 1.143 78 Andruw Monasterio, R OBP: 0.400, SLG: 1.000										1	0	0	0	1	1	0							
18 Keston Hiura, R OBP: 0.333, SLG: 0.111 3 Monte Harrison, R OBP: 0.111, SLG: 0.111										2	0	0	0	1	0	2							
13 Abraham Toro, S OBP: 0.357, SLG: 0.500 83 Matthew Wood, L										2	0	0	0	1	5								
6 Owen Miller, R OBP: 0.571, SLG: 0.250 63 Eddy Alvarez, L										2	0	0	0	0	0	1							
2 Brice Turang, L OBP: 0.250, SLG: 0.182 50 Payton Henry, R OBP: 0.286, SLG: 0.200										2	0	0	0	1	1	0							
88 Joey Wiemer, R OBP: 0.385, SLG: 0.222 82 Xavier Warren, S										3	1	0	0	0	0	1							
Inning Stats	R: 1 E: 0 K: 10 S: 10	H: 2 LOB: 2 BB: 2 P: 24	R: 0 E: 0 K: 1 S: 6	H: 0 LOB: 0 BB: 0 P: 7	R: 0 E: 0 K: 1 S: 5	H: 0 LOB: 1 BB: 1 P: 7	R: 0 E: 0 K: 1 S: 14	H: 0 LOB: 3 BB: 0 P: 11	R: 0 E: 0 K: 1 S: 11	H: 1 LOB: 1 BB: 0 P: 19	R: 2 E: 1 K: 2 S: 14	H: 1 LOB: 1 BB: 2 P: 24	R: 1 E: 0 K: 12 S: 12	H: 1 LOB: 1 BB: 1 P: 17	R: 0 E: 0 K: 13 S: 13	H: 0 LOB: 0 BB: 0 P: 20		1B: 2 2B: 2 3B: 0 HR: 1	SF: 0 SAC: 0 DP: 1 HBP: 1	WP: 0 PB: 0 SB: 1 CS: 0	PA: 38		
PITCHER	IP WLS BF H R ER SO BB IBB HBP BLK WP HR S P ERA WHIP	IP WLS BF H R ER SO BB IBB HBP BLK WP HR S P ERA WHIP	IP WLS BF H R ER SO BB IBB HBP BLK WP HR S P ERA WHIP	IP WLS BF H R ER SO BB IBB HBP BLK WP HR S P ERA WHIP	IP WLS BF H R ER SO BB IBB HBP BLK WP HR S P ERA WHIP	IP WLS BF H R ER SO BB IBB HBP BLK WP HR S P ERA WHIP	IP WLS BF H R ER SO BB IBB HBP BLK WP HR S P ERA WHIP	IP WLS BF H R ER SO BB IBB HBP BLK WP HR S P ERA WHIP	IP WLS BF H R ER SO BB IBB HBP BLK WP HR S P ERA WHIP	IP WLS BF H R ER SO BB IBB HBP BLK WP HR S P ERA WHIP	IP WLS BF H R ER SO BB IBB HBP BLK WP HR S P ERA WHIP	IP WLS BF H R ER SO BB IBB HBP BLK WP HR S P ERA WHIP	IP WLS BF H R ER SO BB IBB HBP BLK WP HR S P ERA WHIP	IP WLS BF H R ER SO BB IBB HBP BLK WP HR S P ERA WHIP	IP WLS BF H R ER SO BB IBB HBP BLK WP HR S P ERA WHIP	IP WLS BF H R ER SO BB IBB HBP BLK WP HR S P ERA WHIP	IP WLS BF H R ER SO BB IBB HBP BLK WP HR S P ERA WHIP	IP WLS BF H R ER SO BB IBB HBP BLK WP HR S P ERA WHIP	IP WLS BF H R ER SO BB IBB HBP BLK WP HR S P ERA WHIP	IP WLS BF H R ER SO BB IBB HBP BLK WP HR S P ERA WHIP	IP WLS BF H R ER SO BB IBB HBP BLK WP HR S P ERA WHIP	IP WLS BF H R ER SO BB IBB HBP BLK WP HR S P ERA WHIP	
34 Zach Plesac, R ERA: 11.25	2.1 11 2 1 0 1 0 2 0 0 0 0 0 0 0 0 3.86 1.714	0.2 1 0 0 0 0 0 0 0 0 0 0 0 0 0 0 0.00 0.000	2.1 11 2 1 1 1 1 2 0 0 0 0 0 0 0 0 3.86 1.714	1.0 4 0 0 0 0 1 1 0 0 0 0 0 0 0 14 0.00 1.000	2.1 11 1 2 1 2 2 2 0 1 0 0 0 0 0 27 44 3.86 1.286	0.2 3 1 0 0 2 0 0 0 0 0 0 0 0 0 0 0.00 0.000	1.0 W 5 1 1 1 2 1 0 0 0 0 0 0 0 1 12 17 9.00 2.000	1.0 S 3 0 0 0 2 0 0 0 0 0 0 0 0 0 0 13 20 0.00 0.000	0.2 3 1 0 0 2 0 0 0 0 0 0 0 0 0 0 0.00 0.000	1.0 W 5 1 1 1 2 1 0 0 0 0 0 0 0 0 1 12 17 9.00 2.000	1.0 S 3 0 0 0 2 0 0 0 0 0 0 0 0 0 0 13 20 0.00 0.000	0.2 3 1 0 0 2 0 0 0 0 0 0 0 0 0 0 0.00 0.000	1.0 W 5 1 1 1 2 1 0 0 0 0 0 0 0 0 1 12 17 9.00 2.000	1.0 S 3 0 0 0 2 0 0 0 0 0 0 0 0 0 0 13 20 0.00 0.000	0.2 3 1 0 0 2 0 0 0 0 0 0 0 0 0 0 0.00 0.000	1.0 W 5 1 1 1 2 1 0 0 0 0 0 0 0 0 1 12 17 9.00 2.000	1.0 S 3 0 0 0 2 0 0 0 0 0 0 0 0 0 0 13 20 0.00 0.000	0.2 3 1 0 0 2 0 0 0 0 0 0 0 0 0 0 0.00 0.000	1.0 W 5 1 1 1 2 1 0 0 0 0 0 0 0 0 1 12 17 9.00 2.000	1.0 S 3 0 0 0 2 0 0 0 0 0 0 0 0 0 0 13 20 0.00 0.000	0.2 3 1 0 0 2 0 0 0 0 0 0 0 0 0 0 0.00 0.000	1.0 W 5 1 1 1 2 1 0 0 0 0 0 0 0 0 1 12 17 9.00 2.000	1.0 S 3 0 0 0 2 0 0 0 0 0 0 0 0 0 0 13 20 0.00 0.000
7 Myles Straw, R																	2	0	0	0	0	0	1
16 Petey Halpin, L OBP: 0.333, SLG: 0.286																	2	0	1	1	1	0	0
1 Amed Rosario, R OBP: 0.394, SLG: 0.333 66 Brayan Rocchio, S OBP: 0.333, SLG: 0.364																	3	0	1	1	0	2	2
11 José Ramírez, S OBP: 0.364, SLG: 0.364 32 Zack Collins, L OBP: 0.429, SLG: 1.000																	3	0	0	0	0	1	4
55 Josh Bell, S OBP: 0.200, SLG: 0.444 81 Micah Pries, L OBP: 0.333, SLG: 0.917																	3	0	1	0	0	0	0
63 Will Brennan, L OBP: 0.455, SLG: 0.625 78 Jhonkensy Noel, R																	1	0	0	0	0	1	0
10 Mike Zunino, R OBP: 0.222, SLG: 0.125 46 Meibrys Vilorio, L OBP: 0.667, SLG: 0.857																	2	0	0	0	0	2	1
4 Roman Quinn, S OBP: 0.333, SLG: 0.333 8 Gabriel Arias, R OBP: 0.462, SLG: 0.417																	2	0	0	0	0	2	1
2 Tyler Freeman, R OBP: 0.273, SLG: 0.125 79 Angel Martínez, S OBP: 0.333, SLG: 0.500																	1	2	1	0	1	0	0
75 José Tena, L OBP: 0.333, SLG: 0.273 74 Juan Brito, S OBP: 0.615, SLG: 0.429																	2	0	0	0	0	2	2
Inning Stats	R: 0 E: 0 K: 1 S: 8	H: 0 LOB: 0 BB: 0 P: 11	R: 0 E: 0 K: 3 S: 13	H: 1 LOB: 1 BB: 0 P: 19	R: 1 E: 0 K: 1 S: 9	H: 1 LOB: 2 BB: 2 P: 23	R: 0 E: 0 K: 2 S: 8	H: 0 LOB: 0 BB: 0 P: 12	R: 1 E: 0 K: 2 S: 14	H: 2 LOB: 2 BB: 1 P: 24	R: 0 E: 0 K: 0 S: 7	H: 0 LOB: 0 BB: 0 P: 11	R: 2 E: 1 K: 0 S: 12	H: 1 LOB: 1 BB: 2 P: 26	R: 3 E: 0 K: 3 S: 19	H: 3 LOB: 1 BB: 1 P: 29	R: 0 E: 0 K: 3 S: 16	H: 0 LOB: 0 BB: 0 P: 26	1B: 4 2B: 4 3B: 0 HR: 0	SF: 0 SAC: 0 DP: 0 HBP: 0	WP: 1 PB: 0 SB: 2 CS: 0	PA: 38	
PITCHER	IP WLS BF H R ER SO BB IBB HBP BLK WP HR S P ERA WHIP	IP WLS BF H R ER SO BB IBB HBP BLK WP HR S P ERA WHIP	IP WLS BF H R ER SO BB IBB HBP BLK WP HR S P ERA WHIP	IP WLS BF H R ER SO BB IBB HBP BLK WP HR S P ERA WHIP	IP WLS BF H R ER SO BB IBB HBP BLK WP HR S P ERA WHIP	IP WLS BF H R ER SO BB IBB HBP BLK WP HR S P ERA WHIP	IP WLS BF H R ER SO BB IBB HBP BLK WP HR S P ERA WHIP	IP WLS BF H R ER SO BB IBB HBP BLK WP HR S P ERA WHIP	IP WLS BF H R ER SO BB IBB HBP BLK WP HR S P ERA WHIP	IP WLS BF H R ER SO BB IBB HBP BLK WP HR S P ERA WHIP	IP WLS BF H R ER SO BB IBB HBP BLK WP HR S P ERA WHIP	IP WLS BF H R ER SO BB IBB HBP BLK WP HR S P ERA WHIP	IP WLS BF H R ER SO BB IBB HBP BLK WP HR S P ERA WHIP	IP WLS BF H R ER SO BB IBB HBP BLK WP HR S P ERA WHIP	IP WLS BF H R ER SO BB IBB HBP BLK WP HR S P ERA WHIP	IP WLS BF H R ER SO BB IBB HBP BLK WP HR S P ERA WHIP	IP WLS BF H R ER SO BB IBB HBP BLK WP HR S P ERA WHIP	IP WLS BF H R ER SO BB IBB HBP BLK WP HR S P ERA WHIP	IP WLS BF H R ER SO BB IBB HBP BLK WP HR S P ERA WHIP	IP WLS BF H R ER SO BB IBB HBP BLK WP HR S P ERA WHIP	IP WLS BF H R ER SO BB IBB HBP BLK WP HR S P ERA WHIP	IP WLS BF H R ER SO BB IBB HBP BLK WP HR S P ERA WHIP	IP WLS BF H R ER SO BB IBB HBP BLK WP HR S P ERA WHIP
46 Bryce Wilson, R ERA: 3.0	2.0 B 9 1 1 1 3 2 0 0 0 0 0 0 0 0 17 35 4.50 1.500	1.0 6 2 1 1 2 1 0 0 0 0 1 0 0 14 24 9.00 3.000	1.0 3 0 0 0 0 0 0 0 0 0 0 0 0 7 11 0.00 0.000	1.0 B 6 1 2 2 0 2 0 0 0 0 0 0 0 12 26 18.00 3.000	0.2 L 6 3 3 3 2 1 0 0 0 0 0 0 0 0 1 16 2 0.00 0.000	0.1 1 0 0 0 1 0 0 0 0 0 0 0 0 0 0 0.00 0.000	0.2 3 3 3 2 2 1 0 0 0 0 0 0 0 0 0 0.00 0.000	0.1 1 0 0 0 1 0 0 0 0 0 0 0 0 0 0 0.00 0.000	0.2 3 3 3 2 2 1 0 0 0 0 0 0 0 0 0 0.00 0.000	0.1 1 0 0 0 1 0 0 0 0 0 0 0 0 0 0 0.00 0.000	0.2 3 3 3 2 2 1 0 0 0 0 0 0 0 0 0 0.00 0.000	0.1 1 0 0 0 1 0 0 0 0 0 0 0 0 0 0 0.00 0.000	0.2 3 3 3 2 2 1 0 0 0 0 0 0 0 0 0 0.00 0.000	0.1 1 0 0 0 1 0 0 0 0 0 0 0 0 0 0 0.00 0.000	0.2 3 3 3 2 2 1 0 0 0 0 0 0 0 0 0 0.00 0.000	0.1 1 0 0 0 1 0 0 0 0 0 0 0 0 0 0 0.00 0.000	0.2 3 3 3 2 2 1 0 0 0 0 0 0 0 0 0 0.00 0.000	0.1 1 0 0 0 1 0 0 0 0 0 0 0 0 0 0 0.00 0.000	0.2 3 3 3 2 2 1 0 0 0 0 0 0 0 0 0 0.00 0.000	0.1 1 0 0 0 1 0 0 0 0 0 0 0 0 0 0 0.00 0.000	0.2 3 3 3 2 2 1 0 0 0 0 0 0 0 0 0 0.00 0.000	0.1 1 0 0 0 1 0 0 0 0 0 0 0 0 0 0 0.00 0.000	

Milwaukee Brewers @ Cleveland Guardians
 Goodyear Ballpark, Goodyear, AZ
 Fri Mar 03 2023, 3:07 PM - 5:45 PM EST
 Att. 1 - Partly Cloudy - 59 F

AB	31
R	4
H	5
RBI	3
BB	6
SO	10
LOB	13

Milwaukee Brewers @ Cleveland Guardians
 Goodyear Ballpark, Goodyear, AZ
 Fri Mar 03 2023, 3:07 PM - 5:45 PM EST
 Att. 1 - Partly Cloudy - 59 F

AB	32
R	7
H	8
RBI	6
BB	6
SO	12
LOB	16

Milwaukee Brewers @ Cleveland Guardians
 Goodyear Ballpark, Goodyear, AZ
 Fri Mar 03 2023, 3:07 PM - 5:45 PM EST
 Att. 1 - Partly Cloudy - 59 F

AB	32
R	7
H	8
RBI	6
BB	6
SO	12
LOB	16

Milwaukee Brewers @ Cleveland Guardians
 Goodyear Ballpark, Goodyear, AZ
 Fri Mar 03 2023, 3:07 PM - 5:45 PM EST
 Att. 1 - Partly Cloudy - 59 F

AB	32
R	7
H	8
RBI	6
BB	6
SO	12
LOB	16

Milwaukee Brewers @ Cleveland Guardians
 Goodyear Ballpark, Goodyear, AZ
 Fri Mar 03 2023, 3:07 PM - 5:45 PM EST
 Att. 1 - Partly Cloudy - 59 F

AB	32
R	7
H	8
RBI	6
BB	6
SO	12
LOB	16

Batter	1	2	3	4	5	6	7	8	9	AB	R	H	RBI	BB	SO	LOB	TOP							
7 Myles Straw, R OBP: 0.428, SLG: 0.200 32 Zack Collins, L OBP: 0.400, SLG: 0.778										3	0	1	0	0	1	0	Cleveland Guardians @ Los Angeles Angels Tempe Diablo Stadium, Tempe, AZ Mon Mar 06 2023, 3:13 PM - 5:23 PM EST Att: 3,943 - Partly Cloudy - 68 F							
63 Will Brennan, L OBP: 0.353, SLG: 0.500 27 Chris Roller, R OBP: 0.333, SLG: 0.200										3	0	0	0	0	1	1								
22 Josh Naylor, L OBP: 0.375, SLG: 0.412 24 Joe Naranjo, L OBP: 0.375, SLG: 0.429										3	0	1	0	0	0	0								
39 Oscar Gonzalez, R OBP: 0.214, SLG: 0.214 16 Julian Escobedo, L OBP: 0.214, SLG: 0.214										3	0	1	0	0	0	1								
8 Gabriel Arias, R OBP: 0.368, SLG: 0.389 79 Angel Martínez, S OBP: 0.353, SLG: 0.429										3	0	1	0	0	1	1								
2 Tyler Freeman, R OBP: 0.313, SLG: 0.231 8 Milan Tolentino, L OBP: 0.313, SLG: 0.231										3	0	1	0	0	1	1								
4 Roman Quinn, S OBP: 0.267, SLG: 0.857 22 Connor Kokx, R OBP: 0.571, SLG: 0.600										3	0	0	0	0	2	2								
35 Cam Gallagher, R OBP: 0.222, SLG: 0.125 80 David Fry, R OBP: 0.425, SLG: 0.700										1	0	0	0	1	1	0								
66 Braylan Rocchio, S OBP: 0.235, SLG: 0.250 75 José Tena, L OBP: 0.286, SLG: 0.231										3	0	0	0	0	1	1								
										0	0	0	0	0	0	0								
Inning Stats	R: 0 E: 0 K: 1 S: 5	H: 0 LOB: 0 BB: 0 P: 6	R: 0 E: 0 K: 1 S: 6	H: 2 LOB: 1 BB: 0 P: 7	R: 0 E: 0 K: 1 S: 6	H: 1 LOB: 1 BB: 0 P: 6	R: 0 E: 0 K: 1 S: 5	H: 0 LOB: 0 BB: 0 P: 5	R: 0 E: 0 K: 0 S: 3	H: 0 LOB: 1 BB: 1 P: 7	R: 0 E: 0 K: 1 S: 6	H: 1 LOB: 1 BB: 0 P: 6	R: 0 E: 0 K: 2 S: 8	H: 1 LOB: 1 BB: 0 P: 8	R: 0 E: 0 K: 1 S: 5	H: 0 LOB: 0 BB: 1 P: 11		R: 0 E: 0 K: 2 S: 7	H: 0 LOB: 1 BB: 1 P: 11	1B: 4 2B: 1 3B: 0 HR: 0	SF: 0 SAC: 0 DP: 1 HBP: 0	WP: 0 PB: 0 SB: 0 CS: 0	PA: 33	
PITCHER	IP WLS BF H R ER SO BB IBB HBP BLK WP HR S P ERA WHIP	47 Griffin Canning, R ERA: 9.92	2.0 W 7 2 0 0 2 0 0 0 0 0 0 0 6 13 0.00 1.000	56 Jonathan Holder, R ERA: 9.92	1.0 H 4 1 0 0 1 0 0 0 0 0 0 0 6 6 0.00 1.000	71 Jacob Webb, R ERA: 27.0	4.1 H 3 0 0 0 1 0 0 0 0 0 0 0 5 5 0.00 0.000	53 Carlos Estévez, R ERA: 27.0	5.1 H 4 0 0 0 0 1 0 0 0 0 0 0 3 7 0.00 1.000	46 Jimmy Herget, R ERA: 27.0	6.1 H 4 1 0 0 1 0 0 0 0 0 0 0 6 6 0.00 1.000	PITCHER	IP WLS BF H R ER SO BB IBB HBP BLK WP HR S P ERA WHIP	66 Kolton Ingram, L ERA: 9.92	7.1 L 4 1 0 0 2 0 0 0 0 0 0 0 8 8 0.00 1.000	90 Kanyon Yovan, R ERA: 9.92		8.1 L 3 0 0 0 1 0 0 0 0 0 0 0 5 5 0.00 0.000	46 Luke Murphy, R ERA: 9.92	9.1 L 4 0 0 0 2 1 0 0 0 0 0 0 7 11 0.00 1.000				

Batter	1	2	3	4	5	6	7	8	9	AB	R	H	RBI	BB	SO	LOB	BOTTOM							
13 Livan Soto, L OBP: 0.397, SLG: 0.273 94 Zach Neto, R OBP: 0.273, SLG: 0.333										2	0	0	1	0	1	0	Cleveland Guardians @ Los Angeles Angels Tempe Diablo Stadium, Tempe, AZ Mon Mar 06 2023, 3:13 PM - 5:23 PM EST Att: 3,943 - Partly Cloudy - 68 F							
27 Mike Trout, R OBP: 0.412, SLG: 0.429 75 Trev Cabbage, L OBP: 0.353, SLG: 0.467										2	0	0	0	0	0	0								
20 Jared Walsh, L OBP: 0.357, SLG: 0.333 37 Kevin Padlo, R OBP: 0.333, SLG: 0.563										2	0	0	0	1	1	1								
12 Hunter Renfroe, R OBP: 0.273, SLG: 0.818 7 Jo Adell, R OBP: 0.190, SLG: 0.263										2	1	1	1	0	0	1								
23 Brandon Drury, R OBP: 0.500, SLG: 0.444 92 Kyren Paris, R OBP: 0.455, SLG: 0.625										2	0	0	0	0	2	0								
10 Gio Urshela, R OBP: 0.389, SLG: 0.389 38 Michael Stefanić, R OBP: 0.444, SLG: 0.231										3	1	2	0	0	0	0								
14 Logan O'Hoppe, R OBP: 0.300, SLG: 0.556 97 Edgar Quero, S OBP: 0.300, SLG: 0.556										3	1	1	0	0	0	1								
19 Luis Barrera, L OBP: 0.231, SLG: 0.167 8 Brett Phillips, L OBP: 0.167, SLG: 0.188										3	1	1	0	0	0	0								
4 Andrew Velazquez, S OBP: 0.133, SLG: 0.133 16 Mickey Moniak, L OBP: 0.313, SLG: 0.467										3	1	0	1	0	0	1								
										0	0	0	0	0	0	0								
Inning Stats	R: 0 E: 0 K: 1 S: 5	H: 0 LOB: 0 BB: 0 P: 5	R: 1 E: 0 K: 1 S: 6	H: 1 LOB: 0 BB: 0 P: 6	R: 0 E: 0 K: 1 S: 5	H: 0 LOB: 0 BB: 0 P: 5	R: 0 E: 0 K: 0 S: 3	H: 0 LOB: 1 BB: 1 P: 7	R: 4 E: 1 K: 0 S: 7	H: 4 LOB: 0 BB: 0 P: 8	R: 0 E: 0 K: 1 S: 6	H: 1 LOB: 1 BB: 0 P: 6	R: 1 E: 0 K: 1 S: 7	H: 2 LOB: 1 BB: 0 P: 7	R: 0 E: 0 K: 2 S: 7	H: 0 LOB: 1 BB: 1 P: 11		R: 0 E: 0 K: 2 S: 7	H: 0 LOB: 1 BB: 1 P: 11	1B: 5 2B: 0 3B: 2 HR: 1	SF: 1 SAC: 0 DP: 1 HBP: 0	WP: 0 PB: 0 SB: 1 CS: 0	PA: 34	
PITCHER	IP WLS BF H R ER SO BB IBB HBP BLK WP HR S P ERA WHIP	43 Aaron Civale, R ERA: 3.0	1.0 L 7 1 1 1 2 0 0 0 0 0 0 0 11 11 4.50 0.500	48 Emmanuel Clase, R ERA: 3.0	1.0 L 3 0 0 0 1 0 0 0 0 0 0 0 5 5 0.00 0.000	71 Xzavion Curry, R ERA: 5.4	4.1 L 13 4 4 3 1 1 0 0 0 0 0 0 14 19 10.12 1.875	93 Nick Mikolajchak, R ERA: 2.7	6.1 L 2 1 0 0 0 0 0 0 0 0 0 0 2 2 0.00 3.000	73 Tim Herrin, L ERA: 6.75	7.1 L 5 2 1 1 1 0 0 0 0 0 0 0 7 7 9.00 2.000	PITCHER	IP WLS BF H R ER SO BB IBB HBP BLK WP HR S P ERA WHIP	91 Cade Smith, R ERA: 2.25	8.1 L 4 0 0 0 2 1 0 0 0 0 0 0 7 11 0.00 1.000									



Batter	1	2	3	4	5	6	7	8	9	AB	R	H	RBI	BB	SO	LOB	TOP																				
38 Steven Kwan, L (1, 10) OBP: 0.278, SLG: 0.235 75 José Tena, L (8, PH) OBP: 0.353, SLG: 0.267 (8, 10)	G3		K					G4-3 BB		2	0	0	0	1	1	0	Cleveland Guardians @ Milwaukee Brewers American Family Fields of Phoenix, Phoenix, AZ Fri Mar 10 2023, 2:11 PM - 5:01 PM CST Att: 6,210 - Cloudy - 73 F livebaseballscorecards.com																				
2 Tyler Freeman, R (1, 4) OBP: 0.286, SLG: 0.176 74 Juan Brito, S (5, 4)	E5 63 1B		G1-3					G4-3		3	1	0	0	0	1	2																					
63 Will Brennan, L (1, 7) OBP: 0.248, SLG: 0.590 41 Korey Holland, R (6, 7)								K		3	1	2	1	0	0	0																					
39 Oscar Gonzalez, R (1, 9) OBP: 0.176, SLG: 0.176 9 Jorge Burgos, L (6, 9)	L7							P6		3	0	0	0	0	0	2																					
4 Roman Quinn, S (1, 8) OBP: 0.211, SLG: 0.667 2 Isaiah Greene, L (5, 8)	K									2	0	0	1	0	1	1																					
81 Micah Pries, L (1, 3) OBP: 0.381, SLG: 0.842 17 Will Bartlett, R (7, 3)										3	0	1	0	0	0	0																					
66 Braylan Rocchio, S (1, 6) OBP: 0.227, SLG: 0.200 12 Yordys Valdes, S (7, 6)										1	0	0	0	0	0	0																					
35 Cam Gallagher, R (1, 2) OBP: 0.182, SLG: 0.100 27 Bryan Lavastida, R (5, 2) OBP: 0.286, SLG: 0.266										2	0	0	0	0	1	1																					
79 Angel Martínez, S (1, 5) OBP: 0.333, SLG: 0.389 80 David Fry, R (5, 5) OBP: 0.529, SLG: 1.000										1	1	1	1	0	0	0																					
Inning Stats	R: 1 E: 1 K: 1 S: 8	H: 1 LOB: 1 BB: 0 P: 9	R: 0 E: 0 K: 1 S: 5	H: 0 LOB: 0 BB: 0 P: 5	R: 0 E: 0 K: 2 S: 7	H: 0 LOB: 0 BB: 0 P: 7	R: 1 E: 0 K: 0 S: 4	H: 1 LOB: 0 BB: 0 P: 4	R: 0 E: 0 K: 1 S: 6	H: 0 LOB: 2 BB: 1 P: 10	R: 0 E: 0 K: 0 S: 3	H: 1 LOB: 0 BB: 0 P: 3	R: 0 E: 0 K: 1 S: 3	H: 1 LOB: 0 BB: 0 P: 3	R: 1 E: 0 K: 1 S: 8	H: 1 LOB: 0 BB: 1 P: 14		R: 0 E: 0 K: 2 S: 7	H: 0 LOB: 0 BB: 0 P: 7	1B: 2 2B: 1 3B: 0 HR: 1	SF: 0 SAC: 0 DP: 1 HBP: 0	WP: 0 PB: 0 SB: 2 CS: 0	PA: 34														
PITCHER	IP	WLS	BF	H	R	ER	SO	BB	IBB	HBP	BLK	WP	HR	S	P	ERA	WHIP	PITCHER		IP	WLS	BF	H	R	ER	SO	BB	IBB	HBP	BLK	WP	HR	S	P	ERA	WHIP	
53 Brandon Woodruff, R (1, 1) ERA: 9.0	3.0	W	11	1	1	0	4	0	0	0	0	0	0	20	21	0.00	0.333	54 Jake Cousins, R (8, 1) ERA: 9.82		1.0		5	1	1	1	1	1	0	0	0	0	0	1	8	14	9.00	2.000
32 Peter Strzelecki, R (4, 1) ERA: 9.0	1.0		4	1	1	1	0	0	0	0	0	0	0	4	4	9.00	1.000	76 Cam Robinson, R (9, 1) ERA:		1.0		3	0	0	0	2	0	0	0	0	0	7	7	0.00	0.000		
59 Elvis Peguero, R (5, 1) ERA: 3.6	1.0		5	0	0	0	1	1	0	0	0	0	0	6	10	0.00	1.000																				
31 Joel Pavamps, R (6, 1) ERA: 6.0	1.0		3	0	0	0	0	0	0	0	0	0	0	3	3	0.00	0.000																				
55 Hoby Milner, L (7, 1) ERA: 6.75	1.0		3	1	0	0	0	0	0	0	0	0	0	3	3	0.00	1.000																				

Batter	1	2	3	4	5	6	7	8	9	AB	R	H	RBI	BB	SO	LOB	BOTTOM																			
2 Brice Turang, L (1, 6) OBP: 0.333, SLG: 0.316 91 Eric Brown Jr., R (6, 6) OBP: 0.667, SLG: 1.400	F8	G6-3	10 2B		24 1B			28 E 28 S BB		3	2	1	1	1	0	0	Cleveland Guardians @ Milwaukee Brewers American Family Fields of Phoenix, Phoenix, AZ Fri Mar 10 2023, 2:11 PM - 5:01 PM CST Att: 6,210 - Cloudy - 73 F livebaseballscorecards.com																			
10 Mike Brosseau, R (1, 3) OBP: 0.593, SLG: 1.333 28 Jon Singleton, L (5, 3) OBP: 0.500, SLG: 0.467	45 F8 2B	HR	2B		F7			80 BB 50 BB		3	1	3	4	0	0	0																				
24 William Contreras, R (1, 2) OBP: 0.394, SLG: 0.236 50 Payton Henry, R (6, 2) OBP: 0.333, SLG: 0.167		1B	BB		83 FC6-4 1B			80 BB		2	0	2	1	2	0	0																				
45 Luke Voit, R (1, 10) OBP: 0.286, SLG: 0.333 83 Matthew Wood, L (5, PH) (6, 10)	F8	F8	G3		FC6-4 18 S			P5		3	0	0	0	0	5																					
18 Keston Hiura, R (1, 7) OBP: 0.250, SLG: 0.176 80 Lamar Sparks, R (6, 7)	K		F8		K					4	0	0	0	0	3																					
9 Brian Anderson, R (1, 5) OBP: 0.684, SLG: 1.000 93 Patrick Dornian, L (6, 5)			6 2B BB		6 FC5-4 BB					0	2	0	0	3	0																					
6 Owen Miller, R (1, 8) OBP: 0.350, SLG: 0.667 94 Jackson Chourio, R (5, 8) OBP: 0.500, SLG: 0.500			78 E 2B		78 1B 10 2B BB			F8		2	2	1	1	0	1																					
88 Joey Wiemer, R (1, 9) OBP: 0.350, SLG: 0.438 3 Monte Harrison, R (8, 9) OBP: 0.287, SLG: 0.183										4	0	1	0	0	1																					
78 Andruw Monasterio, R (1, 4) OBP: 0.375, SLG: 0.462 84 Robert Moore, S (8, 4)			2 G6-3 1B		10 2B 1B					4	2	2	2	0	0																					
Inning Stats	R: 0 E: 0 K: 1 S: 6	H: 1 LOB: 2 BB: 1 P: 10	R: 4 E: 1 K: 0 S: 8	H: 4 LOB: 1 BB: 1 P: 12	R: 4 E: 0 K: 1 S: 7	H: 2 LOB: 2 BB: 4 P: 23	R: 0 E: 0 K: 1 S: 6	H: 1 LOB: 2 BB: 1 P: 10	R: 1 E: 0 K: 1 S: 7	H: 2 LOB: 1 BB: 0 P: 9	R: 0 E: 0 K: 0 S: 3	H: 0 LOB: 0 BB: 0 P: 3	R: 1 E: 0 K: 0 S: 4	H: 0 LOB: 3 BB: 4 P: 20	R: 2 E: 0 K: 1 S: 7	H: 2 LOB: 1 BB: 1 P: 12		R: 0 E: 0 K: 2 S: 7	H: 0 LOB: 0 BB: 0 P: 7	1B: 7 2B: 4 3B: 0 HR: 1	SF: 0 SAC: 0 DP: 0 HBP: 0	WP: 1 PB: 0 SB: 4 CS: 0	PA: 48													
PITCHER	IP	WLS	BF	H	R	ER	SO	BB	IBB	HBP	BLK	WP	HR	S	P	ERA	WHIP	PITCHER		IP	WLS	BF	H	R	ER	SO	BB	IBB	HBP	BLK	WP	HR	S	P	ERA	WHIP
24 Triston McKenzie, R (1, 1) ERA: 12.0	2.1	L	15	5	5	5	1	3	0	0	0	0	0	6	18	19.29	3.429	65 Michael Kelly, R (7, 1) ERA: 2.7		0.1		4	0	1	1	0	0	0	0	0	2	14	27.00	9.000		
30 Mason Hickman, R (3, 1) ERA: 16.2	0.2		7	2	3	3	1	3	0	0	0	0	0	6	18	40.50	7.500	56 Davis Sharpe, R (7, 1) ERA: 2.7		0.2		3	0	0	0	0	1	0	0	0	0	2	6	0.00	1.500	
99 James Karinchak, R (4, 1) ERA: 4.5	1.0		5	1	0	0	1	1	0	0	0	0	0	6	10	0.00	2.000	67 Caleb Simpson, R (8, 1) ERA: 27.0		0.1		4	2	2	2	0	1	0	0	0	1	0	3	8	54.00	9.000
56 Touki Toussaint, R (5, 1) ERA: 10.8	1.0		5	2	1	1	1	0	0	0	0	0	0	7	9	9.00	2.000	41 Brett Daniels, R (8, 1) ERA:		0.2		2	0	0	0	1	0	0	0	0	0	4	4	0.00	0.000	
59 Luis Oviiedo, R (6, 1) ERA:	1.0		3	0	0	0	0	0	0	0	0	0	0	3	3	0.00	0.000																			

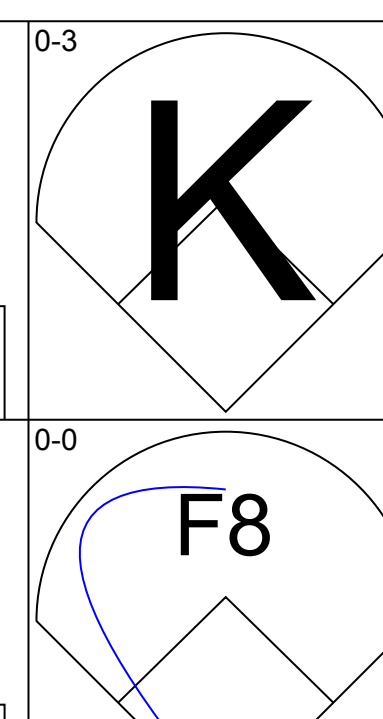
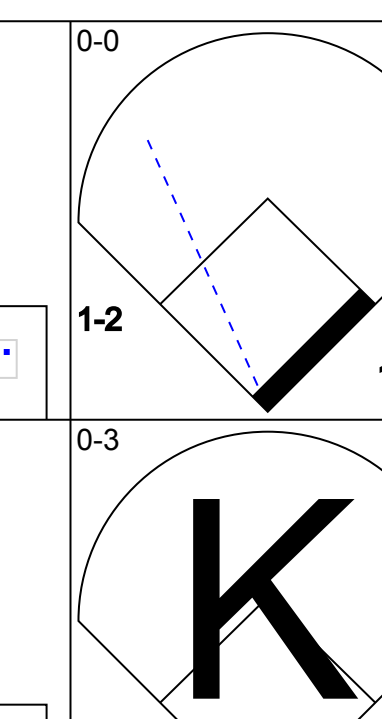
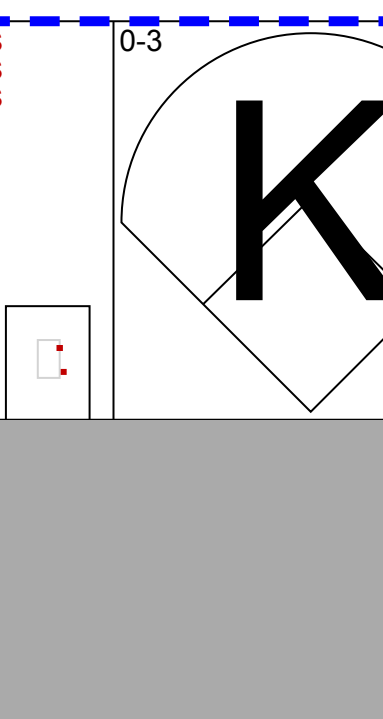
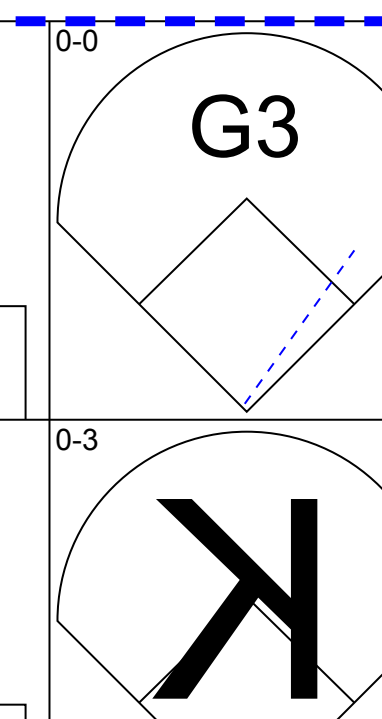
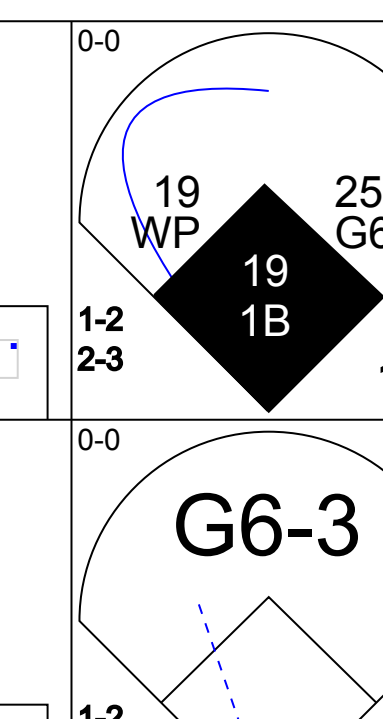
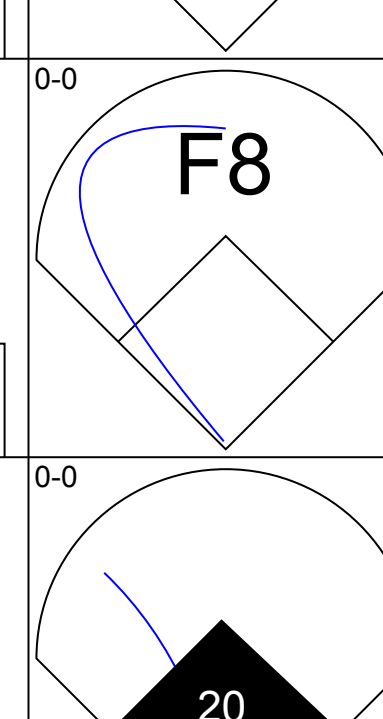
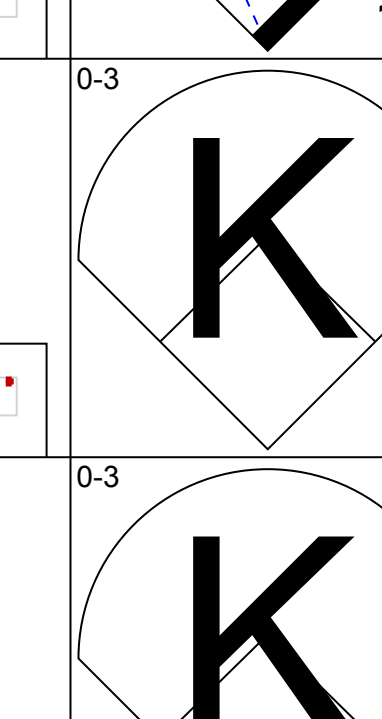
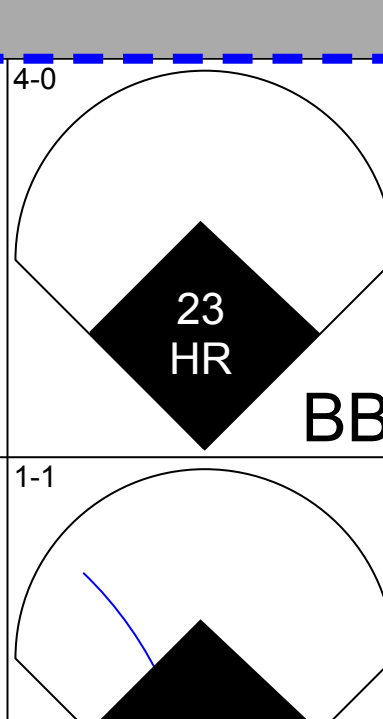
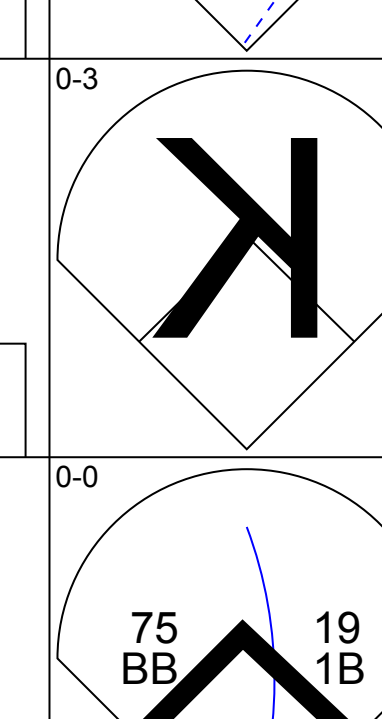
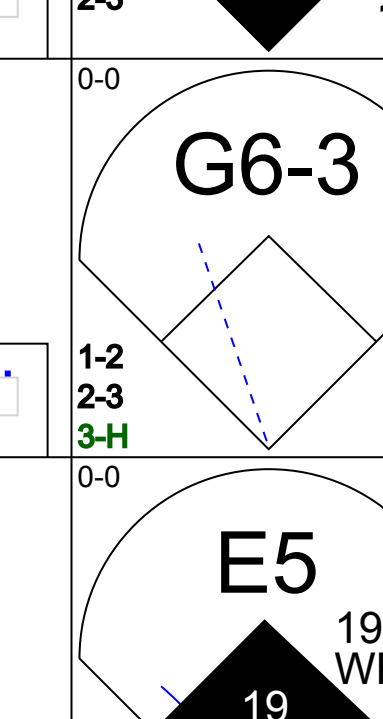
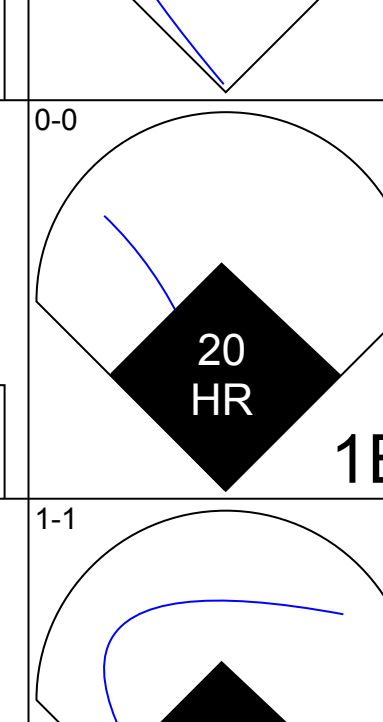
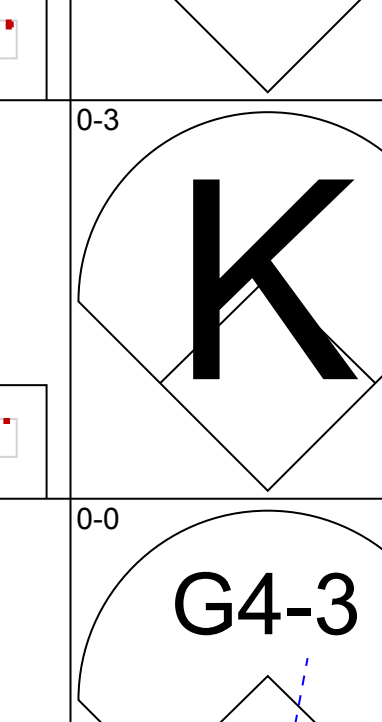
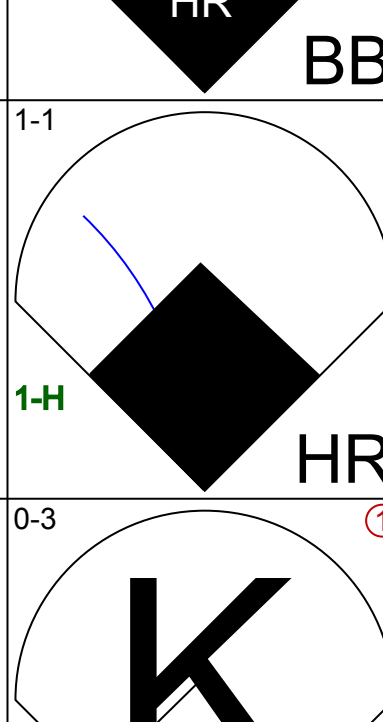
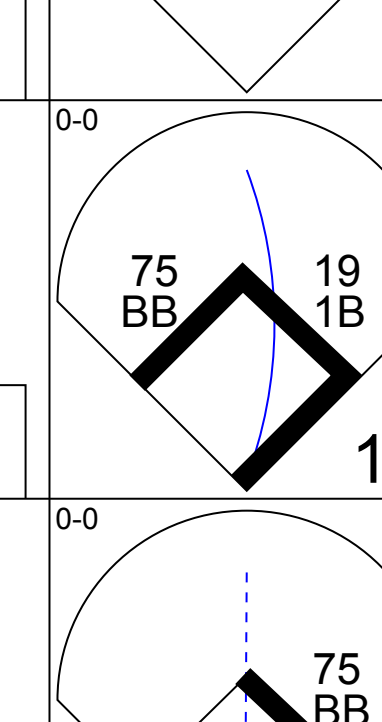
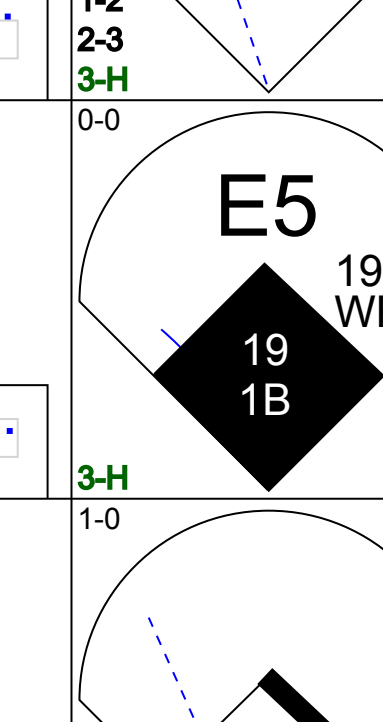
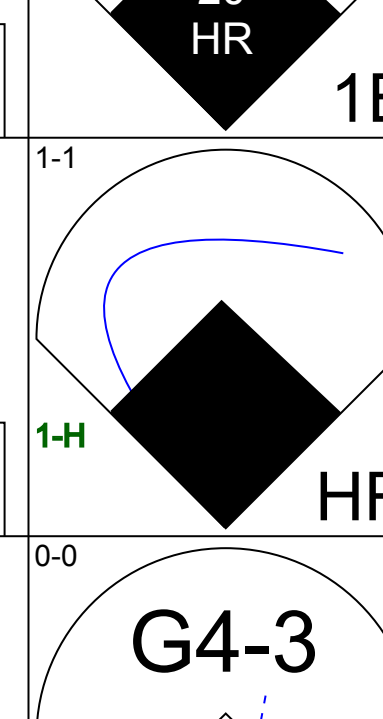
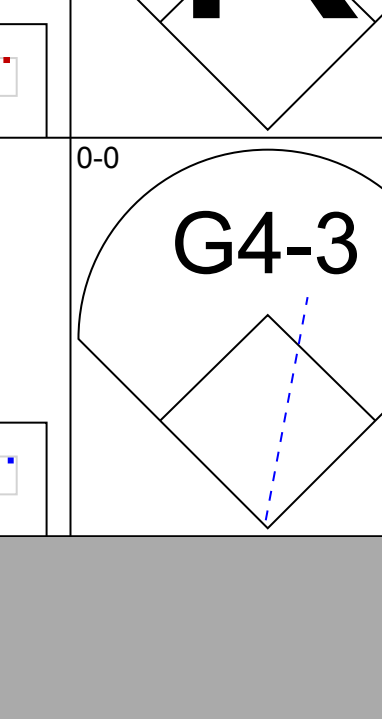
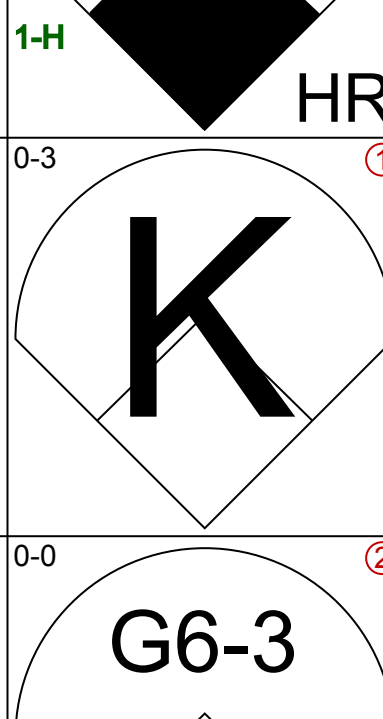
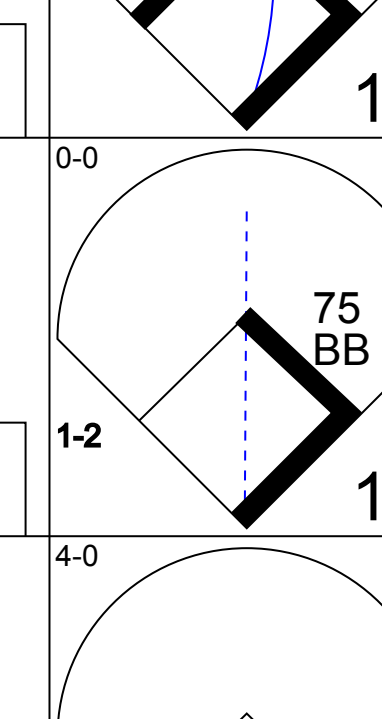
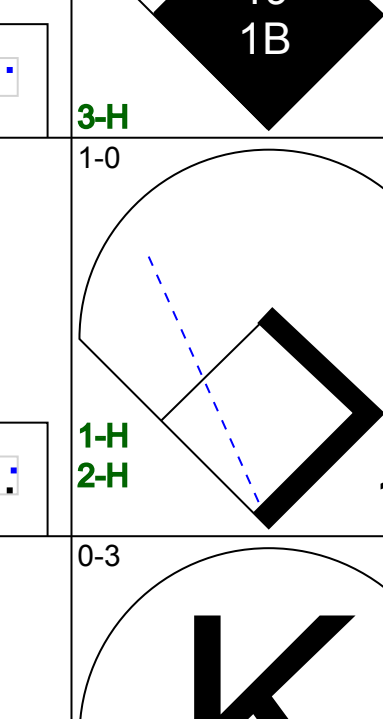
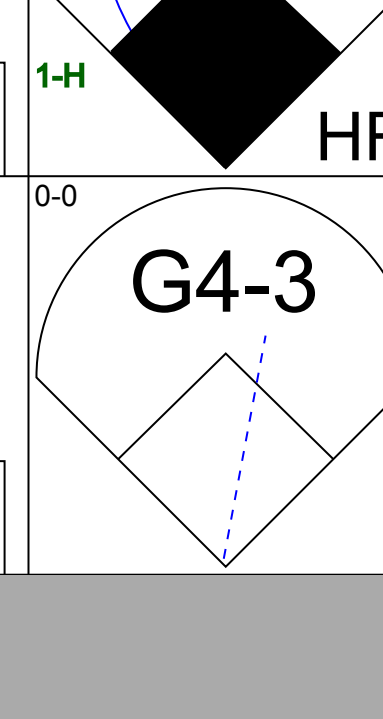
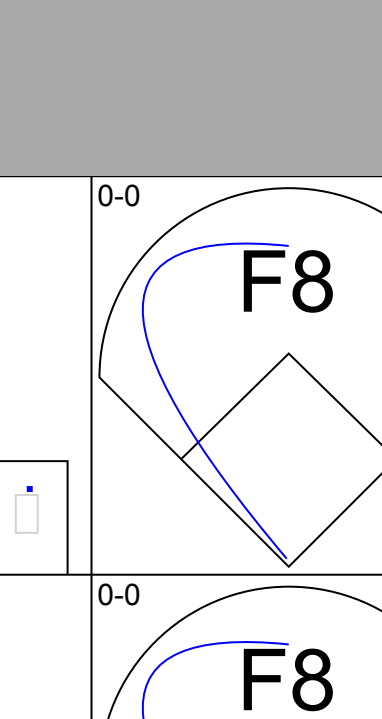
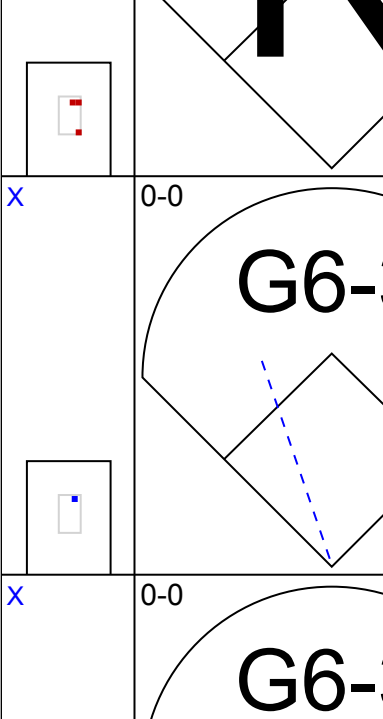
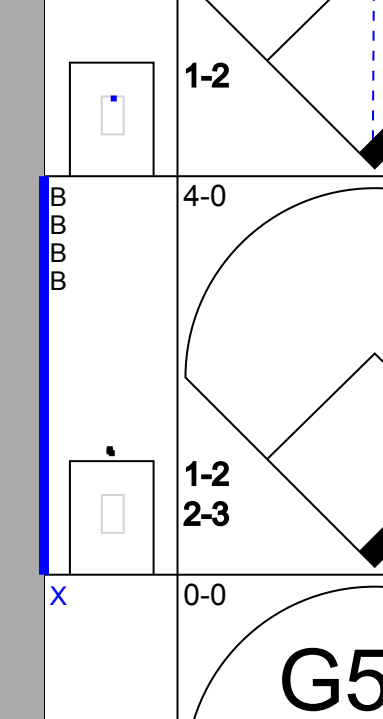
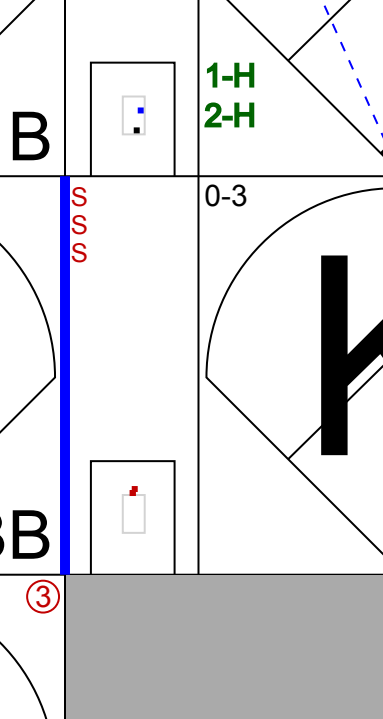
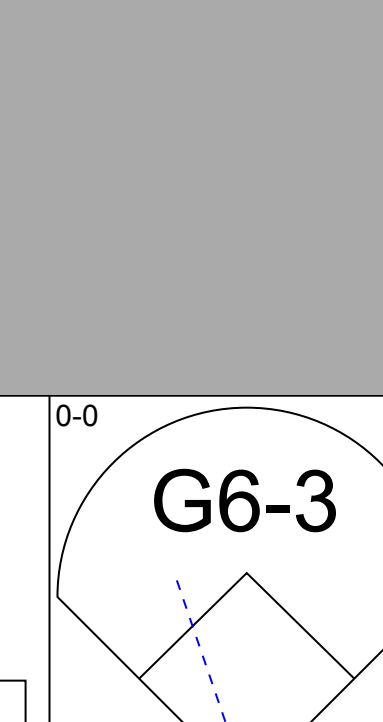
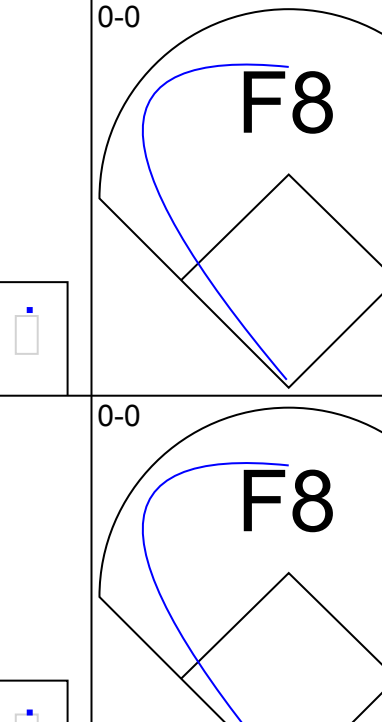
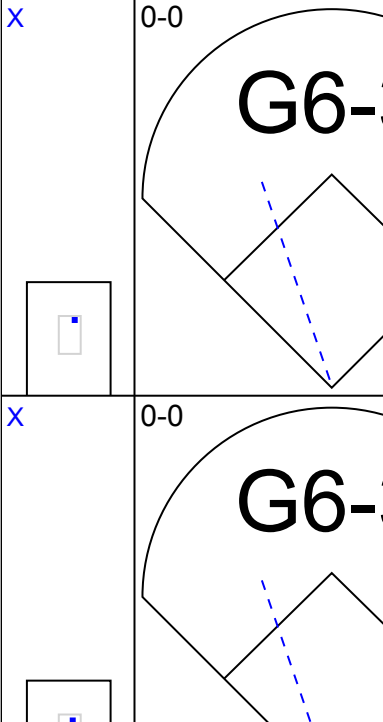
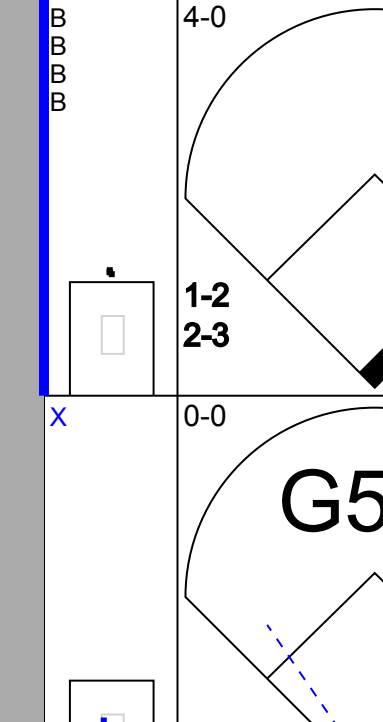
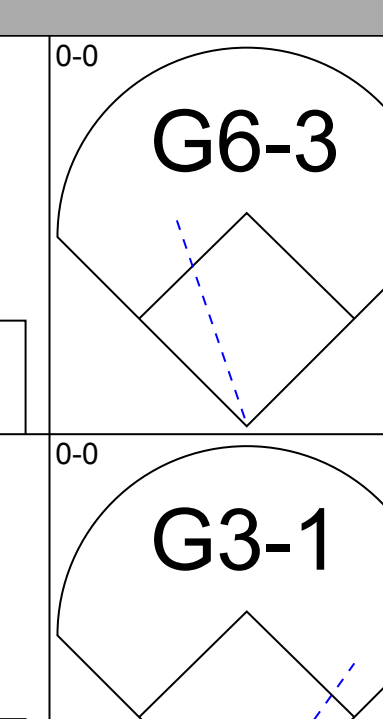
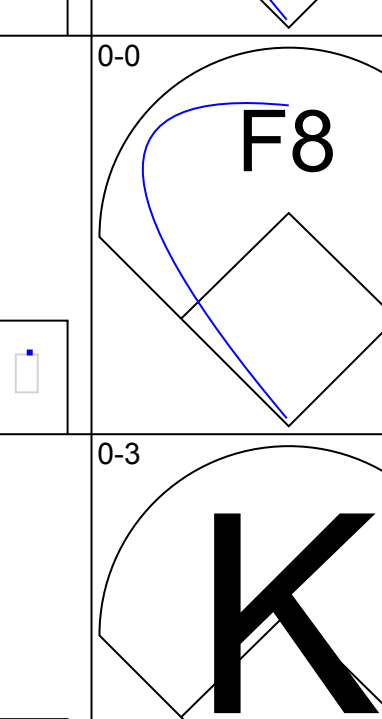
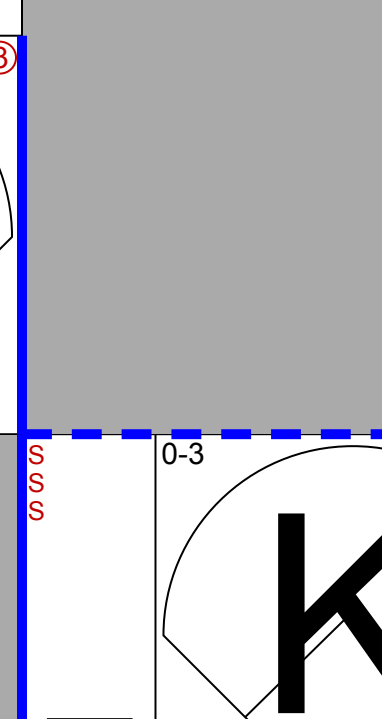
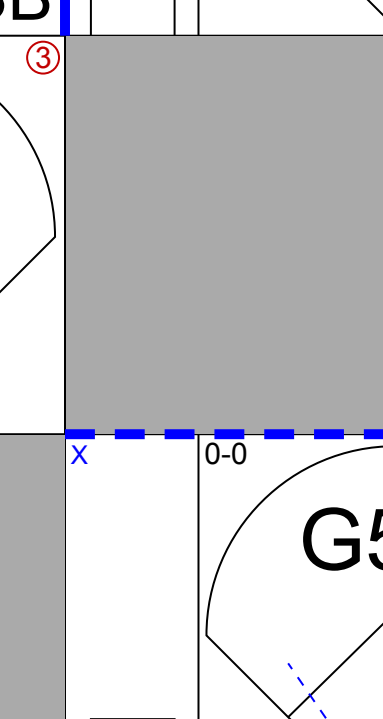
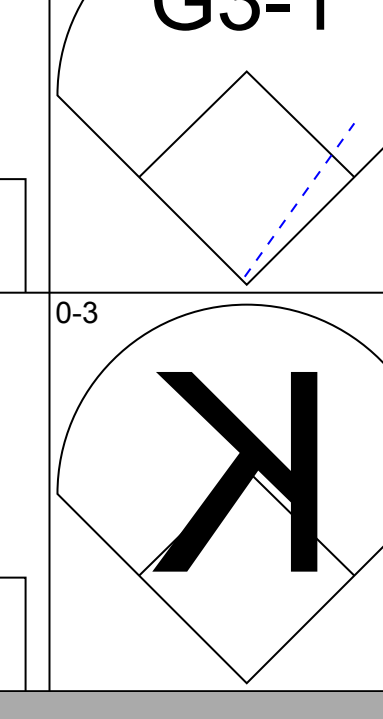
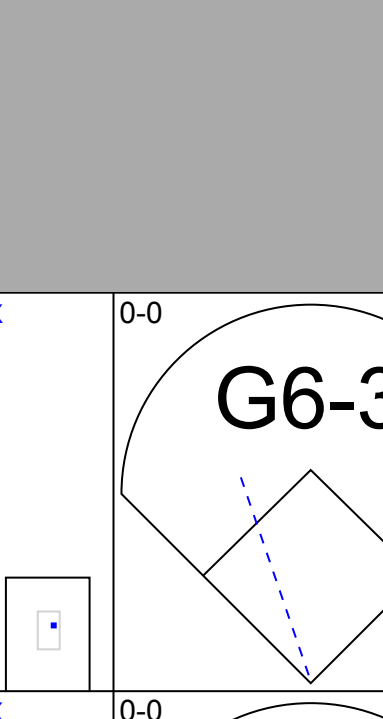
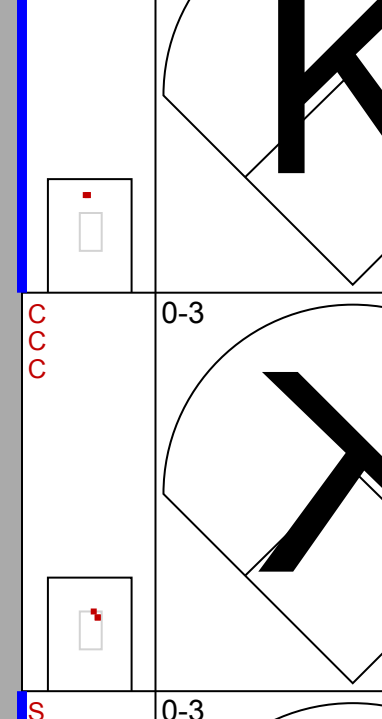
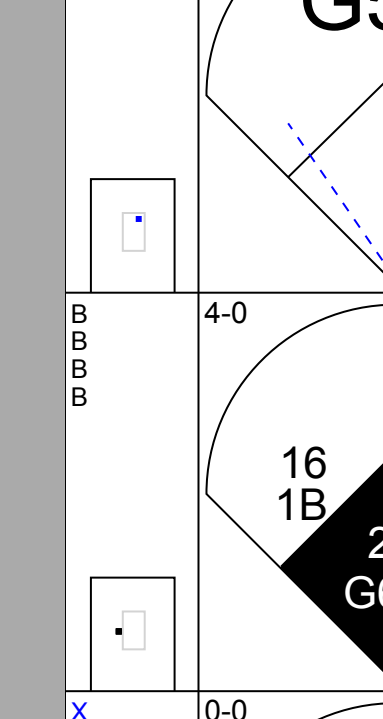
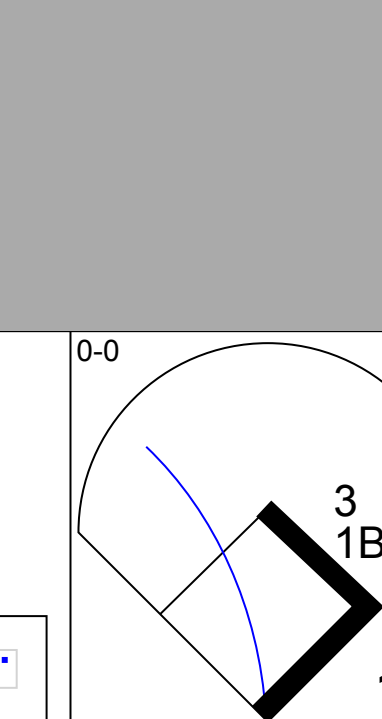
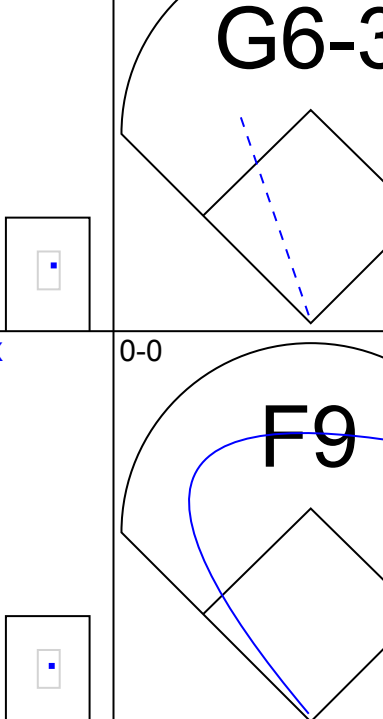
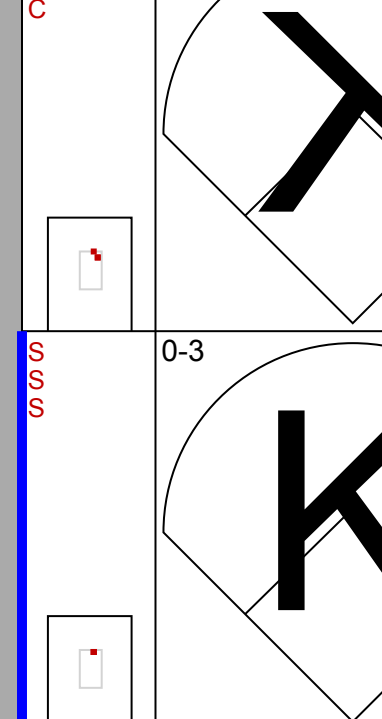
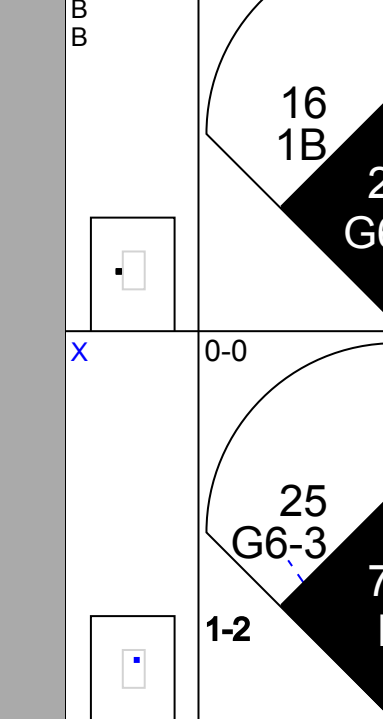


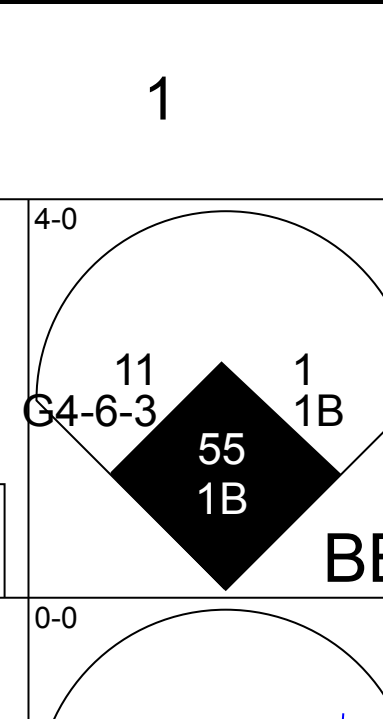
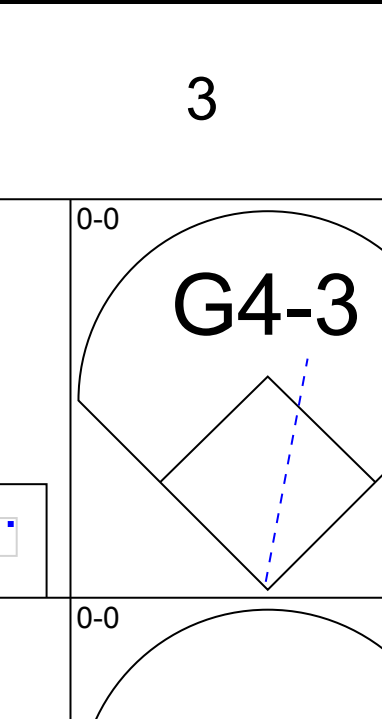
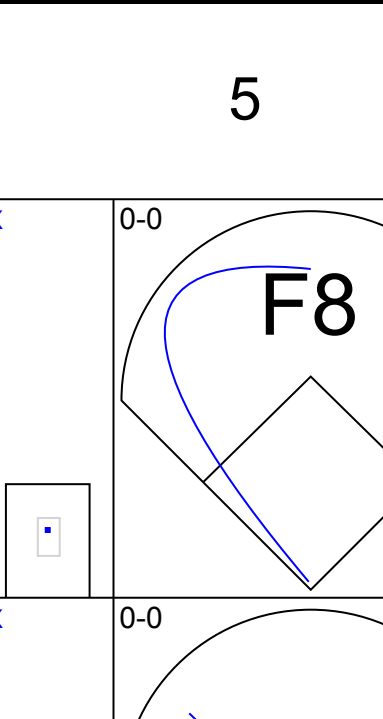
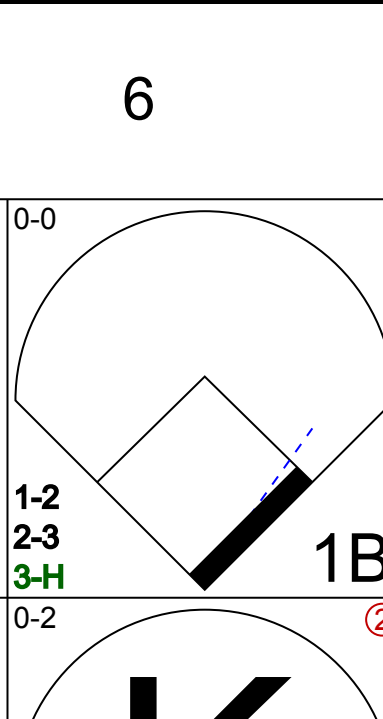
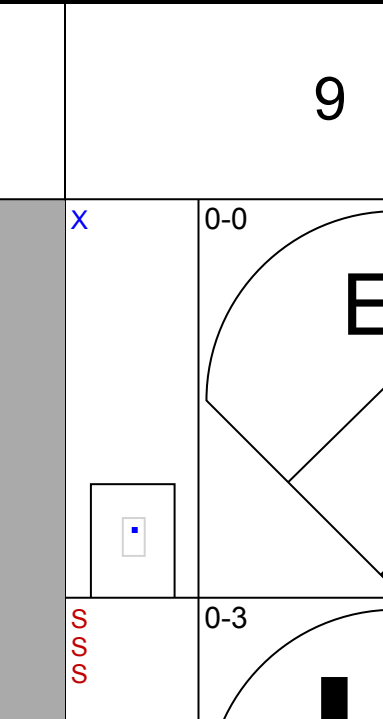
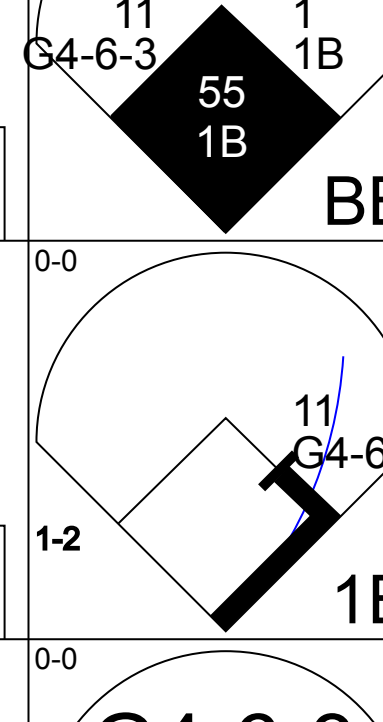
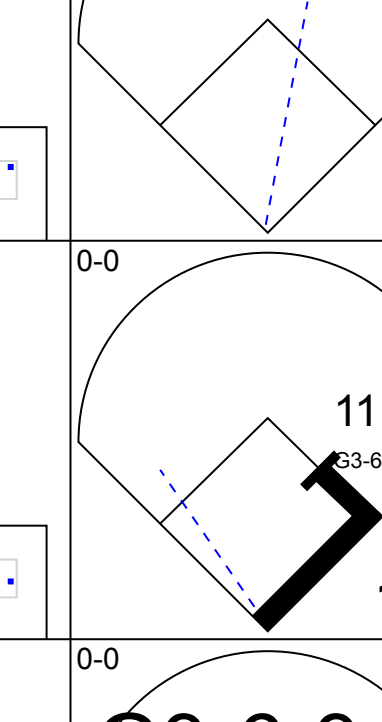
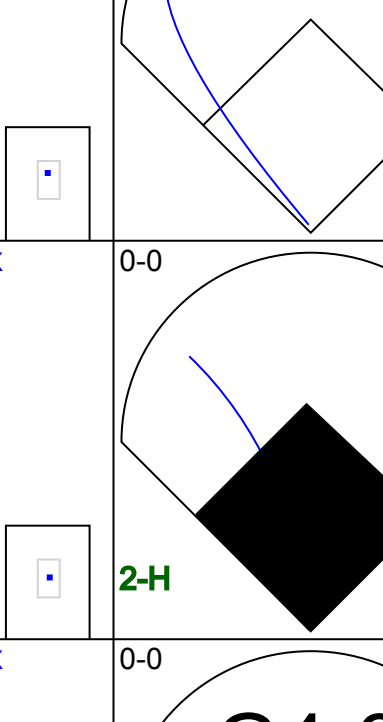
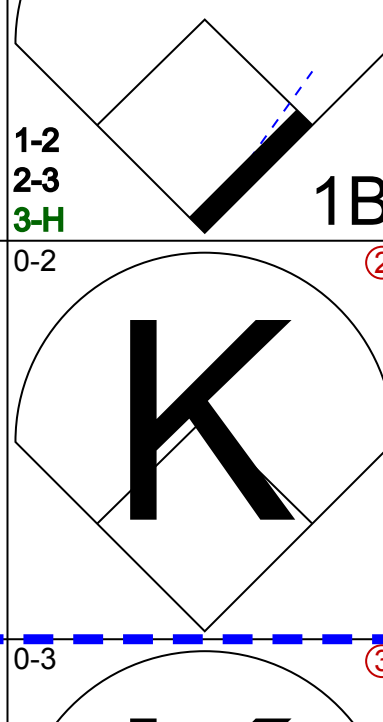
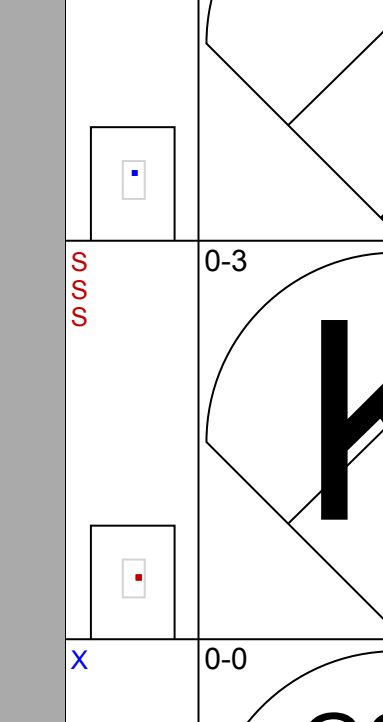
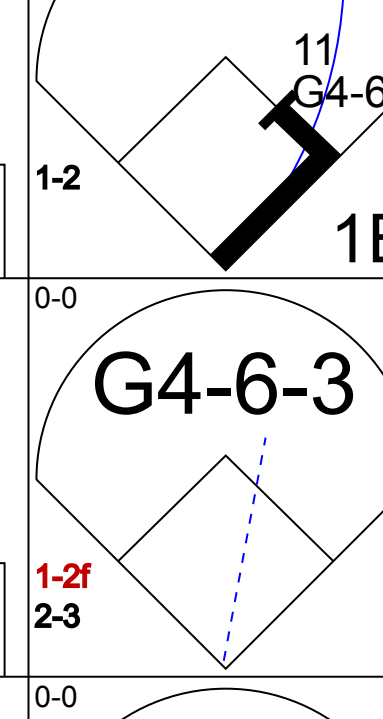
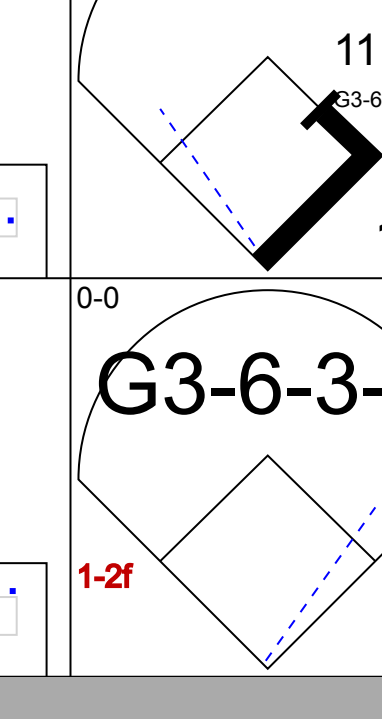
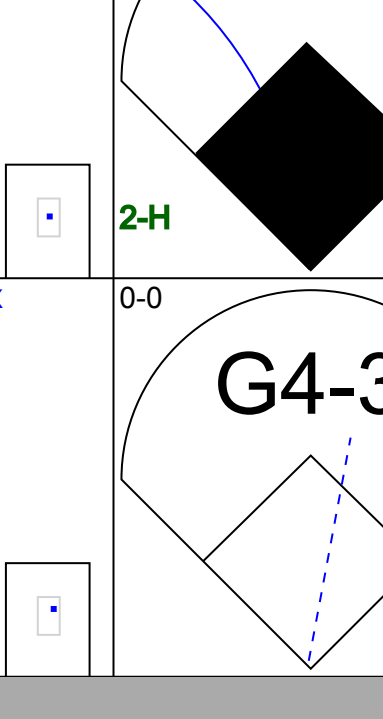
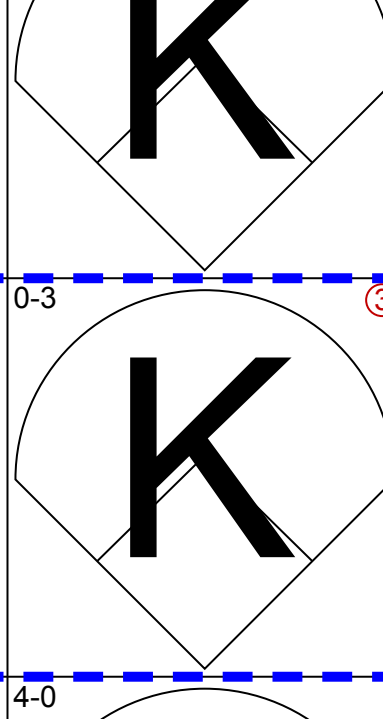
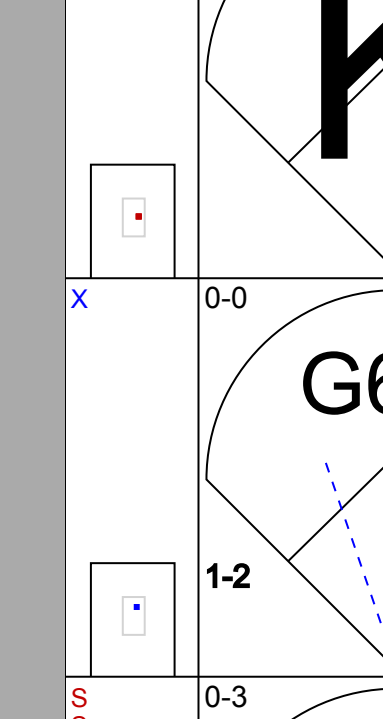
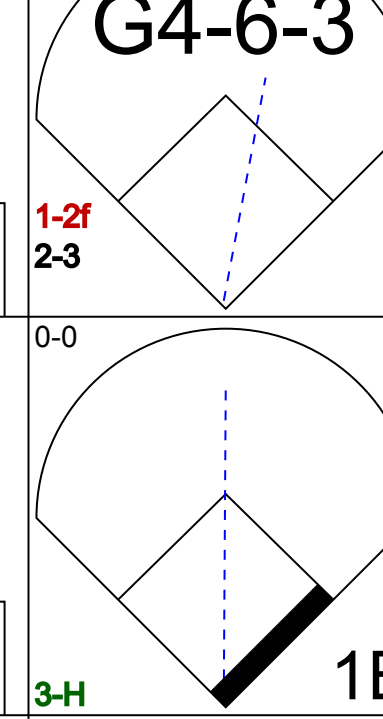
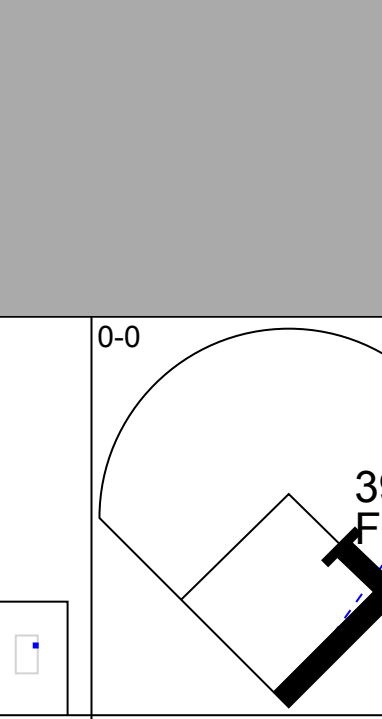
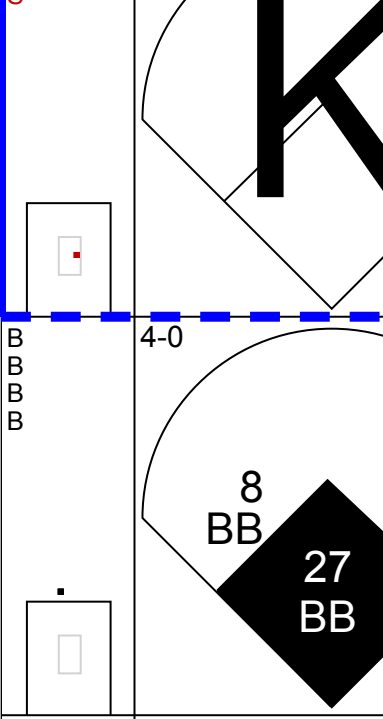
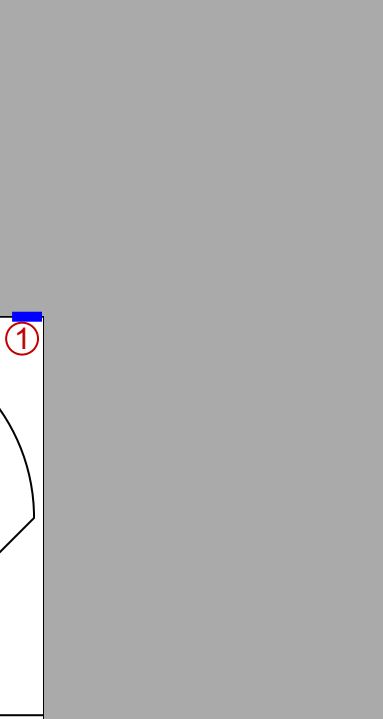
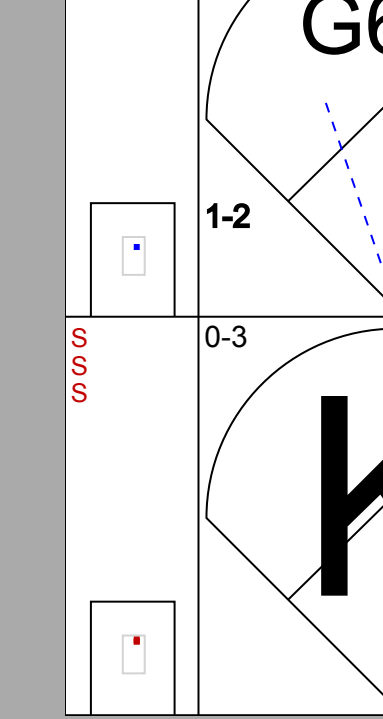
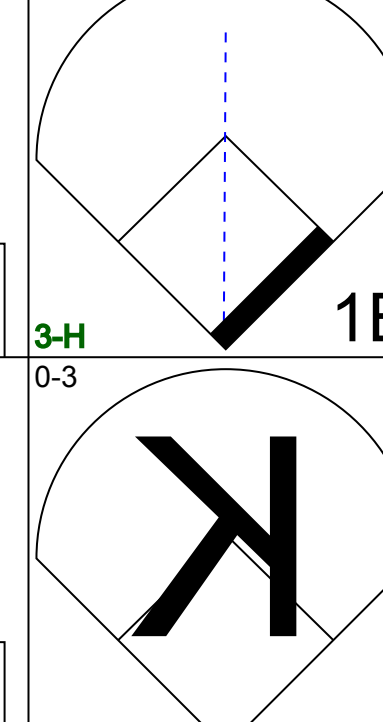
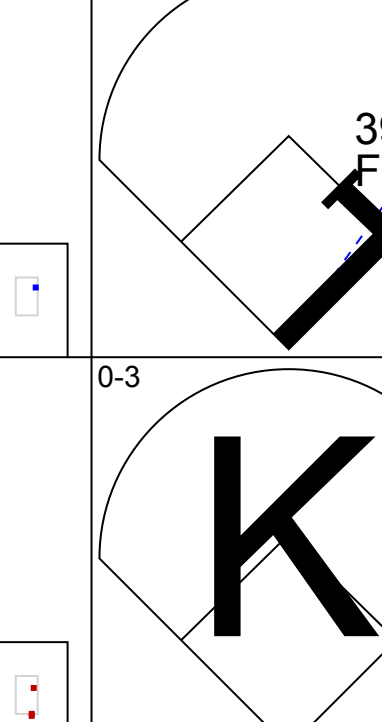
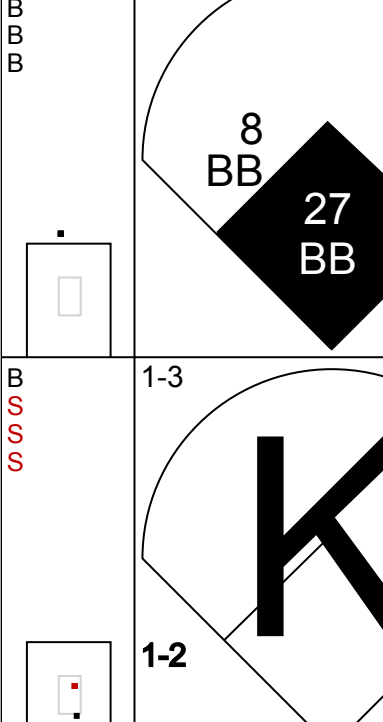
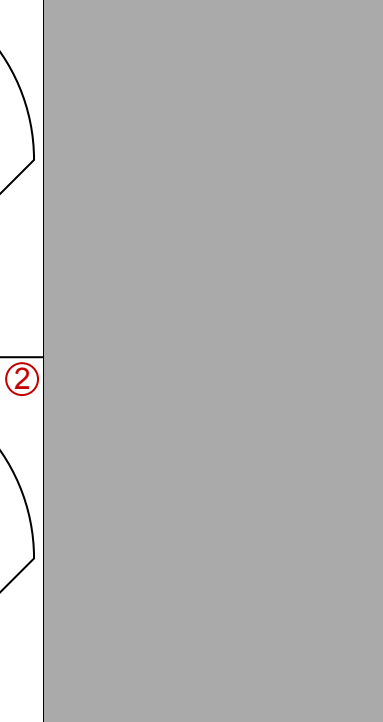
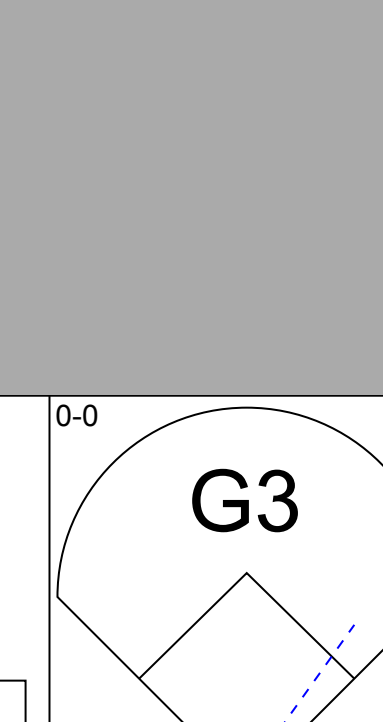
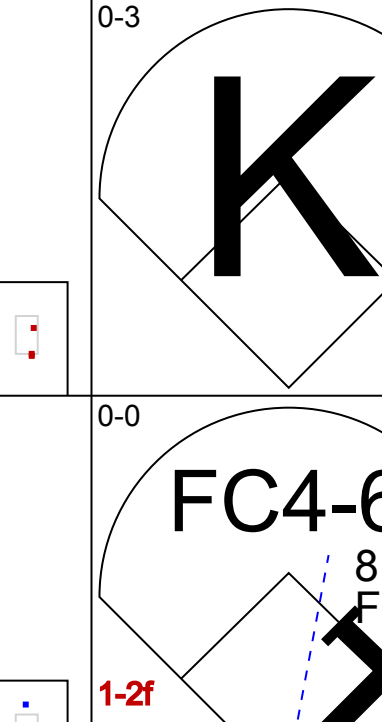
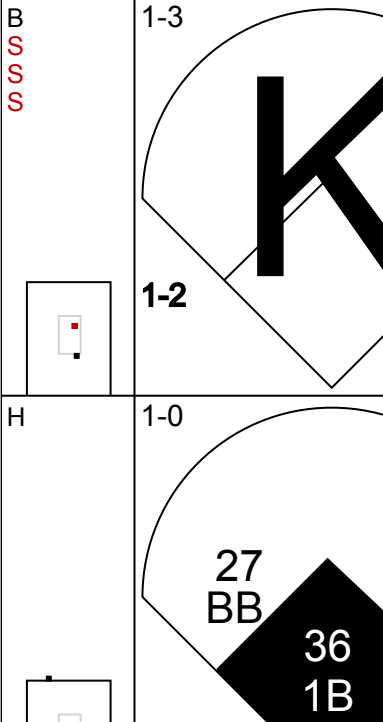
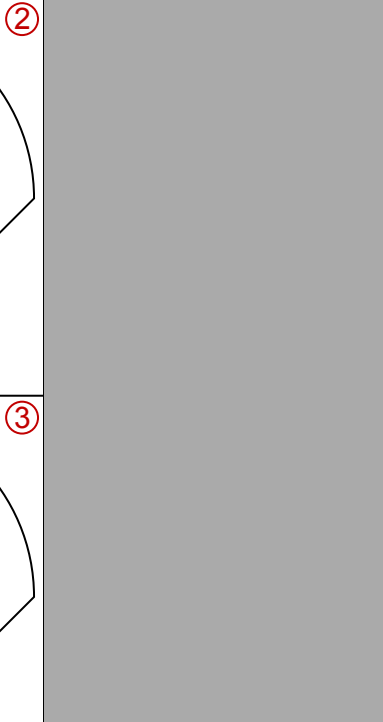
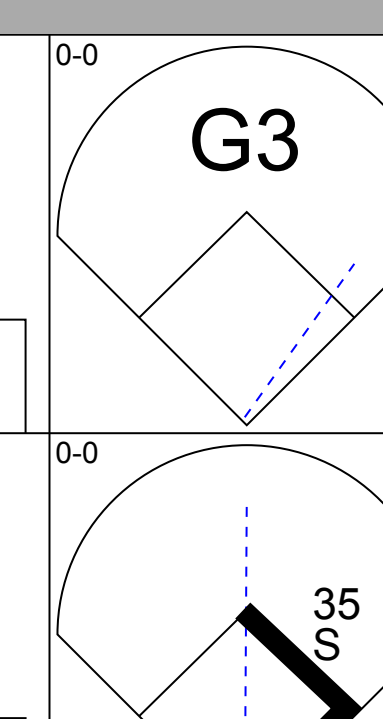
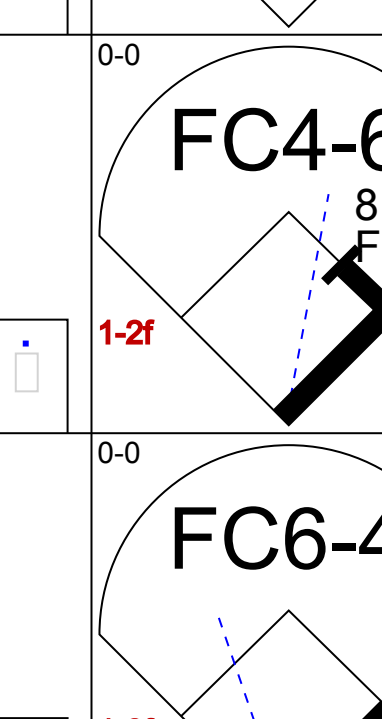
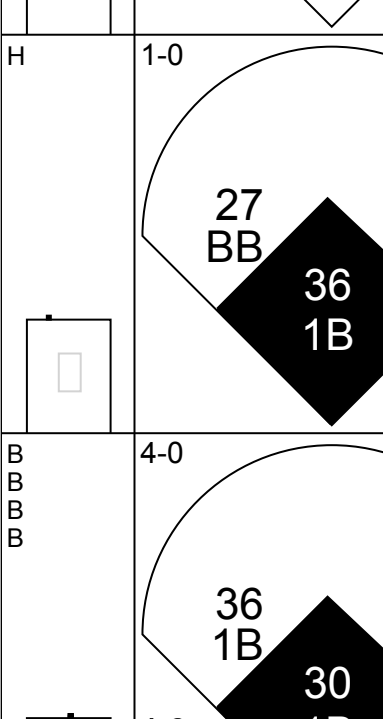
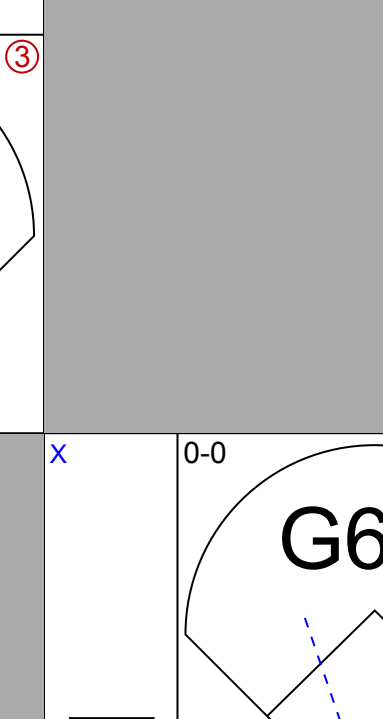
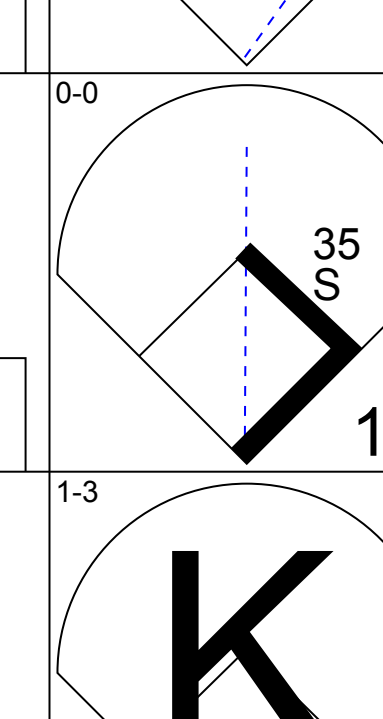
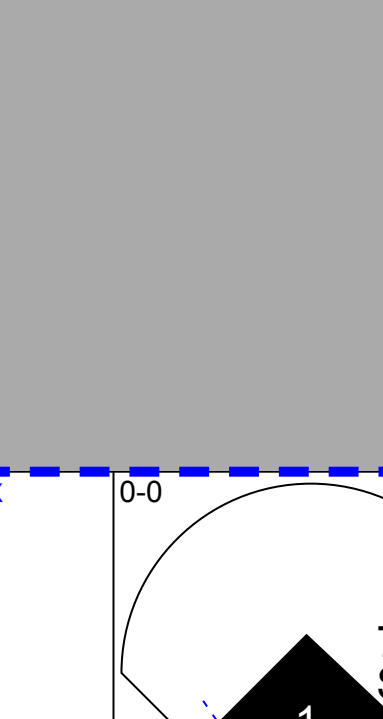
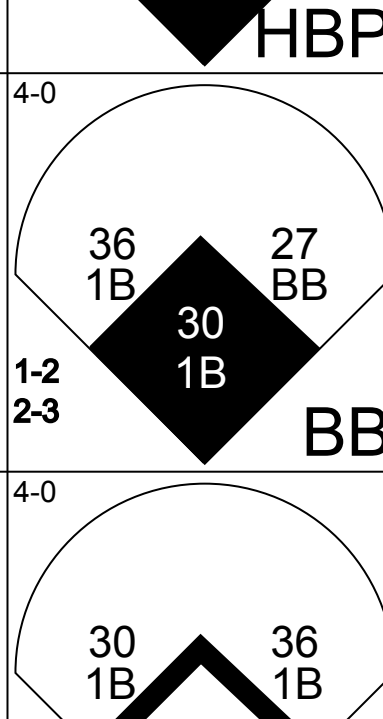
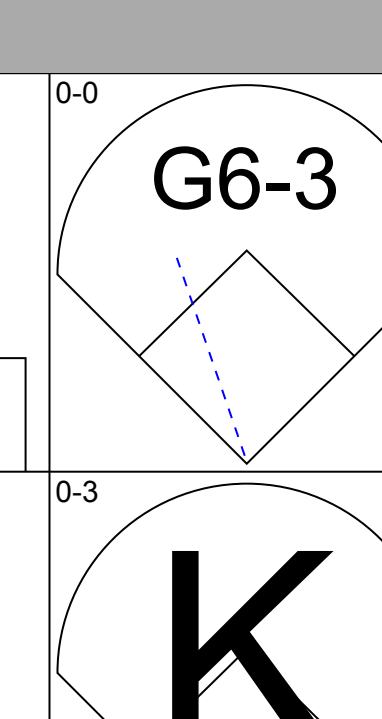
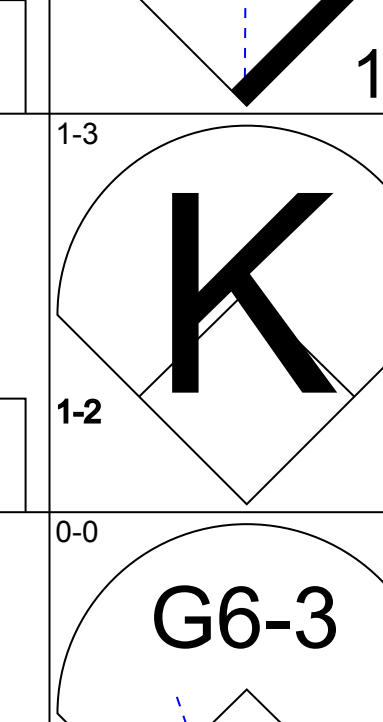
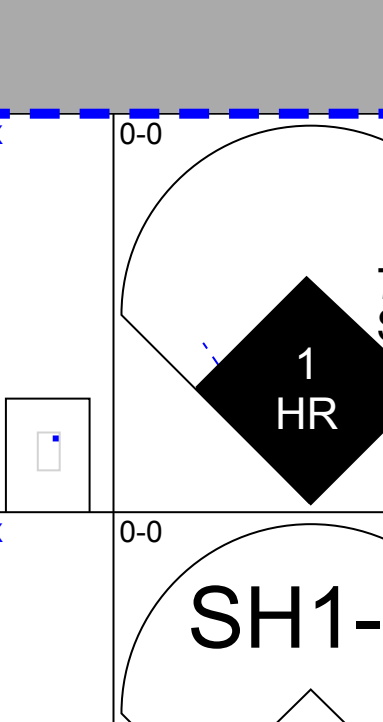
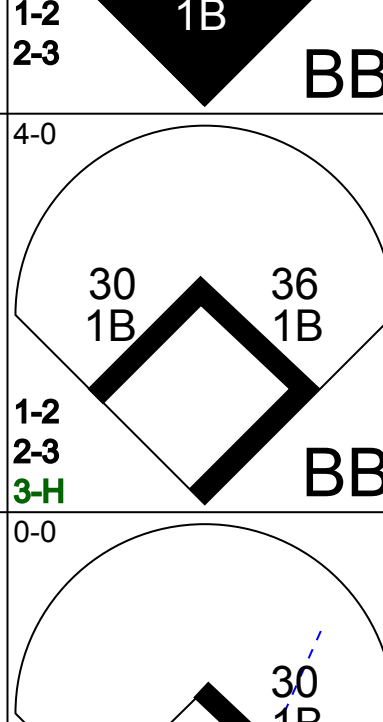
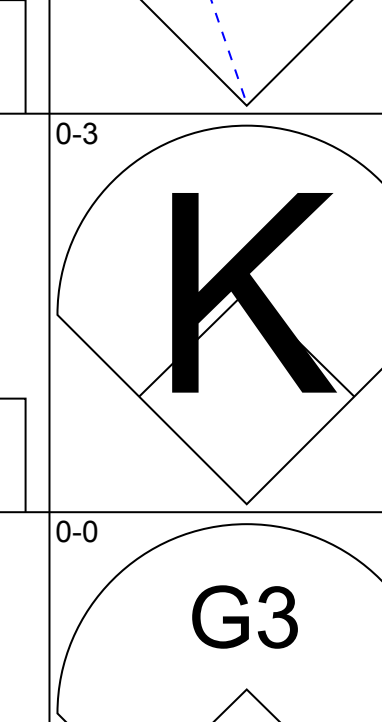
Batter	1	2	3	4	5	6	7	8	9	AB	R	H	RBI	BB	SO	LOB	TOP			
5 Tony Kemp, L (1,4) OBP: 0.375, SLG: 0.188 17 Pablo Reyes, R (6,4) OBP: 0.278, SLG: 0.250										2	0	0	1	0	1	0	Oakland Guardians Goodyear Ballpark, Goodyear, AZ Sat Mar 11 2023, 3:05 PM - 5:16 PM EST Att: 5,007 - Cloudy - 75 F			
26 Jonah Bride, R (1,5) OBP: 0.294, SLG: 0.077 76 Trenton Brooks, L (6,9) OBP: 0.200, SLG: 0.500										2	0	1	0	1	0	0				
21 Conner Capel, L (1,9) OBP: 0.375, SLG: 0.474 49 Logan Davidson, S (6,5)										3	0	0	0	0	1	2				
23 Shea Langeliers, R (1,2) OBP: 0.348, SLG: 0.524 40 Derris Garcia, R (7,3) OBP: 0.200, SLG: 0.167										3	0	0	0	0	0	2				
73 Ryan Noda, L (1,3) OBP: 0.379, SLG: 0.409 8 Tyler Wade, L (7,7) OBP: 0.450, SLG: 0.438										3	0	0	0	0	2	0				
25 Brent Rooker, R (1,7) OBP: 0.538, SLG: 0.500 49 Tyler Soderstrom, L (7,2) OBP: 0.389, SLG: 0.785										3	0	0	0	0	2	0				
33 JJ Bleday, L (1,10) OBP: 0.357, SLG: 0.292										2	0	0	0	1	1	0				
4 Kevin Smith, R (1,6) OBP: 0.417, SLG: 0.696 18 Max Muncy, R (7,6) OBP: 0.222, SLG: 0.333										3	1	1	0	0	1	1				
77 Lawrence Butler, L (1,8) OBP: 0.636, SLG: 1.056 78 Michael Guldberg, R (8,8)										3	1	1	1	0	0	0				
Inning Stats	R: 0 E: 0 K: 1 S: 5	H: 0 LOB: 1 BB: 1 P: 9	R: 0 E: 0 K: 3 S: 9	H: 0 LOB: 0 BB: 0 P: 9	R: 2 E: 1 K: 1 S: 7	H: 2 LOB: 0 BB: 0 P: 7	R: 0 E: 0 K: 1 S: 5	H: 0 LOB: 0 BB: 0 P: 5	R: 0 E: 0 K: 1 S: 4	H: 1 LOB: 1 BB: 0 P: 4	R: 0 E: 0 K: 1 S: 5	H: 0 LOB: 1 BB: 1 P: 9	R: 0 E: 0 K: 0 S: 3	H: 0 LOB: 0 BB: 0 P: 3	R: 0 E: 0 K: 0 S: 3	H: 0 LOB: 0 BB: 0 P: 3		1B: 2 2B: 1 3B: 0 HR: 0	SF: 1 SAC: 0 DP: 0 HBP: 0	WP: 0 PB: 0 SB: 0 CS: 0
PITCHER	IP WLS BF H R ER SO BB IBB HBP BLK WP HR S P ERA WHIP																			
43 Aaron Civale, R (1,1) ERA: 4.5	3.0	W	12	2	2	2	5	1	0	0	0	0	0	0	0	21	25	6.00	1.000	
37 Trevor Stephan, R (4,1) ERA: 16.2	1.0	H	3	0	0	0	1	0	0	0	0	0	0	0	5	5	0.00	0.000		
62 Emyel De Los Santos, R (5,1) ERA:	1.0	H	3	0	0	0	1	0	0	0	0	0	0	0	5	5	0.00	0.000		
52 Nick Sandlin, R (6,1) ERA:	1.0	H	4	1	0	0	0	0	0	0	0	0	0	4	4	0.00	1.000			
68 Joey Cantillo, L (7,1) ERA:	1.0	H	4	0	0	0	1	1	0	0	0	0	0	5	9	0.00	1.000			





Batter	1	2	3	4	5	6	7	8	9	AB	R	H	RBI	BB	SO	LOB	BOTTOM			
38 Steven Kwan, L (1,7) OBP: 0.381, SLG: 0.368 24 Angel Zarate, L (6,7)										2	1	2	0	1	0	0	Oakland Guardians Goodyear Ballpark, Goodyear, AZ Sat Mar 11 2023, 3:05 PM - 5:16 PM EST Att: 5,007 - Cloudy - 75 F			
1 Amed Rosario, R (1,6) OBP: 0.300, SLG: 0.278 75 José Tena, L (6,6) OBP: 0.333, SLG: 0.250										3	0	1	0	0	0	2				
11 José Ramírez, S (1,5) OBP: 0.450, SLG: 0.588 79 Angel Martínez, S (6,5) OBP: 0.318, SLG: 0.368										2	1	1	2	1	0	2				
55 Josh Bell, S (1,3) OBP: 0.150, SLG: 0.316 80 David Fry, R (6,3) OBP: 0.556, SLG: 1.000										3	0	0	0	0	0	2				
22 Josh Naylor, L (1,9) OBP: 0.333, SLG: 0.364 81 Micah Pries, L (6,9) OBP: 0.364, SLG: 0.800										3	0	0	0	0	0	2				
39 Oscar Gonzalez, R (1,10) OBP: 0.150, SLG: 0.150 78 Jhonkensy Noel, R (8, PH) (9,10)										3	0	0	0	0	1	0				
8 Gabriel Arias, R (1,4) OBP: 0.286, SLG: 0.348 74 Juan Brito, S (7,4) OBP: 0.524, SLG: 0.250										2	1	0	0	1	2	0				
10 Mike Zunino, R (1,2) OBP: 0.286, SLG: 0.417 32 Zack Collins, L (7,2) OBP: 0.500, SLG: 0.818										2	1	1	2	1	1	0				
7 Myles Straw, R (1,8) OBP: 0.273, SLG: 0.111 29 Pres Cavanaugh, L (6,8)										2	0	0	0	0	0	1				
Inning Stats	R: 2 E: 0 K: 0 S: 5	H: 2 LOB: 0 BB: 0 P: 7	R: 2 E: 0 K: 0 S: 7	H: 2 LOB: 2 BB: 2 P: 16	R: 0 E: 0 K: 0 S: 3	H: 0 LOB: 0 BB: 0 P: 3	R: 0 E: 0 K: 1 S: 4	H: 0 LOB: 0 BB: 1 P: 8	R: 0 E: 0 K: 0 S: 4	H: 1 LOB: 2 BB: 1 P: 8	R: 0 E: 0 K: 3 S: 9	H: 0 LOB: 0 BB: 0 P: 9	R: 0 E: 0 K: 2 S: 7	H: 0 LOB: 1 BB: 1 P: 12	R: 0 E: 0 K: 0 S: 4	H: 1 LOB: 1 BB: 0 P: 4		1B: 3 2B: 1 3B: 0 HR: 2	SF: 0 SAC: 0 DP: 1 HBP: 0	WP: 1 PB: 0 SB: 1 CS: 0
PITCHER	IP WLS BF H R ER SO BB IBB HBP BLK WP HR S P ERA WHIP																			
Ken Waldichuk, L (1,1) ERA: 13.5	3.1	L	17	4	4	4	1	3	0	0	0	0	0	0	5	9	0.00	1.200		
68 Domingo Acevedo, R (4,1) ERA:	1.2		6	1	0	0	0	1	0	0	0	0	0	0	5	9	0.00	1.200		
30 Chad Smith, R (6,1) ERA: 5.79	1.0		3	0	0	0	3	0	0	0	0	0	0	0	9	9	0.00	0.000		
94 Ryan Cusick, R (7,1) ERA:	1.2		7	1	0	0	2	1	0	0	0	1	0	10	15	0.00	1.200			
83 Nolan Long, R (8,1) ERA:	0.1		1	0	0	0	0	0	0	0	0	0	0	1	1	0.00	0.000			





Batter	1	2	3	4	5	6	7	8	9	AB	R	H	RBI	BB	SO	LOB	TOP			
3 Taylor Ward, R OBP: 0.429, SLG: 0.615 16 Mickey Moniak, L OBP: 0.438, SLG: 0.667										3	0	1	0	0	2	0	Los Angeles Angels @ Cleveland Guardians Goodyear Ballpark, Goodyear, AZ Tue Mar 14 2023, 4:06 PM - 6:35 PM EDT Att: 5,602 - Partly Cloudy - 77 F			
18 Jake Lamb, L OBP: 0.407, SLG: 0.478 25 Taylor Jones, R OBP: 0.333, SLG: 0.308										2	1	0	0	1	1	2				
23 Brandon Drury, R OBP: 0.400, SLG: 0.545 71 Arold Vera, S OBP: 0.250, SLG: 0.250										3	2	2	2	0	1	2				
20 Jared Walsh, L OBP: 0.385, SLG: 0.455 19 Luis Barrera, L OBP: 0.391, SLG: 0.421										3	1	1	2	0	1	2				
21 Matt Thaiss, L OBP: 0.583, SLG: 0.529 75 Trev Cabbage, L OBP: 0.333, SLG: 0.500 93 Jordyn Adams, R OBP: 0.500, SLG: 0.650										3	0	0	0	0	0	0				
33 Max Stassi, R OBP: 0.333, SLG: 0.556 35 Chad Wallach, R OBP: 0.214, SLG: 0.154										3	0	0	0	0	0	0				
8 Brett Phillips, L OBP: 0.143, SLG: 0.269 7 Jo Adell, R OBP: 0.273, SLG: 0.452										2	0	0	0	0	1	0				
4 Andrew Velazquez, S OBP: 0.160, SLG: 0.160 94 Zach Neto, R OBP: 0.286, SLG: 0.278										3	0	0	0	0	2	0				
92 Kyren Paris, R OBP: 0.381, SLG: 0.500 89 Jeremiah Jackson, R OBP: 0.267, SLG: 0.533										2	0	1	0	0	0	0				
Inning Stats	R: 2 E: 0 K: 1 S: 8	H: 2 LOB: 0 BB: 0 P: 9	R: 0 E: 0 K: 1 S: 5	H: 0 LOB: 0 BB: 0 P: 5	R: 0 E: 0 K: 2 S: 9	H: 2 LOB: 2 BB: 0 P: 9	R: 0 E: 0 K: 1 S: 5	H: 0 LOB: 0 BB: 0 P: 5	R: 0 E: 0 K: 1 S: 7	H: 1 LOB: 0 BB: 1 P: 12	R: 0 E: 0 K: 3 S: 9	H: 0 LOB: 0 BB: 0 P: 9	R: 0 E: 0 K: 1 S: 7	H: 2 LOB: 3 BB: 1 P: 11	R: 4 E: 1 K: 1 S: 9	H: 3 LOB: 1 BB: 1 P: 14		1B: 8 2B: 0 3B: 0 HR: 2	SF: 0 SAC: 0 DP: 0 HBP: 0	WP: 1 PB: 0 SB: 0 CS: 0
PITCHER	IP: 4.2 ERA: 1.88	WLS: 1 BF: 18	H: 4 R: 0 ER: 0 SO: 1	R: 0 R: 0 ER: 0 SO: 1	BB: 0 IBB: 0 HBP: 0 BLK: 0	BB: 0 IBB: 0 HBP: 0 BLK: 0	WP: 0 HR: 1 S: 3 P: 3	ERA: 3.86 WHIP: 0.857	PITCHER	IP: 1.0 ERA: 7.36	WLS: L BF: 8	H: 3 R: 4 ER: 1 SO: 1	R: 3 R: 4 ER: 1 SO: 1	BB: 1 IBB: 0 HBP: 0 BLK: 0	WP: 1 HR: 0 S: 9 P: 14	ERA: 9.00 WHIP: 4.000				

Batter	1	2	3	4	5	6	7	8	9	AB	R	H	RBI	BB	SO	LOB	BOTTOM			
38 Steven Kwan, L OBP: 0.444, SLG: 0.391 30 Cesar Idrogo, S OBP: 0.500, SLG: 0.500										2	1	0	0	1	0	1	Los Angeles Angels @ Cleveland Guardians Goodyear Ballpark, Goodyear, AZ Tue Mar 14 2023, 4:06 PM - 6:35 PM EDT Att: 5,602 - Partly Cloudy - 77 F			
1 Amed Rosario, R OBP: 0.348, SLG: 0.458 1 Carson Tucker, R									3	1	3	2	0	0	0					
11 José Ramírez, S OBP: 0.423, SLG: 0.590 29 Emerson Purrey, S									3	0	0	0	0	0	3					
55 Josh Bell, S OBP: 0.269, SLG: 0.375 11 Jose Baez, S									2	2	2	1	1	0	0					
22 Josh Naylor, L OBP: 0.333, SLG: 0.308 81 Micah Pries, L OBP: 0.370, SLG: 0.720									3	0	0	0	0	3	3					
39 Oscar Gonzalez, R OBP: 0.192, SLG: 0.160 32 Marlin Made, L									2	0	0	0	0	0	1					
8 Gabriel Arias, R OBP: 0.410, SLG: 0.429 2 Tyler Freeman, R OBP: 0.222, SLG: 0.130									2	1	1	0	1	0	1					
35 Cam Gallagher, R OBP: 0.200, SLG: 0.143 27 Bryan Lavastida, R OBP: 0.250, SLG: 0.162									2	1	1	0	0	1	1					
7 Myles Straw, R OBP: 0.400, SLG: 0.250 36 Luis Durango, L OBP: 0.500, SLG: 0.500									1	0	0	0	0	0	1					
Inning Stats	R: 1 E: 0 K: 1 S: 6	H: 2 LOB: 1 BB: 1 P: 10	R: 0 E: 0 K: 1 S: 6	H: 1 LOB: 0 BB: 0 P: 7	R: 0 E: 0 K: 0 S: 3	H: 1 LOB: 0 BB: 0 P: 3	R: 0 E: 0 K: 1 S: 6	H: 1 LOB: 0 BB: 0 P: 6	R: 2 E: 0 K: 3 S: 11	H: 2 LOB: 3 BB: 3 P: 25	R: 0 E: 0 K: 2 S: 7	H: 0 LOB: 0 BB: 0 P: 7	R: 0 E: 0 K: 1 S: 5	H: 0 LOB: 0 BB: 0 P: 5	R: 0 E: 1 K: 2 S: 8	H: 0 LOB: 1 BB: 0 P: 8		1B: 8 2B: 0 3B: 0 HR: 1	SF: 0 SAC: 1 DP: 2 HBP: 1	WP: 1 PB: 0 SB: 1 CS: 0
PITCHER	IP: 4.0 ERA: 3.6	WLS: B BF: 16	H: 5 R: 1 ER: 1 SO: 1	R: 2 R: 2 ER: 2 SO: 2	BB: 1 IBB: 0 HBP: 0 BLK: 0	BB: 0 IBB: 0 HBP: 0 BLK: 0	WP: 0 HR: 5 S: 5 P: 5	ERA: 2.25 WHIP: 1.500	PITCHER	IP: 1.0 ERA: 6.75	WLS: B BF: 8	H: 2 R: 3 ER: 3 SO: 2	R: 3 R: 4 ER: 3 SO: 2	BB: 0 IBB: 0 HBP: 0 BLK: 0	WP: 0 HR: 1 S: 9 P: 14	ERA: 40.50 WHIP: 7.500				

Batter	1	2	3	4	5	6	7	8	9	AB R H RBI BB SO LOB	TOP																								
											<p>Cleveland Guardians @ San Diego Padres Peoria Stadium, Peoria, AZ Wed Mar 15 2023, 9:40 PM EDT</p> <p>livebaseballscorecards.com</p> <p>AB 0 R 0 H 0 RBI 0 BB 0 SO 0 LOB 0</p> 																								
Inning Stats										1B: 0 SF: 0 2B: 0 SAC: 0 3B: 0 DP: 0 HR: 0 HBP: 0	WP: 0 PA: 0 FB: 0 SB: 0 CS: 0																								
PITCHER	IP	WLS	BF	H	R	ER	SO	BB	IBB	HBP	BLK	WP	HR	S	P	ERA	WHIP	PITCHER	IP	WLS	BF	H	R	ER	SO	BB	IBB	HBP	BLK	WP	HR	S	P	ERA	WHIP

Batter	1	2	3	4	5	6	7	8	9	AB R H RBI BB SO LOB	BOTTOM																								
											<p>Cleveland Guardians @ San Diego Padres Peoria Stadium, Peoria, AZ Wed Mar 15 2023, 9:40 PM EDT</p> <p>livebaseballscorecards.com</p> <p>AB 0 R 0 H 0 RBI 0 BB 0 SO 0 LOB 0</p> 																								
Inning Stats										1B: 0 SF: 0 2B: 0 SAC: 0 3B: 0 DP: 0 HR: 0 HBP: 0	WP: 0 PA: 0 FB: 0 SB: 0 CS: 0																								
PITCHER	IP	WLS	BF	H	R	ER	SO	BB	IBB	HBP	BLK	WP	HR	S	P	ERA	WHIP	PITCHER	IP	WLS	BF	H	R	ER	SO	BB	IBB	HBP	BLK	WP	HR	S	P	ERA	WHIP

Batter	1	2	3	4	5	6	7	8	9	AB	R	H	RBI	BB	SO	LOB	TOP										
1 Elvis Andrus, R OBP: 0.440, SLG: 0.773 48 Sebastián Rivera, R OBP: 0.111, SLG: 0.111	0-0 22 G6-3 23 1B 2B	0-0 F9		0-3 K		0-3 K		0-3 K2-3	3 1 1 0 0 1 4 2 0 0 0 0 2 1																		
22 Oscar Colás, L OBP: 0.342, SLG: 0.514 86 Chris Shaw, L	0-0 G6-3 2-3		0-0 F7		0-0 L6		0-0 P3		4 0 0 0 0 0 1 0 0 0 0 0 0 0																		
23 Andrew Benintendi, L OBP: 0.500, SLG: 0.200 0 Billy Hamilton, S OBP: 0.235, SLG: 0.200	0-0 1B		0-3 K		3-0 BB		0-3 K	2 0 1 1 1 1 0 1 0 0 0 0 1 0																			
24 Yasmani Grandal, S OBP: 0.379, SLG: 0.560 90 Nate Mondou, L	0-3 K		4-0 BB		0-0 P5		0-0 F7	2 0 0 0 1 1 2 1 0 0 0 0 0 0																			
30 Jake Burger, R OBP: 0.250, SLG: 0.526 95 Duke Ellis, L OBP: 1.000, SLG: 1.000	0-0 F9		0-0 F9		0-0 G6-3		0-0 1B	3 0 0 0 0 0 3 1 0 1 0 0 0 0																			
32 Gavin Sheets, L OBP: 0.298, SLG: 0.367 41 Jake Marisnick, R OBP: 0.227, SLG: 0.200		0-0 2B		0-0 G4-3		0-0 F8		0-0 G5-3	3 0 1 0 0 0 0 1 0 0 0 0 0 1																		
26 Hanser Alberto, R OBP: 0.500, SLG: 0.857 15 Erik González, R OBP: 0.409, SLG: 0.500		0-0 F7		0-0 22 1B 1B		0-0 G4-3		0-0 22 G4-3 1B	2 0 1 0 0 0 1 2 0 1 0 0 0 0								AB 34 R 1 H 8 RBI 1 BB 3 SO 9 LOB 18										
22 Victor Reyes, S OBP: 0.385, SLG: 0.381		4-0 BB		0-0 1B		0-3 K2-3		1-0 G4-3 1-2	3 0 1 0 1 1 1																		
12 Romy Gonzalez, R OBP: 0.217, SLG: 0.053 83 Moisés Castillo, R OBP: 0.273, SLG: 0.300		0-3 K		0-3 K		0-0 G5-3		0-0 2B	2 0 0 0 0 2 4 2 0 1 0 0 0 0																		
Inning Stats	R: 1 E: 0 K: 1 S: 7	H: 2 LOB: 1 BB: 0 P: 7	R: 0 E: 0 K: 1 S: 6	H: 1 LOB: 2 BB: 1 P: 10	R: 0 E: 0 K: 1 S: 5	H: 0 LOB: 1 BB: 1 P: 9	R: 0 E: 0 K: 2 S: 9	H: 2 LOB: 2 BB: 0 P: 9	R: 0 E: 0 K: 1 S: 3	H: 0 LOB: 1 BB: 0 P: 6	R: 0 E: 0 K: 1 S: 5	H: 0 LOB: 0 BB: 0 P: 5	R: 0 E: 0 K: 1 S: 5	H: 0 LOB: 0 BB: 0 P: 5	R: 0 E: 0 K: 1 S: 6	H: 1 LOB: 1 BB: 0 P: 6	R: 0 E: 0 K: 1 S: 6	H: 2 LOB: 1 BB: 0 P: 7	1B: 5 2B: 3 HR: 0	SF: 0 SAC: 0 DP: 0 HBP: 0	WP: 0 PB: 0 SB: 0 CS: 0	PA: 37					
PITCHER	IP	WLS	BF	H	R	ER	SO	BB	IBB	HBP	BLK	WP	HR	S	P	ERA	WHIP	PITCHER									
24 Triston McKenzie, R ERA: 8.1	4.0	W	19	5	1	1	5	2	0	0	0	0	0	27	35	2.25	1.750										
48 Emmanuel Clase, R ERA: 4.5	1.0		4	0	0	0	0	1	0	0	0	0	0	3	6	0.00	1.000										
70 Hunter Gaddis, R ERA: 2.69	2.0		6	0	0	0	2	0	0	0	0	0	0	10	10	0.00	0.000										
73 Tim Herrin, L ERA: 5.87	2.0		8	3	0	0	2	0	0	0	0	0	0	12	13	0.00	1.500										

Batter	1	2	3	4	5	6	7	8	9	AB	R	H	RBI	BB	SO	LOB	BOTTOM										
38 Steven Kwan, L OBP: 0.400, SLG: 0.346 9 Richie Palacios, L OBP: 0.500, SLG: 0.429	0-0 F8	0-0 L6		0-0 F7		0-0 G4-3				3 0 0 0 0 0 2 1 0 0 0 0 0 1																	
1 Amed Rosario, R OBP: 0.379, SLG: 0.481 2 Tyler Freeman, R OBP: 0.214, SLG: 0.125	0-0 55 BB 11 HBP 22 HR 1B	0-0 11 G3-6-3 1B		1-3 K			0-0 L6		3 1 2 0 0 1 1 1 0 0 0 0 0 0																		
11 José Ramírez, S OBP: 0.414, SLG: 0.458 80 David Fry, R OBP: 0.476, SLG: 0.813	1-0 22 HR HBP	0-0 G3-6-3 1B			0-0 F9		0-0 L5		2 1 0 0 0 0 1 1 0 0 0 0 0 0																		
55 Josh Bell, S OBP: 0.276, SLG: 0.346 81 Micah Pries, L OBP: 0.393, SLG: 0.769	4-0 22 HR BB		0-3 K		0-0 G6-3		0-0 2B		2 1 0 0 1 1 0 1 0 1 0 0 0 0																		
22 Josh Naylor, L OBP: 0.364, SLG: 0.448 27 Bryan Lavastida, R (7, PH) OBP: 0.231, SLG: 0.167	1-0 HR		0-3 K		0-0 39 FC5-4 1B		0-3 K		3 1 2 4 0 1 0 1 0 0 0 0 1 1																		
39 Oscar Gonzalez, R OBP: 0.241, SLG: 0.154 63 Will Brennan, L OBP: 0.333, SLG: 0.556	3-0 BB		4-0 BB		0-0 FC5-4		0-3 K		1 0 0 0 2 0 1 1 0 0 0 0 1 0																		
8 Gabriel Arias, R OBP: 0.412, SLG: 0.452 1 Christian Cairo, R	0-3 K		0-3 K		0-0 2B		0-0 G6-3		3 0 1 0 0 2 2 1 0 0 0 0 0 0								AB 31 R 5 H 8 RBI 4 BB 4 SO 9 LOB 13										
10 Mike Zunino, R OBP: 0.211, SLG: 0.294 32 Zack Collins, L OBP: 0.412, SLG: 0.600	0-3 K		0-3 K		0-0 P6		0-0 BB		2 0 0 0 0 2 1 1 0 0 0 1 0 1																		
7 Myles Straw, R OBP: 0.444, SLG: 0.400 4 Roman Quinn, S OBP: 0.240, SLG: 0.545		0-0 1B 11 G3-6-3 2B		0-0 K		0-0 L8		0-0 F7	3 1 2 0 0 0 1 1 0 0 0 0 0 1																		
Inning Stats	R: 4 E: 0 K: 2 S: 9	H: 2 LOB: 1 BB: 2 P: 18	R: 1 E: 0 K: 0 S: 4	H: 2 LOB: 0 BB: 0 P: 4	R: 0 E: 0 K: 3 S: 9	H: 0 LOB: 1 BB: 1 P: 13	R: 0 E: 0 K: 2 S: 8	H: 1 LOB: 1 BB: 0 P: 9	R: 0 E: 0 K: 0 S: 4	H: 1 LOB: 1 BB: 0 P: 4	R: 0 E: 0 K: 1 S: 6	H: 1 LOB: 1 BB: 0 P: 6	R: 0 E: 0 K: 1 S: 5	H: 0 LOB: 1 BB: 1 P: 9	1B: 4 2B: 3 3B: 0 HR: 1	SF: 0 SAC: 0 DP: 1 HBP: 1	WP: 0 PB: 0 SB: 0 CS: 0	PA: 36									
PITCHER	IP	WLS	BF	H	R	ER	SO	BB	IBB	HBP	BLK	WP	HR	S	P	ERA	WHIP	PITCHER									
62 Nick Avila, R ERA: 9.0	1.0	L	8	4	4	2	2	2	0	1	0	0	0	18	18	36.00	4.000										
99 Keynan Middleton, R ERA: 7.2	1.0		4	2	1	1	0	0	0	0	0	0	0	4	4	9.00	2.000										
71 Jesse Scholtens, R ERA: 13.8	3.0		13	3	0	0	5	1	0	0	0	0	0	22	27	0.00	1.333										
58 Jimmy Lambert, R ERA: 7.36	1.0		3	0	0	0	0	0	0	0	0	0	0	3	3	0.00	0.000										
47 Bryan Shaw, R ERA:	1.0		4	1	0	0	1	0	0	0	0	0	0	6	6	0.00	1.000										

Chicago White Sox @ Cleveland Guardians
Goodyear Ballpark, Goodyear, AZ
Thu Mar 16 2023, 4:05 PM - 6:35 PM EDT
Att: 4,758 - Cloudy - 69 F

Chicago White Sox @ Cleveland Guardians
Goodyear Ballpark, Goodyear, AZ
Thu Mar 16 2023, 4:05 PM - 6:35 PM EDT
Att: 4,758 - Cloudy - 69 F

Batter	1	2	3	4	5	6	7	8	9	AB	R	H	RBI	BB	SO	LOB	TOP								
2 Yonathan Daza, R (1.8) 96 Benny Montgomery, R (6.8) OBP: 0.395, SLG: 0.400 OBP: 0.500, SLG: 0.750	1-0 30 G3-6-3 1B			0-0 G6-3		0-3 K		0-3 K		3	0	1	0	0	1	0									
30 Harold Castro, L (1.4) 96 Aaron Schunk, R (6.4) OBP: 0.343, SLG: 0.457 OBP: 0.222, SLG: 0.556	0-0 G3-6-3 1-2			0-0 L8		0-0 G4-3		0-0 F8		3	0	0	0	0	0	1									
35 Elias Diaz, R (1.10) 99 Kyle Dattres, R (9. PH)	0-3 K			0-0 G6-3			0-3 K		3-0 90 G4-6-3 BB	3	0	0	0	0	2	0									
11 Mike Moustakas, L (1.5) 90 LJ Hatch, R (7.5)		0-0 81 1B			4-0 81 2B E		0-3 K		0-0 G4-6-3 1-2	2	1	1	0	1	1	0									
81 Jonathan Morales, R (1.2) OBP: 0.391, SLG: 0.368		0-0 89 G4-6-3 1B			0-0 E7 98 G4-3 1-H 2B		0-0 F7		4-0 97 DI BB	3	0	2	0	1	0	0									
89 Grant Lavigne, L (1.3) 97 Daniel Montano, L (8.7)		0-0 G4-6-3 1-2			0-3 K			0-0 90 BB 92 BB 1B	1-3 K	3	0	1	0	0	1	2									
98 Yanquiel Fernandez, L (1.9) 92 Juan Guerrero, R (7.9) OBP: 0.333, SLG: 0.556 OBP: 0.667, SLG: 0.500				0-0 G4-3		0-0 G4-3		4-0 90 BB 1-2 BB		2	0	0	0	0	0	1									
Julio Carreras, R (1.6) OBP: 0.346, SLG: 0.400				0-3 K		0-0 L4		0-0 P4		3	0	0	0	0	1	3									
90 Jameson Hannah, L (1.7) 70 Braxton Fulford, R (8.2) OBP: 0.556, SLG: 0.400 OBP: 0.286, SLG: 0.333				0-0 P6			0-0 G4-3		4-0 1-2 2-3 BB	2	0	0	0	1	0	0									
Inning Stats	R: 0 E: 0 K: 1 S: 5	H: 1 LOB: 0 BB: 0 P: 6	R: 0 E: 0 K: 0 S: 3	H: 2 LOB: 0 BB: 0 P: 3	R: 0 E: 0 K: 1 S: 5	H: 0 LOB: 0 BB: 0 P: 5	R: 0 E: 0 K: 0 S: 3	H: 0 LOB: 0 BB: 0 P: 3	R: 1 E: 1 K: 1 S: 6	H: 1 LOB: 1 BB: 1 P: 10	R: 0 E: 0 K: 1 S: 5	H: 0 LOB: 0 BB: 0 P: 5	R: 0 E: 0 K: 2 S: 7	H: 0 LOB: 0 BB: 0 P: 7	R: 0 E: 0 K: 1 S: 6	H: 1 LOB: 3 BB: 2 P: 14	R: 0 E: 0 K: 1 S: 4	H: 0 LOB: 1 BB: 2 P: 12	1B: 3 2B: 2 3B: 0 HR: 0	SF: 0 SAC: 0 DP: 3 HBP: 0	WP: 0 PB: 0 SB: 0 CS: 0	PA: 33			
PITCHER	IP	WLS	BF	H	R	ER	SO	BB	IBB	HBP	BLK	WP	HR	S	P	ERA	WHIP								
57 Shane Bieber, R (1.1) ERA: 1.62	7.0	W	23	4	1	1	6	1	0	0	0	0	0	5	13	0.00	4.500								
37 Trevor Stephan, R (8.1) ERA: 13.5	0.2	H	5	1	0	0	1	2	0	0	0	0	0	1	1	0.00	4.000								
73 Tim Herrin, L (8.1) ERA: 5.63	0.1	H	1	0	0	0	0	0	0	0	0	0	0	1	1	0.00	0.000								
62 Enyel De Los Santos, R (9.1) ERA:	1.0	S	4	0	0	0	1	2	0	0	0	0	0	4	12	0.00	2.000								

Colorado Rockies @ Cleveland Guardians
Goodyear Ballpark, Goodyear, AZ
Sun Mar 19 2023, 4:06 PM - 6:23 PM EDT
Att: 4,748 - Cloudy - 68 F

livebaseballscorecards.com

AB 28
R 1
H 5
RBI 0
BB 5
SO 8
LOB 15



Batter	1	2	3	4	5	6	7	8	9	AB	R	H	RBI	BB	SO	LOB	BOTTOM								
2 Tyler Freeman, R (1.4) 4 Henry Gomez, S (8.4) OBP: 0.250, SLG: 0.161	0-0 G6-3		1-0 G6-3 1-2			4-0 32 G3 BB	0-0 F7			3	0	0	0	1	0	4									
9 Richie Palacios, L (1.7) 32 Wilfredo Antunez, L (8.7) OBP: 0.438, SLG: 0.308	0-3 K			0-0 G6-3		0-0 P5	0-0 1-2 2-H 3-H 1B			4	0	1	2	0	1	2									
32 Zack Collins, L (1.10) OBP: 0.320, SLG: 0.435	0-0 G6-3			0-3 K		0-0 G3	0-3 K			4	0	0	0	0	2	4									
39 Oscar Gonzalez, R (1.9) 24 Angel Mendoza, L (7.9) OBP: 0.194, SLG: 0.121		0-0 P4		0-0 G5-3		0-3 K		0-0 G4-3		3	0	0	0	0	1	2									
81 Micah Pries, L (1.3) 6 Marcos Gonzalez, R (8.3) OBP: 1.000, SLG: 1.000		0-0 G4-3			0-0 F7		0-0 E6 80 1B 4 HBP	0-0 46 G4-6-3 1B		3	1	0	0	0	0	0									
35 Cam Gallagher, R (1.2) 46 Meibrys Vitoria, L (8.2) OBP: 0.200, SLG: 0.158 OBP: 0.533, SLG: 0.583		0-0 P6			0-0 FC6 1B		0-3 K	0-0 G4-6-3 1-2		3	0	1	0	0	1	1									
80 David Fry, R (1.5) 22 Jose Pastrano, S (8.5) OBP: 0.395, SLG: 0.609			0-0 E5 4 FC4-6		0-0 F7		0-0 4 HBP 9 1B 1B			3	1	1	0	0	0	1									
José Tena, L (1.6) 8 Milan Toientino, L (8.6) OBP: 0.292, SLG: 0.190			0-3 K		0-0 FC6 1-2		4-0 4 HBP 9 1B BB			2	1	0	0	1	1	2									
4 Roman Quinn, S (1.8) 36 Luis Durango, L (8.8) OBP: 0.313, SLG: 0.607 OBP: 0.500, SLG: 0.500			0-0 FC4-6 2 S			0-0 32 G3 2B	1-0 9 1B HBP			2	0	1	1	0	0	1									
Inning Stats	R: 0 E: 0 K: 1 S: 5	H: 0 LOB: 0 BB: 0 P: 5	R: 0 E: 0 K: 0 S: 3	H: 0 LOB: 0 BB: 0 P: 3	R: 0 E: 1 K: 1 S: 6	H: 0 LOB: 1 BB: 0 P: 7	R: 0 E: 0 K: 1 S: 5	H: 0 LOB: 0 BB: 0 P: 5	R: 0 E: 0 K: 0 S: 4	H: 1 LOB: 1 BB: 0 P: 4	R: 0 E: 0 K: 1 S: 6	H: 0 LOB: 2 BB: 1 P: 10	R: 3 E: 1 K: 2 S: 10	H: 2 LOB: 2 BB: 1 P: 15	R: 0 E: 0 K: 0 S: 3	H: 1 LOB: 0 BB: 0 P: 3	1B: 4 2B: 1 3B: 0 HR: 0	SF: 0 SAC: 0 DP: 1 HBP: 1	WP: 0 PB: 0 SB: 1 CS: 0	PA: 33					
PITCHER	IP	WLS	BF	H	R	ER	SO	BB	IBB	HBP	BLK	WP	HR	S	P	ERA	WHIP								
80 Karl Kauffmann, R (1.1) ERA: 3.55	4.0		13	0	0	0	3	0	0	0	0	0	0	7	11	0.00	1.800								
60 Fernando Abad, L (5.1) ERA: 3.0	1.2	H	8	2	0	0	0	1	0	0	0	0	0	7	11	0.00	1.800								
61 Justin Lawrence, R (6.1) ERA:	1.0	L	7	1	3	0	2	1	0	1	0	0	0	9	14	0.00	2.000								
50 Ty Blach, L (7.1) ERA: 0.93	1.1		5	2	0	0	1	0	0	0	0	0	0	7	7	0.00	1.500								

Colorado Rockies @ Cleveland Guardians
Goodyear Ballpark, Goodyear, AZ
Sun Mar 19 2023, 4:06 PM - 6:23 PM EDT
Att: 4,748 - Cloudy - 68 F

livebaseballscorecards.com


AB 30
R 3
H 5
RBI 3
BB 2
SO 6
LOB 18



Batter	1	2	3	4	5	6	7	8	9	AB	R	H	RBI	BB	SO	LOB	TOP					
38 Steven Kwan, L OBP: 0.439, SLG: 0.371 22 Connor Kokx, R OBP: 0.400, SLG: 0.375										3	0	1	0	1	1	0	Cleveland Guardians @ Texas Rangers Surprise Stadium, Surprise, AZ Mon Mar 20 2023, 4:06 PM - 6:21 PM EDT Att. 4,185 - Overcast - 69 F					
1 Amed Rosario, R OBP: 0.275, SLG: 0.342										4	0	0	0	0	1	2						
11 José Ramírez, S OBP: 0.400, SLG: 0.457 80 David Fry, R OBP: 0.393, SLG: 0.609										4	1	2	0	0	1	1						
22 Josh Naylor, L OBP: 0.405, SLG: 0.553 81 Micah Pries, L OBP: 0.333, SLG: 0.618										3	2	3	2	0	0	0						
39 Oscar Gonzalez, R OBP: 0.256, SLG: 0.194 9 Richie Palacios, L OBP: 0.412, SLG: 0.286										3	2	3	0	0	0	0						
63 Will Brennan, L OBP: 0.308, SLG: 0.500 4 Roman Quinn, S OBP: 0.303, SLG: 0.586										3	0	1	1	0	0	3						
8 Gabriel Arias, R OBP: 0.391, SLG: 0.425 32 Zack Collins, L OBP: 0.308, SLG: 0.417										3	0	1	1	0	0	2						
10 Mike Zunino, R OBP: 0.160, SLG: 0.217 29 Emerson Purooy, S OBP: 0.308, SLG: 0.417										3	0	0	0	0	3	2						
2 Tyler Freeman, R OBP: 0.231, SLG: 0.147 22 Jose Pastrano, S OBP: 0.303, SLG: 0.586										3	0	0	0	0	0	0						
										1	0	0	0	0	1	1						
Inning Stats	R: 0 E: 0 K: 0 S: 3	H: 1 LOB: 0 BB: 0 P: 3	R: 1 E: 0 K: 1 S: 7	H: 3 LOB: 1 BB: 0 P: 7	R: 0 E: 0 K: 1 S: 5	H: 0 LOB: 0 BB: 0 P: 5	R: 2 E: 0 K: 0 S: 5	H: 3 LOB: 0 BB: 0 P: 5	R: 0 E: 0 K: 1 S: 8	H: 0 LOB: 0 BB: 0 P: 5	R: 2 E: 0 K: 1 S: 8	H: 3 LOB: 1 BB: 0 P: 9	R: 0 E: 0 K: 0 S: 7	H: 0 LOB: 1 BB: 1 P: 11	R: 0 E: 0 K: 0 S: 4	H: 1 LOB: 1 BB: 0 P: 4	R: 0 E: 0 K: 2 S: 6	H: 0 LOB: 0 BB: 0 P: 7	1B: 9 2B: 1 3B: 0 HR: 1	SF: 0 SAC: 0 DP: 2 HBP: 1	WP: 0 PB: 1 SB: 0 CS: 1	PA: 37
PITCHER	IP WLS BF H R ER SO BB IBB HBP BLK WP HR S P ERA WHIP																					
33 Dane Dunning, R ERA: 4.66	(1, 1) 6.0 25 10 5 4 4 0 0 0 0 0 0 1 33 34 6.00 1.667																					
68 Joe Barlow, R ERA: 2.45	(7, 1) 1.0 4 0 0 0 2 1 0 0 0 0 0 0 7 11 0.00 1.000																					
52 Taylor Hearn, L ERA: 5.14	(8, 1) 1.0 4 1 0 0 0 0 0 0 0 0 0 0 4 4 0.00 1.000																					
57 Will Smith, L ERA: 3.0	(9, 1) 1.0 3 0 0 0 2 0 0 0 1 0 0 0 6 7 0.00 0.000																					

Batter	1	2	3	4	5	6	7	8	9	AB	R	H	RBI	BB	SO	LOB	BOTTOM			
2 Marcus Semien, R OBP: 0.289, SLG: 0.395 20 Ezequiel Duran, R OBP: 0.356, SLG: 0.512										3	0	0	0	0	1	0	Cleveland Guardians @ Texas Rangers Surprise Stadium, Surprise, AZ Mon Mar 20 2023, 4:06 PM - 6:21 PM EDT Att. 4,185 - Overcast - 69 F			
5 Corey Seager, L OBP: 0.524, SLG: 0.816 41 Joe McCarthy, L OBP: 0.333, SLG: 0.370										3	1	2	0	0	0					
30 Nathaniel Lowe, L OBP: 0.391, SLG: 0.541 86 Diosbel Arias, R OBP: 0.200, SLG: 0.400										3	0	0	0	0	2	2				
53 Adolis Garcia, R OBP: 0.419, SLG: 0.571 8 Bubba Thompson, R OBP: 0.263, SLG: 0.314										3	0	0	0	0	1	2				
6 Josh Jung, R OBP: 0.372, SLG: 0.763 83 Sandro Fabian, R OBP: 0.200, SLG: 0.125										3	1	3	0	0	0	0				
28 Jonah Heim, S OBP: 0.353, SLG: 0.481 12 Sandy León, S OBP: 0.345, SLG: 0.481										2	0	0	0	0	0	2				
4 Robbie Grossman, S OBP: 0.188, SLG: 0.616 77 Clint Frazier, R OBP: 0.317, SLG: 0.405										2	0	0	0	0	2	1				
18 Mitch Garver, R OBP: 0.175, SLG: 0.231 39 Yoshi Tsutsugo, L OBP: 0.318, SLG: 0.476										3	0	0	1	0	1	1				
47 Josh Smith, L OBP: 0.462, SLG: 0.469 80 Frayner Chavez, S OBP: 0.303, SLG: 0.586										2	1	0	0	1	0	0				
										0	0	0	0	0	0	0				
Inning Stats	R: 0 E: 0 K: 2 S: 8	H: 1 LOB: 1 BB: 0 P: 10	R: 0 E: 0 K: 1 S: 5	H: 1 LOB: 0 BB: 0 P: 5	R: 0 E: 0 K: 2 S: 7	H: 0 LOB: 0 BB: 0 P: 7	R: 1 E: 0 K: 1 S: 7	H: 2 LOB: 1 BB: 0 P: 8	R: 0 E: 0 K: 1 S: 5	H: 0 LOB: 0 BB: 0 P: 5	R: 4 E: 0 K: 1 S: 9	H: 4 LOB: 1 BB: 1 P: 13	R: 0 E: 0 K: 1 S: 5	H: 0 LOB: 0 BB: 0 P: 5	R: 0 E: 0 K: 1 S: 5	H: 0 LOB: 0 BB: 0 P: 5	1B: 4 2B: 5 3B: 0 HR: 0	SF: 0 SAC: 0 DP: 1 HBP: 0	WP: 3 PB: 0 SB: 0 CS: 1	PA: 35
PITCHER	IP WLS BF H R ER SO BB IBB HBP BLK WP HR S P ERA WHIP																			
70 Hunter Gaddis, R ERA: 2.77	(1, 1) 3.2 13 3 1 1 0 0 0 0 0 0 1 0 2 3 0.00 3.000																			
65 Michael Kelly, R ERA: 1.59	(4, 1) 0.1 H 2 1 0 0 0 0 0 0 0 0 0 2 3 0.00 0.000																			
48 Emmanuel Clase, R ERA: 4.5	(5, 1) 1.0 H 3 0 0 0 1 0 0 0 0 0 0 0 5 5 0.00 0.000																			
49 Eli Morgan, R ERA: 10.29	(6, 1) 2.0 11 4 4 4 1 1 0 0 0 0 0 0 12 16 18.00 2.500																			
52 Nick Sandlin, R ERA:	(8, 1) 1.0 3 0 0 0 1 0 0 0 0 0 0 0 5 5 0.00 0.000																			

AB	34
R	5
H	11
RBI	4
BB	1
SO	8
LOB	14



Batter	1	2	3	4	5	6	7	8	9	AB	R	H	RBI	BB	SO	LOB	TOP					
38 Steven Kwan, L (1, 7) OBP: 0.438, SLG: 0.390	0-0 55 WP 1B		1-0 1 G5-3 HBP		0-0 1 1B 2B	0-3 K		0-3 K		3	2	2	0	0	1	1	Cleveland Guardians @ San Francisco Giants Scottsdale Stadium, Scottsdale, AZ Thu Mar 23 2023, 9:08 PM - 11:32 PM EDT Att: 8,723 - Partly Cloudy - 6 F					
4 Roman Quinn, S (6, 7) OBP: 0.314, SLG: 0.581										1	0	0	0	0	1	2						
1 Amed Rosario, R (1, 6) OBP: 0.277, SLG: 0.400	0-3 K		0-0 G5-3		0-0 11 1B 55 SF7 1B	0-1 HR		0-0 G4-3		4	2	2	3	0	1	2						
8 Gabriel Arias, R (6, 6) OBP: 0.378, SLG: 0.405			1-2		2-H	1-H		1-2		1	0	0	0	0	0	2						
11 José Ramírez, S (1, 5) OBP: 0.383, SLG: 0.429	0-0 55 WP 1B		0-0 F7		0-0 55 SF7 39 2B 1B	0-0 F8		0-3 K		4	2	2	0	0	0	1						
80 David Fry, R (6, 5) OBP: 0.367, SLG: 0.560			1-2		1-3					1	0	0	0	0	1	0						
55 Josh Bell, S (1, 10) OBP: 0.286, SLG: 0.486	1-2 HR		0-0 P5		0-0 2-H 3-H			0-0 G4-3		3	1	1	4	0	0	1						
46 Melbrys Vilorio, L (9, PH) OBP: 0.500, SLG: 0.550			1-2 HR		2-3					1	0	0	0	0	0	0						
22 Josh Naylor, L (1, 3) OBP: 0.408, SLG: 0.556	0-0 F8				0-3 39 HR 2B	0-3 K		0-0 1B		4	1	2	0	0	1	1						
9 Richie Palacios, L (7, PR) OBP: 0.368, SLG: 0.250										1	0	0	0	0	0	0						
39 Oscar Gonzalez, R (1, 9) OBP: 0.283, SLG: 0.326	0-0 G1-3				2-H	3-H		0-3 K		4	1	2	3	0	1	1						
17 Will Bartlett, R (7, 3)										0	0	0	0	0	0	0						
0 Andrés Giménez, L (1, 4) OBP: 0.350, SLG: 0.353		0-3 K			0-0 G6-3	0-0 G6-3		0-3 K		3	0	0	0	0	1	1						
8 Milan Tolentino, L (6, 4)										1	0	0	0	0	1	1						
7 Myles Straw, R (1, 8) OBP: 0.393, SLG: 0.400		0-3 K			0-3 K			0-3 K		3	0	0	0	0	3	0						
63 Will Brennan, L (6, 8) OBP: 0.317, SLG: 0.550										1	0	1	0	0	0	0						
35 Cam Gallagher, R (1, 2) OBP: 0.240, SLG: 0.250	0-0 P4				0-0 G6-3			0-0 32 1B 1B		3	1	1	0	0	0	0						
32 Zack Collins, L (7, 2) OBP: 0.321, SLG: 0.423								1-2 1 HR 1B		1	0	1	0	0	0	0						
Inning Stats	R: 3 E: 0 K: 1 S: 10	H: 3 LOB: 0 BB: 0 P: 11	R: 0 E: 0 K: 2 S: 7	H: 0 LOB: 0 BB: 0 P: 7	R: 0 E: 0 K: 0 S: 3	H: 0 LOB: 1 BB: 0 P: 4	R: 2 E: 0 K: 1 S: 9	H: 2 LOB: 0 BB: 0 P: 9	R: 3 E: 0 K: 2 S: 10	H: 4 LOB: 1 BB: 0 P: 10	R: 0 E: 0 K: 2 S: 8	H: 1 LOB: 1 BB: 0 P: 8	R: 0 E: 0 K: 1 S: 6	H: 2 LOB: 1 BB: 0 P: 6	R: 0 E: 0 K: 1 S: 5	H: 0 LOB: 0 BB: 0 P: 5	1B: 8 2B: 3 3B: 0 HR: 3	SF: 1 SAC: 0 DP: 1 HBP: 1	WP: 1 PB: 0 SB: 0 CS: 0	PA: 41		
PITCHER	IP WLS BF H R ER SO BB IBB HBP BLK WP HR S P ERA WHIP	IP WLS BF H R ER SO BB IBB HBP BLK WP HR S P ERA WHIP	IP WLS BF H R ER SO BB IBB HBP BLK WP HR S P ERA WHIP	IP WLS BF H R ER SO BB IBB HBP BLK WP HR S P ERA WHIP	IP WLS BF H R ER SO BB IBB HBP BLK WP HR S P ERA WHIP	IP WLS BF H R ER SO BB IBB HBP BLK WP HR S P ERA WHIP	IP WLS BF H R ER SO BB IBB HBP BLK WP HR S P ERA WHIP	IP WLS BF H R ER SO BB IBB HBP BLK WP HR S P ERA WHIP	IP WLS BF H R ER SO BB IBB HBP BLK WP HR S P ERA WHIP	IP WLS BF H R ER SO BB IBB HBP BLK WP HR S P ERA WHIP	IP WLS BF H R ER SO BB IBB HBP BLK WP HR S P ERA WHIP	IP WLS BF H R ER SO BB IBB HBP BLK WP HR S P ERA WHIP	IP WLS BF H R ER SO BB IBB HBP BLK WP HR S P ERA WHIP	IP WLS BF H R ER SO BB IBB HBP BLK WP HR S P ERA WHIP	IP WLS BF H R ER SO BB IBB HBP BLK WP HR S P ERA WHIP	IP WLS BF H R ER SO BB IBB HBP BLK WP HR S P ERA WHIP	IP WLS BF H R ER SO BB IBB HBP BLK WP HR S P ERA WHIP	IP WLS BF H R ER SO BB IBB HBP BLK WP HR S P ERA WHIP	IP WLS BF H R ER SO BB IBB HBP BLK WP HR S P ERA WHIP	IP WLS BF H R ER SO BB IBB HBP BLK WP HR S P ERA WHIP	IP WLS BF H R ER SO BB IBB HBP BLK WP HR S P ERA WHIP	IP WLS BF H R ER SO BB IBB HBP BLK WP HR S P ERA WHIP

AB	39
R	10
H	14
RBI	10
BB	0
SO	11
LOB	13



Batter	1	2	3	4	5	6	7	8	9	AB	R	H	RBI	BB	SO	LOB	BOTTOM					
31 LaMonte Wade Jr., L (1, 3) OBP: 0.270, SLG: 0.441	0-0 P4			0-3 K		0-3 K			0-0 85 FC5-4 1B	3	0	0	0	0	2	1	Cleveland Guardians @ San Francisco Giants Scottsdale Stadium, Scottsdale, AZ Thu Mar 23 2023, 9:08 PM - 11:32 PM EDT Att: 8,723 - Partly Cloudy - 6 F					
83 Logan Wyatt, L (7, 3) OBP: 0.357, SLG: 0.182										1	0	1	0	0	0	0						
39 Thairo Estrada, R (1, 6) OBP: 0.351, SLG: 0.647	0-3 K			0-0 G6-3			0-0 F7		0-0 FC5-4 FC6-4	3	0	0	0	0	1	0						
85 Aeverson Arteaga, R (6, 6) OBP: 0.351, SLG: 0.647								1-2		1	0	0	0	0	0	1						
8 Michael Conforto, L (1, 9) OBP: 0.287, SLG: 0.546	0-0 G3			0-0 G4-3			0-3 K		0-0 FC6-4	3	0	0	0	0	1	0						
Heliot Ramos, R (8, 9) OBP: 0.211, SLG: 0.235								1-2		1	0	0	0	0	1	1						
41 Wilmer Flores, R (1, 4) OBP: 0.290, SLG: 0.345		0-0 F9			0-0 G4-3					2	0	0	0	0	0	0						
98 Tyler Fitzgerald, R (6, 4) OBP: 0.214, SLG: 0.286										1	0	0	0	0	1	0						
7 J.D. Davis, R (1, 5) OBP: 0.366, SLG: 0.487	0-0 F9				0-0 F9			0-3 K		3	0	0	0	0	1	0						
87 Shane Matheny, L (9, 5) OBP: 0.308, SLG: 0.615										0	0	0	0	0	0	0						
5 Mike Yastrzemski, L (1, 8) OBP: 0.214, SLG: 0.187		0-0 P5						0-0 1B		3	0	1	0	0	1	0						
86 Grant McCray, L (8, PR) OBP: 0.294, SLG: 0.333										0	0	0	0	0	0	0						
1 Roberto Pérez, R (1, 2) OBP: 0.238, SLG: 0.350			0-0 L3			0-3 K		0-3 K		2	0	0	0	0	1	0						
14 Austin Wynns, R (8, 2) OBP: 0.364, SLG: 0.706										1	0	0	0	0	1	1						
6 Stephen Piscotty, R (1, 7) OBP: 0.370, SLG: 0.440			0-0 G5-3			0-0 F7		0-0 F7		2	0	0	0	0	0	0						
88 Wade Moeckler, L (8, 7) OBP: 0.467, SLG: 0.385										1	0	0	0	0	0	1						
21 Joey Bart, R (1, 10) OBP: 0.385, SLG: 0.500			0-3 K			4-0 BB			0-0 G5-3	2	0	0	0	1	1	0						
Inning Stats	R: 0 E: 0 K: 1 S: 5	H: 0 LOB: 0 BB: 0 P: 5	R: 0 E: 0 K: 0 S: 3	H: 0 LOB: 0 BB: 0 P: 3	R: 0 E: 0 K: 1 S: 5	H: 0 LOB: 0 BB: 0 P: 5	R: 0 E: 0 K: 1 S: 5	H: 0 LOB: 0 BB: 0 P: 5	R: 0 E: 0 K: 2 S: 7	H: 0 LOB: 1 BB: 1 P: 11	R: 0 E: 0 K: 2 S: 7	H: 0 LOB: 0 BB: 0 P: 7	R: 0 E: 0 K: 2 S: 8	H: 1 LOB: 1 BB: 0 P: 8	R: 0 E: 0 K: 0 S: 4	H: 1 LOB: 1 BB: 0 P: 4	1B: 2 2B: 0 3B: 0 HR: 0	SF: 0 SAC: 0 DP: 0 HBP: 0	WP: 0 PB: 0 SB: 0 CS: 0	PA: 30		
PITCHER	IP WLS BF H R ER SO BB IBB HBP BLK WP HR S P ERA WHIP	IP WLS BF H R ER SO BB IBB HBP BLK WP HR S P ERA WHIP	IP WLS BF H R ER SO BB IBB HBP BLK WP HR S P ERA WHIP	IP WLS BF H R ER SO BB IBB HBP BLK WP HR S P ERA WHIP	IP WLS BF H R ER SO BB IBB HBP BLK WP HR S P ERA WHIP	IP WLS BF H R ER SO BB IBB HBP BLK WP HR S P ERA WHIP	IP WLS BF H R ER SO BB IBB HBP BLK WP HR S P ERA WHIP	IP WLS BF H R ER SO BB IBB HBP BLK WP HR S P ERA WHIP	IP WLS BF H R ER SO BB IBB HBP BLK WP HR S P ERA WHIP	IP WLS BF H R ER SO BB IBB HBP BLK WP HR S P ERA WHIP	IP WLS BF H R ER SO BB IBB HBP BLK WP HR S P ERA WHIP	IP WLS BF H R ER SO BB IBB HBP BLK WP HR S P ERA WHIP	IP WLS BF H R ER SO BB IBB HBP BLK WP HR S P ERA WHIP	IP WLS BF H R ER SO BB IBB HBP BLK WP HR S P ERA WHIP	IP WLS BF H R ER SO BB IBB HBP BLK WP HR S P ERA WHIP	IP WLS BF H R ER SO BB IBB HBP BLK WP HR S P ERA WHIP	IP WLS BF H R ER SO BB IBB HBP BLK WP HR S P ERA WHIP	IP WLS BF H R ER SO BB IBB HBP BLK WP HR S P ERA WHIP	IP WLS BF H R ER SO BB IBB HBP BLK WP HR S P ERA WHIP	IP WLS BF H R ER SO BB IBB HBP BLK WP HR S P ERA WHIP	IP WLS BF H R ER SO BB IBB HBP BLK WP HR S P ERA WHIP	IP WLS BF H R ER SO BB IBB HBP BLK WP HR S P ERA WHIP

AB	29
R	0
H	2
RBI	0
BB	1
SO	10
LOB	5



Batter	1	2	3	4	5	6	7	8	9	AB	R	H	RBI	BB	SO	LOB	TOP										
5 Christopher Morel, R (1.9) 80 Andy Garriola, R (6.9)	G3	K															3 0 1 1 0 0 1 1 1 0 1 0 0 0 0 0										
18 Tucker Barnhart, L (1.2) 9 Ethan Hearn, L (6.2)	1B		G3-1														2 1 1 1 1 0 0 0 1 0 0 0 0 0 1 1										
16 Patrick Wisdom, R (1.5) 88 Luis Verdugo, R (5.5)	F7																3 0 1 1 0 0 1 2 1 0 0 0 0 0 1 1										
30 Edwin Rios, L (1.3) 81 Haydn McGeary, R (6.3)	2B																3 1 1 1 1 0 1 1 1 0 0 0 0 0 1 1										
22 Luis Torrens, R (1.10)	2B																4 0 1 1 1 0 2 0										
40 Mike Tauchman, L (1.8) 94 Zach Davis, S (6.8)	L3																3 0 0 0 0 0 1 1 1 0 1 0 0 0 0 0										
13 David Bote, R (1.4)																	3 0 0 0 0 1 2 1										
Nelson Velázquez, R (1.7)																	3 1 0 0 1 2 2 2										
6 Zach McKinstry, L (1.6) 96 Liam Spence, R (7.6)																	3 0 0 0 0 1 2 0 0 0 0 0 0 0 0										
Inning Stats	R: 2 E: 0 K: 0 S: 6	H: 3 LOB: 1 BB: 0 P: 6	R: 0 E: 0 K: 3 S: 10	H: 0 LOB: 1 BB: 1 P: 14	R: 0 E: 0 K: 1 S: 5	H: 1 LOB: 0 BB: 0 P: 5	R: 0 E: 0 K: 1 S: 5	H: 0 LOB: 0 BB: 0 P: 5	R: 1 E: 0 K: 1 S: 6	H: 1 LOB: 1 BB: 1 P: 10	R: 0 E: 0 K: 2 S: 7	H: 0 LOB: 0 BB: 0 P: 7	R: 0 E: 0 K: 1 S: 5	H: 0 LOB: 0 BB: 0 P: 5	R: 0 E: 0 K: 3 S: 10	H: 1 LOB: 1 BB: 0 P: 10	R: 0 E: 0 K: 2 S: 8	H: 1 LOB: 1 BB: 0 P: 9	1B: 5 2B: 3 3B: 0 HR: 0	SF: 1 SAC: 0 DP: 1 HBP: 0	WP: 1 PB: 0 SB: 1 CS: 1	PA: 35					
PITCHER	IP	WLS	BF	H	R	ER	SO	BB	IBB	HBP	BLK	WP	HR	S	P	ERA	WHIP										
34 Zach Plesac, R (1.1) 49 Eli Morgan, R (6.1) 99 James Karinchak, R (7.1) 73 Tim Herrin, L (8.1) 63 Kyle Marman, R (9.1)	5.0		21	5	3	3	6	2	0	0	0	0	0	32	40	5.40	1.400										

Chicago Cubs @ Cleveland Guardians
Goodyear Ballpark, Goodyear, AZ
Fri Mar 24 2023, 9:07 PM - 11:38 PM EDT
Att: 6,111 - Clear - 68 F

livebaseballscores.com

AB 32
R 3
H 7
RBI 3
BB 2
SO 14
LOB 13



Batter	1	2	3	4	5	6	7	8	9	AB	R	H	RBI	BB	SO	LOB	BOTTOM										
38 Steven Kwan, L (1.7) 63 Will Brennan, L (6.7)	P5	G6-3															3 0 0 0 0 0 0 2 2 0 1 1 0 0 0 1										
1 Amed Rosario, R (1.6) 8 Gabriel Arias, R (6.6) 16 Rafael Ramirez Jr., L (6.7)	K																3 0 0 0 0 0 1 0 0 0 0 0 0 0 0 0 2 0 1 0 0 0 0 2										
11 José Ramírez, S (1.5) 80 David Fry, R (6.5)	HR																3 1 2 1 0 1 0 1 0 0 0 1 1 1 2										
55 Josh Bell, S (1.3) 10 Junior Sanquintin, S (6.3)	HR																3 1 2 1 0 0 0 2 0 0 0 0 0 2 5										
22 Josh Naylor, L (1.10) 33 Aaron Pinto, L (7.7)	F8																3 0 0 0 0 1 2 1 0 0 0 0 1 0										
39 Oscar Gonzalez, R (1.9) 28 Sterling Romero, L (6.7)	P2																3 0 1 1 0 0 0 1 1 1 0 0 0 0										
0 Andrés Giménez, L (1.4) 1 Christian Cairo, R (7.4)	K																2 0 1 0 1 1 0 1 1 0 0 0 1 1										
10 Mike Zunino, R (1.2) 46 Melbrys Viloria, L (6.2)	1B																2 0 1 0 0 0 1 1 0 1 1 1 0 0										
7 Myles Straw, R (1.8)	2B																3 1 2 1 1 1 2										
Inning Stats	R: 2 E: 0 K: 1 S: 10	H: 2 LOB: 2 BB: 0 P: 13	R: 0 E: 0 K: 1 S: 7	H: 2 LOB: 0 BB: 0 P: 7	R: 0 E: 0 K: 0 S: 3	H: 0 LOB: 1 BB: 1 P: 7	R: 1 E: 0 K: 1 S: 8	H: 3 LOB: 2 BB: 0 P: 8	R: 2 E: 0 K: 2 S: 12	H: 4 LOB: 3 BB: 1 P: 16	R: 0 E: 1 K: 2 S: 7	H: 1 LOB: 2 BB: 1 P: 12	R: 0 E: 0 K: 2 S: 8	H: 1 LOB: 2 BB: 1 P: 13	1B: 9 2B: 1 3B: 0 HR: 3	SF: 0 SAC: 0 DP: 0 HBP: 0	WP: 0 PB: 0 SB: 1 CS: 0	PA: 40									
PITCHER	IP	WLS	BF	H	R	ER	SO	BB	IBB	HBP	BLK	WP	HR	S	P	ERA	WHIP										
41 Adrian Sampson, R (1.1) 92 Manuel Rodríguez, R (6.1) 38 Ben Hecht, R (6.1) 38 Mark Leiter Jr., R (7.1) 49 Nick Burdi, R (8.1)	5.0	0.2	7	4	2	2	1	1	0	0	0	0	0	9	13	27.00	7.500										

Chicago Cubs @ Cleveland Guardians
Goodyear Ballpark, Goodyear, AZ
Fri Mar 24 2023, 9:07 PM - 11:38 PM EDT
Att: 6,111 - Clear - 68 F

livebaseballscores.com

AB 36
R 5
H 13
RBI 5
BB 4
SO 10
LOB 18



Batter	1	2	3	4	5	6	7	8	9	AB	R	H	RBI	BB	SO	LOB	TOP																				
6 Jonathan India, R (1,4) OBP: 0.413, SLG: 0.462 15 Nick Senzel, R (4,5)										2	0	0	0	0	0	0																					
27 Jake Fralry, L (1,7) Michael Siani, L (4,8) OBP: 0.382, SLG: 0.600 OBP: 0.308, SLG: 0.250										2	1	2	0	0	0	0																					
4 Wj Myers, R (1,9) 4 Rece Hinds, R (4,9) OBP: 0.353 OBP: 0.200, SLG: 0.200										2	0	1	1	0	1	1																					
37 Tyler Stephenson, R (1,3) 22 Michel Triana, L (4,3) OBP: 0.300, SLG: 0.556 OBP: 0.500, SLG: 0.833										2	0	0	0	0	1	2																					
7 Spencer Steer, R (1,5) 2 Tyler Callihan, L (4,4) OBP: 0.364, SLG: 0.500										2	0	0	0	0	1	0																					
12 Curt Casali, R (1,2) 83 Jhonny Pereda, R (6,PH) OBP: 0.371, SLG: 0.467 OBP: 0.200, SLG: 0.111										2	0	0	0	0	0	0																					
2 Jose Barrero, R (1,8) 16 Justice Thompson, R (4,7) OBP: 0.300, SLG: 0.556 OBP: 0.667, SLG: 0.500										1	0	0	0	1	1	0																					
Stuart Fairchild, R (1,10) 3 Austin Callahan, L (9,PH) OBP: 0.410, SLG: 0.419 OBP: 0.667, SLG: 0.500										3	0	1	0	0	1	1																					
35 Alejo Lopez, S (1,6) Noelvi Marte, R (5,6) OBP: 0.297, SLG: 0.161 OBP: 0.300, SLG: 0.345										2	0	0	0	0	0	1																					
Inning Stats	R: 0 E: 0 K: 1 S: 6	H: 1 LOB: 1 P: 6	R: 0 E: 0 K: 0 S: 3	H: 0 LOB: 1 BB: 1 P: 7	R: 1 E: 0 K: 1 S: 7	H: 2 LOB: 1 BB: 0 P: 7	R: 0 E: 0 K: 2 S: 7	H: 0 LOB: 0 BB: 0 P: 7	R: 0 E: 0 K: 1 S: 4	H: 1 LOB: 1 BB: 0 P: 6	R: 0 E: 0 K: 1 S: 5	H: 0 LOB: 2 BB: 2 P: 13	R: 0 E: 0 K: 2 S: 7	H: 0 LOB: 0 BB: 0 P: 7	R: 0 E: 0 K: 1 S: 7	H: 2 LOB: 2 BB: 0 P: 7	R: 1 E: 0 K: 1 S: 7	H: 2 LOB: 2 BB: 1 P: 11	1B: 6 2B: 2 HR: 0	SF: 0 SAC: 0 HBP: 0	WP: 1 PB: 1 SB: 1 CS: 0	PA: 39															
PITCHER	IP	WLS	BF	H	R	ER	SO	BB	IBB	HBP	BLK	WP	HR	S	P	ERA	WHIP	PITCHER	IP	WLS	BF	H	R	ER	SO	BB	IBB	HBP	BLK	WP	HR	S	P	ERA	WHIP		
24 Triston McKenzie, R (2,1) ERA: 7.63	1.0		4	1	0	0	1	0	0	0	0	0	0	6	6	0.00	1.000	49 Franco Aleman, R (6,1) ERA: 4.5	1.0	H	5	0	0	0	1	2	0	0	0	0	0	5	13	0.00	2.000		
62 Enyel De Los Santos, R (3,1) ERA: 4.5	1.0		4	0	0	0	1	0	0	0	0	0	0	3	7	0.00	1.000	27 Bradley Hanter, R (7,1) ERA: 5.4	2.0	H	8	2	0	0	3	0	0	0	0	0	0	14	14	0.00	1.000		
48 Emmanuel Clase, R (4,1) ERA: 8.44	1.0	W	3	0	0	0	2	0	0	0	0	0	0	7	7	0.00	0.000	54 Alaska Abney, R (9,1) ERA: 9.0	1.0	S	6	2	1	1	1	1	0	0	0	7	11	9.00	3.000				
37 Trevor Stephan, R (4,1) ERA: 8.44	1.0	W	3	0	0	0	2	0	0	0	0	0	0	7	7	0.00	0.000																				
73 Tim Herrin, L (5,1) ERA: 9.98	1.0	H	4	1	0	0	0	0	0	0	0	1	0	4	6	0.00	1.000																				

Cincinnati Reds @ Cleveland Guardians
Goodyear Ballpark, Goodyear, AZ
Sun Mar 26 2023, 4:05 PM - 6:29 PM EDT
Att: 6,069 - Sunny - 66 F

AB	35
R	2
H	8
RBI	2
BB	4
SO	9
LOB	19



Batter	1	2	3	4	5	6	7	8	9	AB	R	H	RBI	BB	SO	LOB	BOTTOM																				
0 Andrés Giménez, L (1,4) 1 Christian Cairo, R (6,4) OBP: 0.346, SLG: 0.318										3	0	0	0	0	0	0																					
1 Amed Rosario, R (1,6) Angel Martínez, S (6,6) OBP: 0.283, SLG: 0.440 OBP: 0.333, SLG: 0.458										2	1	1	1	0	1	0																					
11 José Ramírez, S (1,5) 10 Dayan Farias, S (6,5) OBP: 0.396, SLG: 0.489										2	0	0	0	1	1	0																					
55 Josh Bell, S (1,10) 28 Maick Collado, S (7,PH) (8,10)										2	0	0	0	1	2	2																					
22 Josh Naylor, L (1,3) 24 Joe Naranjo, L (7,3) OBP: 0.382, SLG: 0.500 OBP: 0.444, SLG: 0.429										2	0	0	0	1	0	1																					
35 Cam Gallagher, R (1,2) 46 Meibrys Viloria, L (6,2) OBP: 0.222, SLG: 0.231 OBP: 0.478, SLG: 0.444										2	0	0	0	0	3																						
22 Connor Kokx, R (1,7) 41 Korey Holland, R (6,PH) (7,7)										2	1	1	0	0	0	0																					
16 Petey Halpin, L (1,8) 23 Joe Lampe, L (7,8) OBP: 0.385, SLG: 0.300 OBP: 0.333, SLG: 0.455										2	0	0	0	0	1	1																					
32 Johnathan Rodríguez, R (1,9) 2 Isaiah Greene, L (7,9) OBP: 0.300, SLG: 0.900 OBP: 0.500, SLG: 0.333										2	1	1	2	0	1	0																					
Inning Stats	R: 0 E: 0 K: 1 S: 5	H: 0 LOB: 3 BB: 2 P: 14	R: 0 E: 0 K: 2 S: 7	H: 0 LOB: 0 BB: 0 P: 7	R: 1 E: 0 K: 0 S: 5	H: 1 LOB: 1 BB: 1 P: 10	R: 2 E: 0 K: 0 S: 7	H: 2 LOB: 0 BB: 0 P: 8	R: 0 E: 0 K: 3 S: 9	H: 0 LOB: 0 BB: 0 P: 9	R: 0 E: 0 K: 1 S: 5	H: 0 LOB: 3 BB: 2 P: 14	R: 0 E: 0 K: 2 S: 7	H: 0 LOB: 1 BB: 1 P: 11	1B: 2 2B: 0 3B: 0 HR: 2	SF: 0 SAC: 0 DP: 0 HBP: 1	WP: 0 PB: 0 SB: 3 CS: 0	PA: 35																			
PITCHER	IP	WLS	BF	H	R	ER	SO	BB	IBB	HBP	BLK	WP	HR	S	P	ERA	WHIP	PITCHER	IP	WLS	BF	H	R	ER	SO	BB	IBB	HBP	BLK	WP	HR	S	P	ERA	WHIP		
40 Nick Lodolo, L (1,1) ERA: 2.16	2.2		13	1	1	1	3	3	0	0	0	0	0	16	30	0.00	1.500																				
45 Tommy Eveld, R (3,1) ERA: 7.71	1.1	L	6	2	2	2	0	0	0	0	0	0	1	8	9	13.50	1.500																				
43 Alexis Díaz, R (5,1) ERA: 5.4	1.0		3	0	0	0	3	0	0	0	0	0	0	9	9	0.00	0.000																				
Lyon Richardson, R (6,1) ERA: 8.31	2.0		9	1	0	0	2	2	0	0	0	0	0	11	19	0.00	1.500																				
63 Ryan Nutof, R (8,1) ERA:	1.0		4	0	0	0	2	1	0	0	0	0	0	7	11	0.00	1.000																				

Cincinnati Reds @ Cleveland Guardians
Goodyear Ballpark, Goodyear, AZ
Sun Mar 26 2023, 4:05 PM - 6:29 PM EDT
Att: 6,069 - Sunny - 66 F

AB	28
R	3
H	4
RBI	3
BB	6
SO	10
LOB	17



Batter	1	2	3	4	5	6	7	8	9	AB	R	H	RBI	BB	SO	LOB	TOP						
38 Steven Kwan, L (1, 7) OBP: 0.300, SLG: 0.375										4	0	2	5	1	1	2							
1 Amed Rosario, R (1, 6) OBP: 0.300, SLG: 0.300										6	0	2	1	0	0	3							
11 José Ramírez, S (1, 5) OBP: 0.300, SLG: 0.444										5	1	1	0	1	0	5							
55 Josh Bell, S (1, 3) OBP: 0.333, SLG: 0.143										3	0	0	0	2	1	3							
13 Gabriel Arias, R (8, 3)										0	0	0	0	0	0	0							
22 Josh Naylor, L (1, 10) OBP: 0.250, SLG: 0.250										5	0	2	1	0	2	3							
39 Óscar González, R (1, 9) OBP: 0.400, SLG: 0.400										5	1	2	0	0	0	3							
0 Andrés Giménez, L (1, 4) OBP: 0.375, SLG: 0.286										4	3	2	0	1	0	2							
10 Mike Zunino, R (1, 2) OBP: 0.375, SLG: 0.167										3	2	1	0	2	0	3							
7 Myles Straw, R (1, 8) OBP: 0.250, SLG: 0.143										4	2	1	0	1	0	4							
Inning Stats	R: 0 H: 0 E: 0 K: 2 S: 13	H: 0 BB: 2 P: 26	R: 3 H: 2 E: 1 K: 0 S: 12	H: 2 BB: 0 LOB: 0 P: 20	R: 0 H: 0 E: 0 K: 1 S: 12	H: 0 BB: 1 LOB: 1 P: 20	R: 2 H: 3 E: 0 K: 0 S: 21	H: 3 BB: 1 LOB: 36	R: 3 H: 4 E: 1 K: 0 S: 23	H: 4 BB: 0 LOB: 2 P: 31	R: 0 H: 1 E: 0 K: 1 S: 9	H: 1 BB: 0 LOB: 1 P: 13	R: 0 H: 0 E: 0 K: 0 S: 8	H: 0 BB: 2 LOB: 18	R: 1 H: 3 E: 0 K: 0 S: 14	H: 3 BB: 0 LOB: 20	R: 0 H: 0 E: 0 K: 0 S: 8	H: 0 BB: 1 LOB: 15	1B: 11 2B: 3 3B: 0 HR: 0	SF: 1 SAC: 0 DP: 1 HBP: 0	WP: 1 PB: 0 SB: 3 CS: 0	PA: 48	
PITCHER	IP WLS BF H R ER SO BB IBB HBP BLK WP HR S P ERA WHIP	IP WLS BF H R ER SO BB IBB HBP BLK WP HR S P ERA WHIP	IP WLS BF H R ER SO BB IBB HBP BLK WP HR S P ERA WHIP	IP WLS BF H R ER SO BB IBB HBP BLK WP HR S P ERA WHIP	IP WLS BF H R ER SO BB IBB HBP BLK WP HR S P ERA WHIP	IP WLS BF H R ER SO BB IBB HBP BLK WP HR S P ERA WHIP	IP WLS BF H R ER SO BB IBB HBP BLK WP HR S P ERA WHIP	IP WLS BF H R ER SO BB IBB HBP BLK WP HR S P ERA WHIP	IP WLS BF H R ER SO BB IBB HBP BLK WP HR S P ERA WHIP	IP WLS BF H R ER SO BB IBB HBP BLK WP HR S P ERA WHIP	IP WLS BF H R ER SO BB IBB HBP BLK WP HR S P ERA WHIP	IP WLS BF H R ER SO BB IBB HBP BLK WP HR S P ERA WHIP	IP WLS BF H R ER SO BB IBB HBP BLK WP HR S P ERA WHIP	IP WLS BF H R ER SO BB IBB HBP BLK WP HR S P ERA WHIP	IP WLS BF H R ER SO BB IBB HBP BLK WP HR S P ERA WHIP	IP WLS BF H R ER SO BB IBB HBP BLK WP HR S P ERA WHIP	IP WLS BF H R ER SO BB IBB HBP BLK WP HR S P ERA WHIP	IP WLS BF H R ER SO BB IBB HBP BLK WP HR S P ERA WHIP	IP WLS BF H R ER SO BB IBB HBP BLK WP HR S P ERA WHIP	IP WLS BF H R ER SO BB IBB HBP BLK WP HR S P ERA WHIP	IP WLS BF H R ER SO BB IBB HBP BLK WP HR S P ERA WHIP	IP WLS BF H R ER SO BB IBB HBP BLK WP HR S P ERA WHIP	IP WLS BF H R ER SO BB IBB HBP BLK WP HR S P ERA WHIP

Cleveland Guardians @ Seattle Mariners
T-Mobile Park, Seattle, WA
Fri Mar 31 2023, 7:12 PM - 10:15 PM PDT
Att: 31,516 - Roof Closed - 45 F

AB 39
R 9
H 13
RBI 7
BB 8
SO 4
LOB 28



Batter	1	2	3	4	5	6	7	8	9	AB	R	H	RBI	BB	SO	LOB	BOTTOM						
44 Julio Rodríguez, R (1, 8) OBP: 0.222, SLG: 0.444										5	1	2	1	0	2	2							
16 Kaiten Wong, L (1, 4) OBP: 0.333, SLG: 0.143										4	1	1	1	1	1	1							
23 Ty France, R (1, 3) OBP: 0.625, SLG: 1.143										3	1	1	0	1	0	1							
35 Teoscar Hernández, R (1, 9)										4	0	0	0	0	3	4							
29 Cal Raleigh, S (1, 2) OBP: 0.250, SLG: 0.375										4	0	1	2	0	0	2							
28 Eugenio Suárez, R (1, 5) OBP: 0.286, SLG: 0.429										4	0	1	0	0	0	1							
10 Jarrod Kelenic, L (1, 7) OBP: 0.286, SLG: 0.429										4	0	1	0	0	3	1							
21 Cooper Hummel, S (1, 10)										3	1	0	0	0	2	2							
3 J.P. Crawford, L (1, 6) OBP: 0.429, SLG: 0.200										3	0	0	0	1	2	2							
Inning Stats	R: 1 H: 2 E: 0 K: 1 S: 12	H: 2 BB: 0 LOB: 1 P: 17	R: 0 H: 1 E: 0 K: 1 S: 10	H: 1 BB: 0 LOB: 0 P: 14	R: 2 H: 2 E: 0 K: 1 S: 19	H: 2 BB: 1 LOB: 1 P: 27	R: 1 H: 1 E: 0 K: 2 S: 12	H: 1 BB: 0 LOB: 0 P: 18	R: 0 H: 0 E: 0 K: 0 S: 8	H: 0 BB: 0 LOB: 0 P: 12	R: 0 H: 1 E: 0 K: 3 S: 14	H: 1 BB: 1 LOB: 2 P: 22	R: 0 H: 0 E: 0 K: 1 S: 12	H: 0 BB: 1 LOB: 1 P: 19	R: 0 H: 0 E: 0 K: 2 S: 9	H: 0 BB: 0 LOB: 0 P: 11	R: 0 H: 0 E: 0 K: 2 S: 8	H: 0 BB: 0 LOB: 0 P: 10	1B: 3 2B: 4 3B: 0 HR: 0	SF: 0 SAC: 0 DP: 0 HBP: 1	WP: 1 PB: 0 SB: 1 CS: 0	PA: 38	
PITCHER	IP WLS BF H R ER SO BB IBB HBP BLK WP HR S P ERA WHIP	IP WLS BF H R ER SO BB IBB HBP BLK WP HR S P ERA WHIP	IP WLS BF H R ER SO BB IBB HBP BLK WP HR S P ERA WHIP	IP WLS BF H R ER SO BB IBB HBP BLK WP HR S P ERA WHIP	IP WLS BF H R ER SO BB IBB HBP BLK WP HR S P ERA WHIP	IP WLS BF H R ER SO BB IBB HBP BLK WP HR S P ERA WHIP	IP WLS BF H R ER SO BB IBB HBP BLK WP HR S P ERA WHIP	IP WLS BF H R ER SO BB IBB HBP BLK WP HR S P ERA WHIP	IP WLS BF H R ER SO BB IBB HBP BLK WP HR S P ERA WHIP	IP WLS BF H R ER SO BB IBB HBP BLK WP HR S P ERA WHIP	IP WLS BF H R ER SO BB IBB HBP BLK WP HR S P ERA WHIP	IP WLS BF H R ER SO BB IBB HBP BLK WP HR S P ERA WHIP	IP WLS BF H R ER SO BB IBB HBP BLK WP HR S P ERA WHIP	IP WLS BF H R ER SO BB IBB HBP BLK WP HR S P ERA WHIP	IP WLS BF H R ER SO BB IBB HBP BLK WP HR S P ERA WHIP	IP WLS BF H R ER SO BB IBB HBP BLK WP HR S P ERA WHIP	IP WLS BF H R ER SO BB IBB HBP BLK WP HR S P ERA WHIP	IP WLS BF H R ER SO BB IBB HBP BLK WP HR S P ERA WHIP	IP WLS BF H R ER SO BB IBB HBP BLK WP HR S P ERA WHIP	IP WLS BF H R ER SO BB IBB HBP BLK WP HR S P ERA WHIP	IP WLS BF H R ER SO BB IBB HBP BLK WP HR S P ERA WHIP	IP WLS BF H R ER SO BB IBB HBP BLK WP HR S P ERA WHIP	IP WLS BF H R ER SO BB IBB HBP BLK WP HR S P ERA WHIP

Cleveland Guardians @ Seattle Mariners
T-Mobile Park, Seattle, WA
Fri Mar 31 2023, 7:12 PM - 10:15 PM PDT
Att: 31,516 - Roof Closed - 45 F

AB 34
R 4
H 7
RBI 4
BB 3
SO 13
LOB 16



Batter	1	2	3	4	5	6	7	8	9	AB	R	H	RBI	BB	SO	LOB	TOP			
38 Steven Kwan, L (1,7) OBP: 0.286, SLG: 0.333										4	0	1	0	0	2	0	Cleveland Guardians @ Seattle Mariners T-Mobile Park, Seattle, WA Sat Apr 01 2023, 6:40 PM - 8:43 PM PDT Att: 44,250 - Partly Cloudy - 47 F			
1 Amed Rosario, R (1,6) OBP: 0.214, SLG: 0.214										4	0	0	0	0	0	1				
11 José Ramírez, S (1,5) OBP: 0.286, SLG: 0.385										4	0	1	0	0	0	0				
55 Josh Bell, S (1,10) OBP: 0.385, SLG: 0.111 13 Gabriel Arias, R (9, PR) (9, 10)										2	0	0	0	2	1	0				
22 Josh Naylor, L (1,3) OBP: 0.250, SLG: 0.500										4	1	1	1	0	1	3				
39 Óscar González, R (1,9) OBP: 0.222, SLG: 0.222										4	0	0	0	0	2	1				
0 Andrés Giménez, L (1,4) OBP: 0.417, SLG: 0.600										3	1	1	1	1	1	0				
7 Myles Straw, R (1,8) OBP: 0.250, SLG: 0.182										4	0	1	0	0	0	2				
35 Cam Gallagher, R (1,2)										3	0	0	0	0	2	1				
Inning Stats	R: 0 E: 0 K: 2 S: 17	H: 1 LOB: 2 BB: 1 P: 22	R: 0 E: 0 K: 2 S: 14	H: 1 LOB: 1 BB: 0 P: 19	R: 0 E: 0 K: 0 S: 5	H: 0 LOB: 0 BB: 0 P: 7	R: 1 E: 0 K: 1 S: 9	H: 1 LOB: 0 BB: 0 P: 14	R: 0 E: 0 K: 1 S: 10	H: 0 LOB: 0 BB: 0 P: 11	R: 1 E: 0 K: 1 S: 9	H: 1 LOB: 0 BB: 0 P: 15	R: 0 E: 0 K: 1 S: 7	H: 0 LOB: 0 BB: 0 P: 9	R: 0 E: 0 K: 0 S: 8	H: 0 LOB: 2 BB: 2 P: 22		1B: 3 2B: 0 3B: 0 HR: 2	SF: 0 SAC: 0 DP: 0 HBP: 0	WP: 1 PB: 0 SB: 1 CS: 0
PITCHER	IP WLS BF H R ER SO BB IBB HBP BLK WP HR S P ERA WHIP	IP WLS BF H R ER SO BB IBB HBP BLK WP HR S P ERA WHIP	IP WLS BF H R ER SO BB IBB HBP BLK WP HR S P ERA WHIP	IP WLS BF H R ER SO BB IBB HBP BLK WP HR S P ERA WHIP	IP WLS BF H R ER SO BB IBB HBP BLK WP HR S P ERA WHIP	IP WLS BF H R ER SO BB IBB HBP BLK WP HR S P ERA WHIP	IP WLS BF H R ER SO BB IBB HBP BLK WP HR S P ERA WHIP	IP WLS BF H R ER SO BB IBB HBP BLK WP HR S P ERA WHIP	IP WLS BF H R ER SO BB IBB HBP BLK WP HR S P ERA WHIP	IP WLS BF H R ER SO BB IBB HBP BLK WP HR S P ERA WHIP	IP WLS BF H R ER SO BB IBB HBP BLK WP HR S P ERA WHIP	IP WLS BF H R ER SO BB IBB HBP BLK WP HR S P ERA WHIP	IP WLS BF H R ER SO BB IBB HBP BLK WP HR S P ERA WHIP	IP WLS BF H R ER SO BB IBB HBP BLK WP HR S P ERA WHIP	IP WLS BF H R ER SO BB IBB HBP BLK WP HR S P ERA WHIP	IP WLS BF H R ER SO BB IBB HBP BLK WP HR S P ERA WHIP	IP WLS BF H R ER SO BB IBB HBP BLK WP HR S P ERA WHIP	IP WLS BF H R ER SO BB IBB HBP BLK WP HR S P ERA WHIP	IP WLS BF H R ER SO BB IBB HBP BLK WP HR S P ERA WHIP	IP WLS BF H R ER SO BB IBB HBP BLK WP HR S P ERA WHIP

Batter	1	2	3	4	5	6	7	8	9	AB	R	H	RBI	BB	SO	LOB	BOTTOM			
44 Julio Rodríguez, R (1,8) OBP: 0.308, SLG: 0.462										4	0	2	0	0	1	3	Cleveland Guardians @ Seattle Mariners T-Mobile Park, Seattle, WA Sat Apr 01 2023, 6:40 PM - 8:43 PM PDT Att: 44,250 - Partly Cloudy - 47 F			
16 Kaiten Wong, L (1,4)										4	0	0	0	0	2					
23 Ty France, R (1,3) OBP: 0.417, SLG: 0.727										4	0	0	0	0	1					
28 Eugenio Suárez, R (1,5) OBP: 0.182, SLG: 0.273										4	0	0	0	0	3	1				
10 Jarrod Kelenic, L (1,7) OBP: 0.200, SLG: 0.300										3	0	0	0	0	0	0				
35 Teoscar Hernández, R (1,9)										2	0	0	0	1	0	0				
4 Tommy La Stella, L (1,10) OBP: 0.167, SLG: 0.333 0 Sam Haggerty, S (8, PR) (9, 10)										3	0	1	0	0	1	1				
2 Tom Murphy, R (1,2)										2	0	0	0	0	0	0				
29 Cal Raleigh, S (8, PH) (9, 2)										1	0	0	0	0	1	1				
3 J.P. Crawford, L (1,6) OBP: 0.400, SLG: 0.143										2	0	0	0	1	0	0				
Inning Stats	R: 0 E: 0 K: 0 S: 9	H: 1 LOB: 0 BB: 0 P: 13	R: 0 E: 0 K: 1 S: 8	H: 0 LOB: 0 BB: 1 P: 14	R: 0 E: 0 K: 0 S: 9	H: 1 LOB: 1 BB: 0 P: 13	R: 0 E: 0 K: 1 S: 6	H: 0 LOB: 0 BB: 0 P: 10	R: 0 E: 1 K: 0 S: 7	H: 0 LOB: 0 BB: 0 P: 8	R: 0 E: 0 K: 1 S: 10	H: 0 LOB: 0 BB: 0 P: 14	R: 0 E: 0 K: 2 S: 14	H: 1 LOB: 2 BB: 1 P: 24	R: 0 E: 0 K: 1 S: 7	H: 0 LOB: 0 BB: 0 P: 8	1B: 2 2B: 1 3B: 0 HR: 0	SF: 0 SAC: 0 DP: 1 HBP: 0	WP: 0 PB: 0 SB: 1 CS: 1	PA: 31
PITCHER	IP WLS BF H R ER SO BB IBB HBP BLK WP HR S P ERA WHIP	IP WLS BF H R ER SO BB IBB HBP BLK WP HR S P ERA WHIP	IP WLS BF H R ER SO BB IBB HBP BLK WP HR S P ERA WHIP	IP WLS BF H R ER SO BB IBB HBP BLK WP HR S P ERA WHIP	IP WLS BF H R ER SO BB IBB HBP BLK WP HR S P ERA WHIP	IP WLS BF H R ER SO BB IBB HBP BLK WP HR S P ERA WHIP	IP WLS BF H R ER SO BB IBB HBP BLK WP HR S P ERA WHIP	IP WLS BF H R ER SO BB IBB HBP BLK WP HR S P ERA WHIP	IP WLS BF H R ER SO BB IBB HBP BLK WP HR S P ERA WHIP	IP WLS BF H R ER SO BB IBB HBP BLK WP HR S P ERA WHIP	IP WLS BF H R ER SO BB IBB HBP BLK WP HR S P ERA WHIP	IP WLS BF H R ER SO BB IBB HBP BLK WP HR S P ERA WHIP	IP WLS BF H R ER SO BB IBB HBP BLK WP HR S P ERA WHIP	IP WLS BF H R ER SO BB IBB HBP BLK WP HR S P ERA WHIP	IP WLS BF H R ER SO BB IBB HBP BLK WP HR S P ERA WHIP	IP WLS BF H R ER SO BB IBB HBP BLK WP HR S P ERA WHIP	IP WLS BF H R ER SO BB IBB HBP BLK WP HR S P ERA WHIP	IP WLS BF H R ER SO BB IBB HBP BLK WP HR S P ERA WHIP	IP WLS BF H R ER SO BB IBB HBP BLK WP HR S P ERA WHIP	IP WLS BF H R ER SO BB IBB HBP BLK WP HR S P ERA WHIP

AB	32
R	2
H	5
RBI	2
BB	3
SO	9
LOB	8




AB	29
R	0
H	3
RBI	0
BB	2
SO	6
LOB	9



Batter	1	2	3	4	5	6	7	8	9	10	AB	R	H	RBI	BB	SO	LOB																							
38 Steven Kwan, L OBP: 0.280, SLG: 0.364											5	3	2	1	0	0	2																							
1 Amed Rosario, R OBP: 0.240, SLG: 0.250											5	1	2	2	0	2	2																							
11 José Ramírez, S OBP: 0.400, SLG: 0.500											5	2	3	2	1	0	0																							
55 Josh Bell, S OBP: 0.292, SLG: 0.059											5	0	0	1	0	2	6																							
22 Josh Naylor, L OBP: 0.421, SLG: 0.706											4	1	3	2	2	0	0																							
13 Gabriel Arias, R OBP: 0.200, SLG: 0.400											6	1	2	1	0	3	4																							
0 Andrés Giménez, L OBP: 0.364, SLG: 0.500											6	1	2	1	0	3	4																							
10 Mike Zunino, R OBP: 0.471, SLG: 0.714											5	1	1	0	1	0	6																							
17 Will Brennan, L OBP: 0.250, SLG: 0.250											5	2	1	0	0	1	2																							
7 Myes Straw, R OBP: 0.450, SLG: 0.375											3	1	2	2	0	0	0																							
Inning Stats	R: 2 E: 0 K: 2 S: 14	H: 3 LOB: 2 BB: 1 P: 25	R: 0 E: 0 K: 0 S: 8	H: 0 LOB: 0 BB: 0 P: 11	R: 0 E: 0 K: 1 S: 12	H: 0 LOB: 0 BB: 0 P: 16	R: 3 E: 0 K: 0 S: 18	H: 4 LOB: 1 BB: 0 P: 23	R: 0 E: 0 K: 2 S: 9	H: 0 LOB: 1 BB: 1 P: 14	R: 2 E: 1 K: 0 S: 16	H: 3 LOB: 2 BB: 0 P: 24	R: 0 E: 0 K: 1 S: 12	H: 0 LOB: 1 BB: 1 P: 22	R: 3 E: 0 K: 0 S: 13	H: 4 LOB: 1 BB: 0 P: 20	R: 0 E: 0 K: 1 S: 8	H: 0 LOB: 1 BB: 0 P: 14	R: 0 E: 0 K: 1 S: 8	H: 2 LOB: 3 BB: 1 P: 29	1B: 11 2B: 3 3B: 1 HR: 1	SF: 3 SAC: 1 DP: 0 HBP: 1	WP: 1 PB: 0 SB: 3 CS: 0	PA: 52																
PITCHER	IP 5.0	WLS 0	BF 24	H 7	R 5	ER 5	SO 5	BB 2	IBB 0	HBP 0	BLK 0	WP 0	HR 1	S 61	P 89	ERA 9.00	WHIP 1.800																							
32 James Kaprielian, R ERA: 9.0																																								
31 Jeurys Familia, R ERA: 9.0																																								
60 Sam Moll, L ERA: 9.0																																								
68 Domingo Acevedo, R ERA: 9.0																																								
65 Trevor May, R ERA: 4.5																																								

Cleveland Guardians @ Oakland Athletics
Oakland Coliseum, Oakland, CA
Mon Apr 03 2023, 6:42 PM - 10:01 PM PDT
Att. 3,035 - Partly Cloudy - 54 F


AB	43
R	12
H	16
RBI	11
BB	4
SO	8
LOB	22



Batter	1	2	3	4	5	6	7	8	9	10	AB	R	H	RBI	BB	SO	LOB																							
5 Tony Kemp, L OBP: 0.353, SLG: 0.286											6	1	2	1	0	0	1																							
6 Jace Peterson, L OBP: 0.222, SLG: 0.500											4	2	1	3	1	0	1																							
12 Aledmys Diaz, R OBP: 0.294, SLG: 0.200											4	1	0	0	1	2	1																							
15 Seth Brown, L OBP: 0.294, SLG: 0.500											5	1	2	2	0	1	0																							
21 Conner Capel, L OBP: 0.444, SLG: 0.375											4	1	2	1	1	2	1																							
22 Ramón Laureano, R OBP: 0.375, SLG: 0.786											5	2	2	2	0	0	3																							
49 Ryan Noda, L OBP: 0.286, SLG: 0.429											5	1	2	0	0	2	0																							
23 Shea Langeliers, R OBP: 0.250, SLG: 0.200											5	1	1	0	0	2	2																							
1 Esteyru Ruiz, R OBP: 0.333, SLG: 0.385											5	1	2	2	0	0	1																							
Inning Stats	R: 1 E: 0 K: 1 S: 18	H: 2 LOB: 2 BB: 1 P: 28	R: 5 E: 0 K: 2 S: 24	H: 5 LOB: 1 BB: 0 P: 37	R: 0 E: 0 K: 0 S: 6	H: 1 LOB: 1 BB: 0 P: 9	R: 0 E: 0 K: 0 S: 3	H: 0 LOB: 0 BB: 0 P: 6	R: 2 E: 0 K: 1 S: 13	H: 2 LOB: 0 BB: 0 P: 21	R: 0 E: 0 K: 0 S: 5	H: 0 LOB: 0 BB: 0 P: 7	R: 0 E: 1 K: 2 S: 9	H: 1 LOB: 2 BB: 1 P: 16	R: 0 E: 0 K: 2 S: 7	H: 0 LOB: 0 BB: 0 P: 7	R: 2 E: 0 K: 0 S: 8	H: 2 LOB: 1 BB: 2 P: 18	R: 0 E: 0 K: 0 S: 8	H: 2 LOB: 1 BB: 0 P: 17	1B: 8 2B: 3 3B: 0 HR: 3	SF: 0 SAC: 0 DP: 1 HBP: 0	WP: 0 PB: 0 SB: 0 CS: 0	PA: 46																
PITCHER	IP 1.0	WLS 0	BF 5	H 3	R 2	ER 2	SO 3	BB 1	IBB 0	HBP 0	BLK 0	WP 0	HR 1	S 35	P 53	ERA 54.00	WHIP 8.000																							
34 Zach Plesac, R ERA: 54.0																																								
44 Xzavien Curry, R ERA: 3.6																																								
29 Tim Herrin, L ERA: 3.6																																								
99 James Karinchak, R ERA: 11.57																																								
46 Emmanuel Clase, R ERA: 6.0																																								

Cleveland Guardians @ Oakland Athletics
Oakland Coliseum, Oakland, CA
Mon Apr 03 2023, 6:42 PM - 10:01 PM PDT
Att. 3,035 - Partly Cloudy - 54 F

AB	43
R	11
H	14
RBI	11
BB	3
SO	9
LOB	10



Batter	1	2	3	4	5	6	7	8	9	AB	R	H	RBI	BB	SO	LOB	TOP					
44 Julio Rodríguez, R OBP: 0.349, SLG: 0.550										5	1	2	0	0	1	0						
23 Ty France, R OBP: 0.390, SLG: 0.553										5	2	2	0	0	1	2						
28 Eugenio Suárez, R OBP: 0.405, SLG: 0.472										4	0	3	2	0	0	0						
29 Cal Raleigh, S OBP: 0.323, SLG: 0.357										3	0	0	0	1	2	2						
35 Teoscar Hernández, R OBP: 0.250, SLG: 0.375										3	0	0	0	0	0	3						
10 Jared Kelenic, L OBP: 0.333, SLG: 0.391										4	0	3	1	0	1	0						
16 Kolten Wong, L OBP: 0.214, SLG: 0.043										4	0	0	0	0	1	6						
2 Tom Murphy, R OBP: 0.071, SLG: 0.143										4	0	1	0	0	1	4						
3 J.P. Crawford, L OBP: 0.333, SLG: 0.345										3	0	0	0	0	0	0						
Inning Stats	R: 2 H: 4 E: 0 K: 1 S: 21	H: 4 R: 3 ER: 3 LOB: 3 BB: 1 P: 35	R: 1 H: 2 E: 0 K: 0 S: 10	H: 2 R: 1 ER: 1 LOB: 1 BB: 0 P: 13	R: 0 H: 1 E: 0 K: 1 S: 13	H: 1 R: 0 ER: 0 LOB: 1 BB: 0 P: 20	R: 0 H: 0 E: 0 K: 0 S: 6	H: 0 R: 0 ER: 0 LOB: 0 BB: 0 P: 11	R: 0 H: 0 E: 0 K: 1 S: 9	H: 0 R: 0 ER: 0 LOB: 0 BB: 0 P: 14	R: 0 H: 0 E: 0 K: 2 S: 7	H: 0 R: 0 ER: 0 LOB: 2 BB: 0 P: 11	R: 0 H: 2 E: 0 K: 1 S: 7	H: 2 R: 0 ER: 0 LOB: 2 BB: 0 P: 15	R: 0 H: 2 E: 0 K: 0 S: 6	H: 2 R: 0 ER: 0 LOB: 1 BB: 0 P: 7	1B: 9 2B: 2 HR: 0	SF: 0 SAC: 1 HBP: 1	WP: 0 PB: 0 SB: 1 CS: 0	PA: 38		
PITCHER	IP WLS BF H R ER SO BB IBB HBP BLK WP HR S P ERA WHIP	IP WLS BF H R ER SO BB IBB HBP BLK WP HR S P ERA WHIP	IP WLS BF H R ER SO BB IBB HBP BLK WP HR S P ERA WHIP	IP WLS BF H R ER SO BB IBB HBP BLK WP HR S P ERA WHIP	IP WLS BF H R ER SO BB IBB HBP BLK WP HR S P ERA WHIP	IP WLS BF H R ER SO BB IBB HBP BLK WP HR S P ERA WHIP	IP WLS BF H R ER SO BB IBB HBP BLK WP HR S P ERA WHIP	IP WLS BF H R ER SO BB IBB HBP BLK WP HR S P ERA WHIP	IP WLS BF H R ER SO BB IBB HBP BLK WP HR S P ERA WHIP	IP WLS BF H R ER SO BB IBB HBP BLK WP HR S P ERA WHIP	IP WLS BF H R ER SO BB IBB HBP BLK WP HR S P ERA WHIP	IP WLS BF H R ER SO BB IBB HBP BLK WP HR S P ERA WHIP	IP WLS BF H R ER SO BB IBB HBP BLK WP HR S P ERA WHIP	IP WLS BF H R ER SO BB IBB HBP BLK WP HR S P ERA WHIP	IP WLS BF H R ER SO BB IBB HBP BLK WP HR S P ERA WHIP	IP WLS BF H R ER SO BB IBB HBP BLK WP HR S P ERA WHIP	IP WLS BF H R ER SO BB IBB HBP BLK WP HR S P ERA WHIP	IP WLS BF H R ER SO BB IBB HBP BLK WP HR S P ERA WHIP	IP WLS BF H R ER SO BB IBB HBP BLK WP HR S P ERA WHIP	IP WLS BF H R ER SO BB IBB HBP BLK WP HR S P ERA WHIP	IP WLS BF H R ER SO BB IBB HBP BLK WP HR S P ERA WHIP	
47 Cal Quantrill, R ERA: 6.52	5.0	L	23	7	3	3	3	1	0	0	0	0	0	0	59	93	5.40	1.600				
49 Eli Morgan, R ERA:	2.0		6	0	0	0	3	0	0	0	0	0	0	13	20	0.00	0.000					
62 Enyel De Los Santos, R ERA:	1.0		5	2	0	0	1	0	0	1	0	0	0	7	15	0.00	2.000					
37 Trevor Stephan, R ERA:	1.0		4	2	0	0	0	0	0	0	0	0	0	6	7	0.00	2.000					
Batter	1	2	3	4	5	6	7	8	9	AB	R	H	RBI	BB	SO	LOB	BOTTOM					
38 Steven Kwan, L OBP: 0.318, SLG: 0.333										4	0	1	0	1	1	2						
1 Amed Rosario, R OBP: 0.273, SLG: 0.268										5	0	3	0	0	1	3						
11 José Ramírez, S OBP: 0.395, SLG: 0.459										5	0	1	1	0	0	5						
55 Josh Bell, S OBP: 0.289, SLG: 0.103										3	0	0	0	2	2	1						
22 Josh Naylor, L OBP: 0.344, SLG: 0.483											4	0	0	0	1	0	5					
39 Oscar Gonzalez, R OBP: 0.197, SLG: 0.233										4	0	1	0	0	1	4						
0 Andrés Giménez, L OBP: 0.410, SLG: 0.543										4	1	2	0	0	0	1						
10 Mike Zunino, R OBP: 0.346, SLG: 0.455										2	0	0	0	0	1	2						
17 Will Brennan, L OBP: 0.182, SLG: 0.182										1	0	0	0	0	0	2						
46 Meibrys Vitoria, L ERA:										0	0	0	0	0	0	0						
13 Gabriel Arias, R ERA:										1	0	0	0	0	1	0						
35 Cam Gallagher, R OBP: 0.286, SLG: 0.333										0	0	0	0	0	0	0						
7 Myles Straw, R OBP: 0.528, SLG: 0.444										2	1	1	1	2	1	0						
Inning Stats	R: 0 H: 1 E: 0 K: 2 S: 11	H: 1 R: 0 ER: 0 LOB: 0 BB: 0 P: 14	R: 0 H: 1 E: 0 K: 0 S: 9	H: 1 R: 0 ER: 0 LOB: 1 BB: 0 P: 15	R: 0 H: 1 E: 0 K: 0 S: 6	H: 1 R: 0 ER: 0 LOB: 1 BB: 1 P: 12	R: 0 H: 0 E: 0 K: 1 S: 11	H: 0 R: 0 ER: 0 LOB: 0 BB: 0 P: 12	R: 1 H: 2 E: 0 K: 1 S: 14	H: 2 R: 0 ER: 0 LOB: 2 BB: 1 P: 23	R: 0 H: 1 E: 0 K: 1 S: 17	H: 1 R: 0 ER: 0 LOB: 2 BB: 1 P: 24	R: 1 H: 2 E: 0 K: 0 S: 16	H: 2 R: 0 ER: 0 LOB: 3 BB: 2 P: 29	R: 0 H: 0 E: 0 K: 2 S: 12	H: 0 R: 0 ER: 0 LOB: 0 BB: 0 P: 13	R: 0 H: 1 E: 0 K: 1 S: 10	H: 1 R: 0 ER: 0 LOB: 2 BB: 1 P: 19	1B: 4 2B: 5 HR: 0	SF: 0 SAC: 0 HBP: 0	WP: 0 PB: 0 SB: 2 CS: 0	PA: 41
PITCHER	IP WLS BF H R ER SO BB IBB HBP BLK WP HR S P ERA WHIP	IP WLS BF H R ER SO BB IBB HBP BLK WP HR S P ERA WHIP	IP WLS BF H R ER SO BB IBB HBP BLK WP HR S P ERA WHIP	IP WLS BF H R ER SO BB IBB HBP BLK WP HR S P ERA WHIP	IP WLS BF H R ER SO BB IBB HBP BLK WP HR S P ERA WHIP	IP WLS BF H R ER SO BB IBB HBP BLK WP HR S P ERA WHIP	IP WLS BF H R ER SO BB IBB HBP BLK WP HR S P ERA WHIP	IP WLS BF H R ER SO BB IBB HBP BLK WP HR S P ERA WHIP	IP WLS BF H R ER SO BB IBB HBP BLK WP HR S P ERA WHIP	IP WLS BF H R ER SO BB IBB HBP BLK WP HR S P ERA WHIP	IP WLS BF H R ER SO BB IBB HBP BLK WP HR S P ERA WHIP	IP WLS BF H R ER SO BB IBB HBP BLK WP HR S P ERA WHIP	IP WLS BF H R ER SO BB IBB HBP BLK WP HR S P ERA WHIP	IP WLS BF H R ER SO BB IBB HBP BLK WP HR S P ERA WHIP	IP WLS BF H R ER SO BB IBB HBP BLK WP HR S P ERA WHIP	IP WLS BF H R ER SO BB IBB HBP BLK WP HR S P ERA WHIP	IP WLS BF H R ER SO BB IBB HBP BLK WP HR S P ERA WHIP	IP WLS BF H R ER SO BB IBB HBP BLK WP HR S P ERA WHIP	IP WLS BF H R ER SO BB IBB HBP BLK WP HR S P ERA WHIP	IP WLS BF H R ER SO BB IBB HBP BLK WP HR S P ERA WHIP	IP WLS BF H R ER SO BB IBB HBP BLK WP HR S P ERA WHIP	IP WLS BF H R ER SO BB IBB HBP BLK WP HR S P ERA WHIP
7 Marco Gonzales, L ERA: 4.22	5.2	W	25	6	1	1	5	3	0	0	0	0	0	0	62	93	1.59	1.588				
56 Penn Murfee, R ERA:	0.1	H	1	0	0	0	0	0	0	0	0	0	0	6	7	0.00	0.000					
67 Matt Festa, R ERA: 10.8	0.1	H	3	1	1	1	0	1	0	0	0	0	0	6	14	27.00	6.000					
55 Gabe Speier, L ERA:	1.2	H	7	1	0	0	2	0	1	0	0	0	0	22	28	0.00	0.600					
37 Paul Sewald, R ERA: 3.6	1.0	S	5	1	0	0	1	1	0	0	0	0	0	10	19	0.00	2.000					

Seattle Mariners @ Cleveland Guardians
 Progressive Field, Cleveland, OH
 Sat Apr 08 2023, 6:12 PM - 8:45 PM EDT
 Att: 17,489 - Clear - 45 F

AB	35
R	3
H	11
RBI	3
BB	1
SO	7
LOB	17



Seattle Mariners @ Cleveland Guardians
 Progressive Field, Cleveland, OH
 Sat Apr 08 2023, 6:12 PM - 8:45 PM EDT
 Att: 17,489 - Clear - 45 F

AB	35
R	2
H	9
RBI	2
BB	6
SO	8
LOB	25



Batter	1	2	3	4	5	6	7	8	9	10	11	12	AB	R	H	RBI	BB	SO	LOB	TOP									
44 Julio Rodríguez, R OBP: 0.327, SLG: 0.500	G5-3		F7		F9			K		K	K	35 1B	6	1	1	0	0	2	2										
23 Ty France, R OBP: 0.383, SLG: 0.512	29 HR	1B	E6		L7			G5-3		K		K	5	1	1	0	1	1	0										
28 Eugenio Suárez, R OBP: 0.372, SLG: 0.429	F8		FC6-4		FC6-4			K		K		K	6	0	1	0	0	3	5										
29 Cal Raleigh, S OBP: 0.324, SLG: 0.424	14 HR		K		K			G4-3		G1-3		10 2B	5	2	1	2	1	2	5										
35 Teoscar Hernández, R OBP: 0.282, SLG: 0.395	G6-3		L1-4-3		FC6-4			10 WP		K		10 PB	6	1	2	1	0	1	1										
10 Jarrod Kelenic, L OBP: 0.353, SLG: 0.393	K		K		G6-3			16 WP		G3		0 WP	5	1	1	1	1	2	3										
8 AJ Pollock, R 4 Tommy La Stella, L 47 Matt Brash, R 48 Justin Topa, R 0 Sam Haggerty, S J.B. Bukauskas, R 56 Penn Murfee, L	16 1B		BB		K			G3		G1-3		3 S	2	0	1	0	1	1	0										
16 Kolten Wong, L OBP: 0.212, SLG: 0.074	3 4-6-3	1B	G4-3		G4-3			F8		G1-3		44 1B	4	0	1	1	0	0	2										
3 J.P. Crawford, L OBP: 0.316, SLG: 0.303	1-2		G4-6-3		G3-1			K		F7		BB	4	0	0	0	1	1	2										
Inning Stats	R: 2 E: 0 K: 0 S: 10	H: 2 LOB: 0 BB: 13	R: 0 E: 0 K: 1 S: 9	H: 2 LOB: 1 BB: 0 P: 13	R: 0 E: 1 K: 1 S: 9	H: 0 LOB: 1 BB: 0 P: 14	R: 0 E: 0 K: 1 S: 8	H: 0 LOB: 1 BB: 1 P: 15	R: 0 E: 0 K: 0 S: 5	H: 1 LOB: 1 BB: 0 P: 17	R: 0 E: 0 K: 2 S: 8	H: 0 LOB: 0 BB: 0 P: 13	R: 0 E: 0 K: 0 S: 11	H: 1 LOB: 1 BB: 1 P: 24	R: 0 E: 0 K: 1 S: 13	H: 1 LOB: 3 BB: 1 P: 23	R: 2 E: 0 K: 2 S: 15	H: 1 LOB: 2 BB: 2 P: 29	R: 1 E: 0 K: 2 S: 12	H: 1 LOB: 2 BB: 1 P: 22	1B: 6 2B: 2 3B: 0 HR: 1	SF: 1 SAC: 0 DP: 0 HBP: 0	WP: 3 PB: 1 SB: 3 CS: 0	PA: 51					
PITCHER	IP WLS BF H R ER SO BB IBB HBP BLK WP HR S P ERA WHIP	34 Zach Plesac, R ERA: 5.0	7.0 1.0 3 0 0 2 6 0 0 0 0 0 1 61 91 2.57 0.857	99 James Karinchak, R ERA: 5.0	1.0 3 0 0 0 2 0 0 0 0 0 0 0 11 15 0.00 0.000	48 Emmanuel Clase, R ERA: 5.4	1.0 5 1 1 1 0 1 0 0 0 0 2 0 15 24 9.00 2.000	37 Trevor Stephan, R ERA: 1.69	1.0 5 1 0 0 1 1 0 0 0 0 0 0 13 23 0.00 2.000	62 Enyel De Los Santos, R ERA: 1.69	0.2 5 1 2 1 1 2 0 0 0 0 1 0 12 25 13.50 4.500	PITCHER	IP WLS BF H R ER SO BB IBB HBP BLK WP HR S P ERA WHIP	52 Nick Sandlin, R ERA: 3.18	11.1 1.0 W 1 0 0 0 0 0 0 0 0 0 0 0 13 22 0.00 1.000	29 Tim Herrin, L ERA: 5.79	(12, 1) 0.1 W 1 0 0 0 0 0 0 0 0 0 0 0 2 4 0.00 0.000												

Seattle Mariners @ Cleveland Guardians
Progressive Field, Cleveland, OH
Sun Apr 09 2023, 1:42 PM - 5:29 PM EDT
Att. 12,716 - Sunny - 52 F

AB 44
R 6
H 9
RBI 6
BB 6
SO 13
LOB 21



Batter	1	2	3	4	5	6	7	8	9	10	11	12	AB	R	H	RBI	BB	SO	LOB	BOTTOM											
38 Steven Kwan, L OBP: 0.360, SLG: 0.395	11 SF8	3B	F7		F7			L9					4	1	2	0	2	0	1												
1 Amed Rosario, R OBP: 0.240, SLG: 0.234	L3		P4		P4			P6					6	1	0	0	0	2	8												
11 José Ramírez, S OBP: 0.408, SLG: 0.450	SF8		G5-3		G5-3			K					3	1	1	1	2	1	0												
22 Josh Naylor, L OBP: 0.316, SLG: 0.412	F9		K		K			K					5	2	0	1	1	2	5												
0 Andrés Giménez, L OBP: 0.422, SLG: 0.550	K		G6-3		G6-3			K					5	2	2	1	1	2	2												
55 Josh Bell, S OBP: 0.250, SLG: 0.086	F8		G6-3		G6-3			K					6	0	0	1	0	2	4												
17 Will Brennan, L OBP: 0.250, SLG: 0.313	G5-3		L1-3		L1-3			F7					5	0	2	3	0	0	0												
7 Myles Straw, R OBP: 0.488, SLG: 0.406	P4		P4		P4			K					5	0	1	0	0	2	2												
35 Cam Gallagher, R OBP: 0.333, SLG: 0.375	F9		F9		F9			G4-3					2	0	1	0	0	0	1												
39 Oscar Gonzalez, R (8, PH) OBP: 0.161, SLG: 0.226													1	0	0	0	0	0	0												
46 Melbyros Vitoria, L OBP: 0.250, SLG: 0.313													1	0	0	0	1	0	0												
Inning Stats	R: 1 E: 0 K: 0 S: 12	H: 1 LOB: 0 BB: 0 P: 19	R: 0 E: 0 K: 1 S: 13	H: 0 LOB: 0 BB: 0 P: 18	R: 0 E: 0 K: 0 S: 10	H: 1 LOB: 1 BB: 0 P: 16	R: 0 E: 0 K: 0 S: 9	H: 0 LOB: 0 BB: 0 P: 12	R: 0 E: 0 K: 0 S: 10	H: 1 LOB: 1 BB: 0 P: 13	R: 0 E: 0 K: 2 S: 13	H: 2 LOB: 2 BB: 0 P: 18	R: 0 E: 0 K: 2 S: 12	H: 0 LOB: 0 BB: 0 P: 15	R: 0 E: 0 K: 0 S: 11	H: 0 LOB: 0 BB: 0 P: 14	R: 2 E: 0 K: 1 S: 13	H: 2 LOB: 3 BB: 2 P: 25	R: 0 E: 0 K: 1 S: 11	H: 0 LOB: 3 BB: 1 P: 15	R: 2 E: 0 K: 1 S: 15	H: 2 LOB: 3 BB: 2 P: 28	R: 2 E: 1 K: 0 S: 6	H: 0 LOB: 2 BB: 1 P: 6	1B: 6 2B: 2 3B: 1 HR: 0	SF: 1 SAC: 0 DP: 0 HBP: 0	WP: 2 PB: 0 SB: 2 CS: 0	PA: 51			
PITCHER	IP WLS BF H R ER SO BB IBB HBP BLK WP HR S P ERA WHIP	68 George Kirby, R ERA: 7.36	6.0 1.0 H 3 0 0 0 0 0 0 0 0 0 11 14 0.00 0.000	63 Diego Castillo, R ERA: 7.36	1.0 1.0 H 3 0 0 0 0 0 0 0 0 11 14 0.00 0.000	30 Trevor Gott, R ERA: 5.06	1.0 1.0 B 6 2 2 2 3 1 0 0 0 1 0 13 25 18.00 3.000	47 Matt Brash, R ERA: 5.06	1.0 5 0 0 0 1 0 2 0 0 0 0 0 11 15 0.00 0.000	48 Justin Topa, R ERA: 5.06	1.0 5 0 0 0 1 0 2 0 0 0 0 0 11 15 0.00 0.000	PITCHER	IP WLS BF H R ER SO BB IBB HBP BLK WP HR S P ERA WHIP	J.B. Bukauskas, R ERA: 9.0	(11, 1) 1.0 L 4 0 2 0 0 0 0 0 0 0 0 5 6 0.00 0.000	56 Penn Murfee, R ERA: 5.79	(12, 1) 0.1 L 4 0 2 0 0 0 0 0 0 0 0 2 4 0.00 0.000														

Seattle Mariners @ Cleveland Guardians
Progressive Field, Cleveland, OH
Sun Apr 09 2023, 1:42 PM - 5:29 PM EDT
Att. 12,716 - Sunny - 52 F

AB 43
R 7
H 9
RBI 7
BB 7
SO 11
LOB 23




Batter	1	2	3	4	5	6	7	8	9	AB	R	H	RBI	BB	SO	LOB	TOP							
38 Steven Kwan, L (1, 7) OBP: 0.362, SLG: 0.333	B1-3		L8		G4-3		BB	G1-3		4	0	0	0	1	0	3								
1 Amed Rosario, R (1, 6) OBP: 0.296, SLG: 0.293	K		L9			2B	BB	F8		4	1	1	0	1	1	0								
11 José Ramírez, S (1, 5) OBP: 0.424, SLG: 0.463	BB		1B			1B	BB	F4		3	0	2	1	2	0	0								
22 Josh Naylor, L (1, 3) OBP: 0.255, SLG: 0.313	P5				G3-1		P5	L3		5	0	0	0	0	0	5								
0 Andrés Giménez, L (1, 4) OBP: 0.361, SLG: 0.436		G4-3		HBP				E1		3	1	0	0	0	1	0								
55 Josh Bell, S (1, 10) OBP: 0.287, SLG: 0.240		G3-1		F8			HR	G6-3		4	1	2	1	0	0	1								
39 Oscar Gonzalez, R (8, PR) OBP: 0.194, SLG: 0.206								2B		0	0	0	0	0	0	0								
17 Will Brennan, L (1, 9) OBP: 0.344, SLG: 0.393					G1-3			G6-3		4	1	2	1	0	0	2								
10 Mike Zunino, R (1, 2) OBP: 0.444, SLG: 0.571										2	0	0	0	2	2	1								
7 Myles Straw, R (1, 8) OBP: 0.415, SLG: 0.326	FC6-4				G6-3			K		4	0	0	0	0	2	6								
Inning Stats	R: 0 E: 0 K: 1 S: 10	H: 0 LOB: 1 BB: 1 P: 17	R: 0 E: 0 K: 0 S: 18	H: 1 LOB: 2 BB: 1 P: 27	R: 0 E: 0 K: 0 S: 5	H: 1 LOB: 1 BB: 0 P: 9	R: 0 E: 0 K: 0 S: 9	H: 0 LOB: 0 BB: 0 P: 13	R: 0 E: 0 K: 1 S: 8	H: 0 LOB: 0 BB: 0 P: 15	R: 1 E: 0 K: 1 S: 13	H: 2 LOB: 0 BB: 0 P: 18	R: 2 E: 0 K: 2 S: 19	H: 2 LOB: 3 BB: 3 P: 35	R: 1 E: 1 K: 1 S: 12	H: 1 LOB: 3 BB: 1 P: 18	R: 0 E: 0 K: 0 S: 7	H: 0 LOB: 0 BB: 0 P: 11	1B: 3 2B: 3 3B: 0 HR: 1	SF: 0 SAC: 0 DP: 1 HBP: 1	WP: 0 PB: 0 SB: 2 CS: 0	PA: 40		
PITCHER	IP WLS BF H R ER SO BB IBB HBP BLK WP HR S P ERA WHIP	IP WLS BF H R ER SO BB IBB HBP BLK WP HR S P ERA WHIP	IP WLS BF H R ER SO BB IBB HBP BLK WP HR S P ERA WHIP	IP WLS BF H R ER SO BB IBB HBP BLK WP HR S P ERA WHIP	IP WLS BF H R ER SO BB IBB HBP BLK WP HR S P ERA WHIP	IP WLS BF H R ER SO BB IBB HBP BLK WP HR S P ERA WHIP	IP WLS BF H R ER SO BB IBB HBP BLK WP HR S P ERA WHIP	IP WLS BF H R ER SO BB IBB HBP BLK WP HR S P ERA WHIP	IP WLS BF H R ER SO BB IBB HBP BLK WP HR S P ERA WHIP	IP WLS BF H R ER SO BB IBB HBP BLK WP HR S P ERA WHIP	IP WLS BF H R ER SO BB IBB HBP BLK WP HR S P ERA WHIP	IP WLS BF H R ER SO BB IBB HBP BLK WP HR S P ERA WHIP	IP WLS BF H R ER SO BB IBB HBP BLK WP HR S P ERA WHIP	IP WLS BF H R ER SO BB IBB HBP BLK WP HR S P ERA WHIP	IP WLS BF H R ER SO BB IBB HBP BLK WP HR S P ERA WHIP	IP WLS BF H R ER SO BB IBB HBP BLK WP HR S P ERA WHIP	IP WLS BF H R ER SO BB IBB HBP BLK WP HR S P ERA WHIP	IP WLS BF H R ER SO BB IBB HBP BLK WP HR S P ERA WHIP	IP WLS BF H R ER SO BB IBB HBP BLK WP HR S P ERA WHIP	IP WLS BF H R ER SO BB IBB HBP BLK WP HR S P ERA WHIP	IP WLS BF H R ER SO BB IBB HBP BLK WP HR S P ERA WHIP	IP WLS BF H R ER SO BB IBB HBP BLK WP HR S P ERA WHIP	IP WLS BF H R ER SO BB IBB HBP BLK WP HR S P ERA WHIP	IP WLS BF H R ER SO BB IBB HBP BLK WP HR S P ERA WHIP

Cleveland Guardians @ Washington Nationals
Nationals Park, Washington, DC
Fri Apr 14 2023, 7:05 PM - 9:47 PM EDT
Att: 21,367 - Cloudy - 73 F

livebaseballscorecards.com

AB 33
R 4
H 7
RBI 3
BB 6
SO 6
LOB 18



Batter	1	2	3	4	5	6	7	8	9	AB	R	H	RBI	BB	SO	LOB	BOTTOM							
17 Alex Call, R (1, 7) OBP: 0.352, SLG: 0.326	K		F8		1B			K		5	0	1	2	0	2	2								
22 Dominic Smith, L (1, 3) OBP: 0.321, SLG: 0.250	F7		G3-1		F7					5	0	0	0	0	1	2								
45 Joey Meneses, R (1, 10) OBP: 0.259, SLG: 0.278	F9		G6-3		L9			L7		5	0	0	0	0	0	0								
9 Jeimer Candelario, S (1, 5) OBP: 0.274, SLG: 0.379		F5			F8			L4		5	0	2	0	0	0	0								
6 Michael Chavis, R (8, PR) OBP: 0.333, SLG: 0.250										0	0	0	0	0	0	0								
2 Luis García Jr., L (1, 4) OBP: 0.265, SLG: 0.355								2B		3	1	2	1	2	1	1								
20 Keibert Ruiz, S (1, 2) OBP: 0.314, SLG: 0.333								BB		4	0	1	0	0	0	4								
28 Lane Thomas, R (1, 9) OBP: 0.373, SLG: 0.352										4	1	2	0	0	2	0								
5 CJ Abrams, L (1, 6) OBP: 0.300, SLG: 0.341										2	1	0	0	1	0	2								
16 Victor Robles, R (1, 8) OBP: 0.408, SLG: 0.372										4	0	0	0	0	1	8								
Inning Stats	R: 0 E: 0 K: 1 S: 5	H: 2 LOB: 3 BB: 1 P: 23	R: 0 E: 0 K: 0 S: 6	H: 0 LOB: 0 BB: 0 P: 10	R: 3 E: 0 K: 0 S: 21	H: 4 LOB: 2 BB: 0 P: 32	R: 0 E: 0 K: 1 S: 13	H: 0 LOB: 1 BB: 0 P: 19	R: 0 E: 0 K: 1 S: 10	H: 1 LOB: 2 BB: 1 P: 16	R: 0 E: 0 K: 2 S: 12	H: 0 LOB: 1 BB: 0 P: 23	R: 0 E: 0 K: 1 S: 12	H: 1 LOB: 2 BB: 0 P: 18	1B: 6 2B: 1 3B: 0 HR: 1	SF: 0 SAC: 0 DP: 0 HBP: 1	WP: 1 PB: 0 SB: 3 CS: 0	PA: 41						
PITCHER	IP WLS BF H R ER SO BB IBB HBP BLK WP HR S P ERA WHIP	IP WLS BF H R ER SO BB IBB HBP BLK WP HR S P ERA WHIP	IP WLS BF H R ER SO BB IBB HBP BLK WP HR S P ERA WHIP	IP WLS BF H R ER SO BB IBB HBP BLK WP HR S P ERA WHIP	IP WLS BF H R ER SO BB IBB HBP BLK WP HR S P ERA WHIP	IP WLS BF H R ER SO BB IBB HBP BLK WP HR S P ERA WHIP	IP WLS BF H R ER SO BB IBB HBP BLK WP HR S P ERA WHIP	IP WLS BF H R ER SO BB IBB HBP BLK WP HR S P ERA WHIP	IP WLS BF H R ER SO BB IBB HBP BLK WP HR S P ERA WHIP	IP WLS BF H R ER SO BB IBB HBP BLK WP HR S P ERA WHIP	IP WLS BF H R ER SO BB IBB HBP BLK WP HR S P ERA WHIP	IP WLS BF H R ER SO BB IBB HBP BLK WP HR S P ERA WHIP	IP WLS BF H R ER SO BB IBB HBP BLK WP HR S P ERA WHIP	IP WLS BF H R ER SO BB IBB HBP BLK WP HR S P ERA WHIP	IP WLS BF H R ER SO BB IBB HBP BLK WP HR S P ERA WHIP	IP WLS BF H R ER SO BB IBB HBP BLK WP HR S P ERA WHIP	IP WLS BF H R ER SO BB IBB HBP BLK WP HR S P ERA WHIP	IP WLS BF H R ER SO BB IBB HBP BLK WP HR S P ERA WHIP	IP WLS BF H R ER SO BB IBB HBP BLK WP HR S P ERA WHIP	IP WLS BF H R ER SO BB IBB HBP BLK WP HR S P ERA WHIP	IP WLS BF H R ER SO BB IBB HBP BLK WP HR S P ERA WHIP	IP WLS BF H R ER SO BB IBB HBP BLK WP HR S P ERA WHIP	IP WLS BF H R ER SO BB IBB HBP BLK WP HR S P ERA WHIP	IP WLS BF H R ER SO BB IBB HBP BLK WP HR S P ERA WHIP

Cleveland Guardians @ Washington Nationals
Nationals Park, Washington, DC
Fri Apr 14 2023, 7:05 PM - 9:47 PM EDT
Att: 21,367 - Cloudy - 73 F

livebaseballscorecards.com

AB 37
R 3
H 8
RBI 3
BB 3
SO 7
LOB 19



Batter	1	2	3	4	5	6	7	8	9	AB	R	H	RBI	BB	SO	LOB	TOP					
38 Steven Kwan, L (1,7) OBP: 0.391, SLG: 0.311											4	0	0	0	1	0	3					
1 Amed Rosario, R (1,6) OBP: 0.275, SLG: 0.333											5	1	2	0	0	2	1					
11 José Ramírez, S (1,5) OBP: 0.423, SLG: 0.500											4	1	1	2	1	0	2					
22 Josh Naylor, L (1,10) OBP: 0.292, SLG: 0.288											4	0	0	0	1	1	2					
39 Oscar Gonzalez, R (9, PR) OBP: 0.194, SLG: 0.205											0	1	0	0	0	0	0					
55 Josh Bell, S (1,3) OBP: 0.250, SLG: 0.296											4	1	2	1	1	0	1					
13 Gabriel Arias, R (9, PR) OBP: 0.222, SLG: 0.375											0	0	0	0	0	0	0					
0 Andrés Giménez, L (1,4) OBP: 0.250, SLG: 0.441											4	2	2	0	1	0	3					
17 Will Brennan, L (1,9) OBP: 0.333, SLG: 0.375											4	0	1	1	0	1	2					
7 Myles Straw, R (1,8) OBP: 0.439, SLG: 0.362											4	0	3	2	0	0	0					
35 Cam Gallagher, R (1,2) OBP: 0.250, SLG: 0.214											3	0	0	0	0	0	5					
Inning Stats	R: 0 E: 0 K: 1 S: 8	H: 0 LOB: 1 BB: 1 P: 17	R: 1 E: 0 K: 1 S: 12	H: 2 LOB: 1 BB: 0 P: 20	R: 0 E: 0 K: 0 S: 12	H: 0 LOB: 0 BB: 0 P: 19	R: 2 E: 0 K: 0 S: 7	H: 2 LOB: 1 BB: 0 P: 19	R: 2 E: 0 K: 0 S: 14	H: 3 LOB: 1 BB: 0 P: 23	R: 0 E: 0 K: 0 S: 10	H: 0 LOB: 1 BB: 0 P: 14	R: 0 E: 0 K: 1 S: 8	H: 1 LOB: 0 BB: 0 P: 12	R: 0 E: 0 K: 0 S: 13	H: 2 LOB: 2 BB: 0 P: 18	R: 1 E: 0 K: 1 S: 12	H: 1 LOB: 2 BB: 2 P: 25	1B: 7 2B: 2 3B: 1 HR: 1	SF: 0 SAC: 0 DP: 0 HBP: 1	WP: 0 PB: 0 SB: 3 CS: 2	PA: 42
PITCHER	IP WLS BF H R ER SO BB IBB HBP BLK WP HR S P ERA WHIP	4.2 L 23 7 5 5 2 3 0 0 0 0 1 52 96 9.64 2.143	2.1 9 1 0 0 1 0 0 1 0 0 0 19 28 0.00 0.429	0.1 3 2 0 0 0 0 0 0 0 0 0 7 9 0.00 6.000	1.2 7 1 1 1 1 2 0 0 0 0 0 18 34 5.40 1.800											IP WLS BF H R ER SO BB IBB HBP BLK WP HR S P ERA WHIP						

Cleveland Guardians @ Washington Nationals
Nationals Park, Washington, DC
Sat Apr 15 2023, 5:46 PM - 8:40 PM EDT
Att: 24,909 - Cloudy - 72 F

AB 36
R 6
H 11
RBI 6
BB 5
SO 4
LOB 19



Batter	1	2	3	4	5	6	7	8	9	AB	R	H	RBI	BB	SO	LOB	BOTTOM					
17 Alex Call, R (1,7) OBP: 0.322, SLG: 0.292											5	1	0	0	0	0	0					
22 Dominic Smith, L (1,3) OBP: 0.310, SLG: 0.245											5	0	1	0	0	1	0					
45 Joey Meneses, R (1,10) OBP: 0.274, SLG: 0.293											4	1	2	1	0	0	0					
9 Jeimer Candelario, S (1,5) OBP: 0.273, SLG: 0.387											4	1	1	1	0	1	1					
2 Luis García Jr., L (1,4) OBP: 0.289, SLG: 0.371											4	1	2	0	0	0	1					
20 Keibert Ruiz, S (1,2) OBP: 0.345, SLG: 0.388											4	0	3	2	0	0	0					
28 Lane Thomas, R (1,9) OBP: 0.365, SLG: 0.345											4	0	1	0	0	1	4					
5 CJ Abrams, L (1,6) OBP: 0.296, SLG: 0.333											4	0	1	0	0	1	3					
16 Victor Robles, R (1,8) OBP: 0.377, SLG: 0.340											4	0	0	0	0	0	3					
Inning Stats	R: 3 E: 1 K: 0 S: 23	H: 4 LOB: 1 BB: 0 P: 32	R: 0 E: 0 K: 0 S: 5	H: 0 LOB: 0 BB: 0 P: 7	R: 0 E: 0 K: 1 S: 7	H: 0 LOB: 0 BB: 0 P: 10	R: 1 E: 0 K: 0 S: 9	H: 2 LOB: 1 BB: 0 P: 12	R: 0 E: 0 K: 0 S: 15	H: 1 LOB: 1 BB: 0 P: 18	R: 0 E: 0 K: 0 S: 17	H: 2 LOB: 2 BB: 0 P: 25	R: 0 E: 0 K: 0 S: 9	H: 0 LOB: 0 BB: 0 P: 14	R: 0 E: 0 K: 3 S: 16	H: 2 LOB: 2 BB: 0 P: 23	R: 0 E: 0 K: 0 S: 7	H: 0 LOB: 0 BB: 0 P: 11	1B: 9 2B: 2 3B: 0 HR: 0	SF: 0 SAC: 0 DP: 0 HBP: 0	WP: 1 PB: 0 SB: 0 CS: 0	PA: 38
PITCHER	IP WLS BF H R ER SO BB IBB HBP BLK WP HR S P ERA WHIP	5.0 W 22 7 4 2 1 0 0 0 0 0 0 15 21 0.00 3.000	0.2 H 4 2 0 0 0 0 0 0 0 0 0 0 11 18 0.00 0.000	1.0 H 5 2 0 0 3 0 0 0 0 0 1 0 16 23 0.00 2.000	1.0 S 3 0 0 0 0 0 0 0 0 0 0 0 7 11 0.00 0.000											IP WLS BF H R ER SO BB IBB HBP BLK WP HR S P ERA WHIP						

Cleveland Guardians @ Washington Nationals
Nationals Park, Washington, DC
Sat Apr 15 2023, 5:46 PM - 8:40 PM EDT
Att: 24,909 - Cloudy - 72 F

AB 38
R 4
H 11
RBI 4
BB 0
SO 4
LOB 12



Batter	1	2	3	4	5	6	7	8	9	AB	R	H	RBI	BB	SO	LOB	TOP			
38 Steven Kwan, L (1, 10) OBP: 0.354, SLG: 0.318	F7		G1-3	F8			G6-4-3		K	5	1	2	2	0	1	3				
13 Gabriel Arias, R (1, 6) OBP: 0.182, SLG: 0.300	K		K		G5-3		G6-4-3			4	0	0	0	0	2	2				
11 José Ramírez, S (1, 5) OBP: 0.400, SLG: 0.468	G5-3		G1-3		P3		F8			4	0	0	0	0	0	1				
55 Josh Bell, S (1, 3) OBP: 0.304, SLG: 0.328		G6-3			K					4	0	2	1	0	1	0				
39 Oscar Gonzalez, R (1, 9) OBP: 0.175, SLG: 0.184	G4-3		K			F8		L3		4	0	0	0	0	1	2				
0 Andrés Giménez, L (1, 4) OBP: 0.357, SLG: 0.413	G1-3			F8		G3		G6-3		4	0	0	0	0	0	0				
10 Mike Zunino, R (1, 2) OBP: 0.450, SLG: 0.594						P2			F9	4	1	2	0	0	0	0				
17 Will Brennan, L (1, 7) OBP: 0.350, SLG: 0.400									F7	3	2	1	1	1	0	1				
7 Myles Straw, R (1, 8) OBP: 0.443, SLG: 0.392										4	2	2	0	0	0	3				
Inning Stats	R: 0 E: 0 K: 1 S: 6	H: 0 LOB: 0 BB: 0 P: 9	R: 0 E: 0 K: 0 S: 9	H: 0 LOB: 0 BB: 0 P: 14	R: 4 E: 1 K: 2 S: 20	H: 4 LOB: 1 BB: 0 P: 30	R: 0 E: 1 K: 0 S: 12	H: 1 LOB: 2 BB: 0 P: 17	R: 0 E: 0 K: 0 S: 7	H: 0 LOB: 0 BB: 0 P: 13	R: 2 E: 0 K: 0 S: 15	H: 2 LOB: 0 BB: 1 P: 24	R: 0 E: 0 K: 0 S: 8	H: 1 LOB: 0 BB: 0 P: 13	R: 0 E: 0 K: 1 S: 16	H: 1 LOB: 1 BB: 0 P: 20	1B: 5 2B: 5 3B: 0 HR: 0	SF: 0 SAC: 0 DP: 2 HBP: 0	WP: 0 PB: 0 SB: 1 CS: 0	PA: 37
PITCHER	IP WLS BF H R ER SO BB IBB HBP BLK WP HR S P ERA WHIP	IP WLS BF H R ER SO BB IBB HBP BLK WP HR S P ERA WHIP	IP WLS BF H R ER SO BB IBB HBP BLK WP HR S P ERA WHIP	IP WLS BF H R ER SO BB IBB HBP BLK WP HR S P ERA WHIP	IP WLS BF H R ER SO BB IBB HBP BLK WP HR S P ERA WHIP	IP WLS BF H R ER SO BB IBB HBP BLK WP HR S P ERA WHIP	IP WLS BF H R ER SO BB IBB HBP BLK WP HR S P ERA WHIP	IP WLS BF H R ER SO BB IBB HBP BLK WP HR S P ERA WHIP	IP WLS BF H R ER SO BB IBB HBP BLK WP HR S P ERA WHIP	IP WLS BF H R ER SO BB IBB HBP BLK WP HR S P ERA WHIP	IP WLS BF H R ER SO BB IBB HBP BLK WP HR S P ERA WHIP	IP WLS BF H R ER SO BB IBB HBP BLK WP HR S P ERA WHIP	IP WLS BF H R ER SO BB IBB HBP BLK WP HR S P ERA WHIP	IP WLS BF H R ER SO BB IBB HBP BLK WP HR S P ERA WHIP	IP WLS BF H R ER SO BB IBB HBP BLK WP HR S P ERA WHIP	IP WLS BF H R ER SO BB IBB HBP BLK WP HR S P ERA WHIP	IP WLS BF H R ER SO BB IBB HBP BLK WP HR S P ERA WHIP	IP WLS BF H R ER SO BB IBB HBP BLK WP HR S P ERA WHIP	IP WLS BF H R ER SO BB IBB HBP BLK WP HR S P ERA WHIP	IP WLS BF H R ER SO BB IBB HBP BLK WP HR S P ERA WHIP

Cleveland Guardians @ Washington Nationals
Nationals Park, Washington, DC
Sun Apr 16 2023, 1:36 PM - 4:06 PM EDT
Att: 21,929 - Cloudy - 79 F

AB 36
R 6
H 9
RBI 4
BB 1
SO 5
LOB 12



Batter	1	2	3	4	5	6	7	8	9	AB	R	H	RBI	BB	SO	LOB	BOTTOM			
28 Lane Thomas, R (1, 9) OBP: 0.368, SLG: 0.387	K			FC5-4		K		SF8		4	1	2	2	0	1	3				
22 Dominic Smith, L (1, 3) OBP: 0.317, SLG: 0.232	K			P6			F7			3	0	0	0	1	1	3				
45 Joey Meneses, R (1, 10) OBP: 0.284, SLG: 0.302	FC6-4		G6-3	G6-3			K			5	0	2	1	0	1	4				
9 Jeimer Candelario, S (1, 5) OBP: 0.310, SLG: 0.463										5	2	4	2	0	0	2				
2 Luis García Jr., L (1, 4) OBP: 0.286, SLG: 0.436	FC6-4		G1-3	G1-3			F7			4	1	1	2	0	0	3				
20 Keibert Ruiz, S (1, 2) OBP: 0.322, SLG: 0.358	F7		G4-3	G4-3			G4-6-3			4	0	0	0	0	0	3				
36 Stone Garrett, R (1, 7) OBP: 0.611, SLG: 0.938										4	2	2	0	0	0	0				
17 Alex Call, R (0, 7) OBP: 0.322, SLG: 0.292			L6				G1-3			0	0	0	0	0	0	0				
5 CJ Abrams, L (1, 6) OBP: 0.310, SLG: 0.333		K					F7			3	1	1	0	1	1	1				
16 Victor Robles, R (1, 8) OBP: 0.393, SLG: 0.347		K								2	0	1	0	1	1	1				
Inning Stats	R: 1 E: 0 K: 1 S: 10	H: 3 LOB: 2 BB: 0 P: 12	R: 1 E: 0 K: 2 S: 14	H: 2 LOB: 0 BB: 0 P: 21	R: 1 E: 0 K: 0 S: 8	H: 1 LOB: 0 BB: 0 P: 11	R: 0 E: 0 K: 0 S: 12	H: 2 LOB: 2 BB: 0 P: 15	R: 0 E: 0 K: 0 S: 6	H: 1 LOB: 0 BB: 0 P: 8	R: 0 E: 0 K: 1 S: 12	H: 0 LOB: 1 BB: 1 P: 20	R: 2 E: 0 K: 1 S: 14	H: 2 LOB: 0 BB: 0 P: 21	R: 2 E: 0 K: 0 S: 14	H: 2 LOB: 2 BB: 2 P: 25	1B: 8 2B: 3 3B: 0 HR: 2	SF: 1 SAC: 1 DP: 1 HBP: 1	WP: 1 PB: 0 SB: 1 CS: 0	PA: 40
PITCHER	IP WLS BF H R ER SO BB IBB HBP BLK WP HR S P ERA WHIP	IP WLS BF H R ER SO BB IBB HBP BLK WP HR S P ERA WHIP	IP WLS BF H R ER SO BB IBB HBP BLK WP HR S P ERA WHIP	IP WLS BF H R ER SO BB IBB HBP BLK WP HR S P ERA WHIP	IP WLS BF H R ER SO BB IBB HBP BLK WP HR S P ERA WHIP	IP WLS BF H R ER SO BB IBB HBP BLK WP HR S P ERA WHIP	IP WLS BF H R ER SO BB IBB HBP BLK WP HR S P ERA WHIP	IP WLS BF H R ER SO BB IBB HBP BLK WP HR S P ERA WHIP	IP WLS BF H R ER SO BB IBB HBP BLK WP HR S P ERA WHIP	IP WLS BF H R ER SO BB IBB HBP BLK WP HR S P ERA WHIP	IP WLS BF H R ER SO BB IBB HBP BLK WP HR S P ERA WHIP	IP WLS BF H R ER SO BB IBB HBP BLK WP HR S P ERA WHIP	IP WLS BF H R ER SO BB IBB HBP BLK WP HR S P ERA WHIP	IP WLS BF H R ER SO BB IBB HBP BLK WP HR S P ERA WHIP	IP WLS BF H R ER SO BB IBB HBP BLK WP HR S P ERA WHIP	IP WLS BF H R ER SO BB IBB HBP BLK WP HR S P ERA WHIP	IP WLS BF H R ER SO BB IBB HBP BLK WP HR S P ERA WHIP	IP WLS BF H R ER SO BB IBB HBP BLK WP HR S P ERA WHIP	IP WLS BF H R ER SO BB IBB HBP BLK WP HR S P ERA WHIP	IP WLS BF H R ER SO BB IBB HBP BLK WP HR S P ERA WHIP

Cleveland Guardians @ Washington Nationals
Nationals Park, Washington, DC
Sun Apr 16 2023, 1:36 PM - 4:06 PM EDT
Att: 21,929 - Cloudy - 79 F

AB 34
R 7
H 13
RBI 7
BB 3
SO 5
LOB 20



Batter	1	2	3	4	5	6	7	8	9	AB	R	H	RBI	BB	SO	LOB	TOP										
17 Will Brennan, L (1, 7) OBP: 0.318, SLG: 0.359										4	0	0	0	0	1	0	Cleveland Guardians @ Detroit Tigers Comerica Park, Detroit, MI Tue Apr 18 2023, 4:18 PM - 6:07 PM EDT Att: 10,099 - Partly Cloudy - 46 F										
7 Myles Straw, R (1, 8) OBP: 0.412, SLG: 0.362										4	0	1	0	0	0	0											
11 José Ramírez, S (1, 5) OBP: 0.373, SLG: 0.429										4	0	0	0	0	4	1											
55 Josh Bell, S (1, 3) OBP: 0.316, SLG: 0.344										3	0	1	0	0	1	1											
22 Josh Naylor, L (1, 10) OBP: 0.234, SLG: 0.268										3	0	0	0	0	0	2											
39 Oscar Gonzalez, R (1, 9) OBP: 0.191, SLG: 0.267										3	0	1	0	0	2	1											
0 Andrés Giménez, L (1, 4) OBP: 0.342, SLG: 0.391										2	0	0	0	0	0	1											
13 Gabriel Arias, R (1, 6) OBP: 0.214, SLG: 0.308										3	0	1	0	0	2	1											
35 Cam Gallagher, R (1, 2) OBP: 0.222, SLG: 0.188										2	0	0	0	0	1	1											
38 Steven Kwan, L (8, PH) OBP: 0.357, SLG: 0.314										1	0	0	0	0	0	1											
46 Meibrys Vitoria, L (8, 2)										0	0	0	0	0	0	0											
Inning Stats	R: 0 H: 0 E: 0 K: 2 S: 9	H: 0 LOB: 0 BB: 0 P: 11	R: 0 H: 1 E: 0 K: 1 S: 10	H: 1 LOB: 1 BB: 0 P: 15	R: 0 H: 1 E: 0 K: 1 S: 7	H: 1 LOB: 0 BB: 0 P: 9	R: 0 H: 0 E: 0 K: 2 S: 10	H: 0 LOB: 0 BB: 0 P: 13	R: 0 H: 0 E: 0 K: 1 S: 9	H: 0 LOB: 0 BB: 0 P: 12	R: 0 H: 1 E: 0 K: 1 S: 10	H: 1 LOB: 1 BB: 0 P: 13	R: 0 H: 1 E: 0 K: 1 S: 11	H: 1 LOB: 1 BB: 0 P: 16	R: 0 H: 0 E: 0 K: 1 S: 8	H: 0 LOB: 0 BB: 0 P: 12	1B: 4 2B: 0 3B: 0 HR: 0	SF: 0 SAC: 1 DP: 0 HBP: 0	WP: 0 PB: 0 SB: 0 CS: 1	PA: 30							
PITCHER	IP	WLS	BF	H	R	ER	SO	BB	IBB	HBP	BLK	WP	HR	S	P	ERA	WHIP										
57 Eduardo Rodríguez, L (1, 1) ERA: 3.0	8.0	W	27	4	0	0	10	0	0	0	0	0	0	72	99	0.00	0.500										
68 Jason Foley, R (9, 1) ERA: 1.13	1.0	S	3	0	0	0	1	0	0	0	0	0	0	8	12	0.00	0.000										

AB	29
R	0
H	4
RBI	0
BB	0
SO	11
LOB	9



Batter	1	2	3	4	5	6	7	8	9	AB	R	H	RBI	BB	SO	LOB	BOTTOM										
9 Nick Maton, L (1, 5) OBP: 0.281, SLG: 0.388										4	0	0	0	0	0	4	Cleveland Guardians @ Detroit Tigers Comerica Park, Detroit, MI Tue Apr 18 2023, 4:18 PM - 6:07 PM EDT Att: 10,099 - Partly Cloudy - 46 F										
31 Riley Greene, L (1, 8) OBP: 0.314, SLG: 0.415										4	1	1	1	0	2	0											
28 Javier Báez, R (1, 6) OBP: 0.254, SLG: 0.246										4	0	1	0	0	2	0											
30 Kerry Carpenter, L (1, 10) OBP: 0.319, SLG: 0.548										4	0	0	0	0	2	1											
18 Tyler Nevin, R (1, 7) OBP: 0.400, SLG: 0.167										2	0	1	0	1	0	0											
60 Akil Baddoo, L (9, 7) OBP: 0.321, SLG: 0.250										0	0	0	0	0	0	0											
20 Spencer Torkelson, R (1, 3) OBP: 0.227, SLG: 0.317										3	0	1	0	0	0	3											
8 Matt Vierling, R (1, 9) OBP: 0.284, SLG: 0.320										3	0	0	0	0	1	2											
7 Jonathan Schoop, R (1, 4) OBP: 0.310, SLG: 0.200										3	0	1	0	0	0	0											
34 Jake Rogers, R (1, 2) OBP: 0.344, SLG: 0.519										1	0	0	0	2	1	2											
Inning Stats	R: 0 H: 0 E: 0 K: 2 S: 7	H: 1 LOB: 0 BB: 0 P: 12	R: 0 H: 1 E: 0 K: 0 S: 8	H: 1 LOB: 0 BB: 0 P: 10	R: 0 H: 0 E: 0 K: 0 S: 6	H: 0 LOB: 1 BB: 1 P: 10	R: 0 H: 1 E: 0 K: 1 S: 12	H: 1 LOB: 2 BB: 1 P: 16	R: 0 H: 0 E: 0 K: 1 S: 13	H: 0 LOB: 1 BB: 1 P: 21	R: 1 H: 1 E: 0 K: 1 S: 12	H: 1 LOB: 0 BB: 0 P: 18	R: 0 H: 2 E: 0 K: 1 S: 12	H: 2 LOB: 2 BB: 0 P: 17	R: 0 H: 0 E: 0 K: 2 S: 7	H: 0 LOB: 0 BB: 0 P: 12	1B: 4 2B: 0 3B: 0 HR: 1	SF: 0 SAC: 0 DP: 1 HBP: 0	WP: 0 PB: 0 SB: 0 CS: 0	PA: 31							
PITCHER	IP	WLS	BF	H	R	ER	SO	BB	IBB	HBP	BLK	WP	HR	S	P	ERA	WHIP										
50 Peyton Battenfield, R (1, 1) ERA: 1.68	6.0	L	23	3	1	1	5	3	0	0	0	0	0	19	29	1.50	1.000										
44 Xzavion Curry, R (7, 1) ERA: 3.75	2.0		8	2	0	0	3	0	0	0	0	0	0	19	29	0.00	1.000										

AB	28
R	1
H	5
RBI	1
BB	3
SO	8
LOB	12



Batter	1	2	3	4	5	6	7	8	9	AB	R	H	RBI	BB	SO	LOB	TOP										
2 Jazz Chisholm Jr., L OBP: 0.282, SLG: 0.389	G1-3	L4			K		SH1-3		F7	4	0	0	0	0	1	2	Miami Marlins @ Cleveland Guardians Progressive Field, Cleveland, OH Sat Apr 22 2023, 5:00 PM - 7:28 PM EDT Partly Cloudy - 50 F										
12 Jorge Soler, R OBP: 0.487, SLG: 0.603	G6-4-3 BB		L7		K		BB		K	3	1	0	0	2	2	0											
3 Luis Arraez, L OBP: 0.417, SLG: 0.559	G6-4-3				CS		G4-3		F8	4	1	1	2	1	0	1											
14 Bryan De La Cruz, R OBP: 0.353, SLG: 0.435										3	2	2	1	1	1	1											
24 Avisail García, R OBP: 0.212, SLG: 0.245										4	0	1	1	0	0	1											
9 Jean Segura, R OBP: 0.242, SLG: 0.222										4	1	2	0	0	1	2											
10 Yuli Gurriel, R OBP: 0.333, SLG: 0.389										2	0	1	1	2	0	0											
58 Jacob Stallings, R OBP: 0.231, SLG: 0.229										4	0	0	1	0	0	4											
5 Jon Berti, R OBP: 0.246, SLG: 0.295										3	1	0	0	1	0	2											
Inning Stats	R: 0 E: 0 K: 0 S: 7	H: 0 LOB: 0 BB: 1 P: 12	R: 2 E: 1 K: 0 S: 20	H: 2 LOB: 2 BB: 1 P: 30	R: 0 E: 0 K: 1 S: 12	H: 0 LOB: 0 BB: 1 P: 21	R: 0 E: 0 K: 1 S: 12	H: 0 LOB: 1 BB: 1 P: 18	R: 0 E: 0 K: 2 S: 7	H: 0 LOB: 0 BB: 0 P: 10	R: 1 E: 0 K: 0 S: 12	H: 2 LOB: 2 BB: 1 P: 23	R: 3 E: 0 K: 0 S: 16	H: 3 LOB: 1 BB: 2 P: 28	R: 0 E: 0 K: 0 S: 4	H: 0 LOB: 0 BB: 0 P: 4		R: 0 E: 0 K: 1 S: 11	H: 0 LOB: 0 BB: 0 P: 15	1B: 4 2B: 2 3B: 0 HR: 1	SF: 0 SAC: 1 DP: 2 HBP: 0	WP: 0 PB: 1 SB: 0 CS: 1	PA: 39				
PITCHER	IP	WLS	BF	H	R	ER	SO	BB	IBB	HBP	BLK	WP	HR	S	P	ERA	WHIP										
57 Shane Bieber, R ERA: 3.23	5.2	L	24	4	3	3	4	4	0	0	0	0	1	65	103	4.76	1.412										
52 Nick Sandlin, R ERA: 5.0	0.1		3	0	1	1	0	2	0	0	0	0	0	6	16	27.00	6.000										
29 Tim Herrin, L ERA: 7.68	0.1		4	2	1	1	0	1	0	0	0	0	0	11	19	27.00	9.000										
62 Enyel De Los Santos, R ERA: 1.23	0.2		2	1	1	1	0	0	0	0	0	0	0	4	4	13.50	1.500										
Hunter Gaddis, R ERA: 6.86	2.0		6	0	0	0	1	0	0	0	0	0	0	15	19	0.00	0.000										
Batter	1	2	3	4	5	6	7	8	9	AB	R	H	RBI	BB	SO	LOB	BOTTOM										
38 Steven Kwan, L OBP: 0.348, SLG: 0.289	P5		F8-2-3-2			F8				3	0	0	0	1	0	2	Miami Marlins @ Cleveland Guardians Progressive Field, Cleveland, OH Sat Apr 22 2023, 5:00 PM - 7:28 PM EDT Partly Cloudy - 50 F										
1 Amed Rosario, R OBP: 0.274, SLG: 0.328	F9					K				4	1	1	0	0	1	1											
11 José Ramírez, S OBP: 0.352, SLG: 0.436	F9					F7				4	0	0	0	0	0	2											
55 Josh Bell, S OBP: 0.298, SLG: 0.333										4	0	1	1	0	1	1											
39 Oscar Gonzalez, R OBP: 0.180, SLG: 0.250										3	0	0	0	0	2	1											
0 Andrés Giménez, L OBP: 0.337, SLG: 0.373										3	0	0	0	0	1	1											
10 Mike Zunino, R OBP: 0.431, SLG: 0.500										2	0	0	0	1	1	0											
22 Josh Naylor, L OBP: 0.239, SLG: 0.258										3	0	1	0	0	1	1											
7 Myles Straw, R OBP: 0.387, SLG: 0.338										3	0	1	0	0	0	1											
Inning Stats	R: 0 E: 0 K: 0 S: 10	H: 0 LOB: 0 BB: 0 P: 13	R: 0 E: 0 K: 3 S: 11	H: 0 LOB: 0 BB: 0 P: 18	R: 0 E: 0 K: 0 S: 7	H: 1 LOB: 1 BB: 1 P: 14	R: 1 E: 0 K: 0 S: 14	H: 2 LOB: 1 BB: 0 P: 20	R: 0 E: 0 K: 2 S: 9	H: 0 LOB: 0 BB: 0 P: 15	R: 0 E: 0 K: 1 S: 6	H: 0 LOB: 0 BB: 0 P: 9	R: 0 E: 0 K: 1 S: 9	H: 0 LOB: 0 BB: 0 P: 12	R: 0 E: 0 K: 0 S: 4	H: 1 LOB: 0 BB: 0 P: 8		R: 0 E: 0 K: 0 S: 7	H: 0 LOB: 1 BB: 1 P: 15	1B: 3 2B: 2 3B: 0 HR: 0	SF: 0 SAC: 0 DP: 2 HBP: 0	WP: 1 PB: 0 SB: 0 CS: 0	PA: 31				
PITCHER	IP	WLS	BF	H	R	ER	SO	BB	IBB	HBP	BLK	WP	HR	S	P	ERA	WHIP										
38 Devin Smeltzer, L ERA: 9.0	4.0		15	3	1	1	3	1	0	0	0	0	0	42	65	2.25	1.000										
43 Andrew Nardi, L ERA: 3.72	1.1	W	4	0	0	0	2	0	0	0	0	0	0	10	17	0.00	0.000										
31 Huascar Brazoban, R ERA: 3.25	1.2	H	5	0	0	0	2	0	0	0	0	0	0	14	19	0.00	0.000										
32 Matt Barnes, R ERA: 2.35	1.0		3	1	0	0	0	0	0	0	0	0	0	4	8	0.00	1.000										
48 Steven Okert, L ERA:	1.0		4	0	0	0	0	1	0	0	0	0	0	7	15	0.00	1.000										

Batter	1	2	3	4	5	6	7	8	9	AB	R	H	RBI	BB	SO	LOB	TOP										
2 Jazz Chisholm Jr., L OBP: 0.272, SLG: 0.373 24 Avisail Garcia, R OBP: 0.204, SLG: 0.235	G4-3		K	K		FC4-2		G6-3		3	0	0	0	0	2	1											
26 Garrett Cooper, R OBP: 0.342, SLG: 0.479	G5-3		1B			F9	SF8	K		4	0	1	1	0	1	0											
3 Luis Arraez, L OBP: 0.506, SLG: 0.583	1B		2B			14 2B	1B	G6-3		4	0	3	0	1	0	0											
12 Jorge Soler, R OBP: 0.325, SLG: 0.559	K		G5-3			P5	F8		G1-4-3	5	0	0	0	0	1	6											
14 Bryan De La Cruz, R OBP: 0.370, SLG: 0.493		SH1-3	G6-3			2B		G6-3		5	0	3	0	0	0	2											
7 Jesús Sánchez, L OBP: 0.324, SLG: 0.222		5 SH1-3 BB		P5	K		L7		G1-3	4	0	0	0	1	1	3											
5 Jon Berti, R OBP: 0.265, SLG: 0.317		SH1-3		L4						2	1	1	0	1	0	0											
4 Nick Fortes, R OBP: 0.216, SLG: 0.257		K2-3								3	1	1	0	1	1	4											
1 Garrett Hampson, R OBP: 0.333, SLG: 0.500		G5-3								4	1	2	2	0	0	4											
Inning Stats	R: 0 H: 1 E: 0 K: 1 S: 10	H: 1 LOB: 1 BB: 0 P: 12	R: 0 H: 1 E: 0 K: 1 S: 14	H: 2 LOB: 2 BB: 1 P: 21	R: 0 H: 2 E: 0 K: 1 S: 12	H: 1 LOB: 1 BB: 0 P: 16	R: 1 H: 1 E: 0 K: 1 S: 7	H: 1 LOB: 1 BB: 1 P: 14	R: 0 H: 2 E: 0 K: 1 S: 16	H: 2 LOB: 2 BB: 0 P: 21	R: 2 H: 3 E: 0 K: 0 S: 14	H: 3 LOB: 2 BB: 1 P: 19	R: 0 H: 1 E: 0 K: 0 S: 9	H: 1 LOB: 2 BB: 1 P: 15	R: 0 H: 0 E: 0 K: 1 S: 8	H: 0 LOB: 0 BB: 0 P: 11	R: 0 H: 0 E: 0 K: 0 S: 4	H: 0 LOB: 0 BB: 0 P: 6	1B: 5 2B: 6 3B: 0 HR: 0	SF: 1 SAC: 1 DP: 0 HBP: 0	WP: 0 PB: 0 SB: 2 CS: 0	PA: 42					
PITCHER	IP	WLS	BF	H	R	ER	SO	BB	IBB	HBP	BLK	WP	HR	S	P	ERA	WHIP										
34 Zach Plesac, R ERA: 6.5	5.0	L	27	10	3	3	5	2	0	0	0	0	0	65	90	5.40	2.400										
99 James Karinchak, R ERA: 4.91	1.0		4	0	0	0	0	0	1	0	0	0	0	8	13	0.00	0.000										
49 Eli Morgan, R ERA:	2.0		8	1	0	0	1	1	0	0	0	0	0	17	26	0.00	1.000										
48 Emmanuel Clase, R ERA: 2.45	1.0		3	0	0	0	0	0	0	0	0	0	0	4	6	0.00	0.000										

Miami Marlins @ Cleveland Guardians
Progressive Field, Cleveland, OH
Sat Apr 22 2023, 8:13 PM - 10:49 PM EDT
Att: 14,478 - Cloudy - 49 F

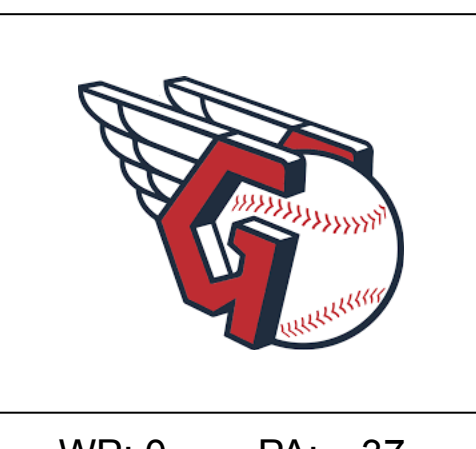
AB	36
R	3
H	11
RBI	3
BB	4
SO	6
LOB	22

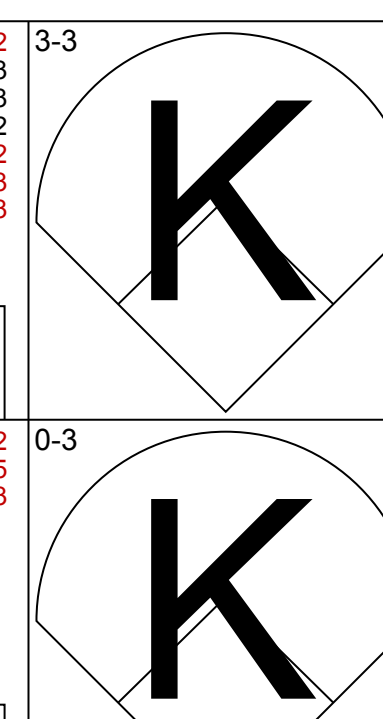
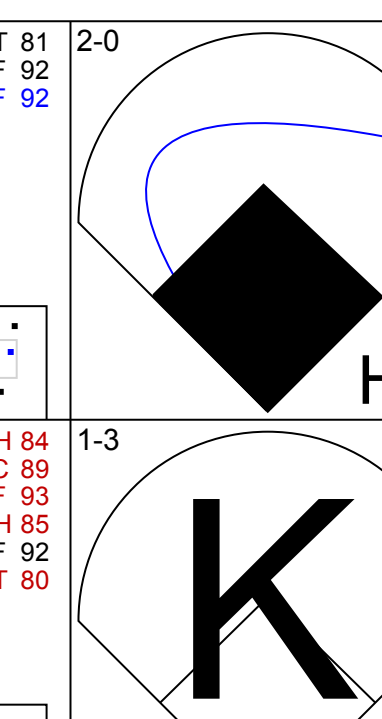
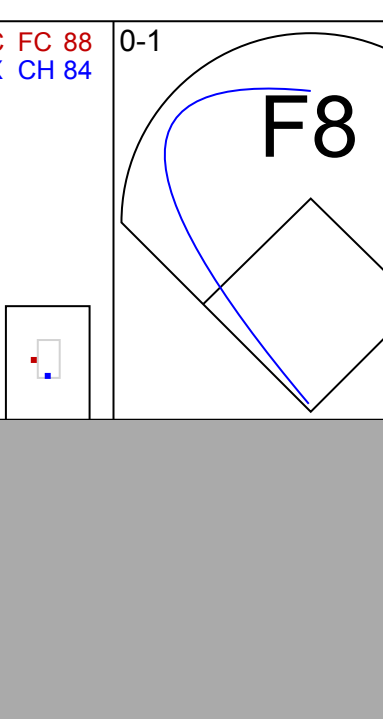
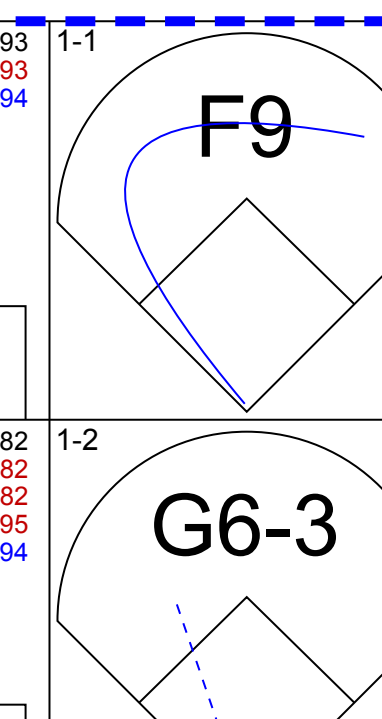
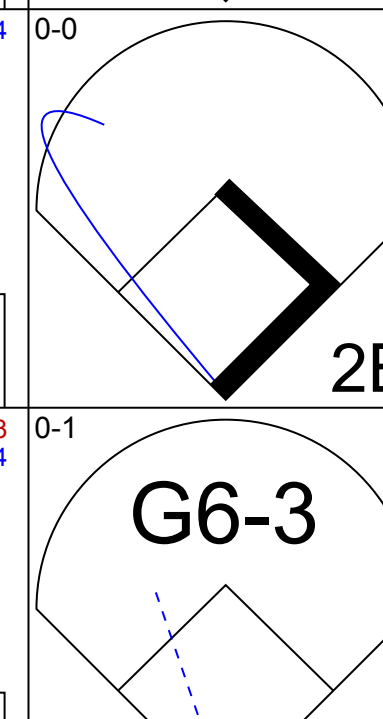

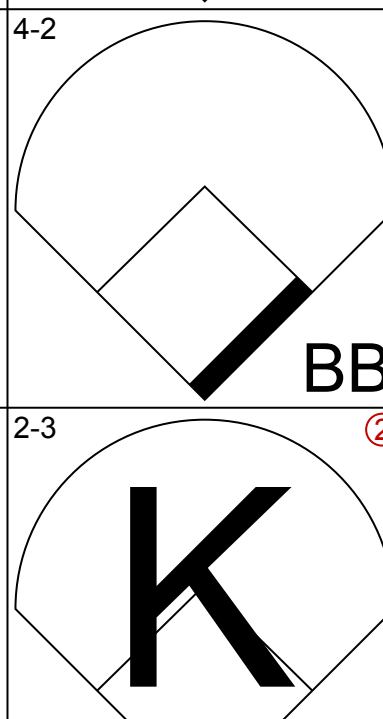
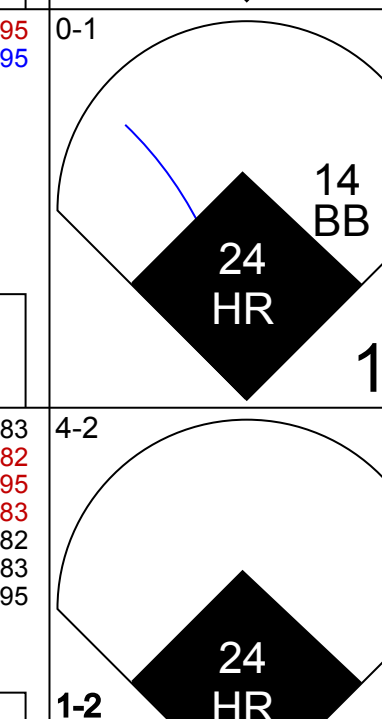

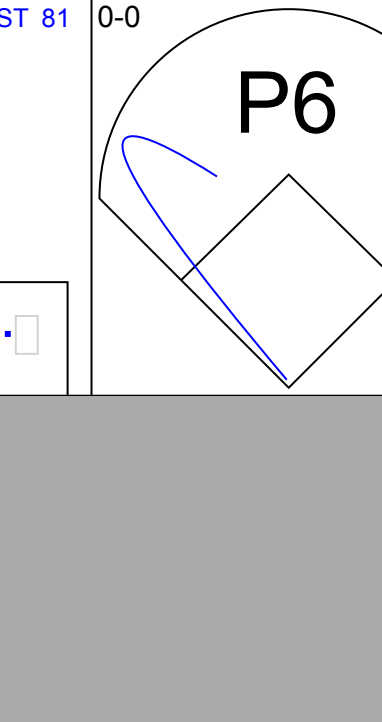

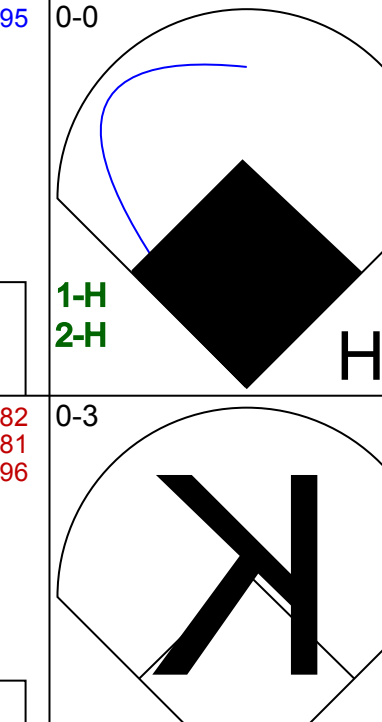




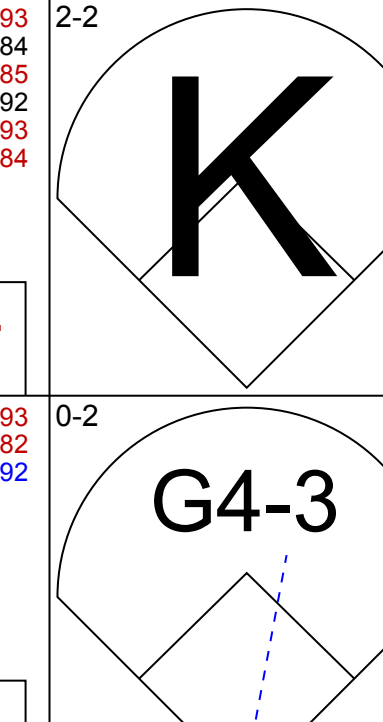
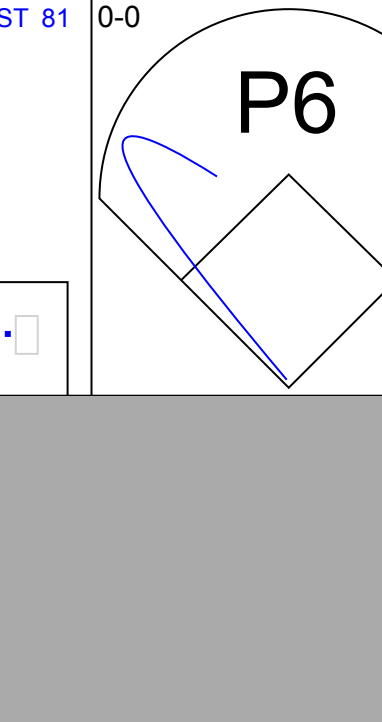

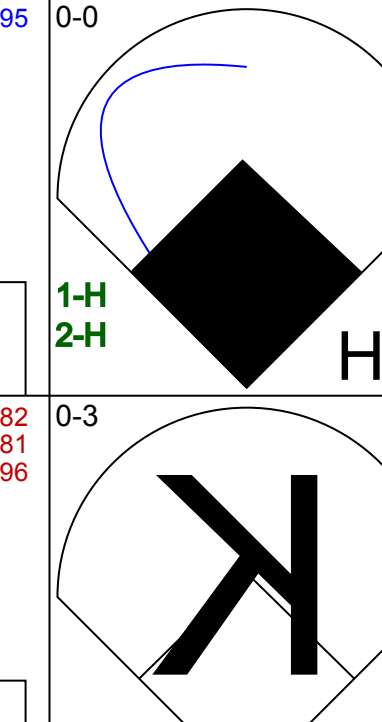
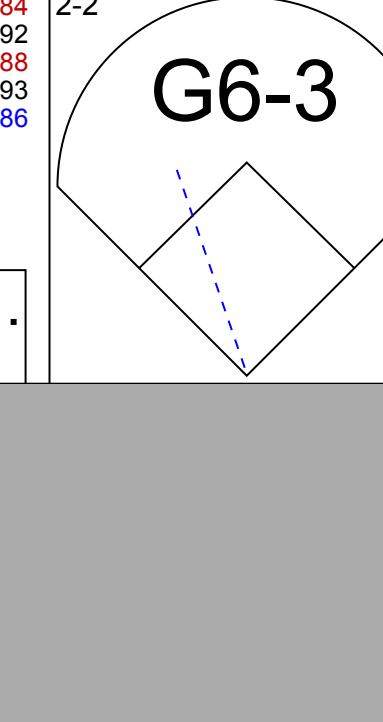
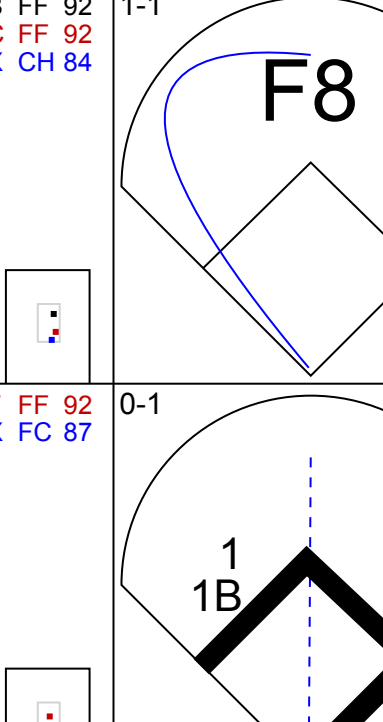
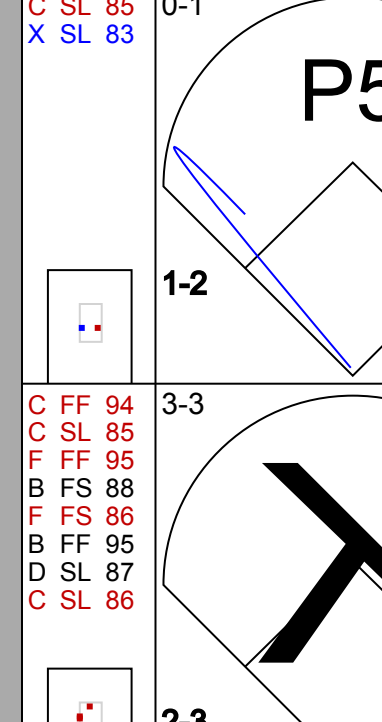


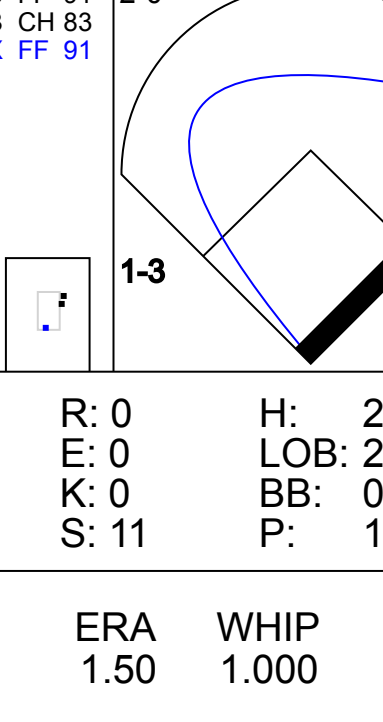
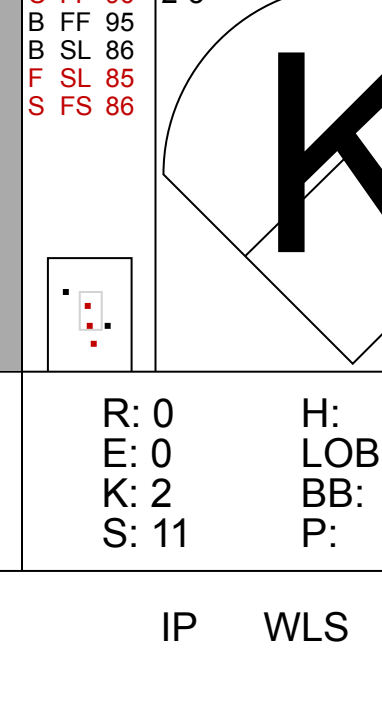
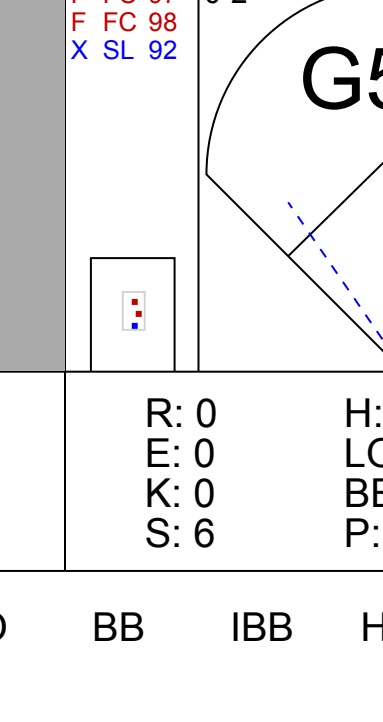
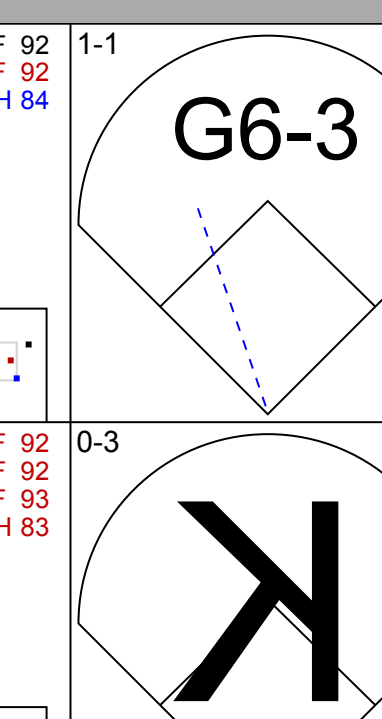
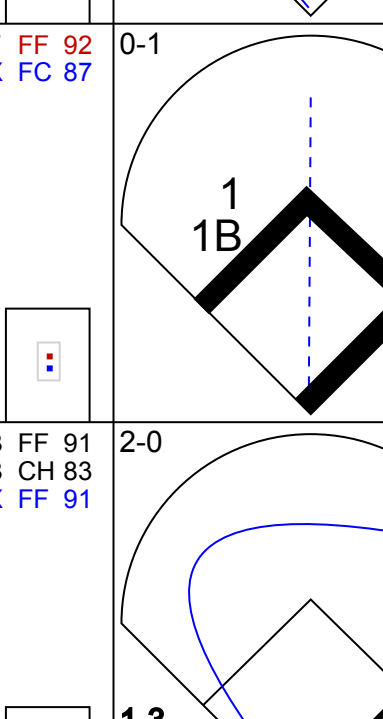
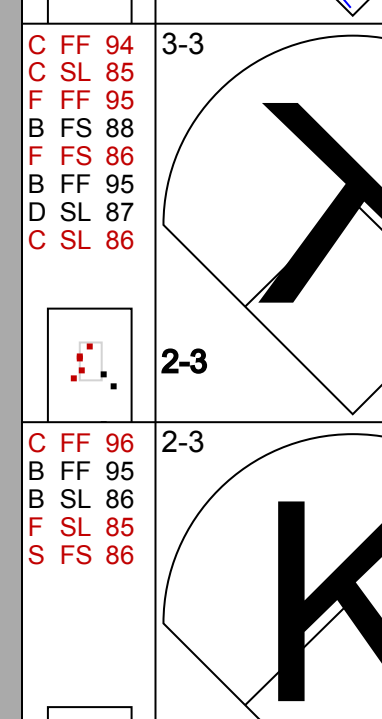
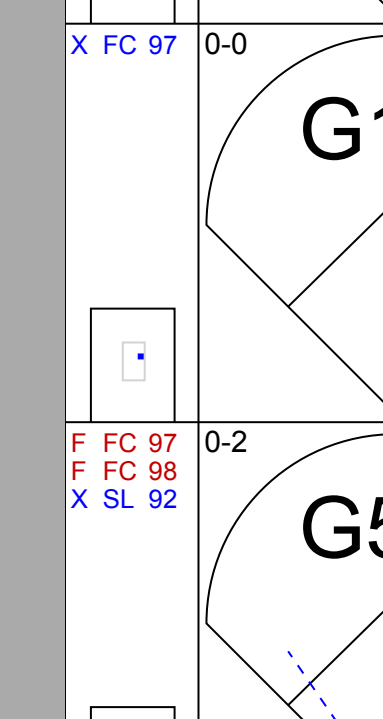
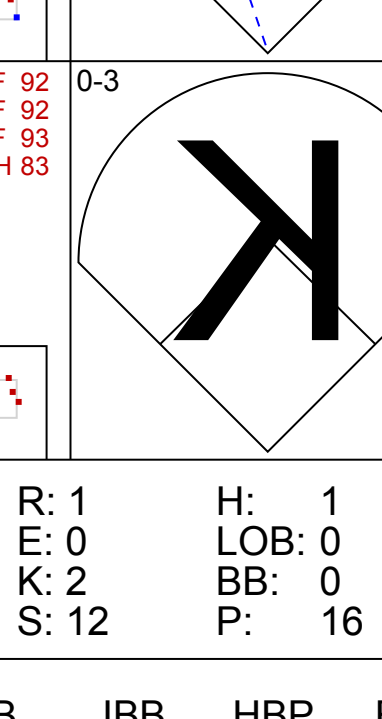
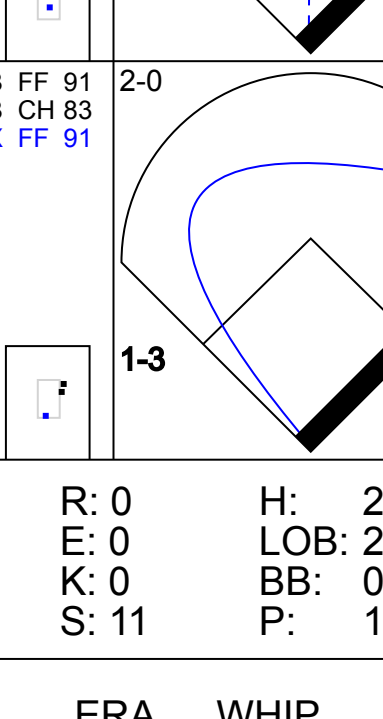
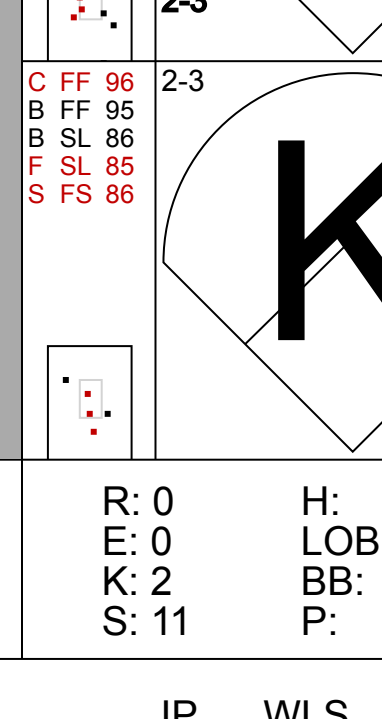
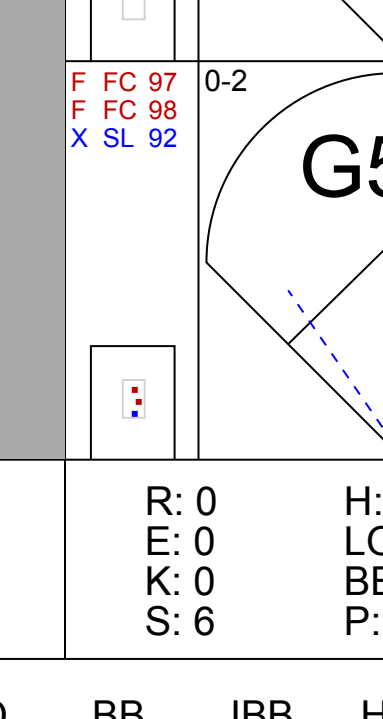


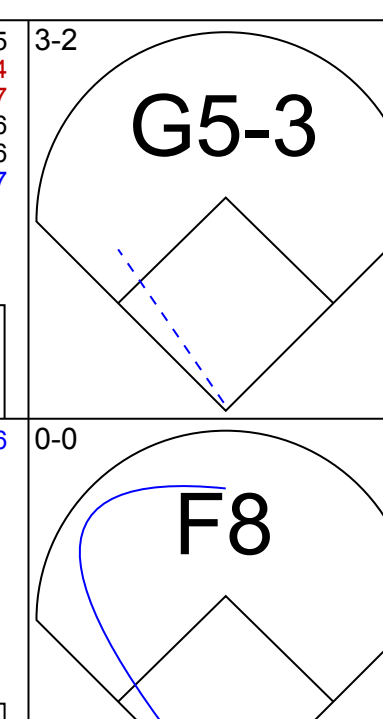
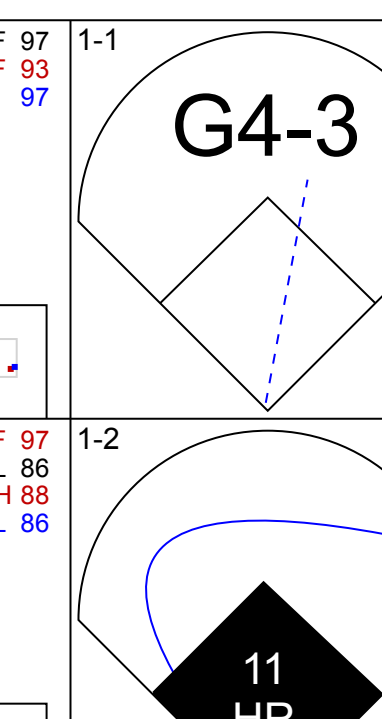
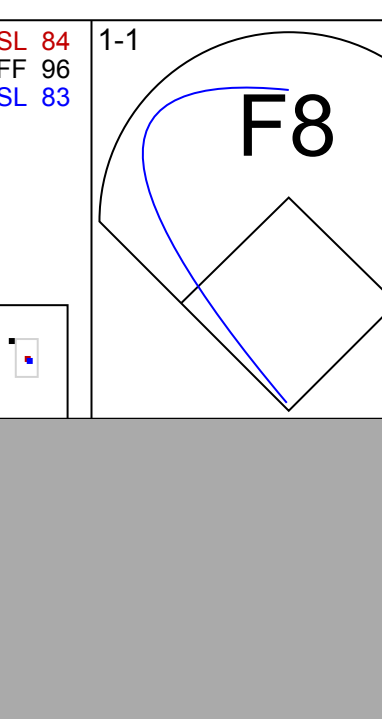
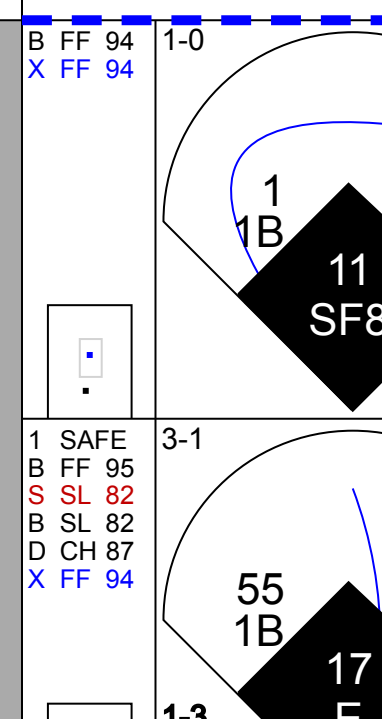
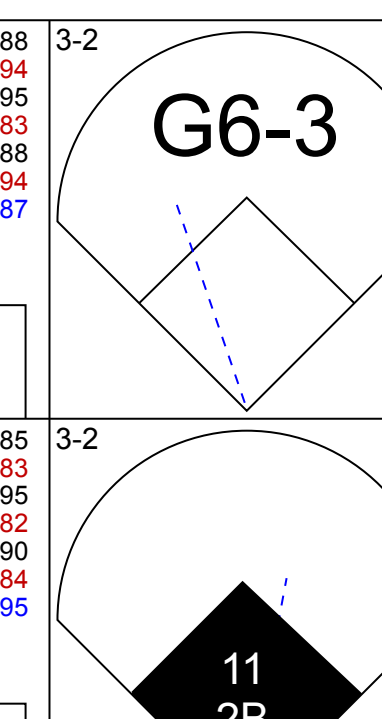
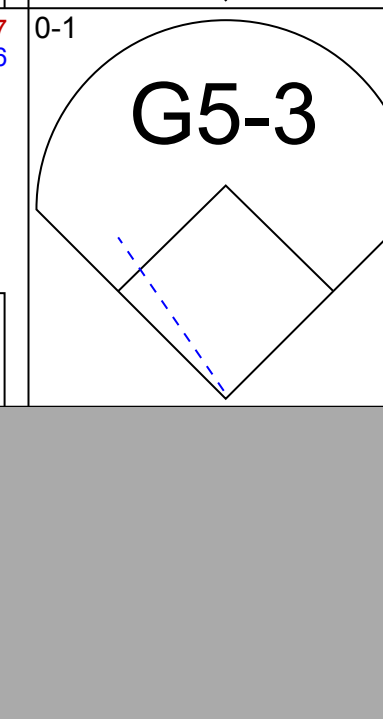
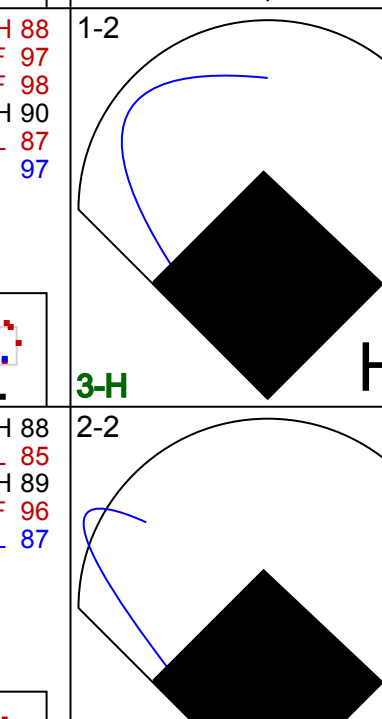
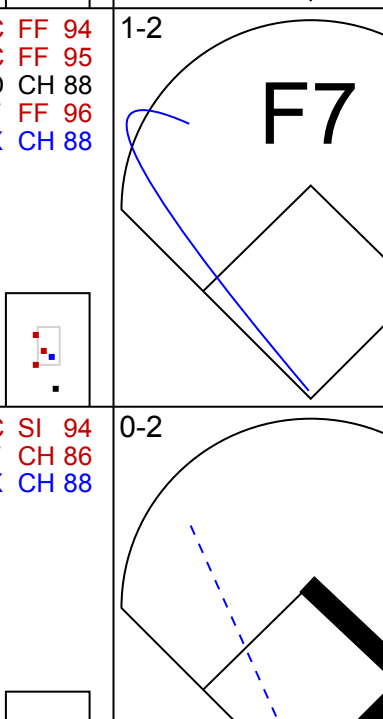
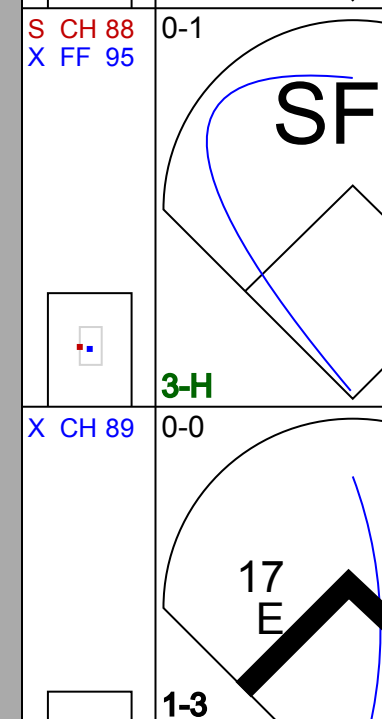
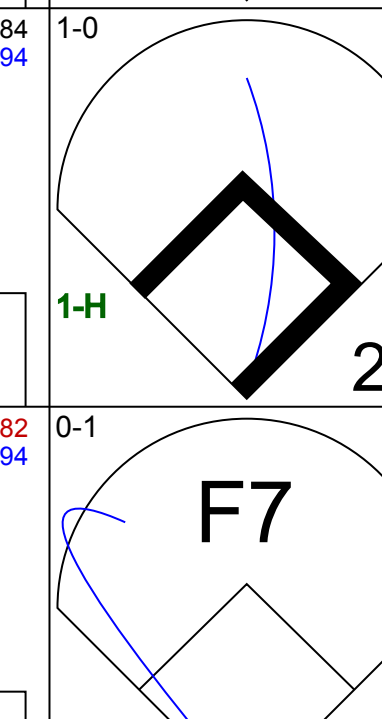

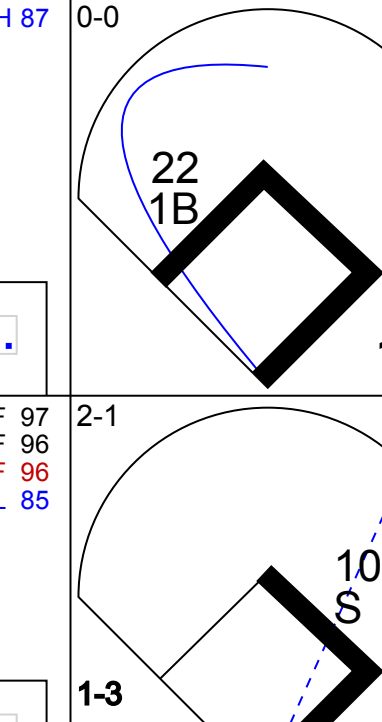

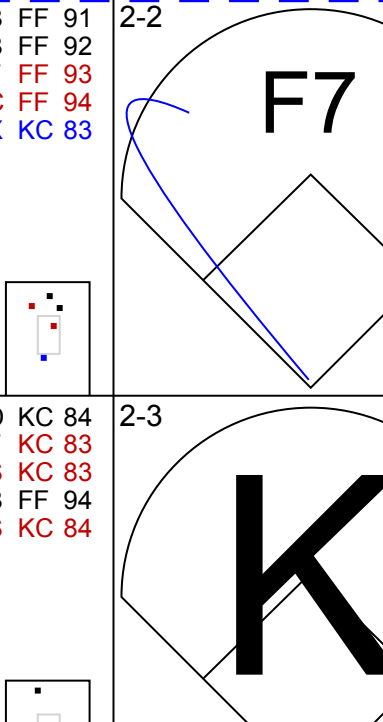
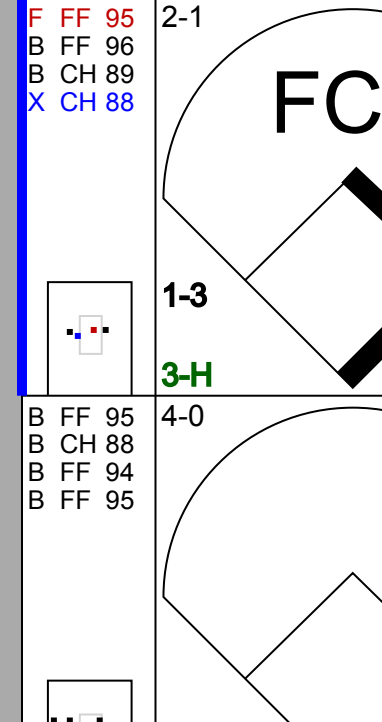

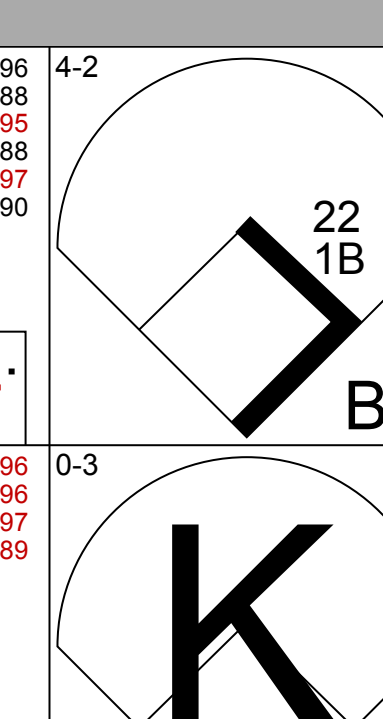
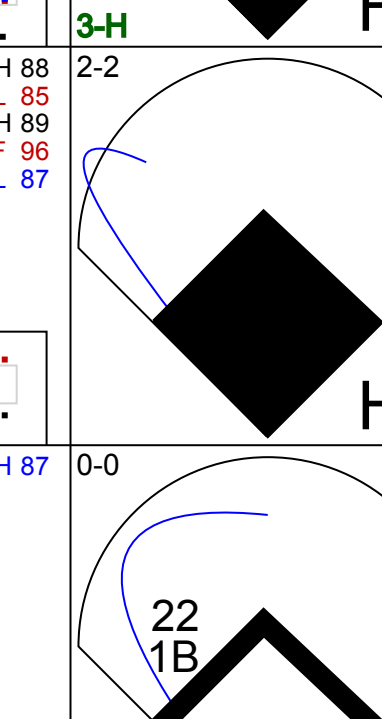
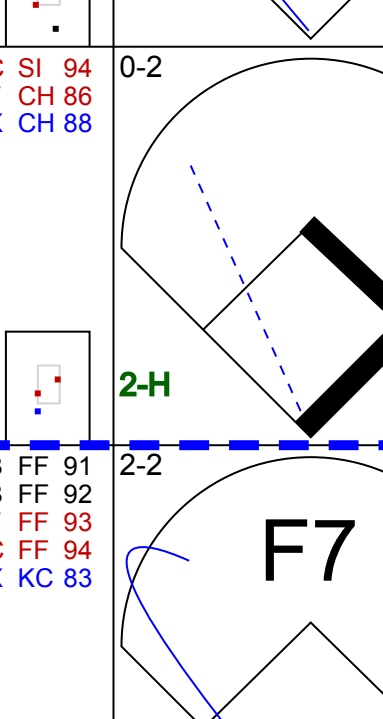
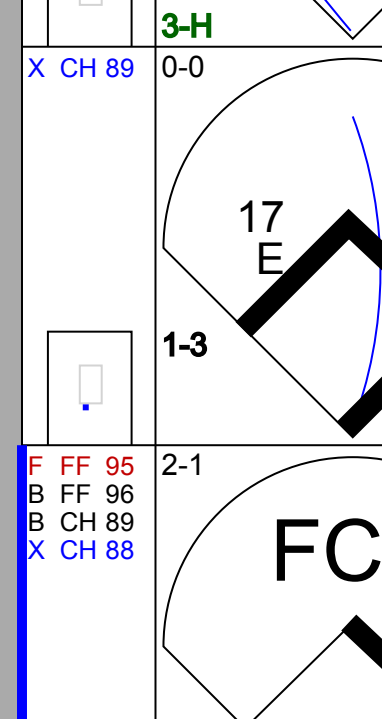
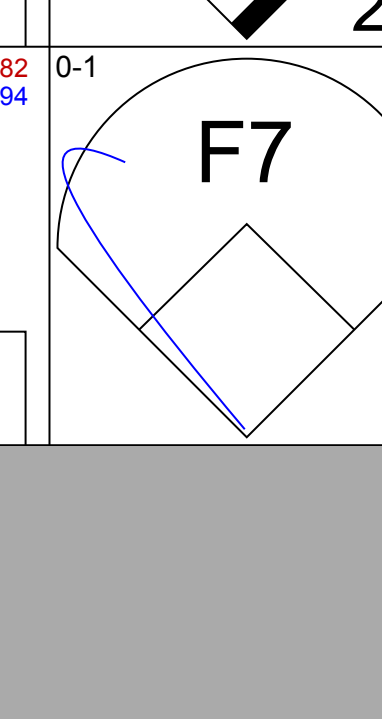
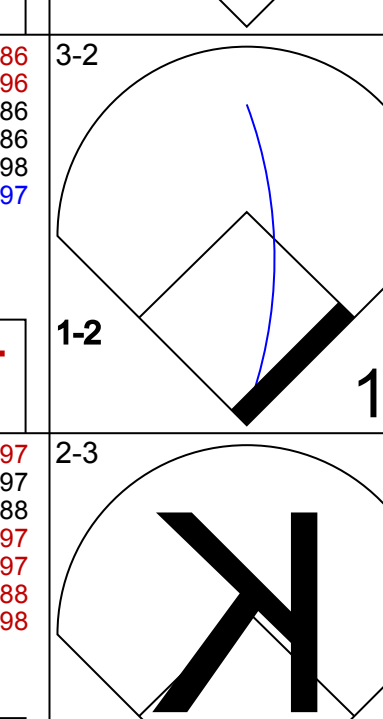
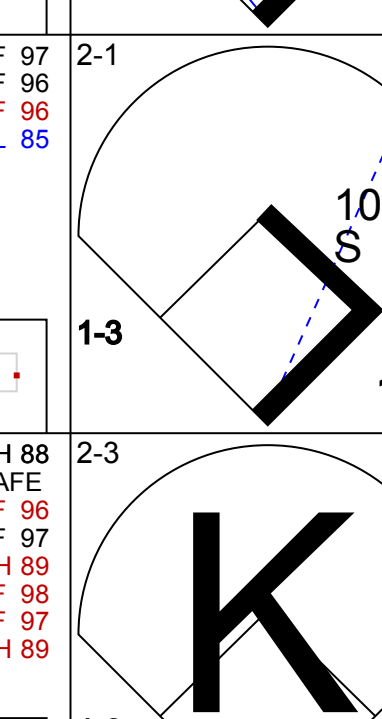
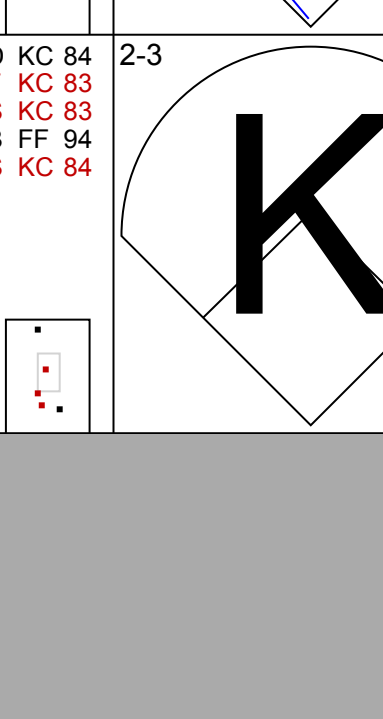
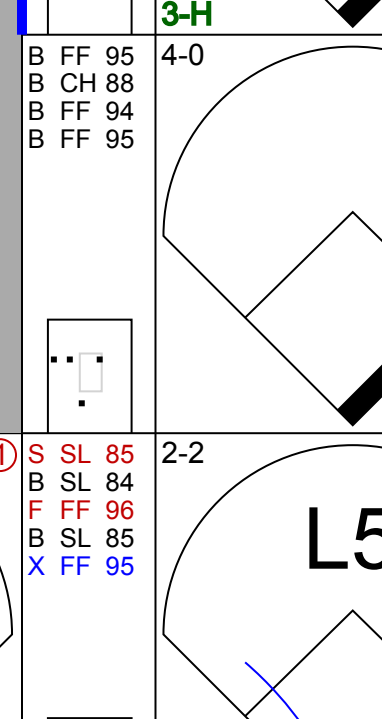
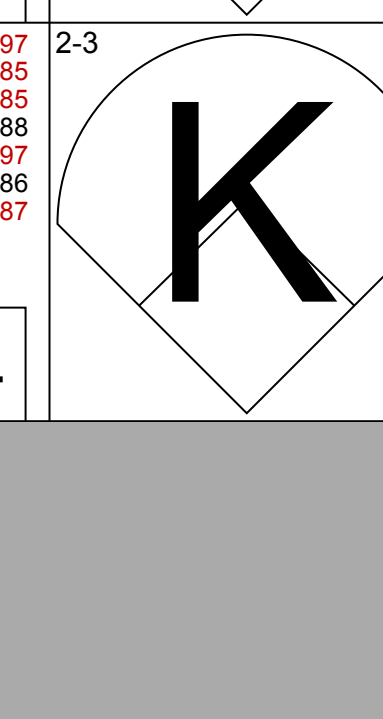


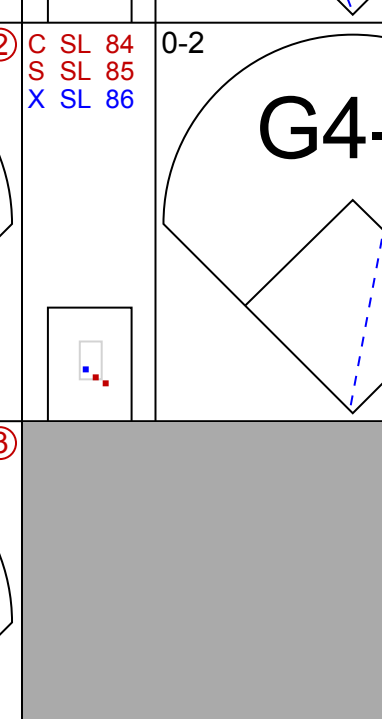
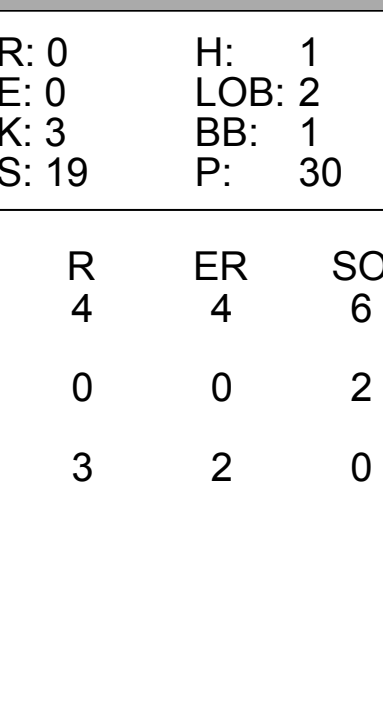
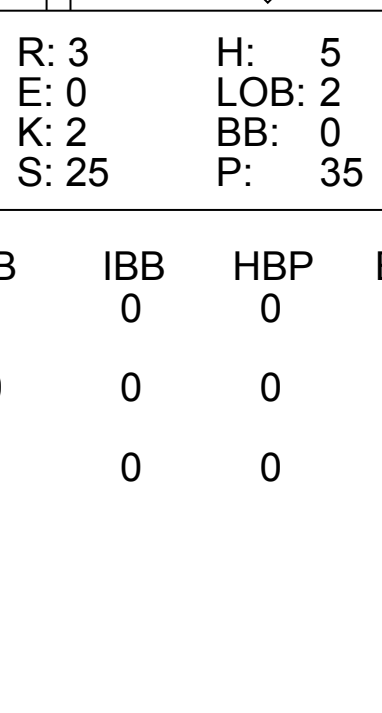
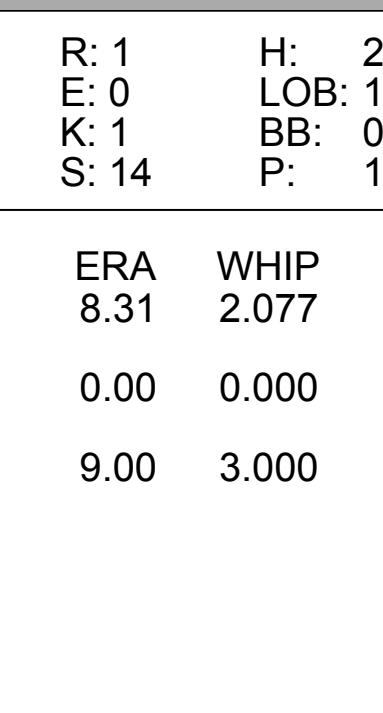
Batter	1	2	3	4	5	6	7	8	9	AB	R	H	RBI	BB	SO	LOB	BOTTOM										
38 Steven Kwan, L OBP: 0.351, SLG: 0.296	FC4-6 1B		K			K			P5	5	0	2	1	0	2	3											
7 Myles Straw, R OBP: 0.367, SLG: 0.319	FC4-6 1B		G4-3			G6-3	G6-4-3			4	1	0	0	0	0	3											
11 José Ramírez, S OBP: 0.347, SLG: 0.427	L6		G5-3			L9				4	0	1	0	0	0	1											
55 Josh Bell, S OBP: 0.307, SLG: 0.333	39 1B		G6-3			39 2B	BB			3	0	1	0	1	1	1											
39 Oscar Gonzalez, R OBP: 0.204, SLG: 0.288	F9								L1-3	4	0	2	1	0	0	1											
0 Andrés Giménez, L OBP: 0.333, SLG: 0.359	G3		G1-3			G6-3				3	0	0	0	0	0	4											
13 Gabriel Arias, R OBP: 0.278, SLG: 0.313		G6-3					K2-3			3	0	1	0	1	1	0											
2 Tyler Freeman, R OBP: 0.375, SLG: 0.429		G6-3				L6			FC1-5	3	1	0	0	1	0	3											
35 Cam Gallagher, R OBP: 0.238, SLG: 0.167 17 Will Brennan, L OBP: 0.313, SLG: 0.349 46 Meibrys Vitoria, L OBP: 0.270, SLG: 0.324 1 Amed Rosario, R OBP: 0.270, SLG: 0.324		G6-3				K				2	0	0	0	1	1	1											
										0	0	0	0	0	0	0											
										1	0	0	0	0	1	2											
Inning Stats	R: 1 H: 3 E: 0 K: 0 S: 13	H: 3 LOB: 2 BB: 0 P: 17	R: 0 H: 0 E: 0 K: 0 S: 6	H: 0 LOB: 0 BB: 0 P: 8	R: 0 H: 0 E: 0 K: 1 S: 8	H: 0 LOB: 0 BB: 0 P: 11	R: 0 H: 0 E: 0 K: 0 S: 10	H: 0 LOB: 0 BB: 0 P: 15	R: 0 H: 1 E: 0 K: 2 S: 9	H: 1 LOB: 1 BB: 0 P: 10	R: 0 H: 1 E: 0 K: 0 S: 16	H: 1 LOB: 2 BB: 1 P: 24	R: 1 H: 1 E: 0 K: 1 S: 9	H: 1 LOB: 1 BB: 2 P: 22	R: 0 H: 1 E: 0 K: 1 S: 7	H: 1 LOB: 0 BB: 0 P: 9	R: 0 H: 0 E: 0 K: 1 S: 13	H: 0 LOB: 2 BB: 1 P: 21	1B: 6 2B: 2 3B: 0 HR: 0	SF: 0 SAC: 0 DP: 2 HBP: 1	WP: 0 PB: 0 SB: 0 CS: 0	PA: 37					
PITCHER	IP	WLS	BF	H	R	ER	SO	BB	IBB	HBP	BLK	WP	HR	S	P	ERA	WHIP										
29 Braxton Garrett, L ERA: 2.84	5.2	W	23	5	1	1	3	2	0	0	0	0	0	9	21	13.50	4.500										
66 Tanner Scott, L ERA: 5.0	0.2	H	5	1	1	1	1	2	0	0	0	0	0	9	21	13.50	4.500										
36 Dylan Floro, R ERA:	1.2	H	4	1	0	0	1	0	0	0	0	0	0	9	13	0.00	0.600										
35 A.J. Puk, L ERA: 1.0	1.0	S	5	0	0	0	1	1	0	1	0	0	0	13	21	0.00	1.000										

Miami Marlins @ Cleveland Guardians
Progressive Field, Cleveland, OH
Sat Apr 22 2023, 8:13 PM - 10:49 PM EDT
Att: 14,478 - Cloudy - 49 F

AB	32
R	2
H	7
RBI	2
BB	4
SO	6
LOB	19



Batter	1	2	3	4	5	6	7	8	9	AB	R	H	RBI	BB	SO	LOB	TOP					
5 Jon Berti, R OBP: 0.264, SLG: 0.358										4	1	1	1	0	1	2	Miami Marlins @ Cleveland Guardians Progressive Field, Cleveland, OH Sun Apr 23 2023, 1:42 PM - 4:07 PM EDT Att: 12,664 - Cloudy - 46 F					
26 Garrett Cooper, R OBP: 0.325, SLG: 0.453										4	0	0	0	0	3	0						
12 Jorge Soler, R OBP: 0.358, SLG: 0.592										3	1	3	0	1	0	0						
14 Bryan De La Cruz, R OBP: 0.364, SLG: 0.471										3	1	0	0	1	1	3						
24 Avisail Garcia, R OBP: 0.207, SLG: 0.291										4	1	1	3	0	2	1						
2 Jazz Chisholm Jr., L OBP: 0.271, SLG: 0.387										4	0	1	0	0	1	0						
9 Jean Segura, R OBP: 0.229, SLG: 0.209										4	0	0	0	0	0	1						
4 Nick Fortes, R OBP: 0.220, SLG: 0.256										4	0	1	0	0	1	1						
1 Garrett Hampson, R OBP: 0.321, SLG: 0.462										4	0	1	0	0	2	1						
Inning Stats	R: 0 E: 0 K: 2 S: 10	H: 1 LOB: 1 BB: 0 P: 13	R: 0 E: 0 K: 1 S: 10	H: 0 LOB: 0 BB: 0 P: 14	R: 1 E: 0 K: 2 S: 12	H: 1 LOB: 0 BB: 0 P: 16	R: 0 E: 0 K: 0 S: 4	H: 1 LOB: 0 BB: 0 P: 6	R: 0 E: 0 K: 3 S: 11	H: 2 LOB: 2 BB: 0 P: 17	R: 0 E: 0 K: 3 S: 13	H: 0 LOB: 1 BB: 1 P: 20	R: 0 E: 0 K: 2 S: 11	H: 1 LOB: 0 BB: 0 P: 17	R: 3 E: 0 K: 1 S: 15	H: 2 LOB: 0 BB: 1 P: 21	R: 0 E: 0 K: 0 S: 6	H: 0 LOB: 0 BB: 0 P: 6	1B: 5 2B: 1 3B: 0 HR: 2	SF: 0 SAC: 0 DP: 1 HBP: 0	WP: 1 PB: 0 SB: 1 CS: 0	PA: 36
PITCHER	IP WLS BF H R ER SO BB IBB HBP BLK WP HR S P ERA WHIP	IP WLS BF H R ER SO BB IBB HBP BLK WP HR S P ERA WHIP	IP WLS BF H R ER SO BB IBB HBP BLK WP HR S P ERA WHIP	IP WLS BF H R ER SO BB IBB HBP BLK WP HR S P ERA WHIP	IP WLS BF H R ER SO BB IBB HBP BLK WP HR S P ERA WHIP	IP WLS BF H R ER SO BB IBB HBP BLK WP HR S P ERA WHIP	IP WLS BF H R ER SO BB IBB HBP BLK WP HR S P ERA WHIP	IP WLS BF H R ER SO BB IBB HBP BLK WP HR S P ERA WHIP	IP WLS BF H R ER SO BB IBB HBP BLK WP HR S P ERA WHIP	IP WLS BF H R ER SO BB IBB HBP BLK WP HR S P ERA WHIP	IP WLS BF H R ER SO BB IBB HBP BLK WP HR S P ERA WHIP	IP WLS BF H R ER SO BB IBB HBP BLK WP HR S P ERA WHIP	IP WLS BF H R ER SO BB IBB HBP BLK WP HR S P ERA WHIP	IP WLS BF H R ER SO BB IBB HBP BLK WP HR S P ERA WHIP	IP WLS BF H R ER SO BB IBB HBP BLK WP HR S P ERA WHIP	IP WLS BF H R ER SO BB IBB HBP BLK WP HR S P ERA WHIP	IP WLS BF H R ER SO BB IBB HBP BLK WP HR S P ERA WHIP					
41 Logan Allen, L ERA: 1.5	6.0	W	23	5	1	1	8	1	0	0	0	0	0	0	0	0	1.50	1.000				
37 Trevor Stephan, R ERA: 1.74	1.0	H	4	1	0	0	2	0	0	0	0	1	0	11	17	0.00	1.000					
99 James Karinchak, R ERA: 6.75	1.0		6	2	3	3	1	1	0	0	0	0	1	15	21	27.00	3.000					
48 Emmanuel Clase, R ERA: 2.25	1.0	S	3	0	0	0	0	0	0	0	0	0	0	6	6	0.00	0.000					

Batter	1	2	3	4	5	6	7	8	9	AB	R	H	RBI	BB	SO	LOB	BOTTOM			
38 Steven Kwan, L OBP: 0.343, SLG: 0.291										5	1	1	0	0	0	0	Miami Marlins @ Cleveland Guardians Progressive Field, Cleveland, OH Sun Apr 23 2023, 1:42 PM - 4:07 PM EDT Att: 12,664 - Cloudy - 46 F			
1 Amed Rosario, R OBP: 0.294, SLG: 0.397										5	4	4	0	0	0	0				
11 José Ramirez, S OBP: 0.350, SLG: 0.477										4	1	2	4	0	0	1				
55 Josh Bell, S OBP: 0.333, SLG: 0.405										4	1	3	2	1	0	1				
39 Oscar Gonzalez, R OBP: 0.211, SLG: 0.291										3	0	1	0	0	1	2				
17 Will Brennan, L OBP: 0.306, SLG: 0.341										1	0	0	0	0	0	1				
22 Josh Naylor, L OBP: 0.287, SLG: 0.277										3	0	2	0	1	1	1				
10 Mike Zunino, R OBP: 0.400, SLG: 0.455										4	0	0	0	0	2	7				
13 Gabriel Arias, R OBP: 0.250, SLG: 0.278										4	0	0	0	0	3	5				
7 Myles Straw, R OBP: 0.349, SLG: 0.301										4	0	0	0	0	1	0				
Inning Stats	R: 0 E: 0 K: 0 S: 6	H: 0 LOB: 0 BB: 0 P: 9	R: 0 E: 0 K: 3 S: 19	H: 1 LOB: 2 BB: 1 P: 30	R: 3 E: 0 K: 2 S: 25	H: 5 LOB: 2 BB: 0 P: 35	R: 0 E: 0 K: 1 S: 8	H: 0 LOB: 0 BB: 0 P: 13	R: 1 E: 0 K: 1 S: 14	H: 2 LOB: 1 BB: 0 P: 19	R: 0 E: 0 K: 1 S: 7	H: 0 LOB: 0 BB: 0 P: 13	R: 2 E: 1 K: 0 S: 14	H: 3 LOB: 3 BB: 1 P: 26	R: 1 E: 0 K: 0 S: 13	H: 2 LOB: 1 BB: 0 P: 21	1B: 7 2B: 3 3B: 1 HR: 2	SF: 1 SAC: 0 DP: 0 HBP: 0	WP: 0 PB: 0 SB: 0 CS: 0	PA: 40
PITCHER	IP WLS BF H R ER SO BB IBB HBP BLK WP HR S P ERA WHIP	IP WLS BF H R ER SO BB IBB HBP BLK WP HR S P ERA WHIP	IP WLS BF H R ER SO BB IBB HBP BLK WP HR S P ERA WHIP	IP WLS BF H R ER SO BB IBB HBP BLK WP HR S P ERA WHIP	IP WLS BF H R ER SO BB IBB HBP BLK WP HR S P ERA WHIP	IP WLS BF H R ER SO BB IBB HBP BLK WP HR S P ERA WHIP	IP WLS BF H R ER SO BB IBB HBP BLK WP HR S P ERA WHIP	IP WLS BF H R ER SO BB IBB HBP BLK WP HR S P ERA WHIP	IP WLS BF H R ER SO BB IBB HBP BLK WP HR S P ERA WHIP	IP WLS BF H R ER SO BB IBB HBP BLK WP HR S P ERA WHIP	IP WLS BF H R ER SO BB IBB HBP BLK WP HR S P ERA WHIP	IP WLS BF H R ER SO BB IBB HBP BLK WP HR S P ERA WHIP	IP WLS BF H R ER SO BB IBB HBP BLK WP HR S P ERA WHIP	IP WLS BF H R ER SO BB IBB HBP BLK WP HR S P ERA WHIP	IP WLS BF H R ER SO BB IBB HBP BLK WP HR S P ERA WHIP	IP WLS BF H R ER SO BB IBB HBP BLK WP HR S P ERA WHIP				
44 Jesús Luzardo, L ERA: 3.62	4.1	L	22	8	4	4	6	1	0	0	0	0	0	0	0	0	8.31	2.077		
32 Matt Barnes, R ERA: 1.93	1.2		5	0	0	0	2	0	0	0	0	0	0	13	23	0.00	0.000			
62 George Soriano, R ERA: 2.57	2.0		13	5	3	2	0	1	0	0	0	0	0	27	47	9.00	3.000			

Batter	1	2	3	4	5	6	7	8	9	AB	R	H	RBI	BB	SO	LOB	TOP						
19 Charlie Blackmon, L (1, 10) OBP: 0.390, SLG: 0.417										5	2	2	2	0	1	1							
29 Jurickson Profar, S (1, 7) OBP: 0.289, SLG: 0.333										3	0	0	1	1	0	1							
23 Kris Bryant, R (1, 9) OBP: 0.374, SLG: 0.449									5	0	2	1	0	0	1								
24 Ryan McMahon, L (1, 5) OBP: 0.305, SLG: 0.440									4	0	0	0	1	1	3								
35 Elias Diaz, R (1, 2) OBP: 0.392, SLG: 0.486									2	0	1	0	2	0	0								
11 Mike Moustakas, L (1, 3) OBP: 0.314, SLG: 0.390									4	0	0	0	0	1	5								
13 Alan Trejo, R (1, 4) OBP: 0.255, SLG: 0.289									3	1	0	0	1	1	1								
9 Brenton Doyle, R (1, 8) OBP: 0.500, SLG: 0.571									4	1	3	1	0	1	0								
14 Ezequiel Tovar, R (1, 6) OBP: 0.247, SLG: 0.240									3	1	0	0	1	3	2								
Inning Stats	R: 1 E: 0 K: 0 S: 14	H: 1 LOB: 2 BB: 2 P: 27	R: 3 E: 0 K: 0 S: 15	H: 3 LOB: 1 BB: 1 P: 29	R: 0 E: 0 K: 0 S: 6	H: 1 LOB: 0 BB: 0 P: 10	R: 0 E: 0 K: 3 S: 9	H: 0 LOB: 0 BB: 0 P: 12	R: 0 E: 0 K: 2 S: 13	H: 1 LOB: 2 BB: 1 P: 22	R: 0 E: 0 K: 1 S: 11	H: 1 LOB: 1 BB: 1 P: 18	R: 0 E: 0 K: 0 S: 10	H: 0 LOB: 0 BB: 0 P: 15	R: 0 E: 0 K: 2 S: 12	H: 1 LOB: 1 BB: 0 P: 20	R: 0 E: 0 K: 0 S: 12	H: 0 LOB: 1 BB: 1 P: 20	1B: 5 2B: 2 3B: 0 HR: 1	SF: 1 SAC: 0 DP: 1 HBP: 0	WP: 0 PB: 0 SB: 3 CS: 0	PA: 40	
PITCHER	IP WLS BF H R ER SO BB IBB HBP BLK WP HR S P ERA WHIP	IP WLS BF H R ER SO BB IBB HBP BLK WP HR S P ERA WHIP	IP WLS BF H R ER SO BB IBB HBP BLK WP HR S P ERA WHIP	IP WLS BF H R ER SO BB IBB HBP BLK WP HR S P ERA WHIP	IP WLS BF H R ER SO BB IBB HBP BLK WP HR S P ERA WHIP	IP WLS BF H R ER SO BB IBB HBP BLK WP HR S P ERA WHIP	IP WLS BF H R ER SO BB IBB HBP BLK WP HR S P ERA WHIP	IP WLS BF H R ER SO BB IBB HBP BLK WP HR S P ERA WHIP	IP WLS BF H R ER SO BB IBB HBP BLK WP HR S P ERA WHIP	IP WLS BF H R ER SO BB IBB HBP BLK WP HR S P ERA WHIP	IP WLS BF H R ER SO BB IBB HBP BLK WP HR S P ERA WHIP	IP WLS BF H R ER SO BB IBB HBP BLK WP HR S P ERA WHIP	IP WLS BF H R ER SO BB IBB HBP BLK WP HR S P ERA WHIP	IP WLS BF H R ER SO BB IBB HBP BLK WP HR S P ERA WHIP	IP WLS BF H R ER SO BB IBB HBP BLK WP HR S P ERA WHIP	IP WLS BF H R ER SO BB IBB HBP BLK WP HR S P ERA WHIP	IP WLS BF H R ER SO BB IBB HBP BLK WP HR S P ERA WHIP	IP WLS BF H R ER SO BB IBB HBP BLK WP HR S P ERA WHIP	IP WLS BF H R ER SO BB IBB HBP BLK WP HR S P ERA WHIP	IP WLS BF H R ER SO BB IBB HBP BLK WP HR S P ERA WHIP	IP WLS BF H R ER SO BB IBB HBP BLK WP HR S P ERA WHIP	IP WLS BF H R ER SO BB IBB HBP BLK WP HR S P ERA WHIP	IP WLS BF H R ER SO BB IBB HBP BLK WP HR S P ERA WHIP

Colorado Rockies @ Cleveland Guardians
 Progressive Field, Cleveland, OH
 Tue Apr 25 2023, 6:10 PM - 8:32 PM EDT
 Att. 9,493 - Overcast - 45 F

AB	33
R	5
H	8
RBI	5
BB	6
SO	8
LOB	14

Batter	1	2	3	4	5	6	7	8	9	AB	R	H	RBI	BB	SO	LOB	BOTTOM							
38 Steven Kwan, L (1, 7) OBP: 0.355, SLG: 0.319										4	1	1	0	0	1	0								
1 Amed Rosario, R (1, 6) OBP: 0.287, SLG: 0.375									3	0	1	1	0	2	0									
11 José Ramírez, S (1, 5) OBP: 0.333, SLG: 0.457									4	0	1	0	0	0	1									
22 Josh Naylor, L (1, 3) OBP: 0.256, SLG: 0.278									4	0	1	0	0	0	1									
55 Josh Bell, S (1, 10) OBP: 0.327, SLG: 0.384										4	0	1	0	0	1	2								
0 Andrés Giménez, L (1, 4) OBP: 0.319, SLG: 0.333									3	0	0	0	0	1	1									
10 Mike Zunino, R (1, 2) OBP: 0.393, SLG: 0.449										3	0	1	0	0	2	1								
17 Will Brennan, L (1, 9) OBP: 0.283, SLG: 0.313									3	0	0	0	0	1	1									
7 Myles Straw, R (1, 8) OBP: 0.337, SLG: 0.291									3	0	0	0	0	1	1									
Inning Stats	R: 0 E: 0 K: 0 S: 6	H: 1 LOB: 0 BB: 0 P: 8	R: 0 E: 0 K: 2 S: 13	H: 1 LOB: 0 BB: 0 P: 17	R: 0 E: 0 K: 1 S: 9	H: 0 LOB: 0 BB: 0 P: 13	R: 0 E: 0 K: 1 S: 10	H: 1 LOB: 1 BB: 0 P: 13	R: 0 E: 0 K: 2 S: 13	H: 1 LOB: 0 BB: 0 P: 19	R: 1 E: 0 K: 0 S: 9	H: 1 LOB: 0 BB: 0 P: 12	R: 0 E: 0 K: 2 S: 8	H: 0 LOB: 0 BB: 0 P: 11	R: 0 E: 0 K: 0 S: 7	H: 0 LOB: 0 BB: 0 P: 9	R: 0 E: 0 K: 1 S: 12	H: 1 LOB: 1 BB: 0 P: 18	1B: 3 2B: 3 3B: 0 HR: 0	SF: 1 SAC: 0 DP: 1 HBP: 0	WP: 0 PB: 1 SB: 1 CS: 0	PA: 32		
PITCHER	IP WLS BF H R ER SO BB IBB HBP BLK WP HR S P ERA WHIP	IP WLS BF H R ER SO BB IBB HBP BLK WP HR S P ERA WHIP	IP WLS BF H R ER SO BB IBB HBP BLK WP HR S P ERA WHIP	IP WLS BF H R ER SO BB IBB HBP BLK WP HR S P ERA WHIP	IP WLS BF H R ER SO BB IBB HBP BLK WP HR S P ERA WHIP	IP WLS BF H R ER SO BB IBB HBP BLK WP HR S P ERA WHIP	IP WLS BF H R ER SO BB IBB HBP BLK WP HR S P ERA WHIP	IP WLS BF H R ER SO BB IBB HBP BLK WP HR S P ERA WHIP	IP WLS BF H R ER SO BB IBB HBP BLK WP HR S P ERA WHIP	IP WLS BF H R ER SO BB IBB HBP BLK WP HR S P ERA WHIP	IP WLS BF H R ER SO BB IBB HBP BLK WP HR S P ERA WHIP	IP WLS BF H R ER SO BB IBB HBP BLK WP HR S P ERA WHIP	IP WLS BF H R ER SO BB IBB HBP BLK WP HR S P ERA WHIP	IP WLS BF H R ER SO BB IBB HBP BLK WP HR S P ERA WHIP	IP WLS BF H R ER SO BB IBB HBP BLK WP HR S P ERA WHIP	IP WLS BF H R ER SO BB IBB HBP BLK WP HR S P ERA WHIP	IP WLS BF H R ER SO BB IBB HBP BLK WP HR S P ERA WHIP	IP WLS BF H R ER SO BB IBB HBP BLK WP HR S P ERA WHIP	IP WLS BF H R ER SO BB IBB HBP BLK WP HR S P ERA WHIP	IP WLS BF H R ER SO BB IBB HBP BLK WP HR S P ERA WHIP	IP WLS BF H R ER SO BB IBB HBP BLK WP HR S P ERA WHIP	IP WLS BF H R ER SO BB IBB HBP BLK WP HR S P ERA WHIP	IP WLS BF H R ER SO BB IBB HBP BLK WP HR S P ERA WHIP	IP WLS BF H R ER SO BB IBB HBP BLK WP HR S P ERA WHIP

Colorado Rockies @ Cleveland Guardians
 Progressive Field, Cleveland, OH
 Tue Apr 25 2023, 6:10 PM - 8:32 PM EDT
 Att. 9,493 - Overcast - 45 F

AB	31
R	1
H	6
RBI	1
BB	0
SO	9
LOB	8

Batter	1	2	3	4	5	6	7	8	9	AB	R	H	RBI	BB	SO	LOB	TOP										
19 Charlie Blackmon, L (1, 10)										3	0	1	0	0	1	1	Colorado Rockies @ Cleveland Guardians Progressive Field, Cleveland, OH Wed Apr 26 2023, 1:12 PM - 3:43 PM EDT Att: 9,841 - Sunny - 46 F										
29 Jurickson Profar, S (1, 7)										4	1	1	0	0	1	2											
23 Kris Bryant, R (1, 9)										4	0	2	1	0	0	1											
25 C.J. Cron, R (1, 3)										4	0	0	0	0	0	3											
24 Ryan McMahon, L (1, 5)										4	0	1	0	0	2	1											
13 Alan Trejo, R (1, 4)										4	0	1	0	0	1	2											
9 Brenton Doyle, R (1, 8)										4	0	0	0	0	2	1											
14 Ezequiel Tovar, R (1, 6)										3	0	1	0	0	2	0											
6 Brian Serven, R (1, 2)										3	0	0	0	0	3	1											
Inning Stats	R: 0 E: 0 K: 0 S: 8	H: 0 LOB: 1 BB: 0 P: 16	R: 0 E: 0 K: 3 S: 11	H: 0 LOB: 0 BB: 0 P: 16	R: 0 E: 0 K: 3 S: 10	H: 1 LOB: 1 BB: 0 P: 13	R: 0 E: 0 K: 1 S: 10	H: 1 LOB: 1 BB: 0 P: 14	R: 0 E: 0 K: 1 S: 7	H: 1 LOB: 1 BB: 0 P: 11	R: 1 E: 0 K: 0 S: 16	H: 3 LOB: 1 BB: 0 P: 24	R: 0 E: 0 K: 3 S: 13	H: 0 LOB: 0 BB: 0 P: 19	R: 0 E: 0 K: 1 S: 10	H: 1 LOB: 1 BB: 0 P: 20	R: 0 E: 0 K: 0 S: 14	H: 1 LOB: 1 BB: 0 P: 20	1B: 5 2B: 2 3B: 0 HR: 0	SF: 0 SAC: 0 DP: 1 HBP: 1	WP: 0 PB: 0 SB: 0 CS: 0	PA: 34					
PITCHER	IP	WLS	BF	H	R	ER	SO	BB	IBB	HBP	BLK	WP	HR	S	P	ERA	WHIP										
61 Tanner Bibee, R (1, 1)	5.2	W	23	6	1	1	8	0	0	1	0	0	0	60	91	1.59	1.059										
49 Eli Morgan, R (6, 1)	1.1	H	4	0	0	0	3	0	0	0	0	0	0	15	22	0.00	0.000										
37 Trevor Stephan, R (8, 1)	1.0	H	3	0	0	0	1	0	0	0	0	0	0	10	15	0.00	0.000										
48 Emmanuel Clase, R (9, 1)	1.0	S	4	1	0	0	0	0	0	0	0	0	0	14	20	0.00	1.000										

Batter	1	2	3	4	5	6	7	8	9	AB	R	H	RBI	BB	SO	LOB	BOTTOM										
38 Steven Kwan, L (1, 7)										3	0	0	0	2	1	1	Colorado Rockies @ Cleveland Guardians Progressive Field, Cleveland, OH Wed Apr 26 2023, 1:12 PM - 3:43 PM EDT Att: 9,841 - Sunny - 46 F										
1 Amed Rosario, R (1, 6)									4	0	1	0	0	1	1												
11 José Ramírez, S (1, 5)									2	1	2	0	2	0	0												
22 Josh Naylor, L (1, 10)									4	1	2	2	0	1	4												
55 Josh Bell, S (1, 3)									4	0	0	0	0	2	5												
13 Gabriel Arias, R (8, 3)									0	0	0	0	0	0	0												
0 Andrés Giménez, L (1, 4)										3	2	2	0	0	0												
39 Oscar Gonzalez, R (1, 9)										3	0	2	1	0	0												
7 Myles Straw, R (7, 8)										1	0	1	0	0	0												
17 Will Brennan, L (1, 8)										4	0	0	1	0	1	4											
35 Cam Gallagher, R (1, 2)										4	0	0	0	0	1	3											
Inning Stats	R: 2 E: 0 K: 1 S: 13	H: 1 LOB: 0 BB: 1 P: 20	R: 0 E: 0 K: 1 S: 11	H: 2 LOB: 1 BB: 0 P: 14	R: 0 E: 0 K: 1 S: 8	H: 1 LOB: 1 BB: 0 P: 11	R: 1 E: 0 K: 1 S: 9	H: 2 LOB: 1 BB: 0 P: 14	R: 0 E: 0 K: 0 S: 7	H: 2 LOB: 2 BB: 1 P: 14	R: 0 E: 0 K: 0 S: 7	H: 0 LOB: 0 BB: 0 P: 9	R: 0 E: 0 K: 3 S: 16	H: 1 LOB: 3 BB: 2 P: 23	R: 1 E: 0 K: 0 S: 9	H: 1 LOB: 1 BB: 0 P: 15	R: 1 E: 0 K: 0 S: 9	H: 1 LOB: 1 BB: 0 P: 15	1B: 6 2B: 3 3B: 0 HR: 1	SF: 0 SAC: 0 DP: 1 HBP: 1	WP: 0 PB: 0 SB: 2 CS: 1	PA: 37					
PITCHER	IP	WLS	BF	H	R	ER	SO	BB	IBB	HBP	BLK	WP	HR	S	P	ERA	WHIP										
48 Germán Márquez, R (1, 1)	3.2	L	17	6	3	3	4	1	0	0	0	0	0	8	16	0.00	2.250										
59 Jake Bird, R (4, 1)	1.1		6	2	0	0	0	1	0	0	0	0	0	8	16	0.00	2.250										
52 Daniel Bard, R (6, 1)	1.1		6	1	0	0	1	1	0	0	0	0	0	16	22	0.00	1.500										
55 Brad Hand, L (7, 1)	1.0		6	1	1	1	2	0	1	1	0	0	0	12	20	9.00	1.000										
36 Pierce Johnson, R (8, 1)	0.2		2	0	0	0	0	0	0	0	0	0	0	4	5	0.00	0.000										

AB	33
R	1
H	7
RBI	1
BB	0
SO	12
LOB	12



Batter	1	2	3	4	5	6	7	8	9	AB R H RBI BB SO LOB	TOP	
38 Steven Kwan, L (1,7) OBP: 0.358, SLG: 0.314										5 1 2 0 0 1 1	<p>Cleveland Guardians @ Boston Red Sox Fenway Park, Boston, MA Fri Apr 28 2023, 7:13 PM - 9:36 PM EDT Att: 30,578 - Cloudy - 52 F</p> <p>livebaseballscorecards.com</p> <p>AB 33 R 5 H 8 RBI 5 BB 2 SO 8 LOB 10</p>	
1 Amed Rosario, R (1,6) OBP: 0.274, SLG: 0.352										4 0 0 0 0 2 2		
11 José Ramírez, S (1,5) OBP: 0.362, SLG: 0.475										3 1 1 0 1 0 1		
22 Josh Naylor, L (1,3) OBP: 0.256, SLG: 0.316										3 0 0 1 0 1 1		
55 Josh Bell, S (1,10) OBP: 0.321, SLG: 0.376										3 0 1 1 1 0 0		
0 Andrés Giménez, L (1,4) OBP: 0.333, SLG: 0.363										4 0 1 0 0 2 3		
10 Mike Zunino, R (1,2) OBP: 0.385, SLG: 0.491										4 1 1 1 0 2 1		
17 Will Brennan, L (1,9) OBP: 0.279, SLG: 0.345										3 2 1 1 0 0 1		
7 Myles Straw, R (1,8) OBP: 0.340, SLG: 0.298										4 0 1 1 0 0 0		
Inning Stats	R: 2 H: 3 E: 0 LOB: 1 K: 1 BB: 0 S: 23 P: 32	R: 1 H: 1 E: 0 LOB: 0 K: 1 BB: 0 S: 11 P: 16	R: 0 H: 0 E: 0 LOB: 2 K: 2 BB: 2 S: 11 P: 19	R: 1 H: 1 E: 0 LOB: 0 K: 1 BB: 0 S: 16 P: 19	R: 0 H: 0 E: 0 LOB: 0 K: 0 BB: 0 S: 12 P: 14	R: 0 H: 1 E: 0 LOB: 1 K: 1 BB: 0 S: 10 P: 14	R: 0 H: 1 E: 0 LOB: 1 K: 1 BB: 0 S: 8 P: 12	R: 0 H: 0 E: 0 LOB: 0 K: 1 BB: 0 S: 9 P: 12	R: 1 H: 1 E: 0 LOB: 0 K: 0 BB: 0 S: 11 P: 14	1B: 4 SF: 1 2B: 3 SAC: 0 3B: 0 DP: 1 HR: 2 HBP: 1	WP: 1 PA: 37 PB: 0 SB: 2 CS: 0	
PITCHER	IP WLS BF H R ER SO BB IBB HBP BLK WP HR S P ERA WHIP										PITCHER	IP WLS BF H R ER SO BB IBB HBP BLK WP HR S P ERA WHIP
37 Nick Pivetta, R (1,1) ERA: 5.11	5.0 L 22 5 4 4 5 2 0 1 0 0 1 1 73 100 7.20 1.400											
50 Kutter Crawford, R (6,1) ERA: 3.7	4.0 15 3 1 1 3 0 0 0 0 0 0 1 38 52 2.25 0.750											

Batter	1	2	3	4	5	6	7	8	9	AB R H RBI BB SO LOB	BOTTOM	
99 Alex Verdugo, L (1,9) OBP: 0.364, SLG: 0.449										4 0 0 1 0 1 1	<p>Cleveland Guardians @ Boston Red Sox Fenway Park, Boston, MA Fri Apr 28 2023, 7:13 PM - 9:36 PM EDT Att: 30,578 - Cloudy - 52 F</p> <p>livebaseballscorecards.com</p> <p>AB 34 R 2 H 8 RBI 2 BB 2 SO 5 LOB 17</p>	
7 Masataka Yoshida, L (1,7) OBP: 0.360, SLG: 0.463										4 0 1 0 0 0 1		
2 Justin Turner, R (1,10) OBP: 0.376, SLG: 0.384										4 0 1 0 0 0 0		
30 Rob Refsnyder, R (6,PR) OBP: 0.353, SLG: 0.310										0 0 0 0 0 0 0		
11 Rafael Devers, L (1,5) OBP: 0.281, SLG: 0.558										3 0 0 0 1 1 2		
36 Triston Casas, L (1,3) OBP: 0.283, SLG: 0.293										3 1 0 0 1 1 3		
16 Jaren Duran, L (1,8) OBP: 0.455, SLG: 0.718										4 0 3 0 0 0 1		
5 Enrique Hernández, R (1,6) OBP: 0.319, SLG: 0.398										4 1 2 1 0 0 2		
3 Reese McGuire, L (1,2) OBP: 0.340, SLG: 0.400										4 0 0 0 0 2 5		
47 Emmanuel Valdez, L (1,4) OBP: 0.364, SLG: 0.455										4 0 1 0 0 0 2		
Inning Stats	R: 0 H: 0 E: 0 LOB: 0 K: 1 BB: 0 S: 7 P: 10	R: 1 H: 2 E: 0 LOB: 1 K: 0 BB: 1 S: 9 P: 15	R: 0 H: 0 E: 0 LOB: 0 K: 0 BB: 0 S: 9 P: 17	R: 0 H: 0 E: 0 LOB: 1 K: 0 BB: 1 S: 9 P: 15	R: 1 H: 2 E: 0 LOB: 1 K: 1 BB: 0 S: 13 P: 20	R: 0 H: 0 E: 0 LOB: 0 K: 1 BB: 0 S: 7 P: 10	R: 0 H: 1 E: 0 LOB: 1 K: 1 BB: 0 S: 9 P: 12	R: 0 H: 2 E: 0 LOB: 2 K: 1 BB: 0 S: 10 P: 14	R: 0 H: 1 E: 0 LOB: 1 K: 0 BB: 0 S: 9 P: 13	1B: 3 SF: 0 2B: 5 SAC: 0 3B: 0 DP: 1 HR: 0 HBP: 0	WP: 0 PA: 36 PB: 0 SB: 0 CS: 0	
PITCHER	IP WLS BF H R ER SO BB IBB HBP BLK WP HR S P ERA WHIP										PITCHER	IP WLS BF H R ER SO BB IBB HBP BLK WP HR S P ERA WHIP
57 Shane Bieber, R (1,1) ERA: 3.11	7.0 W 27 5 2 2 4 2 0 0 0 0 0 0 63 99 2.57 1.000											
37 Trevor Stephan, R (8,1) ERA: 1.49	1.0 H 5 2 0 0 1 0 0 0 0 0 0 0 10 14 0.00 2.000											
48 Emmanuel Clase, R (9,1) ERA: 1.93	1.0 S 4 1 0 0 0 0 0 0 0 0 0 0 9 13 0.00 1.000											

Batter	1	2	3	4	5	6	7	8	9	10	AB	R	H	RBI	BB	SO	LOB	TOP				
38 Steven Kwan, L OBP: 0.373, SLG: 0.327			G4-3		BB		11 BB 22 2B 1B		11 BB 1B	K	5	1	3	0	1	1	2					
1 Amed Rosario, R OBP: 0.260, SLG: 0.333	G4-6-3		K		G1-3		K		K		5	0	0	0	0	3	7					
11 José Ramírez, S OBP: 0.380, SLG: 0.485							L5				4	1	3	1	1	0	0					
22 Josh Taylor, L OBP: 0.274, SLG: 0.345	K										5	0	3	3	0	1	3					
55 Josh Bell, S OBP: 0.316, SLG: 0.398					K		L8		G4-3		5	1	1	1	0	1	5					
13 Gabriel Arias, R OBP: 0.250, SLG: 0.278					K						0	1	0	0	0	0	0					
39 Oscar Gonzalez, R OBP: 0.212, SLG: 0.297					K						3	0	0	0	0	1	2					
17 Will Brennan, L OBP: 0.270, SLG: 0.333					K		L5		G4-3		2	0	0	0	0	0	0					
0 Andrés Giménez, L OBP: 0.327, SLG: 0.385							F7		G3		5	1	1	1	0	2	0					
10 Mike Zunino, R OBP: 0.371, SLG: 0.466							G4-3		G4-3		5	0	1	1	0	1	0					
7 Myles Straw, R OBP: 0.364, SLG: 0.310							L8				3	2	2	0	2	0	0					
Inning Stats	R: 0 E: 0 K: 1 S: 10	H: 2 LOB: 1 BB: 0 P: 19	R: 1 E: 0 K: 2 S: 9	H: 1 LOB: 0 BB: 0 P: 14	R: 0 E: 0 K: 1 S: 7	H: 0 LOB: 0 BB: 0 P: 11	R: 0 E: 0 K: 2 S: 11	H: 2 LOB: 1 BB: 0 P: 20	R: 0 E: 0 K: 0 S: 10	H: 1 LOB: 1 BB: 0 P: 10	R: 4 E: 0 K: 1 S: 24	H: 3 LOB: 1 BB: 2 P: 41	R: 0 E: 0 K: 0 S: 7	H: 0 LOB: 0 BB: 0 P: 9	R: 1 E: 0 K: 1 S: 13	H: 3 LOB: 2 BB: 0 P: 29	R: 1 E: 0 K: 2 S: 13	H: 2 LOB: 0 BB: 0 P: 17	1B: 11 2B: 1 3B: 0 HR: 2	SF: 0 SAC: 0 DP: 1 HBP: 0	WP: 0 PB: 0 SB: 2 CS: 1	PA: 46
PITCHER	IP WLS BF H R ER SO BB IBB HBP BLK WP HR S P ERA WHIP	66 Brayan Bello, R ERA: 6.57	70 Ryan Brasier, R ERA: 8.36	46 John Schreiber, R ERA: 2.92	25 Josh Winckowski, R ERA: 1.4	74 Kenley Jansen, R ERA: 1.04	83 Brennan Bernardino, L ERA: 10.1	PITCHER	IP WLS BF H R ER SO BB IBB HBP BLK WP HR S P ERA WHIP	66 Brayan Bello, R ERA: 6.57	70 Ryan Brasier, R ERA: 8.36	46 John Schreiber, R ERA: 2.92	25 Josh Winckowski, R ERA: 1.4	74 Kenley Jansen, R ERA: 1.04	83 Brennan Bernardino, L ERA: 10.1							

Cleveland Guardians @ Boston Red Sox
Fenway Park, Boston, MA
Sat Apr 29 2023, 4:13 PM - 7:29 PM EDT
Att: 31,717 - Overcast - 49 F

AB 42
R 7
H 14
RBI 7
BB 4
SO 10
LOB 19



Batter	1	2	3	4	5	6	7	8	9	10	AB	R	H	RBI	BB	SO	LOB	BOTTOM						
99 Alex Verdugo, L OBP: 0.363, SLG: 0.451		G1-3		G3		L8		F7			6	1	2	1	0	0	6							
7 Masataka Yoshida, L OBP: 0.367, SLG: 0.452				G1-6-3		G3		P6			4	1	1	0	1	0	3							
2 Justin Turner, R OBP: 0.369, SLG: 0.375	K		G6-3		F8		L9				5	0	1	0	0	1	3							
11 Rafael Devers, L OBP: 0.286, SLG: 0.578			G4-3								5	1	2	3	0	1	1							
16 Jarren Duran, L OBP: 0.429, SLG: 0.659	G1-3			F7		P5		F7			5	0	1	0	0	0	1							
17 Raimel Tapia, L OBP: 0.333, SLG: 0.385	P5							G4-3			4	1	2	0	1	0	0							
47 Emmanuel Valdez, L OBP: 0.313, SLG: 0.438	G1-3					K		F9		F9	5	2	1	1	0	1	5							
39 Christian Arroyo, R OBP: 0.262, SLG: 0.274	G6-3										4	2	3	2	1	0	0							
12 Connor Wong, R OBP: 0.300, SLG: 0.296										SH3	4	0	3	0	0	1	1							
Inning Stats	R: 3 E: 0 K: 1 S: 12	H: 2 LOB: 0 BB: 1 P: 25	R: 0 E: 0 K: 0 S: 6	H: 1 LOB: 1 BB: 0 P: 8	R: 0 E: 0 K: 0 S: 6	H: 1 LOB: 0 BB: 0 P: 9	R: 2 E: 0 K: 0 S: 14	H: 4 LOB: 2 BB: 0 P: 21	R: 0 E: 0 K: 1 S: 17	H: 2 LOB: 2 BB: 0 P: 22	R: 1 E: 0 K: 0 S: 15	H: 2 LOB: 1 BB: 0 P: 21	R: 0 E: 0 K: 1 S: 11	H: 0 LOB: 0 BB: 0 P: 16	R: 0 E: 0 K: 0 S: 6	H: 0 LOB: 1 BB: 1 P: 14	R: 0 E: 0 K: 0 S: 15	H: 2 LOB: 3 BB: 1 P: 23	R: 2 E: 0 K: 0 S: 5	H: 2 LOB: 1 BB: 0 P: 7	1B: 12 2B: 3 3B: 0 HR: 1	SF: 0 SAC: 1 DP: 0 HBP: 0	WP: 0 PB: 1 SB: 2 CS: 0	PA: 46
PITCHER	IP WLS BF H R ER SO BB IBB HBP BLK WP HR S P ERA WHIP	34 Zach Plesac, R ERA: 7.59	44 Xzavion Curry, R ERA: 2.5	62 Enyel De Los Santos, R ERA: 1.96	99 James Karinchak, R ERA: 5.79	49 Eli Morgan, R ERA: 1.88	48 Emmanuel Clase, R ERA: 1.88	PITCHER	IP WLS BF H R ER SO BB IBB HBP BLK WP HR S P ERA WHIP	34 Zach Plesac, R ERA: 7.59	44 Xzavion Curry, R ERA: 2.5	62 Enyel De Los Santos, R ERA: 1.96	99 James Karinchak, R ERA: 5.79	49 Eli Morgan, R ERA: 1.88	48 Emmanuel Clase, R ERA: 1.88									

Cleveland Guardians @ Boston Red Sox
Fenway Park, Boston, MA
Sat Apr 29 2023, 4:13 PM - 7:29 PM EDT
Att: 31,717 - Overcast - 49 F

AB 42
R 8
H 16
RBI 7
BB 3
SO 4
LOB 20



Batter	1	2	3	4	5	6	7	8	9	AB	R	H	RBI	BB	SO	LOB	TOP			
38 Steven Kwan, L (1,7) OBP: 0.369, SLG: 0.333	G4-3		G4-3					L6		4	1	1	0	0	0	0	Cleveland Guardians @ Boston Red Sox Fenway Park, Boston, MA Sun Apr 30 2023, 1:37 PM - 4:08 PM EDT Att: 29,395 - Drizzlie - 51 F			
1 Amed Rosario, R (1,6) OBP: 0.280, SLG: 0.330	K			L1-3				G6-3		4	0	1	1	0	1	0				
11 José Ramírez, S (1,10) OBP: 0.368, SLG: 0.467	G6-3			P2				K		4	0	0	0	0	1	1				
55 Josh Bell, S (1,3) OBP: 0.305, SLG: 0.382		K		L9				G2-3		4	0	0	0	0	1	1				
39 Oscar Gonzalez, R (1,9) OBP: 0.200, SLG: 0.279		L6			E5			G3-1		4	0	0	0	0	0	1				
0 Andrés Giménez, L (1,4) OBP: 0.333, SLG: 0.384								G3		3	0	1	0	0	0	0				
7 Myles Straw, R (1,8) OBP: 0.353, SLG: 0.300										3	0	0	0	0	3	3				
13 Gabriel Arias, R (1,5) OBP: 0.256, SLG: 0.282				F9						3	0	1	0	0	1	2				
35 Cam Gallagher, R (1,2) OBP: 0.185, SLG: 0.125										2	0	0	0	0	0	2				
22 Josh Naylor, L (7,PH) OBP: 0.271, SLG: 0.341										1	0	0	0	0	0	1				
46 Meibrys Vitoria, L (7,2) OBP: 0.271, SLG: 0.341										0	0	0	0	0	0	0				
Inning Stats	R: 0 E: 0 K: 1 S: 6	H: 0 LOB: 0 BB: 0 P: 11	R: 0 E: 0 K: 2 S: 14	H: 1 LOB: 1 BB: 0 P: 20	R: 0 E: 0 K: 0 S: 6	H: 0 LOB: 0 BB: 0 P: 9	R: 0 E: 0 K: 0 S: 7	H: 0 LOB: 0 BB: 0 P: 9	R: 1 E: 0 K: 0 S: 21	H: 2 LOB: 1 BB: 0 P: 29	R: 0 E: 0 K: 1 S: 13	H: 1 LOB: 1 BB: 0 P: 15	R: 0 E: 0 K: 1 S: 8	H: 0 LOB: 0 BB: 0 P: 12	R: 0 E: 0 K: 0 S: 9	H: 0 LOB: 0 BB: 0 P: 16	1B: 3 2B: 1 3B: 0 HR: 0	SF: 0 SAC: 0 DP: 1 HBP: 1	WP: 0 PB: 0 SB: 0 CS: 0	PA: 33
PITCHER	IP WLS BF H R ER SO BB IBB HBP BLK WP HR S P ERA WHIP	IP WLS BF H R ER SO BB IBB HBP BLK WP HR S P ERA WHIP	IP WLS BF H R ER SO BB IBB HBP BLK WP HR S P ERA WHIP	IP WLS BF H R ER SO BB IBB HBP BLK WP HR S P ERA WHIP	IP WLS BF H R ER SO BB IBB HBP BLK WP HR S P ERA WHIP	IP WLS BF H R ER SO BB IBB HBP BLK WP HR S P ERA WHIP	IP WLS BF H R ER SO BB IBB HBP BLK WP HR S P ERA WHIP	IP WLS BF H R ER SO BB IBB HBP BLK WP HR S P ERA WHIP	IP WLS BF H R ER SO BB IBB HBP BLK WP HR S P ERA WHIP	IP WLS BF H R ER SO BB IBB HBP BLK WP HR S P ERA WHIP	IP WLS BF H R ER SO BB IBB HBP BLK WP HR S P ERA WHIP	IP WLS BF H R ER SO BB IBB HBP BLK WP HR S P ERA WHIP	IP WLS BF H R ER SO BB IBB HBP BLK WP HR S P ERA WHIP	IP WLS BF H R ER SO BB IBB HBP BLK WP HR S P ERA WHIP	IP WLS BF H R ER SO BB IBB HBP BLK WP HR S P ERA WHIP	IP WLS BF H R ER SO BB IBB HBP BLK WP HR S P ERA WHIP	IP WLS BF H R ER SO BB IBB HBP BLK WP HR S P ERA WHIP			

AB	32
R	1
H	4
RBI	1
BB	0
SO	7
LOB	11



Batter	1	2	3	4	5	6	7	8	9	AB	R	H	RBI	BB	SO	LOB	BOTTOM			
99 Alex Verdugo, L (1,9) OBP: 0.372, SLG: 0.479	K		G4-3							4	1	2	3	1	1	0	Cleveland Guardians @ Boston Red Sox Fenway Park, Boston, MA Sun Apr 30 2023, 1:37 PM - 4:08 PM EDT Att: 29,395 - Drizzlie - 51 F			
2 Justin Turner, R (1,3) OBP: 0.362, SLG: 0.361	F9		E6					K		4	0	0	0	1	2	3				
30 Rob Refsnyder, R (1,7) OBP: 0.339, SLG: 0.283	L7		F9					K2-3		4	0	0	0	1	1	4				
11 Rafael Devers, L (1,5) OBP: 0.285, SLG: 0.563		G3-1		K						3	1	0	0	1	2	2				
7 Masataka Yoshida, L (1,10) OBP: 0.373, SLG: 0.460				K						3	1	1	0	1	1	0				
39 Christian Arroyo, R (1,6) OBP: 0.290, SLG: 0.308				K						3	1	2	2	1	1	0				
12 Connor Wong, R (1,2) OBP: 0.313, SLG: 0.362		K								4	2	2	2	0	1	3				
16 Jarren Duran, L (1,8) OBP: 0.415, SLG: 0.646		G6-3								4	1	1	0	0	0	2				
47 Emmanuel Valdez, L (1,4) OBP: 0.300, SLG: 0.450			G6-3							4	0	1	0	0	1	2				
Inning Stats	R: 0 E: 0 K: 1 S: 10	H: 0 LOB: 0 BB: 0 P: 15	R: 0 E: 0 K: 1 S: 15	H: 1 LOB: 2 BB: 1 P: 22	R: 0 E: 1 K: 0 S: 12	H: 0 LOB: 1 BB: 0 P: 19	R: 0 E: 0 K: 3 S: 9	H: 0 LOB: 0 BB: 0 P: 12	R: 2 E: 0 K: 3 S: 23	H: 3 LOB: 2 BB: 1 P: 36	R: 2 E: 0 K: 0 S: 17	H: 2 LOB: 0 BB: 0 P: 24	R: 3 E: 0 K: 0 S: 9	H: 2 LOB: 1 BB: 3 P: 25	R: 0 E: 0 K: 2 S: 12	H: 1 LOB: 2 BB: 1 P: 20	1B: 3 2B: 4 3B: 0 HR: 2	SF: 0 SAC: 0 DP: 1 HBP: 0	WP: 0 PB: 0 SB: 0 CS: 0	PA: 39
PITCHER	IP WLS BF H R ER SO BB IBB HBP BLK WP HR S P ERA WHIP	IP WLS BF H R ER SO BB IBB HBP BLK WP HR S P ERA WHIP	IP WLS BF H R ER SO BB IBB HBP BLK WP HR S P ERA WHIP	IP WLS BF H R ER SO BB IBB HBP BLK WP HR S P ERA WHIP	IP WLS BF H R ER SO BB IBB HBP BLK WP HR S P ERA WHIP	IP WLS BF H R ER SO BB IBB HBP BLK WP HR S P ERA WHIP	IP WLS BF H R ER SO BB IBB HBP BLK WP HR S P ERA WHIP	IP WLS BF H R ER SO BB IBB HBP BLK WP HR S P ERA WHIP	IP WLS BF H R ER SO BB IBB HBP BLK WP HR S P ERA WHIP	IP WLS BF H R ER SO BB IBB HBP BLK WP HR S P ERA WHIP	IP WLS BF H R ER SO BB IBB HBP BLK WP HR S P ERA WHIP	IP WLS BF H R ER SO BB IBB HBP BLK WP HR S P ERA WHIP	IP WLS BF H R ER SO BB IBB HBP BLK WP HR S P ERA WHIP	IP WLS BF H R ER SO BB IBB HBP BLK WP HR S P ERA WHIP	IP WLS BF H R ER SO BB IBB HBP BLK WP HR S P ERA WHIP	IP WLS BF H R ER SO BB IBB HBP BLK WP HR S P ERA WHIP	IP WLS BF H R ER SO BB IBB HBP BLK WP HR S P ERA WHIP			

AB	33
R	7
H	9
RBI	7
BB	6
SO	10
LOB	16



Batter	1	2	3	4	5	6	7	8	9	AB R H RBI BB SO LOB	TOP																
38 Steven Kwan, L (1, 7) OBP: 0.360, SLG: 0.319										4 0 0 0 1 0 0	<p>Cleveland Guardians @ New York Yankees Yankee Stadium, Bronx, NY Tue May 02 2023, 7:08 PM A - 9:40 PM EDT Att: 32,521 - Partly Cloudy - 55 F</p> <p>livebaseballscorecards.com</p> <p>AB 33 R 2 H 6 RBI 2 BB 5 SO 11 LOB 21</p>																
1 Amed Rosario, R (1, 6) OBP: 0.274, SLG: 0.333									4 1 1 0 1 1 1																		
11 José Ramírez, S (1, 5) OBP: 0.373, SLG: 0.461									4 1 2 0 1 0 2																		
22 Josh Naylor, L (1, 10) OBP: 0.269, SLG: 0.344										4 0 1 1 0 1 3																	
55 Josh Bell, S (1, 3) OBP: 0.325, SLG: 0.377										2 0 1 0 2 0 1 0 0 0 0 0 0 0																	
13 Gabriel Arias, R (8, PR) OBP: 0.256, SLG: 0.282										3 0 0 1 0 1 3																	
0 Andrés Giménez, L (1, 4) OBP: 0.319, SLG: 0.358										4 0 0 0 0 4 5																	
10 Mike Zunino, R (1, 2) OBP: 0.346, SLG: 0.415										4 0 0 0 0 2 3																	
17 Will Brennan, L (1, 9) OBP: 0.257, SLG: 0.313										4 0 1 0 0 2 3																	
7 Myles Straw, R (1, 8) OBP: 0.330, SLG: 0.278										4 0 0 0 0 2 3																	
Inning Stats	R: 0 E: 0 K: 1 S: 10	H: 0 LOB: 1 BB: 1 P: 16	R: 0 E: 0 K: 3 S: 11	H: 0 LOB: 2 BB: 1 P: 22	R: 2 E: 0 K: 1 S: 20	H: 3 LOB: 2 BB: 1 P: 31	R: 0 E: 0 K: 0 S: 9	H: 0 LOB: 0 BB: 0 P: 10	R: 0 E: 0 K: 1 S: 10	H: 1 LOB: 1 BB: 0 P: 15	R: 0 E: 0 K: 2 S: 9	H: 1 LOB: 1 BB: 0 P: 14	R: 0 E: 0 K: 0 S: 8	H: 0 LOB: 1 BB: 1 P: 14	R: 0 E: 0 K: 2 S: 11	H: 1 LOB: 1 BB: 0 P: 13	R: 0 E: 0 K: 1 S: 9	H: 0 LOB: 1 BB: 1 P: 19	1B: 5 2B: 1 3B: 0 HR: 0	SF: 0 SAC: 0 DP: 0 HBP: 1	WP: 0 PB: 0 SB: 1 CS: 1	PA: 39					
PITCHER	IP WLS BF H R ER SO BB IBB HBP BLK WP HR S P ERA WHIP											PITCHER	IP WLS BF H R ER SO BB IBB HBP BLK WP HR S P ERA WHIP														
45 Gerrit Cole, R (1, 1) ERA: 1.35	6.0	27	5	2	2	8	3	0	1	0	0	0	0	69	108	3.00	1.333										
97 Ron Marinaccio, R (7, 1) ERA: 2.19	0.2	3	0	0	0	0	1	0	0	0	0	0	0	5	10	0.00	1.500										
58 Wandy Peralta, L (7, 1) ERA: 2.38	0.2	W	3	1	0	0	0	0	0	0	0	0	0	7	10	0.00	1.500										
34 Michael King, R (8, 1) ERA: 1.56	1.2	S	6	0	0	0	3	1	0	0	0	0	0	16	26	0.00	0.600										

Batter	1	2	3	4	5	6	7	8	9	AB R H RBI BB SO LOB	BOTTOM																
11 Anthony Volpe, R (1, 6) OBP: 0.336, SLG: 0.370										4 2 2 1 0 1 0	<p>Cleveland Guardians @ New York Yankees Yankee Stadium, Bronx, NY Tue May 02 2023, 7:08 PM A - 9:40 PM EDT Att: 32,521 - Partly Cloudy - 55 F</p> <p>livebaseballscorecards.com</p> <p>AB 32 R 4 H 9 RBI 4 BB 1 SO 6 LOB 8</p>																
25 Cleyber Torres, R (1, 4) OBP: 0.350, SLG: 0.422										4 1 1 0 0 0 1																	
48 Anthony Rizzo, L (1, 3) OBP: 0.370, SLG: 0.464										4 0 2 1 0 0 1																	
26 DJ LeMahieu, R (1, 5) OBP: 0.327, SLG: 0.438										4 0 1 1 0 3 2																	
22 Harrison Bader, R (1, 8) OBP: 0.250, SLG: 0.250										4 0 1 0 0 1 0																	
24 Willie Calhoun, L (1, 10) OBP: 0.250, SLG: 0.311										4 1 1 1 0 0 2																	
95 Oswaldo Cabrera, S (1, 9) OBP: 0.229, SLG: 0.275										4 0 1 1 0 0 2																	
39 Jose Trevino, R (1, 2) OBP: 0.269, SLG: 0.406										2 0 0 0 1 1 1																	
31 Aaron Hicks, S (1, 7) OBP: 0.212, SLG: 0.146										3 0 0 0 0 0 1																	
Inning Stats	R: 0 E: 0 K: 1 S: 10	H: 1 LOB: 0 BB: 0 P: 16	R: 0 E: 0 K: 1 S: 10	H: 0 LOB: 0 BB: 0 P: 14	R: 0 E: 0 K: 2 S: 9	H: 0 LOB: 0 BB: 0 P: 16	R: 0 E: 0 K: 1 S: 12	H: 0 LOB: 0 BB: 0 P: 18	R: 0 E: 0 K: 0 S: 9	H: 1 LOB: 1 BB: 0 P: 17		R: 2 E: 0 K: 1 S: 12	H: 3 LOB: 0 BB: 0 P: 20	R: 1 E: 0 K: 0 S: 10	H: 1 LOB: 1 BB: 1 P: 15	R: 1 E: 0 K: 0 S: 11	H: 3 LOB: 2 BB: 0 P: 13	1B: 6 2B: 1 3B: 0 HR: 2	SF: 0 SAC: 0 DP: 0 HBP: 0	WP: 0 PB: 0 SB: 2 CS: 1	PA: 33						
PITCHER	IP WLS BF H R ER SO BB IBB HBP BLK WP HR S P ERA WHIP											PITCHER	IP WLS BF H R ER SO BB IBB HBP BLK WP HR S P ERA WHIP														
61 Tanner Bibee, R (1, 1) ERA: 2.45	5.1	L	6	2	2	5	0	0	0	0	0	0	0	14	22	6.75	2.250										
99 James Karinchak, R (6, 1) ERA: 5.87	1.1	L	6	2	1	1	1	0	0	0	0	0	0	13	15	6.75	2.250										
49 Eli Morgan, R (7, 1) ERA: 0.64	1.1		7	3	1	1	0	0	0	0	0	0	0	13	15	6.75	2.250										

Batter	1	2	3	4	5	6	7	8	9	AB R H RBI BB SO LOB	TOP											
26 Max Kepler, L OBP: 0.330, SLG: 0.442	G4-3			F8		1-H HR			K	4 1 1 2 0 1 0	Minnesota Twins @ Cleveland Guardians Progressive Field, Cleveland, OH Fri May 05 2023, 7:10 PM - 9:21 PM EDT Att: 17,849 - Clear - 59 F											
4 Carlos Correa, R OBP: 0.290, SLG: 0.369	K			G5-3		L8			G5-3	4 0 0 0 0 1 0												
11 Jorge Polanco, S OBP: 0.328, SLG: 0.482	F8			G3-1					G3-1	4 0 1 0 0 0 0												
25 Byron Buxton, R OBP: 0.346, SLG: 0.555									1B	3 0 0 0 1 3 0												
13 Joey Gallo, L OBP: 0.325, SLG: 0.582									BB	4 0 0 0 0 2 2												
39 Donovan Solano, R OBP: 0.329, SLG: 0.333										2 0 0 0 1 0 0												
2 Michael Taylor, R OBP: 0.281, SLG: 0.400									BB	0 0 0 0 0 0 0												
1 Nick Gordon, L OBP: 0.167, SLG: 0.323										3 0 0 0 0 1 1												
64 Jose Miranda, R OBP: 0.275, SLG: 0.314										3 0 0 0 0 0 2												
50 Willi Castro, S OBP: 0.316, SLG: 0.324										0 0 0 0 0 0 0												
8 Christian Vázquez, R OBP: 0.310, SLG: 0.276										3 1 1 0 0 0 1												
Inning Stats	R: 0 E: 0 K: 1 S: 5	H: 0 LOB: 0 BB: 0 P: 7	R: 0 E: 0 K: 2 S: 10	H: 0 LOB: 0 BB: 0 P: 13	R: 0 E: 0 K: 1 S: 9	H: 0 LOB: 0 BB: 0 P: 11	R: 0 E: 0 K: 0 S: 8	H: 0 LOB: 0 BB: 0 P: 12	R: 0 E: 0 K: 1 S: 11	H: 0 LOB: 0 BB: 0 P: 13	R: 2 E: 0 K: 0 S: 13	H: 2 LOB: 0 BB: 0 P: 20	R: 0 E: 0 K: 2 S: 12	H: 0 LOB: 0 BB: 0 P: 15	R: 0 E: 0 K: 0 S: 9	H: 0 LOB: 1 BB: 1 P: 15	R: 0 E: 0 K: 1 S: 11	H: 1 LOB: 2 BB: 1 P: 17	1B: 2 2B: 0 3B: 0 HR: 1	SF: 0 SAC: 0 DP: 0 HBP: 0	WP: 1 PB: 1 CS: 0	PA: 32
PITCHER	IP WLS BF H R ER SO BB IBB HBP BLK WP HR S P ERA WHIP											IP WLS BF H R ER SO BB IBB HBP BLK WP HR S P ERA WHIP										
50 Peyton Battenfield, R ERA: 4.07	7.0 L 23 2 2 2 7 0 0 0 0 1 1 68 91 2.57 0.286											50 Peyton Battenfield, R ERA: 4.07										
62 Eneal De Los Santos, R ERA: 1.59	1.0 4 0 0 0 0 1 0 0 0 0 0 9 15 0.00 1.000											62 Eneal De Los Santos, R ERA: 1.59										
44 Xzavion Curry, R ERA: 2.37	1.0 5 1 0 0 1 1 0 0 0 0 0 0 11 17 0.00 2.000											44 Xzavion Curry, R ERA: 2.37										

Batter	1	2	3	4	5	6	7	8	9	AB R H RBI BB SO LOB	BOTTOM											
38 Steven Kwan, L OBP: 0.358, SLG: 0.315	F8		G6-3			L9			11 G4-3	3 0 0 0 1 0 1	Minnesota Twins @ Cleveland Guardians Progressive Field, Cleveland, OH Fri May 05 2023, 7:10 PM - 9:21 PM EDT Att: 17,849 - Clear - 59 F											
1 Amed Rosario, R OBP: 0.282, SLG: 0.316	F8					K			K	4 0 0 0 0 3 1												
11 José Ramírez, S OBP: 0.371, SLG: 0.447	F9					F9			G4-3	4 0 1 0 0 0 1												
22 Josh Naylor, L OBP: 0.265, SLG: 0.337									1B	4 0 1 0 0 2 2												
55 Josh Bell, S OBP: 0.323, SLG: 0.366										3 0 0 0 0 0 2												
39 Oscar Gonzalez, R OBP: 0.213, SLG: 0.288										3 0 1 0 0 2 0												
0 Andrés Giménez, L OBP: 0.310, SLG: 0.345										3 0 0 0 0 1 0												
10 Mike Zunino, R OBP: 0.333, SLG: 0.397										3 0 0 0 0 1 0												
7 Myles Straw, R OBP: 0.336, SLG: 0.291										2 0 0 0 1 0 0												
Inning Stats	R: 0 E: 0 K: 0 S: 8	H: 0 LOB: 0 BB: 0 P: 10	R: 0 E: 0 K: 2 S: 9	H: 0 LOB: 0 BB: 0 P: 13	R: 0 E: 1 K: 0 S: 12	H: 0 LOB: 1 BB: 1 P: 18	R: 0 E: 0 K: 1 S: 10	H: 1 LOB: 0 BB: 0 P: 13	R: 0 E: 0 K: 2 S: 9	H: 0 LOB: 0 BB: 0 P: 13		R: 0 E: 0 K: 1 S: 7	H: 0 LOB: 0 BB: 0 P: 10	R: 0 E: 0 K: 0 S: 11	H: 2 LOB: 2 BB: 0 P: 14	R: 0 E: 0 K: 1 S: 8	H: 0 LOB: 0 BB: 0 P: 10	R: 0 E: 0 K: 2 S: 11	H: 0 LOB: 1 BB: 1 P: 18	1B: 2 2B: 1 3B: 0 HR: 0	SF: 0 SAC: 0 DP: 0 HBP: 0	WP: 0 PB: 0 CS: 0
PITCHER	IP WLS BF H R ER SO BB IBB HBP BLK WP HR S P ERA WHIP											IP WLS BF H R ER SO BB IBB HBP BLK WP HR S P ERA WHIP										
17 Bailey Ober, R ERA: 0.98	7.0 W 24 3 0 0 0 1 0 0 0 0 0 0 8 10 0.00 0.571											17 Bailey Ober, R ERA: 0.98										
48 Jorge López, R ERA: 1.2	1.0 H 3 0 0 0 1 0 0 0 0 0 0 8 10 0.00 0.000											48 Jorge López, R ERA: 1.2										
59 Jhoan Duran, R ERA: 2.13	1.0 S 4 0 0 0 2 1 0 0 0 0 0 0 11 18 0.00 1.000											59 Jhoan Duran, R ERA: 2.13										

AB	30
R	2
H	3
RBI	2
BB	2
SO	8
LOB	6



AB	29
R	0
H	3
RBI	0
BB	2
SO	9
LOB	7



Batter	1	2	3	4	5	6	7	8	9	AB	R	H	RBI	BB	SO	LOB	TOP										
25 Byron Buxton, R (1,10) OBP: 0.341, SLG: 0.535	G5-3																										
11 Jorge Polanco, S (1,4) OBP: 0.323, SLG: 0.467	G4-3																										
4 Carlos Correa, R (1,6) OBP: 0.279, SLG: 0.391	G4-3																										
39 Donovan Solano, R (1,3) OBP: 0.317, SLG: 0.320	K																										
19 Alex Kiriloff, L (7,PH) (7,3)	K																										
64 Jose Miranda, R (1,5) OBP: 0.281, SLG: 0.320																											
26 Max Kepler, L (1,9) OBP: 0.326, SLG: 0.469	L7																										
50 Willi Castro, S (1,7) OBP: 0.313, SLG: 0.317	G6-3																										
27 Ryan Jeffers, R (1,2) OBP: 0.360, SLG: 0.455																											
13 Joey Gallo, L (9,PH) OBP: 0.326, SLG: 0.574																											
2 Michael Taylor, R (1,8) OBP: 0.296, SLG: 0.407																											
1 Nick Gordon, L (6,PH) (6,8)																											
Inning Stats	R: 0 H: 1 E: 0 K: 1 S: 9	H: 1 LOB: 1 BB: 0 P: 14	R: 0 H: 0 E: 0 K: 0 S: 6	H: 0 LOB: 0 BB: 0 P: 9	R: 0 H: 1 E: 0 K: 1 S: 10	H: 1 LOB: 2 BB: 1 P: 19	R: 0 H: 1 E: 0 K: 1 S: 10	H: 1 LOB: 2 BB: 1 P: 17	R: 0 H: 1 E: 0 K: 0 S: 9	H: 3 LOB: 1 BB: 0 P: 16	R: 2 H: 3 E: 0 K: 1 S: 15	H: 0 LOB: 0 BB: 0 P: 23	R: 1 H: 1 E: 0 K: 2 S: 12	H: 1 LOB: 0 BB: 0 P: 16	R: 0 H: 0 E: 0 K: 2 S: 10	H: 0 LOB: 0 BB: 0 P: 13	R: 0 H: 0 E: 0 K: 1 S: 8	H: 0 LOB: 0 BB: 0 P: 10	1B: 5 2B: 1 3B: 0 HR: 2	SF: 0 SAC: 0 DP: 0 HBP: 0	WP: 0 PB: 0 SB: 1 CS: 0	PA: 37					
PITCHER	IP	WLS	BF	H	R	ER	SO	BB	IBB	HBP	BLK	WP	HR	S	P	ERA	WHIP										
41 Logan Allen, L (1,1) ERA: 2.7	5.2		26	7	2	2	3	2	0	0	0	0	1	55	92	3.18	1.588										
99 James Karinchak, R (6,1) ERA: 5.74	0.1	H	1	0	0	1	0	0	0	0	0	0	0	4	6	0.00	0.000										
37 Trevor Stephan, R (7,1) ERA: 1.93	1.1	W	5	1	1	1	2	0	0	0	0	0	1	13	17	6.75	0.750										
31 Sam Hentges, L (8,1) ERA:	0.2	H	2	0	0	0	2	0	0	0	0	0	0	9	12	0.00	0.000										
48 Emmanuel Clase, R (9,1) ERA: 2.08	1.0	S	3	0	0	0	1	0	0	0	0	0	0	8	10	0.00	0.000										

Minnesota Twins @ Cleveland Guardians
Progressive Field, Cleveland, OH
Sat May 06 2023, 6:10 PM - 8:33 PM EDT
Att: 20,795 - Cloudy - 62 F

AB 35
R 3
H 8
RBI 3
BB 2
SO 9
LOB 16



Batter	1	2	3	4	5	6	7	8	9	AB	R	H	RBI	BB	SO	LOB	BOTTOM										
38 Steven Kwan, L (1,7) OBP: 0.355, SLG: 0.336	K																										
1 Amed Rosario, R (1,6) OBP: 0.282, SLG: 0.308	K																										
11 José Ramírez, S (1,5) OBP: 0.367, SLG: 0.441	G3																										
22 Josh Naylor, L (1,10) OBP: 0.265, SLG: 0.333	G4-3																										
55 Josh Bell, S (1,3) OBP: 0.328, SLG: 0.371																											
17 Will Brennan, L (9,9) OBP: 0.243, SLG: 0.294																											
0 Andrés Giménez, L (1,4) OBP: 0.302, SLG: 0.336	FC5-6																										
13 Gabriel Arias, R (1,9) OBP: 0.261, SLG: 0.268	K																										
10 Mike Zunino, R (1,2) OBP: 0.321, SLG: 0.380																											
7 Myles Straw, R (1,8) OBP: 0.336, SLG: 0.286																											
Inning Stats	R: 0 H: 0 E: 0 K: 2 S: 10	H: 1 LOB: 1 BB: 0 P: 14	R: 0 H: 0 E: 0 K: 1 S: 11	H: 0 LOB: 0 BB: 0 P: 18	R: 0 H: 0 E: 0 K: 2 S: 8	H: 0 LOB: 0 BB: 0 P: 9	R: 3 H: 3 E: 1 K: 1 S: 19	H: 3 LOB: 3 BB: 3 P: 39	R: 0 H: 0 E: 0 K: 0 S: 7	H: 0 LOB: 0 BB: 0 P: 10	R: 0 H: 0 E: 0 K: 2 S: 10	H: 0 LOB: 0 BB: 0 P: 15	R: 1 H: 1 E: 0 K: 1 S: 8	H: 1 LOB: 0 BB: 0 P: 14	R: 0 H: 0 E: 0 K: 2 S: 9	H: 0 LOB: 0 BB: 0 P: 12	1B: 4 2B: 0 3B: 0 HR: 1	SF: 0 SAC: 0 DP: 0 HBP: 0	WP: 0 PB: 0 SB: 0 CS: 0	PA: 32							
PITCHER	IP	WLS	BF	H	R	ER	SO	BB	IBB	HBP	BLK	WP	HR	S	P	ERA	WHIP										
54 Sonny Gray, R (1,1) ERA: 1.35	5.0		22	4	3	3	6	3	0	0	0	0	0	55	90	5.40	1.400										
66 Jorge Alcalá, R (6,1) ERA: 4.5	2.0	L	7	1	1	1	3	0	0	0	0	0	1	18	29	4.50	0.500										
71 Jovani Moran, L (8,1) ERA: 5.52	1.0		3	0	0	0	2	0	0	0	0	0	0	9	12	0.00	0.000										

Minnesota Twins @ Cleveland Guardians
Progressive Field, Cleveland, OH
Sat May 06 2023, 6:10 PM - 8:33 PM EDT
Att: 20,795 - Cloudy - 62 F

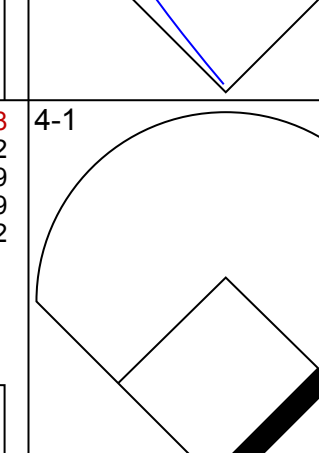
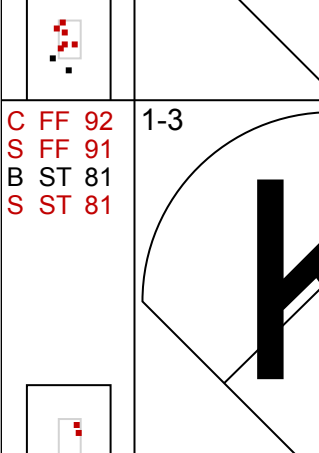
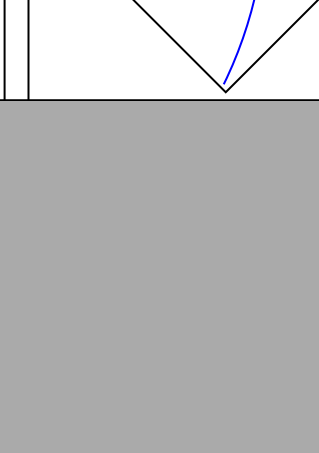

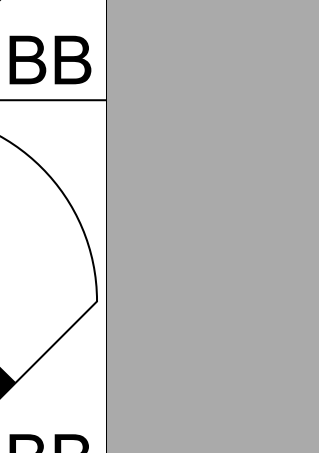
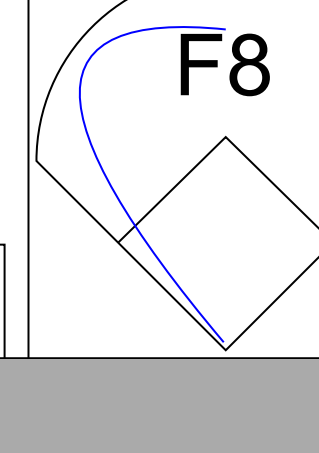

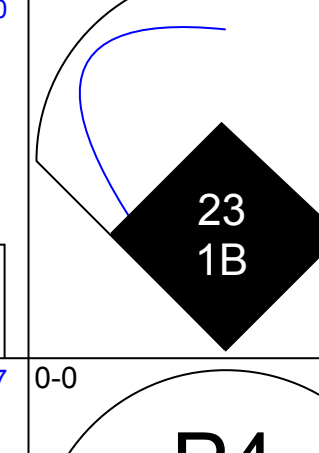

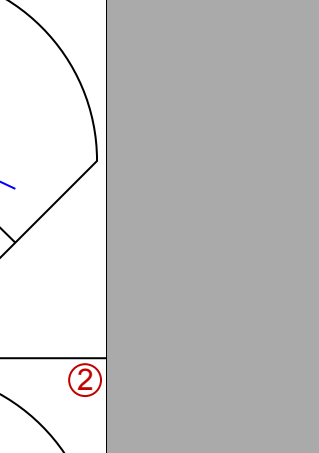
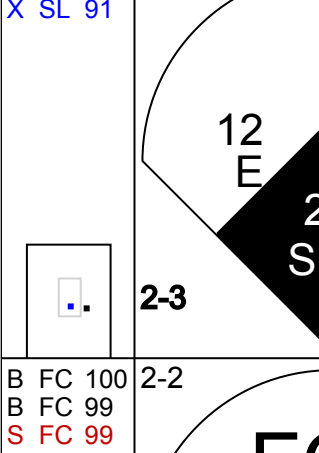


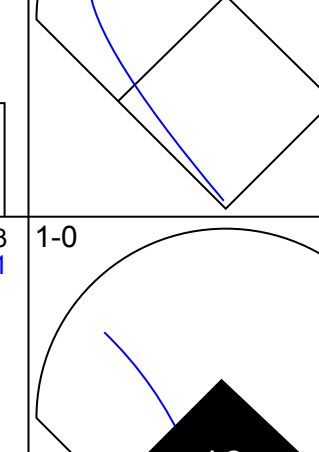

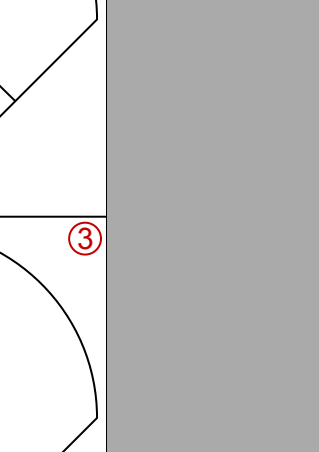

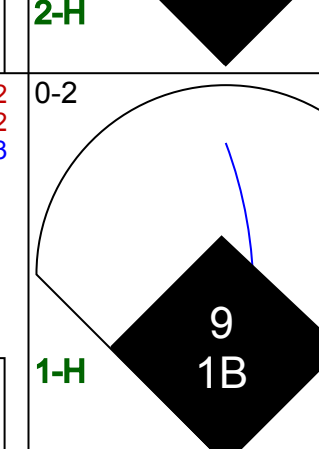

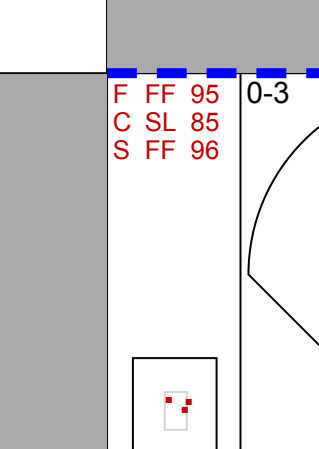
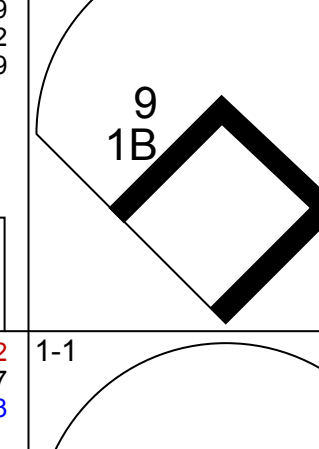
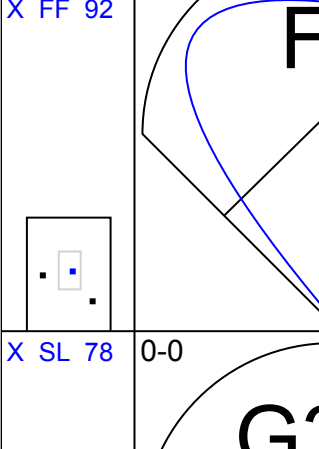
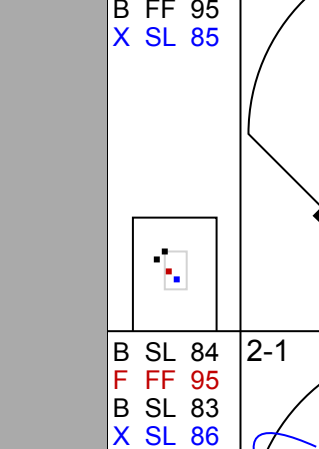
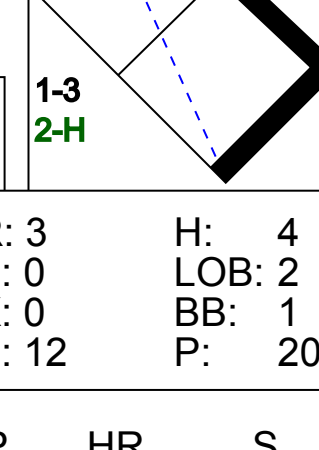
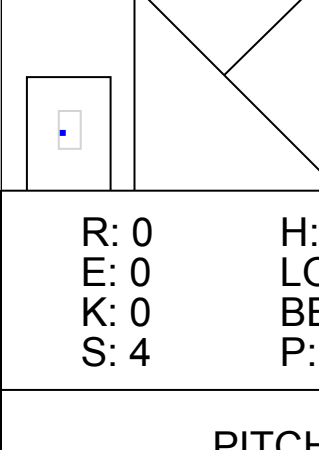
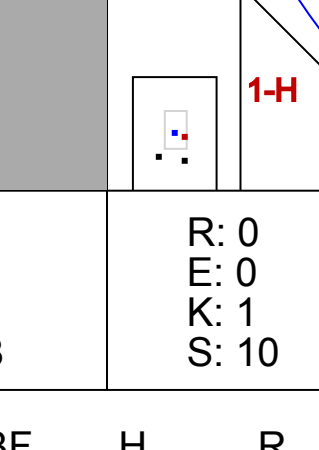
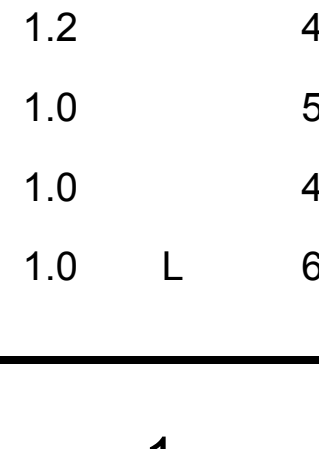
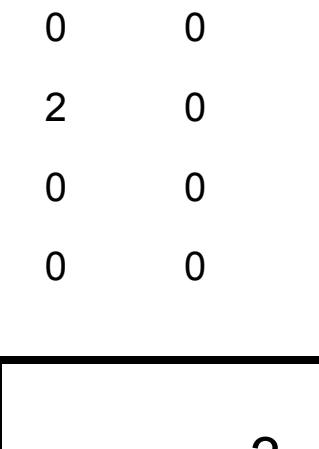
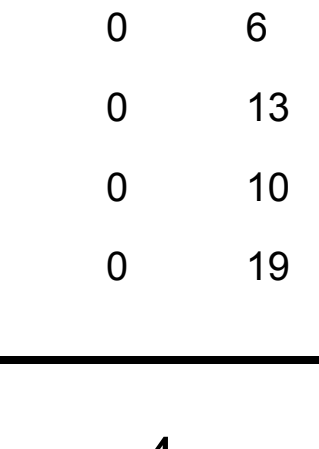



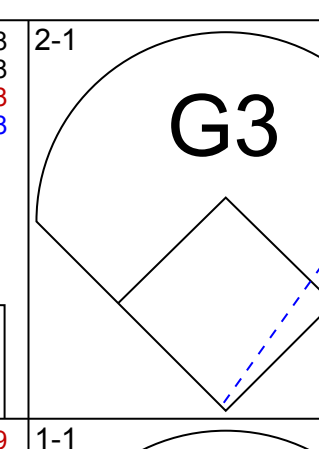
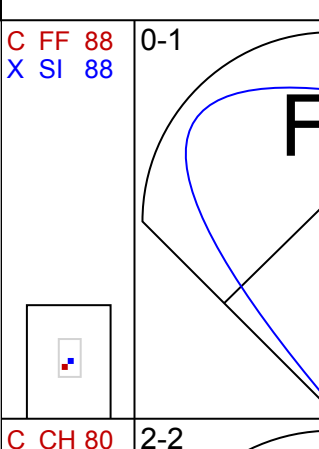


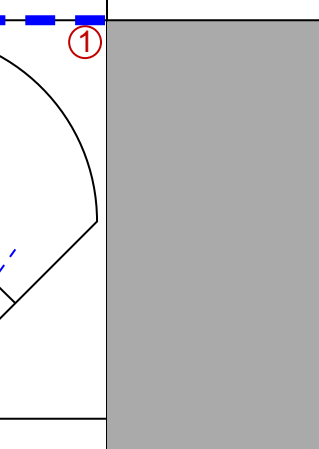
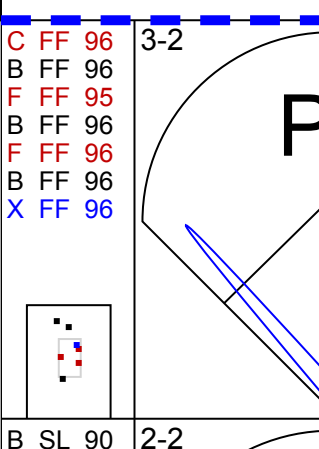
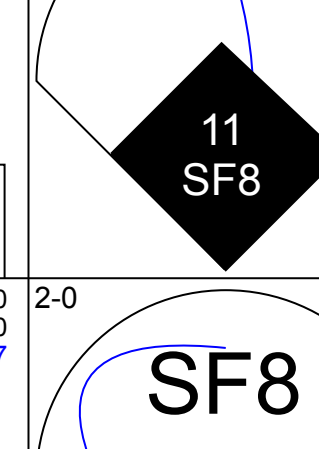
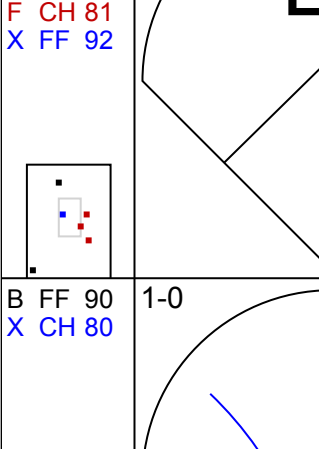


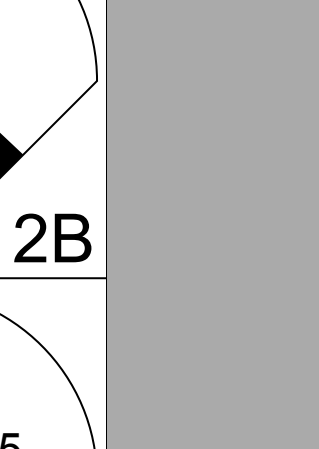
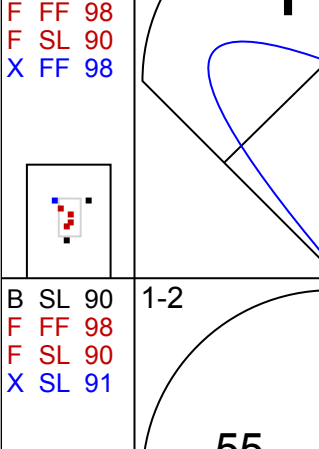
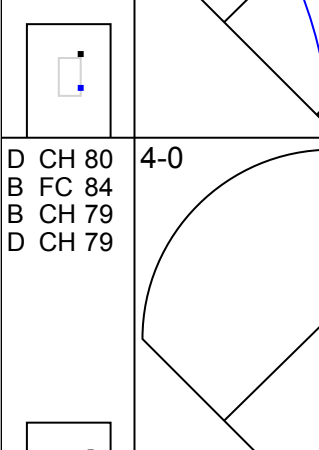


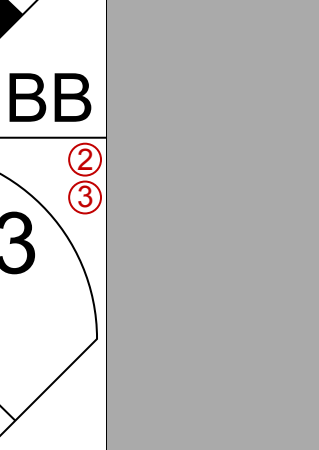
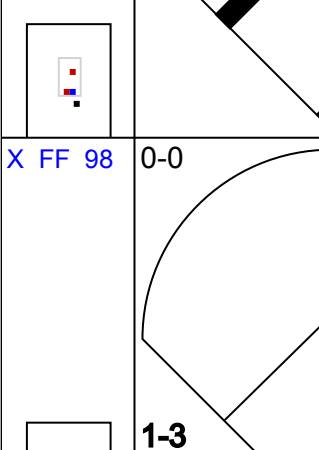

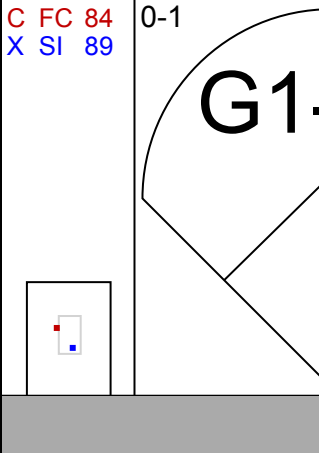


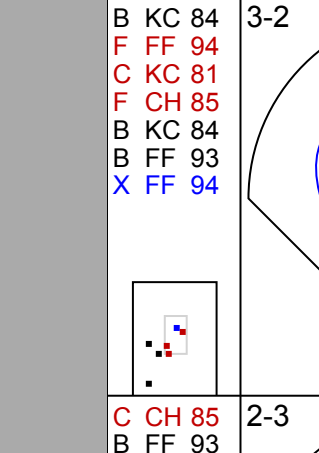
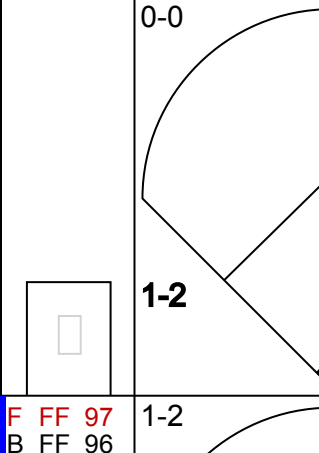
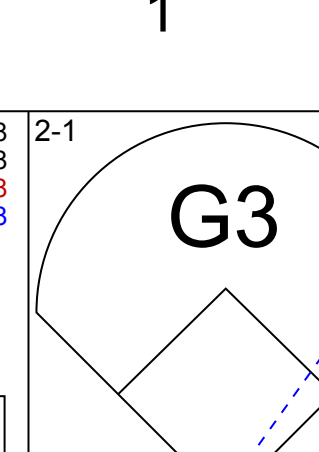

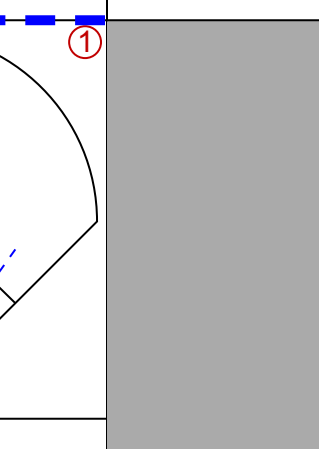

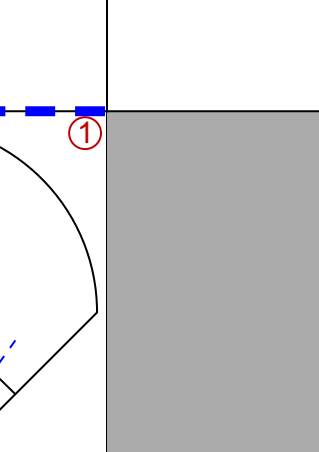
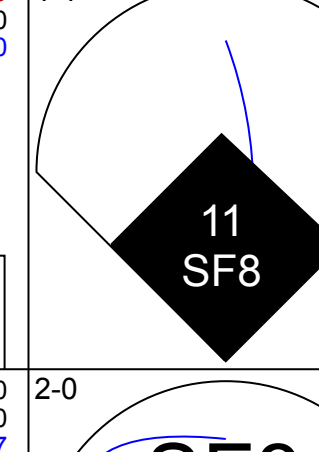

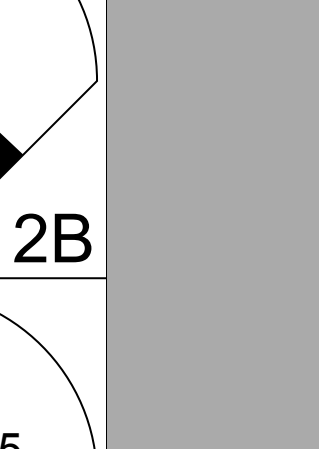

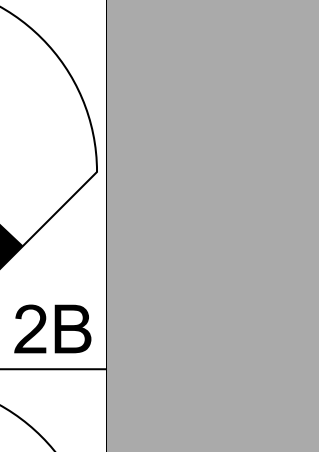
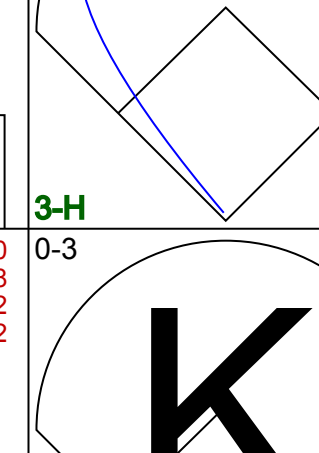

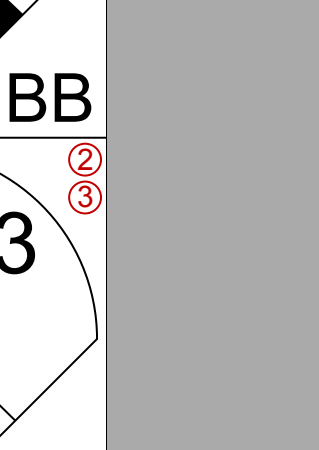

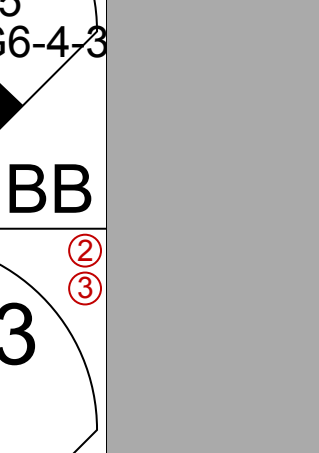


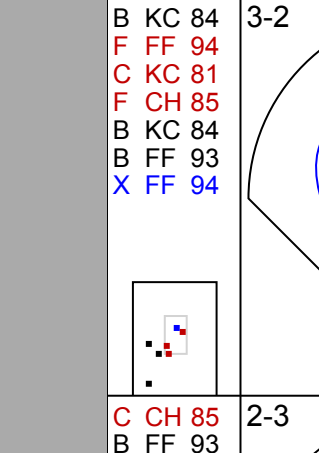

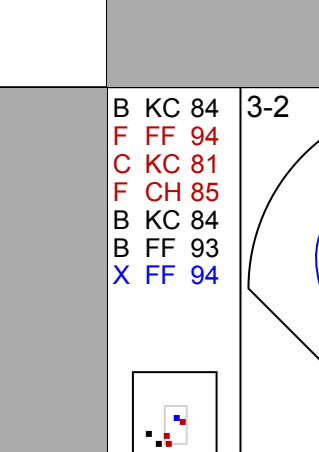
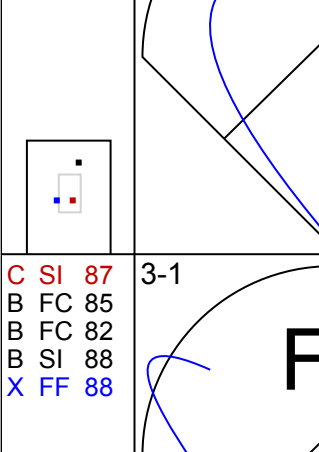
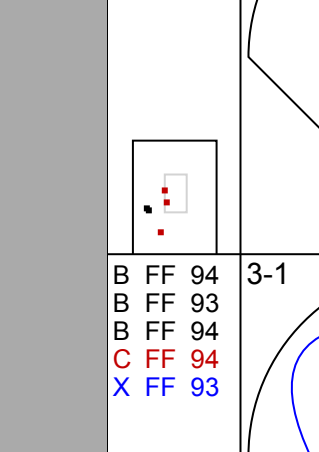
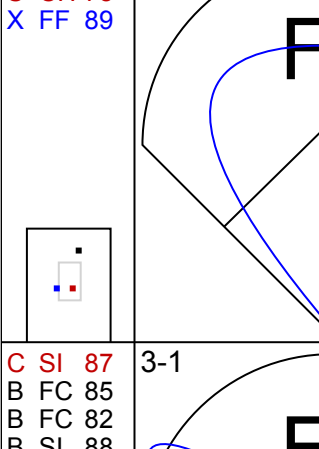
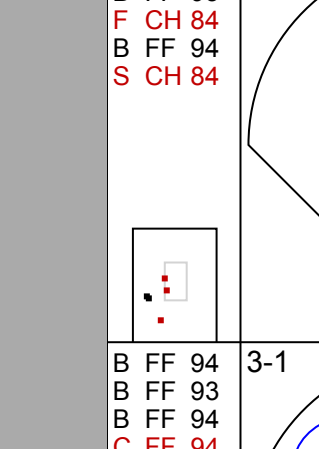

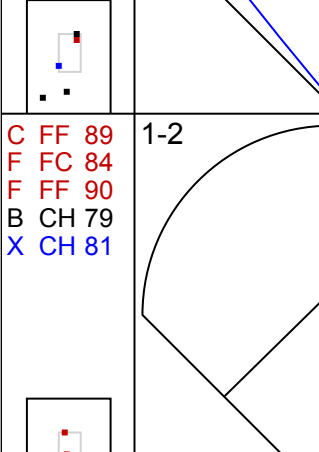
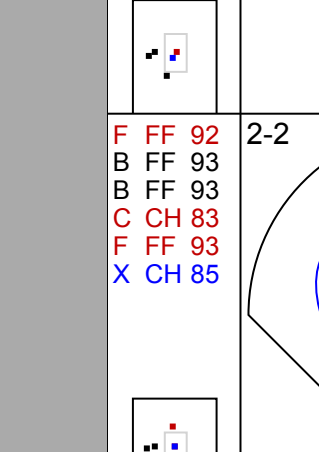
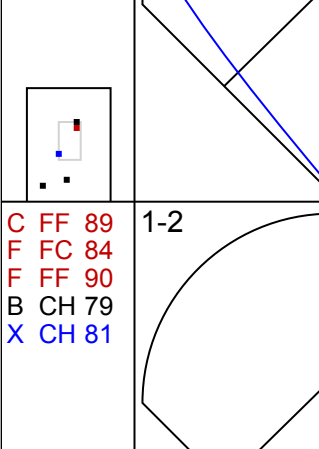
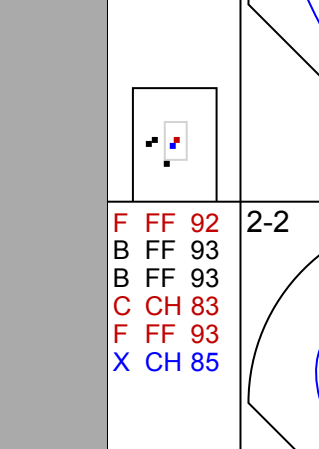

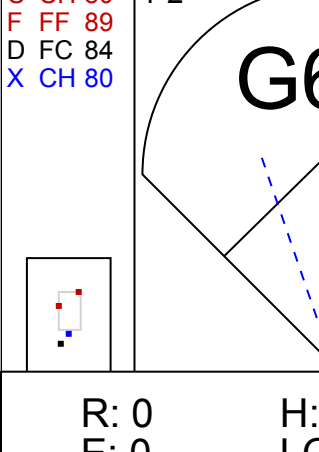
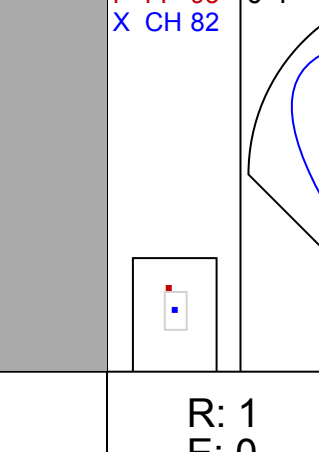
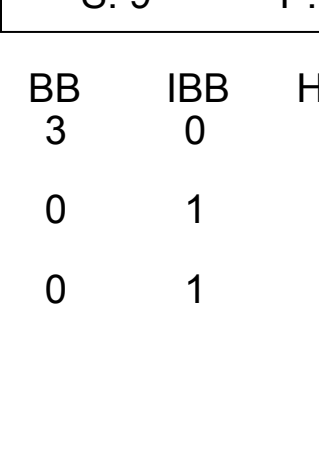
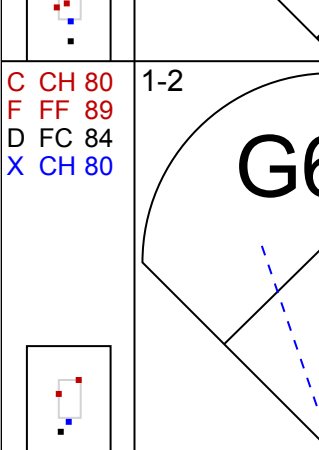

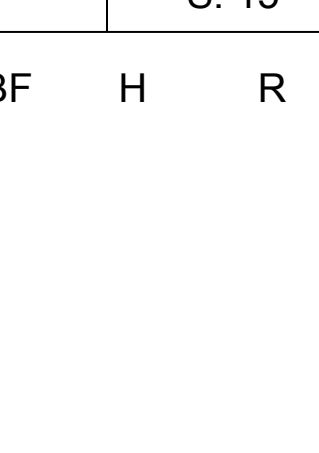
AB 29
R 4
H 5
RBI 4
BB 3
SO 11
LOB 10



Batter	1	2	3	4	5	6	7	8	9	AB	R	H	RBI	BB	SO	LOB	TOP
26 Max Kepler, L OBP: 0.313, SLG: 0.447	G4-3		G3-1			G3		F8		4	0	0	0	0	0	1	Minnesota Twins @ Cleveland Guardians Progressive Field, Cleveland, OH Sun May 07 2023, 1:40 PM - 3:49 PM EDT Att: 17,477 - Cloudy - 68 F
4 Carlos Correa, R OBP: 0.271, SLG: 0.378	G6-3		G6-3			G6-3		L8		4	0	0	0	0	0	2	
11 Jorge Polanco, S OBP: 0.303, SLG: 0.438	G4-3			F7			K		K	4	0	0	0	0	2	0	
25 Byron Buxton, R OBP: 0.338, SLG: 0.521		HBP		F7			G5-3		P5	3	0	0	0	0	0	0	
19 Alex Kirilloff, L OBP: 0.600, SLG: 0.333		BB		K			BB			2	0	1	0	2	1	0	
13 Joey Gallo, L OBP: 0.329, SLG: 0.557		BB					BB		G3	2	0	0	0	2	1	1	
64 Jose Miranda, R OBP: 0.275, SLG: 0.313										3	0	0	0	0	1	5	
1 Nick Gordon, L OBP: 0.155, SLG: 0.300										3	0	0	0	0	1	3	
8 Christian Vázquez, R OBP: 0.310, SLG: 0.299										2	0	0	0	1	0	0	
2 Michael Taylor, R OBP: 0.256, SLG: 0.407										0	0	0	0	0	0	0	
27 Ryan Jeffers, R OBP: 0.360, SLG: 0.455										0	0	0	0	0	0	0	
																	WP: 0 PA: 33 FB: 0 SB: 1 CS: 0
Inning Stats	R: 0 H: 0 E: 0 K: 0 S: 6	H: 0 LOB: 0 BB: 0 P: 10	R: 0 H: 0 E: 0 K: 0 S: 6	H: 0 LOB: 2 BB: 2 P: 18	R: 0 H: 0 E: 0 K: 0 S: 8	H: 0 LOB: 0 BB: 0 P: 13	R: 0 H: 0 E: 0 K: 1 S: 12	H: 0 LOB: 0 BB: 0 P: 17	R: 0 H: 0 E: 0 K: 1 S: 10	H: 1 LOB: 2 BB: 1 P: 18	R: 0 H: 0 E: 0 K: 1 S: 11	H: 0 LOB: 2 BB: 1 P: 17	R: 0 H: 0 E: 0 K: 1 S: 7	H: 0 LOB: 1 BB: 1 P: 13	1B: 1 2B: 0 3B: 0 HR: 0	SF: 0 SAC: 0 DP: 1 HBP: 1	WP: 0 PA: 33 FB: 0 SB: 1 CS: 0
PITCHER	IP WLS BF H R ER SO BB IBB HBP BLK WP HR S P ERA WHIP	7.0 W 25 1 0 0 4 3 0 1 0 0 0 58 95 0.00 0.571	1.0 H 4 0 0 0 1 1 0 0 0 0 0 11 17 0.00 1.000	1.0 S 4 0 0 0 1 1 0 0 0 0 0 7 13 0.00 1.000	PITCHER												

Batter	1	2	3	4	5	6	7	8	9	AB	R	H	RBI	BB	SO	LOB	BOTTOM
38 Steven Kwan, L OBP: 0.359, SLG: 0.341	L6									4	1	2	0	0	0	0	Minnesota Twins @ Cleveland Guardians Progressive Field, Cleveland, OH Sun May 07 2023, 1:40 PM - 3:49 PM EDT Att: 17,477 - Cloudy - 68 F
7 Myles Straw, R OBP: 0.333, SLG: 0.284	BB									4	1	1	0	0	1	1	
11 José Ramírez, S OBP: 0.364, SLG: 0.435	BB									4	0	1	1	0	0	1	
22 Josh Naylor, L OBP: 0.256, SLG: 0.321	BB									4	0	0	0	0	0	2	
55 Josh Bell, S OBP: 0.333, SLG: 0.375	BB									4	0	2	1	0	0	0	
0 Andrés Giménez, L OBP: 0.295, SLG: 0.328	BB									3	0	0	0	0	0	3	
13 Gabriel Arias, R OBP: 0.286, SLG: 0.318										3	0	2	0	0	0	2	
17 Will Brennan, L OBP: 0.234, SLG: 0.282										3	0	0	0	0	2	3	
35 Cam Gallagher, R OBP: 0.152, SLG: 0.100										3	0	0	0	0	1	0	
Inning Stats	R: 2 H: 4 E: 0 K: 0 S: 22	H: 4 LOB: 2 BB: 0 P: 26	R: 0 H: 0 E: 0 K: 2 S: 8	H: 0 LOB: 0 BB: 0 P: 9	R: 0 H: 0 E: 0 K: 1 S: 9	H: 0 LOB: 0 BB: 0 P: 13	R: 0 H: 1 E: 0 K: 0 S: 11	H: 1 LOB: 1 BB: 0 P: 15	R: 0 H: 1 E: 0 K: 0 S: 9	H: 2 LOB: 2 BB: 0 P: 23	R: 0 H: 0 E: 0 K: 0 S: 9	H: 0 LOB: 0 BB: 0 P: 12	R: 0 H: 0 E: 0 K: 0 S: 7	H: 0 LOB: 0 BB: 0 P: 11	1B: 7 2B: 1 3B: 0 HR: 0	SF: 0 SAC: 0 DP: 0 HBP: 0	WP: 0 PA: 32 FB: 0 SB: 0 CS: 0
PITCHER	IP WLS BF H R ER SO BB IBB HBP BLK WP HR S P ERA WHIP	6.0 L 26 8 2 2 4 0 0 0 0 0 0 9 77 100 3.00 1.333	1.0 3 0 0 0 0 0 0 0 0 0 0 9 12 0.00 0.000	1.0 3 0 0 0 0 0 0 0 0 0 0 7 11 0.00 0.000	PITCHER												

Batter	1	2	3	4	5	6	7	8	9	AB	R	H	RBI	BB	SO	LOB	TOP						
39 Zach McKinstry, L (1,4) OBP: 0.348, SLG: 0.403	G4-3	F9			E4		BB			4	0	1	0	1	0	3	Detroit Tigers @ Cleveland Guardians Progressive Field, Cleveland, OH Tue May 09 2023, 6:10 PM - 8:40 PM EDT Att. 13,096 - Clear - 60 F						
31 Riley Greene, L (1,8) OBP: 0.329, SLG: 0.387	1B		BB		K		BB		F7	3	0	1	0	2	1	2							
28 Javier Báez, R (1,6) OBP: 0.306, SLG: 0.361	K		FC3-4		K2-3		K		G4-3	5	0	0	0	0	3	6							
9 Nick Maton, L (1,10) OBP: 0.254, SLG: 0.337	K		K		K		K			3	0	0	0	0	3	3							
13 Eric Haase, R (7,PH) OBP: 0.350, SLG: 0.402	K		K		K		K			1	0	0	0	0	1	2							
20 Spencer Torkelson, R (1,3) OBP: 0.294, SLG: 0.372		P3								4	0	3	0	0	0	0							
60 Akil Baddoo, L (1,7) OBP: 0.346, SLG: 0.310										3	0	3	0	0	0	0							
7 Jonathan Schoop, R (8,PH) OBP: 0.258, SLG: 0.246										1	0	0	0	0	0	1							
8 Matt Vierling, R (1,9) OBP: 0.305, SLG: 0.358										4	0	1	0	0	2	4							
77 Andy Ibáñez, R (1,5) OBP: 0.313, SLG: 0.484										4	0	0	0	0	0	6							
34 Jake Rogers, R (1,2) OBP: 0.292, SLG: 0.429										4	0	0	0	0	2	4							
Inning Stats	R: 0 E: 0 K: 2 S: 15	H: 1 LOB: 1 BB: 0 P: 20	R: 0 E: 1 K: 1 S: 14	H: 2 LOB: 3 BB: 0 P: 21	R: 0 E: 0 K: 1 S: 11	H: 1 LOB: 1 BB: 1 P: 19	R: 0 E: 0 K: 1 S: 8	H: 1 LOB: 1 BB: 0 P: 11	R: 0 E: 1 K: 3 S: 11	H: 0 LOB: 1 BB: 0 P: 16	R: 0 E: 0 K: 1 S: 10	H: 2 LOB: 1 BB: 0 P: 14	R: 0 E: 0 K: 3 S: 11	H: 0 LOB: 2 BB: 2 P: 21	R: 0 E: 0 K: 0 S: 9	H: 1 LOB: 1 BB: 0 P: 12	R: 0 E: 0 K: 0 S: 8	H: 1 LOB: 1 BB: 0 P: 10	1B: 8 2B: 1 3B: 0 HR: 0	SF: 0 SAC: 0 DP: 1 HBP: 0	WP: 0 PB: 0 SB: 3 CS: 0	PA: 39	
PITCHER	IP WLS BF H R ER SO BB IBB HBP BLK WP HR S P ERA WHIP	IP WLS BF H R ER SO BB IBB HBP BLK WP HR S P ERA WHIP	IP WLS BF H R ER SO BB IBB HBP BLK WP HR S P ERA WHIP	IP WLS BF H R ER SO BB IBB HBP BLK WP HR S P ERA WHIP	IP WLS BF H R ER SO BB IBB HBP BLK WP HR S P ERA WHIP	IP WLS BF H R ER SO BB IBB HBP BLK WP HR S P ERA WHIP	IP WLS BF H R ER SO BB IBB HBP BLK WP HR S P ERA WHIP	IP WLS BF H R ER SO BB IBB HBP BLK WP HR S P ERA WHIP	IP WLS BF H R ER SO BB IBB HBP BLK WP HR S P ERA WHIP	IP WLS BF H R ER SO BB IBB HBP BLK WP HR S P ERA WHIP	IP WLS BF H R ER SO BB IBB HBP BLK WP HR S P ERA WHIP	IP WLS BF H R ER SO BB IBB HBP BLK WP HR S P ERA WHIP	IP WLS BF H R ER SO BB IBB HBP BLK WP HR S P ERA WHIP	IP WLS BF H R ER SO BB IBB HBP BLK WP HR S P ERA WHIP	IP WLS BF H R ER SO BB IBB HBP BLK WP HR S P ERA WHIP	IP WLS BF H R ER SO BB IBB HBP BLK WP HR S P ERA WHIP	IP WLS BF H R ER SO BB IBB HBP BLK WP HR S P ERA WHIP	IP WLS BF H R ER SO BB IBB HBP BLK WP HR S P ERA WHIP	IP WLS BF H R ER SO BB IBB HBP BLK WP HR S P ERA WHIP	IP WLS BF H R ER SO BB IBB HBP BLK WP HR S P ERA WHIP	IP WLS BF H R ER SO BB IBB HBP BLK WP HR S P ERA WHIP	IP WLS BF H R ER SO BB IBB HBP BLK WP HR S P ERA WHIP	IP WLS BF H R ER SO BB IBB HBP BLK WP HR S P ERA WHIP
57 Shane Bieber, R (1,1) ERA: 2.61	6.0	W	26	7	0	0	9	1	0	0	0	0	0	0	0	0	0.00	1.333					
99 James Karinchak, R (7,1) ERA: 5.19	0.2	H	4	0	0	0	2	2	0	0	0	0	0	0	0	0	0.00	3.000					
31 Sam Hentges, L (7,1) ERA: 5.19	0.2	H	3	1	0	0	1	0	0	0	0	0	0	0	0	0	0.00	1.500					
37 Trevor Stephan, R (8,1) ERA: 1.84	0.2	H	2	0	0	0	0	0	0	0	0	0	0	0	0	0	0.00	0.000					
48 Emmanuel Clase, R (9,1) ERA: 1.86	1.0	S	4	1	0	0	0	0	0	0	0	0	0	0	0	0	0.00	1.000					
Batter	1	2	3	4	5	6	7	8	9	AB <td>R <td>H <td>RBI <td>BB <td>SO <td>LOB <td>BOTTOM</td> </td></td></td></td></td></td>	R <td>H <td>RBI <td>BB <td>SO <td>LOB <td>BOTTOM</td> </td></td></td></td></td>	H <td>RBI <td>BB <td>SO <td>LOB <td>BOTTOM</td> </td></td></td></td>	RBI <td>BB <td>SO <td>LOB <td>BOTTOM</td> </td></td></td>	BB <td>SO <td>LOB <td>BOTTOM</td> </td></td>	SO <td>LOB <td>BOTTOM</td> </td>	LOB <td>BOTTOM</td>	BOTTOM						
38 Steven Kwan, L (1,7) OBP: 0.358, SLG: 0.350	1B		L7		G6-3					4	1	1	0	0	1	2	Detroit Tigers @ Cleveland Guardians Progressive Field, Cleveland, OH Tue May 09 2023, 6:10 PM - 8:40 PM EDT Att. 13,096 - Clear - 60 F						
1 Amed Rosario, R (1,6) OBP: 0.291, SLG: 0.347										4	0	4	1	0	0	0							
11 José Ramírez, S (1,5) OBP: 0.358, SLG: 0.445	SF8		K							2	0	0	1	1	1	1							
22 Josh Naylor, L (1,3) OBP: 0.244, SLG: 0.304	F9									4	0	0	0	0	0	3							
55 Josh Bell, S (1,10) OBP: 0.331, SLG: 0.365	L4									3	0	0	0	0	1	1							
0 Andrés Giménez, L (1,4) OBP: 0.295, SLG: 0.325			K		G6-3					3	0	0	0	0	1	0							
7 Myles Straw, R (1,8) OBP: 0.323, SLG: 0.270										3	0	0	0	0	0	0							
17 Will Brennan, L (1,9) OBP: 0.256, SLG: 0.303										3	1	2	0	0	0	0							
35 Cam Gallagher, R (1,2) OBP: 0.139, SLG: 0.091										3	0	0	0	0	0	2							
Inning Stats	R: 1 E: 0 K: 0 S: 9	H: 2 LOB: 1 BB: 0 P: 11	R: 0 E: 0 K: 1 S: 12	H: 0 LOB: 0 BB: 0 P: 15	R: 0 E: 0 K: 1 S: 10	H: 1 LOB: 1 BB: 0 P: 13	R: 0 E: 0 K: 1 S: 9	H: 0 LOB: 0 BB: 0 P: 12	R: 0 E: 0 K: 1 S: 11	H: 1 LOB: 1 BB: 0 P: 13	R: 0 E: 0 K: 0 S: 13	H: 1 LOB: 0 BB: 0 P: 17	R: 0 E: 0 K: 0 S: 13	H: 0 LOB: 0 BB: 0 P: 17	R: 1 E: 0 K: 1 S: 13	H: 2 LOB: 2 BB: 1 P: 23		R: 1 E: 0 K: 1 S: 13	H: 2 LOB: 2 BB: 1 P: 23	1B: 5 2B: 1 3B: 1 HR: 0	SF: 1 SAC: 0 DP: 0 HBP: 0	WP: 1 PB: 0 SB: 1 CS: 0	PA: 31
PITCHER	IP WLS BF H R ER SO BB IBB HBP BLK WP HR S P ERA WHIP	IP WLS BF H R ER SO BB IBB HBP BLK WP HR S P ERA WHIP	IP WLS BF H R ER SO BB IBB HBP BLK WP HR S P ERA WHIP	IP WLS BF H R ER SO BB IBB HBP BLK WP HR S P ERA WHIP	IP WLS BF H R ER SO BB IBB HBP BLK WP HR S P ERA WHIP	IP WLS BF H R ER SO BB IBB HBP BLK WP HR S P ERA WHIP	IP WLS BF H R ER SO BB IBB HBP BLK WP HR S P ERA WHIP	IP WLS BF H R ER SO BB IBB HBP BLK WP HR S P ERA WHIP	IP WLS BF H R ER SO BB IBB HBP BLK WP HR S P ERA WHIP	IP WLS BF H R ER SO BB IBB HBP BLK WP HR S P ERA WHIP	IP WLS BF H R ER SO BB IBB HBP BLK WP HR S P ERA WHIP	IP WLS BF H R ER SO BB IBB HBP BLK WP HR S P ERA WHIP	IP WLS BF H R ER SO BB IBB HBP BLK WP HR S P ERA WHIP	IP WLS BF H R ER SO BB IBB HBP BLK WP HR S P ERA WHIP	IP WLS BF H R ER SO BB IBB HBP BLK WP HR S P ERA WHIP	IP WLS BF H R ER SO BB IBB HBP BLK WP HR S P ERA WHIP	IP WLS BF H R ER SO BB IBB HBP BLK WP HR S P ERA WHIP	IP WLS BF H R ER SO BB IBB HBP BLK WP HR S P ERA WHIP	IP WLS BF H R ER SO BB IBB HBP BLK WP HR S P ERA WHIP	IP WLS BF H R ER SO BB IBB HBP BLK WP HR S P ERA WHIP	IP WLS BF H R ER SO BB IBB HBP BLK WP HR S P ERA WHIP	IP WLS BF H R ER SO BB IBB HBP BLK WP HR S P ERA WHIP	IP WLS BF H R ER SO BB IBB HBP BLK WP HR S P ERA WHIP
21 Michael Lorenzen, R (1,1) ERA: 4.18	7.0	L	25	5	1	1	3	0	0	0	0	0	0	0	0	0	1.29	0.714					
67 José Cisnero, R (8,1) ERA: 3.55	0.2		5	2	1	1	1	0	1	0	12	20	13.50	3.000									
70 Tyler Alexander, L (8,1) ERA: 6.06	0.1		1	0	0	0	0	0	0	0	1	3	0.00	0.000									

Batter	1	2	3	4	5	6	7	8	9	AB	R	H	RBI	BB	SO	LOB	TOP					
3 Taylor Ward, R OBP: 0.321, SLG: 0.342										5	0	1	0	0	1	3						
27 Mike Trout, R OBP: 0.372, SLG: 0.524										4	1	1	0	1	1	4						
17 Shohei Ohtani, L OBP: 0.363, SLG: 0.521										2	0	0	0	2	2	3						
6 Anthony Rendon, R OBP: 0.425, SLG: 0.376										5	1	3	0	0	0	3						
8 Brett Phillips, L OBP: 0.250, SLG: 0.077										0	1	0	0	0	0	0						
2 Luis Rengifo, S OBP: 0.318, SLG: 0.297										0	0	0	0	0	0	0						
12 Hunter Rentfro, R OBP: 0.313, SLG: 0.510										5	0	1	1	0	1	4						
23 Brandon Drury, R OBP: 0.259, SLG: 0.465										4	1	1	2	0	3	5						
10 Gio Urshela, R OBP: 0.319, SLG: 0.344										5	1	1	1	0	1	4						
21 Matt Thaiss, L OBP: 0.414, SLG: 0.429										3	0	2	0	1	0	0						
9 Zach Neto, R OBP: 0.326, SLG: 0.341										4	0	2	1	0	0	1						
Inning Stats	R: 0 E: 0 K: 1 S: 8	H: 0 LOB: 1 BB: 1 P: 15	R: 0 E: 0 K: 1 S: 11	H: 0 LOB: 0 BB: 0 P: 16	R: 0 E: 0 K: 2 S: 18	H: 2 LOB: 2 BB: 0 P: 25	R: 3 E: 0 K: 0 S: 12	H: 4 LOB: 2 BB: 1 P: 20	R: 0 E: 0 K: 0 S: 4	H: 0 LOB: 0 BB: 0 P: 7	R: 0 E: 0 K: 2 S: 13	H: 0 LOB: 0 BB: 2 P: 28	R: 0 E: 0 K: 1 S: 10	H: 2 LOB: 1 BB: 0 P: 15	R: 2 E: 1 K: 1 S: 19	H: 2 LOB: 1 BB: 0 P: 27	1B: 8 2B: 4 3B: 0 HR: 0	SF: 1 SAC: 0 DP: 1 HBP: 0	WP: 0 PB: 0 SB: 0 CS: 0	PA: 43		
PITCHER	IP WLS BF H R ER SO BB IBB HBP BLK WP HR S P ERA WHIP	IP WLS BF H R ER SO BB IBB HBP BLK WP HR S P ERA WHIP	IP WLS BF H R ER SO BB IBB HBP BLK WP HR S P ERA WHIP	IP WLS BF H R ER SO BB IBB HBP BLK WP HR S P ERA WHIP	IP WLS BF H R ER SO BB IBB HBP BLK WP HR S P ERA WHIP	IP WLS BF H R ER SO BB IBB HBP BLK WP HR S P ERA WHIP	IP WLS BF H R ER SO BB IBB HBP BLK WP HR S P ERA WHIP	IP WLS BF H R ER SO BB IBB HBP BLK WP HR S P ERA WHIP	IP WLS BF H R ER SO BB IBB HBP BLK WP HR S P ERA WHIP	IP WLS BF H R ER SO BB IBB HBP BLK WP HR S P ERA WHIP	IP WLS BF H R ER SO BB IBB HBP BLK WP HR S P ERA WHIP	IP WLS BF H R ER SO BB IBB HBP BLK WP HR S P ERA WHIP	IP WLS BF H R ER SO BB IBB HBP BLK WP HR S P ERA WHIP	IP WLS BF H R ER SO BB IBB HBP BLK WP HR S P ERA WHIP	IP WLS BF H R ER SO BB IBB HBP BLK WP HR S P ERA WHIP	IP WLS BF H R ER SO BB IBB HBP BLK WP HR S P ERA WHIP	IP WLS BF H R ER SO BB IBB HBP BLK WP HR S P ERA WHIP	IP WLS BF H R ER SO BB IBB HBP BLK WP HR S P ERA WHIP	IP WLS BF H R ER SO BB IBB HBP BLK WP HR S P ERA WHIP	IP WLS BF H R ER SO BB IBB HBP BLK WP HR S P ERA WHIP		
41 Logan Allen, L ERA: 3.43	4.1	24	8	3	3	5	2	0	0	0	0	0	0	0	0	60	96	6.23	2.308			
52 Nick Sandlin, R ERA: 4.3	1.2	4	0	0	0	0	0	0	0	0	0	0	0	0	6	10	0.00	0.000				
99 James Karinchak, R ERA: 4.91	1.0	5	0	0	0	2	2	0	0	0	0	0	0	0	13	28	0.00	2.000				
37 Trevor Stephan, R ERA: 1.72	1.0	4	2	0	0	1	0	0	0	0	0	0	0	0	10	15	0.00	2.000				
48 Emmanuel Clase, R ERA: 2.21	1.0	L	6	2	2	1	0	0	0	0	0	0	0	0	19	27	9.00	2.000				
Batter	1	2	3	4	5	6	7	8	9	AB	R	H	RBI	BB	SO	LOB	BOTTOM					
38 Steven Kwan, L OBP: 0.345, SLG: 0.331										4	1	0	0	1	0	0						
1 Amed Rosario, R OBP: 0.294, SLG: 0.368										5	1	3	0	0	0	0						
11 José Ramírez, S OBP: 0.357, SLG: 0.444										3	0	2	1	1	0	2						
55 Josh Bell, S OBP: 0.338, SLG: 0.356										4	0	1	1	1	1	3						
2 Tyler Freeman, R OBP: 0.417, SLG: 0.455										0	0	0	0	0	0	0						
22 Josh Naylor, L OBP: 0.258, SLG: 0.331										3	2	1	1	2	0	3						
13 Gabriel Arias, R OBP: 0.259, SLG: 0.283										4	0	0	0	0	1	1						
17 Will Brennan, L OBP: 0.250, SLG: 0.295										1	0	0	0	0	1	3						
0 Andrés Giménez, L OBP: 0.308, SLG: 0.354										4	0	3	0	0	0	0						
7 Myles Straw, R OBP: 0.314, SLG: 0.273										3	0	1	1	0	0	2						
35 Cam Gallagher, R OBP: 0.125, SLG: 0.081										4	0	0	0	0	0	4						
Inning Stats	R: 1 E: 0 K: 1 S: 9	H: 1 LOB: 0 BB: 0 P: 14	R: 1 E: 0 K: 0 S: 11	H: 1 LOB: 1 BB: 1 P: 18	R: 0 E: 0 K: 0 S: 9	H: 1 LOB: 2 BB: 1 P: 16	R: 0 E: 0 K: 0 S: 10	H: 1 LOB: 1 BB: 0 P: 12	R: 1 E: 0 K: 0 S: 11	H: 1 LOB: 1 BB: 1 P: 19	R: 0 E: 0 K: 0 S: 11	H: 1 LOB: 1 BB: 0 P: 17	R: 0 E: 0 K: 0 S: 7	H: 1 LOB: 1 BB: 1 P: 11	R: 1 E: 0 K: 1 S: 15	H: 2 LOB: 1 BB: 0 P: 25	R: 0 E: 0 K: 1 S: 16	H: 2 LOB: 3 BB: 1 P: 23	1B: 5 2B: 3 3B: 2 HR: 1	SF: 2 SAC: 0 DP: 1 HBP: 0	WP: 0 PB: 0 SB: 1 CS: 0	PA: 42
PITCHER	IP WLS BF H R ER SO BB IBB HBP BLK WP HR S P ERA WHIP	IP WLS BF H R ER SO BB IBB HBP BLK WP HR S P ERA WHIP	IP WLS BF H R ER SO BB IBB HBP BLK WP HR S P ERA WHIP	IP WLS BF H R ER SO BB IBB HBP BLK WP HR S P ERA WHIP	IP WLS BF H R ER SO BB IBB HBP BLK WP HR S P ERA WHIP	IP WLS BF H R ER SO BB IBB HBP BLK WP HR S P ERA WHIP	IP WLS BF H R ER SO BB IBB HBP BLK WP HR S P ERA WHIP	IP WLS BF H R ER SO BB IBB HBP BLK WP HR S P ERA WHIP	IP WLS BF H R ER SO BB IBB HBP BLK WP HR S P ERA WHIP	IP WLS BF H R ER SO BB IBB HBP BLK WP HR S P ERA WHIP	IP WLS BF H R ER SO BB IBB HBP BLK WP HR S P ERA WHIP	IP WLS BF H R ER SO BB IBB HBP BLK WP HR S P ERA WHIP	IP WLS BF H R ER SO BB IBB HBP BLK WP HR S P ERA WHIP	IP WLS BF H R ER SO BB IBB HBP BLK WP HR S P ERA WHIP	IP WLS BF H R ER SO BB IBB HBP BLK WP HR S P ERA WHIP	IP WLS BF H R ER SO BB IBB HBP BLK WP HR S P ERA WHIP	IP WLS BF H R ER SO BB IBB HBP BLK WP HR S P ERA WHIP	IP WLS BF H R ER SO BB IBB HBP BLK WP HR S P ERA WHIP	IP WLS BF H R ER SO BB IBB HBP BLK WP HR S P ERA WHIP	IP WLS BF H R ER SO BB IBB HBP BLK WP HR S P ERA WHIP		
31 Tyler Anderson, L ERA: 5.26	6.0	27	6	3	3	1	3	0	0	0	0	0	0	0	0	61	96	4.50	1.500			
55 Matt Moore, L ERA: 1.35	2.0	W	9	3	1	1	0	1	0	0	0	0	0	0	22	36	4.50	1.500				
53 Carlos Estévez, R ERA: 0.96	1.0	S	6	2	0	0	0	1	0	0	0	0	0	0	16	23	0.00	2.000				


Los Angeles Angels @ Cleveland Guardians
 Progressive Field, Cleveland, OH
 Fri May 12 2023, 7:10 PM - 10:04 PM EDT
 Att: 22,550 - Overcast - 70 F

AB 37
 R 5
 H 12
 RBI 5
 BB 4
 SO 9
 LOB 27



Los Angeles Angels @ Cleveland Guardians
 Progressive Field, Cleveland, OH
 Fri May 12 2023, 7:10 PM - 10:04 PM EDT
 Att: 22,550 - Overcast - 70 F

AB 35
 R 4
 H 11
 RBI 4
 BB 5
 SO 3
 LOB 18



Batter	1	2	3	4	5	6	7	8	9	AB	R	H	RBI	BB	SO	LOB	TOP				
16 Mickey Moniak, L (1, 7) OBP: 0.800, SLG: 1.500										4	3	3	1	1	1	0	Los Angeles Angels @ Cleveland Guardians Progressive Field, Cleveland, OH Sat May 13 2023, 6:11 PM - 9:04 PM EDT Att: 27,644 - Partly Cloudy - 65 F				
27 Mike Trout, R (1, 8) OBP: 0.397, SLG: 0.510										4	1	0	0	0	1	2					
17 Shohel Ohtani, L (1, 10) OBP: 0.364, SLG: 0.521										4	0	1	1	1	2	1					
6 Anthony Rendon, R (1, 5) OBP: 0.415, SLG: 0.369										2	0	0	1	0	0	2					
2 Luis Rengifo, S (6, 4)										1	0	1	1	1	0	0					
12 Hunter Rentfro, R (1, 9) OBP: 0.315, SLG: 0.507										5	0	2	0	0	1	2					
8 Brett Phillips, L (9, PR) OBP: 0.250, SLG: 0.077										0	0	0	0	0	0	0					
23 Brandon Drury, R (1, 4) OBP: 0.284, SLG: 0.470										5	0	2	0	0	0	3					
10 Gio Urshela, R (1, 3) OBP: 0.309, SLG: 0.333										4	0	0	0	0	0	3					
21 Matt Thaiss, L (1, 2) OBP: 0.403, SLG: 0.404										3	1	0	0	1	1	2					
9 Zach Neto, R (1, 6) OBP: 0.323, SLG: 0.371										4	1	1	2	0	0	3					
Inning Stats	R: 1 E: 0 K: 1 S: 12	H: 1 LOB: 0 BB: 0 P: 14	R: 0 E: 0 K: 0 S: 10	H: 1 LOB: 1 BB: 0 P: 16	R: 2 E: 0 K: 0 S: 14	H: 1 LOB: 1 BB: 1 P: 25	R: 0 E: 0 K: 1 S: 9	H: 1 LOB: 1 BB: 0 P: 16	R: 0 E: 0 K: 0 S: 11	H: 1 LOB: 2 BB: 1 P: 21	R: 1 E: 1 K: 2 S: 13	H: 2 LOB: 1 BB: 0 P: 19	R: 2 E: 1 K: 1 S: 12	H: 1 LOB: 3 BB: 1 P: 14	R: 0 E: 0 K: 1 S: 14	H: 1 LOB: 3 BB: 1 P: 26	1B: 6 2B: 2 3B: 0 HR: 2	SF: 1 SAC: 0 DP: 1 HBP: 1	WP: 0 PB: 0 SB: 3 CS: 0	PA: 42	
PITCHER	IP: 6.0 WLS: 27 BF: 6 ERA: 3.97	WLS: 2 BF: 2 ERA: 1.88	H: 2 R: 1 ER: 1 SO: 2	H: 3 R: 1 ER: 2 SO: 2	H: 3 R: 1 ER: 2 SO: 2	H: 3 R: 1 ER: 2 SO: 2	H: 3 R: 1 ER: 2 SO: 2	H: 3 R: 1 ER: 2 SO: 2	H: 3 R: 1 ER: 2 SO: 2	H: 3 R: 1 ER: 2 SO: 2	H: 3 R: 1 ER: 2 SO: 2	H: 3 R: 1 ER: 2 SO: 2	H: 3 R: 1 ER: 2 SO: 2	H: 3 R: 1 ER: 2 SO: 2	H: 3 R: 1 ER: 2 SO: 2	H: 3 R: 1 ER: 2 SO: 2	BB: 3 IBB: 0 HBP: 0 BLK: 0	WP: 0 HR: 13 S: 19 P: 107	ERA: 4.50 WHIP: 1.500		
47 Cal Quantrill, R (1, 1) ERA: 3.97	IP: 1.0 WLS: 5 BF: 5 ERA: 1.88																				
62 Enyel De Los Santos, R (7, 1) ERA: 1.88																					
49 Eli Morgan, R (8, 1) ERA: 1.68																					
37 Trevor Stephan, R (9, 1) ERA: 1.62																					

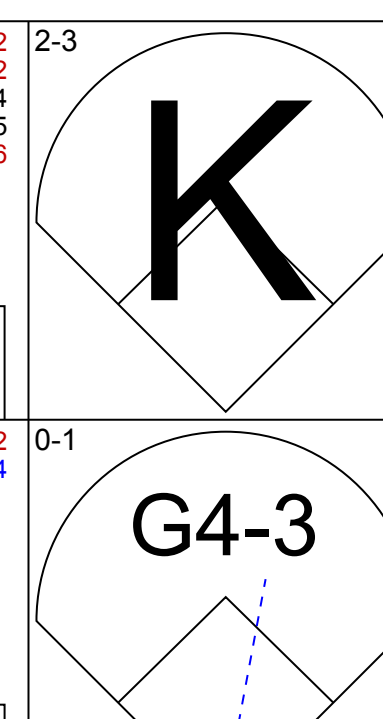
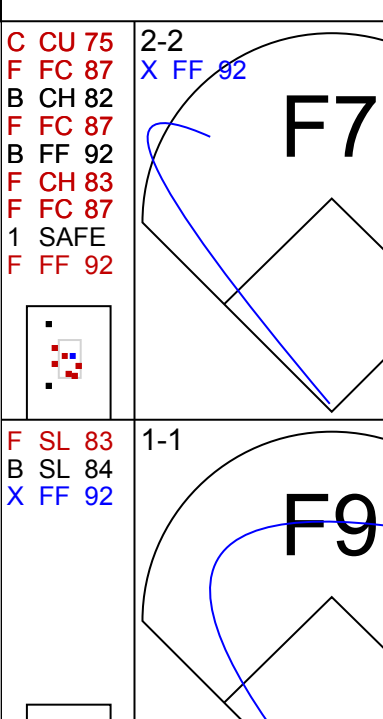
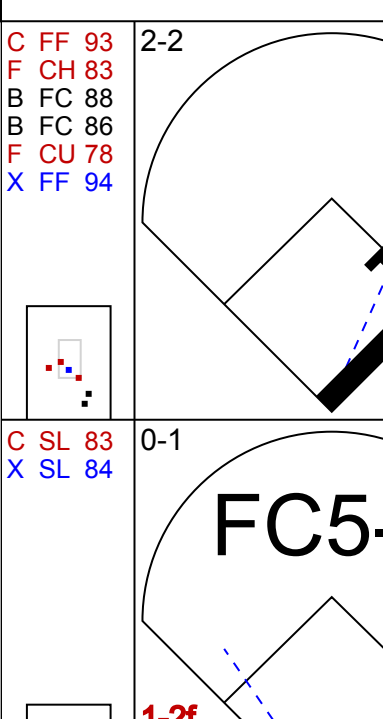
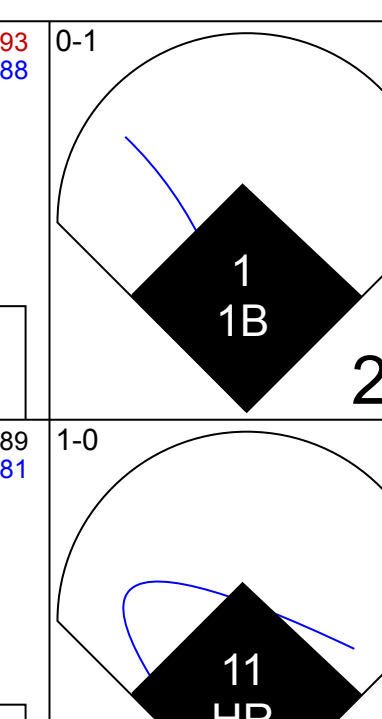
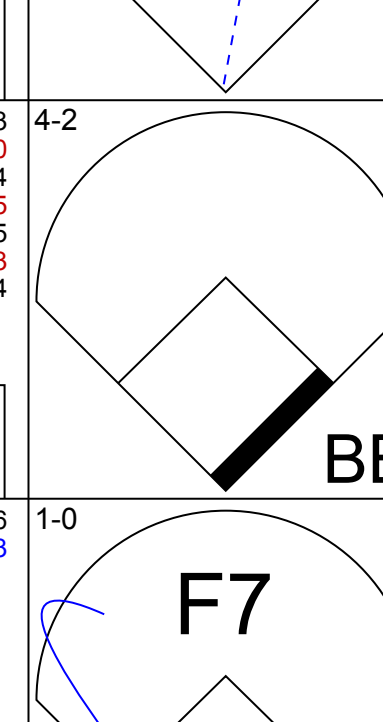

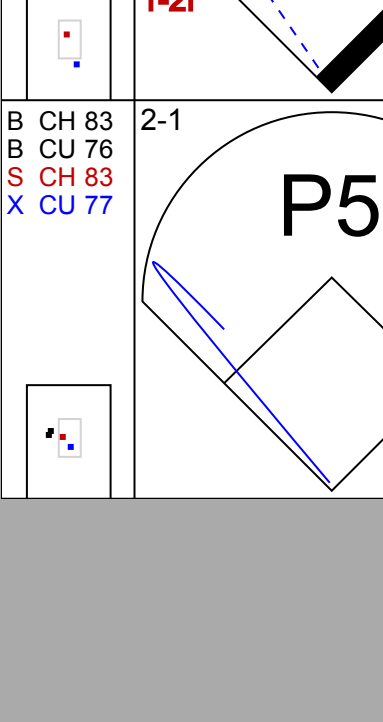
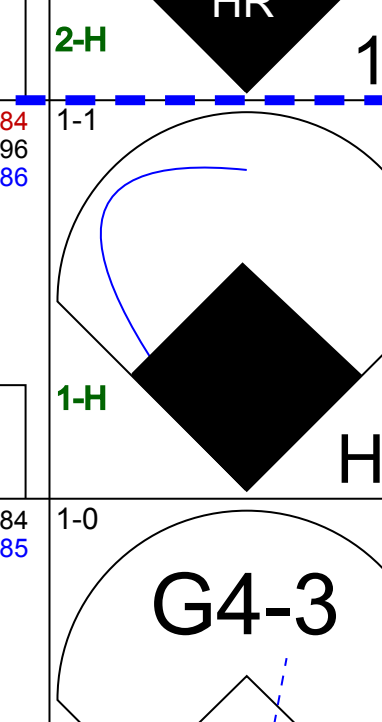

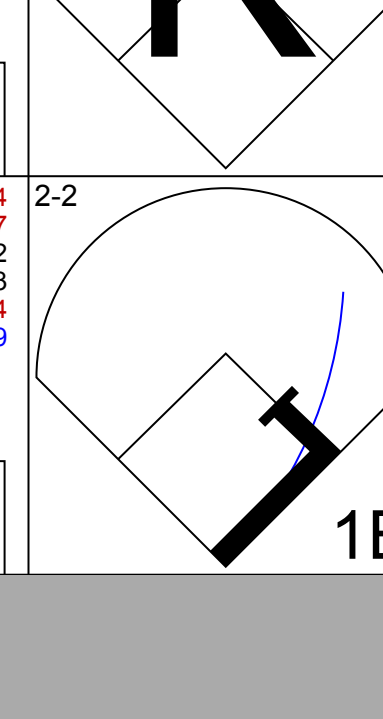



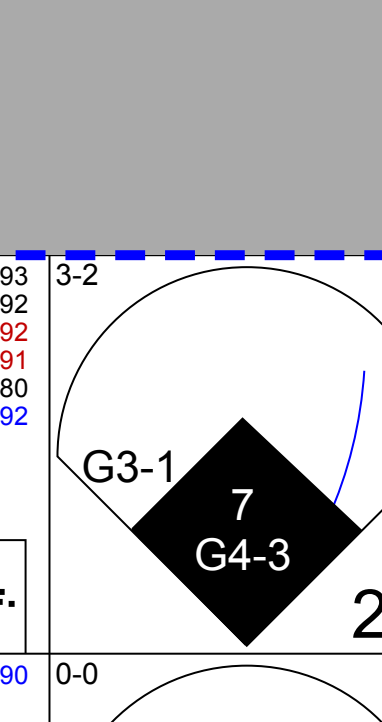
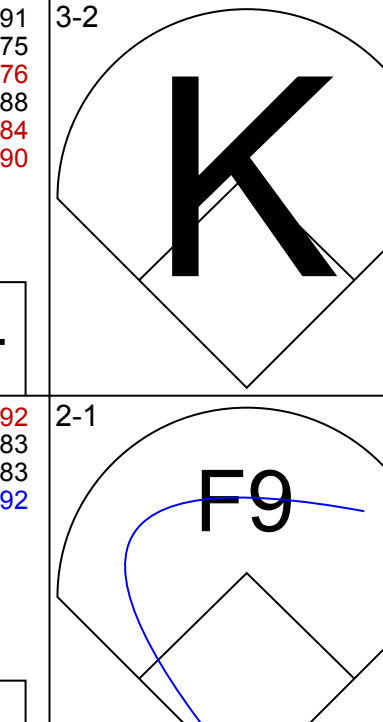
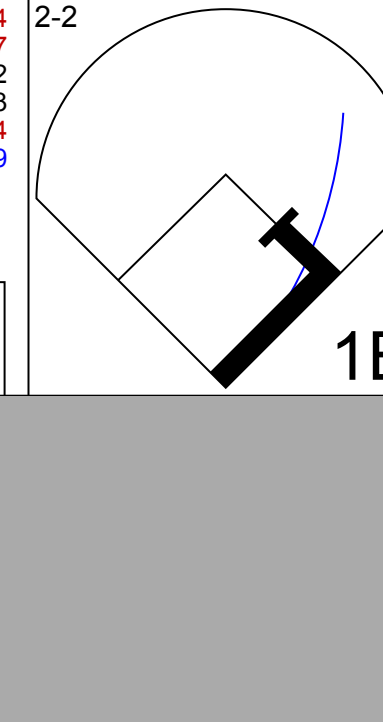
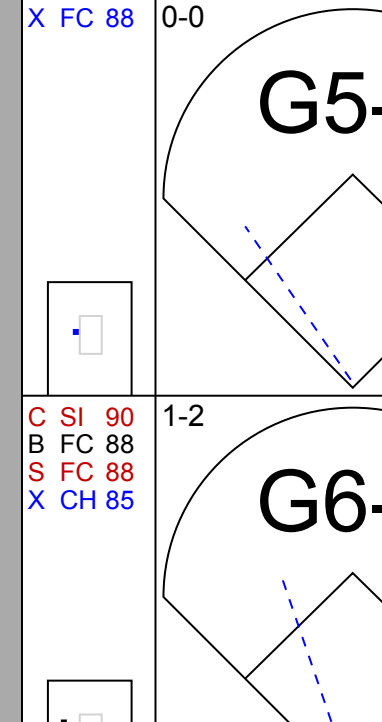

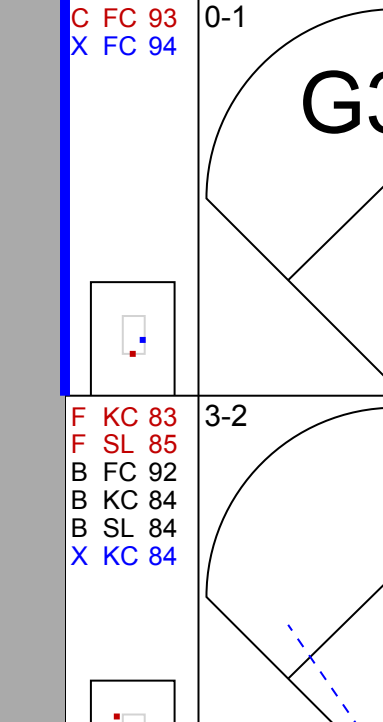
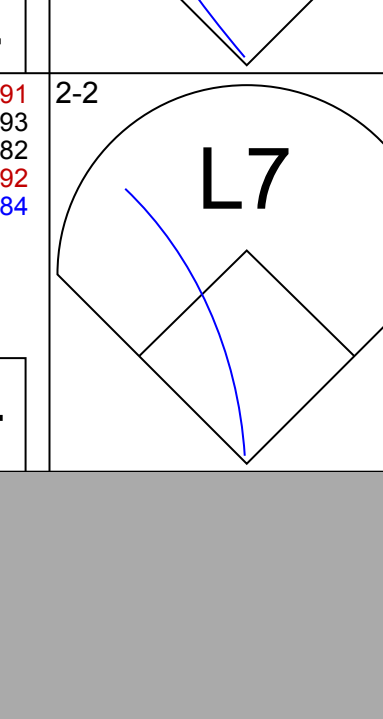
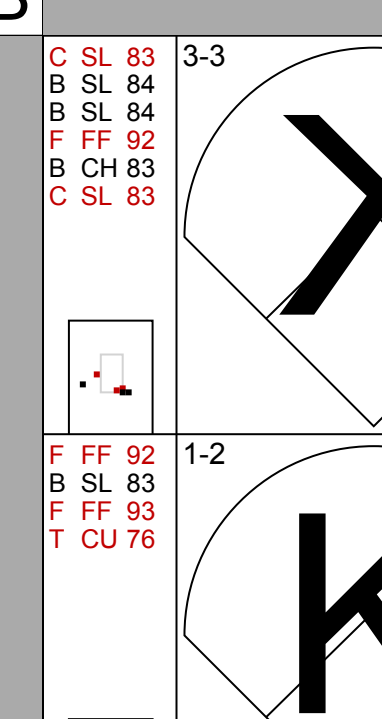


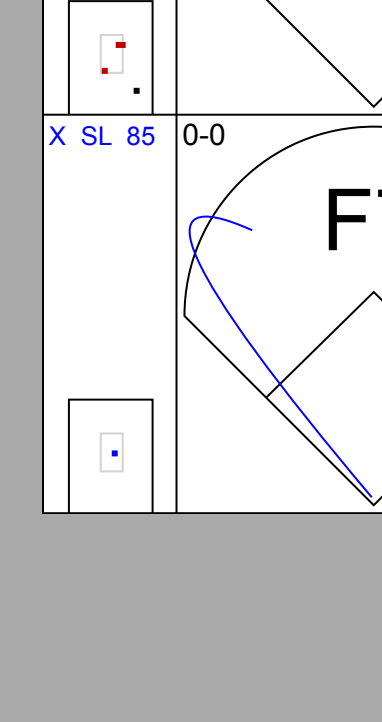
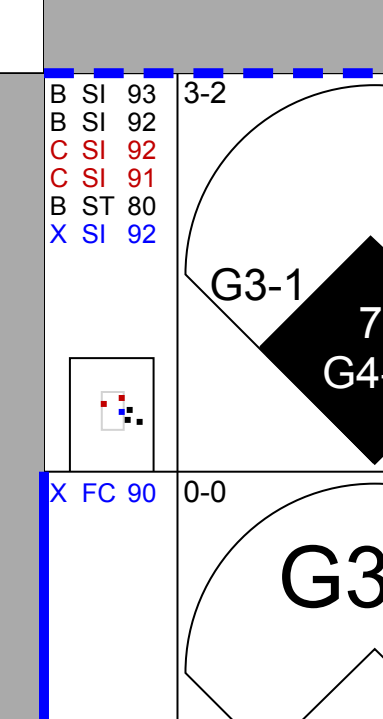
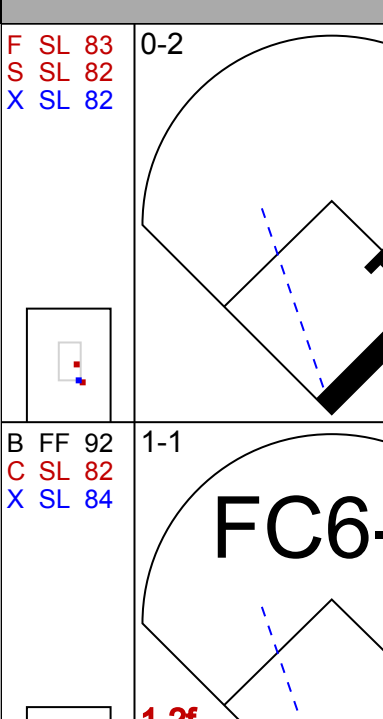

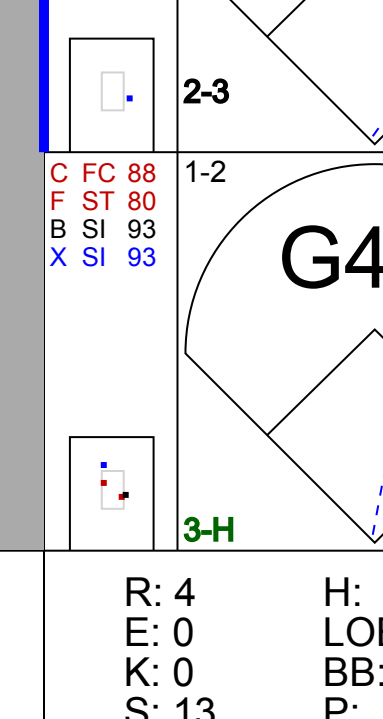
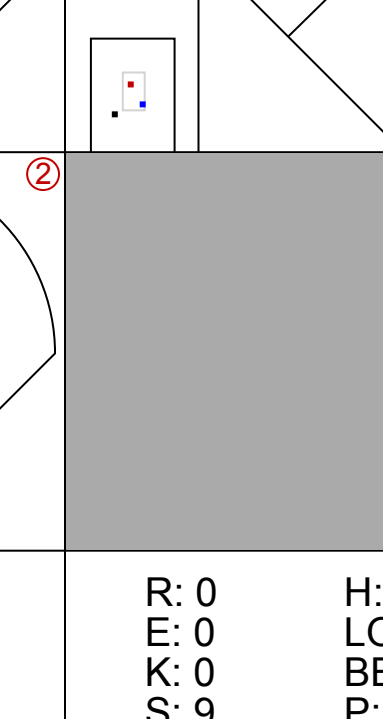
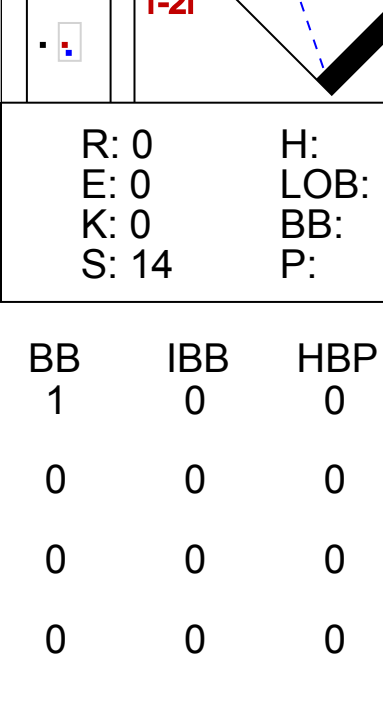
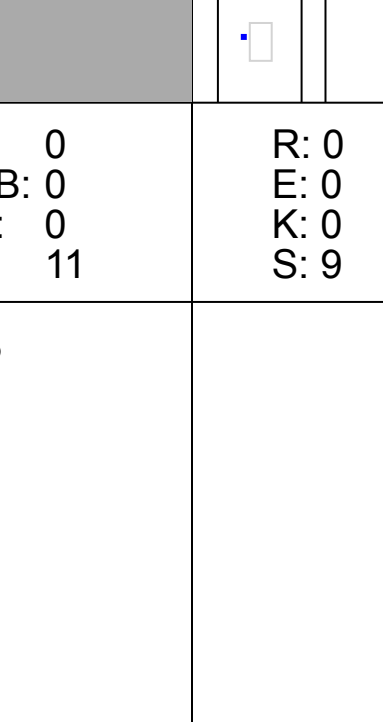

Batter	1	2	3	4	5	6	7	8	9	AB	R	H	RBI	BB	SO	LOB	BOTTOM				
38 Steven Kwan, L (1, 7) OBP: 0.360, SLG: 0.351										3	2	3	0	1	0	0	Los Angeles Angels @ Cleveland Guardians Progressive Field, Cleveland, OH Sat May 13 2023, 6:11 PM - 9:04 PM EDT Att: 27,644 - Partly Cloudy - 65 F				
1 Amed Rosario, R (1, 6) OBP: 0.308, SLG: 0.387										4	2	3	1	0	0	1					
11 José Ramírez, S (1, 5) OBP: 0.360, SLG: 0.453										4	1	2	1	0	1	3					
55 Josh Bell, S (1, 10) OBP: 0.342, SLG: 0.356										3	0	1	1	1	1	2					
2 Tyler Freeman, R (8, PR) OBP: 0.417, SLG: 0.455										0	1	0	0	0	0	0					
22 Josh Naylor, L (1, 3) OBP: 0.265, SLG: 0.361										4	1	2	3	0	1	2					
13 Gabriel Arias, R (1, 9) OBP: 0.262, SLG: 0.273										2	0	0	0	1	1	2					
12 David Fry, R (8, PH) OBP: 0.286, SLG: 0.167										1	0	0	0	0	1	1					
0 Andrés Giménez, L (1, 4) OBP: 0.306, SLG: 0.373										4	1	1	1	0	0	2					
7 Myles Straw, R (1, 8) OBP: 0.312, SLG: 0.266										3	0	0	0	1	1	1					
35 Cam Gallagher, R (1, 2) OBP: 0.119, SLG: 0.077										2	0	0	0	0	1	0					
17 Will Brennan, L (8, PH) OBP: 0.244, SLG: 0.288										2	0	0	0	0	0	1					
Inning Stats	R: 0 E: 0 K: 1 S: 9	H: 2 LOB: 1 BB: 0 P: 16	R: 0 E: 0 K: 1 S: 12	H: 1 LOB: 1 BB: 0 P: 14	R: 0 E: 0 K: 1 S: 8	H: 1 LOB: 0 BB: 0 P: 11	R: 0 E: 0 K: 0 S: 8	H: 1 LOB: 1 BB: 1 P: 18	R: 0 E: 0 K: 2 S: 15	H: 0 LOB: 0 BB: 1 P: 25	R: 0 E: 0 K: 1 S: 8	H: 0 LOB: 0 BB: 1 P: 16	R: 6 E: 0 K: 1 S: 27	H: 6 LOB: 2 BB: 1 P: 42	R: 0 E: 0 K: 1 S: 14	H: 0 LOB: 2 BB: 1 P: 26	1B: 7 2B: 5 3B: 0 HR: 2	SF: 0 SAC: 0 DP: 3 HBP: 0	WP: 1 PB: 0 SB: 3 CS: 0	PA: 36	
PITCHER	IP: 5.0 WLS: 20 BF: 20 ERA: 4.89	WLS: 3 BF: 0 ERA: 2.89	H: 2 R: 2 ER: 2 SO: 2	H: 2 R: 0 ER: 0 SO: 2	H: 2 R: 0 ER: 0 SO: 2	H: 2 R: 0 ER: 0 SO: 2	H: 2 R: 0 ER: 0 SO: 2	H: 2 R: 0 ER: 0 SO: 2	H: 2 R: 0 ER: 0 SO: 2	H: 2 R: 0 ER: 0 SO: 2	H: 2 R: 0 ER: 0 SO: 2	H: 2 R: 0 ER: 0 SO: 2	H: 2 R: 0 ER: 0 SO: 2	H: 2 R: 0 ER: 0 SO: 2	H: 2 R: 0 ER: 0 SO: 2	H: 2 R: 0 ER: 0 SO: 2	BB: 2 IBB: 0 HBP: 0 BLK: 0	WP: 0 HR: 10 S: 14 P: 107	ERA: 3.60 WHIP: 1.600		
48 Reid Detmers, L (1, 1) ERA: 4.89	IP: 1.0 WLS: 3 BF: 3 ERA: 2.89																				
49 Chris Devenski, R (6, 1) ERA: 2.89																					
60 Andrew Wantz, R (7, 1) ERA: 2.7																					
52 Ryan Tepera, R (8, 1) ERA: 7.27																					

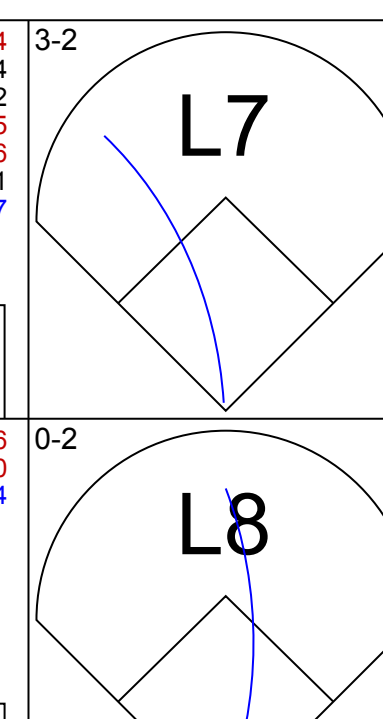
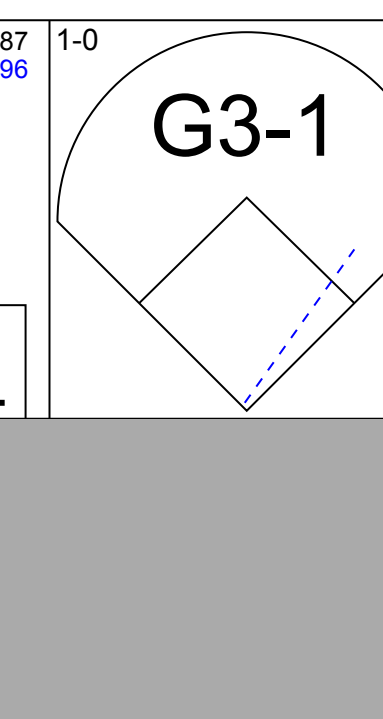
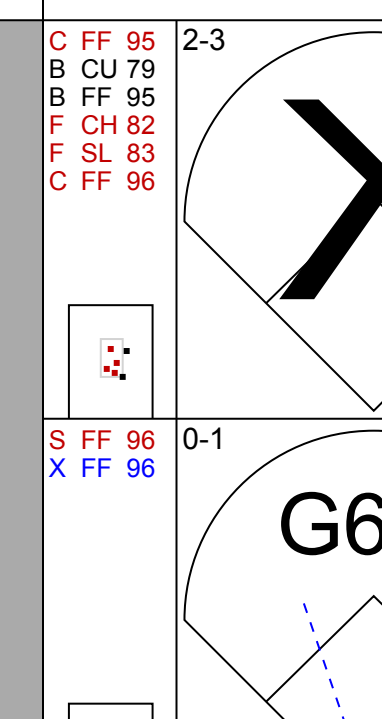
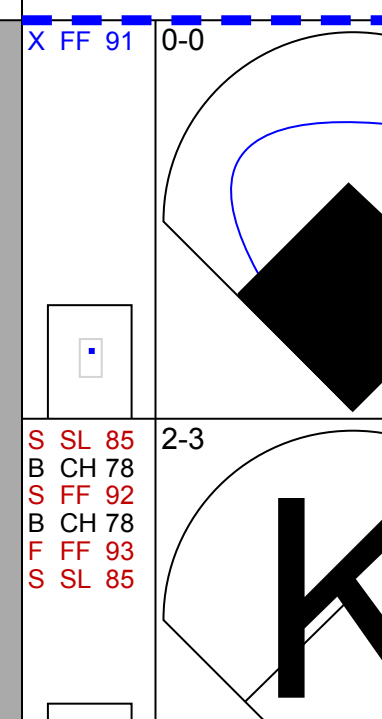
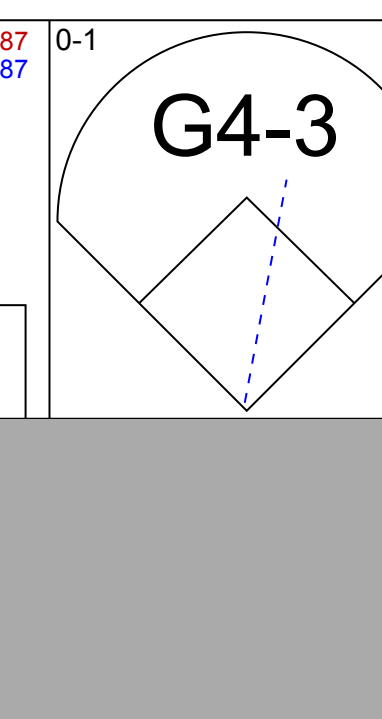
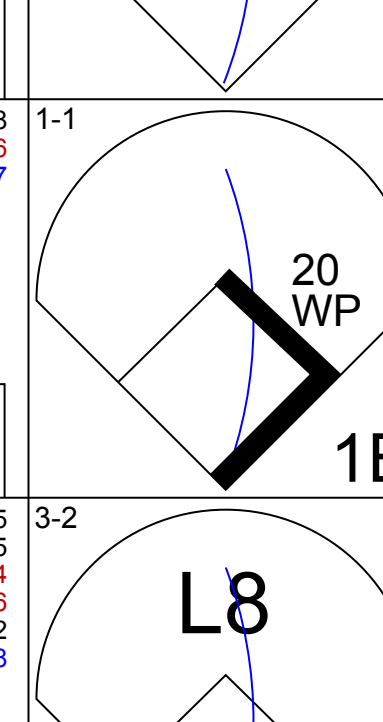
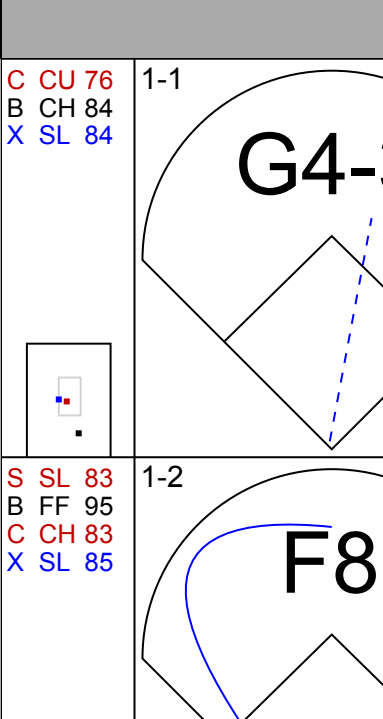
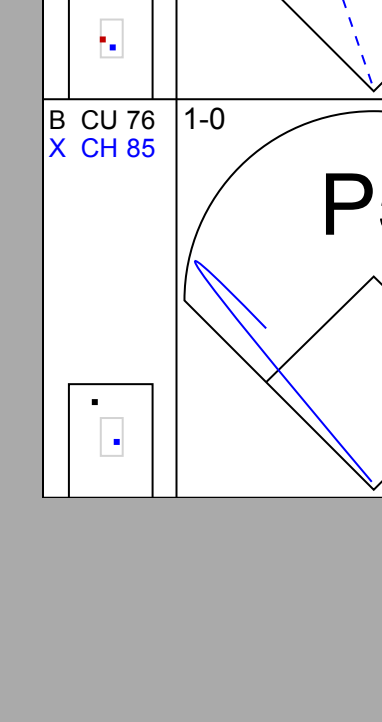
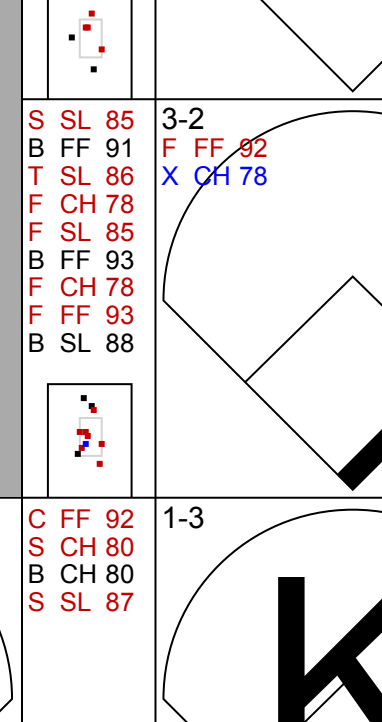

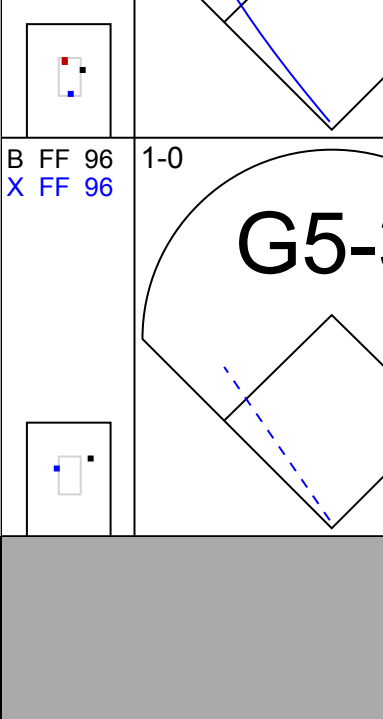
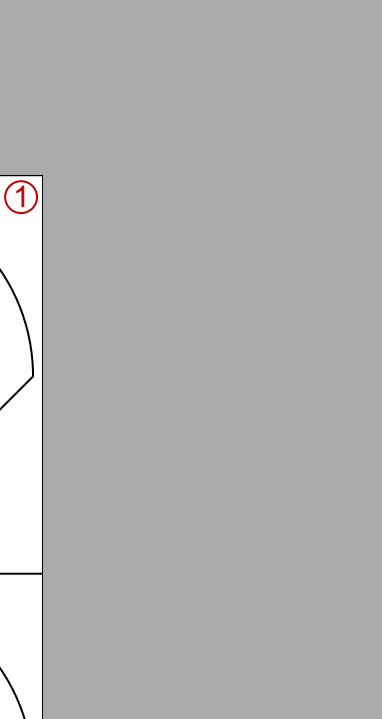



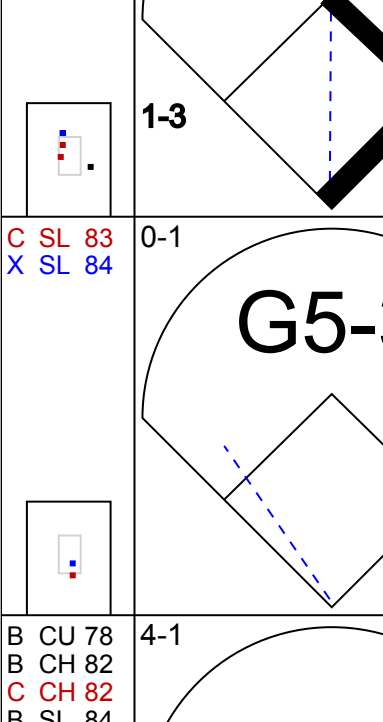
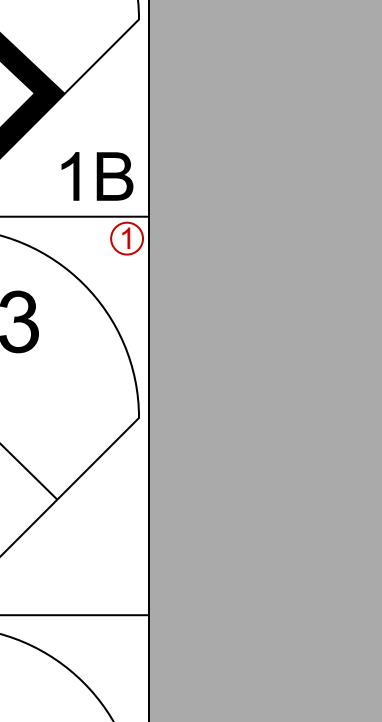
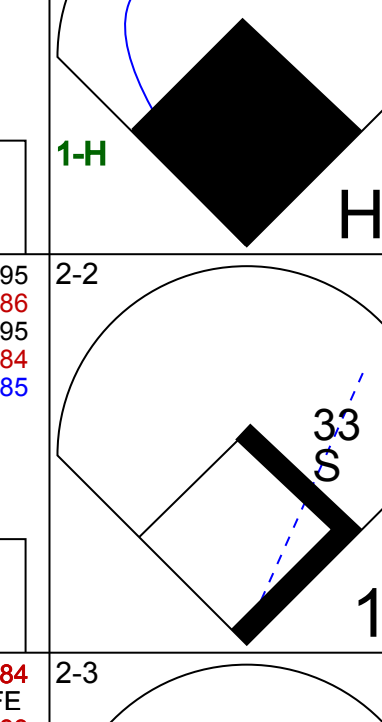
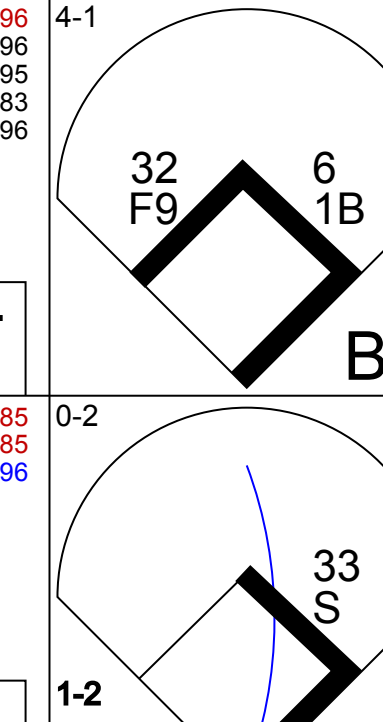
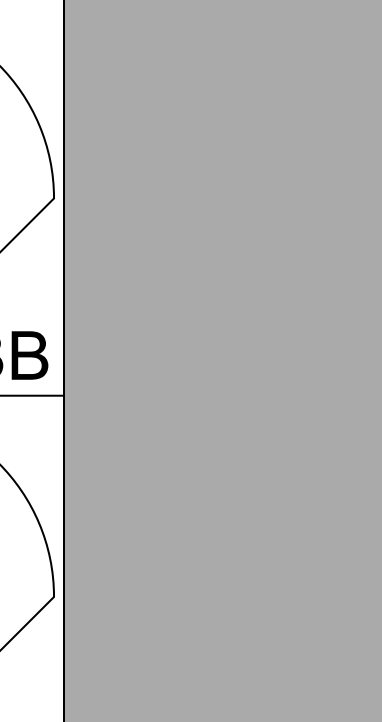
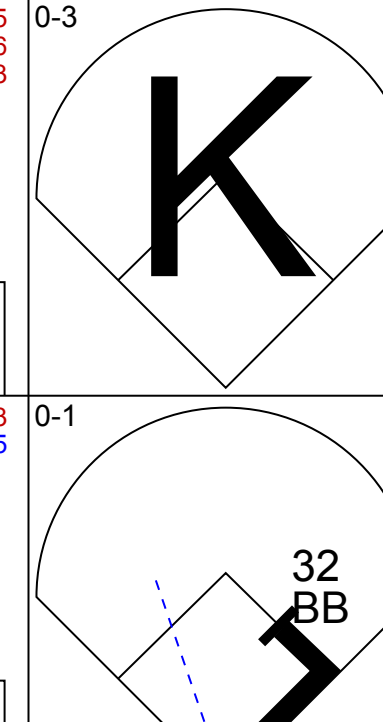
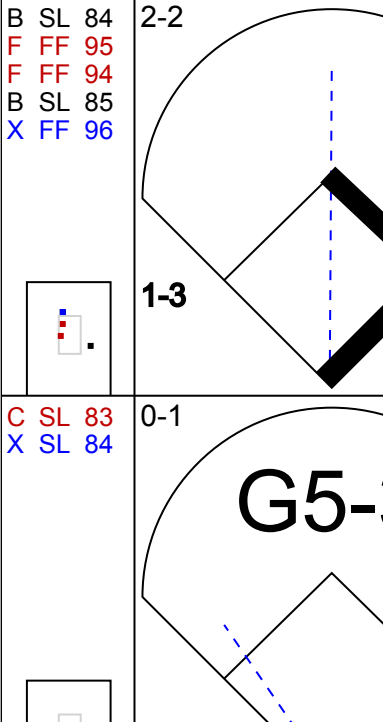
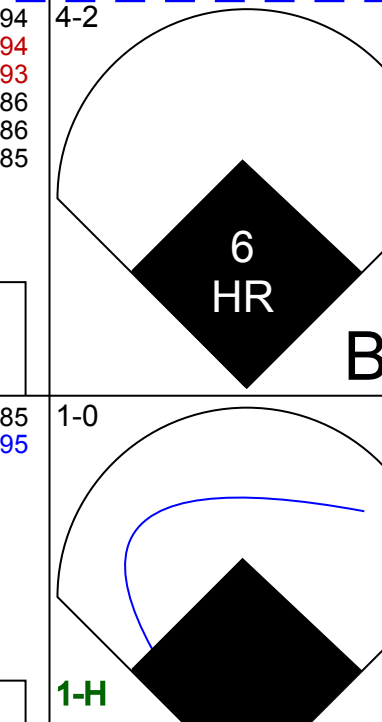
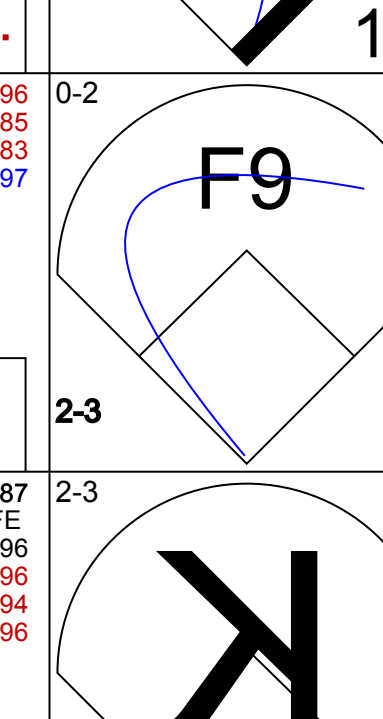
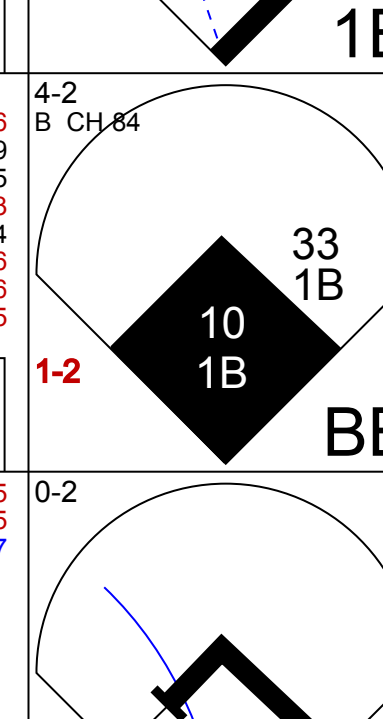
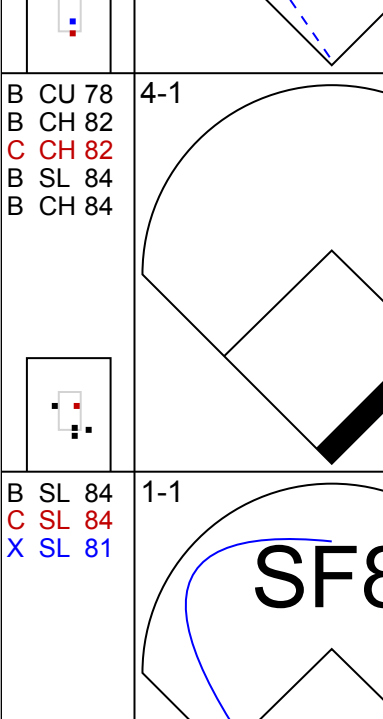
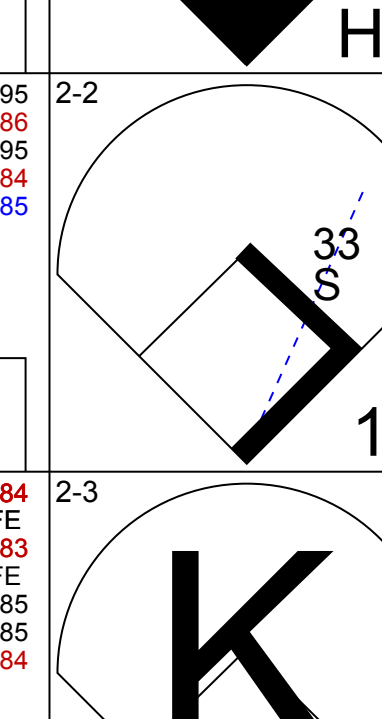
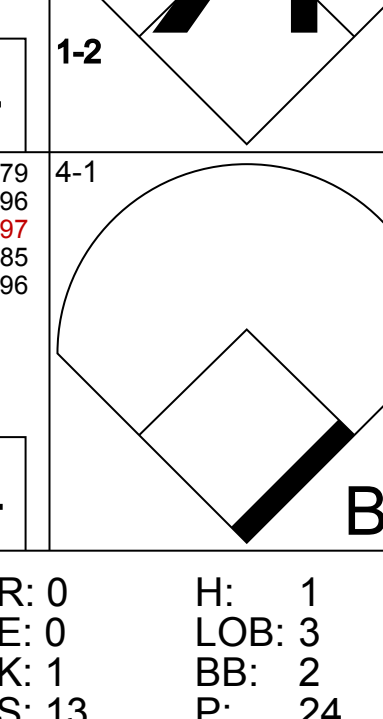
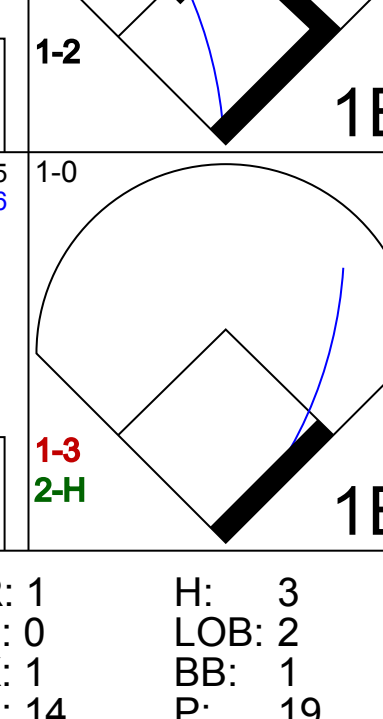
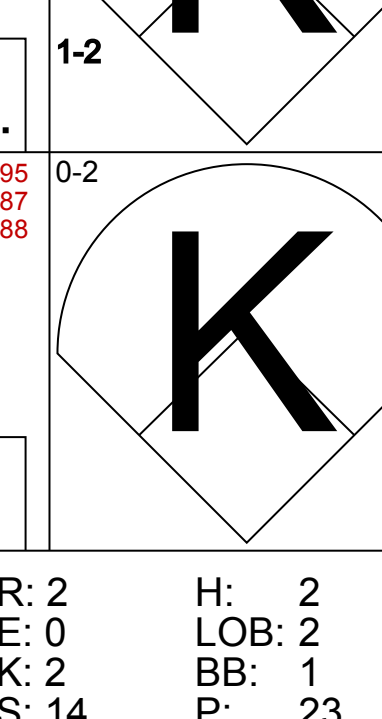

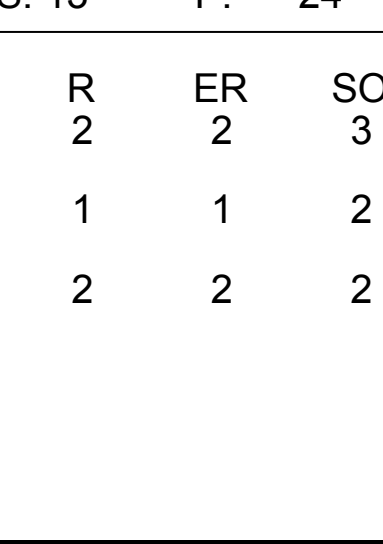



AB	36
R	6
H	10
RBI	6
BB	4
SO	6
LOB	18



AB	32
R	8
H	12
RBI	7
BB	4
SO	7
LOB	15



Batter	1	2	3	4	5	6	7	8	9	AB	R	H	RBI	BB	SO	LOB	TOP					
38 Steven Kwan, L (1,7) OBP: 0.355, SLG: 0.354										4	1	2	0	0	1	1	<p>Cleveland Guardians @ New York Mets Citi Field, Flushing, NY Sun May 21 2023, 1:41 PM - 4:10 PM EDT Att: 39,995 - Partly Cloudy - 69 F</p>					
1 Amed Rosario, R (1,6) OBP: 0.283, SLG: 0.350										4	1	1	1	0	0	2						
11 José Ramírez, S (1,5) OBP: 0.368, SLG: 0.465										3	1	1	2	1	0	1						
22 Josh Naylor, L (1,10) OBP: 0.278, SLG: 0.409										4	0	0	0	0	1	1						
55 Josh Bell, S (1,3) OBP: 0.342, SLG: 0.353										3	0	1	0	0	1	0						
17 Will Brennan, L (8,9) OBP: 0.255, SLG: 0.283										1	0	0	0	0	0	0						
13 Gabriel Arias, R (1,9) OBP: 0.270, SLG: 0.382										4	0	1	0	0	1	0						
2 Tyler Freeman, R (1,4) OBP: 0.350, SLG: 0.421										4	1	1	0	0	1	1						
10 Mike Zunino, R (1,2) OBP: 0.280, SLG: 0.322										2	0	1	0	0	0	0						
Bo Naylor, L (8,PH) (8,2)										2	0	0	0	0	0	2						
7 Myles Straw, R (1,8) OBP: 0.315, SLG: 0.289										3	0	0	1	0	0	1						
Inning Stats	R: 0 E: 0 K: 1 S: 9	H: 0 LOB: 1 BB: 1 P: 16	R: 0 E: 0 K: 1 S: 8	H: 0 LOB: 0 BB: 0 P: 15	R: 0 E: 0 K: 0 S: 14	H: 1 LOB: 1 BB: 0 P: 18	R: 0 E: 0 K: 1 S: 8	H: 1 LOB: 1 BB: 0 P: 13	R: 0 E: 0 K: 2 S: 7	H: 0 LOB: 0 BB: 0 P: 11	R: 0 E: 0 K: 0 S: 9	H: 1 LOB: 1 BB: 0 P: 13	R: 0 E: 0 K: 0 S: 7	H: 0 LOB: 0 BB: 0 P: 9	R: 4 E: 0 K: 0 S: 13	H: 4 LOB: 0 BB: 0 P: 20	R: 0 E: 0 K: 0 S: 9	H: 1 LOB: 1 BB: 0 P: 13	1B: 5 2B: 2 HR: 1	SF: 0 SAC: 0 DP: 0 HBP: 0	WP: 0 PB: 0 CS: 0	PA: 35
PITCHER	IP	WLS	BF	H	R	ER	SO	BB	IBB	HBP	BLK	WP	HR	S	P	ERA	WHIP					
21 Max Scherzer, R (1,1) ERA: 4.01	6.0		21	3	0	0	5	1	0	0	0	0	0	55	86	0.00	0.667					
25 Brooks Raley, L (7,1) ERA: 3.77	1.0	H	3	0	0	0	0	0	0	0	0	0	0	7	9	0.00	0.000					
0 Adam Ottavino, R (8,1) ERA: 4.82	0.2	H	5	3	3	3	0	0	0	0	0	0	0	10	15	40.50	4.500					
30 David Robertson, R (8,1) ERA: 1.27	1.1	W	6	2	1	1	0	0	0	0	0	0	1	12	18	6.75	1.500					

Batter	1	2	3	4	5	6	7	8	9	AB	R	H	RBI	BB	SO	LOB	BOTTOM				
9 Brandon Nimmo, L (1,8) OBP: 0.377, SLG: 0.421										5	1	1	1	0	1	5	<p>Cleveland Guardians @ New York Mets Citi Field, Flushing, NY Sun May 21 2023, 1:41 PM - 4:10 PM EDT Att: 39,995 - Partly Cloudy - 69 F</p>				
12 Francisco Lindor, S (1,6) OBP: 0.307, SLG: 0.410									4	0	0	0	0	1	0	0					
1 Jeff McNeil, L (1,7) OBP: 0.366, SLG: 0.368									4	0	2	0	0	0	0	0					
20 Pete Alonso, R (1,3) OBP: 0.328, SLG: 0.540										4	1	1	0	0	1	1					
22 Brett Baty, L (1,5) OBP: 0.343, SLG: 0.433										2	1	1	0	2	1	0					
19 Mark Canha, R (9,7) OBP: 0.299, SLG: 0.368										0	0	0	0	0	0	0					
6 Starling Marte, R (1,9) OBP: 0.305, SLG: 0.311										4	1	3	2	0	0	2					
32 Daniel Vogelbach, L (1,10) OBP: 0.384, SLG: 0.352										2	1	1	0	2	0	2					
28 Tommy Pham, R (8,PH) OBP: 0.310, SLG: 0.378										0	0	0	0	0	0	0					
33 Gary Sánchez, R (1,2) OBP: 0.250, SLG: 0.333										3	0	1	1	0	2	3					
10 Eduardo Escobar, S (1,4) OBP: 0.267, SLG: 0.418										3	0	1	1	1	1	4					
Inning Stats	R: 0 E: 0 K: 0 S: 12	H: 1 LOB: 1 BB: 0 P: 19	R: 0 E: 0 K: 1 S: 13	H: 1 LOB: 3 BB: 2 P: 24	R: 0 E: 0 K: 0 S: 6	H: 0 LOB: 0 BB: 0 P: 9	R: 1 E: 0 K: 1 S: 14	H: 3 LOB: 2 BB: 1 P: 19	R: 0 E: 0 K: 1 S: 7	H: 0 LOB: 0 BB: 0 P: 10	R: 1 E: 0 K: 0 S: 10	H: 2 LOB: 2 BB: 1 P: 18	R: 1 E: 0 K: 2 S: 16	H: 2 LOB: 0 BB: 0 P: 22	R: 2 E: 0 K: 2 S: 14	H: 2 LOB: 2 BB: 1 P: 23	1B: 9 2B: 0 3B: 0 HR: 2	SF: 1 SAC: 0 DP: 0 HBP: 0	WP: 1 PB: 0 SB: 2 CS: 0	PA: 37	
PITCHER	IP	WLS	BF	H	R	ER	SO	BB	IBB	HBP	BLK	WP	HR	S	P	ERA	WHIP				
61 Tanner Bibee, R (1,1) ERA: 3.18	6.0		27	7	2	2	3	4	0	0	0	0	0	62	99	3.00	1.833				
49 Eli Morgan, R (7,1) ERA: 1.59	1.0		4	2	1	1	2	0	0	0	0	0	1	16	22	9.00	2.000				
37 Trevor Stephan, R (8,1) ERA: 2.29	1.0	L	6	2	2	2	2	1	0	0	0	0	1	14	23	18.00	3.000				

Batter	1	2	3	4	5	6	7	8	9	AB	R	H	RBI	BB	SO	LOB	TOP										
38 Steven Kwan, L (1, 7) OBP: 0.348, SLG: 0.346	L8		G3-1			P5			B1-3	4	0	0	0	0	0	0											
1 Amed Rosario, R (1, 10) OBP: 0.282, SLG: 0.343	G5-3		G6-3			K			HBP	3	0	0	0	0	1	0											
11 José Ramírez, S (1, 5) OBP: 0.365, SLG: 0.478	HR			G3-1		G3-1			G6-4-3	4	1	1	1	0	0	1											
22 Josh Naylor, L (1, 3) OBP: 0.273, SLG: 0.400	G4-3			K						3	0	0	0	0	1	0											
0 Andrés Giménez, L (1, 4) OBP: 0.298, SLG: 0.342		L7		L9						3	0	0	0	0	1	0											
13 Gabriel Arias, R (1, 6) OBP: 0.273, SLG: 0.380						F8				3	0	1	0	0	1	0											
17 Will Brennan, L (1, 9) OBP: 0.248, SLG: 0.275						L8			P5	3	0	0	0	0	0	1											
7 Myles Straw, R (1, 8) OBP: 0.315, SLG: 0.290						G6-3			G6-3	3	0	1	0	0	0	1											
35 Cam Gallagher, R (1, 2) OBP: 0.151, SLG: 0.120						P3			F9	3	0	0	0	0	1	1											
Inning Stats	R: 1 H: 1 E: 0 K: 0 S: 9	H: 1 LOB: 0 BB: 0 P: 15	R: 0 H: 1 E: 0 K: 0 S: 7	H: 1 LOB: 1 BB: 0 P: 13	R: 0 H: 0 E: 0 K: 1 S: 8	H: 0 LOB: 0 BB: 0 P: 10	R: 0 H: 0 E: 0 K: 1 S: 9	H: 0 LOB: 0 BB: 0 P: 17	R: 0 H: 1 E: 0 K: 0 S: 9	H: 1 LOB: 1 BB: 0 P: 11	R: 0 H: 0 E: 0 K: 1 S: 8	H: 0 LOB: 0 BB: 0 P: 14	R: 0 H: 0 E: 0 K: 2 S: 9	H: 0 LOB: 0 BB: 0 P: 12	R: 0 H: 0 E: 0 K: 0 S: 6	H: 0 LOB: 0 BB: 0 P: 6	R: 0 H: 0 E: 0 K: 0 S: 2	H: 0 LOB: 0 BB: 0 P: 5	1B: 2 2B: 0 3B: 0 HR: 1	SF: 0 SAC: 0 DP: 1 HBP: 1	WP: 0 PB: 0 SB: 0 CS: 0	PA: 30					
PITCHER	IP	WLS	BF	H	R	ER	SO	BB	IBB	HBP	BLK	WP	HR	S	P	ERA	WHIP										
35 Justin Verlander, R (1, 1) ERA: 3.6	8.0	W	27	3	1	1	5	0	0	0	0	0	1	65	98	1.12	0.375										
25 Brooks Raley, L (9, 1) ERA: 3.52	1.0	S	3	0	0	0	0	0	0	1	0	0	0	2	5	0.00	0.000										

Cleveland Guardians @ New York Mets
Citi Field, Flushing, NY
Sun May 21 2023, 7:12 PM - 9:17 PM EDT
Att: 29,862 - Partly Cloudy - 70 F

AB 29
R 1
H 3
RBI 1
BB 0
SO 5
LOB 4



Batter	1	2	3	4	5	6	7	8	9	AB	R	H	RBI	BB	SO	LOB	BOTTOM										
9 Brandon Nimmo, L (1, 8) OBP: 0.374, SLG: 0.418	G4-3		G3-1		G5-3			P4		4	0	1	0	0	0	1											
12 Francisco Lindor, S (1, 6) OBP: 0.311, SLG: 0.428	K		G3-1			HR		SF7		4	1	2	1	0	1	2											
1 Jeff McNeil, L (1, 4) OBP: 0.369, SLG: 0.370	1B		K			BB		SF7		2	0	1	1	1	1	2											
20 Pete Alonso, R (1, 3) OBP: 0.322, SLG: 0.528	G4-3			F7		F7-4		F8		4	0	0	0	0	0	4											
22 Brett Baty, L (1, 5) OBP: 0.343, SLG: 0.430		G4-6-3		K		L7				3	0	1	0	0	1	0											
19 Mark Canha, R (1, 9) OBP: 0.299, SLG: 0.367		G4-6-3		FC5-4				F8		3	0	1	0	0	0	1											
27 Mark Vientos, R (1, 10) OBP: 0.250, SLG: 0.455		G6-3		FC5-4				K		3	0	0	0	0	1	1											
28 Tommy Pham, R (1, 7) OBP: 0.300, SLG: 0.364			G6-3		G1-3			G6-3		3	0	0	0	0	0	0											
33 Gary Sánchez, R (9, 2) OBP: 0.250, SLG: 0.333										0	0	0	0	0	0	0											
4 Francisco Alvarez, R (1, 2) OBP: 0.304, SLG: 0.464										2	0	1	0	1	0	0											
6 Starling Marte, R (8, PR) OBP: 0.250, SLG: 0.311										0	1	0	0	0	0	0											
Inning Stats	R: 0 H: 1 E: 0 K: 1 S: 9	H: 1 LOB: 0 BB: 0 P: 12	R: 0 H: 1 E: 0 K: 0 S: 7	H: 1 LOB: 2 BB: 1 P: 9	R: 0 H: 1 E: 0 K: 1 S: 14	H: 1 LOB: 2 BB: 1 P: 22	R: 0 H: 1 E: 0 K: 1 S: 10	H: 1 LOB: 0 BB: 0 P: 13	R: 0 H: 0 E: 0 K: 0 S: 8	H: 0 LOB: 0 BB: 0 P: 14	R: 1 H: 1 E: 0 K: 0 S: 9	H: 1 LOB: 0 BB: 1 P: 15	R: 0 H: 0 E: 0 K: 1 S: 7	H: 0 LOB: 0 BB: 0 P: 7	R: 1 H: 2 E: 0 K: 0 S: 11	H: 2 LOB: 2 BB: 0 P: 14	R: 0 H: 0 E: 0 K: 0 S: 6	H: 0 LOB: 0 BB: 0 P: 5	1B: 6 2B: 1 3B: 0 HR: 1	SF: 1 SAC: 0 DP: 2 HBP: 0	WP: 0 PB: 0 SB: 0 CS: 0	PA: 31					
PITCHER	IP	WLS	BF	H	R	ER	SO	BB	IBB	HBP	BLK	WP	HR	S	P	ERA	WHIP										
57 Shane Bieber, R (1, 1) ERA: 3.08	8.0	L	31	7	2	2	4	2	0	0	0	0	1	75	106	2.25	1.125										

Cleveland Guardians @ New York Mets
Citi Field, Flushing, NY
Sun May 21 2023, 7:12 PM - 9:17 PM EDT
Att: 29,862 - Partly Cloudy - 70 F

AB 28
R 2
H 7
RBI 2
BB 2
SO 4
LOB 11



Batter	1	2	3	4	5	6	7	8	9	AB	R	H	RBI	BB	SO	LOB	TOP										
7 Tim Anderson, R OBP: 0.287, SLG: 0.287	L9			F8		BB		G6-3		3	0	0	0	1	0	0	Chicago White Sox @ Cleveland Guardians Progressive Field, Cleveland, OH Mon May 22 2023, 6:11 PM - 8:25 PM EDT Att: 13,878 - Cloudy - 66 F										
23 Andrew Benintendi, L OBP: 0.339, SLG: 0.355	F9					FC4-6		K		4	0	1	0	0	1	1											
88 Luis Robert Jr., R OBP: 0.325, SLG: 0.559				K					K	4	0	1	0	0	2	2											
10 Yoán Moncada, S OBP: 0.346, SLG: 0.479	CS	G1-3							F7	3	0	0	0	0	1	0											
32 Gavin Sheets, L OBP: 0.319, SLG: 0.433 15 Clint Frazier, R OBP: 0.400, SLG: 0.250		P5							L8	2	0	0	0	0	0	2											
25 Andrew Vaughn, R OBP: 0.322, SLG: 0.404		L1-3								1	0	0	0	1	0	0											
24 Yasmani Grandal, S OBP: 0.347, SLG: 0.414				F7						3	0	0	0	0	1	2											
30 Jake Burger, R OBP: 0.330, SLG: 0.667				K						3	0	0	0	0	1	2											
12 Romy Gonzalez, R OBP: 0.178, SLG: 0.273										3	0	0	0	0	3	0											
Inning Stats	R: 0 E: 0 K: 0 S: 6	H: 1 LOB: 0 BB: 0 P: 14	R: 0 E: 0 K: 0 S: 6	H: 0 LOB: 0 BB: 0 P: 12	R: 0 E: 0 K: 2 S: 10	H: 0 LOB: 0 BB: 0 P: 15	R: 0 E: 0 K: 1 S: 8	H: 1 LOB: 2 BB: 0 P: 16	R: 0 E: 0 K: 1 S: 7	H: 0 LOB: 1 BB: 1 P: 15	R: 0 E: 0 K: 2 S: 12	H: 1 LOB: 2 BB: 1 P: 24	R: 0 E: 0 K: 2 S: 8	H: 0 LOB: 0 BB: 0 P: 10	R: 0 E: 0 K: 1 S: 10	H: 0 LOB: 0 BB: 0 P: 14	1B: 2 2B: 1 3B: 0 HR: 0	SF: 0 SAC: 0 DP: 0 HBP: 1	WP: 0 PB: 0 SB: 0 CS: 1	PA: 33							
PITCHER	IP	WLS	BF	H	R	ER	SO	BB	IBB	HBP	BLK	WP	HR	S	P	ERA	WHIP										
33 Hunter Gaddis, R ERA: 5.26	6.0	W	21	2	0	0	4	1	0	1	0	0	0	48	90	0.00	0.500										
31 Sam Hentges, L ERA: 9.0	0.2	H	4	1	0	0	2	1	0	0	0	0	0	11	22	0.00	3.000										
52 Nick Sandlin, R ERA: 3.63	0.1	H	1	0	0	0	0	0	0	0	0	0	0	1	2	0.00	0.000										
37 Trevor Stephan, R ERA: 2.18	1.0	H	3	0	0	0	2	0	0	0	0	0	0	8	10	0.00	0.000										
48 Emmanuel Clase, R ERA: 3.39	1.0	S	3	0	0	0	1	0	0	0	0	0	0	10	14	0.00	0.000										

Batter	1	2	3	4	5	6	7	8	9	AB	R	H	RBI	BB	SO	LOB	BOTTOM										
38 Steven Kwan, L OBP: 0.351, SLG: 0.352	G3									3	0	1	0	1	1	0	Chicago White Sox @ Cleveland Guardians Progressive Field, Cleveland, OH Mon May 22 2023, 6:11 PM - 8:25 PM EDT Att: 13,878 - Cloudy - 66 F										
1 Amed Rosario, R OBP: 0.282, SLG: 0.341										4	0	1	0	0	0	2											
11 José Ramírez, S OBP: 0.358, SLG: 0.467										4	0	0	0	0	0	3											
55 Josh Bell, S OBP: 0.342, SLG: 0.348										2	0	0	0	1	1	1											
0 Andrés Giménez, L OBP: 0.293, SLG: 0.335										3	0	0	0	0	0	2											
13 Gabriel Arias, R OBP: 0.288, SLG: 0.375										1	2	0	0	2	0	0											
17 Will Brennan, L OBP: 0.250, SLG: 0.276										3	0	1	0	0	0	1											
10 Mike Zunino, R OBP: 0.282, SLG: 0.356										3	1	1	2	0	0	2											
7 Myles Straw, R OBP: 0.310, SLG: 0.284										3	0	0	0	0	0	1											
Inning Stats	R: 0 E: 0 K: 0 S: 11	H: 1 LOB: 2 BB: 1 P: 20	R: 1 E: 0 K: 0 S: 9	H: 1 LOB: 0 BB: 1 P: 19	R: 0 E: 0 K: 0 S: 6	H: 1 LOB: 0 BB: 0 P: 11	R: 0 E: 0 K: 0 S: 5	H: 0 LOB: 0 BB: 0 P: 9	R: 0 E: 0 K: 1 S: 14	H: 0 LOB: 1 BB: 1 P: 20	R: 2 E: 0 K: 0 S: 13	H: 1 LOB: 0 BB: 1 P: 21	R: 0 E: 0 K: 1 S: 7	H: 0 LOB: 0 BB: 0 P: 14	1B: 2 2B: 2 3B: 0 HR: 1	SF: 0 SAC: 0 DP: 1 HBP: 0	WP: 1 PB: 0 SB: 1 CS: 2	PA: 30									
PITCHER	IP	WLS	BF	H	R	ER	SO	BB	IBB	HBP	BLK	WP	HR	S	P	ERA	WHIP										
58 Jimmy Lambert, R ERA: 5.89	1.0	L	5	1	0	0	0	1	0	0	0	0	0	11	20	0.00	2.000										
62 Jesse Scholtens, R ERA: 2.25	5.0	L	17	2	1	1	1	2	0	0	0	1	0	40	67	1.80	0.800										
45 Garrett Crochet, L ERA: 4.5	0.2		3	0	1	1	0	1	0	0	0	0	0	7	13	13.50	1.500										
60 Gregory Santos, R ERA: 2.99	1.1		5	1	1	1	1	0	0	0	0	0	1	13	22	6.75	0.750										

Batter	1	2	3	4	5	6	7	8	9	AB	R	H	RBI	BB	SO	LOB	TOP				
7 Tim Anderson, R OBP: 0.283, SLG: 0.282	G6-3			F9			G5-3			4	0	1	1	0	0	0					
23 Andrew Benintendi, L OBP: 0.330, SLG: 0.350	G3-1		G3-1		L4			G3-1		4	0	0	0	0	0	1					
10 Yoán Moncada, S OBP: 0.282, SLG: 0.438	G5-3				G3			G5-3		3	1	0	0	1	0	0					
25 Andrew Vaughn, R OBP: 0.319, SLG: 0.398		L7			P4			L9		4	1	1	0	0	0	0					
32 Gavin Sheets, L OBP: 0.319, SLG: 0.425										2	1	0	0	1	2	0					
51 Adam Haseley, L OBP: 0.282, SLG: 0.278		K								1	0	0	0	0	0	0					
30 Jake Burger, R OBP: 0.304, SLG: 0.615		L4			SF9					3	0	0	1	0	2	0					
15 Clint Frazier, R OBP: 0.462, SLG: 0.300										3	2	1	0	1	2	0					
12 Romy Gonzalez, R OBP: 0.212, SLG: 0.320										3	1	1	2	0	0	1					
44 Seby Zavala, R OBP: 0.198, SLG: 0.250										2	0	0	1	0	2	1					
Inning Stats	R: 0 E: 0 K: 0 S: 7	H: 0 LOB: 0 BB: 0 P: 8	R: 0 E: 0 K: 1 S: 6	H: 0 LOB: 0 BB: 0 P: 9	R: 1 E: 1 K: 1 S: 9	H: 1 LOB: 1 BB: 1 P: 21	R: 5 E: 0 K: 0 S: 13	H: 3 LOB: 0 BB: 2 P: 26	R: 0 E: 0 K: 3 S: 9	H: 0 LOB: 0 BB: 0 P: 14	R: 0 E: 0 K: 1 S: 7	H: 0 LOB: 0 BB: 0 P: 12	R: 0 E: 0 K: 2 S: 8	H: 0 LOB: 0 BB: 0 P: 12	R: 0 E: 0 K: 2 S: 8	H: 0 LOB: 0 BB: 0 P: 13	1B: 3 2B: 1 3B: 0 HR: 0	SF: 2 SAC: 0 DP: 0 HBP: 0	WP: 1 PB: 0 SB: 1 CS: 0	PA: 34	
PITCHER	IP	WLS	BF	H	R	ER	SO	BB	IBB	HBP	BLK	WP	HR	S	P	ERA	WHIP				
47 Cal Quantrill, R ERA: 4.75	4.0	L	19	4	6	6	2	3	0	0	0	1	0	35	64	13.50	1.750				
49 Eli Morgan, R ERA: 1.71	2.0		6	0	0	0	3	0	0	0	0	0	0	19	27	0.00	0.000				
52 Nick Sandlin, R ERA: 3.44	1.0		3	0	0	0	1	0	0	0	0	0	0	7	12	0.00	0.000				
31 Sam Hentges, L ERA: 6.75	1.0		3	0	0	0	0	0	0	0	0	0	0	9	13	0.00	0.000				
99 James Karinchak, R ERA: 4.57	1.0		3	0	0	0	2	0	0	0	0	0	0	8	12	0.00	0.000				

Chicago White Sox @ Cleveland Guardians
 Progressive Field, Cleveland, OH
 Wed May 24, 2023, 1:10 PM - 3:18 PM EDT
 Att: 17,767 - Partly Cloudy - 67 F

livebaseballscorecards.com

AB 29
 R 6
 H 4
 RBI 5
 BB 3
 SO 8
 LOB 3



Batter	1	2	3	4	5	6	7	8	9	AB	R	H	RBI	BB	SO	LOB	BOTTOM					
38 Steven Kwan, L OBP: 0.342, SLG: 0.339	K			K					F9	3	0	0	0	1	2	0						
1 Amed Rosario, R OBP: 0.275, SLG: 0.328									K	4	0	0	0	0	3	2						
11 José Ramírez, S OBP: 0.348, SLG: 0.462					P4				K	4	0	0	0	0	1	0						
22 Josh Naylor, L OBP: 0.273, SLG: 0.401										3	0	1	0	0	1	0						
55 Josh Bell, S OBP: 0.340, SLG: 0.341										3	0	0	0	0	1	1						
13 Gabriel Arias, R OBP: 0.287, SLG: 0.372										3	0	0	0	0	1	1						
0 Andrés Giménez, L OBP: 0.304, SLG: 0.345										3	0	2	0	0	0	0						
7 Myles Straw, R OBP: 0.310, SLG: 0.285										3	0	1	0	0	0	1						
35 Cam Gallagher, R OBP: 0.148, SLG: 0.118										1	0	0	0	0	1	0						
12 David Fry, R OBP: 0.231, SLG: 0.167										2	0	0	0	0	2	2						
Inning Stats	R: 0 E: 0 K: 2 S: 8	H: 0 LOB: 0 BB: 0 P: 13	R: 0 E: 0 K: 3 S: 11	H: 0 LOB: 0 BB: 0 P: 16	R: 0 E: 0 K: 1 S: 9	H: 0 LOB: 0 BB: 0 P: 11	R: 0 E: 0 K: 2 S: 9	H: 0 LOB: 0 BB: 0 P: 15	R: 0 E: 0 K: 0 S: 8	H: 1 LOB: 0 BB: 0 P: 10	R: 0 E: 0 K: 1 S: 11	H: 1 LOB: 2 BB: 1 P: 19	R: 0 E: 0 K: 0 S: 6	H: 0 LOB: 0 BB: 0 P: 8	R: 0 E: 0 K: 1 S: 11	H: 2 LOB: 1 BB: 0 P: 13	R: 0 E: 0 K: 2 S: 10	H: 0 LOB: 0 BB: 0 P: 16	1B: 4 2B: 0 3B: 0 HR: 0	SF: 0 SAC: 0 DP: 1 HBP: 0	WP: 0 PB: 0 SB: 0 CS: 0	PA: 30
PITCHER	IP	WLS	BF	H	R	ER	SO	BB	IBB	HBP	BLK	WP	HR	S	P	ERA	WHIP					
34 Michael Kopech, R ERA: 4.24	7.0	W	23	2	0	0	9	1	0	0	0	0	0	62	92	0.00	0.429					
40 Reynaldo López, R ERA: 6.64	1.0		4	2	0	0	1	0	0	0	0	0	0	11	13	0.00	2.000					
58 Jimmy Lambert, R ERA: 5.59	1.0		3	0	0	0	2	0	0	0	0	0	0	10	16	0.00	0.000					

Chicago White Sox @ Cleveland Guardians
 Progressive Field, Cleveland, OH
 Wed May 24, 2023, 1:10 PM - 3:18 PM EDT
 Att: 17,767 - Partly Cloudy - 67 F

livebaseballscorecards.com

AB 29
 R 0
 H 4
 RBI 0
 BB 1
 SO 12
 LOB 7



Batter	1	2	3	4	5	6	7	8	9	AB R H RBI BB SO LOB	TOP											
21 Lars Nootbaar, L (1, 8) OBP: 0.399, SLG: 0.417										4 1 3 1 1 1 0	St. Louis Cardinals @ Cleveland Guardians Progressive Field, Cleveland, OH Fri May 26 2023, 7:12 PM - 9:40 PM EDT Att: 31,303 - Clear - 63 F livebaseballscorecards.com											
46 Paul Goldschmidt, R (1, 3) OBP: 0.465, SLG: 0.515										4 0 2 0 1 1 1												
16 Nolan Gorman, L (1, 10) OBP: 0.384, SLG: 0.597										4 0 0 0 1 1 7												
28 Nolan Arenado, R (1, 5) OBP: 0.304, SLG: 0.430										3 0 0 1 0 0 2												
40 Wilson Contreras, R (1, 2) OBP: 0.304, SLG: 0.366										3 0 0 0 1 0 2												
33 Brendan Donovan, L (1, 9) OBP: 0.339, SLG: 0.360										4 1 2 0 0 0 0												
11 Paul DeJong, R (1, 6) OBP: 0.352, SLG: 0.570										4 0 0 0 0 1 3												
41 Alec Burleson, L (1, 7) OBP: 0.285, SLG: 0.370										2 0 0 1 1 0 0												
19 Tommy Edman, S (1, 4) OBP: 0.331, SLG: 0.475										3 1 1 0 1 0 1												
Inning Stats	R: 0 E: 0 K: 1 S: 11	H: 0 LOB: 1 BB: 1 P: 18	R: 0 E: 0 K: 1 S: 8	H: 0 LOB: 0 BB: 0 P: 14	R: 0 E: 0 K: 0 S: 9	H: 1 LOB: 0 BB: 0 P: 15	R: 0 E: 0 K: 0 S: 8	H: 1 LOB: 1 BB: 0 P: 13	R: 0 E: 0 K: 0 S: 7	H: 0 LOB: 1 BB: 1 P: 16	R: 1 E: 0 K: 0 S: 9	H: 2 LOB: 1 BB: 0 P: 11	R: 1 E: 0 K: 0 S: 12	H: 1 LOB: 3 BB: 3 P: 31	R: 0 E: 0 K: 0 S: 7	H: 1 LOB: 1 BB: 1 P: 16	R: 1 E: 0 K: 2 S: 20	H: 2 LOB: 1 BB: 0 P: 32	1B: 6 2B: 2 3B: 0 HR: 0	SF: 2 SAC: 0 DP: 1 HBP: 0	WP: 1 PB: 0 SB: 0 CS: 1	PA: 40
PITCHER	IP WLS BF H R ER SO BB IBB HBP BLK WP HR S P ERA WHIP											IP WLS BF H R ER SO BB IBB HBP BLK WP HR S P ERA WHIP										
57 Shane Bieber, R (1, 1) ERA: 3.04	6.2 W 28 5 2 2 2 4 0 0 0 1 0 60 108 2.70 1.350																					
37 Trevor Stephan, R (7, 1) ERA: 2.11	0.2 H 5 1 0 0 0 2 0 0 0 0 0 10 24 0.00 4.500																					
62 Eryel De Los Santos, R (8, 1) ERA: 2.0	0.2 H 1 0 0 0 0 0 0 0 0 0 0 1 2 0.00 0.000																					
48 Emmanuel Clase, R (9, 1) ERA: 3.6	1.0 S 5 2 1 1 2 0 0 0 0 0 0 20 32 9.00 2.000																					

Batter	1	2	3	4	5	6	7	8	9	AB R H RBI BB SO LOB	BOTTOM									
38 Steven Kwan, L (1, 7) OBP: 0.341, SLG: 0.337										4 1 1 1 0 1 1	St. Louis Cardinals @ Cleveland Guardians Progressive Field, Cleveland, OH Fri May 26 2023, 7:12 PM - 9:40 PM EDT Att: 31,303 - Clear - 63 F livebaseballscorecards.com									
1 Amed Rosario, R (1, 6) OBP: 0.289, SLG: 0.333										3 0 1 3 1 2 0										
11 José Ramírez, S (1, 5) OBP: 0.346, SLG: 0.458										4 0 1 0 0 0 3										
55 Josh Bell, S (1, 10) OBP: 0.333, SLG: 0.333										4 0 0 0 0 0 2										
22 Josh Naylor, L (1, 3) OBP: 0.273, SLG: 0.397										4 0 1 0 0 0 1										
13 Gabriel Arias, R (1, 9) OBP: 0.289, SLG: 0.363										2 0 0 0 1 1 0										
17 Will Brennan, L (9, 9) OBP: 0.252, SLG: 0.306										0 0 0 0 0 0 0										
0 Andrés Giménez, L (1, 4) OBP: 0.304, SLG: 0.341										2 1 0 0 0 0 1										
10 Mike Zunino, R (1, 2) OBP: 0.282, SLG: 0.351										3 1 2 0 0 0 0										
7 Myles Straw, R (1, 8) OBP: 0.310, SLG: 0.286										3 1 1 0 0 1 1										
Inning Stats	R: 0 E: 0 K: 1 S: 7	H: 0 LOB: 0 BB: 0 P: 13	R: 0 E: 0 K: 0 S: 8	H: 0 LOB: 1 BB: 1 P: 16	R: 0 E: 0 K: 0 S: 9	H: 1 LOB: 2 BB: 1 P: 18	R: 0 E: 0 K: 1 S: 7	H: 0 LOB: 0 BB: 0 P: 9	R: 4 E: 0 K: 0 S: 20	H: 4 LOB: 1 BB: 0 P: 35	R: 0 E: 0 K: 0 S: 9	H: 0 LOB: 0 BB: 0 P: 11	R: 0 E: 0 K: 3 S: 9	H: 0 LOB: 0 BB: 0 P: 14	R: 0 E: 0 K: 0 S: 4	H: 2 LOB: 1 BB: 0 P: 6	1B: 6 2B: 1 3B: 0 HR: 0	SF: 0 SAC: 0 DP: 0 HBP: 1	WP: 0 PB: 0 SB: 0 CS: 1	PA: 32
PITCHER	IP WLS BF H R ER SO BB IBB HBP BLK WP HR S P ERA WHIP											IP WLS BF H R ER SO BB IBB HBP BLK WP HR S P ERA WHIP								
52 Matthew Liberatore, L (1, 1) ERA: 4.91	5.0 L 23 5 4 4 2 2 0 0 0 0 0 0 18 25 0.00 0.000																			
30 Chris Stratton, R (6, 1) ERA: 3.86	2.0 6 0 0 0 3 0 0 0 0 0 0 0 18 25 0.00 0.000																			
53 André Pallante, R (8, 1) ERA: 4.26	1.0 3 2 0 0 0 0 0 0 0 0 0 0 4 6 0.00 2.000																			

Batter	1	2	3	4	5	6	7	8	9	AB	R	H	RBI	BB	SO	LOB	TOP								
21 Lars Nootbaar, L (1, 8) OBP: 0.383, SLG: 0.392										4	0	0	0	1	0	1									
46 Paul Goldschmidt, R (1, 3) OBP: 0.400, SLG: 0.555										4	1	2	1	0	0	2									
16 Nolan Gorman, L (1, 5) OBP: 0.373, SLG: 0.575										4	0	1	0	0	0	1									
28 Nolan Arenado, R (1, 10) OBP: 0.307, SLG: 0.430										4	0	2	0	0	1	1									
33 Brendan Donovan, L (1, 9) OBP: 0.346, SLG: 0.374										3	0	0	0	1	0	2									
11 Paul DeJong, R (1, 6) OBP: 0.327, SLG: 0.525										4	0	0	0	0	1	3									
41 Alec Burleson, L (1, 7) OBP: 0.294, SLG: 0.400										4	1	2	1	0	0	2									
19 Tommy Edman, S (1, 4) OBP: 0.323, SLG: 0.456										3	0	0	0	0	0	1									
7 Andrew Knizner, R (1, 2) OBP: 0.259, SLG: 0.449										4	1	1	1	0	1	1									
Inning Stats	R: 0 E: 0 K: 0 S: 7	H: 0 LOB: 0 BB: 1 P: 14	R: 0 E: 0 K: 1 S: 10	H: 1 LOB: 1 BB: 0 P: 14	R: 0 E: 0 K: 1 S: 8	H: 0 LOB: 1 BB: 0 P: 13	R: 0 E: 0 K: 1 S: 10	H: 0 LOB: 1 BB: 1 P: 17	R: 3 E: 0 K: 0 S: 13	H: 4 LOB: 1 BB: 0 P: 20	R: 0 E: 0 K: 0 S: 9	H: 1 LOB: 1 BB: 0 P: 14	R: 0 E: 0 K: 0 S: 8	H: 1 LOB: 1 BB: 0 P: 10	R: 0 E: 0 K: 0 S: 10	H: 1 LOB: 1 BB: 0 P: 11	R: 0 E: 0 K: 0 S: 7	H: 0 LOB: 0 BB: 7 P: 7	1B: 3 2B: 2 3B: 0 HR: 3	SF: 0 SAC: 0 DP: 1 HBP: 1	WP: 0 PB: 0 SB: 0 CS: 0	PA: 37			
PITCHER	IP	WLS	BF	H	R	ER	SO	BB	IBB	HBP	BLK	WP	HR	S	P	ERA	WHIP								
33 Hunter Gaddis, R (1, 1) ERA: 5.34	4.2		21	5	3	3	3	2	0	1	0	0	3	47	76	5.79	1.500								
49 Eli Morgan, R (5, 1) ERA: 1.51	1.1		5	1	0	0	0	0	0	0	0	0	0	10	16	0.00	0.750								
44 Xzavion Curry, R (7, 1) ERA: 2.22	3.0	W	11	2	0	0	0	0	0	0	0	0	0	25	28	0.00	0.667								

St. Louis Cardinals @ Cleveland Guardians
 Progressive Field, Cleveland, OH
 Sun May 28 2023, 1:42 PM - 4:18 PM EDT
 Att: 27,398 - Partly Cloudy - 71 F

AB	34
R	3
H	8
RBI	3
BB	2
SO	3
LOB	14



Batter	1	2	3	4	5	6	7	8	9	AB	R	H	RBI	BB	SO	LOB	BOTTOM								
38 Steven Kwan, L (1, 7) OBP: 0.348, SLG: 0.343										4	2	2	1	1	1	1									
1 Amed Rosario, R (1, 6) OBP: 0.286, SLG: 0.344										4	0	1	0	1	0	3									
11 José Ramírez, S (1, 5) OBP: 0.349, SLG: 0.460										5	0	2	2	0	0	4									
55 Josh Bell, S (1, 10) OBP: 0.330, SLG: 0.335										4	0	2	1	0	2	1									
13 Gabriel Arias, R (1, 9) OBP: 0.284, SLG: 0.365										4	0	1	0	0	0	3									
2 Tyler Freeman, R (1, 4) OBP: 0.304, SLG: 0.364										2	0	0	0	0	0	2									
22 Josh Naylor, L (6, PH) OBP: 0.287, SLG: 0.400										1	0	0	0	1	0	1									
10 Mike Zunino, R (1, 2) ERA: 4.48										3	1	2	0	0	1	1									
17 Will Brennan, L (6, PH) OBP: 0.242, SLG: 0.292										1	0	0	0	0	0	3									
35 Cam Gallagher, R (9, 2) OBP: 0.143, SLG: 0.113										0	0	0	0	0	0	0									
12 David Fry, R (1, 3) OBP: 0.188, SLG: 0.133										2	0	0	0	0	1	2									
0 Andrés Giménez, L (7, 4) OBP: 0.295, SLG: 0.329										2	0	0	0	0	0	0									
7 Myles Straw, R (1, 8) OBP: 0.313, SLG: 0.292										3	1	1	0	1	1	2									
Inning Stats	R: 1 E: 0 K: 0 S: 12	H: 3 LOB: 2 BB: 0 P: 19	R: 0 E: 0 K: 0 S: 11	H: 1 LOB: 0 BB: 0 P: 14	R: 0 E: 0 K: 1 S: 8	H: 0 LOB: 0 BB: 0 P: 10	R: 0 E: 0 K: 2 S: 16	H: 2 LOB: 2 BB: 1 P: 28	R: 0 E: 0 K: 1 S: 12	H: 1 LOB: 1 BB: 0 P: 19	R: 0 E: 0 K: 1 S: 7	H: 1 LOB: 1 BB: 0 P: 10	R: 0 E: 0 K: 1 S: 8	H: 2 LOB: 2 BB: 1 P: 9	R: 0 E: 0 K: 0 S: 10	H: 1 LOB: 1 BB: 2 P: 20	1B: 7 2B: 4 3B: 0 HR: 0	SF: 0 SAC: 0 DP: 2 HBP: 0	WP: 1 PB: 0 SB: 0 CS: 0	PA: 39					
PITCHER	IP	WLS	BF	H	R	ER	SO	BB	IBB	HBP	BLK	WP	HR	S	P	ERA	WHIP								
47 Jordan Montgomery, L (1, 1) ERA: 4.48	5.0		22	7	2	2	3	1	0	0	0	0	0	60	91	3.60	1.600								
12 Jordan Hicks, R (6, 1) ERA: 4.37	2.0	H	7	1	0	0	2	0	0	0	0	0	0	16	23	0.00	0.500								
34 Drew VerHagen, R (8, 1) ERA: 3.46	0.1	H	4	2	0	0	1	0	1	0	0	0	0	6	7	0.00	6.000								
92 Génesis Cabrera, L (8, 1) ERA: 4.95	0.2	H	1	0	0	0	0	0	0	0	0	0	0	2	2	0.00	0.000								
56 Ryan Heiseley, R (9, 1) ERA: 3.52	0.2	L	5	1	2	2	0	2	0	0	0	0	0	10	20	27.00	4.500								

St. Louis Cardinals @ Cleveland Guardians
 Progressive Field, Cleveland, OH
 Sun May 28 2023, 1:42 PM - 4:18 PM EDT
 Att: 27,398 - Partly Cloudy - 71 F

AB	35
R	4
H	11
RBI	4
BB	4
SO	6
LOB	23



Batter	1	2	3	4	5	6	7	8	9	AB	R	H	RBI	BB	SO	LOB	TOP																						
38 Steven Kwan, L OBP: 0.342, SLG: 0.341	G3			K	G6-3		F7		K	5	0	0	0	0	2	3																							
1 Amed Rosario, R OBP: 0.283, SLG: 0.335	G6-3			22 BB 55 1B	1B		G4-3		L9	4	1	1	0	1	0	0																							
11 José Ramírez, S OBP: 0.344, SLG: 0.454	G3			F8			F8		L9	5	1	1	0	0	0	4																							
22 Josh Naylor, L OBP: 0.291, SLG: 0.401		F8		55 1B	BB		0 2B		1B	3	1	2	2	1	0	0																							
55 Josh Bell, S OBP: 0.329, SLG: 0.335	F9			1B			SF8		G3	3	0	1	2	0	0	2																							
0 Andrés Giménez, L OBP: 0.293, SLG: 0.331	K			P4			2B		1B	4	0	2	1	0	1	2																							
17 Will Brennan, L OBP: 0.266, SLG: 0.331				G3			K		1B	4	0	2	0	0	1	1																							
10 Mike Zunino, R OBP: 0.291, SLG: 0.350				K			G5-4-3		1B	3	1	0	0	1	1	3																							
7 Myles Straw, R OBP: 0.316, SLG: 0.302	F8			F8			2B		1B	4	1	2	0	0	0	2																							
Inning Stats	R: 0 E: 0 K: 0 S: 6	H: 0 LOB: 0 BB: 0 P: 11	R: 0 E: 0 K: 1 S: 7	H: 0 LOB: 0 BB: 0 P: 11	R: 0 E: 0 K: 1 S: 7	H: 0 LOB: 0 BB: 0 P: 12	R: 1 E: 0 K: 1 S: 19	H: 2 LOB: 2 BB: 1 P: 30	R: 0 E: 0 K: 0 S: 10	H: 2 LOB: 1 BB: 0 P: 14	R: 2 E: 0 K: 1 S: 17	H: 3 LOB: 1 BB: 0 P: 23	R: 2 E: 0 K: 0 S: 15	H: 2 LOB: 2 BB: 2 P: 30	R: 0 E: 0 K: 0 S: 9	H: 2 LOB: 1 BB: 0 P: 15	R: 0 E: 0 K: 1 S: 10	H: 0 LOB: 0 BB: 0 P: 14	1B: 8 2B: 3 HR: 0	SF: 1 SAC: 0 DP: 2 HBP: 0	WP: 0 PB: 0 SB: 0 CS: 0	PA: 39																	
PITCHER	IP	WLS	BF	H	R	ER	SO	BB	IBB	HBP	BLK	WP	HR	S	P	ERA	WHIP	PITCHER					IP	WLS	BF	H	R	ER	SO	BB	IBB	HBP	BLK	WP	HR	S	P	ERA	WHIP
48 Kyle Gibson, R ERA: 3.89	5.2	W	24	7	3	3	3	1	0	0	0	0	0	60	95	4.76	1.412						5	2	0	0	0	0	1										
43 Bryan Baker, R ERA: 3.5	0.1		3	1	2	2	1	1	0	0	0	0	0	10	14	54.00	6.000						2	2	1	1	2	0	0										
54 Danny Coulombe, L ERA: 2.29	0.2		4	1	0	0	1	1	0	0	0	0	0	10	20	0.00	3.000						4	2	3	3	0	0	2										
78 Yennier Cano, R ERA: 0.93	1.1	H	5	2	0	0	0	0	0	0	0	0	0	10	17	0.00	1.500						2	0	0	1	1	1	3										
74 Félix Bautista, R ERA: 1.33	1.0	S	3	0	0	0	1	0	0	0	0	0	0	10	14	0.00	0.000						4	0	2	3	0	1	3										
Inning Stats	R: 2 E: 0 K: 1 S: 12	H: 2 LOB: 1 BB: 1 P: 20	R: 5 E: 0 K: 2 S: 25	H: 3 LOB: 0 BB: 1 P: 38	R: 0 E: 0 K: 0 S: 4	H: 1 LOB: 0 BB: 0 P: 6	R: 0 E: 0 K: 0 S: 9	H: 0 LOB: 0 BB: 0 P: 13	R: 1 E: 0 K: 2 S: 13	H: 2 LOB: 1 BB: 0 P: 18	R: 0 E: 0 K: 1 S: 9	H: 0 LOB: 0 BB: 0 P: 11	R: 0 E: 0 K: 0 S: 11	H: 2 LOB: 2 BB: 1 P: 18	R: 0 E: 0 K: 1 S: 8	H: 1 LOB: 1 BB: 0 P: 12	R: 0 E: 0 K: 1 S: 3	H: 0 LOB: 0 BB: 0 P: 12	1B: 6 2B: 4 3B: 1 HR: 0	SF: 1 SAC: 0 DP: 2 HBP: 1	WP: 1 PB: 0 SB: 0 CS: 0	PA: 37																	
PITCHER	IP	WLS	BF	H	R	ER	SO	BB	IBB	HBP	BLK	WP	HR	S	P	ERA	WHIP	PITCHER					IP	WLS	BF	H	R	ER	SO	BB	IBB	HBP	BLK	WP	HR	S	P	ERA	WHIP
47 Cal Quantrill, R ERA: 5.61	4.1	L	23	8	8	8	3	2	0	0	0	0	0	7	10	0.00	0.000						4	0	0	0	0	2	3										
49 Eli Morgan, R ERA: 1.57	0.2		2	0	0	0	2	0	0	0	0	0	0	9	11	0.00	0.000						0	0	0	0	0	0	0										
99 James Karinchak, R ERA: 4.37	1.0		3	0	0	0	1	0	0	0	0	0	0	11	18	0.00	0.000						4	1	1	0	0	1	1										
31 Sam Hentges, L ERA: 3.86	1.0		5	2	0	0	0	1	0	0	0	0	0	11	18	0.00	3.000						0	0	0	0	0	0	0										
48 Emmanuel Clase, R ERA: 3.46	1.0		4	1	0	0	1	0	0	0	0	0	0	8	12	0.00	1.000						0	0	0	0	0	0	0										

Cleveland Guardians @ Baltimore Orioles
 Oriole Park at Camden Yards, Baltimore, MD
 Tue May 30 2023, 7:06 PM - 9:49 PM EDT
 Att: 11,709 - Partly Cloudy - 73 F

AB	35
R	5
H	11
RBI	5
BB	3
SO	5
LOB	17



Cleveland Guardians @ Baltimore Orioles
 Oriole Park at Camden Yards, Baltimore, MD
 Tue May 30 2023, 7:06 PM - 9:49 PM EDT
 Att: 11,709 - Partly Cloudy - 73 F

AB	32
R	8
H	11
RBI	8
BB	3
SO	7
LOB	19



Batter	1	2	3	4	5	6	7	8	9	AB R H RBI BB SO LOB	TOP																
38 Steven Kwan, L (1,7) OBP: 0.343, SLG: 0.342										5 1 1 0 0 1 0	Cleveland Guardians @ Minnesota Twins Target Field, Minneapolis, MN Thu Jun 01 2023, 6:42 PM - 9:16 PM CDT Att: 16,788 - Partly Cloudy - 85 F																
1 Amed Rosario, R (1,6) OBP: 0.274, SLG: 0.319										5 0 0 0 0 0 2																	
11 José Ramírez, S (1,5) OBP: 0.346, SLG: 0.461										4 1 1 1 0 0 0																	
0 Andrés Giménez, L (1,4) OBP: 0.304, SLG: 0.347										4 1 1 1 0 0 1																	
55 Josh Bell, S (1,10) OBP: 0.329, SLG: 0.348										4 1 1 1 0 1 1																	
13 Gabriel Arias, R (1,3) OBP: 0.306, SLG: 0.389										4 1 2 0 0 2 1																	
17 Will Brennan, L (1,9) OBP: 0.273, SLG: 0.336										4 0 2 1 0 1 1																	
10 Mike Zunino, R (1,2) OBP: 0.289, SLG: 0.346										4 0 1 2 0 0 3																	
7 Myles Straw, R (1,8) OBP: 0.312, SLG: 0.290										3 1 0 0 1 1 2																	
Inning Stats	R: 0 E: 0 K: 0 S: 11	H: 0 LOB: 0 BB: 0 P: 15	R: 1 E: 0 K: 2 S: 17	H: 2 LOB: 1 BB: 0 P: 20	R: 0 E: 0 K: 1 S: 7	H: 0 LOB: 0 BB: 0 P: 7	R: 0 E: 0 K: 0 S: 9	H: 0 LOB: 0 BB: 0 P: 12	R: 0 E: 0 K: 2 S: 7	H: 0 LOB: 0 BB: 0 P: 9		R: 5 E: 0 K: 0 S: 23	H: 6 LOB: 2 BB: 1 P: 33	R: 0 E: 0 K: 0 S: 6	H: 0 LOB: 0 BB: 0 P: 11	R: 0 E: 1 K: 0 S: 9	H: 1 LOB: 2 BB: 0 P: 14	R: 0 E: 0 K: 1 S: 7	H: 0 LOB: 0 BB: 0 P: 12	1B: 8 2B: 1 3B: 0 HR: 0	SF: 0 SAC: 0 DP: 0 HBP: 0	WP: 0 PB: 0 SB: 0 CS: 0	PA: 38				
PITCHER	IP WLS BF H R ER SO BB IBB HBP BLK WP HR S P ERA WHIP											IP WLS BF H R ER SO BB IBB HBP BLK WP HR S P ERA WHIP															
49 Pablo López, R (1,1) ERA: 4.54	5.2	26	8	6	6	5	1	0	0	0	0	0	0	67	88	9.53	1.588										
15 Emilio Pagan, R (6,1) ERA: 4.13	2.1	9	1	0	0	0	0	0	0	0	0	0	0	22	33	0.00	0.429										
22 Griffin Jax, R (9,1) ERA: 4.44	1.0	W	3	0	0	0	1	0	0	0	0	0	0	7	12	0.00	0.000										

Batter	1	2	3	4	5	6	7	8	9	AB R H RBI BB SO LOB	BOTTOM																
11 Jorge Polanco, S (1,4) OBP: 0.321, SLG: 0.480										5 0 1 0 0 0 2	Cleveland Guardians @ Minnesota Twins Target Field, Minneapolis, MN Thu Jun 01 2023, 6:42 PM - 9:16 PM CDT Att: 16,788 - Partly Cloudy - 85 F																
19 Alex Kiriloff, L (1,3) OBP: 0.457, SLG: 0.479										3 1 1 1 2 0 0																	
4 Carlos Correa, R (1,6) OBP: 0.299, SLG: 0.372										3 0 0 0 0 2 2																	
50 Willi Castro, S (7,7) OBP: 0.339, SLG: 0.449										1 1 1 1 0 0 0																	
25 Byron Buxton, R (1,10) OBP: 0.325, SLG: 0.445										1 0 0 0 0 0 0																	
39 Donovan Solano, R (5,PH) OBP: 0.365, SLG: 0.369										2 1 2 1 0 0 0																	
26 Max Kepler, L (1,9) OBP: 0.275, SLG: 0.397										3 0 1 1 0 1 2																	
12 Kyle Farmer, R (7,6) OBP: 0.319, SLG: 0.369										1 0 0 0 0 0 1																	
23 Royce Lewis, R (1,5) OBP: 0.306, SLG: 0.846										4 1 1 2 0 1 2																	
13 Joey Gallo, L (1,7) OBP: 0.321, SLG: 0.478										4 0 0 0 0 3 2																	
2 Michael Taylor, R (1,8) OBP: 0.271, SLG: 0.396										4 1 1 1 0 1 0																	
8 Christian Vázquez, R (1,2) OBP: 0.316, SLG: 0.277										3 1 2 0 1 0 0																	
27 Ryan Jeffers, R (9,PR) OBP: 0.396, SLG: 0.467										0 1 0 0 0 0 0																	
Inning Stats	R: 0 E: 0 K: 0 S: 5	H: 0 LOB: 0 BB: 0 P: 10	R: 0 E: 0 K: 1 S: 11	H: 0 LOB: 0 BB: 0 P: 16	R: 0 E: 0 K: 2 S: 11	H: 1 LOB: 1 BB: 0 P: 16	R: 1 E: 0 K: 2 S: 11	H: 1 LOB: 2 BB: 1 P: 22	R: 2 E: 0 K: 1 S: 20	H: 4 LOB: 2 BB: 0 P: 32	R: 0 E: 0 K: 1 S: 9	H: 0 LOB: 0 BB: 0 P: 14	R: 0 E: 0 K: 0 S: 6	H: 0 LOB: 0 BB: 0 P: 7	R: 3 E: 0 K: 1 S: 13	H: 3 LOB: 0 BB: 0 P: 17	R: 1 E: 0 K: 0 S: 7	H: 1 LOB: 2 BB: 2 P: 15	1B: 5 2B: 3 3B: 0 HR: 2	SF: 1 SAC: 0 DP: 0 HBP: 1	WP: 0 PB: 0 SB: 0 CS: 0	PA: 39					
PITCHER	IP WLS BF H R ER SO BB IBB HBP BLK WP HR S P ERA WHIP											IP WLS BF H R ER SO BB IBB HBP BLK WP HR S P ERA WHIP															
61 Tanner Bibee, R (1,1) ERA: 3.2	5.0	23	6	3	3	6	1	0	1	0	0	0	0	9	14	0.00	0.000										
52 Nick Sandlin, R (6,1) ERA: 3.1	1.0	H	3	0	0	0	1	0	0	0	0	0	0	6	7	0.00	0.000										
99 James Karinchak, R (7,1) ERA: 4.18	1.0	H	3	0	0	0	0	0	0	0	0	0	0	1	13	27.00	3.000										
37 Trevor Stephan, R (8,1) ERA: 2.96	1.0	B	6	3	3	3	1	0	0	0	0	0	0	7	15	27.00	6.000										
49 Eli Morgan, R (9,1) ERA: 1.93	0.1	L	4	1	1	1	0	1	1	0	0	0	0	7	15	27.00	6.000										



Batter	1	2	3	4	5	6	7	8	9	AB	R	H	RBI	BB	SO	LOB	TOP	
38 Steven Kwan, L (1, 7) OBP: 0.341, SLG: 0.345	G1-3		F9		F7					4	0	1	0	0	0	3	Cleveland Guardians @ Minnesota Twins Target Field, Minneapolis, MN Fri Jun 02 2023, 7:12 PM - 9:44 PM CDT Att: 26,818 - Partly Cloudy - 83 F	
2 Tyler Freeman, R (1, 5) OBP: 0.296, SLG: 0.346	K			G6-3		G4-6-3		F7		4	0	1	0	0	1			
11 José Ramírez, S (1, 10) OBP: 0.340, SLG: 0.452	F7			G1-3		G4-6-3		K2-3		4	0	0	0	0	1			
22 Josh Naylor, L (1, 3) OBP: 0.309, SLG: 0.441		P5				F9				3	0	1	0	1	0			
0 Andrés Giménez, L (1, 4) OBP: 0.299, SLG: 0.340	G4-3			G5-3				K		4	0	0	0	0	1			
6 Brayan Rocchio, S (1, 6) OBP: 0.214, SLG: 0.214	K				G5-3					4	0	1	0	0	1			
17 Will Brennan, L (1, 9) OBP: 0.287, SLG: 0.344				HBP				K2-3		3	0	2	0	0	1			
7 Myles Straw, R (1, 8) OBP: 0.315, SLG: 0.294				F9						4	0	2	0	0	0			
35 Cam Gallagher, R (1, 2) OBP: 0.164, SLG: 0.159										2	0	0	0	0	1			
1 Amed Rosario, R (7, PH) OBP: 0.272, SLG: 0.317				K				G5-3		1	0	0	0	0	0			
12 David Fry, R (7, 2) OBP: 0.188, SLG: 0.133										0	0	0	0	0	0			
13 Gabriel Arias, R (9, PH) OBP: 0.303, SLG: 0.385										1	0	0	0	0	0			
Inning Stats	R: 0 E: 0 K: 1 S: 8	H: 0 LOB: 0 BB: 0 P: 11	R: 0 E: 0 K: 1 S: 7	H: 0 LOB: 0 BB: 0 P: 7	R: 0 E: 0 K: 1 S: 10	H: 0 LOB: 1 BB: 0 P: 12	R: 0 E: 0 K: 0 S: 18	H: 2 LOB: 2 BB: 0 P: 24	R: 0 E: 0 K: 0 S: 14	H: 2 LOB: 2 BB: 0 P: 20	R: 0 E: 0 K: 2 S: 13	H: 1 LOB: 2 BB: 1 P: 22	R: 0 E: 0 K: 1 S: 10	H: 1 LOB: 1 BB: 0 P: 12	1B: 7 2B: 1 3B: 0 HR: 0	SF: 0 SAC: 0 DP: 1 HBP: 1	WP: 0 PB: 0 SB: 1 CS: 0	PA: 36
PITCHER	IP WLS BF H R ER SO BB IBB HBP BLK WP HR S P ERA WHIP																	
17 Bailey Ober, R (1, 1) ERA: 2.33	6.0	22	4	0	0	3	0	0	1	0	0	0	0	0	58	78	0.00	0.667
71 Jovani Moran, L (7, 1) ERA: 3.75	0.1	3	2	0	0	0	0	0	0	0	0	0	0	8	13	0.00	6.000	
61 Brock Stewart, R (7, 1) ERA: 1.06	1.0	W	4	1	0	0	0	0	0	0	0	0	0	12	15	0.00	1.000	
59 Jhoan Duran, R (8, 1) ERA: 1.17	1.2	S	7	1	0	0	3	0	1	0	0	0	0	17	26	0.00	0.600	

Batter	1	2	3	4	5	6	7	8	9	AB	R	H	RBI	BB	SO	LOB	BOTTOM			
11 Jorge Polanco, S (1, 4) OBP: 0.318, SLG: 0.481	G1-3		K		F6					4	0	1	1	0	1	0	Cleveland Guardians @ Minnesota Twins Target Field, Minneapolis, MN Fri Jun 02 2023, 7:12 PM - 9:44 PM CDT Att: 26,818 - Partly Cloudy - 83 F			
23 Royce Lewis, R (1, 5) OBP: 0.235, SLG: 0.647	G5-3		G5-3		G2-3			G1-3		4	0	0	0	0	2					
19 Alex Kirilloff, L (1, 3) OBP: 0.448, SLG: 0.481			L9					G4-3		4	0	1	0	0	0					
39 Donovan Solano, R (1, 10) OBP: 0.369, SLG: 0.368					FC6-4		L4			3	0	1	0	1	1					
26 Max Kepler, L (1, 9) OBP: 0.274, SLG: 0.392				F7						4	0	1	0	0	1					
27 Ryan Jeffers, R (1, 2) OBP: 0.404, SLG: 0.481										2	0	1	0	1	1					
50 Willi Castro, S (1, 7) OBP: 0.331, SLG: 0.436					FC6-4			K		3	0	0	0	0	2					
12 Kyle Farmer, R (1, 6) OBP: 0.328, SLG: 0.371					L5					2	1	1	0	1	0					
2 Michael Taylor, R (1, 8) OBP: 0.266, SLG: 0.388										3	0	0	0	0	1					
Inning Stats	R: 0 E: 0 K: 1 S: 11	H: 2 LOB: 3 BB: 1 P: 17	R: 0 E: 0 K: 1 S: 12	H: 1 LOB: 0 BB: 0 P: 16	R: 0 E: 0 K: 1 S: 12	H: 0 LOB: 0 BB: 0 P: 17	R: 0 E: 0 K: 0 S: 13	H: 1 LOB: 2 BB: 1 P: 23	R: 0 E: 0 K: 1 S: 8	H: 0 LOB: 0 BB: 0 P: 10	R: 0 E: 0 K: 1 S: 9	H: 0 LOB: 0 BB: 0 P: 12	R: 1 E: 0 K: 1 S: 18	H: 2 LOB: 2 BB: 1 P: 27	R: 0 E: 0 K: 1 S: 9	H: 0 LOB: 0 BB: 0 P: 14		1B: 3 2B: 3 3B: 0 HR: 0	SF: 0 SAC: 0 DP: 1 HBP: 0	WP: 0 PB: 0 SB: 1 CS: 0
PITCHER	IP WLS BF H R ER SO BB IBB HBP BLK WP HR S P ERA WHIP																			
43 Aaron Civale, R (1, 1) ERA: 2.04	5.0	20	4	0	0	4	2	0	0	0	0	0	0	9	12	0.00	1.200			
31 Sam Hentges, L (6, 1) ERA: 3.0	1.0	3	0	0	0	1	0	0	0	0	0	0	0	9	12	0.00	0.000			
52 Nick Sandlin, R (7, 1) ERA: 3.38	1.0	L	6	2	1	1	1	1	0	0	0	0	0	18	27	9.00	3.000			
33 Hunter Gaddis, R (8, 1) ERA: 5.17	1.0	3	0	0	0	1	0	0	0	0	0	0	0	9	14	0.00	0.000			

Batter	1	2	3	4	5	6	7	8	9	AB R H RBI BB SO LOB	TOP											
38 Steven Kwan, L (1, 7) OBP: 0.342, SLG: 0.359	G4-3		G5-6-3		L7		1B		HR	5 1 2 1 0 0 2	Cleveland Guardians @ Minnesota Twins Target Field, Minneapolis, MN Sat Jun 03 2023, 6:16 PM - 8:52 PM CDT Att: 27,153 - Clear - 88 F											
1 Amed Rosario, R (1, 6) OBP: 0.270, SLG: 0.314	L6		G3		G5-3		1B		BB	2 0 0 0 0 0 0												
2 Tyler Freeman, R (4, 6) OBP: 0.333, SLG: 0.357	L6		G3		G5-3		1B		BB	2 0 1 0 1 0 1												
11 José Ramírez, S (1, 5) OBP: 0.333, SLG: 0.442	G3			G4-3		L3			F7	5 0 0 0 0 1 3												
22 Josh Naylor, L (1, 10) OBP: 0.311, SLG: 0.437		P5		1B		L9		G4-3	0 BB	4 0 1 0 0 0 0												
0 Andrés Giménez, L (1, 4) OBP: 0.310, SLG: 0.354		13 1B 17 FC6-4		1B		P3		13 BB	1B	4 1 3 0 1 0 0												
13 Gabriel Arias, R (1, 3) OBP: 0.316, SLG: 0.390		17 FC6-4 1B		G4-3				17 HR	1B	4 1 2 0 1 0 5												
17 Will Brennan, L (1, 9) OBP: 0.286, SLG: 0.364		1B		G1-3					F4	4 1 1 3 0 0 5												
10 Mike Zunino, R (1, 2) OBP: 0.280, SLG: 0.333		1B		K					K	4 0 0 0 0 3 3												
7 Myles Straw, R (1, 8) OBP: 0.319, SLG: 0.299									K	4 0 2 0 0 1 0												
Inning Stats	R: 0 E: 0 K: 0 S: 6	H: 0 LOB: 0 BB: 0 P: 7	R: 1 E: 0 K: 1 S: 11	H: 2 LOB: 1 BB: 0 P: 14	R: 0 E: 0 K: 0 S: 8	H: 1 LOB: 0 BB: 0 P: 14	R: 0 E: 0 K: 0 S: 12	H: 2 LOB: 2 BB: 0 P: 16	R: 0 E: 0 K: 1 S: 7	H: 1 LOB: 0 BB: 0 P: 10	R: 0 E: 0 K: 0 S: 5	H: 0 LOB: 0 BB: 0 P: 8	R: 2 E: 0 K: 1 S: 16	H: 4 LOB: 2 BB: 0 P: 26	R: 0 E: 0 K: 1 S: 11	H: 1 LOB: 2 BB: 1 P: 19	R: 1 E: 0 K: 1 S: 18	H: 1 LOB: 3 BB: 2 P: 30	1B: 9 2B: 1 3B: 0 HR: 2	SF: 0 SAC: 0 DP: 1 HBP: 1	WP: 0 PB: 0 SB: 1 CS: 0	PA: 42
PITCHER	IP WLS BF H R ER SO BB IBB HBP BLK WP HR S P ERA WHIP											PITCHER	IP WLS BF H R ER SO BB IBB HBP BLK WP HR S P ERA WHIP									
54 Sonny Gray, R (1, 1) ERA: 2.28	6.2 L 29 10 3 3 2 0 0 0 0 0 0 1 62 90 4.05 1.500																					
71 Jovani Moran, L (7, 1) ERA: 3.5	1.0 5 1 0 0 1 1 0 0 0 0 0 1 11 19 0.00 2.000																					
48 Jorge López, R (8, 1) ERA: 4.5	1.0 7 1 1 1 2 2 0 1 0 0 0 1 18 31 9.00 3.000																					
15 Emilio Pagán, R (9, 1) ERA: 4.07	0.1 1 0 0 0 0 0 0 0 0 0 0 0 3 4 0.00 0.000																					

Batter	1	2	3	4	5	6	7	8	9	AB R H RBI BB SO LOB	BOTTOM											
11 Jorge Polanco, S (1, 4) OBP: 0.316, SLG: 0.500	HR		G6-4-3		G4-3		K			4 1 1 1 0 1 2	Cleveland Guardians @ Minnesota Twins Target Field, Minneapolis, MN Sat Jun 03 2023, 6:16 PM - 8:52 PM CDT Att: 27,153 - Clear - 88 F											
39 Donovan Solano, R (1, 3) OBP: 0.372, SLG: 0.380	G5-3		1B		2B				F7	4 0 2 1 0 0 0												
23 Royce Lewis, R (1, 5) OBP: 0.238, SLG: 0.571	1B		K		F9				G5-3	4 0 1 0 0 1 2												
12 Kyle Farmer, R (1, 6) OBP: 0.333, SLG: 0.376	P3		G6-3						1B	4 0 2 0 0 0 1												
30 Kyle Garlick, R (1, 9) OBP: 0.318, SLG: 0.600	K								P5	3 0 1 0 0 2 1												
26 Max Kepler, L (7, 9) OBP: 0.272, SLG: 0.388	K									1 0 0 0 0 0 1												
27 Ryan Jeffers, R (1, 10) OBP: 0.402, SLG: 0.468		F9		50 FC5-4 BB		SH3			K	2 0 0 0 1 1 0												
50 Willi Castro, S (1, 7) OBP: 0.320, SLG: 0.421		P6		FC5-4		L5			K	4 0 0 0 0 1 3												
2 Michael Taylor, R (1, 8) OBP: 0.263, SLG: 0.383									G4-3	2 0 0 0 0 1 0												
19 Alex Kirilloff, L (7, PH) ERA: 1.54									G4-3	2 0 0 0 0 0 0												
8 Christian Vázquez, R (1, 2) OBP: 0.324, SLG: 0.289									K	2 1 1 0 1 1 0												
Inning Stats	R: 1 E: 0 K: 1 S: 13	H: 2 LOB: 1 BB: 0 P: 19	R: 0 E: 0 K: 1 S: 6	H: 0 LOB: 0 BB: 0 P: 9	R: 0 E: 0 K: 1 S: 12	H: 1 LOB: 1 BB: 1 P: 18	R: 0 E: 0 K: 1 S: 9	H: 0 LOB: 1 BB: 1 P: 19	R: 1 E: 0 K: 0 S: 12	H: 2 LOB: 1 BB: 0 P: 17	R: 0 E: 0 K: 0 S: 9	H: 2 LOB: 1 BB: 0 P: 13	R: 0 E: 0 K: 2 S: 9	H: 0 LOB: 0 BB: 0 P: 14	R: 0 E: 0 K: 0 S: 8	H: 1 LOB: 1 BB: 0 P: 14	R: 0 E: 0 K: 2 S: 9	H: 0 LOB: 0 BB: 0 P: 15	1B: 5 2B: 3 3B: 0 HR: 1	SF: 0 SAC: 1 DP: 2 HBP: 0	WP: 0 PB: 0 SB: 0 CS: 0	PA: 35
PITCHER	IP WLS BF H R ER SO BB IBB HBP BLK WP HR S P ERA WHIP											PITCHER	IP WLS BF H R ER SO BB IBB HBP BLK WP HR S P ERA WHIP									
41 Logan Allen, L (1, 1) ERA: 2.78	6.0 W 25 7 2 2 4 2 0 0 0 0 0 0 9 14 0.00 0.000																					
99 James Karinchak, R (7, 1) ERA: 4.01	1.0 H 3 0 0 0 2 0 0 0 0 0 0 0 9 14 0.00 0.000																					
62 Enyel De Los Santos, R (8, 1) ERA: 1.54	1.0 H 4 1 0 0 0 0 0 0 0 0 0 0 8 14 0.00 1.000																					
48 Emmanuel Clase, R (9, 1) ERA: 3.21	1.0 S 3 0 0 0 2 0 0 0 0 0 0 0 9 15 0.00 0.000																					

AB	38
R	4
H	12
RBI	4
BB	3
SO	5
LOB	19

AB	32
R	2
H	8
RBI	2
BB	2
SO	8
LOB	10



Batter	1	2	3	4	5	6	7	8	9	AB	R	H	RBI	BB	SO	LOB	TOP			
38 Steven Kwan, L (1,7) OBP: 0.337, SLG: 0.353										4	0	0	0	0	1	0				
2 Tyler Freeman, R (1,6) OBP: 0.294, SLG: 0.313										4	0	0	0	0	1	0				
11 José Ramírez, S (1,5) OBP: 0.332, SLG: 0.436										3	1	0	0	1	0	0				
22 Josh Naylor, L (1,10) OBP: 0.311, SLG: 0.441										3	1	1	1	0	1	0				
0 Andrés Giménez, L (1,4) OBP: 0.311, SLG: 0.363										3	0	1	1	0	0	0				
13 Gabriel Arias, R (1,3) OBP: 0.308, SLG: 0.379										3	0	0	0	0	1	1				
17 Will Brennan, L (1,9) OBP: 0.294, SLG: 0.366										2	0	1	0	1	0	0				
7 Myles Straw, R (1,8) OBP: 0.314, SLG: 0.294										3	0	0	0	0	2	2				
35 Cam Gallagher, R (1,2) OBP: 0.157, SLG: 0.152										3	0	0	0	0	0	1				
Inning Stats	R: 0 E: 0 K: 1 S: 15	H: 0 LOB: 0 BB: 0 P: 18	R: 0 E: 0 K: 2 S: 9	H: 0 LOB: 0 BB: 0 P: 11	R: 0 E: 0 K: 1 S: 12	H: 1 LOB: 0 BB: 0 P: 16	R: 0 E: 0 K: 0 S: 6	H: 0 LOB: 0 BB: 0 P: 8	R: 0 E: 0 K: 0 S: 6	H: 0 LOB: 0 BB: 0 P: 10	R: 2 E: 0 K: 0 S: 15	H: 2 LOB: 1 BB: 1 P: 27	R: 0 E: 0 K: 1 S: 8	H: 0 LOB: 0 BB: 0 P: 12	R: 0 E: 0 K: 1 S: 7	H: 0 LOB: 0 BB: 0 P: 11	1B: 1 2B: 2 3B: 1 HR: 0	SF: 0 SAC: 0 DP: 2 HBP: 0	WP: 0 PB: 0 CS: 1	PA: 30
PITCHER	IP WLS BF H R ER SO BB IBB HBP BLK WP HR S P ERA WHIP																			
41 Joe Ryan, R (1,1) ERA: 2.76	6.2 L 22 2 2 2 4 1 0 0 0 0 0 65 88 2.70 0.450																			
56 Caleb Thielbar, L (7,1) ERA: 1.74	0.1 2 1 0 0 0 0 0 0 0 0 0 6 10 0.00 3.000																			
87 José De León, R (8,1) ERA: 2.79	1.0 3 0 0 0 1 1 0 0 0 0 0 8 12 0.00 1.000																			
22 Griffin Jax, R (9,1) ERA: 4.26	1.0 3 0 0 0 1 0 0 0 0 0 0 7 11 0.00 0.000																			

Cleveland Guardians @ Minnesota Twins
Target Field, Minneapolis, MN
Sun Jun 04 2023, 1:14 PM - 3:30 PM CDT
Att: 23,629 - Partly Cloudy - 85 F

AB 28
R 2
H 3
RBI 2
BB 2
SO 6
LOB 4



Batter	1	2	3	4	5	6	7	8	9	AB	R	H	RBI	BB	SO	LOB	BOTTOM			
11 Jorge Polanco, S (1,4) OBP: 0.305, SLG: 0.482										4	0	0	0	0	2	3				
23 Royce Lewis, R (1,10) OBP: 0.200, SLG: 0.480										4	0	0	0	0	3	2				
39 Donovan Solano, R (1,3) OBP: 0.369, SLG: 0.371										3	0	0	0	1	2	1				
26 Max Kepler, L (1,9) OBP: 0.264, SLG: 0.376										4	0	0	0	0	1	1				
27 Ryan Jeffers, R (1,2) OBP: 0.396, SLG: 0.451										3	0	0	0	1	2	1				
12 Kyle Farmer, R (1,6) OBP: 0.331, SLG: 0.372										4	0	1	0	0	2	0				
50 Willi Castro, S (1,5) OBP: 0.318, SLG: 0.441										4	1	1	1	0	3	2				
30 Kyle Garlick, R (1,7) OBP: 0.280, SLG: 0.522										3	0	0	0	0	1	0				
2 Michael Taylor, R (1,8) OBP: 0.276, SLG: 0.401										3	0	3	0	0	0	0				
Inning Stats	R: 0 E: 0 K: 2 S: 10	H: 0 LOB: 0 BB: 0 P: 13	R: 0 E: 0 K: 2 S: 7	H: 0 LOB: 0 BB: 0 P: 11	R: 0 E: 0 K: 2 S: 9	H: 1 LOB: 1 BB: 0 P: 15	R: 0 E: 0 K: 2 S: 17	H: 0 LOB: 1 BB: 1 P: 29	R: 0 E: 0 K: 2 S: 9	H: 0 LOB: 0 BB: 0 P: 11	R: 0 E: 0 K: 2 S: 11	H: 1 LOB: 1 BB: 0 P: 16	R: 0 E: 0 K: 0 S: 7	H: 2 LOB: 0 BB: 0 P: 10	R: 0 E: 0 K: 2 S: 11	H: 1 LOB: 2 BB: 1 P: 19	1B: 3 2B: 1 3B: 0 HR: 1	SF: 0 SAC: 0 DP: 0 HBP: 0	WP: 0 PB: 0 CS: 0	PA: 34
PITCHER	IP WLS BF H R ER SO BB IBB HBP BLK WP HR S P ERA WHIP																			
24 Triston McKenzie, R (1,1) ERA: 3.86	5.0 17 1 0 0 10 1 0 0 0 0 0 52 79 0.00 0.400																			
99 James Karinchak, R (6,1) ERA: 3.86	1.0 W 4 1 0 0 2 0 0 0 0 0 0 11 16 0.00 1.000																			
37 Trevor Stephan, R (7,1) ERA: 2.84	1.0 H 3 0 0 0 2 0 0 0 0 0 0 7 8 0.00 2.000																			
62 Enyel De Los Santos, R (8,1) ERA: 1.96	1.0 H 5 2 1 1 0 0 0 0 0 0 1 7 10 9.00 0.000																			
48 Emmanuel Clase, R (9,1) ERA: 3.1	1.0 S 5 1 0 0 2 1 0 0 0 0 0 0 11 19 0.00 2.000																			

Cleveland Guardians @ Minnesota Twins
Target Field, Minneapolis, MN
Sun Jun 04 2023, 1:14 PM - 3:30 PM CDT
Att: 23,629 - Partly Cloudy - 85 F

AB 32
R 1
H 5
RBI 1
BB 2
SO 16
LOB 10



Batter	1	2	3	4	5	6	7	8	9	AB	R	H	RBI	BB	SO	LOB	TOP					
99 Alex Verdugo, L (1,9) OBP: 0.362, SLG: 0.454	L7		G6-3		G4-3			SF8		3	0	0	1	1	0	1	Boston Red Sox @ Cleveland Guardians Progressive Field, Cleveland, OH Tue Jun 06 2023, 7:12 PM - 10:01 PM EDT Att: 21,471 - Partly Cloudy - 68 F					
7 Masataka Yoshida, L (1,7) OBP: 0.363, SLG: 0.562	1B		1B			2B	G3	K2-3		5	1	3	0	0	1	3						
2 Justin Turner, R (1,10) OBP: 0.348, SLG: 0.416	FC5-4		F9			FC1		5 BB	G5-3	5	1	1	0	0	0	3						
11 Rafael Devers, L (1,5) OBP: 0.296, SLG: 0.478	G4-1		F7			K		5 BB 30 1B	F7	4	1	0	0	1	1	3						
36 Triston Casas, L (1,3) OBP: 0.335, SLG: 0.373	BB		G4-3			F7		30 1B 5 BB		4	1	2	0	1	0	2						
5 Enrique Hernández, R (1,6) OBP: 0.303, SLG: 0.350	F8		G4-3					19 1B 30 1B	K	4	1	1	2	1	1	2						
16 Jarren Duran, L (1,8) OBP: 0.325, SLG: 0.442	L7					L7		19 1B		2	0	1	0	0	0	1						
30 Rob Refsnyder, R (6,PH) OBP: 0.425, SLG: 0.384								1-2 2-3 3-H	1B	2	0	1	1	0	0	2						
47 Enmanuel Valdez, L (1,4) OBP: 0.286, SLG: 0.413	G4-3							1-2 2-3 3-H	1B	2	0	0	0	0	0	2						
19 Pablo Reyes, R (7,PH) OBP: 0.319, SLG: 0.356								1-2 2-3 3-H	1B	2	0	1	1	0	0	0						
3 Reese McGuire, L (1,2) OBP: 0.315, SLG: 0.364	F8							1-2 2-3 3-H	1B	2	0	0	0	0	1	1						
12 Connor Wong, R (7,PH) OBP: 0.295, SLG: 0.461								1-2 2-3 3-H	1B	2	0	0	0	0	1	4						
Inning Stats	R: 0 H: 1 E: 0 K: 0 S: 11	H: 1 LOB: 1 BB: 0 P: 13	R: 0 H: 0 E: 0 K: 0 S: 10	H: 0 LOB: 1 BB: 1 P: 20	R: 0 H: 1 E: 0 K: 0 S: 8	H: 1 LOB: 1 BB: 0 P: 12	R: 0 H: 0 E: 0 K: 0 S: 11	H: 0 LOB: 0 BB: 0 P: 18	R: 0 H: 1 E: 0 K: 1 S: 8	H: 1 LOB: 2 BB: 0 P: 12	R: 1 H: 2 E: 0 K: 1 S: 16	H: 2 LOB: 2 BB: 0 P: 25	R: 0 H: 0 E: 1 K: 0 S: 6	H: 0 LOB: 1 BB: 1 P: 13	R: 4 H: 4 E: 0 K: 2 S: 23	H: 4 LOB: 2 BB: 2 P: 41	R: 0 H: 1 E: 0 K: 1 S: 13	H: 1 LOB: 0 BB: 0 P: 20	1B: 6 2B: 4 3B: 0 HR: 0	SF: 1 SAC: 0 DP: 1 HBP: 0	WP: 0 PB: 0 SB: 0 CS: 0	PA: 42
PITCHER	IP WLS BF H R ER SO BB IBB HBP BLK WP HR S P ERA WHIP	5.2 24 5 1 1 2 1 0 0 0 0 0 61 95 1.59 1.059	1.1 5 0 0 0 0 1 0 0 0 0 0 7 17 ∞ ∞	0.0 L 4 2 4 4 0 2 0 0 0 0 7 17 ∞ ∞	0.1 3 2 0 0 1 0 0 0 0 0 0 8 14 0.00 6.000	0.2 2 0 0 0 1 0 0 0 0 0 0 8 10 0.00 0.000	1.0 4 1 0 0 1 0 0 0 0 0 0 0 0 13 20 0.00 1.000	9.1 1.0 4 1 0 0 1 0 0 0 0 0 0 6 9 1.85 1.000	57 Shane Bieber, R (1,1) ERA: 3.97	31 Sam Hentges, L (6,1) ERA: 2.61	62 Enyel De Los Santos, R (8,1) ERA: 3.52	52 Nick Sandlin, R (8,1) ERA: 3.32	99 James Karinchak, R (8,1) ERA: 3.76	49 Eil Morgan, R (9,1) ERA: 1.85								

AB	37
R	5
H	10
RBI	5
BB	4
SO	5
LOB	24



Batter	1	2	3	4	5	6	7	8	9	AB	R	H	RBI	BB	SO	LOB	BOTTOM			
38 Steven Kwan, L (1,7) OBP: 0.335, SLG: 0.350	22 2B		F8		G3-1				G6-3	5	1	1	0	0	1	3	Boston Red Sox @ Cleveland Guardians Progressive Field, Cleveland, OH Tue Jun 06 2023, 7:12 PM - 10:01 PM EDT Att: 21,471 - Partly Cloudy - 68 F			
13 Gabriel Arias, R (1,6) OBP: 0.295, SLG: 0.361	K		K						K	5	0	0	0	0	4	2				
11 José Ramírez, S (1,5) OBP: 0.329, SLG: 0.430	P6		G6-3			P3		22 C4,6	F9	5	0	1	0	0	0	1				
22 Josh Naylor, L (1,3) OBP: 0.315, SLG: 0.448	55 2B		F7					1 1B	FC4-6	4	2	2	1	0	0	1				
55 Josh Bell, S (1,10) OBP: 0.332, SLG: 0.356								1 1B		4	0	2	1	0	2	1				
2 Tyler Freeman, R (8,PR) OBP: 0.294, SLG: 0.313								17 2B		0	1	0	0	0	0	0				
0 Andrés Giménez, L (1,4) OBP: 0.309, SLG: 0.358	BB		G6-3						K	3	0	0	0	1	1	2				
10 Mike Zunino, R (1,2) OBP: 0.281, SLG: 0.327	K									2	0	0	0	1	2	2				
1 Amed Rosario, R (8,PH) OBP: 0.273, SLG: 0.318										1	0	1	1	0	0	0				
12 David Fry, R (9,2) OBP: 0.188, SLG: 0.133										0	0	0	0	0	0	0				
17 Will Brennan, L (1,9) OBP: 0.306, SLG: 0.391			F8							4	0	3	1	0	0	0				
7 Myles Straw, R (1,8) OBP: 0.308, SLG: 0.288	F8									4	0	0	0	0	2	5				
Inning Stats	R: 2 H: 3 E: 0 K: 2 S: 18	H: 3 LOB: 2 BB: 1 P: 28	R: 0 H: 1 E: 0 K: 1 S: 8	H: 1 LOB: 1 BB: 0 P: 14	R: 0 H: 0 E: 0 K: 1 S: 8	H: 0 LOB: 0 BB: 0 P: 13	R: 0 H: 1 E: 0 K: 1 S: 9	H: 1 LOB: 2 BB: 1 P: 16	R: 0 H: 0 E: 0 K: 1 S: 10	H: 0 LOB: 0 BB: 0 P: 12	R: 0 H: 0 E: 0 K: 1 S: 9	H: 0 LOB: 0 BB: 0 P: 12	R: 2 H: 4 E: 0 K: 2 S: 20	H: 4 LOB: 2 BB: 0 P: 25	R: 0 H: 0 E: 0 K: 1 S: 9	H: 0 LOB: 0 BB: 0 P: 13	1B: 6 2B: 4 3B: 0 HR: 0	SF: 0 SAC: 0 DP: 0 HBP: 0	WP: 0 PB: 0 SB: 0 CS: 0	PA: 39
PITCHER	IP WLS BF H R ER SO BB IBB HBP BLK WP HR S P ERA WHIP	7.0 29 7 4 2 2 2 2 0 0 0 0 0 20 25 18.00 4.000	1.0 H 7 4 2 2 2 0 0 0 0 0 0 20 25 18.00 4.000	1.0 S 3 0 0 0 1 0 0 0 0 0 9 13 0.00 0.000	65 James Paxton, L (1,1) ERA: 3.81	55 Chris Martin, R (8,1) ERA: 2.55	74 Kenley Jansen, R (9,1) ERA: 3.66													

AB	37
R	4
H	10
RBI	4
BB	2
SO	12
LOB	17



Batter	1	2	3	4	5	6	7	8	9	AB	R	H	RBI	BB	SO	LOB	TOP										
16 Jaren Duran, L OBP: 0.335, SLG: 0.432										5	0	2	1	0	1	2	Boston Red Sox @ Cleveland Guardians Progressive Field, Cleveland, OH Thu Jun 08 2023, 7:12 PM - 9:47 PM EDT Att: 21,473 - Overcast - 64 F										
7 Masataka Yoshida, L OBP: 0.307, SLG: 0.451										5	0	1	0	0	0	3											
2 Justin Turner, R OBP: 0.337, SLG: 0.401										4	0	0	0	0	1	3											
11 Rafael Devers, L OBP: 0.298, SLG: 0.472										3	0	0	0	1	0	0											
36 Triston Casas, L OBP: 0.322, SLG: 0.385									4	1	2	1	0	2	2												
30 Rob Refsnyder, R OBP: 0.423, SLG: 0.371									2	0	0	0	2	0	1												
39 Christian Arroyo, R OBP: 0.294, SLG: 0.383									4	1	1	0	0	1	2												
3 Reese McGuire, L OBP: 0.323, SLG: 0.374									3	1	1	0	1	1	2												
5 Enrique Hernández, R OBP: 0.301, SLG: 0.351									4	0	1	1	0	1	3												
Inning Stats	R: 0 K: 1 S: 15	H: 1 BB: 1 P: 23	R: 0 K: 1 S: 12	H: 0 BB: 1 P: 17	R: 0 K: 0 S: 5	H: 0 BB: 0 P: 10	R: 0 K: 1 S: 9	H: 0 BB: 0 P: 12	R: 1 K: 0 S: 13	H: 2 BB: 0 P: 18	R: 1 K: 0 S: 11	H: 1 BB: 1 P: 22	R: 0 K: 2 S: 9	H: 1 BB: 1 P: 15	R: 0 K: 0 S: 7	H: 1 BB: 0 P: 10		R: 1 K: 2 S: 14	H: 2 BB: 0 P: 21	1B: 4 2B: 3 3B: 0 HR: 1	SF: 0 SAC: 0 DP: 1 HBP: 0	WP: 1 PB: 0 SB: 1 CS: 0	PA: 38				
PITCHER	IP WLS BF H R ER SO BB IBB HBP BLK WP HR S P ERA WHIP	5.2 W 23 4 2 2 3 2 0 0 0 1 1 61 93 3.18 1.059	0.1 H 2 0 0 0 0 1 0 0 0 0 0 4 9 0.00 3.000	1.0 5 1 0 0 2 1 0 0 0 0 0 9 15 0.00 2.000	2.0 8 3 1 1 2 0 0 0 0 0 0 21 31 4.50 1.500	PITCHER										IP WLS BF H R ER SO BB IBB HBP BLK WP HR S P ERA WHIP											
43 Aaron Civale, R ERA: 2.31											5.2	W	23	4	2	2	3	2	0	0	0	1	1	61	93	3.18	1.059
99 James Karinchak, R ERA: 3.71											0.1	H	2	0	0	0	0	1	0	0	0	0	0	4	9	0.00	3.000
62 Emyel De Los Santos, R ERA: 3.38											1.0		5	1	0	0	2	1	0	0	0	0	9	15	0.00	2.000	
44 Xzavion Curry, R ERA: 2.59											2.0		8	3	1	1	2	0	0	0	0	0	21	31	4.50	1.500	
Batter	1	2	3	4	5	6	7	8	9	AB	R	H	RBI	BB	SO	LOB	BOTTOM										
38 Steven Kwan, L OBP: 0.338, SLG: 0.346											3	2	1	0	1	0	1	Boston Red Sox @ Cleveland Guardians Progressive Field, Cleveland, OH Thu Jun 08 2023, 7:12 PM - 9:47 PM EDT Att: 21,473 - Overcast - 64 F									
1 Amed Rosario, R OBP: 0.280, SLG: 0.327										5	0	1	0	0	0	4											
13 Gabriel Arias, R OBP: 0.295, SLG: 0.361										5	3	3	5	0	1	3											
11 José Ramírez, S OBP: 0.337, SLG: 0.478										0	0	0	0	0	0	0											
2 Tyler Freeman, R OBP: 0.294, SLG: 0.313										0	0	0	0	0	0	0											
22 Josh Naylor, L OBP: 0.332, SLG: 0.463										3	1	2	0	1	1	0											
55 Josh Bell, S OBP: 0.329, SLG: 0.357										4	1	1	0	0	0	2											
0 Andrés Giménez, L OBP: 0.307, SLG: 0.358										4	1	2	2	0	0	1											
7 Myles Straw, R OBP: 0.308, SLG: 0.298										4	1	1	1	0	0	2											
17 Will Brennan, L OBP: 0.303, SLG: 0.404										4	1	2	2	0	0	1											
35 Cam Gallagher, R OBP: 0.176, SLG: 0.171										4	0	2	0	0	0	0											
Inning Stats	R: 1 K: 0 S: 14	H: 1 LOB: 1 BB: 1 P: 29	R: 0 K: 0 S: 9	H: 0 LOB: 0 BB: 0 P: 13	R: 2 K: 1 S: 10	H: 2 LOB: 0 BB: 0 P: 17	R: 0 K: 0 S: 12	H: 1 LOB: 1 BB: 0 P: 17	R: 0 K: 0 S: 9	H: 0 LOB: 0 BB: 0 P: 13	R: 5 K: 1 S: 21	H: 8 LOB: 2 BB: 0 P: 31	R: 0 K: 0 S: 8	H: 1 LOB: 1 BB: 0 P: 10	R: 2 K: 0 S: 11	H: 2 LOB: 0 BB: 1 P: 21	1B: 8 2B: 3 3B: 1 HR: 4	SF: 0 SAC: 0 DP: 2 HBP: 1	WP: 0 PB: 0 SB: 0 CS: 0	PA: 39							
PITCHER	IP WLS BF H R ER SO BB IBB HBP BLK WP HR S P ERA WHIP	4.0 L 17 4 3 3 1 1 0 0 0 0 2 45 76 6.75 1.250	3.1 21 11 7 7 1 1 0 0 0 0 2 48 73 18.90 3.600	0.2 1 0 0 0 0 0 0 0 0 0 0 1 2 0.00 0.000	PITCHER										IP WLS BF H R ER SO BB IBB HBP BLK WP HR S P ERA WHIP												
62 Matt Dermody, L ERA: 6.75											4.0	L	17	4	3	3	1	1	0	0	0	2	45	76	6.75	1.250	
28 Corey Kluber, R ERA: 7.13											3.1		21	11	7	7	1	1	0	0	0	2	48	73	18.90	3.600	
83 Brennan Bernardino, L ERA: 2.45											0.2		1	0	0	0	0	0	0	0	0	1	2	0.00	0.000		

Batter	1	2	3	5	6	7	8	9	10	11	12	13	14	AB	R	H	RBI	BB	SO	LOB	TOP						
14 Mauricio Dubón, R OBP: 0.330, SLG: 0.409 18 César Salazar, L OBP: 0.200, SLG: 0.143														7	1	2	2	0	1	5	0	0	0	0	0	0	
27 Jose Altuve, R OBP: 0.328, SLG: 0.421														7	3	2	0	0	0	5	6	1	1	1	1	3	1
2 Alex Bregman, R OBP: 0.346, SLG: 0.401														6	1	1	1	1	1	3	1						
30 Kyle Tucker, L OBP: 0.345, SLG: 0.438														6	0	2	2	1	0	4							
79 José Abreu, R OBP: 0.277, SLG: 0.278														7	1	2	3	0	2	4							
20 Chas McCormick, R OBP: 0.315, SLG: 0.427														6	2	0	0	1	4	4							
3 Jeremy Peña, R OBP: 0.302, SLG: 0.421														6	1	4	0	0	0	0							
21 Yainer Diaz, R OBP: 0.295, SLG: 0.463														3	0	1	1	1	1	2							
9 Corey Julks, R OBP: 0.282, SLG: 0.402														1	0	1	0	0	0	0							
15 Martín Maldonado, R OBP: 0.278, SLG: 0.281														2	0	0	0	1	1	2							
6 Jake Meyers, R OBP: 0.324, SLG: 0.428														1	0	0	0	0	0	1							
Inning Stats	R: 3 E: 0 K: 1 S: 9	H: 2 LOB: 0 BB: 1 P: 17	R: 1 H: 1 LOB: 1 BB: 1 K: 0 P: 17	R: 0 H: 1 LOB: 1 BB: 0 K: 1 P: 14	R: 0 H: 2 LOB: 1 BB: 0 K: 2 P: 17	R: 1 H: 2 LOB: 1 BB: 0 K: 2 P: 17	R: 0 H: 1 LOB: 1 BB: 0 K: 2 P: 9	R: 0 H: 1 LOB: 1 BB: 0 K: 1 P: 13	R: 1 H: 1 LOB: 2 BB: 1 K: 1 P: 26	R: 0 H: 0 LOB: 1 BB: 0 K: 1 P: 19	R: 0 H: 0 LOB: 1 BB: 0 K: 1 P: 7	R: 0 H: 1 LOB: 1 BB: 0 K: 0 P: 12	R: 1 H: 2 LOB: 2 BB: 0 K: 0 P: 11	R: 1 H: 1 LOB: 1 BB: 0 K: 0 P: 14	1B: 8 2B: 7 3B: 0 HR: 1	SF: 1 SAC: 2 DP: 2 HBP: 0	WP: 1 PB: 0 SB: 3 CS: 1	PA: 60									
PITCHER	IP: 6.0 WLS: 17 ERA: 3.31	H: 9 R: 5 ER: 5 SO: 4 BB: 2 IBB: 0 HBP: 0 BLK: 0 WP: 0 HR: 1 S: 58 ERA: 1.833	R: 0 H: 1 LOB: 1 BB: 1 K: 1 P: 17	R: 0 H: 1 LOB: 1 BB: 0 K: 1 P: 14	R: 0 H: 2 LOB: 1 BB: 0 K: 2 P: 17	R: 1 H: 2 LOB: 1 BB: 0 K: 2 P: 17	R: 0 H: 1 LOB: 1 BB: 0 K: 2 P: 9	R: 0 H: 1 LOB: 1 BB: 0 K: 1 P: 13	R: 1 H: 1 LOB: 2 BB: 1 K: 1 P: 26	R: 0 H: 0 LOB: 1 BB: 0 K: 1 P: 19	R: 0 H: 0 LOB: 1 BB: 0 K: 1 P: 7	R: 0 H: 1 LOB: 1 BB: 0 K: 0 P: 12	R: 1 H: 2 LOB: 2 BB: 0 K: 0 P: 11	R: 1 H: 1 LOB: 1 BB: 0 K: 0 P: 14	1B: 8 2B: 7 3B: 0 HR: 1	SF: 1 SAC: 2 DP: 2 HBP: 0	WP: 1 PB: 0 SB: 3 CS: 1	PA: 60									
41 Logan Allen, L ERA: 3.31	IP: 6.0 WLS: 17 ERA: 3.31	H: 9 R: 5 ER: 5 SO: 4 BB: 2 IBB: 0 HBP: 0 BLK: 0 WP: 0 HR: 1 S: 58 ERA: 1.833	R: 0 H: 1 LOB: 1 BB: 1 K: 1 P: 17	R: 0 H: 1 LOB: 1 BB: 0 K: 1 P: 14	R: 0 H: 2 LOB: 1 BB: 0 K: 2 P: 17	R: 1 H: 2 LOB: 1 BB: 0 K: 2 P: 17	R: 0 H: 1 LOB: 1 BB: 0 K: 2 P: 9	R: 0 H: 1 LOB: 1 BB: 0 K: 1 P: 13	R: 1 H: 1 LOB: 2 BB: 1 K: 1 P: 26	R: 0 H: 0 LOB: 1 BB: 0 K: 1 P: 19	R: 0 H: 0 LOB: 1 BB: 0 K: 1 P: 7	R: 0 H: 1 LOB: 1 BB: 0 K: 0 P: 12	R: 1 H: 2 LOB: 2 BB: 0 K: 0 P: 11	R: 1 H: 1 LOB: 1 BB: 0 K: 0 P: 14	1B: 8 2B: 7 3B: 0 HR: 1	SF: 1 SAC: 2 DP: 2 HBP: 0	WP: 1 PB: 0 SB: 3 CS: 1	PA: 60									
52 Nick Sandlin, R ERA: 3.18	IP: 1.0 WLS: 4 ERA: 3.18	H: 1 R: 0 ER: 0 SO: 2 BB: 0 IBB: 0 HBP: 0 BLK: 0 WP: 0 HR: 0 S: 11 ERA: 1.000	R: 0 H: 1 LOB: 1 BB: 1 K: 1 P: 17	R: 0 H: 1 LOB: 1 BB: 0 K: 1 P: 14	R: 0 H: 2 LOB: 1 BB: 0 K: 2 P: 17	R: 1 H: 2 LOB: 1 BB: 0 K: 2 P: 17	R: 0 H: 1 LOB: 1 BB: 0 K: 2 P: 9	R: 0 H: 1 LOB: 1 BB: 0 K: 1 P: 13	R: 1 H: 1 LOB: 2 BB: 1 K: 1 P: 26	R: 0 H: 0 LOB: 1 BB: 0 K: 1 P: 19	R: 0 H: 0 LOB: 1 BB: 0 K: 1 P: 7	R: 0 H: 1 LOB: 1 BB: 0 K: 0 P: 12	R: 1 H: 2 LOB: 2 BB: 0 K: 0 P: 11	R: 1 H: 1 LOB: 1 BB: 0 K: 0 P: 14	1B: 8 2B: 7 3B: 0 HR: 1	SF: 1 SAC: 2 DP: 2 HBP: 0	WP: 1 PB: 0 SB: 3 CS: 1	PA: 60									
99 James Karinchak, R ERA: 3.9	IP: 1.0 WLS: 4 ERA: 3.9	H: 1 R: 0 ER: 0 SO: 2 BB: 0 IBB: 0 HBP: 0 BLK: 0 WP: 0 HR: 0 S: 11 ERA: 1.000	R: 0 H: 1 LOB: 1 BB: 1 K: 1 P: 17	R: 0 H: 1 LOB: 1 BB: 0 K: 1 P: 14	R: 0 H: 2 LOB: 1 BB: 0 K: 2 P: 17	R: 1 H: 2 LOB: 1 BB: 0 K: 2 P: 17	R: 0 H: 1 LOB: 1 BB: 0 K: 2 P: 9	R: 0 H: 1 LOB: 1 BB: 0 K: 1 P: 13	R: 1 H: 1 LOB: 2 BB: 1 K: 1 P: 26	R: 0 H: 0 LOB: 1 BB: 0 K: 1 P: 19	R: 0 H: 0 LOB: 1 BB: 0 K: 1 P: 7	R: 0 H: 1 LOB: 1 BB: 0 K: 0 P: 12	R: 1 H: 2 LOB: 2 BB: 0 K: 0 P: 11	R: 1 H: 1 LOB: 1 BB: 0 K: 0 P: 14	1B: 8 2B: 7 3B: 0 HR: 1	SF: 1 SAC: 2 DP: 2 HBP: 0	WP: 1 PB: 0 SB: 3 CS: 1	PA: 60									
49 Eli Morgan, R ERA: 1.71	IP: 1.0 WLS: 4 ERA: 1.71	H: 1 R: 0 ER: 0 SO: 2 BB: 0 IBB: 0 HBP: 0 BLK: 0 WP: 0 HR: 0 S: 11 ERA: 1.000	R: 0 H: 1 LOB: 1 BB: 1 K: 1 P: 17	R: 0 H: 1 LOB: 1 BB: 0 K: 1 P: 14	R: 0 H: 2 LOB: 1 BB: 0 K: 2 P: 17	R: 1 H: 2 LOB: 1 BB: 0 K: 2 P: 17	R: 0 H: 1 LOB: 1 BB: 0 K: 2 P: 9	R: 0 H: 1 LOB: 1 BB: 0 K: 1 P: 13	R: 1 H: 1 LOB: 2 BB: 1 K: 1 P: 26	R: 0 H: 0 LOB: 1 BB: 0 K: 1 P: 19	R: 0 H: 0 LOB: 1 BB: 0 K: 1 P: 7	R: 0 H: 1 LOB: 1 BB: 0 K: 0 P: 12	R: 1 H: 2 LOB: 2 BB: 0 K: 0 P: 11	R: 1 H: 1 LOB: 1 BB: 0 K: 0 P: 14	1B: 8 2B: 7 3B: 0 HR: 1	SF: 1 SAC: 2 DP: 2 HBP: 0	WP: 1 PB: 0 SB: 3 CS: 1	PA: 60									
48 Emmanuel Clase, R ERA: 2.9	IP: 1.0 WLS: 3 ERA: 2.9	H: 0 R: 0 ER: 0 SO: 1 BB: 0 IBB: 0 HBP: 0 BLK: 0 WP: 0 HR: 0 S: 9 ERA: 0.000	R: 0 H: 1 LOB: 1 BB: 1 K: 1 P: 17	R: 0 H: 1 LOB: 1 BB: 0 K: 1 P: 14	R: 0 H: 2 LOB: 1 BB: 0 K: 2 P: 17	R: 1 H: 2 LOB: 1 BB: 0 K: 2 P: 17	R: 0 H: 1 LOB: 1 BB: 0 K: 2 P: 9	R: 0 H: 1 LOB: 1 BB: 0 K: 1 P: 13	R: 1 H: 1 LOB: 2 BB: 1 K: 1 P: 26	R: 0 H: 0 LOB: 1 BB: 0 K: 1 P: 19	R: 0 H: 0 LOB: 1 BB: 0 K: 1 P: 7	R: 0 H: 1 LOB: 1 BB: 0 K: 0 P: 12	R: 1 H: 2 LOB: 2 BB: 0 K: 0 P: 11	R: 1 H: 1 LOB: 1 BB: 0 K: 0 P: 14	1B: 8 2B: 7 3B: 0 HR: 1	SF: 1 SAC: 2 DP: 2 HBP: 0	WP: 1 PB: 0 SB: 3 CS: 1	PA: 60									

Houston Astros @ Cleveland Guardians
Progressive Field, Cleveland, OH
Fri Jun 09 2023, 7:11 PM - 11:14 PM EDT
Att. 31,787 - Clear - 70 F


AB: 52
R: 9
H: 15
RBI: 9
BB: 5
SO: 12
LOB: 28

Batter	1	2	3	4	5	6	7	8	9	10	11	12	13	14	AB	R	H	RBI	BB	SO	LOB	BOTTOM
38 Steven Kwan, L OBP: 0.337, SLG: 0.348															7	1	2	2	0	2	3	
1 Amed Rosario, R OBP: 0.280, SLG: 0.327															6	2	1	1	1	1	4	
11 José Ramírez, S OBP: 0.351, SLG: 0.500															4	2	3	1	3	0	1	
22 Josh Naylor, L OBP: 0.330, SLG: 0.462															7	2	2	2	0	0	7	
55 Josh Bell, S OBP: 0.326, SLG: 0.350															4	0	0	0	1	1	2	
2 Tyler Freeman, R OBP: 0.308, SLG: 0.353															2	1	1	1	0	0	0	
0 Andrés Giménez, L OBP: 0.304, SLG: 0.352															4	0	0	1	1	0	1	
17 Will Brennan, L OBP: 0.309, SLG: 0.408															6	0	2	1	1	0	2	
10 Mike Zunino, R OBP: 0.294, SLG: 0.322															2	0	0	0	1	1	0	
13 Gabriel Arias, R OBP: 0.293, SLG: 0.358															1	0	0	0	0	0	0	
12 David Fry, L OBP: 0.177, SLG: 0.118															2	1						

Batter	1	2	3	4	5	6	7	8	9	AB	R	H	RBI	BB	SO	LOB	TOP										
14 Mauricio Dubón, R OBP: 0.332, SLG: 0.409	L7	F8		27 S 1B		K			79 S 1B	5	1	2	1	0	1	2											
27 Jose Altuve, R OBP: 0.348, SLG: 0.443	2B		30 WP 79 S FC3	1B	BB		K		K	4	1	2	0	1	2	2											
2 Alex Bregman, R OBP: 0.344, SLG: 0.397	79 HR 1B		P3	F8			P4		L9	5	1	1	1	0	0	4											
30 Kyle Tucker, L OBP: 0.346, SLG: 0.432	F8		79 FC3 BB	K			F7		79 1B BB	3	0	0	0	2	1	3											
79 José Abreu, R OBP: 0.279, SLG: 0.293	HR		FC3 FC6-4		K		F9		3 HBP 1B	5	1	2	3	0	1	2											
3 Jeremy Peña, R OBP: 0.303, SLG: 0.419	G5-3		FC6-4		K					4	0	1	0	0	1	2											
9 Corey Julks, R OBP: 0.286, SLG: 0.399					K					4	1	1	0	1	1	4											
6 Jake Meyers, R OBP: 0.324, SLG: 0.432	G5-3			14 1B 2B						3	1	1	1	1	0	2											
15 Martín Maldonado, R OBP: 0.272, SLG: 0.276	F9			K			G1-4-3		F9	4	0	0	0	0	1	4											
Inning Stats	R: 3 H: 3 E: 0 K: 0 S: 12	WLS: 3 BF: 0 LOB: 20	H: 7 R: 5 ER: 5 SO: 5	R: 0 H: 1 E: 0 K: 0 S: 9	LOB: 1 BB: 0 P: 14	R: 0 H: 1 E: 0 K: 0 S: 10	LOB: 2 BB: 1 P: 16	R: 2 H: 2 E: 0 K: 2 S: 17	H: 2 LOB: 2 BB: 2 P: 29	R: 0 H: 0 E: 0 K: 3 S: 10	H: 0 LOB: 0 BB: 0 P: 13	R: 0 H: 0 E: 0 K: 2 S: 15	H: 0 LOB: 1 BB: 1 P: 23	R: 0 H: 0 E: 0 K: 0 S: 5	H: 1 LOB: 1 BB: 0 P: 9	R: 0 H: 1 E: 0 K: 0 S: 8	H: 1 LOB: 1 BB: 2 P: 12	R: 1 H: 2 E: 0 K: 1 S: 14	H: 2 LOB: 3 BB: 1 P: 26	1B: 7 2B: 2 3B: 0 HR: 1	SF: 0 SAC: 0 DP: 0 HBP: 1	WP: 1 PB: 1 SB: 6 CS: 0	PA: 43				
PITCHER	IP	WLS	BF	H	R	ER	SO	BB	IBB	HBP	BLK	WP	HR	S	P	ERA	WHIP										
24 Triston McKenzie, R ERA: 4.5	(1, 1)	5.0	L	25	7	5	5	3	0	0	0	1	1	58	92	9.00	2.000										
62 Eneal De Los Santos, R ERA: 3.24	(6, 1)	1.0		4	0	0	0	1	0	0	0	0	0	15	23	0.00	1.000										
Tim Herrin, L ERA: 6.39	(7, 1)	3.0		14	3	1	1	1	0	1	0	0	0	27	47	3.00	1.333										

Houston Astros @ Cleveland Guardians
 Progressive Field, Cleveland, OH
 Sat Jun 10 2023, 6:11 PM - 9:03 PM EDT
 Att: 35,087 - Partly Cloudy - 75 F

livebaseballscorecards.com




AB	37
R	6
H	10
RBI	6
BB	5
SO	8
LOB	25

Batter	1	2	3	4	5	6	7	8	9	AB	R	H	RBI	BB	SO	LOB	BOTTOM										
38 Steven Kwan, L OBP: 0.341, SLG: 0.348	L7	L8			1 BB BB				1 S 1B	3	2	1	0	2	0	1											
1 Amed Rosario, R OBP: 0.288, SLG: 0.332	11 1B 22 SF7 2B		11 G3-6 BB		BB		K		FC5	3	1	1	0	2	1	2											
11 José Ramírez, S OBP: 0.352, SLG: 0.498	17 1B		G3-6-1		K				L8	5	1	2	1	0	1	5											
22 Josh Naylor, L OBP: 0.332, SLG: 0.465	SF7				F8				SF7	3	0	2	3	0	0	2											
17 Will Brennan, L OBP: 0.311, SLG: 0.414	G4-3		G4-3						K	5	0	2	0	0	2	2											
13 Gabriel Arias, R OBP: 0.302, SLG: 0.360	G6-3									2	0	1	0	1	0	2											
55 Josh Bell, S OBP: 0.325, SLG: 0.348					2 G5-4-3 BB					1	0	0	0	0	1	2											
2 Tyler Freeman, R OBP: 0.300, SLG: 0.342		G6-3		G5-4-3					K	4	0	1	0	0	1	1											
10 Mike Zunino, R OBP: 0.277, SLG: 0.314										3	0	0	0	0	2	2											
0 Andrés Córdova, L OBP: 0.303, SLG: 0.350									F9	1	0	0	0	0	0	0											
35 Cam Gallagher, R OBP: 0.176, SLG: 0.171										0	0	0	0	0	0	0											
7 Myles Straw, R OBP: 0.312, SLG: 0.304					F8				K	3	0	0	0	1	2	0											
Inning Stats	R: 1 H: 3 E: 0 K: 0 S: 12	WLS: 3 BF: 30 LOB: 0	H: 7 R: 3 ER: 3 SO: 6	R: 0 H: 1 E: 0 K: 1 S: 8	LOB: 1 BB: 1 P: 16	R: 0 H: 0 E: 0 K: 1 S: 7	LOB: 0 BB: 1 P: 14	R: 0 H: 0 E: 0 K: 1 S: 7	LOB: 2 BB: 2 P: 17	R: 0 H: 2 E: 0 K: 1 S: 7	LOB: 1 BB: 0 P: 11	R: 2 H: 3 E: 0 K: 3 S: 13	H: 3 LOB: 2 BB: 1 P: 25	R: 0 H: 0 E: 0 K: 2 S: 10	H: 0 LOB: 0 BB: 0 P: 15	R: 1 H: 1 E: 0 K: 1 S: 14	H: 1 LOB: 1 BB: 0 P: 19	1B: 8 2B: 2 3B: 0 HR: 0	SF: 2 SAC: 0 DP: 3 HBP: 0	WP: 0 PB: 0 SB: 1 CS: 0	PA: 41						
PITCHER	IP	WLS	BF	H	R	ER	SO	BB	IBB	HBP	BLK	WP	HR	S	P	ERA	WHIP										
68 J.P. France, R ERA: 3.54	(1, 1)	6.2	W	30	7	3	3	6	0	0	0	0	0	56	105	4.05	1.950										
52 Bryan Abreu, R ERA: 1.71	(7, 1)	1.1	H	6	2	0	0	0	0	0	0	0	0	16	26	0.00	1.500										
55 Ryan Pressly, R ERA: 3.42	(9, 1)	1.0	S	5	1	1	0	0	0	0	0	0	0	14	19	0.00	1.000										

Houston Astros @ Cleveland Guardians
 Progressive Field, Cleveland, OH
 Sat Jun 10 2023, 6:11 PM - 9:03 PM EDT
 Att: 35,087 - Partly Cloudy - 75 F

livebaseballscorecards.com



AB	33
R	4
H	10
RBI	4
BB	6
SO	10
LOB	19

Batter	1	2	3	4	5	6	7	8	9	AB	R	H	RBI	BB	SO	LOB	TOP										
14 Mauricio Dubón, R OBP: 0.326, SLG: 0.401										4	0	0	0	0	0	3	Houston Astros @ Cleveland Guardians Progressive Field, Cleveland, OH Sun Jun 11 2023, 12:41 PM - 2:59 PM EDT Att: 26,318 - Partly Cloudy - 78 F										
9 Corey Julks, R OBP: 0.285, SLG: 0.395										4	0	1	0	0	2	0											
2 Alex Bregman, R OBP: 0.339, SLG: 0.390										4	0	0	0	0	3	2											
30 Kyle Tucker, L OBP: 0.345, SLG: 0.429										4	0	1	0	0	1	0											
79 José Abreu, R OBP: 0.275, SLG: 0.289										4	0	0	0	0	2	1											
21 Yainer Díaz, R OBP: 0.293, SLG: 0.464										4	0	1	0	0	1	0											
6 Jake Meyers, R OBP: 0.322, SLG: 0.424										3	0	0	0	0	2	2											
16 Grae Kessinger, R OBP: 0.333, SLG: 0.200										2	0	1	0	1	0	1											
18 César Salazar, L OBP: 0.167, SLG: 0.118										3	0	0	0	0	2	3											
Inning Stats	R: 0 E: 0 K: 1 S: 5	H: 0 LOB: 0 BB: 7	R: 0 E: 0 K: 1 S: 9	H: 0 LOB: 0 BB: 15	R: 0 E: 0 K: 1 S: 12	H: 0 LOB: 1 BB: 20	R: 0 E: 1 K: 1 S: 9	H: 1 LOB: 1 BB: 0 P: 15	R: 0 E: 0 K: 2 S: 12	H: 2 LOB: 2 BB: 16	R: 0 E: 0 K: 2 S: 9	H: 0 LOB: 0 BB: 15	R: 0 E: 1 K: 1 S: 10	H: 0 LOB: 1 BB: 0 P: 16	R: 0 E: 0 K: 2 S: 16	H: 1 LOB: 1 BB: 20		R: 0 E: 0 K: 2 S: 9	H: 0 LOB: 0 BB: 10	1B: 3 2B: 1 3B: 0 HR: 0	SF: 0 SAC: 0 DP: 0 HBP: 0	WP: 0 PB: 0 SB: 0 CS: 1	PA: 33				
PITCHER	IP	WLS	BF	H	R	ER	SO	BB	IBB	HBP	BLK	WP	HR	S	P	ERA	WHIP										
57 Shane Bieber, R ERA: 3.29	7.0	W	26	3	0	0	9	1	0	0	0	0	0	66	104	0.00	0.571										
37 Trevor Stephan, R ERA: 2.54	1.0		4	1	0	0	2	0	0	0	0	0	0	16	21	0.00	1.000										
48 Emmanuel Clase, R ERA: 2.81	1.0		3	0	0	0	2	0	0	0	0	0	0	9	10	0.00	0.000										

Batter	1	2	3	4	5	6	7	8	9	AB	R	H	RBI	BB	SO	LOB	BOTTOM										
38 Steven Kwan, L OBP: 0.343, SLG: 0.351										3	0	1	0	1	1	0	Houston Astros @ Cleveland Guardians Progressive Field, Cleveland, OH Sun Jun 11 2023, 12:41 PM - 2:59 PM EDT Att: 26,318 - Partly Cloudy - 78 F										
1 Amed Rosario, R OBP: 0.286, SLG: 0.330										4	0	1	1	0	1	1											
22 Josh Naylor, L OBP: 0.330, SLG: 0.460										4	0	1	0	0	1	3											
55 Josh Bell, S OBP: 0.332, SLG: 0.375										4	3	3	1	0	0	0											
0 Andrés Giménez, L OBP: 0.304, SLG: 0.365										2	1	1	2	0	0	0											
2 Tyler Freeman, R OBP: 0.333, SLG: 0.400										2	0	2	1	0	0	0											
13 Gabriel Arias, R OBP: 0.315, SLG: 0.363										2	0	1	0	2	1	1											
17 Will Brennan, L OBP: 0.304, SLG: 0.404										4	0	0	0	0	2	5											
7 Myles Straw, R OBP: 0.312, SLG: 0.305										3	1	1	0	0	0	3											
35 Cam Gallagher, R OBP: 0.169, SLG: 0.164										3	0	0	0	0	1	2											
Inning Stats	R: 0 E: 0 K: 2 S: 9	H: 0 LOB: 0 BB: 0 P: 11	R: 2 E: 0 K: 0 S: 8	H: 3 LOB: 1 BB: 0 P: 18	R: 0 E: 0 K: 1 S: 12	H: 1 LOB: 0 BB: 0 P: 18	R: 1 E: 0 K: 0 S: 6	H: 1 LOB: 0 BB: 1 P: 14	R: 1 E: 0 K: 1 S: 11	H: 2 LOB: 1 BB: 0 P: 16	R: 1 E: 0 K: 1 S: 8	H: 2 LOB: 1 BB: 1 P: 15	R: 0 E: 0 K: 0 S: 8	H: 1 LOB: 1 BB: 1 P: 17	R: 0 E: 0 K: 2 S: 15	H: 1 LOB: 1 BB: 0 P: 22	1B: 6 2B: 3 3B: 0 HR: 2	SF: 0 SAC: 0 DP: 2 HBP: 0	WP: 0 PB: 0 SB: 1 CS: 2	PA: 35							
PITCHER	IP	WLS	BF	H	R	ER	SO	BB	IBB	HBP	BLK	WP	HR	S	P	ERA	WHIP										
64 Brandon Bielak, R ERA: 4.01	5.0	L	24	9	5	5	4	2	0	0	0	0	0	50	87	9.00	2.200										
91 Matt Gage, L ERA: 3.0	2.0		6	1	0	0	1	1	0	0	0	0	0	12	22	0.00	1.000										
47 Rafael Montero, R ERA: 5.86	1.0		4	1	0	0	2	0	0	0	0	0	0	15	22	0.00	1.000										

Batter	1	2	3	4	5	6	7	8	9	AB R H RBI BB SO LOB	TOP											
38 Steven Kwan, L OBP: 0.341, SLG: 0.348	L8		FC3-6 1B		G4-3		P5		K	5 0 1 1 0 1 3	Cleveland Guardians @ San Diego Padres Petco Park, San Diego, CA Tue Jun 13 2023, 6:41 PM - 8:58 PM PDT Att: 40,197 - Cloudy - 65 F											
1 Amed Rosario, R OBP: 0.295, SLG: 0.326	2B BB		FC3-6 1-2		G5-3		K		3 0 0 0 1 1 3													
11 José Ramírez, S OBP: 0.350, SLG: 0.494	K		K						4 1 1 0 0 2 2													
22 Josh Naylor, L OBP: 0.333, SLG: 0.461	1B			G3-1		1B		G1-3	4 0 2 0 0 0 0													
55 Josh Bell, S OBP: 0.335, SLG: 0.392		HR		G3-1		FC3-6 2 SF7		1B	4 1 2 1 0 0 2													
2 Tyler Freeman, R OBP: 0.304, SLG: 0.372	K2-3		G1-3		SF7		G5-3		3 0 0 1 0 1 1													
17 Will Brennan, L OBP: 0.305, SLG: 0.492			K		G4-3				3 1 1 0 0 1 1													
13 Gabriel Arias, R OBP: 0.313, SLG: 0.360			K						1 0 0 0 0 1 0													
7 Myles Straw, R OBP: 0.311, SLG: 0.300	G6-3				P4		BB		3 0 0 0 1 1 1													
35 Cam Gallagher, R OBP: 0.177, SLG: 0.187									2 0 1 0 0 1 0													
0 Andrés Giménez, L OBP: 0.303, SLG: 0.364			K						1 0 0 0 0 0 1													
12 David Fry, R OBP: 0.211, SLG: 0.167									1 0 1 0 0 0 0													
Inning Stats	R: 0 E: 0 K: 1 S: 10	H: 1 LOB: 1 BB: 1 P: 17	R: 1 E: 0 K: 2 S: 13	H: 1 LOB: 0 BB: 0 P: 17	R: 0 E: 0 K: 2 S: 12	H: 1 LOB: 1 BB: 0 P: 18	R: 0 E: 0 K: 0 S: 5	H: 0 LOB: 0 BB: 0 P: 8	R: 1 E: 0 K: 0 S: 10	H: 2 LOB: 1 BB: 0 P: 13	R: 1 E: 0 K: 0 S: 13	H: 2 LOB: 1 BB: 0 P: 17	R: 0 E: 0 K: 1 S: 9	H: 0 LOB: 1 BB: 1 P: 14	R: 0 E: 0 K: 0 S: 6	H: 1 LOB: 1 BB: 0 P: 8	R: 0 E: 0 K: 3 S: 14	H: 1 LOB: 1 BB: 0 P: 18	1B: 7 2B: 1 3B: 0 HR: 1	SF: 1 SAC: 0 DP: 0 HBP: 0	WP: 0 PB: 0 SB: 0 CS: 0	PA: 37
PITCHER	IP WLS BF H R ER SO BB IBB HBP BLK WP HR S P ERA WHIP											PITCHER	IP WLS BF H R ER SO BB IBB HBP BLK WP HR S P ERA WHIP									
44 Joe Musgrove, R ERA: 4.37	6.0 W 25 7 3 3 5 1 0 0 0 0 1 63 90 4.50 1.333																					
36 Steven Wilson, R ERA: 2.78	1.0 H 4 0 0 0 1 1 0 0 0 0 0 9 14 0.00 1.000																					
21 Nick Martínez, R ERA: 2.79	1.0 H 4 1 0 0 0 0 0 0 0 0 0 6 8 0.00 1.000																					
71 Josh Hader, L ERA: 1.37	1.0 S 4 1 0 0 3 0 0 0 0 0 0 0 14 18 0.00 1.000																					
Batter	1	2	3	4	5	6	7	8	9	AB R H RBI BB SO LOB	BOTTOM											
23 Fernando Tatis Jr., R OBP: 0.330, SLG: 0.531	13 F9 22 BB 2 SF7 BB			P4		F8				3 2 1 1 1 0 1	Cleveland Guardians @ San Diego Padres Petco Park, San Diego, CA Tue Jun 13 2023, 6:41 PM - 8:58 PM PDT Att: 40,197 - Cloudy - 65 F											
22 Juan Soto, L OBP: 0.408, SLG: 0.461	9 1B 99 HR BB		HR	F9		G4-3				3 1 1 0 1 0 1												
13 Manny Machado, R OBP: 0.296, SLG: 0.386	F9						F9			4 1 2 0 0 0 2												
2 Xander Bogaerts, R OBP: 0.342, SLG: 0.399	SF7		L7		2 WP 2 2B 1B			K		3 0 1 2 0 1 2												
9 Jake Cronenworth, L OBP: 0.324, SLG: 0.375	99 HR 1B		P4		L8			G6-3		4 1 1 0 0 0 1												
99 Gary Sánchez, R OBP: 0.281, SLG: 0.623	HR		L8		K			P6		4 1 1 3 0 1 1												
14 Matt Carpenter, L OBP: 0.307, SLG: 0.353	K		K		P5			BB		3 0 0 0 1 2 1												
7 Ha-Seong Kim, R OBP: 0.330, SLG: 0.354			K		G6-3			P3		4 0 0 0 0 1 1												
1 Trent Grisham, L OBP: 0.313, SLG: 0.362	G4-3									3 0 1 0 0 1 0												
Inning Stats	R: 4 E: 0 K: 1 S: 13	H: 2 LOB: 2 BB: 2 P: 21	R: 1 E: 0 K: 1 S: 13	H: 3 LOB: 0 BB: 0 P: 19	R: 0 E: 0 K: 1 S: 8	H: 0 LOB: 0 BB: 0 P: 12	R: 0 E: 0 K: 0 S: 11	H: 1 LOB: 0 BB: 0 P: 17	R: 1 E: 0 K: 1 S: 10	H: 2 LOB: 1 BB: 0 P: 13		R: 0 E: 0 K: 1 S: 6	H: 0 LOB: 0 BB: 0 P: 8	R: 0 E: 0 K: 1 S: 7	H: 0 LOB: 0 BB: 0 P: 13	R: 0 E: 0 K: 0 S: 8	H: 0 LOB: 1 BB: 1 P: 16	1B: 5 2B: 1 3B: 0 HR: 2	SF: 1 SAC: 0 DP: 0 HBP: 0	WP: 1 PB: 0 SB: 1 CS: 0	PA: 35	
PITCHER	IP WLS BF H R ER SO BB IBB HBP BLK WP HR S P ERA WHIP											PITCHER	IP WLS BF H R ER SO BB IBB HBP BLK WP HR S P ERA WHIP									
61 Tanner Bibee, R ERA: 3.91	4.0 L 22 8 6 6 3 2 0 0 0 0 0 1 49 75 13.50 2.500																					
44 Xzavion Curry, R ERA: 2.36	2.0 6 0 0 0 2 0 0 0 0 0 0 0 12 15 0.00 0.000																					
36 Cody Morris, R ERA:	1.0 3 0 0 0 1 0 0 0 0 0 0 0 7 13 0.00 0.000																					
49 Eil Morgan, R ERA: 1.65	1.0 4 0 0 0 0 1 0 0 0 0 0 0 8 16 0.00 1.000																					

Batter	1	2	3	4	5	6	7	8	9	AB	R	H	RBI	BB	SO	LOB	TOP			
0 Andrés Giménez, L (1,4) OBP: 0.305, SLG: 0.361										5	1	2	1	0	1	2				
1 Amed Rosario, R (1,6) OBP: 0.291, SLG: 0.331										5	1	3	0	0	0	2				
11 José Ramírez, S (1,5) OBP: 0.357, SLG: 0.498										4	1	3	2	1	0	0				
55 Josh Bell, S (1,3) OBP: 0.329, SLG: 0.384										4	0	0	0	0	3	8				
38 Steven Kwan, L (7,7) OBP: 0.336, SLG: 0.342										1	0	0	0	0	0	0				
22 Josh Naylor, L (1,10) OBP: 0.333, SLG: 0.456										5	1	2	2	0	0	2				
13 Gabriel Arias, R (1,9) OBP: 0.307, SLG: 0.345										5	0	0	0	0	1	5				
12 David Fry, R (1,2) OBP: 0.261, SLG: 0.409										4	2	2	3	0	0	0				
17 Will Brennan, L (1,7) OBP: 0.306, SLG: 0.406										4	1	1	0	0	2	1				
7 Myles Straw, R (1,8) OBP: 0.306, SLG: 0.295										4	1	1	0	0	1	2				
Inning Stats	R: 5 E: 0 K: 2 S: 18	H: 5 LOB: 0 BB: 0 P: 24	R: 1 E: 0 K: 1 S: 15	H: 2 LOB: 1 BB: 0 P: 25	R: 0 E: 0 K: 0 S: 11	H: 0 LOB: 0 BB: 0 P: 14	R: 1 E: 0 K: 2 S: 15	H: 3 LOB: 2 BB: 0 P: 22	R: 0 E: 0 K: 1 S: 6	H: 0 LOB: 0 BB: 0 P: 8	R: 0 E: 0 K: 1 S: 12	H: 1 LOB: 2 BB: 1 P: 23	R: 1 E: 0 K: 1 S: 15	H: 2 LOB: 1 BB: 0 P: 20	R: 0 E: 0 K: 0 S: 9	H: 1 LOB: 1 BB: 0 P: 15	1B: 10 2B: 3 HR: 1	SF: 0 SAC: 0 HBP: 0	WP: 0 PB: 0 SB: 1 CS: 0	PA: 42
PITCHER	IP: 1.2 WLS: L BF: 12 ERA: 6.08	H: 7 R: 6 ER: 6 SO: 2	BB: 0 IBB: 0 HBP: 0 BLK: 0	WP: 0 HR: 1 S: 30 P: 43	ERA: 32.40 WHIP: 4.200	PITCHER	IP: 1.0 WLS: S BF: 4 ERA: 5.23	H: 1 R: 0 ER: 0 SO: 0	BB: 0 IBB: 0 HBP: 0 BLK: 0	WP: 0 HR: 0 S: 9 P: 15	ERA: 0.00 WHIP: 1.000									
40 Ryan Weathers, L (1,1)	73 Drew Carlton, R (2,1)	59 Tom Cosgrove, L (4,1)	45 Brent Honeywell, R (6,1)	21 Nick Martinez, R (7,1)																
23 Fernando Tatis Jr., R (1,9) OBP: 0.347, SLG: 0.555										2	1	0	0	3	1	3				
22 Juan Soto, L (1,7) OBP: 0.414, SLG: 0.474										2	1	1	0	3	1	1				
13 Manny Machado, R (1,5) OBP: 0.297, SLG: 0.413										5	1	2	3	0	2	5				
2 Xander Bogaerts, R (1,6) OBP: 0.349, SLG: 0.403										5	1	2	0	0	0	3				
7 Ha-Seong Kim, R (1,4) OBP: 0.330, SLG: 0.358										4	2	2	0	0	2	1				
24 Rougned Odor, L (9,PH) OBP: 0.315, SLG: 0.412										0	0	0	0	1	0	0				
32 Nelson Cruz, R (1,10) OBP: 0.285, SLG: 0.396										4	0	0	0	0	0	3				
14 Matt Carpenter, L (9,PH) OBP: 0.301, SLG: 0.345										1	0	0	0	0	1	1				
16 Brandon Dixon, R (1,3) OBP: 0.290, SLG: 0.362										2	0	0	2	0	0	0				
9 Jake Cronenworth, L (5,PH) OBP: 0.319, SLG: 0.372										3	0	0	0	0	0	3				
1 Trent Grisham, L (1,8) OBP: 0.307, SLG: 0.357										4	0	1	1	0	0	0				
26 Austin Nola, R (1,2) OBP: 0.265, SLG: 0.195										2	0	1	0	1	0	2				
99 Gary Sánchez, R (8,PH) OBP: 0.274, SLG: 0.579										1	0	0	0	0	0	0				
Inning Stats	R: 3 E: 0 K: 1 S: 13	H: 1 LOB: 0 BB: 2 P: 24	R: 0 E: 0 K: 1 S: 18	H: 1 LOB: 3 BB: 2 P: 32	R: 2 E: 0 K: 0 S: 14	H: 2 LOB: 0 BB: 0 P: 21	R: 0 E: 0 K: 1 S: 8	H: 1 LOB: 2 BB: 2 P: 18	R: 1 E: 0 K: 0 S: 11	H: 2 LOB: 1 BB: 0 P: 14	R: 0 E: 0 K: 2 S: 13	H: 0 LOB: 0 BB: 0 P: 10	R: 0 E: 0 K: 1 S: 13	H: 0 LOB: 1 BB: 1 P: 19	R: 0 E: 0 K: 1 S: 11	H: 0 LOB: 1 BB: 1 P: 20	1B: 4 2B: 4 HR: 1	SF: 0 SAC: 0 HBP: 0	WP: 1 PB: 0 SB: 1 CS: 1	PA: 43
PITCHER	IP: 3.0 WLS: L BF: 17 ERA: 3.95	H: 4 R: 5 ER: 5 SO: 2	BB: 4 IBB: 0 HBP: 0 BLK: 0	WP: 1 HR: 1 S: 45 P: 77	ERA: 15.00 WHIP: 2.667	PITCHER	IP: 1.1 WLS: S BF: 5 ERA: 2.7	H: 0 R: 0 ER: 0 SO: 1	BB: 1 IBB: 0 HBP: 0 BLK: 0	WP: 0 HR: 0 S: 14 P: 24	ERA: 0.00 WHIP: 0.750									
41 Logan Allen, L (1,1)	52 Nick Sandlin, R (4,1)	49 Eli Morgan, R (5,1)	36 Cody Morris, R (6,1)	37 Trevor Stephan, R (7,1)																

Cleveland Guardians @ San Diego Padres
Petco Park, San Diego, CA
Thu Jun 15 2023, 5:41 PM - 8:50 PM PDT
Att: 41,864 - Partly Cloudy - 68 F

AB	41
R	8
H	14
RBI	8
BB	1
SO	8
LOB	22



Cleveland Guardians @ San Diego Padres
Petco Park, San Diego, CA
Thu Jun 15 2023, 5:41 PM - 8:50 PM PDT
Att: 41,864 - Partly Cloudy - 68 F

AB	35
R	6
H	9
RBI	6
BB	8
SO	7
LOB	22



Batter	1	2	3	4	5	6	7	8	9	AB	R	H	RBI	BB	SO	LOB	TOP										
38 Steven Kwan, L (1,7) OBP: 0.334, SLG: 0.341										4	0	1	0	0	1	1											
1 Amed Rosario, R (1,6) OBP: 0.298, SLG: 0.325										4	0	0	0	0	1	2											
11 José Ramírez, S (1,5) OBP: 0.359, SLG: 0.510										4	1	2	1	0	0	1											
22 Josh Naylor, L (1,3) OBP: 0.328, SLG: 0.447										4	0	0	0	0	3	1											
55 Josh Bell, S (1,10) OBP: 0.324, SLG: 0.377										4	0	0	0	0	0	0											
0 Andrés Giménez, L (1,4) OBP: 0.304, SLG: 0.359										4	0	1	0	0	2	0											
7 Myles Straw, R (1,8) OBP: 0.306, SLG: 0.296										3	0	1	0	0	0	1											
17 Will Brennan, L (1,9) OBP: 0.306, SLG: 0.405										3	0	1	0	0	0	1											
35 Cam Gallagher, R (1,2) OBP: 0.173, SLG: 0.182										2	0	0	0	0	2	2											
12 David Fry, R (8,PH) OBP: 0.292, SLG: 0.435										1	0	1	0	0	0	0											
Inning Stats	R: 0 E: 0 K: 0 S: 8	H: 1 LOB: 0 BB: 0 P: 13	R: 0 E: 0 K: 2 S: 8	H: 0 LOB: 0 BB: 0 P: 11	R: 0 E: 0 K: 1 S: 10	H: 0 LOB: 0 BB: 0 P: 13	R: 1 E: 0 K: 1 S: 9	H: 1 LOB: 0 BB: 0 P: 10	R: 0 E: 0 K: 1 S: 11	H: 2 LOB: 2 BB: 0 P: 16	R: 0 E: 0 K: 2 S: 13	H: 1 LOB: 1 BB: 0 P: 19	R: 0 E: 0 K: 0 S: 8	H: 1 LOB: 0 BB: 0 P: 13	R: 0 E: 0 K: 1 S: 6	H: 1 LOB: 1 BB: 0 P: 11	R: 0 E: 0 K: 1 S: 8	H: 0 LOB: 0 BB: 0 P: 11	1B: 6 2B: 0 3B: 0 HR: 1	SF: 0 SAC: 0 DP: 1 HBP: 0	WP: 0 PB: 0 SB: 0 CS: 0	PA: 33					
PITCHER	IP	WLS	BF	H	R	ER	SO	BB	IBB	HBP	BLK	WP	HR	S	P	ERA	WHIP										
23 Zac Gallen, R (1,1) ERA: 2.96	7.0	W	26	6	1	1	7	0	0	0	0	0	1	67	95	1.29	0.857										
57 Andrew Chafin, L (8,1) ERA: 2.94	1.0		4	1	0	0	1	0	0	0	0	0	0	6	11	0.00	1.000										
30 Scott McGough, R (9,1) ERA: 2.72	1.0		3	0	0	0	1	0	0	0	0	0	0	8	11	0.00	0.000										

Cleveland Guardians @ Arizona Diamondbacks
Chase Field, Phoenix, AZ
Fri Jun 16 2023, 6:44 PM - 9:17 PM MST
Att: 27,203 - Roof Closed - 78 F

AB 33
R 1
H 7
RBI 1
BB 0
SO 9
LOB 9



Batter	1	2	3	4	5	6	7	8	9	AB	R	H	RBI	BB	SO	LOB	BOTTOM										
26 Pavin Smith, L (1,10) OBP: 0.311, SLG: 0.360										3	1	1	1	2	0	1											
4 Ketel Marte, S (1,4) OBP: 0.355, SLG: 0.486										4	1	2	1	1	0	3											
7 Corbin Carroll, L (1,8) OBP: 0.391, SLG: 0.586										5	0	2	1	0	2	3											
53 Christian Walker, R (1,3) OBP: 0.329, SLG: 0.490										4	0	2	1	1	1	1											
12 Lourdes Gurriel Jr., R (1,7) OBP: 0.328, SLG: 0.504										5	0	0	0	0	1	6											
31 Jake McCarthy, L (1,9) OBP: 0.295, SLG: 0.333										5	1	2	0	0	0	3											
14 Gabriel Moreno, R (1,2) OBP: 0.319, SLG: 0.360										3	0	0	0	1	1	2											
10 Josh Rojas, L (1,5) OBP: 0.303, SLG: 0.313										2	1	1	0	1	1	0											
2 Geraldo Perdomo, S (1,6) OBP: 0.404, SLG: 0.484										2	1	1	1	1	0	1											
Inning Stats	R: 1 E: 0 K: 1 S: 18	H: 1 LOB: 1 BB: 1 P: 27	R: 0 E: 0 K: 0 S: 5	H: 1 LOB: 1 BB: 1 P: 12	R: 0 E: 0 K: 1 S: 14	H: 1 LOB: 0 BB: 0 P: 21	R: 0 E: 0 K: 0 S: 8	H: 0 LOB: 3 BB: 3 P: 26	R: 0 E: 0 K: 0 S: 12	H: 2 LOB: 2 BB: 0 P: 14	R: 2 E: 0 K: 2 S: 19	H: 4 LOB: 3 BB: 1 P: 26	R: 1 E: 0 K: 2 S: 19	H: 2 LOB: 2 BB: 1 P: 26	R: 0 E: 0 K: 0 S: 5	H: 0 LOB: 0 BB: 0 P: 8	1B: 8 2B: 3 3B: 0 HR: 0	SF: 1 SAC: 1 DP: 0 HBP: 0	WP: 1 PB: 0 SB: 1 CS: 0	PA: 42							
PITCHER	IP	WLS	BF	H	R	ER	SO	BB	IBB	HBP	BLK	WP	HR	S	P	ERA	WHIP										
56 Touki Toussaint, R (1,1) ERA: 4.91	3.2	L	19	3	2	2	2	5	0	0	0	1	0	43	82	2.182											
44 Xzavion Curry, R (4,1) ERA: 2.92	1.2		12	6	2	2	1	0	1	0	0	0	0	28	37	10.80	3.600										
62 Enyel De Los Santos, R (6,1) ERA: 3.21	1.2		8	2	1	1	3	1	0	0	0	0	0	24	33	5.40	1.800										
31 Sam Hentges, L (8,1) ERA: 2.93	1.0		3	0	0	0	0	0	0	0	0	0	0	5	8	0.00	0.000										

Cleveland Guardians @ Arizona Diamondbacks
Chase Field, Phoenix, AZ
Fri Jun 16 2023, 6:44 PM - 9:17 PM MST
Att: 27,203 - Roof Closed - 78 F

AB 33
R 5
H 11
RBI 5
BB 7
SO 6
LOB 20



Batter	1	2	3	4	5	6	7	8	9	AB	R	H	RBI	BB	SO	LOB	TOP																	
38 Steven Kwan, L (1,7) OBP: 0.342, SLG: 0.349										5	1	4	0	0	0	0																		
1 Amed Rosario, R (1,6) OBP: 0.299, SLG: 0.339										5	0	5	0	0	0	0																		
11 José Ramírez, S (1,5) OBP: 0.353, SLG: 0.502										4	0	0	1	0	0	7																		
22 Josh Naylor, L (1,3) OBP: 0.321, SLG: 0.438										5	0	0	0	0	0	5																		
55 Josh Bell, S (1,10) OBP: 0.327, SLG: 0.373										2	0	0	0	2	1	0																		
2 Tyler Freeman, R (8, PR) OBP: 0.304, SLG: 0.372										0	0	0	0	0	0	0																		
0 Andrés Giménez, L (1,4) OBP: 0.307, SLG: 0.372										3	1	1	2	1	0	1																		
7 Myles Straw, R (1,8) OBP: 0.302, SLG: 0.291										4	0	0	0	0	1	4																		
17 Will Brennan, L (1,9) OBP: 0.301, SLG: 0.398										3	0	0	0	0	0	0																		
13 Gabriel Arias, R (9, PH) OBP: 0.312, SLG: 0.345										0	1	0	0	1	0	0																		
35 Cam Gallagher, R (1,2) OBP: 0.167, SLG: 0.175										3	0	0	0	0	1	0																		
12 David Fry, R (9, PH) OBP: 0.280, SLG: 0.417										1	0	0	0	0	1	1																		
Inning Stats	R: 1 H: 2 E: 0 K: 1 S: 15	H: 2 LOB: 3 BB: 2 P: 27	R: 0 H: 2 E: 0 K: 0 S: 9	H: 2 LOB: 2 BB: 0 P: 15	R: 1 H: 1 E: 0 K: 1 S: 12	H: 1 LOB: 0 BB: 0 P: 16	R: 0 H: 2 E: 0 K: 0 S: 10	H: 2 LOB: 2 BB: 0 P: 13	R: 0 H: 0 E: 0 K: 0 S: 7	H: 0 LOB: 0 BB: 0 P: 8	R: 0 H: 1 E: 0 K: 1 S: 9	H: 1 LOB: 1 BB: 0 P: 12	R: 0 H: 0 E: 0 K: 0 S: 6	H: 0 LOB: 1 BB: 1 P: 11	R: 1 H: 2 E: 0 K: 1 S: 14	H: 2 LOB: 2 BB: 1 P: 21	1B: 9 2B: 0 3B: 0 HR: 1	SF: 1 SAC: 0 DP: 1 HBP: 0	WP: 0 PB: 0 SB: 1 CS: 0	PA: 40														
PITCHER	IP WLS BF H R ER SO BB IBB HBP BLK WP HR S P ERA WHIP																																	
47 Tommy Henry, L (1,1) ERA: 4.66	6.0	27	7	2	2	3	2	0	0	0	0	0	0	1	60	88	3.00	1.500																
35 Joe Mantiply, L (7,1) ERA: 4.35	1.2	6	1	0	0	0	1	0	0	0	0	0	0	0	13	21	0.00	1.200																
50 Miguel Castro, R (8,1) ERA: 3.72	0.1	W	1	0	0	0	0	0	0	0	0	0	0	2	2	0.00	0.000																	
24 Kyle Nelson, L (9,1) ERA: 2.77	0.1	S	3	1	1	1	1	0	0	0	0	0	0	8	15	27.00	6.000																	
30 Scott McGough, R (9,1) ERA: 2.69	0.2	S	3	1	0	0	0	0	0	0	0	0	0	6	6	0.00	1.500																	
Batter	1	2	3	4	5	6	7	8	9	AB	R	H	RBI	BB	SO	LOB	BOTTOM																	
2 Geraldo Perdomo, S (1,6) OBP: 0.396, SLG: 0.472										4	0	0	0	0	3	0																		
4 Ketel Marte, S (1,4) OBP: 0.365, SLG: 0.486										2	2	1	0	2	0	0																		
7 Corbin Carroll, L (1,8) OBP: 0.389, SLG: 0.593										4	1	1	2	0	0	2																		
53 Christian Walker, R (1,3) OBP: 0.331, SLG: 0.502										4	1	2	2	0	0	1																		
12 Lourdes Gurriel Jr., R (1,7) OBP: 0.327, SLG: 0.513										4	1	1	1	0	0	2																		
26 Pavin Smith, L (1,10) OBP: 0.314, SLG: 0.363										4	0	2	0	0	1	0																		
10 Josh Rojas, L (1,5) OBP: 0.299, SLG: 0.308										3	0	0	0	0	2																			
18 Carson Kelly, R (1,2) OBP: 0.296, SLG: 0.357										3	0	0	0	0	1	0																		
31 Jake McCarthy, L (1,9) OBP: 0.296, SLG: 0.357										3	1	1	1	0	0	0																		
Inning Stats	R: 0 H: 0 E: 1 K: 1 S: 12	H: 1 LOB: 0 BB: 0 P: 14	R: 0 H: 1 E: 0 K: 0 S: 7	H: 1 LOB: 0 BB: 0 P: 12	R: 0 H: 0 E: 0 K: 1 S: 8	H: 0 LOB: 0 BB: 0 P: 13	R: 2 H: 1 E: 0 K: 1 S: 9	H: 1 LOB: 0 BB: 1 P: 15	R: 0 H: 0 E: 0 K: 0 S: 7	H: 0 LOB: 0 BB: 0 P: 8	R: 0 H: 1 E: 0 K: 1 S: 9	H: 1 LOB: 2 BB: 1 P: 15	R: 0 H: 1 E: 0 K: 0 S: 5	H: 1 LOB: 0 BB: 0 P: 7	R: 4 H: 4 E: 0 K: 1 S: 17	H: 4 LOB: 0 BB: 0 P: 28	1B: 4 2B: 0 3B: 0 HR: 4	SF: 0 SAC: 0 DP: 2 HBP: 0	WP: 0 PB: 0 SB: 0 CS: 0	PA: 33														
PITCHER	IP WLS BF H R ER SO BB IBB HBP BLK WP HR S P ERA WHIP																																	
57 Shane Bieber, R (1,1) ERA: 3.51	7.1	L	30	7	5	5	5	2	0	0	0	0	0	0	66	99	6.14	1.227																
52 Nick Sandlin, R (8,1) ERA: 3.2	0.2	S	3	1	1	1	0	0	0	0	0	0	0	1	8	13	13.50	1.500																

Cleveland Guardians @ Arizona Diamondbacks
Chase Field, Phoenix, AZ
Sat Jun 17 2023, 7:11 PM - 9:32 PM MST
Att: 25,471 - Roof Closed - 78 F

AB 35
R 3
H 10
RBI 3
BB 4
SO 4
LOB 18



Cleveland Guardians @ Arizona Diamondbacks
Chase Field, Phoenix, AZ
Sat Jun 17 2023, 7:11 PM - 9:32 PM MST
Att: 25,471 - Roof Closed - 78 F

AB 31
R 6
H 8
RBI 6
BB 2
SO 5
LOB 7



Batter	1	2	3	4	5	6	7	8	9	AB	R	H	RBI	BB	SO	LOB	TOP								
1 Esteyru Ruiz, R (1, 8) OBP: 0.327, SLG: 0.348	G4-3		49 HR		P4		15 1B		49 S	5	1	3	2	0	0	0									
49 Ryan Noda, L (1, 3) OBP: 0.390, SLG: 0.423	15 G3-1		HR		F7		F7		K	4	1	1	3	1	1	4									
15 Seth Brown, L (1, 10) OBP: 0.258, SLG: 0.331	G3-1		K		K		L1-3		F8	5	0	1	1	0	1	3									
22 Ramón Laureano, R (1, 9) OBP: 0.274, SLG: 0.361	K		F9		K		K		K	4	0	0	0	0	3	3									
33 JJ Bleday, L (1, 7) OBP: 0.317, SLG: 0.370	F7		6 PO						F8	2	0	0	0	2	0	0									
6 Jace Peterson, L (1, 5) OBP: 0.312, SLG: 0.319	L8		PO		L9		G4-3		P6	4	0	0	0	0	0	1									
23 Shea Langeliers, R (1, 2) OBP: 0.272, SLG: 0.359	G5-3		P4		P4		L9		F8	4	0	0	0	0	0	0									
5 Tony Kemp, L (1, 4) OBP: 0.283, SLG: 0.253			8 2B		F9				1 1B	3	2	2	0	1	0	0									
8 Tyler Wade, L (1, 6) OBP: 0.318, SLG: 0.263			1 1B						12 1B	2	1	1	0	0	1	0									
12 Aledmys Diaz, R (7, PH) OBP: 0.271, SLG: 0.293			49 HR		K				1 1B	2	1	1	0	0	1	1									
Inning Stats	R: 0 E: 0 K: 1 S: 11	H: 0 LOB: 1 BB: 1 P: 19	R: 0 E: 0 K: 0 S: 8	H: 0 LOB: 0 BB: 0 P: 15	R: 4 E: 0 K: 1 S: 16	H: 4 LOB: 0 BB: 1 P: 26	R: 0 E: 0 K: 0 S: 4	H: 0 LOB: 0 BB: 0 P: 7	R: 0 E: 0 K: 1 S: 5	H: 0 LOB: 0 BB: 0 P: 5	R: 0 E: 0 K: 1 S: 10	H: 0 LOB: 1 BB: 1 P: 15	R: 2 E: 0 K: 1 S: 17	H: 4 LOB: 2 BB: 0 P: 25	R: 0 E: 0 K: 0 S: 4	H: 0 LOB: 0 BB: 0 P: 6	R: 0 E: 0 K: 2 S: 10	H: 1 LOB: 2 BB: 1 P: 17	1B: 7 2B: 1 3B: 0 HR: 1	SF: 0 SAC: 0 DP: 0 HBP: 0	WP: 0 PB: 0 SB: 2 CS: 0	PA: 40			
PITCHER	IP	WLS	BF	H	R	ER	SO	BB	IBB	HBP	BLK	WP	HR	S	P	ERA	WHIP								
63 Gavin Williams, R (1, 1) ERA: 6.35	5.2		23	4	4	4	4	3	0	0	0	0	1	51	84	6.35	1.235								
31 Sam Hentges, L (6, 1) ERA: 3.71	0.2		4	2	2	2	0	0	0	0	0	0	0	12	15	27.00	3.000								
37 Trevor Stephan, R (7, 1) ERA: 2.32	0.2		4	2	0	0	1	0	0	0	0	0	0	8	13	0.00	3.000								
49 Eil Morgan, R (8, 1) ERA: 1.78	1.0	W	3	0	0	0	0	0	0	0	0	0	0	4	6	0.00	0.000								
48 Emmanuel Clase, R (9, 1) ERA: 2.55	1.0	S	5	1	0	0	2	1	0	0	0	0	0	10	17	0.00	2.000								

Oakland Athletics @ Cleveland Guardians
 Progressive Field, Cleveland, OH
 Wed Jun 21 2023, 7:14 PM - 9:56 PM EDT
 Att: 17,853 - Cloudy - 76 F

AB	35
R	6
H	9
RBI	6
BB	4
SO	7
LOB	12



Batter	1	2	3	4	5	6	7	8	9	AB	R	H	RBI	BB	SO	LOB	BOTTOM								
38 Steven Kwan, L (1, 7) OBP: 0.340, SLG: 0.358	K		1 E		HBP		K		E9	4	1	2	1	0	2	0									
1 Amed Rosario, R (1, 6) OBP: 0.304, SLG: 0.347	G6-3		E9		K		G5-3		F9-2	5	1	1	1	0	1	2									
11 José Ramírez, S (1, 5) OBP: 0.355, SLG: 0.514	22 1B		SF8						22 1B	4	1	3	0	0	1	0									
22 Josh Naylor, L (1, 3) OBP: 0.338, SLG: 0.464	1B		1B		13 F8		55 1B		HR	4	1	4	2	0	0	0									
55 Josh Bell, S (1, 10) OBP: 0.328, SLG: 0.371	K		K		1B		G6-3		G6-3	4	0	1	0	0	2	5									
0 Andrés Giménez, L (1, 4) OBP: 0.306, SLG: 0.371	K		SF8		K		G4-3		G4-3	3	0	0	1	0	2	2									
17 Will Brennan, L (1, 9) OBP: 0.299, SLG: 0.396	G4-3		L8		F8		F8		G6-3	2	0	0	0	0	0	2									
13 Gabriel Arias, R (6, PH) OBP: 0.312, SLG: 0.344										2	0	0	0	0	0	2									
7 Myles Straw, R (1, 8) OBP: 0.313, SLG: 0.300	G5-3		K		K		L9		23 1B	4	1	1	0	0	1	2									
23 Bo Naylor, L (1, 2) OBP: 0.214, SLG: 0.083	38 1B		1 E		G4-3		K		38 2B	3	2	1	0	1	1	0									
Inning Stats	R: 0 E: 0 K: 2 S: 10	H: 2 LOB: 2 BB: 0 P: 17	R: 0 E: 0 K: 1 S: 6	H: 0 LOB: 0 BB: 0 P: 8	R: 3 E: 1 K: 1 S: 17	H: 4 LOB: 2 BB: 1 P: 25	R: 0 E: 0 K: 2 S: 10	H: 0 LOB: 1 BB: 0 P: 18	R: 1 E: 0 K: 1 S: 15	H: 3 LOB: 2 BB: 0 P: 22	R: 0 E: 0 K: 2 S: 11	H: 0 LOB: 0 BB: 0 P: 19	R: 1 E: 0 K: 1 S: 10	H: 1 LOB: 0 BB: 0 P: 19	R: 2 E: 1 K: 0 S: 11	H: 3 LOB: 0 BB: 0 P: 16	1B: 10 2B: 2 3B: 1 HR: 1	SF: 1 SAC: 0 DP: 1 HBP: 1	WP: 0 PB: 0 SB: 0 CS: 0	PA: 38					
PITCHER	IP	WLS	BF	H	R	ER	SO	BB	IBB	HBP	BLK	WP	HR	S	P	ERA	WHIP								
58 Paul Blackburn, R (1, 1) ERA: 4.21	5.0		26	9	4	4	7	1	0	1	0	0	0	58	90	7.20	2.000								
70 Lucas Erceg, R (6, 1) ERA: 2.5	1.0		3	0	0	0	2	0	0	0	0	0	0	11	19	0.00	0.000								
66 Sam Long, L (7, 1) ERA: 3.14	1.0	H	4	1	1	1	1	0	0	0	0	0	1	10	19	9.00	1.000								
29 Austin Pruitt, R (8, 1) ERA: 3.88	1.0	L	5	3	2	1	0	0	0	0	0	0	0	11	16	9.00	3.000								

Oakland Athletics @ Cleveland Guardians
 Progressive Field, Cleveland, OH
 Wed Jun 21 2023, 7:14 PM - 9:56 PM EDT
 Att: 17,853 - Cloudy - 76 F

AB	35
R	7
H	13
RBI	5
BB	1
SO	10
LOB	15



Batter	1	2	3	4	5	6	7	8	9	AB	R	H	RBI	BB	SO	LOB	TOP										
1 Esteyru Ruiz, R OBP: 0.323, SLG: 0.343										4	0	0	0	0	1	1	Oakland Athletics @ Cleveland Guardians Progressive Field, Cleveland, OH Thu Jun 22 2023, 1:11 PM - 3:39 PM EDT Att: 23,969 - Cloudy - 71 F										
12 Aledmys Díaz, R OBP: 0.270, SLG: 0.294										3	0	1	1	0	0	0											
49 Ryan Noda, L OBP: 0.387, SLG: 0.417										3	0	0	0	1	2	1											
44 Carlos Pérez, R OBP: 0.303, SLG: 0.383										4	0	0	0	0	0	2											
25 Brent Rooker, R OBP: 0.349, SLG: 0.475										3	0	0	0	1	1	0											
6 Jace Peterson, L OBP: 0.307, SLG: 0.313										4	0	0	0	0	1	2											
26 Jonah Bride, R OBP: 0.357, SLG: 0.244										1	0	1	0	1	0	0											
8 Tyler Wade, L OBP: 0.348, SLG: 0.300										1	0	1	0	0	0	0											
23 Shea Langeliers, R OBP: 0.269, SLG: 0.354										3	0	0	0	0	2	5											
5 Tony Kemp, L OBP: 0.284, SLG: 0.250										2	1	0	0	1	0	1											
Inning Stats	R: 0 H: 1 E: 0 K: 1 S: 12	H: 1 LOB: 1 BB: 0 P: 18	R: 0 H: 1 E: 0 K: 2 S: 17	H: 1 LOB: 1 BB: 0 P: 27	R: 0 H: 0 E: 0 K: 1 S: 11	H: 0 LOB: 0 BB: 0 P: 15	R: 0 H: 0 E: 0 K: 1 S: 15	H: 0 LOB: 3 BB: 1 P: 29	R: 1 H: 0 E: 0 K: 0 S: 10	H: 0 LOB: 0 BB: 0 P: 16	R: 0 H: 0 E: 0 K: 1 S: 9	H: 0 LOB: 0 BB: 1 P: 15	R: 0 H: 1 E: 0 K: 0 S: 4	H: 0 LOB: 0 BB: 0 P: 6	R: 0 H: 0 E: 0 K: 1 S: 8	H: 0 LOB: 0 BB: 0 P: 12	R: 0 H: 0 E: 0 K: 0 S: 12	H: 0 LOB: 0 BB: 0 P: 18	1B: 3 2B: 1 3B: 0 HR: 0	SF: 1 SAC: 0 DP: 1 HBP: 0	WP: 0 PB: 0 SB: 0 CS: 0	PA: 33					
PITCHER	IP: 4.0 WLS: 0 BF: 17 ERA: 3.68	W: 7 L: 0 H: 1 ER: 1 SO: 5	H: 2 R: 0 ER: 1 SO: 5	R: 0 ER: 1 SO: 5	BB: 3 IBB: 0 HBP: 0 BLK: 0	IBB: 0 HBP: 0 BLK: 0	WP: 0 HR: 0 S: 55 P: 89	HR: 0 S: 19 P: 31	ERA: 0.00 WHIP: 1.250	IP: 4.0 WLS: 0 BF: 17 ERA: 0.00	W: 7 L: 0 H: 1 ER: 1 SO: 5	H: 2 R: 0 ER: 1 SO: 5	R: 0 ER: 1 SO: 5	BB: 3 IBB: 0 HBP: 0 BLK: 0	IBB: 0 HBP: 0 BLK: 0	WP: 0 HR: 0 S: 19 P: 31	HR: 0 S: 12 P: 18	ERA: 0.00 WHIP: 0.000	IP: 4.0 WLS: 0 BF: 17 ERA: 0.00	W: 7 L: 0 H: 1 ER: 1 SO: 5	H: 2 R: 0 ER: 1 SO: 5	R: 0 ER: 1 SO: 5	BB: 3 IBB: 0 HBP: 0 BLK: 0	IBB: 0 HBP: 0 BLK: 0	WP: 0 HR: 0 S: 19 P: 31	HR: 0 S: 12 P: 18	ERA: 0.00 WHIP: 0.000



Batter	1	2	3	4	5	6	7	8	9	AB	R	H	RBI	BB	SO	LOB	BOTTOM										
38 Steven Kwan, L OBP: 0.342, SLG: 0.358										3	1	1	0	1	0	0	Oakland Athletics @ Cleveland Guardians Progressive Field, Cleveland, OH Thu Jun 22 2023, 1:11 PM - 3:39 PM EDT Att: 23,969 - Cloudy - 71 F										
1 Amed Rosario, R OBP: 0.304, SLG: 0.343										3	0	0	1	1	0	1											
11 José Ramírez, S OBP: 0.357, SLG: 0.513										3	0	1	1	1	1	1											
22 Josh Naylor, L OBP: 0.333, SLG: 0.456										4	0	0	0	0	2	3											
55 Josh Bell, S OBP: 0.327, SLG: 0.381										4	1	1	1	0	0	3											
12 David Fry, R OBP: 0.269, SLG: 0.400										0	0	0	0	0	0	0											
0 Andrés Giménez, L OBP: 0.305, SLG: 0.369										4	1	1	0	0	1	2											
13 Gabriel Arias, R OBP: 0.313, SLG: 0.339										2	1	0	0	1	2	1											
7 Myles Straw, R OBP: 0.317, SLG: 0.313										3	1	2	1	0	1	0											
35 Cam Gallagher, R OBP: 0.172, SLG: 0.171										2	1	0	0	1	2	1											
Inning Stats	R: 0 H: 0 E: 0 K: 0 S: 4	H: 0 LOB: 0 BB: 0 P: 6	R: 0 H: 0 E: 0 K: 0 S: 9	H: 0 LOB: 0 BB: 0 P: 13	R: 0 H: 0 E: 0 K: 3 S: 10	H: 0 LOB: 0 BB: 0 P: 14	R: 0 H: 1 E: 0 K: 0 S: 17	H: 1 LOB: 0 BB: 0 P: 23	R: 2 H: 3 E: 0 K: 2 S: 17	H: 3 LOB: 1 BB: 0 P: 19	R: 0 H: 0 E: 0 K: 1 S: 9	H: 0 LOB: 1 BB: 1 P: 14	R: 0 H: 0 E: 0 K: 2 S: 13	H: 0 LOB: 0 BB: 0 P: 17	R: 4 H: 2 E: 0 K: 1 S: 20	H: 2 LOB: 2 BB: 4 P: 44	R: 0 H: 0 E: 0 K: 0 S: 12	H: 0 LOB: 0 BB: 0 P: 18	1B: 4 2B: 1 3B: 1 HR: 1	SF: 0 SAC: 0 DP: 1 HBP: 0	WP: 2 PB: 0 SB: 1 CS: 2	PA: 34					
PITCHER	IP: 7.0 WLS: 0 BF: 24 ERA: 4.1	L: 24 W: 4 H: 2 ER: 2 SO: 8	H: 4 R: 2 ER: 2 SO: 8	R: 2 ER: 2 SO: 8	BB: 1 IBB: 0 HBP: 0 BLK: 0	IBB: 0 HBP: 0 BLK: 0	WP: 0 HR: 1 S: 79 P: 106	HR: 1 S: 79 P: 106	ERA: 2.57 WHIP: 0.714	IP: 7.0 WLS: 0 BF: 24 ERA: 36.00	L: 24 W: 4 H: 2 ER: 4 SO: 1	H: 4 R: 2 ER: 4 SO: 1	R: 2 ER: 4 SO: 1	BB: 4 IBB: 0 HBP: 0 BLK: 0	IBB: 0 HBP: 0 BLK: 0	WP: 0 HR: 1 S: 44 P: 60	HR: 1 S: 20 P: 44	ERA: 36.00 WHIP: 6.000	IP: 7.0 WLS: 0 BF: 24 ERA: 36.00	L: 24 W: 4 H: 2 ER: 4 SO: 1	H: 4 R: 2 ER: 4 SO: 1	R: 2 ER: 4 SO: 1	BB: 4 IBB: 0 HBP: 0 BLK: 0	IBB: 0 HBP: 0 BLK: 0	WP: 0 HR: 1 S: 44 P: 60	HR: 1 S: 20 P: 44	ERA: 36.00 WHIP: 6.000



Batter	1	2	3	4	5	6	7	8	9	AB	R	H	RBI	BB	SO	LOB	TOP			
22 Christian Yelich, L OBP: 0.362, SLG: 0.428	1-0 WP E 1B		4-1 S 24 1B BB		4-2 BB		0-2 L7			2	2	1	0	2	0	0	Milwaukee Brewers @ Cleveland Guardians Progressive Field, Cleveland, OH Sat Jun 24 2023, 4:12 PM - 6:51 PM EDT Att: 32,349 - Partly Cloudy - 74 F			
24 William Contreras, R OBP: 0.336, SLG: 0.427	0-3 K		1-2 1B		0-0 G6-3		1-3 K			4	0	1	1	0	2	2				
11 Rowdy Tellez, L OBP: 0.287, SLG: 0.405	1-1 E9		3-2 F7			0-1 G5-3		2-1 F7		4	0	0	0	0	0	1				
27 Willy Adames, R OBP: 0.293, SLG: 0.393	3-2 K		0-1 G5-3			4-1 BB		1-3 K		3	0	0	0	1	2	2				
33 Jesse Winker, L OBP: 0.306, SLG: 0.240	1-2 K			3-2 G6-3		4-2 BB		1-3 K		3	0	0	0	1	2	1				
9 Brian Anderson, R OBP: 0.325, SLG: 0.382		1-3 K		0-1 P4		1-3 K		1-2 1B		4	0	1	0	0	2	2				
3 Raimel Tapia, L OBP: 0.284, SLG: 0.340		1-3 K		2-2 G5-3		3-3 K		3-3 K		4	0	0	0	0	3	3				
2 Luis Urias, R OBP: 0.293, SLG: 0.250		0-1 F9			1-2 G6-3		2-2 L3		0-1 F9	4	0	1	0	0	0	1				
2B Joey Wiemer, R OBP: 0.280, SLG: 0.401			2-1 F9		1-0 G6-3		0-2 F8			3	0	0	0	0	0	1				
Inning Stats	R: 1 E: 1 K: 3 S: 12	H: 1 LOB: 1 BB: 0 P: 18	R: 0 E: 0 K: 2 S: 10	H: 0 LOB: 0 BB: 0 P: 12	R: 1 E: 0 K: 0 S: 11	H: 1 LOB: 1 BB: 1 P: 21	R: 0 E: 0 K: 0 S: 8	H: 0 LOB: 0 BB: 0 P: 13	R: 0 E: 0 K: 0 S: 8	H: 1 LOB: 1 BB: 1 P: 14	R: 0 E: 0 K: 2 S: 15	H: 0 LOB: 2 BB: 2 P: 27	R: 0 E: 0 K: 0 S: 9	H: 0 LOB: 0 BB: 0 P: 11	R: 0 E: 0 K: 2 S: 10	H: 1 LOB: 1 BB: 0 P: 17	1B: 4 2B: 0 3B: 0 HR: 0	SF: 0 SAC: 0 DP: 0 HBP: 0	WP: 1 PB: 0 SB: 1 CS: 0	PA: 35
PITCHER	IP WLS BF H R ER SO BB IBB HBP BLK WP HR S P ERA WHIP	IP WLS BF H R ER SO BB IBB HBP BLK WP HR S P ERA WHIP	PITCHER																	
61 Tanner Bibee, R ERA: 3.79	6.0 W 25 3 2 1 7 4 0 0 0 1 0 64 105 1.50 1.167																			
49 Eli Morgan, R ERA: 1.57	1.0 H 3 0 0 0 0 0 0 0 0 0 9 11 0.00 0.000																			
37 Trevor Stephan, R ERA: 2.25	1.0 H 3 0 0 0 2 0 0 0 0 0 10 14 0.00 0.000																			
48 Emmanuel Clase, R ERA: 2.48	1.0 S 4 1 0 0 2 0 0 0 0 0 12 17 0.00 1.000																			
Batter	1	2	3	4	5	6	7	8	9	AB	R	H	RBI	BB	SO	LOB	BOTTOM			
38 Steven Kwan, L OBP: 0.340, SLG: 0.355	2-1 L7			3-2 BB S 22 G6-3 1B		0-0 F7		3-1 F8		4	1	1	0	0	0	0	Milwaukee Brewers @ Cleveland Guardians Progressive Field, Cleveland, OH Sat Jun 24 2023, 4:12 PM - 6:51 PM EDT Att: 32,349 - Partly Cloudy - 74 F			
1 Amed Rosario, R OBP: 0.308, SLG: 0.343	3-3 K		4-2 BB 11 BB		3-2 BB 11 BB		2-1 HBP			2	1	1	0	1	1	0				
11 José Ramírez, S OBP: 0.360, SLG: 0.521	1-1 F8		4-0 BB 22 G6-3		0-0 BB 22 G6-3		1-2 BB 12 1B		1-2 BB 12 1B	3	1	2	0	1	0	0				
22 Josh Naylor, L OBP: 0.331, SLG: 0.454		2-0 F7		1-1 G6-3		0-2 BB 12 1B		1-3 K		4	0	1	1	0	1	4				
55 Josh Bell, S OBP: 0.325, SLG: 0.379		0-1 F7		4-0 HBP BB		2-2 F9		0-0 BB 0 E		3	0	1	0	1	0	2				
2 Tyler Freeman, R OBP: 0.296, SLG: 0.373		0-1 F7		0 HBP BB		2-2 F9		0-0 BB 0 E		0	1	0	0	0	0	0				
0 Andrés Giménez, L OBP: 0.308, SLG: 0.369		3-2 P6		3-2 HBP BB		2-3 K		1-2 E7 G3 1B		3	0	1	1	0	1	2				
12 David Fry, R ERA: 4.65			0-1 BB 7 G5-4-3 1B		1-3 K		0-1 BB 1B		1-1 G3	3	0	2	1	0	1	3				
17 Will Brennan, L OBP: 0.298, SLG: 0.394				1-2 HBP		1-2 BB 1B		2-3 K		1	0	0	0	0	0	1				
23 Bo Naylor, L OBP: 0.167, SLG: 0.063			3-3 K		2-2 K		0-0 G4-3		2-3 K	4	0	0	0	0	3	5				
7 Myles Straw, R OBP: 0.309, SLG: 0.304			1-2 G5-4-3		0-3 K		1-3 K		3-2 L8	4	0	0	0	0	2	3				
Inning Stats	R: 0 E: 0 K: 1 S: 10	H: 0 LOB: 0 BB: 0 P: 16	R: 0 E: 0 K: 0 S: 10	H: 0 LOB: 0 BB: 0 P: 15	R: 0 E: 0 K: 1 S: 8	H: 1 LOB: 0 BB: 0 P: 12	R: 1 E: 0 K: 0 S: 17	H: 1 LOB: 3 BB: 3 P: 37	R: 0 E: 0 K: 2 S: 8	H: 0 LOB: 0 BB: 0 P: 10	R: 2 E: 0 K: 1 S: 18	H: 4 LOB: 2 BB: 0 P: 25	R: 0 E: 0 K: 2 S: 14	H: 1 LOB: 2 BB: 0 P: 22	R: 1 E: 1 K: 1 S: 12	H: 2 LOB: 2 BB: 0 P: 19	1B: 8 2B: 1 3B: 0 HR: 0	SF: 0 SAC: 0 DP: 2 HBP: 2	WP: 0 PB: 0 SB: 1 CS: 0	PA: 36
PITCHER	IP WLS BF H R ER SO BB IBB HBP BLK WP HR S P ERA WHIP	IP WLS BF H R ER SO BB IBB HBP BLK WP HR S P ERA WHIP	PITCHER																	
51 Freddy Peralta, R ERA: 2.76	5.0 L 21 4 3 3 1 0 0 0 0 0 10 14 0.00 1.500																			
59 Elvis Peguero, R ERA: 3.0	0.1 2 1 0 0 0 0 0 0 0 0 0 3 3 0.00 3.000																			
32 Peter Strzelecki, R ERA: 4.72	1.0 5 1 0 0 2 0 0 1 0 0 14 22 0.00 1.000																			
21 Matt Bush, R ERA: 7.46	1.0 5 2 1 1 1 0 0 0 0 0 12 19 9.00 2.000																			

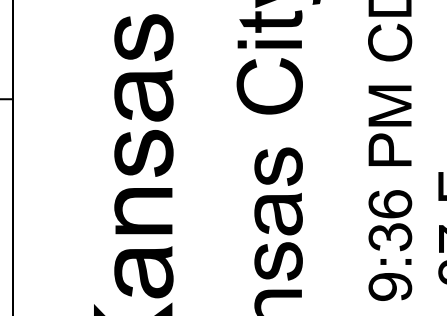
Batter	1	2	3	4	5	6	7	8	9	AB	R	H	RBI	BB	SO	LOB	TOP			
38 Steven Kwan, L (1,7) OBP: 0.334, SLG: 0.346	G3-1		F7			G6-4-3 BB		K		3	0	0	0	1	1	0	Cleveland Guardians @ Kansas City Royals Kauffman Stadium, Kansas City, MO Tue Jun 27 2023, 7:11 PM - 9:36 PM CDT Att: 15,718 - Clear - 87 F			
1 Amed Rosario, R (1,6) OBP: 0.306, SLG: 0.343	1B		G6-3			G6-4-3 1-2		F8		4	0	1	0	0	0	1				
11 José Ramírez, S (1,5) OBP: 0.360, SLG: 0.512	P5				G5-3 BB			L3		3	0	1	0	1	0	1				
22 Josh Naylor, L (1,3) 13 Gabriel Arias, R (9, PR) OBP: 0.296, SLG: 0.321	G4-3				K			E6		4	0	1	0	0	1	3				
55 Josh Bell, S (1,10) OBP: 0.320, SLG: 0.372					G5-3			K		4	0	0	0	0	3	4				
0 Andrés Giménez, L (1,4) OBP: 0.316, SLG: 0.378					G4-3			K		3	1	1	0	1	0	1				
17 Will Brennan, L (1,9) OBP: 0.306, SLG: 0.403					G4-3			K		4	0	3	2	0	0	1				
7 Myles Straw, R (1,8) OBP: 0.304, SLG: 0.298					G4-3			K		4	0	3	2	0	0	1				
23 Bo Naylor, L (1,2) OBP: 0.192, SLG: 0.125					G3			F8		4	0	0	0	0	1	3				
								K		4	0	0	0	0	1	3				
Inning Stats	R: 0 H: 1 E: 0 K: 0 S: 11	H: 1 LOB: 1 BB: 0 P: 18	R: 0 H: 0 E: 0 K: 1 S: 16	H: 1 LOB: 1 BB: 0 P: 25	R: 0 H: 0 E: 0 K: 0 S: 6	H: 0 LOB: 0 BB: 0 P: 7	R: 0 H: 0 E: 0 K: 1 S: 11	H: 0 LOB: 1 BB: 1 P: 18	R: 0 H: 1 E: 0 K: 1 S: 11	H: 1 LOB: 2 BB: 1 P: 19	R: 0 H: 0 E: 0 K: 1 S: 10	H: 1 LOB: 1 BB: 0 P: 13	R: 0 H: 0 E: 0 K: 1 S: 10	H: 0 LOB: 0 BB: 0 P: 13	R: 2 H: 2 E: 1 K: 1 S: 19	H: 2 LOB: 2 BB: 1 P: 30	1B: 6 2B: 1 3B: 0 HR: 0	SF: 0 SAC: 0 DP: 2 HBP: 0	WP: 0 PB: 0 SB: 1 CS: 0	PA: 36
PITCHER	IP WLS BF H R ER SO	IP WLS BF H R ER SO	IP WLS BF H R ER SO	IP WLS BF H R ER SO	IP WLS BF H R ER SO	IP WLS BF H R ER SO	IP WLS BF H R ER SO	IP WLS BF H R ER SO	IP WLS BF H R ER SO	IP WLS BF H R ER SO	IP WLS BF H R ER SO	IP WLS BF H R ER SO	IP WLS BF H R ER SO	IP WLS BF H R ER SO	IP WLS BF H R ER SO	IP WLS BF H R ER SO	ERA WHIP	ERA WHIP		
51 Brady Singer, R (1,1) ERA: 5.88	6.0	23	4	0	0	3	2	0	0	0	0	0	0	0	60	95	0.00	1.000		
43 Carlos Hernández, R (7,1) ERA: 4.42	1.0	4	1	0	0	1	0	0	0	0	0	0	0	10	13	0.00	1.000			
54 Aroldis Chapman, L (8,1) ERA: 2.54	1.0	3	0	0	0	1	0	0	0	0	0	0	0	10	13	0.00	0.000			
58 Scott Barlow, R (9,1) ERA: 4.4	1.0	L 6	2	2	2	1	1	0	0	0	0	0	0	19	30	18.00	3.000			

Batter	1	2	3	4	5	6	7	8	9	AB	R	H	RBI	BB	SO	LOB	BOTTOM			
32 Nick Pratto, L (1,3) OBP: 0.347, SLG: 0.410	K					K			G3	3	0	0	0	0	2	0	Cleveland Guardians @ Kansas City Royals Kauffman Stadium, Kansas City, MO Tue Jun 27 2023, 7:11 PM - 9:36 PM CDT Att: 15,718 - Clear - 87 F			
7 Bobby Witt Jr., R (1,6) OBP: 0.287, SLG: 0.421	L9		L9			L8			G6-3	4	0	0	0	0	0	2				
1 MJ Meléndez, L (1,7) OBP: 0.296, SLG: 0.340	G1-3				G4-3			F7		4	0	0	0	0	0	0				
0 Samad Taylor, R (9, PR) OBP: 0.296, SLG: 0.174					G6-3			P2		4	0	0	0	0	1	1				
11 Maikel García, R (1,5) OBP: 0.328, SLG: 0.376					G6-3			F9		3	0	0	0	0	1	0				
28 Kyle Isbel, L (1,8) OBP: 0.242, SLG: 0.340					F9			F7		3	0	0	0	0	1	0				
14 Edward Olivares, R (1,10) OBP: 0.316, SLG: 0.442					F9			K		3	0	1	0	0	1	0				
44 Dairon Blanco, R (8, PR) OBP: 0.297, SLG: 0.394					K			K		0	1	0	0	0	0	0				
6 Drew Waters, S (1,9) OBP: 0.259, SLG: 0.329					K			K		3	0	0	0	0	2	1				
8 Nicky Lopez, L (1,4) OBP: 0.336, SLG: 0.290					G3-1			K		2	0	0	0	1	0	0				
34 Freddy Fermin, R (1,2) OBP: 0.329, SLG: 0.480					G4-3			FC1 34 CS		3	0	1	0	0	0	2				
					G4-3			G4-3		3	0	1	0	0	0	2				
Inning Stats	R: 0 H: 0 E: 0 K: 1 S: 10	H: 0 LOB: 0 BB: 0 P: 13	R: 0 H: 0 E: 0 K: 2 S: 8	H: 0 LOB: 0 BB: 0 P: 11	R: 0 H: 1 E: 0 K: 1 S: 12	H: 1 LOB: 2 BB: 1 P: 21	R: 0 H: 0 E: 0 K: 0 S: 10	H: 0 LOB: 0 BB: 0 P: 13	R: 0 H: 0 E: 0 K: 1 S: 11	H: 0 LOB: 0 BB: 0 P: 12	R: 0 H: 0 E: 0 K: 0 S: 8	H: 0 LOB: 0 BB: 0 P: 9	R: 1 H: 1 E: 1 K: 1 S: 10	H: 1 LOB: 1 BB: 0 P: 15	R: 0 H: 0 E: 1 K: 0 S: 9	H: 0 LOB: 1 BB: 0 P: 14	1B: 1 2B: 1 3B: 0 HR: 0	SF: 0 SAC: 0 DP: 0 HBP: 1	WP: 0 PB: 0 SB: 1 CS: 2	PA: 31
PITCHER	IP WLS BF H R ER SO	IP WLS BF H R ER SO	IP WLS BF H R ER SO	IP WLS BF H R ER SO	IP WLS BF H R ER SO	IP WLS BF H R ER SO	IP WLS BF H R ER SO	IP WLS BF H R ER SO	IP WLS BF H R ER SO	IP WLS BF H R ER SO	IP WLS BF H R ER SO	IP WLS BF H R ER SO	IP WLS BF H R ER SO	IP WLS BF H R ER SO	IP WLS BF H R ER SO	IP WLS BF H R ER SO	ERA WHIP	ERA WHIP		
63 Gavin Williams, R (1,1) ERA: 2.84	7.0	23	1	0	0	6	1	0	0	0	0	0	0	0	70	92	0.00	0.286		
37 Trevor Stephan, R (8,1) ERA: 2.12	1.0	W 4	1	1	0	1	0	0	0	0	0	0	0	10	15	0.00	1.000			
48 Emmanuel Clase, R (9,1) ERA: 2.35	1.0	S 4	0	0	0	0	0	0	0	0	0	0	0	9	14	0.00	0.000			

AB 33
R 2
H 7
RBI 2
BB 3
SO 6
LOB 18



AB 29
R 1
H 2
RBI 0
BB 1
SO 7
LOB 6



Batter	1	2	3	4	5	6	7	8	9	AB	R	H	RBI	BB	SO	LOB	TOP																					
38 Steven Kwan, L (1,7) OBP: 0.337, SLG: 0.347	G4-3		1 HR BB	F5		1 3B 1B	K		1B	5	2	2	0	1	1	3																						
1 Amed Rosario, R (1,6) OBP: 0.308, SLG: 0.348	L9		1 HR BB	K		2 2B 3B	L9		F7	4	2	1	1	1	1	3																						
12 David Fry, R (8,3)	L9		1 HR BB	K		2 2B 3B	L9		F7	1	0	0	0	0	0	1																						
11 José Ramírez, S (1,5) OBP: 0.366, SLG: 0.527	K					2 2B 3B			F9	3	3	2	5	2	1	0																						
2 Tyler Freeman, R (7,PR) OBP: 0.322, SLG: 0.400	K					2 2B 3B			F9	1	0	0	0	0	0	1																						
22 Josh Naylor, L (1,3) OBP: 0.336, SLG: 0.473		L5				2 2B 3B			P4	4	1	2	1	1	0	1																						
13 Gabriel Arias, R (7,PR) OBP: 0.296, SLG: 0.319		L5				2 2B 3B			P4	1	0	0	0	0	0	1																						
55 Josh Bell, S (1,10) OBP: 0.322, SLG: 0.389	L9	L8				2 2B 3B				5	2	2	4	0	1	3																						
0 Andrés Giménez, L (1,4) OBP: 0.311, SLG: 0.371	G4-3					2 2B 3B				5	0	0	0	0	2	2																						
17 Will Brennan, L (1,9) OBP: 0.303, SLG: 0.395				F7		2 2B 3B	G3		G6-3	4	0	0	1	1	1	0																						
7 Myles Straw, R (1,8) OBP: 0.309, SLG: 0.301	FC4-6					2 2B 3B				4	1	2	0	1	0	2																						
23 Bo Naylor, L (1,2) OBP: 0.290, SLG: 0.321			1 HR BB			2 2B 3B			K	4	3	3	2	1	1	1																						
Inning Stats	R: 0 E: 0 K: 1 S: 8	H: 0 LOB: 0 BB: 0 P: 10	R: 0 E: 0 K: 0 S: 8	H: 1 LOB: 2 BB: 1 P: 17	R: 4 E: 0 K: 1 S: 14	H: 2 LOB: 0 BB: 2 P: 24	R: 0 E: 0 K: 1 S: 13	H: 1 LOB: 2 BB: 1 P: 23	R: 2 E: 0 K: 1 S: 10	H: 1 LOB: 0 BB: 1 P: 16	R: 7 E: 0 K: 0 S: 22	H: 6 LOB: 0 BB: 2 P: 40	R: 1 E: 0 K: 2 S: 11	H: 1 LOB: 2 BB: 2 P: 23	R: 0 E: 0 K: 2 S: 9	H: 1 LOB: 1 BB: 0 P: 11	R: 0 E: 0 K: 0 S: 7	H: 1 LOB: 0 BB: 0 P: 11	1B: 6 2B: 4 3B: 1 HR: 3	SF: 0 SAC: 0 DP: 0 HBP: 0	WP: 0 PB: 0 SB: 1 CS: 1	PA: 49																
PITCHER	IP	WLS	BF	H	R	ER	SO	BB	IBB	HBP	BLK	WP	HR	S	P	ERA	WHIP	PITCHER	IP	WLS	BF	H	R	ER	SO	BB	IBB	HBP	BLK	WP	HR	S	P	ERA	WHIP			
53 Austin Cox, L (1,1) ERA: 2.25	3.2	L	19	4	4	4	2	4	0	0	0	0	1	39	68	9.82	2.182	15 Matt Duffy, R (9,1) ERA:	1.0		4	1	0	0	0	0	0	0	0	0	7	11	0.00	1.000				
78 Brooks Kriske, R (4,1) ERA: 5.79	1.1		6	1	2	2	2	1	0	0	0	0	1	14	22	13.50	1.500																					
66 James McArthur, R (6,1) ERA: 63.0	1.0		10	6	7	7	0	1	0	0	0	0	1	22	40	63.00	7.000																					
64 Nick Wittgren, R (7,1) ERA: 3.68	1.0		6	1	1	1	2	2	0	0	0	0	0	11	23	9.00	3.000																					
74 Jose Cuas, R (8,1) ERA: 4.69	1.0		4	1	0	0	2	0	0	0	0	0	0	9	11	0.00	1.000																					
Batter	1	2	3	4	5	6	7	8	9	AB	R	H	RBI	BB	SO	LOB	BOTTOM																					
7 Bobby Witt Jr., R (1,6) OBP: 0.287, SLG: 0.419	K		1B			F9			F8	4	0	1	0	0	1	2																						
13 Salvador Perez, R (1,2) OBP: 0.294, SLG: 0.470	G5-3		K			K				3	0	0	0	0	2	2																						
34 Freddy Fermin, R (7,2) OBP: 0.337, SLG: 0.487	G5-3		K			K				1	0	1	1	0	0	0																						
15 Matt Duffy, R (1,3) OBP: 0.343, SLG: 0.376	G6-3		K			G5-3			G6-3	4	0	0	0	0	1	4																						
11 Maikel Garcia, R (1,5) OBP: 0.321, SLG: 0.367	K		G4-3			G4-3			G4-3	4	0	0	0	0	1	2																						
1 MJ Melendez, L (1,9) OBP: 0.295, SLG: 0.338			14 FC5-4 1B			F9			G4-3	4	0	1	0	0	1	0																						
14 Edward Olivares, R (1,10) OBP: 0.310, SLG: 0.434	FC5-4 6 BB					P3			K	4	0	0	0	0	2	1																						
32 Nick Pratto, L (9,3) OBP: 0.347, SLG: 0.410	FC5-4 6 BB					P3			K	0	0	0	0	0	0	0																						
6 Drew Waters, S (1,8) OBP: 0.281, SLG: 0.354										3	1	2	0	1	0	0																						
0 Samad Taylor, R (1,7) OBP: 0.323, SLG: 0.160										2	0	0	0	2	1	2																						
8 Nicky Lopez, L (1,4) OBP: 0.341, SLG: 0.290										0	0	0	0	0	0	0																						
44 Dairon Blanco, R (4,7) OBP: 0.275, SLG: 0.361										3	0	0	0	0	3	4																						
Inning Stats	R: 0 E: 0 K: 1 S: 8	H: 0 LOB: 0 BB: 0 P: 15	R: 0 E: 0 K: 2 S: 17	H: 1 LOB: 2 BB: 1 P: 25	R: 0 E: 0 K: 2 S: 20	H: 1 LOB: 0 BB: 0 P: 29	R: 0 E: 0 K: 1 S: 19	H: 1 LOB: 2 BB: 1 P: 35	R: 0 E: 0 K: 1 S: 6	H: 0 LOB: 0 BB: 0 P: 9	R: 0 E: 0 K: 1 S: 7	H: 0 LOB: 0 BB: 0 P: 8	R: 1 E: 0 K: 1 S: 13	H: 2 LOB: 2 BB: 1 P: 22	R: 0 E: 0 K: 2 S: 12	H: 0 LOB: 0 BB: 0 P: 15	R: 0 E: 0 K: 1 S: 8	H: 0 LOB: 0 BB: 0 P: 14	R: 0 E: 0 K: 1 S: 7	H: 0 LOB: 0 BB: 0 P: 11	1B: 4 2B: 1 3B: 0 HR: 0	SF: 0 SAC: 0 DP: 0 HBP: 1	WP: 0 PB: 0 SB: 0 CS: 0	PA: 36														
PITCHER	IP	WLS	BF	H	R	ER	SO	BB	IBB	HBP	BLK	WP	HR	S	P	ERA	WHIP	PITCHER	IP	WLS	BF	H	R	ER	SO	BB	IBB	HBP	BLK	WP	HR	S	P	ERA	WHIP			
41 Logan Allen, L (1,1) ERA: 3.47	3.2		17	3	0	0	5	2	0	0	0	0	0	61	9	0.00	1.364																					
52 Nick Sandlin, R (4,1) ERA: 3.14	1.1	W	4	0	0	0	2	0	0	0	0	0	0	9	15	0.00	0.000																					
31 Sam Hentges, L (6,1) ERA: 3.32	1.0		3	0	0	0	1	0	0	0	0	0	0	7	8	0.00	0.000																					
49 Eli Morgan, R (7,1) ERA: 1.89	1.0		6	2	1	1	1	1	0	0	0	0	0	13	22	9.00	3.000																					
29 Tim Herrin, L (8,1) ERA: 5.94	2.0		6	0	0	0	3	0	0	0	0	0	0	20	29	0.00	0.000																					

Cleveland Guardians @ Kansas City Royals
Kauffman Stadium, Kansas City, MO
Wed Jun 28 2023, 7:10 PM - 9:58 PM CDT
Att: 11,978 - Clear - 96 F

AB	41
R	14
H	14
RBI	14
BB	8
SO	8
LOB	18



Cleveland Guardians @ Kansas City Royals
Kauffman Stadium, Kansas City, MO
Wed Jun 28 2023, 7:10 PM - 9:58 PM CDT
Att: 11,978 - Clear - 96 F

AB	32
R	1
H	5
RBI	1
SO	12
LOB	17



Batter	1	2	3	4	5	6	7	8	9	10	AB	R	H	RBI	BB	SO	LOB	TOP						
38 Steven Kwan, L OBP: 0.338, SLG: 0.348	F7		L7		SF7	G6-3					5	1	2	0	0	0	1	Cleveland Guardians @ Kansas City Royals Kauffman Stadium, Kansas City, MO Thu Jun 29 2023, 1:10 PM - 3:57 PM CDT Att. 12,414 - Sunny - 87 F						
1 Amed Rosario, R OBP: 0.303, SLG: 0.342	L9		P3		L8			F9			5	0	0	0	0	1	2							
11 José Ramírez, S OBP: 0.367, SLG: 0.525	BB		1B		SF7			F9			3	1	1	1	1	0	1							
22 Josh Naylor, L OBP: 0.337, SLG: 0.476	1B		G1-3		1B			P5			5	1	2	0	0	0	1							
55 Josh Bell, S OBP: 0.327, SLG: 0.391	BB				G5-3	1B		FC6-4			4	0	2	1	1	1	1							
0 Andrés Giménez, L OBP: 0.312, SLG: 0.372	G4-3				1B	1B		F9			5	0	2	0	0	1	4							
17 Will Brennan, L OBP: 0.307, SLG: 0.402			G3		1B			P5			4	0	2	0	0	0	1							
7 Myles Straw, R OBP: 0.311, SLG: 0.304	1B		FC5-2		1B			FC6-4			4	0	2	0	0	0	3							
35 Cam Gallagher, R OBP: 0.174, SLG: 0.184											3	0	0	0	0	0	4							
23 Bo Naylor, L OBP: 0.251, SLG: 0.310	F9		P6			G6-3					1	0	0	0	0	1	0							
Inning Stats	R: 0 E: 0 K: 0 S: 7	H: 1 LOB: 3 BB: 2 P: 15	R: 0 E: 0 K: 0 S: 7	H: 1 LOB: 0 BB: 13	R: 0 E: 0 K: 0 S: 8	H: 1 LOB: 0 BB: 10	R: 0 E: 0 K: 0 S: 12	H: 2 LOB: 2 BB: 19	R: 2 E: 0 K: 0 S: 11	H: 4 LOB: 2 BB: 0 P: 17	R: 0 E: 0 K: 0 S: 5	H: 2 LOB: 1 BB: 0 P: 8	R: 0 E: 0 K: 0 S: 11	H: 0 LOB: 0 BB: 0 P: 17	R: 0 E: 0 K: 2 S: 12	H: 1 LOB: 1 BB: 0 P: 15	R: 0 E: 0 K: 2 S: 12	H: 1 LOB: 0 BB: 0 P: 20	R: 1 E: 0 K: 2 S: 12	H: 0 LOB: 0 BB: 0 P: 14	1B: 11 2B: 2 3B: 0 HR: 0	SF: 1 SAC: 0 DP: 0 HBP: 0	WP: 1 PB: 0 SB: 1 CS: 0	PA: 42
PITCHER	IP WLS BF H R ER SO BB IBB HBP BLK WP HR S P ERA WHIP	23 Zack Greinke, R ERA: 5.15	43 Carlos Hernández, R ERA: 4.31	45 Taylor Clarke, R ERA: 4.87	58 Scott Barlow, R ERA: 4.25	Aroldis Chapman, L ERA: 2.45	PITCHER	IP WLS BF H R ER SO BB IBB HBP BLK WP HR S P ERA WHIP	10 Jacob deGrom, R ERA: 3.46	37 Trevor Stephan, R ERA: 2.97	31 Sam Hentges, L ERA: 3.15	48 Emmanuel Clase, R ERA: 2.26	57 Shane Bieber, R ERA: 3.48	62 Enyel De Los Santos, R ERA: 2.73	37 Trevor Stephan, R ERA: 2.97	31 Sam Hentges, L ERA: 3.15	48 Emmanuel Clase, R ERA: 2.26							


Batter	1	2	3	4	5	6	7	8	9	10	AB	R	H	RBI	BB	SO	LOB	BOTTOM						
32 Nick Pratto, L OBP: 0.345, SLG: 0.406	K		K			G3					4	0	1	1	0	2	0	Cleveland Guardians @ Kansas City Royals Kauffman Stadium, Kansas City, MO Thu Jun 29 2023, 1:10 PM - 3:57 PM CDT Att. 12,414 - Sunny - 87 F						
7 Bobby Witt Jr., R OBP: 0.288, SLG: 0.415	P2				G4-3						3	0	0	0	0	1	0							
13 Salvador Perez, R OBP: 0.290, SLG: 0.463	K				G4-3						4	0	0	0	0	1	2							
1 MJ Melendez, L OBP: 0.298, SLG: 0.342	2B				BB			F9			3	0	1	0	1	0	0							
11 Maikel García, R OBP: 0.314, SLG: 0.358	K				L7						4	0	0	0	0	3	2							
28 Kyle Isbel, L OBP: 0.233, SLG: 0.327						G6-3					4	1	0	0	0	1	1							
15 Matt Duffy, R OBP: 0.337, SLG: 0.368	F7				G4-3						2	0	0	0	0	0	1							
8 Nicky Lopez, L OBP: 0.351, SLG: 0.296								BB			1	2	1	0	1	0	0							
6 Drew Waters, S OBP: 0.290, SLG: 0.372											4	1	2	0	0	2	2							
0 Samad Taylor, R OBP: 0.303, SLG: 0.148											2	0	0	0	0	1	1							
14 Edward Olivares, R OBP: 0.309, SLG: 0.434	K					G3-1					0	0	0	1	0	0	0							
58 Scott Barlow, R											0	0	0	0	0	0	0	0						
Aroldis Chapman, L											0	0	0	0	0	0	0	0						
34 Freddy Fermin, R OBP: 0.345, SLG: 0.506											1	0	1	2	0	0	0	0						
Inning Stats	R: 0 E: 0 K: 2 S: 8	H: 0 LOB: 0 BB: 11	R: 0 E: 0 K: 2 S: 9	H: 1 LOB: 1 BB: 0 P: 16	R: 0 E: 0 K: 2 S: 8	H: 1 LOB: 0 BB: 14	R: 0 E: 0 K: 0 S: 8	H: 0 LOB: 1 BB: 18	R: 0 E: 0 K: 1 S: 5	H: 0 LOB: 0 BB: 0 P: 6	R: 0 E: 0 K: 1 S: 13	H: 0 LOB: 0 BB: 0 P: 16	R: 0 E: 0 K: 1 S: 9	H: 0 LOB: 0 BB: 0 P: 16	R: 2 E: 0 K: 0 S: 15	H: 2 LOB: 2 BB: 1 P: 26	R: 0 E: 0 K: 1 S: 5	H: 0 LOB: 0 BB: 0 P: 6	R: 2 E: 0 K: 1 S: 10	H: 2 LOB: 1 BB: 0 P: 15	1B: 3 2B: 3 3B: 0 HR: 0	SF: 1 SAC: 0 DP: 0 HBP: 1	WP: 0 PB: 0 SB: 1 CS: 1	PA: 36
PITCHER	IP WLS BF H R ER SO BB IBB HBP BLK WP HR S P ERA WHIP	57 Shane Bieber, R ERA: 3.48	62 Enyel De Los Santos, R ERA: 2.73	37 Trevor Stephan, R ERA: 2.97	31 Sam Hentges, L ERA: 3.15	48 Emmanuel Clase, R ERA: 2.26	PITCHER	IP WLS BF H R ER SO BB IBB HBP BLK WP HR S P ERA WHIP	10 Jacob deGrom, R ERA: 3.46	37 Trevor Stephan, R ERA: 2.97	31 Sam Hentges, L ERA: 3.15	48 Emmanuel Clase, R ERA: 2.26	57 Shane Bieber, R ERA: 3.48	62 Enyel De Los Santos, R ERA: 2.73	37 Trevor Stephan, R ERA: 2.97	31 Sam Hentges, L ERA: 3.15	48 Emmanuel Clase, R ERA: 2.26							

Cleveland Guardians @ Kansas City Royals
 Kauffman Stadium, Kansas City, MO
 Thu Jun 29 2023, 1:10 PM - 3:57 PM CDT
 Att. 12,414 - Sunny - 87 F

Cleveland Guardians @ Kansas City Royals
 Kauffman Stadium, Kansas City, MO
 Thu Jun 29 2023, 1:10 PM - 3:57 PM CDT
 Att. 12,414 - Sunny - 87 F

AB	39
R	3
H	13
RBI	2
BB	2
SO	4
LOB	18

AB	32
R	4
H	6
RBI	4
BB	2
SO	11
LOB	9



Batter	1	2	3	4	5	6	7	8	9	AB	R	H	RBI	BB	SO	LOB	TOP			
2 Tyler Freeman, R OBP: 0.317, SLG: 0.379	3-2 FC5 HBP		1-3 K		1-2 G4-3			2-2 P2		3	0	0	0	0	1	2	Cleveland Guardians @ Chicago Cubs Wrigley Field, Chicago, IL Fri Jun 30 2023, 1:22 PM - 3:57 PM CDT Att: 32,230 - Cloudy - 86 F			
1 Amed Rosario, R OBP: 0.306, SLG: 0.348	2-2 FC1		0-1 G5-3			0-1 1B		1-2 55 BB 2B		4	0	2	0	0	0	1				
11 José Ramírez, S OBP: 0.365, SLG: 0.520	2-3 K			2-2 G6-3		1-3 K		1-0 55 BB BB		3	0	0	0	1	2	3				
13 Gabriel Arias, R OBP: 0.296, SLG: 0.318	2-3 K			1-1 F9		0-1 L8		4-2 BB		3	0	0	0	1	1	3				
55 Josh Bell, S OBP: 0.326, SLG: 0.386	1-3 K			1-1 F9		0-1 L8		1-2 BB		3	0	0	0	1	1	3				
0 Andrés Giménez, L OBP: 0.308, SLG: 0.366	1-1 FC5			0-2 G4-3		1-2 F8		0-2 G4-3		4	0	0	0	0	0	6				
12 David Fry, R OBP: 0.343, SLG: 0.424		2-3 K			1-0 23 FC4 7 1B		4-2 17 FC5-4 BB		1-3 K2-3		3	0	1	0	1	2		0		
17 Will Brennan, L OBP: 0.306, SLG: 0.413		1-2 G4-3			0-0 F8		1-0 FC5-4 7 G6-4-3		2-1 HR		4	1	1	1	0	2				
7 Myles Straw, R OBP: 0.311, SLG: 0.303		2-0 G6-3			2-2 23 FC4 1B		1-1 G6-4-3		3-2 F9		4	0	1	0	0	0		1		
23 Bo Naylor, L OBP: 0.250, SLG: 0.273			2-3 K2-3		0-2 FC4		3-2 P6		3-3 K		4	0	0	0	0	2		2		
Inning Stats	R: 0 E: 1 K: 2 S: 14	H: 0 LOB: 2 BB: 0 P: 23	R: 0 E: 0 K: 1 S: 7	H: 0 LOB: 0 BB: 0 P: 12	R: 0 E: 0 K: 2 S: 9	H: 0 LOB: 0 BB: 0 P: 12	R: 0 E: 0 K: 0 S: 9	H: 2 LOB: 2 BB: 0 P: 15	R: 0 E: 0 K: 1 S: 11	H: 1 LOB: 1 BB: 0 P: 13	R: 0 E: 0 K: 0 S: 6	H: 0 LOB: 0 BB: 1 P: 12	R: 0 E: 0 K: 0 S: 19	H: 1 LOB: 3 BB: 2 P: 33	R: 1 E: 0 K: 2 S: 12	H: 1 LOB: 0 BB: 0 P: 21	1B: 3 2B: 1 3B: 0 HR: 1	SF: 0 SAC: 0 DP: 1 HBP: 1	WP: 0 PB: 0 SB: 0 CS: 0	PA: 36
PITCHER	IP WLS BF H R ER SO	IP WLS BF H R ER SO	IP WLS BF H R ER SO	IP WLS BF H R ER SO	IP WLS BF H R ER SO	IP WLS BF H R ER SO	IP WLS BF H R ER SO	IP WLS BF H R ER SO	IP WLS BF H R ER SO	IP WLS BF H R ER SO	IP WLS BF H R ER SO	IP WLS BF H R ER SO	IP WLS BF H R ER SO	IP WLS BF H R ER SO	IP WLS BF H R ER SO	IP WLS BF H R ER SO	ERA WHIP	ERA WHIP		
35 Justin Steele, L ERA: 2.43	6.1 W 25	3 0 0 6	1 0 0 6	0 0 0 6	0 0 0 6	0 0 0 6	0 0 0 6	0 0 0 6	0 0 0 6	0 0 0 6	0 0 0 6	0 0 0 6	0 0 0 6	0 0 0 6	0 0 0 6	0 0 0 6	0.00 0.632			
32 Michael Fulmer, R ERA: 4.79	1.1 4 1 0 0 0	0 0 0 0	0 0 0 0	0 0 0 0	0 0 0 0	0 0 0 0	0 0 0 0	0 0 0 0	0 0 0 0	0 0 0 0	0 0 0 0	0 0 0 0	0 0 0 0	0 0 0 0	0 0 0 0	0 0 0 0	0.00 0.750			
32 Michael Fulmer, R ERA: 4.79	1.1 4 1 0 0 0	0 0 0 0	0 0 0 0	0 0 0 0	0 0 0 0	0 0 0 0	0 0 0 0	0 0 0 0	0 0 0 0	0 0 0 0	0 0 0 0	0 0 0 0	0 0 0 0	0 0 0 0	0 0 0 0	0 0 0 0	0.00 0.750			
46 Anthony Kay, L ERA: 1.93	0.1 3 0 0 0 0	0 0 0 0	2 0 0 0	0 0 0 0	0 0 0 0	0 0 0 0	0 0 0 0	0 0 0 0	0 0 0 0	0 0 0 0	0 0 0 0	0 0 0 0	0 0 0 0	0 0 0 0	0 0 0 0	0 0 0 0	0.00 6.000			
59 Michael Rucker, R ERA: 4.31	1.0 4 1 1 1 2	0 0 0 0	0 0 0 0	0 0 0 0	0 0 0 0	0 0 0 0	0 0 0 0	0 0 0 0	0 0 0 0	0 0 0 0	0 0 0 0	0 0 0 0	0 0 0 0	0 0 0 0	0 0 0 0	0 0 0 0	9.00 1.000			
Batter	1	2	3	4	5	6	7	8	9	AB	R	H	RBI	BB	SO	LOB	BOTTOM			
40 Mike Tauchman, L OBP: 0.373, SLG: 0.351	2-3 K		4-2 8 BB 2 1B	1-2 2 1B 5 SF7 1B		0-0 F8		1-1 G3-1		4	1	1	1	1	1	0	Cleveland Guardians @ Chicago Cubs Wrigley Field, Chicago, IL Fri Jun 30 2023, 1:22 PM - 3:57 PM CDT Att: 32,230 - Cloudy - 86 F			
2 Nico Hoerner, R OBP: 0.338, SLG: 0.406	1-1 5 G5-4-3 1B		0-0 8 BB 1B	1-2 3H 5 SF7 1B		1-0 5 HR HBP		0-0 G5-3		4	1	3	2	0	0	0				
5 Christopher Morel, R OBP: 0.327, SLG: 0.614	0-0 G5-4-3		2-2 F4	3-2 SF7		0-1 HR		2-1 F7		4	1	1	3	0	0	3				
8 Ian Happ, S OBP: 0.378, SLG: 0.407	1-1 F7		4-2 F7	0-0 F7		0-0 G3				3	0	0	0	1	0	1				
32 Michael Fulmer, R ERA: 4.79										0	0	0	0	0	0	0				
46 Anthony Kay, L ERA: 1.93										0	0	0	0	0	0	0				
59 Michael Rucker, R ERA: 4.31										0	0	0	0	0	0	0				
7 Dansby Swanson, R OBP: 0.352, SLG: 0.413	3-2 P6		3-1 P5	1-2 F4		2-1 24 1B 36 SF9 2B				4	1	1	0	0	0	3				
24 Cody Bellinger, L OBP: 0.329, SLG: 0.451	2-2 F7		2-2 74 3B 1B	1-2 P1		0-2 1B				4	1	2	0	0	0	0				
15 Yan Gomes, R OBP: 0.307, SLG: 0.414			2-1 L4	0-1 74 3B 1B		2-2 P6				4	1	1	0	0	1	2				
74 Jared Young, L OBP: 0.444, SLG: 1.222			1-0 40 BB 2 1B	0-2 40 1B 3B		0-3 K		0-2 SF9		3	2	2	2	0	1	0				
36 Trey Mancini, R OBP: 0.308, SLG: 0.354			1-1 40 BB 2 1B	0-1 L7		3-1 HR		3-2 F8		0	0	0	1	0	0	0				
1 Nick Madrigal, R OBP: 0.340, SLG: 0.363			1-2 2 1B							4	2	2	1	0	0	2				
Inning Stats	R: 0 E: 0 K: 1 S: 6	H: 1 LOB: 0 BB: 0 P: 9	R: 0 E: 0 K: 0 S: 11	H: 0 LOB: 0 BB: 0 P: 17	R: 2 E: 0 K: 0 S: 15	H: 3 LOB: 3 BB: 2 P: 32	R: 4 E: 0 K: 0 S: 21	H: 5 LOB: 1 BB: 0 P: 28	R: 0 E: 0 K: 0 S: 10	H: 0 LOB: 0 BB: 0 P: 14	R: 3 E: 0 K: 1 S: 9	H: 2 LOB: 1 BB: 0 P: 13	R: 1 E: 0 K: 0 S: 16	H: 2 LOB: 1 BB: 0 P: 22	R: 0 E: 0 K: 0 S: 5	H: 0 LOB: 0 BB: 0 P: 8	1B: 9 2B: 1 3B: 1 HR: 2	SF: 2 SAC: 0 DP: 1 HBP: 1	WP: 0 PB: 0 SB: 1 CS: 0	PA: 39
PITCHER	IP WLS BF H R ER SO	IP WLS BF H R ER SO	IP WLS BF H R ER SO	IP WLS BF H R ER SO	IP WLS BF H R ER SO	IP WLS BF H R ER SO	IP WLS BF H R ER SO	IP WLS BF H R ER SO	IP WLS BF H R ER SO	IP WLS BF H R ER SO	IP WLS BF H R ER SO	IP WLS BF H R ER SO	IP WLS BF H R ER SO	IP WLS BF H R ER SO	IP WLS BF H R ER SO	IP WLS BF H R ER SO	ERA WHIP	ERA WHIP		
47 Cal Quantrill, R ERA: 6.18	1.1 L 19	8 6 6 1	2 0 0 1	0 0 0 0	0 0 0 0	0 0 0 0	0 0 0 0	0 0 0 0	0 0 0 0	0 0 0 0	0 0 0 0	0 0 0 0	0 0 0 0	0 0 0 0	0 0 0 0	0 0 0 0	16.20 3.000			
44 Xzavion Curry, R ERA: 3.98	2.2 12	3 3 3 1	0 0 0 0	0 0 0 0	0 0 0 0	0 0 0 0	0 0 0 0	0 0 0 0	0 0 0 0	0 0 0 0	0 0 0 0	0 0 0 0	0 0 0 0	0 0 0 0	0 0 0 0	0 0 0 0	10.12 1.125			
29 Tim Herrin, L ERA: 6.11	1.0 5	2 1 1 1	0 0 0 0	0 0 0 0	0 0 0 0	0 0 0 0	0 0 0 0	0 0 0 0	0 0 0 0	0 0 0 0	0 0 0 0	0 0 0 0	0 0 0 0	0 0 0 0	0 0 0 0	0 0 0 0	9.00 2.000			
12 David Fry, R ERA:	1.0 3	0 0 0 0	0 0 0 0	0 0 0 0	0 0 0 0	0 0 0 0	0 0 0 0	0 0 0 0	0 0 0 0	0 0 0 0	0 0 0 0	0 0 0 0	0 0 0 0	0 0 0 0	0 0 0 0	0 0 0 0	0.00 0.000			

Batter	1	2	3	4	5	6	7	8	9	AB R H RBI BB SO LOB	TOP											
38 Steven Kwan, L (1,7) OBP: 0.339, SLG: 0.350	G4-3		1B 2B		G4-3		1B BB		F7	4 1 1 0 1 0 0	Cleveland Guardians @ Chicago Cubs Wrigley Field, Chicago, IL Sat Jul 01 2023, 9:01 PM - 11:54 PM CDT Att: 34,342 - Overcast - 73 F											
1 Amed Rosario, R (1,6) OBP: 0.304, SLG: 0.345	K		1B			G5-3	K		K	5 0 1 2 0 3 1												
11 José Ramírez, S (1,5) OBP: 0.367, SLG: 0.520	K		K			1B	1B			4 1 2 0 0 2 1												
22 Josh Naylor, L (1,3) OBP: 0.336, SLG: 0.472		K			G3	1B	K			4 1 1 0 0 2 2												
55 Josh Bell, S (1,10) OBP: 0.321, SLG: 0.380		G6-3			K	F4	K			4 0 0 0 0 2 4												
0 Andrés Giménez, L (1,4) OBP: 0.310, SLG: 0.366		K			BB					3 1 1 1 1 2 0												
17 Will Brennan, L (1,9) OBP: 0.305, SLG: 0.410			G1	G4-3		1B	L7			4 1 1 1 0 0 1												
7 Myles Straw, R (1,8) OBP: 0.310, SLG: 0.302			G3-1			E8	G6-3			4 0 1 1 0 1 0												
23 Bo Naylor, L (1,2) OBP: 0.250, SLG: 0.250			BB		L7		L7			3 1 0 0 1 1 1												
Inning Stats	R: 0 H: 0 E: 0 K: 2 S: 8	H: 0 LOB: 0 BB: 0 P: 12	R: 0 H: 0 E: 0 K: 2 S: 8	H: 0 LOB: 0 BB: 0 P: 11	R: 2 H: 2 E: 0 K: 1 S: 12	H: 2 LOB: 1 BB: 1 P: 22	R: 0 H: 0 E: 0 K: 1 S: 12	H: 0 LOB: 1 BB: 1 P: 20	R: 0 H: 0 E: 0 K: 1 S: 8	H: 0 LOB: 0 BB: 0 P: 14		R: 4 H: 5 E: 1 K: 1 S: 16	H: 5 LOB: 1 BB: 2 P: 29	R: 0 H: 1 E: 0 K: 3 S: 18	H: 1 LOB: 2 BB: 1 P: 28	R: 0 H: 0 E: 0 K: 1 S: 10	H: 0 LOB: 0 BB: 0 P: 15	R: 0 H: 0 E: 0 K: 1 S: 7	H: 0 LOB: 0 BB: 0 P: 10	1B: 7 2B: 1 3B: 0 HR: 0	SF: 0 DP: 0 HBP: 0	WP: 0 PB: 0 SB: 1 CS: 0
PITCHER	IP WLS BF H R ER SO BB IBB HBP BLK WP HR S P ERA WHIP											IP WLS BF H R ER SO BB IBB HBP BLK WP HR S P ERA WHIP										
0 Marcus Stroman, R (1,1) ERA: 2.78	5.2 L 24 5 5 5 7 2 0 0 0 0 0 0 55 94 7.94 1.235																					
66 Julian Merryweather, R (6,1) ERA: 2.86	0.1 3 2 1 0 1 0 0 0 0 0 0 0 9 14 0.00 6.000																					
72 Javier Assad, R (7,1) ERA: 4.54	3.0 11 1 0 0 5 1 0 0 0 0 0 0 35 53 0.00 0.667																					

Batter	1	2	3	4	5	6	7	8	9	AB R H RBI BB SO LOB	BOTTOM									
2 Nico Hoerner, R (1,4) OBP: 0.334, SLG: 0.401	G4-3		FC6-4		P1				K	4 0 0 0 0 1 1	Cleveland Guardians @ Chicago Cubs Wrigley Field, Chicago, IL Sat Jul 01 2023, 9:01 PM - 11:54 PM CDT Att: 34,342 - Overcast - 73 F									
5 Christopher Morel, R (1,9) OBP: 0.319, SLG: 0.597	K		K			K			K	4 0 0 0 0 4 1										
8 Ian Happ, S (1,7) OBP: 0.380, SLG: 0.406	G3		BB		BB	1B				3 0 1 0 1 1 0										
27 Seiya Suzuki, R (1,10) OBP: 0.337, SLG: 0.392		K			BB	K			F8	3 0 0 0 1 2 1										
24 Cody Bellinger, L (1,8) OBP: 0.336, SLG: 0.463		2B			FC4-6				FC6-4	4 0 3 0 0 0 2										
7 Dansby Swanson, R (1,6) OBP: 0.348, SLG: 0.407		K			K	1B			1B	4 0 0 0 0 2 6										
74 Jared Young, L (1,3) ERA: 3.05		K			L9				K	2 0 0 0 0 1 3										
36 Trey Mancini, R (7,PH) OBP: 0.305, SLG: 0.351										2 0 0 0 0 1 1										
1 Nick Madrigal, R (1,5) OBP: 0.333, SLG: 0.356			G4-3			L8				3 0 0 0 0 1 0										
18 Tucker Barnhart, L (1,2) OBP: 0.271, SLG: 0.226			1B		G3		F7			3 0 1 0 0 0 0										
Inning Stats	R: 0 H: 0 E: 0 K: 1 S: 7	H: 1 LOB: 1 BB: 0 P: 12	R: 0 H: 1 E: 0 K: 3 S: 12	H: 1 LOB: 0 BB: 0 P: 18	R: 0 H: 1 E: 0 K: 1 S: 12	H: 1 LOB: 1 BB: 0 P: 17	R: 0 H: 0 E: 0 K: 1 S: 15	H: 0 LOB: 2 BB: 2 P: 27	R: 0 H: 2 E: 0 K: 2 S: 14	H: 2 LOB: 0 BB: 0 P: 21	R: 0 H: 0 E: 0 K: 0 S: 7	H: 0 LOB: 0 BB: 0 P: 9	R: 0 H: 0 E: 0 K: 3 S: 10	H: 0 LOB: 0 BB: 0 P: 15	R: 0 H: 1 E: 0 K: 1 S: 12	H: 1 LOB: 1 BB: 0 P: 17	1B: 4 2B: 1 3B: 0 HR: 0	SF: 0 DP: 0 HBP: 0	WP: 0 PB: 0 SB: 0 CS: 0	PA: 34
PITCHER	IP WLS BF H R ER SO BB IBB HBP BLK WP HR S P ERA WHIP											IP WLS BF H R ER SO BB IBB HBP BLK WP HR S P ERA WHIP								
61 Tanner Bibee, R (1,1) ERA: 3.46	5.2 W 22 3 1 0 0 0 2 0 0 0 0 0 63 96 0.00 0.882																			
31 Sam Hentges, L (6,1) ERA: 3.05	0.2 3 1 0 0 0 0 0 0 0 0 0 0 7 12 0.00 1.500																			
52 Nick Sandlin, R (7,1) ERA: 2.97	1.2 5 0 0 0 3 0 0 0 0 0 0 0 15 21 0.00 0.000																			
49 Eli Morgan, R (9,1) ERA: 1.83	1.0 4 1 0 0 1 0 0 0 0 0 0 0 12 17 0.00 1.000																			

Batter	1	2	3	4	5	6	7	8	9	10	AB	R	H	RBI	BB	SO	LOB	TOP							
0 Andrés Giménez, L OBP: 0.315, SLG: 0.382											4	3	2	2	0	0	0								
1 Amed Rosario, R OBP: 0.305, SLG: 0.346											5	2	2	2	0	1	1								
11 José Ramírez, S OBP: 0.362, SLG: 0.511											5	0	0	0	0	1	4								
22 Josh Naylor, L OBP: 0.337, SLG: 0.471											5	1	2	2	0	1	2								
13 Gabriel Arias, R OBP: 0.296, SLG: 0.318											0	0	0	0	0	0	0								
55 Josh Bell, S OBP: 0.319, SLG: 0.377											5	0	1	1	0	1	3								
17 Will Brennan, L OBP: 0.304, SLG: 0.407											4	0	1	0	0	0	3								
12 David Fry, R OBP: 0.308, SLG: 0.378											4	0	0	1	0	3	2								
38 Steven Kwan, L OBP: 0.339, SLG: 0.350											0	0	0	0	0	0	0								
7 Myles Straw, R OBP: 0.309, SLG: 0.301											4	1	1	0	0	1	1								
35 Cam Gallagher, R OBP: 0.177, SLG: 0.187											4	1	1	0	0	1	1								
Inning Stats	R: 0 E: 0 K: 1 S: 11	H: 0 LOB: 1 BB: 0 P: 15	R: 0 E: 0 K: 1 S: 10	H: 0 LOB: 0 BB: 0 P: 15	R: 2 E: 0 K: 3 S: 16	H: 2 LOB: 0 BB: 0 P: 22	R: 1 E: 1 K: 1 S: 12	H: 1 LOB: 1 BB: 0 P: 21	R: 3 E: 1 K: 0 S: 12	H: 3 LOB: 1 BB: 0 P: 22	R: 0 E: 0 K: 1 S: 9	H: 0 LOB: 0 BB: 0 P: 12	R: 0 E: 0 K: 0 S: 6	H: 2 LOB: 1 BB: 0 P: 9	R: 0 E: 0 K: 0 S: 6	H: 0 LOB: 0 BB: 0 P: 10	R: 2 E: 0 K: 1 S: 19	H: 2 LOB: 1 BB: 0 P: 24	1B: 8 2B: 1 3B: 0 HR: 1	SF: 0 SAC: 0 DP: 1 HBP: 1	WP: 0 PB: 0 SB: 2 CS: 1	PA: 41			
PITCHER	IP 5.0	WLS 6.93	BF 24	H 6	R 6	ER 4	SO 6	BB 0	IBB 0	HBP 1	BLK 0	WP 0	HR 1	S 61	P 95	ERA 7.20	WHIP 1.200								
50 Jameson Taillon, R ERA: 6.93	1.0	3	0	0	0	1	0	0	0	0	0	0	0	9	12	0.00	0.000								
59 Michael Rucker, R ERA: 4.18	1.0	3	0	0	0	0	0	0	0	0	0	0	0	5	9	0.00	0.000								
46 Anthony Kay, L ERA: 1.59	2.0	7	2	0	0	1	0	0	0	0	0	0	0	12	19	0.00	1.000								
19 Hayden Wesneski, R ERA: 4.75	1.0	L	4	2	2	1	1	0	0	0	0	0	0	19	24	9.00	2.000								

Cleveland Guardians @ Chicago Cubs
Wrigley Field, Chicago, IL
Sun Jul 02 2023, 6:01 PM - 8:58 PM CDT
Att: 38,392 - Rain - 65 F

AB	40
R	8
H	10
RBI	8
BB	0
SO	9
LOB	17



Batter	1	2	3	4	5	6	7	8	9	10	AB	R	H	RBI	BB	SO	LOB	BOTTOM						
40 Mike Tauchman, L OBP: 0.367, SLG: 0.345											5	1	1	1	0	0	1							
2 Nico Hoerner, R OBP: 0.332, SLG: 0.395											4	1	0	0	0	0	3							
5 Christopher Morel, R OBP: 0.327, SLG: 0.617											5	1	3	3	0	0	2							
24 Cody Bellinger, L OBP: 0.333, SLG: 0.458											4	0	1	1	0	0	2							
27 Seiya Suzuki, R OBP: 0.335, SLG: 0.386											4	0	0	0	1	2	1							
7 Dansby Swanson, R OBP: 0.343, SLG: 0.401											5	0	0	0	0	1	2							
74 Jared Young, L OBP: 0.400, SLG: 0.846											2	1	0	0	2	1	0							
9 Miguel Amaya, R OBP: 0.390, SLG: 0.438											1	0	0	0	0	1	0							
15 Yan Gomes, R OBP: 0.309, SLG: 0.410											4	1	1	0	0	0	1							
36 Trey Mancini, R OBP: 0.309, SLG: 0.354											4	1	2	1	0	1	2							
Inning Stats	R: 0 E: 0 K: 13 S: 13	H: 0 LOB: 1 BB: 0 P: 22	R: 0 E: 0 K: 1 S: 10	H: 0 LOB: 2 BB: 1 P: 18	R: 0 E: 1 K: 0 S: 10	H: 1 LOB: 1 BB: 0 P: 14	R: 0 E: 0 K: 1 S: 8	H: 0 LOB: 0 BB: 0 P: 14	R: 1 E: 0 K: 0 S: 13	H: 2 LOB: 1 BB: 0 P: 19	R: 0 E: 0 K: 0 S: 5	H: 0 LOB: 0 BB: 0 P: 7	R: 0 E: 0 K: 2 S: 10	H: 0 LOB: 0 BB: 0 P: 15	R: 1 E: 0 K: 0 S: 14	H: 2 LOB: 2 BB: 1 P: 27	R: 4 E: 0 K: 0 S: 15	H: 3 LOB: 1 BB: 0 P: 26	R: 0 E: 0 K: 2 S: 10	H: 0 LOB: 0 BB: 0 P: 14	1B: 7 2B: 0 3B: 0 HR: 1	SF: 1 SAC: 0 DP: 0 HBP: 2	WP: 1 PB: 2 SB: 0 CS: 0	PA: 44
PITCHER	IP 6.0	WLS 2.96	BF 24	H 3	R 1	ER 1	SO 2	BB 1	IBB 0	HBP 2	BLK 0	WP 0	HR 2	S 59	P 94	ERA 1.50	WHIP 0.667							
43 Aaron Civale, R ERA: 2.96	1.0	3	0	0	0	2	0	0	0	0	0	0	0	15	15	0.00	0.000							
62 Enyel De Los Santos, R ERA: 2.65	1.0	6	2	1	1	0	1	0	0	0	1	1	1	14	27	9.00	3.000							
37 Trevor Stephan, R ERA: 2.79	1.0	8	3	4	4	0	1	0	0	0	0	0	0	15	26	36.00	4.000							
48 Emmanuel Clase, R ERA: 3.4	1.0	W	3	0	0	0	2	0	0	0	0	0	0	10	14	0.00	0.000							

Cleveland Guardians @ Chicago Cubs
Wrigley Field, Chicago, IL
Sun Jul 02 2023, 6:01 PM - 8:58 PM CDT
Att: 38,392 - Rain - 65 F

AB	38
R	6
H	8
RBI	6
BB	3
SO	6
LOB	14



Batter	1	2	3	4	5	6	7	8	9	AB R H RBI BB SO LOB	TOP									
13 Ronald Acuña Jr., R OBP: 0.414, SLG: 0.594	L5	G5-3		1B		K		1B	FC5-4	6 0 2 0 0 1 3	Atlanta Braves @ Cleveland Guardians Progressive Field, Cleveland, OH Wed Jul 05 2023, 7:11 PM - 10:05 PM EDT Att: 23,862 - Clear - 84 F									
1 Ozzie Albies, S OBP: 0.319, SLG: 0.523	2B	F7		L3		L7		1B		5 1 2 0 0 0 3										
27 Austin Riley, R OBP: 0.331, SLG: 0.456	1B		G6-3		L6		HR			5 2 2 1 0 1 2										
28 Matt Olson, L OBP: 0.361, SLG: 0.577	1B	G5-3		1B		1B	BB	HR		4 2 3 2 1 0 0										
12 Sean Murphy, R OBP: 0.397, SLG: 0.580	1B		HR		2B		G4-3		1B	5 3 4 2 0 0 1										
20 Marcell Ozuna, R OBP: 0.329, SLG: 0.486	G3-1		1B		K		1B		1B	5 0 2 0 0 2 5										
8 Eddie Rosario, L OBP: 0.311, SLG: 0.490	2B		K		P2		K		BB	4 0 1 2 0 2 4										
17 Kevin Pillar, R OBP: 0.287, SLG: 0.490			K				K		BB	0 0 0 0 1 0 0										
11 Orlando Arcia, R OBP: 0.348, SLG: 0.434	G5-3		1B				F9		F7	5 0 2 0 0 0 1										
23 Michael Harris II, L OBP: 0.310, SLG: 0.439		K		K		1B		G4-3	FC4-6	5 0 1 1 1 0 2 3										
Inning Stats	R: 4 H: 5 E: 0 K: 0 S: 19	H: 5 LOB: 1 BB: 0 P: 34	R: 0 H: 0 E: 0 K: 1 S: 10	H: 0 LOB: 0 BB: 0 P: 14	R: 1 H: 2 E: 0 K: 1 S: 16	H: 2 LOB: 1 BB: 0 P: 24	R: 0 H: 2 E: 0 K: 1 S: 10	H: 2 LOB: 2 BB: 0 P: 15	R: 0 H: 1 E: 0 K: 1 S: 8	H: 1 LOB: 1 BB: 0 P: 16		R: 1 H: 2 E: 0 K: 1 S: 11	H: 2 LOB: 1 BB: 1 P: 19	R: 0 H: 2 E: 0 K: 1 S: 17	H: 2 LOB: 2 BB: 0 P: 24	R: 2 H: 3 E: 0 K: 1 S: 17	H: 3 LOB: 2 BB: 1 P: 29	1B: 14 2B: 3 3B: 0 HR: 3	SF: 0 SAC: 0 DP: 2 HBP: 0	WP: 0 PB: 0 SB: 1 CS: 0
PITCHER	IP WLS BF H R ER SO BB IBB HBP BLK WP HR S P ERA WHIP											IP WLS BF H R ER SO BB IBB HBP BLK WP HR S P ERA WHIP								
47 Cal Quantrill, R ERA: 6.45	4.1 L 23 11 5 5 3 0 0 0 0 0 0 1 64 99 10.38 2.538																			
29 Tim Lincecum, L ERA: 5.75	2.2 11 3 1 1 3 1 0 0 0 0 0 1 24 40 3.38 1.500																			
44 Xzavion Curry, R ERA: 3.11	1.0 5 2 0 0 1 0 0 0 0 0 0 0 17 24 0.00 2.000																			
31 Sam Hentges, L ERA: 3.57	1.0 7 3 2 2 1 1 0 0 0 0 0 1 17 29 18.00 4.000																			

AB	44
R	8
H	19
RBI	8
BB	2
SO	8
LOB	22



Batter	1	2	3	4	5	6	7	8	9	AB R H RBI BB SO LOB	BOTTOM									
38 Steven Kwan, L OBP: 0.344, SLG: 0.361	L7	G6-3		G4-3		1B			1B	5 1 2 0 0 0 4	Atlanta Braves @ Cleveland Guardians Progressive Field, Cleveland, OH Wed Jul 05 2023, 7:11 PM - 10:05 PM EDT Att: 23,862 - Clear - 84 F									
1 Amed Rosario, R OBP: 0.309, SLG: 0.359	BB		F8	L9		FC6-4		G3		4 0 0 1 1 0 3										
11 José Ramírez, S OBP: 0.361, SLG: 0.592	2B		BB		G4-3		K			3 0 1 0 1 1 0										
13 Gabriel Arias, R OBP: 0.292, SLG: 0.313	2B		BB					HBP		0 0 0 0 0 0 0										
0 Andrés Giménez, L OBP: 0.320, SLG: 0.381	K		HBP		1B		55 G4-6-3		L8	3 0 1 0 0 1 3										
55 Josh Bell, S OBP: 0.310, SLG: 0.364	G4-3		K		F9		G4-6-3			4 0 0 0 0 1 6										
17 Will Brennan, L OBP: 0.304, SLG: 0.400	1B		L8		1B				L7	4 0 2 0 0 0 2										
12 David Fry, R OBP: 0.354, SLG: 0.386	1B		38 G4-3	7 BB	G5-3			P6		3 0 1 0 0 0 2										
23 Bo Naylor, L OBP: 0.208, SLG: 0.205	K		L8		L8		K		L7	4 0 0 0 0 2 3										
7 Myles Straw, R OBP: 0.307, SLG: 0.300	K		38 G4-3		BB		K		G4-3	3 0 0 0 1 2 2										
Inning Stats	R: 0 H: 1 E: 0 K: 1 S: 10	H: 2 LOB: 2 BB: 0 P: 18	R: 0 H: 0 E: 0 K: 2 S: 16	H: 0 LOB: 1 BB: 0 P: 23	R: 0 H: 0 E: 0 K: 0 S: 9	H: 0 LOB: 2 BB: 1 P: 19	R: 0 H: 2 E: 0 K: 0 S: 15	H: 2 LOB: 2 BB: 0 P: 22	R: 0 H: 1 E: 0 K: 2 S: 8	H: 1 LOB: 1 BB: 0 P: 11		R: 0 H: 0 E: 0 K: 1 S: 6	H: 0 LOB: 0 BB: 0 P: 9	R: 0 H: 0 E: 0 K: 0 S: 9	H: 0 LOB: 0 BB: 0 P: 14	R: 1 H: 1 E: 0 K: 0 S: 14	H: 1 LOB: 1 BB: 0 P: 23	1B: 5 2B: 2 3B: 0 HR: 0	SF: 0 SAC: 0 DP: 1 HBP: 4	WP: 2 PB: 0 SB: 0 CS: 0
PITCHER	IP WLS BF H R ER SO BB IBB HBP BLK WP HR S P ERA WHIP											IP WLS BF H R ER SO BB IBB HBP BLK WP HR S P ERA WHIP								
40 Michael Soroka, R ERA: 5.31	4.2 24 11 0 0 3 3 0 0 0 0 0 0 27 99 0.00 1.714																			
51 Michael Tonkin, R ERA: 2.55	3.1 W 11 1 0 0 3 0 0 1 0 0 0 0 27 40 0.00 0.300																			
71 Ben Heller, R ERA: 3.38	1.0 5 1 1 1 0 0 0 1 0 1 0 0 14 23 9.00 1.000																			

AB	33
R	1
H	7
RBI	1
BB	3
SO	7
LOB	25



Batter	1	2	3	4	5	6	7	8	9	AB	R	H	RBI	BB	SO	LOB	TOP										
11 Maikel Garcia, R OBP: 0.348, SLG: 0.397	F8	BB		BB		K			K	3	0	0	0	2	2	1											
7 Bobby Witt Jr., R OBP: 0.294, SLG: 0.423	BB	BB		BB					G5-3	4	1	1	0	1	0	2											
13 Salvador Perez, R OBP: 0.289, SLG: 0.440	BB	BB							G5-3	4	0	1	0	1	1	3											
32 Nick Pratto, L OBP: 0.341, SLG: 0.403	BB			F8					G5-3	3	0	1	1	1	0	0											
14 Edward Olivares, R OBP: 0.299, SLG: 0.415	F7			G3-1					BB	4	0	0	0	0	0	4											
1 MJ Melendez, L OBP: 0.298, SLG: 0.332	P4			K2-3					BB	4	0	0	0	0	2	5											
6 Drew Waters, S OBP: 0.310, SLG: 0.374				BB					K	4	0	2	0	0	2	0											
44 Dairon Blanco, R OBP: 0.293, SLG: 0.326		FC5-4		F7					G5-3	4	0	1	0	0	0	2											
8 Nicky Lopez, L OBP: 0.342, SLG: 0.305	L7			K					G6-3	4	0	0	0	0	1	3											
Inning Stats	R: 1 H: 2 E: 0 K: 0 S: 13	LOB: 2 BB: 1 P: 26	R: 0 H: 1 E: 0 K: 0 S: 10	LOB: 3 BB: 2 P: 21	R: 0 H: 0 E: 0 K: 1 S: 7	LOB: 0 BB: 0 P: 12	R: 0 H: 1 E: 0 K: 1 S: 8	LOB: 2 BB: 1 P: 13	R: 0 H: 0 E: 0 K: 2 S: 12	LOB: 0 BB: 0 P: 19	R: 0 H: 1 E: 0 K: 2 S: 14	LOB: 1 BB: 0 P: 19	R: 0 H: 1 E: 0 K: 0 S: 16	LOB: 2 BB: 1 P: 26	R: 0 H: 0 E: 0 K: 1 S: 8	LOB: 0 BB: 0 P: 10	R: 0 H: 0 E: 0 K: 1 S: 10	LOB: 0 BB: 0 P: 13	1B: 5 2B: 1 3B: 0 HR: 0	SF: 0 SAC: 0 DP: 0 HBP: 0	WP: 0 PB: 1 SB: 3 CS: 0	PA: 39					
PITCHER	IP	WLS	BF	H	R	ER	SO	BB	IBB	HBP	BLK	WP	HR	S	P	ERA	WHIP										
61 Tanner Bibee, R ERA: 3.34	5.0		24	4	1	1	4	4	0	0	0	0	0	50	91	1.80	1.600										
49 Eli Morgan, R ERA: 1.72	1.0	W	4	1	0	0	2	0	0	0	0	0	0	14	19	0.00	1.000										
62 Enyel De Los Santos, R ERA: 2.25	1.0		5	1	0	0	0	1	0	0	0	0	0	16	26	0.00	2.000										
37 Trevor Stephan, R ERA: 2.61	1.0		3	0	0	0	1	0	0	0	0	0	0	8	10	0.00	0.000										
52 Nick Sandlin, R ERA: 2.78	1.0		3	0	0	0	1	0	0	0	0	0	0	10	13	0.00	0.000										
Batter	1	2	3	4	5	6	7	8	9	AB	R	H	RBI	BB	SO	LOB	BOTTOM										
38 Steven Kwan, L OBP: 0.339, SLG: 0.355	F7		F8			F7			L4	5	0	0	0	0	0	3											
1 Amed Rosario, R OBP: 0.308, SLG: 0.358	BB		F9			F8			G6-3	4	0	1	0	0	0	0											
11 José Ramirez, S OBP: 0.363, SLG: 0.511	L8		BB			HR			L9	4	1	2	1	0	0	1											
22 Josh Naylor, L OBP: 0.339, SLG: 0.479	K		BB			HR			F8	4	1	2	1	0	1	1											
0 Andrés Giménez, L OBP: 0.325, SLG: 0.395	HR		K			BB			BB	3	3	2	1	1	1	2											
55 Josh Bell, S OBP: 0.310, SLG: 0.363	BB		BB			K			G4-3	4	0	1	0	0	1	2											
17 Will Brennan, L OBP: 0.303, SLG: 0.397	BB		K			E4			F8	4	1	1	0	0	1	1											
7 Myles Straw, R OBP: 0.306, SLG: 0.300	K		K			K			BB	4	0	1	1	0	2	3											
23 Bo Naylor, L OBP: 0.231, SLG: 0.234	G4-6-3					BB			BB	3	0	1	1	1	1	2											
Inning Stats	R: 0 H: 1 E: 0 K: 1 S: 11	LOB: 1 BB: 0 P: 18	R: 1 H: 3 E: 0 K: 0 S: 19	LOB: 1 BB: 0 P: 28	R: 0 H: 2 E: 0 K: 1 S: 11	LOB: 0 BB: 0 P: 15	R: 0 H: 0 E: 0 K: 1 S: 8	LOB: 0 BB: 0 P: 10	R: 0 H: 0 E: 0 K: 1 S: 10	LOB: 0 BB: 0 P: 16	R: 4 H: 3 E: 1 K: 2 S: 18	LOB: 1 BB: 1 P: 31	R: 0 H: 0 E: 0 K: 0 S: 5	LOB: 0 BB: 0 P: 8	R: 1 H: 2 E: 0 K: 0 S: 14	LOB: 2 BB: 1 P: 23	1B: 7 2B: 1 3B: 0 HR: 3	SF: 0 SAC: 0 DP: 1 HBP: 0	WP: 1 PB: 0 SB: 3 CS: 0	PA: 37							
PITCHER	IP	WLS	BF	H	R	ER	SO	BB	IBB	HBP	BLK	WP	HR	S	P	ERA	WHIP										
24 Jordan Lyles, R ERA: 6.42	5.0		20	6	1	1	5	1	0	0	0	0	2	11	20	54.00	9.000										
22 Amir Garrett, L ERA: 3.33	0.1	L	5	2	4	2	1	1	0	0	0	0	0	7	11	0.00	1.500										
40 Collin Snider, R ERA:	0.2		3	1	0	0	1	0	0	0	0	0	0	5	8	0.00	0.000										
74 Jose Cuas, R ERA: 4.25	1.0		3	0	0	0	0	0	0	0	0	0	0	5	8	0.00	0.000										
50 Scott Barlow, R ERA: 4.22	1.0		6	2	1	1	0	1	0	0	0	1	0	14	23	9.00	3.000										

Kansas City Royals @ Cleveland Guardians
 Progressive Field, Cleveland, OH
 Thu Jul 06 2023, 8:31 PM - 11:21 PM EDT
 Att: 17,464 - Overcast - 77 F

AB	34
R	1
H	6
RBI	1
BB	5
SO	8
LOB	20



Kansas City Royals @ Cleveland Guardians
 Progressive Field, Cleveland, OH
 Thu Jul 06 2023, 8:31 PM - 11:21 PM EDT
 Att: 17,464 - Overcast - 77 F

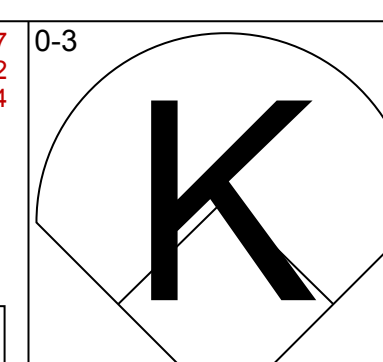
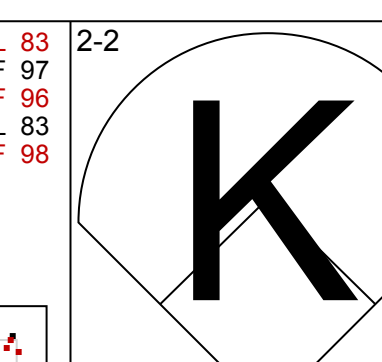
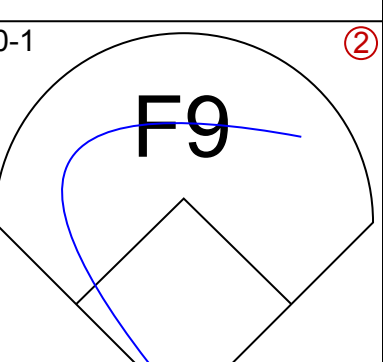
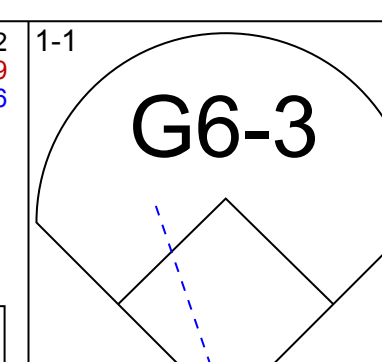
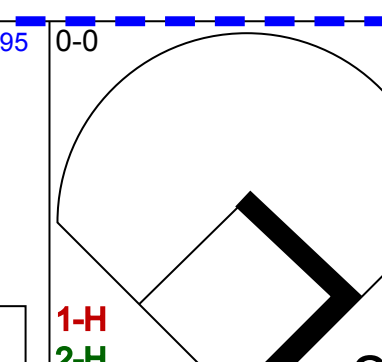
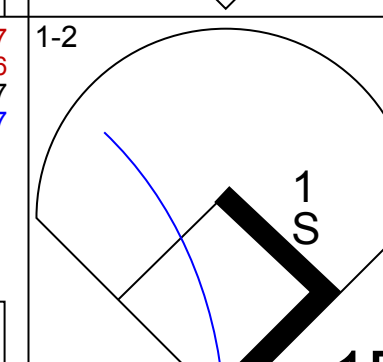
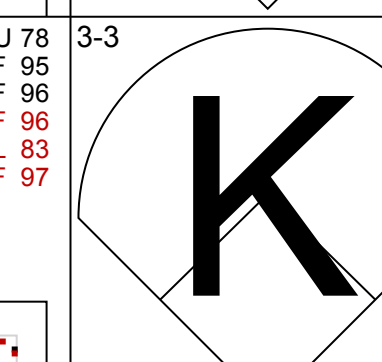
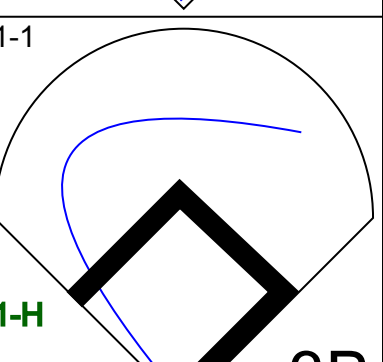
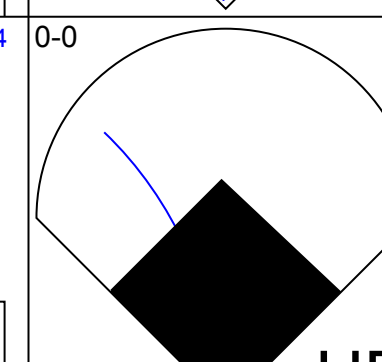
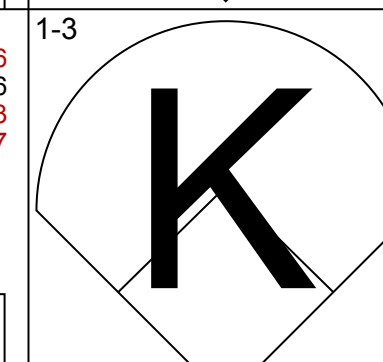
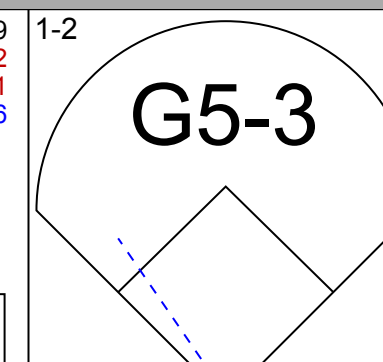
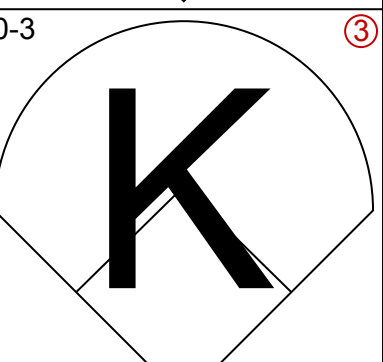
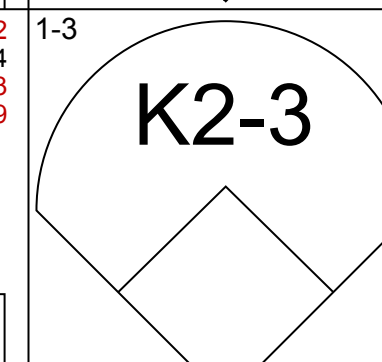
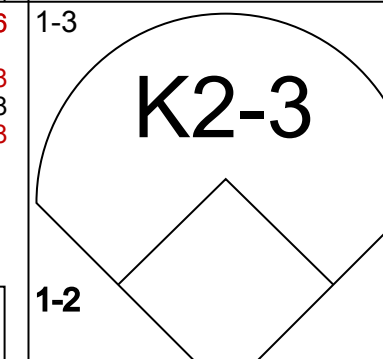
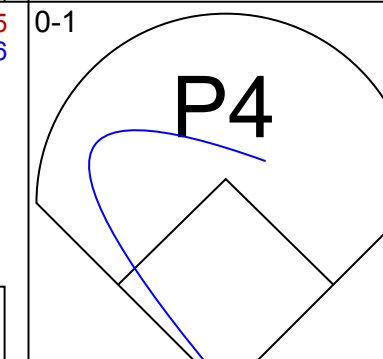
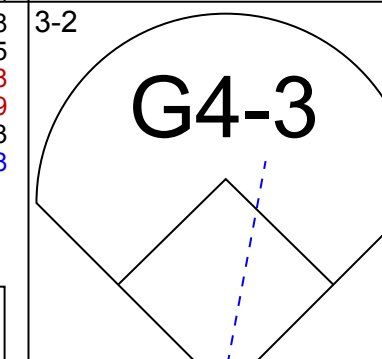
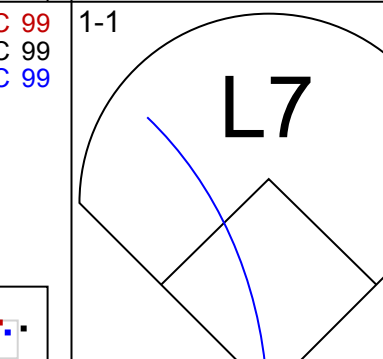
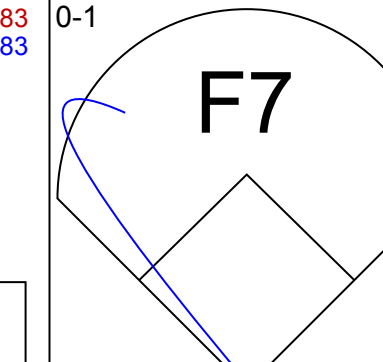
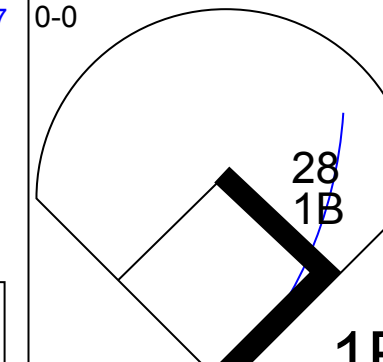
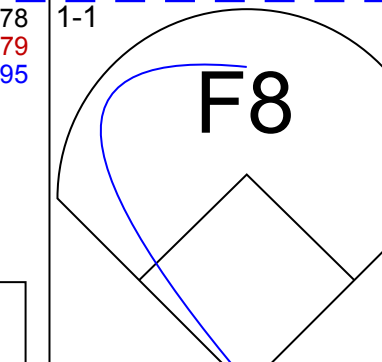
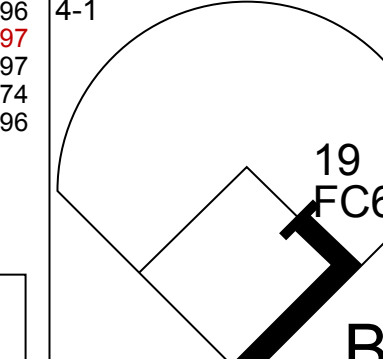
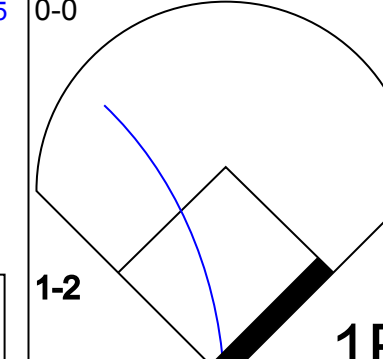
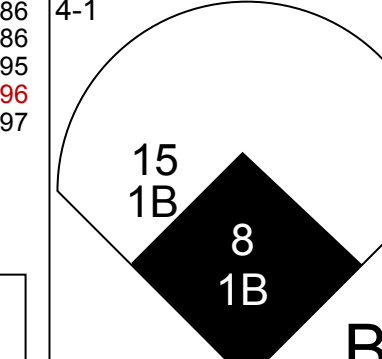
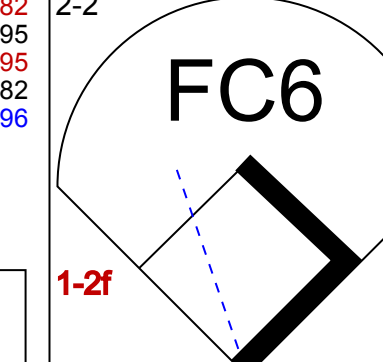
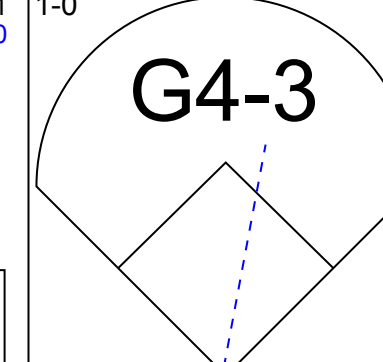
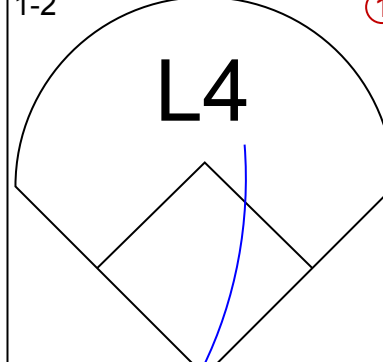
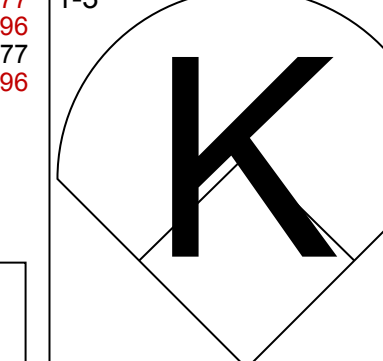
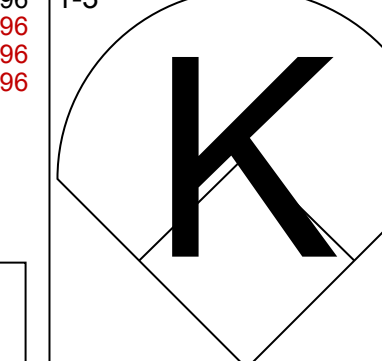

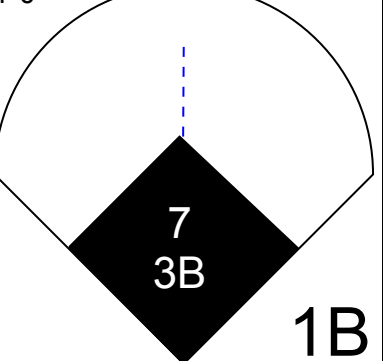
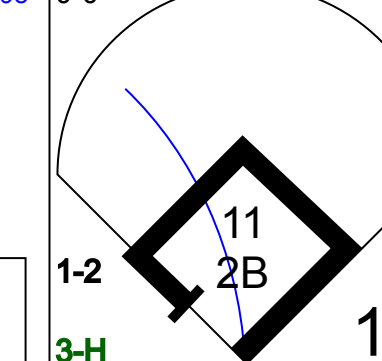
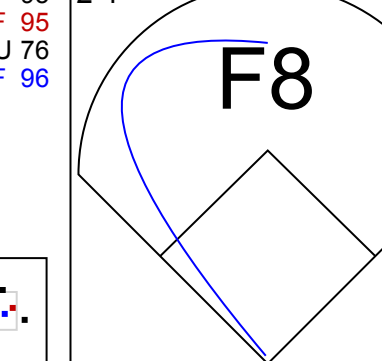
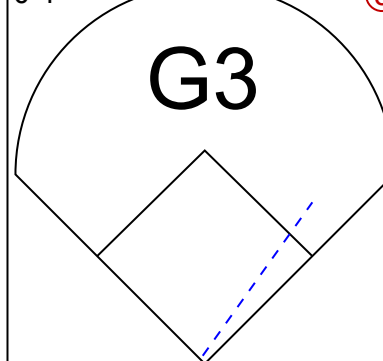
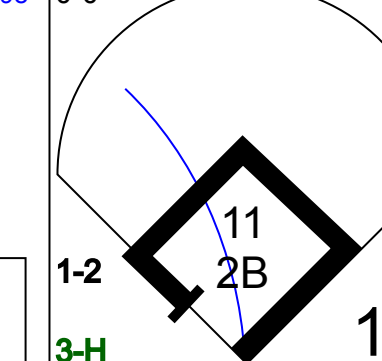
AB	35
R	6
H	11
RBI	5
BB	2
SO	7
LOB	15



Batter	1	2	3	4	5	6	7	8	9	AB	R	H	RBI	BB	SO	LOB	TOP								
11 Maikel Garcia, R OBP: 0.347, SLG: 0.391	G4-3			K		G5-3			G6-4-3 BB	3	0	0	0	1	1	0	Kansas City Royals @ Cleveland Guardians Progressive Field, Cleveland, OH Fri Jul 07 2023, 7:12 PM - 9:03 PM EDT Att: 29,990 - Clear - 75 F livebaseballscorecards.com								
7 Bobby Witt Jr., R OBP: 0.294, SLG: 0.424	F8			2B		F7			G6-4-3	4	0	1	0	0	0	1									
13 Salvador Perez, R OBP: 0.286, SLG: 0.435	K			K						3	0	0	0	0	3	1									
32 Nick Pratto, L OBP: 0.337, SLG: 0.397			K							3	0	0	0	0	3	1									
15 Matt Duffy, R OBP: 0.333, SLG: 0.356				K						0	0	0	0	0	0	0									
14 Edward Olivares, R OBP: 0.296, SLG: 0.410		F7			L3					3	0	0	0	0	0	0									
1 MJ Melendez, L OBP: 0.291, SLG: 0.336						2B				3	0	1	0	0	1	0									
6 Drew Waters, S OBP: 0.303, SLG: 0.364				K		2B				3	0	0	0	0	2	1									
28 Kyle Isbel, L OBP: 0.226, SLG: 0.305				L7		F7				3	0	0	0	0	0	1									
19 Michael Massey, L OBP: 0.272, SLG: 0.306				F9						3	0	0	0	0	0	0									
Inning Stats	R: 0 E: 0 K: 1 S: 7	H: 0 LOB: 0 BB: 0 P: 11	R: 0 E: 0 K: 1 S: 7	H: 0 LOB: 0 BB: 0 P: 11	R: 0 E: 0 K: 1 S: 9	H: 0 LOB: 0 BB: 0 P: 11	R: 0 E: 0 K: 3 S: 17	H: 1 LOB: 1 BB: 0 P: 22	R: 0 E: 0 K: 0 S: 11	H: 0 LOB: 0 BB: 0 P: 15	R: 0 E: 0 K: 0 S: 7	H: 0 LOB: 0 BB: 0 P: 11	R: 0 E: 0 K: 2 S: 12	H: 0 LOB: 0 BB: 0 P: 19	R: 0 E: 0 K: 1 S: 8	H: 0 LOB: 0 BB: 0 P: 12	R: 0 E: 0 K: 0 S: 3	H: 0 LOB: 0 BB: 0 P: 9	1B: 0 2B: 2 3B: 0 HR: 0	SF: 0 SAC: 0 DP: 1 HBP: 0	WP: 1 PB: 0 SB: 0 CS: 0	PA: 29			
PITCHER	IP	WLS	BF	H	R	ER	SO	BB	IBB	HBP	BLK	WP	HR	S	P	ERA	WHIP								
43 Aaron Civale, R ERA: 2.56	7.0	W	23	2	0	0	9	0	0	0	0	1	0	70	100	0.00	0.286								
37 Trevor Stephan, R ERA: 2.54	1.0	H	3	0	0	0	1	0	0	0	0	0	0	8	12	0.00	0.000								
48 Emmanuel Clase, R ERA: 3.46	1.0	S	3	0	0	0	0	1	0	0	0	0	0	3	9	0.00	1.000								

Batter	1	2	3	4	5	6	7	8	9	AB	R	H	RBI	BB	SO	LOB	BOTTOM								
38 Steven Kwan, L OBP: 0.336, SLG: 0.351	G4-3		G4-3		G1-3		K			4	0	0	0	0	1	0	Kansas City Royals @ Cleveland Guardians Progressive Field, Cleveland, OH Fri Jul 07 2023, 7:12 PM - 9:03 PM EDT Att: 29,990 - Clear - 75 F livebaseballscorecards.com								
1 Amed Rosario, R OBP: 0.308, SLG: 0.360	2B		L3		F8			G3		4	1	1	0	0	0	0									
11 José Ramirez, S OBP: 0.364, SLG: 0.509	2B		G3-1		1B			L4		3	0	1	0	1	0	0									
22 Josh Naylor, L OBP: 0.341, SLG: 0.479	1B			1B	P5			G1-3		4	1	2	1	0	0	1									
55 Josh Bell, S OBP: 0.310, SLG: 0.373	FC6-2			HR		G5-3				3	1	1	2	0	0	2									
0 Andrés Giménez, L OBP: 0.322, SLG: 0.391	P1			B1-3		F9				3	0	0	0	0	0	2									
12 David Fry, R OBP: 0.333, SLG: 0.362		P3		K		K				3	0	0	0	0	2	0									
7 Myles Straw, R OBP: 0.306, SLG: 0.303		G6-3			2B			L8		3	0	1	0	0	0	0									
35 Cam Gallagher, R OBP: 0.168, SLG: 0.177				P3				G5-3		3	0	0	0	0	1	1									
Inning Stats	R: 1 E: 0 K: 0 S: 14	H: 2 LOB: 2 BB: 1 P: 23	R: 0 E: 0 K: 1 S: 6	H: 0 LOB: 0 BB: 0 P: 6	R: 0 E: 0 K: 0 S: 9	H: 0 LOB: 0 BB: 0 P: 11	R: 2 E: 0 K: 1 S: 12	H: 3 LOB: 1 BB: 0 P: 16	R: 0 E: 0 K: 0 S: 7	H: 1 LOB: 1 BB: 0 P: 9	R: 0 E: 0 K: 1 S: 7	H: 0 LOB: 0 BB: 0 P: 8	R: 0 E: 0 K: 1 S: 6	H: 0 LOB: 0 BB: 0 P: 10	R: 0 E: 0 K: 0 S: 5	H: 0 LOB: 0 BB: 0 P: 7		1B: 3 2B: 2 3B: 0 HR: 1	SF: 0 SAC: 0 DP: 0 HBP: 0	WP: 0 PB: 0 SB: 0 CS: 0	PA: 31				
PITCHER	IP	WLS	BF	H	R	ER	SO	BB	IBB	HBP	BLK	WP	HR	S	P	ERA	WHIP								
52 Daniel Lynch IV, L ERA: 4.19	6.0	L	25	6	3	3	3	1	0	0	0	0	0	55	73	4.50	1.167								
43 Carlos Hernández, R ERA: 4.01	1.0		3	0	0	0	1	0	0	0	0	0	0	6	10	0.00	0.000								
49 Jonathan Heasley, R ERA: 3.86	1.0		3	0	0	0	0	0	0	0	0	0	0	5	7	0.00	0.000								




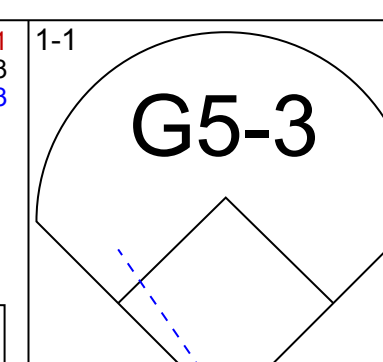
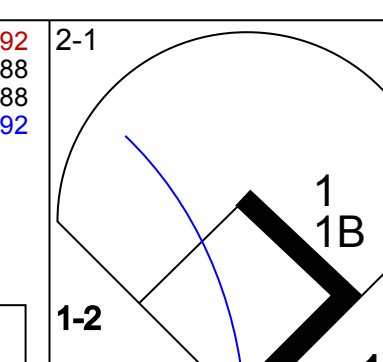
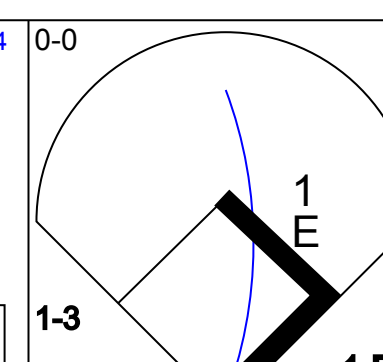
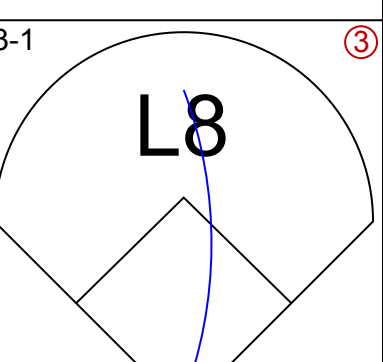

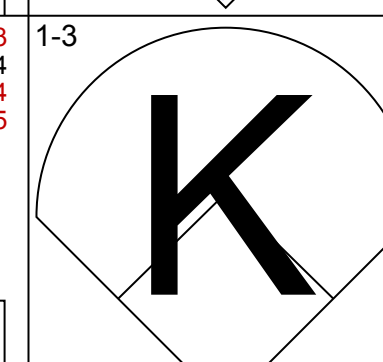
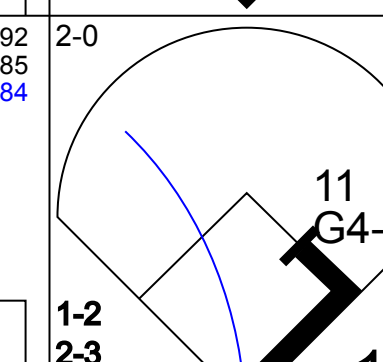
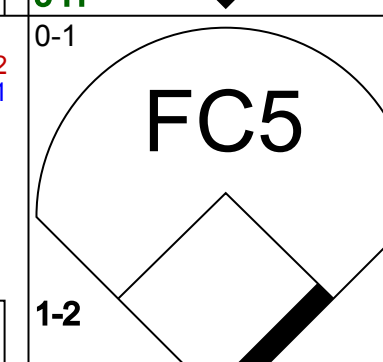
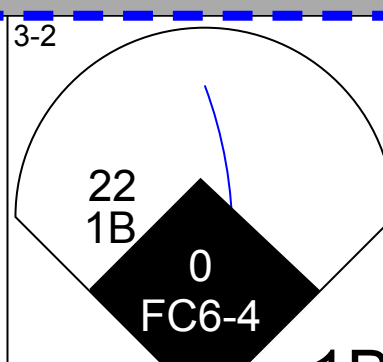
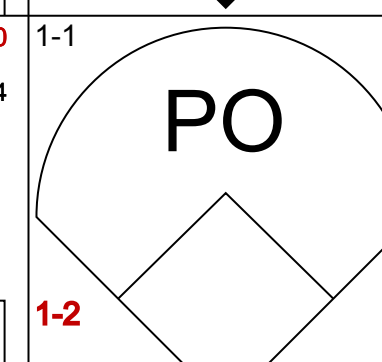
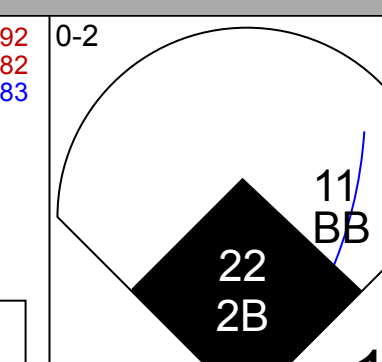
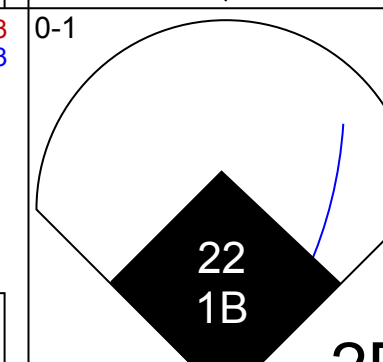
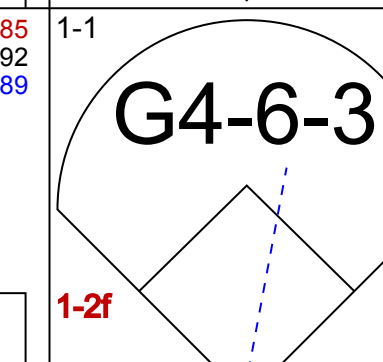
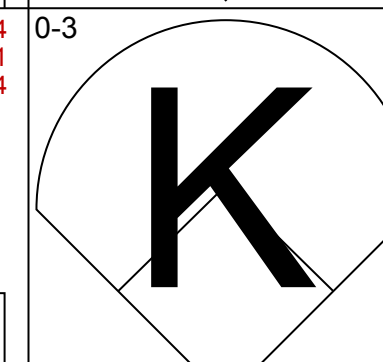
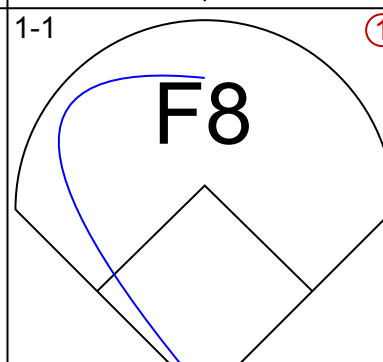
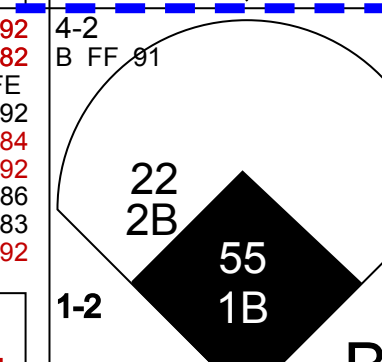
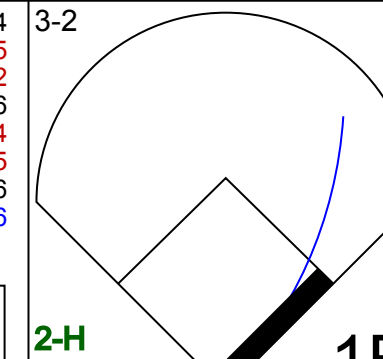
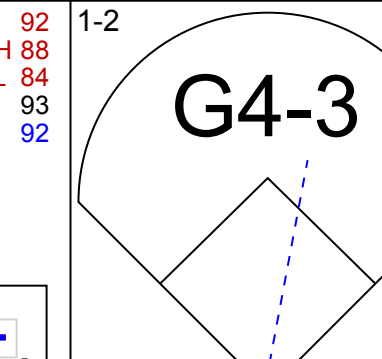
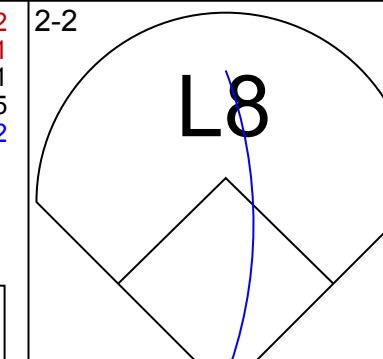
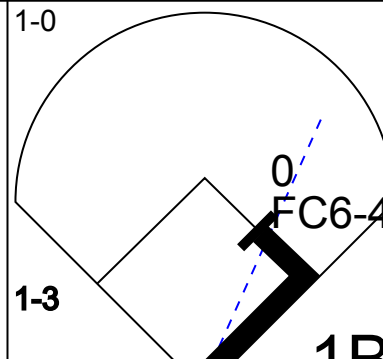

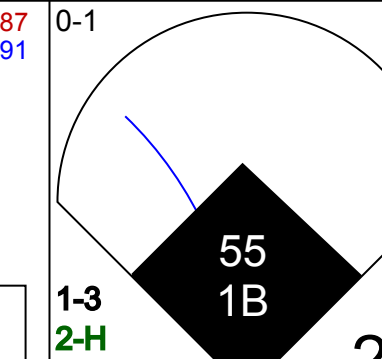
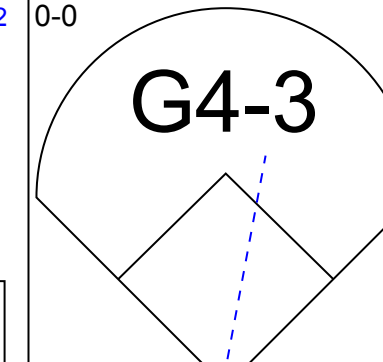
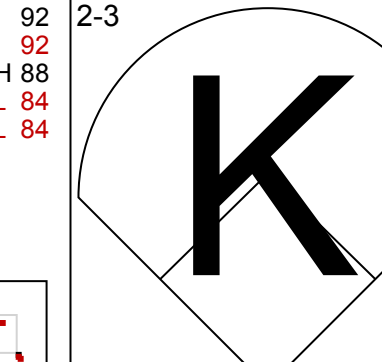
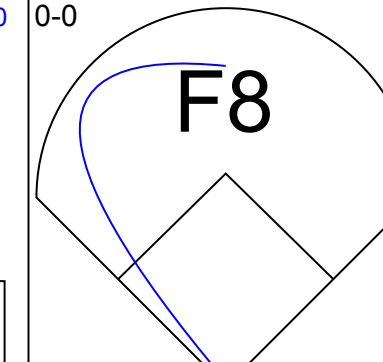
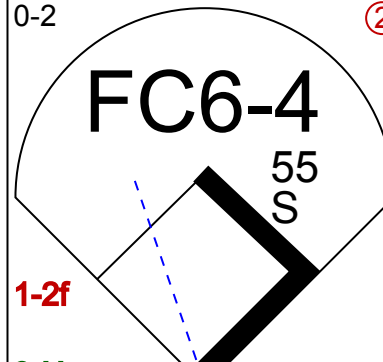

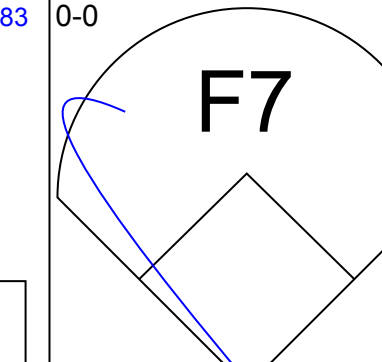

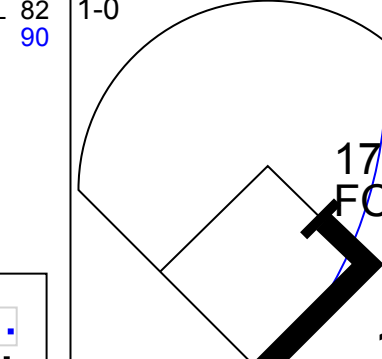

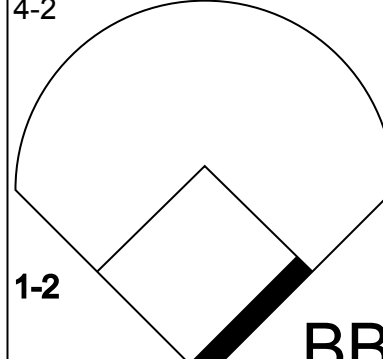

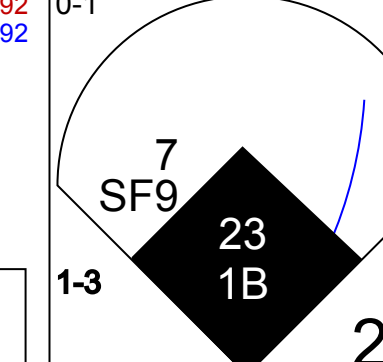

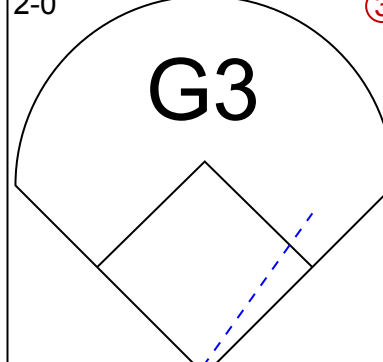
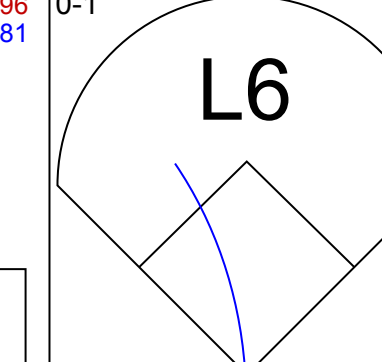
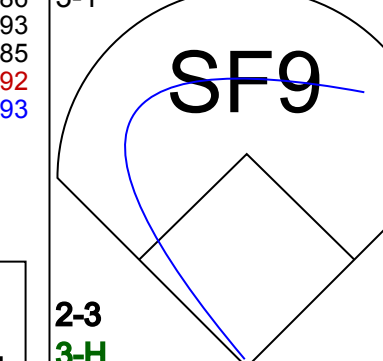
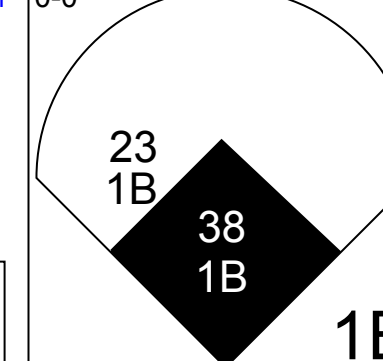

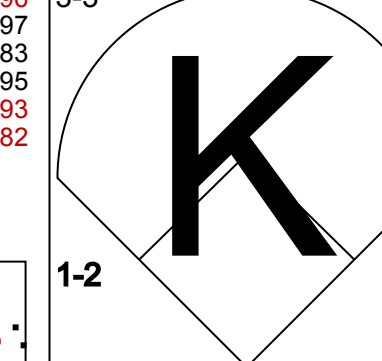
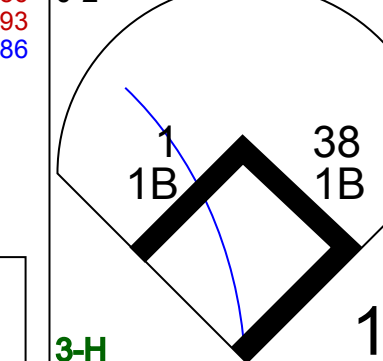
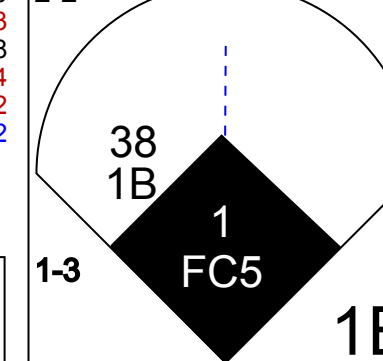

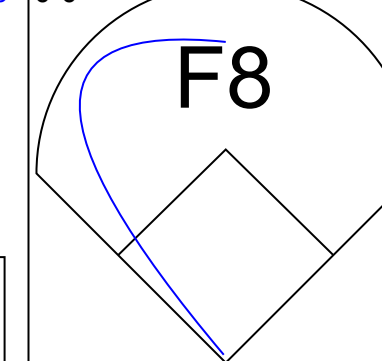
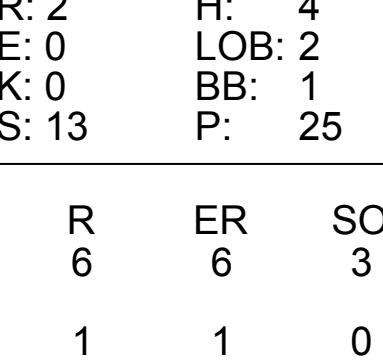
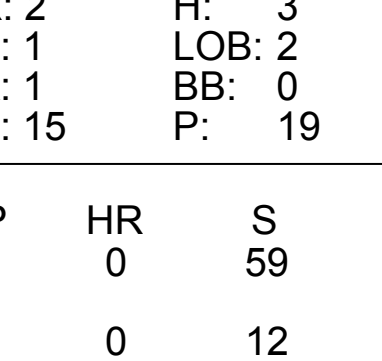
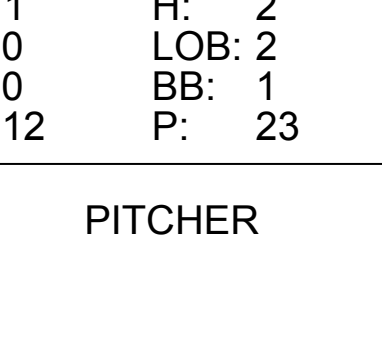
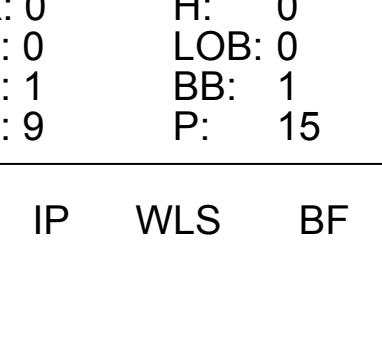
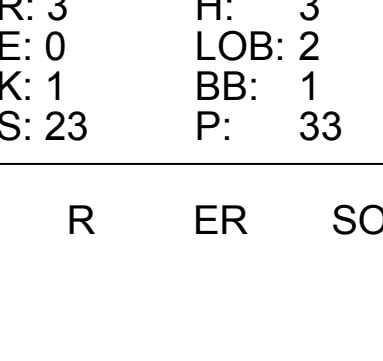



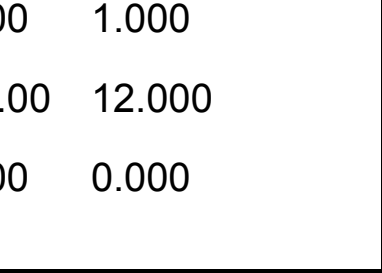


Batter	1	2	3	4	5	6	7	8	9	AB	R	H	RBI	BB	SO	LOB	TOP						
11 Maikel Garcia, R OBP: 0.343, SLG: 0.391											5	0	1	1	0	2	1						
7 Bobby Witt Jr., R OBP: 0.296, SLG: 0.440											5	1	3	2	0	1	0						
32 Nick Pratto, L OBP: 0.331, SLG: 0.388											5	0	0	0	0	4	2						
1 MJ Melendez, L OBP: 0.289, SLG: 0.337											5	1	1	0	0	1	1						
34 Freddy Fermin, R OBP: 0.327, SLG: 0.457											4	1	2	0	0	0	0						
28 Kyle Isbel, L OBP: 0.298, SLG: 0.325											2	1	2	1	2	0	0						
19 Michael Massey, L OBP: 0.269, SLG: 0.301											3	0	0	0	0	0	5						
15 Matt Duffy, R OBP: 0.339, SLG: 0.363											1	1	1	0	0	0	0						
6 Drew Waters, S OBP: 0.293, SLG: 0.354											3	0	0	1	0	2	3						
8 Nicky Lopez, L OBP: 0.346, SLG: 0.311											4	1	2	1	0	0	1						
Inning Stats	R: 0 H: 1 E: 0 K: 3 S: 12	H: 1 LOB: 1 BB: 0 P: 15	R: 0 H: 0 E: 1 K: 1 S: 9	H: 0 LOB: 1 BB: 1 P: 16	R: 0 H: 0 E: 0 K: 2 S: 8	H: 0 LOB: 0 BB: 0 P: 15	R: 0 H: 2 E: 0 K: 0 S: 8	H: 2 LOB: 1 BB: 0 P: 10	R: 1 H: 2 E: 0 K: 1 S: 11	H: 2 LOB: 1 BB: 0 P: 13	R: 2 H: 3 E: 0 K: 0 S: 18	H: 3 LOB: 1 BB: 0 P: 27	R: 1 H: 1 E: 0 K: 1 S: 9	H: 1 LOB: 0 BB: 0 P: 14	R: 2 H: 3 E: 0 K: 1 S: 9	H: 3 LOB: 2 BB: 1 P: 15	R: 0 H: 0 E: 0 K: 1 S: 6	H: 0 LOB: 0 BB: 0 P: 10	1B: 7 2B: 3 HR: 1	SF: 1 SAC: 0 DP: 0 HBP: 0	WP: 0 PB: 0 SB: 1 CS: 0	PA: 40	
PITCHER	IP WLS BF H R ER SO BB IBB HBP BLK WP HR S P ERA WHIP	IP WLS BF H R ER SO BB IBB HBP BLK WP HR S P ERA WHIP	IP WLS BF H R ER SO BB IBB HBP BLK WP HR S P ERA WHIP	IP WLS BF H R ER SO BB IBB HBP BLK WP HR S P ERA WHIP	IP WLS BF H R ER SO BB IBB HBP BLK WP HR S P ERA WHIP	IP WLS BF H R ER SO BB IBB HBP BLK WP HR S P ERA WHIP	IP WLS BF H R ER SO BB IBB HBP BLK WP HR S P ERA WHIP	IP WLS BF H R ER SO BB IBB HBP BLK WP HR S P ERA WHIP	IP WLS BF H R ER SO BB IBB HBP BLK WP HR S P ERA WHIP	IP WLS BF H R ER SO BB IBB HBP BLK WP HR S P ERA WHIP	IP WLS BF H R ER SO BB IBB HBP BLK WP HR S P ERA WHIP	IP WLS BF H R ER SO BB IBB HBP BLK WP HR S P ERA WHIP	IP WLS BF H R ER SO BB IBB HBP BLK WP HR S P ERA WHIP	IP WLS BF H R ER SO BB IBB HBP BLK WP HR S P ERA WHIP	IP WLS BF H R ER SO BB IBB HBP BLK WP HR S P ERA WHIP	IP WLS BF H R ER SO BB IBB HBP BLK WP HR S P ERA WHIP	IP WLS BF H R ER SO BB IBB HBP BLK WP HR S P ERA WHIP	IP WLS BF H R ER SO BB IBB HBP BLK WP HR S P ERA WHIP	IP WLS BF H R ER SO BB IBB HBP BLK WP HR S P ERA WHIP	IP WLS BF H R ER SO BB IBB HBP BLK WP HR S P ERA WHIP	IP WLS BF H R ER SO BB IBB HBP BLK WP HR S P ERA WHIP	IP WLS BF H R ER SO BB IBB HBP BLK WP HR S P ERA WHIP	IP WLS BF H R ER SO BB IBB HBP BLK WP HR S P ERA WHIP

Kansas City Royals @ Cleveland Guardians
 Progressive Field, Cleveland, OH
 Sat Jul 08 2023, 5:11 PM - 8:04 PM EDT
 Att: 30,864 - Cloudy - 72 F

livebaseballscorecards.com

AB 37
R 6
H 12
RBI 6
BB 2
SO 10
LOB 13




Batter	1	2	3	4	5	6	7	8	9	AB	R	H	RBI	BB	SO	LOB	BOTTOM						
38 Steven Kwan, L OBP: 0.339, SLG: 0.353											4	0	2	1	1	0	1						
1 Amed Rosario, R OBP: 0.312, SLG: 0.363											5	2	3	1	0	1	1						
11 José Ramirez, S OBP: 0.365, SLG: 0.509											4	2	1	0	1	1	6						
22 Josh Naylor, L OBP: 0.345, SLG: 0.485											5	0	3	2	0	0	2						
2 Tyler Freeman, R OBP: 0.326, SLG: 0.387											0	1	0	0	0	0	0						
0 Andrés Giménez, L OBP: 0.318, SLG: 0.384											5	0	0	1	0	1	6						
55 Josh Bell, S OBP: 0.320, SLG: 0.383											3	1	3	2	2	0	0						
13 Gabriel Arias, R OBP: 0.292, SLG: 0.313											0	0	0	0	0	0	0						
17 Will Brennan, L OBP: 0.305, SLG: 0.402											5	1	2	0	0	0	5						
7 Myles Straw, R OBP: 0.305, SLG: 0.303											4	2	1	1	0	2	3						
23 Bo Naylor, L OBP: 0.268, SLG: 0.294											4	1	3	2	0	0	0						
Inning Stats	R: 1 H: 2 E: 0 K: 1 S: 13	H: 4 LOB: 2 BB: 1 P: 25	R: 0 H: 1 E: 0 K: 1 S: 11	H: 1 LOB: 1 BB: 0 P: 15	R: 2 H: 3 E: 1 K: 1 S: 15	H: 3 LOB: 2 BB: 0 P: 19	R: 1 H: 3 E: 0 K: 0 S: 7	H: 3 LOB: 1 BB: 0 P: 15	R: 1 H: 2 E: 0 K: 0 S: 12	H: 2 LOB: 2 BB: 1 P: 23	R: 0 H: 0 E: 0 K: 1 S: 9	H: 0 LOB: 0 BB: 1 P: 15	R: 3 H: 3 E: 0 K: 1 S: 23	H: 3 LOB: 2 BB: 1 P: 33	R: 0 H: 0 E: 0 K: 1 S: 9	H: 0 LOB: 0 BB: 1 P: 15	1B: 13 2B: 5 HR: 0	SF: 1 SAC: 0 DP: 1 HBP: 0	WP: 1 PB: 0 SB: 1 CS: 0	PA: 45			
PITCHER	IP WLS BF H R ER SO BB IBB HBP BLK WP HR S P ERA WHIP	IP WLS BF H R ER SO BB IBB HBP BLK WP HR S P ERA WHIP	IP WLS BF H R ER SO BB IBB HBP BLK WP HR S P ERA WHIP	IP WLS BF H R ER SO BB IBB HBP BLK WP HR S P ERA WHIP	IP WLS BF H R ER SO BB IBB HBP BLK WP HR S P ERA WHIP	IP WLS BF H R ER SO BB IBB HBP BLK WP HR S P ERA WHIP	IP WLS BF H R ER SO BB IBB HBP BLK WP HR S P ERA WHIP	IP WLS BF H R ER SO BB IBB HBP BLK WP HR S P ERA WHIP	IP WLS BF H R ER SO BB IBB HBP BLK WP HR S P ERA WHIP	IP WLS BF H R ER SO BB IBB HBP BLK WP HR S P ERA WHIP	IP WLS BF H R ER SO BB IBB HBP BLK WP HR S P ERA WHIP	IP WLS BF H R ER SO BB IBB HBP BLK WP HR S P ERA WHIP	IP WLS BF H R ER SO BB IBB HBP BLK WP HR S P ERA WHIP	IP WLS BF H R ER SO BB IBB HBP BLK WP HR S P ERA WHIP	IP WLS BF H R ER SO BB IBB HBP BLK WP HR S P ERA WHIP	IP WLS BF H R ER SO BB IBB HBP BLK WP HR S P ERA WHIP	IP WLS BF H R ER SO BB IBB HBP BLK WP HR S P ERA WHIP	IP WLS BF H R ER SO BB IBB HBP BLK WP HR S P ERA WHIP	IP WLS BF H R ER SO BB IBB HBP BLK WP HR S P ERA WHIP	IP WLS BF H R ER SO BB IBB HBP BLK WP HR S P ERA WHIP	IP WLS BF H R ER SO BB IBB HBP BLK WP HR S P ERA WHIP	IP WLS BF H R ER SO BB IBB HBP BLK WP HR S P ERA WHIP	IP WLS BF H R ER SO BB IBB HBP BLK WP HR S P ERA WHIP

Kansas City Royals @ Cleveland Guardians
 Progressive Field, Cleveland, OH
 Sat Jul 08 2023, 5:11 PM - 8:04 PM EDT
 Att: 30,864 - Cloudy - 72 F

livebaseballscorecards.com

AB 39
R 10
H 18
RBI 10
BB 4
SO 5
LOB 24



Batter	1	2	3	4	5	6	7	8	9	AB	R	H	RBI	BB	SO	LOB	TOP					
11 Maikel Garcia, R OBP: 0.342, SLG: 0.389	F9			G6-3	K					4	0	1	0	0	1	1	Kansas City Royals @ Cleveland Guardians Progressive Field, Cleveland, OH Sun Jul 09 2023, 1:41 PM - 4:05 PM EDT Att: 25,911 - Partly Cloudy - 73 F livebaseballscorecards.com					
7 Bobby Witt Jr., R OBP: 0.300, SLG: 0.442	HBP			G6-3	K		G3-1			3	0	1	0	0	1	1						
13 Salvador Perez, R OBP: 0.289, SLG: 0.435	G6-3			G6-3	HBP			G5-3		3	1	1	0	0	0	1						
1 MJ Melendez, L OBP: 0.277, SLG: 0.333	K			K						3	0	0	0	1	2	3						
44 Dairon Blanco, R OBP: 0.240, SLG: 0.326	K			K						0	0	0	0	0	0	0						
34 Freddy Fermin, R OBP: 0.324, SLG: 0.459	F7			K2-3						4	1	1	1	0	2	3						
28 Kyle Isbel, L OBP: 0.238, SLG: 0.355	K									4	2	2	1	0	2	0						
19 Michael Massey, L OBP: 0.277, SLG: 0.320										4	0	3	2	0	0	0						
6 Drew Waters, S OBP: 0.293, SLG: 0.354										0	0	0	0	0	0	0						
15 Matt Duffy, R OBP: 0.336, SLG: 0.358										4	0	1	0	0	0	3						
8 Nicky Lopez, L OBP: 0.338, SLG: 0.301										4	0	0	0	0	1	2						
Inning Stats	R: 0 E: 0 K: 0 S: 6	H: 0 LOB: 0 BB: 0 P: 9	R: 0 E: 0 K: 2 S: 8	H: 0 LOB: 0 BB: 0 P: 12	R: 0 E: 0 K: 0 S: 7	H: 1 LOB: 0 BB: 0 P: 9	R: 0 E: 0 K: 2 S: 10	H: 2 LOB: 2 BB: 0 P: 14	R: 1 E: 0 K: 1 S: 16	H: 2 LOB: 1 BB: 0 P: 21	R: 3 E: 0 K: 1 S: 14	H: 3 LOB: 1 BB: 0 P: 15	R: 0 E: 0 K: 0 S: 10	H: 0 LOB: 0 BB: 0 P: 15	R: 0 E: 0 K: 1 S: 4	H: 1 LOB: 1 BB: 0 P: 13	1B: 6 2B: 2 3B: 1 HR: 1	SF: 0 SAC: 0 DP: 1 HBP: 2	WP: 0 PB: 0 SB: 0 CS: 3	PA: 36		
PITCHER	IP WLS BF H R ER SO BB IBB HBP BLK WP HR S P ERA WHIP	IP WLS BF H R ER SO BB IBB HBP BLK WP HR S P ERA WHIP	IP WLS BF H R ER SO BB IBB HBP BLK WP HR S P ERA WHIP	IP WLS BF H R ER SO BB IBB HBP BLK WP HR S P ERA WHIP	IP WLS BF H R ER SO BB IBB HBP BLK WP HR S P ERA WHIP	IP WLS BF H R ER SO BB IBB HBP BLK WP HR S P ERA WHIP	IP WLS BF H R ER SO BB IBB HBP BLK WP HR S P ERA WHIP	IP WLS BF H R ER SO BB IBB HBP BLK WP HR S P ERA WHIP	IP WLS BF H R ER SO BB IBB HBP BLK WP HR S P ERA WHIP	IP WLS BF H R ER SO BB IBB HBP BLK WP HR S P ERA WHIP	IP WLS BF H R ER SO BB IBB HBP BLK WP HR S P ERA WHIP	IP WLS BF H R ER SO BB IBB HBP BLK WP HR S P ERA WHIP	IP WLS BF H R ER SO BB IBB HBP BLK WP HR S P ERA WHIP	IP WLS BF H R ER SO BB IBB HBP BLK WP HR S P ERA WHIP	IP WLS BF H R ER SO BB IBB HBP BLK WP HR S P ERA WHIP	IP WLS BF H R ER SO BB IBB HBP BLK WP HR S P ERA WHIP	IP WLS BF H R ER SO BB IBB HBP BLK WP HR S P ERA WHIP	IP WLS BF H R ER SO BB IBB HBP BLK WP HR S P ERA WHIP	IP WLS BF H R ER SO BB IBB HBP BLK WP HR S P ERA WHIP	IP WLS BF H R ER SO BB IBB HBP BLK WP HR S P ERA WHIP	IP WLS BF H R ER SO BB IBB HBP BLK WP HR S P ERA WHIP	IP WLS BF H R ER SO BB IBB HBP BLK WP HR S P ERA WHIP
57 Shane Bieber, R ERA: 3.77	6.1	L	28	9	4	4	6	0	0	2	0	0	0	0	0	0	0	1	67	91	5.68	1.421
52 Nick Sandlin, R ERA: 2.95	1.2		4	0	0	0	1	1	0	0	0	0	0	0	0	0	0	0	8	13	0.00	0.600
29 Tim Herrin, L ERA: 5.48	1.0		4	1	0	0	2	0	0	0	0	0	0	0	0	0	0	0	12	13	0.00	1.000
Batter	1	2	3	4	5	6	7	8	9	AB	R	H	RBI	BB	SO	LOB	BOTTOM					
38 Steven Kwan, L OBP: 0.336, SLG: 0.349	E4			P5	G6-3					4	0	0	0	0	0	0	Kansas City Royals @ Cleveland Guardians Progressive Field, Cleveland, OH Sun Jul 09 2023, 1:41 PM - 4:05 PM EDT Att: 25,911 - Partly Cloudy - 73 F livebaseballscorecards.com					
1 Amed Rosario, R OBP: 0.311, SLG: 0.362	G5-3			K						4	0	1	0	0	1	1						
11 José Ramírez, S OBP: 0.364, SLG: 0.506	K									4	1	1	0	0	1	2						
22 Josh Naylor, L OBP: 0.344, SLG: 0.481	K									4	0	1	0	0	1	2						
0 Andrés Giménez, L OBP: 0.320, SLG: 0.389	K									4	0	2	1	0	1	0						
2 Tyler Freeman, R OBP: 0.352, SLG: 0.400										3	0	2	0	1	0	2						
17 Will Brennan, L OBP: 0.300, SLG: 0.395	K									4	0	0	0	0	3	3						
7 Myles Straw, R OBP: 0.304, SLG: 0.300	G1-3									3	0	0	0	1	0	3						
35 Cam Gallagher, R OBP: 0.165, SLG: 0.173										2	0	0	0	0	0	0						
55 Josh Bell, S OBP: 0.319, SLG: 0.381										1	0	0	0	0	0	1						
12 David Fry, R OBP: 0.333, SLG: 0.362										0	0	0	0	0	0	0						
Inning Stats	R: 0 E: 1 K: 2 S: 9	H: 0 LOB: 1 BB: 0 P: 12	R: 0 E: 0 K: 2 S: 10	H: 1 LOB: 1 BB: 0 P: 11	R: 0 E: 0 K: 1 S: 8	H: 0 LOB: 0 BB: 0 P: 11	R: 1 E: 0 K: 0 S: 12	H: 2 LOB: 1 BB: 1 P: 19	R: 0 E: 0 K: 0 S: 9	H: 0 LOB: 0 BB: 0 P: 12	R: 0 E: 0 K: 0 S: 11	H: 3 LOB: 2 BB: 0 P: 13	R: 0 E: 0 K: 1 S: 10	H: 0 LOB: 0 BB: 1 P: 19	R: 0 E: 0 K: 0 S: 5	H: 0 LOB: 0 BB: 0 P: 7	R: 0 E: 0 K: 1 S: 10	H: 1 LOB: 2 BB: 0 P: 16	1B: 6 2B: 1 3B: 0 HR: 0	SF: 0 SAC: 0 DP: 1 HBP: 0	WP: 1 PB: 0 SB: 1 CS: 0	PA: 35
PITCHER	IP WLS BF H R ER SO BB IBB HBP BLK WP HR S P ERA WHIP	IP WLS BF H R ER SO BB IBB HBP BLK WP HR S P ERA WHIP	IP WLS BF H R ER SO BB IBB HBP BLK WP HR S P ERA WHIP	IP WLS BF H R ER SO BB IBB HBP BLK WP HR S P ERA WHIP	IP WLS BF H R ER SO BB IBB HBP BLK WP HR S P ERA WHIP	IP WLS BF H R ER SO BB IBB HBP BLK WP HR S P ERA WHIP	IP WLS BF H R ER SO BB IBB HBP BLK WP HR S P ERA WHIP	IP WLS BF H R ER SO BB IBB HBP BLK WP HR S P ERA WHIP	IP WLS BF H R ER SO BB IBB HBP BLK WP HR S P ERA WHIP	IP WLS BF H R ER SO BB IBB HBP BLK WP HR S P ERA WHIP	IP WLS BF H R ER SO BB IBB HBP BLK WP HR S P ERA WHIP	IP WLS BF H R ER SO BB IBB HBP BLK WP HR S P ERA WHIP	IP WLS BF H R ER SO BB IBB HBP BLK WP HR S P ERA WHIP	IP WLS BF H R ER SO BB IBB HBP BLK WP HR S P ERA WHIP	IP WLS BF H R ER SO BB IBB HBP BLK WP HR S P ERA WHIP	IP WLS BF H R ER SO BB IBB HBP BLK WP HR S P ERA WHIP	IP WLS BF H R ER SO BB IBB HBP BLK WP HR S P ERA WHIP	IP WLS BF H R ER SO BB IBB HBP BLK WP HR S P ERA WHIP	IP WLS BF H R ER SO BB IBB HBP BLK WP HR S P ERA WHIP	IP WLS BF H R ER SO BB IBB HBP BLK WP HR S P ERA WHIP	IP WLS BF H R ER SO BB IBB HBP BLK WP HR S P ERA WHIP	IP WLS BF H R ER SO BB IBB HBP BLK WP HR S P ERA WHIP
48 Ryan Yarbrough, L ERA: 5.29	6.0	W	24	6	1	1	5	1	0	0	0	0	0	0	0	0	0	0	15	26	0.00	0.500
43 Carlos Hernández, R ERA: 3.83	2.0	H	6	0	0	0	1	1	0	0	0	0	0	0	0	0	0	0	10	16	0.00	1.000
58 Scott Barlow, R ERA: 4.08	1.0	S	5	1	0	0	1	0	0	0	0	0	0	0	0	0	0	0	10	16	0.00	1.000

Batter	1	2	3	4	5	6	7	8	9	AB	R	H	RBI	BB	SO	LOB	TOP										
38 Steven Kwan, L (1, 7) OBP: 0.337, SLG: 0.348	G5-3		FC4-6 BB		G5-3		1B		F8	4	0	1	0	1	0	1	Cleveland Guardians @ Texas Rangers Globe Life Field, Arlington, TX Fri Jul 14, 2023, 7:09 PM - 9:59 PM CDT Att: 33,863 - Roof Closed - 74 F										
1 Amed Rosario, R (1, 6) OBP: 0.310, SLG: 0.359	G3-1		FC4-6 11 G6-3 22 HR		1B		F9		K	5	1	1	0	0	1	3											
11 José Ramírez, S (1, 5) OBP: 0.362, SLG: 0.501	F4		G6-3		F7		1B		G5-3	5	0	1	0	0	0	3											
22 Josh Naylor, L (1, 3) OBP: 0.349, SLG: 0.492		L4	HR		IBB		IBB			2	1	1	2	2	0	0											
0 Andrés Giménez, L (1, 4) OBP: 0.319, SLG: 0.385	F7		BB		K		F7			3	0	0	0	1	1	5											
55 Josh Bell, S (1, 10) OBP: 0.318, SLG: 0.380	1B		F8							4	0	1	0	0	1	1											
17 Will Brennan, L (1, 9) OBP: 0.295, SLG: 0.388	K		G3							4	0	0	0	0	1	1											
7 Myles Straw, R (1, 8) OBP: 0.303, SLG: 0.299			G5-3							4	1	1	0	0	2	0											
23 Bo Naylor, L (1, 2) OBP: 0.283, SLG: 0.364			HR		P5					4	1	2	2	0	1	0											
Inning Stats	R: 0 E: 0 K: 0 S: 8	H: 0 LOB: 0 BB: 0 P: 12	R: 0 E: 0 K: 1 S: 7	H: 1 LOB: 1 BB: 0 P: 9	R: 4 E: 0 K: 0 S: 15	H: 3 LOB: 1 BB: 2 P: 29	R: 0 E: 0 K: 0 S: 5	H: 0 LOB: 0 BB: 0 P: 9	R: 0 E: 0 K: 1 S: 11	H: 1 LOB: 2 BB: 1 P: 16	R: 0 E: 0 K: 2 S: 8	H: 0 LOB: 0 BB: 0 P: 13	R: 0 E: 0 K: 1 S: 10	H: 2 LOB: 3 BB: 1 P: 16	R: 0 E: 0 K: 1 S: 10	H: 0 LOB: 0 BB: 0 P: 13		R: 0 E: 0 K: 1 S: 12	H: 1 LOB: 1 BB: 0 P: 20	1B: 6 2B: 0 3B: 0 HR: 2	SF: 0 SAC: 0 DP: 0 HBP: 0	WP: 2 PB: 0 SB: 1 CS: 0	PA: 39				
PITCHER	IP	WLS	BF	H	R	ER	SO	BB	IBB	HBP	BLK	WP	HR	S	P	ERA	WHIP										
22 Jon Gray, R (1, 1) ERA: 3.45	6.0		26	5	4	4	4	2	1	0	0	1	2	54	88	6.00	1.167										
46 Brock Burke, L (7, 1) ERA: 2.95	1.0	W	6	2	0	0	1	0	1	0	0	0	0	10	16	0.00	2.000										
45 Aroldis Chapman, L (8, 1) ERA: 2.16	1.0		3	0	0	0	1	0	0	0	0	0	0	10	13	0.00	0.000										
25 José Leclerc, R (9, 1) ERA: 2.96	1.0		4	1	0	0	1	0	0	0	0	1	0	12	20	0.00	1.000										

Batter	1	2	3	4	5	6	7	8	9	AB	R	H	RBI	BB	SO	LOB	BOTTOM										
2 Marcus Semien, R (1, 4) OBP: 0.336, SLG: 0.433	F7		F8-5		P3		BB		F8	4	1	0	0	1	0	1	Cleveland Guardians @ Texas Rangers Globe Life Field, Arlington, TX Fri Jul 14, 2023, 7:09 PM - 9:59 PM CDT Att: 33,863 - Roof Closed - 74 F										
5 Corey Seager, L (1, 6) OBP: 0.416, SLG: 0.628	BB		G3		L8		BB		HR	4	2	2	2	1	0	0											
30 Nathaniel Lowe, L (1, 3) OBP: 0.368, SLG: 0.439	1B				HR		BB		2B	4	4	4	1	1	0	0											
53 Adolis García, R (1, 9) OBP: 0.334, SLG: 0.527	K		1B		1B		1B		2B	5	3	3	3	0	1	3											
6 Josh Jung, R (1, 5) OBP: 0.328, SLG: 0.500	F9		F9		1B		K		K	5	0	1	0	0	2	5											
28 Jonah Heim, S (1, 2) OBP: 0.342, SLG: 0.490	K		G3		G3		1B		HR	5	2	3	4	0	1	1											
16 Travis Jankowski, L (1, 7) OBP: 0.427, SLG: 0.425	F8		1B		1B		BB		1B	3	0	2	1	1	0	0											
20 Ezequiel Duran, R (1, 10) OBP: 0.338, SLG: 0.518	G6-3		P6		1B		BB		1B	4	0	0	0	0	2	6											
13 Brad Miller, L (8, PH) OBP: 0.316, SLG: 0.333							BB		BB	0	0	0	0	1	0	0											
3 Leody Taveras, S (1, 8) OBP: 0.340, SLG: 0.475	F8		2B		F8		L8		F7	5	0	2	1	0	0	5											
Inning Stats	R: 0 E: 0 K: 1 S: 14	H: 1 LOB: 2 BB: 1 P: 23	R: 0 E: 0 K: 1 S: 9	H: 0 LOB: 0 BB: 0 P: 13	R: 0 E: 0 K: 0 S: 10	H: 1 LOB: 0 BB: 0 P: 14	R: 2 E: 0 K: 0 S: 14	H: 3 LOB: 1 BB: 0 P: 21	R: 0 E: 0 K: 0 S: 6	H: 0 LOB: 0 BB: 0 P: 8	R: 1 E: 0 K: 1 S: 18	H: 2 LOB: 3 BB: 1 P: 27	R: 5 E: 0 K: 2 S: 21	H: 5 LOB: 2 BB: 2 P: 35	R: 4 E: 0 K: 1 S: 17	H: 5 LOB: 2 BB: 1 P: 28	1B: 9 2B: 5 3B: 0 HR: 4	SF: 0 SAC: 0 DP: 1 HBP: 1	WP: 0 PB: 1 SB: 1 CS: 0	PA: 45							
PITCHER	IP	WLS	BF	H	R	ER	SO	BB	IBB	HBP	BLK	WP	HR	S	P	ERA	WHIP										
43 Aaron Civale, R (1, 1) ERA: 2.65	5.0		20	5	2	2	2	1	0	0	0	0	0	53	79	3.60	1.200										
49 Eli Morgan, R (6, 1) ERA: 2.11	0.1	H	4	2	1	1	0	1	0	0	0	0	0	11	19	27.00	9.000										
52 Nick Sandlin, R (6, 1) ERA: 2.9	0.2	H	3	0	0	0	1	0	0	1	0	0	0	7	8	0.00	0.000										
31 Sam Hentges, L (7, 1) ERA: 5.4	0.0	L	3	2	3	3	0	1	0	0	0	0	0	3	9	=	=										
62 Enyel De Los Santos, R (7, 1) ERA: 2.88	1.0		6	3	2	2	2	1	0	0	0	0	0	18	26	18.00	4.000										
PITCHER	IP	WLS	BF	H	R	ER	SO	BB	IBB	HBP	BLK	WP	HR	S	P	ERA	WHIP										
36 Cody Morris, R (8, 1) ERA: 12.0	1.0		9	5	4	4	1	1	0	0	0	0	0	3	17	36.00	6.000										

AB 35
R 4
H 8
RBI 4
BB 4
SO 7
LOB 14



AB 39
R 12
H 17
RBI 12
BB 5
SO 6
LOB 21



Batter	1	2	3	4	5	6	7	8	9	AB	R	H	RBI	BB	SO	LOB	TOP			
38 Steven Kwan, L (1,7) OBP: 0.336, SLG: 0.347	G6-3				G6-3		P6			4	0	1	0	0	0	2	Cleveland Guardians @ Texas Rangers Globe Life Field, Arlington, TX Sat Jul 15 2023, 3:08 PM - 5:36 PM CDT Att: 37,730 - Roof Closed - 74 F			
1 Amed Rosario, R (1,6) OBP: 0.307, SLG: 0.355	K		F9		L6			K		4	0	0	0	0	2					
11 José Ramírez, S (1,5) OBP: 0.360, SLG: 0.499			F8			F9		F9		4	0	1	0	0	1					
22 Josh Naylor, L (1,10) OBP: 0.348, SLG: 0.492	G6-3				L7			F8		4	0	1	0	0	1					
55 Josh Bell, S (1,3) OBP: 0.321, SLG: 0.379					F9			G6-3		3	0	1	0	1	0					
2 Tyler Freeman, R (1,4) OBP: 0.347, SLG: 0.391					L9			K		4	0	1	0	0	1	3				
12 David Fry, R (1,9) OBP: 0.321, SLG: 0.347										2	0	0	0	0	1	2				
17 Will Brennan, L (7,PH) OBP: 0.301, SLG: 0.393					K					2	0	2	0	0	0	0				
7 Myles Straw, R (1,8) OBP: 0.300, SLG: 0.295										4	0	0	0	0	3	3				
35 Cam Gallagher, R (1,2) OBP: 0.171, SLG: 0.190										2	0	1	0	0	0	0				
23 Bo Naylor, L (7,PH) OBP: 0.279, SLG: 0.357					L3					1	0	0	0	0	1	1				
Inning Stats	R: 0 E: 0 K: 1 S: 8	H: 1 LOB: 1 BB: 0 P: 11	R: 0 E: 0 K: 2 S: 12	H: 1 LOB: 1 BB: 0 P: 17	R: 0 E: 0 K: 0 S: 9	H: 1 LOB: 1 BB: 0 P: 16	R: 0 E: 0 K: 0 S: 11	H: 1 LOB: 1 BB: 0 P: 17	R: 0 E: 0 K: 1 S: 9	H: 1 LOB: 1 BB: 0 P: 14	R: 0 E: 0 K: 0 S: 9	H: 1 LOB: 1 BB: 0 P: 15	R: 0 E: 0 K: 1 S: 9	H: 0 LOB: 0 BB: 0 P: 13	R: 0 E: 0 K: 2 S: 10	H: 1 LOB: 1 BB: 0 P: 12	1B: 6 2B: 2 HR: 0	SF: 0 SAC: 0 HBP: 0	WP: 0 PB: 0 SB: 1 CS: 0	PA: 35
PITCHER	IP WLS BF H R ER SO BB IBB HBP BLK WP HR S P ERA WHIP																			
44 Andrew Heaney, L (1,1) ERA: 4.43	5.1 W 23 6 0 0 4 1 0 0 0 0 0 0 56 87 0.00 1.312																			
65 Grant Anderson, R (6,1) ERA: 3.7	1.0 H 3 1 0 0 0 0 0 0 0 0 0 6 11 0.00 1.000																			
51 Will Smith, L (7,1) ERA: 2.91	1.2 H 5 0 0 0 2 0 0 0 0 0 0 0 16 19 0.00 0.000																			
45 Aroldis Chapman, L (9,1) ERA: 2.1	1.0 S 4 1 0 0 2 0 0 0 0 0 0 0 10 12 0.00 1.000																			

Batter	1	2	3	4	5	6	7	8	9	AB	R	H	RBI	BB	SO	LOB	BOTTOM			
2 Marcus Semien, R (1,4) OBP: 0.338, SLG: 0.435	SF9				G4-3					3	1	2	1	0	0	0	Cleveland Guardians @ Texas Rangers Globe Life Field, Arlington, TX Sat Jul 15 2023, 3:08 PM - 5:36 PM CDT Att: 37,730 - Roof Closed - 74 F			
5 Corey Seager, L (1,6) OBP: 0.417, SLG: 0.629										3	0	1	0	1	1	1				
30 Nathaniel Lowe, L (1,3) OBP: 0.367, SLG: 0.435										3	0	0	0	1	1	3				
53 Adolis Garcia, R (1,9) OBP: 0.333, SLG: 0.522										3	0	0	1	1	1	2				
6 Josh Jung, R (1,5) OBP: 0.326, SLG: 0.494										4	0	0	0	0	3	3				
28 Jonah Heim, S (1,2) OBP: 0.345, SLG: 0.490										2	1	1	0	1	0	0				
16 Travis Jankowski, L (1,7) OBP: 0.425, SLG: 0.423										3	0	1	0	0	1	1				
18 Mitch Garver, R (1,10) OBP: 0.327, SLG: 0.430										3	0	0	0	0	1	2				
3 Leody Taveras, S (1,8) OBP: 0.340, SLG: 0.472										2	0	0	0	1	1	0				
Inning Stats	R: 1 E: 0 K: 0 S: 9	H: 2 LOB: 1 BB: 1 P: 17	R: 1 E: 1 K: 1 S: 19	H: 2 LOB: 2 BB: 2 P: 35	R: 0 E: 0 K: 1 S: 9	H: 0 LOB: 1 BB: 1 P: 16	R: 0 E: 0 K: 0 S: 8	H: 0 LOB: 0 BB: 0 P: 11	R: 0 E: 0 K: 2 S: 9	H: 0 LOB: 0 BB: 0 P: 13	R: 0 E: 0 K: 2 S: 9	H: 0 LOB: 0 BB: 0 P: 16	R: 0 E: 0 K: 2 S: 14	H: 1 LOB: 1 BB: 0 P: 20	R: 0 E: 0 K: 1 S: 8	H: 0 LOB: 1 BB: 1 P: 13		1B: 4 2B: 2 3B: 0 HR: 0	SF: 1 SAC: 0 DP: 2 HBP: 0	WP: 0 PB: 0 SB: 1 CS: 0
PITCHER	IP WLS BF H R ER SO BB IBB HBP BLK WP HR S P ERA WHIP																			
63 Gavin Williams, R (1,1) ERA: 3.94	5.0 L 22 4 2 2 4 4 0 0 0 0 0 0 54 92 3.60 1.600																			
58 Michael Kelly, R (6,1) ERA	1.0 3 0 0 0 2 0 0 0 0 0 0 9 16 0.00 0.000																			
44 Xzavion Curry, R (7,1) ERA: 3.04	1.0 4 1 0 0 2 0 0 0 0 0 0 14 20 0.00 1.000																			
29 Tim Herrin, L (8,1) ERA: 5.24	1.0 3 0 0 0 1 1 0 0 0 0 0 8 13 0.00 1.000																			

AB 34
R 0
H 8
RBI 0
BB 1
SO 8
LOB 15



AB 26
R 2
H 5
RBI 2
BB 5
SO 9
LOB 12



Batter	1	2	3	4	5	6	7	8	9	AB	R	H	RBI	BB	SO	LOB	TOP																			
38 Steven Kwan, L (1.7) OBP: 0.344, SLG: 0.364	G4-3			1 HR	F8		22 HR	1B		3	2	1	1	1	0	1																				
1 Amed Rosario, R (1.6) OBP: 0.395, SLG: 0.360	G5-3			1-H		11 2B	K			4	2	2	2	0	1	1																				
13 Gabriel Arias, R (7.6)	G5-3									1	0	0	0	0	1	2																				
11 José Ramírez, S (1.5) OBP: 0.359, SLG: 0.497	G3-1			F8		22 2B	F7			5	1	2	1	0	0	1																				
2 Tyler Freeman, R (9. PR) OBP: 0.347, SLG: 0.391	G3-1					22 2B				0	1	0	0	0	0	0																				
22 Josh Naylor, L (1.3) OBP: 0.350, SLG: 0.506	G5-3			G6-3		0 HR				5	2	2	3	0	0	1																				
0 Andrés Giménez, L (1.4) OBP: 0.316, SLG: 0.388	G5-3			G4-3						4	1	1	2	1	0	0																				
55 Josh Bell, S (1.10) OBP: 0.322, SLG: 0.375	G1-3									3	1	0	0	1	1	0																				
17 Will Brennan, L (1.8) OBP: 0.298, SLG: 0.385	G5-3									4	1	1	0	1	0	4																				
12 David Fry, R (1.9) OBP: 0.333, SLG: 0.400	L6									3	0	0	0	0	2	2																				
7 Myles Straw, R (6.8) OBP: 0.303, SLG: 0.303	L6									2	0	2	1	0	0	0																				
23 Bo Naylor, L (1.2) OBP: 0.273, SLG: 0.361	G4-3									5	0	1	1	0	0	6																				
Inning Stats	R: 0 H: 0 E: 0 K: 0 S: 7	H: 0 LOB: 0 BB: 0 P: 9	R: 0 H: 0 E: 0 K: 0 S: 6	H: 0 LOB: 0 BB: 0 P: 8	R: 0 H: 0 E: 0 K: 0 S: 6	H: 0 LOB: 0 BB: 0 P: 8	R: 2 H: 1 E: 0 K: 0 S: 11	H: 1 LOB: 0 BB: 1 P: 19	R: 1 H: 1 E: 0 K: 2 S: 9	H: 1 LOB: 1 BB: 1 P: 17	R: 4 H: 5 E: 0 K: 1 S: 19	H: 5 LOB: 1 BB: 0 P: 24	R: 2 H: 1 E: 0 K: 1 S: 8	H: 1 LOB: 0 BB: 0 P: 13	R: 1 H: 2 E: 0 K: 1 S: 20	H: 2 LOB: 2 BB: 0 P: 29	R: 1 H: 2 E: 0 K: 0 S: 14	H: 2 LOB: 3 BB: 2 P: 29	1B: 4 2B: 5 3B: 0 HR: 3	SF: 0 SAC: 0 DP: 0 HBP: 2	WP: 0 PB: 0 SB: 0 CS: 0	PA: 45														
PITCHER	IP	WLS	BF	H	R	ER	SO	BB	IBB	HBP	BLK	WP	HR	S	P	ERA	WHIP	PITCHER	IP	WLS	BF	H	R	ER	SO	BB	IBB	HBP	BLK	WP	HR	S	P	ERA	WHIP	
64 Quinn Priester, R (1.1) ERA: 11.81	5.1	L	25	7	7	7	2	2	0	0	0	0	2	47	73	11.81	1.688																			
46 Yohan Ramírez, R (6.1) ERA: 3.77	1.2		7	1	2	2	2	0	0	1	0	0	1	19	25	10.80	0.600																			
36 Dauri Moreta, R (8.1) ERA: 3.45	1.0		6	2	1	1	1	0	0	1	0	0	0	20	29	9.00	2.000																			
57 Yerry De Los Santos, R (9.1) ERA: 3.45	1.0		7	2	1	1	0	2	0	0	0	0	0	14	29	9.00	4.000																			

Cleveland Guardians @ Pittsburgh Pirates
PNC Park, Pittsburgh, PA
Mon Jul 17 2023, 7:52 PM - 10:33 PM EDT
Att: 20,080 - Drizzlie - 67/F

AB 39
R 11
H 12
RBI 11
BB 4
SO 5
LOB 18



Batter	1	2	3	4	5	6	7	8	9	AB	R	H	RBI	BB	SO	LOB	BOTTOM																			
65 Jack Suwinski, L (1.8) OBP: 0.348, SLG: 0.490	K		F8		K					3	0	0	0	1	2	1																				
10 Bryan Reynolds, S (1.7) OBP: 0.330, SLG: 0.438	G6-3		G4-3			E6				3	0	0	0	0	0	0																				
2 Connor Joe, R (8.7) OBP: 0.333, SLG: 0.417	G6-3		G4-3			22 G6-4-3				1	0	0	0	0	1	1																				
22 Andrew McCutchen, R (1.10) OBP: 0.378, SLG: 0.422				F8		G6-4-3		G4-3		4	0	1	0	0	0	2																				
41 Carlos Santana, S (1.3) OBP: 0.318, SLG: 0.387										2	0	1	0	1	0	0																				
91 Ji Man Choi, L (8.3) OBP: 0.165, SLG: 0.442										1	0	0	0	0	1	0																				
32 Henry Davis, R (1.9) OBP: 0.367, SLG: 0.388	L8			P6						3	0	0	0	1	1	3																				
19 Jared Triolo, R (1.5) OBP: 0.361, SLG: 0.333	L4									4	0	1	0	0	1	2																				
25 Endy Rodríguez, S (1.2) OBP: 0.361, SLG: 0.333	F7									4	0	0	0	0	3	2																				
39 Nick Gonzales, R (1.4) OBP: 0.284, SLG: 0.435	L6									3	0	1	0	0	1	1																				
60 Llover Peguero, R (1.6) OBP: 0.284, SLG: 0.435	K									3	0	0	0	0	2	1																				
Inning Stats	R: 0 H: 1 E: 0 K: 1 S: 11	H: 1 LOB: 2 BB: 1 P: 18	R: 0 H: 0 E: 0 K: 0 S: 7	H: 0 LOB: 0 BB: 0 P: 12	R: 0 H: 0 E: 0 K: 1 S: 6	H: 0 LOB: 0 BB: 0 P: 9	R: 0 H: 1 E: 0 K: 1 S: 7	H: 1 LOB: 1 BB: 0 P: 10	R: 0 H: 1 E: 0 K: 2 S: 10	H: 1 LOB: 1 BB: 0 P: 15	R: 0 H: 0 E: 1 K: 0 S: 6	H: 0 LOB: 0 BB: 0 P: 12	R: 0 H: 0 E: 0 K: 2 S: 12	H: 0 LOB: 1 BB: 1 P: 22	R: 0 H: 0 E: 0 K: 2 S: 18	H: 0 LOB: 1 BB: 1 P: 27	R: 0 H: 1 E: 0 K: 3 S: 14	H: 1 LOB: 0 BB: 0 P: 21	1B: 2 2B: 2 3B: 0 HR: 0	SF: 0 SAC: 0 DP: 1 HBP: 0	WP: 0 PB: 1 SB: 0 CS: 0	PA: 34														
PITCHER	IP	WLS	BF	H	R	ER	SO	BB	IBB	HBP	BLK	WP	HR	S	P	ERA	WHIP	PITCHER	IP	WLS	BF	H	R	ER	SO	BB	IBB	HBP	BLK	WP	HR	S	P	ERA	WHIP	
44 Xzavion Curry, R (1.1) ERA: 2.86	3.0		11	1	0	0	2	1	0	0	0	0	0	13	19	0.00	1.200																			
58 Michael Kelly, R (4.1) ERA: 2.86	1.2	W	7	2	0	0	2	0	0	0	0	0	0	13	19	0.00	1.200																			
31 Sam Hentges, L (5.1) ERA: 4.97	1.1	H	4	0	0	0	1	0	0	0	0	0	0	10	18	0.00	0.000																			
52 Nick Sandlin, R (7.1) ERA: 2.52	1.0		4	0	0	0	2	1	0	0	0	0	0	12	22	0.00	1.000																			
36 Cody Morris, R (8.1) ERA: 9.0	1.0		4	0	0	0	2	1	0	0	0	0	0	18	27	0.00	1.000																			

Cleveland Guardians @ Pittsburgh Pirates
PNC Park, Pittsburgh, PA
Mon Jul 17 2023, 7:52 PM - 10:33 PM EDT
Att: 20,080 - Drizzlie - 67/F

AB 31
R 0
H 4
RBI 0
BB 3
SO 12
LOB 13



Batter	1	2	3	4	5	6	7	8	9	AB	R	H	RBI	BB	SO	LOB	TOP					
38 Steven Kwan, L OBP: 0.345, SLG: 0.369										5	2	2	0	0	0	0	Cleveland Guardians @ Pittsburgh Pirates PNC Park, Pittsburgh, PA Tue Jul 18 2023, 7:07 PM - 9:21 PM EDT Att: 21,622 - Partly Cloudy - 80 F					
1 Amed Rosario, R OBP: 0.308, SLG: 0.359										4	1	1	1	1	0	0						
13 Gabriel Arias, R OBP: 0.289, SLG: 0.304										0	0	0	0	0	0	0						
11 José Ramírez, S OBP: 0.362, SLG: 0.497										4	2	2	0	1	0	0						
2 Tyler Freeman, R OBP: 0.347, SLG: 0.391										0	0	0	0	0	0	0						
22 Josh Naylor, L OBP: 0.351, SLG: 0.524										5	2	2	6	0	0	2						
12 David Fry, R OBP: 0.333, SLG: 0.400										0	0	0	0	0	0	0						
0 Andrés Giménez, L OBP: 0.320, SLG: 0.391										5	1	3	0	0	2	2						
55 Josh Bell, S OBP: 0.323, SLG: 0.386										5	2	2	2	0	1	2						
17 Will Brennan, L OBP: 0.320, SLG: 0.379										4	0	0	0	0	0	2						
7 Myles Straw, R OBP: 0.305, SLG: 0.303										4	0	1	1	0	0	1						
23 Bo Naylor, L OBP: 0.257, SLG: 0.338										4	0	0	0	0	0	2						
Inning Stats	R: 5 K: 0 S: 24	H: 6 LOB: 1 BB: 0 P: 30	R: 0 K: 0 S: 6	H: 0 LOB: 0 BB: 0 P: 8	R: 2 K: 0 S: 9	H: 2 LOB: 0 BB: 0 P: 13	R: 1 K: 1 S: 12	H: 1 LOB: 2 BB: 2 P: 26	R: 0 K: 0 S: 9	H: 1 LOB: 1 BB: 0 P: 12	R: 0 K: 0 S: 9	H: 0 LOB: 0 BB: 0 P: 13	R: 0 K: 2 S: 10	H: 0 LOB: 0 BB: 0 P: 12	R: 0 K: 0 S: 4	H: 0 LOB: 0 BB: 0 P: 7	R: 2 K: 0 S: 14	H: 3 LOB: 1 BB: 0 P: 20	1B: 8 2B: 2 3B: 0 HR: 3	SF: 0 SAC: 0 DP: 0 HBP: 0	WP: 1 PB: 0 SB: 0 CS: 0	PA: 42
PITCHER	IP WLS BF H R ER SO BB IBB HBP BLK WP HR S P ERA WHIP	6.0 L 30 10 8 8 1 2 0 0 0 0 1 2 69 102 12.00 2.000	1.0 3 0 0 0 2 0 0 0 0 0 0 0 10 12 0.00 0.000	1.0 3 0 0 0 0 0 0 0 0 0 0 4 7 0.00 0.000	1.0 6 3 2 2 0 0 0 0 0 0 0 1 14 20 18.00 3.000																	

AB	40
R	10
H	13
RBI	10
BB	2
SO	3
LOB	11



Batter	1	2	3	4	5	6	7	8	9	AB	R	H	RBI	BB	SO	LOB	BOTTOM						
2 Connor Joe, R OBP: 0.332, SLG: 0.426										4	1	1	1	0	0	0	Cleveland Guardians @ Pittsburgh Pirates PNC Park, Pittsburgh, PA Tue Jul 18 2023, 7:07 PM - 9:21 PM EDT Att: 21,622 - Partly Cloudy - 80 F						
10 Bryan Reynolds, S OBP: 0.327, SLG: 0.432										4	0	0	0	0	2	0							
22 Andrew McCutchen, R OBP: 0.377, SLG: 0.420										4	0	1	0	0	1	0							
41 Carlos Santana, S OBP: 0.317, SLG: 0.386										4	0	1	0	0	0	1							
32 Henry Davis, R OBP: 0.373, SLG: 0.386										3	0	1	0	1	0	1							
19 Jared Triolo, R OBP: 0.359, SLG: 0.333										3	0	1	0	0	0	3							
25 Endy Rodríguez, S OBP: 0.359, SLG: 0.333										3	0	0	0	0	3	4							
39 Nick Gonzales, R OBP: 0.273, SLG: 0.417										3	0	0	0	0	2	3							
60 Llover Peguero, R OBP: 0.359, SLG: 0.333										3	0	0	0	0	3	0							
Inning Stats	R: 0 K: 2 S: 9	H: 0 LOB: 0 BB: 0 P: 15	R: 0 K: 1 S: 12	H: 0 LOB: 1 BB: 1 P: 17	R: 0 K: 2 S: 7	H: 0 LOB: 0 BB: 0 P: 11	R: 0 K: 1 S: 9	H: 0 LOB: 0 BB: 0 P: 17	R: 0 K: 1 S: 11	H: 1 LOB: 1 BB: 0 P: 17	R: 1 K: 1 S: 12	H: 1 LOB: 0 BB: 0 P: 15	R: 0 K: 1 S: 10	H: 2 LOB: 0 BB: 0 P: 18	R: 0 K: 1 S: 10	H: 0 LOB: 0 BB: 0 P: 17	R: 0 K: 0 S: 5	H: 1 LOB: 0 BB: 0 P: 7	1B: 4 2B: 0 3B: 0 HR: 1	SF: 0 SAC: 0 DP: 1 HBP: 0	WP: 0 PB: 0 SB: 0 CS: 0	PA: 32	
PITCHER	IP WLS BF H R ER SO BB IBB HBP BLK WP HR S P ERA WHIP	5.0 W 17 4 1 1 1 1 1 0 0 0 0 0 1 12 15 9.00 1.000	1.0 4 1 1 1 1 1 0 0 0 0 0 0 0 10 18 0.00 2.000	1.0 5 2 0 0 1 0 0 0 0 0 0 0 10 17 0.00 2.000	1.0 3 0 0 0 1 0 0 0 0 0 0 0 0 10 17 0.00 0.000	1.0 3 1 0 0 0 0 0 0 0 0 0 0 5 7 0.00 1.000																	



Batter	1	2	3	4	5	6	7	8	9	AB	R	H	RBI	BB	SO	LOB	TOP																		
38 Steven Kwan, L (1,7) OBP: 0.343, SLG: 0.366	G1-3		L7		BB		F8		L8	4	1	0	0	1	0	1	Cleveland Guardians @ Pittsburgh Pirates PNC Park, Pittsburgh, PA Wed Jul 19 2023, 12:39 PM - 3:16 PM EDT Att: 26,541 - Cloudy - 75 F																		
1 Amed Rosario, R (1,6) OBP: 0.395, SLG: 0.360	G4-3			G6-3	2B		K		F9	5	1	1	2	0	1	0																			
11 José Ramírez, S (1,10) OBP: 0.361, SLG: 0.494	G5-3			1B	P6		P3			4	1	1	0	0	0	1																			
55 Josh Bell, S (1,3) OBP: 0.328, SLG: 0.400		P4		1B	1B				HR	4	1	3	2	0	0	0																			
0 Andrés Giménez, L (1,4) OBP: 0.320, SLG: 0.390	G4-3			1B	1B		F8		F9	4	0	1	1	0	0	1																			
2 Tyler Freeman, R (1,5) OBP: 0.342, SLG: 0.384	G5-3			1B	F7		L8			4	0	1	0	0	0	2																			
12 David Fry, R (1,9) OBP: 0.355, SLG: 0.414			SH1-3	F7			G5-3		G3	3	0	1	0	0	0	2																			
22 Josh Naylor, L (8,PH) OBP: 0.350, SLG: 0.522										1	0	0	0	0	0	1																			
13 Gabriel Arias, R (8,9) OBP: 0.289, SLG: 0.304										0	0	0	0	0	0	0																			
7 Myles Straw, R (1,8) OBP: 0.309, SLG: 0.309			SH1-3						G4-3	3	1	2	0	0	0	1																			
35 Cam Gallagher, R (1,2) OBP: 0.167, SLG: 0.184										3	0	0	0	0	2	3																			
17 Will Brennan, L (9,PH) OBP: 0.293, SLG: 0.377									K2-3	1	0	0	0	0	1	0																			
Inning Stats	R: 0 E: 0 K: 0 S: 9	H: 0 LOB: 0 BB: 0 P: 11	R: 0 E: 0 K: 0 S: 13	H: 0 LOB: 0 BB: 0 P: 20	R: 0 E: 0 K: 1 S: 10	H: 1 LOB: 1 BB: 0 P: 14	R: 1 E: 0 K: 0 S: 12	H: 3 LOB: 2 BB: 0 P: 15	R: 3 E: 0 K: 0 S: 13	H: 3 LOB: 1 BB: 1 P: 21	R: 0 E: 0 K: 1 S: 14	H: 1 LOB: 1 BB: 0 P: 20	R: 0 E: 0 K: 1 S: 7	H: 0 LOB: 0 BB: 0 P: 8	R: 1 E: 0 K: 0 S: 15	H: 2 LOB: 1 BB: 0 P: 20	R: 0 E: 0 K: 1 S: 7	H: 0 LOB: 0 BB: 0 P: 7	1B: 6 2B: 3 HR: 1	SF: 0 SAC: 1 DP: 0 HBP: 0	WP: 0 PB: 0 SB: 3 CS: 0	PA: 38													
PITCHER	IP WLS BF H R ER SO BB IBB HBP BLK WP HR S P ERA WHIP																																		
44 Rich Hill, L (1,1) ERA: 4.84	5.2		26	8	4	4	1	1	0	0	0	0	0	0	0	68	97	6.35	1.588																
36 Dauri Moreta, R (6,1) ERA: 3.43	0.1		1	0	0	0	1	0	0	0	0	0	0	0	0	3	4	0.00	0.000																
43 Ryan Borucki, L (7,1) ERA: 4.63	1.1	W	5	1	1	1	1	0	0	0	0	0	0	0	1	14	16	6.75	0.750																
35 Colin Holderman, R (8,1) ERA: 4.06	0.2	H	3	1	0	0	0	0	0	0	0	0	0	0	8	12	0.00	1.500																	
51 David Bednar, R (9,1) ERA: 1.19	1.0	S	3	0	0	0	1	0	0	0	0	0	0	0	7	7	0.00	0.000																	



Batter	1	2	3	4	5	6	7	8	9	AB	R	H	RBI	BB	SO	LOB	BOTTOM																		
65 Jack Suwinski, L (1,8) OBP: 0.348, SLG: 0.492	K		G4-3		2B				K	3	0	1	1	0	1	1	Cleveland Guardians @ Pittsburgh Pirates PNC Park, Pittsburgh, PA Wed Jul 19 2023, 12:39 PM - 3:16 PM EDT Att: 26,541 - Cloudy - 75 F																		
2 Connor Joe, R (7,PH) OBP: 0.333, SLG: 0.427										2	0	1	0	0	1	0																			
10 Bryan Reynolds, S (1,7) OBP: 0.323, SLG: 0.427	G5-3			L9	F7		FC			4	1	0	1	0	0	4																			
41 Carlos Santana, S (1,10) OBP: 0.316, SLG: 0.382	K			F8		G4-3				3	1	0	0	1	1	0																			
91 Ji Man Choi, L (1,3) OBP: 0.207, SLG: 0.436		F4		F7						3	1	1	2	1	0	0																			
32 Henry Davis, R (1,9) OBP: 0.377, SLG: 0.385		F8				P4				3	1	1	0	1	0	1																			
19 Jared Triolo, R (1,5) OBP: 0.388, SLG: 0.344		G5-3								4	1	2	2	0	1	1																			
30 Tucupita Marciano, L (1,6) OBP: 0.280, SLG: 0.362			K		F7		K			4	0	0	0	0	2	4																			
39 Nick Gonzales, R (1,4) OBP: 0.296, SLG: 0.427										3	1	2	1	1	0	0																			
18 Austin Hedges, R (1,2) OBP: 0.224, SLG: 0.224										2	0	0	0	0	0	3																			
25 Endy Rodríguez, S (7,PH) OBP: 0.111, SLG: 0.111			L8		F8					2	1	1	0	0	1	0																			
Inning Stats	R: 0 E: 0 K: 2 S: 11	H: 0 LOB: 0 BB: 0 P: 14	R: 0 E: 0 K: 0 S: 6	H: 0 LOB: 0 BB: 0 P: 13	R: 0 E: 0 K: 1 S: 11	H: 1 LOB: 1 BB: 0 P: 14	R: 0 E: 0 K: 0 S: 6	H: 0 LOB: 0 BB: 0 P: 7	R: 2 E: 0 K: 0 S: 21	H: 4 LOB: 2 BB: 0 P: 26	R: 0 E: 0 K: 1 S: 12	H: 0 LOB: 1 BB: 1 P: 21	R: 5 E: 0 K: 1 S: 24	H: 4 LOB: 2 BB: 3 P: 48	R: 0 E: 0 K: 2 S: 8	H: 0 LOB: 0 BB: 0 P: 11	1B: 8 2B: 1 HR: 0	SF: 0 SAC: 0 DP: 0 HBP: 0	WP: 0 PB: 0 SB: 0 CS: 0	PA: 37															
PITCHER	IP WLS BF H R ER SO BB IBB HBP BLK WP HR S P ERA WHIP																																		
43 Aaron Civale, R (1,1) ERA: 2.71	5.1		22	5	2	2	3	1	0	0	0	0	0	0	0	62	88	3.38	1.125																
52 Nick Sandlin, R (6,1) ERA: 2.7	1.0	H	4	0	1	1	2	1	0	0	0	0	0	0	9	16	9.00	1.000																	
31 Sam Hentges, L (7,1) ERA: 0.31	0.1	L	5	3	2	2	0	1	0	0	0	0	0	0	13	25	54.00	12.000																	
62 Enyel De Los Santos, R (7,1) ERA: 2.72	0.1		3	1	2	2	0	1	0	0	0	0	0	7	14	54.00	6.000																		
56 Michael Kelly, R (8,1) ERA:	1.0		3	0	0	0	2	0	0	0	0	0	0	8	11	0.00	0.000																		



Batter	1	2	3	4	5	6	7	8	9	AB	R	H	RBI	BB	SO	LOB	TOP										
12 Kyle Schwarber, L OBP: 0.310, SLG: 0.435										4	0	0	0	0	2	2	Philadelphia Phillies @ Cleveland Guardians Progressive Field, Cleveland, OH Sat Jul 22 2023, 7:11 PM - 9:26 PM EDT Att: 37,937 - Clear - 78 F										
7 Trea Turner, R OBP: 0.295, SLG: 0.387										4	0	1	0	0	1	2											
8 Nick Castellanos, R OBP: 0.325, SLG: 0.467										4	0	0	0	0	1	2											
3 Bryce Harper, L OBP: 0.384, SLG: 0.407										3	0	0	0	0	1	1											
10 J.T. Realmuto, R OBP: 0.304, SLG: 0.460										2	0	0	0	0	1	0											
5 Bryson Stott, L OBP: 0.342, SLG: 0.437										3	0	0	0	0	0	1											
28 Alec Bohm, R OBP: 0.330, SLG: 0.413										3	0	0	0	0	2	1											
16 Brandon Marsh, L OBP: 0.357, SLG: 0.450										3	0	0	0	0	2	1											
33 Edmundo Sosa, R OBP: 0.276, SLG: 0.410										1	0	1	0	1	0	0											
44 Jake Cave, L OBP: 0.293, SLG: 0.328										1	0	0	0	0	0	0											
Inning Stats	R: 0 E: 0 K: 0 S: 12	H: 1 LOB: 1 BB: 0 P: 18	R: 0 E: 0 K: 2 S: 11	H: 0 LOB: 1 BB: 0 P: 15	R: 0 E: 0 K: 1 S: 10	H: 0 LOB: 0 BB: 1 P: 19	R: 0 E: 0 K: 0 S: 8	H: 0 LOB: 0 BB: 0 P: 9	R: 0 E: 0 K: 1 S: 7	H: 0 LOB: 0 BB: 0 P: 11	R: 0 E: 0 K: 2 S: 14	H: 1 LOB: 1 BB: 0 P: 15	R: 0 E: 0 K: 2 S: 11	H: 0 LOB: 0 BB: 0 P: 15	R: 0 E: 0 K: 1 S: 7	H: 0 LOB: 0 BB: 0 P: 10	R: 0 E: 0 K: 1 S: 6	H: 0 LOB: 0 BB: 0 P: 7	1B: 1 2B: 1 3B: 0 HR: 0	SF: 0 SAC: 0 DP: 1 HBP: 1	WP: 0 PB: 0 SB: 0 CS: 0	PA: 30					
PITCHER	IP	WLS	BF	H	R	ER	SO	BB	IBB	HBP	BLK	WP	HR	S	P	ERA	WHIP										
61 Tanner Bibee, R ERA: 3.04	(1, 1)	7.0	W	24	2	0	8	1	0	1	0	0	0	73	102	0.00	0.429										
62 Enyel De Los Santos, R ERA: 2.66	(8, 1)	1.0	H	3	0	0	1	0	0	0	0	0	0	7	10	0.00	0.000										
48 Emmanuel Clase, R ERA: 3.15	(9, 1)	1.0	S	3	0	0	1	0	0	0	0	0	0	6	7	0.00	0.000										

Batter	1	2	3	4	5	6	7	8	9	AB	R	H	RBI	BB	SO	LOB	BOTTOM										
38 Steven Kwan, L OBP: 0.341, SLG: 0.365										4	0	0	0	0	0	0	Philadelphia Phillies @ Cleveland Guardians Progressive Field, Cleveland, OH Sat Jul 22 2023, 7:11 PM - 9:26 PM EDT Att: 37,937 - Clear - 78 F										
1 Amed Rosario, R OBP: 0.303, SLG: 0.356										4	1	1	0	0	0	0											
13 Gabriel Arias, R OBP: 0.290, SLG: 0.300										0	0	0	0	0	0	0											
11 José Ramírez, S OBP: 0.366, SLG: 0.497										3	0	1	1	0	1	0											
22 Josh Naylor, L OBP: 0.350, SLG: 0.519										3	0	1	0	0	1	0											
55 Josh Bell, S OBP: 0.330, SLG: 0.402										3	0	1	0	0	1	2											
0 Andrés Giménez, L OBP: 0.314, SLG: 0.383										3	0	0	0	0	1	1											
17 Will Brennan, L OBP: 0.292, SLG: 0.375										3	0	1	0	0	0	0											
7 Myles Straw, R OBP: 0.311, SLG: 0.307										2	0	0	0	1	2	2											
23 Bo Naylor, L OBP: 0.247, SLG: 0.324										3	0	0	0	0	2	0											
Inning Stats	R: 0 E: 0 K: 1 S: 12	H: 0 LOB: 0 BB: 0 P: 13	R: 0 E: 0 K: 2 S: 16	H: 2 LOB: 2 BB: 0 P: 20	R: 0 E: 0 K: 1 S: 7	H: 0 LOB: 0 BB: 0 P: 10	R: 0 E: 0 K: 1 S: 7	H: 0 LOB: 0 BB: 0 P: 11	R: 0 E: 0 K: 2 S: 10	H: 0 LOB: 0 BB: 0 P: 12	R: 1 E: 0 K: 0 S: 16	H: 3 LOB: 2 BB: 0 P: 26	R: 0 E: 0 K: 0 S: 9	H: 0 LOB: 0 BB: 1 P: 17	R: 0 E: 0 K: 0 S: 6	H: 0 LOB: 0 BB: 0 P: 10	1B: 5 2B: 0 3B: 0 HR: 0	SF: 0 SAC: 0 DP: 0 HBP: 0	WP: 0 PB: 0 SB: 0 CS: 1	PA: 30							
PITCHER	IP	WLS	BF	H	R	ER	SO	BB	IBB	HBP	BLK	WP	HR	S	P	ERA	WHIP										
45 Zack Wheeler, R ERA: 3.88	(1, 1)	7.0	L	26	5	1	8	1	0	0	0	0	0	77	109	1.29	0.857										
25 Matt Strahm, L ERA: 3.6	(8, 1)	1.0		3	0	0	0	0	0	0	0	0	0	6	10	0.00	0.000										

Batter	1	2	3	4	5	6	7	8	9	10	AB	R	H	RBI	BB	SO	LOB	TOP		
12 Kyle Schwarber, L OBP: 0.311, SLG: 0.433 18 Johan Rojas, R OBP: 0.273, SLG: 0.273											4	1	1	1	1	1	0			
7 Trea Turner, R OBP: 0.302, SLG: 0.390											4	1	2	0	1	1	1			
3 Bryce Harper, L OBP: 0.385, SLG: 0.404											4	2	1	2	1	0	2			
8 Nick Castellanos, R OBP: 0.324, SLG: 0.464											5	0	1	0	0	3	3			
5 Bryson Stott, L OBP: 0.348, SLG: 0.436											1	1	0	0	4	1	0			
10 J T Realmuto, R OBP: 0.303, SLG: 0.457											4	1	1	1	0	1	4			
28 Alec Bohm, R OBP: 0.328, SLG: 0.409											5	0	1	2	0	2	3			
16 Brandon Marsh, L OBP: 0.355, SLG: 0.453											5	1	1	0	0	1	1			
44 Jake Cave, L OBP: 0.278, SLG: 0.310											4	0	0	0	0	4	1			
Inning Stats	R: 1 E: 1 K: 0 S: 8	H: 1 LOB: 2 BB: 3 P: 23	R: 0 E: 0 K: 1 S: 7	H: 0 LOB: 0 BB: 0 P: 10	R: 0 E: 0 K: 2 S: 16	H: 0 LOB: 1 BB: 1 P: 24	R: 2 E: 0 K: 2 S: 15	H: 3 LOB: 1 BB: 0 P: 22	R: 1 E: 1 K: 1 S: 10	H: 1 LOB: 1 BB: 0 P: 12	R: 0 E: 0 K: 2 S: 9	H: 0 LOB: 1 BB: 1 P: 15	R: 0 E: 0 K: 2 S: 9	H: 0 LOB: 0 BB: 0 P: 14	R: 4 E: 0 K: 1 S: 12	H: 2 LOB: 1 BB: 2 P: 28	1B: 6 2B: 1 3B: 0 HR: 0	SF: 1 SAC: 0 DP: 1 HBP: 0	WP: 0 PB: 0 SB: 5 CS: 1	PA: 45
PITCHER	IP WLS BF H R ER SO BB IBB HBP BLK WP HR S P ERA WHIP	44 Xzavion Curry, R ERA: 2.87	58 Michael Kelly, R ERA: 6.75	31 Sam Hentges, L ERA: 6.75	52 Nick Sandlin, R ERA: 3.26	49 Eli Morgan, R ERA: 2.38	PITCHER	IP WLS BF H R ER SO BB IBB HBP BLK WP HR S P ERA WHIP	62 Enyel De Los Santos, R ERA: 2.59	29 Tim Herrin, L ERA: 5.55	37 Trevor Stephan, R ERA: 3.35									

Philadelphia Phillies @ Cleveland Guardians
Progressive Field, Cleveland, OH
Sun Jul 23 2023, 1:42 PM - 4:51 PM EDT
Att: 31,806 - Partly Cloudy - 82 F

AB	36
R	8
H	8
RBI	6
BB	7
SO	14
LOB	15



Batter	1	2	3	4	5	6	7	8	9	10	AB	R	H	RBI	BB	SO	LOB	BOTTOM						
38 Steven Kwan, L OBP: 0.346, SLG: 0.378											5	1	4	2	0	0	0							
2 Tyler Freeman, R OBP: 0.349, SLG: 0.373											2	0	0	0	2	0	1							
11 José Ramírez, S OBP: 0.362, SLG: 0.491											5	0	0	1	0	1	5							
22 Josh Naylor, L OBP: 0.346, SLG: 0.511											5	0	0	0	0	2	5							
55 Josh Bell, S OBP: 0.329, SLG: 0.400											4	0	1	0	0	0	0							
7 Myles Straw, R OBP: 0.310, SLG: 0.307											4	1	1	1	0	1	1							
0 Andrés Giménez, L OBP: 0.314, SLG: 0.390											4	1	2	1	0	1	0							
12 David Fry, R OBP: 0.352, SLG: 0.485											4	1	2	1	0	1	0							
17 Will Brennan, L OBP: 0.288, SLG: 0.370											4	1	0	0	0	1	3							
35 Cam Gallagher, R OBP: 0.173, SLG: 0.190											2	1	1	0	0	1	0							
1 Amed Rosario, R OBP: 0.302, SLG: 0.355											1	0	0	0	1	1	0							
23 Bo Naylor, L OBP: 0.257, SLG: 0.324											0	0	0	0	1	0	0							
Inning Stats	R: 1 E: 0 K: 2 S: 11	H: 1 LOB: 0 BB: 0 P: 13	R: 1 E: 0 K: 1 S: 8	H: 1 LOB: 0 BB: 0 P: 10	R: 1 E: 0 K: 0 S: 11	H: 2 LOB: 1 BB: 1 P: 15	R: 0 E: 0 K: 1 S: 8	H: 1 LOB: 1 BB: 0 P: 14	R: 0 E: 0 K: 1 S: 5	H: 1 LOB: 0 BB: 0 P: 6	R: 0 E: 0 K: 1 S: 9	H: 0 LOB: 0 BB: 0 P: 13	R: 0 E: 1 K: 1 S: 10	H: 0 LOB: 1 BB: 0 P: 14	R: 0 E: 0 K: 0 S: 7	H: 2 LOB: 1 BB: 1 P: 15	R: 1 E: 0 K: 1 S: 10	H: 2 LOB: 1 BB: 0 P: 14	R: 1 E: 0 K: 0 S: 13	H: 1 LOB: 3 BB: 2 P: 26	1B: 6 2B: 1 3B: 0 HR: 3	SF: 0 SAC: 1 DP: 2 HBP: 0	WP: 1 PB: 0 SB: 0 CS: 0	PA: 41
PITCHER	IP WLS BF H R ER SO BB IBB HBP BLK WP HR S P ERA WHIP	27 Aaron Nola, R ERA: 4.25	30 Gregory Soto, L ERA: 4.54	31 Craig Kimbrel, R ERA: 3.29	68 Jeff Hoffman, R ERA: 2.81	43 Yunior Marte, R ERA: 5.30	PITCHER	IP WLS BF H R ER SO BB IBB HBP BLK WP HR S P ERA WHIP																

Philadelphia Phillies @ Cleveland Guardians
Progressive Field, Cleveland, OH
Sun Jul 23 2023, 1:42 PM - 4:51 PM EDT
Att: 31,806 - Partly Cloudy - 82 F

AB	37
R	5
H	9
RBI	5
BB	3
SO	8
LOB	19



Batter	1	2	3	4	5	6	7	8	9	AB	R	H	RBI	BB	SO	LOB	TOP								
11 Maikel Garcia, R OBP: 0.329, SLG: 0.386	G5-3	P2			G5-3		HR			4	1	1	1	0	0	1									
7 Bobby Witt Jr., R OBP: 0.294, SLG: 0.446	F8		G5-3			13 HR	F8			4	1	2	0	0	0	0									
1 MJ Melendez, L OBP: 0.290, SLG: 0.346	F8		G4-3			L9		K		4	0	0	0	0	1	2									
13 Salvador Perez, R OBP: 0.287, SLG: 0.438	K		K			1-H	HR	K		4	1	1	2	0	3	1									
15 Matt Duffy, R OBP: 0.318, SLG: 0.339		E5			F9		L9		G3-1	4	1	0	0	0	0	0									
32 Nick Pratto, L OBP: 0.330, SLG: 0.383		28 1B								0	0	0	0	0	0	0									
28 Kyle Isbel, L OBP: 0.283, SLG: 0.367		14 2B			K				G3	4	1	2	0	0	1	0									
14 Edward Olivares, R (1, 10)		1B			K				G6-3	4	0	1	2	0	2	1									
44 Dairon Blanco, R OBP: 0.281, SLG: 0.407		2B				F8			HBP	3	0	0	0	0	0	1									
8 Nicky Lopez, L OBP: 0.316, SLG: 0.276		L9			G4-3		L5		F8	4	0	0	0	0	0	2									
Inning Stats	R: 0 E: 0 K: 1 S: 9	H: 1 LOB: 1 BB: 0 P: 12	R: 2 E: 1 K: 0 S: 11	H: 2 LOB: 1 BB: 0 P: 16	R: 0 E: 0 K: 1 S: 7	H: 0 LOB: 0 BB: 0 P: 9	R: 0 E: 0 K: 2 S: 7	H: 0 LOB: 0 BB: 0 P: 7	R: 0 E: 0 K: 0 S: 5	H: 0 LOB: 0 BB: 0 P: 8	R: 2 E: 0 K: 1 S: 14	H: 3 LOB: 1 BB: 0 P: 18	R: 1 E: 0 K: 0 S: 10	H: 1 LOB: 0 BB: 0 P: 14	R: 0 E: 0 K: 2 S: 11	H: 0 LOB: 0 BB: 0 P: 15	R: 0 E: 0 K: 0 S: 10	H: 0 LOB: 1 BB: 0 P: 17	1B: 3 2B: 2 3B: 0 HR: 2	SF: 0 SAC: 0 DP: 0 HBP: 1	WP: 0 PB: 0 SB: 1 CS: 0	PA: 36			
PITCHER	IP	WLS	BF	H	R	ER	SO	BB	IBB	HBP	BLK	WP	HR	S	P	ERA	WHIP								
41 Logan Allen, L ERA: 3.39	7.0	L	29	7	5	4	5	0	0	0	0	0	2	63	84	5.14	1.000								
53 Daniel Norris, L ERA:	2.0		7	0	0	0	2	0	0	1	0	0	0	21	32	0.00	0.000								

Kansas City Royals @ Cleveland Guardians
 Progressive Field, Cleveland, OH
 Mon Jul 24 2023, 7:11 PM - 9:29 PM EDT
 Att: 19,630 - Clear - 79 F

livebaseballscorecards.com

AB 35
R 5
H 7
RBI 5
BB 0
SO 7
LOB 8



Batter	1	2	3	4	5	6	7	8	9	AB	R	H	RBI	BB	SO	LOB	BOTTOM								
38 Steven Kwan, L OBP: 0.342, SLG: 0.373	E3		G6-3		G3-1		K		G3	5	0	0	0	0	1	4									
1 Amed Rosario, R OBP: 0.308, SLG: 0.365		1B				55 1B	G5-4-3			4	1	3	0	0	0	1									
11 José Ramírez, S OBP: 0.358, SLG: 0.485	F8		F8			P6		G4-3		4	0	0	0	0	0	4									
22 Josh Naylor, L OBP: 0.344, SLG: 0.508	F7				55 CS	G1-3		F8		4	0	1	0	0	0	3									
55 Josh Bell, S OBP: 0.328, SLG: 0.398	F7				P4			G3		4	0	1	1	0	0	3									
0 Andrés Giménez, L OBP: 0.313, SLG: 0.388		G3			G4-3		G5-3			4	0	1	0	0	0	1									
12 David Fry, R OBP: 0.347, SLG: 0.464		L6				G4-3		17 2B		3	1	0	0	1	0	1									
17 Will Brennan, L OBP: 0.291, SLG: 0.375					K			7 1B		4	1	2	0	0	1	0									
7 Myles Straw, R OBP: 0.312, SLG: 0.309					F9			7 1B		4	0	2	2	0	0	2									
Inning Stats	R: 0 E: 1 K: 0 S: 9	H: 1 LOB: 2 BB: 0 P: 16	R: 0 E: 0 K: 0 S: 6	H: 0 LOB: 0 BB: 0 P: 8	R: 0 E: 0 K: 0 S: 11	H: 1 LOB: 1 BB: 0 P: 19	R: 0 E: 0 K: 0 S: 9	H: 1 LOB: 0 BB: 0 P: 11	R: 0 E: 0 K: 1 S: 13	H: 1 LOB: 1 BB: 0 P: 17	R: 1 E: 0 K: 0 S: 19	H: 2 LOB: 1 BB: 0 P: 28	R: 2 E: 0 K: 1 S: 10	H: 2 LOB: 0 BB: 1 P: 16	R: 0 E: 0 K: 0 S: 6	H: 0 LOB: 0 BB: 0 P: 9	R: 0 E: 0 K: 0 S: 15	H: 2 LOB: 2 BB: 0 P: 21	1B: 7 2B: 3 3B: 0 HR: 0	SF: 0 SAC: 0 DP: 1 HBP: 0	WP: 0 PB: 0 SB: 0 CS: 1	PA: 37			
PITCHER	IP	WLS	BF	H	R	ER	SO	BB	IBB	HBP	BLK	WP	HR	S	P	ERA	WHIP								
48 Ryan Yarbrough, L ERA: 4.7	6.0	W	24	6	1	1	1	0	0	0	0	0	0	67	99	1.50	1.000								
74 Jose Cuas, R ERA: 4.24	1.0		5	2	2	2	1	1	0	0	0	0	0	10	16	18.00	3.000								
43 Carlos Hernández, R ERA: 3.78	1.0	H	3	0	0	0	0	0	0	0	0	0	0	6	9	0.00	0.000								
58 Scott Barlow, R ERA: 5.15	1.0	S	5	2	0	0	0	0	0	0	0	0	0	15	21	0.00	2.000								

Kansas City Royals @ Cleveland Guardians
 Progressive Field, Cleveland, OH
 Mon Jul 24 2023, 7:11 PM - 9:29 PM EDT
 Att: 19,630 - Clear - 79 F

livebaseballscorecards.com

AB 36
R 3
H 10
RBI 3
BB 1
SO 2
LOB 19



Batter	1	2	3	4	5	6	7	8	9	AB	R	H	RBI	BB	SO	LOB	TOP								
11 Maikel Garcia, R (1, 10) OBP: 0.324, SLG: 0.380	G6-3		G6-4-3		P3			G1-4-3		4	0	0	0	0	0	4	Kansas City Royals @ Cleveland Guardians Progressive Field, Cleveland, OH Tue Jul 25 2023, 7:12 PM - 9:10 PM EDT Att: 22,177 - Overcast - 80 F livebaseballscorecards.com								
7 Bobby Witt Jr., R (1, 6) OBP: 0.294, SLG: 0.442	32 WP BB					L7		G6-3		3	0	0	0	1	1										
32 Nick Pratto, L (1, 3) OBP: 0.325, SLG: 0.377	K				F7			G1-3		4	0	0	0	0	2										
13 Salvador Perez, R (1, 2) OBP: 0.287, SLG: 0.436	G5-3					G6-3		F8		4	0	1	0	0	0										
28 Kyle Isbel, L (1, 8) OBP: 0.247, SLG: 0.358	F7					P5		F8		4	0	0	0	0	0										
14 Edward Olivares, R (1, 7) OBP: 0.301, SLG: 0.409	F8					G5-3		F9		3	0	0	0	0	0										
19 Michael Massey, L (1, 4) OBP: 0.268, SLG: 0.343	K							P4		3	1	1	0	0	1										
6 Drew Waters, S (1, 9) OBP: 0.287, SLG: 0.368										2	0	1	0	1	1										
8 Nicky Lopez, L (1, 5) OBP: 0.322, SLG: 0.284	FC6-4									3	0	2	1	0	0										
Inning Stats	R: 0 E: 0 K: 1 S: 10	H: 0 LOB: 1 BB: 1 P: 18	R: 0 E: 0 K: 1 S: 7	H: 0 LOB: 0 BB: 0 P: 11	R: 0 E: 0 K: 0 S: 7	H: 0 LOB: 0 BB: 1 P: 13	R: 0 E: 0 K: 1 S: 7	H: 1 LOB: 1 BB: 0 P: 7	R: 1 E: 0 K: 1 S: 11	H: 2 LOB: 1 BB: 0 P: 16	R: 0 E: 0 K: 1 S: 5	H: 0 LOB: 0 BB: 0 P: 9	R: 0 E: 0 K: 0 S: 5	H: 0 LOB: 0 BB: 0 P: 7	R: 0 E: 0 K: 0 S: 8	H: 2 LOB: 1 BB: 0 P: 12	R: 0 E: 0 K: 0 S: 7	H: 0 LOB: 0 BB: 0 P: 13	1B: 5 2B: 0 3B: 0 HR: 0	SF: 0 SAC: 0 DP: 2 HBP: 0	WP: 1 PB: 0 SB: 1 CS: 0	PA: 32			
PITCHER	IP	WLS	BF	H	R	ER	SO	BB	IBB	HBP	BLK	WP	HR	S	P	ERA	WHIP								
43 Aaron Civale, R (1, 1) ERA: 2.54	8.0	W	29	5	1	1	5	2	0	0	0	1	0	60	93	1.12	0.875								
48 Emmanuel Clase, R (9, 1) ERA: 3.09	1.0		3	0	0	0	0	0	0	0	0	0	0	7	13	0.00	0.000								

Batter	1	2	3	4	5	6	7	8	9	AB	R	H	RBI	BB	SO	LOB	BOTTOM								
38 Steven Kwan, L (1, 7) OBP: 0.341, SLG: 0.372	L8		L9		G4-3					4	0	1	0	0	0	0	Kansas City Royals @ Cleveland Guardians Progressive Field, Cleveland, OH Tue Jul 25 2023, 7:12 PM - 9:10 PM EDT Att: 22,177 - Overcast - 80 F livebaseballscorecards.com								
Amed Rosario, R (1, 6) OBP: 0.306, SLG: 0.369	G1-3				F9					4	1	1	0	0	0	1									
13 Gabriel Arias, R (8, 6) OBP: 0.290, SLG: 0.300										0	0	0	0	0	0	0									
11 José Ramirez, S (1, 5) OBP: 0.357, SLG: 0.483	G4-3				G6-3					4	0	1	1	0	0	0									
22 Josh Naylor, L (1, 3) OBP: 0.341, SLG: 0.501										4	0	0	0	0	0	1									
0 Andrés Giménez, L (1, 4) OBP: 0.312, SLG: 0.390										4	0	1	0	0	1	0									
55 Josh Bell, S (1, 10) OBP: 0.328, SLG: 0.401										3	1	1	0	0	0	2									
17 Will Brennan, L (1, 9) OBP: 0.291, SLG: 0.375										3	0	1	1	0	0	2									
7 Myles Straw, R (1, 8) OBP: 0.310, SLG: 0.306										3	1	0	0	0	0	1									
23 Bo Naylor, L (1, 2) OBP: 0.273, SLG: 0.423										3	2	2	3	0	0	0									
Inning Stats	R: 0 E: 0 K: 0 S: 9	H: 0 LOB: 0 BB: 0 P: 13	R: 0 E: 0 K: 1 S: 5	H: 0 LOB: 0 BB: 0 P: 8	R: 1 E: 0 K: 0 S: 10	H: 1 LOB: 0 BB: 0 P: 14	R: 0 E: 0 K: 0 S: 6	H: 0 LOB: 0 BB: 0 P: 9	R: 3 E: 0 K: 0 S: 15	H: 3 LOB: 0 BB: 0 P: 27	R: 1 E: 0 K: 0 S: 13	H: 3 LOB: 2 BB: 0 P: 17	R: 0 E: 0 K: 0 S: 7	H: 1 LOB: 1 BB: 0 P: 11	R: 0 E: 0 K: 0 S: 5	H: 0 LOB: 0 BB: 0 P: 8	1B: 3 2B: 2 3B: 1 HR: 2	SF: 0 SAC: 0 DP: 0 HBP: 0	WP: 1 PB: 0 SB: 0 CS: 0	PA: 32					
PITCHER	IP	WLS	BF	H	R	ER	SO	BB	IBB	HBP	BLK	WP	HR	S	P	ERA	WHIP								
23 Zack Greinke, R (1, 1) ERA: 5.49	5.0	L	19	4	4	4	1	0	0	0	0	0	2	45	71	7.20	0.800								
53 Austin Cox, L (6, 1) ERA: 3.86	1.0		6	3	1	1	0	0	0	0	0	0	0	13	17	9.00	3.000								
49 Jonathan Heasley, R (7, 1) ERA: 2.79	1.0		4	1	0	0	0	0	0	0	0	1	0	7	11	0.00	1.000								
64 Nick Wittgren, R (8, 1) ERA: 6.35	1.0		3	0	0	0	0	0	0	0	0	0	0	5	8	0.00	0.000								

Batter	1	2	3	4	5	6	7	8	9	AB	R	H	RBI	BB	SO	LOB	TOP
38 Steven Kwan, L (1, 7) OBP: 0.345, SLG: 0.377										5	2	2	0	0	0	2	
0 Andrés Giménez, L (1, 4) OBP: 0.315, SLG: 0.389										4	2	2	1	0	1	1	
11 José Ramírez, S (1, 5) OBP: 0.358, SLG: 0.495										5	0	0	0	0	1	4	
22 Josh Naylor, L (1, 3) OBP: 0.345, SLG: 0.504										4	1	2	3	1	0	1	
55 Josh Bell, S (1, 10) OBP: 0.282, SLG: 0.396										4	0	0	0	1	3	3	
17 Will Brennan, L (1, 9) OBP: 0.296, SLG: 0.376										4	0	2	1	0	0	1	
39 Oscar Gonzalez, R (9, PH) OBP: 0.224, SLG: 0.297										4	1	2	0	1	1	3	AB 39
13 Gabriel Arias, R (1, 6) OBP: 0.304, SLG: 0.318										4	0	2	1	0	1	4	R 6
23 Bo Naylor, L (1, 2) OBP: 0.284, SLG: 0.427										4	0	2	1	0	1	4	H 13
7 Myles Straw, R (1, 8) OBP: 0.306, SLG: 0.300										4	0	0	0	1	1	3	RBI 6
										3	0	0	0	0	1	0	BB 3
										4	0	1	0	0	0	1	SO 9
										4	0	1	0	0	1	1	LOB 25
										4	1	1	0	0	1	2	
										3	2	2	3	1	0	0	AB 34
										4	0	1	0	0	1	1	R 3
										3	0	1	0	0	1	0	H 8
										1	0	1	0	0	0	0	RBI 3
										4	0	1	0	0	1	1	BB 2
										4	0	1	0	0	1	1	SO 8
										4	0	1	0	0	1	1	LOB 9
										4	1	1	0	0	1	2	
										3	2	2	3	1	0	0	AB 34
										4	0	1	0	0	1	1	R 3
										3	0	1	0	0	1	0	H 8
										1	0	1	0	0	0	0	RBI 3
										4	0	1	0	0	1	1	BB 2
										4	0	1	0	0	0	1	SO 8
										4	0	1	0	0	1	1	LOB 9
										4	1	1	0	0	1	2	
										3	2	2	3	1	0	0	AB 34
										4	0	1	0	0	1	1	R 3
										3	0	1	0	0	1	0	H 8
										1	0	1	0	0	0	0	RBI 3
										4	0	1	0	0	1	1	BB 2
										4	0	1	0	0	0	1	SO 8
										4	0	1	0	0	1	1	LOB 9
										4	1	1	0	0	1	2	
										3	2	2	3	1	0	0	AB 34
										4	0	1	0	0	1	1	R 3
										3	0	1	0	0	1	0	H 8
										1	0	1	0	0	0	0	RBI 3
										4	0	1	0	0	1	1	BB 2
										4	0	1	0	0	0	1	SO 8
										4	0	1	0	0	1	1	LOB 9
										4	1	1	0	0	1	2	
										3	2	2	3	1	0	0	AB 34
										4	0	1	0	0	1	1	R 3

Batter	1	2	3	4	5	6	7	8	9	AB	R	H	RBI	BB	SO	LOB	TOP					
38 Steven Kwan, L (1,7) OBP: 0.347, SLG: 0.378										4	0	3	0	0	0	0						
0 Andrés Giménez, L (1,4) OBP: 0.308, SLG: 0.381										4	0	0	0	0	0	2	3					
11 José Ramírez, S (1,5) OBP: 0.358, SLG: 0.495										4	1	2	0	0	1	1						
22 Josh Naylor, L (1,3) OBP: 0.348, SLG: 0.507										4	0	1	0	0	0	1						
55 Josh Bell, S (1,10) OBP: 0.322, SLG: 0.389										4	1	1	0	0	0	1						
17 Will Brennan, L (1,9) OBP: 0.298, SLG: 0.374										4	0	1	0	0	0	0						
2 Tyler Freeman, R (1,6) OBP: 0.352, SLG: 0.366										3	0	1	1	0	1	0						
23 Bo Naylor, L (1,2) OBP: 0.267, SLG: 0.400										3	0	0	0	0	2	2						
7 Myles Straw, R (1,8) OBP: 0.303, SLG: 0.297										3	0	0	0	0	0	0						
Inning Stats	R: 0 E: 0 K: 1 S: 6	H: 1 LOB: 0 BB: 0 P: 8	R: 0 E: 0 K: 0 S: 6	H: 0 LOB: 0 BB: 0 P: 9	R: 0 E: 0 K: 2 S: 21	H: 0 LOB: 0 BB: 0 P: 27	R: 0 E: 0 K: 0 S: 11	H: 1 LOB: 1 BB: 0 P: 16	R: 0 E: 0 K: 2 S: 9	H: 0 LOB: 0 BB: 0 P: 12	R: 0 E: 0 K: 2 S: 9	H: 1 LOB: 1 BB: 0 P: 16	R: 1 E: 0 K: 1 S: 24	H: 3 LOB: 2 BB: 0 P: 32	R: 0 E: 0 K: 0 S: 7	H: 1 LOB: 0 BB: 0 P: 7	R: 1 E: 0 K: 0 S: 13	H: 2 LOB: 0 BB: 0 P: 21	1B: 8 2B: 2 3B: 0 HR: 0	SF: 0 SAC: 0 DP: 3 HBP: 0	WP: 0 PB: 0 SB: 0 CS: 0	PA: 33
PITCHER	IP WLS BF H R ER SO BB IBB HBP BLK WP HR S P ERA WHIP																					
52 Mike Clevinger, R (1,1) ERA: 3.58	5.0 W 16 2 0 0 3 0 0 0 0 0 0 0 53 72 0.00 0.400																					
62 Jesse Schottens, R (6,1) ERA: 3.32	1.0 H 4 1 0 0 2 0 0 0 0 0 0 0 9 16 0.00 1.000																					
99 Keynan Middleton, R (7,1) ERA: 3.96	1.0 6 3 1 1 1 0 0 0 0 0 0 0 24 32 9.00 3.000																					
41 Bryan Shaw, R (8,1) ERA: 8.38	2.0 7 3 1 1 0 0 0 0 0 0 0 0 20 28 4.50 1.500																					

Cleveland Guardians @ Chicago White Sox
Guaranteed Rate Field, Chicago, IL
 Sat Jul 29 2023, 6:12 PM - 8:37 PM CDT
 Att: 26,299 - Clear - 77 F

AB 33
 R 2
 H 9
 RBI 1
 BB 0
 SO 6
 LOB 8

Batter	1	2	3	4	5	6	7	8	9	AB	R	H	RBI	BB	SO	LOB	BOTTOM			
7 Tim Anderson, R (1,6) OBP: 0.286, SLG: 0.293										5	1	3	1	0	1	1				
10 Yadir Moncada, S (1,5) OBP: 0.274, SLG: 0.353										4	0	1	2	1	0	2				
88 Luis Robert Jr., R (1,8) OBP: 0.323, SLG: 0.559										4	1	2	1	0	1	1				
74 Eloy Jiménez, R (1,10) OBP: 0.330, SLG: 0.477										3	0	1	1	1	1	1				
30 Jake Burger, R (1,4) OBP: 0.279, SLG: 0.533										2	1	0	0	2	0	1				
25 Andrew Vaughn, R (1,3) OBP: 0.319, SLG: 0.429										3	1	2	2	1	0	2				
24 Yasmani Grandal, S (1,2) OBP: 0.317, SLG: 0.382										4	1	1	0	0	0	4				
22 Oscar Colás, L (1,9) OBP: 0.253, SLG: 0.270										4	0	1	0	0	1	1				
28 Zach Remillard, R (1,7) OBP: 0.357, SLG: 0.382										3	2	1	0	1	0	1				
Inning Stats	R: 1 E: 0 K: 1 S: 8	H: 1 LOB: 0 BB: 0 P: 13	R: 0 E: 0 K: 0 S: 6	H: 1 LOB: 0 BB: 0 P: 6	R: 0 E: 0 K: 1 S: 8	H: 0 LOB: 0 BB: 0 P: 12	R: 0 E: 0 K: 0 S: 9	H: 1 LOB: 2 BB: 2 P: 20	R: 2 E: 0 K: 1 S: 16	H: 4 LOB: 1 BB: 0 P: 25	R: 2 E: 0 K: 1 S: 8	H: 1 LOB: 0 BB: 1 P: 14	R: 2 E: 0 K: 0 S: 10	H: 2 LOB: 3 BB: 3 P: 24	R: 0 E: 0 K: 0 S: 8	H: 2 LOB: 1 BB: 0 P: 11	1B: 9 2B: 1 3B: 0 HR: 2	SF: 0 SAC: 0 DP: 2 HBP: 0	WP: 0 PB: 0 SB: 1 CS: 0	PA: 38
PITCHER	IP WLS BF H R ER SO BB IBB HBP BLK WP HR S P ERA WHIP																			
41 Logan Allen, L (1,1) ERA: 3.7	6.0 L 26 8 5 5 4 3 0 0 0 0 0 0 9 23 7.50 1.833																			
49 Eli Morgan, R (7,1) ERA: 2.72	0.2 7 2 2 2 0 3 0 0 0 0 0 0 9 23 27.00 7.500																			
31 Sam Hentges, L (7,1) ERA: 6.43	1.1 5 2 0 0 0 0 0 0 0 0 0 0 9 12 0.00 1.500																			

Cleveland Guardians @ Chicago White Sox
Guaranteed Rate Field, Chicago, IL
 Sat Jul 29 2023, 6:12 PM - 8:37 PM CDT
 Att: 26,299 - Clear - 77 F

AB 32
 R 7
 H 12
 RBI 7
 BB 6
 SO 4
 LOB 14

Batter	1	2	3	4	5	6	7	8	9	AB	R	H	RBI	BB	SO	LOB	TOP										
38 Steven Kwan, L OBP: 0.391, SLG: 0.388	L9	G4-3					1B		SF9	3	0	1	1	1	0	1											
0 Andrés Giménez, L OBP: 0.306, SLG: 0.372	G4-3		K			K		K	G4-3	5	0	0	0	0	3	4											
11 José Ramírez, S OBP: 0.362, SLG: 0.509			K			L6		BB		3	0	1	0	1	1	2											
22 Josh Naylor, L OBP: 0.346, SLG: 0.500	G4-3				G5-3			G3		3	0	0	0	1	0	2											
Josh Bell, S OBP: 0.318, SLG: 0.383					L9			G5-6-3		4	1	1	0	0	1	2											
17 Will Brennan, L OBP: 0.278, SLG: 0.371					G3			G3-1		4	1	1	0	0	1	1											
13 Gabriel Arias, R OBP: 0.309, SLG: 0.323					K			1B		4	1	3	0	0	1	0											
23 Bo Naylor, L OBP: 0.278, SLG: 0.410					SF8			K		3	0	1	1	1	1	1											
7 Myles Straw, R OBP: 0.302, SLG: 0.297					SF8			F8		3	0	1	1	0	1	4											
Inning Stats	R: 0 E: 0 K: 0 S: 6	H: 1 LOB: 1 BB: 0 P: 8	R: 2 E: 0 K: 1 S: 13	H: 3 LOB: 1 BB: 0 P: 20	R: 0 E: 0 K: 2 S: 10	H: 0 LOB: 0 BB: 0 P: 18	R: 0 E: 0 K: 1 S: 6	H: 0 LOB: 0 BB: 0 P: 10	R: 0 E: 0 K: 1 S: 12	H: 1 LOB: 2 BB: 1 P: 19	R: 0 E: 0 K: 0 S: 5	H: 0 LOB: 0 BB: 0 P: 10	R: 0 E: 0 K: 1 S: 10	H: 2 LOB: 0 BB: 0 P: 12	R: 0 E: 0 K: 2 S: 9	H: 0 LOB: 1 BB: 1 P: 19	R: 1 E: 0 K: 1 S: 18	H: 2 LOB: 2 BB: 1 P: 28	1B: 8 2B: 1 3B: 0 HR: 0	SF: 2 SAC: 0 DP: 1 HBP: 0	WP: 0 PB: 0 SB: 1 CS: 0	PA: 38					
PITCHER	IP	WLS	BF	H	R	ER	SO	BB	IBB	HBP	BLK	WP	HR	S	P	ERA	WHIP										
68 J.P. France, R ERA: 2.85	7.0	W	28	7	2	2	6	2	0	0	0	0	0	62	97	2.57	1.286										
52 Bryan Abreu, R ERA: 2.5	1.0	H	4	0	0	0	2	1	0	0	0	0	0	9	19	0.00	1.000										
45 Ryne Stanek, R ERA: 4.62	0.0		3	2	1	1	0	1	0	0	0	0	0	9	15	∞	∞										
55 Ryan Pressly, R ERA: 3.17	1.0	S	3	0	0	0	1	0	0	0	0	0	0	9	13	0.00	0.000										

Cleveland Guardians @ Houston Astros
Minute Maid Park, Houston, TX
Mon Jul 31 2023, 7:10 PM - 9:55 PM CDT
Att: 30,165 - Roof Closed - 73 F

livebaseballscorecards.com

AB 32
R 3
H 9
RBI 3
BB 4
SO 9
LOB 17




Batter	1	2	3	4	5	6	7	8	9	AB	R	H	RBI	BB	SO	LOB	BOTTOM										
27 Jose Altuve, R OBP: 0.384, SLG: 0.504	30 1B		L8			G1-3	3 BB	3 BB		2	2	1	0	3	0	0											
3 Jeremy Peña, R OBP: 0.294, SLG: 0.372	F9		F9			G1-3	2 WP			3	0	0	0	2	0	2											
30 Kyle Tucker, L OBP: 0.380, SLG: 0.510	1B				L4	44 HR	K	SF7		4	1	2	2	0	1	2											
2 Alex Bregman, R OBP: 0.347, SLG: 0.428	G5-3				P4	44 HR	44 BB	F8		3	1	0	0	2	0	4											
44 Yordan Alvarez, L OBP: 0.395, SLG: 0.605	F8				F8	HR				3	1	1	3	1	0	2											
79 José Abreu, R OBP: 0.298, SLG: 0.359			21 BB			P5	G1-3	L3		3	0	0	0	1	0	3											
21 Yainer Diaz, R OBP: 0.290, SLG: 0.514			L3							3	1	2	0	0	0	1											
9 Corey Julks, R OBP: 0.300, SLG: 0.357			G6-3				F9	K		4	0	0	0	0	1	3											
6 Jake Meyers, R OBP: 0.313, SLG: 0.382			G5-3				F8	L6		4	1	1	1	0	0	1											
Inning Stats	R: 0 E: 0 K: 0 S: 10	H: 2 LOB: 2 BB: 0 P: 15	R: 0 E: 0 K: 0 S: 4	H: 0 LOB: 0 BB: 1 P: 9	R: 0 E: 0 K: 0 S: 8	H: 0 LOB: 0 BB: 0 P: 11	R: 0 E: 0 K: 0 S: 9	H: 0 LOB: 0 BB: 0 P: 12	R: 0 E: 0 K: 0 S: 8	H: 0 LOB: 1 BB: 0 P: 12	R: 4 E: 0 K: 1 S: 15	H: 3 LOB: 1 BB: 2 P: 29	R: 1 E: 0 K: 1 S: 13	H: 0 LOB: 3 BB: 4 P: 34	R: 2 E: 0 K: 0 S: 10	H: 2 LOB: 2 BB: 2 P: 25	1B: 5 2B: 2 3B: 0 HR: 1	SF: 1 SAC: 0 DP: 1 HBP: 1	WP: 2 PB: 0 SB: 3 CS: 0	PA: 40							
PITCHER	IP	WLS	BF	H	R	ER	SO	BB	IBB	HBP	BLK	WP	HR	S	P	ERA	WHIP										
34 Noah Syndergaard, R ERA: 6.68	5.1		20	2	1	1	0	2	0	1	0	0	43	68	1.69	0.750											
49 Eli Morgan, R ERA: 3.32	0.1	L	5	3	3	3	0	1	0	0	0	0	1	6	12	81.00	12.000										
52 Nick Sandlin, R ERA: 3.27	0.1		1	0	0	0	1	0	0	0	0	0	0	5	8	0.00	0.000										
58 Michael Kelly, R ERA: 3.68	0.2		6	0	1	1	1	4	0	0	0	1	0	10	29	13.50	6.000										
53 Daniel Norris, L ERA: 3.38	1.1		8	2	2	2	0	2	0	0	0	0	13	30	13.50	3.000											

Cleveland Guardians @ Houston Astros
Minute Maid Park, Houston, TX
Mon Jul 31 2023, 7:10 PM - 9:55 PM CDT
Att: 30,165 - Roof Closed - 73 F

livebaseballscorecards.com

AB 29
R 7
H 7
RBI 6
BB 9
SO 2
LOB 18



Batter	1	2	3	4	5	6	7	8	9	AB	R	H	RBI	BB	SO	LOB	TOP			
38 Steven Kwan, L (1,7) OBP: 0.348, SLG: 0.385										3	0	0	0	0	1	0	Cleveland Guardians @ Houston Astros Minute Maid Park, Houston, TX Tue Aug 01 2023, 7:13 PM - 9:18 PM CDT Att: 33,703 - Roof Closed - 73 F			
2 Tyler Freeman, R (1,4) OBP: 0.344, SLG: 0.357										2	0	0	0	0	1	0				
0 Andrés Giménez, L (5,4) OBP: 0.305, SLG: 0.371										1	0	0	0	0	0	0				
11 José Ramírez, S (1,5) OBP: 0.360, SLG: 0.505										3	0	0	0	0	1	0				
39 Oscar Gonzalez, R (1,10) OBP: 0.233, SLG: 0.280										2	0	0	0	1	2	0				
12 David Fry, R (1,3) OBP: 0.325, SLG: 0.468										3	0	0	0	0	1	1				
17 Will Brennan, L (1,9) OBP: 0.294, SLG: 0.367										3	0	0	0	0	0	1				
13 Gabriel Arias, R (1,6) OBP: 0.304, SLG: 0.317										3	0	0	0	0	1	0				
7 Myles Straw, R (1,8) OBP: 0.299, SLG: 0.294										3	0	0	0	0	0	0				
35 Cam Gallagher, R (1,2) OBP: 0.171, SLG: 0.180										3	0	0	0	0	0	0				
Inning Stats	R: 0 E: 0 K: 2 S: 7	H: 0 LOB: 0 BB: 0 P: 10	R: 0 E: 0 K: 2 S: 9	H: 0 LOB: 0 BB: 0 P: 12	R: 0 E: 0 K: 1 S: 10	H: 0 LOB: 0 BB: 0 P: 14	R: 0 E: 0 K: 1 S: 7	H: 0 LOB: 0 BB: 0 P: 11	R: 0 E: 0 K: 0 S: 4	H: 0 LOB: 0 BB: 0 P: 6	R: 0 E: 0 K: 0 S: 5	H: 0 LOB: 0 BB: 0 P: 5	R: 0 E: 0 K: 1 S: 9	H: 0 LOB: 0 BB: 0 P: 10	R: 0 E: 0 K: 0 S: 7	H: 0 LOB: 0 BB: 0 P: 12	1B: 0 2B: 0 3B: 0 HR: 0	SF: 0 SAC: 0 DP: 1 HBP: 0	WP: 0 PB: 0 SB: 0 CS: 0	PA: 27
PITCHER Framber Valdez, L (1,1) ERA: 3.07	IP: 9.0 WLS: W BF: 27 H: 0 R: 0 ER: 0 SO: 7 BB: 1 IBB: 0 HBP: 0 BLK: 0 WP: 0 HR: 0 S: 65 P: 93 ERA: 0.00 WHIP: 0.111															PITCHER				

Batter	1	2	3	4	5	6	7	8	9	AB	R	H	RBI	BB	SO	LOB	BOTTOM			
27 Jose Altuve, R (1,4) OBP: 0.381, SLG: 0.497										4	1	1	0	0	0	0	Cleveland Guardians @ Houston Astros Minute Maid Park, Houston, TX Tue Aug 01 2023, 7:13 PM - 9:18 PM CDT Att: 33,703 - Roof Closed - 73 F			
3 Jeremy Peña, R (1,6) OBP: 0.301, SLG: 0.378										2	1	2	0	2	0	0				
30 Kyle Tucker, L (1,9) OBP: 0.379, SLG: 0.508										4	0	1	2	0	0	3				
2 Alex Bregman, R (1,5) OBP: 0.344, SLG: 0.424										4	0	0	0	0	1	3				
79 José Abreu, R (1,3) OBP: 0.297, SLG: 0.357										3	0	0	0	1	1	0				
20 Chas McCormick, R (1,7) OBP: 0.370, SLG: 0.519										3	0	0	0	1	3	0				
21 Yainer Diaz, R (1,10) OBP: 0.291, SLG: 0.511										3	0	1	0	0	1	2				
6 Jake Meyers, R (1,8) OBP: 0.314, SLG: 0.382										3	0	1	0	0	1	3				
15 Martín Maldonado, R (1,2) OBP: 0.236, SLG: 0.298										3	0	0	0	0	3	3				
Inning Stats	R: 0 E: 0 K: 0 S: 8	H: 1 LOB: 1 BB: 0 P: 11	R: 0 E: 0 K: 3 S: 9	H: 0 LOB: 0 BB: 0 P: 12	R: 2 E: 0 K: 2 S: 16	H: 3 LOB: 1 BB: 1 P: 30	R: 0 E: 0 K: 1 S: 9	H: 0 LOB: 2 BB: 2 P: 20	R: 0 E: 0 K: 2 S: 10	H: 1 LOB: 1 BB: 1 P: 14	R: 0 E: 0 K: 1 S: 7	H: 1 LOB: 0 BB: 0 P: 10	R: 0 E: 0 K: 1 S: 9	H: 0 LOB: 0 BB: 0 P: 10	R: 0 E: 0 K: 1 S: 9	H: 0 LOB: 0 BB: 0 P: 10	1B: 5 2B: 2 3B: 0 HR: 0	SF: 0 SAC: 0 DP: 1 HBP: 0	WP: 1 PB: 0 SB: 0 CS: 1	PA: 33
PITCHER 63 Gavin Williams, R (1,1) ERA: 3.38 44 Xzavien Curry, R (6,1) ERA: 2.9 31 Sam Hentges, L (7,1) ERA: 6.35 62 Enyel De Los Santos, R (8,1) ERA: 2.4	IP: 5.0 WLS: L BF: 22 H: 4 R: 2 ER: 2 SO: 6 BB: 4 IBB: 0 HBP: 0 BLK: 0 WP: 0 HR: 0 S: 53 P: 93 ERA: 0.00 WHIP: 1.600															PITCHER				

AB 26
 R 0
 H 0
 RBI 0
 BB 1
 SO 7
 LOB 2

AB 29
 R 2
 H 6
 RBI 2
 BB 4
 SO 10
 LOB 14

Batter	1	2	3	4	5	6	7	8	9	AB	R	H	RBI	BB	SO	LOB	TOP			
38 Steven Kwan, L (1,7) OBP: 0.347, SLG: 0.382	G3			L1-3			K		K	4	0	0	0	1	2	4				
0 Andrés Giménez, L (1,4) OBP: 0.304, SLG: 0.370						F8				4	0	1	0	0	0	1	3			
11 José Ramírez, S (1,10) OBP: 0.359, SLG: 0.501	G3									3	0	0	0	1	0	1				
17 Will Brennan, L (1,8) OBP: 0.293, SLG: 0.369										4	0	1	0	0	1	1				
12 David Fry, R (1,3) OBP: 0.322, SLG: 0.450										3	0	0	0	1	0	1				
6 Brayan Rocchio, S (1,5) OBP: 0.276, SLG: 0.235										3	1	1	0	1	1	2				
39 Oscar Gonzalez, R (1,9) OBP: 0.256, SLG: 0.302										4	1	3	0	0	0	0				
7 Myles Straw, R (0, PR) OBP: 0.299, SLG: 0.294										0	0	0	0	0	0	0				
23 Bo Naylor, L (1,2) OBP: 0.277, SLG: 0.395										3	0	0	0	1	1	4				
13 Gabriel Arias, R (1,6) OBP: 0.303, SLG: 0.321										4	0	1	2	0	2	3				
Inning Stats	R: 0 E: 0 K: 0 S: 8	H: 1 LOB: 0 BB: 0 P: 13	R: 2 E: 0 K: 2 S: 19	H: 3 LOB: 3 BB: 2 P: 30	R: 0 E: 0 K: 0 S: 8	H: 0 LOB: 0 BB: 0 P: 16	R: 0 E: 0 K: 1 S: 13	H: 1 LOB: 2 BB: 1 P: 18	R: 0 E: 0 K: 0 S: 4	H: 0 LOB: 0 BB: 0 P: 7	R: 0 E: 0 K: 1 S: 12	H: 1 LOB: 1 BB: 0 P: 16	R: 0 E: 0 K: 2 S: 10	H: 0 LOB: 0 BB: 0 P: 15	R: 0 E: 1 K: 2 S: 11	H: 0 LOB: 2 BB: 0 P: 16	1B: 5 2B: 2 3B: 0 HR: 0	SF: 0 SAC: 0 DP: 3 HBP: 0	WP: 0 PB: 0 SB: 1 CS: 0	PA: 37
PITCHER	IP	WLS	BF	H	R	ER	SO	BB	IBB	HBP	BLK	WP	HR	S	P	ERA	WHIP			
Ronel Blanco, R (1,1) ERA: 4.68	4.0		19	5	2	2	3	4	0	0	0	0	0	48	7	4.50	2.250			
67 Parker Mushinski, L (5,1) ERA: 2.79	1.0		3	0	0	0	0	0	0	0	0	0	0	4	7	0.00	0.000			
88 Phil Maton, R (6,1) ERA: 3.18	1.0	W	4	1	0	0	1	0	0	0	0	0	0	12	16	0.00	1.000			
50 Héctor Neris, R (7,1) ERA: 1.38	1.0	H	3	0	0	0	2	0	0	0	0	0	0	10	15	0.00	0.000			
52 Bryan Abreu, R (8,1) ERA: 2.45	1.0	H	4	1	0	0	0	1	0	0	0	0	0	8	17	0.00	2.000			

Cleveland Guardians @ Houston Astros
Minute Maid Park, Houston, TX
Wed Aug 02 2023, 1:11 PM - 3:53 PM CDT
Att: 37,522 - Roof Closed - 73 F

AB 32
R 2
H 7
RBI 2
BB 5
SO 8
LOB 19



Batter	1	2	3	4	5	6	7	8	9	AB	R	H	RBI	BB	SO	LOB	BOTTOM			
14 Mauricio Dubón, R (1,4) OBP: 0.287, SLG: 0.367										4	0	0	0	1	0	3				
3 Jeremy Peña, R (1,6) OBP: 0.297, SLG: 0.373										5	0	0	0	0	2	2				
30 Kyle Tucker, L (1,9) OBP: 0.378, SLG: 0.508										4	0	1	0	0	1	2				
2 Alex Bregman, R (1,5) OBP: 0.349, SLG: 0.427										2	0	2	0	2	0	0				
44 Jordan Alvarez, L (1,7) OBP: 0.397, SLG: 0.607										4	0	2	0	0	0	3				
79 José Abreu, R (1,3) OBP: 0.297, SLG: 0.356										4	1	1	0	0	3	4				
20 Chas McCormick, R (1,8) OBP: 0.375, SLG: 0.547										3	2	2	3	1	1	2				
21 Yainer Diaz, R (1,2) OBP: 0.294, SLG: 0.511										4	0	2	0	0	0	2				
9 Corey Julks, R (1,10) OBP: 0.299, SLG: 0.353										3	0	0	0	1	0	3				
Inning Stats	R: 0 E: 0 K: 1 S: 14	H: 1 LOB: 2 BB: 2 P: 28	R: 2 E: 0 K: 0 S: 9	H: 3 LOB: 0 BB: 0 P: 17	R: 0 E: 0 K: 0 S: 7	H: 1 LOB: 1 BB: 0 P: 9	R: 0 E: 0 K: 1 S: 9	H: 1 LOB: 2 BB: 1 P: 16	R: 0 E: 0 K: 2 S: 11	H: 1 LOB: 2 BB: 1 P: 20	R: 1 E: 1 K: 0 S: 14	H: 1 LOB: 2 BB: 1 P: 26	R: 0 E: 0 K: 2 S: 13	H: 2 LOB: 2 BB: 0 P: 16	R: 0 E: 0 K: 1 S: 9	H: 0 LOB: 0 BB: 0 P: 14	1B: 6 2B: 2 3B: 0 HR: 2	SF: 0 SAC: 0 DP: 1 HBP: 0	WP: 0 PB: 0 SB: 1 CS: 0	PA: 38
PITCHER	IP	WLS	BF	H	R	ER	SO	BB	IBB	HBP	BLK	WP	HR	S	P	ERA	WHIP			
61 Tanner Bibee, R (1,1) ERA: 3.14	5.0		24	7	2	2	4	4	0	0	0	0	1	50	9	3.60	2.200			
52 Nick Sandlin, R (6,1) ERA: 3.43	0.2	L	5	1	1	1	0	1	0	0	0	0	1	11	20	13.50	3.000			
31 Sam Hentges, L (6,1) ERA: 0.28	0.1		3	2	0	0	0	0	0	0	0	0	0	9	12	0.00	6.000			
37 Trevor Stephan, R (7,1) ERA: 3.11	1.0		3	0	0	0	2	0	0	0	0	0	0	7	10	0.00	0.000			
62 Enyel De Los Santos, R (8,1) ERA: 2.35	1.0		3	0	0	0	1	0	0	0	0	0	0	9	14	0.00	0.000			

Cleveland Guardians @ Houston Astros
Minute Maid Park, Houston, TX
Wed Aug 02 2023, 1:11 PM - 3:53 PM CDT
Att: 37,522 - Roof Closed - 73 F

AB 33
R 3
H 10
RBI 3
BB 5
SO 7
LOB 21



Batter	1	2	3	4	5	6	7	8	9	AB	R	H	RBI	BB	SO	LOB	TOP				
7 Tim Anderson, R OBP: 0.284, SLG: 0.289	G4-3		BB		G4-3		K			3	0	0	0	1	1	1	Chicago White Sox @ Cleveland Guardians Progressive Field, Cleveland, OH Fri Aug 04 2023, 7:12 PM - 9:34 PM EDT Att: 37,056 - Clear - 78 F livebaseballscorecards.com				
23 Andrew Benintendi, L OBP: 0.317, SLG: 0.362	L8		FC6-4		F6			1B		3	0	1	1	1	0	0					
88 Luis Robert Jr., R OBP: 0.319, SLG: 0.549	L7		K		K			1B		4	0	1	0	0	2	3					
25 Andrew Vaughn, R OBP: 0.317, SLG: 0.424		1B	K		K		2B	K		4	0	2	0	0	2	5					
10 Yoán Moncada, S OBP: 0.272, SLG: 0.337	K		FC6-4		P3			G6-4-3		4	0	0	0	0	1	7					
24 Yasmani Grandal, S OBP: 0.314, SLG: 0.372	G5-4-3				K			K		3	0	0	0	1	2	2					
43 Trayce Thompson, R OBP: 0.305, SLG: 0.346			BB		F9			G5-3		3	1	1	0	1	0	1					
22 Oscar Colás, L OBP: 0.259, SLG: 0.265			BB		G4-6-3			L9		3	1	1	0	1	0	2					
1 Elvis Andrus, R OBP: 0.281, SLG: 0.279			BB		F9			L9		3	0	1	1	0	0	1					
74 Eloy Jiménez, R OBP: 0.324, SLG: 0.465			BB		F9			L9		1	0	0	0	0	0	1					
Inning Stats	R: 0 E: 0 K: 0 S: 8	H: 0 LOB: 0 BB: 0 P: 15	R: 0 E: 0 K: 1 S: 6	H: 1 LOB: 0 BB: 0 P: 8	R: 2 E: 0 K: 2 S: 14	H: 2 LOB: 3 BB: 3 P: 29	R: 0 E: 0 K: 0 S: 4	H: 0 LOB: 0 BB: 0 P: 10	R: 0 E: 0 K: 2 S: 13	H: 1 LOB: 1 BB: 0 P: 23	R: 0 E: 0 K: 1 S: 10	H: 1 LOB: 1 BB: 0 P: 12	R: 0 E: 0 K: 1 S: 7	H: 2 LOB: 1 BB: 0 P: 9	R: 0 E: 0 K: 1 S: 10	H: 0 LOB: 1 BB: 1 P: 18	1B: 5 2B: 2 3B: 0 HR: 0	SF: 0 SAC: 0 DP: 3 HBP: 0	WP: 0 PB: 0 SB: 0 CS: 0	PA: 36	
PITCHER	IP	WLS	BF	H	R	ER	SO	BB	IBB	HBP	BLK	WP	HR	S	P	ERA	WHIP				
41 Logan Allen, L ERA: 3.65	6.0	W	24	4	2	2	5	4	0	0	0	0	0	53	96	3.00	1.333				
62 Enyel De Los Santos, R ERA: 2.3	1.0	H	4	1	0	0	1	0	0	0	0	0	0	10	12	0.00	1.000				
37 Trevor Stephan, R ERA: 3.04	1.0	H	4	2	0	0	1	0	0	0	0	0	0	7	9	0.00	2.000				
48 Emmanuel Clase, R ERA: 2.9	1.0	S	4	0	0	0	1	1	0	0	0	0	0	10	18	0.00	1.000				

Batter	1	2	3	4	5	6	7	8	9	AB	R	H	RBI	BB	SO	LOB	BOTTOM				
38 Steven Kwan, L OBP: 0.348, SLG: 0.381	F8		BB		HR		F7			3	1	1	0	1	0	0	Chicago White Sox @ Cleveland Guardians Progressive Field, Cleveland, OH Fri Aug 04 2023, 7:12 PM - 9:34 PM EDT Att: 37,056 - Clear - 78 F livebaseballscorecards.com				
0 Andrés Giménez, L OBP: 0.308, SLG: 0.387	BB		K		HR		2B			4	2	3	2	0	1	1					
11 José Ramírez, S OBP: 0.360, SLG: 0.500	2B		F7		K			IBB		3	0	1	1	1	1	0					
39 Oscar Gonzalez, R OBP: 0.266, SLG: 0.333	1B		3B		F8		K			4	0	2	0	0	1	2					
17 Will Brennan, L OBP: 0.290, SLG: 0.364	F4		G5-3		F8			L7		4	0	0	0	0	0	3					
12 David Fry, R OBP: 0.308, SLG: 0.429	F4		F4		K			L9		4	0	0	0	0	1	3					
6 Brayan Rocchio, S OBP: 0.273, SLG: 0.238	F7		1B		K			K		4	0	1	0	0	2	0					
23 Bo Naylor, L OBP: 0.268, SLG: 0.382	G4-3		P5		F7			K		3	0	0	0	0	0	0					
7 Myles Straw, R OBP: 0.300, SLG: 0.294	F9		F9		F7			F7		3	1	1	0	0	0	0					
Inning Stats	R: 1 E: 0 K: 0 S: 14	H: 3 LOB: 2 BB: 0 P: 19	R: 1 E: 0 K: 1 S: 13	H: 1 LOB: 1 BB: 1 P: 21	R: 0 E: 0 K: 0 S: 11	H: 1 LOB: 1 BB: 0 P: 17	R: 0 E: 0 K: 0 S: 6	H: 1 LOB: 0 BB: 0 P: 9	R: 2 E: 0 K: 1 S: 12	H: 2 LOB: 0 BB: 0 P: 16	R: 0 E: 0 K: 2 S: 11	H: 0 LOB: 0 BB: 0 P: 15	R: 0 E: 0 K: 1 S: 12	H: 1 LOB: 2 BB: 1 P: 18	R: 0 E: 0 K: 1 S: 6	H: 0 LOB: 0 BB: 0 P: 11		1B: 5 2B: 2 3B: 1 HR: 1	SF: 0 SAC: 0 DP: 0 HBP: 0	WP: 1 PB: 0 SB: 2 CS: 0	PA: 34
PITCHER	IP	WLS	BF	H	R	ER	SO	BB	IBB	HBP	BLK	WP	HR	S	P	ERA	WHIP				
52 Mike Clevinger, R ERA: 3.72	5.0	L	23	8	4	3	2	1	0	0	0	0	0	56	82	5.40	1.800				
58 Jimmy Lambert, R ERA: 5.51	2.0		8	1	0	0	3	0	1	0	0	0	0	23	33	0.00	0.500				
41 Bryan Shaw, R ERA: 6.94	1.0		3	0	0	0	1	0	0	0	0	0	0	6	11	0.00	0.000				

Batter	1	2	3	4	5	6	7	8	9	AB R H RBI BB SO LOB	TOP										
1 Elvis Andrus, R OBP: 0.294, SLG: 0.318										5 1 3 2 0 2 0	Chicago White Sox @ Cleveland Guardians Progressive Field, Cleveland, OH Sun Aug 06 2023, 12:07 PM - 2:44 PM EDT Att: 27,305 - Partly Cloudy - 81 F										
10 Yoán Moncada, S OBP: 0.292, SLG: 0.324									5 0 0 0 0 2 4												
88 Luis Robert Jr., R OBP: 0.324, SLG: 0.558									4 1 1 1 0 1 1												
74 Eloy Jiménez, R OBP: 0.321, SLG: 0.459									3 0 1 1 0 0 0												
23 Andrew Benintendi, L OBP: 0.345, SLG: 0.380									0 1 0 0 0 0 0												
32 Gavin Sheets, L OBP: 0.291, SLG: 0.359									2 0 1 0 0 0 0												
25 Andrew Vaughn, R OBP: 0.317, SLG: 0.430									2 1 1 0 0 1 0												
43 Travis Thompson, R OBP: 0.312, SLG: 0.341									4 0 1 0 0 2 3												
24 Yasmani Grandal, S OBP: 0.316, SLG: 0.370									4 0 1 0 0 2 3												
22 Oscar Colás, L OBP: 0.259, SLG: 0.283									4 1 1 0 0 1 2												
2B Zach Remillard, R OBP: 0.316, SLG: 0.333									4 0 0 0 0 1 4												
Inning Stats	R: 2 E: 0 K: 1 S: 11	H: 2 LOB: 0 BB: 0 P: 15	R: 0 E: 0 K: 1 S: 9	H: 0 LOB: 0 BB: 0 P: 16	R: 0 E: 0 K: 0 S: 9	H: 1 LOB: 1 BB: 0 P: 14	R: 0 E: 0 K: 1 S: 7	H: 1 LOB: 1 BB: 0 P: 11	R: 0 E: 0 K: 1 S: 9	H: 0 LOB: 0 BB: 0 P: 9	R: 0 E: 0 K: 1 S: 9	H: 2 LOB: 2 BB: 0 P: 28	R: 0 E: 0 K: 1 S: 7	H: 0 LOB: 0 BB: 0 P: 10	R: 3 E: 1 K: 3 S: 18	H: 4 LOB: 2 BB: 0 P: 22	1B: 6 2B: 3 3B: 1 HR: 0	SF: 1 SAC: 0 DP: 0 HBP: 0	WP: 0 PB: 0 SB: 0 CS: 0	PA: 38	
PITCHER	IP WLS BF H R ER SO BB IBB HBP BLK WP HR S P ERA WHIP	44 Zavion Curry, R ERA: 2.95 52 Nick Sandlin, R ERA: 3.35 31 Sam Hentges, L ERA: 6.14 62 Enyel De Los Santos, R ERA: 2.28 37 Trevor Stephan, R ERA: 2.98										48 Emmanuel Clase, R ERA: 2.84									

AB	37
R	5
H	10
RBI	4
BB	0
SO	12
LOB	17



Batter	1	2	3	4	5	6	7	8	9	AB R H RBI BB SO LOB	BOTTOM											
38 Steven Kwan, L OBP: 0.346, SLG: 0.378										4 0 1 0 0 0 0	Chicago White Sox @ Cleveland Guardians Progressive Field, Cleveland, OH Sun Aug 06 2023, 12:07 PM - 2:44 PM EDT Att: 27,305 - Partly Cloudy - 81 F											
0 Andrés Giménez, L OBP: 0.307, SLG: 0.384										4 0 0 0 0 1 1												
11 José Ramírez, S OBP: 0.361, SLG: 0.502										3 0 1 0 1 0 1												
39 Oscar Gonzalez, R OBP: 0.265, SLG: 0.320										4 0 0 0 0 2 3												
56 Kole Calhoun, L OBP: 0.375, SLG: 0.429										4 1 1 0 0 1 2												
13 Gabriel Arias, R OBP: 0.296, SLG: 0.329										4 1 1 2 0 1 1												
6 Brayan Rocchio, S OBP: 0.241, SLG: 0.250										3 1 1 0 0 1 0												
7 Myles Straw, R OBP: 0.303, SLG: 0.297										3 0 2 0 0 0 0												
35 Cam Gallagher, R OBP: 0.167, SLG: 0.175										3 0 0 0 0 0 2												
Inning Stats	R: 0 E: 0 K: 0 S: 10	H: 1 LOB: 1 BB: 0 P: 13	R: 0 E: 0 K: 3 S: 12	H: 0 LOB: 0 BB: 0 P: 16	R: 0 E: 0 K: 0 S: 6	H: 1 LOB: 0 BB: 0 P: 8	R: 0 E: 0 K: 2 S: 11	H: 0 LOB: 0 BB: 0 P: 15	R: 3 E: 1 K: 0 S: 21	H: 4 LOB: 0 BB: 0 P: 27		R: 0 E: 0 K: 1 S: 9	H: 0 LOB: 1 BB: 1 P: 17	R: 0 E: 0 K: 0 S: 6	H: 0 LOB: 0 BB: 0 P: 7	R: 0 E: 0 K: 0 S: 7	H: 0 LOB: 0 BB: 0 P: 10	R: 0 E: 0 K: 0 S: 10	H: 1 LOB: 1 BB: 0 P: 15	1B: 3 2B: 3 3B: 0 HR: 1	SF: 0 SAC: 0 DP: 1 HBP: 0	WP: 0 PB: 0 SB: 2 CS: 1
PITCHER	IP WLS BF H R ER SO BB IBB HBP BLK WP HR S P ERA WHIP	62 Jesse Scholtens, R ERA: 3.06 68 Lane Ramsey, R ERA: 67 Sammy Peralta, L ERA: 4.15 58 Jimmy Lambert, R ERA: 5.6										PITCHER										

AB	32
R	3
H	7
RBI	2
BB	1
SO	6
LOB	10



Batter	1	2	3	4	5	6	7	8	9	AB	R	H	RBI	BB	SO	LOB	TOP								
36 Davis Schneider, R (1, 7) OBP: 0.579, SLG: 0.882 15 Whit Merrifield, R (8, 7) OBP: 0.342, SLG: 0.419										4	0	0	0	0	2	0									
13 Brandon Belt, L (1, 10) OBP: 0.370, SLG: 0.454										4	1	1	0	0	2	0									
27 Vladimir Guerrero Jr., R (1, 3) OBP: 0.339, SLG: 0.444										4	0	1	0	0	1	1									
4 George Springer, R (1, 9) OBP: 0.324, SLG: 0.389										4	0	1	1	0	1	1									
9 Danny Jansen, R (1, 2) OBP: 0.294, SLG: 0.474										2	0	0	0	1	2	1									
26 Matt Chapman, R (1, 5) OBP: 0.348, SLG: 0.457										4	0	0	0	0	2	2									
25 Daulton Varsho, L (1, 8) OBP: 0.280, SLG: 0.367										3	1	1	0	0	1	1									
8 Cavan Biggio, L (1, 4) OBP: 0.295, SLG: 0.396										3	1	1	2	0	1	1									
10 Paul DeJong, R (1, 6) OBP: 0.283, SLG: 0.387										3	0	0	0	0	1	0									
Inning Stats	R: 0 E: 0 K: 3 S: 11	H: 1 LOB: 1 BB: 0 P: 13	R: 0 E: 0 K: 2 S: 12	H: 0 LOB: 1 BB: 1 P: 20	R: 0 E: 0 K: 2 S: 7	H: 0 LOB: 0 BB: 0 P: 8	R: 0 E: 0 K: 1 S: 5	H: 0 LOB: 1 BB: 0 P: 8	R: 0 E: 0 K: 2 S: 10	H: 0 LOB: 0 BB: 0 P: 16	R: 0 E: 0 K: 1 S: 8	H: 0 LOB: 0 BB: 0 P: 11	R: 0 E: 0 K: 1 S: 8	H: 0 LOB: 0 BB: 0 P: 14	R: 2 E: 0 K: 0 S: 11	H: 2 LOB: 0 BB: 0 P: 13	R: 1 E: 0 K: 1 S: 10	H: 2 LOB: 1 BB: 0 P: 18	1B: 2 2B: 2 3B: 0 HR: 1	SF: 0 SAC: 0 DP: 0 HBP: 1	WP: 0 PB: 0 SB: 0 CS: 0	PA: 33			
PITCHER	IP	WLS	BF	H	R	ER	SO	BB	IBB	HBP	BLK	WP	HR	S	P	ERA	WHIP								
63 Gavin Williams, R (1, 1) ERA: 2.9	7.0		24	1	0	0	12	1	0	1	0	0	0	61	90	0.00	0.286								
62 Enyel De Los Santos, R (8, 1) ERA: 2.61	1.0	L	5	2	2	2	0	0	0	0	0	0	1	11	13	18.00	2.000								
52 Nick Sandlin, R (9, 1) ERA: 3.48	1.0		5	2	1	1	1	0	0	0	0	0	0	10	18	9.00	2.000								

Toronto Blue Jays @ Cleveland Guardians
Progressive Field, Cleveland, OH
Mon Aug 07 2023, 7:12 PM - 9:38 PM EDT
Att: 18,198 - Cloudy - 70 F

AB 31
R 3
H 5
RBI 3
BB 1
SO 13
LOB 7



Batter	1	2	3	4	5	6	7	8	9	AB	R	H	RBI	BB	SO	LOB	BOTTOM								
38 Steven Kwan, L (1, 7) OBP: 0.343, SLG: 0.375										4	0	0	0	0	0	2									
0 Andrés Giménez, L (1, 4) OBP: 0.309, SLG: 0.382										2	0	0	0	1	0	0									
11 José Ramírez, S (1, 5) OBP: 0.360, SLG: 0.500										4	0	1	0	0	0	1									
39 Oscar Gonzalez, R (1, 10) OBP: 0.255, SLG: 0.307										4	0	0	0	0	1	3									
56 Kole Calhoun, L (1, 9) OBP: 0.250, SLG: 0.273										4	0	0	0	0	1	2									
13 Gabriel Arias, R (1, 3) OBP: 0.295, SLG: 0.324										3	0	0	0	1	2	0									
6 Braylan Rocchio, S (1, 6) OBP: 0.273, SLG: 0.281										4	1	2	0	0	1	3									
7 Myles Straw, R (1, 8) OBP: 0.303, SLG: 0.298										3	0	1	0	0	0	1									
23 Bo Naylor, L (1, 2) OBP: 0.279, SLG: 0.372										3	0	1	1	0	0	0									
Inning Stats	R: 0 E: 0 K: 0 S: 8	H: 0 LOB: 0 BB: 0 P: 12	R: 0 E: 0 K: 1 S: 8	H: 0 LOB: 0 BB: 0 P: 11	R: 0 E: 0 K: 1 S: 11	H: 0 LOB: 0 BB: 0 P: 16	R: 0 E: 0 K: 0 S: 7	H: 0 LOB: 1 BB: 1 P: 13	R: 0 E: 0 K: 1 S: 12	H: 1 LOB: 1 BB: 0 P: 18	R: 0 E: 0 K: 0 S: 9	H: 0 LOB: 0 BB: 0 P: 12	R: 0 E: 0 K: 2 S: 8	H: 0 LOB: 0 BB: 0 P: 11	R: 1 E: 0 K: 0 S: 11	H: 3 LOB: 1 BB: 0 P: 18	R: 0 E: 0 K: 0 S: 11	H: 1 LOB: 3 BB: 1 P: 20	1B: 5 2B: 0 3B: 0 HR: 0	SF: 0 SAC: 0 DP: 1 HBP: 1	WP: 0 PB: 0 SB: 0 CS: 0	PA: 34			
PITCHER	IP	WLS	BF	H	R	ER	SO	BB	IBB	HBP	BLK	WP	HR	S	P	ERA	WHIP								
99 Hyun Jin Ryu, L (1, 1) ERA: 4.0	4.0		13	0	0	0	2	1	0	0	0	0	0	34	52	0.00	0.250								
35 Jay Jackson, R (5, 1) ERA: 0.57	1.0		4	1	0	0	1	0	0	0	0	0	0	12	18	0.00	1.000								
92 Génesis Cabrera, L (6, 1) ERA: 4.02	1.0		3	0	0	0	0	0	0	0	0	0	0	9	12	0.00	0.000								
50 Erik Swanson, R (7, 1) ERA: 3.51	1.0	W	3	0	0	0	2	0	0	0	0	0	0	8	11	0.00	0.000								
93 Yimi García, R (8, 1) ERA: 4.37	0.1	H	3	2	1	1	0	0	0	0	0	0	0	6	9	27.00	6.000								

Toronto Blue Jays @ Cleveland Guardians
Progressive Field, Cleveland, OH
Mon Aug 07 2023, 7:12 PM - 9:38 PM EDT
Att: 18,198 - Cloudy - 70 F

AB 31
R 1
H 5
RBI 1
BB 2
SO 5
LOB 12



Batter	1	2	3	4	5	6	7	8	9	AB	R	H	RBI	BB	SO	LOB	TOP										
15 Whit Merrifield, R (1, 7) OBP: 0.346, SLG: 0.422										4	0	3	0	0	0	0	Toronto Blue Jays @ Cleveland Guardians Progressive Field, Cleveland, OH Tue Aug 08 2023, 7:13 PM - 9:25 PM EDT Att: 19,467 - Clear - 78 F										
13 Brandon Belt, L (1, 10) OBP: 0.368, SLG: 0.451										4	0	1	0	0	2	2											
27 Vladimir Guerrero Jr., R (1, 3) OBP: 0.340, SLG: 0.444										4	0	2	0	0	0	1											
4 George Springer, R (1, 9) OBP: 0.323, SLG: 0.388										4	0	1	0	0	1	4											
25 Daulton Varsho, L (1, 8) OBP: 0.280, SLG: 0.366										4	0	1	0	0	1	5											
9 Danny Jansen, R (1, 2) OBP: 0.283, SLG: 0.466										4	0	0	0	0	1	1											
8 Cavan Biggio, L (1, 4) OBP: 0.289, SLG: 0.387										4	0	0	0	0	1	1											
5 Santiago Espinal, R (1, 5) OBP: 0.299, SLG: 0.301										2	0	0	0	0	1	0											
28 Matt Chapman, R (9, PH) OBP: 0.350, SLG: 0.458										1	0	1	0	0	0	0											
10 Paul DeJong, R (1, 6) OBP: 0.280, SLG: 0.384										3	0	0	0	0	1	1											
30 Alejandro Kirk, R (9, PH) OBP: 0.344, SLG: 0.356										1	0	0	0	0	0	2											
Inning Stats	R: 0 H: 2 E: 0 K: 1 S: 11	H: 2 LOB: 2 BB: 0 P: 18	R: 0 H: 0 E: 0 K: 1 S: 6	H: 0 LOB: 0 BB: 0 P: 11	R: 0 H: 3 E: 0 K: 2 S: 18	H: 3 LOB: 3 BB: 0 P: 28	R: 0 H: 0 E: 0 K: 1 S: 5	H: 0 LOB: 0 BB: 0 P: 8	R: 0 H: 1 E: 0 K: 1 S: 11	H: 1 LOB: 0 BB: 0 P: 17	R: 0 H: 0 E: 0 K: 0 S: 5	H: 0 LOB: 0 BB: 0 P: 7	R: 0 H: 0 E: 0 K: 0 S: 7	H: 0 LOB: 1 BB: 0 P: 11	R: 0 H: 1 E: 0 K: 1 S: 11	H: 2 LOB: 2 BB: 0 P: 16	1B: 9 2B: 0 3B: 0 HR: 0	SF: 0 SAC: 0 DP: 1 HBP: 1	WP: 0 PB: 0 SB: 1 CS: 1	PA: 36							
PITCHER	IP	WLS	BF	H	R	ER	SO	BB	IBB	HBP	BLK	WP	HR	S	P	ERA	WHIP										
61 Tanner Bibee, R (1, 1) ERA: 2.92	7.0	W	27	6	0	0	6	0	0	1	0	0	0	63	100	0.00	0.857										
37 Trevor Stephan, R (8, 1) ERA: 2.92	1.0	H	4	1	0	0	1	0	0	0	0	0	0	11	16	0.00	1.000										
48 Emmanuel Clase, R (9, 1) ERA: 2.79	1.0	S	5	2	0	0	1	0	0	0	0	0	0	11	16	0.00	2.000										

Batter	1	2	3	4	5	6	7	8	9	AB	R	H	RBI	BB	SO	LOB	BOTTOM										
38 Steven Kwan, L (1, 7) OBP: 0.341, SLG: 0.371										4	0	0	0	0	0	0	Toronto Blue Jays @ Cleveland Guardians Progressive Field, Cleveland, OH Tue Aug 08 2023, 7:13 PM - 9:25 PM EDT Att: 19,467 - Clear - 78 F										
0 Andrés Giménez, L (1, 4) OBP: 0.309, SLG: 0.380										2	0	0	0	1	0	0											
11 José Ramírez, S (1, 5) OBP: 0.358, SLG: 0.497										3	0	0	0	0	0	1											
39 Oscar Gonzalez, R (1, 10) OBP: 0.257, SLG: 0.308										3	1	1	0	0	0	0											
10 Ramón Laureano, R (1, 9) OBP: 0.281, SLG: 0.368										3	0	1	1	0	2	0											
6 Brayan Rocchio, S (1, 6) OBP: 0.276, SLG: 0.314										3	0	1	0	0	1	1											
13 Gabriel Arias, R (1, 3) OBP: 0.291, SLG: 0.318										3	0	0	0	0	2	2											
23 Bo Naylor, L (1, 2) OBP: 0.271, SLG: 0.361										3	0	0	0	0	2	1											
7 Myles Straw, R (1, 8) OBP: 0.301, SLG: 0.295										3	0	0	0	0	0	0											
Inning Stats	R: 0 H: 0 E: 0 K: 0 S: 8	H: 0 LOB: 0 BB: 0 P: 10	R: 1 H: 2 E: 0 K: 1 S: 11	H: 2 LOB: 1 BB: 0 P: 17	R: 0 H: 0 E: 0 K: 0 S: 7	H: 0 LOB: 1 BB: 1 P: 15	R: 0 H: 0 E: 0 K: 2 S: 8	H: 0 LOB: 0 BB: 0 P: 12	R: 0 H: 0 E: 0 K: 1 S: 7	H: 0 LOB: 0 BB: 0 P: 11	R: 0 H: 0 E: 0 K: 0 S: 6	H: 0 LOB: 0 BB: 0 P: 7	R: 0 H: 1 E: 0 K: 2 S: 16	H: 1 LOB: 0 BB: 0 P: 23	R: 0 H: 0 E: 0 K: 1 S: 7	H: 0 LOB: 0 BB: 0 P: 9		1B: 1 2B: 2 3B: 0 HR: 0	SF: 0 SAC: 0 DP: 0 HBP: 0	WP: 0 PB: 0 SB: 0 CS: 0	PA: 28						
PITCHER	IP	WLS	BF	H	R	ER	SO	BB	IBB	HBP	BLK	WP	HR	S	P	ERA	WHIP										
16 Yusei Kikuchi, L (1, 1) ERA: 3.53	7.0	L	25	3	1	1	6	1	0	0	0	0	0	63	95	1.29	0.571										
92 Génesis Cabrera, L (8, 1) ERA: 3.92	1.0		3	0	0	0	1	0	0	0	0	0	0	7	9	0.00	0.000										

Batter	1	2	3	4	5	6	7	8	9	AB	R	H	RBI	BB	SO	LOB	TOP						
15 Whit Merrifield, R OBP: 0.345, SLG: 0.421	G6-3		G5-3				F7			4	0	1	0	0	0	1	Toronto Blue Jays @ Cleveland Guardians Progressive Field, Cleveland, OH Wed Aug 09 2023, 7:11 PM - 9:36 PM EDT Att: 21,227 - Partly Cloudy - 80 F						
4 George Springer, R OBP: 0.326, SLG: 0.398	HR		F9							4	1	3	1	0	0	0							
27 Vladimir Guerrero Jr., R (1,3)										4	0	2	0	0	1	2							
26 Matt Chapman, R OBP: 0.349, SLG: 0.456	P3		F7							4	0	1	0	0	1	1							
9 Danny Jansen, R OBP: 0.285, SLG: 0.458	P4									4	0	0	0	0	0	3							
36 Davis Schneider, R OBP: 0.585, SLG: 0.789	BB									2	0	0	0	2	1	3							
38 Nathan Lukes, L OBP: 0.280, SLG: 0.333	BB									0	0	0	0	0	0	0							
30 Alejandro Kirk, R OBP: 0.346, SLG: 0.355	BB		F8							3	0	1	0	1	0	1							
10 Paul DeJong, R OBP: 0.277, SLG: 0.379	F8									4	0	0	0	0	2	4							
25 Daulton Varsho, L OBP: 0.277, SLG: 0.362	F8									4	0	0	0	0	3	3							
Inning Stats	R: 1 H: 1 E: 0 K: 1 S: 20	H: 1 LOB: 0 BB: 0 P: 27	R: 0 H: 0 E: 0 K: 0 S: 7	H: 0 LOB: 2 BB: 2 P: 16	R: 0 H: 1 E: 0 K: 0 S: 6	H: 1 LOB: 1 BB: 1 P: 10	R: 0 H: 0 E: 0 K: 1 S: 12	H: 0 LOB: 1 BB: 1 P: 23	R: 0 H: 2 E: 0 K: 2 S: 8	H: 1 LOB: 1 BB: 0 P: 13	R: 0 H: 3 E: 0 K: 0 S: 9	H: 3 LOB: 2 BB: 0 P: 13	R: 0 H: 0 E: 0 K: 1 S: 8	H: 0 LOB: 0 BB: 0 P: 10	1B: 7 2B: 0 3B: 0 HR: 1	SF: 0 SAC: 0 DP: 2 HBP: 0	WP: 0 PB: 0 CS: 0	PA: 36					
PITCHER	IP WLS BF H R ER SO BB IBB HBP BLK WP HR S P ERA WHIP	IP WLS BF H R ER SO BB IBB HBP BLK WP HR S P ERA WHIP	IP WLS BF H R ER SO BB IBB HBP BLK WP HR S P ERA WHIP	IP WLS BF H R ER SO BB IBB HBP BLK WP HR S P ERA WHIP	IP WLS BF H R ER SO BB IBB HBP BLK WP HR S P ERA WHIP	IP WLS BF H R ER SO BB IBB HBP BLK WP HR S P ERA WHIP	IP WLS BF H R ER SO BB IBB HBP BLK WP HR S P ERA WHIP	IP WLS BF H R ER SO BB IBB HBP BLK WP HR S P ERA WHIP	IP WLS BF H R ER SO BB IBB HBP BLK WP HR S P ERA WHIP	IP WLS BF H R ER SO BB IBB HBP BLK WP HR S P ERA WHIP	IP WLS BF H R ER SO BB IBB HBP BLK WP HR S P ERA WHIP	IP WLS BF H R ER SO BB IBB HBP BLK WP HR S P ERA WHIP	IP WLS BF H R ER SO BB IBB HBP BLK WP HR S P ERA WHIP	IP WLS BF H R ER SO BB IBB HBP BLK WP HR S P ERA WHIP	IP WLS BF H R ER SO BB IBB HBP BLK WP HR S P ERA WHIP	IP WLS BF H R ER SO BB IBB HBP BLK WP HR S P ERA WHIP	IP WLS BF H R ER SO BB IBB HBP BLK WP HR S P ERA WHIP						
41 Logan Allen, L ERA: 3.55	5.0	L	21	4	1	1	3	3	0	0	0	0	0	0	0	0	0	0	1	52	87	1.80	1.400
49 Eli Morgan, R ERA: 3.23	2.0		7	1	0	0	4	0	0	0	0	0	0	0	0	0	0	0	0	17	24	0.00	0.500
31 Sam Hentges, L ERA: 5.93	1.0		5	3	0	0	0	0	0	0	0	0	0	0	0	0	0	0	0	9	13	0.00	3.000
58 Michael Kelly, R ERA: 3.6	1.0		3	0	0	0	1	0	0	0	0	0	0	0	0	0	0	0	0	8	10	0.00	0.000



Batter	1	2	3	4	5	6	7	8	9	AB	R	H	RBI	BB	SO	LOB	BOTTOM						
38 Steven Kwan, L OBP: 0.340, SLG: 0.373	39 BLK		K				F8			4	0	1	0	0	1	0	Toronto Blue Jays @ Cleveland Guardians Progressive Field, Cleveland, OH Wed Aug 09 2023, 7:11 PM - 9:36 PM EDT Att: 21,227 - Partly Cloudy - 80 F						
0 Andrés Giménez, L OBP: 0.308, SLG: 0.379	K2-3		F7				L8			4	0	1	0	0	1	1							
11 José Ramírez, S OBP: 0.355, SLG: 0.492	L7									4	0	0	0	0	1	2							
39 Oscar Gonzalez, R OBP: 0.257, SLG: 0.315	K									4	0	1	0	0	1	2							
56 Kole Calhoun, L OBP: 0.333, SLG: 0.357	17 G3 10 G5-3									3	0	2	0	0	0	1							
10 Ramón Laureano, R (1,8)	G5-3									3	0	0	0	0	1	1							
17 Will Brennan, L OBP: 0.293, SLG: 0.363	G3									3	0	0	0	0	0	1							
13 Gabriel Arias, R OBP: 0.288, SLG: 0.315	K									2	0	0	0	0	2	1							
23 Bo Naylor, L (8,PH)	K									1	0	1	0	0	0	0							
35 Cam Gallagher, R OBP: 0.164, SLG: 0.172	L8									2	0	0	0	0	1	0							
6 Brayan Rocchio, S (8,PH)										1	0	0	0	0	0	1							
Inning Stats	R: 0 H: 1 E: 0 K: 2 S: 16	H: 1 LOB: 1 BB: 0 P: 26	R: 0 H: 1 E: 0 K: 1 S: 10	H: 1 LOB: 1 BB: 0 P: 15	R: 0 H: 0 E: 0 K: 1 S: 5	H: 0 LOB: 0 BB: 0 P: 8	R: 0 H: 1 E: 0 K: 0 S: 11	H: 1 LOB: 0 BB: 0 P: 15	R: 0 H: 0 E: 0 K: 1 S: 7	H: 0 LOB: 0 BB: 0 P: 9	R: 0 H: 0 E: 0 K: 1 S: 8	H: 0 LOB: 0 BB: 0 P: 12	R: 0 H: 1 E: 0 K: 0 S: 4	H: 1 LOB: 0 BB: 0 P: 5	R: 0 H: 1 E: 0 K: 1 S: 10	H: 1 LOB: 1 BB: 0 P: 15	R: 0 H: 1 E: 0 K: 1 S: 11	H: 1 LOB: 1 BB: 0 P: 17	1B: 4 2B: 2 3B: 0 HR: 0	SF: 0 SAC: 0 DP: 0 HBP: 0	WP: 0 PB: 0 CS: 1	PA: 33	
PITCHER	IP WLS BF H R ER SO BB IBB HBP BLK WP HR S P ERA WHIP	IP WLS BF H R ER SO BB IBB HBP BLK WP HR S P ERA WHIP	IP WLS BF H R ER SO BB IBB HBP BLK WP HR S P ERA WHIP	IP WLS BF H R ER SO BB IBB HBP BLK WP HR S P ERA WHIP	IP WLS BF H R ER SO BB IBB HBP BLK WP HR S P ERA WHIP	IP WLS BF H R ER SO BB IBB HBP BLK WP HR S P ERA WHIP	IP WLS BF H R ER SO BB IBB HBP BLK WP HR S P ERA WHIP	IP WLS BF H R ER SO BB IBB HBP BLK WP HR S P ERA WHIP	IP WLS BF H R ER SO BB IBB HBP BLK WP HR S P ERA WHIP	IP WLS BF H R ER SO BB IBB HBP BLK WP HR S P ERA WHIP	IP WLS BF H R ER SO BB IBB HBP BLK WP HR S P ERA WHIP	IP WLS BF H R ER SO BB IBB HBP BLK WP HR S P ERA WHIP	IP WLS BF H R ER SO BB IBB HBP BLK WP HR S P ERA WHIP	IP WLS BF H R ER SO BB IBB HBP BLK WP HR S P ERA WHIP	IP WLS BF H R ER SO BB IBB HBP BLK WP HR S P ERA WHIP	IP WLS BF H R ER SO BB IBB HBP BLK WP HR S P ERA WHIP	IP WLS BF H R ER SO BB IBB HBP BLK WP HR S P ERA WHIP						
34 Kevin Gausman, R ERA: 3.04	7.0	W	23	4	0	0	6	0	0	0	0	0	0	0	0	0	0	0	0	61	90	0.00	0.571
50 Erik Swanson, R ERA: 3.44	1.0	H	4	1	0	0	1	0	0	0	0	0	0	0	0	0	0	0	0	10	15	0.00	1.000
58 Tim Mayza, L ERA: 1.11	0.2	H	3	1	0	0	1	0	0	0	0	0	0	0	0	0	0	0	0	10	15	0.00	1.500
12 Jordan Hicks, R ERA: 3.69	0.1	S	1	0	0	0	0	0	0	0	0	0	0	0	0	0	0	0	0	1	2	0.00	0.000

AB	33
R	1
H	8
RBI	1
BB	3
SO	8
LOB	18



AB	31
R	0
H	6
RBI	0
BB	0
SO	8
LOB	10



Batter	1	2	3	4	5	6	7	8	9	AB	R	H	RBI	BB	SO	LOB	TOP					
38 Steven Kwan, L (1, 7) OBP: 0.342, SLG: 0.382	G3				F7			G6-3		5	1	2	1	0	0	2	Cleveland Guardians @ Tampa Bay Rays Tropicana Field, St. Petersburg, FL Sun Aug 13 2023, 1:43 PM - 4:30 PM EDT Att: 22,163 - Dome - 72 F					
0 Andrés Giménez, L (1, 4) OBP: 0.318, SLG: 0.398	HR			E1				K		5	2	4	2	0	1	0						
10 Ramón Laureano, R (1, 8) OBP: 0.277, SLG: 0.355	P2			G2-3				K		5	0	0	0	0	2	4						
56 Kole Calhoun, L (1, 3) OBP: 0.364, SLG: 0.333				L6				K		5	1	2	0	0	1	1						
39 Oscar Gonzalez, R (1, 10) OBP: 0.272, SLG: 0.353	G3-1							G6-3		5	1	3	2	0	0	1						
17 Will Brennan, L (1, 9) OBP: 0.288, SLG: 0.359								G1-3		5	1	2	1	0	1	2						
13 Gabriel Arias, R (1, 5) OBP: 0.291, SLG: 0.333										4	1	1	2	0	2	1	AB 40					
23 Bo Naylor, L (1, 2) OBP: 0.289, SLG: 0.355										3	2	1	0	1	1	1	R 9					
8 José Tena, L (1, 6) OBP: 0.333, SLG: 0.375										3	0	0	0	1	2	2	H 15					
																	RBI 8					
																	BB 2					
																	SO 10					
																	LOB 14					
																						
Inning Stats	R: 1 H: 2 E: 0 K: 0 S: 20	H: 2 LOB: 1 BB: 0 P: 27	R: 3 H: 4 E: 0 K: 1 S: 14	H: 4 LOB: 1 BB: 1 P: 26	R: 2 H: 3 E: 0 K: 2 S: 18	H: 3 LOB: 1 BB: 0 P: 29	R: 2 H: 3 E: 1 K: 1 S: 12	H: 3 LOB: 1 BB: 0 P: 15	R: 1 H: 2 E: 0 K: 0 S: 15	H: 2 LOB: 2 BB: 1 P: 24	R: 0 H: 1 E: 0 K: 1 S: 12	H: 0 LOB: 0 BB: 0 P: 14	R: 0 H: 0 E: 0 K: 3 S: 11	H: 0 LOB: 0 BB: 0 P: 20	R: 0 H: 0 E: 0 K: 2 S: 14	H: 0 LOB: 0 BB: 0 P: 16	R: 0 H: 0 E: 0 K: 0 S: 6	H: 0 LOB: 0 BB: 0 P: 9	1B: 8 2B: 6 3B: 0 HR: 2	SF: 0 SAC: 0 DP: 1 HBP: 0	WP: 0 PB: 0 SB: 1 CS: 1	PA: 42
PITCHER	IP WLS BF H R ER SO BB IBB HBP BLK WP HR S P ERA WHIP																PITCHER	IP WLS BF H R ER SO BB IBB HBP BLK WP HR S P ERA WHIP				
24 Zach Eflin, R (1, 1) ERA: 3.67	3.0 L 18 9 6 6 3 1 0 0 0 0 0 2 52 82 18.00 3.333																47 Jason Adam, R (9, 1) ERA: 2.81	1.0 3 0 0 0 0 0 0 0 0 0 0 25 37 16.20 3.600				
30 Jake Diekmann, L (4, 1) ERA: 4.73	1.2 11 5 3 3 1 1 0 0 0 0 0 0 14 16 0.00 0.750																					
49 Kevin Kelly, R (5, 1) ERA: 3.4	1.1 4 1 0 0 1 0 0 0 0 0 0 0 11 20 0.00 0.000																					
38 Colin Poche, L (7, 1) ERA: 2.28	1.0 3 0 0 0 3 0 0 0 0 0 0 0 14 16 0.00 0.000																					
26 Robert Stephenson, R (8, 1) ERA: 4.68	1.0 3 0 0 0 2 0 0 0 0 0 0 0 14 16 0.00 0.000																					
Batter	1	2	3	4	5	6	7	8	9	AB	R	H	RBI	BB	SO	LOB	BOTTOM					
2 Yandy Diaz, R (1, 3) OBP: 0.403, SLG: 0.512	P4				P5					3	0	1	1	1	0	1	Cleveland Guardians @ Tampa Bay Rays Tropicana Field, St. Petersburg, FL Sun Aug 13 2023, 1:43 PM - 4:30 PM EDT Att: 22,163 - Dome - 72 F					
8 Brandon Lowe, L (1, 4) OBP: 0.314, SLG: 0.428	F8									4	0	0	0	0	2	3						
56 Randy Arozarena, R (1, 7) OBP: 0.361, SLG: 0.426	P3									4	1	1	0	0	0	2						
55 Luke Raley, L (1, 9) OBP: 0.341, SLG: 0.511										4	0	0	0	0	2	2						
87 Harold Ramirez, R (1, 10) OBP: 0.340, SLG: 0.434										3	0	2	1	0	0	0						
15 Josh Lowe, L (1, 8) OBP: 0.316, SLG: 0.479										4	0	1	0	0	1	2						
25 Curtis Mead, R (1, 5) OBP: 0.222, SLG: 0.125										4	0	1	0	0	0	3	AB 33					
14 Christian Bethancourt, R (1, 2) OBP: 0.253, SLG: 0.358										4	0	1	0	0	1	2	R 2					
37 Oseivis Basabe, R (1, 6) OBP: 0.333, SLG: 0.667										3	1	1	0	0	1	1	H 8					
																	RBI 2					
																	SO 7					
																	LOB 16					
																						
Inning Stats	R: 0 H: 0 E: 0 K: 0 S: 7	H: 0 LOB: 0 BB: 0 P: 12	R: 0 H: 1 E: 0 K: 0 S: 8	H: 1 LOB: 0 BB: 0 P: 12	R: 1 H: 2 E: 0 K: 1 S: 10	H: 2 LOB: 1 BB: 0 P: 12	R: 0 H: 1 E: 0 K: 1 S: 9	H: 1 LOB: 1 BB: 0 P: 14	R: 0 H: 1 E: 0 K: 2 S: 13	H: 1 LOB: 1 BB: 0 P: 18	R: 1 H: 1 E: 0 K: 1 S: 12	H: 1 LOB: 0 BB: 0 P: 17	R: 0 H: 1 E: 0 K: 0 S: 7	H: 1 LOB: 0 BB: 0 P: 12	R: 0 H: 0 E: 0 K: 2 S: 9	H: 0 LOB: 1 BB: 1 P: 21	R: 0 H: 1 E: 0 K: 0 S: 10	H: 1 LOB: 1 BB: 0 P: 13	1B: 6 2B: 2 3B: 0 HR: 0	SF: 1 SAC: 0 DP: 1 HBP: 0	WP: 0 PB: 0 SB: 0 CS: 0	PA: 35
PITCHER	IP WLS BF H R ER SO BB IBB HBP BLK WP HR S P ERA WHIP																PITCHER	IP WLS BF H R ER SO BB IBB HBP BLK WP HR S P ERA WHIP				
61 Tanner Bibee, R (1, 1) ERA: 2.9	7.0 W 27 7 2 2 5 0 0 0 0 0 0 0 9 21 0.00 1.000																					
31 Sam Hentges, L (8, 1) ERA: 5.57	1.0 4 0 0 0 2 1 0 0 0 0 0 0 9 21 0.00 1.000																					
58 Michael Kelly, R (9, 1) ERA: 2.84	1.0 4 1 0 0 0 0 0 0 0 0 0 0 10 13 0.00 1.000																					

Batter	1	2	3	4	5	6	7	8	9	AB	R	H	RBI	BB	SO	LOB	TOP		
38 Steven Kwan, L (1,7) OBP: 0.343, SLG: 0.383	2-1 11 2B 56 1B 1B	2-2 L5			1-1 G3-6-3		1-2 E9 G4-3 1B			4	1	2	1	0	0	2			
11 José Ramírez, S (1,5) OBP: 0.388, SLG: 0.490	1-0 56 1B 2B	0-1 G3			2-1 1B		0-1 G4-3			4	1	2	0	0	0	2			
0 Andrés Giménez, L (1,4) OBP: 0.315, SLG: 0.394	1-3 K			0-0 L1	0-2 G6-3		2-2 P5			4	0	0	0	0	1	4			
56 Kole Calhoun, L (1,3) OBP: 0.351, SLG: 0.324	0-0 17 FC3-6 39 HBP 1B			2-1 P2		1-1 F8		2-3 K		4	0	1	2	0	1	0			
39 Oscar Gonzalez, R (1,10) OBP: 0.279, SLG: 0.352	2-1 17 FC3-6 HBP			0-0 L8		1-1 17 FC4-6 1B		1-2 G6-3		3	0	1	0	0	0	0			
17 Will Brennan, L (1,9) OBP: 0.285, SLG: 0.355	0-0 FC3-6 13 S			0-2 G6-3		1-2 FC4-6		1-3 K		4	0	0	0	0	1	3			
13 Gabriel Arias, R (1,6) OBP: 0.286, SLG: 0.326	3-2 G3-1			1-1 G1-3		0-1 G5-3		1-3 K		4	0	0	0	0	1	3	AB 33		
23 Bo Naylor, L (1,2) OBP: 0.280, SLG: 0.342		0-3 K		3-2 G6-3		0-0 L9		3-1 P6		4	0	0	0	0	1	0	R 3		
7 Myles Straw, R (1,8) OBP: 0.303, SLG: 0.301	4-1 38 S BB			4-2 38 S BB		1-0 38 S E 1B		0-0 F9		2	1	1	0	2	0	0	H 7		
Inning Stats	R: 2 H: 3 E: 0 K: 1 S: 13	WLS: 3 BF: 30 LOB: 2 P: 22	H: 7 R: 3 ER: 3 SO: 2	R: 0 H: 0 E: 0 K: 1 S: 10	H: 0 R: 0 ER: 0 SO: 3	BB: 2 IBB: 0 HBP: 1 BLK: 0	WP: 0 HR: 0 S: 67 P: 102	ERA: 3.86 WHIP: 1.286	R: 0 H: 1 E: 0 K: 0 S: 9	H: 1 R: 0 ER: 0 SO: 16	BB: 0 IBB: 0 HBP: 0 BLK: 0	WP: 0 HR: 0 S: 16 P: 24	ERA: 0.00 WHIP: 0.000	R: 1 H: 2 E: 1 K: 0 S: 14	H: 2 R: 1 ER: 1 SO: 18	BB: 0 IBB: 0 HBP: 0 BLK: 0	WP: 0 HR: 0 S: 67 P: 102	ERA: 3.86 WHIP: 1.286	
PITCHER	IP: 7.0 WLS: L BF: 30 LOB: 2 P: 22	H: 7 R: 3 ER: 3 SO: 2	R: 0 H: 0 E: 0 K: 1 S: 10	H: 0 R: 0 ER: 0 SO: 3	BB: 2 IBB: 0 HBP: 1 BLK: 0	WP: 0 HR: 0 S: 67 P: 102	ERA: 3.86 WHIP: 1.286	PITCHER	IP: 7.0 WLS: L BF: 30 LOB: 2 P: 22	H: 7 R: 3 ER: 3 SO: 2	R: 0 H: 0 E: 0 K: 1 S: 10	H: 0 R: 0 ER: 0 SO: 3	BB: 2 IBB: 0 HBP: 1 BLK: 0	WP: 0 HR: 0 S: 67 P: 102	ERA: 3.86 WHIP: 1.286	1B: 6 2B: 1 3B: 0 HR: 0	SF: 0 SAC: 0 DP: 1 HBP: 1	WP: 0 PB: 0 SB: 3 CS: 0	PA: 36

Cleveland Guardians @ Cincinnati Reds
Great American Ball Park, Cincinnati, OH
Tue Aug 15 2023, 6:43 PM - 9:10 PM EDT
Att: 26,290 - Partly Cloudy - 72 F

AB 33
R 3
H 7
RBI 3
BB 2
SO 5
LOB 14



Batter	1	2	3	4	5	6	7	8	9	AB	R	H	RBI	BB	SO	LOB	BOTTOM		
28 Kevin Newman, R (1,5) OBP: 0.311, SLG: 0.364	1-2 7 FC5-4 1B				1-1 G6-4-3			1-2 F9		3	0	1	0	0	0	2			
22 Luke Maile, R (8,2) OBP: 0.309, SLG: 0.445					1-2 1B			0-0 G5-3		1	0	0	0	0	0	0			
9 Matt McLain, R (1,4) OBP: 0.360, SLG: 0.500	0-0 F9			0-1 P3		4-2 7 F9-6 44 1B BB		0-0 G5-3		3	0	0	0	1	0	2			
44 Ely De La Cruz, S (1,6) OBP: 0.310, SLG: 0.461	2-3 K			1-1 G6-3		0-2 7 F9-6 1B		2-2 G6-3		4	0	1	0	0	1	1			
7 Spencer Steer, R (1,7) OBP: 0.353, SLG: 0.470	2-0 FC5-4			4-1 33 1B BB		1-2 F9-6		0-2 1B		3	0	1	0	1	0	3			
31 Henry Ramos, S (1,10) OBP: 0.357, SLG: 0.319		2-2 G5-3		2-3 K		2-3 K		1-3 K		4	0	0	0	0	3	3			
33 Christian Encarnacion-Straw, L (8,5) OBP: 0.305, SLG: 0.375		1-3 K		1-2 1B		0-3 K		0-2 P4		4	0	1	0	0	2	1			
17 Stuart Fairchild, R (1,8) ERA: 3.33					2-3 K			2-2 F8		2	0	0	0	0	1	2	AB 31		
29 TJ Friedl, L (7,PH) OBP: 0.340, SLG: 0.434					1-3 K			0-0 F8		2	0	0	0	0	1	1	R 0		
37 Tyler Stephenson, R (1,2) OBP: 0.326, SLG: 0.352					1-1 K			3-2 K		2	0	1	0	0	1	0	H 6		
30 Will Benson, L (7,PH) OBP: 0.389, SLG: 0.524					0-3 1B			2-3 2B		1	0	1	0	0	0	0	RBI 0		
26 TJ Hopkins, R (1,9) OBP: 0.241, SLG: 0.185					0-3 K			2-3 K		1	0	0	0	1	1	1	BB 3		
19 Joey Volto, L (7,PH) OBP: 0.320, SLG: 0.507					0-3 K			2-3 K		1	0	0	0	1	1	1	SO 11		
Inning Stats	R: 0 H: 1 E: 0 K: 1 S: 8	WLS: 23 BF: 4 LOB: 1 P: 13	H: 4 R: 0 ER: 0 SO: 7	R: 0 H: 1 E: 0 K: 1 S: 7	H: 0 R: 0 ER: 0 SO: 10	BB: 3 IBB: 0 HBP: 0 BLK: 0	WP: 0 HR: 0 S: 55 P: 87	ERA: 0.00 WHIP: 1.167	R: 0 H: 1 E: 0 K: 1 S: 11	H: 1 R: 0 ER: 0 SO: 18	BB: 0 IBB: 0 HBP: 0 BLK: 0	WP: 0 HR: 0 S: 16 P: 24	ERA: 0.00 WHIP: 0.000	R: 0 H: 0 E: 0 K: 0 S: 9	H: 0 R: 0 ER: 0 SO: 12	BB: 0 IBB: 0 HBP: 0 BLK: 0	WP: 0 HR: 0 S: 67 P: 102	ERA: 3.86 WHIP: 1.286	
PITCHER	IP: 6.0 WLS: W BF: 23 LOB: 1 P: 13	H: 4 R: 0 ER: 0 SO: 7	R: 0 H: 1 E: 0 K: 1 S: 7	H: 0 R: 0 ER: 0 SO: 10	BB: 3 IBB: 0 HBP: 0 BLK: 0	WP: 0 HR: 0 S: 55 P: 87	ERA: 0.00 WHIP: 1.167	PITCHER	IP: 6.0 WLS: W BF: 23 LOB: 1 P: 13	H: 4 R: 0 ER: 0 SO: 7	R: 0 H: 1 E: 0 K: 1 S: 7	H: 0 R: 0 ER: 0 SO: 10	BB: 3 IBB: 0 HBP: 0 BLK: 0	WP: 0 HR: 0 S: 55 P: 87	ERA: 0.00 WHIP: 1.167	1B: 5 2B: 2 3B: 0 HR: 0	SF: 0 SAC: 0 DP: 2 HBP: 0	WP: 0 PB: 0 SB: 0 CS: 0	PA: 34

Cleveland Guardians @ Cincinnati Reds
Great American Ball Park, Cincinnati, OH
Tue Aug 15 2023, 6:43 PM - 9:10 PM EDT
Att: 26,290 - Partly Cloudy - 72 F

AB 31
R 0
H 6
RBI 0
BB 3
SO 11
LOB 17



Batter	1	2	3	4	5	6	7	8	9	AB	R	H	RBI	BB	SO	LOB	TOP										
38 Steven Kwan, L (1, 7) OBP: 0.340, SLG: 0.380			L7		F7			G4-3		4	0	0	0	0	1	2											
11 José Ramírez, S (1, 5) OBP: 0.395, SLG: 0.490	G5-3				K			1B		4	0	2	1	0	1	1											
10 Ramón Laureano, R (1, 9) OBP: 0.276, SLG: 0.353	1B		F8		K			G4-6-3		4	0	1	0	0	1	2											
39 Oscar Gonzalez, R (1, 10) OBP: 0.271, SLG: 0.341	K			L8		K			F9	4	0	0	0	0	2	1											
6 Brayan Rocchio, S (1, 6) OBP: 0.309, SLG: 0.365		F7		F7		1B			G6-4-3	4	0	3	0	0	0	0											
2 Tyler Freeman, R (1, 4) OBP: 0.330, SLG: 0.341	K		L9		F8			G6-4-3		4	0	0	0	0	1	3											
13 Gabriel Arias, R (1, 3) OBP: 0.286, SLG: 0.342	L4-1-3				HR			K		3	1	1	1	0	1	1											
7 Myles Straw, R (1, 8) OBP: 0.306, SLG: 0.304			1B		1B			G5-3		3	1	2	0	0	0	0											
35 Cam Gallagher, R (1, 2) OBP: 0.165, SLG: 0.174	F8				K			K		1	0	0	0	0	0	1											
23 Bo Naylor, L (3, 2) OBP: 0.276, SLG: 0.336										2	0	0	0	0	2	1											
Inning Stats	R: 0 E: 0 K: 2 S: 12	H: 1 LOB: 1 BB: 0 P: 17	R: 0 E: 0 K: 1 S: 10	H: 1 LOB: 0 BB: 0 P: 16	R: 1 E: 0 K: 0 S: 12	H: 2 LOB: 1 BB: 0 P: 19	R: 0 E: 0 K: 0 S: 7	H: 0 LOB: 0 BB: 0 P: 11	R: 1 E: 0 K: 2 S: 12	H: 2 LOB: 1 BB: 0 P: 21	R: 0 E: 0 K: 2 S: 14	H: 1 LOB: 0 BB: 0 P: 20	R: 0 E: 0 K: 2 S: 10	H: 0 LOB: 0 BB: 0 P: 14	R: 0 E: 0 K: 0 S: 9	H: 1 LOB: 0 BB: 0 P: 14	R: 0 E: 0 K: 0 S: 6	H: 1 LOB: 0 BB: 0 P: 9	1B: 8 2B: 1 3B: 0 HR: 1	SF: 0 SAC: 0 DP: 3 HBP: 0	WP: 0 PB: 0 SB: 0 CS: 0	PA: 33					
PITCHER	IP	WLS	BF	H	R	ER	SO	BB	IBB	HBP	BLK	WP	HR	S	P	ERA	WHIP										
41 Andrew Abbott, L (1, 1) ERA: 2.99	5.0	W	20	6	2	2	5	0	0	0	0	0	1	53	84	3.60	1.200										
63 Fernando Cruz, R (6, 1) ERA: 4.59	1.0		4	1	0	0	2	0	0	0	0	0	0	14	21	0.00	1.000										
50 Sam Moll, L (7, 1) ERA: 4.17	1.0		3	0	0	0	2	0	0	0	0	0	0	10	14	0.00	0.000										
47 Derek Law, R (8, 1) ERA: 2.7	1.0		3	1	0	0	0	0	0	0	0	0	0	9	14	0.00	1.000										
78 Alan Busenitz, R (9, 1) ERA: 3.6	1.0		3	1	0	0	0	0	0	0	0	0	0	6	9	0.00	1.000										

Cleveland Guardians @ Cincinnati Reds
Great American Ball Park, Cincinnati, OH
Wed Aug 16, 2023, 6:42 PM - 9:28 PM EDT
Att: 19,797 - Overcast - 79 F

livebaseballscorecards.com

AB	33
R	2
H	9
RBI	2
BB	0
SO	9
LOB	12

Batter	1	2	3	4	5	6	7	8	9	AB	R	H	RBI	BB	SO	LOB	BOTTOM										
29 T.J. Friedl, L (1, 8) OBP: 0.344, SLG: 0.436	2B	L7		HR		1B		F4		5	3	3	0	0	0	1											
9 Matt McLain, R (1, 4) OBP: 0.383, SLG: 0.514	G6-3		E6	HR		F9		BB		5	1	3	3	0	0	1											
44 Ely De La Cruz, S (1, 6) OBP: 0.308, SLG: 0.453	G6-3		F7	G3		K		BB		4	0	0	0	1	1	3											
7 Spencer Steer, R (1, 5) OBP: 0.352, SLG: 0.465	HBP		L4		G5-3	FC5		F8		4	0	0	0	0	0	4											
19 Joey Votto, L (1, 3) OBP: 0.322, SLG: 0.503	F6		K		HR	E7		K		5	1	2	1	0	2	5											
33 Christian Encarnacion-Straw, R (1, 7) OBP: 0.320, SLG: 0.374	G6-3		HR	BB	BB	BB		K		3	1	1	0	2	1	4											
17 Stuart Fairchild, R (1, 7) OBP: 0.326, SLG: 0.400	F8		HR	HR	F8			F8		4	1	2	2	0	0	3											
30 Will Benson, L (1, 9) OBP: 0.386, SLG: 0.516	BB		K		G3			G6-3		3	0	0	0	1	1	2											
22 Luke Maile, R (1, 2) OBP: 0.301, SLG: 0.432	G5-3		K		F8			P4		4	0	0	0	0	1	3											
Inning Stats	R: 1 E: 0 K: 0 S: 16	H: 2 LOB: 2 BB: 0 P: 24	R: 0 E: 0 K: 0 S: 7	H: 0 LOB: 1 BB: 1 P: 13	R: 0 E: 1 K: 1 S: 9	H: 0 LOB: 1 BB: 0 P: 15	R: 4 E: 0 K: 2 S: 18	H: 4 LOB: 0 BB: 0 P: 27	R: 1 E: 1 K: 0 S: 12	H: 2 LOB: 2 BB: 1 P: 22	R: 1 E: 2 K: 1 S: 9	H: 2 LOB: 3 BB: 1 P: 19	R: 0 E: 0 K: 0 S: 7	H: 0 LOB: 0 BB: 0 P: 13	R: 0 E: 0 K: 2 S: 13	H: 1 LOB: 2 BB: 1 P: 24	1B: 8 2B: 1 3B: 0 HR: 2	SF: 0 SAC: 0 DP: 0 HBP: 1	WP: 0 PB: 0 SB: 5 CS: 0	PA: 42							
PITCHER	IP	WLS	BF	H	R	ER	SO	BB	IBB	HBP	BLK	WP	HR	S	P	ERA	WHIP										
34 Noah Syndergaard, R (1, 1) ERA: 6.57	4.1	L	25	8	6	5	3	2	0	1	0	0	0	11	20	0.00	2.308										
53 Daniel Norris, L (5, 1) ERA: 3.38	1.1		8	2	1	0	1	1	0	0	0	0	0	8	16	0.00	0.000										
49 Eli Morgan, R (6, 1) ERA: 3.51	1.1		4	0	0	0	0	0	0	0	0	0	0	13	24	0.00	2.000										
31 Sam Hentges, L (8, 1) ERA: 5.4	1.0		5	1	0	0	2	1	0	0	0	0	0	13	24	0.00	2.000										

Cleveland Guardians @ Cincinnati Reds
Great American Ball Park, Cincinnati, OH
Wed Aug 16, 2023, 6:42 PM - 9:28 PM EDT
Att: 19,797 - Overcast - 79 F

livebaseballscorecards.com

AB	37
R	7
H	11
RBI	6
BB	4
SO	6
LOB	26


Batter	1	2	3	4	5	6	7	8	9	AB	R	H	RBI	BB	SO	LOB	TOP							
60 Akil Baddoo, L (1, 7) OBP: 0.318, SLG: 0.380										4	1	2	1	0	1	0	Detroit Tigers @ Cleveland Guardians Progressive Field, Cleveland, OH Fri Aug 18 2023, 4:11 PM - 6:40 PM EDT Partly Cloudy - 72 F							
31 Riley Greene, L (1, 8) OBP: 0.366, SLG: 0.485										4	0	0	0	1	2	2								
8 Matt Vierling, R (1, 5) OBP: 0.326, SLG: 0.385										3	0	1	0	1	1	1								
20 Spencer Torkelson, R (1, 3) OBP: 0.308, SLG: 0.430										3	1	1	0	1	1	4								
30 Kerry Carpenter, L (1, 9) OBP: 0.346, SLG: 0.517										4	1	1	1	0	1	5								
24 Miguel Cabrera, R (1, 10) OBP: 0.327, SLG: 0.345										4	0	1	1	0	1	3								
39 Zach McKinstry, L (1, 6) OBP: 0.300, SLG: 0.353										4	0	0	0	0	1	2								
9 Nick Maton, L (1, 4) OBP: 0.289, SLG: 0.306										2	0	0	0	0	0	0								
59 Zack Short, R (6, PH) OBP: 0.300, SLG: 0.363										2	0	0	0	0	2	0								
34 Jake Rogers, R (1, 2) OBP: 0.281, SLG: 0.438										4	1	2	1	0	0	0								
Inning Stats	R: 3 H: 4 E: 0 K: 1 S: 16	H: 4 LOB: 1 BB: 0 P: 23	R: 0 H: 0 E: 0 K: 1 S: 9	H: 0 LOB: 0 BB: 1 P: 12	R: 0 H: 1 E: 0 K: 2 S: 13	H: 1 LOB: 2 BB: 1 P: 23	R: 0 H: 0 E: 0 K: 0 S: 7	H: 0 LOB: 0 BB: 0 P: 9	R: 0 H: 1 E: 0 K: 0 S: 14	H: 1 LOB: 2 BB: 1 P: 23	R: 0 H: 0 E: 0 K: 1 S: 6	H: 0 LOB: 1 BB: 0 P: 8	R: 0 H: 1 E: 0 K: 2 S: 12	H: 1 LOB: 1 BB: 0 P: 19	R: 0 H: 0 E: 0 K: 1 S: 9	H: 0 LOB: 0 BB: 1 P: 17	R: 1 H: 1 E: 0 K: 2 S: 13	H: 1 LOB: 0 BB: 0 P: 20	1B: 3 2B: 3 HR: 2	SF: 0 SAC: 1 HBP: 0	WP: 0 PB: 1 SB: 1 CS: 0	PA: 38		
PITCHER	IP WLS BF H R ER SO BB IBB HBP BLK WP HR S P ERA WHIP	IP WLS BF H R ER SO BB IBB HBP BLK WP HR S P ERA WHIP	IP WLS BF H R ER SO BB IBB HBP BLK WP HR S P ERA WHIP	IP WLS BF H R ER SO BB IBB HBP BLK WP HR S P ERA WHIP	IP WLS BF H R ER SO BB IBB HBP BLK WP HR S P ERA WHIP	IP WLS BF H R ER SO BB IBB HBP BLK WP HR S P ERA WHIP	IP WLS BF H R ER SO BB IBB HBP BLK WP HR S P ERA WHIP	IP WLS BF H R ER SO BB IBB HBP BLK WP HR S P ERA WHIP	IP WLS BF H R ER SO BB IBB HBP BLK WP HR S P ERA WHIP	IP WLS BF H R ER SO BB IBB HBP BLK WP HR S P ERA WHIP	IP WLS BF H R ER SO BB IBB HBP BLK WP HR S P ERA WHIP	IP WLS BF H R ER SO BB IBB HBP BLK WP HR S P ERA WHIP	IP WLS BF H R ER SO BB IBB HBP BLK WP HR S P ERA WHIP	IP WLS BF H R ER SO BB IBB HBP BLK WP HR S P ERA WHIP	IP WLS BF H R ER SO BB IBB HBP BLK WP HR S P ERA WHIP	IP WLS BF H R ER SO BB IBB HBP BLK WP HR S P ERA WHIP	IP WLS BF H R ER SO BB IBB HBP BLK WP HR S P ERA WHIP	IP WLS BF H R ER SO BB IBB HBP BLK WP HR S P ERA WHIP	IP WLS BF H R ER SO BB IBB HBP BLK WP HR S P ERA WHIP	IP WLS BF H R ER SO BB IBB HBP BLK WP HR S P ERA WHIP	IP WLS BF H R ER SO BB IBB HBP BLK WP HR S P ERA WHIP	IP WLS BF H R ER SO BB IBB HBP BLK WP HR S P ERA WHIP	IP WLS BF H R ER SO BB IBB HBP BLK WP HR S P ERA WHIP	IP WLS BF H R ER SO BB IBB HBP BLK WP HR S P ERA WHIP

AB	34
R	4
H	8
RBI	4
BB	3
SO	10
LOB	17



Batter	1	2	3	4	5	6	7	8	9	AB	R	H	RBI	BB	SO	LOB	BOTTOM						
2 Tyler Freeman, R (1, 4) OBP: 0.317, SLG: 0.326										4	0	0	0	0	1	0	Detroit Tigers @ Cleveland Guardians Progressive Field, Cleveland, OH Fri Aug 18 2023, 4:11 PM - 6:40 PM EDT Partly Cloudy - 72 F						
11 José Ramírez, S (1, 5) OBP: 0.380, SLG: 0.492										4	1	2	0	0	0	0							
10 Ramón Laureano, R (1, 9) OBP: 0.273, SLG: 0.349										3	0	0	0	0	2	2							
38 Steven Kwan, L (9, PH) OBP: 0.341, SLG: 0.385										1	1	1	0	0	0	0							
39 Oscar Gonzalez, R (1, 7) OBP: 0.270, SLG: 0.338										4	0	1	2	0	1	1							
56 Kole Calhoun, L (1, 10) OBP: 0.341, SLG: 0.316										4	0	1	0	0	0	1							
13 Gabriel Arias, R (1, 3) OBP: 0.287, SLG: 0.338										2	0	0	0	1	1	0							
0 Andrés Giménez, L (9, PH) OBP: 0.315, SLG: 0.393										1	0	0	0	0	0	1							
6 Brayan Rocchio, S (1, 6) OBP: 0.305, SLG: 0.345										3	0	0	0	1	3	2							
23 Bo Naylor, L (1, 2) OBP: 0.269, SLG: 0.328										3	0	0	0	0	1	2							
7 Myles Straw, R (1, 8) OBP: 0.304, SLG: 0.302										3	0	0	0	0	1	1							
Inning Stats	R: 1 H: 2 E: 0 K: 0 S: 9	H: 2 LOB: 1 BB: 0 P: 13	R: 0 H: 0 E: 0 K: 0 S: 11	H: 0 LOB: 1 BB: 1 P: 20	R: 0 H: 0 E: 0 K: 2 S: 12	H: 0 LOB: 0 BB: 0 P: 17	R: 0 H: 0 E: 0 K: 2 S: 10	H: 0 LOB: 0 BB: 0 P: 12	R: 0 H: 1 E: 0 K: 1 S: 13	H: 1 LOB: 1 BB: 0 P: 18	R: 0 H: 0 E: 0 K: 2 S: 9	H: 0 LOB: 1 BB: 1 P: 14	R: 0 H: 0 E: 0 K: 0 S: 3	H: 0 LOB: 0 BB: 0 P: 5	R: 1 H: 2 E: 0 K: 1 S: 11	H: 2 LOB: 1 BB: 0 P: 15	1B: 3 2B: 1 HR: 0	SF: 0 SAC: 0 HBP: 0	WP: 0 PB: 0 SB: 0 CS: 0	PA: 34			
PITCHER	IP WLS BF H R ER SO BB IBB HBP BLK WP HR S P ERA WHIP	IP WLS BF H R ER SO BB IBB HBP BLK WP HR S P ERA WHIP	IP WLS BF H R ER SO BB IBB HBP BLK WP HR S P ERA WHIP	IP WLS BF H R ER SO BB IBB HBP BLK WP HR S P ERA WHIP	IP WLS BF H R ER SO BB IBB HBP BLK WP HR S P ERA WHIP	IP WLS BF H R ER SO BB IBB HBP BLK WP HR S P ERA WHIP	IP WLS BF H R ER SO BB IBB HBP BLK WP HR S P ERA WHIP	IP WLS BF H R ER SO BB IBB HBP BLK WP HR S P ERA WHIP	IP WLS BF H R ER SO BB IBB HBP BLK WP HR S P ERA WHIP	IP WLS BF H R ER SO BB IBB HBP BLK WP HR S P ERA WHIP	IP WLS BF H R ER SO BB IBB HBP BLK WP HR S P ERA WHIP	IP WLS BF H R ER SO BB IBB HBP BLK WP HR S P ERA WHIP	IP WLS BF H R ER SO BB IBB HBP BLK WP HR S P ERA WHIP	IP WLS BF H R ER SO BB IBB HBP BLK WP HR S P ERA WHIP	IP WLS BF H R ER SO BB IBB HBP BLK WP HR S P ERA WHIP	IP WLS BF H R ER SO BB IBB HBP BLK WP HR S P ERA WHIP	IP WLS BF H R ER SO BB IBB HBP BLK WP HR S P ERA WHIP	IP WLS BF H R ER SO BB IBB HBP BLK WP HR S P ERA WHIP	IP WLS BF H R ER SO BB IBB HBP BLK WP HR S P ERA WHIP	IP WLS BF H R ER SO BB IBB HBP BLK WP HR S P ERA WHIP	IP WLS BF H R ER SO BB IBB HBP BLK WP HR S P ERA WHIP	IP WLS BF H R ER SO BB IBB HBP BLK WP HR S P ERA WHIP	IP WLS BF H R ER SO BB IBB HBP BLK WP HR S P ERA WHIP

AB	32
R	2
H	5
RBI	2
BB	2
SO	10
LOB	10



Batter	1	2	3	4	5	6	7	8	9	AB	R	H	RBI	BB	SO	LOB	TOP										
60 Akil Badtoo, L (1, 7) OBP: 0.314, SLG: 0.375 8 Matt Verling, R (7, PH) OBP: 0.325, SLG: 0.384										3	0	0	0	0	2	1											
31 Riley Greene, L (1, 10) OBP: 0.364, SLG: 0.482										4	1	1	0	0	2	1											
20 Spencer Torkelson, R (1, 3) OBP: 0.369, SLG: 0.427										3	0	0	0	1	1	1											
30 Kerry Carpenter, L (1, 9) OBP: 0.345, SLG: 0.511										3	0	0	0	1	1	2											
77 Andy Ibáñez, R (1, 4) OBP: 0.272, SLG: 0.401 9 Nick Maton, L (8, PH) OBP: 0.288, SLG: 0.305										3	0	1	1	0	0	1											
28 Javier Báez, R (1, 6) OBP: 0.294, SLG: 0.321										4	0	2	0	0	0	1											
39 Zach McKinstry, L (1, 8) OBP: 0.299, SLG: 0.352										4	0	1	0	0	1	3											
59 Zack Short, R (1, 5) OBP: 0.304, SLG: 0.362										3	0	1	0	1	1	1											
13 Eric Haase, R (1, 2) OBP: 0.246, SLG: 0.284										1	0	0	0	1	0	1											
Inning Stats	R: 0 H: 0 E: 0 K: 2 S: 10	H: 0 LOB: 0 BB: 0 P: 15	R: 0 H: 1 E: 0 K: 0 S: 8	H: 1 LOB: 2 BB: 1 P: 15	R: 0 H: 1 E: 0 K: 1 S: 7	H: 1 LOB: 0 BB: 0 P: 11	R: 1 H: 3 E: 0 K: 2 S: 16	H: 3 LOB: 2 BB: 0 P: 22	R: 0 H: 0 E: 0 K: 0 S: 7	H: 0 LOB: 0 BB: 1 P: 12	R: 0 H: 0 E: 0 K: 1 S: 6	H: 0 LOB: 0 BB: 0 P: 6	R: 0 H: 1 E: 0 K: 2 S: 19	H: 1 LOB: 2 BB: 1 P: 32	R: 0 H: 0 E: 0 K: 2 S: 9	H: 0 LOB: 1 BB: 1 P: 17	R: 0 H: 0 E: 0 K: 0 S: 9	H: 0 LOB: 0 BB: 0 P: 11	1B: 5 2B: 1 3B: 0 HR: 0	SF: 0 SAC: 1 DP: 1 HBP: 0	WP: 0 PB: 0 SB: 1 CS: 0	PA: 35					
PITCHER	IP	WLS	BF	H	R	ER	SO	BB	IBB	HBP	BLK	WP	HR	S	P	ERA	WHIP										
44 Xzavion Curry, R (1, 1) ERA: 3.24	6.0		23	5	1	1	6	2	0	0	0	0	0	54	81	1.50	1.167										
52 Nick Sandlin, R (7, 1) ERA: 3.6	0.2		4	1	0	0	1	1	0	0	0	0	0	12	22	0.00	3.000										
31 Sam Hentges, L (7, 1) ERA: 5.24	1.0		4	0	0	0	2	1	0	0	0	0	0	13	23	0.00	1.000										
62 Enyel De Los Santos, R (8, 1) ERA: 2.84	0.1	W	1	0	0	0	1	0	0	0	0	0	0	3	4	0.00	0.000										
48 Emmanuel Clase, R (9, 1) ERA: 3.99	1.0	S	3	0	0	0	0	0	0	0	0	0	0	9	11	0.00	0.000										

Detroit Tigers @ Cleveland Guardians
Progressive Field, Cleveland, OH
 Fri Aug 18 2023, 7:32 PM - 10:14 PM EDT
 Att: 31,556 - Partly Cloudy - 71 F


AB	30
R	1
H	6
RBI	1
BB	4
SO	10
LOB	15



Batter	1	2	3	4	5	6	7	8	9	AB	R	H	RBI	BB	SO	LOB	BOTTOM										
38 Steven Kwan, L (1, 7) OBP: 0.343, SLG: 0.384										2	0	0	0	2	0	1											
11 José Ramírez, S (1, 10) OBP: 0.357, SLG: 0.488										4	0	0	0	0	0	5											
0 Andrés Giménez, L (1, 4) OBP: 0.314, SLG: 0.390										3	0	0	0	1	0	3											
39 Oscar Gonzalez, R (1, 9) OBP: 0.262, SLG: 0.328 10 Ramón Laureano, R (9, 8) OBP: 0.273, SLG: 0.349										4	1	0	0	0	0	1											
56 Kole Calhoun, L (1, 3) OBP: 0.378, SLG: 0.366										3	1	2	0	1	0	0											
6 Brayan Rocchio, S (1, 6) OBP: 0.302, SLG: 0.339										4	1	1	1	0	3	2											
17 Will Brennan, L (1, 8) OBP: 0.287, SLG: 0.360										4	1	2	2	0	0	1											
13 Gabriel Arias, R (1, 5) OBP: 0.286, SLG: 0.337										4	0	1	1	0	2	2											
32 Zack Collins, L (1, 2) OBP: 1.000, SLG: 1.000 7 Myles Straw, R (7, PR) OBP: 0.304, SLG: 0.302 23 Bo Naylor, L (8, 2) OBP: 0.267, SLG: 0.325										1	0	1	0	2	0	0											
Inning Stats	R: 0 H: 0 E: 0 K: 0 S: 8	H: 2 LOB: 2 BB: 0 P: 21	R: 0 H: 1 E: 0 K: 0 S: 10	H: 1 LOB: 0 BB: 0 P: 13	R: 0 H: 1 E: 0 K: 1 S: 11	H: 1 LOB: 1 BB: 0 P: 14	R: 0 H: 0 E: 0 K: 1 S: 7	H: 0 LOB: 0 BB: 0 P: 13	R: 0 H: 0 E: 0 K: 1 S: 9	H: 0 LOB: 2 BB: 2 P: 21	R: 4 H: 3 E: 0 K: 0 S: 19	H: 3 LOB: 0 BB: 2 P: 35	R: 0 H: 0 E: 0 K: 0 S: 19	H: 0 LOB: 0 BB: 2 P: 35	1B: 5 2B: 2 3B: 0 HR: 0	SF: 0 SAC: 0 DP: 0 HBP: 0	WP: 1 PB: 0 SB: 0 CS: 1	PA: 36									
PITCHER	IP	WLS	BF	H	R	ER	SO	BB	IBB	HBP	BLK	WP	HR	S	P	ERA	WHIP										
Joey Wentz, L (1, 1) ERA: 6.62	5.0		21	4	0	0	3	2	0	0	0	0	0	57	83	0.00	1.200										
4 Beau Brieske, R (6, 1) ERA: 2.12	1.2	H	6	0	0	0	2	1	0	0	0	0	0	14	27	0.00	0.600										
65 Andrew Vasquez, L (7, 1) ERA: 2.32	0.1	H	3	0	1	1	0	2	0	0	0	0	0	2	11	27.00	6.000										
67 José Cisneros, R (8, 1) ERA: 4.89	1.0	L	6	3	3	3	0	1	0	0	0	1	0	19	31	27.00	4.000										

Detroit Tigers @ Cleveland Guardians
Progressive Field, Cleveland, OH
 Fri Aug 18 2023, 7:32 PM - 10:14 PM EDT
 Att: 31,556 - Partly Cloudy - 71 F

AB	30
R	4
H	7
RBI	4
BB	6
SO	5
LOB	16



Batter	1	2	3	4	5	6	7	8	9	AB	R	H	RBI	BB	SO	LOB	TOP									
60 Akiel Badtoo, L (1, 7) OBP: 0.311, SLG: 0.370 59 Zack Short, R (7, PH) OBP: 0.303, SLG: 0.360	F8	K			F8		K			3	0	0	0	0	1	2										
31 Riley Greene, L (1, 8) OBP: 0.363, SLG: 0.479	20 HR 1B	K			F8			G4-3		4	1	1	0	0	1	2										
8 Matt Vierling, R (1, 5) OBP: 0.322, SLG: 0.380	K		G4-3		L6			K		4	0	0	0	0	2	1										
20 Spencer Torkelson, R (1, 3) OBP: 0.313, SLG: 0.432	30 HR BB					30 HR BB				2	1	2	0	2	0	0										
30 Kerry Carpenter, L (1, 9) OBP: 0.343, SLG: 0.519	1-H 2-H HR				K			K		4	1	1	3	0	2	3										
24 Miguel Cabrera, R (1, 10) OBP: 0.322, SLG: 0.339	K				G6-3					4	0	0	0	0	1	1										
28 Javier Báez, R (1, 6)		G6-3			F9			HR		4	1	1	1	0	0	0										
39 Zach McKinstry, L (1, 4) OBP: 0.302, SLG: 0.352					G3			F9		3	0	1	0	1	0	0										
34 Jake Rogers, R (1, 2) OBP: 0.280, SLG: 0.434					K			L7		4	0	1	0	0	1	1										
Inning Stats	R: 3 H: 2 E: 0 K: 2 S: 19	L: 2 BB: 1 P: 27	R: 0 H: 2 E: 0 K: 2 S: 13	L: 2 BB: 0 P: 20	R: 0 H: 1 E: 0 K: 1 S: 13	L: 1 BB: 0 P: 19	R: 0 H: 0 E: 0 K: 1 S: 9	L: 0 BB: 0 P: 14	R: 0 H: 0 E: 0 K: 0 S: 6	L: 0 BB: 0 P: 11	R: 1 H: 1 E: 0 K: 1 S: 11	L: 1 BB: 0 P: 17	R: 0 H: 1 E: 0 K: 2 S: 11	L: 1 BB: 0 P: 18	R: 0 H: 0 E: 0 K: 0 S: 8	L: 0 BB: 1 P: 17	1B: 4 2B: 1 3B: 0 HR: 2	SF: 0 SAC: 0 DP: 1 HBP: 0	WP: 0 PB: 0 SB: 1 CS: 0	PA: 36						
PITCHER	IP WLS BF H R ER SO BB IBB HBP BLK WP HR S P ERA WHIP	IP WLS BF H R ER SO BB IBB HBP BLK WP HR S P ERA WHIP	IP WLS BF H R ER SO BB IBB HBP BLK WP HR S P ERA WHIP	IP WLS BF H R ER SO BB IBB HBP BLK WP HR S P ERA WHIP	IP WLS BF H R ER SO BB IBB HBP BLK WP HR S P ERA WHIP	IP WLS BF H R ER SO BB IBB HBP BLK WP HR S P ERA WHIP	IP WLS BF H R ER SO BB IBB HBP BLK WP HR S P ERA WHIP	IP WLS BF H R ER SO BB IBB HBP BLK WP HR S P ERA WHIP	IP WLS BF H R ER SO BB IBB HBP BLK WP HR S P ERA WHIP	IP WLS BF H R ER SO BB IBB HBP BLK WP HR S P ERA WHIP	IP WLS BF H R ER SO BB IBB HBP BLK WP HR S P ERA WHIP	IP WLS BF H R ER SO BB IBB HBP BLK WP HR S P ERA WHIP	IP WLS BF H R ER SO BB IBB HBP BLK WP HR S P ERA WHIP	IP WLS BF H R ER SO BB IBB HBP BLK WP HR S P ERA WHIP	IP WLS BF H R ER SO BB IBB HBP BLK WP HR S P ERA WHIP	IP WLS BF H R ER SO BB IBB HBP BLK WP HR S P ERA WHIP	IP WLS BF H R ER SO BB IBB HBP BLK WP HR S P ERA WHIP	IP WLS BF H R ER SO BB IBB HBP BLK WP HR S P ERA WHIP	IP WLS BF H R ER SO BB IBB HBP BLK WP HR S P ERA WHIP	IP WLS BF H R ER SO BB IBB HBP BLK WP HR S P ERA WHIP	IP WLS BF H R ER SO BB IBB HBP BLK WP HR S P ERA WHIP					
61 Tanner Bibee, R (1, 1) ERA: 3.01	5.0 L 21 5 3 3 6 1 0 0 0 0 1 60 91 5.40 1.200	5.0 L 21 5 3 3 6 1 0 0 0 0 1 60 91 5.40 1.200	5.0 L 21 5 3 3 6 1 0 0 0 0 1 60 91 5.40 1.200	5.0 L 21 5 3 3 6 1 0 0 0 0 1 60 91 5.40 1.200	5.0 L 21 5 3 3 6 1 0 0 0 0 1 60 91 5.40 1.200	5.0 L 21 5 3 3 6 1 0 0 0 0 1 60 91 5.40 1.200	5.0 L 21 5 3 3 6 1 0 0 0 0 1 60 91 5.40 1.200	5.0 L 21 5 3 3 6 1 0 0 0 0 1 60 91 5.40 1.200	5.0 L 21 5 3 3 6 1 0 0 0 0 1 60 91 5.40 1.200	5.0 L 21 5 3 3 6 1 0 0 0 0 1 60 91 5.40 1.200	5.0 L 21 5 3 3 6 1 0 0 0 0 1 60 91 5.40 1.200	5.0 L 21 5 3 3 6 1 0 0 0 0 1 60 91 5.40 1.200	5.0 L 21 5 3 3 6 1 0 0 0 0 1 60 91 5.40 1.200	5.0 L 21 5 3 3 6 1 0 0 0 0 1 60 91 5.40 1.200	5.0 L 21 5 3 3 6 1 0 0 0 0 1 60 91 5.40 1.200	5.0 L 21 5 3 3 6 1 0 0 0 0 1 60 91 5.40 1.200	5.0 L 21 5 3 3 6 1 0 0 0 0 1 60 91 5.40 1.200	5.0 L 21 5 3 3 6 1 0 0 0 0 1 60 91 5.40 1.200	5.0 L 21 5 3 3 6 1 0 0 0 0 1 60 91 5.40 1.200	5.0 L 21 5 3 3 6 1 0 0 0 0 1 60 91 5.40 1.200	5.0 L 21 5 3 3 6 1 0 0 0 0 1 60 91 5.40 1.200	5.0 L 21 5 3 3 6 1 0 0 0 0 1 60 91 5.40 1.200				
52 Nick Sandlin, R (6, 1) ERA: 3.95	1.2 6 1 1 1 0 1 0 0 0 0 0 1 13 22 5.40 1.200	1.2 6 1 1 1 0 1 0 0 0 0 0 1 13 22 5.40 1.200	1.2 6 1 1 1 0 1 0 0 0 0 0 1 13 22 5.40 1.200	1.2 6 1 1 1 0 1 0 0 0 0 0 1 13 22 5.40 1.200	1.2 6 1 1 1 0 1 0 0 0 0 0 1 13 22 5.40 1.200	1.2 6 1 1 1 0 1 0 0 0 0 0 1 13 22 5.40 1.200	1.2 6 1 1 1 0 1 0 0 0 0 0 1 13 22 5.40 1.200	1.2 6 1 1 1 0 1 0 0 0 0 0 1 13 22 5.40 1.200	1.2 6 1 1 1 0 1 0 0 0 0 0 1 13 22 5.40 1.200	1.2 6 1 1 1 0 1 0 0 0 0 0 1 13 22 5.40 1.200	1.2 6 1 1 1 0 1 0 0 0 0 0 1 13 22 5.40 1.200	1.2 6 1 1 1 0 1 0 0 0 0 0 1 13 22 5.40 1.200	1.2 6 1 1 1 0 1 0 0 0 0 0 1 13 22 5.40 1.200	1.2 6 1 1 1 0 1 0 0 0 0 0 1 13 22 5.40 1.200	1.2 6 1 1 1 0 1 0 0 0 0 0 1 13 22 5.40 1.200	1.2 6 1 1 1 0 1 0 0 0 0 0 1 13 22 5.40 1.200	1.2 6 1 1 1 0 1 0 0 0 0 0 1 13 22 5.40 1.200	1.2 6 1 1 1 0 1 0 0 0 0 0 1 13 22 5.40 1.200	1.2 6 1 1 1 0 1 0 0 0 0 0 1 13 22 5.40 1.200	1.2 6 1 1 1 0 1 0 0 0 0 0 1 13 22 5.40 1.200	1.2 6 1 1 1 0 1 0 0 0 0 0 1 13 22 5.40 1.200	1.2 6 1 1 1 0 1 0 0 0 0 0 1 13 22 5.40 1.200	1.2 6 1 1 1 0 1 0 0 0 0 0 1 13 22 5.40 1.200			
29 Tim Herrin, L (7, 1) ERA: 5.13	0.1 1 0 0 0 1 0 0 0 0 0 0 0 1 4 6 0.00 0.000	0.1 1 0 0 0 1 0 0 0 0 0 0 0 0 1 4 6 0.00 0.000	0.1 1 0 0 0 1 0 0 0 0 0 0 0 0 1 4 6 0.00 0.000	0.1 1 0 0 0 1 0 0 0 0 0 0 0 0 1 4 6 0.00 0.000	0.1 1 0 0 0 1 0 0 0 0 0 0 0 0 1 4 6 0.00 0.000	0.1 1 0 0 0 1 0 0 0 0 0 0 0 0 1 4 6 0.00 0.000	0.1 1 0 0 0 1 0 0 0 0 0 0 0 0 1 4 6 0.00 0.000	0.1 1 0 0 0 1 0 0 0 0 0 0 0 0 1 4 6 0.00 0.000	0.1 1 0 0 0 1 0 0 0 0 0 0 0 0 1 4 6 0.00 0.000	0.1 1 0 0 0 1 0 0 0 0 0 0 0 0 1 4 6 0.00 0.000	0.1 1 0 0 0 1 0 0 0 0 0 0 0 0 1 4 6 0.00 0.000	0.1 1 0 0 0 1 0 0 0 0 0 0 0 0 1 4 6 0.00 0.000	0.1 1 0 0 0 1 0 0 0 0 0 0 0 0 1 4 6 0.00 0.000	0.1 1 0 0 0 1 0 0 0 0 0 0 0 0 1 4 6 0.00 0.000	0.1 1 0 0 0 1 0 0 0 0 0 0 0 0 1 4 6 0.00 0.000	0.1 1 0 0 0 1 0 0 0 0 0 0 0 0 1 4 6 0.00 0.000	0.1 1 0 0 0 1 0 0 0 0 0 0 0 0 1 4 6 0.00 0.000	0.1 1 0 0 0 1 0 0 0 0 0 0 0 0 1 4 6 0.00 0.000	0.1 1 0 0 0 1 0 0 0 0 0 0 0 0 1 4 6 0.00 0.000	0.1 1 0 0 0 1 0 0 0 0 0 0 0 0 1 4 6 0.00 0.000	0.1 1 0 0 0 1 0 0 0 0 0 0 0 0 1 4 6 0.00 0.000	0.1 1 0 0 0 1 0 0 0 0 0 0 0 0 1 4 6 0.00 0.000	0.1 1 0 0 0 1 0 0 0 0 0 0 0 0 1 4 6 0.00 0.000	0.1 1 0 0 0 1 0 0 0 0 0 0 0 0 1 4 6 0.00 0.000		
37 Trevor Stephan, R (8, 1) ERA: 2.87	1.0 4 1 0 0 2 0 0 0 0 0 0 0 11 18 0.00 1.000	1.0 4 1 0 0 2 0 0 0 0 0 0 0 11 18 0.00 1.000	1.0 4 1 0 0 2 0 0 0 0 0 0 0 11 18 0.00 1.000	1.0 4 1 0 0 2 0 0 0 0 0 0 0 11 18 0.00 1.000	1.0 4 1 0 0 2 0 0 0 0 0 0 0 11 18 0.00 1.000	1.0 4 1 0 0 2 0 0 0 0 0 0 0 11 18 0.00 1.000	1.0 4 1 0 0 2 0 0 0 0 0 0 0 11 18 0.00 1.000	1.0 4 1 0 0 2 0 0 0 0 0 0 0 11 18 0.00 1.000	1.0 4 1 0 0 2 0 0 0 0 0 0 0 11 18 0.00 1.000	1.0 4 1 0 0 2 0 0 0 0 0 0 0 11 18 0.00 1.000	1.0 4 1 0 0 2 0 0 0 0 0 0 0 11 18 0.00 1.000	1.0 4 1 0 0 2 0 0 0 0 0 0 0 11 18 0.00 1.000	1.0 4 1 0 0 2 0 0 0 0 0 0 0 11 18 0.00 1.000	1.0 4 1 0 0 2 0 0 0 0 0 0 0 11 18 0.00 1.000	1.0 4 1 0 0 2 0 0 0 0 0 0 0 11 18 0.00 1.000	1.0 4 1 0 0 2 0 0 0 0 0 0 0 11 18 0.00 1.000	1.0 4 1 0 0 2 0 0 0 0 0 0 0 11 18 0.00 1.000	1.0 4 1 0 0 2 0 0 0 0 0 0 0 11 18 0.00 1.000	1.0 4 1 0 0 2 0 0 0 0 0 0 0 11 18 0.00 1.000	1.0 4 1 0 0 2 0 0 0 0 0 0 0 11 18 0.00 1.000	1.0 4 1 0 0 2 0 0 0 0 0 0 0 11 18 0.00 1.000	1.0 4 1 0 0 2 0 0 0 0 0 0 0 11 18 0.00 1.000	1.0 4 1 0 0 2 0 0 0 0 0 0 0 11 18 0.00 1.000	1.0 4 1 0 0 2 0 0 0 0 0 0 0 11 18 0.00 1.000	1.0 4 1 0 0 2 0 0 0 0 0 0 0 11 18 0.00 1.000	1.0 4 1 0 0 2 0 0 0 0 0 0 0 11 18 0.00 1.000
99 James Karinchak, R (9, 1) ERA: 3.6	1.0 4 0 0 0 0 1 0 0 0 0 0 0 0 8 17 0.00 1.000	1.0 4 0 0 0 0 1 0 0 0 0 0 0 0 8 17 0.00 1.000	1.0 4 0 0 0 0 1 0 0 0 0 0 0 0 8 17 0.00 1.000	1.0 4 0 0 0 0 1 0 0 0 0 0 0 0 8 17 0.00 1.000	1.0 4 0 0 0 0 1 0 0 0 0 0 0 0 8 17 0.00 1.000	1.0 4 0 0 0 0 1 0 0 0 0 0 0 0 8 17 0.00 1.000	1.0 4 0 0 0 0 1 0 0 0 0 0 0 0 8 17 0.00 1.000	1.0 4 0 0 0 0 1 0 0 0 0 0 0 0 8 17 0.00 1.000	1.0 4 0 0 0 0 1 0 0 0 0 0 0 0 8 17 0.00 1.000	1.0 4 0 0 0 0 1 0 0 0 0 0 0 0 8 17 0.00 1.000	1.0 4 0 0 0 0 1 0 0 0 0 0 0 0 8 17 0.00 1.000	1.0 4 0 0 0 0 1 0 0 0 0 0 0 0 8 17 0.00 1.000	1.0 4 0 0 0 0 1 0 0 0 0 0 0 0 8 17 0.00 1.000	1.0 4 0 0 0 0 1 0 0 0 0 0 0 0 8 17 0.00 1.000	1.0 4 0 0 0 0 1 0 0 0 0 0 0 0 8 17 0.00 1.000	1.0 4 0 0 0 0 1 0 0 0 0 0 0 0 8 17 0.00 1.000	1.0 4 0 0 0 0 1 0 0 0 0 0 0 0 8 17 0.00 1.000	1.0 4 0 0 0 0 1 0 0 0 0 0 0 0 8 17 0.00 1.000	1.0 4 0 0 0 0 1 0 0 0 0 0 0 0 8 17 0.00 1.000	1.0 4 0 0 0 0 1 0 0 0 0 0 0 0 8 17 0.00 1.000	1.0 4 0 0 0 0 1 0 0 0 0 0 0 0 8 17 0.00 1.000	1.0 4 0 0 0 0 1 0 0 0 0 0 0 0 8 17 0.00 1.000	1.0 4 0 0 0 0 1 0 0 0 0 0 0 0 8 17 0.00 1.000	1.0 4 0 0 0 0 1 0 0 0 0 0 0 0 8 17 0.00 1.000	1.0 4 0 0 0 0 1 0 0 0 0 0 0 0 8 17 0.00 1.000	1.0 4 0 0 0 0 1 0 0 0 0 0 0 0 8 17 0.00 1.000

Detroit Tigers @ Cleveland Guardians
 Progressive Field, Cleveland, OH
 Sat Aug 19 2023, 7:11 PM - 9:59 PM EDT
 Att: 32,641 - Clear - 74 F

AB	33
R	4
H	7
RBI	4
BB	3
SO	9
LOB	10



Batter	1	2	3	4	5	6	7	8	9	AB	R	H	RBI	BB	SO	LOB	BOTTOM
38 Steven Kwan, L (1, 7) OBP: 0.341, SLG: 0.382	L8		G4-1		G1-3		56 BB 1B		K</								

Batter	1	2	3	4	5	6	7	8	9	AB	R	H	RBI	BB	SO	LOB	TOP			
50 Mookie Betts, R OBP: 0.402, SLG: 0.604										5	1	5	2	0	0	0				
5 Freddie Freeman, L OBP: 0.411, SLG: 0.575										5	1	3	1	0	0	3				
16 Will Smith, R OBP: 0.367, SLG: 0.459										4	0	0	1	0	0	4				
13 Max Muncy, L OBP: 0.328, SLG: 0.465										5	1	1	0	0	2	2				
3 Chris Taylor, R OBP: 0.311, SLG: 0.424										4	0	2	0	1	0	2				
8 Enrique Hernández, R OBP: 0.290, SLG: 0.360										3	0	1	2	2	0	2				
33 James Outman, L OBP: 0.351, SLG: 0.425										5	1	1	0	0	4	4				
31 Amed Rosario, R OBP: 0.298, SLG: 0.377										4	1	0	0	1	1	1				
11 Miguel Rojas, R OBP: 0.274, SLG: 0.292										3	1	1	0	1	1	0				
Inning Stats	R: 3 E: 0 K: 1 S: 20	H: 4 LOB: 1 BB: 0 P: 29	R: 0 E: 0 K: 0 S: 5	H: 1 LOB: 1 BB: 0 P: 9	R: 0 E: 0 K: 0 S: 10	H: 0 LOB: 1 BB: 1 P: 19	R: 1 E: 0 K: 1 S: 11	H: 2 LOB: 2 BB: 1 P: 16	R: 0 E: 0 K: 2 S: 18	H: 2 LOB: 2 BB: 0 P: 25	R: 0 E: 0 K: 1 S: 9	H: 1 LOB: 0 BB: 0 P: 12	R: 2 E: 1 K: 0 S: 22	H: 3 LOB: 2 BB: 1 P: 37	R: 0 E: 0 K: 1 S: 9	H: 0 LOB: 1 BB: 1 P: 15	1B: 10 2B: 4 3B: 0 HR: 0	SF: 1 SAC: 0 DP: 1 HBP: 0	WP: 2 PB: 0 SB: 0 CS: 0	PA: 44
PITCHER	IP: 2.0 ERA: 3.51	WLS: L BF: 11	H: 5 R: 3 ER: 3 SO: 1	BB: 0 IBB: 0 HBP: 0 BLK: 0	WP: 1 HR: 0 S: 25 P: 38	ERA: 13.50 WHIP: 2.500	PITCHER	IP: 0.2 ERA: 3.1	WLS: 0 BF: 2	H: 0 R: 0 ER: 0 SO: 0	BB: 0 IBB: 0 HBP: 0 BLK: 0	WP: 0 HR: 0 S: 8 P: 13	ERA: 0.00 WHIP: 0.000	PITCHER	IP: 1.0 ERA: 4.82	WLS: 0 BF: 4	H: 0 R: 0 ER: 0 SO: 1	BB: 1 IBB: 0 HBP: 0 BLK: 0	WP: 1 HR: 0 S: 9 P: 15	ERA: 0.00 WHIP: 1.000
44 Xzavion Curry, R ERA: 3.51	52 Nick Sandlin, R ERA: 3.72	49 Eli Morgan, R ERA: 3.27	99 James Karinchak, R ERA: 3.48	29 Tim Herrin, L ERA: 5.53	62 Enyel De Los Santos, R ERA: 3.1	31 Sam Hentges, L ERA: 4.82														
Batter	1	2	3	4	5	6	7	8	9	AB	R	H	RBI	BB	SO	LOB	BOTTOM			
38 Steven Kwan, L OBP: 0.339, SLG: 0.378										4	0	0	0	0	0	1				
11 José Ramírez, S OBP: 0.353, SLG: 0.482										3	1	1	1	1	1	1				
10 Ramón Laureano, R OBP: 0.279, SLG: 0.345										2	0	0	0	2	0	1				
39 Oscar Gonzalez, R OBP: 0.250, SLG: 0.329										4	0	1	0	0	3	3				
9 Eric Haase, R OBP: 0.246, SLG: 0.284										4	0	1	0	0	1	1				
2 Tyler Freeman, R OBP: 0.321, SLG: 0.323	0 Andrés Giménez, L (6, FH) OBP: 0.314, SLG: 0.387	13 Gabriel Arias, R OBP: 0.285, SLG: 0.329	6 Brayan Rocchio, S OBP: 0.271, SLG: 0.303	7 Myles Straw, R OBP: 0.305, SLG: 0.302	48 Brusdar Graterol, R ERA: 1.5	93 Bryan Hudson, L ERA: 7.04														
Inning Stats	R: 1 E: 0 K: 1 S: 10	H: 1 LOB: 0 BB: 0 P: 14	R: 0 E: 0 K: 3 S: 14	H: 0 LOB: 0 BB: 0 P: 19	R: 0 E: 0 K: 1 S: 13	H: 0 LOB: 2 BB: 2 P: 25	R: 0 E: 0 K: 2 S: 11	H: 1 LOB: 0 BB: 0 P: 18	R: 0 E: 0 K: 1 S: 7	H: 0 LOB: 1 BB: 1 P: 13	R: 0 E: 0 K: 2 S: 13	H: 2 LOB: 2 BB: 0 P: 15	R: 0 E: 0 K: 1 S: 7	H: 0 LOB: 0 BB: 0 P: 12	R: 0 E: 0 K: 1 S: 13	H: 0 LOB: 1 BB: 1 P: 20	1B: 3 2B: 0 3B: 0 HR: 1	SF: 0 SAC: 0 DP: 1 HBP: 1	WP: 1 PB: 0 SB: 2 CS: 0	PA: 35
PITCHER	IP: 2.0 ERA: 2.52	IP: 0.2 ERA: 4.61	IP: 1.1 ERA: 7.9	IP: 2.0 ERA: 3.8	IP: 1.0 ERA: 5.3	IP: 1.0 ERA: 1.5	IP: 1.0 ERA: 7.04													
22 Clayton Kershaw, L ERA: 2.52	81 Victor González, L ERA: 4.61	58 Gus Varland, R ERA: 7.9	57 Ryan Brasier, R ERA: 3.8	51 Alex Vesia, L ERA: 5.3	48 Brusdar Graterol, R ERA: 1.5	93 Bryan Hudson, L ERA: 7.04														


Los Angeles Dodgers @

Batter	1	2	3	4	5	6	7	8	9	AB	R	H	RBI	BB	SO	LOB	TOP										
38 Steven Kwan, L (1,7) OBP: 0.339, SLG: 0.378	F8		1B		F8		G4-3			4	0	1	0	0	0	1	Cleveland Guardians @ Toronto Blue Jays Rogers Centre, Toronto, ON Fri Aug 25 2023, 7:10 PM - 9:50 PM EDT Att: 40,755 - Cloudy - 77 F										
11 José Ramírez, S (1,5) OBP: 0.392, SLG: 0.479	P5		2B				G3			3	0	1	0	1	0	0											
56 Kole Calhoun, L (1,3) OBP: 0.333, SLG: 0.404	K				F7					4	0	0	0	0	2	2											
39 Oscar Gonzalez, R (1,10) OBP: 0.256, SLG: 0.340		K			10 HR					4	2	2	0	0	1	0											
0 Andrés Giménez, L (1,4) OBP: 0.311, SLG: 0.390	P5				K		F7			4	1	1	1	0	1	2											
10 Ramón Laureano, R (1,9) OBP: 0.285, SLG: 0.364		G5-3			HR					4	1	2	3	0	1	0											
13 Gabriel Arias, R (1,6) OBP: 0.288, SLG: 0.344					G1-3		F8			4	0	0	0	0	2	1											
23 Bo Naylor, L (1,2) OBP: 0.293, SLG: 0.382					HR		F8			3	1	1	1	1	1	1											
7 Myles Straw, R (1,8) OBP: 0.303, SLG: 0.299	P3				SH1-3					3	0	0	0	0	1	0											
					SH1-3		L7			3	0	0	0	0	1	0											
Inning Stats	R: 0 E: 0 K: 1 S: 10	H: 0 LOB: 0 BB: 0 P: 14	R: 0 E: 0 K: 1 S: 8	H: 0 LOB: 0 BB: 0 P: 9	R: 1 E: 0 K: 1 S: 9	H: 3 LOB: 2 BB: 0 P: 17	R: 2 E: 0 K: 1 S: 20	H: 2 LOB: 0 BB: 0 P: 26	R: 0 E: 0 K: 0 S: 9	H: 0 LOB: 1 BB: 0 P: 18	R: 0 E: 0 K: 0 S: 6	H: 0 LOB: 0 BB: 0 P: 9	R: 1 E: 0 K: 1 S: 8	H: 1 LOB: 0 BB: 0 P: 13	R: 0 E: 0 K: 3 S: 9	H: 0 LOB: 0 BB: 0 P: 14	1B: 2 2B: 3 3B: 0 HR: 3	SF: 0 SAC: 1 DP: 0 HBP: 0	WP: 0 PB: 0 SB: 0 CS: 0	PA: 36							
PITCHER	IP	WLS	BF	H	R	ER	SO	BB	IBB	HBP	BLK	WP	HR	S	P	ERA	WHIP										
40 Chris Bassitt, R (1,1) ERA: 4.0	5.2	L	25	7	4	4	5	1	1	0	0	0	2	67	100	6.35	1.412										
92 Génesis Cabrera, L (6,1) ERA: 3.47	0.1		1	0	0	0	0	0	0	0	0	0	0	5	8	0.00	0.000										
50 Erik Swanson, R (7,1) ERA: 3.12	1.0		3	0	0	0	0	0	0	0	0	0	0	6	9	0.00	0.000										
12 Jordan Hicks, R (8,1) ERA: 3.83	1.0		4	1	1	1	1	0	0	0	0	0	1	8	13	9.00	1.000										
44 Bowden Francis, R (9,1) ERA: 1.93	1.0		3	0	0	0	3	0	0	0	0	0	0	9	14	0.00	0.000										
Batter	1	2	3	4	5	6	7	8	9	AB	R	H	RBI	BB	SO	LOB	BOTTOM										
15 Whit Merrifield, R (1,4) OBP: 0.331, SLG: 0.409	L7		F8					P4		4	0	0	0	0	1	1	Cleveland Guardians @ Toronto Blue Jays Rogers Centre, Toronto, ON Fri Aug 25 2023, 7:10 PM - 9:50 PM EDT Att: 40,755 - Cloudy - 77 F										
11 Bo Bichette, R (1,6) OBP: 0.345, SLG: 0.489	F7		P3					K		4	0	0	0	0	2	1											
13 Brandon Belt, L (1,10) OBP: 0.374, SLG: 0.475			G1-3							2	0	0	0	2	0	0											
27 Vladimir Guerrero Jr., R (1,3) OBP: 0.346, SLG: 0.440	F8				26 2B					4	1	2	1	0	0	2											
4 George Springer, R (1,9) OBP: 0.323, SLG: 0.399			HR		K			G5-3		4	1	1	1	0	1	1											
25 Daulton Varsho, L (1,7) OBP: 0.283, SLG: 0.383			K		P5			G4-3		4	0	0	0	0	1	1											
26 Matt Chapman, R (1,5) OBP: 0.337, SLG: 0.432			K		2B					4	0	1	0	0	3	1											
30 Alejandro Kirk, R (1,2) OBP: 0.328, SLG: 0.338			1B					G6-3		4	0	2	0	0	0	1											
39 Kevin Kiermaier, L (1,8) OBP: 0.326, SLG: 0.413			P4		G4-3					3	0	0	0	0	1	2											
								K		4	0	0	0	0	1	2											
Inning Stats	R: 0 E: 0 K: 0 S: 9	H: 0 LOB: 1 BB: 1 P: 14	R: 1 E: 0 K: 2 S: 14	H: 2 LOB: 1 BB: 0 P: 21	R: 0 E: 0 K: 0 S: 9	H: 0 LOB: 0 BB: 0 P: 12	R: 0 E: 0 K: 1 S: 8	H: 2 LOB: 2 BB: 0 P: 11	R: 0 E: 0 K: 2 S: 15	H: 1 LOB: 1 BB: 0 P: 23	R: 1 E: 0 K: 0 S: 9	H: 1 LOB: 0 BB: 0 P: 16	R: 0 E: 0 K: 2 S: 9	H: 0 LOB: 0 BB: 0 P: 15	R: 0 E: 0 K: 1 S: 7	H: 0 LOB: 1 BB: 1 P: 13	R: 0 E: 0 K: 1 S: 11	H: 0 LOB: 1 BB: 0 P: 15	1B: 2 2B: 2 3B: 0 HR: 2	SF: 0 SAC: 0 DP: 0 HBP: 0	WP: 0 PB: 0 SB: 0 CS: 0	PA: 35					
PITCHER	IP	WLS	BF	H	R	ER	SO	BB	IBB	HBP	BLK	WP	HR	S	P	ERA	WHIP										
61 Tanner Bibee, R (1,1) ERA: 3.01	6.0	W	24	6	2	2	5	1	0	0	0	0	0	9	15	0.00	0.000										
62 Enyel De Los Santos, R (7,1) ERA: 3.04	1.0	H	3	0	0	0	2	0	0	0	0	0	0	9	15	0.00	0.000										
37 Trevor Stephan, R (8,1) ERA: 2.77	1.0	H	4	0	0	0	1	1	0	0	0	0	0	7	13	0.00	1.000										
48 Emmanuel Clase, R (9,1) ERA: 2.98	1.0	S	4	0	0	0	1	0	0	0	0	0	0	11	15	0.00	0.000										

Batter	1	2	3	4	5	6	7	8	9	AB	R	H	RBI	BB	SO	LOB	TOP										
56 Kole Calhoun, L OBP: 0.328, SLG: 0.393	G1-3		F7			G6-3				4	1	1	0	0	0	2	Cleveland Guardians @ Toronto Blue Jays Rogers Centre, Toronto, ON Sat Aug 26 2023, 3:08 PM - 5:46 PM EDT Att: 41,924 - Roof Closed - 68 F										
11 José Ramírez, S OBP: 0.382, SLG: 0.483	HR		L8			E5		K		4	1	1	1	0	1	2											
39 Oscar Gonzalez, R OBP: 0.250, SLG: 0.331	K				G5-3	E6		K		4	0	0	0	0	2	2											
10 Ramón Laureano, R (1,9) OBP: 0.284, SLG: 0.360	F4				F8			F8		3	0	0	1	0	0	0											
0 Andrés Giménez, L OBP: 0.308, SLG: 0.386		K			K			K		4	0	0	0	0	3	3											
13 Gabriel Arias, R OBP: 0.283, SLG: 0.338		K						L4		4	0	0	0	0	3	3											
2 Tyler Freeman, R OBP: 0.307, SLG: 0.337	G1-3							F9		4	1	1	1	0	1	3											
35 Cam Gallagher, R OBP: 0.171, SLG: 0.187						G6-3				2	0	1	0	0	0	0											
23 Bo Naylor, L (7,PH) OBP: 0.291, SLG: 0.379			SH5-3			G6-3		G3		1	0	0	0	0	0	0											
7 Myles Straw, R OBP: 0.304, SLG: 0.300			SH5-3			G1-3		G6-3		2	0	1	0	0	0	0											
Inning Stats	R: 1 E: 0 K: 1 S: 10	H: 1 LOB: 0 BB: 0 P: 11	R: 0 E: 0 K: 2 S: 11	H: 0 LOB: 0 BB: 0 P: 17	R: 0 E: 0 K: 0 S: 5	H: 1 LOB: 1 BB: 0 P: 8	R: 0 E: 0 K: 1 S: 7	H: 0 LOB: 0 BB: 0 P: 8	R: 1 E: 0 K: 1 S: 10	H: 1 LOB: 3 BB: 0 P: 16	R: 1 E: 0 K: 3 S: 16	H: 1 LOB: 0 BB: 0 P: 27	R: 0 E: 0 K: 0 S: 6	H: 1 LOB: 0 BB: 0 P: 11	R: 0 E: 0 K: 2 S: 8	H: 0 LOB: 0 BB: 0 P: 12	R: 0 E: 0 K: 0 S: 9	H: 0 LOB: 0 BB: 0 P: 16	1B: 2 2B: 1 3B: 0 HR: 2	SF: 0 SAC: 1 DP: 1 HBP: 1	WP: 0 PB: 0 SB: 0 CS: 0	PA: 34					
PITCHER	IP	WLS	BF	H	R	ER	SO	BB	IBB	HBP	BLK	WP	HR	S	P	ERA	WHIP										
99 Hyun Jin Ryu, L ERA: 2.25	5.0	W	21	4	3	2	5	0	0	0	0	0	2	49	70	3.60	0.800										
93 Yimi García, R ERA: 3.85	1.0	H	4	0	0	0	3	0	0	1	0	0	0	10	17	0.00	0.000										
50 Erik Swanson, R ERA: 3.1	0.1	H	2	1	0	0	0	0	0	0	0	0	0	4	7	0.00	3.000										
58 Tim Mayza, L ERA: 0.99	0.2	H	1	0	0	0	0	0	0	0	0	0	0	2	4	0.00	0.000										
33 Trevor Richards, R ERA: 3.55	2.0		6	0	0	0	2	0	0	0	0	0	0	17	28	0.00	0.000										

Batter	1	2	3	4	5	6	7	8	9	AB	R	H	RBI	BB	SO	LOB	BOTTOM										
15 Whit Merrifield, R OBP: 0.332, SLG: 0.410	11 1B		K		F7			L8		4	1	1	0	1	1	2	Cleveland Guardians @ Toronto Blue Jays Rogers Centre, Toronto, ON Sat Aug 26 2023, 3:08 PM - 5:46 PM EDT Att: 41,924 - Roof Closed - 68 F										
11 Bo Bichette, R OBP: 0.346, SLG: 0.491	27 FC4-6		L4					F6		5	0	2	1	0	1	2											
27 Vladimir Guerrero Jr., R (1,3) OBP: 0.344, SLG: 0.437	FC4-6		F8		P4			G3-1		5	1	1	0	0	0	2											
4 George Springer, R OBP: 0.322, SLG: 0.400	FC5-4				FC6-5					4	2	1	0	0	1	2											
36 Davis Schneider, R (1,4) OBP: 0.525, SLG: 0.848	HR									3	3	3	3	1	0	0											
9 Danny Jansen, R OBP: 0.299, SLG: 0.453	F8									3	1	1	0	0	1	2											
26 Matt Chapman, R OBP: 0.338, SLG: 0.432										3	0	1	1	1	1	3											
5 Santiago Espinal, R OBP: 0.287, SLG: 0.291	F8									3	0	0	1	0	1	4											
25 Daulton Varsho, L OBP: 0.285, SLG: 0.382	F7									3	0	1	2	1	0	2											
Inning Stats	R: 3 E: 0 K: 0 S: 9	H: 3 LOB: 0 BB: 0 P: 12	R: 0 E: 0 K: 1 S: 10	H: 0 LOB: 1 BB: 1 P: 18	R: 0 E: 0 K: 1 S: 8	H: 0 LOB: 0 BB: 0 P: 12	R: 2 E: 0 K: 0 S: 13	H: 3 LOB: 1 BB: 0 P: 20	R: 0 E: 0 K: 1 S: 9	H: 1 LOB: 2 BB: 1 P: 15	R: 0 E: 0 K: 2 S: 12	H: 0 LOB: 2 BB: 2 P: 23	R: 3 E: 0 K: 1 S: 16	H: 4 LOB: 1 BB: 0 P: 30	R: 0 E: 0 K: 0 S: 10	H: 0 LOB: 0 BB: 0 P: 14		1B: 6 2B: 4 3B: 0 HR: 1	SF: 1 SAC: 0 DP: 0 HBP: 1	WP: 0 PB: 0 SB: 1 CS: 1	PA: 40						
PITCHER	IP	WLS	BF	H	R	ER	SO	BB	IBB	HBP	BLK	WP	HR	S	P	ERA	WHIP										
41 Logan Allen, L ERA: 3.61	4.0	L	19	6	5	5	2	1	0	0	0	0	1	40	62	11.25	1.750										
36 Cody Morris, R ERA: 9.0	2.0		12	3	2	2	3	3	0	0	0	0	0	23	42	9.00	3.000										
99 James Karinchak, R (7,1) ERA: 3.66	1.0		5	2	1	1	1	0	0	1	0	0	0	14	26	9.00	2.000										
49 Eil Morgan, R ERA: 3.21	1.0		3	0	0	0	0	0	0	0	0	0	0	10	14	0.00	0.000										

AB 32
 R 3
 H 5
 RBI 3
 BB 0
 SO 10
 LOB 15



AB 33
 R 8
 H 11
 RBI 8
 BB 4
 SO 6
 LOB 19



Batter	1	2	3	4	5	6	7	8	9	10	11	AB	R	H	RBI	BB	SO	LOB	TOP								
38 Steven Kwan, L (1, 7) OBP: 0.335, SLG: 0.373	L7		FC4-6 11 HR	F9			F9	K			P5	6	1	0	0	0	1	6									
11 José Ramirez, S (1, 5) OBP: 0.353, SLG: 0.489	G5-3		HR				L9				P4	5	2	2	2	1	0	0									
39 Oscar Gonzalez, R (1, 10) OBP: 0.289, SLG: 0.358	K		K				G6-3				K	3	0	0	0	0	2	0									
17 Will Brennan, L (7, 10)											K	3	0	1	0	0	1	3									
56 Kole Calhoun, L (1, 3) OBP: 0.356, SLG: 0.439		G6-3 10 BB 1B									F7	5	3	3	2	1	1	1									
10 Ramón Laureano, R (1, 9) OBP: 0.295, SLG: 0.390																											
0 Andrés Giménez, L (1, 4) OBP: 0.305, SLG: 0.385			G6-3																								
2 Tyler Freeman, R (1, 6) OBP: 0.303, SLG: 0.330																											
9 Eric Haase, R (1, 2) OBP: 0.249, SLG: 0.284			F4																								
23 Bo Naylor, L (10, PH) OBP: 0.289, SLG: 0.376																											
7 Myles Straw, R (1, 8) OBP: 0.305, SLG: 0.300																											
Inning Stats	R: 0 E: 0 K: 1 S: 8	H: 0 LOB: 0 BB: 0 P: 11	R: 0 E: 0 K: 1 S: 9	H: 1 LOB: 1 BB: 1 P: 14	R: 2 E: 0 K: 1 S: 11	H: 1 LOB: 0 BB: 1 P: 20	R: 2 E: 0 K: 2 S: 19	H: 4 LOB: 2 BB: 0 P: 29	R: 0 E: 0 K: 1 S: 8	H: 0 LOB: 0 BB: 0 P: 12	R: 0 E: 0 K: 2 S: 7	H: 2 LOB: 2 BB: 0 P: 10	R: 0 E: 0 K: 1 S: 15	H: 2 LOB: 2 BB: 2 P: 30	R: 0 E: 0 K: 1 S: 14	H: 1 LOB: 2 BB: 1 P: 25	R: 0 E: 0 K: 2 S: 7	H: 0 LOB: 0 BB: 0 P: 9	R: 4 E: 0 K: 1 S: 10	H: 2 LOB: 0 BB: 1 P: 16	1B: 7 2B: 4 3B: 0 HR: 2	SF: 0 SAC: 0 DP: 1 HBP: 0	WP: 1 PB: 0 SB: 3 CS: 0	PA: 51			
PITCHER	IP 6.0	WLS 3.63	BF 25	H 6	R 4	ER 4	SO 8	BB 2	IBB 0	HBP 0	BLK 0	WP 0	HR 1	S 62	P 96	ERA 6.00	WHIP 1.333										
16 Yusei Kikuchi, L ERA: 3.63																											
92 Génesis Cabrera, L ERA: 3.42	0.2	H 3	1	0	0	0	0	0	0	0	0	0	0	12	19	0.00	1.500										
12 Jordan Hicks, R ERA: 3.81	0.1	H 2	1	0	0	0	0	0	0	0	0	0	0	6	10	0.00	3.000										
58 Tim Mayza, L ERA: 1.39	0.0	B 3	2	2	2	0	0	1	0	0	0	0	0	5	12	∞	∞										
68 Jordan Romano, R ERA: 2.51	1.2		8	1	0	0	2	2	0	0	0	0	0	20	36	0.00	1.800										

Cleveland Guardians @ Toronto Blue Jays
Rogers Centre, Toronto, ON
Sun Aug 27 2023, 1:38 PM - 5:11 PM EDT
Att. 41,978 - Sunny - 68 F

livebaseballscores.com

AB 45
R 10
H 13
RBI 10
BB 6
SO 14
LOB 23



Batter	1	2	3	4	5	6	7	8	9	10	11	AB	R	H	RBI	BB	SO	LOB	BOTTOM								
11 Bo Bichette, R (1, 6) OBP: 0.342, SLG: 0.488	F8		G6-3									3	0	0	0	0	0	0									
5 Santiago Espinal, R (8, 6) OBP: 0.296, SLG: 0.290												1	0	0	0	0	0	1									
13 Brandon Belt, L (1, 3) OBP: 0.371, SLG: 0.469												4	1	0	0	1	3	2									
27 Vladimir Guerrero Jr., R (1, 10) OBP: 0.343, SLG: 0.441												5	1	1	2	0	0	2									
4 George Springer, R (1, 9) OBP: 0.325, SLG: 0.407												4	2	2	1	1	0	0									
36 Davis Schneider, R (1, 7) OBP: 0.523, SLG: 0.919												4	1	2	2	0	0	0									
39 Kevin Kiermaier, L (8, PR) OBP: 0.325, SLG: 0.412												1	2	0	0	0	0	1									
25 Daulton Varsho, L (1, 8) OBP: 0.296, SLG: 0.383												5	0	2	1	0	2	0									
26 Matt Chapman, R (1, 5) OBP: 0.338, SLG: 0.431												1	0	0	0	1	0	0									
15 Whit Merrifield, R (6, PH) OBP: 0.330, SLG: 0.408												2	0	0	1	0	0	2									
9 Danny Jansen, R (1, 2) OBP: 0.304, SLG: 0.456												3	0	1	0	1	1	2									
8 Cavan Biggio, L (1, 4) OBP: 0.305, SLG: 0.361												4	0	0	0	1	1	3									
Inning Stats	R: 2 E: 0 K: 0 S: 11	H: 1 LOB: 0 BB: 1 P: 22	R: 0 E: 0 K: 1 S: 8	H: 0 LOB: 1 BB: 1 P: 15	R: 0 E: 0 K: 1 S: 6	H: 0 LOB: 0 BB: 0 P: 9	R: 1 E: 0 K: 1 S: 18	H: 1 LOB: 1 BB: 1 P: 27	R: 0 E: 0 K: 0 S: 4	H: 0 LOB: 0 BB: 0 P: 5	R: 2 E: 0 K: 0 S: 11	H: 2 LOB: 0 BB: 0 P: 16	R: 0 E: 0 K: 1 S: 13	H: 0 LOB: 2 BB: 1 P: 25	R: 1 E: 0 K: 0 S: 7	H: 2 LOB: 1 BB: 0 P: 11	R: 0 E: 0 K: 0 S: 7	H: 1 LOB: 0 BB: 0 P: 10	R: 0 E: 0 K: 1 S: 7	H: 0 LOB: 1 BB: 1 P: 8	R: 1 E: 0 K: 2 S: 14	H: 1 LOB: 1 BB: 0 P: 23	1B: 3 2B: 2 3B: 0 HR: 3	SF: 1 SAC: 1 DP: 2 HBP: 1	WP: 0 PB: 0 SB: 0 CS: 0	PA: 45	
PITCHER	IP 6.0	WLS 6.5	BF 25	H 4	R 5	ER 5	SO 3	BB 3	IBB 0	HBP 0	BLK 0	WP 0	HR 3	S 58	P 94	ERA 7.50	WHIP 1.167										
34 Noah Syndergaard, R ERA: 6.5																											
52 Nick Sandlin, R ERA: 3.05	1.0		5	0	0	0	1	0	0	0	0	0	0	13	25	0.00	1.000										
37 Trevor Stephan, R ERA: 2.88	1.0	B 4	2	1	1	0	0	0	0	0	0	0	0	7	11	9.00	2.000										
31 Sam Hentges, L ERA: 4.66	0.1		4	1	0	0	1	0	0	0	0	0	0	10	14	0.00	0.750										
48 Emmanuel Clase, R ERA: 2.9	1.2	W 7	1	1	0	2	0	0	1	0	0	0	0	18	27	0.00	0.600										

Cleveland Guardians @ Toronto Blue Jays
Rogers Centre, Toronto, ON
Sun Aug 27 2023, 1:38 PM - 5:11 PM EDT
Att. 41,978 - Sunny - 68 F

livebaseballscores.com


AB 37
R 7
H 8
RBI 7
BB 5
SO 7
LOB 13



Batter	1	2	3	4	5	6	7	8	9	AB	R	H	RBI	BB	SO	LOB	TOP				
38 Steven Kwan, L (1.7) OBP: 0.334, SLG: 0.374	G6-3	L7		2H 2B			G4-3			4	0	1	1	0	0	0	Cleveland Guardians @ Minnesota Twins Target Field, Minneapolis, MN Mon Aug 28 2023, 6:42 PM - 9:18 PM CDT Att: 20,323 - Partly Cloudy - 83 F				
11 José Ramírez, S (1.5) OBP: 0.351, SLG: 0.485	F9		F8	L3			K			4	0	0	0	0	1						
56 Kole Calhoun, L (1.3) OBP: 0.351, SLG: 0.420	K		10 1B 0 FC5	BB			G1			3	1	0	0	1	1						
10 Ramón Laureano, R (1.9) OBP: 0.298, SLG: 0.382		0 2B 17 SF8	1B	0 E			K			4	1	2	0	0	1						
0 Andrés Giménez, L (1.4) OBP: 0.306, SLG: 0.386		13 2B	2B	FC5 17 G4-6-3			G1-3			4	1	1	1	0	0						
17 Will Brennan, L (1.10) OBP: 0.288, SLG: 0.355	SF8		G4-6-3				K			3	0	0	1	0	1						
13 Gabriel Arias, R (1.6) OBP: 0.287, SLG: 0.349	23 HR	2B		38 2B			K			4	2	2	1	0	1						
23 Bo Naylor, L (1.2) OBP: 0.288, SLG: 0.394	2H HR			K			F6			4	1	1	2	0	1						
7 Myles Straw, R (1.8) OBP: 0.303, SLG: 0.298	G1-3			K			F8			3	0	0	0	0	1						
Inning Stats	R: 0 E: 0 K: 1 S: 8	H: 0 LOB: 0 BB: 0 P: 10	R: 4 E: 0 K: 0 S: 15	H: 4 LOB: 0 BB: 25 P: 25	R: 1 E: 1 K: 0 S: 10	H: 1 LOB: 1 BB: 1 P: 17	R: 1 E: 0 K: 2 S: 10	H: 2 LOB: 1 BB: 0 P: 14	R: 0 E: 0 K: 1 S: 10	H: 0 LOB: 0 BB: 0 P: 14	R: 0 E: 0 K: 1 S: 8	H: 0 LOB: 0 BB: 0 P: 12	R: 0 E: 0 K: 0 S: 5	H: 0 LOB: 0 BB: 0 P: 5	R: 0 E: 0 K: 0 S: 4	H: 0 LOB: 0 BB: 0 P: 7	1B: 2 2B: 4 3B: 0 HR: 1	SF: 1 SAC: 0 DP: 1 HBP: 0	WP: 0 PB: 0 SB: 0 CS: 0	PA: 35	
PITCHER	IP	WLS	BF	H	R	ER	SO	BB	IBB	HBP	BLK	WP	HR	S	P	ERA	WHIP				
18 Kenta Maeda, R (1.1) ERA: 4.69	4.0		20	7	6	6	3	1	0	0	0	0	0	43	66	13.50	2.000				
55 Kody Funderburk, L (5.1) ERA:	2.0	W	6	0	0	0	3	0	0	0	0	0	0	20	28	0.00	0.000				
74 Josh Winder, R (7.1) ERA: 4.26	3.0	S	9	0	0	0	1	0	0	0	0	0	0	17	24	0.00	0.000				

Batter	1	2	3	4	5	6	7	8	9	AB	R	H	RBI	BB	SO	LOB	BOTTOM				
47 Edouard Julien, L (1.4) OBP: 0.378, SLG: 0.478	G4-3	23 HR		G4-3				K		4	1	1	0	1	2	2	Cleveland Guardians @ Minnesota Twins Target Field, Minneapolis, MN Mon Aug 28 2023, 6:42 PM - 9:18 PM CDT Att: 20,323 - Partly Cloudy - 83 F				
12 Kyle Farmer, R (9.4) OBP: 0.310, SLG: 0.394	G4-6-3	2B						K		0	0	0	0	0	0						
23 Royce Lewis, R (1.5) OBP: 0.386, SLG: 0.521	P4	HR		11 HR			11 F7-4 4 BB	FC6-2 26 BB		4	2	2	4	1	0	2					
26 Max Kepler, L (1.9) OBP: 0.321, SLG: 0.490	G4-6-3	2B		11 HR			K			3	1	1	0	2	1	2					
4 Carlos Correa, R (1.6) OBP: 0.309, SLG: 0.398				K				F8		4	1	1	0	1	1	5					
11 Jorge Polanco, S (1.10) OBP: 0.331, SLG: 0.454	39 BLK 39 1B	2B		HR			F7-4			4	2	2	3	0	0	2					
27 Ryan Jeffers, R (1.2) OBP: 0.377, SLG: 0.475	K			P4			P2			4	0	0	0	0	2	2					
38 Matt Wallner, L (1.7) OBP: 0.340, SLG: 0.515	39 1B 23 HR	39 BLK HR		K			K			3	2	1	1	0	2	0					
39 Donovan Solano, R (1.3) OBP: 0.376, SLG: 0.400	47 BB 23 HR	1B		FC6-4			K			4	1	3	1	0	1	0					
2 Michael Taylor, R (1.8) OBP: 0.278, SLG: 0.444	K			FC6-4			K			4	0	1	0	0	2	4					
Inning Stats	R: 0 E: 0 K: 0 S: 11	H: 1 LOB: 0 BB: 0 P: 14	R: 6 E: 0 K: 2 S: 23	H: 5 LOB: 1 BB: 1 P: 39	R: 1 E: 0 K: 0 S: 8	H: 2 LOB: 0 BB: 0 P: 15	R: 3 E: 0 K: 1 S: 18	H: 2 LOB: 0 BB: 1 P: 33	R: 0 E: 0 K: 3 S: 12	H: 1 LOB: 1 BB: 0 P: 16	R: 0 E: 0 K: 1 S: 10	H: 0 LOB: 1 BB: 2 P: 20	R: 0 E: 0 K: 3 S: 12	H: 0 LOB: 0 BB: 0 P: 19	R: 0 E: 0 K: 1 S: 10	H: 1 LOB: 2 BB: 1 P: 17	1B: 7 2B: 3 3B: 0 HR: 3	SF: 0 SAC: 0 DP: 2 HBP: 1	WP: 0 PB: 0 SB: 1 CS: 0	PA: 40	
PITCHER	IP	WLS	BF	H	R	ER	SO	BB	IBB	HBP	BLK	WP	HR	S	P	ERA	WHIP				
44 Xzavion Curry, R (1.1) ERA: 4.1	2.0	L	13	6	6	6	2	1	0	1	1	0	1	34	53	27.00	3.500				
53 Daniel Norris, L (3.1) ERA: 5.68	2.0		11	4	4	4	1	1	0	0	0	0	2	26	48	18.00	2.500				
49 Eli Morgan, R (5.1) ERA: 3.13	1.1		6	1	0	0	4	1	0	0	0	0	0	18	28	0.00	1.500				
62 Enyel De Los Santos, R (6.1) ERA: 2.95	1.2		5	0	0	0	3	1	0	0	0	0	0	16	27	0.00	0.600				
99 James Karinchak, R (8.1) ERA: 3.55	1.0		5	1	0	0	1	1	0	0	1	0	0	10	17	0.00	2.000				

AB 33
R 6
H 7
RBI 6
BB 1
SO 7
LOB 6



AB 34
R 10
H 12
RBI 9
BB 5
SO 11
LOB 19



Batter	1	2	3	4	5	6	7	8	9	AB	R	H	RBI	BB	SO	LOB	TOP																					
38 Steven Kwan, L (1, 7) OBP: 0.337, SLG: 0.376										5	0	3	0	0	1	1																						
11 José Ramírez, S (1, 5) OBP: 0.391, SLG: 0.486										5	1	2	0	0	0	5																						
56 Kole Calhoun, L (1, 3) OBP: 0.354, SLG: 0.425										4	0	1	1	1	0	3																						
10 Ramón Laureano, R (1, 8) OBP: 0.296, SLG: 0.379										5	0	1	0	0	2	7																						
0 Andrés Giménez, L (1, 4) OBP: 0.303, SLG: 0.382										5	1	0	0	0	1	6																						
17 Will Brennan, L (1, 9) OBP: 0.282, SLG: 0.355										3	0	1	1	1	0	0																						
39 Oscar Gonzalez, R (1, 10) OBP: 0.240, SLG: 0.317										4	0	0	0	0	2	3																						
23 Bo Naylor, L (1, 2) OBP: 0.293, SLG: 0.418										4	1	2	1	0	0	0																						
13 Gabriel Arias, R (1, 6) OBP: 0.290, SLG: 0.353										3	1	1	0	1	0	0																						
Inning Stats	R: 0 H: 1 E: 0 K: 0 S: 13	H: 1 LOB: 2 BB: 1 P: 22	R: 1 H: 2 E: 0 K: 1 S: 9	H: 2 LOB: 1 BB: 0 P: 13	R: 1 H: 2 E: 0 K: 2 S: 11	H: 2 LOB: 2 BB: 1 P: 19	R: 1 H: 2 E: 0 K: 1 S: 14	H: 2 LOB: 2 BB: 1 P: 24	R: 0 H: 1 E: 0 K: 1 S: 8	H: 0 LOB: 0 BB: 0 P: 10	R: 0 H: 1 E: 0 K: 0 S: 7	H: 1 LOB: 1 BB: 0 P: 9	R: 1 H: 2 E: 0 K: 0 S: 9	H: 2 LOB: 0 BB: 0 P: 14	R: 0 H: 0 E: 0 K: 1 S: 13	H: 0 LOB: 0 BB: 0 P: 17	R: 0 H: 1 E: 0 K: 0 S: 6	H: 1 LOB: 0 BB: 0 P: 7	1B: 7 2B: 3 3B: 0 HR: 1	SF: 0 SAC: 0 DP: 0 HBP: 0	WP: 1 PB: 1 CS: 0	PA: 41																
PITCHER	IP	WLS	BF	H	R	ER	SO	BB	IBB	HBP	BLK	WP	HR	S	P	ERA	WHIP	PITCHER				IP	WLS	BF	H	R	ER	SO	BB	IBB	HBP	BLK	WP	HR	S	P	ERA	WHIP
49 Pablo López, R (1, 1) ERA: 3.66	6.0	L	29	8	3	2	5	3	0	0	0	1	1	62	97	3.00	1.833					1.0	S	4	1	1	1	1	0	0	0	0	0	0	9.00	2.000		
15 Emilio Pagán, R (7, 1) ERA: 3.29	1.0		5	2	1	1	0	0	0	0	0	0	0	9	14	9.00	2.000					2.0		7	1	0	0	1	0	0	0	0	0	0.00	0.500			
77 Cole Sands, R (8, 1) ERA: 3.2	2.0		7	1	0	0	1	0	0	0	0	0	0	19	24	0.00	0.500																					

Cleveland Guardians @ Minnesota Twins
Target Field, Minneapolis, MN
Tue Aug 29 2023, 6:42 PM - 9:27 PM CDT
Att: 23,433 - Clear - 80 F

livebaseballscorecards.com

AB 38	WP 1
R 4	PA 41
H 11	PB 1
RBI 3	CS 0
BB 3	
SO 6	
LOB 25	

Batter	1	2	3	4	5	6	7	8	9	AB	R	H	RBI	BB	SO	LOB	BOTTOM																					
47 Edouard Julien, L (1, 4) OBP: 0.378, SLG: 0.474										4	0	1	0	1	0	1																						
11 Jorge Polanco, S (1, 5) OBP: 0.328, SLG: 0.446										4	0	0	0	1	0	3																						
26 Max Kepler, L (1, 9) OBP: 0.323, SLG: 0.493										4	0	2	0	0	0	2																						
4 Carlos Correa, R (1, 6) OBP: 0.307, SLG: 0.395										4	0	0	0	0	2	5																						
38 Matt Wallner, L (1, 7) OBP: 0.344, SLG: 0.511										3	0	1	0	0	0	1																						
23 Royce Lewis, R (1, 10) OBP: 0.383, SLG: 0.534										4	1	1	1	0	0	5																						
8 Christian Vázquez, R (1, 2) OBP: 0.276, SLG: 0.306										4	0	0	0	0	1	2																						
13 Joey Gallo, L (1, 3) OBP: 0.302, SLG: 0.438										1	0	0	0	1	1	0																						
39 Donovan Solano, R (6, PH) OBP: 0.374, SLG: 0.395										2	0	0	0	0	1	0																						
2 Michael Taylor, R (1, 8) OBP: 0.281, SLG: 0.454										4	1	2	1	0	1	1																						
Inning Stats	R: 0 H: 0 E: 1 K: 0 S: 15	H: 0 LOB: 3 BB: 1 P: 30	R: 0 H: 0 E: 0 K: 0 S: 10	H: 0 LOB: 1 BB: 1 P: 18	R: 0 H: 1 E: 0 K: 1 S: 11	H: 1 LOB: 1 BB: 0 P: 20	R: 1 H: 3 E: 0 K: 1 S: 21	H: 3 LOB: 2 BB: 0 P: 33	R: 0 H: 2 E: 0 K: 2 S: 14	H: 2 LOB: 2 BB: 0 P: 21	R: 0 H: 0 E: 0 K: 2 S: 10	H: 0 LOB: 0 BB: 0 P: 16	R: 0 H: 0 E: 0 K: 0 S: 4	H: 0 LOB: 0 BB: 1 P: 8	R: 0 H: 0 E: 0 K: 0 S: 6	H: 0 LOB: 0 BB: 0 P: 6	R: 1 H: 1 E: 0 K: 0 S: 7	H: 1 LOB: 0 BB: 0 P: 13	1B: 4 2B: 1 3B: 0 HR: 2	SF: 0 SAC: 0 DP: 1 HBP: 1	WP: 1 PB: 0 CS: 0	PA: 38																
PITCHER	IP	WLS	BF	H	R	ER	SO	BB	IBB	HBP	BLK	WP	HR	S	P	ERA	WHIP	PITCHER				IP	WLS	BF	H	R	ER	SO	BB	IBB	HBP	BLK	WP	HR	S	P	ERA	WHIP
63 Gavin Williams, R (1, 1) ERA: 3.46	1.0		4	1	1	1	2	1	0	0	0	0	1	42	71	3.00	1.667					1.0	S	4	1	1	1	1	0	0	0	0	0	9.00	1.000			
33 Hunter Gaddis, R (2, 1) ERA: 4.85	3.0	W	14	4	1	1	2	1	0	0	0																											

Batter	1	2	3	4	5	6	7	8	9	AB	R	H	RBI	BB	SO	LOB	TOP				
2 Yandy Diaz, R OBP: 0.400, SLG: 0.501	G4-3	F8			G5-3			K		4	0	0	0	0	1	1					
8 Brandon Lowe, L OBP: 0.326, SLG: 0.435	56 2B BB		L8			L8		56 BB 1B		3	1	1	0	1	0	0					
56 Randy Arozarena, R (1.7) OBP: 0.373, SLG: 0.438	1-H 2B		F7			G6-3		BB		3	0	1	1	1	0	0					
15 Josh Lowe, L OBP: 0.327, SLG: 0.501	K		G4-3			BB		K		3	0	0	0	1	2	3					
17 Isaac Paredes, R (1.5) OBP: 0.351, SLG: 0.501	L9				F7			F8		4	0	0	0	0	0	4					
55 Luke Raley, L OBP: 0.327, SLG: 0.506		F7			P5			K		4	0	0	0	0	1	0					
37 Osleivis Basabe, R (1.6) OBP: 0.321, SLG: 0.373		F8			L8			50 1B		4	0	1	0	0	0	0					
62 Jonathan Aranda, L (1.10) OBP: 0.316, SLG: 0.323		50 2B BB			K			P4		3	1	0	0	1	1	1					
50 René Pinto, R (1.2) OBP: 0.326, SLG: 0.409	1-H 2B				F7			1B		3	0	2	1	0	0	0					
Inning Stats	R: 1 E: 0 K: 1 S: 10	H: 1 LOB: 1 BB: 1 P: 17	R: 1 E: 0 K: 0 S: 14	H: 1 LOB: 1 BB: 1 P: 25	R: 0 E: 0 K: 0 S: 8	H: 0 LOB: 0 BB: 0 P: 9	R: 0 E: 0 K: 0 S: 3	H: 0 LOB: 0 BB: 0 P: 6	R: 0 E: 0 K: 1 S: 10	H: 0 LOB: 0 BB: 0 P: 14	R: 0 E: 0 K: 1 S: 12	H: 2 LOB: 2 BB: 0 P: 16	R: 0 E: 0 K: 2 S: 12	H: 1 LOB: 2 BB: 1 P: 19	R: 0 E: 0 K: 0 S: 6	H: 0 LOB: 0 BB: 0 P: 10	1B: 3 2B: 2 HR: 0	SF: 0 SAC: 0 HBP: 0	WP: 1 PB: 0 CS: 0	PA: 35	
PITCHER	IP	WLS	BF	H	R	ER	SO	BB	IBB	HBP	BLK	WP	HR	S	P	ERA	WHIP				
47 Cal Quantrill, R ERA: 6.16	6.0		23	2	2	2	2	3	0	0	0	1	0	55	86	3.00	0.833				
49 Eli Morgan, R ERA: 3.07	1.0	W	4	2	0	0	1	0	0	0	0	0	0	12	16	0.00	2.000				
37 Trevor Stephan, R ERA: 2.73	1.0	H	5	1	0	0	2	1	0	0	0	0	0	12	19	0.00	2.000				
48 Emmanuel Clase, R ERA: 2.9	1.0	S	3	0	0	0	0	0	0	0	0	0	0	6	10	0.00	0.000				

Tampa Bay Rays @ Cleveland Guardians
Progressive Field, Cleveland, OH
Fri Sep 01 2023, 7:10 PM - 9:27 PM EDT
Att: 25,685 - Clear - 73 F

AB 31
R 2
H 5
RBI 2
BB 4
SO 5
LOB 9



Batter	1	2	3	4	5	6	7	8	9	AB	R	H	RBI	BB	SO	LOB	BOTTOM				
38 Steven Kwan, L OBP: 0.337, SLG: 0.378	K2-3				K			G5-3		4	0	1	0	0	2	1					
11 José Ramírez, S OBP: 0.351, SLG: 0.481	G4-3		P4			G4-3		10 FC1-4 1B		4	0	1	0	0	0	2					
56 Kole Calhoun, L OBP: 0.341, SLG: 0.438	G4-3		SF7			K		K		3	0	0	1	0	2	1					
12 David Fry, R OBP: 0.308, SLG: 0.429			1-2 3-H			K		K		0	0	0	0	0	0	0					
10 Ramón Laureano, R (1.9) OBP: 0.288, SLG: 0.367		K	L6			K		FC1-4		4	0	0	0	0	2	2					
0 Andrés Giménez, L OBP: 0.302, SLG: 0.378		G6-3			K			17 L8 13 S 1B		4	1	1	0	0	1	1					
17 Will Brennan, L OBP: 0.291, SLG: 0.357		13 1B 1B			G6-3			L8		3	0	1	0	0	0	1					
13 Gabriel Arias, R OBP: 0.294, SLG: 0.360					G5-3			23 2B 1B		3	1	2	1	0	0	0					
23 Bo Naylor, L OBP: 0.292, SLG: 0.421					P4			3-H 1B		3	0	1	1	0	0	2					
7 Myles Straw, R OBP: 0.304, SLG: 0.300					L3			1-H 2B		3	1	1	0	0	0	1					
			38 1B 56 SF7 2B		L8			F9		3	1	1	0	0	0	1					
Inning Stats	R: 0 E: 0 K: 1 S: 6	H: 0 LOB: 0 BB: 0 P: 11	R: 0 E: 0 K: 1 S: 10	H: 2 LOB: 2 BB: 0 P: 17	R: 1 E: 0 K: 0 S: 10	H: 2 LOB: 1 BB: 0 P: 12	R: 0 E: 0 K: 1 S: 7	H: 0 LOB: 0 BB: 0 P: 9	R: 0 E: 0 K: 1 S: 11	H: 0 LOB: 0 BB: 0 P: 16	R: 0 E: 0 K: 2 S: 9	H: 0 LOB: 0 BB: 0 P: 13	R: 2 E: 0 K: 0 S: 14	H: 3 LOB: 1 BB: 0 P: 19	R: 0 E: 0 K: 1 S: 13	H: 1 LOB: 1 BB: 0 P: 17	1B: 6 2B: 2 HR: 0	SF: 1 SAC: 0 HBP: 0	WP: 0 PB: 0 CS: 0	PA: 32	
PITCHER	IP	WLS	BF	H	R	ER	SO	BB	IBB	HBP	BLK	WP	HR	S	P	ERA	WHIP				
20 Tyler Glasnow, R ERA: 3.07	7.0	L	28	7	3	3	6	0	0	0	0	0	0	67	97	3.86	1.000				
68 Jalen Beeks, L ERA: 6.25	1.0		4	1	0	0	1	0	0	0	0	0	0	13	17	0.00	1.000				

Tampa Bay Rays @ Cleveland Guardians
Progressive Field, Cleveland, OH
Fri Sep 01 2023, 7:10 PM - 9:27 PM EDT
Att: 25,685 - Clear - 73 F

AB 31
R 3
H 8
RBI 3
BB 0
SO 7
LOB 11



Batter	1	2	3	4	5	6	7	8	9	10	11	AB	R	H	RBI	BB	SO	LOB	TOP														
2 Yandy Diaz, R OBP: 0.398, SLG: 0.504 7 Vidal Bruján, S OBP: 0.243, SLG: 0.215	2-1 HR		0-2 G4-3		1-0 G3		1-1 P3			0-1 G1-3	0-0 56 LB 8 SF8	5	1	1	1	0	0	1															
56 Randy Arozarena, R OBP: 0.372, SLG: 0.435	1-3 K		3-2 K		2-2 1B				0-1 F9		2-1 L8	5	0	1	0	0	2	0															
8 Brandon Lowe, L OBP: 0.324, SLG: 0.431	0-1 L7			2-2 F9	1-0 G3-6-4-5				4-2 BB		0-1 SF8	3	0	0	1	1	0	1															
87 Harold Ramirez, R OBP: 0.343, SLG: 0.433 15 Josh Lowe, L OBP: 0.329, SLG: 0.501	2-1 1B			1-2 1B					1-2 G6-3		2-1 1B	3	0	2	0	0	1	0															
17 Isaac Paredes, R OBP: 0.349, SLG: 0.498	1-2 FC5-4		3-2 P1		1-2 P3				2-0 1B		1-1 L6	5	0	1	0	0	0	3															
22 Jose Siri, R OBP: 0.263, SLG: 0.502		2-3 K		1-3 K					2-3 K			4	1	1	1	0	3	1															
55 Luke Raley, L OBP: 0.332, SLG: 0.503		1-0 G4-3			1-2 1B				2-3 K		0-0 G3	4	1	1	0	0	2	0															
6 Taylor Walls, S OBP: 0.314, SLG: 0.358		3-2 F7			1-2 1B				0-1 G4-3		1-0 G3	4	1	1	0	0	0	0															
14 Christian Bethancourt, R OBP: 0.259, SLG: 0.376 37 Osleivis Basabe, R OBP: 0.316, SLG: 0.365 50 René Pinto, R OBP: 0.326, SLG: 0.409			2-3 K		1-0 HR				0-2 K		3-H FC	3	1	1	3	0	2	0															
Inning Stats	R: 1 E: 0 K: 1 S: 12	H: 2 LOB: 1 BB: 0 P: 18	R: 0 E: 0 K: 1 S: 9	H: 0 LOB: 0 BB: 0 P: 15	R: 0 E: 0 K: 2 S: 13	H: 0 LOB: 0 BB: 0 P: 18	R: 0 E: 0 K: 1 S: 14	H: 1 LOB: 1 BB: 0 P: 21	R: 3 E: 0 K: 0 S: 15	H: 4 LOB: 0 BB: 0 P: 22	R: 1 E: 0 K: 2 S: 16	H: 1 LOB: 0 BB: 0 P: 19	R: 0 E: 0 K: 1 S: 7	H: 0 LOB: 0 BB: 0 P: 8	R: 0 E: 0 K: 0 S: 7	H: 0 LOB: 0 BB: 1 P: 12	R: 0 E: 0 K: 2 S: 7	H: 1 LOB: 0 BB: 0 P: 13	R: 0 E: 0 K: 0 S: 5	H: 0 LOB: 1 BB: 0 P: 7	R: 1 E: 0 K: 0 S: 8	H: 1 LOB: 1 BB: 0 P: 13	1B: 7 2B: 0 3B: 0 HR: 3	SF: 1 SAC: 0 DP: 2 HBP: 0	WP: 0 PB: 0 SB: 1 CS: 0	PA: 41							
PITCHER	IP: 5.0 WLS: 21 BF: 21 H: 7 R: 4 ER: 4 SO: 5 BB: 0 IBB: 0 HBP: 0 BLK: 0 WP: 0 HR: 2 S: 63 P: 94 ERA: 3.77	IP: 0.2 WLS: 3 BF: 1 H: 1 R: 1 ER: 1 SO: 0 BB: 0 IBB: 0 HBP: 0 BLK: 0 WP: 1 HR: 12 S: 14 P: 13 ERA: 3.71	IP: 1.1 WLS: 4 BF: 0 H: 0 R: 0 ER: 0 SO: 2 BB: 0 IBB: 0 HBP: 0 BLK: 0 WP: 0 HR: 11 S: 13 P: 14 ERA: 2.58	IP: 1.0 WLS: 3 BF: 0 H: 0 R: 0 ER: 0 SO: 1 BB: 0 IBB: 0 HBP: 0 BLK: 0 WP: 0 HR: 7 S: 12 P: 12 ERA: 3.86	IP: 1.0 WLS: 3 BF: 1 H: 0 R: 0 ER: 0 SO: 2 BB: 0 IBB: 0 HBP: 0 BLK: 0 WP: 0 HR: 7 S: 13 P: 13 ERA: 2.88	PITCHER	IP: 1.0 WLS: 3 BF: 3 H: 0 R: 0 ER: 0 SO: 0 BB: 0 IBB: 0 HBP: 0 BLK: 0 WP: 0 HR: 8 S: 13 P: 7 ERA: 2.86	IP: 1.0 WLS: 4 BF: 1 H: 1 R: 1 ER: 0 SO: 0 BB: 0 IBB: 0 HBP: 0 BLK: 0 WP: 0 HR: 13 S: 13 P: 10 ERA: 4.32																									

Tampa Bay Rays @ Cleveland Guardians
Progressive Field, Cleveland, OH
Sat Sep 02 2023, 6:11 PM - 9:28 PM EDT
Att: 27,788 - Party Cloudy - 79 F

AB	39
R	6
H	10
RBI	6
BB	1
SO	10
LOB	8



Batter	1	2	3	4	5	6	7	8	9	10	11	AB	R	H	RBI	BB	SO	LOB	BOTTOM													
38 Steven Kwan, L OBP: 0.337, SLG: 0.378	0-2 1B		2-2 F7		0-0 F8		1-0 G3			0-0 1B	0-0 SF8	5	1	2	2	0	0	2														
11 José Ramírez, S OBP: 0.349, SLG: 0.476	1-2 L9		1-2 P5		1-3 K		0-1 L9		0-3 K			5	0	0	0	0	2	5														
56 Kole Calhoun, L OBP: 0.344, SLG: 0.435	1-2 1B		2-1 1B		3-2 G3-1				3-3 K		0-3 K	5	0	2	0	0	2	0														
10 Ramón Laureano, R OBP: 0.287, SLG: 0.365	0-0 1B		1-1 G1-4-3		0-0 F8				1-0 G5-3		0-3 K	5	0	1	0	0	1	1														
0 Andrés Giménez, L OBP: 0.303, SLG: 0.376	0-0 G1		2-2 G5-3		1-2 HBP				1-0 F8			3	0	0	1	1	0	2														
17 Will Brennan, L OBP: 0.293, SLG: 0.358 7 Myies Straw, R OBP: 0.303, SLG: 0.300	1-1 G3-1		1-1 CS		3-2 1B		1-2 F8		1-1 1B		0-3 K	4	1	2	0	0	0	2														
13 Gabriel Arias, R OBP: 0.296, SLG: 0.372		2-1 1B		0-0 HR		1-3 K			0-3 K		0-3 K2-3	5	2	2	2	0	3	1														
23 Bo Naylor, L OBP: 0.301, SLG: 0.430		3-2 1B		2-1 2B		2-3 K			0-2 F8		4-2 BB	4	1	2	0	1	1	1														
39 Oscar Gonzalez, R OBP: 0.240, SLG: 0.315 8 José Tena, L OBP: 0.400, SLG: 0.444		3-2 1B		1-2 F9		1-3 K			1-2 1B		0-0 1B	4	0	1	1	0	1	2														
Inning Stats	R: 1 E: 0 K: 0 S: 13	H: 3 LOB: 2 BB: 0 P: 16	R: 1 E: 0 K: 0 S: 17	H: 2 LOB: 1 BB: 0 P: 28	R: 0 E: 0 K: 0 S: 7	H: 1 LOB: 0 BB: 0 P: 12	R: 2 E: 0 K: 1 S: 12	H: 3 LOB: 1 BB: 0 P: 17	R: 0 E: 0 K: 0 S: 10	H: 0 LOB: 0 BB: 0 P: 17	R: 0 E: 0 K: 2 S: 9	H: 0 LOB: 0 BB: 0 P: 13	R: 0 E: 0 K: 1 S: 7	H: 0 LOB: 0 BB: 0 P: 9	R: 0 E: 0 K: 1 S: 5	H: 0 LOB: 0 BB: 1 P: 10	R: 1 E: 0 K: 2 S: 16	H: 3 LOB: 2 BB: 0 P: 18	R: 0 E: 0 K: 3 S: 9	H: 0 LOB: 1 BB: 0 P: 9	R: 2 E: 0 K: 1 S: 11	H: 1 LOB: 1 BB: 1 P: 15	1B: 11 2B: 1 3B: 0 HR: 1	SF: 1 SAC: 0 DP: 1 HBP: 1	WP: 0 PB: 0 SB: 2 CS: 1	PA: 47						
PITCHER	IP: 4.2 WLS: 9 BF: 23 H: 9 R: 4 ER: 4 SO: 4 BB: 0 IBB: 0 HBP: 0 BLK: 0 WP: 0 HR: 1 S: 57 P: 85 ERA: 4.66	IP: 1.1 WLS: 3 BF: 0 H: 0 R: 0 ER: 0 SO: 2 BB: 0 IBB: 0 HBP: 0 BLK: 0 WP: 0 HR: 7 S: 9 P: 11 ERA: 4.05	IP: 1.0 WLS: 3 BF: 0 H: 0 R: 0 ER: 0 SO: 1 BB: 0 IBB: 0 HBP: 0 BLK: 0 WP: 0 HR: 5 S: 10 P: 10 ERA: 2.42	IP: 1.0 WLS: 6 BF: 3 H: 3 R: 1 ER: 1 SO: 2 BB: 0 IBB: 0 HBP: 0 BLK: 0 WP: 0 HR: 16 S: 18 P: 18 ERA: 2.6	PITCHER	IP: 1.0 WLS: 4 BF: 1 H: 0 R: 0 ER: 0 SO: 3 BB: 0 IBB: 0 HBP: 0 BLK: 0 WP: 0 HR: 11 S: 15 P: 15 ERA: 0.00	IP: 0.2 WLS: 4 BF: 1 H: 2 R: 1 ER: 1 SO: 1 BB: 0 IBB: 0 HBP: 0 BLK: 0 WP: 0 HR: 15 S: 15 P: 15 ERA: 6.24																									

Tampa Bay Rays @ Cleveland Guardians
Progressive Field, Cleveland, OH
Sat Sep 02 2023, 6:11 PM - 9:28 PM EDT
Att: 27,788 - Party Cloudy - 79 F

AB	42
R	7
H	13
RBI	7
BB	2
SO	11
LOB	17



Batter	1	2	3	4	5	6	7	8	9	AB	R	H	RBI	BB	SO	LOB	TOP					
47 Edouard Julien, L (1, 3) OBP: 0.376, SLG: 0.454										2	0	0	0	2	1	1						
11 Jorge Polanco, S (1, 4) OBP: 0.342, SLG: 0.467										4	0	0	0	0	1	3						
23 Royce Lewis, R (1, 5) OBP: 0.367, SLG: 0.534										4	0	1	0	0	1	2						
26 Max Kepler, L (1, 9) OBP: 0.317, SLG: 0.472										4	0	0	0	0	2	2						
4 Carlos Correa, R (1, 6) OBP: 0.310, SLG: 0.396										4	0	0	0	0	1	1						
38 Matt Wallner, L (1, 10) OBP: 0.353, SLG: 0.490										3	0	0	0	1	3	1						
50 Willi Castro, S (1, 7) OBP: 0.327, SLG: 0.375										2	1	0	0	1	1	1						
27 Ryan Jeffers, R (1, 2) OBP: 0.368, SLG: 0.462										2	0	0	0	1	0	2						
45 Andrew Stevenson, L (1, 8) OBP: 0.294, SLG: 0.250										3	0	1	1	0	1	1						
Inning Stats	R: 0 E: 0 K: 2 S: 12	H: 0 LOB: 1 BB: 1 P: 17	R: 0 E: 0 K: 0 S: 11	H: 0 LOB: 1 BB: 1 P: 19	R: 0 E: 0 K: 0 S: 6	H: 0 LOB: 0 BB: 0 P: 14	R: 1 E: 0 K: 0 S: 13	H: 1 LOB: 1 BB: 1 P: 22	R: 0 E: 0 K: 2 S: 10	H: 1 LOB: 1 BB: 0 P: 17	R: 0 E: 0 K: 2 S: 13	H: 0 LOB: 0 BB: 1 P: 21	R: 0 E: 0 K: 1 S: 9	H: 0 LOB: 0 BB: 0 P: 15	R: 0 E: 0 K: 1 S: 7	H: 0 LOB: 0 BB: 0 P: 10	1B: 2 2B: 0 3B: 0 HR: 0	SF: 0 SAC: 0 DP: 0 HBP: 0	WP: 1 PB: 0 SB: 1 CS: 1	PA: 34		
PITCHER	IP ERA WLS BF H R ER SO BB IBB HBP BLK WP HR S P ERA WHIP	IP ERA WLS BF H R ER SO BB IBB HBP BLK WP HR S P ERA WHIP	IP ERA WLS BF H R ER SO BB IBB HBP BLK WP HR S P ERA WHIP	IP ERA WLS BF H R ER SO BB IBB HBP BLK WP HR S P ERA WHIP	IP ERA WLS BF H R ER SO BB IBB HBP BLK WP HR S P ERA WHIP	IP ERA WLS BF H R ER SO BB IBB HBP BLK WP HR S P ERA WHIP	IP ERA WLS BF H R ER SO BB IBB HBP BLK WP HR S P ERA WHIP	IP ERA WLS BF H R ER SO BB IBB HBP BLK WP HR S P ERA WHIP	IP ERA WLS BF H R ER SO BB IBB HBP BLK WP HR S P ERA WHIP	IP ERA WLS BF H R ER SO BB IBB HBP BLK WP HR S P ERA WHIP	IP ERA WLS BF H R ER SO BB IBB HBP BLK WP HR S P ERA WHIP	IP ERA WLS BF H R ER SO BB IBB HBP BLK WP HR S P ERA WHIP	IP ERA WLS BF H R ER SO BB IBB HBP BLK WP HR S P ERA WHIP	IP ERA WLS BF H R ER SO BB IBB HBP BLK WP HR S P ERA WHIP	IP ERA WLS BF H R ER SO BB IBB HBP BLK WP HR S P ERA WHIP	IP ERA WLS BF H R ER SO BB IBB HBP BLK WP HR S P ERA WHIP	IP ERA WLS BF H R ER SO BB IBB HBP BLK WP HR S P ERA WHIP	IP ERA WLS BF H R ER SO BB IBB HBP BLK WP HR S P ERA WHIP	IP ERA WLS BF H R ER SO BB IBB HBP BLK WP HR S P ERA WHIP	IP ERA WLS BF H R ER SO BB IBB HBP BLK WP HR S P ERA WHIP	IP ERA WLS BF H R ER SO BB IBB HBP BLK WP HR S P ERA WHIP	
63 Gavin Williams, R (1, 1) ERA: 3.34	31 Sam Hentges, L (6, 1) ERA: 4.03	40 Reynaldo López, R (7, 1) ERA: 3.72	52 Nick Sandlin, R (8, 1) ERA: 3.59	48 Emmanuel Clase, R (9, 1) ERA: 2.81																		

Minnesota Twins @ Cleveland Guardians
Progressive Field, Cleveland, OH
Wed Sep 06 2023, 1:12 PM - 4:44 PM EDT
Att: 16,148 - Partly Cloudy - 87 F

AB	28
R	1
H	2
RBI	1
BB	5
SO	11
LOB	14



Batter	1	2	3	4	5	6	7	8	9	AB	R	H	RBI	BB	SO	LOB	BOTTOM					
38 Steven Kwan, L (1, 10) OBP: 0.334, SLG: 0.371										3	0	0	0	1	0	0						
11 José Ramírez, S (1, 5) OBP: 0.345, SLG: 0.471										4	0	0	0	0	0	2						
56 Kole Calhoun, L (1, 3) OBP: 0.304, SLG: 0.424										3	0	0	0	1	1	2						
12 David Fry, R (9, 3) OBP: 0.304, SLG: 0.424										4	0	0	0	0	1	3						
10 Ramón Laureano, R (1, 9) OBP: 0.290, SLG: 0.370										4	0	0	0	0	1	3						
0 Andrés Giménez, L (1, 4) OBP: 0.308, SLG: 0.379										3	2	2	0	0	0	0						
13 Gabriel Arias, R (1, 6) OBP: 0.293, SLG: 0.366										3	0	0	0	0	1	2						
17 Will Brennan, L (1, 7) OBP: 0.301, SLG: 0.370										3	0	2	2	0	1	0						
7 Myles Straw, R (1, 8) OBP: 0.299, SLG: 0.296										3	0	0	0	0	0	2						
35 Cam Gallagher, R (1, 2) OBP: 0.172, SLG: 0.188										3	0	1	0	0	2	1						
Inning Stats	R: 0 E: 0 K: 1 S: 19	H: 0 LOB: 1 BB: 1 P: 28	R: 1 E: 0 K: 1 S: 17	H: 2 LOB: 0 BB: 0 P: 22	R: 0 E: 0 K: 0 S: 10	H: 0 LOB: 0 BB: 0 P: 15	R: 1 E: 0 K: 1 S: 14	H: 2 LOB: 1 BB: 0 P: 24	R: 0 E: 0 K: 1 S: 12	H: 0 LOB: 0 BB: 0 P: 18	R: 0 E: 0 K: 0 S: 4	H: 0 LOB: 0 BB: 0 P: 7	R: 0 E: 0 K: 1 S: 5	H: 0 LOB: 0 BB: 0 P: 5	R: 0 E: 0 K: 1 S: 18	H: 1 LOB: 2 BB: 1 P: 24	1B: 3 2B: 2 3B: 0 HR: 0	SF: 0 SAC: 0 DP: 0 HBP: 0	WP: 0 PB: 0 SB: 2 CS: 0	PA: 31		
PITCHER	IP ERA WLS BF H R ER SO BB IBB HBP BLK WP HR S P ERA WHIP	IP ERA WLS BF H R ER SO BB IBB HBP BLK WP HR S P ERA WHIP	IP ERA WLS BF H R ER SO BB IBB HBP BLK WP HR S P ERA WHIP	IP ERA WLS BF H R ER SO BB IBB HBP BLK WP HR S P ERA WHIP	IP ERA WLS BF H R ER SO BB IBB HBP BLK WP HR S P ERA WHIP	IP ERA WLS BF H R ER SO BB IBB HBP BLK WP HR S P ERA WHIP	IP ERA WLS BF H R ER SO BB IBB HBP BLK WP HR S P ERA WHIP	IP ERA WLS BF H R ER SO BB IBB HBP BLK WP HR S P ERA WHIP	IP ERA WLS BF H R ER SO BB IBB HBP BLK WP HR S P ERA WHIP	IP ERA WLS BF H R ER SO BB IBB HBP BLK WP HR S P ERA WHIP	IP ERA WLS BF H R ER SO BB IBB HBP BLK WP HR S P ERA WHIP	IP ERA WLS BF H R ER SO BB IBB HBP BLK WP HR S P ERA WHIP	IP ERA WLS BF H R ER SO BB IBB HBP BLK WP HR S P ERA WHIP	IP ERA WLS BF H R ER SO BB IBB HBP BLK WP HR S P ERA WHIP	IP ERA WLS BF H R ER SO BB IBB HBP BLK WP HR S P ERA WHIP	IP ERA WLS BF H R ER SO BB IBB HBP BLK WP HR S P ERA WHIP	IP ERA WLS BF H R ER SO BB IBB HBP BLK WP HR S P ERA WHIP	IP ERA WLS BF H R ER SO BB IBB HBP BLK WP HR S P ERA WHIP	IP ERA WLS BF H R ER SO BB IBB HBP BLK WP HR S P ERA WHIP	IP ERA WLS BF H R ER SO BB IBB HBP BLK WP HR S P ERA WHIP	IP ERA WLS BF H R ER SO BB IBB HBP BLK WP HR S P ERA WHIP	IP ERA WLS BF H R ER SO BB IBB HBP BLK WP HR S P ERA WHIP
41 Joe Ryan, R (1, 1) ERA: 4.21	37 Louie Varland, R (5, 1) ERA: 5.03	55 Kody Funderburk, L (8, 1) ERA: 1.69																				

Minnesota Twins @ Cleveland Guardians
Progressive Field, Cleveland, OH
Wed Sep 06 2023, 1:12 PM - 4:44 PM EDT
Att: 16,148 - Partly Cloudy - 87 F

AB	29
R	2
H	5
RBI	2
BB	2
SO	6
LOB	12



Batter	1	2	3	4	5	6	7	8	9	AB	R	H	RBI	BB	SO	LOB	TOP
38 Steven Kwan, L OBP: 0.338, SLG: 0.373										4	1	3	0	1	0	0	Cleveland Guardians @ Los Angeles Angels Angel Stadium, Anaheim, CA Thu Sep 07 2023, 6:39 PM - 9:29 PM PDT Att: 24,288 - Clear - 79 F
11 José Ramírez, S OBP: 0.347, SLG: 0.474										5	1	3	0	0	0	2	
22 Josh Naylor, L OBP: 0.347, SLG: 0.492										3	0	1	1	2	0	3	
10 Ramón Laureano, R OBP: 0.290, SLG: 0.366										3	0	0	1	1	1	4	
56 Kole Calhoun, L OBP: 0.328, SLG: 0.376										3	0	0	0	1	0	2	
12 David Fry, R OBP: 0.313, SLG: 0.432										3	0	1	0	0	0	1	
0 Andrés Giménez, L OBP: 0.309, SLG: 0.378										3	0	1	0	1	0	2	
13 Gabriel Arias, R OBP: 0.289, SLG: 0.361										4	0	0	0	0	1	5	
7 Myles Straw, R OBP: 0.297, SLG: 0.294										4	0	0	0	0	0	2	
Inning Stats	R: 0 H: 1 E: 0 K: 0 S: 9	H: 1 LOB: 1 BB: 1 P: 19	R: 0 H: 1 E: 0 K: 0 S: 11	H: 1 LOB: 1 BB: 0 P: 17	R: 0 H: 1 E: 0 K: 1 S: 15	H: 1 LOB: 2 BB: 1 P: 20	R: 0 H: 1 E: 0 K: 1 S: 18	H: 0 LOB: 2 BB: 2 P: 28	R: 2 H: 3 E: 0 K: 0 S: 18	H: 3 LOB: 1 BB: 0 P: 25	R: 0 H: 0 E: 0 K: 0 S: 5	H: 0 LOB: 0 BB: 0 P: 6	R: 0 H: 1 E: 0 K: 0 S: 8	H: 1 LOB: 1 BB: 1 P: 15	1B: 7 2B: 3 3B: 0 HR: 0	SF: 0 SAC: 0 DP: 2 HBP: 1	WP: 1 PA: 39 PB: 0 SB: 2 CS: 1
PITCHER	IP WLS BF H R ER SO BB IBB HBP BLK WP HR S P ERA WHIP																
74 Jhonathan Diaz, L ERA: 4.39	1.2 7 2 0 0 0 1 0 1 0 0 0 0 0 16 30 0.00 1.800																
60 Andrew Wantz, R ERA: 4.39	2.1 6 1 0 0 1 0 1 0 0 0 0 0 0 19 26 0.00 0.750																
Davis Daniel, R ERA: 5.89	3.0 13 2 0 0 1 3 0 0 0 0 1 0 0 41 66 0.00 1.667																
28 Aaron Loup, L ERA: 5.89	1.0 6 3 2 2 0 0 0 0 0 0 0 0 0 18 25 18.00 3.000																
68 José Marte, R ERA: 5.89	1.0 3 0 0 0 0 0 0 0 0 0 0 0 0 5 6 0.00 0.000																

Batter	1	2	3	4	5	6	7	8	9	AB	R	H	RBI	BB	SO	LOB	BOTTOM
18 Nolan Schanuel, L OBP: 0.427, SLG: 0.300										4	0	1	0	1	2	2	Cleveland Guardians @ Los Angeles Angels Angel Stadium, Anaheim, CA Thu Sep 07 2023, 6:39 PM - 9:29 PM PDT Att: 24,288 - Clear - 79 F
Brandon Drury, R OBP: 0.305, SLG: 0.486										5	0	0	0	0	0	7	
2 Luis Rengifo, S OBP: 0.359, SLG: 0.444										0	0	0	0	0	0	0	
15 Randal Grichuk, R OBP: 0.322, SLG: 0.449										5	0	2	1	0	1	0	
8 Mike Moustakas, L OBP: 0.305, SLG: 0.412										3	0	1	0	1	2	1	
5 Eduardo Escobar, S OBP: 0.276, SLG: 0.375										4	0	0	0	0	1	2	
75 Trey Cabbage, L OBP: 0.245, SLG: 0.340										3	1	1	0	1	1	0	
35 Chad Wallach, R OBP: 0.278, SLG: 0.407										4	0	1	0	0	0	3	
14 Logan O'Hoppe, R OBP: 0.277, SLG: 0.417										0	1	0	0	0	0	0	
4 Brett Phillips, L OBP: 0.304, SLG: 0.158										4	0	2	1	0	1	0	
19 Kyren Paris, R OBP: 0.333, SLG: 0.125										3	1	1	1	1	0	1	
Inning Stats	R: 0 H: 1 E: 0 K: 1 S: 13	H: 0 LOB: 0 BB: 0 P: 20	R: 0 H: 0 E: 0 K: 2 S: 9	H: 0 LOB: 1 BB: 1 P: 17	R: 0 H: 2 E: 0 K: 1 S: 9	H: 2 LOB: 2 BB: 0 P: 13	R: 0 H: 0 E: 0 K: 1 S: 7	H: 0 LOB: 0 BB: 1 P: 12	R: 1 H: 2 E: 0 K: 0 S: 15	H: 2 LOB: 2 BB: 1 P: 24	R: 0 H: 0 E: 0 K: 2 S: 7	H: 0 LOB: 0 BB: 0 P: 8	R: 2 H: 4 E: 0 K: 0 S: 18	H: 4 LOB: 3 BB: 1 P: 26	1B: 8 2B: 1 3B: 0 HR: 0	SF: 0 SAC: 0 DP: 1 HBP: 0	WP: 1 PA: 39 PB: 0 SB: 3 CS: 0
PITCHER	IP WLS BF H R ER SO BB IBB HBP BLK WP HR S P ERA WHIP																
47 Cal Quantrill, R ERA: 5.7	6.0 23 3 0 0 0 2 0 0 0 0 0 0 0 55 82 0.00 0.833																
55 Matt Moore, L ERA: 2.87	0.2 5 2 1 1 0 1 0 0 0 0 0 0 0 13 21 13.50 4.500																
62 Enyel De Los Santos, R ERA: 3.45	0.1 1 0 0 0 0 0 0 0 0 0 0 0 0 2 3 0.00 0.000																
37 Trevor Stephan, R ERA: 3.45	1.0 3 0 0 0 2 0 0 0 0 0 0 0 0 7 8 0.00 0.000																
48 Emmanuel Clase, R ERA: 3.06	0.2 7 4 2 2 0 0 1 0 0 0 0 0 0 18 26 27.00 6.000																

AB	32
R	2
H	9
RBI	2
BB	6
SO	2
LOB	21



AB	35
R	3
H	9
RBI	3
BB	4
SO	8
LOB	16



WP	1
PA	39
PB	0
SB	3
CS	0

Batter	1	2	3	4	5	6	7	8	9	AB	R	H	RBI	BB	SO	LOB	TOP										
38 Steven Kwan, L (1,7) OBP: 0.340, SLG: 0.375	L4		G1-3					G6-3		3	0	0	0	1	0	0	Cleveland Guardians @ Los Angeles Angels Angel Stadium, Anaheim, CA Sat Sep 09 2023, 6:08 PM - 8:12 PM PDT Att: 27,233 - Partly Cloudy - 87 F										
11 José Ramírez, S (1,10) OBP: 0.345, SLG: 0.479	HR		K					1B		4	1	2	1	0	1	1											
22 Josh Naylor, L (1,3) OBP: 0.347, SLG: 0.496	G3-1		HR					L3		4	1	1	1	0	0	1											
10 Ramón Laureano, R (1,9) OBP: 0.292, SLG: 0.364										2	0	0	0	0	1	0											
17 Will Brennan, L (8,9) OBP: 0.302, SLG: 0.369			K					F7		1	0	0	0	0	0	0											
2 Tyler Freeman, R (1,5) OBP: 0.299, SLG: 0.345	L7									3	0	0	0	0	0	1											
8 José Tena, L (9,PH) OBP: 0.267, SLG: 0.286								K		1	0	0	0	0	1	0											
0 Andrés Giménez, L (1,4) OBP: 0.309, SLG: 0.378										4	0	1	0	0	1	0											
13 Gabriel Arias, R (1,6) OBP: 0.288, SLG: 0.361										3	0	0	0	0	1	1											
7 Myles Straw, R (1,8) OBP: 0.295, SLG: 0.291										3	0	0	0	0	0	1											
35 Cam Gallagher, R (1,2) OBP: 0.169, SLG: 0.185										2	0	0	0	0	0	1											
12 David Fry, R (8,PH) OBP: 0.313, SLG: 0.422										1	0	0	0	0	0	0											
Inning Stats	R: 1 E: 0 K: 0 S: 14	H: 1 LOB: 1 BB: 0 P: 16	R: 0 E: 0 K: 0 S: 11	H: 1 LOB: 1 BB: 0 P: 11	R: 1 E: 0 K: 2 S: 8	H: 1 LOB: 0 BB: 0 P: 13	R: 0 E: 0 K: 0 S: 6	H: 0 LOB: 0 BB: 0 P: 11	R: 0 E: 0 K: 0 S: 5	H: 0 LOB: 1 BB: 1 P: 11	R: 0 E: 0 K: 0 S: 4	H: 0 LOB: 0 BB: 0 P: 5	R: 0 E: 0 K: 2 S: 9	H: 0 LOB: 0 BB: 0 P: 15	R: 0 E: 0 K: 0 S: 9	H: 1 LOB: 1 BB: 0 P: 15	R: 0 E: 0 K: 1 S: 10	H: 0 LOB: 0 BB: 0 P: 15	1B: 2 2B: 0 3B: 0 HR: 2	SF: 0 SAC: 0 DP: 0 HBP: 1	WP: 0 PB: 0 SB: 0 CS: 0	PA: 33					
PITCHER	IP	WLS	BF	H	R	ER	SO	BB	IBB	HBP	BLK	WP	HR	S	P	ERA	WHIP										
31 Tyler Anderson, L (1,1) ERA: 5.36	8.0	W	30	4	2	2	4	1	0	1	0	0	2	66	97	2.25	0.625										
53 Carlos Estévez, R (9,1) ERA: 3.47	1.0		3	0	0	0	1	0	0	0	0	0	0	10	15	0.00	0.000										

Batter	1	2	3	4	5	6	7	8	9	AB	R	H	RBI	BB	SO	LOB	BOTTOM										
15 Randal Grichuk, R (1,7) OBP: 0.323, SLG: 0.457	K		G3					HR		4	1	1	2	0	1	0	Cleveland Guardians @ Los Angeles Angels Angel Stadium, Anaheim, CA Sat Sep 09 2023, 6:08 PM - 8:12 PM PDT Att: 27,233 - Partly Cloudy - 87 F										
Brandon Drury, R (1,4) OBP: 0.302, SLG: 0.478	E5 8 14 HR		L8					BB		3	1	0	0	1	0	0											
8 Mike Moustakas, L (1,3) OBP: 0.302, SLG: 0.407	F8		K					FC3-6 14 1B		4	0	0	0	0	1	2											
14 Logan O'Hoppe, R (1,2) OBP: 0.291, SLG: 0.474	HR							1B		4	1	2	2	0	0	0											
21 Matt Thaiss, L (1,10) OBP: 0.323, SLG: 0.348	K							G3		4	1	1	1	0	2	2											
5 Eduardo Escobar, S (1,5) OBP: 0.277, SLG: 0.370			P4							3	0	0	0	0	1	0											
75 Trey Cabbage, L (1,9) OBP: 0.232, SLG: 0.321			K							3	0	0	0	0	2	0											
19 Kyren Paris, R (1,6) OBP: 0.250, SLG: 0.087			G5-3					G6-3		3	0	0	0	0	1	0											
4 Brett Phillips, L (1,8) OBP: 0.333, SLG: 0.320			HR					15 HR		3	2	2	1	0	1	0											
Inning Stats	R: 2 E: 1 K: 2 S: 15	H: 1 LOB: 0 BB: 0 P: 20	R: 0 E: 0 K: 1 S: 5	H: 0 LOB: 0 BB: 0 P: 8	R: 1 E: 0 K: 1 S: 16	H: 1 LOB: 0 BB: 0 P: 20	R: 1 E: 0 K: 1 S: 7	H: 1 LOB: 0 BB: 0 P: 10	R: 0 E: 0 K: 2 S: 8	H: 0 LOB: 0 BB: 0 P: 11	R: 0 E: 0 K: 0 S: 8	H: 0 LOB: 0 BB: 0 P: 13	R: 0 E: 0 K: 2 S: 8	H: 0 LOB: 0 BB: 0 P: 10	R: 2 E: 0 K: 0 S: 13	H: 3 LOB: 2 BB: 1 P: 22		R: 0 E: 0 K: 1 S: 10	H: 0 LOB: 0 BB: 0 P: 15	1B: 2 2B: 0 3B: 0 HR: 4	SF: 0 SAC: 0 DP: 0 HBP: 0	WP: 0 PB: 0 SB: 0 CS: 0	PA: 32				
PITCHER	IP	WLS	BF	H	R	ER	SO	BB	IBB	HBP	BLK	WP	HR	S	P	ERA	WHIP										
27 Lucas Giolito, R (1,1) ERA: 4.78	7.0	L	25	3	4	2	9	0	0	0	0	0	3	67	92	2.57	0.429										
44 Xzavion Curry, R (8,1) ERA: 4.11	1.0		7	3	2	2	0	1	0	0	0	0	1	13	22	18.00	4.000										

AB	31
R	2
H	4
RBI	2
BB	1
SO	5
LOB	6

AB	31
R	6
H	6
RBI	6
BB	1
SO	9
LOB	4



Batter	1	2	3	4	5	6	7	8	9	AB	R	H	RBI	BB	SO	LOB	TOP			
38 Steven Kwan, L (1, 7) OBP: 0.341, SLG: 0.376	G5-3		L4							3	0	1	0	1	0	0	Cleveland Guardians @ Los Angeles Angels Angel Stadium, Anaheim, CA Sun Sep 10 2023, 1:09 PM - 3:33 PM PDT Att: 26,134 - Partly Cloudy - 88 F			
11 José Ramírez, S (1, 10) OBP: 0.351, SLG: 0.480	1B		1B							3	0	2	0	1	0	1				
12 David Fry, R (1, 3) OBP: 0.304, SLG: 0.409										3	0	0	0	0	2	4				
8 José Tena, L (6, PH) OBP: 0.250, SLG: 0.267	K		F7							1	0	0	0	0	1	0				
56 Kole Calhoun, L (1, 9) OBP: 0.325, SLG: 0.398	CS		HR							4	1	2	1	0	1	0				
2 Tyler Freeman, R (1, 5) OBP: 0.300, SLG: 0.339			F8							2	0	0	0	1	0	0				
22 Josh Naylor, L (8, PH) OBP: 0.349, SLG: 0.500										1	0	1	0	0	0	0				
0 Andrés Giménez, L (1, 4) OBP: 0.311, SLG: 0.381			2B							4	0	2	0	0	1	3				
13 Gabriel Arias, R (1, 6) OBP: 0.284, SLG: 0.356			G4-3							4	0	0	0	0	2	4				
23 Bo Naylor, L (1, 2) OBP: 0.314, SLG: 0.432			P6							4	0	0	0	0	1	1				
7 Myles Straw, R (1, 8) OBP: 0.293, SLG: 0.289										3	0	0	0	0	0	0				
17 Will Brennan, L (9, PH) OBP: 0.301, SLG: 0.368			G1-3							1	0	0	0	0	0	0				
Inning Stats	R: 0 E: 0 K: 1 S: 7	H: 1 LOB: 0 BB: 0 P: 11	R: 1 E: 0 K: 0 S: 15	H: 2 LOB: 1 BB: 0 P: 24	R: 0 E: 0 K: 0 S: 12	H: 1 LOB: 1 BB: 0 P: 20	R: 0 E: 0 K: 1 S: 7	H: 1 LOB: 1 BB: 0 P: 10	R: 0 E: 0 K: 0 S: 10	H: 1 LOB: 1 BB: 1 P: 15	R: 0 E: 0 K: 0 S: 10	H: 0 LOB: 1 BB: 1 P: 15	R: 0 E: 0 K: 3 S: 13	H: 1 LOB: 1 BB: 0 P: 19	R: 0 E: 0 K: 1 S: 12	H: 0 LOB: 0 BB: 0 P: 15	1B: 4 2B: 3 3B: 0 HR: 1	SF: 0 SAC: 0 DP: 1 HBP: 0	WP: 0 PB: 0 SB: 2 CS: 1	PA: 37
PITCHER	IP WLS BF H R ER SO BB IBB HBP BLK WP HR S P ERA WHIP																PITCHER	IP WLS BF H R ER SO BB IBB HBP BLK WP HR S P ERA WHIP		
78 Kenny Rosenberg, L (1, 1) ERA: 4.5	5.0 W 21 6 1 1 4 0 1 0 0 0 0 1 54 86 1.80 1.200																			
60 Andrew Wantz, R (6, 1) ERA: 4.13	1.0 H 4 1 0 0 0 1 0 0 0 0 0 0 7 15 0.00 2.000																			
44 Ben Joyce, R (7, 1) ERA: 3.6	1.0 H 4 1 0 0 0 1 0 0 0 0 0 0 7 15 0.00 1.000																			
46 Jimmy Herget, R (8, 1) ERA: 4.79	1.0 H 4 1 0 0 3 0 0 0 0 0 0 0 13 19 0.00 1.000																			
53 Carlos Estévez, R (9, 1) ERA: 3.41	1.0 S 3 0 0 0 1 0 0 0 0 0 0 0 12 15 0.00 0.000																			
Batter	1	2	3	4	5	6	7	8	9	AB	R	H	RBI	BB	SO	LOB	BOTTOM			
15 Randal Grichuk, R (1, 7) OBP: 0.324, SLG: 0.459	G4-3		G5-3							3	1	1	1	0	0	0	Cleveland Guardians @ Los Angeles Angels Angel Stadium, Anaheim, CA Sun Sep 10 2023, 1:09 PM - 3:33 PM PDT Att: 26,134 - Partly Cloudy - 88 F			
Brandon Drury, R (1, 4) OBP: 0.300, SLG: 0.475	G4-3		G4-3							3	0	0	0	0	0	1				
8 Mike Moustakas, L (1, 3) OBP: 0.299, SLG: 0.405	SF9		G6-3							2	0	0	1	0	1	0				
14 Logan O'Hoppe, R (1, 10) OBP: 0.285, SLG: 0.462	K		F9							3	0	0	0	0	1	0				
5 Eduardo Escobar, S (1, 5) OBP: 0.273, SLG: 0.365			G4-3							3	0	0	0	0	2	0				
35 Chad Wallach, R (1, 2) OBP: 0.267, SLG: 0.388			L8							3	0	0	0	0	0	0				
39 Jordyn Adams, R (1, 9) OBP: 0.190, SLG: 0.200			K							3	0	1	0	0	2	0				
4 Brett Phillips, L (1, 8) OBP: 0.333, SLG: 0.296			K							2	0	0	0	1	2	0				
19 Kyren Paris, R (1, 6) OBP: 0.258, SLG: 0.115			15 BLK 15 G5-3							3	1	1	0	0	0	1				
Inning Stats	R: 1 E: 0 K: 1 S: 8	H: 1 LOB: 0 BB: 0 P: 13	R: 0 E: 0 K: 1 S: 10	H: 0 LOB: 0 BB: 0 P: 13	R: 1 E: 0 K: 1 S: 9	H: 1 LOB: 0 BB: 0 P: 11	R: 0 E: 0 K: 1 S: 10	H: 0 LOB: 0 BB: 0 P: 16	R: 0 E: 0 K: 2 S: 10	H: 0 LOB: 0 BB: 0 P: 13	R: 0 E: 0 K: 0 S: 6	H: 0 LOB: 0 BB: 0 P: 11	R: 0 E: 0 K: 2 S: 9	H: 0 LOB: 0 BB: 0 P: 13	R: 0 E: 0 K: 0 S: 10	H: 1 LOB: 1 BB: 1 P: 19		1B: 2 2B: 1 3B: 0 HR: 0	SF: 1 SAC: 0 DP: 0 HBP: 0	WP: 1 PB: 0 SB: 0 CS: 1
PITCHER	IP WLS BF H R ER SO BB IBB HBP BLK WP HR S P ERA WHIP																PITCHER	IP WLS BF H R ER SO BB IBB HBP BLK WP HR S P ERA WHIP		
61 Tanner Bibee, R (1, 1) ERA: 3.03	7.0 L 23 2 2 2 8 0 0 0 0 0 1 0 62 90 2.57 0.286																			
49 Eli Morgan, R (8, 1) ERA: 3.2	1.0 4 1 0 0 0 1 0 0 0 0 1 0 10 19 0.00 2.000																			

Batter	1	2	3	4	5	6	7	8	9	10	AB	R	H	RBI	BB	SO	LOB	TOP				
38 Steven Kwan, L OBP: 0.340, SLG: 0.375	G4-3		F7		G3		G3		P6		5	0	1	1	0	0	1	Cleveland Guardians @ San Francisco Giants Oracle Park, San Francisco, CA Mon Sep 11 2023, 6:48 PM - 10:07 PM PDT Att: 20,705 - Clear - 65 F				
11 José Ramírez, S OBP: 0.350, SLG: 0.476	F8		E6 22 HR		P3		G3		G3		4	1	0	0	1	0	2					
22 Josh Naylor, L OBP: 0.297, SLG: 0.509							K		G5-3		5	1	2	2	0	1	2					
56 Kole Calhoun, L OBP: 0.323, SLG: 0.393 2 Tyler Freeman, R OBP: 0.298, SLG: 0.336	F7		K		K		F8		G4-3		4	0	1	0	0	1	1					
0 Andrés Giménez, L OBP: 0.312, SLG: 0.381	G4-3				G6-3		F9		E1		5	0	2	1	0	0	0					
17 Will Brennan, L OBP: 0.297, SLG: 0.363	G4-3				G6-3		K		FC1-5-2		5	0	0	0	0	1	3					
23 Bo Naylor, L OBP: 0.326, SLG: 0.436									F9		3	1	2	0	2	0	3					
7 Myles Straw, R OBP: 0.292, SLG: 0.287	G4-3				G6-3		K		G5-3		4	0	0	0	1	1	3					
8 José Tena, L OBP: 0.286, SLG: 0.263			K		G3						4	0	1	0	1	2	3					
Inning Stats	R: 0 E: 0 K: 0 S: 10	H: 1 LOB: 1 BB: 0 P: 16	R: 0 E: 0 K: 0 S: 10	H: 1 LOB: 1 BB: 0 P: 17	R: 2 E: 1 K: 2 S: 12	H: 1 LOB: 0 BB: 0 P: 20	R: 0 E: 0 K: 1 S: 8	H: 0 LOB: 1 BB: 1 P: 16	R: 0 E: 0 K: 0 S: 7	H: 0 LOB: 0 BB: 0 P: 10	R: 0 E: 0 K: 1 S: 6	H: 2 LOB: 2 BB: 1 P: 30	R: 0 E: 0 K: 0 S: 8	H: 2 LOB: 3 BB: 0 P: 13	R: 0 E: 0 K: 0 S: 8	H: 1 LOB: 2 BB: 2 P: 20	R: 1 E: 0 K: 1 S: 12	H: 1 LOB: 3 BB: 2 P: 20	1B: 7 2B: 1 3B: 0 HR: 1	SF: 0 SAC: 0 DP: 0 HBP: 0	WP: 0 PB: 2 SB: 3 CS: 0	PA: 45
PITCHER	IP 5.0	WLS 0	BF 20	H 3	R 2	ER 0	SO 2	BB 1	IBB 0	HBP 0	BLK 0	WP 0	HR 1	S 47	P 79	ERA 0.00	WHIP 0.800	PITCHER				
38 Alex Cobb, R ERA: 3.62	33 Taylor Rogers, L ERA: 3.1	59 John Brebbia, R ERA: 3.19	71 Tyler Rogers, R ERA: 3.06	75 Camilo Doval, R ERA: 2.92	77 Luke Jackson, R ERA: 3.14																	

Batter	1	2	3	4	5	6	7	8	9	10	AB	R	H	RBI	BB	SO	LOB	BOTTOM				
5 Mike Yastrzemski, L OBP: 0.338, SLG: 0.486	HR		P1		2B		23 1B 17 FC5-2		L7		3	1	2	1	0	0	0	Cleveland Guardians @ San Francisco Giants Oracle Park, San Francisco, CA Mon Sep 11 2023, 6:48 PM - 10:07 PM PDT Att: 20,705 - Clear - 65 F				
41 Wilmer Flores, R OBP: 0.351, SLG: 0.529									L7		5	1	1	0	0	1	3					
39 Thairo Estrada, R OBP: 0.318, SLG: 0.426	F7		17 S 23 1B		G5-3		K		L7		3	1	0	0	2	0	3					
17 Mitch Haniger, R OBP: 0.280, SLG: 0.395			23 1B 7 G3		G6-3		FC5-2 23 1B		F7		3	1	0	0	2	0	3					
23 Joc Pederson, L OBP: 0.357, SLG: 0.431	F8		7 G3						L9		4	1	2	1	1	0	1					
7 J.D. Davis, R OBP: 0.326, SLG: 0.416											2	0	0	1	1	0	3					
2 Blake Sabol, L OBP: 0.304, SLG: 0.399			G3		P3		P5				2	1	1	1	0	0	3					
31 LaMonte Wade Jr., L OBP: 0.374, SLG: 0.407	G1-3		G4-3								5	0	3	1	0	0	3					
29 Luis Matos, R OBP: 0.323, SLG: 0.370	G4-3				G2-3		L1-3		K		4	0	0	0	0	1	2					
35 Brandon Crawford, L OBP: 0.270, SLG: 0.313	K				L8		L8		F7		4	0	0	0	0	1	1					
21 Joey Bart, R OBP: 0.263, SLG: 0.264											2	0	0	0	0	1	0					
13 Austin Slater, R OBP: 0.335, SLG: 0.387					G4-3		41 1B 17 FC5-2				2	0	2	0	0	0	0					
Inning Stats	R: 1 E: 0 K: 0 S: 10	H: 1 LOB: 2 BB: 2 P: 22	R: 0 E: 0 K: 2 S: 11	H: 0 LOB: 0 BB: 0 P: 17	R: 2 E: 0 K: 0 S: 14	H: 2 LOB: 1 BB: 1 P: 23	R: 0 E: 0 K: 0 S: 5	H: 0 LOB: 0 BB: 0 P: 6	R: 0 E: 0 K: 0 S: 8	H: 1 LOB: 2 BB: 1 P: 16	R: 0 E: 0 K: 1 S: 5	H: 3 LOB: 3 BB: 0 P: 25	R: 0 E: 0 K: 1 S: 17	H: 2 LOB: 2 BB: 0 P: 23	R: 0 E: 0 K: 0 S: 9	H: 0 LOB: 0 BB: 0 P: 12	R: 2 E: 0 K: 0 S: 4	H: 2 LOB: 1 BB: 0 P: 6	1B: 10 2B: 2 3B: 0 HR: 1	SF: 0 SAC: 0 DP: 1 HBP: 0	WP: 0 PB: 0 SB: 2 CS: 0	PA: 42
PITCHER	IP 6.0	WLS 0	BF 26	H 5	R 3	ER 3	SO 2	BB 4	IBB 0	HBP 0	BLK 0	WP 0	HR 1	S 53	P 93	ERA 4.50	WHIP 1.500	PITCHER				
63 Gavin Williams, R ERA: 3.43	31 Sam Hentges, L ERA: 3.97	40 Reynaldo López, R ERA: 3.62	55 Matt Moore, L ERA: 2.83	62 Enyel De Los Santos, R ERA: 3.38	48 Emmanuel Clase, R ERA: 3.15																	

AB	40
R	4
H	9
RBI	4
BB	5
SO	6
LOB	18

AB	38
R	5
H	12
RBI	5
BB	4
SO	4
LOB	21



Batter	1	2	3	4	5	6	7	8	9	AB	R	H	RBI	BB	SO	LOB	TOP							
38 Steven Kwan, L (1,7) OBP: 0.339, SLG: 0.373										3	1	0	0	1	1	1	Cleveland Guardians @ San Francisco Giants Oracle Park, San Francisco, CA Tue Sep 12 2023, 6:47 PM - 9:02 PM PDT Att: 23,541 - Clear - 64 F							
11 José Ramírez, S (1,5) OBP: 0.351, SLG: 0.476										4	0	2	0	0	0	1								
22 Josh Naylor, L (1,3) OBP: 0.346, SLG: 0.504										4	1	0	0	0	0	3								
12 David Fry, R (1,2) OBP: 0.311, SLG: 0.400										2	1	0	0	1	0	0								
56 Kole Calhoun, L (1,10) OBP: 0.313, SLG: 0.379										4	0	0	1	0	1	4								
2 Tyler Freeman, R (1,4) OBP: 0.299, SLG: 0.336																								
0 Andrés Giménez, L (9,PH) OBP: 0.311, SLG: 0.380																								
17 Will Brennan, L (1,9) OBP: 0.294, SLG: 0.360																								
13 Gabriel Arias, R (1,6) OBP: 0.281, SLG: 0.351																								
7 Myles Straw, R (1,8) OBP: 0.292, SLG: 0.287																								
Inning Stats	R: 1 H: 1 E: 0 K: 1 S: 21	H: 1 LOB: 2 BB: 2 P: 33	R: 0 H: 0 E: 0 K: 2 S: 10	H: 0 LOB: 0 BB: 0 P: 11	R: 0 H: 0 E: 0 K: 1 S: 7	H: 0 LOB: 0 BB: 0 P: 9	R: 0 H: 0 E: 0 K: 0 S: 5	H: 0 LOB: 0 BB: 0 P: 6	R: 0 H: 0 E: 0 K: 1 S: 6	H: 3 LOB: 2 BB: 0 P: 9	R: 2 H: 2 E: 1 K: 0 S: 9	H: 2 LOB: 2 BB: 0 P: 14	R: 0 H: 1 E: 0 K: 1 S: 10	H: 1 LOB: 1 BB: 0 P: 13	R: 0 H: 0 E: 0 K: 1 S: 10	H: 0 LOB: 0 BB: 0 P: 14	R: 0 H: 0 E: 0 K: 2 S: 10	H: 0 LOB: 0 BB: 0 P: 14	1B: 4 SF: 0 2B: 0 3B: 0 HR: 0	SF: 0 SAC: 0 DP: 0 HBP: 1	WP: 1 PB: 0 SB: 1 CS: 0	PA: 35		
PITCHER	IP WLS BF H R ER SO BB IBB HBP BLK WP HR S P ERA WHIP	IP WLS BF H R ER SO BB IBB HBP BLK WP HR S P ERA WHIP	IP WLS BF H R ER SO BB IBB HBP BLK WP HR S P ERA WHIP	IP WLS BF H R ER SO BB IBB HBP BLK WP HR S P ERA WHIP	IP WLS BF H R ER SO BB IBB HBP BLK WP HR S P ERA WHIP	IP WLS BF H R ER SO BB IBB HBP BLK WP HR S P ERA WHIP	IP WLS BF H R ER SO BB IBB HBP BLK WP HR S P ERA WHIP	IP WLS BF H R ER SO BB IBB HBP BLK WP HR S P ERA WHIP	IP WLS BF H R ER SO BB IBB HBP BLK WP HR S P ERA WHIP	IP WLS BF H R ER SO BB IBB HBP BLK WP HR S P ERA WHIP	IP WLS BF H R ER SO BB IBB HBP BLK WP HR S P ERA WHIP	IP WLS BF H R ER SO BB IBB HBP BLK WP HR S P ERA WHIP	IP WLS BF H R ER SO BB IBB HBP BLK WP HR S P ERA WHIP	IP WLS BF H R ER SO BB IBB HBP BLK WP HR S P ERA WHIP	IP WLS BF H R ER SO BB IBB HBP BLK WP HR S P ERA WHIP	IP WLS BF H R ER SO BB IBB HBP BLK WP HR S P ERA WHIP	IP WLS BF H R ER SO BB IBB HBP BLK WP HR S P ERA WHIP	IP WLS BF H R ER SO BB IBB HBP BLK WP HR S P ERA WHIP	IP WLS BF H R ER SO BB IBB HBP BLK WP HR S P ERA WHIP	IP WLS BF H R ER SO BB IBB HBP BLK WP HR S P ERA WHIP	IP WLS BF H R ER SO BB IBB HBP BLK WP HR S P ERA WHIP	IP WLS BF H R ER SO BB IBB HBP BLK WP HR S P ERA WHIP	IP WLS BF H R ER SO BB IBB HBP BLK WP HR S P ERA WHIP	IP WLS BF H R ER SO BB IBB HBP BLK WP HR S P ERA WHIP

AB	32
R	3
H	4
RBI	3
BB	2
SO	9
LOB	13



Batter	1	2	3	4	5	6	7	8	9	AB	R	H	RBI	BB	SO	LOB	BOTTOM							
5 Mike Yastrzemski, L (1,9) OBP: 0.340, SLG: 0.484										3	0	1	0	1	1	2	Cleveland Guardians @ San Francisco Giants Oracle Park, San Francisco, CA Tue Sep 12 2023, 6:47 PM - 9:02 PM PDT Att: 23,541 - Clear - 64 F							
39 Thairo Estrada, R (1,4) OBP: 0.315, SLG: 0.422										4	0	0	0	0	0	4								
41 Wilmer Flores, R (1,5) OBP: 0.353, SLG: 0.527										3	0	1	0	0	0	1								
23 Joc Pederson, L (1,10) OBP: 0.358, SLG: 0.429										2	0	0	0	2	0	2								
31 LaMonte Wade Jr., L (1,3) OBP: 0.373, SLG: 0.406										4	0	1	0	0	0	3								
17 Mitch Haniger, R (1,7) OBP: 0.274, SLG: 0.387										4	0	0	0	0	1	2								
2 Blake Sabol, L (1,2) OBP: 0.306, SLG: 0.409										3	1	1	1	1	0	1								
35 Brandon Crawford, L (1,6) OBP: 0.289, SLG: 0.316										4	0	1	0	0	1	1								
29 Luis Matos, R (1,8) OBP: 0.323, SLG: 0.369										3	0	1	0	0	0	2								
Inning Stats	R: 0 H: 0 E: 0 K: 0 S: 7	H: 0 LOB: 1 BB: 1 P: 13	R: 0 H: 0 E: 0 K: 0 S: 11	H: 0 LOB: 1 BB: 1 P: 17	R: 0 H: 1 E: 0 K: 0 S: 10	H: 1 LOB: 0 BB: 0 P: 13	R: 0 H: 0 E: 0 K: 0 S: 6	H: 0 LOB: 0 BB: 1 P: 11	R: 1 H: 3 E: 0 K: 2 S: 14	H: 3 LOB: 2 BB: 0 P: 20	R: 0 H: 1 E: 0 K: 0 S: 7	H: 1 LOB: 1 BB: 0 P: 12	R: 0 H: 0 E: 0 K: 1 S: 10	H: 0 LOB: 1 BB: 1 P: 14	R: 0 H: 1 E: 0 K: 0 S: 10	H: 1 LOB: 0 BB: 0 P: 13	R: 0 H: 0 E: 0 K: 0 S: 8	H: 0 LOB: 0 BB: 0 P: 13	1B: 4 SF: 0 2B: 1 3B: 0 HR: 1	SF: 0 SAC: 0 DP: 3 HBP: 1	WP: 0 PB: 0 SB: 0 CS: 0	PA: 35		
PITCHER	IP WLS BF H R ER SO BB IBB HBP BLK WP HR S P ERA WHIP	IP WLS BF H R ER SO BB IBB HBP BLK WP HR S P ERA WHIP	IP WLS BF H R ER SO BB IBB HBP BLK WP HR S P ERA WHIP	IP WLS BF H R ER SO BB IBB HBP BLK WP HR S P ERA WHIP	IP WLS BF H R ER SO BB IBB HBP BLK WP HR S P ERA WHIP	IP WLS BF H R ER SO BB IBB HBP BLK WP HR S P ERA WHIP	IP WLS BF H R ER SO BB IBB HBP BLK WP HR S P ERA WHIP	IP WLS BF H R ER SO BB IBB HBP BLK WP HR S P ERA WHIP	IP WLS BF H R ER SO BB IBB HBP BLK WP HR S P ERA WHIP	IP WLS BF H R ER SO BB IBB HBP BLK WP HR S P ERA WHIP	IP WLS BF H R ER SO BB IBB HBP BLK WP HR S P ERA WHIP	IP WLS BF H R ER SO BB IBB HBP BLK WP HR S P ERA WHIP	IP WLS BF H R ER SO BB IBB HBP BLK WP HR S P ERA WHIP	IP WLS BF H R ER SO BB IBB HBP BLK WP HR S P ERA WHIP	IP WLS BF H R ER SO BB IBB HBP BLK WP HR S P ERA WHIP	IP WLS BF H R ER SO BB IBB HBP BLK WP HR S P ERA WHIP	IP WLS BF H R ER SO BB IBB HBP BLK WP HR S P ERA WHIP	IP WLS BF H R ER SO BB IBB HBP BLK WP HR S P ERA WHIP	IP WLS BF H R ER SO BB IBB HBP BLK WP HR S P ERA WHIP	IP WLS BF H R ER SO BB IBB HBP BLK WP HR S P ERA WHIP	IP WLS BF H R ER SO BB IBB HBP BLK WP HR S P ERA WHIP	IP WLS BF H R ER SO BB IBB HBP BLK WP HR S P ERA WHIP	IP WLS BF H R ER SO BB IBB HBP BLK WP HR S P ERA WHIP	IP WLS BF H R ER SO BB IBB HBP BLK WP HR S P ERA WHIP

AB	30
R	1
H	6
RBI	1
BB	4
SO	3
LOB	18



Batter	1	2	3	4	5	6	7	8	9	10	AB	R	H	RBI	BB	SO	LOB	TOP
38 Steven Kwan, L (1, 7) OBP: 0.341, SLG: 0.373	4-2 11 HR BB	1-2 22 S 1B		2-1 F8		1-0 G6-3			1-0 11 2B 1B		4	2	2	0	1	0	1	<p>Cleveland Guardians @ San Francisco Giants</p> <p>Oracle Park, San Francisco, CA</p> <p>Wed Sep 13 2023, 12:47 PM - 3:46 PM PDT</p> <p>Att. 26,218 - Sunny - 66 F</p>
11 José Ramírez, S (1, 10) OBP: 0.352, SLG: 0.483	1-1 14H HR	3-2 F9		1-3 K			1-1 P6		0-1 2B		5	1	2	2	0	1	2	
22 Josh Naylor, L (1, 3) OBP: 0.347, SLG: 0.503	2-2 0 1B 13 E	2-0 1H 1B		0-2 F7			1-3 K		0-0 G4-3		5	1	2	1	0	1	3	
10 Ramón Laureano, R (1, 9) OBP: 0.291, SLG: 0.394	2-2 K	2-2 G4-3					2-2 G4-3		0-3 K		5	0	1	0	0	2	2	
0 Andrés Giménez, L (1, 4) OBP: 0.292, SLG: 0.376	2-1 13 S 1B		0-1 F7		0-2 G6-3			0-2 G3		1-1 G4-3		5	1	1	0	0	1	
2 Tyler Freeman, R (1, 5) OBP: 0.295, SLG: 0.331	0-0 F7		1-0 G5-3		0-2 13 G4-6-3 1B			3-2 G4-3		1-2 L7		5	0	1	0	0	3	
13 Gabriel Arias, R (1, 6) OBP: 0.280, SLG: 0.353	2-2 E5		1-0 G4-3		1-2 G4-6-3			3-0 F8				4	0	1	0	0	2	
23 Bo Naylor, L (1, 2) OBP: 0.325, SLG: 0.432	0-0 G4-3		1-2 G4-3		3-2 7 G5-4-3 1B			3-2 L6				4	0	1	0	0	2	
7 Myles Straw, R (1, 8) OBP: 0.292, SLG: 0.287		1-3 K		0-1 1B		2-1 G5-4-3			0-1 P6		3	0	1	0	0	1	1	
56 Kole Calhoun, L (9, PH) OBP: 0.311, SLG: 0.376						1-2 1B					1	0	0	0	0	0	0	
Inning Stats	R: 4 E: 1 K: 1 S: 20	H: 3 LOB: 1 BB: 1 P: 33	R: 1 E: 0 K: 1 S: 14	H: 2 LOB: 1 BB: 0 P: 23	R: 0 E: 0 K: 1 S: 11	H: 1 LOB: 1 BB: 0 P: 12	R: 0 E: 0 K: 0 S: 11	H: 1 LOB: 0 BB: 0 P: 15	R: 0 E: 0 K: 1 S: 10	H: 0 LOB: 0 BB: 0 P: 14	R: 0 E: 0 K: 0 S: 12	H: 2 LOB: 2 BB: 0 P: 16	R: 0 E: 0 K: 1 S: 8	H: 0 LOB: 1 BB: 0 P: 10	1B: 8 2B: 3 3B: 0 HR: 1	SF: 0 SAC: 0 DP: 2 HBP: 0	WP: 0 PB: 0 SB: 2 CS: 0	PA: 42
PITCHER	IP 4.0	WLS 21	BF 7	H 5	R 3	ER 3	SO 3	BB 1	IBB 0	HBP 0	BLK 0	WP 0	HR 1	S 54	P 82	ERA 6.75	WHIP 2.000	
45 Kyle Harrison, L (1, 1) ERA: 5.18	4.0	21	7	5	3	3	3	1	0	0	0	0	1	54	82	6.75	2.000	
57 Alex Wood, L (5, 1) ERA: 4.55	4.0	13	3	0	0	1	0	0	0	0	0	0	0	41	59	0.00	0.750	
71 Tyler Rogers, R (9, 1) ERA: 3.03	0.2	4	2	0	0	0	0	0	0	0	0	0	0	10	14	0.00	3.000	
75 Camilo Doval, R (9, 1) ERA: 2.86	1.1	W	4	0	0	1	0	0	0	0	0	0	0	10	12	0.00	0.000	

Batter	1	2	3	4	5	6	7	8	9	10	AB	R	H	RBI	BB	SO	LOB	BOTTOM		
13 Austin Slater, R (1, 8) OBP: 0.335, SLG: 0.386	1-2 29 E 1B			1-2 F9			2-2 G4-6-3		1-3 K		3	1	1	0	0	1	1	<p>Cleveland Guardians @ San Francisco Giants</p> <p>Oracle Park, San Francisco, CA</p> <p>Wed Sep 13 2023, 12:47 PM - 3:46 PM PDT</p> <p>Att. 26,218 - Sunny - 66 F</p>		
5 Mike Vastizemski, L (7, PH) OBP: 0.337, SLG: 0.481							1-2 41 1B 2B		3-2 F7		5	1	2	0	0	0	1			
39 Thairo Estrada, R (1, 4) OBP: 0.316, SLG: 0.424	0-2 29 E 1B		2-1 G4-3		1-2 P6		1-2 41 1B 2B		3-2 F7		5	1	2	0	0	0	1			
41 Wilmer Flores, R (1, 10) OBP: 0.354, SLG: 0.526	2-3 K		1-3 K		1-1 G3		0-0 1B		2-2 17 S 1B		5	0	2	1	0	2	2			
2 Blake Sabol, L (9, PR) OBP: 0.306, SLG: 0.409							0-0 1B		1-3 K		0	0	0	0	0	0	0			
17 Mitch Haniger, R (1, 7) OBP: 0.277, SLG: 0.384	3-3 K		2-1 29 BB 1B		4-2 BB		1-3 K		1-3 K		4	0	1	0	1	3	4			
29 Luis Matos, R (1, 9) OBP: 0.327, SLG: 0.371	1-0 E9		4-1 1B		2-0 F9		1-3 K		0-1 F8		2	0	1	1	1	0	1			
23 Joc Pederson, L (8, PH) OBP: 0.359, SLG: 0.427	1-3 2H 1B		1-2 BB				1-3 K		0-1 F8		1	1	0	0	0	2				
14 Patrick Bailey, S (1, 2) OBP: 0.305, SLG: 0.388	4-2 BB		2-3 K		1-2 G4-3		1-3 7 HR 1B		0-3 K		4	2	1	0	1	2	4			
7 J.D. Davis, R (1, 3) OBP: 0.327, SLG: 0.421	0-1 G1-3			1-0 G5-3		2-2 P5		3-2 HR		0-0 35 BB 31 SF7 BB	4	1	1	3	1	0	3			
18 Paul DeJong, R (1, 6) OBP: 0.259, SLG: 0.358		0-1 L9		0-1 G1-3		3-2 G1-3		2-1 G4-3		4-1 BB	4	0	1	0	0	0	0			
35 Brandon Crawford, L (10, PH) OBP: 0.272, SLG: 0.316				0-1 G1-3		0-1 G1-3		1-2 1B		1-2 BB	2	0	0	0	0	0	0			
6 Casey Schmitt, R (1, 5) OBP: 0.254, SLG: 0.300			0-2 G4-3		0-1 G1-3		0-2 1B		1-2 1B		2	0	0	0	0	0	1			
31 Laithe Wade Jr., L (7, PH) OBP: 0.374, SLG: 0.465				2-3 2B					3-2 1B		2	0	2	1	0	0	0			
Inning Stats	R: 1 E: 1 K: 2 S: 18	H: 3 LOB: 3 BB: 1 P: 29	R: 0 E: 0 K: 1 S: 10	H: 0 LOB: 0 BB: 1 P: 10	R: 0 E: 0 K: 2 S: 11	H: 1 LOB: 2 BB: 1 P: 22	R: 0 E: 0 K: 0 S: 8	H: 1 LOB: 1 BB: 0 P: 10	R: 0 E: 0 K: 0 S: 14	H: 0 LOB: 0 BB: 0 P: 20	R: 1 E: 0 K: 1 S: 14	H: 3 LOB: 1 BB: 0 P: 18	R: 3 E: 0 K: 1 S: 20	H: 3 LOB: 1 BB: 0 P: 33	R: 0 E: 0 K: 2 S: 12	H: 1 LOB: 2 BB: 0 P: 15	1B: 9 2B: 2 3B: 0 HR: 1	SF: 1 SAC: 0 DP: 1 HBP: 1	WP: 0 PB: 0 SB: 1 CS: 0	PA: 45
PITCHER	IP 5.0	WLS 23	BF 5	H 1	R 1	ER 5	SO 5	BB 3	IBB 0	HBP 0	BLK 0	WP 0	HR 0	S 56	P 88	ERA 1.80	WHIP 1.600			
41 Logan Allen, L (1, 1) ERA: 3.6	5.0	23	5	1	1	5	5	3	0	0	0	0	0	56	88	1.80	1.600			
52 Nick Sandlin, R (8, 1) ERA: 3.81	1.0	3	0	0	0	0	0	0	0	0	0	0	0	14	20	0.00	0.000			
62 Enyel De Los Santos, R (7, 1) ERA: 3.47	1.0	5	3	1	1	1	1	0	0	0	0	0	0	14	18	9.00	3.000			
49 Eli Morgan, R (8, 1) ERA: 3.64	0.1	B	4	2	3	3	0	0	0	1	0	0	1	9	17	81.00	6.000			
31 Sam Hentges, L (8, 1) ERA: 3.91	0.2	3	1	0	0	1	0	0	0	0	0	0	0	11	16	0.00	1.500			
PITCHER	IP 1.0	WLS 4	BF 1	H 0	R 0	ER 0	SO 2	BB 0	IBB 0	HBP 0	BLK 0	WP 0	HR 0	S 12	P 15	ERA 0.00	WHIP 1.000			
48 Emmanuel Clase, R (8, 1) ERA: 3.08	1.0	4	1	0	0	0	2	0	0	0	0	0	0	12	15	0.00	1.000			
44 Xzavion Curry, R (10, 1) ERA: 4.1	0.1	L	3	0	1	0	0	2	0	0	0	0	0	6	16	0.00	6.000			

AB	41
R	5
H	12
RBI	3
BB	1
SO	5
LOB	17




AB	38
R	6
H	12
RBI	6
BB	5
SO	9
LOB	21



Batter	1	2	3	4	5	6	7	8	9	AB	R	H	RBI	BB	SO	LOB	TOP								
2 Marcus Semien, R OBP: 0.349, SLG: 0.466 55 Sam Huff, R OBP: 0.289, SLG: 0.512										2	0	0	0	1	2	0									
5 Corey Seager, L OBP: 0.450, SLG: 0.663 36 Jonathan Omelas, R OBP: 0.286, SLG: 0.167										3	0	1	0	0	0	1									
30 Nathaniel Lowe, L OBP: 0.374, SLG: 0.433 16 Travis Jankowski, L OBP: 0.351, SLG: 0.333										3	0	0	0	0	1	2									
18 Mitch Garver, R OBP: 0.381, SLG: 0.528										4	1	1	0	0	1	2									
4 Robbie Grossman, S OBP: 0.339, SLG: 0.407										3	0	0	0	1	2	1									
28 Jonah Heim, S OBP: 0.316, SLG: 0.449 11 Austin Hedges, R OBP: 0.232, SLG: 0.225										2	0	0	0	0	2	0									
47 Josh Smith, L OBP: 0.307, SLG: 0.315										4	0	0	0	0	2	2									
20 Ezequiel Duran, R OBP: 0.321, SLG: 0.440										3	0	0	0	0	3	0									
32 Evan Carter, L OBP: 0.423, SLG: 0.500										3	0	1	0	0	2	0									
Inning Stats	R: 0 E: 0 K: 2 S: 10	H: 0 LOB: 1 BB: 1 P: 19	R: 0 E: 0 K: 2 S: 10	H: 0 LOB: 0 BB: 0 P: 10	R: 0 E: 0 K: 2 S: 11	H: 1 LOB: 0 BB: 0 P: 15	R: 0 E: 0 K: 0 S: 6	H: 0 LOB: 0 BB: 0 P: 9	R: 0 E: 0 K: 2 S: 9	H: 0 LOB: 0 BB: 0 P: 14	R: 0 E: 0 K: 3 S: 10	H: 0 LOB: 0 BB: 0 P: 15	R: 0 E: 0 K: 1 S: 12	H: 1 LOB: 1 BB: 0 P: 18	R: 0 E: 0 K: 2 S: 8	H: 0 LOB: 0 BB: 0 P: 9	R: 3 E: 0 K: 3 S: 23	H: 4 LOB: 2 BB: 1 P: 35	1B: 3 2B: 2 3B: 0 HR: 1	SF: 0 SAC: 0 DP: 0 HBP: 0	WP: 0 PB: 0 SB: 0 CS: 0	PA: 34			
PITCHER	IP	WLS	BF	H	R	ER	SO	BB	IBB	HBP	BLK	WP	HR	S	P	ERA	WHIP								
27 Lucas Giolito, R ERA: 4.59	(1, 1)	7.0	W	23	2	0	12	1	0	0	0	0	0	68	100	0.00	0.429								
31 Sam Hentges, L ERA: 3.83	(8, 1)	1.0		3	0	0	2	0	0	0	0	0	0	8	9	0.00	0.000								
49 Eli Morgan, R ERA: 4.03	(9, 1)	1.0		8	4	3	3	3	1	0	0	0	1	23	35	27.00	5.000								

Texas Rangers @ Cleveland Guardians
Progressive Field, Cleveland, OH
Fri Sep 15 2023, 7:13 PM - 9:56 PM EDT
Att: 21,043 - Clear - 67 F


AB 32
R 3
H 6
RBI 3
BB 2
SO 17
LOB 9



Batter	1	2	3	4	5	6	7	8	9	AB	R	H	RBI	BB	SO	LOB	BOTTOM									
38 Steven Kwan, L OBP: 0.341, SLG: 0.373										4	1	1	0	1	1	4										
11 José Ramírez, S OBP: 0.352, SLG: 0.483 8 José Tena, L OBP: 0.286, SLG: 0.263										4	1	1	1	1	0	2										
22 Josh Naylor, L OBP: 0.352, SLG: 0.509 12 David Fry, R OBP: 0.311, SLG: 0.400										5	1	4	3	0	1	1										
56 Kole Calhoun, L OBP: 0.307, SLG: 0.393										5	1	1	2	0	0	4										
10 Ramón Laureano, R OBP: 0.300, SLG: 0.377										2	3	2	1	2	0	0										
0 Andrés Giménez, L OBP: 0.313, SLG: 0.385 2 Tyler Freeman, R OBP: 0.295, SLG: 0.331										4	2	2	3	0	2	1										
17 Will Brennan, L OBP: 0.296, SLG: 0.361										4	0	1	2	1	0	3										
13 Gabriel Arias, R OBP: 0.282, SLG: 0.354										5	1	2	0	0	2	1										
23 Bo Naylor, L OBP: 0.322, SLG: 0.431										5	1	1	0	0	3	3										
Inning Stats	R: 0 E: 0 K: 1 S: 6	H: 1 LOB: 0 BB: 0 P: 11	R: 2 E: 0 K: 1 S: 15	H: 2 LOB: 2 BB: 1 P: 24	R: 0 E: 0 K: 0 S: 12	H: 2 LOB: 3 BB: 0 P: 20	R: 1 E: 0 K: 1 S: 12	H: 2 LOB: 1 BB: 1 P: 19	R: 1 E: 0 K: 2 S: 11	H: 1 LOB: 0 BB: 0 P: 18	R: 5 E: 0 K: 2 S: 25	H: 5 LOB: 1 BB: 1 P: 39	R: 3 E: 0 K: 2 S: 17	H: 2 LOB: 1 BB: 2 P: 33	R: 0 E: 0 K: 0 S: 5	H: 0 LOB: 0 BB: 0 P: 9	R: 0 E: 0 K: 0 S: 5	H: 0 LOB: 0 BB: 0 P: 9	1B: 8 2B: 4 3B: 0 HR: 3	SF: 0 SAC: 0 DP: 0 HBP: 2	WP: 2 PB: 0 SB: 1 CS: 1	PA: 45				
PITCHER	IP	WLS	BF	H	R	ER	SO	BB	IBB	HBP	BLK	WP	HR	S	P	ERA	WHIP									
22 Jon Gray, R ERA: 4.05	(1, 1)	3.2	L	21	7	3	3	3	2	0	0	1	1	44	73	7.36	2.455									
44 Andrew Heaney, L ERA: 4.43	(4, 1)	2.0		13	6	6	6	3	1	0	0	1	1	34	55	27.00	3.500									
21 Ian Kennedy, R ERA: 7.16	(6, 1)	1.1		8	2	3	3	3	2	0	0	0	1	1	20	36	20.25	3.000								
11 Austin Hedges, R ERA: 4.91	(8, 1)	1.0		3	0	0	0	0	0	0	0	0	0	5	9	0.00	0.000									

Texas Rangers @ Cleveland Guardians
Progressive Field, Cleveland, OH
Fri Sep 15 2023, 7:13 PM - 9:56 PM EDT
Att: 21,043 - Clear - 67 F

AB 38
R 12
H 15
RBI 12
BB 5
SO 9
LOB 19



Batter	1	2	3	4	5	6	7	8	9	AB	R	H	RBI	BB	SO	LOB	TOP										
2 Marcus Semien, R (1,4) OBP: 0.349, SLG: 0.467										4	0	1	1	0	1	1	Texas Rangers @ Cleveland Guardians Progressive Field, Cleveland, OH Sat Sep 16 2023, 6:11 PM - 8:47 PM EDT Att: 25,263 - Partly Cloudy - 69 F										
5 Corey Seager, L (1,6) OBP: 0.403, SLG: 0.657										4	0	0	0	0	1	2											
30 Nathaniel Lowe, L (1,3) OBP: 0.375, SLG: 0.435										4	0	2	0	0	0	0											
18 Mitch Garver, R (1,10) OBP: 0.376, SLG: 0.520										4	0	0	0	0	1	2											
4 Robbie Grossman, S (1,9) OBP: 0.339, SLG: 0.407										3	0	1	0	0	1	0											
16 Travis Jankowski, L (8,9) OBP: 0.350, SLG: 0.532										3	0	0	0	0	2	1											
28 Jonah Heim, S (1,2) OBP: 0.313, SLG: 0.446										3	0	0	0	0	0	0											
47 Josh Smith, L (1,5) OBP: 0.303, SLG: 0.310										3	0	1	0	0	0	0											
3 Leody Taveras, S (1,8) OBP: 0.311, SLG: 0.424										3	0	1	0	0	0	0											
32 Evan Carter, L (1,7) OBP: 0.414, SLG: 0.478										3	1	1	0	0	0	1											
Inning Stats	R: 0 E: 0 K: 10 S: 10	H: 1 LOB: 1 BB: 0 P: 11	R: 0 E: 0 K: 2 S: 11	H: 0 LOB: 0 BB: 0 P: 13	R: 0 E: 0 K: 1 S: 13	H: 1 LOB: 1 BB: 0 P: 20	R: 0 E: 0 K: 1 S: 12	H: 1 LOB: 1 BB: 0 P: 21	R: 1 E: 0 K: 0 S: 11	H: 2 LOB: 1 BB: 0 P: 14	R: 0 E: 0 K: 0 S: 8	H: 0 LOB: 0 BB: 0 P: 12	R: 0 E: 0 K: 1 S: 8	H: 0 LOB: 0 BB: 0 P: 11	R: 0 E: 0 K: 1 S: 5	H: 0 LOB: 0 BB: 0 P: 10	R: 0 E: 0 K: 1 S: 10	H: 1 LOB: 0 BB: 0 P: 11	1B: 4 2B: 2 3B: 0 HR: 0	SF: 0 SAC: 0 DP: 1 HBP: 0	WP: 0 PB: 0 SB: 0 CS: 0	PA: 32					
PITCHER	IP	WLS	BF	H	R	ER	SO	BB	IBB	HBP	BLK	WP	HR	S	P	ERA	WHIP										
61 Tanner Bibee, R (1,1) ERA: 2.98	5.1		21	5	1	1	4	0	0	0	0	0	0	59	81	1.69	0.938										
62 Eryel De Los Santos, R (6,1) ERA: 3.43	0.2		2	0	0	0	0	0	0	0	0	0	0	6	10	0.00	0.000										
31 Sam Hentges, L (7,1) ERA: 3.75	1.0		3	0	0	0	1	0	0	0	0	0	0	8	11	0.00	0.000										
40 Reynaldo López, R (8,1) ERA: 3.5	1.0	W	3	0	0	0	1	0	0	0	0	0	0	5	10	0.00	0.000										
48 Emmanuel Clase, R (9,1) ERA: 3.91	1.0	S	3	1	0	0	1	0	0	0	0	0	0	10	11	0.00	1.000										

AB	32
R	1
H	6
RBI	1
BB	0
SO	7
LOB	7



Batter	1	2	3	4	5	6	7	8	9	AB	R	H	RBI	BB	SO	LOB	BOTTOM										
38 Steven Kwan, L (1,7) OBP: 0.343, SLG: 0.374										4	0	2	1	1	0	0	Texas Rangers @ Cleveland Guardians Progressive Field, Cleveland, OH Sat Sep 16 2023, 6:11 PM - 8:47 PM EDT Att: 25,263 - Partly Cloudy - 69 F										
11 José Ramírez, S (1,5) OBP: 0.352, SLG: 0.482										5	0	2	0	0	1	6											
22 Josh Naylor, L (1,3) OBP: 0.353, SLG: 0.509										4	0	2	0	0	1	1											
56 Kole Calhoun, L (1,10) OBP: 0.312, SLG: 0.392										3	0	1	0	1	1	4											
0 Andrés Giménez, L (1,4) OBP: 0.310, SLG: 0.382										4	0	0	0	0	0	5											
17 Will Brennan, L (1,9) OBP: 0.299, SLG: 0.363										1	0	1	0	1	0	0											
10 Ramón Laureano, R (7,PH) OBP: 0.301, SLG: 0.381										3	1	1	0	0	0	0											
23 Bo Naylor, L (1,2) OBP: 0.325, SLG: 0.429										3	1	1	0	1	0	2											
7 Myles Straw, R (1,8) OBP: 0.292, SLG: 0.285										3	0	0	0	0	0	2											
8 José Tena, L (1,6) OBP: 0.281, SLG: 0.238										2	0	0	0	0	2	2											
2 Tyler Freeman, R (7,PH) OBP: 0.298, SLG: 0.333										2	0	1	1	0	0	0											
Inning Stats	R: 0 E: 0 K: 1 S: 12	H: 2 LOB: 2 BB: 0 P: 16	R: 0 E: 0 K: 2 S: 11	H: 2 LOB: 3 BB: 1 P: 27	R: 0 E: 0 K: 0 S: 9	H: 1 LOB: 2 BB: 1 P: 14	R: 0 E: 0 K: 1 S: 7	H: 0 LOB: 0 BB: 0 P: 9	R: 0 E: 0 K: 0 S: 12	H: 1 LOB: 1 BB: 1 P: 19	R: 0 E: 0 K: 0 S: 6	H: 0 LOB: 0 BB: 0 P: 9	R: 0 E: 0 K: 0 S: 11	H: 2 LOB: 2 BB: 0 P: 20	R: 2 E: 0 K: 0 S: 19	H: 3 LOB: 2 BB: 1 P: 32	R: 0 E: 0 K: 1 S: 10	H: 0 LOB: 0 BB: 0 P: 11	1B: 10 2B: 1 3B: 0 HR: 0	SF: 0 SAC: 0 DP: 1 HBP: 1	WP: 0 PB: 0 SB: 3 CS: 1	PA: 38					
PITCHER	IP	WLS	BF	H	R	ER	SO	BB	IBB	HBP	BLK	WP	HR	S	P	ERA	WHIP										
33 Dane Dunning, R (1,1) ERA: 3.78	5.0		23	6	0	0	0	3	0	0	0	0	0	51	85	0.00	1.800										
54 Martín Pérez, L (6,1) ERA: 4.65	1.2	H	7	2	0	0	0	0	0	0	0	0	0	14	23	0.00	1.200										
51 Will Smith, L (7,1) ERA: 4.0	0.2	L	4	1	2	2	0	1	0	0	0	0	0	11	21	27.00	3.000										
25 José Leclerc, R (8,1) ERA: 3.04	0.2	B	4	2	0	0	0	0	0	0	0	0	0	11	17	0.00	3.000										

AB	33
R	2
H	11
RBI	2
BB	4
SO	5
LOB	22



Batter	1	2	3	4	5	6	7	8	9	AB	R	H	RBI	BB	SO	LOB	TOP										
2 Marcus Semien, R OBP: 0.348, SLG: 0.465 20 Ezequiel Duran, R OBP: 0.323, SLG: 0.444	L7		F8		F9		1B		2B	4	0	1	0	0	0	1	Texas Rangers @ Cleveland Guardians Progressive Field, Cleveland, OH Sun Sep 17 2023, 1:43 PM - 4:07 PM EDT Att: 19,361 - Sunny - 71 F										
5 Corey Seager, L OBP: 0.374, SLG: 0.651 36 Jonathan Ornelas, R OBP: 0.250, SLG: 0.143	F7		K		L8		K		K	4	0	0	0	0	2	4											
30 Nathaniel Lowe, L OBP: 0.374, SLG: 0.433 55 Sam Huff, R OBP: 0.289, SLG: 0.512	K		BB		G4-3		G3-1			3	0	0	0	1	1	3											
18 Mitch Garver, R OBP: 0.371, SLG: 0.512	L6		K		F7				K	4	0	0	0	0	2	1											
4 Robbie Grossman, S OBP: 0.338, SLG: 0.405 16 Travis Jankowski, L OBP: 0.350, SLG: 0.332	K				F8		1B		L3	4	0	1	0	0	1	0											
3 Leody Taveras, S OBP: 0.310, SLG: 0.425	47 2B		K		1B		G4-3		F8	4	1	1	0	0	1	1											
47 Josh Smith, L OBP: 0.302, SLG: 0.314	2H 2B		G4-3				K		G4-3	4	0	1	1	0	1	0											
32 Evan Carter, L OBP: 0.455, SLG: 0.480	IBB		K		K		2 1B		20 2B	2	1	1	0	2	1	0											
11 Austin Hedges, R OBP: 0.237, SLG: 0.231	K				1B		2 1B		K	4	0	2	0	0	2	3											
Inning Stats	R: 0 H: 0 E: 0 K: 1 S: 9	H: 0 LOB: 0 BB: 0 P: 11	R: 1 H: 2 E: 0 K: 2 S: 13	H: 2 LOB: 2 BB: 1 P: 23	R: 0 H: 0 E: 0 K: 2 S: 12	H: 0 LOB: 1 BB: 1 P: 21	R: 0 H: 0 E: 0 K: 1 S: 7	H: 0 LOB: 0 BB: 0 P: 12	R: 0 H: 1 E: 0 K: 1 S: 11	H: 1 LOB: 1 BB: 0 P: 16	R: 0 H: 1 E: 0 K: 0 S: 10	H: 1 LOB: 3 BB: 0 P: 14	R: 0 H: 2 E: 0 K: 2 S: 15	H: 2 LOB: 3 BB: 1 P: 24	R: 0 H: 0 E: 0 K: 1 S: 9	H: 0 LOB: 0 BB: 0 P: 14		R: 1 H: 2 E: 0 K: 2 S: 16	H: 2 LOB: 1 BB: 0 P: 22	1B: 5 2B: 3 HR: 0	SF: 0 SAC: 0 DP: 0 HBP: 0	WP: 0 PB: 0 SB: 0 CS: 0	PA: 38				
PITCHER	IP	WLS	BF	H	R	ER	SO	BB	IBB	HBP	BLK	WP	HR	S	P	ERA	WHIP										
63 Gavin Williams, R ERA: 3.29	6.0	W	24	4	1	1	7	1	1	0	0	0	0	62	97	1.50	0.833										
55 Matt Moore, L ERA: 2.77	1.0		6	2	0	0	2	1	0	0	0	0	0	15	24	0.00	3.000										
44 Xzavion Curry, R ERA: 4.05	1.0		3	0	0	0	1	0	0	0	0	0	0	9	14	0.00	0.000										
52 Nick Sandlin, R ERA: 3.9	1.0		5	2	1	1	2	0	0	0	0	0	0	16	22	9.00	2.000										
Batter	1	2	3	4	5	6	7	8	9	AB	R	H	RBI	BB	SO	LOB	BOTTOM										
38 Steven Kwan, L OBP: 0.344, SLG: 0.375	2B		G4-3		10 HBP 0 2B 11 G1-3 1B		G4-3		K	5	1	2	1	0	1	0	Texas Rangers @ Cleveland Guardians Progressive Field, Cleveland, OH Sun Sep 17 2023, 1:43 PM - 4:07 PM EDT Att: 19,361 - Sunny - 71 F										
11 José Ramírez, S OBP: 0.352, SLG: 0.486	G4-3				HR		G4-3			4	1	1	2	0	0	2											
22 Josh Naylor, L OBP: 0.354, SLG: 0.507 12 David Fry, R OBP: 0.311, SLG: 0.400	F8				1B		G5-3			3	2	1	0	1	0	1											
10 Ramón Laureano, R OBP: 0.306, SLG: 0.387	F9				2B				17 FC6 1B	3	1	2	0	0	0	1											
0 Andrés Giménez, L OBP: 0.312, SLG: 0.385 8 José Tena, L OBP: 0.261, SLG: 0.238	G4-3				1B		P2			4	1	2	3	0	0	1											
2 Tyler Freeman, R OBP: 0.297, SLG: 0.331	F9				1B		P3			4	1	1	1	0	0	3											
17 Will Brennan, L OBP: 0.299, SLG: 0.362	L4				13 1B 38 1B 1B		FC6			4	1	1	0	0	0	1											
13 Gabriel Arias, R OBP: 0.282, SLG: 0.353	K		K		38 1B 11 G1-3 1B		G6-3		F9	4	1	1	2	0	1	0											
35 Cam Gallagher, R OBP: 0.164, SLG: 0.179	K		K		1-2 2H 3H		G5-3		L9	4	0	0	0	0	2	2											
Inning Stats	R: 0 H: 1 E: 0 K: 0 S: 10	H: 0 LOB: 0 BB: 0 P: 17	R: 0 H: 0 E: 0 K: 0 S: 6	H: 0 LOB: 0 BB: 0 P: 7	R: 0 H: 0 E: 0 K: 2 S: 8	H: 0 LOB: 0 BB: 0 P: 12	R: 9 H: 9 E: 0 K: 1 S: 34	H: 9 LOB: 2 BB: 1 P: 51	R: 0 H: 0 E: 0 K: 0 S: 5	H: 0 LOB: 0 BB: 0 P: 7	R: 0 H: 0 E: 0 K: 0 S: 6	H: 0 LOB: 0 BB: 0 P: 9	R: 0 H: 1 E: 0 K: 0 S: 7	H: 1 LOB: 1 BB: 0 P: 11	R: 0 H: 0 E: 0 K: 1 S: 11	H: 0 LOB: 0 BB: 0 P: 15		1B: 7 2B: 3 HR: 1	SF: 0 SAC: 0 DP: 0 HBP: 1	WP: 0 PB: 0 SB: 0 CS: 0	PA: 37						
PITCHER	IP	WLS	BF	H	R	ER	SO	BB	IBB	HBP	BLK	WP	HR	S	P	ERA	WHIP										
61 Cody Bradford, L ERA: 4.65	3.0	L	16	7	6	6	2	0	0	0	0	0	0	42	64	18.00	2.333										
72 Jonathan Hernández, R ERA: 6.49	3.0		15	4	3	3	1	0	1	1	0	0	0	28	41	9.00	1.333										
67 Jacob Latz, L ERA:	2.0		6	0	0	0	1	0	0	0	0	0	0	17	24	0.00	0.000										

Texas Rangers @ Cleveland Guardians
 Progressive Field, Cleveland, OH
 Sun Sep 17 2023, 1:43 PM - 4:07 PM EDT
 Att: 19,361 - Sunny - 71 F

AB 35
 R 2
 H 8
 RBI 2
 BB 3
 SO 12
 LOB 14



Texas Rangers @ Cleveland Guardians
 Progressive Field, Cleveland, OH
 Sun Sep 17 2023, 1:43 PM - 4:07 PM EDT
 Att: 19,361 - Sunny - 71 F

AB 35
 R 9
 H 11
 RBI 9
 BB 1
 SO 4
 LOB 11



Batter	1	2	3	4	5	6	7	8	9	AB	R	H	RBI	BB	SO	LOB	TOP			
17 Will Brennan, L (1, 7) OBP: 0.299, SLG: 0.358										4	0	1	0	0	0	1	Cleveland Guardians @ Kansas City Royals Kauffman Stadium, Kansas City, MO Wed Sep 20 2023, 1:12 PM - 3:51 PM CDT Att: 12,162 - Sunny - 79 F			
11 José Ramírez, S (1, 5) OBP: 0.392, SLG: 0.481										4	0	0	0	0	1	2				
22 Josh Naylor, L (1, 10) OBP: 0.351, SLG: 0.501										4	1	2	0	0	0	1				
56 Kole Calhoun, L (1, 3) OBP: 0.305, SLG: 0.384										4	0	0	0	0	2	3				
10 Ramón Laureano, R (1, 9) OBP: 0.302, SLG: 0.379										4	1	1	0	0	1	0				
0 Andrés Giménez, L (1, 4) OBP: 0.281, SLG: 0.391										4	0	1	1	0	1	0				
7 Myles Straw, R (1, 8) OBP: 0.289, SLG: 0.286										3	0	1	1	0	1	0				
8 José Tena, L (1, 6) OBP: 0.280, SLG: 0.304										2	0	1	0	0	1	1				
2 Tyler Freeman, R (7, PH) OBP: 0.299, SLG: 0.341										2	0	1	0	0	1	1				
35 Cam Gallagher, R (1, 2) OBP: 0.162, SLG: 0.176										2	0	0	0	0	1	1				
12 David Fry, R (7, PH) OBP: 0.306, SLG: 0.396										1	0	0	0	0	0	1				
Inning Stats	R: 0 H: 1 E: 0 K: 1 S: 8	H: 1 LOB: 1 BB: 0 P: 10	R: 0 H: 0 E: 0 K: 1 S: 7	H: 0 LOB: 0 BB: 0 P: 11	R: 0 H: 1 E: 0 K: 2 S: 10	H: 1 LOB: 1 BB: 0 P: 13	R: 2 H: 3 E: 0 K: 2 S: 20	H: 3 LOB: 1 BB: 0 P: 29	R: 0 H: 0 E: 0 K: 1 S: 12	H: 0 LOB: 0 BB: 0 P: 11	R: 0 H: 1 E: 0 K: 1 S: 11	H: 1 LOB: 1 BB: 0 P: 16	R: 0 H: 1 E: 0 K: 0 S: 8	H: 1 LOB: 1 BB: 0 P: 11	R: 0 H: 1 E: 0 K: 1 S: 11	H: 1 LOB: 1 BB: 0 P: 15	1B: 4 2B: 4 3B: 0 HR: 0	SF: 1 SAC: 0 DP: 0 HBP: 0	WP: 0 PB: 0 SB: 0 CS: 0	PA: 35
PITCHER	IP WLS BF H R ER SO BB IBB HBP BLK WP HR S P ERA WHIP																			
23 Zack Greinke, R (1, 1) ERA: 5.37	3.2		16	5	2	2	5	0	0	0	0	0	0	0	0	42	57	4.91	1.364	
61 Angel Zerpa, L (4, 1) ERA: 4.82	5.1	W	19	3	0	0	4	0	0	0	0	0	0	0	52	78	0.00	0.562		

Batter	1	2	3	4	5	6	7	8	9	AB	R	H	RBI	BB	SO	LOB	BOTTOM			
11 Maikel García, R (1, 5) OBP: 0.325, SLG: 0.367										5	1	1	0	0	3	5	Cleveland Guardians @ Kansas City Royals Kauffman Stadium, Kansas City, MO Wed Sep 20 2023, 1:12 PM - 3:51 PM CDT Att: 12,162 - Sunny - 79 F			
7 Bobby Witt Jr., R (1, 6) OBP: 0.320, SLG: 0.494										5	2	2	1	0	0	5				
1 MJ Meléndez, L (1, 10) OBP: 0.315, SLG: 0.396										2	1	0	0	3	0	2				
17 Nelson Velázquez, R (1, 9) OBP: 0.313, SLG: 0.622										5	1	1	3	0	2	4				
14 Edward Olivares, R (1, 7) OBP: 0.318, SLG: 0.444										4	0	1	1	0	1	1				
44 Dairon Blanco, R (8, 7) OBP: 0.299, SLG: 0.400										0	0	0	0	0	0	0				
19 Michael Massey, L (1, 4) OBP: 0.271, SLG: 0.376										4	0	1	0	0	1	3				
12 Nick Loftin, R (1, 3) ERA: 4.6										4	0	2	0	0	1	2				
32 Nick Pratto, L (8, 3) OBP: 0.309, SLG: 0.358										0	0	0	0	0	0	0				
6 Drew Waters, S (1, 8) OBP: 0.309, SLG: 0.392										3	1	2	0	1	0	2				
88 Logan Porter, R (1, 2) OBP: 0.333, SLG: 0.500										3	0	0	0	1	1	3				
Inning Stats	R: 3 E: 2 K: 1 S: 12	H: 2 LOB: 0 BB: 0 P: 17	R: 0 H: 2 E: 0 K: 2 S: 13	H: 2 LOB: 2 BB: 0 P: 20	R: 0 H: 1 E: 0 K: 1 S: 17	H: 1 LOB: 2 BB: 1 P: 25	R: 1 H: 2 E: 0 K: 0 S: 6	H: 2 LOB: 0 BB: 0 P: 9	R: 0 H: 0 E: 0 K: 1 S: 12	H: 0 LOB: 1 BB: 1 P: 22	R: 0 H: 0 E: 0 K: 2 S: 15	H: 0 LOB: 2 BB: 2 P: 25	R: 1 H: 2 E: 1 K: 0 S: 19	H: 2 LOB: 2 BB: 1 P: 29	R: 1 H: 1 E: 1 K: 2 S: 11	H: 1 LOB: 1 BB: 0 P: 14	1B: 7 2B: 2 3B: 0 HR: 1	SF: 0 SAC: 0 DP: 0 HBP: 0	WP: 2 PB: 0 SB: 3 CS: 1	PA: 41
PITCHER	IP WLS BF H R ER SO BB IBB HBP BLK WP HR S P ERA WHIP																			
27 Lucas Giolito, R (1, 1) ERA: 4.6	5.1	L	26	7	4	3	6	3	0	0	0	0	0	0	1	66	105	5.06	1.875	
99 James Karinchak, R (6, 1) ERA: 3.28	0.2		3	0	0	0	1	1	0	0	0	0	0	0	9	13	0.00	1.500		
58 Michael Kelly, R (7, 1) ERA: 4.3	1.0		6	2	1	1	0	1	0	0	0	0	0	1	19	29	9.00	3.000		
62 Enyel De Los Santos, R (8, 1) ERA: 3.36	1.0		5	1	1	0	2	0	0	0	0	0	0	0	11	14	0.00	1.000		

AB	34
R	2
H	8
RBI	2
BB	0
SO	9
LOB	11



Batter	1	2	3	4	5	6	7	8	9	AB	R	H	RBI	BB	SO	LOB	TOP								
2 Gunnar Henderson, L OBP: 0.327, SLG: 0.496	G3		F FF 95 4-1 B FF 96 1-2 C SL 84 1-1 X FF 94 1-1			B SL 87 1-2 C SL 91 1-2 F FF 96 1-2 X SL 88 1-2		F FF 94 1-3 B FF 95 1-3 C SL 84 1-3 X FF 94 1-3	L7	4	0	0	0	1	1	3									
35 Adley Rutschman, S OBP: 0.368, SLG: 0.430	G6-3		B SL 84 1-1 C SL 84 1-1 X FF 93 1-1			B FF 96 2-2 C SL 84 2-2 X FF 93 2-2		B SL 86 2-0 C SL 84 2-0 X FF 94 2-0		4	1	3	0	0	0	0									
25 Anthony Santander, S OBP: 0.323, SLG: 0.472	P2		D SL 85 1-2 C FF 94 1-2 B FF 94 1-2 X FF 94 1-2			C CU 90 1-3 C FF 96 1-3 B FF 96 1-3 X FF 96 1-3		F FF 95 2-2 B FF 95 2-2 C SL 84 2-2 X FF 94 2-2	G6-3	4	0	0	1	0	1	6									
32 Ryan O'Hearn, L OBP: 0.337, SLG: 0.516		P6			X FF 90 0-0			B FF 97 3-1 C SL 84 3-1 X FF 94 3-1		4	0	1	1	0	0	1									
31 Cedric Mullins, L OBP: 0.315, SLG: 0.435								B FF 97 3-1 C SL 84 3-1 X FF 94 3-1		4	0	0	0	0	2	2									
21 Austin Hays, R OBP: 0.327, SLG: 0.455								B FF 97 3-1 C SL 84 3-1 X FF 94 3-1		3	0	0	0	1	2	0									
34 Aaron Hicks, S OBP: 0.355, SLG: 0.400								B FF 97 3-1 C SL 84 3-1 X FF 94 3-1		4	0	2	0	0	0	0									
12 Adam Frazier, L OBP: 0.302, SLG: 0.402								B FF 97 3-1 C SL 84 3-1 X FF 94 3-1		4	0	0	0	0	2	3									
11 Jordan Westburg, R OBP: 0.317, SLG: 0.413								B FF 97 3-1 C SL 84 3-1 X FF 94 3-1		1	0	0	0	1	1	0									
13 Heston Kjerstad, L OBP: 0.278, SLG: 0.611								B FF 97 3-1 C SL 84 3-1 X FF 94 3-1		1	0	1	0	0	0	0									
29 Ramón Urias, R OBP: 0.331, SLG: 0.374								B FF 97 3-1 C SL 84 3-1 X FF 94 3-1		1	1	0	0	0	1	2									
Inning Stats	R: 0 E: 0 K: 0 S: 7	H: 0 LOB: 0 BB: 0 P: 9	R: 0 E: 0 K: 1 S: 7	H: 0 LOB: 0 BB: 0 P: 11	R: 0 E: 0 K: 0 S: 22	H: 1 LOB: 3 BB: 2 P: 36	R: 0 E: 0 K: 2 S: 7	H: 0 LOB: 0 BB: 0 P: 10	R: 0 E: 0 K: 1 S: 9	H: 0 LOB: 0 BB: 0 P: 13	R: 0 E: 0 K: 1 S: 12	H: 1 LOB: 1 BB: 0 P: 16	R: 0 E: 0 K: 2 S: 16	H: 1 LOB: 1 BB: 0 P: 22	R: 2 E: 0 K: 1 S: 12	H: 3 LOB: 2 BB: 0 P: 20	R: 0 E: 0 K: 2 S: 19	H: 1 LOB: 2 BB: 1 P: 29	1B: 4 2B: 3 3B: 0 HR: 0	SF: 0 SAC: 0 DP: 0 HBP: 0	WP: 0 PB: 0 SB: 0 CS: 0	PA: 37			
PITCHER	IP	WLS	BF	H	R	ER	SO	BB	IBB	HBP	BLK	WP	HR	S	P	ERA	WHIP								
Hunter Gaddis, R ERA: 4.5	3.0		12	1	0	0	1	2	0	0	0	0	0	36	56	0.00	1.000								
49 Eli Morgan, L ERA: 3.54	2.0		6	0	0	0	3	0	0	0	0	0	0	16	23	0.00	0.000								
31 Sam Hentges, R ERA: 3.6	1.0	H	4	1	0	0	1	0	0	0	0	0	0	12	16	0.00	1.000								
40 Reynaldo López, R ERA: 3.43	1.0	H	4	1	0	0	2	0	0	0	0	0	0	16	22	0.00	1.000								
37 Trevor Stephan, R ERA: 3.97	1.0	W	6	3	2	2	1	0	0	0	0	0	0	12	20	18.00	3.000								

Baltimore Orioles @ Cleveland Guardians
Progressive Field, Cleveland, OH
Thu Sep 21 2023, 7:15 PM - 10:26 PM EDT
Att: 25,226 - Clear - 73 F

AB	34
R	2
H	7
RBI	2
BB	3
SO	10
LOB	17



Batter	1	2	3	4	5	6	7	8	9	AB	R	H	RBI	BB	SO	LOB	BOTTOM								
38 Steven Kwan, L OBP: 0.348, SLG: 0.379	G4-3		C CU 81 0-2 X CH 84 0-2			F CH 83 1-2 B FF 95 1-2 C SL 84 1-2 X FF 96 1-2		C KC 82 0-1 X CH 89 0-1		4	1	1	0	1	0	1									
11 José Ramírez, S OBP: 0.354, SLG: 0.481			B FF 96 4-2 C SL 84 4-2 X FF 96 4-2			C CU 82 0-1 X FF 96 0-1		C FF 96 0-1 X KC 82 0-1		4	0	2	1	1	0	4									
22 Josh Naylor, L OBP: 0.352, SLG: 0.500			B FF 96 4-2 C SL 84 4-2 X FF 96 4-2			D CH 83 1-2 C SL 84 1-2 X FF 96 1-2		F FF 96 1-1 C SL 84 1-1 X FF 96 1-1		1	1	0	1	1	1	1									
56 Kole Calhoun, L OBP: 0.299, SLG: 0.376			B FF 96 4-2 C SL 84 4-2 X FF 96 4-2			D CH 83 1-2 C SL 84 1-2 X FF 96 1-2		F FF 96 1-1 C SL 84 1-1 X FF 96 1-1		3	0	0	0	0	1	4									
2 Tyler Freeman, R OBP: 0.304, SLG: 0.341			B FF 96 4-2 C SL 84 4-2 X FF 96 4-2			D CH 83 1-2 C SL 84 1-2 X FF 96 1-2		F FF 96 1-1 C SL 84 1-1 X FF 96 1-1		0	0	0	0	0	1	0									
0 Andrés Giménez, L OBP: 0.316, SLG: 0.391			B FF 96 4-2 C SL 84 4-2 X FF 96 4-2			D CH 83 1-2 C SL 84 1-2 X FF 96 1-2		F FF 96 1-1 C SL 84 1-1 X FF 96 1-1		4	1	2	0	0	1	0									
10 Ramón Laureano, R OBP: 0.304, SLG: 0.379			B FF 96 4-2 C SL 84 4-2 X FF 96 4-2			D CH 83 1-2 C SL 84 1-2 X FF 96 1-2		F FF 96 1-1 C SL 84 1-1 X FF 96 1-1		3	1	1	1	1	1	0									
17 Will Brennan, L ERA: 4.49			B FF 96 4-2 C SL 84 4-2 X FF 96 4-2			D CH 83 1-2 C SL 84 1-2 X FF 96 1-2		F FF 96 1-1 C SL 84 1-1 X FF 96 1-1		4	0	0	0	0	3	5									
7 Myles Straw, R OBP: 0.289, SLG: 0.286			B FF 96 4-2 C SL 84 4-2 X FF 96 4-2			D CH 83 1-2 C SL 84 1-2 X FF 96 1-2		F FF 96 1-1 C SL 84 1-1 X FF 96 1-1		0	0	0	0	0	0	0									
23 Bo Naylor, L OBP: 0.340, SLG: 0.449			B FF 96 4-2 C SL 84 4-2 X FF 96 4-2			D CH 83 1-2 C SL 84 1-2 X FF 96 1-2		F FF 96 1-1 C SL 84 1-1 X FF 96 1-1		3	1	1	1	1	0	2									
13 Gabriel Arias, R OBP: 0.280, SLG: 0.362			B FF 96 4-2 C SL 84 4-2 X FF 96 4-2			D CH 83 1-2 C SL 84 1-2 X FF 96 1-2		F FF 96 1-1 C SL 84 1-1 X FF 96 1-1		4	0	1	1	0	1	3									
Inning Stats	R: 0 E: 0 K: 1 S: 14	H: 0 LOB: 1 BB: 1 P: 19	R: 0 E: 0 K: 1 S: 17	H: 2 LOB: 1 BB: 0 P: 21	R: 0 E: 0 K: 0 S: 14	H: 1 LOB: 2 BB: 1 P: 22	R: 0 E: 0 K: 3 S: 11	H: 0 LOB: 0 BB: 0 P: 13	R: 2 E: 0 K: 2 S: 17	H: 2 LOB: 1 BB: 1 P: 24	R: 0 E: 0 K: 1 S: 9	H: 0 LOB: 0 BB: 0 P: 13	R: 0 E: 0 K: 0 S: 8	H: 1 LOB: 1 BB: 0 P: 9	R: 3 E: 0 K: 0 S: 23	H: 2 LOB: 3 BB: 3 P: 42	1B: 8 2B: 0 3B: 0 HR: 0	SF: 1 SAC: 0 DP: 1 HBP: 1	WP: 0 PB: 0 SB: 2 CS: 0	PA: 38					
PITCHER	IP	WLS	BF	H	R	ER	SO	BB	IBB	HBP	BLK	WP	HR	S	P	ERA	WHIP								
30 Grayson Rodriguez, R ERA: 4.49	5.0		22	5	2	2	7	3	0	0	0	0	0	73	99	3.60	1.600								
24 DL Hall, L ERA: 4.2	1.1		4	0	0	0	1	0	0	0	0	0	0	12	17	0.00	0.000								
73 Jorge López, R ERA: 4.23	0.2		3	1	0	0	0	0	0	0	0	0	0	5	5	0.00	1.500								
58 Clonel Pérez, L ERA: 3.68	0.0	L	3	1	3	3	0	1	0	1	0	0	0	6	14	=	=								
66 Jacob Webb, R ERA: 3.68	0.2		5	1	0	0	0	2	0	0	0	0	0	16	26	0.00	4.500								

Baltimore Orioles @ Cleveland Guardians
Progressive Field, Cleveland, OH
Thu Sep 21 2023, 7:15 PM - 10:26 PM EDT
Att: 25,226 - Clear - 73 F

AB	30
R	5
H	8
RBI	5
BB	6
SO	8
LOB	20



Batter	1	2	3	4	5	6	7	8	9	AB	R	H	RBI	BB	SO	LOB	TOP					
2 Gunnar Henderson, L OBP: 0.329, SLG: 0.496										4	1	1	0	1	2	2	<p>Baltimore Orioles @ Cleveland Guardians Progressive Field, Cleveland, OH Sat Sep 23 2023, 6:12 PM - 8:34 PM EDT Att: 28,271 - Clear - 70 F</p>					
35 Adley Rutschman, S OBP: 0.369, SLG: 0.429										4	0	2	0	1	1	0						
25 Anthony Santander, S OBP: 0.339, SLG: 0.479										5	0	3	2	0	1	2						
21 Austin Hays, R OBP: 0.329, SLG: 0.452										0	0	0	0	0	0	0						
32 Ryan O'Hearn, L OBP: 0.336, SLG: 0.506										5	0	0	0	0	2	5						
31 Cedric Mullins, L OBP: 0.313, SLG: 0.429										4	0	0	0	1	2	2						
34 Aaron Hicks, S OBP: 0.358, SLG: 0.398										2	0	0	0	2	0	2						
29 Ramón Urias, R OBP: 0.332, SLG: 0.380										4	0	1	0	0	1	4						
12 Adam Frazier, L OBP: 0.298, SLG: 0.397										4	0	0	0	0	1	1						
27 James McCann, R OBP: 0.273, SLG: 0.395										4	1	2	0	0	1	0						
Inning Stats	R: 1 E: 0 K: 1 S: 16	H: 2 LOB: 2 BB: 1 P: 26	R: 0 E: 0 K: 1 S: 8	H: 1 LOB: 1 BB: 0 P: 10	R: 0 E: 0 K: 0 S: 18	H: 1 LOB: 3 BB: 2 P: 34	R: 0 E: 0 K: 2 S: 12	H: 1 LOB: 1 BB: 1 P: 23	R: 0 E: 0 K: 0 S: 14	H: 0 LOB: 1 BB: 1 P: 14	R: 1 E: 0 K: 2 S: 14	H: 3 LOB: 2 BB: 0 P: 20	R: 0 E: 0 K: 1 S: 10	H: 1 LOB: 1 BB: 0 P: 17	R: 0 E: 0 K: 3 S: 9	H: 0 LOB: 0 BB: 0 P: 13	R: 0 E: 0 K: 1 S: 5	H: 0 LOB: 0 BB: 0 P: 7	1B: 8 2B: 1 3B: 0 HR: 0	SF: 0 SAC: 0 DP: 0 HBP: 0	WP: 0 PB: 0 SB: 2 CS: 0	PA: 41
PITCHER	IP WLS BF H R ER SO BB IBB HBP BLK WP HR S P ERA WHIP	4.0 L 21 5 1 1 4 4 0 0 0 0 0 54 93 2.25 2.250	3.0 L 14 4 1 1 3 1 0 0 0 0 0 30 51 3.00 1.667	2.0 L 6 0 0 0 4 0 0 0 0 0 14 20 0.00 0.000																		

Baltimore Orioles @ Cleveland Guardians
Progressive Field, Cleveland, OH
Sat Sep 23 2023, 6:12 PM - 8:34 PM EDT
Att: 28,271 - Clear - 70 F

AB 36
R 2
H 9
RBI 2
BB 5
SO 11
LOB 18

Batter	1	2	3	4	5	6	7	8	9	AB	R	H	RBI	BB	SO	LOB	BOTTOM					
38 Steven Kwan, L OBP: 0.346, SLG: 0.378										4	0	0	0	0	1	1	<p>Baltimore Orioles @ Cleveland Guardians Progressive Field, Cleveland, OH Sat Sep 23 2023, 6:12 PM - 8:34 PM EDT Att: 28,271 - Clear - 70 F</p>					
11 José Ramírez, S OBP: 0.392, SLG: 0.477										4	0	0	0	0	0	0						
22 Josh Naylor, L OBP: 0.354, SLG: 0.497										4	0	0	0	0	0	0						
10 Ramón Laureano, R OBP: 0.301, SLG: 0.375										3	0	0	0	0	1	0						
0 Andrés Giménez, L OBP: 0.317, SLG: 0.399										3	1	1	1	0	0	0						
2 Tyler Freeman, R OBP: 0.298, SLG: 0.333										3	0	0	0	0	1	0						
13 Gabriel Arias, R OBP: 0.277, SLG: 0.355										1	0	0	0	0	1	0						
8 José Tena, L OBP: 0.269, SLG: 0.292										1	0	0	0	0	0	0						
7 Myles Straw, R OBP: 0.290, SLG: 0.285										1	0	0	0	1	0	1						
17 Willi Brennan, L OBP: 0.299, SLG: 0.358										1	0	0	0	0	0	0						
35 Cam Gallagher, R OBP: 0.160, SLG: 0.174										2	0	0	0	0	1	0						
56 Kole Calhoun, L OBP: 0.299, SLG: 0.379										1	0	0	0	0	0	0						
12 David Fry, R OBP: 0.308, SLG: 0.404										0	0	0	0	0	0	0						
Inning Stats	R: 0 E: 0 K: 0 S: 5	H: 0 LOB: 0 BB: 0 P: 5	R: 0 E: 0 K: 1 S: 9	H: 0 LOB: 0 BB: 0 P: 14	R: 0 E: 0 K: 2 S: 10	H: 0 LOB: 1 BB: 1 P: 18	R: 0 E: 0 K: 1 S: 8	H: 0 LOB: 0 BB: 0 P: 11	R: 0 E: 0 K: 0 S: 13	H: 0 LOB: 1 BB: 0 P: 17	R: 0 E: 0 K: 0 S: 11	H: 0 LOB: 0 BB: 0 P: 17	R: 1 E: 0 K: 0 S: 6	H: 1 LOB: 0 BB: 0 P: 8	R: 0 E: 0 K: 1 S: 7	H: 0 LOB: 0 BB: 0 P: 12	R: 0 E: 0 K: 0 S: 10	H: 0 LOB: 0 BB: 0 P: 13	1B: 0 2B: 0 3B: 0 HR: 1	SF: 0 SAC: 0 DP: 0 HBP: 1	WP: 0 PB: 0 SB: 0 CS: 0	PA: 30
PITCHER	IP WLS BF H R ER SO BB IBB HBP BLK WP HR S P ERA WHIP	7.1 W 25 1 1 1 4 1 0 1 0 0 1 65 96 1.23 0.273	0.2 H 2 0 0 0 1 0 0 0 0 0 4 6 0.00 0.000	1.0 S 3 0 0 0 0 0 0 0 0 0 10 13 0.00 0.000																		

Baltimore Orioles @ Cleveland Guardians
Progressive Field, Cleveland, OH
Sat Sep 23 2023, 6:12 PM - 8:34 PM EDT
Att: 28,271 - Clear - 70 F

AB 28
R 1
H 1
RBI 1
BB 1
SO 5
LOB 3

Batter	1	2	3	4	5	6	7	8	9	AB	R	H	RBI	BB	SO	LOB	TOP								
6 Jonathan India, R OBP: 0.333, SLG: 0.396										4	0	0	0	1	1	1									
29 TJ Friedl, L OBP: 0.353, SLG: 0.471										4	2	1	1	1	1	2	2								
7 Spencer Steer, R OBP: 0.356, SLG: 0.457										5	1	1	1	0	2	2									
33 Christian Encarnacion-Strand OBP: 0.332, SLG: 0.485										5	2	1	2	0	3	0									
43 Alexis Diaz, R										0	0	0	0	0	0	0									
19 Joey Votto, L OBP: 0.315, SLG: 0.435										2	1	0	0	3	1	0									
17 Stuart Fairchild, R OBP: 0.330, SLG: 0.379										0	0	0	0	0	0	0									
16 Noelvi Marte, R OBP: 0.352, SLG: 0.375										4	1	1	0	1	2	2									
44 Ely De La Cruz, S OBP: 0.299, SLG: 0.409										5	3	3	4	0	1	2									
30 Will Benson, L OBP: 0.358, SLG: 0.489										3	0	0	0	2	1	5									
22 Luke Maile, R OBP: 0.318, SLG: 0.405										4	1	3	3	0	0	1									
Inning Stats	R: 0 E: 0 K: 2 S: 10	H: 0 LOB: 0 BB: 0 P: 19	R: 0 E: 0 K: 2 S: 12	H: 0 LOB: 2 BB: 2 P: 23	R: 4 E: 0 K: 1 S: 20	H: 3 LOB: 0 BB: 1 P: 34	R: 1 E: 0 K: 1 S: 13	H: 1 LOB: 2 BB: 2 P: 31	R: 3 E: 1 K: 3 S: 20	H: 2 LOB: 1 BB: 1 P: 33	R: 1 E: 0 K: 3 S: 11	H: 1 LOB: 0 BB: 0 P: 17	R: 0 E: 0 K: 0 S: 5	H: 1 LOB: 2 BB: 1 P: 14	R: 0 E: 0 K: 1 S: 10	H: 0 LOB: 0 BB: 0 P: 15	R: 2 E: 0 K: 1 S: 16	H: 2 LOB: 1 BB: 1 P: 25	1B: 4 2B: 0 3B: 1 HR: 5	SF: 0 SAC: 0 DP: 0 HBP: 0	WP: 1 PB: 0 SB: 4 CS: 1	PA: 44			
PITCHER	IP	WLS	BF	H	R	ER	SO	BB	IBB	HBP	BLK	WP	HR	S	P	ERA	WHIP								
27 Lucas Giolito, R ERA: 4.77	3.1		19	4	5	5	5	5	0	0	0	1	3	50	98	13.50	2.700								
49 Eli Morgan, R ERA: 3.5	1.0	5	0	2	1	2	1	0	0	0	0	0	0	14	26	9.00	1.000								
99 James Karinchak, R ERA: 3.29	0.2	L	4	2	1	0	1	0	0	0	0	0	0	11	16	0.00	3.000								
52 Nick Sandlin, R ERA: 3.86	1.0		4	1	1	1	3	0	0	0	0	0	1	11	17	9.00	1.000								
44 Xzavion Curry, R ERA: 4.04	3.0		12	3	2	2	2	2	0	0	0	0	1	31	54	6.00	1.667								

Cincinnati Reds @ Cleveland Guardians
Progressive Field, Cleveland, OH
Tue Sep 26 2023, 6:12 PM - 9:21 PM EDT
Att: 29,189 - Cloudy - 68 F

AB 36
R 11
H 10
RBI 11
BB 8
SO 13
LOB 15

Batter	1	2	3	4	5	6	7	8	9	AB	R	H	RBI	BB	SO	LOB	BOTTOM								
38 Steven Kwan, L OBP: 0.342, SLG: 0.373										5	0	0	0	0	0	4									
11 José Ramírez, S OBP: 0.355, SLG: 0.479										4	1	1	0	1	1	1									
22 Josh Naylor, L OBP: 0.349, SLG: 0.489										5	0	1	1	0	0	2									
56 Kole Calhoun, L OBP: 0.288, SLG: 0.386										4	1	1	2	0	1	3									
0 Andrés Giménez, L OBP: 0.317, SLG: 0.403										4	2	2	1	0	2	3									
8 José Tena, L OBP: 0.250, SLG: 0.269										0	0	0	0	0	0	0									
13 Gabriel Arias, R OBP: 0.275, SLG: 0.352										2	0	0	0	0	2	1									
2 Tyler Freeman, R OBP: 0.292, SLG: 0.326										2	0	0	0	0	1	0									
17 Will Brennan, L OBP: 0.296, SLG: 0.354										4	1	1	0	0	0	0									
23 Bo Naylor, L OBP: 0.344, SLG: 0.460										3	2	1	3	1	0	0									
7 Myles Straw, R OBP: 0.293, SLG: 0.290										3	0	2	0	1	0	0									
Inning Stats	R: 0 E: 0 K: 1 S: 8	H: 4 LOB: 1 BB: 0 P: 12	R: 3 E: 0 K: 1 S: 19	H: 4 LOB: 0 BB: 0 P: 30	R: 3 E: 0 K: 1 S: 15	H: 3 LOB: 0 BB: 0 P: 18	R: 1 E: 0 K: 1 S: 16	H: 2 LOB: 3 BB: 2 P: 25	R: 0 E: 0 K: 0 S: 5	H: 0 LOB: 0 BB: 0 P: 8	R: 0 E: 0 K: 0 S: 4	H: 0 LOB: 0 BB: 0 P: 7	R: 0 E: 0 K: 2 S: 10	H: 0 LOB: 0 BB: 0 P: 13	R: 0 E: 0 K: 1 S: 5	H: 0 LOB: 0 BB: 0 P: 6	R: 0 E: 0 K: 0 S: 11	H: 0 LOB: 1 BB: 1 P: 17	1B: 5 2B: 1 3B: 0 HR: 3	SF: 0 SAC: 0 DP: 0 HBP: 0	WP: 0 PB: 0 SB: 1 CS: 0	PA: 39			
PITCHER	IP	WLS	BF	H	R	ER	SO	BB	IBB	HBP	BLK	WP	HR	S	P	ERA	WHIP								
21 Hunter Greene, R ERA: 4.71	3.0		18	8	7	7	3	1	0	0	0	0	3	48	70	21.00	3.000								
50 Sam Moll, L ERA: 3.08	2.0	W	8	1	0	0	1	0	1	0	0	0	0	15	23	0.00	0.500								
63 Fernando Cruz, R ERA: 4.29	2.0	H	6	0	0	0	2	0	0	0	0	0	0	14	20	0.00	0.000								
39 Lucas Sims, R ERA: 3.17	1.0	H	3	0	0	0	1	0	0	0	0	0	0	5	6	0.00	0.000								
43 Alexis Díaz, R ERA: 2.94	1.0		4	0	0	0	0	1	0	0	0	0	0	11	17	0.00	1.000								

Cincinnati Reds @ Cleveland Guardians
Progressive Field, Cleveland, OH
Tue Sep 26 2023, 6:12 PM - 9:21 PM EDT
Att: 29,189 - Cloudy - 68 F

AB 36
R 7
H 9
RBI 7
BB 3
SO 7
LOB 14

Batter	1	2	3	4	5	6	7	8	9	AB	R	H	RBI	BB	SO	LOB	TOP								
6 Jonathan India, R OBP: 0.334, SLG: 0.401										4	2	2	1	0	1	0	Cincinnati Reds @ Cleveland Guardians Progressive Field, Cleveland, OH Wed Sep 27 2023, 6:13 PM - 8:39 PM EDT Att: 28,915 - Cloudy - 71 F								
29 TJ Friedl, L OBP: 0.353, SLG: 0.469										4	0	1	1	0	1	1									
7 Spencer Steer, R OBP: 0.355, SLG: 0.455										4	0	1	1	0	2	1									
33 Christian Encarnacion-Strain OBP: 0.326, SLG: 0.476										4	0	0	0	0	3	2									
37 Tyler Stephenson, R OBP: 0.321, SLG: 0.376										0	0	0	0	0	0	0									
27 Jake Fraley, L OBP: 0.339, SLG: 0.443										4	0	0	0	0	0	0									
16 Noelvi Marte, R OBP: 0.348, SLG: 0.370										4	0	1	0	0	1	0									
44 Ely De La Cruz, S OBP: 0.301, SLG: 0.408										3	0	1	0	1	0	0									
30 Will Benson, L OBP: 0.357, SLG: 0.487										3	0	1	0	0	1	1									
22 Luke Maile, R OBP: 0.314, SLG: 0.400										2	0	0	0	0	0	0									
23 Nick Martini, L OBP: 0.309, SLG: 0.492										1	1	1	0	0	0	0									
Inning Stats	R: 0 E: 0 K: 1 S: 13	H: 1 LOB: 1 BB: 0 P: 16	R: 0 E: 0 K: 0 S: 4	H: 0 LOB: 0 BB: 0 P: 7	R: 0 E: 0 K: 1 S: 5	H: 0 LOB: 0 BB: 0 P: 10	R: 0 E: 0 K: 3 S: 9	H: 0 LOB: 0 BB: 0 P: 14	R: 0 E: 0 K: 0 S: 9	H: 2 LOB: 2 BB: 0 P: 13	R: 1 E: 0 K: 2 S: 17	H: 2 LOB: 1 BB: 0 P: 22	R: 0 E: 0 K: 1 S: 13	H: 0 LOB: 1 BB: 1 P: 21	R: 2 E: 0 K: 1 S: 9	H: 2 LOB: 0 BB: 0 P: 15	R: 0 E: 0 K: 0 S: 5	H: 1 LOB: 0 BB: 0 P: 7	1B: 5 2B: 3 3B: 0 HR: 0	SF: 0 SAC: 0 DP: 0 HBP: 0	WP: 0 PB: 0 SB: 3 CS: 0	PA: 34			
PITCHER	IP	WLS	BF	H	R	ER	SO	BB	IBB	HBP	BLK	WP	HR	S	P	ERA	WHIP								
57 Shane Bieber, R ERA: 3.8	6.0	W	22	5	1	1	7	0	0	0	0	0	0	57	82	1.50	0.833								
40 Reynaldo López, R ERA: 3.32	1.0	H	4	0	0	0	1	1	0	0	0	0	0	13	21	0.00	1.000								
37 Trevor Stephan, R ERA: 4.12	1.0	H	5	2	2	2	1	0	0	0	0	0	0	9	15	18.00	2.000								
48 Emmanuel Clase, R ERA: 3.14	1.0	S	3	1	0	0	0	0	0	0	0	0	0	5	7	0.00	1.000								

Batter	1	2	3	4	5	6	7	8	9	AB	R	H	RBI	BB	SO	LOB	BOTTOM								
38 Steven Kwan, L OBP: 0.341, SLG: 0.372										4	1	1	0	0	1	0	Cincinnati Reds @ Cleveland Guardians Progressive Field, Cleveland, OH Wed Sep 27 2023, 6:13 PM - 8:39 PM EDT Att: 28,915 - Cloudy - 71 F								
11 José Ramírez, S OBP: 0.356, SLG: 0.479										4	0	2	0	0	1	1									
22 Josh Naylor, L OBP: 0.351, SLG: 0.488										3	0	1	1	1	0	1									
10 Ramón Laureano, R OBP: 0.302, SLG: 0.376										4	1	1	0	0	3	2									
2 Tyler Freeman, R OBP: 0.293, SLG: 0.326										3	1	1	1	0	0	0									
6 Brayan Rocchio, S OBP: 0.288, SLG: 0.309										2	1	1	1	1	0	0									
7 Myles Straw, R OBP: 0.296, SLG: 0.292										3	0	2	0	0	1	0									
8 José Tena, L OBP: 0.290, SLG: 0.310										3	0	2	1	0	1	0									
35 Cam Gallagher, R OBP: 0.156, SLG: 0.170										3	0	0	0	0	1	4									
Inning Stats	R: 0 E: 0 K: 0 S: 4	H: 1 LOB: 0 BB: 0 P: 8	R: 2 E: 0 K: 1 S: 18	H: 5 LOB: 1 BB: 0 P: 27	R: 1 E: 0 K: 1 S: 13	H: 2 LOB: 0 BB: 0 P: 17	R: 1 E: 0 K: 0 S: 10	H: 2 LOB: 1 BB: 1 P: 17	R: 0 E: 0 K: 2 S: 11	H: 0 LOB: 0 BB: 0 P: 14	R: 0 E: 0 K: 1 S: 11	H: 0 LOB: 0 BB: 0 P: 14	R: 0 E: 0 K: 2 S: 9	H: 0 LOB: 0 BB: 0 P: 14	R: 0 E: 0 K: 1 S: 13	H: 1 LOB: 1 BB: 1 P: 20	1B: 10 2B: 1 3B: 0 HR: 0	SF: 0 SAC: 0 DP: 2 HBP: 0	WP: 1 PB: 0 SB: 2 CS: 3	PA: 32					
PITCHER	IP	WLS	BF	H	R	ER	SO	BB	IBB	HBP	BLK	WP	HR	S	P	ERA	WHIP								
41 Andrew Abbott, L ERA: 3.87	1.1	L	12	8	3	3	1	0	0	0	0	0	0	30	45	11.57	3.429								
77 Daniel Duarte, R ERA: 3.69	1.2		6	2	1	1	1	1	0	0	0	0	0	15	24	5.40	1.800								
48 Alex Young, L ERA: 3.96	1.0		3	0	0	0	2	0	0	0	0	0	0	11	17	0.00	0.000								
46 Buck Farmer, R ERA: 4.01	1.0		3	0	0	0	1	0	0	0	0	0	0	11	14	0.00	0.000								
59 Ben Lively, R ERA: 5.44	1.0		3	0	0	0	2	0	0	0	0	0	0	9	14	0.00	0.000								
79 Ian Gibaut, R ERA: 3.0	1.0		4	1	0	0	1	1	0	0	0	0	0	13	20	0.00	2.000								

AB	33
R	3
H	8
RBI	3
BB	1
SO	9
LOB	5



AB	29
R	4
H	11
RBI	4
BB	2
SO	8
LOB	8



Batter	1	2	3	4	5	6	7	8	9	AB	R	H	RBI	BB	SO	LOB	TOP					
38 Steven Kwan, L (1, 7) OBP: 0.343, SLG: 0.375	L8		G4-3			22 1B		BB		4	0	2	0	1	0	1	Cleveland Guardians @ Detroit Tigers Comerica Park, Detroit, MI Fri Sep 29 2023, 6:41 PM - 9:29 PM EDT Att: 30,053 - Cloudy - 69 F					
11 José Ramírez, S (1, 10) OBP: 0.355, SLG: 0.476	K		G6-3			L6		K		4	0	0	0	1	2	3						
22 Josh Naylor, L (1, 3) OBP: 0.349, SLG: 0.484	G4-3		G3			10 G6-4-3 1B		G4-3		5	0	1	0	0	1	4						
10 Ramón Laureano, R (1, 9) OBP: 0.308, SLG: 0.376			2 6 2B			0 1B		0 CS		2	2	1	0	3	0	2						
0 Andrés Giménez, L (1, 4) OBP: 0.316, SLG: 0.401	L7		2 HR			G4-3		G4-3		5	1	1	0	0	0	3						
2 Tyler Freeman, R (1, 5) OBP: 0.298, SLG: 0.349	G4-3		1 HR			K		K		5	1	2	3	0	2	2						
6 Brayan Rocchio, S (1, 6) OBP: 0.295, SLG: 0.342			23 HR			K		L7		5	1	2	1	0	2	2						
23 Bo Naylor, L (1, 2) OBP: 0.347, SLG: 0.482			2 HR			K		G5-3		4	2	2	2	0	1	2						
7 Myles Straw, R (1, 8) OBP: 0.297, SLG: 0.294	11 S		38 1B			G3-1		G6-3		4	0	2	0	0	0	1						
			2 HR																			
Inning Stats	R: 0 E: 0 K: 1 S: 7	H: 0 LOB: 0 BB: 0 P: 8	R: 3 E: 0 K: 0 S: 18	H: 4 LOB: 3 BB: 2 P: 29	R: 4 E: 0 K: 1 S: 17	H: 4 LOB: 1 BB: 1 P: 29	R: 0 E: 0 K: 1 S: 7	H: 0 LOB: 0 BB: 0 P: 13	R: 0 E: 0 K: 2 S: 14	H: 1 LOB: 1 BB: 0 P: 19	R: 0 E: 0 K: 0 S: 7	H: 2 LOB: 1 BB: 0 P: 9	R: 0 E: 0 K: 1 S: 7	H: 0 LOB: 1 BB: 1 P: 13	R: 0 E: 0 K: 2 S: 11	H: 1 LOB: 1 BB: 0 P: 15	1B: 7 2B: 4 3B: 0 HR: 2	SF: 0 SAC: 0 DP: 1 HBP: 0	WP: 1 PB: 0 SB: 3 CS: 1	PA: 43		
PITCHER	IP WLS BF H R ER SO BB IBB HBP BLK WP HR S P ERA WHIP	IP WLS BF H R ER SO BB IBB HBP BLK WP HR S P ERA WHIP	IP WLS BF H R ER SO BB IBB HBP BLK WP HR S P ERA WHIP	IP WLS BF H R ER SO BB IBB HBP BLK WP HR S P ERA WHIP	IP WLS BF H R ER SO BB IBB HBP BLK WP HR S P ERA WHIP	IP WLS BF H R ER SO BB IBB HBP BLK WP HR S P ERA WHIP	IP WLS BF H R ER SO BB IBB HBP BLK WP HR S P ERA WHIP	IP WLS BF H R ER SO BB IBB HBP BLK WP HR S P ERA WHIP	IP WLS BF H R ER SO BB IBB HBP BLK WP HR S P ERA WHIP	IP WLS BF H R ER SO BB IBB HBP BLK WP HR S P ERA WHIP	IP WLS BF H R ER SO BB IBB HBP BLK WP HR S P ERA WHIP	IP WLS BF H R ER SO BB IBB HBP BLK WP HR S P ERA WHIP	IP WLS BF H R ER SO BB IBB HBP BLK WP HR S P ERA WHIP	IP WLS BF H R ER SO BB IBB HBP BLK WP HR S P ERA WHIP	IP WLS BF H R ER SO BB IBB HBP BLK WP HR S P ERA WHIP	IP WLS BF H R ER SO BB IBB HBP BLK WP HR S P ERA WHIP	IP WLS BF H R ER SO BB IBB HBP BLK WP HR S P ERA WHIP					
43 Joey Wentz, L (1, 1) ERA: 6.9	2.1	L	18	8	7	7	2	3	0	0	0	0	0	0	0	0	27.00	4.714				
65 Andrew Vasquez, L (3, 1) ERA: 3.42	1.2	5	0	0	0	1	1	1	0	0	0	0	0	0	0	10	17	0.00	0.600			
62 Trey Wingenter, R (5, 1) ERA: 5.82	1.0	4	1	0	0	2	0	0	0	0	0	0	0	0	14	19	0.00	1.000				
87 Tyler Holton, L (6, 1) ERA: 2.13	2.0	8	3	0	0	0	0	0	0	0	0	0	0	0	16	21	0.00	1.500				
67 José Cisnero, R (8, 1) ERA: 5.31	2.0	8	1	0	0	3	1	0	0	0	0	1	0	18	28	0.00	1.000					
Batter	1	2	3	4	5	6	7	8	9	AB	R	H	RBI	BB	SO	LOB	BOTTOM					
22 Parker Meadows, L (1, 8) OBP: 0.341, SLG: 0.393	20 G5-4-3 1B		F9			F7		F8		5	0	2	2	0	0	3	Cleveland Guardians @ Detroit Tigers Comerica Park, Detroit, MI Fri Sep 29 2023, 6:41 PM - 9:29 PM EDT Att: 30,053 - Cloudy - 69 F					
20 Spencer Torkelson, R (1, 3) OBP: 0.314, SLG: 0.450	G5-4-3		24 HBP			P6		K		5	1	2	1	0	1	2						
24 Miguel Cabrera, R (1, 10) OBP: 0.324, SLG: 0.355			6 C6-4 HBP							4	0	3	0	0	0	0						
30 Kerry Carpenter, L (1, 9) OBP: 0.340, SLG: 0.477	K		K			K		F8		5	0	0	0	0	3	5						
8 Matt Vierling, R (1, 5) OBP: 0.324, SLG: 0.371			39 HR			G6-3		G4-3		5	1	1	0	0	0	4						
39 Zach McKinstry, L (1, 4) OBP: 0.301, SLG: 0.351			L9			F7		K		4	1	1	2	0	1	1						
28 Javier Báez, R (1, 6) OBP: 0.266, SLG: 0.322	G6-3		22 3B			L7		F8		4	1	1	0	0	0	0						
60 Akil Baddoo, L (1, 7) OBP: 0.300, SLG: 0.360	L8		22 3B			L4		34 1B		1	1	0	0	1	0	0						
77 Andy Ibañez, R (6, PH) OBP: 0.307, SLG: 0.431										2	0	1	0	0	0	0						
34 Jake Rogers, R (1, 2) OBP: 0.286, SLG: 0.448	G6-3		L6							4	0	2	0	0	0	2						
Inning Stats	R: 0 E: 0 K: 1 S: 9	H: 2 LOB: 1 BB: 0 P: 14	R: 2 E: 0 K: 0 S: 17	H: 2 LOB: 0 BB: 0 P: 22	R: 0 E: 0 K: 1 S: 13	H: 1 LOB: 2 BB: 0 P: 23	R: 2 E: 0 K: 0 S: 9	H: 2 LOB: 1 BB: 1 P: 20	R: 0 E: 0 K: 1 S: 13	H: 1 LOB: 1 BB: 0 P: 22	R: 0 E: 0 K: 0 S: 9	H: 1 LOB: 1 BB: 0 P: 13	R: 0 E: 0 K: 1 S: 10	H: 1 LOB: 1 BB: 0 P: 15	R: 0 E: 0 K: 1 S: 13	H: 2 LOB: 2 BB: 0 P: 20	R: 1 E: 0 K: 0 S: 8	H: 1 LOB: 0 BB: 0 P: 9	1B: 7 2B: 3 3B: 1 HR: 2	SF: 0 SAC: 0 DP: 1 HBP: 1	WP: 0 PB: 0 SB: 0 CS: 0	PA: 41
PITCHER	IP WLS BF H R ER SO BB IBB HBP BLK WP HR S P ERA WHIP	IP WLS BF H R ER SO BB IBB HBP BLK WP HR S P ERA WHIP	IP WLS BF H R ER SO BB IBB HBP BLK WP HR S P ERA WHIP	IP WLS BF H R ER SO BB IBB HBP BLK WP HR S P ERA WHIP	IP WLS BF H R ER SO BB IBB HBP BLK WP HR S P ERA WHIP	IP WLS BF H R ER SO BB IBB HBP BLK WP HR S P ERA WHIP	IP WLS BF H R ER SO BB IBB HBP BLK WP HR S P ERA WHIP	IP WLS BF H R ER SO BB IBB HBP BLK WP HR S P ERA WHIP	IP WLS BF H R ER SO BB IBB HBP BLK WP HR S P ERA WHIP	IP WLS BF H R ER SO BB IBB HBP BLK WP HR S P ERA WHIP	IP WLS BF H R ER SO BB IBB HBP BLK WP HR S P ERA WHIP	IP WLS BF H R ER SO BB IBB HBP BLK WP HR S P ERA WHIP	IP WLS BF H R ER SO BB IBB HBP BLK WP HR S P ERA WHIP	IP WLS BF H R ER SO BB IBB HBP BLK WP HR S P ERA WHIP	IP WLS BF H R ER SO BB IBB HBP BLK WP HR S P ERA WHIP	IP WLS BF H R ER SO BB IBB HBP BLK WP HR S P ERA WHIP	IP WLS BF H R ER SO BB IBB HBP BLK WP HR S P ERA WHIP					
47 Cal Quantrill, R (1, 1) ERA: 5.24	5.0	W	24	8	4	4	3	1	0	1	0	0	0	0	0	0	7.20	1.800				
31 Sam Hentges, L (6, 1) ERA: 3.61	1.0	H	4	1	0	0	0	0	0	0	0	0	0	0	9	13	0.00	1.000				
62 Eryel De Los Santos, R (7, 1) ERA: 1.34	1.0	H	4	1	0	0	1	0	0	0	0	0	0	10	15	0.00	1.000					
40 Reynaldo López, R (8, 1) ERA: 3.27	1.0	H	5	2	0	0	1	0	0	0	0	0	0	13	20	0.00	2.000					
48 Emmanuel Clase, R (9, 1) ERA: 3.22	1.0	S	4	1	1	1	0	0	0	0	0	1	0	8	9	9.00	1.000					

Batter	1	2	3	4	5	6	7	8	9	AB	R	H	RBI	BB	SO	LOB	TOP										
38 Steven Kwan, L (1,7) OBP: 0.340, SLG: 0.370	G6-3		K					G3		4	0	0	0	0	1	1	Cleveland Guardians @ Detroit Tigers Comerica Park, Detroit, MI Sun Oct 01 2023, 3:12 PM - 5:38 PM EDT Att: 41,425 - Partly Cloudy - 78 F										
11 José Ramírez, S (1,10) OBP: 0.356, SLG: 0.475	G6-3						L5	K		4	0	1	0	0	1	0											
22 Josh Naylor, L (1,3) OBP: 0.354, SLG: 0.489								F7		4	0	2	0	0	0	2											
10 Ramón Laureano, R (1,8) OBP: 0.304, SLG: 0.371	K									4	1	0	0	0	1	2											
39 Oscar Gonzalez, R (1,9) OBP: 0.239, SLG: 0.312										3	0	0	0	0	1	2											
17 Will Brennan, L (9,PH) OBP: 0.299, SLG: 0.356										1	0	1	0	0	0	0											
6 Brayan Rocchio, S (1,6) OBP: 0.279, SLG: 0.321										4	0	0	1	0	2	2											
23 Bo Naylor, L (1,2) OBP: 0.339, SLG: 0.470										4	0	0	0	0	2	1											
2 Tyler Freeman, R (1,5) OBP: 0.295, SLG: 0.366										3	1	1	1	0	0	0											
8 José Tena, L (1,4) OBP: 0.294, SLG: 0.290										2	0	0	0	1	0	0											
Inning Stats	R: 0 H: 1 E: 0 K: 1 S: 10	H: 1 LOB: 1 BB: 0 P: 16	R: 0 H: 0 E: 0 K: 2 S: 11	LOB: 0 BB: 0 P: 14	R: 0 H: 1 E: 0 K: 1 S: 9	LOB: 2 BB: 1 P: 17	R: 1 H: 0 E: 0 K: 0 S: 9	H: 0 LOB: 0 BB: 0 P: 12	R: 1 H: 1 E: 0 K: 1 S: 9	H: 1 LOB: 0 BB: 0 P: 13	R: 0 H: 1 E: 0 K: 1 S: 9	H: 1 LOB: 1 BB: 0 P: 11	R: 0 H: 0 E: 0 K: 1 S: 8	H: 0 LOB: 0 BB: 0 P: 12	R: 0 H: 1 E: 0 K: 2 S: 9	H: 1 LOB: 1 BB: 0 P: 12	1B: 3 2B: 1 3B: 0 HR: 1	SF: 0 SAC: 0 DP: 0 HBP: 0	WP: 1 PB: 0 SB: 1 CS: 0	PA: 34							
PITCHER	IP	WLS	BF	H	R	ER	SO	BB	IBB	HBP	BLK	WP	HR	S	P	ERA	WHIP										
57 Eduardo Rodriguez, L (1,1) ERA: 3.3	7.0	W	27	4	2	1	5	1	0	0	0	0	1	64	94	1.29	0.714										
19 Will Vest, R (8,1) ERA: 2.98	1.0	H	3	0	0	0	1	0	0	0	0	0	0	8	12	0.00	0.000										
55 Alex Lange, R (9,1) ERA: 3.68	1.0	S	4	1	0	0	2	0	0	0	0	1	0	9	12	0.00	1.000										

Batter	1	2	3	4	5	6	7	8	9	AB	R	H	RBI	BB	SO	LOB	BOTTOM										
22 Parker Meadows, L (1,8) OBP: 0.331, SLG: 0.368										4	1	0	0	1	0	4	Cleveland Guardians @ Detroit Tigers Comerica Park, Detroit, MI Sun Oct 01 2023, 3:12 PM - 5:38 PM EDT Att: 41,425 - Partly Cloudy - 78 F										
20 Spencer Torkelson, R (1,3) OBP: 0.313, SLG: 0.446										3	0	1	0	1	0	1											
19 Will Vest, R (8,1) ERA: 2.98										0	0	0	0	0	0	0											
18 Tyler Nevin, R (8,PH) OBP: 0.306, SLG: 0.316										1	0	0	0	0	1	2											
55 Alex Lange, R (9,1) ERA: 3.68										0	0	0	0	0	0	0											
24 Miguel Cabrera, R (1,10) OBP: 0.322, SLG: 0.353										3	0	0	0	1	2	4											
59 Zack Short, R (8,4) OBP: 0.292, SLG: 0.339										0	0	0	0	0	0	0											
30 Kerry Carpenter, L (1,9) OBP: 0.340, SLG: 0.471										3	1	1	1	1	1	1											
8 Matt Vierling, R (1,5) OBP: 0.329, SLG: 0.388										4	2	3	2	0	0	2											
77 Andy Ibáñez, R (1,4) OBP: 0.312, SLG: 0.433										4	0	1	1	0	0	3											
60 Aki Baddoo, L (1,7) OBP: 0.310, SLG: 0.372										3	1	1	0	1	0	1											
28 Javier Báez, R (1,6) OBP: 0.267, SLG: 0.325										4	0	2	1	0	0	0											
34 Jake Rogers, R (1,2) OBP: 0.286, SLG: 0.444										3	0	0	0	1	3	3											
Inning Stats	R: 1 H: 2 E: 0 K: 1 S: 15	H: 2 LOB: 2 BB: 1 P: 26	R: 1 H: 2 E: 0 K: 1 S: 12	H: 2 LOB: 1 BB: 0 P: 16	R: 1 H: 2 E: 0 K: 2 S: 16	H: 2 LOB: 1 BB: 0 P: 20	R: 0 H: 0 E: 0 K: 0 S: 7	H: 0 LOB: 2 BB: 2 P: 18	R: 2 H: 1 E: 0 K: 0 S: 14	H: 1 LOB: 2 BB: 1 P: 26	R: 0 H: 0 E: 0 K: 1 S: 8	H: 0 LOB: 0 BB: 0 P: 9	R: 0 H: 1 E: 1 K: 0 S: 11	H: 1 LOB: 2 BB: 1 P: 19	R: 0 H: 1 E: 0 K: 2 S: 14	H: 1 LOB: 2 BB: 1 P: 22	1B: 4 2B: 4 3B: 0 HR: 1	SF: 0 SAC: 0 DP: 1 HBP: 0	WP: 0 PB: 0 SB: 1 CS: 0	PA: 38							
PITCHER	IP	WLS	BF	H	R	ER	SO	BB	IBB	HBP	BLK	WP	HR	S	P	ERA	WHIP										
27 Lucas Giolito, R (1,1) ERA: 4.88	5.0	L	26	7	5	5	4	4	0	0	0	0	1	64	106	9.00	2.200										
52 Nick Sandlin, R (6,1) ERA: 3.75	1.0		3	0	0	0	1	0	0	0	0	0	0	8	9	0.00	0.000										
62 Enyel De Los Santos, R (7,1) ERA: 3.29	1.0		4	1	0	0	0	1	0	0	0	0	0	11	19	0.00	2.000										
37 Trevor Stephan, R (8,1) ERA: 4.06	1.0		5	1	0	0	2	1	0	0	0	0	0	14	22	0.00	2.000										

livebaseballscorecards.com

