

Colorado Rockies - 1993

Batter	1	2	3	4	5	6	7	8	9	AB R H RBI BB SO LOB	TOP											
Eric Young Sr., R (1, 4) OBP: 0.250, SLG: 0.250	2-1 B2-3		2-1 HBP S 1B		3-1 F7			0-0 F9		4 0 1 0 0 0 0												
Alex Cole, L (1, 8) OBP: 0.500, SLG: 0.500	2-1 L9		4-0 1 SAFE 1-2 HBP BB			1-1 G6-3		1-0 P7		3 0 0 0 1 0 0												
Dante Bichette, R (1, 9) OBP: 0.500, SLG: 0.333	2-2 F9		1-2 1-2 2-3 HBP			0-3 K		0-1 1B 1B		3 0 1 0 0 1 0												
Andres Galarraga, R (1, 3) OBP: 0.500, SLG: 0.500		2-0 G6-3 1B	3-3 K			3-2 G5-3		0-0 1-3 1B		4 0 2 0 0 1 3												
Jerald Clark, R (1, 7)		1-0 P4		1-1 P4			0-0 F8		0-0 P9	4 0 0 0 0 0 2												
Charlie Hayes, R (1, 5)		1-1 G6-3 1-3		0-1 F8			0-0 F7			3 0 0 0 0 0 1												
Joe Girardi, R (1, 2)		0-0 P3		0-1 G2-3			2-1 F9			3 0 0 0 0 0 1												
Freddie Benavides, R (1, 6)			0-0 G5-3		2-2 L9			1-0 P7		3 0 0 0 0 0 0												
David Nied, R (1, 1)			2-2 G4-3		0-3 K			2-3 K		2 0 0 0 0 1 0												
Butch Henry, L (6, 1)										0 0 0 0 0 0 0												
Daryl Boston, L (8, PH)										1 0 0 0 0 1 0												
Gary Wayne, L (8, 1)										0 0 0 0 0 0 0												
Inning Stats	R: 0 E: 0 K: 0 S: 9	H: 0 LOB: 0 BB: 0 P: 15	R: 0 E: 0 K: 0 S: 5	H: 1 LOB: 1 BB: 0 P: 9	R: 0 E: 0 K: 1 S: 13	H: 1 LOB: 3 BB: 1 P: 24	R: 0 E: 0 K: 0 S: 6	H: 0 LOB: 0 BB: 0 P: 7	R: 0 E: 0 K: 1 S: 8	H: 0 LOB: 0 BB: 0 P: 13	R: 0 E: 0 K: 0 S: 9	H: 0 LOB: 0 BB: 0 P: 13	R: 0 E: 0 K: 0 S: 4	H: 0 LOB: 0 BB: 0 P: 6	R: 0 E: 0 K: 1 S: 5	H: 0 LOB: 0 BB: 0 P: 8	R: 0 E: 0 K: 0 S: 5	H: 2 LOB: 1 BB: 0 P: 6	1B: 4 2B: 0 3B: 0 HR: 0	SF: 0 SAC: 0 DP: 0 HBP: 1	WP: 0 PB: 0 SB: 1 CS: 0	PA: 32
PITCHER Dwight Gooden, R (1, 1) ERA:	IP 9.0	WLS W	BF 32	H 4	R 0	ER 0	SO 4	BB 1	IBB 0	HBP 1	BLK 0	WP 0	HR 0	S 64	P 101	ERA 0.00	WHIP 0.556					
PITCHER	IP	WLS	BF	H	R	ER	SO	BB	IBB	HBP	BLK	WP	HR	S	P	ERA	WHIP					

Colorado Rockies @ New York Mets
Shea Stadium, Flushing, NY
Mon Apr 05 1993, 3:33 AM EDT
Att. 53,127 - Sunny - 55 F

livebaseballscorecards.com

AB	30
R	0
H	4
RBI	0
BB	1
SO	4
LOB	7



Batter	1	2	3	4	5	6	7	8	9	AB R H RBI BB SO LOB
Vince Coleman, S OBP: 0.600, SLG: 0.500 (1, 7)	1-3 K	3-2 P5		0-2 G4-3 1B		0-1 G4-3 1B		4-2 S BB BB		4 1 2 0 1 1 2
Tony Fernandez, S (1, 6)	4-2 1B BB		2-2 F7	2-1 G4-3		0-0 G4-3		4-2 S BB BB		3 0 0 1 2 0 2
Eddie Murray, S OBP: 0.600, SLG: 0.500 (1, 3)	0-1 S 1B		4-0 BB BB	0-0 F9		2-1 FC6-4 1B		2-1 F7		4 0 2 1 1 0 3
Bobby Bonilla, S OBP: 0.200, SLG: 0.800 Dave Gallagher, R (9, 8)	1-0 P2		1-1 F8		1-2 HR	2-2 L9		2-2 F7		5 1 1 1 0 0 6 0 0 0 0 0 0 0
Howard Johnson, S (1, 5)	3-2 K		4-1 BB BB		4-1 G3 BB	0-1 FC6-4				2 0 0 0 2 1 3
Joe Orsulak, L OBP: 0.500, SLG: 0.333 (1, 8) (9, 9)		2-2 1B FC5-2 1B	4-1 FC6-4 BB		1-0 G3		2-1 F7			3 0 1 0 1 0 1
Jeff Kent, R OBP: 0.250, SLG: 0.250 (1, 4)		1 SAFE 3-2 FC5-2 1B	0-0 FC6-4		1-2 F9		0-0 P9			4 0 1 0 0 0 4
Todd Hundley, S (1, 2)		1-1 F9		1-3 K	4-0 FC6-4 IBB		0-3 K			3 0 0 0 1 2 2
Dwight Gooden, R OBP: 0.250, SLG: 0.250 (1, 1)		1-0 FC5-2		2-0 1B G4-3 1B	0-2 FC6-4		2-3 K			4 1 1 0 0 1 4

Inning Stats	R: 0 E: 0 K: 2 S: 11	H: 1 LOB: 2 BB: 1 P: 20	R: 0 E: 0 K: 0 S: 16	H: 2 LOB: 2 BB: 0 P: 24	R: 0 E: 0 K: 0 S: 10	H: 0 LOB: 3 BB: 3 P: 25	R: 1 E: 0 K: 1 S: 12	H: 2 LOB: 1 BB: 0 P: 16	R: 1 E: 0 K: 0 S: 13	H: 1 LOB: 2 BB: 2 P: 24	R: 1 E: 0 K: 0 S: 10	H: 2 LOB: 1 BB: 0 P: 14	R: 0 E: 0 K: 1 S: 6	H: 0 LOB: 0 BB: 0 P: 8	R: 0 E: 0 K: 1 S: 15	H: 0 LOB: 2 BB: 2 P: 28	1B: 7 2B: 0 3B: 0 HR: 1	SF: 0 SAC: 0 DP: 0 HBP: 0	WP: 0 PB: 0 SB: 3 CS: 0	PA: 40
--------------	-------------------------------	----------------------------------	-------------------------------	----------------------------------	-------------------------------	----------------------------------	-------------------------------	----------------------------------	-------------------------------	----------------------------------	-------------------------------	----------------------------------	------------------------------	---------------------------------	-------------------------------	----------------------------------	----------------------------------	------------------------------------	----------------------------------	--------

PITCHER	IP	WLS	BF	H	R	ER	SO	BB	IBB	HBP	BLK	WP	HR	S	P	ERA	WHIP
David Nied, R ERA: 3.6 (1, 1)	5.0	L	27	6	2	2	3	5	1	0	0	0	1	62	109	3.60	2.200
Butch Henry, L ERA: 4.5 (6, 1)	2.0		8	2	1	1	1	0	0	0	0	0	0	16	22	4.50	1.000
Gary Wayne, L ERA: (8, 1)	1.0		5	0	0	0	1	2	0	0	0	0	0	15	28	0.00	2.000

BOTTOM

Colorado Rockies @ New York Mets
Shea Stadium, Flushing, NY

Mon Apr 05 1993, 3:33 AM EDT
Att: 53,127 - Sunny - 55 F

livebaseballscorecards.com

AB	32
R	3
H	8
RBI	3
BB	8
SO	5
LOB	27



Batter	1	2	3	4	5	6	7	8	9	AB R H RBI BB SO LOB
Eric Young Sr., R (1, 4) OBP: 0.125, SLG: 0.125	0-0 G1		2-2 F8			1-0 G6-3			0-0 F9	4 0 0 0 0 0 1
Alex Cole, L (1, 8)	0-1 G4-3			1-1 F9			3-2 L6		0-1 L6	4 0 0 0 0 0 0
Dante Bichette, R (1, 9) OBP: 0.375, SLG: 0.714	1-1 E9			1-2 E6			1-1 HR		1-3 K	4 1 1 1 0 1 0
Andres Galarraga, R (1, 3) OBP: 0.286, SLG: 0.286	2-3 K			0-0 F8			0-2 G5-3			3 0 0 0 0 1 2
Jerald Clark, R (1, 7)		2-2 L4		1-1 CS	2-2 G5-3		0-2 G6-3			3 0 0 0 0 0 0
Charlie Hayes, R (1, 5)		2-2 G5-3			4-0 BB			1-0 G1-3		2 0 0 0 1 0 0
Joe Girardi, R (1, 2)		1-0 G6-3			0-0 G5-4-3			0-1 G5-3		3 0 0 0 0 0 1
Freddie Benavides, R (1, 6)			0-0 F8			0-1 F8		1-0 E6		3 0 0 0 0 0 0

Bruce Ruffin, S (1, 1)			2-2 G2-3			0-1 G6-3		1-2 F7		1 0 0 0 0 0 0
Scott Aldred, L (4, 1)										0 0 0 0 0 0 0
Jim Tatum, R (6, PH) OBP: 1.000, SLG: 1.000										1 0 1 0 0 0 0
Willie Blair, R (6, 1)										0 0 0 0 0 0 0
Jeff Parrett, R (7, 1)										0 0 0 0 0 0 0
Daryl Boston, L (8, PH)										1 0 0 0 0 0 1
Darren Holmes, R (8, 1)										0 0 0 0 0 0 0

Inning Stats	R: 0	H: 0	R: 0	H: 0	R: 0	H: 0	R: 0	H: 0	R: 0	H: 1	R: 1	H: 1	R: 0	H: 0	R: 0	H: 0	1B: 1	SF: 0
	E: 1	LOB: 1	E: 0	LOB: 0	E: 0	LOB: 0	E: 0	LOB: 0	E: 0	LOB: 0	E: 0	LOB: 0	E: 1	LOB: 1	E: 0	LOB: 0	2B: 0	SAC: 0
	K: 1	BB: 0	K: 0	BB: 0	K: 0	BB: 0	K: 0	BB: 1	K: 0	BB: 0	K: 0	BB: 0	K: 0	BB: 0	K: 1	BB: 0	3B: 0	DP: 2
	S: 8	P: 11	S: 7	P: 12	S: 7	P: 11	S: 7	P: 10	S: 5	P: 11	S: 14	P: 18	S: 7	P: 10	S: 6	P: 7	HR: 1	HBP: 0

PITCHER	IP	WLS	BF	H	R	ER	SO	BB	IBB	HBP	BLK	WP	HR	S	P	ERA	WHIP
Bret Saberhagen, R (1, 1) ERA: 1.13	8.0	W	27	2	1	1	1	1	0	0	0	0	1	60	89	1.12	0.375
Mike Maddux, R (9, 1) ERA:	1.0		3	0	0	0	1	0	0	0	0	0	0	6	7	0.00	0.000

TOP

Colorado Rockies @ New York Mets


Shea Stadium, Flushing, NY

Wed Apr 07 1993, 3:33 AM EDT
Att. 27,290 - Sunny - 53 F

AB	R	H	RBI	BB	SO	LOB
29	1	2	1	1	2	5

livebaseballscorecards.com

AB 29
R 1
H 2
RBI 1
BB 1
SO 2
LOB 5



Batter	1	2	3	4	5	6	7	8	9	AB R H RBI BB SO LOB	TOP	
Mike Lansing, R (1, 4) OBP: 0.438, SLG: 0.733	1-2 G4-3	1-0 F8			2-2 1B		1-1 F9		2-1 HR	5 1 2 3 0 0 2		
Moises Alou, R (1, 9) OBP: 0.368, SLG: 0.684	1-2 G4-3		0-2 2B		1-0 1B			1-1 F7	1-0 F9	5 0 2 0 0 0 0		
Marquis Grissom, R (1, 8) OBP: 0.278, SLG: 0.333	0-1 1B		1-1 G5-3		2-1 L9			1-2 G6-3 1B		4 0 2 0 0 0 2		
Frank Bolick, S (1, 5) OBP: 0.231, SLG: 0.308	1-2 1B		1-1 P6		3-2 G3			1-0 G6-3		4 0 1 0 0 0 3		
John Vander Wal, L (1, 7) OBP: 0.500, SLG: 0.727	2-0 G4-3			0-2 G5-3		0-1 G3-1			1-0 1B SF7 2B	4 1 1 0 0 0 2		
Wil Cordero, R (1, 6) OBP: 0.235, SLG: 0.188		2-0 F9		1-2 G6-3		1-1 G6-3			1-2 BB HR 1B	4 1 1 0 0 0 0		
Tim Laker, R (1, 2) OBP: 0.300, SLG: 0.500		1-0 E6 1B		1-2 FC3-6 HBP		2-1 G6-3			1-0 SF7	2 0 0 0 0 0 0		
Tim Spehr, R (6, 2)										0 0 0 1 0 0 0		
Archi Cianfrocco, R (1, 3) Bruce Walton, R (7, 1) Darrin Fletcher, L (9, PH) OBP: 0.200, SLG: 0.400		0-0 F9		0-0 FC3-6			1-3 K		1-1 L9	3 0 0 0 0 0 1 2		
Kent Bottenfield, R (1, 1) OBP: 1.000, SLG: 1.000		2-1 1B			0-1 G3				4-1 BB	1 0 0 0 0 0 0 0		
Ted Wood, L (5, PH)										1 0 0 0 0 0 0 0		
Mike Gardiner, S (5, 1)										0 0 0 0 0 0 0 0		
Lou Frazier, S (7, PH)										1 1 0 0 1 0 0 0		
Inning Stats	R: 0 H: 2 E: 0 LOB: 2 K: 0 BB: 0 S: 13 P: 17	R: 0 H: 1 E: 1 LOB: 2 K: 0 BB: 0 S: 6 P: 12	R: 0 H: 1 E: 0 LOB: 0 K: 0 BB: 0 S: 7 P: 9	R: 0 H: 0 E: 0 LOB: 1 K: 0 BB: 0 S: 9 P: 11	R: 0 H: 2 E: 0 LOB: 2 K: 0 BB: 0 S: 11 P: 19	R: 0 H: 0 E: 0 LOB: 0 K: 0 BB: 0 S: 6 P: 9	R: 0 H: 0 E: 0 LOB: 0 K: 1 BB: 0 S: 8 P: 11	R: 0 H: 1 E: 0 LOB: 0 K: 0 BB: 0 S: 6 P: 9	R: 4 H: 3 E: 0 LOB: 0 K: 0 BB: 1 S: 11 P: 22	1B: 7 SF: 1 2B: 2 SAC: 0 3B: 0 DP: 1 HR: 1 HBP: 1	WP: 0 PA: 38 PB: 0 SB: 0 CS: 0	
PITCHER	IP WLS BF H R ER SO BB IBB HBP BLK WP HR S P ERA WHIP											
Bryn Smith, R (1, 1) ERA:	7.0 W 28 6 0 0 1 0 0 0 1 0 0 0 60 88 0.00 0.857											
Willie Blair, R (8, 1) ERA:	1.0 3 1 0 0 0 0 0 0 0 0 0 0 6 9 0.00 1.000											
Steve Reed, R (9, 1) ERA: 36.0	1.0 7 3 4 4 0 1 0 0 0 0 0 1 11 22 36.00 4.000											

Montreal Expos @ Colorado Rockies
Mile High Stadium, Denver, CO
 Fri Apr 09 1993, 5:33 AM EDT
 Att: 80,227 - Cloudy

livebaseballscorecards.com

AB	35
R	4
H	10
RBI	4
BB	1
SO	1
LOB	12



Batter	1	2	3	4	5	6	7	8	9	AB	R	H	RBI	BB	SO	LOB
Eric Young Sr., R OBP: 0.462, SLG: 0.667 (1, 4)	3-2 HR	4-1 1B E BB		1-2 SH SF9 1B	2-2 1B		0-0 1B 1B			4	4	4	2	1	0	0
Alex Cole, L OBP: 0.250, SLG: 0.100 Willie Blair, R Steve Reed, R (8, 1) (9, 1)	4-1 S 1B BB	2-1 E9 1B		0-0 SH SF9 1B	3-1 L6		0-1 L9			3	2	1	0	1	0	4
Dante Bichette, R OBP: 0.333, SLG: 0.600 Dale Murphy, R OBP: 1.000, SLG: 1.000 (1, 9) (7, 9)	1-2 S HR 1B	1-0 P3		0-1 SF9		0-2 G6-3	2-1 1B FC9-2 1B			3	1	1	2	0	0	1
Andres Galarraga, R OBP: 0.417, SLG: 0.417 (1, 3)	1-1 F9	1-2 F9		0-0 G6-4-3 1B		2-2 1B	1-2 1B			5	0	3	2	0	0	2
Charlie Hayes, R OBP: 0.333, SLG: 0.625 Jim Tatum, R OBP: 0.333, SLG: 0.333 (1, 5) (5, 5)	2-2 HR			1-0 L1-3 1B		1-3 K	0-2 FC9-2			3	1	2	2	0	0	1
Jerald Clark, R OBP: 0.250, SLG: 0.333 (1, 7)	2-0 WP 2B			0-1 L1-3		3-1 2B 1B	3-2 BB 1B		0-1 G5-3	5	1	3	0	0	0	1
Joe Girardi, R OBP: 0.182, SLG: 0.200 (1, 2)	0-0 G6-3			1-1 E5		1-0 1B 2B	4-1 BB		2-2 L1	4	1	1	0	1	0	1
Freddie Benavides, R OBP: 0.100, SLG: 0.100 Vinny Castilla, R (1, 6) (7, 6)	2-3 K			1-0 E5		1-2 L6 1B	3-2 G6-3		1-2 G4-3	4	0	1	1	0	1	5
Bryn Smith, R Daryl Boston, L OBP: 0.333, SLG: 0.333 (1, 1) (7, PH) (8, 8)		2-0 G1-4-3		3-2 G5-3		0-3 K			1-2 1B 1B	3	0	0	0	0	1	4

Inning Stats	R: 4	H: 4	E: 0	K: 1	S: 19	LOB: 1	BB: 1	P: 34	R: 1	H: 1	E: 1	K: 0	S: 11	LOB: 1	BB: 1	P: 19	R: 0	H: 1	E: 2	K: 0	S: 11	LOB: 2	BB: 0	P: 17	R: 2	H: 2	E: 1	K: 0	S: 8	LOB: 0	BB: 0	P: 10	R: 2	H: 4	E: 0	K: 1	S: 14	LOB: 1	BB: 0	P: 24	R: 0	H: 2	E: 0	K: 1	S: 18	LOB: 3	BB: 1	P: 31	R: 2	H: 4	E: 0	K: 0	S: 15	LOB: 1	BB: 0	P: 19	R: 0	H: 0	E: 0	K: 0	S: 8	LOB: 0	BB: 0	P: 11
--------------	------	------	------	------	-------	--------	-------	-------	------	------	------	------	-------	--------	-------	-------	------	------	------	------	-------	--------	-------	-------	------	------	------	------	------	--------	-------	-------	------	------	------	------	-------	--------	-------	-------	------	------	------	------	-------	--------	-------	-------	------	------	------	------	-------	--------	-------	-------	------	------	------	------	------	--------	-------	-------

PITCHER	IP	WLS	BF	H	R	ER	SO	BB	IBB	HBP	BLK	WP	HR	S	P	ERA	WHIP
Kent Bottenfield, R ERA: 11.25 (1, 1)	4.0	L	23	8	7	5	1	2	0	0	0	1	2	49	80	11.25	2.500
Mike Gardiner, R ERA: 6.75 (5, 1)	2.0		12	6	2	2	2	1	0	0	0	0	0	32	55	9.00	3.500
Bruce Walton, R ERA: 13.5 (7, 1)	2.0		9	4	2	2	0	0	0	0	0	0	0	23	30	9.00	2.000

BOTTOM


Montreal Expos @ Colorado Rockies
Mile High Stadium, Denver, CO

Fri Apr 09 1993, 5:33 AM EDT
Att: 80,227 - Cloudy

livebaseballscorecards.com

AB	39
R	11
H	18
RBI	10
BB	3
SO	3
LOB	22

WP: 1 PA: 44
PB: 0
SB: 3
CS: 0



Batter	1	2	3	4	5	6	7	8	9	AB R H RBI BB SO LOB	TOP		
Lou Frazier, S (1, 7) OBP: 0.500, SLG: 0.250 Larry Walker, L (8, PH) OBP: 0.417, SLG: 0.889 Brian Barnes, L (8, 1)	2-1 G3		0-0 SH3		4-2 G6-3 SH1-3 BB		1-2 1B	0-3 K		2 2 1 0 1 0 0 1 0 0 0 0 1 2 0 0 0 0 0 0 0			
Mike Lansing, R (1, 4) OBP: 0.400, SLG: 0.632	1-1 G6-3		1-1 1B		0-0 SH1-3		3-2 G5-3		2-1 F7	4 0 1 1 0 0 1			
Marquis Grissom, R (1, 8) OBP: 0.348, SLG: 0.391	0-2 E6 1B		0-0 1B		3-1 G6-3		0-0 1B		2-2 1B	5 1 3 2 0 0 0			
John Vander Wal, L (1, 3) OBP: 0.471, SLG: 0.625 (8, 7)	2-1 1B		1-0 F7		1-0 L3		2-2 1B		1-2 F7	5 0 2 1 0 0 3			
Moises Alou, R (1, 9) OBP: 0.333, SLG: 0.583	2-2 F8		0-0 F9			0-1 1B	1-1 PO	2-3 K	0-0 G6-3	5 0 1 0 0 1 5			
Wil Cordero, R (1, 6) OBP: 0.238, SLG: 0.200		1-1 P4		0-1 F9		2-0 P7		0-2 1B		4 1 1 0 0 0 0			
Sean Berry, R (1, 5) OBP: 0.625, SLG: 0.500		0-0 P7		4-2 BB		2-2 1B		4-0 1B		2 0 1 0 2 0 0			
Tim Laker, R (1, 2) OBP: 0.214, SLG: 0.333		1-3 K		0-3 K		0-0 FC5-4		2-3 K		4 0 0 0 0 3 4			
Dennis Martinez, R (1, 1) OBP: 0.500, SLG: 0.750 Ted Wood, L (7, PH) Jeff Fassero, L (7, 1) Frank Bolick, S (8, PH) OBP: 0.286, SLG: 0.357 Archi Cianfrocco, R (8, 3)			0-0 SH3 1B		0-0 G5-3		0-1 F7	2-0 1B		2 1 1 0 0 0 1 1 0 0 0 0 0 0 0 0 0 0 0 0 0 1 0 1 1 0 0 0 0 0 0 0 0 0 0			
Inning Stats	R: 0 H: 1 E: 1 LOB: 2 K: 0 BB: 0 S: 13 P: 19	R: 0 H: 0 E: 0 LOB: 0 K: 1 BB: 0 S: 6 P: 8	R: 1 H: 3 E: 0 LOB: 2 K: 0 BB: 0 S: 7 P: 9	R: 0 H: 0 E: 0 LOB: 1 K: 1 BB: 1 S: 9 P: 13	R: 1 H: 0 E: 0 LOB: 0 K: 0 BB: 1 S: 7 P: 15	R: 0 H: 2 E: 0 LOB: 1 K: 0 BB: 0 S: 8 P: 12	R: 2 H: 3 E: 0 LOB: 0 K: 0 BB: 0 S: 14 P: 21	R: 1 H: 2 E: 0 LOB: 2 K: 3 BB: 1 S: 14 P: 24	R: 0 H: 1 E: 0 LOB: 1 K: 0 BB: 0 S: 9 P: 14	1B: 11 SF: 0 2B: 1 SAC: 2 3B: 0 DP: 0 HR: 0 HBP: 0	WP: 0 PA: 42 PB: 0 SB: 4 CS: 0		
PITCHER	IP WLS BF H R ER SO BB IBB HBP BLK WP HR S P ERA WHIP											PITCHER	IP WLS BF H R ER SO BB IBB HBP BLK WP HR S P ERA WHIP
David Nied, R (1, 1) ERA: 4.5	7.0 W 31 9 4 4 2 2 0 0 0 0 0 0 64 97 5.14 1.571												
Jeff Parrett, R (8, 1) ERA: 3.0	2.0 10 3 1 1 3 1 0 0 0 0 0 0 23 38 4.50 2.000												

Montreal Expos @ Colorado Rockies
Mile High Stadium, Denver, CO
Sat Apr 10 1993, 5:33 AM EDT
Att. 65,261 - Sunny - 59 F

livebaseballscorecards.com

AB	36
R	5
H	12
RBI	5
BB	3
SO	5
LOB	16



Batter	1	2	3	4	5	6	7	8	9
Eric Young Sr., R OBP: 0.412, SLG: 0.533 (1, 4)	4-0 S G4-3 HR BB		0-0 G6-3		2-2 G3-4-1		1-0 E5 1B		
Alex Cole, L OBP: 0.313, SLG: 0.357 (1, 8)	0-0 G4-3		1-0 G3			2-2 FC6 3B	2-2 1B 1B		
Dante Bichette, R OBP: 0.313, SLG: 0.500 Jeff Parrett, R (8, 1)	0-3 K			0-3 K		3-3 K	0-0 1B		
Andres Galarraga, R OBP: 0.373, SLG: 0.563 (1, 3)	1-0 HR			2-3 K		2-2 FC6 G6-4-3		1-0 G6-3	
Charlie Hayes, R OBP: 0.308, SLG: 0.500 (1, 5)	0-0 G6-3			2-2 G6-3		0-1 G6-4-3		0-0 1B	
Jerald Clark, R OBP: 0.313, SLG: 0.333 (1, 7)		3-2 G6-4-3 1B			2-1 3B HBP		1-1 E1 FC1-6 E	0-3 K	
Joe Girardi, R OBP: 0.200, SLG: 0.357 (1, 2)		2-3 K		1-0 SH1-3 3B		1-1 FC1-6 FC6-4	0-0 P4		
Freddie Benavides, R OBP: 0.083, SLG: 0.083 (1, 6)		0-0 G6-4-3		2-2 SH1-3		0-0 FC6-4 BB E			
David Nied, R Dale Murphy, R Gerald Young, S (7, PH) (7, PR) (8, 9)			0-0 G5-3		0-1 G1-6-3		4-2 E 1B BB		

Inning Stats	R: 2 E: 0 K: 1 S: 6	H: 1 LOB: 0 BB: 1 P: 11	R: 0 E: 0 K: 1 S: 8	H: 1 LOB: 0 BB: 0 P: 13	R: 0 E: 0 K: 0 S: 3	H: 0 LOB: 0 BB: 0 P: 4	R: 0 E: 0 K: 2 S: 9	H: 0 LOB: 0 BB: 0 P: 13	R: 2 E: 0 K: 0 S: 10	H: 1 LOB: 0 BB: 0 P: 17	R: 1 E: 0 K: 1 S: 11	H: 1 LOB: 0 BB: 0 P: 18	R: 4 E: 3 K: 0 S: 12	H: 2 LOB: 1 BB: 1 P: 21	R: 0 E: 0 K: 1 S: 6	H: 1 LOB: 1 BB: 0 P: 7
--------------	------------------------------	----------------------------------	------------------------------	----------------------------------	------------------------------	---------------------------------	------------------------------	----------------------------------	-------------------------------	----------------------------------	-------------------------------	----------------------------------	-------------------------------	----------------------------------	------------------------------	---------------------------------

PITCHER	IP	WLS	BF	H	R	ER	SO	BB	IBB	HBP	BLK	WP	HR	S	P	ERA	WHIP
Dennis Martinez, R ERA: 4.85 (1, 1)	6.0	L	23	4	5	5	5	1	0	1	0	0	0	47	76	7.50	0.833
Jeff Fassero, L ERA: 3.86 (7, 1)	1.0		7	2	4	0	0	1	0	0	0	0	0	12	21	0.00	3.000
Brian Barnes, L ERA: 2.45 (8, 1)	1.0		4	1	0	0	1	0	0	0	0	0	0	6	7	0.00	1.000

BOTTOM

Montreal Expos @ Colorado Rockies
Mile High Stadium, Denver, CO

Sat Apr 10 1993, 5:33 AM EDT
Att: 65,261 - Sunny - 59 F

AB	30
R	9
H	7
RBI	8
BB	2
SO	6
LOB	11

livebaseballscorecards.com



1B	2B	3B	HR	SF	SAC	DP	HBP	WP	PA
4	0	2	1	0	1	2	1	0	34

WP	HR	S	P	ERA	WHIP
0	0	0	0	0	0

Montreal Expos @ Colorado Rockies
 Mile High Stadium, Denver, CO
 Sun Apr 11 1993, 5:33 AM EDT
 Att. 66,987 - Cloudy - 62 F

AB	49
R	19
H	22
RBI	18
BB	6
SO	5
LOB	28



WP:	0	PA:	59
PB:	0		
SB:	1		
CS:	1		

AB	R	H	RBI	BB	SO	LOB
4	1	2	1	0	0	1
1	0	1	0	0	0	0
0	0	0	0	0	0	0
1	0	0	0	0	0	2
0	0	0	0	0	0	0
1	0	1	1	0	0	0
0	0	0	0	0	0	0

7	3	5	2	0	0	2
6	2	2	3	1	1	4
7	2	3	1	0	0	6
4	1	0	1	1	0	6
5	3	2	2	1	1	3
4	3	2	3	1	0	0
6	2	3	1	0	2	4
1	0	0	0	0	0	0
2	2	1	3	2	1	0

1B:	14	SF:	1
2B:	4	SAC:	1
3B:	0	DP:	0
HR:	4	HBP:	1

R:	1	H:	2
E:	0	LOB:	2
K:	0	BB:	1
S:	9	P:	18
R:	2	H:	3
E:	0	LOB:	1
K:	1	BB:	0
S:	16	P:	20
R:	1	H:	1
E:	1	LOB:	1
K:	2	BB:	0
S:	11	P:	16
R:	1	H:	1
E:	0	LOB:	0
K:	0	BB:	0
S:	8	P:	10
R:	3	H:	2
E:	0	LOB:	0
K:	0	BB:	1
S:	16	P:	29
R:	3	H:	4
E:	0	LOB:	3
K:	1	BB:	2
S:	22	P:	33
R:	0	H:	1
E:	0	LOB:	2
K:	0	BB:	1
S:	14	P:	25
R:	7	H:	7
E:	1	LOB:	2
K:	1	BB:	1
S:	23	P:	38

IP:	4.0	WLS:	L	BF:	22	H:	7	R:	5	ER:	4	SO:	3	BB:	1	IBB:	0	HBP:	0	BLK:	0	WP:	0	HR:	1	S:	53	P:	79	ERA:	9.00	WHIP:	2.000
IP:	2.0	WLS:		BF:	10	H:	3	R:	4	ER:	2	SO:	0	BB:	1	IBB:	0	HBP:	1	BLK:	0	WP:	0	HR:	1	S:	24	P:	39	ERA:	9.00	WHIP:	2.000
IP:	1.0	WLS:		BF:	9	H:	4	R:	3	ER:	3	SO:	1	BB:	2	IBB:	0	HBP:	0	BLK:	0	WP:	0	HR:	2	S:	22	P:	33	ERA:	27.00	WHIP:	6.000
IP:	1.0	WLS:		BF:	5	H:	1	R:	0	ER:	0	SO:	0	BB:	1	IBB:	0	HBP:	0	BLK:	0	WP:	0	HR:	0	S:	14	P:	25	ERA:	0.00	WHIP:	2.000
IP:	0.1	WLS:		BF:	8	H:	5	R:	7	ER:	6	SO:	1	BB:	1	IBB:	0	HBP:	0	BLK:	0	WP:	0	HR:	0	S:	13	P:	24	ERA:	162.00	WHIP:	18.000
IP:	0.2	WLS:		BF:	4	H:	2	R:	0	ER:	0	SO:	0	BB:	0	IBB:	0	HBP:	0	BLK:	0	WP:	0	HR:	0	S:	10	P:	14	ERA:	0.00	WHIP:	3.000

Batter	1	2	3	4	5	6	7	8	9	AB	R	H	RBI	BB	SO	LOB									
Lou Frazier, S OBP: 0.500, SLG: 0.375 Brian Barnes, L OBP: 1.000, SLG: 1.000 Mike Gardner, S OBP: 0.287, SLG: 0.333 Frank Bolick, S OBP: 0.287, SLG: 0.333 Jeff Fassero, L OBP: 0.333, SLG: 0.500 Darrin Fletcher, L OBP: 0.333, SLG: 0.500 Mel Rojas, R	2-1 G4-3 G2-3 2B 1B	0-0 FC4-6 1B		0-1 G5-3		0-2 F8	0-1 BB 1B	3-2 P3	0-2 2-H 1B	4	1	2	1	0	0	1									
Mike Lansing, R OBP: 0.481, SLG: 0.769	1-2 G2-3	0-2 FC4-6		3-2 HR		2-2 HR 1B	0-1 BB 1B		1B 1B 1B	7	3	5	2	0	0	2									
Marquis Grissom, R OBP: 0.367, SLG: 0.483	1-1 G4-3	1-3 K		1-2 E5		3-1 HR 1B	4-2 BB		P2 1B 1B	6	2	2	3	1	1	4									
Moises Alou, R OBP: 0.355, SLG: 0.581	0-0 FC5-6 2B		0-0 G5-3 E 1B	1-2 F9		1-1 G1	0-1 P3		G4-3 1B	7	2	3	1	0	0	6									
Sean Berry, R OBP: 0.500, SLG: 0.300	4-0 BB		2-1 G5-3		0-0 G5-3	2-2 CS HBP	1-0 F8		E4 2B 2B	4	1	0	1	1	0	6									
Wil Cordero, R OBP: 0.296, SLG: 0.280	1-0 FC5-6		0-3 K		0-1 E S SF8 1B	1-0 CS	4-2 HR BB		G5-3 2B 2B	5	3	2	2	1	1	3									
Tim Spehr, R OBP: 0.375, SLG: 1.200		3-2 1B 1B 2B	1-1 E6		3-1 SF8		1-2 HR		G5-3 BB	4	3	2	3	1	0	0									
Archi Cianfrocco, R OBP: 0.200, SLG: 0.400		0-0 1B SH3-4 FC4-6 1B	2-3 K		0-1 G5-3		1-1 HR		BB 1B	6	2	3	1	0	2	4									
Jimmy Jones, R Ted Wood, L OBP: 0.375, SLG: 0.333		1-0 SH3-4		3-2 G4-3		4-2 HR BB	0-3 K		BB 1B 2B	1	0	0	0	0	0	0									
Inning Stats	R: 1 E: 0 K: 0 S: 9	H: 2 LOB: 2 BB: 1 P: 18	R: 2 E: 0 K: 1 S: 16	H: 3 LOB: 1 BB: 0 P: 20	R: 1 E: 1 K: 2 S: 11	H: 1 LOB: 1 BB: 0 P: 16	R: 1 E: 0 K: 0 S: 8	H: 1 LOB: 0 BB: 0 P: 10	R: 3 E: 0 K: 0 S: 16	H: 2 LOB: 0 BB: 1 P: 29	R: 3 E: 0 K: 1 S: 22	H: 4 LOB: 3 BB: 2 P: 33	R: 0 E: 0 K: 0 S: 14	H: 1 LOB: 2 BB: 1 P: 25	R: 7 E: 1 K: 1 S: 23	H: 7 LOB: 2 BB: 1 P: 38	1B: 14 2B: 4 3B: 0 HR: 4	SF: 1 SAC: 1 DP: 0 HBP: 1	WP: 0 PB: 0 SB: 1 CS: 1	PA: 59					
PITCHER	IP	WLS	BF	H	R	ER	SO	BB	IBB	HBP	BLK	WP	HR	S	P	ERA	WHIP								
Butch Henry, L ERA: 7.5	(1, 1)	4.0	L	22	7	5	4	3	1	0	0	0	0	1	53	79	9.00	2.000							
Willie Blair, R ERA: 4.5	(5, 1)	2.0		10	3	4	2	0	1	0	1	0	0	1	24	39	9.00	2.000							
Steve Reed, R ERA: 31.5	(7, 1)	1.0		9	4	3	3	1	2	0	0	0	0	2	22	33	27.00	6.000							
Scott Aldred, L ERA:	(8, 1)	1.0		5	1	0	0	0	1	0	0	0	0	0	14	25	0.00	2.000							
Darren Holmes, R ERA: 40.5	(9, 1)	0.1		8	5	7	6	1	1	0	0	0	0	0	13	24	162.00	18.000							
PITCHER	IP	WLS	BF	H	R	ER	SO	BB	IBB	HBP	BLK	WP	HR	S	P	ERA	WHIP								
Gary Wayne, L ERA:	(9, 1)	0.2		4	2	0	0	0	0	0	0	0	0	0	10	14	0.00	3.000							

livebaseballscores.com

Batter	1	2	3	4	5	6	7	8	9	AB R H RBI BB SO LOB	TOP												
Vince Coleman, S (1, 7) OBP: 0.310, SLG: 0.259	2-1 G4-3		0-0 B3	2-2 G1		0-1 E6		2-3 K	0-2 G4-6-3 1B	6 0 1 0 0 1 2													
Tony Fernandez, S (1, 6) OBP: 0.500, SLG: 0.400	0-0 G1-3		4-2 1B BB		1-1 BB BLK 1B	1-2 G1-3		1-1 BB 1B	2-0 G4-6-3 1-2f	5 1 2 0 1 0 2													
Eddie Murray, S (1, 3) OBP: 0.357, SLG: 0.462	1-2 BB 1B		0-0 P5		1-3 K		3-3 K	2-2 BB BB 1B	4-2 1B BB	5 1 2 0 1 2 3													
Bobby Bonilla, S (1, 9) OBP: 0.370, SLG: 0.417	4-2 SAFE 1B		2-1 1B		2-1 P5		4-2 BB 1B BB	4-1 BB BB WP BB	3-2 1B	2 1 1 1 3 0 1													
Jeff Innis, R (8, 1)										0 0 0 0 0 0 0													
Jeff McKnight, S (9, PH) OBP: 0.500, SLG: 0.500	1-2 BB		1-3 2-H 1B		1-2 1B		1-2 BB 1B	1-2 2-3 BB	1-2 1B	1 0 1 0 0 0 0													
John Franco, L (9, 1)										0 0 0 0 0 0 0													
Howard Johnson, S (1, 5) OBP: 0.296, SLG: 0.136	0-0 G3		2-3 K		4-0 BB BB		2-1 BB 1B	4-1 WP BB BB	0-0 P6	4 1 1 1 2 1 6													
Jeff Kent, R (1, 4) OBP: 0.320, SLG: 0.286		0-0 F8		1-1 1B 2B		4-0 BB	0-3 K	4-2 WP 3B BB		3 2 1 1 2 1 2													
Ryan Thompson, R (1, 8)																							
Chico Walker, S (7, PH) OBP: 0.667, SLG: 0.500	1-1 G5-3		1-3 K		0-1 F8		4-1 BB	4-2 3B BB		3 0 0 0 0 1 4													
Dave Gallagher, R (7, 8) OBP: 0.500, SLG: 0.500							1-2 2-3 BB	1-2 2-3 3-H BB		0 0 0 0 1 0 0													
Todd Hundley, S (1, 2) OBP: 0.364, SLG: 0.450	1-1 F7		1-0 1B		2-1 F7		2-2 G3	0-0 1-H 2-H 3-H 3B		0 1 0 0 1 0 0													
Bret Saberhagen, R (1, 1) OBP: 0.400, SLG: 0.500			0-0 1B 2B		4-1 BLK BB		2-0 F8			5 0 2 4 0 0 3													
Joe Orsulak, L (8, PH) OBP: 0.400, SLG: 0.429										2 1 1 0 1 0 0													
										2 0 0 0 0 0 1													
Inning Stats	R: 0 E: 0 K: 0 S: 9	H: 1 LOB: 2 BB: 1 P: 16	R: 0 E: 0 K: 0 S: 5	H: 0 LOB: 0 BB: 0 P: 7	R: 1 E: 0 K: 1 S: 11	H: 2 LOB: 2 BB: 1 P: 19	R: 1 E: 0 K: 1 S: 10	H: 2 LOB: 1 BB: 1 P: 19	R: 0 E: 0 K: 1 S: 9	H: 1 LOB: 3 BB: 2 P: 21	R: 0 E: 1 K: 0 S: 8	H: 0 LOB: 1 BB: 0 P: 13	R: 0 E: 0 K: 2 S: 17	H: 1 LOB: 3 BB: 2 P: 32	R: 6 E: 0 K: 1 S: 26	H: 3 LOB: 1 BB: 4 P: 48	R: 0 E: 0 K: 0 S: 13	H: 2 LOB: 2 BB: 1 P: 22	1B: 9 2B: 2 3B: 1 HR: 0	SF: 0 SAC: 0 DP: 1 HBP: 0	WP: 1 PB: 0 SB: 1 CS: 0	PA: 50	
PITCHER	IP WLS BF H R ER SO BB IBB HBP BLK WP HR S P ERA WHIP																						
Andy Ashby, R (1, 1) ERA: 3.6	5.0		25	6	2	2	3	5	0	0	2	0	0	44	82	3.60	2.200						
Jeff Parrett, R (6, 1) ERA: 4.76	2.2		14	3	2	2	3	2	0	0	0	0	0	40	66	6.75	1.875						
Darren Holmes, R (8, 1) ERA: 60.75	0.0	L	3	0	0	0	0	3	0	0	0	0	0	4	16	∞	∞						
Willie Blair, R (8, 1) ERA: 5.06	1.1		8	3	4	4	0	2	0	0	0	1	0	20	33	27.00	3.750						

New York Mets @ Colorado Rockies

Mile High Stadium, Denver, CO

Tue Apr 13 1993, 9:05 PM EDT
Att. 52,087 - Unknown - 42 F

livebaseballscorecards.com

AB	38
R	8
H	12
RBI	7
BB	12
SO	6
LOB	24




New York Mets @ Colorado Rockies
Mile High Stadium, Denver, CO

Wed Apr 14 1993, 9:05 PM EDT
 Att. 57,489 - Unknown - 43 F

livebaseballscorecards.com



Batter	1		2		3		4		5		6		7		8		9		AB	R	H	RBI	BB	SO	LOB	TOP	
Vince Coleman, S OBP: 0.314, SLG: 0.333 (1, 7) B X	1-0 SF8 3B		1-1 S 1B				1-0 G4-3				2-1 B5-3				3-2 E6 SH3 1B		0-3 K		6	2	2	1	0	1	3		
Tony Fernandez, S OBP: 0.485, SLG: 0.391 (1, 6) B X	2-0 SF8		1-0 F8 1B				4-1 BB				0-0 1B 1B				1-0 SH3		0-0 G4-3		3	0	1	1	1	0	2		
Eddie Murray, S OBP: 0.394, SLG: 0.467 (1, 3) C B B X	2-1 E4 2B				1-0 FC4-6 1B		0-0 G3				0-0 G6-4-3 1B				4-0 BB SF8 1B				4	1	2	0	1	0	2		
Bobby Bonilla, S OBP: 0.375, SLG: 0.448 (1, 9) X	0-0 1B 2B				0-1 FC4-6 BB					3-2 G4-3		1-0 G6-4-3			1-1 SF8 BB 1B				5	0	2	2	0	0	3		
Howard Johnson, S OBP: 0.344, SLG: 0.125 (1, 5) C C F B B X	2-2 P5				1 SAFE 1 SAFE 4-2 1-2 BB					1-2 F8				4-2 BB BB		4-0 BB 1B			2	0	0	0	3	0	2		
Jeff Kent, R OBP: 0.300, SLG: 0.250 (1, 4) X	0-0 P3				1-1 F7					2-0 1B WP HBP				1 SAFE 1 SAFE 2-0 P4		1-1 SF8			3	1	0	1	0	0	5		
Ryan Thompson, R OBP: 0.250, SLG: 0.250 Mike Maddux, L (8, 1)			0-0 SH1-4 F8 1B 1B		0-1 P4					2-0 WP 1B				1 SAFE 1 SAFE 2-3 K		1-2 F9			5	1	2	0	0	1	5	AB 35	
Todd Hundley, S OBP: 0.370, SLG: 0.458 (1, 2)			1 SAFE 2-0 F8				1-1 SH1-4 2B			4-1 WP 1B				1 SAFE 1 SAFE 2-0 G5-3					0	0	0	0	0	0	0	R 6	
Sid Fernandez, L Mike Draper, R OBP: 1.000, SLG: 1.000 Dave Gallagher, R OBP: 0.556, SLG: 0.571 (8, 8)			B 2 SAFE X 1-0 SH1-4				0-1 SH1-4			1-1 WP 1B				B F X 2-0 K		1-2 SH3 E 1B			4	0	1	0	1	1	2	H 12	
							2-3			1-2 IBB							1-1 WP 1B			1	0	0	0	0	1	2	RBI 5
Inning Stats	R: 1 E: 1 K: 0 S: 10	H: 2 LOB: 2 BB: 0 P: 17	R: 1 E: 0 K: 0 S: 6	H: 2 LOB: 1 BB: 0 P: 11	R: 0 E: 0 K: 0 S: 9	H: 1 LOB: 2 BB: 1 P: 15	R: 0 E: 0 K: 0 S: 7	H: 1 LOB: 2 BB: 1 P: 13	R: 1 E: 0 K: 1 S: 11	H: 1 LOB: 2 BB: 1 P: 23	R: 0 E: 0 K: 0 S: 5	H: 2 LOB: 1 BB: 0 P: 8	R: 0 E: 0 K: 1 S: 7	H: 0 LOB: 1 BB: 1 P: 17	R: 3 E: 1 K: 0 S: 17	H: 2 LOB: 2 BB: 2 P: 33	R: 0 E: 0 K: 2 S: 9	H: 1 LOB: 1 BB: 0 P: 11	1B: 9 2B: 2 3B: 1 HR: 0	SF: 2 SAC: 3 DP: 1 HBP: 1	WP: 2 PB: 0 SB: 1 CS: 0	PA: 47					
PITCHER	IP	WLS	BF	H	R	ER	SO	BB	IBB	HBP	BLK	WP	HR	S	P	ERA	WHIP										
Bryn Smith, R ERA: 2.19 (1, 1)	5.1	L	30	9	3	3	1	2	1	1	0	1	0	47	85	5.06	2.062										
Scott Aldred, L ERA: 1.8 (6, 1)	2.0		11	2	3	1	1	2	1	0	0	0	0	18	43	4.50	2.000										
Steve Reed, R ERA: 23.63 (8, 1)	0.2		2	0	0	0	0	0	0	0	0	0	0	7	9	0.00	0.000										
Gary Wayne, L ERA: (9, 1)	1.0		4	1	0	0	2	0	0	0	0	1	0	9	11	0.00	1.000										

Batter	1	2	3	4	5	6	7	8	9	AB	R	H	RBI	BB	SO	LOB	BOTTOM				
Eric Young Sr., R OBP: 0.387, SLG: 0.536 (1, 4) C X	0-1 B1-3			2-1 P4		1-0 G5-4-3 1-2f		1-2 3B		4	0	1	3	0	0	1	New York Mets @ Colorado Rockies Mile High Stadium, Denver, CO Wed Apr 14 1993, 9:05 PM EDT Att: 57,489 - Unknown - 43 F AB 31 R 3 H 7 RBI 3 BB 3 SO 2 LOB 12 				
Jerald Clark, R OBP: 0.269, SLG: 0.292 Gary Wayne, L (1, 7) X (9, 1)	0-0 F8			1-0 G5-3			0-0 F9	2-1 G6-3		4	0	0	0	0	0	1					
Charlie Hayes, R OBP: 0.308, SLG: 0.560 (1, 5) B C S X	1-2 F8			1-2 F8			2-2 F9		0-2 G5-3	4	0	0	0	0	0	0					
Andres Galarraga, R OBP: 0.448, SLG: 0.679 (1, 3) X		0-0 G5-3			1-0 1B		0-3 K		0-0 G4-3 1B	4	0	2	0	0	1	0					
Dante Bichette, R OBP: 0.280, SLG: 0.381 (1, 8) B B B B (6, 9)		4-0 CS BB			0-1 F9			0-1 1B 3B 1B	3-1 G4-3	3	1	1	0	1	0	2					
Dale Murphy, R OBP: 0.500, SLG: 0.250 Scott Aldred, L Steve Reed, R Daryl Boston, L OBP: 0.643, SLG: 0.583 (1, 9) C C C C (6, 1) B B B B (8, 1) B B B B (8, PH) B B B B (9, 7)		2-2 SAFE P6			4-0 BB			2-1 1B 3B 1B	4-2 BB	1	0	0	0	1	0	1					
Joe Girardi, R OBP: 0.259, SLG: 0.320 (1, 2) B X				1-0 P4		0-0 P7		0-2 L9	0-0 G6-3	4	0	0	0	0	0	5					
Freddie Benavides, R OBP: 0.056, SLG: 0.056 (1, 6) X				0-0 L6			0-3 K	2-1 L7		3	0	0	0	0	1	2					
Bryn Smith, R Alex Cole, L OBP: 0.444, SLG: 0.458 (1, 1) B X (6, 8)				1-0 G5-3		2-1 G5-4-3 1B		2-0 3B 1B		1	0	0	0	0	0	0					
Inning Stats	R: 0 E: 0 K: 0 S: 6	H: 0 LOB: 0 BB: 0 P: 7	R: 0 E: 0 K: 0 S: 5	H: 0 LOB: 0 BB: 1 P: 11	R: 0 E: 0 K: 0 S: 3	H: 0 LOB: 0 BB: 0 P: 5	R: 0 E: 0 K: 0 S: 6	H: 1 LOB: 1 BB: 1 P: 9	R: 0 E: 0 K: 1 S: 6	H: 1 LOB: 0 BB: 0 P: 9	R: 0 E: 0 K: 1 S: 7	H: 0 LOB: 0 BB: 0 P: 9	R: 3 E: 0 K: 0 S: 15	H: 4 LOB: 1 BB: 0 P: 24	R: 0 E: 0 K: 0 S: 10	H: 1 LOB: 2 BB: 1 P: 17		1B: 6 2B: 0 3B: 1 HR: 0	SF: 0 SAC: 0 DP: 1 HBP: 0	WP: 0 PB: 0 SB: 0 CS: 2	PA: 34 ERA WHIP
PITCHER Sid Fernandez, L ERA: 2.45 Mike Draper, R ERA: 7.71 Mike Maddux, R ERA:	IP 5.0 2.2 1.1	WLS W S	BF 16 12 6	H 1 5 1	R 0 3 0	ER 0 3 0	SO 0 2 0	BB 0 0 0	IBB 0 0 0	HBP 0 0 0	BLK 0 0 0	WP 0 0 0	HR 0 0 0	S 24 26 12	P 42 38 21	ERA 0.00 10.12 0.00	WHIP 0.600 1.875 1.500				

Batter	1	2	3	4	5	6	7	8	9	AB R H RBI BB SO LOB	TOP	
Vince Coleman, S (1, 7) OBP: 0.308, SLG: 0.351	0-1 SH5-3 1B 2B	0-1 F8			0-0 F9			1-0 L7		4 1 1 0 0 0 1		
Tony Fernandez, S (1, 6) OBP: 0.444, SLG: 0.346	1-0 SH5-3 2-3		1-3 K		0-0 B4-3			1-2 F8		3 0 0 0 0 1 0		
Eddie Murray, S (1, 3) OBP: 0.405, SLG: 0.500	0-0 2B SF9 1B		2-0 P6		0-0 G3-1 2B			2-2 P4		4 1 2 1 0 0 0		
Bobby Bonilla, S (1, 9) OBP: 0.389, SLG: 0.515	0-0 3-H SF9 1-3 2B		0-2 P6		0-0 G3-1 2-3			0-0 E 2B		4 1 2 0 0 0 1		
Howard Johnson, S (1, 5) OBP: 0.306, SLG: 0.111	2-2 SF9 2-3 3-H			2-2 F7		2-2 G4-3		2-1 E9 2-H		3 0 0 1 0 0 1		
Jeff Kent, R (1, 4) OBP: 0.265, SLG: 0.214	1-3 K		3-2 G1-3		0-1 F7			0-3 K		4 0 0 0 0 2 2		
Ryan Thompson, R (1, 8) OBP: 0.167, SLG: 0.167		1-2 G1-3		0-0 F9		2-2 G5-3		0-3 K		4 0 0 0 0 1 1		
Charlie O'Brien, R (1, 2)		2-2 G6-3		2-3 K		3-1 F7				3 0 0 0 0 1 0		
Dwight Gooden, R (1, 1) OBP: 0.250, SLG: 0.250 Joe Orsulak, L (8, PH) OBP: 0.375, SLG: 0.400 Anthony Young, R (8, 1)		0-2 1B		1-3 K		0-0 F8				2 0 1 0 0 1 0 1 0 0 0 0 0 0 0 0 0 0 0 0 0		
Inning Stats	R: 2 H: 3 E: 0 LOB: 1 K: 1 BB: 0 S: 12 P: 16	R: 0 H: 1 E: 0 LOB: 1 K: 0 BB: 0 S: 13 P: 16	R: 0 H: 0 E: 0 LOB: 0 K: 1 BB: 0 S: 10 P: 13	R: 0 H: 0 E: 0 LOB: 0 K: 0 BB: 0 S: 8 P: 13	R: 0 H: 0 E: 0 LOB: 0 K: 2 BB: 0 S: 7 P: 10	R: 0 H: 1 E: 0 LOB: 1 K: 0 BB: 0 S: 6 P: 8	R: 0 H: 0 E: 0 LOB: 0 K: 0 BB: 0 S: 8 P: 13	R: 0 H: 0 E: 0 LOB: 0 K: 0 BB: 0 S: 7 P: 9	R: 1 H: 1 E: 1 LOB: 1 K: 2 BB: 0 S: 12 P: 16	1B: 2 SF: 1 2B: 4 SAC: 1 3B: 0 DP: 0 HR: 0 HBP: 0	WP: 0 PA: 34 PB: 0 SB: 0 CS: 0	
PITCHER David Nied, R (1, 1) ERA: 3.43	IP WLS BF H R ER SO BB IBB HBP BLK WP HR S P ERA WHIP	9.0 W 34 6 3 2 6 0 0 0 0 0 0 0 83 114 2.00 0.667										

New York Mets @ Colorado Rockies
 Mile High Stadium, Denver, CO
 Thu Apr 15 1993, 5:33 AM EDT
 Att. 52,608 - Cloudy - 46 F

livebaseballscorecards.com

AB	32
R	3
H	6
RBI	2
BB	0
SO	6
LOB	6



BOTTOM

New York Mets @ Colorado Rockies
Mile High Stadium, Denver, CO
Thu Apr 15 1993, 5:33 AM EDT
Att: 52,608 - Cloudy - 46 F

livebaseballscorecards.com

AB	26
R	5
H	4
RBI	5
BB	4
SO	2
LOB	4



WP	0	PA	32
PB	0		
SB	2		
CS	0		

AB R H RBI BB SO LOB

2 1 0 1 1 0 0

4 1 1 0 0 1 0

4 0 0 1 0 1 1

4 0 0 1 0 0 0

3 1 0 0 1 0 0

1 1 0 0 2 0 0

3 0 1 0 0 0 1

3 1 2 2 0 0 0

2 0 0 0 0 0 2

1B	3	SF	0
2B	1	SAC	2
3B	0	DP	0
HR	0	HBP	0

Batter	1	2	3	4	5	6	7	8	9
Eric Young Sr., R OBP: 0.382, SLG: 0.500 (1, 4)	4-2 1B S G4-3 BB	1-0 G1-3		2-1 G3			2-1 SH4-3		
Alex Cole, L OBP: 0.419, SLG: 0.429 (1, 8)	3-1 G4-3 S L1-4-3 1B	0-0 G4-3			2-2 G4-3		2-3 K		
Daryl Boston, L OBP: 0.500, SLG: 0.438 (1, 7)	2-1 G4-3 1-3 3-H	1-3 K			3-1 F7			0-0 F9	
Andres Galarraga, R OBP: 0.394, SLG: 0.594 (1, 3)	0-1 L1-4-3 3-H		1-2 G5-3		1-0 F9			0-0 G6-3	
Charlie Hayes, R OBP: 0.300, SLG: 0.500 (1, 5)	4-2 1B BB 1B BB		1-0 G3-1		0-2 G5-3			2-1 G5-3	
Gerald Young, S (1, 9)	4-1 1B 1-2 1B BB		4-2 E BB		3-2 G4-3				
Danny Sheaffer, R OBP: 0.333, SLG: 0.333 (1, 2)	0-0 1B 1-2 2-3 1B		1-2 G6-3		1-2 G6-3				
Freddie Benavides, R OBP: 0.143, SLG: 0.190 (1, 6)	1-2 FC6 1-3 2-H 3-H 1B			0-0 F8			2-0 SH2-3 SH4-3 2B		
David Nied, R (1, 1)	0-0 FC6 1-2f			0-0 G1-3			0-0 SH2-3		

Inning Stats	R: 4	H: 3	E: 0	LOB: 2	K: 0	P: 38	R: 0	H: 0	E: 0	LOB: 0	K: 1	P: 7	R: 0	H: 0	E: 1	LOB: 1	K: 0	P: 17	R: 0	H: 0	E: 0	LOB: 0	K: 0	P: 6	R: 0	H: 0	E: 0	LOB: 0	K: 0	P: 13	R: 0	H: 0	E: 0	LOB: 0	K: 0	P: 13	R: 1	H: 1	E: 0	LOB: 0	K: 1	P: 13	R: 0	H: 0	E: 0	LOB: 0	K: 0	P: 6
--------------	------	------	------	--------	------	-------	------	------	------	--------	------	------	------	------	------	--------	------	-------	------	------	------	--------	------	------	------	------	------	--------	------	-------	------	------	------	--------	------	-------	------	------	------	--------	------	-------	------	------	------	--------	------	------

PITCHER	IP	WLS	BF	H	R	ER	SO	BB	IBB	HBP	BLK	WP	HR	S	P	ERA	WHIP
Dwight Gooden, R ERA: 4.09	(1, 1)	7.0	L	29	4	5	2	4	0	0	0	0	0	64	107	6.43	1.143
Anthony Young, R ERA: 7.71	(8, 1)	1.0		3	0	0	0	0	0	0	0	0	0	4	6	0.00	0.000

Batter	1	2	3	4	5	6	7	8	9
Delino DeShields, L OBP: 0.375, SLG: 0.714 (1, 4)	2-2 G4-3		0-1 HR		3-2 G3-1		4-2 BB		
Mike Lansing, R OBP: 0.409, SLG: 0.667 Sean Berry, R OBP: 0.391, SLG: 0.188 (1, 5) (8, 5)	4-2 1B 2B BB		3-2 F8		1-0 G5-3		1-0 G6-3		
Marquis Grissom, R OBP: 0.370, SLG: 0.488 (1, 8)	1-2 2B 1B		0-0 G5-3		1-0 CS 1B		3-3 K		
Larry Walker, L OBP: 0.353, SLG: 0.714 Archi Cianfrocco, R OBP: 0.188, SLG: 0.375 (1, 3) (9, 3)	0-0 2B		2-3 K		2-0 CS	0-0 G4-3	0-2 L9		
Moises Alou, R OBP: 0.319, SLG: 0.489 (1, 9)	1-1 F9		0-0 F7		2-2 F8		0-1 G5-3		
Wil Cordero, R OBP: 0.293, SLG: 0.270 (1, 6)	3-2 P4		1-0 L7		4-0 BB				
Lou Frazier, S OBP: 0.429, SLG: 0.333 Ted Wood, L OBP: 0.333, SLG: 0.313 (1, 7) (7, 7)		1-0 P5	2-2 BB 1B		2-1 G5-3				
Tim Spehr, R OBP: 0.357, SLG: 0.700 (1, 2)		3-1 G5-3	4-0 FC3-6 BB		1-2 F8				
Kent Bottenfield, R OBP: 0.250, SLG: 0.250 Mel Rojas, R (9, 1)		1-0 G4-3	1-2 FC3-6		2-2 G6-3				

AB	R	H	RBI	BB	SO	LOB
3	1	1	1	1	0	0
3	1	0	0	1	0	1
0	0	0	0	0	0	0
4	1	2	0	0	1	0
4	0	1	2	0	1	0
0	0	0	0	0	0	0
4	0	0	0	0	0	1
2	0	0	0	1	0	1
3	0	1	0	0	0	1
0	0	0	0	0	0	0
2	0	0	0	1	0	0
3	0	0	0	0	0	2
0	0	0	0	0	0	0

BOTTOM

Colorado Rockies @ Montreal Expos
Olympic Stadium, Montreal, QB
Fri Apr 16 1993, 7:05 PM EDT
Att. 17,483 - Dome

livebaseballscorecards.com

AB	28
R	3
H	5
RBI	3
BB	4
SO	2
LOB	6



Inning Stats		R: 2	H: 2	E: 0	K: 0	S: 16	R: 0	H: 0	E: 0	K: 0	S: 4	R: 1	H: 1	E: 0	K: 1	S: 9	R: 0	H: 1	E: 0	K: 0	S: 8	R: 0	H: 1	E: 0	K: 0	S: 5	R: 0	H: 0	E: 0	K: 0	S: 6	R: 0	H: 0	E: 0	K: 0	S: 12	R: 0	H: 0	E: 0	K: 1	S: 8									
PITCHER		IP	WLS	BF	H	R	ER	SO	BB	IBB	HBP	BLK	WP	HR	S	P	ERA	WHIP	PITCHER												IP	WLS	BF	H	R	ER	SO	BB	IBB	HBP	BLK	WP	HR	S	P	ERA	WHIP			
Butch Henry, L ERA: 5.68 (1, 1)	6.2	L	28	5	3	3	1	1	4	0	0	0	0	1	58	109	4.05	1.350																																
Willie Blair, R ERA: 4.76 (7, 1)	0.1		1	0	0	0	0	0	0	0	0	0	0	2	2		0.00	0.000																																
Jeff Parrett, R ERA: 4.05 (8, 1)	1.0		3	0	0	0	1	1	0	0	0	0	0	8	11		0.00	0.000																																

WP: 0	PA: 33
PB: 0	CS: 1
SB: 0	
1B: 3	SF: 0
2B: 1	SAC: 0
3B: 0	DP: 0
HR: 1	HBP: 0

Batter	1	2	3	4	5	6	7	8	9	AB R H RBI BB SO LOB	TOP	
Eric Young Sr. R (1, 4) OBP: 0.372, SLG: 0.474	2-1 G3 S 2B 1B	1-1 HBP		1-1 G1-3			0-0 G6-3	1-1 P4		4 1 1 0 0 0 1		
Alex Cole, L (1, 8) OBP: 0.425, SLG: 0.429	4-2 G3 2B BB	0-0 G3-1			1-2 S E G3-4-3 1B		0-1 L8		1-1 E 2B	4 3 2 0 1 0 2		
Dante Bichette, R (1, 9) OBP: 0.290, SLG: 0.481	0-2 G3		2-2 2B 1B		0-1 G3-4-3		0-0 HR		0-1 E6 1B	5 2 2 1 0 0 3		
Andres Galarraga, R (1, 3) OBP: 0.429, SLG: 0.707	1-0 G4-3 2B		0-0 SF8 2B		1-1 G5-3 1B		0-1 G5-3		1-3 K	5 1 3 3 0 1 1		
Daryl Boston, L (1, 7) OBP: 0.444, SLG: 0.375	1-2 G4-3 2-3		2-0 F8		2-2 1B		0-1 HR 1B		3-3 K	5 1 2 0 0 1 3		
Charlie Hayes, R (1, 5) OBP: 0.333, SLG: 0.583	1-1 G5-3		2-2 SF8		0-0 G5-3		1 SAFE 1 SAFE 2-1 HR 1B	0-1 1B	0-1 1B	4 1 2 3 0 0 3		
Joe Girardi, R (1, 2) OBP: 0.229, SLG: 0.273		2-1 G4-3 1B	3-2 P3		0-1 G4-3		0-1 P6		0-0 G6-3	5 0 1 0 0 0 2		
Freddie Benavides, R (1, 6) OBP: 0.111, SLG: 0.148		0-0 G4-3		1-0 F7		1-0 G4-3		1-2 P3		4 0 0 0 0 0 1		
Bruce Ruffin, S (1, 1) Jeff Parrett, R (7, 1) Darren Holmes, R (9, 1)		1-3 K	0-1 F8		2-3 K		0-0 1B			3 0 0 0 0 2 1 1 0 1 0 0 0 0 0 0 0 0 0 0 0		
Inning Stats	R: 2 H: 2 E: 0 LOB: 1 K: 0 BB: 1 S: 15 P: 22	R: 0 H: 1 E: 0 LOB: 2 K: 1 BB: 0 S: 8 P: 12	R: 2 H: 2 E: 0 LOB: 0 K: 0 BB: 0 S: 13 P: 22	R: 0 H: 0 E: 0 LOB: 0 K: 0 BB: 0 S: 5 P: 7	R: 1 H: 3 E: 0 LOB: 1 K: 0 BB: 0 S: 12 P: 16	R: 0 H: 0 E: 0 LOB: 0 K: 1 BB: 0 S: 6 P: 9	R: 1 H: 1 E: 0 LOB: 0 K: 0 BB: 0 S: 6 P: 6	R: 2 H: 3 E: 0 LOB: 1 K: 0 BB: 0 S: 13 P: 17	R: 1 H: 2 E: 1 LOB: 2 K: 2 BB: 0 S: 14 P: 19	1B: 9 SF: 1 2B: 3 SAC: 0 3B: 0 DP: 1 HR: 2 HBP: 1	WP: 0 PA: 43 PB: 0 SB: 2 CS: 0	
PITCHER	IP WLS BF H R ER SO BB IBB HBP BLK WP HR S P ERA WHIP											
Dennis Martinez, R (1, 1) ERA: 6.0	5.0 L 24 8 5 5 1 1 0 0 0 0 0 0 53 79 9.00 1.800											
Jeff Shaw, R (6, 1) ERA: 4.5	2.0 7 1 1 1 1 0 0 0 0 0 0 1 12 15 4.50 0.500											
Brian Barnes, L (8, 1) ERA: 9.0	1.0 6 3 2 2 0 0 0 0 0 0 0 1 13 17 18.00 3.000											
Jeff Fassero, L (9, 1) ERA: 6.75	1.0 6 2 1 0 2 0 0 0 0 0 0 0 14 19 0.00 2.000											

Colorado Rockies @ Montreal Expos
Olympic Stadium, Montreal, QB
Sat Apr 17 1993, 3:33 AM EDT
Att. 23,166 - Dome

livebaseballscorecards.com

AB 40
R 9
H 14
RBI 7
BB 1
SO 4
LOB 17



BOTTOM

Colorado Rockies @ Montreal Expos
 Olympic Stadium, Montreal, QB
 Sat Apr 17 1993, 3:33 AM EDT
 Att. 23,166 - Dome

livebaseballscorecards.com

AB	36
R	1
H	10
RBI	1
BB	2
SO	7
LOB	20



WP: 0	PA: 38
PB: 0	
SB: 0	
CS: 1	

AB R H RBI BB SO LOB

4 0 2 1 1 1 3
 0 0 0 0 0 0 0
 0 0 0 0 0 0 0
 1 0 0 0 0 1 2

2 0 0 0 1 0 2
 1 0 0 0 0 0 2

4 0 1 0 0 2 1
 0 0 0 0 0 0 0

4 0 1 0 0 0 2

4 0 0 0 0 1 2

4 1 1 0 0 1 0

3 0 0 0 0 0 1
 1 0 1 0 0 0 0

1 0 1 0 0 0 0
 1 0 1 0 0 0 0
 0 0 0 0 0 0 0
 2 0 1 0 0 0 2

1B: 8 SF: 0
 2B: 2 SAC: 0
 3B: 0 DP: 0
 HR: 0 HBP: 0

Batter	1	2	3	4	5	6	7	8	9
Delino DeShields, L (1, 4) OBP: 0.462, SLG: 0.727	4-2 CS BB		0-1 2B		2-2 F7		3-2 FC6-4 1B		1-3 K
Mike Lansing, R (1, 5) OBP: 0.396, SLG: 0.630	2-1 1B		1-3 K			2-1 F7	3-2 FC6-4 1B		2-3 K
Brian Barnes, L (8, 1) OBP: 1.000, SLG: 1.000									
Jeff Fassero, L (9, 1)									
Ted Wood, L (9, PH) OBP: 0.316, SLG: 0.294	1-2 1B								
Marquis Grissom, R (1, 8) OBP: 0.367, SLG: 0.467	2-0 P2		3-2 P4			4-1 1B BB	0-0 G1-3		
Lou Frazier, S (6, PR) OBP: 0.400, SLG: 0.308									
Larry Walker, L (1, 3) OBP: 0.333, SLG: 0.611	0-1 1B			1-3 K		3-2 F7		0-3 K	
John Vander Wal, L (9, 3) OBP: 0.370, SLG: 0.417									
Moises Alou, R (1, 9) OBP: 0.314, SLG: 0.469	0-1 L9			1-2 G6-3		0-1 1B		1-2 F9	
Wil Cordero, R (1, 6) OBP: 0.267, SLG: 0.244				2-1 G6-3		0-3 K		1-0 L9	
Tim McIntosh, R (1, 7) OBP: 0.250, SLG: 0.250					2-2 F8		0-0 E 1B		0-0 F9
Tim Spehr, R (1, 2) OBP: 0.294, SLG: 0.538							2-2 E5 FC6-4 1B		0-1 1B 1B
Darrin Fletcher, L (8, 2) OBP: 0.400, SLG: 0.800					0-2 G5-3				
Dennis Martinez, R (1, 1) OBP: 0.600, SLG: 0.800							2-0 P2		3-2 1B 1B
Archi Cianfrocco, R (5, PH) OBP: 0.235, SLG: 0.471									
Jeff Shaw, R (6, 1)									
Frank Bolick, S (7, PH) OBP: 0.300, SLG: 0.400					1-1 2B				1-2 1B

Inning Stats	R: 0	H: 2	E: 0	LOB: 2	K: 0	BB: 1	S: 10	R: 0	H: 0	E: 0	LOB: 0	K: 1	BB: 0	S: 7	R: 0	H: 2	E: 0	LOB: 1	K: 1	BB: 0	S: 11	R: 0	H: 0	E: 0	LOB: 0	K: 1	BB: 0	S: 8	R: 0	H: 1	E: 0	LOB: 1	K: 0	BB: 0	S: 13	R: 0	H: 1	E: 0	LOB: 2	K: 1	BB: 1	S: 11	R: 1	H: 2	E: 1	LOB: 2	K: 0	BB: 0	S: 12	R: 0	H: 0	E: 0	LOB: 0	K: 1	BB: 0	S: 7	R: 0	H: 2	E: 0	LOB: 2	K: 2	BB: 0	S: 12	R: 0	H: 2	E: 0	LOB: 2	K: 2	BB: 0	S: 12	1B: 8	SF: 0	2B: 2	SAC: 0	3B: 0	DP: 0	HR: 0	HBP: 0	WP: 0	PA: 38
--------------	------	------	------	--------	------	-------	-------	------	------	------	--------	------	-------	------	------	------	------	--------	------	-------	-------	------	------	------	--------	------	-------	------	------	------	------	--------	------	-------	-------	------	------	------	--------	------	-------	-------	------	------	------	--------	------	-------	-------	------	------	------	--------	------	-------	------	------	------	------	--------	------	-------	-------	------	------	------	--------	------	-------	-------	-------	-------	-------	--------	-------	-------	-------	--------	-------	--------

PITCHER	IP	WLS	BF	H	R	ER	SO	BB	IBB	HBP	BLK	WP	HR	S	P	ERA	WHIP
Bruce Ruffin, L (1, 1) ERA: 4.82	6.1	W	28	8	1	0	4	2	0	0	0	0	0	68	113	0.00	1.579
Jeff Parrett, R (7, 1) ERA: 3.24	1.2		5	0	0	0	1	0	0	0	0	0	0	11	16	0.00	0.000
Darren Holmes, R (9, 1) ERA: 34.71	1.0		5	2	0	0	2	0	0	0	0	0	0	12	18	0.00	2.000

Batter	1	2	3	4	5	6	7	8	9	AB R H RBI BB SO LOB	TOP											
Eric Young Sr. R (1, 4) OBP: 0.340, SLG: 0.429	1-1 G5-3		1-1 FC1-5-2		1-1 G1-3		0-1 G5-3			4 0 0 0 0 0 2												
Alex Cole, L (1, 8) OBP: 0.432, SLG: 0.421	3-1 CS 1B		2-3 3-H K		4-2 S S BB			0-0 F7		3 0 1 0 1 1 2												
Dante Bichette, R (1, 9) OBP: 0.257, SLG: 0.419	1 SAFE 2-2 G1-4-3		1 SAFE 2-3 K		1-1 E5 F8 2B		1-3 K	1-2 P2		4 1 0 0 0 1 2												
Andres Galarraga, R (1, 3) OBP: 0.413, SLG: 0.667		0-1 G6-3		1 SAFE 0-0 F8		1-2 P3		0-2 1B		4 0 1 0 0 0 2												
Daryl Boston, L (1, 7) OBP: 0.419, SLG: 0.333		0-3 K		4-2 2B BB		1-2 G3		1-0 F7		3 1 0 0 1 1 1												
Charlie Hayes, R (1, 5) OBP: 0.326, SLG: 0.575		0-1 F9		3-1 FC5 2B		0-2 L8		0-0 P3		4 0 1 2 0 0 0												
Joe Girardi, R (1, 2) OBP: 0.211, SLG: 0.250			1-0 E6 G1-3 1B		0-2 K		3-3 K		1-1 P4	3 0 0 0 0 2 1	AB 32											
Jerald Clark, R (9, PH) OBP: 0.258, SLG: 0.379										1 0 0 0 0 0 0	R 2											
Freddie Benavides, R (1, 6) OBP: 0.167, SLG: 0.172			1-1 FC1-5-2 G1-3 1B		4-0 IBB		2-0 F8		1-2 L8	2 0 1 0 1 0 0	H 4											
Gerald Young, S (9, PH)										1 0 0 0 0 0 0	RBI 2											
Andy Ashby, R (1, 1)			1-0 G1-3		0-2 FC5		0-2 G5-3				BB 3											
Jim Tatum, R (7, PH) OBP: 0.286, SLG: 0.429											SO 5											
Willie Blair, R (7, 1)											LOB 14											
Gary Wayne, L (7, 1)																						
Jeff Parrett, R (7, 1) OBP: 0.500, SLG: 0.500			1-2 2-3		2-3f																	
Scott Aldred, L (8, 1)																						
Inning Stats	R: 0 E: 0 K: 0 S: 8	H: 1 LOB: 0 BB: 0 P: 14	R: 0 E: 0 K: 1 S: 7	H: 0 LOB: 0 BB: 0 P: 7	R: 0 E: 1 K: 1 S: 9	H: 1 LOB: 2 BB: 0 P: 15	R: 2 E: 1 K: 1 S: 14	H: 1 LOB: 2 BB: 2 P: 26	R: 0 E: 0 K: 1 S: 13	H: 0 LOB: 1 BB: 1 P: 19	R: 0 E: 0 K: 1 S: 11	H: 0 LOB: 0 BB: 0 P: 15	R: 0 E: 0 K: 0 S: 6	H: 0 LOB: 0 BB: 0 P: 8	R: 0 E: 0 K: 0 S: 8	H: 1 LOB: 1 BB: 0 P: 10	R: 0 E: 0 K: 0 S: 8	H: 0 LOB: 0 BB: 0 P: 10	1B: 3 2B: 1 3B: 0 HR: 0	SF: 0 SAC: 0 DP: 0 HBP: 0	WP: 0 PB: 0 SB: 3 CS: 1	PA: 35
PITCHER Ken Hill, R (1, 1) ERA: 1.57	IP 9.0 WLS W BF 35 H 4 R 2 ER 1 SO 5 BB 2 IBB 1 HBP 0 BLK 0 WP 0 HR 0 S 84 P 124 ERA 1.00 WHIP 0.667											PITCHER	IP WLS BF H R ER SO BB IBB HBP BLK WP HR S P ERA WHIP									

Colorado Rockies @ Montreal Expos
Olympic Stadium, Montreal, QB
Sun Apr 18 1993, 3:33 AM EDT
Att. 25,034 - Dome

livebaseballscorecards.com

AB	32
R	2
H	4
RBI	2
BB	3
SO	5
LOB	14



Batter	1	2	3	4	5	6	7	8	9
Delino DeShields, L (1, 4) OBP: 0.389, SLG: 0.533	0-1 G4-3	4-1 1B BB		2-2 G3		2-3 K		2-3 K	
Mike Lansing, R (1, 6) OBP: 0.434, SLG: 0.640	1-0 BB 1B	1-1 1-2 2-H 1B			4-0 G3 SH1-3 BB		1-1 SH1-4 3B 1B	1-3 K	
John Vander Wal, L (1, 7) OBP: 0.379, SLG: 0.400	2-2 F7		1-2 2B SF7 HBP		0-1 SH1-3		0-0 SH1-4	4-2 BB BB	
Lou Frazier, S (4, 7) OBP: 0.400, SLG: 0.308					1-2 G3		1-2 G6-3 3B		
Sean Berry, R (8, 5) OBP: 0.417, SLG: 0.188					2-1 BB 1B		0-1 G6-3 3B	4-2 SAFE SAFE SAFE SAFE SAFE SAFE SAFE SAFE BB	
Larry Walker, L (1, 3) OBP: 0.423, SLG: 0.773	2-1 BB 1B		0-2 2B		2-1 G3		0-1 G6-3 3B	1-2 BB	
Archi Cianfrocco, R (8, PR) OBP: 0.235, SLG: 0.471			1-3 2B		2-3 F7		3-2 G6-3	3-1 F7	
Frank Bolick, S (1, 5) OBP: 0.304, SLG: 0.364	4-1 BB 1B		2-0 G5-3		1-1 F7		3-2 G6-3		
Marquis Grissom, R (7, PH) OBP: 0.353, SLG: 0.447			1-2 2-3 BB						
Moises Alou, R (1, 8) OBP: 0.309, SLG: 0.451	1-1 G1-3		1-1 SF7		2-1 L7		4-2 S 2B BB		
Darrin Fletcher, L (1, 2) OBP: 0.500, SLG: 0.846		4-0 SH3-4 1B BB	3-2 G3		0-0 1B 1B		3-2 1B 2B		
Ted Wood, L (1, 9) OBP: 0.348, SLG: 0.300		0-1 F7		1-0 G6-3		2-1 SH2-3 1B	4-0 1B IBB		
Ken Hill, R (1, 1) OBP: 0.125, SLG: 0.125		1-1 SH3-4		0-3 K		2-1 SH2-3	1-3 K		

Inning Stats	R: 0 E: 0 K: 13 S: 17	H: 2 LOB: 3 BB: 1 P: 23	R: 0 E: 0 K: 0 S: 7	H: 1 LOB: 2 BB: 2 P: 17	R: 1 E: 0 K: 0 S: 12	H: 1 LOB: 1 BB: 0 P: 19	R: 0 E: 0 K: 1 S: 9	H: 0 LOB: 0 BB: 0 P: 12	R: 0 E: 0 K: 0 S: 6	H: 0 LOB: 1 BB: 1 P: 13	R: 0 E: 0 K: 1 S: 10	H: 2 LOB: 2 BB: 0 P: 18	R: 3 E: 0 K: 1 S: 18	H: 3 LOB: 2 BB: 2 P: 34	R: 0 E: 0 K: 2 S: 17	H: 0 LOB: 2 BB: 2 P: 31
--------------	--------------------------------	----------------------------------	------------------------------	----------------------------------	-------------------------------	----------------------------------	------------------------------	----------------------------------	------------------------------	----------------------------------	-------------------------------	----------------------------------	-------------------------------	----------------------------------	-------------------------------	----------------------------------

PITCHER	IP	WLS	BF	H	R	ER	SO	BB	IBB	HBP	BLK	WP	HR	S	P	ERA	WHIP
Andy Ashby, R ERA: 2.45	(1, 1)	6.0	28	6	1	1	2	4	0	1	0	0	0	57	102	1.50	1.667
Willie Blair, R ERA: 6.0	(7, 1)	0.1	2	1	1	1	0	0	0	0	0	0	0	3	4	27.00	3.000
Gary Wayne, L ERA: 3.38	(7, 1)	0.0	L	1	1	0	0	0	0	0	0	0	0	2	2	∞	∞
Jeff Parrett, R ERA: 4.0	(7, 1)	0.2	5	1	2	2	1	1	1	0	0	0	0	13	28	27.00	3.000
Scott Aldred, L ERA: 1.5	(8, 1)	1.0	5	0	0	0	2	2	0	0	0	0	0	17	31	0.00	2.000

AB	R	H	RBI	BB	SO	LOB
4	0	0	0	1	2	2
4	1	3	0	1	1	0
1	1	0	0	0	0	1
0	0	0	0	0	0	0
0	0	0	0	1	0	0
4	1	3	1	1	0	1
0	0	0	0	0	0	0
2	0	0	0	1	0	3
2	0	0	1	0	0	2
2	1	0	1	1	0	3
3	0	2	1	1	0	1
3	0	1	0	1	0	1
2	0	0	0	0	2	2

1B	2B	3B	HR	SF	SAC	DP	HBP
6	2	1	0	1	4	0	1

WP	PA	ERA	WHIP
0	41		

Colorado Rockies @ Montreal Expos
Olympic Stadium, Montreal, QB
Sun Apr 18 1993, 3:33 AM EDT
Att. 25,034 - Dome

livebaseballscorecards.com

AB	27
R	4
H	9
RBI	4
BB	8
SO	5
LOB	16



Batter	1	2	3	4	5	6	7	8	9	AB R H RBI BB SO LOB	TOP											
Eric Young Sr. R (1, 4) OBP: 0.333, SLG: 0.413	0-1 1B		0-2 G1-3			2-1 F8		2-1 G5-3		4 0 1 0 0 0 0												
Alex Cole, L (1, 8) OBP: 0.396, SLG: 0.381	2-3 1-2 K		0-0 G4-3			2-3 K			0-1 G6-3	4 0 0 0 0 2 1												
Dante Bichette, R (1, 9) OBP: 0.256, SLG: 0.400	3-3 2-3 K		0-0 G4-3			0-0 1B			1-3 K	4 0 1 0 0 2 1												
Andres Galarraga, R (1, 3) OBP: 0.400, SLG: 0.633	3-3 K			0-0 1B		0-0 P4			2-1 G6-3	4 0 1 0 0 1 2												
Charlie Hayes, R (1, 5) OBP: 0.304, SLG: 0.535		1-0 G6-3		1-1 G5-4-3			2-0 P4			3 0 0 0 0 0 1												
Jerald Clark, R (1, 7) OBP: 0.235, SLG: 0.344		2-3 K		0-0 G6-3			2-3 K2-3			3 0 0 0 0 2 0												
Joe Girardi, R (1, 2) OBP: 0.220, SLG: 0.256		0-1 1B			0-0 G6-3		1-0 G6-3			3 0 1 0 0 0 0												
Freddie Benavides, R (1, 6) OBP: 0.182, SLG: 0.188		0-0 1-2 1B			1-1 G6-3			2-2 P6		3 0 1 0 0 0 0												
Bryn Smith, R (1, 1) Jim Tatum, R (5, PH) Willie Blair, R (5, 1) Gary Wayne, L (7, 1) Daryl Boston, L (8, PH) Steve Reed, R (8, 1)		1-1 G4-3			0-3 K			2-1 G1-3		1 0 0 0 0 0 2 1 0 0 0 0 1 0 0 0 0 0 0 0 0 0 0 0 0 0 0 0 1 0 0 0 0 0 0 0 0 0 0 0 0 0												
Inning Stats	R: 0 E: 0 K: 3 S: 13	H: 1 LOB: 1 BB: 0 P: 21	R: 0 E: 0 K: 1 S: 9	H: 2 LOB: 2 BB: 0 P: 13	R: 0 E: 0 K: 0 S: 5	H: 0 LOB: 0 BB: 0 P: 5	R: 0 E: 0 K: 0 S: 4	H: 1 LOB: 0 BB: 0 P: 5	R: 0 E: 0 K: 1 S: 6	H: 0 LOB: 0 BB: 0 P: 7	R: 0 E: 0 K: 1 S: 7	H: 1 LOB: 1 BB: 0 P: 11	R: 0 E: 0 K: 1 S: 6	H: 0 LOB: 0 BB: 0 P: 11	R: 0 E: 0 K: 0 S: 8	H: 0 LOB: 0 BB: 0 P: 14	R: 0 E: 0 K: 1 S: 7	H: 0 LOB: 0 BB: 0 P: 10	1B: 5 2B: 0 3B: 0 HR: 0	SF: 0 SAC: 0 DP: 1 HBP: 0	WP: 0 PB: 0 SB: 2 CS: 0	PA: 31
PITCHER	IP WLS BF H R ER SO BB IBB HBP BLK WP HR S P ERA WHIP																					
Rene Arocha, R (1, 1) ERA: 1.66	5.2 W 21 5 0 0 6 0 0 0 0 0 0 0 43 61 0.00 0.882																					
Omar Olivares, R (6, 1) ERA: 1.38	3.1 S 10 0 0 0 2 0 0 0 0 0 0 0 22 36 0.00 0.000																					

Colorado Rockies @ St. Louis Cardinals
 Busch Stadium, St. Louis, MO
 Tue Apr 20 1993, 7:05 PM CDT
 Att. 30,516 - Unknown - 43 F

livebaseballscorecards.com

AB 31
 R 0
 H 5
 RBI 0
 BB 0
 SO 8
 LOB 7



Batter	1	2	3	4	5	6	7	8	9	AB	R	H	RBI	BB	SO	LOB
Geronimo Pena, S (1, 4) OBP: 0.431, SLG: 0.429	2-2 G5-3 1B	0-0 F7		1-1 SF8 1B		1-1 FC4-6 1B				4	1	3	1	0	0	0
Ozzie Smith, S (1, 6) OBP: 0.309, SLG: 0.333	2-2 G5-3 1-2	3-2 G6-3		2-0 1B		0-0 FC4-6 1-2f				4	0	1	0	0	0	2
Gregg Jefferies, S (1, 3) OBP: 0.327, SLG: 0.510 Rod Brewer, L (3, 3) OBP: 0.286, SLG: 0.250	2-1 S 1B		0-0 G1-3 1B	0-1 SF8			3-2 G4-3			1	1	1	1	0	0	0
Ray Lankford, L (1, 8) OBP: 0.333, SLG: 0.200	0-2 F7		1-1 F7	1-2 F8			3-2 F7			4	0	0	0	0	0	4
Mark Whiten, S (1, 9) OBP: 0.339, SLG: 0.500	4-2 1B BB		0-0 G1-3		2-3 K		0-0 P4			3	1	0	0	1	1	1
Todd Zeile, R (1, 5) OBP: 0.364, SLG: 0.367	3-1 1B		2-1 G6-3		2-2 F8			3-2 G5-3		4	0	1	1	0	0	1
Brian Jordan, R (1, 7) OBP: 0.172, SLG: 0.241	2-0 1B			3-3 K	0-0 G6-3			0-0		4	0	2	1	0	1	0
Hector Villanueva, R (1, 2) OBP: 0.333, SLG: 0.500	1-2 L4			4-0 E FC2 1B BB		1-3 K		1-3 K		3	1	0	0	1	2	3
Rene Arocha, R (1, 1) Omar Olivares, R (6, 1)		1-2 G5-3		0-0 FC2 1B 1B SF8		0-3 K		0-1 G3		2	1	0	0	0	0	1
										2	0	0	0	0	1	1

Inning Stats	R: 3	H: 4	E: 0	K: 0	S: 19	LOB: 2	BB: 1	P: 35	R: 0	H: 0	E: 0	K: 0	S: 8	LOB: 0	BB: 0	P: 12	R: 0	H: 1	E: 0	K: 0	S: 6	LOB: 1	BB: 0	P: 9	R: 2	H: 2	E: 1	K: 1	S: 12	LOB: 2	BB: 1	P: 23	R: 0	H: 0	E: 0	K: 1	S: 8	LOB: 0	BB: 0	P: 12	R: 0	H: 1	E: 0	K: 2	S: 9	LOB: 1	BB: 0	P: 11	R: 0	H: 0	E: 0	K: 0	S: 8	LOB: 0	BB: 0	P: 14	R: 0	H: 1	E: 0	K: 1	S: 10	LOB: 1	BB: 0	P: 14
--------------	------	------	------	------	-------	--------	-------	-------	------	------	------	------	------	--------	-------	-------	------	------	------	------	------	--------	-------	------	------	------	------	------	-------	--------	-------	-------	------	------	------	------	------	--------	-------	-------	------	------	------	------	------	--------	-------	-------	------	------	------	------	------	--------	-------	-------	------	------	------	------	-------	--------	-------	-------


PITCHER	IP	WLS	BF	H	R	ER	SO	BB	IBB	HBP	BLK	WP	HR	S	P	ERA	WHIP
Bryn Smith, R (1, 1) ERA: 4.41	4.0	L	22	7	5	5	1	2	0	0	0	0	0	45	79	11.25	2.250
Willie Blair, R (5, 1) ERA: 4.5	2.0		7	1	0	0	3	0	0	0	0	0	0	17	23	0.00	0.500
Gary Wayne, L (7, 1) ERA: 2.45	1.0		3	0	0	0	0	0	0	0	0	0	0	8	14	0.00	0.000
Steve Reed, R (8, 1) ERA: 17.18	1.0		4	1	0	0	1	0	0	0	0	0	0	10	14	0.00	1.000

BOTTOM

Colorado Rockies @ St. Louis Cardinals
 Busch Stadium, St. Louis, MO

Tue Apr 20 1993, 7:05 PM CDT
 Att: 30,516 - Unknown - 43 F

AB	33
R	5
H	9
RBI	5
BB	2
SO	5
LOB	13



WP: 0	PA: 36
PB: 0	
SB: 1	
CS: 0	

PITCHER	IP	WLS	BF	H	R	ER	SO	BB	IBB	HBP	BLK	WP	HR	S	P	ERA	WHIP
---------	----	-----	----	---	---	----	----	----	-----	-----	-----	----	----	---	---	-----	------

Batter	1	2	3	4	5	6	7	8	9	AB R H RBI BB SO LOB	TOP					
Eric Young Sr. R (1, 4) OBP: 0.321, SLG: 0.392	2-1 F9		1-0 SH2-3	1-0 P4		3-1 1B	0-0 L9		1-1 F9	5 0 1 1 0 0 2						
Joe Girardi R (1, 2) OBP: 0.255, SLG: 0.311	2-1 G1-3		1-1 1B 1B		1-0 1B	1-3 K		2-2 F7	0-0 1B	6 1 3 0 0 1 1						
Charlie Hayes R (1, 5) OBP: 0.346, SLG: 0.522	2-0 HBP		3-1 S SF9 1B		0-2 F9		4-2 E 1B 1B BB	4-0 HR BB	0-0 P3	3 3 1 1 2 0 2						
Andres Galarraga R (1, 3) Jim Tatum R (9, 3) OBP: 0.418, SLG: 0.648 OBP: 0.250, SLG: 0.375	1-1 P6		1-0 SF9 S 2B 1B		0-0 2B	1-3 2B	3-1 P4	0-1 HR 1B		5 2 3 1 0 0 2 0 0 0 0 0 0 0						
Dale Murphy R (1, 9) Alex Cole L (7, PR) OBP: 0.364, SLG: 0.250 OBP: 0.388, SLG: 0.372		2-3 K	1-0 SF9		3-3 K		0-0 E4 1B 1B	0-3 K		3 0 1 1 0 2 2 1 1 0 0 0 1 2						
Dante Bichette R (1, 8) OBP: 0.295, SLG: 0.513		2-0 F9	0-0 2B		1-2 G5-3		4-1 WP 1B SF7 IBB	0-0 HR		4 2 2 4 1 0 2						
Jerald Clark R (1, 7) OBP: 0.282, SLG: 0.459		2-2 2B	1-0 F8			2-0 G6-3	0-1 WP 1B	1-2 3B		5 0 3 2 0 0 1						
Freddie Benavides R (1, 6) OBP: 0.184, SLG: 0.171		2-2 G6-3		1-0 G6-3		4-1 SH1-4 1B BB	1-2 SF7	1-2 P4		3 1 0 1 1 0 2						
David Nied R (1, 1) Viny Castillo R (9, PH) Jeff Parrett R (9, 1) OBP: 0.250, SLG: 0.143 OBP: 0.500, SLG: 0.500			4-1 2B SH2-3 1B BB		3-0 F9	0-1 SH1-4	4-2 BB	0-0 G5-3		1 1 0 0 2 0 0 1 0 0 0 0 0 0 0 0 0 0 0 0 0						
Inning Stats	R: 0 E: 0 K: 0 S: 6 H: 0 LOB: 1 P: 13	R: 0 E: 0 K: 1 S: 10 H: 1 LOB: 1 P: 18	R: 4 E: 0 K: 0 S: 10 H: 4 LOB: 1 P: 22	R: 0 E: 0 K: 0 S: 3 H: 0 LOB: 0 P: 8	R: 0 E: 0 K: 1 S: 13 H: 2 LOB: 2 P: 18	R: 1 E: 0 K: 1 S: 10 H: 1 LOB: 1 P: 19	R: 3 E: 1 K: 0 S: 14 H: 2 LOB: 2 P: 30	R: 3 E: 0 K: 1 S: 20 H: 3 LOB: 1 P: 28	R: 0 E: 0 K: 0 S: 5 H: 1 LOB: 1 P: 6	1B: 8 2B: 4 3B: 1 HR: 1 SF: 2 SAC: 2 DP: 0 HBP: 1	WP: 1 PB: 0 SB: 3 CS: 0 PA: 48					
PITCHER	IP WLS BF H R ER SO BB IBB HBP BLK WP HR S P ERA WHIP															
Joe Magrane L (1, 1) ERA: 4.19	4.1 L	22	7	4	4	1	1	0	1	0	0	0	34	67	8.31	1.846
Les Lancaster R (5, 1) ERA: 5.59	2.0	12	3	4	4	2	2	1	0	0	0	0	26	50	18.00	2.500
Mike Perez R (7, 1) ERA: 5.4	0.2	3	0	0	0	0	1	0	0	0	1	0	6	11	0.00	1.500
Tom Urbani L (8, 1) ERA: 13.5	2.0	11	4	3	3	1	1	0	0	0	0	1	25	34	13.50	2.500

Colorado Rockies @ St. Louis Cardinals
Busch Stadium, St. Louis, MO
 Wed Apr 21 1993, 7:05 PM CDT
 Att. 25,434 - Unknown - 57 F

livebaseballscorecards.com

AB	37
R	11
H	14
RBI	11
BB	6
SO	4
LOB	16



Batter	1	2	3	4	5	6	7	8	9	AB	R	H	RBI	BB	SO	LOB
Geronimo Pena, S OBP: 0.411, SLG: 0.426 (1, 4)	3-1 F8		1-0 P7		2-3 K			0-0 HR 2B	0-3 K	5	1	1	0	0	2	3
Ozzie Smith, S OBP: 0.328, SLG: 0.370 José Oquendo, S OBP: 0.400, SLG: 0.250 (1, 6) (8, 6)	3-2 G4-3 1B		2-1 2B		0-0 F9			1-0 P7		3	0	2	0	0	0	1
Ray Lankford, L OBP: 0.326, SLG: 0.282 (1, 8)	2-1 G4-3 1-3		1-1 G4-3				0-0 G3	1-0 HR 2-H		4	1	1	2	0	0	2
Mark Whiten, S OBP: 0.333, SLG: 0.472 (1, 9)	4-0 FC6-4 BB			1-0 L7			2-3 K	0-0 P5		3	0	0	0	1	1	0
Todd Zeile, R OBP: 0.356, SLG: 0.358 (1, 5)	2-2 FC6-4 1-2f			2-3 K			2-0 1B	1-1 G6-3		4	0	1	0	0	1	2
Rod Brewer, L OBP: 0.278, SLG: 0.250 (1, 3)		2-2 F8		1-1 FC4-6 1B			1-1 F9		0-2 F9	4	0	1	0	0	0	1
Brian Jordan, R OBP: 0.182, SLG: 0.219 (1, 7)		0-0 G6-3		1-2 FC4-6 1-2f					4-0 WP BB BB	3	0	0	0	1	0	1
Tom Pagnozzi, R OBP: 0.209, SLG: 0.256 (1, 2)		0-0 F9					0-0 G5-3	1-0 F7	4-1 WP BB	3	0	0	0	1	0	0
Joe Magrane, R Les Lancaster, R Mike Perez, R Tracy Woodson, R Tom Urbani, L Gerald Perry, L OBP: 0.400, SLG: 1.000 (1, 1) (5, 1) (7, 1) (7, PH) (8, 1) (9, PH)			0-0 G1-4-3				4-0 BB	1-3 K	3-3 K 1-2 2-3	1	0	0	0	0	0	0

Inning Stats	R: 0	H: 1	E: 0	LOB: 2	K: 0	S: 11	P: 24	R: 0	H: 0	E: 0	LOB: 0	K: 0	S: 5	P: 7	R: 0	H: 1	E: 0	LOB: 1	K: 0	S: 6	P: 10	R: 0	H: 1	E: 0	LOB: 1	K: 1	S: 9	P: 14	R: 0	H: 0	E: 0	LOB: 1	K: 1	S: 6	P: 12	R: 0	H: 1	E: 0	LOB: 1	K: 1	S: 7	P: 12	R: 0	H: 0	E: 0	LOB: 0	K: 1	S: 6	P: 10	R: 2	H: 2	E: 0	LOB: 0	K: 0	S: 6	P: 9	R: 0	H: 0	E: 0	LOB: 2	K: 2	S: 10	P: 21	1B: 3	SF: 0	2B: 2	SAC: 0	3B: 0	DP: 0	HR: 1	HBP: 0
--------------	------	------	------	--------	------	-------	-------	------	------	------	--------	------	------	------	------	------	------	--------	------	------	-------	------	------	------	--------	------	------	-------	------	------	------	--------	------	------	-------	------	------	------	--------	------	------	-------	------	------	------	--------	------	------	-------	------	------	------	--------	------	------	------	------	------	------	--------	------	-------	-------	-------	-------	-------	--------	-------	-------	-------	--------


PITCHER	IP	WLS	BF	H	R	ER	SO	BB	IBB	HBP	BLK	WP	HR	S	P	ERA	WHIP
David Nied, R ERA: 3.1 (1, 1)	8.0	W	32	6	2	2	4	2	0	0	0	0	1	56	98	2.25	1.000
Jeff Parrett, R ERA: 3.6 (9, 1)	1.0		5	0	0	0	2	2	0	0	0	1	0	10	21	0.00	2.000

BOTTOM

Colorado Rockies @ St. Louis Cardinals
 Busch Stadium, St. Louis, MO

Wed Apr 21 1993, 7:05 PM CDT
 Att: 25,434 - Unknown - 57 F

AB	33
R	2
H	6
RBI	2
BB	4
SO	6
LOB	13



WP	PA	ERA	WHIP
1	37		

Batter	1	2	3	4	5	6	7	8	9	AB R H RBI BB SO LOB	TOP															
Eric Young Sr. R (1, 4) OBP: 0.317, SLG: 0.382	1-2 1B		0-1 G5-3			1-3 K			1-2 G6-3	4 0 1 0 0 1 0																
Joe Girardi R (1, 2) OBP: 0.275, SLG: 0.347	1-2 1B			1-0 G5-3 2B		1-2 G6-3			0-0 F7	4 1 2 0 0 0 0																
Charlie Hayes R (1, 5) OBP: 0.357, SLG: 0.520	3-0 F8 1-2			0-1 F9 2-3			0-0 2B FC6-5 1B		0-1 FC6-4 1B	4 1 2 0 0 0 2																
Andres Galarraga R (1, 3) OBP: 0.407, SLG: 0.638		1-2 G6-3		0-0 G5-3 3-H			0-0 FC6-5 2B		0-2 FC6-4 1-2f	4 0 1 1 0 0 1																
Dale Murphy R (1, 9) OBP: 0.357, SLG: 0.273 Gerald Young S (7, PR)		0-1		1-0 F8			1-0 FC6-5 CS			3 0 1 1 0 0 1 0 0 0 0 0 0 0																
Dante Bichette R (1, 8) OBP: 0.277, SLG: 0.476		1-2 L8			0-2 F9		0-3 K			3 0 0 0 0 1 2																
Jerald Clark R (1, 7) OBP: 0.262, SLG: 0.425		1-0 P9			1-1 G6-3			0-3 K		3 0 0 0 0 1 1																
Vinny Castilla R (1, 6) OBP: 0.182, SLG: 0.100			1-1 L9		2-3 K			1-3 K		3 0 0 0 0 2 0																
Butch Henry L (1, 1) Willie Blair R (7, 1) Daryl Boston L (8, PH) Gary Wayne L (8, 1) Jeff Parrett R (8, 1) OBP: 0.500, SLG: 0.500			1-1 G4-3			0-1 G4-3		3-2 G3		2 0 0 0 0 0 0 0 0 0 0 0 0 0 1 0																
Inning Stats	R: 0 E: 0 K: 0 S: 7	H: 2 LOB: 0 BB: 0 P: 12	R: 0 E: 0 K: 0 S: 9	H: 1 LOB: 1 BB: 0 P: 12	R: 0 E: 0 K: 0 S: 6	H: 0 LOB: 0 BB: 0 P: 8	R: 1 E: 0 K: 0 S: 5	H: 1 LOB: 0 BB: 0 P: 7	R: 0 E: 0 K: 1 S: 12	H: 0 LOB: 0 BB: 0 P: 15	R: 0 E: 0 K: 1 S: 8	H: 0 LOB: 0 BB: 0 P: 10	R: 1 E: 0 K: 1 S: 6	H: 2 LOB: 1 BB: 0 P: 7	R: 0 E: 0 K: 2 S: 10	H: 0 LOB: 0 BB: 0 P: 14	R: 0 E: 0 K: 0 S: 9	H: 1 LOB: 1 BB: 0 P: 10	1B: 5 2B: 3 3B: 0 HR: 0	SF: 0 SAC: 0 DP: 1 HBP: 0	WP: 0 PB: 0 SB: 0 CS: 2	PA: 31				
PITCHER	IP WLS BF H R ER SO BB IBB HBP BLK WP HR S P ERA WHIP																									
Rheal Cormier L (1, 1) ERA: 2.55	7.0	24	6	2	2	3	0	0	0	0	0	0	53	71	2.57	0.857										
Mike Perez R (8, 1) ERA: 4.7	1.0	3	0	0	0	2	0	0	0	0	0	0	10	14	0.00	0.000										
Lee Smith R (9, 1) ERA: 1.42	1.0	4	1	0	0	0	0	0	0	0	0	0	9	10	0.00	1.000										

Colorado Rockies @ St. Louis Cardinals
 Busch Stadium, St. Louis, MO
 Thu Apr 22 1993, 3:33 AM CDT
 Att. 34,218 - Sunny - 64 F

livebaseballscorecards.com

AB	31
R	2
H	7
RBI	2
BB	0
SO	5
LOB	7



Batter	1	2	3	4	5	6	7	8	9	AB	R	H	RBI	BB	SO	LOB	BOTTOM		
Geronimo Pena, S (1, 4) OBP: 0.383, SLG: 0.392	2-3 K		0-0 P9		0-0 E5		3-3 K			4	0	0	0	0	2	4	Colorado Rockies @ St. Louis Cardinals Busch Stadium, St. Louis, MO Thu Apr 22 1993, 3:33 AM CDT Att. 34,218 - Sunny - 64 F		
Bernard Gilkey, R (1, 7) OBP: 0.375, SLG: 0.417	0-0 G6-3		0-0 FC6-4 1B		1-0 F3		2-0 L8			4	0	1	0	0	0	4			
Ray Lankford, L (1, 8) OBP: 0.320, SLG: 0.326	3-1 F8		0-2 FC6-4 1-2f			1-3 K		1-2 1B 3B		4	1	1	0	0	1	2			
Todd Zeile, R (1, 5) OBP: 0.365, SLG: 0.386		1-2 P7		1-0 G4-3 SF8 2B		3-1 P3		3-0 1B 1B		4	2	2	1	0	0	0			
Mark Whiten, S (1, 9) OBP: 0.328, SLG: 0.509		1-0 HR		0-0 G4-3 2-3		0-0 L5		3-1 P7		4	1	1	1	0	0	2			
Tracy Woodson, R (1, 3) OBP: 0.200, SLG: 0.250		1-1 G6-3		1-0 SF8			2-3 K	2-2 1B SH1-3 1B		2	0	0	1	0	1	0			
Luis Alicaia, S (8, PH) OBP: 0.571, SLG: 0.500										1	1	1	0	0	0	0			
Rod Brewer, L (9, 3) OBP: 0.278, SLG: 0.250										0	0	0	0	0	0	0			
Tom Pagnozzi, R (1, 2) OBP: 0.234, SLG: 0.279		2-2 F9		2-2 F9			0-0 BB 1B	1-2 SH1-3 1B		4	0	2	1	0	0	0			
José Oquendo, S (1, 6) OBP: 0.375, SLG: 0.286			0-0 P4		0-1 F8		1-2 BB 1B	0-0 SH1-3		3	0	1	1	0	0	0			
Rheal Cormier, L (1, 1) OBP: 0.200, SLG: 0.200			1-2 E5 1B		0-0 P4		4-2 BB	1-0 G4-3		2	0	0	0	0	0	0			
Brian Jordan, R (7, PH) OBP: 0.182, SLG: 0.219										0	0	0	0	0	0	0			
Gerald Perry, L (7, PH) OBP: 0.500, SLG: 1.000										0	0	0	0	1	0	0			
Mike Perez, R (8, 1)										0	0	0	0	0	0	0			
Ozzie Smith, S (8, PH) OBP: 0.322, SLG: 0.364										1	0	0	0	0	0	1			
Lee Smith, R (9, 1)										0	0	0	0	0	0	0			
Inning Stats	R: 0 E: 0 K: 1 S: 9	H: 0 LOB: 0 BB: 0 P: 14	R: 1 E: 0 K: 0 S: 12	H: 1 LOB: 0 BB: 0 P: 17	R: 0 E: 1 K: 0 S: 9	H: 1 LOB: 2 BB: 0 P: 10	R: 1 E: 0 K: 0 S: 7	H: 1 LOB: 0 BB: 0 P: 11	R: 0 E: 1 K: 0 S: 5	H: 0 LOB: 1 BB: 0 P: 6	R: 0 E: 0 K: 1 S: 6	H: 0 LOB: 0 BB: 0 P: 10	R: 0 E: 0 K: 2 S: 17	H: 2 LOB: 3 BB: 1 P: 29	R: 3 E: 0 K: 0 S: 17	H: 4 LOB: 1 BB: 0 P: 27	1B: 6 2B: 1 3B: 1 HR: 1	SF: 1 SAC: 1 DP: 0 HBP: 0	WP: 0 PA: 36 PB: 0 SB: 0 CS: 0
PITCHER	IP WLS BF H R ER SO	WLS BF H R ER SO	WLS BF H R ER SO	WLS BF H R ER SO	WLS BF H R ER SO	WLS BF H R ER SO	WLS BF H R ER SO	WLS BF H R ER SO	WLS BF H R ER SO	WLS BF H R ER SO	WLS BF H R ER SO	WLS BF H R ER SO	WLS BF H R ER SO	WLS BF H R ER SO	WLS BF H R ER SO	WLS BF H R ER SO	ERA WHIP	ERA WHIP	
Butch Henry, L (1, 1) ERA: 4.74	6.1																2.84	0.789	
Willie Blair, R (7, 1) ERA: 4.15	0.2	3	0	0	0	1	0	0	0	0	0	0	0	0	0	0	0.00	1.500	
Gary Wayne, L (8, 1) ERA: 4.91	0.0	L 1	1	1	1	0	0	0	0	0	0	0	0	0	0	0	∞	∞	
Jeff Parrett, R (8, 1) ERA: 4.91	1.0	6	3	2	2	0	0	0	0	0	0	0	0	0	0	0	18.00	3.000	

livebaseballscorecards.com

AB	33
R	5
H	9
RBI	5
BB	1
SO	4
LOB	13



Batter	1	2	3	4	5	6	7	8	9	AB R H RBI BB SO LOB	TOP											
Chuck Carr, S (1, 8) OBP: 0.275, SLG: 0.297	0-3 		0-1 	3-2 		1-0 		3-2 		5 2 2 0 0 1 1												
Junior Felix, S (1, 9) OBP: 0.279, SLG: 0.458	0-0 		1-0 	1-1 		3-2 		2-1 	5 1 3 4 0 0 0													
Benito Santiago, R (1, 2) OBP: 0.306, SLG: 0.466	1-2 		1-0 	2-0 		2-3 		2-0 	5 0 1 0 0 1 1													
Orestes Destrade, S (1, 3) OBP: 0.371, SLG: 0.419	0-0 	3-1 	1-0 		2-1 		1-0 	2-0 	5 0 1 0 0 0 2													
Dave Magadan, L (1, 5) OBP: 0.469, SLG: 0.412			1-1 	1-3 	3-3 		2-1 	0-2 	4 0 1 0 1 1 2													
Jeff Conine, R (1, 7) OBP: 0.387, SLG: 0.327			2-2 	0-0 	1-1 		1-3 		4 0 1 0 0 1 3													
Alex Arias, R (1, 4) OBP: 0.323, SLG: 0.481			1-2 	3-3 	1-0 		4-1 	4-1 	2 0 1 0 2 1 2													
Walt Weiss, S (1, 6) OBP: 0.400, SLG: 0.318	1-2 			0-3 	4-0 		1-2 	3-2 	3 0 1 0 1 1 1													
Chris Hammond, L (1, 1) Steve Decker, R (5, PH) Richie Lewis, R (5, 1) Joe Klink, L (7, 1) Greg Briley, L (8, PH) Matt Lerner, R (8, 1)			4-2 	1-3 	1-1 		2-2 	2-2 	1 1 0 0 1 1 0 1 0 0 0 0 0 3 0 0 0 0 0 0 0 0 0 0 0 0 0 0 1 0 1 0 0 0 0 0 0 0 0 0 0 0													
Inning Stats	R: 0 E: 1 K: 1 S: 7	H: 0 LOB: 0 BB: 0 P: 8	R: 0 E: 0 K: 0 S: 9	H: 1 LOB: 2 BB: 2 P: 23	R: 3 E: 0 K: 1 S: 13	H: 4 LOB: 2 BB: 1 P: 24	R: 1 E: 0 K: 2 S: 12	H: 2 LOB: 1 BB: 0 P: 19	R: 0 E: 0 K: 1 S: 10	H: 2 LOB: 3 BB: 1 P: 22	R: 0 E: 0 K: 1 S: 9	H: 0 LOB: 0 BB: 0 P: 15	R: 0 E: 0 K: 1 S: 6	H: 0 LOB: 0 BB: 0 P: 10	R: 0 E: 0 K: 0 S: 11	H: 1 LOB: 1 BB: 1 P: 23	R: 0 E: 0 K: 0 S: 7	H: 2 LOB: 1 BB: 0 P: 13	1B: 7 2B: 5 3B: 0 HR: 1	SF: 0 SAC: 0 DP: 2 HBP: 0	WP: 1 PB: 0 SB: 1 CS: 1	PA: 42
PITCHER	Bruce Ruffin, L (1, 1) ERA: 5.79	Steve Reed, R (5, 1) ERA: 9.0	Darren Holmes, R (9, 1) ERA: 24.3	IP WLS BF H R ER SO BB IBB HBP BLK WP HR S P ERA WHIP	PITCHER	IP WLS BF H R ER SO BB IBB HBP BLK WP HR S P ERA WHIP																

Florida Marlins @ Colorado Rockies
 Mile High Stadium, Denver, CO
 Fri Apr 23 1993, 9:05 PM EDT
 Att. 57,784 - Unknown - 65 F

AB	36
R	4
H	12
RBI	4
BB	5
SO	7
LOB	15



Batter	1	2	3	4	5	6	7	8	9	AB	R	H	RBI	BB	SO	LOB
Eric Young Sr., R OBP: 0.344, SLG: 0.397 (1, 4)	4-1 BB 3B	1-2 CS 1B			0-0 P4		1-2 1B			3	1	2	0	1	0	0
Alex Cole, L OBP: 0.377, SLG: 0.404 (1, 8)	0-0 HR 3B	1-1 CS	0-0 L7		0-0 B1-3		0-0 F7			4	1	1	1	0	0	1
Dante Bichette, R OBP: 0.294, SLG: 0.455 (1, 9)	1-1 G3		4-0 G1-3 1B BB		4-0 BB		0-0 P4			2	0	0	0	2	0	1
Andres Galarraga, R OBP: 0.397, SLG: 0.607 (1, 3)	4-2 HR BB		0-1 G1-3		2-3 K		1-0 G4-3			3	1	0	0	1	1	2
Charlie Hayes, R OBP: 0.383, SLG: 0.611 (1, 5)	1-2 HR		0-0 1B		1-1 F7		0-0 2B			4	1	3	3	0	0	0
Jerald Clark, R OBP: 0.261, SLG: 0.477 (1, 7)	1-1 G6-3		1-1 HR		1-3 K		1-0 P4			4	1	1	1	0	1	1
Danny Sheaffer, R OBP: 0.167, SLG: 0.167 Darren Holmes, R (9, 1)	2-1 F8		3-1 P9		2-3 K					3	0	0	0	0	1	0
Freddie Benavides, R OBP: 0.171, SLG: 0.158 (1, 6)		1-1 L7	0-0 G6-3		1-3 K					3	0	0	0	0	1	0
Bruce Ruffin, S Steve Reed, R Joe Girardi, R OBP: 0.275, SLG: 0.347 (1, 1) (5, 1) (9, 2)		1-1 L9	2-2 G4-3		1-2 G5-3					2	0	0	0	0	0	0
										1	0	0	0	0	0	0
										0	0	0	0	0	0	0

Inning Stats	R: 4	H: 2	E: 0	K: 0	S: 13	LOB: 0	BB: 2	P: 26	R: 0	H: 1	E: 0	K: 0	S: 8	LOB: 0	BB: 0	P: 12	R: 0	H: 1	E: 0	K: 0	S: 4	LOB: 2	BB: 1	P: 8	R: 1	H: 1	E: 0	K: 0	S: 8	LOB: 0	BB: 0	P: 14	R: 0	H: 0	E: 0	K: 1	S: 5	LOB: 1	BB: 1	P: 11	R: 0	H: 0	E: 0	K: 2	S: 8	LOB: 0	BB: 0	P: 12	R: 0	H: 1	E: 0	K: 1	S: 10	LOB: 1	BB: 0	P: 13	R: 0	H: 1	E: 0	K: 0	S: 4	LOB: 1	BB: 0	P: 6
--------------	------	------	------	------	-------	--------	-------	-------	------	------	------	------	------	--------	-------	-------	------	------	------	------	------	--------	-------	------	------	------	------	------	------	--------	-------	-------	------	------	------	------	------	--------	-------	-------	------	------	------	------	------	--------	-------	-------	------	------	------	------	-------	--------	-------	-------	------	------	------	------	------	--------	-------	------

PITCHER	IP	WLS	BF	H	R	ER	SO	BB	IBB	HBP	BLK	WP	HR	S	P	ERA	WHIP
Chris Hammond, L ERA: 5.85 (1, 1)	4.0	L	18	5	5	5	0	3	0	0	0	0	2	33	60	11.25	2.000
Richie Lewis, R ERA: 2.25 (5, 1)	2.2		10	1	0	0	4	1	0	0	0	0	0	22	35	0.00	0.750
Joe Klink, L ERA: 5.4 (7, 1)	0.1		1	0	0	0	0	0	0	0	0	0	0	1	1	0.00	0.000
Matt Turner, R ERA: (8, 1)	1.0		4	1	0	0	0	0	0	0	0	0	0	4	6	0.00	1.000


BOTTOM

Florida Marlins @ Colorado Rockies
Mile High Stadium, Denver, CO

Fri Apr 23 1993, 9:05 PM EDT
Att: 57,784 - Unknown - 65 F

livebaseballscores.com

AB	29
R	5
H	7
RBI	5
BB	4
SO	4
LOB	5



WP: 0	PA: 34
PB: 0	SB: 0
CS: 1	

Batter	1	2	3	4	5	6	7	8	9	AB R H RBI BB SO LOB	TOP		
Chuck Carr, S (1, 8) <small>OBP: 0.273, SLG: 0.293</small>	1-1 	1-2 			3-2 			2-2 		4 1 1 0 0 0 3			
Junior Felix, S (1, 9) <small>OBP: 0.277, SLG: 0.444</small>	0-3 		2-3 			2-2 		2-1 		4 0 1 0 0 2 0			
Dave Magadan, L (1, 5) <small>OBP: 0.471, SLG: 0.407</small>	1-0 		2-2 			4-0 		0-2 		3 0 1 1 1 0 1			
Orestes Destrade, S (1, 3) <small>OBP: 0.365, SLG: 0.400</small>	1-3 		1-2 			0-3 		4-0 		3 0 0 0 1 2 2			
Benito Santiago, R (1, 2) <small>OBP: 0.318, SLG: 0.459</small>		0-1 		0-1 		3-2 		4-2 		3 1 1 0 1 0 1			
Jeff Conine, R (1, 7) <small>OBP: 0.379, SLG: 0.322</small> Cris Carpenter, R (8, 1) Bryan Harvey, R (9, 1)		2-0 		3-1 		1-0 		1-2 		4 0 1 0 0 1 3 0 0 0 0 0 0 0 0 0 0 0 0 0 0			
Alex Arias, R (1, 4) <small>OBP: 0.314, SLG: 0.452</small>		3-1 		3-1 		2-2 		3-2 		4 0 1 1 0 1 0			
Walt Weiss, S (1, 6) <small>OBP: 0.390, SLG: 0.298</small>		3-2 		1-0 		3-2 		1-1 		3 0 0 0 0 0 0			
Luis Aquino, R (1, 1) Greg Briley, L (8, PH) <small>OBP: 0.250, SLG: 0.200</small> (8, 7)		0-3 		1-2 		2-1 		0-3 		2 0 0 0 0 1 3 2 0 0 0 0 1 0			
Inning Stats	R: 0 H: 1 E: 0 LOB: 1 K: 2 BB: 0 S: 9 P: 12	R: 1 H: 3 E: 0 LOB: 2 K: 1 BB: 0 S: 15 P: 24	R: 0 H: 0 E: 0 LOB: 0 K: 1 BB: 0 S: 11 P: 16	R: 0 H: 0 E: 0 LOB: 0 K: 0 BB: 0 S: 6 P: 12	R: 0 H: 0 E: 0 LOB: 0 K: 0 BB: 0 S: 7 P: 12	R: 0 H: 0 E: 0 LOB: 1 K: 1 BB: 1 S: 11 P: 20	R: 0 H: 0 E: 0 LOB: 0 K: 0 BB: 0 S: 7 P: 13	R: 1 H: 2 E: 0 LOB: 3 K: 1 BB: 2 S: 17 P: 30	R: 0 H: 0 E: 0 LOB: 0 K: 2 BB: 0 S: 10 P: 14	1B: 6 SF: 0 2B: 0 SAC: 0 3B: 0 DP: 1 HR: 0 HBP: 1	WP: 0 PA: 36 PB: 0 SB: 0 CS: 0		
PITCHER	IP WLS BF H R ER SO BB IBB HBP BLK WP HR S P ERA WHIP											PITCHER	IP WLS BF H R ER SO BB IBB HBP BLK WP HR S P ERA WHIP
Andy Ashby, R (1, 1) <small>ERA: 2.0</small>	7.0 L 26 4 1 1 5 1 0 1 0 0 0 0 66 109 1.29 0.714												
Jeff Parrett, R (8, 1) <small>ERA: 5.25</small>	1.0 7 2 1 1 1 1 1 0 0 0 0 0 17 30 9.00 3.000												
Willie Blair, R (9, 1) <small>ERA: 3.72</small>	1.0 3 0 0 0 0 2 0 0 0 0 0 0 10 14 0.00 0.000												

Florida Marlins @ Colorado Rockies
 Mile High Stadium, Denver, CO
 Sat Apr 24 1993, 5:33 AM EDT
 Att. 58,263 - Cloudy - 40 F

AB	32
R	2
H	6
RBI	2
BB	3
SO	8
LOB	13




BOTTOM

Florida Marlins @ Colorado Rockies
Mile High Stadium, Denver, CO
 Sat Apr 24 1993, 5:33 AM EDT
 Att: 58,263 - Cloudy - 40 F

livebaseballscorecards.com

AB	34
R	1
H	10
RBI	1
BB	3
SO	6
LOB	17

WP	1	PA	38
PB	0		
SB	3		
CS	2		



AB R H RBI BB SO LOB

3	0	0	1	1	1	2
5	0	2	0	0	0	4
3	0	1	0	1	0	1
4	0	1	0	0	0	1
3	0	0	0	1	0	1
3	0	0	0	0	1	0
0	0	0	0	0	0	0
1	0	0	0	0	1	1
0	0	0	0	0	0	0
4	1	4	0	0	0	0
2	0	0	0	0	1	2
2	0	1	0	0	0	1
2	0	1	0	0	1	1
1	0	0	0	0	0	1
0	0	0	0	0	0	0
0	0	0	0	0	0	0
1	0	0	0	0	1	2

1B: 9 SF: 1
 2B: 1 SAC: 0
 3B: 0 DP: 1
 HR: 0 HBP: 0

Batter	1	2	3	4	5	6	7	8	9
Eric Young Sr., R OBP: 0.333, SLG: 0.377 (1, 4)	1-3 K ①		1-0 G1-6-3 ①②		1-0 G4-3 ③		4-2 BB		1-0 SF8 ②
Alex Cole, L OBP: 0.379, SLG: 0.404 (1, 8)	3-2 1B		2-0 CS 1B		2-1 P6 ①		2-1 F8 ③		3-2 L8 ③
Charlie Hayes, R OBP: 0.391, SLG: 0.596 (1, 5) (9, 6)	1 SAFE F9 ②		4-1 BB ③		0-0 CS 1B		2-2 G6-3 ①		
Andres Galarraga, R OBP: 0.388, SLG: 0.585 (1, 3)	1 SAFE L8 ③			1-0 P3 ①		1-1 1B ②		3-2 L3 ②	
Daryl Boston, L OBP: 0.378, SLG: 0.281 (1, 7)		0-0 F8 ①		3-2 F7 ②		0-1 F9 ③		4-2 BB	
Gerald Young, S (1, 9)		2-1 G3-1 ②		2-0 G3 ③		1-3 K ①		0-2 K ③	
Vinny Castilla, R OBP: 0.182, SLG: 0.100 (8, 6)									
Dale Murphy, R OBP: 0.333, SLG: 0.250 (8, PH)									
Danny Sheaffer, R OBP: 0.167, SLG: 0.167 (9, 5)									
Joe Girardi, R OBP: 0.327, SLG: 0.415 (1, 2)		1-0 S 1B		1-1 2B		1-0 WP E 1B			0-1 SF8 1B
Freddie Benavides, R OBP: 0.163, SLG: 0.150 (1, 6)		2-3 K ③		0-0 G1-3 ①		0-0 F7 ②			3-2 S 1B
Dante Bichette, R OBP: 0.302, SLG: 0.457 (7, PH) (8, 9)									1-3 1B
Andy Ashby, R OBP: 0.200, SLG: 0.200 (1, 1)									0-3 K ①
Jim Tatum, R OBP: 0.222, SLG: 0.333 (7, PH)									
Jeff Parrett, R OBP: 0.500, SLG: 0.500 (8, 1)									
Willie Blair, R (9, 1)									
Jerald Clark, R OBP: 0.255, SLG: 0.467 (9, PH)									

Inning Stats	R: 0	H: 1	E: 0	K: 1	S: 9	H: 1	LOB: 1	BB: 0	P: 13	R: 0	H: 1	E: 0	K: 1	S: 10	R: 0	H: 2	E: 0	K: 0	S: 6	R: 0	H: 0	E: 0	K: 0	S: 5	R: 0	H: 1	E: 0	K: 1	S: 7	R: 0	H: 2	E: 0	K: 0	S: 7	R: 0	H: 1	E: 1	K: 1	S: 15	R: 0	H: 0	E: 0	K: 1	S: 14	R: 1	H: 2	E: 0	K: 1	S: 13	1B: 9	SF: 1	2B: 1	SAC: 0	3B: 0	DP: 1	HR: 0	HBP: 0	WP: 1	PA: 38
--------------	------	------	------	------	------	------	--------	-------	-------	------	------	------	------	-------	------	------	------	------	------	------	------	------	------	------	------	------	------	------	------	------	------	------	------	------	------	------	------	------	-------	------	------	------	------	-------	------	------	------	------	-------	-------	-------	-------	--------	-------	-------	-------	--------	-------	--------

PITCHER	IP	WLS	BF	H	R	ER	SO	BB	IBB	HBP	BLK	WP	HR	S	P	ERA	WHIP
Luis Aquino, R ERA: 2.3 (1, 1)	7.0	W	29	8	0	0	4	2	0	0	0	1	0	59	96	0.00	1.429
Cris Carpenter, R ERA: 4.05 (8, 1)	1.0		4	0	0	0	1	0	0	0	0	0	0	14	23	0.00	1.000
Bryan Harvey, R ERA: 4.91 (9, 1)	1.0	S	5	2	1	1	1	0	0	0	0	0	0	13	20	9.00	2.000

Batter	1	2	3	4	5	6	7	8	9	AB R H RBI BB SO LOB	TOP														
Chuck Carr, S (1, 8) OBP: 0.286, SLG: 0.289 B B C C C C X	3-2 G1-3		3-2 1B 1B	4-0 HR BB	0-0 F7		3-3 K			4 2 1 0 1 1 1															
Junior Felix, S (1, 9) OBP: 0.290, SLG: 0.485 Monty Fariss, R (8, PH) OBP: 0.200, SLG: 0.222 (8, 9) B B B B	4-1 G3 BB		2-2 P6 1-2	3-1 HR		0-0 G6-3		0-1 G6-3		3 1 1 4 1 0 2 1 0 0 0 0 0 0															
Dave Magadan, L (1, 5) OBP: 0.458, SLG: 0.397 Rick Renteria, R (8, PH) OBP: 0.267, SLG: 0.214 (8, 5) C 1 B B X	1-1 G3		1-1 1B	2-3 K		0-1 G4-3		1-1 L8		4 0 1 2 0 1 1 1 0 0 0 0 0 0															
Orestes Destrade, S (1, 3) OBP: 0.354, SLG: 0.386 (1, 3) B S B F X	2-2 P4		2-2 G4-3	1-2 2B 1B		1-2 E8 WP		3-1 L8		5 1 1 0 0 0 2															
Benito Santiago, R (1, 2) OBP: 0.329, SLG: 0.477 Steve Decker, R (8, 2) (8, 2)		0-0 G6-3		2B 1B		2-2 F8		2-1 G6-3		4 2 2 0 0 0 1 1 0 0 0 0 0 0															
Jeff Conine, R (1, 7) OBP: 0.394, SLG: 0.375 (1, 7)		0-1 F8		1B 2B			1-1 E 2B		0-3 K	5 2 3 2 0 1 0															
Alex Arias, R (1, 4) OBP: 0.350, SLG: 0.472 (1, 4)		3-1 G6-3		1B HR 1B			1-1 E9 G4-3 2-H 1B		1-2 1B	5 1 3 3 0 0 1															
Walt Weiss, S (1, 6) OBP: 0.391, SLG: 0.308 (1, 6)			3-1 1B G6-3 1B	2-0 HR BB 1B		1-0 F8		1-1 G4-3		5 2 2 0 0 1 2															
Ryan Bowen, R (1, 1) OBP: 0.111, SLG: 0.111 Bob McClure, R (8, 1) Trevor Hoffman, R (9, 1)			1-0 G6-3	0-3 K		0-0 L9		0-3 K		4 0 0 0 0 2 4 0 0 0 0 0 0 0 0 0 0 0 0 0 0															
Inning Stats	R: 0 E: 0 K: 0 S: 9	H: 0 LOB: 1 BB: 1 P: 19	R: 0 E: 0 K: 0 S: 5	H: 0 LOB: 0 BB: 0 P: 8	R: 2 E: 0 K: 0 S: 16	H: 3 LOB: 1 BB: 0 P: 27	R: 8 E: 0 K: 2 S: 22	H: 8 LOB: 1 BB: 1 P: 39	R: 0 E: 0 K: 0 S: 3	H: 0 LOB: 0 BB: 0 P: 4	R: 0 E: 1 K: 0 S: 10	H: 0 LOB: 1 BB: 0 P: 13	R: 1 E: 1 K: 2 S: 13	H: 2 LOB: 1 BB: 0 P: 19	R: 0 E: 0 K: 0 S: 6	H: 0 LOB: 0 BB: 0 P: 10	R: 0 E: 0 K: 2 S: 11	H: 1 LOB: 1 BB: 0 P: 17	1B: 10 2B: 3 3B: 0 HR: 1	SF: 0 SAC: 0 DP: 0 HBP: 0	WP: 1 PB: 0 SB: 1 CS: 0	PA: 44			
PITCHER	IP WLS BF H R ER SO BB IBB HBP BLK WP HR S P ERA WHIP	IP WLS BF H R ER SO BB IBB HBP BLK WP HR S P ERA WHIP	IP WLS BF H R ER SO BB IBB HBP BLK WP HR S P ERA WHIP	IP WLS BF H R ER SO BB IBB HBP BLK WP HR S P ERA WHIP	IP WLS BF H R ER SO BB IBB HBP BLK WP HR S P ERA WHIP	IP WLS BF H R ER SO BB IBB HBP BLK WP HR S P ERA WHIP	IP WLS BF H R ER SO BB IBB HBP BLK WP HR S P ERA WHIP	IP WLS BF H R ER SO BB IBB HBP BLK WP HR S P ERA WHIP	IP WLS BF H R ER SO BB IBB HBP BLK WP HR S P ERA WHIP	IP WLS BF H R ER SO BB IBB HBP BLK WP HR S P ERA WHIP	IP WLS BF H R ER SO BB IBB HBP BLK WP HR S P ERA WHIP	IP WLS BF H R ER SO BB IBB HBP BLK WP HR S P ERA WHIP	IP WLS BF H R ER SO BB IBB HBP BLK WP HR S P ERA WHIP	IP WLS BF H R ER SO BB IBB HBP BLK WP HR S P ERA WHIP	IP WLS BF H R ER SO BB IBB HBP BLK WP HR S P ERA WHIP	IP WLS BF H R ER SO BB IBB HBP BLK WP HR S P ERA WHIP	IP WLS BF H R ER SO BB IBB HBP BLK WP HR S P ERA WHIP	IP WLS BF H R ER SO BB IBB HBP BLK WP HR S P ERA WHIP	IP WLS BF H R ER SO BB IBB HBP BLK WP HR S P ERA WHIP	IP WLS BF H R ER SO BB IBB HBP BLK WP HR S P ERA WHIP	IP WLS BF H R ER SO BB IBB HBP BLK WP HR S P ERA WHIP	IP WLS BF H R ER SO BB IBB HBP BLK WP HR S P ERA WHIP	IP WLS BF H R ER SO BB IBB HBP BLK WP HR S P ERA WHIP	IP WLS BF H R ER SO BB IBB HBP BLK WP HR S P ERA WHIP	IP WLS BF H R ER SO BB IBB HBP BLK WP HR S P ERA WHIP

Florida Marlins @ Colorado Rockies
 Mile High Stadium, Denver, CO
 Sun Apr 25 1993, 5:33 AM EDT
 Att. 71,192 - Sunny - 57 F

livebaseballscorecards.com

AB	42
R	11
H	14
RBI	11
BB	2
SO	6
LOB	14




BOTTOM

Florida Marlins @ Colorado Rockies
Mile High Stadium, Denver, CO
Sun Apr 25 1993, 5:33 AM EDT
Att: 71,192 - Sunny - 57 F

livebaseballscorecards.com

AB 31
R 1
H 6
RBI 1
BB 4
SO 6
LOB 16



WP: 0 PA: 36
PB: 0
SB: 2
CS: 0

AB R H RBI BB SO LOB

4 0 0 0 0 2 2
1 0 0 0 2 0 1
1 0 1 0 0 0 0

4 0 0 0 0 3 4

3 0 1 0 0 0 1
1 0 0 0 0 0 1

4 0 0 0 0 0 2

4 1 1 0 0 1 2

4 0 2 0 0 0 0

3 0 1 1 0 0 1

0 0 0 0 0 1 0 0
0 0 0 0 0 0 0 0
0 0 0 0 0 1 0 0
0 0 0 0 0 0 0 0
1 0 0 0 0 0 0 1
0 0 0 0 0 0 0 0
0 0 0 0 0 0 0 0
0 0 0 0 0 0 0 0
1 0 0 0 0 0 0 1

1B: 4 SF: 1
2B: 2 SAC: 0
3B: 0 DP: 1
HR: 0 HBP: 0

Batter	1	2	3	4	5	6	7	8	9
Alex Cole, L (1, 8) OBP: 0.355, SLG: 0.375	2-3 K		0-3 K		3-1 G4-3			0-1 F8	
Eric Young Sr., R (1, 4) Freddie Benavides, R (7, 4) OBP: 0.347, SLG: 0.371 OBP: 0.182, SLG: 0.171	4-1 BLK S BB		2-1 P1			4-2 FC1-6 1B BB		1-2 FC6-4 1B	
Daryl Boston, L (1, 7) OBP: 0.341, SLG: 0.250	2-3 K		1-1 G3			1-3 K		1-3 K	
Andres Galarraga, R (1, 3) Jim Tatum, R (7, 3) OBP: 0.388, SLG: 0.574 OBP: 0.200, SLG: 0.300	2-2 G3			1-2 G4-3		0-0 FC1-6 1B		1-1 FC6-4	
Charlie Hayes, R (1, 5) OBP: 0.388, SLG: 0.557		1-1 L9		2-2 G5-3		2-1 FC1-6		1-2 G6-3	
Joe Girardi, R (1, 2) OBP: 0.322, SLG: 0.404		2-2 K		0-1 G6-3		0-0 G5-3		0-1 2B SF8 1B	
Dante Bichette, R (1, 9) OBP: 0.316, SLG: 0.500		1-1 E9 2B			3-0 P4		3-1 G6-3	3-2 SF8 2B	
Vinny Castilla, R (1, 6) OBP: 0.200, SLG: 0.154		2-1 G4-3			0-0 G4-3		0-0 G6-4-3 1B	0-0 SF8	
Bryn Smith, R Scott Adreid, L Willie Blair, R Gerald Young, S Gary Wayne, L Dale Murphy, R Steve Reed, R Darren Holmes, R Jerardo Clark, R			4-0 S BB		4-2 BB BB		2-0 G6-4-3 1-2f	2-2 G6-3	

Inning Stats	R: 0	H: 0	E: 0	K: 2	S: 10	LOB: 1	BB: 1	P: 20
	R: 0	H: 1	E: 1	K: 1	S: 9	LOB: 1	BB: 0	P: 15
	R: 0	H: 0	E: 0	K: 1	S: 7	LOB: 1	BB: 1	P: 14
	R: 0	H: 0	E: 0	K: 0	S: 8	LOB: 0	BB: 0	P: 11
	R: 0	H: 0	E: 0	K: 0	S: 6	LOB: 1	BB: 1	P: 16
	R: 0	H: 1	E: 0	K: 1	S: 9	LOB: 2	BB: 1	P: 16
	R: 0	H: 1	E: 0	K: 0	S: 4	LOB: 0	BB: 0	P: 9
	R: 0	H: 1	E: 0	K: 1	S: 10	LOB: 1	BB: 0	P: 13
	R: 1	H: 2	E: 0	K: 0	S: 17	LOB: 1	BB: 0	P: 23

PITCHER	IP	WLS	BF	H	R	ER	SO	BB	IBB	HBP	BLK	WP	HR	S	P	ERA	WHIP
Ryan Bowen, R (1, 1) ERA: 1.73	7.0	W	27	3	0	0	5	4	0	0	1	0	0	53	101	0.00	1.000
Bob McClure, L (8, 1) ERA: 9.82	1.0		4	1	0	0	1	0	0	0	0	0	0	10	13	0.00	1.000
Trevor Hoffman, R (9, 1) ERA: 4.15	1.0		5	2	1	1	0	0	0	0	0	0	0	17	23	9.00	2.000

Batter	1	2	3	4	5	6	7	8	9	AB R H RBI BB SO LOB	TOP		
Dwight Smith, L (1, 8) OBP: 0.467, SLG: 0.769	4-2 1B SF8 BB		1-0 G6-4-3 1-2f			1-1 G4-3	1-1 G1-3		1-0 HR	4 2 1 1 1 0 2			
Rey Sanchez, R (1, 6) OBP: 0.303, SLG: 0.297	1-3 K		3-1 F8			2-0 G6-3	0-1 1B		2-1 P4	5 0 1 1 0 1 1			
Mark Grace, L (1, 3) OBP: 0.410, SLG: 0.551	1-2 1B			0-0 G4-3		0-0 1B 2B	3-2 1B			4 1 3 0 0 0 0			
Derrick May, L (1, 7) OBP: 0.386, SLG: 0.520	0-0 SF8			0-1 F8		0-0 1B 2B	0-1 F7			3 1 1 1 0 0 2			
Sammy Sosa, R (1, 9) OBP: 0.288, SLG: 0.514	3-2 G1-3			0-1 G6-3		0-0 1B 2B		0-0 G6-3		4 1 1 1 0 0 1			
Steve Buechele, R (1, 5) OBP: 0.282, SLG: 0.338		1-3 K			3-3 K	2-1 1B		2-2 F9		4 0 1 2 0 2 0			
Rick Wilkins, L (1, 2) OBP: 0.179, SLG: 0.086		2-2 P5			1-1 1B	1-2 G3		2-1 F9		4 0 1 0 0 0 1			
Jose Vizcaino, S (1, 4) OBP: 0.364, SLG: 0.400		1-2 G1-3			1-3 K		2-3 K		2-1 F9	4 0 0 0 0 2 1			
Mike Harkey, R (1, 1) OBP: 0.333, SLG: 0.375 Willie Wilson, S (7, PH) OBP: 0.298, SLG: 0.352 Bob Scanlan, R (7, 1) Paul Assenmacher, L (8, 1) OBP: 1.000, SLG: 1.000 Candy Maldonado, R (9, PH) OBP: 0.229, SLG: 0.281 Randy Myers, L (9, 1)			0-2 G6-4-3 1B		0-3 K		3-1 E7 1B		1-1 F9	2 0 1 0 0 1 1 1 1 0 0 0 0 0 0 0 0 0 0 0 0 0 0 0 0 0 0 0 1 0 0 0 0 0 0 0 0 0 0 0 0 0			
Inning Stats	R: 1 H: 1 E: 0 LOB: 1 K: 1 BB: 1 S: 14 P: 22	R: 0 H: 0 E: 0 LOB: 0 K: 1 BB: 0 S: 11 P: 15	R: 0 H: 1 E: 0 LOB: 0 K: 0 BB: 0 S: 6 P: 10	R: 0 H: 0 E: 0 LOB: 0 K: 0 BB: 0 S: 5 P: 5	R: 0 H: 1 E: 0 LOB: 1 K: 3 BB: 0 S: 11 P: 16	R: 3 H: 4 E: 0 LOB: 1 K: 0 BB: 0 S: 12 P: 18	R: 1 H: 2 E: 1 LOB: 2 K: 1 BB: 0 S: 14 P: 23	R: 0 H: 0 E: 0 LOB: 0 K: 0 BB: 0 S: 6 P: 10	R: 1 H: 1 E: 0 LOB: 0 K: 0 BB: 0 S: 7 P: 13	1B: 8 SF: 1 2B: 1 SAC: 0 3B: 0 DP: 1 HR: 1 HBP: 0	WP: 0 PA: 38 PB: 0 SB: 0 CS: 0		
PITCHER	IP WLS BF H R ER SO BB IBB HBP BLK WP HR S P ERA WHIP											PITCHER	IP WLS BF H R ER SO BB IBB HBP BLK WP HR S P ERA WHIP
David Nied, R (1, 1) ERA: 3.6	6.0 L 25 7 4 4 5 1 0 0 0 0 0 0 59 86 6.00 1.333												
Jeff Parrett, R (7, 1) ERA: 4.5	2.0 9 2 1 0 1 0 0 0 0 0 0 0 20 33 0.00 1.000												
Steve Reed, R (9, 1) ERA: 8.0	1.0 4 1 1 1 0 0 0 0 0 0 0 0 7 13 9.00 1.000												

Chicago Cubs @ Colorado Rockies
Mile High Stadium, Denver, CO

Mon Apr 26 1993, 9:05 PM EDT
Att. 48,768 - Unknown - 70 F

livebaseballscorecards.com

AB	36
R	6
H	10
RBI	6
BB	1
SO	6
LOB	9



BOTTOM

Chicago Cubs @ Colorado Rockies
Mile High Stadium, Denver, CO

Mon Apr 26 1993, 9:05 PM EDT
Att: 48,768 - Unknown - 70 F

livebaseballscorecards.com

AB	37
R	3
H	16
RBI	3
BB	1
SO	3
LOB	15



WP:	0	PA:	39
PB:	0		
SB:	0		
CS:	0		

AB	R	H	RBI	BB	SO	LOB
4	1	1	0	1	0	0
4	1	2	0	0	1	0
1	0	0	0	0	0	0
4	0	3	1	0	0	0
4	0	3	1	0	0	1
4	0	1	0	0	0	6
4	0	1	0	0	0	1
4	0	1	0	0	0	1
3	1	3	0	0	0	0
0	0	0	0	0	0	0
1	0	0	0	0	1	2
0	0	0	0	0	0	0
2	0	1	1	0	0	1
1	0	0	0	0	1	1
0	0	0	0	0	0	0
1	0	0	0	0	0	2

Batter	1	2	3	4	5	6	7	8	9																									
Eric Young Sr., R OBP: 0.364, SLG: 0.364 (1, 4)	1-1 G1-3		4-1 1B SF9 BB	2-0 1B			1-2 G4-3		2-1 G6-3																									
Alex Cole, L OBP: 0.364, SLG: 0.383 Danny Sheaffer, R OBP: 0.143, SLG: 0.143 (9, PH)	0-0 1B 1B		2-0 1B 1B		1-3 K		1-0 F9		3-1 G5-3																									
Charlie Hayes, R OBP: 0.364, SLG: 0.585 (1, 5)	0-1 1B 1B		0-1 SF9		2-2 L4 1B 1B		1-2 2B		2-1 G4-3																									
Andres Galarraga, R OBP: 0.405, SLG: 0.583 (1, 3)	1-0 1B 1B		0-0 1B 1B		1-1 1B		0-2 G6-3																											
Jerald Clark, R OBP: 0.250, SLG: 0.440 (1, 7)	0-1 G6-4-3 1B		0-2 L3 1B		0-1 L4			2-1 2B 1B																										
Joe Girardi, R OBP: 0.317, SLG: 0.393 (1, 2)		0-0 P3		0-2 G3		1-2 FC1-4 1B		1-1 SAFE P6																										
Dante Bichette, R OBP: 0.311, SLG: 0.500 (1, 9)		2-0 G6-3		3-2 G3-1		1-1 SAFE FC1-4 1B		1-2 2B																										
Vinny Castilla, R OBP: 0.333, SLG: 0.563 Daryl Boston, L OBP: 0.341, SLG: 0.250 Dale Murphy, R OBP: 0.294, SLG: 0.214 Steve Reed, R (9, 1)		0-0 3B		1-0 1B 3B		3-2 SAFE 1B		2-3 K																										
David Nied, R OBP: 0.273, SLG: 0.111 Jim Tatum, R OBP: 0.182, SLG: 0.273 Jeff Parrett, R OBP: 0.500, SLG: 0.500 Freddie Benavides, R OBP: 0.178, SLG: 0.167 (9, 6)		1-0 G1-3		0-0 1B 1B		1-3 K		3-2 G6-3																										
Inning Stats	R: 1 E: 0 K: 0 S: 8	H: 3 LOB: 1 BB: 0 P: 10	R: 0 E: 0 K: 0 S: 4	H: 1 LOB: 1 BB: 0 P: 7	R: 1 E: 0 K: 0 S: 11	H: 2 LOB: 1 BB: 1 P: 15	R: 1 E: 0 K: 0 S: 9	H: 3 LOB: 2 BB: 0 P: 15	R: 0 E: 0 K: 1 S: 12	H: 2 LOB: 1 BB: 0 P: 16	R: 0 E: 0 K: 1 S: 11	H: 2 LOB: 1 BB: 0 P: 15	R: 0 E: 0 K: 0 S: 11	H: 1 LOB: 1 BB: 0 P: 14	R: 0 E: 0 K: 1 S: 13	H: 2 LOB: 2 BB: 0 P: 21	R: 0 E: 0 K: 0 S: 6	H: 0 LOB: 0 BB: 0 P: 13	1B: 12 2B: 4 3B: 2 HR: 0	SF: 1 SAC: 0 DP: 3 HBP: 0	WP: 0 PA: 39													
PITCHER	IP WLS BF H R ER SO	WLS W 7 3 0 0 0	BF 27 3 0 0 0 0	H 13 3 0 0 0 0	R 3 0 0 0 0 0	ER 3 0 0 0 0 0	SO 2 0 1 0 0 0	BB 1 0 0 0 0 0	IBB 0 0 0 0 0 0 0	HBP 0 0 0 0 0 0 0	BLK 0 0 0 0 0 0 0	WP 0 0 0 0 0 0 0	HR 0 0 0 0 0 0 0	S 55 18 6 6	P 78 24 11 13	ERA 4.50 0.00 0.00 0.00	WHIP 2.333 2.250 0.000 0.000	IP WLS BF H R ER SO	WLS W 7 3 0 0 0	BF 27 3 0 0 0 0	H 13 3 0 0 0 0	R 3 0 0 0 0 0	ER 3 0 0 0 0 0	SO 2 0 1 0 0 0	BB 1 0 0 0 0 0	IBB 0 0 0 0 0 0 0	HBP 0 0 0 0 0 0 0	BLK 0 0 0 0 0 0 0	WP 0 0 0 0 0 0 0	HR 0 0 0 0 0 0 0	S 55 18 6 6	P 78 24 11 13	ERA 4.50 0.00 0.00 0.00	WHIP 2.333 2.250 0.000 0.000

Batter	1	2	3	4	5	6	7	8	9	AB R H RBI BB SO LOB	TOP	
Willie Wilson, S OBP: 0.295, SLG: 0.345 (1, 8)	1-2 G4-3 1B		2-2 G6-3	3-2 F9			0-0 G3			4 0 1 0 0 0 2		
Rey Sanchez, R OBP: 0.300, SLG: 0.295 (1, 6)	0-0 G4-3 1-2f		0-1 1B 1B			0-1 G6-3		0-1 G6-3		4 0 1 0 0 0 1		
Mark Grace, L OBP: 0.390, SLG: 0.521 Chuck McElroy, L (8, 1)	0-2 L9		0-0 F8			0-0 F7		1-1 F8		4 0 0 0 0 0 1 0 0 0 0 0 0 0		
Candy Maldonado, R OBP: 0.282, SLG: 0.417 (1, 7)		1-1 HR	3-2 1B			2-3 K		1-0 1B		4 1 3 1 0 1 0		
Sammy Sosa, R OBP: 0.273, SLG: 0.486 (1, 9)		1-1 L8	1-3 K			1-2 G5-3		1-3 K		4 0 0 0 0 2 3		
Steve Buechele, R OBP: 0.293, SLG: 0.382 (8, 3)		2-1 HR				0-0 L7		1-3 K		3 1 1 1 1 1 0		
Jose Vizcaino, S OBP: 0.357, SLG: 0.391 (1, 4)		2-1 G6-3				1-2 2B 1B		3-3 K		4 0 1 0 0 1 1		
Steve Lake, R OBP: 0.300, SLG: 0.474 (1, 2)		2-2 1B				2-2 2B		0-0 P3		4 0 2 0 0 0 1		
Mike Morgan, R Jose Bautista, R Tommy Shields, L Dan Plesac, L Eric Yelding, R OBP: 0.286, SLG: 0.286 (8, 5)		0-0 L8				2-1 F9		0-0 F8		2 0 0 0 0 0 3 0 0 0 0 0 0 0 1 0 0 0 0 0 0 0 0 0 0 0 0 0 1 0 0 0 0 0 1		
Inning Stats	R: 0 H: 1 E: 0 LOB: 0 K: 0 BB: 0 S: 8 P: 9	R: 2 H: 3 E: 0 LOB: 1 K: 0 BB: 0 S: 12 P: 20	R: 0 H: 2 E: 0 LOB: 2 K: 1 BB: 0 S: 12 P: 18	R: 0 H: 2 E: 0 LOB: 2 K: 0 BB: 0 S: 13 P: 21	R: 0 H: 0 E: 0 LOB: 0 K: 1 BB: 0 S: 6 P: 8	R: 0 H: 0 E: 0 LOB: 0 K: 2 BB: 0 S: 9 P: 14	R: 0 H: 0 E: 0 LOB: 0 K: 0 BB: 0 S: 3 P: 3	R: 0 H: 1 E: 0 LOB: 1 K: 1 BB: 0 S: 8 P: 11	R: 0 H: 0 E: 0 LOB: 1 K: 0 BB: 1 S: 4 P: 8	1B: 6 SF: 0 2B: 1 SAC: 0 3B: 0 DP: 1 HR: 2 HBP: 0	WP: 0 PA: 36 PB: 0 SB: 0 CS: 0	
PITCHER Butch Henry, L ERA: 3.86 (1, 1)	IP WLS BF H R ER SO BB IBB HBP BLK WP HR S P ERA WHIP	9.0 W 36 9 2 2 5 1 0 0 0 0 0 2 75 112 2.00 1.111										

Chicago Cubs @ Colorado Rockies
 Mile High Stadium, Denver, CO
 Tue Apr 27 1993, 9:05 PM EDT
 Att. 48,328 - Unknown - 59 F

livebaseballscorecards.com

AB	35
R	2
H	9
RBI	2
BB	1
SO	5
LOB	13



Batter	1	2	3	4	5	6	7	8	9	AB	R	H	RBI	BB	SO	LOB	BOTTOM													
Eric Young Sr., R OBP: 0.341, SLG: 0.352 (1, 4)	2-2 G6-3	0-0 E6		2-2 2B	1-1 FC6-2		2-1 G6-3			5	1	1	0	0	0	2														
Daryl Boston, L OBP: 0.370, SLG: 0.300 (1, 8)	1-0 BB	4-1 FC6-4		0-1 WP	0-0 G3			2-3 K		4	2	2	2	1	1	2														
Charlie Hayes, R OBP: 0.372, SLG: 0.551 (1, 5)	0-1 E6	0-0 FC6-4		2-2 FC4		0-0 F8		4-0 BB		4	2	0	1	1	0	2														
Andres Galarraga, R OBP: 0.405, SLG: 0.605 (1, 3)	4-2 1B		0-0 F8	0-0 HR		0-0 G4-3		1-0 G5-4-3		4	2	1	2	1	0	1														
Dante Bichette, R OBP: 0.338, SLG: 0.517 (1, 9)	2-2 2B		0-1 L7-4-3	1-3 K		0-1 1B				4	1	3	2	0	1	0														
Joe Girardi, R OBP: 0.313, SLG: 0.400 (1, 2)	0-1 2B		1-0 L7-4-3	1-3 K		0-3 K				4	0	1	2	0	2	2														
Jerald Clark, R OBP: 0.250, SLG: 0.444 (1, 7)	0-2 G6-3			0-1 G4-3	0-0 E6		3-2 G6-3			4	1	1	0	0	0	1														
Vinny Castilla, R OBP: 0.364, SLG: 0.684 (1, 6)	3-2 G5-3			0-0 G4-3	4-1 FC6-2		2-2 HR			3	1	1	1	1	0	2														
Butch Henry, L OBP: 0.125, SLG: 0.125 (1, 1)		0-1 F7		1-0 1B	1-0 SH2-4		1-3 K			3	1	1	1	0	1	0														
Inning Stats	R: 4 E: 1 K: 0 S: 19	H: 3 LOB: 1 BB: 1 P: 31	R: 0 E: 1 K: 0 S: 5	H: 0 LOB: 1 BB: 1 P: 9	R: 0 E: 0 K: 0 S: 4	H: 1 LOB: 0 BB: 0 P: 5	R: 6 E: 1 K: 2 S: 20	H: 5 LOB: 0 BB: 0 P: 27	R: 0 E: 1 K: 0 S: 6	H: 0 LOB: 2 BB: 1 P: 12	R: 0 E: 0 K: 1 S: 7	H: 1 LOB: 1 BB: 0 P: 7	R: 1 E: 0 K: 1 S: 11	H: 1 LOB: 0 BB: 0 P: 19	R: 0 E: 0 K: 1 S: 4	H: 0 LOB: 0 BB: 1 P: 11	1B: 6 2B: 4 3B: 0 HR: 2	SF: 0 SAC: 1 DP: 2 HBP: 0	WP: 1 PB: 0 SB: 0 CS: 0	PA: 40 ERA WHIP										
PITCHER	IP WLS L	BF H R	ER LOB BB P	SO BB P	BB IBB HBP BLK	WP HR S P	ERA WHIP	PITCHER												IP WLS BF H R ER SO BB IBB HBP BLK WP HR S P ERA WHIP										
Mike Morgan, R ERA: 4.65 (1, 1)	3.1	21	8	9	8	0	2	0	0	0	0	1	0	0	0	0	21.60	3.000												
Jose Bautista, R ERA: 7.94 (4, 1)	2.2	12	2	1	1	3	1	0	0	0	0	0	1	20	28	3.38	1.125													
Dan Plesac, L ERA: 7.56 (7, 1)	1.0	4	1	1	1	1	0	0	0	0	0	0	1	11	19	9.00	1.000													
Chuck McElroy, L ERA: 2.45 (8, 1)	1.0	3	0	0	0	1	1	0	0	0	0	0	0	4	11	0.00	1.000													

Chicago Cubs @ Colorado Rockies
Mile High Stadium, Denver, CO

Tue Apr 27 1993, 9:05 PM EDT
Att: 48,328 - Unknown - 59 F

livebaseballscores.com

AB	35
R	11
H	11
RBI	11
BB	4
SO	5
LOB	12



Batter	1	2	3	4	5	6	7	8	9	AB R H RBI BB SO LOB
Eric Young Sr., R OBP: 0.368, SLG: 0.384 (1, 4)	4-2 CS BB		1-1 P4		4-1 1B BB		2-2 SF9 3B		4-1 SAFE BB	2 2 1 0 3 0 0
Joe Girardi, R OBP: 0.306, SLG: 0.386 (1, 2)	2-3 K 1-2		0-0 1B		0-3 K		2-3 K		1-3 K	5 0 1 0 0 4 6
Charlie Hayes, R OBP: 0.361, SLG: 0.534 (1, 5)	0-1 F8		3-3 K		0-2 E5 1B 1B		0-1 SF9		1-3 K	4 1 1 1 0 2 3
Andres Galarraga, R OBP: 0.410, SLG: 0.600 (1, 3)		1-1 WP PB 1B		1-2 G6-3	1-0 1B		1-1 F9			4 1 2 2 0 0 0
Dante Bichette, R OBP: 0.362, SLG: 0.541 (1, 8) (7, 9)		4-2 G6-4-3 1B BB		2-2 G5-3 WP 2B	1-1 G4-3 1B		2-1 G4-3			3 1 2 1 1 0 0
Dale Murphy, R OBP: 0.300, SLG: 0.235 Willie Blair, R (6, 1) Jeff Parrett, R OBP: 0.500, SLG: 0.500 Fredjie Benavides, R OBP: 0.198, SLG: 0.186 Darren Holmes, R (9, 1)		0-0 G6-4-3 1B		0-2 G5-3	3-1 G4-3		2-1 G1-6-3 1B			3 0 1 1 0 0 3
Jerald Clark, R OBP: 0.267, SLG: 0.429 (1, 7)		1-2 G6-4-3		4-2 BB		4-2 G6-3 BB		0-0 G1-6-3		2 0 0 0 2 0 3
Vinny Castilla, R OBP: 0.320, SLG: 0.591 Alex Cole, L OBP: 0.358, SLG: 0.377 (9, PH)		2-1 L9		3-2 F9		0-3 K		0-0 G4-3		3 0 0 0 0 1 3
Bruce Ruffin, S (1, 1) Jim Tatum, R OBP: 0.250, SLG: 0.333 Gerald Young, S OBP: 0.364, SLG: 0.125 (6, 9) (7, 8)			1-1 F8		1-1 E BB 1B		0-1 G6-3		2-1 BB 1B	1 0 0 0 0 0 0

Inning Stats	R: 0 E: 0 K: 1 S: 9	H: 0 LOB: 0 BB: 1 P: 15	R: 1 E: 0 K: 0 S: 12	H: 2 LOB: 1 BB: 1 P: 20	R: 0 E: 0 K: 1 S: 10	H: 1 LOB: 1 BB: 0 P: 15	R: 1 E: 0 K: 0 S: 17	H: 1 LOB: 1 BB: 1 P: 27	R: 3 E: 1 K: 1 S: 14	H: 4 LOB: 1 BB: 1 P: 24	R: 0 E: 0 K: 1 S: 8	H: 0 LOB: 0 BB: 1 P: 12	R: 1 E: 0 K: 1 S: 10	H: 1 LOB: 0 BB: 0 P: 15	R: 0 E: 0 K: 0 S: 5	H: 1 LOB: 0 BB: 0 P: 9	R: 0 E: 0 K: 2 S: 11	H: 1 LOB: 2 BB: 1 P: 19	1B: 9 2B: 1 3B: 1 HR: 0	SF: 1 SAC: 0 DP: 4 HBP: 0
--------------	------------------------------	----------------------------------	-------------------------------	----------------------------------	-------------------------------	----------------------------------	-------------------------------	----------------------------------	-------------------------------	----------------------------------	------------------------------	----------------------------------	-------------------------------	----------------------------------	------------------------------	---------------------------------	-------------------------------	----------------------------------	----------------------------------	------------------------------------

PITCHER	IP	WLS	BF	H	R	ER	SO	BB	IBB	HBP	BLK	WP	HR	S	P	ERA	WHIP
Donovan Osborne, L ERA: 3.38 (1, 1)	4.0		19	5	4	3	2	4	0	0	0	2	0	51	85	6.75	2.250
Les Lancaster, R ERA: 5.02 (5, 1)	1.0		5	3	1	0	1	0	0	0	0	0	0	11	16	0.00	3.000
Mike Perez, R ERA: 4.05 (6, 1)	2.0		7	1	1	1	2	1	0	0	0	0	0	18	27	4.50	1.000
Rob Murphy, L ERA: 1.0 (8, 1)	1.0	W	3	1	0	0	0	0	0	0	0	0	0	5	9	0.00	1.000
Lee Smith, R ERA: 1.0 (9, 1)	1.0	S	5	1	0	0	2	1	0	0	0	0	0	11	19	0.00	2.000


BOTTOM

St. Louis Cardinals @ Colorado Rockies
Mile High Stadium, Denver, CO

Wed Apr 28 1993, 9:05 PM EDT
Att: 49,765 - Unknown - 60 F

AB	32
R	6
H	11
RBI	5
BB	6
SO	7
LOB	19

WP: 2 PA: 39
PB: 1
SB: 0
CS: 1



PITCHER	IP	WLS	BF	H	R	ER	SO	BB	IBB	HBP	BLK	WP	HR	S	P	ERA	WHIP
---------	----	-----	----	---	---	----	----	----	-----	-----	-----	----	----	---	---	-----	------

Batter	1	2	3	4	5	6	7	8	9	AB R H RBI BB SO LOB	TOP											
Geronimo Pena, S (1, 4) OBP: 0.361, SLG: 0.357	1-1 F8	0-0 1B		1-1 G4-6-3		2-2 P6		2-1 SF8		4 0 1 2 0 0 1												
Rod Brewer, L (1, 7) OBP: 0.280, SLG: 0.261	2-2 G4-3	0-3 K		2-2 1B		0-1 G4-3		1-0 FC5-4		5 0 1 0 0 1 3												
Gregg Jefferies, S (1, 3) OBP: 0.293, SLG: 0.395	0-1 1B	1-1 G6-3		0-3 K		0-0 F9			1-0 G4-3	5 0 1 0 0 1 3												
Ray Lankford, L (1, 8) OBP: 0.338, SLG: 0.319	0-0 1B	1-1 G5-3			2-1 1B G5-4-3		1-0 F8		4-2 BB	4 1 2 0 1 0 2												
Mark Whiten, S (1, 9) OBP: 0.344, SLG: 0.482	1-3 K		2-0 G4-1		1-1 G5-4-3 WP		0-0 G4-3		3-3 K	5 0 1 0 0 2 3												
Todd Zeile, R (1, 5) OBP: 0.380, SLG: 0.363		0-0 1B 1B	3-1 G6-3		4-0 G5-4-3		1-1 P3		4-0 IBB	3 1 2 0 2 0 0												
Tom Pagnozzi, R (1, 2) OBP: 0.235, SLG: 0.230		1-2 1B	1-2 G6-3		1-1 G5-4-3			2-2 1B SH1-4	3-2 L5	5 2 2 0 0 0 5												
José Oquendo, S (1, 6) OBP: 0.500, SLG: 0.333		0-0 1B	2-1 G4-3		4-1 IBB			1-1 SH1-4		2 1 1 0 1 0 1												
Bob Tewksbury, R (1, 1) OBP: 0.429, SLG: 0.333		3-2 1B		1-0 G4-6-3		2-3 K		0-1 FC5-4		3 0 2 2 0 1 2												
Rob Murphy, L (7, 1)										0 0 0 0 0 0 0												
Gerald Perry, L (8, PH) OBP: 0.444, SLG: 0.714										1 0 1 0 0 0 0												
Mike Perez, R (8, 1)										0 0 0 0 0 0 0												
Lee Smith, R (9, 1)										0 0 0 0 0 0 0												
Inning Stats	R: 0 E: 0 K: 1 S: 12	H: 2 LOB: 2 BB: 0 P: 16	R: 3 E: 0 K: 1 S: 19	H: 5 LOB: 2 BB: 0 P: 25	R: 0 E: 0 K: 0 S: 8	H: 1 LOB: 1 BB: 0 P: 16	R: 0 E: 0 K: 1 S: 9	H: 2 LOB: 1 BB: 0 P: 13	R: 1 E: 0 K: 1 S: 13	H: 2 LOB: 2 BB: 2 P: 26	R: 0 E: 0 K: 0 S: 6	H: 0 LOB: 0 BB: 0 P: 8	R: 0 E: 0 K: 0 S: 4	H: 0 LOB: 0 BB: 0 P: 6	R: 1 E: 0 K: 0 S: 10	H: 2 LOB: 1 BB: 0 P: 16	R: 0 E: 0 K: 1 S: 9	H: 0 LOB: 2 BB: 2 P: 24	1B: 13 2B: 1 3B: 0 HR: 0	SF: 1 SAC: 1 DP: 2 HBP: 0	WP: 1 PB: 0 SB: 2 CS: 0	PA: 43
PITCHER	IP WLS BF H R ER SO BB IBB HBP BLK WP HR S P ERA WHIP																					
Andy Ashby, R (1, 1) ERA: 3.13	5.0 L 27 12 4 4 4 4 1 1 0 0 1 0 61 96 7.20 2.600																					
Scott Fredrickson, R (6, 1) ERA:	2.0 6 0 0 0 0 0 0 0 0 0 0 0 10 14 0.00 0.000																					
Steve Reed, R (8, 1) ERA: 8.68	0.1 3 2 1 1 0 0 0 0 0 0 0 0 7 10 27.00 6.000																					
Gary Wayne, L (8, 1) ERA: 3.86	1.1 5 0 0 0 1 1 0 0 0 0 0 0 9 20 0.00 0.750																					
Willie Blair, R (9, 1) ERA: 3.97	0.1 2 0 0 0 0 0 0 0 1 0 0 0 3 10 0.00 0.000																					

St. Louis Cardinals @ Colorado Rockies
Mile High Stadium, Denver, CO

Thu Apr 29 1993, 5:33 AM EDT
Att. 57,472 - Cloudy - 67 F

livebaseballscorecards.com

AB	37
R	5
H	14
RBI	4
BB	4
SO	5
LOB	20



Batter	1	2	3	4	5	6	7	8	9	AB	R	H	RBI	BB	SO	LOB
Eric Young Sr., R OBP: 0.363, SLG: 0.377 (1, 4)	1-3 K		1-2 FC3-6 1B		0-0 G4-3		1-0 SAFE E6			4	0	1	0	0	1	1
Alex Cole, L OBP: 0.338, SLG: 0.354 (1, 8)	3-1 G4-3		0-2 SAFE FC3-6 G3 S 1-2f		0-2 L6		0-1 F7			4	0	0	0	0	0	3
Daryl Boston, L OBP: 0.367, SLG: 0.302 Dale Murphy, R OBP: 0.286, SLG: 0.222 (7, PH) (8, 7)	0-0 FC6-4 1B		1-0 G3		1-0 G6-3		0-3 K			3	0	1	0	0	0	1
Andres Galarraga, R OBP: 0.414, SLG: 0.607 (1, 3)	0-0 FC6-4 1-2f		0-3 K		1-0 FC3-6 1B		1-2 L3-6 2B			4	0	2	0	0	1	2
Dante Bichette, R OBP: 0.356, SLG: 0.523 (1, 9)		1-0 P3		0-0 L8		2-0 FC3-6 1B		0-2 L3-6 2-3		4	0	1	0	0	0	1
Charlie Hayes, R OBP: 0.356, SLG: 0.558 (1, 5)		2-1 G6-3		1-2 HR		1-2 FC3-6 1-2f 2-3		0-3 K		4	1	1	1	0	1	2
Danny Sheaffer, R OBP: 0.182, SLG: 0.273 (1, 2)		0-1 1B 2B		1-1 G5-3		2-1 G5-3		1-3 K		4	1	1	0	0	1	2
Freddie Benavides, R OBP: 0.220, SLG: 0.213 (1, 6)		1-0 2-H 1B		1-0 G5-3		2-1 E 1B		1-0 F9		4	0	2	1	0	0	0
Andy Ashby, R OBP: 0.187, SLG: 0.167 Jerald Clark, R OBP: 0.262, SLG: 0.421 Scott Fredrickson, R OBP: 0.231, SLG: 0.308 Jim Tatum, R OBP: 0.231, SLG: 0.308 Steve Reed, R OBP: 0.231, SLG: 0.308 Gary Wayne, L OBP: 0.231, SLG: 0.308 Willie Blair, R OBP: 0.231, SLG: 0.308 Gerald Young, S OBP: 0.333, SLG: 0.111 (1, 1) (5, PH) (6, 1) (7, PH) (8, 1) (8, 1) (9, 1) (9, PH)		0-2 L8		0-2 G6-3		0-1 F9		1-2 G3		1	0	0	0	0	0	1

Inning Stats	R: 0	H: 1	E: 0	LOB: 1	K: 1	S: 7	R: 1	H: 2	E: 0	LOB: 1	K: 0	S: 10	R: 0	H: 1	E: 0	LOB: 1	K: 1	S: 12	R: 1	H: 1	E: 0	LOB: 0	K: 0	S: 8	R: 0	H: 0	E: 0	LOB: 0	K: 0	S: 7	R: 0	H: 2	E: 1	LOB: 2	K: 1	S: 10	R: 0	H: 1	E: 0	LOB: 0	K: 1	S: 9	R: 0	H: 0	E: 0	LOB: 0	K: 1	S: 8	R: 0	H: 0	E: 0	LOB: 0	K: 1	S: 8
	0	1	0	1	1	7	1	2	0	1	0	10	0	1	0	0	0	12	1	1	0	0	0	8	0	0	0	0	0	0	7	0	2	1	2	1	10	0	1	0	0	0	9	0	0	0	0	8	0	0	0	0	0	8

PITCHER	IP	WLS	BF	H	R	ER	SO	BB	IBB	HBP	BLK	WP	HR	S	P	ERA	WHIP
Bob Tewksbury, R ERA: 3.8 (1, 1)	6.2	W	29	8	2	2	2	0	0	0	0	0	0	59	82	2.70	1.200
Rob Murphy, L ERA: 0.96 (7, 1)	0.1		1	0	0	0	1	0	0	0	0	0	0	3	3	0.00	0.000
Mike Perez, R ERA: 3.77 (8, 1)	1.0		3	1	0	0	1	0	0	0	0	0	0	9	10	0.00	1.000
Lee Smith, R ERA: 0.9 (9, 1)	1.0	S	3	0	0	0	1	0	0	0	0	0	0	8	11	0.00	0.000


BOTTOM

St. Louis Cardinals @ Colorado Rockies
Mile High Stadium, Denver, CO

Thu Apr 29 1993, 5:33 AM EDT
Att: 57,472 - Cloudy - 67 F

AB	36
R	2
H	9
RBI	2
BB	0
SO	5
LOB	16

livebaseballscores.com



WP	PA	ERA	WHIP
0	36		
0			
1			
0			

Batter	1	2	3	4	5	6	7	8	9	AB R H RBI BB SO LOB	TOP											
Eric Young Sr., R (1, 4) OBP: 0.365, SLG: 0.370	3-3 K	4-2 1B BB		1-0 G3 BB 1B		2-1 G1-3		0-0 G5-3		4 0 1 0 1 1 0												
Alex Cole, L (1, 8) OBP: 0.382, SLG: 0.382	4-2 S 1B HR BB	0-0 1-3 1B		4-1 G3 BB 1-2		0-0 1B SF8 1B		0-0 1B S 1B		3 3 3 0 2 0 0												
Daryl Boston, L (1, 7) OBP: 0.370, SLG: 0.313	2-1 HR 1B	0-0 P7		1-1 G3		0-1 1-3 1B		1-3 K		5 1 2 0 0 1 5												
Gerald Young, S (8, 7) OBP: 0.333, SLG: 0.111	1-2 HR 1B			1-2 2-3		1-3 1B		1-2 K		0 0 0 0 0 0 0												
Andres Galarraga, R (1, 3) OBP: 0.435, SLG: 0.647	2-2 HR 1-H 2-H	4-0 IBB		4-0 IBB		0-1 SF8		4-0 E 1B IBB		1 1 1 4 3 0 0												
Dante Bichette, R (1, 9) OBP: 0.359, SLG: 0.514	0-0 S 1B 1B	0-0 G1-3		2-3 K		1-1 F7		0-0 E8 1-3 2-H 1B		5 1 2 1 0 1 7												
Charlie Hayes, R (1, 5) OBP: 0.359, SLG: 0.561	0-3 K 1-2			1-0 G4-3		3-1 G1-3 2B		2-1 1B		5 0 2 0 0 1 3												
Joe Girardi, R (1, 2) OBP: 0.299, SLG: 0.373	2-2 FC6-4 1B 2-H			2-0 G6-3		1-3 K		0-0 F8		5 0 1 1 0 1 2												
Freddie Benavides, R (1, 6) OBP: 0.200, SLG: 0.192	0-1 FC6-4 1-2f			3-1 F8		1-0 G1-3		0-0 L7		5 0 0 0 0 1 3												
Armando Reynoso, R (1, 1)		0-1 G4-3		0-3 K		1-0 G5-3		0-0 G6-3		5 0 0 0 0 1 2												
Inning Stats	R: 4 E: 0 K: 2 S: 22	H: 4 LOB: 1 BB: 1 P: 35	R: 0 E: 0 K: 0 S: 8	H: 1 LOB: 3 BB: 2 P: 16	R: 0 E: 0 K: 0 S: 4	H: 0 LOB: 0 BB: 0 P: 10	R: 0 E: 0 K: 2 S: 11	H: 1 LOB: 3 BB: 2 P: 22	R: 0 E: 0 K: 1 S: 7	H: 1 LOB: 1 BB: 0 P: 13	R: 1 E: 0 K: 0 S: 9	H: 2 LOB: 1 BB: 0 P: 12	R: 0 E: 0 K: 0 S: 5	H: 1 LOB: 1 BB: 0 P: 7	R: 1 E: 1 K: 1 S: 8	H: 2 LOB: 2 BB: 1 P: 13	R: 0 E: 0 K: 1 S: 7	H: 0 LOB: 0 BB: 0 P: 9	1B: 10 2B: 1 3B: 0 HR: 1	SF: 1 SAC: 0 DP: 0 HBP: 0	WP: 0 PB: 0 SB: 3 CS: 0	PA: 45
PITCHER	IP WLS BF H R ER SO BB IBB HBP BLK WP HR S P ERA WHIP																					
Ryan Bowen, R (1, 1) ERA: 2.61	5.0 L 27 7 4 4 5 3 2 0 0 0 1 52 96 7.20 2.000																					
Jim Corsi, R (6, 1) ERA: 6.0	3.0 15 5 2 2 1 0 1 0 0 0 0 22 32 6.00 1.667																					
Cris Carpenter, R (9, 1) ERA: 3.86	1.0 3 0 0 0 1 0 0 0 0 0 0 7 9 0.00 0.000																					

Colorado Rockies @ Florida Marlins
Joe Robbie Stadium, Miami, FL
Fri Apr 30 1993, 7:05 PM EDT
Att. 42,535 - Unknown

livebaseballscorecards.com

AB	38
R	6
H	12
RBI	6
BB	6
SO	7
LOB	22



Batter	1	2	3	4	5	6	7	8	9	AB	R	H	RBI	BB	SO	LOB				
Chuck Carr, S OBP: 0.273, SLG: 0.290 (1, 8)	2-1 F8		3-2 G4-3		0-0 P6			0-0 B2-3		4	0	0	0	0	0	1				
Junior Felix, S OBP: 0.264, SLG: 0.414 (1, 9)	2-2 L9		1-2 K			2-3 K		0-0 1B		4	0	1	0	0	2	0				
Dave Magadan, L OBP: 0.457, SLG: 0.413 (1, 5)	1-2 HBP		0-0 G4-3			1-0 1B		1-2 F9		3	0	1	0	0	0	1				
Orestes Destrade, S OBP: 0.350, SLG: 0.364 (1, 3)	2-0 P5			2-1 F9		0-1 L8			0-0 L7	4	0	0	0	0	0	2				
Benito Santiago, R OBP: 0.322, SLG: 0.418 (1, 2)		4-2 1B E BB		0-1 F8		0-0 F8			3-1 FC4 1B	3	1	1	0	1	0	1				
Jeff Conine, R OBP: 0.386, SLG: 0.346 (1, 7)		0-1 SAFE SAFE E G4-6-3 1B		1-2 G5-3			0-1 G5-3		3-1 F9	4	1	1	0	0	0	1				
Alex Arias, R OBP: 0.339, SLG: 0.400 (1, 4)		4-1 SAFE G4-6-3 BB			1-2 G6-3 1B 1B		1-1 P4		2-2 FC4 1-2f	3	0	1	0	1	0	1				
Walt Weiss, S OBP: 0.378, SLG: 0.284 (1, 6)		1-2 G4-6-3 1-2f 3-H			1-1 SAFE SAFE G6-3 1B		0-3 K			3	0	1	0	0	1	1				
Ryan Bowen, R OBP: 0.100, SLG: 0.100 (1, 1)		1-0 G5-3			0-1 G6-3			1-3 K		1	0	0	0	0	0	0				
Rick Renteria, R OBP: 0.250, SLG: 0.200 (5, PH)					1-2f 2-3					1	0	0	0	0	0	2				
Jim Corsi, R (6, 1)										0	0	0	0	0	0	0				
Greg Briley, L OBP: 0.250, SLG: 0.182 (8, PH)										1	0	0	0	0	1	0				
Cris Carpenter, R (9, 1)										0	0	0	0	0	0	0				
Inning Stats	R: 0 E: 0 K: 0 S: 8	H: 0 LOB: 1 BB: 0 P: 15	R: 2 E: 1 K: 0 S: 11	H: 1 LOB: 0 BB: 2 P: 21	R: 0 E: 0 K: 1 S: 9	H: 0 LOB: 0 BB: 0 P: 13	R: 0 E: 0 K: 0 S: 8	H: 0 LOB: 0 BB: 0 P: 11	R: 0 E: 0 K: 1 S: 8	H: 1 LOB: 1 BB: 0 P: 11	R: 0 E: 0 K: 1 S: 7	H: 0 LOB: 0 BB: 0 P: 8	R: 0 E: 0 K: 1 S: 9	H: 1 LOB: 1 BB: 0 P: 11	R: 0 E: 0 K: 0 S: 8	H: 1 LOB: 1 BB: 0 P: 16	1B: 6 2B: 0 3B: 0 HR: 0	SF: 0 SAC: 0 DP: 2 HBP: 1	WP: 0 PB: 0 SB: 0 CS: 0	PA: 34
PITCHER Armando Reynoso, R ERA: 1.0 (1, 1)	IP: 9.0 WLS: W BF: 34 H: 6 R: 2 ER: 1 SO: 4	BB: 2 IBB: 0 HBP: 1 BLK: 0	WP: 0 HR: 0 S: 79 P: 119	ERA: 1.00 WHIP: 0.889																

BOTTOM

Colorado Rockies @ Florida Marlins
Joe Robbie Stadium, Miami, FL
Fri Apr 30 1993, 7:05 PM EDT
Att. 42,535 - Unknown

livebaseballscorecards.com

AB	31
R	2
H	6
RBI	0
BB	2
SO	4
LOB	10



Batter	1	2	3	4	5	6	7	8	9	10	11	12	AB	R	H	RBI	BB	SO	LOB	TOP					
Eric Young Sr. R OBP: 0.382, SLG: 0.369 (1, 4)	1-0 HBP CS	2-2 F7		1-2 G5-3			4-0 1B BB	4-1 CS BB			0-0 F8 S 1B		3	1	1	0	2	0	1						
Alex Cole, L OBP: 0.366, SLG: 0.365 (1, 8)	3-2 F9 1-2	2-1 G3 1B		0-1 G4-3			1-1 F8	2-3 K 1-3			2-2 K 1-2		6	0	1	0	0	2	4						
Daryl Boston, L OBP: 0.379, SLG: 0.314 Gerald Young, S OBP: 0.286, SLG: 0.091 (7, PR) (7, 7)	4-1 2B HBP BB	1-1 G3		1-3 K			2-1 1B 1B	1-2 1B 1B		1-2 G4-3	0-0 F8 2-3		3	1	1	0	1	1	2						
Andres Galarraga, R OBP: 0.439, SLG: 0.644 (1, 3)	1-2 HBP 2B	0-0 G5-3					1-0 1B FC5-4 1B	1-2 2B 2B		2-3 K	4-0 IBB		5	2	2	1	1	2	2						
Dante Bichette, R OBP: 0.357, SLG: 0.493 (1, 9)	4-0 2B HBP BB			0-1 L9			1-1 L7	0-0 FC5-4 1B		1-3 K	0-2 G5-3		5	1	1	0	1	1	2						
Charlie Hayes, R OBP: 0.376, SLG: 0.570 (1, 5)	1-2 2B HBP			4-1 1B S BB			2-3 K2-3	1-1 FC5-4 1B			2-1 FC1-5 2B		4	0	2	2	1	1	0						
Joe Girardi, R OBP: 0.301, SLG: 0.383 (1, 2)	2-2 2B			0-1 1B			0-0 G5-3	1-0 FC5-4 1-2 2-3 3-H			3-1 FC1-5		6	0	2	3	0	0	3						
Freddie Benavides, R OBP: 0.186, SLG: 0.179 Jeff Parrett, R OBP: 0.500 Jerald Clark, R OBP: 0.358, SLG: 0.414 Scott Fredrickson, R OBP: 0.100 Gary Wayne, L OBP: 0.277, SLG: 0.211 Steve Reed, R OBP: 0.100 (1, 6) (7, 1) (10, PH) (10, 1) (10, 1) (12, PH) (12, 1)	2-1 G6-3			0-0 L7			0-1 G5-3	1-0 F8			1-1 P6		4	0	0	0	0	0	7						
David Nied, R OBP: 0.308, SLG: 0.182 Jim Tatum, R OBP: 0.214, SLG: 0.286 Willie Blair, R OBP: 0.100 Vinny Castilla, R OBP: 0.296, SLG: 0.542 (1, 1) (6, PH) (6, 1) (7, 6)		0-2 G3 1B		0-3 K			2-3 K	0-0 F9			0-2 P6		2	0	1	0	0	1	2						
Inning Stats	R: 3 E: 0 K: 0 S: 14	H: 2 LOB: 2 BB: 2 P: 32	R: 0 E: 0 K: 0 S: 13	H: 2 LOB: 2 BB: 0 P: 18	R: 0 E: 0 K: 1 S: 9	H: 1 LOB: 2 BB: 1 P: 13	R: 0 E: 0 K: 1 S: 9	H: 0 LOB: 0 BB: 0 P: 11	R: 0 E: 0 K: 1 S: 10	H: 0 LOB: 0 BB: 0 P: 13	R: 3 E: 0 K: 0 S: 10	H: 4 LOB: 3 BB: 1 P: 21	R: 0 E: 0 K: 1 S: 6	H: 0 LOB: 1 BB: 1 P: 12	R: 0 E: 0 K: 2 S: 10	H: 0 LOB: 0 BB: 0 P: 14	R: 0 E: 0 K: 1 S: 8	H: 1 LOB: 2 BB: 1 P: 14	R: 0 E: 0 K: 1 S: 8	H: 0 LOB: 0 BB: 0 P: 13	1B: 8 2B: 4 3B: 0 HR: 0	SF: 0 SAC: 0 DP: 1 HBP: 2	WP: 0 PB: 0 SB: 2 CS: 3	PA: 53	
PITCHER	IP WLS BF H R ER SO BB IBB HBP BLK WP HR S P ERA WHIP																								
Charlie Hough, R ERA: 4.54 (1, 1)	6.1																								
Cris Carpenter, R ERA: 3.48 (7, 1)	1.0																								
Bob McClure, L ERA: 7.71 (8, 1)	0.2																								
Treyor Hoffman, R ERA: 2.63 (9, 1)	2.0																								
Bryan Harvey, R ERA: 3.18 (11, 1)	2.0	W																							

Colorado Rockies @ Florida Marlins
Joe Robbie Stadium, Miami, FL

Sat May 01 1993, 7:05 PM EDT
Att. 43,583 - Unknown - 76 F

livebaseballscorecards.com



Batter	1	2	3	4	5	6	7	8	9	10	11	12	AB	R	H	RBI	BB	SO	LOB
Chuck Carr, S OBP: 0.296, SLG: 0.318	G1-3	BB			BLK HR 1B	2B			B5-3		SH5-3		4	1	2	0	1	0	0
Junior Felix, S OBP: 0.268, SLG: 0.396	L3	K			BB HR BB	G6-3			K		IBB		4	1	0	0	2	2	4
Dave Magadan, L OBP: 0.460, SLG: 0.397	G4-3				HR BB				P6	BB SH2-3 BB	F7		3	1	0	0	3	0	2
Orestes Destrade, S OBP: 0.333, SLG: 0.344		K	G4-6-3		K				P7	SH2-3	K		5	0	0	0	0	3	6
Benito Santiago, R OBP: 0.312, SLG: 0.400	1B S 1B	G1-3			K				F7	P4		F9	6	1	1	0	0	1	4
Jeff Conine, R OBP: 0.404, SLG: 0.398	1B E 1B				HR				K	BB IBB		G4-3 BB 1B	5	3	3	4	1	1	0
Alex Arias, R OBP: 0.349, SLG: 0.396	E WP 1B				P3				F8			1B G4-3 BB	3	0	1	1	1	0	0
Trevor Hoffman, R OBP: 0.250, SLG: 0.182	1B				WP BB				F8	FC5-4 BB		1B G4-3 BB	0	0	0	0	0	0	0
Greg Briley, L OBP: 0.250, SLG: 0.182	1B				BB				L9	FC5-4		G4-3	0	0	0	0	0	0	0
Steve Decker, R OBP: 0.315, SLG: 0.385	1B											1B	0	0	0	0	0	0	0
Monty Fariss, R OBP: 0.315, SLG: 0.385	1B											G4-3	0	0	0	0	1	0	0
Walt Weiss, S OBP: 0.364, SLG: 0.274	E9 1B				F9								6	0	1	1	0	1	6
Charlie Hough, R OBP: 0.316, SLG: 0.235	G5-3				F9							1B	3	0	0	0	0	1	3
Cris Carpenter, R												SH5-3 BB	0	0	0	0	0	0	0
Bob McClure, R												1B	0	0	0	0	0	0	0
Rick Renneria, R												1B	2	0	1	1	1	0	0


Inning Stats	R: 0	H: 0	E: 0	K: 8	S: 8	R: 2	H: 4	E: 1	K: 21	S: 21	R: 0	H: 0	E: 0	K: 5	S: 5	R: 0	H: 0	E: 0	K: 0	S: 13	R: 4	H: 2	E: 0	K: 13	S: 13	R: 0	H: 1	E: 0	K: 2	S: 9	R: 0	H: 0	E: 0	K: 1	S: 8	R: 0	H: 0	E: 0	K: 10	S: 10	R: 0	H: 0	E: 0	K: 6	S: 6	R: 0	H: 0	E: 0	K: 1	S: 8	R: 1	H: 2	E: 0	K: 16	S: 16	R: 0	H: 0	E: 0	K: 0	S: 0
LOB: 0	BB: 0	BB: 16	LOB: 3	BB: 1	P: 39	LOB: 0	BB: 1	LOB: 1	BB: 21	P: 21	LOB: 0	BB: 0	LOB: 0	BB: 2	P: 22	LOB: 1	BB: 0	LOB: 0	BB: 0	P: 15	LOB: 0	BB: 0	LOB: 0	BB: 0	P: 13	LOB: 0	BB: 0	LOB: 0	BB: 0	P: 13	LOB: 0	BB: 0	LOB: 0	BB: 0	P: 13	LOB: 0	BB: 0	LOB: 3	BB: 3	P: 22	LOB: 2	BB: 2	P: 21	LOB: 2	BB: 1	P: 24	LOB: 2	BB: 1	P: 24	LOB: 0	BB: 0	P: 0	LOB: 0	BB: 0	P: 0					

BOTTOM

Colorado Rockies @ Florida Marlins
 Joe Robbie Stadium, Miami, FL
 Sat May 01 1993, 7:05 PM EDT
 Att: 43,583 - Unknown - 76 F

AB	41
R	7
H	9
RBI	7
BB	11
SO	9
LOB	25

WP: 1 PA: 54
 PB: 0
 SB: 2
 CS: 0



PITCHER	IP	WLS	BF	H	R	ER	SO	BB	IBB	HBP	BLK	WP	HR	S	P	ERA	WHIP
David Nied, R ERA: 4.5	5.0		25	6	6	6	4	5	0	0	1	1	1	60	108	10.80	2.200
Willie Blair, R ERA: 3.85	1.0		4	1	0	0	2	0	0	0	0	0	0	9	15	0.00	1.000
Jeff Parrett, R ERA: 3.15	3.0		9	0	0	0	2	0	0	0	0	0	0	27	40	0.00	0.000
Scott Fredrickson, R ERA:	0.2		4	0	0	0	0	1	1	0	0	0	0	3	13	0.00	1.500
Gary Wayne, L ERA: 3.24	1.1		7	0	0	0	1	2	1	0	0	0	0	11	30	0.00	1.500

PITCHER	IP	WLS	BF	H	R	ER	SO	BB	IBB	HBP	BLK	WP	HR	S	P	ERA	WHIP
Steve Reed, R ERA: 9.0	0.2	L	5	2	1	1	0	1	0	0	0	0	0	16	24	13.50	4.500

Batter	1	2	3	4	5	6	7	8	9	AB R H RBI BB SO LOB	TOP											
Eric Young Sr. R (1, 4) OBP: 0.377, SLG: 0.364	1-2 G3		3-2 L8			1-0 L5		0-2 1B		4 1 1 0 0 0 0												
Alex Cole, L (1, 8) OBP: 0.372, SLG: 0.372	1-0 G4-3			0-0 1B		3-2 G3		1-2 1B		4 0 2 2 0 0 0												
Daryl Boston, L (1, 7) OBP: 0.355, SLG: 0.291	2-1 G2-3			1-3 K		2-2 G6-3		1-3 K		4 0 0 0 0 2 2												
Willie Blair, R (8, 1)				1-2				1-2		0 0 0 0 0 0 0												
Darren Holmes, R (8, 1)				1-2				1-2		0 0 0 0 0 0 0												
Andres Galarraga, R (1, 3) OBP: 0.422, SLG: 0.617		2-2 G4-3		3-2 P6		0-1 F8			1-3 K2-3	4 0 0 0 0 1 1												
Charlie Hayes, R (1, 5) OBP: 0.373, SLG: 0.556		2-1 1B		2-3		1-3 K			2-1 F8	4 0 1 0 0 1 1												
Dante Bichette, R (1, 9) OBP: 0.341, SLG: 0.468		1-3 K		2-1 L9		0-1 G4-3			0-2 P4	4 0 0 0 0 1 1												
Joe Girardi, R (1, 2) OBP: 0.291, SLG: 0.369		1-3 K		1-2 L7		0-1 F9			0-2 G6-3	3 0 0 0 0 1 1												
Freddie Benavides, R (1, 6) OBP: 0.194, SLG: 0.203			1-1 G4-3		0-0 2B			0-1 G4-3		3 0 1 0 0 0 0												
Butch Henry, L (1, 1) OBP: 0.100, SLG: 0.100			2-1 G4-3		1-0 G4-3			2-2 1B		2 0 0 0 0 0 1												
Jerald Clark, R (8, PH) OBP: 0.270, SLG: 0.424								1B		1 1 1 0 0 0 0												
Inning Stats	R: 0 E: 0 K: 0 S: 6	H: 0 LOB: 0 BB: 0 P: 10	R: 0 E: 0 K: 2 S: 13	H: 1 LOB: 1 BB: 0 P: 19	R: 0 E: 0 K: 0 S: 7	H: 0 LOB: 0 BB: 0 P: 13	R: 0 E: 0 K: 1 S: 10	H: 1 LOB: 1 BB: 0 P: 16	R: 0 E: 0 K: 0 S: 6	H: 0 LOB: 0 BB: 0 P: 8	R: 0 E: 0 K: 0 S: 8	H: 0 LOB: 0 BB: 0 P: 14	R: 0 E: 0 K: 1 S: 7	H: 0 LOB: 0 BB: 0 P: 8	R: 2 E: 1 K: 1 S: 19	H: 3 LOB: 1 BB: 0 P: 23	R: 0 E: 0 K: 1 S: 10	H: 0 LOB: 0 BB: 0 P: 13	1B: 5 2B: 1 3B: 0 HR: 0	SF: 0 SAC: 0 DP: 0 HBP: 0	WP: 0 PB: 0 SB: 3 CS: 0	PA: 33
PITCHER	IP WLS BF H R ER SO BB IBB HBP BLK WP HR S P ERA WHIP																					
Jack Armstrong, R (1, 1) ERA: 3.35	8.0 L 30 6 2 2 5 0 0 0 0 0 0 0 76 111 2.25 0.750																					
Jim Corsi, R (9, 1) ERA: 4.5	1.0 3 0 0 0 1 0 0 0 0 0 0 0 10 13 0.00 0.000																					

Colorado Rockies @ Florida Marlins
Joe Robbie Stadium, Miami, FL
Sun May 02 1993, 7:05 PM EDT
Att. 41,370 - Unknown - 76 F

livebaseballscorecards.com

AB 33
R 2
H 6
RBI 2
BB 0
SO 6
LOB 7



Batter	1	2	3	4	5	6	7	8	9	10	11	AB R H RBI BB SO LOB	TOP
Eric Young Sr., R (1, 4) OBP: 0.366, SLG: 0.344 Willie Blair, R (10, 1)	G1-3		G4-3		P3		L9	HR IBB		P3		5 1 0 0 1 0 1 0 0 0 0 0 0 0	
Alex Cole, L (1, 8) Jim Tatum, R (8, PH) Scott Fredrickson, R (8, 1) Gary Wayne, L (9, 1) Darren Holmes, R (9, 1) Freddie Benavides, R (10, 4) OBP: 0.373, SLG: 0.390 OBP: 0.367, SLG: 0.533 OBP: 0.206, SLG: 0.217	G1-3		G4-3			2B	1B	HR			2B 1B	4 0 2 0 0 0 0 1 1 1 4 0 0 0 0 0 0 0 0 0 0 0 0 0 0 0 0 0 1 1 1 0 0 0 0	
Dante Bichette, R (1, 9) OBP: 0.351, SLG: 0.464	1B			1B BB		HR 1B	P9	F8			P4	5 1 2 0 1 0 2	
Andres Galarraga, R (1, 3) OBP: 0.426, SLG: 0.620	F9			1B		G5-3		BB 1B		F9		6 2 3 0 0 0 2	
Charlie Hayes, R (1, 5) OBP: 0.380, SLG: 0.574			G4-3		G5-4-3		HR	SH1-3 1B SF8 BB			2B E IBB	4 3 1 2 2 1 2	
Joe Girardi, R (1, 2) OBP: 0.315, SLG: 0.416			G6-3			HR	1B	SF8 SH1-3 HR 1B				5 2 3 2 1 1 3	
Jerald Clark, R (1, 7) OBP: 0.294, SLG: 0.500			P4			HR	FC6-4 1B	SH1-3			E 2B	5 2 3 3 0 1 1	
Vinny Castilla, R (1, 6) OBP: 0.273, SLG: 0.448			K		K		FC6-4	SF8 HR IBB		F8	E6	5 1 0 0 1 2 2	
Andy Ashby, R (1, 1) OBP: 0.222, SLG: 0.222 Jeff Parrett, R (7, 1) Dale Murphy, R (8, PH) Gerald Young, S (8, 8) OBP: 0.261, SLG: 0.211 OBP: 0.250, SLG: 0.077			G4-3				P3 1B	SF8		P8	F8	3 0 1 0 0 1 0 0 0 0 0 0 0 0 0 0 0 1 0 0 0 2 0 0 0 0 0 1	
Inning Stats	R: 0 H: 1 E: 0 LOB: 1 K: 0 BB: 0 S: 7 P: 14	R: 0 H: 0 E: 0 LOB: 0 K: 0 BB: 0 S: 5 P: 12	R: 0 H: 0 E: 0 LOB: 0 K: 1 BB: 0 S: 7 P: 14	R: 0 H: 1 E: 0 LOB: 1 K: 0 BB: 1 S: 5 P: 13	R: 2 H: 3 E: 0 LOB: 0 K: 1 BB: 0 S: 8 P: 10	R: 2 H: 5 E: 0 LOB: 2 K: 0 BB: 0 S: 19 P: 29	R: 0 H: 1 E: 0 LOB: 1 K: 1 BB: 0 S: 8 P: 11	R: 6 H: 3 E: 0 LOB: 0 K: 0 BB: 3 S: 16 P: 35	R: 0 H: 0 E: 0 LOB: 1 K: 2 BB: 1 S: 11 P: 22	R: 0 H: 0 E: 0 LOB: 0 K: 0 BB: 0 S: 3 P: 4	R: 4 H: 3 E: 1 LOB: 1 K: 1 BB: 1 S: 14 P: 23	1B: 10 SF: 1 2B: 4 SAC: 1 3B: 0 DP: 2 HR: 4 HBP: 0	WP: 0 PA: 54 PB: 0 SB: 1 CS: 0
PITCHER	IP WLS BF H R ER SO BB IBB HBP BLK WP HR S P ERA WHIP												
Jose Guzman, R (1, 1) ERA: 3.35	5.2 25 10 4 4 2 1 0 0 0 0 3 50 91 6.35 1.941												
Jose Bautista, R (6, 1) ERA: 5.23	1.1 5 1 0 0 1 0 0 0 0 0 0 9 12 0.00 0.750												
Heathcliff Slocumb, R (8, 1) ERA: 4.91	0.0 2 1 2 2 0 1 0 0 0 0 0 1 6 ∞ ∞												
Dan Plesac, L (8, 1) ERA: 6.91	2.0 11 2 4 4 2 1 2 0 0 0 1 26 51 18.00 1.500												
Chuck McElroy, L (10, 1) ERA: 2.7	2.0 L 11 3 4 2 1 0 1 0 0 0 0 17 27 9.00 1.500												

Colorado Rockies @ Chicago Cubs
Wrigley Field, Chicago, IL
Tue May 04 1993, 7:05 PM CDT
Att: 32,199 - Unknown - 56 F

livebaseballscorecards.com

AB	46
R	14
H	17
RBI	12
BB	6
SO	6
LOB	14



Batter	1	2	3	4	5	6	7	8	9	10	11	AB R H RBI BB SO LOB	BOTTOM	
Dwight Smith, L OBP: 0.408, SLG: 0.622 Heathcliff Slocumb, R Dan Plesac, L Rey Sanchez, R OBP: 0.289, SLG: 0.284 Chuck McElroy, L	2-0 G5-4-3 1B		2-2 G3-1		3-3 K		2-3 K		2-1 23 BB FC4-6 1B	0-1 L9		4 0 1 0 0 2 4 0 0 0 0 0 0 0 0 0 0 0 0 0 0 1 1 1 0 0 0 0 1 0 0 0 0 0 0	Colorado Rockies @ Chicago Cubs Wrigley Field, Chicago, IL Tue May 04 1993, 7:05 PM CDT Att: 32,199 - Unknown - 56 F	
Jose Vizcaino, S OBP: 0.392, SLG: 0.427	1 SAFE 2-3 K			3-1 G4-6-3 1B		4-0 WP 1B BB	2-0 L9		0-2 FC4-6 23 BB 2B 1B	2-3 K		5 2 2 0 1 2 3		
Mark Grace, L OBP: 0.385, SLG: 0.516	1 SAFE 1-1 G5-4-3 1-2f			0-1 G4-6-3 1-2f		1-2 F9-3 1B 1-H	1-0 L9 1B 1-H 2-H		1-1 F7		0-2 1B 2B	6 1 3 3 0 0 4		
23 Ryne Sandberg, R OBP: 0.421, SLG: 0.313			3-1 G5-3		0-1 1B 1B	2-3 K	1-0 P7		4-0 FC4-6 1B 1-2 2-3 BB		1-1 L9	5 0 1 0 1 1 3		
Derrick May, L OBP: 0.382, SLG: 0.471			0-0 F9		0-0 FC5-4 1B				2-2 L4		0-3 K	6 1 1 1 0 1 4		
Steve Buechele, R OBP: 0.337, SLG: 0.436			1-1 G1-3		1-0 FC5-4 1-2f				0-2 FC5-4 1B		2-1 HR 1B	6 3 4 2 0 0 2		
Sammy Sosa, R OBP: 0.280, SLG: 0.515			0-0 2B		0-2 G1-4-3 G5-3 1B				0-2 FC5-4 BB 1B		1-1 HR	6 3 5 5 0 0 1		
Rick Wilkins, L OBP: 0.263, SLG: 0.220 Eric Yelding, R OBP: 0.200, SLG: 0.200			0-2 G3-1		0-0 G5-3				2-1 1B 1B		3-2 BLK 1B	5 1 2 0 1 1 2 0 0 0 0 0 0 0		
Jose Guzman, R Jose Bautista, R Willie Wilson, S OBP: 0.276, SLG: 0.306			2-1 G5-3		0-0 G1-4-3				0-0 1B 1B		2-3 K	2 0 0 0 0 0 2 0 0 0 0 0 0 0 4 1 1 2 0 1 3		
Inning Stats	R: 0 H: 1 E: 0 K: 1 S: 7 LOB: 0 BB: 0 P: 12	R: 0 H: 0 E: 0 K: 0 S: 5 LOB: 0 BB: 0 P: 9	R: 0 H: 1 E: 0 K: 0 S: 9 LOB: 1 BB: 0 P: 13	R: 0 H: 3 E: 0 K: 0 S: 8 LOB: 2 BB: 0 P: 12	R: 0 H: 1 E: 0 K: 1 S: 8 LOB: 1 BB: 0 P: 11	R: 1 H: 1 E: 0 K: 1 S: 8 LOB: 0 BB: 1 P: 15	R: 4 H: 5 E: 0 K: 1 S: 16 LOB: 1 BB: 0 P: 27	R: 0 H: 1 E: 0 K: 0 S: 13 LOB: 2 BB: 1 P: 21	R: 5 H: 4 E: 0 K: 1 S: 17 LOB: 0 BB: 1 P: 25	R: 0 H: 0 E: 0 K: 2 S: 8 LOB: 0 BB: 0 P: 12	R: 3 H: 4 E: 0 K: 1 S: 17 LOB: 2 BB: 0 P: 25	1B: 16 SF: 0 2B: 4 SAC: 0 3B: 0 DP: 3 HR: 2 HBP: 0		WP: 1 PA: 54 PB: 0 SB: 0 CS: 0
PITCHER	IP WLS BF H R ER SO BB IBB HBP BLK WP HR S P ERA WHIP													PITCHER
Andy Ashby, R ERA: 3.72 Jeff Parrett, R ERA: 3.43 Scott Fredrickson, R ERA: 4.91 Gary Wayne, L ERA: 3.12 Darren Holmes, R ERA: 17.18	(1, 1) 6.0 26 10 4 4 3 1 0 0 0 1 0 54 86 6.00 1.833 (7, 1) 1.0 5 2 1 1 1 0 0 0 0 0 0 7 13 9.00 2.000 (8, 1) 1.0 7 3 2 2 0 1 0 0 0 0 0 0 18 28 18.00 4.000 (9, 1) 0.1 1 0 0 0 0 0 0 0 0 0 0 2 3 0.00 0.000 (9, 1) 0.2 5 2 3 3 1 1 0 0 0 0 1 10 15 40.50 4.500												Willie Blair, R ERA: 4.8 (10, 1) 2.0 W 10 4 3 3 3 0 0 0 1 0 1 25 37 13.50 2.000	

livebaseballscores.com



Batter	1	2	3	4	5	6	7	8	9	AB R H RBI BB SO LOB	TOP											
Eric Young Sr. R (1, 4) OBP: 0.362, SLG: 0.340	1-1 P4		1-1 1B		1-1 G6-3			0-0 G6-3		4 0 1 0 0 0 1												
Joe Girardi R (1, 2) OBP: 0.313, SLG: 0.435	2-2 G4-3		2-1 SF9			1-1 G5-3 3B		1-2 G1-3		3 1 1 1 0 0 0												
Dante Bichette R (1, 8) OBP: 0.347, SLG: 0.448	1-3 K		0-0 F8			2-2 G5-3		4-2 G4-6-3 BB		3 0 0 0 1 1 3												
Andres Galarraga R (1, 3) OBP: 0.420, SLG: 0.606		2-2 P9		1-2 G5-4-3 1B		0-0 G5-3		2-3 K		4 0 1 1 0 1 1												
Charlie Hayes R (1, 5) OBP: 0.366, SLG: 0.551		2-0 F9		2-2 F9		0-0 F9		2-2 G4-6-3 1-2f		4 0 0 0 0 0 2												
Dale Murphy R (1, 9) OBP: 0.231, SLG: 0.182		0-2 P2		0-0 G5-4-3 1-2f			1-3 K			3 0 0 0 0 1 1												
Jerald Clark R (1, 7) OBP: 0.296, SLG: 0.485			1-2 G4-3		2-0 CS HBP		0-0 G6-3			2 0 0 0 0 0 0												
Vinny Castilla R (1, 6) OBP: 0.306, SLG: 0.469			0-1 1B SF9 1B		1 SAFE 0-1 SH2-4 1-2 1B		0-2 G5-3			3 1 2 0 0 0 0												
Armando Reynoso R (1, 1)			0-1 FC4 1B		1 SAFE 0-1 SH2-4 1-2		0-3 K			1 0 0 0 0 0 1												
Jim Tatum R (8, PH) OBP: 0.250, SLG: 0.500										1 0 0 0 0 1 0												
Steve Reed R (8, 1)										0 0 0 0 0 0 0												
Inning Stats	R: 0 E: 0 K: 1 S: 11	H: 0 LOB: 0 BB: 0 P: 15	R: 0 E: 0 K: 0 S: 7	H: 0 LOB: 0 BB: 0 P: 11	R: 1 E: 1 K: 0 S: 12	H: 2 LOB: 2 BB: 0 P: 16	R: 0 E: 0 K: 0 S: 8	H: 1 LOB: 0 BB: 0 P: 11	R: 0 E: 0 K: 0 S: 6	H: 1 LOB: 1 BB: 0 P: 9	R: 1 E: 0 K: 0 S: 7	H: 1 LOB: 0 BB: 0 P: 10	R: 0 E: 0 K: 1 S: 7	H: 0 LOB: 0 BB: 0 P: 8	R: 0 E: 0 K: 1 S: 7	H: 0 LOB: 0 BB: 0 P: 8	R: 0 E: 0 K: 1 S: 9	H: 0 LOB: 0 BB: 1 P: 17	1B: 4 2B: 0 3B: 1 HR: 0	SF: 1 SAC: 1 DP: 2 HBP: 1	WP: 0 PB: 0 SB: 0 CS: 1	PA: 32
PITCHER	IP WLS BF H R ER SO BB IBB HBP BLK WP HR S P ERA WHIP																					
Greg Hibbard L (1, 1) ERA: 4.82	8.0 W 29 5 2 1 3 0 0 1 0 0 0 0 65 88 1.12 0.625																					
Randy Myers L (9, 1) ERA: 0.77	1.0 S 3 0 0 0 1 1 0 0 0 0 0 0 9 17 0.00 1.000																					

Colorado Rockies @ Chicago Cubs
Wrigley Field, Chicago, IL
Wed May 05 1993, 3:33 AM CDT
Att. 20,266 - Sunny - 58 F

livebaseballscorecards.com

AB 28
R 2
H 5
RBI 2
BB 1
SO 4
LOB 9



Batter	1	2	3	4	5	6	7	8	9	AB R H RBI BB SO LOB
Dwight Smith, L (1, 8) OBP: 0.396, SLG: 0.612	0-1 G5-3		3-2 L4		3-1 BLK 23 SF7 2B		1-3 K			4 1 1 0 0 1 0
Jose Vizcaino, S (1, 6) OBP: 0.396, SLG: 0.430	1-0 1B 23 SF7 1B		0-0 G3 S 1B		0-0 P4		2-1 G3			4 1 2 0 0 0 1
Mark Grace, L (1, 3) OBP: 0.369, SLG: 0.510	1-1 23 SF7 1B		3-2 G3		4-0 23 SF7 IBB		2-2 F7			3 0 1 0 1 0 1
23 Ryne Sandberg, R (1, 4) OBP: 0.348, SLG: 0.278	1-1 SF7		1-1 G1-3		1-0 SF7		1-3 K			2 0 0 2 0 1 1
Derrick May, L (1, 7) OBP: 0.363, SLG: 0.444	1-3 K			0-0 G3-1		3-0 F7		2-0 P6		4 0 0 0 0 1 2
Steve Buechele, R (1, 5) OBP: 0.333, SLG: 0.459		3-2 P7		2-1 HR		1-3 K		2-3 K		4 1 1 1 0 2 0
Sammy Sosa, R (1, 9) OBP: 0.291, SLG: 0.520		1-2 G4-1 1B		1-3 K		1-1 1B				3 0 2 0 0 1 0
Rick Wilkins, L (1, 2) OBP: 0.267, SLG: 0.212		0-1 G4-1		4-2 BB		0-1 P7				2 0 0 0 1 0 2
Greg Hibbard, L (1, 1) Randy Myers, L (9, 1)		1-2 P3		0-0 G6-3		0-1 P6				3 0 0 0 0 0 3 0 0 0 0 0 0 0

Inning Stats	R: 1	H: 2	E: 0	K: 1	S: 12	H: 2	LOB: 1	BB: 0	P: 16	R: 0	H: 1	E: 0	K: 0	S: 14	H: 1	LOB: 1	BB: 0	P: 19	R: 0	H: 1	E: 0	K: 0	S: 9	H: 1	LOB: 1	BB: 0	P: 16	R: 1	H: 1	E: 0	K: 1	S: 10	H: 1	LOB: 1	BB: 1	P: 17	R: 1	H: 1	E: 0	K: 0	S: 5	H: 1	LOB: 1	BB: 1	P: 16	R: 0	H: 0	E: 0	K: 1	S: 8	H: 0	LOB: 0	BB: 0	P: 13	R: 0	H: 0	E: 0	K: 2	S: 7	H: 0	LOB: 0	BB: 0	P: 12
--------------	------	------	------	------	-------	------	--------	-------	-------	------	------	------	------	-------	------	--------	-------	-------	------	------	------	------	------	------	--------	-------	-------	------	------	------	------	-------	------	--------	-------	-------	------	------	------	------	------	------	--------	-------	-------	------	------	------	------	------	------	--------	-------	-------	------	------	------	------	------	------	--------	-------	-------


PITCHER	IP	WLS	BF	H	R	ER	SO	BB	IBB	HBP	BLK	WP	HR	S	P	ERA	WHIP
Armando Reynoso, R (1, 1) ERA: 2.25	7.0	L	30	7	3	3	4	1	1	0	1	0	1	67	108	3.86	1.143
Steve Reed, R (8, 1) ERA: 8.18	1.0		3	0	0	0	2	0	0	0	0	0	0	7	12	0.00	0.000

BOTTOM

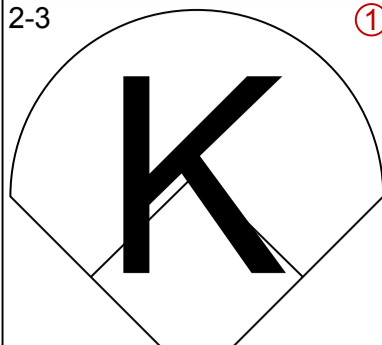
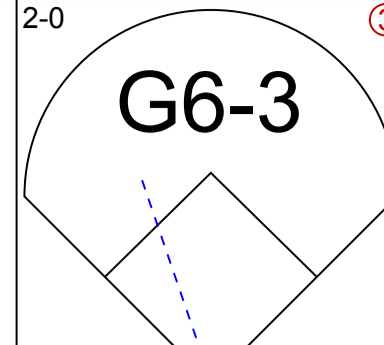
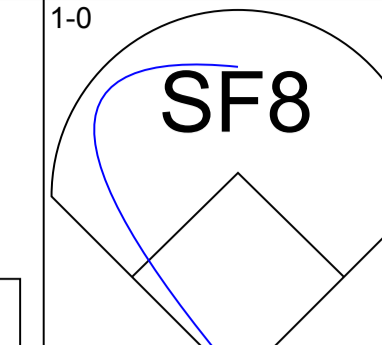
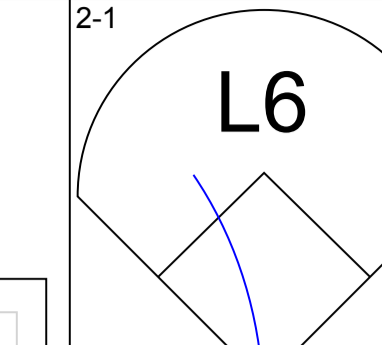
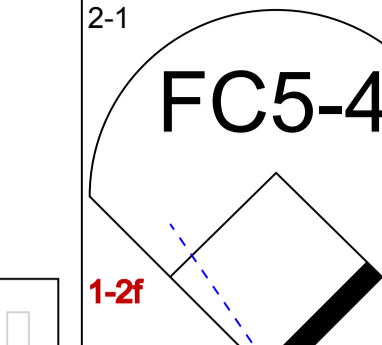
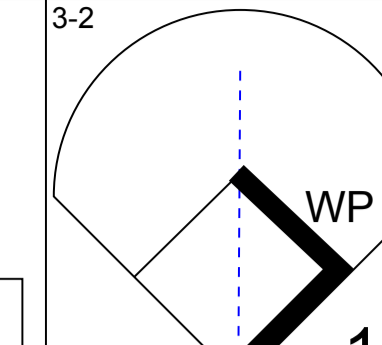
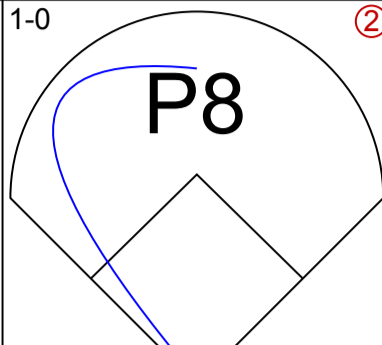
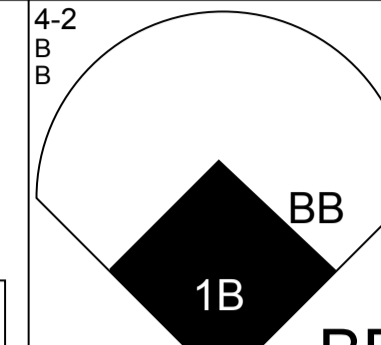
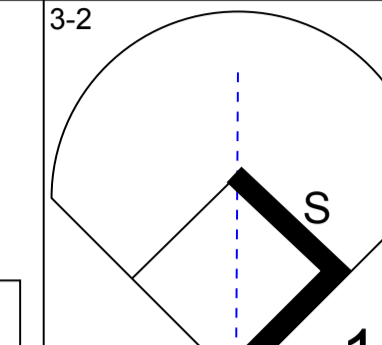
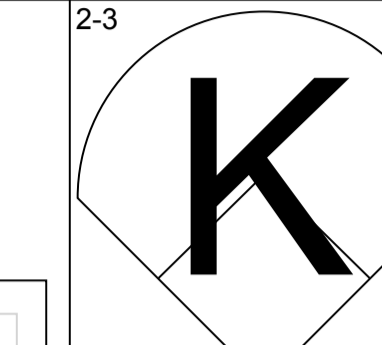
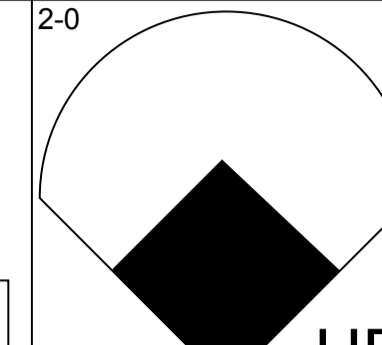
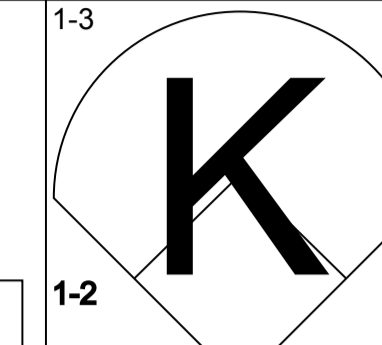
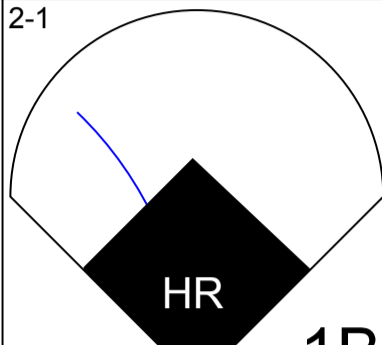
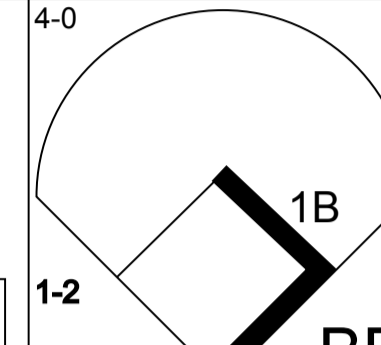
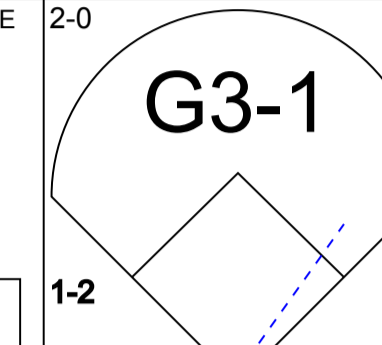
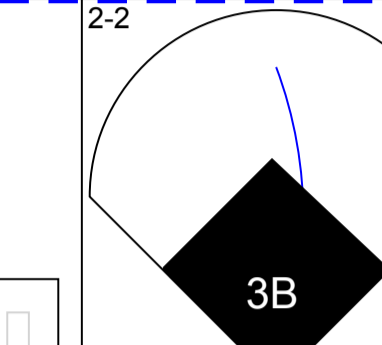
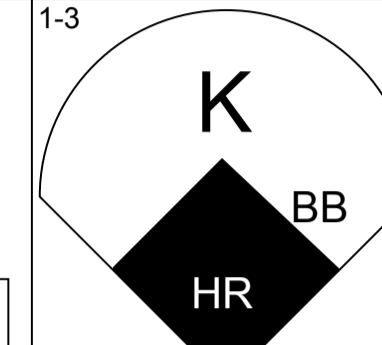
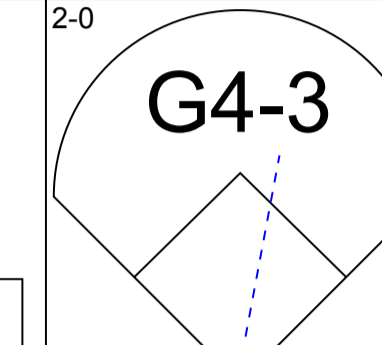
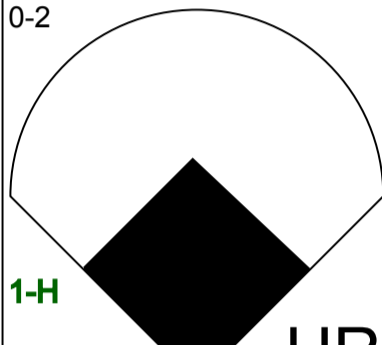
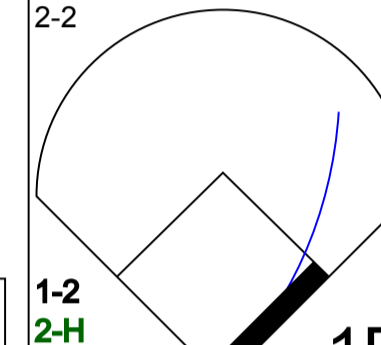
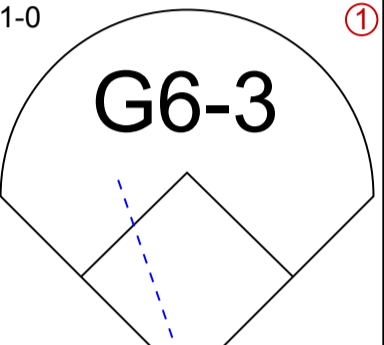
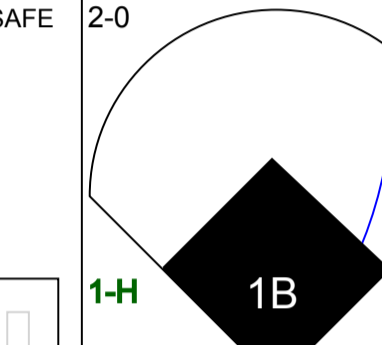
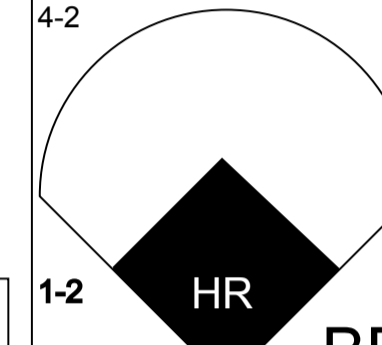
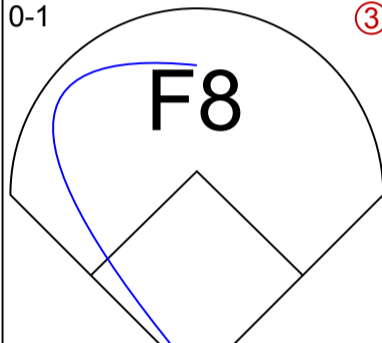
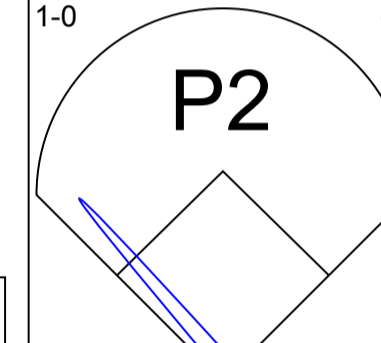
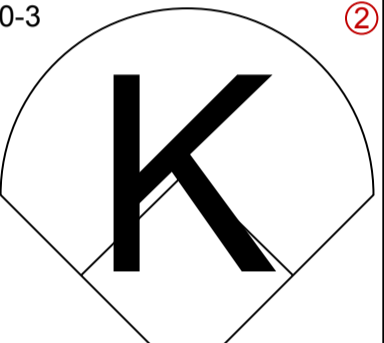
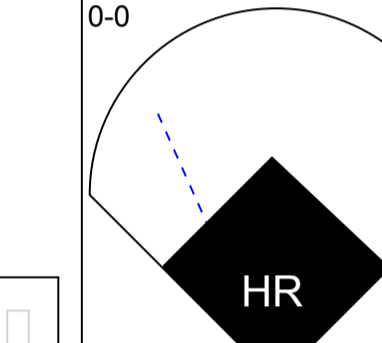
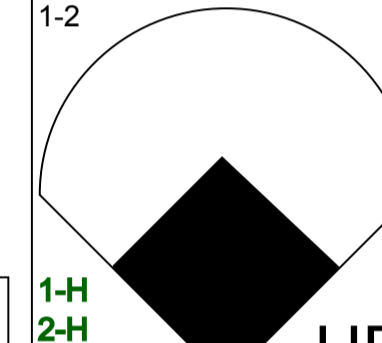
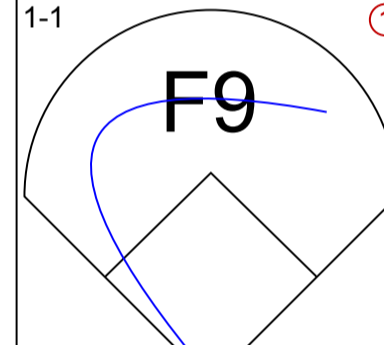
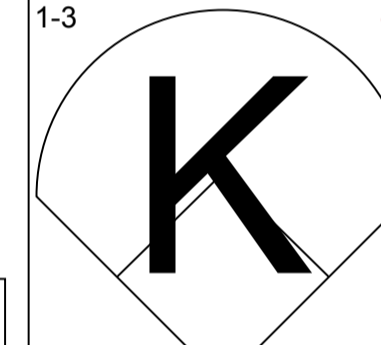
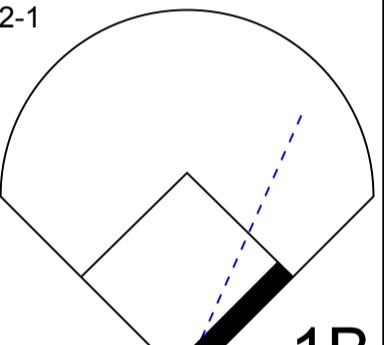
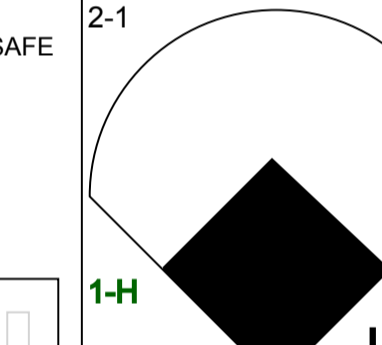
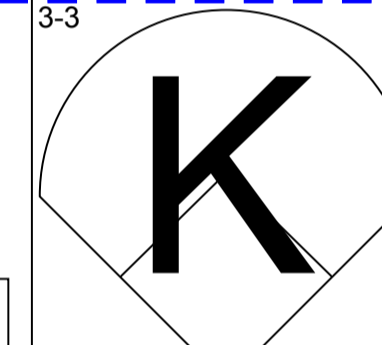
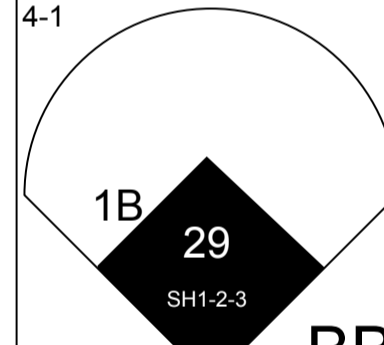
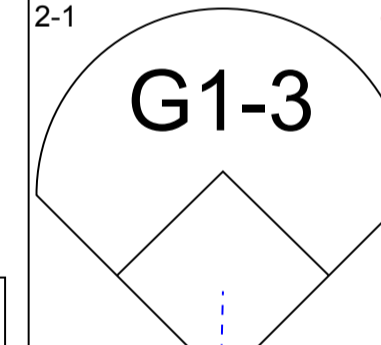
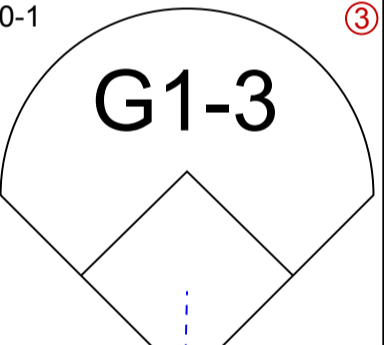
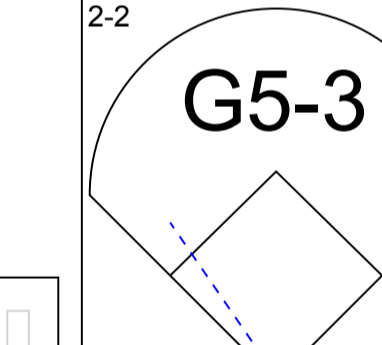
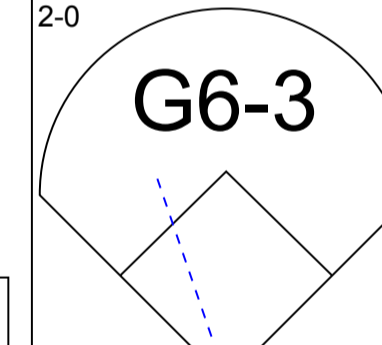
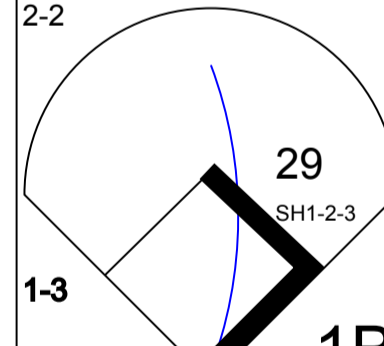
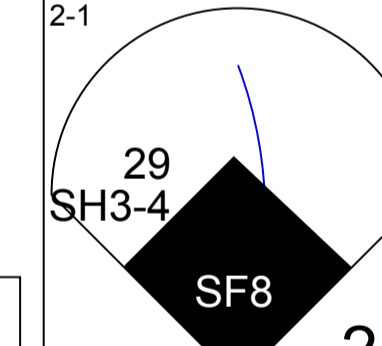
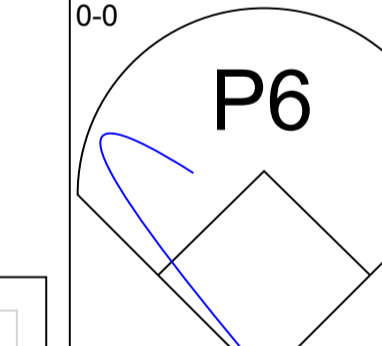
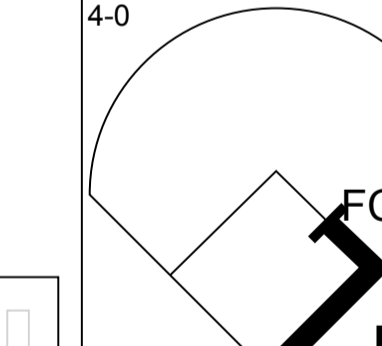
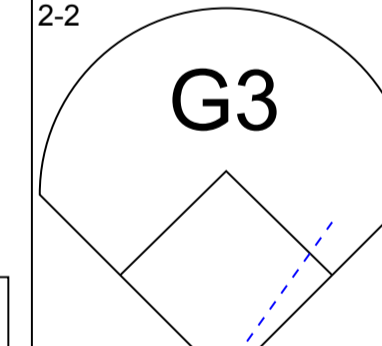
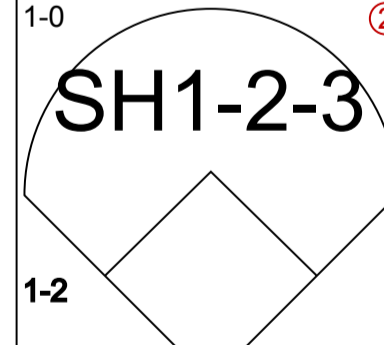
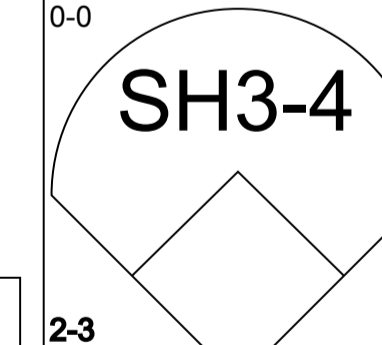
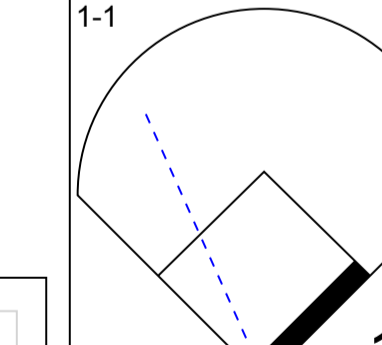
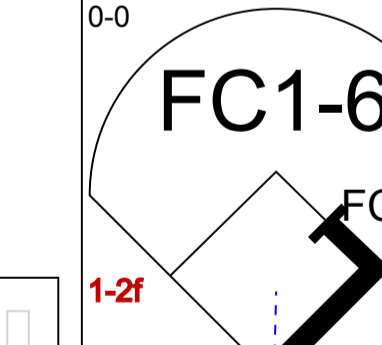
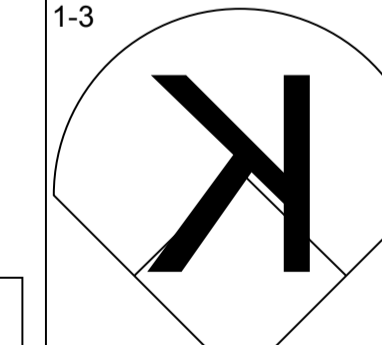
Colorado Rockies @ Chicago Cubs
 Wrigley Field, Chicago, IL
 Wed May 05 1993, 3:33 AM CDT
 Att. 20,266 - Sunny - 58 F

livebaseballscorecards.com

AB	29
R	3
H	7
RBI	3
BB	2
SO	6
LOB	10



WP: 0	PA: 33
PB: 0	SB: 1
CS: 0	

Batter	1	2	3	4	5	6	7	8	9	AB R H RBI BB SO LOB	TOP		
Otis Nixon, S (1, 8) OBP: 0.323, SLG: 0.264 S C B B S	2-3 	2-0 G6-3 		1-0 SF8 		2-1 L6 	2-1 FC5-4 		3-2 	5 0 1 1 0 1 3			
Jeff Blauser, R (1, 6) OBP: 0.429, SLG: 0.402 Rafael Belliard, R (9, PH) OBP: 0.286, SLG: 0.263 (9, 6) B X	1-0 P8 		4-2 BB 1B 	3-2 		2-3 K 		2-0 	1-3 K 	4 2 2 1 1 1 1 1 0 0 0 0 1 1			
Terry Pendleton, S (1, 5) OBP: 0.240, SLG: 0.250 B F B X	2-1 		4-0 1B 	2-0 G3-1 			2-2 	1-3 K 	2-0 G4-3 	5 3 2 0 1 1 2			
David Justice, L (1, 9) OBP: 0.312, SLG: 0.427 C S 1 SAFE X	0-2 		2-2 		1-0 G6-3 		2-0 	4-2 		4 3 3 4 1 0 0			
Ron Gant, R (1, 7) OBP: 0.293, SLG: 0.386 C X	0-1 F8 		1-0 P2 		0-3 K 		0-0 	1-2 		5 2 2 4 0 1 2			
Sid Bream, L (1, 3) OBP: 0.337, SLG: 0.390 C B B X		1-1 F9 	1-3 K 		2-1 		2-1 	3-3 K 		5 1 2 2 0 2 2			
Greg Olson, R (1, 2) OBP: 0.299, SLG: 0.227 B B B C C		4-1 1B 	2-1 G1-3 		0-1 G1-3 		2-2 G5-3 	2-0 G6-3 		4 1 0 0 1 0 3			
Mark Lemke, S (1, 4) OBP: 0.361, SLG: 0.388 B B C C X		2-2 		2-1 		0-0 P6 	4-0 	2-2 G3 		4 1 2 0 1 0 0			
29 John Smoltz, R (1, 1) OBP: 0.357, SLG: 0.429 Greg McMichael, R (6, 1) Tony Tarasco, L (9, PH) OBP: 0.300, SLG: 0.222 Steve Bedrosian, R (9, 1) B X		1-0 SH1-2-3 		0-0 SH3-4 		1-1 	0-0 FC1-6 		1-3 	1 0 1 1 0 0 0 1 0 0 0 0 0 1 1 0 0 0 0 1 0 0 0 0 0 0 0 0			
Inning Stats	R: 2 H: 2 E: 0 LOB: 0 K: 1 BB: 0 S: 12 P: 17	R: 1 H: 1 E: 0 LOB: 1 K: 0 BB: 1 S: 8 P: 18	R: 1 H: 1 E: 0 LOB: 2 K: 1 BB: 2 S: 17 P: 31	R: 1 H: 2 E: 0 LOB: 1 K: 0 BB: 0 S: 8 P: 16	R: 0 H: 1 E: 0 LOB: 1 K: 1 BB: 0 S: 9 P: 12	R: 0 H: 1 E: 0 LOB: 1 K: 1 BB: 0 S: 8 P: 13	R: 4 H: 4 E: 0 LOB: 1 K: 0 BB: 1 S: 13 P: 27	R: 4 H: 2 E: 0 LOB: 0 K: 2 BB: 1 S: 17 P: 32	R: 0 H: 1 E: 0 LOB: 1 K: 2 BB: 0 S: 11 P: 18	1B: 9 SF: 1 2B: 1 SAC: 2 3B: 1 DP: 0 HR: 4 HBP: 0	WP: 2 PA: 48 PB: 0 SB: 1 CS: 0		
PITCHER	IP WLS BF H R ER SO BB IBB HBP BLK WP HR S P ERA WHIP											PITCHER	IP WLS BF H R ER SO BB IBB HBP BLK WP HR S P ERA WHIP
David Nied, R (1, 1) ERA: 4.89 Mark Knudson, R (7, 1) ERA: 72.0 Scott Fredrickson, R (8, 1) ERA: 3.18	6.0 L 29 8 5 5 4 3 0 0 0 0 0 1 62 107 7.50 1.833												

Atlanta Braves @ Colorado Rockies
 Mile High Stadium, Denver, CO
 Thu May 06 1993, 9:05 PM EDT
 Att. 50,618 - Unknown - 61 F

livebaseballscorecards.com

AB 40
 R 13
 H 15
 RBI 13
 BB 5
 SO 8
 LOB 15



BOTTOM

Atlanta Braves @ Colorado Rockies
Mile High Stadium, Denver, CO
 Thu May 06 1993, 9:05 PM EDT
 Att: 50,618 - Unknown - 61 F

livebaseballscorecards.com

AB	28
R	3
H	3
RBI	2
BB	2
SO	4
LOB	5



WP: 2	PA: 32
PB: 1	
SB: 0	
CS: 0	

AB	R	H	RBI	BB	SO	LOB
3	0	0	2	0	0	1
3	0	0	0	0	0	1
4	0	0	0	0	0	1
4	0	0	0	0	1	1
4	0	0	0	0	0	0
2	1	0	0	1	1	0
3	0	1	0	0	0	0
3	1	1	0	0	1	1
1	0	1	0	0	0	0
0	1	0	0	1	0	0
0	0	0	0	0	0	0
0	0	0	0	0	0	0
1	0	0	0	0	1	0

Batter	1	2	3	4	5	6	7	8	9
Eric Young Sr., R OBP: 0.350, SLG: 0.330 (1, 4) C B X	1-1 P4 ①		1-1 FC6-4 G6-3 1-2f 3-H ①			1 SAFE 3-2 SF9 1-H ①		3-2 G6-3 ②	
Alex Cole, L OBP: 0.372, SLG: 0.376 (1, 8) B F B S H	3-2 HBP ②		1 SAFE 1-0 G6-3 1 SAFE 1 SAFE 1 SAFE 1-2f ② ③			1-0 F7 ②		3-2 G3-1 ③	
Daryl Boston, L OBP: 0.333, SLG: 0.271 (1, 7) F 1 B B X	2-1 F8 ②			1-0 P5 ①		3-2 F8 ③		3-1 P6 ①	
Andres Galarraga, R OBP: 0.405, SLG: 0.583 (1, 3) F F F X	0-2 L7 ③			0-0 G4-3 ②			1-3 K ①	1-2 F8 ②	
Charlie Hayes, R OBP: 0.353, SLG: 0.529 (1, 5) B B C B X		3-1 F9 ①		3-1 L6 ③			1-0 F9 ②	0-0 L6 ③	
Dante Bichette, R OBP: 0.347, SLG: 0.438 (1, 9) B B X		1-0 F8 ②			2-3 K ①		4-1 1B E BB ②		
Joe Girardi, R OBP: 0.313, SLG: 0.432 (1, 2) S X		0-1 G5-3 ③			0-2 G1-6-3 ②		1-1 E8 WP 1-H 1B ②		
Vinny Castilla, R OBP: 0.308, SLG: 0.457 (1, 6) B F X			1-1 1B FC6-4 1B ①		0-0 G5-3 ③		1-3 K 2-3 ③		
David Nied, R OBP: 0.357, SLG: 0.250 (1, 1) B L X			1-1 FC6-4 1B ①			4-0 WP PB SF9 BB ①		1-3 K ①	
Gerald Young, S OBP: 0.294, SLG: 0.077 (6, PH)									
Mark Knudson, R (7, 1)									
Scott Fredrickson, R (8, 1)									
Nelson Liriano, S (8, 6)									

Inning Stats	R: 0	H: 0	E: 0	K: 0	S: 10	LOB: 1	BB: 1	P: 16	R: 0	H: 0	E: 0	K: 0	S: 5	LOB: 0	BB: 0	P: 9	R: 1	H: 2	E: 0	K: 0	S: 7	LOB: 0	BB: 0	P: 11	R: 0	H: 0	E: 0	K: 0	S: 4	LOB: 0	BB: 0	P: 8	R: 0	H: 0	E: 0	K: 1	S: 7	LOB: 0	BB: 0	P: 9	R: 1	H: 0	E: 0	K: 0	S: 9	LOB: 0	BB: 1	P: 20	R: 1	H: 1	E: 1	K: 2	S: 10	LOB: 1	BB: 1	P: 18	R: 0	H: 0	E: 0	K: 1	S: 9	LOB: 0	BB: 0	P: 16	R: 0	H: 0	E: 0	K: 0	S: 7	LOB: 0	BB: 0	P: 11	1B: 3	SF: 1	2B: 0	SAC: 0	3B: 0	DP: 1	HR: 0	HBP: 1	WP: 2	PA: 32
--------------	------	------	------	------	-------	--------	-------	-------	------	------	------	------	------	--------	-------	------	------	------	------	------	------	--------	-------	-------	------	------	------	------	------	--------	-------	------	------	------	------	------	------	--------	-------	------	------	------	------	------	------	--------	-------	-------	------	------	------	------	-------	--------	-------	-------	------	------	------	------	------	--------	-------	-------	------	------	------	------	------	--------	-------	-------	-------	-------	-------	--------	-------	-------	-------	--------	-------	--------

PITCHER	IP	WLS	BF	H	R	ER	SO	BB	IBB	HBP	BLK	WP	HR	S	P	ERA	WHIP
29 John Smoltz, R ERA: 2.55 (1, 1)	5.2	W	20	2	2	1	1	1	0	1	0	1	0	37	65	1.59	0.529
Greg McMichael, R ERA: 3.31 (6, 1)	2.1		9	1	1	0	3	1	0	0	0	1	0	24	42	0.00	0.857
Steve Bedrosian, R ERA: 5.14 (9, 1)	1.0		3	0	0	0	0	0	0	0	0	0	0	7	11	0.00	0.000

BOTTOM

Atlanta Braves @ Colorado Rockies
Mile High Stadium, Denver, CO

AB	35
R	5
H	11
RBI	4
BB	1
SO	2
LOB	13



WP: 1	PA: 39
PB: 0	
SB: 0	
CS: 2	

ERA WHIP

Steve Avery, L (1, 1)	IP: 3.2	WLS: 0	BF: 20	H: 9	R: 5	ER: 5	SO: 0	BB: 0	IBB: 0	HBP: 0	BLK: 0	WP: 0	HR: 0	S: 50	P: 70	ERA: 12.27	WHIP: 2.455
Marvin Freeman, R (4, 1)	3.1	W: 10	2	0	0	2	0	0	0	0	0	1	0	28	43	0.00	0.600
Jay Howell, R (8, 1)	2.0	7	0	0	0	0	0	1	0	0	0	0	0	10	17	0.00	0.500

AB	R	H	RBI	BB	SO	LOB
4	1	1	1	0	0	1
4	1	3	0	0	0	0
4	1	2	1	0	1	1
0	0	0	0	0	0	0
4	0	1	2	0	1	1
3	0	0	0	1	0	2
3	0	0	0	0	0	2
0	0	0	0	0	0	0
1	0	0	0	0	0	1
4	0	0	0	0	0	3
4	2	3	0	0	0	0
1	0	1	0	0	0	0
1	0	0	0	0	0	1
2	0	0	0	0	0	1

1B	2B	3B	SF	SAC	DP	HBP
7	3	1	0	1	1	0
0	0	0	0	0	0	0
0	0	0	0	0	0	0
0	0	0	0	0	0	0
0	0	0	0	0	0	0
0	0	0	0	0	0	0

IP	WLS	BF	H	R	ER	SO	BB	IBB	HBP	BLK	WP	HR	S	P	ERA	WHIP
3.2	0	20	9	5	5	0	0	0	0	0	0	0	50	70	12.27	2.455
3.1	1	10	2	0	0	2	0	0	0	0	1	0	28	43	0.00	0.600
2.0	0	7	0	0	0	0	1	0	0	0	0	0	10	17	0.00	0.500

1B	2B	3B	SF	SAC	DP	HBP
0	0	0	0	0	0	0
0	0	0	0	0	0	0
0	0	0	0	0	0	0
0	0	0	0	0	0	0
0	0	0	0	0	0	0
0	0	0	0	0	0	0

1B	2B	3B	SF	SAC	DP	HBP
0	0	0	0	0	0	0
0	0	0	0	0	0	0
0	0	0	0	0	0	0
0	0	0	0	0	0	0
0	0	0	0	0	0	0
0	0	0	0	0	0	0

1B	2B	3B	SF	SAC	DP	HBP
0	0	0	0	0	0	0
0	0	0	0	0	0	0
0	0	0	0	0	0	0
0	0	0	0	0	0	0
0	0	0	0	0	0	0
0	0	0	0	0	0	0

1B	2B	3B	SF	SAC	DP	HBP
0	0	0	0	0	0	0
0	0	0	0	0	0	0
0	0	0	0	0	0	0
0	0	0	0	0	0	0
0	0	0	0	0	0	0
0	0	0	0	0	0	0

1B	2B	3B	SF	SAC	DP	HBP
0	0	0	0	0	0	0
0	0	0	0	0	0	0
0	0	0	0	0	0	0
0	0	0	0	0	0	0
0	0	0	0	0	0	0
0	0	0	0	0	0	0

1B	2B	3B	SF	SAC	DP	HBP
0	0	0	0	0	0	0
0	0	0	0	0	0	0
0	0	0	0	0	0	0
0	0	0	0	0	0	0
0	0	0	0	0	0	0
0	0	0	0	0	0	0

1B	2B	3B	SF	SAC	DP	HBP
0	0	0	0	0	0	0
0	0	0	0	0	0	0
0	0	0	0	0	0	0
0	0	0	0	0	0	0
0	0	0	0	0	0	0
0	0	0	0	0	0	0

1B	2B	3B	SF	SAC	DP	HBP
0	0	0	0	0	0	0
0	0	0	0	0	0	0
0	0	0	0	0	0	0
0	0	0	0	0	0	0
0	0	0	0	0	0	0
0	0	0	0	0	0	0

PITCHER

Steve Avery, L (1, 1)	IP: 3.2	WLS: 0	BF: 20	H: 9	R: 5	ER: 5	SO: 0	BB: 0	IBB: 0	HBP: 0	BLK: 0	WP: 0	HR: 0	S: 50	P: 70	ERA: 12.27	WHIP: 2.455
Marvin Freeman, R (4, 1)	3.1	W: 10	2	0	0	2	0	0	0	0	0	1	0	28	43	0.00	0.600
Jay Howell, R (8, 1)	2.0	7	0	0	0	0	0	1	0	0	0	0	0	10	17	0.00	0.500

Batter	1	2	3	4	5	6	7	8	9	AB R H RBI BB SO LOB	TOP																
Otis Nixon, S (1, 8) OBP: 0.333, SLG: 0.269	0-3 K		0-0 G6-4-3		0-3 K			0-0 E BB E 1B	4-0 WP 1B BB	4 2 1 0 1 2 1																	
Mark Lemke, S (1, 4) OBP: 0.383, SLG: 0.466	0-0 G6-3		0-0 1B			4-0 WP WP BB		4-0 E BB E BB	0-3 K	3 1 1 0 2 1 1																	
Jeff Blauser, R (1, 6) OBP: 0.434, SLG: 0.467 Mike Stanton, L (9, 1)	0-0 G6-3		0-0 F8			0-0 F3		0-0 E6 E HR	0-0 1B 1B	5 2 1 1 0 0 4 0 0 0 0 0 0 0																	
Ron Gant, R (1, 7) OBP: 0.286, SLG: 0.364		0-3 K		0-0 G4-3 1B		4-0 G3-6-3 BB		0-0 E4 HR	0-0 G6-3	4 1 1 0 1 1 2																	
David Justice, L (1, 9) OBP: 0.319, SLG: 0.429		0-0 F8		0-0 G4-3		0-0 G3-6-3		4-0 HR BB	0-0 1B 1B	4 1 1 1 1 0 3																	
Francisco Cabrera, R (1, 3) OBP: 0.300, SLG: 0.370 Sid Bream, L (8, PH) OBP: 0.351, SLG: 0.448		0-0 BB 1B		0-0 L8			0-0 F9	0-0 HR	0-0 1B	3 0 1 0 0 0 1 2 1 2 4 0 0 0																	
Damon Berryhill, S (1, 2) OBP: 0.333, SLG: 0.510		4-0 FC5-4 BB		0-0 F8			0-0 F9	0-0 G4-3	0-0 G1-3	4 0 0 0 1 0 3																	
Bill Pecota, R (1, 5) OBP: 0.278, SLG: 0.278 Kent Mercker, L (8, 1) Rafael Belliard, R (9, 6) OBP: 0.286, SLG: 0.263		0-0 FC5-4		0-0 B5-3			0-0 G5-3			4 0 1 0 0 0 2 0 0 0 0 0 0 0 0 0 0 0 0 0 0																	
Pete Smith, R (1, 1) OBP: 0.231, SLG: 0.273 Steve Bedrosian, R (7, 1) Terry Pendleton, S (8, PH) OBP: 0.243, SLG: 0.252		4-0 G6-4-3 BB		0-3 K				0-0 G6-3		1 0 0 0 1 1 0 0 0 0 0 0 0 0 2 0 0 0 0 1 1																	
Inning Stats	R: 0 E: 0 K: 1 S: 5	H: 0 LOB: 0 BB: 0 P: 5	R: 0 E: 0 K: 1 S: 6	H: 1 LOB: 2 BB: 1 P: 10	R: 0 E: 0 K: 0 S: 3	H: 1 LOB: 1 BB: 1 P: 7	R: 0 E: 0 K: 0 S: 4	H: 1 LOB: 1 BB: 0 P: 4	R: 0 E: 0 K: 2 S: 7	H: 0 LOB: 0 BB: 0 P: 7	R: 0 E: 0 K: 0 S: 2	H: 0 LOB: 1 BB: 2 P: 10	R: 0 E: 0 K: 0 S: 3	H: 0 LOB: 0 BB: 0 P: 3	R: 6 E: 2 K: 1 S: 10	H: 3 LOB: 1 BB: 2 P: 18	R: 2 E: 0 K: 1 S: 8	H: 3 LOB: 2 BB: 1 P: 12	1B: 8 2B: 0 3B: 0 HR: 1	SF: 0 SAC: 0 DP: 2 HBP: 0	WP: 3 PB: 0 SB: 0 CS: 0	PA: 43					
PITCHER	IP	WLS	BF	H	R	ER	SO	BB	IBB	HBP	BLK	WP	HR	S	P	ERA	WHIP										
Bruce Ruffin, L (1, 1) ERA: 4.44	7.1		29	4	2	0	4	5	0	0	0	2	0	32	52	0.00	1.227										
Willie Blair, R (8, 1) ERA: 4.24	0.2		7	2	4	0	1	1	0	0	0	0	1	8	12	0.00	4.500										
Scott Fredrickson, R (9, 1) ERA: 5.68	0.2	L	4	1	2	2	1	1	0	0	0	1	0	5	9	27.00	3.000										
Gary Wayne, L (9, 1) ERA: 4.09	0.1		3	2	0	0	0	0	0	0	0	0	0	3	3	0.00	6.000										

Atlanta Braves @ Colorado Rockies
Mile High Stadium, Denver, CO
Sat May 08 1993, 5:33 AM EDT
Att. 64,614 - Cloudy - 59 F

livebaseballscorecards.com

AB	36
R	8
H	9
RBI	6
BB	7
SO	6
LOB	18



Batter	1	2	3	4	5	6	7	8	9	AB R H RBI BB SO LOB
Eric Young Sr., R OBP: 0.344, SLG: 0.327 (1, 4)	0-0 G4-3		0-0 F3		0-0 G1-3		0-0 SF8		0-0 G1-3 1B	4 1 1 1 0 0 0
Alex Cole, L OBP: 0.380, SLG: 0.378 Dale Murphy, R OBP: 0.200, SLG: 0.154 (1, 8) (9, PH)	0-0 HR 1B		0-0 1B		0-0 F7		4-0 BB 1B BB		0-3 K 1B	3 2 2 0 1 0 0 1 0 0 0 0 1 1
Jerald Clark, R OBP: 0.325, SLG: 0.541 (1, 7)	0-0 HR		0-0 F9			0-0 L7	4-0 1B BB		0-0 G1-3	4 1 1 2 1 0 2
Andres Galarraga, R OBP: 0.408, SLG: 0.573 Gerald Young, S OBP: 0.294, SLG: 0.077 (1, 3) (9, PR)	0-0 G3-6-3 1B			0-0 G6-3		0-0 G6-3	0-0 1B		0-0 FC6-4 1B	5 0 3 3 0 0 0 0 0 0 0 0 0 0
Daryl Boston, L OBP: 0.348, SLG: 0.267 Dante Bichette, R OBP: 0.336, SLG: 0.415 (1, 9) (6, PR) (7, 9)	0-0 G3-6-3 1-2f			4-0 1B BB		4-0 BB CS	0-0 P6		0-0 FC6-4	1 0 0 0 2 0 1 2 0 0 0 0 0 3
Charlie Hayes, R OBP: 0.363, SLG: 0.573 (1, 5)		0-0 F8		0-0 FC6-4 1B		0-0 CS	0-0 HR	0-3 K		4 1 2 1 0 1 0
Joe Girardi, R OBP: 0.311, SLG: 0.424 (1, 2)		0-0 F7		0-0 F9			0-0 G4-3 HBP SF8 1B	0-0 G6-3		4 1 1 0 0 0 2
Vinny Castilla, R OBP: 0.362, SLG: 0.548 (1, 6)		0-0 G3-1		0-0 FC6-4 1-2f			1-0 BB G4-3 1B HBP	0-0 2B		3 1 1 0 0 0 2
Bruce Ruffin, S Willie Blair, R Jim Tatum, R OBP: 0.222, SLG: 0.444 Scott Fredrickson, R Gary Wayne, L (1, 1) (8, 1) (8, PH) (9, 1) (9, 1)			0-0 G4-3		0-0 F8		0-0 G4-3	0-0 L9		3 0 0 0 0 0 2 0 0 0 0 0 0 0 1 0 0 0 0 0 1 0 0 0 0 0 0 0 0 0 0 0 0 0 0

Inning Stats	R: 2 E: 0 K: 0 S: 5	H: 3 LOB: 0 BB: 0 P: 5	R: 0 E: 0 K: 0 S: 3	H: 0 LOB: 0 BB: 0 P: 3	R: 0 E: 0 K: 0 S: 4	H: 1 LOB: 1 BB: 0 P: 4	R: 0 E: 0 K: 0 S: 4	H: 1 LOB: 2 BB: 1 P: 8	R: 0 E: 0 K: 0 S: 3	H: 0 LOB: 0 BB: 0 P: 3	R: 0 E: 0 K: 0 S: 2	H: 0 LOB: 1 BB: 1 P: 6	R: 4 E: 0 K: 0 S: 6	H: 3 LOB: 2 BB: 2 P: 15	R: 0 E: 0 K: 1 S: 6	H: 1 LOB: 1 BB: 0 P: 6	R: 1 E: 0 K: 1 S: 7	H: 2 LOB: 1 BB: 0 P: 7	1B: 8 2B: 1 3B: 0 HR: 2	SF: 1 SAC: 0 DP: 1 HBP: 1	WP: 0 PB: 0 SB: 0 CS: 1	PA: 42
--------------	------------------------------	---------------------------------	------------------------------	---------------------------------	------------------------------	---------------------------------	------------------------------	---------------------------------	------------------------------	---------------------------------	------------------------------	---------------------------------	------------------------------	----------------------------------	------------------------------	---------------------------------	------------------------------	---------------------------------	----------------------------------	------------------------------------	----------------------------------	--------

PITCHER	IP	WLS	BF	H	R	ER	SO	BB	IBB	HBP	BLK	WP	HR	S	P	ERA	WHIP
Pete Smith, R ERA: 3.38 (1, 1)	6.2		29	7	6	6	0	3	0	1	0	0	2	25	38	8.10	1.500
Steve Bedrosian, R ERA: 4.91 (7, 1)	0.1		3	1	0	0	0	1	0	0	0	0	0	2	6	0.00	6.000
Kent Mercker, L ERA: 5.0 (8, 1)	1.0	W	4	1	0	0	1	0	0	0	0	0	0	6	6	0.00	1.000
Mike Stanton, L ERA: 4.05 (9, 1)	1.0	S	5	2	1	1	1	0	0	0	0	0	0	7	7	9.00	2.000

BOTTOM

Atlanta Braves @ Colorado Rockies
Mile High Stadium, Denver, CO

livebaseballscores.com

AB	35
R	7
H	11
RBI	7
BB	4
SO	2
LOB	14



Sat May 08 1993, 5:33 AM EDT
Att: 64,614 - Cloudy - 59 F

Batter	1	2	3	4	5	6	7	8	9	AB R H RBI BB SO LOB	TOP																		
Otis Nixon, S (1, 8) OBP: 0.333, SLG: 0.260 BB C C C C C C X	2-2 G1-3 ①		4-1 1B BB 1-2		0-1 G6-3 ②		4-2 1B BB G6-3 ③		1-0 G3 ②	4 1 0 0 2 0 4																			
Jeff Blauser, R (1, 6) OBP: 0.443, SLG: 0.480 Rafael Belliard, R (9, 6) OBP: 0.286, SLG: 0.263 C C C C C C C X	2-3 K ②		3-2 1B 1-2 2-3		2-2 1B 2B 2-H 3-H		1-1 2B 1B HR 1-2	4-1 WP 1B BB S	1-0 G6-3 ③	5 3 3 2 1 1 0 0 0 0 0 0 0 0																			
Terry Pendleton, S (1, 5) OBP: 0.248, SLG: 0.266 C B B B X F X	3-2 G6-3 ③		0-1 L8 ③		2-0 HR 1B 2-H HR E		0-0 HR 2B 1-3 2-H	2-3 K ①		5 2 2 2 0 1 4																			
David Justice, L (1, 9) OBP: 0.321, SLG: 0.476 C C C C C C C X		2-2 G6-3 ①		1-2 L8 ① 1 SAFE B B B B X	3-1 HR 1-H		1-1 HR 2B 2-H 3-H	1-0 L8 ②		5 2 2 5 0 0 1																			
Ron Gant, R (1, 7) OBP: 0.290, SLG: 0.354 C C C C C C C X		2-3 K ②		0-1 P3 ② C F S	0-3 K ③		4-1 BB WP BB E	4-1 E 1B WP BB 1-3		3 2 0 0 2 2 0																			
Sid Bream, L (1, 3) OBP: 0.343, SLG: 0.435 B B B B X T B B X		3-2 F8 ③		3-1 F8 ③		1-0 G4-3 ① 1 SAFE B X	0-0 E4 WP BB 1-2	2-2 E4 WP 1B 1-3 3-H		5 0 1 1 0 0 1																			
Greg Olson, R (1, 2) OBP: 0.322, SLG: 0.270 C C C C C C C X			3-2 FC3-5-6 2B 2-3		4-0 G5-3 2B BB BB	1-2 G1-3 ② B C C C X	2-3 K ① C S B B B	4-2 BB 2-3 3-H		3 1 1 0 2 1 2																			
Mark Lemke, S (1, 4) OBP: 0.393, SLG: 0.462 B X			1-0 FC3-5-6 1B 2-3		4-1 G5-3 2B BB 1-2	2-1 1B ③ B C C X	4-0 WP BB 1-2 2-3	1-0 L9 ③		3 1 1 0 2 0 3																			
Tom Glavine, L (1, 1) OBP: 0.263, SLG: 0.176 Marvin Freeman, R (5, 1) Ryan Klesko, L (6, PH) OBP: 0.353, SLG: 0.545 Greg McMichael, R (6, 1) Tony Tarasco, L (9, PH) OBP: 0.273, SLG: 0.200 Jay Howell, R (9, 1)			1-2 1B BB 1-3		3-2 G5-3 ① B C C X	2-2 L8 ③ 1 SAFE B C C X	0-3 K ② 1-2 2-3 3-H		0-1 F7 ①	2 0 1 0 0 0 2 0 0 0 0 0 0 0 1 0 0 0 0 0 1 1 0 0 0 0 0 1 1 0 0 0 0 0 0 0 0 0 0 0 0 0																			
Inning Stats	R: 0 E: 0 K: 1 S: 11	H: 0 LOB: 0 BB: 0 P: 18	R: 0 E: 0 K: 1 S: 9	H: 0 LOB: 0 BB: 0 P: 16	R: 0 E: 0 K: 0 S: 15	H: 3 LOB: 3 BB: 1 P: 27	R: 0 E: 0 K: 0 S: 7	H: 0 LOB: 0 BB: 0 P: 11	R: 5 E: 1 K: 1 S: 19	H: 3 LOB: 0 BB: 2 P: 37	R: 0 E: 0 K: 0 S: 11	H: 1 LOB: 1 BB: 0 P: 17	R: 5 E: 1 K: 2 S: 16	H: 3 LOB: 2 BB: 3 P: 34	R: 2 E: 1 K: 1 S: 17	H: 1 LOB: 2 BB: 3 P: 35	R: 0 E: 0 K: 0 S: 4	H: 0 LOB: 0 BB: 0 P: 6	1B: 6 2B: 3 3B: 0 HR: 2	SF: 0 SAC: 0 DP: 0 HBP: 0	WP: 3 PB: 0 SB: 1 CS: 0	PA: 47							
PITCHER	IP WLS BF H R ER SO BB IBB HBP BLK WP HR S P ERA WHIP																												
Andy Ashby, R (1, 1) ERA: 4.5	5.0		23	6	5	5	3	3	0	0	0	0	0	1	61	109	9.00	1.800											
Steve Reed, R (6, 1) ERA: 10.5	1.0	L	9	4	5	4	0	2	0	0	0	0	1	19	35	36.00	6.000												
Jeff Parrett, R (7, 1) ERA: 4.97	1.2		9	0	2	1	3	3	0	0	0	2	0	17	36	5.40	1.800												
Mark Knudson, R (8, 1) ERA: 30.86	1.1		6	1	0	0	0	1	0	0	0	1	0	12	21	0.00	1.500												

Atlanta Braves @ Colorado Rockies
 Mile High Stadium, Denver, CO
 Sun May 09 1993, 5:33 AM EDT
 Att. 70,786 - Cloudy - 54 F

livebaseballscorecards.com

AB	38
R	12
H	11
RBI	10
BB	9
SO	6
LOB	20



Batter	1	2	3	4	5	6	7	8	9	AB	R	H	RBI	BB	SO	LOB
Eric Young Sr., R OBP: 0.354, SLG: 0.352 (1, 4)	3-2 G6-3 3B		2-2 F8	4-1 1-2 BB	0-1 G5-3		1-0 1B			4	1	2	0	1	0	3
Alex Cole, L OBP: 0.362, SLG: 0.358 (1, 8)	1-3 K		0-3 K	1-3 K		2-3 K	SAFE 0-0 L7			5	0	0	0	0	4	4
Jerald Clark, R OBP: 0.329, SLG: 0.544 (1, 7) (6, 3)	0-2 G6-3		0-1 G5-3		0-0 2B	0-0 1B G4-1 1B		0-1 F8		5	2	2	1	0	0	0
Andres Galarraga, R OBP: 0.422, SLG: 0.588 Dante Bichette, R OBP: 0.339, SLG: 0.417 (1, 3) (5, PR) (6, 9)	4-0 FC6-4 BB			1-0 2B 1B	0-0 F7 1B 2B	0-1 G4-1 1B		0-3 K		2	1	2	1	1	0	0
Charlie Hayes, R OBP: 0.372, SLG: 0.579 (1, 5)	1-0 FC6-4			0-0 2B 2B	3-1 F7	0-2 G4-1 1B		4-2 FC6-4 BB		4	1	2	0	1	0	2
Dale Murphy, R OBP: 0.242, SLG: 0.214 Gerald Young, S OBP: 0.263, SLG: 0.067 (1, 9) (5, PR) (6, 7)		2-3 K		2-1 SH3-1 2B 2B	4-1 WP 1B BB	1-2 G4-1		0-0 FC6-4		2	1	1	2	1	1	0
Joe Girardi, R OBP: 0.302, SLG: 0.412 Mark Knudson, R Nelson Liriano, S OBP: 0.167, SLG: 0.167 (1, 2) (8, 1) (9, PH)		3-1 L8		0-1 SH3-1 SAFE	1-3 K	1-3 K2-3		3-2 G4-3		3	0	0	0	0	2	4
Vinny Castilla, R OBP: 0.385, SLG: 0.596 (1, 6)		3-2 1B		0-1 CS 3B	2-1 WP 1B		0-0 L9		0-0 G6-3	5	0	3	2	0	0	0
Andy Ashby, R OBP: 0.273, SLG: 0.273 Daryl Boston, L OBP: 0.357, SLG: 0.267 Steve Reed, R Jeff Parrett, R OBP: 0.333, SLG: 0.333 Danny Sheaffer, R OBP: 0.118, SLG: 0.176 (1, 1) (5, PH) (6, 1) (7, 1) (7, 2)		2-1 P3		1-0 BB 1B	4-0 IBB		2-1 F9		1-0 G5-3	2	0	1	0	0	0	1

BOTTOM																
Atlanta Braves @ Colorado Rockies Mile High Stadium, Denver, CO Sun May 09 1993, 5:33 AM EDT Att. 70,786 - Cloudy - 54 F																
AB	39	R	7	H	14	RBI	7	BB	5	SO	8	LOB	17			
WP	1	PA	45													
PB	0	SB	0	CS	1											

Inning Stats															
R: 1	H: 1	R: 0	H: 1	R: 0	H: 0	R: 3	H: 5	R: 2	H: 3	R: 1	H: 3	R: 0	H: 0	R: 0	H: 0
E: 0	LOB: 1	E: 0	LOB: 1	E: 0	LOB: 0	E: 0	LOB: 2	E: 0	LOB: 3	E: 0	LOB: 2	E: 0	LOB: 1	E: 0	LOB: 0
K: 1	BB: 1	K: 1	BB: 0	K: 1	BB: 0	K: 1	BB: 1	K: 2	BB: 2	K: 0	BB: 0	K: 1	BB: 1	K: 0	BB: 0
S: 10	P: 19	S: 10	P: 20	S: 9	P: 11	S: 14	P: 22	S: 12	P: 26	S: 15	P: 19	S: 5	P: 12	S: 6	P: 10

PITCHER																	
Tom Glavine, L ERA: 3.45 (1, 1)	IP	WLS	BF	H	R	ER	SO	BB	IBB	HBP	BLK	WP	HR	S	P	ERA	WHIP
Marvin Freeman, R ERA: 6.23 (5, 1)	0.2		4	1	0	0	1	0	1	0	0	1	0	7	14	0.00	1.500
Greg McMichael, R ERA: 3.26 (6, 1)	3.0	W	14	4	1	1	3	1	0	0	0	0	0	28	39	3.00	1.667
Jay Howell, R ERA: 2.57 (9, 1)	1.0		3	0	0	0	0	0	0	0	0	0	0	6	10	0.00	0.000



Batter	1	2	3	4	5	6	7	8	9	AB R H RBI BB SO LOB	TOP													
Willie McGee, S OBP: 0.328, SLG: 0.333 (1, 9)	2-0 G3-1 1B		1-3 K 1B		0-0 B5-3 1B		2-3 K 1B		0-0 G3-6-3 1B	5 0 2 1 0 2 0														
Darren Lewis, R OBP: 0.270, SLG: 0.366 (1, 8)	1-0 1B 2B		0-1 L3 1B		1-1 B5-3 1-2		0-3 K 1B		0-1 P3 1B	5 1 1 0 0 1 2														
Will Clark, L OBP: 0.316, SLG: 0.300 (1, 3)	0-0 2-H 1B		0-0 1B		0-0 F7 1B		1-1 G4-3 1B		0-1 G3-6-3 1-2f	5 0 2 1 0 0 2														
Matt Williams, R OBP: 0.378, SLG: 0.664 (1, 5)	2-1 P4 1B		2-2 F9 1B		0-0 F7 1B			0-0 HR		4 1 1 1 0 0 3														
Barry Bonds, L OBP: 0.534, SLG: 0.824 (1, 7)	1-1 F9 1B			2-2 1B G1-2-1 2B		3-2 SF8 3B		2-3 K 1B		4 1 2 0 0 1 1														
Robby Thompson, R OBP: 0.292, SLG: 0.281 (1, 4)		0-1 G1-5-3 1B 1B		1-1 BB 1B		1-3 K 1B		2-2 F8 1B		4 0 2 0 0 1 1														
Royce Clayton, R OBP: 0.311, SLG: 0.385 (1, 6)		1-2 1B SAFE 1B		2-3 1B SAFE 1B SAFE 1B		0-0 SF8 3-H		4-1 BB SAFE BB		1 0 1 1 2 0 0														
Craig Colbert, R OBP: 0.258, SLG: 0.379 Jeff Reed, L OBP: 0.311, SLG: 0.368 (8, PH) (8, 2)		3-3 K SAFE 1B		3-3 K SAFE 1B		0-0 1B		3-3 K SAFE 1B SAFE 1B SAFE 1B		3 0 1 0 0 2 5 1 0 0 0 0 1 1														
Trevor Wilson, L OBP: 0.182, SLG: 0.182 Luis Mercedes, R OBP: 0.390, SLG: 0.324 Bryan Hickerson, L Dave Righetti, L Todd Benzinger, S OBP: 0.167, SLG: 0.261 (1, 1) (6, PH) (6, 1) (8, 1) (9, PH)		1-1 G1-5-3 2-3f		0-2 G1-2-1 3-Hf		1-1 F8 1B		0-0 1B 3B		2 0 0 0 0 0 5 1 0 0 0 0 0 1 0 0 0 0 0 0 0 0 0 0 0 0 0 0 1 1 1 0 0 0 0														
Inning Stats	R: 1 E: 0 K: 0 S: 7	H: 2 LOB: 1 BB: 0 P: 13	R: 0 E: 0 K: 1 S: 11	H: 2 LOB: 1 BB: 0 P: 16	R: 0 E: 0 K: 1 S: 9	H: 1 LOB: 1 BB: 0 P: 12	R: 0 E: 0 K: 1 S: 12	H: 2 LOB: 2 BB: 1 P: 22	R: 0 E: 0 K: 0 S: 5	H: 1 LOB: 1 BB: 0 P: 6	R: 1 E: 0 K: 1 S: 10	H: 2 LOB: 1 BB: 0 P: 15	R: 0 E: 0 K: 2 S: 10	H: 0 LOB: 0 BB: 0 P: 13	R: 1 E: 0 K: 2 S: 14	H: 1 LOB: 1 BB: 1 P: 25	R: 1 E: 0 K: 0 S: 6	H: 2 LOB: 0 BB: 0 P: 6	1B: 8 2B: 2 3B: 2 HR: 1	SF: 1 SAC: 0 DP: 3 HBP: 0	WP: 0 PB: 0 SB: 0 CS: 0	PA: 39		
PITCHER Armando Reynoso, R ERA: 2.88 (1, 1)	IP 9.0 WLS W BF 39 H 13 R 4 ER 4 SO 8 BB 2 IBB 0 HBP 0 BLK 0 WP 0 HR 1 S 84 P 128 ERA 4.00 WHIP 1.667							PITCHER IP WLS BF H R ER SO BB IBB HBP BLK WP HR S P ERA WHIP																

San Francisco Giants @ Colorado Rockies
Mile High Stadium, Denver, CO
 Mon May 10 1993, 9:05 PM EDT
 Att. 50,705 - Unknown - 65 F

AB	36
R	4
H	13
RBI	4
BB	2
SO	8
LOB	21



Batter	1	2	3	4	5	6	7	8	9	AB	R	H	RBI	BB	SO	LOB	BOTTOM			
Nelson Liriano, S OBP: 0.200, SLG: 0.200 (1, 4)	0-3 K	0-0 2-H 1B		0-0 G5-3			0-0 P2			4	0	1	1	0	1	1	San Francisco Giants @ Colorado Rockies Mile High Stadium, Denver, CO Mon May 10 1993, 9:05 PM EDT Att: 50,705 - Unknown - 65 F			
Joe Girardi, R OBP: 0.300, SLG: 0.400 (1, 2)	4-2 HBP HR BB	2-0 P6			0-0 E6		2-2 FC6-4			3	1	0	0	1	0	2				
Jerald Clark, R OBP: 0.326, SLG: 0.524 (1, 7)	1-2 HR HBP		0-0 G5-3		0-3 K		1-2 L6			3	1	0	0	0	1	2				
Charlie Hayes, R OBP: 0.371, SLG: 0.573 (1, 5)	0-0 F8		1-0 FC6-4 1B		0-0 F9		0-0 FC1-5 BB 1B			3	0	1	0	0	0	3				
Dante Bichette, R OBP: 0.345, SLG: 0.444 (1, 8) (7, 9)	2-0 HR		2-3 K		0-0 P3		4-0 FC1-5 1B BB			3	2	1	3	1	1	2				
Dale Murphy, R OBP: 0.222, SLG: 0.194 (1, 9)	3-3 K		0-1 FC6-4		0-0 F8		0-0 FC1-5 1B			3	0	0	0	0	1	1				
Alex Cole, L OBP: 0.358, SLG: 0.354 (7, 8)			1-2f				1-2 2-3f			1	1	0	0	0	0	2				
Vinny Castilla, R OBP: 0.411, SLG: 0.600 (1, 6)		4-2 G5-3 1B BB		1-1 1B		0-0 P4		0-1 1-H 2-H 1B		3	1	2	2	1	0	0				
Jim Tatum, R OBP: 0.182, SLG: 0.364 (1, 3) (6, 5)		2-0 G5-3		3-2 G6-3		2-0 G5-3		1-1 P4		4	0	0	0	0	0	2				
Armando Reynoso, R OBP: 0.200, SLG: 0.444 (1, 1)		2-3 K		1-0 HR			4-2 FC6-4 BB		1-3 K	3	1	1	1	1	2	2				
Inning Stats	R: 3 E: 0 K: 2 S: 13	H: 1 LOB: 0 BB: 1 P: 23	R: 1 E: 0 K: 1 S: 9	H: 1 LOB: 1 BB: 1 P: 19	R: 0 E: 0 K: 1 S: 10	H: 1 LOB: 1 BB: 0 P: 13	R: 1 E: 0 K: 0 S: 8	H: 2 LOB: 0 BB: 0 P: 13	R: 0 E: 1 K: 1 S: 6	H: 0 LOB: 1 BB: 0 P: 6	R: 0 E: 0 K: 0 S: 3	H: 0 LOB: 0 BB: 0 P: 5	R: 0 E: 0 K: 0 S: 10	H: 0 LOB: 1 BB: 1 P: 16	R: 2 E: 0 K: 1 S: 9	H: 2 LOB: 1 BB: 1 P: 15	1B: 5 2B: 0 3B: 0 HR: 2	SF: 0 SAC: 0 DP: 0 HBP: 1	WP: 0 PB: 0 SB: 0 CS: 0	PA: 36
PITCHER	IP WLS BF H R ER SO	IP WLS BF H R ER SO	IP WLS BF H R ER SO	IP WLS BF H R ER SO	IP WLS BF H R ER SO	IP WLS BF H R ER SO	IP WLS BF H R ER SO	IP WLS BF H R ER SO	IP WLS BF H R ER SO	IP WLS BF H R ER SO	IP WLS BF H R ER SO	IP WLS BF H R ER SO	IP WLS BF H R ER SO	IP WLS BF H R ER SO	IP WLS BF H R ER SO	ERA WHIP	ERA WHIP			
Trevor Wilson, L ERA: 4.71 (1, 1)	5.0 L	23	5	5	5	5	2	0	0	0	0	0	0	0	0	0	9.00	1.400		
Bryan Hickerson, L ERA: 6.75 (6, 1)	2.0	7	0	0	0	0	1	0	0	0	0	0	0	0	0	0	0.00	0.500		
Dave Righetti, L ERA: 4.85 (8, 1)	1.0	6	2	2	2	1	1	0	0	0	0	0	0	0	0	0	18.00	3.000		

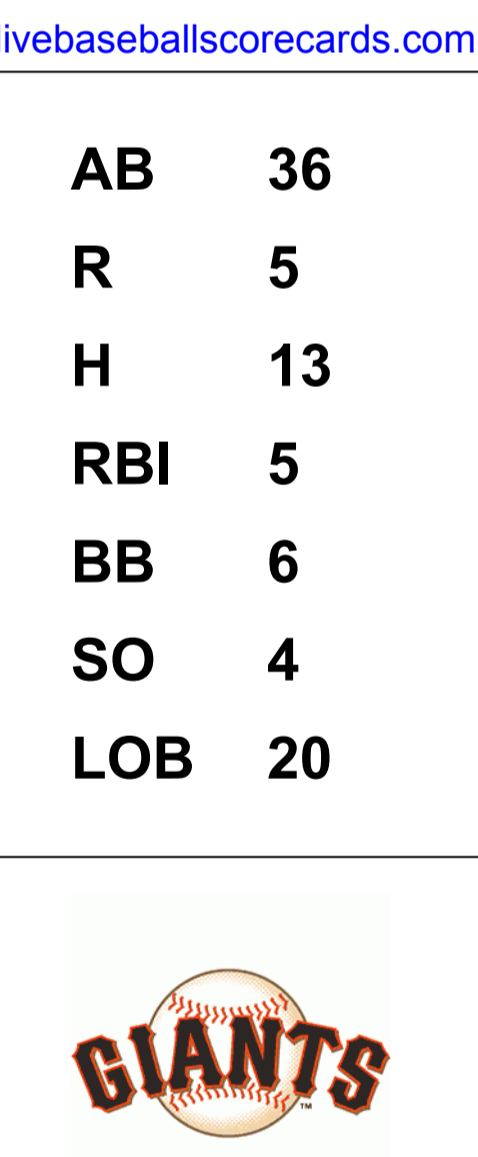
livebaseballscorecards.com

AB	31
R	7
H	7
RBI	7
BB	4
SO	6
LOB	17



Batter	1	2	3	4	5	6	7	8	9	AB R H RBI BB SO LOB	TOP										
Willie McGee, S OBP: 0.324, SLG: 0.326 (1, 9)	1-2 G4-3	2-1 F8		4-1 FC6-4 BB		2-2 F7		1-2 SF8		3 0 0 1 1 0 2											
Darren Lewis, R OBP: 0.267, SLG: 0.351 (1, 8)	1-1 G5-3		4-1 G3-6 BB	0-0 FC6-4			2-1 F7	3-2 G6-3		4 0 0 0 1 0 3											
Will Clark, L OBP: 0.319, SLG: 0.312 (1, 3)	0-0 2B		1-1 G3-6 1-2f		1-1 F8		2-2 1B 1B		1-1 G4-3	5 0 2 0 0 0 1											
Matt Williams, R OBP: 0.372, SLG: 0.647 (1, 5)	2-2 F9		1-0 F8		2-2 G5-3		2-3 K	0-2 1B 2B 1B		5 1 1 0 0 1 2											
Barry Bonds, L OBP: 0.537, SLG: 0.822 (1, 7)				1-2 P5	1-0 2B		1-2 1B 1B	3-1 2B 1B	3-1 2B 1B	5 0 3 0 0 1 0											
Robby Thompson, R OBP: 0.315, SLG: 0.330 (1, 4)		1-2 1B 2B		2-0 1B 2B	4-0 BB		2-2 G6-3	3-1 FC5-6 2B		4 2 3 1 1 0 2											
Royce Clayton, R OBP: 0.331, SLG: 0.392 (1, 6)			4-1 1B BB	1-0 1B SF8 1B	1-2 P3			1-1 SH3-4 SF8 1B	4-0 1B	3 2 2 1 2 0 2	AB 36 R 5 H 13 RBI 5 BB 6 SO 4 LOB 20										
Jeff Reed, L OBP: 0.340, SLG: 0.381 (1, 2)		2-1 1B		2-0 BB 1B		3-2 G4-3		4-2 SF8 SH3-4 BB	1-3 K	4 0 2 1 1 1 3											
Bill Swift, R OBP: 0.235, SLG: 0.143 Rod Beck, R (9, 1)		3-3 K		1-1 SF8		0-0 F8		0-0 SH3-4	0-1 FC5-6	3 0 0 1 0 1 5 0 0 0 0 0 0 0	WP: 0 PA: 45 PB: 0 SB: 4 CS: 0										
Inning Stats	R: 0 E: 0 K: 0 S: 13	H: 1 LOB: 1 BB: 0 P: 17	R: 1 E: 0 K: 2 S: 18	H: 2 LOB: 2 BB: 1 P: 30	R: 0 E: 0 K: 0 S: 4	H: 0 LOB: 0 BB: 1 P: 10	R: 2 E: 0 K: 0 S: 10	H: 3 LOB: 2 BB: 1 P: 21	R: 0 E: 0 K: 0 S: 12	H: 1 LOB: 2 BB: 1 P: 21	R: 0 E: 0 K: 0 S: 10	H: 0 LOB: 0 BB: 0 P: 15	R: 0 E: 0 K: 1 S: 17	H: 2 LOB: 2 BB: 0 P: 26	R: 1 E: 0 K: 0 S: 11	H: 1 LOB: 1 BB: 1 P: 20	R: 1 E: 0 K: 1 S: 14	H: 3 LOB: 3 BB: 1 P: 26	1B: 8 2B: 5 3B: 0 HR: 0	SF: 2 SAC: 1 DP: 1 HBP: 0	WP: 0 PA: 45 PB: 0 SB: 4 CS: 0
PITCHER	IP WLS BF H R ER SO BB IBB HBP BLK WP HR S P ERA WHIP																				
David Nied, R ERA: 4.75 (1, 1)	7.0 L 33 9 3 3 3 4 0 0 0 0 0 0 84 140 3.86 1.857																				
Willie Blair, R ERA: 4.5 (8, 1)	1.0 5 1 1 1 0 1 0 0 0 0 0 0 11 20 9.00 2.000																				
Gary Wayne, L ERA: 4.5 (9, 1)	1.0 7 3 1 1 1 0 1 0 0 0 0 0 14 26 9.00 3.000																				

San Francisco Giants @ Colorado Rockies
 Mile High Stadium, Denver, CO
 Tue May 11 1993, 9:05 PM EDT
 Att. 49,072 - Unknown - 65 F



Batter	1	2	3	4	5	6	7	8	9	AB	R	H	RBI	BB	SO	LOB
Nelson Liriano, S OBP: 0.286, SLG: 0.286 (1, 4)	1-3 K		1-1 L8			0-0 CS 1B			1-1 FC4-6 1B	4	0	2	0	0	1	0
Alex Cole, L OBP: 0.345, SLG: 0.340 (1, 8)	2-0 G3			2-1 G3		1-2 CS 1-2	1-0 G4-3		2-1 FC4-6 HR	4	1	0	0	0	0	1
Dante Bichette, R OBP: 0.359, SLG: 0.490 (1, 9)	0-1 E6 2B			4-0 G6-3 BB			2-1 WP 2B		1-2 HR	3	2	2	2	1	0	0
Charlie Hayes, R OBP: 0.368, SLG: 0.570 (1, 5)	1-0 1-H 2B			0-2 G6-3 1-2f			2-3 K		0-3 K	4	0	1	1	0	2	2
Daryl Boston, L OBP: 0.342, SLG: 0.254 Willie Blair, R (8, 1) Gary Wayne, L (9, 1) Jim Tatum, R OBP: 0.174, SLG: 0.348 (9, PH)		2-3 K			2-0 G4-3		0-0 G1-3		0-2 G5-3	3	0	0	0	0	1	1
Jerald Clark, R OBP: 0.326, SLG: 0.518 (1, 3)		0-0 CS 1B			0-3 K			2-3 K		3	0	1	0	0	2	0
Joe Girardi, R OBP: 0.292, SLG: 0.389 (1, 2)		1 SAFE 2-3 K 1 SAFE 1 SAFE 1 SAFE 1-2			0-0 G1-3			0-0 E1 1B		3	0	0	0	0	1	1
Vinny Castilla, R OBP: 0.407, SLG: 0.585 (1, 6)			3-2 G1-3			1-1 G6-3		0-0 G1-6-3 1B		3	0	1	0	0	0	0
David Nied, R OBP: 0.313, SLG: 0.214 Gerald Young, S OBP: 0.250, SLG: 0.063 (8, 7)			1-2 G3			0-3 K		2-2 G1-6-3 1-2f		2	0	0	0	0	1	0
										1	0	0	0	0	0	2

Inning Stats	R: 1	H: 1	R: 0	H: 1	R: 0	H: 0	R: 0	H: 0	R: 0	H: 1	R: 0	H: 1	R: 0	H: 1	R: 2	H: 2	1B: 4	SF: 0	
	E: 1	LOB: 1	E: 0	LOB: 1	E: 0	LOB: 0	E: 0	LOB: 0	E: 0	LOB: 0	E: 0	LOB: 1	E: 1	LOB: 1	E: 0	LOB: 0	2B: 3	SAC: 0	
	K: 1	BB: 0	K: 2	BB: 0	K: 0	BB: 0	K: 1	BB: 1	K: 1	BB: 0	K: 1	BB: 0	K: 1	BB: 0	K: 1	BB: 0	3B: 0	DP: 3	
	S: 7	P: 11	S: 8	P: 12	S: 10	P: 15	S: 5	P: 11	S: 5	P: 7	S: 8	P: 10	S: 7	P: 12	S: 13	P: 17	HR: 1	HBP: 0	
PITCHER	IP	WLS	BF	H	R	ER	SO	BB	IBB	HBP	BLK	WP	HR	S	P	ERA	WHIP	WP: 1	PA: 33
Bill Swift, R ERA: 2.72 Rod Beck, R ERA: 1.89	(1, 1)	8.1	W	30	7	3	2	7	1	0	0	1	1	65	101	2.16	0.960	PB: 0	CS: 2
	(9, 1)	0.2	S	2	0	0	1	0	0	0	0	0	0	6	6	0.00	0.000		

BOTTOM

San Francisco Giants @ Colorado Rockies
Mile High Stadium, Denver, CO
Tue May 11 1993, 9:05 PM EDT
Att: 49,072 - Unknown - 65 F

livebaseballscores.com

AB	31
R	3
H	7
RBI	3
BB	1
SO	8
LOB	7



Batter	1	2	3	4	5	6	7	8	9	AB R H RBI BB SO LOB	TOP		
Darren Lewis, R (1, 8) OBP: 0.291, SLG: 0.376	1-2 F9 G4-3 1B		0-0 1B 2B		4-1 CS S BB		0-0 WP HR 1B	3-1 G3-1 1-2		4 3 3 0 1 0 1			
Robby Thompson, R (1, 4) OBP: 0.319, SLG: 0.327	0-1 F9 1-3		2-1 1B 1B 1B		0-0 F8		4-0 HR BB 1-2	0-3 K		4 1 1 0 1 1 3			
Will Clark, L (1, 3) OBP: 0.329, SLG: 0.313	1-0 G4-3 3-H		3-2 1B 1-2 1B 3-H		4-2 CS BB 1-2		0-0 F7		4-0 1B BB	3 1 1 2 2 0 2			
Matt Williams, R (1, 5) OBP: 0.379, SLG: 0.667	0-0 1B		0-0 L5		2-0 F8 1-2 2-3		0-0 HR 1-H 2-H	0-1 1B 1B		5 1 3 3 0 0 4			
Barry Bonds, L (1, 7) OBP: 0.539, SLG: 0.813 Willie McGee, S (9, 9) OBP: 0.324, SLG: 0.326	0-1 P5		0-1 G4-6-3 1B 1-2 2-3		1-2 HR 1B		2-2 G5-3 1B 1B	2-3 K		5 1 3 0 0 1 3 0 0 0 0 0 0 0			
Mark Carreon, R (1, 9) OBP: 0.478, SLG: 0.658 (9, 7)		1-0 P6	1-2 G4-6-3 1-2f		1-1 HR 1-H		2-1 1B 1-2	1-2 FC6-4 1B 1-2 2-H		5 1 3 3 0 0 3			
Royce Clayton, R (1, 6) OBP: 0.318, SLG: 0.376		1-0 F9		1-1 E6 L3		0-0 B5-3	1-2 G5-3	0-0 F8		5 0 0 0 0 0 4	AB 40 R 8 H 16 RBI 8 BB 4 SO 3 LOB 25		
Kirt Manwaring, R (1, 2) OBP: 0.338, SLG: 0.388		3-2 1B		1-0 L3 1-1		1-1 F7		0-0 FC6-4 1B 1-2f		5 0 2 0 0 0 3			
Bud Black, L (1, 1) OBP: 0.182, SLG: 0.182 Michael Jackson, R (9, 1)		0-0 G4-3		2-3 K		3-2 L4		1-2 P5		4 0 0 0 0 1 2 0 0 0 0 0 0 0			
Inning Stats	R: 1 H: 2 E: 0 LOB: 1 K: 0 BB: 0 S: 9 P: 11	R: 0 H: 1 E: 0 LOB: 1 K: 0 BB: 0 S: 6 P: 11	R: 1 H: 4 E: 0 LOB: 2 K: 0 BB: 0 S: 14 P: 20	R: 0 H: 0 E: 1 LOB: 0 K: 1 BB: 0 S: 8 P: 11	R: 0 H: 0 E: 0 LOB: 1 K: 0 BB: 2 S: 9 P: 18	R: 2 H: 2 E: 0 LOB: 0 K: 0 BB: 0 S: 11 P: 17	R: 3 H: 4 E: 0 LOB: 1 K: 0 BB: 1 S: 12 P: 21	R: 0 H: 1 E: 0 LOB: 1 K: 1 BB: 0 S: 9 P: 13	R: 1 H: 2 E: 0 LOB: 2 K: 1 BB: 1 S: 10 P: 17	1B: 13 SF: 0 2B: 2 SAC: 0 3B: 0 DP: 3 HR: 2 HBP: 0	WP: 1 PA: 44 PB: 0 SB: 2 CS: 2		
PITCHER	IP WLS BF H R ER SO BB IBB HBP BLK WP HR S P ERA WHIP											PITCHER	IP WLS BF H R ER SO BB IBB HBP BLK WP HR S P ERA WHIP
Butch Henry, L (1, 1) ERA: 5.08	6.1 L 32 12 7 7 1 3 0 0 0 0 1 2 64 101 9.95 2.368												
Scott Fredrickson, R (7, 1) ERA: 4.5	1.2 6 2 0 0 1 0 0 0 0 0 0 0 14 21 0.00 1.200												
Mark Knudson, R (9, 1) ERA: 24.3	1.0 6 2 1 1 1 1 0 0 0 0 0 0 10 17 9.00 3.000												

San Francisco Giants @ Colorado Rockies
 Mile High Stadium, Denver, CO
 Wed May 12 1993, 9:05 PM EDT
 Att. 50,105 - Unknown - 66 F

livebaseballscorecards.com



Batter	1	2	3	4	5	6	7	8	9	AB	R	H	RBI	BB	SO	LOB
Eric Young Sr., R OBP: 0.351, SLG: 0.366 (1, 4)	2-2 1B 3B		2-0 F7			3-2 P6		1-0 P3		4	1	1	0	0	0	0
Joe Girardi, R OBP: 0.291, SLG: 0.384 (1, 2)	2-2 F8 BLK SF8 1B		0-0 F9			1-1 P4		0-1 G6-3		4	1	1	1	0	0	0
Jerald Clark, R OBP: 0.344, SLG: 0.512 Alex Cole, L OBP: 0.345, SLG: 0.340 (1, 7) (9, PR)	4-2 1-2 BB		1-1 L3			1-1 HBP		1-0 WP HBP		1	0	0	0	1	0	0
Dante Bichette, R OBP: 0.347, SLG: 0.472 (1, 8)	0-2 F8 2-3			2-2 P5		0-0 G1-4-3		1-1 P3		4	0	0	0	0	0	4
Charlie Hayes, R OBP: 0.357, SLG: 0.556 (1, 5)	3-0 SF8 3-H			3-3 K			0-0 F9		3-3 K	3	0	0	1	0	2	2
Dale Murphy, R OBP: 0.205, SLG: 0.176 (1, 9)	1-1 G5-3			0-3 K			0-0 F7			3	0	0	0	0	1	1
Jim Tatum, R OBP: 0.154, SLG: 0.308 (1, 3)		0-1 L6			1-2 G4-3		1-2 F7			3	0	0	0	0	0	0
Vinny Castilla, R OBP: 0.403, SLG: 0.571 (1, 6)		0-0 F8			1-0 G5-3			1-1 1B		3	0	1	0	0	0	0
Butch Henry, L OBP: 0.154, SLG: 0.154 Scott Fredrickson, R OBP: 0.158, SLG: 0.211 Danny Sheaffer, R OBP: 0.158, SLG: 0.211 Mark Knudson, R (1, 1) (7, 1) (8, PH) (9, 1)		2-1 G1-3			0-0 G4-3			0-2 G1-6-4-3 1-2f		2	0	0	0	0	0	0

Inning Stats	R: 2	H: 2	E: 0	LOB: 1	K: 0	S: 16	P: 28	R: 0	H: 0	E: 0	LOB: 0	K: 0	S: 5	R: 0	H: 0	E: 0	LOB: 0	K: 2	S: 9	R: 0	H: 0	E: 0	LOB: 0	K: 0	S: 6	R: 0	H: 0	E: 0	LOB: 1	K: 0	S: 7	R: 0	H: 0	E: 0	LOB: 0	K: 0	S: 6	R: 0	H: 1	E: 0	LOB: 0	K: 0	S: 6	R: 0	H: 0	E: 0	LOB: 2	K: 1	S: 8	1B: 2	2B: 0	3B: 1	HR: 0	SF: 1	SAC: 0	DP: 1	HBP: 2
PITCHER	IP	WLS	BF	H	R	ER	SO	BB	IBB	HBP	BLK	WP	HR	S	P	ERA	WHIP																																								
Bud Black, L ERA: 3.13 Michael Jackson, R ERA: 1.4	(1, 1)	8.0	W	28	3	2	2	2	1	0	1	0	0	59	91	2.25	0.500																																								
	(9, 1)	1.0		4	0	0	1	0	0	1	0	1	0	8	13	0.00	0.000																																								

BOTTOM

San Francisco Giants @ Colorado Rockies

Mile High Stadium, Denver, CO

Wed May 12 1993, 9:05 PM EDT

Att: 50,105 - Unknown - 66 F

livebaseballscores.com

AB	28
R	2
H	3
RBI	2
BB	1
SO	3
LOB	8



WP: 1	PA: 32
PB: 0	
SB: 0	
CS: 0	

Batter 1 2 3 4 5 6 7 8 9 AB R H RBI BB SO LOB TOP

Willie McGee, S (1, 9) <small>OBP: 0.324, SLG: 0.333</small> Dave Burba, R (9, 1) <small>OBP: 0.333, SLG: 0.500</small>										6 2 2 0 0 2 2 0 0 0 0 0 0 0
Darren Lewis, R (1, 8) <small>OBP: 0.319, SLG: 0.390</small>										4 3 3 3 2 0 0
Will Clark, L (1, 3) <small>OBP: 0.327, SLG: 0.308</small> Kevin Rogers, L (7, 1) <small>OBP: 0.353, SLG: 0.395</small> Michael Jackson, R (8, 1) <small>OBP: 0.466, SLG: 0.641</small> Mark Carreon, R (9, 9)										2 0 0 1 0 0 2 0 0 0 0 0 0 0 1 0 1 0 0 0 0 0 0 0 0 0 0 0 1 1 0 0 0 0 0
Matt Williams, R (1, 5) <small>OBP: 0.384, SLG: 0.658</small>										5 0 2 1 1 2 5
Barry Bonds, L (1, 7) <small>OBP: 0.537, SLG: 0.800</small>										3 1 1 2 2 1 2
Robby Thompson, R (1, 4) <small>OBP: 0.322, SLG: 0.324</small>										4 1 1 0 1 0 6
Royce Clayton, R (1, 6) <small>OBP: 0.314, SLG: 0.364</small> Mike Benjamin, R (9, 6) <small>OBP: 0.278, SLG: 0.344</small>										4 1 0 0 1 1 5 0 0 0 0 0 0 0
Kirt Manwaring, R (1, 2) <small>OBP: 0.367, SLG: 0.408</small>										4 2 3 2 1 0 1
John Burkett, R (1, 1) <small>OBP: 0.158, SLG: 0.158</small> Todd Benzinger, S (7, PH) <small>OBP: 0.192, SLG: 0.250</small> (7, 3)									1 1 0 0 0 1 0 1 1 0 0 1 1 1	


TOP

San Francisco Giants @ Colorado Rockies

Mile High Stadium, Denver, CO

Thu May 13 1993, 5:33 AM EDT
 Att. 58,833 - Sunny - 80 F

AB	36
R	13
H	13
RBI	9
BB	9
SO	8
LOB	24



Inning Stats	R: 0 H: 1 E: 0 LOB: 0 K: 1 BB: 0 S: 7 P: 13	R: 0 H: 2 E: 0 LOB: 1 K: 0 BB: 0 S: 8 P: 13	R: 4 H: 3 E: 1 LOB: 2 K: 0 BB: 1 S: 18 P: 30	R: 2 H: 2 E: 0 LOB: 1 K: 0 BB: 1 S: 11 P: 21	R: 2 H: 1 E: 0 LOB: 0 K: 2 BB: 2 S: 11 P: 20	R: 0 H: 0 E: 0 LOB: 3 K: 2 BB: 2 S: 10 P: 26	R: 0 H: 1 E: 0 LOB: 1 K: 1 BB: 0 S: 6 P: 10	R: 1 H: 2 E: 0 LOB: 2 K: 1 BB: 1 S: 12 P: 23	R: 4 H: 1 E: 2 LOB: 1 K: 1 BB: 2 S: 15 P: 28	1B: 12 SF: 2 2B: 2 SAC: 2 3B: 0 DP: 2 HR: 0 HBP: 1	WP: 1 PA: 51 PB: 0 SB: 3 CS: 2
---------------------	--	--	---	---	---	---	--	---	---	---	---

PITCHER Bruce Ruffin, L (1, 1) <small>ERA: 5.22</small> Willie Blair, R (4, 1) <small>ERA: 4.74</small> Jeff Parrett, R (5, 1) <small>ERA: 5.27</small> Bryn Smith, R (7, 1) <small>ERA: 5.06</small> Scott Fredrickson, R (9, 1) <small>ERA: 4.15</small>	PITCHER Gary Wayne, L (9, 1) <small>ERA: 4.38</small>	IP WLS BF H R ER SO BB IBB HBP BLK WP HR S P ERA WHIP Bruce Ruffin, L (1, 1) 3.0 L 17 6 5 4 1 1 1 0 0 0 0 0 34 61 12.00 2.333 Willie Blair, R (4, 1) 1.0 5 2 1 1 0 0 0 0 0 0 0 0 10 16 9.00 2.000 Jeff Parrett, R (5, 1) 2.0 11 1 2 2 4 3 1 1 0 1 0 0 21 46 9.00 2.000 Bryn Smith, R (7, 1) 2.0 9 3 1 1 2 1 0 0 0 0 0 0 18 33 4.50 2.000 Scott Fredrickson, R (9, 1) 0.2 7 1 4 0 0 0 0 0 0 0 0 0 12 25 0.00 4.500 Gary Wayne, L (9, 1) 0.1 1 0 0 0 0 0 0 0 0 0 0 0 1 1 0.00 0.000
--	---	---

BOTTOM

San Francisco Giants @ Colorado Rockies
Mile High Stadium, Denver, CO
Thu May 13 1993, 5:33 AM EDT
Att: 58,833 - Sunny - 80 F

livebaseballscorecards.com

AB 39
R 8
H 14
RBI 6
BB 3
SO 3
LOB 17



WP: 0 PA: 42
PB: 1
SB: 1
CS: 0

AB R H RBI BB SO LOB

5 0 1 2 0 0 1

5 0 1 0 0 0 2

2 1 2 0 1 0 0
2 1 1 0 0 0 0

5 1 2 2 0 0 4

4 1 1 0 1 2 1

5 2 2 0 0 0 3

4 2 2 0 0 0 2

4 0 1 2 0 0 3

1B: 13 SF: 0
2B: 0 SAC: 0
3B: 0 DP: 2
HR: 1 HBP: 0

Batter	1	2	3	4	5	6	7	8	9
Alex Cole, L OBP: 0.339, SLG: 0.333 (1, 8)	F8		G4-3		F8	1B		G4-3	
Jim Tatum, R OBP: 0.161, SLG: 0.290 (1, 3)	BB 1B		G6-3		G6-3	G5-3		F8	
Daryl Boston, L OBP: 0.368, SLG: 0.277 (1, 7) Danny Sheaffer, R OBP: 0.190, SLG: 0.238 (7, PH) (8, 7)	G1-4-3 BB			FC6-4 E 1B 1B			G6-3	HR 1B	
Charlie Hayes, R OBP: 0.359, SLG: 0.574 (1, 5)	G1-4-3			L7	L7		PB 1B	HR	
Dante Bichette, R OBP: 0.349, SLG: 0.464 (1, 9)						K	F9	K	
Vinny Castilla, R OBP: 0.403, SLG: 0.557 (1, 6)					FC6-4 E 1B	F8 1B 1B	F8	F7	
Eric Young Sr., R OBP: 0.355, SLG: 0.371 (1, 4)					E3 1B	S 1B 1B	G5-3 1B		
Joe Girardi, R OBP: 0.289, SLG: 0.379 (1, 2)					F8	F8	G5-3		
Bruce Ruffin, S Willie Blair, R Gerald Young, S Jeff Francis, R Dante Mustache, R Bryn Smith, R Nelson Lirio, S Scott Fredrickson, R Gary Wayne, L					P6	1B BB		1B	

Inning Stats	R: 0 E: 0 K: 10 S: 10	H: 1 LOB: 1 BB: 1 P: 19	R: 1 E: 0 K: 0 S: 7	H: 1 LOB: 0 BB: 1 P: 13	R: 0 E: 0 K: 1 S: 5	H: 0 LOB: 0 BB: 0 P: 7	R: 3 E: 1 K: 0 S: 12	H: 3 LOB: 1 BB: 0 P: 18	R: 0 E: 0 K: 0 S: 9	H: 1 LOB: 1 BB: 0 P: 13	R: 2 E: 0 K: 1 S: 9	H: 3 LOB: 2 BB: 1 P: 15	R: 0 E: 0 K: 0 S: 9	H: 1 LOB: 1 BB: 0 P: 13	R: 0 E: 0 K: 0 S: 9	H: 2 LOB: 1 BB: 0 P: 18	R: 2 E: 0 K: 1 S: 9	H: 2 LOB: 0 BB: 0 P: 14
--------------	--------------------------------	----------------------------------	------------------------------	----------------------------------	------------------------------	---------------------------------	-------------------------------	----------------------------------	------------------------------	----------------------------------	------------------------------	----------------------------------	------------------------------	----------------------------------	------------------------------	----------------------------------	------------------------------	----------------------------------

PITCHER	IP	WLS	BF	H	R	ER	SO	BB	IBB	HBP	BLK	WP	HR	S	P	ERA	WHIP
John Burkett, R ERA: 2.8 (1, 1)	6.0		29	9	6	3	2	3	0	0	0	0	0	52	85	4.50	2.000
Kevin Rogers, L ERA: 3.8 (7, 1)	1.0		4	1	0	0	0	0	0	0	0	0	0	9	13	0.00	1.000
Michael Jackson, R ERA: 1.33 (8, 1)	1.0		4	2	0	0	0	0	0	0	0	0	0	9	18	0.00	2.000
Dave Burba, R ERA: 5.76 (9, 1)	1.0		5	2	2	2	1	0	0	0	0	0	1	9	14	18.00	2.000

Batter	1	2	3	4	5	6	7	8	9	AB R H RBI BB SO LOB	TOP											
Eric Young Sr. R (1, 4) OBP: 0.364, SLG: 0.397	2-1 G6-3		1-0 L9		0-2 1B		0-0 1B		1-1 3B	5 0 3 2 0 0 0												
Alex Cole, L (1, 8) OBP: 0.333, SLG: 0.321	0-0 G4-3		4-0 BB		3-1 F7		0-0 F7		1-3 K	4 0 0 0 1 1 4												
Jerald Clark, R (1, 7) OBP: 0.337, SLG: 0.495	1-1 P1		1-1 G5-3		2-2 G6-3		2-0 1B		0-0 P4	5 0 1 1 0 0 3												
Jay Gainer, L (1, 3) OBP: 0.200, SLG: 0.800		0-0 HR		2-1 F8		2-1 G1-3		0-0 G6-3	0-1 P4	5 1 1 1 0 0 3												
Charlie Hayes, R (1, 5) OBP: 0.369, SLG: 0.580		4-1 BB		2-1 F7		4-2 BB		1-1 P4		2 1 1 0 2 0 0												
Daryl Boston, L (1, 9) OBP: 0.354, SLG: 0.265		0-0 P7		2-1 F7		3-2 F7		3-1 F9		3 0 0 0 0 0 3												
Gerald Young, S (6, 9) OBP: 0.227, SLG: 0.056				2-3						1 0 0 0 0 0 0												
Joe Girardi, R (1, 2) OBP: 0.298, SLG: 0.381		4-2 BB		0-0 F7		0-0 F8		1-0 L4		2 0 1 1 1 0 1												
Gary Wayne, L (6, 1)										0 0 0 0 0 0 0												
Jim Tatum, R (8, PH) OBP: 0.156, SLG: 0.281		1-2 BB		3-H 1B						1 0 0 0 0 0 0												
Willie Blair, R (8, 1)										0 0 0 0 0 0 0												
Vinny Castilla, R (1, 6) OBP: 0.408, SLG: 0.554		0-0 G6-4-3		0-0 F7					1-2 2B	4 2 2 0 0 0 3												
Andy Ashby, R (1, 1) OBP: 0.250, SLG: 0.250									0-0 3B	1 0 0 0 0 0 0												
Mark Knudson, R (3, 1)										1 0 0 0 0 1 0												
Danny Sheaffer, R (6, 2) OBP: 0.217, SLG: 0.304			0-0 G6-3		0-3 K		1-2 L6		1-3 3B	2 1 1 0 0 0 1												
Inning Stats	R: 0 E: 0 K: 0 S: 5	H: 0 LOB: 0 BB: 0 P: 8	R: 1 E: 0 K: 0 S: 7	H: 1 LOB: 1 BB: 2 P: 15	R: 0 E: 1 K: 0 S: 4	H: 0 LOB: 1 BB: 1 P: 10	R: 1 E: 0 K: 0 S: 8	H: 2 LOB: 1 BB: 0 P: 14	R: 0 E: 0 K: 1 S: 13	H: 1 LOB: 1 BB: 0 P: 18	R: 0 E: 0 K: 0 S: 11	H: 0 LOB: 1 BB: 1 P: 20	R: 1 E: 0 K: 0 S: 8	H: 3 LOB: 2 BB: 0 P: 11	R: 0 E: 0 K: 0 S: 5	H: 0 LOB: 0 BB: 0 P: 10	R: 2 E: 0 K: 1 S: 14	H: 3 LOB: 1 BB: 0 P: 17	1B: 6 2B: 2 3B: 1 HR: 1	SF: 0 SAC: 0 DP: 1 HBP: 0	WP: 0 PB: 0 SB: 1 CS: 0	PA: 40
PITCHER	IP WLS BF H R ER SO BB IBB HBP BLK WP HR S P ERA WHIP																					
Tim Pugh, R (1, 1) ERA: 4.57	7.0 W 31 7 3 3 1 4 0 0 0 0 0 1 56 96 3.86 1.571																					
Kevin Wickander, L (8, 1) ERA: 4.63	2.0 9 3 2 2 1 0 0 0 0 0 0 0 19 27 9.00 1.500																					

Colorado Rockies @ Cincinnati Reds
Riverfront Stadium, Cincinnati, OH

Fri May 14 1993, 7:05 PM EDT
Att. 48,352 - Unknown

livebaseballscorecards.com

AB	36
R	5
H	10
RBI	5
BB	4
SO	2
LOB	18



Batter	1	2	3	4	5	6	7	8	9	AB	R	H	RBI	BB	SO	LOB	BOTTOM			
Bip Roberts, S OBP: 0.301, SLG: 0.264 (1, 4)	0-1 F9 S 2B 1B	4-2 B S BB	0-0 BB 1B		1-0 SAFE 2 X 2-3 G4-3	3-1 BB X E9				4	1	2	2	1	0	1				
Roberto Kelly, R OBP: 0.324, SLG: 0.440 (1, 8)	1-0 F9 1-3	SAFE SAFE SAFE 3-3 S BB BB	4-0 FC4-6 BB 1B		2-2 BB X 3-H 1B 1B	0-0 F8				4	1	1	1	1	1	3				
Cecil Espy, S OBP: 0.400, SLG: 0.270 (7, 7)		SAFE SAFE SAFE								0	0	0	0	0	0	0				
Barry Larkin, R OBP: 0.393, SLG: 0.383 (1, 6)	2-1 2B 2B	1-3 K	2-2 FC4-6 1B		1 SAFE C BB X 1-1 1B				2-2 2B	4	2	2	1	0	1	4				
Jeff Branson, L OBP: 0.447, SLG: 0.556 (6, 6)										1	0	1	0	0	0	0				
Kevin Mitchell, R OBP: 0.438, SLG: 0.709 (1, 7)	1-0 2B 2B		0-1 FC5-4 1B	1-1 HR		1-0 1B 1B			1-3 K	4	3	4	1	0	0	0				
Cesar Hernandez, R OBP: 0.125, SLG: 0.087 (6, 7)										1	0	0	0	0	1	1				
Chris Sabo, R OBP: 0.274, SLG: 0.419 (1, 5)	3-2 L9 HR 2B		1-1 FC5-4 BB SF7 1-2f	2-1 F8		2-1 E 1B 1B			0-1 F8	5	2	2	4	0	0	2				
Randy Milligan, R OBP: 0.367, SLG: 0.330 (1, 3)	2-1 L9		4-1 HBP BB 1B BB	0-0 G6-3		1-0 E1 1B			1-1 G6-3	3	1	1	1	1	0	1				
Dan Wilson, R OBP: 0.467, SLG: 0.417 (6, 2)										1	0	0	0	0	0	1				
Reggie Sanders, R OBP: 0.331, SLG: 0.432 (1, 9)	2-0 HR		4-2 HBP 1B BB	3-2 G5-3		1-0 F8			2-0 P5	4	2	1	2	1	0	2				
Joe Oliver, R OBP: 0.301, SLG: 0.403 (1, 2)	2-2 L9		0-0 SF7			1-0 G4-3 1B 2B			0-0 G1-3	4	1	1	1	0	0	0				
Tim Pugh, R OBP: 0.133, SLG: 0.071 (1, 1)			2-2 BB 1B HBP						0-3 P3											
Kevin Wickander, L (8, 1)									0-1 F9	3	0	0	0	0	3	1				
										1	0	0	0	0	0	0				
Inning Stats	R: 5 E: 0 K: 0 S: 16	H: 5 LOB: 0 BB: 0 P: 29	R: 0 E: 0 K: 3 S: 17	H: 0 LOB: 1 BB: 1 P: 25	R: 3 E: 0 K: 0 S: 16	H: 2 LOB: 3 BB: 3 P: 32	R: 1 E: 0 K: 0 S: 9	H: 1 LOB: 0 BB: 0 P: 15	R: 4 E: 1 K: 1 S: 15	H: 6 LOB: 2 BB: 0 P: 25	R: 0 E: 1 K: 1 S: 7	H: 0 LOB: 1 BB: 0 P: 10	R: 0 E: 0 K: 1 S: 12	H: 1 LOB: 1 BB: 0 P: 16	R: 0 E: 0 K: 0 S: 4	H: 0 LOB: 0 BB: 0 P: 6	1B: 8 2B: 5 3B: 0 HR: 2	SF: 1 SAC: 0 DP: 0 HBP: 1	WP: 0 PB: 0 SB: 2 CS: 0	PA: 45 ERA WHIP
PITCHER	IP WLS BF H R ER SO BB IBB HBP BLK WP HR S P ERA WHIP																			
Andy Ashby, R ERA: 6.14 (1, 1)	2.2 L	19 7	8 5	8 5	3 1	3 0	0 0	0 0	0 0	0 1	27 49	19.29 3.429								
Mark Knudson, R ERA: 22.24 (3, 1)	2.1	15 7	5 5	1 1	1 0	0 0	0 0	0 0	0 0	0 0	19 26	0.00 0.500								
Gary Wayne, L ERA: 3.77 (6, 1)	2.0	8 1	0 0	0 0	2 0	0 0	0 0	0 0	0 0	0 0	4 6	0.00 0.000								
Willie Blair, R ERA: 4.5 (8, 1)	1.0	3 0	0 0	0 0	0 0	0 0	0 0	0 0	0 0	0 0	4 6	0.00 0.000								

Colorado Rockies @ Cincinnati Reds
Riverfront Stadium, Cincinnati, OH
Fri May 14 1993, 7:05 PM EDT
Att. 48,352 - Unknown

livebaseballscores.com

AB	39
R	13
H	15
RBI	13
BB	4
SO	6
LOB	16



Batter	1	2	3	4	5	6	7	8	9	AB R H RBI BB SO LOB	TOP																		
Eric Young Sr. R (1, 4) OBP: 0.365, SLG: 0.397	0-3 F8		3-2 F8 1B	0-1 F8 1B		1-2 L3			2-1 F8	5 1 2 0 0 1 0																			
Joe Girardi R (1, 2) OBP: 0.305, SLG: 0.385	3-2 2B 1B		1-0 F8 1-2	1-0 F8 1-2			3-2 CS 1B			4 0 2 0 0 0 2																			
Dante Bichette R (1, 8) OBP: 0.354, SLG: 0.474	1-1 2B 1-H		0-2 S 2B 1B 2-H	0-1 F8			2-1 F7 1-2			4 1 2 1 0 0 2																			
Charlie Hayes R (1, 5) OBP: 0.373, SLG: 0.585	3-2 F8		1-1 S 2B 1B		0-0 F9 2B		1-1 F8			4 1 2 0 0 0 1																			
Dale Murphy R (1, 9) OBP: 0.250, SLG: 0.189		2-2 1B 1B	4-0 2B IBB 1-2 2-3		0-0 F7		0-2 K			3 0 1 0 1 1 1																			
Jerald Clark R (1, 7) OBP: 0.333, SLG: 0.495		1 SAFE F8	0-0 F8	1-3 2-H 3-H 2B	2-1 F9 2-3		2-0 F7			4 0 1 2 0 0 2																			
Jay Gainer L (1, 3) OBP: 0.222, SLG: 0.500		1-3 K	4-0 G5-4-3 BB		0-0 G3-1		0-1 G4-3			3 0 0 0 1 1 2																			
Vinny Castilla R (1, 6) OBP: 0.400, SLG: 0.536		0-0 F8 1B	0-0 G5-4-3			1-1 F7		1-0 P5		4 0 1 0 0 0 3																			
Armando Reynoso R (1, 1) OBP: 0.154, SLG: 0.333 Scott Fredrickson R (7, 1) Jeff Parrett R (8, 1) Alex Cole L (9, PH) OBP: 0.333, SLG: 0.318		0-0 F8		0-0 G6-3		2-2 L8		3-1 F8		3 0 0 0 0 0 2 0 0 0 0 0 0 0 0 0 0 0 0 0 0 1 0 0 0 0 0 0																			
Inning Stats	R: 0 E: 0 K: 1 S: 13	H: 2 LOB: 1 BB: 0 P: 20	R: 0 E: 0 K: 1 S: 10	H: 2 LOB: 2 BB: 0 P: 13	R: 3 E: 0 K: 0 S: 12	H: 4 LOB: 2 BB: 2 P: 25	R: 0 E: 0 K: 0 S: 6	H: 1 LOB: 1 BB: 0 P: 7	R: 0 E: 0 K: 0 S: 5	H: 1 LOB: 1 BB: 0 P: 7	R: 0 E: 0 K: 0 S: 9	H: 0 LOB: 0 BB: 0 P: 13	R: 0 E: 0 K: 0 S: 8	H: 1 LOB: 0 BB: 0 P: 13	R: 0 E: 0 K: 1 S: 6	H: 0 LOB: 0 BB: 0 P: 8	R: 0 E: 0 K: 0 S: 5	H: 0 LOB: 0 BB: 0 P: 11	1B: 8 2B: 3 3B: 0 HR: 0	SF: 0 SAC: 0 DP: 1 HBP: 0	WP: 0 PB: 0 SB: 2 CS: 1	PA: 37							
PITCHER	IP WLS BF H R ER SO BB IBB HBP BLK WP HR S P ERA WHIP																												
Tom Browning L (1, 1) ERA: 6.47	6.0		28	10	3	3	2	1	1	0	0	0	0	0	55	85	4.50	1.833											
Milt Hill R (7, 1) ERA: 3.45	1.0	W	3	1	0	0	0	0	0	0	0	0	0	0	8	13	0.00	1.000											
Steve Foster R (8, 1) ERA: 1.54	1.0		3	0	0	0	1	0	0	0	0	0	0	0	6	8	0.00	0.000											
Jeff Reardon R (9, 1) ERA: 1.98	1.0	S	3	0	0	0	0	0	0	0	0	0	0	0	5	11	0.00	0.000											

Colorado Rockies @ Cincinnati Reds
Riverfront Stadium, Cincinnati, OH

Sat May 15 1993, 7:05 PM EDT
Att. 49,697 - Unknown - 77 F

livebaseballscorecards.com

AB	35
R	3
H	11
RBI	3
BB	2
SO	3
LOB	15



BOTTOM

Colorado Rockies @ Cincinnati Reds
Riverfront Stadium, Cincinnati, OH

livebaseballscorecards.com

AB	30
R	5
H	10
RBI	5
BB	3
SO	2
LOB	15



WP:	0	PA:	36
PB:	0	SB:	0
CS:	2		

Sat May 15 1993, 7:05 PM EDT
Att. 49,697 - Unknown - 77 F

AB	2	R	1	H	1	RBI	0	BB	0	SO	0	LOB	0
	0	0	0	0	0	0	0	0	0	0	0	0	0
	0	0	0	0	0	0	0	0	0	0	0	0	0

AB	4	R	0	H	1	RBI	0	BB	0	SO	0	LOB	3
----	---	---	---	---	---	-----	---	----	---	----	---	-----	---

AB	3	R	0	H	0	RBI	1	BB	1	SO	0	LOB	2
----	---	---	---	---	---	-----	---	----	---	----	---	-----	---

AB	4	R	0	H	1	RBI	2	BB	0	SO	0	LOB	3
	0	0	0	0	0	0	0	0	0	0	0	0	0

AB	4	R	0	H	2	RBI	0	BB	0	SO	0	LOB	0
----	---	---	---	---	---	-----	---	----	---	----	---	-----	---

AB	3	R	1	H	1	RBI	1	BB	1	SO	0	LOB	1
----	---	---	---	---	---	-----	---	----	---	----	---	-----	---

AB	3	R	1	H	2	RBI	1	BB	1	SO	0	LOB	2
----	---	---	---	---	---	-----	---	----	---	----	---	-----	---

AB	4	R	0	H	0	RBI	0	BB	0	SO	2	LOB	4
----	---	---	---	---	---	-----	---	----	---	----	---	-----	---

AB	2	R	1	H	1	RBI	0	BB	0	SO	0	LOB	0
	0	0	0	0	0	0	0	0	0	0	0	0	0
	1	1	1	0	0	0	0	0	0	0	0	0	0
	0	0	0	0	0	0	0	0	0	0	0	0	0

1B:	6	SF:	0
2B:	3	SAC:	0
3B:	0	DP:	2
HR:	2	HBP:	2

Batter	1	2	3	4	5	6	7	8	9
Bip Roberts, S (1, 4) Steve Foster, R (8, 1) Jeff Reardon, R (9, 1)	2-1 F9 1B		1-2 G1-3		2-2 BB 1B HBP		2-2 G6-3 1B HBP		
Roberto Kelly, R (1, 8) OBP: 0.322, SLG: 0.435	0-1 F9 1-2		1-0 G5-3		0-0 BB 1B		2-1 F8 2-3		
Barry Larkin, R (1, 6) OBP: 0.390, SLG: 0.375	3-2 G5-3			2-2 G6-3	4-2 BB		3-2 G6-3 1-2		
Kevin Mitchell, R (1, 7) Cesar Hernandez, R (7, PR) OBP: 0.125, SLG: 0.087		1-2 F7		3-2 P4	2-1 P5		2-2 CS 1B		
Chris Sabo, R (1, 5) OBP: 0.280, SLG: 0.429		0-1 1B 1B		2-2 P7		3-2 G5-3	2-0 CS	3-1 G6-4-3 2B	
Randy Milligan, R (1, 3) OBP: 0.371, SLG: 0.357		2-2 F8			3-2 HR	2-0 G6-3		4-1 G6-4-3 BB	
Reggie Sanders, R (1, 9) OBP: 0.343, SLG: 0.463		2-2 1B			4-1 CS BB	2-1 HR		3-2 G6-4-3 1-2 2-3	
Joe Oliver, R (1, 2) OBP: 0.293, SLG: 0.391		3-3 K			3-3 K 1-2	0-2 P3		2-2 G6-3	
Tom Browning, L (1, 1) Milt Hill, R (7, 1) Gary Varsho, L (7, PH) Jeff Branson, L (8, 4) OBP: 0.447, SLG: 0.556			2-2 F8		1-1 BB 1B HBP		2-2 F8 1B 2B		

Inning Stats	R: 0	H: 1	E: 0	K: 0	S: 8	R: 0	H: 2	E: 0	K: 1	S: 14	R: 0	H: 0	E: 0	K: 0	S: 7	R: 0	H: 0	E: 0	K: 0	S: 10	R: 2	H: 3	E: 0	K: 1	S: 18	R: 1	H: 1	E: 0	K: 0	S: 9	R: 2	H: 2	E: 0	K: 0	S: 16	R: 0	H: 1	E: 0	K: 0	S: 10
--------------	------	------	------	------	------	------	------	------	------	-------	------	------	------	------	------	------	------	------	------	-------	------	------	------	------	-------	------	------	------	------	------	------	------	------	------	-------	------	------	------	------	-------

PITCHER	IP	WLS	BF	H	R	ER	SO	BB	IBB	HBP	BLK	WP	HR	S	P	ERA	WHIP
Armando Reynoso, R (1, 1) ERA: 3.69	6.2	L	31	9	5	5	2	2	0	0	0	0	2	82	142	6.75	1.650
Scott Fredrickson, R (7, 1) ERA: 4.0	0.1		2	1	0	0	0	1	0	0	0	0	0	3	12	0.00	6.000
Jeff Parrett, R (8, 1) ERA: 5.08	1.0		2	0	0	0	0	0	0	0	0	0	0	7	12	0.00	0.000

Colorado Rockies @ Cincinnati Reds
Riverfront Stadium, Cincinnati, OH

Sun May 16 1993, 3:33 AM EDT
Att. 35,434 - Cloudy - 64 F

livebaseballscorecards.com



AB	36
R	2
H	10
RBI	2
BB	0
SO	5
LOB	16

WP:	0	PA:	37
PB:	0		
SB:	0		
CS:	0		

AB R H RBI BB SO LOB

5	0	1	1	0	1	1
4	1	1	0	0	1	2
4	0	2	1	0	1	2
2	0	0	0	0	0	1
2	0	1	0	0	0	0
4	0	0	0	0	0	2
3	0	0	0	0	1	2
4	0	2	0	0	0	1
4	1	2	0	0	0	2
0	0	0	0	0	0	0
1	0	0	0	0	0	0
0	0	0	0	0	0	0
1	0	0	0	0	1	1
1	0	1	0	0	0	0
0	0	0	0	0	0	0
0	0	0	0	0	0	0
1	0	0	0	0	0	2

1B:	9	SF:	0
2B:	1	SAC:	0
3B:	0	DP:	1
HR:	0	HBP:	1

Batter	1	2	3	4	5	6	7	8	9
Eric Young Sr. R (1, 4) OBP: 0.359, SLG: 0.389	2-3 K		2-2 F9			2-1 G6-3	0-1 G5-3 1B		3-1 G6-3
Daryl Boston, L (1, 8) OBP: 0.349, SLG: 0.278	3-2 F8		0-3 K			0-1 1B 2B	0-2 G5-3 1B		
Dante Bichette, R (1, 9) OBP: 0.358, SLG: 0.475	2-2 1B			2-2 F9		0-0 1B 2H	0-3 K		
Charlie Hayes, R (1, 5) OBP: 0.368, SLG: 0.577	2-2 F9			2-2 G6-3		0-0 1B		0-1 G1-3	
Nelson Liriano, S (6, PH) OBP: 0.353, SLG: 0.353						1-2 1B			
Jay Gainer, L (1, 3) OBP: 0.154, SLG: 0.333		3-2 L9		0-2 G3-1		2-0 P4		2-0 P6	
Jerald Clark, R (1, 7) OBP: 0.330, SLG: 0.480		1-2 HBP				0-0 G4-3	0-3 K	3-2 L9	
Vinny Castilla, R (1, 6) OBP: 0.405, SLG: 0.534		2-0 F7				1-2 1B			1-2 G6-4-3 1B
Danny Sheaffer, R (1, 2) OBP: 0.259, SLG: 0.333		0-1 G4-3				1-2 P4			0-2 G6-4-3 1B
David Nied, R (1, 1) OBP: 0.313, SLG: 0.214			3-1 F9						1-1 G6-4-3
Gerald Young, S (3, PH) OBP: 0.217, SLG: 0.053									
Bryn Smith, R (3, 1)									
Bruce Ruffin, S (3, 1)									
Jim Tatum, R (7, PH) OBP: 0.162, SLG: 0.303									
Andy Ashby, R (7, 1) OBP: 0.250, SLG: 0.250									
Gary Wayne, L (8, 1)									
Dale Murphy, R (9, PH) OBP: 0.244, SLG: 0.194									1-2 2-3

Inning Stats	R: 0	H: 1	E: 0	K: 1	S: 12	R: 0	H: 0	E: 0	K: 0	S: 8	R: 0	H: 0	E: 0	K: 1	S: 8	R: 0	H: 0	E: 0	K: 0	S: 10	R: 0	H: 1	E: 0	K: 1	S: 12	R: 1	H: 3	E: 0	K: 1	S: 11	R: 1	H: 3	E: 0	K: 1	S: 12	R: 0	H: 0	E: 0	K: 0	S: 6	R: 0	H: 2	E: 0	K: 0	S: 10
	LOB: 1	BB: 0	P: 21			LOB: 1	BB: 0	P: 14			LOB: 0	BB: 0	P: 13			LOB: 0	BB: 0	P: 14			LOB: 2	BB: 0	P: 15			LOB: 2	BB: 0	P: 14			LOB: 0	BB: 0	P: 11			LOB: 1	BB: 0	P: 15							

PITCHER	IP	WLS	BF	H	R	ER	SO	BB	IBB	HBP	BLK	WP	HR	S	P	ERA	WHIP
John Roper, R (1, 1) ERA: 1.5	6.0	W	24	5	1	1	4	0	0	1	0	0	0	61	94	1.50	0.833
Kevin Wickander, L (7, 1) ERA: 4.26	1.0		6	3	1	0	1	0	0	0	0	0	0	12	14	0.00	3.000
Bill Landrum, R (8, 1) ERA: 1.15	1.0		3	0	0	0	0	0	0	0	0	0	0	6	11	0.00	0.000
Greg Cadaret, L (9, 1) ERA: 1.29	1.0		4	2	0	0	0	0	0	0	0	0	0	10	15	0.00	2.000

PITCHER	IP	WLS	BF	H	R	ER	SO	BB	IBB	HBP	BLK	WP	HR	S	P	ERA	WHIP
---------	----	-----	----	---	---	----	----	----	-----	-----	-----	----	----	---	---	-----	------

BOTTOM

Colorado Rockies @ Cincinnati Reds
Riverfront Stadium, Cincinnati, OH

livebaseballscorecards.com

AB 38
R 14
H 15
RBI 14
BB 10
SO 7
LOB 25



WP: 0 PA: 50
PB: 0
SB: 5
CS: 0

Sun May 16 1993, 3:33 AM EDT
Att: 35,434 - Cloudy - 64 F

AB	R	H	RBI	BB	SO	LOB
3	1	2	2	2	1	0
0	0	0	0	0	0	0
0	0	0	0	0	0	0

4	2	3	2	1	0	1
1	0	0	0	0	0	0

2	2	0	0	3	1	5
1	0	0	0	0	0	0

5	1	2	2	0	1	6
0	0	0	0	0	0	0
1	0	0	0	0	0	0

5	3	2	1	1	0	2
---	---	---	---	---	---	---

3	1	2	3	2	1	1
---	---	---	---	---	---	---

3	2	1	2	1	0	3
---	---	---	---	---	---	---

5	1	2	1	0	0	5
---	---	---	---	---	---	---

4	1	1	1	0	3	2
1	0	0	0	0	0	0

1B	14	SF	2
2B	1	SAC	0
3B	0	DP	0
HR	0	HBP	0

Batter	1	2	3	4	5	6	7	8	9
Bip Roberts, S OBP: 0.331, SLG: 0.279 Bill Landrum, R Greg Cadaret, L	4-2 S 1B BB	4-2 BB BB	1-2 SF7 3-H	1-2 FC6-4 1B	0-1 BB 1B		3-3 K		
Roberto Kelly, R OBP: 0.338, SLG: 0.444 Cecil Espy, S OBP: 0.392, SLG: 0.263	1-1 S E 1B	1-2 L4	3-1 BB 1B	0-0 FC6-4 1B	4-0 BB BB		3-2 G1-3		
Barry Larkin, R OBP: 0.396, SLG: 0.370 Jeff Branson, L OBP: 0.436, SLG: 0.541	4-0 BB S BB SF8	4-1 FC5-4 BB	4-2 BB 1B 2B BB	1-0 FC6-4 FC6-4	2-3 K		0-2 G6-3		
Kevin Mitchell, R OBP: 0.429, SLG: 0.674 Kevin Wickander, L Juan Samuel, R OBP: 0.161, SLG: 0.207	2-3 K	2-1 FC5-4	0-0 BB 2B 1B	0-0 FC6-4		3-0 FC5 1B 1B	1-1 F8		
Chris Sabo, R OBP: 0.288, SLG: 0.428	0-2 E6 SF8 BB		1-2 BB 1B		1-2 BB 1B	0-0 F8	2-1 F7		
Randy Milligan, R OBP: 0.387, SLG: 0.374	4-1 FC5-4 BB		1-2 BB 1B		1-3 K	1-0 1B			
Reggie Sanders, R OBP: 0.345, SLG: 0.460	2-2 SF8		1-2 BB 1B		4-0 BB 1B BB	2-2 F8			
Dan Wilson, R OBP: 0.450, SLG: 0.412	1-1 FC5-4		1-2 BB 1B		0-0 1B 1B	1-0 FC5			
John Roper, R OBP: 0.250, SLG: 0.250 Cesar Hernandez, R OBP: 0.120, SLG: 0.083		1-3 K	1-1 BB 1B 1B	1-3 K	0-3 K		0-0 F7		

Inning Stats	R: 3	H: 1	E: 1	LOB: 2	K: 1	S: 17	P: 35	R: 0	H: 0	E: 0	LOB: 2	K: 1	S: 12	P: 24	R: 9	H: 7	E: 0	LOB: 1	K: 0	S: 38	P: 62	R: 0	H: 2	E: 0	LOB: 2	K: 1	S: 11	P: 14	R: 2	H: 3	E: 0	LOB: 3	K: 3	S: 17	P: 29	R: 0	H: 2	E: 0	LOB: 2	K: 0	S: 7	P: 14	R: 0	H: 0	E: 0	LOB: 0	K: 1	S: 8	P: 14	R: 0	H: 0	E: 0	LOB: 0	K: 0	S: 7	P: 10
--------------	------	------	------	--------	------	-------	-------	------	------	------	--------	------	-------	-------	------	------	------	--------	------	-------	-------	------	------	------	--------	------	-------	-------	------	------	------	--------	------	-------	-------	------	------	------	--------	------	------	-------	------	------	------	--------	------	------	-------	------	------	------	--------	------	------	-------

PITCHER	IP	WLS	BF	H	R	ER	SO	BB	IBB	HBP	BLK	WP	HR	S	P	ERA	WHIP
David Nied, R ERA: 4.91	(1, 1)	2.0	13	1	3	2	2	5	0	0	0	0	0	29	59	9.00	3.000
Bryn Smith, R ERA: 8.31	(3, 1)	0.1	9	6	8	8	0	2	0	0	0	0	0	32	51	216.00	24.000
Bruce Ruffin, L ERA: 5.45	(3, 1)	3.2	22	8	3	3	4	3	0	0	0	0	0	41	68	7.36	3.000
Andy Ashby, R ERA: 5.97	(7, 1)	1.0	3	0	0	0	1	0	0	0	0	0	0	8	14	0.00	0.000
Gary Wayne, L ERA: 3.52	(8, 1)	1.0	3	0	0	0	0	0	0	0	0	0	0	7	10	0.00	0.000

Batter	1	2	3	4	5	6	7	8	9	AB R H RBI BB SO LOB	TOP	
Eric Young Sr. R (1, 4) OBP: 0.363, SLG: 0.407	1-2 L4		0-1 2B			2-1 L9			2-2 F9 2B	4 0 2 0 0 0 0	Colorado Rockies @ San Diego Padres Jack Murphy Stadium, San Diego, CA Mon May 17 1993, 10:05 PM EDT Att. 15,251 - Unknown - 70 F	
Alex Cole, L (1, 8) Daryl Boston, L (7, 8) OBP: 0.331, SLG: 0.313 OBP: 0.345, SLG: 0.274	1-3 K		2-1 F7			4-0 CS BB			2-2 P5	2 0 0 0 1 1 1 1 0 0 0 0 0 1		
Dante Bichette, R (1, 9) OBP: 0.355, SLG: 0.467	1-0 1B		1-3 K			2-3 K 1-2			1-2 F9	4 0 1 0 0 2 3		
Charlie Hayes, R (1, 5) OBP: 0.358, SLG: 0.560	1-1 G4-3				2-3 K				2-1 F9	4 0 0 0 0 1 2		
Jerald Clark, R (1, 7) OBP: 0.321, SLG: 0.465		1-1 P4			1-3 K					3 0 0 0 0 2 0		
Jay Gainer, L (1, 3) OBP: 0.125, SLG: 0.267		1-1 F9			2-3 K					3 0 0 0 0 1 0		
Joe Girardi, R (1, 2) OBP: 0.305, SLG: 0.379		4-1 BB				2-1 L9				2 0 0 0 1 0 0		
Vinny Castilla, R (1, 6) OBP: 0.390, SLG: 0.513		1-0 P2				1-1 F8				3 0 0 0 0 0 1		
Butch Henry, L (1, 1) Jeff Parrett, R (6, 1) Jim Tatum, R (8, PH) Darren Holmes, R (8, 1) OBP: 0.133, SLG: 0.133 OBP: 0.333, SLG: 0.333 OBP: 0.176, SLG: 0.294			1-2 G1-3			1-0 F7				2 0 0 0 0 0 0 0 0 0 0 0 0 0 1 0 0 0 0 0 0 0 0 0 0 0 0 0		
Inning Stats	R: 0 H: 1 E: 0 LOB: 1 K: 1 BB: 0 S: 9 P: 13	R: 0 H: 0 E: 0 LOB: 1 K: 0 BB: 1 S: 6 P: 13	R: 0 H: 1 E: 0 LOB: 1 K: 1 BB: 0 S: 10 P: 14	R: 0 H: 0 E: 0 LOB: 0 K: 3 BB: 0 S: 9 P: 14	R: 0 H: 0 E: 0 LOB: 0 K: 0 BB: 0 S: 5 P: 9	R: 0 H: 0 E: 0 LOB: 0 K: 1 BB: 1 S: 6 P: 13	R: 0 H: 0 E: 0 LOB: 0 K: 1 BB: 0 S: 6 P: 7	R: 0 H: 0 E: 0 LOB: 0 K: 0 BB: 0 S: 6 P: 9	R: 0 H: 1 E: 0 LOB: 1 K: 0 BB: 0 S: 12 P: 19	1B: 1 SF: 0 2B: 2 SAC: 0 3B: 0 DP: 0 HR: 0 HBP: 0		WP: 0 PA: 31 PB: 0 SB: 0 CS: 1
PITCHER Andy Benes, R (1, 1) ERA: 2.44	IP WLS BF H R ER SO BB IBB HBP BLK WP HR S P ERA WHIP	9.0 W 31 3 0 0 7 2 0 0 0 0 0 0 69 111 0.00 0.556										

AB	29
R	0
H	3
RBI	0
BB	2
SO	7
LOB	8



Batter	1	2	3	4	5	6	7	8	9
Ricky Gutierrez, R OBP: 0.367, SLG: 0.302 (1, 6)	4-2 G6-3 BB			1-1 P4		1-0 1B 1B	3-3 K		
Tony Gwynn, L OBP: 0.358, SLG: 0.426 Darrell Sherman, L OBP: 0.303, SLG: 0.228 (1, 9) (9, 9)	1-1 F7			1-1 1B		2-2 1B 1B 1-3 3-H		1-2 G4-3	
Gary Sheffield, R OBP: 0.331, SLG: 0.492 (1, 5)	0-2 G6-3 1-2f			2-2 F8		2-1 WP SF9 1B 1-2 3-H		1-0 F9	
Fred McGriff, L OBP: 0.327, SLG: 0.434 (1, 3)				3-2 P4		2-2 SF9 WP 1B 1-2 2-H		2-0 L5	
Derek Bell, R OBP: 0.311, SLG: 0.407 (1, 8)						2-1 F8			
Tim Teufel, R OBP: 0.409, SLG: 0.607 Jeff Gardner, L OBP: 0.333, SLG: 0.407 (1, 4) (6, PH) (7, 4)						1-2 2-3 BB			
Phil Plantier, L OBP: 0.278, SLG: 0.391 (1, 7)						0-1 G6-3			
Bob Geren, R OBP: 0.321, SLG: 0.396 (1, 2)						2-0 SF9			
Andy Benes, R OBP: 0.250, SLG: 0.474 (1, 1)						2-3 3-H			
						0-2 P2			
						2-1 P2			
						1-0 F7			
						1-0 L7			
						2-2 1B 2B			
						3-3 K			

AB	R	H	RBI	BB	SO	LOB
3	1	1	0	1	1	0
4	1	2	1	0	0	1
0	0	0	0	0	0	0
4	1	1	1	0	0	2
4	0	1	1	0	0	1
2	0	0	0	1	0	0
2	0	0	0	0	0	0
0	0	0	1	0	0	0
3	0	0	0	0	1	2
3	0	0	0	0	0	0
3	1	1	0	0	1	0

AB	R	H	RBI	BB	SO	LOB
28	4	6	4	2	3	6

WP	PA
1	31

Inning Stats	R	H	E	K	S	H	LOB	BB	P	R	H	E	K	S	ERA	WHIP
	0	0	0	9	14	0	0	1	10	0	0	0	0	7	6.75	1.312
	0	0	0	7	14	0	0	0	10	0	0	0	0	10	0.00	0.600
	0	0	0	7	14	0	0	0	10	0	0	0	0	10	0.00	0.000

PITCHER	IP	WLS	BF	H	R	ER	SO	BB	IBB	HBP	BLK	WP	HR	S	P	ERA	WHIP
Butch Henry, L ERA: 5.26 (1, 1)	5.1	L	22	6	4	4	0	1	0	0	0	0	0	55	91	6.75	1.312
Jeff Parrett, R ERA: 4.8 (6, 1)	1.2		6	0	0	0	3	1	0	0	0	1	0	16	29	0.00	0.600
Darren Holmes, R ERA: 15.12 (8, 1)	1.0		3	0	0	0	0	0	0	0	0	0	0	5	9	0.00	0.000

Colorado Rockies @ San Diego Padres
Jack Murphy Stadium, San Diego, CA
 Mon May 17 1993, 10:05 PM EDT
 Att: 15,251 - Unknown - 70 F

livebaseballscorecards.com



Batter	1	2	3	4	5	6	7	8	9	10	11	AB R H RBI BB SO LOB	TOP																
Eric Young Sr, R OBP: 0.380, SLG: 0.403 Nelson Lirio, S OBP: 0.333, SLG: 0.333	(1, 4) C B R X F8			X 0-0 G6-3		B C X 1-1 G6-3		C B B X 2-1 G6-3		B F X 1-1 G5-4-3		4 0 1 0 0 0 0 1 0 0 0 0 0 2																	
Vinny Castilla, R OBP: 0.391, SLG: 0.519	(1, 6) B F B X L4			B X 1-0 G1-3		B P X 2-0 G6-3		B F B X 2-1 P6			B X 1-0 SF7	5 1 2 0 0 0 0																	
Dante Bichette, R OBP: 0.350, SLG: 0.457	(1, 9) B F B X K			F F F B X 1-2 F9		F X 0-1 P6		S X 0-1 G4-3		B F X 1-1 SF7	5 0 1 0 0 1 2																		
Charlie Hayes, R OBP: 0.348, SLG: 0.545	(1, 5)	B B B F X 3-2 G4-3		B X 1-0 F9		X 0-0 F8		X 0-0 G6-3		B C B X 1-1 SF7	4 0 0 1 0 0 2																		
Jay Gainer, L OBP: 0.190, SLG: 0.300	(1, 3)	B X 1-0 G6-4-3		B B F X 2-2 E		B B X 2-0 G6-3		B B B B 3-3 K		B B X 3-H 2-0 L5-3	5 1 2 0 0 1 3																		
Joe Girardi, R OBP: 0.304, SLG: 0.383	(1, 2)	B F F C B X 1-2 G6-4-3		S X 0-1 E5		X 0-0 CS		B C X 1-1 F8			4 0 1 0 0 0 2																		
Jerald Clark, R OBP: 0.328, SLG: 0.467	(1, 7)	B F X 1-1 G1-6-3		S X 0-1 FC4-6		B B S B X 3-1 P3		B B F C B X 2-2 P3			4 0 2 1 0 0 1																		
Alex Cole, L OBP: 0.336, SLG: 0.313	(1, 8)	X 0-0 G1-6-3		X 0-0 FC4-6		B B B B 4-0 CS		B B X 1-1 1B			3 0 1 0 1 0 3																		
Willie Blair, R Daryl Boston, L Jim Talton, R Andy Ashby, R Gary Wayne, L Darren Holmes, R	(1, 1) (10, PH) (10, PH) (10, 1) (10, 1) (11, 1)	0-3 K		B B B B X 2-1 G6-3		B B X 0-2 G1-3		B X 1-0 G5-4-3				3 0 0 0 0 0 1 4 0 0 0 0 0 0 0 0 1 0 1 0																	
Inning Stats	R: 0 E: 0 K: 1 S: 7	H: 0 LOB: 0 BB: 0 P: 13	R: 0 E: 0 K: 0 S: 9	H: 1 LOB: 0 BB: 0 P: 14	R: 0 E: 0 K: 1 S: 6	H: 1 LOB: 0 BB: 0 P: 7	R: 0 E: 0 K: 0 S: 7	H: 0 LOB: 0 BB: 0 P: 9	R: 1 E: 1 K: 0 S: 12	H: 2 LOB: 2 BB: 0 P: 17	R: 0 E: 0 K: 0 S: 8	H: 2 LOB: 2 BB: 0 P: 12	R: 0 E: 0 K: 0 S: 6	H: 1 LOB: 1 BB: 1 P: 13	R: 0 E: 0 K: 1 S: 6	H: 0 LOB: 0 BB: 0 P: 10	R: 0 E: 0 K: 1 S: 8	H: 0 LOB: 0 BB: 0 P: 12	R: 0 E: 0 K: 0 S: 9	H: 2 LOB: 1 BB: 0 P: 14	R: 1 E: 0 K: 0 S: 6	H: 2 LOB: 0 BB: 0 P: 11	1B: 9 2B: 3 3B: 0 HR: 0	SF: 1 SAC: 0 DP: 4 HBP: 0	WP: 0 PB: 0 SB: 1 CS: 2	PA: 41			
PITCHER	IP WLS BF H R ER SO BB IBB HBP BLK WP HR S P ERA WHIP																												
Dave Eiland, R ERA: 4.3	(1, 1) 7.0 27 7 1 0 2 1 0 0 0 0 0 0 55 85 0.00 1.143																												
Roger Mason, R ERA: 1.93	(8, 1) 2.1 8 1 0 0 1 0 0 0 0 0 0 0 20 31 0.00 0.429																												
Rich Rodriguez, L ERA: 4.8	(10, 1) 0.2 L 4 3 1 1 0 0 0 0 0 0 0 0 6 10 13.50 4.500																												
Gene Harris, R ERA: 2.45	(11, 1) 1.0 2 0 0 0 0 0 0 0 0 0 0 0 3 6 0.00 0.000																												

Colorado Rockies @ San Diego Padres
 Jack Murphy Stadium, San Diego, CA
 Tue May 18 1993, 10:05 PM EDT
 Att: 15,347 - Unknown - 72 F

AB	39
R	2
H	11
RBI	2
BB	1
SO	3
LOB	19



1B	9
2B	3
3B	0
HR	0

Batter	1	2	3	4	5	6	7	8	9	AB R H RBI BB SO LOB	TOP																						
Alex Cole, L (1, 8) OBP: 0.326, SLG: 0.303	1-3 K		2-2 L9		1-2 FC3-6			1-0 G4-3		4 0 0 0 0 1 2	Colorado Rockies @ San Diego Padres Jack Murphy Stadium, San Diego, CA Wed May 19 1993, 10:05 PM EDT Att. 12,773 - Unknown - 72 F																						
Nelson Liriano, S (1, 4) OBP: 0.273, SLG: 0.273	1-0 G6-3		2-2 G4-3		1-0 G4-3			1-1 L7		4 0 0 0 0 0 2																							
Daryl Boston, L (1, 9) OBP: 0.352, SLG: 0.364	0-0 F8			2-0 HR		1-2 HR		0-0 F7		4 2 2 2 0 0 0																							
Jay Gainer, L (1, 3) OBP: 0.280, SLG: 0.318		4-2 FC6-4 BB		4-2 G4-6-3 BB		0-2 P5		2-2 1B		2 0 1 0 2 0 0																							
Charlie Hayes, R (1, 5) OBP: 0.339, SLG: 0.530		0-2 FC6-4 FC4-6		2-1 F7		1-3 K		2-0 F9		4 0 0 0 0 1 3																							
Joe Girardi, R (1, 2) OBP: 0.295, SLG: 0.371		2-0 FC4-6		0-0 G4-6-3		3-2 L4		2-0 P3		4 0 0 0 0 0 3																							
Jerald Clark, R (1, 7) OBP: 0.325, SLG: 0.486		1-0 F9			1-1 HR		1-3 K	1-2 F7		4 1 1 1 0 1 2																							
Vinny Castilla, R (1, 6) OBP: 0.398, SLG: 0.524			1-2 WP 1B		0-1 G5-3		2-3 K			1 0 1 0 0 0 0																							
Eric Young Sr., R (3, PR) OBP: 0.356, SLG: 0.397										2 0 0 0 0 1 0																							
Lance Painter, L (1, 1) OBP: 0.500, SLG: 0.500			0-3 K		0-0 FC3-6 1B		0-0 P6			2 0 1 0 0 1 1																							
Scott Fredrickson, R (5, 1)										0 0 0 0 0 0 0																							
Jim Tatum, R (7, PH) OBP: 0.194, SLG: 0.306										1 0 0 0 0 0 0																							
Jeff Parrett, R (7, 1) OBP: 0.333, SLG: 0.333										0 0 0 0 0 0 0																							
Bryn Smith, R (8, 1)										0 0 0 0 0 0 0																							
Inning Stats	R: 0 E: 0 K: 1 S: 5	H: 0 LOB: 0 BB: 0 P: 7	R: 0 E: 0 K: 0 S: 9	H: 0 LOB: 1 BB: 1 P: 16	R: 0 E: 0 K: 1 S: 12	H: 1 LOB: 1 BB: 0 P: 17	R: 1 E: 0 K: 0 S: 6	H: 1 LOB: 0 BB: 1 P: 14	R: 1 E: 0 K: 0 S: 9	H: 2 LOB: 1 BB: 0 P: 12	R: 1 E: 0 K: 1 S: 13	H: 1 LOB: 0 BB: 0 P: 18	R: 0 E: 0 K: 2 S: 7	H: 0 LOB: 0 BB: 0 P: 10	R: 0 E: 0 K: 0 S: 4	H: 0 LOB: 0 BB: 0 P: 6	R: 0 E: 0 K: 0 S: 9	H: 1 LOB: 1 BB: 0 P: 16	1B: 3 2B: 0 3B: 0 HR: 3	SF: 0 SAC: 0 DP: 1 HBP: 0	WP: 1 PB: 0 SB: 0 CS: 0	PA: 34											
PITCHER Greg Harris, R (1, 1) ERA: 4.05	IP 9.0	WLS W	BF 34	H 6	R 3	ER 3	SO 5	BB 2	IBB 0	HBP 0	BLK 0	WP 1	HR 3	S 74	P 116	ERA 3.00	WHIP 0.889																
											PITCHER	IP	WLS	BF	H	R	ER	SO	BB	IBB	HBP	BLK	WP	HR	S	P	ERA	WHIP					

AB	32
R	3
H	6
RBI	3
BB	2
SO	5
LOB	13



Batter	1	2	3	4	5	6	7	8	9	AB	R	H	RBI	BB	SO	LOB
Tony Gwynn, L OBP: 0.349, SLG: 0.408 (1, 9)	0-1 1B	0-0 F7		1-2 F9		2-2 G6-3		2-1 F8		5	1	1	0	0	0	2
Ricky Gutierrez, R OBP: 0.358, SLG: 0.300 (1, 6)	0-1 E3 1B	2-1 L9-3			2-2 G4-3 1B	0-1 F8		2-0 G4-3		5	2	2	0	0	0	1
Gary Sheffield, R OBP: 0.331, SLG: 0.493 (1, 5)	1-1 F7		2-1 F8 1B 2B		0-2 G4-3 1B 2B		1-0 P6			4	2	2	0	0	0	2
Fred McGriff, L OBP: 0.327, SLG: 0.424 (1, 3)	0-1 1B 1B		1-1 F8		1-2 G4-3		3-2 G3			4	0	1	3	0	0	2
Derek Bell, R OBP: 0.333, SLG: 0.447 (1, 8)	1-0 1B 1B		1-3 K		2-2 2B 1B		1-2 HR			4	2	3	2	0	1	1
Tim Teufel, R OBP: 0.420, SLG: 0.627 (1, 4)	2-3 K		2-2 CS 1B		3-1 2B		1-2 E4 HBP			3	0	2	2	0	1	2
Jeff Gardner, L OBP: 0.323, SLG: 0.391 (5, PR) (6, 4)			3-H 1B		1-H 2B					1	0	0	0	0	0	0
Phil Clark, R OBP: 0.340, SLG: 0.370 (1, 7)	2-1 1B		1-0 CS	1-1 F8	1-2 F8		2-1 1B HBP			3	0	1	0	0	0	1
Darrell Sherman, L OBP: 0.309, SLG: 0.224 (7, PH) (8, 7)	1-2 2-3 1B		1-2 1B	2-3 K	3-2 P5		1-2 HBP			0	0	0	0	0	0	0
Bob Geren, R OBP: 0.290, SLG: 0.368 (1, 2)	1-1 P3			2-3 K	3-2 P5		1-2 P5			4	0	0	0	0	1	6
Greg Harris, R OBP: 0.227, SLG: 0.238 (1, 1)		4-2 L9-3 BB		1-0 1B		0-3 K		0-1 G5-3		3	0	1	0	1	1	0


Inning Stats	R	H	E	K	S	R	H	E	K	S	R	H	E	K	S	R	H	E	K	S	R	H	E	K	S	R	H	E	K	S						
	2	5	1	16	23	0	0	0	7	13	1	2	0	10	17	3	4	0	23	35	0	0	0	0	8	10	1	1	0	25	9	0	0	0	9	10

PITCHER	IP	WLS	BF	H	R	ER	SO	BB	IBB	HBP	BLK	WP	HR	S	P	ERA	WHIP
Lance Painter, L ERA: 12.46 (1, 1)	4.1	L	24	12	6	6	3	1	0	0	0	0	0	59	92	12.46	3.000
Scott Fredrickson, R ERA: 3.38 (5, 1)	1.2		5	0	0	0	1	0	0	0	0	0	0	15	21	0.00	0.000
Jeff Parrett, R ERA: 4.94 (7, 1)	1.0		6	1	1	1	0	0	0	1	0	0	1	16	25	9.00	1.000
Bryn Smith, R ERA: 7.94 (8, 1)	1.0		3	0	0	0	0	0	0	0	0	0	0	5	9	0.00	0.000

BOTTOM

Colorado Rockies @ San Diego Padres
Jack Murphy Stadium, San Diego, CA
 Wed May 19 1993, 10:05 PM EDT
 Att: 12,773 - Unknown - 72 F

AB	36
R	7
H	13
RBI	7
BB	1
SO	4
LOB	17



WP	HR	S	P	ERA	WHIP
0	0	1	1	0	0

Batter	1	2	3	4	5	6	7	8	9	10	11	AB R H RBI BB SO LOB	TOP																		
Eric Young Sr., R OBP: 0.351, SLG: 0.386 (1, 4)	4-2 S HR BB		0-2 E5 CS BB		2-2 L3		3-0 CS 1-2	2-2 G3-1		1-2 F9		4 1 0 0 1 0 1																			
Nelson Liriano, S OBP: 0.296, SLG: 0.269 (1, 6)	2-2 G5-3		4-1 CS BB			1-0 S 1B		1-0 F9			3-2 G6-3	4 0 1 0 1 0 1																			
Daryl Boston, L OBP: 0.355, SLG: 0.395 (1, 8)	3-0 HR		1-0 F8			3-1 F7 1-2		1-1 FC6-4 HBP			2-2 G4-3	4 1 1 2 0 0 3																			
Dante Bichette, R OBP: 0.351, SLG: 0.473 (1, 9)	3-2 L8		0-3 K			4-2 BB		1-0 FC6-4 1-2f			2-2 HR	4 1 1 1 1 1 3																			
Jerald Clark, R OBP: 0.312, SLG: 0.465 (1, 7)	0-3 K			2-3 K		1-2 F9		1-1 F8			1-2 G5-3	5 0 0 0 0 2 2																			
Jay Gainer, L OBP: 0.276, SLG: 0.280 Jeff Parrett, R OBP: 0.333, SLG: 0.333 Darren Holmes, R (11, 1)		2-1 P6		0-1 F9		1-0 G5-3		4-2 CS BB				3 0 0 0 1 0 2 0 0 0 0 0 0 0 0 0 0 0 0 0 0																			
Jim Tatum, R OBP: 0.175, SLG: 0.275 (10, 3)		3-3 K		0-1 F9			3-2 P6		1-1 F7 1-2			4 0 0 0 0 1 1																			
Danny Sheaffer, R OBP: 0.290, SLG: 0.452 (1, 2)		3-2 HR			1-1 L4		1-0 E6 CS			0-0 CS 1B		4 1 2 1 0 0 0																			
Armando Reynoso, R OBP: 0.133, SLG: 0.286 Dale Murphy, R OBP: 0.239, SLG: 0.179 Andy Ashby, R OBP: 0.250, SLG: 0.250 Charlie Hayes, R OBP: 0.337, SLG: 0.527 (10, 5)		2-3 K		1-0 G5-3			0-3 K			1-3 K		2 0 0 0 0 1 0 1 0 0 0 0 1 1 0 0 0 0 0 0 0 1 0 0 0 0 1 1																			
Inning Stats	R: 2 E: 0 K: 1 S: 16	H: 1 LOB: 0 BB: 1 P: 28	R: 1 E: 0 K: 2 S: 13	H: 1 LOB: 0 BB: 0 P: 23	R: 0 E: 1 K: 1 S: 10	H: 0 LOB: 1 BB: 1 P: 14	R: 0 E: 0 K: 1 S: 7	H: 0 LOB: 0 BB: 0 P: 9	R: 0 E: 0 K: 0 S: 7	H: 0 LOB: 0 BB: 0 P: 11	R: 0 E: 0 K: 0 S: 9	H: 1 LOB: 2 BB: 1 P: 19	R: 0 E: 0 K: 1 S: 7	H: 0 LOB: 0 BB: 0 P: 14	R: 0 E: 0 K: 0 S: 6	H: 0 LOB: 1 BB: 0 P: 11	R: 0 E: 0 K: 0 S: 7	H: 0 LOB: 0 BB: 1 P: 13	R: 0 E: 0 K: 1 S: 9	H: 1 LOB: 0 BB: 0 P: 11	R: 1 E: 0 K: 0 S: 13	H: 1 LOB: 0 BB: 0 P: 21	1B: 2 2B: 0 3B: 0 HR: 3	SF: 0 SAC: 0 DP: 0 HBP: 1	WP: 0 PB: 0 SB: 3 CS: 5	PA: 42					
PITCHER	IP WLS BF H R ER SO BB IBB HBP BLK WP HR S P ERA WHIP																														
Kerry Taylor, R ERA: 4.94 (1, 1)	5.1	22	3	3	3	5	3	0	0	0	0	0	2	58	98	5.06	1.125														
Jeremy Hernandez, R ERA: 4.73 (6, 1)	1.2	5	0	0	0	1	0	0	0	0	0	0	0	11	20	0.00	0.000														
Rich Rodriguez, L ERA: 4.6 (8, 1)	0.2	3	0	0	0	0	0	0	1	0	0	0	0	5	9	0.00	0.000														
Roger Mason, R ERA: 1.75 (8, 1)	2.1	7	1	0	0	1	1	0	0	0	0	0	0	17	26	0.00	0.857														
Gene Harris, R ERA: 2.87 (11, 1)	1.0	W	4	1	1	1	0	0	0	0	0	0	1	13	21	9.00	1.000														

Colorado Rockies @ San Diego Padres
 Jack Murphy Stadium, San Diego, CA
 Thu May 20 1993, 6:33 AM EDT
 Att: 22,098 - Sunny - 77 F

livebaseballscorecards.com

AB	36
R	4
H	5
RBI	4
BB	4
SO	7
LOB	15



Batter	1	2	3	4	5	6	7	8	9	10	11	AB	R	H	RBI	BB	SO	LOB	
Tony Gwynn, L (1, 9) OBP: 0.358, SLG: 0.420	1-0 K 1B		0-0 G6-3		2-1 F9 2B		1-0 G6-3		0-1 1B			5	0	3	0	0	0	0	
Jeff Gardner, L (1, 4) OBP: 0.308, SLG: 0.371	1-3 K 1-2		1-3 K		0-0 B2		2-1 G1-3		2-2 F9			5	0	0	0	0	2	2	
Gary Sheffield, R (1, 5) OBP: 0.333, SLG: 0.490	0-0 BB 2B 1B		2-2 F8		2-2 F9 2-3		3-2 G6-3		2-2 HR 1B			5	2	2	0	0	0	1	
Fred McGriff, L (1, 3) OBP: 0.341, SLG: 0.449	4-0 BB 2B 1-2 BB		4-2 1B 1B G4-3 BB		2-1 F8		2-1 1B		1-0 HR 1H			3	3	2	2	2	0	1	
Phil Plantier, L (1, 7) OBP: 0.288, SLG: 0.403	1-0 1-H 2-H 2B		2-2 F7		2-3 K		1-0 F7					4	0	1	2	0	1	2	
Derek Bell, R (1, 8) OBP: 0.331, SLG: 0.441	1-3 K		0-1 G4-3 1B 1-2 1B		2-2 L5		0-3 K					4	0	1	0	0	2	1	
Kurt Stillwell, S (1, 6) OBP: 0.316, SLG: 0.358		3-2 P5	3-2 G4-3 1B 1-2 2-3		4-1 CS BB		1-1 F7					3	0	1	0	1	0	0	
Dan Walters, R (1, 2) OBP: 0.245, SLG: 0.244		1-3 K	0-2 G4-3 1-2 2-3 3-H		2-2 CS 1-2		1-2 G6-3		0-0 P4			4	0	0	1	0	1	2	
Kerry Taylor, R (1, 1) Jeremy Hernandez, R (6, 1) Darrell Sherman, L (7, PH) Rich Rodriguez, L (8, 1) Roger Mason, R (8, 1) Guillermo Velasquez, L (10, PH) Gene Harris, R (11, 1)		0-3 K	0-0 F8		0-1 G6-3		1-2 F9					2	0	0	0	0	0	1	2

Inning Stats	R: 2	H: 3	E: 0	K: 2	S: 9	H: 3	LOB: 1	BB: 1	P: 17	R: 0	H: 0	E: 0	K: 2	S: 11	H: 0	LOB: 0	BB: 0	P: 15	R: 0	H: 0	E: 0	K: 1	S: 7	H: 0	LOB: 0	BB: 0	P: 10	R: 1	H: 2	E: 0	K: 0	S: 15	H: 2	LOB: 2	BB: 1	P: 24	R: 0	H: 1	E: 0	K: 0	S: 9	H: 1	LOB: 1	BB: 0	P: 15	R: 0	H: 0	E: 0	K: 1	S: 12	H: 0	LOB: 0	BB: 1	P: 21	R: 0	H: 0	E: 0	K: 0	S: 7	H: 0	LOB: 0	BB: 0	P: 9	R: 0	H: 1	E: 0	K: 0	S: 8	H: 1	LOB: 1	BB: 0	P: 16	R: 0	H: 0	E: 0	K: 1	S: 6	H: 0	LOB: 0	BB: 0	P: 7	R: 0	H: 1	E: 0	K: 0	S: 9	H: 1	LOB: 0	BB: 0	P: 12	R: 2	H: 2	E: 0	K: 0	S: 4	H: 2	LOB: 0	BB: 0	P: 7
1B: 7	SF: 0	2B: 2	SAC: 0	3B: 0	DP: 0	HR: 1	HBP: 0	WP: 0	PA: 41																																																																																										
PITCHER	IP	WLS	BF	H	R	ER	SO	BB	IBB	HBP	BLK	WP	HR	S	P	ERA	WHIP																																																																																		
Armando Reynoso, R (1, 1) ERA: 3.82	6.0		25	6	3	3	6	3	0	0	0	0	0	63	102	4.50	1.500																																																																																		
Andy Ashby, R (7, 1) ERA: 5.49	3.0		10	1	0	0	1	0	0	0	0	0	0	21	32	0.00	0.333																																																																																		
Jeff Parrett, R (10, 1) ERA: 4.78	1.0		3	1	0	0	0	0	0	0	0	0	0	9	12	0.00	1.000																																																																																		
Darren Holmes, R (11, 1) ERA: 15.43	0.0	L	2	2	2	2	0	0	0	0	0	0	1	4	7	∞	∞																																																																																		

BOTTOM

Colorado Rockies @ San Diego Padres
Jack Murphy Stadium, San Diego, CA
Thu May 20 1993, 6:33 AM EDT
Att: 22,098 - Sunny - 77 F

livebaseballscorecards.com

AB	37
R	5
H	10
RBI	5
BB	3
SO	7
LOB	11



Batter	1	2	3	4	5	6	7	8	9	AB R H RBI BB SO LOB	TOP											
Eric Young Sr. R (1, 4) OBP: 0.343, SLG: 0.376	1-1 G5-3		1-3 K			0-3 K			1-1 L8	4 0 0 0 0 2 2	Colorado Rockies @ Los Angeles Dodgers Dodger Stadium, Los Angeles, CA Fri May 21 1993, 7:05 PM PDT Att: 51,818 - Unknown livebaseballscorecards.com											
Nelson Liriano S (1, 6) OBP: 0.290, SLG: 0.267	0-1 L6			1-0 G6-3		1-0 L9		2-2 1B	4 0 1 0 0 0 1													
Daryl Boston L (1, 8) OBP: 0.351, SLG: 0.388	0-0 B1-3			3-1 F8			2-2 G5-4-3 1B	0-3 K	4 0 1 0 0 1 1													
Dante Bichette R (1, 9) OBP: 0.351, SLG: 0.470		1-1 CS 1B		0-0 F9			0-2 G5-4-3 1-2f		3 0 1 0 0 0 1													
Dale Murphy R (1, 7) OBP: 0.224, SLG: 0.167		1-1 F8 1-2		1-1 G5-3			2-3 K		3 0 0 0 0 1 1													
Charlie Hayes R (1, 5) OBP: 0.351, SLG: 0.516		0-1 F9		0-0 G6-3			2-2 L5		3 0 0 0 0 0 0													
Jerald Clark R (1, 3) OBP: 0.305, SLG: 0.453			2-2 P3		2-3 K		0-1 G5-3		3 0 0 0 0 1 0													
Joe Girardi R (1, 2) OBP: 0.303, SLG: 0.385			0-0 2B			3-1 G1-3 1B	0-1 G5-3		3 0 2 0 0 0 0													
David Nied R (1, 1) OBP: 0.294, SLG: 0.200			1-3 K			0-0 G1-3		2-3 K	1 0 0 0 0 1 1													
Jim Tatum R (6, PH) OBP: 0.171, SLG: 0.268						1-2			1 0 0 0 0 0 1													
Mark Grant R (6, 1)									0 0 0 0 0 0 0													
Bruce Ruffin S (8, 1)									0 0 0 0 0 0 0													
Alex Cole L (9, PH) OBP: 0.323, SLG: 0.300									1 0 0 0 0 1 0													
Inning Stats	R: 0 E: 0 K: 0 S: 5	H: 0 LOB: 0 BB: 0 P: 6	R: 0 E: 0 K: 0 S: 6	H: 1 LOB: 0 BB: 0 P: 8	R: 0 E: 0 K: 2 S: 11	H: 1 LOB: 1 BB: 0 P: 15	R: 0 E: 0 K: 0 S: 4	H: 0 LOB: 0 BB: 0 P: 8	R: 0 E: 0 K: 1 S: 6	H: 0 LOB: 0 BB: 0 P: 9	R: 0 E: 0 K: 1 S: 8	H: 1 LOB: 1 BB: 0 P: 12	R: 0 E: 0 K: 1 S: 13	H: 1 LOB: 0 BB: 0 P: 17	R: 0 E: 0 K: 0 S: 8	H: 0 LOB: 0 BB: 0 P: 10	R: 0 E: 0 K: 2 S: 11	H: 1 LOB: 1 BB: 0 P: 16	1B: 4 2B: 1 3B: 0 HR: 0	SF: 0 SAC: 0 DP: 1 HBP: 0	WP: 0 PB: 0 SB: 0 CS: 1	PA: 30
PITCHER Orel Hershiser R (1, 1) ERA: 3.82	IP: 9.0 WLS: W BF: 30 H: 5 R: 0 ER: 0 SO: 7 BB: 0 IBB: 0 HBP: 0 BLK: 0 WP: 0 HR: 0 S: 72 P: 101 ERA: 0.00 WHIP: 0.556											PITCHER	IP: 9.0 WLS: W BF: 30 H: 5 R: 0 ER: 0 SO: 7 BB: 0 IBB: 0 HBP: 0 BLK: 0 WP: 0 HR: 0 S: 72 P: 101 ERA: 0.00 WHIP: 0.556									



Batter	1	2	3	4	5	6	7	8	9
Brett Butler, L OBP: 0.398, SLG: 0.351 (1, 8) C B B B B X	3-2 SH1-4 2B		1-2 G4-3 1B		2 SAFE 4-0 1B SF7 BB	0-0 G5-3		2-2 FC5-4 1-2f	
Jose Offerman, S OBP: 0.368, SLG: 0.324 (1, 6) F B B F B B X	4-2 SH1-4 BB		0-0 G4-3 1-2f		2-2 SF7 1-3 2-H HR 1B		3-2 WP 1B 1B		
Mitch Webster, S OBP: 0.313, SLG: 0.362 (1, 7) F X	0-1 SH1-4 1-2 2-3			1-0 F7	4-0 HR IBB		1-0 WP 1-2 1B		
Tim Wallach, R OBP: 0.255, SLG: 0.358 (1, 5) F B X	1-2 P3			2-1 FC6-4 1B	1-0 SF7		2-2 1-H 2-H 1B		
Mike Sharperson, R OBP: 0.333, SLG: 0.267 (8, 5) F B X									
Mike Piazza, R OBP: 0.376, SLG: 0.547 (1, 2) X	0-0 F9			2-2 FC6-4 1-2f	0-0 1-H 3-H HR		1-1 G5-3		
Carlos Hernandez, R OBP: 0.167, SLG: 0.167 (8, 2) C B B B B X									
Cory Snyder, R OBP: 0.400, SLG: 0.381 (1, 9) B B B B B X		4-2 G5-4-3 BB		1-3 K	1-2 E5 1B		3-1 G5-3		
Eric Karros, R OBP: 0.284, SLG: 0.333 (1, 3) B X		1-0 P2						0-0 G1-3	
Jody Reed, R OBP: 0.311, SLG: 0.304 (1, 4) 1 SAFE 1 SAFE B X		1-0 G5-4-3 1-2f			0-2 2B 1B	1-1 L5		2-1 F9	
Orel Hershiser, R OBP: 0.318, SLG: 0.409 (1, 1) C X			0-1 P4		1 SAFE 1-1 1B 2B	0-0 G6-3		2-2 FC5-4 1B	

Inning Stats	R: 0 E: 0 K: 0 S: 14	H: 1 LOB: 2 BB: 1 P: 22	R: 0 E: 0 K: 0 S: 5	H: 0 LOB: 0 BB: 1 P: 11	R: 0 E: 0 K: 0 S: 6	H: 1 LOB: 0 BB: 0 P: 7	R: 0 E: 0 K: 1 S: 10	H: 1 LOB: 1 BB: 0 P: 16	R: 6 E: 1 K: 0 S: 19	H: 5 LOB: 1 BB: 2 P: 35	R: 0 E: 0 K: 0 S: 4	H: 0 LOB: 0 BB: 0 P: 5	R: 2 E: 0 K: 0 S: 11	H: 3 LOB: 0 BB: 0 P: 21	R: 0 E: 0 K: 0 S: 9	H: 1 LOB: 1 BB: 0 P: 15
1B: 9 2B: 2 3B: 0 HR: 1	SF: 1 SAC: 1 DP: 2 HBP: 0	WP: 1 PB: 0 SB: 0 CS: 0	PA: 37													

PITCHER	IP	WLS	BF	H	R	ER	SO	BB	IBB	HBP	BLK	WP	HR	S	P	ERA	WHIP
David Nied, R ERA: 5.4 (1, 1)	5.0	L	25	8	6	6	1	3	1	0	0	0	1	54	91	10.80	2.200
Mark Grant, R ERA: 2.08 (6, 1)	2.0		8	3	2	2	0	0	0	0	0	1	0	15	26	9.00	1.500
Bruce Ruffin, L ERA: 5.29 (8, 1)	1.0		4	1	0	0	0	0	0	0	0	0	0	9	15	0.00	1.000

BOTTOM

Colorado Rockies @ Los Angeles Dodgers
Dodger Stadium, Los Angeles, CA

Fri May 21 1993, 7:05 PM PDT
Att. 51,818 - Unknown

AB	31
R	8
H	12
RBI	8
BB	4
SO	1
LOB	11



PITCHER	IP	WLS	BF	H	R	ER	SO	BB	IBB	HBP	BLK	WP	HR	S	P	ERA	WHIP
David Nied, R ERA: 5.4 (1, 1)	5.0	L	25	8	6	6	1	3	1	0	0	0	1	54	91	10.80	2.200
Mark Grant, R ERA: 2.08 (6, 1)	2.0		8	3	2	2	0	0	0	0	0	1	0	15	26	9.00	1.500
Bruce Ruffin, L ERA: 5.29 (8, 1)	1.0		4	1	0	0	0	0	0	0	0	0	0	9	15	0.00	1.000

Batter	1	2	3	4	5	6	7	8	9	AB R H RBI BB SO LOB	TOP															
Eric Young Sr., R OBP: 0.341, SLG: 0.373 (1, 4) C B B F F X	2-2 G6-3 ①		2-1 BLK 1B SF7 1B 2-3 3-H		0-1 G6-3 ②			0-1 B3 ① L SAFE X		4 1 1 1 0 0 1	Colorado Rockies @ Los Angeles Dodgers Dodger Stadium, Los Angeles, CA Sat May 22 1993, 7:05 PM PDT Att: 50,537 - Unknown															
Freddie Benavides, R OBP: 0.212, SLG: 0.222 Nelson Liriano, S OBP: 0.281, SLG: 0.258 (1, 6) (5, 6) C B F X	1-2 G6-3 ②		0-0 SF7 1B BLK 1-2 3-H		1-1 G5-3 ③			3-1 F7 ② B SAFE X	3 0 1 1 0 0 0 1 0 0 0 0 0 1																	
Dante Bichette, R OBP: 0.342, SLG: 0.460 (1, 9) B C B X	2-1 L5 ③		1-1 SF7 1B 1-3 2-H		0-1 L1 ①			0-0 FC6-4 ③ 1-2f	3 0 0 1 0 0 1																	
Daryl Boston, L OBP: 0.347, SLG: 0.382 (1, 7) B B X		2-0 P5 ①	1-2 G4-3 ③		1-2 CS 1B F C B F X			1-1 P6 ①	4 0 1 0 0 0 1																	
Charlie Hayes, R OBP: 0.330, SLG: 0.506 (1, 5) B B X		2-1 F8 ②		4-0 BB BB B B B		2-2 G6-3 ③ 1-2		1-3 K ②	3 0 0 0 1 1 1																	
Joe Girardi, R OBP: 0.308, SLG: 0.384 (1, 2) C B X		1-1 G6-3 ③		4-1 BB BB SAFE SAFE B B B B B B		0-1 G5-3 ①		3-1 1B ③	3 0 1 0 1 0 0																	
Jerald Clark, R OBP: 0.303, SLG: 0.455 (1, 3) B X			1-0 1B 1B 2B 2B 1B 1B SH1-4	1-0 P4 ①		3-2 G5-3 ②		0-3 K ③	4 1 1 0 0 1 3																	
Alex Cole, L OBP: 0.324, SLG: 0.301 (1, 8) B X			1-0 1B 1B SH1-4 2-3 1B 1B	0-1 G4-6-3 ③ 1-2f		2-2 F7 ③			3 1 1 0 0 0 2																	
Butch Henry, L OBP: 0.125, SLG: 0.125 Jeff Parrett, R OBP: 0.333, SLG: 0.333 Jay Gainer, L OBP: 0.300, SLG: 0.308 Armando Reynoso, R OBP: 0.133, SLG: 0.286 Darren Holmes, R (8, 1) (8, 1) C L X			0-2 SH1-4 ①		0-3 K ①			0-0 FC6-4 1B	1 0 0 0 0 1 0 0 0 0 0 0 0 0 1 0 1 0 0 0 0 0 0 0 0 0 0 0 0 0 0 0 0 0 0																	
Inning Stats	R: 0 E: 0 K: 0 S: 9	H: 0 LOB: 0 BB: 0 P: 14	R: 0 E: 0 K: 0 S: 5	H: 0 LOB: 0 BB: 0 P: 10	R: 3 E: 0 K: 0 S: 13	H: 4 LOB: 1 BB: 0 P: 19	R: 0 E: 0 K: 0 S: 4	H: 0 LOB: 1 BB: 2 P: 13	R: 0 E: 0 K: 1 S: 7	H: 0 LOB: 0 BB: 0 P: 8	R: 0 E: 0 K: 0 S: 9	H: 1 LOB: 0 BB: 0 P: 12	R: 0 E: 0 K: 0 S: 8	H: 0 LOB: 0 BB: 0 P: 13	R: 0 E: 0 K: 0 S: 6	H: 1 LOB: 1 BB: 0 P: 9	R: 0 E: 0 K: 2 S: 10	H: 1 LOB: 1 BB: 0 P: 15	1B: 6 2B: 1 3B: 0 HR: 0	SF: 1 SAC: 1 DP: 1 HBP: 0	WP: 0 PB: 0 SB: 0 CS: 1	PA: 34				
PITCHER	IP	WLS	BF	H	R	ER	SO	BB	IBB	HBP	BLK	WP	HR	S	P	ERA	WHIP									
Pedro Astacio, R ERA: 4.68 (1, 1)	3.0		15	4	3	3	0	2	0	0	1	0	0	28	52	9.00	2.000									
Ricky Tricek, R ERA: 2.74 (4, 1)	2.0		5	0	0	0	1	0	0	0	0	0	0	10	12	0.00	0.000									
Roger McDowell, R ERA: 1.71 (6, 1)	1.0	W	3	1	0	0	0	0	0	0	0	0	0	9	12	0.00	1.000									
Pedro Martinez, R ERA: 2.19 (7, 1)	2.0		7	1	0	0	0	0	0	0	0	0	0	14	22	0.00	0.500									
Jim Gott, R ERA: 0.36 (9, 1)	1.0	S	4	1	0	0	2	0	0	0	0	0	0	10	15	0.00	1.000									

AB	30
R	3
H	7
RBI	3
BB	2
SO	3
LOB	10



WP	0	PA	34
PB	0		
SB	0		
CS	1		

Batter	1	2	3	4	5	6	7	8	9	AB	R	H	RBI	BB	SO	LOB	BOTTOM
Brett Butler, L OBP: 0.400, SLG: 0.355 (1, 8) C B X	1-1 E SF8 1B		3-2 FC6-4 CS 1-2f		1-2 PO 1B		3-2 L3			4	1	2	0	0	0	1	Colorado Rockies @ Los Angeles Dodgers Dodger Stadium, Los Angeles, CA Sat May 22 1993, 7:05 PM PDT Att. 50,537 - Unknown
Jose Offerman, S OBP: 0.358, SLG: 0.314 (1, 6) C B X	1-2 E6 SF8 1-3		2-1 G4-3 1-2		0-1 PO 1-2	2-2 F9	1-1 G1-3			4	0	0	0	0	0	2	
Eric Davis, R OBP: 0.309, SLG: 0.292 (1, 7) C X	0-2 SF8 2-3 3-H			0-0 S 1B 2B		4-2 1B 1B BB	0-0 G1-3			2	2	1	1	1	0	0	
Tim Wallach, R OBP: 0.255, SLG: 0.355 (1, 5) B X	1-0 G4-3			2-2 P2 2-3		0-1 BLK 1B 1B	3-2 F8			4	1	1	0	0	0	2	
Mike Piazza, R OBP: 0.373, SLG: 0.539 (1, 2) C B X	1-2 G6-3			2-3 K		3-2 1B BLK 1B	3-2 G1-3			4	0	1	1	0	1	2	
Cory Snyder, R OBP: 0.392, SLG: 0.373 (1, 9) Jim Gott, R (9, 1)			3-2 K		2-0 FC6-4 1B 3-H	1-3 K	1-1 G6-3			4	0	1	1	0	2	2	
Eric Karros, R OBP: 0.285, SLG: 0.329 (1, 3)			1-1 F8		1-1 FC6-4 1-2f	4-1 1B BB				2	0	0	0	1	0	1	
Jody Reed, R OBP: 0.311, SLG: 0.304 (1, 4)			2-2 P3			2-0 P4	3-2 1B			3	0	1	1	0	0	0	
Pedro Astacio, R OBP: 0.143, SLG: 0.143 (1, 1) Ricky Tricek, R (4, 1) Mike Sharperson, R OBP: 0.316, SLG: 0.250 (5, PH) Roger McDowell, R OBP: 1.000, SLG: 1.000 (6, 1) Mitch Webster, S OBP: 0.309, SLG: 0.356 (6, PH) Pedro Martinez, R (7, 1) Henry Rodriguez, L (9, 9)			0-2 FC6-4 1B		1-3 K	1-3 K				1	0	1	0	0	0	0	
Inning Stats	R: 1 H: 1 E: 1 LOB: 1 K: 0 BB: 0 S: 12 P: 16	R: 0 H: 0 E: 0 LOB: 0 K: 1 BB: 0 S: 8 P: 14	R: 0 H: 1 E: 0 LOB: 0 K: 0 BB: 0 S: 9 P: 14	R: 1 H: 2 E: 0 LOB: 1 K: 1 BB: 0 S: 11 P: 18	R: 0 H: 1 E: 0 LOB: 0 K: 1 BB: 0 S: 8 P: 12	R: 2 H: 3 E: 0 LOB: 3 K: 2 BB: 2 S: 23 P: 41	R: 0 H: 0 E: 0 LOB: 0 K: 0 BB: 0 S: 7 P: 11	R: 0 H: 0 E: 0 LOB: 0 K: 0 BB: 0 S: 9 P: 16		1B: 7 SF: 1 2B: 1 SAC: 0 3B: 0 DP: 0 HR: 0 HBP: 0	WP: 0 PA: 34 PB: 0 SB: 1 CS: 1						
PITCHER	IP WLS BF H R ER SO BB IBB HBP BLK WP HR S P ERA WHIP																
Butch Henry, L (1, 1) ERA: 5.24	5.1 L 23 7 4 3 3 1 0 0 0 0 0 58 93 5.06 1.500																
Jeff Parrett, R (6, 1) ERA: 4.54	1.2 7 1 0 0 2 1 0 0 1 0 0 20 33 0.00 1.200																
Darren Holmes, R (8, 1) ERA: 13.94	1.0 3 0 0 0 0 0 0 0 0 0 0 9 16 0.00 0.000																

livebaseballscorecards.com

AB 30
R 4
H 8
RBI 4
BB 2
SO 5
LOB 13



Batter	1	2	3	4	5	6	7	8	9	AB R H RBI BB SO LOB	TOP																				
Eric Young Sr. R (1, 4) OBP: 0.339, SLG: 0.365	2-1 F9		2-0 HBP			1-1 L5		2-1 G1-3		3 0 0 0 0 0 0	Colorado Rockies @ Los Angeles Dodgers Dodger Stadium, Los Angeles, CA Sun May 23 1993, 3:33 AM PDT Att. 48,343 - Overcast - 64 F																				
Nelson Liriano, S (1, 6) OBP: 0.278, SLG: 0.235	3-1 G3-1		3-2 G6-3			4-2 BB		1-2 P7	3 0 0 0 1 0 2																						
Dante Bichette, R (1, 9) OBP: 0.340, SLG: 0.450	1-3 K			0-1 B2		0-0 L4		4-0 1B BB	3 0 0 0 1 1 1																						
Daryl Boston, L (1, 7) OBP: 0.352, SLG: 0.380		0-1 CS 1B		3-2 G3-1		4-0 SH1-3 BB		2-3 K	3 0 1 0 1 1 1																						
Charlie Hayes, R (1, 5) OBP: 0.330, SLG: 0.503		1-1 P9		1-3 K		1 SAFE SH1-3		0-0 FC6-4 1B	3 0 1 0 0 1 1																						
Joe Girardi, R (1, 2) OBP: 0.300, SLG: 0.373		1-0 G3-1		1-3 K		0-0 F9		1-0 FC6-4	4 0 0 0 0 1 3																						
Jerald Clark, R (1, 3) OBP: 0.296, SLG: 0.444			0-0 F9		0-0 F9	1-1 G1-3			3 0 0 0 0 0 1																						
Alex Cole, L (1, 8) OBP: 0.324, SLG: 0.310			1-2 K 2B		2-3 K		3-2 L9		3 0 1 0 0 1 0																						
Willie Blair, R (1, 1)			1-3 K		0-3 K		2-3 K		2 0 0 0 0 2 1																						
Gary Wayne, L (7, 1)									0 0 0 0 0 0 0																						
Jay Gainer, L (8, PH) OBP: 0.290, SLG: 0.296									1 0 0 0 0 1 0																						
Andy Ashby, R (8, 1) OBP: 0.250, SLG: 0.250									0 0 0 0 0 0 0																						
Inning Stats	R: 0 E: 0 K: 1 S: 8	H: 0 LOB: 0 BB: 0 P: 14	R: 0 E: 0 K: 0 S: 5	H: 1 LOB: 0 BB: 0 P: 7	R: 0 E: 0 K: 1 S: 12	H: 1 LOB: 2 BB: 0 P: 19	R: 0 E: 0 K: 1 S: 8	H: 0 LOB: 0 BB: 0 P: 12	R: 0 E: 0 K: 2 S: 7	H: 0 LOB: 0 BB: 0 P: 10	R: 0 E: 0 K: 1 S: 10	H: 0 LOB: 1 BB: 1 P: 15	R: 0 E: 0 K: 0 S: 4	H: 0 LOB: 1 BB: 1 P: 9	R: 0 E: 0 K: 1 S: 9	H: 0 LOB: 0 BB: 0 P: 16	R: 0 E: 0 K: 1 S: 9	H: 1 LOB: 2 BB: 1 P: 17	1B: 2 2B: 1 3B: 0 HR: 0	SF: 0 SAC: 1 DP: 0 HBP: 1	WP: 0 PB: 0 SB: 0 CS: 1	PA: 33									
PITCHER Ramon Martinez, R (1, 1) ERA: 3.17	IP 9.0	WLS W	BF 33	H 3	R 0	ER 0	SO 8	BB 3	IBB 0	HBP 1	BLK 0	WP 0	HR 0	S 72	P 119	ERA 0.00	WHIP 0.667														
											PITCHER	IP	WLS	BF	H	R	ER	SO	BB	IBB	HBP	BLK	WP	HR	S	P	ERA	WHIP			

AB	28
R	0
H	3
RBI	0
BB	3
SO	8
LOB	10



WP: 0	PA: 33
-------	--------

Batter	1	2	3	4	5	6	7	8	9	AB	R	H	RBI	BB	SO	LOB
Brett Butler, L OBP: 0.391, SLG: 0.348 (1, 8) C B C X	1-2 G4-3 ①		2-2 G4-3 ②			1-1 B1 ①	2-0 SF8 ②			3	0	0	1	0	0	0
Jose Offerman, S OBP: 0.362, SLG: 0.333 (1, 6) B F B X	2-1 2B		0-1 2B			1-1 G4-3 ②	3-2 F8 ③			4	0	2	0	0	0	1
Eric Davis, R OBP: 0.315, SLG: 0.317 (1, 7) B F C S F S	1-3 K ②		1-3 K ③			4-2 BB		1-0 HR		3	1	1	1	1	2	2
Tim Wallach, R OBP: 0.254, SLG: 0.348 (1, 5) F B F F F	2-3 K ③			0-1 F8 ①		2-0 P7 ③		4-2 FC6-4 BB		3	0	0	0	1	1	2
Mike Piazza, R OBP: 0.376, SLG: 0.538 (1, 2) B X		1-0 1B		1-1 G5-3 ②			1-1 S 1B 1B	1-1 L7		4	1	2	0	0	0	1
Cory Snyder, R OBP: 0.386, SLG: 0.366 (1, 9) S F B B B B F SAFE		1-3 K ①		0-0 F8 ③			1-2 1B S 1B	3-2 FC6-4 ②		4	1	1	0	0	1	2
Eric Karros, R OBP: 0.284, SLG: 0.327 (1, 3) S SAFE X		1-1 P5 ②			2-0 G6-3 ①		2-2 SH2-4 1B SF8 1B	1-0 P4 ③		4	1	1	1	0	0	2
Jody Reed, R OBP: 0.312, SLG: 0.305 (1, 4) B F X		1-1 F9 ③			1-0 B1-3 ②		0-1 SH2-4 1B			3	0	1	1	0	0	1
Ramon Martinez, R OBP: 0.190, SLG: 0.250 (1, 1) X			0-0 G6-3 ①		1-3 K ③		1-0 SH2-4 ①			2	0	0	0	0	1	0

Inning Stats	R: 0	H: 1	E: 0	LOB: 1	K: 2	BB: 0	S: 15	R: 0	H: 1	E: 0	LOB: 1	K: 1	BB: 0	S: 10	R: 0	H: 1	E: 0	LOB: 1	K: 1	BB: 0	S: 11	R: 0	H: 0	E: 0	LOB: 0	K: 0	BB: 0	S: 5	R: 0	H: 0	E: 0	LOB: 0	K: 1	BB: 0	S: 5	R: 0	H: 0	E: 0	LOB: 1	K: 0	BB: 1	S: 8	R: 3	H: 4	E: 0	LOB: 1	K: 0	BB: 0	S: 14	R: 1	H: 1	E: 0	LOB: 1	K: 0	BB: 1	S: 10	1B: 5	SF: 1	2B: 2	SAC: 1	3B: 0	DP: 0	HR: 1	HBP: 0
--------------	------	------	------	--------	------	-------	-------	------	------	------	--------	------	-------	-------	------	------	------	--------	------	-------	-------	------	------	------	--------	------	-------	------	------	------	------	--------	------	-------	------	------	------	------	--------	------	-------	------	------	------	------	--------	------	-------	-------	------	------	------	--------	------	-------	-------	-------	-------	-------	--------	-------	-------	-------	--------

PITCHER	IP	WLS	BF	H	R	ER	SO	BB	IBB	HBP	BLK	WP	HR	S	P	ERA	WHIP
Willie Blair, R ERA: 3.57 (1, 1)	6.1	L	27	7	3	3	5	1	0	0	0	0	0	63	93	4.26	1.263
Gary Wayne, L ERA: 3.24 (7, 1)	0.2		2	0	0	0	0	0	0	0	0	0	0	5	9	0.00	0.000
Andy Ashby, R ERA: 5.57 (8, 1)	1.0		5	1	1	1	0	1	0	0	0	0	1	10	20	9.00	2.000

BOTTOM

Colorado Rockies @ Los Angeles Dodgers
Dodger Stadium, Los Angeles, CA

AB	30
R	4
H	8
RBI	4
BB	2
SO	5
LOB	11



WP: 0	PA: 34
PB: 0	
SB: 2	
CS: 0	

Sun May 23 1993, 3:33 AM PDT
Att: 48,343 - Overcast - 64 F

livebaseballscorecards.com

Batter	1	2	3	4	5	6	7	8	9	AB R H RBI BB SO LOB	TOP																									
Eric Young Sr., R (1, 4) OBP: 0.341, SLG: 0.373	1-2 G5-3	2-2 FC5 2B		2-1 F8			0-0 E 1B 1B	1-1 G6-3		5 1 2 0 0 0 2																										
Alex Cole, L (1, 8) OBP: 0.333, SLG: 0.315	1-1 HR 1B	4-1 BB			2-2 G4-3		2-1 E7 G4-3 1B	1-2 F7		4 2 2 0 1 0 1																										
Daryl Boston, L (1, 7) OBP: 0.345, SLG: 0.402	0-0 HR	0-0 FC5			1-3 K		2-0 P4		2-2 G1	5 1 1 2 0 1 3																										
Charlie Hayes, R (1, 5) OBP: 0.326, SLG: 0.494	1-0 G4-3		0-1 P8		1-2 FC4 1B		1-1 G4-3		1-2 G4-3	5 0 1 1 0 0 0																										
Joe Girardi, R (1, 2) OBP: 0.297, SLG: 0.367	0-0 S 1B		1-0 G1-3		0-0 FC4		0-0 G5-3		2-0 P3	5 0 1 0 0 0 1																										
Jerald Clark, R (1, 3) OBP: 0.295, SLG: 0.438	3-2 G1-3		3-3 K			0-0 F9		1-1 S WP 2B 1B		4 1 1 0 0 1 1																										
Dante Bichette, R (1, 9) OBP: 0.331, SLG: 0.438		2-3 K		0-3 K		0-1 F8		1-3 K		4 0 0 0 0 3 1																										
Nelson Liriano, S (1, 6) OBP: 0.350, SLG: 0.361		1-2 HR		4-2 SH3-4 BB		2-2 1B		4-2 S 2B BB		2 2 2 1 2 0 0																										
Lance Painter, L (1, 1) ERA: 3.65 Jay Garner, L (1, 1) ERA: 3.65 Mark Grant, R (1, 1) ERA: 3.65 Jeff Parnett, R (1, 1) ERA: 3.65 Gary Wayne, L (1, 1) ERA: 3.65 Jim Tatum, S (1, 1) ERA: 3.65 Bruce Ruffin, S (1, 1) ERA: 3.65 Darren Holmes, R (1, 1) ERA: 3.65 Andy Ashby, R (1, 1) ERA: 3.65		0-3 K		0-1 SH3-4		2-3 K		0-1 G6-3 2B		1 0 0 0 0 0 1 0 1 0 0 0 0 0 1 1 0																										
Inning Stats	R: 2 E: 0 K: 0 S: 13	H: 3 LOB: 1 BB: 0 P: 19	R: 1 E: 0 K: 2 S: 14	H: 2 LOB: 2 BB: 1 P: 23	R: 0 E: 0 K: 1 S: 7	H: 0 LOB: 0 BB: 0 P: 11	R: 0 E: 0 K: 1 S: 11	H: 0 LOB: 1 BB: 1 P: 17	R: 0 E: 0 K: 1 S: 10	H: 1 LOB: 1 BB: 0 P: 14	R: 0 E: 0 K: 1 S: 9	H: 1 LOB: 1 BB: 0 P: 13	R: 2 E: 1 K: 0 S: 7	H: 2 LOB: 0 BB: 0 P: 12	R: 2 E: 0 K: 1 S: 15	H: 2 LOB: 1 BB: 1 P: 23	R: 0 E: 0 K: 0 S: 8	H: 0 LOB: 0 BB: 0 P: 13	1B: 7 2B: 2 3B: 0 HR: 2	SF: 0 SAC: 1 DP: 0 HBP: 0	WP: 1 PB: 0 SB: 3 CS: 0	PA: 41														
PITCHER	IP WLS BF H R ER SO BB IBB HBP BLK WP HR S P ERA WHIP																																			
Pete Harnisch, R (1, 1) ERA: 3.65	6.0		27	7	3	3	6	2	0	0	0	0	2	64	97	4.50	1.500																			
Xavier Hernandez, R (7, 1) ERA: 2.25	1.1	L	9	4	4	2	1	1	0	0	0	1	0	16	27	13.50	3.750																			
Brian Williams, R (8, 1) ERA: 3.38	1.2		5	0	0	0	0	0	0	0	0	0	0	14	21	0.00	0.000																			

Colorado Rockies @ Houston Astros
Astrodome, Houston, TX
Tue May 25 1993, 8:05 PM EDT
Att. 18,812 - Dome

livebaseballscorecards.com

AB	37
R	7
H	11
RBI	6
BB	3
SO	7
LOB	10



Batter	1	2	3	4	5	6	7	8	9	AB	R	H	RBI	BB	SO	LOB
Craig Biggio, R OBP: 0.367, SLG: 0.497 (1, 4)	2-2 P8		4-1 5E 51B 1B BB	2-2 HR			1-2 F7		2-2 FC4-6 1B	4	2	2	1	1	0	0
Steve Finley, L OBP: 0.302, SLG: 0.277 (1, 8)	2-1 F8		1-2 F8 1 SAFE	1-0 F7			4-2 CS BB		0-0 FC4-6 5 FC6-4 1-2f	4	0	0	0	1	0	2
5 Jeff Bagwell, R OBP: 0.453, SLG: 0.633 (1, 3)	3-2 1B 2B		0-1 E9 BB 1B 1B		2-0 FC4-6 1B		1-0 F9		1-2 FC6-4 1-2f	5	2	3	0	0	0	2
Eric Anthony, L OBP: 0.360, SLG: 0.427 (1, 9)	4-0 1B 2B BB		4-0 F9 1B BB		1-2 FC4-6 G4-6-3 1-2f		2-1 CS 1-2	2-1 2B 1B		2	1	1	0	2	0	1
Ken Caminiti, S OBP: 0.299, SLG: 0.470 (1, 5)	3-0 2B 1B		1-0 F9 1B		1-0 G4-6-3 1-2f			0-1 2B		4	0	3	3	0	0	1
Chris James, R OBP: 0.400, SLG: 0.721 Luis Gonzalez, L OBP: 0.321, SLG: 0.400 (8, PH) (9, 7)	0-1 2B		2-1 F9			3-2 L7		1-0 F8		3	0	1	1	0	0	2
Scott Servais, R OBP: 0.333, SLG: 0.491 Kevin Bass, S OBP: 0.274, SLG: 0.322 Eddie Taubensee, L OBP: 0.276, SLG: 0.337 (9, 2)		2-2 G5-3	0-0 G6-3			1-0 F9		1-3 K		1	0	0	0	0	1	2
Andujar Cedeno, R OBP: 0.362, SLG: 0.444 (1, 6)		1-1 L3		3-2 G5-3		1-0 WP 2B		3-3 K		4	0	1	0	0	1	2
Pete Hamisch, S OBP: 0.200, SLG: 0.211 Casey Candaele, S OBP: 0.167, SLG: 0.143 Xavier Hernandez, L Brian Williams, R Chris Donnels, L OBP: 0.391, SLG: 0.368 (9, PH)		0-1 G4-3		0-0 F8		3-2 G3 2-3			2-1 G6-3	2	0	0	0	0	0	0

Inning Stats	R: 2	H: 3	E: 0	LOB: 2	K: 0	BB: 1	S: 12	R: 0	H: 0	E: 0	LOB: 0	K: 0	BB: 0	S: 8	R: 2	H: 2	E: 1	LOB: 2	K: 0	BB: 2	S: 11	R: 1	H: 1	E: 0	LOB: 0	K: 0	BB: 0	S: 8	R: 0	H: 1	E: 0	LOB: 0	K: 0	BB: 0	S: 5	R: 0	H: 0	E: 0	LOB: 0	K: 0	BB: 1	S: 7	R: 0	H: 2	E: 0	LOB: 2	K: 2	BB: 0	S: 12	R: 0	H: 1	E: 0	LOB: 1	K: 0	BB: 0	S: 10	1B: 6	SF: 0	2B: 4	SAC: 0	3B: 0	DP: 1	HR: 1	HBP: 0	WP: 1	PA: 40
--------------	------	------	------	--------	------	-------	-------	------	------	------	--------	------	-------	------	------	------	------	--------	------	-------	-------	------	------	------	--------	------	-------	------	------	------	------	--------	------	-------	------	------	------	------	--------	------	-------	------	------	------	------	--------	------	-------	-------	------	------	------	--------	------	-------	-------	-------	-------	-------	--------	-------	-------	-------	--------	-------	--------

PITCHER	IP	WLS	BF	H	R	ER	SO	BB	IBB	HBP	BLK	WP	HR	S	P	ERA	WHIP
Lance Painter, L ERA: 10.61 (1, 1)	5.0		23	7	5	5	5	3	0	0	0	0	1	44	83	9.00	2.000
Mark Grant, R ERA: 1.93 (6, 1)	1.0		4	1	0	0	0	0	0	0	0	0	0	8	16	0.00	1.000
Jeff Parrett, R ERA: 4.46 (7, 1)	0.2		3	0	0	0	0	1	0	0	0	0	0	6	12	0.00	1.500
Gary Wayne, L ERA: 3.18 (7, 1)	0.1	W	0	0	0	0	0	0	0	0	0	0	0	1	3	0.00	0.000
Bruce Ruffin, L ERA: 5.29 (8, 1)	0.0		1	1	0	0	0	0	0	0	0	0	0	2	4	∞	∞

BOTTOM

Colorado Rockies @ Houston Astros
Astrodome, Houston, TX
Tue May 25 1993, 8:05 PM EDT
Att. 18,812 - Dome

AB	35
R	5
H	11
RBI	5
BB	4
SO	2
LOB	17



PITCHER	IP	WLS	BF	H	R	ER	SO	BB	IBB	HBP	BLK	WP	HR	S	P	ERA	WHIP
Darren Holmes, R ERA: 12.71 (8, 1)	1.0		4	1	0	0	2	0	0	0	0	0	0	10	15	0.00	1.000
Andy Ashby, R ERA: 5.44 (9, 1)	1.0	S	4	1	0	0	0	0	0	0	0	0	0	10	15	0.00	1.000

Batter	1	2	3	4	5	6	7	8	9	AB R H RBI BB SO LOB	TOP																									
Eric Young Sr. R (1, 4) OBP: 0.342, SLG: 0.373	3-2 G5-3		2-0 1B		3-2 G6-3		1-2 1B	2-1 G3-1		5 0 2 0 0 0 3																										
Alex Cole, L (1, 8) OBP: 0.333, SLG: 0.311	0-0 B2-3		2-1 G4-3		4-2 P4 BB		0-3 K		0-1 1B	2 0 0 0 1 0 1																										
Jim Tatum, R (7, PH) OBP: 0.205, SLG: 0.318										2 0 1 0 0 1 3																										
Danny Sheaffer, R (9, PR) OBP: 0.290, SLG: 0.452										0 0 0 0 0 0 0																										
Daryl Boston, L (1, 7) OBP: 0.348, SLG: 0.390	4-1 1B BB			4-2 G6-3 1B BB	3-2 P4		1-0 L4		0-0 P2	3 1 0 0 2 0 5																										
Charlie Hayes, R (1, 5) OBP: 0.323, SLG: 0.485	0-1 1B			0-1 F9		1-3 K		2-0 G4-3	0-3 K	5 0 1 0 0 2 2																										
Joe Girardi, R (1, 2) OBP: 0.300, SLG: 0.368				2-0 G6-3 1B 1B		0-1 G5-3		1-2 1B 1B	2-3 K	5 2 2 0 0 1 1																										
Jerald Clark, R (1, 3) OBP: 0.294, SLG: 0.432				2-1 G6-3		0-2 G5-3		0-0 BB 1B 1B		4 0 1 0 0 0 2																										
Dante Bichette, R (1, 9) OBP: 0.341, SLG: 0.446				0-0 1B 1B			0-1 1B 1B 1B	0-0 BB 1B		4 0 3 3 0 0 0																										
Nelson Liriano, S (1, 6) OBP: 0.386, SLG: 0.385				2-1 K	2-1 1B		0-0 1B 1B	4-2 BB		3 0 2 0 1 1 0																										
Armando Reynoso, R (1, 1) OBP: 0.118, SLG: 0.250				0-1 G5-3	0-1 G1-3		0-1 B5	0-3 K		2 0 0 0 0 0 2																										
Gary Wayne, L (6, 1) OBP: 0.209, SLG: 0.219										0 0 0 0 0 0 0																										
Freddie Benavides, R (7, PH) OBP: 0.209, SLG: 0.219										1 0 0 0 0 0 2																										
Bryn Smith, R (7, 1) OBP: 0.273, SLG: 0.276										0 0 0 0 0 0 0																										
Jay Gainer, L (8, PH) OBP: 0.273, SLG: 0.276										1 0 0 0 0 1 3																										
Darren Holmes, R (8, 1) OBP: 0.333, SLG: 0.333										0 0 0 0 0 0 0																										
Jeff Parrett, R (9, 1) OBP: 0.333, SLG: 0.333										0 0 0 0 0 0 0																										
Inning Stats	R: 0 E: 0 K: 0 S: 7	H: 1 LOB: 2 BB: 1 P: 14	R: 0 E: 0 K: 0 S: 5	H: 0 LOB: 0 BB: 0 P: 7	R: 0 E: 0 K: 1 S: 8	H: 1 LOB: 1 BB: 0 P: 14	R: 2 E: 0 K: 0 S: 14	H: 3 LOB: 2 BB: 1 P: 22	R: 0 E: 0 K: 0 S: 8	H: 0 LOB: 0 BB: 1 P: 18	R: 0 E: 0 K: 1 S: 8	H: 0 LOB: 0 BB: 0 P: 9	R: 0 E: 0 K: 1 S: 13	H: 3 LOB: 3 BB: 0 P: 15	R: 1 E: 0 K: 1 S: 15	H: 3 LOB: 3 BB: 1 P: 24	R: 0 E: 0 K: 2 S: 10	H: 1 LOB: 1 BB: 0 P: 12	1B: 12 2B: 0 3B: 0 HR: 0	SF: 0 SAC: 0 DP: 0 HBP: 0	WP: 0 PA: 41 PB: 0 SB: 0 CS: 0															
PITCHER	IP WLS BF H R ER SO BB IBB HBP BLK WP HR S P ERA WHIP																																			
Mark Portugal, R (1, 1) ERA: 2.85	3.1		13	2	1	1	1	2	0	0	0	0	0	24	43	2.70	1.200																			
Tom Edens, R (4, 1) ERA: 4.91	1.2		8	3	1	1	0	1	0	0	0	0	0	18	32	5.40	2.400																			
Brian Williams, R (6, 1) ERA: 3.18	1.1		7	3	0	0	1	0	0	0	0	0	0	17	19	0.00	2.250																			
Al Osuna, L (7, 1) ERA: 4.5	0.2		2	0	0	0	1	0	0	0	0	0	0	4	5	0.00	0.000																			
Doug Jones, R (8, 1) ERA: 3.58	2.0	L	11	4	1	1	3	1	0	0	0	0	0	25	36	4.50	2.500																			

Colorado Rockies @ Houston Astros
Astrodome, Houston, TX
Wed May 26 1993, 8:05 PM EDT
Att. 22,267 - Dome

livebaseballscorecards.com

AB	37
R	3
H	12
RBI	3
BB	4
SO	6
LOB	24



BOTTOM

Colorado Rockies @ Houston Astros
 Astrodome, Houston, TX
 Wed May 26 1993, 8:05 PM EDT
 Att. 22,267 - Dome

livebaseballscores.com

AB	34
R	2
H	8
RBI	2
BB	2
SO	8
LOB	17



WP: 0	PA: 36
PB: 0	
SB: 0	
CS: 0	

AB R H RBI BB SO LOB

4 0 0 0 0 3 3

4 0 1 0 0 0 1

4 1 2 1 0 0 0

3 0 1 0 1 1 2

4 0 0 0 0 1 4

4 0 2 0 0 0 2

3 1 1 1 1 1 1

3 0 0 0 0 1 2

1 0 0 0 0 0 0

0 0 0 0 0 0 0

1 0 0 0 0 1 2

0 0 0 0 0 0 0

0 0 0 0 0 0 0

1 0 1 0 0 0 0

0 0 0 0 0 0 0

1 0 0 0 0 0 0

1B: 6 SF: 0
 2B: 0 SAC: 0
 3B: 0 DP: 1
 HR: 2 HBP: 0

WP: 0 PA: 36

PB: 0

SB: 0

CS: 0

ERA WHIP

ERA WHIP

Batter	1	2	3	4	5	6	7	8	9
Craig Biggio, R (1, 4) OBP: 0.359, SLG: 0.485	2-2 G4-3		1-2 K		1-3 K		1-3 K		
Steve Finley, L (1, 8) OBP: 0.300, SLG: 0.276	3-2 5 1B 1B		1-1 G1-3			2-1 G4-3	1-0 G4-3		
5 Jeff Bagwell, R (1, 3) OBP: 0.454, SLG: 0.647	1-2 1B			0-0 G1-3		1-1 HR		1-0 L4	
Eric Anthony, L (1, 9) OBP: 0.364, SLG: 0.425	1-3 K			0-0 G3		4-1 BB		0-1 FC6 1B	
Ken Caminiti, S (1, 5) OBP: 0.292, SLG: 0.459	2-0 G3			3-1 G4-3		2-0 F9		1-3 K	
Luis Gonzalez, L (1, 7) OBP: 0.325, SLG: 0.403		0-0 G4-6-3 1B			1-0 BB 1B	2-0 F7		1-2 FC6	
Andujar Cedeno, R (1, 6) OBP: 0.366, SLG: 0.464		1-2 G4-6-3 1-2f			4-2 BB		1-2 HR		0-3 K
Eddie Taubensee, L (1, 2) OBP: 0.267, SLG: 0.326		3-2 G3-1			2-3 K		2-2 G4-3		0-2 G3-1
Casey Candaele, S (9, PH) OBP: 0.161, SLG: 0.138									2-0 P6
Mark Portugal, R (1, 1) OBP: 0.333, SLG: 0.278			3-2 G4-3		1-3 K		1-1 1B		
Tom Edgents, R (4, 1) OBP: 0.375, SLG: 0.350									
Chris Donnels, L (5, PH) OBP: 0.286, SLG: 0.333									
Brian Williams, R (8, 1) OBP: 0.392, SLG: 0.705									
Al Osuna, R (7, 1) OBP: 0.286, SLG: 0.333									
Kevin Bass, S (7, PH) OBP: 0.286, SLG: 0.333									
Doug Jones, R (8, 1) OBP: 0.286, SLG: 0.333									
Chris James, R (9, PH) OBP: 0.392, SLG: 0.705									

Inning Stats	R: 0	H: 2	E: 0	K: 15	H: 1	LOB: 2	BB: 0	P: 24	R: 0	H: 1	E: 0	K: 0	S: 6	R: 0	H: 0	E: 0	K: 11	S: 11	R: 0	H: 0	E: 0	K: 0	S: 4	R: 0	H: 1	E: 0	K: 15	S: 15	R: 1	H: 1	E: 0	K: 0	S: 7	R: 1	H: 2	E: 0	K: 17	S: 17	R: 0	H: 1	E: 0	K: 9	S: 9	R: 0	H: 0	E: 0	K: 7	S: 7
--------------	------	------	------	-------	------	--------	-------	-------	------	------	------	------	------	------	------	------	-------	-------	------	------	------	------	------	------	------	------	-------	-------	------	------	------	------	------	------	------	------	-------	-------	------	------	------	------	------	------	------	------	------	------

PITCHER	IP	WLS	BF	H	R	ER	SO	BB	IBB	HBP	BLK	WP	HR	S	P	ERA	WHIP
Armando Reynoso, R (1, 1) ERA: 3.53	5.2		23	5	1	1	5	2	0	0	0	0	1	57	97	1.59	1.235
Gary Wayne, L (6, 1) ERA: 3.12	0.1		1	0	0	0	0	0	0	0	0	0	0	1	3	0.00	0.000
Bryn Smith, R (7, 1) ERA: 7.99	1.0	W	5	2	1	1	1	0	0	0	0	0	1	17	22	9.00	2.000
Darren Holmes, R (8, 1) ERA: 11.68	1.0		4	1	0	0	1	0	0	0	0	0	0	9	12	0.00	1.000
Jeff Parrett, R (9, 1) ERA: 4.33	1.0	S	3	0	0	0	1	0	0	0	0	0	0	7	9	0.00	0.000

Batter	1	2	3	4	5	6	7	8	9	AB R H RBI BB SO LOB	TOP
Eric Young Sr. R (1, 4) OBP: 0.340, SLG: 0.371	2-2 G4-3 S 1B		1-0 G1-3		2-2 F7			0-2 F8		4 0 1 0 0 0 1	
Alex Cole, L (1, 8) OBP: 0.325, SLG: 0.301	1-1 G4-3 1-3		0-0 G1-4-3			0-0 F7		0-2 F7		4 0 0 0 0 0 1	
Daryl Boston, L (1, 7) OBP: 0.336, SLG: 0.375	2-1 P2		0-1 G3			2-1 G3		0-0 F9		4 0 0 0 0 0 1	
Charlie Hayes, R (1, 5) OBP: 0.326, SLG: 0.486	2-3 K			3-2 G3		1-0 1B		0-0 FC5-4 1B		4 0 2 0 0 1 1	
Joe Girardi, R (1, 2) OBP: 0.299, SLG: 0.365				0-0 G4-3		0-0 L3		0-0 FC5-4 1B		4 0 1 0 0 0 2	
Jerald Clark, R (1, 3) OBP: 0.293, SLG: 0.426		1 SAFE F9		0-0 P6			1-0 1B	0-2 F7		4 0 1 0 0 0 2	
Dante Bichette, R (1, 9) OBP: 0.345, SLG: 0.447							0-3 K	1-1 FC6-4 1B		4 0 2 0 0 1 2	
Nelson Liriano, S (1, 6) OBP: 0.375, SLG: 0.357							0-0 FC4-6 SH5-4 1-2f	1-0 F7		3 0 0 0 1 0 4	
David Nied, R (1, 1) OBP: 0.278, SLG: 0.188							0-2 SH5-4	0-2 F8		1 0 0 0 0 1 2	
Darren Holmes, R (6, 1)										0 0 0 0 0 0 0	
Jim Tatum, R (7, PH) OBP: 0.200, SLG: 0.311										1 0 0 0 0 0 1	
Bryn Smith, R (7, 1)										0 0 0 0 0 0 0	
Gary Wayne, L (7, 1)										0 0 0 0 0 0 0	
Inning Stats	R: 0 H: 1 E: 0 LOB: 1 K: 1 BB: 0 S: 11 P: 18	R: 0 H: 1 E: 0 LOB: 2 K: 1 BB: 1 S: 8 P: 13	R: 0 H: 0 E: 0 LOB: 0 K: 0 BB: 0 S: 4 P: 5	R: 0 H: 0 E: 0 LOB: 0 K: 0 BB: 0 S: 6 P: 9	R: 0 H: 1 E: 0 LOB: 1 K: 0 BB: 0 S: 13 P: 16	R: 0 H: 1 E: 0 LOB: 1 K: 0 BB: 0 S: 5 P: 8	R: 0 H: 1 E: 0 LOB: 1 K: 1 BB: 0 S: 10 P: 12	R: 0 H: 0 E: 0 LOB: 0 K: 0 BB: 0 S: 9 P: 9	R: 0 H: 2 E: 0 LOB: 2 K: 0 BB: 0 S: 8 P: 10	1B: 7 SF: 0 2B: 0 SAC: 1 3B: 0 DP: 0 HR: 0 HBP: 0	WP: 0 PA: 35 PB: 0 SB: 1 CS: 0
PITCHER Doug Drabek, R (1, 1) ERA: 2.87	IP WLS BF H R ER SO BB IBB HBP BLK WP HR S P ERA WHIP										
	9.0 W 35 7 0 0 3 0 1 0 0 0 0 0 74 100 0.00 0.778										

Colorado Rockies @ Houston Astros
Astrodome, Houston, TX
Thu May 27 1993, 8:05 PM EDT
Att. 22,372 - Dome

livebaseballscorecards.com

AB	33
R	0
H	7
RBI	0
BB	1
SO	3
LOB	17



Batter	1	2	3	4	5	6	7	8	9
Craig Biggio, R OBP: 0.371, SLG: 0.489 (1, 4)									
Steve Finley, L OBP: 0.312, SLG: 0.309 (1, 8)									
5 Jeff Bagwell, R OBP: 0.458, SLG: 0.649 (1, 3)									
Eric Anthony, L OBP: 0.361, SLG: 0.423 (1, 9)									
Ken Caminiti, S OBP: 0.291, SLG: 0.451 (1, 5)									
Chris Donnels, L OBP: 0.375, SLG: 0.350 (9, 5)									
Luis Gonzalez, L OBP: 0.329, SLG: 0.425 (1, 7)									
Andujar Cedeno, R OBP: 0.363, SLG: 0.458 (1, 6)									
Eddie Taubensee, L OBP: 0.286, SLG: 0.337 (1, 2)									
Doug Drabek, R OBP: 0.107, SLG: 0.214 (1, 1)									

AB	R	H	RBI	BB	SO	LOB
3	3	2	0	2	0	0
5	1	3	1	0	0	5
4	0	2	2	1	0	1
3	1	1	1	0	1	5
3	0	0	1	1	1	2
0	0	0	0	0	0	0
2	1	1	3	0	0	0
4	0	1	0	0	0	3
3	1	2	0	1	0	0
2	1	0	0	0	0	1

BOTTOM

Colorado Rockies @ Houston Astros
Astrodome, Houston, TX
Thu May 27 1993, 8:05 PM EDT
Att. 22,372 - Dome

livebaseballscorecards.com

AB	29
R	8
H	12
RBI	8
BB	5
SO	2
LOB	17



Inning Stats	R: 0	H: 2	E: 0	K: 0	S: 7	H: 0	LOB: 0	BB: 0	P: 12	R: 0	H: 2	E: 0	K: 1	S: 6	R: 0	H: 2	E: 0	K: 0	S: 8	R: 2	H: 3	E: 0	K: 0	S: 9	R: 3	H: 3	E: 0	K: 0	S: 9	R: 0	H: 0	E: 0	K: 0	S: 7	R: 2	H: 1	E: 0	K: 1	S: 12	R: 1	H: 1	E: 0	K: 0	S: 12	R: 2	H: 1	E: 0	K: 0	S: 12								

PITCHER	IP	WLS	BF	H	R	ER	SO	BB	IBB	HBP	BLK	WP	HR	S	P	ERA	WHIP
David Nied, R ERA: 5.68 (1, 1)	5.0	L	23	10	5	5	1	0	0	0	0	0	1	39	64	9.00	2.000
Darren Holmes, R ERA: 10.8 (6, 1)	1.0		4	0	0	0	0	1	0	1	0	0	0	7	12	0.00	1.000
Bryn Smith, R ERA: 8.75 (7, 1)	0.0		3	1	2	2	0	2	0	0	0	0	0	5	13	∞	∞
Gary Wayne, L ERA: 3.26 (7, 1)	2.0		9	1	1	1	1	2	0	0	0	1	0	19	33	4.50	1.500

WP	PA	ERA	WHIP
1	40		
0			
0			
1			

Batter	1	2	3	4	5	6	7	8	9	AB R H RBI BB SO LOB	TOP										
Lenny Dykstra, L (1, 8) OBP: 0.371, SLG: 0.387	0-1 E9 1B FC6-4	2-1 G3-1		0-1 G6-4-3 1B	1-2 P5		4-0 BB		1 SAFE 0-0 1B 1B	5 2 2 0 1 0 1											
Mariano Duncan, R (1, 4) OBP: 0.253, SLG: 0.331 Mickey Morandini, L (8, 4) OBP: 0.264, SLG: 0.316	1-0 FC6-4 1B	1-0 G5-3		0-0 G6-4-3 1-2f 2-3	1-2 1B		2-3 K		1-1 1B 1B 1-3 2-H	5 0 2 0 0 1 5 1 1 1 1 0 0 0											
John Kruk, L (1, 3) OBP: 0.487, SLG: 0.546	0-1 FC6-4 1-2f 2B		2-2 G4-3	1-0 2B	2-3 K		3-2 G4-3		3-2 SAFE 1-3 2B 1B 3-H	6 3 2 3 0 1 4											
Dave Hollins, S (1, 5) OBP: 0.395, SLG: 0.514	3-2 1-H HR 2B		2-1 1B 2B	4-0 2B IBB	2-0 P3		1-2 G1-3		2-2 1-H 3-H 2B	5 3 3 3 1 0 1											
Darren Daulton, L (1, 2) OBP: 0.407, SLG: 0.553	2-1 HR 2B		1-0 L9	0-0 2B 2B		2-1 F7		2-1 P6	1-2 G4-3	6 2 2 4 0 0 2											
Pete Incaviglia, R (1, 7) OBP: 0.281, SLG: 0.556	0-0 G6-3		1-1 1B HBP	1-2 HR 2B		0-1 G4-3		1-1 G6-3		4 1 1 1 0 0 0											
Wes Chamberlain, R (1, 9) OBP: 0.315, SLG: 0.512 David West, L (9, 1) OBP: 1.000, SLG: 1.500	2-3 K		0-0 1B 2-H	1-1 HR 2B		1-1 G5-3			1-3 K	5 1 2 3 0 2 0 0 0 0 0 0 0 0											
Kim Batiste, R (1, 6) OBP: 0.304, SLG: 0.273		2-1 G3-1 SH1-3 1B	1-3 K	2-0 1B			1-0 SH1-4 1B		1-2 G6-3	5 0 3 0 0 1 2											
Ben Rivera, R (1, 1) OBP: 0.167, SLG: 0.167 Tim Mauser, R (7, 1) Larry Andersen, R (8, 1) OBP: 1.000, SLG: 1.000 Jim Eisenreich, L (9, PH) OBP: 0.400, SLG: 0.481		0-2 SH1-3		0-1 K			0-1 SH1-4		2-0 1B 1B	2 1 1 0 0 1 1 0 0 0 0 0 0 0 0 0 0 0 0 0 0 1 1 1 0 0 0 0											
Inning Stats	R: 4 E: 1 K: 1 S: 19	H: 3 LOB: 0 BB: 0 P: 27	R: 0 E: 0 K: 0 S: 8	H: 1 LOB: 1 BB: 0 P: 13	R: 1 E: 0 K: 1 S: 11	H: 2 LOB: 2 BB: 0 P: 18	R: 6 E: 0 K: 1 S: 16	H: 7 LOB: 1 BB: 1 P: 27	R: 0 E: 0 K: 1 S: 10	H: 1 LOB: 1 BB: 0 P: 16	R: 0 E: 0 K: 0 S: 6	H: 0 LOB: 0 BB: 0 P: 9	R: 0 E: 0 K: 1 S: 10	H: 1 LOB: 2 BB: 1 P: 20	R: 0 E: 0 K: 0 S: 8	H: 0 LOB: 0 BB: 0 P: 12	R: 4 E: 0 K: 1 S: 21	H: 5 LOB: 1 BB: 0 P: 31	1B: 12 2B: 6 3B: 0 HR: 2	SF: 0 SAC: 2 DP: 1 HBP: 1	WP: 0 PA: 50 PB: 0 SB: 0 CS: 0
PITCHER	IP WLS BF H R ER SO BB IBB HBP BLK WP HR S P ERA WHIP																				
Butch Henry, L (1, 1) ERA: 6.14	3.2 L 23 10 9 8 2 0 0 0 0 0 0 1 45 72 19.64 2.727																				
Andy Ashby, R (4, 1) ERA: 5.82	0.1 4 3 2 2 1 0 0 0 0 0 0 1 9 13 54.00 9.000																				
Bruce Ruffin, L (5, 1) ERA: 4.74	4.0 15 2 0 0 2 1 0 0 0 0 0 0 34 57 0.00 0.750																				
Jeff Parrett, R (9, 1) ERA: 5.2	1.0 8 5 4 4 1 0 0 0 0 0 0 0 21 31 36.00 5.000																				

Philadelphia Phillies @ Colorado Rockies
Mile High Stadium, Denver, CO
Fri May 28 1993, 9:05 PM EDT
Att. 58,312 - Unknown - 63 F

AB	45
R	15
H	20
RBI	15
BB	2
SO	6
LOB	16



BOTTOM

Philadelphia Phillies @ Colorado Rockies
Mile High Stadium, Denver, CO

livebaseballscorecards.com

AB	41
R	9
H	15
RBI	7
BB	6
SO	6
LOB	23



WP:	1	PA:	47
PB:	0		
SB:	3		
CS:	0		

Fri May 28 1993, 9:05 PM EDT
Att: 58,312 - Unknown - 63 F

AB R H RBI BB SO LOB

5	1	1	0	1	0	3
5	3	2	0	1	2	3
4	2	3	2	1	0	0
5	1	2	2	0	1	4
4	1	1	0	1	1	3
4	1	1	1	1	0	1
5	0	2	1	0	0	3
5	0	2	1	0	1	4
1	0	0	0	0	0	1
0	0	0	0	0	0	0
1	0	0	0	0	1	1
0	0	0	0	1	0	0
1	0	0	0	0	0	0
0	0	0	0	0	0	0
1	0	1	0	0	0	0

1B:	11	SF:	0
2B:	3	SAC:	0
3B:	1	DP:	2
HR:	0	HBP:	0

WP:	1	PA:	47
PB:	0		
SB:	3		
CS:	0		

ERA	7.50	WHIP	2.167
ERA	10.80	WHIP	3.000
ERA	0.00	WHIP	0.000
ERA	9.00	WHIP	3.000

Batter	1	2	3	4	5	6	7	8	9
Eric Young Sr., R OBP: 0.340, SLG: 0.366 (1, 4)	F9		G4-3		G4-3	G1-2-3		1B	1B
Alex Cole, L OBP: 0.331, SLG: 0.305 (1, 8)	P6		G3-1		E4		2B	K	K
Dante Bichette, R OBP: 0.358, SLG: 0.474 (1, 9)	G6-3		G3-1				E	2B	
Andres Galarraga, R OBP: 0.421, SLG: 0.589 (1, 3)		1B	G3-1		G1-3		K	2B	
Chris Jones, R OBP: 0.400, SLG: 0.250 (1, 7)		1B	G1-3		K		FC6-4	F9	
Charlie Hayes, R OBP: 0.328, SLG: 0.486 (1, 5)				F9		P8	FC6-4		G4-3
Joe Girardi, R OBP: 0.302, SLG: 0.366 (1, 2)		E6		F9		E			G4-3
Nelson Liriano, S OBP: 0.377, SLG: 0.362 (1, 6)		G4-6-3		WP		E8	K		G6-3
Butch Henry, L OBP: 0.118, SLG: 0.118 (4, 1)		G1-3		K				F8	
Andy Ashby, R OBP: 0.250, SLG: 0.250 (4, PH)									1B
Jim Tatam, R OBP: 0.196, SLG: 0.304 (5, 1)									
Bruce Ruffin, S OBP: 0.206, SLG: 0.215 (8, PH)									
Freddie Benavides, R OBP: 0.330, SLG: 0.333 (9, 1)									
Jeff Parrett, R OBP: 0.297, SLG: 0.431 (9, PH)									

R: 0	H: 0	R: 2	H: 2	R: 1	H: 0	R: 0	H: 1	R: 1	H: 2	R: 2	H: 3	R: 2	H: 2	R: 1	H: 3	R: 1	H: 3	1B: 11	SF: 0
E: 0	LOB: 0	E: 1	LOB: 1	E: 0	LOB: 1	E: 0	LOB: 1	E: 1	LOB: 2	E: 1	LOB: 2	E: 0	LOB: 1	E: 0	LOB: 2	E: 0	LOB: 2	2B: 3	SAC: 0
K: 0	BB: 0	K: 0	BB: 1	K: 0	BB: 2	K: 1	BB: 0	K: 1	BB: 1	K: 2	BB: 1	K: 1	BB: 1	K: 1	BB: 0	K: 1	BB: 1	3B: 1	DP: 2
S: 10	P: 15	S: 10	P: 17	S: 9	P: 20	S: 8	P: 13	S: 9	P: 13	S: 11	P: 21	S: 18	P: 29	S: 9	P: 20	S: 13	P: 21	HR: 0	HBP: 0

PITCHER	IP	WLS	BF	H	R	ER	SO	BB	IBB	HBP	BLK	WP	HR	S	P	ERA	WHIP
Ben Rivera, R ERA: 4.39 (1, 1)	6.0		30	9	6	5	2	4	0	0	0	1	0	62	107	7.50	2.167
Tim Lincecum, R ERA: 10.8 (7, 1)	1.2		10	3	2	2	3	2	0	0	0	0	0	20	38	10.80	3.000
Larry Andersen, R ERA: 1.5 (8, 1)	0.1		1	0	0	0	0	0	0	0	0	0	0	2	3	0.00	0.000
David West, L ERA: 1.42 (9, 1)	1.0		6	3	1	1	1	0	0	0	0	0	0	13	21	9.00	3.000

ERA	7.50	WHIP	2.167	ERA	10.80	WHIP	3.000	ERA	0.00	WHIP	0.000	ERA	9.00	WHIP	3.000
-----	------	------	-------	-----	-------	------	-------	-----	------	------	-------	-----	------	------	-------

Batter	1	2	3	4	5	6	7	8	9	AB R H RBI BB SO LOB	TOP	
Lenny Dykstra, L OBP: 0.371, SLG: 0.385 (1, 8) BB BB BB	4-0 BB SF7 1B BB		0-2 K 1B	1-0 1B 1B		1-3 K 1B			2-2 F7	4 2 1 0 1 2 0		
Mickey Morandini, L OBP: 0.269, SLG: 0.321 (1, 4) SAFE SAFE BB X	1-0 BB 1B		0-1 1B 1B	0-2 G3 1B 2-3			1-2 G1-3			4 1 2 0 0 0 2		
John Kruk, L OBP: 0.492, SLG: 0.548 (1, 3) BB BB BB	4-0 1B 2-3 BB		3-1 1B 1B	3-2 1B 2-H 3-H			2-0 G1-3			3 1 2 2 1 0 0		
Dave Hollins, S OBP: 0.392, SLG: 0.508 (1, 5) C C S	0-3 K 1B		2-2 1B SF8 1B 3-H	0-1 F7			1-1 P5			4 1 1 1 0 1 4		
Darren Daulton, L OBP: 0.404, SLG: 0.549 (1, 2) BB BB X	2-0 SF7 3-H		2-2 1B 1B		2-3 K			3-3 K		3 0 1 2 0 2 0		
Wes Chamberlain, R OBP: 0.306, SLG: 0.500 Jim Eisenreich, L OBP: 0.400, SLG: 0.481 (1, 9) (8, 9) BB X	1-0 F9		0-0 SF8 3-H		0-0 G6-3			2-3 K		3 0 0 1 0 1 2 0 0 0 0 0 0 0		
Milt Thompson, L OBP: 0.293, SLG: 0.234 (1, 7) X		0-0 G1-3	1-2 G1-3		2-2 G6-3			1-0 P6		4 0 0 0 0 0 1		
Kim Batiste, R OBP: 0.259, SLG: 0.231 (1, 6) BB BB BB BB X		3-2 F9		0-1 F8		3-2 F8			0-2 P3	4 0 0 0 0 0 0		
Terry Mulholland, R OBP: 0.083, SLG: 0.043 (1, 1) X		0-0 P3		1-0 G3 1B 1B		2-0 L7			0-2 G4-3	4 1 1 0 0 0 0		
Inning Stats	R: 1 E: 0 K: 1 S: 6 H: 1 LOB: 2 BB: 2 P: 18	R: 0 E: 0 K: 0 S: 5 H: 0 LOB: 0 BB: 0 P: 8	R: 3 E: 0 K: 1 S: 19 H: 4 LOB: 1 BB: 0 P: 27	R: 2 E: 0 K: 0 S: 12 H: 3 LOB: 1 BB: 0 P: 17	R: 0 E: 0 K: 1 S: 7 H: 0 LOB: 0 BB: 0 P: 11	R: 0 E: 0 K: 1 S: 8 H: 0 LOB: 0 BB: 0 P: 14	R: 0 E: 0 K: 0 S: 6 H: 0 LOB: 0 BB: 0 P: 10	R: 0 E: 0 K: 2 S: 7 H: 0 LOB: 0 BB: 0 P: 13	R: 0 E: 0 K: 0 S: 10 H: 0 LOB: 0 BB: 0 P: 12	1B: 8 2B: 0 3B: 0 HR: 0 SF: 2 SAC: 0 DP: 0 HBP: 0	WP: 0 PB: 0 SB: 0 CS: 0 PA: 37	
PITCHER	IP WLS BF H R ER SO BB IBB HBP BLK WP HR S P ERA WHIP	PITCHER										IP WLS BF H R ER SO BB IBB HBP BLK WP HR S P ERA WHIP
Willie Blair, R ERA: 4.35 (1, 1)	6.0 L 28 8 6 6 4 2 0 0 0 0 0 57 95 9.00 1.667											
Gary Wayne, L ERA: 3.05 (7, 1)	1.1 4 0 0 0 1 0 0 0 0 0 0 0 9 16 0.00 0.000											
Darren Holmes, R ERA: 10.29 (8, 1)	0.2 2 0 0 0 1 0 0 0 0 0 0 0 4 7 0.00 0.000											
Bryn Smith, R ERA: 8.39 (9, 1)	1.0 3 0 0 0 0 0 0 0 0 0 0 0 10 12 0.00 0.000											

Philadelphia Phillies @ Colorado Rockies
Mile High Stadium, Denver, CO
Sat May 29 1993, 5:33 AM EDT
Att. 56,263 - Sunny - 74 F

livebaseballscorecards.com

AB	33
R	6
H	8
RBI	6
BB	2
SO	6
LOB	9



BOTTOM

Philadelphia Phillies @ Colorado Rockies
Mile High Stadium, Denver, CO

Sat May 29 1993, 5:33 AM EDT
Att. 56,263 - Sunny - 74 F

livebaseballscorecards.com

AB	29
R	0
H	6
RBI	0
BB	1
SO	2
LOB	10



WP:	0	PA:	31
PB:	0		
SB:	0		
CS:	0		

AB R H RBI BB SO LOB

3	0	1	0	1	1	1
4	0	0	0	0	0	2
4	0	2	0	0	0	0
4	0	0	0	0	0	2
3	0	0	0	0	1	1
3	0	2	0	0	0	0
3	0	1	0	0	0	3
3	0	0	0	0	0	1
1	0	0	0	0	0	0
0	0	0	0	0	0	0
0	0	0	0	0	0	0
0	0	0	0	0	0	0
1	0	0	0	0	0	0
0	0	0	0	0	0	0

Batter	1	2	3	4	5	6	7	8	9
Eric Young Sr., R (1, 4) OBP: 0.343, SLG: 0.365	4-0 BB G4-3		1-0 1B			2-3 K2-3		2-0 G1-3	
Joe Girardi, R (1, 2) OBP: 0.295, SLG: 0.358	1-2 G4-3		0-0 G6-3			0-1 G3		1-0 G5-3	
Dante Bichette, R (1, 9) OBP: 0.361, SLG: 0.475	0-0 P6				1-0 G5-3		1-2 1B	0-1 G6-4-3	
Andres Galarraga, R (1, 3) OBP: 0.409, SLG: 0.570		1-2 G5-3		1-2 G5-3		1-1 L6		0-1 G6-4-3	
Charlie Hayes, R (1, 5) OBP: 0.323, SLG: 0.478		0-0 L6		1-1 G1-3		3-3 K			
Jerald Clark, R (1, 7) OBP: 0.305, SLG: 0.436		0-2 1B			0-0 P3		0-0 1B		
Chris Jones, R (1, 8) OBP: 0.375, SLG: 0.286		0-0 L1			2-0 G6-3		0-2 G4-3		
Nelson Liriano, S (1, 6) OBP: 0.357, SLG: 0.340			3-2 P3		1-1 G6-3			3-2 L3	
Willie Blair, R (1, 1) Jim Tatum, R (6, PH) Gary Wayne, L (7, 1) Darren Holmes, R (8, 1) Danny Sheaffer, R (8, PH) Bryn Smith, R (9, 1)			2-2 G4-3			1-2 K2-3		1-1 G4-3	

Inning Stats	R: 0	H: 0	R: 0	H: 1	R: 0	H: 0	R: 0	H: 1	R: 0	H: 0	R: 0	H: 2	R: 0	H: 0	R: 0	H: 1	
E: 0	LOB: 0	E: 0	LOB: 1	E: 0	LOB: 0	E: 0	LOB: 0	E: 0	LOB: 0	E: 0	LOB: 0	E: 0	LOB: 2	E: 0	LOB: 0	E: 0	LOB: 0
K: 0	BB: 1	K: 0	BB: 0	K: 0	BB: 0	K: 1	BB: 0	K: 1	BB: 0	K: 1	BB: 0	K: 1	BB: 0	K: 0	BB: 0	K: 0	BB: 0
S: 4	P: 9	S: 8	P: 9	S: 10	P: 16	S: 6	P: 9	S: 4	P: 7	S: 8	P: 11	S: 13	P: 18	S: 7	P: 13	S: 5	P: 6

PITCHER	IP	WLS	BF	H	R	ER	SO	BB	IBB	HBP	BLK	WP	HR	S	P	ERA	WHIP
Terry Mulholland, L (1, 1) ERA: 2.92	9.0	W	31	6	0	0	2	1	0	1	0	0	0	65	98	0.00	0.778

Batter	1	2	3	4	5	6	7	8	9	AB	R	H	RBI	BB	SO	LOB	
Lenny Dykstra, L (1, 8) OBP: 0.372, SLG: 0.390 Jim Eisenreich, L (7, PR) OBP: 0.393, SLG: 0.473 (7, 8)	1-0 F7		2-2 F7		1-1 HR 1B	2-0 2B 1-H 2-H 3-H	0-2 E1	2-2 E6 G1-6-3		5 1 2 3 0 0 2	1 0 0 0 0 0 1						
Mariano Duncan, R (1, 4) OBP: 0.250, SLG: 0.345 (8, 6)	2-2 G5-3			1-1 F8	0-0 HR 1-H	0-1 G6-3	1-1 G4-3	1-2 G1-6-3 1-2f		6 1 1 1 2 0 0 5							
John Kruk, L (1, 3) OBP: 0.490, SLG: 0.550 Ricky Jordan, R (8, 3) OBP: 0.412, SLG: 0.467	3-3 K			2-2 G1-3	3-3 K		0-1 1B 3B 2B	1-1 HR 1B	1-0 G3 1B	5 2 2 0 0 2 0	1 0 1 0 0 0 0						
Dave Hollins, S (1, 5) OBP: 0.393, SLG: 0.522 Mickey Morandini, L (8, 4) OBP: 0.268, SLG: 0.318		1-3 K		0-0 G1-3		0-1 F8	3-2 BB 3B 1B	2-1 HR	1-0 G3	5 2 2 2 0 1 0	1 0 0 0 0 0 1						
Darren Daulton, L (1, 2) OBP: 0.412, SLG: 0.586		3-2 P6				3-1 HR	4-2 1B E BB	4-2 3B BB	0-1 HR	4 4 2 2 2 1 1							
Pete Incaviglia, R (1, 7) OBP: 0.300, SLG: 0.579		0-0 F9				1-1 FC5-6 G1-3 1B	0-0 1B E 2B 1B	0-0 SF8 3B	2-2 HR 1B	6 3 4 3 0 0 1							
Wes Chamberlain, R (1, 9) OBP: 0.302, SLG: 0.484			0-3 K		2-0 G1-3	2-1 F8	4-0 E BB	2-3 K		4 0 0 0 1 2 3							
Kim Batiste, R (1, 6) OBP: 0.313, SLG: 0.379 (8, 5)			2-2 SH1-3 1B		2-2 FC5-6 HR	4-0 1B 2B IBB	0-1 SF8	0-1 HR		3 3 2 3 1 0 1							
Tommy Greene, R (1, 1) OBP: 0.185, SLG: 0.308			1-0 SH1-3		0-1 HR	0-1 2B 1B	0-3 K	1-0 E 1B		4 2 3 2 0 1 1							

Inning Stats	R: 0	H: 0	E: 0	K: 1	S: 10	P: 16	R: 0	H: 0	E: 0	K: 1	S: 11	P: 15	R: 0	H: 1	E: 0	K: 1	S: 13	P: 18	R: 0	H: 0	E: 0	K: 0	S: 7	P: 10	R: 5	H: 5	E: 0	K: 1	S: 16	P: 28	R: 4	H: 3	E: 1	K: 0	S: 14	P: 26	R: 4	H: 3	E: 1	K: 1	S: 24	P: 36	R: 5	H: 6	E: 1	K: 1	S: 24	P: 35	R: 0	H: 1	E: 0	K: 1	S: 7	P: 12	1B: 10	2B: 2	3B: 1	HR: 6	SF: 1	SAC: 1	DP: 1	HBP: 0	WP: 0	PA: 51
--------------	------	------	------	------	-------	-------	------	------	------	------	-------	-------	------	------	------	------	-------	-------	------	------	------	------	------	-------	------	------	------	------	-------	-------	------	------	------	------	-------	-------	------	------	------	------	-------	-------	------	------	------	------	-------	-------	------	------	------	------	------	-------	--------	-------	-------	-------	-------	--------	-------	--------	-------	--------

PITCHER	IP	WLS	BF	H	R	ER	SO	BB	IBB	HBP	BLK	WP	HR	S	P	ERA	WHIP
Lance Painter, L (1, 1) ERA: 11.05	5.1	L	24	7	7	7	4	1	0	0	0	0	3	64	98	11.81	1.500
Jeff Parrett, R (6, 1) ERA: 5.59	0.2		5	2	2	2	0	0	1	0	0	0	0	7	15	27.00	3.000
Butch Henry, L (7, 1) ERA: 6.64	1.0		9	3	4	4	1	2	0	0	0	0	0	24	36	36.00	5.000
Gary Wayne, L (8, 1) ERA: 4.76	2.0		13	7	5	5	2	0	0	0	0	0	3	31	47	22.50	3.500

TOP

Philadelphia Phillies @ Colorado Rockies

Mile High Stadium, Denver, CO

Sun May 30 1993, 5:33 AM EDT
Att. 56,710 - Sunny - 73 F

livebaseballscorecards.com

AB	45
R	18
H	19
RBI	17
BB	4
SO	7
LOB	16



BOTTOM

Philadelphia Phillies @ Colorado Rockies
Mile High Stadium, Denver, CO
Sun May 30 1993, 5:33 AM EDT
Att. 56,710 - Sunny - 73 F

livebaseballscores.com

AB	32
R	1
H	6
RBI	1
BB	0
SO	6
LOB	6



WP:	0	PA:	33
PB:	0		
SB:	0		
CS:	1		

AB R H RBI BB SO LOB

4	0	1	0	0	1	2
3	0	0	0	0	1	1
0	0	0	0	0	0	0
1	0	0	0	0	1	0
4	0	1	0	0	0	0
3	1	1	1	0	0	0
0	0	0	0	0	0	0
1	0	0	0	0	1	1
4	0	0	0	0	1	1
3	0	1	0	0	0	0
2	0	0	0	0	0	1
0	0	0	0	0	0	0
1	0	0	0	0	0	0
3	0	0	0	0	0	0
1	0	0	0	0	1	0
2	0	2	0	0	0	0

1B:	4	SF:	0
2B:	1	SAC:	0
3B:	0	DP:	0
HR:	1	HBP:	0

Batter	1	2	3	4	5	6	7	8	9
Eric Young Sr., R OBP: 0.341, SLG: 0.363 (1, 4)	2-2 G6-3 ①		0-1 CS 1B			1-1 F8 ②		1-3 K ③	
Alex Cole, L OBP: 0.325, SLG: 0.299 Butch Henry, L OBP: 0.118, SLG: 0.118 Pedro Castellano, R (8, 3)	3-3 K ②		2-1 CS ③ 1-2	1-0 G4-3 ①		3-1 G4-3 ③		3-3 K ①	
Dante Bichette, R OBP: 0.359, SLG: 0.476 (1, 9)	0-0 G5-3 ③			0-2 G6-3 ②			0-0 P2 ①	1-2 2B	
Andres Galarraga, R OBP: 0.407, SLG: 0.588 Gary Wayne, L (8, 1) Jerald Clark, R OBP: 0.303, SLG: 0.433 (9, PH)		0-0 G4-3 ①		0-0 F9 ③			1-1 HR	2-3 K ②	
Daryl Boston, L OBP: 0.325, SLG: 0.361 (1, 7)		3-2 G4-3 ②			2-3 K ①		0-0 F8 ②	1-0 F9 ③	
Charlie Hayes, R OBP: 0.324, SLG: 0.475 (1, 5)		0-1 1B			1-2 G6-3 ②		0-0 F9 ③		
Danny Sheaffer, R OBP: 0.265, SLG: 0.412 Jeff Parrett, R OBP: 0.333, SLG: 0.333 Chris Jones, R OBP: 0.333, SLG: 0.250 (7, 8)		2-1 G4-3 ③			1-2 F8 ③			1-1 G6-3 ①	
Nelson Liriano, S OBP: 0.339, SLG: 0.321 (1, 6)			3-2 F8 ①			0-2 G4-3 ①		3-1 F8 ②	
Lance Painter, L OBP: 0.250, SLG: 0.250 Joe Girardi, R OBP: 0.303, SLG: 0.365 (6, 2)			0-3 K ②			0-1 1B		0-1 1B	

Inning Stats	R: 0	H: 0	E: 0	K: 1	S: 8	R: 0	H: 1	E: 0	K: 0	S: 8	R: 0	H: 1	E: 0	K: 1	S: 11	R: 0	H: 0	E: 0	K: 0	S: 5	R: 0	H: 0	E: 0	K: 1	S: 9	R: 0	H: 1	E: 0	K: 0	S: 9	R: 1	H: 1	E: 0	K: 0	S: 5	R: 0	H: 1	E: 0	K: 1	S: 9	R: 0	H: 1	E: 0	K: 2	S: 12
--------------	------	------	------	------	------	------	------	------	------	------	------	------	------	------	-------	------	------	------	------	------	------	------	------	------	------	------	------	------	------	------	------	------	------	------	------	------	------	------	------	------	------	------	------	------	-------

PITCHER	IP	WLS	BF	H	R	ER	SO	BB	IBB	HBP	BLK	WP	HR	S	P	ERA	WHIP
Tommy Greene, R ERA: 1.86 (1, 1)	9.0	W	32	6	1	1	6	0	0	0	0	0	1	76	112	1.00	0.667

Batter	1	2	3	4	5	6	7	8	9	AB R H RBI BB SO LOB	TOP
Al Martin, L (1, 7) OBP: 0.261, SLG: 0.397 Mark Petkovsek, R (8, 1)	2-3 K		2-2 G3-1		1-2 E4 1B		1-2 G6-3 1B	1-1 P5		5 1 1 0 0 1 3 0 0 0 0 0 0 0	
Jay Bell, R (1, 6) OBP: 0.366, SLG: 0.454	0-0 E5 1B		0-0 F9		3-1 G6-3 1-3		2-2 G6-3 1-2 1B		1-0 F8	5 1 1 0 0 0 1	
Andy Van Slyke, L (1, 8) OBP: 0.381, SLG: 0.492	3-1 P5		1-0 1B 1B		1-2 1B HBP		3-2 G6-3 1-2f 2-3		2-1 2B	4 0 2 0 0 0 3	
Orlando Merced, S (1, 9) OBP: 0.460, SLG: 0.464	0-1 1-H 1B		0-1 1-2 1B		1-0 FC4-6 1-2 3-H 1B		1-0 G5-3		1-2 F9	5 0 3 2 0 0 2	
Jeff King, R (1, 5) OBP: 0.307, SLG: 0.316	1-1 F7		0-1 F8		3-1 P3			1-0 F7	2-1 F9	5 0 0 0 0 0 6	
Kevin Young, R (1, 3) OBP: 0.313, SLG: 0.353					1-0 FC4-6 1-2f			1-0 E5 BB PB		4 0 0 0 0 0 2	
Don Slaught, R (1, 2) OBP: 0.379, SLG: 0.391					2-2 G4-3			0-3 K		4 0 1 0 0 2 1	
Carlos Garcia, R (1, 4) OBP: 0.309, SLG: 0.388					1-0 FC5-4 1B			4-1 F8 BB BB		3 0 1 0 1 0 1	
Tim Wakefield, R (1, 1) OBP: 0.125, SLG: 0.208 Glenn Wilson, R (6, PH) Freddie Toliver, R (6, 1) Dave Clark, L (8, PH) OBP: 0.383, SLG: 0.340					0-0 FC5-4 1-2f			4-2 K 1-2 2-3 BB		2 0 0 0 0 1 2 1 0 0 0 0 1 0 0 0 0 0 0 0 0 0 0 0 0 1 0 0	
Inning Stats	R: 1 H: 1 E: 1 LOB: 1 K: 1 BB: 0 S: 11 P: 17	R: 0 H: 1 E: 0 LOB: 1 K: 1 BB: 0 S: 9 P: 13	R: 0 H: 2 E: 0 LOB: 2 K: 0 BB: 0 S: 9 P: 12	R: 0 H: 1 E: 0 LOB: 1 K: 0 BB: 0 S: 6 P: 9	R: 1 H: 1 E: 2 LOB: 2 K: 0 BB: 0 S: 11 P: 21	R: 0 H: 0 E: 0 LOB: 0 K: 2 BB: 0 S: 8 P: 13	R: 0 H: 2 E: 0 LOB: 1 K: 0 BB: 0 S: 11 P: 18	R: 0 H: 0 E: 1 LOB: 3 K: 1 BB: 2 S: 10 P: 21	R: 0 H: 1 E: 0 LOB: 1 K: 0 BB: 0 S: 8 P: 14	1B: 8 SF: 0 2B: 1 SAC: 0 3B: 0 DP: 1 HR: 0 HBP: 1	WP: 0 PA: 41 PB: 1 SB: 0 CS: 0
PITCHER Armando Reynoso, R (1, 1) ERA: 2.92	IP WLS BF H R ER SO BB IBB HBP BLK WP HR S P ERA WHIP	9.0 W 41 9 2 0 5 2 0 1 0 0 0 0 83 138 0.00 1.222					PITCHER	IP WLS BF H R ER SO BB IBB HBP BLK WP HR S P ERA WHIP			

Pittsburgh Pirates @ Colorado Rockies
Mile High Stadium, Denver, CO
Mon May 31 1993, 9:05 PM EDT
Att. 47,665 - Unknown - 77 F

livebaseballscorecards.com

AB	38
R	2
H	9
RBI	2
BB	2
SO	5
LOB	21



Batter	1	2	3	4	5	6	7	8	9	AB	R	H	RBI	BB	SO	LOB
Eric Young Sr., R OBP: 0.333, SLG: 0.353 (1, 4)	2-2 G6-3		1-1 G6-3		1-0 F8	0-0 F8		1-1 G6-3		5	0	0	0	0	0	0
Danny Sheaffer, R OBP: 0.282, SLG: 0.436 (1, 2)	0-1 P2		0-2 3B 2B		1-1 2B BB 1B	2-1 G6-3		1-2 G1-3		5	2	2	0	0	0	0
Dante Bichette, R OBP: 0.365, SLG: 0.497 (1, 9)	0-0 F7		3-1 1B 3B		0-0 BB 2B 2B	0-0 1B 1B		1-0 G5-3		5	3	3	1	0	0	0
Andres Galarraga, R OBP: 0.417, SLG: 0.593 (1, 3)		0-0 1B 1B	2-2 1B 1B		0-0 L8	1-0 1B				4	0	3	2	0	0	2
Charlie Hayes, R OBP: 0.327, SLG: 0.473 (1, 5)		1-0 P8	0-0 FC6-4 1B		4-0 BB 2B BB	1-1 F9				3	1	1	0	1	0	2
Jerald Clark, R OBP: 0.308, SLG: 0.427 (1, 7)		0-1 F8	0-0 FC6-4		4-1 2B BB			4-2 G6-3 G6-3 HBP		2	0	0	1	1	0	3
Chris Jones, R OBP: 0.333, SLG: 0.250 (7, PR) (8, 7)			1-2f		1-2 2-3 3-H					0	0	0	0	0	0	0
Alex Cole, L OBP: 0.329, SLG: 0.311 (1, 8)		2-0 1B			0-2 G6-3	1-2 2B		3-1 G6-3		4	0	2	2	0	0	1
Nelson Liriano, S OBP: 0.349, SLG: 0.321 (1, 6)		1-1 F9			1-2 B1-3 1B	4-0 FC6 IBB		0-0 G6-3		3	0	1	0	1	0	4
Armando Reynoso, R OBP: 0.095, SLG: 0.200 (1, 1)			0-2 F7		0-0 B1-3	1-0 FC6		0-1 F9		4	0	0	0	0	0	6

Inning Stats	R: 0	H: 0	R: 0	H: 2	R: 2	H: 4	R: 0	H: 1	R: 3	H: 3	R: 1	H: 2	R: 0	H: 0	R: 0	H: 0	R: 0	H: 0
	E: 0	LOB: 0	E: 0	LOB: 2	E: 0	LOB: 2	E: 0	LOB: 0	E: 0	LOB: 3	E: 0	LOB: 1	E: 0	LOB: 2	E: 0	LOB: 0	E: 0	LOB: 0
	K: 0	BB: 0	K: 0	BB: 0	K: 0	BB: 0	K: 0	BB: 0	K: 0	BB: 3	K: 0	BB: 0	K: 0	BB: 0	K: 0	BB: 0	K: 0	BB: 0
	S: 7	P: 9	S: 7	P: 11	S: 15	P: 21	S: 7	P: 8	S: 11	P: 27	S: 7	P: 11	S: 7	P: 14	S: 7	P: 10	S: 7	P: 10

PITCHER	IP	WLS	BF	H	R	ER	SO	BB	IBB	HBP	BLK	WP	HR	S	P	ERA	WHIP
Tim Wakefield, R ERA: 5.6 (1, 1)	5.0	L	27	10	5	5	0	2	1	0	0	0	0	47	76	9.00	2.400
Freddie Toliver, R ERA: 2.45 (6, 1)	2.0		9	2	1	1	0	0	0	1	0	0	0	14	25	4.50	1.000
Mark Petkovsek, R ERA: 7.71 (8, 1)	1.0		3	0	0	0	0	0	0	0	0	0	0	7	10	0.00	0.000

BOTTOM

Pittsburgh Pirates @ Colorado Rockies
Mile High Stadium, Denver, CO


Mon May 31 1993, 9:05 PM EDT
Att: 47,665 - Unknown - 77 F

livebaseballscorecards.com

AB	35
R	6
H	12
RBI	6
BB	3
SO	0
LOB	18

1B: 8 **SF:** 0
2B: 4 **SAC:** 0
3B: 1 **DP:** 1
HR: 0 **HBP:** 1

WP: 0 **PA:** 39
PB: 0
SB: 0
CS: 0



Batter	1	2	3	4	5	6	7	8	9	AB R H RBI BB SO LOB	TOP		
Al Martin, L (1, 7) OBP: 0.280, SLG: 0.407	0-0 E 1B		1-0 1B SF9 1B		0-1 G4-3 HR 1B		4-2 1B BB		3-3 K	4 4 3 0 1 1 0			
Jay Bell, R (1, 6) OBP: 0.376, SLG: 0.460	2-2 E7 E 1B		1-0 1-3 1B		2-0 G4-3 HR HBP 1B		2-3 K		3-1 S 1B	4 2 3 0 0 1 1			
Andy Van Slyke, L (1, 8) OBP: 0.381, SLG: 0.490	0-1 E7 G4-3 1B		3-3 K		0-1 G4-3 1-2 2-3		0-0 1B FC6-4 1B		3-2 F9 1-2	5 1 2 1 0 1 5			
Orlando Merced, S (1, 3) OBP: 0.464, SLG: 0.489	0-1 G4-3 2-3		0-0 SF9 3-H		2-1 HR 2-H 3-H		3-1 FC6-4 1B 1-3 2-H		4-0 IBB	3 1 2 5 1 0 1			
Dave Clark, L (1, 9) Lloyd McClendon, R (7, PH) OBP: 0.365, SLG: 0.321 OBP: 0.234, SLG: 0.241	2-2 G3-2-5-4-1-4 3-H		0-3 K		0-1 G5-3		2-0 FC6-4 1-2f 3-H		0-1 P2	3 0 0 0 0 1 2 2 0 0 1 0 0 3			
Jeff King, R (1, 5) OBP: 0.310, SLG: 0.325		1-2 L9 2B		0-0 G4-3 G6-4-3 1B		0-3 K		2-3 K		4 0 2 0 0 2 1			
Don Slaught, R (1, 2) OBP: 0.369, SLG: 0.380		2-2 L9 2-3		2-0 G6-4-3 1-2		1-3 K		2-3 K		4 0 0 0 0 2 2			
Tom Foley, L (1, 4) OBP: 0.254, SLG: 0.333		1-0 G4-3		0-0 G4-3 2-3		2-1 G1-6-3		2-3 K		4 0 0 0 0 1 2			
Bob Walk, R (1, 1) OBP: 0.174, SLG: 0.217 Blas Minor, R (6, 1) OBP: 0.200, SLG: 0.200 John Candelaria, L (9, 1) Stan Belinda, R (9, 1) Kevin Young, R (9, 3) OBP: 0.313, SLG: 0.353		1-1 L1		0-0 G1-3		0-0 F8		1-3 K		3 0 0 0 0 0 2 1 0 0 0 0 1 0			
Inning Stats	R: 2 H: 3 E: 2 LOB: 0 K: 0 BB: 0 S: 11 P: 15	R: 0 H: 1 E: 0 LOB: 1 K: 0 BB: 0 S: 10 P: 15	R: 1 H: 2 E: 0 LOB: 1 K: 2 BB: 0 S: 12 P: 17	R: 0 H: 1 E: 0 LOB: 1 K: 0 BB: 0 S: 4 P: 6	R: 3 H: 2 E: 0 LOB: 0 K: 1 BB: 0 S: 11 P: 15	R: 0 H: 0 E: 0 LOB: 0 K: 1 BB: 0 S: 6 P: 9	R: 2 H: 2 E: 0 LOB: 1 K: 2 BB: 1 S: 15 P: 28	R: 0 H: 0 E: 0 LOB: 0 K: 3 BB: 0 S: 13 P: 18	R: 0 H: 1 E: 0 LOB: 2 K: 1 BB: 1 S: 12 P: 25	1B: 10 SF: 1 2B: 2 SAC: 0 3B: 0 DP: 1 HR: 1 HBP: 1	WP: 0 PA: 41 PB: 0 SB: 1 CS: 0		
PITCHER	IP WLS BF H R ER SO BB IBB HBP BLK WP HR S P ERA WHIP											PITCHER	IP WLS BF H R ER SO BB IBB HBP BLK WP HR S P ERA WHIP
Bryn Smith, R (1, 1) ERA: 8.49	5.0 L 24 9 6 5 3 0 0 1 0 0 0 1 48 68 9.00 1.800												
Andy Ashby, R (6, 1) ERA: 5.68	1.0 3 0 0 0 1 0 0 0 0 0 0 0 6 9 0.00 0.000												
Gary Wayne, L (7, 1) ERA: 5.48	0.1 4 2 2 2 1 1 0 0 0 0 0 0 10 19 54.00 9.000												
Darren Holmes, R (7, 1) ERA: 8.64	2.2 10 1 0 0 5 0 1 0 0 0 0 0 30 52 0.00 0.375												

Pittsburgh Pirates @ Colorado Rockies
 Mile High Stadium, Denver, CO
 Tue Jun 01 1993, 9:05 PM EDT
 Att. 45,752 - Unknown - 80 F

livebaseballscorecards.com

AB 37
 R 8
 H 12
 RBI 7
 BB 2
 SO 10
 LOB 19



Batter	1	2	3	4	5	6	7	8	9	AB R H RBI BB SO LOB
Eric Young Sr., R OBP: 0.339, SLG: 0.356 (1, 4)	0-1 G6-3 1B		2-0 1B		1-3 K		4-1 G6-3 BB		0-2 SF9 1B	4 1 2 1 1 1 1
Danny Sheaffer, R OBP: 0.250, SLG: 0.386 (1, 2)	1-1 G5-3		2-1 G6-3		0-1 FC6-4		0-2 G6-3		2-2 E5 1-3	5 0 0 0 0 0 4
Dante Bichette, R OBP: 0.366, SLG: 0.503 (1, 9)	1-1 2B			0-0 FC6-4 1B 2B	0-1 L7		0-3 K		3-1 SF9 3-H	4 1 2 1 0 1 1
Andres Galarraga, R OBP: 0.423, SLG: 0.614 (1, 3)	0-0 G5-3			0-0 FC6-4 1B		1-0 HR		3-2 FC5-4 1B	2-3 K	5 1 3 1 0 1 2
Jerald Clark, R OBP: 0.300, SLG: 0.415 (1, 7)		1-1 G6-3		0-1 L8		1-1 G5-3		0-1 P3		4 0 0 0 0 0 3
Pedro Castellano, R OBP: 0.200, SLG: 0.400 (1, 5) (7, 6)		1-0 F8		0-1 FC6-4 2B		1-1 1B 2B		0-2 FC5-4		4 2 1 0 0 0 3
Alex Cole, L OBP: 0.327, SLG: 0.316 (1, 8)		2-2 L8		2-2 2B		0-1 F7		2-1 G4-3		4 0 1 2 0 0 2
Nelson Liriano, S OBP: 0.348, SLG: 0.322 Gary Wayne, L (7, 1) Darren Holmes, R (7, 1) Daryl Boston, L OBP: 0.325, SLG: 0.361 Chris Jones, R OBP: 0.400, SLG: 0.333 Bryn Smith, R (1, 1) Jim Tatum, R OBP: 0.229, SLG: 0.319 Andy Ashby, R OBP: 0.250, SLG: 0.250 Charlie Hayes, R OBP: 0.324, SLG: 0.468 (7, 5)			0-2 F8	1-0 G4-3		1-0 1B		0-0 F9 1B	1-2 F9	3 0 1 1 0 0 1 0 1 1 1 0 0 0 0
			1-2 G6-3		0-0 FC6-4 1B	2-1 F9				1 0 0 0 0 0 0 1 0 1 0 0 0 0 0 0 0 0 0 0 0 2 0 0 0 0 0 2

Inning Stats	R: 0 E: 0 K: 0 S: 7	H: 1 LOB: 1 BB: 0 P: 9	R: 0 E: 0 K: 0 S: 6	H: 0 LOB: 0 BB: 0 P: 10	R: 0 E: 0 K: 0 S: 9	H: 1 LOB: 1 BB: 0 P: 14	R: 2 E: 0 K: 0 S: 10	H: 3 LOB: 1 BB: 0 P: 13	R: 0 E: 0 K: 1 S: 8	H: 1 LOB: 1 BB: 0 P: 9	R: 2 E: 0 K: 0 S: 10	H: 3 LOB: 1 BB: 0 P: 16	R: 0 E: 0 K: 1 S: 8	H: 0 LOB: 0 BB: 1 P: 12	R: 0 E: 0 K: 0 S: 14	H: 1 LOB: 1 BB: 0 P: 19	R: 2 E: 1 K: 1 S: 21	H: 2 LOB: 1 BB: 0 P: 29	1B: 8 2B: 3 3B: 0 HR: 1	SF: 1 SAC: 0 DP: 1 HBP: 0
--------------	------------------------------	---------------------------------	------------------------------	----------------------------------	------------------------------	----------------------------------	-------------------------------	----------------------------------	------------------------------	---------------------------------	-------------------------------	----------------------------------	------------------------------	----------------------------------	-------------------------------	----------------------------------	-------------------------------	----------------------------------	----------------------------------	------------------------------------

PITCHER	IP	WLS	BF	H	R	ER	SO	BB	IBB	HBP	BLK	WP	HR	S	P	ERA	WHIP
Bob Walk, R ERA: 4.91 (1, 1)	5.2	W	26	9	4	4	1	0	0	0	0	0	1	48	67	6.35	1.588
Blas Minor, R ERA: 3.52 (6, 1)	2.1		8	1	0	0	1	1	0	0	0	0	0	24	35	0.00	0.857
John Candelaria, L ERA: 8.53 (9, 1)	0.0		1	1	1	1	0	0	0	0	0	0	0	1	1	∞	∞
Stan Belinda, R ERA: 2.84 (9, 1)	1.0		5	1	1	0	1	0	0	0	0	0	0	20	28	0.00	1.000

BOTTOM

Pittsburgh Pirates @ Colorado Rockies
Mile High Stadium, Denver, CO
 Tue Jun 01 1993, 9:05 PM EDT
 Att: 45,752 - Unknown - 80 F

livebaseballscorecards.com

AB	38
R	6
H	12
RBI	6
BB	1
SO	3
LOB	19



WP: 0	PA: 40
PB: 0	
SB: 2	
CS: 0	

Batter	1	2	3	4	5	6	7	8	9	AB R H RBI BB SO LOB	TOP											
Lonnie Smith, R (1, 7) OBP: 0.365, SLG: 0.375 Al Martin, L (9, PH) OBP: 0.285, SLG: 0.412 (9, 7)	0-3 K		4-1 BB		0-0 F9		0-0 F7		3-2 FC4-6 WP 2B 1B	3 0 0 0 1 1 1 1 1 1 0 0 0 0												
Jay Bell, R (1, 6) OBP: 0.381, SLG: 0.463	0-1 S L4-5 1B 1B		1-3 K		2-0 1B 1-2 1B		3-2 F9		3-1 FC4-6 1B 1-2 1B	5 0 3 0 0 1 1												
Andy Van Slyke, L (1, 8) OBP: 0.390, SLG: 0.498	3-2 S 1-2 1B			2-1 HR 1B	3-2 1B 1-2 2-H 1B		3-0 1B		3-0 FC4-6 2B SF9 1-2f 2-3	5 2 4 1 0 0 2												
Lloyd McClendon, R (1, 9) OBP: 0.224, SLG: 0.230 Orlando Merced, S (7, PH) OBP: 0.465, SLG: 0.497 (7, 9) (9, 3)	1-2 L4-5 1-2 2-H			3-2 P6	0-3 K		1-0 L7		2-0 SF9 1-3 3-H 2B	3 0 0 0 0 1 5 2 0 1 1 0 0 1												
Jeff King, R (1, 5) OBP: 0.321, SLG: 0.345		2-2 F9		0-0 HR		4-2 FC4-6 BB BB		1-0 SH3-4 1B	4-0 IBB	3 1 2 2 2 0 0												
Kevin Young, R (1, 3) OBP: 0.305, SLG: 0.345 Stan Belinda, R (9, 1)		0-3 K		2-3 K		0-3 K		1-1 SH3-4 1-2	2-2 SF9 2-3 3-H	3 0 0 1 0 3 1 0 0 0 0 0 0 0												
Carlos Garcia, R (1, 4) OBP: 0.312, SLG: 0.380		2-2 G5-3		0-1 G6-3		4-0 FC4-6 1-2 BB		4-2 BB	2-0 P3	3 0 0 0 2 0 2												
Tom Prince, R (1, 2) OBP: 0.353, SLG: 0.381			0-1 L5		1-1 P6	2-1 FC4-6 1-2f 2-3		0-3 K		4 0 0 0 0 1 4												
Paul Wagner, R (1, 1) OBP: 0.333, SLG: 0.333 Dave Otto, L (7, 1) OBP: 0.235, SLG: 0.412 Dave Clark, L (8, PH) OBP: 0.350, SLG: 0.315 John Candelaria, L (8, 1) Mark Petkovsek, R (8, 1) Glenn Wilson, R (8, 9)			1-3 K		1-0 1B 1B	0-3 K		2-2 G6-3		3 1 1 0 0 2 2 0 0 0 0 0 0 0 1 0 0 0 0 0 2 0												
Inning Stats	R: 0 E: 0 K: 1 S: 12	H: 2 LOB: 1 BB: 0 P: 16	R: 0 E: 0 K: 1 S: 12	H: 0 LOB: 0 BB: 0 P: 16	R: 0 E: 0 K: 2 S: 9	H: 0 LOB: 1 BB: 1 P: 15	R: 2 E: 0 K: 1 S: 11	H: 2 LOB: 0 BB: 0 P: 18	R: 1 E: 0 K: 1 S: 12	H: 3 LOB: 2 BB: 0 P: 19	R: 0 E: 0 K: 2 S: 10	H: 0 LOB: 2 BB: 2 P: 20	R: 0 E: 0 K: 0 S: 6	H: 1 LOB: 1 BB: 0 P: 13	R: 0 E: 0 K: 1 S: 11	H: 1 LOB: 2 BB: 1 P: 19	R: 2 E: 0 K: 0 S: 12	H: 3 LOB: 2 BB: 1 P: 31	1B: 10 2B: 2 3B: 0 HR: 1	SF: 1 SAC: 1 DP: 1 HBP: 0	WP: 1 PB: 0 SB: 2 CS: 0	PA: 43
PITCHER	IP WLS BF H R ER SO BB IBB HBP BLK WP HR S P ERA WHIP																					
Bruce Ruffin, L (1, 1) ERA: 4.78 Keith Shepherd, R (6, 1) ERA: Jeff Parrett, R (8, 1) ERA: 5.77	5.1 6 2.0	L	25 6 12	7 1 4	3 0 2	3 0 2	7 1 1	3 0 1	0 0 1	0 0 1	0 0 0	0 0 0	0 0 1	1 0 0	61 11 23	97 20 50	5.06 0.00 9.00	1.875 0.600 2.500				

Pittsburgh Pirates @ Colorado Rockies
 Mile High Stadium, Denver, CO
 Wed Jun 02 1993, 9:05 PM EDT
 Att. 50,122 - Unknown - 60 F

AB	36
R	5
H	12
RBI	5
BB	5
SO	9
LOB	21



Batter	1	2	3	4	5	6	7	8	9	AB	R	H	RBI	BB	SO	LOB
Nelson Liriano, S OBP: 0.329, SLG: 0.302 (1, 4) (8, 6)	3-3 K CS		1-0 FC1-6 1B G6-3 1-2f		2-3 K		1-2 L9			4	1	0	0	0	2	3
Alex Cole, L OBP: 0.331, SLG: 0.316 (1, 8)	4-1 1B E BB 1-2		1-1 G6-3 1B 1-3		3-2 G6-3		1-3 K			3	1	1	0	1	1	0
Dante Bichette, R OBP: 0.369, SLG: 0.520 (1, 9)	0-0 E8 CS 1B 1-H		0-0 G6-3 1-2 3-H		2-0 HR		2-3 K			4	1	2	2	0	1	1
Andres Galarraga, R OBP: 0.418, SLG: 0.604 (1, 3)	1-3 K 1-2		0-3 K		3-2 F8		2-0 1B			4	0	1	0	0	2	2
Daryl Boston, L OBP: 0.325, SLG: 0.355 Chris Jones, R OBP: 0.364, SLG: 0.300 (1, 7) (6, PR) (7, 7)		2-1 L4		0-0 F7		4-0 BB		0-0 L7		2	0	0	0	1	0	0
Charlie Hayes, R OBP: 0.322, SLG: 0.461 (1, 5)		4-1 BB		1-1 F9		0-0 G5-3		0-0 F9		3	0	0	0	1	0	1
Pedro Castellano, R OBP: 0.250, SLG: 0.286 Eric Young Sr., R OBP: 0.338, SLG: 0.354 (1, 6) (7, PR) (8, 4)		2-3 K		3-1 G4-3		4-2 G3 SH5-4 BB		2-1 G6-3		2	0	0	0	1	1	1
Danny Sheaffer, R OBP: 0.234, SLG: 0.362 (1, 2)		1-3 K		1-1 G4-3		0-1 SH5-4		0-0 G5-3		3	0	0	0	0	1	1
Bruce Ruffin, S Keith Shepherd, R Jim Tatum, R OBP: 0.224, SLG: 0.313 Jeff Parrett, R OBP: 0.333, SLG: 0.333 (1, 1) (6, 1) (7, PH) (8, 1)			4-1 FC1-6 BB		2-2 G4-3		1-1 G3			1	0	0	0	1	0	0

Inning Stats	R: 1	H: 1	E: 1	K: 2	S: 10	LOB: 0	BB: 1	P: 17	R: 0	H: 0	E: 0	K: 2	S: 9	LOB: 1	BB: 1	P: 18	R: 1	H: 1	E: 0	K: 1	S: 8	LOB: 1	BB: 1	P: 14	R: 0	H: 0	E: 0	K: 0	S: 5	LOB: 0	BB: 0	P: 9	R: 0	H: 0	E: 0	K: 1	S: 10	LOB: 0	BB: 0	P: 15	R: 1	H: 1	E: 0	K: 0	S: 10	LOB: 1	BB: 1	P: 22	R: 0	H: 0	E: 0	K: 0	S: 11	LOB: 2	BB: 1	P: 17	R: 0	H: 1	E: 0	K: 2	S: 8	LOB: 1	BB: 0	P: 13	R: 0	H: 0	E: 0	K: 0	S: 4	LOB: 0	BB: 0	P: 6	1B: 3	2B: 0	3B: 0	HR: 1	SF: 0	SAC: 1	DP: 0	HBP: 0	WP: 0	PB: 1	SB: 0	CS: 2	PA: 35
--------------	------	------	------	------	-------	--------	-------	-------	------	------	------	------	------	--------	-------	-------	------	------	------	------	------	--------	-------	-------	------	------	------	------	------	--------	-------	------	------	------	------	------	-------	--------	-------	-------	------	------	------	------	-------	--------	-------	-------	------	------	------	------	-------	--------	-------	-------	------	------	------	------	------	--------	-------	-------	------	------	------	------	------	--------	-------	------	-------	-------	-------	-------	-------	--------	-------	--------	-------	-------	-------	-------	--------


PITCHER	IP	WLS	BF	H	R	ER	SO	BB	IBB	HBP	BLK	WP	HR	S	P	ERA	WHIP
Paul Wagner, R ERA: 4.86	(1, 1)	6.0	24	3	3	2	6	4	0	0	0	0	1	52	95	3.00	1.167
Dave Otto, L ERA: 4.34	(7, 1)	1.0	4	0	0	0	0	1	0	0	0	0	0	11	17	0.00	1.000
John Candelaria, L ERA: 8.31	(8, 1)	0.1	1	0	0	0	1	0	0	0	0	0	0	3	4	0.00	0.000
Mark Petkovsek, R ERA: 6.75	(8, 1)	0.2	W 3	1	0	0	1	0	0	0	0	0	0	5	9	0.00	1.500
Stan Belinda, R ERA: 2.73	(9, 1)	1.0	S 3	0	0	0	0	0	0	0	0	0	0	4	6	0.00	0.000

BOTTOM

Pittsburgh Pirates @ Colorado Rockies
Mile High Stadium, Denver, CO

Wed Jun 02 1993, 9:05 PM EDT
Att: 50,122 - Unknown - 60 F

AB	29
R	3
H	4
RBI	2
BB	5
SO	8
LOB	11



Batter	1	2	3	4	5	6	7	8	9	AB R H RBI BB SO LOB	TOP
Nelson Liriano, S (1, 4) OBP: 0.315, SLG: 0.288 Eric Young Sr., R (9, PH) OBP: 0.336, SLG: 0.352 (9, 4)	0-3 K			1-3 K		1-3 K			3-3 K	3 0 0 0 0 3 0 1 0 0 0 0 1 0	Colorado Rockies @ Philadelphia Phillies Veterans Stadium, Philadelphia, PA Fri Jun 04 1993, 7:05 PM EDT Att. 43,333 - Unknown livebaseballscorecards.com
Chris Jones, R (1, 8) OBP: 0.467, SLG: 0.500	2-3 K			1-2 2B 1B		3-1 2B			2-2 G4-3 PB 2B 1B	4 1 3 0 0 1 0	
Dante Bichette, R (1, 9) OBP: 0.366, SLG: 0.519	0-2 L8			2-2 1-3 2B		1-3 K			1-0 G4-3 1-3	4 0 1 0 0 1 2	
Andres Galarraga, R (1, 3) OBP: 0.420, SLG: 0.608		2-3 K		0-1 P4		0-0 FC6-4 1B			0-0 2B 3-H	4 1 2 1 0 1 2	
Charlie Hayes, R (1, 5) OBP: 0.321, SLG: 0.462		1-2 G6-3		0-1 G3-1		0-0 FC6-4 CS 1-2f			2-2 2B 2-H	4 0 1 1 0 0 3	
Joe Girardi, R (1, 2) OBP: 0.296, SLG: 0.357 Danny Sheaffer, R (9, PH) OBP: 0.234, SLG: 0.362 (9, 2)		1-1 G6-3			1-0 G6-3		2-1 G6-3 1-2		1-3 K	3 0 0 0 0 0 1 1 0 0 0 0 1 1	
Jerald Clark, R (1, 7) OBP: 0.294, SLG: 0.407			2-1 G1-3		2-2 G5-3			0-3 K		3 0 0 0 0 1 0	
Vinny Castilla, R (1, 6) OBP: 0.389, SLG: 0.512 Pedro Castellano, R (5, 6) OBP: 0.222, SLG: 0.250			0-3 K2-3		0-0 G1-3			2-2 K		2 0 0 0 0 1 0 1 0 0 0 0 1 0	
Willie Blair, R (1, 1) Gary Wayne, L (9, 1)			1-3 K			0-3 K		0-3 K		3 0 0 0 0 3 0 0 0 0 0 0 0 0	
Inning Stats	R: 0 H: 0 E: 0 LOB: 0 K: 2 BB: 0 S: 9 P: 11	R: 0 H: 0 E: 0 LOB: 0 K: 1 BB: 0 S: 10 P: 14	R: 0 H: 0 E: 0 LOB: 0 K: 2 BB: 0 S: 9 P: 12	R: 0 H: 2 E: 0 LOB: 2 K: 1 BB: 0 S: 13 P: 17	R: 0 H: 0 E: 0 LOB: 0 K: 0 BB: 0 S: 5 P: 8	R: 0 H: 1 E: 0 LOB: 1 K: 3 BB: 0 S: 12 P: 17	R: 0 H: 1 E: 0 LOB: 0 K: 0 BB: 0 S: 4 P: 6	R: 0 H: 0 E: 0 LOB: 0 K: 3 BB: 0 S: 9 P: 11	R: 2 H: 3 E: 0 LOB: 1 K: 2 BB: 0 S: 17 P: 26	1B: 3 SF: 0 2B: 4 SAC: 0 3B: 0 DP: 0 HR: 0 HBP: 0	WP: 0 PA: 33 PB: 1 SB: 0 CS: 1
PITCHER Terry Mulholland, L (1, 1) ERA: 2.81	IP WLS BF H R ER SO BB IBB HBP BLK WP HR S P ERA WHIP										
	9.0 L 33 7 2 2 14 0 0 0 0 0 0 0 88 122 2.00 0.778										

BOTTOM

Colorado Rockies @ Philadelphia Phillies
Veterans Stadium, Philadelphia, PA

livebaseballscorecards.com

AB	36
R	1
H	10
RBI	1
BB	5
SO	7
LOB	26



WP:	0	PA:	41
PB:	0	SB:	0
CS:	0		

Fri Jun 04 1993, 7:05 PM EDT
Att. 43,333 - Unknown

AB R H RBI BB SO LOB

5	0	0	0	0	1	2
5	0	2	1	0	1	0
5	0	2	0	0	1	1
2	0	1	0	3	0	0
5	0	1	0	0	2	8
4	0	2	0	0	0	3
2	0	0	0	2	0	3
3	0	0	0	0	1	5
1	0	0	0	0	0	3
0	0	0	0	0	0	0
3	0	1	0	0	1	1
1	1	1	0	0	0	0

Batter	1	2	3	4	5	6	7	8	9
Lenny Dykstra, L (1, 8) OBP: 0.374, SLG: 0.392	0-2 F7		1-0 G4-6-3		3-3 K		0-1 F9		0-1 F8
Mickey Morandini, L (1, 4) OBP: 0.275, SLG: 0.335	3-2 G4-3		0-0 1B		1-3 K		2-0 G6-3		1-0 2B
John Kruk, L (1, 3) OBP: 0.488, SLG: 0.529	0-1 G6-3		0-0 1B		2-3 K		1-1 G3-1 1B		0-0 F8
Dave Hollins, S (1, 5) OBP: 0.395, SLG: 0.497		3-2 F8	4-0 1B		4-2 G4-3 BB		0-0 G3-1 1B		4-0 IBB
Darren Daulton, L (1, 2) OBP: 0.404, SLG: 0.565		3-1 G6-3 1B	2-3 K		0-2 F9		3-1 P9		3-3 K
Wes Chamberlain, R (1, 9) OBP: 0.306, SLG: 0.500		0-1 G6-3 1B		0-0 L8	1-0 G4-3		1-1 G3-1		
Milt Thompson, L (1, 7) OBP: 0.299, SLG: 0.242		2-0 G6-3		0-0 L8	1-2 IBB		4-0 IBB		
Kim Batiste, R (1, 6) OBP: 0.326, SLG: 0.475		1-3 K		1-1 FC5-2	1-1 L7		0-1 G4-3		
Jim Eisenreich, L (8, PH) OBP: 0.408, SLG: 0.477				3-H					
Mariano Duncan, R (9, 6) OBP: 0.253, SLG: 0.351									
Terry Mulholland, R (1, 1) OBP: 0.111, SLG: 0.077			2-2 G4-6-3 1B		0-0 F8		1-3 K		0-1 F8 2B
Ricky Jordan, R (9, PH) OBP: 0.375, SLG: 0.444									

Inning Stats	R: 0 E: 0 K: 0 S: 11	H: 0 LOB: 0 BB: 0 P: 14	R: 0 E: 0 K: 1 S: 11	H: 2 LOB: 2 BB: 0 P: 20	R: 0 E: 0 K: 1 S: 12	H: 3 LOB: 3 BB: 1 P: 21	R: 0 E: 0 K: 0 S: 5	H: 1 LOB: 1 BB: 0 P: 6	R: 0 E: 0 K: 3 S: 9	H: 0 LOB: 0 BB: 0 P: 15	R: 0 E: 0 K: 1 S: 7	H: 0 LOB: 2 BB: 2 P: 18	R: 0 E: 0 K: 1 S: 7	H: 0 LOB: 0 BB: 0 P: 10	R: 0 E: 0 K: 0 S: 9	H: 2 LOB: 3 BB: 1 P: 18	R: 1 E: 0 K: 1 S: 10	H: 2 LOB: 2 BB: 1 P: 18	1B: 7 2B: 3 3B: 0 HR: 0	SF: 0 SAC: 0 DP: 1 HBP: 0
--------------	-------------------------------	----------------------------------	-------------------------------	----------------------------------	-------------------------------	----------------------------------	------------------------------	---------------------------------	------------------------------	----------------------------------	------------------------------	----------------------------------	------------------------------	----------------------------------	------------------------------	----------------------------------	-------------------------------	----------------------------------	----------------------------------	------------------------------------

PITCHER	IP	WLS	BF	H	R	ER	SO	BB	IBB	HBP	BLK	WP	HR	S	P	ERA	WHIP
Willie Blair, R (1, 1) ERA: 3.81	8.1	W	38	10	1	1	6	2	2	0	0	0	0	77	128	1.08	1.440
Gary Wayne, L (9, 1) ERA: 5.32	0.2	S	3	0	0	0	1	0	1	0	0	0	0	5	12	0.00	0.000

Batter	1	2	3	4	5	6	7	8	9	AB R H RBI BB SO LOB	TOP											
Eric Young Sr. R (1, 4) OBP: 0.330, SLG: 0.345	1-2 P6		2-3 K		1-2 F8			0-0 P6		4 0 0 0 0 1 1												
Chris Jones, R (1, 8) OBP: 0.421, SLG: 0.500	1-0 PB WP 2B		1-1 G1-3			0-0 P4		1-0 G6-3		4 1 1 0 0 0 0												
Dante Bichette, R (1, 9) OBP: 0.359, SLG: 0.508	3-2 F7 2-H			1-0 L7		1-3 K		0-3 K		4 0 0 0 0 2 0												
Andres Galarraga, R (1, 3) OBP: 0.429, SLG: 0.618	0-3 K			0-0 FC4-6 1B		1-2 1B			1-2 G3-1 SF9 2B	4 1 3 0 0 1 0												
Daryl Boston, L (1, 7) OBP: 0.315, SLG: 0.342		0-3 K		1-0 FC4-6 1-2f		0-1 G4-3			2-2 G3-1 2-3	4 0 0 0 0 1 3												
Charlie Hayes, R (1, 5) OBP: 0.320, SLG: 0.460		2-3 K		3-3 K 1-2f			1-2 1B		3-2 SF9 3-H	3 0 1 1 0 2 1												
Danny Sheaffer, R (1, 2) OBP: 0.235, SLG: 0.353		2-2 1B			0-1 G6-3		1-0 P6		1-0 G5-3	4 0 1 0 0 0 1												
Vinny Castilla, R (1, 6) OBP: 0.387, SLG: 0.506		1-2 G5-3			1-0 SH5-4 1B		0-1 F8			3 0 1 0 0 0 2												
Nelson Liriano, S (7, 6) OBP: 0.315, SLG: 0.288										0 0 0 0 0 0 0												
Armando Reynoso, R (1, 1) OBP: 0.091, SLG: 0.190			0-3 K		0-0 SH5-4		0-0 F8			1 0 0 0 0 1 0												
Jim Tatum, R (7, PH) OBP: 0.220, SLG: 0.306										1 0 0 0 0 0 1												
Keith Shepherd, R (7, 1)										0 0 0 0 0 0 0												
Inning Stats	R: 1 E: 0 K: 1 S: 10	H: 1 LOB: 0 BB: 0 P: 15	R: 0 E: 0 K: 2 S: 13	H: 1 LOB: 1 BB: 0 P: 18	R: 0 E: 0 K: 2 S: 8	H: 0 LOB: 0 BB: 0 P: 11	R: 0 E: 0 K: 1 S: 10	H: 1 LOB: 1 BB: 0 P: 15	R: 0 E: 0 K: 0 S: 7	H: 1 LOB: 1 BB: 0 P: 9	R: 0 E: 0 K: 1 S: 10	H: 1 LOB: 1 BB: 0 P: 12	R: 0 E: 0 K: 0 S: 7	H: 1 LOB: 1 BB: 0 P: 9	R: 0 E: 0 K: 1 S: 5	H: 0 LOB: 0 BB: 0 P: 6	R: 1 E: 0 K: 0 S: 11	H: 1 LOB: 0 BB: 0 P: 18	1B: 5 2B: 2 3B: 0 HR: 0	SF: 1 SAC: 1 DP: 0 HBP: 0	WP: 1 PB: 1 SB: 0 CS: 0	PA: 34
PITCHER Tommy Greene, R (1, 1) ERA: 1.87	IP: 9.0 WLS: W BF: 34 H: 7 R: 2 ER: 2 SO: 8 BB: 0 IBB: 0 HBP: 0 BLK: 0 WP: 1 HR: 0 S: 81 P: 113 ERA: 2.00 WHIP: 0.778											PITCHER	IP: 9.0 WLS: W BF: 34 H: 7 R: 2 ER: 2 SO: 8 BB: 0 IBB: 0 HBP: 0 BLK: 0 WP: 1 HR: 0 S: 81 P: 113 ERA: 2.00 WHIP: 0.778									

Colorado Rockies @ Philadelphia Phillies
Veterans Stadium, Philadelphia, PA

Sat Jun 05 1993, 7:05 PM EDT
Att. 43,837 - Unknown - 64 F

AB	32
R	2
H	7
RBI	1
BB	0
SO	8
LOB	9



Batter	1	2	3	4	5	6	7	8	9	AB	R	H	RBI	BB	SO	LOB
Lenny Dykstra, L OBP: 0.372, SLG: 0.388 (1, 8)	0-0 G6-3	1-1 F9		4-1 BB		1-1 SF7				2	0	0	1	1	0	1
Mickey Morandini, L OBP: 0.274, SLG: 0.333 (1, 4)	3-1 G5-3		3-1 1B	0-0 G4-3		3-3 K				4	0	1	0	0	1	3
John Kruk, L OBP: 0.484, SLG: 0.523 (1, 3)	2-2 K		1 SAFE 2-1 F7		3-2 F8		2-1 G4-6-3 1B			4	0	1	0	0	1	1
Dave Hollins, S OBP: 0.397, SLG: 0.510 (1, 5)		4-2 BLK 2B BB	3-3 K	1-2	0-1 HR		1-0 G4-6-3			3	2	1	1	1	1	2
Darren Daulton, L OBP: 0.396, SLG: 0.552 (1, 2)		2-0 F7	1-0 F8		3-2 F8		0-0 F8			4	0	0	0	0	0	2
Jim Eisenreich, L OBP: 0.400, SLG: 0.456 (1, 9)		4-0 2B 2B BB		0-0 L3	2-1 F8			1-1 P5		3	1	0	0	1	0	0
Pete Incaviglia, R OBP: 0.318, SLG: 0.590 (1, 7)		2-1 2B 2B		2-2 G1-3		0-1 3B 2B		0-1 G1-4-3 1B		4	2	3	1	0	0	0
Kim Batiste, R OBP: 0.341, SLG: 0.512 Mariano Duncan, R OBP: 0.261, SLG: 0.369 (2, PR) (3, 6)		0-0 2B		1-0 WP BB 1B		0-0 SF7 3B		0-1 G1-4-3		1	0	1	2	0	0	0
Tommy Greene, R OBP: 0.194, SLG: 0.276 (1, 1)		0-3 K		4-1 WP BB		0-3 K		1-1 G6-3		3	1	2	1	0	0	1

Inning Stats	R: 0 E: 0 K: 1 S: 7	H: 0 LOB: 0 BB: 0 P: 12	R: 3 E: 0 K: 1 S: 12	H: 2 LOB: 1 BB: 2 P: 25	R: 0 E: 0 K: 1 S: 8	H: 1 LOB: 1 BB: 0 P: 17	R: 0 E: 0 K: 0 S: 8	H: 1 LOB: 3 BB: 2 P: 19	R: 1 E: 0 K: 0 S: 11	H: 1 LOB: 0 BB: 0 P: 19	R: 2 E: 0 K: 2 S: 12	H: 2 LOB: 0 BB: 0 P: 16	R: 0 E: 0 K: 0 S: 4	H: 1 LOB: 0 BB: 0 P: 7	R: 0 E: 0 K: 0 S: 8	H: 1 LOB: 1 BB: 0 P: 10
--------------	------------------------------	----------------------------------	-------------------------------	----------------------------------	------------------------------	----------------------------------	------------------------------	----------------------------------	-------------------------------	----------------------------------	-------------------------------	----------------------------------	------------------------------	---------------------------------	------------------------------	----------------------------------

PITCHER	IP	WLS	BF	H	R	ER	SO	BB	IBB	HBP	BLK	WP	HR	S	P	ERA	WHIP
Armando Reynoso, R ERA: 3.55 (1, 1)	6.0	L	29	7	6	6	5	4	0	0	1	1	1	58	108	9.00	1.833
Keith Shepherd, R ERA: (7, 1)	2.0		7	2	0	0	0	0	0	0	0	0	0	12	17	0.00	1.000

BOTTOM

Colorado Rockies @ Philadelphia Phillies
Veterans Stadium, Philadelphia, PA
Sat Jun 05 1993, 7:05 PM EDT
Att: 43,837 - Unknown - 64 F

livebaseballscorecards.com

AB	31
R	6
H	9
RBI	6
BB	4
SO	5
LOB	13



WP	PA	31
WP: 1	PA: 36	
PB: 0		
SB: 1		
CS: 0		

Batter	1	2	3	4	5	6	7	8	9	AB	R	H	RBI	BB	SO	LOB	TOP					
Eric Young Sr. R (1, 4) OBP: 0.332, SLG: 0.343	2-3 K		1-1 F9		2-1 E S 2B 1B	4-1 BB		3-3 K		4	1	1	0	1	2	0						
Alex Cole, L (1, 8) OBP: 0.328, SLG: 0.313	3-2 L7		3-2 2B 1B		0-0 F7	3-2 P6		1-1 F7		5	1	1	0	0	0	3						
Dante Bichette, R (1, 9) OBP: 0.355, SLG: 0.505	0-3 K		1-0 1B 2B		2-3 K		0-1 F7		0-0 P4	5	1	1	1	0	2	1						
Andres Galarraga, R (1, 3) OBP: 0.440, SLG: 0.628		1-1 F8	0-0 1B 1B		1-2 HR 2B		4-2 HR HBP		1-0 1B	4	2	3	2	0	0	0						
Chris Jones, R (1, 7) OBP: 0.458, SLG: 0.783		3-2 G4-3	0-1 1B		0-0 HR		3-1 HR		3-3 K	5	2	3	4	0	1	1						
Pedro Castellano, R (1, 5) OBP: 0.286, SLG: 0.250		4-2 1B BB	0-3 K		1-0 G6-3		2-2 1B		3-3 K	4	0	1	0	1	2	3						
Jayhawk Owens, R (1, 2) OBP: 0.333, SLG: 0.333		2-2 1B		1-3 K		1-3 K		2-3 K		3	0	1	0	0	2	0						
Daryl Boston, L (7, PH) OBP: 0.313, SLG: 0.339		1-3 1B						1-2 K		1	0	0	0	0	1	1						
Jeff Parrett, R (7, 1) OBP: 0.333, SLG: 0.333										0	0	0	0	0	0	0						
Vinny Castilla, R (1, 6) OBP: 0.371, SLG: 0.484		0-2 F8		1-0 P6		1-2 F8		0-3 K		4	0	0	0	0	1	3						
Andy Ashby, R (1, 1) OBP: 0.214, SLG: 0.214			0-3 K		0-2 P3		0-1 BB 1B		1-0 L8	2	0	0	0	0	1	0						
Butch Henry, L (4, 1) OBP: 0.118, SLG: 0.118										0	0	0	0	0	0	0						
Jim Tatum, R (6, PH) OBP: 0.235, SLG: 0.320										1	0	1	0	0	0	0						
Gary Wayne, L (6, 1) OBP: 0.235, SLG: 0.320										0	0	0	0	0	0	0						
Scott Fredrickson, R (6, 1) OBP: 0.235, SLG: 0.320										0	0	0	0	0	0	0						
Danny Sheaffer, R (7, 2) OBP: 0.231, SLG: 0.346										0	0	0	0	0	0	0						
Inning Stats	R: 0 E: 0 K: 2 S: 10	H: 0 LOB: 0 BB: 0 P: 15	R: 0 E: 0 K: 0 S: 16	H: 1 LOB: 2 BB: 1 P: 26	R: 2 E: 0 K: 2 S: 15	H: 4 LOB: 2 BB: 0 P: 20	R: 0 E: 0 K: 1 S: 7	H: 0 LOB: 0 BB: 0 P: 9	R: 3 E: 1 K: 1 S: 11	H: 3 LOB: 0 BB: 0 P: 17	R: 0 E: 0 K: 1 S: 12	H: 1 LOB: 2 BB: 1 P: 21	R: 2 E: 0 K: 2 S: 18	H: 2 LOB: 1 BB: 0 P: 29	R: 0 E: 0 K: 1 S: 6	H: 0 LOB: 0 BB: 0 P: 11	R: 0 E: 0 K: 2 S: 8	H: 1 LOB: 1 BB: 0 P: 15	1B: 8 2B: 2 3B: 0 HR: 2	SF: 0 SAC: 0 DP: 0 HBP: 1	WP: 0 PB: 0 SB: 2 CS: 0	PA: 42
PITCHER	IP	WLS	BF	H	R	ER	SO	BB	IBB	HBP	BLK	WP	HR	S	P	ERA	WHIP					
Curt Schilling, R (1, 1) ERA: 3.13	5.0	W	24	8	5	5	6	1	0	0	0	0	1	59	87	9.00	1.800					
Tim Lincecum, R (6, 1) ERA: 12.0	1.1		9	3	2	2	1	1	0	1	0	0	1	22	40	13.50	3.000					
Larry Andersen, R (7, 1) ERA: 3.07	1.2		5	0	0	0	3	0	0	0	0	0	0	14	21	0.00	0.000					
David West, L (9, 1) ERA: 1.3	1.0		4	1	0	0	2	0	0	0	0	0	0	8	15	0.00	1.000					

Colorado Rockies @ Philadelphia Phillies
Veterans Stadium, Philadelphia, PA
Sun Jun 06 1993, 3:33 AM EDT
Att. 55,714 - Sunny - 68 F

AB	39
R	7
H	12
RBI	7
BB	2
SO	12
LOB	12



WP	0	PA	42
PB	0		
SB	2		
CS	0		

1B	8	SF	0
2B	2	SAC	0
3B	0	DP	0
HR	2	HBP	1

livebaseballscorecards.com

Batter	1	2	3	4	5	6	7	8	9
Lenny Dykstra, L OBP: 0.379, SLG: 0.400 (1, 8) C B F B X	2-2 2B 3B 1B	1-0 S 1B		3-2 1B 1B	2-1 G6-3 2B	0-0 F8		2-1 G6-4-3 1-2f 2-3	
Mickey Morandini, L OBP: 0.281, SLG: 0.344 (1, 4) C X	0-1 3B 2B	1-3 SAFE SAFE SAFE 1B SAFE 1B SAFE 1B	3-3 S 1B SAFE 1B	1-0 G4-6-3 1B 2B 1B	0-1 G6-3 2-3		2-1 WP BB 1B	3-2 G3-1	
John Kruk, L OBP: 0.482, SLG: 0.517 (1, 3) B F B X	2-2 G6-3	0-0 F8		0-1 G4-6-3 1B 1-2 2-H	4-2 BB		1-3 K		
Dave Hollins, S OBP: 0.397, SLG: 0.502 (1, 5) B B B B	4-1 3B BB	1-3 K		2-1 G4-6-3 1B 1-2f 2-3	1-3 K		4-0 WP BB 1-2		
Darren Daulton, L OBP: 0.396, SLG: 0.556 (1, 2) C B B B X	3-2 1B 3B 1-H 2-H 3-H		2-1 G4-3	4-2 2B BB		2-1 L3	2-3 K		
Jim Eisenreich, L OBP: 0.425, SLG: 0.486 (1, 9) C X	0-1 S 1B 3-H		0-0 1B 1B	1-0 1B 1B 1-H 3-H	2-2 F7		4-0 IBB		
Pete Incaviglia, R OBP: 0.321, SLG: 0.606 (1, 7) C B B C	2-3 K 1-2		1-3 SAFE K	3-1 1B 2-H	1-0 HR		0-1 F8		
Mariano Duncan, R OBP: 0.276, SLG: 0.401 (1, 6) S B X	1-1 1B 2-H		1-0 SAFE 1B	1-2 G6-3	1-0 HR		2-2 G6-4-3 S 1B		
Curt Schilling, R OBP: 0.228, SLG: 0.172 Wes Chamberlain, R OBP: 0.304, SLG: 0.496 Tim Lincecum, R OBP: 1.000, SLG: 1.000 Milt Thompson, L OBP: 0.304, SLG: 0.242 David West, L OBP: 1.000, SLG: 1.500 (1, 1) (5, PH) (6, 1) (7, 1) (8, PH) (9, 1) B S F B S	2-3 K		0-1 SAFE G4-3		1-3 K	4-0 BB		4-2 G6-4-3 1B 1-2 BB	

AB	R	H	RBI	BB	SO	LOB
6	2	4	0	0	0	3
6	2	3	0	0	1	3
4	0	1	1	1	1	4
3	1	0	0	2	2	5
4	2	1	3	1	1	2
4	2	3	3	1	0	0
5	1	2	2	0	2	5
5	1	4	2	0	0	1
2	0	0	0	0	1	3
1	0	0	0	1	0	0
0	0	0	0	1	0	0
0	0	0	0	1	0	0
0	0	0	0	0	0	0


1B	2B	3B	HR	SF	SAC	DP	HBP
12	3	1	2	0	0	2	0

BOTTOM

Colorado Rockies @ Philadelphia Phillies

Veterans Stadium, Philadelphia, PA
Sun Jun 06 1993, 3:33 AM EDT
Att: 55,714 - Sunny - 68 F

AB	40
R	11
H	18
RBI	11
BB	7
SO	9
LOB	26



WP	1	PA	47
PB	0	SB	3
CS	0		

Inning Stats	R	H	E	K	S	LOB	BB	P	IP	WLS	BF	H	R	ER	SO	BB	IBB	HBP	BLK	WP	HR	S	P	ERA	WHIP
1	5	5	0	2	10	1	1	39																	
2	0	1	0	2	9	1	1	14																	
3	0	2	0	1	10	2	0	14																	
4	4	5	0	2	17	1	1	32																	
5	0	1	0	1	12	2	1	20																	
6	2	2	0	0	9	1	1	19																	
7	0	1	0	2	10	3	2	23																	
8	0	1	0	1	12	1	1	23																	
9																									

PITCHER	IP	WLS	BF	H	R	ER	SO	BB	IBB	HBP	BLK	WP	HR	S	P	ERA	WHIP
Andy Ashby, R ERA: 6.94 (1, 1)	3.2	L	25	13	9	9	5	2	0	0	0	0	0	56	95	22.09	4.091
Butch Henry, L ERA: 6.49 (4, 1)	1.1		6	1	0	0	2	1	0	0	0	0	0	15	24	0.00	1.500
Gary Wayne, L ERA: 5.18 (6, 1)	0.2		2	0	0	0	0	0	0	0	0	0	0	6	10	0.00	0.000
Scott Fredrickson, R ERA: 4.91 (6, 1)	0.1		4	2	2	2	0	1	0	0	0	0	2	3	9	54.00	9.000
Jeff Parrett, R ERA: 5.49 (7, 1)	2.0		10	2	0	0	2	2	1	0	0	1	0	22	46	0.00	2.000

Batter	1	2	3	4	5	6	7	8	9	AB R H RBI BB SO LOB	TOP											
Eric Young Sr. R (1, 4) OBP: 0.330, SLG: 0.338	2-1 L9		0-2 G6-3			4-0 1B S SF9 BB	0-0 G6-3			3 1 0 0 1 0 1												
Alex Cole, L (1, 8) OBP: 0.331, SLG: 0.317	1-2 G4-3		2-2 S 1B			2-1 SF9 1B		0-0 P6		4 1 2 1 0 0 0												
Dante Bichette, R (1, 9) OBP: 0.349, SLG: 0.497	0-3 K		1-3 K			0-0 SF9		2-0 G6-3		3 0 0 1 0 2 1												
Andres Galarraga, R (1, 3) OBP: 0.447, SLG: 0.660		2-2 HR		0-1 F9		4-0 1B 1B F9-2 IBB		1-2 3B		3 1 2 1 1 0 0												
Chris Jones, R (1, 7) OBP: 0.429, SLG: 0.704		2-3 K		2-3 K		0-0 1B 1-2 1B		2-2 F8		4 0 1 1 0 2 1												
Charlie Hayes, R (1, 5) OBP: 0.323, SLG: 0.460		1-3 K		2-0 L9		3-1 1-2 2-3 1B			1-1 G5-4-3 1B	4 0 2 0 0 1 0												
Vinny Castilla, R (1, 6) OBP: 0.356, SLG: 0.463		0-0 G6-3			0-3 K2-3	0-0 F9-2			1-1 G5-4-3	4 0 0 0 0 1 4	AB 32 R 4 H 9 RBI 4 BB 2 SO 6 LOB 8											
Danny Sheaffer, R (1, 2) OBP: 0.250, SLG: 0.357			0-0 G6-3 SH2-4 1B		2-1 G4-3		1-1 G1-3		0-0 1B	4 1 2 0 0 0 0												
Bruce Ruffin, S (1, 1) Keith Shepherd, R (6, 1)			1-0 SH2-4		1-1 P7		2-2 P5		2-2 G5-3	1 0 0 0 0 0 0 2 0 0 0 0 0 1												
Inning Stats	R: 0 E: 0 K: 1 S: 10	H: 0 LOB: 0 BB: 0 P: 13	R: 1 E: 0 K: 2 S: 13	H: 1 LOB: 0 BB: 0 P: 18	R: 1 E: 0 K: 1 S: 12	H: 2 LOB: 1 BB: 0 P: 16	R: 0 E: 0 K: 1 S: 6	H: 0 LOB: 0 BB: 0 P: 10	R: 0 E: 0 K: 1 S: 7	H: 0 LOB: 0 BB: 0 P: 10	R: 2 E: 0 K: 0 S: 8	H: 3 LOB: 2 BB: 2 P: 20	R: 0 E: 0 K: 0 S: 6	H: 0 LOB: 0 BB: 0 P: 9	R: 0 E: 0 K: 0 S: 10	H: 1 LOB: 1 BB: 0 P: 15	R: 0 E: 0 K: 0 S: 9	H: 2 LOB: 1 BB: 0 P: 13	1B: 7 2B: 1 3B: 1 HR: 1	SF: 1 SAC: 1 DP: 2 HBP: 0	WP: 0 PB: 0 SB: 2 CS: 0	PA: 36
PITCHER	IP WLS BF H R ER SO BB IBB HBP BLK WP HR S P ERA WHIP																					
Paul Wagner, R (1, 1) ERA: 5.12	5.1 L 21 4 4 4 6 1 0 0 0 0 0 1 52 76 6.75 0.938																					
Mark Petkovsek, R (6, 1) ERA: 5.0	2.2 11 3 0 0 0 0 1 0 0 0 0 20 35 0.00 1.125																					
Dave Otto, L (9, 1) ERA: 4.1	1.0 4 2 0 0 0 0 0 0 0 0 0 9 13 0.00 2.000																					

Colorado Rockies @ Pittsburgh Pirates
 Three Rivers Stadium, Pittsburgh, PA
 Tue Jun 08 1993, 7:05 PM EDT
 Att. 16,722 - Unknown - 75 F

livebaseballscorecards.com



Batter	1	2	3	4	5	6	7	8	9	AB	R	H	RBI	BB	SO	LOB
Lonnie Smith, R (1, 7) OBP: 0.387, SLG: 0.379 Dave Otto, L (9, 1) OBP: 0.235, SLG: 0.412	4-2 S 1B BB		2-2 P9		0-0 G6-3			1-2 G6-3		3	1	0	0	1	0	0
Jay Bell, R (1, 6) OBP: 0.379, SLG: 0.446 Tom Foley, L (8, 6) OBP: 0.254, SLG: 0.311	2-3 K 1-2		0-1 G5-3		3-2 G5-3			0-0 G3-1		3	0	0	0	0	1	1
Andy Van Slyke, L (1, 8) OBP: 0.376, SLG: 0.475	2-3 K		1-0 FC6 1B				1-1 G4-3		2-2 E1 G5-4-3	4	0	1	0	0	1	1
Jeff King, R (1, 5) OBP: 0.325, SLG: 0.347	0-1 FC4-6 1B 2-H		0-1 FC6 1-2f				1-3 K		2-0 G5-4-3 1-2f	4	0	1	1	0	1	2
Orlando Merced, S (1, 9) OBP: 0.463, SLG: 0.481	1-2 FC4-6 1-2f				2-2 G3		3-2 L9		3-2 G3	4	0	0	0	0	0	1
Kevin Young, R (1, 3) OBP: 0.293, SLG: 0.325		3-3 K			2-1 P3			4-2 F9-3 BB		2	0	0	0	1	1	0
Don Slaught, R (1, 2) OBP: 0.359, SLG: 0.368		0-2 G6-3			1-1 FC4-6 1B			2-3 K		3	0	1	0	0	1	1
Carlos Garcia, R (1, 4) OBP: 0.324, SLG: 0.382		2-2 2B			1-0 FC4-6 1-2f			1-2 F9-3 1-2		3	0	1	0	0	0	2
Paul Wagner, R (1, 1) OBP: 0.250, SLG: 0.250 Mark Petkovsek, R (6, 1) Al Martin, L (8, PH) OBP: 0.277, SLG: 0.404 (9, 7)		2-3 K					0-1 G6-3		1-2 G3-1	2	0	0	0	0	1	1
										0	0	0	0	0	0	0
										1	0	0	0	0	0	0

Inning Stats	R: 1	H: 1	E: 0	LOB: 1	K: 2	P: 23	R: 0	H: 1	E: 0	LOB: 1	K: 2	P: 15	R: 0	H: 1	E: 0	LOB: 1	K: 0	P: 11	R: 0	H: 1	E: 0	LOB: 1	K: 0	P: 8	R: 0	H: 0	E: 0	LOB: 0	K: 1	P: 13	R: 0	H: 0	E: 0	LOB: 0	K: 1	P: 18	R: 0	H: 0	E: 0	LOB: 0	K: 0	P: 9	R: 0	H: 0	E: 1	LOB: 0	K: 0	P: 16	1B: 3	SF: 0	2B: 2	SAC: 0	3B: 0	DP: 2	HR: 0	HBP: 0	WP: 0	PA: 32
PITCHER	IP	WLS	BF	H	R	ER	SO	BB	IBB	HBP	BLK	WP	HR	S	P	ERA	WHIP																																									
Bruce Ruffin, L (1, 1) ERA: 4.47	5.0	W	20	4	1	1	4	1	0	0	0	0	0	53	81	1.80	1.000																																									
Keith Shepherd, R (6, 1) ERA:	4.0	S	12	0	0	0	2	1	0	0	0	0	0	35	56	0.00	0.250																																									

BOTTOM

Colorado Rockies @ Pittsburgh Pirates
Three Rivers Stadium, Pittsburgh, PA

Tue Jun 08 1993, 7:05 PM EDT
Att: 16,722 - Unknown - 75 F

livebaseballscorecards.com

AB	30
R	1
H	4
RBI	1
BB	2
SO	6
LOB	9



Batter	1	2	3	4	5	6	7	8	9	AB R H RBI BB SO LOB	TOP									
Eric Young Sr. R (1, 4) OBP: 0.325, SLG: 0.332	1-2 G6-3	3-2 P4			1-1 B2			0-0 G6-3		4 0 0 0 0 0 0										
Jerald Clark, R (1, 7) OBP: 0.299, SLG: 0.409	3-2 1B WP		1-2 G5-3		1-2 F8			1-0 1B WP		4 1 2 0 0 0 0										
Dante Bichette, R (1, 9) OBP: 0.352, SLG: 0.495	4-0 1B FC2 BB		2-3 K		2-2 1B CS			1-3 K 1-2		3 0 1 0 1 2 1										
Andres Galarraga, R (1, 3) OBP: 0.437, SLG: 0.644	0-3 K		1-1 P3		0-2 CS 1-2	0-1 F8		2-3 K		4 0 0 0 0 2 3										
Chris Jones, R (1, 8) OBP: 0.438, SLG: 0.677	0-0 1B S 1-3 2-H			1-2 F9		2-2 1B CS		1-1 G5-3		4 0 2 1 0 0 0										
Charlie Hayes, R (1, 5) OBP: 0.326, SLG: 0.463	4-0 BB			0-0 2B S		3-2 F7 1-2		0-0 G6-3		3 0 1 0 1 0 1										
Vinny Castilla, R (1, 6) OBP: 0.343, SLG: 0.444	0-1 FC2 3-H		2-0 P6				0-3 K	1-0 G6-3		4 0 0 0 0 1 4										
Danny Sheaffer, R (1, 2) OBP: 0.271, SLG: 0.362		1-2 1B CS		4-1 BB S			1-1 G6-3		2 0 1 0 1 0 0											
Willie Blair, R (1, 1)			2-3 K		2-3 K		2-3 K		2 0 0 0 0 2 3											
Alex Cole, L (7, PH) OBP: 0.330, SLG: 0.315									1 0 0 0 0 1 0											
Darren Holmes, R (7, 1)			1-2 K						0 0 0 0 0 0 0											
Inning Stats	R: 1 E: 0 K: 1 S: 13	H: 2 LOB: 3 BB: 2 P: 25	R: 0 E: 0 K: 1 S: 11	H: 1 LOB: 0 BB: 0 P: 17	R: 0 E: 0 K: 1 S: 9	H: 0 LOB: 0 BB: 0 P: 13	R: 0 E: 0 K: 1 S: 9	H: 1 LOB: 2 BB: 1 P: 18	R: 0 E: 0 K: 0 S: 10	H: 1 LOB: 0 BB: 0 P: 14	R: 0 E: 0 K: 2 S: 9	H: 0 LOB: 0 BB: 0 P: 12	R: 0 E: 0 K: 2 S: 9	H: 1 LOB: 1 BB: 0 P: 13	R: 0 E: 0 K: 0 S: 4	H: 0 LOB: 0 BB: 0 P: 6	1B: 6 2B: 1 3B: 0 HR: 0	SF: 0 SAC: 0 DP: 0 HBP: 0	WP: 2 PB: 0 SB: 3 CS: 3	PA: 35
PITCHER	IP WLS BF H R ER SO BB IBB HBP BLK WP HR S P ERA WHIP																			
Denny Neagle, L (1, 1) ERA: 3.94	6.0 W 24 6 1 1 4 3 0 0 0 1 0 61 101 1.50 1.500																			
Blas Minor, R (7, 1) ERA: 2.95	2.0 7 1 0 0 4 0 0 0 0 1 0 18 25 0.00 0.500																			
Stan Belinda, R (9, 1) ERA: 2.6	1.0 S 3 0 0 0 0 0 0 0 0 0 0 4 6 0.00 0.000																			

Colorado Rockies @ Pittsburgh Pirates
Three Rivers Stadium, Pittsburgh, PA

Wed Jun 09 1993, 7:05 PM EDT
Att. 30,625 - Unknown - 80 F

livebaseballscorecards.com

AB	31
R	1
H	7
RBI	1
BB	3
SO	8
LOB	12



Batter	1	2	3	4	5	6	7	8	9
Al Martin, L OBP: 0.282, SLG: 0.439 (1, 7)	1-0 SF7 3B		2-2 2-H HR		1-0 F7		0-0 G4-3		
Jay Bell, R OBP: 0.381, SLG: 0.447 (1, 6)	1-0 G5-3		3-2 1B		0-1 FC4-6 1B		2-1 G6-3		
Andy Van Slyke, L OBP: 0.369, SLG: 0.469 (1, 8)	1-0 SF7		1-0 F8		0-0 FC4-6 1-2f		2-0 G3		
Orlando Merced, S OBP: 0.458, SLG: 0.475 (1, 3) (9, 9)	2-2 F8		0-0 G4-3			1-0 1B 1B		0-2 G6-3	
Jeff King, R OBP: 0.320, SLG: 0.341 (1, 5)		0-0 G6-3		1-1 G6-3		1-0 F8		3-2 G5-3	
Dave Clark, L OBP: 0.352, SLG: 0.317 (1, 9)		0-3 K		2-1 E9 2B		2-1 L7		2-1 E1	
Stan Belinda, R (9, 1)									
Don Slaught, R OBP: 0.356, SLG: 0.365 (1, 2)		1-2 G5-3		2-2 G6-3		2-2 1B 1-3 1B		0-0 F9	
Tom Foley, L OBP: 0.270, SLG: 0.328 (1, 4)			3-2 SH1-4 HR 1B		0-0 F8		2-1 1-3 3-H 1B		
Denny Neagle, L (1, 1)									
Lonnie Smith, R OBP: 0.383, SLG: 0.375 (6, PH)			0-0 SH1-4				0-1 F8		
Blas Minor, R OBP: 0.200, SLG: 0.200 (7, 1)									
Kevin Young, R OBP: 0.293, SLG: 0.325 (9, 3)			1-2						

Inning Stats	R: 1	H: 1	E: 0	LOB: 0	K: 0	S: 6	R: 0	H: 0	E: 0	LOB: 0	K: 1	S: 8	R: 2	H: 3	E: 0	LOB: 1	K: 0	S: 15	R: 0	H: 1	E: 1	LOB: 1	K: 0	S: 9	R: 0	H: 1	E: 0	LOB: 1	K: 0	S: 5	R: 1	H: 3	E: 0	LOB: 2	K: 0	S: 12	R: 0	H: 0	E: 0	LOB: 0	K: 0	S: 4	R: 0	H: 0	E: 1	LOB: 1	K: 0	S: 10		

PITCHER	IP	WLS	BF	H	R	ER	SO	BB	IBB	HBP	BLK	WP	HR	S	P	ERA	WHIP
Willie Blair, R ERA: 4.04 (1, 1)	6.0	L	27	9	4	4	1	0	0	0	0	0	1	55	83	6.00	1.500
Darren Holmes, R ERA: 7.71 (7, 1)	2.0		7	0	0	0	0	0	0	0	0	0	0	14	23	0.00	0.000

AB	R	H	RBI	BB	SO	LOB
4	2	2	2	0	0	0
4	0	2	0	0	0	1
3	0	0	1	0	0	2
4	1	1	0	0	0	1
4	0	0	0	0	0	1
4	0	1	0	0	1	1
0	0	0	0	0	0	0
4	0	1	0	0	0	2
3	1	2	1	0	0	1
1	0	0	0	0	0	0
1	0	0	0	0	0	2
0	0	0	0	0	0	0
0	0	0	0	0	0	0

WP	PA	ERA	WHIP
0	34		
0			
0			

Colorado Rockies @ Pittsburgh Pirates
 Three Rivers Stadium, Pittsburgh, PA
 Wed Jun 09 1993, 7:05 PM EDT
 Att: 30,625 - Unknown - 80 F

livebaseballscorecards.com

AB	32
R	4
H	9
RBI	4
BB	0
SO	1
LOB	11



Batter	1	2	3	4	5	6	7	8	9	AB R H RBI BB SO LOB	TOP																
Craig Biggio, R (1, 4) OBP: 0.362, SLG: 0.489	1-1 HR	1-1 2-H 2B		1-1 L8		3-2 G5-3			0-2 G6-3	5 1 2 2 0 0 1																	
Steve Finley, L (1, 8) OBP: 0.297, SLG: 0.323	1-3 K	0-0 L4		2-2 G4-3			1-3 K		1-1 3B	5 0 1 0 0 2 1																	
5 Jeff Bagwell, R (1, 3) OBP: 0.418, SLG: 0.566	4-1 1B BB		0-0 G6-4-3 3B		2-1 WP 1B		0-1 F9		0-2 F9 3B	4 1 2 0 1 0 1																	
Eric Anthony, L (1, 9) OBP: 0.357, SLG: 0.426	1-0 1B		2-2 G6-4-3 1B		3-2 P6		3-3 K			4 0 2 0 0 1 1																	
Ken Caminiti, S (1, 5) OBP: 0.302, SLG: 0.462	1-0 L5		3-2 P4		3-2 P6		1-0 CS 1B			4 0 1 0 0 0 5																	
Luis Gonzalez, L (1, 7) OBP: 0.322, SLG: 0.412	2-0 P9		2-2 G6-4-3		2-2 G4-3		3-3 K			3 0 0 1 0 0 4																	
Brian Williams, R (5, 1)										0 0 0 0 0 0 0																	
Chris Donnels, L (8, PH)										1 0 0 0 0 1 1																	
Xavier Hernandez, L (8, 1)										0 0 0 0 0 0 0																	
Scott Servais, R (1, 2) OBP: 0.386, SLG: 0.571		0-0 SH3 2B 1B	4-2			2-0 FC5-4 1B		2-1 HR		3 2 3 1 1 0 0																	
Andujar Cedeno, R (1, 6) OBP: 0.366, SLG: 0.446		2-2 L9	0-0 G5-3			2-2 FC5-4 CS		2-3 K		4 0 0 0 0 1 4																	
Mark Portugal, R (1, 1) OBP: 0.304, SLG: 0.250		0-1 SH3		2-1 G4-3		1-1 1B			1-1 G4-3	1 0 0 0 0 0 0																	
Kevin Bass, S (5, 7) OBP: 0.299, SLG: 0.392										2 0 1 0 0 0 0																	
Inning Stats	R: 1 E: 0 K: 1 S: 9	H: 2 LOB: 2 BB: 1 P: 19	R: 1 E: 0 K: 0 S: 11	H: 2 LOB: 1 BB: 0 P: 14	R: 1 E: 0 K: 0 S: 14	H: 2 LOB: 2 BB: 1 P: 25	R: 0 E: 0 K: 0 S: 9	H: 0 LOB: 0 BB: 0 P: 14	R: 0 E: 0 K: 0 S: 12	H: 1 LOB: 1 BB: 0 P: 22	R: 0 E: 0 K: 2 S: 9	H: 2 LOB: 1 BB: 0 P: 17	R: 0 E: 0 K: 2 S: 10	H: 0 LOB: 0 BB: 0 P: 14	R: 1 E: 0 K: 2 S: 10	H: 2 LOB: 0 BB: 0 P: 18	R: 0 E: 0 K: 0 S: 11	H: 1 LOB: 1 BB: 0 P: 13	1B: 7 2B: 2 3B: 2 HR: 2	SF: 0 SAC: 1 DP: 1 HBP: 0	WP: 2 PB: 0 SB: 0 CS: 2	PA: 39					
PITCHER	IP	WLS	BF	H	R	ER	SO	BB	IBB	HBP	BLK	WP	HR	S	P	ERA	WHIP										
Armando Reynoso, R (1, 1) ERA: 3.69	5.0		24	7	3	3	1	2	0	0	0	1	1	55	94	5.40	1.800										
Keith Shepherd, R (6, 1) ERA:	2.0		7	2	0	0	2	0	0	0	0	0	0	19	31	0.00	1.000										
Jeff Parrett, R (8, 1) ERA: 5.57	1.0	W	4	2	1	1	2	0	0	0	0	0	1	10	18	9.00	2.000										
Darren Holmes, R (9, 1) ERA: 7.32	1.0	S	4	1	0	0	0	0	0	0	0	0	0	11	13	0.00	1.000										

Houston Astros @ Colorado Rockies
Mile High Stadium, Denver, CO

Fri Jun 11 1993, 9:05 PM EDT
Att. 57,136 - Unknown - 82 F

AB	36
R	4
H	12
RBI	4
BB	2
SO	5
LOB	18



WP	2	PA	39
PB	0		
SB	0		
CS	2		

livebaseballscorecards.com

BOTTOM

Houston Astros @ Colorado Rockies
Mile High Stadium, Denver, CO
Fri Jun 11 1993, 9:05 PM EDT
Att: 57,136 - Unknown - 82 F

livebaseballscorecards.com

AB 28
R 5
H 8
RBI 4
BB 8
SO 3
LOB 17



WP: 0 PA: 37
PB: 0
SB: 4
CS: 0

AB R H RBI BB SO LOB

3 1 0 0 2 0 2
2 0 1 1 1 0 1
0 0 0 0 0 0 0
0 0 0 0 1 0 0
0 0 0 0 0 0 0
0 0 0 0 0 0 0

3 1 0 0 1 0 3

3 0 1 0 1 0 1

3 1 2 1 1 0 1

4 2 3 0 0 0 1

3 0 0 1 0 0 4

4 0 0 0 0 1 3

1 0 0 0 0 1 1
0 0 0 0 1 0 0
2 0 1 1 0 1 0

1B: 7 SF: 0
2B: 1 SAC: 1
3B: 0 DP: 3
HR: 0 HBP: 0

Batter	1	2	3	4	5	6	7	8	9
Alex Cole, L OBP: 0.332, SLG: 0.310 (1, 8)	4-1 G1-6-3 BB		4-2 G6-3 S BB		2-1 FC6-4 S 1B	3-2 L7		3-2 F7	
Nelson Liriano, S OBP: 0.329, SLG: 0.294 Keith Shepherd, R (6, 1)	1 SAFE 2-2 G1-6-3		1 SAFE 4-0 G6-3 BB		2-2 BB S 1B		4-0 G4-3 BB		
Daryl Boston, L OBP: 0.318, SLG: 0.339 Jeff Parrett, R OBP: 0.333, SLG: 0.333 Darren Holmes, R (9, 1)	1-2f		1-2 BB		1-H 1B				
Chris Jones, R OBP: 0.417, SLG: 0.618 (1, 9)	1-0 L7		2-1 G6-3		4-2 F S 1B BB		0-2 G4-3		
Andres Galarraga, R OBP: 0.438, SLG: 0.639 (1, 3)		1-0 L9	2-2 G6-3		0-0 1B 1B		4-0 BB BB		
Charlie Hayes, R OBP: 0.333, SLG: 0.466 (1, 5)		4-1 2B E BB		0-0 G4-3 S 1B	2-2 1B		1-1 F9		
Jerald Clark, R OBP: 0.310, SLG: 0.424 (1, 7)		2-0 E7 FC5 2B		3-2 L8	2-2 1B		0-2 SH3-4 1B		
Eric Young Sr., R OBP: 0.321, SLG: 0.327 (1, 4)		0-0 FC5 G3		3-1 G4-3	2-2 F8		0-0 SH3-4		
Danny Sheaffer, R OBP: 0.254, SLG: 0.339 (1, 2)	1-2 G3		1-0 G6-3		0-1 G5-3		2-3 K		
Armando Reynoso, R OBP: 0.087, SLG: 0.182 Jim Tatum, R OBP: 0.250, SLG: 0.320 Pedro Castellano, R OBP: 0.313, SLG: 0.286 (6, 6)	1-3 K		4-0 FC6-4 BB		3-3 K		1-1 K 1B		
Inning Stats	R: 0 H: 0 E: 0 LOB: 0 K: 0 BB: 1 S: 5 P: 12	R: 2 H: 1 E: 2 LOB: 1 K: 1 BB: 1 S: 11 P: 20	R: 0 H: 0 E: 0 LOB: 1 K: 0 BB: 2 S: 7 P: 19	R: 0 H: 1 E: 0 LOB: 1 K: 0 BB: 0 S: 7 P: 14	R: 2 H: 4 E: 0 LOB: 3 K: 0 BB: 2 S: 24 P: 41	R: 0 H: 0 E: 0 LOB: 0 K: 1 BB: 0 S: 10 P: 16	R: 0 H: 0 E: 0 LOB: 1 K: 0 BB: 2 S: 5 P: 14	R: 1 H: 2 E: 0 LOB: 1 K: 1 BB: 0 S: 13 P: 19	1B: 7 SF: 0 2B: 1 SAC: 1 3B: 0 DP: 3 HR: 0 HBP: 0
PITCHER	IP WLS BF H R ER SO BB IBB HBP BLK WP HR S P ERA WHIP	IP WLS BF H R ER SO BB IBB HBP BLK WP HR S P ERA WHIP	IP WLS BF H R ER SO BB IBB HBP BLK WP HR S P ERA WHIP	IP WLS BF H R ER SO BB IBB HBP BLK WP HR S P ERA WHIP	IP WLS BF H R ER SO BB IBB HBP BLK WP HR S P ERA WHIP	IP WLS BF H R ER SO BB IBB HBP BLK WP HR S P ERA WHIP	IP WLS BF H R ER SO BB IBB HBP BLK WP HR S P ERA WHIP	IP WLS BF H R ER SO BB IBB HBP BLK WP HR S P ERA WHIP	IP WLS BF H R ER SO BB IBB HBP BLK WP HR S P ERA WHIP
Mark Portugal, R ERA: 3.36 (1, 1)	4.2								
Brian Williams, R ERA: 3.71 (5, 1)	2.1								
Xavier Hernandez, R ERA: 2.45 (8, 1)	1.0	L							

Houston Astros @ Colorado Rockies

Mile High Stadium, Denver, CO

Sat Jun 12 1993, 9:05 PM EDT
Att. 60,864 - Unknown - 86 F

livebaseballscorecards.com



WP: 2 PA: 46
PB: 0
SB: 0
CS: 0

AB R H RBI BB SO LOB

4	1	1	1	2	1	2
4	1	0	0	1	0	4
4	0	0	0	1	0	4
3	2	0	0	2	1	3
5	3	3	2	0	0	1
4	2	3	2	1	1	0
3	1	1	1	1	0	3
0	0	0	0	0	0	0
0	0	0	0	0	0	0
1	1	1	0	0	0	0
5	0	4	4	0	0	1
2	0	0	0	0	1	3
0	0	0	0	0	0	0
0	0	0	0	0	0	0
1	0	0	0	0	0	0

Batter	1	2	3	4	5	6	7	8	9
Craig Biggio, R (1, 4) OBP: 0.365, SLG: 0.498	0-0 G6-3		0-0 HR G6-3		4-0 E IBB		4-0 G1-4-3 IBB		0-3 K
Steve Finley, L (1, 8) OBP: 0.294, SLG: 0.315	2-2 G4-3		4-2 FC4-6 2B BB	2-1 G3	3-1 E4 FC5-4		0-0 G1-4-3		
5 Jeff Bagwell, R (1, 3) OBP: 0.414, SLG: 0.556	1-2 G4-3		0-0 E3 FC4-6	2-0 G6-3	1-2 FC5-4			4-2 L5-3 BB	
Eric Anthony, L (1, 9) OBP: 0.357, SLG: 0.420		4-0 1B BB	0-1 FC4-6 2B	4-1 BLK BB		2-3 K		1-0 L5-3	
Ken Caminiti, S (1, 5) OBP: 0.308, SLG: 0.474		1-2 G5-4-3 1B 1B	1-1 1B 2B	0-1 F8		2-2 E7 1B 2B		0-0 F9	
Luis Gonzalez, L (1, 7) OBP: 0.333, SLG: 0.419		0-1 G5-4-3 1B	4-0 FC4 1B IBB		0-3 K2-3	2-0 G6-3 1B		2-2 2B 1B	
Andujar Cedeno, R (1, 6) OBP: 0.369, SLG: 0.444		2-2 G5-4-3	1-0 E 1B		4-2 WP 1B BB			1-2 1B 2B	
Al Osuna, R (7, 1)									
Doug Jones, R (7, 1)									
Casey Candaele, S (7, 6) OBP: 0.244, SLG: 0.282		1-2 2-3	1-2 2-H 1B			1-2 1B		1-3 1B 2B	
Eddie Taubensee, L (1, 2) OBP: 0.314, SLG: 0.376		2-1 1B	0-0 FC4		3-1 E SH1-4 1B		2-2 SH2-4 1B		0-2 1B
Doug Drabek, R (1, 1) OBP: 0.118, SLG: 0.235									
Xavier Hernandez, L (6, 1)									
Jose Uribe, S (6, 6) OBP: 0.333, SLG: 0.200									
Juan Agosto, L (8, 1)									
Chris Donnels, L (8, 5) OBP: 0.314, SLG: 0.323									

Inning Stats	R: 0	H: 0	E: 0	K: 0	S: 7	R: 2	H: 3	E: 0	K: 0	S: 12	R: 5	H: 3	E: 2	K: 1	S: 20	R: 0	H: 0	E: 0	K: 0	S: 6	R: 1	H: 1	E: 1	K: 1	S: 15	R: 1	H: 2	E: 1	K: 1	S: 9	R: 0	H: 1	E: 0	K: 0	S: 5	R: 0	H: 0	E: 0	K: 0	S: 4	R: 2	H: 3	E: 0	K: 1	S: 14	1B: 9	2B: 4	3B: 0	HR: 1	SF: 0	SAC: 2	DP: 4	HBP: 0												

PITCHER	IP	WLS	BF	H	R	ER	SO	BB	IBB	HBP	BLK	WP	HR	S	P	ERA	WHIP
Andy Ashby, R (1, 1) ERA: 7.51	2.1		16	6	7	5	0	2	1	0	0	0	1	32	54	19.29	3.429
Scott Fredrickson, R (3, 1) ERA: 4.26	1.2		7	0	0	0	1	1	0	0	1	0	0	13	24	0.00	0.600
Gary Wayne, L (5, 1) ERA: 5.47	2.0		11	3	2	2	2	1	1	0	0	1	0	24	46	9.00	2.000
Butch Henry, L (7, 1) ERA: 6.39	1.0		4	1	0	0	0	0	1	0	0	0	0	5	13	0.00	1.000
Keith Shepherd, R (8, 1) ERA:	1.0	W	3	0	0	0	0	1	0	0	0	0	0	4	9	0.00	1.000

PITCHER	IP	WLS	BF	H	R	ER	SO	BB	IBB	HBP	BLK	WP	HR	S	P	ERA	WHIP
Darren Holmes, R (9, 1) ERA: 7.84	1.0		5	3	2	2	1	0	0	0	0	0	0	14	18	18.00	3.000

Batter	1	2	3	4	5	6	7	8	9	AB R H RBI BB SO LOB	TOP											
Craig Biggio, R (1, 4) OBP: 0.366, SLG: 0.502	1-3 K		2-2 5 3B		4-0 1-2 BB		0-0 F9		3-2 L6	4 0 1 0 1 1 4												
Kevin Bass, S (1, 9) OBP: 0.284, SLG: 0.372	1-3 K		2-2 G4-3		2-0 FC6-5			3-2 F7		4 0 0 0 0 1 3												
5 Jeff Bagwell, R (1, 3) OBP: 0.408, SLG: 0.546	2-3 K		1-1 G5-2-5-4			2-3 K		0-0 F9		4 0 0 0 0 2 1												
Chris James, R (1, 7) OBP: 0.352, SLG: 0.571 Steve Finley, L (8, PR) OBP: 0.294, SLG: 0.315			1-3 K		1-2 F7	1-1 P3		2-2 E3		4 0 0 0 0 1 0 0 0 0 0 0 0 0												
Ken Caminiti, S (1, 5) OBP: 0.303, SLG: 0.466			2-3 K		1-2 P3	0-0 G5-3		3-1 F7		4 0 0 0 0 1 1												
Andujar Cedeno, R (1, 6) OBP: 0.368, SLG: 0.447			3-2 1B 2B		1-3 K		2-0 CI F9 1B		1-2 G5-3	3 1 1 0 0 1 0												
Scott Servais, R (1, 2) OBP: 0.381, SLG: 0.558			3-2 1B 1B		2-2 P4		1 SAFE 3-2 P3		0-3 K	4 0 1 1 0 1 1												
Casey Candaele, S (1, 8) OBP: 0.289, SLG: 0.326			1-2 SAFE SAFE SAFE 1-2 1B		1-3 K		1-1 SAFE 1-2 1B		2-2 BB 1B	4 0 3 0 0 1 0												
Greg Swindell, L (1, 1) OBP: 0.214, SLG: 0.250 Eric Anthony, L (7, PH) OBP: 0.358, SLG: 0.418 Al Osuna, R (7, 1) Brian Williams, R (7, 1) Juan Agosto, L (8, 1) Tom Edens, R (8, 1) Luis Gonzalez, L (9, PH) OBP: 0.336, SLG: 0.419			0-0 G6-3		0-0 E3 FC6-5 BB		0-0 F9		4-2 BB	2 0 0 0 0 0 2 1 0 0 0 0 0 2 0 1 0 0												
Inning Stats	R: 0 E: 0 K: 3 S: 9	H: 0 LOB: 0 BB: 0 P: 13	R: 1 E: 0 K: 2 S: 20	H: 3 LOB: 2 BB: 0 P: 30	R: 0 E: 0 K: 0 S: 9	H: 1 LOB: 0 BB: 0 P: 14	R: 0 E: 0 K: 1 S: 9	H: 0 LOB: 0 BB: 0 P: 12	R: 0 E: 1 K: 1 S: 9	H: 0 LOB: 2 BB: 1 P: 18	R: 0 E: 0 K: 1 S: 6	H: 0 LOB: 0 BB: 0 P: 9	R: 0 E: 1 K: 0 S: 8	H: 1 LOB: 2 BB: 0 P: 14	R: 0 E: 1 K: 0 S: 9	H: 0 LOB: 1 BB: 0 P: 17	R: 0 E: 0 K: 1 S: 16	H: 1 LOB: 2 BB: 1 P: 26	1B: 4 2B: 2 3B: 1 HR: 0	SF: 0 SAC: 0 DP: 1 HBP: 0	WP: 0 PB: 0 SB: 0 CS: 0	PA: 37
PITCHER	IP WLS BF H R ER SO BB IBB HBP BLK WP HR S P ERA WHIP																					
Bruce Ruffin, L (1, 1) ERA: 4.09	6.2 W 27 5 1 1 8 1 0 0 0 0 0 0 69 109 1.35 0.900																					
Keith Shepherd, R (7, 1) ERA:	1.1 5 0 0 0 0 0 0 0 0 0 0 0 10 18 0.00 0.000																					
Darren Holmes, R (9, 1) ERA: 7.59	0.2 4 1 0 0 1 1 0 0 0 0 0 0 13 20 0.00 3.000																					
Mark Grant, R (9, 1) ERA: 1.88	0.1 1 0 0 0 0 0 0 0 0 0 0 0 3 6 0.00 0.000																					

Houston Astros @ Colorado Rockies
Mile High Stadium, Denver, CO
Sun Jun 13 1993, 5:33 AM EDT
Att. 60,349 - Sunny - 72 F

livebaseballscorecards.com

AB	34
R	1
H	6
RBI	1
BB	2
SO	9
LOB	14



Batter	1	2	3	4	5	6	7	8	9
Eric Young Sr., R OBP: 0.324, SLG: 0.324 (1, 4)	2-2 G5-3	2-0 L9		4-2 BB			0-0 G4-3	2-1 WP 1B 1B	
Vinny Castilla, R OBP: 0.348, SLG: 0.459 (1, 6)	0-0 G6-3		1-0 F8	1-3 K			1-2 3B	2-0 1B 1B	
Dante Bichette, R OBP: 0.371, SLG: 0.524 (1, 9)	0-0 HR 1B		1-2 BB 2B 1B			2-1 G4-3 2B	2-0 F8	3-2 1B 1B	
Andres Galarraga, R OBP: 0.441, SLG: 0.663 (1, 3)	0-0 HR		4-0 2B BB			0-0 G4-3		G4-3	
Charlie Hayes, R OBP: 0.344, SLG: 0.479 (1, 5)	0-0 1B CS 1B		1-3 K			3-2 G5-2-5-3		F9 BB BB	
Jerald Clark, R OBP: 0.328, SLG: 0.436 (1, 7)	1-1 1-3 1B		2-0 1-3 2-H 2B			1-2 G5-3		4-0 BLK 1B BB	
Chris Jones, R OBP: 0.375, SLG: 0.553 (1, 8)	1-2 CS	0-1 G1-3	1-3 K			2-2 P4		1-1 F9	
Keith Shepherd, R (7, 1)								2-3	
Jim Tatum, R OBP: 0.241, SLG: 0.308 (8, PH)									
Alex Cole, L OBP: 0.326, SLG: 0.304 (9, 8)									
Jayhawk Owens, R OBP: 0.600, SLG: 0.556 (1, 2)						2-0 G6-3	0-0 F7	4-2 1B BB	
Bruce Ruffin, S (1, 1)								1-2 G4-3	2-2 1B 1B
Daryl Boston, L OBP: 0.321, SLG: 0.350 (7, 8)									
Pedro Castellano, R OBP: 0.333, SLG: 0.313 (8, PH)									
Darren Holmes, R (9, 1)									
Mark Grant, R (9, 1)									

Inning Stats	R: 2	H: 4	E: 0	LOB: 1	K: 0	P: 15	R: 0	H: 1	E: 0	LOB: 1	K: 0	P: 14	R: 1	H: 2	E: 0	LOB: 2	K: 2	P: 21	R: 0	H: 0	E: 0	LOB: 1	K: 2	P: 17	R: 0	H: 1	E: 0	LOB: 0	K: 0	P: 13	R: 0	H: 0	E: 0	LOB: 0	K: 0	P: 10	R: 0	H: 1	E: 0	LOB: 1	K: 0	P: 13	R: 6	H: 5	E: 0	LOB: 2	K: 0	P: 47
--------------	------	------	------	--------	------	-------	------	------	------	--------	------	-------	------	------	------	--------	------	-------	------	------	------	--------	------	-------	------	------	------	--------	------	-------	------	------	------	--------	------	-------	------	------	------	--------	------	-------	------	------	------	--------	------	-------

PITCHER	IP	WLS	BF	H	R	ER	SO	BB	IBB	HBP	BLK	WP	HR	S	P	ERA	WHIP
Greg Swindell, L ERA: 5.0 (1, 1)	6.0	L	26	8	3	3	4	2	0	0	0	0	1	55	90	4.50	1.667
Al Osuna, L ERA: 3.86 (7, 1)	0.1		1	0	0	0	0	0	0	0	0	0	0	3	4	0.00	0.000
Brian Williams, R ERA: 4.33 (7, 1)	1.1		8	1	3	3	0	3	0	0	1	0	0	15	31	20.25	3.000
Juan Agosto, L ERA: 8.31 (8, 1)	0.0		2	2	0	0	0	0	0	0	0	0	0	6	10	∞	∞
Tom Edens, R ERA: 4.91 (8, 1)	0.1		4	3	3	3	0	0	0	0	0	1	0	7	15	81.00	9.000

BOTTOM

Houston Astros @ Colorado Rockies
Mile High Stadium, Denver, CO

Sun Jun 13 1993, 5:33 AM EDT
Att: 60,349 - Sunny - 72 F


AB	R	H	RBI	BB	SO	LOB
4	1	1	1	1	0	1
5	1	2	1	0	1	1
5	2	4	1	0	0	1
4	1	2	3	1	0	1
4	1	1	0	1	1	5
3	1	2	1	1	0	0
3	0	0	0	0	1	2
0	0	0	0	0	0	0
1	0	0	0	0	0	2
0	0	0	0	0	0	0
3	1	1	0	1	0	0
1	0	0	0	0	0	0
1	1	1	1	0	0	0
0	0	0	0	0	0	0
0	0	0	0	0	0	0

AB	35
R	9
H	14
RBI	8
BB	5
SO	4
LOB	13

livebaseballscores.com

AB 35
R 9
H 14
RBI 8
BB 5
SO 4
LOB 13

WP: 1 **PA: 42**
PB: 0
SB: 0
CS: 1



Batter	1	2	3	4	5	6	7	8	9	AB R H RBI BB SO LOB	TOP													
Brett Butler, L OBP: 0.390, SLG: 0.374 (1, 8)	1-2 FC1-6 1B		1-0 2B 2B	1-1 F8		1-2 G4-3 1-2f			1-2 G4-3	5 1 2 1 0 0 3														
Jose Offerman, S OBP: 0.350, SLG: 0.344 (1, 6)	0-0 FC1-6 1-2f		0-0 F7	0-2 FC4-6 1-2f			0-0 G4-3		0-1 FC4 WP SF8	5 1 0 1 0 0 3														
Darryl Strawberry, L OBP: 0.267, SLG: 0.313 Jim Gott, R Pedro Martinez, R (1, 9) (9, 1) (9, 1)	0-0 F7		4-0 2B BB		2-2 K		3-3 K		3-H 4-2 2-3 BB	3 1 0 0 2 2 1 0 0 0 0 0 0 0 0 0 0 0 0 0 0														
Tim Wallach, R OBP: 0.274, SLG: 0.390 (1, 5)	0-0 L9		0-0 2B		3-2 1B 1B		1-0 F8		0-0 SF8 3-H	4 0 2 3 0 0 1														
Mike Piazza, R OBP: 0.372, SLG: 0.528 (1, 2)		1-1 F9	0-0 G4-3		1-2 2B 1B			0-0 G6-3	1-3 K	5 1 1 0 0 1 2														
Cory Snyder, R OBP: 0.384, SLG: 0.421 (1, 7) (9, 9)		0-0 G5-3		1-0 P4	1-2 2B			0-2 G5-3		4 0 1 1 0 0 0														
Eric Karros, R OBP: 0.320, SLG: 0.396 (1, 3)		1-3 K		1-2 HR 1B	1-0 G6-3			0-2 L5		4 1 1 0 0 1 1														
Jody Reed, R OBP: 0.345, SLG: 0.369 (1, 4)			2-2 2B 1B	2-0 HR		2-1 G4-3 1B			1-1 SH SH 1B	4 3 4 2 0 0 0														
Pedro Astacio, R OBP: 0.125, SLG: 0.125 Omar Daal, L Roger McDowell, R Lenny Harris, L Mitch Webster, S (1, 1) (8, 1) (8, 1) (9, PH) (9, 7)			1-3 K	1-2 FC4-6 1B		0-3 K			0-1 SH FC4	3 0 1 0 0 2 2 0 0 0 0 0 0 0 0 0 0 0 0 0 0 0 1 0 0 0 0 0 0 0 0 0 0 0 0														
Inning Stats	R: 0 E: 0 K: 0 S: 6	H: 1 LOB: 1 BB: 0 P: 7	R: 0 E: 0 K: 1 S: 6	H: 0 LOB: 0 BB: 0 P: 8	R: 3 E: 0 K: 1 S: 10	H: 3 LOB: 1 BB: 1 P: 18	R: 2 E: 0 K: 0 S: 15	H: 3 LOB: 1 BB: 0 P: 21	R: 1 E: 0 K: 1 S: 20	H: 3 LOB: 1 BB: 0 P: 28	R: 0 E: 0 K: 1 S: 8	H: 1 LOB: 0 BB: 0 P: 11	R: 0 E: 0 K: 1 S: 5	H: 0 LOB: 0 BB: 0 P: 9	R: 0 E: 0 K: 0 S: 7	H: 0 LOB: 0 BB: 0 P: 7	R: 3 E: 2 K: 1 S: 16	H: 1 LOB: 1 BB: 1 P: 23	1B: 8 2B: 3 3B: 0 HR: 1	SF: 1 SAC: 1 DP: 1 HBP: 0	WP: 1 PA: 41			
PITCHER	IP WLS BF H R ER SO BB IBB HBP BLK WP HR S P ERA WHIP																							
Willie Blair, R ERA: 4.62 Scott Fredrickson, R ERA: 3.86 Jeff Parrett, R ERA: 5.32 Steve Reed, R ERA: 10.5 Gary Wayne, L ERA: 5.4 (1, 1) (5, 1) (7, 1) (9, 1) (9, 1)	4.2 1.1 2.0 0.0 0.1	L 4 6 1 4	24 4 6 1 4	10 1 0 1 0	6 0 0 1 1	6 0 0 0 0	3 1 1 0 0	1 0 0 0 1	0 0 0 0 0	0 0 0 0 0	0 0 0 0 1	1 0 0 2 9	56 9 12 3 9	80 13 16 3 14	11.57 0.00 0.00 ∞ 0.00	2.357 0.750 0.000 ∞ 3.000						PITCHER Mark Grant, R ERA: 1.8 (9, 1)	0.2 WLS 2 BF 2 H 0 R 1 ER 0 SO 1 BB 0 IBB 0 HBP 0 BLK 0 WP 0 HR 0 S 5 P 6	0.00 0.000

Los Angeles Dodgers @ Colorado Rockies
Mile High Stadium, Denver, CO
Mon Jun 14 1993, 9:05 PM EDT
Att. 51,475 - Unknown - 81 F

AB	37
R	9
H	12
RBI	8
BB	2
SO	6
LOB	13



BOTTOM

Los Angeles Dodgers @ Colorado Rockies
Mile High Stadium, Denver, CO
Mon Jun 14 1993, 9:05 PM EDT
Att: 51,475 - Unknown - 81 F

livebaseballscorecards.com

AB 33
R 4
H 9
RBI 4
BB 2
SO 4
LOB 14



WP: 0 PA: 35
PB: 0
SB: 0
CS: 1

AB R H RBI BB SO LOB

4 0 1 0 0 0 1

3 0 1 1 1 1 0
0 0 0 0 0 0 0
0 0 0 0 0 0 0
0 0 0 0 0 0 0

4 0 0 0 0 0 2

4 2 4 1 0 0 0

3 0 0 0 1 0 2

4 0 0 0 0 0 3

4 1 2 2 0 1 2

4 1 1 0 0 2 3

1 0 0 0 0 0 0
0 0 0 0 0 0 0
1 0 0 0 0 0 0
0 0 0 0 0 0 0
0 0 0 0 0 0 0
1 0 0 0 0 0 1

1B: 4 SF: 0
2B: 2 SAC: 0
3B: 1 DP: 2
HR: 2 HBP: 0

Table with 9 columns (Batter 1-9) and 10 rows (Batters: Eric Young Sr., Alex Cole, Steve Reed, Gary Wayne, Mark Grant, Dante Bichette, Andres Galarraga, Charlie Hayes, Jerald Clark, Vinny Castilla, Jayhawk Owens, Willie Blair, Scott Fredrickson, Jim Tatum, Jeff Parrett, Daryl Boston, Chris Jones). Each cell contains a batter's name, stats, and a baseball diamond diagram with play details.

Inning Stats table with columns for R, H, E, K, S, LOB, BB, P and rows for each of the 9 batters.

Pitcher stats table with columns for IP, WLS, BF, H, R, ER, SO, BB, IBB, HBP, BLK, WP, HR, S, P, ERA, WHIP and rows for Pedro Astacio, Omar Daal, Roger McDowell, Jim Gott, and Pedro Martinez.

Batter	1	2	3	4	5	6	7	8	9	AB R H RBI BB SO LOB	TOP																									
Brett Butler, L (1, 8) OBP: 0.388, SLG: 0.373	1-2 G4-3		1-2 G6-3		1-1 L7			0-1 G4-3 1B	1-0 G4-3 1B	6 2 2 1 0 1 4																										
Jose Offerman, S (1, 6) OBP: 0.347, SLG: 0.341	1-0 F8		2-2 F7		2-1 G6-3			1-0 G4-3 1B	2-2 1B BB	5 1 1 1 0 0 2																										
Mitch Webster, S (1, 7) OBP: 0.309, SLG: 0.356	1-0 L9			1-0 G1 1B		0-1 G6-4-3 1B		0-1 HR 1B	1-2 L8	5 2 3 1 0 0 2																										
Tim Wallach, R (1, 5) OBP: 0.272, SLG: 0.384		0-1 F8		2-2 G1		2-2 G6-4-3		1-0 F9	4-0 1B 2B	4 1 0 0 1 0 3																										
Mike Sharperson, R (9, 5) OBP: 0.233, SLG: 0.308				1-2 G1		1-2f		1-2 2B	1-2 BB	0 0 0 0 0 0 0																										
Mike Piazza, R (1, 2) OBP: 0.381, SLG: 0.562		2-2 1B 1B 1B		0-1 G5-3		1-2 HR		0-1 HR	1-2 2B 1B	5 3 4 5 0 0 1																										
Cory Snyder, R (1, 9) OBP: 0.390, SLG: 0.431		1-1 1B		1-0 E8		3-2 G5-3		1-0 HBP	0-1 2B	4 1 2 1 0 0 0																										
Eric Karros, R (1, 3) OBP: 0.317, SLG: 0.392		0-0 G4-6-3 1B		1-0 G5-3			1-0 G6-3	1-2 P4	2-2 P5	5 0 1 0 0 0 5																										
Jody Reed, R (1, 4) OBP: 0.345, SLG: 0.368		1-2 G4-6-3			2-1 SH2-4 1B		1-1 L9		0-1 E7 1B	3 0 1 0 0 0 3																										
Lenny Harris, L (8, 4) OBP: 0.286, SLG: 0.263									1-0 2B 1B	1 1 0 0 1 0 0																										
Ramon Martinez, R (1, 1) OBP: 0.167, SLG: 0.207			1-2 G5-3		0-1 SH2-4		0-3 K		1-0 1B	2 0 0 0 0 0 1 0																										
Roger McDowell, R (7, 1) OBP: 0.500, SLG: 0.500									1-0 1B	0 0 0 0 0 0 0 0																										
Dave Hansen, L (9, PH) OBP: 0.350, SLG: 0.278									1-0 1B	1 0 1 0 0 0 0 0																										
Eric Davis, R (9, PR) OBP: 0.304, SLG: 0.315									1-0 2B	1 1 1 2 0 0 0 0																										
Ricky Tricek, R (9, 1) OBP: 0.304, SLG: 0.315									1-0 2B	0 0 0 0 0 0 0 0																										
Inning Stats	R: 0 E: 0 K: 0 S: 6	H: 0 LOB: 0 BB: 0 P: 9	R: 0 E: 0 K: 0 S: 11	H: 3 LOB: 2 BB: 0 P: 15	R: 0 E: 0 K: 0 S: 10	H: 0 LOB: 0 BB: 0 P: 14	R: 1 E: 1 K: 0 S: 9	H: 1 LOB: 1 BB: 0 P: 14	R: 0 E: 0 K: 1 S: 8	H: 1 LOB: 1 BB: 0 P: 13	R: 1 E: 0 K: 0 S: 13	H: 2 LOB: 0 BB: 0 P: 19	R: 0 E: 0 K: 1 S: 6	H: 0 LOB: 0 BB: 0 P: 8	R: 3 E: 0 K: 0 S: 12	H: 3 LOB: 1 BB: 0 P: 15	R: 7 E: 1 K: 1 S: 32	H: 6 LOB: 3 BB: 2 P: 52	1B: 12 2B: 2 3B: 0 HR: 2	SF: 0 SAC: 1 DP: 2 HBP: 1	WP: 0 PB: 1 SB: 0 CS: 0	PA: 46														
PITCHER	IP WLS BF H R ER SO BB IBB HBP BLK WP HR S P ERA WHIP																																			
Butch Henry, L (1, 1) ERA: 5.96	6.0		24	7	2	1	0	0	0	0	0	0	1	57	84	1.50	1.167																			
Keith Shepherd, R (7, 1) ERA: 1.98	1.2	L	9	3	3	3	1	0	0	1	0	0	1	15	19	16.20	1.800																			
Steve Reed, R (8, 1) ERA: 10.22	0.1		1	0	0	0	0	0	0	0	0	0	0	3	4	0.00	0.000																			
Andy Ashby, R (9, 1) ERA: 7.69	0.0		2	1	2	2	0	0	0	0	0	0	0	6	9	∞	∞																			
Gary Wayne, L (9, 1) ERA: 6.0	0.1		3	2	0	0	0	0	0	0	0	0	0	10	13	0.00	6.000																			
PITCHER	IP WLS BF H R ER SO BB IBB HBP BLK WP HR S P ERA WHIP																																			
Jeff Parrett, R (9, 1) ERA: 5.84	0.2		7	3	5	4	1	1	1	0	0	0	0	3	5	54.00	6.000																			

Los Angeles Dodgers @ Colorado Rockies
Mile High Stadium, Denver, CO
 Tue Jun 15 1993, 9:05 PM EDT
 Att. 55,772 - Unknown - 89 F

AB	42
R	12
H	16
RBI	11
BB	2
SO	2
LOB	20



Batter	1	2	3	4	5	6	7	8	9	AB R H RBI BB SO LOB	TOP																
Brett Butler, L (1, 8) OBP: 0.387, SLG: 0.368	0-1 G4-3		4-2 PO BB			1-2 L4		1-1 G4-6-3 1-2f		3 0 0 0 1 0 1																	
Jose Offerman, S (1, 6) OBP: 0.345, SLG: 0.339	1-0 G3		1-2 PO 1-2	3-2 G4-3		1-1 G6-3			0-1 WP 2B 1B	4 1 1 0 0 0 0																	
Darryl Strawberry, L (1, 9) OBP: 0.267, SLG: 0.310	1-3 K			2-3 K		2-1 1B			2-3 K	4 0 1 0 0 3 1																	
Tim Wallach, R (1, 5) OBP: 0.272, SLG: 0.386		0-1 G5-3		2-0 F7		2-1 F7			1-1 1B HR 2B	4 1 1 1 0 0 1																	
Mike Piazza, R (1, 2) OBP: 0.383, SLG: 0.561		0-1 G3-1			1-0 G5-3 1B		1-1 P3		0-0 HR 1B	4 1 2 0 0 0 0																	
Cory Snyder, R (1, 7) OBP: 0.393, SLG: 0.453		2-2 G4-3			2-2 G5-3 1B		0-3 K		1-0 HR	4 2 2 3 0 1 0																	
Eric Karros, R (1, 3) OBP: 0.316, SLG: 0.403			3-0 HR		0-1 G5-3		3-2 F8		1-0 F7	4 1 1 1 0 0 2																	
Lenny Harris, L (1, 4) OBP: 0.283, SLG: 0.310			0-0 G4-3		1-0 3B			2-2 G4-3	0-0 G6-3	4 0 1 1 0 0 0																	
Kevin Gross, R (1, 1) OBP: 0.200, SLG: 0.375			2-3 K		3-3 K			4-1 G4-6-3 BB		2 0 0 0 0 2 1																	
Rod Nichols, R (6, 1)										0 0 0 0 0 0 0																	
Dave Hansen, L (8, PH) OBP: 0.381, SLG: 0.278										0 0 0 0 1 0 0																	
Ricky Tricek, R (8, 1)										0 0 0 0 0 0 0																	
Inning Stats	R: 0 E: 0 K: 1 S: 6	H: 0 LOB: 0 BB: 0 P: 8	R: 0 E: 0 K: 0 S: 7	H: 0 LOB: 0 BB: 0 P: 9	R: 1 E: 0 K: 1 S: 13	H: 1 LOB: 0 BB: 1 P: 23	R: 0 E: 0 K: 1 S: 7	H: 0 LOB: 0 BB: 0 P: 14	R: 1 E: 0 K: 1 S: 11	H: 3 LOB: 1 BB: 0 P: 18	R: 0 E: 0 K: 0 S: 9	H: 1 LOB: 1 BB: 0 P: 15	R: 0 E: 0 K: 1 S: 9	H: 0 LOB: 0 BB: 0 P: 13	R: 0 E: 0 K: 0 S: 6	H: 0 LOB: 0 BB: 1 P: 13	R: 4 E: 0 K: 1 S: 12	H: 4 LOB: 0 BB: 0 P: 17	1B: 5 2B: 1 3B: 1 HR: 2	SF: 0 SAC: 0 DP: 2 HBP: 0	WP: 1 PB: 0 SB: 0 CS: 0	PA: 36					
PITCHER	IP	WLS	BF	H	R	ER	SO	BB	IBB	HBP	BLK	WP	HR	S	P	ERA	WHIP										
Armando Reynoso, R (1, 1) ERA: 3.53	8.0	W	28	5	2	2	5	2	0	0	0	0	1	68	113	2.25	0.875										
Gary Wayne, L (9, 1) ERA: 6.26	0.1		2	1	1	1	1	0	0	0	0	0	0	6	8	27.00	3.000										
Keith Shepherd, R (9, 1) ERA: 3.95	0.0		3	3	3	3	0	0	0	0	0	1	1	4	6	∞	∞										
Mark Grant, R (9, 1) ERA: 1.72	0.2	S	2	0	0	0	0	0	0	0	0	0	0	2	3	0.00	0.000										

Los Angeles Dodgers @ Colorado Rockies
 Mile High Stadium, Denver, CO
 Wed Jun 16 1993, 9:05 PM EDT
 Att. 51,765 - Unknown - 78 F

AB	33
R	6
H	9
RBI	6
BB	2
SO	6
LOB	6




Batter	1	2	3	4	5	6	7	8	9
Eric Young Sr., R OBP: 0.327, SLG: 0.325 (1, 4)	2-2 G4-3		0-3 K	1-1 G6-3			1-2 E 1B		
Daryl Boston, L OBP: 0.329, SLG: 0.383 (1, 8)	3-3 K		4-2 2B BB		0-0 HR		2-2 E9 1B 1B		
Dante Bichette, R OBP: 0.364, SLG: 0.516 (1, 9)	0-0 F9		2-1 2B		0-1 F7		1-3 K		
Andres Galarraga, R OBP: 0.463, SLG: 0.706 (1, 3)		1-2 G5-3	2-3 K		1-0 E4 3B		4-0 G1-3 1B IBB		
Charlie Hayes, R OBP: 0.352, SLG: 0.489 (1, 5)		2-2 HR		2-2 1B 1B	0-0 G6-3 1B		1-0 G1-3		
Jerald Clark, R OBP: 0.330, SLG: 0.430 (1, 7)		4-1 BB		0-0 1B 1B	0-2 G6-3		0-0 1B		
Vinny Castilla, R OBP: 0.336, SLG: 0.459 (1, 6)		1-0 P6		0-3 K		0-1 G6-3		1-3 K	
Danny Sheaffer, R OBP: 0.250, SLG: 0.329 (1, 2)		0-3 K		0-0 SH2-4 1B		1-1 F8		1-0 F7	
Armando Reynoso, R OBP: 0.120, SLG: 0.208 (1, 1)			0-0 G6-3		0-0 SH2-4		2-1 1B		2-3 K
Jim Tatum, R OBP: 0.228, SLG: 0.291 (8, PH)									
Gary Wayne, L (9, 1)									
Keith Shepherd, R (9, 1)									
Mark Grant, R (9, 1)									

AB	R	H	RBI	BB	SO	LOB
4	1	1	0	0	1	1
3	2	2	1	1	1	0
4	0	1	0	0	1	1
3	1	1	0	1	1	2
4	2	3	1	0	0	2
3	1	2	1	1	0	1
4	0	0	0	0	2	3
4	0	1	2	0	1	1
2	0	1	0	0	0	0
1	0	0	0	0	1	0
0	0	0	0	0	0	0
0	0	0	0	0	0	0
0	0	0	0	0	0	0

Los Angeles Dodgers @ Colorado Rockies
Mile High Stadium, Denver, CO
Wed Jun 16 1993, 9:05 PM EDT
Att: 51,765 - Unknown - 78 F

AB	32
R	7
H	12
RBI	5
BB	3
SO	8
LOB	11



Inning Stats		R: 0	H: 0	E: 0	K: 1	S: 7	R: 1	H: 1	E: 0	K: 1	S: 13	R: 0	H: 1	E: 0	K: 2	S: 11	R: 2	H: 3	E: 0	K: 1	S: 12	R: 2	H: 3	E: 1	K: 0	S: 8	R: 0	H: 1	E: 0	K: 0	S: 6	R: 2	H: 3	E: 1	K: 1	S: 13	R: 0	H: 0	E: 0	K: 2	S: 9
LOB: 0		LOB: 1		LOB: 2		LOB: 1		LOB: 0		LOB: 1		LOB: 0		LOB: 1		LOB: 0		LOB: 1		LOB: 0		LOB: 2		LOB: 0		LOB: 1		LOB: 0		LOB: 0		LOB: 0		LOB: 0		LOB: 0		LOB: 0			
BB: 0		BB: 1		BB: 1		BB: 1		BB: 0		BB: 1		BB: 0		BB: 0		BB: 1		BB: 0		BB: 0		BB: 1		BB: 0		BB: 0		BB: 0		BB: 0		BB: 0		BB: 0		BB: 0		BB: 0			
P: 12		P: 21		P: 19		P: 15		P: 9		P: 9		P: 22		P: 13		P: 13		P: 22		P: 13		P: 22		P: 13		P: 22		P: 13		P: 22		P: 13		P: 22		P: 13					

PITCHER		IP	WLS	BF	H	R	ER	SO	BB	IBB	HBP	BLK	WP	HR	S	P	ERA	WHIP
Kevin Gross, R (1, 1)	ERA: 4.58	5.0	L	24	8	5	5	5	2	0	0	0	0	2	51	76	9.00	2.000
Rod Nichols, R (6, 1)	ERA: 4.5	2.0		9	4	2	1	1	0	1	0	0	0	19	31	4.50	2.000	
Ricky Tricek, R (8, 1)	ERA: 4.91	1.0		3	0	0	0	2	0	0	0	0	0	9	13	0.00	0.000	

WP	PA	ERA	WHIP
0	36		
0			
1			
0			

Batter	1	2	3	4	5	6	7	8	9	AB	R	H	RBI	BB	SO	LOB
Eric Young Sr., R OBP: 0.326, SLG: 0.323 (1, 4)	0-1 L8		0-0 L8		3-2 1B			3-2 G6-3		4	0	1	0	0	0	1
Daryl Boston, L OBP: 0.320, SLG: 0.371 (1, 8)	3-1 F8			2-3 K	0-0 L9			1-3 K		4	0	0	0	0	2	2
Dante Bichette, R OBP: 0.366, SLG: 0.520 (1, 9)	0-0 L7			1-0 1B 1B			0-0 G5-3	2-2 2B		4	0	2	0	0	0	0
Andres Galarraga, R OBP: 0.459, SLG: 0.696 (1, 3)		0-3 K		0-0 F8			1-0 1B	1-2 F8		4	0	1	0	0	1	2
Charlie Hayes, R OBP: 0.354, SLG: 0.502 (1, 5)		2-0 F7		0-1 1B			2-2 L6		1-1 HR	4	1	2	1	0	0	1
Jerald Clark, R OBP: 0.323, SLG: 0.420 (1, 7)		2-2 P3		2-3 K			0-0 L7		0-3 K	4	0	0	0	0	2	3
Vinny Castilla, R OBP: 0.333, SLG: 0.452 (1, 6)			0-1 F9		0-0 FC5-4 1B		1-1 P9		0-2 G1-3	4	0	1	0	0	0	0
Danny Sheaffer, R OBP: 0.250, SLG: 0.338 (1, 2)			0-2 2B		1-1 FC5-4 1B		0-0 G6-3		0-0 G6-3	4	0	1	0	0	0	1
Bruce Ruffin, S Scott Fredrickson, R Steve Reed, R Jim Tatum, R Andy Ashby, R Chris Jones, R Jeff Parrett, R			1-1 G6-3		2-3 K		0-3 K			0	0	0	0	0	0	0

Inning Stats	R: 0	H: 0	E: 0	K: 0	S: 5	R: 0	H: 0	E: 0	K: 1	S: 8	R: 0	H: 1	E: 0	K: 0	S: 8	R: 0	H: 2	E: 0	K: 2	S: 10	R: 0	H: 2	E: 0	K: 1	S: 11	R: 0	H: 1	E: 0	K: 0	S: 6	R: 0	H: 0	E: 0	K: 1	S: 6	R: 0	H: 1	E: 0	K: 1	S: 12	R: 1	H: 1	E: 0	K: 1	S: 9	1B: 5	SF: 0	2B: 2	SAC: 0	3B: 0	DP: 0	HR: 1	HBP: 0	WP: 0	PA: 35
PITCHER Greg Harris, R ERA: 3.73 (1, 1)	IP	WLS	BF	H	R	ER	SO	BB	IBB	HBP	BLK	WP	HR	S	P	ERA	WHIP	IP	WLS	BF	H	R	ER	SO	BB	IBB	HBP	BLK	WP	HR	S	P	ERA	WHIP																					

BOTTOM

San Diego Padres @ Colorado Rockies
Mile High Stadium, Denver, CO
Fri Jun 18 1993, 9:05 PM EDT
Att: 52,159 - Unknown - 54 F

livebaseballscorecards.com

AB	35
R	1
H	8
RBI	1
BB	0
SO	7
LOB	12



San Diego Padres @ Colorado Rockies
 Mile High Stadium, Denver, CO
 Sat Jun 19 1993, 9:05 PM EDT
 Att: 55,603 - Unknown

livebaseballscorecards.com

AB	33
R	3
H	9
RBI	3
BB	1
SO	6
LOB	10



WP	1	PA	36
PB	0		
SB	0		
CS	1		

Batter	1	2	3	4	5	6	7	8	9	AB	R	H	RBI	BB	SO	LOB	TOP								
Bill Bean, L (1, 9) OBP: 0.200, SLG: 0.185	1-0 F8		1-0 F9		0-0 G3			2-3 K		4	0	0	0	0	1	1									
Jeff Gardner, L (1, 4) OBP: 0.333, SLG: 0.356	1-3 K			0-1 G3		0-0 G4-3		3-2 G4-3		4	0	0	0	0	1	0									
Gary Sheffield, R (1, 5) OBP: 0.342, SLG: 0.492 Rich Rodriguez, L (8, 1)	1-0 F7			2-2 G3-1 1B		1-1 HR		0-0 1B		4	1	3	1	0	0	0									
Fred McGriff, L (1, 3) OBP: 0.342, SLG: 0.473 Phil Clark, R (6, 2) OBP: 0.375, SLG: 0.500		2-2 G4-3 SF9 2B		3-2 G3-1		0-0 G4-3		1-1 1B		3	1	1	0	0	0	1									
Phil Plantier, L (1, 7) OBP: 0.306, SLG: 0.462		2-2 G4-3		2-3 K		3-2 1B		1-2 F8		4	0	1	0	0	1	4									
Derek Bell, R (1, 8) OBP: 0.337, SLG: 0.485		1-0 SF9			0-0 HR		1-3 K		1-0 F8	3	1	1	2	0	1	1									
Kevin Higgins, L (1, 2) OBP: 0.339, SLG: 0.269		3-H 0-1 CS 1B			2-2 G4-3 WP 1B		4-1 G4-6-3 BB		0-2 P5	3	0	2	0	1	0	0									
Ricky Gutierrez, R (1, 6) OBP: 0.358, SLG: 0.339 Tim Scott, R (5, 1)		1-0 CS	0-1 G5-3		2-3 K		1-0 G4-6-3		0-1 G6-3	2	0	0	0	0	1	1									
Tony Gwynn, L (7, PH) OBP: 0.363, SLG: 0.428 Pat Gomez, L (7, 1)		1-2		1-2 K			1-2f			0	0	0	0	0	0	0									
Bob Geren, R (8, 3) OBP: 0.278, SLG: 0.286					0-1 G4-3					1	0	0	0	0	0	0									
Kerry Taylor, R (1, 1) Mark Ettles, R (3, 1) Craig Shipley, R (5, PH) OBP: 0.240, SLG: 0.320			0-3 K		2-3 G4-3			0-0 G5-3		1	0	0	0	0	1	0									
Inning Stats	R: 0 E: 0 K: 1 S: 5	H: 0 LOB: 0 BB: 0 P: 8	R: 1 E: 0 K: 0 S: 12	H: 2 LOB: 0 BB: 0 P: 18	R: 0 E: 0 K: 1 S: 6	H: 0 LOB: 0 BB: 0 P: 7	R: 0 E: 0 K: 1 S: 11	H: 1 LOB: 1 BB: 0 P: 18	R: 1 E: 0 K: 1 S: 10	H: 2 LOB: 1 BB: 0 P: 14	R: 1 E: 0 K: 1 S: 11	H: 2 LOB: 1 BB: 0 P: 16	R: 0 E: 0 K: 0 S: 3	H: 0 LOB: 0 BB: 1 P: 8	R: 0 E: 0 K: 1 S: 14	H: 2 LOB: 2 BB: 0 P: 21	R: 0 E: 0 K: 0 S: 6	H: 0 LOB: 0 BB: 0 P: 7	1B: 6 2B: 1 3B: 0 HR: 2	SF: 1 SAC: 0 DP: 1 HBP: 0	WP: 1 PB: 0 SB: 0 CS: 1	PA: 36			
PITCHER	IP	WLS	BF	H	R	ER	SO	BB	IBB	HBP	BLK	WP	HR	S	P	ERA	WHIP								
Willie Blair, R (1, 1) ERA: 4.48	8.0	W	32	9	3	3	6	1	0	0	0	1	2	72	110	3.38	1.250								
Darren Holmes, R (9, 1) ERA: 7.25	1.0		3	0	0	0	0	0	0	0	0	0	0	6	7	0.00	0.000								

Batter	1	2	3	4	5	6	7	8	9	AB R H RBI BB SO LOB	TOP																
Ricky Gutierrez, R (1, 6) OBP: 0.370, SLG: 0.348	1-1 F8		0-2 1B			4-1 G1-3 BB	3-2 1B			3 0 2 1 1 0 0																	
Tim Teufel, R (1, 4) OBP: 0.349, SLG: 0.484 Jeff Gardner, L (7, PH) OBP: 0.337, SLG: 0.360	1-1 P5			0-1 G5-3		3-2 G1-3 SAFE	3-1 PO	1-1 G3-6-3 1B		3 0 0 0 0 0 1 1 0 1 0 0 0 0																	
Gary Sheffield, R (1, 5) OBP: 0.356, SLG: 0.492	0-0 F9			2-0 1B		1-0 1B		0-0 F7		4 0 2 0 0 0 1																	
Fred McGriff, L (1, 3) OBP: 0.340, SLG: 0.470		2-0 G3-1		1-0 F8		1-2 1B		3-2 G3-6-3 1-2f		4 0 1 0 0 0 2																	
Derek Bell, R (1, 8) OBP: 0.332, SLG: 0.477		0-1 P3		1-2 G2		1-3 K			1-2 G5-3	4 0 0 0 0 1 3																	
Phil Clark, R (1, 9) OBP: 0.357, SLG: 0.475		2-0 G5-3			2-2 F8		0-1 G5-3		1-1 F8	4 0 0 0 0 0 0																	
Phil Plantier, L (1, 7) OBP: 0.311, SLG: 0.459			2-2 F8		2-2 1B		4-2 BB 1B BB		2-1 F9	3 1 1 0 1 0 0																	
Bob Geren, R (1, 2) OBP: 0.282, SLG: 0.290 Kevin Higgins, L (7, PH) OBP: 0.350, SLG: 0.269			0-0 SH1-3 1B 1B		1-0 P6		4-2 1B PO BB			2 0 1 0 0 0 1 0 0 0 0 1 0 0																	
Wally Whitehurst, R (1, 1) OBP: 0.077, SLG: 0.077 Bill Bean, L (7, PH) OBP: 0.194, SLG: 0.179 Roger Mason, R (7, 1)			1-2 SH1-3		1-0 F9		1-1 F8			1 0 0 0 0 0 1 1 0 0 0 0 0 2 0 0 0 0 0 0 0																	
Inning Stats	R: 0 E: 0 K: 0 S: 5	H: 0 LOB: 0 BB: 0 P: 7	R: 0 E: 0 K: 0 S: 4	H: 0 LOB: 0 BB: 0 P: 8	R: 0 E: 0 K: 0 S: 11	H: 2 LOB: 2 BB: 0 P: 14	R: 0 E: 0 K: 0 S: 8	H: 1 LOB: 1 BB: 0 P: 12	R: 0 E: 0 K: 0 S: 9	H: 1 LOB: 1 BB: 0 P: 15	R: 0 E: 0 K: 1 S: 14	H: 2 LOB: 2 BB: 1 P: 24	R: 1 E: 0 K: 0 S: 16	H: 1 LOB: 1 BB: 2 P: 31	R: 0 E: 0 K: 0 S: 7	H: 1 LOB: 0 BB: 0 P: 11	R: 0 E: 0 K: 0 S: 7	H: 0 LOB: 0 BB: 0 P: 11	1B: 8 2B: 0 3B: 0 HR: 0	SF: 0 SAC: 1 DP: 1 HBP: 0	WP: 0 PB: 0 SB: 0 CS: 0	PA: 35					
PITCHER	IP WLS BF H R ER SO BB IBB HBP BLK WP HR S P ERA WHIP																										
Butch Henry, L (1, 1) ERA: 5.5	5.2		22	6	0	0	0	1	0	0	0	0	0	47	75	0.00	1.235										
Mark Grant, R (6, 1) ERA: 2.16	1.0		6	1	1	1	1	2	0	0	0	0	0	19	32	9.00	3.000										
Steve Reed, R (7, 1) ERA: 8.44	0.2	W	2	1	0	0	0	0	0	0	0	0	0	4	8	0.00	1.500										
Gary Wayne, L (8, 1) ERA: 6.11	0.2		1	0	0	0	0	0	0	0	0	0	0	4	7	0.00	0.000										
Darren Holmes, R (9, 1) ERA: 6.94	1.0	S	3	0	0	0	0	0	0	0	0	0	0	7	11	0.00	0.000										

San Diego Padres @ Colorado Rockies
 Mile High Stadium, Denver, CO
 Sun Jun 20 1993, 5:33 AM EDT
 Att. 63,661 - Sunny - 82 F

livebaseballscorecards.com

AB	30
R	1
H	8
RBI	1
BB	3
SO	1
LOB	11



Batter	1	2	3	4	5	6	7	8	9	AB	R	H	RBI	BB	SO	LOB
Alex Cole, L OBP: 0.346, SLG: 0.320 (1, 8)	4-1 CS BB		0-0 S 1B		4-1 1-2 BB		0-1 SH2-4			1	0	1	1	2	0	0
Pedro Castellano, R OBP: 0.250, SLG: 0.227 (1, 4)	1-1 F8 1-2		3-2 G6-3		2-2 F9		0-0 SF8			4	0	0	0	0	0	4
Dante Bichette, R OBP: 0.365, SLG: 0.517 (1, 9)	0-0 F9			1-2 G4-3		1-2 G6-3		0-0 L3		4	0	1	0	0	0	0
Andres Galarraga, R OBP: 0.458, SLG: 0.685 (1, 3)		0-1 G1-3		0-0 G5-3		1-1 E CS 1B		0-0 G6-4-3 1B		4	0	1	0	0	0	1
Charlie Hayes, R OBP: 0.357, SLG: 0.510 (1, 5)		1-2 1B		1-3 K		1-1 CS 1-3		0-0 G6-4-3 1-2f		4	0	1	0	0	1	1
Jerald Clark, R OBP: 0.340, SLG: 0.434 (1, 7)		0-1 1B			0-0 G6-3 SF7 2B		4-0 IBB		3-2 G6-3	2	1	2	0	1	0	0
Vinny Castilla, R OBP: 0.343, SLG: 0.481 (1, 6)		3-2 G6-3			0-1 G6-3		0-1 CS			3	1	1	1	0	0	2
Jayhawk Owens, R OBP: 0.545, SLG: 0.579 (1, 2)			1-3 K		4-0 S IBB		0-0 HR			2	1	1	0	1	1	0
Butch Henry, L OBP: 0.136, SLG: 0.100 Mark Grant, R Steve Reed, R Gary Wayne, L Darren Holmes, R			3-2 G1-3		0-0 SF7		0-1 SH2-4 SF8 2B			1	0	0	1	0	0	0
Inning Stats	R: 0 E: 0 K: 0 S: 4	H: 0 LOB: 0 BB: 1 P: 9	R: 0 E: 0 K: 0 S: 10	H: 2 LOB: 1 BB: 0 P: 14	R: 0 E: 0 K: 1 S: 11	H: 1 LOB: 1 BB: 0 P: 17	R: 0 E: 0 K: 1 S: 7	H: 0 LOB: 0 BB: 0 P: 9	R: 0 E: 1 K: 0 S: 8	H: 1 LOB: 2 BB: 1 P: 15	R: 0 E: 1 K: 0 S: 8	H: 1 LOB: 2 BB: 1 P: 15	R: 2 E: 0 K: 0 S: 7	H: 2 LOB: 0 BB: 0 P: 7	R: 0 E: 0 K: 0 S: 5	H: 1 LOB: 0 BB: 0 P: 8
PITCHER	IP WLS BF H R ER SO	IP WLS BF H R ER SO	IP WLS BF H R ER SO	IP WLS BF H R ER SO	IP WLS BF H R ER SO	IP WLS BF H R ER SO	IP WLS BF H R ER SO	IP WLS BF H R ER SO	IP WLS BF H R ER SO	IP WLS BF H R ER SO	IP WLS BF H R ER SO	IP WLS BF H R ER SO	IP WLS BF H R ER SO	IP WLS BF H R ER SO	IP WLS BF H R ER SO	IP WLS BF H R ER SO
Wally Whitehurst, R ERA: 3.4 Roger Mason, R ERA: 2.93	(1, 1) (6, 1) (7, 1) (8, 1) (9, 1)															

BOTTOM

San Diego Padres @ Colorado Rockies
Mile High Stadium, Denver, CO
Sun Jun 20 1993, 5:33 AM EDT
Att. 63,661 - Sunny - 82 F

livebaseballscorecards.com

AB	25
R	3
H	8
RBI	3
BB	4
SO	2
LOB	8



WP: 0	PA: 33
PB: 0	
SB: 2	
CS: 2	

Batter	1	2	3	4	5	6	7	8	9	10	AB R H RBI BB SO LOB	TOP										
Bip Roberts, S OBP: 0.341, SLG: 0.316 (1, 4) C X	0-1 G5-3 E 1B		2-0 PB SF7 2B		0-1 B3		1-0 G3 2-3		2-3 K		5 2 2 0 0 1 1	Cincinnati Reds @ Colorado Rockies Mile High Stadium, Denver, CO Mon Jun 21 1993, 9:05 PM EDT Att. 51,835 - Unknown - 77 F										
Barry Larkin, R OBP: 0.387, SLG: 0.388 (1, 6) 1 SAFE 1 SAFE	2-2 G5-3 1-H		0-2 P4		1-0 P6		4-0 BB		3-2 P3		4 0 0 0 1 0 1											
Hal Morris, L OBP: 0.322, SLG: 0.316 (1, 3) B X	1-1 L7		1-3 K SF7 2B		1-3 K		3-2 L3		3-3 K		5 1 0 0 0 3 3											
Chris Sabo, R OBP: 0.274, SLG: 0.389 (1, 5) C C C B X	1-2 P2		1-0 SF7		1-2 E8		0-0 P6		1-0 G5-3		4 0 0 1 0 0 0											
Roberto Kelly, R OBP: 0.352, SLG: 0.440 (1, 8) C C C B X		1-1 L8	1-2 K 2B		1-2 G4-3		1-1 F8		1-0 P4		5 0 1 1 0 0 1											
Reggie Sanders, R OBP: 0.336, SLG: 0.439 (1, 9) C C C B X		3-2 S 1B	3-3 K		2-0 P4		1-0 HR				4 1 2 1 0 1 2											
Joe Oliver, R OBP: 0.280, SLG: 0.397 (1, 2) 1 SAFE 1 SAFE		1-3 K		2-2 G4-3		0-0 F7		1-0 1B			4 0 1 0 0 1 2											
Jacob Brumfield, R OBP: 0.438, SLG: 0.360 (1, 7) B B B I		4-0 IBB		4-1 G5-4-3 BB		4-2 G3 SH3-4 BB		0-0 P4			1 0 0 0 3 0 1											
Jose Rijo, R OBP: 0.282, SLG: 0.250 (1, 1) C C C B X	0-2 L6		0-2 G5-4-3		0-0 SH3-4		0-0 P5		3-1 P5		2 0 0 0 0 0 3 1 0 0 0 0 0 0 0 0 0 0 0 0 0											
Gary Varsho, L OBP: 0.341, SLG: 0.324 (9, PH) 1 SAFE 1 SAFE			1-1 G5-4-3		1-1 G5-4-3																	
Jeff Reardon, R (9, 1) 1-2f																						
Inning Stats	R: 1 E: 1 K: 0 S: 11	H: 1 LOB: 0 BB: 0 P: 14	R: 0 E: 0 K: 1 S: 12	H: 1 LOB: 2 BB: 1 P: 21	R: 2 E: 0 K: 2 S: 15	H: 2 LOB: 1 BB: 0 P: 23	R: 0 E: 0 K: 0 S: 6	H: 0 LOB: 0 BB: 1 P: 13	R: 0 E: 1 K: 0 S: 6	H: 0 LOB: 1 BB: 0 P: 11	R: 0 E: 0 K: 0 S: 8	H: 0 LOB: 2 BB: 2 P: 20	R: 1 E: 0 K: 0 S: 6	H: 2 LOB: 1 BB: 0 P: 9	R: 0 E: 0 K: 1 S: 8	H: 0 LOB: 0 BB: 0 P: 16	R: 0 E: 0 K: 1 S: 7	H: 0 LOB: 0 BB: 0 P: 12	1B: 3 2B: 2 3B: 0 HR: 1	SF: 1 SAC: 1 DP: 1 HBP: 0	WP: 0 PB: 1 SB: 1 CS: 0	PA: 41
PITCHER Armando Reynoso, R ERA: 3.42 Steve Reed, R ERA: 7.36	IP 7.2	WLS 7	BF 34	H 6	R 4	ER 2	SO 4	BB 3	IBB 1	HBP 0	BLK 0	WP 0	HR 1	S 69	P 118	ERA 2.35	WHIP 1.174					
	2.1	W	7	0	0	0	2	0	0	0	0	0	0	16	29	0.00	0.000					

livebaseballscorecards.com

AB	35
R	4
H	6
RBI	3
BB	4
SO	6
LOB	14



BOTTOM

Cincinnati Reds @ Colorado Rockies
 Mile High Stadium, Denver, CO
 Mon Jun 21 1993, 9:05 PM EDT
 Att. 51,835 - Unknown - 77 F

livebaseballscorecards.com

AB	39
R	5
H	9
RBI	5
BB	0
SO	8
LOB	7



WP: 0	PA: 39
PB: 0	
SB: 2	
CS: 0	

1B: 8	SF: 0
2B: 0	SAC: 0
3B: 1	DP: 0
HR: 0	HBP: 0

3	0	0	0	0	2	1
0	0	0	0	0	0	0
1	1	1	0	0	0	0

4	0	0	0	0	1	1
---	---	---	---	---	---	---


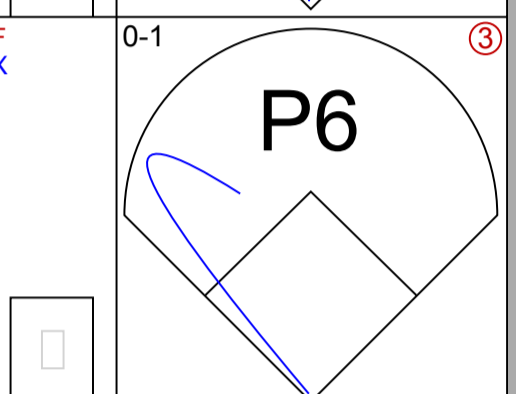
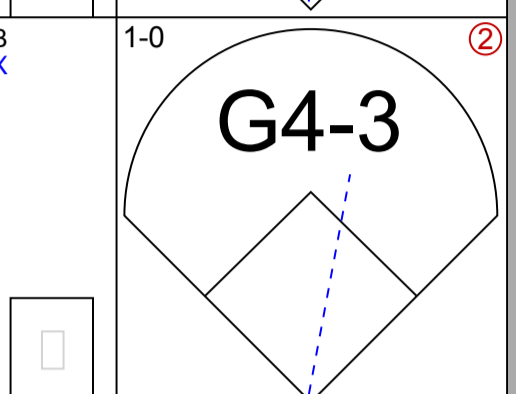
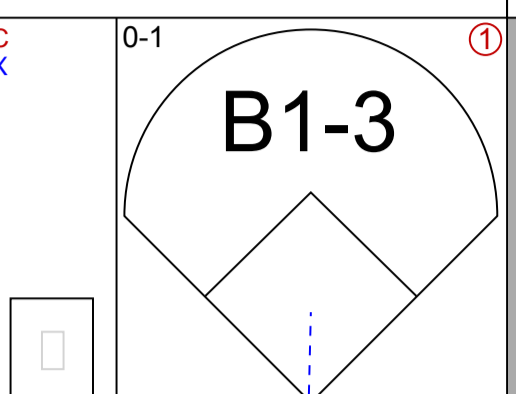

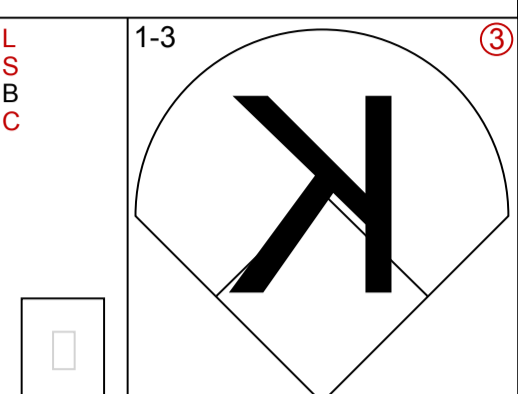
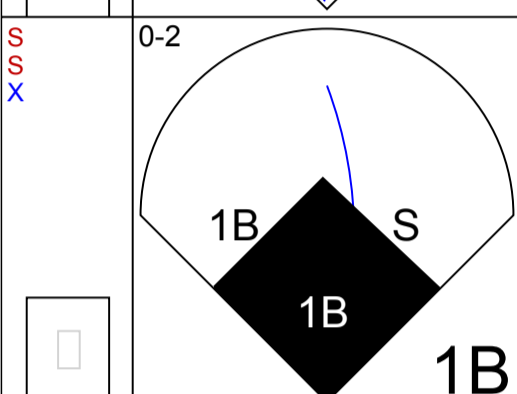
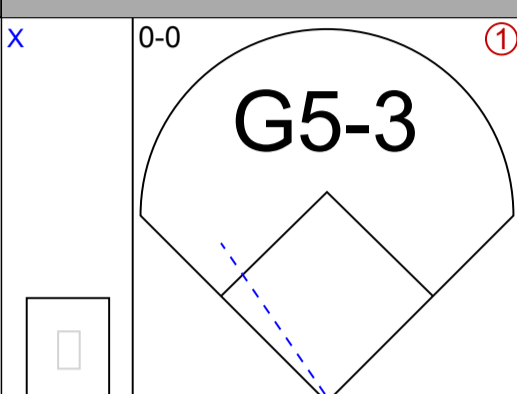

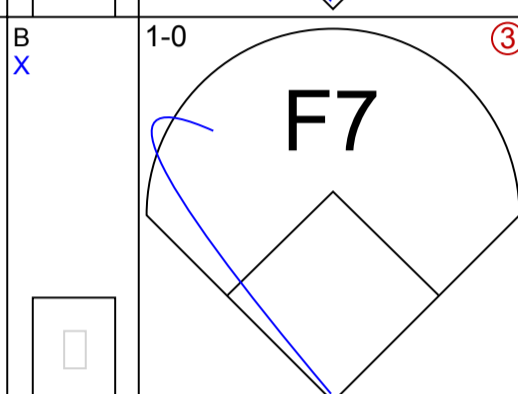
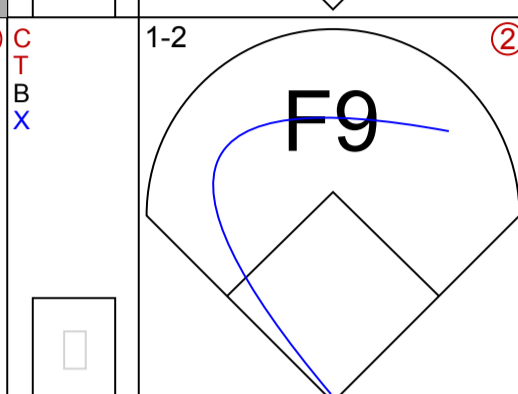
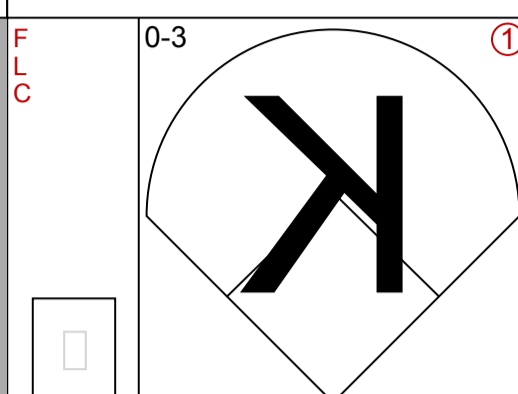


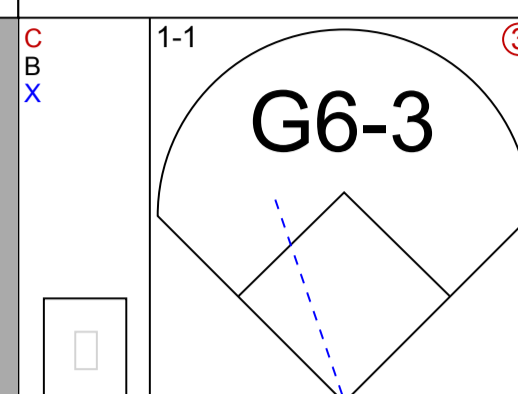
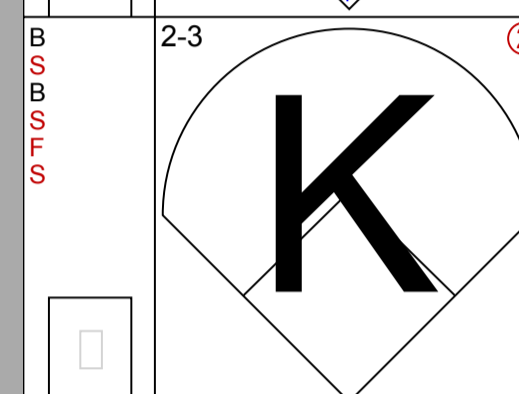
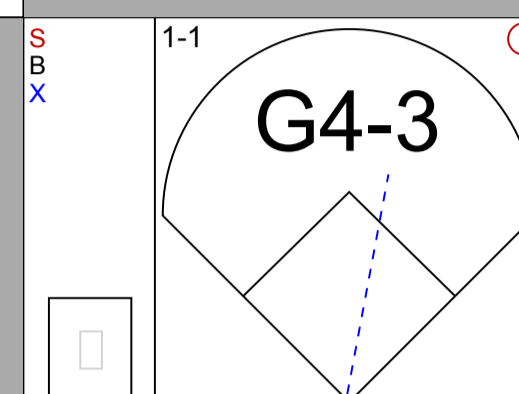
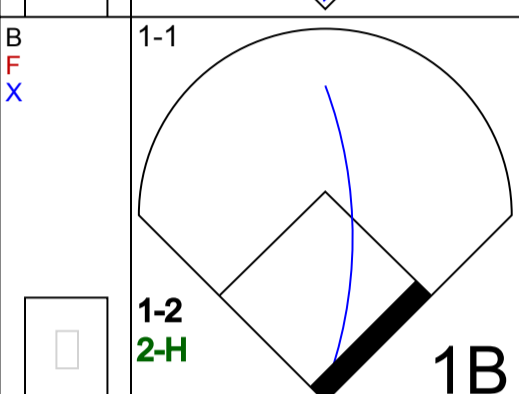
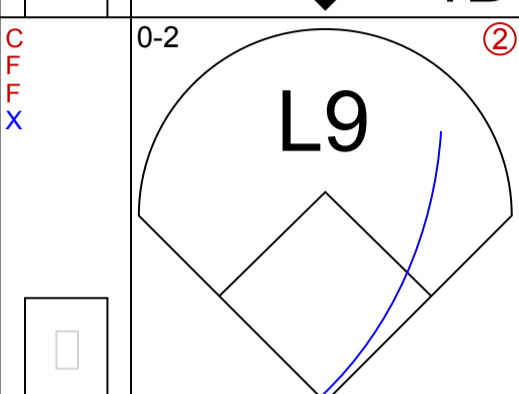
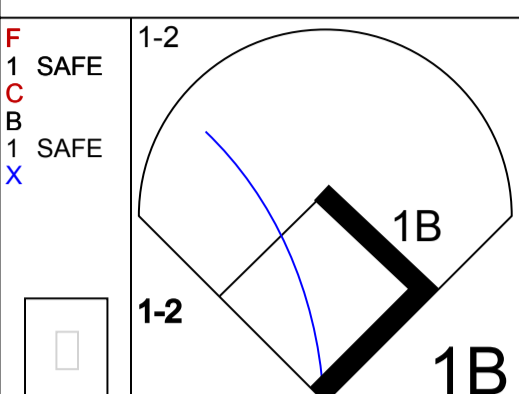
4	1	2	1	0	0	1
---	---	---	---	---	---	---

4	1	1	1	0	1	0
---	---	---	---	---	---	---

4	1	1	0	0	1	0
---	---	---	---	---	---	---

5	0	0	0	0	0	2
---	---	---	---	---	---	---

5	0	1	0	0	2	0
---	---	---	---	---	---	---



R: 0	H: 0
E: 0	LOB: 0
K: 0	BB: 0
S: 5	P: 6

R: 0	H: 1
E: 0	LOB: 1
K: 1	BB: 0
S: 10	P: 14

R: 0	H: 0
E: 0	LOB: 0
K: 2	BB: 0
S: 9	P: 15

R: 4	H: 5
E: 0	LOB: 1
K: 1	BB: 0
S: 14	P: 18

R: 0	H: 0
E: 0	LOB: 0
K: 1	BB: 0
S: 7	P: 9

R: 0	H: 0
E: 1	LOB: 1
K: 0	BB: 0
S: 9	P: 10

R: 0	H: 0
E: 0	LOB: 0
K: 1	BB: 0
S: 6	P: 7

R: 0	H: 0
E: 0	LOB: 0
K: 2	BB: 0
S: 9	P: 13

R: 0	H: 0
E: 0	LOB: 0
K: 0	BB: 0
S: 7	P: 11

R: 1	H: 3
E: 0	LOB: 2
K: 0	BB: 0
S: 11	P: 14

IP	WLS	BF	H	R	ER	SO	BB	IBB	HBP	BLK	WP	HR	S	P	ERA	WHIP
8.0		31	6	4	4	8	0	0	0	0	0	0	69	92	4.50	0.750
1.2	L	8	3	1	1	0	0	0	0	0	0	0	18	25	5.40	1.800

PITCHER	IP	WLS	BF	H	R	ER	SO	BB	IBB	HBP	BLK	WP	HR	S	P	ERA	WHIP
Jose Rijo, R (1, 1)	8.0		31	6	4	4	8	0	0	0	0	0	0	69	92	4.50	0.750
Jeff Reardon, R (9, 1)	1.2	L	8	3	1	1	0	0	0	0	0	0	0	18	25	5.40	1.800

PITCHER	IP	WLS	BF	H	R	ER	SO	BB	IBB	HBP	BLK	WP	HR	S	P	ERA	WHIP

Alex Cole, L (1, 8)
 OBP: 0.343, SLG: 0.317

Pedro Castellano, R (1, 4)
 OBP: 0.207, SLG: 0.185

Dante Bichette, R (1, 9)
 OBP: 0.365, SLG: 0.515

Andres Galarraga, R (1, 3)
 OBP: 0.454, SLG: 0.676

Charlie Hayes, R (1, 5)
 OBP: 0.355, SLG: 0.506

Jerald Clark, R (1, 7)
 OBP: 0.343, SLG: 0.435

Vinny Castilla, R (1, 6)
 OBP: 0.340, SLG: 0.489

Jayhawk Owens, R (1, 2)
 OBP: 0.462, SLG: 0.478

Armando Reynoso, R (1, 1)
 OBP: 0.107, SLG: 0.185

Steve Reed, R (8, 1)

Daryl Boston, L (10, PH)
 OBP: 0.325, SLG: 0.376

Batter	1	2	3	4	5	6	7	8	9	AB R H RBI BB SO LOB	TOP																									
Juan Samuel, R (1, 4) OBP: 0.200, SLG: 0.254	3-3 K		0-0 1B 2B	1-0 2B 1B	4-1 2B BB	2-2 G5-3		2-1 G6-3		5 3 2 0 1 1 1																										
Barry Larkin, R (1, 6) OBP: 0.393, SLG: 0.392	1-0 G6-4-3 1B		1-1 1B 2B 1B	1-0 2B 1B	4-0 2B 1B BB	1-1 G1-3		2-1 F8		5 3 3 2 1 0 0																										
Randy Milligan, R (1, 3) OBP: 0.387, SLG: 0.371	0-1 G6-4-3 1-2f		2-0 2B E 1B	4-0 2B G6-3 BB	1-1 1B 1B 2B		0-0 G5-3		0-0 L8	5 3 2 1 1 0 1																										
Kevin Mitchell, R (1, 7) OBP: 0.413, SLG: 0.622		2-2 G4-3 3B	2-0 E9 2B 2B	1-2 1B 2B	4-0 1B 1B IBB		0-3 K		1-0 HR	5 5 4 4 1 1 0 0 0 0 0 0 0 0																										
Roberto Kelly, R (1, 8) OBP: 0.355, SLG: 0.456		1-1 G4-3	0-1 S 2B	1-0 G6-3	0-1 1B 1B		0-1 HR		1-2 L9	6 1 3 5 0 0 1																										
Reggie Sanders, R (1, 9) OBP: 0.337, SLG: 0.436		2-1 CS 1B	4-2 S BB	1-0 P2	3-3 K		2-3 K			4 0 1 0 1 2 4																										
Chris Sabo, R (1, 5) OBP: 0.274, SLG: 0.388	1 SAFE K	1-3 K	1-1 P4	2-2 FC6-4 1B	1-0 1B		1-3 2-H 3-H 1B		1-3 K	3 0 1 1 0 1 3 1 0 0 0 0 1 0 0 0 0 0 0 0 0	AB 43 R 16 H 18 RBI 15 BB 7 SO 9 LOB 18																									
Bobby Ayala, R (5, 1)																																				
Jacob Brumfield, R (9, 7) OBP: 0.438, SLG: 0.360																																				
Joe Oliver, R (1, 2) OBP: 0.286, SLG: 0.401																																				
John Smiley, L (1, 1) OBP: 0.300, SLG: 0.321																																				
Milt Hill, R (3, 1)																																				
Kevin Wickander, L (4, 1)																																				
Jeff Branson, L (4, 5) OBP: 0.337, SLG: 0.402																																				
Gary Varsho, L (5, PH) OBP: 0.356, SLG: 0.342																																				
Inning Stats	R: 0 E: 0 K: 1 S: 7	H: 1 LOB: 0 BB: 0 P: 11	R: 1 E: 0 K: 1 S: 11	H: 2 LOB: 0 BB: 0 P: 16	R: 5 E: 1 K: 1 S: 15	H: 5 LOB: 3 BB: 3 P: 34	R: 4 E: 0 K: 0 S: 13	H: 4 LOB: 1 BB: 1 P: 25	R: 4 E: 0 K: 2 S: 15	H: 3 LOB: 2 BB: 3 P: 34	R: 0 E: 0 K: 1 S: 10	H: 0 LOB: 0 BB: 0 P: 15	R: 1 E: 0 K: 2 S: 9	H: 1 LOB: 0 BB: 0 P: 11	R: 0 E: 0 K: 1 S: 9	H: 1 LOB: 1 BB: 0 P: 12	R: 1 E: 0 K: 0 S: 7	H: 1 LOB: 0 BB: 0 P: 11	1B: 9 2B: 6 3B: 1 HR: 2	SF: 0 SAC: 0 DP: 1 HBP: 0	WP: 0 PB: 0 SB: 2 CS: 1	PA: 50														
PITCHER	IP WLS BF H R ER SO BB IBB HBP BLK WP HR S P ERA WHIP																																			
Bruce Ruffin, L (1, 1) ERA: 5.43	2.1		13	7	6	6	3	1	0	0	0	0	0	26	45	23.14	3.429																			
Andy Ashby, R (3, 1) ERA: 8.49	0.2		9	4	4	4	0	2	1	0	0	0	0	12	28	54.00	9.000																			
Mark Grant, R (4, 1) ERA: 3.93	1.2	L	12	4	4	4	2	2	1	0	0	0	0	22	45	21.60	3.600																			
Scott Fredrickson, R (5, 1) ERA: 5.09	2.1		8	1	1	1	3	0	0	0	0	0	1	20	28	3.86	0.429																			
Gary Wayne, L (8, 1) ERA: 6.0	2.0		8	2	1	1	1	0	0	0	0	0	1	16	23	4.50	1.000																			

Cincinnati Reds @ Colorado Rockies
 Mile High Stadium, Denver, CO
 Tue Jun 22 1993, 9:05 PM EDT
 Att. 58,597 - Unknown - 85 F

livebaseballscorecards.com



Batter	1	2	3	4	5	6	7	8	9	AB R H RBI BB SO LOB
Chris Jones, R OBP: 0.340, SLG: 0.604 (1, 8)	0-1 E4 1B	3-2 2-H HR	0-1 1-H HR		0-1 G5-3		1-0 G4-3		2-3 K	6 3 2 4 0 1 2
Pedro Castellano, R OBP: 0.265, SLG: 0.226 (1, 4)	2-0 1B E 1B	2-2 1B	3-3 K		4-2 FC6-4 BB		3-1 F9			4 1 2 0 1 1 0
Dante Bichette, R OBP: 0.366, SLG: 0.517 (1, 9)	1-2 E G6-4-3 1B	0-0 F9		1-1 2B	2-2 FC6-4		3-2 L4			5 2 2 1 0 0 3
Andres Galarraga, R OBP: 0.457, SLG: 0.694 (1, 3)	0-1 E6 G6-4-3		1-1 1B 1B	0-0 1B CS 2B		2-0 G5-3		0-2 HR		5 2 3 3 0 0 1
Charlie Hayes, R OBP: 0.360, SLG: 0.508 (1, 5)	1-1 G6-4-3		3-1 BB 1B 1B	0-2 S 1B		2-1 S 1B		2-3 K		5 2 3 0 0 1 1
Jerald Clark, R OBP: 0.344, SLG: 0.432 (1, 7)	1-3 K		0-1 G6-4-3 BB 1B 1B	1-3 K	1-2 K	1-2 S BB	4-2 S	1-2 G1-3		4 1 1 1 1 2 2
Vinny Castilla, R OBP: 0.342, SLG: 0.482 (1, 6)		0-0 G1-6-3	4-1 G6-4-3 BB	1-3 K		1-0 L9		0-0 G1-6-3 1B		4 0 1 0 1 1 4
Danny Sheaffer, R OBP: 0.263, SLG: 0.359 (1, 2)		1-1 SH1-4 HR 1B	3-2 G6-4-3		1-0 2B	1-2 G3		2-1 G1-6-3		4 1 2 0 0 0 3
Alex Cole, L OBP: 0.341, SLG: 0.316 (9, PH)			1-2f 2-3 3-H			1-2 3-H		1-2f		1 0 0 0 0 0 1
Bruce Ruffin, S OBP: 0.267, SLG: 0.267 (3, 1)		0-0 SH1-4	2-2 HR 1B		1-3 K		2-2 G4-3		4-1 BB	0 0 0 0 0 0 0
Andy Ashby, R OBP: 0.267, SLG: 0.267 (4, 1)										1 1 1 1 0 0 0
Mark Grant, R OBP: 0.267, SLG: 0.267 (5, 1)										0 0 0 0 0 0 0
Scott Fredrickson, R OBP: 0.267, SLG: 0.267 (7, PH)										1 0 0 0 0 0 1
Eric Young Sr., R OBP: 0.269, SLG: 0.321 (8, 1)										1 0 0 0 0 0 0
Gary Wayne, L OBP: 0.329, SLG: 0.376 (9, PH)										0 0 0 0 0 0 0
Daryl Boston, L OBP: 0.329, SLG: 0.376 (9, PH)										0 0 0 0 1 0 0

Inning Stats	R: 3 E: 2 K: 1 S: 15	H: 2 LOB: 0 BB: 0 P: 20	R: 2 E: 0 K: 0 S: 11	H: 3 LOB: 1 BB: 0 P: 17	R: 5 E: 0 K: 1 S: 22	H: 5 LOB: 0 BB: 1 P: 38	R: 1 E: 0 K: 2 S: 12	H: 3 LOB: 1 BB: 0 P: 15	R: 0 E: 0 K: 1 S: 12	H: 1 LOB: 2 BB: 1 P: 20	R: 1 E: 0 K: 0 S: 9	H: 1 LOB: 1 BB: 1 P: 19	R: 0 E: 0 K: 0 S: 6	H: 0 LOB: 0 BB: 0 P: 12	R: 1 E: 0 K: 1 S: 12	H: 1 LOB: 0 BB: 0 P: 18	R: 0 E: 0 K: 1 S: 7	H: 1 LOB: 1 BB: 1 P: 15	1B: 11 2B: 3 3B: 0 HR: 3	SF: 0 SAC: 1 DP: 3 HBP: 0
--------------	-------------------------------	----------------------------------	-------------------------------	----------------------------------	-------------------------------	----------------------------------	-------------------------------	----------------------------------	-------------------------------	----------------------------------	------------------------------	----------------------------------	------------------------------	----------------------------------	-------------------------------	----------------------------------	------------------------------	----------------------------------	-----------------------------------	------------------------------------

PITCHER	IP	WLS	BF	H	R	ER	SO	BB	IBB	HBP	BLK	WP	HR	S	P	ERA	WHIP
John Smiley, L ERA: 5.65 (1, 1)	2.0		16	8	9	7	1	1	0	0	0	0	1	33	52	31.50	4.500
Milt Hill, R ERA: 5.72 (3, 1)	1.0		7	5	2	2	1	0	0	0	0	0	1	21	30	18.00	5.000
Kevin Wickander, L ERA: 3.71 (4, 1)	1.0	W	2	0	0	0	2	0	0	0	0	0	0	6	8	0.00	0.000
Bobby Ayala, R ERA: 3.03 (5, 1)	4.0		17	3	2	2	2	2	0	0	0	0	1	39	69	4.50	1.250
Rob Dibble, R ERA: 4.4 (9, 1)	1.0	S	4	1	0	0	1	1	0	0	0	0	0	7	15	0.00	2.000


BOTTOM

Cincinnati Reds @ Colorado Rockies
Mile High Stadium, Denver, CO

Tue Jun 22 1993, 9:05 PM EDT
Att: 58,597 - Unknown - 85 F

livebaseballscorecards.com

AB	41
R	13
H	17
RBI	10
BB	4
SO	7
LOB	18



WP	PA	ERA	WHIP
0	46		
0			
4			
1			

Batter	1	2	3	4	5	6	7	8	9	AB R H RBI BB SO LOB	TOP												
Bip Roberts, S OBP: 0.342, SLG: 0.315 (1, 4) (8, 6)	4-2 1B SF9 BB		3-1 L8		1-0 E7 G4-3 1B	0-0 F9			2-3 K	4 2 1 0 1 1 1													
Barry Larkin, R OBP: 0.391, SLG: 0.390 Juan Samuel, R OBP: 0.211, SLG: 0.309 (1, 6) (8, 4)	0-0 1-3 1B		1-2 L9		0-0 G4-3		1-1 G6-3		0-0 HR	4 0 1 0 0 0 1 1 1 1 1 0 0 0													
Hal Morris, L OBP: 0.328, SLG: 0.328 (1, 3)	1-1 SF9		1-1 1B		1-2 WP 1B		3-1 L8		2-1 G3-1	4 0 2 2 0 0 0													
Kevin Mitchell, R OBP: 0.410, SLG: 0.615 Jacob Brumfield, R OBP: 0.438, SLG: 0.360 (1, 7) (8, 7)	0-1 G6-3		0-2 L8		1 SAFE 2-3 K		1-1 1B			4 0 1 0 0 1 2 0 0 0 0 0 0 0													
Roberto Kelly, R OBP: 0.357, SLG: 0.463 (1, 8)		1-1 1B 3B		2-2 S 1B	2-2 P3		3-2 G5-3			4 1 2 0 0 0 2													
Gary Varsho, L OBP: 0.367, SLG: 0.381 (1, 9)		0-0 L6-3 1B		1 SAFE 1-0 F9		3-2 1B 2B		1-3 K		4 1 2 1 0 1 1													
Chris Sabo, R OBP: 0.274, SLG: 0.386 (1, 5)		0-1 L6-3		1 SAFE 2-0 L8		1-2 1B 1B		3-2 G5-3		4 0 1 1 0 0 2													
Dan Wilson, R OBP: 0.340, SLG: 0.283 (1, 2)		0-0 1B		4-0 FC5-4 IBB		1 SAFE 2-3 K		2-3 K		3 0 1 0 1 2 1													
Tim Pugh, R OBP: 0.185, SLG: 0.154 Mitt Hill, R Jeff Branson, L OBP: 0.344, SLG: 0.409 Greg Cadaret, L Jeff Reardon, R Randy Milligan, R OBP: 0.386, SLG: 0.389 (1, 1) (5, 1) (6, PH) (6, 1) (7, 1) (9, PH)		0-3 K		0-1 FC5-4		2-2 1B		2-3 K		2 0 0 0 0 0 1 3 0 0 0 0 0 0 0 0 1 0 1 0 1 0 0 0 0 0 1 0													
Inning Stats	R: 1 E: 0 K: 0 S: 7	H: 1 LOB: 0 BB: 1 P: 12	R: 1 E: 0 K: 1 S: 9	H: 3 LOB: 1 BB: 0 P: 10	R: 0 E: 0 K: 0 S: 10	H: 1 LOB: 1 BB: 1 P: 15	R: 0 E: 0 K: 0 S: 8	H: 1 LOB: 2 BB: 1 P: 17	R: 1 E: 1 K: 1 S: 12	H: 2 LOB: 1 BB: 0 P: 18	R: 1 E: 0 K: 1 S: 16	H: 3 LOB: 1 BB: 0 P: 24	R: 0 E: 0 K: 0 S: 11	H: 1 LOB: 1 BB: 0 P: 19	R: 0 E: 0 K: 2 S: 12	H: 0 LOB: 0 BB: 0 P: 18	R: 1 E: 0 K: 2 S: 10	H: 1 LOB: 0 BB: 0 P: 16	1B: 10 2B: 2 3B: 1 HR: 1	SF: 1 SAC: 0 DP: 1 HBP: 0	WP: 1 PB: 0 SB: 2 CS: 0	PA: 39	
PITCHER	IP WLS BF H R ER SO BB IBB HBP BLK WP HR S P ERA WHIP																						
Jeff Parrett, R ERA: 5.57 Steve Reed, R ERA: 7.08 Scott Fredrickson, R ERA: 4.82 Darren Holmes, R ERA: 7.03 (1, 1) (6, 1) (8, 1) (9, 1)	5.0 W 23 8 3 3 2 1 1 0 0 1 0 46 72 5.40 1.800	2.0 9 4 1 1 1 0 0 0 0 0 0 27 43 4.50 2.000	1.0 3 0 0 0 2 0 0 0 0 0 0 12 18 0.00 0.000	1.0 4 1 1 1 2 0 0 0 0 0 1 10 16 9.00 1.000																			

Cincinnati Reds @ Colorado Rockies
Mile High Stadium, Denver, CO
Wed Jun 23 1993, 5:33 AM EDT
Att. 60,282 - Cloudy - 80 F

livebaseballscorecards.com

AB	36
R	5
H	13
RBI	5
BB	2
SO	7
LOB	13



BOTTOM

Cincinnati Reds @ Colorado Rockies
Mile High Stadium, Denver, CO
Wed Jun 23 1993, 5:33 AM EDT
Att. 60,282 - Cloudy - 80 F

livebaseballscorecards.com

AB 38
R 15
H 16
RBI 15
BB 2
SO 5
LOB 7



WP: 0 PA: 43
PB: 0
SB: 1
CS: 0

AB R H RBI BB SO LOB

5 1 1 0 0 1 1

5 4 4 5 0 0 0

5 1 1 0 0 0 1

4 1 1 0 1 0 0

3 2 1 3 0 2 0

4 2 4 0 1 0 0

5 2 2 5 0 0 4

2 0 0 0 0 1 1

1 0 0 0 0 0 0

3 2 2 2 0 1 0

1B: 10 SF: 1
2B: 3 SAC: 1
3B: 0 DP: 0
HR: 3 HBP: 1

Batter	1	2	3	4	5	6	7	8	9
Alex Cole, L OBP: 0.338, SLG: 0.313 (1, 8)	2-2 F8		2-2 L8		1-1 1B	0-3 K	2-2 L8		
Vinny Castilla, R OBP: 0.357, SLG: 0.534 (1, 6)	2-0 P6		1-1 HR		1-2 1B		2B		
Dante Bichette, R OBP: 0.363, SLG: 0.514 (1, 9)	0-1 P4		1-2 G6-3		1-2 L7		2B		
Andres Galarraga, R OBP: 0.456, SLG: 0.685 (1, 3)		0-1 P9	2-1 G1-3		0-0 1B		4-0 2B	3-1 G5-3	
Charlie Hayes, R OBP: 0.360, SLG: 0.510 (1, 5)		1-0 HR		0-3 K	1-0 SF8		3-2 1B	1-3 K	
Jerald Clark, R OBP: 0.360, SLG: 0.448 (1, 7)		1-0 HR		3-2 G4-3	2-2 FC6-4		4-0 SH2-4	1-2 FC5-4	
Danny Sheaffer, R OBP: 0.271, SLG: 0.398 (1, 2)		0-0 HR		1-1 G4-3	0-2 FC6-4		1-0 SH2-4	1-2 FC5-4	
Pedro Castellano, R OBP: 0.250, SLG: 0.212 Steve Reed, R Scott Fredrickson, R Darren Holmes, R		0-0 G6-3		1-3 K		2-2 F9	2-1 SH2-4		
Jeff Parrett, R OBP: 0.250, SLG: 0.250 Eric Young Sr., R OBP: 0.332, SLG: 0.325		0-2 P9			0-0 1B	1-3 K	2-1 E7		

Inning Stats	R: 0	H: 0	E: 0	K: 0	S: 6	LOB: 0	BB: 10	P: 10
	R: 3	H: 2	E: 0	K: 0	S: 8	LOB: 0	BB: 0	P: 10
	R: 1	H: 1	E: 0	K: 0	S: 11	LOB: 0	BB: 0	P: 17
	R: 0	H: 1	E: 0	K: 2	S: 12	LOB: 1	BB: 0	P: 17
	R: 3	H: 5	E: 0	K: 0	S: 18	LOB: 2	BB: 0	P: 24
	R: 0	H: 0	E: 0	K: 2	S: 11	LOB: 0	BB: 0	P: 14
	R: 8	H: 6	E: 1	K: 0	S: 19	LOB: 0	BB: 2	P: 39
	R: 0	H: 1	E: 0	K: 1	S: 14	LOB: 1	BB: 0	P: 20

PITCHER	IP	WLS	BF	H	R	ER	SO	BB	IBB	HBP	BLK	WP	HR	S	P	ERA	WHIP
Tim Pugh, R ERA: 5.4 (1, 1)	4.2	L	24	9	7	7	2	0	0	0	0	0	2	52	75	13.50	1.929
Milt Hill, R ERA: 5.65 (5, 1)	0.1		1	0	0	0	0	0	0	0	0	0	3	3	0.00	0.000	
Greg Cadaret, L ERA: 4.88 (6, 1)	1.2		13	6	8	8	2	0	2	0	0	0	1	27	50	43.20	3.600
Jeff Reardon, R ERA: 2.77 (7, 1)	1.1		5	1	0	0	1	0	0	0	0	0	0	17	23	0.00	0.750

Batter	1	2	3	4	5	6	7	8	9	AB R H RBI BB SO LOB	TOP											
Eric Young Sr. R (1, 4) OBP: 0.342, SLG: 0.333	1-0 CS 1B		1-2 G5-3 1B		0-2 G5-4-3 1B			4-2 BB		3 0 3 0 1 0 0	Colorado Rockies @ San Francisco Giants Candlestick Park, San Francisco, CA Thu Jun 24 1993, 6:33 AM EDT Att. 39,827 - Sunny - 96 F											
Vinny Castilla, R (1, 6) OBP: 0.348, SLG: 0.520	2-2 L6 1-2		2-0 G5-3 1-2		1-0 G5-4-3 1-2			1-3 K		4 0 0 0 0 1 5												
Dante Bichette, R (1, 9) Chris Jones, R (7, 9) OBP: 0.359, SLG: 0.508 OBP: 0.333, SLG: 0.592	2-1 G3-1		2-2 P4		1-1 G6-3			2-2 F8		3 0 0 0 0 0 1 1 0 0 0 0 0 1												
Andres Galarraga, R (1, 3) Jim Tatum, R (6, 3) OBP: 0.450, SLG: 0.676 OBP: 0.217, SLG: 0.276		3-2 G3-4-1		0-0 G4-3		0-1 G5-3			1-3 K	3 0 0 0 0 0 0 1 0 0 0 0 1 0												
Charlie Hayes, R (1, 5) Freddie Benavides, R (8, 5) OBP: 0.360, SLG: 0.520 OBP: 0.203, SLG: 0.212		0-3 K		0-1 HR		2-2 G5-3		3-3 K		3 1 1 1 0 1 0 1 0 0 0 0 1 0												
Jerald Clark, R (1, 7) OBP: 0.358, SLG: 0.455		1-0 2B 3B		0-1 G4-3			0-1 P6		1-2 G6-3	4 1 1 0 0 0 0												
Alex Cole, L (1, 8) OBP: 0.338, SLG: 0.318		1-1 2B		0-3 K			1-1 G4-3			3 0 1 1 0 1 0												
Danny Sheaffer, R (1, 2) Mark Grant, R (8, 1) Andy Ashby, R (8, 1) OBP: 0.273, SLG: 0.395 OBP: 0.267, SLG: 0.267		3-H 1-2 G1-3			1-1 1B 1B		1-2 G4-3			3 0 1 0 0 0 1 0 0 0 0 0 0 0 0 0 0 0 0 0 0												
Willie Blair, R (1, 1) Bruce Ruffin, S (4, 1) Jayhawk Owens, R (8, PH) OBP: 0.125, SLG: 0.188 OBP: 0.444, SLG: 0.458			0-1 P3			1-3 K		1-3 K		1 0 0 0 0 0 0 1 0 0 0 0 1 1 1 0 0 0 0 1 0												
Inning Stats	R: 0 E: 0 K: 0 S: 6	H: 1 LOB: 0 BB: 0 P: 11	R: 1 E: 0 K: 1 S: 12	H: 2 LOB: 1 BB: 0 P: 18	R: 0 E: 0 K: 0 S: 11	H: 1 LOB: 1 BB: 0 P: 16	R: 1 E: 0 K: 1 S: 8	H: 1 LOB: 0 BB: 0 P: 8	R: 0 E: 0 K: 1 S: 9	H: 2 LOB: 1 BB: 0 P: 12		R: 0 E: 0 K: 0 S: 7	H: 0 LOB: 0 BB: 0 P: 10	R: 0 E: 0 K: 0 S: 7	H: 0 LOB: 0 BB: 0 P: 9	R: 0 E: 0 K: 2 S: 15	H: 0 LOB: 1 BB: 1 P: 23	R: 0 E: 0 K: 2 S: 10	H: 0 LOB: 0 BB: 0 P: 15	1B: 4 2B: 1 3B: 1 HR: 1	SF: 0 SAC: 0 DP: 1 HBP: 0	WP: 0 PB: 0 SB: 0 CS: 1
PITCHER	IP WLS BF H R ER SO BB IBB HBP BLK WP HR S P ERA WHIP																					
John Burkett, R (1, 1) ERA: 3.25	7.0 W 26 7 2 2 3 0 0 0 0 0 0 1 60 84 2.57 1.000																					
Dave Righetti, L (8, 1) ERA: 3.65	1.0 4 0 0 0 2 1 0 0 0 0 0 0 15 23 0.00 1.000																					
Dave Burba, R (9, 1) ERA: 4.71	1.0 3 0 0 0 2 0 0 0 0 0 0 0 10 15 0.00 0.000																					

AB	32
R	2
H	7
RBI	2
BB	1
SO	7
LOB	9



Batter	1	2	3	4	5	6	7	8	9
Darren Lewis, R OBP: 0.308, SLG: 0.354 (1, 8)	2-1 P6	2-2 F7		2-2 P4		2-1 G4-3	0-0 FC4-6	1-0 G4-3	
Robby Thompson, R OBP: 0.374, SLG: 0.488 (1, 4)	1-1 HR	1-1 BB HR		0-0 1-H HR		3-2 1B		HR	
Will Clark, L OBP: 0.348, SLG: 0.382 Todd Benzinger, S OBP: 0.281, SLG: 0.283 (1, 3) (5, 3)	2-2 SAFE HR	4-2 HR		4-1 2B		1-2 F8		HR	
Barry Bonds, L OBP: 0.472, SLG: 0.721 Mark Carreon, R OBP: 0.427, SLG: 0.557 (1, 7) (7, 7)	4-2 1B G6-3	0-0 HR		2-0 2B		0-1 F7		HR	
Willie McGee, S OBP: 0.378, SLG: 0.427 Dave Martinez, L OBP: 0.306, SLG: 0.403 (1, 9) (7, PR) (8, 9)	2-2 SAFE G6-3	0-0 F7		0-0 G6-3			1-1 1B	2-1 1B	
Royce Clayton, R OBP: 0.324, SLG: 0.346 (1, 6)	0-0 G6-3			1-1 G4-3			1-0 FC5 1B	1-2 FC5-4 1B	
Kirt Manwaring, R OBP: 0.356, SLG: 0.343 Dave Righetti, L OBP: 1.000, SLG: 1.000 Dave Burba, R OBP: 0.286, SLG: 0.429 (1, 2) (8, 1) (9, 1)	0-0 F7			0-1 F8			0-2 FC5 1B	0-0 FC5-4 1B	
Mike Benjamin, R OBP: 0.210, SLG: 0.237 (1, 5)		1-0 G6-3		0-3 K			2-1 FC5 FC4	1-0 FC5-4 2B	
John Burkett, R OBP: 0.189, SLG: 0.167 Andy Allanson, R OBP: 0.300, SLG: 0.333 (1, 1) (7, PH) (8, 2)		0-1 BB HR 1B		0-1 HR 1B			1-1 FC4 FC4-6	1-1 HR 2B	

Inning Stats	R: 3 E: 0 K: 0 S: 19	H: 3 LOB: 1 BB: 1 P: 29	R: 4 E: 0 K: 0 S: 14	H: 3 LOB: 0 BB: 1 P: 22	R: 0 E: 0 K: 1 S: 8	H: 0 LOB: 0 BB: 0 P: 9	R: 2 E: 0 K: 1 S: 12	H: 3 LOB: 2 BB: 1 P: 22	R: 0 E: 0 K: 1 S: 7	H: 0 LOB: 0 BB: 0 P: 8	R: 0 E: 0 K: 0 S: 11	H: 1 LOB: 1 BB: 0 P: 17	R: 2 E: 1 K: 0 S: 12	H: 3 LOB: 2 BB: 0 P: 17	R: 6 E: 0 K: 0 S: 24	H: 7 LOB: 2 BB: 1 P: 40
PITCHER	IP WLS BF H R ER SO BB IBB HBP BLK WP HR S P ERA WHIP	IP WLS BF H R ER SO BB IBB HBP BLK WP HR S P ERA WHIP	IP WLS BF H R ER SO BB IBB HBP BLK WP HR S P ERA WHIP	IP WLS BF H R ER SO BB IBB HBP BLK WP HR S P ERA WHIP	IP WLS BF H R ER SO BB IBB HBP BLK WP HR S P ERA WHIP	IP WLS BF H R ER SO BB IBB HBP BLK WP HR S P ERA WHIP	IP WLS BF H R ER SO BB IBB HBP BLK WP HR S P ERA WHIP	IP WLS BF H R ER SO BB IBB HBP BLK WP HR S P ERA WHIP	IP WLS BF H R ER SO BB IBB HBP BLK WP HR S P ERA WHIP	IP WLS BF H R ER SO BB IBB HBP BLK WP HR S P ERA WHIP	IP WLS BF H R ER SO BB IBB HBP BLK WP HR S P ERA WHIP	IP WLS BF H R ER SO BB IBB HBP BLK WP HR S P ERA WHIP	IP WLS BF H R ER SO BB IBB HBP BLK WP HR S P ERA WHIP	IP WLS BF H R ER SO BB IBB HBP BLK WP HR S P ERA WHIP	IP WLS BF H R ER SO BB IBB HBP BLK WP HR S P ERA WHIP	

BOTTOM

Colorado Rockies @ San Francisco Giants
Candlestick Park, San Francisco, CA

Thu Jun 24 1993, 6:33 AM EDT
Att: 39,827 - Sunny - 96 F

AB	R	H	RBI	BB	SO	LOB
6	0	0	0	0	0	5
5	4	5	3	1	0	0
1	2	1	2	2	0	0
3	1	1	0	0	0	3
3	2	2	4	1	0	1
1	1	1	2	0	0	0
4	0	2	0	0	0	2
1	2	1	0	0	0	0
5	1	2	2	0	1	3
4	1	1	0	0	0	1
1	0	1	1	0	0	0
0	0	0	0	0	0	0
5	1	0	0	0	1	4
3	2	2	0	0	1	0
2	0	1	2	0	0	1
1B: 12	SF: 0	WP: 0	PA: 48			
2B: 3	SAC: 0	PB: 0				
3B: 0	DP: 0	SB: 0				
HR: 5	HBP: 0	CS: 0				

AB 44
R 17
H 20
RBI 16
BB 4
SO 3
LOB 20

Batter	1	2	3	4	5	6	7	8	9	AB R H RBI BB SO LOB	TOP											
Eric Young Sr., R OBP: 0.337, SLG: 0.328 Scott Fredrickson, R	3-3 		2-1 G6-3 		1-0 F8 			1-0 F9 		4 0 0 0 0 1 1 0 0 0 0 0 0 0	Colorado Rockies @ San Francisco Giants Candlestick Park, San Francisco, CA Fri Jun 25 1993, 10:05 PM EDT Att. 30,722 - Unknown - 73 F livebaseballscorecards.com											
Chris Jones, R OBP: 0.327, SLG: 0.585	1-3 			1-0 G4-3 2B 		0-2 F8 		2-2 L9 		4 1 1 0 0 1 1												
Dante Bichette, R OBP: 0.354, SLG: 0.500	1-2 F7 			0-1 P3 		0-0 L9 		0-1 G3 		4 0 0 0 0 0 2												
Andres Galarraga, R OBP: 0.447, SLG: 0.668		1-1 		0-2 G4-3 		1-0 F9 			2-0 P3 	4 0 1 0 0 0 1												
Charlie Hayes, R OBP: 0.366, SLG: 0.527		3-1 SAFE P3 		0-0 			1-2 G5-4-3 1B 		2-2 FC5-4 1B 	4 0 3 1 0 0 1												
Jerald Clark, R OBP: 0.351, SLG: 0.446		0-3 K 		1-1 F8 			1-0 G5-4-3 1B 		0-0 F9 	4 0 0 0 0 1 4												
Vinny Castilla, R OBP: 0.346, SLG: 0.513		2-1 L4 			1-0 G1-3 		3-2 		2-0 FC5-4 1B 	4 0 1 0 0 0 2												
Jayhawk Owens, R OBP: 0.433, SLG: 0.556			0-0 L9 		1-1 HR 					3 1 1 1 0 1 1												
Butch Henry, L OBP: 0.130, SLG: 0.095 Steve Reed, R Gary Wayne, L Jim Tatum, R OBP: 0.230, SLG: 0.288 Freddie Benavides, R OBP: 0.203, SLG: 0.212			0-1 G6-3 		1-1 G6-3 			1-0 E PB 1B 		1 0 0 0 0 0 0 1 0 0 0 0 0 0 0 0 0 0 0 0 0 1 0 1 0 0 0 0 0 0 0 0 0 0 0												
Inning Stats	R: 0 E: 0 K: 2 S: 12	H: 0 LOB: 0 BB: 0 P: 17	R: 0 E: 0 K: 1 S: 10	H: 1 LOB: 1 BB: 0 P: 16	R: 0 E: 0 K: 0 S: 5	H: 0 LOB: 0 BB: 0 P: 7	R: 1 E: 0 K: 0 S: 9	H: 2 LOB: 1 BB: 0 P: 11	R: 1 E: 0 K: 0 S: 6	H: 1 LOB: 0 BB: 0 P: 10		R: 0 E: 0 K: 0 S: 8	H: 0 LOB: 0 BB: 0 P: 9	R: 0 E: 0 K: 1 S: 13	H: 2 LOB: 1 BB: 0 P: 20	R: 0 E: 1 K: 0 S: 7	H: 1 LOB: 1 BB: 0 P: 11	R: 0 E: 0 K: 0 S: 6	H: 1 LOB: 1 BB: 0 P: 12	1B: 5 2B: 2 3B: 0 HR: 1	SF: 0 SAC: 0 DP: 1 HBP: 0	WP: 0 PB: 1 SB: 0 CS: 0
PITCHER	IP WLS BF H R ER SO BB IBB HBP BLK WP HR S P ERA WHIP																					
Bryan Hickerson, L ERA: 4.42	(1, 1) 6.0 W 22 4 2 2 3 0 0 0 0 0 0 1 50 70 3.00 0.667																					
Jeff Brantley, R ERA: 4.54	(7, 1) 1.0 4 2 0 0 1 0 0 0 0 0 0 0 13 20 0.00 2.000																					
Kevin Rogers, L ERA: 2.63	(8, 1) 1.0 4 1 0 0 0 0 0 0 0 0 0 0 7 11 0.00 1.000																					
Rod Beck, R ERA: 1.49	(9, 1) 1.0 4 1 0 0 0 0 0 0 0 0 0 0 6 12 0.00 1.000																					



Batter	1	2	3	4	5	6	7	8	9
Darren Lewis, R OBP: 0.310, SLG: 0.353 (1, 8)	1-1 S BB 1B	4-1 1B 1B SF9 BB	1-1 F9			3-2 G5-3	2-0 G4-3		
Robby Thompson, R OBP: 0.378, SLG: 0.486 (1, 4)	4-1 S 1B BB	1-1 SF9 1B 1-2 1B			1-1 G4-3	4-1 1B BB		2-3 K	
Will Clark, L OBP: 0.349, SLG: 0.380 (1, 3)	3-1 G3	2-2 1B			4-0 1B SF9 BB	2-2 F8		0-0 E3 FC4-6	
Barry Bonds, L OBP: 0.471, SLG: 0.717 (1, 7)	1-3 K	3-1 SF9			2-2 1B	1-0 1B		1-0 FC4-6	
Willie McGee, S OBP: 0.375, SLG: 0.424 (1, 9)	2-2 1B	0-0 P4			1-1 SF9	3-2 G5-3		3-3 K	
Royce Clayton, R OBP: 0.322, SLG: 0.349 (1, 6)	1-2 G1-3		0-0 1B 2B		2-3 K		1-1 L5		
Kirt Manwaring, R OBP: 0.364, SLG: 0.352 (1, 2)		0-2 HR 1B	0-0 SH1-4 1B		0-0 CS 1B		0-0 P4		
Mike Benjamin, R OBP: 0.224, SLG: 0.300 (1, 5)		1-0 HR	3-1 F8		2-3 K		0-2 2B		
Bryan Hickerson, L (1, 1)		0-3 K	0-0 SH1-4		1-3 K		4-0 IBB		
Jeff Brantley, R OBP: 0.087, SLG: 0.087 (7, 1)									
Mark Carreon, R OBP: 0.434, SLG: 0.557 (7, PH)									
Kevin Rogers, L (8, 1)									
Rod Beck, R (9, 1)									

AB	R	H	RBI	BB	SO	LOB
4	2	1	0	1	0	3
3	1	1	0	2	1	0
4	1	1	0	1	0	3
4	0	2	1	0	1	3
4	0	1	3	0	1	5
4	1	1	0	0	1	2
4	1	3	1	0	0	0
4	1	2	2	0	1	2
2	0	0	0	0	2	0
0	0	0	0	0	0	0
0	0	0	0	1	0	0
0	0	0	0	0	0	0
0	0	0	0	0	0	0

WP	HR	S	P	ERA	WHIP
0	0	16	14	0.00	0.000
0	0	10	16	0.00	0.000
0	0	15	27	0.00	1.200
0	0	7	83	17.18	3.273

WP	HR	S	P	ERA	WHIP
0	0	16	14	0.00	0.000
0	0	10	16	0.00	0.000
0	0	15	27	0.00	1.200
0	0	7	83	17.18	3.273

WP	HR	S	P	ERA	WHIP
0	0	16	14	0.00	0.000
0	0	10	16	0.00	0.000
0	0	15	27	0.00	1.200
0	0	7	83	17.18	3.273

Colorado Rockies @ San Francisco Giants
Candlestick Park, San Francisco, CA

livebaseballscores.com


AB 33
R 7
H 12
RBI 7
BB 5
SO 7
LOB 18



Fri Jun 25 1993, 10:05 PM EDT
Att: 30,722 - Unknown - 73 F

Batter	1	2	3	4	5	6	7	8	9	AB R H RBI BB SO LOB	TOP									
Freddie Benavides, R OBP: 0.243, SLG: 0.268 (1, 4)	1-1 SH1-3 1B 2B	0-2 1B 1-3 1B		3-2 S 2B 1B		1-1 SH1-3 1B		1-2 L5		5 2 4 0 0 0 0	Colorado Rockies @ San Francisco Giants Candlestick Park, San Francisco, CA Sat Jun 26 1993, 6:33 AM EDT Att. 39,327 - Sunny livebaseballscorecards.com									
Chris Jones, R OBP: 0.328, SLG: 0.571 (1, 8)	1-1 SH1-3	0-1 1-3 1B		3-3 K 1-2		1-0 SH1-3		1-3 K		3 0 1 1 0 2 1										
Dante Bichette, R OBP: 0.355, SLG: 0.496 (1, 9)	0-1 1B 1B	0-1 L9		4-2 2B BB		0-3 K		0-3 K		4 2 1 1 1 2 3										
Andres Galarraga, R OBP: 0.450, SLG: 0.670 (1, 3)	0-0 1B 1-3 1B		2-1 P3	0-0 1-1 2B		4-0 IBB		1-1 F8		4 0 2 2 1 0 0										
Charlie Hayes, R OBP: 0.366, SLG: 0.523 (1, 5)	1-1 G5-4-3 1-2 1B		3-1 L7	2-0 G4-3		2-3 K		4-2 1B BB		4 0 1 1 1 1 3										
Jerald Clark, R OBP: 0.357, SLG: 0.449 (1, 7)	1-1 G5-4-3 1-2 1B		3-1 1B 1B		0-2 2B 1B		0-3 K		1-0 1-2 1B	5 0 3 0 0 1 2										
Vinny Castilla, R OBP: 0.347, SLG: 0.516 (1, 6)			1-0 FC5-4 1-2 1B		0-1 FC3-2-3 1-3 2B		1-2 F9		1-2 F8	5 0 2 0 0 1 2										
Danny Sheaffer, R OBP: 0.272, SLG: 0.389 (1, 2)		3-2 1B 1B	0-1 FC5-4 1-2 1B		1-0 FC3-2-3		1-3 K			4 1 1 0 0 1 4										
Armando Reynoso, R OBP: 0.094, SLG: 0.161 (1, 1)			0-3 K	2-0 P8	1-1 F8			2-2 G5-3		4 0 0 0 0 1 2										
Inning Stats	R: 2 E: 0 K: 0 S: 11	H: 4 LOB: 1 BB: 0 P: 15	R: 1 E: 0 K: 2 S: 20	H: 3 LOB: 2 BB: 0 P: 25	R: 0 E: 0 K: 0 S: 9	H: 2 LOB: 2 BB: 0 P: 18	R: 2 E: 0 K: 1 S: 12	H: 2 LOB: 1 BB: 1 P: 26	R: 0 E: 0 K: 2 S: 12	H: 1 LOB: 2 BB: 1 P: 20	R: 0 E: 0 K: 2 S: 12	H: 0 LOB: 0 BB: 0 P: 14	R: 0 E: 0 K: 1 S: 13	H: 0 LOB: 0 BB: 0 P: 17	R: 0 E: 0 K: 1 S: 11	H: 1 LOB: 2 BB: 1 P: 18	1B: 12 2B: 4 3B: 0 HR: 0	SF: 0 SAC: 2 DP: 2 HBP: 0	WP: 0 PB: 0 SB: 1 CS: 0	PA: 43
PITCHER	IP WLS BF H R ER SO BB IBB HBP BLK WP HR S P ERA WHIP																			
Trevor Wilson, L ERA: 3.65 (1, 1)	3.2 L 21 10 5 5 3 1 0 0 0 0 0 0 50 80 12.27 3.000																			
Dave Burba, R ERA: 4.37 (4, 1)	3.1 14 4 0 0 4 0 1 0 0 0 0 0 34 48 0.00 1.200																			
Jeff Brantley, R ERA: 4.46 (8, 1)	1.0 3 0 0 0 1 0 0 0 0 0 0 0 13 17 0.00 0.000																			
Dave Righetti, L ERA: 3.51 (9, 1)	1.0 5 1 0 0 1 1 0 0 0 0 0 0 11 18 0.00 2.000																			

Batter	1	2	3	4	5	6	7	8	9	AB R H RBI BB SO LOB
Darren Lewis, R OBP: 0.312, SLG: 0.352 (1, 8)	2-1 G6-3		1-1 1B			4-2 BB		1-1 L6		3 0 1 0 1 0 0
Robby Thompson, R OBP: 0.376, SLG: 0.482 (1, 4)	2-1 P4		0-3 K			1-0 F9		3-2 1B		4 0 1 0 0 1 2
Will Clark, L OBP: 0.351, SLG: 0.385 (1, 3)	2-1 2B					2-3 K2-3		1-1 1B		4 0 2 0 0 1 1
Todd Benzinger, S OBP: 0.265, SLG: 0.266 (1, 7)	2-2 F9					3-2 G3		1-3 K		4 0 0 0 0 1 4
Dave Martinez, L OBP: 0.303, SLG: 0.388 (1, 9)						1-0 G4-3		2-2 K		3 0 0 0 1 1 2
Royce Clayton, R OBP: 0.325, SLG: 0.363 (1, 6)						2-2 HR		0-0 1B		4 1 2 1 0 0 1
Kirt Manwaring, R OBP: 0.361, SLG: 0.356 (1, 2)						2-3 K		2-3 K		4 0 1 0 0 2 1
Mike Benjamin, R OBP: 0.216, SLG: 0.289 (1, 5)						0-0 G4-3		2-3 K		3 0 0 0 0 1 2
Jeff Reed, L OBP: 0.326, SLG: 0.480 (9, PH)						0-0 L8		1-2 F8		1 0 0 0 0 0 0
Trevor Wilson, L OBP: 0.200, SLG: 0.261 (1, 1)										1 0 0 0 0 0 0
Dave Burda, R OBP: 0.250, SLG: 0.375 (4, 1)										1 0 0 0 0 0 0
Willie McGee, S OBP: 0.374, SLG: 0.422 (7, PH)										1 0 0 0 0 0 2
Jeff Brantley, R OBP: 0.087, SLG: 0.087 (8, 1)										0 0 0 0 0 0 0
Dave Righetti, L OBP: 1.000, SLG: 1.000 (9, 1)										0 0 0 0 0 0 0
Mark Carreon, R OBP: 0.429, SLG: 0.549 (9, PH)										1 0 0 0 0 0 1

BOTTOM	
Colorado Rockies @ San Francisco Giants Candlestick Park, San Francisco, CA	
Sat Jun 26 1993, 6:33 AM EDT Att. 39,327 - Sunny	
AB 34	
R 1	
H 7	
RBI 1	
BB 2	
SO 8	
LOB 17	
	
WP: 0 PA: 36	
PB: 0 SB: 1 CS: 0	
1B: 4 SF: 0	
2B: 2 SAC: 0	
3B: 0 DP: 0	
HR: 1 HBP: 0	

Inning Stats	R: 0	H: 1	E: 0	LOB: 1	K: 0	BB: 0	S: 9	P: 17	R: 0	H: 0	E: 0	LOB: 0	K: 0	BB: 0	S: 11	P: 15	R: 0	H: 1	E: 0	LOB: 1	K: 1	BB: 0	S: 12	P: 16	R: 0	H: 0	E: 0	LOB: 0	K: 0	BB: 0	S: 8	P: 15	R: 1	H: 1	E: 0	LOB: 0	K: 1	BB: 0	S: 9	P: 13	R: 0	H: 0	E: 0	LOB: 1	K: 1	BB: 1	S: 9	P: 19	R: 0	H: 1	E: 0	LOB: 2	K: 1	BB: 1	S: 11	P: 19	R: 0	H: 2	E: 0	LOB: 2	K: 2	BB: 0	S: 13	P: 21	R: 0	H: 1	E: 0	LOB: 1	K: 2	BB: 0	S: 11	P: 16	1B: 4	SF: 0	2B: 2	SAC: 0	3B: 0	DP: 0	HR: 1	HBP: 0	WP: 0	PA: 36	ERA	WHIP
PITCHER Armando Reynoso, R ERA: 3.17 (1, 1)	IP	WLS	BF	H	R	ER	SO	BB	IBB	HBP	BLK	WP	HR	S	P	ERA	WHIP	IP	WLS	BF	H	R	ER	SO	BB	IBB	HBP	BLK	WP	HR	S	P	ERA	WHIP	IP	WLS	BF	H	R	ER	SO	BB	IBB	HBP	BLK	WP	HR	S	P	ERA	WHIP																																	

Batter	1	2	3	4	5	6	7	8	9	AB R H RBI BB SO LOB	TOP	
Alex Cole, L (1, 8) OBP: 0.336, SLG: 0.317	1-1 CS 1B			1-2 G1-3			0-1 F8		3-1 P8-3 1-2f	4 0 1 0 0 0 1	Colorado Rockies @ San Francisco Giants Candlestick Park, San Francisco, CA Sun Jun 27 1993, 6:33 AM EDT Att. 45,408 - Sunny - 68 F livebaseballscorecards.com	
Freddie Benavides, R (1, 4) OBP: 0.247, SLG: 0.284	3-3 SAFE SAFE SAFE 1-2 K			2-3 K			0-0 2B			3 0 1 0 0 2 1		
Daryl Boston, L (1, 9) OBP: 0.323, SLG: 0.368	1-1 G3-1			1-0 G4-3			3-2 F7			3 0 0 0 0 0 1		
Andres Galarraga, R (1, 3) OBP: 0.444, SLG: 0.661							2-3 K			3 0 0 0 0 3 1		
Charlie Hayes, R (1, 5) OBP: 0.366, SLG: 0.519										2 0 0 0 1 1 0		
Jerald Clark, R (1, 7) OBP: 0.352, SLG: 0.443										3 0 0 0 0 1 1		
Vinny Castilla, R (1, 6) OBP: 0.341, SLG: 0.506										3 0 0 0 0 0 0		
Danny Sheaffer, R (1, 2) OBP: 0.263, SLG: 0.376										3 0 0 0 0 0 0		
Curt Leskanic, R (1, 1) Jeff Parrett, R (8, 1) Eric Young Sr., R (9, PH) OBP: 0.339, SLG: 0.328										2 0 0 0 0 0 0 0 0 0 0 0 0 0 0 0 0 0 1 0 0		
Inning Stats	R: 0 H: 1 E: 0 LOB: 0 K: 1 BB: 0 S: 7 P: 12	R: 0 H: 0 E: 0 LOB: 0 K: 3 BB: 0 S: 10 P: 11	R: 0 H: 0 E: 0 LOB: 0 K: 0 BB: 0 S: 6 P: 9	R: 0 H: 0 E: 0 LOB: 0 K: 1 BB: 0 S: 7 P: 11	R: 0 H: 0 E: 0 LOB: 0 K: 1 BB: 1 S: 6 P: 12	R: 0 H: 0 E: 0 LOB: 0 K: 0 BB: 0 S: 7 P: 7	R: 0 H: 1 E: 0 LOB: 1 K: 1 BB: 0 S: 9 P: 14	R: 0 H: 0 E: 0 LOB: 0 K: 0 BB: 0 S: 6 P: 9	R: 0 H: 0 E: 0 LOB: 0 K: 0 BB: 1 S: 5 P: 12	1B: 1 SF: 0 2B: 4 SAC: 0 3B: 0 DP: 3 HR: 0 HBP: 0		WP: 0 PA: 28 PB: 0 SB: 0 CS: 1
PITCHER Bill Swift, R (1, 1) ERA: 2.85 Michael Jackson, R (9, 1) ERA: 1.52	IP WLS BF H R ER SO BB IBB HBP BLK WP HR S P ERA WHIP											IP WLS BF H R ER SO BB IBB HBP BLK WP HR S P ERA WHIP
	8.0 W 25 2 0 0 7 1 0 0 0 0 0 0 58 85 0.00 0.375											



Batter	1	2	3	4	5	6	7	8	9	AB	R	H	RBI	BB	SO	LOB
--------	---	---	---	---	---	---	---	---	---	----	---	---	-----	----	----	-----

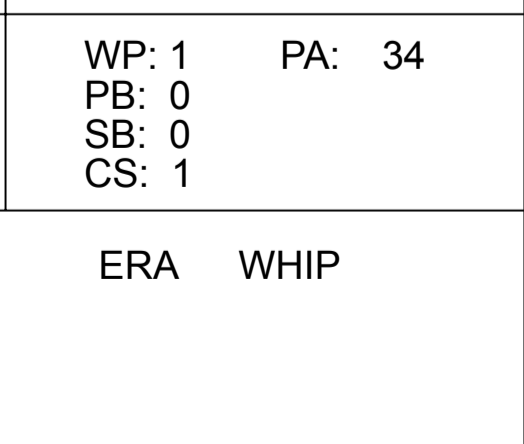
Darren Lewis, R <small>OBP: 0.318, SLG: 0.360</small> (1, 8)	2-0 		0-2 	1-0 			0-0 			3	2	2	0	0	0	2
Mike Benjamin, R <small>OBP: 0.231, SLG: 0.329</small> (1, 4) (8, 5)	4-0 		0-1 		0-0 		2-2 			2	2	1	2	1	0	0
Will Clark, L <small>OBP: 0.356, SLG: 0.389</small> (1, 3)	3-1 		4-2 		1-1 		2-1 			3	0	2	0	1	0	0
Matt Williams, R <small>OBP: 0.322, SLG: 0.572</small> Robby Thompson, R <small>OBP: 0.376, SLG: 0.482</small> (1, 5) (8, 4)	1-0 		0-1 		0-0 		0-0 			3	0	0	1	0	0	2
Barry Bonds, L <small>OBP: 0.468, SLG: 0.710</small> (1, 7)	1-0 			0-0 		3-0 		2-1 		4	1	1	1	0	0	2
Willie McGee, S <small>OBP: 0.372, SLG: 0.419</small> (1, 9)	0-0 			0-0 		3-2 		2-3 		4	0	1	0	0	1	1
Royce Clayton, R <small>OBP: 0.320, SLG: 0.357</small> (1, 6)		2-1 		0-2 		1-2 		1-1 		4	0	0	0	0	0	1
Jeff Reed, L <small>OBP: 0.326, SLG: 0.468</small> (1, 2)		2-2 		4-2 		2-0 				2	0	0	0	1	0	0
Bill Swift, R <small>OBP: 0.359, SLG: 0.294</small> Michael Jackson, R <small>OBP: 0.500, SLG: 1.000</small> (1, 1) (9, 1)		3-2 		0-0 			0-0 			2	0	0	0	0	0	0
				1-2 						0	0	0	0	0	0	0

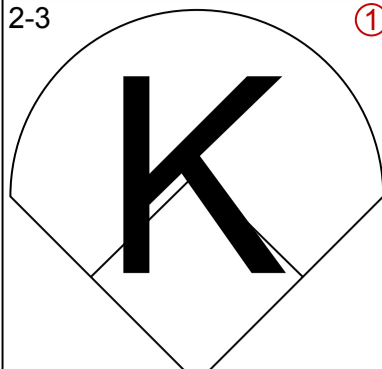
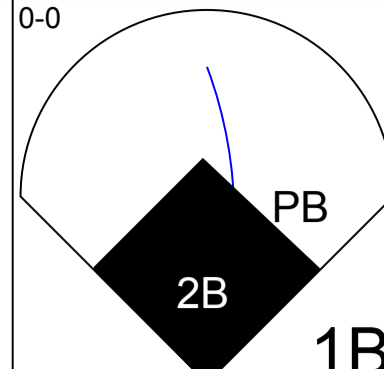
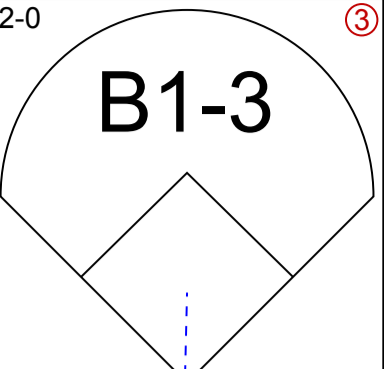
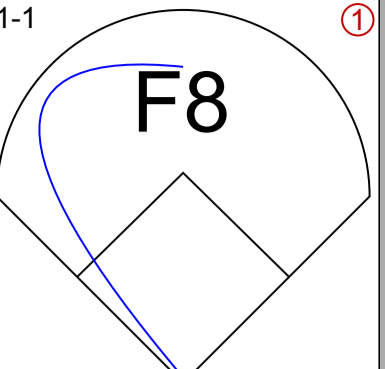
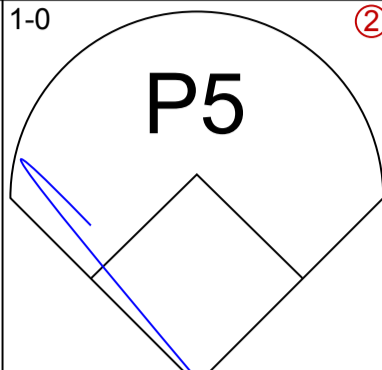
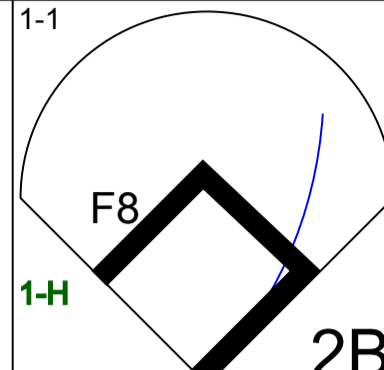
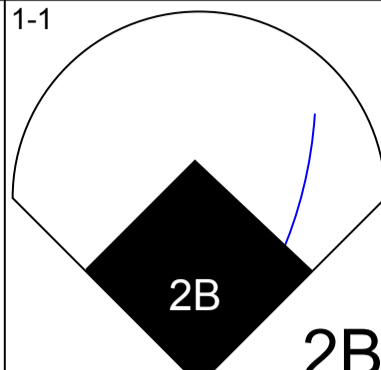
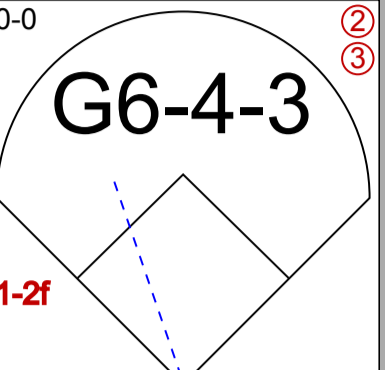
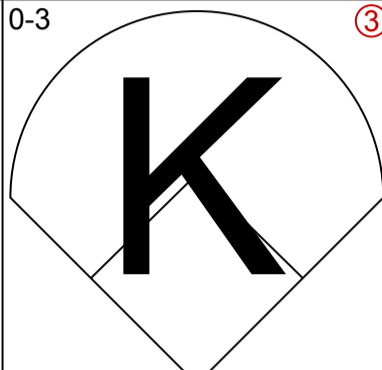
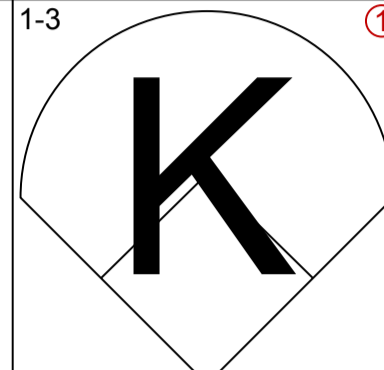
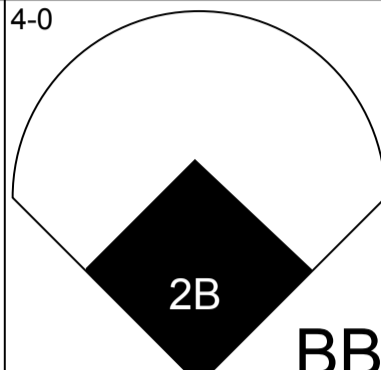
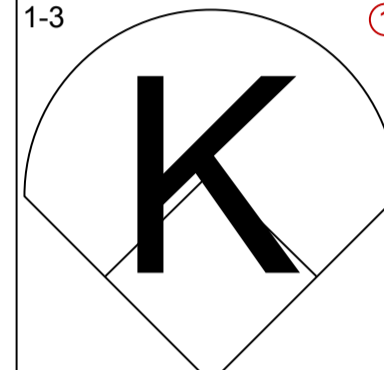
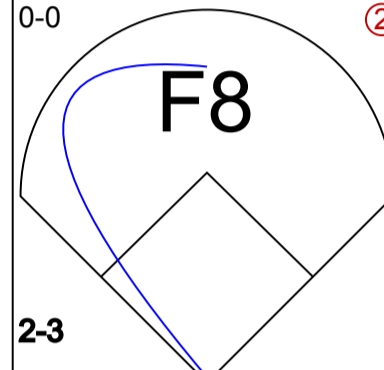
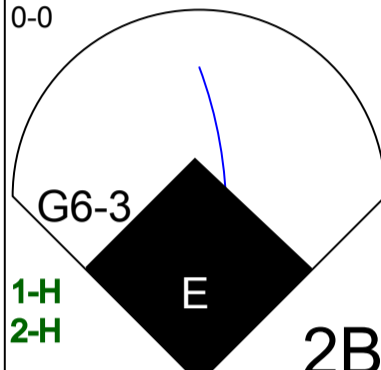
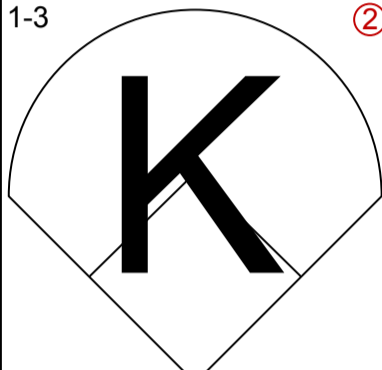
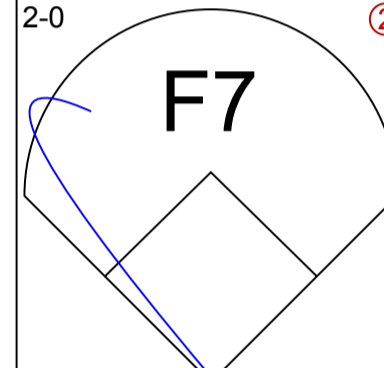
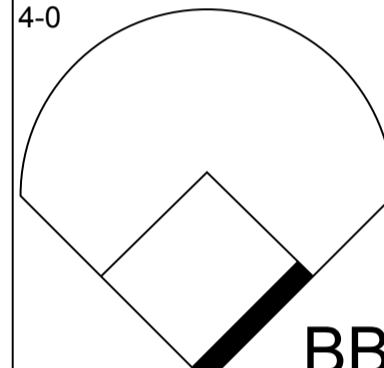
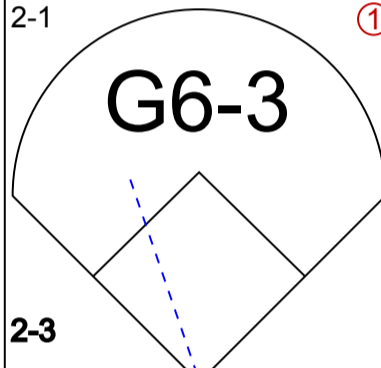
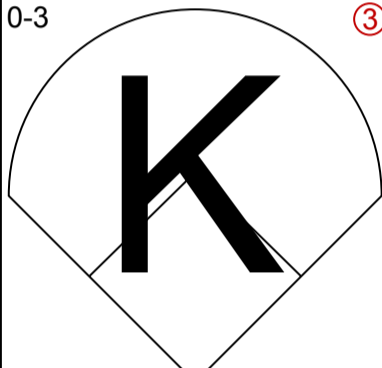
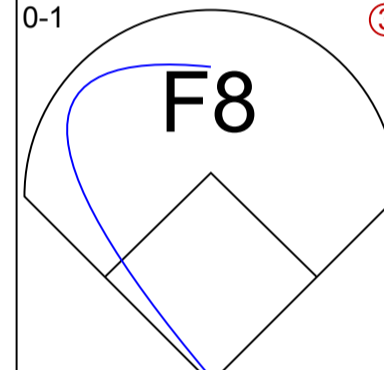
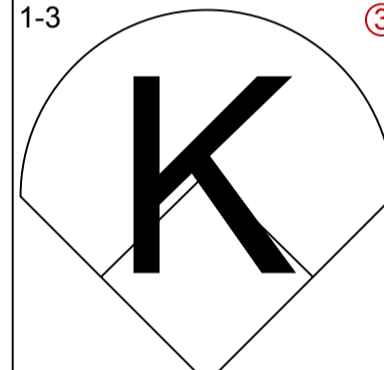
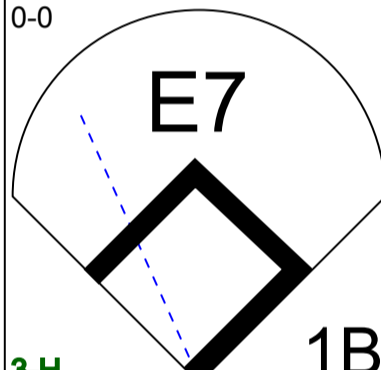
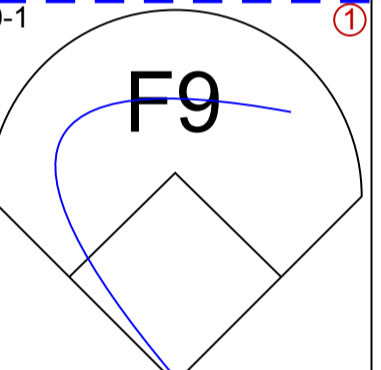
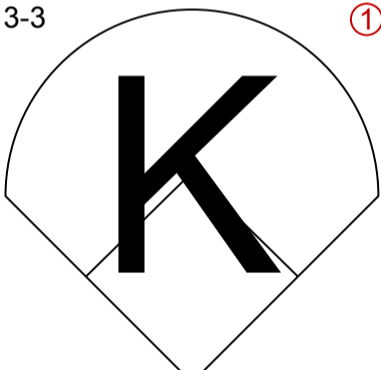
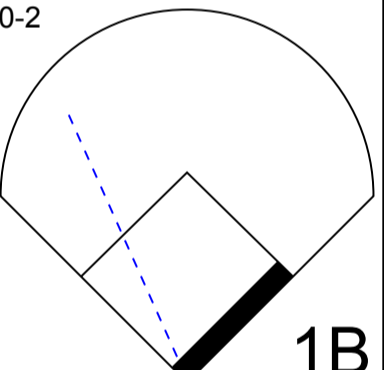
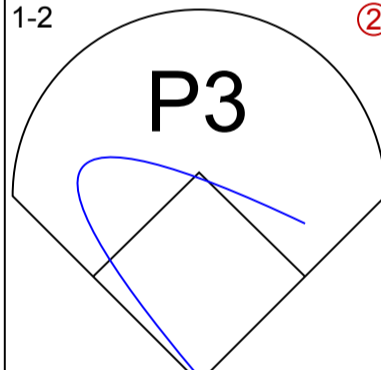
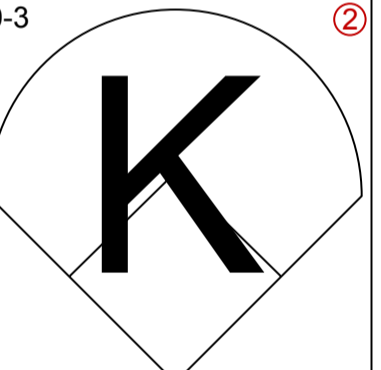
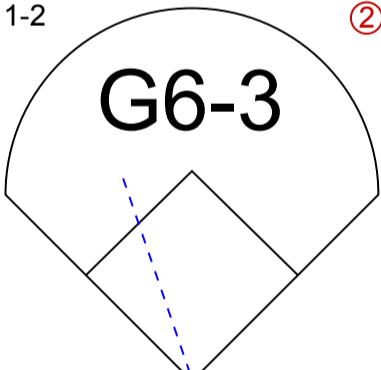
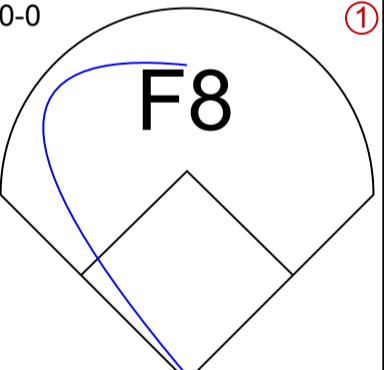
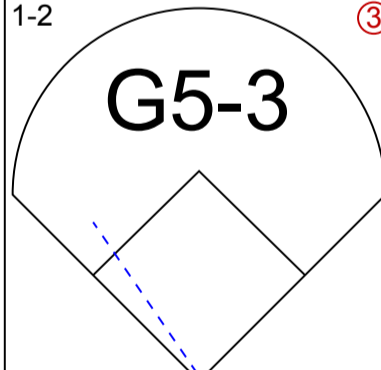
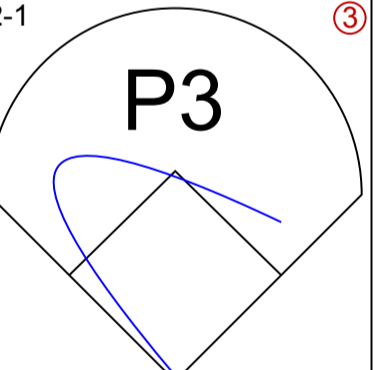
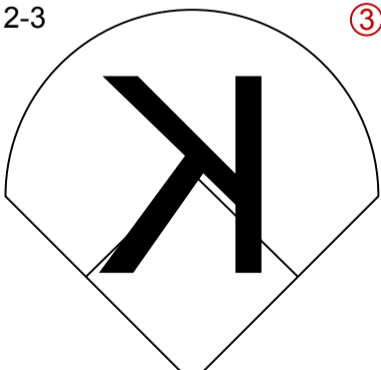
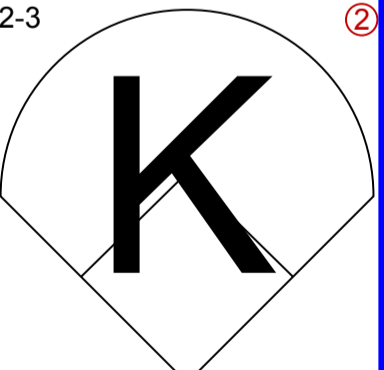
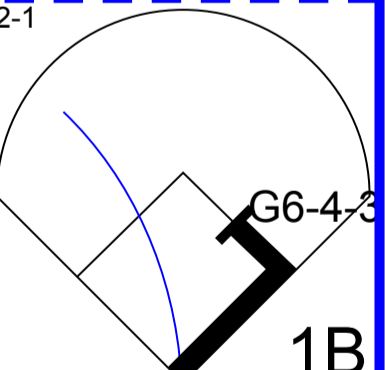
Inning Stats	R: 2	H: 1	E: 0	LOB: 1	K: 0	S: 5	P: 16	R: 0	H: 0	E: 0	LOB: 0	K: 0	S: 8	P: 15	R: 0	H: 1	E: 0	LOB: 1	K: 0	S: 9	P: 13	R: 0	H: 1	E: 0	LOB: 1	K: 0	S: 9	P: 14	R: 0	H: 0	E: 0	LOB: 0	K: 0	S: 7	P: 13	R: 2	H: 2	E: 0	LOB: 0	K: 0	S: 8	P: 12	R: 0	H: 0	E: 0	LOB: 0	K: 1	S: 7	P: 12
--------------	------	------	------	--------	------	------	-------	------	------	------	--------	------	------	-------	------	------	------	--------	------	------	-------	------	------	------	--------	------	------	-------	------	------	------	--------	------	------	-------	------	------	------	--------	------	------	-------	------	------	------	--------	------	------	-------

PITCHER	IP	WLS	BF	H	R	ER	SO	BB	IBB	HBP	BLK	WP	HR	S	P	ERA	WHIP
Curt Leskanic, R <small>ERA: 5.14</small>	(1, 1)	7.0	L	31	7	5	4	0	3	0	1	0	1	51	92	5.14	1.429
Jeff Parrett, R <small>ERA: 5.47</small>	(8, 1)	1.0		3	0	0	0	1	0	0	0	0	0	7	12	0.00	0.000

BOTTOM

Colorado Rockies @ San Francisco Giants Candlestick Park, San Francisco, CA Sun Jun 27 1993, 6:33 AM EDT Att. 45,408 - Sunny - 68 F	AB 27 R 5 H 7 RBI 4 BB 3 SO 1 LOB 8
---	--



Batter	1	2	3	4	5	6	7	8	9	AB	R	H	RBI	BB	SO	LOB	TOP	
Eric Young Sr., R (1, 4) OBP: 0.338, SLG: 0.327	2-3 			0-0 	2-0 		1-1 			4	1	1	0	0	1	2		
Daryl Boston, L (1, 8) OBP: 0.327, SLG: 0.386	1-0 			1-1 		1-1 	0-0 			4	1	2	1	0	0	1		
Dante Bichette, R (1, 9) OBP: 0.353, SLG: 0.490	0-3 			1-3 		4-0 				3	1	0	0	1	3	1		
Andres Galarraga, R (1, 3)		1-3 		0-0 		0-0 		1-3 		4	1	1	2	0	2	1		
Charlie Hayes, R (1, 5) OBP: 0.364, SLG: 0.513		2-0 		4-0 		2-1 		0-3 		3	0	0	0	1	1	1		
Jerald Clark, R (1, 7) OBP: 0.350, SLG: 0.439		0-1 		1-3 		0-0 			0-1 	4	0	1	1	0	1	2		
Vinny Castilla, R (1, 6) OBP: 0.339, SLG: 0.500			3-3 		0-2 	1-2 			0-3 	4	0	1	0	0	2	1		
Danny Sheaffer, R (1, 2) OBP: 0.253, SLG: 0.361			1-2 		0-0 	1-2 			2-1 	4	0	0	0	0	0	2		
Bruce Ruffin, S (1, 1)			2-3 		2-3 		2-1 			1	0	0	0	0	1	0		
Jim Tatum, R (5, PH) OBP: 0.226, SLG: 0.283										1	0	0	0	0	1	1		
Steve Reed, R (5, 1)										0	0	0	0	0	0	0		
Alex Cole, L (7, PH) OBP: 0.339, SLG: 0.320										1	0	1	0	0	0	0		
Jeff Parrett, R (7, 1) OBP: 0.250, SLG: 0.250										0	0	0	0	0	0	0		
Inning Stats	R: 0 E: 0 K: 2 S: 7 H: 0 LOB: 0 BB: 0 P: 10	R: 0 E: 0 K: 1 S: 6 H: 0 LOB: 0 BB: 0 P: 9	R: 0 E: 0 K: 2 S: 9 H: 0 LOB: 0 BB: 0 P: 15	R: 1 E: 0 K: 2 S: 10 H: 2 LOB: 2 BB: 1 P: 17	R: 0 E: 1 K: 1 S: 8 H: 1 LOB: 1 BB: 0 P: 12	R: 3 E: 1 K: 0 S: 12 H: 3 LOB: 1 BB: 1 P: 21	R: 0 E: 0 K: 3 S: 10 H: 1 LOB: 0 BB: 0 P: 8	R: 0 E: 0 K: 3 S: 10 H: 0 LOB: 0 BB: 0 P: 12	R: 0 E: 0 K: 1 S: 7 H: 0 LOB: 0 BB: 0 P: 9	1B: 4 2B: 3 3B: 0 HR: 0 SF: 0 SAC: 0 DP: 1 HBP: 0	WP: 0 PB: 1 SB: 0 CS: 0 PA: 35							
PITCHER	IP	WLS	BF	H	R	ER	SO	BB	IBB	HBP	BLK	WP	HR	S	P	ERA	WHIP	
29 John Smoltz, R (1, 1) ERA: 3.25	6.0	W	26	6	4	4	8	2	0	0	0	0	0	52	84	6.00	1.333	
Greg McMichael, R (7, 1) ERA: 2.76	2.0		6	1	0	0	3	0	0	0	0	0	0	15	20	0.00	0.500	
Mike Stanton, L (9, 1) ERA: 3.21	1.0	S	3	0	0	0	1	0	0	0	0	0	0	7	9	0.00	0.000	

Colorado Rockies @ Atlanta Braves
Atlanta-Fulton County Stadium, Atlanta, GA

Tue Jun 29 1993, 7:05 PM EDT
Att. 48,974 - Unknown - 82 F

livebaseballscorecards.com

AB	33
R	4
H	7
RBI	4
BB	2
SO	12
LOB	12



Batter	1	2	3	4	5	6	7	8	9
Otis Nixon, S <small>OBP: 0.333, SLG: 0.271</small> (1, 8) X	0-0 G1-3 		0-1 	1-0 SH2-4 		3-2 G4-3 			
Jeff Blausler, R <small>OBP: 0.428, SLG: 0.444</small> (1, 6) B B B B	4-1 		1-0 	2-0 SF7 			4-2 		
Terry Pendleton, S <small>OBP: 0.290, SLG: 0.356</small> (1, 5) 1 SAFE 1 SAFE 1 SAFE B B C X	2-1 G3-6-3 		1-0 	1-2 L5 			0-1 F9 		
Ron Gant, R <small>OBP: 0.335, SLG: 0.514</small> (1, 7) S B B B X		3-2 G5-3 	0-1 		4-0 		3-2 P3 		
David Justice, L <small>OBP: 0.311, SLG: 0.444</small> (1, 9) X	0-0 		0-0 		1-1 G3-6-3 		0-3 K 		
Brian Hunter, R <small>OBP: 0.145, SLG: 0.196</small> (1, 3) S B B C X		1-3 K 	3-3 K 		0-2 L7 			1-3 K 	
Greg Olson, R <small>OBP: 0.295, SLG: 0.275</small> (1, 2) B X	1-0 G5-3 			0-0 E6 		3-2 G1-3 		0-1 P3 	
Mark Lemke, S <small>OBP: 0.355, SLG: 0.400</small> (1, 4) B B B C X			3-1 G5-3 	3-2 SH2-4 		2-1 G6-3 		0-0 	
29 John Smoltz, R <small>OBP: 0.250, SLG: 0.212</small> Deion Sanders, L <small>OBP: 0.262, SLG: 0.350</small> Greg McMichael, R <small>OBP: 0.361, SLG: 0.491</small> Francisco Cabrera, R <small>OBP: 0.361, SLG: 0.491</small> Mike Stanton, L <small>OBP: 0.361, SLG: 0.491</small>	(1, 1) (6, PH) (7, 1) (8, PH) (9, 1)		3-3 K 	2-0 		1-0 		2-3 K 	

AB	R	H	RBI	BB	SO	LOB
3	1	1	0	0	0	1
1	1	1	1	2	0	0
4	1	1	1	0	0	3
3	0	1	1	1	0	1
4	1	2	2	0	1	2
4	0	0	0	0	3	2
4	1	0	0	0	0	0
4	1	2	0	0	0	0
2	0	1	1	0	1	0
1	0	1	0	0	0	0
0	0	0	0	0	0	0
1	0	0	0	0	1	1
0	0	0	0	0	0	0

BOTTOM	
Colorado Rockies @ Atlanta Braves Atlanta-Fulton County Stadium, Atlanta, GA	AB 31 R 6 H 10 RBI 6 BB 3 SO 6 LOB 10
	WP: 0 PA: 36 PB: 0 SB: 0 CS: 0

PITCHER		IP	WLS	BF	H	R	ER	SO	BB	IBB	HBP	BLK	WP	HR	S	P	ERA	WHIP
Bruce Ruffin, L	(1, 1)	4.0	L	21	8	6	4	3	1	0	0	0	0	0	39	70	9.00	2.250
Steve Reed, R	(5, 1)	2.0		7	1	0	0	0	1	0	0	0	0	0	16	30	0.00	1.000
Jeff Parrett, R	(7, 1)	2.0		8	1	0	0	3	1	0	0	0	0	0	25	35	0.00	1.000

Tue Jun 29 1993, 7:05 PM EDT
 Att: 48,974 - Unknown - 82 F

livebaseballscorecards.com

Batter	1	2	3	4	5	6	7	8	9	AB R H RBI BB SO LOB	TOP																								
Eric Young Sr., R (1, 4) OBP: 0.340, SLG: 0.333	1-2 F7			2-2 1B 2B		2-2 G1-3		2-0 SH1-3 1B		4 1 2 0 0 0 0																									
Freddie Benavides, R (1, 6) OBP: 0.250, SLG: 0.286	1-0 E5 F8			0-2 CS 1B			0-0 G4-3	1-2 SH1-3		3 0 1 1 0 0 0																									
Dante Bichette, R (1, 9) OBP: 0.352, SLG: 0.498	3-2 F8			0-1 G4-3			0-1 HR	2-3 K		4 1 1 1 0 1 4																									
Andres Galarraga, R (1, 3) OBP: 0.434, SLG: 0.647		1-1 P3		2-3 K			0-2 G4-3		1-3 K	4 0 0 0 0 2 0																									
Charlie Hayes, R (1, 5) OBP: 0.366, SLG: 0.511		2-2 F7			3-2 L7		0-0 2B 1B		4-1 E S BB	3 0 1 0 1 0 0																									
Jerald Clark, R (1, 7) OBP: 0.349, SLG: 0.440		1-3 K2-3			0-2 G1-3		1-0 2B		3-2 L3	4 0 1 0 0 1 1																									
Chris Jones, R (1, 8) OBP: 0.306, SLG: 0.533			0-3 K		0-0 G5-3		3-3 K		0-0 L8	4 0 0 0 0 2 3																									
Jayhawk Owens, R (1, 2) OBP: 0.394, SLG: 0.500			0-3 K			0-2 F9		1-3 K		3 0 0 0 0 2 0																									
Willie Blair, R (1, 1) OBP: 0.111, SLG: 0.167			1-0 G6-3			0-3 K		4-2 1B BB		2 0 0 0 0 1 0																									
Alex Cole, L (8, PH) OBP: 0.342, SLG: 0.320										0 0 0 0 1 0 0																									
Keith Shepherd, R (8, 1)										0 0 0 0 0 0 0																									
Inning Stats	R: 0 E: 1 K: 0 S: 7	H: 0 LOB: 0 BB: 0 P: 12	R: 0 E: 0 K: 1 S: 10	H: 0 LOB: 0 BB: 0 P: 14	R: 0 E: 0 K: 2 S: 7	H: 0 LOB: 0 BB: 0 P: 8	R: 1 E: 0 K: 1 S: 11	H: 2 LOB: 0 BB: 0 P: 15	R: 0 E: 0 K: 0 S: 7	H: 0 LOB: 0 BB: 0 P: 10	R: 0 E: 0 K: 1 S: 10	H: 0 LOB: 0 BB: 0 P: 12	R: 1 E: 0 K: 1 S: 13	H: 3 LOB: 2 BB: 0 P: 17	R: 0 E: 0 K: 2 S: 12	H: 1 LOB: 2 BB: 1 P: 22	R: 0 E: 0 K: 1 S: 10	H: 0 LOB: 1 BB: 1 P: 18	1B: 3 2B: 2 3B: 0 HR: 1	SF: 0 SAC: 1 DP: 0 HBP: 0	WP: 0 PB: 0 SB: 1 CS: 1	PA: 34													
PITCHER	IP WLS BF H R ER SO BB IBB HBP BLK WP HR S P ERA WHIP																																		
Steve Avery, L (1, 1) ERA: 2.78	7.0	25	5	2	2	6	0	0	0	0	0	1	65	88	2.57	0.714																			
Mark Wohlers, R (8, 1) ERA: 3.72	2.0	W	9	1	0	0	3	2	0	0	0	0	22	40	0.00	1.500																			

Colorado Rockies @ Atlanta Braves
Atlanta-Fulton County Stadium, Atlanta, GA

Wed Jun 30 1993, 7:05 PM EDT
Att. 48,791 - Unknown - 90 F

livebaseballscorecards.com

AB 31
R 2
H 6
RBI 2
BB 2
SO 9
LOB 8



Batter	1	2	3	4	5	6	7	8	9	AB	R	H	RBI	BB	SO	LOB
Deion Sanders, L OBP: 0.268, SLG: 0.361 (1, 8)	0-1 G3-1		1-0 F8		1-0 CS 1B		0-0 1-H 2B			4	0	2	0	0	0	2
Jeff Blauser, R OBP: 0.423, SLG: 0.438 (1, 6)	1-1 G6-3		2-2 FC6-4		2-0 1-2 F7			1-0 F8		4	0	0	1	0	0	2
Terry Pendleton, S OBP: 0.287, SLG: 0.352 (1, 5)	1-0 F8		0-2 FC4-6			1-0 P7		0-0 P5		4	0	0	0	0	0	1
David Justice, L OBP: 0.307, SLG: 0.438 (1, 9)		0-2 E6		0-2 P9		2-0 G6-3		1-2 G4-3		4	0	0	0	0	0	0
Ron Gant, R OBP: 0.341, SLG: 0.532 (1, 7)		2-0 F7		3-2 HR		0-2 1B			1-0 SH1-3 SF8 2B	4	2	3	1	0	0	1
Sid Bream, L OBP: 0.321, SLG: 0.398 (1, 3)		1-1 P2		0-1 FC6 1B		1-1 F7			0-1 SH1-3	3	0	1	0	0	0	2
Greg Olson, R OBP: 0.289, SLG: 0.270 (1, 2)		1-0 F7		0-0 F8			2-2 G1-3		1-2 SF8	3	0	0	1	0	0	2
Mark Lemke, S OBP: 0.351, SLG: 0.395 (1, 4)			2-2 E3 F8 E FC6-4		0-0 FC6		1-0 G3			3	1	0	0	0	0	1
Steve Avery, L OBP: 0.179, SLG: 0.184 Mark Wohlers, R (8, 1)			0-1 FC3 FC6-4		0-0 G4-3		1-2 2B 1B			3	0	1	0	0	0	1
										0	0	0	0	0	0	0

Inning Stats	R: 0	H: 0	E: 0	LOB: 0	K: 0	S: 5	P: 7	R: 0	H: 0	E: 1	LOB: 1	K: 0	S: 7	R: 1	H: 0	E: 2	LOB: 1	K: 0	S: 12	R: 1	H: 2	E: 0	LOB: 1	K: 0	S: 12	R: 0	H: 1	E: 0	LOB: 0	K: 0	S: 4	R: 0	H: 1	E: 0	LOB: 1	K: 0	S: 7	R: 0	H: 2	E: 0	LOB: 2	K: 0	S: 9	R: 0	H: 0	E: 0	LOB: 0	K: 0	S: 5	R: 1	H: 1	E: 0	LOB: 0	K: 0	S: 6	1B: 4	SF: 1	2B: 2	SAC: 1	3B: 0	DP: 0	HR: 1	HBP: 0	WP: 0	PA: 34
PITCHER	IP	WLS	BF	H	R	ER	SO	BB	IBB	HBP	BLK	WP	HR	S	P	ERA	WHIP																																																
Willie Blair, R ERA: 5.03 Keith Shepherd, R ERA: 4.11	(1, 1)	7.0	28	6	2	1	0	0	0	0	0	0	0	0	0	1.29	0.857																																																
	(8, 1)	1.2	6	1	1	1	0	0	0	0	0	0	0	0	0	5.40	0.600																																																

BOTTOM

Colorado Rockies @ Atlanta Braves
Atlanta-Fulton County Stadium, Atlanta, GA

Wed Jun 30 1993, 7:05 PM EDT
Att: 48,791 - Unknown - 90 F

livebaseballscores.com

AB	32
R	3
H	7
RBI	3
BB	0
SO	0
LOB	12



Batter	1	2	3	4	5	6	7	8	9	AB R H RBI BB SO LOB	TOP
Eric Young Sr. R (1, 4) OBP: 0.336, SLG: 0.328	1-0 P5			0-0 B1-3		3-1 G5-3			1-0 L6	4 0 0 0 0 0 0	Colorado Rockies @ Atlanta Braves Atlanta-Fulton County Stadium, Atlanta, GA Thu Jul 01 1993, 7:05 PM EDT Att. 45,252 - Unknown - 90 F
Chris Jones, R (1, 8) OBP: 0.323, SLG: 0.540 Scott Fredrickson, R (7, 1) Darren Holmes, R (8, 1) Freddie Benavides, R (9, PH) OBP: 0.247, SLG: 0.282	0-1 CS 1B			0-1 1B			1-3 K		0-2 F8	3 0 2 0 0 1 0 0 0 0 0 0 0 0 0 0 0 0 0 0 0 1 0 0 0 0 0 0	
Charlie Hayes, R (1, 5) OBP: 0.361, SLG: 0.504	0-0 F9			1-1 F9			1-2 G6-3		0-2 G5-3	4 0 0 0 0 0 2	
Andres Galarraga, R (1, 3) OBP: 0.433, SLG: 0.643 Danny Sheaffer, R (7, 3) OBP: 0.253, SLG: 0.361	1 SAFE 1 SAFE 1-1 CS 1-2	0-0 G4-3		1-1 G4-3			1-0 1B			3 0 1 0 0 0 1 0 0 0 0 0 0 0	
Dante Bichette, R (1, 9) OBP: 0.348, SLG: 0.493		2-0 P3			1-2 G5-3		0-0 F8			3 0 0 0 0 0 1	
Jerald Clark, R (1, 7) OBP: 0.344, SLG: 0.434		1-0 G5-3			2-2 F8		1-2 G5-3			3 0 0 0 0 0 0	
Vinny Castilla, R (1, 6) OBP: 0.333, SLG: 0.491			2-1 G5-3		0-1 G1-3			2-0 F8		3 0 0 0 0 0 0	
Jayhawk Owens, R (1, 2) OBP: 0.389, SLG: 0.515			2-2 P4			2-1 G3		0-0 2B		3 0 1 0 0 0 0	
Armando Reynoso, R (1, 1) OBP: 0.091, SLG: 0.156 Jim Tatum, R (6, PH) OBP: 0.222, SLG: 0.279 Scott Service, R (6, 1) Alex Cole, L (7, 8) OBP: 0.341, SLG: 0.318			0-0 G5-3			0-3 K		3-2 G4-3		1 0 0 0 0 0 0 1 0 0 0 0 1 0 0 0 0 0 0 0 0 1 0 0 0 0 0 1	
Inning Stats	R: 0 H: 1 E: 0 LOB: 0 K: 0 BB: 0 S: 5 P: 7	R: 0 H: 0 E: 0 LOB: 0 K: 0 BB: 0 S: 3 P: 6	R: 0 H: 0 E: 0 LOB: 0 K: 0 BB: 0 S: 6 P: 10	R: 0 H: 1 E: 0 LOB: 1 K: 0 BB: 0 S: 7 P: 9	R: 0 H: 0 E: 0 LOB: 0 K: 0 BB: 0 S: 9 P: 12	R: 0 H: 0 E: 0 LOB: 0 K: 1 BB: 0 S: 8 P: 13	R: 0 H: 1 E: 0 LOB: 1 K: 1 BB: 0 S: 8 P: 11	R: 0 H: 1 E: 0 LOB: 1 K: 0 BB: 0 S: 8 P: 14	R: 0 H: 0 E: 0 LOB: 0 K: 0 BB: 0 S: 10 P: 11	1B: 3 SF: 0 2B: 1 SAC: 0 3B: 0 DP: 0 HR: 0 HBP: 0	
PITCHER Tom Glavine, L (1, 1) ERA: 2.69	IP WLS BF H R ER SO BB IBB HBP BLK WP HR S P ERA WHIP										
	9.0 W 30 4 0 0 2 0 0 0 0 0 0 0 64 93 0.00 0.444										

livebaseballscorecards.com

AB	30
R	0
H	4
RBI	0
BB	0
SO	2
LOB	5



BOTTOM

Colorado Rockies @ Atlanta Braves
Atlanta-Fulton County Stadium, Atlanta, GA

Thu Jul 01 1993, 7:05 PM EDT
Att: 45,252 - Unknown - 90 F

livebaseballscorecards.com

AB 32
R 4
H 9
RBI 4
BB 3
SO 5
LOB 13



WP: 1 PA: 35
PB: 0
SB: 1
CS: 1

AB R H RBI BB SO LOB

4 0 1 0 0 0 0
3 1 2 0 1 0 1
0 0 0 0 0 0 0

4 0 2 0 0 0 1

4 0 1 1 0 0 4

4 0 1 0 0 1 4

2 2 1 1 2 0 0

4 1 1 2 0 1 3

4 0 0 0 0 1 0

3 0 0 0 0 2 0

1B: 6 SF: 0
2B: 1 SAC: 0
3B: 1 DP: 1
HR: 2 HBP: 0

Table with 9 columns (Batter 1-9) and 9 rows of batter data. Each cell contains a diamond diagram with pitch counts, hit locations, and player names like Deion Sanders, Jeff Blausen, Rafael Belliard, Terry Pendleton, David Justice, Ron Gant, Sid Bream, Greg Olson, Mark Lemke, and Tom Glavine.

Inning Stats table with columns for R, H, E, K, S, LOB, BB, P, and rows for each of the 9 batters.

PITCHER table with columns for PITCHER, IP, WLS, BF, H, R, ER, SO, BB, IBB, HBP, BLK, WP, HR, S, P, ERA, WHIP, and rows for Armando Reynoso, Scott Service, Scott Fredrickson, and Darren Holmes.

Batter	1	2	3	4	5	6	7	8	9	AB	R	H	RBI	BB	SO	LOB	TOP					
Rey Sanchez, R (1, 6) <small>OBP: 0.352, SLG: 0.383</small> Jose Vizcaino, S (3, 6) <small>OBP: 0.357, SLG: 0.385</small>	2-2 2B E 1B	1-1 G6-3		1-2 G1-3		4-1 23 CS BB	0-0 SF7	2-1 F8		2	1	1	0	0	0	0						
23 Ryne Sandberg, R (1, 4) <small>OBP: 0.359, SLG: 0.402</small>	3-1 F9		0-1 G6-3	1-0 S 1B		4-2 1B BB	1-0 1B BB	0-0 1B BB		5	2	3	0	1	0	1						
Mark Grace, L (1, 3) <small>OBP: 0.389, SLG: 0.509</small> Doug Jennings, L (7, 3) <small>OBP: 0.111, SLG: 0.333</small>	0-0 2B 2B		2-1 G4-3	3-1 F8		2-0 1B 1B	0-3 K	0-0 G4-3		5	2	2	0	0	1	2						
Sammy Sosa, R (1, 9) <small>OBP: 0.321, SLG: 0.512</small>	2-0 S 2B		2-1 1B 1B		1-0 1B S	0-0 1B S	0-1 1B 1B		1-0 CS 1B	6	2	6	2	0	0	0						
Candy Maldonado, R (1, 7) <small>OBP: 0.250, SLG: 0.250</small> Derrick May, L (6, PH) <small>OBP: 0.340, SLG: 0.437</small> Bob Scanlan, R (7, 1) Eric Yelding, R (9, PH) <small>OBP: 0.284, SLG: 0.364</small> Randy Myers, L (9, 1) <small>OBP: 0.687, SLG: 1.000</small>	3-3 K		2-2 1B 1B		3-1 L8	4-1 1B IBB	1-2 1B 1B	1-3 1B 1B	1-3 1B 1B	1-3 K	3	1	1	0	0	1	2					
Steve Buechele, R (1, 5) <small>OBP: 0.280, SLG: 0.403</small>	0-0 G6-3		1-2 1B 1B		1-3 K	0-0 1B 1B	3-3 K		3-0 G4-3	6	0	2	2	0	2	4						
Willie Wilson, S (1, 8) <small>OBP: 0.286, SLG: 0.316</small>		1-2 G6-3	3-2 1B 1B		4-0 1B IBB	1-3 K		2-1 1B SF7 HBP		3	1	1	1	1	1	3						
Steve Lake, R (1, 2) <small>OBP: 0.250, SLG: 0.400</small>		3-2 HR	0-1 F7		1-2 FC4 1B	0-0 L8		1-0 23 1B 1B		5	1	3	2	0	0	5						
Greg Hibbard, L (1, 1) Jose Bautista, R (5, 1) <small>OBP: 0.143, SLG: 0.143</small> Dwight Smith, L (7, PH) <small>OBP: 0.333, SLG: 0.502</small>		0-0 G6-3		1-0 L6		0-0 FC4 1B		2-2 SF7 3B	0-0 SF7	3	0	0	0	0	0	2						
Inning Stats	R: 2 E: 1 K: 1 S: 11	H: 3 LOB: 1 BB: 0 P: 21	R: 1 E: 0 K: 0 S: 10	H: 1 LOB: 0 BB: 0 P: 15	R: 2 E: 0 K: 0 S: 18	H: 4 LOB: 2 BB: 0 P: 27	R: 0 E: 0 K: 0 S: 8	H: 1 LOB: 1 BB: 0 P: 14	R: 1 E: 0 K: 1 S: 10	H: 2 LOB: 2 BB: 1 P: 20	R: 2 E: 0 K: 1 S: 13	H: 3 LOB: 3 BB: 3 P: 28	R: 2 E: 0 K: 2 S: 16	H: 4 LOB: 2 BB: 0 P: 23	R: 1 E: 0 K: 0 S: 8	H: 2 LOB: 2 BB: 0 P: 12	R: 0 E: 0 K: 1 S: 5	H: 1 LOB: 0 BB: 0 P: 10	1B: 17 2B: 2 3B: 1 HR: 1	SF: 2 SAC: 0 DP: 0 HBP: 1	WP: 0 PB: 0 SB: 4 CS: 2	PA: 51
PITCHER	IP WLS BF H R ER SO BB IBB HBP BLK WP HR S P ERA WHIP	IP WLS BF H R ER SO BB IBB HBP BLK WP HR S P ERA WHIP	IP WLS BF H R ER SO BB IBB HBP BLK WP HR S P ERA WHIP	IP WLS BF H R ER SO BB IBB HBP BLK WP HR S P ERA WHIP	IP WLS BF H R ER SO BB IBB HBP BLK WP HR S P ERA WHIP	IP WLS BF H R ER SO BB IBB HBP BLK WP HR S P ERA WHIP	IP WLS BF H R ER SO BB IBB HBP BLK WP HR S P ERA WHIP	IP WLS BF H R ER SO BB IBB HBP BLK WP HR S P ERA WHIP	IP WLS BF H R ER SO BB IBB HBP BLK WP HR S P ERA WHIP	Butch Henry, L (1, 1) <small>ERA: 6.41</small> Steve Reed, R (3, 1) <small>ERA: 5.81</small> Keith Shepherd, R (6, 1) <small>ERA: 5.17</small> Scott Fredrickson, R (6, 1) <small>ERA: 4.22</small> Scott Service, R (7, 1) <small>ERA: 16.88</small>	Gary Wayne, L (8, 1) <small>ERA: 5.63</small> Darren Holmes, R (9, 1) <small>ERA: 6.49</small>											

Chicago Cubs @ Colorado Rockies
 Mile High Stadium, Denver, CO
 Fri Jul 02 1993, 9:05 PM EDT
 Att: 62,037 - Unknown

AB	44
R	11
H	21
RBI	10
BB	4
SO	6
LOB	23



WP: 0	PA: 51
PB: 0	
SB: 4	
CS: 2	

BOTTOM

Chicago Cubs @ Colorado Rockies
Mile High Stadium, Denver, CO
Fri Jul 02 1993, 9:05 PM EDT
Att. 62,037 - Unknown

livebaseballscores.com

AB 39
R 8
H 13
RBI 8
BB 0
SO 6
LOB 9



WP: 0 PA: 40
PB: 0
SB: 0
CS: 0

AB R H RBI BB SO LOB

5 2 2 1 0 0 1

4 2 2 2 0 1 0

5 1 3 2 0 1 1

5 0 2 2 0 2 1

4 0 0 0 0 0 2

4 0 0 0 0 0 0

4 2 1 0 0 0 0

4 1 2 0 0 0 1

1B: 4 SF: 1
2B: 9 SAC: 0
3B: 0 DP: 0
HR: 0 HBP: 0

0 0 0 0 0 0 0 0
2 0 0 0 0 0 1 2
0 0 0 0 0 0 0 0
0 0 0 0 0 0 0 0
0 0 0 0 0 0 0 0
1 0 0 0 0 0 1 1
0 0 0 0 0 0 0 0
1 0 0 0 0 0 0 0
1 0 0 1 1 0 0 0
0 0 0 0 0 0 0 0

Table with 10 columns (Batter 1-9) and 10 rows of batter data. Each cell contains a batter's name, stats, and a diamond diagram showing the play. Batter 1: Eric Young Sr., Chris Jones, Dante Bichette, Andres Galarraga, Charlie Hayes, Jerald Clark, Vinny Castilla, Jayhawk Owens. Batter 2: Empty. Batter 3: Eric Young Sr., Chris Jones, Dante Bichette, Andres Galarraga, Charlie Hayes, Jerald Clark, Vinny Castilla, Jayhawk Owens. Batter 4: Empty. Batter 5: Eric Young Sr., Chris Jones, Dante Bichette, Andres Galarraga, Charlie Hayes, Jerald Clark, Vinny Castilla, Jayhawk Owens. Batter 6: Empty. Batter 7: Eric Young Sr., Chris Jones, Dante Bichette, Andres Galarraga, Charlie Hayes, Jerald Clark, Vinny Castilla, Jayhawk Owens. Batter 8: Empty. Batter 9: Eric Young Sr., Chris Jones, Dante Bichette, Andres Galarraga, Charlie Hayes, Jerald Clark, Vinny Castilla, Jayhawk Owens.

Inning Stats table with columns for R, H, E, K, S, LOB, BB, P, and rows for each of the 9 batters.

Pitcher stats table with columns for IP, WLS, BF, H, R, ER, SO, WP, HR, S, P, ERA, WHIP, and rows for Greg Hibbard, Jose Bautista, Bob Scanlan, and Randy Myers.

Batter	1	2	3	4	5	6	7	8	9	AB R H RBI BB SO LOB	TOP																									
Dwight Smith, L OBP: 0.339, SLG: 0.505 (1, 8) (9, 7)	3-1 1B 23 1B	3-1 G4-3			0-0 G4-3		3-2 1B 23 E		1-0 1B 23 CS	5 1 3 2 0 0 1																										
23 Ryne Sandberg, R OBP: 0.357, SLG: 0.399 (1, 4)	2-1 1B BB SF8	1-0 P9			1-1 P4		0-1 E5		1-2 CS	4 1 1 0 0 0 2																										
Derrick May, L OBP: 0.338, SLG: 0.434 Willie Wilson, S OBP: 0.286, SLG: 0.316 (1, 7) (9, 8)	0-1 1B BB			0-2 G4-3		1-0 G4-3		0-0 P2		4 0 1 1 0 0 2 0 0 0 0 0 0 0																										
Sammy Sosa, R OBP: 0.320, SLG: 0.507 (1, 9)	4-2 1B 3-H			2-2 P9		1-1 P3		1-0 F9		3 0 0 0 1 0 2																										
Rick Wilkins, L OBP: 0.385, SLG: 0.572 (1, 2)	3-3 K			2-0 G6-3		1-3 K		4-0 BB G5-4-3		3 0 0 0 1 2 3																										
Steve Buechele, R OBP: 0.275, SLG: 0.397 (1, 5)	2-2 SF8			1-3 K		1-2 P4		1-2 BB G5-4-3		3 0 0 1 0 1 1																										
Jose Vizcaino, S OBP: 0.356, SLG: 0.383 (1, 6)	2-1 G4-3			2-2 G6-3		0-0 1B 1B		3-2 P3		4 1 1 0 0 0 2																										
Doug Jennings, L OBP: 0.227, SLG: 0.381 (1, 3)				1-0 HBP		1-1 SH3 1B		0-1 F9		3 1 2 0 0 0 0																										
Frank Castillo, R OBP: 0.192, SLG: 0.192 Bob Scanlan, R (8, 1) Candy Maldonado, R OBP: 0.277, SLG: 0.286 Randy Myers, L OBP: 0.667, SLG: 1.000 (9, 1)		0-0 SH3-4		0-0 F9		1-1 SH3		0-0 F8		1 0 0 0 0 0 1 0 0 0 0 0 0 0 1 0 0 0 0 0 0 0 0 0 0 0 0 0																										
Inning Stats	R: 2 E: 0 K: 1 S: 21	H: 3 LOB: 2 BB: 1 P: 37	R: 0 E: 0 K: 0 S: 6	H: 1 LOB: 1 BB: 0 P: 10	R: 0 E: 0 K: 0 S: 7	H: 0 LOB: 0 BB: 0 P: 11	R: 0 E: 0 K: 1 S: 7	H: 0 LOB: 1 BB: 0 P: 11	R: 0 E: 0 K: 0 S: 4	H: 0 LOB: 0 BB: 0 P: 6	R: 0 E: 0 K: 1 S: 10	H: 0 LOB: 0 BB: 0 P: 13	R: 2 E: 1 K: 0 S: 14	H: 3 LOB: 2 BB: 0 P: 21	R: 0 E: 0 K: 0 S: 7	H: 0 LOB: 0 BB: 1 P: 15	R: 0 E: 0 K: 0 S: 6	H: 1 LOB: 0 BB: 0 P: 8	1B: 8 2B: 0 3B: 0 HR: 0	SF: 1 SAC: 2 DP: 1 HBP: 1	WP: 0 PB: 0 SB: 0 CS: 1	PA: 38														
PITCHER	IP WLS BF H R ER SO BB IBB HBP BLK WP HR S P ERA WHIP																																			
Curt Leskanic, R ERA: 5.4 (1, 1)	6.1		29	7	4	4	3	1	0	1	0	0	0	67	106	5.68	1.263																			
Gary Wayne, L ERA: 5.35 (7, 1)	1.2		5	0	0	0	0	1	0	0	0	0	0	9	18	0.00	0.600																			
Steve Reed, R ERA: 5.6 (9, 1)	1.0	W	3	1	0	0	0	0	0	0	0	0	0	6	8	0.00	1.000																			

Chicago Cubs @ Colorado Rockies
Mile High Stadium, Denver, CO
Sat Jul 03 1993, 9:05 PM EDT
Att: 63,826 - Unknown

livebaseballscorecards.com

AB	31
R	4
H	8
RBI	4
BB	2
SO	3
LOB	14



Batter	1	2	3	4	5	6	7	8	9	AB R H RBI BB SO LOB	TOP											
Dwight Smith, L (1, 8) OBP: 0.335, SLG: 0.498 Willie Wilson, S (6, 8) OBP: 0.284, SLG: 0.313	2-3 K		2-0 G3-1			1-1 F7		1-2 F8		3 0 0 0 0 1 1 1 0 0 0 0 0 0												
23 Ryne Sandberg, R (1, 4) OBP: 0.351, SLG: 0.391	1-1 F8			1-3 K		1-2 FC6-4		2-3 K		4 0 0 0 0 2 1												
Derrick May, L (1, 7) OBP: 0.337, SLG: 0.431	1-0 G4-3			2-1 G3			3-2 F7	3-2 1B		4 0 1 0 0 0 0												
Sammy Sosa, R (1, 9) OBP: 0.316, SLG: 0.500		1-3 K		2-1 G4-3			0-1 P6	1-3 K		4 0 0 0 0 2 1												
Rick Wilkins, L (1, 2) OBP: 0.378, SLG: 0.561		1-0 L9			1-3 K		0-3 K 1B		0-0 G3-1	4 1 0 0 0 2 0												
Steve Buechele, R (1, 5) OBP: 0.283, SLG: 0.408		0-1 2B			0-0 F8		1-2 1B 1B		2-1 G3-6-1 1B	4 0 3 0 0 0 0												
Jose Vizcaino, S (1, 6) OBP: 0.355, SLG: 0.381		1-2 P5			2-0 G3		0-0 BB 1B		0-0 G3-6-1	4 0 1 1 0 0 2												
Doug Jennings, L (1, 3) OBP: 0.240, SLG: 0.348			0-1 G2-3			1-1 F7				2 0 0 0 1 0 0												
Mike Morgan, R (1, 1) OBP: 0.088, SLG: 0.031 Candy Maldonado, R (7, PH) OBP: 0.275, SLG: 0.283 Jose Bautista, R (7, 1) OBP: 0.143, SLG: 0.143			1-0 P3			4-0 BB 23 FC6-4		1-1 P3		1 0 0 0 1 0 0 1 0 0 0 0 0 3 0 0 0 0 0 0 0												
Inning Stats	R: 0 E: 0 K: 1 S: 8	H: 0 LOB: 0 BB: 0 P: 12	R: 0 E: 0 K: 1 S: 9	H: 1 LOB: 1 BB: 0 P: 12	R: 0 E: 0 K: 0 S: 4	H: 0 LOB: 0 BB: 0 P: 7	R: 0 E: 0 K: 1 S: 7	H: 0 LOB: 0 BB: 0 P: 12	R: 0 E: 0 K: 1 S: 5	H: 0 LOB: 0 BB: 0 P: 8	R: 0 E: 0 K: 0 S: 7	H: 0 LOB: 1 BB: 1 P: 14	R: 1 E: 0 K: 1 S: 14	H: 2 LOB: 3 BB: 1 P: 23	R: 0 E: 0 K: 2 S: 13	H: 1 LOB: 1 BB: 0 P: 20	R: 0 E: 0 K: 0 S: 4	H: 1 LOB: 0 BB: 0 P: 6	1B: 4 2B: 1 3B: 0 HR: 0	SF: 0 SAC: 0 DP: 1 HBP: 0	WP: 0 PB: 1 SB: 0 CS: 0	PA: 34
PITCHER	IP WLS BF H R ER SO BB IBB HBP BLK WP HR S P ERA WHIP																					
Jeff Parrett, R (1, 1) ERA: 4.7	6.2 W 25 3 1 0 5 1 0 0 0 0 0 52 81 0.00 0.600																					
Scott Fredrickson, R (7, 1) ERA: 4.03	1.0 5 1 0 0 1 1 0 0 0 0 0 12 23 0.00 2.000																					
Darren Holmes, R (8, 1) ERA: 6.18	1.1 S 4 1 0 0 1 0 0 0 0 0 0 7 10 0.00 0.750																					

Chicago Cubs @ Colorado Rockies
 Mile High Stadium, Denver, CO
 Sun Jul 04 1993, 5:33 AM EDT
 Att. 59,259 - Overcast - 74 F

livebaseballscorecards.com

AB	32
R	1
H	5
RBI	1
BB	2
SO	7
LOB	8



BOTTOM

Chicago Cubs @ Colorado Rockies
Mile High Stadium, Denver, CO
Sun Jul 04 1993, 5:33 AM EDT
Att. 59,259 - Overcast - 74 F

livebaseballscores.com

AB 31
R 3
H 10
RBI 3
BB 1
SO 3
LOB 10




WP: 0 PA: 34
PB: 0
SB: 2
CS: 0

AB	R	H	RBI	BB	SO	LOB	
4	0	1	0	0	0	0	
4	0	0	0	0	1	2	
3	1	2	0	0	0	0	
4	1	2	0	0	0	2	
4	1	3	1	0	0	0	
4	0	1	1	0	1	2	
3	0	1	1	0	1	0	
2	0	0	0	1	0	1	
3	0	0	0	0	0	3	
0	0	0	0	0	0	0	
0	0	0	0	0	0	0	
1B: 8	SF: 1	2B: 3	SAC: 0	3B: 0	DP: 1	HR: 0	HBP: 1

Batter	1	2	3	4	5	6	7	8	9							
Eric Young Sr., R OBP: 0.337, SLG: 0.331 (1, 4)	1-0 G6-3 ①		2-2 G4-3 ③			1-1 1-2 1B	1-1 G1-3 ①									
Alex Cole, L OBP: 0.336, SLG: 0.319 (1, 8)	0-0 B5-3 ②			1-0 G3 ①	3-2 G6-3 ③		0-3 K									
Dante Bichette, R OBP: 0.363, SLG: 0.521 (1, 9)	1-1 FC6-4 1B			0-0 G3 ②		0-0 1B 2B	1-1 S 1B HBP									
Andres Galarraga, R OBP: 0.431, SLG: 0.641 (1, 3)	2-0 FC6-4 ③ 1-2f			0-1 1B 2B		0-0 G5-3 ①	1-2 1B ③ 1-H									
Charlie Hayes, R OBP: 0.364, SLG: 0.502 (1, 5)		0-0 F8 ①		3-1 2-H 1B		0-0 1B SF8 1B		1-0 B1-3 1B								
Chris Jones, R OBP: 0.342, SLG: 0.553 (1, 7)		2-2 G6-3 ②		2-3 K		0-0 BLK S 1B 1-3 2-H	0-1 B1-3 ① ② 1-2f									
Vinny Castilla, R OBP: 0.333, SLG: 0.483 (1, 6)		0-0 G6-3 ③			2-1 FC5-4 1B	3-2 SF8 ②	3-3 K									
Danny Sheaffer, R OBP: 0.262, SLG: 0.360 (1, 2)			0-1 P3 ①		2-2 F8 ①	4-2 BLK BB										
Jeff Parrett, R OBP: 0.143, SLG: 0.143 Scott Fredrickson, R Darren Holmes, R			1-1 G6-3 ②		1-0 FC5-4 1B 1-2f	1-1 P3 ③ 1-2 2-3										
Inning Stats	R: 0 E: 0 K: 0 S: 5	H: 1 LOB: 1 BB: 0 P: 9	R: 0 E: 0 K: 0 S: 5	H: 0 LOB: 0 BB: 0 P: 7	R: 0 E: 0 K: 0 S: 7	H: 0 LOB: 0 BB: 0 P: 10	R: 1 E: 0 K: 1 S: 9	H: 2 LOB: 1 BB: 0 P: 15	R: 0 E: 0 K: 0 S: 13	H: 2 LOB: 2 BB: 0 P: 22	R: 2 E: 0 K: 0 S: 14	H: 3 LOB: 2 BB: 1 P: 21	R: 0 E: 0 K: 1 S: 10	H: 1 LOB: 2 BB: 0 P: 12	R: 0 E: 0 K: 1 S: 7	H: 1 LOB: 0 BB: 0 P: 11

PITCHER	IP	WLS	BF	H	R	ER	SO	BB	IBB	HBP	BLK	WP	HR	S	P	ERA	WHIP
Mike Morgan, R ERA: 4.0 (1, 1)	6.0	L	27	8	3	3	1	1	0	0	1	0	0	53	84	4.50	1.500
Jose Bautista, R ERA: 2.79 (7, 1)	2.0		7	2	0	0	2	0	0	1	0	0	0	17	23	0.00	1.000

Batter	1	2	3	4	5	6	7	8	9	AB R H RBI BB SO LOB	TOP	
Willie Wilson, S (1, 8) OBP: 0.288, SLG: 0.317	3-1 P6		0-0 G4-6-3 1B	3-2 P6		2-3 K			0-0 3B 1B	5 1 2 0 0 1 2		
Jose Vizcaino, S (1, 6) OBP: 0.359, SLG: 0.390	2-2 G4-3		0-2 G4-6-3	0-0 1B		4-0 23 G6-4-3 BB			0-0 23 1B 3B	4 1 2 2 1 0 2		
23 Ryne Sandberg, R (1, 4) Eric Yelding, R (9, PR) OBP: 0.352, SLG: 0.391 OBP: 0.294, SLG: 0.364	1-2 E 1B		2-2 G5-3	1-1 G5-3		2-0 G6-4-3			1-0 BB 1B	5 0 2 1 0 0 4 0 1 0 0 0 0 0		
Derrick May, L (1, 7) OBP: 0.338, SLG: 0.428	1-0 E4 1B			1-0 3B 1B	1-2 G4-3		1-2 F9		4-2 F8 1B 1B BB	4 2 1 0 1 0 1		
Sammy Sosa, R (1, 9) OBP: 0.321, SLG: 0.508	1-1 P6			1-1 HR 3B	0-0 HR 1B		1-0 G4-3		1-0 1B 1B	5 2 3 2 0 0 2		
Rick Wilkins, L (1, 2) OBP: 0.383, SLG: 0.590		0-1 L3 1B		1-1 HR 3B	1-1 HR 1B		2-0 G3-1		2-3 K	5 2 3 4 0 1 2		
Steve Buechele, R (1, 5) OBP: 0.282, SLG: 0.404		1-3 K		2-2 F9	1-2 PB 1B			1-3 K	2-1 F8	5 0 1 0 0 2 3	AB 42 R 10 H 17 RBI 10 BB 2 SO 6 LOB 21	
Doug Jennings, L (1, 3) OBP: 0.267, SLG: 0.357		0-1 L3		0-0 SH 1B	1-0 P7			1-1 G1-3	0-1 1B	5 1 2 1 0 0 2		
Mike Harkey, R (1, 1) Candy Maldonado, R (9, PH) Shawn Boskie, R (9, 1) OBP: 0.208, SLG: 0.217 OBP: 0.273, SLG: 0.280 OBP: 0.250, SLG: 0.250			1-0 G4-6-3 1B	0-1 SH 1B	1-3 K			0-1 F7	1-3 K	3 0 1 0 0 1 1 1 0 0 0 0 1 2 0 0 0 0 0 0 0		
Inning Stats	R: 0 H: 1 E: 1 LOB: 2 K: 0 S: 12 P: 20	R: 0 H: 1 E: 0 LOB: 0 K: 1 S: 7 P: 8	R: 0 H: 2 E: 0 LOB: 1 K: 0 S: 9 P: 12	R: 4 H: 5 E: 1 LOB: 2 K: 0 S: 18 P: 27	R: 2 H: 3 E: 0 LOB: 1 K: 1 S: 13 P: 18	R: 0 H: 0 E: 0 LOB: 0 K: 1 S: 5 P: 13	R: 0 H: 0 E: 0 LOB: 0 K: 0 S: 7 P: 11	R: 0 H: 0 E: 0 LOB: 0 K: 1 S: 7 P: 9	R: 4 H: 5 E: 0 LOB: 2 K: 2 S: 17 P: 28	1B: 13 SF: 0 2B: 1 SAC: 1 3B: 2 DP: 3 HR: 2 HBP: 0	WP: 0 PA: 45 PB: 1 SB: 0 CS: 0	
PITCHER	IP WLS BF H R ER SO BB IBB HBP BLK WP HR S P ERA WHIP											
Willie Blair, R (1, 1) ERA: 5.31	4.1 L 25 12 6 5 1 0 0 0 0 0 0 2 55 79 10.38 2.769											
Bruce Ruffin, L (5, 1) ERA: 5.35	1.2 5 0 0 0 2 1 0 0 0 0 0 0 9 19 0.00 0.600											
Scott Service, R (7, 1) ERA: 9.64	2.0 6 0 0 0 1 0 0 0 0 0 0 0 14 20 0.00 0.000											
Scott Fredrickson, R (9, 1) ERA: 5.64	0.0 5 4 4 4 0 1 0 0 0 0 0 0 7 13 ∞ ∞											
Butch Henry, L (9, 1) ERA: 6.35	1.0 4 1 0 0 2 0 0 0 0 0 0 0 10 15 0.00 1.000											

Chicago Cubs @ Colorado Rockies
Mile High Stadium, Denver, CO
Mon Jul 05 1993, 9:05 PM EDT
Att. 55,185 - Unknown - 77 F

livebaseballscorecards.com

Batter	1	2	3	4	5	6	7	8	9	AB	R	H	RBI	BB	SO	LOB
--------	---	---	---	---	---	---	---	---	---	----	---	---	-----	----	----	-----

Eric Young Sr., R OBP: 0.335, SLG: 0.327 (1, 4) X	0-0 G6-3 ①		1-2 F9 ③			4-1 BB BB BB BB		2-2 F7 ③		3	0	0	0	1	0	1
Chris Jones, R OBP: 0.325, SLG: 0.525 (1, 8) C S B B X	2-2 G4-3 ②			0-1 P9 ①		1-2 F7 ③			1-0 G6-3 ①	4	0	0	0	0	0	1
Daryl Boston, L OBP: 0.323, SLG: 0.378 (1, 9) X	0-0 G4-3 ③			0-1 F9 ②			1-1 2B 1B 1B		2-2 G4-3 ②	4	1	1	0	0	0	0
Andres Galarraga, R OBP: 0.428, SLG: 0.639 (1, 3) B C T C X		1-2 G6-3 ①		0-1 G6-3 ③			0-0 1B 2B		2-2 F9 ③	4	0	1	0	0	0	0
Charlie Hayes, R OBP: 0.383, SLG: 0.500 (1, 5) X		0-0 G6-3 ②			0-0 F9 ①		1-2 1B G6-4-3			3	0	1	1	0	0	0
Jerald Clark, R OBP: 0.337, SLG: 0.424 (1, 7) B X		1-0 G5-3 ③			0-2 1B G6-4-3		0-0 P9 ①			3	0	1	0	0	0	2
Vinny Castilla, R OBP: 0.328, SLG: 0.475 (1, 6) B C B X			2-1 G6-3 ①		1-2 G6-4-3 ② ③ 1-2f		0-0 G6-4-3 ② ③ 1-2f			3	0	0	0	0	0	3
Jayhawk Owens, R OBP: 0.391, SLG: 0.500 (1, 2) X			0-0 1B			0-1 P4 ①		1-1 G6-3 ①		3	0	1	0	0	0	0
Willie Blair, R OBP: 0.196, SLG: 0.158 (5, 1) L SAFE Bruce Ruffin, S (7, 1) L SAFE Jim Tatum, R OBP: 0.221, SLG: 0.262 (6, PH) S Scott Service, R (7, 1) R Alex Cole, L OBP: 0.335, SLG: 0.317 (8, PH) L Scott Fredrickson, R (9, 1) R Butch Henry, L OBP: 0.130, SLG: 0.095 (9, 1) L			0-3 K			1-2 G5-3 ②		1-0 G4-3 ②		1	0	0	0	0	1	1

Inning Stats	R: 0	H: 0	E: 0	K: 0	S: 5	R: 0	H: 0	E: 0	K: 0	S: 5	R: 0	H: 1	E: 0	K: 1	S: 9	R: 0	H: 0	E: 0	K: 0	S: 6	R: 0	H: 1	E: 0	K: 0	S: 7	R: 0	H: 0	E: 0	K: 0	S: 9	R: 1	H: 3	E: 0	K: 0	S: 8	R: 0	H: 0	E: 0	K: 0	S: 8	R: 0	H: 0	E: 0	K: 0	S: 7	1B: 4	SF: 0	2B: 1	SAC: 0	3B: 0	DP: 2	HR: 0	HBP: 0	WP: 0	PA: 31
--------------	------	------	------	------	------	------	------	------	------	------	------	------	------	------	------	------	------	------	------	------	------	------	------	------	------	------	------	------	------	------	------	------	------	------	------	------	------	------	------	------	------	------	------	------	------	-------	-------	-------	--------	-------	-------	-------	--------	-------	--------

PITCHER	IP	WLS	BF	H	R	ER	SO	BB	IBB	HBP	BLK	WP	HR	S	P	ERA	WHIP
Mike Harkey, R ERA: 4.3 (1, 1)	8.0	W	28	5	1	1	1	1	0	0	0	0	0	57	77	1.12	0.750
Shawn Boskie, R ERA: 5.93 (9, 1)	1.0		3	0	0	0	0	0	0	0	0	0	0	7	12	0.00	0.000

BOTTOM

Chicago Cubs @ Colorado Rockies
Mile High Stadium, Denver, CO
Mon Jul 05 1993, 9:05 PM EDT
Att: 55,185 - Unknown - 77 F

livebaseballscores.com

AB	30
R	1
H	5
RBI	1
BB	1
SO	1
LOB	8



Batter	1	2	3	4	5	6	7	8	9	AB R H RBI BB SO LOB	TOP																									
Henry Cotto, R OBP: 0.237, SLG: 0.313 (1, 8) (8, 7)	1-0 HR		2-2 P6			2-2 BLK G6-3 1B		3-2 E S 1B	0-3 K	5 1 3 1 0 1 1																										
Rick Renteria, R OBP: 0.362, SLG: 0.422 (1, 4)	2-2 G5-3		1-0 F8			3-1 G6-3		1-2 G5-3		4 0 0 0 0 0 2																										
Gary Sheffield, R OBP: 0.361, SLG: 0.490 (1, 5)	2-1 E 1B				0-1 F8		2-2 P3	4-2 HBP BB		3 0 1 0 1 0 1																										
Orestes Destrade, S OBP: 0.312, SLG: 0.383 Carl Everett, S OBP: 0.250, SLG: 0.250 (1, 3) (8, PR) (8, 8)	2-0 P6				0-1 L9		0-0 G4-3	1-1 HBP		3 0 0 0 0 0 2 0 0 0 0 0 0 0																										
Jeff Conine, R OBP: 0.372, SLG: 0.397 (1, 7) (8, 3)	2-1 L5				4-0 BB		1-2 G4-3	0-0 P4		3 0 0 0 1 0 4																										
Benito Santiago, R OBP: 0.296, SLG: 0.365 (1, 2)			3-2 P7		1-0 L8		4-1 2B 1B BB	1-0 L6		3 1 0 0 1 0 4																										
Darrell Whitmore, L OBP: 0.190, SLG: 0.357 (1, 9)			2-3 K			0-1 G4-3	0-0 1B 2B	1-0 G3-1		4 1 1 0 0 1 0																										
Walt Weiss, S OBP: 0.369, SLG: 0.331 (1, 6)			0-1 G3			0-0 G3	0-0 G1-6-3 1B	1-2 1B		4 0 2 2 0 0 0																										
Charlie Hough, R OBP: 0.083, SLG: 0.057 Matt Turner, R David Weathers, R Greg Briley, L OBP: 0.297, SLG: 0.387 (1, 1) (7, 1) (8, 1) (9, PH)			1-0 G1-3			0-3 K	0-0 G1-6-3	2-2 K		3 0 0 0 0 1 1 0 0 0 0 0 0 0 0 0 0 0 0 0 0 1 0 0 0 0 1 1																										
Inning Stats	R: 1 E: 1 K: 0 S: 9	H: 2 LOB: 1 BB: 0 P: 18	R: 0 E: 0 K: 1 S: 9	H: 0 LOB: 0 BB: 0 P: 14	R: 0 E: 0 K: 0 S: 5	H: 0 LOB: 0 BB: 0 P: 9	R: 0 E: 0 K: 0 S: 5	H: 0 LOB: 1 BB: 1 P: 10	R: 0 E: 0 K: 1 S: 6	H: 0 LOB: 0 BB: 0 P: 6	R: 0 E: 0 K: 0 S: 10	H: 1 LOB: 1 BB: 0 P: 16	R: 2 E: 0 K: 0 S: 7	H: 2 LOB: 0 BB: 1 P: 12	R: 0 E: 0 K: 0 S: 12	H: 1 LOB: 3 BB: 1 P: 22	R: 0 E: 0 K: 2 S: 10	H: 1 LOB: 1 BB: 0 P: 14	1B: 5 2B: 1 3B: 0 HR: 1	SF: 0 SAC: 0 DP: 1 HBP: 1	WP: 0 PB: 0 SB: 1 CS: 0	PA: 37														
PITCHER	IP WLS BF H R ER SO BB IBB HBP BLK WP HR S P ERA WHIP																																			
Armando Reynoso, R ERA: 3.24 Steve Reed, R ERA: 5.4 Darren Holmes, R ERA: 5.97	(1, 1) (8, 1) (9, 1)	7.0 1.0 1.0	W 6 4	27 1 4	5 1 1	3 0 0	3 0 2	2 1 0	0 0 0	0 1 0	0 0 0	1 0 0	0 12 10	85 22 14	3.86 0.00 0.00	1.000 2.000 1.000																				

Florida Marlins @ Colorado Rockies
Mile High Stadium, Denver, CO
Tue Jul 06 1993, 9:05 PM EDT
Att. 47,528 - Unknown - 86 F

livebaseballscorecards.com

AB	33
R	3
H	7
RBI	3
BB	3
SO	4
LOB	16



Batter	1	2	3	4	5	6	7	8	9	AB	R	H	RBI	BB	SO	LOB
Eric Young Sr., R OBP: 0.334, SLG: 0.326 (1, 4)	1-2 F8		1-0 CS 1B			0-0 G3	2-1 L6			4	0	1	0	0	0	2
Alex Cole, L OBP: 0.342, SLG: 0.322 (1, 8)	4-0 CS BB		2-2 G4-3			0-0 1B		1-0 HR 1B		3	1	2	0	1	0	1
Dante Bichette, R OBP: 0.361, SLG: 0.528 (1, 9)	2-3 FC HR			0-1 F8		1-1 F8		0-2 HR		4	2	1	2	0	0	2
Andres Galarraga, R OBP: 0.429, SLG: 0.647 (1, 3)	2-2 HR			1-0 HBP		1-3 K		1-3 K		3	1	1	2	0	2	1
Charlie Hayes, R OBP: 0.365, SLG: 0.500 (1, 5)	0-1 F8			1-0 F8			0-2 BB SF9 1B	1-2 2B 1B		4	2	2	0	0	0	1
Daryl Boston, L OBP: 0.324, SLG: 0.377 Steve Reed, R Jim Tatum, R Darren Holmes, R		3-2 G4-3		0-1 F9			1-2 SF9 BB 1B	1-0 1B 2B		3	1	1	0	0	0	1
Vinny Castilla, R OBP: 0.332, SLG: 0.473 (1, 6)		0-1 G5-3			0-0 G6-4-3 1B		4-0 CS 1B BB	1-2 G4-3		3	0	1	0	1	0	1
Danny Sheaffer, R OBP: 0.262, SLG: 0.359 (1, 2)		0-2 G1-3			0-0 G6-4-3		2-1 SF9	2-1 1B		3	0	1	2	0	0	1
Armando Reynoso, R OBP: 0.086, SLG: 0.147 Chris Jones, R			2-3 K		0-0 G5-3		0-0 CS 1B	2-3 K		2	0	0	0	0	1	0
							1-2 3-H			2	0	1	1	0	1	1

Inning Stats	R: 2	H: 1	E: 0	LOB: 0	K: 0	S: 15	R: 0	H: 0	E: 0	LOB: 0	K: 0	S: 8	R: 0	H: 1	E: 0	LOB: 0	K: 1	S: 8	R: 0	H: 0	E: 0	LOB: 1	K: 0	S: 5	R: 0	H: 1	E: 0	LOB: 0	K: 0	S: 3	R: 0	H: 1	E: 0	LOB: 1	K: 1	S: 8	R: 2	H: 3	E: 0	LOB: 1	K: 0	S: 11	R: 4	H: 5	E: 0	LOB: 1	K: 2	S: 21	1B: 9	SF: 1	2B: 1	SAC: 0	3B: 0	DP: 1	HR: 2	HBP: 1	WP: 0	PA: 36
--------------	------	------	------	--------	------	-------	------	------	------	--------	------	------	------	------	------	--------	------	------	------	------	------	--------	------	------	------	------	------	--------	------	------	------	------	------	--------	------	------	------	------	------	--------	------	-------	------	------	------	--------	------	-------	-------	-------	-------	--------	-------	-------	-------	--------	-------	--------

PITCHER	IP	WLS	BF	H	R	ER	SO	BB	IBB	HBP	BLK	WP	HR	S	P	ERA	WHIP
Charlie Hough, R ERA: 4.2 (1, 1)	6.0	L	24	6	4	2	3	1	0	0	0	0	1	53	75	3.00	1.167
Matt Turner, R ERA: 2.96 (7, 1)	1.1		8	4	3	3	1	1	0	0	0	0	1	16	27	20.25	3.750
David Weathers, R ERA: 13.5 (8, 1)	0.2		4	2	1	1	1	0	0	0	0	0	0	10	16	13.50	3.000

BOTTOM

Florida Marlins @ Colorado Rockies
Mile High Stadium, Denver, CO
Tue Jul 06 1993, 9:05 PM EDT
Att: 47,528 - Unknown - 86 F

livebaseballscores.com

AB	32
R	8
H	12
RBI	8
BB	2
SO	4
LOB	11



Batter	1	2	3	4	5	6	7	8	9	AB R H RBI BB SO LOB	TOP																												
Henry Cotto, R (1, 8) OBP: 0.243, SLG: 0.338	0-0 G5-3		0-0 HR	0-0 1B		0-0 G6-4-3			0-0 F3	5 1 2 2 0 0 1																													
Rick Renteria, R (1, 4) OBP: 0.356, SLG: 0.413	0-0 G6-4-3 1B		0-0 L6	0-3 K		0-3 K			0-0 F9	5 0 1 0 0 2 2																													
Gary Sheffield, R (1, 5) OBP: 0.359, SLG: 0.487	0-0 G6-4-3 1-2f		0-0 1B 2B 1B	0-0 F8					0-0 G6-3	4 1 1 0 0 0 3																													
Orestes Destrade, S (1, 3) OBP: 0.311, SLG: 0.381		0-0 E1 HR	0-0 2B 1B		0-3 K				0-0 G4-3	4 1 1 0 0 1 0																													
Jeff Conine, R (1, 7) OBP: 0.373, SLG: 0.412		0-0 HR	0-0 1-3 2-H 2B		0-0 G6-3				0-0 G4-3	4 1 2 3 0 0 0																													
Benito Santiago, R (1, 2) OBP: 0.299, SLG: 0.368		0-0 G5-3	4-0 G4-6-3 IBB		0-0 2B				0-3 K	3 0 1 0 1 1 0																													
Darrell Whitmore, L (1, 9) OBP: 0.196, SLG: 0.333		0-0 G6-3	0-0 G4-6-3		1-0 FC6-4 HBP				0-0 L8	3 0 0 0 0 0 3																													
Walt Weiss, S (1, 6) OBP: 0.364, SLG: 0.326	0-0 G4-3			0-0 G1-3	0-0 FC6-4				0-0 F7	4 0 0 0 0 0 2																													
Chris Hammond, L (1, 1) OBP: 0.319, SLG: 0.357			0-0 HR	4-0 1B		4-0 G6-4-3 BB			0-0 P6	1 1 1 0 2 0 0																													
Cris Carpenter, R (7, 1)										0 0 0 0 0 0 0																													
Greg Briley, L (9, PH) OBP: 0.294, SLG: 0.384										1 0 0 0 0 0 0																													
Bryan Harvey, R (9, 1)										0 0 0 0 0 0 0																													
Inning Stats	R: 0 E: 0 K: 0 S: 3	H: 1 LOB: 0 BB: 0 P: 3	R: 2 E: 1 K: 0 S: 5	H: 1 LOB: 0 BB: 0 P: 5	R: 3 E: 0 K: 0 S: 7	H: 5 LOB: 2 BB: 1 P: 11	R: 0 E: 0 K: 1 S: 6	H: 1 LOB: 2 BB: 1 P: 10	R: 0 E: 0 K: 1 S: 6	H: 1 LOB: 2 BB: 0 P: 7	R: 0 E: 0 K: 1 S: 4	H: 0 LOB: 0 BB: 1 P: 8	R: 0 E: 0 K: 0 S: 3	H: 0 LOB: 0 BB: 0 P: 3	R: 0 E: 0 K: 0 S: 5	H: 0 LOB: 0 BB: 0 P: 5	R: 0 E: 0 K: 0 S: 3	H: 0 LOB: 0 BB: 0 P: 3	1B: 5 2B: 2 3B: 0 HR: 2	SF: 0 SAC: 0 DP: 3 HBP: 1	WP: 0 PB: 0 SB: 1 CS: 0	PA: 38																	
PITCHER	IP	WLS	BF	H	R	ER	SO	BB	IBB	HBP	BLK	WP	HR	S	P	ERA	WHIP					PITCHER	IP	WLS	BF	H	R	ER	SO	BB	IBB	HBP	BLK	WP	HR	S	P	ERA	WHIP
Keith Shepherd, R (1, 1) ERA: 6.5	2.1		14	7	5	4	0	0	0	0	0	0	2	14	14	15.43	3.000																						
Bruce Ruffin, L (3, 1) ERA: 5.0	4.2		18	2	0	0	3	2	1	1	0	0	0	20	33	0.00	0.857																						
Steve Reed, R (8, 1) ERA: 5.04	2.0	W	6	0	0	0	1	0	0	0	0	0	0	8	8	0.00	0.000																						

Florida Marlins @ Colorado Rockies
Mile High Stadium, Denver, CO
 Wed Jul 07 1993, 9:05 PM EDT
 Att. 50,707 - Unknown - 87 F

livebaseballscorecards.com

AB	34
R	5
H	9
RBI	5
BB	3
SO	4
LOB	11



BOTTOM

Florida Marlins @ Colorado Rockies
Mile High Stadium, Denver, CO
 Wed Jul 07 1993, 9:05 PM EDT
 Att: 50,707 - Unknown - 87 F

livebaseballscorecards.com

AB	38
R	6
H	12
RBI	6
BB	0
SO	3
LOB	15



WP:	1	PA:	38
PB:	0	SB:	1
CS:	0		

AB R H RBI BB SO LOB

4	0	1	2	0	0	1
0	0	0	0	0	0	0
1	0	0	0	0	0	1
5	0	3	2	0	0	2
4	0	0	0	0	2	4
4	1	1	0	0	0	3
4	0	1	0	0	1	1
4	0	0	1	0	0	1
4	0	1	0	0	0	1
4	2	2	1	0	0	1
0	0	0	0	0	0	0
2	1	1	0	0	0	0
1	0	1	0	0	0	0
1	2	1	0	0	0	0

Batter	1	2	3	4	5	6	7	8	9
Freddie Benavides, R (1, 4) Steve Reed, R (8, 1) Daryl Boston, L (9, PH) OBP: 0.247, SLG: 0.280	0-0 F8		0-0 F9		0-0 L8		0-0 WP 1B		0-0 G3
Chris Jones, R (1, 8) OBP: 0.344, SLG: 0.540	0-0 G5-3		0-0 BLK 1B		0-0 2B		0-0 F9		0-0 1B
Dante Bichette, R (1, 9) OBP: 0.357, SLG: 0.521	0-0 G6-3		0-0 P5 1-2		0-3 K		0-3 K		0-0 1B
Andres Galarraga, R (1, 3) OBP: 0.427, SLG: 0.649		0-0 G6-3		0-0 G6-3 3B		0-0 G6-3		0-0 G4-3 1-2	
Charlie Hayes, R (1, 5) OBP: 0.364, SLG: 0.497		0-0 1B		0-3 K		0-0 G5-3		0-0 G5-3	
Jerald Clark, R (1, 7) OBP: 0.332, SLG: 0.416		0-0 F9		0-0 G6-3		0-0 L3		0-0 F8	
Vinny Castilla, R (1, 6) OBP: 0.330, SLG: 0.474		0-0 F7		0-0 2B		0-0 F8		0-0 F8	
Danny Sheaffer, R (1, 2) OBP: 0.270, SLG: 0.393			0-0 HR		0-0 F8		0-0 2B 1B		0-0 G6-3
Keith Shepherd, R (1, 1) Bruce Ruffin, S (3, 1) Jim Tatum, R (7, PH) Eric Young Sr., R (7, PR) OBP: 0.336, SLG: 0.329			0-0 G5-3		0-0 2B		0-0 1B 2B		0-0 G3 1B

Inning Stats	R: 0	H: 0	E: 0	K: 0	S: 3	H: 0	LOB: 0	BB: 0	P: 3	R: 0	H: 1	E: 0	K: 0	S: 4	H: 1	LOB: 1	BB: 0	P: 4	R: 1	H: 2	E: 0	K: 1	S: 5	H: 2	LOB: 1	BB: 0	P: 5	R: 1	H: 2	E: 0	K: 1	S: 7	H: 2	LOB: 1	BB: 0	P: 7	R: 1	H: 2	E: 0	K: 1	S: 7	H: 0	LOB: 0	BB: 0	P: 3	R: 2	H: 3	E: 0	K: 1	S: 8	H: 0	LOB: 0	BB: 0	P: 3	R: 0	H: 0	E: 0	K: 0	S: 3	H: 2	LOB: 1	BB: 0	P: 4	R: 1	H: 2	E: 0	K: 0	S: 4	H: 2	LOB: 1	BB: 0	P: 4	1B: 6	SF: 0	2B: 4	SAC: 0	3B: 1	DP: 0	HR: 1	HBP: 0	WP: 1	PA: 38
--------------	------	------	------	------	------	------	--------	-------	------	------	------	------	------	------	------	--------	-------	------	------	------	------	------	------	------	--------	-------	------	------	------	------	------	------	------	--------	-------	------	------	------	------	------	------	------	--------	-------	------	------	------	------	------	------	------	--------	-------	------	------	------	------	------	------	------	--------	-------	------	------	------	------	------	------	------	--------	-------	------	-------	-------	-------	--------	-------	-------	-------	--------	-------	--------

PITCHER	IP	WLS	BF	H	R	ER	SO	BB	IBB	HBP	BLK	WP	HR	S	P	ERA	WHIP
Chris Hammond, L (1, 1) ERA: 3.91	6.0		28	10	5	5	2	0	0	0	1	0	1	32	32	7.50	1.667
Cris Carpenter, R (7, 1) ERA: 3.18	2.0		6	0	0	0	1	0	0	0	0	1	0	8	8	0.00	0.000
Bryan Harvey, R (9, 1) ERA: 1.72	0.2	L	4	2	1	1	0	0	0	0	0	0	0	4	4	13.50	3.000

Batter	1	2	3	4	5	6	7	8	9	AB R H RBI BB SO LOB	TOP											
Henry Cotto, R (1, 8) OBP: 0.236, SLG: 0.328	3-2 G5-3		3-1 FC6-4			2-2 P5		2-2 FC6-4		4 0 0 0 0 0 2												
Greg Briley, L (1, 7) OBP: 0.293, SLG: 0.379	1-0 G4-3			1-0 G3			2-2 G1-3		1-0 HR	4 1 1 0 0 0 0												
Gary Sheffield, R (1, 5) OBP: 0.358, SLG: 0.482	0-2 L6			1-1 L8			4-2 BB		2-3 K	3 0 0 0 1 1 1												
Jeff Conine, R (1, 3) OBP: 0.372, SLG: 0.420		1-2 G6-3		3-3 K			2-3 K		2-1 HR	4 1 1 2 0 2 1												
Darrell Whitmore, L (1, 9) OBP: 0.200, SLG: 0.313		2-2 P6			1-3 K2-3		4-0 BB		0-2 G4-3	3 0 0 0 1 1 0												
Alex Arias, R (1, 4) OBP: 0.367, SLG: 0.350		2-1 G4-3			1-1 G5-3		3-2 G6-3		2-1 G1-3	4 0 0 0 0 0 2												
Rob Natal, R (1, 2) OBP: 0.176, SLG: 0.353			0-3 K2-3		2-0 F9			3-3 K		2 0 0 0 0 1 0												
Carl Everett, S (8, PH) OBP: 0.222, SLG: 0.222										1 0 0 0 0 1 0												
Matt Turner, R (8, 1)										0 0 0 0 0 0 0												
Walt Weiss, S (1, 6) OBP: 0.361, SLG: 0.322			1-3 K			0-0 G4-3		0-1 G3		3 0 0 0 0 1 0												
Pat Rapp, R (1, 1) OBP: 0.500, SLG: 0.500			0-2 FC6-4			1-2 G6-3		4-2 FC6-4		2 0 1 0 0 0 0												
Richie Lewis, R (6, 1)										0 0 0 0 0 0 0												
Joe Klink, L (7, 1)										0 0 0 0 0 0 0												
Benito Santiago, R (8, PH) OBP: 0.301, SLG: 0.368										0 0 0 0 1 0 0												
Inning Stats	R: 0 E: 0 K: 0 S: 7	H: 0 LOB: 0 BB: 0 P: 11	R: 0 E: 0 K: 0 S: 9	H: 0 LOB: 0 BB: 0 P: 14	R: 0 E: 0 K: 2 S: 12	H: 1 LOB: 1 BB: 0 P: 16	R: 0 E: 0 K: 1 S: 6	H: 0 LOB: 0 BB: 0 P: 11	R: 0 E: 0 K: 1 S: 6	H: 0 LOB: 0 BB: 0 P: 10	R: 0 E: 0 K: 0 S: 8	H: 0 LOB: 0 BB: 0 P: 11	R: 0 E: 0 K: 1 S: 13	H: 0 LOB: 2 BB: 2 P: 28	R: 0 E: 0 K: 1 S: 11	H: 0 LOB: 1 BB: 1 P: 20	R: 2 E: 0 K: 1 S: 12	H: 2 LOB: 0 BB: 0 P: 19	1B: 2 2B: 0 3B: 0 HR: 1	SF: 0 SAC: 0 DP: 0 HBP: 0	WP: 0 PB: 0 SB: 0 CS: 0	PA: 33
PITCHER	IP WLS BF H R ER SO BB IBB HBP BLK WP HR S P ERA WHIP																					
Curt Leskanic, R (1, 1) ERA: 3.6	6.2 W 23 1 0 0 5 2 0 0 0 0 0 0 57 94 0.00 0.450																					
Scott Fredrickson, R (7, 1) ERA: 5.56	0.1 1 0 0 0 0 0 0 0 0 0 0 0 4 7 0.00 0.000																					
Steve Reed, R (8, 1) ERA: 4.88	1.0 4 0 0 0 1 1 0 0 0 0 0 0 11 20 0.00 1.000																					
Darren Holmes, R (9, 1) ERA: 6.37	1.0 S 5 2 2 2 1 0 0 0 0 0 0 1 12 19 18.00 2.000																					

Florida Marlins @ Colorado Rockies
Mile High Stadium, Denver, CO
Thu Jul 08 1993, 5:33 AM EDT
Att. 56,807 - Cloudy - 86 F

AB	30
R	2
H	3
RBI	2
BB	3
SO	7
LOB	6



BOTTOM

Florida Marlins @ Colorado Rockies
Mile High Stadium, Denver, CO
Thu Jul 08 1993, 5:33 AM EDT
Att. 56,807 - Cloudy - 86 F

livebaseballscorecards.com

AB 26
R 3
H 5
RBI 3
BB 3
SO 5
LOB 12



WP: 0 PA: 30
PB: 0
SB: 0
CS: 2

AB R H RBI BB SO LOB

3 1 1 0 1 0 0

4 2 1 0 0 1 4

3 0 1 3 0 1 2

2 0 0 0 1 0 0

3 0 0 0 0 0 2

3 0 1 0 0 1 0

2 0 0 0 1 0 1

3 0 1 0 0 0 1

2 0 0 0 0 2 1
0 0 0 0 0 0 0
0 0 0 0 0 0 0
1 0 0 0 0 0 1
0 0 0 0 0 0 0
0 0 0 0 0 0 0

1B: 2 SF: 1
2B: 2 SAC: 0
3B: 1 DP: 1
HR: 0 HBP: 0

Batter	1	2	3	4	5	6	7	8	9
Eric Young Sr., R (1, 4) OBP: 0.339, SLG: 0.332	4-0 CS BB			0-0 G5-3		1-2 FC3-2 2B		2-1 E5 CS	
Chris Jones, R (1, 7) OBP: 0.340, SLG: 0.549	1-3 SAFE			2-2 SF9 3B		1-2 FC3-2 2B		0-1 P6	
Dante Bichette, R (1, 9) OBP: 0.355, SLG: 0.522	1-1 SAFE 1-2			0-0 SF9		0-0 1-H 3-H 2B		1-3 K 1-2	
Andres Galarraga, R (1, 3) OBP: 0.426, SLG: 0.644				3-2 F9 L4		4-2 BB			
Charlie Hayes, R (1, 5) OBP: 0.360, SLG: 0.492				2-1 F8		3-1 P6		0-0 F9	
Vinny Castilla, R (1, 6) OBP: 0.330, SLG: 0.472				1-3 K		2-0 G4-6-3 1B		0-0 G5-3	
Alex Cole, L (1, 8) OBP: 0.342, SLG: 0.319				1-2 G6-3		2-1 G4-6-3 1-2f		4-0 BB	
Jayhawk Owens, R (1, 2) OBP: 0.388, SLG: 0.489				0-1 L3		1-1 2B FC3-2 1B		0-1 F8	
Curt Leskanic, R (7, 1) Scott Fredrickson, R (7, PH) Daryl Boston, L (7, PH) Jim Tatum, R (7, PH) Steve Reed, R (8, 1) Darren Holmes, R (9, 1)				1-3 K		0-3 K		2-2 L7	

Inning Stats	R: 0	H: 0	E: 0	K: 1	S: 5	LOB: 0	BB: 1	P: 11	R: 0	H: 0	E: 0	K: 1	S: 10	LOB: 0	BB: 0	P: 16	R: 0	H: 0	E: 0	K: 1	S: 8	LOB: 0	BB: 0	P: 10	R: 1	H: 1	E: 0	K: 0	S: 11	LOB: 0	BB: 0	P: 16	R: 0	H: 1	E: 0	K: 0	S: 5	LOB: 0	BB: 0	P: 12	R: 2	H: 3	E: 0	K: 1	S: 18	LOB: 2	BB: 1	P: 25	R: 0	H: 0	E: 0	K: 0	S: 6	LOB: 1	BB: 1	P: 12	R: 0	H: 0	E: 1	K: 1	S: 8	LOB: 0	BB: 0	P: 11
--------------	------	------	------	------	------	--------	-------	-------	------	------	------	------	-------	--------	-------	-------	------	------	------	------	------	--------	-------	-------	------	------	------	------	-------	--------	-------	-------	------	------	------	------	------	--------	-------	-------	------	------	------	------	-------	--------	-------	-------	------	------	------	------	------	--------	-------	-------	------	------	------	------	------	--------	-------	-------

PITCHER	IP	WLS	BF	H	R	ER	SO	BB	IBB	HBP	BLK	WP	HR	S	P	ERA	WHIP
Pat Rapp, R (1, 1) ERA: 4.76	5.2	L	21	5	3	3	4	1	0	0	0	0	0	54	83	4.76	1.059
Richie Lewis, R (6, 1) ERA: 2.25	1.0		5	0	0	0	0	2	0	0	0	0	0	6	14	0.00	2.000
Joe Klink, L (7, 1) ERA: 3.86	0.1		1	0	0	0	0	0	0	0	0	0	0	3	5	0.00	0.000
Matt Turner, R (8, 1) ERA: 2.84	1.0		3	0	0	0	1	0	0	0	0	0	0	8	11	0.00	0.000


PITCHER	IP	WLS	BF	H	R	ER	SO	BB	IBB	HBP	BLK	WP	HR	S	P	ERA	WHIP
---------	----	-----	----	---	---	----	----	----	-----	-----	-----	----	----	---	---	-----	------

Batter	1	2	3	4	5	6	7	8	9	AB R H RBI BB SO LOB	TOP																									
Eric Young Sr. R (1, 4) OBP: 0.336, SLG: 0.330	1-3 K		1-1 E 1B HBP 1B		1-1 G5-3		0-0 F9		2-1 G6-3	5 1 1 0 0 1 0																										
Alex Cole, L (1, 8) OBP: 0.341, SLG: 0.319 Jerald Clark, R (8, PH) OBP: 0.331, SLG: 0.415 (8, 7)	2-2 G1-3		2-1 HBP E 1B		2-1 G1-4-3			1-1 G6-3		3 0 1 0 0 0 0 1 0 0 0 0 0 0																										
Dante Bichette, R (1, 9) OBP: 0.354, SLG: 0.519	2-1 G6-3		1-1 E3 FC5-4 HBP 1B		0-0 S 1B			0-0 P3		4 0 1 1 0 0 2																										
Andres Galarraga, R (1, 3) OBP: 0.423, SLG: 0.637		1-1 G5-3	2-1 FC5-4 HBP 1B		2-2 G5-3			1-3 K		3 0 0 1 0 1 1																										
Charlie Hayes, R (1, 5) OBP: 0.362, SLG: 0.498		0-0 2B	3-2 FC5-4 1-2 2-3		1-0 P5			0-1 HR 2B		4 1 2 0 0 0 3																										
Chris Jones, R (1, 7) OBP: 0.347, SLG: 0.579 (8, 8)		0-0 F7		2-1 G6-4-3 1B 1B		0-0 F9		0-0 HR 2-H		4 1 2 2 0 0 1																										
Vinny Castilla, R (1, 6) OBP: 0.329, SLG: 0.467	1-3 K			1-0 SAFE 1B G6-4-3 1B		0-0 G6-3		0-0 P4		4 0 1 0 0 1 1																										
Danny Sheaffer, R (1, 2) OBP: 0.278, SLG: 0.423			0-2 1B E 1B 1B		0-0 G6-4-3		1-0 P9		3-2 HR	4 2 2 1 0 0 2																										
Jeff Parrett, R (1, 1) OBP: 0.111, SLG: 0.111 Jim Tatum, R (7, PH) OBP: 0.236, SLG: 0.304 Keith Shepherd, R (7, 1) Gary Wayne, L (7, 1) Marcus Moore, S (8, 1) Daryl Boston, L (8, PH) OBP: 0.320, SLG: 0.373 Darren Holmes, R (9, 1)			0-2 K		0-0 G5-3		2-2 F8		3-3 K	2 0 0 0 0 0 1 2 1 0 1 0 0 0 0 0 1 0 0 0 0 0 0 0 0 0																										
Inning Stats	R: 0 E: 0 K: 1 S: 8	H: 0 LOB: 0 BB: 0 P: 13	R: 0 E: 0 K: 1 S: 7	H: 1 LOB: 1 BB: 0 P: 9	R: 2 E: 1 K: 1 S: 16	H: 3 LOB: 2 BB: 0 P: 25	R: 0 E: 0 K: 0 S: 6	H: 2 LOB: 1 BB: 0 P: 8	R: 0 E: 0 K: 0 S: 8	H: 1 LOB: 1 BB: 0 P: 13	R: 0 E: 0 K: 0 S: 3	H: 0 LOB: 0 BB: 0 P: 4	R: 0 E: 0 K: 0 S: 5	H: 0 LOB: 0 BB: 0 P: 8	R: 0 E: 0 K: 1 S: 7	H: 0 LOB: 0 BB: 0 P: 9	R: 3 E: 0 K: 1 S: 12	H: 3 LOB: 0 BB: 0 P: 20	1B: 6 2B: 2 3B: 0 HR: 2	SF: 0 SAC: 0 DP: 2 HBP: 1	WP: 0 PB: 0 SB: 1 CS: 0	PA: 37														
PITCHER	IP WLS BF H R ER SO BB IBB HBP BLK WP HR S P ERA WHIP																				PITCHER	IP WLS BF H R ER SO BB IBB HBP BLK WP HR S P ERA WHIP														
Rene Arocha, R (1, 1) ERA: 3.47	7.0		28	7	2	1	3	0	0	1	0	0	0	53	80	1.29	1.000																			
Rob Murphy, L (8, 1) ERA: 3.0	1.0		3	0	0	0	1	0	0	0	0	0	0	7	9	0.00	0.000																			
Lee Smith, R (9, 1) ERA: 4.08	0.1	L	4	3	3	3	0	0	0	0	0	0	2	7	10	81.00	9.000																			
Lee Guetterman, L (9, 1) ERA: 3.52	0.2		2	0	0	0	1	0	0	0	0	0	0	5	10	0.00	0.000																			

Colorado Rockies @ St. Louis Cardinals
 Busch Stadium, St. Louis, MO
 Fri Jul 09 1993, 7:05 PM CDT
 Att: 41,466 - Unknown

livebaseballscorecards.com

AB	36
R	5
H	10
RBI	5
BB	0
SO	5
LOB	12



BOTTOM

Colorado Rockies @ St. Louis Cardinals
Busch Stadium, St. Louis, MO

livebaseballscorecards.com

AB	35
R	4
H	11
RBI	4
BB	3
SO	7
LOB	15



WP:	0	PA:	39
PB:	0		
SB:	0		
CS:	1		

Fri Jul 09 1993, 7:05 PM CDT
Att. 41,466 - Unknown

AB R H RBI BB SO LOB

4	0	1	0	1	1	0
5	1	3	0	0	0	3
5	1	2	0	0	1	3
4	1	1	2	0	0	3
3	0	0	0	1	3	1
4	0	1	0	0	2	0
3	1	2	1	0	0	0
0	0	0	0	0	0	0
0	0	0	0	0	0	0
3	0	1	0	1	0	2
2	0	0	0	0	0	2
0	0	0	0	0	0	0
1	0	0	1	0	0	1
0	0	0	0	0	0	0
0	0	0	0	0	0	0
0	0	0	0	0	0	0
1	0	0	0	0	0	0

Batter	1	2	3	4	5	6	7	8	9
Bernard Gilkey, R OBP: 0.393, SLG: 0.507 (1, 7) X	0-0 F7 ①		4-0 G4-6-3 BB		1-3 K ③		1-1 FC6-4 1B		3-1 F8 ②
Ozzie Smith, S OBP: 0.327, SLG: 0.358 (1, 6) B B F F F F B X	3-2 FC6-4 1B		0-0 F9 ①			1-2 1B FC6-4 1B	2-1 FC6-4 ③		2-2 1B
Gregg Jefferies, S OBP: 0.394, SLG: 0.519 (1, 3) C C C 1 S	0-3 K ②		0-0 G4-6-3 ② ③ 1-2f			2-1 FC6-4 1B		2-0 1B G6-3 SF8 1B	0-0 L5 ③
Todd Zeile, R OBP: 0.324, SLG: 0.366 (1, 5) 1 B 1 B 1 B X	2-0 FC6-4 ③ 1-2f			3-1 HR		0-2 FC6-4 CS 1-2f		3-0 G6-3 ① 1-2	
Mark Whiten, S OBP: 0.314, SLG: 0.383 (1, 9) C B B B B B B		2-3 K ①		1-3 K ①		0-2 K ① 1-2		4-0 1B IBB	
Brian Jordan, R OBP: 0.289, SLG: 0.409 (1, 8) G G B B F X		1-3 K ②		0-1 G3 ②			2-3 K ① X	0-0 1B	
Luis Alicea, S OBP: 0.394, SLG: 0.417 (9, 1) Lee Smith, R (9, 1) Lee Guetterman, L		0-1 2B		0-0 F7 ③			2-2 1B FC4-6 1B	0-0 SF8 ②	
Tom Pagnozzi, R OBP: 0.284, SLG: 0.364 (1, 2) B B B B I		4-0 IBB				2-0 F8 ①	0-1 FC4-6 1B	1-1 F9 ③	
Rene Arocha, R OBP: 0.038, SLG: 0.038 (7, PH) Gerald Perry, L (7, PH) Erik Flappoos, R (8, 1) Rob Murphy, L (9, 4) José Oquendo, S (9, PH) Ray Lankford, L OBP: 0.391, SLG: 0.353		1-0 G6-3 ③				1-2 G4-3 ②	2-2 FC4-6 1B 1-2f 3-H	1-2 F8 ①	

Inning Stats	R: 0	H: 1	E: 0	LOB: 1	K: 1	S: 9	P: 14	R: 0	H: 1	E: 0	LOB: 2	K: 2	S: 9	P: 17	R: 0	H: 0	E: 0	LOB: 0	K: 0	S: 2	R: 1	H: 1	E: 0	LOB: 0	K: 1	S: 8	R: 0	H: 0	E: 0	LOB: 0	K: 1	S: 7	R: 1	H: 2	E: 0	LOB: 1	K: 1	S: 11	R: 1	H: 3	E: 0	LOB: 2	K: 1	S: 15	R: 1	H: 2	E: 0	LOB: 2	K: 0	S: 6	R: 0	H: 1	E: 0	LOB: 1	K: 0	S: 9	1B: 9	SF: 1	2B: 2	SAC: 0	3B: 0	DP: 2	HR: 1	HBP: 0	WP: 0	PA: 39
--------------	------	------	------	--------	------	------	-------	------	------	------	--------	------	------	-------	------	------	------	--------	------	------	------	------	------	--------	------	------	------	------	------	--------	------	------	------	------	------	--------	------	-------	------	------	------	--------	------	-------	------	------	------	--------	------	------	------	------	------	--------	------	------	-------	-------	-------	--------	-------	-------	-------	--------	-------	--------

PITCHER	IP	WLS	BF	H	R	ER	SO	BB	IBB	HBP	BLK	WP	HR	S	P	ERA	WHIP
Jeff Parrett, R ERA: 4.54 (1, 1)	6.0		23	5	2	2	6	1	1	0	0	0	1	46	77	3.00	1.000
Keith Shepherd, R ERA: 6.87 (7, 1)	0.1		3	2	1	1	1	0	0	0	0	0	0	8	12	27.00	6.000
Gary Wayne, L ERA: 5.45 (7, 1)	1.0		6	2	1	1	0	0	1	0	0	0	0	9	23	9.00	2.000
Marcus Moore, R ERA: (8, 1)	0.2	W	3	1	0	0	0	0	0	0	0	0	0	4	5	0.00	1.500
Darren Holmes, R ERA: 6.16 (9, 1)	1.0	S	4	1	0	0	0	0	0	0	0	0	0	9	15	0.00	1.000

Batter	1	2	3	4	5	6	7	8	9	AB R H RBI BB SO LOB	TOP												
Eric Young Sr. R (1, 4) OBP: 0.335, SLG: 0.329	0-3 K		0-0 1B		0-3 K			0-0 G5-3		4 0 1 0 0 2 0	Colorado Rockies @ St. Louis Cardinals Busch Stadium, St. Louis, MO Sat Jul 10 1993, 7:05 PM CDT Att. 53,146 - Unknown - 94 F livebaseballscorecards.com												
Chris Jones, R (1, 8) OBP: 0.333, SLG: 0.556	0-3 K		0-0 G5-3			0-3 K		0-3 K		4 0 0 0 0 3 1													
Dante Bichette, R (1, 9) OBP: 0.356, SLG: 0.515	4-0 PB BB			4-0 HR BB		0-3 K		0-0 G5-3		2 1 0 0 2 1 0													
Andres Galarraga, R (1, 3) OBP: 0.424, SLG: 0.646	0-0 L6			0-3 K		0-0 HR		0-0 FC6-4 1B		4 1 2 1 0 1 2													
Charlie Hayes, R (1, 5) OBP: 0.364, SLG: 0.508		0-3 K		0-0 HR		0-0 FC6-4 1B		0-0 F8		4 1 2 2 0 1 1													
Jerald Clark, R (1, 7) OBP: 0.326, SLG: 0.408		0-3 K		0-0 F9		0-0 FC6-4		0-0 FC6-4		4 0 0 0 0 1 2													
Jayhawk Owens, R (1, 2) OBP: 0.358, SLG: 0.449		0-0 G6-3		0-0 G6-3			0-0 G6-3		0-0 G1-3			4 0 0 0 0 0 1											
Freddie Benavides, R (1, 6) Scott Fredrickson, R (7, 1)			0-0 F8		0-0 F7		0-0 G5-3			3 0 0 0 0 0 0 0 0 0 0 0 0 0													
Butch Henry, L (1, 1) Keith Shepherd, R (4, 1) Jim Tatum, R (5, PH) Bruce Ruffin, S (5, 1) Vinny Castilla, R (7, PH) OBP: 0.327, SLG: 0.485			0-0 F7		0-0 F9		0-0 F9			1 0 0 0 0 0 0 0 0 0 0 0 0 0 1 0 0 0 0 0 0 0 0 0 0 0 0 0 1 0 0 0 0 0 0													
Inning Stats	R: 0 E: 0 K: 2 S: 7	H: 0 LOB: 1 BB: 1 P: 11	R: 0 E: 0 K: 2 S: 7	H: 0 LOB: 0 BB: 0 P: 7	R: 0 E: 0 K: 0 S: 4	H: 1 LOB: 1 BB: 0 P: 4	R: 2 E: 0 K: 1 S: 6	H: 1 LOB: 0 BB: 1 P: 10	R: 0 E: 0 K: 1 S: 5	H: 0 LOB: 0 BB: 0 P: 5	R: 1 E: 0 K: 2 S: 9	H: 2 LOB: 1 BB: 0 P: 9	R: 0 E: 0 K: 0 S: 3	H: 0 LOB: 0 BB: 0 P: 3	R: 0 E: 0 K: 1 S: 5	H: 0 LOB: 0 BB: 0 P: 5	R: 0 E: 0 K: 0 S: 4	H: 1 LOB: 1 BB: 0 P: 4	1B: 3 2B: 0 3B: 0 HR: 2	SF: 0 SAC: 0 DP: 0 HBP: 0	WP: 0 PB: 1 SB: 0 CS: 0	PA: 34	
PITCHER Donovan Osborne, L (1, 1) ERA: 3.57 Omar Olivares, R (8, 1) ERA: 4.7	IP 7.0 2.0	WLS W 7	BF 27 7	H 4 1	R 3 0	ER 3 0	SO 8 1	BB 2 0	IBB 0 0	HBP 0 0	BLK 0 0	WP 0 0	HR 2 0	S 41 9	P 49 9	ERA 3.86 0.00	WHIP 0.857 0.500						PITCHER IP WLS BF H R ER SO BB IBB HBP BLK WP HR S P ERA WHIP

AB	32
R	3
H	5
RBI	3
BB	2
SO	9
LOB	7



BOTTOM

Colorado Rockies @ St. Louis Cardinals
 Busch Stadium, St. Louis, MO
 Sat Jul 10 1993, 7:05 PM CDT
 Att: 53,146 - Unknown - 94 F

livebaseballscorecards.com

AB	34
R	9
H	12
RBI	8
BB	3
SO	5
LOB	10



WP: 0	PA: 37
PB: 0	
SB: 0	
CS: 1	

AB	R	H	RBI	BB	SO	LOB
5	0	1	0	0	1	1
3	1	1	0	1	0	2
0	0	0	0	0	0	0
3	1	1	0	1	0	1
4	1	1	1	0	2	1
3	2	1	0	1	1	2
4	2	4	3	0	0	0
3	1	1	3	0	1	1
1	1	0	0	0	0	1
4	0	0	0	0	0	1
3	0	1	0	0	0	0
1	0	1	1	0	0	0

Batter	1	2	3	4	5	6	7	8	9
Luis Alicea, S OBP: 0.388, SLG: 0.409 (1, 4)	0-3 K		0-0 G1-3	0-0 2-3 1B		0-0 G5-3		0-0 F8	
Ozzie Smith, S OBP: 0.329, SLG: 0.358 Tim Jones, L (1, 6) (9, 6)	0-0 G5-3			1B BB			0-0 G4-6-3 1B		
Gregg Jefferies, S OBP: 0.395, SLG: 0.517 (1, 3)	0-0 G4-3			1B 1-3 1B	4-0 CS BB		0-0 G4-6-3 1-2f		
Todd Zeile, R OBP: 0.323, SLG: 0.364 (1, 5)		0-0 F9		1-2 HR 1B	0-3 K		0-3 K		
Bernard Gilkey, R OBP: 0.394, SLG: 0.506 (1, 7)		0-3 K		0-0 F8				4-0 1B E BB	
Brian Jordan, R OBP: 0.317, SLG: 0.467 (1, 8) (6, 9)		0-0 E5 1B		1-2 HR 1B	0-0 HR			0-0 FC3-6 1B	
Mark Whiten, S OBP: 0.314, SLG: 0.393 Ray Lankford, L OBP: 0.389, SLG: 0.352 (1, 9) (6, 8)		0-3 K		1-2 HR 1B	0-0 G5-3			0-0 FC3-6 G6-3 E 1-2f 2-H	
Tom Pagnozzi, R OBP: 0.277, SLG: 0.354 (1, 2)			0-0 G5-3	0-0 F8		0-0 G4-3		0-0 G6-3	
Donovan Osborne, S OBP: 0.225, SLG: 0.211 Omar Olivares, R OBP: 0.250, SLG: 0.313 (1, 1) (8, 1)			0-0 G4-3	0-0 1B 2B		0-0 G4-3		0-0 E7 2B 3-H	

Inning	R	H	E	K	S	P	BB	IBB	HBP	BLK	WP	HR	S	P	ERA	WHIP
1	0	0	0	1	5	3	1	0	0	0	0	1	24	28	12.27	2.182
2	0	1	1	2	8	3	1	0	0	0	0	0	1	1	0.00	0.000
3	0	0	0	2	5	3	1	0	0	0	0	1	9	13	9.00	1.500
4	0	0	0	2	8	3	1	0	0	0	0	0	10	14	4.50	2.000

PITCHER	IP	WLS	BF	H	R	ER	SO	BB	IBB	HBP	BLK	WP	HR	S	P	ERA	WHIP
Butch Henry, L ERA: 6.59 (1, 1)	3.2	L	19	7	5	5	3	1	0	0	0	0	1	24	28	12.27	2.182
Keith Shepherd, R ERA: 6.75 (4, 1)	0.1		1	0	0	0	0	0	0	0	0	0	0	1	1	0.00	0.000
Bruce Ruffin, L ERA: 5.11 (5, 1)	2.0		8	2	2	2	1	1	0	0	0	0	1	9	13	9.00	1.500
Scott Fredrickson, R ERA: 5.47 (7, 1)	2.0		9	3	2	1	1	1	0	0	0	0	0	10	14	4.50	2.000

Batter	1	2	3	4	5	6	7	8	9	AB R H RBI BB SO LOB	TOP	
Eric Young Sr., R (1, 4) OBP: 0.337, SLG: 0.334	0-1 G3-1 1B		1-1 G1-3		1-2 1B 2B			3-2 P3		4 1 2 0 0 0 0		
Alex Cole, L (1, 8) OBP: 0.344, SLG: 0.323	0-1 G3-1 1B		2-3 K		0-0 G5-4-3 1B			1-0 G4-3		4 0 2 1 0 1 0		
Dante Bichette, R (1, 9) OBP: 0.352, SLG: 0.508	1-1 G3-1		1-1 G6-3		0-0 G5-4-3			0-3 K		4 0 0 0 0 1 3		
Daryl Boston, L (1, 7) Chris Jones, R (9, PH) OBP: 0.314, SLG: 0.365 OBP: 0.340, SLG: 0.580	2-2 P6			1-1 G3-1				0-2 HR 3B		3 0 0 0 0 0 2 1 1 1 0 0 0 0		
Charlie Hayes, R (1, 5) OBP: 0.362, SLG: 0.508	2-3 K			1-2 2B 2B				1-2 L3		4 1 1 0 0 2 3		
Jerald Clark, R (1, 3) OBP: 0.332, SLG: 0.430				1-1 2B 2B				2-1 HR		4 1 3 3 0 0 0		
Vinny Castilla, R (1, 6) OBP: 0.321, SLG: 0.455				0-0 P6				1-1 G1-3		4 0 0 0 0 1 2		
Danny Sheaffer, R (1, 2) OBP: 0.269, SLG: 0.409				1-2 G6-3				0-0 G5-3		4 0 0 0 0 0 2		
Armando Reynoso, R (1, 1) Gary Wayne, L (8, 1) Steve Reed, R (8, 1)					1-3 K					3 0 0 0 0 3 1 0 0 0 0 0 0 0 0 0 0 0 0 0 0		
Inning Stats	R: 0 H: 2 E: 0 LOB: 2 K: 1 BB: 0 S: 13 P: 18	R: 0 H: 1 E: 0 LOB: 1 K: 1 BB: 0 S: 12 P: 16	R: 0 H: 0 E: 0 LOB: 0 K: 1 BB: 0 S: 7 P: 11	R: 1 H: 2 E: 0 LOB: 1 K: 0 BB: 0 S: 12 P: 16	R: 1 H: 2 E: 0 LOB: 0 K: 1 BB: 0 S: 8 P: 10	R: 0 H: 0 E: 0 LOB: 0 K: 1 BB: 0 S: 6 P: 10	R: 0 H: 0 E: 0 LOB: 0 K: 2 BB: 0 S: 11 P: 15	R: 0 H: 0 E: 0 LOB: 0 K: 1 BB: 0 S: 8 P: 12	R: 2 H: 2 E: 0 LOB: 0 K: 0 BB: 0 S: 11 P: 15	1B: 4 SF: 0 2B: 3 SAC: 0 3B: 1 DP: 1 HR: 1 HBP: 0	WP: 0 PA: 35 PB: 0 SB: 0 CS: 0	
PITCHER	IP WLS BF H R ER SO BB IBB HBP BLK WP HR S P ERA WHIP											
Bob Tewksbury, R (1, 1) ERA: 3.73	8.0 L 30 7 2 2 8 0 0 0 0 0 0 0 77 108 2.25 0.875											
Rob Murphy, L (9, 1) ERA: 3.22	0.1 2 1 1 1 0 0 0 0 0 0 0 0 6 7 27.00 3.000											
Omar Olivares, R (9, 1) ERA: 4.78	0.2 3 1 1 1 0 0 0 0 0 0 0 0 5 8 13.50 1.500											

Colorado Rockies @ St. Louis Cardinals
 Busch Stadium, St. Louis, MO
 Sun Jul 11 1993, 3:33 AM CDT
 Att. 44,105 - Sunny - 95 F

livebaseballscorecards.com

AB	35
R	4
H	9
RBI	4
BB	0
SO	8
LOB	13



Batter	1	2	3	4	5	6	7	8	9	AB	R	H	RBI	BB	SO	LOB
Bernard Gilkey, R OBP: 0.389, SLG: 0.498 (1, 7)	3-2 P4		1-1 G6-3			1-0 P9		2-3 K		4	0	0	0	0	1	2
Luis Alcega, S OBP: 0.379, SLG: 0.399 (1, 4)	1-1 G3			2-2 F8		1-1 G1-6-3		1-3 K		4	0	0	0	0	1	2
Gregg Jefferies, S OBP: 0.390, SLG: 0.511 (1, 3)	1-0 P5			2-0 G4-3			0-1 F8		2-3 K	4	0	0	0	0	1	0
Todd Zeile, R OBP: 0.322, SLG: 0.363 (1, 5)		2-1 FC4-6 1B		2-3 K			1-2 G5-3		3-2 F7	4	0	1	0	0	1	0
Ray Lankford, L OBP: 0.388, SLG: 0.354 (1, 8)		0-0 FC4-6 G6-3 1-2f			2-2 G4-3		1-2 WP 2B		2-3 K	4	0	1	0	0	1	1
Brian Jordan, R OBP: 0.327, SLG: 0.468 (1, 9)		1-0 G6-3			2-0 S 1B		4-2 BB			2	0	1	0	1	0	1
Erik Pappas, R OBP: 0.394, SLG: 0.371 (1, 2)		3-2 P6			1-3 K		0-0 F8			3	0	0	0	0	1	4
José Oquendo, S OBP: 0.365, SLG: 0.245 (1, 6)			2-2 G4-3		2 SAFE 3-2 F9			0-0 PB 1B		2	0	0	0	0	0	1
Rod Brewer, L OBP: 0.319, SLG: 0.321 (8, PH)								1-0 CS 1B		1	0	1	0	0	0	0
Tim Jones, L (8, PR) (9, 6)										0	1	0	0	0	0	0
Bob Tewksbury, R OBP: 0.238, SLG: 0.200 (1, 1)			0-0 P4							2	0	1	0	0	0	0
Gerald Perry, L OBP: 0.413, SLG: 0.575 (8, PH)										0	0	0	0	0	0	0
Mark Whiten, S OBP: 0.316, SLG: 0.395 (8, PH)										1	0	1	1	0	0	0
Ozzie Smith, S OBP: 0.329, SLG: 0.358 (8, PR)										0	0	0	0	0	0	0
Rob Murphy, L OBP: 0.600, SLG: 0.500 (9, 1)										0	0	0	0	0	0	0
Omar Olivares, R OBP: 0.290, SLG: 0.313 (9, 1)										0	0	0	0	0	0	0

Inning Stats	R: 0	H: 0	E: 0	K: 0	S: 7	H: 0	LOB: 0	BB: 0	P: 12	R: 0	H: 1	E: 0	K: 0	S: 8	H: 0	LOB: 1	BB: 0	P: 14	R: 0	H: 0	E: 0	K: 0	S: 6	H: 0	LOB: 0	BB: 0	P: 9	R: 0	H: 0	E: 0	K: 1	S: 9	H: 0	LOB: 0	BB: 0	P: 15	R: 0	H: 1	E: 0	K: 1	S: 12	H: 1	LOB: 1	BB: 0	P: 20	R: 0	H: 1	E: 0	K: 0	S: 4	H: 1	LOB: 0	BB: 0	P: 6	R: 0	H: 1	E: 0	K: 0	S: 14	H: 1	LOB: 2	BB: 1	P: 20	R: 1	H: 2	E: 0	K: 2	S: 8	H: 2	LOB: 1	BB: 0	P: 12	R: 0	H: 0	E: 0	K: 2	S: 11	H: 0	LOB: 0	BB: 0	P: 18	1B: 5	SF: 0	2B: 1	SAC: 0	3B: 0	DP: 1	HR: 0	HBP: 0
PITCHER Armando Reynoso, R ERA: 3.03 (1, 1)	IP	WLS	BF	H	R	ER	SO	BB	IBB	HBP	BLK	WP	HR	S	P	ERA	WHIP																																																																								
Gary Wayne, L ERA: 5.45 (8, 1)	0.0		1	1	0	0	0	0	0	0	0	0	0	1	2	∞	∞																																																																								
Steve Reed, R ERA: 4.59 (8, 1)	2.0	S	5	0	0	0	4	0	0	0	0	0	0	17	27	0.00	0.000																																																																								

BOTTOM

Colorado Rockies @ St. Louis Cardinals
Busch Stadium, St. Louis, MO

Sun Jul 11 1993, 3:33 AM CDT
Att: 44,105 - Sunny - 95 F

livebaseballscores.com

AB	31
R	1
H	6
RBI	1
BB	1
SO	6
LOB	11



WP:	1	PA:	32
PB:	1		
SB:	1		
CS:	1		

Batter	1	2	3	4	5	6	7	8	9	AB R H RBI BB SO LOB	TOP									
Daryl Boston, L (1, 8) OBP: 0.307, SLG: 0.356	3-2 P3		1-0 G4-3			0-3 K		3-0 CS	2-1 L9	4 0 0 0 0 1 1	Colorado Rockies @ Chicago Cubs Wrigley Field, Chicago, IL Thu Jul 15 1993, 7:05 PM CDT Att. 38,765 - Unknown - 68 F									
Roberto Mejia, R (1, 4) OBP: 0.347, SLG: 0.502	1-2 F8		0-3 K			2-2 F9			1-1 F7	4 0 0 0 0 1 1										
Dante Bichette, R (1, 9) OBP: 0.347, SLG: 0.502	0-0 P3				1-2 P3	2-2 G5-3			0-1 G5-3	4 0 0 0 0 0 0										
Andres Galarraga, R (1, 3) OBP: 0.420, SLG: 0.639		0-1 G6-3		0-0 P3		0-3 K				3 0 0 0 0 1 0										
Charlie Hayes, R (1, 5) OBP: 0.368, SLG: 0.513		1-0 FC5-4 1B		3-2 1B		3-1 CS 1B				3 0 3 0 0 0 0										
Jerald Clark, R (1, 7) OBP: 0.328, SLG: 0.424		1-2 FC5-4 1-2f		1-1 G6-3		0-1 F9				3 0 0 0 0 0 3										
Jayhawk Owens, R (1, 2) OBP: 0.339, SLG: 0.423		0-3 K 1-2			0-1 G2-3	2-2 CS 1-2	0-0 G4-3			3 0 0 0 0 1 1										
Vinny Castilla, R (1, 6) OBP: 0.321, SLG: 0.459			0-0 K 2B		1-2 P6		1-0 G5-3			3 0 1 0 0 0 0										
Willie Blair, R (1, 1) OBP: 0.095, SLG: 0.143			1-3 K 1		0-0 G5-3		0-1 CS 1B			2 0 0 0 0 1 1										
Alex Cole, L (8, PH) OBP: 0.347, SLG: 0.326										1 0 1 0 0 0 0										
Gary Wayne, L (8, 1)										0 0 0 0 0 0 0										
Steve Reed, R (8, 1)										0 0 0 0 0 0 0										
Inning Stats	R: 0 E: 0 K: 0 S: 8	H: 0 LOB: 0 BB: 0 P: 12	R: 0 E: 0 K: 1 S: 9	H: 1 LOB: 1 BB: 0 P: 11	R: 0 E: 0 K: 2 S: 8	H: 1 LOB: 1 BB: 0 P: 10	R: 0 E: 0 K: 0 S: 9	H: 1 LOB: 1 BB: 0 P: 14	R: 0 E: 0 K: 1 S: 10	H: 0 LOB: 0 BB: 0 P: 14	R: 0 E: 0 K: 1 S: 10	H: 1 LOB: 0 BB: 0 P: 14	R: 0 E: 0 K: 0 S: 4	H: 1 LOB: 0 BB: 0 P: 8	R: 0 E: 0 K: 0 S: 6	H: 0 LOB: 0 BB: 0 P: 9	1B: 4 2B: 1 3B: 0 HR: 0	SF: 0 SAC: 0 DP: 0 HBP: 0	WP: 0 PB: 0 SB: 1 CS: 2	PA: 32
PITCHER Mike Morgan, R (1, 1) ERA: 3.56	IP: 9.0 WLS: W BF: 30 H: 5 R: 0 ER: 0 SO: 5 BB: 0 IBB: 0 HBP: 0 BLK: 0 WP: 0 HR: 0 S: 70 P: 99 ERA: 0.00 WHIP: 0.556																			

livebaseballscorecards.com

AB	30
R	0
H	5
RBI	0
BB	0
SO	5
LOB	7




Batter	1	2	3	4	5	6	7	8	9	AB R H RBI BB SO LOB	TOP		
Eric Young Sr. R (1, 7) OBP: 0.333, SLG: 0.330	2-1 P8 ①		2-1 P5 ③			2-0 G6-3 ①		0-0 P9 ③		4 0 0 0 0 0 1			
Roberto Mejia, R (1, 4) OBP: 0.125, SLG: 0.250	3-3 K ②			2-2 1B 2B ①		0-3 K ②		0-0 L5 ①		4 1 1 0 0 2 0			
Dante Bichette, R (1, 9) OBP: 0.346, SLG: 0.498	1-2 G6-3 ③			2-1 G6-3 ①		0-0 1B ①		0-1 F7 ②		4 0 1 0 0 0 1			
Andres Galarraga, R (1, 3) OBP: 0.418, SLG: 0.633		0-3 K ①		0-1 P8 ②		1-2 F8 ③		1-0 1B 1B ①		4 1 1 0 0 1 2			
Charlie Hayes, R (1, 5) OBP: 0.369, SLG: 0.513		1-3 K ②		1-2 1B ③			1-3 K ①	1-0 1B 1B ①		4 0 2 1 0 2 0			
Chris Jones, R (1, 8) OBP: 0.336, SLG: 0.567		0-1 G4-3 ③		0-1 P9 ③			3-2 G3-1 ②	1-1 1B 1B ①		4 0 1 1 0 0 1			
Vinny Castilla, R (1, 6) OBP: 0.317, SLG: 0.452			2-3 K ①		0-3 K ①		0-0 G6-3 ③	0-0 FC5-4 ③		3 0 0 0 0 2 0			
Daryl Boston, L (9, PH) OBP: 0.307, SLG: 0.356								1-2 1B ①		0 0 0 0 0 0 0			
Jerald Clark, R (9, PH) OBP: 0.327, SLG: 0.423								3-H 1B ①		1 0 0 0 0 0 2			
Jayhawk Owens, R (1, 2) OBP: 0.322, SLG: 0.400			0-3 K ②		2-3 K ②			0-1 G5-3 ①		3 0 0 0 0 2 0			
Curt Leskanic, R (1, 1)													
Keith Shepherd, R (6, 1)													
Bruce Ruffin, S (6, 1) OBP: 0.143, SLG: 0.105													
Alex Cole, L (8, PH) OBP: 0.345, SLG: 0.324													
Darren Holmes, R (8, 1)				4-0 BB ③		0-3 K ③							
Inning Stats	R: 0 H: 0 E: 0 LOB: 0 K: 1 BB: 0 S: 8 P: 14	R: 0 H: 0 E: 0 LOB: 0 K: 2 BB: 0 S: 8 P: 9	R: 0 H: 0 E: 0 LOB: 1 K: 2 BB: 1 S: 8 P: 16	R: 1 H: 2 E: 0 LOB: 1 K: 0 BB: 0 S: 14 P: 19	R: 0 H: 0 E: 0 LOB: 0 K: 3 BB: 0 S: 9 P: 11	R: 0 H: 1 E: 0 LOB: 1 K: 1 BB: 0 S: 9 P: 12	R: 0 H: 0 E: 0 LOB: 0 K: 1 BB: 0 S: 7 P: 11	R: 0 H: 0 E: 0 LOB: 0 K: 1 BB: 0 S: 6 P: 8	R: 1 H: 3 E: 0 LOB: 2 K: 0 BB: 0 S: 8 P: 11	1B: 5 SF: 0 2B: 1 SAC: 0 3B: 0 DP: 0 HR: 0 HBP: 0	WP: 0 PA: 34 PB: 0 SB: 0 CS: 0		
PITCHER	IP WLS BF H R ER SO BB IBB HBP BLK WP HR S P ERA WHIP											PITCHER	IP WLS BF H R ER SO BB IBB HBP BLK WP HR S P ERA WHIP
Jose Guzman, R (1, 1) ERA: 4.29	8.2 W 33 6 2 2 11 1 0 0 0 0 0 0 76 110 2.08 0.808												
Paul Assenmacher, L (9, 1) ERA: 3.57	0.1 1 0 0 0 0 0 0 0 0 0 0 0 1 1 0.00 0.000												

Colorado Rockies @ Chicago Cubs
Wrigley Field, Chicago, IL
Fri Jul 16 1993, 3:33 AM CDT
Att. 39,281 - Overcast - 74 F

livebaseballscorecards.com

AB 33
R 2
H 6
RBI 2
BB 1
SO 11
LOB 7



BOTTOM

Colorado Rockies @ Chicago Cubs
Wrigley Field, Chicago, IL
Fri Jul 16 1993, 3:33 AM CDT
Att. 39,281 - Overcast - 74 F

AB	34
R	8
H	10
RBI	8
BB	5
SO	3
LOB	16



WP:	0	PA:	39
PB:	0		
SB:	0		
CS:	0		

AB	R	H	RBI	BB	SO	LOB	
3	1	1	1	2	0	1	
4	2	2	1	1	0	1	
0	0	0	0	0	0	0	
4	1	1	0	1	0	4	
4	2	2	4	0	0	1	
4	1	2	2	0	0	1	
3	0	0	0	1	2	0	
4	0	0	0	0	1	2	
4	1	2	0	0	0	3	
0	0	0	0	0	0	0	
4	0	0	0	0	0	3	
0	0	0	0	0	0	0	
1B:	6	SF:	0	WP:	0	PA:	39
2B:	1	SAC:	0	PB:	0		
3B:	0	DP:	1	SB:	0		
HR:	3	HBP:	0	CS:	0		

Batter	1	2	3	4	5	6	7	8	9
Jose Vizcaino, S OBP: 0.350, SLG: 0.376 (1, 6) (8, 5)	4-2 G3-6-1 23 BB 1B BB	3-2 L8			4-1 23 FC6-4 BB	0-0 23 1B 1B		1-0 G3-1	
23 Ryne Sandberg, R OBP: 0.341, SLG: 0.396 Eric Yelding, R OBP: 0.286, SLG: 0.289 (1, 4) (9, 4)	4-0 G3-6-1 1-2 BB		2-2 F7		0-1 FC6-4 BB 1-2f HR	1-2 1-3 1B		1-1 HR	
Mark Grace, L OBP: 0.394, SLG: 0.506 (1, 3)	0-1 G3-6-1 1-2f 2-3		2-0 1B		4-2 1-2 HR BB	2-1 G3		0-0 G4-3	
Derrick May, L OBP: 0.345, SLG: 0.450 (1, 7)	1-1 HR 1B		2-1 F8		1-0 HR		1-1 G4-3		
Sammy Sosa, R OBP: 0.309, SLG: 0.492 (1, 8)	3-1 HR		2-0 P6		3-2 P4		3-2 BB 1B		
Rick Wilkins, L OBP: 0.378, SLG: 0.567 (1, 2)	2-3 K			2-3 K	0-0 G3		4-0 FC6-4 BB		
Kevin Roberson, S (1, 9)		0-0 F7		1-2 E9 G6-3		2-2 G3-1		0-3 K	
Steve Buechele, R OBP: 0.285, SLG: 0.402 Rey Sanchez, R OBP: 0.345, SLG: 0.376 (1, 5) (8, 6)		3-2 1B		1-2 G6-3		2-2 G4-3 1B 2B		0-0 FC6-4	
Jose Guzman, R OBP: 0.095, SLG: 0.073 Paul Assenmacher, L OBP: 0.500, SLG: 0.500 (1, 1) (9, 1)		2-1 B1		0-0 G6-3		1-0 G4-3		1-1 G6-3	

Inning	R	H	E	K	S	H	LOB	BB	P
1	3	2	0	11	25	0	1	0	17
2	0	1	0	9	17	0	1	0	17
3	0	1	0	7	15	0	1	0	15
4	0	0	1	12	16	0	0	0	16
5	3	1	0	12	24	0	1	2	24
6	1	3	0	16	24	0	2	0	24
7	0	1	0	10	18	0	1	1	18
8	1	1	0	6	9	0	1	0	9
9	0	0	0	0	0	0	0	0	0

PITCHER	IP	WLS	BF	H	R	ER	SO	BB	IBB	HBP	BLK	WP	HR	S	P	ERA	WHIP
Curt Leskanic, R ERA: 5.04 (1, 1)	5.0	L	24	5	6	6	2	4	0	0	0	0	2	51	97	10.80	1.800
Keith Shepherd, R ERA: 6.98 (6, 1)	0.2		5	3	1	1	0	0	0	0	0	0	0	14	20	13.50	4.500
Bruce Ruffin, L ERA: 5.02 (6, 1)	1.1		6	1	0	0	1	1	0	0	0	0	0	12	22	0.00	1.500
Darren Holmes, R ERA: 6.25 (8, 1)	1.0		4	1	1	1	0	0	0	0	0	0	1	6	9	9.00	1.000


Batter	1	2	3	4	5	6	7	8	9	AB R H RBI BB SO LOB	TOP											
Alex Cole, L (1, 8) OBP: 0.348, SLG: 0.329	1-0 F8		4-2 S BB			1-2 G6-3 2B		0-0 F7		3 0 1 0 1 0 1												
Roberto Mejia, R (1, 4) OBP: 0.250, SLG: 0.417	0-0 G4-1 1B		1-2 F7			0-2 G6-3		0-0 1B 2B		4 1 2 0 0 0 2												
Dante Bichette, R (1, 9) OBP: 0.342, SLG: 0.492	2-0 G4-1 1-2				2-2 G6-3		3-1 G6-3		0-0 G5-3	4 0 0 0 0 0 3												
Andres Galarraga, R (1, 3) OBP: 0.415, SLG: 0.628	0-0 G6-3				2-2 L3		0-3 K		0-0 G4-6-3 1B	4 0 1 1 0 1 1												
Charlie Hayes, R (1, 5) OBP: 0.365, SLG: 0.506		0-0 L8			1-1 G5-3		0-3 K		0-0 G4-6-3 1-2f	4 0 0 0 0 1 1												
Jerald Clark, R (1, 7) OBP: 0.323, SLG: 0.418		2-3 K			1-1 G5-3		0-0 F9			3 0 0 0 0 1 0												
Danny Sheaffer, R (1, 2) OBP: 0.262, SLG: 0.398		0-0 G5-3			0-0 G6-3			0-0 G6-3		3 0 0 0 0 0 0												
Freddie Benavides, R (1, 6) OBP: 0.242, SLG: 0.273			1-3 K		0-0 L5			0-0 1B		3 0 1 0 0 1 0												
Armando Reynoso, R (1, 1) OBP: 0.075, SLG: 0.128			1-2 F9			2-3 K		0-3 K		2 0 0 0 0 1 0												
Jim Tatum, R (8, PH) OBP: 0.230, SLG: 0.296										1 0 0 0 0 1 1												
Mark Grant, R (8, 1)										0 0 0 0 0 0 0												
Inning Stats	R: 0 E: 0 K: 0 S: 4	H: 1 LOB: 1 BB: 0 P: 7	R: 0 E: 0 K: 1 S: 6	H: 0 LOB: 0 BB: 0 P: 8	R: 0 E: 0 K: 1 S: 13	H: 0 LOB: 1 BB: 1 P: 20	R: 0 E: 0 K: 0 S: 10	H: 0 LOB: 0 BB: 0 P: 15	R: 0 E: 0 K: 0 S: 4	H: 0 LOB: 0 BB: 0 P: 5	R: 0 E: 0 K: 1 S: 12	H: 1 LOB: 1 BB: 0 P: 18	R: 0 E: 0 K: 2 S: 7	H: 0 LOB: 0 BB: 0 P: 7	R: 0 E: 0 K: 1 S: 6	H: 1 LOB: 1 BB: 0 P: 6	R: 1 E: 0 K: 0 S: 4	H: 2 LOB: 0 BB: 0 P: 4	1B: 3 2B: 2 3B: 0 HR: 0	SF: 0 SAC: 0 DP: 1 HBP: 0	WP: 0 PB: 0 SB: 1 CS: 0	PA: 32
PITCHER	IP WLS BF H R ER SO BB IBB HBP BLK WP HR S P ERA WHIP																					
Mike Harkey, R (1, 1) ERA: 4.01	8.0 W 28 3 0 0 6 1 0 0 0 0 0 0 62 86 0.00 0.500																					
Randy Myers, L (9, 1) ERA: 2.54	1.0 4 2 1 1 0 0 0 0 0 0 0 0 4 4 9.00 2.000																					

Colorado Rockies @ Chicago Cubs
Wrigley Field, Chicago, IL
Sat Jul 17 1993, 3:33 AM CDT
Att. 39,522 - Cloudy - 76 F

livebaseballscorecards.com

AB	31
R	1
H	5
RBI	1
BB	1
SO	6
LOB	9



Batter	1	2	3	4	5	6	7	8	9	AB R H RBI BB SO LOB	TOP		
Eric Young Sr. R (1, 7) OBP: 0.333, SLG: 0.330	3-2 2B 1B		1-3 K		2-2 P3			0-0		4 1 1 0 0 1 1			
Roberto Mejia, R (1, 4) OBP: 0.267, SLG: 0.467	1 SAFE 0-1 1-H 2B		3-3 K		2-2 P2					3 0 1 1 0 1 1			
Dante Bichette, R (1, 9) OBP: 0.342, SLG: 0.494	1-3 K			1-1 1B G3 2B		1-0 G4-3				3 1 1 0 0 1 1			
Andres Galarraga, R (1, 3) OBP: 0.414, SLG: 0.625	3-2 F9			0-1 1B G3 2-3 1B		0-0 G6-3				3 0 1 0 0 0 1			
Charlie Hayes, R (1, 5) OBP: 0.365, SLG: 0.505	2-3 K			0-3 K		1-0 1B				3 0 1 0 0 2 3			
Chris Jones, R (1, 8) OBP: 0.327, SLG: 0.551				0-2 G3 1-2 3-H		2-2 P3				3 0 0 1 0 0 2			
Danny Sheaffer, R (1, 2) OBP: 0.266, SLG: 0.400				0-1 1B			0-1 F8			2 0 1 0 0 0 0			
Mark Grant, R (7, 1)				2-3 1B						0 0 0 0 0 0 0	AB 27 R 2 H 6 RBI 2 BB 1 SO 7 LOB 9		
Freddie Benavides, R (1, 6) OBP: 0.234, SLG: 0.264						0-1 L9		0-0 G4-3		3 0 0 0 0 0 0			
Jeff Parrett, R (1, 1) OBP: 0.111, SLG: 0.111										0 0 0 0 0 0 0			
Scott Fredrickson, R (1, 1)										1 0 0 0 0 1 0			
Bruce Ruffin, S (4, 1) OBP: 0.143, SLG: 0.105										0 0 0 0 0 0 0			
Jayhawk Owens, R (4, 2) OBP: 0.328, SLG: 0.393										1 0 0 0 1 1 0			
Alex Cole, L (7, PH) OBP: 0.346, SLG: 0.327										1 0 0 0 0 0 0			
Inning Stats	R: 1 H: 2 E: 0 LOB: 1 K: 2 BB: 0 S: 18 P: 27	R: 0 H: 0 E: 0 LOB: 0 K: 0 BB: 0 S: 3 P: 8	R: 0 H: 0 E: 0 LOB: 0 K: 3 BB: 0 S: 10 P: 16	R: 1 H: 3 E: 0 LOB: 2 K: 1 BB: 0 S: 13 P: 14	R: 0 H: 0 E: 0 LOB: 1 K: 0 BB: 1 S: 10 P: 18	R: 0 H: 1 E: 0 LOB: 1 K: 0 BB: 0 S: 7 P: 11	R: 0 H: 0 E: 0 LOB: 0 K: 1 BB: 0 S: 8 P: 9	R: 0 H: 0 E: 0 LOB: 0 K: 0 BB: 0 S: 0 P: 0		1B: 4 SF: 0 2B: 2 SAC: 0 3B: 0 DP: 0 HR: 0 HBP: 0	WP: 0 PA: 28 PB: 0 SB: 0 CS: 0		
PITCHER	IP WLS BF H R ER SO BB IBB HBP BLK WP HR S P ERA WHIP											PITCHER	IP WLS BF H R ER SO BB IBB HBP BLK WP HR S P ERA WHIP
Greg Hibbard, L (1, 1) ERA: 3.97	5.0 W 20 5 2 2 6 1 0 0 0 0 0 0 54 83 3.60 1.200												
Shawn Boskie, R (6, 1) ERA: 3.8	2.0 8 1 0 0 1 0 0 0 0 0 0 0 15 20 0.00 0.500												

Colorado Rockies @ Chicago Cubs
Wrigley Field, Chicago, IL
Sun Jul 18 1993, 3:33 AM CDT
Att. 39,022 - Cloudy - 90 F

livebaseballscorecards.com



Batter	1	2	3	4	5	6	7	8	9	AB	R	H	RBI	BB	SO	LOB
Jose Vizcaino, S OBP: 0.350, SLG: 0.378 (1, 6) (8, 5)			G4-3			G1-6-3 1B	K			5	2	3	2	0	1	2
23 Ryne Sandberg, R OBP: 0.345, SLG: 0.407 Eric Yelding, R OBP: 0.280, SLG: 0.283 (1, 4) (7, 4)				1B 2B	G1-6-3 1B		L7			4	2	4	2	0	0	0
Mark Grace, L OBP: 0.393, SLG: 0.503 Doug Jennings, L OBP: 0.295, SLG: 0.366 (1, 3) (7, PH) (8, 3)				1B 1B	G1-6-3		K			4	1	1	0	0	0	5
Derrick May, L OBP: 0.354, SLG: 0.456 (1, 7)		F9		1B 1B	G5-3		FC6-4 1B			5	1	3	2	0	0	1
Sammy Sosa, R OBP: 0.311, SLG: 0.493 Candy Maldonado, R OBP: 0.271, SLG: 0.277 (1, 8) (7, PH) (8, 9)		L8		1B 1B	WP	HR 1B	FC6-4 1B			4	1	2	1	0	1	2
Rick Wilkins, L OBP: 0.378, SLG: 0.585 (1, 2)		F9		1B 1B	P7		P6			4	1	1	3	0	0	3
Kevin Roberson, S OBP: 0.200, SLG: 0.357 (1, 9) (8, 8)			F9		K	HR				4	2	2	2	0	1	2
Steve Buechele, R OBP: 0.296, SLG: 0.408 Rey Sanchez, R OBP: 0.345, SLG: 0.376 (1, 5) (8, 6)			SH1 1B		IBB		G5-3			2	1	1	0	2	0	0
Greg Hibbard, L Shawn Boskie, R OBP: 0.200, SLG: 0.200 (1, 1) (6, 1)			SH1		L7		E5			1	1	0	0	1	0	3

Inning Stats	R: 8	H: 7	E: 0	LOB: 1	K: 1	S: 31	R: 0	H: 0	E: 0	LOB: 0	K: 0	S: 6	R: 0	H: 1	E: 0	LOB: 1	K: 0	S: 11	R: 2	H: 4	E: 0	LOB: 3	K: 1	S: 22	R: 0	H: 2	E: 0	LOB: 1	K: 0	S: 11	R: 2	H: 2	E: 1	LOB: 1	K: 1	S: 15	R: 0	H: 1	E: 0	LOB: 1	K: 1	S: 12			
	1B: 12	SF: 0	2B: 3	SAC: 1	3B: 0	DP: 1	HR: 2	HBP: 0	WP: 2	PA: 41																																			

PITCHER	IP	WLS	BF	H	R	ER	SO	BB	IBB	HBP	BLK	WP	HR	S	P	ERA	WHIP
Jeff Parrett, R ERA: 5.43 (1, 1)	0.2	L	9	5	7	7	1	2	0	0	0	1	1	27	49	94.50	10.500
Scott Fredrickson, R ERA: 6.0 (1, 1)	2.1		14	7	3	3	0	0	0	0	0	0	0	30	48	11.57	3.000
Bruce Ruffin, L ERA: 5.06 (4, 1)	3.0		14	4	2	2	2	0	1	0	0	1	1	39	62	6.00	1.333
Mark Grant, R ERA: 6.64 (7, 1)	1.0		4	1	0	0	1	0	0	0	0	0	0	12	12	0.00	1.000

BOTTOM

Colorado Rockies @ Chicago Cubs
Wrigley Field, Chicago, IL
Sun Jul 18 1993, 3:33 AM CDT
Att: 39,022 - Cloudy - 90 F

livebaseballscorecards.com

AB	37
R	12
H	17
RBI	12
BB	3
SO	4
LOB	19



Batter	1	2	3	4	5	6	7	8	9	AB R H RBI BB SO LOB	TOP									
Alex Cole, L (1, 8) OBP: 0.346, SLG: 0.328 Daryl Boston, L (7, PH) OBP: 0.306, SLG: 0.354 (7, 8)	2-3 K	0-2 L4-3			0-1 SH1-3 1B		3-2 P5			3 0 1 0 0 1 2 1 0 0 0 0 0 1										
Jerald Clark, R (1, 7) OBP: 0.320, SLG: 0.413	2-2 F8		1-1 G6-3		0-0 SH1-3		0-1 FC5-4			3 0 0 0 0 0 1										
Roberto Mejia, R (1, 4) OBP: 0.263, SLG: 0.389	4-2 1B BB		0-1 G1-3		1-0 G5-3			1-2 F8		3 0 0 0 1 0 2										
Andres Galarraga, R (1, 3) OBP: 0.412, SLG: 0.619	1-0 SAFE 1-3 1B		1-0 F9		0-0 G4-3			2-3 K		4 0 1 0 0 1 2										
Charlie Hayes, R (1, 5) OBP: 0.364, SLG: 0.502	0-0 F9			0-2 L9		1-1 FC5-4 1B		0-0 L7		4 0 1 0 0 0 2										
Dante Bichette, R (1, 9) OBP: 0.344, SLG: 0.494		2-2 WP 1B 1B		0-0 S FC6-2 1B		0-1 FC5-4 G6-4-3 1-2f		0-0 F7		4 1 2 0 0 0 1										
Vinny Castilla, R (1, 6) OBP: 0.312, SLG: 0.445 Eric Young Sr., R (9, PH) OBP: 0.335, SLG: 0.332		0-0 P9		2-2 FC6-2 1-H		0-1 G6-4-3 1-2f		1-2 1B		3 0 0 0 0 0 3 1 0 1 0 0 0 0										
Danny Sheaffer, R (1, 2) OBP: 0.266, SLG: 0.395		1 SAFE 0-0 1B WP 1-2 1B		0-0 G5-3			1-2 G6-3		1-0 F8	4 0 1 0 0 0 2										
Kent Bottenfield, R (1, 1) OBP: 0.259, SLG: 0.200 Jim Tatum, R (7, PH) OBP: 0.240, SLG: 0.296 Steve Reed, R (7, 1) Chris Jones, R (9, PH) OBP: 0.324, SLG: 0.546		2-2 L4-3 1-3 2-H 1B			4-1 SH1-3 1B BB		4-1 FC5-4 BB		0-3 K2-3	1 0 1 1 1 0 0 0 0 0 0 1 0 0 0 0 0 0 0 0 0 1 0 0 0 0 1 1										
Inning Stats	R: 0 E: 0 K: 1 S: 10	H: 1 LOB: 2 BB: 1 P: 19	R: 1 E: 0 K: 0 S: 11	H: 3 LOB: 1 BB: 0 P: 15	R: 0 E: 0 K: 0 S: 5	H: 0 LOB: 0 BB: 0 P: 7	R: 0 E: 0 K: 0 S: 8	H: 1 LOB: 1 BB: 0 P: 10	R: 0 E: 0 K: 0 S: 6	H: 1 LOB: 0 BB: 0 P: 7	R: 0 E: 0 K: 0 S: 9	H: 0 LOB: 1 BB: 1 P: 17	R: 0 E: 0 K: 1 S: 8	H: 0 LOB: 0 BB: 0 P: 11	R: 0 E: 0 K: 1 S: 8	H: 1 LOB: 1 BB: 0 P: 10	1B: 8 2B: 1 3B: 0 HR: 0	SF: 0 SAC: 1 DP: 2 HBP: 0	WP: 2 PB: 0 SB: 1 CS: 0	PA: 36
PITCHER	IP WLS BF H R ER SO BB IBB HBP BLK WP HR S P ERA WHIP																			
Ryan Bowen, R (1, 1) ERA: 4.1	7.0 W 29 7 1 1 1 3 0 0 0 2 0 55 86 1.29 1.429																			
Matt Turner, R (8, 1) ERA: 2.79	1.0 3 0 0 0 1 0 0 0 0 0 0 8 11 0.00 0.000																			
Bryan Harvey, R (9, 1) ERA: 1.77	1.0 S 4 1 0 0 1 0 0 0 0 0 0 8 10 0.00 1.000																			

Colorado Rockies @ Florida Marlins
Joe Robbie Stadium, Miami, FL
Mon Jul 19 1993, 7:05 PM EDT
Att. 37,703 - Unknown - 88 F

livebaseballscorecards.com

AB 32
R 1
H 8
RBI 1
BB 3
SO 3
LOB 17



Batter	1	2	3	4	5	6	7	8	9	AB	R	H	RBI	BB	SO	LOB
Chuck Carr, S <small>OBP: 0.327, SLG: 0.341</small> (1, 8)	1-0 G6-3 FC6-4 2B		4-2 BB		0-0 B3-1			0-0 G6-3		3	1	1	0	1	0	0
Rick Renteria, R <small>OBP: 0.331, SLG: 0.391</small> (1, 4)	0-1 G6-3 2-3		0-1 F8		2-2 F9			3-1 G6-3		4	0	0	0	0	0	3
Jeff Conine, R <small>OBP: 0.369, SLG: 0.414</small> (1, 7)	4-2 FC6-4 BB		0-1 F9			0-3 K		2-1 P3		3	0	0	0	1	1	2
Gary Sheffield, R <small>OBP: 0.352, SLG: 0.471</small> (1, 5)	2-2 FC6-4 PO 1-2f 3-H			3-2 G4-3 SF9 2B		3-1 CS 1B				3	1	2	1	0	0	1
Orestes Destrade, S <small>OBP: 0.296, SLG: 0.362</small> (1, 3)	2-2 PO 1-2	0-3 K		0-0 G4-3 2-3		1-3 K				3	0	0	0	0	2	2
Benito Santiago, R <small>OBP: 0.304, SLG: 0.385</small> (1, 2)			0-0 F9		0-1 SF9		1-0 CS 1-2	1-3 K		2	0	0	1	0	1	0
Darrell Whitmore, L <small>OBP: 0.289, SLG: 0.458</small> (1, 9)			0-0 L9		1-1 HR			1-1 G4-3 2B		3	1	2	1	0	0	0
Walt Weiss, S <small>OBP: 0.358, SLG: 0.314</small> (1, 6)			4-2 G6-3 BB		0-0 P7		0-0 G4-3 2-3			2	0	0	0	1	0	1
Ryan Bowen, R <small>OBP: 0.132, SLG: 0.162</small> (1, 1)			0-0 G6-3 1-2			0-0 F7		3-1 G6-3		2	0	0	0	0	0	1
Greg Briley, L <small>OBP: 0.292, SLG: 0.364</small> (7, PH)										1	0	0	0	0	0	1
Matt Turner, R (8, 1)										0	0	0	0	0	0	0
Bryan Harvey, R (9, 1)										0	0	0	0	0	0	0
Inning Stats	R: 1 E: 0 K: 0 S: 12	H: 1 LOB: 0 BB: 1 P: 20	R: 0 E: 0 K: 1 S: 5	H: 0 LOB: 0 BB: 0 P: 5	R: 0 E: 0 K: 0 S: 10	H: 0 LOB: 2 BB: 2 P: 18	R: 2 E: 0 K: 0 S: 10	H: 2 LOB: 0 BB: 0 P: 14	R: 0 E: 0 K: 0 S: 5	H: 1 LOB: 0 BB: 0 P: 7	R: 0 E: 0 K: 2 S: 10	H: 0 LOB: 0 BB: 0 P: 14	R: 0 E: 0 K: 1 S: 8	H: 1 LOB: 1 BB: 0 P: 13	R: 0 E: 0 K: 0 S: 5	H: 0 LOB: 0 BB: 0 P: 10
PITCHER	IP WLS BF H R ER SO	H R ER SO	H R ER SO	H R ER SO	H R ER SO	H R ER SO	H R ER SO	H R ER SO	H R ER SO	H R ER SO	H R ER SO	H R ER SO	H R ER SO	H R ER SO	H R ER SO	H R ER SO
Kent Bottenfield, R <small>ERA: 4.15</small> (1, 1)	6.0	L	23	4	3	3	3	3	3	3	0	0	0	0	0	0
Steve Reed, R <small>ERA: 4.25</small> (7, 1)	2.0		7	1	0	0	1	0	0	0	0	0	0	0	0	0

BOTTOM

Colorado Rockies @ Florida Marlins
 Joe Robbie Stadium, Miami, FL
 Mon Jul 19 1993, 7:05 PM EDT
 Att: 37,703 - Unknown - 88 F

livebaseballscorecards.com

AB	26
R	3
H	5
RBI	3
BB	3
SO	4
LOB	11




WP: 0	PA: 32
PB: 0	
SB: 0	
CS: 1	

Batter	1	2	3	4	5	6	7	8	9	AB R H RBI BB SO LOB	TOP		
Eric Young Sr. R (1, 7) OBP: 0.339, SLG: 0.341	0-2 G6-3		2-0 F9		3-2 3B 2B		2-2 HR 2B	4-0 FC6-4 BB		4 2 2 0 1 0 1			
Roberto Mejia, R (1, 4) OBP: 0.250, SLG: 0.435	2-3 K		1-2 F8		1-1 3B		3-3 K	2-2 L8		5 0 1 1 0 2 5			
Dante Bichette, R (1, 9) OBP: 0.347, SLG: 0.508	0-1 2B			0-0 HR 1B	2-3 K		0-1 HR	0-0 FC6-4		5 2 3 3 0 1 3			
Andres Galarraga, R (1, 3) OBP: 0.415, SLG: 0.628	1-2 G5-3			1-2 HR		0-1 P4	4-0 2B BB	2-1 G1-6-3 1B		4 1 2 2 1 0 1			
Charlie Hayes, R (1, 5) OBP: 0.361, SLG: 0.500		2-2 P6		3-2 L5		0-1 G6-3	0-1 2B	2-2 G1-6-3		5 0 1 0 0 0 1			
Chris Jones, R (1, 8) OBP: 0.336, SLG: 0.545		2-3 K		2-0 CS 1B		1-2 1B	4-0 IBB	0-3 K		4 0 2 0 1 2 0			
Jayhawk Owens, R (1, 2) OBP: 0.313, SLG: 0.373 Darren Holmes, R (9, 1)			0-0 G6-3		0-1 L9		1-3 K	0-2 K		3 0 0 0 0 1 2 0 0 0 0 0 0 0			
Freddie Benavides, R (1, 6) OBP: 0.235, SLG: 0.263			1-0 E5 F9 SH2-4		2-0 L6		1-2 2B HR 1B	1-0 G6-3		4 1 1 0 0 0 0			
Willie Blair, R (1, 1) OBP: 0.091, SLG: 0.136 Steve Reed, R (6, 1) Danny Sheaffer, R (6, 2) OBP: 0.269, SLG: 0.397			1-1 SH2-4		0-3 K		2-0 F8	0-0 E7 1B		1 0 0 0 0 1 0 1 0 0 0 0 1 3 2 0 1 0 0 0 1			
Inning Stats	R: 0 H: 1 E: 0 LOB: 1 K: 1 BB: 0 S: 12 P: 15	R: 0 H: 0 E: 0 LOB: 0 K: 1 BB: 0 S: 7 P: 11	R: 0 H: 0 E: 1 LOB: 1 K: 0 BB: 0 S: 7 P: 12	R: 2 H: 3 E: 0 LOB: 0 K: 0 BB: 0 S: 10 P: 16	R: 1 H: 2 E: 0 LOB: 1 K: 2 BB: 0 S: 12 P: 20	R: 0 H: 1 E: 0 LOB: 1 K: 1 BB: 0 S: 10 P: 12	R: 3 H: 4 E: 0 LOB: 3 K: 2 BB: 2 S: 18 P: 34	R: 0 H: 1 E: 1 LOB: 2 K: 0 BB: 1 S: 6 P: 13	R: 0 H: 1 E: 0 LOB: 0 K: 1 BB: 0 S: 8 P: 12	1B: 6 SF: 0 2B: 4 SAC: 1 3B: 1 DP: 1 HR: 2 HBP: 0	WP: 0 PA: 42 PB: 0 SB: 1 CS: 1		
PITCHER	IP WLS BF H R ER SO BB IBB HBP BLK WP HR S P ERA WHIP											PITCHER	IP WLS BF H R ER SO BB IBB HBP BLK WP HR S P ERA WHIP
Chris Hammond, L (1, 1) ERA: 4.14	5.0 L 21 6 3 3 4 0 0 0 0 0 0 1 48 74 5.40 1.200												
Robb Nen, R (6, 1) ERA: 6.75	1.1 7 3 2 2 1 0 0 0 0 0 0 0 17 24 13.50 2.250												
Richie Lewis, R (7, 1) ERA: 3.0	2.2 14 4 1 1 3 2 1 0 0 0 0 1 25 47 3.38 2.250												

Colorado Rockies @ Florida Marlins
Joe Robbie Stadium, Miami, FL
Tue Jul 20 1993, 7:05 PM EDT
Att. 31,852 - Unknown - 86 F

livebaseballscorecards.com

AB 38
R 6
H 13
RBI 6
BB 3
SO 8
LOB 17



Batter	1	2	3	4	5	6	7	8	9	AB	R	H	RBI	BB	SO	LOB	BOTTOM	
Chuck Carr, S (1, 8) OBP: 0.326, SLG: 0.339	2-3 K		1-1 G4-3		2-1 G3		0-0 CS 1B			4	0	1	0	0	1	0	Colorado Rockies @ Florida Marlins Joe Robbie Stadium, Miami, FL Tue Jul 20 1993, 7:05 PM EDT Att: 31,852 - Unknown - 86 F	AB 34 R 3 H 8 RBI 3 BB 2 SO 10 LOB 14
Rick Renteria, R (1, 4) OBP: 0.335, SLG: 0.394	2-2 F8		1-2 G5-3			3-2 BB 1B 1B	1-2 CS 1-2	1-1 2B G6-3 1B		4	2	2	0	0	0			
Jeff Conine, R (1, 7) OBP: 0.376, SLG: 0.422	4-2 BB			1-0 L1-3 2B 1B		0-0 1B BB 1B	1-2 1B	3-2 2B		3	1	3	0	1	0			
Gary Sheffield, R (1, 5) OBP: 0.351, SLG: 0.466	1-2 P4			2-1 F9		4-0 1B BB	1-2 2-3 BB	1-0 G6-3		3	0	0	1	1	0			
Orestes Destrade, S (1, 3) OBP: 0.296, SLG: 0.360		1-3 K		0-0 L1-3		3-2 1B G6-4-3 1B	1-2 2-3 3-H 1B	1-1 G1-3		4	0	1	1	0	1			
Benito Santiago, R (1, 2) OBP: 0.303, SLG: 0.386		0-0 G1-3		0-1 2B		0-1 F8		3-2 G5-3		4	0	1	1	0	0			
Darrell Whitmore, L (1, 9) OBP: 0.278, SLG: 0.440 Richie Lewis, R (7, 1) Alex Arias, R (9, PH) OBP: 0.352, SLG: 0.335		0-1 E6		0-3 K		1-1 G6-4-3	1-2f		1-3 K	3	0	0	0	0	1			
Walt Weiss, S (1, 6) OBP: 0.354, SLG: 0.310		2-3 SAFE K		1-1 L9				1-3 K	2-2 F9	4	0	0	0	0	2			
Chris Hammond, L (1, 1) OBP: 0.306, SLG: 0.341 Gus Polidor, R (5, PH) Robb Nen, R (6, 1) Greg Briley, L (7, 9) OBP: 0.288, SLG: 0.358			3-3 K		1-3 K			2-3 K	0-3 K	1	0	0	0	0	1			
Inning Stats	R: 0 H: 0 E: 0 LOB: 1 K: 1 BB: 1 S: 12 P: 21	R: 0 H: 0 E: 1 LOB: 1 K: 2 BB: 0 S: 9 P: 12	R: 0 H: 0 E: 0 LOB: 0 K: 1 BB: 0 S: 10 P: 15	R: 1 H: 2 E: 0 LOB: 1 K: 1 BB: 0 S: 9 P: 12	R: 0 H: 0 E: 0 LOB: 0 K: 1 BB: 0 S: 7 P: 11	R: 1 H: 3 E: 0 LOB: 2 K: 0 BB: 1 S: 11 P: 22	R: 0 H: 1 E: 0 LOB: 0 K: 2 BB: 0 S: 10 P: 14	R: 1 H: 2 E: 0 LOB: 1 K: 0 BB: 0 S: 14 P: 23	R: 0 H: 0 E: 0 LOB: 0 K: 2 BB: 0 S: 9 P: 12	1B: 6 SF: 0 2B: 2 SAC: 0 3B: 0 DP: 1 HR: 0 HBP: 0	WP: 0 PA: 37 PB: 0 SB: 0 CS: 1							
PITCHER	IP WLS BF H R ER SO BB IBB HBP BLK WP HR S P ERA WHIP																	
Willie Blair, R (1, 1) ERA: 4.83	5.0 W 22 4 2 2 6 2 0 0 0 0 0 0 51 82 3.60 1.200																	
Steve Reed, R (6, 1) ERA: 4.15	3.0 11 4 1 1 2 0 0 0 0 0 0 31 48 3.00 1.333																	
Darren Holmes, R (9, 1) ERA: 6.06	1.0 S 3 0 0 0 2 0 0 0 0 0 0 9 12 0.00 0.000																	

livebaseballscorecards.com



Batter	1	2	3	4	5	6	7	8	9	AB R H RBI BB SO LOB	TOP									
Eric Young Sr. R (1, 7) OBP: 0.337, SLG: 0.339	3-2 P4		2-0 1B		1-0 G5-3		1-1 G4-3		2-3 K	5 0 1 0 0 1 2										
Roberto Mejia, R (1, 4) OBP: 0.214, SLG: 0.370	1-3 K		1-3 K			1-0 F8		1-1 F8		4 0 0 0 0 2 2										
Dante Bichette, R (1, 9) OBP: 0.346, SLG: 0.508	0-1 G5-3		1-3 K			0-0 FC5-4 2B		1-2 G5-3		4 0 1 0 0 1 2										
Andres Galarraga, R (1, 3) OBP: 0.306, SLG: 0.620		3-2 G6-3		0-3 K		2-2 FC5-4 1B		0-1 G6-3		4 0 0 0 0 1 1										
Charlie Hayes, R (1, 5) OBP: 0.363, SLG: 0.503		1-0 G5-3		1-2 P3		3-2 1B		1-2 2B		4 1 2 0 0 0 0										
Daryl Boston, L (1, 8) OBP: 0.306, SLG: 0.372		2-2 HR		1-0 F9		0-1 F7		0-2 1B		3 1 1 1 0 0 2										
Jerald Clark, R (9, PH) OBP: 0.322, SLG: 0.419								SF9 2B		1 1 1 1 0 0 0										
Jayhawk Owens, R (1, 2) OBP: 0.294, SLG: 0.349		0-3 K					0-0 L8		0-0 G6-3	4 0 0 0 0 2 1										
Freddie Benavides, R (1, 6) OBP: 0.255, SLG: 0.293			0-0 FC1-6 1B		0-0 WP SF8 2B		2-1 G6-3		2-1 1B	4 1 3 0 0 0 0										
Curt Leskanic, R (1, 1)			0-2 FC1-6 1B		2-1 SF8 2B		2-2 1B		1-0 SF9	1 0 0 0 0 0 1										
Jim Tatum, R (5, PH) OBP: 0.297, SLG: 0.296										0 0 0 1 0 0 0										
Bruce Ruffin, S (5, 1) OBP: 0.143, SLG: 0.105										0 0 0 0 0 0 0										
Alex Cole, L (7, PH) OBP: 0.349, SLG: 0.330										1 0 1 0 0 0 0										
Mark Grant, R (7, 1)										0 0 0 0 0 0 0										
Danny Sheaffer, R (9, PH) OBP: 0.267, SLG: 0.397										0 0 0 1 0 0 0										
Inning Stats	R: 0 H: 0 E: 0 K: 1 S: 9	H: 0 LOB: 0 BB: 0 P: 13	R: 1 H: 1 E: 0 K: 1 S: 14	H: 1 LOB: 0 BB: 0 P: 20	R: 0 H: 2 E: 0 K: 2 S: 11	H: 2 LOB: 2 BB: 0 P: 15	R: 0 H: 0 E: 0 K: 1 S: 7	H: 0 LOB: 0 BB: 0 P: 9	R: 1 H: 1 E: 0 K: 1 S: 7	H: 1 LOB: 0 BB: 0 P: 10	R: 0 H: 2 E: 0 K: 0 S: 10	H: 2 LOB: 2 BB: 0 P: 16	R: 0 H: 1 E: 0 K: 0 S: 9	H: 1 LOB: 1 BB: 0 P: 14	R: 0 H: 0 E: 0 K: 0 S: 7	H: 0 LOB: 0 BB: 0 P: 9	R: 2 H: 3 E: 0 K: 1 S: 14	H: 3 LOB: 1 BB: 0 P: 20	1B: 5 SF: 2 2B: 4 SAC: 0 3B: 0 DP: 0 HR: 1 HBP: 0	WP: 1 PA: 37 PB: 0 SB: 0 CS: 0
PITCHER	IP WLS BF H R ER SO BB IBB HBP BLK WP HR S P ERA WHIP																			
Pat Rapp, R (1, 1) ERA: 3.57	6.0 W 24 6 2 2 6 0 0 0 0 1 1 58 83 3.00 1.000																			
Matt Turner, R (7, 1) ERA: 2.61	2.0 7 1 0 0 0 0 0 0 0 0 0 0 16 23 0.00 0.500																			
Rich Rodriguez, L (9, 1) ERA: 4.23	0.0 2 2 2 2 0 0 0 0 0 0 0 0 7 8 ∞ ∞																			
Bryan Harvey, R (9, 1) ERA: 1.73	1.0 S 4 1 0 0 1 0 0 0 0 0 0 0 7 12 0.00 1.000																			

Colorado Rockies @ Florida Marlins
Joe Robbie Stadium, Miami, FL
Wed Jul 21 1993, 7:05 PM EDT
Att. 32,129 - Unknown - 80 F

livebaseballscorecards.com

AB 35
R 4
H 10
RBI 4
BB 0
SO 7
LOB 11



Batter	1	2	3	4	5	6	7	8	9	AB	R	H	RBI	BB	SO	LOB
Chuck Carr, S OBP: 0.322, SLG: 0.335 (1, 8)	0-0 G4-3	0-0 F8		0-0 F8		0-1 G5-3				4	0	0	0	0	0	4
Rick Renteria, R OBP: 0.327, SLG: 0.384 (1, 4)	1-2 G5-3	1-1 P4		2-2 P4		0-1 G4-3				4	0	0	0	0	0	4
Jeff Conine, R OBP: 0.377, SLG: 0.423 (1, 7)	1-1 L9		1-2 F9-5 WP 1B		3-2 HR 1B					4	1	2	0	0	0	1
Gary Sheffield, R OBP: 0.352, SLG: 0.479 (1, 5)		1-2 1B 2B	1-1 F9-5 1-3		1-1 HR 1-H			0-0 G5-3		4	2	2	2	0	0	1
Orestes Destrade, S OBP: 0.300, SLG: 0.363 (1, 3)		4-2 1B 2B BB	1-2 1B		0-0 FC6-4 1B			2-3 K		3	1	2	0	1	1	0
Benito Santiago, R OBP: 0.303, SLG: 0.385 (1, 2)		1-2 2B 1B 1-2 2-H	2-3 K		2-1 F8 1 SAFE			0-0 L9		4	1	1	1	0	1	2
Darrell Whitmore, L OBP: 0.265, SLG: 0.418 (1, 9)		0-3 K		0-3 K		1-3 K				4	0	0	0	0	3	3
Walt Weiss, S OBP: 0.356, SLG: 0.315 (1, 6)		0-0 1B 2B 1-3 2-H		2-0 F8 FC1 1B		2-0 FC6-4 1-2f			1-1 G1-3	4	1	2	1	0	0	1
Pat Rapp, R OBP: 0.333, SLG: 0.333 (6, PH) Gus Polanco, R OBP: 0.200, SLG: 0.400 (7, 1) Matt Turner, R OBP: 0.266, SLG: 0.355 (8, PH) Rich Rodriguez, L OBP: 0.266, SLG: 0.355 (9, 1) Bryan Harvey, R (9, 1)		0-2 1B 2-H 3-H		1-0 FC1		0-1 2B			0-1 G6-3	2	0	1	2	0	0	1

Inning Stats	R: 0	H: 0	E: 0	K: 0	S: 6	R: 4	H: 4	E: 0	K: 1	S: 21	R: 0	H: 2	E: 0	K: 1	S: 12	R: 0	H: 1	E: 0	K: 1	S: 9	R: 2	H: 3	E: 0	K: 1	S: 15	R: 0	H: 1	E: 0	K: 0	S: 7	R: 0	H: 0	E: 0	K: 1	S: 6	R: 0	H: 0	E: 0	K: 0	S: 5	1B: 7	2B: 4	3B: 0	HR: 1	SF: 0	SAC: 0	DP: 1	HBP: 0	WP: 1	PA: 36
--------------	------	------	------	------	------	------	------	------	------	-------	------	------	------	------	-------	------	------	------	------	------	------	------	------	------	-------	------	------	------	------	------	------	------	------	------	------	------	------	------	------	------	-------	-------	-------	-------	-------	--------	-------	--------	-------	--------

PITCHER	IP	WLS	BF	H	R	ER	SO	BB	IBB	HBP	BLK	WP	HR	S	P	ERA	WHIP
Curt Leskanic, R ERA: 5.59 (1, 1)	4.0	L	20	7	4	4	3	1	0	0	0	1	0	48	67	9.00	2.000
Bruce Ruffin, L ERA: 5.15 (5, 1)	2.0		10	4	2	2	1	0	0	0	0	0	1	22	31	9.00	2.000
Mark Grant, R ERA: 6.04 (7, 1)	2.0		6	0	0	0	1	0	0	0	0	0	0	11	14	0.00	0.000

BOTTOM

Colorado Rockies @ Florida Marlins
Joe Robbie Stadium, Miami, FL
 Wed Jul 21 1993, 7:05 PM EDT
 Att: 32,129 - Unknown - 80 F

livebaseballscorecards.com

AB	35
R	6
H	11
RBI	6
BB	1
SO	5
LOB	17



Batter	1	2	3	4	5	6	7	8	9	AB	R	H	RBI	BB	SO	LOB
Alex Cole, L OBP: 0.347, SLG: 0.329 Scott Fredrickson, R Charlie Hayes, R Darren Holmes, R	1-0 CS 1B	2-3 K			3-3 K		2-2 K 1-2	2-2 G6-3 1-2f		4	0	1	0	0	3	3
Roberto Mejia, R OBP: 0.273, SLG: 0.438	1-2 F8 1-2		0-2 G1-3		0-2 1B		1-2 2B 2-H		0-0 2B 1B	5	0	3	1	0	0	1
Dante Bichette, R OBP: 0.347, SLG: 0.518	0-1 HR		1-3 K		0-3 K 1B		0-1 G4-3		0-0 SF8 2B 1-H	5	2	2	1	0	2	2
Andres Galarraga, R OBP: 0.416, SLG: 0.631	0-1 HR		1-0 G6-3			0-0 1B 1B		0-0 1B BB 1B	4-0 IBB	4	2	3	1	1	0	0
Jerald Clark, R OBP: 0.327, SLG: 0.422	0-1 G1-3			1-1 G1-3 HBP		0-1 G6-4-3 1B		1-0 BB BB 1B 1B	1-0 SF8 3-H	3	1	2	1	0	0	0
Danny Sheaffer, R OBP: 0.274, SLG: 0.400		2-0 FC6-4 1B		0-0 G1-3		2-3 K		0-2 BB BB FC4-6 1B		4	1	2	0	0	1	3
Vinny Castilla, R OBP: 0.308, SLG: 0.439 Chris Jones, R		1-0 FC6-4 1B 1-2f		0-3 K		1-0 G6-4-3 1-2f		4-0 FC4-6 BB BB		3	0	0	0	0	1	4
Freddie Benavides, R OBP: 0.264, SLG: 0.294		0-0 1B		3-3 K			1-2 F8	4-0 FC4-6 BB		3	0	1	1	1	1	1
Armando Reynoso, R OBP: 0.071, SLG: 0.122 Eric Young Sr., R Jim Tatum, R		0-3 K			0-0 F8		4-1 2B BB	2-1 FC4-6 G6-3 1-2f 2-3 3-H		2	0	0	0	0	1	2
										1	1	0	1	1	0	2
										0	0	0	0	0	0	0

Inning Stats	R: 2	H: 3	E: 0	K: 10	S: 10	LOB: 0	BB: 0	P: 12	R: 0	H: 2	E: 0	K: 2	S: 9	LOB: 2	BB: 0	P: 14	R: 0	H: 0	E: 0	K: 1	S: 7	LOB: 0	BB: 0	P: 9	R: 0	H: 0	E: 0	K: 2	S: 9	LOB: 1	BB: 0	P: 13	R: 0	H: 1	E: 0	K: 11	S: 11	LOB: 1	BB: 0	P: 14	R: 0	H: 2	E: 0	K: 1	S: 7	LOB: 1	BB: 0	P: 10	R: 1	H: 1	E: 0	K: 1	S: 14	LOB: 1	BB: 1	P: 22	R: 3	H: 3	E: 0	K: 10	S: 10	LOB: 1	BB: 2	P: 23	R: 1	H: 2	E: 0	K: 3	S: 3	LOB: 1	BB: 1	P: 8	1B: 10	SF: 1	2B: 2	3B: 0	HR: 2	SAC: 0	DP: 2	HBP: 1
--------------	------	------	------	-------	-------	--------	-------	-------	------	------	------	------	------	--------	-------	-------	------	------	------	------	------	--------	-------	------	------	------	------	------	------	--------	-------	-------	------	------	------	-------	-------	--------	-------	-------	------	------	------	------	------	--------	-------	-------	------	------	------	------	-------	--------	-------	-------	------	------	------	-------	-------	--------	-------	-------	------	------	------	------	------	--------	-------	------	--------	-------	-------	-------	-------	--------	-------	--------

PITCHER	IP	WLS	BF	H	R	ER	SO	BB	IBB	HBP	BLK	WP	HR	S	P	ERA	WHIP
Bob Tewksbury, R ERA: 3.68	(1, 1)	7.0	30	9	3	3	9	1	0	1	0	0	2	67	94	3.86	1.429
Rob Murphy, L ERA: 3.79	(8, 1)	0.0	3	3	3	3	0	0	0	0	0	0	5	6	∞	∞	
Omar Olivares, R ERA: 4.6	(8, 1)	0.0	2	0	0	0	0	2	0	0	0	0	0	8	∞	∞	
Lee Guetterman, L ERA: 4.5	(8, 1)	1.0	2	0	0	0	0	0	0	0	0	0	5	9	0.00	0.000	
Todd Burns, R ERA: 4.66	(9, 1)	0.2	L 4	2	1	1	0	0	1	0	0	0	0	3	8	13.50	3.000


BOTTOM

St. Louis Cardinals @ Colorado Rockies
 Mile High Stadium, Denver, CO

Thu Jul 22 1993, 9:05 PM EDT
 Att: 56,013 - Unknown - 84 F

AB	35
R	7
H	14
RBI	7
BB	4
SO	9
LOB	20

WP: 0 PA: 41
 PB: 0
 SB: 1
 CS: 1



PITCHER	IP	WLS	BF	H	R	ER	SO	BB	IBB	HBP	BLK	WP	HR	S	P	ERA	WHIP
---------	----	-----	----	---	---	----	----	----	-----	-----	-----	----	----	---	---	-----	------

TOP

St. Louis Cardinals @ Colorado Rockies

Mile High Stadium, Denver, CO

Fri Jul 23 1993, 9:05 PM EDT
Att. 58,513 - Unknown - 75 F

AB	41
R	13
H	16
RBI	13
BB	5
SO	8
LOB	17



WP	2	PA	47
PB	0		
SB	0		
CS	0		

Batter	1	2	3	4	5	6	7	8	9	AB	R	H	RBI	BB	SO	LOB
Bernard Gilkey, R (1, 7) OBP: 0.382, SLG: 0.480 Todd Burns, R (7, 1) Lee Smith, R (8, 1)	4-1 WP 1B HR BB		3-1 G5-3		2-1 FC1-5 1B	1-0 2B 1B	0-0 FC5-4 1B		3-3 K	4	2	2	3	1	0	2
Ozzie Smith, S (1, 6) OBP: 0.338, SLG: 0.361	3-1 WP HR 1B		1-1 G6-3		0-0 1B	2-2 1B 2B	0-1 FC5-4		2-2 F7	6	2	3	1	0	0	2
Gregg Jefferies, S (1, 3) OBP: 0.396, SLG: 0.503	3-2 P4 1B		4-2 BB		2-0 G1-2-3	0-0 E 2B 1B		1-0 P6		4	1	1	2	1	0	5
Todd Zeile, R (1, 5) OBP: 0.326, SLG: 0.390	2-0 HR		1-2 F9		1-0 L8			2-2 E5		5	1	2	4	0	0	1
Ray Lankford, L (1, 8) OBP: 0.383, SLG: 0.348	2-3 K				1-0 G6-3			3-1 F9		5	1	1	0	0	2	2
Mark Whiten, S (1, 9) OBP: 0.324, SLG: 0.434	1-1 P5				2-3 K			1-2 K		5	1	1	1	0	2	2
Luis Alicea, S (1, 4) OBP: 0.382, SLG: 0.384 José Oquendo, S (9, 4) OBP: 0.357, SLG: 0.237			1-3 K			4-2 1B BB	2-0 G6-3 1B 2B		2-2 1B SF8 1B	4	3	2	0	1	2	0
Tom Pagnozzi, R (1, 2) OBP: 0.288, SLG: 0.368 Gerald Perry, L (6, PH) OBP: 0.371, SLG: 0.491 Erik Pappas, R (6, 2) OBP: 0.392, SLG: 0.370			1-1 1B		1-1 FC1-5 2B	1-1 1B 2B	2-3 K		1 SAFE 2-2 WP 1B	2	0	2	0	0	0	0
Allen Watson, L (1, 1) Rod Brewer, L (6, PH) OBP: 0.327, SLG: 0.322 Rheal Cormier, L (6, 1) OBP: 0.192, SLG: 0.192 Brian Jordan, R (7, PH) OBP: 0.331, SLG: 0.513			1-2 G4-3		4-1 1B FC1-5 G1-2-3 BB	4-0 1B IBB	0-1 G6-3		0-0 SF8	1	0	0	0	1	0	0

Inning Stats	R: 3 E: 0 K: 1 S: 14	H: 2 LOB: 0 BB: 1 P: 29	R: 0 E: 0 K: 1 S: 8	H: 1 LOB: 0 BB: 0 P: 11	R: 0 E: 0 K: 0 S: 9	H: 0 LOB: 1 BB: 1 P: 18	R: 0 E: 0 K: 1 S: 5	H: 0 LOB: 0 BB: 0 P: 9	R: 0 E: 0 K: 0 S: 7	H: 2 LOB: 2 BB: 1 P: 16	R: 8 E: 1 K: 2 S: 32	H: 7 LOB: 1 BB: 2 P: 51	R: 1 E: 0 K: 1 S: 9	H: 2 LOB: 1 BB: 0 P: 13	R: 0 E: 1 K: 1 S: 10	H: 0 LOB: 1 BB: 0 P: 17	R: 1 E: 0 K: 1 S: 14	H: 2 LOB: 1 BB: 0 P: 23	1B: 9 2B: 6 3B: 0 HR: 1	SF: 1 SAC: 0 DP: 1 HBP: 0	WP: 2 PA: 47
--------------	-------------------------------	----------------------------------	------------------------------	----------------------------------	------------------------------	----------------------------------	------------------------------	---------------------------------	------------------------------	----------------------------------	-------------------------------	----------------------------------	------------------------------	----------------------------------	-------------------------------	----------------------------------	-------------------------------	----------------------------------	----------------------------------	------------------------------------	-----------------

PITCHER	IP	WLS	BF	H	R	ER	SO	BB	IBB	HBP	BLK	WP	HR	S	P	ERA	WHIP
Jeff Parrett, R (1, 1) ERA: 5.47	4.1		20	5	3	3	3	3	0	0	0	1	1	42	80	6.23	1.846
Mark Grant, R (5, 1) ERA: 6.94	1.0		5	2	3	3	0	1	0	0	0	0	0	13	22	27.00	3.000
Steve Reed, R (6, 1) ERA: 5.31	0.0	L	6	5	5	5	0	0	1	0	0	0	0	13	22	∞	∞
Gary Wayne, L (6, 1) ERA: 5.3	0.2		2	0	0	0	2	0	0	0	0	0	0	7	10	0.00	0.000
Bruce Ruffin, L (7, 1) ERA: 5.14	2.0		9	2	1	1	2	0	0	0	0	0	0	19	30	4.50	1.000
PITCHER	IP	WLS	BF	H	R	ER	SO	BB	IBB	HBP	BLK	WP	HR	S	P	ERA	WHIP
Scott Fredrickson, R (9, 1) ERA: 6.21	1.0		5	2	1	1	1	0	0	0	0	1	0	14	23	9.00	2.000

WP	2	PA	47
PB	0		
SB	0		
CS	0		

BOTTOM

St. Louis Cardinals @ Colorado Rockies
Mile High Stadium, Denver, CO

AB 43
R 11
H 17
RBI 9
BB 1
SO 6
LOB 17



WP: 2 PA: 45
PB: 0
SB: 3
CS: 0

ERA WHIP

AB R H RBI BB SO LOB

5 2 3 1 0 0 1

4 2 2 4 0 0 1

5 2 1 0 0 2 1

5 0 4 1 0 1 0

5 1 1 0 0 1 5

5 0 0 0 0 2 4

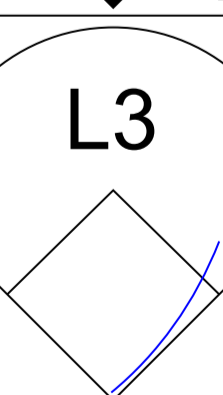
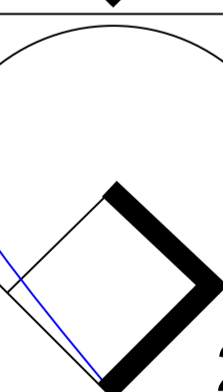
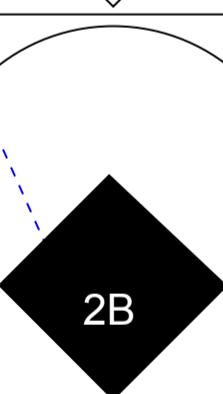
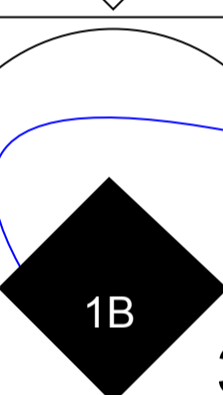

5 1 2 1 0 0 2

4 2 3 1 1 0 0

1B: 10 SF: 1
2B: 3 SAC: 0
3B: 3 DP: 0
HR: 1 HBP: 0

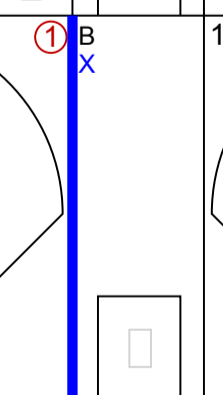
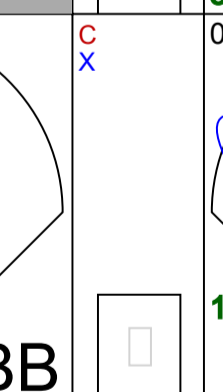
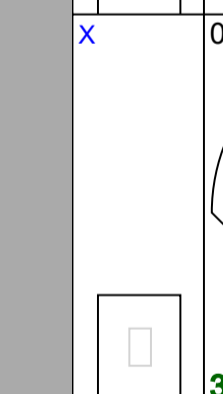
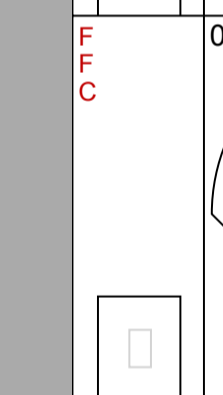
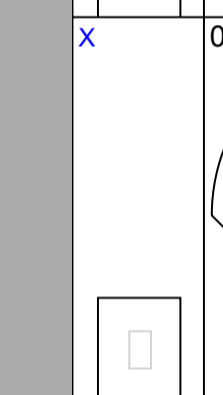
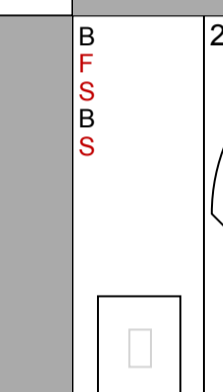
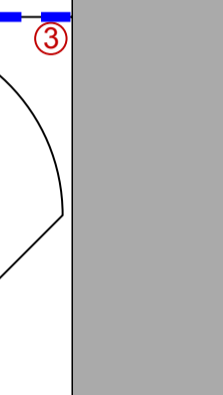
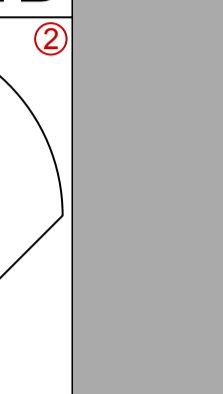
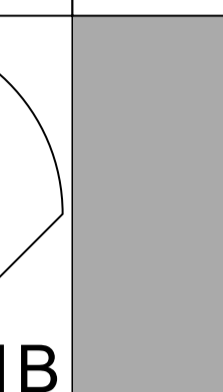
WP HR S P ERA WHIP

9



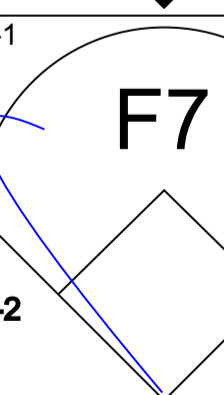
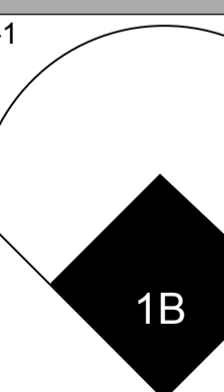
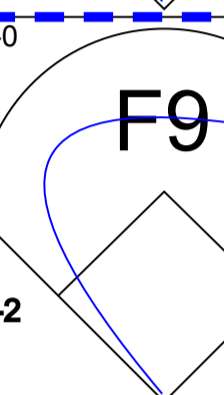
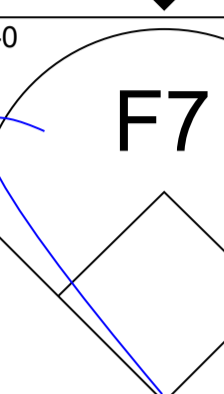
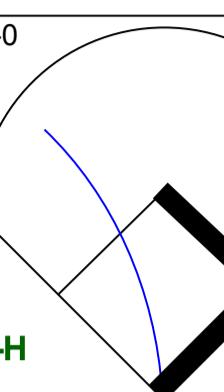
R: 2 H: 3
E: 0 LOB: 1
K: 2 BB: 0
S: 11 P: 14

8



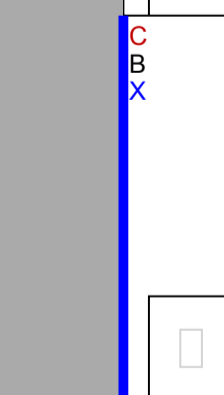

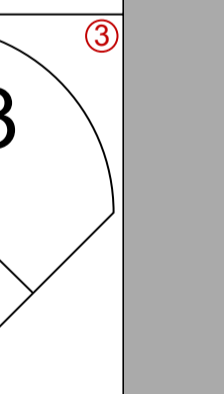

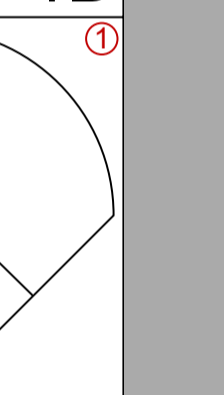
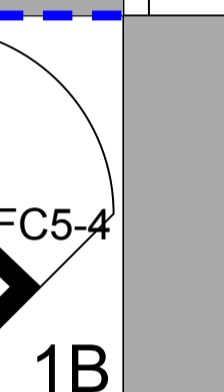
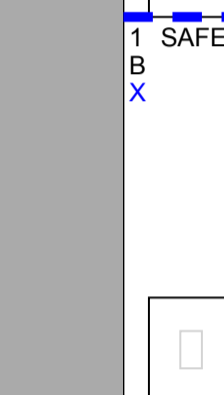


R: 1 H: 1
E: 0 LOB: 1
K: 0 BB: 1
S: 6 P: 14

7



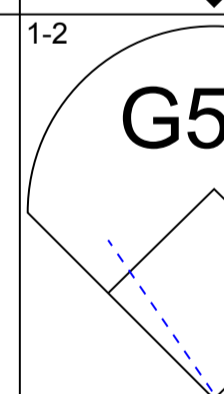
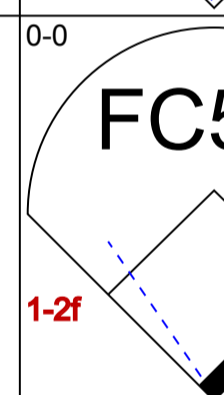
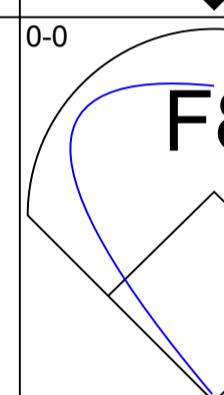
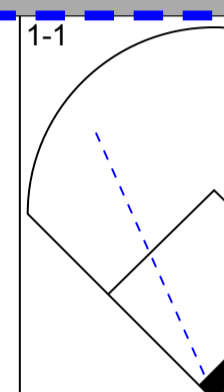
R: 0 H: 1
E: 0 LOB: 1
K: 0 BB: 0
S: 7 P: 9

6



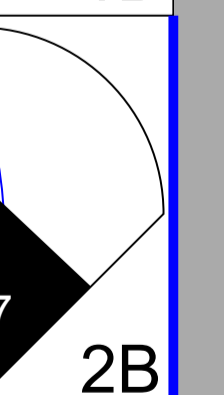
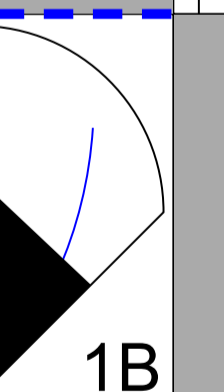
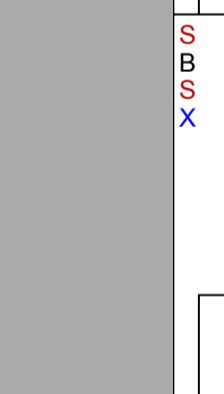


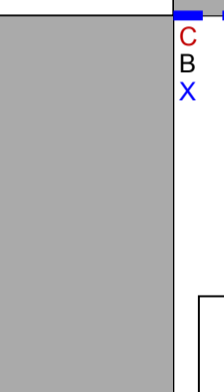
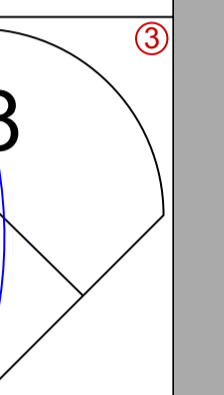
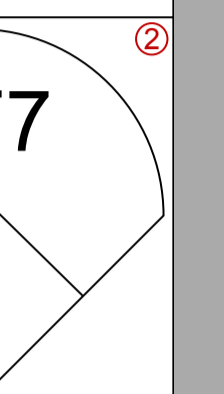
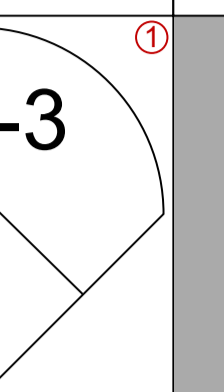
R: 2 H: 2
E: 0 LOB: 0
K: 0 BB: 0
S: 8 P: 11

5



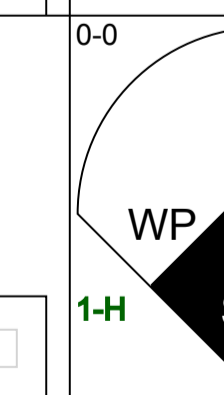
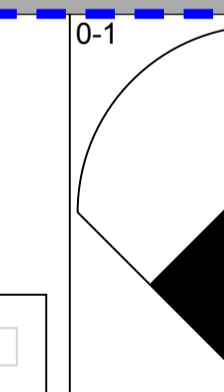
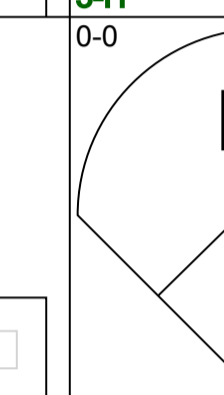
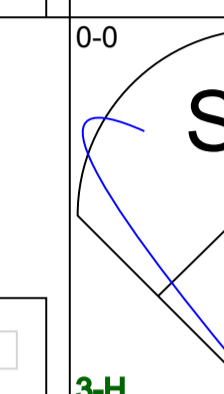
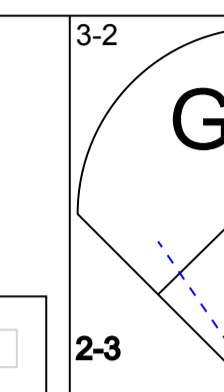
R: 3 H: 4
E: 0 LOB: 1
K: 0 BB: 0
S: 13 P: 20

4



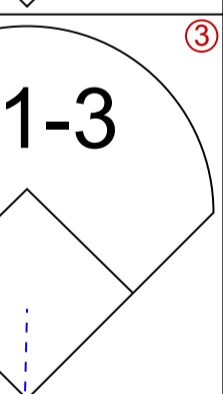
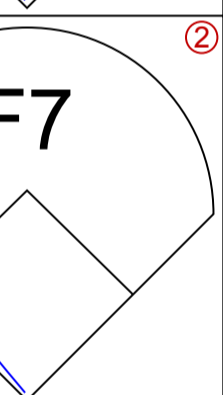
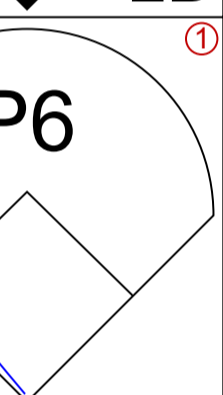
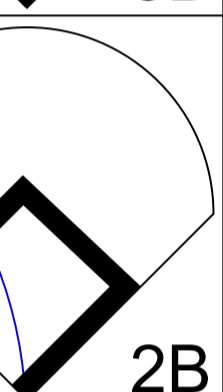
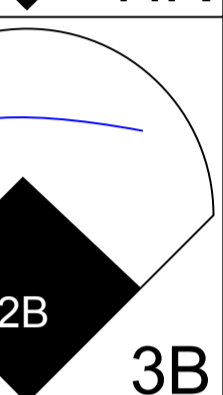
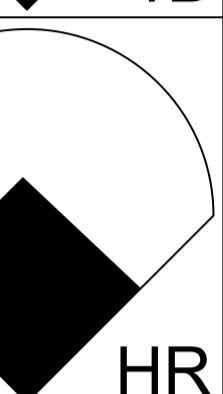
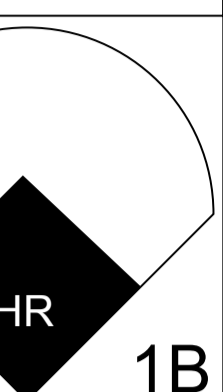
R: 0 H: 1
E: 0 LOB: 1
K: 0 BB: 0
S: 5 P: 7

3



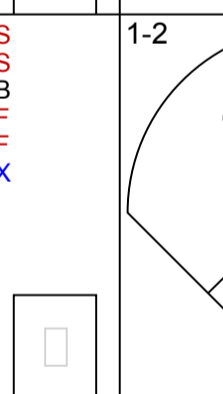
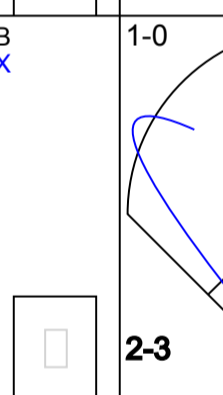
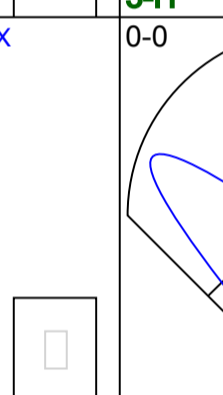
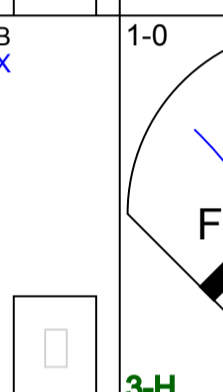
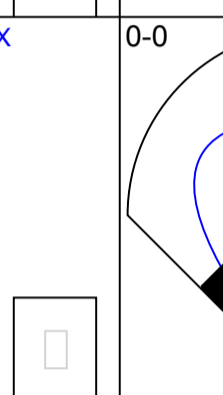
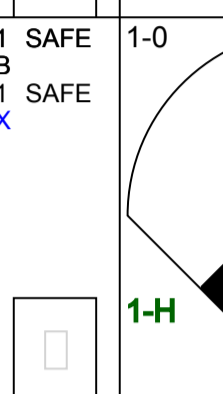
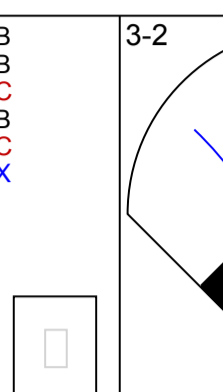
R: 0 H: 1
E: 0 LOB: 1
K: 2 BB: 0
S: 8 P: 11

2



R: 0 H: 0
E: 0 LOB: 0
K: 0 BB: 0
S: 6 P: 11

1



R: 3 H: 4
E: 0 LOB: 2
K: 2 BB: 0
S: 17 P: 26

Batter

Eric Young Sr., R (1, 7) OBP: 0.342, SLG: 0.342

Roberto Mejia, R (1, 4) OBP: 0.289, SLG: 0.583

Dante Bichette, R (1, 9) OBP: 0.345, SLG: 0.519

Andres Galarraga, R (1, 3) OBP: 0.422, SLG: 0.637

Charlie Hayes, R (1, 5) OBP: 0.380, SLG: 0.503

Chris Jones, R (1, 8) OBP: 0.328, SLG: 0.521

Danny Sheaffer, R (1, 2) OBP: 0.279, SLG: 0.400

Freddie Benavides, R (1, 6) OBP: 0.288, SLG: 0.321

Jeff Parrett, R
Mark Grant, R
Steve Reed, R
Gary Wayne, L
Jim Tatum, R
Bruce Ruffin, R
Alex Cole, L
Scott Fredrickson, R
Daryl Boston, L

IP WLS BF H R ER SO BB IBB HBP BLK WP HR S P ERA WHIP
Allen Watson, L (1, 1) 5.0 W 25 10 6 6 4 0 0 0 0 1 1 49 75 10.80 2.000
Rheal Cormier, L (6, 1) 1.0 5 2 2 2 0 0 0 0 0 1 0 8 11 18.00 2.000
Todd Burns, R (7, 1) 1.2 8 2 1 1 0 1 0 0 0 0 0 12 21 5.40 1.800
Lee Smith, R (8, 1) 1.1 S 7 3 2 2 2 0 0 0 0 0 0 0 12 16 13.50 2.250

Fri Jul 23 1993, 9:05 PM EDT
Att: 58,513 - Unknown - 75 F

livebaseballscores.com

Batter	1	2	3	4	5	6	7	8	9	AB	R	H	RBI	BB	SO	LOB
Eric Young Sr., R OBP: 0.345, SLG: 0.344 Alex Cole, L OBP: 0.346, SLG: 0.328	1-0 G4-3	3-1 1B		0-1 L9 S 1B		2-3 1B BB		2-1 F9		4	1	2	2	1	0	0
Roberto Mejia, R OBP: 0.279, SLG: 0.585	1-2 G5-3	3-3 K		2-2 L9		1-0 FC5-2-6-1 BB 1B		1-2 3B		5	1	1	0	0	1	4
Dante Bichette, R OBP: 0.343, SLG: 0.515	3-2 G4-3		0-2 E6 1B HR	K		1-2 BB 1B		1-3 K		5	1	1	1	0	2	2
Andres Galarraga, R OBP: 0.428, SLG: 0.638 Jim Tatum, R OBP: 0.247, SLG: 0.319		1-0 1B FC5-4 1B	2-2 HR 1B	F8		4-2 1B BB		4-0 IBB		3	2	2	0	2	0	1
Charlie Hayes, R OBP: 0.383, SLG: 0.513		0-1 FC5-4 1B	1-0 HR		K	1-1 1B		1-2 G4-3		5	1	3	4	0	1	2
Chris Jones, R OBP: 0.325, SLG: 0.512		1-0 FC5-4 1B	1-2 P2		L4		1-2 G6-3 1B			4	1	1	1	0	0	1
Danny Sheaffer, R OBP: 0.280, SLG: 0.399 Steve Reed, R Marcus Moore, S Darren Holmes, R		2-1 SH5-4 BB 1B	0-0 F8		P8		0-3 K			3	1	1	1	0	0	0
Freddie Benavides, R OBP: 0.304, SLG: 0.358		4-1 SH5-4 BB 1B	1-0 3B			0-0 E FC5-2-6-1 2B		2-2 G6-3		3	1	2	0	1	0	1
Kent Bottenfield, R OBP: 0.250, SLG: 0.192 Jayhawk Owens, R OBP: 0.286, SLG: 0.338		0-0 SH5-4	0-0 P3			1-0 B3-4		0-0 G6-3		1	0	0	0	0	0	1

Inning Stats	R: 0	H: 0	E: 0	K: 0	S: 7	LOB: 0	BB: 0	P: 12	R: 4	H: 4	E: 0	K: 1	S: 14	LOB: 1	BB: 1	P: 28	R: 3	H: 3	E: 1	K: 0	S: 13	LOB: 1	BB: 0	P: 18	R: 0	H: 1	E: 0	K: 1	S: 15	LOB: 1	BB: 0	P: 19	R: 0	H: 0	E: 0	K: 1	S: 8	LOB: 0	BB: 0	P: 10	R: 2	H: 3	E: 1	K: 0	S: 11	LOB: 2	BB: 2	P: 23	R: 0	H: 1	E: 0	K: 1	S: 12	LOB: 1	BB: 0	P: 14	R: 0	H: 1	E: 0	K: 1	S: 14	LOB: 2	BB: 1	P: 23
--------------	------	------	------	------	------	--------	-------	-------	------	------	------	------	-------	--------	-------	-------	------	------	------	------	-------	--------	-------	-------	------	------	------	------	-------	--------	-------	-------	------	------	------	------	------	--------	-------	-------	------	------	------	------	-------	--------	-------	-------	------	------	------	------	-------	--------	-------	-------	------	------	------	------	-------	--------	-------	-------

PITCHER	IP	WLS	BF	H	R	ER	SO	BB	IBB	HBP	BLK	WP	HR	S	P	ERA	WHIP
Donovan Osborne, L ERA: 3.72	(1, 1)	3.0	L	18	7	7	6	1	1	0	0	0	0	34	58	18.00	2.667
Rheal Cormier, L ERA: 4.29	(4, 1)	2.1		9	2	1	1	2	0	0	0	0	0	25	32	3.86	0.857
Omar Olivares, R ERA: 4.68	(6, 1)	0.2		5	2	1	1	0	2	0	0	0	0	9	20	13.50	6.000
Lee Guetterman, L ERA: 3.94	(7, 1)	2.0		9	2	0	0	2	0	1	0	0	0	26	37	0.00	1.000


BOTTOM

St. Louis Cardinals @ Colorado Rockies
Mile High Stadium, Denver, CO

Sat Jul 24 1993, 9:05 PM EDT
Att: 71,784 - Unknown - 81 F

AB	36
R	9
H	13
RBI	9
BB	4
SO	5
LOB	15

livebaseballscorecards.com



WP	HR	S	P	ERA	WHIP
0	0	0	41	0	0

Batter	1	2	3	4	5	6	7	8	9	10	11	AB R H RBI BB SO LOB	TOP
Bernard Gilkey, R (1, 7) OBP: 0.381, SLG: 0.486 Omar Olivares, R (9, 1) OBP: 0.294, SLG: 0.353 Lee Smith, R (11, 1) Lee Guetterman, L (11, 1) OBP: 0.500, SLG: 1.000	G6-3		L7		K		BB 1B		SF9 WP 1B		1B 1B	5 0 2 0 0 1 1 1 1 1 0 0 0 0 0 0 0 0 0 0 0 0 0 0 0 0 0 0	
Ozzie Smith, S (1, 6) OBP: 0.335, SLG: 0.357	G5-3			G5-3		G3	BB BB BB		SF9 1B		F9	4 0 0 1 1 0 1	
Gregg Jefferies, S (1, 3) OBP: 0.390, SLG: 0.493	F7			G6-3		G3	P5		K		1B 1B	6 0 1 0 0 1 4	
Todd Zeile, R (1, 5) OBP: 0.338, SLG: 0.409			G6-3		2B 1B						K	6 2 4 2 0 1 0	
Mark Whiten, S (1, 9) OBP: 0.333, SLG: 0.437						P7			G3-1		2B BB	4 0 1 1 2 0 3	
Brian Jordan, R (1, 8) OBP: 0.331, SLG: 0.504									F9 1B			5 0 2 0 0 0 2	
Erik Pappas, R (1, 2) OBP: 0.399, SLG: 0.394			F8						G5-4-3 1B			5 1 3 0 0 0 2	
José Oquendo, S (1, 4) OBP: 0.351, SLG: 0.234 Ray Lankford, L (9, PH) OBP: 0.384, SLG: 0.346									G5-4-3 1B			3 0 0 0 0 1 2 2 0 0 0 0 0 2	
Rene Arocha, R (1, 1) OBP: 0.081, SLG: 0.081 Gerald Perry, L (7, PH) OBP: 0.375, SLG: 0.491 Todd Burns, R (7, 1) Rob Murphy, L (8, 1) OBP: 0.500, SLG: 0.500 Tracy Woodson, R (9, PH) OBP: 0.225, SLG: 0.241 Luis Alicea, S (9, PH) OBP: 0.368, SLG: 0.384 Rod Brewer, L (9, 3) OBP: 0.330, SLG: 0.380									G4-3 1B			2 0 0 0 0 0 1 1 0 1 1 0 1 0 0 1 0 0 1 0 0 0 0 0 0	
Inning Stats	R: 0 H: 0 E: 0 LOB: 0 K: 0 BB: 0 S: 5 P: 6	R: 0 H: 1 E: 0 LOB: 1 K: 0 BB: 1 S: 9 P: 17	R: 0 H: 0 E: 0 LOB: 0 K: 1 BB: 0 S: 6 P: 7	R: 1 H: 2 E: 0 LOB: 1 K: 0 BB: 0 S: 8 P: 13	R: 0 H: 1 E: 1 LOB: 1 K: 1 BB: 0 S: 14 P: 22	R: 0 H: 1 E: 0 LOB: 1 K: 0 BB: 0 S: 7 P: 11	R: 1 H: 3 E: 0 LOB: 3 K: 0 BB: 1 S: 12 P: 22	R: 1 H: 2 E: 0 LOB: 0 K: 0 BB: 0 S: 9 P: 14	R: 1 H: 1 E: 0 LOB: 1 K: 1 BB: 1 S: 14 P: 24	R: 0 H: 1 E: 0 LOB: 2 K: 1 BB: 1 S: 6 P: 12	R: 1 H: 3 E: 0 LOB: 2 K: 0 BB: 0 S: 15 P: 16	1B: 11 SF: 1 2B: 3 SAC: 0 3B: 0 DP: 1 HR: 1 HBP: 0	WP: 1 PA: 50 PB: 0 SB: 0 CS: 0
PITCHER Willie Blair, R (1, 1) ERA: 4.75 Mark Grant, R (8, 1) ERA: 6.75 Bruce Ruffin, L (9, 1) ERA: 5.12 Marcus Moore, R (9, 1) ERA: 4.5 Jeff Parrett, R (10, 1) ERA: 5.4	IP WLS BF H R ER SO BB IBB HBP BLK WP HR S P ERA WHIP	7.1 33 10 3 3 2 2 0 0 0 0 0 1 67 107 3.68 1.636	0.2 1 0 0 0 0 0 0 0 0 0 0 0 3 5 0.00 0.000	0.1 1 0 0 0 0 0 0 0 0 0 0 0 3 6 0.00 0.000	0.2 4 1 1 1 1 1 0 0 0 1 0 11 18 13.50 3.000	1.0 5 1 0 0 1 1 0 0 0 0 0 6 12 0.00 2.000	PITCHER Gary Wayne, L (11, 1) ERA: 5.4	IP WLS BF H R ER SO BB IBB HBP BLK WP HR S P ERA WHIP	1.0 L 6 3 1 1 0 0 0 0 0 0 0 15 16 9.00 3.000				

St. Louis Cardinals @ Colorado Rockies
 Mile High Stadium, Denver, CO
 Sun Jul 25 1993, 5:33 AM EDT
 Att: 65,211 - Sunny - 87 F

AB	45
R	5
H	15
RBI	5
BB	4
SO	4
LOB	18



WP	1	PA	50
PB	0		
SB	0		
CS	0		

livebaseballscorecards.com

Batter	1	2	3	4	5	6	7	8	9	10	11	AB	R	H	RBI	BB	SO	LOB
Eric Young Sr. R (1, 7) OBP: 0.347, SLG: 0.349 Chris Jones R (9, PH) OBP: 0.323, SLG: 0.508 (10, 7)	2-1 2B		0-2 P3					2-1 P9	2-2 G3-1			4	0	2	0	0	0	0
Roberto Mejia R (1, 4) OBP: 0.292, SLG: 0.545	1-0 G6-4-3 HBP		1-2 G6-3					4-2 HR BB		0-0		3	1	0	0	1	0	2
Dante Bichette R (1, 9) OBP: 0.347, SLG: 0.530	1-0 F7			1-3 K				1-1 SAFE HR		0-0		5	1	3	2	0	1	2
Charlie Hayes R (1, 5) OBP: 0.361, SLG: 0.507	1-2 G6-4-3			1-3 K				1-2 G4-3		4-0		4	0	0	0	1	1	3
Jerald Clark R (1, 3) OBP: 0.325, SLG: 0.415 Gary Wayne L (11, 1)		0-1 G6-3		2-2 G6-3				0-1 G3		0-0 G6-4-3		4	0	0	0	1	0	2
Freddie Benavides R (1, 6) OBP: 0.308, SLG: 0.360		2-2 G6-3			2-2 G6-3			0-2 G5-4-3		1-2 E5 G1-3 1B		5	0	2	0	0	0	2
Alex Cole L (1, 8) OBP: 0.344, SLG: 0.324		0-0 B1-3			1-0 G6-3			2-1 L9		4-0 G1-3 IBB		3	0	0	0	1	0	0
Jayhawk Owens R (1, 2) OBP: 0.307, SLG: 0.435			0-0 HR		2-0 HR			2-3 K		2-3 K		4	2	2	2	1	2	2
Willie Blair R (1, 1) OBP: 0.120, SLG: 0.160 Mark Grant R (8, 1) Bruce Ruffin S (9, 1) OBP: 0.143, SLG: 0.105 Marcus Moore S (9, 1) Daryl Boston L (9, PH) OBP: 0.300, SLG: 0.367 Jeff Parrett R (10, 1) OBP: 0.091, SLG: 0.091 Pedro Castellano R (11, 3) OBP: 0.149, SLG: 0.206			0-2 F8		0-0 1B			0-1 P3		3-2 G1-3		3	0	1	0	0	0	0

BOTTOM

St. Louis Cardinals @ Colorado Rockies
Mile High Stadium, Denver, CO
Sun Jul 25 1993, 5:33 AM EDT
Att. 65,211 - Sunny - 87 F

livebaseballscores.com

AB	38
R	4
H	10
RBI	4
BB	5
SO	4
LOB	19



Inning Stats	R: 0	H: 1	R: 0	H: 0	R: 1	H: 1	R: 0	H: 0	R: 1	H: 3	R: 0	H: 1	R: 2	H: 1	R: 0	H: 1	R: 0	H: 1	R: 0	H: 1	R: 0	H: 1	R: 0	H: 1	R: 0	H: 1	R: 0	H: 1	R: 0	H: 1	R: 0	H: 1	R: 0	H: 1	
E: 0	LOB: 1	E: 0	LOB: 0	E: 0	LOB: 0	E: 0	LOB: 0	E: 0	LOB: 2	E: 0	LOB: 0	E: 0	LOB: 0	E: 0	LOB: 2	E: 0	LOB: 1	E: 0	LOB: 1	E: 0	LOB: 1	E: 0	LOB: 1	E: 0	LOB: 1	E: 0	LOB: 1	E: 0	LOB: 1	E: 0	LOB: 1	E: 0	LOB: 1	E: 0	LOB: 1
K: 0	BB: 0	K: 0	BB: 0	K: 0	BB: 0	K: 2	BB: 0	K: 0	BB: 0	K: 0	BB: 1	K: 1	BB: 1	K: 0	BB: 1	K: 1	BB: 1	K: 1	BB: 1	K: 1	BB: 1	K: 1	BB: 1	K: 1	BB: 1	K: 1	BB: 1	K: 1	BB: 1	K: 1	BB: 1	K: 1	BB: 1	K: 1	BB: 1
S: 6	P: 11	S: 6	P: 8	S: 11	P: 12	S: 10	P: 14	S: 11	P: 18	S: 9	P: 15	S: 8	P: 12	S: 11	P: 19	S: 15	P: 27	S: 3	P: 7	S: 7	P: 14	S: 7	P: 14	S: 7	P: 14	S: 7	P: 14	S: 7	P: 14	S: 7	P: 14	S: 7	P: 14	S: 7	P: 14

PITCHER	IP	WLS	BF	H	R	ER	SO	BB	IBB	HBP	BLK	WP	HR	S	P	ERA	WHIP
Rene Arocha R (1, 1) ERA: 3.55	6.0		24	6	2	2	2	1	0	1	0	0	2	53	78	3.00	1.167
Todd Burns R (7, 1) ERA: 4.61	1.0		3	0	0	0	1	0	0	0	0	0	0	8	12	0.00	0.000
Rob Murphy L (8, 1) ERA: 4.14	1.0		5	1	2	2	0	1	0	0	0	0	1	11	19	18.00	2.000
Omar Olivares R (9, 1) ERA: 4.56	2.0	W	9	2	0	0	1	0	2	0	0	0	0	18	34	0.00	1.000
Lee Smith R (11, 1) ERA: 4.24	0.0		0	0	0	0	0	0	0	0	0	0	0	0	0	∞	∞
PITCHER	IP	WLS	BF	H	R	ER	SO	BB	IBB	HBP	BLK	WP	HR	S	P	ERA	WHIP
Lee Guetterman L (11, 1) ERA: 3.71	1.0		4	1	0	0	0	1	0	0	0	0	0	7	14	0.00	2.000

1B: 4	SF: 0	WP: 0	PA: 45
2B: 3	SAC: 1	PB: 0	
3B: 0	DP: 4	SB: 0	
HR: 3	HBP: 1	CS: 0	

Batter	1	2	3	4	5	6	7	8	9	AB	R	H	RBI	BB	SO	LOB	TOP	
Deion Sanders, L (1, 8) OBP: 0.311, SLG: 0.447	1-0 G4-3		0-0 IHR		3-1 P6		0-1 E S 1B	0-0 HR 1B		5	3	3	1	0	0	0		
Jeff Blausler, R (1, 6) OBP: 0.415, SLG: 0.442	3-2 F8		4-1 E WP BB		1-1 G5-3		4-2 SAFE SAFE G4-6-3 1B 1-3 2B BB	1-2 SAFE SAFE 1-H HR		3	3	1	2	2	0	0		
Rafael Belliard, R (8, 6) OBP: 0.311, SLG: 0.293										0	0	0	0	0	0	0		
Ron Gant, R (1, 7) OBP: 0.340, SLG: 0.524	0-0 G3		2-2 F9		2-2 1B 1B		1-1 1B 1B	2-1 HR		5	2	3	2	0	0	1		
Fred McGriff, L (1, 3) OBP: 0.365, SLG: 0.527		1-0 E 1B G3 1B	1-0 E3 WP		3-0 1B 1B BLK 1B		2-2 G4-6-3 1B 1-2 3-H	2-0 G6-3		5	2	2	0	0	0	3		
David Justice, L (1, 9) OBP: 0.347, SLG: 0.505		1-2 E8 G3 G3 1B	1-1 L9		2-1 BLK 1B		4-2 2B BB	1-1 HR		4	2	3	2	1	0	1		
Terry Pendleton, S (1, 5) OBP: 0.302, SLG: 0.384		2-2 G3		4-2 G3 BB		3-3 K2-3	1-2 2B		1-2 G3	4	0	1	3	1	1	2		
Damon Berryhill, S (1, 2) OBP: 0.282, SLG: 0.415		1-0 G3		0-0 G3		1-0 G6-3	2-3 K		3-1 L8	5	0	0	0	0	1	3		
Mark Lemke, S (1, 4) OBP: 0.361, SLG: 0.404		0-0 G3		3-2 L8		1-1 F8		2-2 L9	3-2 2B	5	0	1	0	0	0	2		
Greg Maddux, R (1, 1) OBP: 0.172, SLG: 0.175			0-3 K		2-3 K		0-3 K		1-3 K	4	0	0	0	0	4	1		
Jay Howell, R (8, 1)										0	0	0	0	0	0	0		
Sid Bream, L (9, PH) OBP: 0.314, SLG: 0.402										1	0	0	0	0	0	1		
Greg McMichael, R (9, 1)										0	0	0	0	0	0	0		
Inning Stats	R: 0 E: 0 K: 0 S: 5 H: 0 LOB: 0 P: 9	R: 1 E: 1 K: 0 S: 9 H: 2 LOB: 1 P: 14	R: 2 E: 1 K: 1 S: 11 H: 1 LOB: 1 P: 19	R: 0 E: 0 K: 1 S: 12 H: 0 LOB: 1 P: 21	R: 2 E: 0 K: 1 S: 13 H: 3 LOB: 1 P: 27	R: 0 E: 0 K: 1 S: 6 H: 0 LOB: 0 P: 8	R: 3 E: 0 K: 1 S: 21 H: 3 LOB: 1 P: 35	R: 3 E: 0 K: 1 S: 14 H: 3 LOB: 0 P: 22	R: 1 E: 0 K: 0 S: 13 H: 2 LOB: 1 P: 23	1B: 8 2B: 2 3B: 0 HR: 4 SF: 0 SAC: 0 DP: 1 HBP: 0	WP: 1 PA: 45 PB: 0 SB: 1 CS: 0							
PITCHER	IP WLS BF H R ER SO BB IBB HBP BLK WP HR S P ERA WHIP	IP WLS BF H R ER SO BB IBB HBP BLK WP HR S P ERA WHIP	IP WLS BF H R ER SO BB IBB HBP BLK WP HR S P ERA WHIP	IP WLS BF H R ER SO BB IBB HBP BLK WP HR S P ERA WHIP	IP WLS BF H R ER SO BB IBB HBP BLK WP HR S P ERA WHIP	IP WLS BF H R ER SO BB IBB HBP BLK WP HR S P ERA WHIP	IP WLS BF H R ER SO BB IBB HBP BLK WP HR S P ERA WHIP	IP WLS BF H R ER SO BB IBB HBP BLK WP HR S P ERA WHIP	IP WLS BF H R ER SO BB IBB HBP BLK WP HR S P ERA WHIP	IP WLS BF H R ER SO BB IBB HBP BLK WP HR S P ERA WHIP	IP WLS BF H R ER SO BB IBB HBP BLK WP HR S P ERA WHIP	IP WLS BF H R ER SO BB IBB HBP BLK WP HR S P ERA WHIP	IP WLS BF H R ER SO BB IBB HBP BLK WP HR S P ERA WHIP	IP WLS BF H R ER SO BB IBB HBP BLK WP HR S P ERA WHIP	IP WLS BF H R ER SO BB IBB HBP BLK WP HR S P ERA WHIP	IP WLS BF H R ER SO BB IBB HBP BLK WP HR S P ERA WHIP	IP WLS BF H R ER SO BB IBB HBP BLK WP HR S P ERA WHIP	
Curt Leskanic, R (1, 1) ERA: 5.56	5.0 L	24 6 5 3 3 2 0 0 0 1 1 0 50 90 5.40 1.600	1.2 9 3 3 3 1 2 0 0 0 0 0 24 38 16.20 3.000	1.1 7 3 3 3 2 0 0 0 0 0 2 17 27 20.25 2.250	1.0 5 2 1 1 0 0 0 0 0 0 1 13 23 9.00 2.000													
Bruce Ruffin, L (6, 1) ERA: 5.34																		
Mark Grant, R (7, 1) ERA: 7.46																		
Marcus Moore, R (9, 1) ERA: 6.0																		

Atlanta Braves @ Colorado Rockies
Mile High Stadium, Denver, CO
Mon Jul 26 1993, 9:05 PM EDT
Att. 62,937 - Unknown - 86 F

livebaseballscorecards.com

AB	41
R	12
H	14
RBI	10
BB	4
SO	6
LOB	14



BOTTOM

Atlanta Braves @ Colorado Rockies
Mile High Stadium, Denver, CO
 Mon Jul 26 1993, 9:05 PM EDT
 Att: 62,937 - Unknown - 86 F

livebaseballscorecards.com

AB	35
R	7
H	11
RBI	7
BB	2
SO	4
LOB	12



WP: 0	PA: 37
PB: 0	
SB: 2	
CS: 0	

AB R H RBI BB SO LOB

4	1	1	0	1	0	1
3	1	1	0	1	0	0
4	0	0	0	0	2	5
4	2	3	5	0	0	1
4	0	2	0	0	1	1
4	0	0	0	0	1	2
4	1	1	0	0	0	0
4	2	2	1	0	0	1
1	0	0	0	0	0	0
1	0	0	0	0	0	0
0	0	0	0	0	0	0
0	0	0	0	0	0	0
1	0	0	0	0	0	1
0	0	0	0	0	0	0
1	0	1	1	0	0	0

1B: 6	SF: 0
2B: 2	SAC: 0
3B: 0	DP: 2
HR: 3	HBP: 0

Batter	1	2	3	4	5	6	7	8	9
Eric Young Sr., R (1, 7) OBP: 0.348, SLG: 0.347	2-2 G4-3		1-0 G6-3			3-2 G4-6-3 1B		4-1 HR	0-0 FC4-6
Roberto Mejia, R (1, 4) OBP: 0.308, SLG: 0.532	0-2 P6		0-1 F7			1-0 G4-6-3 1B		4-1 HR	
Dante Bichette, R (1, 9) OBP: 0.343, SLG: 0.524	2-2 G4-3		3-3 K			1-2 G4-6-3 1B		0-3 K	
Charlie Hayes, R (1, 5) OBP: 0.365, SLG: 0.527		1-2 HR	1-0 FC5-4 1B			1-2 G2-3		2-2 HR	
Chris Jones, R (1, 8) OBP: 0.328, SLG: 0.508		0-2 G4-3 1B	0-1 FC5-4			1-0 G4-3 1B		1-3 K	
Jerald Clark, R (1, 3) OBP: 0.321, SLG: 0.409		2-2 G4-3	0-1 G6-3			1-2 G4-3		0-3 K	
Jayhawk Owens, R (1, 2) OBP: 0.304, SLG: 0.438		0-0 P5	2-0 G1-3			0-2 G5-3		0-0 G4-3 1B 2B	
Freddie Benavides, R (1, 6) OBP: 0.315, SLG: 0.398			0-1 G6-3			0-1 HR		0-0 G3 HR 2B	1-1 G4-3
Curt Leskanic, R (1, 1) OBP: 0.343, SLG: 0.322			2-2 F7			2-2 L6		0-1 G3	1-1 FC4-6 1B
Alex Cole, L (5, PH) OBP: 0.143, SLG: 0.105									
Bruce Ruffin, S (6, 1) OBP: 0.291, SLG: 0.365									
Mark Grant, R (7, 1) OBP: 0.256, SLG: 0.329									
Daryl Boston, L (8, PH) OBP: 0.256, SLG: 0.329									
Marcus Moore, S (9, 1) OBP: 0.256, SLG: 0.329									
Jim Tatum, R (9, PH) OBP: 0.256, SLG: 0.329									

Inning Stats	R: 0	H: 0	E: 0	K: 12	R: 1	H: 2	E: 0	K: 10	R: 0	H: 0	E: 0	K: 6	R: 0	H: 1	E: 0	K: 1	R: 1	H: 1	E: 0	K: 8	R: 0	H: 2	E: 0	K: 11	R: 0	H: 1	E: 0	K: 8	R: 4	H: 2	E: 0	K: 15	R: 1	H: 2	E: 0	K: 9
--------------	------	------	------	-------	------	------	------	-------	------	------	------	------	------	------	------	------	------	------	------	------	------	------	------	-------	------	------	------	------	------	------	------	-------	------	------	------	------

PITCHER	IP	WLS	BF	H	R	ER	SO	BB	IBB	HBP	BLK	WP	HR	S	P	ERA	WHIP
Greg Maddux, R (1, 1) ERA: 2.86	7.1	W	28	8	4	4	1	1	0	0	0	0	2	71	100	4.91	1.227
Jay Howell, R (8, 1) ERA: 3.47	0.2		4	1	2	2	2	1	0	0	0	0	1	11	18	27.00	3.000
Greg McMichael, R (9, 1) ERA: 2.6	1.0		5	2	1	1	1	0	0	0	0	0	0	9	11	9.00	2.000

Batter	1	2	3	4	5	6	7	8	9	AB R H RBI BB SO LOB	TOP											
Deion Sanders, L (1, 8) OBP: 0.318, SLG: 0.448	3-2 1B 1B		2-3 K		1-1 1B 1B	0-1 FC6			4-2 1B 1B BB	4 2 2 1 1 1 3												
Jeff Blauser, R (1, 6) OBP: 0.417, SLG: 0.444	2-2 WP 1B			1-1 P6	3-2 1B		0-1 P4		0-0 1B 3B 1B	5 1 3 1 0 0 0 0 0 0 0 0 0 0												
Sid Bream, L (9, 3) OBP: 0.314, SLG: 0.402																						
Ron Gant, R (1, 7) OBP: 0.340, SLG: 0.523	1-3 1B			1-1 G3-6-3 1B	2-3 K		2-2 G5-3		3-2 1B 3B 1B	5 1 2 1 0 2 2												
Fred McGriff, L (1, 3) OBP: 0.368, SLG: 0.552	0-0 L9			2-2 G3-6-3		1-0 IHR	1-0 HR		1-2 1B 3B	5 2 3 4 0 0 2 0 1 0 0 0 0 0 0 0 0 0 0 0 0												
Bill Pecota, R (9, PR) OBP: 0.383, SLG: 0.444																						
Greg McMichael, R (9, 1)																						
David Justice, L (1, 9) OBP: 0.348, SLG: 0.503		2-0 G3-1			2-2 F9	4-1 WP HBP BB	0-1 F7		1-2 1B 3B 1B	4 0 1 1 1 0 0												
Terry Pendleton, S (1, 5) OBP: 0.303, SLG: 0.383		2-1 G3			2-1 1B 29 1B 1B	1-2 WP HBP		1-0 F7	1-3 K	4 1 1 0 0 1 2												
Greg Olson, R (1, 2) OBP: 0.293, SLG: 0.281		3-1 L7			2-3 K	1-1 P6		2-2 G4-3	0-0 G6-3	5 0 0 0 0 1 5												
Mark Lemke, S (1, 4) OBP: 0.362, SLG: 0.404			2-3 K		0-1 1B 29 1B 1B	4-2 FC6 BB		1-0 L4		3 1 1 0 1 1 0												
29 John Smoltz, R (1, 1) OBP: 0.239, SLG: 0.190			2-3 K		0-0 1B E 1B	2-3 K			0-3 K	3 1 1 1 0 2 3 1 0 0 0 0 1 0 0 0 0 0 0 0 0												
Otis Nixon, S (9, PH) OBP: 0.324, SLG: 0.292																						
Rafael Belliard, R (9, 6) OBP: 0.311, SLG: 0.293																						
Inning Stats	R: 0 E: 0 K: 1 S: 14	H: 2 LOB: 1 BB: 0 P: 20	R: 0 E: 0 K: 0 S: 5	H: 0 LOB: 0 BB: 0 P: 12	R: 0 E: 0 K: 3 S: 12	H: 0 LOB: 0 BB: 0 P: 18	R: 0 E: 0 K: 0 S: 7	H: 1 LOB: 0 BB: 0 P: 11	R: 4 E: 1 K: 2 S: 21	H: 5 LOB: 1 BB: 0 P: 33	R: 1 E: 0 K: 1 S: 17	H: 1 LOB: 3 BB: 2 P: 30	R: 1 E: 0 K: 0 S: 8	H: 1 LOB: 0 BB: 0 P: 11	R: 0 E: 0 K: 0 S: 5	H: 0 LOB: 0 BB: 0 P: 9	R: 4 E: 0 K: 2 S: 20	H: 4 LOB: 2 BB: 1 P: 30	1B: 11 2B: 0 3B: 1 HR: 2	SF: 0 SAC: 0 DP: 1 HBP: 1	WP: 2 PB: 0 SB: 0 CS: 0	PA: 43
PITCHER	IP WLS BF H R ER SO BB IBB HBP BLK WP HR S P ERA WHIP																					
Armando Reynoso, R (1, 1) ERA: 3.44	4.2 L 20 8 4 4 5 0 0 0 1 1 0 56 89 7.71 1.714																					
Steve Reed, R (5, 1) ERA: 5.48	2.1 12 2 2 2 2 2 0 1 0 1 1 28 46 7.71 1.714																					
Darren Holmes, R (8, 1) ERA: 6.32	1.1 7 2 3 3 1 1 0 0 0 0 0 15 26 20.25 2.250																					
Gary Wayne, L (9, 1) ERA: 5.54	0.2 4 2 1 1 1 0 0 0 0 0 0 10 13 13.50 3.000																					

Atlanta Braves @ Colorado Rockies
Mile High Stadium, Denver, CO

Tue Jul 27 1993, 9:05 PM EDT
Att. 54,550 - Unknown - 82 F

livebaseballscorecards.com

AB	39
R	10
H	14
RBI	9
BB	3
SO	9
LOB	17



Batter	1	2	3	4	5	6	7	8	9	AB	R	H	RBI	BB	SO	LOB
Eric Young Sr., R (1, 7) OBP: 0.346, SLG: 0.343	1-3 K	4-1 BB 1-2 2-3			1-2 L4		1-2 F8		1-3 K	4	0	0	0	1	2	0
Roberto Mejia, R (1, 4) OBP: 0.298, SLG: 0.490	2-3 K	4-2 BB 1-2 2-3 3-H			1-3 K		1-1 P6		1-3 K	4	0	0	1	1	3	0
Dante Bichette, R (1, 9) OBP: 0.342, SLG: 0.520	4-2 FC6-4 BB	0-2 P5			1-0 P5			0-0 G5-3		3	0	0	0	1	0	3
Charlie Hayes, R (1, 5) OBP: 0.364, SLG: 0.522	0-0 FC6-4 1-2f				0-3 K		1-0 G6-3		4-0 HR BB	3	1	0	0	1	1	1
Daryl Boston, L (1, 8) OBP: 0.305, SLG: 0.365		1-1 1B			1-0 F7		4-2 E S 1B BB		1 SAFE 0-3 K	3	1	1	0	1	1	1
Pedro Castellano, R (1, 3) OBP: 0.268, SLG: 0.297		4-0 E SH5-3 BB			2-2 P3		1-3 K		1 SAFE 2-2 1-H HR	3	2	1	2	1	1	1
Freddie Benavides, R (1, 6) OBP: 0.320, SLG: 0.402		0-0 E4 BB SH5-3 BB			1-3 K		1-2 BLK 1B		2-2 FC6-4 1B	4	1	2	1	0	1	1
Danny Sheaffer, R (1, 2) OBP: 0.276, SLG: 0.393		0-0 SH5-3			1-1 F9		1 SAFE 0-2 G3-1		0-0 FC6-4 1-2f	2	0	0	1	0	0	1
Chris Jones, R (8, PH) OBP: 0.326, SLG: 0.504										1	0	0	0	0	0	1
Jayhawk Owens, R (9, 2) OBP: 0.304, SLG: 0.438										0	0	0	0	0	0	0
Armando Reynoso, R (1, 1) OBP: 0.091, SLG: 0.119		4-1 BB BB BB			1-3 K		3-2 G4-3		1-3 K	1	0	0	0	0	1	0
Steve Reed, R (5, 1) OBP: 0.342, SLG: 0.321										0	0	0	0	0	0	0
Alex Cole, L (7, PH) OBP: 0.342, SLG: 0.321										0	0	0	0	0	0	0
Darren Holmes, R (8, 1) OBP: 0.342, SLG: 0.321										0	0	0	0	0	0	0
Gary Wayne, L (9, 1) OBP: 0.253, SLG: 0.324										0	0	0	0	0	0	0
Jim Tatum, R (9, PH) OBP: 0.253, SLG: 0.324										1	0	0	0	0	1	0

Inning Stats	R: 0	H: 0	E: 0	K: 2	S: 9	H: 0	LOB: 1	BB: 1	P: 16	R: 2	H: 1	E: 1	K: 0	S: 11	H: 0	LOB: 3	BB: 4	P: 28	R: 0	H: 0	E: 0	K: 1	S: 7	H: 0	LOB: 0	BB: 0	P: 10	R: 0	H: 0	E: 0	K: 2	S: 9	H: 0	LOB: 0	BB: 0	P: 12	R: 0	H: 0	E: 0	K: 1	S: 8	H: 0	LOB: 0	BB: 0	P: 11	R: 1	H: 1	E: 0	K: 1	S: 14	H: 1	LOB: 1	BB: 1	P: 21	R: 0	H: 0	E: 0	K: 0	S: 9	H: 0	LOB: 0	BB: 0	P: 14	R: 2	H: 2	E: 0	K: 1	S: 14	H: 2	LOB: 1	BB: 1	P: 22	R: 0	H: 0	E: 0	K: 3	S: 10	H: 0	LOB: 0	BB: 0	P: 13	1B: 3	2B: 0	3B: 0	HR: 1	SF: 0	SAC: 1	DP: 0	HBP: 0	WP: 0	PA: 38
--------------	------	------	------	------	------	------	--------	-------	-------	------	------	------	------	-------	------	--------	-------	-------	------	------	------	------	------	------	--------	-------	-------	------	------	------	------	------	------	--------	-------	-------	------	------	------	------	------	------	--------	-------	-------	------	------	------	------	-------	------	--------	-------	-------	------	------	------	------	------	------	--------	-------	-------	------	------	------	------	-------	------	--------	-------	-------	------	------	------	------	-------	------	--------	-------	-------	-------	-------	-------	-------	-------	--------	-------	--------	-------	--------

PITCHER	IP	WLS	BF	H	R	ER	SO	BB	IBB	HBP	BLK	WP	HR	S	P	ERA	WHIP
29 John Smoltz, R (1, 1) ERA: 3.35	8.0	W	35	4	5	3	8	7	0	0	1	0	1	81	134	3.38	1.375
Greg McMichael, R (9, 1) ERA: 2.56	1.0		3	0	0	0	3	0	0	0	0	0	0	10	13	0.00	0.000

BOTTOM

Atlanta Braves @ Colorado Rockies
Mile High Stadium, Denver, CO
 Tue Jul 27 1993, 9:05 PM EDT
 Att: 54,550 - Unknown - 82 F

livebaseballscores.com

AB	30
R	5
H	4
RBI	5
BB	7
SO	11
LOB	9



Batter	1	2	3	4	5	6	7	8	9	AB R H RBI BB SO LOB	TOP															
Deion Sanders, L (1, 8) OBP: 0.315, SLG: 0.442	2-3 K		3-1 3B 1B		2-2 F8		2-3 K		0-0 G5-3	5 1 1 0 0 2 2																
Jeff Blauser, R (1, 6) OBP: 0.415, SLG: 0.440	4-0 E BB		2-3 K		1-3 K		3-1 F7			3 0 0 0 1 2 2																
Rafael Belliard, R (9, 6) OBP: 0.311, SLG: 0.293										0 0 0 0 0 0 0																
Ron Gant, R (1, 7) OBP: 0.344, SLG: 0.537	1-1 E1		1-2 3B		4-2 FC4-6 BB SF8 BB		1-2 HR			3 2 2 2 1 0 1																
David Justice, L (1, 9) OBP: 0.347, SLG: 0.499	3-3 K		3-1 G4-3		4-1 FC4-6 BB		2-2 F7			3 0 0 0 1 1 3																
Terry Pendleton, S (1, 5) OBP: 0.300, SLG: 0.379	0-0 G4-3		2-2 G6-3		0-0 FC4-6 FC5-4		0-0 L4			4 0 0 0 0 0 5																
Sid Bream, L (1, 3) OBP: 0.313, SLG: 0.401			3-1 FC6-4 1B		1-2 P8		1-1 SF8		2-1 G4-3	3 0 1 1 0 0 0																
Greg Olson, R (1, 2) OBP: 0.289, SLG: 0.276			2-0 FC6-4 FC6-4		2-3 K		2-0 FC5-4		2-2 G6-3	4 0 0 0 0 1 2																
Damon Berryhill, S (9, 2) OBP: 0.282, SLG: 0.415			1-2f		1-2f		1-2f			0 0 0 0 0 0 0																
Mark Lemke, S (1, 4) OBP: 0.361, SLG: 0.400			1-0 FC6-4 2B		0-1 F7		4-1 FC1-6 BB		1-2 G4-3	3 0 0 0 1 0 1																
Steve Avery, L (1, 1) OBP: 0.191, SLG: 0.217			1-0 2B				1-0 FC1-6		3-1 2B	3 0 1 0 0 1 1																
Mark Wohlers, R (7, 1)										0 0 0 0 0 0 0																
Fred McGriff, L (9, PH) OBP: 0.370, SLG: 0.556			1-H							1 0 1 0 0 0 0																
Otis Nixon, S (9, PR) OBP: 0.324, SLG: 0.292										0 0 0 0 0 0 0																
Greg McMichael, R (9, 1)										0 0 0 0 0 0 0																
Inning Stats	R: 0 E: 1 K: 2 S: 9	H: 0 LOB: 2 BB: 1 P: 19	R: 0 E: 0 K: 0 S: 5	H: 2 LOB: 2 BB: 0 P: 12	R: 1 E: 0 K: 1 S: 15	H: 2 LOB: 1 BB: 0 P: 25	R: 0 E: 0 K: 1 S: 9	H: 0 LOB: 0 BB: 0 P: 12	R: 0 E: 0 K: 2 S: 10	H: 0 LOB: 0 BB: 0 P: 15	R: 1 E: 0 K: 0 S: 8	H: 0 LOB: 1 BB: 2 P: 19	R: 0 E: 0 K: 1 S: 7	H: 0 LOB: 1 BB: 1 P: 17	R: 1 E: 0 K: 0 S: 12	H: 1 LOB: 0 BB: 0 P: 17	R: 0 E: 0 K: 0 S: 10	H: 1 LOB: 1 BB: 0 P: 16	1B: 2 2B: 2 3B: 1 HR: 1	SF: 1 SAC: 0 DP: 0 HBP: 0	WP: 0 PB: 0 SB: 0 CS: 0	PA: 37				
PITCHER	IP	WLS	BF	H	R	ER	SO	BB	IBB	HBP	BLK	WP	HR	S	P	ERA	WHIP									
Jeff Parrett, R (1, 1) ERA: 5.38	0.1		3	0	0	0	1	1	0	0	0	0	0	5	12	0.00	3.000									
Bruce Ruffin, L (1, 1) ERA: 5.16	6.1		25	4	2	2	6	3	0	0	0	0	0	56	102	2.84	1.105									
Steve Reed, R (7, 1) ERA: 5.52	1.1	L	5	1	1	1	0	0	0	0	0	0	1	14	22	6.75	0.750									
Darren Holmes, R (9, 1) ERA: 6.16	1.0		4	1	0	0	0	0	0	0	0	0	0	10	16	0.00	1.000									

Atlanta Braves @ Colorado Rockies
Mile High Stadium, Denver, CO
Wed Jul 28 1993, 9:05 PM EDT
Att. 60,237 - Unknown - 89 F

livebaseballscorecards.com

AB	32
R	3
H	6
RBI	3
BB	4
SO	7
LOB	17



BOTTOM

Atlanta Braves @ Colorado Rockies
Mile High Stadium, Denver, CO
Wed Jul 28 1993, 9:05 PM EDT
Att: 60,237 - Unknown - 89 F

livebaseballscores.com

AB 30
R 2
H 10
RBI 2
BB 2
SO 5
LOB 15



WP: 0 PA: 35
PB: 0
SB: 3
CS: 0

AB R H RBI BB SO LOB

4	0	0	0	0	0	2
3	1	1	0	1	1	1
4	0	3	1	0	0	1
4	1	2	1	0	1	3
3	0	1	0	0	0	1
3	0	1	0	0	1	1
4	0	1	0	0	1	2
2	0	0	0	0	0	2
1	0	0	0	0	0	1
0	0	0	0	0	0	0
0	0	0	0	0	0	0
0	0	0	0	1	0	0
0	0	0	0	0	0	0

1B: 7 SF: 0
2B: 3 SAC: 2
3B: 0 DP: 4
HR: 1 HBP: 0

Batter	1	2	3	4	5	6	7	8	9
Eric Young Sr., R (1, 7) OBP: 0.342, SLG: 0.339	2-2 F8		2-0 G4-3			2-2 P4		1-2 G3	
Roberto Mejia, R (1, 4) OBP: 0.311, SLG: 0.500	2-3 K			1-2 1B 2B		4-0 1B BB		1-2 FC6-2	
Dante Bichette, R (1, 9) OBP: 0.346, SLG: 0.522	0-1 PO 1B			0-0 G6-4-3 1B		1-2 G6-4-3 1B		0-1 F9	
Charlie Hayes, R (1, 5) OBP: 0.365, SLG: 0.530	1-1 PO 1-2	1-0 HR		1-3 K		2-1 G6-4-3 1-2f		2-2 SH2-3 1B	
Chris Jones, R (1, 8) OBP: 0.326, SLG: 0.508		1-2 G5-3		0-0 G6-4-3 1-2f		1-2 SH1-4 2B		1-1 SH2-3	
Jerald Clark, R (1, 3) OBP: 0.321, SLG: 0.408		3-2 F8		1-0 L1-5 1B 1B		0-0 SH1-4		2-3 K	
Freddie Benavides, R (1, 6) OBP: 0.318, SLG: 0.397		2-2 G4-3		0-0 S 1B		2-3 K		0-2 G1-3	
Danny Sheaffer, R (1, 2) OBP: 0.272, SLG: 0.387			1-1 L8		2-1 L1-5		0-1 G6-3		
Daryl Boston, L (7, PH) OBP: 0.304, SLG: 0.363					1-2 2-H				
Jayhawk Owens, R (8, 2) OBP: 0.304, SLG: 0.438					0-3 K				
Jeff Parrett, R (1, 1) OBP: 0.091, SLG: 0.091			0-0 G4-3 1B					4-2 G3 S FC6-2 BB	
Bruce Ruffin, S (1, 1) OBP: 0.174, SLG: 0.143									
Steve Reed, R (7, 1)									
Alex Cole, L (8, PH) OBP: 0.344, SLG: 0.321									
Darren Holmes, R (9, 1)									

Inning Stats	R: 0	H: 1	E: 0	LOB: 0	K: 1	S: 11	R: 1	H: 1	E: 0	LOB: 0	K: 0	S: 12	R: 0	H: 1	E: 0	LOB: 0	K: 0	S: 4	R: 1	H: 2	E: 0	LOB: 0	K: 1	S: 9	R: 0	H: 2	E: 0	LOB: 1	K: 1	S: 8	R: 0	H: 1	E: 0	LOB: 1	K: 0	S: 9	R: 0	H: 1	E: 0	LOB: 1	K: 1	S: 9	R: 0	H: 0	E: 0	LOB: 1	K: 0	S: 11	R: 0	H: 1	E: 0	LOB: 1	K: 1	S: 12	R: 0	H: 1	E: 0	LOB: 1	K: 1	S: 17	1B: 7	SF: 0	2B: 3	SAC: 2	3B: 0	DP: 4	HR: 1	HBP: 0	WP: 0	PA: 35
--------------	------	------	------	--------	------	-------	------	------	------	--------	------	-------	------	------	------	--------	------	------	------	------	------	--------	------	------	------	------	------	--------	------	------	------	------	------	--------	------	------	------	------	------	--------	------	------	------	------	------	--------	------	-------	------	------	------	--------	------	-------	------	------	------	--------	------	-------	-------	-------	-------	--------	-------	-------	-------	--------	-------	--------

PITCHER	IP	WLS	BF	H	R	ER	SO	BB	IBB	HBP	BLK	WP	HR	S	P	ERA	WHIP
Steve Avery, L (1, 1) ERA: 3.05	6.0		23	9	2	2	3	1	0	0	0	0	1	56	86	3.00	1.667
Mark Wohlers, R (7, 1) ERA: 2.31	2.0	W	7	0	0	0	1	1	0	0	0	0	0	17	25	0.00	0.500
Greg McMichael, R (9, 1) ERA: 2.51	1.0	S	4	1	0	0	1	0	0	0	0	0	0	12	17	0.00	1.000

Batter	1	2	3	4	5	6	7	8	9	AB R H RBI BB SO LOB	TOP										
Darren Lewis, R (1, 8) OBP: 0.320, SLG: 0.354	1-1 2B 1B	0-0 G6-3		0-1 G4-3		1-2 P2	2-2 FC6-4		0-0 L4	6 1 1 0 0 0 4											
Robby Thompson, R (1, 4) OBP: 0.367, SLG: 0.476	2-2 1B 2B	0-1 L9		3-0 WP 1B		3-3 K		1-3 K		5 0 2 1 0 2 0											
Will Clark, L (1, 3) OBP: 0.359, SLG: 0.401	1-2 G3		1-3 K	2-1 G4-3		3-2 F7		2-2 F8		5 0 0 0 0 1 3											
Matt Williams, R (1, 5) OBP: 0.323, SLG: 0.552	1-0 P9		0-0 L3		1-3 K		1-0 HR 1B	3-2 P3		5 1 1 0 0 1 2											
Barry Bonds, L (1, 7) OBP: 0.455, SLG: 0.693	4-0 1B IBB		0-0 HR		4-0 BLK 2B BB		1-0 HR		3-3 K	3 3 2 3 2 1 0											
Willie McGee, S (1, 9) OBP: 0.390, SLG: 0.446 Kevin Rogers, L (9, 1)	2-1 1B		1-1 F7		0-1 FC6-5 1B 2B		1-2 G6-4-3 1B		1-0 G4-3	5 0 3 2 0 0 0 0 0 0 0 0 0 0											
Royce Clayton, R (1, 6) OBP: 0.333, SLG: 0.385	3-3 K			0-0 2B 3B		0-0 FC6-5 BB		2-0 G6-4-3		5 2 2 0 0 1 5											
Kirt Manwaring, R (1, 2) OBP: 0.379, SLG: 0.387				1-0 G4-3 1B 2B		4-2 BB		0-0 BB 1B		4 3 4 3 1 0 0											
Greg Brummett, R (1, 1) Jeff Brantley, R (7, 1) Mark Carreon, R (9, PH) OBP: 0.371, SLG: 0.519		2-2 G6-3		0-0 G6-3		2-2 F9		4-2 FC6-4 BB		3 0 0 0 1 0 3 0 0 0 0 0 0 0 1 0 1 1 0 0 0											
Inning Stats	R: 1 E: 0 K: 1 S: 17	H: 3 LOB: 3 BB: 1 P: 30	R: 1 E: 0 K: 0 S: 8	H: 1 LOB: 0 BB: 0 P: 11	R: 1 E: 0 K: 1 S: 8	H: 1 LOB: 0 BB: 0 P: 10	R: 2 E: 0 K: 0 S: 8	H: 3 LOB: 1 BB: 0 P: 14	R: 1 E: 0 K: 1 S: 11	H: 1 LOB: 2 BB: 2 P: 22	R: 0 E: 0 K: 1 S: 9	H: 0 LOB: 0 BB: 0 P: 16	R: 2 E: 0 K: 0 S: 12	H: 4 LOB: 2 BB: 1 P: 23	R: 0 E: 0 K: 1 S: 10	H: 0 LOB: 0 BB: 0 P: 16	R: 2 E: 0 K: 1 S: 19	H: 3 LOB: 1 BB: 0 P: 28	1B: 8 2B: 4 3B: 1 HR: 3	SF: 0 SAC: 0 DP: 1 HBP: 0	WP: 1 PA: 46
PITCHER	IP WLS BF H R ER SO BB IBB HBP BLK WP HR S P ERA WHIP																				
Greg Harris, R (1, 1) ERA: 3.87	4.0 L 21 8 5 5 2 0 1 0 0 1 2 41 65 11.25 2.000																				
Curt Leskanic, R (5, 1) ERA: 6.0	2.0 12 4 3 3 2 2 0 0 1 0 1 25 46 13.50 3.000																				
Steve Reed, R (7, 1) ERA: 5.4	1.0 4 1 0 0 0 1 0 0 0 0 0 7 15 0.00 2.000																				
Gary Wayne, L (8, 1) ERA: 5.77	1.2 7 2 2 2 2 0 0 0 0 0 0 24 36 10.80 1.200																				
Mo Sanford, R (9, 1) ERA:	0.1 2 1 0 0 0 0 0 0 0 0 0 5 8 0.00 3.000																				

San Francisco Giants @ Colorado Rockies
 Mile High Stadium, Denver, CO
 Fri Jul 30 1993, 9:05 PM EDT
 Att. 71,710 - Unknown - 75 F

AB	42
R	10
H	16
RBI	10
BB	4
SO	6
LOB	17



BOTTOM

San Francisco Giants @ Colorado Rockies
Mile High Stadium, Denver, CO

livebaseballscorecards.com

AB	34
R	4
H	9
RBI	4
BB	1
SO	3
LOB	8



WP	0	PA	35
PB	0		
SB	0		
CS	0		

Fri Jul 30 1993, 9:05 PM EDT
Att: 71,710 - Unknown - 75 F

Batter	1	2	3	4	5	6	7	8	9	AB	R	H	RBI	BB	SO	LOB
Eric Young Sr., R OBP: 0.339, SLG: 0.335 (1, 7)	G1-3		G1-3		G3-1		G5-3			4	0	0	0	0	0	0
Roberto Mejia, R OBP: 0.323, SLG: 0.500 (1, 4)	P3		1B		HR		K			4	1	2	0	0	1	0
Dante Bichette, R OBP: 0.348, SLG: 0.530 (1, 9)	1B		F7		HR			F9		4	1	2	2	0	0	1
Charlie Hayes, R OBP: 0.364, SLG: 0.530 (1, 5)	F9			1B	2B		P9	P6		4	1	1	0	0	0	1
Daryl Boston, L OBP: 0.303, SLG: 0.360 (1, 8)			K	1B	BB		P2	K		4	1	1	1	0	2	0
Jerald Clark, R OBP: 0.323, SLG: 0.407 (1, 3)		F8		1B	BB		P2	G4-6-3	1B	3	0	1	0	1	0	0
Danny Sheaffer, R OBP: 0.278, SLG: 0.390 (1, 2)		BLK		1B	FC6-4		F9	G4-6-3		4	0	2	1	0	0	1
Vinny Castilla, R OBP: 0.304, SLG: 0.433 Gary Wayne, L Mo Sanford, R Chris Jones, R OBP: 0.324, SLG: 0.504 (9, PH)	P8		FC6-4		L4-3		F9	L8		3	0	0	0	0	0	3
Greg Harris, R OBP: 0.220, SLG: 0.222 Jim Tatum, R OBP: 0.250, SLG: 0.320 Curt Leskanic, R Steve Reed, R Freddie Benavides, R OBP: 0.316, SLG: 0.394 (7, 6)	G1-3		L4-3				G1-6-3			1	0	0	0	0	0	0

R: 0 E: 0 K: 0 S: 11	H: 1 LOB: 1 BB: 0 P: 13	R: 0 E: 0 K: 1 S: 6	H: 1 LOB: 1 BB: 0 P: 9	R: 0 E: 0 K: 0 S: 8	H: 1 LOB: 1 BB: 0 P: 9	R: 2 E: 0 K: 0 S: 9	H: 3 LOB: 1 BB: 1 P: 18	R: 2 E: 0 K: 0 S: 13	H: 2 LOB: 0 BB: 0 P: 17	R: 0 E: 0 K: 1 S: 6	H: 0 LOB: 0 BB: 0 P: 8	R: 0 E: 0 K: 1 S: 8	H: 0 LOB: 0 BB: 0 P: 9	R: 0 E: 0 K: 1 S: 7	H: 0 LOB: 0 BB: 0 P: 11	R: 0 E: 0 K: 0 S: 6	H: 1 LOB: 0 BB: 0 P: 10	1B: 7 2B: 2 3B: 0 HR: 1	SF: 0 SAC: 0 DP: 2 HBP: 0
-------------------------------	----------------------------------	------------------------------	---------------------------------	------------------------------	---------------------------------	------------------------------	----------------------------------	-------------------------------	----------------------------------	------------------------------	---------------------------------	------------------------------	---------------------------------	------------------------------	----------------------------------	------------------------------	----------------------------------	----------------------------------	------------------------------------

PITCHER										PITCHER																																								
IP	WLS	BF	H	R	ER	SO	BB	IBB	HBP	BLK	WP	HR	S	P	ERA	WHIP	IP	WLS	BF	H	R	ER	SO	BB	IBB	HBP	BLK	WP	HR	S	P	ERA	WHIP																	
Greg Brummett, R ERA: 3.68 (1, 1)	6.1	27	8	4	4	1	1	0	0	1	0	1	55	76	5.68	1.421	Jeff Brantley, R ERA: 4.01 (7, 1)	1.2	5	0	0	0	0	0	0	0	0	0	0	0	0.00	0.000	Kevin Rogers, L ERA: 2.88 (9, 1)	1.0	3	1	0	0	0	0	0	0	0	0	0	0	0	0	0.00	1.000

Batter	1	2	3	4	5	6	7	8	9	AB R H RBI BB SO LOB	TOP		
Darren Lewis, R OBP: 0.319, SLG: 0.352 (1, 8) C X	0-1 G3		0-0 G6-3			2-1 G5-3	0-2 2-H 1B			4 0 1 1 0 0 1			
Robby Thompson, R OBP: 0.365, SLG: 0.473 (1, 4) B S B C T B X	3-3 K			1-2 P4		1-2 L3 1B		2-3 K		4 0 1 0 0 2 0			
Will Clark, L OBP: 0.360, SLG: 0.400 (1, 3) B C B B X	3-1 F7			4-1 1B BB		0-0 L3 1-2		0-0 1B 1B		3 0 1 0 1 0 1			
Matt Williams, R OBP: 0.324, SLG: 0.560 (1, 5)		2-2 G1-3		0-0 P3		0-0 HR		1-0 BB 1B		4 1 2 1 0 0 1			
Barry Bonds, L OBP: 0.460, SLG: 0.695 (1, 7) S B B C B B X		4-2 G1-3 BB		2-1 1-2 1B		3-2 1B 1B		4-1 L3 BB		2 0 2 0 2 0 0			
Willie McGee, S OBP: 0.388, SLG: 0.444 (1, 9) F 1 SAFE 1 SAFE 1 SAFE 1 B 1 SAFE B S B X		3-2 G1-3 1-2		0-0 F7		2-1 1B 2B 1B 1-2		0-1 L3 1-2		4 1 1 0 0 0 6			
Royce Clayton, R OBP: 0.335, SLG: 0.385 (1, 6) B B B B X			0-0 G5-3		4-0 G1-6-3 BB		2-1 2B 1B 1-3		2-3 K	3 1 1 0 1 1 0			
Kirt Manwaring, R OBP: 0.377, SLG: 0.385 (1, 2) B C X			2-1 SH3-4 1B		1-1 F8		0-3 K		1-3 K	4 0 1 0 0 2 3			
Bill Swift, R OBP: 0.345, SLG: 0.306 Dave Burba, R OBP: 0.357, SLG: 0.429 Rod Beck, R (8, 1)			0-0 SH3-4		1-0 G1-6-3 1-2f		2-1 1B 2B 1-H 3-H		1-3 K	2 1 1 2 0 0 1 0 0 0 0 0 0 0 1 0 0 0 0 1 0			
Inning Stats	R: 0 E: 0 K: 1 S: 7 H: 0 LOB: 0 BB: 0 P: 13	R: 0 E: 0 K: 0 S: 9 H: 0 LOB: 0 BB: 1 P: 18	R: 0 E: 0 K: 0 S: 5 H: 1 LOB: 1 BB: 0 P: 7	R: 0 E: 0 K: 0 S: 8 H: 1 LOB: 2 BB: 1 P: 15	R: 0 E: 0 K: 0 S: 3 H: 0 LOB: 0 BB: 1 P: 9	R: 0 E: 0 K: 0 S: 7 H: 1 LOB: 0 BB: 0 P: 10	R: 4 E: 0 K: 1 S: 17 H: 6 LOB: 1 BB: 0 P: 26	R: 0 E: 0 K: 1 S: 8 H: 2 LOB: 2 BB: 1 P: 15	R: 0 E: 0 K: 3 S: 10 H: 0 LOB: 0 BB: 0 P: 14	1B: 9 2B: 3 3B: 0 HR: 1 SF: 0 SAC: 1 DP: 3 HBP: 0	WP: 0 PA: 36 PB: 0 SB: 1 CS: 0		
PITCHER	IP WLS BF H R ER SO BB IBB HBP BLK WP HR S P ERA WHIP											PITCHER	IP WLS BF H R ER SO BB IBB HBP BLK WP HR S P ERA WHIP
Kent Bottenfield, R ERA: 4.56 Steve Reed, R ERA: 5.32 Bruce Ruffin, L ERA: 5.12 Darren Holmes, R ERA: 6.0	(1, 1) 6.2 L 27 8 4 4 2 3 0 0 0 0 0 1 53 95 5.40 1.650												

San Francisco Giants @ Colorado Rockies
 Mile High Stadium, Denver, CO
 Sat Jul 31 1993, 9:05 PM EDT
 Att. 72,208 - Sunny - 90 F

AB	31
R	4
H	11
RBI	4
BB	4
SO	6
LOB	13



Batter	1	2	3	4	5	6	7	8	9	AB	R	H	RBI	BB	SO	LOB
Eric Young Sr., R OBP: 0.338, SLG: 0.340 (1, 7)	1-3 K		1 SAFE 2-0 G4-6-3 1-2f		1-0 F8			1-1 E 2-H 3B		4	1	1	1	0	1	3
Roberto Mejia, R OBP: 0.319, SLG: 0.484 (1, 4)	0-0 CS 1B			1-3 K		0-1 P5		3-3 K		4	0	1	0	0	2	1
Dante Bichette, R OBP: 0.352, SLG: 0.542 (1, 9)	0-2 K			3-0 G6-3 2B		0-0 HR		4-2 E BB		3	1	2	1	1	1	1
Charlie Hayes, R OBP: 0.360, SLG: 0.524 (1, 5)	1-2 CS 1-2	1-1 G6-3		2-2 G6-3 2-3		0-3 K		0-3 K 1-3 3-H		4	0	0	0	0	2	2
Chris Jones, R OBP: 0.321, SLG: 0.511 Darren Holmes, R (9, 1)		0-2 FC6-2 3B		0-2 G6-3		0-0 G4-3		0-2 G6-3		4	0	1	0	0	0	2
Vinny Castilla, R OBP: 0.300, SLG: 0.427 Alex Cole, L OBP: 0.343, SLG: 0.320 (9, PH)		1-2 FC6-2 3-H		1-1 E5 1B		1-2 G1-3		0-0 G4-3		3	0	0	0	0	0	1
Pedro Castellano, R OBP: 0.267, SLG: 0.293 (1, 3)		0-0 G5-3		0-0 1B		0-0 G4-3		1-0 F9		4	0	1	0	0	0	1
Jayhawk Owens, R OBP: 0.293, SLG: 0.421 Bruce Ruffin, S OBP: 0.174, SLG: 0.143 Daryl Boston, L OBP: 0.301, SLG: 0.358 (8, 1) (9, 8)			0-1 E5 G4-6-3		1-3 K		3-3 K		1-3 K		3	0	0	0	0	2
Kent Bottenfield, R OBP: 0.233, SLG: 0.179 Steve Reed, R OBP: 0.283, SLG: 0.401 (7, 1) (8, 2)			2-3 K		1-2 K			1-2 3B 2B		2	0	0	0	0	2	3

Inning Stats	R: 0	H: 1	E: 0	LOB: 0	K: 2	P: 11	R: 0	H: 1	E: 0	LOB: 1	K: 0	P: 11	R: 0	H: 0	E: 1	LOB: 0	K: 1	P: 10	R: 0	H: 1	E: 1	LOB: 2	K: 2	P: 14	R: 1	H: 1	E: 0	LOB: 0	K: 1	P: 7	R: 0	H: 0	E: 0	LOB: 0	K: 1	P: 11	R: 2	H: 2	E: 1	LOB: 1	K: 2	P: 27	R: 0	H: 0	E: 0	LOB: 0	K: 1	P: 10	1B: 2	SF: 0	2B: 2	SAC: 0	3B: 2	DP: 1	HR: 1	HBP: 0	WP: 0	PA: 36
--------------	------	------	------	--------	------	-------	------	------	------	--------	------	-------	------	------	------	--------	------	-------	------	------	------	--------	------	-------	------	------	------	--------	------	------	------	------	------	--------	------	-------	------	------	------	--------	------	-------	------	------	------	--------	------	-------	-------	-------	-------	--------	-------	-------	-------	--------	-------	--------

PITCHER	IP	WLS	BF	H	R	ER	SO	BB	IBB	HBP	BLK	WP	HR	S	P	ERA	WHIP
Bill Swift, R ERA: 2.65 (1, 1)	6.0	W	23	5	1	1	7	0	0	0	0	0	1	53	69	1.50	0.833
Dave Burba, R ERA: 4.02 (7, 1)	1.1		7	2	2	1	2	1	0	0	0	0	0	19	32	6.75	2.250
Rod Beck, R ERA: 1.46 (8, 1)	1.2	S	5	0	0	0	2	0	0	0	0	0	0	14	16	0.00	0.000

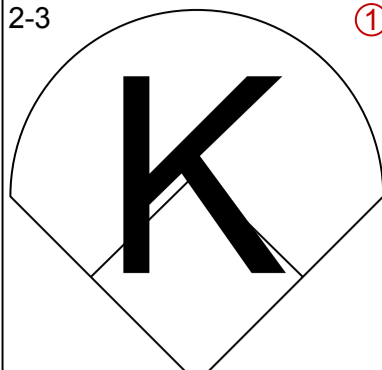
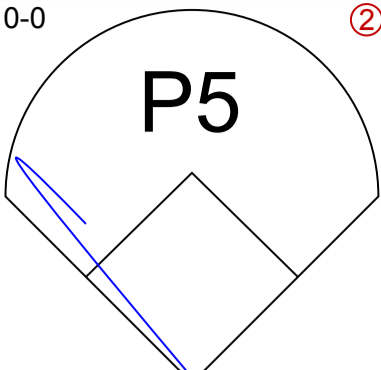
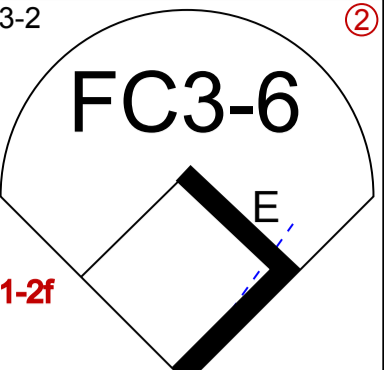
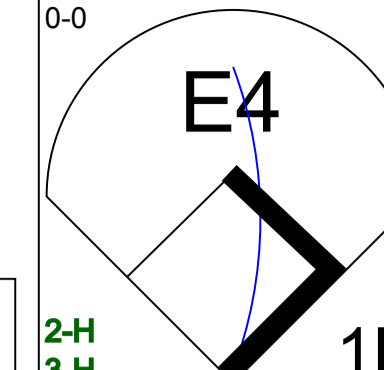
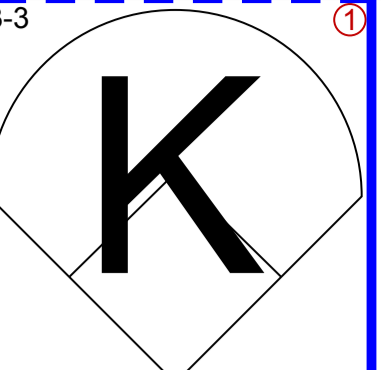
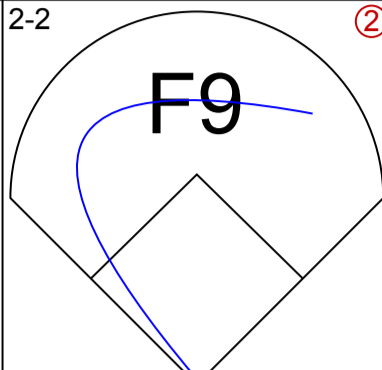
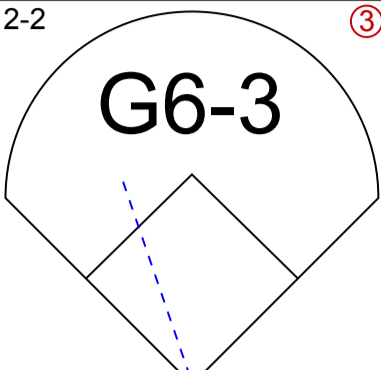
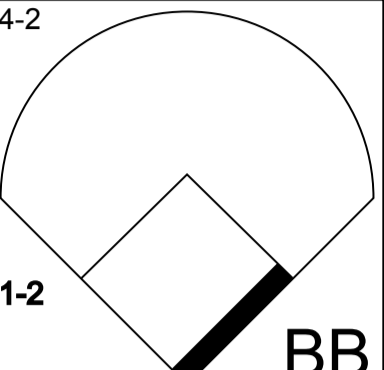
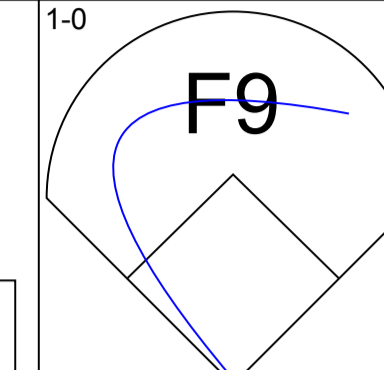
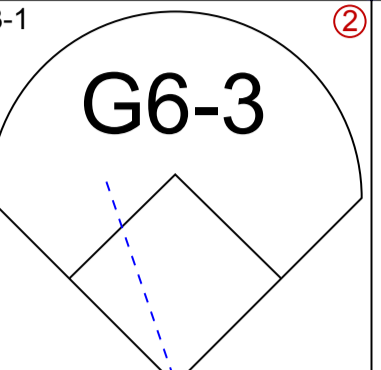
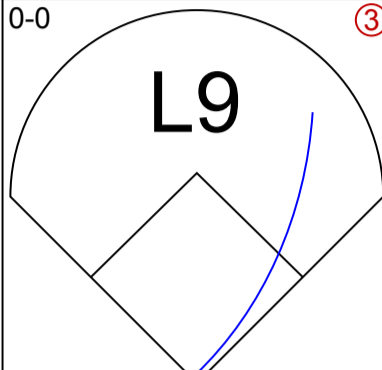
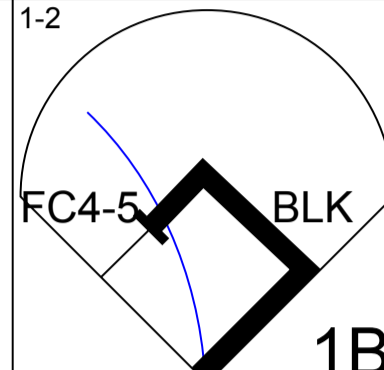
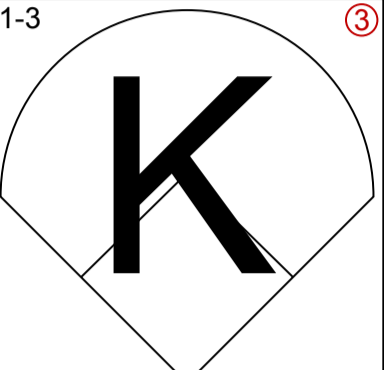
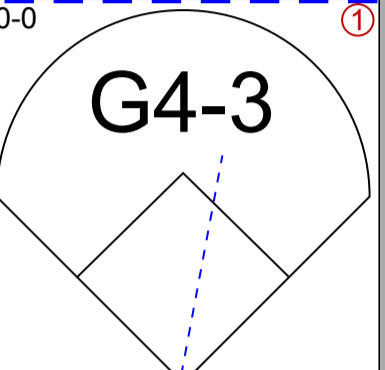
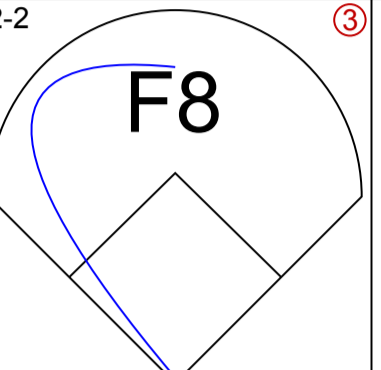
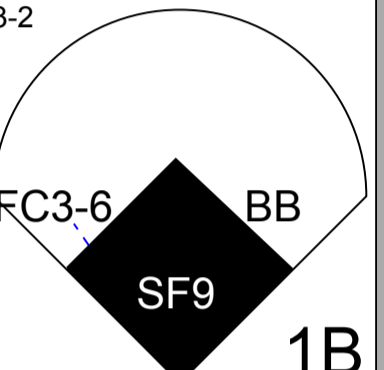
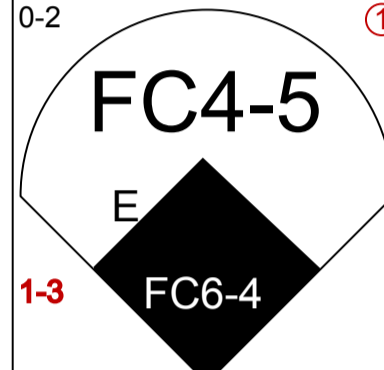
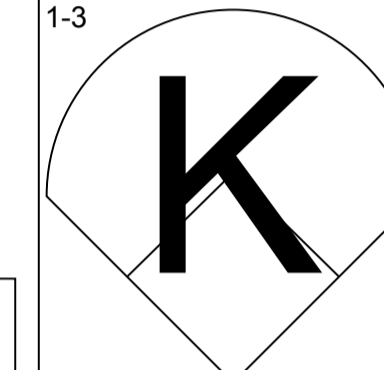
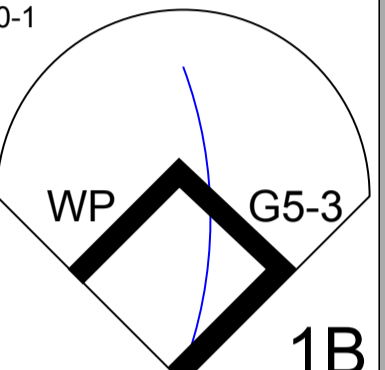
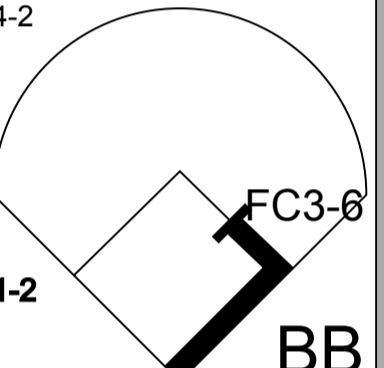
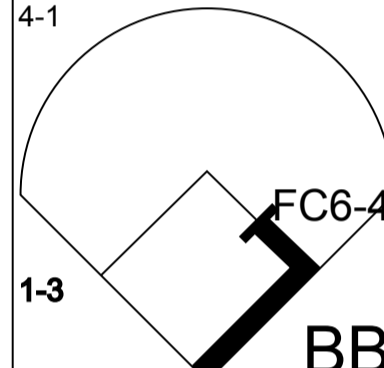
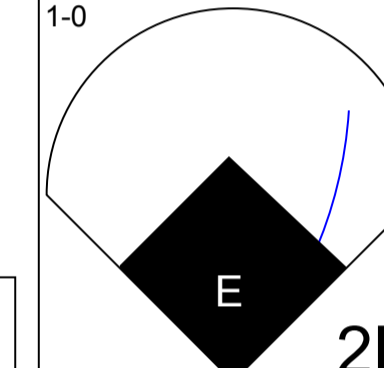
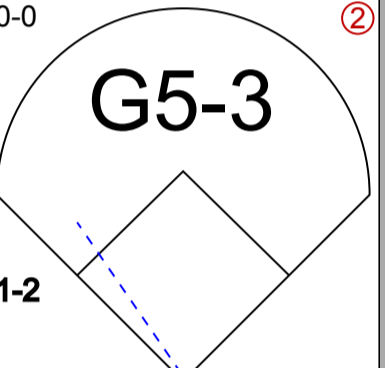
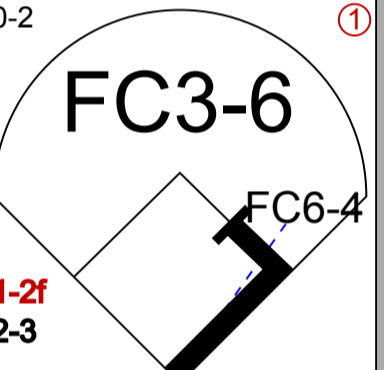
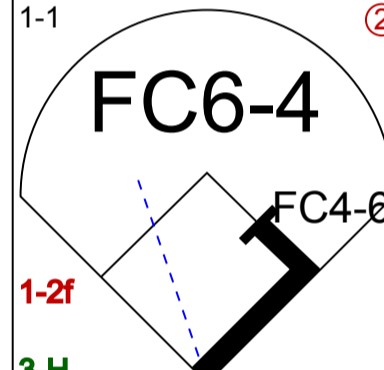
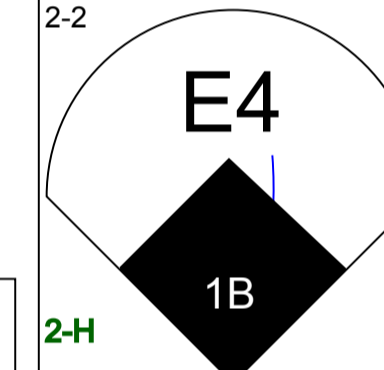
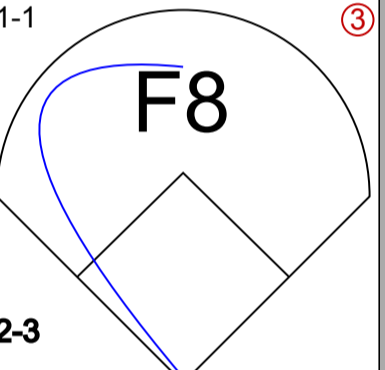
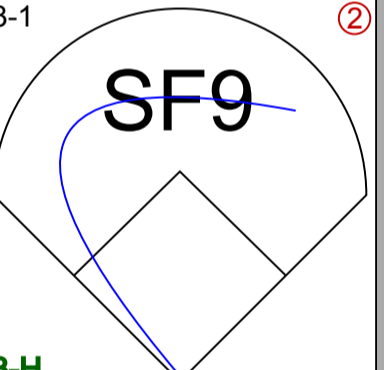
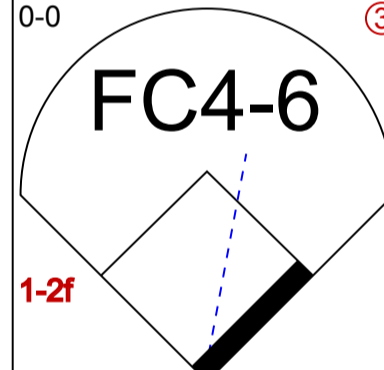
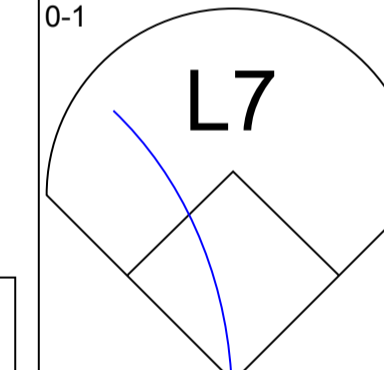
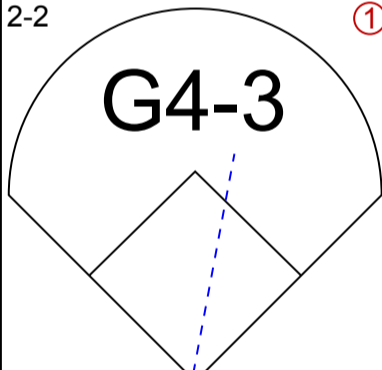
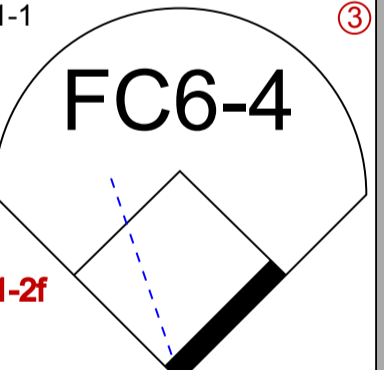
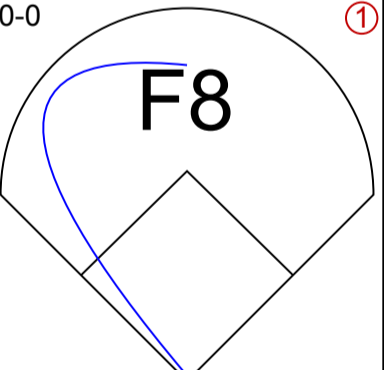
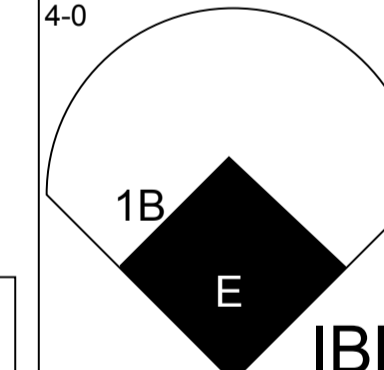
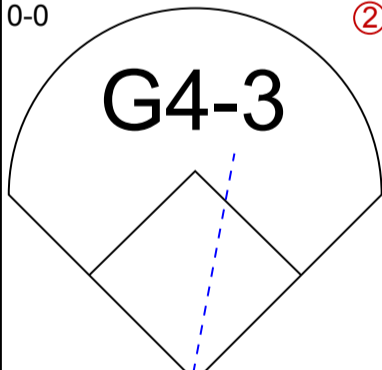
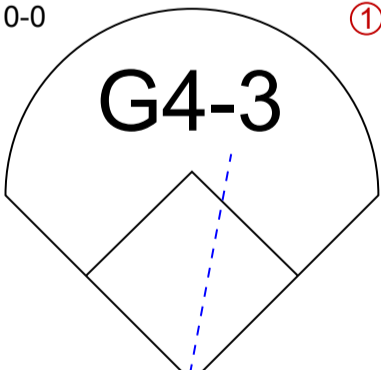
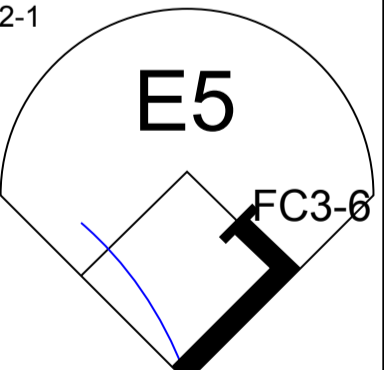
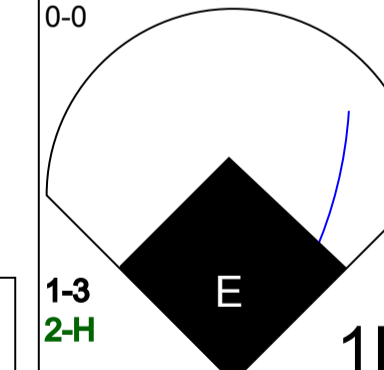
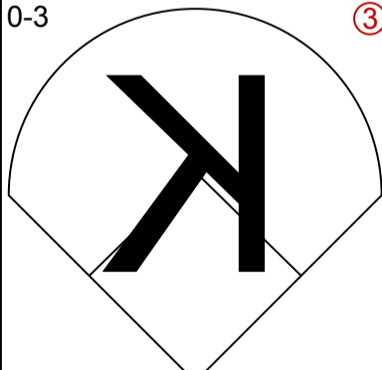
BOTTOM

San Francisco Giants @ Colorado Rockies
 Mile High Stadium, Denver, CO
 Sat Jul 31 1993, 9:05 PM EDT
 Att: 72,208 - Sunny - 90 F

livebaseballscorecards.com

AB	34
R	3
H	7
RBI	2
BB	1
SO	11
LOB	16



Batter	1	2	3	4	5	6	7	8	9	AB R H RBI BB SO LOB	TOP	
Dave Martinez, L (1, 8) <small>OBP: 0.298, SLG: 0.343</small> Darren Lewis, R (9, 8) <small>OBP: 0.319, SLG: 0.352</small>	2-3 		0-0 		3-2 	0-0 			3-3 	5 0 1 2 0 2 1 0 0 0 0 0 0 0		
Robby Thompson, R (1, 4) <small>OBP: 0.363, SLG: 0.467</small>	2-2 		2-2 		4-2 	1-0 		3-1 	4 0 0 0 1 0 1			
Will Clark, L (1, 3) <small>OBP: 0.359, SLG: 0.397</small>	0-0 			1-2 	1-3 		0-0 	2-2 	5 0 1 0 0 1 2			
Matt Williams, R (1, 5) <small>OBP: 0.326, SLG: 0.560</small>		3-2 		0-2 		1-3 	0-1 		4 2 2 0 0 1 1			
Barry Bonds, L (1, 7) <small>OBP: 0.463, SLG: 0.697</small>		4-2 		4-1 		1-0 	0-0 		2 1 1 0 2 0 1			
Willie McGee, S (1, 9) <small>OBP: 0.383, SLG: 0.438</small>		0-2 		1-1 		2-2 	1-1 		4 1 0 1 0 0 4			
Royce Clayton, R (1, 6) <small>OBP: 0.332, SLG: 0.381</small>		3-1 		0-0 		0-1 		2-2 	3 0 0 1 0 0 2			
Kirt Manwaring, R (1, 2) <small>OBP: 0.375, SLG: 0.381</small>		1-1 			0-0 	4-0 		0-0 	3 1 0 0 1 0 1			
John Burkett, R (1, 1) <small>OBP: 0.193, SLG: 0.148</small> Jeff Brantley, R (8, 1) <small>OBP: 0.087, SLG: 0.087</small> Rod Beck, R (9, 1)			0-0 		2-1 	0-0 		0-3 	4 1 1 1 0 1 0 0 0 0 0 0 0 0 0 0 0 0 0 0 0			
Inning Stats	R: 0 H: 0 E: 0 LOB: 0 K: 1 BB: 0 S: 7 P: 11	R: 1 H: 1 E: 0 LOB: 1 K: 0 BB: 1 S: 12 P: 23	R: 0 H: 0 E: 0 LOB: 0 K: 0 BB: 0 S: 5 P: 7	R: 1 H: 1 E: 1 LOB: 1 K: 0 BB: 1 S: 10 P: 16	R: 0 H: 0 E: 2 LOB: 2 K: 1 BB: 1 S: 14 P: 24	R: 4 H: 3 E: 2 LOB: 1 K: 1 BB: 1 S: 15 P: 24	R: 0 H: 1 E: 0 LOB: 1 K: 0 BB: 0 S: 6 P: 7	R: 0 H: 0 E: 0 LOB: 0 K: 1 BB: 0 S: 7 P: 9	R: 0 H: 0 E: 0 LOB: 0 K: 1 BB: 0 S: 9 P: 17	1B: 5 SF: 1 2B: 1 SAC: 0 3B: 0 DP: 0 HR: 0 HBP: 0	WP: 1 PA: 39 PB: 0 SB: 0 CS: 0	
PITCHER Armando Reynoso, R (1, 1) <small>ERA: 3.35</small> Bruce Ruffin, L (7, 1) <small>ERA: 5.01</small> Marcus Moore, R (9, 1) <small>ERA: 4.5</small>	IP WLS BF H R ER SO BB IBB HBP BLK WP HR S P ERA WHIP											PITCHER IP WLS BF H R ER SO BB IBB HBP BLK WP HR S P ERA WHIP

San Francisco Giants @ Colorado Rockies
 Mile High Stadium, Denver, CO
 Sun Aug 01 1993, 5:33 AM EDT
 Att. 72,431 - Sunny - 75 F

livebaseballscorecards.com

AB	34
R	6
H	6
RBI	5
BB	4
SO	5
LOB	13



BOTTOM

San Francisco Giants @ Colorado Rockies
Mile High Stadium, Denver, CO
Sun Aug 01 1993, 5:33 AM EDT
Att: 72,431 - Sunny - 75 F

livebaseballscorecards.com

AB 33
R 5
H 9
RBI 5
BB 2
SO 5
LOB 13



WP: 0 PA: 37
PB: 0
SB: 0
CS: 3

AB R H RBI BB SO LOB

5 0 1 0 0 0 1

3 1 1 0 1 0 0

4 1 1 1 0 1 2

3 2 1 0 1 0 2

3 1 2 4 0 0 0

4 0 1 0 0 0 2

4 0 2 0 0 0 2

3 0 0 0 0 1 3

2 0 0 0 0 1 0
0 0 0 0 0 0 0
1 0 0 0 0 1 0
0 0 0 0 0 0 0
1 0 0 0 0 1 1

1B: 4 SF: 0
2B: 2 SAC: 1
3B: 2 DP: 0
HR: 1 HBP: 1

0-0

2-1

0-0

1-1

1-1

0-1

1-2

0-0

2-3

2-1

2-1

0-0

4-0

1-1

0-1

1-2

0-0

2-3

1-2

0-1

0-0

0-0

0-0

0-0

0-0

0-0

2-2

1-2

0-1

0-0

0-0

0-0

0-0

0-0

0-0

2-2

1-2

0-1

0-0

0-0

0-0

0-0

1-1

1-0

2-2

1-0

0-0

2-3

1-2

1-0

0-0

1-1

1-0

1-3

1-1

4-0

0-1

1-1

2-0

0-2

1-1

0-3

1-3

1-0

0-0

0-1

1-1

0-2

0-2

0-3

1-3

1-1

4-0

0-1

1-1

2-0

0-2

1-1

0-3

1-3

1-1

4-0

0-1

1-1

2-0

0-2

1-1

0-3

1-3

(1, 7)

(1, 4)

(1, 9)

(1, 5)

(1, 3)

(1, 2)

(1, 8)

(1, 6)

(1, 1)

(7, 1)

(8, PH)

(9, 1)

(9, PH)

(1, 1)

(8, 1)

(9, 1)

Eric Young Sr., R
OBP: 0.336, SLG: 0.344

Roberto Mejia, R
OBP: 0.329, SLG: 0.492

Dante Bichette, R
OBP: 0.351, SLG: 0.539

Charlie Hayes, R
OBP: 0.362, SLG: 0.525

Jerald Clark, R
OBP: 0.329, SLG: 0.429

Danny Sheaffer, R
OBP: 0.282, SLG: 0.397

Alex Cole, L
OBP: 0.345, SLG: 0.322

Freddie Benavides, R
OBP: 0.309, SLG: 0.385

Armando Reynoso, R
OBP: 0.087, SLG: 0.114

Bruce Ruffin, S
OBP: 0.174, SLG: 0.143

Jim Tatum, R
OBP: 0.247, SLG: 0.316

Marcus Moore, S

Daryl Boston, L
OBP: 0.299, SLG: 0.356

John Burkett, R
ERA: 3.3

Jeff Brantley, R
ERA: 4.0

Rod Beck, R
ERA: 1.43

Inning Stats

PITCHER IP WLS BF H R ER SO BB IBB HBP BLK WP HR S P ERA WHIP
John Burkett, R (1, 1) 7.2 WLS 32 H 8 R 5 ER 5 SO 4 BB 2 IBB 0 HBP 1 BLK 0 WP 0 HR 1 S 62 P 91 ERA 5.87 WHIP 1.304
Jeff Brantley, R (8, 1) 0.1 WLS 1 H 0 R 0 ER 0 SO 0 BB 0 IBB 0 HBP 0 BLK 0 WP 0 HR 2 S 2 P 2 ERA 0.00 WHIP 0.000
Rod Beck, R (9, 1) 1.0 S 4 H 1 R 0 ER 0 SO 1 BB 0 IBB 0 HBP 0 BLK 0 WP 0 HR 9 S 12 P 12 ERA 0.00 WHIP 1.000

Baseball scorecard grid for the bottom half of the game, including batter names, statistics, and play diagrams.

Main baseball scorecard grid showing plays, counts, and statistics for both teams.

Summary statistics for the bottom half of the game, including runs, hits, errors, and outs.

Pitcher performance summary for the bottom half of the game, including innings pitched, wins, losses, and ERA.

Batter	1	2	3	4	5	6	7	8	9	AB R H RBI BB SO LOB	TOP											
Eric Young Sr. R (1, 7) OBP: 0.332, SLG: 0.339	0-0 G2-3		1-1 F9			1-2 G5-3	0-1 FC6-4		1-0 G4-3	5 0 0 0 0 0 4												
Freddie Benavides R (1, 4) OBP: 0.300, SLG: 0.373	1-1 L3		0-0 G6-3			1-1 G3-1		1-1 G6-3		4 0 0 0 0 0 1												
Dante Bichette R (1, 9) OBP: 0.355, SLG: 0.541	1-0 1B			0-0 1B		0-2 1B 1B		2-2 G5-3		4 0 3 0 0 0 0												
Charlie Hayes R (1, 5) OBP: 0.361, SLG: 0.523	1-1 G5-3			0-0 L8		1-2 1B		1-2 K		4 0 1 0 0 1 2												
Jerald Clark R (1, 3) OBP: 0.325, SLG: 0.422		2-3 K		0-0 P3		1-2 L9			0-1 P4	4 0 0 0 0 1 3												
Danny Sheaffer R (1, 2) OBP: 0.261, SLG: 0.394		0-0 G6-3		1-3 K			0-3 K		2-2 HR 1B	4 1 1 0 0 2 1												
Alex Cole L (1, 8) OBP: 0.348, SLG: 0.325		3-3 K			0-0 CS 1B		2-1 1B 1B		3-1 P6	4 0 2 0 0 1 1												
Vinny Castilla R (1, 6) OBP: 0.308, SLG: 0.446			2-1 S 1B		2-2 P9		0-1 FC4-6 1B		0-1 HR	4 1 3 2 0 0 1												
Willie Blair R (1, 1) OBP: 0.111, SLG: 0.148			2-3 K		1-1 P5		2-2 FC4-6		4-2 BB	2 0 0 0 0 1 1												
Curt Leskanic R (5, 1)										0 0 0 0 0 0 0												
Daryl Boston L (7, PH) OBP: 0.298, SLG: 0.354										1 0 0 0 0 0 2												
Marcus Moore S (7, 1)										0 0 0 0 0 0 0												
Chris Jones R (9, PH) OBP: 0.326, SLG: 0.511										0 0 0 0 1 0 0												
Inning Stats	R: 0 E: 0 K: 0 S: 6	H: 1 LOB: 1 BB: 0 P: 9	R: 0 E: 0 K: 2 S: 7	H: 0 LOB: 0 BB: 0 P: 12	R: 0 E: 0 K: 1 S: 8	H: 1 LOB: 1 BB: 0 P: 13	R: 0 E: 0 K: 1 S: 7	H: 1 LOB: 1 BB: 0 P: 8	R: 0 E: 0 K: 0 S: 6	H: 1 LOB: 0 BB: 0 P: 9	R: 0 E: 0 K: 0 S: 14	H: 2 LOB: 2 BB: 0 P: 18	R: 0 E: 0 K: 1 S: 12	H: 2 LOB: 2 BB: 0 P: 16	R: 0 E: 0 K: 1 S: 10	H: 0 LOB: 0 BB: 0 P: 14	R: 2 E: 0 K: 0 S: 14	H: 2 LOB: 1 BB: 1 P: 24	1B: 9 2B: 0 3B: 0 HR: 1	SF: 0 SAC: 0 DP: 0 HBP: 0	WP: 0 PB: 0 SB: 1 CS: 1	PA: 37
PITCHER Tim Pugh R (1, 1) ERA: 4.64	IP: 9.0 WLS: W BF: 37 H: 10 R: 2 ER: 2 SO: 6 BB: 1 IBB: 0 HBP: 0 BLK: 0 WP: 0 HR: 1 S: 84 P: 123 ERA: 2.00 WHIP: 1.222											PITCHER	IP: 9.0 WLS: W BF: 37 H: 10 R: 2 ER: 2 SO: 6 BB: 1 IBB: 0 HBP: 0 BLK: 0 WP: 0 HR: 1 S: 84 P: 123 ERA: 2.00 WHIP: 1.222									

Colorado Rockies @ Cincinnati Reds
Riverfront Stadium, Cincinnati, OH

Mon Aug 02 1993, 7:05 PM EDT
Att. 29,088 - Unknown - 81 F

livebaseballscorecards.com

AB	36
R	2
H	10
RBI	2
BB	1
SO	6
LOB	16



Batter	1	2	3	4	5	6	7	8	9
Greg Tubbs, R <small>OBP: 0.667, SLG: 0.571</small> (1, 8) (7, 7)	1-1 G6-3		2-1 SH2-3 1B 3B 1B	2-1 E S 1B	2-0 1-2 1B		1-2 F8		
Hal Morris, L <small>OBP: 0.345, SLG: 0.348</small> (1, 3)	2-2 G4-3		1-1 SH2-3 1B 3B 1B	0-2 F8	0-0 G4-3			1-1 G4-3	
Barry Larkin, R <small>OBP: 0.393, SLG: 0.439</small> (1, 6)	3-1 2B		0-0 SH2-3 1B 2-3	3-1 F8		4-0 FC5-4 BB		4-1 FC6-4 BB	
Kevin Mitchell, R <small>OBP: 0.396, SLG: 0.618</small> Jacob Brumfield, R <small>OBP: 0.352, SLG: 0.460</small> (6, PR) (7, 8)	1-2 G6-3		0-0 2B 3B		4-1 1B HR BB	0-0 FC5-4 FC5-4		1-2 FC6-4 1-2f	
Chris Sabo, R <small>OBP: 0.332, SLG: 0.441</small> (1, 5)			0-0 2B		3-2 F7	1-3 K		1-0 P9	
Reggie Sanders, R <small>OBP: 0.338, SLG: 0.431</small> (1, 9)			4-2 BB 2B		2-1 HR 1B	1-2 FC5-4 1-2f			
Joe Oliver, R <small>OBP: 0.287, SLG: 0.399</small> (1, 2)			1-3 BB		0-0 HR			4-0 G3 BB	
Jeff Branson, L <small>OBP: 0.321, SLG: 0.357</small> (1, 4)			1-0 G4-3		1-1 P5			0-2 G3	
Tim Pugh, R <small>OBP: 0.205, SLG: 0.186</small> (1, 1)			0-3 K2-3		1-1 G5-3			0-2 G5-3	

AB	R	H	RBI	BB	SO	LOB
5	1	3	0	0	0	1
5	1	1	0	0	0	3
2	0	1	0	2	0	1
3	2	1	2	1	0	2
1	0	0	0	0	0	1
4	0	1	1	1	1	3
3	1	1	0	1	0	2
3	1	1	3	1	1	3
4	0	1	0	0	0	3
4	0	1	0	0	1	3

BOTTOM

Colorado Rockies @ Cincinnati Reds
 Riverfront Stadium, Cincinnati, OH
 Mon Aug 02 1993, 7:05 PM EDT
 Att: 29,088 - Unknown - 81 F

livebaseballscorecards.com

AB	34
R	6
H	11
RBI	6
BB	6
SO	3
LOB	22



Inning	R	H	E	K	S	IP	WLS	BF	H	R	ER	SO	BB	IBB	HBP	BLK	WP	HR	S	P	ERA	WHIP
1	0	1	0	0	10	4.2	L	28	11	6	6	2	3	0	0	0	0	1	64	105	11.57	3.000
2	0	1	0	0	17	1.1		5	0	0	0	1	1	0	0	0	0	8	14		0.00	0.750
3	0	1	0	0	17	2.0		8	0	0	0	0	2	0	0	0	0	19	31		0.00	1.000

PITCHER	IP	WLS	BF	H	R	ER	SO	BB	IBB	HBP	BLK	WP	HR	S	P	ERA	WHIP
Willie Blair, R <small>ERA: 5.05</small>	(1, 1)	4.2	L	28	11	6	6	2	3	0	0	0	1	64	105	11.57	3.000
Curt Leskanic, R <small>ERA: 5.79</small>	(5, 1)	1.1		5	0	0	0	1	0	0	0	0	0	8	14	0.00	0.750
Marcus Moore, R <small>ERA: 3.0</small>	(7, 1)	2.0		8	0	0	0	0	0	0	0	0	0	19	31	0.00	1.000

WP	PA	ERA	WHIP
0	41		
0			
1			
0			

Batter	1	2	3	4	5	6	7	8	9	10	AB R H RBI BB SO LOB	TOP												
Daryl Boston, L OBP: 0.297, SLG: 0.348 (1, 7)	G4-3			L4-3 BB		P7			F8		3 0 0 0 1 0 1	Colorado Rockies @ Cincinnati Reds Riverfront Stadium, Cincinnati, OH Tue Aug 03 1993, 7:05 PM EDT Att: 26,982 - Unknown - 81 F												
Roberto Mejia, R OBP: 0.336, SLG: 0.485 (1, 4)	G5-3			P4			1B SF9 1B		HR BB		3 2 1 0 1 0 1													
Chris Jones, R OBP: 0.324, SLG: 0.504 (1, 8)	G6-3			L4-3			0-0 SF9 1-3 G6-3 1B		L8		4 1 1 0 0 0 2													
Dante Bichette, R OBP: 0.354, SLG: 0.548 (1, 9)		2-3 K				2-3 K		0-1 SF9	1-0 HR		3 1 1 3 0 2 0													
Jerald Clark, R OBP: 0.324, SLG: 0.420 (1, 3)	G5-3			F9		1-1 F9		0-1 G6-3	0-2 CS 1B		4 0 1 1 0 0 0													
Vinny Castilla, R OBP: 0.307, SLG: 0.443 (1, 6)		1-1 CS 1B				2-2 F9		2-1 F9	1-0 CS	0-0 L9	4 0 1 0 0 0 0													
Pedro Castellano, R OBP: 0.277, SLG: 0.286 (8, PH) Alex Gole, L OBP: 0.346, SLG: 0.324 (8, 1) Darren Holmes, R (8, 1) Gary Wayne, L (9, 1) Marcus Moore, S (9, 1) Eric Young Sr., R OBP: 0.331, SLG: 0.338 (10, 1) Curt Leskanic, R (10, 1)	2-2 CS	4-2 CS BB				2-2 F8		1-3 K		0-2 K	1 0 0 0 1 0 0 1 0 0 0 0 1 0 1 0 0 0 0 1 0 0 0 0 0 0 0 0													
Jayhawk Owens, R OBP: 0.291, SLG: 0.405 (1, 2)			3-3 K			1-2 HBP		1-1 G5-3		0-1 F8	3 0 0 0 0 1 1													
Mo Sanford, R (1, 1)			2-1 G4-3			3-3 K		0-0 G4-3			1 0 0 0 0 0 0 1 0 0 0 0 1 1 0 0 0 0 0 0 0 1 0 0 0 0 0 0													
Jim Tatum, R OBP: 0.244, SLG: 0.312 (6, PH) Steve Reed, R (6, 1) Charlie Hayes, R OBP: 0.360, SLG: 0.521 (8, PH) (8, 5)																								
Inning Stats	R: 0 E: 0 K: 0 S: 11	H: 0 LOB: 0 BB: 0 P: 16	R: 0 E: 0 K: 1 S: 9	H: 1 LOB: 0 BB: 0 P: 14	R: 0 E: 0 K: 1 S: 9	H: 0 LOB: 0 BB: 1 P: 17	R: 0 E: 0 K: 0 S: 7	H: 0 LOB: 0 BB: 1 P: 15	R: 0 E: 0 K: 1 S: 9	H: 0 LOB: 0 BB: 0 P: 14	R: 2 E: 0 K: 0 S: 8	H: 2 LOB: 0 BB: 0 P: 11	R: 0 E: 0 K: 1 S: 6	H: 0 LOB: 0 BB: 0 P: 8	R: 2 E: 0 K: 0 S: 9	H: 2 LOB: 0 BB: 1 P: 14	R: 0 E: 0 K: 1 S: 6	H: 0 LOB: 0 BB: 0 P: 6	1B: 4 2B: 2 3B: 0 HR: 1	SF: 1 SAC: 0 DP: 2 HBP: 1	WP: 0 PB: 0 SB: 0 CS: 3	PA: 37		
PITCHER	IP WLS BF H R ER SO BB IBB HBP BLK WP HR S P ERA WHIP																							
Larry Luebbers, R ERA: 3.62 (1, 1)	6.0																							
Bobby Ayala, R ERA: 3.35 (7, 1)	2.0																							
Rob Dibble, R ERA: 2.86 (9, 1)	1.0																							
Jerry Spradlin, R ERA: 2.84 (10, 1)	1.0	W																						

livebaseballscorecards.com

AB	30
R	4
H	5
RBI	4
BB	3
SO	6
LOB	6



Colorado Rockies @ Cincinnati Reds
 Riverfront Stadium, Cincinnati, OH

Tue Aug 03 1993, 7:05 PM EDT
 Att. 26,982 - Unknown - 81 F

livebaseballscorecards.com

AB	30
R	5
H	7
RBI	4
BB	9
SO	10
LOB	17



WP:	2	PA:	43
PB:	0		
SB:	3		
CS:	1		

AB	R	H	RBI	BB	SO	LOB
2	1	0	0	2	1	0
1	0	0	0	0	1	1
0	0	0	0	0	0	0
4	1	3	2	1	1	0
4	0	0	0	1	1	4
2	0	1	1	0	1	2
1	1	0	0	1	0	1
2	0	0	0	2	1	2
4	0	0	0	1	3	3
3	0	0	1	1	0	1
4	1	2	0	0	0	2
2	0	0	0	0	1	1
0	0	0	0	0	0	0
0	0	0	0	0	0	0
1	0	1	0	0	0	0
0	1	0	0	0	0	0

Batter	1	2	3	4	5	6	7	8	9	10
Greg Tubbs, R (1, 8) OBP: 0.615, SLG: 0.444 Kevin Mitchell, R (9, PH) OBP: 0.395, SLG: 0.616 Jerry Spradlin, S (10, 1)	K		1B S BB		BB SF9 BB		G5-3		K	
Hal Morris, L (1, 3) OBP: 0.356, SLG: 0.356	K		F8 1B		SF9 BB E 1B		S		1B	
Barry Larkin, R (1, 6) OBP: 0.391, SLG: 0.434	P9		F8		S BB		K		F9	
Randy Milligan, R (1, 7) OBP: 0.392, SLG: 0.418 Jacob Brumfield, R (6, 8) OBP: 0.354, SLG: 0.457		WP 1B	K		SF9		G3			WP SH1-3 SF9 BB
Chris Sabo, R (1, 5) OBP: 0.334, SLG: 0.438	K			G6-4-3 BB		P7		CS BB		SH1-3
Reggie Sanders, R (1, 9) OBP: 0.337, SLG: 0.426	K		K			F9		K		WP IBB
Joe Oliver, R (1, 2) OBP: 0.265, SLG: 0.395				G6-4-3		G4-3		F9		SF9
Jeff Branson, L (1, 4) OBP: 0.324, SLG: 0.360									L3	
Larry Luebbers, R (1, 1) OBP: 0.222, SLG: 0.222 Bobby Ayala, R (7, 1) OBP: 1.000, SLG: 1.000 Rob Dibble, L (9, 1) OBP: 0.348, SLG: 0.680 Jack Daugherty, S (9, PH) OBP: 0.350, SLG: 0.295 Bip Roberts, S (9, PR) OBP: 0.350, SLG: 0.295 (10, 7)			P3							1B 2B

Inning Stats	R: 0	H: 0	E: 0	K: 2	S: 8	H: 0	LOB: 0	P: 15	R: 0	H: 1	E: 0	K: 2	S: 11	R: 0	H: 1	E: 0	K: 1	S: 11	R: 0	H: 0	E: 0	K: 1	S: 5	R: 3	H: 2	E: 0	K: 0	S: 10	R: 0	H: 1	E: 0	K: 1	S: 13	R: 0	H: 0	E: 0	K: 1	S: 14	R: 0	H: 0	E: 0	K: 1	S: 11	R: 1	H: 2	E: 0	K: 1	S: 11	R: 1	H: 0	E: 0	K: 0	S: 2
--------------	------	------	------	------	------	------	--------	-------	------	------	------	------	-------	------	------	------	------	-------	------	------	------	------	------	------	------	------	------	-------	------	------	------	------	-------	------	------	------	------	-------	------	------	------	------	-------	------	------	------	------	-------	------	------	------	------	------

PITCHER	IP	WLS	BF	H	R	ER	SO	BB	IBB	HBP	BLK	WP	HR	S	P	ERA	WHIP
Mo Sanford, R (1, 1) ERA: 3.38	5.0		23	4	3	2	6	5	0	0	0	1	0	45	89	3.60	1.800
Steve Reed, R (6, 1) ERA: 5.1	2.0		8	1	0	0	2	1	0	0	0	0	0	27	46	0.00	1.000
Darren Holmes, R (8, 1) ERA: 5.98	1.2		6	1	1	1	2	1	0	0	0	0	0	18	28	5.40	1.200
Gary Wayne, L (9, 1) ERA: 5.77	0.0		1	1	0	0	0	0	0	0	0	0	0	2	2	∞	∞
Marcus Moore, R (9, 1) ERA: 2.84	0.1		1	0	0	0	0	0	0	0	0	0	0	2	5	0.00	0.000

PITCHER	IP	WLS	BF	H	R	ER	SO	BB	IBB	HBP	BLK	WP	HR	S	P	ERA	WHIP
Curt Leskanic, R (10, 1) ERA: 5.92	0.2		4	0	1	1	0	1	1	0	0	1	0	2	13	13.50	1.500

Batter	1	2	3	4	5	6	7	8	9	AB R H RBI BB SO LOB	TOP											
Eric Young Sr. R (1, 7) OBP: 0.332, SLG: 0.337	0-0 P4			4-0 S BB		0-0 2B 1B	0-0 L4		0-0 G6-4-3 1-2f	4 0 1 0 1 0 4												
Roberto Mejia, R (1, 4) OBP: 0.321, SLG: 0.458	0-0 G5-3			0-0 F7		0-0 L9	0-3 K			4 0 0 0 0 1 4												
Dante Bichette, R (1, 9) OBP: 0.353, SLG: 0.552	0-3 K			0-3 K 1-2		0-0 P2		0-0 HR		4 1 1 1 0 2 2												
Charlie Hayes, R (1, 5) OBP: 0.359, SLG: 0.521		0-0 F7		0-0 P4		0-0 2B		0-3 K		4 0 1 0 0 1 1												
Chris Jones, R (1, 8) OBP: 0.322, SLG: 0.497		0-0 G1-3			0-0 G6-3 SF8 1B	0-3 K		0-3 K		4 1 1 0 0 2 2												
Jerald Clark, R (1, 3) OBP: 0.319, SLG: 0.414		0-0 P4			0-0 G6-3		0-0 F8	0-3 K		4 0 0 0 0 1 1												
Danny Sheaffer, R (1, 2) OBP: 0.280, SLG: 0.389			0-0 F9		0-0 SF8		4-0 1B 1B BB	0-0 F7		2 1 0 1 1 0 0												
Freddie Benavides, R (1, 6) OBP: 0.313, SLG: 0.384		0-3 K			0-0 1B		0-0 1B 1B	0-0 1B 1B		4 0 3 0 0 1 0												
Greg Harris, R (1, 1) OBP: 0.213, SLG: 0.214			0-3 K		0-3 K		0-0 1B	0-0 1B		2 0 0 0 0 2 1												
Bruce Ruffin, S (5, 1) OBP: 0.174, SLG: 0.143										0 0 0 0 0 0 0												
Daryl Boston, L (7, PH) OBP: 0.300, SLG: 0.352										1 0 1 1 0 0 0												
Gary Wayne, L (7, 1)										0 0 0 0 0 0 0												
Jim Tatum, R (9, PH) OBP: 0.253, SLG: 0.321										1 0 1 0 0 0 0												
Inning Stats	R: 0 E: 0 K: 1 S: 5	H: 0 LOB: 0 BB: 0 P: 5	R: 0 E: 0 K: 0 S: 3	H: 0 LOB: 0 BB: 0 P: 3	R: 0 E: 0 K: 2 S: 7	H: 0 LOB: 0 BB: 0 P: 7	R: 0 E: 0 K: 1 S: 5	H: 0 LOB: 1 BB: 1 P: 9	R: 1 E: 0 K: 1 S: 7	H: 2 LOB: 1 BB: 0 P: 7	R: 0 E: 0 K: 1 S: 7	H: 2 LOB: 2 BB: 0 P: 7	R: 1 E: 0 K: 1 S: 7	H: 2 LOB: 2 BB: 1 P: 11	R: 1 E: 0 K: 3 S: 10	H: 1 LOB: 0 BB: 0 P: 10	R: 0 E: 0 K: 0 S: 4	H: 2 LOB: 1 BB: 0 P: 4	1B: 7 2B: 1 3B: 0 HR: 1	SF: 1 SAC: 0 DP: 1 HBP: 0	WP: 0 PB: 0 SB: 2 CS: 0	PA: 37
PITCHER	IP WLS BF H R ER SO BB IBB HBP BLK WP HR S P ERA WHIP																					
John Roper, R (1, 1) ERA: 4.05	6.0 W 23 4 1 1 6 1 0 0 0 0 0 34 38 1.50 0.833																					
Scott Service, R (7, 1) ERA: 4.26	2.0 10 3 2 2 4 1 0 0 0 0 1 17 21 9.00 2.000																					
Jeff Reardon, R (9, 1) ERA: 2.74	1.0 4 2 0 0 0 0 0 0 0 0 0 4 4 0.00 2.000																					

Colorado Rockies @ Cincinnati Reds
Riverfront Stadium, Cincinnati, OH
Wed Aug 04 1993, 7:05 PM EDT
Att. 22,939 - Sunny - 76 F

livebaseballscorecards.com

AB	34
R	3
H	9
RBI	3
BB	2
SO	10
LOB	15



Batter	1	2	3	4	5	6	7	8	9
Greg Tubbs, R OBP: 0.500, SLG: 0.357 (1, 8) (6, 7)	0-0 F7		0-3 K		0-0 2B HR 1B	0-3 K		0-0 F7	
Hal Morris, L OBP: 0.363, SLG: 0.365 (1, 3)	0-0 1B 1B			0-0 3B 1B	0-0 F7		0-0 2B SF7 1B		
Barry Larkin, R OBP: 0.394, SLG: 0.445 (1, 6)	0-0 G6-4-3 1-2 1B			0-0 1-H SF9 3B	0-0 1-3 HR 2B		0-3 K		
Kevin Mitchell, R OBP: 0.394, SLG: 0.614 Jacob Brumfield, R OBP: 0.359, SLG: 0.469 (1, 7) (6, 8)	0-0 G6-4-3 1-2f			0-0 3-H SF9	4-0 HR IBB		0-0 1-3 2B		
Chris Sabo, R OBP: 0.336, SLG: 0.448 (1, 5)		0-3 K		0-0 2B 1B	0-0 1-H 2-H 3-H HR		0-0 3-H SF7		
Reggie Sanders, R OBP: 0.336, SLG: 0.427 (1, 9)		0-0 G5-3		0-0 1-H G3 1B 2B	0-3 K		0-0 L8		
Brian Dorsett, R OBP: 0.318, SLG: 0.571 (1, 2)		0-0 F8		0-0 2-3 G3	0-3 K		0-0 FC5-4 1B		
Jeff Branson, L OBP: 0.323, SLG: 0.358 (1, 4)			0-0 F7	0-0 3-H 1B		0-0 G6-3	0-0 1-2f FC5-4 G5-3		
John Roper, R OBP: 0.111, SLG: 0.111 Randy Milligan, R OBP: 0.390, SLG: 0.416 Scott Service, R (6, PH) (7, 1) Juan Samuel, R OBP: 0.273, SLG: 0.362 Jeff Reardon, R (8, PH) (9, 1)			0-0 F9	0-0 F9		0-0 G5-3	0-0 1-2 G5-3		

Inning Stats	R: 0 E: 0 K: 0 S: 4	H: 2 LOB: 1 BB: 0 P: 4	R: 0 E: 0 K: 1 S: 5	H: 0 LOB: 0 BB: 0 P: 5	R: 0 E: 0 K: 1 S: 5	H: 0 LOB: 0 BB: 0 P: 5	R: 4 E: 0 K: 0 S: 8	H: 5 LOB: 1 BB: 0 P: 8	R: 4 E: 0 K: 2 S: 10	H: 3 LOB: 0 BB: 1 P: 14	R: 0 E: 0 K: 1 S: 5	H: 0 LOB: 0 BB: 0 P: 5	R: 1 E: 0 K: 1 S: 7	H: 2 LOB: 1 BB: 0 P: 7	R: 0 E: 0 K: 0 S: 4	H: 1 LOB: 1 BB: 0 P: 4
--------------	------------------------------	---------------------------------	------------------------------	---------------------------------	------------------------------	---------------------------------	------------------------------	---------------------------------	-------------------------------	----------------------------------	------------------------------	---------------------------------	------------------------------	---------------------------------	------------------------------	---------------------------------

PITCHER	IP	WLS	BF	H	R	ER	SO	BB	IBB	HBP	BLK	WP	HR	S	P	ERA	WHIP
Greg Harris, R ERA: 4.21 (1, 1)	4.1	L	23	10	8	8	2	0	0	0	0	0	1	26	30	16.61	2.308
Bruce Ruffin, L ERA: 4.93 (5, 1)	1.2		5	0	0	0	3	0	0	0	0	0	0	11	11	0.00	0.000
Gary Wayne, L ERA: 5.71 (7, 1)	2.0		9	3	1	1	1	0	0	0	0	0	0	11	11	4.50	1.500

AB	R	H	RBI	BB	SO	LOB
5	1	1	0	0	2	1
4	2	3	0	0	0	1
4	2	3	1	0	1	1
1	1	0	1	1	0	2
1	0	1	0	0	0	0
3	2	2	5	0	1	0
4	1	1	1	0	1	1
4	0	1	0	0	1	1
4	0	1	1	0	0	1
2	0	0	0	0	0	1
1	0	0	0	0	0	0
0	0	0	0	0	0	0
1	0	0	0	0	0	1
0	0	0	0	0	0	0

WP	PA
0	37

Colorado Rockies @ Cincinnati Reds
Riverfront Stadium, Cincinnati, OH
Wed Aug 04 1993, 7:05 PM EDT
Att: 22,939 - Sunny - 76 F

livebaseballscorecards.com

AB	34
R	9
H	13
RBI	9
BB	1
SO	6
LOB	10



Batter	1	2	3	4	5	6	7	8	9	AB R H RBI BB SO LOB	TOP											
Eric Young Sr. R (1, 8) OBP: 0.333, SLG: 0.336	0-1 PB S 1B		0-0 G6-3		2-1 FC4-6 1-2f		0-2 G4-3		4-2 1B BB	4 0 1 0 1 0 1												
Freddie Benavides R (1, 6) OBP: 0.309, SLG: 0.378	1-3 SAFE K		1-1 F9		1-0 G4-3		0-1 G4-3		0-2 G3-6-3 1B	5 0 1 0 0 1 2												
Dante Bichette R (1, 9) OBP: 0.353, SLG: 0.553	0-3 K		3-2 2B		0-2 G6-3		4-2 BB HR BB		3-2 G3-6-3 1-2f	3 0 1 0 0 1 1 1 1 0 0 1 0 2												
Chris Jones R (6, 9) OBP: 0.325, SLG: 0.493	1-3 K		1-3 K		2-0 HR		4-1 HR BB			2 0 0 0 0 1 2 1 2 1 1 1 0 0												
Charlie Hayes R (1, 5) OBP: 0.357, SLG: 0.518	3-2 F8		1-3 K		2-2 HR		1-0 HR			4 1 3 3 0 0 0												
Pedro Castellano R (5, 5) OBP: 0.306, SLG: 0.372																						
Daryl Boston L (1, 7) OBP: 0.309, SLG: 0.382		1-2 2B		3-2 G4-3		2-2 1B		1-0 HR		4 0 1 0 0 3 2												
Jim Tatum R (1, 3) OBP: 0.253, SLG: 0.317		0-3 K		2-3 K		0-3 K		0-0 1B		4 0 0 0 0 1 3												
Roberto Mejia R (1, 4) OBP: 0.306, SLG: 0.434		2-3 K		3-2 P4		0-0 F9		1-0 F8		3 0 0 0 1 3 1												
Jayhawk Owens R (1, 2) OBP: 0.289, SLG: 0.390		4-2 BB		1-3 K		1-3 K		1-3 K														
Kent Bottenfield R (1, 1) OBP: 0.250, SLG: 0.200		0-0 L9		0-1 FC4-6 1B		2-0 P5		2-1 G4-3		2 0 1 0 0 0 2 0 0 0 0 0 0 0 1 0 0 0 0 0 0 0 0 0 0 0 0 0 1 0 0 0 0 0 0												
Curt Leskanic R (5, 1)																						
Alex Cole L (7, PH) OBP: 0.345, SLG: 0.323																						
Marcus Moore S (7, 1)																						
Jerald Clark R (9, PH) OBP: 0.318, SLG: 0.413																						
Inning Stats	R: 0 E: 0 K: 2 S: 12	H: 1 LOB: 1 BB: 0 P: 16	R: 0 E: 0 K: 2 S: 13	H: 1 LOB: 2 BB: 1 P: 20	R: 0 E: 0 K: 1 S: 13	H: 1 LOB: 1 BB: 0 P: 18	R: 0 E: 0 K: 1 S: 11	H: 0 LOB: 0 BB: 0 P: 19	R: 0 E: 0 K: 1 S: 8	H: 1 LOB: 1 BB: 0 P: 12	R: 1 E: 0 K: 1 S: 13	H: 2 LOB: 1 BB: 0 P: 17	R: 0 E: 0 K: 1 S: 8	H: 0 LOB: 0 BB: 0 P: 11	R: 3 E: 0 K: 1 S: 11	H: 2 LOB: 1 BB: 2 P: 22	R: 0 E: 0 K: 0 S: 12	H: 1 LOB: 1 BB: 1 P: 21	1B: 5 2B: 2 3B: 0 HR: 2	SF: 0 SAC: 0 DP: 1 HBP: 0	WP: 0 PB: 1 SB: 1 CS: 0	PA: 39
PITCHER	IP WLS BF H R ER SO BB IBB HBP BLK WP HR S P ERA WHIP																					
Jose Rijo R (1, 1) ERA: 2.73	7.0 W 28 6 1 1 9 1 0 0 0 0 1 78 113 1.29 1.000																					
Kevin Wickander L (8, 1) ERA: 4.98	1.0 7 2 3 3 1 2 0 0 0 0 0 1 11 22 27.00 4.000																					
Jerry Spradlin R (9, 1) ERA: 2.7	1.0 4 1 0 0 0 1 0 0 0 0 0 0 12 21 0.00 2.000																					

Colorado Rockies @ Cincinnati Reds
Riverfront Stadium, Cincinnati, OH

Thu Aug 05 1993, 3:33 AM EDT
Att. 33,871 - Unknown - 69 F

livebaseballscorecards.com

AB	35
R	4
H	9
RBI	4
BB	4
SO	10
LOB	16




Batter	1	2	3	4	5	6	7	8	9	AB R H RBI BB SO LOB	TOP		
Alex Cole, L (1, 8) OBP: 0.346, SLG: 0.324	1-3 K		1-1 G4-3			3-1 G3 1B	0-1 1B		2-2 F9	5 0 2 1 0 1 1			
Roberto Mejia, R (1, 4) OBP: 0.295, SLG: 0.418 Eric Young Sr., R (7, PH) OBP: 0.332, SLG: 0.335 Marcus Moore, S (7, 1) Bruce Ruffin, S (7, 1) OBP: 0.174, SLG: 0.143 Gary Wayne, L (7, 1)	3-2 P4			1-3 K		1-3 K	2-3 K			3 0 0 0 0 2 3 1 0 0 0 0 1 3 0			
Dante Bichette, R (1, 9) OBP: 0.352, SLG: 0.550	0-3 K			0-2 G6-3 1B		0-2 G3	0-1 FC5			4 0 1 1 0 1 5			
Charlie Hayes, R (1, 5) OBP: 0.354, SLG: 0.513		1-3 K		0-0 G6-3		0-0 F8		1-2 F9		4 0 0 0 0 1 3			
Daryl Boston, L (1, 7) OBP: 0.308, SLG: 0.395		1-3 K			3-3 K		1-2 HR	3-2 P6		4 1 1 1 0 2 0			
Danny Sheaffer, R (1, 2) OBP: 0.280, SLG: 0.385		2-3 K2-3			0-2 G6-3		0-2 G6-3	0-2 1B		4 0 1 0 0 1 0			
Freddie Benavides, R (1, 6) OBP: 0.307, SLG: 0.374			2-2 G6-3		0-0 F9		1-0 1B 1B	1-2 G3-1		4 1 1 0 0 0 1			
Pedro Castellano, R (1, 3) OBP: 0.340, SLG: 0.413		3-2 G6-3 2B				4-1 1B G3 BB	0-0 1B 1B		3-2 F8	3 1 2 0 1 0 0			
Armando Reynoso, R (1, 1) OBP: 0.085, SLG: 0.111 Jim Tatum, R (6, PH) OBP: 0.261, SLG: 0.325 Steve Reed, R (6, 1) Chris Jones, R (7, PH) OBP: 0.329, SLG: 0.497 Vinny Castilla, R (7, 6) OBP: 0.305, SLG: 0.441			2-2 G6-3			0-0 G3 1B	1-1 FC5 1B		0-1 G6-3	1 0 0 0 0 0 1 1 0 1 0 0 0 0 0 0 0 0 0 0 0 1 0 1 0 0 0 0 1 0 0 0 0 0 0			
Inning Stats	R: 0 H: 0 E: 0 LOB: 0 K: 2 BB: 0 S: 10 P: 14	R: 0 H: 0 E: 0 LOB: 0 K: 3 BB: 0 S: 10 P: 14	R: 0 H: 1 E: 0 LOB: 1 K: 0 BB: 0 S: 12 P: 20	R: 0 H: 1 E: 0 LOB: 0 K: 1 BB: 0 S: 9 P: 10	R: 0 H: 0 E: 0 LOB: 0 K: 1 BB: 0 S: 8 P: 11	R: 1 H: 2 E: 0 LOB: 2 K: 1 BB: 1 S: 11 P: 19	R: 2 H: 5 E: 0 LOB: 3 K: 1 BB: 0 S: 18 P: 23	R: 0 H: 1 E: 0 LOB: 1 K: 0 BB: 0 S: 13 P: 18	R: 0 H: 0 E: 0 LOB: 0 K: 0 BB: 0 S: 12 P: 17	1B: 8 SF: 0 2B: 1 SAC: 0 3B: 0 DP: 1 HR: 1 HBP: 0	WP: 0 PA: 37 PB: 0 SB: 0 CS: 0		
PITCHER	IP WLS BF H R ER SO BB IBB HBP BLK WP HR S P ERA WHIP											PITCHER	IP WLS BF H R ER SO BB IBB HBP BLK WP HR S P ERA WHIP
Andy Benes, R (1, 1) ERA: 2.62	6.1 W 28 9 3 3 8 1 0 0 0 0 0 1 73 104 4.26 1.579												
Trevor Hoffman, R (7, 1) ERA: 4.3	2.2 S 9 1 0 0 1 0 0 0 0 0 0 0 30 42 0.00 0.375												

Colorado Rockies @ San Diego Padres
Jack Murphy Stadium, San Diego, CA
 Fri Aug 06 1993, 10:05 PM EDT
 Sunny

livebaseballscorecards.com

AB	36
R	3
H	10
RBI	3
BB	1
SO	9
LOB	17



Batter	1	2	3	4	5	6	7	8	9	AB	R	H	RBI	BB	SO	LOB
Jeff Gardner, L (1, 4) OBP: 0.351, SLG: 0.384	3-1 1B 2B		1-3 K	1-0 E3 1-3	3-2 F7		4-2 BB G1-5-3 BB			4	2	1	0	1	1	4
Ricky Gutierrez, R (1, 6) OBP: 0.352, SLG: 0.359	1-1 G5-3		0-0 E6 1B 2B	1-0 G6-3		0-2 F8 1B 1B	0-0 G1-5-3 1-2 2-3f			5	1	1	0	0	0	5
Tony Gwynn, L (1, 9) OBP: 0.389, SLG: 0.496	0-1 2-H 1B		1-0 2B 1B	4-0 IBB		1-0 F8 1B	4-0 BB BB IBB			3	1	3	1	2	0	0
Phil Plantier, L (1, 7) OBP: 0.312, SLG: 0.495	1-0 F8		3-1 1B 2B	3-2 P4		1-2 F8 1-2 2-3	4-2 BB BB			4	1	1	2	1	0	6
Derek Bell, R (1, 8) OBP: 0.300, SLG: 0.412	3-3 K		1-2 E 1B 2-H 1B		2-0 1B 2B	2-3 K	4-0 1-2 2-3 3-H BB			4	0	2	2	1	2	3
Guillermo Velasquez, L (1, 3) OBP: 0.241, SLG: 0.253		2-2 G3	1-0 E4 1B		1-2 L9	4-0 IBB	1-3 K			4	0	1	0	1	1	4
Archi Cianfrocco, R (1, 5) Trevor Hoffman, R (7, 1) OBP: 0.261, SLG: 0.429		2-3 K	1-0 F9		0-1 1B 1B	1-3 K		1-3 K		4	0	1	0	0	2	5
Brad Ausmus, R (1, 2) OBP: 0.345, SLG: 0.444		2-1 L7		0-3 K	1-1 1B		1-2 E 2B	1-2 L3 1B		5	1	3	0	0	1	0
Andy Benes, R (1, 1) Craig Shipley, R (7, 5) OBP: 0.182, SLG: 0.264			1-2 G5-3	0-0 E 1B	1-3 K		0-0 FC1 G1-5-3 2-H	0-0 L3		3	0	1	0	0	1	3
										2	0	0	0	0	0	1


Inning Stats	R: 1	H: 2	E: 0	K: 1	S: 10	R: 0	H: 0	E: 0	K: 1	S: 12	R: 3	H: 4	E: 2	K: 1	S: 15	R: 0	H: 1	E: 1	K: 1	S: 10	R: 0	H: 3	E: 0	K: 1	S: 16	R: 0	H: 2	E: 0	K: 2	S: 18	R: 2	H: 1	E: 1	K: 1	S: 16	R: 0	H: 1	E: 0	K: 1	S: 8					
	LOB: 1	BB: 0	BB: 0	BB: 0	BB: 18	LOB: 0	BB: 0	LOB: 0	BB: 0	BB: 18	LOB: 2	BB: 0	LOB: 3	BB: 1	BB: 19	LOB: 3	BB: 0	LOB: 3	BB: 1	BB: 24	LOB: 3	BB: 0	LOB: 3	BB: 0	LOB: 3	BB: 1	BB: 27	LOB: 3	BB: 4	LOB: 3	BB: 3	LOB: 0	BB: 0	LOB: 0	BB: 0	LOB: 0	BB: 0	LOB: 0	BB: 0	LOB: 0	BB: 10	SF: 0	SAC: 0	DP: 2	HBP: 0

BOTTOM

Colorado Rockies @ San Diego Padres
Jack Murphy Stadium, San Diego, CA
 Fri Aug 06 1993, 10:05 PM EDT
 Sunny

livebaseballscorecards.com

AB	39
R	6
H	14
RBI	5
BB	6
SO	9
LOB	31



PITCHER	IP	WLS	BF	H	R	ER	SO	BB	IBB	HBP	BLK	WP	HR	S	P	ERA	WHIP
Armando Reynoso, R (1, 1) ERA: 3.29	5.0	L	28	10	4	1	5	0	1	0	0	0	0	63	103	1.80	2.000
Steve Reed, R (6, 1) ERA: 4.99	1.0		6	2	0	0	2	0	1	0	0	0	0	18	27	0.00	2.000
Marcus Moore, R (7, 1) ERA: 3.24	0.0		2	1	2	1	0	0	0	0	0	0	0	5	6	∞	∞
Bruce Ruffin, L (7, 1) ERA: 4.89	0.2		5	0	0	0	3	1	0	0	0	0	0	6	22	0.00	4.500
Gary Wayne, L (7, 1) ERA: 5.53	1.1		4	1	0	0	2	0	0	0	0	0	0	13	16	0.00	0.750

Batter	1	2	3	4	5	6	7	8	9	AB R H RBI BB SO LOB	TOP							
Eric Young Sr. R (1, 7) OBP: 0.331, SLG: 0.332	4-2 FC6-4 BB		2-2 F7			0-2 F8		0-1 G5-3		3 0 0 0 1 0 1								
Freddie Benavides, R (1, 4) OBP: 0.306, SLG: 0.371	0-1 FC6-4 1B			1-2 G4-3		0-1 1B		2-2 G6-3		4 0 1 0 0 0 1								
Chris Jones, R (1, 8) OBP: 0.327, SLG: 0.490	2-3 K			2-2 G4-3		1-0 1B		2-2 F9		4 0 1 1 0 1 1								
Dante Bichette, R (1, 9) OBP: 0.351, SLG: 0.547	3-2 1B			1-2 K		1-2 L3		0-0 F8		4 0 1 0 0 1 2								
Jerald Clark, R (1, 3) OBP: 0.317, SLG: 0.414	2-0 CS	0-1 L4			0-3 K		2-1 1B 2B		3-1 G6-3	4 1 1 0 0 1 0								
Vinny Castilla, R (1, 6) OBP: 0.305, SLG: 0.438		0-0 G6-3			1-1 L8		1-1 1B		0-1 F9	4 0 1 1 0 0 0								
Pedro Castellano, R (1, 5) OBP: 0.321, SLG: 0.388		3-2 G6-3			2-2 G6-3		1-3 K			3 0 0 0 0 1 1								
Jayhawk Owens, R (1, 2) OBP: 0.280, SLG: 0.376			0-2 G5-3			0-3 K		0-0 F8		3 0 0 0 0 1 1								
Willie Blair, R (1, 1) OBP: 0.107, SLG: 0.143			0-3 K			0-1 1B		0-0 P6		1 0 0 0 0 1 0								
Jim Tatum, R (8, PH) OBP: 0.270, SLG: 0.333										1 1 1 0 0 0 0								
Bruce Ruffin, S (6, 1) OBP: 0.174, SLG: 0.143										0 0 0 0 0 0 0								
Daryl Boston, L (7, PH) OBP: 0.308, SLG: 0.395										0 0 0 0 0 0 0								
Charlie Hayes, R (7, PH) OBP: 0.353, SLG: 0.512										1 0 0 0 0 0 1								
Marcus Moore, S (7, 1)										0 0 0 0 0 0 0								
Darren Holmes, R (8, 1)										0 0 0 0 0 0 0								
Inning Stats	R: 0 E: 0 K: 1 S: 11	H: 1 LOB: 1 BB: 1 P: 22	R: 0 E: 0 K: 0 S: 9	H: 0 LOB: 0 BB: 0 P: 12	R: 0 E: 0 K: 1 S: 11	H: 0 LOB: 0 BB: 0 P: 13	R: 0 E: 0 K: 1 S: 9	H: 0 LOB: 0 BB: 0 P: 13	R: 0 E: 0 K: 1 S: 9	H: 2 LOB: 1 BB: 0 P: 13	R: 0 E: 0 K: 0 S: 8	H: 0 LOB: 0 BB: 0 P: 12	R: 0 E: 0 K: 0 S: 5	H: 0 LOB: 0 BB: 0 P: 8	1B: 5 2B: 1 3B: 0 HR: 0	SF: 0 SAC: 0 DP: 0 HBP: 0	WP: 0 PB: 0 SB: 0 CS: 1	PA: 34
PITCHER	IP WLS BF H R ER SO BB IBB HBP BLK WP HR S P ERA WHIP																	
Scott Sanders, R (1, 1) ERA: 2.7	6.2 W 26 6 2 2 6 1 0 0 0 0 0 0 72 101 2.70 1.050																	
Pedro Martinez, L (7, 1) ERA: 2.92	0.1 1 0 0 0 0 0 0 0 0 0 0 0 1 1 0.00 0.000																	
Gene Harris, R (8, 1) ERA: 3.05	2.0 6 0 0 0 0 0 0 0 0 0 0 0 0 13 20 0.00 0.000																	

Colorado Rockies @ San Diego Padres
Jack Murphy Stadium, San Diego, CA

AB	32
R	2
H	6
RBI	2
BB	1
SO	6
LOB	8



Fri Aug 06 1993, 10:05 PM EDT
Att: 41,085 - Unknown

WP: 0	PA: 34
PB: 0	
SB: 0	
CS: 1	

Batter	1	2	3	4	5	6	7	8	9
Jeff Gardner, L (1, 4) OBP: 0.346, SLG: 0.377	1-0 F9	3-2 K		1-0 P7	1-1 G3-1		2-2 F7		
Craig Shipley, R (1, 6) OBP: 0.273, SLG: 0.337	1-0 FC4	0-1		0-2 G3 WP		0-1 G5-3		1-1 F9	
Tony Gwynn, L (1, 9) OBP: 0.389, SLG: 0.495	3-2 FC4	1-1 F7		2-0 G3		1-1		1-1	
Phil Plantier, L (1, 7) OBP: 0.309, SLG: 0.490	2-1 F9	3-3 K		1-0 G4-3		1-3 K		0-3 K	
Jarvis Brown, R (5, 8) OBP: 0.266, SLG: 0.308									
Phil Clark, R (1, 3) OBP: 0.371, SLG: 0.500	0-2 HR		2-1		1-1	0-0		2-0 P9	
Guillermo Velasquez, L (9, 3) OBP: 0.241, SLG: 0.253									
Bill Bean, L (1, 8) OBP: 0.290, SLG: 0.402	0-0 HR		3-1 F7		1-0 G6-3	2-1 FC6-4			
Tim Teufel, R (1, 5) OBP: 0.362, SLG: 0.461	3-1 1B		0-0		2-2 E5		3-2 F7		
Kevin Higgins, L (1, 2) OBP: 0.307, SLG: 0.259	0-1 1B		1-0 P5		0-2 E		2-3 K		
Scott Sanders, R (1, 1) OBP: 0.333, SLG: 0.333	0-0 G6-3		0-2 G1-3		0-0 E2		1-2		
Pedro Martinez, L (7, 1)									
Archi Cianfrocco, R (7, PH) OBP: 0.266, SLG: 0.433									
Gene Harris, R (8, 1)									

Inning Stats	R: 5	H: 5	E: 0	LOB: 1	K: 0	S: 16	R: 0	H: 1	E: 0	LOB: 1	K: 2	S: 12	R: 0	H: 2	E: 0	LOB: 2	K: 0	S: 9	R: 0	H: 1	E: 0	LOB: 1	K: 0	S: 6	R: 1	H: 3	E: 2	LOB: 2	K: 0	S: 12	R: 0	H: 2	E: 0	LOB: 2	K: 1	S: 10	R: 0	H: 1	E: 0	LOB: 1	K: 1	S: 13	R: 0	H: 1	E: 0	LOB: 1	K: 1	S: 8		

PITCHER	IP	WLS	BF	H	R	ER	SO	BB	IBB	HBP	BLK	WP	HR	S	P	ERA	WHIP
Willie Blair, R (1, 1) ERA: 5.22	5.0	L	28	12	6	5	2	0	0	0	0	1	1	55	87	9.00	2.400
Bruce Ruffin, L (6, 1) ERA: 4.84	1.0		5	2	0	0	1	0	0	0	0	0	0	10	14	0.00	2.000
Marcus Moore, R (7, 1) ERA: 2.89	1.0		4	1	0	0	1	0	0	0	0	0	0	13	21	0.00	1.000
Darren Holmes, R (8, 1) ERA: 5.83	1.0		4	1	0	0	1	0	0	0	0	0	0	8	12	0.00	1.000

AB R H RBI BB SO LOB

5	0	0	0	0	1	3
5	1	3	0	0	0	0
5	1	2	1	0	0	2
3	0	0	0	0	1	3
2	0	0	0	0	2	2
5	1	4	0	0	0	1
0	0	0	0	0	0	0
4	1	1	3	0	0	4
4	2	2	0	0	0	0
4	0	2	1	0	1	2
3	0	1	1	0	0	3
0	0	0	0	0	0	0
1	0	1	0	0	0	0
0	0	0	0	0	0	0

AB	41
R	6
H	16
RBI	6
BB	0
SO	5
LOB	20



PITCHER	IP	WLS	BF	H	R	ER	SO	BB	IBB	HBP	BLK	WP	HR	S	P	ERA	WHIP
Willie Blair, R (1, 1) ERA: 5.22	5.0	L	28	12	6	5	2	0	0	0	0	1	1	55	87	9.00	2.400
Bruce Ruffin, L (6, 1) ERA: 4.84	1.0		5	2	0	0	1	0	0	0	0	0	0	10	14	0.00	2.000
Marcus Moore, R (7, 1) ERA: 2.89	1.0		4	1	0	0	1	0	0	0	0	0	0	13	21	0.00	1.000
Darren Holmes, R (8, 1) ERA: 5.83	1.0		4	1	0	0	1	0	0	0	0	0	0	8	12	0.00	1.000


Colorado Rockies @ San Diego Padres
Jack Murphy Stadium, San Diego, CA
 Fri Aug 06 1993, 10:05 PM EDT
 Att. 41,085 - Unknown

livebaseballscorecards.com

Batter	1	2	3	4	5	6	7	8	9	AB R H RBI BB SO LOB	TOP									
Alex Cole, L (1, 8) OBP: 0.348, SLG: 0.327	1-0 P8		1-1 G6-4-3 1B		1-0 FC4-6 FC6 CS 1B		1-3 K			4 1 2 0 0 1 0	Colorado Rockies @ San Diego Padres Jack Murphy Stadium, San Diego, CA Sun Aug 08 1993, 6:33 AM EDT Att. 15,248 - Cloudy - 75 F									
Roberto Mejia, R (1, 4) OBP: 0.283, SLG: 0.398	1-0 F9		1-1 G6-4-3		1-2 FC6 FC4-6		1-3 K			4 0 0 0 0 1 3										
Daryl Boston, L (1, 7) OBP: 0.307, SLG: 0.397	2-3 K				2-1 F9 FC1-2 2B					4 0 1 0 0 1 2										
Dante Bichette, R (1, 9) OBP: 0.347, SLG: 0.542		1-0 F7			0-1 F9					4 0 0 0 0 2 2										
Charlie Hayes, R (1, 5) OBP: 0.354, SLG: 0.517		3-1 1B F8-2 2B			1-2 FC1-2 1B		3-1 G4-3 SF9 2B			4 2 2 0 0 0 1										
Jerald Clark, R (1, 3) OBP: 0.320, SLG: 0.415		1-2 2B			1-2 1B		2-1 G4-3			4 1 2 0 0 0 1										
Danny Sheaffer, R (1, 2) OBP: 0.279, SLG: 0.384		2-2 F8-2			3-0 3B 1B		2-1 SF9			3 1 1 2 0 0 2										
Vinny Castilla, R (1, 6) OBP: 0.304, SLG: 0.443			0-0 F9		0-0 3B		0-0 P4			4 0 1 2 0 0 0										
Mo Sanford, R (1, 1)			4-2 1B		1-0 G4-3					2 0 0 0 1 1 1										
Bruce Ruffin, S (8, 1)			BB							0 0 0 0 0 0 0										
Darren Holmes, R (9, 1)							0-3 K			0 0 0 0 0 0 0										
Inning Stats	R: 0 H: 0 E: 0 K: 1 S: 7	H: 0 LOB: 0 BB: 0 P: 11	R: 0 H: 2 E: 0 K: 0 S: 11	H: 2 LOB: 1 BB: 0 P: 18	R: 0 H: 1 E: 0 K: 0 S: 9	H: 1 LOB: 1 BB: 1 P: 15	R: 3 H: 4 E: 0 K: 0 S: 13	H: 4 LOB: 1 BB: 0 P: 21	R: 1 H: 1 E: 0 K: 1 S: 12	H: 1 LOB: 2 BB: 0 P: 16	R: 1 H: 1 E: 0 K: 3 S: 9	H: 0 LOB: 0 BB: 0 P: 11	R: 0 H: 0 E: 0 K: 1 S: 8	H: 0 LOB: 0 BB: 0 P: 10	R: 0 H: 0 E: 0 K: 0 S: 3	H: 0 LOB: 0 BB: 0 P: 6	1B: 5 SF: 1 2B: 5 SAC: 0 3B: 1 DP: 3 HR: 0 HBP: 0	WP: 0 PA: 35 PB: 0 SB: 0 CS: 2		
PITCHER	IP WLS BF H R ER SO BB IBB HBP BLK WP HR S P ERA WHIP																			
Doug Brocail, R (1, 1) ERA: 4.91	6.0 L 26 9 5 5 2 1 0 0 0 0 0 0 60 95 7.50 1.667																			
Tim Mauser, R (7, 1) ERA: 4.5	1.0 3 0 0 0 3 0 0 0 0 0 0 0 9 11 0.00 0.000																			
Kerry Taylor, R (8, 1) ERA: 6.7	2.0 6 0 0 0 1 0 0 0 0 0 0 0 11 16 0.00 0.000																			

livebaseballscorecards.com

AB	33
R	5
H	9
RBI	4
BB	1
SO	6
LOB	12



Batter	1	2	3	4	5	6	7	8	9	AB	R	H	RBI	BB	SO	LOB
Jeff Gardner, L OBP: 0.348, SLG: 0.377 (1, 4)	L9		E BB		F7		FC5-4 1B			3	0	1	0	1	0	1
Ricky Gutierrez, R OBP: 0.350, SLG: 0.361 (1, 6)	WP 2B		1-3 K		K		FC5-4 1-2f			4	0	1	0	0	2	3
Tony Gwynn, L OBP: 0.390, SLG: 0.492 (1, 9)	F7			1B G6-4-3 BB		S BB		K		2	1	0	0	2	1	1
Phil Plantier, L OBP: 0.311, SLG: 0.500 (1, 7)	K 2-3			0-0 G6-4-3 1B		P5 1-2		HR		4	1	2	1	0	1	2
Derek Bell, R OBP: 0.297, SLG: 0.408 (1, 8)		P3		0-0 G6-4-3 1-2f 3-H		G1-3		G4-3		4	0	0	0	0	0	2
Guillermo Velasquez, L OBP: 0.256, SLG: 0.250 (1, 3)		F9		4-1 BLK 1B BB				G6-3		1	0	0	0	2	0	0
Phil Clark, R OBP: 0.369, SLG: 0.497 (8, PH) (9, 3)										1	0	0	0	0	0	0
Archi Cianfrocco, R OBP: 0.268, SLG: 0.431 (1, 5)			K		0-1 1B 1-H		P4			3	0	1	0	0	1	2
Kevin Higgins, L OBP: 0.305, SLG: 0.257 (9, PH)										1	0	0	0	0	0	0
Brad Ausmus, R OBP: 0.333, SLG: 0.419 (1, 2)				0-0 F8		1-1 SH5-3 1B		F8		4	0	1	0	0	0	0
Doug Brocail, L OBP: 0.190, SLG: 0.190 (1, 1)																
Tim Mauser, R (7, 1)																
Craig Shipley, R OBP: 0.271, SLG: 0.335 (7, PH)																
Kerry Taylor, R (8, 1)																
Bill Bean, L OBP: 0.287, SLG: 0.398 (9, PH)																

Inning Stats	R: 0	H: 1	E: 0	LOB: 1	K: 1	S: 10	P: 17	R: 0	H: 0	E: 0	LOB: 0	K: 1	S: 6	P: 14	R: 0	H: 0	E: 1	LOB: 1	K: 2	S: 7	P: 13	R: 1	H: 2	E: 0	LOB: 2	K: 0	S: 5	P: 13	R: 0	H: 1	E: 0	LOB: 1	K: 1	S: 8	P: 11	R: 0	H: 0	E: 0	LOB: 2	K: 0	S: 11	P: 22	R: 0	H: 1	E: 0	LOB: 1	K: 0	S: 7	P: 10	R: 1	H: 1	E: 0	LOB: 0	K: 1	S: 12	P: 17	R: 0	H: 0	E: 0	LOB: 0	K: 0	S: 5	P: 9	1B: 4	SF: 0	2B: 1	SAC: 1	3B: 0	DP: 1	HR: 1	HBP: 0
--------------	------	------	------	--------	------	-------	-------	------	------	------	--------	------	------	-------	------	------	------	--------	------	------	-------	------	------	------	--------	------	------	-------	------	------	------	--------	------	------	-------	------	------	------	--------	------	-------	-------	------	------	------	--------	------	------	-------	------	------	------	--------	------	-------	-------	------	------	------	--------	------	------	------	-------	-------	-------	--------	-------	-------	-------	--------

PITCHER	IP	WLS	BF	H	R	ER	SO	BB	IBB	HBP	BLK	WP	HR	S	P	ERA	WHIP
Mo Sanford, R ERA: 2.19 (1, 1)	7.0	W	29	5	1	1	5	5	0	0	1	1	0	54	100	1.29	1.429
Bruce Ruffin, L ERA: 4.88 (8, 1)	1.0		4	1	1	1	1	0	0	0	0	0	1	12	17	9.00	1.000
Darren Holmes, R ERA: 5.7 (9, 1)	1.0	S	3	0	0	0	0	0	0	0	0	0	0	5	9	0.00	0.000

BOTTOM

Colorado Rockies @ San Diego Padres
Jack Murphy Stadium, San Diego, CA
 Sun Aug 08 1993, 6:33 AM EDT
 Att: 15,248 - Cloudy - 75 F

livebaseballscorecards.com

AB	30
R	2
H	6
RBI	1
BB	5
SO	6
LOB	11



WP:	1	PA:	36
PB:	0	SB:	1
CS:	0		

Batter	1	2	3	4	5	6	7	8	9	10	11	AB R H RBI BB SO LOB	TOP												
Alex Cole, L OBP: 0.351, SLG: 0.326 (1, 8)	2-2 FC4-6 1B		2-1 G5-3		2-2 L4	4-0 1-2 2-3 BB			1-1 F8		4-0 IBB	4 0 1 0 2 0 0													
Roberto Mejia, R OBP: 0.276, SLG: 0.382 (1, 4)	1-3 K		0-3 K		1-1 1B FC6-4 1B	0-3 K			3-3 K		1-3 K	6 1 1 0 0 5 6													
Daryl Boston, L OBP: 0.305, SLG: 0.392 (1, 7)	2-1 FC4-6 1B 1-2f				2-1 G5-3	1-3 1B FC6-4			0-1 F7		2-2 L9	5 0 1 0 0 0 1													
Dante Bichette, R OBP: 0.346, SLG: 0.537 (1, 9)	0-1 1-3 1B				0-1 G3	0-1 1-2f 3-H FC6-4 WP			1-1 F8		1-2 P3	5 0 1 1 0 0 1													
Pedro Castellano, R OBP: 0.311, SLG: 0.426 (1, 5) (11, 3)	0-2 G1-3				1-2 HR	1-1 1-2 G5-3			0-0 G6-3		1-2 F8	5 1 1 1 0 0 3													
Jerald Clark, R OBP: 0.318, SLG: 0.411 Freddie Benavides, R OBP: 0.306, SLG: 0.371 (1, 3) (11, 5)			2-1 F7		0-0 E6				0-0 P6		2-1 1B SF9 1B	5 1 1 0 0 0 0 0 0 0 0 0 0 0													
Danny Sheaffer, R OBP: 0.282, SLG: 0.381 (1, 2)			3-2 G6-3		4-2 1-3 S BB				0-1 F7		1-2 1-3 1B SF9 1B	4 0 1 0 1 0 0													
Vinny Castilla, R OBP: 0.306, SLG: 0.442 (1, 6)			2-3 K		4-2 1-2 BB BB				0-0 G6-3		1-0 1-2 3-H SF9 K	3 0 1 1 1 1 0													
Greg Harris, R OBP: 0.219, SLG: 0.220 Eric Young Sr., R OBP: 0.330, SLG: 0.332 Steve Reed, R (9, 1) Jim Tatum, R OBP: 0.267, SLG: 0.329 Darren Holmes, R (11, 1)			2-3 K		1-2 L9				1-2 G6-3		3-3 K	3 0 1 0 0 1 3 1 0 0 0 0 0 0 0 0 0 0 0 0 0 1 0 0 0 0 1 1 0 0 0 0 0 0 0													
Inning Stats	R: 0 E: 0 K: 1 S: 15	H: 2 LOB: 2 BB: 0 P: 19	R: 0 E: 0 K: 1 S: 9	H: 0 LOB: 0 BB: 0 P: 16	R: 0 E: 0 K: 2 S: 8	H: 0 LOB: 0 BB: 0 P: 12	R: 1 E: 2 K: 0 S: 14	H: 1 LOB: 3 BB: 2 P: 24	R: 1 E: 0 K: 0 S: 11	H: 2 LOB: 1 BB: 0 P: 17	R: 0 E: 0 K: 1 S: 7	H: 0 LOB: 0 BB: 0 P: 6	R: 0 E: 0 K: 0 S: 4	H: 0 LOB: 0 BB: 0 P: 4	R: 0 E: 0 K: 1 S: 8	H: 0 LOB: 0 BB: 0 P: 13	R: 0 E: 0 K: 0 S: 10	H: 0 LOB: 0 BB: 0 P: 14	R: 1 E: 0 K: 2 S: 12	H: 2 LOB: 2 BB: 1 P: 24	1B: 8 2B: 0 3B: 0 HR: 1	SF: 1 SAC: 0 DP: 0 HBP: 0	WP: 1 PB: 0 SB: 1 CS: 0	PA: 47	
PITCHER	IP WLS BF H R ER SO BB IBB HBP BLK WP HR S P ERA WHIP																								
Tom Candiotti, R ERA: 2.54 (1, 1)	8.0	35	7	2	2	5	3	0	0	0	0	1	1	73	109	2.25	1.250								
Jim Gott, R ERA: 2.22 (9, 1)	2.0	L	8	2	1	1	0	0	0	0	0	0	0	23	35	4.50	1.000								
Todd Worrell, R ERA: 9.19 (11, 1)	1.0		4	0	0	0	0	1	0	0	0	0	0	7	16	0.00	0.000								

Colorado Rockies @ Los Angeles Dodgers
Dodger Stadium, Los Angeles, CA
Mon Aug 09 1993, 7:05 PM PDT
Att: 31,953 - Unknown - 75 F

AB	42
R	3
H	9
RBI	3
BB	4
SO	8
LOB	15



livebaseballscorecards.com

Batter	1	2	3	4	5	6	7	8	9	10	11	AB R H RBI BB SO LOB	BOTTOM
--------	---	---	---	---	---	---	---	---	---	----	----	----------------------	--------

Brett Butler, L <small>(1, 8)</small> <small>OBP: 0.393, SLG: 0.389</small>												5 1 2 0 0 1 2	
Jose Offerman, S <small>(1, 6)</small> <small>OBP: 0.336, SLG: 0.320</small>												4 0 1 0 1 0 0	
Eric Davis, R <small>(1, 7)</small> <small>OBP: 0.314, SLG: 0.384</small>												4 1 1 2 1 0 2	
Eric Karros, R <small>(1, 3)</small> <small>OBP: 0.304, SLG: 0.416</small>												4 0 0 0 1 1 5	
Henry Rodriguez, L <small>(1, 9)</small> <small>OBP: 0.289, SLG: 0.442</small> Jim Gott, R <small>(9, 1)</small> Todd Worrell, R <small>(11, 1)</small> Mike Sharperson, R <small>(11, 3)</small> <small>OBP: 0.288, SLG: 0.377</small>												4 0 0 0 0 1 4	
Tim Wallach, R <small>(1, 5)</small> <small>OBP: 0.266, SLG: 0.365</small>												5 0 1 0 0 1 1	
Carlos Hernandez, R <small>(1, 2)</small> <small>OBP: 0.270, SLG: 0.377</small> Mike Piazza, R <small>(11, PH)</small> <small>OBP: 0.353, SLG: 0.529</small>												4 0 2 0 0 1 0	
Jody Reed, R <small>(1, 4)</small> <small>OBP: 0.326, SLG: 0.339</small> Dave Hansen, L <small>(11, PH)</small> <small>OBP: 0.410, SLG: 0.451</small>												4 0 0 0 0 0 3	
Tom Candiotti, R <small>(1, 1)</small> <small>OBP: 0.174, SLG: 0.200</small> Lenny Harris, L <small>(8, PH)</small> <small>OBP: 0.309, SLG: 0.317</small> Mitch Webster, S <small>(9, 9)</small> <small>OBP: 0.319, SLG: 0.372</small>												2 0 0 0 0 1 2	

Inning Stats	R: 0	H: 0	R: 0	H: 2	R: 1	H: 1	R: 0	H: 1	R: 0	H: 0	R: 0	H: 0	R: 1	H: 2	R: 0	H: 0	R: 0	H: 2	R: 0	H: 1	1B: 7	SF: 0	WP: 0	PA: 45	
	E: 1	LOB: 2	E: 0	LOB: 2	E: 0	LOB: 0	E: 0	LOB: 0	E: 0	LOB: 0	E: 0	LOB: 0	E: 1	LOB: 2	E: 0	LOB: 0	E: 0	LOB: 0	E: 0	LOB: 2	2B: 0	SAC: 0	PB: 0		
	K: 1	BB: 1	K: 1	BB: 0	K: 1	BB: 0	K: 0	BB: 0	K: 1	BB: 0	K: 0	BB: 0	K: 0	BB: 0	K: 1	BB: 0	K: 1	BB: 2	K: 1	BB: 1	3B: 1	DP: 2	SB: 3		
	S: 11	P: 21	S: 11	P: 13	S: 11	P: 21	S: 6	P: 10	S: 3	P: 3	S: 11	P: 14	S: 9	P: 11	S: 20	P: 24	S: 7	P: 12	S: 9	P: 21	S: 14	P: 25	HR: 1	HBP: 0	CS: 0

PITCHER	IP	WLS	BF	H	R	ER	SO	BB	IBB	HBP	BLK	WP	HR	S	P	ERA	WHIP
Greg Harris, R <small>(1, 1)</small> <small>ERA: 4.12</small>	8.0		32	6	2	2	5	1	0	0	1	0	1	82	117	2.25	0.875
Steve Reed, R <small>(9, 1)</small> <small>ERA: 4.8</small>	2.0	W	8	2	0	0	1	1	1	0	0	0	0	16	33	0.00	1.500
Darren Holmes, R <small>(11, 1)</small> <small>ERA: 5.56</small>	1.0	S	5	1	0	0	1	1	0	0	0	0	0	14	25	0.00	2.000

Colorado Rockies @ Los Angeles Dodgers
 Dodger Stadium, Los Angeles, CA
 Mon Aug 09 1993, 7:05 PM PDT
 Att: 31,953 - Unknown - 75 F

AB	41
R	2
H	9
RBI	2
BB	4
SO	7
LOB	22



WP: 0	PA: 45
PB: 0	
SB: 3	
CS: 0	

Batter	1	2	3	4	5	6	7	8	9	AB R H RBI BB SO LOB	TOP											
Alex Cole, L (1, 8) OBP: 0.349, SLG: 0.323	0-0 BLK SH1 HR 1B	1-0 F9		3-2 G4-3		2-2 G5-3		1-0 G4-3		5 1 1 0 0 0 0												
Roberto Mejia, R (1, 4) OBP: 0.304, SLG: 0.409	0-0 SH1 1-2	1-1 1B			1-2 2B FC4-6 1B	1-2 1B		2-1 G4-6-3 1B		4 1 4 0 0 0 0												
Daryl Boston, L (1, 7) OBP: 0.307, SLG: 0.412	0-0 HR 2-H	2-3 K			1-0 FC4-6 1-3 2B	1-1 G1-3		0-1 G4-6-3 1-2f		5 1 2 2 0 1 3												
Dante Bichette, R (1, 9) OBP: 0.351, SLG: 0.538	4-2 BB 1B BB			1-0 G5-3		4-2 FC4-6 BB		0-0 B1-6 E 1B		3 1 2 0 2 0 0												
Pedro Castellano, R (1, 5) OBP: 0.292, SLG: 0.397	1-1 F9		2-3 K		1-1 F9		1 SAFE 0-0 FC2 1-2	1 SAFE 1-1 CS 1-2		4 0 0 0 0 1 5												
Jerald Clark, R (1, 3) OBP: 0.320, SLG: 0.411	4-1 1B 1-2 BB		2-2 FC6-4 1B		1-1 FC4-6 1-2f 2-3 3-H S		0-0 B1-6 2-3f			3 0 1 1 1 0 4												
Danny Sheaffer, R (1, 2) OBP: 0.287, SLG: 0.380	1-0 1-2 2-H 1B		0-0 FC6-4 1-2f		4-0 BB		1-2 F7			3 0 1 1 1 0 2												
Vinny Castilla, R (1, 6) OBP: 0.301, SLG: 0.434	0-3 K			0-0 F9	2-3 K			0-1 G5-3		4 0 0 0 0 2 5												
Kent Bottenfield, R (1, 1) OBP: 0.222, SLG: 0.176		0-0 F9		1-0 G5-3		2-3 K		3-3 K		4 0 0 0 0 2 0												
Inning Stats	R: 3 E: 0 K: 1 S: 14	H: 3 LOB: 2 BB: 2 P: 24	R: 0 E: 0 K: 1 S: 7	H: 1 LOB: 1 BB: 0 P: 11	R: 0 E: 0 K: 1 S: 8	H: 1 LOB: 1 BB: 0 P: 13	R: 0 E: 0 K: 0 S: 6	H: 0 LOB: 0 BB: 0 P: 10	R: 1 E: 0 K: 1 S: 13	H: 2 LOB: 3 BB: 2 P: 27	R: 0 E: 0 K: 1 S: 12	H: 1 LOB: 1 BB: 0 P: 18	R: 0 E: 1 K: 0 S: 6	H: 1 LOB: 1 BB: 0 P: 7	R: 0 E: 0 K: 1 S: 6	H: 0 LOB: 0 BB: 0 P: 10	R: 0 E: 0 K: 0 S: 7	H: 2 LOB: 0 BB: 0 P: 10	1B: 9 2B: 2 3B: 0 HR: 1	SF: 0 SAC: 1 DP: 2 HBP: 0	WP: 0 PB: 0 SB: 1 CS: 1	PA: 41
PITCHER	IP WLS BF H R ER SO BB IBB HBP BLK WP HR S P ERA WHIP																					
Pedro Astacio, R (1, 1) ERA: 4.66	4.0 L 22 7 4 4 3 3 0 0 0 1 0 1 41 70 9.00 2.500																					
Ricky Tricek, R (5, 1) ERA: 4.69	1.0 4 0 0 0 1 1 0 0 0 0 0 0 7 15 0.00 1.000																					
Omar Daal, L (6, 1) ERA: 4.56	1.0 4 1 0 0 1 0 0 0 0 0 0 0 12 18 0.00 1.000																					
Roger McDowell, R (7, 1) ERA: 1.83	3.0 10 3 0 0 1 0 0 0 0 0 0 0 19 27 0.00 1.000																					

Colorado Rockies @ Los Angeles Dodgers
Dodger Stadium, Los Angeles, CA

Tue Aug 10 1993, 7:05 PM PDT
Att. 34,163 - Unknown - 74 F

AB	35
R	4
H	11
RBI	4
BB	4
SO	6
LOB	19



Batter	1	2	3	4	5	6	7	8	9	AB	R	H	RBI	BB	SO	LOB
Brett Butler, L (1, 8) OBP: 0.390, SLG: 0.386	1-3 K		3-2 G6-3		1-2 FC6-4			1-2 F7		4	0	0	0	0	1	3
Jose Offerman, S (1, 6) OBP: 0.338, SLG: 0.322	0-1 K 1B			1-0 CS 1B	2-0 F8			1-0 G4-3		4	0	2	0	0	0	2
Eric Davis, R (1, 7) OBP: 0.311, SLG: 0.379	1-3 K 1-2			2-2 G4-3			0-0 G5-3	2-1 L3		4	0	0	0	0	1	2
Eric Karros, R (1, 3) OBP: 0.306, SLG: 0.422		0-0 F7		4-2 BB			2-0 HR		0-1 L7	3	1	1	1	1	0	0
Mike Piazza, R (1, 2) OBP: 0.349, SLG: 0.523		1-1 F9		3-1 F9			1-1 L7		1-1 G5-3	4	0	0	0	0	0	1
Henry Rodriguez, L (1, 9) OBP: 0.290, SLG: 0.432 Roger McDowell, R (7, 1) OBP: 0.500, SLG: 0.500 Lenny Harris, L (9, PH) OBP: 0.307, SLG: 0.315		0-1 G3			4-0 1B BB		0-0 F8		2-1 F7	2	1	0	0	1	0	0
Tim Wallach, R (1, 5) OBP: 0.269, SLG: 0.368			1-2 SH5-3 1B		2-1 1B 1B			2-2 G4-3		3	0	2	0	0	0	0
Jody Reed, R (1, 4) OBP: 0.326, SLG: 0.339			0-2 F8		2-1 FC6-4 1B			2-0 F8		3	0	1	1	0	0	1
Pedro Astacio, R (1, 1) OBP: 0.125, SLG: 0.125 Ricky Tricek, R (5, 1)			0-1 SH5-3		1-2 FC6-4 1B			0-0 P8		0	0	0	0	0	0	0
Dave Hansen, L (5, PH) OBP: 0.419, SLG: 0.462 Omar Daal, L (6, 1) Mitch Webster, S (7, 9) OBP: 0.317, SLG: 0.370			1-2		1-2 2-3					1	0	1	0	0	0	0

Inning Stats	R: 0	H: 1	E: 0	K: 2	S: 8	R: 0	H: 0	E: 0	K: 0	S: 5	R: 0	H: 1	E: 0	K: 0	S: 12	R: 0	H: 1	E: 0	K: 0	S: 8	R: 1	H: 3	E: 0	K: 0	S: 11	R: 0	H: 1	E: 0	K: 0	S: 5	R: 0	H: 0	E: 0	K: 0	S: 5	R: 0	H: 0	E: 0	K: 0	S: 6	R: 0	H: 0	E: 0	K: 0	S: 6	R: 0	H: 0	E: 0	K: 0	S: 6	R: 0	H: 0	E: 0	K: 0	S: 6	1B: 6	2B: 0	3B: 0	HR: 1	SF: 0	SAC: 1	DP: 0	HBP: 0	WP: 0	PB: 0	SB: 1	CS: 1	PA: 33
--------------	------	------	------	------	------	------	------	------	------	------	------	------	------	------	-------	------	------	------	------	------	------	------	------	------	-------	------	------	------	------	------	------	------	------	------	------	------	------	------	------	------	------	------	------	------	------	------	------	------	------	------	------	------	------	------	------	-------	-------	-------	-------	-------	--------	-------	--------	-------	-------	-------	-------	--------


PITCHER	IP	WLS	BF	H	R	ER	SO	BB	IBB	HBP	BLK	WP	HR	S	P	ERA	WHIP
Kent Bottenfield, R (1, 1) ERA: 4.99	9.0	W	33	7	2	2	2	2	0	0	0	0	1	66	109	2.00	1.000

BOTTOM

Colorado Rockies @ Los Angeles Dodgers
Dodger Stadium, Los Angeles, CA

Tue Aug 10 1993, 7:05 PM PDT
Att: 34,163 - Unknown - 74 F


AB	30
R	2
H	7
RBI	2
BB	2
SO	2
LOB	9



Batter	1	2	3	4	5	6	7	8	9	AB	R	H	RBI	BB	SO	LOB	TOP
Alex Cole, L (1, 8) OBP: 0.350, SLG: 0.325 										5	1	2	0	0	0	4	
Roberto Mejia, R (1, 4) OBP: 0.292, SLG: 0.392 										4	0	0	0	0	1	2	
Daryl Boston, L (1, 7) OBP: 0.309, SLG: 0.415 Chris Jones, R (9, 7) OBP: 0.327, SLG: 0.490 										3	0	1	1	1	0	2	
Dante Bichette, R (1, 9) OBP: 0.354, SLG: 0.539 										5	1	3	1	0	1	1	
Pedro Castellano, R (1, 5) OBP: 0.286, SLG: 0.381 (8, 3) 										5	0	1	1	0	0	4	
Jerald Clark, R (1, 3) OBP: 0.322, SLG: 0.412 Freddie Benavides, R (8, 5) OBP: 0.306, SLG: 0.371 										4	0	2	0	0	1	0	
Danny Sheaffer, R (1, 2) OBP: 0.286, SLG: 0.383 										4	0	1	0	0	0	3	
Vinny Castilla, R (1, 6) OBP: 0.304, SLG: 0.435 										4	0	2	0	0	0	1	
Armando Reynoso, R (1, 1) OBP: 0.137, SLG: 0.163 Steve Reed, R (8, 1) 										4	1	3	0	0	0	0	
										0	0	0	0	0	0	0	
Inning Stats	R: 1 H: 1 E: 0 LOB: 0 K: 1 BB: 0 S: 8 P: 12	R: 0 H: 1 E: 0 LOB: 1 K: 1 BB: 0 S: 10 P: 15	R: 1 H: 3 E: 0 LOB: 2 K: 0 BB: 0 S: 15 P: 21	R: 0 H: 3 E: 0 LOB: 2 K: 0 BB: 0 S: 10 P: 16	R: 1 H: 3 E: 0 LOB: 2 K: 1 BB: 0 S: 15 P: 22	R: 0 H: 0 E: 0 LOB: 0 K: 0 BB: 0 S: 4 P: 8	R: 0 H: 1 E: 0 LOB: 1 K: 0 BB: 1 S: 7 P: 14	R: 0 H: 2 E: 0 LOB: 2 K: 0 BB: 0 S: 10 P: 11	R: 0 H: 1 E: 0 LOB: 1 K: 0 BB: 0 S: 13 P: 17	1B: 13 SF: 1 2B: 2 SAC: 1 3B: 0 DP: 1 HR: 0 HBP: 0	WP: 0 PA: 41 PB: 0 SB: 2 CS: 0						
PITCHER Ramon Martinez, R (1, 1) ERA: 3.03 Todd Worrell, R (9, 1) ERA: 8.64	IP WLS BF H R ER SO BB IBB HBP BLK WP HR S P ERA WHIP																
																	PITCHER IP WLS BF H R ER SO BB IBB HBP BLK WP HR S P ERA WHIP

Colorado Rockies @ Los Angeles Dodgers
Dodger Stadium, Los Angeles, CA
 Wed Aug 11 1993, 7:05 PM PDT
 Att. 38,421 - Unknown - 74 F

livebaseballscorecards.com
AB 38
R 3
H 15
RBI 3
BB 1
SO 3
LOB 17



Batter	1	2	3	4	5	6	7	8	9	AB	R	H	RBI	BB	SO	LOB
Brett Butler, L OBP: 0.392, SLG: 0.392 (1, 8) C B X	1-1 SH1-3 G4-3 2B		3-3 K			4-2 G4-3 E BB		3-2 S 1B 2B		3	2	2	0	1	1	0
Jose Offerman, S OBP: 0.338, SLG: 0.322 (1, 6) X	0-0 SH1-3 2-3		0-1 G6-3			0-1 E5 G4-3 1-2		3-2 FC4-6 1B 2-H		3	0	1	1	0	0	1
Eric Davis, R OBP: 0.307, SLG: 0.375 (1, 7) C B B X	3-1 G4-3 3-H		2-2 G4-3			3-2 G4-3 1-2 2-3		0-1 FC4-6 S 1-2f		4	0	0	1	0	0	3
Eric Karros, R OBP: 0.303, SLG: 0.418 (1, 3) C X	0-1 P6			2-0 P3		0-1 P4		3-2 P2 1-2		4	0	0	0	0	0	3
Mike Piazza, R OBP: 0.348, SLG: 0.521 (1, 2) B C X		1-1 1B 1B 1B		2-0 F9		3-2 P3		0-2 G5-3		4	0	1	0	0	0	2
Cory Snyder, R OBP: 0.333, SLG: 0.406 (1, 9) G D F X		0-3 K		0-0 PO 1B			1-2 G5-3		1-0 F9	4	0	1	0	0	1	1
Tim Wallach, R OBP: 0.269, SLG: 0.366 (1, 5) C X C B B B C X		3-2 1B 1-2 1B		0-2 PO 1-2	0-2 G5-3		1-2 F7		1-0 G5-3	4	0	1	0	0	0	0
Jody Reed, R OBP: 0.326, SLG: 0.339 (1, 4) X C		0-1 G6-4-3 1-2 2-3 1B			3-1 P2		3-2 L4			3	0	1	0	0	0	0
Ramon Martinez, R OBP: 0.107, SLG: 0.127 (1, 1) Lenny Harris, L OBP: 0.305, SLG: 0.313 (8, PH) Todd Worrell, R (9, 1)		0-0 G6-4-3 1-2f			0-0 G4-3			2-3 K		2	0	0	0	0	0	3

Inning Stats	R: 1	H: 1	E: 0	K: 0	S: 7	LOB: 0	BB: 0	P: 11	R: 0	H: 3	E: 0	K: 1	S: 11	LOB: 2	BB: 0	P: 15	R: 0	H: 0	E: 0	K: 1	S: 8	LOB: 0	BB: 0	P: 13	R: 0	H: 1	E: 0	K: 0	S: 5	LOB: 0	BB: 0	P: 9	R: 0	H: 0	E: 0	K: 0	S: 6	LOB: 0	BB: 0	P: 9	R: 0	H: 0	E: 1	K: 0	S: 12	LOB: 2	BB: 1	P: 22	R: 0	H: 0	E: 0	K: 0	S: 11	LOB: 0	BB: 0	P: 16	R: 1	H: 2	E: 0	K: 1	S: 18	LOB: 1	BB: 0	P: 29	R: 0	H: 0	E: 0	K: 0	S: 5	LOB: 0	BB: 0	P: 7	1B: 5	2B: 2	3B: 0	HR: 0	SF: 0	SAC: 1	DP: 1	HBP: 0	WP: 0	PB: 0	SB: 2	CS: 0	PA: 35
--------------	------	------	------	------	------	--------	-------	-------	------	------	------	------	-------	--------	-------	-------	------	------	------	------	------	--------	-------	-------	------	------	------	------	------	--------	-------	------	------	------	------	------	------	--------	-------	------	------	------	------	------	-------	--------	-------	-------	------	------	------	------	-------	--------	-------	-------	------	------	------	------	-------	--------	-------	-------	------	------	------	------	------	--------	-------	------	-------	-------	-------	-------	-------	--------	-------	--------	-------	-------	-------	-------	--------

PITCHER	IP	WLS	BF	H	R	ER	SO	BB	IBB	HBP	BLK	WP	HR	S	P	ERA	WHIP
Armando Reynoso, R ERA: 3.25 (1, 1)	7.1	W	29	7	2	2	3	1	0	0	0	0	0	72	115	2.46	1.091
Steve Reed, R ERA: 4.64 (8, 1)	1.2	S	5	0	0	0	0	0	0	0	0	0	0	11	16	0.00	0.000

BOTTOM

Colorado Rockies @ Los Angeles Dodgers
Dodger Stadium, Los Angeles, CA

Wed Aug 11 1993, 7:05 PM PDT
Att: 38,421 - Unknown - 74 F

AB	32
R	2
H	7
RBI	2
BB	1
SO	3
LOB	13



Batter	1	2	3	4	5	6	7	8	9	AB R H RBI BB SO LOB	TOP											
Alex Cole, L (1, 8) OBP: 0.348, SLG: 0.324	1-2 SH E 1B	0-3 K		0-1 G4-3			3-3 K			4 1 1 0 0 2 0	Colorado Rockies @ Los Angeles Dodgers Dodger Stadium, Los Angeles, CA Thu Aug 12 1993, 3:33 AM PDT Att. 38,549 - Sunny - 82 F											
Roberto Mejia, R (1, 4) OBP: 0.284, SLG: 0.380	0-0 SH 1-H FC1-5-2	0-1 P3			0-0 F8			1-3 K		3 0 0 0 0 1 0												
Daryl Boston, L (1, 7) OBP: 0.312, SLG: 0.417 Chris Jones, R (8, PR) OBP: 0.327, SLG: 0.490	1-0 G6-3		0-0 CS 1B		1-2 F7			0-1 G1-4-3 1B		4 0 2 0 0 0 1 0 0 0 0 0 0 0												
Dante Bichette, R (1, 9) OBP: 0.350, SLG: 0.534	1-1 FC1-5-2 E 2B		1-3 K 1-2		1-3 K2-3			0-0 G1-4-3 1-2f		4 1 0 0 0 2 3												
Pedro Castellano, R (1, 5) OBP: 0.284, SLG: 0.364	2-0 E6 2B		4-1 1B BB		1-3 K			1-0 G6-3		3 1 0 0 1 1 1												
Jerald Clark, R (1, 3) OBP: 0.324, SLG: 0.416	2-1 1-H 3-H 2B		0-1 1-2 1B		2-1 F9			0-3 K		4 0 2 2 0 1 0												
Joe Girardi, R (1, 2) OBP: 0.295, SLG: 0.351	2-1 G4-3		0-0 F8		2-2 L4			4-2 BB		3 0 0 0 1 0 3												
Vinny Castilla, R (1, 6) OBP: 0.303, SLG: 0.444		0-0 HR		1-2 G1-3			1-0 G4-3		0-0 G5-3	4 1 1 1 0 0 1												
Willie Blair, R (1, 1) OBP: 0.097, SLG: 0.129		1-0 G6-3		0-3 K			0-2 F9			3 0 0 0 0 1 0												
Inning Stats	R: 3 E: 2 K: 0 S: 13	H: 2 LOB: 1 BB: 0 P: 22	R: 1 E: 0 K: 1 S: 7	H: 1 LOB: 0 BB: 0 P: 8	R: 0 E: 0 K: 1 S: 10	H: 2 LOB: 2 BB: 1 P: 15	R: 0 E: 0 K: 1 S: 9	H: 0 LOB: 0 BB: 0 P: 10	R: 0 E: 0 K: 1 S: 8	H: 0 LOB: 0 BB: 0 P: 10		R: 0 E: 0 K: 1 S: 8	H: 0 LOB: 0 BB: 0 P: 13	R: 0 E: 0 K: 1 S: 7	H: 0 LOB: 0 BB: 0 P: 11	R: 0 E: 0 K: 1 S: 6	H: 1 LOB: 1 BB: 0 P: 7	R: 0 E: 0 K: 1 S: 7	H: 0 LOB: 1 BB: 1 P: 12	1B: 4 2B: 2 3B: 0 HR: 1	SF: 0 SAC: 1 DP: 2 HBP: 0	WP: 0 PB: 0 SB: 0 CS: 1
PITCHER	IP WLS BF H R ER SO BB IBB HBP BLK WP HR S P ERA WHIP																					
Orel Hershiser, R (1, 1) ERA: 3.9	7.0 L 28 5 4 1 6 1 0 0 0 0 0 1 62 89 1.29 0.857																					
Ricky Tricek, R (8, 1) ERA: 4.5	2.0 7 1 0 0 2 1 0 0 0 0 0 0 13 19 0.00 1.000																					

livebaseballscorecards.com

AB	32
R	4
H	6
RBI	3
BB	2
SO	8
LOB	9



Batter	1	2	3	4	5	6	7	8	9	AB	R	H	RBI	BB	SO	LOB
Brett Butler, L OBP: 0.389, SLG: 0.389 (1, 8) C C B B X	1-2 G4-3 ①		1 SAFE 2-2 L B 1 SAFE B C C X G4-3 ②		3-2 B B B T C X F7 ②			X 0-0 B1-3 ①		4	0	0	0	0	0	2
Jose Offerman, S OBP: 0.339, SLG: 0.326 (1, 6) B X	1-0 2B ①		X 0-0 E7 ② 2-H 1B		X 1-0 F9 ③			C B X 1-1 G3 ②		4	0	2	1	0	0	1
Henry Rodriguez, L OBP: 0.278, SLG: 0.413 (1, 7) X	0-0 F7 ②		B S X 1-1 F7 ③		B B C B X 3-1 G4-3 ①			S C T C C 0-3 K ③		4	0	0	0	0	1	2
Mike Piazza, R OBP: 0.350, SLG: 0.525 (1, 2) B B C B X	3-1 L9 ③		C B B B X 3-1 2B ①		C B B B X 3-1 F8 ②			S X 0-1 WP 2B ①		4	0	2	0	0	0	1
Eric Karros, R OBP: 0.301, SLG: 0.414 (1, 3) C X		0-1 P4 ①	F X 0-1 F9 ③		F X 0-1 F9 ③			B B B C B X 3-1 F7 ①		4	0	0	0	0	0	2
Cory Snyder, R OBP: 0.330, SLG: 0.402 (1, 9) G T C C B B B F X		3-3 K ②	L B T C C B B X 1-2 P3 ②		X 0-0 F7 ①			F B B B X 2-2 G5-3 ②		4	0	0	0	0	1	2
Tim Wallach, R OBP: 0.271, SLG: 0.366 (1, 5) C B C X T T C C B B C		2-2 G6-3 ③	C T T C C B B C 2-3 K ③		B F F X 1-1 1B ①			B B C F F B B 4-2 BB ②		3	0	1	0	1	1	1
Jody Reed, R OBP: 0.326, SLG: 0.339 (1, 4) Eric Davis, R OBP: 0.306, SLG: 0.374 (9, PH)			B C B F B X 3-2 G4-3 E 1B ①		B C X 1-1 F7 ①			X 0-0 G5-3 ③		3	1	1	0	0	1	1
Orel Hershiser, R OBP: 0.434, SLG: 0.481 (1, 1) Dave Hansen, L OBP: 0.413, SLG: 0.453 (7, PH) Ricky Tricek, R (8, 1)			1 SAFE 0-0 X F9 ①		L B T C X 1-2 1B ③			B X 1-0 F7 ③		2	0	1	0	0	0	1
Inning Stats	R: 0 H: 1 E: 0 LOB: 1 K: 0 BB: 0 S: 7 P: 12	R: 0 H: 0 E: 0 LOB: 0 K: 1 BB: 0 S: 11 P: 16	R: 1 H: 2 E: 1 LOB: 1 K: 0 BB: 0 S: 10 P: 16	R: 0 H: 1 E: 0 LOB: 1 K: 1 BB: 0 S: 12 P: 18	R: 0 H: 1 E: 0 LOB: 1 K: 0 BB: 0 S: 9 P: 15	R: 0 H: 0 E: 0 LOB: 0 K: 0 BB: 0 S: 6 P: 12	R: 0 H: 1 E: 0 LOB: 1 K: 1 BB: 0 S: 8 P: 13	R: 0 H: 0 E: 0 LOB: 0 K: 1 BB: 0 S: 7 P: 8	R: 0 H: 1 E: 0 LOB: 2 K: 0 BB: 1 S: 11 P: 20	1B: 4 SF: 0 2B: 3 SAC: 0 3B: 0 DP: 0 HR: 0 HBP: 0	WP: 1 PA: 35 PB: 0 SB: 0 CS: 0					

BOTTOM

Colorado Rockies @ Los Angeles Dodgers
Dodger Stadium, Los Angeles, CA

Thu Aug 12 1993, 3:33 AM PDT
Att: 38,549 - Sunny - 82 F

livebaseballscorecards.com

AB	34
R	1
H	7
RBI	1
BB	1
SO	4
LOB	16



PITCHER	IP	WLS	BF	H	R	ER	SO	BB	IBB	HBP	BLK	WP	HR	S	P	ERA	WHIP
Willie Blair, R ERA: 4.91 (1, 1)	9.0	W	35	7	1	1	4	1	0	0	0	1	0	81	130	1.00	0.889

Batter	1	2	3	4	5	6	7	8	9	AB R H RBI BB SO LOB	TOP						
Alex Cole, L (1, 8) OBP: 0.352, SLG: 0.321	3-2 F7		4-2 BB		4-1 CS BB		4-2 1B BB		0-2 L9	2 0 0 0 3 0 0							
Roberto Mejia, R (1, 4) OBP: 0.289, SLG: 0.375	1-1 B1-3		0-3 K		0-1 P3		1-1 1B		4-0 F9 1B HR BB	4 1 1 0 1 1 3							
Daryl Boston, L (1, 7) Eric Young Sr., R (9, PR) Chris Jones, R (9, 7) OBP: 0.318, SLG: 0.421 OBP: 0.330, SLG: 0.332 OBP: 0.327, SLG: 0.490	2-1 FC6-4 1B		1-1 F8		2-1 1B		2-1 F7		1-0 HR 1B	5 0 3 0 0 0 3 0 1 0 0 0 0 0 0 0 0 0 0 0 0							
Dante Bichette, R (1, 9) OBP: 0.349, SLG: 0.530	1-1 FC6-4			1-0 F8 E 1B	1-0 F8		0-0 P6		0-0 F9	5 1 1 0 0 0 6							
Charlie Hayes, R (1, 5) OBP: 0.355, SLG: 0.521		0-1 G4-3		0-0 F8		4-2 G5-4-3 BB		2-3 K	1-0 HR	4 1 1 3 1 1 1							
Jerald Clark, R (1, 3) OBP: 0.326, SLG: 0.416		3-1 1B		2-1 E7 1B		0-0 G5-4-3		1-1 P3	1-1 F8	5 1 2 0 0 0 2							
Joe Girardi, R (1, 2) OBP: 0.305, SLG: 0.360		2-0 L8		1-2 1B		1-1 FC6-4 1B		0-1 S BLK 1B		4 0 3 1 0 0 1							
Vinny Castilla, R (1, 6) Steve Reed, R (6, 1) Jim Tatum, R (8, PH) Gary Wayne, L (8, 1) Darren Holmes, R (9, 1)		0-1 G1-3		0-3 K		0-1 FC6-4		4-2 1B		3 0 0 0 0 0 1 3 0 0 0 0 0 0 0 0 0 0 0 1 0 0 0 0 0 0 0 0 0 0 0 0 0 0 0 0							
Mo Sanford, R (1, 1) Bruce Ruffin, S (5, 1) Freddie Benavides, R (6, 6) OBP: 0.174, SLG: 0.143 OBP: 0.302, SLG: 0.366			1-0 E5 K BB	2-3 K			2-0 G6-3	0-0 G1-3		2 0 0 0 0 0 1 1 0 0 0 0 0 0 0 2 0 0 0 0 0 0 2							
Inning Stats	R: 0 H: 1 E: 0 LOB: 1 K: 0 BB: 0 S: 10 P: 17	R: 0 H: 1 E: 0 LOB: 1 K: 0 BB: 0 S: 7 P: 12	R: 0 H: 0 E: 1 LOB: 1 K: 1 BB: 1 S: 8 P: 14	R: 2 H: 3 E: 1 LOB: 1 K: 2 BB: 0 S: 14 P: 20	R: 0 H: 1 E: 0 LOB: 1 K: 0 BB: 1 S: 6 P: 13	R: 0 H: 1 E: 0 LOB: 1 K: 0 BB: 1 S: 7 P: 12	R: 0 H: 1 E: 0 LOB: 2 K: 1 BB: 1 S: 11 P: 18	R: 3 H: 2 E: 0 LOB: 1 K: 0 BB: 1 S: 8 P: 15	1B: 10 SF: 0 2B: 0 SAC: 0 3B: 0 DP: 1 HR: 1 HBP: 0	WP: 0 PA: 42 PB: 0 SB: 1 CS: 1							
PITCHER	IP WLS BF H R ER SO BB IBB HBP BLK WP HR S P ERA WHIP																
Mark Portugal, R (1, 1) ERA: 2.96	6.0	26	7	2	2	3	3	0	0	0	0	0	0	52	88	3.00	1.667
Todd Jones, R (7, 1) ERA: 0.77	2.0	10	2	0	0	1	2	0	0	1	0	0	19	35	0.00	2.000	
Doug Jones, R (9, 1) ERA: 4.54	1.0	L 6	2	3	3	0	1	0	0	0	0	1	8	15	27.00	3.000	

Colorado Rockies @ Houston Astros
Astrodome, Houston, TX
Fri Aug 13 1993, 8:05 PM EDT
Att. 37,972 - Dome

livebaseballscorecards.com

AB	36
R	5
H	11
RBI	4
BB	6
SO	4
LOB	22



BOTTOM

Colorado Rockies @ Houston Astros
Astrodome, Houston, TX
Fri Aug 13 1993, 8:05 PM EDT
Att. 37,972 - Dome

livebaseballscorecards.com

AB	32
R	3
H	6
RBI	3
BB	5
SO	10
LOB	9



WP:	0	PA:	38
PB:	0		
SB:	0		
CS:	0		

AB R H RBI BB SO LOB

4	1	1	2	1	1	1
5	0	0	0	0	1	1
3	0	1	0	1	2	0
4	1	1	0	0	0	2
3	0	0	0	1	1	0
4	0	1	1	0	2	0
4	0	1	0	0	1	2
2	1	1	0	2	1	0
1	0	0	0	0	0	1
0	0	0	0	0	0	0
1	0	0	0	0	1	2
0	0	0	0	0	0	0
0	0	0	0	0	0	0
1	0	0	0	0	0	0

1B:	3	SF:	0
2B:	2	SAC:	1
3B:	0	DP:	0
HR:	1	HBP:	0

Batter	1	2	3	4	5	6	7	8	9
Craig Biggio, R OBP: 0.357, SLG: 0.445 (1, 4)	G6-3		K		HR		L1		BB
Steve Finley, L OBP: 0.297, SLG: 0.344 (1, 8)	K			F8	P4		P5		G3
5 Jeff Bagwell, R OBP: 0.365, SLG: 0.528 (1, 3)	K			K	FC6-4 BB		2B		
Eric Anthony, L OBP: 0.329, SLG: 0.411 (1, 9)		G4-3		1B 2B	FC6-4		G3		
Ken Caminiti, S OBP: 0.299, SLG: 0.387 (1, 5)		K		1B BB		G5-3		F8	
Luis Gonzalez, L OBP: 0.357, SLG: 0.461 (1, 7)			L4	1B		K		K	
Eddie Taubensee, L OBP: 0.318, SLG: 0.424 (1, 2)			K	L7		1B 1B		F8	
Andujar Cedeno, R OBP: 0.345, SLG: 0.402 (1, 6)				E BB	SH3-4 HR BB	1B		K	
Mark Portugal, R OBP: 0.240, SLG: 0.261 (1, 1)				F8	SH3-4	K		G4-3	
Chris James, R OBP: 0.333, SLG: 0.528 (6, PH)									
Chris Donnels, L OBP: 0.337, SLG: 0.345 (6, PH)									
Todd Jones, L OBP: 0.337, SLG: 0.345 (7, 1)									
Doug Jones, R OBP: 0.314, SLG: 0.384 (9, PH)									

Inning Stats	R: 0	H: 0	E: 0	K: 2	S: 10	LOB: 0	BB: 0	P: 12	R: 0	H: 0	E: 0	K: 1	S: 7	LOB: 0	BB: 0	P: 12	R: 0	H: 0	E: 1	K: 2	S: 12	LOB: 1	BB: 1	P: 18	R: 1	H: 2	E: 0	K: 1	S: 16	LOB: 2	BB: 1	P: 30	R: 2	H: 1	E: 0	K: 0	S: 8	LOB: 1	BB: 2	P: 17	R: 0	H: 2	E: 0	K: 2	S: 14	LOB: 2	BB: 0	P: 22	R: 0	H: 1	E: 0	K: 0	S: 7	LOB: 1	BB: 0	P: 12	R: 0	H: 0	E: 0	K: 1	S: 9	LOB: 0	BB: 0	P: 12	R: 0	H: 0	E: 0	K: 1	S: 7	LOB: 1	BB: 1	P: 13	1B: 3	SF: 0	2B: 2	SAC: 1	3B: 0	DP: 0	HR: 1	HBP: 0	WP: 0	PA: 38
--------------	------	------	------	------	-------	--------	-------	-------	------	------	------	------	------	--------	-------	-------	------	------	------	------	-------	--------	-------	-------	------	------	------	------	-------	--------	-------	-------	------	------	------	------	------	--------	-------	-------	------	------	------	------	-------	--------	-------	-------	------	------	------	------	------	--------	-------	-------	------	------	------	------	------	--------	-------	-------	------	------	------	------	------	--------	-------	-------	-------	-------	-------	--------	-------	-------	-------	--------	-------	--------

PITCHER	IP	WLS	BF	H	R	ER	SO	BB	IBB	HBP	BLK	WP	HR	S	P	ERA	WHIP
Mo Sanford, R ERA: 3.18 (1, 1)	4.2		21	3	3	3	6	4	0	0	0	0	1	52	88	5.79	1.500
Bruce Ruffin, L ERA: 4.83 (5, 1)	1.0		5	2	0	0	1	0	0	0	0	0	0	12	17	0.00	2.000
Steve Reed, R ERA: 4.53 (6, 1)	1.1		5	1	0	0	1	0	0	0	0	0	0	10	18	0.00	0.750
Gary Wayne, L ERA: 5.4 (8, 1)	1.0	W	3	0	0	0	1	0	0	0	0	0	0	9	12	0.00	0.000
Darren Holmes, R ERA: 5.44 (9, 1)	1.0	S	4	0	0	0	1	1	0	0	0	0	0	7	13	0.00	1.000

Batter	1	2	3	4	5	6	7	8	9	AB R H RBI BB SO LOB	TOP									
Alex Cole, L (1, 8) OBP: 0.348, SLG: 0.317	0-0 F8		0-0 FC6-4		0-3 K			0-0 G1-3		4 0 0 0 0 1 2										
Roberto Mejia, R (1, 4) OBP: 0.280, SLG: 0.361	0-3 K		0-3 K			0-0 G6-3		0-3 K		4 0 0 0 0 3 2										
Daryl Boston, L (1, 7) OBP: 0.313, SLG: 0.414	0-3 K			0-0 F2		0-3 K			0-3 K	4 0 0 0 0 3 0										
Dante Bichette, R (1, 9) OBP: 0.350, SLG: 0.531		0-0 G7-4-3		0-0 E5		0-0 2B		4-0 BB		3 0 1 0 1 0 0										
Charlie Hayes, R (1, 5) OBP: 0.351, SLG: 0.516		0-3 K		0-0 F7		0-0 G4-3		0-0 F9		4 0 0 0 0 1 3										
Jerald Clark, R (1, 3) OBP: 0.325, SLG: 0.414		0-0 P2		0-0 E8			0-3 K		0-0 F9	4 0 1 0 0 1 1										
Joe Girardi, R (1, 2) OBP: 0.300, SLG: 0.354			0-3 K	0-3 K			0-3 K			3 0 0 0 0 3 2										
Vinny Castilla, R (1, 6) OBP: 0.300, SLG: 0.442			0-0 FC6-4		0-0 G4-3		0-0 F8			3 0 1 0 0 0 0										
Curt Leskanic, R (7, 1)										0 0 0 0 0 0 0										
Marcus Moore, S (7, 1)										0 0 0 0 0 0 0										
Gary Wayne, L (8, 1)										0 0 0 0 0 0 0										
Greg Harris, R (1, 1) OBP: 0.227, SLG: 0.217			4-0 FC6-4		0-0 G6-3			0-0 G6-3		1 0 0 0 1 0 0										
Freddie Benavides, R (7, 6) OBP: 0.300, SLG: 0.364										1 0 0 0 0 0 0										
Inning Stats	R: 0 E: 0 K: 2 S: 7	H: 0 LOB: 0 BB: 0 P: 7	R: 0 E: 0 K: 1 S: 5	H: 0 LOB: 0 BB: 0 P: 5	R: 0 E: 0 K: 2 S: 8	H: 1 LOB: 2 BB: 1 P: 12	R: 0 E: 2 K: 1 S: 7	H: 1 LOB: 2 BB: 0 P: 7	R: 0 E: 0 K: 1 S: 5	H: 0 LOB: 0 BB: 0 P: 5	R: 0 E: 0 K: 2 S: 7	H: 0 LOB: 0 BB: 0 P: 7	R: 0 E: 0 K: 1 S: 5	H: 0 LOB: 0 BB: 0 P: 5	R: 0 E: 0 K: 1 S: 5	H: 0 LOB: 1 BB: 1 P: 9	1B: 1 2B: 2 3B: 0 HR: 0	SF: 0 SAC: 0 DP: 0 HBP: 0	WP: 0 PB: 0 SB: 0 CS: 0	PA: 33
PITCHER Pete Harnisch, R (1, 1) ERA: 3.32	IP: 9.0 WLS: W BF: 33 H: 3 R: 0 ER: 0 SO: 12 BB: 2 IBB: 0 HBP: 0 BLK: 0 WP: 0 HR: 0 S: 55 P: 63 ERA: 0.00 WHIP: 0.556																			

Colorado Rockies @ Houston Astros
Astrodome, Houston, TX
Sat Aug 14 1993, 8:05 PM EDT
Att. 41,523 - Dome

livebaseballscorecards.com

AB 31
R 0
H 3
RBI 0
BB 2
SO 12
LOB 10



BOTTOM

Colorado Rockies @ Houston Astros
Astrodome, Houston, TX
Sat Aug 14 1993, 8:05 PM EDT
Att. 41,523 - Dome

livebaseballscorecards.com

AB	33
R	9
H	12
RBI	8
BB	5
SO	5
LOB	17



WP	4	PA	42
PB	0		
SB	2		
CS	1		

AB	4	R	2	H	2	RBI	2	BB	0	SO	0	LOB	0
	0	0	0	0	0	0	0	0	0	0	0	0	0

5	1	3	3	0	0	1							
---	---	---	---	---	---	---	--	--	--	--	--	--	--

4	2	2	0	1	1	2							
---	---	---	---	---	---	---	--	--	--	--	--	--	--

4	1	2	1	0	0	4							
---	---	---	---	---	---	---	--	--	--	--	--	--	--

3	0	1	2	1	1	0							
---	---	---	---	---	---	---	--	--	--	--	--	--	--

4	0	0	0	1	1	5							
---	---	---	---	---	---	---	--	--	--	--	--	--	--

4	1	1	0	0	1	1							
---	---	---	---	---	---	---	--	--	--	--	--	--	--

2	2	1	0	2	1	1							
0	0	0	0	0	0	0							

3	0	0	0	0	0	3							
---	---	---	---	---	---	---	--	--	--	--	--	--	--

1B	9	SF	2
2B	2	SAC	1
3B	0	DP	0
HR	1	HBP	1

Batter	1	2	3	4	5	6	7	8	9
Craig Biggio, R (1, 4) Casey Candaele, S (9, 4) OBP: 0.357, SLG: 0.450 OBP: 0.321, SLG: 0.333	0-0 F9	0-0 1B 2B		0-0 SF7		0-0 F8		0-0 1B 2B	
Steve Finley, L (1, 8) OBP: 0.301, SLG: 0.347	0-0 G4-3	0-0 1B		0-0 FC3-6		0-0 WP 1B	0-0 WP 1B	0-0 BB 1B	
5 Jeff Bagwell, R (1, 3) OBP: 0.367, SLG: 0.528	4-0 1B BB	0-0 1B		0-0 G6-3		0-0 WP 1B	0-0 WP SF8 1B	0-3 K	
Eric Anthony, L (1, 9) OBP: 0.333, SLG: 0.420	0-0 1B 1B	0-0 P6			0-0 HR		0-0 F8	1-0 BB HBP	
Luis Gonzalez, L (1, 7) OBP: 0.358, SLG: 0.460	0-0 1B		0-3 K		0-0 F8		0-0 SF8	4-0 BB	
Chris Donnels, L (1, 5) OBP: 0.330, SLG: 0.330	0-3 K		0-0 G6-3		0-0 F9		4-0 BB	0-0 P4	
Eddie Taubensee, L (1, 2) OBP: 0.317, SLG: 0.420		0-0 WP 2B 1B	0-3 K		0-0 G4-3		0-0 F8		
Andujar Cedeno, R (1, 6) Jose Uribe, S (9, 6) OBP: 0.349, SLG: 0.402 OBP: 0.333, SLG: 0.200		0-3 K		0-0 SH SF7 1B		4-0 CS BB		4-0 2B 1B BB	
Pete Harnisch, S (1, 1) OBP: 0.143, SLG: 0.128		0-0 G5-3		0-0 SH FC3-6		0-0 G6-3		0-0 B3	

Inning Stats	R: 1	H: 2	E: 0	K: 1	S: 7	L: 2	LOB: 2	BB: 1	P: 11	R: 2	H: 4	E: 0	K: 1	S: 9	L: 0	LOB: 2	BB: 0	P: 9	R: 0	H: 0	E: 0	K: 2	S: 7	R: 1	H: 1	E: 1	K: 0	S: 5	R: 1	H: 1	E: 0	K: 0	S: 4	R: 0	H: 0	E: 0	K: 0	S: 2	R: 2	H: 2	E: 0	K: 0	S: 5	R: 2	H: 2	E: 0	K: 1	S: 7	R: 2	H: 2	E: 0	K: 1	S: 7
--------------	------	------	------	------	------	------	--------	-------	-------	------	------	------	------	------	------	--------	-------	------	------	------	------	------	------	------	------	------	------	------	------	------	------	------	------	------	------	------	------	------	------	------	------	------	------	------	------	------	------	------	------	------	------	------	------

PITCHER	IP	WLS	BF	H	R	ER	SO	BB	IBB	HBP	BLK	WP	HR	S	P	ERA	WHIP
Greg Harris, R (1, 1) ERA: 4.18	6.0	L	28	8	5	4	4	2	0	0	0	1	1	34	42	6.00	1.667
Curt Leskanic, R (7, 1) ERA: 6.02	0.1		3	2	2	2	0	0	0	0	0	0	0	3	3	54.00	6.000
Marcus Moore, R (7, 1) ERA: 4.22	1.1		10	2	2	2	1	3	0	1	0	2	0	8	21	13.50	3.750
Gary Wayne, L (8, 1) ERA: 5.36	0.1		1	0	0	0	0	0	0	0	0	0	0	1	1	0.00	0.000

Batter	1	2	3	4	5	6	7	8	9	AB R H RBI BB SO LOB	TOP																
Eric Young Sr. R (1, 7) OBP: 0.333, SLG: 0.332	0-0 G3-1		0-2 F8			1-0 1B		4-1 2B	4-0 FC3-2 IBB	3 2 1 0 2 0 0																	
Freddie Benavides R (1, 4) Daryl Boston L (8, PH) Jim Tatum R (8, PH) Bruce Ruffin S (8, 1) Pedro Castellano R (9, PH) Darren Holmes R (9, 1)	0-3 K		2-1 F8		3-2 G5-3	1-2 SAFE	2-3 SAFE	2-3 SAFE	1-1 FC3-2	3 0 0 0 0 1 1 0 0 0 0 0 0 0 1 0 0 0 0 0 1 1 0 0 0 0 0 0 0 0 1 0 0 0 0 0 0 3 0 0 0 0 0 0 0 0																	
Chris Jones R (1, 8) OBP: 0.323, SLG: 0.487	0-0 G6-3		0-3 K		1-3 K	2-3 SAFE	1-3 K	0-0 PB 2B	1-3 K	5 1 1 1 0 3 4																	
Dante Bichette R (1, 9) OBP: 0.351, SLG: 0.533		0-0 F8		1-0 G5-3		1-1 SAFE	1-1 SAFE	1-1 2B		4 0 2 2 0 0 0																	
Charlie Hayes R (1, 5) OBP: 0.348, SLG: 0.511	0-3 K		0-3 K		2-0 F9	3-2 G6-3		0-2 G6-3		4 0 0 0 0 1 2																	
Jerald Clark R (1, 3) OBP: 0.330, SLG: 0.421		0-0 1B			3-2 2B		0-0 P3		1-2 BB 1B	4 1 3 0 0 0 0																	
Danny Sheaffer R (1, 2) OBP: 0.296, SLG: 0.384	0-0 G4-3				4-1 BB		1-1 G4-6-3 1B		4-1 SAFE FC3-2 BB	2 0 1 0 2 0 1																	
Vinny Castilla R (1, 6) OBP: 0.296, SLG: 0.435			0-1 F9		1-3 K		0-0 G4-6-3		0-1 FC3-2 E6	4 0 0 0 0 1 4																	
Kent Bottenfield R (1, 1) Gary Wayne L (6, 1) Steve Reed R (6, 1) Alex Cole L (8, PH) Roberto Mejia R (8, 4) OBP: 0.347, SLG: 0.316 OBP: 0.277, SLG: 0.358			1-3 K		0-3 K			2-2 F7	1-0 F8	2 0 0 0 0 2 2 0 0 0 0 0 0 0 0 0 0 0 0 0 0 1 0 0 0 0 0 0 1 0 0 0 0 0 2																	
Inning Stats	R: 0 E: 0 K: 1 S: 5	H: 0 LOB: 0 BB: 0 P: 5	R: 0 E: 0 K: 1 S: 6	H: 1 LOB: 1 BB: 0 P: 6	R: 0 E: 0 K: 1 S: 9	H: 0 LOB: 0 BB: 0 P: 10	R: 0 E: 0 K: 2 S: 6	H: 0 LOB: 0 BB: 0 P: 9	R: 0 E: 0 K: 2 S: 15	H: 1 LOB: 2 BB: 1 P: 25	R: 1 E: 0 K: 1 S: 13	H: 2 LOB: 1 BB: 0 P: 21	R: 0 E: 0 K: 0 S: 4	H: 1 LOB: 0 BB: 0 P: 5	R: 2 E: 0 K: 1 S: 16	H: 2 LOB: 1 BB: 1 P: 25	R: 1 E: 1 K: 1 S: 14	H: 1 LOB: 3 BB: 2 P: 24	1B: 5 2B: 3 3B: 0 HR: 0	SF: 0 SAC: 0 DP: 1 HBP: 0	WP: 0 PB: 1 SB: 2 CS: 0	PA: 39					
PITCHER	IP WLS BF H R ER SO BB IBB HBP BLK WP HR S P ERA WHIP																										
Doug Drabek R (1, 1) ERA: 3.63	7.1		28	5	2	2	7	2	0	0	0	0	0	63	92	2.46	0.955										
Al Osuna L (8, 1) ERA: 3.6	0.1		1	0	0	0	1	0	0	0	0	0	0	5	7	0.00	0.000										
Xavier Hernandez R (8, 1) ERA: 2.93	1.1	L	10	3	2	1	1	1	1	0	0	0	0	20	31	6.75	3.000										

Colorado Rockies @ Houston Astros
Astrodome, Houston, TX
Sun Aug 15 1993, 4:33 AM EDT
Att. 21,690 - Dome

livebaseballscorecards.com

AB	35
R	4
H	8
RBI	3
BB	4
SO	9
LOB	20



Batter	1	2	3	4	5	6	7	8	9	AB	R	H	RBI	BB	SO	LOB
Craig Biggio, R OBP: 0.358, SLG: 0.450 (1, 4) X	0-0 G5-3		2-2 G6-3 1B			2-2 SH1-3 5 BB 1B	0-1 G6-4-3			4	1	2	0	0	0	1
Steve Finley, L OBP: 0.300, SLG: 0.346 (1, 8) X	0-0 G4-3		0-1 G6-3 1-2f			1-0 5 BB SH1-3 1B		2-3 K		4	0	1	0	0	1	1
Luis Gonzalez, L OBP: 0.357, SLG: 0.462 (1, 7) X	0-0 2B		3-2 F7			0-0 SH1-3		2-2 P8		3	1	1	0	0	0	0
Eric Anthony, L OBP: 0.332, SLG: 0.416 (1, 9) B B B	4-0 2B			2-1 F8		1-3 K		1-0 G4-3		3	1	0	0	1	1	2
Ken Caminiti, S OBP: 0.303, SLG: 0.392 (1, 5) X	0-0 2B			2-2 G3		4-0 5 BB IBB			0-0 1B	3	0	2	2	1	0	0
Chris Donnels, L OBP: 0.324, SLG: 0.322 (1, 3) X	0-0 F9			1-1 L6		4-2 BB			1-3 K	2	0	0	0	0	0	1
5 Jeff Bagwell, R OBP: 0.387, SLG: 0.527 (6, PH) (7, 3)						1-2 P3			4-2 G4-3	1	0	0	1	1	1	1
Scott Servais, R OBP: 0.321, SLG: 0.439 (1, 2)			0-3 K			1-2 L7			2-0 G4-3	3	0	0	0	0	1	0
Eddie Taubensee, L OBP: 0.314, SLG: 0.416 (6, PH) (7, 2)						1-1 L7			1-3 K	2	0	0	0	0	0	4
Andujar Cedeno, R OBP: 0.346, SLG: 0.399 (1, 6)			0-3 K			0-0 G6-3			0-1 G3	3	0	0	0	0	2	0
Kevin Bass, S OBP: 0.312, SLG: 0.381 (9, PH)										1	0	0	0	0	0	1
Doug Drabek, R OBP: 0.107, SLG: 0.182 (1, 1)			0-0 G6-3			0-0 G6-3			4-2 G6-4-3 BB	2	0	0	0	1	0	0
Al Osuna, R (8, 1)										0	0	0	0	0	0	0
Xavier Hernandez, L (8, 1)										0	0	0	0	0	0	0

Inning Stats	R: 2	H: 2	E: 0	K: 5	S: 5	LOB: 1	BB: 1	P: 9	R: 0	H: 0	E: 0	K: 2	S: 7	LOB: 0	BB: 0	P: 7	R: 0	H: 1	E: 0	K: 0	S: 8	LOB: 0	BB: 0	P: 13	R: 0	H: 0	E: 0	K: 0	S: 9	LOB: 0	BB: 0	P: 14	R: 0	H: 0	E: 0	K: 0	S: 6	LOB: 0	BB: 0	P: 8	R: 1	H: 2	E: 0	K: 1	S: 13	LOB: 3	BB: 2	P: 27	R: 0	H: 0	E: 0	K: 1	S: 10	LOB: 0	BB: 1	P: 15	R: 0	H: 0	E: 0	K: 1	S: 7	LOB: 0	BB: 0	P: 12	R: 0	H: 1	E: 0	K: 1	S: 7	LOB: 1	BB: 0	P: 9	1B: 4	2B: 2	3B: 0	HR: 0	SF: 0	SAC: 1	DP: 2	HBP: 0	WP: 0	PB: 0	SB: 0	CS: 0	PA: 35
--------------	------	------	------	------	------	--------	-------	------	------	------	------	------	------	--------	-------	------	------	------	------	------	------	--------	-------	-------	------	------	------	------	------	--------	-------	-------	------	------	------	------	------	--------	-------	------	------	------	------	------	-------	--------	-------	-------	------	------	------	------	-------	--------	-------	-------	------	------	------	------	------	--------	-------	-------	------	------	------	------	------	--------	-------	------	-------	-------	-------	-------	-------	--------	-------	--------	-------	-------	-------	-------	--------

PITCHER	IP	WLS	BF	H	R	ER	SO	BB	IBB	HBP	BLK	WP	HR	S	P	ERA	WHIP
Kent Bottenfield, R ERA: 4.99 (1, 1)	5.1		21	5	3	3	2	1	0	0	0	0	0	40	59	5.06	1.125
Gary Wayne, L ERA: 5.32 (6, 1)	0.1		2	0	0	0	1	0	1	0	0	0	0	3	8	0.00	0.000
Steve Reed, R ERA: 4.42 (6, 1)	1.1		5	0	0	0	1	2	0	0	0	0	0	15	26	0.00	1.500
Bruce Ruffin, L ERA: 4.79 (8, 1)	1.0	W	3	0	0	0	1	0	0	0	0	0	0	7	12	0.00	0.000
Darren Holmes, R ERA: 5.32 (9, 1)	1.0	S	4	1	0	0	1	0	0	0	0	0	0	7	9	0.00	1.000

BOTTOM

Colorado Rockies @ Houston Astros
Astrodome, Houston, TX

Sun Aug 15 1993, 4:33 AM EDT
Att. 21,690 - Dome

AB	30
R	3
H	6
RBI	3
BB	4
SO	6
LOB	11



PITCHER	IP	WLS	BF	H	R	ER	SO	BB	IBB	HBP	BLK	WP	HR	S	P	ERA	WHIP
Kent Bottenfield, R ERA: 4.99 (1, 1)	5.1		21	5	3	3	2	1	0	0	0	0	0	40	59	5.06	1.125
Gary Wayne, L ERA: 5.32 (6, 1)	0.1		2	0	0	0	1	0	1	0	0	0	0	3	8	0.00	0.000
Steve Reed, R ERA: 4.42 (6, 1)	1.1		5	0	0	0	1	2	0	0	0	0	0	15	26	0.00	1.500
Bruce Ruffin, L ERA: 4.79 (8, 1)	1.0	W	3	0	0	0	1	0	0	0	0	0	0	7	12	0.00	0.000
Darren Holmes, R ERA: 5.32 (9, 1)	1.0	S	4	1	0	0	1	0	0	0	0	0	0	7	9	0.00	1.000

Batter	1	2	3	4	5	6	7	8	9	AB R H RBI BB SO LOB	TOP											
Lenny Dykstra, L (1, 8) OBP: 0.422, SLG: 0.471	1-2 C1-6-3 S 2B 1B		2-2 P6		0-2 HR	0-2 F9		4-2 WP 2B BB		4 3 2 1 1 0 1												
Mariano Duncan, R (1, 4) OBP: 0.304, SLG: 0.408	1-1 SAFE G1-6-3		2-2 F8		3-1 P2	1-1 G6-3		3-2 1-H 3-H 2B		5 0 1 1 0 0 2												
John Kruk, L (1, 3) OBP: 0.461, SLG: 0.492	1-1 WP 2B		3-3 K		0-1 2B 1B		4-2 FC5-4 BB	1-3 K		4 1 2 1 1 2 1												
Dave Hollins, S (1, 5) OBP: 0.378, SLG: 0.455	4-1 WP BB			0-0 F9	2-3 K		0-0 FC5-4 CS 1-2f	2-0 G5-3		4 0 0 0 1 1 3												
Darren Daulton, L (1, 2) OBP: 0.406, SLG: 0.522	4-2 G6-4-3 1-2 2-3 BB			2-1 WP 3B	0-0 1B 2B		3-3 SAFE SAFE SAFE K 1-2	3-3 K		4 2 2 0 1 2 2												
Pete Incaviglia, R (1, 7) OBP: 0.306, SLG: 0.532	1-0 G6-4-3 1-2f			4-2 WP HBP BB	3-1 1B			0-0 1B HR 2B	1-0 P3	4 1 2 2 1 0 3												
Jim Eisenreich, L (1, 9) OBP: 0.368, SLG: 0.469				1-3 K	2-0 F9			0-2 HR 1B	1-1 G4-6-3 1B	5 1 3 0 0 1 3												
Kevin Stocker, S (1, 6) OBP: 0.445, SLG: 0.495		1 SAFE 1 SAFE 1 SAFE 1 SAFE G4-6-3 1-2f		3-1 WP HBP 1-2		1-0 S 1B		0-2 HR 1-H 3-H	1-0 SAFE SAFE SAFE G4-6-3 1-2f	4 1 2 3 0 0 2												
Ben Rivera, R (1, 1) OBP: 0.150, SLG: 0.105				1-2 2-3 3-H		2-2 SAFE SAFE SAFE G6-3		0-1 WP 3B		2 0 0 0 0 0 2												
Wes Chamberlain, R (8, PH) OBP: 0.323, SLG: 0.521										1 0 0 0 0 0 1												
Roger Mason, R (8, PH) OBP: 0.200, SLG: 0.200										0 0 0 0 0 0 0												
Milt Thompson, L (8, PH) OBP: 0.347, SLG: 0.367										1 1 1 0 0 0 0												
Larry Andersen, R (8, 1) OBP: 1.000, SLG: 1.000										0 0 0 0 0 0 0												
Mitch Williams, L (8, 1) OBP: 1.000, SLG: 1.000										0 0 0 0 0 0 0												
Inning Stats	R: 1 E: 0 K: 0 S: 12	H: 2 LOB: 2 BB: 2 P: 24	R: 0 E: 0 K: 0 S: 7	H: 1 LOB: 0 BB: 0 P: 12	R: 0 E: 0 K: 1 S: 11	H: 0 LOB: 0 BB: 0 P: 18	R: 1 E: 0 K: 1 S: 12	H: 1 LOB: 2 BB: 1 P: 23	R: 3 E: 0 K: 1 S: 14	H: 4 LOB: 1 BB: 0 P: 24	R: 0 E: 0 K: 0 S: 9	H: 1 LOB: 1 BB: 0 P: 13	R: 0 E: 0 K: 1 S: 9	H: 0 LOB: 1 BB: 1 P: 16	R: 5 E: 0 K: 2 S: 22	H: 5 LOB: 1 BB: 1 P: 35	R: 0 E: 0 K: 0 S: 4	H: 1 LOB: 0 BB: 0 P: 7	1B: 7 2B: 5 3B: 2 HR: 2	SF: 0 SAC: 0 DP: 4 HBP: 1	WP: 3 PB: 0 SB: 3 CS: 1	PA: 44
PITCHER	IP WLS BF H R ER SO BB IBB HBP BLK WP HR S P ERA WHIP																				PITCHER	IP WLS BF H R ER SO BB IBB HBP BLK WP HR S P ERA WHIP
Armando Reynoso, R (1, 1) ERA: 3.45	4.2 L 24 8 5 5 3 3 0 1 0 2 1 55 98 9.64 2.357																					
Bruce Ruffin, L (5, 1) ERA: 4.68	2.1 8 1 0 0 1 1 0 0 0 0 0 0 19 32 0.00 0.857																					
Steve Reed, R (8, 1) ERA: 5.07	0.0 4 4 4 4 0 0 0 0 0 0 0 1 9 9 ∞ ∞																					
Gary Wayne, L (8, 1) ERA: 5.4	1.0 5 1 1 1 2 1 0 0 0 1 0 13 26 9.00 2.000																					
Marcus Moore, R (9, 1) ERA: 3.86	1.0 3 1 0 0 0 0 0 0 0 0 0 0 4 7 0.00 1.000																					

Philadelphia Phillies @ Colorado Rockies
Mile High Stadium, Denver, CO
Tue Aug 17 1993, 9:05 PM EDT
Att. 63,183 - Unknown - 90 F

AB	38
R	10
H	15
RBI	8
BB	5
SO	6
LOB	20



Batter	1	2	3	4	5	6	7	8	9	AB	R	H	RBI	BB	SO	LOB
Alex Cole, L (1, 8) OBP: 0.343, SLG: 0.311 Eric Young Sr., R (9, PH) OBP: 0.335, SLG: 0.333	F7		G3		G6-3		E4		HBP 1B 1B	4	0	0	0	0	0	0
Vinny Castilla, R (1, 6) OBP: 0.294, SLG: 0.429	G6-3		F9				K		K	4	0	0	0	1	2	2
Daryl Boston, L (1, 7) OBP: 0.312, SLG: 0.411 Chris Jones, R (9, PH) OBP: 0.327, SLG: 0.490	FC6-4 1B		G4-3		F7			K	HBP 1B	4	0	1	0	0	1	1
Dante Bichette, R (1, 9) OBP: 0.354, SLG: 0.540	FC6-4 1-2f			G4-3 3B	L6			1B 2B	HBP 1B	4	2	2	0	0	0	2
Charlie Hayes, R (1, 5)		F9		G4-3		P2		1B 3B 1B	K	5	1	1	1	0	1	3
Jerald Clark, R (1, 3) OBP: 0.331, SLG: 0.421		1B 1B		E5 G1-3 1B		G3		3B 1B	G4-3	5	3	2	1	0	0	3
Joe Girardi, R (1, 2) OBP: 0.304, SLG: 0.368		B2-6 1B 1B		G1-3		G6-3		WP 3B		4	1	2	2	0	0	1
Roberto Mejia, R (1, 4) OBP: 0.285, SLG: 0.363		1B		WP 1B			P3	K		4	0	2	2	0	1	0
Armando Reynoso, R (1, 1) Bruce Ruffin, S (5, 1) Jim Tartum, R (7, PH) Steve Reed, R (8, 1) Gary Wayne, L (8, 1) Pedro Castellano, R (8, PH) Marcus Moore, S (9, 1)		B2-6		K			L8	K		2	0	0	0	0	1	3

Inning Stats	R: 0	H: 1	E: 0	K: 10	S: 10	R: 1	H: 3	E: 0	K: 0	S: 8	R: 0	H: 0	E: 0	K: 0	S: 6	R: 2	H: 2	E: 1	K: 1	S: 9	R: 0	H: 0	E: 0	K: 0	S: 9	R: 0	H: 0	E: 0	K: 1	S: 10	R: 4	H: 4	E: 0	K: 3	S: 21	R: 0	H: 2	E: 0	K: 2	S: 16	1B: 9	2B: 2	3B: 2	HR: 0	SF: 0	SAC: 0	DP: 1	HBP: 1	WP: 2	PB: 0	SB: 1	CS: 0	PA: 42
--------------	------	------	------	-------	-------	------	------	------	------	------	------	------	------	------	------	------	------	------	------	------	------	------	------	------	------	------	------	------	------	-------	------	------	------	------	-------	------	------	------	------	-------	-------	-------	-------	-------	-------	--------	-------	--------	-------	-------	-------	-------	--------

PITCHER	IP	WLS	BF	H	R	ER	SO	BB	IBB	HBP	BLK	WP	HR	S	P	ERA	WHIP
Ben Rivera, R (1, 1) ERA: 5.16	5.0		22	6	3	2	1	1	0	0	0	1	0	42	63	3.60	1.400
Roger Mason, R (6, 1) ERA: 3.5	2.0		7	0	0	0	1	0	0	0	0	0	0	14	18	0.00	0.000
Larry Andersen, R (8, 1) ERA: 2.49	1.0		7	4	4	4	3	0	0	0	0	1	0	21	29	36.00	4.000
Mitch Williams, L (9, 1) ERA: 2.66	1.0	S	6	2	0	0	2	0	0	1	0	0	0	16	24	0.00	2.000

BOTTOM

Philadelphia Phillies @ Colorado Rockies
Mile High Stadium, Denver, CO

livebaseballscores.com

AB	40
R	7
H	12
RBI	6
BB	1
SO	7
LOB	15



PITCHER	IP	WLS	BF	H	R	ER	SO	BB	IBB	HBP	BLK	WP	HR	S	P	ERA	WHIP
Ben Rivera, R (1, 1) ERA: 5.16	5.0		22	6	3	2	1	1	0	0	0	1	0	42	63	3.60	1.400
Roger Mason, R (6, 1) ERA: 3.5	2.0		7	0	0	0	1	0	0	0	0	0	0	14	18	0.00	0.000
Larry Andersen, R (8, 1) ERA: 2.49	1.0		7	4	4	4	3	0	0	0	0	1	0	21	29	36.00	4.000
Mitch Williams, L (9, 1) ERA: 2.66	1.0	S	6	2	0	0	2	0	0	1	0	0	0	16	24	0.00	2.000

Tue Aug 17 1993, 9:05 PM EDT
Att: 63,183 - Unknown - 90 F

Batter	1	2	3	4	5	6	7	8	9	AB R H RBI BB SO LOB	TOP																			
Lenny Dykstra, L (1, 8) OBP: 0.425, SLG: 0.473	0-1 BB BB BB 1B	4-2 FC5 S BB		3-2 FC5-4 1B		0-2 L8		1-0 S 1B		4 1 3 0 1 0 1																				
Mariano Duncan, R (1, 4) OBP: 0.300, SLG: 0.402	SAFE SAFE SAFE SAFE SAFE SAFE SAFE SAFE SAFE SAFE SAFE SAFE SAFE SAFE SAFE SAFE	2-1 SAFE SAFE SAFE SAFE SAFE SAFE SAFE SAFE SAFE SAFE SAFE SAFE SAFE SAFE	SAFE	1-2 FC5-4 1-2f		2-0 G6-4-3 1-2f		2-0 G6-3		5 0 0 0 0 0 5																				
John Kruk, L (1, 3) OBP: 0.464, SLG: 0.509	SAFE SAFE SAFE SAFE SAFE SAFE SAFE SAFE SAFE SAFE SAFE SAFE SAFE SAFE SAFE SAFE	4-0 BB BB 1-2 BB		2-1 HR		1-1 F7		3-2 HR		3 2 2 2 2 0 1																				
Dave Hollins, S (1, 5) OBP: 0.376, SLG: 0.451	4-1 BB BB 1-2 BB		3-1 L3		2-3 K		1-3 K		1-2 P6	4 0 0 0 1 2 3 0 0 0 0 0 0 0 0 0 0 0 0 0 0																				
David West, L (8, 1) OBP: 0.500, SLG: 0.750																														
Mitch Williams, L (9, 1) OBP: 1.000, SLG: 1.000																														
Darren Daulton, L (1, 2) OBP: 0.405, SLG: 0.519	2-3 K		4-2 1B 2B BB		2-2 G4-3		2-0 E1 G3-1 1B 1B		1-0 L7	4 2 1 0 1 1 3																				
Jim Eisenreich, L (1, 9) OBP: 0.369, SLG: 0.477	4-0 BB 1-2 BB		0-1 F9		1-1 HR		0-0 G3-1		1-2 G6-3	4 1 1 2 1 0 2																				
Milt Thompson, L (1, 7) OBP: 0.348, SLG: 0.365	2-3 K		0-0 2B 1B		0-1 G3		4-1 1B BB		2-3 K	4 1 1 0 1 2 3																				
Kevin Stocker, S (1, 6) OBP: 0.447, SLG: 0.505			3-2 2B		0-3 K		1-1 1B			4 0 2 3 0 2 0																				
Tommy Greene, R (1, 1) OBP: 0.200, SLG: 0.216			1-3 K		1-3 K		1-1 1B																							
Mickey Morandini, L (6, PH) OBP: 0.290, SLG: 0.327			0-0 P1		0-3 K		3-2 G6-4-3 1B		1-2 G4-3	2 0 0 0 0 0 1 1 0 1 0 0 0 0 0 0 0 0 0 0 0 1 0 0 0 0 0 0 0 0 0 0 0 0 0																				
Bobby Thigpen, R (6, 1)																														
Ricky Jordan, R (8, PH) OBP: 0.322, SLG: 0.425																														
Kim Batiste, R (8, 5) OBP: 0.303, SLG: 0.442																														
Inning Stats	R: 1 H: 1 E: 0 LOB: 3 K: 2 BB: 3 S: 14 P: 32	R: 0 H: 0 E: 0 LOB: 1 K: 1 BB: 1 S: 11 P: 18	R: 3 H: 3 E: 0 LOB: 1 K: 0 BB: 1 S: 15 P: 27	R: 0 H: 1 E: 0 LOB: 1 K: 1 BB: 0 S: 14 P: 20	R: 1 H: 1 E: 0 LOB: 0 K: 1 BB: 0 S: 11 P: 14	R: 0 H: 1 E: 0 LOB: 0 K: 0 BB: 0 S: 8 P: 13	R: 2 H: 3 E: 1 LOB: 2 K: 1 BB: 1 S: 11 P: 22	R: 0 H: 1 E: 0 LOB: 2 K: 0 BB: 1 S: 10 P: 19	R: 0 H: 0 E: 0 LOB: 0 K: 1 BB: 0 S: 8 P: 12	1B: 7 SF: 0 2B: 1 SAC: 0 3B: 0 DP: 1 HR: 3 HBP: 0	WP: 0 PA: 43 PB: 0 SB: 2 CS: 0																			
PITCHER	IP WLS BF H R ER SO BB IBB HBP BLK WP HR S P ERA WHIP											PITCHER	IP WLS BF H R ER SO BB IBB HBP BLK WP HR S P ERA WHIP																	
Mo Sanford, R (1, 1) ERA: 4.29	4.0		22	5	4	4	4	5	0	0	0	0	0	0	1	54	97	9.00	2.500											
Curt Leskanic, R (5, 1) ERA: 5.95	2.0		7	2	1	1	1	0	0	0	0	0	0	0	1	19	27	4.50	1.000											
Bruce Ruffin, L (7, 1) ERA: 4.69	1.2	L	10	4	2	1	1	2	0	0	0	0	0	0	1	18	37	5.40	3.600											
Marcus Moore, R (8, 1) ERA: 3.46	1.1		4	0	0	0	1	0	0	0	0	0	0	0	0	11	16	0.00	0.000											

Philadelphia Phillies @ Colorado Rockies
Mile High Stadium, Denver, CO
Wed Aug 18 1993, 9:05 PM EDT
Att. 61,056 - Unknown - 70 F

livebaseballscorecards.com



BOTTOM

Philadelphia Phillies @ Colorado Rockies
Mile High Stadium, Denver, CO

livebaseballscores.com

AB	33
R	6
H	8
RBI	5
BB	4
SO	4
LOB	10



WP	2	PA	39
PB	1		
SB	1		
CS	0		

Wed Aug 18 1993, 9:05 PM EDT
Att: 61,056 - Unknown - 70 F

AB R H RBI BB SO LOB

3	0	1	0	2	0	0
2	2	1	1	2	0	0
5	0	1	1	0	1	6
4	2	3	2	0	0	1
4	0	1	1	0	0	1
4	0	0	0	0	1	1
4	0	0	0	0	1	0
4	2	1	0	0	0	0
0	0	0	0	0	0	0
1	0	0	0	0	0	1
0	0	0	0	0	0	0
1	0	0	0	0	0	0
0	0	0	0	0	0	0
0	0	0	0	0	0	0
1	0	0	0	0	1	0

Batter	1	2	3	4	5	6	7	8	9
Eric Young Sr., R OBP: 0.338, SLG: 0.333 (1, 7)	3-2 L8 BB	4-1 WP 1B BB		3-2 L8 3-H			2-2 F9 SH5-4 1B		4-2 S BB
Joe Girardi, R OBP: 0.313, SLG: 0.369 (1, 2)	4-2 HR BB	1-2 WP 1B 1-2 2-H			2-2 E5 2B		0-0 SH5-4 1-2		4-2 FC6-4 BB
Chris Jones, R OBP: 0.323, SLG: 0.488 (1, 8)	1-3 K 1-2 2-3	2-2 G4-3 1-2 2-3			0-0 K 2B 3-H		0-0 F9 2-3		0-1 FC6-4 1-2f
Dante Bichette, R OBP: 0.357, SLG: 0.553 (1, 9)	1-1 HR 1-H		1-1 G6-4-3 1B		0-0 G6-3 3B		0-0 L6 3		
Charlie Hayes, R OBP: 0.346, SLG: 0.505 (1, 5)	0-1 1B		2-0 G6-4-3 1-2f		1-0 G6-3 3-H		1-2 F8 2		
Jerald Clark, R OBP: 0.327, SLG: 0.416 (1, 3)	2-0 L6 SAFE		2-3 K 3		1-2 G5-3 3		1-0 P4 2		
Freddie Benavides, R OBP: 0.287, SLG: 0.348 (1, 6)		0-1 G1-3 1		1-3 K 1		0-0 G6-3 1		2-2 G6-3 3	
Roberto Mejia, R OBP: 0.283, SLG: 0.359 (1, 4)		0-1 SH1-4 1B		1-1 E3 G6-3 PB WP		0-0 L4 2		2-1 L9 1	
Mo Sanford, R Daryl Boston, L Curt Leskanic, R Alex Cole, L Bruce Ruffin, S Marcus Moore, S Jim Tatum, R OBP: 0.266, SLG: 0.318 (1, 1) (4, PH) (5, 1) (6, PH) (7, 1) (8, 1) (9, PH)		0-1 SH1-4 SAFE SAFE		1-2 G6-3 1-3		1-1 G4-3 3		0-3 K 2	

Inning Stats	R: 2	H: 2	E: 0	LOB: 1	K: 1	BB: 1	S: 19	P: 30	R: 1	H: 2	E: 0	LOB: 2	K: 0	BB: 1	S: 13	P: 20	R: 0	H: 1	E: 0	LOB: 0	K: 1	BB: 0	S: 6	P: 11	R: 1	H: 0	E: 1	LOB: 0	K: 1	BB: 0	S: 12	P: 18	R: 2	H: 2	E: 1	LOB: 0	K: 0	BB: 0	S: 9	P: 13	R: 0	H: 0	E: 0	LOB: 0	K: 0	BB: 0	S: 4	P: 5	R: 0	H: 1	E: 0	LOB: 1	K: 0	BB: 0	S: 6	P: 8	R: 0	H: 0	E: 0	LOB: 0	K: 0	BB: 0	S: 8	P: 12	R: 0	H: 0	E: 0	LOB: 2	K: 1	BB: 2	S: 11	P: 21	1B: 5	SF: 0	2B: 1	SAC: 2	3B: 1	DP: 1	HR: 1	HBP: 0	WP: 2	PA: 39
--------------	------	------	------	--------	------	-------	-------	-------	------	------	------	--------	------	-------	-------	-------	------	------	------	--------	------	-------	------	-------	------	------	------	--------	------	-------	-------	-------	------	------	------	--------	------	-------	------	-------	------	------	------	--------	------	-------	------	------	------	------	------	--------	------	-------	------	------	------	------	------	--------	------	-------	------	-------	------	------	------	--------	------	-------	-------	-------	-------	-------	-------	--------	-------	-------	-------	--------	-------	--------

PITCHER	IP	WLS	BF	H	R	ER	SO	BB	IBB	HBP	BLK	WP	HR	S	P	ERA	WHIP
Tommy Greene, R ERA: 3.61 (1, 1)	5.0		24	7	6	3	3	2	0	0	0	2	1	59	92	5.40	1.800
Bobby Thigpen, R ERA: 5.35 (6, 1)	2.0	W	7	1	0	0	0	0	0	0	0	0	0	10	13	0.00	0.500
David West, L ERA: 2.77 (8, 1)	1.0		3	0	0	0	0	0	0	0	0	0	0	8	12	0.00	0.000
Mitch Williams, L ERA: 2.63 (9, 1)	1.0	S	5	0	0	0	1	2	0	0	0	0	0	11	21	0.00	2.000

Batter	1	2	3	4	5	6	7	8	9	AB R H RBI BB SO LOB
--------	---	---	---	---	---	---	---	---	---	----------------------

Lenny Dykstra, L <small>OBP: 0.428, SLG: 0.484</small>	2-1 G4-6-3 1B		3-2 G4-3	3-2 HR		2-0 G4-3 2B		4-1 BB		4 1 3 1 1 0 0
Mickey Morandini, L <small>OBP: 0.292, SLG: 0.333</small>	2-2 G4-6-3 1-2f		3-1 2B	1-0 1B		0-0 G4-3		1-3 K		5 1 2 0 0 1 3
John Kruk, L <small>OBP: 0.461, SLG: 0.508</small>	0-1 L9		2-1 2B	0-1 F8		3-3 K		2-0 G1-3		5 1 1 1 0 1 2
Dave Hollins, S <small>OBP: 0.378, SLG: 0.458</small>		2-2 1B FC6-2	0-0 2B		2-1 G4-3 2B		2-1 P2	2-0 L8		5 0 3 1 0 0 0
Darren Daulton, L <small>OBP: 0.403, SLG: 0.513</small>		1-2 F8	4-2 BB		1-1 G4-3		0-1 P6	0-3 K		4 0 0 0 1 1 2
Jim Eisenreich, L <small>OBP: 0.367, SLG: 0.473</small>		1-0 FC6-2 1B	0-0 F8		1-3 K		0-3 K			4 0 1 0 0 2 3
Pete Incaviglia, R <small>OBP: 0.309, SLG: 0.540</small>		0-2 FC6-2		0-0 HR	4-1 IBB		3-2 G5-3		3 1 1 1 1 0 2	
Larry Andersen, R <small>OBP: 1.000, SLG: 1.000</small>									0 0 0 0 0 0 0	AB 37
David West, L <small>OBP: 0.500, SLG: 0.750</small>									0 0 0 0 0 0 0	R 5
Roger Mason, R <small>OBP: 0.200, SLG: 0.200</small>		2-3 3-H							0 0 0 0 0 0 0	H 12
Kevin Stocker, S <small>OBP: 0.441, SLG: 0.514</small>		1-3 K		0-0 B2-3	0-1 L5		1-0 SF7 3B		4 1 1 0 0 1 4	RBI 5
Danny Jackson, R <small>OBP: 0.135, SLG: 0.122</small>			2-3 K	0-3 K		1-3 K		0-0 SF7	3 0 0 0 0 3 0	BB 3
Milt Thompson, L <small>OBP: 0.347, SLG: 0.365</small>									0 0 0 1 0 0 0	SO 9

Inning Stats	R: 0	H: 1	E: 0	K: 0	S: 11	R: 0	H: 2	E: 0	K: 1	S: 14	R: 2	H: 3	E: 0	K: 1	S: 17	R: 2	H: 3	E: 0	K: 1	S: 12	R: 0	H: 1	E: 0	K: 1	S: 10	R: 0	H: 1	E: 0	K: 2	S: 8	R: 0	H: 0	E: 0	K: 1	S: 7	R: 1	H: 1	E: 0	K: 1	S: 11	R: 0	H: 0	E: 0	K: 1	S: 5	1B: 4	2B: 4	3B: 2	HR: 2	SF: 1	SAC: 0	DP: 1	HBP: 0	WP: 0	PA: 41
--------------	------	------	------	------	-------	------	------	------	------	-------	------	------	------	------	-------	------	------	------	------	-------	------	------	------	------	-------	------	------	------	------	------	------	------	------	------	------	------	------	------	------	-------	------	------	------	------	------	-------	-------	-------	-------	-------	--------	-------	--------	-------	--------

PITCHER	IP	WLS	BF	H	R	ER	SO	BB	IBB	HBP	BLK	WP	HR	S	P	ERA	WHIP
Willie Blair, R <small>ERA: 5.04</small>	(1, 1)	4.0		9	4	4	3	1	0	0	0	0	2	54	80	9.00	2.500
Gary Wayne, L <small>ERA: 5.17</small>	(5, 1)	2.0		9	2	0	3	0	1	0	0	0	0	18	32	0.00	1.000
Marcus Moore, R <small>ERA: 3.6</small>	(7, 1)	2.0	W	8	1	1	2	1	0	0	0	0	0	18	29	4.50	1.000
Darren Holmes, R <small>ERA: 5.21</small>	(9, 1)	1.0	S	3	0	0	1	0	0	0	0	0	0	5	9	0.00	0.000


TOP

Philadelphia Phillies @ Colorado Rockies
 Mile High Stadium, Denver, CO

Thu Aug 19 1993, 9:05 PM EDT
 Att. 53,443 - Unknown - 84 F

livebaseballscorecards.com

AB	37
R	5
H	12
RBI	5
BB	3
SO	9
LOB	16



BOTTOM

Philadelphia Phillies @ Colorado Rockies
Mile High Stadium, Denver, CO

livebaseballscorecards.com

AB	34
R	6
H	11
RBI	5
BB	5
SO	5
LOB	18



WP:	0	PA:	39
PB:	0	SB:	1
CS:	0		

Thu Aug 19 1993, 9:05 PM EDT
Att: 53,443 - Unknown - 84 F

AB R H RBI BB SO LOB

4	1	1	1	1	0	1
2	0	1	0	1	1	0
2	1	1	3	0	0	1
4	0	0	0	1	0	4
4	0	1	0	0	2	3
3	1	1	0	1	0	2
4	1	2	0	0	1	3
4	0	1	1	0	0	1
4	1	2	0	0	0	1
1	0	1	0	0	0	0
1	0	0	0	0	0	1
0	0	0	0	0	0	0
1	0	0	0	0	1	1
0	0	0	0	0	0	0
0	0	0	0	0	0	0
0	1	0	0	1	0	0
0	0	0	0	0	0	0
1B:	7	SF:	0			
2B:	2	SAC:	0			
3B:	1	DP:	2			
HR:	1	HBP:	0			

Batter	1	2	3	4	5	6	7	8	9
Eric Young Sr., R (1, 7) OBP: 0.339, SLG: 0.332	4-2 BB S BB	2-1 F9			1-0 G4-3		3-2 E6 FC6-4	2-2 HR 1B	
Roberto Mejia, R (1, 4) OBP: 0.292, SLG: 0.361	4-0 BB BB		2-2 G6-3 1B		2-3 K		0-2 FC6-4 1-2f	1-2 HR	
Freddie Benavides, R (6, 4) OBP: 0.290, SLG: 0.368	1-2 BB BB							1-H 2-H	
Chris Jones, R (1, 8) OBP: 0.320, SLG: 0.476	0-0 P7		0-0 G6-3 1-2f		4-1 1B BB		0-0 F8	2-2 G6-3	
Dante Bichette, R (1, 9) OBP: 0.357, SLG: 0.550	1-3 K		0-3 K		1-1		0-1 F9		
Charlie Hayes, R (1, 5) OBP: 0.347, SLG: 0.504	4-2 BB 1-2 2-3			1-2 1B G4-6-3 1B	1-2 G6-3			0-0 F8	
Jerald Clark, R (1, 3) OBP: 0.329, SLG: 0.423	1-3 K			0-2 G4-6-3 1-3 1B	1-1 G6-3			0-0 G6-3 3B	
Danny Sheaffer, R (1, 2) OBP: 0.295, SLG: 0.387		0-0 L9		1-0 G4-6-3 1-2f 3-H	2-0 G6-3 2B			2-2 G6-3 3-H	
Vinny Castilla, R (1, 6) OBP: 0.297, SLG: 0.433		0-0 F8		1-1	0-0 G1-3			1-1 DI 1B 2B	
Willie Blair, R (1, 1) OBP: 0.126, SLG: 0.156		1-1		0-2 F9	2-3 K			4-2 HR 1B BB	
Jim Tatum, R (4, PH) OBP: 0.263, SLG: 0.315									
Gary Wayne, L (5, 1) OBP: 0.273, SLG: 0.348									
Pedro Castellano, R (6, PH) OBP: 0.273, SLG: 0.348									
Marcus Moore, S (7, 1) OBP: 0.317, SLG: 0.369									
Daryl Boston, L (8, PH) OBP: 0.317, SLG: 0.369									
Joe Girardi, R (8, PH) OBP: 0.317, SLG: 0.369									
Darren Holmes, R (9, 1)									

Inning Stats	R: 0	H: 0	E: 0	K: 2	S: 14	H: 0	LOB: 3	BB: 3	P: 27	R: 0	H: 1	E: 0	K: 0	S: 6	R: 0	H: 1	E: 0	K: 1	S: 8	R: 1	H: 3	E: 0	K: 0	S: 12	R: 0	H: 1	E: 0	K: 1	S: 12	R: 0	H: 1	E: 0	K: 1	S: 7	R: 0	H: 0	E: 1	K: 0	S: 10	R: 5	H: 4	E: 0	K: 0	S: 20
--------------	------	------	------	------	-------	------	--------	-------	-------	------	------	------	------	------	------	------	------	------	------	------	------	------	------	-------	------	------	------	------	-------	------	------	------	------	------	------	------	------	------	-------	------	------	------	------	-------

PITCHER	IP	WLS	BF	H	R	ER	SO	BB	IBB	HBP	BLK	WP	HR	S	P	ERA	WHIP
Danny Jackson, L (1, 1) ERA: 3.65	7.0		31	7	1	1	5	4	0	0	0	0	0	69	107	1.29	1.571
Larry Andersen, R (8, 1) ERA: 2.83	0.2		4	2	2	2	0	0	0	0	0	0	0	7	10	27.00	3.000
David West, L (8, 1) ERA: 2.9	0.0		1	0	0	0	0	1	0	0	0	0	0	2	6	∞	∞
Roger Mason, R (8, 1) ERA: 3.71	0.1	L	3	2	3	3	0	0	0	0	0	0	1	11	16	81.00	6.000

PITCHER	IP	WLS	BF	H	R	ER	SO	BB	IBB	HBP	BLK	WP	HR	S	P	ERA	WHIP
Danny Jackson, L (1, 1) ERA: 3.65	7.0		31	7	1	1	5	4	0	0	0	0	0	69	107	1.29	1.571
Larry Andersen, R (8, 1) ERA: 2.83	0.2		4	2	2	2	0	0	0	0	0	0	0	7	10	27.00	3.000
David West, L (8, 1) ERA: 2.9	0.0		1	0	0	0	0	1	0	0	0	0	0	2	6	∞	∞
Roger Mason, R (8, 1) ERA: 3.71	0.1	L	3	2	3	3	0	0	0	0	0	0	1	11	16	81.00	6.000

Batter	1	2	3	4	5	6	7	8	9	AB R H RBI BB SO LOB	TOP											
Ryan Thompson, R (1, 8) OBP: 0.283, SLG: 0.400	1-0 L7		0-3 K			1-1 HR		4-2 BB		3 1 1 1 1 1 1												
Todd Hundley, S (1, 2) OBP: 0.260, SLG: 0.340	1-1 G4-3			3-2 F7		4-2 BB		0-2 G3-6-3		3 0 0 0 1 0 1												
Eddie Murray, S (1, 3) OBP: 0.306, SLG: 0.445 Ced Landrum, L (8, PR) OBP: 0.500, SLG: 0.500	1-1 G1-3			1-2 G1-3		0-0 G4-6-3		4-0 BB		3 0 0 0 1 0 1 0 0 0 0 0 0 0												
Bobby Bonilla, S (1, 5) OBP: 0.349, SLG: 0.498		3-2 G6-4-3 1B		4-2 BB		2-1 HR		4-1 BB		2 1 2 1 2 0 0												
Joe Orsulak, L (1, 7) OBP: 0.344, SLG: 0.422		0-3 K		2-3 K		0-0 F7		1-1 G3		4 0 0 0 0 2 4												
Jeff Kent, R (1, 4) OBP: 0.322, SLG: 0.437		1-2 G6-4-3			1-1 F9		4-1 3B		1-2 G4-3 2B	3 1 1 0 1 0 1												
Jeremy Burnitz, L (1, 9) OBP: 0.331, SLG: 0.473			2-2 P6		0-1 F9		1-0 3B		0-3 K	4 0 1 1 0 1 1												
Kevin Baez, R (1, 6) OBP: 0.365, SLG: 0.326 Jeff McKnight, S (9, PH) OBP: 0.308, SLG: 0.277			4-2 SH1-4 BB		1-0 F7		0-0 L7		2-2 G4-3	2 0 0 0 1 0 1 1 0 0 0 0 0 1												
Eric Hillman, L (1, 1) OBP: 0.179, SLG: 0.214 Chico Walker, S (7, PH) OBP: 0.275, SLG: 0.328 Jeff Innis, R (7, 1) Dave Gallagher, R (9, PH) OBP: 0.354, SLG: 0.480			0-1 SH1-4		0-3 K		1-1 G1-3		0-1 G5-3	1 0 0 0 0 1 0 1 0 0 0 0 0 1 0 0 0 0 0 0 0 1 0 0 0 0 0 1												
Inning Stats	R: 0 E: 0 K: 0 S: 5	H: 0 LOB: 0 BB: 0 P: 8	R: 0 E: 0 K: 1 S: 10	H: 1 LOB: 0 BB: 1 P: 14	R: 0 E: 0 K: 1 S: 12	H: 0 LOB: 1 BB: 1 P: 18	R: 0 E: 0 K: 1 S: 12	H: 0 LOB: 1 BB: 1 P: 22	R: 0 E: 0 K: 0 S: 5	H: 0 LOB: 0 BB: 0 P: 7	R: 1 E: 0 K: 1 S: 9	H: 1 LOB: 0 BB: 1 P: 14	R: 2 E: 0 K: 0 S: 8	H: 2 LOB: 1 BB: 1 P: 16	R: 0 E: 0 K: 0 S: 9	H: 0 LOB: 2 BB: 3 P: 21	R: 0 E: 0 K: 1 S: 11	H: 1 LOB: 1 BB: 0 P: 14	1B: 1 2B: 1 3B: 1 HR: 2	SF: 0 SAC: 1 DP: 3 HBP: 0	WP: 0 PB: 0 SB: 0 CS: 0	PA: 36
PITCHER	IP WLS BF H R ER SO BB IBB HBP BLK WP HR S P ERA WHIP																					
Greg Harris, R (1, 1) ERA: 4.17	7.0 W 27 4 3 3 4 4 0 0 0 0 2 61 99 3.86 1.143																					
Marcus Moore, R (8, 1) ERA: 3.45	0.2 3 0 0 0 0 2 0 0 0 0 0 5 13 0.00 3.000																					
Darren Holmes, R (8, 1) ERA: 5.06	1.1 S 6 1 0 0 1 1 0 0 0 0 0 0 15 22 0.00 1.500																					

New York Mets @ Colorado Rockies
Mile High Stadium, Denver, CO
Sat Aug 21 1993, 5:33 AM EDT
Cloudy - 85 F

livebaseballscorecards.com

AB 28
R 3
H 5
RBI 3
BB 7
SO 5
LOB 13



Batter	1	2	3	4	5	6	7	8	9
Eric Young Sr., R OBP: 0.338, SLG: 0.330 (1, 7)	3-1 E1 3B		1-2 S 1B HBP		1-3 K		3-2 F7		
Joe Girardi, R OBP: 0.320, SLG: 0.382 (1, 2)	1-1 SF8 3B		0-0 CS 1B		2-1 G3-1			0-0 G5-3	
Andres Galarraga, R OBP: 0.423, SLG: 0.631 Jerald Clark, R OBP: 0.329, SLG: 0.423 (1, 3) (9, 3)	3-2 SF8		1-3 K			0-0 F9		3-2 G4-3	
Dante Bichette, R OBP: 0.354, SLG: 0.545 (1, 9)	1-0 F8		2-2 G5-3			0-1 P3		0-1 E4	
Charlie Hayes, R OBP: 0.344, SLG: 0.499 (1, 5)	1-2 G6-3			2-2 F8		2-0 G6-3		1-2 P3	
Vinny Castilla, R OBP: 0.301, SLG: 0.436 (1, 6)		1-0 G1-6-3 1B		2-0 L9			0-0 SH1-4 1B		
Chris Jones, R OBP: 0.316, SLG: 0.470 (1, 8)		0-0 G1-6-3		1-1 F8			1-1 SH1-4		
Freddie Benavides, R OBP: 0.302, SLG: 0.386 (1, 4)		0-0 1B			3-1 E SF9 2B		2-0 1B		
Greg Harris, R OBP: 0.221, SLG: 0.213 Daryl Boston, L OBP: 0.309, SLG: 0.407 Marcus Moore, S Darren Holmes, R (7, PH) (8, 1) (8, 1)		3-1 G6-3			3-2 SF9		1-3 K		


AB	R	H	RBI	BB	SO	LOB
3	1	0	0	0	1	1
4	1	2	1	0	0	0
3	0	0	1	0	1	2
0	0	0	0	0	0	0
4	0	0	0	0	0	2
4	0	0	0	0	0	1
3	1	2	0	0	0	0
2	0	0	0	0	0	1
3	1	3	1	0	0	0
1	0	0	1	0	0	1
1	0	0	0	0	1	1
0	0	0	0	0	0	0
0	0	0	0	0	0	0

BOTTOM

New York Mets @ Colorado Rockies
Mile High Stadium, Denver, CO
 Sat Aug 21 1993, 5:33 AM EDT
 Cloudy - 85 F

livebaseballscorecards.com

AB	28
R	4
H	7
RBI	4
BB	0
SO	3
LOB	9



Inning Stats		R: 2	H: 1	E: 1	K: 0	S: 14	R: 0	H: 2	E: 0	K: 0	S: 5	R: 0	H: 1	E: 0	K: 1	S: 9	R: 0	H: 0	E: 0	K: 0	S: 6	R: 1	H: 1	E: 1	K: 1	S: 10	R: 0	H: 0	E: 0	K: 0	S: 4	R: 1	H: 2	E: 0	K: 1	S: 12	R: 0	H: 0	E: 1	K: 0	S: 9					
IP	6.0	2.0	3.0	3.0	2.0	7.0	6.0	3.0	3.0	3.0	3.0	6.0	3.0	3.0	3.0	3.0	6.0	3.0	3.0	3.0	3.0	6.0	3.0	3.0	3.0	3.0	3.0	3.0	3.0	3.0	3.0	3.0	3.0	3.0	3.0	3.0	3.0	3.0	3.0	3.0	3.0	3.0	3.0			
WLS	L																																													
BF	23	9	9	9	9	23	9	9	9	9	9	9	9	9	9	9	9	9	9	9	9	9	9	9	9	9	9	9	9	9	9	9	9	9	9	9	9	9	9	9	9	9	9	9	9	
H	5	2	2	2	2	5	2	2	2	2	2	2	2	2	2	2	2	2	2	2	2	2	2	2	2	2	2	2	2	2	2	2	2	2	2	2	2	2	2	2	2	2	2	2	2	
R	3	1	1	1	1	3	1	1	1	1	1	1	1	1	1	1	1	1	1	1	1	1	1	1	1	1	1	1	1	1	1	1	1	1	1	1	1	1	1	1	1	1	1	1	1	
ER	1	1	1	1	1	1	1	1	1	1	1	1	1	1	1	1	1	1	1	1	1	1	1	1	1	1	1	1	1	1	1	1	1	1	1	1	1	1	1	1	1	1	1	1	1	
SO	2	1	1	1	1	2	1	1	1	1	1	1	1	1	1	1	1	1	1	1	1	1	1	1	1	1	1	1	1	1	1	1	1	1	1	1	1	1	1	1	1	1	1	1	1	
BB	0	0	0	0	0	0	0	0	0	0	0	0	0	0	0	0	0	0	0	0	0	0	0	0	0	0	0	0	0	0	0	0	0	0	0	0	0	0	0	0	0	0	0	0	0	
HBP	1	0	0	0	0	1	0	0	0	0	0	0	0	0	0	0	0	0	0	0	0	0	0	0	0	0	0	0	0	0	0	0	0	0	0	0	0	0	0	0	0	0	0	0	0	
BLK	0	0	0	0	0	0	0	0	0	0	0	0	0	0	0	0	0	0	0	0	0	0	0	0	0	0	0	0	0	0	0	0	0	0	0	0	0	0	0	0	0	0	0	0	0	0
WP	0	0	0	0	0	0	0	0	0	0	0	0	0	0	0	0	0	0	0	0	0	0	0	0	0	0	0	0	0	0	0	0	0	0	0	0	0	0	0	0	0	0	0	0	0	0
HR	0	0	0	0	0	0	0	0	0	0	0	0	0	0	0	0	0	0	0	0	0	0	0	0	0	0	0	0	0	0	0	0	0	0	0	0	0	0	0	0	0	0	0	0	0	0
S	48	21	21	21	21	48	21	21	21	21	21	21	21	21	21	21	21	21	21	21	21	21	21	21	21	21	21	21	21	21	21	21	21	21	21	21	21	21	21	21	21	21	21	21	21	21
P	81	32	32	32	32	81	32	32	32	32	32	32	32	32	32	32	32	32	32	32	32	32	32	32	32	32	32	32	32	32	32	32	32	32	32	32	32	32	32	32	32	32	32	32	32	32
ERA	1.50	4.50	4.50	4.50	4.50	1.50	4.50	4.50	4.50	4.50	4.50	4.50	4.50	4.50	4.50	4.50	4.50	4.50	4.50	4.50	4.50	4.50	4.50	4.50	4.50	4.50	4.50	4.50	4.50	4.50	4.50	4.50	4.50	4.50	4.50	4.50	4.50	4.50	4.50	4.50	4.50	4.50	4.50	4.50	4.50	
WHIP	0.833	1.000	1.000	1.000	1.000	0.833	1.000	1.000	1.000	1.000	1.000	1.000	1.000	1.000	1.000	1.000	1.000	1.000	1.000	1.000	1.000	1.000	1.000	1.000	1.000	1.000	1.000	1.000	1.000	1.000	1.000	1.000	1.000	1.000	1.000	1.000	1.000	1.000	1.000	1.000	1.000	1.000	1.000	1.000	1.000	

WP	0	PA	32
PB	0	SB	2
CS	1	CS	1
1B	5	SF	2
2B	1	SAC	1
3B	1	DP	1
HR	0	HBP	1

New York Mets @ Colorado Rockies
Mile High Stadium, Denver, CO

Sat Aug 21 1993, 9:05 PM EDT
 Att. 60,613 - Unknown - 72 F

livebaseballscorecards.com



Batter	1	2	3	4	5	6	7	8	9	AB R H RBI BB SO LOB	TOP					
Ryan Thompson, R (1, 8) OBP: 0.275, SLG: 0.388	1-0 F8			2-1 G1-3		2-0 G6-3		1-1 E1 WP 1B G4-6-3		4 1 0 0 0 0 2						
Charlie O'Brien, R (1, 2) OBP: 0.303, SLG: 0.371	2-2 G6-3			0-0 WP 1B BLK 1B		0-0 G5-3		0-1 G4-6-3 1B		4 1 2 2 0 0 0						
Eddie Murray, S (1, 3) OBP: 0.303, SLG: 0.441	2-1 G4-3			0-1 P6			1-0 L8	3-2 G4-6-3		4 0 0 0 0 0 2						
Bobby Bonilla, S (1, 5) OBP: 0.350, SLG: 0.497		1-1 P3		3-2 1B 1-H			1-0 F7	4-2 BB BB		3 0 1 1 1 0 0						
Dave Gallagher, R (1, 7) OBP: 0.349, SLG: 0.473		0-1 F7		1-0 P6			3-2 HR 1B	4-2 BB		2 0 0 0 0 0 1						
Joe Orsulak, L (7, PH) OBP: 0.348, SLG: 0.424								1-2 BB		1 1 1 0 1 0 0						
Jeff Kent, R (1, 4) OBP: 0.326, SLG: 0.447		4-1 BB PO			3-1 G4-6-3 1B		3-1 HR	1-3 K		3 1 2 2 1 1 2						
Pete Schourek, L (8, 1) OBP: 0.276, SLG: 0.200										0 0 0 0 0 0 0						
Jeremy Burnitz, L (1, 9) OBP: 0.324, SLG: 0.461		1-2 PO	2-2 G6-3		0-0 G4-6-3		3-3 K		1-1 F8	4 0 0 0 0 1 1	AB 32					
Kevin Baez, R (1, 6) OBP: 0.352, SLG: 0.311			0-2 P6		1-0 G3			0-1 E4 BB 1B	2-3 K	2 0 0 0 0 0 0	R 6					
Jeff McKnight, S (8, PH) OBP: 0.302, SLG: 0.271										2 1 0 0 0 1 0	H 6					
Bobby Jones, R (1, 1) OBP: 0.333, SLG: 0.333			0-3 K				2-1 F9	4-2 E BB 1B	1-2 F7	1 0 0 0 0 1 0	RBI 5					
Ced Landrum, L (6, PH) OBP: 0.333, SLG: 0.333										1 0 0 0 0 0 0	BB 4					
Josias Manzanillo, R (6, 1) OBP: 0.278, SLG: 0.326										0 0 0 0 0 0 0	SO 4					
Chico Walker, S (8, PH) OBP: 0.278, SLG: 0.326										1 1 0 0 1 0 0	LOB 8					
Inning Stats	R: 0 H: 0 E: 0 LOB: 0 K: 0 BB: 0 S: 6 P: 11	R: 0 H: 0 E: 0 LOB: 0 K: 0 BB: 1 S: 7 P: 13	R: 0 H: 0 E: 0 LOB: 0 K: 1 BB: 0 S: 9 P: 11	R: 1 H: 2 E: 0 LOB: 1 K: 0 BB: 0 S: 11 P: 17	R: 0 H: 1 E: 0 LOB: 0 K: 0 BB: 0 S: 4 P: 8	R: 0 H: 0 E: 0 LOB: 0 K: 0 BB: 0 S: 4 P: 8	R: 2 H: 2 E: 0 LOB: 0 K: 1 BB: 0 S: 10 P: 21	R: 3 H: 1 E: 2 LOB: 2 K: 1 BB: 3 S: 23 P: 40	R: 0 H: 0 E: 0 LOB: 0 K: 1 BB: 0 S: 8 P: 12	1B: 5 SF: 0 2B: 0 SAC: 0 3B: 0 DP: 2 HR: 1 HBP: 0	WP: 2 PA: 37 PB: 0 SB: 0 CS: 0					
PITCHER	IP WLS BF H R ER SO BB IBB HBP BLK WP HR S P ERA WHIP															
Bruce Hurst, L (1, 1) ERA: 7.88	3.2		13	2	1	1	1	1	0	0	1	0	32	50	2.46	0.818
Steve Reed, R (4, 1) ERA: 4.87	2.1	W	7	1	0	0	0	0	0	0	0	0	9	18	0.00	0.429
Curt Leskanic, R (7, 1) ERA: 6.23	1.0		9	3	5	2	1	1	0	0	0	1	19	35	18.00	4.000
Marcus Moore, R (8, 1) ERA: 3.31	0.2		3	0	0	0	0	2	0	0	0	1	11	22	0.00	3.000
Darren Holmes, R (8, 1) ERA: 4.93	1.1	S	4	0	0	0	2	0	0	0	0	0	11	16	0.00	0.000

BOTTOM

New York Mets @ Colorado Rockies
Mile High Stadium, Denver, CO

livebaseballscorecards.com

AB	32
R	8
H	10
RBI	8
BB	1
SO	5
LOB	4



WP	0	PA	35
PB	0	SB	0
CS	0		

Sat Aug 21 1993, 9:05 PM EDT
Att: 60,613 - Unknown - 72 F

AB R H RBI BB SO LOB

4	2	2	0	0	1	0
4	0	1	1	0	1	1
3	1	0	0	1	0	1
2	1	0	0	0	0	1
1	0	0	0	0	0	0
3	2	2	2	0	0	0
4	2	2	4	0	1	0
4	0	1	1	0	0	0
4	0	2	0	0	1	0
1	0	0	0	0	1	1
1	0	0	0	0	0	0
1	0	0	0	0	0	0
0	0	0	0	0	0	0
0	0	0	0	0	0	0
1B:	4	SF:	1			
2B:	3	SAC:	0			
3B:	1	DP:	0			
HR:	2	HBP:	1			

Batter	1	2	3	4	5	6	7	8	9
Alex Cole, L OBP: 0.343, SLG: 0.323 (1, 8)	0-2 G4-3 ①		2-0 SF9 3B	1-2 2B 2B		0-3 K ②			
Roberto Mejia, R OBP: 0.291, SLG: 0.366 (1, 4)	2-1 P3 ②		3-2 P3 ① X	0-0 2B 2B		2-3 K ③			
Daryl Boston, L OBP: 0.308, SLG: 0.402 (1, 7) (7, 9)	1-2 G3 ③		4-2 SF9 2B HBP BB	1-2 F7 ②		0-0 P7 ①			
Dante Bichette, R OBP: 0.353, SLG: 0.543 Eric Young Sr., R OBP: 0.337, SLG: 0.329 (1, 9) (7, 7)		3-2 F8 ①	1-2 SF9 2B HBP	1-1 F8 ③		0-2 G6-3 ②			
Charlie Hayes, R OBP: 0.345, SLG: 0.507 (1, 5)		1-2 HR 1B	2-1 SF9 2B HBP		0-0 HR		1-2 G5-3 ③		
Jerald Clark, R OBP: 0.331, SLG: 0.435 (1, 3)		0-1 HR 1B	2-0 1B 2B		3-2 G5-3 ①		2-3 K ①		
Danny Sheaffer, R OBP: 0.294, SLG: 0.384 (1, 2)		2-1 G5-3 ②	3-2 1B 1B		1-2 G6-3 ②		1-1 G4-3 ②		
Freddie Benavides, R OBP: 0.307, SLG: 0.388 (1, 6)		1-0 1B	2-2 1B		1-3 K ③		0-1 G4-3 ③		
Bruce Hurst, L Steve Reed, R Andres Galarraga, R Curt Leskanic, R Marcus Moore, S Darren Holmes, R (1, 1) (4, 1) (6, PH) (7, 1) (8, 1) (8, 1)		1-3 K ③		2-2 G4-3 ①		0-1 G5-3 ①			

Inning Stats	R: 0 E: 0 K: 0 S: 8	H: 0 LOB: 0 BB: 0 P: 11	R: 2 E: 0 K: 1 S: 14	H: 3 LOB: 1 BB: 0 P: 22	R: 4 E: 0 K: 0 S: 19	H: 4 LOB: 2 BB: 1 P: 38	R: 1 E: 0 K: 0 S: 13	H: 2 LOB: 1 BB: 0 P: 18	R: 1 E: 0 K: 1 S: 10	H: 1 LOB: 0 BB: 0 P: 15	R: 0 E: 0 K: 2 S: 9	H: 0 LOB: 0 BB: 0 P: 11	R: 0 E: 0 K: 0 S: 8	H: 0 LOB: 0 BB: 0 P: 9	R: 0 E: 0 K: 1 S: 7	H: 0 LOB: 0 BB: 0 P: 10
--------------	------------------------------	----------------------------------	-------------------------------	----------------------------------	-------------------------------	----------------------------------	-------------------------------	----------------------------------	-------------------------------	----------------------------------	------------------------------	----------------------------------	------------------------------	---------------------------------	------------------------------	----------------------------------

PITCHER	IP	WLS	BF	H	R	ER	SO	BB	IBB	HBP	BLK	WP	HR	S	P	ERA	WHIP
Bobby Jones, R ERA: 7.36 (1, 1)	5.0	L	26	10	8	8	2	1	0	1	0	0	2	64	104	14.40	2.200
Josias Manzanillo, R ERA: 8.53 (6, 1)	2.0		6	0	0	0	2	0	0	0	0	0	0	17	20	0.00	0.000
Pete Schourek, L ERA: 6.52 (8, 1)	1.0		3	0	0	0	1	0	0	0	0	0	0	7	10	0.00	0.000

Batter	1	2	3	4	5	6	7	8	9	AB R H RBI BB SO LOB	TOP																
Joe Orsulak, L (1, 7) OBP: 0.348, SLG: 0.421 Dave Gallagher, R (7, PH) OBP: 0.345, SLG: 0.467 (7, 9)	2-1 G3		4-0 BB		1-0 G4-3		1-0 G4-3		2-0 F8	2 0 0 0 1 0 0 2 0 0 0 0 0 2																	
Jeremy Burnitz, L (1, 9) OBP: 0.324, SLG: 0.478 Chico Walker, S (7, PH) OBP: 0.283, SLG: 0.345 (7, 7)	1-2 G4-3		2-2 F9			1-0 HR	2-2 3B			3 1 1 1 0 0 2 1 0 1 1 0 0 0																	
Eddie Murray, S (1, 3)	0-1 G3			2-0 P5		0-2 P6	1-0 P4			4 0 0 0 0 0 1																	
Bobby Bonilla, S (1, 5)		2-0 F7		0-1 1B		2-2 F8		2-3 K		4 0 1 0 0 1 0																	
Jeff Kent, R (1, 4)		2-2 P2		0-2 1B		0-2 HR		1-0 G5-3		4 1 2 1 0 0 0																	
Ryan Thompson, R (1, 8)		4-0 PO BB		0-3 K		4-1 BB		2-3 K		2 0 0 0 2 2 2																	
Charlie O'Brien, R (1, 2) OBP: 0.297, SLG: 0.363 Ced Landrum, L (9, PH) OBP: 0.250, SLG: 0.250	1-0 PO	1-0 PO	0-0 G4-3	2-1 P2		1-0 P3			1-1 L9	3 0 0 0 0 0 3 1 0 0 0 0 0 0	AB 31 R 3 H 7 RBI 3 BB 4 SO 3 LOB 10																
Kevin Baez, R (1, 6) OBP: 0.368, SLG: 0.319 Todd Hundley, S (9, PH) OBP: 0.259, SLG: 0.339			3-2 SH3-4 1B		0-0 G6-3		4-0 G4-3 SH1-3 3B BB		1-1 G3	2 1 1 0 1 0 0 1 0 0 0 0 0 0																	
Sid Fernandez, L (1, 1) OBP: 0.250, SLG: 0.143 Jeff Innis, R (8, 1) Jeff McKnight, S (9, PH) OBP: 0.308, SLG: 0.278			0-1 SH3-4		1-2 F7		2-0 SH1-3		0-0 1B	1 0 0 0 0 0 0 0 0 0 0 0 0 0 1 0 1 0 0 0 0																	
Inning Stats	R: 0 E: 0 K: 0 S: 7	H: 0 LOB: 0 BB: 0 P: 10	R: 0 E: 0 K: 0 S: 4	H: 0 LOB: 0 BB: 1 P: 13	R: 0 E: 0 K: 0 S: 11	H: 1 LOB: 2 BB: 1 P: 20	R: 0 E: 0 K: 1 S: 11	H: 2 LOB: 2 BB: 0 P: 15	R: 0 E: 0 K: 0 S: 6	H: 0 LOB: 0 BB: 0 P: 8	R: 2 E: 0 K: 0 S: 12	H: 2 LOB: 1 BB: 1 P: 20	R: 1 E: 0 K: 0 S: 6	H: 1 LOB: 1 BB: 1 P: 16	R: 0 E: 0 K: 2 S: 7	H: 0 LOB: 0 BB: 0 P: 12	R: 0 E: 0 K: 0 S: 6	H: 1 LOB: 1 BB: 0 P: 10	1B: 4 2B: 0 3B: 1 HR: 2	SF: 0 SAC: 2 DP: 0 HBP: 0	WP: 0 PB: 0 SB: 0 CS: 0	PA: 38					
PITCHER	IP WLS BF H R ER SO BB IBB HBP BLK WP HR S P ERA WHIP																										
Kent Bottenfield, R (1, 1) ERA: 4.95	6.1		27	5	3	3	1	4	0	0	0	0	2	52	93	4.26	1.421										
Mike Munoz, L (7, 1) ERA: 4.91	0.2	W	3	1	0	0	0	0	0	0	0	0	0	5	9	0.00	1.500										
Steve Reed, R (8, 1) ERA: 4.7	2.0	S	7	1	0	0	2	0	0	0	0	0	0	13	22	0.00	0.500										

New York Mets @ Colorado Rockies
Mile High Stadium, Denver, CO
Sun Aug 22 1993, 5:33 AM EDT
Att. 70,064 - Cloudy - 82 F

livebaseballscorecards.com



Batter	1	2	3	4	5	6	7	8	9	AB	R	H	RBI	BB	SO	LOB
Eric Young Sr., R OBP: 0.336, SLG: 0.326 Steve Reed, R (8, 1)	0-1 L9		4-1 CS BB		1-0 L8		2-2 G6-3			3	0	0	0	1	0	1
Joe Girardi, R OBP: 0.324, SLG: 0.405 (1, 2)	0-0 HR		1-1 CS 1-2	3-1 P3		2-1 HR 2B		0-0 P9		4	2	2	1	0	0	0
Andres Galarraga, R OBP: 0.422, SLG: 0.636 (1, 3)	0-1 G6-3			4-2 BB BB		2-0 HR 2-H		0-0 P3		3	1	1	2	1	0	0
Dante Bichette, R OBP: 0.353, SLG: 0.539 (1, 9)	1-3 K			4-1 BB 1-2		0-1 G2-3		1-2 G5-3		3	0	0	0	1	1	0
Charlie Hayes, R OBP: 0.343, SLG: 0.504 (1, 5)		3-2 F9		2-1 F8		1-1 L8				3	0	0	0	0	0	2
Jerald Clark, R OBP: 0.328, SLG: 0.431 (1, 7)		1-2 F9		2-0 F8		1-2 F9				3	0	0	0	0	0	2
Freddie Benavides, R OBP: 0.313, SLG: 0.410 (1, 6)		0-1 G6-3			2-1 SH1-4 1B		0-0 HR			3	1	2	1	0	0	0
Roberto Mejia, R OBP: 0.285, SLG: 0.357 (1, 4)			0-2 L8		1-2 F7		0-1 P2			3	0	0	0	0	0	1
Kent Bottenfield, R OBP: 0.205, SLG: 0.162 Mike Munoz, L (7, 1) Chris Jones, R OBP: 0.314, SLG: 0.467 (7, PH) (8, 8)			3-2 G6-3		0-0 SH1-4		0-0 F9			1	0	0	0	0	0	0
					1-2					0	0	0	0	0	0	0
										1	0	0	0	0	0	0

Inning Stats	R: 1	H: 1	E: 0	K: 1	S: 9	R: 0	H: 0	E: 0	K: 0	S: 8	R: 0	H: 0	E: 0	K: 0	S: 9	R: 0	H: 1	E: 0	K: 0	S: 8	R: 0	H: 2	E: 0	K: 0	S: 10	R: 1	H: 1	E: 0	K: 0	S: 7	R: 0	H: 0	E: 0	K: 0	S: 5
	LOB: 0	BB: 0	P: 10			LOB: 0	BB: 0				LOB: 2	BB: 2				LOB: 1	BB: 0				LOB: 0	BB: 0				LOB: 0	BB: 0			LOB: 0	BB: 0				


PITCHER	IP	WLS	BF	H	R	ER	SO	BB	IBB	HBP	BLK	WP	HR	S	P	ERA	WHIP
Sid Fernandez, L ERA: 3.68	(1, 1)	7.0	L	28	5	4	4	1	3	0	0	0	3	59	98	5.14	1.143
Jeff Innis, R ERA: 4.75	(8, 1)	1.0		3	0	0	0	0	0	0	0	0	0	5	6	0.00	0.000

BOTTOM

New York Mets @ Colorado Rockies
Mile High Stadium, Denver, CO

Sun Aug 22 1993, 5:33 AM EDT
Att: 70,064 - Cloudy - 82 F

AB	27
R	4
H	5
RBI	4
BB	3
SO	1
LOB	6



WP	PA	1B	SF	2B	SAC	3B	DP	HR	HBP
0	32	1	0	1	0	0	0	3	0

Batter	1	2	3	4	5	6	7	8	9	10	11	12	13	AB R H RBI BB SO LOB	TOP																	
Alex Cole, L OBP: 0.343, SLG: 0.323 (1, 8)	0-0 2B SF8 1B	2-0 1-2 1B			3-2 L6		2-2 G6-3		2-3 K			1-2 F8		6 1 2 0 0 1 1																		
Roberto Mejia, R OBP: 0.280, SLG: 0.348 (1, 4)	0-3 K	0-1 F8			0-3 K		3-2 L9			1-0 G3 1B		1-1 G6-3		6 0 1 0 0 2 3																		
Andres Galarraga, R OBP: 0.428, SLG: 0.639 Eric Young Sr., R OBP: 0.336, SLG: 0.326 (1, 3) (10, 7)	2-0 SF8 1-3 2B		2-1 1B		1-1 1B		0-0 L8			0-2 L7			1-3 K	5 0 3 0 0 0 1 1 0 0 0 0 1 0																		
Dante Bichette, R OBP: 0.352, SLG: 0.546 (1, 9)	0-0 SF8 2-3 3-H		0-0 F8		0-1 G4-3		1-2 2B			1-2 G3		1-3 F9		5 1 2 2 0 0 3																		
Charlie Hayes, R OBP: 0.343, SLG: 0.507 (1, 5)	4-2 BB		1-0 P3			0-1 HR		0-0 F9		0-0 F9		1-0 P2		5 1 1 1 1 0 3																		
Jerald Clark, R OBP: 0.325, SLG: 0.425 (1, 7) (10, 3)	1-0 F9		0-1 F8			2-3 K		3-2 F8			2-3 K		4-2 1B BB	5 0 0 0 1 2 4																		
Joe Girardi, R OBP: 0.319, SLG: 0.398 (1, 2)			3-2 F9		2-1 F9		3-1 F7		1-1 G6-3		1-0 F8		1-1 1B	6 0 1 0 0 0 0																		
Freddie Benavides, R OBP: 0.303, SLG: 0.397 (1, 6)			1-0 G4-3		1-3 K		2-3 K		1-2 P4		1-3 K		0-0 L7	6 0 0 0 0 3 2																		
Armando Reynoso, R OBP: 0.145, SLG: 0.170 Bruce Ruffin, S OBP: 0.167, SLG: 0.136 Daryl Bostrom, S OBP: 0.211, SLG: 0.404 Mike Munoz, L OBP: 0.101 Marcus Moore, S OBP: 0.113, SLG: 0.464 Chris Jones, R OBP: 0.313, SLG: 0.464 Gary Wayne, L OBP: 0.101 Darren Holmes, R OBP: 0.101 (1, 1) (6, 1) (9, 9) (9, 1) (10, 1) (12, 9) (12, 1) (13, 1)		1-1 1B 1B		2-0 G5-3		2-1 L7		2-1 L7		1-0 1B		1-0 F9		2 0 1 0 0 0 0 1 0 0 0 0 0 0 1 0 1 0 0 0 0 0 0 0 0 0 0 0 0 0 0 0 0 0 0 1 0																		
Inning Stats	R: 1 E: 0 K: 1 S: 12	H: 2 LOB: 2 BB: 1 P: 17	R: 0 E: 0 K: 0 S: 9	H: 2 LOB: 2 BB: 0 P: 16	R: 0 E: 0 K: 0 S: 6	H: 1 LOB: 1 BB: 0 P: 9	R: 0 E: 0 K: 1 S: 7	H: 0 LOB: 0 BB: 0 P: 12	R: 0 E: 0 K: 1 S: 11	H: 1 LOB: 0 BB: 0 P: 18	R: 0 E: 0 K: 2 S: 11	H: 0 LOB: 0 BB: 0 P: 16	R: 0 E: 0 K: 0 S: 9	H: 1 LOB: 1 BB: 0 P: 13	R: 0 E: 0 K: 1 S: 9	H: 1 LOB: 1 BB: 0 P: 14	R: 0 E: 0 K: 0 S: 9	H: 0 LOB: 0 BB: 0 P: 11	R: 0 E: 0 K: 2 S: 8	H: 0 LOB: 0 BB: 0 P: 12	R: 0 E: 0 K: 0 S: 6	H: 0 LOB: 0 BB: 0 P: 9	R: 1 E: 0 K: 1 S: 10	H: 2 LOB: 2 BB: 1 P: 17	1B: 8 2B: 2 3B: 0 HR: 2	SF: 1 SAC: 0 DP: 0 HBP: 0	WP: 0 PB: 0 SB: 1 CS: 0	PA: 53				
PITCHER	IP WLS BF H R ER SO BB IBB HBP BLK WP HR S P ERA WHIP																															
Tommy Greene, R ERA: 3.54 (1, 1)	8.0																															
Larry Andersen, R ERA: 2.88 (9, 1)	1.0	4	1	0	0	1	0	0	0	0	0	0	0	9	14	0.00	1.000															
Bobby Thigpen, R ERA: 5.09 (10, 1)	1.0	4	1	0	0	0	0	0	0	0	0	0	0	9	11	0.00	1.000															
Roger Mason, R ERA: 3.64 (11, 1)	3.0	L 12	2	1	1	3	1	0	0	0	0	0	1	24	38	3.00	1.000															

Colorado Rockies @ Philadelphia Phillies
Veterans Stadium, Philadelphia, PA

Mon Aug 23 1993, 7:05 PM EDT
 Att: 40,481 - Unknown - 82 F

livebaseballscorecards.com

AB	50
R	3
H	12
RBI	3
BB	2
SO	9
LOB	17



Batter	1	2	3	4	5	6	7	8	9	10	11	12	13
Lenny Dykstra, L OBP: 0.418, SLG: 0.470	G4-3	SF7		G4-3		G6-3			L8		F7		F8
Mariano Duncan, R OBP: 0.300, SLG: 0.402	F9	BB 1B		G1-4-3 BB		L4			G1-3		F7		
John Kruk, L OBP: 0.458, SLG: 0.499	HBP 1B			G1-4-3		G6-3			1B 1B				
Dave Hollins, S OBP: 0.376, SLG: 0.457	HBP	G4-3		K		G6-3			G6-3		F7		
Darren Daulton, L OBP: 0.398, SLG: 0.500	L8			S BB		G3-1			K		G4-3		K
Pete Incaviglia, R OBP: 0.317, SLG: 0.539				K					L4		G6-3 SH1-3 BB		P3
Milt Thompson, L OBP: 0.343, SLG: 0.363		2B FC4 1B		1-2 K									G3
Jim Eisenreich, L OBP: 0.361, SLG: 0.465		FC4 SF7 2B		P6					G1		SH1-3		
Kevin Stocker, S OBP: 0.441, SLG: 0.512									L5		G6-3		F9
Tommy Greene, R OBP: 0.190, SLG: 0.294													L8
Wes Chamberlain, R OBP: 0.224, SLG: 0.267		FC4		FC6-4 IBB					F8		F8		
Larry Andersen, R OBP: 1.000, SLG: 1.000		BB 1B		G5-3									
Bobby Thigpen, R OBP: 0.316, SLG: 0.412													
Ricky Jordan, R OBP: 0.200, SLG: 0.200													
Roger Mason, R OBP: 0.292, SLG: 0.331													

AB	R	H	RBI	BB	SO	LOB
6	0	0	1	0	0	0
5	0	1	0	1	0	0
5	0	3	0	1	0	1
5	0	1	0	0	1	5
5	0	0	0	1	2	4
3	1	1	0	2	1	1
1	0	0	0	0	0	0
5	1	2	0	0	0	1
5	0	0	0	1	2	6
3	0	0	1	0	0	5
1	0	0	0	0	0	0
0	0	0	0	0	0	0
0	0	0	0	0	0	0
1	0	0	0	0	0	2
0	0	0	0	0	0	0
1	0	0	0	0	0	0

WP	PA
0	55

Inning Stats	R	H	E	K	S	LOB	BB	IBB	HBP	BLK	WP	HR	S	P	ERA	WHIP		
R: 0 E: 0 K: 0 S: 11	1	1	0	19	2	0	0	0	0	0	0	0	27	5	2	2	3.60	1.800
R: 2 E: 0 K: 1 S: 17	3	3	1	17	3	1	1	1	0	0	0	0	27	2	2	4	0.00	0.000
R: 0 E: 0 K: 1 S: 9	0	0	0	9	0	0	0	0	0	0	0	0	17	2	2	0.00	1.800	
R: 0 E: 0 K: 1 S: 12	0	0	0	12	0	0	0	0	0	0	0	0	11	1	1	0.00	0.750	
R: 0 E: 0 K: 1 S: 13	0	0	0	13	0	0	0	0	0	0	0	0	9	1	1	0.00	0.000	
R: 0 E: 0 K: 0 S: 7	0	0	0	7	0	0	0	0	0	0	0	0	3	0	0	0.00	0.000	
R: 0 E: 0 K: 0 S: 8	0	0	0	8	0	0	0	0	0	0	0	0	23	3	3	0.00	0.000	
R: 0 E: 0 K: 0 S: 8	0	0	0	8	0	0	0	0	0	0	0	0	17	2	2	0.00	1.800	
R: 0 E: 0 K: 0 S: 15	0	0	0	15	0	0	0	0	0	0	0	0	11	1	1	0.00	0.750	
R: 0 E: 0 K: 0 S: 8	0	0	0	8	0	0	0	0	0	0	0	0	9	1	1	0.00	0.000	
R: 0 E: 0 K: 0 S: 4	0	0	0	4	0	0	0	0	0	0	0	0	23	3	3	0.00	0.000	
R: 0 E: 0 K: 0 S: 15	0	0	0	15	0	0	0	0	0	0	0	0	17	2	2	0.00	1.800	
R: 0 E: 0 K: 0 S: 9	0	0	0	9	0	0	0	0	0	0	0	0	11	1	1	0.00	0.750	
R: 0 E: 0 K: 0 S: 15	0	0	0	15	0	0	0	0	0	0	0	0	9	1	1	0.00	0.000	
R: 0 E: 0 K: 0 S: 4	0	0	0	4	0	0	0	0	0	0	0	0	23	3	3	0.00	0.000	
R: 0 E: 0 K: 0 S: 9	0	0	0	9	0	0	0	0	0	0	0	0	17	2	2	0.00	1.800	
R: 0 E: 0 K: 0 S: 5	0	0	0	5	0	0	0	0	0	0	0	0	11	1	1	0.00	0.750	
R: 0 E: 0 K: 0 S: 15	0	0	0	15	0	0	0	0	0	0	0	0	9	1	1	0.00	0.000	

PITCHER	IP	WLS	BF	H	R	ER	SO	BB	IBB	HBP	BLK	WP	HR	S	P	ERA	WHIP
Armando Reynoso, R ERA: 3.46	5.0		27	5	2	2	4	4	1	1	0	0	0	62	114	3.60	1.800
Bruce Ruffin, L ERA: 4.56	3.0		9	0	0	0	1	0	0	0	0	0	0	23	32	0.00	0.000
Mike Munoz, L ERA: 3.38	1.2		8	2	0	0	0	1	0	0	0	0	0	17	29	0.00	1.800
Marcus Moore, R ERA: 3.06	1.1		5	1	0	0	0	0	0	0	0	0	0	11	17	0.00	0.750
Gary Wayne, L ERA: 5.06	1.0	W	3	0	0	0	1	0	0	0	0	0	0	9	15	0.00	0.000
Darren Holmes, R ERA: 4.83	1.0		3	0	0	0	0	0	0	0	0	0	0	5	6	0.00	0.000

Colorado Rockies @ Philadelphia Phillies
Veterans Stadium, Philadelphia, PA
Mon Aug 23 1993, 7:05 PM EDT
Att: 40,481 - Unknown - 82 F

livebaseballscorecards.com

AB	R	H	RBI	BB	SO	LOB
46	2	8	2	6	6	25



Batter	1	2	3	4	5	6	7	8	9	AB R H RBI BB SO LOB	TOP											
Eric Young Sr., R (1, 7) OBP: 0.335, SLG: 0.325	0-1 L8		2-1 L9			1-1 G6-3		1-2 1B		4 0 1 0 0 0 1												
Roberto Mejia, R (1, 4) Daryl Boston, L (8, PH) Freddie Benavides, R (8, 4) OBP: 0.274, SLG: 0.341 OBP: 0.310, SLG: 0.403 OBP: 0.303, SLG: 0.397	0-1 G3			0-1 E5 FC3-6 1B		1-3 K		2-2 G4-3		3 0 0 0 0 1 0 1 0 0 0 0 0 2 0 0 0 0 0 0 0												
Andres Galarraga, R (1, 3) Gary Wayne, L (7, 1) Joe Girardi, R (9, PH) OBP: 0.424, SLG: 0.636 OBP: 0.318, SLG: 0.396	0-0 G3			0-0 FC3-6 1-2 1B			3-2 L9		1-0 F9	3 0 1 0 0 0 0 0 0 0 0 0 0 0 1 0 0 0 0 0 0												
Dante Bichette, R (1, 9) OBP: 0.352, SLG: 0.546		3-1 P4		1-0 FC3-6 G6-4-3 1-2f 2-3			2-2 P3		1-2 1B FC6-4 2B	4 1 1 0 0 0 2												
Charlie Hayes, R (1, 5) OBP: 0.342, SLG: 0.505		2-1 G6-3		0-2 G6-4-3 1-2f			1-0 G1-3		2-1 FC6-4 2-3 1B	4 0 1 0 0 0 2												
Chris Jones, R (1, 8) OBP: 0.311, SLG: 0.459		1-2 G3			1-2 G4-3			2-1 G6-3 1B	1-2 FC6-4 1-2f 3-H	4 1 1 1 0 0 1												
Danny Sheaffer, R (1, 2) OBP: 0.289, SLG: 0.376			0-1 F9		2-0 G1-3			2-2 G6-3 1B	1-3 K	4 0 0 0 0 1 2												
Vinny Castilla, R (1, 6) OBP: 0.298, SLG: 0.431			0-1 G4-3		1-0 P3			0-1 F9		3 0 0 0 0 0 1												
Willie Blair, R (1, 1) Jerald Clark, R (7, 3) OBP: 0.147, SLG: 0.152 OBP: 0.327, SLG: 0.427			4-2 BB			1-3 K		0-0 1B		1 0 0 0 1 1 0 1 0 1 1 0 0 0												
Inning Stats	R: 0 E: 0 K: 0 S: 5	H: 0 LOB: 0 BB: 0 P: 5	R: 0 E: 0 K: 0 S: 7	H: 0 LOB: 0 BB: 0 P: 13	R: 0 E: 0 K: 0 S: 9	H: 0 LOB: 1 BB: 1 P: 15	R: 0 E: 1 K: 0 S: 10	H: 1 LOB: 1 BB: 0 P: 11	R: 0 E: 0 K: 0 S: 7	H: 0 LOB: 0 BB: 0 P: 11	R: 0 E: 0 K: 2 S: 8	H: 0 LOB: 0 BB: 0 P: 11	R: 0 E: 0 K: 0 S: 9	H: 0 LOB: 0 BB: 0 P: 15	R: 1 E: 0 K: 0 S: 14	H: 3 LOB: 2 BB: 0 P: 21	R: 1 E: 0 K: 1 S: 13	H: 2 LOB: 1 BB: 0 P: 19	1B: 5 2B: 1 3B: 0 HR: 0	SF: 0 SAC: 0 DP: 1 HBP: 0	WP: 0 PB: 0 SB: 1 CS: 0	PA: 34
PITCHER	IP WLS BF H R ER SO BB IBB HBP BLK WP HR S P ERA WHIP																					
Danny Jackson, L (1, 1) ERA: 3.54	7.2 W 28 4 1 1 2 1 0 0 0 0 0 0 66 97 1.17 0.652																					
Larry Andersen, R (8, 1) ERA: 2.86	0.1 1 0 0 0 0 0 0 0 0 0 0 0 3 5 0.00 0.000																					
Mitch Williams, L (9, 1) ERA: 2.7	1.0 S 5 2 1 1 1 0 0 0 0 0 0 0 13 19 9.00 2.000																					

Colorado Rockies @ Philadelphia Phillies
Veterans Stadium, Philadelphia, PA

Tue Aug 24 1993, 7:05 PM EDT
Att. 43,419 - Unknown - 83 F

AB	33
R	2
H	6
RBI	2
BB	1
SO	3
LOB	11



Batter	1	2	3	4	5	6	7	8	9
Lenny Dykstra, L OBP: 0.419, SLG: 0.472 (1, 8)	4-0 S 1B BB	1-0 F7		2-1 2-H 2B		4-1 WP 1B SF8 BB		2-1 G6-3	
Mickey Morandini, L OBP: 0.290, SLG: 0.328 Mariano Duncan, R OBP: 0.298, SLG: 0.398 (6, PH) (7, 4)	1-2 P5		2-1 G4-3	0-0 G4-3		2-1 WP 1B		1-3 K	
John Kruk, L OBP: 0.456, SLG: 0.496 (1, 3)	0-1 1B S 2-H 1B		1-2 G6-3		4-2 G6-3 BB	3-2 SF8		3-2 1-2 2-H	
Dave Hollins, S OBP: 0.372, SLG: 0.449 Kim Batiste, R OBP: 0.303, SLG: 0.442 (1, 5) (9, 5)	3-2 F7		2-3 K		0-0 G6-3 1-2f	4-0 IBB			
Milt Thompson, L OBP: 0.348, SLG: 0.370 (1, 7)	3-2 1B 2-3 1B			4-2 HR BB	2-0 2B	1-1 G6-3			
Wes Chamberlain, R OBP: 0.322, SLG: 0.522 Jim Eisenreich, L OBP: 0.359, SLG: 0.462 (1, 9) (8, 9)	1-2 SAFE 1B SAFE 1-3 3-H 1B		1-2 SAFE F7	0-1 SAFE F7	1-3 K		0-0 P4		
Todd Pratt, R OBP: 0.338, SLG: 0.609 (1, 2)		2-2 G5-3		2-1 1-H HR		2-1 BB 1B 1B	0-2 G5-3		
Kevin Stocker, S OBP: 0.438, SLG: 0.504 (1, 6)		1-1 F8		1-1 PB 2B 1B		1-1 BB 1B	1-3 K		
Curt Schilling, R OBP: 0.200, SLG: 0.190 Ricky Jordan, R OBP: 0.313, SLG: 0.408 Bobby Thigpen, R (9, 1)		3-2 E5 1B		2-2 SAFE P7		2-2 B3	1-0 G6-3		

Inning Stats	R: 2	H: 3	E: 0	K: 0	S: 15	LOB: 2	BB: 1	P: 27	R: 0	H: 1	E: 1	K: 0	S: 10	LOB: 1	BB: 0	P: 17	R: 0	H: 0	E: 0	K: 1	S: 8	LOB: 0	BB: 0	P: 13	R: 3	H: 3	E: 0	K: 0	S: 15	LOB: 1	BB: 1	P: 26	R: 0	H: 1	E: 0	K: 1	S: 8	LOB: 1	BB: 1	P: 15	R: 3	H: 3	E: 0	K: 0	S: 17	LOB: 2	BB: 2	P: 36	R: 0	H: 0	E: 0	K: 1	S: 7	LOB: 0	BB: 0	P: 8	R: 0	H: 0	E: 0	K: 1	S: 6	LOB: 0	BB: 0	P: 10
--------------	------	------	------	------	-------	--------	-------	-------	------	------	------	------	-------	--------	-------	-------	------	------	------	------	------	--------	-------	-------	------	------	------	------	-------	--------	-------	-------	------	------	------	------	------	--------	-------	-------	------	------	------	------	-------	--------	-------	-------	------	------	------	------	------	--------	-------	------	------	------	------	------	------	--------	-------	-------

AB	R	H	RBI	BB	SO	LOB	
3	2	1	1	2	0	1	
3	0	0	0	0	0	2	
2	0	1	2	0	1	0	
2	1	1	2	1	0	0	
3	0	0	0	1	1	2	
0	0	0	0	0	0	0	
3	1	2	0	1	0	2	
4	0	1	1	0	1	2	
0	0	0	0	0	0	0	
4	2	2	2	0	0	0	
4	2	2	0	0	1	0	
3	0	1	0	0	0	3	
1	0	0	0	0	0	0	
0	0	0	0	0	0	0	
1B: 8	SF: 1	2B: 2	SAC: 0	3B: 0	DP: 1	HR: 1	HBP: 0

BOTTOM

Colorado Rockies @ Philadelphia Phillies
Veterans Stadium, Philadelphia, PA

Wed Aug 25 1993, 3:33 AM EDT
Att. 46,448 - Sunny - 85 F

AB	32
R	8
H	11
RBI	8
BB	5
SO	4
LOB	12

WP: 1 PA: 38
PB: 1
SB: 2
CS: 0



PITCHER	IP	WLS	BF	H	R	ER	SO	BB	IBB	HBP	BLK	WP	HR	S	P	ERA	WHIP
Mo Sanford, R ERA: 4.85 (1, 1)	5.0	L	24	8	5	4	2	3	0	0	0	0	1	56	98	7.20	2.200
Marcus Moore, R ERA: 4.0 (6, 1)	0.1		3	2	2	2	0	0	0	0	0	0	0	7	12	54.00	6.000
Mike Munoz, L ERA: 4.5 (6, 1)	0.2		5	1	1	1	0	1	1	0	0	1	0	10	24	13.50	3.000
Steve Reed, R ERA: 4.62 (7, 1)	1.0		3	0	0	0	1	0	0	0	0	0	0	7	8	0.00	0.000
Bruce Ruffin, L ERA: 4.51 (8, 1)	1.0		3	0	0	0	1	0	0	0	0	0	0	6	10	0.00	0.000

Batter	1	2	3	4	5	6	7	8	9	AB R H RBI BB SO LOB	TOP											
Alex Cole, L (1, 8) OBP: 0.349, SLG: 0.326	1-1 L7		2-1 F9			1-2 G4-3		1-1 FC6-4 1B		4 0 1 0 0 0 0	Colorado Rockies @ New York Mets Shea Stadium, Flushing, NY Thu Aug 26 1993, 7:05 PM EDT Att. 20,062 - Unknown - 84 F											
Joe Girardi, R (1, 2) OBP: 0.318, SLG: 0.395	0-3 K		0-2 G6-3			4-2 WP BB		0-0 FC6-4 1-2f		3 0 0 0 1 1 1												
Andres Galarraga, R (1, 3) OBP: 0.417, SLG: 0.622	0-3 K				3-3 K	1-3 K		0-0 G5-3		4 0 0 0 0 3 1												
Dante Bichette, R (1, 9) OBP: 0.348, SLG: 0.540		1-3 K			0-2 G3-1	0-1 G5-3		1-3 K		4 0 0 0 0 2 1												
Daryl Boston, L (1, 7) OBP: 0.317, SLG: 0.418		1-2 FC4-6 1B			1-3 K		0-3 K	1-3 K2-3		3 0 1 0 0 2 0												
Chris Jones, R (9, PH) OBP: 0.308, SLG: 0.454										1 0 0 0 0 1 0												
Charlie Hayes, R (1, 5) OBP: 0.344, SLG: 0.508		0-0 F8			2-1 2B		1-0 G4-3			3 0 1 0 0 0 1												
Freddie Benavides, R (1, 4) OBP: 0.288, SLG: 0.390		0-0 FC4-6 1-2f			0-2 G6-3		2-1 F9			3 0 0 0 0 0 2												
Vinny Castilla, R (1, 6) OBP: 0.294, SLG: 0.435			0-0 HR		0-3 K			0-0 G5-3		3 1 1 1 0 1 1												
Greg Harris, R (1, 1) OBP: 0.214, SLG: 0.206			1-1 L9		3-3 K			0-1 F7		2 0 0 0 0 1 1												
Eric Young Sr., R (8, PH) OBP: 0.333, SLG: 0.323										1 0 0 0 0 0 0												
Marcus Moore, S (8, 1)										0 0 0 0 0 0 0												
Inning Stats	R: 0 E: 0 K: 2 S: 8	H: 0 LOB: 0 BB: 0 P: 9	R: 0 E: 0 K: 1 S: 9	H: 1 LOB: 1 BB: 0 P: 11	R: 1 E: 0 K: 0 S: 9	H: 1 LOB: 0 BB: 0 P: 12	R: 0 E: 0 K: 2 S: 10	H: 0 LOB: 0 BB: 0 P: 14	R: 0 E: 0 K: 1 S: 11	H: 1 LOB: 1 BB: 0 P: 16	R: 0 E: 0 K: 1 S: 16	H: 0 LOB: 1 BB: 1 P: 22	R: 0 E: 0 K: 1 S: 6	H: 0 LOB: 0 BB: 0 P: 9	R: 0 E: 0 K: 0 S: 6	H: 1 LOB: 1 BB: 0 P: 7	R: 0 E: 0 K: 2 S: 8	H: 0 LOB: 0 BB: 0 P: 10	1B: 2 2B: 1 3B: 0 HR: 1	SF: 0 SAC: 0 DP: 0 HBP: 0	WP: 1 PB: 0 SB: 0 CS: 0	PA: 32
PITCHER	IP WLS BF H R ER SO BB IBB HBP BLK WP HR S P ERA WHIP											PITCHER	IP WLS BF H R ER SO BB IBB HBP BLK WP HR S P ERA WHIP									
Dwight Gooden, R (1, 1) ERA: 3.34	8.0 W 29 4 1 1 9 1 0 0 0 1 1 75 100 1.12 0.625											John Franco, L (9, 1) ERA: 3.0	1.0 3 0 0 0 2 0 0 0 0 0 0 8 10 0.00 0.000									

livebaseballscorecards.com

AB	31
R	1
H	4
RBI	1
BB	1
SO	11
LOB	8



Batter	1	2	3	4	5	6	7	8	9	AB	R	H	RBI	BB	SO	LOB	BOTTOM			
Joe Orsulak, L (1, 7) OBP: 0.342, SLG: 0.417	0-0 BB 1B 1B	1-1 G5-3			1-1 G6-3		1-0 2B	0-0 F8		5	1	2	0	0	0	2				
Jeremy Burnitz, L (1, 9) OBP: 0.328, SLG: 0.465	1-2 SAFE 1 SAFE 1 SAFE 1 SAFE 1 SAFE X	3-3 K			1-1 HR 1B		0-1 P5			4	2	2	0	0	1	1				
Eddie Murray, S (1, 3) OBP: 0.305, SLG: 0.448	4-2 1B 1-2 2-3 2B BB				3-1 WP 2B 1-H HR		0-1 F9			3	2	2	2	1	0	1				
Bobby Bonilla, S (1, 5) OBP: 0.350, SLG: 0.502	3-1 P6				0-0 L9		3-1 G3-1			4	0	0	0	0	1	5				
Jeff Kent, R (1, 4) OBP: 0.327, SLG: 0.447	1-2 2B 1-2 2-H 3-H 1B				2-3 K		0-1 G6-3		4-0 1B 1B BB	3	2	1	2	1	1	1				
Ryan Thompson, R (1, 8) OBP: 0.274, SLG: 0.372	0-1 G4-3 1-3 2-H 2B				1-3 K		1-1 L7		0-0 1B 1-2 FC5-2 1B	4	0	2	1	0	1	1				
Todd Hundley, S (1, 2) OBP: 0.257, SLG: 0.334	2-2 G4-3				1-2 G6-3		1-3 K		1-1 1B 1-3 2-H FC5-2 1B	4	0	1	2	0	1	1				
Kevin Baez, R (1, 6) OBP: 0.319, SLG: 0.259	0-0 G6-3				3-2 L7		4-1 FC6 BB		3-1 FC5-2	3	0	0	0	1	0	3				
Dwight Gooden, R (1, 1) OBP: 0.191, SLG: 0.338 Chico Walker, S (8, PH) OBP: 0.276, SLG: 0.336 John Franco, L (9, 1)		1-3 K			3-1 G6-3		0-1 FC6 1-2f		2-0 F9	3	0	0	0	0	1	1				
Inning Stats	R: 4 E: 0 K: 0 S: 17	H: 4 LOB: 1 BB: 1 P: 28	R: 0 E: 0 K: 2 S: 8	H: 0 LOB: 0 BB: 0 P: 13	R: 0 E: 0 K: 3 S: 11	H: 1 LOB: 1 BB: 0 P: 15	R: 0 E: 0 K: 0 S: 9	H: 0 LOB: 0 BB: 0 P: 16	R: 2 E: 0 K: 0 S: 9	H: 2 LOB: 0 BB: 0 P: 14	R: 0 E: 0 K: 1 S: 8	H: 0 LOB: 1 BB: 1 P: 14	R: 0 E: 0 K: 0 S: 7	H: 1 LOB: 1 BB: 0 P: 11	R: 1 E: 0 K: 0 S: 7	H: 2 LOB: 2 BB: 1 P: 17	1B: 6 2B: 3 3B: 0 HR: 1	SF: 0 SAC: 0 DP: 0 HBP: 0	WP: 1 PB: 0 SB: 0 CS: 0	PA: 37
PITCHER	IP WLS BF ERA WHIP	H R ER SO BB IBB HBP BLK WP HR S P ERA WHIP	H R ER SO BB IBB HBP BLK WP HR S P ERA WHIP	H R ER SO BB IBB HBP BLK WP HR S P ERA WHIP	H R ER SO BB IBB HBP BLK WP HR S P ERA WHIP	H R ER SO BB IBB HBP BLK WP HR S P ERA WHIP	H R ER SO BB IBB HBP BLK WP HR S P ERA WHIP	H R ER SO BB IBB HBP BLK WP HR S P ERA WHIP	H R ER SO BB IBB HBP BLK WP HR S P ERA WHIP	H R ER SO BB IBB HBP BLK WP HR S P ERA WHIP	H R ER SO BB IBB HBP BLK WP HR S P ERA WHIP	H R ER SO BB IBB HBP BLK WP HR S P ERA WHIP	H R ER SO BB IBB HBP BLK WP HR S P ERA WHIP	H R ER SO BB IBB HBP BLK WP HR S P ERA WHIP	H R ER SO BB IBB HBP BLK WP HR S P ERA WHIP	H R ER SO BB IBB HBP BLK WP HR S P ERA WHIP	H R ER SO BB IBB HBP BLK WP HR S P ERA WHIP	H R ER SO BB IBB HBP BLK WP HR S P ERA WHIP		
Greg Harris, R (1, 1) ERA: 4.3	7.0	L	31	8	6	6	6	2	0	0	0	0	1	0	0	0	111	7.71	1.429	
Marcus Moore, R (8, 1) ERA: 4.26	1.0		6	2	1	1	0	1	0	0	0	0	0	0	0	0	17	9.00	3.000	

Colorado Rockies @ New York Mets

Shea Stadium, Flushing, NY

Thu Aug 26 1993, 7:05 PM EDT
Att: 20,062 - Unknown - 84 F

AB	34
R	7
H	10
RBI	7
BB	3
SO	6
LOB	18



WP	1	PA	37
PB	0		
SB	0		
CS	0		

ERA	7.71	9.00
WHIP	1.429	3.000

Batter	1	2	3	4	5	6	7	8	9	AB R H RBI BB SO LOB	TOP	
Eric Young Sr., R (1, 7) OBP: 0.333, SLG: 0.321	2-3 K			4-1 L6-3 BB		2-1 F8			1-1 G1-3	3 0 0 0 1 1 0		
Joe Girardi, R (1, 2) Alex Cole, L (9, PR) OBP: 0.317, SLG: 0.393 OBP: 0.349, SLG: 0.326	0-0 L6			0-1 L6-3 1-2			2-3 K		1-1 1B	4 0 1 0 0 1 1 0 0 0 0 0 0 0		
Andres Galarraga, R (1, 3) Danny Sheaffer, R (9, PR) OBP: 0.418, SLG: 0.630 OBP: 0.289, SLG: 0.376	2-1 P6			1-1 HR			1-0 P2		0-0 1B	4 1 2 1 0 0 0 0 0 0 0 0 0 0		
Dante Bichette, R (1, 9) OBP: 0.347, SLG: 0.538			2-3 K	1-3 K			1-0 P6		1-1 1B	4 0 1 0 0 2 0		
Charlie Hayes, R (1, 5) OBP: 0.341, SLG: 0.503			3-2 P4		3-2 F8			3-2 L7	3-2 G6-3	4 0 0 0 0 0 2		
Chris Jones, R (1, 8) OBP: 0.308, SLG: 0.458			1-3 K		2-3 K			1-0 1B 2B		3 1 1 0 0 2 0		
Freddie Benavides, R (1, 6) OBP: 0.293, SLG: 0.384			2-3 K		2-3 K			1-1 L7		3 0 0 0 0 2 1		
Roberto Mejia, R (1, 4) OBP: 0.275, SLG: 0.359			1-2 P4		1-3 K			0-2 1B		3 0 1 1 0 1 0		
Kent Bottenfield, R (1, 1) Bruce Ruffin, S (7, 1) Jerald Clark, R (8, PH) Steve Reed, R (8, 1) OBP: 0.195, SLG: 0.154 OBP: 0.167, SLG: 0.136 OBP: 0.325, SLG: 0.424	0-0 L6			0-0 L6		3-1 F8		0-2 L9		2 0 0 0 0 0 0 0 0 0 0 0 0 0 1 0 0 0 0 0 1 0 0 0 0 0 0 0		
Inning Stats	R: 0 E: 0 K: 1 S: 6 H: 0 LOB: 0 BB: 0 P: 10	R: 0 E: 0 K: 2 S: 9 H: 0 LOB: 0 BB: 0 P: 15	R: 0 E: 0 K: 1 S: 7 H: 0 LOB: 0 BB: 0 P: 10	R: 1 E: 0 K: 1 S: 9 H: 1 LOB: 0 BB: 1 P: 15	R: 0 E: 0 K: 2 S: 11 H: 0 LOB: 0 BB: 0 P: 18	R: 0 E: 0 K: 1 S: 7 H: 0 LOB: 0 BB: 0 P: 13	R: 0 E: 0 K: 1 S: 5 H: 0 LOB: 0 BB: 0 P: 9	R: 1 E: 0 K: 0 S: 16 H: 2 LOB: 1 BB: 0 P: 21	R: 0 E: 0 K: 0 S: 11 H: 3 LOB: 2 BB: 0 P: 17	1B: 4 2B: 2 3B: 0 HR: 1 SF: 0 SAC: 0 DP: 1 HBP: 0	WP: 0 PB: 0 SB: 0 CS: 0 PA: 32	
PITCHER	IP WLS BF H R ER SO BB IBB HBP BLK WP HR S P ERA WHIP											
Sid Fernandez, L (1, 1) ERA: 3.52	8.0 W 27 3 2 2 9 1 0 0 0 0 0 1 70 111 2.25 0.500											
Mike Maddux, R (9, 1) ERA: 3.38	0.2 4 3 0 0 0 0 0 0 0 0 0 0 7 10 0.00 4.500											
Jeff Innis, R (9, 1) ERA: 4.5	0.1 S 1 0 0 0 0 0 0 0 0 0 0 0 4 7 0.00 0.000											

Colorado Rockies @ New York Mets
Shea Stadium, Flushing, NY
Fri Aug 27 1993, 7:05 PM EDT
Att: 21,765 - Unknown

livebaseballscorecards.com

AB 31
R 2
H 6
RBI 2
BB 1
SO 9
LOB 5



BOTTOM

Colorado Rockies @ New York Mets
 Shea Stadium, Flushing, NY
 Fri Aug 27 1993, 7:05 PM EDT
 Att. 21,765 - Unknown

livebaseballscorecards.com

AB	30
R	3
H	8
RBI	3
BB	2
SO	2
LOB	11



WP: 0	PA: 32
PB: 0	
SB: 0	
CS: 0	

AB	R	H	RBI	BB	SO	LOB
4	0	1	0	0	0	0
4	0	0	0	0	0	1
4	1	2	0	0	0	0
3	0	2	0	1	0	1
3	1	1	0	1	0	4
3	1	1	3	0	1	2
3	0	1	0	0	0	2
3	0	0	0	0	0	1
3	0	0	0	0	1	0
0	0	0	0	0	0	0
0	0	0	0	0	0	0
1B: 7	SF: 0					
2B: 1	SAC: 0					
3B: 0	DP: 2					
HR: 1	HBP: 0					

Batter	1	2	3	4	5	6	7	8	9							
Joe Orsulak, L (1, 7) OBP: 0.341, SLG: 0.415	2-1 G4-3		0-2 F7		0-2 1B		2-2 P5									
Jeremy Burnitz, L (1, 9) OBP: 0.322, SLG: 0.455	2-2 F9			2-2 L9	1-0 F8		0-2 G3-1									
Eddie Murray, S (1, 3) OBP: 0.307, SLG: 0.449	0-0 F7			2-2 HR	0-0 1B			1-1 G4-3								
Bobby Bonilla, S (1, 5) OBP: 0.353, SLG: 0.503		1-2 1B		3-2 F9	4-2 BB			0-2 P7-3								
Jeff Kent, R (1, 4) OBP: 0.329, SLG: 0.446		2-2 G4-6-3		4-2 HR	2-0 F8			3-2 P7-3								
Ryan Thompson, R (1, 8) OBP: 0.275, SLG: 0.390		0-3 K		2-2 HR		0-0 G5-3										
Todd Hundley, S (1, 2) OBP: 0.258, SLG: 0.334		1-0 G4-6-3		1-2 1B		2-2 G1-3										
Kevin Baez, R (1, 6) OBP: 0.306, SLG: 0.246			3-2 G4-3	2-2 F8		3-1 G6-3										
Sid Fernandez, L (1, 1) OBP: 0.211, SLG: 0.118			0-0 G5-3			0-0 G1-3										
Mike Maddux, L (9, 1)																
Jeff Innis, R (9, 1)																
Inning Stats	R: 0 E: 0 K: 0 S: 6	H: 0 LOB: 0 BB: 0 P: 10	R: 0 E: 0 K: 1 S: 11	H: 2 LOB: 1 BB: 0 P: 15	R: 0 E: 0 K: 0 S: 8	H: 0 LOB: 0 BB: 0 P: 11	R: 3 E: 0 K: 0 S: 25	H: 3 LOB: 1 BB: 1 P: 41	R: 0 E: 0 K: 0 S: 13	H: 2 LOB: 3 BB: 1 P: 20	R: 0 E: 0 K: 0 S: 7	H: 0 LOB: 0 BB: 0 P: 12	R: 0 E: 0 K: 1 S: 10	H: 0 LOB: 0 BB: 0 P: 15	R: 0 E: 0 K: 0 S: 9	H: 1 LOB: 0 BB: 0 P: 13

PITCHER	IP	WLS	BF	H	R	ER	SO	BB	IBB	HBP	BLK	WP	HR	S	P	ERA	WHIP
Kent Bottenfield, R (1, 1) ERA: 4.93	6.0	L	26	7	3	3	1	2	0	0	0	0	1	70	109	4.50	1.500
Bruce Ruffin, L (7, 1) ERA: 4.47	1.0		3	0	0	0	1	0	0	0	0	0	0	10	15	0.00	0.000
Steve Reed, R (8, 1) ERA: 4.55	1.0		3	1	0	0	0	0	0	0	0	0	0	9	13	0.00	1.000

Batter	1	2	3	4	5	6	7	8	9	AB R H RBI BB SO LOB	TOP											
Alex Cole, L (1, 8) OBP: 0.349, SLG: 0.325	4-2 BB G6-4-3		1-0 1B S		1-2 G4-3	1-1 G3			1-0 F7	4 0 1 0 1 0 0												
Freddie Benavides, R (1, 6) OBP: 0.287, SLG: 0.376	0-1 G6-4-3 1-2f		2-1 P3 1-2		0-0 F7			0-0 F8		4 0 0 0 0 0 2												
Andres Galarraga, R (1, 3) OBP: 0.419, SLG: 0.631	3-2 1B			0-0 FC3 E 2B	3-2 F9			0-2 F9		4 1 2 0 0 0 0												
Dante Bichette, R (1, 9) OBP: 0.346, SLG: 0.537	2-3 K			0-2 E5 E		0-1 FC6-5 2B		0-0 F8		4 1 1 0 0 1 2												
Charlie Hayes, R (1, 5) OBP: 0.338, SLG: 0.499		1-3 K		1-0 F8		0-0 FC6-5 1B SF9 2-3		1-1 P6		4 1 0 0 0 1 3												
Jerald Clark, R (1, 7) OBP: 0.325, SLG: 0.422		0-0 F8		0-1 FC3 G5-3 1-H 2-H		1-0 SF9 HBP 1B 1-3 HR		1-1 F9		4 2 1 0 0 0 0												
Danny Sheaffer, R (1, 2) OBP: 0.288, SLG: 0.370		1-0 F7		0-1 G5-3 3-H		1-2 HR HBP 1-2		1-2 G6-3		3 1 0 1 0 0 0												
Roberto Mejia, R (1, 4) OBP: 0.273, SLG: 0.357			2-2 F4-3		2-0 1B			0-2 P6	1 0 0 0 0 0 0													
Vinny Castilla, R (4, PH) OBP: 0.294, SLG: 0.435									2 0 1 1 0 0 0													
Armando Reynoso, R (1, 1) OBP: 0.155, SLG: 0.232			0-0 P2		0-1 G3			2-3 K	3 1 1 3 0 0 1													
Steve Reed, R (6, 1)									0 0 0 0 0 0 0													
Bruce Ruffin, S (8, 1) OBP: 0.167, SLG: 0.136									0 0 0 0 0 0 0													
Daryl Boston, L (9, PH) OBP: 0.316, SLG: 0.416									1 0 0 0 0 1 0													
Darren Holmes, R (9, 1)									0 0 0 0 0 0 0													
Inning Stats	R: 0 E: 0 K: 1 S: 10	H: 1 LOB: 1 BB: 1 P: 19	R: 0 E: 0 K: 1 S: 6	H: 0 LOB: 0 BB: 0 P: 8	R: 0 E: 0 K: 0 S: 10	H: 1 LOB: 1 BB: 0 P: 14	R: 3 E: 2 K: 0 S: 12	H: 2 LOB: 1 BB: 0 P: 15	R: 0 E: 0 K: 0 S: 8	H: 0 LOB: 0 BB: 0 P: 12	R: 4 E: 0 K: 0 S: 16	H: 3 LOB: 0 BB: 0 P: 21	R: 0 E: 0 K: 0 S: 5	H: 0 LOB: 0 BB: 0 P: 5	R: 0 E: 0 K: 0 S: 7	H: 0 LOB: 0 BB: 0 P: 10	R: 0 E: 0 K: 1 S: 8	H: 0 LOB: 0 BB: 0 P: 11	1B: 4 2B: 2 3B: 0 HR: 1	SF: 1 SAC: 0 DP: 1 HBP: 1	WP: 0 PB: 0 SB: 1 CS: 0	PA: 37
PITCHER	IP WLS BF H R ER SO BB IBB HBP BLK WP HR S P ERA WHIP																					
Bobby Jones, R (1, 1) ERA: 7.02	5.2 L 27 7 7 4 2 1 0 1 0 0 0 1 60 86 6.35 1.412																					
Dave Telgheder, R (6, 1) ERA: 5.01	1.1 4 0 0 0 0 0 0 0 0 0 0 0 7 8 0.00 0.000																					
Josias Manzanillo, R (8, 1) ERA: 8.22	2.0 6 0 0 0 1 0 0 0 0 0 0 0 15 21 0.00 0.000																					

Colorado Rockies @ New York Mets
Shea Stadium, Flushing, NY
Sat Aug 28 1993, 7:05 PM EDT
Att. 25,238 - Unknown - 73 F

livebaseballscorecards.com

AB	34
R	7
H	7
RBI	5
BB	1
SO	3
LOB	8



BOTTOM

Colorado Rockies @ New York Mets
 Shea Stadium, Flushing, NY
 Sat Aug 28 1993, 7:05 PM EDT
 Att: 25,238 - Unknown - 73 F

livebaseballscorecards.com

AB	34
R	5
H	8
RBI	5
BB	1
SO	4
LOB	4



WP: 0	PA: 35
PB: 0	
SB: 0	
CS: 0	

AB	R	H	RBI	BB	SO	LOB
4	1	1	1	0	0	0
4	1	1	0	0	1	0
4	0	0	0	0	1	1
4	1	1	0	0	1	1
4	2	3	3	0	0	0
3	0	0	0	1	0	1
4	0	1	1	0	0	1
2	0	0	0	0	0	0
2	0	1	0	0	1	0
2	0	0	0	0	0	0
0	0	0	0	0	0	0
1	0	0	0	0	0	0
0	0	0	0	0	0	0

Batter	1	2	3	4	5	6	7	8	9
Joe Orsulak, L (1, 7) OBP: 0.340, SLG: 0.422	1-1 F7		1-0 HR		1-0 G4-3		2-2 G5-3		
Jeremy Burnitz, L (1, 9) OBP: 0.320, SLG: 0.456	1-1 F8		3-3 K			1-0 G3-1 1B 2B	3-2 F9		
Eddie Murray, S (1, 3) OBP: 0.304, SLG: 0.445	0-1 P4			2-3 K		1-1 G3-1	0-0 F9		
Bobby Bonilla, S (1, 5) OBP: 0.352, SLG: 0.501		1-0 F8		1-0 HR 1B		2-3 K	1-0 G5-3		
Jeff Kent, R (1, 4) OBP: 0.333, SLG: 0.457		1-0 G5-3 1B		2-0 HR 1B		3-0 BB 1B	3-1 G6-3		
Ryan Thompson, R (1, 8) OBP: 0.274, SLG: 0.383		1-2 G5-3		1-1 G5-3		4-0 BB 1B		2-2 F8	
Todd Hundley, S (1, 2) OBP: 0.258, SLG: 0.333		0-1 G4-3		0-2 F9		1-0 BB 1B		1-0 G4-3	
Kevin Baez, R (1, 6) OBP: 0.297, SLG: 0.238			1-2 F7		0-0 P4	1-2 BB 1B		1-3 K	
Jeff McKnight, S (6, PH) OBP: 0.321, SLG: 0.314						1-2 BB 1B			
Bobby Jones, R (1, 1) OBP: 0.167, SLG: 0.333			0-2 G2-3		0-0 F8		3-2 G4-3		
Dave Telgheder, R (7, PH) OBP: 0.250, SLG: 0.375									
Josias Manzanillo, R (8, 1)									

Inning	R	H	E	K	S	H	LOB	BB	P
1	0	0	0	6	8	1	1	0	10
2	0	0	0	7	8	0	0	0	10
3	1	1	0	10	15	1	0	0	15
4	2	2	0	11	17	2	0	0	17
5	0	0	0	3	4	0	0	0	4
6	2	4	0	11	24	2	2	1	24
7	0	0	0	10	18	0	0	0	18
8	0	0	0	4	8	0	0	0	8
9	0	0	0	7	11	0	0	0	11

PITCHER	IP	WLS	BF	H	R	ER	SO	BB	IBB	HBP	BLK	WP	HR	S	P	ERA	WHIP
Armando Reynoso, R (1, 1) ERA: 3.62	5.2	W	23	6	5	5	3	0	0	0	0	0	2	44	68	7.94	1.059
Steve Reed, R (6, 1) ERA: 4.45	1.1		6	2	0	0	0	1	0	0	0	0	0	14	28	0.00	2.250
Bruce Ruffin, L (8, 1) ERA: 4.43	1.0		3	0	0	0	0	0	0	0	0	0	0	4	8	0.00	0.000
Darren Holmes, R (9, 1) ERA: 4.73	1.0	S	3	0	0	0	1	0	0	0	0	0	0	7	11	0.00	0.000

Colorado Rockies @ New York Mets
 Shea Stadium, Flushing, NY
 Sun Aug 29 1993, 3:33 AM EDT
 Att. 25,774 - Sunny

livebaseballscorecards.com

AB	34
R	6
H	9
RBI	6
BB	0
SO	6
LOB	8



WP	3	PA	37
PB	0		
SB	0		
CS	0		

AB R H RBI BB SO LOB

1 2 3 4 5 6 7 8 9

Batter

Eric Young Sr. R (1, 7) OBP: 0.333, SLG: 0.324	2-2 BLK 1B		1-2 G5-3		1-1 G5-3		1-1 SH2-3 SF9 2B	2-0 G4-3	5 1 2 0 0 0 2
Joe Girardi R (1, 2) OBP: 0.313, SLG: 0.387	0-1 F8		1-1 G6-3		0-0 G4-3		0-0 SH2-3		3 0 0 0 0 0 1
Andres Galarraga R (1, 3) OBP: 0.417, SLG: 0.628	0-0 F8			1-1 L7		1-1 1B HR HBP	0-2 SF9		2 1 0 1 0 0 1
Charlie Hayes R (1, 5) OBP: 0.341, SLG: 0.501	1-3 1-2			0-0 1B		1-1 1-2 HR 1B	2-1 1B		4 1 3 0 0 1 1
Jerald Clark R (1, 9) OBP: 0.324, SLG: 0.428		1-0 G5-3		0-0 F8		1-0 HR		0-1 G6-3	4 1 1 3 0 0 1
Chris Jones R (1, 8) OBP: 0.302, SLG: 0.448		2-0 F9		0-0 G1-3		0-2 G5-3		0-3 K	4 0 0 0 0 1 1
Freddie Benavides R (1, 4) OBP: 0.288, SLG: 0.373		1-2 G1-3			3-2 G6-3		1-3 K		4 1 1 0 0 1 0
Vinny Castilla R (1, 6) OBP: 0.294, SLG: 0.443			2-0 HR		0-0 F7		1-1 G5-3		4 1 1 1 0 1 1
Lance Painter L (1, 1) OBP: 0.250, SLG: 0.250			0-0 G4-3		1-3 K		2-3 K		4 0 1 1 0 2 0

Inning Stats	R: 0	H: 1	R: 0	H: 0	R: 1	H: 1	R: 0	H: 1	R: 0	H: 0	R: 3	H: 2	R: 0	H: 0	R: 1	H: 2	R: 1	H: 2	1B: 6	SF: 1	WP: 3	PA: 37
	E: 0	LOB: 1	E: 0	LOB: 0	E: 0	LOB: 0	E: 0	LOB: 1	E: 0	LOB: 0	E: 0	LOB: 0	E: 0	LOB: 0	E: 0	LOB: 1	E: 0	LOB: 2	2B: 1	SAC: 1	PB: 0	
	K: 1	BB: 0	K: 0	BB: 0	K: 0	BB: 0	K: 0	BB: 0	K: 1	BB: 0	K: 0	BB: 0	K: 2	BB: 0	K: 2	BB: 0	K: 2	BB: 0	3B: 0	DP: 0	SB: 0	
	S: 11	P: 14	S: 7	P: 11	S: 7	P: 11	S: 5	P: 6	S: 7	P: 11	S: 10	P: 14	S: 9	P: 13	S: 8	P: 11	S: 13	P: 22	HR: 2	HBP: 1	CS: 0	

PITCHER	IP	WLS	BF	H	R	ER	SO	BB	IBB	HBP	BLK	WP	HR	S	P	ERA	WHIP	PITCHER	IP	WLS	BF	H	R	ER	SO	BB	IBB	HBP	BLK	WP	HR	S	P	ERA	WHIP
Frank Tanana L (1, 1) ERA: 4.39	8.0	L	31	7	5	5	4	0	0	1	1	0	2	64	91	5.62	0.875	John Franco L (9, 1) ERA: 3.21	1.0		6	2	1	1	2	0	0	0	0	2	0	13	22	9.00	2.000

Batter	1	2	3	4	5	6	7	8	9	AB	R	H	RBI	BB	SO	LOB
Ryan Thompson, R OBP: 0.274, SLG: 0.380 (1, 8)	0-0 CS 1B		2-1 L5			1-0 G5-3		2-1 P4		4	0	1	0	0	0	1
Charlie O'Brien, R OBP: 0.287, SLG: 0.338 (1, 2)	1-2 SAFE SAFE SAFE SAFE 1-2		3-3 K			2-0 P4		0-0 F9		4	0	0	0	0	1	1
Eddie Murray, S OBP: 0.304, SLG: 0.446 (1, 3)	3-2 3B 2B				1-1 F8			2-2 G1-3		4	1	1	0	0	0	0
Bobby Bonilla, S OBP: 0.352, SLG: 0.503 (1, 5)	1-2 2-H 3B				2-1 L7			0-1 G6-3		4	0	1	1	0	0	0
Jeff Kent, R OBP: 0.330, SLG: 0.453 (1, 4)	0-1 P3				2-2 P4			0-0 G5-3		3	0	0	0	0	0	1
Dave Gallagher, R OBP: 0.339, SLG: 0.458 (1, 9)			1-2 F8		0-1 L7			1-1 G6-3		3	0	0	0	0	0	0
Chico Walker, S OBP: 0.277, SLG: 0.336 (1, 7)			3-2 P5		0-0 S 1B			0-0 F7		3	0	1	0	0	0	0
Kevin Baez, R OBP: 0.299, SLG: 0.258 (1, 6)			1-1 G3		1-3 SAFE SAFE SAFE 1-2 K			0-1 2B		3	0	1	0	0	1	1
Frank Tanana, L OBP: 0.164, SLG: 0.204 Jeff McKnight, S OBP: 0.319, SLG: 0.311 John Franco, L (8, PH) (9, 1)			0-1 G4-3		1-1 P5			0-1 F8		2	0	0	0	0	0	1
										1	0	0	0	0	0	1
										0	0	0	0	0	0	0

BOTTOM	
Colorado Rockies @ New York Mets Shea Stadium, Flushing, NY Sun Aug 29 1993, 3:33 AM EDT Att. 25,774 - Sunny	AB 31 R 1 H 5 RBI 1 BB 0 SO 2 LOB 6
WP: 0 PA: 31 PB: 0 SB: 1 CS: 1	

PITCHER		IP	WLS	BF	H	R	ER	SO	BB	IBB	HBP	BLK	WP	HR	S	P	ERA	WHIP
Lance Painter, L ERA: 7.23 (1, 1)		9.0	W	31	5	1	1	2	0	0	0	0	0	0	65	95	1.00	0.556

Batter	1	2	3	4	5	6	7	8	9	AB R H RBI BB SO LOB	TOP		
Marquis Grissom, R (1, 8) <small>OBP: 0.346, SLG: 0.423</small>	4-0 	2-0 FC6-4 		2-3 		1-3 		1-2 FC4-6 		4 1 0 0 1 2 5			
Oreste Marrero, L (1, 3) <small>OBP: 0.378, SLG: 0.333</small>	4-0 		0-0 	4-0 		4-0 		4-2 		1 0 1 0 4 0 0			
Moises Alou, R (1, 7) <small>OBP: 0.333, SLG: 0.470</small> John Vander Wal, L (3, PR) <small>OBP: 0.333, SLG: 0.385</small>	2-3 		0-0 	3-1 		0-2 	4-1 	3-1 		2 0 1 0 0 1 2 2 1 0 0 1 0 4			
Larry Walker, L (1, 9) <small>OBP: 0.370, SLG: 0.462</small>	1-2 		0-0 	4-2 			2-2 		1-1 	3 2 1 2 1 0 3			
Darrin Fletcher, L (1, 2) <small>OBP: 0.345, SLG: 0.390</small>	3-2 		0-0 	1-3 			4-1 	2-2 		4 0 2 3 1 1 4			
Mike Lansing, R (1, 5) <small>OBP: 0.344, SLG: 0.359</small>		1-2 	1-3 		1-3 		0-1 	0-1 		5 0 1 0 0 2 4			
Randy Ready, R (1, 4) <small>OBP: 0.325, SLG: 0.329</small>		1-2 	1-1 		2-0 			4-2 	1-2 	4 1 1 0 1 0 1			
Wil Cordero, R (1, 6) <small>OBP: 0.303, SLG: 0.365</small>		4-2 		1-2 	0-2 			0-1 		3 0 1 0 1 0 0			
Jeff Fassero, L (1, 1) Mel Rojas, R (8, 1)		1-3 		4-0 		0-1 		0-3 		3 1 0 0 1 2 4 0 0 0 0 0 0 0			
Inning Stats	R: 1 H: 0 E: 0 LOB: 1 K: 1 BB: 2 S: 11 P: 24	R: 0 H: 2 E: 0 LOB: 2 K: 1 BB: 1 S: 13 P: 22	R: 2 H: 3 E: 0 LOB: 1 K: 1 BB: 0 S: 9 P: 11	R: 1 H: 0 E: 1 LOB: 3 K: 2 BB: 3 S: 14 P: 33	R: 0 H: 0 E: 0 LOB: 0 K: 1 BB: 0 S: 7 P: 10	R: 0 H: 0 E: 0 LOB: 0 K: 1 BB: 1 S: 8 P: 13	R: 0 H: 0 E: 0 LOB: 1 K: 0 BB: 2 S: 7 P: 17	R: 1 H: 1 E: 0 LOB: 2 K: 1 BB: 2 S: 17 P: 29	R: 1 H: 2 E: 0 LOB: 0 K: 0 BB: 0 S: 10 P: 14	1B: 6 SF: 1 2B: 1 SAC: 0 3B: 1 DP: 2 HR: 0 HBP: 0	WP: 0 PA: 44 PB: 0 SB: 4 CS: 1		
PITCHER	IP WLS BF H R ER SO BB IBB HBP BLK WP HR S P ERA WHIP											PITCHER	IP WLS BF H R ER SO BB IBB HBP BLK WP HR S P ERA WHIP
Mo Sanford, R (1, 1) <small>ERA: 5.16</small>	3.2 L 21 5 4 3 4 5 0 0 0 0 0 0 42 80 7.36 2.727												
Bruce Ruffin, L (4, 1) <small>ERA: 4.34</small>	2.1 8 0 0 0 3 2 0 0 0 0 0 0 20 33 0.00 0.857												
Gary Wayne, L (7, 1) <small>ERA: 4.91</small>	1.1 7 1 1 1 1 3 0 0 1 0 0 15 29 6.75 3.000												
Marcus Moore, R (8, 1) <small>ERA: 4.12</small>	0.2 3 0 0 0 0 1 0 0 0 0 0 9 17 0.00 1.500												
Mike Munoz, L (9, 1) <small>ERA: 5.14</small>	1.0 4 2 1 1 0 0 0 0 0 0 0 10 14 9.00 2.000												

Montreal Expos @ Colorado Rockies
 Mile High Stadium, Denver, CO
 Mon Aug 30 1993, 9:05 PM EDT
 Att. 47,699 - Unknown - 59 F

livebaseballscorecards.com

AB	31
R	6
H	8
RBI	5
BB	11
SO	8
LOB	27



BOTTOM

Montreal Expos @ Colorado Rockies
Mile High Stadium, Denver, CO
Mon Aug 30 1993, 9:05 PM EDT
Att: 47,699 - Unknown - 59 F

livebaseballscores.com

AB	32
R	1
H	5
RBI	1
BB	0
SO	11
LOB	7



WP:	0	PA:	32
PB:	0	SB:	0
CS:	0		

AB	R	H	RBI	BB	SO	LOB
3	0	0	0	0	2	0
1	0	0	0	0	0	2

4	0	1	0	0	1	0
---	---	---	---	---	---	---

3	0	0	0	0	1	1
1	0	1	0	0	0	0

4	0	0	0	0	1	2
---	---	---	---	---	---	---

4	0	0	0	0	2	1
---	---	---	---	---	---	---

3	1	1	0	0	1	0
---	---	---	---	---	---	---

3	0	0	0	0	1	1
---	---	---	---	---	---	---

3	0	1	0	0	1	0
---	---	---	---	---	---	---

1	0	0	0	0	1	0
0	0	0	0	0	0	0
1	0	0	0	0	0	0
0	0	0	0	0	0	0
0	0	0	0	0	0	0
1	0	1	1	0	0	0
0	0	0	0	0	0	0

1B:	5	SF:	0
2B:	0	SAC:	0
3B:	0	DP:	0
HR:	0	HBP:	0

Batter	1	2	3	4	5	6	7	8	9
Chris Jones, R (1, 8) OBP: 0.297, SLG: 0.440 Daryl Boston, L (8, PH) OBP: 0.314, SLG: 0.414 (9, 8)	1-3 K		1-3 K			0-1 F8		1-2 G3-1	
Joe Girardi, R (1, 2) OBP: 0.312, SLG: 0.385	2-2 1B			1-3 K			0-0 G5-3	0-2 G6-3	
Andres Galarraga, R (1, 3) OBP: 0.414, SLG: 0.622 Freddie Benavides, R (8, 3) OBP: 0.290, SLG: 0.376	1-0 F7		1-1 G1-3				0-3 K	1-2 1B	
Dante Bichette, R (1, 9) OBP: 0.344, SLG: 0.533	1-2 G6-3		0-3 K				3-1 G6-3	0-0 P4	
Charlie Hayes, R (1, 5) OBP: 0.339, SLG: 0.497		1-2 G4-3		2-2 G5-3			1-3 K	1-3 K	
Jerald Clark, R (1, 7) OBP: 0.324, SLG: 0.427		2-3 K		1-1 G5-3			0-2 1B		
Vinny Castilla, R (1, 6) OBP: 0.291, SLG: 0.438		1-1 G5-3		1-0 F8			0-3 K		
Roberto Mejia, R (1, 4) OBP: 0.274, SLG: 0.356			1-3 K			2-1 P3	1-0 1B		
Mo Sanford, R (1, 1) Bruce Ruffin, S (4, 1) Eric Young Sr., R (6, PH) Gary Wayne, L (7, 1) Marcus Moore, S (8, 1) Danny Sheaffer, R (8, PH) Mike Munoz, L (9, 1)			1-3 K			1-0 F9	2-2 1B		

Inning Stats	R: 0	H: 1	E: 0	K: 1	S: 11	R: 0	H: 0	E: 0	K: 1	S: 8	R: 0	H: 0	E: 0	K: 3	S: 9	R: 0	H: 0	E: 0	K: 2	S: 9	R: 0	H: 0	E: 0	K: 0	S: 6	R: 0	H: 0	E: 0	K: 0	S: 5	R: 0	H: 0	E: 0	K: 1	S: 6	R: 1	H: 3	E: 0	K: 2	S: 16	R: 0	H: 1	E: 0	K: 1	S: 13
	LOB: 1	BB: 0				LOB: 0	BB: 0				LOB: 0	BB: 0				LOB: 0	BB: 0				LOB: 0	BB: 0				LOB: 0	BB: 0				LOB: 0	BB: 0				LOB: 2	BB: 0				LOB: 1	BB: 0			

PITCHER	IP	WLS	BF	H	R	ER	SO	BB	IBB	HBP	BLK	WP	HR	S	P	ERA	WHIP
Jeff Fassero, L (1, 1) ERA: 1.95	7.2	W	27	4	1	1	10	0	0	0	0	0	0	67	95	1.17	0.522
Mel Rojas, R (8, 1) ERA: 2.97	1.1	S	5	1	0	0	1	0	0	0	0	0	0	16	19	0.00	0.750

Batter	1	2	3	4	5	6	7	8	9	AB R H RBI BB SO LOB	TOP											
Marquis Grissom, R (1, 8) OBP: 0.348, SLG: 0.429	1-1 HR		2-2 G5-3		3-1 E6 2B		4-0 E 1B BB	3-1 E6 1B	1-2 FC3-6 1B 1-2	5 4 2 1 1 0 0												
Oreste Marrero, L (1, 3) OBP: 0.392, SLG: 0.381	0-2 G1-3		2-0 G4-3 2B		1-0 P4		0-0 F7 1B 1-2	0-2 F8	0-2 FC3-6 1B 1-2 2-H	6 1 3 1 0 0 2												
John Vander Wal, L (1, 7) OBP: 0.324, SLG: 0.372	1-2 F7		1-1 G4-3		1-3 K		1-2 FC3 FC6-5 1B 1-2 2-H	0-2 L7	2-1 FC3-6 FC4-6 1-2f 2-3	6 0 0 0 0 1 6												
Larry Walker, L (1, 9) OBP: 0.370, SLG: 0.459	0-0 G1-3		3-3 K		4-0 2B BB		2-0 F7 2-3	3-2 1B HR 1B 1-2	2-2 FC4-6 1-2f	5 2 1 0 1 1 5												
Darrin Fletcher, L (1, 2) OBP: 0.348, SLG: 0.397		2-1 L9		0-0 L7	3-1 2B 1-H 3-H		1-2 BB FC6-5 2B 1B 1-2 3-H	0-2 HR 1B 1-3 2-H		5 2 3 4 0 0 0 0 0 0 0 0 0 0												
Joe Siddall, L (8, 2) OBP: 0.167, SLG: 0.091																						
Sean Berry, R (1, 5) OBP: 0.336, SLG: 0.438		1-1 HR 1B		1-0 FC5 2B	2-1 F7		1-0 FC6-5 2B 1-2 2-3	3-2 HR 1B 1-H 3-H		5 3 3 3 0 0 3												
Randy Ready, R (1, 4) OBP: 0.329, SLG: 0.315		0-3 K		4-2 FC5 BB		2-2 G6-3	4-1 2B BB 1-2 2-3	3-1 L8		3 0 0 0 2 1 1												
Wil Cordero, R (1, 6) OBP: 0.307, SLG: 0.379		0-0 HR		1-0 FC5 FC5-4 1-2 2-3		1-1 G6-3	2-1 2B 1-3 2-H 3-H		2-0 1B 1B	5 2 3 4 0 0 2												
Gil Heredia, R (1, 1) OBP: 0.182, SLG: 0.273		2-3 K		0-1 FC5-4		0-0 L7	2-0 L8		1-3 K	3 0 0 0 0 1 2 1 0 0 0 0 0 2 0 0 0 0 0 0 0 1 0 0 0 0 1 1												
Lou Frazier, S (7, PH) OBP: 0.359, SLG: 0.362																						
Jeff Shaw, R (7, 1) OBP: 0.067, SLG: 0.067																						
Brian Barnes, L (9, PH) OBP: 0.190, SLG: 0.150																						
Inning Stats	R: 1 E: 0 K: 0 S: 9	H: 1 LOB: 0 BB: 0 P: 11	R: 2 E: 0 K: 2 S: 12	H: 2 LOB: 0 BB: 0 P: 17	R: 0 E: 0 K: 1 S: 9	H: 1 LOB: 1 BB: 0 P: 17	R: 0 E: 0 K: 0 S: 7	H: 1 LOB: 2 BB: 1 P: 13	R: 2 E: 1 K: 1 S: 10	H: 1 LOB: 1 BB: 1 P: 24	R: 0 E: 0 K: 0 S: 6	H: 0 LOB: 0 BB: 0 P: 9	R: 4 E: 1 K: 0 S: 13	H: 3 LOB: 2 BB: 2 P: 30	R: 4 E: 1 K: 0 S: 21	H: 3 LOB: 0 BB: 0 P: 33	R: 1 E: 0 K: 1 S: 15	H: 3 LOB: 2 BB: 0 P: 23	1B: 8 2B: 4 3B: 0 HR: 3	SF: 0 SAC: 0 DP: 0 HBP: 0	WP: 0 PB: 0 SB: 0 CS: 0	PA: 49
PITCHER	IP WLS BF H R ER SO BB IBB HBP BLK WP HR S P ERA WHIP																					
Greg Harris, R (1, 1) ERA: 4.33	5.0 L 24 6 5 3 4 2 0 0 0 0 0 2 47 82 5.40 1.600																					
Steve Reed, R (6, 1) ERA: 4.52	1.0 4 0 1 1 0 1 0 0 0 0 0 0 6 13 9.00 1.000																					
Mike Munoz, L (7, 1) ERA: 4.91	0.1 4 2 1 0 0 0 0 0 0 0 0 0 8 12 0.00 6.000																					
Marcus Moore, R (7, 1) ERA: 3.8	1.2 11 4 6 0 0 1 0 0 0 0 0 1 26 47 0.00 3.000																					
Darren Holmes, R (9, 1) ERA: 4.82	1.0 6 3 1 1 1 0 0 0 0 0 0 0 15 23 9.00 3.000																					

Montreal Expos @ Colorado Rockies
Mile High Stadium, Denver, CO
Tue Aug 31 1993, 9:05 PM EDT
Att. 46,288 - Unknown - 70 F

livebaseballscorecards.com

AB	45
R	14
H	15
RBI	13
BB	4
SO	5
LOB	24




BOTTOM

Montreal Expos @ Colorado Rockies
 Mile High Stadium, Denver, CO
 Tue Aug 31 1993, 9:05 PM EDT
 Att: 46,288 - Unknown - 70 F

livebaseballscorecards.com

AB	37
R	3
H	13
RBI	3
BB	1
SO	7
LOB	20



WP: 0	PA: 38
PB: 0	
SB: 1	
CS: 0	

AB	R	H	RBI	BB	SO	LOB
4	0	0	0	0	0	2
1	0	1	0	0	0	0

5	1	1	0	0	1	3
---	---	---	---	---	---	---

4	1	4	1	0	0	0
---	---	---	---	---	---	---

4	0	0	0	0	2	3
0	0	0	0	0	0	0

4	1	2	0	0	0	1
---	---	---	---	---	---	---

3	0	1	0	1	0	3
---	---	---	---	---	---	---

4	0	3	2	0	0	1
---	---	---	---	---	---	---

4	0	0	0	0	3	5
---	---	---	---	---	---	---

1	0	0	0	0	1	0
1	0	0	0	0	0	2
0	0	0	0	0	0	0
0	0	0	0	0	0	0
0	0	0	0	0	0	0
1	0	0	0	0	0	0
1	0	1	0	0	0	0

1B:	11	SF:	0
2B:	3	SAC:	0
3B:	0	DP:	3
HR:	0	HBP:	0

Batter	1	2	3	4	5	6	7	8	9
Alex Cole, L (1, 8) OBP: 0.346, SLG: 0.321 Chris Jones, R (9, PH) OBP: 0.301, SLG: 0.443	F8		G4-3		G4-3			F9	F8
Joe Girardi, R (1, 2) OBP: 0.310, SLG: 0.381	K		G1-3		G4-3			2B	F8
Dante Bichette, R (1, 9) OBP: 0.349, SLG: 0.539	G6-3				G4-3			1-H	
Andres Galarraga, R (1, 3) OBP: 0.410, SLG: 0.615 Darren Holmes, R (9, 1)					K			K	
Charlie Hayes, R (1, 5) OBP: 0.340, SLG: 0.499					G4-3				G3
Jerald Clark, R (1, 7) OBP: 0.326, SLG: 0.427									G3
Freddie Benavides, R (1, 6) OBP: 0.299, SLG: 0.384									
Roberto Mejia, R (1, 4) OBP: 0.267, SLG: 0.347									K
Greg Harris, R (1, 1) OBP: 0.271, SLG: 0.203 Daryl Boston, L (5, PH) OBP: 0.313, SLG: 0.413 Steve Reed, R (6, 1) Mike Munoz, L (7, 1) Marcus Moore, S (7, 1) Eric Young Sr., R (8, PH) OBP: 0.332, SLG: 0.323 Danny Sheaffer, R (9, 3) OBP: 0.295, SLG: 0.376			K						

Inning Stats	R: 0	H: 0	R: 1	H: 3	R: 0	H: 0	R: 0	H: 1	R: 0	H: 1	R: 0	H: 1	R: 1	H: 2	R: 1	H: 4	1B:	SF:
	E: 0	LOB: 0	E: 1	LOB: 1	E: 0	LOB: 0	E: 0	LOB: 0	E: 0	LOB: 0	E: 0	LOB: 1	E: 0	LOB: 1	E: 0	LOB: 3	2B:	SAC:
	K: 1	BB: 0	K: 1	BB: 0	K: 1	BB: 0	K: 1	BB: 0	K: 0	BB: 0	K: 0	BB: 0	K: 1	BB: 0	K: 1	BB: 0	3B:	DP:
	S: 7	P: 9	S: 10	P: 12	S: 7	P: 9	S: 5	P: 5	S: 4	P: 5	S: 6	P: 7	S: 10	P: 15	S: 13	P: 19	HR:	HBP:

PITCHER	IP	WLS	BF	H	R	ER	SO	BB	IBB	HBP	BLK	WP	HR	S	P	ERA	WHIP
Gil Heredia, R (1, 1) ERA: 3.59	6.0		22	6	1	0	5	1	0	0	0	0	0	43	58	0.00	1.167
Jeff Shaw, R (7, 1) ERA: 3.96	2.0		9	3	1	1	1	0	0	0	0	0	0	16	22	4.50	1.500
Brian Barnes, L (9, 1) ERA: 4.15	1.0		7	4	1	1	1	0	0	0	0	0	0	13	19	9.00	4.000

Batter	1	2	3	4	5	6	7	8	9	AB R H RBI BB SO LOB	TOP
--------	---	---	---	---	---	---	---	---	---	----------------------	-----

Marquis Grissom, R (1, 8) OBP: 0.349, SLG: 0.436	0-2 FC6-2 1B	G1-3		2-2 HR		0-2 K		2-3 K	0-0 1B	6 1 3 3 0 2 2											
Oreste Marrero, L (1, 3) OBP: 0.386, SLG: 0.362	1-3 SAFE SAFE SAFE SAFE SAFE SAFE SAFE SAFE	1-3 SAFE SAFE SAFE SAFE SAFE SAFE SAFE SAFE	0-0 F7	1-2 G4-3		1-0 1B E 1B		4-2 3B BB	2-3 K	5 1 1 0 1 2 2											
Rondell White, R (1, 7)	2-1 FC6-2 HR		2-2 F8	1-1 F8		1-1 E6 1B		1-1 E1 3B		5 2 0 0 0 0 3											
Larry Walker, L (1, 9) OBP: 0.374, SLG: 0.475	1-0 HR		1-1 S 1B		0-3 K	0-2 1B		0-2 SF9 3B		5 2 4 4 0 1 0											
Darrin Fletcher, L (1, 2)	0-1 G6-3		2-2 G4-3		2-2 L4	1-2 G4-3		1-2 SF9		4 0 0 1 0 0 4											
Sean Berry, R (1, 5) OBP: 0.348, SLG: 0.470			4-2 SH3-4 1B BB		0-2 1B 1B	4-2 BB		2-0 HR	0-1 HR	3 3 3 2 2 0 0											
Mike Lansing, R (1, 4) OBP: 0.347, SLG: 0.360		0-2 F7		0-0 1B HR 1B		4-2 BB		2-0 CS 1B	1-1 F8	4 1 2 0 1 0 1											
Wil Cordero, R (1, 6) OBP: 0.308, SLG: 0.379		1-1 SH3-4 1B		2-1 SH3-4 HR 1B		1-3 K		1-2 G3-1		5 1 2 1 0 2 3											
Dennis Martinez, R (1, 1) OBP: 0.177, SLG: 0.203		0-2 SH3-4		0-0 SH3-4		0-3 K		2-2 L4		2 0 0 0 0 1 0											
Tim Spehr, R (9, PH) OBP: 0.239, SLG: 0.305									2-1 P3	1 0 0 0 0 0 0											
Tim Scott, R (9, 1)										0 0 0 0 0 0 0											
Inning Stats	R: 2 E: 1 K: 1 S: 13	H: 2 LOB: 0 BB: 0 P: 17	R: 0 E: 0 K: 0 S: 14	H: 1 LOB: 2 BB: 1 P: 21	R: 0 E: 0 K: 0 S: 9	H: 1 LOB: 1 BB: 0 P: 14	R: 4 E: 0 K: 0 S: 15	H: 4 LOB: 0 BB: 0 P: 21	R: 0 E: 0 K: 2 S: 16	H: 0 LOB: 2 BB: 2 P: 27	R: 0 E: 1 K: 2 S: 15	H: 2 LOB: 3 BB: 0 P: 18	R: 1 E: 0 K: 0 S: 9	H: 2 LOB: 0 BB: 0 P: 16	R: 4 E: 1 K: 1 S: 19	H: 2 LOB: 0 BB: 1 P: 28	R: 0 E: 0 K: 2 S: 10	H: 1 LOB: 1 BB: 0 P: 16	1B: 10 2B: 0 3B: 1 HR: 4	SF: 1 SAC: 2 DP: 0 HBP: 0	WP: 0 PA: 47 PB: 0 SB: 1 CS: 1

PITCHER																	PITCHER																			
IP	WLS	BF	H	R	ER	SO	BB	IBB	HBP	BLK	WP	HR	S	P	ERA	WHIP	IP	WLS	BF	H	R	ER	SO	BB	IBB	HBP	BLK	WP	HR	S	P	ERA	WHIP			
Kent Bottenfield, R (1, 1) ERA: 5.19	4.0	L	21	8	6	6	1	1	0	0	0	2	51	73	13.50	2.250																				
Bruce Ruffin, L (5, 1) ERA: 4.26	2.0		11	2	0	0	4	2	0	0	0	0	31	45	0.00	2.000																				
Steve Reed, R (7, 1) ERA: 4.71	1.1		7	2	3	3	1	1	0	0	0	1	16	30	20.25	2.250																				
Gary Wayne, L (8, 1) ERA: 5.19	0.2		4	2	2	1	0	0	0	0	0	1	12	14	13.50	3.000																				
Mike Munoz, L (9, 1) ERA: 4.32	1.0		4	1	0	0	2	0	0	0	0	0	10	16	0.00	1.000																				

Montreal Expos @ Colorado Rockies
Mile High Stadium, Denver, CO
Wed Sep 01 1993, 9:05 PM EDT
Att: 46,781 - Unknown

livebaseballscorecards.com

AB	40
R	11
H	15
RBI	11
BB	4
SO	8
LOB	15



BOTTOM

Montreal Expos @ Colorado Rockies
 Mile High Stadium, Denver, CO
 Wed Sep 01 1993, 9:05 PM EDT
 Att. 46,781 - Unknown

livebaseballscorecards.com

AB	32
R	3
H	5
RBI	3
BB	0
SO	3
LOB	4



WP: 0	PA: 32
PB: 0	SB: 1
CS: 0	

AB R H RBI BB SO LOB

4	1	1	1	0	0	0
4	0	0	0	0	0	1
4	0	1	1	0	1	0
4	0	0	0	0	0	1
4	0	0	0	0	0	0
3	0	1	0	0	1	0
3	0	0	0	0	0	1
3	1	1	0	0	0	0
1	0	0	0	0	1	0
0	0	0	0	0	0	0
1	0	0	0	0	0	1
0	0	0	0	0	0	0
0	0	0	0	0	0	0
1	1	1	1	0	0	0
0	0	0	0	0	0	0

Batter	1	2	3	4	5	6	7	8	9
Alex Cole, L OBP: 0.344, SLG: 0.320 (1, 8)	0-0 B1-3 ①			3-1 G4-3 ①		2-1 G6-3 S 1B ②		0-1 G1-3 ②	
Jerald Clark, R OBP: 0.323, SLG: 0.422 (1, 7)	1-0 G5-3 ②			1-2 F9 ②		3-1 G6-3 ②		1-0 G1-3 ③	
Dante Bichette, R OBP: 0.348, SLG: 0.536 (1, 9)	2-0 G6-3 ③			1-3 K ③		0-1 1B ③		1-2 F9 ①	
Andres Galarraga, R OBP: 0.405, SLG: 0.608 (1, 3)		0-1 G5-3 ①			2-2 L9 ①	0-2 F8 ③		0-1 P6 ②	
Charlie Hayes, R OBP: 0.337, SLG: 0.495 (1, 5)		1-0 L5 ②			1-1 F8 ②		2-2 L8 ①	1-0 F9 ③	
Danny Sheaffer, R OBP: 0.295, SLG: 0.376 (1, 2)		1-3 K ③			2-0 FC6-4 1B ③		1-2 G1-3 ②		
Freddie Benavides, R OBP: 0.295, SLG: 0.378 (1, 4)			2-2 G6-3 ①		3-1 FC6-4 1-2f ③		0-0 G6-3 ③		
Vinny Castilla, R OBP: 0.291, SLG: 0.437 (1, 6)			0-0 G1-3 ②			0-0 G3 1B ①		1-0 P4 ①	
Kent Bottenfield, R OBP: 0.190, SLG: 0.150 (1, 1)			0-3 K ③			1-1 G3 ①		0-0 HR ①	
Bruce Ruffin, S OBP: 0.167, SLG: 0.136 (5, 1)									
Chris Jones, R OBP: 0.299, SLG: 0.441 (6, PH)									
Steve Reed, R (7, 1)									
Gary Wayne, L (8, 1)									
Daryl Boston, L OBP: 0.316, SLG: 0.427 (8, PH)									
Mike Muñoz, L (9, 1)									

Inning Stats	R: 0	H: 0	E: 0	K: 0	S: 3	R: 0	H: 0	E: 0	K: 1	S: 6	R: 0	H: 0	E: 0	K: 1	S: 9	R: 0	H: 0	E: 0	K: 1	S: 8	R: 0	H: 1	E: 0	K: 0	S: 8	R: 2	H: 3	E: 0	K: 0	S: 12	R: 0	H: 0	E: 0	K: 0	S: 7	R: 1	H: 1	E: 0	K: 0	S: 5	R: 0	H: 0	E: 0	K: 0	S: 6	1B: 4	2B: 0	3B: 0	HR: 1	SF: 0	SAC: 0	DP: 0	HBP: 0	WP: 0	PA: 32
--------------	------	------	------	------	------	------	------	------	------	------	------	------	------	------	------	------	------	------	------	------	------	------	------	------	------	------	------	------	------	-------	------	------	------	------	------	------	------	------	------	------	------	------	------	------	------	-------	-------	-------	-------	-------	--------	-------	--------	-------	--------

PITCHER	IP	WLS	BF	H	R	ER	SO	BB	IBB	HBP	BLK	WP	HR	S	P	ERA	WHIP
Dennis Martinez, R ERA: 4.06 (1, 1)	8.0		29	5	3	3	3	0	0	0	0	0	1	58	89	3.38	0.625
Tim Scott, R ERA: 2.38 (9, 1)	1.0		3	0	0	0	0	0	0	0	0	0	0	6	8	0.00	0.000

PITCHER	IP	WLS	BF	H	R	ER	SO	BB	IBB	HBP	BLK	WP	HR	S	P	ERA	WHIP
---------	----	-----	----	---	---	----	----	----	-----	-----	-----	----	----	---	---	-----	------

Batter	1	2	3	4	5	6	7	8	9	AB R H RBI BB SO LOB	TOP																								
Carlos Garcia, R (1, 4) OBP: 0.324, SLG: 0.406	1-0 HR 1B	1-0 HBP		1-1 G5-3		0-1 P4		2-3 K 1-2		4 1 1 0 0 1 1																									
Jay Bell, R (1, 6) OBP: 0.388, SLG: 0.447	1-0 HR 1B	0-0 P9			2-0 G5-3		1-2 L7	4-0 BB IBB		4 1 1 0 1 0 1																									
Andy Van Slyke, L (1, 8) OBP: 0.374, SLG: 0.480	0-0 HR 1B	2-1 G3			4-1 1B BB		1-0 BB G2-3 1B	4-1 1-2 2-3 BB		3 1 2 3 2 0 1																									
Jeff King, R (1, 5) OBP: 0.351, SLG: 0.402	1-0 G4-3 FC3-2 1B		3-3 K		1 SAFE 3-1 F8		0-1 G2-3	1-3 K		5 0 1 0 0 2 5																									
Orlando Merced, S (1, 3) OBP: 0.417, SLG: 0.448 (7, 9)	1-2 G4-3		1-3 K		3-2 BB 1B		4-0 BB IBB	1-0 F9		4 0 1 0 1 1 1																									
Dave Clark, L (1, 9) OBP: 0.352, SLG: 0.412	1-1 E1 FC3-2		3-2 HR		4-0 BB		4-2 BB	0-0 F9		2 1 1 1 0 0 1																									
Lloyd McClendon, R (5, PH) OBP: 0.290, SLG: 0.291 (5, 9)					1-2 BB		1-2 2-3 BB		0 0 0 0 2 0 0																										
Mark Dewey, R (8, 1)									0 0 0 0 0 0 0																										
Tom Foley, L (8, 5) OBP: 0.297, SLG: 0.395									1 0 0 0 0 0 0																										
Al Martin, L (1, 7) OBP: 0.335, SLG: 0.451	3-2 FC3-2 1-2 3-H		2-3 K2-3		1-0 F8		2-1 G3-1	2-1 HR 1B		5 1 1 0 0 1 8																									
Jerry Goff, L (1, 2) OBP: 0.100, SLG: 0.100	1-1 F8			2-3 K		1-3 K		1-0 BB WP 1B	2-2 HR	3 0 0 0 0 2 2																									
Don Slaughter, R (8, PH) OBP: 0.356, SLG: 0.446 (8, 2)									2 1 2 2 0 0 0																										
John Hope, R (1, 1)		2-3 K		1-3 K		1-2 F9		0-2 L9	2-2 F9	3 0 0 0 0 2 0																									
Rich Robertson, L (7, 1)										0 0 0 0 0 0 0																									
Joel Johnston, R (7, 1) OBP: 0.400, SLG: 0.600										0 0 0 0 0 0 0																									
Kevin Young, R (7, 3) OBP: 0.298, SLG: 0.319										2 0 0 0 0 0 1																									
Inning Stats	R: 3 E: 1 K: 0 S: 15	H: 4 LOB: 2 BB: 0 P: 24	R: 0 E: 0 K: 1 S: 7	H: 0 LOB: 1 BB: 0 P: 12	R: 1 E: 0 K: 3 S: 13	H: 1 LOB: 0 BB: 0 P: 22	R: 0 E: 0 K: 2 S: 8	H: 0 LOB: 0 BB: 0 P: 12	R: 0 E: 0 K: 1 S: 8	H: 0 LOB: 0 BB: 0 P: 10	R: 0 E: 0 K: 0 S: 10	H: 1 LOB: 3 BB: 2 P: 22	R: 0 E: 0 K: 2 S: 15	H: 1 LOB: 3 BB: 2 P: 27	R: 2 E: 0 K: 0 S: 11	H: 2 LOB: 0 BB: 0 P: 18	1B: 7 2B: 0 3B: 0 HR: 3	SF: 0 SAC: 0 DP: 0 HBP: 1	WP: 1 PB: 0 SB: 1 CS: 0	PA: 45															
PITCHER	IP WLS BF H R ER SO BB IBB HBP BLK WP HR S P ERA WHIP																			IP WLS BF H R ER SO BB IBB HBP BLK WP HR S P ERA WHIP															
Armando Reynoso, R (1, 1) ERA: 3.73	4.2	22	5	4	4	6	1	0	1	0	0	2	47	83	7.71	1.286																			Marcus Moore, R (8, 1) ERA: 3.74
Gary Wayne, L (5, 1) ERA: 5.09	1.0	5	1	0	0	1	1	0	0	0	0	0	10	20	0.00	2.000																			Darren Holmes, R (9, 1) ERA: 5.06
Steve Reed, R (6, 1) ERA: 4.64	1.0	6	1	0	0	0	1	1	0	0	0	0	10	20	0.00	2.000																			
Mike Munoz, L (7, 1) ERA: 4.15	0.1	1	0	0	0	0	0	0	0	0	0	0	2	4	0.00	0.000																			
Bruce Ruffin, L (8, 1) ERA: 4.24	0.2	5	1	0	0	1	1	1	0	0	1	0	11	22	0.00	3.000																			

Pittsburgh Pirates @ Colorado Rockies
Mile High Stadium, Denver, CO

Fri Sep 03 1993, 9:05 PM EDT
Att. 51,512 - Unknown - 82 F

AB	38
R	6
H	10
RBI	6
BB	6
SO	9
LOB	21



BOTTOM

Pittsburgh Pirates @ Colorado Rockies
Mile High Stadium, Denver, CO

livebaseballscores.com

AB	34
R	7
H	11
RBI	7
BB	3
SO	3
LOB	19



WP	0	PA	40
PB	0		
SB	3		
CS	0		

Fri Sep 03 1993, 9:05 PM EDT
Att: 51,512 - Unknown - 82 F

AB R H RBI BB SO LOB

2	0	0	0	1	0	0
0	0	0	0	0	0	0
0	0	0	0	0	0	0
0	0	0	0	0	0	0
0	1	0	0	1	0	0

5	1	1	0	0	1	3
---	---	---	---	---	---	---

4	3	2	2	0	0	1
---	---	---	---	---	---	---

4	1	2	1	0	0	1
1	0	1	2	0	0	0

3	0	0	0	1	1	1
---	---	---	---	---	---	---

4	0	2	0	0	0	3
---	---	---	---	---	---	---

3	0	1	1	0	1	1
---	---	---	---	---	---	---

2	0	0	1	0	0	3
0	0	0	0	0	0	0
0	0	0	0	0	0	0
0	0	0	0	0	0	0
0	0	0	0	0	0	0
2	0	1	0	0	0	3

1	0	0	0	0	0	2
3	1	1	0	0	0	1

1B	6	SF	1
2B	4	SAC	1
3B	0	DP	1
HR	1	HBP	1

WP	0	PA	40
PB	0		
SB	3		
CS	0		

Batter	1	2	3	4	5	6	7	8	9
Eric Young Sr., R (1, 7) OBP: 0.332, SLG: 0.321	1-1 G3		4-2 FC5-4 BB		0-0 SH1-3		1-1 G4-3		4-1 E S 2B BB
Bruce Ruffin, S (8, 1) OBP: 0.167, SLG: 0.136					2-3				
Marcus Moore, S (8, 1)									
Darren Holmes, R (9, 1)									
Chris Jones, R (9, PH) OBP: 0.303, SLG: 0.441									
Daryl Boston, L (1, 8) OBP: 0.314, SLG: 0.427	0-0 F8		1-1 P5		0-0 G1-3			0-1 1B 2B	2-3 K
Dante Bichette, R (1, 9)	0-0 F8		2-0 L7		0-2 HR			0-0 2B SF8 1B	1-0 2B HBP
Andres Galarraga, R (1, 3) OBP: 0.406, SLG: 0.610		0-2 1B 1B FC5-4 1B	1-1 FC5-4		0-0 G1-3			0-0 SF8 2B	0-0 1-H 2B
Danny Sheaffer, R (8, PR) OBP: 0.299, SLG: 0.384									
Charlie Hayes, R (1, 5) OBP: 0.337, SLG: 0.491		1-1 L5		3-2 G5-3		0-3 K		4-0 IBB	
Joe Girardi, R (1, 2) OBP: 0.313, SLG: 0.383		1-2 FC5-4 1B 1B		0-0 E S 1B		0-2 F8		0-0 P4	
Vinny Castilla, R (1, 6) OBP: 0.291, SLG: 0.436		3-1 FC5-4 1B		1-3 K		1-1 F8		2-1 SF8	
Roberto Mejia, R (1, 4) OBP: 0.264, SLG: 0.342		1-1 FC5-4		0-1 G5-3			1-2 G5-6 1B	1-2 G5-3	
Gary Wayne, L (5, 1)									
Steve Reed, R (6, 1)									
Mike Munoz, L (7, 1)									
Alex Cole, L (7, PH) OBP: 0.344, SLG: 0.320		1-2 2-3 3-H							
Jerald Clark, R (7, PH) OBP: 0.323, SLG: 0.422									
Armando Reynoso, R (1, 1) OBP: 0.153, SLG: 0.228		3-2 G5-3			3-2 SH1-3 HR 2B				1-0 G4-3
Freddie Benavides, R (5, 4) OBP: 0.295, SLG: 0.382									

Inning Stats	R: 0	H: 0	E: 0	K: 4	S: 4	R: 1	H: 3	E: 0	K: 0	S: 18	R: 0	H: 0	E: 0	K: 0	S: 7	R: 0	H: 1	E: 1	K: 1	S: 11	R: 2	H: 2	E: 0	K: 0	S: 9	R: 0	H: 0	E: 0	K: 0	S: 11	R: 0	H: 1	E: 0	K: 0	S: 6	R: 2	H: 3	E: 0	K: 0	S: 12	R: 2	H: 1	E: 0	K: 1	S: 7	1B: 6	SF: 1	2B: 4	SAC: 1	3B: 0	DP: 1	HR: 1	HBP: 1	WP: 0	PA: 40
--------------	------	------	------	------	------	------	------	------	------	-------	------	------	------	------	------	------	------	------	------	-------	------	------	------	------	------	------	------	------	------	-------	------	------	------	------	------	------	------	------	------	-------	------	------	------	------	------	-------	-------	-------	--------	-------	-------	-------	--------	-------	--------

PITCHER	IP	WLS	BF	H	R	ER	SO	BB	IBB	HBP	BLK	WP	HR	S	P	ERA	WHIP
John Hope, R (1, 1) ERA: 4.09	6.0		25	6	3	3	2	1	0	0	0	0	1	60	86	4.50	1.167
Rich Robertson, L (7, 1) ERA:	0.0		1	1	0	0	0	0	0	0	0	0	0	3	4	∞	∞
Joel Johnston, R (7, 1) ERA: 3.44	1.0		4	2	2	2	0	0	0	0	0	0	0	6	7	18.00	2.000
Mark Dewey, R (8, 1) ERA: 2.41	1.2	L	10	2	2	2	1	1	1	1	0	0	0	16	31	10.80	1.800

Batter	1	2	3	4	5	6	7	8	9	AB R H RBI BB SO LOB	TOP											
Carlos Garcia, R OBP: 0.325, SLG: 0.406 (1, 4)	1-1 G1-3	2-2 FC5-4 1B		0-1 G4-3 1B		0-0 P6			0-1 G4-6-3 1-2f	5 0 2 0 0 0 3												
Jay Bell, R OBP: 0.390, SLG: 0.446 (1, 6)	4-1 1B 3B BB	1-1 FC5-4 1-2f		3-2 G4-3 1-2f		0-0 G4-6-3 1B			4-2 BB	3 1 1 0 2 0 3												
Andy Van Slyke, L OBP: 0.371, SLG: 0.475 (1, 8)	1-2 3B 1B		0-0 G4-3		1-1 G3-1		1-1 G4-6-3 1-2f		0-0 G3	5 1 1 0 0 0 2												
Jeff King, R OBP: 0.350, SLG: 0.402 (1, 5)	1-1 P2		0-0 S 1B 2B		1-1 F9		0-0 G6-3			4 1 1 0 0 0 2												
Orlando Merced, S OBP: 0.420, SLG: 0.459 (1, 9)	1-1 1-H 3-H 3B		4-1 1B 1B BB		2-3 K			1-0 3B		3 1 2 2 1 1 0												
Lonnie Smith, R OBP: 0.416, SLG: 0.437 (1, 7)	0-1 G5-3		0-1 1B 1-2 3-H 1B		3-3 K		2-0 G1-3			4 0 1 1 0 1 2												
Don Slaught, R OBP: 0.358, SLG: 0.447 (1, 2)		2-1 F9	0-0 1-3 2-H 1B		2-0 1B 1B		1-3 K			4 0 2 1 0 1 1												
Kevin Young, R OBP: 0.298, SLG: 0.318 (1, 3)		0-0 L9	3-1 F7		1-1 1B 1-2 1B		3-1 F8			4 0 1 0 0 0 2												
Tim Wakefield, R OBP: 0.152, SLG: 0.303 (1, 1)		0-1 1B		1-3 K		2-0 P6		0-0 G4-6-3 1B		2 0 1 0 0 1 0												
Tony Menendez, R (5, 1)										0 0 0 0 0 0 0												
Lloyd McClendon, R OBP: 0.288, SLG: 0.289 (6, PH)										1 0 0 0 0 0 2												
Mark Petkovsek, R (6, 1)										0 0 0 0 0 0 0												
Tom Foley, L OBP: 0.301, SLG: 0.399 (9, PH)										1 0 1 0 0 0 0												
Inning Stats	R: 2 E: 0 K: 0 S: 12	H: 2 LOB: 1 BB: 1 P: 20	R: 0 E: 0 K: 0 S: 10	H: 2 LOB: 2 BB: 0 P: 15	R: 2 E: 0 K: 0 S: 8	H: 3 LOB: 1 BB: 1 P: 15	R: 0 E: 0 K: 1 S: 12	H: 1 LOB: 0 BB: 0 P: 16	R: 0 E: 0 K: 1 S: 7	H: 0 LOB: 0 BB: 0 P: 11	R: 0 E: 0 K: 1 S: 8	H: 2 LOB: 2 BB: 0 P: 16	R: 0 E: 0 K: 0 S: 4	H: 1 LOB: 0 BB: 0 P: 5	R: 0 E: 0 K: 1 S: 7	H: 1 LOB: 1 BB: 0 P: 14	R: 0 E: 0 K: 0 S: 6	H: 1 LOB: 1 BB: 1 P: 10	1B: 10 2B: 1 3B: 2 HR: 0	SF: 0 SAC: 0 DP: 3 HBP: 0	WP: 0 PB: 0 SB: 1 CS: 0	PA: 39
PITCHER	IP WLS BF H R ER SO BB IBB HBP BLK WP HR S P ERA WHIP																					
Lance Painter, L ERA: 6.75 (1, 1)	7.0 W 32 12 4 4 3 2 0 0 0 0 0 0 62 100 5.14 2.000																					
Steve Reed, R ERA: 4.57 (8, 1)	1.0 3 0 0 0 1 0 0 0 0 0 0 0 6 12 0.00 0.000																					
Darren Holmes, R ERA: 4.97 (9, 1)	1.0 4 1 0 0 0 1 0 0 0 0 0 0 6 10 0.00 2.000																					

Pittsburgh Pirates @ Colorado Rockies
Mile High Stadium, Denver, CO
Sat Sep 04 1993, 9:05 PM EDT
Att. 56,113 - Unknown - 80 F

AB	36
R	4
H	13
RBI	4
BB	3
SO	4
LOB	17



Batter	1	2	3	4	5	6	7	8	9
Alex Cole, L OBP: 0.343, SLG: 0.319 (1, 8)	0-1 L5		0-1 L5		1-0 SH1-3	2-0 F7		3-2 WP S 2B 1B	
Joe Girardi, R OBP: 0.315, SLG: 0.380 (1, 2)	2-3 K		1-1 P3		4-1 2B BB	0-0 1B		1-3 K	
Dante Bichette, R OBP: 0.349, SLG: 0.541 (1, 9)	0-2 G3			2-3 K	1-2 S 1B 2B	1-0 L9		2-2 G5-3	
Andres Galarraga, R OBP: 0.408, SLG: 0.618 Eric Young Sr., R OBP: 0.332, SLG: 0.321 (8, PR) (9, 7)		1-0 F8		3-2 G5-3	1-3 K		0-0 HR	2-2 2B	
Charlie Hayes, R OBP: 0.339, SLG: 0.495 (1, 5)		3-1 1B		1-2 2B	3-1 1B		0-2 G1-3	2-2 G1-3	
Jerald Clark, R OBP: 0.325, SLG: 0.426 (1, 7) (9, 3)		1-1 F9		0-0 2B	0-1 FC6-4 1B		1-1 L7		
Vinny Castilla, R OBP: 0.290, SLG: 0.432 (1, 6)		1-2 P8		4-1 BB	1-2 FC6-4 1-2f		0-0 G1-3		
Roberto Mejia, R OBP: 0.269, SLG: 0.365 (1, 4)			1-1 HR	0-3 K		2-3 K		2-2 S 1B E 1B	
Lance Painter, L OBP: 0.364, SLG: 0.500 Steve Reed, R (8, 1) Daryl Boston, L OBP: 0.316, SLG: 0.429 Darren Holmes, R (9, 1)			1-1 P4		4-1 SH1-3 2B BB	0-0 1B 3B		1-1 E 1B 1B	

Inning Stats	R: 0	H: 0	E: 0	K: 1	S: 8	LOB: 0	BB: 0	P: 10
	R: 0	H: 1	E: 0	K: 0	S: 8	LOB: 1	BB: 0	P: 14
	R: 1	H: 1	E: 0	K: 0	S: 8	LOB: 0	BB: 0	P: 11
	R: 1	H: 2	E: 0	K: 2	S: 16	LOB: 2	BB: 1	P: 26
	R: 3	H: 3	E: 0	K: 1	S: 16	LOB: 2	BB: 2	P: 31
	R: 1	H: 2	E: 0	K: 1	S: 7	LOB: 1	BB: 0	P: 12
	R: 1	H: 1	E: 0	K: 0	S: 7	LOB: 0	BB: 0	P: 8
	R: 3	H: 4	E: 0	K: 1	S: 22	LOB: 1	BB: 0	P: 35

PITCHER	IP	WLS	BF	H	R	ER	SO	BB	IBB	HBP	BLK	WP	HR	S	P	ERA	WHIP
Tim Wakefield, R ERA: 6.5 (1, 1)	4.2	L	24	7	5	5	4	3	0	0	0	0	1	53	88	9.64	2.143
Tony Menendez, R ERA: 4.32 (5, 1)	0.1		1	0	0	0	0	0	0	0	0	0	0	3	4	0.00	0.000
Mark Petkovsek, R ERA: 6.97 (6, 1)	3.0		16	7	5	5	2	0	0	0	0	1	1	36	55	15.00	2.333

AB	R	H	RBI	BB	SO	LOB
4	1	1	1	0	0	1
4	1	1	1	1	2	1
5	1	1	2	0	1	2
5	1	2	2	0	1	1
0	0	0	0	0	0	0
5	1	3	1	0	0	1
4	0	2	1	0	0	1
3	0	0	0	1	0	3
4	2	2	1	0	2	2
2	2	1	0	1	0	0
0	0	0	0	0	0	0
1	1	1	0	0	0	0
0	0	0	0	0	0	0

AB	R	H	RBI	BB	SO	LOB
37	10	14	9	3	6	12

WP: 1 PA: 41
PB: 0
SB: 3
CS: 0

Pittsburgh Pirates @ Colorado Rockies
Mile High Stadium, Denver, CO
Sat Sep 04 1993, 9:05 PM EDT
Att: 56,113 - Unknown - 80 F

livebaseballscores.com



Batter	1	2	3	4	5	6	7	8	9	AB R H RBI BB SO LOB	TOP																									
Carlos Garcia, R (1, 4) OBP: 0.323, SLG: 0.403	2-1 L8		0-0 P9		0-1 L8		4-1 BB BB		2-2 G5-3	4 0 0 0 1 0 1																										
Jay Bell, R (1, 6) OBP: 0.392, SLG: 0.450	0-1 3B		2-1 BLK 1B		3-2 CS HBP		2-1 F7		2-3 K	4 0 2 0 0 1 3																										
Orlando Merced, S (1, 9) OBP: 0.420, SLG: 0.456	0-1 G4-3		3-2 P6		3-1 CS 1-2		4-2 FC6-4 BB		0-1 E6	3 0 0 0 2 0 3																										
Jeff King, R (1, 5) OBP: 0.349, SLG: 0.399	1-1 G6-3		4-2 BB		1-2 FC6-4 G4-3 3B 1-2f		1-2 FC5-4 1-2f		2-3 K	4 1 0 0 1 1 7																										
Dave Clark, L (1, 7) OBP: 0.350, SLG: 0.409		0-0 G6-3	1-1 G3		1-1 G4-3 1-2		2-1 E 1B			4 0 1 0 0 0 3																										
Al Martin, L (1, 8) OBP: 0.334, SLG: 0.454		3-2 L8		1-0 G4-3		2-0 2-H 3B		3-3 K 1-3		4 0 1 1 0 1 1																										
Kevin Young, R (1, 3) OBP: 0.298, SLG: 0.321		0-0 2B		2-0 F9		2-2 L7		1-0 G6-3		3 0 1 0 0 0 1																										
Tom Foley, L (8, PH) OBP: 0.301, SLG: 0.399										0 0 0 0 0 0 0																										
Lloyd McClendon, R (8, PH) OBP: 0.287, SLG: 0.287										1 0 0 0 0 0 1																										
Jerry Goff, L (1, 2) OBP: 0.154, SLG: 0.083		4-2 BB		2-3 K		0-1 L7		0-2 F7		2 0 0 0 1 1 0																										
Don Slaught, R (8, PH) OBP: 0.357, SLG: 0.445										1 0 0 0 0 0 1																										
Bob Walk, R (1, 1) OBP: 0.148, SLG: 0.151		0-0 P5		0-0 F8		0-2 BB BB 1B		1-1 E G5-3 HBP		3 0 1 0 0 0 2																										
Andy Tomberlin, L (9, PH) OBP: 0.364, SLG: 0.484										0 0 0 0 0 0 0																										
Inning Stats	R: 0 E: 0 K: 0 S: 8	H: 1 LOB: 1 BB: 0 P: 11	R: 0 E: 0 K: 0 S: 8	H: 1 LOB: 2 BB: 1 P: 15	R: 0 E: 0 K: 1 S: 5	H: 0 LOB: 0 BB: 0 P: 10	R: 0 E: 0 K: 0 S: 6	H: 0 LOB: 0 BB: 0 P: 12	R: 1 E: 0 K: 0 S: 13	H: 1 LOB: 1 BB: 1 P: 23	R: 0 E: 0 K: 0 S: 11	H: 1 LOB: 3 BB: 2 P: 22	R: 0 E: 1 K: 1 S: 9	H: 1 LOB: 1 BB: 0 P: 15	R: 0 E: 1 K: 2 S: 13	H: 0 LOB: 2 BB: 0 P: 20	1B: 3 2B: 1 3B: 2 HR: 0	SF: 0 SAC: 0 DP: 0 HBP: 2	WP: 0 PB: 0 SB: 0 CS: 1	PA: 41																
PITCHER	IP WLS BF H R ER SO BB IBB HBP BLK WP HR S P ERA WHIP																																			
Greg Harris, R (1, 1) ERA: 4.23	6.2		30	5	1	1	1	5	0	1	1	0	0	59	110	1.35	1.500																			
Marcus Moore, R (7, 1) ERA: 3.63	0.2		3	1	0	0	1	0	0	0	0	0	0	8	14	0.00	1.500																			
Bruce Ruffin, L (8, 1) ERA: 4.21	0.2	W	2	0	0	0	0	0	0	0	0	0	0	4	5	0.00	0.000																			
Darren Holmes, R (9, 1) ERA: 4.88	1.0	S	5	0	0	0	2	0	0	1	0	0	0	13	20	0.00	0.000																			

Pittsburgh Pirates @ Colorado Rockies
Mile High Stadium, Denver, CO
Sun Sep 05 1993, 5:33 AM EDT
Att. 54,034 - Cloudy - 66 F

livebaseballscorecards.com

AB	33
R	1
H	6
RBI	1
BB	5
SO	4
LOB	23



Batter	1	2	3	4	5	6	7	8	9	AB	R	H	RBI	BB	SO	LOB	
Alex Cole, L OBP: 0.343, SLG: 0.317 (1, 8)	1-0 L8		4-1 PO BB		2-1 G5-3			0-0 SH5-3		2	0	0	0	1	0	1	
Danny Sheaffer, R OBP: 0.307, SLG: 0.388 (1, 2)	0-0 1B		0-0 PO	4-1 1B BB	1-0 G5-3			2-2 2-H 3B 1B		3	2	2	1	1	0	1	
Dante Bichette, R OBP: 0.348, SLG: 0.538 (1, 9)	2-3 K			0-0 1B 1-2 1B				2-1 P3		4	0	1	0	0	1	2	
Andres Galarraga, R OBP: 0.403, SLG: 0.614 (1, 3)	2-2 G6-3			1-3 K				1-2 3B 1B		4	1	1	0	0	1	3	
Charlie Hayes, R OBP: 0.340, SLG: 0.496 Freddie Benavides, R OBP: 0.300, SLG: 0.396 (1, 5) (2, PR) (3, 5)		2-1 G6-3 1B		2-0 1-3 2-H 1B				1-2 1-H 2-H 3B		1	0	1	0	0	0	0	
Jerald Clark, R OBP: 0.323, SLG: 0.423 (1, 7)		0-2 G6-3 1-2f		0-0 L5						3	0	0	0	0	0	3	
Vinny Castilla, R OBP: 0.288, SLG: 0.428 (1, 6)		1-0 G5-3		0-1 P3						3	0	0	0	0	0	3	
Roberto Mejia, R OBP: 0.271, SLG: 0.361 (1, 4)			3-1 P4		4-2 G1-3 BB			1-0 G6-3		2	0	0	0	1	0	0	
Greg Harris, R OBP: 0.205, SLG: 0.197 Marcus Moore, S (7, 1)			2-0 G5-3		0-0 G1-3			2-1 S SH5-3 1B		2	0	0	0	0	0	1	
Bruce Ruffin, S OBP: 0.167, SLG: 0.136 Eric Young Sr., R OBP: 0.333, SLG: 0.323 Darren Holmes, R (8, 1) (9, 1)					1-2					0	0	0	0	0	0	0	
Inning Stats	R: 0 E: 0 K: 1 S: 8	H: 1 LOB: 1 BB: 0 P: 13	R: 0 E: 0 K: 0 S: 6	H: 1 LOB: 1 BB: 0 P: 9	R: 0 E: 0 K: 0 S: 4	H: 0 LOB: 0 BB: 1 P: 13	R: 1 E: 0 K: 1 S: 9	H: 2 LOB: 2 BB: 1 P: 16	R: 0 E: 0 K: 0 S: 7	H: 0 LOB: 1 BB: 1 P: 14	R: 0 E: 0 K: 0 S: 5	H: 0 LOB: 0 BB: 0 P: 7	R: 0 E: 0 K: 0 S: 5	H: 0 LOB: 0 BB: 0 P: 10	R: 3 E: 0 K: 0 S: 14	H: 4 LOB: 1 BB: 0 P: 22	
PITCHER Bob Walk, R ERA: 5.48 (1, 1)	IP 8.0	WLS L	BF 32	H 8	R 4	ER 4	SO 2	BB 3	IBB 0	HBP 0	BLK 0	WP 0	HR 0	S 58	P 104	ERA 4.50	WHIP 1.375

BOTTOM

Pittsburgh Pirates @ Colorado Rockies
Mile High Stadium, Denver, CO
Sun Sep 05 1993, 5:33 AM EDT
Att: 54,034 - Cloudy - 66 F

livebaseballscorecards.com

AB	28
R	4
H	8
RBI	4
BB	3
SO	2
LOB	14



WP: 0	PA: 33
PB: 0	
SB: 1	
CS: 0	

Batter	1	2	3	4	5	6	7	8	9	AB	R	H	RBI	BB	SO	LOB	TOP			
Eric Young Sr., R (1, 7) OBP: 0.330, SLG: 0.320 Mike Munoz, L (7, 1) Steve Reed, R (7, 1) Bruce Ruffin, S (8, 1) OBP: 0.167, SLG: 0.136	0-0 		2-2 		1-0 		3-2 			4	0	0	0	0	0	1				
Joe Girardi, R (1, 2) OBP: 0.313, SLG: 0.378	0-1 			2-2 		3-2 		2-1 		4	0	1	0	0	0	0				
Dante Bichette, R (1, 9) OBP: 0.348, SLG: 0.542	0-1 			0-0 		1-0 		3-1 		4	1	1	1	0	0	1				
Andres Galarraga, R (1, 3) OBP: 0.406, SLG: 0.621		1-3 		1-1 		0-0 		0-3 		4	1	2	1	0	2	0				
Charlie Hayes, R (1, 5) OBP: 0.344, SLG: 0.498		0-0 		0-0 		2-3 		0-1 		4	0	3	0	0	1	2				
Chris Jones, R (1, 8) OBP: 0.296, SLG: 0.432		1-0 		1-2 		3-1 		1-1 	1-3 	4	0	0	0	0	1	4				
Freddie Benavides, R (1, 6) OBP: 0.300, SLG: 0.393		2-3 				2-2 		0-0 		4	0	1	0	0	1	1				
Roberto Mejia, R (1, 4) OBP: 0.270, SLG: 0.364			2-2 		0-0 		0-0 		3-3 	4	1	1	0	0	1	1				
Kent Bottenfield, R (1, 1) OBP: 0.182, SLG: 0.143 Daryl Boston, L (7, PH) OBP: 0.315, SLG: 0.427			2-2 		1-1 		2-1 			2	0	0	0	0	0	1				
										1	0	0	1	0	0	0				
Inning Stats	R: 0 E: 0 K: 0 S: 5	H: 0 LOB: 0 BB: 0 P: 5	R: 0 E: 0 K: 2 S: 8	H: 1 LOB: 1 BB: 0 P: 12	R: 0 E: 0 K: 0 S: 10	H: 0 LOB: 0 BB: 0 P: 16	R: 1 E: 0 K: 0 S: 10	H: 2 LOB: 1 BB: 0 P: 14	R: 0 E: 0 K: 1 S: 13	H: 2 LOB: 2 BB: 0 P: 22	R: 1 E: 0 K: 0 S: 9	H: 1 LOB: 0 BB: 0 P: 14	R: 1 E: 0 K: 1 S: 10	H: 2 LOB: 0 BB: 0 P: 16	R: 0 E: 0 K: 2 S: 12	H: 0 LOB: 0 BB: 0 P: 17	1B: 6 2B: 1 3B: 0 HR: 2	SF: 0 SAC: 0 DP: 0 HBP: 0	WP: 1 PB: 1 SB: 0 CS: 1	PA: 36
PITCHER Denis Boucher, L (1, 1) ERA: 1.5 Mel Rojas, R (7, 1) ERA: 3.04 Tim Scott, R (8, 1) ERA: 2.44 John Wetteland, R (9, 1) ERA: 1.6	IP WLS BF H R ER SO BB IBB HBP BLK WP HR S P ERA WHIP								PITCHER IP WLS BF H R ER SO BB IBB HBP BLK WP HR S P ERA WHIP											

Colorado Rockies @ Montreal Expos
 Olympic Stadium, Montreal, QB
 Mon Sep 06 1993, 3:33 AM EDT
 Att. 40,066 - Dome

livebaseballscorecards.com
AB 35
R 3
H 9
RBI 3
BB 0
SO 6
LOB 11



Batter	1	2	3	4	5	6	7	8	9	AB R H RBI BB SO LOB
Marquis Grissom, R OBP: 0.346, SLG: 0.434 (1, 8) B S B B C X	3-2 F9 ①		1-0 F9 ②			1-1 G6-3 ①		1-0 FC4-8 1B 3-H		4 0 1 1 0 0 0
Mike Lansing, R OBP: 0.342, SLG: 0.351 (1, 4) C F X (8, 6)	0-2 G6-3 ②		2-3 K ③			0-1 L6 ②		1-1 FC4-6 1B 1-2f		4 0 0 0 0 1 2
Rondell White, R OBP: 0.182, SLG: 0.286 (1, 7) Lou Frazier, S OBP: 0.365, SLG: 0.368 (8, 7) X	0-0 G4-3 ③					1-3 K ③		0-1 1B 1-3		2 0 0 0 1 1 0 1 0 1 0 0 0 0
Larry Walker, L OBP: 0.377, SLG: 0.480 (1, 9) B B X		2-0 HR				4-2 1 SAFE 1 SAFE 1 SAFE B B 1 SAFE S ①		1-3 K ① B C B B B F X		3 1 1 1 1 1 2
Sean Berry, R OBP: 0.349, SLG: 0.482 (1, 5) C B B B X		3-2 HR				2-3 1 SAFE 1 SAFE B B 1 SAFE S ②		1-0 G5-3 ② B X		3 1 1 1 0 1 1
Wil Cordero, R OBP: 0.311, SLG: 0.385 (1, 6) Tim Scott, R (8, 1) John Wetteland, R (9, 1) C X		0-1 F8 ①				0-2 F7 ③		0-1 F9 ③ C X		3 0 0 0 0 0 1 0 0 0 0 0 0 0 0 0 0 0 0 0 0
Randy Ready, R OBP: 0.350, SLG: 0.310 (1, 3) B B X (8, 4)		2-0 G4-3 ②				2-0 P5 ① B B X		4-0 2B BB B B B		2 1 0 0 1 0 0
Joe Siddall, L OBP: 0.188, SLG: 0.200 (1, 2) John Vander Wal, L OBP: 0.318, SLG: 0.365 (8, PR) (9, 3) B B X		2-0 G4-3 ③				0-0 G4-3 ② X		1-2 SH1-3 1B 1-H 2B M L B X		3 0 1 1 0 0 0 0 1 0 0 0 0 0
Denis Boucher, R (1, 1) Mel Rojas, R (7, 1) Oreste Marrero, L OBP: 0.349, SLG: 0.321 (8, 3) Tim Spehr, R OBP: 0.268, SLG: 0.323 (8, PH) (9, 2) B C B B X			2-3 K ①			1-3 K ③ C B B X		0-0 SH1-3 2-3		2 0 0 0 0 2 0

BOTTOM

Colorado Rockies @ Montreal Expos
Olympic Stadium, Montreal, QB
Mon Sep 06 1993, 3:33 AM EDT
Att. 40,066 - Dome

livebaseballscores.com

AB	27
R	4
H	5
RBI	4
BB	3
SO	6
LOB	6



Inning Stats	R: 0	H: 0	E: 0	K: 0	S: 7	R: 2	H: 2	E: 0	K: 0	S: 8	R: 0	H: 0	E: 0	K: 1	S: 7	R: 0	H: 0	E: 0	K: 1	S: 6	R: 0	H: 0	E: 0	K: 1	S: 9	R: 0	H: 3	E: 0	K: 0	S: 12	1B: 2	2B: 1	3B: 0	HR: 2	SF: 0	SAC: 1	DP: 0	HBP: 0	WP: 0	PB: 0	SB: 1	CS: 1	PA: 31
--------------	------	------	------	------	------	------	------	------	------	------	------	------	------	------	------	------	------	------	------	------	------	------	------	------	------	------	------	------	------	-------	-------	-------	-------	-------	-------	--------	-------	--------	-------	-------	-------	-------	--------

PITCHER	IP	WLS	BF	H	R	ER	SO	BB	IBB	HBP	BLK	WP	HR	S	P	ERA	WHIP
Kent Bottenfield, R ERA: 5.09 (1, 1)	6.0		21	2	2	2	5	2	0	0	0	0	2	43	75	3.00	0.667
Mike Munoz, L ERA: 4.0 (7, 1)	0.1		1	0	0	0	1	0	0	0	0	0	0	6	7	0.00	0.000
Steve Reed, R ERA: 4.79 (7, 1)	0.2	L	4	1	2	2	0	1	0	0	0	0	0	6	12	27.00	3.000
Bruce Ruffin, L ERA: 4.18 (8, 1)	1.0		5	2	0	0	0	0	0	0	0	0	0	9	14	0.00	2.000

PITCHER	IP	WLS	BF	H	R	ER	SO	BB	IBB	HBP	BLK	WP	HR	S	P	ERA	WHIP
---------	----	-----	----	---	---	----	----	----	-----	-----	-----	----	----	---	---	-----	------

Colorado Rockies @ Montreal Expos
 Olympic Stadium, Montreal, QB
 Tue Sep 07 1993, 7:05 PM EDT
 Att. 18,988 - Dome

livebaseballscorecards.com

AB	31
R	3
H	8
RBI	3
BB	4
SO	8
LOB	16



Batter		1	2	3	4	5	6	7	8	9	AB	R	H	RBI	BB	SO	LOB					
Alex Cole, L (1, 8) OBP: 0.345, SLG: 0.315 Jay Gainer, L (9, PH) OBP: 0.265, SLG: 0.267	1-2 G3			1-2 G1-3		4-0 F9 BB		4-0 SH1 1B BB		1-0 P5	2	0	0	0	2	0	1					
Joe Girardi, R (1, 2) OBP: 0.314, SLG: 0.375	4-1 E S BB			3-3 K		0-2 F9		0-0 SH1			2	0	0	0	1	1	2					
Dante Bichette, R (1, 9) OBP: 0.347, SLG: 0.540	2-3 K			0-0 G6-3		0-0 G3		0-0 BLK 1B			4	0	1	0	0	1	2					
Andres Galarraga, R (1, 3) OBP: 0.406, SLG: 0.622	1-3 K				0-0 BLK 1B		0-0 2B		0-2 F8		4	1	2	0	0	1	2					
Charlie Hayes, R (1, 5) OBP: 0.343, SLG: 0.498		2-2 G6-3		1-3 K		2-2 G1-3 3B 2B		1-0 F8			4	1	1	1	0	1	1					
Jerald Clark, R (1, 7) OBP: 0.322, SLG: 0.421		1-2 G6-3		1-2 BLK 1B		1-1 G1-3		0-0 F7			4	0	1	0	0	0	1					
Vinny Castilla, R (1, 6) OBP: 0.290, SLG: 0.427		1-2 1B		0-2 F8		2-1 3B HBP		1-2 G1-3			3	1	1	0	0	0	2					
Freddie Benavides, R (1, 4) OBP: 0.305, SLG: 0.404 Roberto Mejia, R (6, 4) OBP: 0.269, SLG: 0.362		1-3 K		4-2 BB		2-2 CS 3B				0-1 P3	2	0	1	2	1	1	1					
Curt Leskanic, R (1, 1) OBP: 0.167, SLG: 0.091 Mike Munoz, L (7, 1) OBP: 0.167, SLG: 0.091 Marcus Moore, S (7, 1) OBP: 0.167, SLG: 0.091 Steve Reed, R (7, 1) OBP: 0.167, SLG: 0.091 Gary Wayne, L (7, 1) OBP: 0.167, SLG: 0.091 Bruce Ruffin, S (8, 1) OBP: 0.167, SLG: 0.091 Daryl Boston, L (9, PH) OBP: 0.314, SLG: 0.426			2-2 G1-3 1B		2-3 K		2-3 K			0-3 K	3	0	1	0	0	2	4					
Inning Stats	R: 0 E: 0 K: 2 S: 12	H: 0 LOB: 1 BB: 1 P: 20	R: 0 E: 0 K: 1 S: 12	H: 1 LOB: 1 BB: 0 P: 17	R: 0 E: 0 K: 1 S: 10	H: 1 LOB: 1 BB: 0 P: 16	R: 0 E: 0 K: 2 S: 16	H: 2 LOB: 3 BB: 1 P: 24	R: 0 E: 0 K: 0 S: 5	H: 0 LOB: 0 BB: 1 P: 9	R: 3 E: 0 K: 1 S: 16	H: 3 LOB: 0 BB: 0 P: 24	R: 0 E: 0 K: 0 S: 6	H: 1 LOB: 1 BB: 1 P: 10	R: 0 E: 0 K: 0 S: 5	H: 0 LOB: 0 BB: 0 P: 7	R: 0 E: 0 K: 1 S: 6	H: 0 LOB: 0 BB: 0 P: 7	1B: 5 2B: 2 3B: 1 HR: 0	SF: 0 SAC: 1 DP: 0 HBP: 1	WP: 0 PB: 0 SB: 2 CS: 1	PA: 37
PITCHER	IP	WLS	BF	H	R	ER	SO	BB	IBB	HBP	BLK	WP	HR	S	P	ERA	WHIP					
Dennis Martinez, R (1, 1) ERA: 4.05	7.0	W	31	8	3	3	7	4	0	1	2	0	0	77	120	3.86	1.714					
Mel Rojas, R (8, 1) ERA: 3.0	1.0		3	0	0	0	0	0	0	0	0	0	0	5	7	0.00	0.000					
John Wetteland, R (9, 1) ERA: 1.57	1.0	S	3	0	0	0	1	0	0	0	0	0	0	6	7	0.00	0.000					

Batter	1	2	3	4	5	6	7	8	9	AB R H RBI BB SO LOB
--------	---	---	---	---	---	---	---	---	---	----------------------

Lou Frazier, S OBP: 0.356, SLG: 0.361 (1, 7) C B B F X	2-2 L9 ①			3-3 K ①		3-2 F8 ① B B B C C X	3-2 SF7 ② X C B B B			3 0 0 1 0 1 0
Oreste Marrero, L OBP: 0.348, SLG: 0.321 Charlie Montoyo, R OBP: 1.000, SLG: 1.000 (7, PH) (8, 4) B F C X F X	2-2 F7 ②			0-2 FC3-6 1B ①		0-0 G3-1 ② X	1-0 1B ② 3-H 1-2 2-H			3 0 1 0 0 0 0 1 0 1 1 0 0 0
Marquis Grissom, R OBP: 0.345, SLG: 0.432 (1, 8) B F C X F X	2-2 P4 ③			1-0 FC3-6 1B ①		1-2 F8 ③ B F C X	1-1 G5-3 ③ C B X			4 0 1 0 0 0 2
Larry Walker, L OBP: 0.373, SLG: 0.475 (1, 9) C X B B B B T B B T B B		3-2 P8 ① X T B B B T B B		0-0 FC3-6 ② 1-2f 2-3		1-2 P5 ① S F S	0-3 K ①			4 0 0 0 0 1 2
Darrin Fletcher, L OBP: 0.338, SLG: 0.382 (1, 2) C X C		0-1 F8 ② X C		1-1 F9 ③ C X B B		2-1 BB 1B ① B B B B B	4-2 BB BB ② G4-6-3			3 1 1 0 1 0 2
Wil Cordero, R OBP: 0.310, SLG: 0.383 (1, 6) C C C C C C B B B B B B		3-3 K ③ C C C C C C		2-3 K ① C B B B S S S B S		1-1 BB BB ① 1B 1B	0-0 G4-6-3 ② ⑤ 1-2f			4 1 1 0 0 2 1
Randy Ready, R OBP: 0.359, SLG: 0.314 (8, 3) B F F F F F F X		2-2 G5-3 ① B F F F F F F X		3-2 G6-3 1B ② C B C B B F F C T F C X		4-0 BB BB ① 1B BB				2 1 1 0 1 0 0
Mike Lansing, R OBP: 0.342, SLG: 0.350 (1, 5) B B B X		2-0 F9 ② B B X		2-2 G6-3 ② C B 1 SAFE F 1 SAFE F 1 SAFE F 1 SAFE X		2-2 BB BB ① 1B BB				3 1 1 1 0 0 1
Dennis Martinez, R OBP: 0.172, SLG: 0.197 Rondell White, R OBP: 0.217, SLG: 0.286 (7, PH) Mel Rojas, R (8, 1) John Wetteland, R (9, 1) B X		1-0 P3 ③ B X		0-3 K ③ F C S		4-0 BB BB ① 1B BB				2 0 0 0 0 1 1 0 0 0 1 1 0 0 0 0 0 0 0 0 0 0 0 0 0 0 0 0

Inning Stats	R: 0 E: 0 K: 0 S: 12	H: 0 LOB: 0 BB: 0 P: 18	R: 0 E: 0 K: 1 S: 13	H: 0 LOB: 0 BB: 0 P: 19	R: 0 E: 0 K: 0 S: 9	H: 0 LOB: 0 BB: 0 P: 14	R: 0 E: 0 K: 1 S: 10	H: 2 LOB: 2 BB: 0 P: 15	R: 0 E: 0 K: 2 S: 17	H: 1 LOB: 1 BB: 0 P: 24	R: 0 E: 0 K: 0 S: 7	H: 0 LOB: 0 BB: 0 P: 11	R: 4 E: 0 K: 0 S: 16	H: 4 LOB: 2 BB: 2 P: 35	R: 0 E: 0 K: 1 S: 6	H: 0 LOB: 0 BB: 1 P: 10
--------------	-------------------------------	----------------------------------	-------------------------------	----------------------------------	------------------------------	----------------------------------	-------------------------------	----------------------------------	-------------------------------	----------------------------------	------------------------------	----------------------------------	-------------------------------	----------------------------------	------------------------------	----------------------------------


PITCHER															PITCHER																			
IP	WLS	BF	H	R	ER	SO	BB	IBB	HBP	BLK	WP	HR	S	P	ERA	WHIP	IP	WLS	BF	H	R	ER	SO	BB	IBB	HBP	BLK	WP	HR	S	P	ERA	WHIP	
Curt Leskanic, R (1, 1) ERA: 5.47	6.0		21	3	0	0	4	0	0	0	0	0	68	101	0.00	0.500	Bruce Ruffin, L (8, 1) ERA: 4.14	1.0		3	0	0	0	1	0	0	0	6	10	0.00	1.000			
Mike Munoz, L (7, 1) ERA: 4.82	0.1		2	1	1	0	0	0	0	0	0	0	5	8	27.00	3.000																		
Marcus Moore, R (7, 1) ERA: 4.84	0.0	L	3	2	0	0	0	1	0	0	0	0	5	12	∞	∞																		
Steve Reed, R (7, 1) ERA: 4.76	0.1		2	0	2	0	0	1	0	0	0	0	3	10	54.00	3.000																		
Gary Wayne, L (7, 1) ERA: 5.06	0.1		2	1	1	0	0	0	0	0	0	0	3	5	27.00	3.000																		

BOTTOM

Colorado Rockies @ Montreal Expos
Olympic Stadium, Montreal, QB
Tue Sep 07 1993, 7:05 PM EDT
Att. 18,988 - Dome

AB	29
R	4
H	7
RBI	4
BB	3
SO	5
LOB	9

livebaseballscorecards.com



WP: 0	PA: 33
PB: 0	
SB: 0	
CS: 0	

Batter	1	2	3	4	5	6	7	8	9	AB R H RBI BB SO LOB
Lou Frazier, S OBP: 0.354, SLG: 0.370 (1, 7)	3-2 E 3B		2-2 F7		3-3 K		2-3 K			4 1 1 0 0 2 1
Oreste Marrero, L OBP: 0.357, SLG: 0.400 (1, 3)	0-1 G3		0-1 1B CS 2B			0-1 P5	3-1 HR			4 1 2 2 0 0 1
Marquis Grissom, R OBP: 0.346, SLG: 0.433 (1, 8)	1-0 FC6 HR		1-1 BB 1B			1-0 S 1B	0-3 K			4 1 2 0 0 1 0
Larry Walker, L OBP: 0.376, SLG: 0.482 (1, 9)	0-0 HR		4-2 BB			4-0 1-2 IBB		0-0 G4-3		2 1 1 2 2 0 0
Darrin Fletcher, L OBP: 0.334, SLG: 0.378 (1, 2)	0-1 L9		3-2 CS 3-H	2-3 K		1-1 L8		2-1 G3		4 0 0 0 0 1 2
Mike Lansing, R OBP: 0.341, SLG: 0.350 (1, 5)	0-0 G1-6-3			0-0 B1-3		2-2 F9		1-1 1B		4 0 1 0 0 0 2
Randy Ready, R OBP: 0.355, SLG: 0.311 (1, 4)		1-0 G6-3		2-1 G6-3			0-0 2B 1B	2-2 F7		4 1 1 0 0 0 1
Wil Cordero, R OBP: 0.310, SLG: 0.386 (1, 6)		0-0 L9			1-1 G5-3		2-1 HR 2B			3 1 1 1 0 0 0
Kirk Rueter, L OBP: 0.160, SLG: 0.087 (1, 1)		0-0 G1-3			0-3 K		0-3 K			2 0 0 0 0 1 0
Tim Scott, R (7, 1)										1 0 0 0 0 1 1

Inning Stats	R: 3 E: 1 K: 0 S: 10	H: 2 LOB: 0 BB: 0 P: 14	R: 0 E: 0 K: 0 S: 3	H: 0 LOB: 0 BB: 0 P: 4	R: 0 E: 0 K: 0 S: 11	H: 2 LOB: 1 BB: 1 P: 21	R: 0 E: 0 K: 1 S: 7	H: 0 LOB: 0 BB: 0 P: 11	R: 0 E: 0 K: 2 S: 9	H: 0 LOB: 0 BB: 0 P: 13	R: 0 E: 0 K: 0 S: 8	H: 1 LOB: 2 BB: 1 P: 16	R: 3 E: 0 K: 3 S: 14	H: 3 LOB: 0 BB: 0 P: 21	R: 0 E: 0 K: 0 S: 8	H: 1 LOB: 1 BB: 0 P: 13
--------------	-------------------------------	----------------------------------	------------------------------	---------------------------------	-------------------------------	----------------------------------	------------------------------	----------------------------------	------------------------------	----------------------------------	------------------------------	----------------------------------	-------------------------------	----------------------------------	------------------------------	----------------------------------

PITCHER	IP	WLS	BF	H	R	ER	SO	BB	IBB	HBP	BLK	WP	HR	S	P	ERA	WHIP
Armando Reynoso, R ERA: 3.71 (1, 1)	6.0	L	24	5	3	2	3	1	1	0	0	0	1	48	79	3.00	1.000
Mo Sanford, R ERA: 5.87 (7, 1)	1.0		6	3	3	3	3	0	0	0	0	0	1	14	21	27.00	3.000
Mike Munoz, L ERA: 4.35 (8, 1)	1.0		4	1	0	0	0	0	0	0	0	0	0	8	13	0.00	1.000

BOTTOM

Colorado Rockies @ Montreal Expos
Olympic Stadium, Montreal, QB
Wed Sep 08 1993, 7:05 PM EDT
Att. 10,764 - Dome

AB	32
R	6
H	9
RBI	5
BB	2
SO	6
LOB	8



WP	PA	35
1B: 4	SF: 0	WP: 0
2B: 2	SAC: 0	PB: 0
3B: 1	DP: 0	SB: 1
HR: 2	HBP: 0	CS: 1

Batter	1	2	3	4	5	6	7	8	9	10	11	12	AB R H RBI BB SO LOB	TOP																	
Eric Young Sr, R OBP: 0.334, SLG: 0.323 (1, 8)	G6-3		WP G4-3 2B		1B G5-2-6-4 1B		G6-3		K			FC6-4 SH3-4 1B	6 2 3 2 0 1 1																		
Joe Girardi, R OBP: 0.314, SLG: 0.379 (1, 2)	G3		G4-3		1B G5-2-6-4 1B		K		2-1 3B			SH3-4	5 0 2 2 0 1 0																		
Dante Bichette, R OBP: 0.342, SLG: 0.530 (1, 9)	F9		L9		G5-2-6-4 1B 3-H		K		G1-3			FC6-4 IBB	5 0 0 0 1 1 3																		
Andres Galarraga, R OBP: 0.406, SLG: 0.625 Chris Jones, R OBP: 0.294, SLG: 0.427 (8, 8)	G5-3		G6-3		HR		1B 1B		G6-3			FC6-4 1B WP	4 1 2 1 0 0 0 2 2 0 0 0 0 2																		
Charlie Hayes, R OBP: 0.344, SLG: 0.501 (1, 5)	F9		HR		K		1B 1B		L4			1B IBB	5 2 2 1 1 1 0																		
Jerald Clark, R OBP: 0.324, SLG: 0.420 (8, 3)	1B		G6-3		1B		1B		G6-3			1B	6 0 4 2 0 0 0																		
Vinny Castilla, R OBP: 0.338, SLG: 0.422 Daryl Boston, L OBP: 0.313, SLG: 0.424 Jim Tatum, R OBP: 0.260, SLG: 0.311 Darren Holmes, R Alex Cole, L OBP: 0.344, SLG: 0.314 Gary Wayne, L OBP: 1.000, SLG: 1.000 (11, 1)	F9		G6-3		F7		P4		K			1B	3 0 0 0 0 0 0 2 0 0 0 0 0 0 0 0 1 0 0 0 0 0 0 2 0 0 0 0 0 0 0 0 1 0 0 0 0 0 1 0 1 0 1 2 0 0 0 0																		
Roberto Mejia, R OBP: 0.283, SLG: 0.384 (1, 4)			SH3-4 2B 1B		L6		K		G1-3			P6	6 2 2 0 0 1 3																		
Lance Painter, L OBP: 0.384, SLG: 0.500 Bruce Ruffin, S OBP: 0.167, SLG: 0.136 Jay Garner, L OBP: 0.257, SLG: 0.258 Marcus Moore, S Mike Munoz, L Nelson Liriano, S OBP: 0.346, SLG: 0.296 (8, 6)	SH3-4		SH3-4		SH1-4		K		S 3B BB			K	0 0 0 0 0 0 0 0 0 0 0 0 0 0 0 0 1 0 0 0 0 0 1 0 0 0 0 0 0 0 0 0 0 0 0 0 0 0 0 0 1 1 0 0 0 1 1 0																		
Inning Stats	R: 0 E: 0 K: 0 S: 9	H: 0 LOB: 0 BB: 0 P: 15	R: 0 E: 0 K: 0 S: 5	H: 1 LOB: 1 BB: 0 P: 8	R: 2 E: 0 K: 0 S: 12	H: 2 LOB: 0 BB: 0 P: 16	R: 1 E: 0 K: 0 S: 12	H: 1 LOB: 0 BB: 0 P: 19	R: 1 E: 0 K: 1 S: 10	H: 2 LOB: 1 BB: 0 P: 11	R: 0 E: 0 K: 2 S: 9	H: 0 LOB: 0 BB: 0 P: 14	R: 1 E: 0 K: 1 S: 10	H: 3 LOB: 2 BB: 0 P: 17	R: 1 E: 0 K: 2 S: 13	H: 1 LOB: 1 BB: 1 P: 24	R: 0 E: 0 K: 0 S: 8	H: 0 LOB: 0 BB: 0 P: 13	R: 0 E: 0 K: 2 S: 8	H: 0 LOB: 0 BB: 0 P: 8	R: 0 E: 0 K: 0 S: 14	H: 3 LOB: 2 BB: 2 P: 24	1B: 11 2B: 3 3B: 1 HR: 2	SF: 0 SAC: 3 DP: 1 HBP: 0	WP: 2 PB: 0 SB: 1 CS: 0	PA: 53					
PITCHER	IP WLS BF H R ER SO ERA WHIP	IP WLS BF H R ER SO ERA WHIP	IP WLS BF H R ER SO ERA WHIP	IP WLS BF H R ER SO ERA WHIP	IP WLS BF H R ER SO ERA WHIP	IP WLS BF H R ER SO ERA WHIP	IP WLS BF H R ER SO ERA WHIP	IP WLS BF H R ER SO ERA WHIP	IP WLS BF H R ER SO ERA WHIP	IP WLS BF H R ER SO ERA WHIP	IP WLS BF H R ER SO ERA WHIP	IP WLS BF H R ER SO ERA WHIP	IP WLS BF H R ER SO ERA WHIP	IP WLS BF H R ER SO ERA WHIP	IP WLS BF H R ER SO ERA WHIP	IP WLS BF H R ER SO ERA WHIP	IP WLS BF H R ER SO ERA WHIP	IP WLS BF H R ER SO ERA WHIP	IP WLS BF H R ER SO ERA WHIP	IP WLS BF H R ER SO ERA WHIP	IP WLS BF H R ER SO ERA WHIP	IP WLS BF H R ER SO ERA WHIP	IP WLS BF H R ER SO ERA WHIP	IP WLS BF H R ER SO ERA WHIP	IP WLS BF H R ER SO ERA WHIP	IP WLS BF H R ER SO ERA WHIP	IP WLS BF H R ER SO ERA WHIP	IP WLS BF H R ER SO ERA WHIP	IP WLS BF H R ER SO ERA WHIP		
Paul Miller, R ERA: 8.31 Tony Menendez, R ERA: 3.97 Blas Minor, R ERA: 4.46 Denny Neagle, L ERA: 5.21 Mark Dewey, R ERA: 2.57	(1, 1) (5, 1) (7, 1) (8, 1) (9, 1)	4.1 6 7 1 5	20 2 3 0 1	7 2 3 0 1	4 1 1 0 1	4 1 1 0 1	0 0 0 0 2	0 0 0 0 1	0 0 0 0 2	0 0 0 0 1	0 0 0 0 2	0 0 0 0 1	0 0 0 0 1	0 0 0 0 1	0 0 0 0 1	0 0 0 0 1	0 0 0 0 1	0 0 0 0 1	0 0 0 0 1	0 0 0 0 1	0 0 0 0 1	0 0 0 0 1	0 0 0 0 1	0 0 0 0 1	0 0 0 0 1	0 0 0 0 1	0 0 0 0 1	0 0 0 0 1	0 0 0 0 1		
Paul Miller, R ERA: 8.31 Joel Johnston, R ERA: 3.95 Dan Miceli, R ERA:	(10, 1) (12, 1)	2.2 0.1	13 1	3 0	3 0	3 0	2 0	2 0	2 0	2 0	2 0	2 0	2 0	2 0	2 0	2 0	2 0	2 0	2 0	2 0	2 0	2 0	2 0	2 0	2 0	2 0	2 0	2 0	2 0	2 0	2 0

Colorado Rockies @ Pittsburgh Pirates
Three Rivers Stadium, Pittsburgh, PA

Thu Sep 09 1993, 7:05 PM EDT
Att. 10,016 - Unknown - 79 F

livebaseballscorecards.com

AB	47
R	10
H	16
RBI	10
BB	3
SO	8
LOB	13



Batter	1	2	3	4	5	6	7	8	9	10	11	12	AB	R	H	RBI	BB	SO	LOB	BOTTOM								
Carlos Garcia, R <small>(1, 4)</small> <small>OBP: 0.322, SLG: 0.398</small>													6	0	2	1	0	0	2									
Jay Bell, R <small>(1, 6)</small> <small>OBP: 0.390, SLG: 0.443</small>													4	1	1	0	1	1	2									
Andy Van Slyke, L <small>(1, 8)</small> <small>OBP: 0.360, SLG: 0.457</small>													5	1	1	1	0	0	2									
Jeff King, R <small>(1, 5)</small> <small>OBP: 0.346, SLG: 0.397</small>													5	0	1	1	0	0	1									
Lloyd McClendon, R <small>(1, 9)</small> <small>OBP: 0.275, SLG: 0.273</small> Dave Clark, L <small>(8, PH)</small> <small>(9, 9)</small> <small>OBP: 0.345, SLG: 0.398</small>													3	0	0	0	0	1	1									
Don Slaught, R <small>(1, 2)</small> <small>OBP: 0.359, SLG: 0.450</small>													5	1	1	0	0	0	0									
Al Martin, L <small>(1, 7)</small> <small>OBP: 0.333, SLG: 0.458</small>														4	1	1	2	1	3	0								
Kevin Young, R <small>(1, 3)</small> <small>OBP: 0.298, SLG: 0.327</small> Tom Foley, L <small>(9, PH)</small> <small>(10, 3)</small> <small>OBP: 0.294, SLG: 0.389</small> Rich Aude, R <small>(12, PH)</small>													3	1	1	1	0	0	0									
<small>Paul Miller, R</small> <small>Tony Menendez, R</small> <small>Tom Piazza, R</small> <small>Brian Miller, R</small> <small>Denny Neagle, L</small> <small>Mark Dewey, R</small> <small>Andy Tompkins, L</small> <small>Jose Contreras, R</small> <small>Dan Miceli, R</small> <small>Orlando Merced, S</small>													1	0	0	0	0	0	0	0								
Inning Stats	R: 0 E: 0 K: 5	H: 1 LOB: 0 BB: 0 P: 7	R: 0 E: 0 K: 5	H: 0 LOB: 0 BB: 0 P: 10	R: 1 E: 0 K: 8	H: 1 LOB: 0 BB: 1 P: 16	R: 0 E: 0 K: 9	H: 1 LOB: 0 BB: 0 P: 13	R: 0 E: 0 K: 8	H: 0 LOB: 0 BB: 0 P: 14	R: 3 E: 1 K: 10	H: 3 LOB: 1 BB: 1 P: 21	R: 3 E: 1 K: 10	H: 4 LOB: 1 BB: 0 P: 15	R: 0 E: 0 K: 5	H: 0 LOB: 0 BB: 0 P: 7	R: 0 E: 0 K: 1	H: 0 LOB: 0 BB: 0 P: 15	R: 0 E: 0 K: 7	H: 0 LOB: 0 BB: 0 P: 11	R: 0 E: 0 K: 6	H: 0 LOB: 0 BB: 0 P: 9	R: 0 E: 0 K: 7	H: 0 LOB: 0 BB: 0 P: 11	1B: 7 2B: 3 3B: 0 HR: 2	SF: 0 DP: 2 HBP: 0	WP: 0 PB: 0 SB: 0 CS: 1	PA: 46
PITCHER Lance Painter, L <small>(1, 1)</small> <small>ERA: 6.23</small> Bruce Ruffin, L <small>(5, 1)</small> <small>ERA: 4.22</small> Marcus Moore, R <small>(7, 1)</small> <small>ERA: 5.87</small> Mike Munoz, L <small>(7, 1)</small> <small>ERA: 4.22</small> Darren Holmes, R <small>(8, 1)</small> <small>ERA: 4.63</small>	IP: 4.0 WLS: 1 BF: 13 H: 3 R: 1 ER: 1 SO: 0 BB: 1 IBB: 0 HBP: 0 BLK: 0 WP: 0 HR: 1 S: 26 P: 46 ERA: 2.25 WHIP: 1.000										PITCHER Gary Wayne, L <small>(11, 1)</small> <small>ERA: 4.88</small>	IP: 2.0 WLS: 0 BF: 6 H: 0 R: 0 ER: 0 SO: 2 BB: 0 IBB: 0 HBP: 0 BLK: 0 WP: 0 HR: 0 S: 13 P: 20 ERA: 0.00 WHIP: 0.000																

Colorado Rockies @ Pittsburgh Pirates
 Three Rivers Stadium, Pittsburgh, PA
 Thu Sep 09 1993, 7:05 PM EDT
 Att: 10,016 - Unknown - 79 F

AB	44
R	7
H	11
RBI	6
BB	2
SO	6
LOB	8




Batter	1	2	3	4	5	6	7	8	9	10	11	AB	R	H	RBI	BB	SO	LOB							
Eric Young Sr., R OBP: 0.334, SLG: 0.326 (1, 8) C B X X 1-1 F8 ①			G6-3 ③ 0-2 X		G1-3 ③ 0-0 X		SH1-4 1B 1B C B B B X 3-2		G6-3 ② 0-0 X		1B 2B S X 0-1	6	2	2	1	0	0	1							
Nelson Liriano, S OBP: 0.337, SLG: 0.289 (1, 6) B F B X 8, 4 2-1 P5 ②				G3 ① 0-1 C X		HR 1B F B F B X 2-2	SH1-4 1-2 1-2 C X 1 SAFE		F9 ③ 1-1 C B X		K ② 3-3 C B F B X 1-1	5	1	1	0	0	1	2							
Dante Bichette, R OBP: 0.346, SLG: 0.533 (1, 9) S B F B X 1-9 2-2 K ③				1B 2B F B S X 1-2		HR HBP 1-2 F B S X 1-1	1B 2-H 1-0 F B X 1-0			G1-3 ① 0-0 S B X	1B 2-H 3-H 1-1 S B X	5	2	3	3	0	1	0							
Andres Galarraga, R OBP: 0.405, SLG: 0.628 Darren Holmes, R (11, 1) S X 0-1 G5-3 ①				1B 2-H 2 SAFE B X 1-0 FC5-4		HR 1-H 2-H S B X 1-1	K ② 0-3 F F 1 SAFE			G6-3 ② 1-2 S B X	F9 ③ 1-1 S B X	6	1	2	4	0	1	2							
Charlie Hayes, R OBP: 0.344, SLG: 0.502 (1, 5) B S S X 2-2 G5-3 ②				FC5-4 1-2 F B X 1-1 FC5-4		1B 2B C 1 SAFE B X 3-2	F7 ③ 1-1 C 1 SAFE B X			1B 0-1 C X		5	1	2	0	0	0	2							
Jerald Clark, R OBP: 0.322, SLG: 0.423 Marcus Moore, S (10, 1) B B C X 2-1 K ③				FC5-4 1-2 F B S X 1-2 FC5-4		G5-3 ① 0-1 C X		P5 ① 0-1 C X		F8 ③ 0-0 X		5	0	1	0	0	0	3							
Jim Tatum, R OBP: 0.260, SLG: 0.311 (11, 3) F B F S X 1-3 K ③				3B 1-2 F B X 1-2 FC5-4		G5-3 ① 0-0 B B X	G6-3 1B 2-H C B B X 2-1	F8 ② 2-1 C B X			SH2-4 1B S X 0-0 SH2-4	4	0	1	1	0	1	1							
Danny Sheaffer, R OBP: 0.306, SLG: 0.385 Alex Cole, L OBP: 0.346, SLG: 0.316 Pedro Castellano, R OBP: 0.273, SLG: 0.348 (11, PH) (11, 6) F B F S X 1-3 K ③				2B 1-2 F B X 1-2 FC5-4		G5-3 ① 0-0 B B X	1B 2-H 2-0 B B X 2-0	F8 ② 2-1 C B X			1B 2B S X 0-1 SH2-4	4	0	1	0	0	0	1							
Roberto Mejia, R OBP: 0.282, SLG: 0.386 Chris Jones, R OBP: 0.294, SLG: 0.427 (10, 8) F B F S X 1-2 P6 ①				2B 1-2 F B X 0-0 K ②		G6-3 ② 1-2 B B X	K ③ 2-3 C B F B X 2-3	F8 ③ 3-2 B B B X 3-2			SH2-4 ① 0-1 C X	4	0	1	0	0	0	1							
Greg Harris, R OBP: 0.187, SLG: 0.188 Steve Reed, R (7, 1) Mike Munoz, L (8, 1) Vinny Castilla, R OBP: 0.287, SLG: 0.420 Daryl Boston, L OBP: 0.313, SLG: 0.424 Joe Girardi, R OBP: 0.317, SLG: 0.379 (11, PH) (11, 2) X 0-0 G4-3 ②				K ② 0-3 C F C 2-3		K ③ 2-3 C B F B X 2-3			G5-3 ① 1-2 F B F S X		1B 2B BB 2-3 F B B X 4-1	3	0	0	0	0	2	2							
Inning Stats	R: 0 E: 0 K: 1 S: 9	H: 0 LOB: 0 BB: 0 P: 14	R: 0 E: 0 K: 1 S: 10	H: 1 LOB: 1 BB: 0 P: 15	R: 0 E: 0 K: 0 S: 7	H: 0 LOB: 0 BB: 0 P: 8	R: 1 E: 0 K: 0 S: 11	H: 2 LOB: 1 BB: 0 P: 15	R: 0 E: 0 K: 1 S: 7	H: 1 LOB: 1 BB: 0 P: 8	R: 4 E: 0 K: 1 S: 19	H: 4 LOB: 1 BB: 0 P: 30	R: 1 E: 0 K: 1 S: 12	H: 2 LOB: 1 BB: 0 P: 17	R: 0 E: 0 K: 0 S: 7	H: 0 LOB: 0 BB: 0 P: 12	R: 0 E: 0 K: 0 S: 7	H: 1 LOB: 1 BB: 0 P: 8	R: 3 E: 0 K: 1 S: 15	H: 3 LOB: 1 BB: 1 P: 24	1B: 8 2B: 4 3B: 1 HR: 1	SF: 0 SAC: 2 DP: 0 HBP: 1	WP: 0 PB: 0 SB: 1 CS: 0	PA: 49	
PITCHER	IP	WLS	BF	H	R	ER	SO	BB	IBB	HBP	BLK	WP	HR	S	P	ERA	WHIP								
John Hope, R ERA: 5.51 (1, 1)	5.1		25	8	5	5	3	0	0	1	0	0	1	58	81	8.44	1.500								
Mark Petkovsek, R ERA: 7.03 (6, 1)	1.0		4	1	1	1	1	0	0	0	0	0	0	11	18	9.00	1.000								
Tony Menendez, R ERA: 3.75 (7, 1)	0.2		3	1	0	0	1	0	0	0	0	0	0	6	8	0.00	1.500								
Dan Miceli, R ERA: (8, 1)	1.0		3	0	0	0	0	0	0	0	0	0	0	7	12	0.00	0.000								
Blas Minor, R ERA: 4.45 (9, 1)	2.1	L	9	2	1	1	0	0	0	0	0	0	0	16	19	3.86	0.857								
PITCHER	IP	WLS	BF	H	R	ER	SO	BB	IBB	HBP	BLK	WP	HR	S	P	ERA	WHIP								
Denny Neagle, L ERA: 5.4 (11, 1)	0.2		5	2	2	2	1	1	0	0	0	0	0	12	21	27.00	4.500								

Colorado Rockies @ Pittsburgh Pirates
Three Rivers Stadium, Pittsburgh, PA

Fri Sep 10 1993, 7:05 PM EDT
Att: 15,335 - Unknown - 65 F

AB	45
R	9
H	14
RBI	9
BB	1
SO	6
LOB	14



livebaseballscorecards.com

Batter	1	2	3	4	5	6	7	8	9	10	11	AB	R	H	RBI	BB	SO	LOB	BOTTOM						
Carlos Garcia, R OBP: 0.324, SLG: 0.402 (1, 4)	F7		F8			HR	FC4-6		SH5-4		FC5-4	6	2	3	2	0	0	1							
Jay Bell, R OBP: 0.388, SLG: 0.444 (1, 6)	G5-3			G5-3		K	FC4-6		SH5-4		1B	5	1	1	1	0	1	3							
Andy Van Slyke, L OBP: 0.360, SLG: 0.465 (1, 8)	G4-3			F8		HR	G4-3		F9		1B	6	1	2	3	0	0	3							
Jeff King, R OBP: 0.346, SLG: 0.397 (1, 5)		F8		P4		G5-3		SF8		IBB	1B	5	1	1	0	1	1	1							
Orlando Merced, S OBP: 0.420, SLG: 0.454 (1, 3) (9, 9)					P6	P9		1B	K		1B	5	0	2	0	1	1	2							
Al Martin, L OBP: 0.336, SLG: 0.458 Lloyd McClellon, R OBP: 0.279, SLG: 0.273 (1, 7) (8, PH) (9, 7)					G4-3		1B	1B			K	2	2	1	0	1	1	1							
Dave Clark, L OBP: 0.342, SLG: 0.395 (10, PH) (11, 7)					2B	BB					G4-3	0	0	0	0	1	0	0							
Midre Cummings, L OBP: 0.333, SLG: 0.333 Kevin Young, R OBP: 0.296, SLG: 0.327 (1, 9) (8, PH) (9, 3)					G4-3		1B	1B			K	2	0	0	0	0	1	2							
Denny Neagle, L (11, 1)					1-2							3	1	1	0	0	1	2							
Jerry Goff, L OBP: 0.250, SLG: 0.214 Tony Womack, L (7, PR)			L9								G5-3	1	0	0	1	0	1	0							
Dan Miceli, R (8, 1)												2	0	1	1	1	0	0							
Don Slaught, R OBP: 0.359, SLG: 0.450 (8, PH) (9, 2)						2B						0	0	0	0	0	0	0							
John Hope, R Mark Petkovsek, R Tony Menendez, R Andy Tomberlin, L Tom Prince, R Blas Minor, R Tom Foley, L (1, 1) (6, 1) (7, 1) (7, PH) (8, 2) (9, 1) (11, 3)			P9								FC5-4	2	0	0	0	0	0	1							
Inning Stats	R: 0 E: 0 K: 0 S: 6	H: 0 LOB: 0 BB: 0 P: 13	R: 0 E: 0 K: 2 S: 8	H: 0 LOB: 1 BB: 1 P: 17	R: 0 E: 0 K: 0 S: 9	H: 0 LOB: 0 BB: 0 P: 14	R: 0 E: 0 K: 0 S: 8	H: 0 LOB: 0 BB: 0 P: 14	R: 1 E: 0 K: 0 S: 10	H: 1 LOB: 1 BB: 1 P: 17	R: 2 E: 0 K: 1 S: 12	H: 2 LOB: 0 BB: 0 P: 19	R: 2 E: 0 K: 0 S: 17	H: 3 LOB: 2 BB: 1 P: 30	R: 1 E: 0 K: 0 S: 14	H: 3 LOB: 2 BB: 1 P: 21	R: 0 E: 0 K: 1 S: 7	H: 1 LOB: 2 BB: 1 P: 19	R: 0 E: 0 K: 2 S: 8	H: 0 LOB: 0 BB: 0 P: 15	R: 2 E: 0 K: 1 S: 24	H: 3 LOB: 2 BB: 1 P: 37	1B: 8 2B: 3 3B: 1 HR: 1	SF: 1 SAC: 1 DP: 1 HBP: 0	WP: 0 PA: 51
PITCHER	IP	WLS	BF	H	R	ER	SO	BB	IBB	HBP	BLK	WP	HR	S	P	ERA	WHIP								
Greg Harris, R ERA: 4.32 (1, 1)	6.1		28	6	5	5	3	3	0	0	0	0	1	66	117	7.11	1.421								
Steve Reed, R ERA: 4.85 (7, 1)	0.2		3	1	1	1	0	0	0	0	0	0	0	6	10	13.50	1.500								
Mike Munoz, L ERA: 3.55 (8, 1)	2.0		10	3	0	0	1	1	1	0	0	0	0	19	37	0.00	2.000								
Marcus Moore, R ERA: 6.29 (10, 1)	1.1	W	6	1	2	2	2	1	0	0	0	0	0	19	33	13.50	1.500								
Darren Holmes, R ERA: 4.58 (11, 1)	0.2	S	4	2	0	0	1	0	0	0	0	0	0	13	19	0.00	3.000								

Colorado Rockies @ Pittsburgh Pirates
Three Rivers Stadium, Pittsburgh, PA

Fri Sep 10 1993, 7:05 PM EDT
Att: 15,335 - Unknown - 65 F

AB 43
R 8
H 13
RBI 8
BB 6
SO 7
LOB 22



Batter	1	2	3	4	5	6	7	8	9	AB R H RBI BB SO LOB	TOP									
Eric Young Sr., R OBP: 0.335, SLG: 0.325 (1, 8)	3-3 	2-1 		4-0 		2-0 			1-0 	4 0 1 0 1 1 2										
Joe Girardi, R OBP: 0.311, SLG: 0.372 (1, 2)	2-0 	2-1 		1-0 			2-3 		2-1 	5 0 0 0 0 1 4										
Dante Bichette, R OBP: 0.347, SLG: 0.533 (1, 9)	1-1 		3-2 		1-1 		0-0 			4 1 2 0 0 0 0										
Andres Galarraga, R OBP: 0.403, SLG: 0.624 (1, 3)	0-0 		2-1 		0-1 		1-1 			4 0 1 0 0 0 1										
Charlie Hayes, R OBP: 0.342, SLG: 0.498 (1, 5)	2-3 		1-3 		0-0 			0-0 		4 0 0 0 0 2 1										
Jerald Clark, R OBP: 0.324, SLG: 0.423 (1, 7)		1-0 		0-2 		0-3 		0-1 		4 1 2 0 0 1 0										
Nelson Liriano, S OBP: 0.344, SLG: 0.313 (1, 6)		1-0 		0-1 		1-1 		1-0 		4 1 2 0 0 0 2										
Bruce Ruffin, S OBP: 0.167, SLG: 0.136 (8, 1)										0 0 0 0 0 0 0										
Roberto Mejia, R OBP: 0.276, SLG: 0.378 (1, 4)		2-2 		1-2 		0-1 		0-0 		4 0 0 0 0 0 4										
Kent Bottenfield, R OBP: 0.234, SLG: 0.200 (1, 1)		2-1 		0-1 		1-0 			2-0 	3 0 3 2 0 0 0										
Steve Reed, R (6, 1)										0 0 0 0 0 0 0										
Vinny Castilla, R OBP: 0.286, SLG: 0.419 (8, 6)										1 0 0 0 0 0 0										
Inning Stats	R: 1 E: 1 K: 2 S: 12	H: 2 LOB: 1 BB: 0 P: 20	R: 1 E: 0 K: 0 S: 11	H: 3 LOB: 2 BB: 0 P: 21	R: 0 E: 0 K: 1 S: 8	H: 1 LOB: 0 BB: 0 P: 14	R: 1 E: 1 K: 0 S: 11	H: 2 LOB: 2 BB: 1 P: 17	R: 0 E: 0 K: 1 S: 9	H: 2 LOB: 2 BB: 0 P: 13	R: 0 E: 0 K: 1 S: 6	H: 0 LOB: 0 BB: 0 P: 9	R: 0 E: 0 K: 0 S: 5	H: 1 LOB: 1 BB: 0 P: 6	R: 0 E: 0 K: 0 S: 4	H: 0 LOB: 0 BB: 0 P: 9	1B: 10 2B: 1 3B: 0 HR: 0	SF: 0 SAC: 0 DP: 1 HBP: 0	WP: 1 PB: 0 SB: 0 CS: 0	PA: 38
PITCHER	IP WLS BF H R ER SO BB IBB HBP BLK WP HR S P ERA WHIP																			
Tim Wakefield, R ERA: 6.22 (1, 1)	6.0 L 28 10 3 1 4 1 0 0 0 1 0 56 91 1.50 1.833																			
Joel Johnston, R ERA: 3.68 (7, 1)	3.0 10 1 0 0 1 0 0 0 0 0 0 15 24 0.00 0.333																			

Colorado Rockies @ Pittsburgh Pirates
Three Rivers Stadium, Pittsburgh, PA

AB	37
R	3
H	11
RBI	2
BB	1
SO	5
LOB	14



Sat Sep 11 1993, 7:05 PM EDT
Att. 21,649 - Unknown - 64 F

livebaseballscorecards.com

BOTTOM

Colorado Rockies @ Pittsburgh Pirates
Three Rivers Stadium, Pittsburgh, PA

Sat Sep 11 1993, 7:05 PM EDT
Att: 21,649 - Unknown - 64 F

livebaseballscorecards.com

AB	31
R	2
H	5
RBI	2
BB	6
SO	6
LOB	16



WP:	0	PA:	37
PB:	0		
SB:	0		
CS:	1		

AB R H RBI BB SO LOB

5	0	1	0	0	2	0
4	0	0	0	0	1	1
2	0	0	0	2	1	0
4	0	1	0	0	0	2
3	1	1	0	1	1	0
2	1	1	2	2	0	1
1	0	0	0	1	0	0
1	0	0	0	0	1	3
1	0	0	0	0	0	1
3	0	1	0	0	0	3
1	0	0	0	0	0	0
2	0	0	0	0	0	2
1	0	0	0	0	0	3
0	0	0	0	0	0	0
1	0	0	0	0	0	0

Batter	1	2	3	4	5	6	7	8	9
Carlos Garcia, R OBP: 0.323, SLG: 0.400 (1, 4)	P4		B5-3				K		K
Jay Bell, R OBP: 0.385, SLG: 0.441 (1, 6)	K		G6-3		G6-3		G1-3		
Orlando Merced, S OBP: 0.420, SLG: 0.452 (1, 9)	BB		BB		F9		K		
Jeff King, R OBP: 0.346, SLG: 0.396 (1, 5)	L5		F9			BB BB FC2 1B		G5-3	
Dave Clark, L OBP: 0.345, SLG: 0.394 (1, 7)		E4 FC3-6		HR 1B		BB BB		K2-3	
Al Martin, L OBP: 0.339, SLG: 0.466 (1, 8)		FC3-6 BB 1-2f		HR		BB BB 1-2 2-3		FC4-6 BB	
Kevin Young, R OBP: 0.297, SLG: 0.326 (1, 3)		1B BB 1-2		G5-3		K		FC4-6 1-2f	
Tom Foley, L OBP: 0.297, SLG: 0.387 (6, PH)									
Rich Aude, R (8, PH)									
Jerry Goff, L OBP: 0.263, SLG: 0.235 (1, 2)									
Don Slaught, R OBP: 0.358, SLG: 0.449 (9, PH)									
Tim Wakefield, R OBP: 0.143, SLG: 0.286 (1, 1)									
Andy Tomberlin, L OBP: 0.361, SLG: 0.471 (6, PH)									
Joel Johnston, R OBP: 0.400, SLG: 0.600 (7, 1)									
Lloyd McClendon, R OBP: 0.277, SLG: 0.272 (9, PH)									

Inning Stats	R: 0	H: 0	E: 0	K: 1	S: 11	LOB: 1	BB: 1	P: 22
R: 0	H: 1	E: 1	K: 0	S: 8	LOB: 2	BB: 1	P: 15	
R: 0	H: 0	E: 0	K: 0	S: 8	LOB: 1	BB: 1	P: 13	
R: 2	H: 2	E: 0	K: 0	S: 8	LOB: 0	BB: 0	P: 10	
R: 0	H: 1	E: 0	K: 0	S: 8	LOB: 0	BB: 0	P: 14	
R: 0	H: 1	E: 0	K: 1	S: 12	LOB: 3	BB: 2	P: 28	
R: 0	H: 0	E: 0	K: 2	S: 8	LOB: 0	BB: 0	P: 11	
R: 0	H: 0	E: 0	K: 1	S: 12	LOB: 1	BB: 1	P: 20	
R: 0	H: 0	E: 0	K: 1	S: 9	LOB: 0	BB: 0	P: 13	

PITCHER	IP	WLS	BF	H	R	ER	SO	BB	IBB	HBP	BLK	WP	HR	S	P	ERA	WHIP
Kent Bottenfeld, R ERA: 5.04 (1, 1)	5.0	W	24	5	2	2	1	5	0	0	0	0	1	45	84	3.60	2.000
Steve Reed, R ERA: 4.69 (6, 1)	2.1		7	0	0	0	3	0	0	0	0	0	0	19	30	0.00	0.000
Bruce Ruffin, L ERA: 4.17 (8, 1)	1.2	S	6	0	0	0	2	1	0	0	0	0	0	20	32	0.00	0.600

1B:	4	SF:	0
2B:	0	SAC:	0
3B:	0	DP:	0
HR:	1	HBP:	0

WP:	0	PA:	37
PB:	0		
SB:	0		
CS:	1		


Batter	1	2	3	4	5	6	7	8	9	AB R H RBI BB SO LOB	TOP																										
Eric Young Sr. R (1, 8) OBP: 0.335, SLG: 0.324	4-0 S HBP 1B BB	0-0 G6-3		0-3 K			X 0-0 SH1-3 1B	X 0-0 G4-3	4 1 1 0 1 1 1																												
Joe Girardi R (1, 2) OBP: 0.314, SLG: 0.371	1-0 1B 1B 2B HBP	0-0 G4-6-3 1B			X 0-0 G5-3	X 0-0 SH1-3	X 0-0 G5-3	X 0-0 G5-3	3 1 1 0 0 0 0																												
Dante Bichette R (1, 9) OBP: 0.346, SLG: 0.530	0-0 1B 2B 1B	0-0 G4-6-3			X 0-0 P2	X 0-3 K	X 0-3 K	X 0-0 G6-3	5 1 1 1 0 1 2																												
Andres Galarraga R (1, 3) OBP: 0.409, SLG: 0.628	0-0 2B 1B		B B B B 4-0 G5-4-3 BB		X 0-0 2B	B B B B 4-0 BB			2 0 2 0 2 0 0																												
Charlie Hayes R (1, 5) OBP: 0.343, SLG: 0.499	0-0 2B		X 0-0 G5-4-3		B B B B 4-0 FC4-6 BB	X 0-0 F8			3 0 1 2 1 0 3																												
Jerald Clark R (1, 7) OBP: 0.323, SLG: 0.422	0-3 K		X 0-0 CS 1B		X 0-0 FC4-6		X 0-0 G4-3		4 0 1 0 0 1 4																												
Nelson Liriano S (1, 6) OBP: 0.340, SLG: 0.310	0-0 G3		X 0-0 CS	0-0 G4-3 S 1B		X 0-0 G4-3	X 0-0 P6		4 0 1 0 0 0 2																												
Roberto Mejia R (1, 4) OBP: 0.281, SLG: 0.383	4-0 FC6-4 IBB		X 0-0 G6-3		X 0-0 F8	X 0-0 F8	X 0-0 2B		3 0 1 0 1 0 1																												
David Nied R (1, 1) OBP: 0.250, SLG: 0.167	0-0 FC6-4		X 0-0 G4-3		X 0-3 K	X 0-3 K	X 0-3 K		2 0 0 0 0 0 4																												
Willie Blair R (4, 1) OBP: 0.143, SLG: 0.147									1 0 0 0 0 1 0																												
Daryl Boston L (8, PH) OBP: 0.312, SLG: 0.422									1 0 0 0 0 1 1																												
Mike Munoz L (8, 1)									0 0 0 0 0 0 0																												
Inning Stats	R: 3 E: 0 K: 1 S: 8	H: 3 LOB: 3 BB: 2 P: 17	R: 0 E: 0 K: 0 S: 3	H: 1 LOB: 0 BB: 0 P: 3	R: 0 E: 0 K: 0 S: 2	H: 1 LOB: 0 BB: 1 P: 6	R: 0 E: 0 K: 1 S: 6	H: 1 LOB: 1 BB: 0 P: 6	R: 0 E: 0 K: 1 S: 5	H: 0 LOB: 0 BB: 0 P: 5	R: 0 E: 0 K: 1 S: 6	H: 1 LOB: 2 BB: 1 P: 10	R: 0 E: 0 K: 1 S: 6	H: 1 LOB: 1 BB: 0 P: 6	R: 0 E: 0 K: 0 S: 3	H: 0 LOB: 0 BB: 0 P: 3	1B: 6 2B: 3 3B: 0 HR: 0	SF: 0 SAC: 1 DP: 2 HBP: 1	WP: 0 PB: 0 SB: 2 CS: 1	PA: 40																	
PITCHER	IP WLS BF H R ER SO BB IBB HBP BLK WP HR S P ERA WHIP																																				
Bob Walk R (1, 1) ERA: 5.44	6.1		29	8	3	3	3	3	3	1	1	0	0	0	30	47	4.26	1.737																			
Dan Miceli R (7, 1) ERA:	0.2		3	0	0	0	1	1	0	0	0	0	0	4	8	0.00	1.500																				
Tony Menendez R (8, 1) ERA: 3.21	2.0	W	7	1	0	0	1	0	0	0	0	0	0	9	9	0.00	0.500																				

Colorado Rockies @ Pittsburgh Pirates
 Three Rivers Stadium, Pittsburgh, PA
 Sun Sep 12 1993, 3:33 AM EDT
 Att. 21,032 - Sunny - 72 F

livebaseballscorecards.com


AB	32
R	3
H	9
RBI	3
BB	5
SO	5
LOB	18



Batter	1	2	3	4	5	6	7	8	9	AB	R	H	RBI	BB	SO	LOB	BOTTOM			
Carlos Garcia, R OBP: 0.320, SLG: 0.396 (1, 4)	0-0 G3		0-0 F8		0-0 G3		0-3 K			4	0	0	0	0	1	0	Colorado Rockies @ Pittsburgh Pirates Three Rivers Stadium, Pittsburgh, PA Sun Sep 12 1993, 3:33 AM EDT Att. 21,032 - Sunny - 72 F			
Jay Bell, R OBP: 0.385, SLG: 0.439 (1, 6)	0-0 L3		0-0 F7			4-0 3B BB		0-0 G4-3		3	1	0	0	1	0	0				
Orlando Merced, S OBP: 0.421, SLG: 0.457 (1, 9)	0-0 G4-3			0-0 G6-4-3 1B		0-0 SF9 3B		0-0 E4		4	1	2	1	0	0	0				
Jeff King, R OBP: 0.345, SLG: 0.396 (1, 5)		0-0 P4		0-0 G6-4-3 1B		0-0 SF9		0-0 G4-6-3		3	0	1	1	0	0	1				
Dave Clark, L OBP: 0.344, SLG: 0.391 (1, 7)		0-0 F7		0-0 G6-4-3		4-0 FC6-4 BB		0-0 G5-3		2	0	0	0	1	0	2				
Lloyd McClendon, R OBP: 0.276, SLG: 0.270 (9, PH)				1-2f 2-3				0-0 HR		1	0	0	0	0	0	0				
Al Martin, L OBP: 0.343, SLG: 0.477 (1, 8)		0-0 1B 2B		4-0 BB		0-0 F8				3	2	2	1	1	0	1				
Kevin Young, R OBP: 0.297, SLG: 0.326 (1, 3)		0-0 2-H 1B		0-0 F7		0-0 FC6-4				3	0	1	1	0	0	3				
Tom Prince, R OBP: 0.256, SLG: 0.287 (1, 2)		0-3 K			0-0 G5-3		0-3 K			2	0	0	0	0	1	1				
Andy Tomberlin, L OBP: 0.351, SLG: 0.457 (7, PH)										1	0	0	0	0	1	0				
Tony Menendez, R (8, 1)										0	0	0	0	0	0	0				
Bob Walk, R OBP: 0.143, SLG: 0.145 (1, 1)			0-0 P4							2	0	0	0	0	0	0				
Dan Miceli, R (7, 1)									0	0	0	0	0	0	0					
Jerry Goff, L OBP: 0.250, SLG: 0.222 (7, PH)										1	0	0	0	0	0					
Inning Stats	R: 0 E: 0 K: 0 S: 3	H: 0 LOB: 0 BB: 0 P: 3	R: 1 E: 0 K: 1 S: 7	H: 2 LOB: 1 BB: 0 P: 7	R: 0 E: 0 K: 0 S: 3	H: 0 LOB: 0 BB: 0 P: 3	R: 0 E: 0 K: 0 S: 3	H: 0 LOB: 0 BB: 0 P: 3	R: 2 E: 0 K: 0 S: 4	H: 1 LOB: 1 BB: 2 P: 12	R: 0 E: 0 K: 2 S: 7	H: 0 LOB: 0 BB: 0 P: 7	R: 0 E: 1 K: 0 S: 3	H: 0 LOB: 0 BB: 0 P: 3	R: 1 E: 0 K: 0 S: 2	H: 1 LOB: 0 BB: 0 P: 2	1B: 3 2B: 1 3B: 1 HR: 1	SF: 1 SAC: 0 DP: 2 HBP: 0	WP: 0 PB: 0 SB: 0 CS: 0	PA: 33
PITCHER	IP WLS BF H R ER SO	IP WLS BF H R ER SO	IP WLS BF H R ER SO	IP WLS BF H R ER SO	IP WLS BF H R ER SO	IP WLS BF H R ER SO	IP WLS BF H R ER SO	IP WLS BF H R ER SO	IP WLS BF H R ER SO	IP WLS BF H R ER SO	IP WLS BF H R ER SO	IP WLS BF H R ER SO	IP WLS BF H R ER SO	IP WLS BF H R ER SO	IP WLS BF H R ER SO	IP WLS BF H R ER SO	ERA WHIP	ERA WHIP		
David Nied, R (1, 1) ERA: 5.5	3.2									2.46	1.364									
Willie Blair, R (4, 1) ERA: 4.96	3.1									5.40	0.900									
Mike Munoz, L (8, 1) ERA: 3.86	1.1	L								6.75	0.750									

livebaseballscorecards.com

AB 29
R 4
H 6
RBI 4
BB 3
SO 3
LOB 8

Batter	1	2	3	4	5	6	7	8	9	AB R H RBI BB SO LOB	TOP
Craig Biggio, R (1, 4) OBP: 0.365, SLG: 0.468	2-1 F8		0-1 E 1B	0-1 G5-3		0-3 K 1-2		2-2 K 1-2 1B		5 1 2 0 0 1 3	
Steve Finley, L (1, 8) OBP: 0.306, SLG: 0.380	1-0 G4-3		0-0 BB E 1-3 1B		0-1 1B 3B	0-3 K		1-2 G4-3		5 1 2 0 0 1 3	
Luis Gonzalez, L (1, 7) OBP: 0.363, SLG: 0.471	0-0 G4-3		0-0 P5		1-2 2B 1B		1-1 L8		3-2 2B	5 1 2 1 0 0 2	
Eric Anthony, L (1, 9) OBP: 0.321, SLG: 0.401 Chris James, R (9, PH) OBP: 0.333, SLG: 0.488		1-1 G5-3	2-2 E4 BB		2-1 2B		1-3 K		3-3 K	4 0 1 1 0 1 1 1 0 0 0 0 1 1	
Ken Caminiti, S (1, 5) OBP: 0.310, SLG: 0.391		2-3 K	4-1 BB		2-2 F9		1-1 1B		0-3 K	4 0 1 0 1 2 2	
Chris Donnels, L (1, 3) OBP: 0.318, SLG: 0.361 Jim Lindeman, R (7, PH) (7, 3)		1-1 PB 1B 2B	3-2 G4-3		2-3 K		1-3 K		0-3 K	3 1 1 0 0 1 4 2 0 0 0 0 2 2	
Eddie Taubensee, L (1, 2) OBP: 0.303, SLG: 0.407 Rick Parker, R (8, PH) OBP: 0.375, SLG: 0.421 Al Osuna, R (8, 1)		2-2 1B		0-0 G6-3		1-0 F8		0-3 K		3 0 1 1 0 0 1 1 0 0 0 0 1 0 0 0 0 0 0 0 0	AB 40 R 4 H 14 RBI 3 BB 1 SO 11 LOB 21
Andujar Cedeno, R (1, 6) OBP: 0.349, SLG: 0.400		0-0 G4-3		1-1 SH1-4 1B		0-1 1B 1B		2-1 1B 1B		4 0 3 0 0 0 1	
Doug Drabek, R (1, 1) OBP: 0.119, SLG: 0.169 Brian Williams, R (5, 1) OBP: 0.200, SLG: 0.300 Mike Brumley, S (6, PH) OBP: 1.000, SLG: 1.000 Tom Edens, R (6, 1) Scott Servais, R (8, PH) OBP: 0.314, SLG: 0.416 (8, 2)			0-0 P4		1-0 SH1-4		1-2 CS 1B		1-2 K	1 0 0 0 0 0 0 0 0 0 0 0 0 0 0 0 1 0 1 0 0 0 0 0 0 0 0 0 0 0 0 0 1 0 0 0 0 1 1	
Inning Stats	R: 0 E: 0 K: 0 S: 4 H: 0 LOB: 0 BB: 0 P: 7	R: 1 E: 0 K: 1 S: 14 H: 2 LOB: 1 BB: 0 P: 20	R: 1 E: 1 K: 0 S: 12 H: 2 LOB: 3 BB: 1 P: 21	R: 0 E: 0 K: 0 S: 6 H: 1 LOB: 1 BB: 0 P: 8	R: 2 E: 0 K: 1 S: 14 H: 3 LOB: 1 BB: 0 P: 22	R: 0 E: 0 K: 2 S: 11 H: 2 LOB: 1 BB: 0 P: 12	R: 0 E: 0 K: 2 S: 10 H: 1 LOB: 1 BB: 0 P: 14	R: 0 E: 0 K: 2 S: 15 H: 2 LOB: 2 BB: 0 P: 21	R: 0 E: 0 K: 3 S: 13 H: 1 LOB: 1 BB: 0 P: 19	1B: 10 2B: 3 3B: 1 HR: 0 SF: 0 SAC: 1 DP: 0 HBP: 0	WP: 0 PB: 1 SB: 0 CS: 1 PA: 42
PITCHER Armando Reynoso, R (1, 1) ERA: 3.75 Bruce Ruffin, L (6, 1) ERA: 4.03	IP 5.0 WLS W BF 27 H 10 R 4 ER 3 SO 2 BB 1 IBB 0 HBP 0 BLK 0 WP 0 HR 0 S 55 P 84 ERA 5.40 WHIP 2.200										
PITCHER											IP 4.0 WLS S BF 15 H 4 R 0 ER 0 SO 9 BB 0 IBB 0 HBP 0 BLK 0 WP 0 HR 0 S 44 P 60 ERA 0.00 WHIP 1.000

Houston Astros @ Colorado Rockies
Mile High Stadium, Denver, CO
 Tue Sep 14 1993, 5:33 AM EDT
 Sunny - 62 F

livebaseballscorecards.com

Batter	1	2	3	4	5	6	7	8	9
Nelson Liriano, S OBP: 0.333, SLG: 0.303 (1, 6)	F8		2B 1B	G4-3		G4-6-3 1-2f		G6-3	
Daryl Boston, L Alex Cole, L OBP: 0.318, SLG: 0.439 OBP: 0.346, SLG: 0.316 (1, 8) (8, 8)	P4		1B 2B		1B 1B		HR 3B		
Dante Bichette, R OBP: 0.347, SLG: 0.529 (1, 9)	L1-3		1B		1B E 1B		G5-3		
Andres Galarraga, R OBP: 0.412, SLG: 0.629 (1, 3)			G4-3	G6-4-3 1B		G6-3 E 1B		HR IBB	
Charlie Hayes, R OBP: 0.344, SLG: 0.505 (1, 5)			K	G6-4-3 1-2f		E7 G6-3 1B		HR	
Jerald Clark, R OBP: 0.323, SLG: 0.427 (1, 7)			HR		K	G6-3 1-2f 2-3		K	
Danny Sheaffer, R OBP: 0.306, SLG: 0.385 (1, 2)			1B 1B		G6-3	L9		G4-3	
Roberto Mejia, R OBP: 0.285, SLG: 0.385 (1, 4)			1B		E 1B		L5	F8	
Armando Reynoso, R OBP: 0.161, SLG: 0.233 Bruce Ruffin, S OBP: 0.160, SLG: 0.130 Joe Girardi, R OBP: 0.315, SLG: 0.372 (1, 1) (6, 1) (6, 2)	L8			E6 1B		G4-6-3 1B		F7	

AB	R	H	RBI	BB	SO	LOB
5	1	1	0	0	0	2
4	3	3	1	0	0	0
0	0	0	0	0	0	0
4	1	2	1	0	0	1
3	1	2	1	1	0	0
4	1	2	3	0	1	1
4	1	1	1	0	2	2
3	0	1	0	0	0	1
4	1	2	0	0	0	0
2	0	1	0	0	0	2
1	0	0	0	0	0	0
2	0	1	0	0	0	0

BOTTOM

Houston Astros @ Colorado Rockies
Mile High Stadium, Denver, CO
 Tue Sep 14 1993, 5:33 AM EDT
 Sunny - 62 F

livebaseballscorecards.com

AB	36
R	9
H	16
RBI	7
BB	1
SO	3
LOB	9



Inning Stats		R: 0	H: 0	E: 0	K: 0	S: 7	LOB: 0	BB: 0	P: 11
Inning Stats		R: 1	H: 3	E: 0	K: 1	S: 10	LOB: 2	BB: 0	P: 16
Inning Stats		R: 2	H: 4	E: 0	K: 0	S: 7	LOB: 0	BB: 0	P: 12
Inning Stats		R: 1	H: 2	E: 1	K: 1	S: 14	LOB: 1	BB: 0	P: 20
Inning Stats		R: 2	H: 4	E: 1	K: 0	S: 14	LOB: 1	BB: 0	P: 19
Inning Stats		R: 0	H: 1	E: 0	K: 0	S: 4	LOB: 0	BB: 0	P: 5
Inning Stats		R: 3	H: 2	E: 0	K: 1	S: 8	LOB: 0	BB: 1	P: 17
Inning Stats		R: 0	H: 0	E: 0	K: 0	S: 7	LOB: 0	BB: 0	P: 13

PITCHER	IP	WLS	BF	H	R	ER	SO	BB	IBB	HBP	BLK	WP	HR	S	P	ERA	WHIP
Doug Drabek, R ERA: 3.63 (1, 1)	4.0	L	22	12	6	5	2	0	0	0	0	0	1	46	70	11.25	3.000
Brian Williams, R ERA: 4.83 (5, 1)	1.0		3	1	0	0	0	0	0	0	0	0	0	6	8	0.00	1.000
Tom Edens, R ERA: 2.78 (6, 1)	2.0		9	3	3	3	1	0	1	0	0	0	1	12	22	13.50	1.500
Al Osuna, L ERA: 3.13 (8, 1)	1.0		3	0	0	0	0	0	0	0	0	0	0	7	13	0.00	0.000

PITCHER	IP	WLS	BF	H	R	ER	SO	BB	IBB	HBP	BLK	WP	HR	S	P	ERA	WHIP

WP: 0	PA: 37
PB: 0	
SB: 0	
CS: 0	

Batter	1	2	3	4	5	6	7	8	9	10	AB R H RBI BB SO LOB	TOP												
Craig Biggio, R OBP: 0.367, SLG: 0.468 (1, 4)	2-3 K		0-0 1-2 1B		4-1 1B 2-H BB		1-3 K2-3	1-2 2-H 1B			4 0 2 1 1 2 0	Houston Astros @ Colorado Rockies Mile High Stadium, Denver, CO Tue Sep 14 1993, 9:05 PM EDT Att: 42,657 - Unknown - 64 F												
Steve Finley, L OBP: 0.309, SLG: 0.386 (1, 8)	0-2 G4-3		1-1 G3-1		0-0 BB 1-3 1B		1-1 IHR	2-1 L7			5 1 2 1 0 0 3													
Luis Gonzalez, L OBP: 0.365, SLG: 0.472 (1, 7)	1-0 G1-3			0-0 G3 2B	4-1 G3-6 BB 1-2		3-2 1B E HBP	1-2 G1-3			3 1 1 0 1 0 0													
Eric Anthony, L OBP: 0.319, SLG: 0.399 Kevin Bass, S OBP: 0.325, SLG: 0.398 (1, 9) (7, PH) (7, 9)		0-0 L7		0-0 G1-3	0-0 G3-6-1 1-2f		1-2 E8 1B 1B	2-1 L9			3 0 0 0 0 0 4 2 1 1 0 0 0 0													
Ken Caminiti, S OBP: 0.313, SLG: 0.392 (1, 5)		3-3 K		4-1 G3 BB		0-0 FC4-6 BB 1B	1-0 G6-4-3 1B				4 0 2 1 1 2 0													
Chris Donnels, L OBP: 0.314, SLG: 0.350 (1, 3)		2-1 G5-3		0-0 G3		4-0 FC4-6 BB 1-2	1-2 G6-4-3 1-2f				4 0 0 0 1 0 3													
Scott Servais, R OBP: 0.313, SLG: 0.415 Eddie Taubensee, L OBP: 0.302, SLG: 0.405 (1, 2) (4, PH) (4, 2)			2-3 K	1-2 F7		0-2 FC4-6 WP 1-2f 2-3		0-0 SH2-4 1B 1B			1 0 0 0 0 1 0 4 1 1 0 0 0 4													
Casey Candaele, S OBP: 0.310, SLG: 0.350 (1, 6)		0-0 P6		1-1 PB WP 2B		0-3 K 1-2		1-3 K			5 1 1 0 0 2 3													
Darryl Kile, R OBP: 0.120, SLG: 0.167 Xavier Hernandez, L (1, 1) (8, 1)			4-0 1B BB		0-0 B2		2-0 F8		0-1 SH2-4		2 0 0 0 1 0 3 0 0 0 0 0 0 0													
Inning Stats	R: 0 E: 0 K: 1 S: 8	H: 0 LOB: 0 BB: 0 P: 11	R: 0 E: 0 K: 1 S: 9	H: 0 LOB: 0 BB: 0 P: 14	R: 0 E: 0 K: 1 S: 7	H: 1 LOB: 2 BB: 1 P: 14	R: 0 E: 0 K: 0 S: 8	H: 1 LOB: 2 BB: 1 P: 16	R: 3 E: 1 K: 1 S: 14	H: 3 LOB: 0 BB: 0 P: 22	R: 1 E: 0 K: 1 S: 11		H: 2 LOB: 1 BB: 0 P: 15	R: 0 E: 0 K: 1 S: 11	H: 0 LOB: 0 BB: 0 P: 17	R: 0 E: 0 K: 0 S: 9	H: 0 LOB: 0 BB: 0 P: 14	1B: 7 2B: 2 3B: 0 HR: 1	SF: 0 SAC: 1 DP: 2 HBP: 1	WP: 2 PB: 1 SB: 0 CS: 0	PA: 44			
PITCHER	IP WLS BF H R ER SO BB IBB HBP BLK WP HR S P ERA WHIP	IP WLS BF H R ER SO BB IBB HBP BLK WP HR S P ERA WHIP	IP WLS BF H R ER SO BB IBB HBP BLK WP HR S P ERA WHIP	IP WLS BF H R ER SO BB IBB HBP BLK WP HR S P ERA WHIP	IP WLS BF H R ER SO BB IBB HBP BLK WP HR S P ERA WHIP	IP WLS BF H R ER SO BB IBB HBP BLK WP HR S P ERA WHIP	IP WLS BF H R ER SO BB IBB HBP BLK WP HR S P ERA WHIP	IP WLS BF H R ER SO BB IBB HBP BLK WP HR S P ERA WHIP	IP WLS BF H R ER SO BB IBB HBP BLK WP HR S P ERA WHIP	IP WLS BF H R ER SO BB IBB HBP BLK WP HR S P ERA WHIP	IP WLS BF H R ER SO BB IBB HBP BLK WP HR S P ERA WHIP	IP WLS BF H R ER SO BB IBB HBP BLK WP HR S P ERA WHIP	IP WLS BF H R ER SO BB IBB HBP BLK WP HR S P ERA WHIP	IP WLS BF H R ER SO BB IBB HBP BLK WP HR S P ERA WHIP	IP WLS BF H R ER SO BB IBB HBP BLK WP HR S P ERA WHIP	IP WLS BF H R ER SO BB IBB HBP BLK WP HR S P ERA WHIP	IP WLS BF H R ER SO BB IBB HBP BLK WP HR S P ERA WHIP	IP WLS BF H R ER SO BB IBB HBP BLK WP HR S P ERA WHIP	IP WLS BF H R ER SO BB IBB HBP BLK WP HR S P ERA WHIP	IP WLS BF H R ER SO BB IBB HBP BLK WP HR S P ERA WHIP	IP WLS BF H R ER SO BB IBB HBP BLK WP HR S P ERA WHIP			
Curt Leskanic, R ERA: 5.13 (1, 1)	5.0																							
Gary Wayne, L ERA: 5.02 (6, 1)	2.0	10	3	3	2	2	1	0	1	0	0	1	0	21	35	9.00	2.000							
Steve Reed, R ERA: 4.75 (8, 1)	1.0	5	2	1	1	1	0	0	0	0	0	0	0	11	15	9.00	2.000							
Mike Munoz, L ERA: 3.6 (9, 1)	1.0	3	0	0	0	0	1	0	0	0	0	0	0	11	17	0.00	0.000							
Darren Holmes, R ERA: 4.5 (10, 1)	1.0	W 3	0	0	0	0	0	0	0	0	0	0	0	9	14	0.00	0.000							



Batter	1	2	3	4	5	6	7	8	9	AB	R	H	RBI	BB	SO	LOB	TOP																														
Craig Biggio, R (1, 4) OBP: 0.369, SLG: 0.474	0-0 HR	0-0 G6-3			0-0 G1-3		4-0 SH1-4 2B BB		0-0 G4-6-3 1B	4	2	2	1	1	0	1																															
Steve Finley, L (1, 8) OBP: 0.306, SLG: 0.383	0-0 G4-3		0-0 G3-1		0-3 K		0-0 SH1-4		0-0 G4-6-3	4	0	0	0	0	1	2																															
Luis Gonzalez, L (1, 7) OBP: 0.369, SLG: 0.484	0-0 1B 1B		0-0 CS 1B			0-0 HR	0-0 CS 2B		0-3 K	5	2	4	2	0	1	1																															
Ken Caminiti, S (1, 5) OBP: 0.315, SLG: 0.392	0-0 FC3-6 1B 1B		0-0 L3			0-0 G4-3	4-0 IBB			3	0	1	0	1	0	1																															
Kevin Bass, S (1, 9) OBP: 0.333, SLG: 0.399	0-0 FC3-6 1B				4-0 G4-3 FC6-2 WP BB	4-0 1B BB	0-3 K			2	0	1	1	2	1	2																															
Brian Williams, R (7, 1) OBP: 0.200, SLG: 0.300										0	0	0	0	0	0	0																															
Doug Jones, R (8, 1)										0	0	0	0	0	0	0																															
Chris Donnels, L (1, 3) OBP: 0.314, SLG: 0.349	0-0 FC3-6				0-0 G4-3		0-0 IBB		0-0 F9	3	0	1	0	0	0	3																															
Jim Lindeman, R (8, PH) (8, 3)	1-2 2-3				1-3		1-3 1B			1	0	0	0	0	0	0																															
Eddie Taubensee, L (1, 2) OBP: 0.305, SLG: 0.410					0-0 FC6-2		0-0 P3		0-0 L6-4	4	0	2	0	0	0	3																															
Rick Parker, R (8, PR) OBP: 0.375, SLG: 0.421					3-H				L6-4 2B	0	0	0	0	0	0	0																															
Scooter Tucker, R (8, 2)					0-3 K		4-0 IBB		0-0 L6-4	3	0	0	0	1	2	3																															
Andujar Cedeno, R (1, 6) OBP: 0.348, SLG: 0.397							1-2 IBB		2-3																																						
Greg Swindell, L (1, 1) OBP: 0.192, SLG: 0.212					0-3 K		0-0 F9			2	0	0	0	0	1	3																															
Casey Candaele, S (7, 9) OBP: 0.316, SLG: 0.356									0-0 G4-6-3 1B 1B	1	0	1	0	0	0	0																															
Inning Stats	R: 2 E: 0 K: 0 S: 6	H: 4 LOB: 1 BB: 0 P: 6	R: 0 E: 0 K: 1 S: 6	H: 1 LOB: 1 BB: 0 P: 6	R: 0 E: 0 K: 0 S: 3	H: 1 LOB: 0 BB: 0 P: 3	R: 0 E: 0 K: 1 S: 5	H: 0 LOB: 1 BB: 1 P: 9	R: 0 E: 0 K: 2 S: 7	H: 0 LOB: 0 BB: 0 P: 7	R: 1 E: 0 K: 0 S: 5	H: 2 LOB: 3 BB: 2 P: 13	R: 1 E: 0 K: 1 S: 5	H: 1 LOB: 2 BB: 2 P: 13	R: 0 E: 0 K: 0 S: 3	H: 1 LOB: 1 BB: 0 P: 3	R: 0 E: 0 K: 1 S: 6	H: 2 LOB: 1 BB: 0 P: 6	1B: 8 2B: 4 3B: 0 HR: 2	SF: 0 SAC: 2 DP: 3 HBP: 0	WP: 1 PB: 0 SB: 0 CS: 2	PA: 39																									
PITCHER	IP	WLS	BF	H	R	ER	SO	BB	IBB	HBP	BLK	WP	HR	S	P	ERA	WHIP	PITCHER										IP	WLS	BF	H	R	ER	SO	BB	IBB	HBP	BLK	WP	HR	S	P	ERA	WHIP			
Greg Harris, R (1, 1) ERA: 4.32	6.0		27	8	3	3	4	2	1	0	0	1	2	32	44	4.50	1.667																														
Mike Munoz, L (7, 1) ERA: 3.86	1.1	W	7	2	1	1	1	1	1	0	0	0	0	7	15	6.75	2.250																														
Willie Blair, R (8, 1) ERA: 4.93	0.2		1	0	0	0	0	0	0	0	0	0	0	1	1	0.00	0.000																														
Darren Holmes, R (9, 1) ERA: 4.43	1.0	S	4	2	0	0	1	0	0	0	0	0	0	6	6	0.00	2.000																														

Houston Astros @ Colorado Rockies
Mile High Stadium, Denver, CO

Wed Sep 15 1993, 9:05 PM EDT
Att. 40,813 - Unknown - 72 F

livebaseballscorecards.com

AB	32
R	4
H	12
RBI	4
BB	5
SO	6
LOB	19



Batter	1	2	3	4	5	6	7	8	9
Eric Young Sr., R OBP: 0.340, SLG: 0.325 (1, 8) (9, 7)	0-0 B1-3		4-0 G5-4-3 1B BB	0-3 K			0-0 E G4-3 1B	4-0 HBP 1B BB	
Joe Girardi, R OBP: 0.315, SLG: 0.371 (1, 2) (9, 7)	0-0 2B		0-0 G5-4-3 1B		0-0 F9		0-3 K	0-3 K	
Dante Bichette, R OBP: 0.348, SLG: 0.526 Chris Jones, R OBP: 0.291, SLG: 0.423 (1, 9) (9, 8)	0-0 F9		0-0 G5-4-3 1-2f 2-3		0-0 G5-4-3 1B		0-0 E8 G4-3 2B 1B	1-0 1B HBP 2-3	
Andres Galarraga, R OBP: 0.412, SLG: 0.623 (1, 3) (9, 7)	0-0 G6-3		0-0 1B		0-0 G5-4-3 1-2f		0-0 G4-3	0-0 1B	
Charlie Hayes, R OBP: 0.350, SLG: 0.515 (1, 5) (9, 7)		0-0 2B	0-0 F8			0-0 E 2B	0-0 1B 2B	0-0 IBB	
Jerald Clark, R OBP: 0.324, SLG: 0.429 (1, 7) (9, 9)		0-0 G5-3		0-0 SH5-4 2B		0-0 P3	0-0 WP 1B	0-0 F8	
Vinny Castilla, R OBP: 0.287, SLG: 0.419 Willie Blair, R OBP: 0.143, SLG: 0.147 Darren Holmes, R (1, 6) (8, 1) (9, 1)		0-0 2B		0-0 E5 SH5-4		0-0 E6 CS	4-0 1-2 IBB		
Roberto Mejia, R OBP: 0.286, SLG: 0.397 (1, 4) (9, 7)		0-0 F9		0-0 F8		4-0 S BB	0-0 F3		
Greg Harris, R OBP: 0.195, SLG: 0.186 Jim Tatum, R OBP: 0.255, SLG: 0.304 Mike Munoz, L (1, 1) (6, PH) (7, 1)		0-3 K		0-0 SH5-4		0-3 K		0-0 HBP BB 1B	
Nelson Liriano, S OBP: 0.350, SLG: 0.315 (8, 6) (9, 7)				1-2 2-3		1-2		1B	

Inning Stats	R: 0 E: 0 K: 0 S: 4	H: 1 LOB: 1 BB: 0 P: 4	R: 0 E: 0 K: 1 S: 7	H: 2 LOB: 2 BB: 0 P: 7	R: 1 E: 0 K: 0 S: 4	H: 2 LOB: 1 BB: 1 P: 8	R: 0 E: 1 K: 1 S: 7	H: 1 LOB: 2 BB: 0 P: 7	R: 0 E: 0 K: 0 S: 3	H: 1 LOB: 0 BB: 0 P: 3	R: 1 E: 1 K: 1 S: 6	H: 1 LOB: 1 BB: 1 P: 10	R: 3 E: 1 K: 1 S: 9	H: 4 LOB: 2 BB: 1 P: 13	R: 1 E: 0 K: 1 S: 6	H: 2 LOB: 3 BB: 2 P: 15
--------------	------------------------------	---------------------------------	------------------------------	---------------------------------	------------------------------	---------------------------------	------------------------------	---------------------------------	------------------------------	---------------------------------	------------------------------	----------------------------------	------------------------------	----------------------------------	------------------------------	----------------------------------

PITCHER	IP	WLS	BF	H	R	ER	SO	BB	IBB	HBP	BLK	WP	HR	S	P	ERA	WHIP
Greg Swindell, L ERA: 4.43 (1, 1)	6.1		29	9	3	2	4	2	0	0	0	0	0	35	43	2.84	1.737
Brian Williams, R ERA: 5.01 (7, 1)	0.2	L	6	3	2	2	0	0	1	0	0	1	0	5	9	27.00	4.500
Doug Jones, R ERA: 4.2 (8, 1)	1.0		7	2	1	1	1	1	1	1	0	0	0	6	15	9.00	3.000

BOTTOM


Houston Astros @ Colorado Rockies
Mile High Stadium, Denver, CO

Wed Sep 15 1993, 9:05 PM EDT
Att: 40,813 - Unknown - 72 F

AB	R	H	RBI	BB	SO	LOB
3	2	1	0	2	1	2
5	0	2	0	0	2	3
4	1	2	0	0	0	3
0	0	0	0	0	0	0
5	0	2	3	0	0	3
4	2	3	1	1	0	1
5	0	2	1	0	0	5
3	0	1	0	1	0	1
0	0	0	0	0	0	0
0	0	0	0	0	0	0
3	0	0	0	1	0	6
1	0	0	0	0	1	2
1	0	0	0	0	1	1
0	0	0	0	0	0	0
1	1	1	0	0	0	0

AB	35
R	6
H	14
RBI	5
BB	5
SO	5
LOB	27

livebaseballscores.com



WP: 1	PA: 42
PB: 0	
SB: 1	
CS: 1	

Batter	1	2	3	4	5	6	7	8	9	AB R H RBI BB SO LOB	TOP																
Craig Biggio, R (1, 4) OBP: 0.366, SLG: 0.470	0-1 P5		1-3 K		0-3 K		0-0 G5-3			4 0 0 0 0 2 1																	
Steve Finley, L (1, 8) OBP: 0.306, SLG: 0.382	3-1 G4-3		2-0 CS 2-H 1B			0-1 G3-1		0-3 K		4 0 1 1 0 1 0																	
Luis Gonzalez, L (1, 7) OBP: 0.370, SLG: 0.483	3-2 FC6-4 1B		3-1 CS 1-2	0-2 G6-3		4-1 1B 1B BB		0-0 G3-1		3 1 1 0 1 0 0																	
Jim Lindeman, R (1, 3) OBP: 0.286, SLG: 0.429	1-2 FC6-4 1-2f			1-2 2B 2B		1-2 1B 1-3 1B		0-3 K		4 1 2 0 0 1 1																	
Kevin Bass, S (1, 9) OBP: 0.337, SLG: 0.401		0-2 K 1B		0-3 K		1-1 1-2 3-H 1B		0-0 G4-3		4 0 2 1 0 1 1																	
Chris Donnels, L (1, 5) OBP: 0.319, SLG: 0.377		1-3 SAFE SAFE 1-2 K		1-1 2B 2-H 2B		2-3 K		1-1 3B		4 0 2 1 0 2 3																	
Andujar Cedeno, R (1, 6) OBP: 0.347, SLG: 0.398		2-1 G5-3		0-1 2B		1-3 K		0-3 K		4 0 1 0 0 2 3																	
Scouter Tucker, R (1, 2) OBP: 0.333, SLG: 0.333			2-1 SH3-4 1B 1B		3-2 L9		1-1 L1-3		1-2 P6	3 1 1 0 0 0 0 1 0 0 0 0 0 1																	
Eric Anthony, L (9, PH) OBP: 0.319, SLG: 0.398																											
Mark Portugal, R (1, 1) OBP: 0.226, SLG: 0.246			0-1 SH3-4		3-3 K		0-3 K			2 0 0 0 0 2 0																	
Todd Jones, L (8, 1)										0 0 0 0 0 0 0																	
Casey Candaele, S (8, 5) OBP: 0.316, SLG: 0.356			1-2							0 0 0 0 0 0 0																	
Inning Stats	R: 0 E: 0 K: 0 S: 11	H: 1 LOB: 1 BB: 0 P: 18	R: 0 E: 0 K: 1 S: 9	H: 1 LOB: 0 BB: 0 P: 12	R: 1 E: 0 K: 1 S: 9	H: 2 LOB: 0 BB: 0 P: 17	R: 1 E: 0 K: 1 S: 14	H: 3 LOB: 2 BB: 0 P: 16	R: 0 E: 0 K: 2 S: 9	H: 0 LOB: 0 BB: 0 P: 15	R: 1 E: 0 K: 2 S: 16	H: 2 LOB: 2 BB: 1 P: 25	R: 0 E: 0 K: 1 S: 6	H: 0 LOB: 0 BB: 0 P: 7	R: 0 E: 0 K: 2 S: 7	H: 0 LOB: 0 BB: 0 P: 7	R: 0 E: 0 K: 1 S: 10	H: 1 LOB: 1 BB: 0 P: 12	1B: 6 2B: 3 3B: 1 HR: 0	SF: 0 SAC: 1 DP: 0 HBP: 0	WP: 0 PB: 0 SB: 0 CS: 1	PA: 36					
PITCHER	IP WLS BF H R ER SO BB IBB HBP BLK WP HR S P ERA WHIP																										
Kent Bottenfield, R (1, 1) ERA: 5.02	6.0		25	9	3	3	7	1	0	0	0	0	0	68	103	4.50	1.667										
Steve Reed, R (7, 1) ERA: 4.68	1.0		3	0	0	0	1	0	0	0	0	0	0	6	7	0.00	0.000										
Bruce Ruffin, L (8, 1) ERA: 4.0	1.0	W	3	0	0	0	2	0	0	0	0	0	0	7	7	0.00	0.000										
Darren Holmes, R (9, 1) ERA: 4.35	1.0	S	4	1	0	0	1	0	0	0	0	0	0	10	12	0.00	1.000										

Houston Astros @ Colorado Rockies
Mile High Stadium, Denver, CO
 Thu Sep 16 1993, 5:33 AM EDT
 Att. 41,847 - Cloudy - 68 F

livebaseballscorecards.com

AB	33
R	3
H	10
RBI	3
BB	1
SO	11
LOB	10



Batter	1	2	3	4	5	6	7	8	9
Nelson Liriano, S OBP: 0.355, SLG: 0.333 (1, 6)	0-2 2B 1B		3-2 G3		1-2 FC4 1-2f			0-1 SH3-4 1B 2B	
Joe Girardi, R OBP: 0.315, SLG: 0.374 (1, 2)	3-1 F8 SF9 1-H 2B		1-0 G6-3			0-0 L8		0-0 SH3-4 2-3	
Daryl Boston, L OBP: 0.319, SLG: 0.442 Chris Jones, R OBP: 0.291, SLG: 0.423 (1, 8) (8, PR) (9, 8)	0-0 F8 2-3			3-1 G5-3 2B		2-1 G3		3-1 CS 1B	
Andres Galarraga, R OBP: 0.415, SLG: 0.628 (1, 3)	0-0 SF9 3-H			0-0 G5-3 1B		1-0 2B 1B		3-2 HR 1-2 2B	
Charlie Hayes, R OBP: 0.351, SLG: 0.515 (1, 5)	3-3 K			1-0 G5-3 1-2 2-3f		0-1 2B 1-3		4-0 HR IBB	
Jerald Clark, R OBP: 0.323, SLG: 0.435 (1, 9)		0-0 G1-3		2-0 P6		0-1 G4-3		0-2 HR 1-H 2-H	
Eric Young Sr., R OBP: 0.341, SLG: 0.327 (1, 7)		2-0 G4-3			2-2 G5-4-3 1B		1-2 G6-3	1-0 CS 1B	
Roberto Mejia, R OBP: 0.284, SLG: 0.391 (1, 4)		2-1 G6-3			1-0 G5-4-3 1-2f		1-0 F7	1-0 CS 1-2	
Kent Bottenfield, R OBP: 0.245, SLG: 0.213 Steve Reed, R (7, 1) Jay Gainer, L OBP: 0.243, SLG: 0.242 Bruce Ruffin, S OBP: 0.160, SLG: 0.130 Darren Holmes, R (9, 1)			2-3 K		3-1 FC4 1B		2-0 L3		

Inning Stats	R: 2 E: 0 K: 1 S: 11	H: 2 LOB: 0 BB: 0 P: 17	R: 0 E: 0 K: 0 S: 4	H: 0 LOB: 0 BB: 0 P: 8	R: 0 E: 0 K: 1 S: 7	H: 0 LOB: 0 BB: 0 P: 13	R: 0 E: 0 K: 0 S: 5	H: 2 LOB: 1 BB: 0 P: 11	R: 0 E: 0 K: 0 S: 9	H: 2 LOB: 1 BB: 0 P: 16	R: 0 E: 0 K: 0 S: 8	H: 2 LOB: 2 BB: 0 P: 11	R: 0 E: 0 K: 0 S: 5	H: 0 LOB: 0 BB: 0 P: 9	R: 4 E: 0 K: 0 S: 13	H: 5 LOB: 1 BB: 1 P: 25
--------------	-------------------------------	----------------------------------	------------------------------	---------------------------------	------------------------------	----------------------------------	------------------------------	----------------------------------	------------------------------	----------------------------------	------------------------------	----------------------------------	------------------------------	---------------------------------	-------------------------------	----------------------------------

PITCHER	IP	WLS	BF	H	R	ER	SO	BB	IBB	HBP	BLK	WP	HR	S	P	ERA	WHIP
Mark Portugal, R ERA: 2.94 (1, 1)	7.0		28	9	3	3	2	0	0	0	0	0	0	51	87	3.86	1.286
Todd Jones, R ERA: 2.88 (8, 1)	1.0	L	6	4	3	3	0	0	1	0	0	0	1	11	23	27.00	4.000

BOTTOM


Houston Astros @ Colorado Rockies
Mile High Stadium, Denver, CO

Thu Sep 16 1993, 5:33 AM EDT
Att: 41,847 - Cloudy - 68 F

AB	R	H	RBI	BB	SO	LOB
4	2	2	0	0	0	1
3	1	1	1	0	0	0
4	0	2	1	0	0	1
0	0	0	0	0	0	0
3	1	3	1	0	0	0
3	1	1	0	1	1	2
4	1	1	3	0	0	3
4	0	2	0	0	0	0
3	0	0	0	0	0	1
2	0	1	0	0	1	0
0	0	0	0	0	0	0
1	0	0	0	0	0	0
0	0	0	0	0	0	0
0	0	0	0	0	0	0

AB	31
R	6
H	13
RBI	6
BB	1
SO	2
LOB	8

WP: 0 PA: 35
PB: 0
SB: 0
CS: 2



Batter	1	2	3	4	5	6	7	8	9	AB R H RBI BB SO LOB	TOP											
Brett Butler, L (1, 8) OBP: 0.386, SLG: 0.374 Tom Goodwin, L (6, 8) OBP: 0.333, SLG: 0.400 Mike Sharperson, R (9, PH) OBP: 0.287, SLG: 0.370	2-1 L7		1-1 L9		0-0 B2-3			1-2 F7	0-3 K	3 0 0 0 0 0 0 1 0 0 0 0 0 0 1 0 0 0 0 1 2												
Jose Offerman, S (1, 6) OBP: 0.348, SLG: 0.343	0-1 F7		1-0 L9		1-2 L7			0-0 WP E 2B	3-2 G4-3	5 1 1 0 0 0 2												
Mike Piazza, R (1, 2) OBP: 0.357, SLG: 0.540 Carlos Hernandez, R (6, PH) OBP: 0.261, SLG: 0.344 (6, 2)	3-3 K		1-0 FC6-4 1B		2-2 L7			1-2 F9		2 0 1 0 0 1 0 2 0 0 0 0 0 1												
Eric Karros, R (1, 3) OBP: 0.288, SLG: 0.409 Henry Rodriguez, L (6, 3) OBP: 0.264, SLG: 0.441		2-3 K	1-0 FC6-4 1-2f		0-0 HR			2-1 E8 WP 2-H		3 1 1 1 0 1 1 1 0 0 0 0 0 0												
Tim Wallach, R (1, 5) OBP: 0.268, SLG: 0.349		3-1 2B 1B		1-3 K		0-1 L5-3		2-2 G3		4 0 1 0 0 1 1												
Cory Snyder, R (1, 9) OBP: 0.342, SLG: 0.412 Jerry Brooks, R (6, PH) OBP: 0.333, SLG: 1.333 (6, 9)		2-0 1-3 2B		1-2 1B		2-2 G4-3			0-0 HR	2 0 2 0 0 0 0 2 1 1 1 0 0 0												
Billy Ashley, R (1, 7) OBP: 0.269, SLG: 0.269		0-0 G1-3		1-0 1B		0-1 G6-3			1-3 K	4 0 1 0 0 1 2												
Jody Reed, R (1, 4) OBP: 0.329, SLG: 0.346 Rafael Bourquigal, R (7, PH) OBP: 0.600, SLG: 0.800 (7, 4)		4-0 IBB		2-0 G5-3		0-0 G6-3			0-2 1B 1B	1 0 0 0 1 0 1 2 0 1 0 0 0 0												
Tom Candiotti, R (1, 1) OBP: 0.155, SLG: 0.175 Ricky Tricek, R (2, 1) OBP: 0.250, SLG: 0.250 Lenny Harris, L (5, PH) OBP: 0.336, SLG: 0.313 John DeSilva, R (5, 1) Dave Hansen, L (7, PH) OBP: 0.452, SLG: 0.487 Steve Wilson, L (7, 1) Raul Mondesi, R (9, PH) OBP: 0.270, SLG: 0.328		0-0 G6-3		0-1 G1-3		0-0 G3			2-2 1-2 1B	1 0 0 0 0 0 3 0 0 0 0 0 0 0 1 0 0 0 0 0 0 0 0 0 0 0 0 0 1 0 0 0 0 0 0 0 0 0 0 0 0 0 1 0 1 0 0 0 0												
Inning Stats	R: 0 E: 0 K: 1 S: 7	H: 0 LOB: 0 BB: 0 P: 12	R: 0 E: 0 K: 1 S: 8	H: 2 LOB: 3 BB: 1 P: 19	R: 0 E: 0 K: 0 S: 5	H: 1 LOB: 1 BB: 0 P: 9	R: 0 E: 0 K: 1 S: 9	H: 2 LOB: 1 BB: 0 P: 14	R: 0 E: 0 K: 0 S: 7	H: 0 LOB: 0 BB: 0 P: 8	R: 1 E: 0 K: 0 S: 9	H: 1 LOB: 0 BB: 0 P: 13	R: 0 E: 0 K: 0 S: 4	H: 0 LOB: 0 BB: 0 P: 4	R: 1 E: 1 K: 0 S: 14	H: 1 LOB: 1 BB: 0 P: 20	R: 1 E: 0 K: 2 S: 20	H: 3 LOB: 2 BB: 0 P: 26	1B: 6 2B: 2 3B: 0 HR: 2	SF: 0 SAC: 0 DP: 0 HBP: 0	WP: 2 PB: 0 SB: 0 CS: 0	PA: 38
PITCHER	IP WLS BF H R ER SO BB IBB HBP BLK WP HR S P ERA WHIP																					
David Nied, R (1, 1) ERA: 5.13	5.0 W 20 5 0 0 3 0 1 0 0 0 0 36 62 0.00 1.000																					
Willie Blair, R (6, 1) ERA: 4.94	3.1 16 5 3 2 1 0 0 0 0 2 2 39 52 5.40 1.500																					
Gary Wayne, L (9, 1) ERA: 4.97	0.2 2 0 0 0 1 0 0 0 0 0 0 8 11 0.00 0.000																					

Los Angeles Dodgers @ Colorado Rockies
 Mile High Stadium, Denver, CO
 Fri Sep 17 1993, 9:05 PM EDT
 Att. 56,679 - Unknown - 55 F

AB	37
R	3
H	10
RBI	2
BB	1
SO	5
LOB	13



Batter	1	2	3	4	5	6	7	8	9	AB	R	H	RBI	BB	SO	LOB
--------	---	---	---	---	---	---	---	---	---	----	---	---	-----	----	----	-----

<p>Nelson Liriano, S (1, 6) OBP: 0.375, SLG: 0.366</p>	<p>1-2 SH1-3 G4-3 2B</p>	<p>0-0 2B 1B</p>	<p>2-2 1B</p>		<p>0-1 2B 1B</p>		<p>1-2 G6-3</p>			5	3	4	0	0	0	0
<p>Joe Girardi, R (1, 2) OBP: 0.321, SLG: 0.383</p> <p>Danny Sheaffer, R (9, 2) OBP: 0.306, SLG: 0.385</p>	<p>1-1 SH1-3 2-3</p>	<p>1-0 2B SF7 1B</p>	<p>1-1 P4 1B</p>		<p>0-1 2B 1B</p>		<p>0-0 2B</p>			4	2	3	1	0	0	2
<p>Daryl Boston, L (1, 8) OBP: 0.322, SLG: 0.447</p> <p>Chris Jones, R (7, PH) OBP: 0.289, SLG: 0.421</p> <p>(8, 8)</p>	<p>2-2 G4-3 3-H</p>	<p>1-0 HR 2B</p>	<p>3-1 FC4-6 1B</p>		<p>1-3 K</p>		<p>1-1 G1-3</p>			4	1	2	4	0	1	2
<p>Andres Galarraga, R (1, 3) OBP: 0.415, SLG: 0.630</p> <p>Jim Tatum, R (9, 3) OBP: 0.255, SLG: 0.304</p>	<p>2-2 BB 1B</p>	<p>0-0 SF7</p>	<p>1-2 FC4-6 1B</p>		<p>1-0 2B</p>		<p>1-3 K</p>			4	0	2	3	0	1	2
<p>Charlie Hayes, R (1, 5) OBP: 0.353, SLG: 0.520</p> <p>Willie Blair, R (6, 1) OBP: 0.139, SLG: 0.143</p> <p>Gary Wayne, L (9, 1) OBP: 1.000, SLG: 1.000</p>	<p>4-1 FC4-6 BB 1-2</p>	<p>0-0 HR</p>		<p>1-0 G1-3</p>	<p>1-3 K</p>		<p>2-3 K</p>			3	1	1	2	1	1	1
<p>Jerald Clark, R (1, 9) OBP: 0.324, SLG: 0.441</p>	<p>0-0 FC4-6 1-2f 1B</p>	<p>0-0 1B</p>		<p>2-0 HR</p>	<p>3-3 K</p>		<p>0-1 G5-3</p>			5	1	2	1	0	1	3
<p>Eric Young Sr., R (1, 7) OBP: 0.340, SLG: 0.328</p>		<p>1-1 2B</p>		<p>1-1 G4-3</p>		<p>0-2 G6-3</p>				4	1	1	0	0	0	1
<p>Roberto Mejia, R (1, 4) OBP: 0.279, SLG: 0.383</p>		<p>0-3 K</p>	<p>2-3 K</p>	<p>0-2 F8</p>		<p>1-3 K</p>				4	0	0	0	0	3	1
<p>David Nied, R (1, 1) OBP: 0.318, SLG: 0.211</p> <p>Eric Wedge, R (5, PH) OBP: 1.000, SLG: 1.000</p> <p>Pedro Castellano, R (6, 5) OBP: 0.269, SLG: 0.343</p>	<p>0-0 1B 2B 1B 3-H</p>	<p>4-2 1B BB</p>		<p>3-2 1B 1B</p>	<p>3-3 K</p>					1	2	1	1	1	0	0

Inning Stats	R: 1	H: 2	E: 0	K: 0	S: 13	R: 6	H: 7	E: 0	K: 1	S: 15	R: 1	H: 2	E: 0	K: 1	S: 17	R: 1	H: 1	E: 0	K: 0	S: 8	R: 3	H: 4	E: 0	K: 3	S: 17	R: 0	H: 0	E: 0	K: 2	S: 9	R: 0	H: 1	E: 0	K: 0	S: 6	R: 0	H: 0	E: 0	K: 2	S: 8	R: 0	H: 0	E: 0	K: 0	S: 8	1B: 10	2B: 5	3B: 0	HR: 2	SF: 1	SAC: 1	DP: 0	HBP: 0	WP: 0	PB: 0	SB: 1	CS: 0	PA: 42
--------------	------	------	------	------	-------	------	------	------	------	-------	------	------	------	------	-------	------	------	------	------	------	------	------	------	------	-------	------	------	------	------	------	------	------	------	------	------	------	------	------	------	------	------	------	------	------	------	--------	-------	-------	-------	-------	--------	-------	--------	-------	-------	-------	-------	--------

PITCHER	IP	WLS	BF	H	R	ER	SO	BB	IBB	HBP	BLK	WP	HR	S	P	ERA	WHIP
Tom Candiotti, R (1, 1) ERA: 2.88	1.2	L	15	9	7	7	1	1	0	0	0	0	1	26	40	37.80	6.000
Ricky Tricek, R (2, 1) ERA: 4.18	2.1		11	3	2	2	1	1	0	0	0	0	1	27	46	7.71	1.714
John DeSilva, R (5, 1) ERA: 12.0	2.0		10	4	3	3	5	0	0	0	0	0	0	26	39	13.50	2.000
Steve Wilson, L (7, 1) ERA: 4.0	2.0		6	1	0	0	2	0	0	0	0	0	0	14	19	0.00	0.500

BOTTOM

Los Angeles Dodgers @ Colorado Rockies
Mile High Stadium, Denver, CO

AB 38
R 12
H 17
RBI 12
BB 2
SO 9
LOB 12



WP: 0 **PA: 42**
PB: 0
SB: 1
CS: 0

Fri Sep 17 1993, 9:05 PM EDT
Att: 56,679 - Unknown - 55 F

livebaseballscorecards.com

Batter	1	2	3	4	5	6	7	8	9	AB R H RBI BB SO LOB	TOP											
Raul Mondesi, R (1, 8) OBP: 0.294, SLG: 0.385	0-1 P2		0-0 1B BB	4-2 1B BB		1-3 K		1-1 HR		4 2 2 2 1 1 0												
Jose Offerman, S (1, 6) OBP: 0.348, SLG: 0.342	1-2 F7		4-0 1B FC4-6 BB	2-1 G4-3			3-1 CS 1B	0-2 G6-3		4 1 1 0 1 0 2												
Mike Piazza, R (1, 2) OBP: 0.357, SLG: 0.537	4-2 BB		0-0 FC4-6 1B		1-0 G5-3		1-3 K		0-0 G1-3	4 0 1 2 1 1 1												
Eric Karros, R (1, 3) OBP: 0.287, SLG: 0.409	0-1 P5		0-0 FC4-6		1-0 1B		1-1 F7		0-0 G5-3	5 1 1 1 0 0 3												
Tim Wallach, R (1, 5) OBP: 0.267, SLG: 0.348		1-3 K2-3	2-3 K		3-2 1B			1-0 F9	4-1 BB	4 0 1 1 0 2 1												
Lenny Harris, L (9, PH) OBP: 0.310, SLG: 0.313										0 0 0 0 1 0 0												
Cory Snyder, R (1, 9) OBP: 0.342, SLG: 0.414		1-0 G1-3		1-1 1B 2B		1-1 CS 1B		0-3 K	0-0 L3	5 1 2 0 0 1 1												
Billy Ashley, R (1, 7) OBP: 0.241, SLG: 0.241										3 0 0 0 0 3 3												
Dave Hansen, L (8, PH) OBP: 0.457, SLG: 0.487										0 1 0 0 1 0 0												
Tom Goodwin, L (8, 7) OBP: 0.333, SLG: 0.400										0 0 0 0 0 0 0												
Jody Reed, R (1, 4) OBP: 0.330, SLG: 0.347			1-1 BB 1B	2-2 FC1-6 1B		1-3 K		4-1 1B WP BB		1 1 1 0 0 0 0												
Mike Sharperson, R (4, PH) OBP: 0.300, SLG: 0.373										2 1 1 1 1 1 0												
Pedro Astacio, R (1, 1) OBP: 0.158, SLG: 0.158			0-3 K	0-1 FC1-6 BB		0-0 G3		0-0 WP HR 1B		4 1 1 1 0 1 2												
Inning Stats	R: 0 E: 0 K: 0 S: 9	H: 0 LOB: 1 BB: 1 P: 14	R: 0 E: 0 K: 2 S: 7	H: 0 LOB: 0 BB: 0 P: 9	R: 3 E: 0 K: 2 S: 11	H: 3 LOB: 1 BB: 1 P: 18	R: 1 E: 0 K: 1 S: 15	H: 2 LOB: 2 BB: 1 P: 24	R: 1 E: 0 K: 1 S: 10	H: 3 LOB: 2 BB: 0 P: 19	R: 0 E: 0 K: 2 S: 7	H: 0 LOB: 0 BB: 0 P: 9	R: 0 E: 0 K: 1 S: 8	H: 1 LOB: 0 BB: 0 P: 13	R: 4 E: 0 K: 1 S: 12	H: 2 LOB: 0 BB: 2 P: 22	R: 0 E: 0 K: 0 S: 4	H: 0 LOB: 1 BB: 1 P: 8	1B: 8 2B: 3 3B: 0 HR: 1	SF: 0 SAC: 0 DP: 1 HBP: 0	WP: 1 PB: 0 SB: 0 CS: 2	PA: 42
PITCHER	IP WLS BF H R ER SO BB IBB HBP BLK WP HR S P ERA WHIP																					
Bruce Hurst, L (1, 1) ERA: 8.18	3.0 L 14 3 3 3 4 2 0 0 0 0 0 27 41 9.00 1.667																					
Lance Painter, L (4, 1) ERA: 6.38	2.0 11 5 2 2 2 1 0 0 0 0 0 25 43 9.00 3.000																					
Mo Sanford, R (6, 1) ERA: 5.51	2.0 6 1 0 0 3 0 0 0 0 0 0 15 22 0.00 0.500																					
Marcus Moore, R (8, 1) ERA: 7.18	2.0 11 2 4 4 1 3 0 0 0 1 1 16 30 18.00 2.500																					

Los Angeles Dodgers @ Colorado Rockies
 Mile High Stadium, Denver, CO
 Sat Sep 18 1993, 9:05 PM EDT
 Att. 52,293 - Unknown - 49 F

AB	36
R	9
H	11
RBI	8
BB	6
SO	10
LOB	13



BOTTOM

Los Angeles Dodgers @ Colorado Rockies
Mile High Stadium, Denver, CO

livebaseballscorecards.com

AB	35
R	0
H	7
RBI	0
BB	1
SO	6
LOB	18



WP:	0	PA:	36
PB:	0	SB:	0
CS:	0		

Sat Sep 18 1993, 9:05 PM EDT
Att: 52,293 - Unknown - 49 F

AB R H RBI BB SO LOB

4	0	2	0	0	0	1
3	0	1	0	1	1	1
4	0	1	0	0	1	4
4	0	0	0	0	0	4
0	0	0	0	0	0	0
4	0	0	0	0	0	3
4	0	1	0	0	1	0
4	0	1	0	0	1	1
2	0	0	0	0	1	0
1	0	0	0	0	0	1
1	0	0	0	0	0	1
0	0	0	0	0	0	0
1	0	0	0	0	0	0
1	0	0	0	0	0	0
1	0	0	0	0	0	1
0	0	0	0	0	0	0
0	0	0	0	0	0	0
1	0	0	0	0	0	1

1B:	5	SF:	0
2B:	2	SAC:	0
3B:	0	DP:	0
HR:	0	HBP:	0

WP: 0 PA: 36
PB: 0 SB: 0
CS: 0

ERA: 0.00 WHIP: 0.889

ERA: 3.55

Batter	1	2	3	4	5	6	7	8	9
Nelson Liriano, S OBP: 0.379, SLG: 0.381 (1, 6) (8, 4)	1-1 G3 2B		3-2 BB 1B		1-0 F8			1-1 P6	
Joe Girardi, R OBP: 0.323, SLG: 0.383 (1, 2)	1-3 K2-3		4-0 1-2 BB			1-0 G5-3		3-1 E 1B	
Daryl Boston, L OBP: 0.321, SLG: 0.444 (1, 8)	3-2 G3 2-3		2-3 K			2-1 G2-3 1B		1-1 E6 FC5-4 1-2	
Andres Galarraga, R OBP: 0.411, SLG: 0.624 Pedro Castellano, R OBP: 0.269, SLG: 0.343 (1, 3) (9, 3)	0-0 G4-3			1-0 F8		0-2 G2-3 1-2		0-0 F8	
Charlie Hayes, R OBP: 0.350, SLG: 0.516 (1, 5)		3-1 G6-3		1-1 F8		0-1 F9		1-0 FC5-4 1-2f	
Jerald Clark, R OBP: 0.323, SLG: 0.442 (1, 9)		1-0 G6-3		2-3 K2-3			1-0 P3	0-0 2B	
Eric Young Sr., R OBP: 0.340, SLG: 0.327 (1, 7)		3-2 K			3-1 G6-3		1-1 FC5-4 1B	0-2 F9	
Roberto Mejia, R OBP: 0.276, SLG: 0.379 Jay Gainer, L OBP: 0.237, SLG: 0.235 Vinny Castilla, R OBP: 0.286, SLG: 0.417 (1, 4) (7, PH) (8, 6)			0-0 B3-1		1-3 K		0-0 F8	0-0 G6-3	
Bruce Hurst, L OBP: 0.300, SLG: 0.500 Eric Wedge, R OBP: 0.364, SLG: 0.500 Lance Poirier, L OBP: 0.345, SLG: 0.315 Mo Sanford, R OBP: 0.253, SLG: 0.301 Jim Tatum, R OBP: 0.288, SLG: 0.418 (3, PH) (4, 1) (5, PH) (6, 1) (7, PH) (8, 1) (9, PH)			1-0 F9		0-0 1B		1-1 FC5-4 1-2f	2-3 K	

Inning Stats	R: 0 E: 0 K: 1 S: 9	H: 1 LOB: 1 BB: 0 P: 14	R: 0 E: 0 K: 1 S: 7	H: 0 LOB: 0 BB: 0 P: 14	R: 0 E: 0 K: 1 S: 8	H: 1 LOB: 2 BB: 1 P: 18	R: 0 E: 0 K: 1 S: 6	H: 0 LOB: 0 BB: 0 P: 10	R: 0 E: 0 K: 1 S: 7	H: 1 LOB: 1 BB: 0 P: 12	R: 0 E: 0 K: 0 S: 8	H: 1 LOB: 1 BB: 0 P: 11	R: 0 E: 0 K: 0 S: 6	H: 1 LOB: 1 BB: 0 P: 9	R: 0 E: 1 K: 0 S: 8	H: 1 LOB: 2 BB: 0 P: 14	R: 0 E: 0 K: 1 S: 8	H: 1 LOB: 1 BB: 0 P: 10	1B: 5 2B: 2 3B: 0 HR: 0	SF: 0 SAC: 0 DP: 0 HBP: 0	WP: 0 PB: 0 SB: 0 CS: 0	PA: 36
--------------	------------------------------	----------------------------------	------------------------------	----------------------------------	------------------------------	----------------------------------	------------------------------	----------------------------------	------------------------------	----------------------------------	------------------------------	----------------------------------	------------------------------	---------------------------------	------------------------------	----------------------------------	------------------------------	----------------------------------	----------------------------------	------------------------------------	----------------------------------	--------

PITCHER	IP	WLS	BF	H	R	ER	SO	BB	IBB	HBP	BLK	WP	HR	S	P	ERA	WHIP
Pedro Astacio, R ERA: 3.55 (1, 1)	9.0	W	36	7	0	0	6	1	0	0	0	0	0	67	112	0.00	0.889

PITCHER	IP	WLS	BF	H	R	ER	SO	BB	IBB	HBP	BLK	WP	HR	S	P	ERA	WHIP
---------	----	-----	----	---	---	----	----	----	-----	-----	-----	----	----	---	---	-----	------

Batter	1	2	3	4	5	6	7	8	9	AB R H RBI BB SO LOB	TOP														
Brett Butler, L (1, 8) OBP: 0.383, SLG: 0.371	2-3 K		1-3 K	1-2 G4-3 1-2f			1-2 G4-3		3-2 G1-3	5 0 0 0 0 2 3															
Jose Offerman, S (1, 6) OBP: 0.346, SLG: 0.339	0-1 F8		0-0 G4-3			0-1 F7	1-1 G4-3			4 0 0 0 0 0 0															
Henry Rodriguez, L (1, 7) OBP: 0.265, SLG: 0.460 Raul Mondesi, R (8, PH) OBP: 0.304, SLG: 0.409 (8, 7)	1-0 F9		2-0 G3			0-0 HR		0-0 1B 2B		3 1 1 1 0 0 0 1 1 1 0 0 0 0															
Eric Karros, R (1, 3) OBP: 0.290, SLG: 0.413		2-2 E G6-3 2B		1-0 BB 1B		1-1 P3		0-0 2-H 1B		4 2 3 1 0 0 0															
Tim Wallach, R (1, 5) OBP: 0.265, SLG: 0.345		2-1 E6 G6-3 2-3		3-1 P6		3-2 P5		1-1 P3		4 0 0 0 0 0 3															
Cory Snyder, R (1, 9) OBP: 0.342, SLG: 0.412		0-0 P6		4-1 1B 1B BB		0-0 G5-3		1-3 K		3 1 0 0 1 1 3															
Carlos Hernandez, R (1, 2) OBP: 0.260, SLG: 0.340		1-0 G6-3		0-0 BB 1B		1-3 K		2-3 K		4 0 1 2 0 2 2															
Jody Reed, R (1, 4) OBP: 0.332, SLG: 0.347		4-0 IBB		0-0 BB 1B		3-3 K			2-1 P6	3 0 1 0 1 1 0															
Pedro Martinez, R (1, 1) Roger McDowell, R (3, 1) Dave Hansen, L (4, PH) Kip Gross, R (4, 1) Mike Sharperson, R (7, PH) Steve Wilson, L (7, 1) Lenny Harris, L (9, PH) OBP: 0.308, SLG: 0.310		2-3 K		4-1 G4-3 BB		1-1 G6-3			3-2 G3-1	1 0 0 0 0 0 1 2 0 0 0 0 0 0 0 0 0 0 0 0 1 1 0 0 0 0 0 0 0 0 0 0 1 0 0 0 0 0 0 0 0 0 0 0 0 0 0 0 1 0 0 0 0 0 0 0															
Inning Stats	R: 0 E: 0 K: 1 S: 6	H: 0 LOB: 0 BB: 0 P: 9	R: 1 E: 1 K: 1 S: 10	H: 1 LOB: 2 BB: 1 P: 21	R: 0 E: 0 K: 1 S: 6	H: 0 LOB: 0 BB: 0 P: 9	R: 2 E: 0 K: 0 S: 10	H: 3 LOB: 2 BB: 2 P: 23	R: 1 E: 0 K: 0 S: 8	H: 1 LOB: 0 BB: 0 P: 12	R: 0 E: 0 K: 2 S: 7	H: 0 LOB: 0 BB: 0 P: 11	R: 0 E: 0 K: 0 S: 7	H: 0 LOB: 0 BB: 0 P: 10	R: 1 E: 0 K: 2 S: 10	H: 2 LOB: 1 BB: 0 P: 14	R: 0 E: 0 K: 0 S: 9	H: 0 LOB: 0 BB: 0 P: 17	1B: 4 2B: 2 3B: 0 HR: 1	SF: 0 SAC: 0 DP: 1 HBP: 0	WP: 0 PB: 0 SB: 0 CS: 0	PA: 37			
PITCHER	IP	WLS	BF	H	R	ER	SO	BB	IBB	HBP	BLK	WP	HR	S	P	ERA	WHIP								
Armando Reynoso, R (1, 1) ERA: 3.8	5.0	W	23	5	4	3	3	2	1	0	0	0	1	40	74	5.40	1.400								
Steve Reed, R (6, 1) ERA: 4.62	1.0		3	0	0	0	2	0	0	0	0	0	0	7	11	0.00	0.000								
Bruce Ruffin, L (7, 1) ERA: 4.01	2.0		8	2	1	1	2	0	0	0	0	0	0	17	24	4.50	1.000								
Darren Holmes, R (9, 1) ERA: 4.29	1.0	S	3	0	0	0	0	0	0	0	0	0	0	9	17	0.00	0.000								

Los Angeles Dodgers @ Colorado Rockies
Mile High Stadium, Denver, CO
 Sun Sep 19 1993, 5:33 AM EDT
 Att. 61,573 - Cloudy - 69 F

AB	34
R	5
H	7
RBI	5
BB	3
SO	7
LOB	13



BOTTOM

Los Angeles Dodgers @ Colorado Rockies
Mile High Stadium, Denver, CO

livebaseballscorecards.com

AB	32
R	8
H	12
RBI	6
BB	7
SO	7
LOB	15




WP:	1	PA:	42
PB:	0		
SB:	4		
CS:	1		

Sun Sep 19 1993, 5:33 AM EDT
Att: 61,573 - Cloudy - 69 F

Batter	1	2	3	4	5	6	7	8	9	AB	R	H	RBI	BB	SO	LOB
Nelson Liriano, S OBP: 0.388, SLG: 0.404 (1, 4)	1-1 1B BB 1B	1-1 1B 3B	2-2 PO	1-3 K		1-3 K	4-2 BB			4	1	2	3	1	2	0
Joe Girardi, R OBP: 0.331, SLG: 0.391 (1, 2)	4-0 1B BB	0-1 BLK 1B		0-1 FC6-4 1B		0-0 2B	1-2 CS	3-1 G5-3		4	0	3	1	1	0	0
Daryl Boston, L OBP: 0.316, SLG: 0.438 Chris Jones, R OBP: 0.286, SLG: 0.416 (1, 8) (8, PH) (9, 8)	1-3 K	2-3 K		1-0 F7		1-0 G4-3		3-0 G5-3		4	0	0	0	0	2	5
Andres Galarraga, R OBP: 0.411, SLG: 0.626 (1, 3)	2-1 G6-4-3 1B		0-0 WP 3B	0-1 FC6-4			2-2 G1-3	3-3 K		5	1	2	0	0	1	1
Charlie Hayes, R OBP: 0.349, SLG: 0.514 (1, 5)	0-1 G6-4-3		3-2 G6-3		1-1 F8		0-2 1B			4	1	1	0	0	0	3
Jerald Clark, R OBP: 0.327, SLG: 0.447 (1, 9)		4-0 L7 3B BB	0-0 1B 3B		0-0 F8		4-2 1B BB			2	3	1	0	2	0	0
Eric Young Sr., R OBP: 0.343, SLG: 0.331 (1, 7)		0-0 G4-3	1-1 S E 1B		1-2 1B		0-0 BB CS 1B			4	1	3	2	0	0	1
Vinny Castilla, R OBP: 0.289, SLG: 0.415 (1, 6)		1-0 L7	4-2 E2 SH2-4 BB		0-0 P4		4-0 BB IBB			2	0	0	0	2	0	2
Armando Reynoso, R OBP: 0.175, SLG: 0.233 Steve Reed, R (6, 1)		4-2 3B BB	1-0 SH2-4		2-3 K		0-3 K			0	1	0	0	1	0	0
Alex Cole, L OBP: 0.344, SLG: 0.314 Bruce Ruffin, S OBP: 0.154, SLG: 0.125 Darren Holmes, R (9, 1)										0	0	0	0	0	0	0
										1	0	0	0	0	1	0
										1	0	0	0	0	1	3
										0	0	0	0	0	0	0
Inning Stats	R: 0 E: 0 K: 1 S: 11	H: 2 LOB: 2 BB: 1 P: 19	R: 3 E: 0 K: 1 S: 12	H: 2 LOB: 1 BB: 2 P: 24	R: 3 E: 1 K: 0 S: 13	H: 3 LOB: 0 BB: 1 P: 24	R: 0 E: 0 K: 1 S: 9	H: 1 LOB: 1 BB: 0 P: 11	R: 0 E: 0 K: 2 S: 8	H: 1 LOB: 1 BB: 0 P: 12	R: 2 E: 0 K: 1 S: 17	H: 2 LOB: 2 BB: 3 P: 32	R: 0 E: 0 K: 1 S: 6	H: 0 LOB: 0 BB: 0 P: 15	1B: 8 2B: 1 3B: 3 HR: 0	SF: 0 SAC: 1 DP: 1 HBP: 0

PITCHER	IP	WLS	BF	H	R	ER	SO	BB	IBB	HBP	BLK	WP	HR	S	P	ERA	WHIP
Pedro Martinez, R ERA: 2.73 (1, 1)	2.1	L	15	6	5	5	2	3	0	0	1	1	0	28	51	19.29	3.857
Roger McDowell, R ERA: 1.99 (3, 1)	0.2		3	1	1	0	0	1	0	0	0	0	0	8	16	0.00	3.000
Kip Gross, R ERA: (4, 1)	3.0		12	3	0	0	3	0	0	0	0	0	0	25	33	0.00	1.000
Steve Wilson, L ERA: 4.5 (7, 1)	2.0		10	2	2	2	2	2	1	0	0	0	0	23	47	9.00	2.000

Batter	1	2	3	4	5	6	7	8	9	AB R H RBI BB SO LOB	TOP
Jarvis Brown, R (1, 8) OBP: 0.364, SLG: 0.394	1-2 HBP BB 1B HBP	0-0 2-H 3B		1-1 1B 2B HBP		3-3 K		2-2 F8		3 2 1 2 0 1 0	
Jeff Gardner, L (1, 4) OBP: 0.334, SLG: 0.357	4-0 SAFE SAFE SAFE SAFE SAFE SAFE 1B HBP 1B BB	3-2 L8		2-1 1-2 2-3 3-H 2B 1B		2-2 G3-1		1-1 G6-3		4 2 1 1 1 0 1	
Derek Bell, R (1, 9) OBP: 0.308, SLG: 0.423	1-0 1B 1-2 2-3 G5-3-5 HBP		2-1 G6-3	0-2 L3		0-1 G3-1			1-3 K	4 1 0 0 0 1 3	
Phil Plantier, L (1, 7) OBP: 0.329, SLG: 0.517	3-1 G5-3-5 1-3 2-H 3-H 1B		0-1 G5-3 1B	0-0 WP 1-H 2-H 3-H 2B			2-2 F7		3-3 K	5 0 3 5 0 1 0	
Phil Clark, R (1, 3) OBP: 0.345, SLG: 0.491 Craig Shipley, R (7, 5) OBP: 0.272, SLG: 0.314	1-3 K		1-0 G5-3	2-0 L5		1-2 L6		2-3 K		4 0 0 0 0 1 4 1 0 0 0 0 1 0	
Archj Cianfrocco, R (1, 5) OBP: 0.290, SLG: 0.417 Trevor Hoffman, R (7, 1) OBP: 0.143, SLG: 0.143	1-0 G5-3-5 1-3f 3-H		2-1 F8	1-1 G5-3		1-1 P4				4 0 0 1 0 0 3 0 0 0 0 0 0 0	
Ricky Gutierrez, R (1, 6) OBP: 0.345, SLG: 0.339		0-1 G6-3		0-1 E6 SH HBP 1B	2-2 G6-3			2-1 G5-3		4 1 0 0 0 0 0	AB 35 R 11 H 9 RBI 11 BB 1 SO 6 LOB 11
Brad Ausmus, R (1, 2) OBP: 0.277, SLG: 0.382		1-2 SH5-4 3B 1B		1-0 SAFE HBP SH 1B 1B	2-2 F9			0-0 HR 1B		4 3 3 0 0 0 0	
Doug Brocail, L (1, 1) OBP: 0.167, SLG: 0.167 Frank Seminara, R (4, 1) OBP: 0.200, SLG: 0.200 Bill Bean, L (7, 3) OBP: 0.283, SLG: 0.415		0-1 SH5-4		0-0 SH 1B HBP 2B	1-3 K			0-0 HR		0 1 0 0 0 0 0 1 0 0 0 0 1 0 1 1 1 2 0 0 0	
Inning Stats	R: 3 H: 1 E: 0 LOB: 0 K: 1 BB: 1 S: 8 P: 19	R: 1 H: 2 E: 0 LOB: 1 K: 0 BB: 0 P: 15	R: 0 H: 1 E: 0 LOB: 1 K: 0 BB: 0 P: 12	R: 5 H: 3 E: 2 LOB: 1 K: 0 BB: 0 P: 21	R: 0 H: 0 E: 0 LOB: 0 K: 1 BB: 0 P: 18	R: 0 H: 0 E: 2 LOB: 0 K: 1 BB: 0 P: 15	R: 0 H: 0 E: 0 LOB: 0 K: 0 BB: 0 P: 12	R: 2 H: 2 E: 0 LOB: 0 K: 0 BB: 0 P: 14	R: 0 H: 0 E: 0 LOB: 0 K: 3 BB: 0 P: 15	1B: 6 SF: 0 2B: 2 SAC: 2 3B: 1 DP: 1 HR: 1 HBP: 3	WP: 1 PA: 41 PB: 0 SB: 0 CS: 0
PITCHER	IP WLS BF H R ER SO BB IBB HBP BLK WP HR S P ERA WHIP	PITCHER									
Greg Harris, R (1, 1) ERA: 4.43	3.0 L 20 6 9 4 1 1 0 3 0 0 0 33 57 12.00 2.333	Mike Munoz, L (9, 1) ERA: 3.63									
Curt Leskanic, R (4, 1) ERA: 5.04	1.0 4 1 0 0 0 0 0 0 0 0 1 0 7 10 0.00 1.000										
Mo Sanford, R (5, 1) ERA: 5.19	2.0 6 0 0 0 2 0 0 0 0 0 0 0 23 33 0.00 0.000										
Gary Wayne, L (7, 1) ERA: 4.94	0.1 1 0 0 0 0 0 0 0 0 0 0 0 3 5 0.00 0.000										
Steve Reed, R (7, 1) ERA: 4.76	1.2 7 2 2 2 0 0 0 0 0 0 0 1 14 21 10.80 1.200										

San Diego Padres @ Colorado Rockies
 Mile High Stadium, Denver, CO
 Mon Sep 20 1993, 5:33 AM EDT
 Att. 41,531 - Sunny - 75 F

livebaseballscorecards.com

BOTTOM

San Diego Padres @ Colorado Rockies
Mile High Stadium, Denver, CO
Mon Sep 20 1993, 5:33 AM EDT
Att: 41,531 - Sunny - 75 F

livebaseballscorecards.com

AB 38
R 7
H 9
RBI 7
BB 5
SO 7
LOB 19



WP: 0 PA: 43
PB: 0
SB: 0
CS: 0

AB R H RBI BB SO LOB

4 0 0 0 1 0 0

5 0 1 0 0 1 2

4 1 1 1 1 2 1

5 1 1 0 0 2 2

4 0 2 0 1 0 1

5 1 1 1 0 0 5

4 1 1 0 1 2 2

3 2 1 1 1 0 3

1 0 0 0 0 0 0 3
0 0 0 0 0 0 0 0
0 1 1 1 4 0 0 0 0
0 0 0 0 0 0 0 0 0
1 0 0 0 0 0 0 0 0
0 0 0 0 0 0 0 0 0
0 0 0 0 0 0 0 0 0
1 0 0 0 0 0 0 0 0
0 0 0 0 0 0 0 0 0

1B: 4 SF: 0
2B: 1 SAC: 0
3B: 1 DP: 1
HR: 3 HBP: 0

Table with 10 columns (Batter 1-9) and 10 rows (Batters: Nelson Liriano, Danny Sheaffer, Daryl Boston, Andres Galarraga, Charlie Hayes, Jerald Clark, Alex Cole, Roberto Mejia, Greg Harris, Curt Leskanen, Jay Garner, Mo Sanford, Jayhawk Owens, Gary Wayne, Steve Reed, Eric Wedge, Mike Munoz). Each cell contains a batter's name, stats, and a baseball diamond diagram with play details.

Inning Stats table with columns for R, H, E, K, S, LOB, BB, P, and rows for Inning 1 through Inning 8.

Pitcher stats table with columns for PITCHER, IP, WLS, BF, H, R, ER, SO, BB, IBB, HBP, BLK, WP, HR, S, P, ERA, WHIP, and rows for Doug Brocail, Frank Seminara, and Trevor Hoffman.

Batter	1	2	3	4	5	6	7	8	9	AB R H RBI BB SO LOB	TOP			
Jarvis Brown, R (1, 8) OBP: 0.357, SLG: 0.380 Gene Harris, R (8, 1) Rudy Seanez, R (8, 1)	0-0 G4-3		4-0 1B S SF8 BB	0-0 L9		0-0 G4-6-3		0-3 K		4 1 0 0 1 1 4 0 0 0 0 0 0 0 0 0 0 0 0 0 0				
Ricky Gutierrez, R (1, 6) OBP: 0.346, SLG: 0.338	0-0 G4-3		4-0 SF8 1B G5-3 BB		0-0 P4		0-0 WP 1B		0-0 F9	4 1 1 0 1 0 0				
Bill Bean, L (1, 9) OBP: 0.290, SLG: 0.420 Melvin Nieves, S (7, PH) OBP: 0.231, SLG: 0.270	0-0 F5		0-0 G5-3 1B 1B		0-0 HBP 1B		0-3 K		0-0 E4 WP	3 1 2 0 0 0 0 2 0 0 0 0 1 1				
Phil Plantier, L (1, 7) OBP: 0.330, SLG: 0.515		4-0 HBP 1B FC3-2 BB	0-0 SF8		1-0 FC5-4 HBP		0-3 K		0-3 K	2 0 0 1 1 2 2				
Phil Clark, R (1, 3) OBP: 0.342, SLG: 0.485		0-0 FC3-2 HBP G5-3 1B	0-0 G5-3		0-0 F7		0-0 L3		0-3 K	5 1 1 1 0 1 5				
Archj Cianfrocco, R (1, 5) OBP: 0.294, SLG: 0.417 Tim Mauser, R (5, 1) Dave Staton, R (8, PH) OBP: 0.273, SLG: 0.500 Jeff Gardner, L (8, 5) OBP: 0.334, SLG: 0.357		1-0 G5-3 FC3-2 HBP	0-0		0-0 FC5-4				0-0 FC5-4 1B	2 0 1 1 0 0 2 0 0 0 0 0 0 0 1 0 1 0 0 0 0 0 0 0 0 0 0 0				
Luis Lopez, S (1, 4) OBP: 0.063, SLG: 0.065		0-0 FC3-2 G5-3	0-0 G3		0-0 G4-3				0-0 L3	4 0 0 0 0 0 5				
Brad Ausmus, R (1, 2) OBP: 0.276, SLG: 0.374		0-0 G5-3			0-0 G4-3				0-0 FC5-4 E	3 0 0 1 1 0 3				
Tim Worrell, R (1, 1) Pedro Martinez, L (4, 1) Craig Shipley, R (5, 5) OBP: 0.274, SLG: 0.316		0-3 K			0-3 K				0-0 E5	2 0 0 0 0 2 2 0 0 0 0 0 0 0 2 0 1 0 0 0 1				
Inning Stats	R: 0 H: 0 E: 0 LOB: 0 K: 0 BB: 0 S: 3 P: 3	R: 1 H: 1 E: 0 LOB: 2 K: 1 BB: 1 S: 6 P: 11	R: 3 H: 2 E: 0 LOB: 1 K: 0 BB: 2 S: 5 P: 13	R: 0 H: 0 E: 0 LOB: 0 K: 1 BB: 0 S: 5 P: 5	R: 0 H: 1 E: 0 LOB: 2 K: 0 BB: 0 S: 4 P: 5	R: 0 H: 1 E: 0 LOB: 1 K: 0 BB: 1 S: 3 P: 7	R: 0 H: 1 E: 0 LOB: 1 K: 2 BB: 0 S: 8 P: 8	R: 0 H: 1 E: 1 LOB: 2 K: 1 BB: 0 S: 7 P: 7	R: 0 H: 0 E: 1 LOB: 1 K: 2 BB: 0 S: 8 P: 8	1B: 7 SF: 1 2B: 0 SAC: 0 3B: 0 DP: 1 HR: 0 HBP: 2	WP: 2 PA: 41 PB: 0 SB: 1 CS: 0			
PITCHER	IP WLS BF H R ER SO BB IBB HBP BLK WP HR S P ERA WHIP												PITCHER	IP WLS BF H R ER SO BB IBB HBP BLK WP HR S P ERA WHIP
Kent Bottenfield, R (1, 1) ERA: 5.16 Willie Blair, R (4, 1) ERA: 4.87 Bruce Ruffin, L (6, 1) ERA: 3.92 Darren Holmes, R (9, 1) ERA: 4.22	3.0 16 3 4 4 1 3 0 1 0 0 0 14 27 12.00 2.000													

San Diego Padres @ Colorado Rockies
 Mile High Stadium, Denver, CO
 Tue Sep 21 1993, 9:05 PM EDT
 Att. 42,727 - Unknown - 74 F

AB	34
R	4
H	7
RBI	4
BB	4
SO	7
LOB	25



Batter	1	2	3	4	5	6	7	8	9
Nelson Liriano, S OBP: 0.382, SLG: 0.398 (1, 6)	0-0 1B FC1-2 1B	0-0 SH CS		0-0 G3	0-0 E5 FC6-4		0-0 L5-6-3	0-0 E 2B	
Joe Girardi, R OBP: 0.334, SLG: 0.402 (1, 2)	0-0 FC1-2 1B	4-0 G4-3 1B BB		0-0 HR	0-0 FC6-4			G6-3 E5	
Andres Galarraga, R OBP: 0.412, SLG: 0.626 Darren Holmes, R (9, 1)	0-0 FC1-2 1B	0-0 G4-3 1B		0-0 1B 2B		0-0 G6-3		BB 2B G4-3	
Charlie Hayes, R OBP: 0.352, SLG: 0.516 (1, 5)	0-0 FC1-2 1B	0-0 G4-3		0-3 K		0-0 2B		BB BB E BB	
Jerald Clark, R OBP: 0.328, SLG: 0.446 (1, 9)	0-0 1B SF9	0-0 F7		0-0 CS 1B		0-0 F8		E BB WP 1B	
Daryl Boston, L OBP: 0.322, SLG: 0.448 Eric Young Sr., R (5, PH) (6, 7)	0-0 SF9 1B		4-0 CS BB	0-0 CS	0-0 G6-3 S 1B	4-0 IBB		WP E 2B BB	
Jim Tatum, R OBP: 0.255, SLG: 0.298 Bruce Ruffin, S (6, 1) Eric Wedge, R (8, PH) Pedro Castellano, R (9, 3)	0-0 SF9		4-0 G1-3 BB		0-0 F8	0-3 K		E9 WP 2B	
Roberto Mejia, R OBP: 0.274, SLG: 0.384 (1, 4)	0-3 K		0-0 G1-3		0-0 G6-3		0-0 G2-3	0-3 K	
Kent Bottenfield, R OBP: 0.260, SLG: 0.229 Jay Gainer, R (3, PH) Willie Blair, R (4, 1) Chris Jones, R (5, PH) (6, 8)		0-0 S SH 1B	0-3 K		0-0 E 1B		0-0 L5-6-3 1B	4-0 2B E BB	

Inning Stats	R: 4 E: 0 K: 1 S: 10	H: 5 LOB: 1 BB: 0 P: 10	R: 1 E: 0 K: 0 S: 5	H: 2 LOB: 2 BB: 1 P: 9	R: 0 E: 0 K: 1 S: 4	H: 0 LOB: 1 BB: 2 P: 12	R: 2 E: 0 K: 1 S: 7	H: 3 LOB: 0 BB: 0 P: 7	R: 1 E: 1 K: 0 S: 6	H: 2 LOB: 2 BB: 0 P: 6	R: 0 E: 0 K: 1 S: 6	H: 1 LOB: 2 BB: 1 P: 10	R: 0 E: 0 K: 0 S: 3	H: 1 LOB: 0 BB: 0 P: 3	R: 7 E: 2 K: 1 S: 10	H: 3 LOB: 1 BB: 3 P: 22
--------------	-------------------------------	----------------------------------	------------------------------	---------------------------------	------------------------------	----------------------------------	------------------------------	---------------------------------	------------------------------	---------------------------------	------------------------------	----------------------------------	------------------------------	---------------------------------	-------------------------------	----------------------------------

AB	R	H	RBI	BB	SO	LOB
5	1	2	2	0	0	2
5	2	2	1	1	0	2
6	3	4	1	0	0	1
0	0	0	0	0	0	0
4	2	1	0	1	1	6
5	2	3	3	0	0	3
1	0	1	1	1	0	0
1	2	1	1	2	0	0
1	0	0	1	1	0	1
1	0	0	0	0	1	2
1	1	0	0	0	0	2
0	0	0	0	0	0	0
5	0	0	0	0	2	6
1	1	1	0	0	0	0
1	0	0	0	0	1	1
0	0	0	0	0	0	0
2	1	2	1	1	0	0
1B: 12	SF: 1	WP: 1	PA: 49			
2B: 5	SAC: 1	PB: 0				
3B: 0	DP: 1	SB: 3				
HR: 1	HBP: 0	CS: 3				


BOTTOM

San Diego Padres @ Colorado Rockies
Mile High Stadium, Denver, CO

Tue Sep 21 1993, 9:05 PM EDT
Att: 42,727 - Unknown - 74 F

livebaseballscorecards.com

AB	39
R	15
H	17
RBI	11
BB	7
SO	5
LOB	26



PITCHER	IP	WLS	BF	H	R	ER	SO	BB	IBB	HBP	BLK	WP	HR	S	P	ERA	WHIP
Tim Worrell, R (1, 1) ERA: 5.12	3.1	L	21	9	7	7	2	3	0	0	0	0	1	22	34	18.90	3.600
Pedro Martinez, L (4, 1) ERA: 2.14	1.1		7	3	1	1	1	0	0	0	0	0	0	9	9	6.75	2.250
Tim Mauser, R (5, 1) ERA: 4.21	2.1		9	2	0	0	1	0	1	0	0	0	0	10	14	0.00	0.857
Gene Harris, R (8, 1) ERA: 2.91	0.2		8	2	6	1	1	3	0	0	0	1	0	7	19	13.50	7.500
Rudy Seanez, R (8, 1) ERA: 27.0	0.1		3	1	1	0	0	0	0	0	0	0	0	3	3	0.00	3.000

Batter	1	2	3	4	5	6	7	8	9	AB R H RBI BB SO LOB	TOP											
Jarvis Brown, R (1, 8) OBP: 0.351, SLG: 0.366	1-0 F8		2-3 K		4-0 BB		1-3 K		2-3 K	4 0 0 0 1 3 4												
Jeff Gardner, L (1, 4) OBP: 0.333, SLG: 0.354 Archi Cianfrocco, R (9, PH) OBP: 0.297, SLG: 0.417	4-2 CS 1B BB		3-1 F8		2-2 L3		3-2 G4-3		4-2 2B BB	3 0 0 0 1 0 5 0 1 0 0 1 0 0												
Bill Bean, L (1, 9) OBP: 0.293, SLG: 0.421 Phil Clark, R (6, PH) OBP: 0.342, SLG: 0.487 (6, 9)	1-2 1B			1-3 K		1-3 K		0-0 G5-3	2-0 2B 1-H 2-H 3-H	2 0 1 0 0 1 0 3 0 1 3 0 1 0												
Phil Plantier, L (1, 7) OBP: 0.327, SLG: 0.509	3-3 K			1-3 K		3-3 K		2-2 L9	3-3 K	5 0 0 0 0 4 3												
Guillermo Velasquez, L (1, 3) OBP: 0.263, SLG: 0.286 Dave Stator, R (6, PH) OBP: 0.308, SLG: 0.583 (6, 3)		2-2 F7		0-0 P7		3-1 WP 2B		2-3 K		2 0 0 0 0 0 0 2 0 1 0 0 1 0												
Ricky Gutierrez, R (1, 6) OBP: 0.345, SLG: 0.336		1-1 FC1-6 HBP			1-0 F8		2-2 G6-3		2-3 K	3 0 0 0 0 1 1												
Craig Shipley, R (1, 5) OBP: 0.283, SLG: 0.324		1-0 FC1-6			2-1 BB 1B 1B		0-1 BB 1B		0-0 1B 2B 1B	4 1 3 0 0 0 1												
Kevin Higgins, L (1, 2) OBP: 0.298, SLG: 0.246 Luis Lopez, S (9, PH) OBP: 0.091, SLG: 0.094		3-2 G3			0-0 F7		0-0 P3		2-2 2B 1B 1-2 2B 1B	3 0 0 0 0 0 3 1 1 1 0 0 0 0												
Andy Benes, R (1, 1) OBP: 0.153, SLG: 0.214 Frank Seminara, R (5, 1) OBP: 0.200, SLG: 0.200 Melvin Nieves, S (7, PH) OBP: 0.250, SLG: 0.270 Kerry Taylor, R (7, 1) Tim Mauser, R (8, 1) Tim Teufel, R (9, PH) OBP: 0.336, SLG: 0.432			1-0 G1-3		1-1 BB 1B 1-2 1B		4-2 BB 1-2 BB		0-0 2B 1-3 2-H 2B	2 0 1 0 0 0 0 0 0 0 0 0 0 0 0 0 0 0 1 0 0 0 0 0 0 0 0 0 0 0 0 0 0 0 0 1 1 1 1 0 0 0												
Inning Stats	R: 0 E: 0 K: 1 S: 9	H: 1 LOB: 2 BB: 1 P: 18	R: 0 E: 0 K: 0 S: 8	H: 0 LOB: 1 BB: 0 P: 15	R: 0 E: 0 K: 1 S: 8	H: 0 LOB: 0 BB: 0 P: 14	R: 0 E: 0 K: 2 S: 7	H: 0 LOB: 0 BB: 0 P: 9	R: 0 E: 0 K: 0 S: 9	H: 2 LOB: 3 BB: 1 P: 19	R: 0 E: 0 K: 2 S: 11	H: 1 LOB: 1 BB: 0 P: 20	R: 0 E: 0 K: 1 S: 19	H: 1 LOB: 2 BB: 1 P: 27	R: 0 E: 0 K: 1 S: 9	H: 0 LOB: 0 BB: 0 P: 13	R: 4 E: 0 K: 3 S: 21	H: 4 LOB: 1 BB: 1 P: 36	1B: 6 2B: 4 3B: 0 HR: 0	SF: 0 SAC: 0 DP: 1 HBP: 1	WP: 1 PB: 0 SB: 0 CS: 1	PA: 40
PITCHER	IP WLS BF H R ER SO BB IBB HBP BLK WP HR S P ERA WHIP																					
David Nied, R (1, 1) ERA: 4.81	5.0 W 20 3 0 0 4 2 0 0 1 0 0 0 41 75 0.00 1.000																					
Gary Wayne, L (6, 1) ERA: 4.85	1.0 4 1 0 0 2 0 0 0 0 1 0 11 20 0.00 1.000																					
Steve Reed, R (7, 1) ERA: 4.64	2.0 8 1 0 0 2 1 0 0 0 0 0 28 40 0.00 1.000																					
Mike Munoz, L (9, 1) ERA: 5.4	1.0 8 4 4 4 3 1 0 0 0 0 0 21 36 36.00 5.000																					

San Diego Padres @ Colorado Rockies
 Mile High Stadium, Denver, CO
 Wed Sep 22 1993, 9:05 PM EDT
 Att. 42,061 - Unknown - 55 F

livebaseballscorecards.com

AB	35
R	4
H	9
RBI	4
BB	4
SO	11
LOB	17



BOTTOM

San Diego Padres @ Colorado Rockies
Mile High Stadium, Denver, CO

livebaseballscorecards.com

AB	34
R	11
H	12
RBI	9
BB	7
SO	6
LOB	15



WP:	1	PA:	43
PB:	2		
SB:	2		
CS:	0		

Wed Sep 22 1993, 9:05 PM EDT
Att: 42,061 - Unknown - 55 F

AB R H RBI BB SO LOB

3	2	1	0	2	2	0
4	0	0	0	0	1	2
0	0	0	0	0	0	0
3	2	2	1	2	0	1
0	1	0	0	0	0	0
3	2	2	1	2	0	1
0	1	0	0	0	0	0
5	2	3	5	0	0	1
0	0	0	0	0	0	0
4	1	4	2	1	0	0
4	0	0	0	0	1	6
4	0	0	0	0	0	4
1	0	0	0	0	1	0
1	0	0	0	0	0	0
0	0	0	0	0	0	0
1	0	0	0	0	1	0
0	0	0	0	0	0	0
0	0	0	0	0	0	0
1	0	0	0	0	0	0

1B:	8	SF:	0
2B:	1	SAC:	0
3B:	2	DP:	1
HR:	1	HBP:	2

WP	HR	S	P	ERA	WHIP
----	----	---	---	-----	------

Batter	1	2	3	4	5	6	7	8	9
Nelson Liriano, S OBP: 0.390, SLG: 0.413 (1, 4)	2-3 K		4-0 BB		3-2 1B 3B	2-3 K		4-2 1B HBP BB	
Joe Girardi, R OBP: 0.332, SLG: 0.397 Danny Sheaffer, R OBP: 0.304, SLG: 0.390 (1, 2) (9, 3)	1-3 K		3-1 F9		2-2 G6-3	1-1 G6-3		3-2 1B HBP 1-2	
Andres Galarraga, R OBP: 0.416, SLG: 0.626 Jim Tatum, R OBP: 0.255, SLG: 0.298 (1, 3) (8, PR) (9, 9)	4-0 WP BB		0-0 L7		4-0 1B HR IBB		1-0 E PB 1B	0-0 1B BB 1B 1-3 2-H	
Charlie Hayes, R OBP: 0.356, SLG: 0.517 Jayhawk Owens, R OBP: 0.277, SLG: 0.372 (1, 5) (8, PR) (9, 2)	3-2 P3			4-2 PB BB	2-2 1-2 HR 1B 3-H		2-2 E8 PB 2B 1B 1-3	4-2 1B BB 1B 1-2	
Jerald Clark, R OBP: 0.331, SLG: 0.456 Mike Munoz, L (1, 9) (9, 1)		1-2 L4		0-0 F8	0-0 HR 1-H 2-H		3-1 1B 2B 2-H 3-H	1-2 1B 1B 1-3 2-H	
Eric Young Sr., R OBP: 0.353, SLG: 0.343 (1, 7)		1-2 E S 1B		4-1 1-2 BB	2-2 E 3B		1-0 G6-3 1B 2-H 3-H	1-1 1-2 3-H 1B	
Alex Cole, L OBP: 0.343, SLG: 0.310 (1, 8)		3-0 P8		1-0 L9	1-0 S HBP		1-1 G6-3 1-2f	2-3 K	
Vinny Castilla, R OBP: 0.285, SLG: 0.410 (1, 6)		0-0 G4-3		3-2 P2	2-0 G4-3		1-2 G1-3		
David Nied, R OBP: 0.204, SLG: 0.200 Eric Wedge, R OBP: 0.200, SLG: 0.200 Gary Wayne, L OBP: 1.000, SLG: 1.000 Jay Garner, L OBP: 0.244, SLG: 0.324 Steve Reed, R OBP: 0.266, SLG: 0.338 (1, 1) (5, PH) (6, 1) (6, PH) (7, 1) (8, PH) (9, 5)			1-3 K		1-2 G3	2-3 K		1-0 L7	

Inning Stats	R: 0	H: 0	E: 0	K: 2	S: 11	LOB: 1	BB: 1	P: 21	R: 0	H: 1	E: 0	K: 0	S: 9	LOB: 1	BB: 0	P: 14	R: 0	H: 0	E: 0	K: 1	S: 6	LOB: 1	BB: 1	P: 14	R: 0	H: 0	E: 0	K: 0	S: 9	LOB: 2	BB: 2	P: 21	R: 5	H: 4	E: 0	K: 0	S: 23	LOB: 1	BB: 1	P: 39	R: 0	H: 0	E: 0	K: 2	S: 8	LOB: 0	BB: 0	P: 13	R: 3	H: 4	E: 1	K: 0	S: 12	LOB: 0	BB: 0	P: 21	R: 3	H: 3	E: 0	K: 1	S: 18	LOB: 2	BB: 2	P: 34
--------------	------	------	------	------	-------	--------	-------	-------	------	------	------	------	------	--------	-------	-------	------	------	------	------	------	--------	-------	-------	------	------	------	------	------	--------	-------	-------	------	------	------	------	-------	--------	-------	-------	------	------	------	------	------	--------	-------	-------	------	------	------	------	-------	--------	-------	-------	------	------	------	------	-------	--------	-------	-------

PITCHER	IP	WLS	BF	H	R	ER	SO	BB	IBB	HBP	BLK	WP	HR	S	P	ERA	WHIP
Andy Benes, R ERA: 3.69 (1, 1)	4.2	L	25	5	5	4	3	4	1	1	0	1	1	56	106	7.71	1.929
Frank Seminara, R ERA: 4.5 (5, 1)	1.1		4	0	0	0	2	0	0	0	0	0	0	10	16	0.00	0.000
Kerry Taylor, R ERA: 6.45 (7, 1)	1.2		11	5	6	6	0	2	0	1	0	0	0	22	43	32.40	4.200
Tim Mauser, R ERA: 4.18 (8, 1)	0.1		3	2	0	0	1	0	0	0	0	0	0	8	12	0.00	6.000

Batter	1	2	3	4	5	6	7	8	9	AB R H RBI BB SO LOB	TOP																
Jacob Brumfield, R (1, 8) OBP: 0.321, SLG: 0.414	0-0 L5		3-2 G3-1		1-0 F8		2-1 G6-3			4 0 0 0 0 0 3																	
Hal Morris, L (1, 3) OBP: 0.356, SLG: 0.385	3-2 F8		4-0 BB		2-0 1B			0-2 G4-3		3 0 1 1 1 0 0																	
Reggie Sanders, R (1, 9) OBP: 0.346, SLG: 0.447	1-1 HR		2-2 F8		4-1 BB			2-0 F9		3 1 1 1 1 0 2																	
Chris Sabo, R (1, 5) OBP: 0.321, SLG: 0.450	2-2 P6			0-0 G5-3	1-0 F8			1-1 F8		4 0 0 0 0 0 3																	
Tim Costo, R (1, 7) OBP: 0.275, SLG: 0.407		0-2 P7		0-1 G3		2-3 K		0-1 G4-3		4 0 0 0 0 1 0																	
Joe Oliver, R (1, 2) OBP: 0.273, SLG: 0.386		2-1 L7		1-0 P3		0-1 G5-3		0-2 L5		4 0 0 0 0 0 0																	
Juan Samuel, R (1, 4) OBP: 0.295, SLG: 0.343		3-3 K			1-3 K	2-1 F9		0-0 G6-3		4 0 0 0 0 2 0																	
Jeff Branson, L (1, 6) OBP: 0.280, SLG: 0.321			0-0 SH3-4 1B		0-1 BB 1B		2-2 P3			3 1 2 0 0 0 0																	
Bobby Ayala, R (1, 1) OBP: 0.100, SLG: 0.150 Jerry Spradlin, S (3, 1) Jack Daugherty, S (5, PH) Ross Powell, L (5, 1) Gary Varsho, L (7, PH) Johnny Kuffin, R (7, 1) Chris Bushing, R (8, 1)			0-0 SH3-4		4-1 BB 1B BB		3-1 F7			0 0 0 0 0 0 0 0 0 0 0 0 0 0 0 0 0 0 1 0 0 0 0 0 0 0 0 0 1 0																	
Inning Stats	R: 1 E: 0 K: 0 S: 9	H: 1 LOB: 0 BB: 0 P: 15	R: 0 E: 0 K: 1 S: 9	H: 0 LOB: 0 BB: 0 P: 14	R: 0 E: 0 K: 0 S: 8	H: 1 LOB: 2 BB: 1 P: 17	R: 0 E: 0 K: 0 S: 4	H: 0 LOB: 0 BB: 0 P: 5	R: 1 E: 0 K: 1 S: 10	H: 2 LOB: 3 BB: 2 P: 23	R: 0 E: 0 K: 1 S: 8	H: 0 LOB: 0 BB: 0 P: 12	R: 0 E: 0 K: 0 S: 7	H: 0 LOB: 0 BB: 0 P: 14	R: 0 E: 0 K: 0 S: 6	H: 0 LOB: 0 BB: 0 P: 9	R: 0 E: 0 K: 0 S: 8	H: 0 LOB: 0 BB: 0 P: 8	1B: 3 2B: 0 3B: 0 HR: 1	SF: 0 SAC: 1 DP: 0 HBP: 0	WP: 0 PB: 0 SB: 0 CS: 0	PA: 34					
PITCHER	IP WLS BF H R ER SO BB IBB HBP BLK WP HR S P ERA WHIP																										
Bruce Hurst, L (1, 1) ERA: 7.62	2.0		7	1	1	1	1	0	0	0	0	0	1	18	29	4.50	0.500										
Willie Blair, R (3, 1) ERA: 4.83	3.0		15	3	1	1	1	3	0	0	0	0	0	22	45	3.00	2.000										
Steve Reed, R (6, 1) ERA: 4.52	2.0	W	6	0	0	0	1	0	0	0	0	0	0	15	26	0.00	0.000										
Bruce Ruffin, L (8, 1) ERA: 3.86	2.0		6	0	0	0	0	0	0	0	0	0	0	14	17	0.00	0.000										

Cincinnati Reds @ Colorado Rockies
 Mile High Stadium, Denver, CO
 Fri Sep 24 1993, 9:05 PM EDT
 Att. 57,330 - Unknown - 57 F

livebaseballscorecards.com

AB	30
R	2
H	4
RBI	2
BB	3
SO	3
LOB	8



BOTTOM

Cincinnati Reds @ Colorado Rockies
 Mile High Stadium, Denver, CO

livebaseballscorecards.com

AB	32
R	9
H	10
RBI	7
BB	5
SO	3
LOB	15



WP:	1	PA:	39
PB:	0		
SB:	1		
CS:	0		

Fri Sep 24 1993, 9:05 PM EDT
 Att: 57,330 - Unknown - 57 F

Batter	1	2	3	4	5	6	7	8	9	AB	R	H	RBI	BB	SO	LOB
Nelson Liriano, S OBP: 0.383, SLG: 0.408 (1, 6)	E3 1B FC6-4	FC3-6		G6-4-3 1B		G5-3		SF9		4	1	1	1	0	0	1
Joe Girardi, R OBP: 0.333, SLG: 0.395 Danny Sheaffer, R OBP: 0.304, SLG: 0.390 (1, 2) (9, 2)	FC6-4 1B	G1-3		G6-4-3			HR BB	F9		4	1	1	0	1	0	3
Andres Galarraga, R OBP: 0.412, SLG: 0.619 Pedro Castellano, R OBP: 0.266, SLG: 0.338 (1, 3) (9, 3)	P3		G5-3	F8			K	FC6-4		5	0	0	0	0	1	4
Charlie Hayes, R OBP: 0.357, SLG: 0.524 (1, 5)	FC6-4		2B 2B			K	HR			4	2	2	3	0	1	1
Daryl Boston, L OBP: 0.324, SLG: 0.446 Chris Jones, R OBP: 0.303, SLG: 0.435 (1, 8) (5, PH) (6, 8)	G3		2B WP BB			3B		FC5-4 BB		1	1	0	0	1	0	1
Jerald Clark, R OBP: 0.331, SLG: 0.457 (1, 9)		F9	WP SF8 2B			FC5-2-5		P3		4	1	1	1	0	0	2
Eric Young Sr., R OBP: 0.352, SLG: 0.341 (1, 7)		1B BB	SF8			L4		FC5-4		2	1	0	1	1	0	2
Roberto Mejia, R OBP: 0.283, SLG: 0.400 (1, 4)		E 1B				G6-3		SF9 3B		4	2	3	0	0	0	0
Bruce Hurst, L Eric Wedge, R Willie Blair, R Steve Reed, R Bruce Ruffin, S OBP: 0.179, SLG: 0.120 (1, 1) (2, PH) (3, 1) (6, 1) (8, 1)		1B 1B	G4-3			K2-3		FC6-4 BB		0	0	0	0	0	0	0
Inning Stats	R: 1 E: 1 K: 0 S: 11	H: 1 LOB: 1 BB: 0 P: 18	R: 2 E: 1 K: 0 S: 13	H: 2 LOB: 1 BB: 1 P: 23	R: 3 E: 0 K: 0 S: 13	H: 3 LOB: 1 BB: 1 P: 22	R: 0 E: 0 K: 0 S: 7	H: 1 LOB: 0 BB: 0 P: 10	R: 0 E: 0 K: 1 S: 8	H: 0 LOB: 0 BB: 0 P: 12	R: 2 E: 0 K: 1 S: 12	H: 1 LOB: 1 BB: 2 P: 22	R: 1 E: 0 K: 0 S: 9	H: 1 LOB: 1 BB: 1 P: 17	1B: 5 2B: 2 3B: 2 HR: 1	SF: 2 SAC: 0 DP: 1 HBP: 0

PITCHER	IP	WLS	BF	H	R	ER	SO	BB	IBB	HBP	BLK	WP	HR	S	P	ERA	WHIP
Bobby Ayala, R ERA: 5.57 (1, 1)	2.1	L	15	5	6	4	0	2	0	0	0	0	0	30	52	15.43	3.000
Jerry Spradlin, R ERA: 3.61 (3, 1)	1.2		6	2	0	0	0	0	0	0	0	1	0	14	21	0.00	1.200
Ross Powell, L ERA: 1.38 (5, 1)	2.0		7	1	0	0	2	0	0	0	0	0	0	17	27	0.00	0.500
Johnny Ruffin, R ERA: 3.74 (7, 1)	1.0		6	1	2	2	1	2	0	0	0	0	1	12	22	18.00	3.000
Chris Bushing, R ERA: 12.46 (8, 1)	1.0		5	1	1	1	0	1	0	0	0	0	0	9	17	9.00	2.000

Batter	1	2	3	4	5	6	7	8	9	AB R H RBI BB SO LOB	TOP											
Thomas Howard, S (1, 7) OBP: 0.300, SLG: 0.382	2-3 		1-0 BLK SH5-4 L3-5 1B		1-1 FC5-4 1B		3-1 3B 2-H 3B		1-2 L9	5 1 3 1 0 1 0												
Jacob Brumfield, R (1, 8) OBP: 0.320, SLG: 0.419	1-1 G6-3		0-0 SH5-4		1-2 FC5-4 FC4-6 1-2f		0-0 FC4-2 3B 3-H		1-2 F7	4 0 1 1 0 0 1												
Hal Morris, L (1, 3) OBP: 0.355, SLG: 0.383	3-1 HR 1B		2-2 L3-5		1-0 FC4-6 1-2f		1-0 FC4-2			4 1 1 0 0 0 3												
Reggie Sanders, R (1, 9) OBP: 0.347, SLG: 0.452	2-2 HR			4-2 CS S BB		1-1 L9		2-3 K		3 1 1 2 1 1 1												
Chris Sabo, R (1, 5) OBP: 0.319, SLG: 0.446	2-1 L9			0-1 P2		0-0 G1-3		1-3 K		4 0 0 0 0 1 1												
Joe Oliver, R (1, 2) OBP: 0.276, SLG: 0.389		0-0 F7		2-1 E 1B 1-3		0-0 1B		1-1 1B		4 1 3 0 0 0 0												
Juan Samuel, R (1, 4) OBP: 0.294, SLG: 0.345		0-1 L8		2-1 E7 2B 1-H		1-2 G1-4-3		0-0 L9		4 0 1 0 0 0 2												
Jeff Branson, L (1, 6) OBP: 0.277, SLG: 0.318		2-2 G4-3		1-0 G3-1			0-0 E1 SH3-4 3B		1-1 F8	4 1 0 0 0 0 2												
Jose Rijo, R (1, 1) OBP: 0.301, SLG: 0.363			1-2 SH5-4 BLK 1B		2-3 K		0-0 SH3-4		0-0 G6-3	3 1 1 0 0 1 0												
Inning Stats	R: 2 E: 0 K: 1 S: 15	H: 2 LOB: 0 BB: 0 P: 25	R: 0 E: 0 K: 0 S: 7	H: 0 LOB: 0 BB: 0 P: 9	R: 1 E: 0 K: 0 S: 8	H: 2 LOB: 0 BB: 0 P: 12	R: 1 E: 1 K: 0 S: 10	H: 2 LOB: 1 BB: 1 P: 19	R: 0 E: 0 K: 1 S: 9	H: 1 LOB: 1 BB: 0 P: 14	R: 0 E: 0 K: 0 S: 7	H: 1 LOB: 1 BB: 0 P: 9	R: 2 E: 1 K: 1 S: 9	H: 2 LOB: 1 BB: 0 P: 15	R: 0 E: 0 K: 1 S: 8	H: 1 LOB: 1 BB: 0 P: 11	R: 0 E: 0 K: 0 S: 7	H: 0 LOB: 0 BB: 0 P: 9	1B: 7 2B: 2 3B: 2 HR: 1	SF: 0 SAC: 2 DP: 1 HBP: 0	WP: 0 PB: 0 SB: 1 CS: 1	PA: 38
PITCHER	IP WLS BF H R ER SO BB IBB HBP BLK WP HR S P ERA WHIP																					
Greg Harris, R (1, 1) ERA: 4.43	6.0 L 25 8 4 3 2 1 0 0 0 1 0 1 56 88 4.50 1.500																					
Mo Sanford, R (7, 1) ERA: 5.3	1.0 6 2 2 1 1 0 0 0 0 0 0 0 9 15 9.00 2.000																					
Curt Leskanic, R (8, 1) ERA: 4.95	1.0 4 1 0 0 1 0 0 0 0 0 0 0 8 11 0.00 1.000																					
Lance Painter, L (9, 1) ERA: 6.21	1.0 3 0 0 0 0 0 0 0 0 0 0 0 7 9 0.00 0.000																					

Cincinnati Reds @ Colorado Rockies
Mile High Stadium, Denver, CO
Sat Sep 25 1993, 9:05 PM EDT
Att. 61,179 - Unknown - 67 F

livebaseballscorecards.com

AB	35
R	6
H	11
RBI	4
BB	1
SO	4
LOB	10



Batter	1	2	3	4	5	6	7	8	9	AB	R	H	RBI	BB	SO	LOB
Nelson Liriano, S (1, 4) OBP: 0.372, SLG: 0.395	2-1 F9			2-3 K			1-2 E5		1-0 G1	4	0	0	0	0	1	0
Eric Young Sr., R (1, 7) OBP: 0.350, SLG: 0.339	2-2 4-3			1-2 F7			1-0 FC6-4			3	0	0	0	0	0	1
Andres Galarraga, R (1, 3) OBP: 0.409, SLG: 0.615	0-1 L4			1-0 F8			0-0 FC4-6			3	0	0	0	0	0	1
Charlie Hayes, R (1, 5) OBP: 0.357, SLG: 0.523		0-1 G6-4-3		1-3 K			2-2 G4-3			3	0	1	0	0	1	1
Daryl Boston, L (1, 8) OBP: 0.320, SLG: 0.441		0-1 G6-4-3		2-1 F7			2-1 P6			3	0	0	0	0	0	1
Jerald Clark, R (1, 9) OBP: 0.329, SLG: 0.454		1-1 P3		1-2 G5-3			1-0 F7			3	0	0	0	0	0	0
Eric Wedge, R (1, 2) OBP: 0.222, SLG: 0.222			1-3 K			0-1 F9		3-3 K		3	0	0	0	0	2	0
Vinny Castilla, R (1, 6) OBP: 0.284, SLG: 0.407			0-3 K			1-3 K			3-1 F8	2	0	0	0	0	2	0
Jim Tatum, R (9, PH) OBP: 0.252, SLG: 0.295										1	0	0	0	0	0	0
Greg Harris, R (1, 1) OBP: 0.190, SLG: 0.181			2-3 K			1-0 G4-3			0-3 K	1	0	0	0	0	1	0
Alex Cole, L (6, PH) OBP: 0.342, SLG: 0.309										1	0	0	0	0	0	0
Mo Sanford, R (7, 1) OBP: 0.214, SLG: 0.231										0	0	0	0	0	0	0
Curt Leskanic, R (8, 1) OBP: 0.214, SLG: 0.231										0	0	0	0	0	0	0
Lance Painter, L (9, 1) OBP: 0.264, SLG: 0.500										0	0	0	0	0	0	0
Jay Gainer, L (9, PH) OBP: 0.236, SLG: 0.316										1	0	0	0	0	1	0

Inning Stats	R: 0	H: 0	R: 0	H: 1	R: 0	H: 0	R: 0	H: 0	R: 0	H: 0	R: 0	H: 0	R: 0	H: 0	R: 0	H: 0	R: 0	H: 0	R: 0	H: 0	1B: 1	SF: 0	WP: 0	PA: 28
E: 0	LOB: 0	E: 0	LOB: 0	E: 0	LOB: 0	E: 0	LOB: 0	E: 0	LOB: 0	E: 0	LOB: 0	E: 0	LOB: 0	E: 1	LOB: 1	E: 0	LOB: 0	E: 0	LOB: 0	E: 0	LOB: 0	2B: 0 <td>SAC: 0 <td>PB: 0 </td></td>	SAC: 0 <td>PB: 0 </td>	PB: 0
K: 0	BB: 0	K: 0	BB: 0	K: 3	BB: 0	K: 1	BB: 0	K: 1	BB: 0	K: 1	BB: 0	K: 0	BB: 0	K: 0	BB: 0	K: 1	BB: 0	K: 1	BB: 0	K: 1	BB: 0	3B: 0	DP: 1 <td>SB: 0 </td>	SB: 0
S: 8	P: 12	S: 6	P: 7	S: 9	P: 12	S: 7	P: 11	S: 8	P: 12	S: 6	P: 8	S: 9	P: 13	S: 6	P: 12	S: 6	P: 10	S: 6	P: 10	S: 6	P: 10	HR: 0	HBP: 0	CS: 0

PITCHER	IP	WLS	BF	H	R	ER	SO	BB	IBB	HBP	BLK	WP	HR	S	P	ERA	WHIP	PITCHER	IP	WLS	BF	H	R	ER	SO	BB	IBB	HBP	BLK	WP	HR	S	P	ERA	WHIP	
Jose Rijo, R (1, 1) ERA: 2.48	9.0	W	28	1	0	0	8	0	0	0	0	0	0	65	97	0.00	0.111																			


BOTTOM

Cincinnati Reds @ Colorado Rockies
Mile High Stadium, Denver, CO

Sat Sep 25 1993, 9:05 PM EDT
Att: 61,179 - Unknown - 67 F

livebaseballscores.com

AB	28
R	0
H	1
RBI	0
BB	0
SO	8
LOB	4



Batter	1	2	3	4	5	6	7	8	9	AB R H RBI BB SO LOB	TOP											
Thomas Howard, S (1, 7) OBP: 0.302, SLG: 0.393	0-1 3B 2B		1-0 P5		2-0 1B 3B	2-1 FC4-6		0-2 E4 CS 1B		5 2 2 0 0 0 3												
Jacob Brumfield, R (1, 8) OBP: 0.321, SLG: 0.419	2-1 G5-3		1-3 K		3-1 1B		1-1 G4-3	0-0 1B		5 0 2 2 0 1 1												
Hal Morris, L (1, 3) OBP: 0.358, SLG: 0.393	3-2 G6-3		0-0 1B		1-2 L9		2-1 HR	2-1 CS	4-2 DI BB	4 1 2 1 1 0 2												
Reggie Sanders, R (1, 9) OBP: 0.348, SLG: 0.456	2-0 2-H 3B		1-0 P6			0-0 1B 2B 1B	0-1 G1-3		2-2 L8	5 1 2 1 0 0 2												
Chris Sabo, R (1, 5) OBP: 0.320, SLG: 0.445	4-1 BB			3-1 F8		3-2 2B SF9 1B	2-1 F9		1-3 K	4 1 1 0 1 1 1												
Brian Dorsett, R (1, 2) OBP: 0.292, SLG: 0.419	0-3 K			0-1 F7		2-2 SF9 2B		3-3 K	3-2 P5	5 0 1 1 0 2 3												
Juan Samuel, R (1, 4) OBP: 0.293, SLG: 0.341		1-2 G5-3		2-2 PO HBP		3-2 E5 FC4-6		2-1 G4-3		3 0 0 0 0 0 2												
Keith Kessinger, S (1, 6) OBP: 0.313, SLG: 0.600		1-0 F8		0-1 PO	1-0 P8	1-2 SF9		2-2 1B E 1B		3 1 1 1 0 0 0												
Larry Luebbers, R Jerry Spadix, S Gary Varsho, L Johnny Ruffin, R Jack Duggan, S Scott Spivey, R Jeff Brantley, L Tim Costo, R Jeff Reardon, R		2-2 G4-3			0-0 B1	2-3 K		0-1 E 1B		1 0 1 0 0 0 0 0 1 2 0 0 0 0 0 0 0 0 0 0 0 0 0 0 0 0 1 1 1 0 0 0 0 0 0 0 0 0 0 0 0 0												
Inning Stats	R: 1 E: 0 K: 1 S: 14	H: 2 LOB: 2 BB: 1 P: 25	R: 0 E: 0 K: 0 S: 8	H: 0 LOB: 0 BB: 0 P: 12	R: 0 E: 0 K: 1 S: 6	H: 1 LOB: 1 BB: 0 P: 9	R: 0 E: 0 K: 0 S: 7	H: 0 LOB: 0 BB: 0 P: 12	R: 1 E: 0 K: 1 S: 8	H: 2 LOB: 1 BB: 0 P: 15	R: 2 E: 1 K: 1 S: 18	H: 3 LOB: 2 BB: 0 P: 31	R: 1 E: 0 K: 0 S: 8	H: 1 LOB: 0 BB: 0 P: 13	R: 2 E: 1 K: 1 S: 16	H: 3 LOB: 1 BB: 0 P: 25	R: 0 E: 0 K: 1 S: 12	H: 0 LOB: 1 BB: 1 P: 22	1B: 7 2B: 2 3B: 2 HR: 1	SF: 1 SAC: 0 DP: 0 HBP: 1	WP: 0 PB: 0 SB: 0 CS: 1	PA: 44
PITCHER	IP WLS BF H R ER SO BB IBB HBP BLK WP HR S P ERA WHIP																					
Armando Reynoso, R (1, 1) ERA: 3.87	6.0 W 28 8 4 4 3 1 0 1 0 0 0 0 61 104 6.00 1.500																					
Steve Reed, R (7, 1) ERA: 4.54	1.2 7 2 2 1 1 0 0 0 0 0 0 1 16 28 5.40 1.200																					
Bruce Ruffin, L (8, 1) ERA: 3.85	0.1 3 2 1 0 0 0 0 0 0 0 0 0 8 10 0.00 6.000																					
Darren Holmes, R (9, 1) ERA: 4.15	1.0 4 0 0 0 0 1 1 0 0 0 0 0 12 22 0.00 1.000																					

Cincinnati Reds @ Colorado Rockies
 Mile High Stadium, Denver, CO
 Sun Sep 26 1993, 5:33 AM EDT
 Att. 70,069 - Sunny - 60 F

livebaseballscorecards.com

AB	38
R	7
H	12
RBI	6
BB	2
SO	5
LOB	16



Batter	1	2	3	4	5	6	7	8	9
Nelson Liriano, S OBP: 0.376, SLG: 0.409 (1, 6)	1-3 K		4-1 6-3 CS HR BB	2-0 FC4 FC6 1B 1B		2-2 3B		0-0 SH SH1 1B	
Joe Girardi, R OBP: 0.335, SLG: 0.394 (1, 2)	4-2 1B BB		3-2 6-3	0-0 1B 1B		0-3 K		0-0 SH1	
Andres Galarraga, R OBP: 0.411, SLG: 0.621 (1, 3)	1-1 FC6-4 1B		1-0 HR	1-1 FC6 1B		1-2 P4		2-1 3B 1B	
Charlie Hayes, R OBP: 0.359, SLG: 0.526 (1, 5)	1-2 K		4-2 BB	0-1 G6-4-3 1B		1-1 G3		0-0 2B 3B	
Jerald Clark, R OBP: 0.327, SLG: 0.453 (1, 9)	0-0 FC6-4		2-1 P6	0-1 G6-4-3			2-3 K	0-0 2B	
Eric Young Sr., R OBP: 0.352, SLG: 0.353 (1, 7)		0-1 F8		4-1 E BB 2B BB	2-1 HR		2-2 HR	3-1 P2	
Alex Cole, L OBP: 0.341, SLG: 0.306 (1, 8)		1-1 G3		4-0 E 2B BB	1-3 K		1-0 G5-3		
Roberto Mejia, R OBP: 0.282, SLG: 0.402 (1, 4)		0-3 K		2-2 SH3-4 FC4 2B	0-0 G6-3		0-3 K		
Armando Reynoso, R OBP: 0.189, SLG: 0.226 Steve Reed, R (7, 1) Bruce Ruffin, S OBP: 0.179, SLG: 0.120 Daryl Boston, L OBP: 0.323, SLG: 0.443 Dante Bichette, R OBP: 0.346, SLG: 0.526 Darren Holmes, R (9, 1)			1-1 G3-1	0-0 SH3-4	0-0 P6			0-2 SH1 SH 1B 1B	

Inning Stats	R: 0	H: 1	E: 0	LOB: 2	K: 2	BB: 1	S: 11	P: 18
	R: 0	H: 0	E: 0	LOB: 0	K: 1	BB: 0	S: 7	P: 8
	R: 2	H: 1	E: 0	LOB: 1	K: 0	BB: 2	S: 11	P: 26
	R: 5	H: 3	E: 2	LOB: 1	K: 0	BB: 2	S: 13	P: 26
	R: 1	H: 1	E: 0	LOB: 0	K: 1	BB: 0	S: 7	P: 10
	R: 0	H: 1	E: 0	LOB: 1	K: 1	BB: 0	S: 13	P: 17
	R: 1	H: 1	E: 0	LOB: 0	K: 2	BB: 0	S: 11	P: 16
	R: 3	H: 4	E: 1	LOB: 1	K: 0	BB: 0	S: 11	P: 16

PITCHER	IP	WLS	BF	H	R	ER	SO	BB	IBB	HBP	BLK	WP	HR	S	P	ERA	WHIP
Larry Luebbers, R ERA: 4.86 (1, 1)	3.1	L	20	4	7	4	3	5	0	0	0	0	1	36	71	10.80	2.700
Jerry Spradlin, R ERA: 3.56 (4, 1)	0.2		3	1	0	0	0	0	0	0	0	0	0	6	7	0.00	1.500
Johnny Ruffin, R ERA: 3.89 (5, 1)	1.0		4	1	1	1	1	0	0	0	0	0	1	7	10	9.00	1.000
Scott Service, R ERA: 4.5 (6, 1)	2.0		8	2	1	1	3	0	0	0	0	0	1	24	33	4.50	1.000
Jeff Reardon, R ERA: 4.09 (8, 1)	1.0		7	4	3	3	0	0	0	0	0	0	0	11	16	27.00	4.000

BOTTOM

Cincinnati Reds @ Colorado Rockies
Mile High Stadium, Denver, CO

Sun Sep 26 1993, 5:33 AM EDT
Att: 70,069 - Sunny - 60 F

AB	R	H	RBI	BB	SO	LOB
3	2	1	1	1	1	0
3	1	1	0	1	1	2
5	2	3	3	0	0	3
4	1	2	3	1	1	3
5	0	1	1	0	1	5
4	3	2	2	1	0	1
3	1	0	0	1	1	0
4	1	1	2	0	2	0
2	0	0	0	0	0	0
0	0	0	0	0	0	0
0	0	0	0	0	0	0
1	0	1	0	0	0	0
0	1	0	0	0	0	0
0	0	0	0	0	0	0

AB	34
R	12
H	12
RBI	12
BB	5
SO	7
LOB	14

WP	PA
0	42
PB	0
SB	0
CS	1

livebaseballscores.com



Batter	1	2	3	4	5	6	7	8	9	AB R H RBI BB SO LOB	TOP											
Nelson Liriano, S (1, 6) OBP: 0.383, SLG: 0.416	1-2 G6-3		2-1 SH1-3 1B			1-1 1B 1B		1-0 HR 1B	1-2 L4	5 1 3 0 0 0 0	Colorado Rockies @ San Francisco Giants Candlestick Park, San Francisco, CA Tue Sep 28 1993, 10:05 PM EDT Att. 28,568 - Unknown - 66 F											
Joe Girardi, R (1, 2) OBP: 0.344, SLG: 0.400	0-0 G6-4-3 1B		1-1 SH1-3 1-2			1-0 1B 1-2		1-1 HR 1B	1-0 HBP	3 1 3 0 0 0 0												
Andres Galarraga, R (1, 3) OBP: 0.409, SLG: 0.617	1-2 G6-4-3 1-2f		0-0 G5-3			1-0 1-2 2-3 1B		2-3 K	1-1 L7	5 0 1 0 0 1 5												
Charlie Hayes, R (1, 5) OBP: 0.359, SLG: 0.531		0-1 CS 1B		0-3 K		3-2 P3		2-2 HR 1-H 2-H		4 1 2 3 0 1 3												
Jerald Clark, R (1, 9) OBP: 0.327, SLG: 0.451		2-1 SAFE F9		2-2 F8		1-3 K		0-1 FC5-4 1B		4 0 1 0 0 1 4												
Eric Young Sr., R (1, 7) OBP: 0.353, SLG: 0.354 (8, 8)		0-1 1B 1-2 1B		1-0 CS 1B		2-3 K		1-2 FC5-4 1-2f		4 0 2 0 0 1 4												
Chris Jones, R (1, 8) OBP: 0.304, SLG: 0.433		0-1 CS		0-1 SAFE CS	2-2 G5-3		3-2 P9	0-1 F9		3 0 1 0 0 0 0												
Daryl Boston, L (8, PH) OBP: 0.323, SLG: 0.443		1-3 1B		1-2 CS						0 0 0 0 0 0 0												
Danny Sheaffer, R (8, PH) OBP: 0.303, SLG: 0.388 (8, 7)		0-2 G3-1								1 0 0 0 0 0 1												
Roberto Mejia, R (1, 4) OBP: 0.278, SLG: 0.396			0-3 K		0-3 K				1-0 F9	3 0 0 0 0 2 2												
Jim Tatum, R (9, PH) OBP: 0.250, SLG: 0.292										1 0 0 0 0 0 0												
David Nied, R (1, 1) OBP: 0.280, SLG: 0.182									2-2 HR	2 0 0 0 0 2 0												
Bruce Ruffin, S (5, 1) OBP: 0.179, SLG: 0.120										0 0 0 0 0 0 0												
Alex Cole, L (7, PH) OBP: 0.340, SLG: 0.305										1 0 0 0 0 1 0												
Steve Reed, R (7, 1) OBP: 0.340, SLG: 0.305										0 0 0 0 0 0 0												
Mike Munoz, L (8, 1) OBP: 0.136, SLG: 0.139										0 0 0 0 0 0 0												
Willie Blair, R (8, 1) OBP: 0.136, SLG: 0.139										0 0 0 0 0 0 0												
Gary Wayne, L (8, 1) OBP: 1.000, SLG: 1.000										0 0 0 0 0 0 0												
Jay Garner, L (9, PH) OBP: 0.250, SLG: 0.410										1 1 1 1 0 0 0												
Inning Stats	R: 0 E: 0 K: 0 S: 7	H: 1 LOB: 0 BB: 0 P: 9	R: 0 E: 0 K: 0 S: 11	H: 3 LOB: 2 BB: 0 P: 13	R: 0 E: 0 K: 1 S: 9	H: 1 LOB: 1 BB: 0 P: 12	R: 0 E: 0 K: 1 S: 8	H: 1 LOB: 0 BB: 0 P: 11	R: 0 E: 0 K: 2 S: 10	H: 0 LOB: 0 BB: 0 P: 13	R: 0 E: 0 K: 2 S: 13	H: 3 LOB: 3 BB: 0 P: 22	R: 0 E: 0 K: 2 S: 10	H: 0 LOB: 0 BB: 0 P: 15	R: 3 E: 0 K: 1 S: 19	H: 4 LOB: 1 BB: 0 P: 26	R: 1 E: 0 K: 0 S: 9	H: 1 LOB: 1 BB: 0 P: 15	1B: 12 2B: 0 3B: 0 HR: 2	SF: 0 SAC: 1 DP: 1 HBP: 1	WP: 0 PB: 0 SB: 0 CS: 2	PA: 40
PITCHER	IP WLS BF H R ER SO BB IBB HBP BLK WP HR S P ERA WHIP																					
Bryan Hickerson, L (1, 1) ERA: 4.18	5.0 W 21 9 0 0 4 0 0 0 0 0 0 0 49 65 0.00 1.800																					
Dave Burba, R (6, 1) ERA: 3.91	2.1 10 3 3 3 5 0 0 0 0 0 1 31 48 11.57 1.286																					
Michael Jackson, R (8, 1) ERA: 3.16	0.1 2 1 0 0 0 0 0 0 0 0 0 5 6 0.00 3.000																					
Kevin Rogers, L (8, 1) ERA: 2.67	0.1 1 0 0 0 0 0 0 0 0 0 0 2 2 0.00 0.000																					
Rod Beck, R (9, 1) ERA: 2.03	1.0 S 5 1 1 1 0 0 0 0 1 0 0 1 9 15 9.00 1.000																					

AB	37
R	4
H	14
RBI	4
BB	0
SO	9
LOB	19



Batter	1	2	3	4	5	6	7	8	9
Darren Lewis, R OBP: 0.306, SLG: 0.325 (1, 8)	3-2 G2-3		0-0 FC3-6		4-1 HR			2-2 E4 WP S SF4	
Steve Scarsons, R OBP: 0.309, SLG: 0.446 (1, 4)	1-3 K		0-1 FC6-4		0-1 HR			0-2 K	
Will Clark, L OBP: 0.359, SLG: 0.425 (1, 3)	0-1 G4-3			2-2 HR	2-1 F8			4-2 BB	
Matt Williams, R OBP: 0.325, SLG: 0.564 (1, 5)		0-0 F8		2-0 F8		0-1 L6		4-1 BB	
Barry Bonds, L OBP: 0.459, SLG: 0.676 (1, 7)		1-2 P5		0-0 P6		0-0 G3-1		1-2 SF4	
Willie McGee, S OBP: 0.356, SLG: 0.394 (1, 9)		0-0 F7		0-0 G4-3		1-3 K		1-1 G4-3	
Royce Clayton, R OBP: 0.329, SLG: 0.370 (1, 6)			0-0 SH FC3-6 2B		1-2 L1		1-3 K		
Kirt Manwaring, R OBP: 0.345, SLG: 0.352 (1, 2)			1-0 SH FC3-6		2-2 G5-3		2-2 G5-3		
Bryan Hickerson, L OBP: 0.179, SLG: 0.148 (1, 1)			0-0 B5		2-2 BB		1-2 G1-3		
Dave Burba, R OBP: 0.333, SLG: 0.353 (6, 1)					HR 1B				
Michael Jackson, R OBP: 0.667, SLG: 1.333 (8, 1)									
Kevin Rogers, L (8, 1)									
Rod Beck, R (9, 1)									

Inning Stats	R: 0	H: 0	E: 0	K: 1	S: 8	R: 0	H: 0	E: 0	K: 0	S: 6	R: 1	H: 1	E: 1	K: 0	S: 6	R: 1	H: 1	E: 0	K: 0	S: 8	R: 3	H: 2	E: 0	K: 0	S: 14	R: 0	H: 0	E: 0	K: 1	S: 6	R: 0	H: 0	E: 0	K: 1	S: 12	R: 1	H: 0	E: 1	K: 1	S: 14
	LOB: 0	BB: 0	P: 12			LOB: 0	BB: 0	P: 7			LOB: 1	BB: 0	P: 7			LOB: 0	BB: 0	P: 12			LOB: 0	BB: 1	P: 25			LOB: 0	BB: 0	P: 7			LOB: 0	BB: 0	P: 16			LOB: 2	BB: 2	P: 26		

PITCHER	IP	WLS	BF	H	R	ER	SO	BB	IBB	HBP	BLK	WP	HR	S	P	ERA	WHIP
David Nied, R ERA: 4.97 (1, 1)	4.2	L	20	4	5	4	1	1	0	0	0	0	0	40	59	7.71	1.071
Bruce Ruffin, L ERA: 3.81 (5, 1)	1.1		4	0	0	0	1	0	0	0	0	0	0	8	11	0.00	0.000
Steve Reed, R ERA: 4.46 (7, 1)	1.1		5	0	1	0	2	0	0	0	0	0	0	18	24	0.00	0.000
Mike Munoz, L ERA: 5.4 (8, 1)	0.0		1	0	0	0	0	1	0	0	0	1	0	2	6	∞	∞
Willie Blair, R ERA: 4.83 (8, 1)	0.0		1	0	0	0	0	1	0	0	0	0	0	1	5	∞	∞

AB	R	H	RBI	BB	SO	LOB
3	2	0	1	1	0	1
4	1	1	3	0	2	2
3	1	1	1	1	0	0
3	0	0	0	1	0	0
3	0	0	1	0	0	0
4	0	0	0	0	1	2
3	1	1	0	0	1	0
2	0	0	0	0	0	0
2	1	1	0	0	0	2
1	0	0	0	0	0	0
0	0	0	0	0	0	0
0	0	0	0	0	0	0
0	0	0	0	0	0	0

1B	2B	3B	HR	SF	SAC	DP	HBP	WP	PA
1	1	0	2	1	0	0	0	1	33
0	0	0	0	0	0	0	0	0	0
0	0	0	0	0	0	0	0	0	0
0	0	0	0	0	0	0	0	0	0
0	0	0	0	0	0	0	0	0	0

BOTTOM

Colorado Rockies @ San Francisco Giants
Candlestick Park, San Francisco, CA

AB 28
R 6
H 4
RBI 6
BB 3
SO 4
LOB 7



Tue Sep 28 1993, 10:05 PM EDT
Att: 28,568 - Unknown - 66 F

Batter	1	2	3	4	5	6	7	8	9	AB R H RBI BB SO LOB	TOP
Nelson Liriano, S OBP: 0.386, SLG: 0.436 (1, 6) (6, 4)	3-1 HR		4-1 WP SH1-3 G1-3 BB	2-2 G1-6-3			0-0 SH2-4		1-2 F8	3 2 1 1 1 0 0	
Joe Girardi, R OBP: 0.345, SLG: 0.401 (1, 2)	1-1 G5-4-3 1B		0-1 SH1-3			1-2 G3		2-2 HBP 1B	2-3 K	4 0 2 0 0 1 0	
Andres Galarraga, R OBP: 0.409, SLG: 0.614 (1, 3)	2-2 L7		2-2 G1-3			1-1 F8		1-0 HBP	1-0 FC6-4 1B	4 0 1 1 0 0 1	
Charlie Hayes, R OBP: 0.358, SLG: 0.528 (1, 5)	1-0 G5-4-3		4-0 BB 1B BB			1-2 F9		0-0 P3	1-0 FC6-4	4 1 0 0 1 0 5	
Daryl Boston, L OBP: 0.328, SLG: 0.467 (1, 8)			4-2 1B BB			2-2 HR		1-2 G3-1		3 2 2 2 1 0 3	
Jerald Clark, R OBP: 0.326, SLG: 0.450 (1, 9)			1-2 1B			0-0 G3		1-1 G5-3		4 0 1 1 0 0 0	
Eric Young Sr., R OBP: 0.355, SLG: 0.354 (1, 7)			2-2 F9			1-1 G6-3		0-1 1B		3 0 1 0 1 0 2	
Roberto Mejia, R OBP: 0.275, SLG: 0.391 Bruce Ruffin, S OBP: 0.179, SLG: 0.120 Jay Gainer, L OBP: 0.250, SLG: 0.400 Gary Wayne, L OBP: 1.000, SLG: 1.000 Darren Holmes, R (8, 1)			0-1 P5		2-0 P6		0-3 K	1-3 K		3 0 0 0 0 1 1 0 0 0 0 0 0 0 1 0 0 0 0 1 1 0 0 0 0 0 0 0 0 0 0 0 0 0 0	
Kent Bottenfield, R OBP: 0.250, SLG: 0.220 Steve Reed, R (5, 1) Vinny Castilla, R OBP: 0.285, SLG: 0.408 (6, 6)			3-3 K		1-2 K		1-1 1B SH2-4 1B	0-3 K		2 0 0 0 0 2 1 0 0 0 0 0 0 0 2 0 1 0 0 1 1	
Inning Stats	R: 1 H: 2 E: 0 LOB: 0 K: 0 BB: 0 S: 8 P: 15	R: 1 H: 1 E: 0 LOB: 1 K: 1 BB: 1 S: 8 P: 16	R: 2 H: 1 E: 0 LOB: 2 K: 0 BB: 3 S: 16 P: 33	R: 0 H: 0 E: 0 LOB: 0 K: 1 BB: 0 S: 7 P: 12	R: 0 H: 0 E: 0 LOB: 0 K: 0 BB: 0 S: 8 P: 11	R: 1 H: 1 E: 0 LOB: 0 K: 1 BB: 0 S: 12 P: 15	R: 0 H: 2 E: 0 LOB: 3 K: 0 BB: 0 S: 10 P: 15	R: 0 H: 1 E: 0 LOB: 1 K: 2 BB: 0 S: 11 P: 13	R: 0 H: 1 E: 0 LOB: 1 K: 1 BB: 0 S: 8 P: 13	1B: 6 SF: 0 2B: 0 SAC: 2 3B: 0 DP: 1 HR: 3 HBP: 1	WP: 1 PA: 40 PB: 0 SB: 1 CS: 0
PITCHER Salomon Torres, R ERA: 3.7 Scott Sanderson, R ERA: 4.23 Jeff Brantley, R ERA: 4.43 Trevor Wilson, L ERA: 3.62 Michael Jackson, R ERA: 3.09	IP WLS BF H R ER SO BB IBB HBP BLK WP HR S P ERA WHIP	2.2 L 14 3 4 4 1 4 0 0 0 1 2 26 55 13.50 2.625	2.1 8 1 0 0 1 0 0 0 0 0 0 0 21 32 0.00 0.429	1.0 4 1 1 1 1 0 0 0 0 0 1 12 15 9.00 1.000	0.1 4 2 0 0 0 0 0 0 1 0 0 0 6 10 0.00 6.000	1.2 6 1 0 0 2 0 0 0 0 0 0 0 15 18 0.00 0.600	PITCHER Kevin Rogers, L ERA: 2.63 (9, 1)	IP WLS BF H R ER SO BB IBB HBP BLK WP HR S P ERA WHIP	1.0 4 1 0 0 1 0 0 0 0 0 0 0 8 13 0.00 1.000		

Colorado Rockies @ San Francisco Giants
Candlestick Park, San Francisco, CA

Wed Sep 29 1993, 6:33 AM EDT
Att. 39,377 - Sunny - 71 F

livebaseballscorecards.com

AB	33
R	5
H	9
RBI	5
BB	4
SO	6
LOB	15



Batter	1	2	3	4	5	6	7	8	9	AB R H RBI BB SO LOB
Darren Lewis, R OBP: 0.307, SLG: 0.326 (1, 8)	2-2 G5-3		1-0 G4-3		0-0 G5-3 SH1-3 1B		1-2 S S 1B		3-3 K	5 0 2 0 0 1 0
Steve Scarsons, R OBP: 0.300, SLG: 0.432 (1, 4)	1-0 G6-3		3-3 K		0-0 SH1-3		3-3 K			3 0 0 0 0 2 1
Will Clark, L OBP: 0.360, SLG: 0.423 (1, 3)	0-0 G4-3			4-1 1B BB	4-0 BB		0-3 K			2 0 0 0 2 1 1
Matt Williams, R OBP: 0.323, SLG: 0.560 (1, 5)		1-1 P5		3-3 K	3-1 G5-3		1-0 G5-3			4 0 0 0 0 1 5
Barry Bonds, L OBP: 0.457, SLG: 0.672 (1, 7)		0-1 F9		0-0 L8		4-0 HR BB		2-0 G4-3		3 1 0 0 1 0 1
Dave Martinez, L OBP: 0.318, SLG: 0.359 Mark Carson, R OBP: 0.375, SLG: 0.544 Trevor Wilson, L OBP: 0.194, SLG: 0.241 Michael Jackson, R OBP: 0.067, SLG: 1.333 Craig Colbert, R OBP: 0.225, SLG: 0.297 Jeff Reed, L OBP: 0.348, SLG: 0.448 (1, 9) (6, PH) (7, 1) (7, 1) (8, PH) (8, PH) (9, 2)		0-2 2B 2B		3-2 BB 1B		3-2 HR		2-2 P6		2 1 2 0 0 0 0 1 1 1 2 0 1 0 0 0 0 0 0
Royce Clayton, R OBP: 0.330, SLG: 0.372 J.R. Phillips, L OBP: 0.333, SLG: 0.733 Kevin Rogers, L (1, 6) (8, PH) (9, 1)		2-2 2B		4-2 FC3-6 BB		0-3 K		2-2 G4-3		2 0 1 1 1 1 0 1 0 0 0 0 0 0 0 0 0 0 0 0 0
Kirt Manwaring, R OBP: 0.343, SLG: 0.350 Mike Benjamin, R OBP: 0.266, SLG: 0.333 Rikkert Faneyte, R OBP: 0.235, SLG: 0.133 (1, 2) (9, 6) (9, PH)		3-2 G5-3		2-0 FC3-6		1-3 K			3-3 K	3 0 0 0 0 1 4 0 0 0 0 0 0 0 1 0 0 0 0 1 0
Salomon Torres, R OBP: 0.290, SLG: 0.290 Scott Sanderson, R John Patterson, S OBP: 0.214, SLG: 0.429 Jeff Brantley, R OBP: 0.115, SLG: 0.115 Willie McGee, S OBP: 0.355, SLG: 0.392 (1, 1) (3, 1) (5, PH) (6, 1) (6, PH) (7, 9)			1-3 K		1-0 SH1-3 1B		0-3 K		2-2 F8	0 0 0 0 0 0 0 1 0 0 0 0 1 0 1 0 1 0 0 0 0 0 0 0 0 0 0 0 2 0 0 0 0 1 0

Inning Stats	R: 0	H: 0	E: 0	K: 5	S: 5	R: 1	H: 2	E: 0	K: 0	S: 14	R: 0	H: 0	E: 0	K: 2	S: 7	R: 0	H: 1	E: 0	K: 1	S: 11	R: 0	H: 2	E: 0	K: 0	S: 5	R: 2	H: 1	E: 0	K: 3	S: 13	R: 0	H: 1	E: 0	K: 2	S: 10	R: 0	H: 0	E: 0	K: 0	S: 9	R: 0	H: 0	E: 0	K: 2	S: 9	R: 0	H: 0	E: 0	K: 2	S: 17	1B: 4	2B: 2	3B: 0	HR: 1	SF: 0	SAC: 1	DP: 1	HBP: 0	WP: 0	PB: 0	SB: 3	CS: 0	PA: 37
--------------	------	------	------	------	------	------	------	------	------	-------	------	------	------	------	------	------	------	------	------	-------	------	------	------	------	------	------	------	------	------	-------	------	------	------	------	-------	------	------	------	------	------	------	------	------	------	------	------	------	------	------	-------	-------	-------	-------	-------	-------	--------	-------	--------	-------	-------	-------	-------	--------

PITCHER	IP	WLS	BF	H	R	ER	SO	BB	IBB	HBP	BLK	WP	HR	S	P	ERA	WHIP
Kent Bottenfield, R ERA: 5.07 (1, 1)	4.1		21	5	1	1	3	3	0	0	0	0	0	40	75	2.08	1.846
Steve Reed, R ERA: 4.43 (5, 1)	0.2	W	1	0	0	0	0	0	0	0	0	0	0	2	5	0.00	0.000
Bruce Ruffin, L ERA: 3.89 (6, 1)	2.0		9	2	2	2	5	1	0	0	0	0	1	23	36	9.00	1.500
Gary Wayne, L ERA: 4.77 (8, 1)	0.1		1	0	0	0	0	0	0	0	0	0	0	1	3	0.00	0.000
Darren Holmes, R ERA: 4.05 (8, 1)	1.2	S	5	0	0	0	2	0	0	0	0	0	0	17	29	0.00	0.000

BOTTOM

Colorado Rockies @ San Francisco Giants
Candlestick Park, San Francisco, CA

Wed Sep 29 1993, 6:33 AM EDT
Att: 39,377 - Sunny - 71 F

livebaseballscores.com

AB	32
R	3
H	7
RBI	3
BB	4
SO	10
LOB	12



Batter	1	2	3	4	5	6	7	8	9	AB R H RBI BB SO LOB	TOP
Nelson Liriano, S (1, 4) OBP: 0.389, SLG: 0.434	3-3 K		1-0 G6-3		3-2 1B			4-2 FC6-4 BB		3 0 1 0 1 1 0	
Joe Girardi, R (1, 2) OBP: 0.344, SLG: 0.397	1-2 G4-3		4-2 CS BB		2-1 F9			0-0 FC6-4 CS 1-2f		3 0 0 0 1 0 2	
Andres Galarraga, R (1, 3) OBP: 0.406, SLG: 0.608	3-2 L7		3-2 G5-3 1-2		0-0 F9			3-3 K 1-2		4 0 0 0 0 1 3	

Charlie Hayes, R (1, 5) OBP: 0.357, SLG: 0.527		1-2 1B 2B		2-1 E3 HR		1-3 K		3-3 K		4 2 1 0 0 2 0	
Jerald Clark, R (1, 9) OBP: 0.325, SLG: 0.448		0-1 F9		3-1 P9		0-1 G4-3		0-2 G1-6-3 1B		4 0 1 0 0 0 2	
Chris Jones, R (1, 8) OBP: 0.304, SLG: 0.447		0-0 G5-3		2-2 1-H HR		3-2 K		0-1 G1-6-3 1-2f		3 1 1 2 0 1 1	
Daryl Boston, L (9, PH) OBP: 0.327, SLG: 0.465										1 0 0 0 0 0 1	

Eric Young Sr., R (1, 7) OBP: 0.354, SLG: 0.354		2-1 1B 1B		0-1 F9		1-1 G4-3				3 1 1 1 0 0 0	
Vinny Castilla, R (1, 6) OBP: 0.285, SLG: 0.407		1-1 2-H 1B		0-3 K		0-1 P2				3 0 1 1 0 1 0	

Greg Harris, R (1, 1) OBP: 0.188, SLG: 0.178		0-0 F9		1-3 K		2-3 K				1 0 0 0 0 0 1	
Jim Tatum, R (5, PH) OBP: 0.248, SLG: 0.289										1 0 0 0 0 0 1	
Mike Munoz, L (5, 1)										0 0 0 0 0 0 0	
Willie Blair, R (6, 1) OBP: 0.136, SLG: 0.139										0 0 0 0 0 0 0	
Eric Wedge, R (7, PH) OBP: 0.200, SLG: 0.200										1 0 0 0 0 1 0	
Steve Road, R (7, 1)										0 0 0 0 0 0 0	
Bruce Ruffin, S (8, 1) OBP: 0.179, SLG: 0.120										0 0 0 0 0 0 0	

Inning Stats	R: 0	H: 0	E: 0	K: 1	S: 10	P: 17	R: 2	H: 3	E: 0	K: 0	S: 14	P: 18	R: 0	H: 0	E: 0	K: 0	S: 8	P: 16	R: 2	H: 1	E: 1	K: 1	S: 12	P: 19	R: 0	H: 1	E: 0	K: 1	S: 10	P: 15	R: 0	H: 0	E: 0	K: 2	S: 11	P: 15	R: 0	H: 0	E: 0	K: 1	S: 7	P: 10	R: 0	H: 0	E: 0	K: 1	S: 8	P: 15	R: 0	H: 1	E: 0	K: 1	S: 8	P: 11	1B: 4	SF: 0	2B: 2	SAC: 0	3B: 0	DP: 2	HR: 1	HBP: 0	WP: 0	PA: 33
--------------	------	------	------	------	-------	-------	------	------	------	------	-------	-------	------	------	------	------	------	-------	------	------	------	------	-------	-------	------	------	------	------	-------	-------	------	------	------	------	-------	-------	------	------	------	------	------	-------	------	------	------	------	------	-------	------	------	------	------	------	-------	-------	-------	-------	--------	-------	-------	-------	--------	-------	--------

PITCHER	IP	WLS	BF	H	R	ER	SO	BB	IBB	HBP	BLK	WP	HR	S	P	ERA	WHIP
Steve Avery, L (1, 1) ERA: 2.94	8.0	W	30	5	4	3	7	2	0	0	0	0	1	80	125	3.38	0.875
Greg McMichael, R (9, 1) ERA: 2.11	1.0	S	3	1	0	0	1	0	0	0	0	0	0	8	11	0.00	1.000

Colorado Rockies @ Atlanta Braves
 Atlanta-Fulton County Stadium, Atlanta, GA
 Fri Oct 01 1993, 7:05 PM EDT
 Att: 48,968 - Unknown

livebaseballscorecards.com

AB	31
R	4
H	6
RBI	4
BB	2
SO	8
LOB	10



Batter	1	2	3	4	5	6	7	8	9	AB	R	H	RBI	BB	SO	LOB
Otis Nixon, S (1, 8) OBP: 0.348, SLG: 0.313	0-1 	2-3 		0-0 			4-2 			3	0	2	0	1	1	0
Jeff Blausler, R (1, 6) OBP: 0.397, SLG: 0.432	0-1 	2-3 		1-2 			2-1 			4	1	0	0	0	1	3
Ron Gant, R (1, 7) OBP: 0.342, SLG: 0.508	4-2 		0-2 			2-1 		3-1 		3	2	1	0	1	0	0
Fred McGriff, L (1, 3) OBP: 0.375, SLG: 0.552	4-0 		4-2 			1-3 		2-3 		2	2	0	0	2	2	1
David Justice, L (1, 9) OBP: 0.355, SLG: 0.510	0-1 		4-1 			2-3 		4-2 		2	1	1	2	2	1	0
Terry Pendleton, S (1, 5) OBP: 0.308, SLG: 0.403	1-2 		0-0 			2-3 		0-0 		4	1	2	5	0	1	1
Damon Berryhill, S (1, 2) OBP: 0.290, SLG: 0.379	1-1 		0-0 			1-3 		0-1 		4	0	0	0	0	1	4
Mark Lemke, S (1, 4) OBP: 0.336, SLG: 0.344	0-1 		2-1 			2-2 		1-3 		4	0	0	0	0	1	4
Steve Avery, L (1, 1) Greg McMichael, R (9, 1)		0-1 		1-0 			2-1 			3	0	0	0	0	0	0
										0	0	0	0	0	0	0

Inning Stats	R: 3	H: 3	E: 0	K: 15	S: 15	LOB: 2	BB: 2	P: 25	R: 0	H: 0	E: 0	K: 2	S: 8	LOB: 0	BB: 0	P: 12	R: 3	H: 1	E: 0	K: 10	S: 10	LOB: 0	BB: 2	P: 20	R: 0	H: 1	E: 0	K: 6	S: 6	LOB: 0	BB: 0	P: 7	R: 0	H: 0	E: 0	K: 9	S: 9	LOB: 0	BB: 0	P: 14	R: 0	H: 0	E: 0	K: 2	S: 9	LOB: 0	BB: 0	P: 14	R: 0	H: 0	E: 0	K: 6	S: 6	LOB: 0	BB: 1	P: 14	R: 1	H: 1	E: 0	K: 13	S: 13	LOB: 2	BB: 1	P: 23
1B: 5	SF: 0	2B: 0	SAC: 0	3B: 0	DP: 1	HR: 1	HBP: 0	WP: 1	PA: 35																																																							

BOTTOM

Colorado Rockies @ Atlanta Braves
 Atlanta-Fulton County Stadium, Atlanta, GA

Fri Oct 01 1993, 7:05 PM EDT
 Att. 48,968 - Unknown

AB	29
R	7
H	6
RBI	7
BB	6
SO	8
LOB	13

livebaseballscorecards.com

PITCHER	IP	WLS	BF	H	R	ER	SO	BB	IBB	HBP	BLK	WP	HR	S	P	ERA	WHIP
Greg Harris, R ERA: 4.59	(1, 1)	4.0	L	20	5	6	6	2	4	0	0	0	1	39	64	13.50	2.250
Mike Munoz, L ERA: 5.12	(5, 1)	1.0		3	0	0	2	0	0	0	0	0	0	9	14	0.00	0.000
Willie Blair, R ERA: 4.8	(6, 1)	1.0		3	0	0	2	0	0	0	0	0	0	9	14	0.00	0.000
Steve Reed, R ERA: 4.48	(7, 1)	1.0		4	1	1	0	1	0	0	0	0	0	8	19	9.00	2.000
Bruce Ruffin, L ERA: 3.86	(8, 1)	1.0		5	0	0	2	1	0	0	0	1	0	11	18	0.00	1.000

Batter	1	2	3	4	5	6	7	8	9	AB	R	H	RBI	BB	SO	LOB	TOP										
Nelson Liriano, S OBP: 0.380, SLG: 0.422 (1, 4) (7, 6)	0-1 G1-3			2-2 G4-3	0-0 P6			0-2 G3		4	0	0	0	0	0	1											
Joe Girardi, R OBP: 0.346, SLG: 0.397 Jayhawk Owens, R OBP: 0.277, SLG: 0.372 (1, 2) (8, 2)	1-0 G5-3			2-3 K 1B 2B		0-0 FC1-6 1B		4-1 1B BB		3	1	1	0	1	1	0											
Andres Galarraga, R OBP: 0.406, SLG: 0.607 Danny Sheaffer, R OBP: 0.303, SLG: 0.388 (1, 3) (8, 3)	2-3 K			1-2 SAFE 2B 1-2 1B		0-0 FC1-6 1-2f		0-1 1-2 1B		4	0	2	0	0	1	1											
Charlie Hayes, R OBP: 0.355, SLG: 0.524 (1, 5)		2-2 G4-3		1-3 K		0-0 F9		2-0 P4		4	0	0	0	0	1	5											
Daryl Boston, L OBP: 0.326, SLG: 0.466 (1, 8)		1-1 G6-3		2-2 2B 1-3 2-H		2-3 K			2-2 G6-3	4	0	1	1	0	1	1											
Jerald Clark, R OBP: 0.323, SLG: 0.444 (1, 9)		3-2 F8		0-2 G3-1			2-2 F8		0-0 F9	4	0	0	0	0	0	2											
Eric Young Sr., R OBP: 0.355, SLG: 0.354 (1, 7)			2-3 K		0-0 FC4-6 1B		1-2 F8		4-1 BB	3	0	1	0	1	1	0											
Vinny Castilla, R OBP: 0.283, SLG: 0.404 Curt Leskanic, R OBP: 0.214, SLG: 0.231 Mike Munoz, L OBP: 0.245, SLG: 0.286 (1, 6) (7, 1) (7, 1) (9, PH)			0-0 G6-3		1 SAFE 1 SAFE X F9		0-0 L9		1-2 F7	3	0	0	0	0	0	1											
Armando Reynoso, R OBP: 0.167, SLG: 0.222 Lance Painter, L OBP: 0.364, SLG: 0.500 Jay Gainer, L OBP: 0.244, SLG: 0.390 Gary Wayne, L OBP: 1.000, SLG: 1.000 Roberto Mejia, R OBP: 0.274, SLG: 0.389 (1, 1) (4, 1) (5, PH) (5, 1) (7, 4)			1-3 K		1 SAFE X FC4-6 1-2f			0-3 K		1	0	0	0	0	1	0											
Inning Stats	R: 0 E: 0 K: 1 S: 6	H: 0 LOB: 0 BB: 0 P: 9	R: 0 E: 0 K: 0 S: 8	H: 0 LOB: 0 BB: 0 P: 14	R: 0 E: 0 K: 2 S: 7	H: 0 LOB: 0 BB: 0 P: 10	R: 1 E: 1 K: 2 S: 20	H: 2 LOB: 2 BB: 0 P: 28	R: 0 E: 0 K: 0 S: 5	H: 1 LOB: 1 BB: 0 P: 5	R: 0 E: 0 K: 1 S: 6	H: 1 LOB: 1 BB: 0 P: 8	R: 0 E: 0 K: 0 S: 7	H: 0 LOB: 0 BB: 0 P: 10	R: 0 E: 0 K: 1 S: 10	H: 1 LOB: 2 BB: 1 P: 16	R: 0 E: 0 K: 0 S: 8	H: 0 LOB: 1 BB: 1 P: 15	1B: 4 2B: 1 3B: 0 HR: 0	SF: 0 SAC: 0 DP: 0 HBP: 0	WP: 0 PB: 0 SB: 0 CS: 0	PA: 35					
PITCHER	IP	WLS	BF	H	R	ER	SO	BB	IBB	HBP	BLK	WP	HR	S	P	ERA	WHIP										
Greg Maddux, R ERA: 2.36 (1, 1)	7.0	W	26	4	1	0	6	0	0	0	0	0	0	59	84	0.00	0.571										
Jay Howell, R ERA: 2.31 (8, 1)	1.0		5	1	0	0	1	1	0	0	0	0	0	10	16	0.00	2.000										
Mark Wohlers, R ERA: 4.5 (9, 1)	1.0		4	0	0	0	0	1	0	0	0	0	0	8	15	0.00	1.000										

Colorado Rockies @ Atlanta Braves
Atlanta-Fulton County Stadium, Atlanta, GA

Sat Oct 02 1993, 3:33 AM EDT
Att. 48,899 - Sunny - 68 F

livebaseballscorecards.com

AB 33
R 1
H 5
RBI 1
BB 2
SO 7
LOB 13



BOTTOM

Colorado Rockies @ Atlanta Braves
 Atlanta-Fulton County Stadium, Atlanta, GA

Sat Oct 02 1993, 3:33 AM EDT
 Att: 48,899 - Sunny - 68 F

AB	38
R	10
H	14
RBI	10
BB	4
SO	5
LOB	18



WP	1	PA	43
PB	0	SB	0
CS	0		

AB	R	H	RBI	BB	SO	LOB
4	2	1	0	1	0	1
3	1	2	2	2	0	1
0	0	0	0	0	0	0
5	1	2	0	0	1	4
4	1	1	1	1	1	5
4	1	2	1	0	0	1
1	0	0	0	0	0	0
0	0	0	0	0	0	0
4	2	2	3	0	0	1
1	0	0	0	0	0	0
4	1	2	1	0	1	2
4	0	0	1	0	1	2
4	1	2	1	0	1	1
0	0	0	0	0	0	0
0	0	0	0	0	0	0
1B:	10	SF:	1			
2B:	3	SAC:	0			
3B:	1	DP:	0			
HR:	0	HBP:	0			

Batter	1	2	3	4	5	6	7	8	9
Otis Nixon, S (1, 8) OBP: 0.349, SLG: 0.313	2-2 1B 1B	3-1 L7		0-0 F9		4-1 G4-3 2B	4-1 2B BB		
Jeff Blauser, R (1, 6) OBP: 0.400, SLG: 0.435 Rafael Belliard, R (8, 6) OBP: 0.294, SLG: 0.295	0-0 F9	4-0 BB		1-0 WP 1B		4-1 G5-3 2B BB	1-1 1B 2B 1-H 3-H		
Ron Gant, R (1, 7) OBP: 0.343, SLG: 0.507	2-2 1B 1B	0-0 P5		2-3 K		2-1 G5-3	1-0 1B		
Fred McGriff, L (1, 3) OBP: 0.375, SLG: 0.552	0-1 F9		4-2 1B FC6-4 BB	2-3 K		1-0 2B	0-0 L7		
David Justice, L (1, 9) OBP: 0.356, SLG: 0.509 Deion Sanders, L (8, PH) OBP: 0.321, SLG: 0.452 Mark Wohlers, R (9, 1)	3-2 1B 1B 3-H		3-1 FC6-4 1B		3-2 E6 3B	2-2 F9	2-2 G3		
Terry Pendleton, S (1, 5) OBP: 0.310, SLG: 0.407 Bill Pecota, R (8, PH) OBP: 0.344, SLG: 0.387	0-0 1B		3-1 FC6-4 1B G5-3		1-2 SF9 3B		0-1 F9	3-2 G5-3	
Damon Berryhill, S (1, 2) OBP: 0.291, SLG: 0.384	3-2 F9		1-1 G5-3 1B		1-2 SF9		1-1 1B 2B	3-3 K	
Mark Lemke, S (1, 4) OBP: 0.334, SLG: 0.341			0-3 K	1-1 G5-3		0-0 F8	1-1 F8		
Greg Maddux, R (1, 1) OBP: 0.174, SLG: 0.176 Jay Howell, R (8, 1) Tony Tarasco, L (9, 9) OBP: 0.243, SLG: 0.286		0-0 BB 1B	1-2 G1-3		0-3 K		0-1 E2 2B 1B		

Inning Stats	R	H	E	K	S	H	LOB	BB	P
1	2	4	0	16	26	0	2	0	15
2	0	1	0	8	15	0	0	1	15
3	2	2	0	13	26	0	1	1	26
4	0	1	0	8	13	0	0	0	13
5	2	1	1	14	19	0	0	0	19
6	1	1	0	11	21	0	1	1	21
7	3	4	1	13	21	0	4	1	21
8	0	0	0	12	20	0	0	0	20
9	0	0	0	0	0	0	0	0	0

PITCHER	IP	WLS	BF	H	R	ER	SO	BB	IBB	HBP	BLK	WP	HR	S	P	ERA	WHIP
Armando Reynoso, R	(1, 1)															12.00	3.000
Lance Painter, L	(4, 1)															0.00	1.000
Gary Wayne, L	(5, 1)															9.00	1.500
Curt Leskanic, R	(7, 1)															40.50	7.500
Mike Munoz, L	(7, 1)															0.00	0.000

livebaseballscores.com

Batter	1	2	3	4	5	6	7	8	9	AB R H RBI BB SO LOB	TOP											
Nelson Liriano, S (1, 6) OBP: 0.376, SLG: 0.424	2-3 K		2-2 L7			2-2 G5-4-3 1B		0-3 K		4 1 1 0 0 2 0												
Eric Young Sr., R (1, 7) OBP: 0.355, SLG: 0.353	1-2 P4			0-1 G4-3		1-1 G5-4-3 1B		0-0 F8		4 0 1 0 0 0 0												
Andres Galarraga, R (1, 3) OBP: 0.403, SLG: 0.602	0-3 K			0-0 P7		3-1 G5-4-3 1-2f 3-H		1-0 G5-3		4 0 0 0 0 1 1												
Charlie Hayes, R (1, 5) OBP: 0.355, SLG: 0.522		2-2 G6-3		3-0 G1-3		2-2 1B			2-1 G6-3	4 0 1 0 0 0 0												
Jerald Clark, R (1, 9) OBP: 0.324, SLG: 0.444		2-1 1B			4-1 SF7 BB	1-2 F8			1-0 L5	3 1 1 0 1 0 1												
Chris Jones, R (1, 8) OBP: 0.305, SLG: 0.450		2-3 K			0-1 2B		1-0 F8		1-3 K	3 0 1 0 0 1 1												
Daryl Boston, L (9, PH) OBP: 0.325, SLG: 0.464		1 SAFE 1 SAFE 1 SAFE C			1-3 2B					1 0 0 0 0 1 0												
Danny Sheaffer, R (1, 2) OBP: 0.299, SLG: 0.384		1 SAFE 1 SAFE X		1-0 F7		2-1 SF7		0-0 B1-3		2 0 0 1 0 0 1												
Roberto Mejia, R (1, 4) OBP: 0.275, SLG: 0.402			1-0 P7		2-2 G5-3		0-0 HR			3 1 1 1 0 0 1												
David Nied, R Mike Munoz, L Eric Wedge, R Bruce Ruffin, S Jim Talton, R Alex Cobb, L Gary Wornat, L Willie Blair, R Lance Painter, L			1-1 G4-3		3-3 K		1-3 K			1 0 0 0 0 0 0 0 0 0 0 0 0 0 1 0 0 0 0 0 1 1 0 0 0 0 0 0 0 0 0 0 0 0 0 0 0 0 1 0 0 0 0 0 1 0												
Inning Stats	R: 0 E: 0 K: 2 S: 9	H: 0 LOB: 0 BB: 0 P: 12	R: 0 E: 0 K: 1 S: 9	H: 1 LOB: 1 BB: 0 P: 16	R: 0 E: 0 K: 0 S: 6	H: 0 LOB: 0 BB: 0 P: 10	R: 0 E: 0 K: 0 S: 4	H: 0 LOB: 0 BB: 0 P: 7	R: 1 E: 0 K: 1 S: 12	H: 1 LOB: 1 BB: 1 P: 23	R: 1 E: 0 K: 0 S: 17	H: 3 LOB: 1 BB: 0 P: 26	R: 1 E: 0 K: 1 S: 7	H: 1 LOB: 0 BB: 0 P: 9	R: 0 E: 0 K: 1 S: 5	H: 0 LOB: 0 BB: 0 P: 6	R: 0 E: 0 K: 1 S: 6	H: 0 LOB: 0 BB: 0 P: 10	1B: 3 2B: 2 3B: 0 HR: 1	SF: 1 SAC: 0 DP: 1 HBP: 0	WP: 0 PB: 0 SB: 0 CS: 0	PA: 33
PITCHER	IP WLS BF H R ER SO BB IBB HBP BLK WP HR S P ERA WHIP																					
Tom Glavine, L (1, 1) ERA: 3.2	6.2 W 26 6 3 3 4 1 0 0 0 0 1 60 98 4.05 1.050																					
Steve Bedrosian, R (7, 1) ERA: 1.63	0.1 1 0 0 0 1 0 0 0 0 0 0 4 5 0.00 0.000																					
Greg McMichael, R (8, 1) ERA: 2.06	2.0 S 6 0 0 0 2 0 0 0 0 0 0 0 11 16 0.00 0.000																					

Colorado Rockies @ Atlanta Braves
Atlanta-Fulton County Stadium, Atlanta, GA

Sun Oct 03 1993, 3:33 AM EDT
Att. 48,904 - Sunny - 76 F

AB	31
R	3
H	6
RBI	2
BB	1
SO	7
LOB	6



Batter	1	2	3	4	5	6	7	8	9
Otis Nixon, S <small>OBP: 0.351, SLG: 0.315</small> <small>(1, 8)</small>	 <small>1-3</small>		 <small>2-2</small>	 <small>4-2</small>		 <small>1-1</small>		 <small>0-0</small>	
Jeff Blausler, R <small>OBP: 0.401, SLG: 0.436</small> <small>(1, 6)</small>	 <small>4-1</small>		 <small>1-2</small>	 <small>2-1</small>		 <small>2-3</small>		 <small>1-2</small>	
Ron Gant, R <small>OBP: 0.345, SLG: 0.510</small> <small>(1, 7)</small>	 <small>0-0</small>		 <small>4-2</small>	 <small>0-2</small>		 <small>4-2</small>		 <small>2-3</small>	
Fred McGriff, L <small>OBP: 0.375, SLG: 0.549</small> <small>(1, 3)</small>	 <small>0-2</small>		 <small>2-2</small>	 <small>4-1</small>		 <small>2-3</small>		 <small>3-1</small>	
David Justice, L <small>OBP: 0.357, SLG: 0.515</small> <small>(1, 9)</small>		 <small>0-2</small>	 <small>1-2</small>	 <small>0-3</small>		 <small>2-1</small>			
Terry Pendleton, S <small>OBP: 0.311, SLG: 0.408</small> <small>(1, 5)</small>		 <small>2-1</small>	 <small>0-0</small>		 <small>1-1</small>	 <small>0-0</small>			
Damon Berryhill, S <small>OBP: 0.291, SLG: 0.382</small> <small>(1, 2)</small>		 <small>1-1</small>	 <small>1-2</small>		 <small>3-3</small>	 <small>1-1</small>			
Mark Lemke, S <small>OBP: 0.335, SLG: 0.341</small> Greg McMichael, R <small>(8, 1)</small>		 <small>4-0</small>		 <small>0-2</small>	 <small>0-1</small>	 <small>0-0</small>			
Tom Glavine, L <small>OBP: 0.212, SLG: 0.185</small> Steve Bedrosian, R <small>(7, 1)</small>		 <small>1-3</small>		 <small>1-0</small>	 <small>0-1</small>		 <small>0-0</small>		
Rafael Belliard, R <small>OBP: 0.291, SLG: 0.291</small> <small>(8, 4)</small>									

Inning Stats	R: 0	H: 0	E: 0	K: 1	S: 9	H: 0	LOB: 1	BB: 1	P: 14	R: 0	H: 1	E: 0	K: 1	S: 10	R: 2	H: 4	E: 0	K: 0	S: 19	R: 2	H: 2	E: 0	K: 1	S: 16	R: 0	H: 1	E: 0	K: 1	S: 9	R: 1	H: 2	E: 0	K: 0	S: 6	R: 0	H: 2	E: 0	K: 1	S: 12	R: 0	H: 2	E: 0	K: 1	S: 12	1B: 10	2B: 0	3B: 1	HR: 1	SF: 0	SAC: 0	DP: 1	HBP: 0
--------------	------	------	------	------	------	------	--------	-------	-------	------	------	------	------	-------	------	------	------	------	-------	------	------	------	------	-------	------	------	------	------	------	------	------	------	------	------	------	------	------	------	-------	------	------	------	------	-------	--------	-------	-------	-------	-------	--------	-------	--------

PITCHER	IP	WLS	BF	H	R	ER	SO	BB	IBB	HBP	BLK	WP	HR	S	P	ERA	WHIP
David Nied, R <small>ERA: 5.17</small>	(1, 1)	3.2	L	22	7	4	4	2	4	1	0	0	0	51	85	9.82	3.000
Mike Munoz, L <small>ERA: 4.71</small>	(4, 1)	0.1		1	0	0	1	0	0	0	0	0	0	3	3	0.00	0.000
Bruce Ruffin, L <small>ERA: 3.8</small>	(5, 1)	2.0		8	1	0	3	1	0	0	0	0	0	20	33	0.00	1.000
Gary Wayne, L <small>ERA: 5.05</small>	(7, 1)	0.0		1	1	1	0	0	0	0	0	0	1	2	4	∞	∞
Willie Blair, R <small>ERA: 4.75</small>	(7, 1)	1.2		7	3	0	1	0	0	0	0	0	0	14	18	0.00	1.800

BOTTOM

Colorado Rockies @ Atlanta Braves
 Atlanta-Fulton County Stadium, Atlanta, GA

Sun Oct 03 1993, 3:33 AM EDT
 Att: 48,904 - Sunny - 76 F

AB	R	H	RBI	BB	SO	LOB
4	2	2	0	1	1	0
4	1	2	0	1	1	1
3	0	1	2	2	1	3
4	1	1	1	1	1	4
4	1	2	1	0	1	2
4	0	2	1	0	0	0
4	0	1	0	0	1	3
3	0	1	0	1	0	1
0	0	0	0	0	0	0
3	0	0	0	0	1	3
0	0	0	0	0	0	0
1	0	0	0	0	0	0

AB	34
R	5
H	12
RBI	5
BB	6
SO	7
LOB	17

AB 34
R 5
H 12
RBI 5
BB 6
SO 7
LOB 17

WP: 1 **PA: 40**
PB: 0
SB: 1
CS: 0

PITCHER	IP	WLS	BF	H	R	ER	SO	BB	IBB	HBP	BLK	WP	HR	S	P	ERA	WHIP
Lance Painter, L <small>ERA: 6.0</small>	(8, 1)	0.1		1	0	0	0	0	0	0	0	1	0	2	5	0.00	0.000