

Colorado Rockies - 1993

Batter	1	2	3	4	5	6	7	8	9	AB	R	H	RBI	BB	SO	LOB	TOP			
Eric Young Sr. R OBP: 0.250, SLG: 0.250	B2-3		HBP S 1B		F7			F9		4	0	1	0	0	0	0				
Alex Cole, L (1, 8)	L9		HBP BB			G6-3			P7	3	0	0	0	1	0	0				
Dante Bichette, R OBP: 0.500, SLG: 0.333	F9		HBP			K			1B	3	0	1	0	0	1	0				
Andres Galarraga, R OBP: 0.500, SLG: 0.500		G6-3 1B		K					1B	4	0	2	0	0	1	3				
Jerald Clark, R (1, 7)	P4			P4				F8		4	0	0	0	0	0	2				
Charlie Hayes, R (1, 5)	G6-3			F8				F7		3	0	0	0	0	0	1				
Joe Girardi, R (1, 2)	P3			G2-3				F9		3	0	0	0	0	0	1				
Freddie Benavides, R (1, 6)			G5-3		L9				P7	3	0	0	0	0	0	0				
David Nied, R (1, 1)			G4-3		K				K	2	0	0	0	0	1	0				
Butch Henry, L (6, 1)										0	0	0	0	0	0	0				
Daryl Boston, L (8, PH)										1	0	0	0	0	1	0				
Gary Wayne, L (8, 1)										0	0	0	0	0	0	0				
Inning Stats	R: 0 H: 0 E: 0 K: 0 S: 9	H: 0 LOB: 0 BB: 0 P: 15	R: 0 H: 1 E: 0 K: 0 S: 5	H: 1 LOB: 1 BB: 0 P: 9	R: 0 H: 1 E: 0 K: 1 S: 13	H: 1 LOB: 3 BB: 1 P: 24	R: 0 H: 0 E: 0 K: 0 S: 6	H: 0 LOB: 0 BB: 0 P: 7	R: 0 H: 0 E: 0 K: 1 S: 8	H: 0 LOB: 0 BB: 0 P: 13	R: 0 H: 0 E: 0 K: 0 S: 4	H: 0 LOB: 0 BB: 0 P: 6	R: 0 H: 0 E: 0 K: 1 S: 5	H: 0 LOB: 0 BB: 0 P: 8	R: 0 H: 2 E: 0 K: 0 S: 5	H: 1 LOB: 1 BB: 0 P: 6	1B: 4 2B: 0 3B: 0 HR: 0	SF: 0 SAC: 0 DP: 0 HBP: 1	WP: 0 PB: 0 SB: 1 CS: 0	PA: 32
PITCHER Dwight Gooden, R ERA:	IP: 9.0 WLS: W BF: 32 H: 4 R: 0 ER: 0 SO: 4 BB: 1 IBB: 0 HBP: 1 BLK: 0 WP: 0 HR: 0 S: 64 P: 101 ERA: 0.00 WHIP: 0.556																			

Colorado Rockies @ New York Mets
Shea Stadium, Flushing, NY
Mon Apr 05 1993, 3:33 AM EDT
Att: 53,127 - Sunny - 55 F

AB	30
R	0
H	4
RBI	0
BB	1
SO	4
LOB	7



Batter	1	2	3	4	5	6	7	8	9	AB	R	H	RBI	BB	SO	LOB	BOTTOM			
Vince Coleman, S OBP: 0.600, SLG: 0.500	K	P5		G4-3 1B		G4-3 1B		S BB BB		4	1	2	0	1	1	2				
Tony Fernandez, S (1, 6)	1B BB		F7	G4-3		G4-3		S BB		3	0	0	1	2	0	2				
Eddie Murray, S OBP: 0.600, SLG: 0.500	S 1B		BB BB	F9		FC6-4 1B		F7		4	0	2	1	1	0	3				
Bobby Bonilla, S OBP: 0.200, SLG: 0.800	P2		F8			L9		F7		5	1	1	1	0	0	6				
Dave Gallagher, R (9, 8)						HR				0	0	0	0	0	0	0				
Howard Johnson, S (1, 5)	K		BB BB	G3 BB		FC6-4				2	0	0	0	2	1	3				
Joe Orsulak, L OBP: 0.500, SLG: 0.333		1B FC5-2 1B	FC6-4 BB	G3		F7				3	0	1	0	1	0	1				
Jeff Kent, R OBP: 0.250, SLG: 0.250		FC5-2 1B	FC6-4	F9		P9				4	0	1	0	0	0	4				
Todd Hundley, S (1, 2)	F9			K		FC6-4 IBB		K		3	0	0	0	1	2	2				
Dwight Gooden, R OBP: 0.250, SLG: 0.250		FC5-2	FC6-4	1B G4-3 1B		FC6-4		K		4	1	1	0	0	1	4				
Inning Stats	R: 0 H: 1 E: 0 K: 2 S: 11	H: 2 LOB: 2 BB: 1 P: 20	R: 0 H: 2 E: 0 K: 0 S: 16	H: 2 LOB: 2 BB: 0 P: 24	R: 0 H: 0 E: 0 K: 0 S: 10	H: 0 LOB: 3 BB: 3 P: 25	R: 1 H: 2 E: 0 K: 1 S: 12	H: 2 LOB: 1 BB: 0 P: 16	R: 1 H: 1 E: 0 K: 0 S: 13	H: 1 LOB: 2 BB: 2 P: 24	R: 1 H: 2 E: 0 K: 0 S: 10	H: 2 LOB: 1 BB: 0 P: 14	R: 0 H: 0 E: 0 K: 1 S: 6	H: 0 LOB: 0 BB: 0 P: 8	R: 0 H: 0 E: 0 K: 1 S: 15	H: 0 LOB: 2 BB: 2 P: 28	1B: 7 2B: 0 3B: 0 HR: 1	SF: 0 SAC: 0 DP: 0 HBP: 0	WP: 0 PB: 0 SB: 3 CS: 0	PA: 40
PITCHER David Nied, R ERA: 3.6	IP: 5.0 WLS: L BF: 27 H: 6 R: 2 ER: 2 SO: 3 BB: 5 IBB: 1 HBP: 0 BLK: 0 WP: 0 HR: 1 S: 62 P: 109 ERA: 3.60 WHIP: 2.200																			
PITCHER Butch Henry, L ERA: 4.5	IP: 2.0 WLS: L BF: 8 H: 2 R: 1 ER: 1 SO: 1 BB: 0 IBB: 0 HBP: 0 BLK: 0 WP: 0 HR: 0 S: 16 P: 22 ERA: 4.50 WHIP: 1.000																			
PITCHER Gary Wayne, L ERA:	IP: 1.0 WLS: L BF: 5 H: 0 R: 0 ER: 0 SO: 1 BB: 2 IBB: 0 HBP: 0 BLK: 0 WP: 0 HR: 0 S: 15 P: 28 ERA: 0.00 WHIP: 2.000																			

Colorado Rockies @ New York Mets
Shea Stadium, Flushing, NY
Mon Apr 05 1993, 3:33 AM EDT
Att: 53,127 - Sunny - 55 F

AB	32
R	3
H	8
RBI	3
BB	8
SO	5
LOB	27



Batter	1	2	3	4	5	6	7	8	9	AB	R	H	RBI	BB	SO	LOB	TOP		
Eric Young Sr. R OBP: 0.125, SLG: 0.125	G1		F8			G6-3			F9	4	0	0	0	0	0	1			
Alex Cole, L	G4-3			F9			L6		L6	4	0	0	0	0	0	0			
Dante Bichette, R OBP: 0.375, SLG: 0.714	E9			E6			HR		K	4	1	1	1	0	1	0			
Andres Galarraga, R OBP: 0.286, SLG: 0.286	K			F8			G5-3			3	0	0	0	0	1	2			
Jerald Clark, R		L4		CS	G5-3		G6-3			3	0	0	0	0	0	0			
Charlie Hayes, R		G5-3			G5-4-3			G1-3		2	0	0	0	1	0	0			
Joe Girardi, R		G6-3			G5-4-3			G5-3		3	0	0	0	0	0	1			
Freddie Benavides, R			F8			F8		E6		3	0	0	0	0	0	0			
Bruce Ruffin, S Scott Aldred, L Jim Tatum, R Willie Blair, R Jeff Parrett, R Daryl Boston, L Darren Holmes, R			G2-3			G6-3		F7		1	0	0	0	0	0	0			
Inning Stats	R: 0 E: 1 K: 1 S: 8	H: 0 LOB: 1 BB: 0 P: 11	R: 0 E: 0 K: 0 S: 7	H: 0 LOB: 0 BB: 12 P: 10	R: 0 E: 0 K: 0 S: 7	H: 0 LOB: 0 BB: 0 P: 11	R: 0 E: 0 K: 0 S: 5	H: 0 LOB: 0 BB: 1 P: 11	R: 0 E: 0 K: 0 S: 5	H: 1 LOB: 0 BB: 0 P: 6	R: 1 E: 0 K: 0 S: 14	H: 1 LOB: 0 BB: 0 P: 18	R: 0 E: 1 K: 0 S: 7	H: 0 LOB: 1 BB: 0 P: 10	R: 0 E: 0 K: 1 S: 6	H: 0 LOB: 0 BB: 0 P: 7	1B: 1 2B: 0 3B: 0 HR: 1	SF: 0 SAC: 0 DP: 2 HBP: 0	WP: 0 PA: 31 CS: 1
PITCHER	IP	WLS	BF	H	R	ER	SO	BB	IBB	HBP	BLK	WP	HR	S	P	ERA	WHIP		
Bret Saberhagen, R ERA: 1.13	8.0	W	27	2	1	1	1	1	0	0	0	0	1	60	89	1.12	0.375		
Mike Maddux, R ERA:	1.0		3	0	0	0	1	0	0	0	0	0	0	6	7	0.00	0.000		

Colorado Rockies @ New York Mets
Shea Stadium, Flushing, NY
Wed Apr 07 1993, 3:33 AM EDT
Att: 27,290 - Sunny - 53 F

AB	29
R	1
H	2
RBI	1
BB	1
SO	2
LOB	5



Batter	1	2	3	4	5	6	7	8	9	AB	R	H	RBI	BB	SO	LOB	BOTTOM		
Vince Coleman, S OBP: 0.400, SLG: 0.333	G3	K		BB 2B 1B	F8		K			5	1	1	0	0	2	4			
Tony Fernandez, S OBP: 0.500, SLG: 0.200	E 1B BB			2B FC5 BB			G4-3			2	1	1	2	3	0	0			
Eddie Murray, S OBP: 0.500, SLG: 0.556	FC5 1B			FC5 WP 2B	G5-3			1B		5	1	2	1	0	1	4			
Bobby Bonilla, S Joe Orsulak, L OBP: 0.300, SLG: 0.600 OBP: 0.500, SLG: 0.333	1B			FC5 BB 1B		P4		F9		5	1	2	1	0	0	3			
Howard Johnson, S	K			1B G5-3 BB		P6		P2		4	0	0	0	1	2	5			
Jeff Kent, R OBP: 0.250, SLG: 0.143	G5-3			G5-3				K		3	0	0	0	1	1	4			
Dave Gallagher, R OBP: 0.500, SLG: 0.333		2B 1B		1B IBB				F7		3	1	1	0	1	0	2			
Todd Hundley, S OBP: 0.625, SLG: 0.667		1B		G4-6-3 1B				SH1-3		3	1	3	1	0	0	0			
Bret Saberhagen, R Mike Maddux, L	G1-3			G4-6-3				SH1-3		2	0	0	0	0	0	5			
Inning Stats	R: 1 E: 1 K: 1 S: 15	H: 1 LOB: 2 BB: 1 P: 26	R: 2 E: 0 K: 2 S: 16	H: 3 LOB: 1 BB: 0 P: 27	R: 1 E: 0 K: 0 S: 6	H: 2 LOB: 2 BB: 2 P: 16	R: 2 E: 0 K: 0 S: 10	H: 2 LOB: 2 BB: 2 P: 22	R: 0 E: 0 K: 0 S: 11	H: 0 LOB: 2 BB: 1 P: 22	R: 0 E: 0 K: 2 S: 10	H: 0 LOB: 0 BB: 0 P: 15	R: 0 E: 0 K: 1 S: 12	H: 1 LOB: 1 BB: 0 P: 16	R: 0 E: 0 K: 0 S: 8	H: 1 LOB: 1 BB: 0 P: 12	1B: 8 2B: 2 3B: 0 HR: 0	SF: 0 SAC: 2 DP: 1 HBP: 1	WP: 1 PA: 41 CS: 0
PITCHER	IP	WLS	BF	H	R	ER	SO	BB	IBB	HBP	BLK	WP	HR	S	P	ERA	WHIP		
Bruce Ruffin, L ERA: 15.0	3.0	L	20	7	6	5	3	3	1	0	0	0	0	38	74	15.00	3.333		
Scott Aldred, L ERA:	2.0		10	1	0	0	0	2	0	1	0	1	0	20	39	0.00	1.500		
Willie Blair, R ERA:	1.0		3	0	0	0	2	0	0	0	0	0	0	10	15	0.00	0.000		
Jeff Parrett, R ERA:	1.0		4	1	0	0	1	0	0	0	0	0	0	12	16	0.00	1.000		
Darren Holmes, R ERA:	1.0		4	1	0	0	0	0	0	0	0	0	0	8	12	0.00	1.000		

Colorado Rockies @ New York Mets
Shea Stadium, Flushing, NY
Wed Apr 07 1993, 3:33 AM EDT
Att: 27,290 - Sunny - 53 F

AB	32
R	6
H	10
RBI	5
BB	6
SO	6
LOB	27



Batter	1	2	3	4	5	6	7	8	9	AB	R	H	RBI	BB	SO	LOB	TOP								
Mike Lansing, R OBP: 0.438, SLG: 0.733	1-2 G4-3	1-0 F8					1-1 F9		2-1 HR	5	1	2	3	0	0	2									
Moises Alou, R OBP: 0.386, SLG: 0.684	1-2 G4-3		0-2 2B				1-2 1B	1-1 F7	1-0 F9	5	0	2	0	0	0	0									
Marquis Grissom, R OBP: 0.278, SLG: 0.333	0-1 1B		1-1 G5-3				2-1 L9	1-2 G6-3		4	0	2	0	0	0	2									
Frank Bolick, S OBP: 0.231, SLG: 0.308	1-2 1B		1-1 P6				3-2 G3	1-0 G6-3		4	0	1	0	0	0	3									
John Vander Wal, L OBP: 0.500, SLG: 0.727	2-0 G4-3			0-2 G5-3			0-1 G3-1		1-0 1B SF7	4	1	1	0	0	0	2									
Wil Cordero, R OBP: 0.235, SLG: 0.188		2-0 F9		1-2 G6-3			1-1 G6-3		1-2 2B HR	4	1	1	0	0	0	0									
Tim Laker, R OBP: 0.300, SLG: 0.500		1-0 E6		1-2 FC3-6 HBP			2-1 G6-3		1-0 SF7	2	0	0	0	0	0	0									
Tim Spehr, R OBP: 0.231, SLG: 0.308										0	0	0	1	0	0	0									
Archi Cianfrocco, R OBP: 0.231, SLG: 0.308		0-0 F9		0-0 FC3-6			1-3 K		1-1 L9	3	0	0	0	0	1	2									
Bruce Walton, R OBP: 0.231, SLG: 0.308										0	0	0	0	0	0	0									
Darin Fletcher, L OBP: 0.231, SLG: 0.308										1	0	0	0	0	0	1									
Kent Bottenfield, R OBP: 1.000, SLG: 1.000		2-1 1B					0-1 G3		4-1 HR	1	0	1	0	0	0	0									
Ted Wood, L OBP: 1.000, SLG: 1.000										1	0	0	0	0	0	0									
Mike Gardiner, S OBP: 1.000, SLG: 1.000										0	0	0	0	0	0	0									
Lou Frazier, S OBP: 1.000, SLG: 1.000										1	1	0	0	1	0	0									
Inning Stats	R: 0 E: 0 K: 0 S: 13	H: 2 LOB: 2 BB: 0 P: 17	R: 0 E: 1 K: 0 S: 6	H: 1 LOB: 2 BB: 0 P: 12	R: 0 E: 0 K: 0 S: 7	H: 1 LOB: 0 BB: 0 P: 9	R: 0 E: 0 K: 0 S: 9	H: 0 LOB: 1 BB: 0 P: 11	R: 0 E: 0 K: 0 S: 11	H: 2 LOB: 2 BB: 0 P: 19	R: 0 E: 0 K: 0 S: 6	H: 0 LOB: 0 BB: 0 P: 9	R: 0 E: 0 K: 1 S: 8	H: 0 LOB: 0 BB: 0 P: 11	R: 0 E: 0 K: 0 S: 6	H: 1 LOB: 0 BB: 0 P: 9	R: 4 E: 0 K: 0 S: 11	H: 3 LOB: 0 BB: 1 P: 22	1B: 7 2B: 2 3B: 0 HR: 1	SF: 1 SAC: 0 DP: 1 HBP: 1	WP: 0 PB: 0 CS: 0	PA: 38			
PITCHER	IP	WLS	BF	H	R	ER	SO	BB	IBB	HBP	BLK	WP	HR	S	P	ERA	WHIP								
Bryn Smith, R ERA: 36.0	(1, 1)	7.0	W	28	6	0	0	1	0	0	0	0	0	60	88	0.00	0.857								
Willie Blair, R ERA: 36.0	(8, 1)	1.0		3	1	0	0	0	0	0	0	0	0	6	9	0.00	1.000								
Steve Reed, R ERA: 36.0	(9, 1)	1.0		7	3	4	4	0	1	0	0	0	1	11	22	36.00	4.000								

Montreal Expos @ Colorado Rockies
Mile High Stadium, Denver, CO
Fri Apr 09 1993, 5:33 AM EDT
Att: 80,227 - Cloudy

AB	35
R	4
H	10
RBI	4
BB	1
SO	1
LOB	12



Batter	1	2	3	4	5	6	7	8	9	AB	R	H	RBI	BB	SO	LOB	BOTTOM								
Eric Young Sr., R OBP: 0.462, SLG: 0.667	3-2 HR	4-1 1B E BB		1-2 SH SF9 1B	2-2 1B		0-0 1B			4	4	4	2	1	0	0									
Alex Cole, L OBP: 0.250, SLG: 0.100	4-1 S 1B BB	2-1 E9		0-0 SH SF9 1B	3-1 L6		0-1 L9			3	2	1	0	1	0	4									
Willie Blair, R OBP: 0.250, SLG: 0.100										0	0	0	0	0	0	0									
Steve Reed, R OBP: 0.250, SLG: 0.100										0	0	0	0	0	0	0									
Dante Bichette, R OBP: 0.333, SLG: 0.600	1-2 S 1B HR	1-0 P3		0-1 SF9		0-2 G6-3	2-1 1B FC9-2 1B			3	1	1	2	0	0	1									
Dale Murphy, R OBP: 1.000, SLG: 1.000	1-2 1B			2-3 3-H 0-0			1-2 2-H 1B			1	0	1	1	0	0	0									
Andres Galarraga, R OBP: 0.417, SLG: 0.417	1-1 F9	1-2 F9		3-H 1B			1-3 2-H 1B			5	0	3	2	0	0	2									
Charlie Hayes, R OBP: 0.333, SLG: 0.625	2-2 HR			1-0 G6-4-3			1-3 K	0-2 FC9-2		3	1	2	2	0	0	1									
Jim Tatum, R OBP: 0.333, SLG: 0.333				1-2 1B						2	0	0	0	0	1	3									
Jerald Clark, R OBP: 0.250, SLG: 0.333	2-0 WP 2B		0-1 L1-3		3-1 2B 1B	3-2 1B		0-1 G5-3		5	1	3	0	0	0	1									
Joe Girardi, R OBP: 0.182, SLG: 0.200	0-0 G6-3		1-1 E5		1-0 1B 2B	4-1 1B	1-2 BB	2-2 L1		4	1	1	0	1	0	1									
Freddie Benavides, R OBP: 0.100, SLG: 0.100	2-3 K		1-0 E5		1-2 1B	3-2 G6-3		1-2 G4-3		4	0	1	1	0	1	5									
Vinny Castilla, R OBP: 0.100, SLG: 0.100					2-3 3-H 0-3					1	0	0	0	0	0	0									
Bryn Smith, R OBP: 0.333, SLG: 0.333		2-0 G1-4-3		3-2 G5-3			1-2 K			3	0	0	0	0	1	4									
Daryl Boston, L OBP: 0.333, SLG: 0.333										1	1	1	0	0	0	0									
Inning Stats	R: 4 E: 0 K: 1 S: 19	H: 4 LOB: 1 BB: 1 P: 34	R: 1 E: 1 K: 0 S: 11	H: 1 LOB: 1 BB: 1 P: 19	R: 0 E: 2 K: 0 S: 11	H: 1 LOB: 2 BB: 0 P: 17	R: 2 E: 1 K: 0 S: 8	H: 2 LOB: 0 BB: 0 P: 10	R: 2 E: 0 K: 1 S: 14	H: 4 LOB: 1 BB: 0 P: 24	R: 0 E: 0 K: 1 S: 18	H: 2 LOB: 3 BB: 1 P: 31	R: 2 E: 0 K: 0 S: 15	H: 4 LOB: 1 BB: 0 P: 19	R: 0 E: 0 K: 0 S: 8	H: 0 LOB: 0 BB: 0 P: 11	1B: 14 2B: 5 3B: 0 HR: 2	SF: 1 SAC: 1 DP: 4 HBP: 0	WP: 1 PB: 0 CS: 0	PA: 44					
PITCHER	IP	WLS	BF	H	R	ER	SO	BB	IBB	HBP	BLK	WP	HR	S	P	ERA	WHIP								
Kent Bottenfield, R ERA: 11.25	(1, 1)	4.0	L	23	8	7	5	1	2	0	0	0	0	49	80	11.25	2.500								
Mike Gardiner, R ERA: 6.75	(5, 1)	2.0		12	6	2	2	2	1	0	0	0	0	32	55	9.00	3.500								
Bruce Walton, R ERA: 13.5	(7, 1)	2.0		9	4	2	2	0	0	0	0	0	0	23	30	9.00	2.000								

Montreal Expos @ Colorado Rockies
Mile High Stadium, Denver, CO
Fri Apr 09 1993, 5:33 AM EDT
Att: 80,227 - Cloudy

AB	39
R	11
H	18
RBI	10
BB	3
SO	3
LOB	22



Batter	1	2	3	4	5	6	7	8	9	AB	R	H	RBI	BB	SO	LOB	TOP					
Lou Frazier, S OBP: 0.500, SLG: 0.250 Larry Walker, L OBP: 0.417, SLG: 0.889 Brian Barnes, L (8, 1)	G3		SH3		G6-3		1B	K		2	2	1	0	1	0	0	Montreal Expos @ Colorado Rockies Mile High Stadium, Denver, CO Sat Apr 10 1993, 5:33 AM EDT Att: 65,261 - Sunny - 59 F					
Mike Lansing, R OBP: 0.400, SLG: 0.632	G6-3		1B		SH1-3		G5-3		F7	4	0	1	1	0	0	1						
Marquis Grissom, R OBP: 0.348, SLG: 0.391	E6		1B		G6-3		G6-3		1B	5	1	3	2	0	0	0						
John Vander Wal, L OBP: 0.471, SLG: 0.625 (8, 7)	1B		F7		L3		PO		F7	5	0	2	1	0	0	3						
Moises Alou, R OBP: 0.333, SLG: 0.583	F8		F9				PO		K	5	0	1	0	0	1	5						
Wil Cordero, R OBP: 0.236, SLG: 0.200		P4			F9		1B			4	1	1	0	0	0	0						
Sean Berry, R OBP: 0.625, SLG: 0.500		P7					1B		BB	2	0	1	0	2	0	0						
Tim Laker, R OBP: 0.214, SLG: 0.333		K					FC5-4		K	4	0	0	0	0	3	4						
Dennis Martinez, R OBP: 0.500, SLG: 0.750 Ted Wood, L (7, PH) Jeff Fassero, L (7, 1) Frank Bolick, S OBP: 0.286, SLG: 0.357 Archi Cianfrocco, R (8, 3)			SH3		G5-3		F7		1B	2	1	1	0	0	0	1						
Inning Stats	R: 0 E: 1 K: 0 S: 13	H: 1 LOB: 2 BB: 0 P: 19	R: 0 E: 0 K: 1 S: 6	H: 0 LOB: 0 BB: 0 P: 8	R: 1 E: 0 K: 0 S: 7	H: 3 LOB: 2 BB: 0 P: 9	R: 0 E: 0 K: 1 S: 9	H: 0 LOB: 1 BB: 1 P: 13	R: 1 E: 0 K: 0 S: 7	H: 0 LOB: 0 BB: 1 P: 15	R: 0 E: 0 K: 0 S: 8	H: 2 LOB: 1 BB: 0 P: 12	R: 2 E: 0 K: 0 S: 14	H: 3 LOB: 0 BB: 0 P: 21	R: 1 E: 0 K: 3 S: 14	H: 2 LOB: 2 BB: 1 P: 24		R: 0 E: 0 K: 0 S: 9	H: 1 LOB: 1 BB: 0 P: 14	1B: 11 2B: 1 3B: 0 HR: 0	SF: 0 SAC: 2 DP: 0 HBP: 0	WP: 0 PB: 0 SB: 4 CS: 0
PITCHER	IP	WLS	BF	H	R	ER	SO	BB	IBB	HBP	BLK	WP	HR	S	P	ERA	WHIP					
David Nied, R ERA: 4.5 Jeff Parrett, R ERA: 3.0	7.0	W	31	9	4	4	2	2	0	0	0	0	0	64	97	5.14	1.571					
	2.0		10	3	1	1	3	1	0	0	0	0	0	23	38	4.50	2.000					

Batter	1	2	3	4	5	6	7	8	9	AB	R	H	RBI	BB	SO	LOB	BOTTOM				
Eric Young Sr., R OBP: 0.412, SLG: 0.533	G4-3		G6-3		G3-4-1		E5			3	2	0	0	1	0	1	Montreal Expos @ Colorado Rockies Mile High Stadium, Denver, CO Sat Apr 10 1993, 5:33 AM EDT Att: 65,261 - Sunny - 59 F				
Alex Cole, L OBP: 0.313, SLG: 0.357	G4-3		G3				1B			4	2	2	2	0	0	1					
Dante Bichette, R OBP: 0.313, SLG: 0.500 Jeff Parrett, R (8, 1)	K						1B			4	0	1	1	0	3	2					
Andres Galarraga, R OBP: 0.375, SLG: 0.563	HR						1B			4	1	1	3	0	1	0					
Charlie Hayes, R OBP: 0.308, SLG: 0.500	G6-3						1B			4	0	1	0	0	0	1					
Jerald Clark, R OBP: 0.313, SLG: 0.333		G6-4-3					1B			3	1	1	0	0	1	1					
Joe Girardi, R OBP: 0.200, SLG: 0.357		K					1B			4	1	1	1	0	1	3					
Freddie Benavides, R OBP: 0.083, SLG: 0.083		G6-4-3					1B			2	1	0	1	0	0	2					
David Nied, R Dale Murphy, R (7, PH) Gerald Young, S (7, PR) (8, 9)					G5-3		1B			2	0	0	0	0	0	0					
Inning Stats	R: 2 E: 0 K: 1 S: 6	H: 1 LOB: 0 BB: 1 P: 11	R: 0 E: 0 K: 1 S: 8	H: 1 LOB: 0 BB: 0 P: 13	R: 0 E: 0 K: 0 S: 3	H: 0 LOB: 0 BB: 0 P: 4	R: 0 E: 0 K: 2 S: 9	H: 0 LOB: 0 BB: 0 P: 13	R: 2 E: 0 K: 0 S: 10	H: 1 LOB: 0 BB: 0 P: 17	R: 1 E: 0 K: 1 S: 11	H: 1 LOB: 0 BB: 0 P: 18	R: 4 E: 3 K: 0 S: 12	H: 2 LOB: 1 BB: 1 P: 21	R: 0 E: 0 K: 1 S: 6	H: 1 LOB: 1 BB: 0 P: 7		1B: 4 2B: 0 3B: 2 HR: 1	SF: 0 SAC: 1 DP: 2 HBP: 1	WP: 0 PB: 0 SB: 3 CS: 0	PA: 34
PITCHER	IP	WLS	BF	H	R	ER	SO	BB	IBB	HBP	BLK	WP	HR	S	P	ERA	WHIP				
Dennis Martinez, R ERA: 4.85 Jeff Fassero, L ERA: 3.89 Brian Barnes, L ERA: 2.45	6.0	L	23	4	5	5	5	1	0	1	0	0	0	12	21	0.00	3.000				
	1.0		7	2	4	0	0	1	0	0	0	0	0	6	7	0.00	1.000				

AB	36
R	5
H	12
RBI	5
BB	3
SO	5
LOB	16



Batter	1	2	3	4	5	6	7	8	9	AB	R	H	RBI	BB	SO	LOB	TOP										
Vince Coleman, S (1.7) OBP: 0.314, SLG: 0.333	1-0 SF8 3B	1-1 S 1B		1-0 G4-3		2-1 B5-3		3-2 E6 1B SH3	0-3 K	6	2	2	1	0	1	3											
Tony Fernandez, S (1.6) OBP: 0.495, SLG: 0.391	2-0 SF8	1-0 F8		4-1 BB		0-0 1B		1-0 SH3	0-0 G4-3	3	0	1	1	1	0	2											
Eddie Murray, S (1.3) OBP: 0.394, SLG: 0.467	2-1 E4 2B		1-0 FC4-6 1B	0-0 G3		0-0 G6-4-3 1B		4-0 BB 1B SF8 IBB		4	1	2	0	1	0	2											
Bobby Bonilla, S (1.9) OBP: 0.375, SLG: 0.448	0-0 2B		0-1 FC4-6 1B		3-2 G4-3	1-0 G6-4-3		1-1 SF8 BB 1B		5	0	2	2	0	0	3											
Howard Johnson, S (1.5) OBP: 0.344, SLG: 0.125	2-2 P5		4-2 BB	1-2 BB		1-2 F8		4-0 BB	1-2 BB	2	0	0	0	3	0	2											
Jeff Kent, R (1.4) OBP: 0.300, SLG: 0.250	0-0 P3		1-1 F7	2-0 1B WP		2-0 1B HBP		2-0 P4	1-1 SF8	3	1	0	1	0	5												
Ryan Thompson, R (1.8) Mike Maddux, L (8.1)		0-0 SH1-4 1B F8	0-1 P4	2-0 1B WP		1-3 1B		2-3 K	1-2 F9	5	1	2	0	0	1	5	AB 35										
Todd Hundley, S (1.2) OBP: 0.370, SLG: 0.458	2-0 F8		1-1 SH1-4 2B	4-1 1-2 IBB		2-0 G5-3		1-3 K		0	0	0	0	0	0	0	R 6										
Sid Fernandez, L (1.1) Mike Draper, R (6.1) Dave Gallagher, R (8.8) OBP: 0.556, SLG: 0.571	1-0 SH1-4		0-1 SH1-4	0-3 K				1-2 SH3 E 1B	1-1 WP 1B	4	0	1	0	1	1	2	H 12										
Inning Stats	R: 1 E: 1 K: 0 S: 10	H: 2 LOB: 2 BB: 0 P: 17	R: 1 E: 0 K: 0 S: 6	H: 2 LOB: 1 BB: 0 P: 11	R: 0 E: 0 K: 0 S: 9	H: 1 LOB: 2 BB: 1 P: 15	R: 0 E: 0 K: 0 S: 7	H: 1 LOB: 2 BB: 1 P: 13	R: 1 E: 0 K: 1 S: 11	H: 1 LOB: 2 BB: 1 P: 23	R: 0 E: 0 K: 1 S: 5	H: 2 LOB: 1 BB: 0 P: 8	R: 0 E: 0 K: 1 S: 7	H: 0 LOB: 1 BB: 1 P: 17	R: 3 E: 1 K: 0 S: 17	H: 2 LOB: 2 BB: 2 P: 33	R: 0 E: 0 K: 2 S: 9	H: 1 LOB: 1 BB: 0 P: 11	1B: 9 2B: 2 3B: 1 HR: 0	SF: 2 SAC: 3 DP: 1 HBP: 1	WP: 2 PA: 47 PB: 0 SB: 1 CS: 0						
PITCHER	IP	WLS	BF	H	R	ER	SO	BB	IBB	HBP	BLK	WP	HR	S	P	ERA	WHIP										
Bryn Smith, R (1.1) ERA: 2.19	5.1	L	30	9	3	3	1	2	1	1	0	1	0	47	85	5.06	2.062										
Scott Aldred, L (6.1) ERA: 1.8	2.0		11	2	3	1	1	2	1	0	0	0	0	18	43	4.50	2.000										
Steve Reed, R (8.1) ERA: 23.63	0.2		2	0	0	0	0	0	0	0	0	0	0	7	9	0.00	0.000										
Gary Wayne, L (9.1) ERA:	1.0		4	1	0	0	2	0	0	0	0	1	0	9	11	0.00	1.000										

New York Mets @ Colorado Rockies
Mile High Stadium, Denver, CO
Wed Apr 14 1993, 9:05 PM EDT
Att: 57,489 - Unknown - 43 F



Batter	1	2	3	4	5	6	7	8	9	AB	R	H	RBI	BB	SO	LOB	BOTTOM										
Eric Young Sr., R (1.4) OBP: 0.387, SLG: 0.536	0-1 B1-3			2-1 P4		1-0 G5-4-3		1-2 1-1 2-2 3-4 3B		4	0	1	3	0	0	1											
Jerald Clark, R (1.7) Gary Wayne, L (9.1)	0-0 F8			1-0 G5-3			0-0 F9	2-1 G6-3		4	0	0	0	0	0	1											
Charlie Hayes, R (1.5) OBP: 0.308, SLG: 0.560	1-2 F8		1-2 F8				2-2 F9		0-2 G5-3	4	0	0	0	0	0	0											
Andres Galarraga, R (1.3) OBP: 0.448, SLG: 0.679		0-0 G5-3			1-0 CS 1B		0-3 K		0-0 G4-3 1B	4	0	2	0	0	1	0											
Dante Bichette, R (1.8) (6.9)		4-0 CS BB			0-1 F9			0-1 1B 1B 3B 1B	3-1 G4-3	3	1	1	0	1	0	2											
Dale Murphy, R (1.9) Scott Aldred, L (6.1)		2-2 P6			4-0 1-2 BB			2-1 1B 1B 3B 1B	4-2 BB	1	0	0	0	1	0	1											
Steve Reed, R (8.1) Daryl Boston, L (8. PH) OBP: 0.643, SLG: 0.583		1-2 1-2 BB			1-2 BB			1-2 3B 1B	BB	0	0	0	0	0	0	0											
Joe Girardi, R (1.2) OBP: 0.259, SLG: 0.320			1-0 P4		0-0 P7			0-2 L9	0-0 G6-3	4	0	0	0	0	0	5	AB 31										
Freddie Benavides, R (1.6) OBP: 0.056, SLG: 0.056			0-0 L6			0-3 K		2-1 L7		3	0	0	0	0	1	2	R 3										
Bryn Smith, R (1.1) Alex Cole, L (6.8)			1-0 G5-3			2-1 G5-4-3 1B		2-0 1-2 2-3 3B 1B		1	0	0	0	0	0	0	H 7										
Inning Stats	R: 0 E: 0 K: 0 S: 6	H: 0 LOB: 0 BB: 0 P: 7	R: 0 E: 0 K: 0 S: 5	H: 0 LOB: 0 BB: 1 P: 11	R: 0 E: 0 K: 0 S: 3	H: 0 LOB: 0 BB: 0 P: 5	R: 0 E: 0 K: 0 S: 6	H: 0 LOB: 0 BB: 0 P: 10	R: 0 E: 0 K: 1 S: 6	H: 1 LOB: 1 BB: 0 P: 9	R: 0 E: 0 K: 1 S: 7	H: 0 LOB: 0 BB: 0 P: 9	R: 0 E: 0 K: 1 S: 15	H: 4 LOB: 1 BB: 0 P: 24	R: 0 E: 0 K: 0 S: 10	H: 1 LOB: 2 BB: 1 P: 17	1B: 6 2B: 0 3B: 1 HR: 0	SF: 0 SAC: 0 DP: 1 HBP: 0	WP: 0 PA: 34 PB: 0 SB: 0 CS: 2								
PITCHER	IP	WLS	BF	H	R	ER	SO	BB	IBB	HBP	BLK	WP	HR	S	P	ERA	WHIP										
Sid Fernandez, L (1.1) ERA: 2.45	5.0	W	16	1	0	0	0	2	0	0	0	0	0	24	42	0.00	0.600										
Mike Draper, R (6.1) ERA: 7.71	2.2		12	5	3	3	2	0	0	0	0	0	0	26	38	10.12	1.875										
Mike Maddux, R (8.1) ERA:	1.1	S	6	1	0	0	0	1	0	0	0	0	0	12	21	0.00	1.500										

New York Mets @ Colorado Rockies
Mile High Stadium, Denver, CO
Wed Apr 14 1993, 9:05 PM EDT
Att: 57,489 - Unknown - 43 F



Batter	1	2	3	4	5	6	7	8	9	AB	R	H	RBI	BB	SO	LOB	TOP			
Vince Coleman, S (1,7) OBP: 0.308, SLG: 0.351	0-1 SH5-3 1B 2B	0-1 F8			0-0 F9			1-0 L7		4	1	1	0	0	0	1				
Tony Fernandez, S (1,6) OBP: 0.444, SLG: 0.346	1-0 SH5-3 2-3		1-3 K		0-0 B4-3			1-2 F8		3	0	0	0	0	1	0				
Eddie Murray, S (1,3) OBP: 0.405, SLG: 0.500	0-0 2B SF9 3-H 1B		2-0 P6		0-0 G3-1 2B			2-2 P4		4	1	2	1	0	0	0				
Bobby Bonilla, S (1,9) OBP: 0.389, SLG: 0.515	0-0 SF9 1-3 2B		0-2 P6		0-0 G3-1			0-0 E 2B		4	1	2	0	0	0	1				
Howard Johnson, S (1,5) OBP: 0.306, SLG: 0.111	2-2 SF9 2-3 3-H			2-2 F7		2-2 G4-3		2-1 E9 2-H		3	0	0	1	0	0	1				
Jeff Kent, R (1,4) OBP: 0.265, SLG: 0.214	1-3 K			3-2 G1-3			0-1 F7	0-3 K		4	0	0	0	0	2	2				
Ryan Thompson, R (1,8) OBP: 0.167, SLG: 0.167		1-2 G1-3		0-0 F9		2-2 G5-3		0-3 K		4	0	0	0	0	1	1				
Charlie O'Brien, R (1,2)		2-2 G6-3			2-3 K		3-1 F7			3	0	0	0	0	1	0				
Dwight Gooden, R (1,1) OBP: 0.250, SLG: 0.250		0-2 K		1-3 K			0-0 F8			2	0	1	0	0	1	0				
Joe Orsulak, L (8, PH) OBP: 0.375, SLG: 0.400										1	0	0	0	0	0	0				
Anthony Young, R (8, 1)										0	0	0	0	0	0	0				
Inning Stats	R: 2 E: 0 K: 1 S: 12	H: 3 LOB: 1 BB: 0 P: 16	R: 0 E: 0 K: 0 S: 13	H: 1 LOB: 0 BB: 0 P: 16	R: 0 E: 0 K: 1 S: 10	H: 0 LOB: 0 BB: 0 P: 13	R: 0 E: 0 K: 0 S: 8	H: 0 LOB: 0 BB: 0 P: 10	R: 0 E: 0 K: 0 S: 6	H: 1 LOB: 1 BB: 0 P: 8	R: 0 E: 0 K: 0 S: 8	H: 0 LOB: 0 BB: 0 P: 13	R: 0 E: 0 K: 0 S: 7	H: 0 LOB: 0 BB: 0 P: 9	R: 1 E: 1 K: 2 S: 12	H: 1 LOB: 1 BB: 0 P: 16	1B: 2 2B: 4 3B: 0 HR: 0	SF: 1 SAC: 1 DP: 0 HBP: 0	WP: 0 PB: 0 SB: 0 CS: 0	PA: 34
PITCHER David Nied, R (1,1) ERA: 3.43	IP: 9.0 WLS: W BF: 34 H: 6 R: 3 ER: 2 SO: 6 BB: 0 IBB: 0 HBP: 0 BLK: 0 WP: 0 HR: 0 S: 83 P: 114 ERA: 2.00 WHIP: 0.667															PITCHER				

New York Mets @ Colorado Rockies
Mile High Stadium, Denver, CO
Thu Apr 15 1993, 5:33 AM EDT
Att: 52,608 - Cloudy - 46 F

AB 32
R 3
H 6
RBI 2
BB 0
SO 6
LOB 6



Batter	1	2	3	4	5	6	7	8	9	AB	R	H	RBI	BB	SO	LOB	BOTTOM			
Eric Young Sr., R (1,4) OBP: 0.382, SLG: 0.500	4-2 1B G4-3 BB	1-0 G1-3		2-1 G3			2-1 SH4-3			2	1	0	1	1	0	0				
Alex Cole, L (1,8) OBP: 0.419, SLG: 0.429	3-1 G4-3 L1-4-3 1B	0-0 G4-3		2-2 G4-3			3-H K			4	1	1	0	0	1	0				
Daryl Boston, L (1,7) OBP: 0.500, SLG: 0.438	2-1 G4-3 1-3 3-H	1-3 K		3-1 F7			0-0 F9			4	0	0	1	0	1	1				
Andres Galarraga, R (1,3) OBP: 0.394, SLG: 0.594	0-1 L1-4-3		1-2 G5-3		1-0 F9			0-0 G6-3		4	0	0	1	0	0	0				
Charlie Hayes, R (1,5) OBP: 0.300, SLG: 0.500	4-2 1B BB 1B BB		1-0 G3-1		0-2 G5-3			2-1 G5-3		3	1	0	0	1	0	0				
Gerald Young, S (1,9)	4-1 1B 1B BB		4-2 E BB		3-2 G4-3					1	1	0	0	2	0	0				
Danny Sheaffer, R (1,2) OBP: 0.333, SLG: 0.333	0-0 1B 1-2 2-3 1B		1-2 G6-3		1-2 G6-3					3	0	1	0	0	0	1				
Freddie Benavides, R (1,6) OBP: 0.143, SLG: 0.190	1-2 FC6 1-3 2-H 3-H 1B			0-0 F8			2-0 SH2-3 SH4-3 2B			3	1	2	2	0	0	0				
David Nied, R (1,1)	0-0 FC6 1-2			0-0 G1-3			0-0 SH2-3			2	0	0	0	0	0	2				
Inning Stats	R: 4 E: 0 K: 0 S: 20	H: 3 LOB: 2 BB: 3 P: 38	R: 0 E: 1 K: 1 S: 5	H: 0 LOB: 0 BB: 0 P: 7	R: 0 E: 1 K: 0 S: 10	H: 0 LOB: 1 BB: 1 P: 17	R: 0 E: 0 K: 0 S: 4	H: 0 LOB: 0 BB: 0 P: 6	R: 0 E: 0 K: 0 S: 7	H: 0 LOB: 0 BB: 0 P: 13	R: 0 E: 0 K: 0 S: 9	H: 0 LOB: 0 BB: 0 P: 13	R: 1 E: 0 K: 1 S: 9	H: 1 LOB: 0 BB: 0 P: 13	R: 0 E: 0 K: 0 S: 4	H: 0 LOB: 0 BB: 0 P: 6	1B: 3 2B: 1 3B: 0 HR: 0	SF: 0 SAC: 2 DP: 0 HBP: 0	WP: 0 PB: 0 SB: 0 CS: 0	PA: 32
PITCHER Dwight Gooden, R (1,1) ERA: 4.09	IP: 7.0 WLS: L BF: 29 H: 4 R: 5 ER: 5 SO: 2 BB: 4 IBB: 5 HBP: 0 BLK: 0 WP: 0 HR: 0 S: 64 P: 107 ERA: 6.43 WHIP: 1.143															PITCHER				
Anthony Young, R (8, 1) ERA: 7.71	1.0 3 0 0 0 0 0 0 0 0 0 0 4 6 0.00 0.000															PITCHER				

New York Mets @ Colorado Rockies
Mile High Stadium, Denver, CO
Thu Apr 15 1993, 5:33 AM EDT
Att: 52,608 - Cloudy - 46 F

AB 26
R 5
H 4
RBI 5
BB 4
SO 2
LOB 4



Batter	1	2	3	4	5	6	7	8	9	AB	R	H	RBI	BB	SO	LOB	TOP								
Eric Young Sr. R OBP: 0.388, SLG: 0.500 (1, 4)	G1-3		G5-3			G4-3		2B		4	0	1	0	0	0	0	Colorado Rockies @ Montreal Expos Olympic Stadium, Montreal, QB Fri Apr 16 1993, 7:05 PM EDT Att: 17,483 - Dome								
Alex Cole L OBP: 0.400, SLG: 0.387 (1, 8)	L3 BB			P5		G4-3		P5		3	0	0	0	1	0										
Daryl Boston L OBP: 0.455, SLG: 0.368 (1, 9)	L3			G3-1				L8		3	0	0	0	1	0										
Andres Galarraga R OBP: 0.405, SLG: 0.667 (1, 3)		HR		1B		F7			F9	4	1	2	1	0	0										
Charlie Hayes R OBP: 0.324, SLG: 0.500 (1, 5)	F9			1B				G6-3		4	0	2	0	0	0										
Jerald Clark R OBP: 0.267, SLG: 0.393 (1, 7)	G5-3			F8			G5-3			4	1	1	1	0	0										
Joe Girardi R OBP: 0.233, SLG: 0.288 (9, PH)					L5				HR	3	0	0	0	0	1										
Dale Murphy R OBP: 0.423, SLG: 0.200 (9, PH)	K					F9			K	1	0	0	0	0	1										
Freddie Benavides R OBP: 0.130, SLG: 0.174 (7, PH)			G5-3			F9				2	0	0	0	0	0										
Dante Bichette R OBP: 0.289, SLG: 0.364 (7, 6)					F9					1	0	0	0	0	0										
Vinny Castilla R OBP: 0.286, SLG: 0.167 (7, 6)						F8				0	0	0	0	0	0										
Butch Henry L (1, 1)			G4-3			G6-3				2	0	0	0	0	0										
Willie Blair R (7, 1)								F7		0	0	0	0	0	0										
Jim Tatum R OBP: 0.333, SLG: 0.500 (8, PH)										1	0	0	0	0	0										
Jeff Parrett R (8, 1)										0	0	0	0	0	0										
Inning Stats	R: 0 E: 0 K: 0 S: 8	H: 0 LOB: 0 BB: 1 P: 16	R: 1 E: 0 K: 1 S: 8	H: 1 LOB: 0 BB: 0 P: 9	R: 0 E: 0 K: 0 S: 6	H: 0 LOB: 0 BB: 0 P: 10	R: 0 E: 0 K: 0 S: 7	H: 2 LOB: 2 BB: 0 P: 9	R: 0 E: 0 K: 0 S: 6	H: 0 LOB: 0 BB: 0 P: 13	R: 0 E: 0 K: 0 S: 5	H: 0 LOB: 1 BB: 1 P: 11	R: 0 E: 0 K: 0 S: 10	H: 1 LOB: 1 BB: 0 P: 15	R: 0 E: 0 K: 0 S: 8	H: 1 LOB: 1 BB: 0 P: 11	R: 1 E: 0 K: 1 S: 9	H: 1 LOB: 0 BB: 0 P: 11	1B: 3 2B: 2 3B: 0 HR: 2	SF: 0 SAC: 0 DP: 1 HBP: 0	WP: 0 PB: 0 SB: 0 CS: 0	PA: 34			
PITCHER	IP	WLS	BF	H	R	ER	SO	BB	IBB	HBP	BLK	WP	HR	S	P	ERA	WHIP								
Kent Bottenfield R ERA: 4.97 (1, 1)	8.2	W	33	6	2	2	1	2	0	0	0	0	2	64	102	2.08	0.923								
Mel Rojas R ERA: 7.71 (9, 1)	0.1	S	1	0	0	0	1	0	0	0	0	0	0	3	3	0.00	0.000								

AB	32
R	2
H	6
RBI	2
BB	2
SO	2
LOB	9



Batter	1	2	3	4	5	6	7	8	9	AB	R	H	RBI	BB	SO	LOB	BOTTOM								
Delino DeShields L OBP: 0.375, SLG: 0.714 (1, 4)	G4-3		HR		G3-1			BB		3	1	1	1	1	0	0	Colorado Rockies @ Montreal Expos Olympic Stadium, Montreal, QB Fri Apr 16 1993, 7:05 PM EDT Att: 17,483 - Dome								
Mike Lansing R OBP: 0.409, SLG: 0.667 (1, 5)			F8		G5-3			G6-3		3	1	0	0	1	0										
Sean Berry R OBP: 0.391, SLG: 0.188 (8, 5)	1B 2B BB									0	0	0	0	0	0										
Marquis Grissom R OBP: 0.370, SLG: 0.488 (1, 8)	2B 1B		G5-3				CS			4	1	2	0	0	1										
Larry Walker L OBP: 0.353, SLG: 0.714 (1, 3)							1B			4	0	1	2	0	1										
Archi Cianfrocco R OBP: 0.188, SLG: 0.375 (9, 3)	2B		K		CS		G4-3		L9	0	0	0	0	0	0										
Moises Alou R OBP: 0.319, SLG: 0.489 (1, 9)	F9				F7			F8		4	0	0	0	0	0										
Wil Cordero R OBP: 0.293, SLG: 0.270 (1, 6)	P4				L7					2	0	0	0	1	0										
Lou Frazier S OBP: 0.429, SLG: 0.333 (1, 7)			P5							3	0	1	0	0	0										
Ted Wood L OBP: 0.333, SLG: 0.313 (7, 7)					BB 1B		G5-3			0	0	0	0	0	0										
Tim Spehr R OBP: 0.357, SLG: 0.700 (1, 2)		G5-3						F8		2	0	0	0	1	0										
Kent Bottenfield R OBP: 0.250, SLG: 0.250 (1, 1)										3	0	0	0	0	2										
Mel Rojas R (9, 1)			G4-3		FC3-6 BB			G6-3		0	0	0	0	0	0										
Inning Stats	R: 2 E: 0 K: 0 S: 16	H: 2 LOB: 1 BB: 1 P: 27	R: 0 E: 0 K: 0 S: 4	H: 0 LOB: 0 BB: 0 P: 9	R: 1 E: 0 K: 1 S: 9	H: 1 LOB: 0 BB: 0 P: 14	R: 0 E: 0 K: 0 S: 8	H: 1 LOB: 2 BB: 1 P: 16	R: 0 E: 0 K: 0 S: 5	H: 1 LOB: 0 BB: 0 P: 12	R: 0 E: 0 K: 0 S: 6	H: 0 LOB: 1 BB: 1 P: 14	R: 0 E: 0 K: 0 S: 12	H: 0 LOB: 1 BB: 1 P: 19	R: 0 E: 0 K: 1 S: 8	H: 0 LOB: 0 BB: 0 P: 11		R: 0 E: 0 K: 1 S: 9	H: 0 LOB: 0 BB: 0 P: 11	1B: 3 2B: 1 3B: 0 HR: 1	SF: 0 SAC: 0 DP: 0 HBP: 0	WP: 0 PB: 0 SB: 0 CS: 1	PA: 33		
PITCHER	IP	WLS	BF	H	R	ER	SO	BB	IBB	HBP	BLK	WP	HR	S	P	ERA	WHIP								
Butch Henry L ERA: 5.68 (1, 1)	6.2	L	28	5	3	3	1	4	0	0	0	0	0	2	2	0.00	0.000								
Willie Blair R ERA: 4.75 (7, 1)	0.1		1	0	0	0	0	0	0	0	0	0	0	2	2	0.00	0.000								
Jeff Parrett R ERA: 4.05 (8, 1)	1.0		3	0	0	0	1	0	0	0	0	0	0	8	11	0.00	0.000								



Batter	1	2	3	4	5	6	7	8	9	AB	R	H	RBI	BB	SO	LOB	TOP					
Eric Young Sr., R OBP: 0.372, SLG: 0.474										4	1	1	0	0	0	1						
Alex Cole, L OBP: 0.425, SLG: 0.429										4	3	2	0	1	0	2						
Dante Bichette, R OBP: 0.290, SLG: 0.481										5	2	2	1	0	0	3						
Andres Galarraga, R OBP: 0.429, SLG: 0.707										5	1	3	3	0	1	1						
Daryl Boston, L OBP: 0.444, SLG: 0.375										5	1	2	0	0	1	3						
Charlie Hayes, R OBP: 0.333, SLG: 0.583										4	1	2	3	0	0	3						
Joe Girardi, R OBP: 0.229, SLG: 0.273										5	0	1	0	0	0	2						
Freddie Benavides, R OBP: 0.111, SLG: 0.148										4	0	0	0	0	0	1						
Bruce Ruffin, S OBP: 0.500, SLG: 0.500										3	0	0	0	0	0	2						
Jeff Parrett, R OBP: 0.333, SLG: 0.583										1	0	1	0	0	0	0						
Darren Holmes, R										0	0	0	0	0	0	0						
Inning Stats	R: 2 H: 2 E: 0 K: 0 S: 15	L: 2 LOB: 1 BB: 1 P: 22	R: 0 H: 1 E: 0 K: 1 S: 8	L: 1 LOB: 2 BB: 0 P: 12	R: 2 H: 2 E: 0 K: 0 S: 13	L: 2 LOB: 0 BB: 0 P: 22	R: 0 H: 0 E: 0 K: 0 S: 5	L: 0 LOB: 0 BB: 0 P: 7	R: 1 H: 3 E: 0 K: 0 S: 12	L: 3 LOB: 1 BB: 0 P: 16	R: 0 H: 0 E: 0 K: 1 S: 6	L: 0 LOB: 0 BB: 0 P: 9	R: 1 H: 1 E: 0 K: 0 S: 6	L: 1 LOB: 1 BB: 0 P: 6	R: 2 H: 3 E: 0 K: 0 S: 13	L: 1 LOB: 0 BB: 0 P: 17	R: 1 H: 2 E: 1 K: 2 S: 14	L: 2 LOB: 2 BB: 0 P: 19	1B: 9 2B: 3 3B: 0 HR: 2	SF: 1 SAC: 0 DP: 1 HBP: 1	WP: 0 PB: 0 SB: 2 CS: 0	PA: 43
PITCHER	IP	WLS	BF	H	R	ER	SO	BB	IBB	HBP	BLK	WP	HR	S	P	ERA	WHIP					
Dennis Martinez, R	(1, 1)	5.0	L	24	8	5	5	1	1	0	0	0	0	53	79	9.00	1.800					
Jeff Shaw, R	(6, 1)	2.0		7	1	1	1	1	0	0	0	0	0	1	12	4.50	0.500					
Brian Barnes, L	(8, 1)	1.0		6	3	2	2	0	0	0	0	0	0	1	13	18.00	3.000					
Jeff Fassero, L	(9, 1)	1.0		6	2	1	0	2	0	0	0	0	0	14	19	0.00	2.000					

Colorado Rockies @ Montreal Expos
Olympic Stadium, Montreal, QB
Sat Apr 17 1993, 3:33 AM EDT
Att: 23,166 - Dome

AB	40
R	9
H	14
RBI	7
BB	1
SO	4
LOB	17



Batter	1	2	3	4	5	6	7	8	9	AB	R	H	RBI	BB	SO	LOB	BOTTOM				
Delino DeShields, L OBP: 0.462, SLG: 0.727										4	0	2	1	1	1	3					
Mike Lansing, R OBP: 0.395, SLG: 0.630										4	0	1	0	0	1	3					
Brian Barnes, L OBP: 1.000, SLG: 1.000										0	0	0	0	0	0	0					
Jeff Fassero, L										0	0	0	0	0	0	0					
Ted Wood, L OBP: 0.316, SLG: 0.294										1	0	0	0	0	1	2					
Marquis Grissom, R OBP: 0.367, SLG: 0.467										2	0	0	0	1	0	2					
Lou Frazier, S OBP: 0.400, SLG: 0.308										1	0	0	0	0	0	2					
Larry Walker, L OBP: 0.333, SLG: 0.611										4	0	1	0	0	2	1					
John Vander Wal, L OBP: 0.370, SLG: 0.417										0	0	0	0	0	0	0					
Moises Alou, R OBP: 0.314, SLG: 0.469										4	0	1	0	0	0	2					
Wil Cordero, R OBP: 0.297, SLG: 0.244										4	0	0	0	0	1	2					
Tim McIntosh, R OBP: 0.250, SLG: 0.250										4	1	1	0	0	1	0					
Tim Spehr, R OBP: 0.294, SLG: 0.538										3	0	0	0	0	0	1					
Darin Fletcher, L OBP: 0.400, SLG: 0.800										1	0	1	0	0	0	0					
Dennis Martinez, R OBP: 0.600, SLG: 0.800										1	0	1	0	0	0	0					
Archi Cianfranco, R OBP: 0.235, SLG: 0.471										1	0	1	0	0	0	0					
Jeff Shaw, R										0	0	0	0	0	0	0					
Frank Bolick, S OBP: 0.300, SLG: 0.400										2	0	1	0	0	0	2					
Inning Stats	R: 0 H: 2 E: 0 K: 0 S: 10	L: 2 LOB: 2 BB: 1 P: 18	R: 0 H: 0 E: 0 K: 1 S: 7	L: 0 LOB: 0 BB: 0 P: 13	R: 0 H: 2 E: 0 K: 1 S: 11	L: 2 LOB: 1 BB: 0 P: 17	R: 0 H: 0 E: 0 K: 1 S: 8	L: 0 LOB: 0 BB: 0 P: 12	R: 0 H: 1 E: 0 K: 1 S: 11	L: 2 LOB: 2 BB: 1 P: 20	R: 1 H: 2 E: 1 K: 0 S: 12	L: 2 LOB: 2 BB: 0 P: 22	R: 0 H: 0 E: 0 K: 1 S: 7	L: 0 LOB: 0 BB: 0 P: 9	R: 0 H: 2 E: 0 K: 2 S: 12	L: 2 LOB: 2 BB: 0 P: 18	1B: 8 2B: 2 3B: 0 HR: 0	SF: 0 SAC: 0 DP: 0 HBP: 0	WP: 0 PB: 0 SB: 0 CS: 1	PA: 38	
PITCHER	IP	WLS	BF	H	R	ER	SO	BB	IBB	HBP	BLK	WP	HR	S	P	ERA	WHIP				
Bruce Ruffin, L	(1, 1)	6.1	W	28	8	1	0	4	0	0	0	0	0	11	16	0.00	1.579				
Jeff Parrett, R	(7, 1)	1.2		5	0	0	0	1	0	0	0	0	0	11	16	0.00	0.000				
Darren Holmes, R	(9, 1)	1.0		5	2	0	0	2	0	0	0	0	0	12	18	0.00	2.000				

Colorado Rockies @ Montreal Expos
Olympic Stadium, Montreal, QB
Sat Apr 17 1993, 3:33 AM EDT
Att: 23,166 - Dome

AB	36
R	1
H	10
RBI	1
BB	2
SO	7
LOB	20



Batter	1	2	3	4	5	6	7	8	9	AB	R	H	RBI	BB	SO	LOB	TOP		
Eric Young Sr. R OBP: 0.340, SLG: 0.429	G5-3		FC1-5-2		G1-3		G5-3			4	0	0	0	0	0	2	Colorado Rockies @ Montreal Expos Olympic Stadium, Montreal, QB Sun Apr 18 1993, 3:33 AM EDT Att: 25,034 - Dome		
Alex Cole L OBP: 0.432, SLG: 0.421	1B		K		BB			F7		3	0	1	0	1	1	2			
Dante Bichette R OBP: 0.257, SLG: 0.419	G1-4-3			E5	K			P2		4	1	0	0	0	1	2			
Andres Galarraga R OBP: 0.413, SLG: 0.667		G6-3		F8	P3					4	0	1	0	0	0	2			
Daryl Boston L OBP: 0.419, SLG: 0.333	K			2B		G3				3	1	0	0	1	1	1			
Charlie Hayes R OBP: 0.326, SLG: 0.575	F9			FC5	2B	L8				4	0	1	2	0	0	0			
Joe Girardi R OBP: 0.211, SLG: 0.250			E6							3	0	0	0	0	2	1			
Jerald Clark R OBP: 0.258, SLG: 0.379	G1-3		K			K				1	0	0	0	0	0	0			
Freddie Benavides R OBP: 0.167, SLG: 0.172			FC1-5-2				F8			2	0	1	0	1	0	0			
Gerald Young S			G1-3		IBB			L8		1	0	0	0	0	0	0			
Andy Ashby R OBP: 0.299, SLG: 0.429			G1-3		FC5					2	0	0	0	0	0	4			
Jim Tatum R OBP: 0.299, SLG: 0.429			G1-3							1	0	0	0	0	0	0			
Willie Blair R ERA: 6.0			G1-3							0	0	0	0	0	0	0			
Gary Wayne L ERA: 3.38			G1-3							0	0	0	0	0	0	0			
Jeff Parrett R ERA: 4.0			G1-3							0	0	0	0	0	0	0			
Scott Aldred L ERA: 1.5			G1-3							0	0	0	0	0	0	0			
Inning Stats	R: 0 E: 0 K: 0 S: 8	H: 1 LOB: 0 BB: 0 P: 14	R: 0 E: 0 K: 1 S: 7	H: 0 LOB: 0 BB: 0 P: 7	R: 0 E: 1 K: 1 S: 9	H: 1 LOB: 2 BB: 0 P: 15	R: 2 E: 1 K: 1 S: 14	H: 1 LOB: 2 BB: 2 P: 26	R: 0 E: 0 K: 1 S: 13	H: 0 LOB: 1 BB: 1 P: 19	R: 0 E: 0 K: 0 S: 6	H: 0 LOB: 0 BB: 0 P: 8	R: 0 E: 0 K: 0 S: 8	H: 1 LOB: 1 BB: 0 P: 10	R: 0 E: 0 K: 0 S: 8	H: 0 LOB: 0 BB: 0 P: 10	1B: 3 2B: 1 3B: 0 HR: 0	SF: 0 SAC: 0 DP: 0 HBP: 0	WP: 0 PA: 35 CS: 1
PITCHER Ken Hill R ERA: 1.57	IP: 9.0 WLS: W BF: 35 H: 4 R: 2 ER: 1 SO: 5 BB: 2 IBB: 1 HBP: 0 BLK: 0 WP: 0 HR: 0 S: 84 P: 124 ERA: 1.00 WHIP: 0.667																		

AB	32
R	2
H	4
RBI	2
BB	3
SO	5
LOB	14



Batter	1	2	3	4	5	6	7	8	9	AB	R	H	RBI	BB	SO	LOB	BOTTOM
Delino DeShields L OBP: 0.389, SLG: 0.533	G4-3			G3		K		K		4	0	0	0	1	2	2	Colorado Rockies @ Montreal Expos Olympic Stadium, Montreal, QB Sun Apr 18 1993, 3:33 AM EDT Att: 25,034 - Dome
Mike Lansing R OBP: 0.434, SLG: 0.640	1B				G3	SH1-3		K		4	1	3	0	1	1	0	
John Vander Wal L OBP: 0.379, SLG: 0.400	F7				SH1-3					1	1	0	0	0	0	1	
Lou Frazier S OBP: 0.400, SLG: 0.308					SH1-4					0	0	0	0	0	0	0	
Sean Berry R OBP: 0.417, SLG: 0.188										0	0	0	0	1	0	0	
Larry Walker L OBP: 0.423, SLG: 0.773										4	1	3	1	1	0	1	
Archi Cianfrocco R OBP: 0.235, SLG: 0.471										0	0	0	0	0	0	0	
Frank Bolick S OBP: 0.304, SLG: 0.364										2	0	0	0	1	0	3	
Marquis Grissom R OBP: 0.353, SLG: 0.447										2	0	0	1	0	0	2	
Moises Alou R OBP: 0.309, SLG: 0.451										2	1	0	1	1	0	3	
Darrin Fletcher L OBP: 0.500, SLG: 0.846										3	0	2	1	1	0	1	
Ted Wood L OBP: 0.348, SLG: 0.300										3	0	1	0	1	0	1	
Ken Hill R OBP: 0.125, SLG: 0.125										2	0	0	0	0	2	2	
Inning Stats	R: 0 E: 0 K: 0 S: 13	H: 2 LOB: 3 BB: 1 P: 23	R: 0 E: 0 K: 0 S: 7	H: 1 LOB: 2 BB: 2 P: 17	R: 1 E: 0 K: 0 S: 12	H: 1 LOB: 1 BB: 0 P: 19	R: 0 E: 0 K: 1 S: 9	H: 0 LOB: 0 BB: 0 P: 12	R: 0 E: 0 K: 1 S: 6	H: 2 LOB: 2 BB: 0 P: 13	R: 3 E: 0 K: 1 S: 18	H: 3 LOB: 2 BB: 2 P: 34	R: 0 E: 0 K: 2 S: 17	H: 0 LOB: 2 BB: 2 P: 31	1B: 6 2B: 2 3B: 1 HR: 0	SF: 1 SAC: 4 DP: 0 HBP: 1	WP: 0 PA: 41 CS: 0
PITCHER Andy Ashby R ERA: 2.45	IP: 6.0 WLS: 2 BF: 28 H: 6 R: 1 ER: 1 SO: 2 BB: 4 IBB: 0 HBP: 0 BLK: 0 WP: 0 HR: 0 S: 3 P: 102 ERA: 1.50 WHIP: 1.667																
Willie Blair R ERA: 6.0	0.1 WLS: L BF: 1 H: 1 R: 1 ER: 1 SO: 0 BB: 0 IBB: 0 HBP: 0 BLK: 0 WP: 0 HR: 0 S: 3 P: 4 ERA: 27.00 WHIP: 3.000																
Gary Wayne L ERA: 3.38	0.0 WLS: L BF: 1 H: 1 R: 0 ER: 0 SO: 0 BB: 0 IBB: 0 HBP: 0 BLK: 0 WP: 0 HR: 0 S: 2 P: 2 ERA: ∞ WHIP: ∞																
Jeff Parrett R ERA: 4.0	0.2 WLS: 5 BF: 1 H: 2 R: 2 ER: 2 SO: 1 BB: 1 IBB: 1 HBP: 0 BLK: 0 WP: 0 HR: 0 S: 13 P: 28 ERA: 27.00 WHIP: 3.000																
Scott Aldred L ERA: 1.5	1.0 WLS: 5 BF: 0 H: 0 R: 0 ER: 0 SO: 2 BB: 2 IBB: 0 HBP: 0 BLK: 0 WP: 0 HR: 0 S: 17 P: 31 ERA: 0.00 WHIP: 2.000																



Batter	1	2	3	4	5	6	7	8	9	AB	R	H	RBI	BB	SO	LOB	TOP					
Eric Young Sr. R OBP: 0.333, SLG: 0.413 (1, 4)										4	0	1	0	0	0	0						
Alex Cole L OBP: 0.396, SLG: 0.381 (1, 8)										4	0	0	0	0	2	1						
Dante Bichette R OBP: 0.256, SLG: 0.400 (1, 9)										4	0	1	0	0	2	1						
Andres Galarraga R OBP: 0.400, SLG: 0.633 (1, 3)										4	0	1	0	0	1	2						
Charlie Hayes R OBP: 0.304, SLG: 0.535 (1, 5)										3	0	0	0	0	0	1						
Jerald Clark R OBP: 0.235, SLG: 0.344 (1, 7)										3	0	0	0	0	2	0						
Joe Girardi R OBP: 0.220, SLG: 0.256 (1, 2)										3	0	1	0	0	0	0						
Freddie Benavides R OBP: 0.182, SLG: 0.188 (1, 6)										3	0	1	0	0	0	0						
Bryn Smith R OBP: 0.327, SLG: 0.375 (5, Ph)										1	0	0	0	0	0	2						
Jim Tatum R OBP: 0.295, SLG: 0.375 (5, 1)										1	0	0	0	0	1	0						
Willie Blair R OBP: 0.295, SLG: 0.375 (5, 1)										0	0	0	0	0	0	0						
Gary Wayne L OBP: 0.295, SLG: 0.375 (7, 1)										0	0	0	0	0	0	0						
Daryl Boston L OBP: 0.295, SLG: 0.375 (8, Ph)										1	0	0	0	0	0	0						
Steve Reed R OBP: 0.295, SLG: 0.375 (8, 1)										0	0	0	0	0	0	0						
Inning Stats	R: 0 E: 0 K: 3 S: 13	H: 1 LOB: 1 BB: 0 P: 21	R: 0 E: 0 K: 1 S: 9	H: 2 LOB: 2 BB: 0 P: 13	R: 0 E: 0 K: 0 S: 5	H: 0 LOB: 0 BB: 0 P: 5	R: 0 E: 0 K: 0 S: 4	H: 1 LOB: 0 BB: 0 P: 5	R: 0 E: 0 K: 1 S: 6	H: 0 LOB: 0 BB: 0 P: 7	R: 0 E: 0 K: 1 S: 7	H: 1 LOB: 1 BB: 0 P: 11	R: 0 E: 0 K: 1 S: 6	H: 0 LOB: 0 BB: 0 P: 11	R: 0 E: 0 K: 0 S: 8	H: 0 LOB: 0 BB: 0 P: 14	R: 0 E: 0 K: 1 S: 7	H: 0 LOB: 0 BB: 0 P: 10	1B: 5 2B: 0 3B: 0 HR: 0	SF: 0 SAC: 0 DP: 1 HBP: 0	WP: 0 PB: 0 SB: 2 CS: 0	PA: 31
PITCHER	IP	WLS	BF	H	R	ER	SO	BB	IBB	HBP	BLK	WP	HR	S	P	ERA	WHIP					
Rene Arocha R ERA: 1.66 (1, 1)	5.2	W	21	5	0	0	6	0	0	0	0	0	0	43	61	0.00	0.882					
Omar Olivares R ERA: 1.39 (6, 1)	3.1	S	10	0	0	0	2	0	0	0	0	0	0	22	36	0.00	0.000					

Colorado Rockies @ St. Louis Cardinals
 Busch Stadium, St. Louis, MO
 Tue Apr 20 1993, 7:05 PM CDT
 Att: 30,516 - Unknown - 43 F

AB 31
 R 0
 H 5
 RBI 0
 BB 0
 SO 8
 LOB 7

Batter	1	2	3	4	5	6	7	8	9	AB	R	H	RBI	BB	SO	LOB	BOTTOM					
Geronimo Pena S OBP: 0.431, SLG: 0.429 (1, 4)										4	1	3	1	0	0	0						
Ozzie Smith S OBP: 0.309, SLG: 0.333 (1, 6)										4	0	1	0	0	0	2						
Gregg Jefferies S OBP: 0.327, SLG: 0.510 (1, 3)										1	1	1	1	0	0	0						
Rod Brewer L OBP: 0.286, SLG: 0.250 (3, 3)										2	0	1	1	0	0	0						
Ray Lankford L OBP: 0.333, SLG: 0.200 (1, 8)										4	0	0	0	0	0	4						
Mark Whiten S OBP: 0.339, SLG: 0.500 (1, 9)										3	1	0	0	1	1	1						
Todd Zeile R OBP: 0.364, SLG: 0.367 (1, 5)										4	0	1	1	0	0	1						
Brian Jordan R OBP: 0.172, SLG: 0.241 (1, 7)										4	0	2	1	0	1	0						
Hector Villanueva R OBP: 0.333, SLG: 0.500 (1, 2)										3	1	0	0	1	2	3						
Rene Arocha R (1, 1)										2	1	0	0	0	0	1						
Omar Olivares R (6, 1)										2	0	0	0	0	1	1						
Inning Stats	R: 3 E: 0 K: 0 S: 19	H: 4 LOB: 2 BB: 1 P: 35	R: 0 E: 0 K: 0 S: 8	H: 0 LOB: 0 BB: 0 P: 12	R: 0 E: 0 K: 0 S: 6	H: 1 LOB: 1 BB: 0 P: 9	R: 2 E: 1 K: 1 S: 12	H: 2 LOB: 2 BB: 1 P: 23	R: 0 E: 0 K: 1 S: 8	H: 0 LOB: 0 BB: 0 P: 12	R: 0 E: 0 K: 2 S: 9	H: 1 LOB: 1 BB: 0 P: 11	R: 0 E: 0 K: 0 S: 8	H: 0 LOB: 0 BB: 0 P: 14	R: 0 E: 0 K: 1 S: 10	H: 1 LOB: 1 BB: 0 P: 14	R: 0 E: 0 K: 1 S: 10	H: 1 LOB: 1 BB: 0 P: 14	1B: 9 2B: 0 3B: 0 HR: 0	SF: 1 SAC: 0 DP: 0 HBP: 0	WP: 0 PB: 0 SB: 1 CS: 0	PA: 36
PITCHER	IP	WLS	BF	H	R	ER	SO	BB	IBB	HBP	BLK	WP	HR	S	P	ERA	WHIP					
Bryn Smith R ERA: 4.41 (1, 1)	4.0	L	22	7	5	5	1	2	0	0	0	0	0	45	79	11.25	2.250					
Willie Blair R ERA: 4.5 (5, 1)	2.0	7	1	0	0	3	0	0	0	0	0	0	0	17	23	0.00	0.500					
Gary Wayne L ERA: 2.45 (7, 1)	1.0	3	0	0	0	0	0	0	0	0	0	0	0	8	14	0.00	0.000					
Steve Reed R ERA: 17.18 (8, 1)	1.0	4	1	0	0	1	0	0	0	0	0	0	0	10	14	0.00	1.000					

Colorado Rockies @ St. Louis Cardinals
 Busch Stadium, St. Louis, MO
 Tue Apr 20 1993, 7:05 PM CDT
 Att: 30,516 - Unknown - 43 F

AB 33
 R 5
 H 9
 RBI 5
 BB 2
 SO 5
 LOB 13

Batter	1	2	3	4	5	6	7	8	9	AB	R	H	RBI	BB	SO	LOB	TOP								
Eric Young Sr. R OBP: 0.321, SLG: 0.392	F9		SH2-3	P4			L9		F9	5	0	1	1	0	0	2									
Joe Girardi R OBP: 0.255, SLG: 0.311	G1-3		1B			K		F7		6	1	3	0	0	1	1									
Charlie Hayes R OBP: 0.346, SLG: 0.522	HBP		SF9		F9		E 1B	1B	P3	3	3	1	1	2	0	2									
Andres Galarraga R OBP: 0.418, SLG: 0.648	P6		SF9				P4			5	2	3	1	0	0	2									
Jim Tatum R OBP: 0.250, SLG: 0.375			SF9							0	0	0	0	0	0	0									
Dale Murphy R OBP: 0.364, SLG: 0.250		K	SF9				E4			3	0	1	1	0	2	2									
Alex Cole L OBP: 0.388, SLG: 0.372					K		1B			1	1	0	0	0	1	2									
Dante Bichette R OBP: 0.295, SLG: 0.513	F9				G5-3		WP 1B			4	2	2	4	1	0	2									
Jerald Clark R OBP: 0.282, SLG: 0.459			F8			G6-3				5	0	3	2	0	0	1									
Freddie Benavides R OBP: 0.184, SLG: 0.171		G6-3			G6-3					3	1	0	1	1	0	2									
David Nied R OBP: 0.250, SLG: 0.143										1	1	0	0	2	0	0									
Vinny Castilla R OBP: 0.500, SLG: 0.500			2B	SH2-3	F9	SH1-4			G5-3	1	0	0	0	0	0	0									
Jeff Parrett R OBP: 0.500, SLG: 0.500			1B	BB						0	0	0	0	0	0	0									
Inning Stats	R: 0 E: 0 K: 0 S: 6	H: 0 LOB: 1 BB: 0 P: 13	R: 0 E: 0 K: 1 S: 10	H: 1 LOB: 1 BB: 0 P: 18	R: 4 E: 0 K: 0 S: 10	H: 4 LOB: 1 BB: 1 P: 22	R: 0 E: 0 K: 0 S: 3	H: 0 LOB: 0 BB: 0 P: 8	R: 0 E: 0 K: 1 S: 13	H: 2 LOB: 2 BB: 0 P: 18	R: 1 E: 0 K: 1 S: 10	H: 1 LOB: 1 BB: 1 P: 19	R: 3 E: 1 K: 0 S: 14	H: 2 LOB: 2 BB: 3 P: 30	R: 3 E: 0 K: 1 S: 20	H: 3 LOB: 1 BB: 0 P: 28	R: 0 E: 0 K: 0 S: 5	H: 1 LOB: 1 BB: 0 P: 6	1B: 8 2B: 4 3B: 1 HR: 1	SF: 2 SAC: 2 DP: 0 HBP: 1	WP: 1 PB: 0 SB: 3 CS: 0	PA: 48			
PITCHER	IP	WLS	BF	H	R	ER	SO	BB	IBB	HBP	BLK	WP	HR	S	P	ERA	WHIP								
Joe Magrane, L ERA: 4.19	4.1	L	22	7	4	4	1	1	0	1	0	0	0	34	67	8.31	1.846								
Les Lancaster, R ERA: 5.59	2.0		12	3	4	4	2	2	1	0	0	0	0	26	50	18.00	2.500								
Mike Perez, R ERA: 5.4	0.2		3	0	0	0	0	1	0	0	0	1	0	6	11	0.00	1.500								
Tom Urbani, L ERA: 13.5	2.0		11	4	3	3	1	1	0	0	0	0	1	25	34	13.50	2.500								

Colorado Rockies @ St. Louis Cardinals
 Busch Stadium, St. Louis, MO
 Wed Apr 21 1993, 7:05 PM CDT
 Att: 25,434 - Unknown - 57 F


AB 37
 R 11
 H 14
 RBI 11
 BB 6
 SO 4
 LOB 16



Batter	1	2	3	4	5	6	7	8	9	AB	R	H	RBI	BB	SO	LOB	BOTTOM								
Geronimo Pena S OBP: 0.411, SLG: 0.426	F8		P7		K			HR	K	5	1	1	0	0	2	3									
Ozzie Smith S OBP: 0.328, SLG: 0.370	G4-3				F9					3	0	2	0	0	0	1									
José Oquendo, S OBP: 0.400, SLG: 0.250	1B									1	0	0	0	0	0	1									
Ray Lankford L OBP: 0.326, SLG: 0.282	G4-3		G4-3			G3				4	1	1	2	0	0	2									
Mark Whiten, S OBP: 0.333, SLG: 0.472	FC6-4				L7					3	0	0	0	1	1	0									
Todd Zeile R OBP: 0.356, SLG: 0.358	FC6-4									4	0	1	0	0	1	2									
Rod Brewer L OBP: 0.276, SLG: 0.250	F8					F9				4	0	1	0	0	0	1									
Brian Jordan R OBP: 0.182, SLG: 0.219	G6-3				FC4-6					3	0	0	0	1	0	1									
Tom Pagnozzi, R OBP: 0.209, SLG: 0.256	F9					G5-3				3	0	0	0	1	0	0									
Joe Magrane R ERA: 4.19										1	0	0	0	0	0	0									
Les Lancaster R ERA: 5.59										0	0	0	0	0	1	0									
Mike Perez R ERA: 5.4										0	0	0	0	0	0	0									
Tracy Woodson R OBP: 0.300, SLG: 0.500										1	0	0	0	0	1	0									
Tom Urbani L ERA: 13.5										0	0	0	0	0	0	0									
Gerald Perry L OBP: 0.200, SLG: 1.000										1	0	0	0	0	1	2									
Inning Stats	R: 0 E: 0 K: 0 S: 11	H: 1 LOB: 2 BB: 1 P: 24	R: 0 E: 0 K: 0 S: 5	H: 0 LOB: 0 BB: 0 P: 7	R: 0 E: 0 K: 0 S: 6	H: 1 LOB: 1 BB: 0 P: 10	R: 0 E: 0 K: 1 S: 9	H: 1 LOB: 1 BB: 0 P: 14	R: 0 E: 0 K: 1 S: 6	H: 0 LOB: 0 BB: 1 P: 12	R: 0 E: 0 K: 1 S: 7	H: 1 LOB: 1 BB: 0 P: 12	R: 0 E: 0 K: 1 S: 6	H: 0 LOB: 0 BB: 0 P: 10	R: 2 E: 0 K: 0 S: 6	H: 2 LOB: 0 BB: 0 P: 9	R: 0 E: 0 K: 2 S: 10	H: 0 LOB: 2 BB: 2 P: 21	1B: 3 2B: 2 3B: 0 HR: 1	SF: 0 SAC: 0 DP: 0 HBP: 0	WP: 1 PB: 0 SB: 1 CS: 0	PA: 37			
PITCHER	IP	WLS	BF	H	R	ER	SO	BB	IBB	HBP	BLK	WP	HR	S	P	ERA	WHIP								
David Nied, R ERA: 3.1	8.0	W	32	6	2	2	4	2	0	0	0	0	0	56	98	2.25	1.000								
Jeff Parrett, R ERA: 3.6	1.0		5	0	0	0	2	2	0	0	0	1	0	10	21	0.00	2.000								

Colorado Rockies @ St. Louis Cardinals
 Busch Stadium, St. Louis, MO
 Wed Apr 21 1993, 7:05 PM CDT
 Att: 25,434 - Unknown - 57 F

AB 33
 R 2
 H 6
 RBI 2
 BB 4
 SO 6
 LOB 13



Batter	1	2	3	4	5	6	7	8	9	AB	R	H	RBI	BB	SO	LOB	TOP			
Eric Young Sr. R OBP: 0.317, SLG: 0.382	1-2 1B		0-1 G5-3			1-3 K			1-2 G6-3	4	0	1	0	0	1	0	Colorado Rockies @ St. Louis Cardinals Busch Stadium, St. Louis, MO Thu Apr 22 1993, 3:33 AM CDT Att: 34,218 - Sunny - 64 F			
Joe Girardi R OBP: 0.275, SLG: 0.347	1-2 1B			1-0 G5-3		1-2 G6-3			0-0 F7	4	1	2	0	0	0	0				
Charlie Hayes R OBP: 0.357, SLG: 0.520	3-0 F8			0-1 F9			0-0 2B FC6-5		0-1 FC6-4	4	1	2	0	0	0	2				
Andres Galarraga R OBP: 0.407, SLG: 0.638		1-2 G6-3		0-0 G5-3			0-0 FC6-5		0-2 FC6-4	4	0	1	1	0	0	1				
Dale Murphy R OBP: 0.357, SLG: 0.273 Gerald Young S (7, PR)	0-1 1B			3-H F8			1-0 FC6-5			3	0	1	1	0	0	1				
Dante Bichette R OBP: 0.277, SLG: 0.476	1-2 L8			1-0 F9			0-3 K			3	0	0	0	0	1	2				
Jerald Clark R OBP: 0.262, SLG: 0.425	1-0 P9			1-1 G6-3			0-3 K			3	0	0	0	0	1	1				
Vinny Castilla R OBP: 0.182, SLG: 0.100			1-1 L9		2-3 K		1-3 K			3	0	0	0	0	2	0				
Butch Henry L			1-1 G4-3			0-1 G4-3		3-2 G3		2	0	0	0	0	0	0				
Wille Blair R										0	0	0	0	0	0	0				
Daryl Boston L OBP: 0.394, SLG: 0.310 Gary Wayne L										1	0	0	0	0	0	0				
Jeff Parrett R OBP: 0.500, SLG: 0.500										0	0	0	0	0	0	0				
Inning Stats	R: 0 E: 0 K: 0 S: 7	H: 2 LOB: 0 BB: 0 P: 12	R: 0 E: 0 K: 0 S: 9	H: 1 LOB: 1 BB: 0 P: 12	R: 0 E: 0 K: 0 S: 6	H: 0 LOB: 0 BB: 0 P: 8	R: 1 E: 0 K: 0 S: 5	H: 1 LOB: 0 BB: 0 P: 7	R: 0 E: 0 K: 1 S: 12	H: 0 LOB: 0 BB: 0 P: 15	R: 1 E: 0 K: 1 S: 6	H: 2 LOB: 1 BB: 0 P: 7	R: 0 E: 0 K: 2 S: 10	H: 0 LOB: 0 BB: 0 P: 14	R: 0 E: 0 K: 0 S: 9	H: 1 LOB: 1 BB: 0 P: 10	1B: 5 2B: 3 3B: 0 HR: 0	SF: 0 SAC: 0 DP: 1 HBP: 0	WP: 0 PB: 0 SB: 0 CS: 2	PA: 31
PITCHER	IP WLS BF H R ER SO BB IBB HBP BLK WP HR S P ERA WHIP																			
Rheal Cormier L ERA: 2.55	(1, 1) 7.0 24 6 2 2 3 0 0 0 0 0 0 0 53 71 2.57 0.857																			
Mike Perez R ERA: 4.7	(8, 1) 1.0 W 3 0 0 0 2 0 0 0 0 0 0 0 10 14 0.00 0.000																			
Lee Smith R ERA: 1.42	(9, 1) 1.0 S 4 1 0 0 0 0 0 0 0 0 0 0 0 9 10 0.00 1.000																			

Batter	1	2	3	4	5	6	7	8	9	AB	R	H	RBI	BB	SO	LOB	BOTTOM			
Geromimo Pena S OBP: 0.383, SLG: 0.392	2-3 K		0-0 P9		0-0 E5		3-3 K			4	0	0	0	0	2	4	Colorado Rockies @ St. Louis Cardinals Busch Stadium, St. Louis, MO Thu Apr 22 1993, 3:33 AM CDT Att: 34,218 - Sunny - 64 F			
Bernard Gilkey R OBP: 0.375, SLG: 0.417	0-0 G6-3		0-0 FC6-4		1-0 F3		2-0 L8			4	0	1	0	0	0	4				
Ray Lankford L OBP: 0.320, SLG: 0.326	3-1 F8		0-2 FC6-4			1-3 K		1-2 1B		4	1	1	0	0	1	2				
Todd Zeile R OBP: 0.365, SLG: 0.386		1-2 P7		1-0 G4-3		3-1 P3		3-0 1B		4	2	2	1	0	0	0				
Mark Whiten S OBP: 0.328, SLG: 0.509		1-0 HR		0-0 G4-3		0-0 L5		3-1 P7		4	1	1	1	0	0	2				
Tracy Woodson R OBP: 0.200, SLG: 0.250 Luis Alicaia S OBP: 0.571, SLG: 0.500 Rod Brewer L OBP: 0.276, SLG: 0.250		1-1 G6-3		1-0 SF8			2-3 K		2-2 1B	2	0	0	1	0	1	0				
Tom Pagnozzi R OBP: 0.234, SLG: 0.279		2-2 F9		3-H F9			0-0 BB		1-2 SH1-3	4	0	2	1	0	0	0				
José Oquendo S OBP: 0.375, SLG: 0.286			0-0 P4		0-1 F8		1-2 BB		0-0 SH1-3	3	0	1	1	0	0	0				
Rheal Cormier L OBP: 0.200, SLG: 0.200 Brian Jordan R OBP: 0.182, SLG: 0.219 Gerald Perry R OBP: 0.500, SLG: 1.000 Mike Perez R Ozzie Smith S Lee Smith R		1-2 E5		1-2 P4		0-0 P4		4-2 BB		2	0	0	0	0	0	0				
Inning Stats	R: 0 E: 0 K: 1 S: 9	H: 0 LOB: 0 BB: 0 P: 14	R: 1 E: 0 K: 0 S: 12	H: 1 LOB: 0 BB: 0 P: 17	R: 0 E: 1 K: 0 S: 9	H: 1 LOB: 2 BB: 0 P: 10	R: 1 E: 0 K: 0 S: 7	H: 1 LOB: 0 BB: 0 P: 11	R: 0 E: 0 K: 1 S: 6	H: 0 LOB: 0 BB: 0 P: 10	R: 0 E: 0 K: 2 S: 17	H: 2 LOB: 3 BB: 1 P: 29	R: 3 E: 0 K: 0 S: 17	H: 4 LOB: 1 BB: 0 P: 27	R: 0 E: 0 K: 0 S: 9	H: 1 LOB: 1 BB: 0 P: 10		1B: 6 2B: 1 3B: 1 HR: 1	SF: 1 SAC: 1 DP: 0 HBP: 0	WP: 0 PB: 0 SB: 0 CS: 0
PITCHER	IP WLS BF H R ER SO BB IBB HBP BLK WP HR S P ERA WHIP																			
Butch Henry L ERA: 4.74	(1, 1) 6.1 26 5 2 2 3 0 0 0 0 0 0 0 8 17 0.00 1.500																			
Wille Blair R ERA: 4.15	(7, 1) 0.2 3 0 0 0 1 1 0 0 0 0 0 0 3 4 ∞ ∞																			
Gary Wayne L ERA: 4.91	(8, 1) 0.0 L 1 1 1 1 0 0 0 0 0 0 0 0 3 4 ∞ ∞																			
Jeff Parrett R ERA: 4.91	(8, 1) 1.0 6 3 2 2 0 0 0 0 0 0 0 0 14 23 18.00 3.000																			

Batter	1	2	3	4	5	6	7	8	9	AB	R	H	RBI	BB	SO	LOB	TOP										
Chuck Carr, S OBP: 0.275, SLG: 0.297 (1, 8)	0-3 K		0-1 HR	3-2 2B		1-0 F7		3-2 G3		5	2	2	0	0	1	1											
Junior Felix, S OBP: 0.279, SLG: 0.458 (1, 9)	0-0 G5-3		1-0 HR	1-1 2B		3-2 G6-3		2-1 F9	1B	5	1	3	4	0	0	0											
Benito Santiago, R OBP: 0.306, SLG: 0.466 (1, 2)	1-2 E6		1-0 F9	2-0 G6-3		2-3 K		2-0 G4-6-3	1B	5	0	1	0	0	1	1											
Orestes Destrade, S OBP: 0.371, SLG: 0.419 (1, 3)	0-0 CS	3-1 P3	1-0 2B		2-1 F7		1-0 G4-3		2-0 F9	5	0	1	0	0	0	2											
Dave Magadan, L OBP: 0.469, SLG: 0.412 (1, 5)		4-1 FC5-4	1-1 2B		3-3 K		2-1 G4-3		0-2 G4-6-3	4	0	1	0	1	1	2											
Jeff Conine, R OBP: 0.387, SLG: 0.327 (1, 7)		2-2 FC5-4	0-0 G5-3		1-1 2B		1-3 K			4	0	1	0	0	1	3											
Alex Arias, R OBP: 0.323, SLG: 0.481 (1, 4)		4-1 1B	3-3 K		1-0 2B		4-1 F8-3	BB		2	0	1	0	2	1	2											
Walt Weiss, S OBP: 0.400, SLG: 0.318 (1, 6)		1-1 1B		0-3 K	4-0 IBB		3-2 F8-3	1B		3	0	1	0	1	1	1											
Chris Hammond, L (5, Ph) Steve Decker, R (5, 1) Richie Lewis, R (7, 1) Joe Klink, L (8, Ph) Greg Britley, L OBP: 0.286, SLG: 0.231 Matt Turner, R (8, 1)			4-2 HR	1-3 K	1-1 P4		2-2 S	1B		1	1	0	0	1	1	0											
Inning Stats	R: 0 E: 1 K: 1 S: 7	H: 0 LOB: 0 BB: 0 P: 8	R: 0 E: 0 K: 0 S: 9	H: 1 LOB: 2 BB: 2 P: 23	R: 3 E: 0 K: 1 S: 13	H: 4 LOB: 2 BB: 1 P: 24	R: 1 E: 0 K: 2 S: 12	H: 2 LOB: 1 BB: 0 P: 19	R: 0 E: 0 K: 1 S: 10	H: 2 LOB: 3 BB: 1 P: 22	R: 0 E: 0 K: 1 S: 9	H: 0 LOB: 0 BB: 0 P: 15	R: 0 E: 0 K: 1 S: 6	H: 0 LOB: 0 BB: 0 P: 10	R: 0 E: 0 K: 0 S: 11	H: 1 LOB: 1 BB: 1 P: 23	R: 0 E: 0 K: 0 S: 7	H: 2 LOB: 1 BB: 0 P: 13	1B: 7 2B: 5 3B: 0 HR: 1	SF: 0 SAC: 0 DP: 2 HBP: 0	WP: 1 PB: 0 SB: 1 CS: 1	PA: 42					
PITCHER	IP	WLS	BF	H	R	ER	SO	BB	IBB	HBP	BLK	WP	HR	S	P	ERA	WHIP										
Bruce Ruffin, L ERA: 5.79	4.2		26	9	4	4	5	3	1	0	0	1	1	49	93	7.71	2.571										
Steve Reed, R ERA: 9.0	3.1	W	11	1	0	0	2	1	0	0	0	0	0	28	51	0.00	0.600										
Darren Holmes, R ERA: 24.3	1.0	S	4	2	0	0	0	0	0	0	0	0	0	7	13	0.00	2.000										

Florida Marlins @ Colorado Rockies
Mile High Stadium, Denver, CO

AB 36
R 4
H 12
RBI 4
BB 5
SO 7
LOB 15



WP: 1 PA: 42
PB: 0
SB: 1
CS: 1

Batter	1	2	3	4	5	6	7	8	9	AB	R	H	RBI	BB	SO	LOB	BOTTOM										
Eric Young Sr., R OBP: 0.344, SLG: 0.397 (1, 4)	4-1 3B	1-2 CS			0-0 P4		1-2 1B			3	1	2	0	1	0	0											
Alex Cole, L OBP: 0.377, SLG: 0.404 (1, 8)	0-0 HR	1-1 CS	0-0 L7		0-0 B1-3		0-0 F7			4	1	1	1	0	0	1											
Dante Bichette, R OBP: 0.294, SLG: 0.455 (1, 9)	1-1 G3		4-0 G1-3	BB	4-0 BB		0-0 P4			2	0	0	0	2	0	1											
Andres Galarraga, R OBP: 0.397, SLG: 0.607 (1, 3)	4-2 HR		0-1 G1-3		2-3 K		1-0 G4-3			3	1	0	0	1	1	2											
Charlie Hayes, R OBP: 0.383, SLG: 0.611 (1, 5)	1-2 HR		0-0 1B		1-1 F7		0-0 2B			4	1	3	3	0	0	0											
Jerald Clark, R OBP: 0.261, SLG: 0.477 (1, 7)	1-1 G6-3			1-1 HR	1-3 K		1-0 P4			4	1	1	1	0	1	1											
Danny Sheaffer, R OBP: 0.167, SLG: 0.167 Darren Holmes, R (9, 1)	2-1 F8		3-1 P9		2-3 K					3	0	0	0	0	1	0											
Freddie Benavides, R OBP: 0.171, SLG: 0.158 (1, 6)		1-1 L7		0-0 G6-3	1-3 K					3	0	0	0	0	1	0											
Bruce Ruffin, S Steve Reed, R Joe Girardi, R OBP: 0.275, SLG: 0.347 (9, 2)		1-1 L9		2-2 G4-3	1-2 G5-3					2	0	0	0	0	0	0											
Inning Stats	R: 4 E: 0 K: 0 S: 13	H: 2 LOB: 0 BB: 2 P: 26	R: 0 E: 0 K: 0 S: 8	H: 1 LOB: 0 BB: 0 P: 12	R: 0 E: 0 K: 0 S: 4	H: 1 LOB: 1 BB: 1 P: 8	R: 1 E: 0 K: 0 S: 8	H: 1 LOB: 0 BB: 0 P: 14	R: 0 E: 0 K: 2 S: 8	H: 0 LOB: 0 BB: 0 P: 12	R: 0 E: 0 K: 1 S: 10	H: 1 LOB: 1 BB: 0 P: 13	R: 0 E: 0 K: 0 S: 4	H: 1 LOB: 1 BB: 0 P: 6	R: 0 E: 0 K: 0 S: 7	H: 2 LOB: 1 BB: 0 P: 13	1B: 3 2B: 1 3B: 1 HR: 2	SF: 0 SAC: 0 DP: 0 HBP: 0	WP: 0 PB: 0 SB: 0 CS: 1	PA: 34							
PITCHER	IP	WLS	BF	H	R	ER	SO	BB	IBB	HBP	BLK	WP	HR	S	P	ERA	WHIP										
Chris Hammond, L ERA: 5.85	4.0	L	18	5	5	5	0	3	0	0	0	0	0	22	35	0.00	0.750										
Richie Lewis, R ERA: 2.25	2.2		10	1	0	0	4	1	0	0	0	0	0	1	1	0.00	0.000										
Joe Klink, L ERA: 5.4	0.1		1	0	0	0	0	0	0	0	0	0	0	1	1	0.00	0.000										
Matt Turner, R ERA:	1.0		4	1	0	0	0	0	0	0	0	0	0	4	6	0.00	1.000										

Florida Marlins @ Colorado Rockies
Mile High Stadium, Denver, CO

AB 29
R 5
H 7
RBI 5
BB 4
SO 4
LOB 5



WP: 0 PA: 34
PB: 0
SB: 0
CS: 1

Batter	1	2	3	4	5	6	7	8	9	AB	R	H	RBI	BB	SO	LOB	TOP		
Chuck Carr, S OBP: 0.273, SLG: 0.293	1-1 F8	1-2 G4-6-3			3-2 F8			2-2 1B G3 1B		4	1	1	0	0	0	3			
Junior Felix, S OBP: 0.277, SLG: 0.444	0-3 K		2-3 K			2-2 G1-3		2-1 BB G3 1B		4	0	1	0	0	2	0			
Dave Magadan, L OBP: 0.471, SLG: 0.407	1-0 1B		2-2 G4-3			4-0 BB		0-2 G3		3	0	1	1	1	0	1			
Orestes Destrade, S OBP: 0.365, SLG: 0.400	1-3 K		1-2 G6-3			0-3 K		4-0 BB IBB		3	0	0	0	1	2	2			
Bento Santiago, R OBP: 0.318, SLG: 0.459		0-1 1B 1B			0-1 G5-3		3-2 F9	4-2 BB		3	1	1	0	1	0	1			
Jeff Conine, R OBP: 0.378, SLG: 0.322		2-0 1B			3-1 F8		1-0 F9	1-2 K		4	0	1	0	0	1	3			
Cris Carpenter, R OBP: 0.378, SLG: 0.322		1-3 1B								0	0	0	0	0	0	0			
Bryan Harvey, R OBP: 0.378, SLG: 0.322		1-3 1B								0	0	0	0	0	0	0			
Alex Arias, R OBP: 0.314, SLG: 0.452		3-1 HBP 1B			3-1 G4-3		2-2 L7		3-2 K	4	0	1	1	0	1	0			
Walt Weiss, S OBP: 0.390, SLG: 0.298		1-2 3-H 3-2 HBP				1-0 F7		3-2 F8	1-1 B2-3	3	0	0	0	0	0	0			
Luis Aquino, R OBP: 0.250, SLG: 0.200		0-3 K			1-2 G6-3			2-1 G3	0-3 K	2	0	0	0	0	1	3			
Greg Briley, L OBP: 0.250, SLG: 0.200										2	0	0	0	0	1	0			
Inning Stats	R: 0 E: 0 K: 2 S: 9	H: 1 LOB: 1 BB: 0 P: 12	R: 1 E: 0 K: 1 S: 15	H: 3 LOB: 2 BB: 0 P: 24	R: 0 E: 0 K: 1 S: 11	H: 0 LOB: 0 BB: 0 P: 16	R: 0 E: 0 K: 0 S: 6	H: 0 LOB: 0 BB: 0 P: 12	R: 0 E: 0 K: 0 S: 7	H: 0 LOB: 0 BB: 0 P: 20	R: 0 E: 0 K: 0 S: 11	H: 0 LOB: 0 BB: 0 P: 13	R: 1 E: 0 K: 1 S: 17	H: 2 LOB: 2 BB: 2 P: 30	R: 0 E: 0 K: 2 S: 10	H: 0 LOB: 0 BB: 0 P: 14	1B: 6 2B: 0 3B: 0 HR: 0	SF: 0 SAC: 0 DP: 1 HBP: 1	WP: 0 PA: 36 PB: 0 SB: 0 CS: 0
PITCHER	IP WLS BF H R ER SO BB IBB HBP BLK WP HR S P ERA WHIP	IP WLS BF H R ER SO BB IBB HBP BLK WP HR S P ERA WHIP	IP WLS BF H R ER SO BB IBB HBP BLK WP HR S P ERA WHIP	IP WLS BF H R ER SO BB IBB HBP BLK WP HR S P ERA WHIP	IP WLS BF H R ER SO BB IBB HBP BLK WP HR S P ERA WHIP	IP WLS BF H R ER SO BB IBB HBP BLK WP HR S P ERA WHIP	IP WLS BF H R ER SO BB IBB HBP BLK WP HR S P ERA WHIP	IP WLS BF H R ER SO BB IBB HBP BLK WP HR S P ERA WHIP	IP WLS BF H R ER SO BB IBB HBP BLK WP HR S P ERA WHIP	IP WLS BF H R ER SO BB IBB HBP BLK WP HR S P ERA WHIP	IP WLS BF H R ER SO BB IBB HBP BLK WP HR S P ERA WHIP	IP WLS BF H R ER SO BB IBB HBP BLK WP HR S P ERA WHIP	IP WLS BF H R ER SO BB IBB HBP BLK WP HR S P ERA WHIP	IP WLS BF H R ER SO BB IBB HBP BLK WP HR S P ERA WHIP	IP WLS BF H R ER SO BB IBB HBP BLK WP HR S P ERA WHIP	IP WLS BF H R ER SO BB IBB HBP BLK WP HR S P ERA WHIP	IP WLS BF H R ER SO BB IBB HBP BLK WP HR S P ERA WHIP		
Andy Ashby, R ERA: 2.0	7.0	L	26	4	1	1	5	1	0	1	0	0	0	0	66	109	1.29	0.714	
Jeff Parrett, R ERA: 5.25	1.0	7	2	1	1	1	1	1	1	0	0	0	0	0	17	30	9.00	3.000	
Willie Blair, R ERA: 3.72	1.0	3	0	0	0	0	2	0	0	0	0	0	0	0	10	14	0.00	0.000	

Florida Marlins @ Colorado Rockies
Mile High Stadium, Denver, CO
Sat Apr 24 1993, 5:33 AM EDT
Att: 58,263 - Cloudy - 40 F

livebaseballscorecards.com

AB	32
R	2
H	6
RBI	2
BB	3
SO	8
LOB	13



Batter	1	2	3	4	5	6	7	8	9	AB	R	H	RBI	BB	SO	LOB	BOTTOM				
Eric Young Sr., R OBP: 0.333, SLG: 0.377	1-3 K		1-0 G1-6-3		1-0 G4-3		4-2 BB		1-0 SF8	3	0	0	1	1	1	2					
Alex Cole, L OBP: 0.379, SLG: 0.404	3-2 1B		2-0 CS S 1B			2-1 P6	2-1 F8		3-2 L8	5	0	2	0	0	0	4					
Charlie Hayes, R OBP: 0.391, SLG: 0.596	0-0 F9		4-1 BB			0-0 CS 1B		2-2 G6-3		3	0	1	0	1	0	1					
Andres Galarraga, R OBP: 0.388, SLG: 0.585	0-0 L8				1-0 P3		1-1 1B	3-2 L3		4	0	1	0	0	0	1					
Daryl Boston, L OBP: 0.378, SLG: 0.281					3-2 F7		0-1 F9	4-2 BB		3	0	0	0	1	0	1					
Gerald Young, S OBP: 0.182, SLG: 0.100		2-1 G3-1			2-0 G3				0-2 K	3	0	0	0	0	1	0					
Vinny Castilla, R OBP: 0.182, SLG: 0.100										0	0	0	0	0	0	0					
Dale Murphy, R OBP: 0.335, SLG: 0.250										1	0	0	0	0	1	1					
Danny Sheaffer, R OBP: 0.167, SLG: 0.167										0	0	0	0	0	0	0					
Joe Girardi, R OBP: 0.327, SLG: 0.415		1-0 S 1B			1-1 2B		1-0 WP E 1B		0-1 1B SF8 1B	4	1	4	0	0	0	0					
Freddie Benavides, R OBP: 0.163, SLG: 0.150		2-3 K			0-0 G1-3		0-0 F7		3-2 S 1B	2	0	0	0	0	1	2					
Dante Bichette, P OBP: 0.302, SLG: 0.457										2	0	1	0	0	0	1					
Andy Ashby, R OBP: 0.200, SLG: 0.200										2	0	1	0	0	1	1					
Jim Tatum, R OBP: 0.222, SLG: 0.333										1	0	0	0	0	0	1					
Jeff Parrett, R OBP: 0.500, SLG: 0.500										0	0	0	0	0	0	0					
Willie Blair, R OBP: 0.167, SLG: 0.167										0	0	0	0	0	0	0					
Jerald Clark, R OBP: 0.255, SLG: 0.467										1	0	0	0	0	1	2					
Inning Stats	R: 0 E: 0 K: 1 S: 9	H: 1 LOB: 1 BB: 0 P: 13	R: 0 E: 0 K: 1 S: 10	H: 1 LOB: 1 BB: 0 P: 15	R: 0 E: 0 K: 0 S: 6	H: 2 LOB: 1 BB: 1 P: 13	R: 0 E: 0 K: 0 S: 5	H: 0 LOB: 0 BB: 0 P: 11	R: 0 E: 0 K: 1 S: 7	H: 1 LOB: 1 BB: 0 P: 11	R: 0 E: 0 K: 0 S: 7	H: 2 LOB: 1 BB: 0 P: 10	R: 0 E: 1 K: 1 S: 15	H: 1 LOB: 3 BB: 1 P: 23	R: 0 E: 0 K: 1 S: 14	H: 0 LOB: 1 BB: 1 P: 23	R: 1 E: 0 K: 1 S: 13	H: 2 LOB: 1 BB: 0 P: 20	1B: 9 2B: 1 3B: 0 HR: 0	SF: 1 SAC: 0 DP: 1 HBP: 0	WP: 1 PA: 38 PB: 0 SB: 3 CS: 2
PITCHER	IP WLS BF H R ER SO BB IBB HBP BLK WP HR S P ERA WHIP	IP WLS BF H R ER SO BB IBB HBP BLK WP HR S P ERA WHIP	IP WLS BF H R ER SO BB IBB HBP BLK WP HR S P ERA WHIP	IP WLS BF H R ER SO BB IBB HBP BLK WP HR S P ERA WHIP	IP WLS BF H R ER SO BB IBB HBP BLK WP HR S P ERA WHIP	IP WLS BF H R ER SO BB IBB HBP BLK WP HR S P ERA WHIP	IP WLS BF H R ER SO BB IBB HBP BLK WP HR S P ERA WHIP	IP WLS BF H R ER SO BB IBB HBP BLK WP HR S P ERA WHIP	IP WLS BF H R ER SO BB IBB HBP BLK WP HR S P ERA WHIP	IP WLS BF H R ER SO BB IBB HBP BLK WP HR S P ERA WHIP	IP WLS BF H R ER SO BB IBB HBP BLK WP HR S P ERA WHIP	IP WLS BF H R ER SO BB IBB HBP BLK WP HR S P ERA WHIP	IP WLS BF H R ER SO BB IBB HBP BLK WP HR S P ERA WHIP	IP WLS BF H R ER SO BB IBB HBP BLK WP HR S P ERA WHIP	IP WLS BF H R ER SO BB IBB HBP BLK WP HR S P ERA WHIP	IP WLS BF H R ER SO BB IBB HBP BLK WP HR S P ERA WHIP	IP WLS BF H R ER SO BB IBB HBP BLK WP HR S P ERA WHIP				
Luis Aquino, R ERA: 2.3	7.0	W	29	8	0	0	4	2	0	0	0	0	0	0	59	96	0.00	1.429			
Cris Carpenter, R ERA: 4.05	1.0	4	0	0	0	0	1	1	0	0	0	0	0	14	23	0.00	1.000				
Bryan Harvey, R ERA: 4.91	1.0	S	5	2	1	1	1	0	0	0	0	0	0	13	20	9.00	2.000				

Florida Marlins @ Colorado Rockies
Mile High Stadium, Denver, CO
Sat Apr 24 1993, 5:33 AM EDT
Att: 58,263 - Cloudy - 40 F

livebaseballscorecards.com

AB	34
R	1
H	10
RBI	1
BB	3
SO	6
LOB	17



Batter	1	2	3	4	5	6	7	8	9	AB	R	H	RBI	BB	SO	LOB	TOP				
Chuck Carr, S OBP: 0.286, SLG: 0.289	G1-3		S 1B	HR	F7		K			4	2	1	0	1	1	1					
Junior Felix, S OBP: 0.290, SLG: 0.485	G3		P6	HR		G6-3		G6-3		3	1	1	4	1	0	2					
Monty Fariss, R OBP: 0.200, SLG: 0.222	BB		1-2	HR						1	0	0	0	0	0	0					
Dave Magadan, L OBP: 0.358, SLG: 0.397	G3		1-1	K		G4-3		L8		4	0	1	2	0	1	1					
Rick Renteria, R OBP: 0.267, SLG: 0.214	1-2		2-H 3-H	1B				L8		1	0	0	0	0	0	0					
Orestes Destrade, S OBP: 0.354, SLG: 0.386	P4		G4-3	2B 1B		E8		L8		5	1	1	0	0	0	2					
Bento Santiago, R OBP: 0.329, SLG: 0.477						F8				4	2	2	0	0	0	1					
Steve Decker, R (8.2)								G6-3		1	0	0	0	0	0	0					
Jeff Conine, R OBP: 0.394, SLG: 0.375	F8									5	2	3	2	0	1	0					
Alex Arias, R OBP: 0.350, SLG: 0.472	G6-3									5	1	3	3	0	0	1					
Walt Weiss, S OBP: 0.391, SLG: 0.308										5	2	2	0	0	1	2					
Ryan Bowen, R OBP: 0.111, SLG: 0.111										4	0	0	0	0	2	4					
Bob McClure, R (8.1)										0	0	0	0	0	0	0					
Trevor Hoffman, R (9.1)										0	0	0	0	0	0	0					
Inning Stats	R: 0 E: 0 K: 0 S: 9	H: 0 LOB: 1 BB: 1 P: 19	R: 0 E: 0 K: 0 S: 5	H: 0 LOB: 0 BB: 0 P: 8	R: 2 E: 0 K: 0 S: 16	H: 3 LOB: 1 BB: 0 P: 27	R: 8 E: 0 K: 2 S: 22	H: 8 LOB: 1 BB: 1 P: 39	R: 0 E: 0 K: 0 S: 3	H: 0 LOB: 0 BB: 0 P: 4	R: 1 E: 1 K: 2 S: 13	H: 2 LOB: 1 BB: 0 P: 19	R: 0 E: 0 K: 0 S: 6	H: 0 LOB: 0 BB: 0 P: 10	R: 0 E: 0 K: 2 S: 11	H: 1 LOB: 1 BB: 0 P: 17	1B: 10 2B: 3 3B: 0 HR: 1	SF: 0 SAC: 0 DP: 0 HBP: 0	WP: 1 PB: 0 SB: 1 CS: 0	PA: 44	
PITCHER	IP WLS BF H R ER SO	IP WLS BF H R ER SO	IP WLS BF H R ER SO	IP WLS BF H R ER SO	IP WLS BF H R ER SO	IP WLS BF H R ER SO	IP WLS BF H R ER SO	IP WLS BF H R ER SO	IP WLS BF H R ER SO	IP WLS BF H R ER SO	IP WLS BF H R ER SO	IP WLS BF H R ER SO	IP WLS BF H R ER SO	IP WLS BF H R ER SO	IP WLS BF H R ER SO	IP WLS BF H R ER SO	ERA WHIP	ERA WHIP			
Bryn Smith, R ERA: 5.12	(1.1)	3.0	L	14	4	3	3	0	1	0	0	0	0	0	0	0	0	9.00	1.667		
Scott Aldred, L ERA: 10.8	(4.1)	0.2		9	6	5	5	2	1	0	0	0	0	0	1	18	33	67.50	10.500		
Willie Blair, R ERA: 3.27	(4.1)	1.1		5	1	2	2	0	0	0	0	0	0	0	6	7	13.50	0.750			
Gary Wayne, L ERA: 4.76	(6.1)	2.0		9	2	1	1	2	0	0	0	0	0	1	0	23	32	4.50	1.000		
Steve Reed, R ERA: 7.88	(8.1)	1.0		3	0	0	0	0	0	0	0	0	0	0	6	10	0.00	0.000			

Florida Marlins @ Colorado Rockies
Mile High Stadium, Denver, CO
Sun Apr 25 1993, 5:33 AM EDT
Att: 71,192 - Sunny - 57 F

livebaseballscores.com

AB 42
R 11
H 14
RBI 11
BB 2
SO 6
LOB 14




Batter	1	2	3	4	5	6	7	8	9	AB	R	H	RBI	BB	SO	LOB	BOTTOM			
Alex Cole, L OBP: 0.355, SLG: 0.375	K		K		G4-3			F8		4	0	0	0	0	2	2				
Eric Young Sr, R OBP: 0.397, SLG: 0.371	BLK S BB		P1			FC1-6 1B BB		FC6-4 1B		1	0	0	0	2	0	1				
Freddie Benavides, R OBP: 0.182, SLG: 0.171			1-2							1	0	1	0	0	0	0				
Daryl Boston, L OBP: 0.341, SLG: 0.250	K		G3			K		K		4	0	0	0	0	3	4				
Andres Galarraga, R OBP: 0.386, SLG: 0.574	G3				G4-3			FC6-4		3	0	1	0	0	0	1				
Jim Tatum, R OBP: 0.200, SLG: 0.300						FC1-6 1B		FC6-4 1-2		1	0	0	0	0	0	1				
Charlie Hayes, R OBP: 0.368, SLG: 0.557			L9		G5-3		FC1-6			4	0	0	0	0	0	2				
Joe Girardi, R OBP: 0.322, SLG: 0.404			K		G6-3		G5-3			4	1	1	0	0	1	2				
Dante Bichette, R OBP: 0.316, SLG: 0.500			E9							4	0	2	0	0	0	0				
Vinny Castilla, R OBP: 0.200, SLG: 0.154			G4-3					SF8		3	0	1	1	0	0	1				
Bryn Smith, R Scott Aldred, L Willie Blair, R Gary Wayne, L Dave Magadan, L Steve Reed, R Darren Holmes, R			S BB					G6-3		8	0	0	0	0	0	0				
Inning Stats	R: 0 E: 0 K: 2 S: 10	H: 0 LOB: 1 BB: 1 P: 20	R: 0 E: 1 K: 1 S: 9	H: 1 LOB: 1 BB: 0 P: 15	R: 0 E: 0 K: 1 S: 7	H: 0 LOB: 1 BB: 1 P: 14	R: 0 E: 0 K: 0 S: 8	H: 0 LOB: 0 BB: 0 P: 11	R: 0 E: 0 K: 0 S: 6	H: 0 LOB: 0 BB: 1 P: 16	R: 0 E: 0 K: 1 S: 9	H: 1 LOB: 2 BB: 1 P: 16	R: 0 E: 0 K: 1 S: 10	H: 1 LOB: 1 BB: 0 P: 13	R: 1 E: 0 K: 0 S: 17	H: 2 LOB: 1 BB: 0 P: 23	1B: 4 2B: 2 3B: 0 HR: 0	SF: 1 SAC: 0 DP: 1 HBP: 0	WP: 0 PB: 0 SB: 2 CS: 0	PA: 36
PITCHER	IP WLS BF H R ER SO	IP WLS BF H R ER SO	IP WLS BF H R ER SO	IP WLS BF H R ER SO	IP WLS BF H R ER SO	IP WLS BF H R ER SO	IP WLS BF H R ER SO	IP WLS BF H R ER SO	IP WLS BF H R ER SO	IP WLS BF H R ER SO	IP WLS BF H R ER SO	IP WLS BF H R ER SO	IP WLS BF H R ER SO	IP WLS BF H R ER SO	IP WLS BF H R ER SO	IP WLS BF H R ER SO	ERA WHIP	ERA WHIP		
Ryan Bowen, R ERA: 1.73	(1.1)	7.0	W	27	3	0	0	0	4	0	0	0	1	1	0	0	0.00	1.000		
Bob McClure, L ERA: 9.82	(8.1)	1.0		4	1	0	0	1	0	0	0	0	0	0	10	13	0.00	1.000		
Trevor Hoffman, R ERA: 4.15	(9.1)	1.0		5	2	1	1	0	0	0	0	0	0	0	17	23	9.00	2.000		

Florida Marlins @ Colorado Rockies
Mile High Stadium, Denver, CO
Sun Apr 25 1993, 5:33 AM EDT
Att: 71,192 - Sunny - 57 F

livebaseballscores.com

AB 31
R 1
H 6
RBI 1
BB 4
SO 6
LOB 16



Batter	1	2	3	4	5	6	7	8	9	AB R H RBI BB SO LOB	TOP											
Dwight Smith, L (1, 8) OBP: 0.467, SLG: 0.769	4-2 1B SF8 BB		1-0 G6-4-3			1-1 G4-3	1-1 G1-3		1-0 HR	4 2 1 1 1 0 2	Chicago Cubs @ Colorado Rockies Mile High Stadium, Denver, CO Mon Apr 26 1993, 9:05 PM EDT Att: 48,768 - Unknown - 70 F livebaseballscores.com											
Rey Sanchez, R (1, 6) OBP: 0.303, SLG: 0.297	1-3 K		3-1 F8			2-0 G6-3	0-1 1B		2-1 P4	5 0 1 1 0 1 1												
Mark Grace, L (1, 3) OBP: 0.410, SLG: 0.551	1-2 1B			0-0 G4-3		0-0 1B	3-2 1B		3-2 1B	4 1 3 0 0 0 0												
Derrick May, L (1, 7) OBP: 0.386, SLG: 0.520	0-0 SF8			0-1 F8		0-0 1B	0-1 F7			3 1 1 1 0 0 2												
Sammy Sosa, R (1, 9) OBP: 0.288, SLG: 0.514	3-2 G1-3			0-1 G6-3		0-0 1B			0-0 G6-3	4 1 1 1 0 0 1												
Steve Buechele, R (1, 5) OBP: 0.282, SLG: 0.338		1-3 K			3-3 K	2-1 1B			2-2 F9	4 0 1 2 0 2 0												
Rick Wilkins, L (1, 2) OBP: 0.179, SLG: 0.086		2-2 P5			1-1 1B	2-H G3			2-1 F9	4 0 1 0 0 0 1												
Jose Vizcaino, S (1, 4) OBP: 0.364, SLG: 0.400		1-2 G1-3			1-3 K		2-3 K		2-1 F9	4 0 0 0 0 2 1												
Mike Harkey, R (7, 1) Willie Wilson, S (7, 1) Bob Scantian, R (7, 1) Paul Assenmacher, L (8, 1) Candy Maldonado, R (8, 1) Randy Myers, L (9, 1)			0-2 G6-4-3 1B		0-3 K		3-1 E7 1B		1-1 F9	2 0 1 0 0 1 1 1 1 0 0 0 0 0 0 0 0 0 0 0 0 0 0 0 0 0 0 0 1 0 0 0 0 0 0 0 0 0 0 0 0 0												
Inning Stats	R: 1 E: 0 K: 1 S: 14	H: 1 LOB: 1 BB: 1 P: 22	R: 0 E: 0 K: 1 S: 11	H: 0 LOB: 0 BB: 0 P: 15	R: 0 E: 0 K: 0 S: 6	H: 1 LOB: 0 BB: 0 P: 10	R: 0 E: 0 K: 0 S: 5	H: 0 LOB: 0 BB: 0 P: 5	R: 0 E: 0 K: 3 S: 12	H: 1 LOB: 1 BB: 0 P: 16		R: 3 E: 0 K: 0 S: 12	H: 4 LOB: 1 BB: 0 P: 18	R: 1 E: 1 K: 1 S: 14	H: 2 LOB: 2 BB: 0 P: 23	R: 0 E: 0 K: 0 S: 6	H: 0 LOB: 0 BB: 0 P: 10	R: 1 E: 0 K: 0 S: 7	H: 1 LOB: 0 BB: 0 P: 13	1B: 8 2B: 1 3B: 0 HR: 1	SF: 1 SAC: 0 DP: 1 HBP: 0	WP: 0 PB: 0 SB: 0 CS: 0
PITCHER	IP WLS BF H R ER SO BB IBB HBP BLK WP HR S P ERA WHIP											IP WLS BF H R ER SO BB IBB HBP BLK WP HR S P ERA WHIP										
David Nied, R (1, 1) ERA: 3.6	6.0 L 25 7 4 4 5 1 0 0 0 0 0 0 59 86 6.00 1.333																					
Jeff Parrett, R (7, 1) ERA: 4.5	2.0 9 2 1 0 1 0 0 0 0 0 0 0 20 33 0.00 1.000																					
Steve Reed, R (9, 1) ERA: 8.0	1.0 4 1 1 1 0 0 0 0 0 0 0 1 7 13 9.00 1.000																					

Batter	1	2	3	4	5	6	7	8	9	AB R H RBI BB SO LOB	BOTTOM											
Eric Young Sr., R (1, 4) OBP: 0.351, SLG: 0.364	1-1 G1-3		4-1 1B SF9 BB	2-0 1B			1-2 G4-3		2-1 G6-3	4 1 1 0 1 0 0	Chicago Cubs @ Colorado Rockies Mile High Stadium, Denver, CO Mon Apr 26 1993, 9:05 PM EDT Att: 48,768 - Unknown - 70 F livebaseballscores.com											
Alex Cole, L (1, 8) Danny Sheaffer, R (9, PH) OBP: 0.364, SLG: 0.383 OBP: 0.143, SLG: 0.143	0-0 1B		2-0 1B		1-3 K		1-0 F9		3-1 G5-3	4 1 2 0 0 1 0 1 0 0 0 0 0 0												
Charlie Hayes, R (1, 5) OBP: 0.364, SLG: 0.585	0-1 1B		0-1 SF9		2-2 L4 1B		1-2 2B		2-1 G4-3	4 0 3 1 0 0 0												
Andres Galarraga, R (1, 3) OBP: 0.405, SLG: 0.583	1-0 1B		3-H L3 1B		1-1 1B		0-2 G6-3			4 0 3 1 0 0 1												
Jerald Clark, R (1, 7) OBP: 0.250, SLG: 0.440	0-1 G6-4-3		0-2 L3		0-1 L4			2-1 2B 1B		4 0 1 0 0 0 6												
Joe Girardi, R (1, 2) OBP: 0.317, SLG: 0.393		0-0 P3		0-2 G3		1-2 FC1-4 1B		0-1 P6		4 0 1 0 0 0 1												
Dante Bichette, R (1, 9) OBP: 0.311, SLG: 0.500		2-0 G6-3		3-2 G3-1		0-0 FC1-4 1B		1-2 2B		4 0 1 0 0 0 1												
Vinny Castilla, R (1, 6) Daryl Boston, L (8, PH) Dale Murphy, R (8, PH) Steve Reed, R (9, 1) OBP: 0.333, SLG: 0.563 OBP: 0.341, SLG: 0.250 OBP: 0.294, SLG: 0.214		0-0 3B		1-0 3B		3-2 1B		2-3 K		3 1 3 0 0 0 0 0 0 0 0 0 0 0 1 0 0 0 0 1 2 0 0 0 0 0 0 0												
David Nied, R (1, 1) Jim Tatum, R (8, PH) Jeff Parrett, R (7, 1) Freddie Benavides, R (8, PH) Randy Myers, L (9, 6) OBP: 0.273, SLG: 0.111 ERA: 1.77 OBP: 0.500, SLG: 0.500 ERA: 0.26		1-0 G1-3		0-0 1B		1-3 K		3-2 G6-3		2 0 1 1 0 0 1 1 0 0 0 0 1 1 0 0 0 0 0 0 0 1 0 0 0 0 0 2												
Inning Stats	R: 1 E: 0 K: 0 S: 8	H: 3 LOB: 1 BB: 0 P: 10	R: 0 E: 0 K: 0 S: 4	H: 1 LOB: 1 BB: 0 P: 7	R: 1 E: 0 K: 0 S: 11	H: 2 LOB: 1 BB: 1 P: 15	R: 0 E: 0 K: 0 S: 9	H: 3 LOB: 2 BB: 0 P: 15	R: 0 E: 0 K: 1 S: 12	H: 2 LOB: 1 BB: 0 P: 16		R: 0 E: 0 K: 1 S: 11	H: 2 LOB: 1 BB: 0 P: 15	R: 0 E: 0 K: 0 S: 11	H: 1 LOB: 1 BB: 0 P: 14	R: 0 E: 0 K: 1 S: 13	H: 2 LOB: 2 BB: 0 P: 21	R: 0 E: 0 K: 0 S: 6	H: 0 LOB: 0 BB: 0 P: 13	1B: 12 2B: 4 3B: 2 HR: 0	SF: 1 SAC: 0 DP: 3 HBP: 0	WP: 0 PB: 0 SB: 0 CS: 0
PITCHER	IP WLS BF H R ER SO BB IBB HBP BLK WP HR S P ERA WHIP											IP WLS BF H R ER SO BB IBB HBP BLK WP HR S P ERA WHIP										
Mike Harkey, R (1, 1) ERA: 1.77	6.0 W 27 13 3 0 0 2 1 0 0 0 0 0 55 78 4.50 2.333																					
Bob Scantian, R (7, 1) ERA: 4.82	1.1 7 3 0 0 0 0 0 0 0 0 0 0 18 24 0.00 2.250																					
Paul Assenmacher, L (8, 1) ERA: 0.26	0.2 2 0 0 0 1 0 0 0 0 0 0 0 6 11 0.00 0.000																					
Randy Myers, L (9, 1) ERA:	1.0 S 3 0 0 0 0 0 0 0 0 0 0 0 6 13 0.00 0.000																					

Batter	1	2	3	4	5	6	7	8	9	AB	R	H	RBI	BB	SO	LOB	TOP					
Willie Wilson, S OBP: 0.295, SLG: 0.345	1-2 G4-3 1B		2-2 G6-3	3-2 F9			0-0 G3			4	0	1	0	0	0	2						
Rey Sanchez, R OBP: 0.300, SLG: 0.295	0-0 G4-3		0-1 1B		0-1 G6-3			0-1 G6-3		4	0	1	0	0	0	1						
Mark Grace, L OBP: 0.399, SLG: 0.521 Chuck McElroy, L (8, 1)	0-2 L9		0-0 F8		0-0 F7			1-1 F8		4	0	0	0	0	0	1						
Candy Maldonado, R OBP: 0.282, SLG: 0.417		1-1 HR	3-2 1B		2-3 K			1-0 1B		4	1	3	1	0	1	0						
Sammy Sosa, R OBP: 0.273, SLG: 0.486	1-1 L8		1-3 K		1-2 G5-3			1-3 K		4	0	0	0	0	2	3						
Steve Buechele, R OBP: 0.293, SLG: 0.382	2-1 HR		0-0 L7		1-3 K			4-1 FC6-4 BB		3	1	1	1	1	1	0						
Jose Vizcaino, S OBP: 0.357, SLG: 0.391	2-1 G6-3		1-2 2B 1B		3-3 K			0-0 L8		4	0	1	0	0	1	1						
Steve Lake, R OBP: 0.300, SLG: 0.474	2-2 1B		2-2 1B		1-3 2B			0-0 F7		4	0	2	0	0	0	1						
Mike Morgan, R Jose Bautista, R Tommy Shields, L OBP: 0.231, SLG: 0.231 Dan Plesac, L Eric Yelding, R OBP: 0.286, SLG: 0.286	0-0 L8		2-1 F9		0-0 F8			0-0 FC6-4		2	0	0	0	0	0	3						
Inning Stats	R: 0 E: 0 K: 0 S: 8	H: 1 LOB: 0 BB: 0 P: 9	R: 2 E: 0 K: 0 S: 12	H: 3 LOB: 1 BB: 0 P: 20	R: 0 E: 0 K: 1 S: 12	H: 2 LOB: 2 BB: 0 P: 18	R: 0 E: 0 K: 0 S: 13	H: 2 LOB: 0 BB: 0 P: 21	R: 0 E: 0 K: 1 S: 6	H: 0 LOB: 0 BB: 0 P: 8	R: 0 E: 0 K: 2 S: 9	H: 0 LOB: 0 BB: 0 P: 14	R: 0 E: 0 K: 0 S: 3	H: 0 LOB: 0 BB: 0 P: 3	R: 0 E: 0 K: 1 S: 8	H: 1 LOB: 1 BB: 1 P: 11	R: 0 E: 0 K: 0 S: 4	H: 0 LOB: 0 BB: 0 P: 8	1B: 6 2B: 1 3B: 0 HR: 2	SF: 0 SAC: 0 DP: 1 HBP: 0	WP: 0 PB: 0 SB: 0 CS: 0	PA: 36
PITCHER Butch Henry, L ERA: 3.86	IP: 9.0 WLS: W BF: 36 H: 9 R: 2 ER: 2 SO: 5 BB: 1 IBB: 0 HBP: 0 BLK: 0 WP: 0 HR: 2 S: 75 P: 112 ERA: 2.00 WHIP: 1.111															PITCHER	IP: 0 WLS: 0 BF: 0 H: 0 R: 0 ER: 0 SO: 0 BB: 0 IBB: 0 HBP: 0 BLK: 0 WP: 0 HR: 0 S: 0 P: 0 ERA: 0 WHIP: 0					

Chicago Cubs @ Colorado Rockies
Mile High Stadium, Denver, CO
Tue Apr 27 1993, 9:05 PM EDT
Att: 48,328 - Unknown - 59 F

AB	35
R	2
H	9
RBI	2
BB	1
SO	5
LOB	13



Batter	1	2	3	4	5	6	7	8	9	AB	R	H	RBI	BB	SO	LOB	BOTTOM			
Eric Young Sr., R OBP: 0.341, SLG: 0.352	2-2 G6-3		0-0 E6		2-2 FC6-2		2-1 G6-3			5	1	1	0	0	0	2				
Daryl Boston, L OBP: 0.370, SLG: 0.300	1-0 BB 1B		4-1 FC6-4 BB		1-3 WP FC4 2B		0-0 G3		2-3 K	4	2	2	2	1	1	2				
Charlie Hayes, R OBP: 0.372, SLG: 0.551	0-1 E6 1B		0-0 FC6-4		2-2 FC4 HR		0-0 F8		4-0 G5-4-3 BB	4	2	0	1	1	0	2				
Andres Galarraga, R OBP: 0.405, SLG: 0.605	4-2 1B 2B BB		0-0 F8		0-0 HR		0-0 G4-3		1-0 G5-4-3	4	2	1	2	1	0	1				
Dante Bichette, R OBP: 0.338, SLG: 0.517	2-2 2B 1B		0-1 L7-4-3 1B		1-3 K		0-1 1B			4	1	3	2	0	1	0				
Joe Girardi, R OBP: 0.313, SLG: 0.400	0-1 1B		1-0 L7-4-3		1-3 K		0-3 K			4	0	1	2	0	2	2				
Jerald Clark, R OBP: 0.250, SLG: 0.444	0-2 G6-3		0-1 G4-3 1B		0-0 E6 SH2-4 FC6-2		3-2 G6-3			4	1	1	0	0	0	1				
Vinny Castilla, R OBP: 0.364, SLG: 0.684	3-2 G5-3		0-0 G4-3		4-1 FC6-2 SH2-4 BB		2-2 HR			3	1	1	1	1	0	2				
Butch Henry, L OBP: 0.125, SLG: 0.125		0-1 F7		1-0 1B 2B 1B		1-0 SH2-4		1-3 K		3	1	1	1	0	1	0				
Inning Stats	R: 4 E: 1 K: 0 S: 19	H: 3 LOB: 1 BB: 1 P: 31	R: 0 E: 0 K: 0 S: 5	H: 0 LOB: 1 BB: 1 P: 9	R: 0 E: 0 K: 0 S: 4	H: 1 LOB: 0 BB: 0 P: 5	R: 6 E: 1 K: 2 S: 20	H: 5 LOB: 0 BB: 0 P: 27	R: 0 E: 1 K: 0 S: 6	H: 0 LOB: 2 BB: 1 P: 12	R: 0 E: 0 K: 1 S: 7	H: 1 LOB: 0 BB: 0 P: 7	R: 1 E: 0 K: 1 S: 11	H: 1 LOB: 0 BB: 0 P: 19	R: 0 E: 0 K: 1 S: 4	H: 0 LOB: 0 BB: 1 P: 11	1B: 6 2B: 4 3B: 0 HR: 2	SF: 0 SAC: 1 DP: 2 HBP: 0	WP: 1 PB: 0 SB: 0 CS: 0	PA: 40
PITCHER Mike Morgan, R ERA: 4.65 Jose Bautista, R ERA: 7.54 Dan Plesac, L ERA: 7.56 Chuck McElroy, L ERA: 2.45	IP: 3.1 WLS: L BF: 21 H: 8 R: 9 ER: 8 SO: 8 BB: 2 IBB: 0 HBP: 0 BLK: 0 WP: 0 HR: 0 S: 41 P: 63 ERA: 21.60 WHIP: 3.000															PITCHER	IP: 0 WLS: 0 BF: 0 H: 0 R: 0 ER: 0 SO: 0 BB: 0 IBB: 0 HBP: 0 BLK: 0 WP: 0 HR: 0 S: 0 P: 0 ERA: 0 WHIP: 0			

Chicago Cubs @ Colorado Rockies
Mile High Stadium, Denver, CO
Tue Apr 27 1993, 9:05 PM EDT
Att: 48,328 - Unknown - 59 F

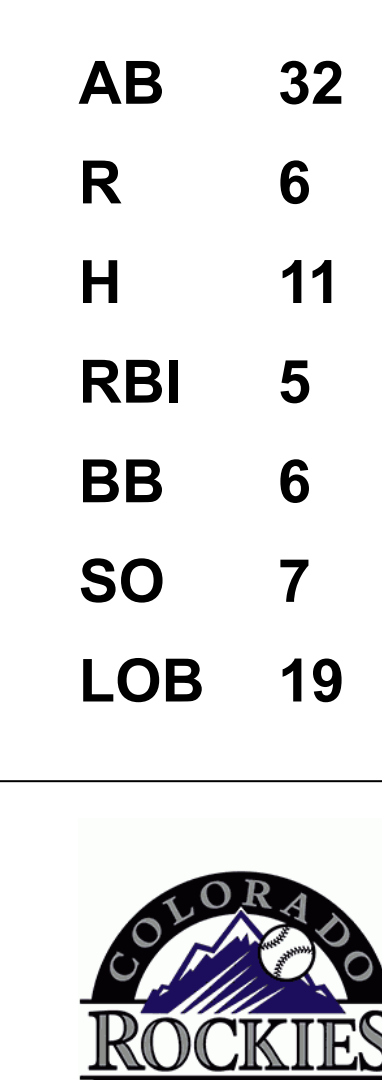
AB	35
R	11
H	11
RBI	11
BB	4
SO	5
LOB	12



Batter	1	2	3	4	5	6	7	8	9	AB	R	H	RBI	BB	SO	LOB	TOP										
Bernard Gilkey, R (1.7) OBP: 0.424, SLG: 0.464 Omar Olivares, R (8, PH) OBP: 0.200, SLG: 0.200 Rod Brewer, L (8.7) OBP: 0.300, SLG: 0.278	G6-3		K	K		BB BB		F8 1B	FC6-4 1B	4	0	1	0	1	2	2	St. Louis Cardinals @ Colorado Rockies Mile High Stadium, Denver, CO Wed Apr 28, 1993, 9:05 PM EDT Att: 49,765 - Unknown - 60 F livebaseballscorecards.com										
Ozzie Smith, S (1.6) OBP: 0.318, SLG: 0.342	G3-4-1 1B BB		G4-3		HR 1B	SF7		S 1B	FC6-4 1-2f	4	2	2	1	1	0	2											
Gregg Jefferies, S (1.3) OBP: 0.299, SLG: 0.408	G3-4-1		E6		F8			F8		4	0	0	0	1	0	4											
Todd Zeile, R (1.5) OBP: 0.356, SLG: 0.338 Mike Perez, R (6.1)	1B BB		P3		F8			F9		3	0	0	0	1	0	5											
Gerald Perry, L (8, PH) OBP: 0.375, SLG: 0.667 Rob Murphy, L (8.1) Tracy Woodson, R (9.5) OBP: 0.143, SLG: 0.167	1B BB				F8					0	0	0	0	0	0	0											
Mark Whiten, S (1.9) OBP: 0.352, SLG: 0.500	FC6-4 1B				F7					5	1	2	3	0	2	0											
Ray Lankford, L (1.8) OBP: 0.320, SLG: 0.308	FC6-4				F8					4	2	1	0	1	1	2											
Geronomo Pena, S (1.4) OBP: 0.372, SLG: 0.364			K							2	0	0	0	3	2	1											
Tom Pagnozzi, R (1.2) OBP: 0.222, SLG: 0.214	G6-3									2	2	0	0	3	0	1											
Donovan Osborne, S (1.1) OBP: 0.300, SLG: 0.222 Les Lancaster, R (5.1) Luis Altea, S (6, PH) OBP: 0.400, SLG: 0.318 Lee Smith, R (9.1)	G6-3									2	0	1	1	0	0	0											
Inning Stats	R: 1 E: 0 K: 0 S: 12	H: 1 LOB: 2 BB: 2 P: 20	R: 0 E: 0 K: 1 S: 6	H: 0 LOB: 0 BB: 0 P: 9	R: 0 E: 1 K: 1 S: 8	H: 0 LOB: 1 BB: 0 P: 12	R: 1 E: 0 K: 2 S: 10	H: 2 LOB: 2 BB: 1 P: 20	R: 2 E: 0 K: 0 S: 15	H: 2 LOB: 0 BB: 0 P: 24	R: 1 E: 0 K: 0 S: 9	H: 0 LOB: 3 BB: 4 P: 27	R: 0 E: 0 K: 2 S: 7	H: 0 LOB: 1 BB: 1 P: 12	R: 0 E: 0 K: 1 S: 9	H: 2 LOB: 2 BB: 0 P: 16		R: 2 E: 0 K: 1 S: 19	H: 1 LOB: 2 BB: 3 P: 35	1B: 7 2B: 0 3B: 0 HR: 1	SF: 1 SAC: 0 DP: 0 HBP: 0	WP: 0 PA: 47 PB: 0 CS: 4					
PITCHER	IP	WLS	BF	H	R	ER	SO	BB	IBB	HBP	BLK	WP	HR	S	P	ERA		WHIP									
Bruce Ruffin, L (1.1) ERA: 6.16	5.0		24	5	4	4	4	2	1	0	0	0	1	51	85	7.20	1.400										
Willie Blair, R (6.1) ERA: 4.09	0.0		2	0	1	1	0	2	0	0	0	0	0	2	10	∞	∞										
Jeff Parrett, R (6.1) ERA: 3.71	3.0		14	2	0	0	3	3	0	0	0	0	0	23	45	0.00	1.667										
Darren Holmes, R (9.1) ERA: 18.56	1.0	L	7	1	2	2	1	3	0	0	0	0	0	19	35	18.00	4.000										

Batter	1	2	3	4	5	6	7	8	9	AB	R	H	RBI	BB	SO	LOB	BOTTOM											
Eric Young Sr., R (1.4) OBP: 0.368, SLG: 0.384	CS BB		P4		E 1B BB		SF9 3B			2	2	1	0	3	0	0	St. Louis Cardinals @ Colorado Rockies Mile High Stadium, Denver, CO Wed Apr 28, 1993, 9:05 PM EDT Att: 49,765 - Unknown - 60 F livebaseballscorecards.com											
Joe Girardi, R (1.2) OBP: 0.306, SLG: 0.386	K				K		K			5	0	1	0	0	4	6												
Charlie Hayes, R (1.5) OBP: 0.361, SLG: 0.534	F8				E5 1B 1B		SF9			4	1	1	1	0	2	3												
Andres Galarraga, R (1.3) OBP: 0.410, SLG: 0.660					G6-3 1B		F9			4	1	2	2	0	0	0												
Dante Bichette, R (1.8) OBP: 0.362, SLG: 0.541					G6-4-3 1B BB		G4-3			3	1	2	1	1	0	0												
Dale Murphy, R (1.9) OBP: 0.300, SLG: 0.235 Willie Blair, R (6.1) Jeff Parrett, R (6.1) Freddie Benavides, R (8, PH) OBP: 0.196, SLG: 0.186 Darren Holmes, R (9.1)					G5-3 2B		G4-3			3	0	1	1	0	0	3												
Jerald Clark, R (1.7) OBP: 0.267, SLG: 0.429	G6-4-3						G1-6-3 1B			2	0	0	0	2	0	3												
Vinny Castilla, R (1.6) OBP: 0.320, SLG: 0.591 Alex Cole, L (9, PH) OBP: 0.358, SLG: 0.377	L9				F9		K			3	0	0	0	0	1	3												
Bruce Ruffin, S (1.1) Jim Tatum, R (5, PH) OBP: 0.250, SLG: 0.333 Gerald Young, S (6, PH) OBP: 0.364, SLG: 0.125					F8		E 1B 1B			1	0	1	0	0	0	0												
Inning Stats	R: 0 E: 0 K: 1 S: 9	H: 0 LOB: 1 BB: 1 P: 15	R: 1 E: 0 K: 0 S: 12	H: 2 LOB: 1 BB: 1 P: 20	R: 0 E: 0 K: 1 S: 10	H: 1 LOB: 1 BB: 0 P: 15	R: 1 E: 0 K: 0 S: 17	H: 1 LOB: 1 BB: 1 P: 27	R: 3 E: 0 K: 1 S: 14	H: 4 LOB: 0 BB: 1 P: 24	R: 0 E: 0 K: 1 S: 8	H: 0 LOB: 0 BB: 1 P: 12	R: 1 E: 0 K: 1 S: 10	H: 1 LOB: 0 BB: 0 P: 15	R: 0 E: 0 K: 0 S: 5	H: 1 LOB: 0 BB: 0 P: 9		R: 0 E: 0 K: 2 S: 11	H: 1 LOB: 2 BB: 1 P: 19	1B: 9 2B: 1 3B: 1 HR: 0	SF: 1 SAC: 0 DP: 4 HBP: 0	WP: 2 PA: 39 PB: 1 SB: 0 CS: 1						
PITCHER	IP	WLS	BF	H	R	ER	SO	BB	IBB	HBP	BLK	WP	HR	S	P	ERA		WHIP										
Donovan Osborne, L (1.1) ERA: 3.38	1.0		5	3	1	0	1	0	0	0	0	0	0	11	16	0.00		3.000										
Les Lancaster, R (5.1) ERA: 5.02	2.0		7	1	1	1	2	1	0	0	0	0	0	18	27	4.50	1.000											
Rob Murphy, L (8.1) ERA: 1.0	1.0	W	3	1	0	0	0	0	0	0	0	0	0	5	9	0.00	1.000											
Lee Smith, R (9.1) ERA: 1.0	1.0	S	5	1	0	0	2	1	0	0	0	0	0	11	19	0.00	2.000											

AB 35
R 7
H 8
RBI 7
BB 11
SO 8
LOB 23



Batter	1	2	3	4	5	6	7	8	9	AB	R	H	RBI	BB	SO	LOB	TOP					
Geronimo Pena, S (1.4) OBP: 0.361, SLG: 0.357	1-1 F8	0-0 S 1B		1-1 G4-6-3		2-2 P6		1 SAFE 2-1 SF8		4	0	1	2	0	0	1	St. Louis Cardinals @ Colorado Rockies Mile High Stadium, Denver, CO Thu Apr 29 1993, 5:33 AM EDT Att: 57,472 - Cloudy - 67 F					
Rod Brewer, L (1.7) OBP: 0.280, SLG: 0.261	2-2 G4-3	0-3 K 1B		2-2 1B		0-1 G4-3		1 SAFE 1-0 FC5-4		5	0	1	0	0	1	3						
Gregg Jefferies, S (1.3) OBP: 0.293, SLG: 0.395	0-1 1B	1-1 G6-3		0-3 K		0-0 F9			1-0 G4-3	5	0	1	0	0	1	3						
Ray Lankford, L (1.8) OBP: 0.338, SLG: 0.319	0-0 1B	1-1 G5-3			2-1 1B G5-4-3 1B		1-0 F8		4-2 S BB	4	1	2	0	1	0	2						
Mark Whiten, S (1.9) OBP: 0.344, SLG: 0.482	1-3 K		2-0 G4-1		1-1 G5-4-3 WP 1B		0-0 G4-3		1 SAFE 3-3 K 1B	5	0	1	0	0	2	3						
Todd Zeile, R (1.5) OBP: 0.380, SLG: 0.363		0-0 1B 1B	3-1 G6-3		4-0 G5-4-3 BB		1-1 P3		4-0 IBB	3	1	2	0	2	0	0						
Tom Pagnozzi, R (1.2) OBP: 0.235, SLG: 0.230		1-2 1B 1B	1-2 G6-3		1-1 G5-4-3		2-2 1B SH1-4 SF8 1B		3-2 L5	5	2	2	0	0	0	5						
José Oquendo, S (1.6) OBP: 0.500, SLG: 0.333		0-0 1B 1B	2-1 G4-3		4-1 IBB		1 SAFE 1-1 SH1-4			2	1	1	0	1	0	1						
Bob Tewksbury, R (1.1) OBP: 0.429, SLG: 0.333		3-2 1B 1B		1-0 G4-6-3 1B	2-3 K		0-1 FC5-4 1B			3	0	2	2	0	1	2						
Rob Murphy, L (7.1) OBP: 0.444, SLG: 0.714		1-2 1B 1B								0	0	0	0	0	0	0						
Gerald Perry, L (8. PH) OBP: 0.444, SLG: 0.714		1-3 1B 1B								1	0	1	0	0	0	0						
Mike Perez, R (8.1) OBP: 0.444, SLG: 0.714										0	0	0	0	0	0	0						
Lee Smith, R (9.1) OBP: 0.444, SLG: 0.714										0	0	0	0	0	0	0						
Inning Stats	R: 0 E: 0 K: 1 S: 12	H: 2 LOB: 2 BB: 0 P: 16	R: 3 E: 0 K: 1 S: 19	H: 5 LOB: 2 BB: 0 P: 25	R: 0 E: 0 K: 1 S: 8	H: 1 LOB: 1 BB: 0 P: 16	R: 0 E: 0 K: 1 S: 9	H: 2 LOB: 1 BB: 0 P: 13	R: 1 E: 0 K: 1 S: 13	H: 2 LOB: 2 BB: 2 P: 26	R: 0 E: 0 K: 0 S: 6	H: 0 LOB: 0 BB: 0 P: 8	R: 0 E: 0 K: 0 S: 4	H: 0 LOB: 0 BB: 0 P: 6	R: 1 E: 0 K: 0 S: 10	H: 2 LOB: 1 BB: 0 P: 16	R: 0 E: 0 K: 1 S: 9	H: 0 LOB: 2 BB: 2 P: 24	1B: 13 2B: 1 3B: 0 HR: 0	SF: 1 SAC: 1 DP: 2 HBP: 0	WP: 1 PB: 0 SB: 2 CS: 0	PA: 43
PITCHER	IP WLS BF H R ER SO BB IBB HBP BLK WP HR S P ERA WHIP																					
Andy Ashby, R (1.1) ERA: 3.15	5.0 L 27 12 4 4 4 1 1 0 0 0 1 0 61 96 7.20 2.600																					
Scott Fredrickson, R (6.1) ERA: 3.15	2.0 6 0 0 0 0 0 0 0 0 0 0 0 10 14 0.00 0.000																					
Steve Reed, R (8.1) ERA: 6.86	0.1 3 2 1 1 0 0 0 0 0 0 0 0 7 10 27.00 6.000																					
Gary Wayne, L (8.1) ERA: 3.86	1.1 5 0 0 0 1 1 0 0 0 0 0 0 9 20 0.00 0.750																					
Willie Blair, R (9.1) ERA: 3.97	0.1 2 0 0 0 0 0 0 1 0 0 0 0 3 10 0.00 0.000																					

AB	37
R	5
H	14
RBI	4
BB	4
SO	5
LOB	20



Batter	1	2	3	4	5	6	7	8	9	AB	R	H	RBI	BB	SO	LOB	BOTTOM					
Eric Young Sr., R (1.4) OBP: 0.363, SLG: 0.377	1-3 K		1-2 FC3-6 1B		0-0 G4-3		1-0 E6			4	0	1	0	0	1	1	St. Louis Cardinals @ Colorado Rockies Mile High Stadium, Denver, CO Thu Apr 29 1993, 5:33 AM EDT Att: 57,472 - Cloudy - 67 F					
Alex Cole, L (1.8) OBP: 0.338, SLG: 0.354	3-1 G4-3		0-2 FC3-6 G3 S		0-2 L6		0-1 F7			4	0	0	0	0	3							
Daryl Boston, L (1.7) OBP: 0.367, SLG: 0.302	0-0 FC6-4 1B		1-0 G3		1-0 G6-3		0-3 K			3	0	1	0	0	0	1						
Dale Murphy, R (7. PH) OBP: 0.286, SLG: 0.222			1-3 1B							1	0	0	0	0	1	2						
Andres Galarraga, R (1.3) OBP: 0.414, SLG: 0.607	0-0 FC6-4		0-3 K		1-0 FC3-6 1B		1-2 L3-6 2B			4	0	2	0	0	1	2						
Dante Bichette, R (1.9) OBP: 0.356, SLG: 0.523		1-0 P3		0-0 L8		2-0 FC3-6 1B		0-2 L3-6		4	0	1	0	0	0	1						
Charlie Hayes, R (1.5) OBP: 0.356, SLG: 0.558		2-1 G6-3		1-2 HR		1-2 FC3-6		0-3 K		4	1	1	1	0	1	2						
Danny Sheaffer, R (1.2) OBP: 0.182, SLG: 0.273		0-1 1B 2B		1-1 G5-3		2-1 G5-3			1-3 K	4	1	1	0	0	1	2						
Freddie Benavides, R (1.6) OBP: 0.220, SLG: 0.213		1-0 2H 1B		1-0 G5-3		2-1 E 1B			1-0 F9	4	0	2	1	0	0	0						
Andy Ashby, R (1.1) ERA: 3.15	6.2 W 29 8 2 2 2 1 1 0 0 0 0 0 59 82 2.70 1.200																					
Rob Murphy, L (7.1) ERA: 0.96	0.1 1 0 0 0 1 0 0 0 0 0 0 0 3 3 0.00 0.000																					
Mike Perez, R (8.1) ERA: 3.77	1.0 3 1 0 0 1 0 0 0 0 0 0 0 9 10 0.00 1.000																					
Lee Smith, R (9.1) ERA: 0.9	1.0 S 3 0 0 0 1 0 0 0 0 0 0 0 8 11 0.00 0.000																					
Inning Stats	R: 0 E: 0 K: 1 S: 7	H: 1 LOB: 1 BB: 0 P: 11	R: 1 E: 0 K: 0 S: 10	H: 2 LOB: 1 BB: 0 P: 14	R: 0 E: 0 K: 1 S: 12	H: 1 LOB: 1 BB: 0 P: 14	R: 1 E: 0 K: 0 S: 8	H: 1 LOB: 0 BB: 0 P: 11	R: 0 E: 0 K: 0 S: 7	H: 0 LOB: 0 BB: 0 P: 7	R: 0 E: 0 K: 0 S: 8	H: 2 LOB: 2 BB: 0 P: 15	R: 0 E: 1 K: 1 S: 10	H: 1 LOB: 2 BB: 0 P: 13	R: 0 E: 0 K: 1 S: 9	H: 1 LOB: 0 BB: 0 P: 10	R: 0 E: 0 K: 1 S: 8	H: 0 LOB: 0 BB: 0 P: 11	1B: 6 2B: 3 3B: 0 HR: 1	SF: 0 SAC: 0 DP: 1 HBP: 0	WP: 0 PB: 0 SB: 1 CS: 0	PA: 36
PITCHER	IP WLS BF H R ER SO BB IBB HBP BLK WP HR S P ERA WHIP																					



Batter	1	2	3	4	5	6	7	8	9	AB	R	H	RBI	BB	SO	LOB	TOP						
Eric Young Sr., R OBP: 0.365, SLG: 0.370	3-3 K	4-2 1B BB		1-0 G3 BB 1B		2-1 G1-3		0-0 G5-3		4	0	1	0	1	1	0	Colorado Rockies @ Florida Marlins Joe Robbie Stadium, Miami, FL Fri Apr 30 1993, 7:05 PM EDT Att: 42,535 - Unknown						
Alex Cole, L OBP: 0.382, SLG: 0.382	4-2 S HR 1B BB	0-0 1B		4-1 G3 BB		0-0 1B SF8 1B		0-0 1B		3	3	3	0	2	0	0							
Daryl Boston, L OBP: 0.370, SLG: 0.313	2-1 HR 1B	0-0 P7		1-1 G3		0-1 1B		1-3 K		5	1	2	0	0	1	5							
Gerald Young, S OBP: 0.333, SLG: 0.111	1-2 HR 1B			1-2 2-3		1-3 1B		1-2 K		0	0	0	0	0	0	0							
Andres Galarraga, R OBP: 0.435, SLG: 0.647	2-2 HR 1B	4-0 IBB		4-0 IBB		0-1 SF8		4-0 1B IBB		1	1	1	4	3	0	0							
Dante Bichette, R OBP: 0.359, SLG: 0.514	0-0 S 1B	0-0 G1-3		2-3 K		3-H F7		0-0 E8 1B		5	1	2	1	0	1	7							
Charlie Hayes, R OBP: 0.355, SLG: 0.561	0-3 K		1-0 G4-3		3-1 G1-3 2B		2-1 1B		0-1 F9		5	0	2	0	0	1		3					
Joe Girardi, R OBP: 0.299, SLG: 0.373	2-2 FC6-4 1B		2-0 G6-3		1-3 K		0-0 F8		1-0 G5-3		5	0	1	1	0	1		2					
Freddie Benavides, R OBP: 0.200, SLG: 0.192	0-1 FC6-4		3-1 F8		1-0 G1-3		0-0 L7		0-3 K		5	0	0	0	0	1		3					
Armando Reynoso, R OBP: 0.359, SLG: 0.514		0-1 G4-3		0-3 K		1-0 G5-3		0-0 G6-3		1-2 G5-3		5	0	0	0	0		1	2				
Inning Stats	R: 4 H: 4 E: 0 K: 2 S: 22	H: 4 R: 1 ER: 1 LOB: 1 BB: 1 P: 35	R: 0 H: 1 E: 0 K: 0 S: 8	H: 1 R: 0 ER: 0 LOB: 3 BB: 2 P: 16	R: 0 H: 0 E: 0 K: 0 S: 4	H: 0 R: 0 ER: 0 LOB: 0 BB: 0 P: 10	R: 0 H: 1 E: 0 K: 1 S: 11	H: 1 R: 0 ER: 0 LOB: 1 BB: 0 P: 13	R: 1 H: 2 E: 0 K: 0 S: 9	H: 2 R: 0 ER: 0 LOB: 1 BB: 0 P: 12	R: 0 H: 1 E: 0 K: 0 S: 5	H: 1 R: 0 ER: 0 LOB: 1 BB: 0 P: 7	R: 1 H: 2 E: 1 K: 1 S: 8	H: 2 R: 0 ER: 0 LOB: 2 BB: 1 P: 13	R: 0 H: 0 E: 0 K: 1 S: 7	H: 0 R: 0 ER: 0 LOB: 0 BB: 0 P: 9	1B: 10 2B: 1 3B: 0 HR: 1	SF: 1 SAC: 0 DP: 0 HBP: 0	WP: 0 PB: 0 SB: 3 CS: 0	PA: 45			
PITCHER	IP WLS BF H R ER SO BB IBB HBP BLK WP HR S P ERA WHIP	IP WLS BF H R ER SO BB IBB HBP BLK WP HR S P ERA WHIP	IP WLS BF H R ER SO BB IBB HBP BLK WP HR S P ERA WHIP	IP WLS BF H R ER SO BB IBB HBP BLK WP HR S P ERA WHIP	IP WLS BF H R ER SO BB IBB HBP BLK WP HR S P ERA WHIP	IP WLS BF H R ER SO BB IBB HBP BLK WP HR S P ERA WHIP	IP WLS BF H R ER SO BB IBB HBP BLK WP HR S P ERA WHIP	IP WLS BF H R ER SO BB IBB HBP BLK WP HR S P ERA WHIP	IP WLS BF H R ER SO BB IBB HBP BLK WP HR S P ERA WHIP	IP WLS BF H R ER SO BB IBB HBP BLK WP HR S P ERA WHIP	IP WLS BF H R ER SO BB IBB HBP BLK WP HR S P ERA WHIP	IP WLS BF H R ER SO BB IBB HBP BLK WP HR S P ERA WHIP	IP WLS BF H R ER SO BB IBB HBP BLK WP HR S P ERA WHIP	IP WLS BF H R ER SO BB IBB HBP BLK WP HR S P ERA WHIP	IP WLS BF H R ER SO BB IBB HBP BLK WP HR S P ERA WHIP	IP WLS BF H R ER SO BB IBB HBP BLK WP HR S P ERA WHIP	IP WLS BF H R ER SO BB IBB HBP BLK WP HR S P ERA WHIP	IP WLS BF H R ER SO BB IBB HBP BLK WP HR S P ERA WHIP	IP WLS BF H R ER SO BB IBB HBP BLK WP HR S P ERA WHIP	IP WLS BF H R ER SO BB IBB HBP BLK WP HR S P ERA WHIP	IP WLS BF H R ER SO BB IBB HBP BLK WP HR S P ERA WHIP	IP WLS BF H R ER SO BB IBB HBP BLK WP HR S P ERA WHIP	
Ryan Bowen, R ERA: 2.61	(1, 1)	5.0	L	27	7	4	4	5	3	2	0	0	0	0	0	0	0	0	1	52	96	7.20	2.000
Jim Corsi, R ERA: 6.0	(6, 1)	3.0		15	5	2	2	1	0	1	0	0	0	0	0	0	0	0	0	22	32	6.00	1.667
Cris Carpenter, R ERA: 3.86	(9, 1)	1.0		3	0	0	0	1	0	0	0	0	0	0	0	0	0	0	7	9	0.00	0.000	

AB	38
R	6
H	12
RBI	6
BB	6
SO	7
LOB	22



Batter	1	2	3	4	5	6	7	8	9	AB	R	H	RBI	BB	SO	LOB	BOTTOM					
Chuck Carr, S OBP: 0.273, SLG: 0.290	2-1 F8		3-2 G4-3		0-0 P6			0-0 B2-3		4	0	0	0	0	0	1	Colorado Rockies @ Florida Marlins Joe Robbie Stadium, Miami, FL Fri Apr 30 1993, 7:05 PM EDT Att: 42,535 - Unknown					
Junior Felix, S OBP: 0.264, SLG: 0.414	2-2 L9		1-2 K			2-3 K		0-0 1B		4	0	1	0	0	2	0						
Dave Magadan, L OBP: 0.357, SLG: 0.413	1-2 HBP		0-0 G4-3			1-0 1B		1-2 F9		3	0	1	0	0	0	1						
Orestes Destrade, S OBP: 0.350, SLG: 0.364	2-0 P5			2-1 F9		0-1 L8			0-0 L7		4	0	0	0	0	2						
Benito Santiago, R OBP: 0.322, SLG: 0.418		4-2 1B E BB		0-1 F8		0-0 F8		3-1 FC4 1B		3	1	1	0	1	0	1						
Jeff Conine, R OBP: 0.386, SLG: 0.346		0-1 E G4-6-3 1B		1-2 G5-3			0-1 G5-3		3-1 F9		4	1	1	0	0	1						
Alex Arias, R OBP: 0.339, SLG: 0.400		4-1 G4-6-3 BB			1-2 G6-3 1B		1-1 P4		2-2 FC4		3	0	1	0	1	0						
Walt Weiss, S OBP: 0.378, SLG: 0.284		3-H G4-6-3			1-1 G6-3 1B		0-3 K				3	0	1	0	0	1						
Ryan Bowen, R OBP: 0.100, SLG: 0.100	(1, 1)				0-1 G6-3			1-3 K		1	0	0	0	0	0	0						
Rick Renteria, R OBP: 0.250, SLG: 0.200	(5, PH)				1-2 G6-3					1	0	0	0	0	0	2						
Jim Corsi, R OBP: 0.357, SLG: 0.413	(6, 1)				1-2 2-3					0	0	0	0	0	0	0						
Greg Briley, L OBP: 0.250, SLG: 0.182	(8, PH)									0	0	0	0	0	0	0						
Cris Carpenter, R ERA: 3.86	(9, 1)									0	0	0	0	0	0	0						
Inning Stats	R: 0 H: 0 E: 0 K: 0 S: 8	H: 0 R: 2 ER: 1 LOB: 0 BB: 2 P: 15	R: 0 H: 1 E: 1 K: 0 S: 11	H: 0 R: 0 ER: 0 LOB: 0 BB: 2 P: 21	R: 0 H: 0 E: 0 K: 1 S: 9	H: 0 R: 0 ER: 0 LOB: 0 BB: 0 P: 13	R: 0 H: 0 E: 0 K: 0 S: 8	H: 0 R: 0 ER: 0 LOB: 0 BB: 0 P: 11	R: 0 H: 1 E: 0 K: 1 S: 8	H: 1 R: 0 ER: 0 LOB: 1 BB: 0 P: 11	R: 0 H: 0 E: 0 K: 1 S: 7	H: 0 R: 0 ER: 0 LOB: 0 BB: 0 P: 8	R: 0 H: 1 E: 0 K: 1 S: 9	H: 1 R: 0 ER: 0 LOB: 1 BB: 0 P: 11	R: 0 H: 1 E: 0 K: 0 S: 8	H: 1 R: 0 ER: 0 LOB: 1 BB: 0 P: 16	1B: 6 2B: 0 3B: 0 HR: 0	SF: 0 SAC: 0 DP: 2 HBP: 1	WP: 0 PB: 0 SB: 0 CS: 0	PA: 34		
PITCHER	IP WLS BF H R ER SO BB IBB HBP BLK WP HR S P ERA WHIP	IP WLS BF H R ER SO BB IBB HBP BLK WP HR S P ERA WHIP	IP WLS BF H R ER SO BB IBB HBP BLK WP HR S P ERA WHIP	IP WLS BF H R ER SO BB IBB HBP BLK WP HR S P ERA WHIP	IP WLS BF H R ER SO BB IBB HBP BLK WP HR S P ERA WHIP	IP WLS BF H R ER SO BB IBB HBP BLK WP HR S P ERA WHIP	IP WLS BF H R ER SO BB IBB HBP BLK WP HR S P ERA WHIP	IP WLS BF H R ER SO BB IBB HBP BLK WP HR S P ERA WHIP	IP WLS BF H R ER SO BB IBB HBP BLK WP HR S P ERA WHIP	IP WLS BF H R ER SO BB IBB HBP BLK WP HR S P ERA WHIP	IP WLS BF H R ER SO BB IBB HBP BLK WP HR S P ERA WHIP	IP WLS BF H R ER SO BB IBB HBP BLK WP HR S P ERA WHIP	IP WLS BF H R ER SO BB IBB HBP BLK WP HR S P ERA WHIP	IP WLS BF H R ER SO BB IBB HBP BLK WP HR S P ERA WHIP	IP WLS BF H R ER SO BB IBB HBP BLK WP HR S P ERA WHIP	IP WLS BF H R ER SO BB IBB HBP BLK WP HR S P ERA WHIP	IP WLS BF H R ER SO BB IBB HBP BLK WP HR S P ERA WHIP	IP WLS BF H R ER SO BB IBB HBP BLK WP HR S P ERA WHIP	IP WLS BF H R ER SO BB IBB HBP BLK WP HR S P ERA WHIP	IP WLS BF H R ER SO BB IBB HBP BLK WP HR S P ERA WHIP	IP WLS BF H R ER SO BB IBB HBP BLK WP HR S P ERA WHIP	
Ammando Reynoso, R ERA: 1.0	(1, 1)	9.0	W	34	6	2	1	4	2	0	1	0	0	0	0	0	0	0	79	119	1.00	0.889



Batter	1	2	3	4	5	6	7	8	9	10	11	12	AB	R	H	RBI	BB	SO	LOB	TOP
Eric Young Sr., R OBP: 0.382, SLG: 0.389	1-0 CS HBP	2-2 F7		1-2 G5-3			4-0 1B BB	4-1 CS BB			0-0 F8 1B		3	1	1	0	2	0	1	
Alex Cole, L OBP: 0.366, SLG: 0.365	3-2 SAFE SAFE F9	2-1 G3 1B		0-1 G4-3			1-1 F8	2-3 SAFE SAFE K			1-2 SAFE SAFE K		6	0	1	0	0	2	4	
Daryl Boston, L OBP: 0.379, SLG: 0.314 Gerald Young, S (7, PR) OBP: 0.286, SLG: 0.091	4-1 2B HBP BB	1-1 G3		1-3 K			2-1 1B 1B	1-2 1B 1B		1-3 G4-3		0-0 F8		3	1	1	0	1	1	2
Andres Galarraga, R OBP: 0.439, SLG: 0.644	1-2 HBP 2B	0-0 G5-3			0-3 K		1-0 1B 1B	1-2 2-H FC5-4 1B		2-3 K		2-3 IBB		5	2	2	1	1	2	2
Dante Bichette, R OBP: 0.357, SLG: 0.493	4-0 HBP 2B BB		0-1 L9		1-1 L7		0-0 FC5-4 1B	1-2 2-3 1B		1-3 K		0-2 G5-3		5	1	1	0	1	1	2
Charlie Hayes, R OBP: 0.319, SLG: 0.570	1-2 2B HBP	1-2 2-3 3-H		4-1 1B S BB	2-3 K2-3		1-1 FC5-4 1B	1-2 2-3 3-H 1B		2-1 FC1-5 2B		1-1 G6-3		4	0	2	2	1	1	0
Joe Girardi, R OBP: 0.301, SLG: 0.383	1-3 2-4 3-H	2-2 2B		1-3 1B		0-0 G5-3	1-0 FC5-4	1-2 2-3 3-H 1B		3-1 FC1-5		1-2 P4		6	0	2	3	0	0	3
Freddie Benavides, R OBP: 0.319, SLG: 0.379 Jeff Francoeur, R OBP: 0.319, SLG: 0.379 Jerrod Clark, R OBP: 0.319, SLG: 0.379 Scott Fredrickson, R OBP: 0.319, SLG: 0.379 Dane Murphy, R OBP: 0.319, SLG: 0.379 Steve Reed, R OBP: 0.319, SLG: 0.379	2-1 G6-3	0-0 L7		0-0 L7		0-1 G5-3	1-0 F8	1-1 SAFE SAFE P6		1-1 SAFE SAFE P6		3-3 K		4	0	0	0	0	0	7
David Nied, R OBP: 0.288, SLG: 0.182 Jim Tatum, R OBP: 0.214, SLG: 0.286 Willie Blair, R OBP: 0.296, SLG: 0.542		0-2 G3 1B		0-3 K		2-3 K		0-0 F9		1-1 SAFE SAFE P6				2	0	1	0	0	1	2
Inning Stats	R: 3 E: 0 K: 0 S: 14	H: 2 LOB: 2 BB: 2 P: 32	R: 0 E: 0 K: 0 S: 13	H: 2 LOB: 2 BB: 0 P: 18	R: 0 E: 0 K: 1 S: 9	H: 1 LOB: 2 BB: 1 P: 13	R: 0 E: 0 K: 1 S: 9	H: 0 LOB: 0 BB: 0 P: 11	R: 0 E: 0 K: 2 S: 10	H: 0 LOB: 0 BB: 0 P: 13	R: 0 E: 0 K: 0 S: 6	H: 1 LOB: 0 BB: 0 P: 14	R: 0 E: 0 K: 1 S: 8	H: 1 LOB: 2 BB: 1 P: 14	R: 0 E: 0 K: 1 S: 8	H: 0 LOB: 0 BB: 0 P: 13	1B: 8 2B: 4 3B: 0 HR: 0	SF: 0 SAC: 0 DP: 1 HBP: 2	WP: 0 PB: 0 SB: 2 CS: 3	PA: 53
PITCHER	IP WLS BF H R ER SO BB IBB HBP BLK WP HR S P ERA WHIP	IP WLS BF H R ER SO BB IBB HBP BLK WP HR S P ERA WHIP	IP WLS BF H R ER SO BB IBB HBP BLK WP HR S P ERA WHIP	IP WLS BF H R ER SO BB IBB HBP BLK WP HR S P ERA WHIP	IP WLS BF H R ER SO BB IBB HBP BLK WP HR S P ERA WHIP	IP WLS BF H R ER SO BB IBB HBP BLK WP HR S P ERA WHIP	IP WLS BF H R ER SO BB IBB HBP BLK WP HR S P ERA WHIP	IP WLS BF H R ER SO BB IBB HBP BLK WP HR S P ERA WHIP	IP WLS BF H R ER SO BB IBB HBP BLK WP HR S P ERA WHIP	IP WLS BF H R ER SO BB IBB HBP BLK WP HR S P ERA WHIP	IP WLS BF H R ER SO BB IBB HBP BLK WP HR S P ERA WHIP	IP WLS BF H R ER SO BB IBB HBP BLK WP HR S P ERA WHIP	IP WLS BF H R ER SO BB IBB HBP BLK WP HR S P ERA WHIP	IP WLS BF H R ER SO BB IBB HBP BLK WP HR S P ERA WHIP	IP WLS BF H R ER SO BB IBB HBP BLK WP HR S P ERA WHIP	IP WLS BF H R ER SO BB IBB HBP BLK WP HR S P ERA WHIP	IP WLS BF H R ER SO BB IBB HBP BLK WP HR S P ERA WHIP	IP WLS BF H R ER SO BB IBB HBP BLK WP HR S P ERA WHIP	IP WLS BF H R ER SO BB IBB HBP BLK WP HR S P ERA WHIP	IP WLS BF H R ER SO BB IBB HBP BLK WP HR S P ERA WHIP
Charlie Hough, R ERA: 4.54	6.1	31	7	6	6	5	0	0	0	0	0	0	108	8.53	1.737					
Cris Carpenter, R ERA: 3.48	1.0	6	2	0	0	0	1	0	0	0	0	0	7	14	0.00					
Bob McClure, L ERA: 2.71	0.2	1	0	0	0	1	0	0	0	0	0	0	4	6	0.00					
Trevor Hoffman, R ERA: 2.63	2.0	7	1	0	0	2	0	0	0	0	0	0	19	29	0.00					
Bryan Harvey, R ERA: 3.18	2.0	W 8	1	0	0	2	0	1	0	0	0	0	16	27	0.00					

Colorado Rockies @ Florida Marlins
Joe Robbie Stadium, Miami, FL

Sat May 01 1993, 7:05 PM EDT
Att: 43,683 - Unknown - 76 F

AB 45
R 6
H 11
RBI 6
BB 6
SO 10
LOB 26



Batter	1	2	3	4	5	6	7	8	9	10	11	12	AB	R	H	RBI	BB	SO	LOB	BOTTOM						
Chuck Carr, S OBP: 0.296, SLG: 0.318	3-2 G1-3	4-1 BB		0-1 BLK HR 1B	0-0 2B				0-1 B5-3		1-0 SH5-3		4	1	2	0	1	0	0							
Junior Felix, S OBP: 0.268, SLG: 0.396	3-2 L3	3-3 K		4-0 HBP BB	3-1 G6-3				3-3 K		4-0 IBB		4	1	0	0	2	2	4							
Dave Magadan, L OBP: 0.460, SLG: 0.397	2-1 G4-3		4-0 G4-6-3 BB		4-1 HR BB			0-1 P6		4-0 BB SH2-3 BB	1-0 F7		3	1	0	0	3	0	2							
Orestes Destrade, S OBP: 0.333, SLG: 0.344		1-3 K	0-1 G4-6-3		1-3 K			1-2 P7		0-0 SH2-3	3-3 K		5	0	0	0	0	3	6							
Benito Santiago, R OBP: 0.312, SLG: 0.400	1-1 1B S 1B	1-2 G1-3		0-3 K				3-2 F7		2-1 P4		1-1 F9		6	1	1	0	0	1	4						
Jeff Conine, R OBP: 0.464, SLG: 0.398	1-1 SAFE SAFE 1B E 1B	0-0 F8		0-1 HR BB	0-1 K			1-3 K		4-0 BB IBB		1-0 G4-3 BB 1B		5	3	3	4	1	1	0						
Alex Arias, R OBP: 0.340, SLG: 0.288 Trevor Hoffman, R ERA: 3.65 Greg Blaney, R OBP: 0.319, SLG: 0.379 Steve Decker, R OBP: 0.319, SLG: 0.379 Bryan Harvey, R OBP: 0.319, SLG: 0.379 Monty Farnes, R OBP: 0.319, SLG: 0.379	1-1 SAFE SAFE 1B E 1B	1-1 F8		4-2 P3	4-2 WP BB			3-1 F8		4-0 FC5-4 BB		4-1 1B G4-3 BB		3	0	1	1	1	0	0						
Walt Weiss, S OBP: 0.364, SLG: 0.274	3-1 SAFE SAFE 1B E 1B	3-1 F9		2-2 F9		2-3 K		1-2 L9		2-2 FC5-4		0-1 G4-3		6	0	1	1	0	1	6						
Charlie Hough, R Cris Carpenter, R Bob McClure, R Rick Renteria, R OBP: 0.316, SLG: 0.235	3-1 SAFE SAFE 1B E 1B	3-1 F9		2-2 F9		1-3 K			1-1 F8		4-1 SH5-3 BB	1-2 2-3 1B		3	0	0	0	0	1	3						
Inning Stats	R: 0 E: 0 K: 0 S: 8	H: 0 LOB: 0 BB: 1 P: 16	R: 2 E: 1 K: 2 S: 21	H: 4 LOB: 3 BB: 1 P: 39	R: 0 E: 0 K: 0 S: 13	H: 0 LOB: 0 BB: 1 P: 10	R: 0 E: 0 K: 0 S: 13	H: 0 LOB: 0 BB: 0 P: 21	R: 4 E: 0 K: 2 S: 13	H: 2 LOB: 0 BB: 2 P: 22	R: 0 E: 0 K: 2 S: 9	H: 1 LOB: 1 BB: 0 P: 15	R: 0 E: 0 K: 0 S: 6	H: 0 LOB: 0 BB: 0 P: 13	R: 0 E: 0 K: 1 S: 8	H: 0 LOB: 0 BB: 0 P: 13	R: 0 E: 0 K: 0 S: 6	H: 0 LOB: 3 BB: 3 P: 22	R: 0 E: 0 K: 0 S: 6	H: 0 LOB: 2 BB: 2 P: 21	R: 1 E: 0 K: 0 S: 16	H: 2 LOB: 2 BB: 1 P: 24	1B: 7 2B: 1 3B: 0 HR: 1	SF: 0 SAC: 2 DP: 1 HBP: 0	WP: 1 PB: 0 SB: 2 CS: 0	PA: 54
PITCHER	IP WLS BF H R ER SO BB IBB HBP BLK WP HR S P ERA WHIP	IP WLS BF H R ER SO BB IBB HBP BLK WP HR S P ERA WHIP	IP WLS BF H R ER SO BB IBB HBP BLK WP HR S P ERA WHIP	IP WLS BF H R ER SO BB IBB HBP BLK WP HR S P ERA WHIP	IP WLS BF H R ER SO BB IBB HBP BLK WP HR S P ERA WHIP	IP WLS BF H R ER SO BB IBB HBP BLK WP HR S P ERA WHIP	IP WLS BF H R ER SO BB IBB HBP BLK WP HR S P ERA WHIP	IP WLS BF H R ER SO BB IBB HBP BLK WP HR S P ERA WHIP	IP WLS BF H R ER SO BB IBB HBP BLK WP HR S P ERA WHIP	IP WLS BF H R ER SO BB IBB HBP BLK WP HR S P ERA WHIP	IP WLS BF H R ER SO BB IBB HBP BLK WP HR S P ERA WHIP	IP WLS BF H R ER SO BB IBB HBP BLK WP HR S P ERA WHIP	IP WLS BF H R ER SO BB IBB HBP BLK WP HR S P ERA WHIP	IP WLS BF H R ER SO BB IBB HBP BLK WP HR S P ERA WHIP	IP WLS BF H R ER SO BB IBB HBP BLK WP HR S P ERA WHIP	IP WLS BF H R ER SO BB IBB HBP BLK WP HR S P ERA WHIP	IP WLS BF H R ER SO BB IBB HBP BLK WP HR S P ERA WHIP	IP WLS BF H R ER SO BB IBB HBP BLK WP HR S P ERA WHIP	IP WLS BF H R ER SO BB IBB HBP BLK WP HR S P ERA WHIP	IP WLS BF H R ER SO BB IBB HBP BLK WP HR S P ERA WHIP						
David Nied, R ERA: 4.54	5.0	25	6	6	6	4	5	0	0	1	1	1	60	108	10.80											
Willie Blair, R ERA: 3.65	1.0	4	1	0	0	2	0	0	0	0	0	0	9	15	0.00											
Jeff Parrett, R ERA: 3.15	3.0	9	0	0	0	2	0	0	0	0	0	0	27	40	0.00											
Scott Fredrickson, R ERA: 3.24	0.2	4	0	0	0	0	1	1	0	0	0	0	3	13	0.00											
Gary Wayne, L ERA: 3.24	1.1	7	0	0	0	1	2	1	0	0	0	0	11	30	0.00											

Colorado Rockies @ Florida Marlins
Joe Robbie Stadium, Miami, FL

Sat May 01 1993, 7:05 PM EDT
Att: 43,683 - Unknown - 76 F

AB 41
R 7
H 9
RBI 7
BB 11
SO 9
LOB 25



Batter	1	2	3	4	5	6	7	8	9	10	11	AB	R	H	RBI	BB	SO	LOB	TOP								
Eric Young Sr., R OBP: 0.368, SLG: 0.344 Willie Blair, R	(1, 4) G1-3		(2, 1) G4-3		(2, 2) P3		(2, 1) L9	(4, 0) HR		(0, 0) P3		5	1	0	0	1	0	1									
Alex Cole, L OBP: 0.330 Jim Faloutz, R Scott Fredrickson, R Gary Wayne, L Darren Holmes, R Freddie Benavides, R OBP: 0.256, SLG: 0.217	(1, 8) G1-3			(2, 0) G4-3		(2, 2) 2B	(0, 0) 1B	(3, 2) HR		(0, 0) 2B	(2, 0) 1B	4	0	2	0	0	0	0									
Dante Bichette, R OBP: 0.351, SLG: 0.464	(1, 9) 1B			(4, 2) 1B		(0, 1) HR	(1, 1) P9	(0, 2) F8		(1, 1) P4		5	1	2	0	1	0	2									
Andres Galarraga, R OBP: 0.426, SLG: 0.620	(1, 3) F9			(0, 0) BB		(3, 2) G5-3		(1, 0) BB	(2, 2) F9		(0, 0) 2B	6	2	3	0	0	0	2									
Charlie Hayes, R OBP: 0.360, SLG: 0.574		(3, 1) G4-3		(2, 0) G5-4-3		(3, 2) HR		(4, 0) SH1-3	(3, 3) K		(4, 0) 2B	4	3	1	2	2	1	2									
Jose Girardi, R OBP: 0.315, SLG: 0.416	(1, 2) G6-3				(0, 0) HR	(1, 0) 1B		(0, 0) SF8	(4, 1) BB		(1, 3) K	5	2	3	2	1	1	3									
Jerard Clark, R OBP: 0.294, SLG: 0.500	(1, 7) P4				(0, 0) HR	(3, 2) FC6-4		(0, 0) SH1-3	(2, 3) K		(0, 1) E	5	2	3	3	0	1	1									
Vinny Castilla, R OBP: 0.273, SLG: 0.448			(3, 3) K		(1, 3) K	(0, 0) FC6-4		(4, 0) SF8		(0, 0) F8	(2, 2) E6	5	1	0	0	1	2	2									
Andy Ashby, R OBP: 0.222, SLG: 0.222 Jeff Parrett, R Dale Murphy, R Gerald Young, S OBP: 0.250, SLG: 0.077	(1, 1) G4-3		(2, 1) G4-3		(1, 0) P3		(0, 3) K	(3, 1) SF8		(1, 0) P8	(0, 1) F8	3	0	1	0	0	1	0									
Inning Stats	R: 0 E: 0 K: 1 S: 7	H: 1 LOB: 1 BB: 0 P: 14	R: 0 E: 0 K: 0 S: 5	H: 0 LOB: 0 BB: 0 P: 12	R: 0 E: 0 K: 1 S: 7	H: 0 LOB: 0 BB: 0 P: 14	R: 0 E: 0 K: 0 S: 5	H: 1 LOB: 1 BB: 1 P: 13	R: 2 E: 0 K: 1 S: 8	H: 5 LOB: 2 BB: 0 P: 29	R: 0 E: 0 K: 1 S: 8	H: 1 LOB: 1 BB: 0 P: 11	R: 6 E: 0 K: 2 S: 16	H: 3 LOB: 0 BB: 3 P: 35	R: 0 E: 0 K: 2 S: 11	H: 0 LOB: 1 BB: 1 P: 22	R: 0 E: 0 K: 0 S: 3	H: 0 LOB: 0 BB: 0 P: 4	R: 4 E: 1 K: 1 S: 14	H: 3 LOB: 1 BB: 1 P: 23	1B: 10 2B: 4 3B: 0 HR: 4	SF: 1 SAC: 1 DP: 2 HBP: 0	WP: 0 PB: 0 SB: 1 CS: 0	PA: 54			
PITCHER	IP 5.2	WLS 25	BF 10	H 4	R 4	ER 2	SO 2	BB 1	IBB 0	HBP 0	BLK 0	WP 0	HR 0	S 9	P 12	ERA 6.35	WHIP 1.941										
Jose Guzman, R ERA: 3.35	(6, 1)	1.1	5	1	0	0	1	0	0	0	0	0	0	9	12	0.00	0.750										
Jose Bautista, R ERA: 5.23	(8, 1)	0.0	2	1	2	2	0	1	0	0	0	0	0	1	6	∞	∞										
Heathcliff Stocumb, R ERA: 4.91	(8, 1)	2.0	11	2	4	4	2	1	2	0	0	0	1	26	51	18.00	1.500										
Dan Plesac, L ERA: 6.91	(10, 1)	2.0	L	11	3	4	2	1	0	1	0	0	0	17	27	9.00	1.500										

Colorado Rockies @ Chicago Cubs
Wrigley Field, Chicago, IL
Tue May 04 1993, 7:05 PM CDT
Att. 32,199 - Unknown - 56 F

livebaseballscorecards.com
AB 46
R 14
H 17
RBI 12
BB 6
SO 6
LOB 14



Batter	1	2	3	4	5	6	7	8	9	10	11	AB	R	H	RBI	BB	SO	LOB	BOTTOM								
Dwight Smith, L OBP: 0.408, SLG: 0.622 Heathcliff Stocumb, R Dan Plesac, L Rey Sanchez, R Chuck McElroy, L	(1, 8) G5-4-3		(2, 2) G3-1		(3, 3) K		(2, 3) K		(2, 1) FC4-6	(0, 1) L9		4	0	1	0	0	2	4									
Jose Vizcaino, S OBP: 0.362, SLG: 0.427	(1, 6) K			(3, 1) G4-6-3		(4, 0) WP	(2, 0) L9		(0, 2) FC4-6	(2, 3) K		5	2	2	0	1	2	3									
Mark Grace, L OBP: 0.385, SLG: 0.516	(1, 3) G5-4-3			(0, 1) G4-6-3		(1, 2) 1B	(1, 0) 1B		(1, 1) F7		(0, 2) 1B	6	1	3	3	0	0	4									
23 Ryne Sandberg, R OBP: 0.421, SLG: 0.313		(3, 1) G5-3		(0, 1) 1B		(2, 3) K	(1, 0) P7		(4, 0) FC4-6	(1, 2) BB		5	0	1	0	1	1	3									
Derrick May, L OBP: 0.382, SLG: 0.471	(1, 7) F9			(0, 0) FC5-4		(0, 0) F9-3		(2, 2) L4	(0, 0) FC4-6	(0, 3) K		6	1	1	1	0	1	4									
Steve Buchele, R OBP: 0.337, SLG: 0.436	(1, 5) G1-3			(1, 0) FC5-4			(3, 2) 1B	(0, 2) FC5-4	(0, 2) HR	(2, 1) HR		6	3	4	2	0	0	2									
Sammy Sosa, R OBP: 0.280, SLG: 0.515					(0, 2) G1-4-3		(0, 2) 1B	(1, 2) FC5-4	(0, 2) HR	(1, 1) HR		6	3	5	5	0	0	1									
Rick Wilkins, L OBP: 0.263, SLG: 0.220 Eric Yelding, R OBP: 0.280, SLG: 0.200	(1, 2) G3-1		(0, 2) G3-1		(0, 0) G5-3		(2, 1) 1B	(4, 2) 1B	(1, 3) K	(3, 2) BLK		5	1	2	0	1	1	2									
Jose Guzman, R Jose Bautista, R Willie Wilson, S OBP: 0.276, SLG: 0.306	(1, 1) G5-3		(2, 1) G5-3		(0, 0) G1-4-3		(0, 0) 1B	(1, 0) F8		(2, 3) K	(1, 1) P5	2	0	0	0	0	0	2									
Inning Stats	R: 0 E: 0 K: 1 S: 7	H: 1 LOB: 0 BB: 0 P: 12	R: 0 E: 0 K: 0 S: 5	H: 0 LOB: 0 BB: 0 P: 9	R: 0 E: 0 K: 0 S: 9	H: 1 LOB: 1 BB: 0 P: 13	R: 0 E: 0 K: 0 S: 8	H: 3 LOB: 2 BB: 1 P: 12	R: 0 E: 0 K: 1 S: 8	H: 1 LOB: 1 BB: 0 P: 11	R: 4 E: 0 K: 1 S: 16	H: 5 LOB: 1 BB: 1 P: 27	R: 0 E: 0 K: 0 S: 13	H: 1 LOB: 2 BB: 1 P: 21	R: 5 E: 0 K: 1 S: 17	H: 4 LOB: 0 BB: 1 P: 25	R: 0 E: 0 K: 2 S: 8	H: 0 LOB: 0 BB: 0 P: 12	R: 3 E: 0 K: 1 S: 17	H: 4 LOB: 2 BB: 0 P: 25	1B: 16 2B: 4 3B: 0 HR: 2	SF: 0 SAC: 0 DP: 3 HBP: 0	WP: 1 PB: 0 SB: 0 CS: 0	PA: 54			
PITCHER	IP 6.0	WLS 26	BF 10	H 4	R 4	ER 4	SO 3	BB 1	IBB 0	HBP 0	BLK 0	WP 1	HR 0	S 54	P 13	ERA 9.00	WHIP 2.000										
Andy Ashby, R ERA: 3.72	(7, 1)	1.0	5	2	1	1	1	0	0	0	0	0	0	7	13	6.00	2.000										
Jeff Parrett, R ERA: 3.43	(8, 1)	1.0	7	3	2	2	0	1	0	0	0	0	0	18	28	18.00	4.000										
Scott Fredrickson, R ERA: 4.91	(9, 1)	0.1	1	0	0	0	0	0	0	0	0	0	0	2	3	0.00	0.000										
Gary Wayne, L ERA: 3.12	(9, 1)	0.2	5	2	3	3	1	1	0	0	0	0	1	10	15	40.50	4.500										

Colorado Rockies @ Chicago Cubs
Wrigley Field, Chicago, IL
Tue May 04 1993, 7:05 PM CDT
Att. 32,199 - Unknown - 56 F

livebaseballscorecards.com
AB 51
R 13
H 21
RBI 13
BB 3
SO 8
LOB 28

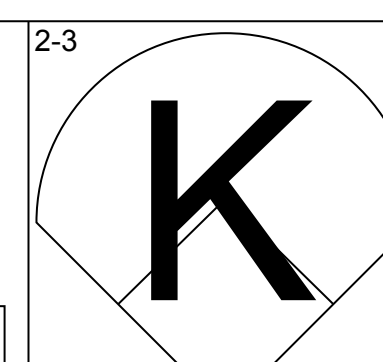
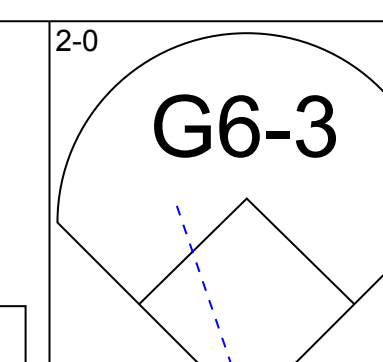
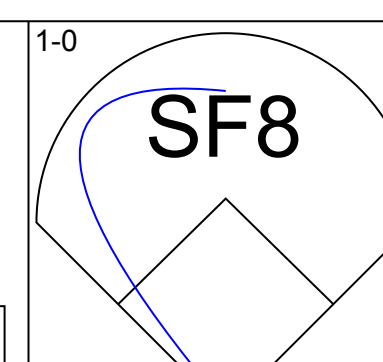
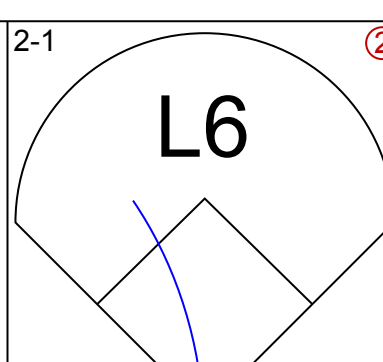
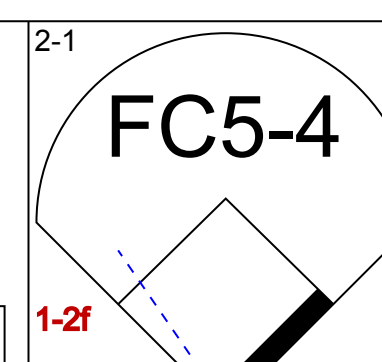
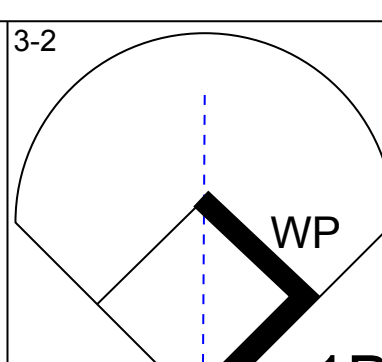
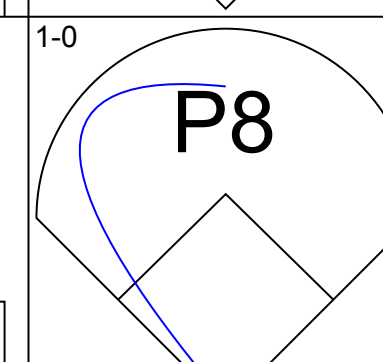
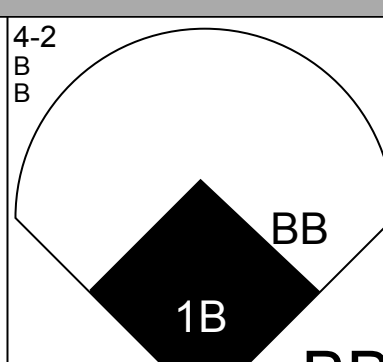
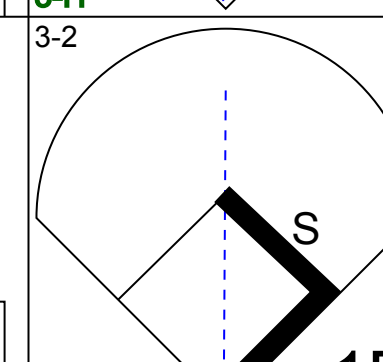
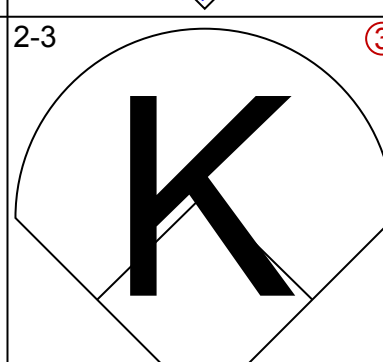
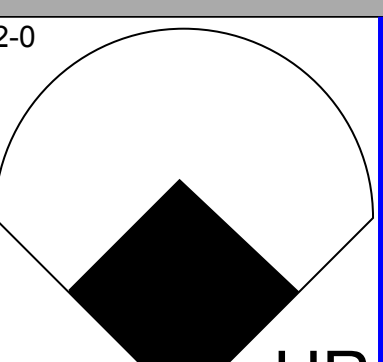
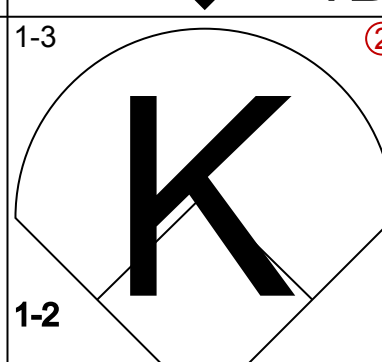
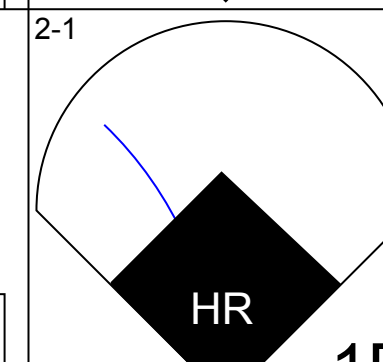
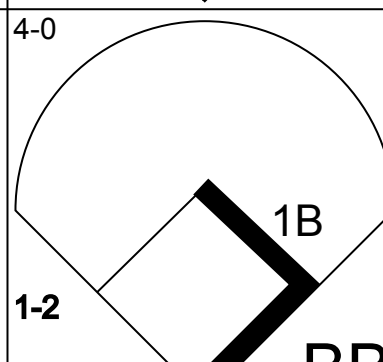
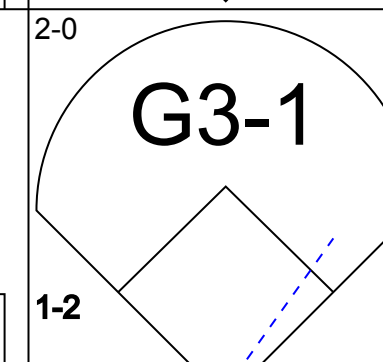
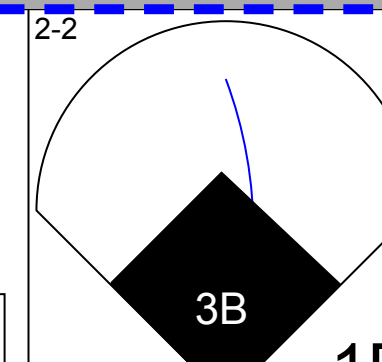
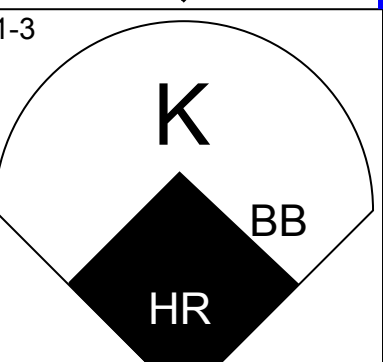
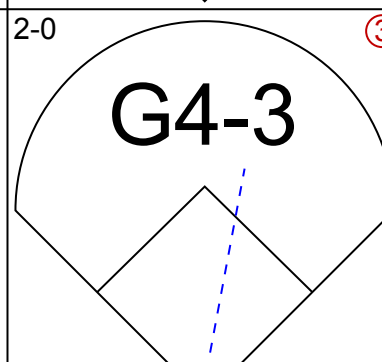
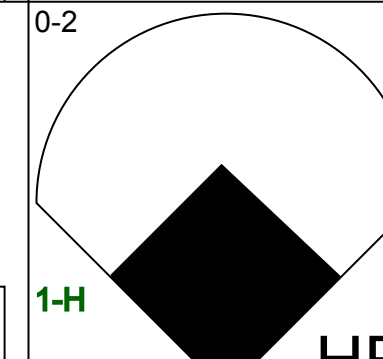
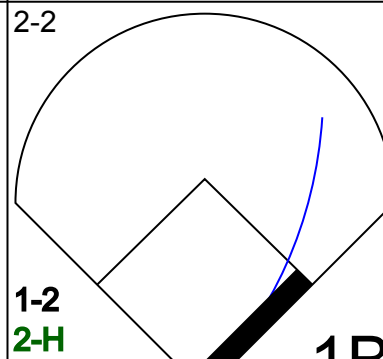
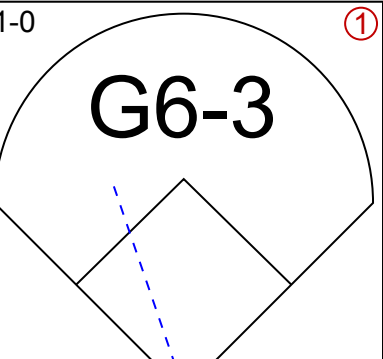
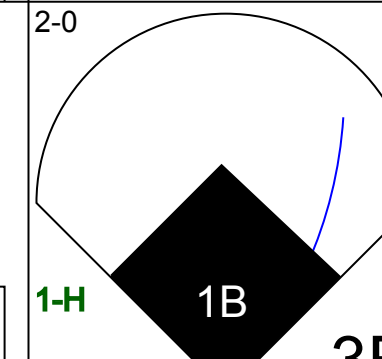
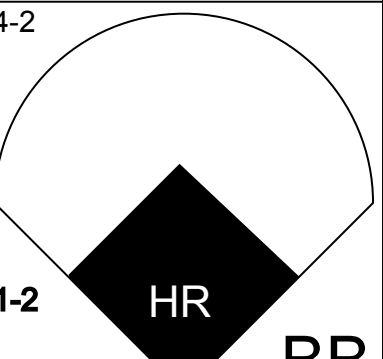
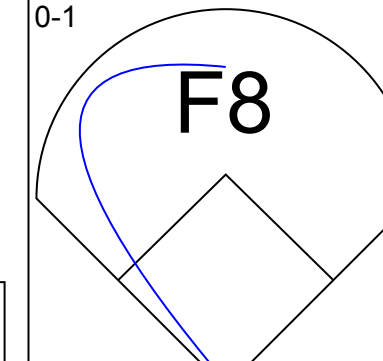
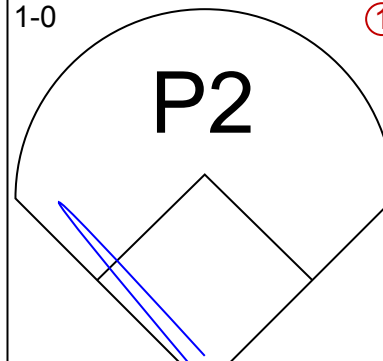
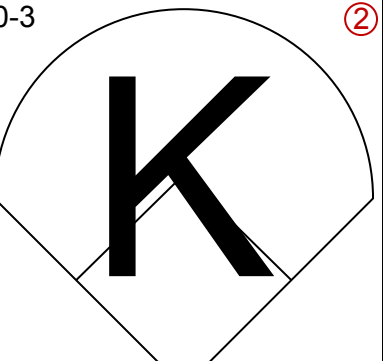
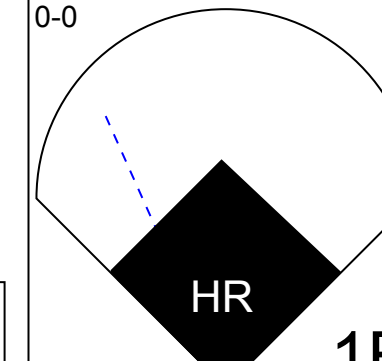
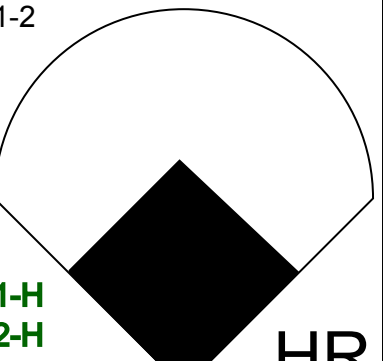
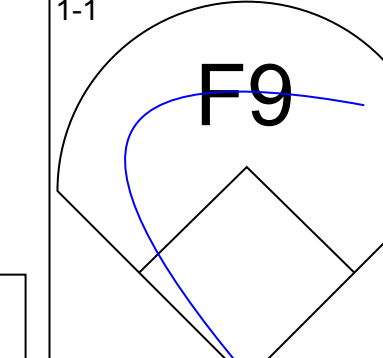
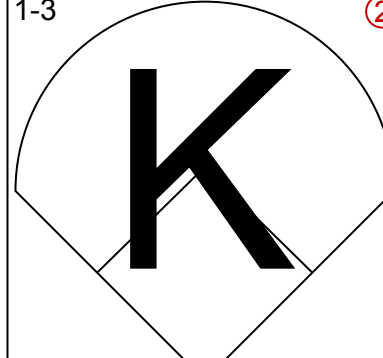
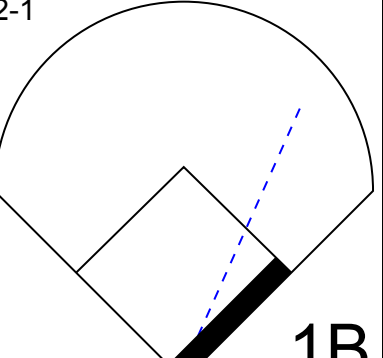
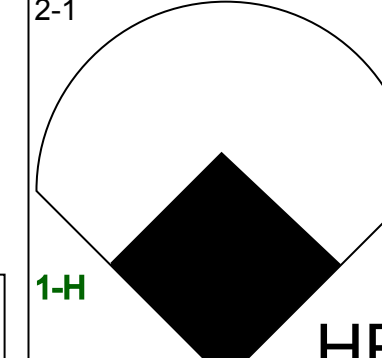
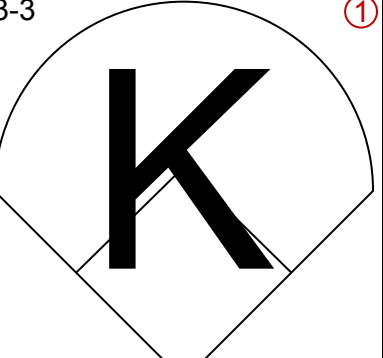
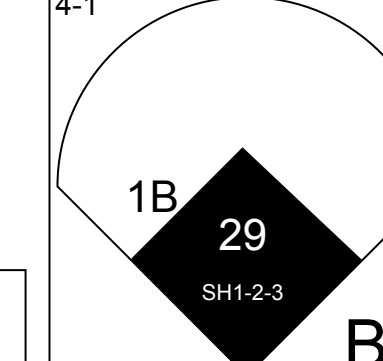
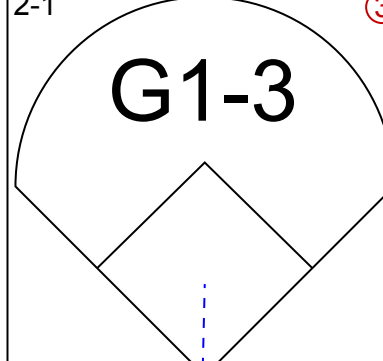
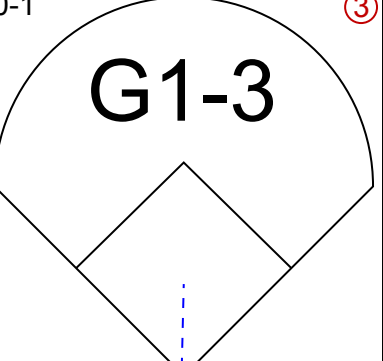
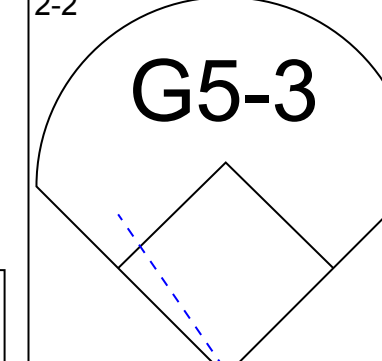
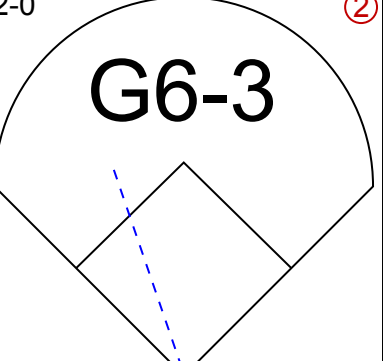
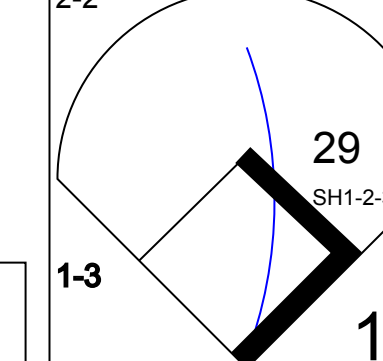
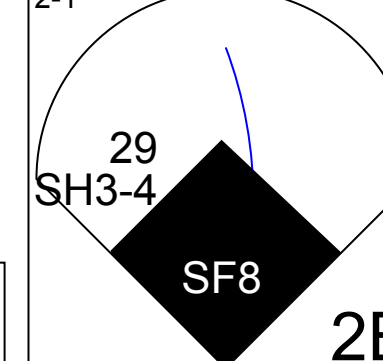
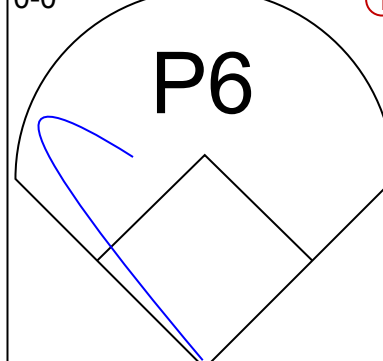
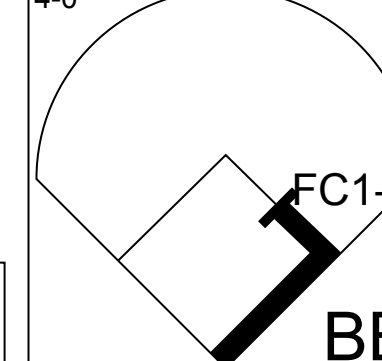
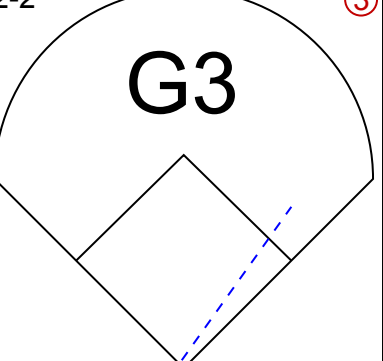
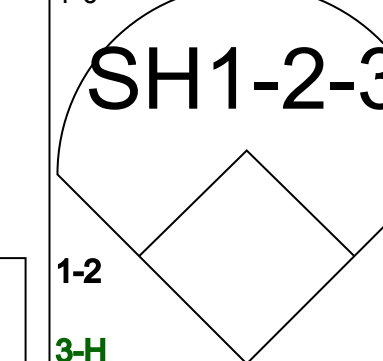
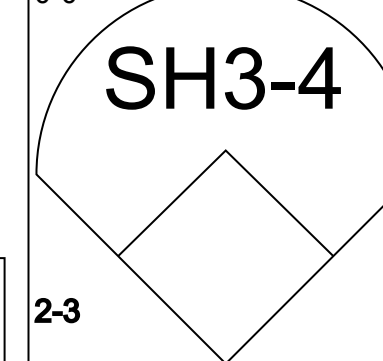
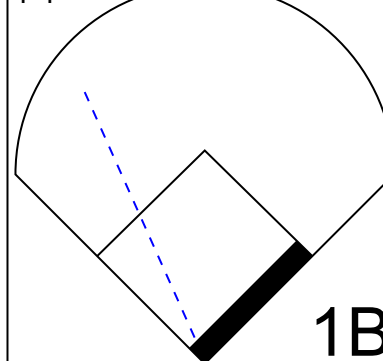
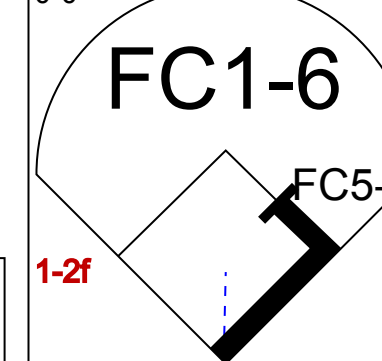
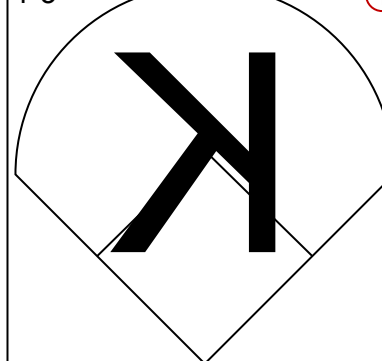


Batter	1	2	3	4	5	6	7	8	9	AB	R	H	RBI	BB	SO	LOB	TOP				
Eric Young Sr., R OBP: 0.382, SLG: 0.340 (1, 4)										4	0	1	0	0	0	1	Colorado Rockies @ Chicago Cubs Wrigley Field, Chicago, IL Wed May 05 1993, 3:33 AM CDT Att: 20,266 - Sunny - 58 F				
Joe Girardi, R OBP: 0.313, SLG: 0.435 (1, 2)										3	1	1	1	0	0	0					
Dante Bichette, R OBP: 0.347, SLG: 0.448 (1, 8)										3	0	0	0	1	1	3					
Andres Galarraga, R OBP: 0.420, SLG: 0.606 (1, 3)										4	0	1	1	0	1	1					
Charlie Hayes, R OBP: 0.366, SLG: 0.551 (1, 5)										4	0	0	0	0	0	2					
Dale Murphy, R OBP: 0.231, SLG: 0.182 (1, 9)										3	0	0	0	0	1	1					
Jerald Clark, R OBP: 0.296, SLG: 0.485 (1, 7)										2	0	0	0	0	0	0					
Vinny Castilla, R OBP: 0.306, SLG: 0.469 (1, 6)										3	1	2	0	0	0	0					
Armando Reynoso, R (1, 1)										1	0	0	0	0	0	1					
Jim Tatum, R OBP: 0.250, SLG: 0.500 (8, PH)										1	0	0	0	0	1	0					
Steve Reed, R (8, 1)										0	0	0	0	0	0	0					
Inning Stats	R: 0 E: 0 K: 1 S: 11	H: 0 LOB: 0 BB: 0 P: 15	R: 0 E: 0 K: 0 S: 7	H: 0 LOB: 0 BB: 0 P: 11	R: 1 E: 1 K: 0 S: 12	H: 2 LOB: 2 BB: 0 P: 16	R: 0 E: 0 K: 0 S: 8	H: 1 LOB: 0 BB: 0 P: 11	R: 0 E: 0 K: 0 S: 6	H: 1 LOB: 1 BB: 0 P: 9	R: 1 E: 0 K: 0 S: 7	H: 1 LOB: 0 BB: 0 P: 10	R: 0 E: 0 K: 1 S: 7	H: 0 LOB: 0 BB: 0 P: 8	R: 0 E: 0 K: 1 S: 7	H: 0 LOB: 0 BB: 1 P: 17	1B: 4 2B: 0 3B: 1 HR: 0	SF: 1 SAC: 1 DP: 2 HBP: 1	WP: 0 PB: 0 SB: 0 CS: 1	PA: 32	
PITCHER	IP	WLS	BF	H	R	ER	SO	BB	IBB	HBP	BLK	WP	HR	S	P	ERA	WHIP				
Greg Hibbard, L ERA: 4.82	(1, 1)	8.0	W	29	5	2	1	3	0	0	1	0	0	65	88	1.12	0.625				
Randy Myers, L ERA: 0.77	(9, 1)	1.0	S	3	0	0	0	1	1	0	0	0	0	9	17	0.00	1.000				

Batter	1	2	3	4	5	6	7	8	9	AB	R	H	RBI	BB	SO	LOB	BOTTOM				
Dwight Smith, L OBP: 0.396, SLG: 0.612 (1, 8)										4	1	1	0	0	1	0	Colorado Rockies @ Chicago Cubs Wrigley Field, Chicago, IL Wed May 05 1993, 3:33 AM CDT Att: 20,266 - Sunny - 58 F				
Jose Vizcaino, S OBP: 0.396, SLG: 0.430 (1, 6)										4	1	2	0	0	0	1					
Mark Grace, L OBP: 0.389, SLG: 0.510 (1, 3)										3	0	1	0	1	0	1					
23 Ryne Sandberg, R OBP: 0.348, SLG: 0.728 (1, 4)										2	0	0	2	0	1	1					
Derrick May, L OBP: 0.363, SLG: 0.444 (1, 7)										4	0	0	0	0	1	2					
Steve Buechele, R OBP: 0.333, SLG: 0.459 (1, 5)										4	1	1	1	0	2	0					
Sammy Sosa, R OBP: 0.291, SLG: 0.520 (1, 9)										3	0	2	0	0	1	0					
Rick Wilkins, L OBP: 0.267, SLG: 0.212 (1, 2)										2	0	0	0	1	0	2					
Greg Hibbard, L (1, 1)										3	0	0	0	0	0	3					
Randy Myers, L (9, 1)										0	0	0	0	0	0	0					
Inning Stats	R: 1 E: 0 K: 1 S: 12	H: 2 LOB: 1 BB: 0 P: 16	R: 0 E: 0 K: 0 S: 14	H: 1 LOB: 0 BB: 0 P: 19	R: 0 E: 0 K: 0 S: 9	H: 1 LOB: 1 BB: 0 P: 16	R: 1 E: 0 K: 0 S: 10	H: 1 LOB: 1 BB: 1 P: 17	R: 1 E: 0 K: 0 S: 5	H: 1 LOB: 1 BB: 1 P: 16	R: 0 E: 0 K: 1 S: 9	H: 1 LOB: 0 BB: 0 P: 11	R: 0 E: 0 K: 1 S: 8	H: 0 LOB: 0 BB: 0 P: 13	R: 0 E: 0 K: 2 S: 7	H: 0 LOB: 0 BB: 0 P: 12	1B: 5 2B: 1 3B: 0 HR: 1	SF: 2 SAC: 0 DP: 0 HBP: 0	WP: 0 PB: 0 SB: 1 CS: 0	PA: 33	
PITCHER	IP	WLS	BF	H	R	ER	SO	BB	IBB	HBP	BLK	WP	HR	S	P	ERA	WHIP				
Armando Reynoso, R ERA: 2.25	(1, 1)	7.0	L	30	7	3	3	4	1	0	1	0	1	67	108	3.86	1.143				
Steve Reed, R ERA: 8.19	(8, 1)	1.0		3	0	0	0	2	0	0	0	0	0	7	12	0.00	0.000				

AB	28
R	2
H	5
RBI	2
BB	1
SO	4
LOB	9

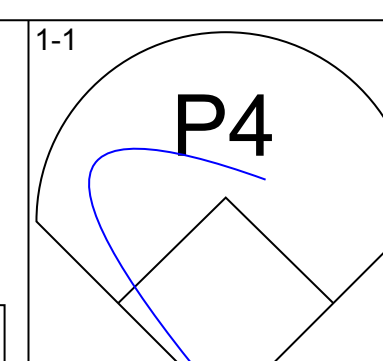
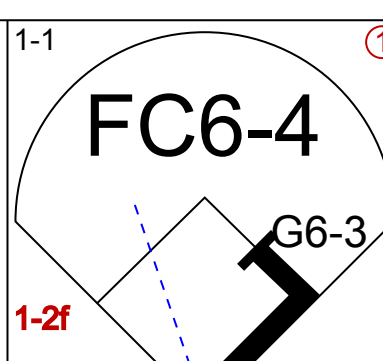
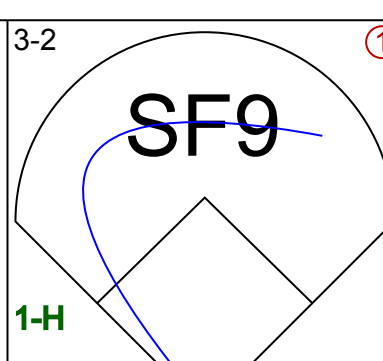
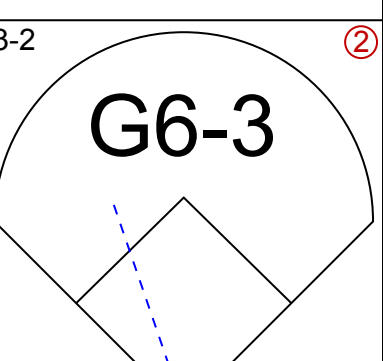
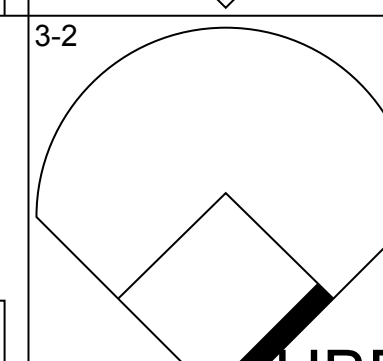
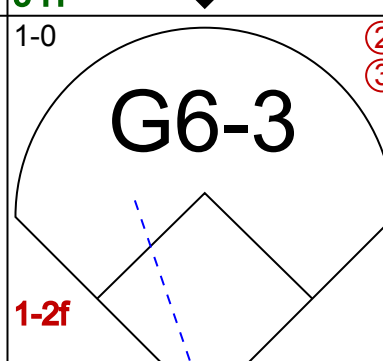
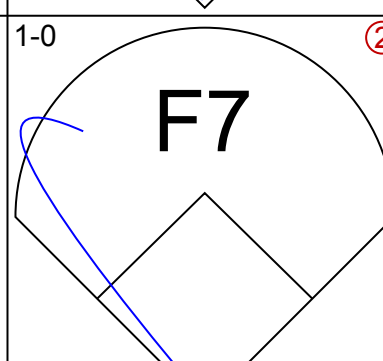
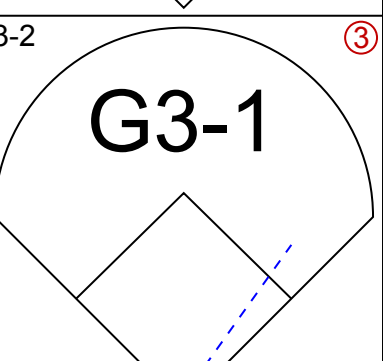
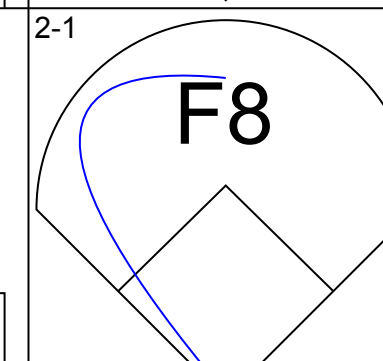
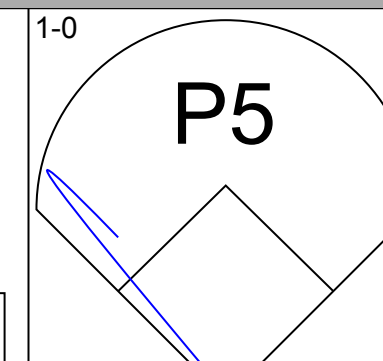
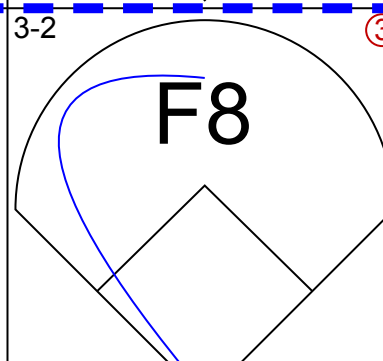
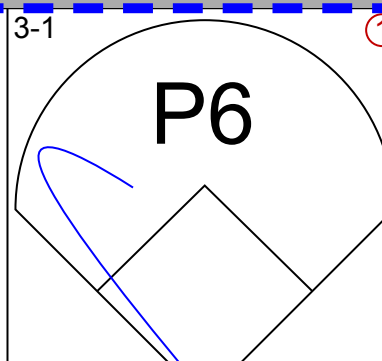
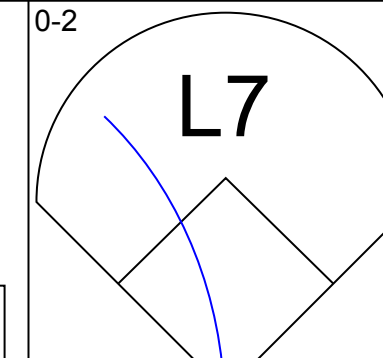
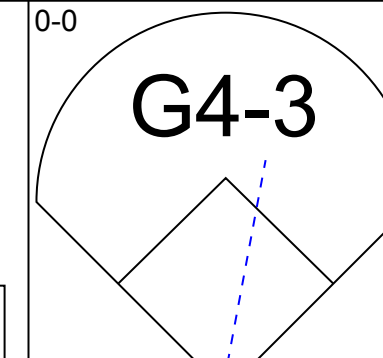
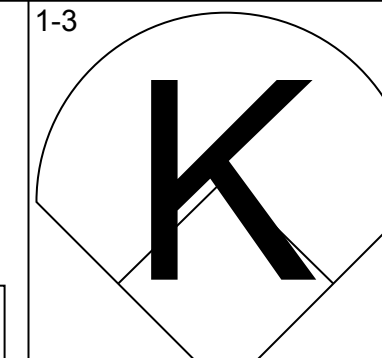
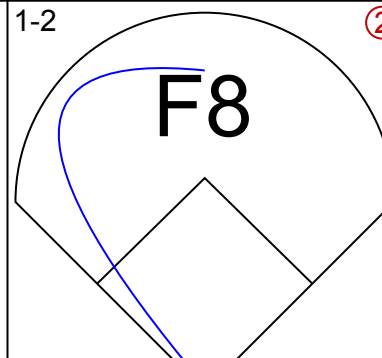
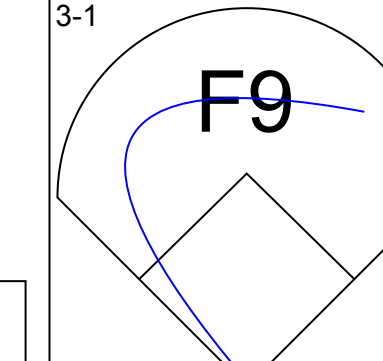
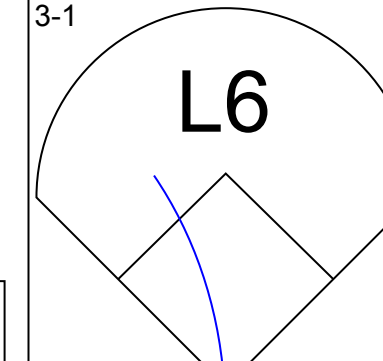
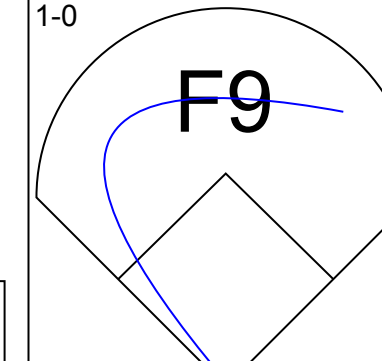
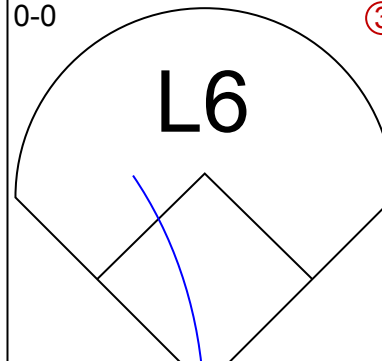
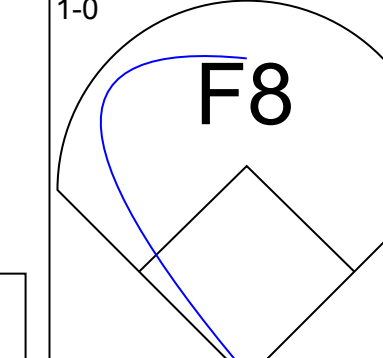
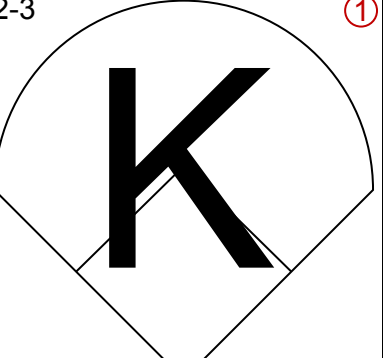
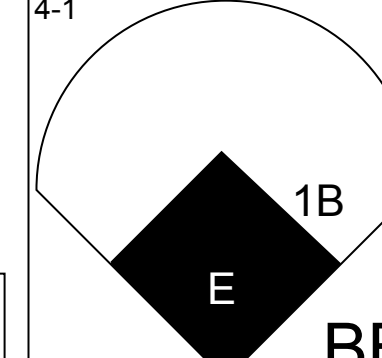
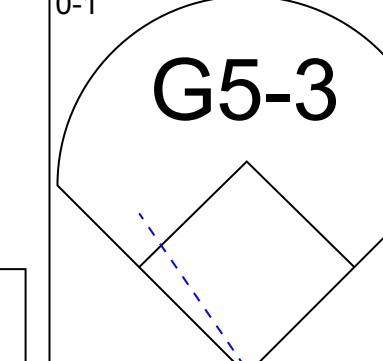
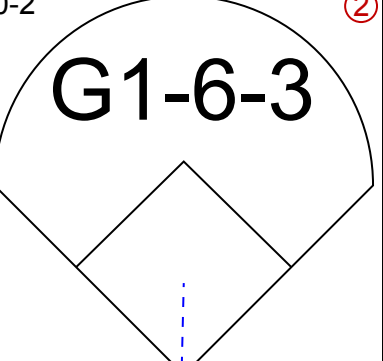
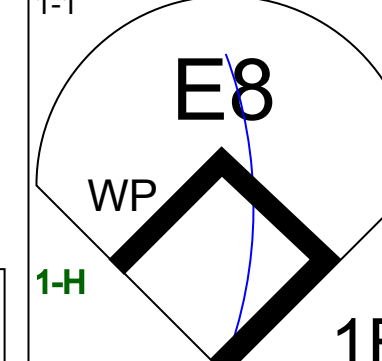
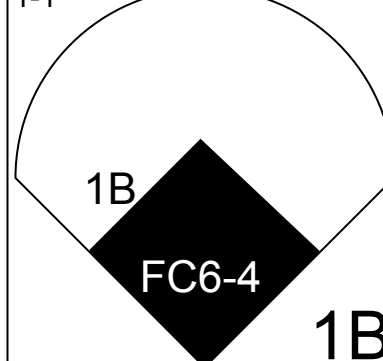
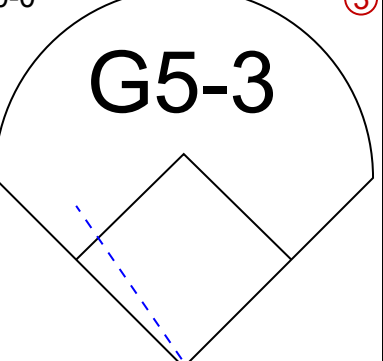
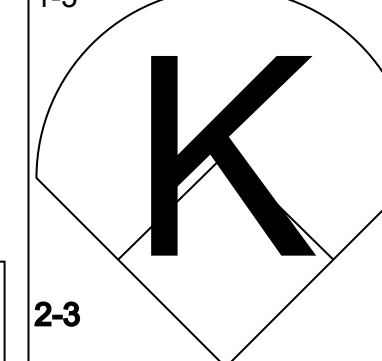

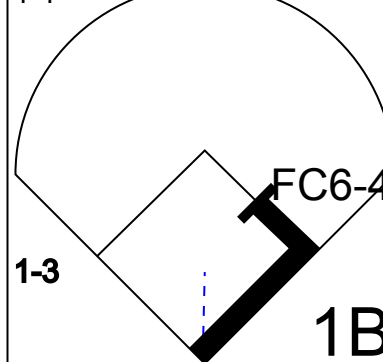
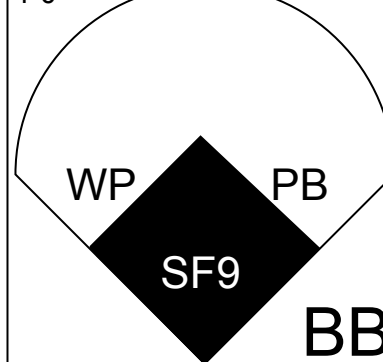

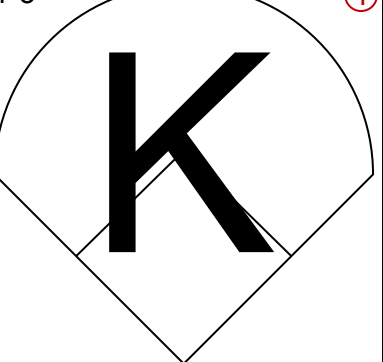


Batter	1	2	3	4	5	6	7	8	9	AB	R	H	RBI	BB	SO	LOB	TOP					
Otis Nixon, S (1, 8) <small>OBP: 0.323, SLG: 0.264</small>										5	0	1	1	0	1	3						
Jeff Blausler, R (1, 6) <small>OBP: 0.429, SLG: 0.402</small> Rafael Belliard, R (9, PH) <small>OBP: 0.286, SLG: 0.263</small>										4	2	2	1	1	1	1						
Terry Pendleton, S (1, 5) <small>OBP: 0.240, SLG: 0.250</small>										5	3	2	0	1	1	2						
David Justice, L (1, 9) <small>OBP: 0.312, SLG: 0.427</small>										4	3	3	4	1	0	0						
Ron Gant, R (1, 7) <small>OBP: 0.293, SLG: 0.386</small>										5	2	2	4	0	1	2						
Sid Bream, L (1, 3) <small>OBP: 0.337, SLG: 0.390</small>										5	1	2	2	0	2	2						
Greg Olson, R (1, 2) <small>OBP: 0.299, SLG: 0.227</small>										4	1	0	0	1	0	3						
Mark Lemke, S (1, 4) <small>OBP: 0.361, SLG: 0.388</small>										4	1	2	0	1	0	0						
29 John Smoltz, R (1, 1) <small>OBP: 0.357, SLG: 0.429</small> Greg McMichael, R (6, 1) <small>ERA: 4.89</small> Tony Tarasco, L (9, PH) <small>OBP: 0.300, SLG: 0.222</small> Steve Bedrosian, R (9, 1) <small>ERA: 3.16</small>										1	0	1	1	0	0	0						
Inning Stats	R: 2 E: 0 K: 1 S: 12	H: 2 LOB: 0 BB: 0 P: 17	R: 1 E: 0 K: 0 S: 8	H: 1 LOB: 1 BB: 1 P: 18	R: 1 E: 0 K: 1 S: 17	H: 1 LOB: 2 BB: 2 P: 31	R: 1 E: 0 K: 0 S: 8	H: 2 LOB: 1 BB: 0 P: 16	R: 0 E: 0 K: 1 S: 9	H: 1 LOB: 1 BB: 0 P: 12	R: 0 E: 0 K: 1 S: 8	H: 1 LOB: 1 BB: 0 P: 13	R: 4 E: 0 K: 0 S: 13	H: 4 LOB: 1 BB: 1 P: 27	R: 4 E: 0 K: 2 S: 17	H: 2 LOB: 0 BB: 1 P: 32	R: 0 E: 0 K: 2 S: 11	H: 1 LOB: 1 BB: 0 P: 18	1B: 9 2B: 1 3B: 1 HR: 4	SF: 1 SAC: 2 DP: 0 HBP: 0	WP: 2 PB: 0 CS: 1	PA: 48
PITCHER	IP	WLS	BF	H	R	ER	SO	BB	IBB	HBP	BLK	WP	HR	S	P	ERA	WHIP					
David Nied, R (1, 1) <small>ERA: 4.89</small> Mark Knudson, R (7, 1) <small>ERA: 72.0</small> Scott Fredrickson, R (8, 1) <small>ERA: 3.16</small>	6.0	L	29	8	5	5	4	3	0	0	0	0	1	62	107	7.50	1.833					

Atlanta Braves @ Colorado Rockies
Mile High Stadium, Denver, CO
Thu May 06 1993, 9:05 PM EDT
Att: 50,618 - Unknown - 61 F

AB 40
R 13
H 15
RBI 13
BB 5
SO 8
LOB 15

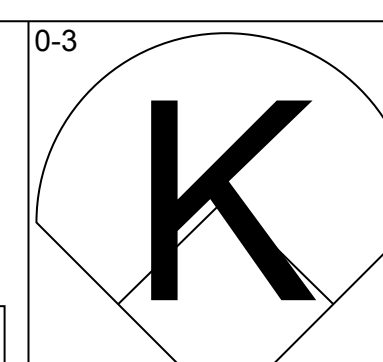
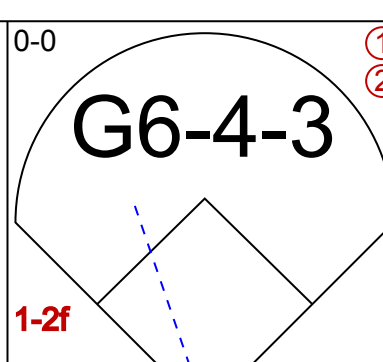
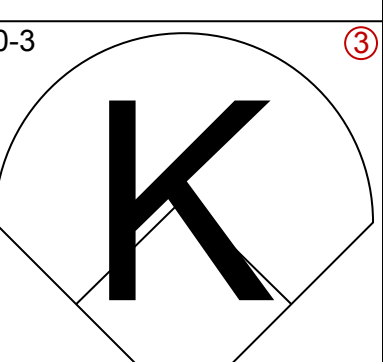
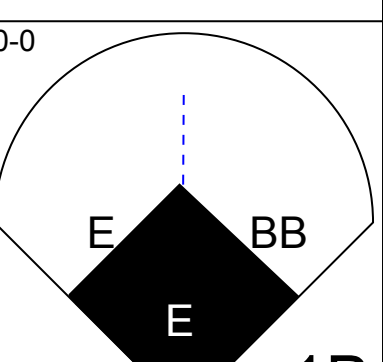
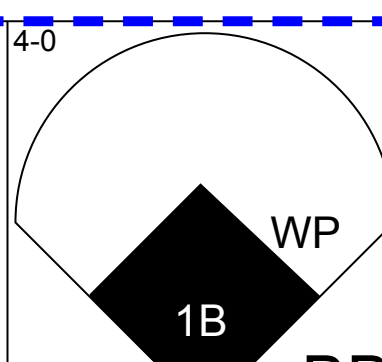
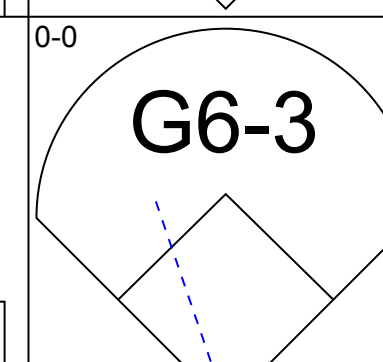
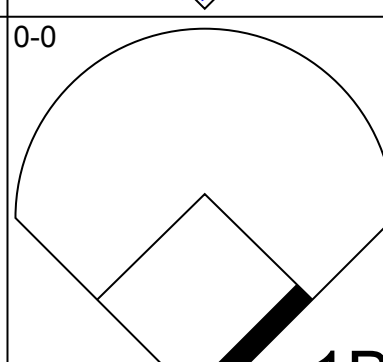
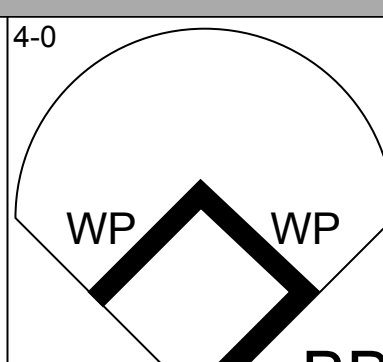
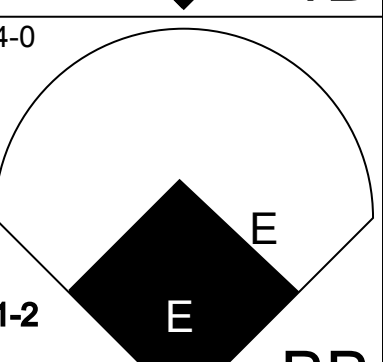
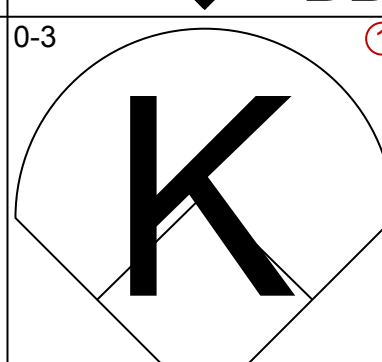
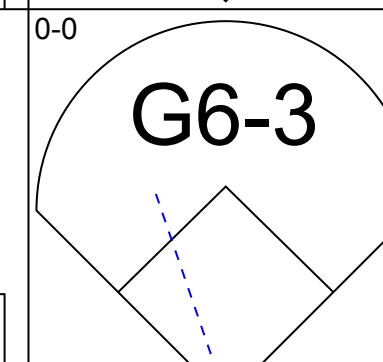
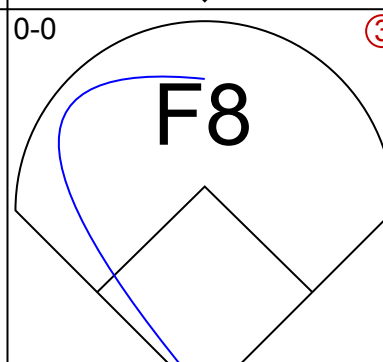
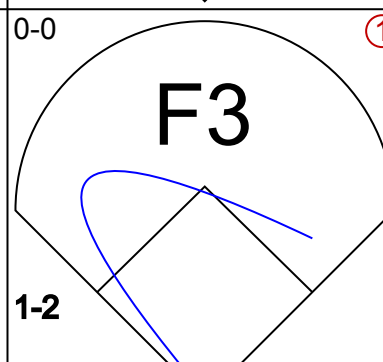
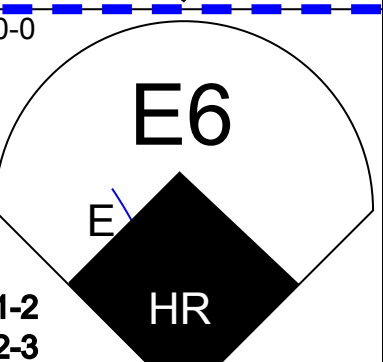
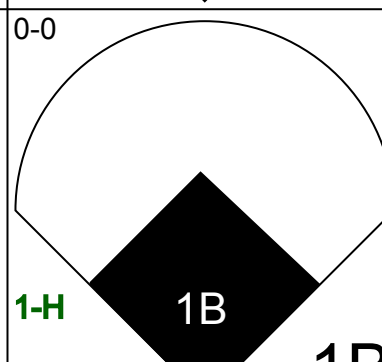
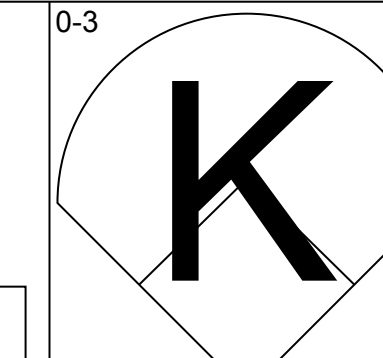
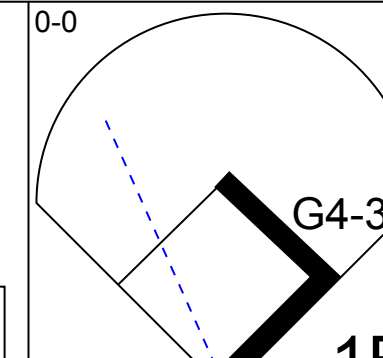
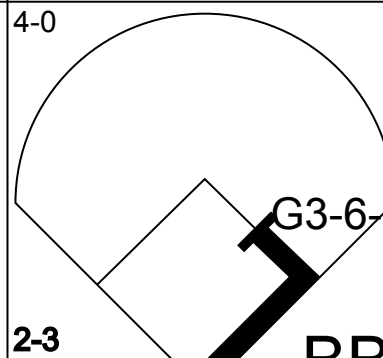
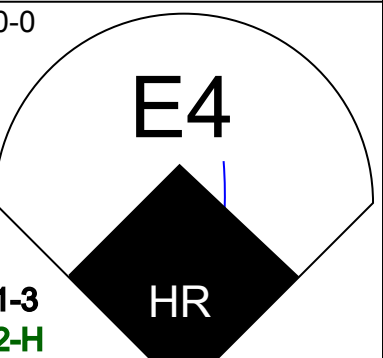
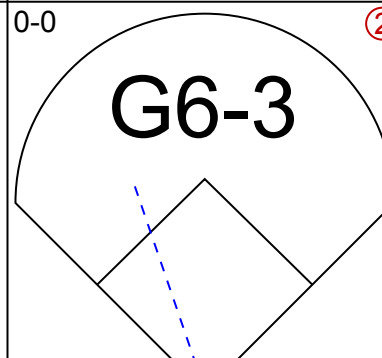
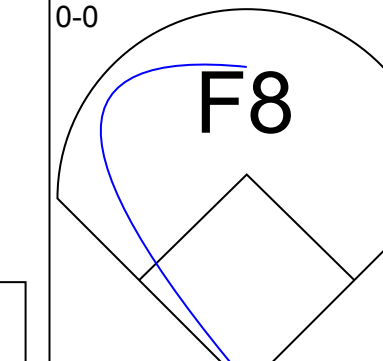
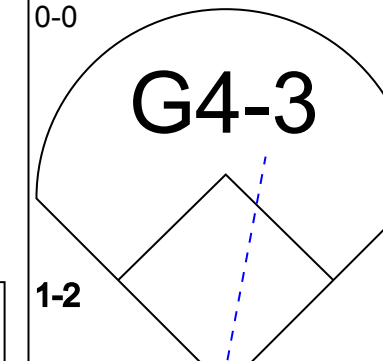
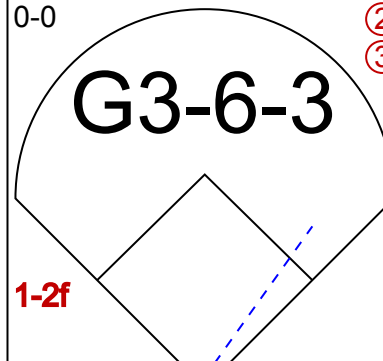
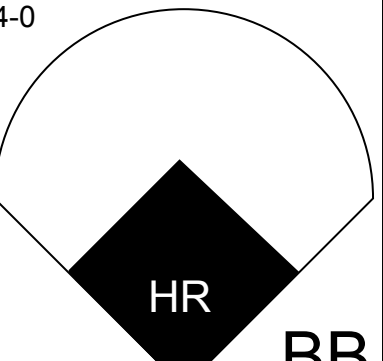
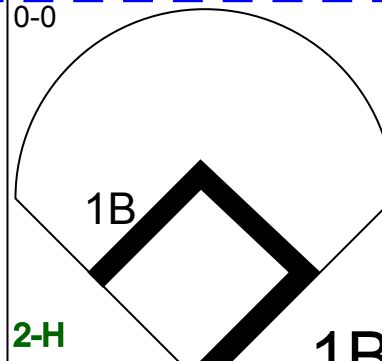
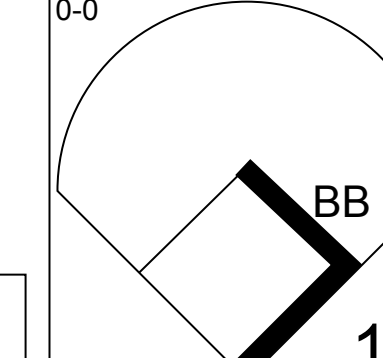
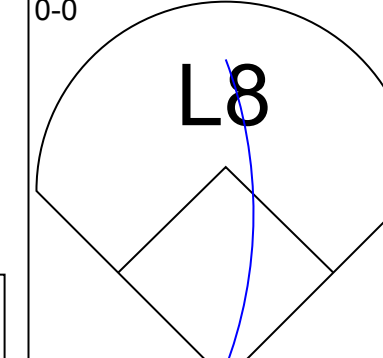
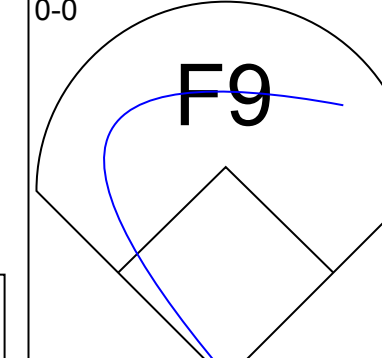
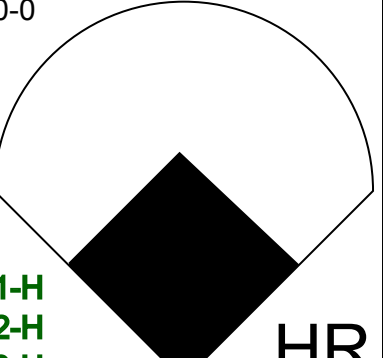
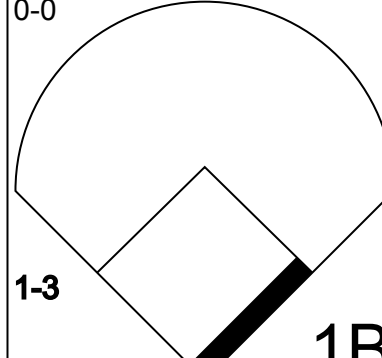
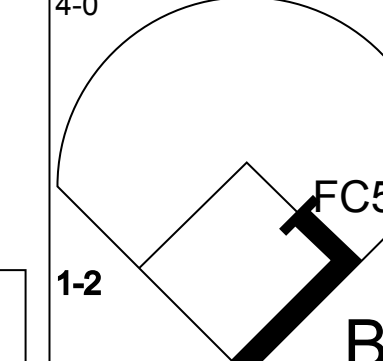
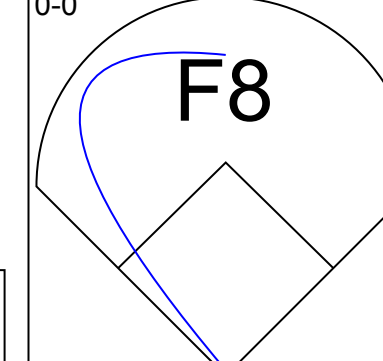
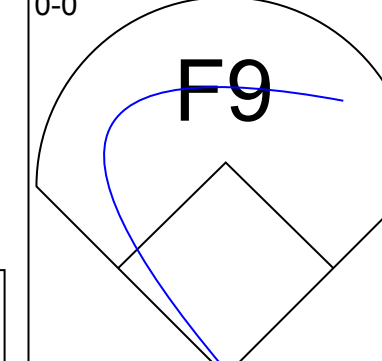
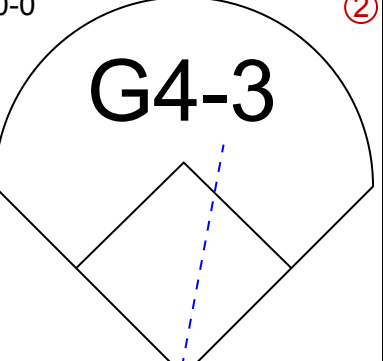
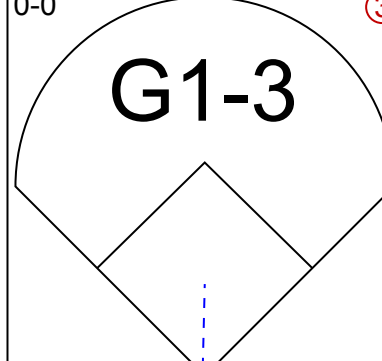
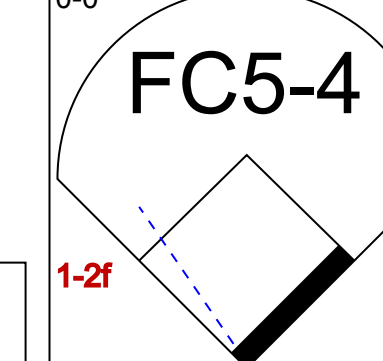
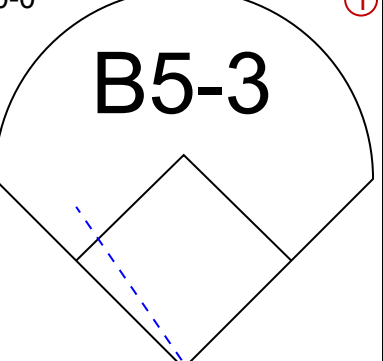
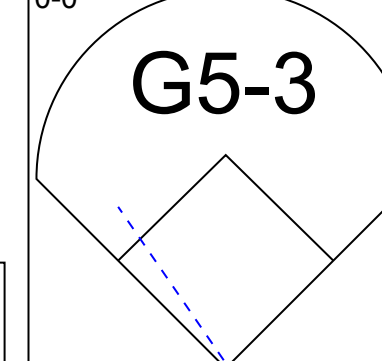
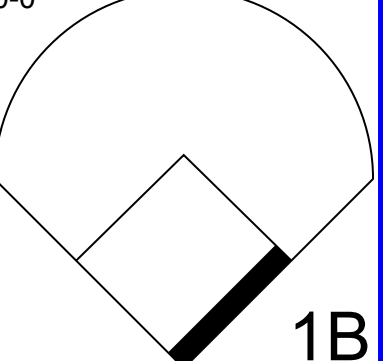
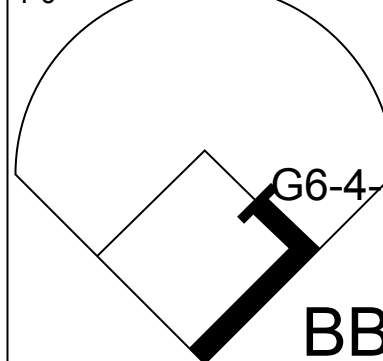
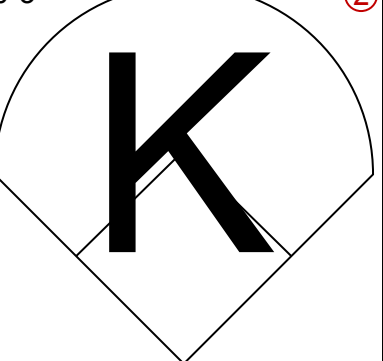
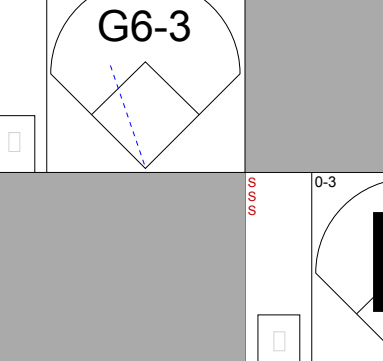
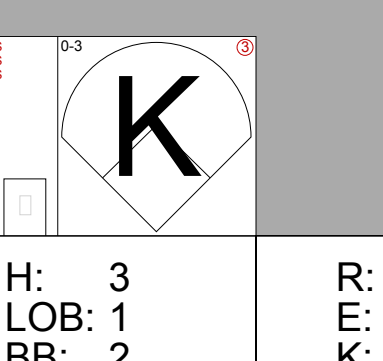


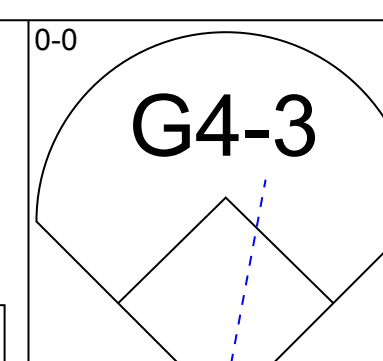
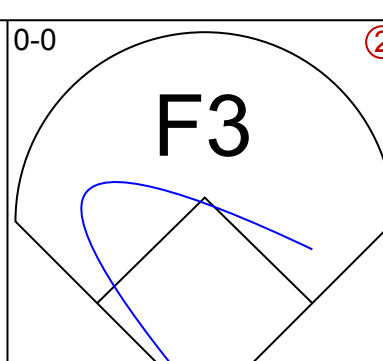
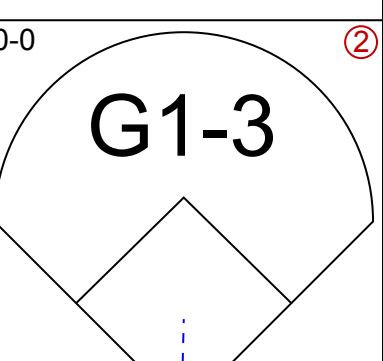
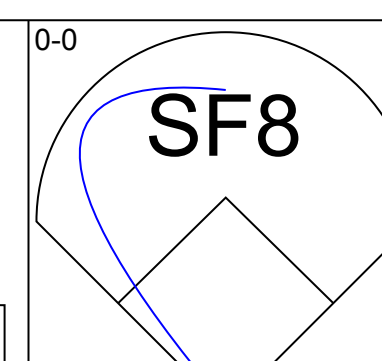
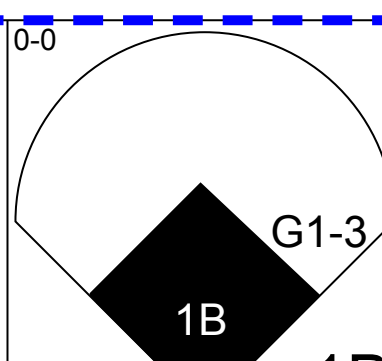
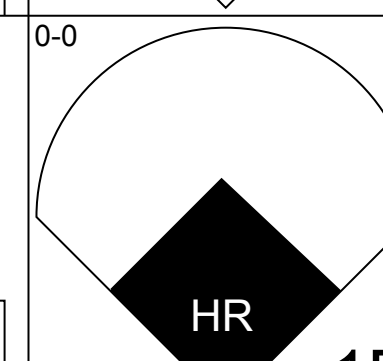
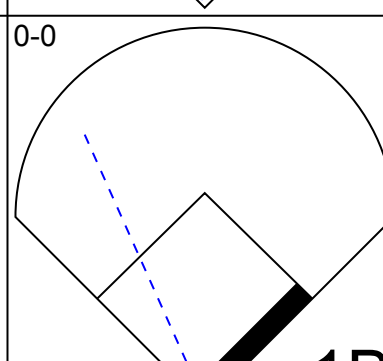
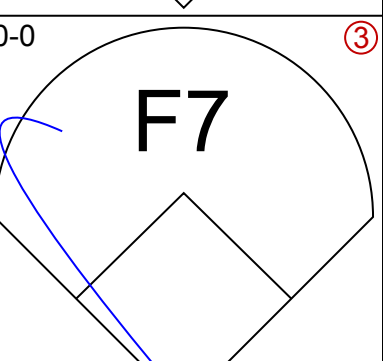
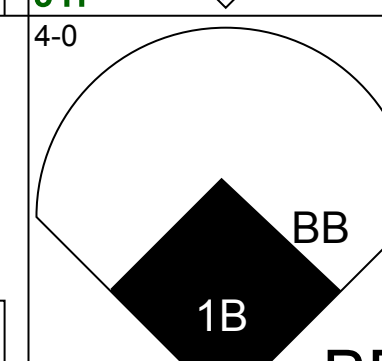
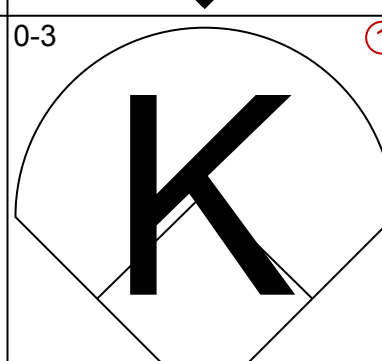
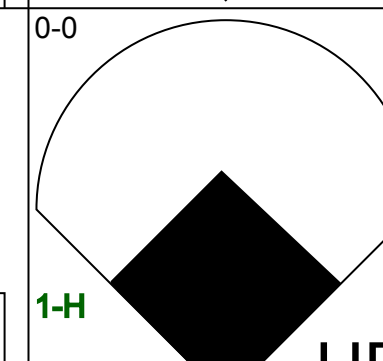
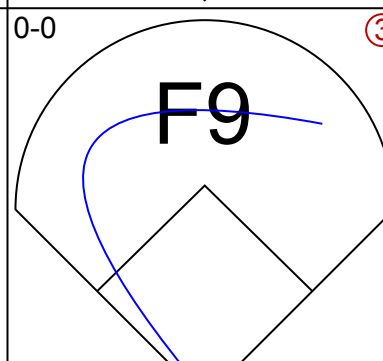
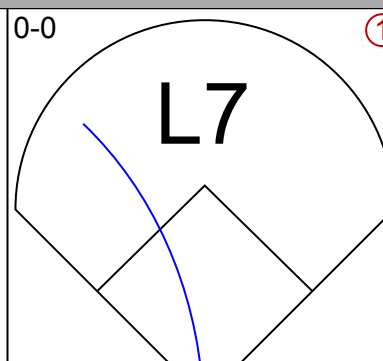
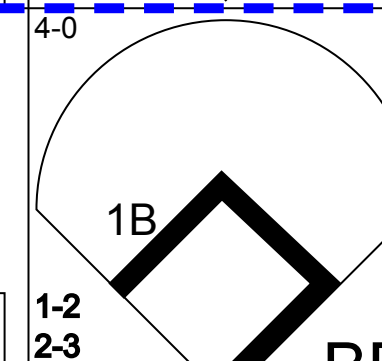
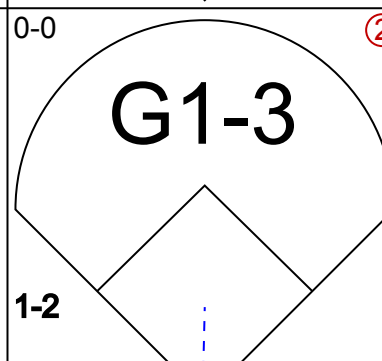
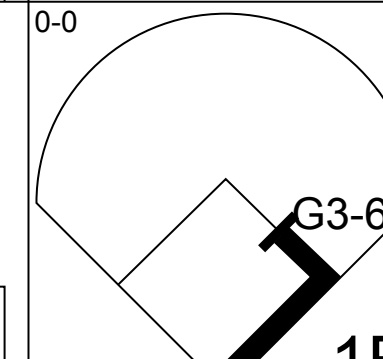
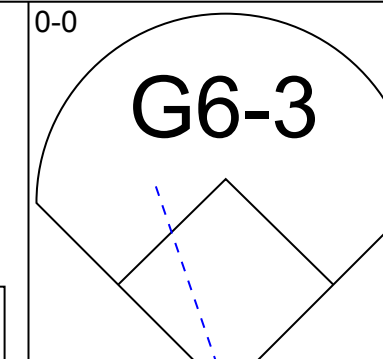
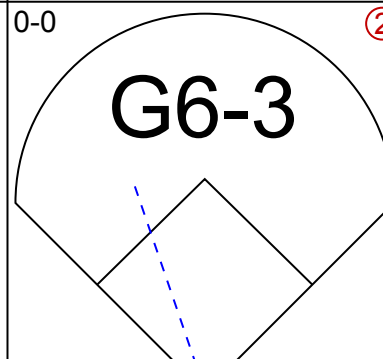
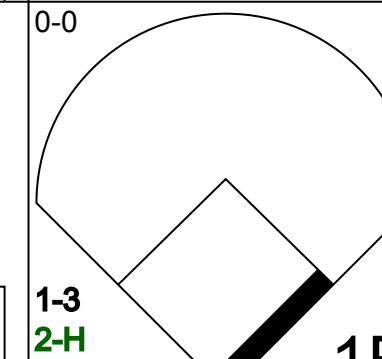
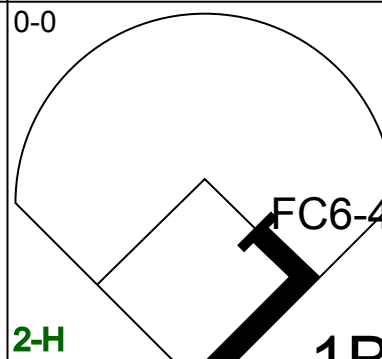
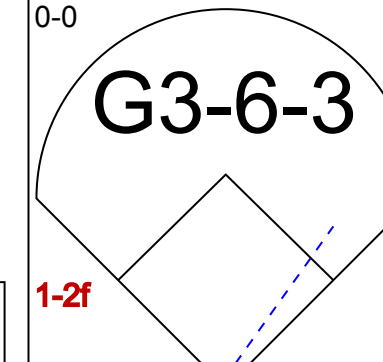
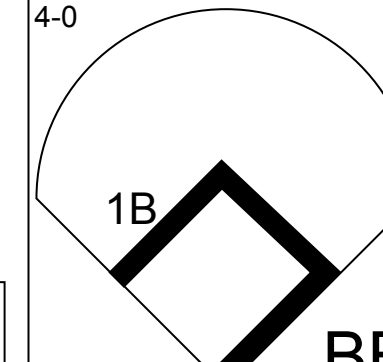
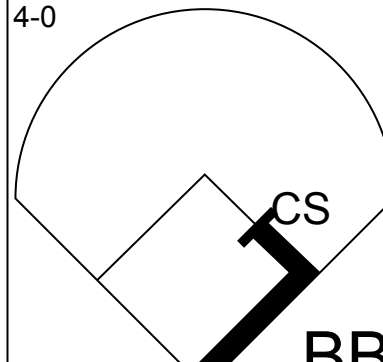
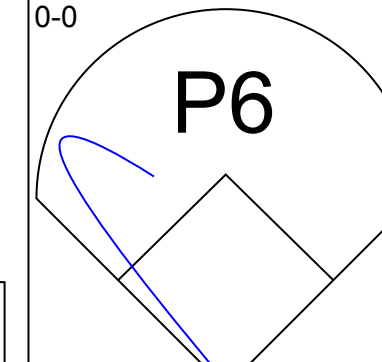
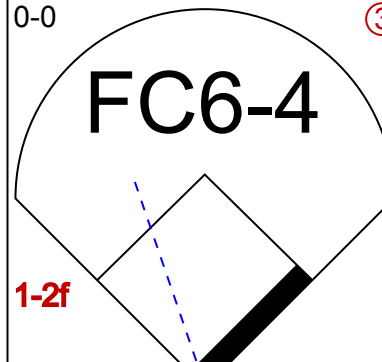
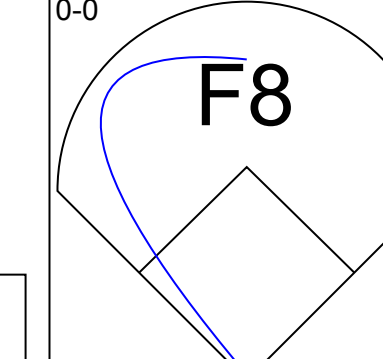
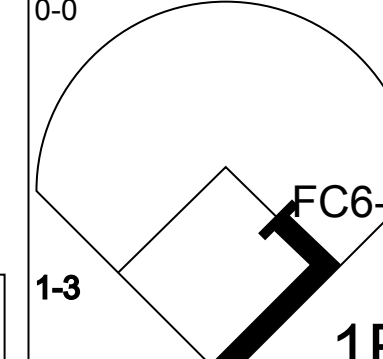
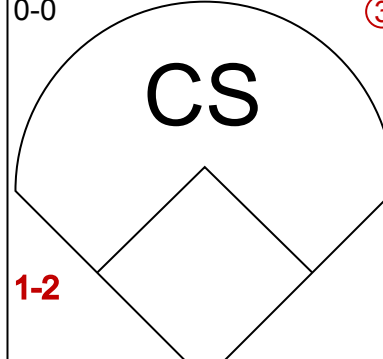
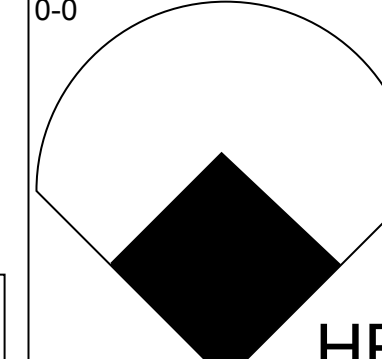
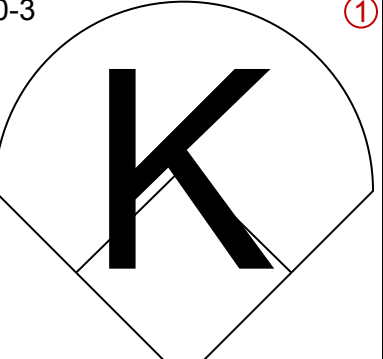
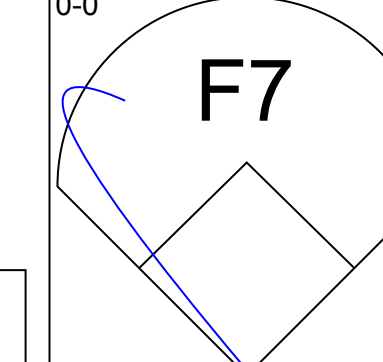
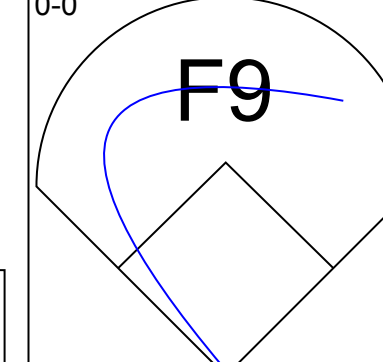
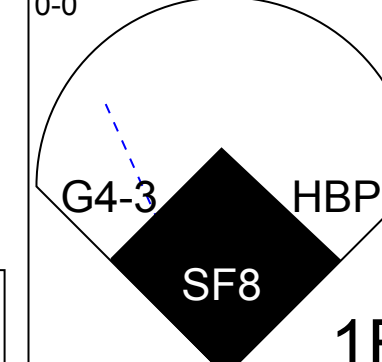
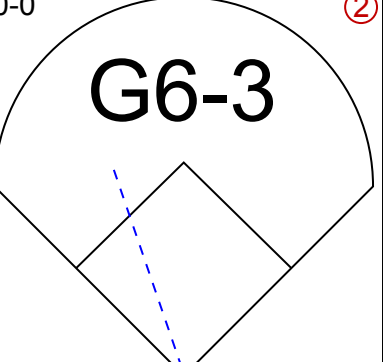
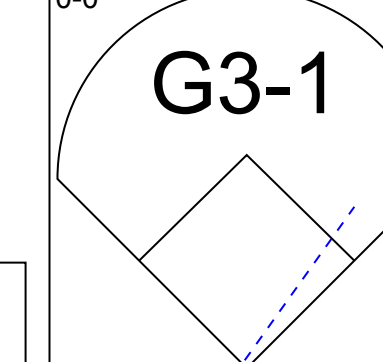
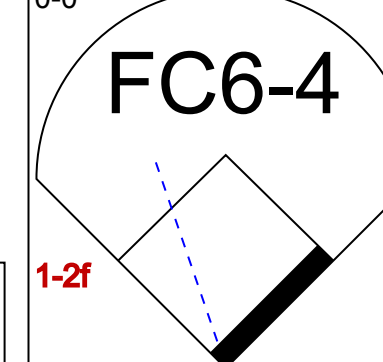
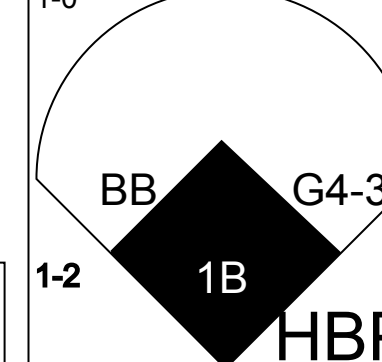
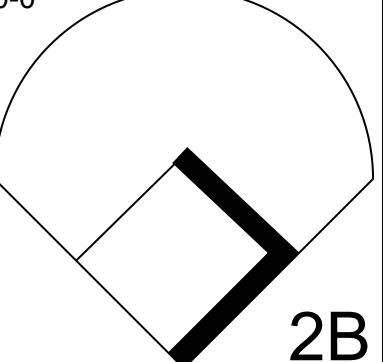
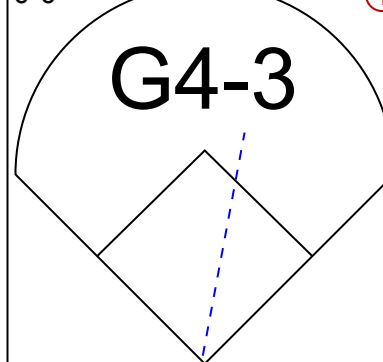
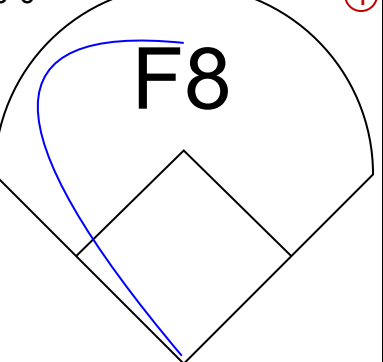
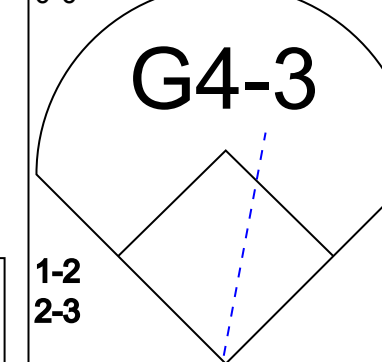
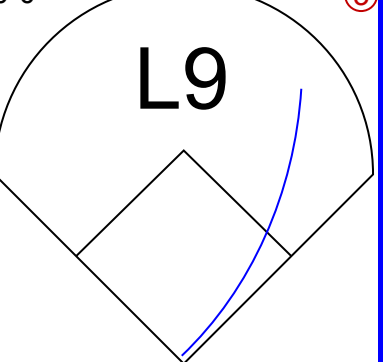
Batter	1	2	3	4	5	6	7	8	9	AB	R	H	RBI	BB	SO	LOB	BOTTOM					
Eric Young Sr., R (1, 4) <small>OBP: 0.350, SLG: 0.330</small>										3	0	0	2	0	0	1						
Alex Cole, L (1, 8) <small>OBP: 0.372, SLG: 0.376</small>										3	0	0	0	0	0	1						
Daryl Boston, L (1, 7) <small>OBP: 0.333, SLG: 0.271</small>										4	0	0	0	0	0	1						
Andres Galarraga, R (1, 3) <small>OBP: 0.405, SLG: 0.583</small>										4	0	0	0	0	1	1						
Charlie Hayes, R (1, 5) <small>OBP: 0.353, SLG: 0.529</small>										4	0	0	0	0	0	0						
Dante Bichette, R (1, 9) <small>OBP: 0.347, SLG: 0.438</small>										2	1	0	0	1	1	0						
Joe Girardi, R (1, 2) <small>OBP: 0.313, SLG: 0.432</small>										3	0	1	0	0	0	0						
Vinny Castilla, R (1, 6) <small>OBP: 0.308, SLG: 0.457</small>										3	1	1	0	0	1	1						
David Nied, R (1, 1) <small>OBP: 0.357, SLG: 0.250</small> Gerald Young, S (6, PH) <small>OBP: 0.294, SLG: 0.077</small> Mark Knudson, R (7, 1) <small>ERA: 3.16</small> Scott Fredrickson, R (8, 1) <small>ERA: 3.16</small> Nelson Liriano, S (8, 6)										1	0	1	0	0	0	0						
Inning Stats	R: 0 E: 0 K: 0 S: 10	H: 0 LOB: 1 BB: 0 P: 16	R: 0 E: 0 K: 0 S: 5	H: 0 LOB: 0 BB: 0 P: 9	R: 1 E: 0 K: 0 S: 7	H: 2 LOB: 0 BB: 0 P: 11	R: 0 E: 0 K: 0 S: 4	H: 0 LOB: 0 BB: 0 P: 8	R: 0 E: 0 K: 1 S: 7	H: 0 LOB: 0 BB: 0 P: 9	R: 1 E: 0 K: 0 S: 9	H: 0 LOB: 1 BB: 1 P: 20	R: 1 E: 1 K: 2 S: 10	H: 1 LOB: 1 BB: 1 P: 18	R: 0 E: 0 K: 1 S: 9	H: 0 LOB: 0 BB: 0 P: 16	R: 0 E: 0 K: 0 S: 7	H: 0 LOB: 0 BB: 0 P: 11	1B: 3 2B: 0 3B: 0 HR: 0	SF: 1 SAC: 0 DP: 1 HBP: 1	WP: 2 PB: 1 CS: 0	PA: 32
PITCHER	IP	WLS	BF	H	R	ER	SO	BB	IBB	HBP	BLK	WP	HR	S	P	ERA	WHIP					
29 John Smoltz, R (1, 1) <small>ERA: 2.55</small> Greg McMichael, R (6, 1) <small>ERA: 3.31</small> Steve Bedrosian, R (9, 1) <small>ERA: 5.14</small>	5.2	W	20	2	2	1	1	1	0	0	0	1	0	24	42	0.00	0.857					

Atlanta Braves @ Colorado Rockies
Mile High Stadium, Denver, CO
Thu May 06 1993, 9:05 PM EDT
Att: 50,618 - Unknown - 61 F

AB 28
R 3
H 3
RBI 2
BB 2
SO 4
LOB 5



Batter	1	2	3	4	5	6	7	8	9	AB	R	H	RBI	BB	SO	LOB	TOP																	
Otis Nixon, S <small>OBP: 0.333, SLG: 0.269</small> 										4	2	1	0	1	2	1	Atlanta Braves @ Colorado Rockies Mile High Stadium, Denver, CO Sat May 08 1993, 5:33 AM EDT Att: 64,614 - Cloudy - 59 F																	
Mark Lemke, S <small>OBP: 0.383, SLG: 0.466</small> 										3	1	1	0	2	1	1																		
Jeff Blausler, R <small>OBP: 0.434, SLG: 0.467</small> Mike Stanton, L <small>(9, 1)</small> 										5	2	1	1	0	0	4																		
Ron Gant, R <small>OBP: 0.286, SLG: 0.364</small> 										4	1	1	0	1	1	2																		
David Justice, L <small>OBP: 0.319, SLG: 0.429</small> 										4	1	1	1	1	0	3																		
Francisco Cabrera, R <small>OBP: 0.300, SLG: 0.370</small> Sid Bream, L <small>(8, PH) OBP: 0.391, SLG: 0.448</small> 										3	0	1	0	0	0	1																		
Damon Berryhill, S <small>OBP: 0.333, SLG: 0.510</small> 										4	0	0	0	1	0	3																		
Bill Pecota, R <small>OBP: 0.278, SLG: 0.278</small> Kent Mercker, L <small>(8, 1)</small> Rafael Belliard, R <small>OBP: 0.286, SLG: 0.263</small> 										4	0	1	0	0	0	2																		
Pete Smith, R <small>OBP: 0.231, SLG: 0.273</small> Steve Bedrosian, R <small>(7, 1)</small> Terry Pendleton, S <small>OBP: 0.243, SLG: 0.252</small> <small>(8, PH) (8, 5)</small> 										1	0	0	0	1	1	0																		
Inning Stats	R: 0 E: 0 K: 1 S: 5	H: 0 LOB: 0 BB: 0 P: 5	R: 0 E: 0 K: 1 S: 6	H: 1 LOB: 2 BB: 1 P: 10	R: 0 E: 0 K: 0 S: 3	H: 1 LOB: 1 BB: 1 P: 7	R: 0 E: 0 K: 0 S: 4	H: 1 LOB: 1 BB: 0 P: 4	R: 0 E: 0 K: 2 S: 7	H: 0 LOB: 0 BB: 0 P: 7	R: 0 E: 0 K: 0 S: 2	H: 0 LOB: 1 BB: 2 P: 10	R: 0 E: 0 K: 0 S: 3	H: 0 LOB: 0 BB: 0 P: 3	R: 6 E: 2 K: 1 S: 10	H: 3 LOB: 1 BB: 2 P: 18		R: 2 E: 0 K: 1 S: 8	H: 3 LOB: 2 BB: 1 P: 12	1B: 8 2B: 0 3B: 0 HR: 1	SF: 0 SAC: 0 DP: 2 HBP: 0	WP: 3 PB: 0 SB: 0 CS: 0	PA: 43											
PITCHER	IP WLS BF H R ER SO BB IBB HBP BLK WP HR S P ERA WHIP																																	
Bruce Ruffin, L <small>ERA: 4.44</small>	7.1	29	4	2	0	4	5	0	0	0	0	2	0	32	52	0.00		1.227																
Willie Blair, R <small>ERA: 4.24</small>	(8, 1)	0.2	L	4	1	2	1	1	0	0	0	1	0	8	12	0.00		4.500																
Scott Fredrickson, R <small>ERA: 5.68</small>	(9, 1)	0.2		4	1	2	1	1	0	0	0	1	0	5	9	27.00		3.000																
Gary Wayne, L <small>ERA: 4.09</small>	(9, 1)	0.1		3	2	0	0	0	0	0	0	0	0	3	3	0.00		6.000																

Batter	1	2	3	4	5	6	7	8	9	AB	R	H	RBI	BB	SO	LOB	BOTTOM																		
Eric Young Sr., R <small>OBP: 0.344, SLG: 0.327</small> 										4	1	1	1	0	0	0	Atlanta Braves @ Colorado Rockies Mile High Stadium, Denver, CO Sat May 08 1993, 5:33 AM EDT Att: 64,614 - Cloudy - 59 F																		
Alex Cole, L <small>OBP: 0.380, SLG: 0.378</small> Dale Murphy, R <small>(9, PH) OBP: 0.200, SLG: 0.154</small> 									3	2	2	0	1	0	0																				
Jerald Clark, R <small>OBP: 0.325, SLG: 0.541</small> 									4	1	1	2	1	0	2																				
Andres Galarraga, R <small>OBP: 0.408, SLG: 0.573</small> Gerald Young, S <small>(9, PR) OBP: 0.294, SLG: 0.077</small> 									5	0	3	3	0	0	0																				
Daryl Boston, L <small>OBP: 0.348, SLG: 0.267</small> Dante Bichette, R <small>(6, PR) OBP: 0.336, SLG: 0.415</small> 									1	0	0	0	2	0	1																				
Charlie Hayes, R <small>OBP: 0.363, SLG: 0.573</small> 									4	1	2	1	0	1	0																				
Joe Girardi, R <small>OBP: 0.311, SLG: 0.424</small> 									4	1	1	0	0	0	2																				
Vinny Castilla, R <small>OBP: 0.362, SLG: 0.548</small> 									3	1	1	0	0	0	2																				
Bruce Ruffin, S <small>(1, 1)</small> Willie Blair, R <small>(8, 1)</small> Jim Tatum, R <small>OBP: 0.222, SLG: 0.444</small> Scott Fredrickson, R <small>(9, 1)</small> Gary Wayne, L <small>(9, 1)</small> 									3	0	0	0	0	0	2																				
Inning Stats	R: 2 E: 0 K: 0 S: 5	H: 3 LOB: 0 BB: 0 P: 5	R: 0 E: 0 K: 0 S: 3	H: 0 LOB: 0 BB: 0 P: 3	R: 0 E: 0 K: 0 S: 4	H: 1 LOB: 1 BB: 0 P: 4	R: 0 E: 0 K: 0 S: 4	H: 1 LOB: 2 BB: 1 P: 8	R: 0 E: 0 K: 0 S: 2	H: 0 LOB: 1 BB: 1 P: 6	R: 4 E: 0 K: 0 S: 6	H: 3 LOB: 2 BB: 2 P: 15	R: 0 E: 0 K: 1 S: 6	H: 1 LOB: 1 BB: 0 P: 6	R: 1 E: 0 K: 1 S: 7	H: 2 LOB: 1 BB: 0 P: 7		1B: 8 2B: 1 3B: 0 HR: 2	SF: 1 SAC: 0 DP: 1 HBP: 1	WP: 0 PB: 0 SB: 0 CS: 1	PA: 42														
PITCHER	IP WLS BF H R ER SO BB IBB HBP BLK WP HR S P ERA WHIP																																		
Pete Smith, R <small>ERA: 3.38</small>	(1, 1)	6.2	29	7	6	6	0	3	0	1	0	0	0	2	25	38		0.00	1.500																
Steve Bedrosian, R <small>ERA: 4.91</small>	(7, 1)	0.1	3	1	0	0	0	1	0	0	0	0	0	2	6	6		0.00	6.000																
Kent Mercker, L <small>ERA: 5.0</small>	(8, 1)	1.0	W	4	1	0	0	0	0	0	0	0	0	6	6	0.00		1.000																	
Mike Stanton, L <small>ERA: 4.05</small>	(9, 1)	1.0	S	5	2	1	1	1	0	0	0	0	0	7	7	9.00		2.000																	

Batter	1	2	3	4	5	6	7	8	9	AB	R	H	RBI	BB	SO	LOB	TOP					
Willie McGee, S OBP: 0.328, SLG: 0.333	(1,9) B X G3-1		(1,3) F S K				(1,9) B X K		(1,9) B X K	5	0	2	1	0	2	0	San Francisco Giants @ Colorado Rockies Mile High Stadium, Denver, CO Mon May 10 1993, 9:05 PM EDT Att: 50,705 - Unknown - 65 F livebaseballscorecards.com					
Darren Lewis, R OBP: 0.270, SLG: 0.366	(1,8) B X 1B 2B		(1,8) C X L3				(1,8) B F X B5-3 1B		(1,8) F X P3	5	1	1	0	0	1	2						
Will Clark, L OBP: 0.316, SLG: 0.300	(1,3) X 2H 1B		(1,3) X 1B				(1,3) X F7		(1,3) C X G3-6-3	5	0	2	1	0	0	2						
Matt Williams, R OBP: 0.378, SLG: 0.664	(1,5) B S X P4		(1,5) F S X F9				(1,5) X F7			4	1	1	1	0	0	3						
Barry Bonds, L OBP: 0.534, SLG: 0.824	(1,7) C X F9			(1,7) C X B X 1B G1-2-1 2B			(1,7) B X SF8 3B		(1,7) B X K	4	1	2	0	0	1	1						
Robby Thomson, R OBP: 0.292, SLG: 0.281			(1,4) C X G1-5-3 1B				(1,4) S X K 1B		(1,4) B X F8	4	0	2	0	0	1	1						
Royce Clayton, R OBP: 0.311, SLG: 0.385			(1,6) L F B SAFE 1-2 1B			(1,6) C SAFE 1-2 BB		(1,6) X 0-0 SF8		(1,6) B SAFE BB	1	0	1	1	2	0						
Craig Colbert, R OBP: 0.258, SLG: 0.379	(1,2) (8, PH) (8, 2) K		(1,2) S SAFE K				(1,2) X 0-0 1B		(1,2) B SAFE K	3	0	1	0	0	2	5						
Trevor Wilson, L OBP: 0.182, SLG: 0.182	(1,1) (6, PH) (8, 1) G1-5-3		(1,1) B X G1-5-3				(1,1) X 0-0 F8		(1,1) X 0-0 1B	2	0	0	0	0	0	5						
Luis Mercedes, R OBP: 0.390, SLG: 0.324	(6, PH)			(6, PH) G1-2-1						1	0	0	0	0	0	1						
Bryan Hickerson, L OBP: 0.311, SLG: 0.368	(8, PH)									0	0	0	0	0	0	0						
Dave Righetti, L OBP: 0.197, SLG: 0.261	(8, PH)									0	0	0	0	0	0	0						
Todd Benzinger, S OBP: 0.187, SLG: 0.261	(8, PH)									1	1	1	0	0	0	0						
Inning Stats	R: 1 E: 0 K: 0 S: 7	H: 2 LOB: 1 BB: 0 P: 13	R: 0 E: 0 K: 1 S: 11	H: 2 LOB: 1 BB: 0 P: 16	R: 0 E: 0 K: 1 S: 9	H: 1 LOB: 1 BB: 0 P: 12	R: 0 E: 0 K: 1 S: 12	H: 2 LOB: 2 BB: 1 P: 22	R: 0 E: 0 K: 0 S: 5	H: 1 LOB: 1 BB: 0 P: 6	R: 1 E: 0 K: 2 S: 10	H: 2 LOB: 0 BB: 0 P: 15	R: 0 E: 0 K: 2 S: 10	H: 0 LOB: 0 BB: 0 P: 13	R: 1 E: 0 K: 2 S: 14	H: 1 LOB: 1 BB: 1 P: 25	R: 1 E: 0 K: 0 S: 6	H: 2 LOB: 0 BB: 0 P: 6	1B: 8 2B: 2 3B: 2 HR: 1	SF: 1 SAC: 0 DP: 3 HBP: 0	WP: 0 PB: 0 SB: 0 CS: 0	PA: 39
PITCHER Amando Reynoso, R ERA: 2.88	IP: 9.0 WLS: W BF: 39 H: 13 R: 4 ER: 4 SO: 8 BB: 2 IBB: 0 HBP: 0 BLK: 0 WP: 0 HR: 1 S: 84 P: 128 ERA: 4.00 WHIP: 1.667															PITCHER	IP: 9.0 WLS: W BF: 39 H: 13 R: 4 ER: 4 SO: 8 BB: 2 IBB: 0 HBP: 0 BLK: 0 WP: 0 HR: 1 S: 84 P: 128 ERA: 4.00 WHIP: 1.667					

Batter	1	2	3	4	5	6	7	8	9	AB	R	H	RBI	BB	SO	LOB	BOTTOM												
Nelson Liriano, S OBP: 0.200, SLG: 0.200	(1,4) C S K		(1,4) X 0-0 G5-3						(1,4) X 0-0 P2	4	0	1	1	0	1	1	San Francisco Giants @ Colorado Rockies Mile High Stadium, Denver, CO Mon May 10 1993, 9:05 PM EDT Att: 50,705 - Unknown - 65 F livebaseballscorecards.com												
Joe Girardi, R OBP: 0.300, SLG: 0.400	(1,2) C SAFE HBP HR BB		(1,2) C SAFE P6						(1,2) F SAFE FC6-4	3	1	0	0	1	0	2													
Jerald Clark, R OBP: 0.326, SLG: 0.524	(1,7) F SAFE HR HBP		(1,7) X 0-0 G5-3						(1,7) X 0-0 K	3	1	0	0	0	1	2													
Charlie Hayes, R OBP: 0.371, SLG: 0.573	(1,5) X F8		(1,5) B SAFE FC6-4 1B						(1,5) X 0-0 F9	3	0	1	0	0	0	3													
Dante Bichette, R OBP: 0.345, SLG: 0.444	(1,8) (7, 9) B SAFE HR		(1,8) C SAFE K						(1,8) X 0-0 P3	3	2	1	3	1	1	2													
Dale Murphy, R OBP: 0.222, SLG: 0.194	(1,9) B SAFE K		(1,9) C SAFE FC6-4						(1,9) X 0-0 F8	3	0	0	0	0	1	1													
Alex Cole, L OBP: 0.358, SLG: 0.354	(7, 8)								(7, 8) X 0-0 FC1-5 1B	1	1	0	0	0	0	2													
Vinny Castilla, R OBP: 0.411, SLG: 0.600	(1,6)								(1,6) X 0-0 P4	3	1	2	2	1	0	0													
Jim Tatum, R OBP: 0.182, SLG: 0.364	(1,3) (6, 5) C SAFE G5-3		(1,3) C SAFE G5-3						(1,3) B SAFE G6-3	4	0	0	0	0	0	2													
Amando Reynoso, R OBP: 0.200, SLG: 0.444	(1,1)								(1,1) C SAFE K	3	1	1	1	1	2	2													
Inning Stats	R: 3 E: 0 K: 2 S: 13	H: 1 LOB: 0 BB: 1 P: 23	R: 1 E: 0 K: 1 S: 9	H: 1 LOB: 1 BB: 1 P: 19	R: 0 E: 0 K: 1 S: 10	H: 1 LOB: 0 BB: 0 P: 13	R: 1 E: 0 K: 0 S: 8	H: 2 LOB: 0 BB: 0 P: 13	R: 0 E: 0 K: 0 S: 3	H: 0 LOB: 0 BB: 0 P: 5	R: 0 E: 0 K: 0 S: 10	H: 0 LOB: 1 BB: 1 P: 16	R: 2 E: 0 K: 1 S: 9	H: 2 LOB: 1 BB: 1 P: 15	R: 2 E: 0 K: 1 S: 9	H: 2 LOB: 1 BB: 1 P: 15	1B: 5 2B: 0 3B: 0 HR: 2	SF: 0 SAC: 0 DP: 0 HBP: 1	WP: 0 PB: 0 SB: 0 CS: 0	PA: 36									
PITCHER Trevor Wilson, L ERA: 4.71	IP: 5.0 WLS: L BF: 23 H: 5 R: 5 ER: 5 SO: 5 BB: 2 IBB: 0 HBP: 1 BLK: 0 WP: 0 HR: 2 S: 46 P: 74 ERA: 9.00 WHIP: 1.400															PITCHER	IP: 5.0 WLS: L BF: 23 H: 5 R: 5 ER: 5 SO: 5 BB: 2 IBB: 0 HBP: 1 BLK: 0 WP: 0 HR: 2 S: 46 P: 74 ERA: 9.00 WHIP: 1.400												
Bryan Hickerson, L ERA: 6.75	(6, 1)	2.0	7	0	0	0	1	0	0	0	0	13	21	0.00	0.500														
Dave Righetti, L ERA: 4.85	(8, 1)	1.0	6	2	2	2	1	1	0	0	9	15	18.00	3.000															



Batter	1	2	3	4	5	6	7	8	9	AB	R	H	RBI	BB	SO	LOB	TOP
Willie McGee, S OBP: 0.324, SLG: 0.326	1-2 G4-3	2-1 F8		4-1 FC6-4 BB		2-2 F7		1-2 SF8		3	0	0	1	1	0	2	San Francisco Giants @ Colorado Rockies Mile High Stadium, Denver, CO Tue May 11 1993, 9:05 PM EDT Att: 49,072 - Unknown - 65 F livebaseballscorecards.com
Darren Lewis, R OBP: 0.297, SLG: 0.351	1-1 G5-3		4-1 G3-6 BB	0-0 FC6-4			2-1 F7	2-3 3-H G6-3		4	0	0	0	1	0	3	
Will Clark, L OBP: 0.319, SLG: 0.312	0-0 2B		1-1 G3-6		1-1 F8		2-2 1B		1-1 G4-3	5	0	2	0	0	0	1	
Matt Williams, R OBP: 0.372, SLG: 0.647	2-2 F9		1-0 F8		2-2 G5-3		2-3 K		0-2 1B 2B 1B	5	1	1	0	0	1	2	
Barry Bonds, L OBP: 0.537, SLG: 0.822		0-3 K		1-2 P5	1-0 S 2B		1-2 S 1B		3-1 2B 1B	5	0	3	0	0	1	0	
Robby Thompson, R OBP: 0.315, SLG: 0.330		1-2 1B 2B		2-0 S 1B 2B	4-0 S BB		2-2 G6-3		3-1 FC5-6 1-3 2-H 2B	4	2	3	1	1	0	2	
Royce Clayton, R OBP: 0.351, SLG: 0.392		4-1 1B BB		1-0 1B SF8 1B	1-2 P3		1-1 SH3-4 SF8 1B		4-0 IBB	3	2	2	1	2	0	2	
Jeff Reed, L OBP: 0.340, SLG: 0.381		2-1 1-2 2-H 1B		2-0 BB 1B		3-2 G4-3		4-2 SF8 SH3-4 BB	1-3 K	4	0	2	1	1	1	3	
Bill Swift, R OBP: 0.235, SLG: 0.143 Rod Beck, R		3-3 K		1-1 SF8		0-0 F8		0-0 SH3-4	0-1 FC5-6	3	0	0	1	0	1	5	
								1-2 2-S	2-S	0	0	0	0	0	0	0	WP: 0 PA: 45 RB: 0 SB: 4 CS: 0
Inning Stats	R: 0 E: 0 K: 0 S: 13	H: 1 LOB: 1 BB: 0 P: 17	R: 1 E: 0 K: 2 S: 18	H: 2 LOB: 2 BB: 1 P: 30	R: 0 E: 0 K: 0 S: 4	H: 0 LOB: 0 BB: 1 P: 10	R: 2 E: 0 K: 0 S: 10	H: 3 LOB: 2 BB: 1 P: 21	R: 0 E: 0 K: 0 S: 12	H: 1 LOB: 2 BB: 1 P: 21	R: 0 E: 0 K: 1 S: 17	H: 2 LOB: 2 BB: 0 P: 26	R: 1 E: 0 K: 0 S: 11	H: 1 LOB: 1 BB: 1 P: 20	R: 1 E: 0 K: 1 S: 14	H: 3 LOB: 3 BB: 1 P: 26	1B: 8 SF: 2 2B: 5 SAC: 1 3B: 0 DP: 1 HR: 0 HBP: 0
PITCHER	IP WLS BF H R ER SO BB IBB HBP BLK WP HR S P ERA WHIP	7.0 L 33 9 3 3 3 4 0 0 0 0 0 84 140 3.86 1.857	1.0 5 1 1 1 0 1 0 0 0 0 0 11 20 9.00 2.000	1.0 7 3 1 1 1 0 1 0 0 0 0 14 26 9.00 3.000													

Batter	1	2	3	4	5	6	7	8	9	AB	R	H	RBI	BB	SO	LOB	BOTTOM
Nelson Liriano, S OBP: 0.286, SLG: 0.286	1-3 K		1-1 L8			0-0 CS 1B			1-1 FC4-6 1B	4	0	2	0	0	1	0	San Francisco Giants @ Colorado Rockies Mile High Stadium, Denver, CO Tue May 11 1993, 9:05 PM EDT Att: 49,072 - Unknown - 65 F livebaseballscorecards.com
Alex Cole, L OBP: 0.345, SLG: 0.340	2-0 G3			2-1 G3		1-2 CS	1-0 G4-3		2-1 FC4-6 HR	4	1	0	0	0	1		
Dante Bichette, R OBP: 0.359, SLG: 0.490	0-1 E6 2B			4-0 G6-3 BB			2-1 WP 2B		1-2 1-H HR	3	2	2	2	1	0	0	
Charlie Hayes, R OBP: 0.368, SLG: 0.570	1-0 1-H 2B			0-2 G6-3			2-3 K		0-3 K	4	0	1	1	0	2	2	
Daryl Boston, L OBP: 0.342, SLG: 0.254 Willie Blair, R Gary Wayne, L Jim Tatum, R OBP: 0.174, SLG: 0.348		2-3 K			2-0 G4-3		0-0 G1-3		0-2 G5-3	3	0	0	0	0	1	1	
Jerald Clark, R OBP: 0.326, SLG: 0.518		0-0 CS 1B			0-3 K			2-3 K		3	0	1	0	0	2	0	
Joe Girardi, R OBP: 0.292, SLG: 0.389		2-3 K			0-0 G1-3			0-0 E1 1B		3	0	0	0	0	1	1	
Vinny Castilla, R OBP: 0.407, SLG: 0.585					3-2 G1-3			0-0 G1-6-3 1B		3	0	1	0	0	0	0	
David Nied, R OBP: 0.313, SLG: 0.214 Gerald Young, S OBP: 0.250, SLG: 0.063					1-2 G3		1-1 G6-3		2-2 G1-6-3	2	0	0	0	0	1	0	
								1-2		1	0	0	0	0	0	2	
Inning Stats	R: 1 E: 1 K: 1 S: 7	H: 1 LOB: 1 BB: 0 P: 11	R: 0 E: 0 K: 2 S: 8	H: 1 LOB: 1 BB: 0 P: 12	R: 0 E: 0 K: 0 S: 10	H: 0 LOB: 0 BB: 0 P: 15	R: 0 E: 0 K: 0 S: 5	H: 0 LOB: 0 BB: 1 P: 11	R: 0 E: 0 K: 1 S: 5	H: 0 LOB: 0 BB: 0 P: 7	R: 0 E: 0 K: 1 S: 8	H: 1 LOB: 1 BB: 0 P: 12	R: 0 E: 1 K: 1 S: 8	H: 1 LOB: 1 BB: 0 P: 12	R: 2 E: 0 K: 1 S: 13	H: 2 LOB: 0 BB: 0 P: 17	1B: 4 SF: 0 2B: 3 SAC: 0 3B: 0 DP: 3 HR: 1 HBP: 0
PITCHER	IP WLS BF H R ER SO BB IBB HBP BLK WP HR S P ERA WHIP	8.1 W 30 7 3 2 7 1 0 0 0 0 0 65 101 2.16 0.960	0.2 S 2 0 0 0 1 0 0 0 0 0 0 0 6 6 0.00 0.000														

Batter	1	2	3	4	5	6	7	8	9	AB	R	H	RBI	BB	SO	LOB	TOP											
Eric Young Sr. R OBP: 0.364, SLG: 0.397 (1, 4)	G6-3		L9														5 0 3 2 0 0 0											
Alex Cole L OBP: 0.333, SLG: 0.321 (1, 8)	G4-3																4 0 0 0 1 1 4											
Jerald Clark R OBP: 0.337, SLG: 0.495 (1, 7)	P1		G5-3														5 0 1 1 0 0 3											
Jay Gainer L OBP: 0.200, SLG: 0.800 (1, 3)																	5 1 1 1 0 0 3											
Charlie Hayes R OBP: 0.369, SLG: 0.580 (1, 5)																	2 1 1 0 2 0 0											
Daryl Boston L OBP: 0.354, SLG: 0.265 Gerald Young S OBP: 0.227, SLG: 0.056 (1, 9) (6, 9)																	3 0 0 0 0 0 3 1 0 0 0 0 0 0											
Joe Girardi R OBP: 0.298, SLG: 0.381 Gary Wayne L (8, FH) Jim Tatum R OBP: 0.156, SLG: 0.281 Willie Blair R (8, 1)																	2 0 1 1 1 0 1 0 0 0 0 0 0 0 1 0 0 0 0 0 0 0 0 0 0 0 0 0											
Vinny Castilla R OBP: 0.408, SLG: 0.554 (1, 6)																	4 2 2 0 0 0 3											
Andy Ashby R OBP: 0.250, SLG: 0.250 Mark Knudson R (3, 1) Danny Sheaffer R OBP: 0.217, SLG: 0.304 (6, 2)																	1 0 0 0 0 0 0 1 0 0 0 0 1 0 2 1 1 0 0 0 1											
Inning Stats	R: 0 E: 0 K: 0 S: 5	H: 0 LOB: 0 BB: 0 P: 8	R: 1 E: 0 K: 0 S: 7	H: 1 LOB: 1 BB: 2 P: 15	R: 0 E: 1 K: 0 S: 4	H: 0 LOB: 1 BB: 1 P: 10	R: 1 E: 0 K: 0 S: 8	H: 2 LOB: 1 BB: 0 P: 14	R: 0 E: 0 K: 1 S: 13	H: 1 LOB: 1 BB: 0 P: 18	R: 0 E: 0 K: 0 S: 11	H: 0 LOB: 2 BB: 0 P: 20	R: 1 E: 0 K: 0 S: 8	H: 3 LOB: 2 BB: 0 P: 11	R: 0 E: 0 K: 0 S: 5	H: 0 LOB: 0 BB: 0 P: 10	R: 2 E: 0 K: 1 S: 14	H: 3 LOB: 1 BB: 0 P: 17	1B: 6 2B: 2 3B: 1 HR: 1	SF: 0 SAC: 0 DP: 1 HBP: 0	WP: 0 PA: 40 PB: 0 SB: 1 CS: 0							
PITCHER	IP	WLS	BF	H	R	ER	SO	BB	IBB	HBP	BLK	WP	HR	S	P	ERA	WHIP											
Tim Pugh R ERA: 4.57 Kevin Wickander L ERA: 4.63	(1, 1) (8, 1)	7.0	W	31	7	3	3	1	4	0	0	0	0	1	56	96	3.86	1.571										
PITCHER	IP	WLS	BF	H	R	ER	SO	BB	IBB	HBP	BLK	WP	HR	S	P	ERA	WHIP											

Colorado Rockies @ Cincinnati Reds
Riverfront Stadium, Cincinnati, OH
Fri May 14 1993, 7:05 PM EDT
Att: 48,352 - Unknown

AB	36
R	5
H	10
RBI	5
BB	4
SO	2
LOB	18



Batter	1	2	3	4	5	6	7	8	9	AB	R	H	RBI	BB	SO	LOB	BOTTOM											
Bip Roberts S OBP: 0.301, SLG: 0.264 (1, 4)	F9																4 1 2 2 1 0 1											
Roberto Kelly R OBP: 0.324, SLG: 0.440 Cecil Espy S OBP: 0.400, SLG: 0.270 (1, 8) (7, 7)	F9																4 1 1 1 1 1 3 0 0 0 0 0 0 0											
Barry Larkin R OBP: 0.393, SLG: 0.383 Jeff Branson L OBP: 0.447, SLG: 0.556 (1, 6) (6, 6)																	4 2 2 1 0 1 4 1 0 1 0 0 0 0											
Kevin Mitchell R OBP: 0.438, SLG: 0.709 Cesar Hernandez R OBP: 0.125, SLG: 0.087 (1, 7) (6, 7) (7, 8)																	4 3 4 1 0 0 0 1 0 0 0 0 1 1											
Chris Sabo R OBP: 0.274, SLG: 0.419 (1, 5)																	5 2 2 4 0 0 2											
Randy Milligan R OBP: 0.367, SLG: 0.330 Dan Wilson R OBP: 0.467, SLG: 0.417 (1, 3) (6, 2)																	3 1 1 1 1 0 1 1 0 0 0 0 0 1											
Reggie Sanders R OBP: 0.331, SLG: 0.432 (1, 9)																	4 2 1 2 1 0 2											
Joe Oliver R OBP: 0.301, SLG: 0.403 (1, 2) (6, 3)																	4 1 1 1 0 0 0											
Tim Pugh R OBP: 0.133, SLG: 0.071 Kevin Wickander L (8, 1)																	3 0 0 0 0 3 1 1 0 0 0 0 0 0											
Inning Stats	R: 5 E: 0 K: 0 S: 16	H: 5 LOB: 0 BB: 0 P: 29	R: 0 E: 0 K: 3 S: 17	H: 0 LOB: 1 BB: 1 P: 25	R: 3 E: 0 K: 0 S: 16	H: 2 LOB: 3 BB: 3 P: 32	R: 1 E: 0 K: 0 S: 9	H: 1 LOB: 0 BB: 0 P: 15	R: 4 E: 1 K: 1 S: 15	H: 6 LOB: 2 BB: 0 P: 25	R: 0 E: 1 K: 1 S: 7	H: 0 LOB: 1 BB: 0 P: 10	R: 0 E: 0 K: 1 S: 12	H: 1 LOB: 1 BB: 0 P: 16	R: 0 E: 0 K: 0 S: 4	H: 0 LOB: 0 BB: 0 P: 6	R: 0 E: 0 K: 0 S: 4	H: 0 LOB: 0 BB: 0 P: 6	1B: 8 2B: 5 3B: 0 HR: 2	SF: 1 SAC: 0 DP: 0 HBP: 1	WP: 0 PA: 45 PB: 0 SB: 2 CS: 0							
PITCHER	IP	WLS	BF	H	R	ER	SO	BB	IBB	HBP	BLK	WP	HR	S	P	ERA	WHIP											
Andy Ashby R ERA: 6.14 Mark Knudson R ERA: 22.24 Gary Wayne L ERA: 3.77 Willie Blair R ERA: 4.5	(1, 1) (3, 1) (6, 1) (8, 1)	2.2	L	19	7	5	5	1	1	0	0	0	0	1	46	77	27.00	3.750										
PITCHER	IP	WLS	BF	H	R	ER	SO	BB	IBB	HBP	BLK	WP	HR	S	P	ERA	WHIP											

Colorado Rockies @ Cincinnati Reds
Riverfront Stadium, Cincinnati, OH
Fri May 14 1993, 7:05 PM EDT
Att: 48,352 - Unknown

AB	39
R	13
H	15
RBI	13
BB	4
SO	6
LOB	16



Batter	1	2	3	4	5	6	7	8	9	AB	R	H	RBI	BB	SO	LOB	TOP								
Eric Young Sr. R OBP: 0.365, SLG: 0.397 (1, 4)										5	1	2	0	0	1	0									
Joe Girardi R OBP: 0.305, SLG: 0.385 (1, 2)										4	0	2	0	0	0	2									
Dante Bichette R OBP: 0.354, SLG: 0.474 (1, 8)										4	1	2	1	0	0	2									
Charlie Hayes R OBP: 0.373, SLG: 0.585 (1, 5)										4	1	2	0	0	0	1									
Dale Murphy R OBP: 0.250, SLG: 0.189 (1, 9)										3	0	1	0	1	1	1									
Jerald Clark R OBP: 0.333, SLG: 0.495 (1, 7)										4	0	1	2	0	0	2									
Jay Gainer L OBP: 0.222, SLG: 0.500 (1, 3)										3	0	0	0	1	1	2									
Vinny Castilla R OBP: 0.400, SLG: 0.536 (1, 6)										4	0	1	0	0	0	3									
Armando Reynoso R OBP: 0.154, SLG: 0.333 Scott Fredrickson R ERA: 3.69 (7, 1)										3	0	0	0	0	0	2									
Jeff Parrett R OBP: 0.333, SLG: 0.333 Alex Cole L OBP: 0.331, SLG: 0.318 (9, PH)										0	0	0	0	0	0	0									
Inning Stats	R: 0 E: 0 K: 1 S: 13	H: 2 LOB: 1 BB: 0 P: 20	R: 0 E: 0 K: 1 S: 10	H: 2 LOB: 2 BB: 0 P: 13	R: 3 E: 0 K: 0 S: 12	H: 4 LOB: 2 BB: 2 P: 25	R: 0 E: 0 K: 0 S: 6	H: 1 LOB: 1 BB: 0 P: 7	R: 0 E: 0 K: 0 S: 5	H: 1 LOB: 1 BB: 0 P: 7	R: 0 E: 0 K: 0 S: 9	H: 0 LOB: 0 BB: 0 P: 13	R: 0 E: 0 K: 1 S: 8	H: 1 LOB: 0 BB: 0 P: 13	R: 0 E: 0 K: 1 S: 6	H: 0 LOB: 0 BB: 0 P: 8	R: 0 E: 0 K: 0 S: 5	H: 0 LOB: 0 BB: 0 P: 11	1B: 8 2B: 3 3B: 0 HR: 0	SF: 0 SAC: 0 DP: 1 HBP: 0	WP: 0 PB: 0 SB: 2 CS: 1	PA: 37			
PITCHER	IP	WLS	BF	H	R	ER	SO	BB	IBB	HBP	BLK	WP	HR	S	P	ERA	WHIP								
Tom Browning L ERA: 6.47 (1, 1)	6.0		28	10	3	3	2	1	1	0	0	0	0	55	85	4.50	1.833								
Mitt Hill R ERA: 3.45 (7, 1)	1.0	W	3	1	0	0	0	0	0	0	0	0	0	8	13	0.00	1.000								
Steve Foster R ERA: 1.54 (8, 1)	1.0		3	0	0	0	1	0	0	0	0	0	0	6	8	0.00	0.000								
Jeff Reardon R ERA: 1.98 (9, 1)	1.0	S	3	0	0	0	0	0	0	0	0	0	0	5	11	0.00	0.000								

Colorado Rockies @ Cincinnati Reds
Riverfront Stadium, Cincinnati, OH
Sat May 15 1993, 7:05 PM EDT
Att: 49,697 - Unknown - 77 F

AB 35
R 3
H 11
RBI 3
BB 2
SO 3
LOB 15

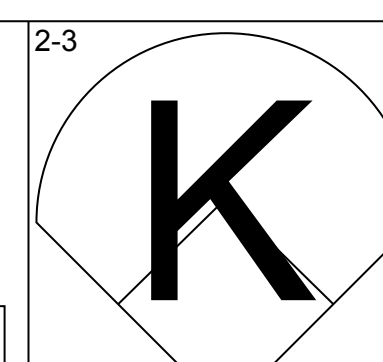
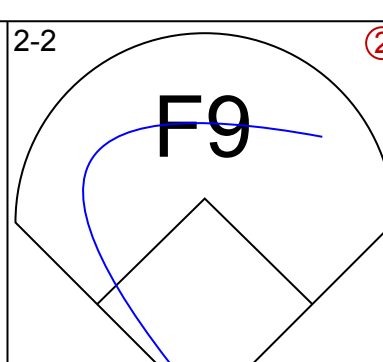
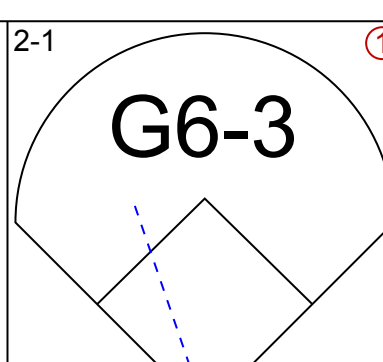
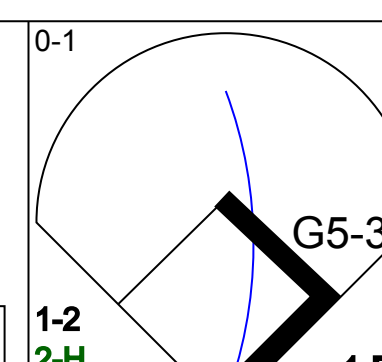
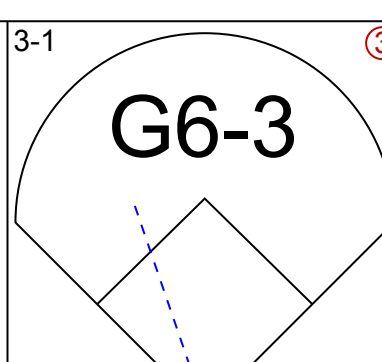
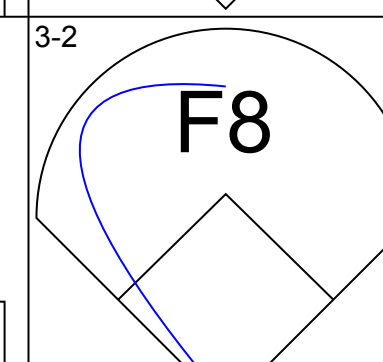
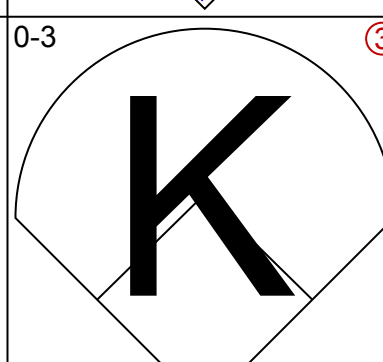
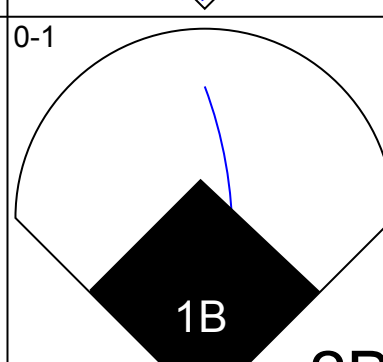
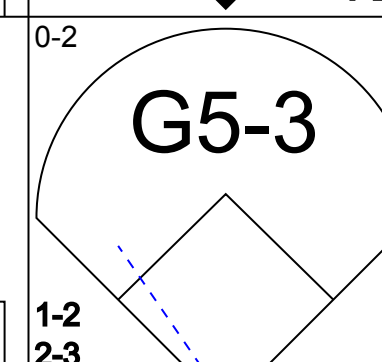
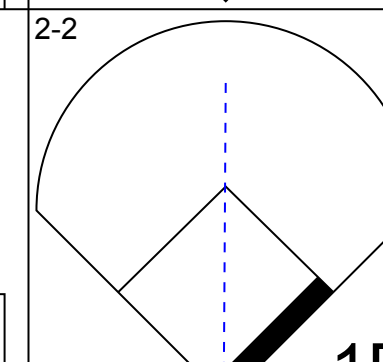
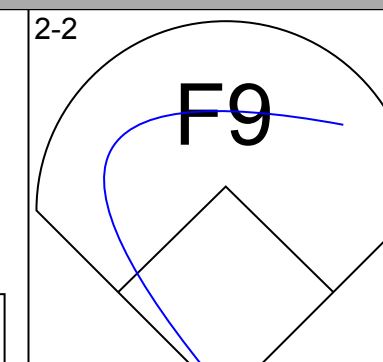
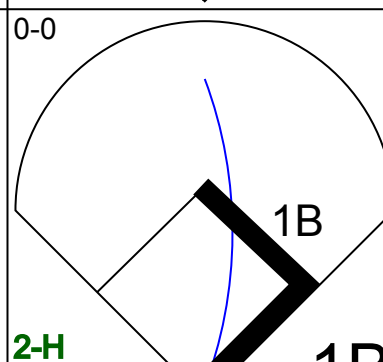
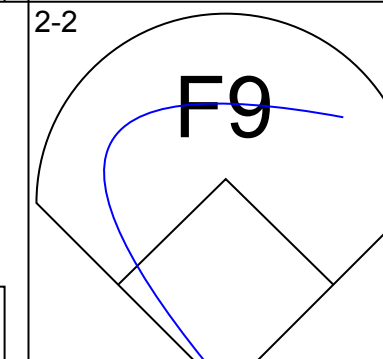
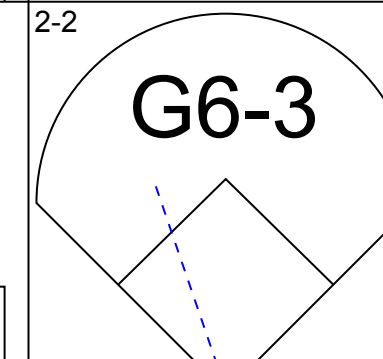
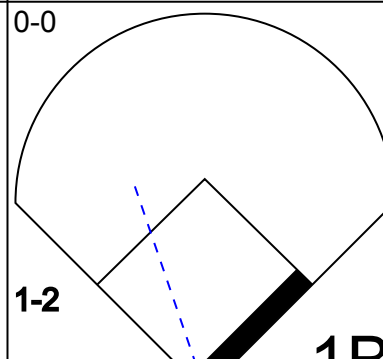
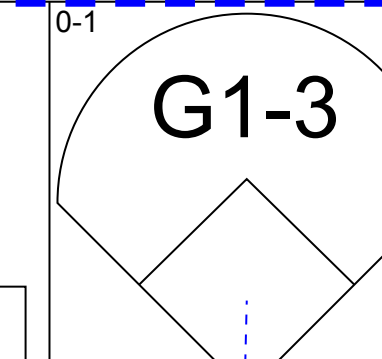
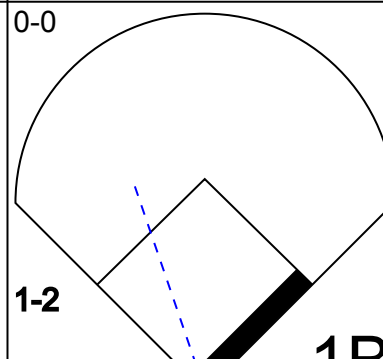
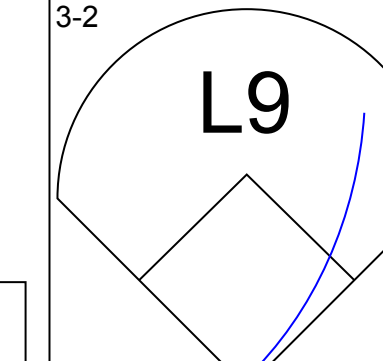
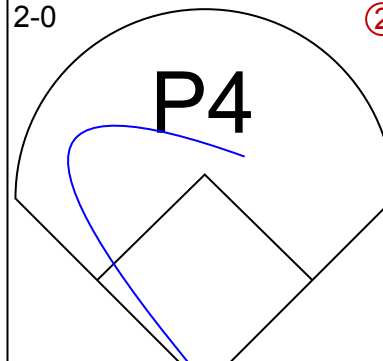
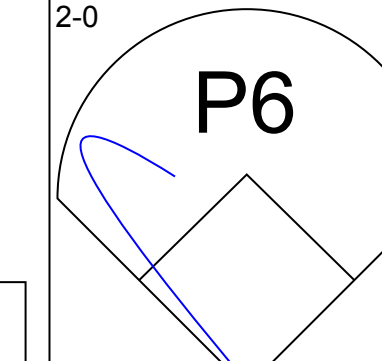
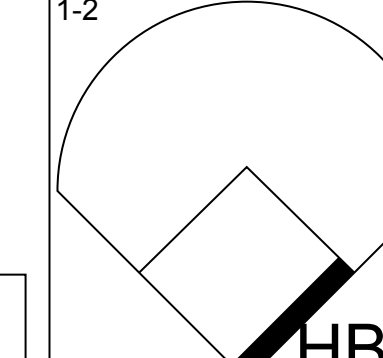
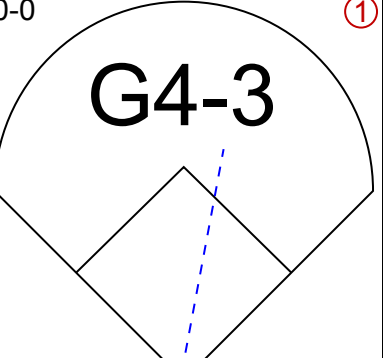
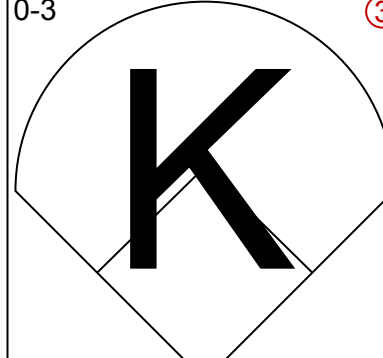
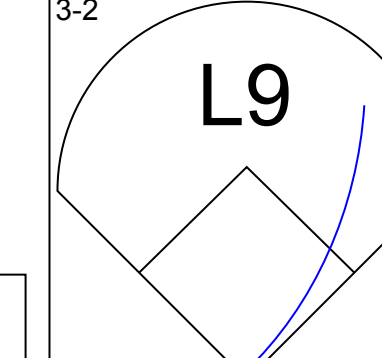
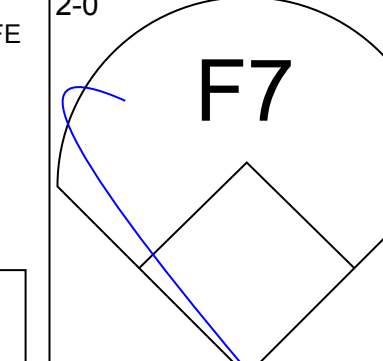
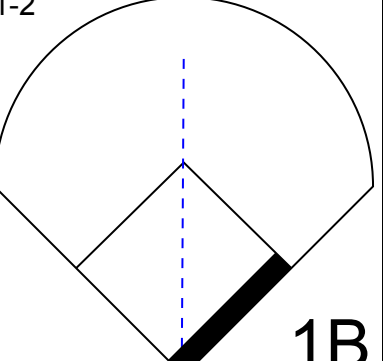
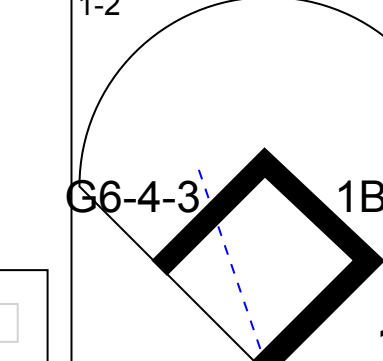
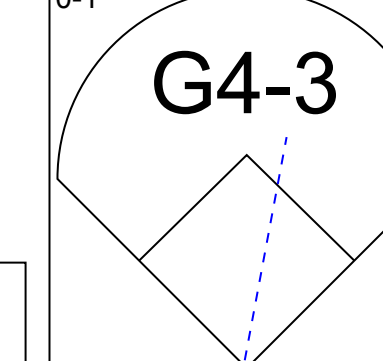
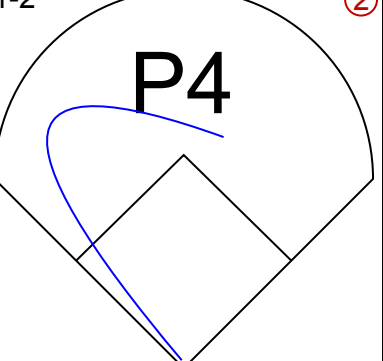
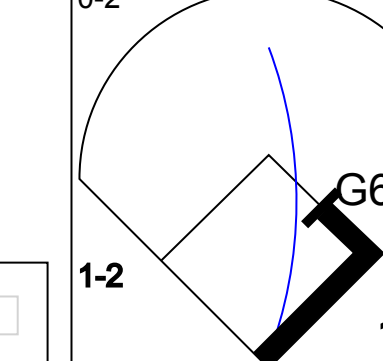
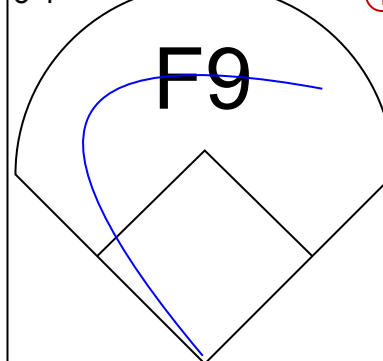
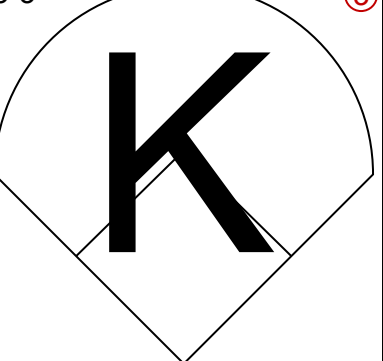
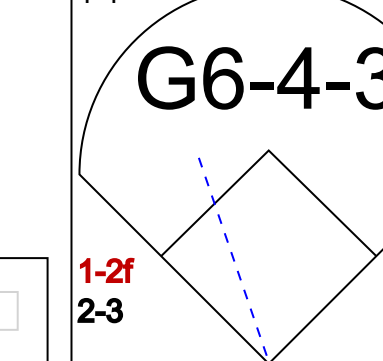


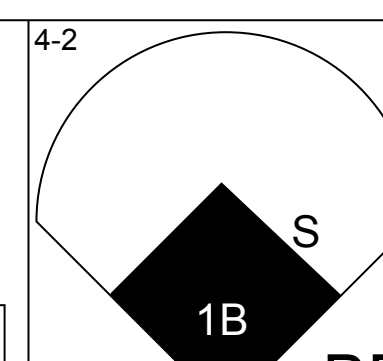
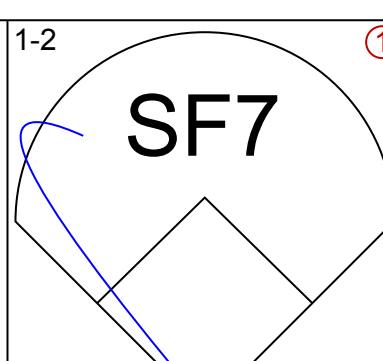
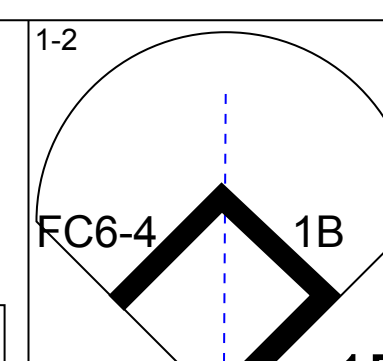
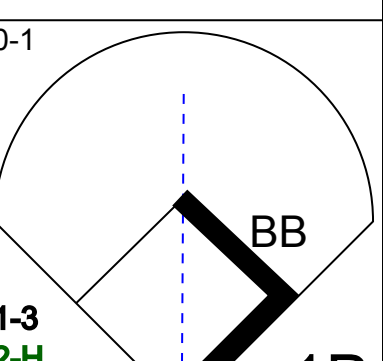
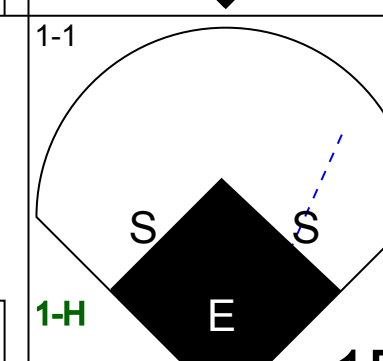
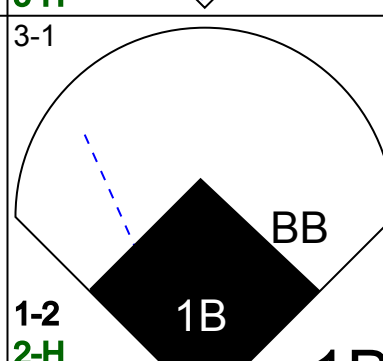
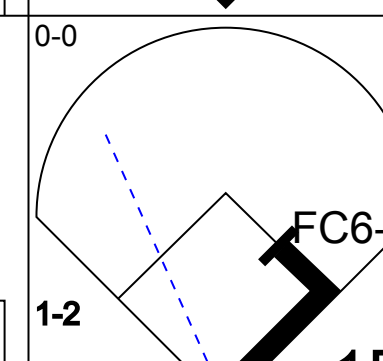
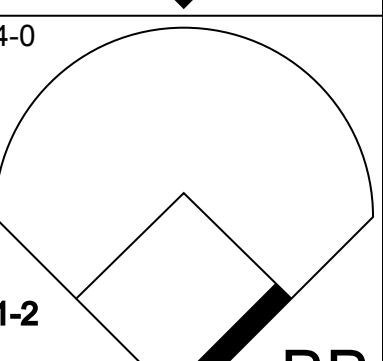
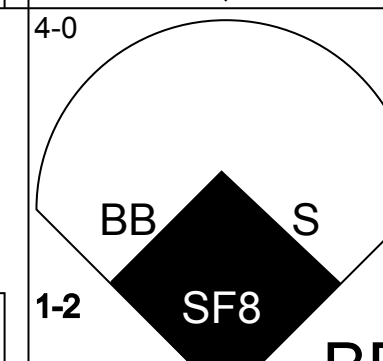
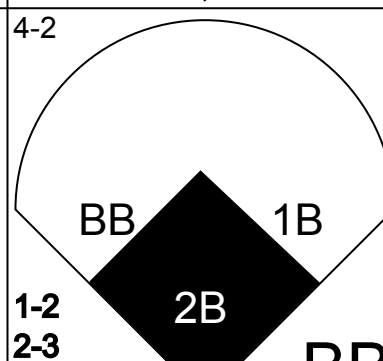
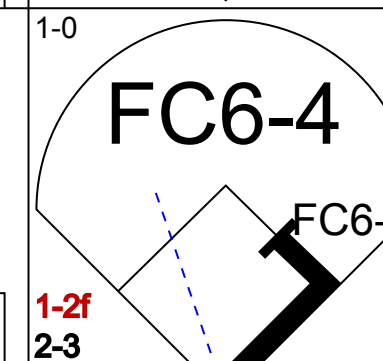
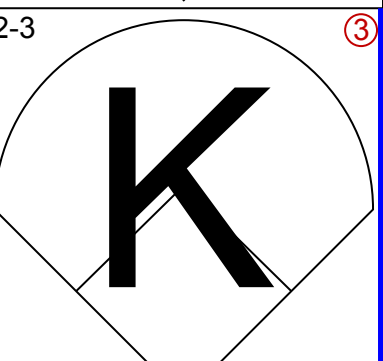
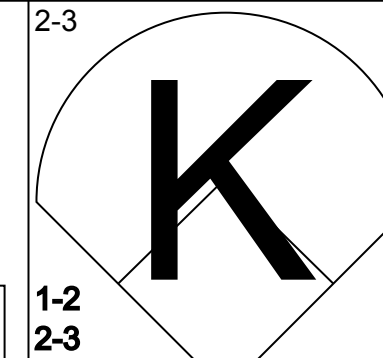
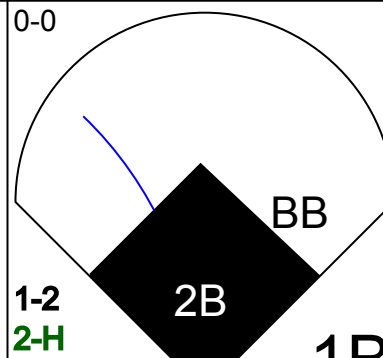
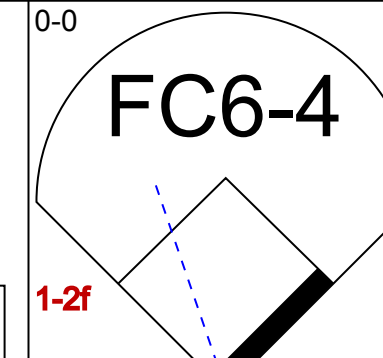

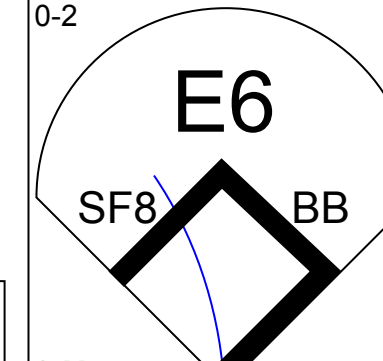
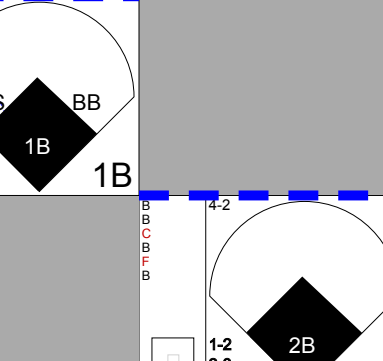

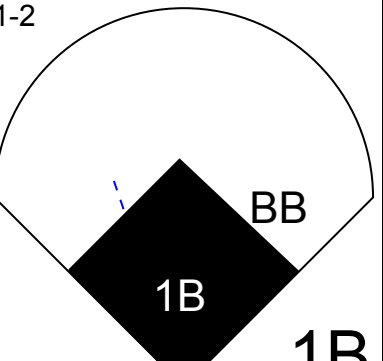
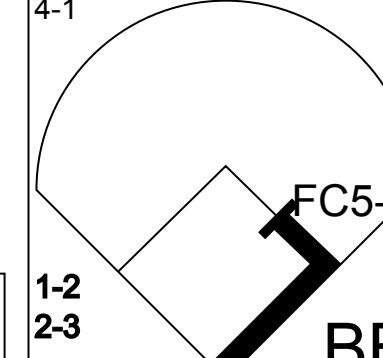

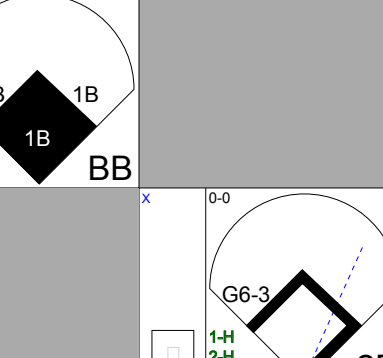

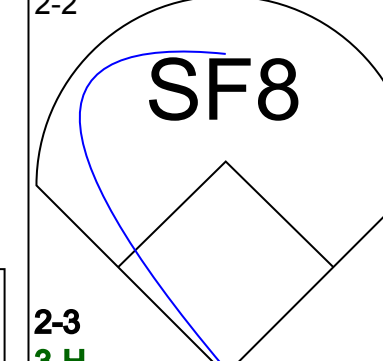
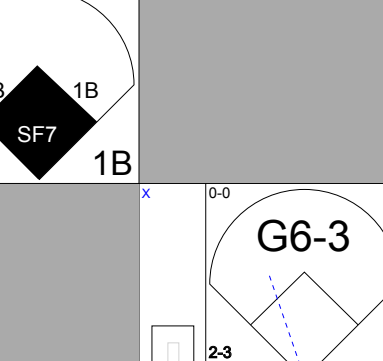
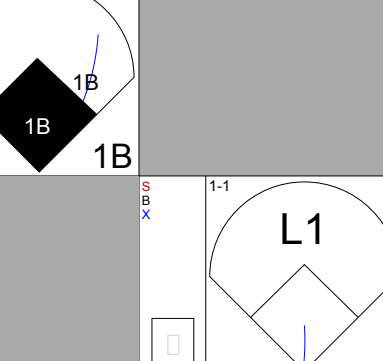
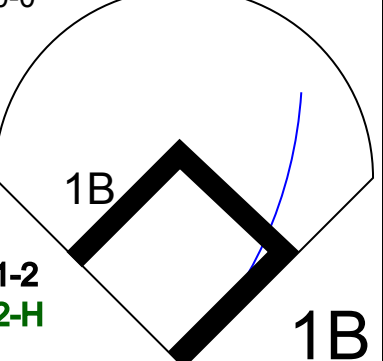
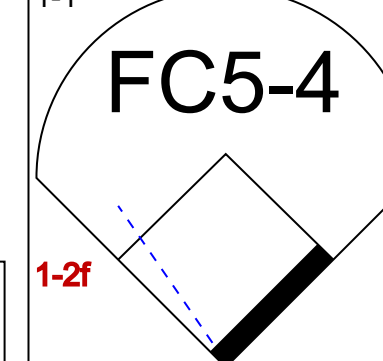

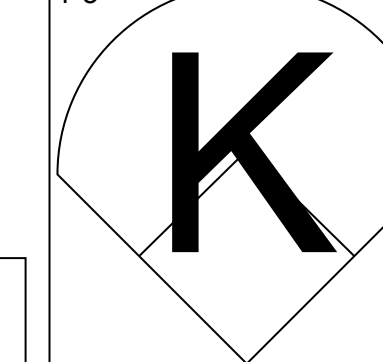
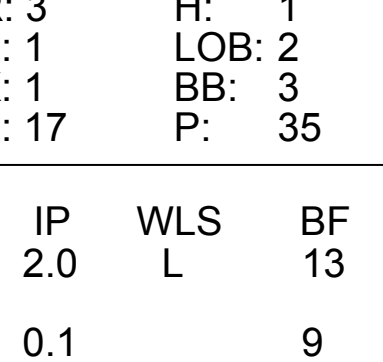



Batter	1	2	3	4	5	6	7	8	9	AB	R	H	RBI	BB	SO	LOB	BOTTOM								
Bip Roberts S OBP: 0.315, SLG: 0.269 Steve Foster R (8, 1)										2	1	1	0	0	0	0									
Roberto Kelly R OBP: 0.322, SLG: 0.435 (1, 8)										4	0	1	0	0	0	3									
Barry Larkin R OBP: 0.390, SLG: 0.375 (1, 6)										3	0	0	1	1	0	2									
Kevin Mitchell R OBP: 0.430, SLG: 0.689 Cesar Hernandez R OBP: 0.125, SLG: 0.087 (7, PR) (8, 7)										4	0	1	2	0	0	3									
Chris Sabo R OBP: 0.280, SLG: 0.429 (1, 5)										4	0	2	0	0	0	0									
Randy Milligan R OBP: 0.371, SLG: 0.357 (1, 3)									3	1	1	1	1	0	1										
Reggie Sanders R OBP: 0.343, SLG: 0.463 (1, 9)									3	1	2	1	1	0	2										
Joe Oliver R OBP: 0.293, SLG: 0.391 (1, 2)									4	0	0	0	0	2	4										
Tom Browning L OBP: 0.231, SLG: 0.231 Mitt Hill R (7, 1)										2	1	1	0	0	0	0									
Gary Varsho L OBP: 0.418, SLG: 0.440 Jeff Branson L OBP: 0.447, SLG: 0.556 (8, 4)										1	1	1	0	0	0	0									
Inning Stats	R: 0 E: 0 K: 0 S: 8	H: 1 LOB: 0 BB: 0 P: 13	R: 0 E: 0 K: 1 S: 14	H: 2 LOB: 2 BB: 0 P: 22	R: 0 E: 0 K: 0 S: 7	H: 0 LOB: 0 BB: 0 P: 11	R: 0 E: 0 K: 0 S: 10	H: 0 LOB: 0 BB: 0 P: 17	R: 2 E: 0 K: 1 S: 18	H: 3 LOB: 3 BB: 2 P: 37	R: 1 E: 0 K: 0 S: 9	H: 1 LOB: 0 BB: 0 P: 16	R: 2 E: 0 K: 0 S: 16	H: 2 LOB: 1 BB: 0 P: 28	R: 0 E: 0 K: 0 S: 10	H: 1 LOB: 1 BB: 1 P: 22	1B: 6 2B: 3 3B: 0 HR: 2	SF: 0 SAC: 0 DP: 2 HBP: 2	WP: 0 PB: 0 SB: 0 CS: 2	PA: 36					
PITCHER	IP	WLS	BF	H	R	ER	SO	BB	IBB	HBP	BLK	WP	HR	S	P	ERA	WHIP								
Armando Reynoso R ERA: 4.0 (1, 1)	0.1		2	1	0	0	0	1	0	0	0	0	0	3	12	0.00	6.000								
Jeff Parrett R ERA: 5.08 (8, 1)	1.0		2	0	0	0	0	0	0	0	0	0	0	7	12	0.00	0.000								

Colorado Rockies @ Cincinnati Reds
Riverfront Stadium, Cincinnati, OH
Sat May 15 1993, 7:05 PM EDT
Att: 49,697 - Unknown - 77 F

AB 30
R 5
H 10
RBI 5
BB 3
SO 2
LOB 15



Batter	1	2	3	4	5	6	7	8	9	AB	R	H	RBI	BB	SO	LOB	TOP									
Eric Young Sr. R OBP: 0.359, SLG: 0.389	(1,4) 		(2,2) 			(2,1) 	(0,1) 		(3,1) 	5	0	1	1	0	1	1	Colorado Rockies @ Cincinnati Reds Riverfront Stadium, Cincinnati, OH Sun May 16 1993, 3:33 AM EDT Att: 35,434 - Cloudy - 64 F									
Daryl Boston L OBP: 0.349, SLG: 0.278	(1,8) 		(0,3) 			(0,1) 	(0,2) 			4	1	1	0	0	1	2										
Dante Bichette R OBP: 0.358, SLG: 0.475	(1,9) 			(2,2) 		(0,0) 				4	0	2	1	0	1	2										
Charlie Hayes R OBP: 0.368, SLG: 0.577	(1,5) 			(2,2) 		(0,0) 			(0,1) 	2	0	0	0	0	0	1										
Nelson Liriano S OBP: 0.353, SLG: 0.353	(6, PH)					(1,2) 				2	0	1	0	0	0	0										
(6, S)																										
Jay Gainer L OBP: 0.154, SLG: 0.333	(1,3)		(3,2) 			(2,0) 			(2,0) 	4	0	0	0	0	0	2										
Jerald Clark R OBP: 0.330, SLG: 0.480	(1,7)		(1,2) 			(0,0) 	(0,3) 		(3,2) 	3	0	0	0	0	1	2										
Vinny Castilla R OBP: 0.405, SLG: 0.534	(1,6)		(2,0) 			(1,2) 			(1,2) 	4	0	2	0	0	0	1										
Danny Sheaffer R OBP: 0.259, SLG: 0.333	(1,2)		(0,1) 			(1,2) 			(0,2) 	4	1	2	0	0	0	2										
David Nied R OBP: 0.310, SLG: 0.214	(1,1)		(3,1) 			(3,3) 			(1,1) 	0	0	0	0	0	0	0										
Gerald Young S OBP: 0.271, SLG: 0.053	(3, PH)									1	0	0	0	0	0	0										
Bryn Smith R OBP: 0.271, SLG: 0.053	(3, S)									0	0	0	0	0	0	0										
Bruce Ruffin S OBP: 0.271, SLG: 0.053	(3, S)									1	0	0	0	0	0	1										
Jim Tatum R OBP: 0.302, SLG: 0.303	(7, PH)									1	0	1	0	0	0	0										
Andy Ashby R OBP: 0.256, SLG: 0.250	(7, S)									0	0	0	0	0	0	0										
Gary Wayne L OBP: 0.256, SLG: 0.250	(8, S)									0	0	0	0	0	0	0										
Dale Murphy R OBP: 0.264, SLG: 0.154	(9, PH)									1	0	0	0	0	0	2										
Inning Stats	R: 0 E: 0 K: 1 S: 12	H: 1 LOB: 1 BB: 0 P: 21	R: 0 E: 0 K: 0 S: 8	H: 0 LOB: 1 BB: 0 P: 14	R: 0 E: 0 K: 1 S: 8	H: 0 LOB: 0 BB: 0 P: 13	R: 0 E: 0 K: 0 S: 10	H: 0 LOB: 0 BB: 0 P: 14	R: 0 E: 0 K: 1 S: 12	H: 1 LOB: 1 BB: 0 P: 17	R: 1 E: 0 K: 1 S: 11	H: 3 LOB: 2 BB: 0 P: 15	R: 1 E: 0 K: 1 S: 12	H: 3 LOB: 2 BB: 0 P: 14	R: 0 E: 0 K: 0 S: 6	H: 0 LOB: 0 BB: 0 P: 11	R: 0 E: 0 K: 0 S: 10	H: 2 LOB: 1 BB: 0 P: 15	1B: 9 2B: 1 3B: 0 HR: 0	SF: 0 SAC: 0 DP: 1 HBP: 1	WP: 0 PA: 37 PB: 0 SB: 0 CS: 0					
PITCHER	IP	WLS	BF	H	R	ER	SO	BB	IBB	HBP	BLK	WP	HR	S	P	ERA	WHIP	PITCHER								
John Roper R ERA: 1.5	(1,1)	6.0	W	24	5	1	1	4	0	0	1	0	0	0	61	94	1.50	0.833								
Kevin Wickander L ERA: 4.29	(7,1)	1.0		6	3	1	0	1	0	0	0	0	0	0	12	14	0.00	3.000								
Bill Landrum R ERA: 1.15	(8,1)	1.0		3	0	0	0	0	0	0	0	0	0	6	11	0.00	0.000									
Greg Cadaret L ERA: 1.29	(9,1)	1.0		4	2	0	0	0	0	0	0	0	0	10	15	0.00	2.000									

Batter	1	2	3	4	5	6	7	8	9	AB	R	H	RBI	BB	SO	LOB	BOTTOM									
Bip Roberts S OBP: 0.331, SLG: 0.279	(1,4) 		(1,2) 	(1,2) 	(0,1) 					3	1	2	2	2	1	0	Colorado Rockies @ Cincinnati Reds Riverfront Stadium, Cincinnati, OH Sun May 16 1993, 3:33 AM EDT Att: 35,434 - Cloudy - 64 F									
Bill Landrum R	(8,1)									0	0	0	0	0	0	0										
Greg Cadaret L	(9,1)									0	0	0	0	0	0	0										
Roberto Kelly R OBP: 0.338, SLG: 0.444	(1,8) 		(3,1) 	(0,0) 	(4,0) 					4	2	3	2	1	0	1										
Cecil Espy S OBP: 0.392, SLG: 0.263	(7,7) 		(1,2) 	(1,2) 	(1,2) 					1	0	0	0	0	0	0										
Barry Larkin R OBP: 0.396, SLG: 0.370	(1,6) 		(4,1) 	(1,0) 	(2,3) 					2	2	0	0	3	1	5										
Jeff Branson L OBP: 0.436, SLG: 0.541	(6,6) 		(1,2) 	(1,2) 	(1,2) 					1	0	0	0	0	0	0										
Kevin Mitchell R OBP: 0.429, SLG: 0.674	(1,7) 		(2,1) 	(0,0) 	(0,0) 					5	1	2	2	0	1	6										
Kevin Wickander L	(7,1)									0	0	0	0	0	0	0										
Juan Samuel R OBP: 0.181, SLG: 0.207	(8,4) 		(1,2) 	(1,2) 	(1,2) 					1	0	0	0	0	0	0										
Chris Sabo R OBP: 0.288, SLG: 0.428	(1,5) 		(0,2) 							5	3	2	1	1	0	2										
Randy Milligan R OBP: 0.387, SLG: 0.374	(1,3) 									3	1	2	3	2	1	1										
Reggie Sanders R OBP: 0.345, SLG: 0.480	(1,9) 									3	2	1	2	1	0	3										
Dan Wilson R OBP: 0.450, SLG: 0.412	(1,2) 									5	1	2	1	0	0	5										
John Roper R OBP: 0.250, SLG: 0.250	(1,1)		(1,3) 							4	1	1	1	0	3	2										
Cesar Hernandez R OBP: 0.120, SLG: 0.083	(7,8) 									1	0	0	0	0	0	0										
Inning Stats	R: 3 E: 1 K: 1 S: 17	H: 1 LOB: 2 BB: 3 P: 35	R: 0 E: 0 K: 1 S: 12	H: 0 LOB: 2 BB: 2 P: 24	R: 9 E: 0 K: 0 S: 38	H: 7 LOB: 1 BB: 3 P: 62	R: 0 E: 0 K: 1 S: 11	H: 2 LOB: 2 BB: 0 P: 14	R: 2 E: 0 K: 3 S: 17	H: 3 LOB: 3 BB: 2 P: 29	R: 0 E: 0 K: 0 S: 7	H: 2 LOB: 2 BB: 0 P: 14	R: 0 E: 0 K: 1 S: 8	H: 0 LOB: 0 BB: 0 P: 14	R: 0 E: 0 K: 0 S: 7	H: 0 LOB: 0 BB: 0 P: 10	1B: 14 2B: 1 3B: 0 HR: 0	SF: 2 SAC: 0 DP: 0 HBP: 0	WP: 0 PA: 50 PB: 0 SB: 5 CS: 0							
PITCHER	IP	WLS	BF	H	R	ER	SO	BB	IBB	HBP	BLK	WP	HR	S	P	ERA	WHIP	PITCHER								
David Nied R ERA: 4.91	(1,1)	2.0	L	13	1	3	2	2	5	0	0	0	0	0	32	51	216.00	24.000								
Bryn Smith R ERA: 8.31	(3,1)	0.1		9	6	8	8	0	2	0	0	0	0	0	41	68	7.36	3.000								
Bruce Ruffin L ERA: 5.45	(3,1)	3.2		22	8	3	3	4	3	0	0	0	0	0	0	0	0	0								
Andy Ashby R ERA: 5.97	(7,1)	1.0		3	0	0	0	1	0	0	0	0	0	8	14	0.00	0.000									
Gary Wayne L ERA: 3.52	(8,1)	1.0		3	0	0	0	0	0	0	0	0	0	7	10	0.00	0.000									

AB	36
R	2
H	10
RBI	2
BB	0
SO	5
LOB	16



Batter	1	2	3	4	5	6	7	8	9	AB	R	H	RBI	BB	SO	LOB	TOP
Eric Young Sr. R OBP: 0.363, SLG: 0.407	L4		2B			L9			F9 2B	4	0	2	0	0	0	0	
Alex Cole L OBP: 0.331, SLG: 0.313	K		F7						P5	2	0	0	0	1	1	1	
Daryl Boston L OBP: 0.345, SLG: 0.274										1	0	0	0	0	0	1	
Dante Bichette R OBP: 0.355, SLG: 0.467	1B		K						F9	4	0	1	0	0	2	3	
Charlie Hayes R OBP: 0.359, SLG: 0.560	G4-3								F9	4	0	0	0	0	1	2	
Jerald Clark R OBP: 0.321, SLG: 0.465		P4								3	0	0	0	0	2	0	
Jay Gainer L OBP: 0.125, SLG: 0.267		F9								3	0	0	0	0	1	0	
Joe Girardi R OBP: 0.305, SLG: 0.379						L9				2	0	0	0	1	0	0	
Vinny Castilla R OBP: 0.390, SLG: 0.513		BB								3	0	0	0	0	0	1	
Butch Henry L OBP: 0.133, SLG: 0.133										2	0	0	0	0	0	0	
Jeff Parrett R OBP: 0.333, SLG: 0.333										0	0	0	0	0	0	0	
Jim Tatum R OBP: 0.176, SLG: 0.294										1	0	0	0	0	0	0	
Darren Holmes R OBP: 0.176, SLG: 0.294										0	0	0	0	0	0	0	
Inning Stats	R: 0 H: 1 E: 0 LOB: 1 K: 1 S: 9	H: 0 R: 0 ER: 0 SO: 7 BB: 0 IBB: 0 HBP: 0 BLK: 0	H: 0 R: 0 ER: 0 SO: 7 BB: 0 IBB: 0 HBP: 0 BLK: 0	H: 1 R: 0 ER: 0 SO: 7 BB: 0 IBB: 0 HBP: 0 BLK: 0	H: 0 R: 0 ER: 0 SO: 7 BB: 0 IBB: 0 HBP: 0 BLK: 0	H: 0 R: 0 ER: 0 SO: 7 BB: 0 IBB: 0 HBP: 0 BLK: 0	H: 0 R: 0 ER: 0 SO: 7 BB: 0 IBB: 0 HBP: 0 BLK: 0	H: 0 R: 0 ER: 0 SO: 7 BB: 0 IBB: 0 HBP: 0 BLK: 0	H: 0 R: 0 ER: 0 SO: 7 BB: 0 IBB: 0 HBP: 0 BLK: 0	H: 1 R: 0 ER: 0 SO: 7 BB: 0 IBB: 0 HBP: 0 BLK: 0	1B: 1 2B: 2 3B: 0 HR: 0	SF: 0 SAC: 0 DP: 0 HBP: 0	WP: 0 PA: 31 PB: 0 SB: 0 CS: 1				
PITCHER Andy Benes R ERA: 2.44	IP: 9.0 WLS: W BF: 31 H: 3 R: 0 ER: 0 SO: 7 BB: 2 IBB: 0 HBP: 0 BLK: 0 WP: 0 HR: 0 S: 69 P: 111 ERA: 0.00 WHIP: 0.556																

Colorado Rockies @ San Diego Padres
Jack Murphy Stadium, San Diego, CA
Mon May 17 1993, 10:05 PM EDT
Att: 15,251 - Unknown - 70 F

AB	29
R	0
H	3
RBI	0
BB	2
SO	7
LOB	8



Batter	1	2	3	4	5	6	7	8	9	AB	R	H	RBI	BB	SO	LOB	BOTTOM
Ricky Gutierrez R OBP: 0.367, SLG: 0.302	G6-3 BB			P4		1B				3	1	1	0	1	1	0	
Tony Gwynn L OBP: 0.358, SLG: 0.426	F7					1B			G4-3	4	1	2	1	0	0	1	
Darrell Sherman L OBP: 0.303, SLG: 0.228						1B				0	0	0	0	0	0	0	
Gary Sheffield R OBP: 0.331, SLG: 0.492	G6-3			F8		WP			F9	4	1	1	1	0	0	2	
Fred McGriff L OBP: 0.327, SLG: 0.434				P4		SF9			L5	4	0	1	1	0	0	1	
Derek Bell R OBP: 0.311, SLG: 0.407				G1-3						2	0	0	0	1	0	0	
Tim Lincecum R OBP: 0.409, SLG: 0.607						BB				2	0	0	0	0	0	0	
Jeff Gardner L OBP: 0.333, SLG: 0.407										0	0	0	1	0	0	0	
Phil Plantier L OBP: 0.276, SLG: 0.391				G1-3						3	0	0	0	0	1	2	
Bob Geren R OBP: 0.321, SLG: 0.396				L7						3	0	0	0	0	0	0	
Andy Benes R OBP: 0.250, SLG: 0.474				G5-3						3	1	1	0	0	1	0	
Inning Stats	R: 0 H: 0 E: 0 LOB: 0 K: 0 S: 9	H: 0 R: 0 ER: 0 SO: 7 BB: 0 IBB: 0 HBP: 0 BLK: 0	H: 0 R: 0 ER: 0 SO: 7 BB: 0 IBB: 0 HBP: 0 BLK: 0	H: 0 R: 0 ER: 0 SO: 7 BB: 0 IBB: 0 HBP: 0 BLK: 0	H: 1 R: 0 ER: 0 SO: 7 BB: 0 IBB: 0 HBP: 0 BLK: 0	H: 0 R: 0 ER: 0 SO: 7 BB: 0 IBB: 0 HBP: 0 BLK: 0	H: 5 R: 4 ER: 0 SO: 24 BB: 1 IBB: 0 HBP: 0 BLK: 0	H: 0 R: 0 ER: 0 SO: 7 BB: 0 IBB: 0 HBP: 0 BLK: 0	H: 0 R: 0 ER: 0 SO: 7 BB: 0 IBB: 0 HBP: 0 BLK: 0	H: 0 R: 0 ER: 0 SO: 7 BB: 0 IBB: 0 HBP: 0 BLK: 0	1B: 5 2B: 1 3B: 0 HR: 0	SF: 1 SAC: 0 DP: 1 HBP: 0	WP: 1 PA: 31 PB: 0 SB: 0 CS: 0				
PITCHER Butch Henry L ERA: 5.26	IP: 5.1 WLS: L BF: 22 H: 6 R: 4 ER: 4 SO: 4 BB: 1 IBB: 0 HBP: 0 BLK: 0 WP: 1 HR: 0 S: 55 P: 91 ERA: 6.75 WHIP: 1.312																
PITCHER Jeff Parrett R ERA: 4.8	IP: 1.2 WLS: L BF: 6 H: 0 R: 0 ER: 0 SO: 3 BB: 1 IBB: 0 HBP: 0 BLK: 0 WP: 0 HR: 0 S: 16 P: 29 ERA: 0.00 WHIP: 0.600																
PITCHER Darren Holmes R ERA: 15.12	IP: 1.0 WLS: L BF: 3 H: 0 R: 0 ER: 0 SO: 0 BB: 0 IBB: 0 HBP: 0 BLK: 0 WP: 0 HR: 0 S: 5 P: 9 ERA: 0.00 WHIP: 0.000																

Colorado Rockies @ San Diego Padres
Jack Murphy Stadium, San Diego, CA
Mon May 17 1993, 10:05 PM EDT
Att: 15,251 - Unknown - 70 F

AB	28
R	4
H	6
RBI	4
BB	2
SO	3
LOB	6



Batter	1	2	3	4	5	6	7	8	9	AB	R	H	RBI	BB	SO	LOB	TOP				
Alex Cole, L OBP: 0.326, SLG: 0.303 (1, 8)			L9		FC3-6			G4-3		4	0	0	0	0	1	2	Colorado Rockies @ San Diego Padres Jack Murphy Stadium, San Diego, CA Wed May 19 1993, 10:05 PM EDT Att: 12,773 - Unknown - 72 F				
Nelson Liriano, S OBP: 0.273, SLG: 0.273 (1, 4) (3, 6)	G6-3		G4-3		G4-3			L7		4	0	0	0	0	0	2					
Daryl Boston, L OBP: 0.352, SLG: 0.364 (1, 9)	F8			HR		HR		F7		4	2	2	2	0	0	0					
Jay Gainer, L OBP: 0.280, SLG: 0.318 (1, 3)		FC6-4 BB		G4-6-3 BB		P5		1B		2	0	1	0	2	0	0					
Charlie Hayes, R OBP: 0.339, SLG: 0.530 (1, 5)	FC6-4 FC4-6		F7		K			F9		4	0	0	0	0	1	3					
Joe Girardi, R OBP: 0.295, SLG: 0.371 (1, 2)	FC4-6		G4-6-3		L4			P3		4	0	0	0	0	0	3					
Jerald Clark, R OBP: 0.325, SLG: 0.486 (1, 7)	F9			HR		K		F7		4	1	1	1	0	1	2					
Vinny Castilla, R OBP: 0.396, SLG: 0.524 (3, FR)			WP 1B		G5-3					1	0	1	0	0	0	0					
Eric Young Sr., R OBP: 0.356, SLG: 0.397 (3, 4)										2	0	0	0	0	1	0					
Lance Painter, L OBP: 0.500, SLG: 0.500 Scott Fredrickson, R (5, 1) Jim Tatum, R OBP: 0.194, SLG: 0.306 (7, PH) Jeff Parrett, R OBP: 0.333, SLG: 0.333 Bryn Smith, R (8, 1)			K					P6		2	0	1	0	0	1	1					
Inning Stats	R: 0 E: 0 K: 1 S: 5	H: 0 LOB: 0 BB: 0 P: 7	R: 0 E: 0 K: 0 S: 9	H: 0 LOB: 1 BB: 1 P: 16	R: 0 E: 0 K: 1 S: 12	H: 1 LOB: 1 BB: 0 P: 17	R: 1 E: 0 K: 0 S: 6	H: 1 LOB: 0 BB: 1 P: 14	R: 1 E: 0 K: 0 S: 9	H: 2 LOB: 1 BB: 0 P: 12	R: 1 E: 0 K: 1 S: 13	H: 1 LOB: 0 BB: 0 P: 18	R: 0 E: 0 K: 2 S: 7	H: 0 LOB: 0 BB: 0 P: 10	R: 0 E: 0 K: 0 S: 4	H: 0 LOB: 0 BB: 0 P: 6	R: 0 E: 0 K: 0 S: 9	H: 1 LOB: 1 BB: 0 P: 16	1B: 3 2B: 0 3B: 0 HR: 3	SF: 0 SAC: 0 DP: 1 HBP: 0	WP: 1 PA: 34 PB: 0 SB: 0 CS: 0
PITCHER Greg Harris, R ERA: 4.05 (1, 1)	IP: 9.0 WLS: W BF: 34 H: 6 R: 3 ER: 3 SO: 5 BB: 2 IBB: 0 HBP: 0 BLK: 0 WP: 1 HR: 3 S: 74 P: 116 ERA: 3.00 WHIP: 0.889											PITCHER IP: 9.0 WLS: W BF: 34 H: 6 R: 3 ER: 3 SO: 5 BB: 2 IBB: 0 HBP: 0 BLK: 0 WP: 1 HR: 3 S: 74 P: 116 ERA: 3.00 WHIP: 0.889									

AB 32
R 3
H 6
RBI 3
BB 2
SO 5
LOB 13



Batter	1	2	3	4	5	6	7	8	9	AB	R	H	RBI	BB	SO	LOB	BOTTOM				
Tony Gwynn, L OBP: 0.349, SLG: 0.408 (1, 9)		F7		F9		G6-3		F8		5	1	1	0	0	0	2	Colorado Rockies @ San Diego Padres Jack Murphy Stadium, San Diego, CA Wed May 19 1993, 10:05 PM EDT Att: 12,773 - Unknown - 72 F				
Ricky Gutierrez, R OBP: 0.356, SLG: 0.300 (1, 6)	E3 1B	L9-3			2B G4-3 1B	F8		G4-3		5	2	2	0	0	0	1					
Gary Sheffield, R OBP: 0.331, SLG: 0.493 (1, 5)	F7		F8 1B 2B		G4-3 1B 2B		P6			4	2	2	0	0	0	2					
Fred McGriff, L OBP: 0.327, SLG: 0.424 (1, 3)	1B 2H 3H	L9-3	F8		G4-3		G3			4	0	1	3	0	0	2					
Derek Bell, R OBP: 0.333, SLG: 0.447 (1, 8)	1B		K		2B 1B		HR			4	2	3	2	0	1	1					
Tim Lincecum, R OBP: 0.420, SLG: 0.627 Jeff Gardner, L OBP: 0.323, SLG: 0.391 (5, FR) (6, 4)	K		CS 1B		2B 1B		E4 HBP			3	0	2	2	0	1	2					
Phil Clark, R OBP: 0.340, SLG: 0.370 Darrell Sherman, L OBP: 0.309, SLG: 0.224 (7, PH) (8, 7)			CS		F8		F8			3	0	1	0	0	0	1					
Bob Geren, R OBP: 0.290, SLG: 0.368 (1, 2)	P3				K		P5			4	0	0	0	0	1	6					
Greg Harris, R OBP: 0.227, SLG: 0.238 (1, 1)		L9-3 BB			1B		K		G5-3	3	0	1	0	1	1	0					
Inning Stats	R: 2 E: 1 K: 1 S: 16	H: 5 LOB: 3 BB: 0 P: 23	R: 0 E: 0 K: 0 S: 7	H: 0 LOB: 0 BB: 1 P: 13	R: 1 E: 0 K: 1 S: 10	H: 2 LOB: 0 BB: 0 P: 17	R: 0 E: 0 K: 1 S: 10	H: 1 LOB: 0 BB: 0 P: 15	R: 3 E: 0 K: 0 S: 23	H: 4 LOB: 1 BB: 0 P: 35	R: 0 E: 0 K: 1 S: 8	H: 0 LOB: 0 BB: 0 P: 10	R: 1 E: 1 K: 0 S: 16	H: 1 LOB: 2 BB: 0 P: 25	R: 0 E: 0 K: 0 S: 5	H: 0 LOB: 0 BB: 0 P: 9		R: 0 E: 0 K: 0 S: 9	H: 0 LOB: 0 BB: 0 P: 9	1B: 9 2B: 4 3B: 0 HR: 1	SF: 0 SAC: 0 DP: 1 HBP: 1
PITCHER Lance Painter, L ERA: 12.46 Scott Fredrickson, R ERA: 3.38 Jeff Parrett, R ERA: 4.94 Bryn Smith, R ERA: 7.94	IP: 4.1 WLS: L BF: 24 H: 12 R: 6 ER: 6 SO: 3 BB: 1 IBB: 0 HBP: 0 BLK: 0 WP: 0 HR: 0 S: 0 P: 59 ERA: 12.46 WHIP: 3.000											PITCHER IP: 1.2 WLS: 5 BF: 5 H: 0 R: 0 ER: 0 SO: 1 BB: 0 IBB: 0 HBP: 0 BLK: 0 WP: 0 HR: 0 S: 15 P: 21 ERA: 0.00 WHIP: 0.000									

AB 36
R 7
H 13
RBI 7
BB 1
SO 4
LOB 17




Batter	1	2	3	4	5	6	7	8	9	AB	R	H	RBI	BB	SO	LOB	TOP										
Eric Young Sr. R (1.4) OBP: 0.343, SLG: 0.376	G5-3		K			K			L8	4	0	0	0	0	2	2											
Nelson Liriano S (1.6) OBP: 0.290, SLG: 0.267	L6			G6-3		L9			1B	4	0	1	0	0	0	1											
Daryl Boston L (1.8) OBP: 0.351, SLG: 0.388	B1-3			F8			G5-4-3		K	4	0	1	0	0	1	1											
Dante Bichette R (1.9) OBP: 0.351, SLG: 0.470		CS		F9			G5-4-3			3	0	1	0	0	0	1											
Dale Murphy R (1.7) OBP: 0.224, SLG: 0.167	F8				G5-3		K			3	0	0	0	0	1	1											
Charlie Hayes R (1.5) OBP: 0.331, SLG: 0.516	F9				G6-3			L5		3	0	0	0	0	0	0											
Jerald Clark R (1.3) OBP: 0.305, SLG: 0.453			P3		K			G5-3		3	0	0	0	0	1	0											
Joe Girardi R (1.2) OBP: 0.303, SLG: 0.385						G1-3		G5-3		3	0	2	0	0	0	0											
David Nied R (1.1) OBP: 0.294, SLG: 0.200										1	0	0	0	0	1	1											
Jim Tatum R (6, PH) OBP: 0.171, SLG: 0.268										1	0	0	0	0	0	1											
Mark Grant R (6, 1) OBP: 0.331, SLG: 0.516										0	0	0	0	0	0	0											
Bruce Ruffin S (8, 1) OBP: 0.323, SLG: 0.300										1	0	0	0	0	1	0											
Alex Cole L (9, PH) OBP: 0.323, SLG: 0.300										1	0	0	0	0	1	0											
Inning Stats	R: 0 E: 0 K: 0 S: 5	H: 0 LOB: 0 BB: 0 P: 6	R: 0 E: 0 K: 0 S: 6	H: 1 LOB: 0 BB: 0 P: 8	R: 0 E: 0 K: 2 S: 11	H: 1 LOB: 1 BB: 0 P: 15	R: 0 E: 0 K: 1 S: 4	H: 0 LOB: 0 BB: 0 P: 8	R: 0 E: 0 K: 1 S: 6	H: 0 LOB: 1 BB: 0 P: 9	R: 0 E: 0 K: 1 S: 8	H: 1 LOB: 1 BB: 0 P: 12	R: 0 E: 0 K: 1 S: 13	H: 1 LOB: 0 BB: 0 P: 17	R: 0 E: 0 K: 0 S: 8	H: 0 LOB: 0 BB: 0 P: 10	R: 0 E: 0 K: 2 S: 11	H: 1 LOB: 1 BB: 0 P: 16	1B: 4 2B: 1 3B: 0 HR: 0	SF: 0 SAC: 0 DP: 1 HBP: 0	WP: 0 PB: 0 SB: 0 CS: 1	PA: 30					
PITCHER	IP	WLS	BF	H	R	ER	SO	BB	IBB	HBP	BLK	WP	HR	S	P	ERA	WHIP										
Orel Hershiser R (1.1) ERA: 3.82	9.0	W	30	5	0	0	7	0	0	0	0	0	0	72	101	0.00	0.556										

Colorado Rockies @ Los Angeles Dodgers
Dodger Stadium, Los Angeles, CA
 Fri May 21 1993, 7:05 PM PDT
 Att: 51,818 - Unknown

livebaseballscorecards.com

AB 30
R 0
H 5
RBI 0
BB 0
SO 7
LOB 8




Batter	1	2	3	4	5	6	7	8	9	AB	R	H	RBI	BB	SO	LOB	BOTTOM										
Brett Butler L (1.8) OBP: 0.398, SLG: 0.351	SH1-4		G4-3		1B	G5-3		FC5-4		4	1	2	0	1	0	1											
Jose Offerman S (1.6) OBP: 0.368, SLG: 0.324	SH1-4		G4-3		SF7		WP	1B		3	2	2	1	1	0	1											
Mitch Webster S (1.7) OBP: 0.313, SLG: 0.362	SH1-4			F7			WP	1B		2	2	1	0	1	0	0											
Tim Wallach R (1.5) OBP: 0.255, SLG: 0.358	P3				SF7			1B		3	0	2	3	0	0	2											
Mike Sharperson R (8, 5) OBP: 0.333, SLG: 0.267				FC6-4			1-H	1B		0	0	0	0	0	0	0											
Mike Piazza R (1.2) OBP: 0.376, SLG: 0.547	F9			FC6-4			G5-3			4	1	1	3	0	0	3											
Carlos Hernandez R (8, 2) OBP: 0.167, SLG: 0.167										0	0	0	0	0	0	0											
Cory Snyder R (1.9) OBP: 0.400, SLG: 0.381		G5-4-3		K		E5		G5-3		3	0	1	0	1	1	1											
Eric Karros R (1.3) OBP: 0.284, SLG: 0.333		P2			F8			G1-3		4	0	0	0	0	0	2											
Jody Reed R (1.4) OBP: 0.311, SLG: 0.304	G5-4-3				G6-3		L5			4	1	1	0	0	0	1											
Orel Hershiser R (1.1) ERA: 5.4			P4				G6-3			4	1	2	1	0	0	0											
Inning Stats	R: 0 E: 0 K: 0 S: 14	H: 1 LOB: 2 BB: 1 P: 22	R: 0 E: 0 K: 0 S: 5	H: 0 LOB: 0 BB: 1 P: 11	R: 0 E: 0 K: 0 S: 6	H: 1 LOB: 0 BB: 0 P: 7	R: 0 E: 0 K: 1 S: 10	H: 1 LOB: 1 BB: 0 P: 16	R: 0 E: 0 K: 0 S: 4	H: 0 LOB: 0 BB: 0 P: 5	R: 2 E: 0 K: 0 S: 11	H: 3 LOB: 0 BB: 0 P: 21	R: 0 E: 0 K: 0 S: 9	H: 1 LOB: 1 BB: 0 P: 15	1B: 9 2B: 2 3B: 0 HR: 1	SF: 1 SAC: 1 DP: 2 HBP: 0	WP: 1 PB: 0 SB: 0 CS: 0	PA: 37									
PITCHER	IP	WLS	BF	H	R	ER	SO	BB	IBB	HBP	BLK	WP	HR	S	P	ERA	WHIP										
David Nied R (1.1) ERA: 5.4	5.0	L	25	8	6	6	1	3	1	0	0	0	0	54	91	10.80	2.200										
Mark Grant R (6, 1) ERA: 2.09	2.0		8	3	2	2	0	0	0	0	0	1	0	15	26	9.00	1.500										
Bruce Ruffin L (8, 1) ERA: 5.29	1.0		4	1	0	0	0	0	0	0	0	0	0	9	15	0.00	1.000										

Colorado Rockies @ Los Angeles Dodgers
Dodger Stadium, Los Angeles, CA
 Fri May 21 1993, 7:05 PM PDT
 Att: 51,818 - Unknown

livebaseballscorecards.com

AB 31
R 8
H 12
RBI 8
BB 4
SO 1
LOB 11



Batter	1	2	3	4	5	6	7	8	9	AB	R	H	RBI	BB	SO	LOB	TOP					
Eric Young Sr. R OBP: 0.341, SLG: 0.373	G6-3		BLK SF7 1B		G6-3			B3		4	1	1	1	0	0	1	Colorado Rockies @ Los Angeles Dodgers Dodger Stadium, Los Angeles, CA Sat May 22 1993, 7:05 PM PDT Att: 50,537 - Unknown					
Freddie Benavides R OBP: 0.232, SLG: 0.222 Nelson Lirio S OBP: 0.281, SLG: 0.258	G6-3		SF7 BLK 1B		G5-3			F7		3	0	1	1	0	0	0						
Dante Bichette R OBP: 0.342, SLG: 0.460	L5		SF7		L1			FC6-4		3	0	0	1	0	0	1						
Daryl Boston L OBP: 0.347, SLG: 0.382		P5	G4-3		L1			P6		4	0	1	0	0	0	1						
Charlie Hayes R OBP: 0.330, SLG: 0.506	F8			BB BB	G6-3			K		3	0	0	0	1	1	1						
Joe Girardi R OBP: 0.308, SLG: 0.384	G6-3			BB BB	G5-3			1B		3	0	1	0	1	0	0						
Jerald Clark R OBP: 0.303, SLG: 0.455			1B 2B	P4	G5-3			K		4	1	1	0	0	1	3						
Alex Cole L OBP: 0.324, SLG: 0.301			1B SH1-4	G4-6-3	F7					3	1	1	0	0	0	2						
Butch Henry L OBP: 0.125, SLG: 0.125 Jeff Parrett R OBP: 0.333, SLG: 0.333 Jay Gainer L OBP: 0.300, SLG: 0.308 Armando Reynoso R (6, PR) OBP: 0.133, SLG: 0.286 Darren Holmes R OBP: 0.133, SLG: 0.286			SH1-4		K			FC6-4 1B		1	0	0	0	0	1	0						
										0	0	0	0	0	0	0						
										0	0	0	0	0	0	0						
Inning Stats	R: 0 E: 0 K: 0 S: 9	H: 0 LOB: 0 BB: 0 P: 14	R: 0 E: 0 K: 0 S: 5	H: 0 LOB: 0 BB: 0 P: 10	R: 3 E: 0 K: 0 S: 13	H: 4 LOB: 1 BB: 0 P: 19	R: 0 E: 0 K: 0 S: 4	H: 0 LOB: 1 BB: 2 P: 13	R: 0 E: 0 K: 1 S: 7	H: 0 LOB: 0 BB: 0 P: 8	R: 0 E: 0 K: 0 S: 9	H: 1 LOB: 0 BB: 0 P: 12	R: 0 E: 0 K: 0 S: 8	H: 0 LOB: 0 BB: 0 P: 13	R: 0 E: 0 K: 2 S: 6	H: 1 LOB: 1 BB: 0 P: 9	R: 0 E: 0 K: 2 S: 10	H: 1 LOB: 1 BB: 0 P: 15	1B: 6 2B: 1 3B: 0 HR: 0	SF: 1 SAC: 1 DP: 1 HBP: 0	WP: 0 PB: 0 SB: 0 CS: 1	PA: 34
PITCHER	IP WLS BF H R ER SO BB IBB HBP BLK WP HR S P ERA WHIP																					
Pedro Astacio R ERA: 4.68	3.0	15	4	3	3	0	2	0	0	0	0	0	0	0	0	28	52	9.00	2.000			
Ricky Tricek R ERA: 2.74	2.0	5	0	0	0	1	0	0	0	0	0	0	0	0	0	10	12	0.00	0.000			
Roger McDowell R ERA: 1.71	1.0	W	3	1	0	0	0	0	0	0	0	0	0	0	0	9	12	0.00	1.000			
Pedro Martinez R ERA: 2.19	2.0	7	1	0	0	0	0	0	0	0	0	0	0	0	14	22	0.00	0.500				
Jim Gott R ERA: 0.36	1.0	S	4	1	0	0	2	0	0	0	0	0	0	0	10	15	0.00	1.000				
Inning Stats	R: 1 E: 1 K: 0 S: 12	H: 1 LOB: 1 BB: 0 P: 16	R: 0 E: 0 K: 1 S: 8	H: 0 LOB: 0 BB: 0 P: 14	R: 0 E: 0 K: 0 S: 9	H: 1 LOB: 0 BB: 0 P: 14	R: 1 E: 0 K: 1 S: 11	H: 2 LOB: 1 BB: 0 P: 18	R: 0 E: 0 K: 2 S: 23	H: 3 LOB: 3 BB: 2 P: 41	R: 0 E: 0 K: 0 S: 7	H: 0 LOB: 0 BB: 0 P: 11	R: 0 E: 0 K: 0 S: 9	H: 0 LOB: 0 BB: 0 P: 16	1B: 7 2B: 1 3B: 0 HR: 0	SF: 1 SAC: 0 DP: 0 HBP: 0	WP: 0 PB: 0 SB: 1 CS: 1	PA: 34				
PITCHER	IP WLS BF H R ER SO BB IBB HBP BLK WP HR S P ERA WHIP																					
Butch Henry L ERA: 5.24	5.1	L	23	7	4	3	3	1	0	0	0	0	0	0	0	58	93	5.06	1.500			
Jeff Parrett R ERA: 4.54	1.2	7	1	0	0	2	1	0	0	0	1	0	0	0	20	33	0.00	1.200				
Darren Holmes R ERA: 13.94	1.0	3	0	0	0	0	0	0	0	0	0	0	0	0	9	16	0.00	0.000				

AB 30
R 3
H 7
RBI 3
BB 2
SO 3
LOB 10



AB 30
R 4
H 8
RBI 4
BB 2
SO 5
LOB 13



Batter	1	2	3	4	5	6	7	8	9	AB	R	H	RBI	BB	SO	LOB	TOP					
Eric Young Sr. R OBP: 0.339, SLG: 0.365 (1.4)	F9		HBP			L5		G1-3		3	0	0	0	0	0	0						
Nelson Lirio S OBP: 0.278, SLG: 0.235 (1.6)	G3-1		G6-3				BB		P7	3	0	0	0	1	0	2						
Dante Bichette R OBP: 0.340, SLG: 0.450 (1.9)	K			B2		L4			1B BB	3	0	0	0	1	1	1						
Daryl Boston L OBP: 0.352, SLG: 0.380 (1.7)		CS 1B		G3-1			SH1-3 BB		K	3	0	1	0	1	1	1						
Charlie Hayes R OBP: 0.330, SLG: 0.503 (1.5)	P9			K			SH1-3		FC6-4	3	0	1	0	0	1	1						
Joe Girardi R OBP: 0.300, SLG: 0.373 (1.2)	G3-1				K		F9		FC6-4	4	0	0	0	0	1	3						
Jerald Clark R OBP: 0.296, SLG: 0.444 (1.3)			F9		F9		G1-3			3	0	0	0	0	0	1						
Alex Cole L OBP: 0.324, SLG: 0.310 (1.8)						K		L9		3	0	1	0	0	1	0						
Willie Blair R OBP: 0.290, SLG: 0.296 (8. PH) Andy Ashby R OBP: 0.250, SLG: 0.250 (8.1)			K			K		K		2	0	0	0	0	2	1						
Inning Stats	R: 0 E: 0 K: 1 S: 8	H: 0 LOB: 0 BB: 0 P: 14	R: 0 E: 0 K: 0 S: 5	H: 1 LOB: 0 BB: 0 P: 7	R: 0 E: 0 K: 1 S: 12	H: 1 LOB: 2 BB: 0 P: 19	R: 0 E: 0 K: 1 S: 8	H: 0 LOB: 0 BB: 0 P: 12	R: 0 E: 0 K: 2 S: 7	H: 0 LOB: 0 BB: 0 P: 10	R: 0 E: 0 K: 1 S: 10	H: 0 LOB: 1 BB: 1 P: 15	R: 0 E: 0 K: 0 S: 4	H: 0 LOB: 1 BB: 1 P: 9	R: 0 E: 0 K: 1 S: 9	H: 0 LOB: 0 BB: 0 P: 16	R: 0 E: 0 K: 1 S: 9	H: 1 LOB: 2 BB: 1 P: 17	1B: 2 2B: 1 3B: 0 HR: 0	SF: 0 SAC: 1 DP: 0 HBP: 1	WP: 0 PB: 0 SB: 0 CS: 1	PA: 33
PITCHER Ramon Martinez R ERA: 3.17 (1.1)	IP: 9.0 WLS: W BF: 33 H: 3 R: 0 ER: 0 SO: 8 BB: 3 IBB: 0 HBP: 1 BLK: 0 WP: 0 HR: 0 S: 72 P: 119 ERA: 0.00 WHIP: 0.667																					

Colorado Rockies @ Los Angeles Dodgers
Dodger Stadium, Los Angeles, CA
Sun May 23 1993, 3:33 AM PDT
Att. 48,343 - Overcast - 64 F

AB 28
R 0
H 3
RBI 0
BB 3
SO 8
LOB 10



Batter	1	2	3	4	5	6	7	8	9	AB	R	H	RBI	BB	SO	LOB	BOTTOM					
Brett Butler L OBP: 0.391, SLG: 0.348 (1.8)	G4-3		G4-3			B1	SF8			3	0	0	1	0	0	0						
Jose Offerman S OBP: 0.382, SLG: 0.333 (1.6)						G4-3	F8			4	0	2	0	0	0	1						
Eric Davis R OBP: 0.315, SLG: 0.317 (1.7)	K		K			BB		HR		3	1	1	1	1	2	2						
Tim Wallach R OBP: 0.254, SLG: 0.348 (1.5)	K			F8		P7		FC6-4		3	0	0	0	1	1	2						
Mike Piazza R OBP: 0.376, SLG: 0.538 (1.2)				G5-3			1B	L7		4	1	2	0	0	0	1						
Cory Snyder R OBP: 0.386, SLG: 0.366 (1.9)				F8			1B	FC6-4		4	1	1	0	0	1	2						
Eric Karros R OBP: 0.284, SLG: 0.327 (1.3)				P5		G6-3	1B	P4		4	1	1	1	0	0	2						
Jody Reed R OBP: 0.312, SLG: 0.305 (1.4)				F9		B1-3				3	0	1	1	0	0	1						
Ramon Martinez R OBP: 0.190, SLG: 0.250 (1.1)				G6-3		K	SH2-4			2	0	0	0	0	1	0						
Inning Stats	R: 0 E: 0 K: 2 S: 15	H: 1 LOB: 1 BB: 0 P: 21	R: 0 E: 0 K: 1 S: 10	H: 1 LOB: 0 BB: 0 P: 14	R: 0 E: 0 K: 1 S: 11	H: 1 LOB: 1 BB: 0 P: 14	R: 0 E: 0 K: 0 S: 5	H: 0 LOB: 0 BB: 0 P: 6	R: 0 E: 0 K: 1 S: 5	H: 0 LOB: 0 BB: 0 P: 9	R: 0 E: 0 K: 0 S: 8	H: 0 LOB: 1 BB: 1 P: 16	R: 3 E: 0 K: 0 S: 14	H: 4 LOB: 1 BB: 0 P: 22	R: 1 E: 0 K: 0 S: 10	H: 1 LOB: 1 BB: 1 P: 20	R: 0 E: 0 K: 0 S: 10	H: 1 LOB: 1 BB: 1 P: 20	1B: 5 2B: 2 3B: 0 HR: 1	SF: 1 SAC: 1 DP: 0 HBP: 0	WP: 0 PB: 0 SB: 2 CS: 0	PA: 34
PITCHER Willie Blair R ERA: 3.57 (7.1) Gary Wayne L ERA: 3.24 (8.1) Andy Ashby R ERA: 5.57 (8.1)	IP: 6.1 WLS: L BF: 27 H: 7 R: 3 ER: 3 SO: 3 BB: 1 IBB: 0 HBP: 0 BLK: 0 WP: 0 HR: 0 S: 63 P: 93 ERA: 4.26 WHIP: 1.263																					

Colorado Rockies @ Los Angeles Dodgers
Dodger Stadium, Los Angeles, CA
Sun May 23 1993, 3:33 AM PDT
Att. 48,343 - Overcast - 64 F

AB 30
R 4
H 8
RBI 4
BB 2
SO 5
LOB 11



Batter	1	2	3	4	5	6	7	8	9	AB	R	H	RBI	BB	SO	LOB	TOP										
Eric Young Sr., R OBP: 0.342, SLG: 0.373 (1, 4)	G5-3		1B		G6-3		1B	G3-1		5	0	2	0	0	0	3	Colorado Rockies @ Houston Astros Astrodome, Houston, TX Wed May 26 1993, 8:05 PM EDT Att: 22,267 - Dome										
Alex Cole, L OBP: 0.333, SLG: 0.311 (1, 8)	B2-3		G4-3				K		1B	2	0	0	0	1	0	1											
Jim Tatum, R OBP: 0.294, SLG: 0.318 (7, PH)										2	0	1	0	0	1	3											
Danny Sheaffer, R OBP: 0.290, SLG: 0.452 (9, PR)					P4					0	0	0	0	0	0	0											
Daryl Boston, L OBP: 0.348, SLG: 0.390 (7, 8)	1B				G6-3	1B		L4	P2	3	1	0	0	2	0	5											
Charlie Hayes, R OBP: 0.323, SLG: 0.485 (1, 5)					F9			G4-3	K	5	0	1	0	0	2	2											
Joe Girardi, R OBP: 0.300, SLG: 0.368 (1, 2)		L4-3			G6-3			G5-3	K	5	2	2	0	0	1	1											
Jerald Clark, R OBP: 0.294, SLG: 0.432 (1, 3)		L9			G6-3			G5-3		4	0	1	0	0	0	2											
Dante Bichette, R OBP: 0.341, SLG: 0.446 (1, 9)		G6-3								4	0	3	3	0	0	0											
Nelson Liriano, S OBP: 0.386, SLG: 0.385 (1, 6)					K					3	0	2	0	1	1	0											
Armando Reynoso, R OBP: 0.118, SLG: 0.250 (6, 1)					G5-3					2	0	0	0	0	0	2											
Gary Wiggins, L OBP: 0.276, SLG: 0.219 (7, 1)					G1-3					0	0	0	0	0	0	0											
Freddie Benavides, R OBP: 0.220, SLG: 0.276 (8, PH)										1	0	0	0	0	0	3											
Bryn Smith, R OBP: 0.333, SLG: 0.333 (9, 1)										0	0	0	0	0	0	0											
Jay Gainer, L OBP: 0.271, SLG: 0.276 (8, 1)										0	0	0	0	0	0	0											
Darren Holmes, R OBP: 0.333, SLG: 0.333 (9, 1)										0	0	0	0	0	0	0											
Jeff Parrett, R OBP: 0.333, SLG: 0.333 (9, 1)										0	0	0	0	0	0	0											
Inning Stats	R: 0 E: 0 K: 0 S: 7	H: 1 LOB: 2 BB: 1 P: 14	R: 0 E: 0 K: 0 S: 5	H: 0 LOB: 0 BB: 0 P: 7	R: 0 E: 0 K: 1 S: 8	H: 1 LOB: 1 BB: 0 P: 14	R: 2 E: 0 K: 0 S: 14	H: 3 LOB: 2 BB: 1 P: 22	R: 0 E: 0 K: 1 S: 8	H: 0 LOB: 0 BB: 1 P: 18	R: 0 E: 0 K: 1 S: 8	H: 0 LOB: 0 BB: 0 P: 9	R: 0 E: 0 K: 1 S: 13	H: 3 LOB: 3 BB: 0 P: 15	R: 1 E: 0 K: 1 S: 15	H: 3 LOB: 3 BB: 1 P: 24	R: 0 E: 0 K: 2 S: 10	H: 1 LOB: 1 BB: 0 P: 12	1B: 12 2B: 0 3B: 0 HR: 0	SF: 0 SAC: 0 DP: 0 HBP: 0	WP: 0 PB: 0 SB: 0 CS: 0	PA: 41					
PITCHER	IP	WLS	BF	H	R	ER	SO	BB	IBB	HBP	BLK	WP	HR	S	P	ERA	WHIP										
Mark Portugal, R ERA: 2.85 (1, 1)	3.1		13	2	1	1	1	2	0	0	0	0	0	24	43	2.70	1.200										
Tom Edens, R ERA: 4.91 (4, 1)	1.2		8	3	1	1	0	1	0	0	0	0	0	18	32	5.40	2.400										
Brian Williams, R ERA: 3.18 (6, 1)	1.1		7	3	0	0	1	0	0	0	0	0	0	17	19	0.00	2.250										
Al Osuna, L ERA: 4.5 (7, 1)	0.2		2	0	0	0	1	0	0	0	0	0	0	4	5	0.00	0.000										
Doug Jones, R ERA: 3.59 (8, 1)	2.0	L	11	4	1	1	3	1	0	0	0	0	0	25	36	4.50	2.500										
Batter	1	2	3	4	5	6	7	8	9	AB	R	H	RBI	BB	SO	LOB	BOTTOM										
Craig Biggio, R OBP: 0.359, SLG: 0.485 (1, 4)	G4-3		K		K					4	0	0	0	0	3	3	Colorado Rockies @ Houston Astros Astrodome, Houston, TX Wed May 26 1993, 8:05 PM EDT Att: 22,267 - Dome										
Steve Finley, L OBP: 0.300, SLG: 0.276 (1, 8)			G1-3				G4-3	G4-3		4	0	1	0	0	0	1											
5 Jeff Bagwell, R OBP: 0.354, SLG: 0.647 (1, 3)					G1-3					4	1	2	1	0	0	0											
Eric Anthony, L OBP: 0.364, SLG: 0.425 (1, 9)					G3					3	0	1	0	1	1	2											
Ken Caminiti, S OBP: 0.292, SLG: 0.459 (1, 5)					G4-3					4	0	0	0	0	1	4											
Luis Gonzalez, L OBP: 0.325, SLG: 0.403 (1, 7)										4	0	2	0	0	0	2											
Andujar Cedeno, R OBP: 0.366, SLG: 0.464 (1, 6)										3	1	1	1	1	1	1											
Eddie Taubensee, L OBP: 0.267, SLG: 0.326 (1, 2)										3	0	0	0	0	1	2											
Casey Candaele, S OBP: 0.161, SLG: 0.138 (9, PH)										1	0	0	0	0	0	0											
Mark Portugal, R OBP: 0.338, SLG: 0.278 (4, 1)										1	0	0	0	0	0	0											
Tom Edens, R ERA: 3.53 (6, 1)	0.1		1	0	0	0	0	0	0	0	0	0	0	0	0	0											
Chris Donnels, L OBP: 0.276, SLG: 0.350 (5, PH)	3.12		5	2	1	1	1	0	0	0	0	0	0	0	0	0											
Bryn Smith, R ERA: 7.99 (7, 1)	1.0	W	5	2	1	1	1	0	0	0	0	0	0	0	0	0											
Al Osuna, R OBP: 0.296, SLG: 0.333 (7, PH)	1.0		4	1	0	0	1	0	0	0	0	0	0	0	0	0											
Kevin Bass, S OBP: 0.296, SLG: 0.333 (8, 1)	1.0	S	3	0	0	0	1	0	0	0	0	0	0	0	0	0											
Darren Holmes, R ERA: 11.68 (8, 1)	1.0		3	0	0	0	1	0	0	0	0	0	0	0	0	0											
Doug Jones, R ERA: 4.33 (9, 1)	1.0		3	0	0	0	1	0	0	0	0	0	0	0	0	0											
Inning Stats	R: 0 E: 0 K: 1 S: 15	H: 2 LOB: 0 BB: 0 P: 24	R: 0 E: 0 K: 0 S: 6	H: 1 LOB: 0 BB: 0 P: 11	R: 0 E: 0 K: 1 S: 11	H: 0 LOB: 0 BB: 0 P: 16	R: 0 E: 0 K: 0 S: 4	H: 0 LOB: 0 BB: 0 P: 7	R: 0 E: 0 K: 3 S: 15	H: 1 LOB: 1 BB: 1 P: 24	R: 1 E: 0 K: 0 S: 7	H: 1 LOB: 1 BB: 1 P: 18	R: 1 E: 0 K: 1 S: 17	H: 2 LOB: 1 BB: 0 P: 22	R: 0 E: 0 K: 1 S: 9	H: 1 LOB: 1 BB: 0 P: 12	R: 0 E: 0 K: 1 S: 7	H: 0 LOB: 0 BB: 0 P: 9	1B: 6 2B: 0 3B: 0 HR: 2	SF: 0 SAC: 0 DP: 1 HBP: 0	WP: 0 PB: 0 SB: 0 CS: 0	PA: 36					
PITCHER	IP	WLS	BF	H	R	ER	SO	BB	IBB	HBP	BLK	WP	HR	S	P	ERA	WHIP										
Armando Reynoso, R ERA: 3.53 (1, 1)	5.2		23	5	1	1	5	2	0	0	0	0	0	1	3	0.00	0.000										
Gary Wayne, L ERA: 3.12 (6, 1)	0.1		1	0	0	0	0	0	0	0	0	0	0	1	3	0.00	0.000										
Bryn Smith, R ERA: 7.99 (7, 1)	1.0	W	5	2	1	1	1	0	0	0	0	0	0	1	17	9.00	2.000										
Darren Holmes, R ERA: 11.68 (8, 1)	1.0		4	1	0	0	1	0	0	0	0	0	0	9	12	0.00	1.000										
Doug Jones, R ERA: 4.33 (9, 1)	1.0		3	0	0	0	1	0	0	0	0	0	0	7	9	0.00	0.000										

AB	37
R	3
H	12
RBI	3
BB	4
SO	6
LOB	24



Batter	1	2	3	4	5	6	7	8	9	AB	R	H	RBI	BB	SO	LOB	TOP		
Eric Young Sr. R OBP: 0.340, SLG: 0.371										4	0	1	0	0	0	1	Colorado Rockies @ Houston Astros Astrodome, Houston, TX Thu May 27 1993, 8:05 PM EDT Att: 22,372 - Dome		
Alex Cole L OBP: 0.325, SLG: 0.301										4	0	0	0	0	0	1			
Daryl Boston L OBP: 0.336, SLG: 0.375										4	0	0	0	0	0	1			
Charlie Hayes R OBP: 0.326, SLG: 0.486										4	0	2	0	0	1	1			
Joe Girardi R OBP: 0.299, SLG: 0.365										4	0	1	0	0	0	2			
Jerald Clark R OBP: 0.293, SLG: 0.426										4	0	1	0	0	0	2			
Dante Bichette R OBP: 0.345, SLG: 0.447										4	0	2	0	0	1	2			
Nelson Liriano S OBP: 0.375, SLG: 0.357										3	0	0	0	1	0	4			
David Nied R OBP: 0.278, SLG: 0.188										1	0	0	0	0	1	2			
Darren Holmes R (6, 1)										0	0	0	0	0	0	0			
Jim Tatum R OBP: 0.200, SLG: 0.311										1	0	0	0	0	0	1			
Bryn Smith R (7, 1)										0	0	0	0	0	0	0			
Gary Wayne L (7, 1)										0	0	0	0	0	0	0			
Inning Stats	R: 0 E: 0 K: 1 S: 11	H: 1 LOB: 1 BB: 0 P: 18	R: 0 E: 0 K: 1 S: 8	H: 1 LOB: 2 BB: 1 P: 13	R: 0 E: 0 K: 0 S: 4	H: 0 LOB: 0 BB: 0 P: 5	R: 0 E: 0 K: 0 S: 6	H: 0 LOB: 0 BB: 0 P: 9	R: 0 E: 0 K: 0 S: 13	H: 1 LOB: 1 BB: 0 P: 16	R: 0 E: 0 K: 0 S: 5	H: 1 LOB: 1 BB: 0 P: 8	R: 0 E: 0 K: 1 S: 10	H: 1 LOB: 1 BB: 0 P: 12	R: 0 E: 0 K: 0 S: 9	H: 0 LOB: 2 BB: 0 P: 10	1B: 7 2B: 0 3B: 0 HR: 0	SF: 0 SAC: 1 DP: 0 HBP: 0	WP: 0 PA: 35 PB: 0 SB: 1 CS: 0
PITCHER Doug Drabek R ERA: 2.87	IP: 9.0 WLS: W BF: 35 H: 7 R: 0 ER: 0 SO: 3 BB: 0 IBB: 1 HBP: 0 BLK: 0 WP: 0 HR: 0 S: 74 P: 100 ERA: 0.00 WHIP: 0.778																		

Batter	1	2	3	4	5	6	7	8	9	AB	R	H	RBI	BB	SO	LOB	BOTTOM		
Craig Biggio R OBP: 0.371, SLG: 0.489										3	3	2	0	2	0	0	Colorado Rockies @ Houston Astros Astrodome, Houston, TX Thu May 27 1993, 8:05 PM EDT Att: 22,372 - Dome		
Steve Finley L OBP: 0.312, SLG: 0.309										5	1	3	1	0	0	5			
5 Jeff Bagwell R OBP: 0.358, SLG: 0.649										4	0	2	2	1	0	1			
Eric Anthony L OBP: 0.361, SLG: 0.423										3	1	1	1	0	1	5			
Ken Caminiti S OBP: 0.291, SLG: 0.451										3	0	0	1	1	1	2			
Chris Donnels L OBP: 0.375, SLG: 0.350										0	0	0	0	0	0	0			
Luis Gonzalez L OBP: 0.329, SLG: 0.425										2	1	1	3	0	0	0			
Andujar Cedeno R OBP: 0.363, SLG: 0.458										4	0	1	0	0	0	3			
Eddie Taubensee L OBP: 0.286, SLG: 0.337										3	1	2	0	1	0	0			
Doug Drabek R OBP: 0.107, SLG: 0.214										2	1	0	0	0	0	1			
Inning Stats	R: 0 E: 0 K: 0 S: 7	H: 2 LOB: 1 BB: 0 P: 12	R: 0 E: 0 K: 1 S: 6	H: 0 LOB: 0 BB: 0 P: 12	R: 0 E: 0 K: 0 S: 8	H: 2 LOB: 1 BB: 0 P: 11	R: 2 E: 0 K: 0 S: 9	H: 3 LOB: 0 BB: 0 P: 14	R: 3 E: 0 K: 0 S: 9	H: 3 LOB: 1 BB: 0 P: 15	R: 0 E: 0 K: 0 S: 7	H: 0 LOB: 1 BB: 1 P: 12	R: 2 E: 0 K: 1 S: 12	H: 1 LOB: 2 BB: 3 P: 26	R: 1 E: 0 K: 0 S: 12	H: 1 LOB: 1 BB: 1 P: 20	1B: 9 2B: 1 3B: 1 HR: 1	SF: 2 SAC: 2 DP: 3 HBP: 1	WP: 1 PA: 40 PB: 0 SB: 0 CS: 1
PITCHER David Nied R ERA: 5.88	IP: 5.0 WLS: L BF: 23 H: 10 R: 5 ER: 5 SO: 1 BB: 0 IBB: 0 HBP: 0 BLK: 0 WP: 0 HR: 1 S: 39 P: 64 ERA: 9.00 WHIP: 2.000																		
Darren Holmes R ERA: 10.8	IP: 1.0 WLS: L BF: 4 H: 0 R: 0 ER: 0 SO: 0 BB: 1 IBB: 0 HBP: 1 BLK: 0 WP: 0 HR: 0 S: 7 P: 12 ERA: 0.00 WHIP: 1.000																		
Bryn Smith R ERA: 8.75	IP: 0.0 WLS: L BF: 3 H: 1 R: 2 ER: 2 SO: 0 BB: 2 IBB: 0 HBP: 0 BLK: 0 WP: 0 HR: 0 S: 5 P: 13 ERA: ∞ WHIP: ∞																		
Gary Wayne L ERA: 3.26	IP: 2.0 WLS: L BF: 9 H: 1 R: 1 ER: 1 SO: 1 BB: 2 IBB: 0 HBP: 0 BLK: 0 WP: 1 HR: 0 S: 19 P: 33 ERA: 4.50 WHIP: 1.500																		

AB	33
R	0
H	7
RBI	0
BB	1
SO	3
LOB	17



Batter	1	2	3	4	5	6	7	8	9	AB	R	H	RBI	BB	SO	LOB	TOP		
Lenny Dykstra, L OBP: 0.371, SLG: 0.387	E9 FC6-4	G3-1			P5				1B	5	2	2	0	1	0	1	Philadelphia Phillies @ Colorado Rockies Mile High Stadium, Denver, CO Fri May 28, 1993, 9:05 PM EDT Att: 58,312 - Unknown - 63 F		
Mariano Duncan, R OBP: 0.253, SLG: 0.331 Mickey Morandini, L OBP: 0.284, SLG: 0.316		G5-3		G6-4-3			K		1B	5	0	2	0	0	1	5			
John Kruk, L OBP: 0.487, SLG: 0.546	FC6-4		G4-3				G4-3		2B	6	3	2	3	0	1	4			
Dave Hollins, S OBP: 0.395, SLG: 0.514	HR				P3			G1-3	2B	5	3	3	3	1	0	1			
Darren Daulton, L OBP: 0.407, SLG: 0.553	HR		L9			F7		P6	G4-3	6	2	2	4	0	0	2			
Pete Incaviglia, R OBP: 0.281, SLG: 0.556	G6-3			HBP	HR		G4-3			4	1	1	1	0	0	0			
Wes Chamberlain, R OBP: 0.315, SLG: 0.512 David West, L OBP: 1.000, SLG: 1.500	K						G5-3		K	5	1	2	3	0	2	0			
Kim Batiste, R OBP: 0.304, SLG: 0.273									G6-3	5	0	3	0	0	1	2			
Ben Rivera, R OBP: 0.167, SLG: 0.167 Tim Mauser, R OBP: 1.000, SLG: 1.000 Larry Andersen, R OBP: 1.000, SLG: 1.000 Jim Eisenreich, L OBP: 0.400, SLG: 0.481		SH1-3					SH1-4		1B	2	1	1	0	0	1	1			
Inning Stats	R: 4 E: 1 K: 1 S: 19	H: 3 LOB: 0 BB: 0 P: 27	R: 0 E: 0 K: 0 S: 8	H: 1 LOB: 1 BB: 0 P: 13	R: 1 E: 0 K: 1 S: 11	H: 2 LOB: 2 BB: 0 P: 18	R: 6 E: 0 K: 1 S: 16	H: 7 LOB: 1 BB: 1 P: 27	R: 0 E: 0 K: 0 S: 10	H: 0 LOB: 0 BB: 0 P: 9	R: 0 E: 0 K: 1 S: 10	H: 1 LOB: 2 BB: 1 P: 20	R: 0 E: 0 K: 0 S: 8	H: 0 LOB: 0 BB: 0 P: 12	R: 4 E: 0 K: 1 S: 21	H: 5 LOB: 1 BB: 0 P: 31		1B: 12 2B: 6 3B: 0 HR: 2	SF: 0 SAC: 2 DP: 1 HBP: 1
PITCHER	IP WLS BF H R ER SO BB IBB HBP BLK WP HR S P ERA WHIP	IP WLS BF H R ER SO BB IBB HBP BLK WP HR S P ERA WHIP	IP WLS BF H R ER SO BB IBB HBP BLK WP HR S P ERA WHIP	IP WLS BF H R ER SO BB IBB HBP BLK WP HR S P ERA WHIP	IP WLS BF H R ER SO BB IBB HBP BLK WP HR S P ERA WHIP	IP WLS BF H R ER SO BB IBB HBP BLK WP HR S P ERA WHIP	IP WLS BF H R ER SO BB IBB HBP BLK WP HR S P ERA WHIP	IP WLS BF H R ER SO BB IBB HBP BLK WP HR S P ERA WHIP	IP WLS BF H R ER SO BB IBB HBP BLK WP HR S P ERA WHIP	IP WLS BF H R ER SO BB IBB HBP BLK WP HR S P ERA WHIP	IP WLS BF H R ER SO BB IBB HBP BLK WP HR S P ERA WHIP	IP WLS BF H R ER SO BB IBB HBP BLK WP HR S P ERA WHIP	IP WLS BF H R ER SO BB IBB HBP BLK WP HR S P ERA WHIP	IP WLS BF H R ER SO BB IBB HBP BLK WP HR S P ERA WHIP	IP WLS BF H R ER SO BB IBB HBP BLK WP HR S P ERA WHIP	IP WLS BF H R ER SO BB IBB HBP BLK WP HR S P ERA WHIP	IP WLS BF H R ER SO BB IBB HBP BLK WP HR S P ERA WHIP		

AB 45
R 15
H 20
RBI 15
BB 2
SO 6
LOB 16



Batter	1	2	3	4	5	6	7	8	9	AB	R	H	RBI	BB	SO	LOB	BOTTOM				
Eric Young Sr., R OBP: 0.340, SLG: 0.366	F9		G4-3		G4-3	G1-2-3		S	1B	5	1	1	0	1	0	3	Philadelphia Phillies @ Colorado Rockies Mile High Stadium, Denver, CO Fri May 28, 1993, 9:05 PM EDT Att: 58,312 - Unknown - 63 F				
Alex Cole, L OBP: 0.331, SLG: 0.305	P6		S	G3-1		E4		2B	K	5	3	2	0	1	2	3					
Dante Bichette, R OBP: 0.358, SLG: 0.474	G6-3									4	2	3	2	1	0	0					
Andres Galarraga, R OBP: 0.421, SLG: 0.589										5	1	2	2	0	1	4					
Chris Jones, R OBP: 0.400, SLG: 0.250										4	1	1	0	1	1	3					
Charlie Hayes, R OBP: 0.326, SLG: 0.486										4	1	1	1	1	0	1					
Joe Girardi, R OBP: 0.302, SLG: 0.366										5	0	2	1	0	0	3					
Nelson Liriano, S OBP: 0.377, SLG: 0.362										5	0	2	1	0	1	4					
Butch Henry, L ERA: 6.14 Andy Ashby, R ERA: 5.92 Bruce Ruffin, L ERA: 4.74 Jeff Parrett, R ERA: 5.2										1	0	0	0	0	0	1					
Freddie Benavides, R OBP: 0.229, SLG: 0.323 Jeff Parrett, R OBP: 0.333, SLG: 0.333 Jerardo Clark, R OBP: 0.257, SLG: 0.431										0	0	0	0	0	0	0					
Inning Stats	R: 0 E: 0 K: 0 S: 10	H: 0 LOB: 0 BB: 0 P: 15	R: 2 E: 1 K: 0 S: 10	H: 2 LOB: 1 BB: 1 P: 17	R: 1 E: 0 K: 0 S: 9	H: 0 LOB: 1 BB: 2 P: 20	R: 0 E: 0 K: 1 S: 8	H: 1 LOB: 1 BB: 0 P: 13	R: 1 E: 1 K: 0 S: 9	H: 2 LOB: 1 BB: 0 P: 13	R: 0 E: 1 K: 0 S: 11	H: 2 LOB: 2 BB: 1 P: 21	R: 2 E: 1 K: 2 S: 18	H: 3 LOB: 2 BB: 1 P: 29	R: 2 E: 0 K: 1 S: 9	H: 2 LOB: 1 BB: 1 P: 20	R: 1 E: 0 K: 1 S: 13	H: 3 LOB: 2 BB: 0 P: 21	1B: 11 2B: 3 3B: 1 HR: 0	SF: 0 SAC: 0 DP: 2 HBP: 0	WP: 1 PA: 47 PB: 0 SB: 3 CS: 0
PITCHER	IP WLS BF H R ER SO BB IBB HBP BLK WP HR S P ERA WHIP	IP WLS BF H R ER SO BB IBB HBP BLK WP HR S P ERA WHIP	IP WLS BF H R ER SO BB IBB HBP BLK WP HR S P ERA WHIP	IP WLS BF H R ER SO BB IBB HBP BLK WP HR S P ERA WHIP	IP WLS BF H R ER SO BB IBB HBP BLK WP HR S P ERA WHIP	IP WLS BF H R ER SO BB IBB HBP BLK WP HR S P ERA WHIP	IP WLS BF H R ER SO BB IBB HBP BLK WP HR S P ERA WHIP	IP WLS BF H R ER SO BB IBB HBP BLK WP HR S P ERA WHIP	IP WLS BF H R ER SO BB IBB HBP BLK WP HR S P ERA WHIP	IP WLS BF H R ER SO BB IBB HBP BLK WP HR S P ERA WHIP	IP WLS BF H R ER SO BB IBB HBP BLK WP HR S P ERA WHIP	IP WLS BF H R ER SO BB IBB HBP BLK WP HR S P ERA WHIP	IP WLS BF H R ER SO BB IBB HBP BLK WP HR S P ERA WHIP	IP WLS BF H R ER SO BB IBB HBP BLK WP HR S P ERA WHIP	IP WLS BF H R ER SO BB IBB HBP BLK WP HR S P ERA WHIP	IP WLS BF H R ER SO BB IBB HBP BLK WP HR S P ERA WHIP	IP WLS BF H R ER SO BB IBB HBP BLK WP HR S P ERA WHIP				

AB 41
R 9
H 15
RBI 7
BB 6
SO 6
LOB 23



Batter	1	2	3	4	5	6	7	8	9	AB	R	H	RBI	BB	SO	LOB	TOP					
Al Martin, L OBP: 0.281, SLG: 0.397 Mark Petkovsek, R (8, 1)										5	1	1	0	0	1	3						
Jay Bell, R OBP: 0.366, SLG: 0.454 (1, 6)										5	1	1	0	0	0	1						
Andy Van Slyke, L OBP: 0.381, SLG: 0.492 (1, 8)										4	0	2	0	0	0	3						
Orlando Merced, S OBP: 0.460, SLG: 0.464 (1, 9)										5	0	3	2	0	0	2						
Jeff King, R OBP: 0.307, SLG: 0.316 (1, 5)										5	0	0	0	0	0	6						
Kevin Young, R OBP: 0.313, SLG: 0.353 (1, 3)										4	0	0	0	0	0	2						
Don Slaught, R OBP: 0.379, SLG: 0.391 (1, 2)										4	0	1	0	0	2	1	AB 38					
Carlos Garcia, R OBP: 0.309, SLG: 0.388 (1, 4)										3	0	1	0	1	0	1	R 2					
Tim Wakefield, R OBP: 0.125, SLG: 0.208 Glenn Wilson, R (6, PH)										2	0	0	0	0	1	2	H 9					
Freddie Toliver, R (6, 1)										1	0	0	0	0	1	0	RBI 2					
Dave Clark, L OBP: 0.383, SLG: 0.340 (8, 7)										0	0	0	0	0	0	0	BB 2					
Inning Stats	R: 1 E: 1 K: 1 S: 11	H: 1 LOB: 1 BB: 0 P: 17	R: 0 E: 0 K: 1 S: 9	H: 1 LOB: 1 BB: 0 P: 13	R: 0 E: 0 K: 0 S: 9	H: 2 LOB: 2 BB: 0 P: 12	R: 0 E: 0 K: 0 S: 6	H: 1 LOB: 1 BB: 0 P: 9	R: 1 E: 2 K: 0 S: 11	H: 1 LOB: 2 BB: 0 P: 21	R: 0 E: 0 K: 0 S: 8	H: 0 LOB: 0 BB: 0 P: 13	R: 0 E: 0 K: 0 S: 11	H: 2 LOB: 1 BB: 0 P: 18	R: 0 E: 1 K: 1 S: 10	H: 0 LOB: 3 BB: 2 P: 21	R: 0 E: 0 K: 0 S: 8	H: 1 LOB: 1 BB: 0 P: 14	1B: 8 2B: 1 3B: 0 HR: 0	SF: 0 SAC: 0 DP: 1 HBP: 1	WP: 0 PB: 1 SB: 0 CS: 0	PA: 41
PITCHER Amando Reynoso, R ERA: 2.92 (1, 1)	IP: 9.0 WLS: W BF: 41 H: 9 R: 2 ER: 0 SO: 5 BB: 2 IBB: 0 HBP: 1 BLK: 0 WP: 0 HR: 0 S: 83 P: 138 ERA: 0.00 WHIP: 1.222															PITCHER Amando Reynoso, R ERA: 2.92 (1, 1)	IP: 9.0 WLS: W BF: 41 H: 9 R: 2 ER: 0 SO: 5 BB: 2 IBB: 0 HBP: 1 BLK: 0 WP: 0 HR: 0 S: 83 P: 138 ERA: 0.00 WHIP: 1.222					

Pittsburgh Pirates @ Colorado Rockies
Mile High Stadium, Denver, CO
Mon May 31 1993, 9:05 PM EDT
Att: 47,665 - Unknown - 77 F

AB	38
R	2
H	9
RBI	2
BB	2
SO	5
LOB	21



Batter	1	2	3	4	5	6	7	8	9	AB	R	H	RBI	BB	SO	LOB	BOTTOM			
Eric Young Sr., R OBP: 0.333, SLG: 0.353 (1, 4)										5	0	0	0	0	0	0				
Danny Sheaffer, R OBP: 0.282, SLG: 0.436 (1, 2)										5	2	2	0	0	0	0				
Dante Bichette, R OBP: 0.365, SLG: 0.497 (1, 9)										5	3	3	1	0	0	0				
Andres Galarraga, R OBP: 0.417, SLG: 0.593 (1, 3)										4	0	3	2	0	0	2				
Charlie Hayes, R OBP: 0.327, SLG: 0.473 (1, 5)										3	1	1	0	1	0	2				
Jerald Clark, R OBP: 0.308, SLG: 0.427 Chris Jones, R OBP: 0.333, SLG: 0.250 (7, FR) (8, 7)										2	0	0	1	1	0	3				
Alex Cole, L OBP: 0.329, SLG: 0.311 (1, 8)										4	0	2	2	0	0	1	AB 35			
Nelson Liriano, S OBP: 0.349, SLG: 0.321 (1, 6)										3	0	1	0	1	0	4	R 6			
Amando Reynoso, R OBP: 0.095, SLG: 0.200 (1, 1)										4	0	0	0	0	0	6	H 12			
Inning Stats	R: 0 E: 0 K: 0 S: 7	H: 0 LOB: 0 BB: 0 P: 9	R: 0 E: 0 K: 0 S: 7	H: 2 LOB: 2 BB: 0 P: 11	R: 2 E: 0 K: 0 S: 15	H: 4 LOB: 2 BB: 0 P: 21	R: 0 E: 0 K: 0 S: 7	H: 1 LOB: 0 BB: 0 P: 8	R: 3 E: 0 K: 0 S: 11	H: 3 LOB: 3 BB: 3 P: 27	R: 1 E: 0 K: 0 S: 7	H: 2 LOB: 1 BB: 0 P: 11	R: 0 E: 0 K: 0 S: 7	H: 0 LOB: 2 BB: 0 P: 14	R: 0 E: 0 K: 0 S: 7	H: 0 LOB: 0 BB: 0 P: 10	1B: 8 2B: 4 3B: 1 HR: 0	SF: 0 SAC: 0 DP: 1 HBP: 1	WP: 0 PB: 0 SB: 0 CS: 0	PA: 39
PITCHER Tim Wakefield, R ERA: 5.6 Freddie Toliver, R ERA: 2.45 Mark Petkovsek, R ERA: 7.71 (1, 1) (6, 1) (8, 1)	IP: 5.0 WLS: L BF: 27 H: 10 R: 5 ER: 5 SO: 0 BB: 2 IBB: 0 HBP: 0 BLK: 0 WP: 0 HR: 0 S: 47 P: 76 ERA: 9.00 WHIP: 2.400															PITCHER Tim Wakefield, R ERA: 5.6 Freddie Toliver, R ERA: 2.45 Mark Petkovsek, R ERA: 7.71 (1, 1) (6, 1) (8, 1)	IP: 5.0 WLS: L BF: 27 H: 10 R: 5 ER: 5 SO: 0 BB: 2 IBB: 0 HBP: 0 BLK: 0 WP: 0 HR: 0 S: 47 P: 76 ERA: 9.00 WHIP: 2.400			

Pittsburgh Pirates @ Colorado Rockies
Mile High Stadium, Denver, CO
Mon May 31 1993, 9:05 PM EDT
Att: 47,665 - Unknown - 77 F

AB	35
R	6
H	12
RBI	6
BB	3
SO	0
LOB	18



Batter	1	2	3	4	5	6	7	8	9	AB	R	H	RBI	BB	SO	LOB	TOP			
Nelson Liriano, S (1,4) Eric Young Sr., R (9,PH) OBP: 0.315, SLG: 0.288 OBP: 0.336, SLG: 0.352										3	0	0	0	0	3	0	Colorado Rockies @ Philadelphia Phillies Veterans Stadium, Philadelphia, PA Fri Jun 04 1993, 7:05 PM EDT Att: 43,333 - Unknown livebaseballscorecards.com			
Chris Jones, R (1,8) OBP: 0.467, SLG: 0.500										4	1	3	0	0	1	0				
Dante Bichette, R (1,9) OBP: 0.366, SLG: 0.519										4	0	1	0	0	1	2				
Andres Galarraga, R (1,3) OBP: 0.420, SLG: 0.608										4	1	2	1	0	1	2				
Charlie Hayes, R (1,5) OBP: 0.321, SLG: 0.462										4	0	1	1	0	0	3				
Joe Girardi, R (1,2) OBP: 0.296, SLG: 0.357 Danny Sheaffer, R (9,PH) OBP: 0.234, SLG: 0.362										3	0	0	0	0	0	1				
Jerald Clark, R (1,7) OBP: 0.294, SLG: 0.407										3	0	0	0	0	1	0				
Vinny Castilla, R (1,6) OBP: 0.389, SLG: 0.612 Pedro Castellano, R (5,6) OBP: 0.222, SLG: 0.250										2	0	0	0	0	1	0				
Willie Blair, R (1,1) Gary Wayne, L (9,1)										3	0	0	0	0	3	0				
										0	0	0	0	0	0	0				
Inning Stats	R: 0 H: 0 E: 0 K: 2 S: 9	H: 0 LOB: 0 BB: 0 P: 11	R: 0 H: 0 E: 0 K: 1 S: 10	H: 0 LOB: 0 BB: 0 P: 14	R: 0 H: 0 E: 0 K: 2 S: 9	H: 2 LOB: 2 BB: 0 P: 12	R: 0 H: 0 E: 0 K: 1 S: 13	H: 0 LOB: 0 BB: 0 P: 17	R: 0 H: 1 E: 0 K: 3 S: 12	H: 1 LOB: 1 BB: 0 P: 17	R: 0 H: 1 E: 0 K: 0 S: 4	H: 1 LOB: 0 BB: 0 P: 6	R: 0 H: 0 E: 0 K: 3 S: 9	H: 0 LOB: 0 BB: 0 P: 11	R: 2 H: 3 E: 0 K: 2 S: 17	H: 3 LOB: 1 BB: 0 P: 26	1B: 3 2B: 4 3B: 0 HR: 0	SF: 0 SAC: 0 DP: 0 HBP: 0	WP: 0 PB: 1 SB: 0 CS: 1	PA: 33
PITCHER Terry Mulholland, L (1,1) ERA: 2.81	IP: 9.0 WLS: L BF: 33 H: 7 R: 2 ER: 2 SO: 14 BB: 0 IBB: 0 HBP: 0 BLK: 0 WP: 0 HR: 0 S: 88 P: 122 ERA: 2.00 WHIP: 0.778															PITCHER				

Batter	1	2	3	4	5	6	7	8	9	AB	R	H	RBI	BB	SO	LOB	BOTTOM			
Lenny Dykstra, L (1,8) OBP: 0.374, SLG: 0.392										5	0	0	0	0	1	2	Colorado Rockies @ Philadelphia Phillies Veterans Stadium, Philadelphia, PA Fri Jun 04 1993, 7:05 PM EDT Att: 43,333 - Unknown livebaseballscorecards.com			
Mickey Morandini, L (1,4) OBP: 0.276, SLG: 0.335										5	0	2	1	0	1	0				
John Kruk, L (1,3) OBP: 0.488, SLG: 0.529										5	0	2	0	0	1	1				
Dave Hollins, S (1,5) OBP: 0.395, SLG: 0.497										2	0	1	0	3	0	0				
Darren Daulton, L (1,2) OBP: 0.404, SLG: 0.565										5	0	1	0	0	2	8				
Wes Chamberlain, R (1,9) OBP: 0.306, SLG: 0.500										4	0	2	0	0	0	3				
Milt Thompson, L (1,7) OBP: 0.299, SLG: 0.242										2	0	0	0	2	0	3				
Kim Batiste, R (1,6) OBP: 0.326, SLG: 0.475 Jim Eisenreich, L (8,PH) OBP: 0.408, SLG: 0.477 Mariano Duncan, R (9,6) OBP: 0.253, SLG: 0.351										3	0	0	0	0	1	5				
Terry Mulholland, R (1,1) OBP: 0.111, SLG: 0.077 Ricky Jordan, R (9,PH) OBP: 0.375, SLG: 0.444										3	0	1	0	0	1	1				
										1	1	1	0	0	0	0				
Inning Stats	R: 0 H: 0 E: 0 K: 0 S: 11	H: 2 LOB: 2 BB: 0 P: 14	R: 0 H: 2 E: 0 K: 1 S: 11	H: 3 LOB: 3 BB: 1 P: 20	R: 0 H: 3 E: 0 K: 1 S: 12	H: 1 LOB: 1 BB: 0 P: 21	R: 0 H: 1 E: 0 K: 0 S: 5	H: 0 LOB: 0 BB: 0 P: 6	R: 0 H: 0 E: 0 K: 3 S: 9	H: 0 LOB: 2 BB: 2 P: 15	R: 0 H: 0 E: 0 K: 1 S: 7	H: 0 LOB: 0 BB: 0 P: 10	R: 0 H: 2 E: 0 K: 0 S: 9	H: 2 LOB: 3 BB: 1 P: 18	R: 1 H: 2 E: 0 K: 1 S: 10	H: 2 LOB: 2 BB: 1 P: 18	1B: 7 2B: 3 3B: 0 HR: 0	SF: 0 SAC: 0 DP: 1 HBP: 0	WP: 0 PB: 0 SB: 0 CS: 0	PA: 41
PITCHER Willie Blair, R (1,1) ERA: 3.81 Gary Wayne, L (9,1) ERA: 5.32	IP: 8.1 WLS: W BF: 38 H: 10 R: 1 ER: 1 SO: 6 BB: 2 IBB: 2 HBP: 0 BLK: 0 WP: 0 HR: 0 S: 77 P: 128 ERA: 1.08 WHIP: 1.440															PITCHER				

Batter	1	2	3	4	5	6	7	8	9	AB	R	H	RBI	BB	SO	LOB	TOP			
Eric Young Sr. R OBP: 0.330, SLG: 0.345 (1, 4)										4	0	0	0	0	1	1				
Chris Jones R OBP: 0.421, SLG: 0.500 (1, 8)										4	1	1	0	0	0	0				
Dante Bichette R OBP: 0.359, SLG: 0.508 (1, 9)										4	0	0	0	0	2	0				
Andres Galarraga R OBP: 0.429, SLG: 0.618 (1, 3)										4	1	3	0	0	1	0				
Daryl Boston L OBP: 0.315, SLG: 0.342 (1, 7)										4	0	0	0	0	1	3				
Charlie Hayes R OBP: 0.320, SLG: 0.460 (1, 5)										3	0	1	1	0	2	1				
Danny Sheaffer R OBP: 0.235, SLG: 0.353 (1, 2)										4	0	1	0	0	0	1				
Vinny Castilla R OBP: 0.387, SLG: 0.506 (1, 6)										3	0	1	0	0	0	2				
Nelson Liriano S OBP: 0.315, SLG: 0.288 (7, 6)										0	0	0	0	0	0	0				
Armando Reynoso R OBP: 0.091, SLG: 0.190 (7, PH)										1	0	0	0	0	1	0				
Jim Tatum R OBP: 0.220, SLG: 0.306 (7, 1)										1	0	0	0	0	0	1				
Keith Shepherd R (7, 1)										0	0	0	0	0	0	0				
Inning Stats	R: 1 E: 0 K: 1 S: 10	H: 1 LOB: 0 BB: 0 P: 15	R: 0 E: 0 K: 2 S: 13	H: 1 LOB: 1 BB: 0 P: 18	R: 0 E: 0 K: 2 S: 8	H: 0 LOB: 0 BB: 0 P: 11	R: 0 E: 0 K: 1 S: 10	H: 1 LOB: 1 BB: 0 P: 15	R: 0 E: 0 K: 0 S: 7	H: 1 LOB: 1 BB: 0 P: 9	R: 0 E: 0 K: 1 S: 10	H: 1 LOB: 1 BB: 0 P: 12	R: 0 E: 0 K: 0 S: 5	H: 0 LOB: 0 BB: 0 P: 6	R: 1 E: 0 K: 0 S: 11	H: 1 LOB: 0 BB: 0 P: 18	1B: 5 2B: 2 3B: 0 HR: 0	SF: 1 SAC: 1 DP: 0 HBP: 0	WP: 1 PB: 1 SB: 0 CS: 0	PA: 34
PITCHER Tommy Greene R ERA: 1.87 (1, 1)	IP: 9.0 WLS: W BF: 34 H: 7 R: 2 ER: 2 SO: 8 BB: 0 IBB: 0 HBP: 0 BLK: 0 WP: 1 HR: 0 S: 81 P: 113 ERA: 2.00 WHIP: 0.778															PITCHER				

Colorado Rockies @ Philadelphia Phillies
Veterans Stadium, Philadelphia, PA
Sat Jun 05 1993, 7:05 PM EDT
Att: 43,837 - Unknown - 64 F

livebaseballscores.com

AB 32
R 2
H 7
RBI 1
BB 0
SO 8
LOB 9

Batter	1	2	3	4	5	6	7	8	9	AB	R	H	RBI	BB	SO	LOB	BOTTOM			
Lenny Dykstra L OBP: 0.372, SLG: 0.388 (1, 8)										2	0	0	1	1	0	1				
Mickey Morandini L OBP: 0.274, SLG: 0.333 (1, 4)										4	0	1	0	0	1	3				
John Kruk L OBP: 0.484, SLG: 0.523 (1, 3)										4	0	1	0	0	1	1				
Dave Hollins S OBP: 0.397, SLG: 0.510 (1, 5)										3	2	1	1	1	1	2				
Darren Daulton L OBP: 0.396, SLG: 0.552 (1, 2)										4	0	0	0	0	0	2				
Jim Eisenreich L OBP: 0.400, SLG: 0.456 (1, 9)										3	1	0	0	1	0	0				
Pete Incaviglia R OBP: 0.318, SLG: 0.590 (1, 7)										4	2	3	1	0	0	0				
Kim Batiste R OBP: 0.341, SLG: 0.512 (2, PR)										1	0	1	2	0	0	0				
Mariano Duncan R OBP: 0.281, SLG: 0.389 (3, 6)										3	1	2	1	0	0	1				
Tommy Greene R OBP: 0.194, SLG: 0.276 (1, 1)										3	0	0	0	1	2	3				
Inning Stats	R: 0 E: 0 K: 1 S: 7	H: 0 LOB: 0 BB: 0 P: 12	R: 3 E: 0 K: 1 S: 12	H: 2 LOB: 1 BB: 2 P: 25	R: 0 E: 0 K: 1 S: 8	H: 1 LOB: 1 BB: 0 P: 17	R: 0 E: 0 K: 0 S: 8	H: 1 LOB: 3 BB: 2 P: 19	R: 1 E: 0 K: 0 S: 11	H: 1 LOB: 0 BB: 0 P: 19	R: 2 E: 0 K: 2 S: 12	H: 2 LOB: 0 BB: 0 P: 16	R: 0 E: 0 K: 0 S: 4	H: 1 LOB: 0 BB: 0 P: 7	R: 0 E: 0 K: 0 S: 8	H: 1 LOB: 1 BB: 0 P: 10	1B: 4 2B: 3 3B: 1 HR: 1	SF: 1 SAC: 0 DP: 1 HBP: 0	WP: 1 PB: 0 SB: 1 CS: 0	PA: 36
PITCHER Armando Reynoso R ERA: 3.55 (1, 1)	IP: 6.0 WLS: L BF: 29 H: 7 R: 6 ER: 6 SO: 5 BB: 4 IBB: 0 HBP: 0 BLK: 1 WP: 1 HR: 1 S: 58 P: 108 ERA: 9.00 WHIP: 1.833															PITCHER				
Keith Shepherd R (7, 1)	IP: 2.0 WLS: 7 BF: 2 H: 2 R: 0 ER: 0 SO: 0 BB: 0 IBB: 0 HBP: 0 BLK: 0 WP: 0 HR: 0 S: 12 P: 17 ERA: 0.00 WHIP: 1.000															PITCHER				

Colorado Rockies @ Philadelphia Phillies
Veterans Stadium, Philadelphia, PA
Sat Jun 05 1993, 7:05 PM EDT
Att: 43,837 - Unknown - 64 F

livebaseballscores.com

AB 31
R 6
H 9
RBI 6
BB 4
SO 5
LOB 13

Batter	1	2	3	4	5	6	7	8	9	AB	R	H	RBI	BB	SO	LOB	TOP					
Eric Young Sr. R OBP: 0.332, SLG: 0.343 (1.4)										4	1	1	0	1	2	0	Colorado Rockies @ Philadelphia Phillies Veterans Stadium, Philadelphia, PA Sun Jun 06 1993, 3:33 AM EDT Att: 55,714 - Sunny - 68 F					
Alex Cole L OBP: 0.328, SLG: 0.313 (1.8)										5	1	1	0	0	0	3						
Dante Bichette R OBP: 0.355, SLG: 0.505 (1.9)										5	1	1	1	0	2	1						
Andres Galarraga R OBP: 0.440, SLG: 0.628 (1.3)										4	2	3	2	0	0	0						
Chris Jones R OBP: 0.458, SLG: 0.783 (1.7)										5	2	3	4	0	1	1						
Pedro Castellano R OBP: 0.256, SLG: 0.250 (1.5)										4	0	1	0	1	2	3						
Jayhawk Owens R OBP: 0.333, SLG: 0.333 (7. PH)									3	0	1	0	0	0	2	0						
Daryl Boston L OBP: 0.313, SLG: 0.339 (7.1)									1	0	0	0	0	1	1	0						
Jeff Parrett R OBP: 0.333, SLG: 0.333 (7.1)									0	0	0	0	0	0	0	0						
Vinny Castilla R OBP: 0.371, SLG: 0.484 (1.6)									4	0	0	0	0	1	3	0						
Andy Ashby R OBP: 0.274, SLG: 0.214 (4.1)										2	0	0	0	0	1	0						
Butch Henry L OBP: 0.118, SLG: 0.118 (5. PH)									0	0	0	0	0	0	0	0						
Jim Thome R OBP: 0.226, SLG: 0.320 (6.1)									1	0	1	0	0	0	0	0						
Gary Wayne L OBP: 0.226, SLG: 0.320 (6.1)									0	0	0	0	0	0	0	0						
Scott Fredrickson R OBP: 0.226, SLG: 0.320 (6.1)									0	0	0	0	0	0	0	0						
Danny Sheaffer R OBP: 0.226, SLG: 0.320 (7.2)									1	0	0	0	0	0	0	0						
Inning Stats	R: 0 E: 0 K: 2 S: 10	H: 0 LOB: 0 BB: 0 P: 15	R: 0 E: 0 K: 0 S: 16	H: 1 LOB: 2 BB: 1 P: 26	R: 2 E: 0 K: 2 S: 15	H: 4 LOB: 2 BB: 0 P: 20	R: 0 E: 0 K: 1 S: 7	H: 0 LOB: 0 BB: 0 P: 9	R: 3 E: 1 K: 1 S: 11	H: 3 LOB: 2 BB: 0 P: 17	R: 0 E: 0 K: 1 S: 12	H: 1 LOB: 1 BB: 1 P: 21	R: 2 E: 0 K: 2 S: 18	H: 2 LOB: 1 BB: 0 P: 29	R: 0 E: 0 K: 1 S: 6	H: 0 LOB: 0 BB: 0 P: 11	R: 0 E: 0 K: 2 S: 8	H: 1 LOB: 1 BB: 0 P: 15	1B: 8 2B: 2 3B: 0 HR: 2	SF: 0 SAC: 0 DP: 0 HBP: 1	WP: 0 PB: 0 SB: 2 CS: 0	PA: 42
PITCHER	IP WLS BF H R ER SO BB IBB HBP BLK WP HR S P ERA WHIP																					
Curt Schilling R ERA: 3.13 (1.1)	5.0 W 24 8 5 5 6 1 0 0 0 0 0 1 59 87 9.00 1.800																					
Tim Lincecum R ERA: 12.0 (6.1)	1.1 9 3 2 2 1 1 0 1 0 0 0 1 22 40 13.50 3.000																					
Larry Andersen R ERA: 3.07 (7.1)	1.2 5 0 0 0 3 0 0 0 0 0 0 0 14 21 0.00 0.000																					
David West L ERA: 1.3 (9.1)	1.0 4 1 0 0 2 0 0 0 0 0 0 0 8 15 0.00 1.000																					


Batter	1	2	3	4	5	6	7	8	9	AB	R	H	RBI	BB	SO	LOB	BOTTOM			
Lenny Dykstra L OBP: 0.379, SLG: 0.400 (1.8)										6	2	4	0	0	0	3	Colorado Rockies @ Philadelphia Phillies Veterans Stadium, Philadelphia, PA Sun Jun 06 1993, 3:33 AM EDT Att: 55,714 - Sunny - 68 F			
Mickey Morandini L OBP: 0.291, SLG: 0.344 (1.4)										6	2	3	0	0	1	3				
John Kruk L OBP: 0.482, SLG: 0.517 (1.3)									4	0	1	1	1	1	4	0				
Dave Hollins S OBP: 0.397, SLG: 0.502 (1.5)									3	1	0	0	2	2	5	0				
Darren Daulton L OBP: 0.396, SLG: 0.556 (1.2)									4	2	1	3	1	1	2	0				
Jim Eisenreich L OBP: 0.425, SLG: 0.486 (1.9)										4	2	3	3	1	0	0				
Pete Incaviglia R OBP: 0.321, SLG: 0.606 (1.7)										5	1	2	2	0	2	5				
Mariano Duncan R OBP: 0.276, SLG: 0.401 (1.6)										5	1	4	2	0	0	1				
Curt Schilling R OBP: 0.226, SLG: 0.172 (5. PH)										2	0	0	0	0	1	3				
Wes Chamberlain R OBP: 0.304, SLG: 0.496 (6.1)									1	0	0	0	0	1	0	0				
Tim Lincecum R OBP: 0.226, SLG: 0.320 (6.1)									0	0	0	0	0	0	0	0				
Larry Andersen R OBP: 0.226, SLG: 0.320 (6.1)									0	0	0	0	0	0	0	0				
Mit Thompson L OBP: 0.226, SLG: 0.320 (6.1)									0	0	0	0	0	1	0	0				
David West L OBP: 0.226, SLG: 0.320 (9.1)									0	0	0	0	0	0	0	0				
Inning Stats	R: 5 E: 0 K: 2 S: 23	H: 5 LOB: 1 BB: 1 P: 39	R: 0 E: 0 K: 2 S: 9	H: 1 LOB: 1 BB: 0 P: 14	R: 0 E: 0 K: 1 S: 10	H: 2 LOB: 2 BB: 0 P: 14	R: 4 E: 0 K: 0 S: 17	H: 5 LOB: 1 BB: 1 P: 32	R: 0 E: 0 K: 2 S: 12	H: 1 LOB: 2 BB: 1 P: 20	R: 2 E: 0 K: 0 S: 9	H: 2 LOB: 1 BB: 1 P: 19	R: 0 E: 0 K: 2 S: 10	H: 1 LOB: 3 BB: 2 P: 23	R: 0 E: 0 K: 0 S: 12	H: 1 LOB: 1 BB: 1 P: 23	1B: 12 2B: 3 3B: 1 HR: 2	SF: 0 SAC: 0 DP: 2 HBP: 0	WP: 1 PB: 0 SB: 3 CS: 0	PA: 47
PITCHER	IP WLS BF H R ER SO BB IBB HBP BLK WP HR S P ERA WHIP																			
Andy Ashby R ERA: 6.84 (1.1)	3.2 L 25 13 9 9 5 2 0 0 0 0 0 0 0 15 24 0.00 1.500																			
Butch Henry L ERA: 6.49 (4.1)	1.1 6 1 0 0 2 1 0 0 0 0 0 0 6 10 0.00 0.000																			
Gary Wayne L ERA: 5.18 (6.1)	0.2 2 0 0 0 0 0 0 0 0 0 0 0 2 3 9 54.00 9.000																			
Scott Fredrickson R ERA: 4.91 (6.1)	0.1 4 2 2 2 2 0 1 0 0 0 0 0 2 3 9 54.00 9.000																			
Jeff Parrett R ERA: 5.69 (7.1)	2.0 10 2 0 0 2 2 1 0 0 0 1 0 22 46 0.00 2.000																			




Batter	1	2	3	4	5	6	7	8	9	AB	R	H	RBI	BB	SO	LOB	TOP								
Eric Young Sr. R OBP: 0.330, SLG: 0.338 (1, 4)	L9		G6-3			1B S SF9 BB	G6-3			3	1	0	0	1	0	1	Colorado Rockies @ Pittsburgh Pirates Three Rivers Stadium, Pittsburgh, PA Tue Jun 08 1993, 7:05 PM EDT Att: 16,722 - Unknown - 75 F AB 32 R 4 H 9 RBI 4 BB 2 SO 6 LOB 8								
Alex Cole L OBP: 0.331, SLG: 0.317 (1, 8)	G4-3		2-3 S 1B			SF9 1B		P6		4	1	2	1	0	0	0									
Dante Bichette R OBP: 0.349, SLG: 0.497 (1, 9)	K		3-H 1-3 K			SF9		G6-3		3	0	0	1	0	2	1									
Andres Galarraga R OBP: 0.447, SLG: 0.660 (1, 3)		2-2 HR		F9		1B F9-2 1B		3B		3	1	2	1	1	0	0									
Chris Jones R OBP: 0.429, SLG: 0.704 (1, 7)	K	2-3		K		1B		F8		4	0	1	1	0	2	1									
Charlie Hayes R OBP: 0.323, SLG: 0.460 (1, 5)	K	1-3		L9		1-2 3-H 1B				4	0	2	0	0	1	0									
Vinny Castilla R OBP: 0.356, SLG: 0.463 (1, 6)	G6-3				0-3 K2-3	F9-2		G5-4-3 1B		4	0	0	0	0	1	4									
Danny Sheaffer R OBP: 0.250, SLG: 0.357 (1, 2)			0-0 G6-3 SH2-4 1B		2-1 G4-3		1-1 G1-3		1B	4	1	2	0	0	0	0									
Bruce Ruffin S OBP: 0.376, SLG: 0.475 (1, 8)	K	2-3		SH2-4		1-1 P7	2-2 P5	G5-3		1	0	0	0	0	0	0									
Keith Shepherd R OBP: 0.235, SLG: 0.311 (6, 1)			1-2 SH2-4							2	0	0	0	0	0	1									
Inning Stats	R: 0 E: 0 K: 1 S: 10	H: 0 LOB: 0 BB: 0 P: 13	R: 1 E: 0 K: 2 S: 13	H: 1 LOB: 0 BB: 0 P: 18	R: 1 E: 0 K: 1 S: 12	H: 2 LOB: 1 BB: 0 P: 16	R: 0 E: 0 K: 1 S: 6	H: 0 LOB: 0 BB: 0 P: 10	R: 0 E: 0 K: 0 S: 8	H: 0 LOB: 0 BB: 0 P: 10	R: 2 E: 0 K: 0 S: 8	H: 3 LOB: 2 BB: 2 P: 20	R: 0 E: 0 K: 0 S: 6	H: 0 LOB: 0 BB: 0 P: 9	R: 0 E: 0 K: 0 S: 10	H: 1 LOB: 1 BB: 0 P: 15	R: 0 E: 0 K: 0 S: 9	H: 2 LOB: 1 BB: 0 P: 13	1B: 7 2B: 1 3B: 1 HR: 1	SF: 1 SAC: 1 DP: 2 HBP: 0	WP: 0 PB: 0 SB: 2 CS: 0	PA: 36			
PITCHER	IP	WLS	BF	H	R	ER	SO	BB	IBB	HBP	BLK	WP	HR	S	P	ERA	WHIP								
Paul Wagner R ERA: 5.12 (1, 1)	5.1	L	21	4	4	4	6	1	0	0	0	0	1	52	76	6.75	0.938								
Mark Petkovsek R ERA: 5.0 (6, 1)	2.2		11	3	0	0	0	0	1	0	0	0	0	20	35	0.00	1.125								
Dave Otto L ERA: 4.1 (9, 1)	1.0		4	2	0	0	0	0	0	0	0	0	0	9	13	0.00	2.000								

Batter	1	2	3	4	5	6	7	8	9	AB	R	H	RBI	BB	SO	LOB	BOTTOM								
Lonnie Smith R OBP: 0.387, SLG: 0.379 (1, 7)	1B S BB		P9					G6-3		3	1	0	0	1	0	0	Colorado Rockies @ Pittsburgh Pirates Three Rivers Stadium, Pittsburgh, PA Tue Jun 08 1993, 7:05 PM EDT Att: 16,722 - Unknown - 75 F AB 30 R 1 H 4 RBI 1 BB 2 SO 6 LOB 9								
Dave Otto L OBP: 0.235, SLG: 0.412 (9, 1)					G6-3			G6-3		0	0	0	0	0	0	0									
Jay Bell R OBP: 0.379, SLG: 0.446 (1, 6)	K		0-1 G5-3		3-2 G5-3			G3-1		3	0	0	0	0	1	1									
Tom Foley L OBP: 0.254, SLG: 0.311 (8, 6)	1-2 K									1	0	0	0	0	0	0									
Andy Van Slyke L OBP: 0.376, SLG: 0.475 (1, 8)	K	2-3		1-0 FC6 1B		1-1 G4-3		E1 G5-4-3		4	0	1	0	0	1	1									
Jeff King R OBP: 0.325, SLG: 0.347 (1, 5)	FC4-6 1B		0-1 FC6		0-1 FC6		K	G5-4-3		4	0	1	1	0	1	2									
Orlando Merced S OBP: 0.463, SLG: 0.481 (1, 9)	FC4-6		1-2 FC4-6		2-2 G3		3-2 L9	G3		4	0	0	0	0	0	1									
Kevin Young R OBP: 0.293, SLG: 0.325 (1, 3)	K	3-3		2-1 P3		4-2 F9-3 BB				2	0	0	0	1	1	0									
Don Slaught R OBP: 0.359, SLG: 0.368 (1, 2)	G6-3		0-2 G6-3		1-1 FC4-6 1B		K			3	0	1	0	0	1	1									
Carlos Garcia R OBP: 0.324, SLG: 0.382 (1, 4)		2-2		1-0 FC4-6		1-2 F9-3				3	0	1	0	0	0	2									
Paul Wagner R OBP: 0.250, SLG: 0.250 (1, 1)	K	2-3			0-1 G6-3			G3-1		2	0	0	0	0	1	1									
Mark Petkovsek R OBP: 0.277, SLG: 0.404 (6, PH)										0	0	0	0	0	0	0									
Al Martin L (9, 7)										1	0	0	0	0	0	0									
Inning Stats	R: 1 E: 0 K: 2 S: 14	H: 1 LOB: 1 BB: 1 P: 23	R: 0 E: 0 K: 2 S: 15	H: 1 LOB: 0 BB: 0 P: 22	R: 0 E: 0 K: 0 S: 8	H: 1 LOB: 1 BB: 0 P: 11	R: 0 E: 0 K: 0 S: 8	H: 1 LOB: 0 BB: 0 P: 14	R: 0 E: 0 K: 1 S: 8	H: 0 LOB: 0 BB: 0 P: 13	R: 0 E: 0 K: 1 S: 11	H: 0 LOB: 0 BB: 1 P: 18	R: 0 E: 0 K: 0 S: 7	H: 0 LOB: 0 BB: 0 P: 9	R: 0 E: 1 K: 0 S: 9	H: 0 LOB: 0 BB: 0 P: 16	1B: 3 2B: 2 3B: 0 HR: 0	SF: 0 SAC: 0 DP: 2 HBP: 0	WP: 0 PB: 0 SB: 1 CS: 0	PA: 32					
PITCHER	IP	WLS	BF	H	R	ER	SO	BB	IBB	HBP	BLK	WP	HR	S	P	ERA	WHIP								
Bruce Ruffin L ERA: 4.47 (1, 1)	5.0	W	20	4	1	1	4	1	0	0	0	0	0	53	81	1.80	1.000								
Keith Shepherd R ERA: (6, 1)	4.0	S	12	0	0	0	2	1	0	0	0	0	0	35	56	0.00	0.250								



Batter	1	2	3	4	5	6	7	8	9	AB	R	H	RBI	BB	SO	LOB	TOP										
Eric Young Sr. R OBP: 0.325, SLG: 0.332 (1, 4)	G6-3	P4			B2			G6-3		4	0	0	0	0	0	0	Colorado Rockies @ Pittsburgh Pirates Three Rivers Stadium, Pittsburgh, PA Wed Jun 09 1993, 7:05 PM EDT Att: 30,625 - Unknown - 80 F AB 31 R 1 H 7 RBI 1 BB 3 SO 8 LOB 12 										
Jerald Clark R OBP: 0.299, SLG: 0.409 (1, 7)	WP 1B		G5-3		F8			WP 1B		4	1	2	0	0	0												
Dante Bichette R OBP: 0.352, SLG: 0.495 (1, 9)	1B FC2 BB		K		CS 1B			K		3	0	1	0	1	2	1											
Andres Galarraga R OBP: 0.437, SLG: 0.644 (1, 3)	K		P3		CS 1-2			K		4	0	0	0	0	2	3											
Chris Jones R OBP: 0.438, SLG: 0.677 (1, 8)	S 1-3 2-H 1B		F9		F9			CS 1B		4	0	2	1	0	0	0											
Charlie Hayes R OBP: 0.326, SLG: 0.463 (1, 5)	S 1-2 BB		S 2B		F7			G6-3		3	0	1	0	1	0	1											
Vinny Castilla R OBP: 0.343, SLG: 0.444 (1, 6)	FC2 3-H		P6		K			G6-3		4	0	0	0	0	1	4											
Danny Sheaffer R OBP: 0.271, SLG: 0.362 (1, 2)		CS 1B		S BB	G6-3			G6-3		2	0	1	0	1	0	0											
Willie Blair R OBP: 0.330, SLG: 0.315 (7, PH) Darren Holmes R OBP: 0.326, SLG: 0.463 (7, 1)	K 1-2		K 1-2		K			K		2	0	0	0	0	2	3											
Inning Stats	R: 1 E: 0 K: 1 S: 13	H: 2 LOB: 3 BB: 2 P: 25	R: 0 E: 0 K: 1 S: 11	H: 1 LOB: 0 BB: 0 P: 17	R: 0 E: 0 K: 1 S: 9	H: 0 LOB: 0 BB: 0 P: 13	R: 0 E: 0 K: 1 S: 9	H: 1 LOB: 2 BB: 1 P: 18	R: 0 E: 0 K: 0 S: 10	H: 1 LOB: 0 BB: 0 P: 14	R: 0 E: 0 K: 2 S: 9	H: 0 LOB: 1 BB: 0 P: 12	R: 0 E: 0 K: 2 S: 10	H: 1 LOB: 1 BB: 0 P: 13	R: 0 E: 0 K: 0 S: 4	H: 0 LOB: 0 BB: 0 P: 6		1B: 6 2B: 1 3B: 0 HR: 0	SF: 0 SAC: 0 DP: 0 HBP: 0	WP: 2 PB: 0 SB: 3 CS: 3	PA: 35						
PITCHER	IP	WLS	BF	H	R	ER	SO	BB	IBB	HBP	BLK	WP	HR	S	P	ERA	WHIP										
Denny Neagle L ERA: 3.94 (1, 1)	6.0	W	24	6	1	1	4	3	0	0	0	1	0	61	101	1.50	1.500										
Bias Minor R ERA: 2.95 (7, 1)	2.0		7	1	0	0	4	0	0	0	0	1	0	18	25	0.00	0.500										
Stan Belinda R ERA: 2.6 (9, 1)	1.0	S	3	0	0	0	0	0	0	0	0	0	0	4	6	0.00	0.000										

Batter	1	2	3	4	5	6	7	8	9	AB	R	H	RBI	BB	SO	LOB	BOTTOM										
Al Martin L OBP: 0.282, SLG: 0.439 (1, 7)	SF7 3B		2-H HR		F7			G4-3		4	2	2	2	0	0	0	Colorado Rockies @ Pittsburgh Pirates Three Rivers Stadium, Pittsburgh, PA Wed Jun 09 1993, 7:05 PM EDT Att: 30,625 - Unknown - 80 F AB 32 R 4 H 9 RBI 4 BB 0 SO 1 LOB 11 										
Jay Bell R OBP: 0.381, SLG: 0.447 (1, 6)	G5-3		1B		FC4-6 1B			G6-3		4	0	2	0	0	0	1											
Andy Van Slyke L OBP: 0.369, SLG: 0.469 (1, 8)	SF7		F8		FC4-6 1-2			G3		3	0	0	1	0	0	2											
Orlando Merced S OBP: 0.458, SLG: 0.475 (1, 3) (9, 9)	3-H F8		G4-3		G4-3			G6-3		4	1	1	0	0	0	1											
Jeff King R OBP: 0.320, SLG: 0.341 (1, 5)		G6-3		G6-3		1B 1B		G5-3		4	0	0	0	0	0	1											
Dave Clark L OBP: 0.352, SLG: 0.317 (1, 9) Stan Belinda R OBP: 0.200, SLG: 0.200 (9, 1)	K		E9 2B		L7			E1		4	0	1	0	0	1	1											
Don Slaught R OBP: 0.356, SLG: 0.365 (1, 2)	G5-3		G6-3		G6-3			F9		4	0	1	0	0	0	2											
Tom Foley L OBP: 0.270, SLG: 0.328 (1, 4)			SH1-4 HR 1B		F8			F8		3	1	2	1	0	0	1											
Denny Neagle L OBP: 0.333, SLG: 0.375 (1, 1) Lonnie Smith R OBP: 0.200, SLG: 0.200 (6, PH) Bias Minor R OBP: 0.200, SLG: 0.200 (7, 1) Kevin Young R OBP: 0.293, SLG: 0.325 (9, 3)			SH1-4		G3			F8		1	0	0	0	0	0	0											
Inning Stats	R: 1 E: 0 K: 0 S: 6	H: 1 LOB: 0 BB: 0 P: 11	R: 0 E: 0 K: 1 S: 8	H: 0 LOB: 0 BB: 0 P: 9	R: 2 E: 0 K: 0 S: 15	H: 3 LOB: 1 BB: 0 P: 24	R: 0 E: 1 K: 0 S: 9	H: 1 LOB: 1 BB: 0 P: 14	R: 0 E: 0 K: 0 S: 5	H: 3 LOB: 2 BB: 0 P: 6	R: 1 E: 0 K: 0 S: 12	H: 0 LOB: 0 BB: 0 P: 19	R: 0 E: 0 K: 0 S: 4	H: 0 LOB: 0 BB: 0 P: 8	R: 0 E: 1 K: 0 S: 10	H: 0 LOB: 1 BB: 0 P: 15		1B: 6 2B: 1 3B: 1 HR: 1	SF: 1 SAC: 1 DP: 0 HBP: 0	WP: 0 PB: 0 SB: 0 CS: 0	PA: 34						
PITCHER	IP	WLS	BF	H	R	ER	SO	BB	IBB	HBP	BLK	WP	HR	S	P	ERA	WHIP										
Willie Blair R ERA: 4.04 (1, 1)	6.0	L	27	9	4	4	1	0	0	0	0	0	0	55	83	6.00	1.500										
Darren Holmes R ERA: 7.71 (7, 1)	2.0		7	0	0	0	0	0	0	0	0	0	0	14	23	0.00	0.000										

Batter	1	2	3	4	5	6	7	8	9	AB	R	H	RBI	BB	SO	LOB	TOP										
Craig Biggio, R OBP: 0.362, SLG: 0.489	1-1 HR	1-1 2H 2B		1-1 L8		3-2 G5-3			0-2 G6-3	5	1	2	2	0	0	1	Houston Astros @ Colorado Rockies Mile High Stadium, Denver, CO Fri Jun 11 1993, 9:05 PM EDT Att: 57,136 - Unknown - 82 F livebaseballscorecards.com										
Steve Finley, L OBP: 0.297, SLG: 0.323	1-3 K	0-0 L4		2-2 G4-3			1-3 K		1-1 3B	5	0	1	0	0	2	1											
5 Jeff Bagwell, R OBP: 0.418, SLG: 0.566	4-1 1B BB		0-0 G6-4-3 3B		2-1 WP 1B		0-1 F9		0-2 F9	4	1	2	0	1	0	1											
Eric Anthony, L OBP: 0.357, SLG: 0.426	1-0 1B		2-2 G6-4-3 1B		3-2 P6		3-3 K			4	0	2	0	0	1	1											
Ken Caminiti, S OBP: 0.302, SLG: 0.462	1-0 L5		3-2 P4		3-2 P6			1-0 CS 1B		4	0	1	0	0	0	5											
Luis Gonzalez, L OBP: 0.324, SLG: 0.412 Brian Williams, R OBP: 0.324, SLG: 0.333 Chris Donnels, L OBP: 0.324, SLG: 0.333 Xavier Hernandez, L	2-0 P9		2-2 G6-4-3		2-2 G4-3			3-3 K		3	0	0	1	0	0	4											
Scott Servais, R OBP: 0.386, SLG: 0.571		0-0 SH3 2B 1B		4-2 BB		2-0 FC5-4 1B		2-1 HR		3	2	3	1	1	0	0											
Andujar Cedeno, R OBP: 0.366, SLG: 0.446		2-2 L9		0-0 G5-3		2-2 FC5-4 CS 1-2		2-3 K		4	0	0	0	0	1	4											
Mark Portugal, R OBP: 0.304, SLG: 0.250 Kevin Bass, S	0-1 SH3		1-2		2-1 G4-3		1-1 1B		1-1 G4-3	1	0	0	0	0	0	0											
Inning Stats	R: 1 E: 0 K: 1 S: 9	H: 2 LOB: 2 BB: 1 P: 19	R: 1 E: 0 K: 0 S: 11	H: 2 LOB: 1 BB: 14	R: 1 E: 0 K: 0 S: 14	H: 2 LOB: 2 BB: 1 P: 25	R: 0 E: 0 K: 0 S: 9	H: 0 LOB: 0 BB: 0 P: 14	R: 0 E: 0 K: 0 S: 12	H: 1 LOB: 1 BB: 0 P: 22	R: 0 E: 0 K: 0 S: 10	H: 2 LOB: 1 BB: 0 P: 17	R: 0 E: 0 K: 2 S: 10	H: 0 LOB: 0 BB: 0 P: 14	R: 1 E: 0 K: 2 S: 10	H: 2 LOB: 0 BB: 0 P: 18		R: 0 E: 0 K: 0 S: 11	H: 1 LOB: 1 BB: 0 P: 13	1B: 7 2B: 2 3B: 2 HR: 2	SF: 0 SAC: 1 DP: 1 HBP: 0	WP: 2 PB: 0 SB: 0 CS: 2	PA: 39				
PITCHER	IP	WLS	BF	H	R	ER	SO	BB	IBB	HBP	BLK	WP	HR	S	P	ERA	WHIP										
Armando Reynoso, R ERA: 3.69	(1, 1)	5.0	24	7	3	3	1	2	0	0	0	1	1	55	94	5.40	1.800										
Keith Shepherd, R ERA:	(6, 1)	2.0	7	2	0	0	2	0	0	0	0	0	0	19	31	0.00	1.000										
Jeff Parrett, R ERA: 5.57	(8, 1)	1.0	W	4	2	1	2	0	0	0	0	0	1	10	18	9.00	2.000										
Darren Holmes, R ERA: 7.32	(9, 1)	1.0	S	4	1	0	0	0	0	0	0	0	0	11	13	0.00	1.000										

Batter	1	2	3	4	5	6	7	8	9	AB	R	H	RBI	BB	SO	LOB	BOTTOM										
Alex Cole, L OBP: 0.332, SLG: 0.310	4-1 G1-6-3 BB		4-2 G6-3 S BB		2-1 FC6-4 S 1B	3-2 L7		3-2 F7		3	1	0	0	2	0	2	Houston Astros @ Colorado Rockies Mile High Stadium, Denver, CO Fri Jun 11 1993, 9:05 PM EDT Att: 57,136 - Unknown - 82 F livebaseballscorecards.com										
Nelson Liriano, S OBP: 0.329, SLG: 0.294 Keith Shepherd, R	2-2 G1-6-3		4-0 G6-3 BB		2-2 BB S 1B		4-0 G4-3 BB			2	0	1	1	1	0	1											
Daryl Boston, L OBP: 0.318, SLG: 0.339 Jeff Parrett, R Darren Holmes, R	1-2 1-2		1-2 BB		4-2 1B		0-2 G4-3			0	0	0	0	1	0	0											
Chris Jones, R OBP: 0.417, SLG: 0.618	1-0 L7		2-1 G6-3		4-2 1B BB		0-2 G4-3		1-2 1B	3	1	0	0	1	0	3											
Andres Galarraga, R OBP: 0.438, SLG: 0.639		1-0 L9	2-2 G6-3		0-0 1B 1B		4-0 BB			3	0	1	0	1	0	1											
Charlie Hayes, R OBP: 0.333, SLG: 0.466		4-1 2B E BB		0-0 G4-3 S 1B	2-2 1B		1-1 F9			3	1	2	1	1	0	1											
Jerald Clark, R OBP: 0.310, SLG: 0.424		2-0 E7 FC5 2B		3-2 L8	2-2 1B		0-2 SH3-4 1B			4	2	3	0	0	0	1											
Eric Young Sr., R OBP: 0.321, SLG: 0.327		0-0 FC5 G3		3-1 G4-3	2-2 F8		0-0 SH3-4			3	0	0	1	0	0	4											
Danny Sheaffer, R OBP: 0.254, SLG: 0.339		1-2 G3		1-0 G6-3		0-1 G5-3		2-3 K		4	0	0	0	0	1	3											
Armando Reynoso, R OBP: 0.087, SLG: 0.182 Jim Tatum, R OBP: 0.250, SLG: 0.320 Pedro Castellano, R OBP: 0.313, SLG: 0.286	1-3 K		4-0 FC6-4 BB		3-3 K		1-1 2H 1B			1	0	0	0	0	1	1											
Inning Stats	R: 0 E: 0 K: 0 S: 5	H: 0 LOB: 0 BB: 1 P: 12	R: 2 E: 2 K: 1 S: 11	H: 1 LOB: 1 BB: 1 P: 20	R: 0 E: 0 K: 0 S: 7	H: 0 LOB: 2 BB: 2 P: 19	R: 0 E: 0 K: 0 S: 7	H: 1 LOB: 0 BB: 0 P: 14	R: 2 E: 0 K: 0 S: 24	H: 4 LOB: 3 BB: 2 P: 41	R: 0 E: 0 K: 1 S: 10	H: 0 LOB: 0 BB: 0 P: 16	R: 0 E: 0 K: 0 S: 5	H: 0 LOB: 1 BB: 2 P: 14	R: 1 E: 0 K: 1 S: 13	H: 2 LOB: 1 BB: 0 P: 19	1B: 7 2B: 1 3B: 0 HR: 0	SF: 0 SAC: 1 DP: 3 HBP: 0	WP: 0 PB: 0 SB: 4 CS: 0	PA: 37							
PITCHER	IP	WLS	BF	H	R	ER	SO	BB	IBB	HBP	BLK	WP	HR	S	P	ERA	WHIP										
Mark Portugal, R ERA: 3.38	(1, 1)	4.2	23	5	4	3	1	6	0	0	0	0	0	46	94	5.79	2.357										
Brian Williams, R ERA: 3.71	(5, 1)	2.1	9	1	0	0	1	2	0	0	0	0	0	23	42	0.00	1.286										
Xavier Hernandez, R ERA: 2.46	(8, 1)	1.0	L	5	2	1	1	0	0	0	0	0	0	13	19	9.00	2.000										

Houston Astros @ Colorado Rockies
 Mile High Stadium, Denver, CO
 Fri Jun 11 1993, 9:05 PM EDT
 Att: 57,136 - Unknown - 82 F

Houston Astros @ Colorado Rockies
 Mile High Stadium, Denver, CO
 Fri Jun 11 1993, 9:05 PM EDT
 Att: 57,136 - Unknown - 82 F

AB	36
R	4
H	12
RBI	4
BB	2
SO	5
LOB	18

AB	28
R	5
H	8
RBI	4
BB	8
SO	3
LOB	17

Batter	1	2	3	4	5	6	7	8	9	AB	R	H	RBI	BB	SO	LOB	TOP					
Craig Biggio, R OBP: 0.365, SLG: 0.498 (1, 4)	G6-3		HR						K	4	1	1	1	2	1	2						
Steve Finley, L OBP: 0.294, SLG: 0.315 (1, 8)	G4-3		FC4-6 5 E 2B	G3	E4 5 FC5-4		G1-4-3			4	1	0	0	1	0	4						
5 Jeff Bagwell, R OBP: 0.414, SLG: 0.556 (1, 3)	G4-3		E3 FC4-6	G6-3	FC5-4			L5-3 BB		4	0	0	0	1	0	4						
Eric Anthony, L OBP: 0.357, SLG: 0.420 (1, 9)		4-0 1B BB	FC4-6 2B	BLK BB		K		L5-3		3	2	0	0	2	1	3						
Ken Caminiti, S OBP: 0.308, SLG: 0.474 (1, 5)		1-2 G5-4-3 1B	1-1 1B	F8		E7 1B		F9		5	3	3	2	0	0	1						
Luis Gonzalez, L OBP: 0.333, SLG: 0.419 (1, 7)		0-1 G5-4-3 1B	4-0 FC4 1B		K2-3	G6-3 1B			2B 1B	4	2	3	2	1	1	0						
Andujar Cedeno, R OBP: 0.369, SLG: 0.444 (1, 6)		2-2 G5-4-3	1-0 E IBB			G6-3			1B	3	1	1	1	1	0	3	AB 36					
Al Osuna, R (7, 1)										0	0	0	0	0	0	0	R 11					
Doug Jones, R (7, 1)										0	0	0	0	0	0	0	H 13					
Casey Candaele, S OBP: 0.244, SLG: 0.282 (7, 6)		1-2 2-3	1-2 2-H		WP 1B				1B 2B	1	1	1	0	0	0	0	RBI 10					
Eddie Taubensee, L OBP: 0.314, SLG: 0.376 (1, 2)		2-1	FC4		E SH1-4 1B				1B	5	0	4	4	0	0	1	BB 8					
Doug Drabek, R OBP: 0.118, SLG: 0.235 (1, 1)		0-0	F8		SH1-4					2	0	0	0	0	1	3	SO 4					
Xavier Hernandez, L (6, 1)					SH1-4					0	0	0	0	0	0	0	LOB 21					
Jose Uribe, S OBP: 0.333, SLG: 0.200 (6, 6)			F8		K				G6-3	0	0	0	0	0	0	0						
Juan Agosto, L (8, 1)										0	0	0	0	0	0	0						
Chris Donnels, L OBP: 0.314, SLG: 0.323 (8, 5)										1	0	0	0	0	0	0						
Inning Stats	R: 0 E: 0 K: 0 S: 7	H: 0 LOB: 0 BB: 0 P: 10	R: 2 E: 0 K: 0 S: 12	H: 3 LOB: 1 BB: 1 P: 21	R: 5 E: 2 K: 1 S: 20	H: 3 LOB: 2 BB: 2 P: 33	R: 0 E: 0 K: 0 S: 6	H: 0 LOB: 1 BB: 1 P: 14	R: 1 E: 1 K: 1 S: 15	H: 1 LOB: 3 BB: 2 P: 31	R: 1 E: 0 K: 1 S: 9	H: 2 LOB: 0 BB: 0 P: 15	R: 0 E: 0 K: 0 S: 5	H: 1 LOB: 1 BB: 1 P: 13	R: 0 E: 0 K: 0 S: 4	H: 0 LOB: 0 BB: 1 P: 9	R: 2 E: 0 K: 1 S: 14	H: 3 LOB: 0 BB: 0 P: 18	1B: 9 2B: 4 3B: 0 HR: 1	SF: 0 SAC: 2 DP: 4 HBP: 0	WP: 2 PB: 0 SB: 0 CS: 0	PA: 46
PITCHER	IP	WLS	BF	H	R	ER	SO	BB	IBB	HBP	BLK	WP	HR	S	P	ERA	WHIP					
Andy Ashby, R ERA: 7.51 (1, 1)	2.1	16	6	7	5	0	2	2	1	0	0	0	1	32	54	19.29	3.429					
Scott Fredrickson, R ERA: 4.26 (3, 1)	1.2	7	0	0	0	1	1	0	0	0	0	0	0	13	24	0.00	0.600					
Gary Wayne, L ERA: 5.47 (5, 1)	2.0	11	3	2	2	2	2	1	0	0	0	1	0	24	46	9.00	2.000					
Butch Henry, L ERA: 6.39 (7, 1)	1.0	4	1	0	0	0	0	0	1	0	0	0	0	5	13	0.00	1.000					
Keith Shepherd, R ERA: (8, 1)	1.0	W	3	0	0	0	0	1	0	0	0	0	0	4	9	0.00	1.000					

Houston Astros @ Colorado Rockies
Mile High Stadium, Denver, CO
Sat Jun 12 1993, 9:05 PM EDT
Att: 60,864 - Unknown - 86 F

AB	36
R	11
H	13
RBI	10
BB	8
SO	4
LOB	21

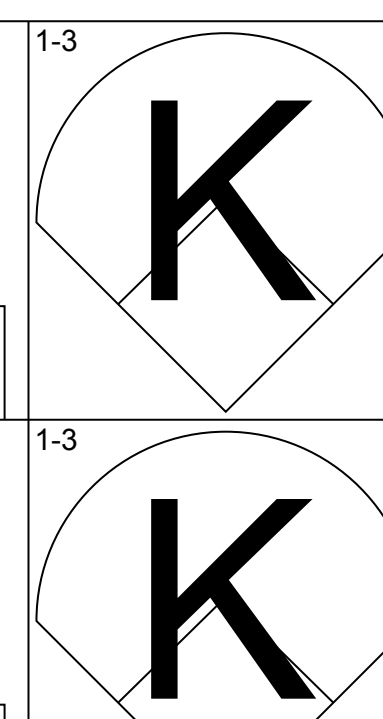
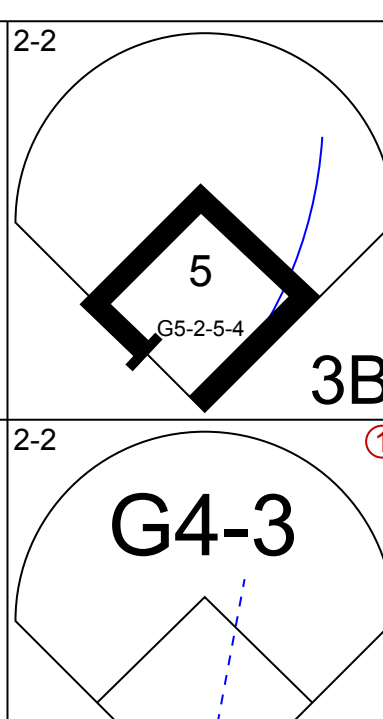
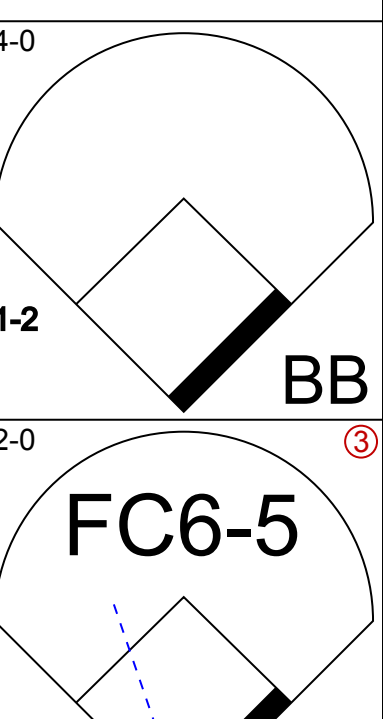
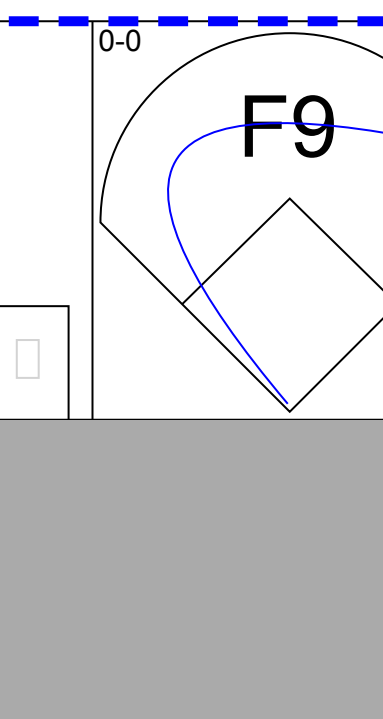
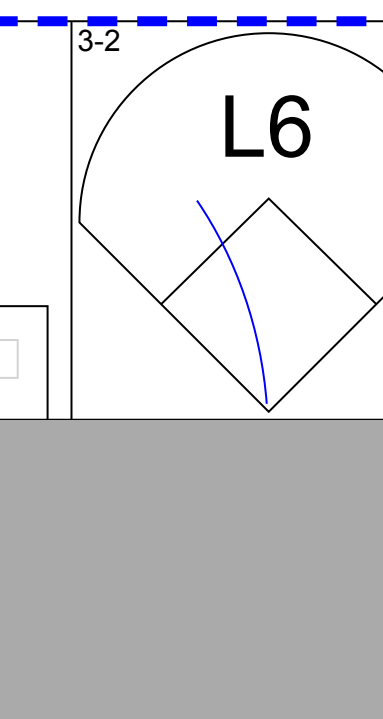
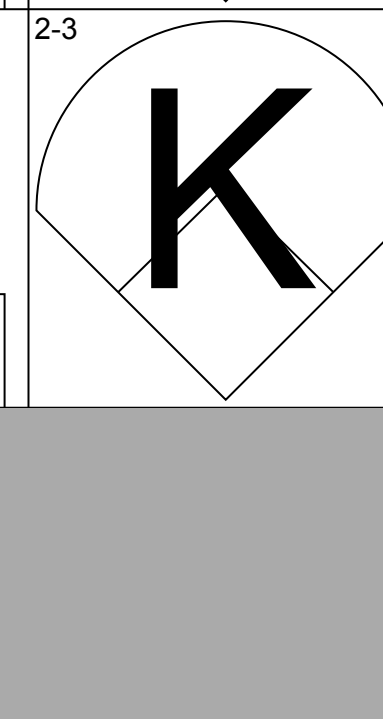
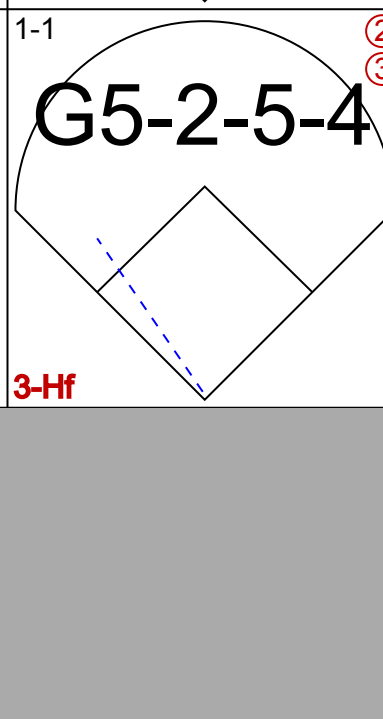

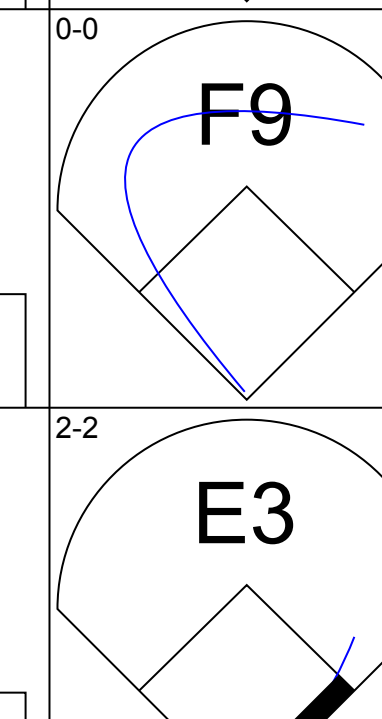


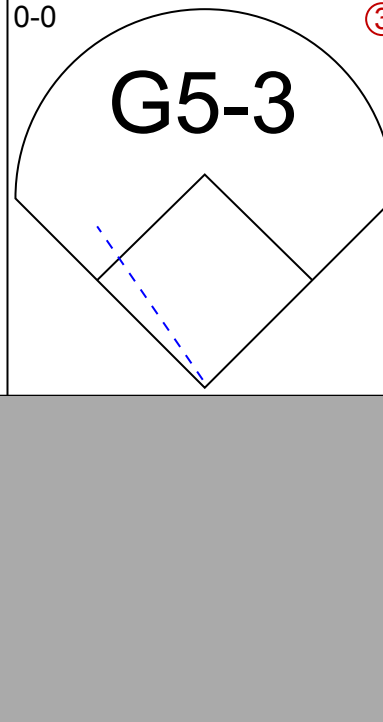
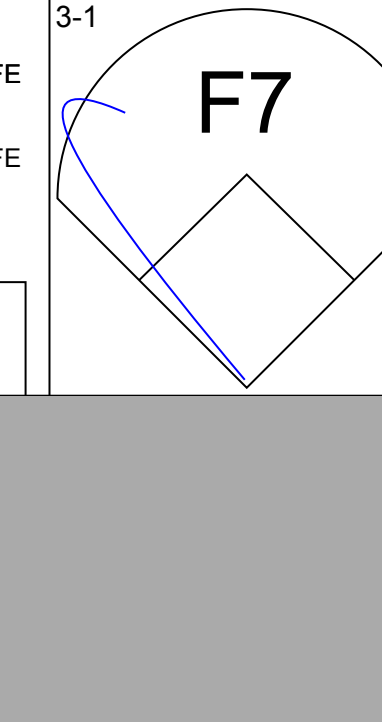
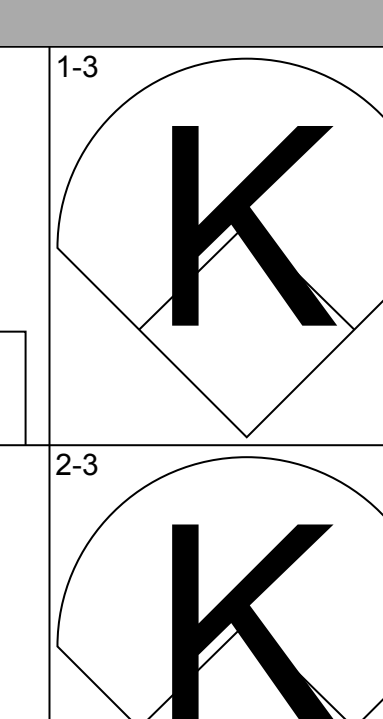
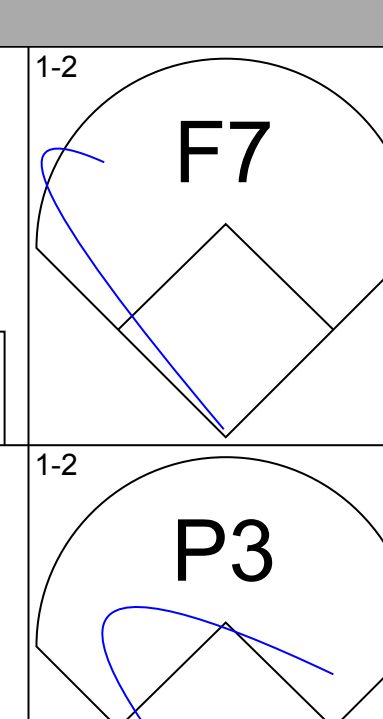
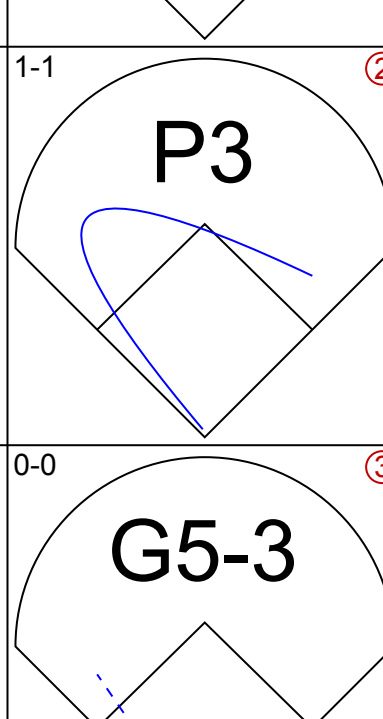
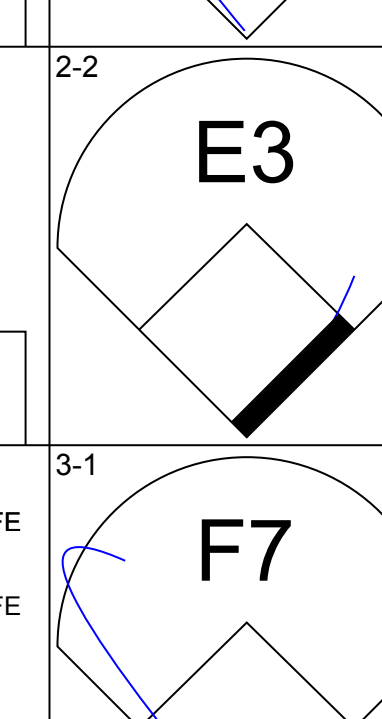
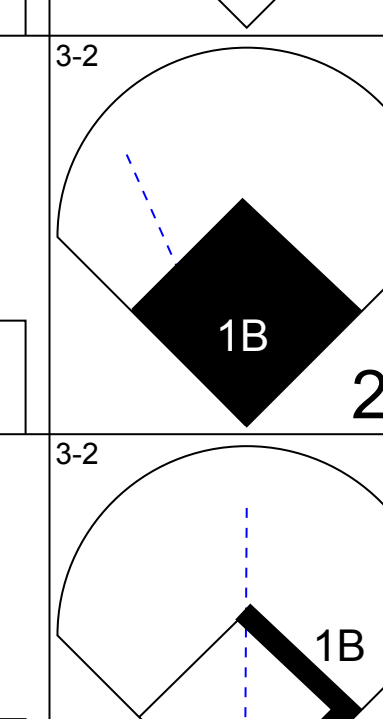
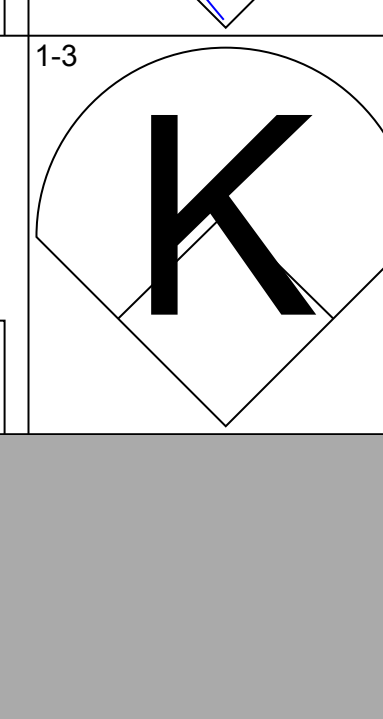


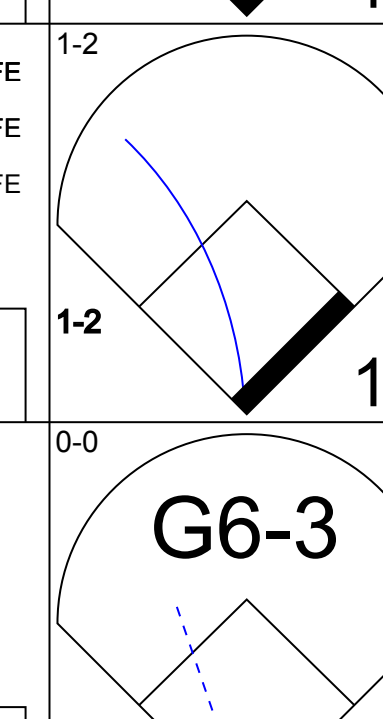

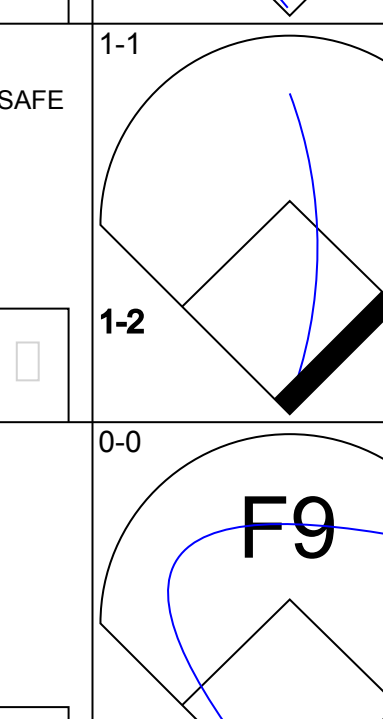
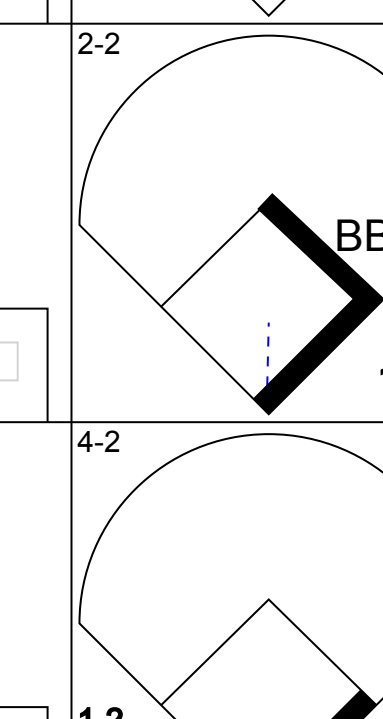
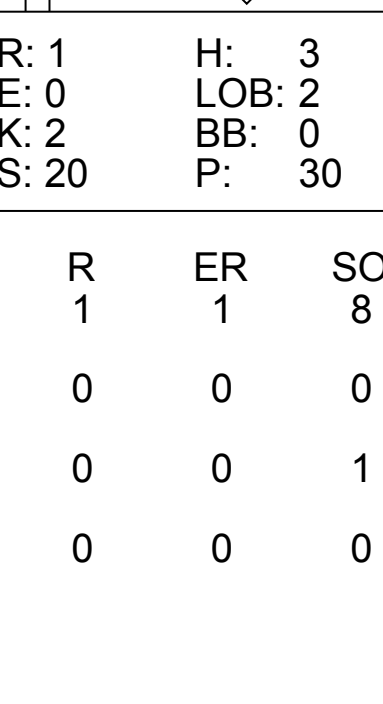
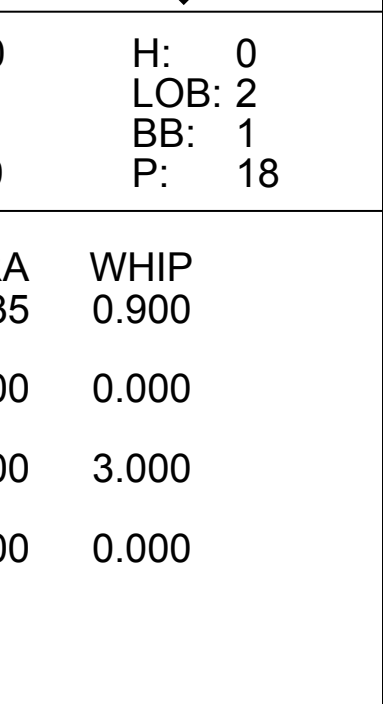
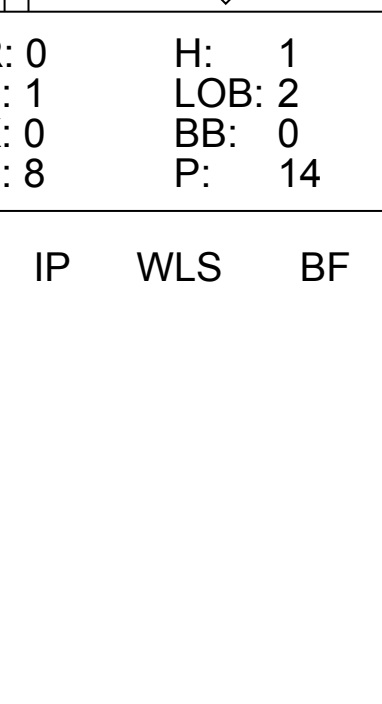
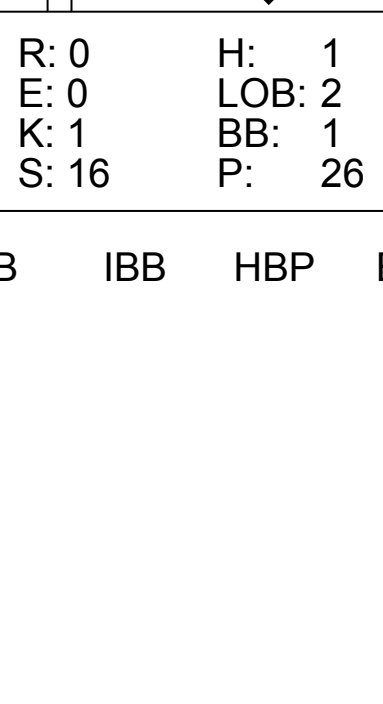
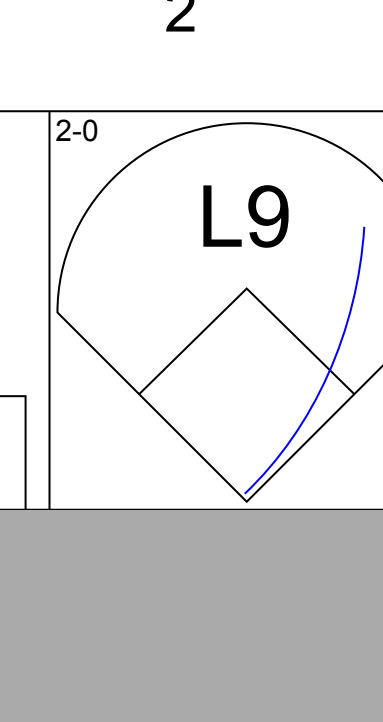

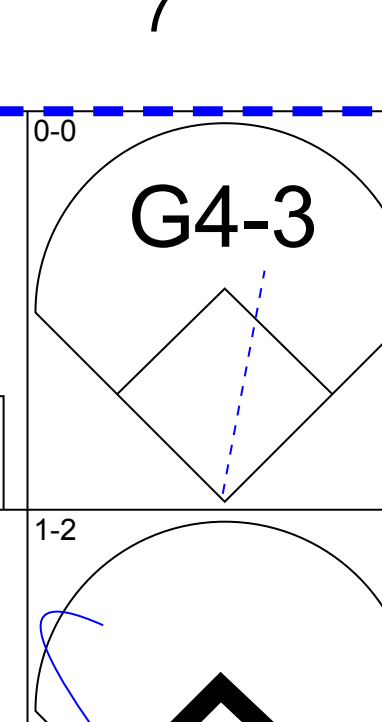


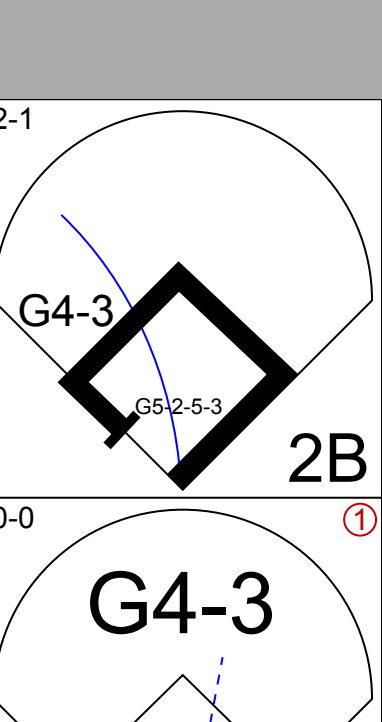
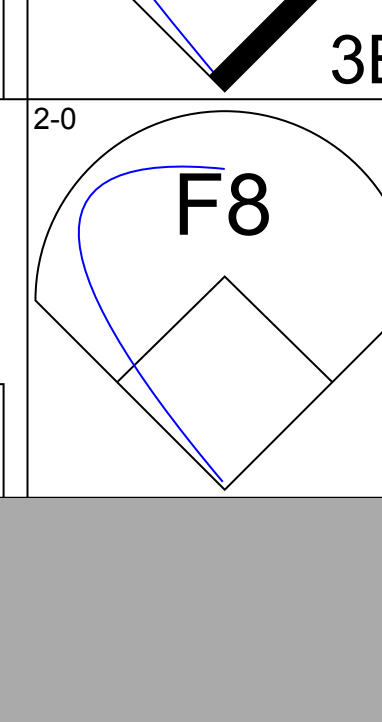
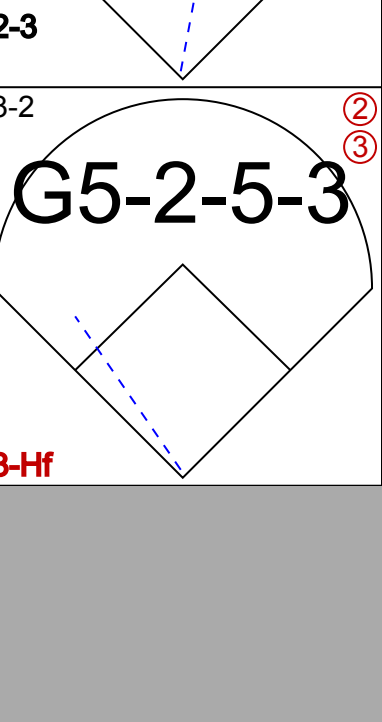



Batter	1	2	3	4	5	6	7	8	9	AB	R	H	RBI	BB	SO	LOB	BOTTOM				
Alex Cole, L OBP: 0.326, SLG: 0.304 (1, 8)	K		G4-3	L7		F7	G1-3	FC5-4		3	0	0	0	0	1	2					
Vinny Castilla, R OBP: 0.345, SLG: 0.442 (1, 6)	G4-3			F8	F9	1B		1B		5	1	2	0	0	0	0					
Dante Bichette, R OBP: 0.362, SLG: 0.512 (1, 9)	G6-3			HR	WP 1B	2B		1B		5	3	4	1	0	0	0					
Andres Galarraga, R OBP: 0.437, SLG: 0.649 (1, 3)		G6-3		HR	K	G6-4-3		2B 1B		5	2	2	3	0	1	3					
Charlie Hayes, R OBP: 0.343, SLG: 0.484 (1, 5)		BB 1B		1B	2B		G4-3	1B 2B		5	2	4	2	0	0	0					
Jerald Clark, R OBP: 0.318, SLG: 0.426 (1, 7)		G6-4-3 BB		1B BB	FC6-5 1B		L9	1B 1B		4	2	2	2	1	0	1					
Eric Young Sr., R OBP: 0.322, SLG: 0.325 (1, 4)		G6-4-3		FC6-5 1B		2B BB		1B		1	0	0	0	1	0	2					
Nelson Liriano, S OBP: 0.342, SLG: 0.300 (5, 4)								K		2	2	1	0	1	1	1	AB 43				
Danny Sheaffer, R OBP: 0.250, SLG: 0.333 (1, 2)			P3	FC6-5 1B			E6 1B	L5		1	0	0	0	0	0	0	R 14				
Daryl Boston, L OBP: 0.324, SLG: 0.353 (4, PH) (5, 8)										4	1	2	2	0	0	2	H 20				
Andy Ashby, R OBP: 0.214, SLG: 0.214 (1, 1)			K	FC6-5						1	0	0	0	0	0	0	RBI 14				
Scott Fredrickson, R (3, 1)										1	0	0	0	1	0	0	BB 3				
Jim Tatum, R OBP: 0.243, SLG: 0.314 (4, PH)										1	0	0	1	0	0	2	SO 4				
Jayhawk Owens, R OBP: 0.667, SLG: 0.667 (5, 2)										3	1	3	3	0	0	0	LOB 17				
Inning Stats	R: 0 E: 0 K: 1 S: 11	H: 0 LOB: 0 BB: 0 P: 16	R: 0 E: 0 K: 0 S: 4	H: 1 LOB: 1 BB: 1 P: 9	R: 0 E: 0 K: 1 S: 7	H: 0 LOB: 0 BB: 0 P: 9	R: 4 E: 0 K: 0 S: 15	H: 5 LOB: 2 BB: 1 P: 26	R: 1 E: 0 K: 1 S: 13	H: 2 LOB: 1 BB: 0 P: 18	R: 3 E: 0 K: 0 S: 9	H: 4 LOB: 1 BB: 1 P: 17	R: 1 E: 1 K: 0 S: 16	H: 2 LOB: 2 BB: 0 P: 23	R: 5 E: 0 K: 1 S: 25	H: 6 LOB: 1 BB: 0 P: 34	1B: 14 2B: 5 3B: 0 HR: 1	SF: 0 SAC: 0 DP: 2 HBP: 0	WP: 2 PB: 0 SB: 1 CS: 0	PA: 46	
PITCHER	IP	WLS	BF	H	R	ER	SO	BB	IBB	HBP	BLK	WP	HR	S	P	ERA	WHIP				
Doug Drabek, R ERA: 3.35 (1, 1)	5.0	26	7	7	7	3	3	0	0	0	0	1	0	14	22	5.40	1.800				
Xavier Hernandez, R ERA: 2.58 (6, 1)	1.2	7	3	1	1	0	0	0	0	0	0	0	0	5	7	∞	∞				
Al Osuna, L ERA: 4.05 (7, 1)	0.0	2	1	0	0	0	0	0	0	0	0	0	0	5	7	∞	∞				
Doug Jones, R ERA: 4.3 (7, 1)	0.1	L	7	6	6	5	0	0	0	0	0	0	0	16	20	135.00	18.000				
Juan Agosto, L ERA: 4.15 (8, 1)	1.0	4	1	0	0	1	0	0	0	0	0	0	0	13	19	0.00	1.000				

Houston Astros @ Colorado Rockies
Mile High Stadium, Denver, CO
Sat Jun 12 1993, 9:05 PM EDT
Att: 60,864 - Unknown - 86 F

AB	43
R	14
H	20
RBI	14
BB	3
SO	4
LOB	17

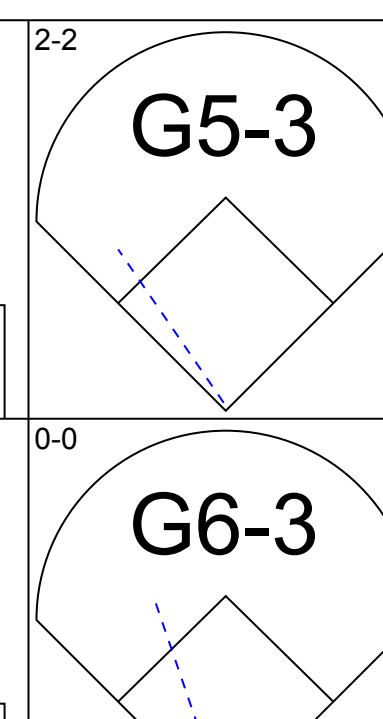
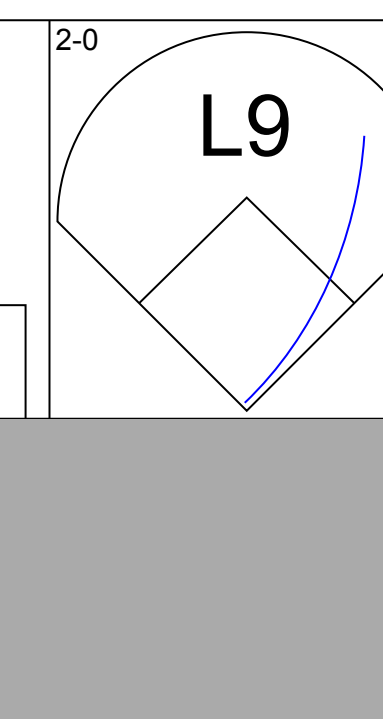
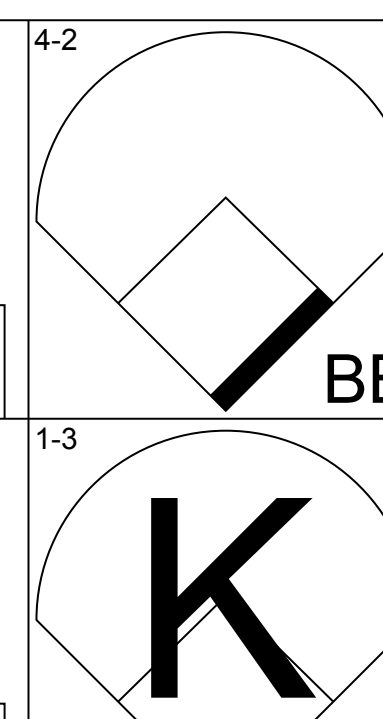
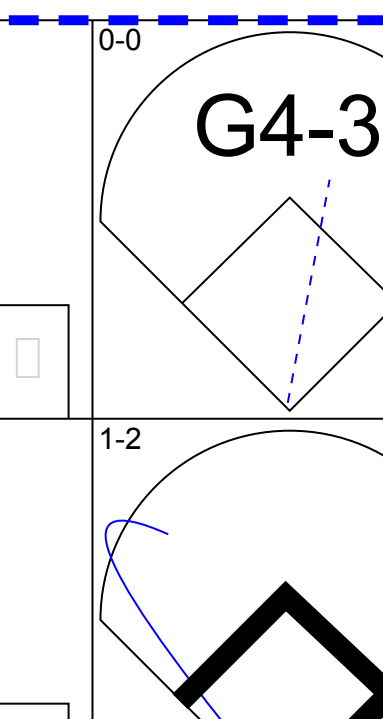
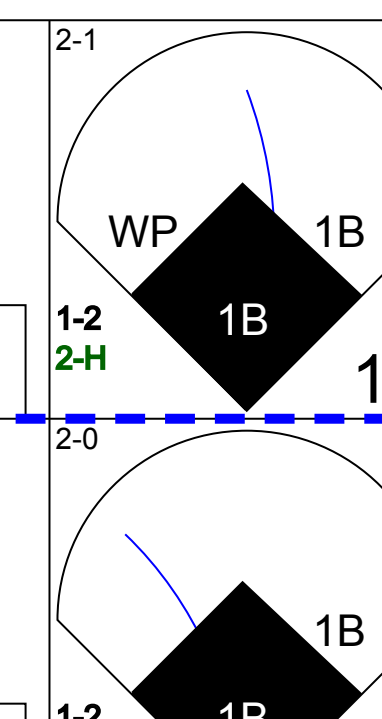
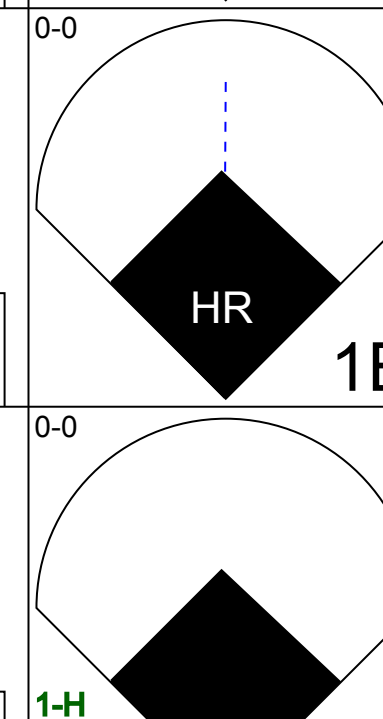
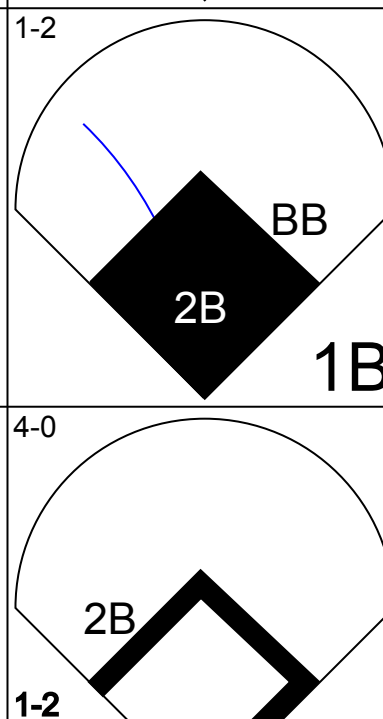

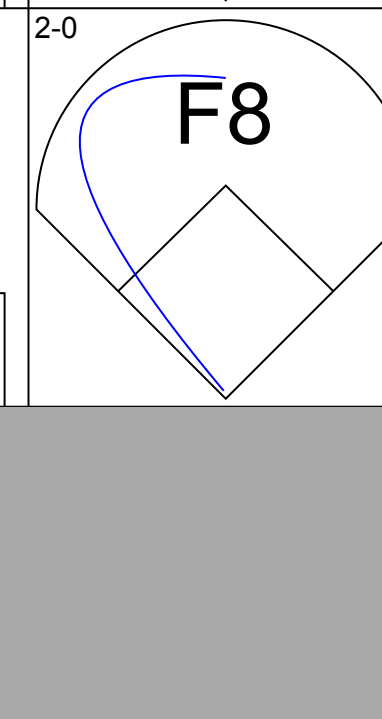
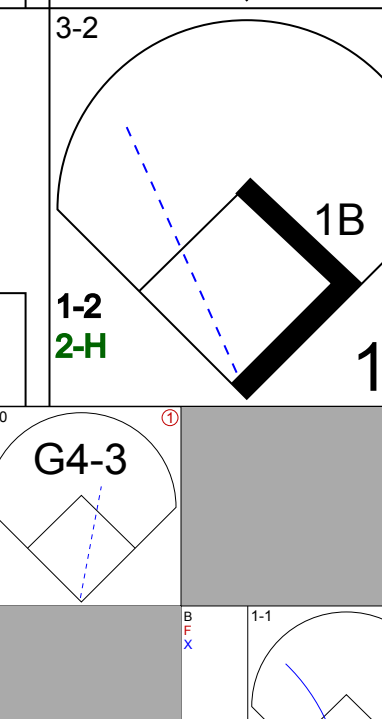
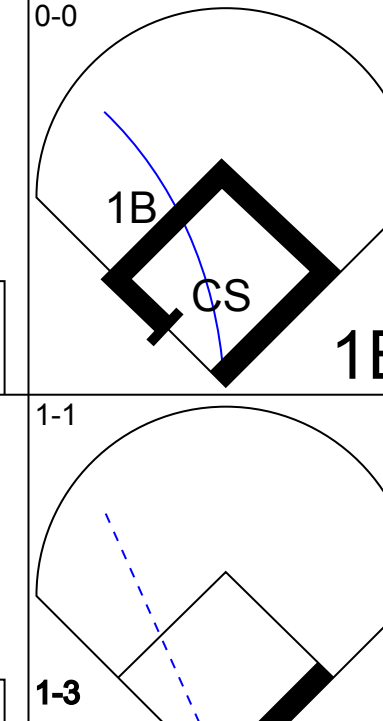
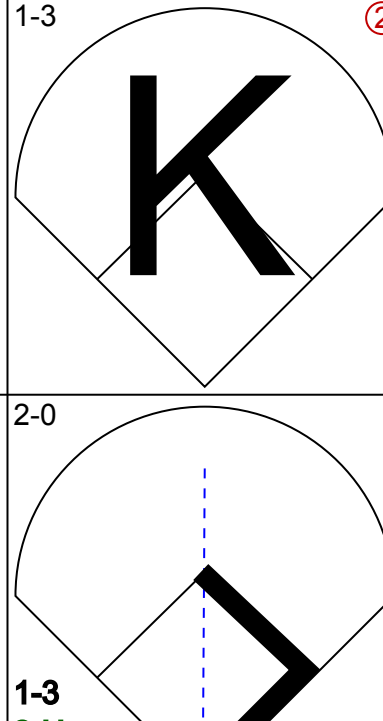

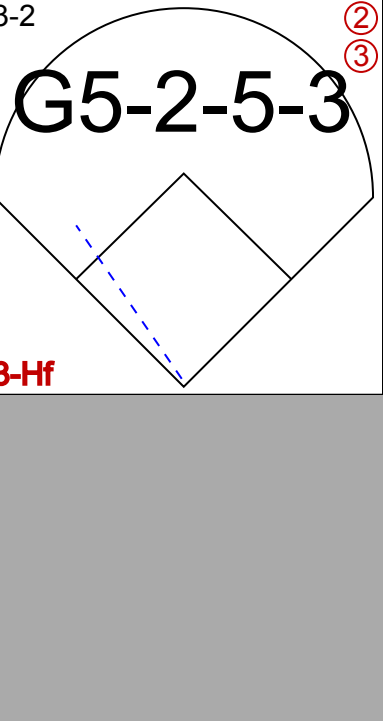

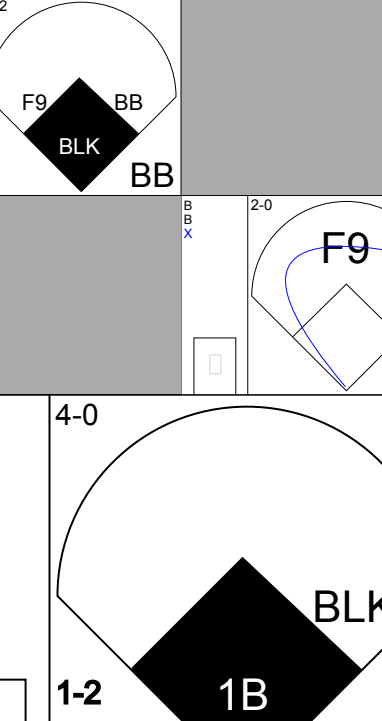
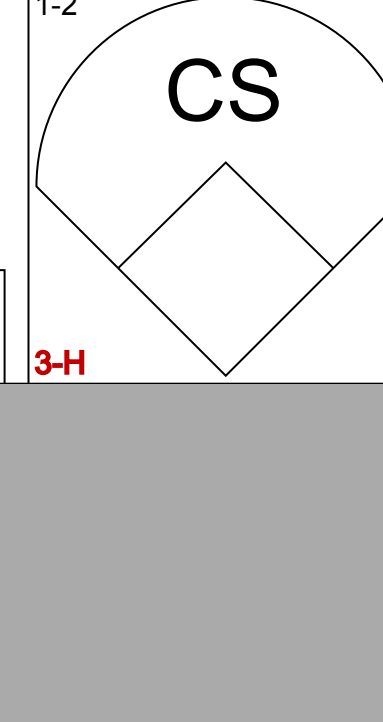

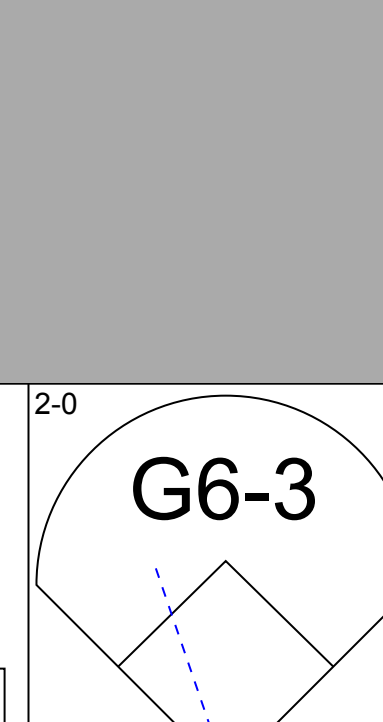

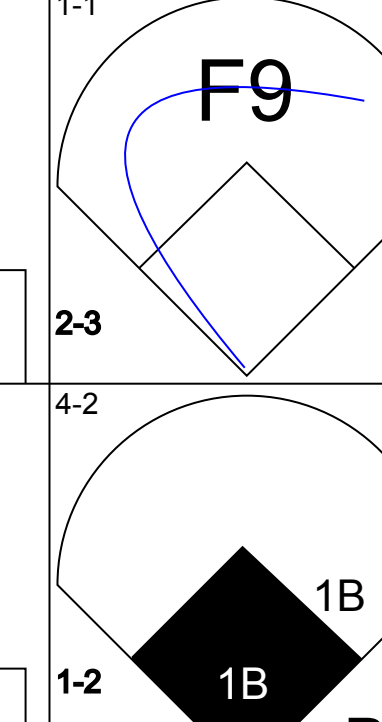
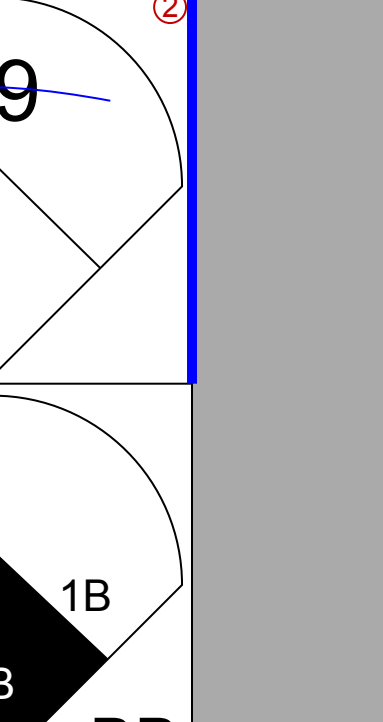
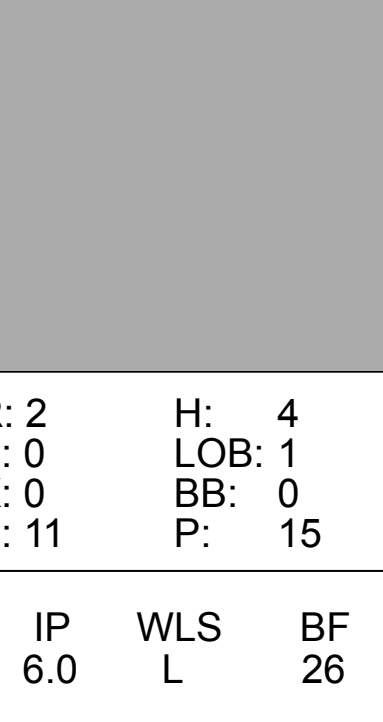

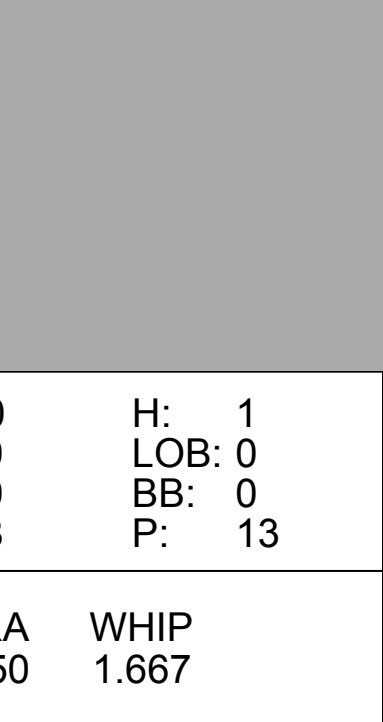
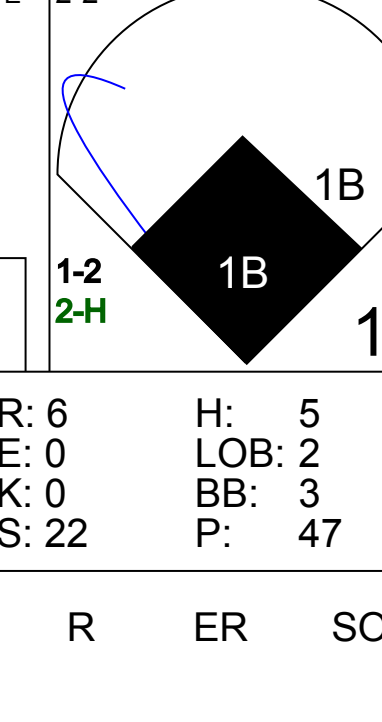
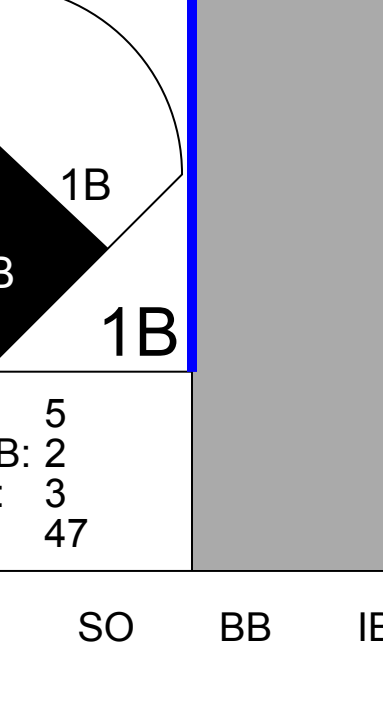








Batter	1	2	3	4	5	6	7	8	9	AB	R	H	RBI	BB	SO	LOB	TOP										
Craig Biggio, R OBP: 0.366, SLG: 0.502 (1, 4)			 3B		 1-2		 0-0		 3-2	4	0	1	0	1	1	4											
Kevin Bass, S OBP: 0.284, SLG: 0.372 (1, 9)					 2-3			 3-2		4	0	0	0	0	1	3											
5 Jeff Bagwell, R OBP: 0.408, SLG: 0.546 (1, 3)			 3-H			 2-3		 0-0		4	0	0	0	0	2	1											
Chris James, R OBP: 0.352, SLG: 0.571 (8, PR)		 1-3		 1-2		 1-1		 2-2		4	0	0	0	0	1	0											
Steve Finley, L OBP: 0.294, SLG: 0.315 (8, 8)										0	0	0	0	0	0	0											
Ken Caminiti, S OBP: 0.303, SLG: 0.466 (1, 5)		 2-3		 1-2		 0-0		 3-1		4	0	0	0	0	1	1											
Andujar Cedeno, R OBP: 0.388, SLG: 0.447 (1, 6)		 3-2		 1-3			 2-0		 1-2	3	1	1	0	0	1	0											
Scott Servais, R OBP: 0.381, SLG: 0.558 (1, 2)		 3-2		 2-2		 3-2		 0-3		4	0	1	1	0	1	1											
Casey Candaele, S OBP: 0.289, SLG: 0.326 (8, 7)		 1-2		 1-3		 1-1		 2-2		4	0	3	0	0	1	0											
Greg Swindell, L OBP: 0.214, SLG: 0.250 (7, PH)		 0-0				 0-0		 2-3		2	0	0	0	0	0	2											
Eric Anthony, L OBP: 0.292, SLG: 0.418 (7, 1)						 BB			 1-2	0	0	0	0	0	0	0											
Ai Osuna, R OBP: 0.333, SLG: 0.313 (7, 1)										0	0	0	0	0	0	0											
Brian Williams, R OBP: 0.333, SLG: 0.313 (8, 1)										0	0	0	0	0	0	0											
Juan Agosto, L OBP: 0.333, SLG: 0.313 (8, 1)										0	0	0	0	0	0	0											
Tom Edens, R OBP: 0.333, SLG: 0.313 (9, PH)										0	0	0	0	0	0	0											
Luis Gonzalez, L OBP: 0.333, SLG: 0.419 (9, PH)										0	0	0	0	1	0	0											
Inning Stats	R: 0 E: 0 K: 3 S: 9	H: 0 LOB: 0 BB: 0 P: 13	R: 1 E: 0 K: 2 S: 20	H: 3 LOB: 2 BB: 0 P: 30	R: 0 E: 0 K: 0 S: 9	H: 1 LOB: 0 BB: 0 P: 14	R: 0 E: 0 K: 1 S: 9	H: 0 LOB: 0 BB: 0 P: 12	R: 0 E: 0 K: 1 S: 6	H: 0 LOB: 2 BB: 1 P: 18	R: 0 E: 0 K: 0 S: 6	H: 0 LOB: 0 BB: 0 P: 9	R: 0 E: 1 K: 0 S: 8	H: 1 LOB: 2 BB: 0 P: 14	R: 0 E: 0 K: 0 S: 9	H: 0 LOB: 1 BB: 0 P: 17	R: 0 E: 0 K: 1 S: 16	H: 1 LOB: 2 BB: 1 P: 26	1B: 4 2B: 2 3B: 1 HR: 0	SF: 0 SAC: 0 DP: 1 HBP: 0	WP: 0 PA: 37 PB: 0 SB: 0 CS: 0						
PITCHER	IP	WLS	BF	H	R	ER	SO	BB	IBB	HBP	BLK	WP	HR	S	P	ERA	WHIP										
Bruce Ruffin, L ERA: 4.09 (1, 1)	6.2	W	27	5	1	1	8	1	0	0	0	0	0	69	109	1.35	0.900										
Keith Shepherd, R ERA: 7.59 (7, 1)	1.1		5	0	0	0	0	0	0	0	0	0	0	10	18	0.00	0.000										
Darren Holmes, R ERA: 7.59 (9, 1)	0.2		4	1	0	0	1	1	0	0	0	0	0	13	20	0.00	3.000										
Mark Grant, R ERA: 1.88 (9, 1)	0.1		1	0	0	0	0	0	0	0	0	0	0	3	6	0.00	0.000										

Houston Astros @ Colorado Rockies
Mile High Stadium, Denver, CO
Sun Jun 13 1993, 5:33 AM EDT
Att: 60,349 - Sunny - 72 F

AB 34
R 1
H 6
RBI 1
BB 2
SO 9
LOB 14



Batter	1	2	3	4	5	6	7	8	9	AB	R	H	RBI	BB	SO	LOB	BOTTOM										
Eric Young Sr., R OBP: 0.324, SLG: 0.324 (1, 4)		 2-0		 4-2			 0-0	 2-1		4	1	1	1	1	0	1											
Vinny Castilla, R OBP: 0.348, SLG: 0.459 (1, 6)			 1-0	 1-3			 1-2	 2-0		5	1	2	1	0	1	1											
Dante Bichette, R OBP: 0.371, SLG: 0.524 (1, 9)	 0-0		 1-2	 2-1		 2-1	 2-0	 3-2		5	2	4	1	0	0	1											
Andres Galarraga, R OBP: 0.441, SLG: 0.663 (1, 3)	 0-0		 1-2	 4-0		 0-0	 0-0	 1-2		4	1	2	3	1	0	1											
Charlie Hayes, R OBP: 0.344, SLG: 0.479 (1, 5)	 0-0		 1-3			 3-2	 3-2	 0-0		4	1	1	0	1	1	5											
Jerald Clark, R OBP: 0.328, SLG: 0.436 (1, 7)	 1-1		 2-0	 1-3		 1-2	 4-0	 1-2		3	1	2	1	1	0	0											
Chris Jones, R OBP: 0.375, SLG: 0.553 (7, 1)	 1-2	 0-1	 1-3			 2-2	 1-1			3	0	0	0	0	1	2											
Keith Shepherd, R OBP: 0.241, SLG: 0.308 (8, PH)										0	0	0	0	0	0	0											
Jim Tatum, R OBP: 0.241, SLG: 0.308 (9, 8)										1	0	0	0	0	0	2											
Alex Cole, L OBP: 0.326, SLG: 0.304 (8, 8)										0	0	0	0	0	0	0											
Jayhawk Owens, R OBP: 0.600, SLG: 0.556 (1, 2)		 3-2		 2-0		 0-0	 4-2	 1-2		3	1	1	0	1	0	0											
Bruce Ruffin, S OBP: 0.352, SLG: 0.571 (7, 8)		 0-0		 1-3			 1-2	 3-2		1	0	0	0	0	1	0											
Pedro Castellano, R OBP: 0.333, SLG: 0.313 (8, PH)										1	0	0	0	0	0	0											
Darren Holmes, R OBP: 0.333, SLG: 0.313 (9, 1)										0	0	0	0	0	0	0											
Mark Grant, R ERA: 4.91 (9, 1)										0	0	0	0	0	0	0											
Inning Stats	R: 2 E: 0 K: 0 S: 11	H: 4 LOB: 1 BB: 0 P: 15	R: 0 E: 0 K: 0 S: 9	H: 1 LOB: 1 BB: 0 P: 14	R: 1 E: 0 K: 2 S: 11	H: 2 LOB: 1 BB: 1 P: 21	R: 0 E: 0 K: 2 S: 9	H: 0 LOB: 1 BB: 1 P: 17	R: 0 E: 0 K: 0 S: 7	H: 0 LOB: 0 BB: 0 P: 10	R: 0 E: 0 K: 0 S: 9	H: 1 LOB: 1 BB: 0 P: 13	R: 6 E: 0 K: 0 S: 22	H: 5 LOB: 2 BB: 3 P: 47	R: 0 E: 0 K: 1 S: 16	H: 1 LOB: 2 BB: 1 P: 26	1B: 10 2B: 3 3B: 1 HR: 1	SF: 0 SAC: 1 DP: 1 HBP: 0	WP: 1 PA: 42 PB: 0 SB: 0 CS: 1								
PITCHER	IP	WLS	BF	H	R	ER	SO	BB	IBB	HBP	BLK	WP	HR	S	P	ERA	WHIP										
Greg Swindell, L ERA: 5.0 (1, 1)	6.0	L	26	8	3	3	4	2	0	0	0	0	0	3	4	0.00	0.000										
Ai Osuna, L ERA: 3.86 (7, 1)	0.1		1	0	0	0	0	0	0	0	0	0	0	3	4	0.00	0.000										
Brian Williams, R ERA: 4.33 (7, 1)	1.1		8	1	3	3	0	3	0	0	1	0	0	15	31	20.25	3.000										
Juan Agosto, L ERA: 8.31 (8, 1)	0.0		2	2	0	0	0	0	0	0	0	0	0	6	10	∞	∞										
Tom Edens, R ERA: 4.91 (8, 1)	0.1		4	3	3	3	0	0	0	0	0	1	0	7	15	81.00	9.000										

Houston Astros @ Colorado Rockies
Mile High Stadium, Denver, CO
Sun Jun 13 1993, 5:33 AM EDT
Att: 60,349 - Sunny - 72 F

AB 35
R 9
H 14
RBI 8
BB 5
SO 4
LOB 13



Batter	1	2	3	4	5	6	7	8	9	AB	R	H	RBI	BB	SO	LOB	TOP					
Brett Butler, L OBP: 0.388, SLG: 0.373 (1.8)	G4-3		G6-3		L7			G4-3 1B		6	2	2	1	0	1	4	Los Angeles Dodgers @ Colorado Rockies Mile High Stadium, Denver, CO Tue Jun 15 1993, 9:05 PM EDT Att: 55,772 - Unknown - 89 F					
Jose Offerman, S OBP: 0.347, SLG: 0.341 (1.6)	F8		F7		G6-3			G4-3		5	1	1	1	0	0	2						
Mitch Webster, S OBP: 0.309, SLG: 0.356 (1.7)	L9				G1 E			HR		5	2	3	1	0	0	2						
Tim Wallach, R OBP: 0.272, SLG: 0.384 (1.5)		F8			G1			F9		4	1	0	0	1	0	3						
Mike Sharperson, R OBP: 0.233, SLG: 0.308 (9.5)					G6-4-3					0	0	0	0	0	0	0						
Mike Piazza, R OBP: 0.381, SLG: 0.562 (1.2)		1B			G5-3					5	3	4	5	0	0	1						
Cory Snyder, R OBP: 0.390, SLG: 0.431 (1.9)		1B			E8			HR		4	1	2	1	0	0	0						
Eric Karros, R OBP: 0.317, SLG: 0.392 (1.3)					G5-3					5	0	1	0	0	0	5						
Jody Reed, R OBP: 0.345, SLG: 0.368 (1.4)					G5-3			P4		3	0	1	0	0	0	3						
Lenny Harris, L OBP: 0.266, SLG: 0.263 (8.4)					G4-6-3			L9		1	1	0	0	1	0	0						
Ramon Martinez, R OBP: 0.167, SLG: 0.207 (1.1)					G5-3					2	0	0	0	0	1	0						
Roger McDowell, R OBP: 0.300, SLG: 0.500 (7.1)										0	0	0	0	0	0	0						
Dave Hansen, L OBP: 0.350, SLG: 0.278 (9. PH)										1	0	1	0	0	0	0						
Eric Davis, R OBP: 0.304, SLG: 0.315 (9. PR)										1	1	1	2	0	0	0						
Ricky Tricek, R OBP: 0.304, SLG: 0.315 (9.1)										0	0	0	0	0	0	0						
Inning Stats	R: 0 E: 0 K: 0 S: 6	H: 0 LOB: 0 BB: 0 P: 9	R: 0 E: 0 K: 0 S: 11	H: 3 LOB: 2 BB: 0 P: 15	R: 0 E: 0 K: 0 S: 10	H: 0 LOB: 0 BB: 0 P: 14	R: 1 E: 1 K: 0 S: 9	H: 1 LOB: 1 BB: 0 P: 14	R: 0 E: 0 K: 0 S: 8	H: 1 LOB: 0 BB: 0 P: 13	R: 1 E: 0 K: 0 S: 13	H: 2 LOB: 0 BB: 0 P: 19	R: 0 E: 0 K: 0 S: 6	H: 0 LOB: 0 BB: 0 P: 8	R: 3 E: 0 K: 0 S: 12	H: 3 LOB: 1 BB: 0 P: 15	R: 7 E: 1 K: 1 S: 32	H: 6 LOB: 3 BB: 2 P: 52	1B: 12 2B: 2 3B: 0 HR: 2	SF: 0 SAC: 1 DP: 2 HBP: 1	WP: 0 PB: 1 SB: 0 CS: 0	PA: 46
PITCHER	IP WLS BF H R ER SO BB IBB HBP BLK WP HR S P ERA WHIP																					
Butch Henry, L ERA: 5.96 (1.1)	6.0	L	24	7	2	1	0	0	0	0	0	0	0	0	0	0	1.50	1.167				
Keith Shepherd, R ERA: 1.99 (7.1)	1.2	L	9	3	3	3	1	0	0	1	0	0	0	0	0	1	15	19	16.20	1.800		
Steve Reed, R ERA: 10.22 (8.1)	0.1		1	0	0	0	0	0	0	0	0	0	0	0	0	0	3	4	0.00	0.000		
Andy Ashby, R ERA: 7.89 (9.1)	0.0		2	1	2	2	0	0	0	0	0	0	0	0	0	6	9	∞	∞			
Gary Wayne, L ERA: 6.0 (9.1)	0.1		3	2	0	0	0	0	0	0	0	0	0	0	0	10	13	0.00	6.000			
Eric Young Sr., R OBP: 0.328, SLG: 0.326 (1.4)	CS				FC6			G6-3		4	0	2	0	1	0	4	Los Angeles Dodgers @ Colorado Rockies Mile High Stadium, Denver, CO Tue Jun 15 1993, 9:05 PM EDT Att: 55,772 - Unknown - 89 F					
Daryl Boston, L OBP: 0.317, SLG: 0.352 (1.7)	F7		L8		G3-1			L3		5	1	1	0	0	0	3						
Dante Bichette, R OBP: 0.366, SLG: 0.516 (1.9)	F9		G4-3		1B			G6-3		5	1	2	1	0	0	1						
Andres Galarraga, R OBP: 0.462, SLG: 0.701 (1.3)		G6-3			1B			HR		5	2	4	0	0	0	1						
Charlie Hayes, R OBP: 0.345, SLG: 0.471 (1.5)					F9			E		3	0	1	1	0	0	2						
Pedro Castellano, R OBP: 0.316, SLG: 0.294 (7. PR) (8.5)		G6-3			F9			E		1	0	0	0	0	1	1						
Vinny Castilla, R OBP: 0.347, SLG: 0.475 (1.6)		G6-3			SF9			E5		5	0	1	0	0	0	4						
Alex Cole, L OBP: 0.333, SLG: 0.313 (1.8)					SF9			P5		2	0	0	0	2	0	2						
Danny Sheaffer, R OBP: 0.250, SLG: 0.333 (1.2)		K			SF9			F9		3	0	1	1	0	1	4						
Butch Henry, L OBP: 0.195, SLG: 0.105 (11.1)					K			F9		1	0	0	0	1	1	0						
Jim Gaffney, R OBP: 0.232, SLG: 0.296 (6. PR) (7.1)										0	0	0	0	0	0	0						
Keith Shepherd, R ERA: 1.99 (7.1)										0	0	0	0	0	0	0						
Steve Reed, R ERA: 10.22 (8.1)										0	0	0	0	0	0	0						
Chris Jones, R OBP: 0.357, SLG: 0.525 (8. PR) (9.1)										1	0	0	0	0	0	1						
Andy Ashby, R OBP: 0.314, SLG: 0.214 (9.1)										0	0	0	0	0	0	0						
Gary Wayne, L OBP: 0.333, SLG: 0.333 (9.1)										0	0	0	0	0	0	0						
Jeff Parrett, R ERA: 5.84 (9.1)										0	0	0	0	0	0	0						
Inning Stats	R: 0 E: 0 K: 0 S: 7	H: 1 LOB: 0 BB: 0 P: 12	R: 0 E: 0 K: 1 S: 9	H: 1 LOB: 2 BB: 1 P: 14	R: 0 E: 0 K: 1 S: 12	H: 0 LOB: 1 BB: 1 P: 20	R: 1 E: 0 K: 0 S: 8	H: 2 LOB: 3 BB: 2 P: 19	R: 2 E: 1 K: 0 S: 12	H: 3 LOB: 2 BB: 0 P: 14	R: 0 E: 0 K: 0 S: 7	H: 1 LOB: 0 BB: 0 P: 9	R: 0 E: 0 K: 0 S: 7	H: 1 LOB: 1 BB: 0 P: 13	R: 0 E: 0 K: 0 S: 9	H: 1 LOB: 1 BB: 0 P: 10	R: 1 E: 0 K: 1 S: 8	H: 2 LOB: 1 BB: 0 P: 11	1B: 9 2B: 4 3B: 0 HR: 0	SF: 1 SAC: 0 DP: 1 HBP: 1	WP: 0 PB: 0 SB: 0 CS: 2	PA: 42
PITCHER	IP WLS BF H R ER SO BB IBB HBP BLK WP HR S P ERA WHIP																					
Ramon Martinez, R ERA: 3.27 (1.1)	6.2	W	32	9	3	2	2	0	0	0	0	0	0	0	0	0	2.70	1.800				
Roger McDowell, R ERA: 1.72 (7.1)	1.1	W	5	1	0	0	0	0	0	0	0	0	0	0	0	11	12	0.00	0.750			
Ricky Tricek, R ERA: 5.08 (9.1)	1.0		5	2	1	1	1	0	0	0	0	0	0	0	0	8	11	9.00	2.000			
AB											36											
R											4											
H											12											
RBI											3											
BB											4											
SO											3											
LOB											23											
WP											0											
PB											0											
SB											0											
CS											2											

Batter	1	2	3	4	5	6	7	8	9	AB	R	H	RBI	BB	SO	LOB	TOP								
Brett Butler, L (1, 8) OBP: 0.387, SLG: 0.368	G4-3		PO BB			L4		G4-6-3		3	0	0	0	1	0	1									
Jose Offerman, S (1, 6) OBP: 0.345, SLG: 0.339	G3		PO	G4-3		G6-3			WP 2B 1B	4	1	1	0	0	0	0									
Daryl Strawberry, L (1, 9) OBP: 0.287, SLG: 0.310	K			K					K	4	0	1	0	0	3	1									
Tim Wallach, R (1, 5) OBP: 0.272, SLG: 0.386		G5-3		F7		F7			1B HR 2B	4	1	1	1	0	0	1									
Mike Piazza, R (1, 2) OBP: 0.383, SLG: 0.561	G3-1					G5-3 1B		P3		4	1	2	0	0	0	0									
Cory Snyder, R (1, 7) OBP: 0.393, SLG: 0.453	G4-3					G5-3 3B 1B		K		4	2	2	3	0	1	0									
Eric Karros, R (1, 3) OBP: 0.316, SLG: 0.403						G5-3		F8		4	1	1	1	0	0	2									
Lenny Harris, L (1, 4) OBP: 0.283, SLG: 0.310			G4-3			G5-3			G4-3	4	0	1	1	0	0	0									
Kevin Gross, R (1, 1) OBP: 0.200, SLG: 0.375										2	0	0	0	0	2	1									
Rod Nichols, R (6, 1)										0	0	0	0	0	0	0									
Dave Hansen, L (8, PH) OBP: 0.381, SLG: 0.278										0	0	0	0	1	0	0									
Ricky Tricek, R (8, 1)										0	0	0	0	0	0	0									
Inning Stats	R: 0 E: 0 K: 1 S: 6	H: 0 LOB: 0 BB: 0 P: 8	R: 0 E: 0 K: 0 S: 7	H: 0 LOB: 0 BB: 0 P: 9	R: 1 E: 0 K: 1 S: 13	H: 1 LOB: 0 BB: 1 P: 23	R: 0 E: 0 K: 1 S: 7	H: 0 LOB: 0 BB: 0 P: 14	R: 1 E: 0 K: 1 S: 11	H: 3 LOB: 1 BB: 0 P: 18	R: 0 E: 0 K: 0 S: 9	H: 1 LOB: 1 BB: 0 P: 15	R: 0 E: 0 K: 1 S: 9	H: 0 LOB: 0 BB: 0 P: 13	R: 0 E: 0 K: 0 S: 6	H: 0 LOB: 0 BB: 1 P: 13	R: 4 E: 0 K: 1 S: 12	H: 4 LOB: 0 BB: 0 P: 17	1B: 5 2B: 1 3B: 1 HR: 2	SF: 0 SAC: 0 DP: 2 HBP: 0	WP: 1 PB: 0 SB: 0 CS: 0	PA: 36			
PITCHER	IP	WLS	BF	H	R	ER	SO	BB	IBB	HBP	BLK	WP	HR	S	P	ERA	WHIP								
Armando Reynoso, R (1, 1) ERA: 3.53	8.0	W	28	5	2	2	5	2	0	0	0	0	1	68	113	2.25	0.875								
Gary Wayne, L (9, 1) ERA: 5.29	0.1		2	1	1	1	1	0	0	0	0	0	0	6	8	27.00	3.000								
Keith Shepherd, R (9, 1) ERA: 3.95	0.0	S	3	3	3	3	0	0	0	0	0	0	1	1	4	∞	∞								
Mark Grant, R (9, 1) ERA: 1.72	0.2	S	2	0	0	0	0	0	0	0	0	0	0	2	3	0.00	0.000								

Los Angeles Dodgers @ Colorado Rockies
Mile High Stadium, Denver, CO
Wed Jun 16 1993, 9:05 PM EDT
Att: 51,765 - Unknown - 78 F

AB 33
R 6
H 9
RBI 6
BB 2
SO 6
LOB 6



Batter	1	2	3	4	5	6	7	8	9	AB	R	H	RBI	BB	SO	LOB	BOTTOM								
Eric Young Sr., R (1, 4) OBP: 0.327, SLG: 0.325	G4-3		K	G6-3			1B E 1B			4	1	1	0	0	1	1									
Daryl Boston, L (1, 8) OBP: 0.329, SLG: 0.383	K		2B BB			HR		E9 1B 1B		3	2	2	1	1	1	0									
Dante Bichette, R (1, 9) OBP: 0.364, SLG: 0.516	F9		2B			F7		K		4	0	1	0	0	1	1									
Andres Galarraga, R (1, 3) OBP: 0.463, SLG: 0.706		G5-3	K			E4 3B		G1-3 1B IBB		3	1	1	0	1	1	2									
Charlie Hayes, R (1, 5) OBP: 0.352, SLG: 0.489						1B 1B 1B		G1-3		4	2	3	1	0	0	2									
Jerald Clark, R (1, 7) OBP: 0.330, SLG: 0.430						1B S 1B		G6-3		3	1	2	1	1	0	1									
Vinny Castilla, R (1, 6) OBP: 0.336, SLG: 0.459		P6						G6-3		4	0	0	0	0	2	3									
Danny Sheaffer, R (1, 2) OBP: 0.250, SLG: 0.329		K						F8		4	0	1	2	0	1	1									
Armando Reynoso, R (1, 1) OBP: 0.120, SLG: 0.208										2	0	1	0	0	0	0									
Jim Tatum, R (8, PH) OBP: 0.228, SLG: 0.291			G6-3	SH2-4						1	0	0	0	0	1	0									
Gary Wayne, L (9, 1) ERA: 4.5										0	0	0	0	0	0	0									
Keith Shepherd, R (9, 1) ERA: 3.95										0	0	0	0	0	0	0									
Mark Grant, R (9, 1) ERA: 1.72										0	0	0	0	0	0	0									
Inning Stats	R: 0 E: 0 K: 1 S: 7	H: 0 LOB: 0 BB: 0 P: 12	R: 1 E: 0 K: 1 S: 13	H: 1 LOB: 1 BB: 1 P: 21	R: 0 E: 0 K: 2 S: 11	H: 1 LOB: 2 BB: 1 P: 19	R: 2 E: 0 K: 1 S: 12	H: 3 LOB: 1 BB: 0 P: 15	R: 2 E: 0 K: 0 S: 8	H: 3 LOB: 0 BB: 0 P: 9	R: 0 E: 0 K: 0 S: 6	H: 1 LOB: 1 BB: 0 P: 9	R: 2 E: 1 K: 1 S: 13	H: 3 LOB: 2 BB: 1 P: 22	R: 0 E: 0 K: 2 S: 9	H: 0 LOB: 0 BB: 0 P: 13	1B: 8 2B: 1 3B: 1 HR: 2	SF: 0 SAC: 1 DP: 1 HBP: 0	WP: 0 PB: 0 SB: 1 CS: 0	PA: 36					
PITCHER	IP	WLS	BF	H	R	ER	SO	BB	IBB	HBP	BLK	WP	HR	S	P	ERA	WHIP								
Kevin Gross, R (1, 1) ERA: 4.58	5.0	L	24	8	5	5	5	2	0	0	0	0	0	19	31	4.50	2.000								
Rod Nichols, R (6, 1) ERA: 4.5	2.0		9	4	2	1	1	0	1	0	0	0	0	9	13	0.00	0.000								
Ricky Tricek, R (8, 1) ERA: 4.91	1.0		3	0	0	0	2	0	0	0	0	0	0	9	13	0.00	0.000								

Los Angeles Dodgers @ Colorado Rockies
Mile High Stadium, Denver, CO
Wed Jun 16 1993, 9:05 PM EDT
Att: 51,765 - Unknown - 78 F

AB 32
R 7
H 12
RBI 5
BB 3
SO 8
LOB 11



Batter	1	2	3	4	5	6	7	8	9	AB	R	H	RBI	BB	SO	LOB	TOP				
Ricky Gutierrez, R OBP: 0.370, SLG: 0.348	F8		2H 1B			G1-3 BB	1-3 2H 1B			3	0	2	1	1	0	0					
Tim Tausel, R OBP: 0.349, SLG: 0.484	P5			G5-3		G1-3	PO			3	0	0	0	0	0	1					
Jeff Gardner, L OBP: 0.337, SLG: 0.360										1	0	1	0	0	0	0					
Gary Sheffield, R OBP: 0.356, SLG: 0.492	F9			1B		1B				4	0	2	0	0	0	1					
Fred McGriff, L OBP: 0.340, SLG: 0.470		G3-1		F8		1B				4	0	1	0	0	0	2					
Derek Bell, R OBP: 0.332, SLG: 0.477	P3			G2						4	0	0	0	0	1	3					
Phil Clark, R OBP: 0.357, SLG: 0.475		G5-3			F8		G5-3			4	0	0	0	0	0	0					
Phil Planter, L OBP: 0.311, SLG: 0.459			F8		1B					3	1	1	0	1	0	0					
Bob Geren, R OBP: 0.282, SLG: 0.290										2	0	1	0	0	0	1					
Kevin Higgins, L OBP: 0.350, SLG: 0.269			SH1-3 1B		P6		1B PO BB			0	0	0	0	0	1	0					
Wally Whitehurst, R OBP: 0.077, SLG: 0.077										1	0	0	0	0	0	1					
Bill Bean, L OBP: 0.154, SLG: 0.179			SH1-3		F9					1	0	0	0	0	0	2					
Roger Mason, R										0	0	0	0	0	0	0					
Inning Stats	R: 0 E: 0 K: 0 S: 5	H: 0 LOB: 0 BB: 0 P: 7	R: 0 E: 0 K: 0 S: 4	H: 0 LOB: 0 BB: 0 P: 8	R: 0 E: 0 K: 0 S: 11	H: 2 LOB: 2 BB: 0 P: 14	R: 0 E: 0 K: 0 S: 8	H: 1 LOB: 1 BB: 0 P: 12	R: 0 E: 0 K: 0 S: 9	H: 1 LOB: 1 BB: 0 P: 15	R: 0 E: 0 K: 0 S: 14	H: 2 LOB: 2 BB: 1 P: 24	R: 1 E: 0 K: 0 S: 16	H: 1 LOB: 1 BB: 2 P: 31	R: 0 E: 0 K: 0 S: 7	H: 1 LOB: 0 BB: 0 P: 11	R: 0 E: 0 K: 0 S: 7	H: 0 LOB: 0 BB: 0 P: 11	1B: 8 2B: 0 3B: 0 HR: 0	SF: 0 SAC: 1 DP: 1 HBP: 0	WP: 0 PA: 35 PB: 0 SB: 0 CS: 0
PITCHER	IP WLS BF H R ER SO BB IBB HBP BLK WP HR S P ERA WHIP																				
Butch Henry, L ERA: 5.5	(1, 1) 5.2 0 22 6 0 0 0 1 0 0 0 0 0 0 0 47 75 0.00 1.235																				
Mark Grant, R ERA: 2.16	(6, 1) 1.0 6 1 1 1 1 2 0 0 0 0 0 0 0 19 32 9.00 3.000																				
Steve Reed, R ERA: 8.44	(7, 1) 0.2 W 2 1 0 0 0 0 0 0 0 0 0 0 0 4 7 0.00 1.500																				
Gary Wayne, L ERA: 6.11	(8, 1) 0.2 1 0 0 0 0 0 0 0 0 0 0 0 0 4 7 0.00 0.000																				
Darren Holmes, R ERA: 6.94	(9, 1) 1.0 S 3 0 0 0 0 0 0 0 0 0 0 0 0 7 11 0.00 0.000																				

San Diego Padres @ Colorado Rockies
Mile High Stadium, Denver, CO
Sun Jun 20 1993, 5:33 AM EDT
Att: 63,661 - Sunny - 82 F

AB 30
R 1
H 8
RBI 1
BB 3
SO 1
LOB 11



Batter	1	2	3	4	5	6	7	8	9	AB	R	H	RBI	BB	SO	LOB	BOTTOM		
Alex Cole, L OBP: 0.346, SLG: 0.320	CS BB		S 1B			1-2 BB				1	0	1	1	2	0	0			
Pedro Castellano, R OBP: 0.250, SLG: 0.227	F8		G6-3		F9		SF8			4	0	0	0	0	0	4			
Dante Bichette, R OBP: 0.365, SLG: 0.517	F9			G4-3		G6-3	L3			4	0	1	0	0	0	0			
Andres Galarraga, R OBP: 0.458, SLG: 0.685		G1-3		G5-3		E CS 1B				4	0	1	0	0	0	1			
Charlie Hayes, R OBP: 0.357, SLG: 0.510		1B				E4 CS				4	0	1	0	0	1	1			
Jerald Clark, R OBP: 0.340, SLG: 0.434		1B			G6-3 SF7 2B					2	1	2	0	1	0	0			
Vinny Castilla, R OBP: 0.343, SLG: 0.481		G6-3			G6-3	CS				3	1	1	1	0	0	2			
Jayhawk Owens, R OBP: 0.545, SLG: 0.579			K							2	1	1	0	1	1	0			
Butch Henry, L OBP: 0.136, SLG: 0.100					G1-3					1	0	0	1	0	0	0			
Mark Grant, R										0	0	0	0	0	0	0			
Steve Reed, R										0	0	0	0	0	0	0			
Gary Wayne, L										0	0	0	0	0	0	0			
Darren Holmes, R										0	0	0	0	0	0	0			
Inning Stats	R: 0 E: 0 K: 0 S: 4	H: 0 LOB: 1 BB: 1 P: 9	R: 0 E: 0 K: 0 S: 10	H: 2 LOB: 1 BB: 0 P: 14	R: 0 E: 0 K: 1 S: 11	H: 1 LOB: 1 BB: 0 P: 17	R: 0 E: 0 K: 1 S: 7	H: 0 LOB: 0 BB: 0 P: 9	R: 0 E: 0 K: 0 S: 8	H: 1 LOB: 2 BB: 2 P: 18	R: 0 E: 1 K: 0 S: 8	H: 1 LOB: 2 BB: 1 P: 15	R: 2 E: 0 K: 0 S: 7	H: 2 LOB: 0 BB: 0 P: 7	R: 0 E: 0 K: 0 S: 5	H: 1 LOB: 0 BB: 0 P: 8	1B: 5 2B: 3 3B: 0 HR: 1	SF: 2 SAC: 1 DP: 2 HBP: 0	WP: 0 PA: 33 PB: 0 SB: 2 CS: 2
PITCHER	IP WLS BF H R ER SO BB IBB HBP BLK WP HR S P ERA WHIP																		
Wally Whitehurst, R ERA: 3.4	(1, 1) 6.0 0 24 5 1 1 2 2 2 0 0 0 0 0 1 12 15 9.00 1.167																		
Roger Mason, R ERA: 2.93	(7, 1) 2.0 L 8 3 2 2 0 0 0 0 0 0 0 0 1 12 15 9.00 1.500																		

San Diego Padres @ Colorado Rockies
Mile High Stadium, Denver, CO
Sun Jun 20 1993, 5:33 AM EDT
Att: 63,661 - Sunny - 82 F

AB 25
R 3
H 8
RBI 3
BB 4
SO 2
LOB 8




Batter	1	2	3	4	5	6	7	8	9	10	AB	R	H	RBI	BB	SO	LOB											
BJP Roberts, S OBP: 0.341, SLG: 0.316 (1, 4)											5	2	2	0	0	1	1											
Barry Larkin, R OBP: 0.387, SLG: 0.388 (1, 6)											4	0	0	0	1	0	1											
Hal Morris, L OBP: 0.322, SLG: 0.316 (1, 3)											5	1	0	0	0	3	3											
Chris Sabo, R OBP: 0.274, SLG: 0.389 (1, 5)											4	0	0	1	0	0	0											
Roberto Kelly, R OBP: 0.352, SLG: 0.440 (1, 8)											5	0	1	1	0	0	1											
Reggie Sanders, R OBP: 0.338, SLG: 0.439 (1, 9)											4	1	2	1	0	1	2											
Joe Oliver, R OBP: 0.280, SLG: 0.397 (1, 2)										4	0	1	0	0	1	2												
Jacob Brumfield, R OBP: 0.438, SLG: 0.360 (1, 7)										1	0	0	0	3	0	1												
Jose Rijo, R OBP: 0.282, SLG: 0.250 Gary Varsho, L OBP: 0.341, SLG: 0.324 Jeff Reardon, R (9, 1)									2	0	0	0	0	0	0	3												
Inning Stats	R: 1 E: 1 K: 0 S: 11	H: 1 LOB: 0 BB: 0 P: 14	R: 0 E: 0 K: 12 S: 12	H: 1 LOB: 2 BB: 1 P: 21	R: 2 E: 0 K: 2 S: 15	H: 2 LOB: 1 BB: 1 P: 23	R: 0 E: 0 K: 1 S: 6	H: 0 LOB: 0 BB: 0 P: 11	R: 0 E: 1 K: 0 S: 6	H: 0 LOB: 1 BB: 0 P: 11	R: 0 E: 0 K: 0 S: 6	H: 0 LOB: 2 BB: 2 P: 20	R: 1 E: 0 K: 0 S: 6	H: 2 LOB: 1 BB: 0 P: 9	R: 0 E: 0 K: 1 S: 8	H: 0 LOB: 0 BB: 0 P: 16	R: 0 E: 0 K: 1 S: 7	H: 0 LOB: 0 BB: 0 P: 12	1B: 3 2B: 2 3B: 0 HR: 1	SF: 1 SAC: 1 DP: 1 HBP: 0	WP: 0 PA: 41							
PITCHER	IP 7.2	WLS 34	BF 6	H 4	R 2	ER 2	SO 4	BB 3	IBB 0	HBP 0	BLK 0	WP 0	HR 1	S 69	P 118	ERA 2.35	WHIP 1.174											
Steve Reed, R ERA: 7.36 (8, 1)	2.1	W	7	0	0	0	2	0	0	0	0	0	0	0	16	29	0.00	0.000										

Cincinnati Reds @ Colorado Rockies
Mile High Stadium, Denver, CO
Mon Jun 21 1993, 9:05 PM EDT
Att: 51,835 - Unknown - 77 F

livebaseballscores.com

AB	35
R	4
H	6
RBI	3
BB	4
SO	6
LOB	14




Batter	1	2	3	4	5	6	7	8	9	10	AB	R	H	RBI	BB	SO	LOB											
Alex Cole, L OBP: 0.343, SLG: 0.317 (1, 8)											5	0	1	0	0	2	0											
Pedro Castellano, R OBP: 0.207, SLG: 0.185 (1, 4)											5	0	0	0	0	0	2											
Dante Bichette, R OBP: 0.365, SLG: 0.515 (1, 9)											5	1	2	1	0	1	0											
Andres Galaraga, R OBP: 0.454, SLG: 0.076 (1, 3)											4	1	1	0	0	1	0											
Charlie Hayes, R OBP: 0.355, SLG: 0.506 (1, 5)											4	1	1	1	0	1	0											
Jerald Clark, R OBP: 0.343, SLG: 0.435 (1, 7)											4	1	2	1	0	0	1											
Vinny Castilla, R OBP: 0.340, SLG: 0.489 (1, 6)											4	0	1	2	0	0	2											
Jayhawk Owens, R OBP: 0.462, SLG: 0.478 (1, 2)										4	0	0	0	0	1	1												
Armando Reynoso, R OBP: 0.107, SLG: 0.185 Steve Reed, R (8, 1)										3	0	0	0	0	2	1												
Daryl Boston, L OBP: 0.325, SLG: 0.376 (10, PH)										0	0	0	0	0	0	0												
Inning Stats	R: 0 E: 0 K: 0 S: 5	H: 0 LOB: 0 BB: 0 P: 6	R: 0 E: 0 K: 1 S: 10	H: 1 LOB: 1 BB: 0 P: 14	R: 0 E: 0 K: 2 S: 9	H: 0 LOB: 0 BB: 0 P: 15	R: 4 E: 0 K: 1 S: 14	H: 5 LOB: 1 BB: 0 P: 18	R: 0 E: 0 K: 1 S: 7	H: 0 LOB: 0 BB: 0 P: 9	R: 0 E: 1 K: 0 S: 9	H: 0 LOB: 1 BB: 0 P: 10	R: 0 E: 0 K: 2 S: 9	H: 0 LOB: 0 BB: 0 P: 7	R: 0 E: 0 K: 0 S: 7	H: 0 LOB: 0 BB: 0 P: 13	R: 0 E: 0 K: 0 S: 7	H: 0 LOB: 0 BB: 0 P: 11	R: 1 E: 0 K: 0 S: 11	H: 3 LOB: 2 BB: 0 P: 14	1B: 8 2B: 0 3B: 1 HR: 0	SF: 0 SAC: 0 DP: 0 HBP: 0	WP: 0 PA: 39					
PITCHER	IP 8.0	WLS 31	BF 6	H 4	R 4	ER 4	SO 8	BB 0	IBB 0	HBP 0	BLK 0	WP 0	HR 0	S 69	P 92	ERA 4.50	WHIP 0.750											
Jeff Reardon, R ERA: 2.92 (9, 1)	1.2	L	8	3	1	1	0	0	0	0	0	0	0	0	18	25	5.40	1.800										

Cincinnati Reds @ Colorado Rockies
Mile High Stadium, Denver, CO
Mon Jun 21 1993, 9:05 PM EDT
Att: 51,835 - Unknown - 77 F

livebaseballscores.com

AB	39
R	5
H	9
RBI	5
BB	0
SO	8
LOB	7



Batter	1	2	3	4	5	6	7	8	9	AB	R	H	RBI	BB	SO	LOB	TOP							
Juan Samuel, R OBP: 0.200, SLG: 0.254 (1, 4)										5	3	2	0	1	1	1	Cincinnati Reds @ Colorado Rockies Mile High Stadium, Denver, CO Tue Jun 22 1993, 9:05 PM EDT Att: 58,597 - Unknown - 85 F							
Bary Larkin, R OBP: 0.393, SLG: 0.392 (1, 6)										5	3	3	2	1	0	0								
Randy Milligan, R OBP: 0.387, SLG: 0.371 (1, 3)											5	3	2	1	1	0								
Kevin Mitchell, R OBP: 0.413, SLG: 0.622 Rob Dibble, L (9, 1)											5	5	4	4	1	1								
Roberto Kelly, R OBP: 0.355, SLG: 0.456 (1, 8)											6	1	3	5	0	0								
Reggie Sanders, R OBP: 0.337, SLG: 0.436 (1, 9)											4	0	1	0	1	2								
Chris Sabo, R OBP: 0.274, SLG: 0.388 Bobby Ayala, R Jacob Brumfield, R OBP: 0.438, SLG: 0.360 (5, 1) (5, 1) (9, 7)											3	0	1	1	0	1								
Joe Oliver, R OBP: 0.286, SLG: 0.401 (1, 2)											3	1	1	0	2	0								
John Smiley, L OBP: 0.300, SLG: 0.321 Mitt Hill, R Kevin Wickander, L Jeff Branson, L OBP: 0.337, SLG: 0.402 Gary Varsho, L OBP: 0.356, SLG: 0.342 (1, 1) (3, 1) (4, 1) (4, 5) (6, PH)											2	0	0	0	0	1								
Inning Stats	R: 0 E: 0 K: 1 S: 7	H: 1 LOB: 0 BB: 0 P: 11	R: 1 E: 0 K: 1 S: 11	H: 2 LOB: 0 BB: 0 P: 16	R: 5 E: 1 K: 1 S: 15	H: 5 LOB: 3 BB: 3 P: 34	R: 4 E: 0 K: 0 S: 13	H: 4 LOB: 1 BB: 1 P: 25	R: 4 E: 0 K: 2 S: 15	H: 3 LOB: 2 BB: 3 P: 34	R: 0 E: 0 K: 1 S: 10	H: 0 LOB: 0 BB: 0 P: 15	R: 1 E: 0 K: 2 S: 9	H: 1 LOB: 0 BB: 0 P: 11	R: 0 E: 0 K: 1 S: 9	H: 1 LOB: 1 BB: 0 P: 12		R: 1 E: 0 K: 0 S: 7	H: 1 LOB: 0 BB: 0 P: 11	1B: 9 2B: 6 3B: 1 HR: 2	SF: 0 SAC: 0 DP: 1 HBP: 0	WP: 0 PB: 0 SB: 2 CS: 1	PA: 50	
PITCHER	IP WLS BF H R ER SO BB IBB HBP BLK WP HR S P ERA WHIP	IP WLS BF H R ER SO BB IBB HBP BLK WP HR S P ERA WHIP	IP WLS BF H R ER SO BB IBB HBP BLK WP HR S P ERA WHIP	IP WLS BF H R ER SO BB IBB HBP BLK WP HR S P ERA WHIP	IP WLS BF H R ER SO BB IBB HBP BLK WP HR S P ERA WHIP	IP WLS BF H R ER SO BB IBB HBP BLK WP HR S P ERA WHIP	IP WLS BF H R ER SO BB IBB HBP BLK WP HR S P ERA WHIP	IP WLS BF H R ER SO BB IBB HBP BLK WP HR S P ERA WHIP	IP WLS BF H R ER SO BB IBB HBP BLK WP HR S P ERA WHIP	IP WLS BF H R ER SO BB IBB HBP BLK WP HR S P ERA WHIP	IP WLS BF H R ER SO BB IBB HBP BLK WP HR S P ERA WHIP	IP WLS BF H R ER SO BB IBB HBP BLK WP HR S P ERA WHIP	IP WLS BF H R ER SO BB IBB HBP BLK WP HR S P ERA WHIP	IP WLS BF H R ER SO BB IBB HBP BLK WP HR S P ERA WHIP	IP WLS BF H R ER SO BB IBB HBP BLK WP HR S P ERA WHIP	IP WLS BF H R ER SO BB IBB HBP BLK WP HR S P ERA WHIP	IP WLS BF H R ER SO BB IBB HBP BLK WP HR S P ERA WHIP	IP WLS BF H R ER SO BB IBB HBP BLK WP HR S P ERA WHIP	IP WLS BF H R ER SO BB IBB HBP BLK WP HR S P ERA WHIP	IP WLS BF H R ER SO BB IBB HBP BLK WP HR S P ERA WHIP	IP WLS BF H R ER SO BB IBB HBP BLK WP HR S P ERA WHIP	IP WLS BF H R ER SO BB IBB HBP BLK WP HR S P ERA WHIP	IP WLS BF H R ER SO BB IBB HBP BLK WP HR S P ERA WHIP	IP WLS BF H R ER SO BB IBB HBP BLK WP HR S P ERA WHIP

Batter	1	2	3	4	5	6	7	8	9	AB	R	H	RBI	BB	SO	LOB	BOTTOM							
Chris Jones, R OBP: 0.340, SLG: 0.604 (1, 8)												6	3	2	4	0	Cincinnati Reds @ Colorado Rockies Mile High Stadium, Denver, CO Tue Jun 22 1993, 9:05 PM EDT Att: 58,597 - Unknown - 85 F							
Pedro Castellano, R OBP: 0.266, SLG: 0.226 (1, 4)											4	1	2	0	1	1								
Dante Bichette, R OBP: 0.366, SLG: 0.517 (1, 9)											5	2	2	1	0	0								
Andres Galarraga, R OBP: 0.457, SLG: 0.694 (1, 3)											5	2	3	3	0	0								
Charlie Hayes, R OBP: 0.360, SLG: 0.508 (1, 5)											5	2	3	0	0	1								
Jerald Clark, R OBP: 0.344, SLG: 0.432 (1, 7)											4	1	1	1	1	2								
Vinny Castilla, R OBP: 0.342, SLG: 0.482 (1, 6)											4	0	1	0	1	1								
Danny Sheaffer, R OBP: 0.263, SLG: 0.359 Alex Cole, L OBP: 0.341, SLG: 0.316 (1, 2) (9, PH)											4	1	2	0	0	0								
Bruce Ruffin, S Andy Ashby, R Mark Grant, R Scott Fredrickson, R Eric Young Sr., R Gary Wayne, L Daryl Boston, L OBP: 0.257, SLG: 0.287 OBP: 0.328, SLG: 0.321 OBP: 0.356, SLG: 0.376 (1, 1) (3, 1) (4, 1) (5, 1) (7, PH) (8, 1) (9, PH)												0	0	0	0	0								
Inning Stats	R: 3 E: 2 K: 1 S: 15	H: 2 LOB: 0 BB: 0 P: 20	R: 2 E: 0 K: 0 S: 11	H: 3 LOB: 1 BB: 0 P: 17	R: 5 E: 0 K: 1 S: 22	H: 5 LOB: 0 BB: 1 P: 38	R: 1 E: 0 K: 2 S: 12	H: 3 LOB: 1 BB: 0 P: 15	R: 0 E: 0 K: 1 S: 12	H: 1 LOB: 2 BB: 1 P: 20	R: 1 E: 0 K: 0 S: 9	H: 1 LOB: 0 BB: 1 P: 19	R: 0 E: 0 K: 0 S: 6	H: 0 LOB: 0 BB: 0 P: 12	R: 1 E: 0 K: 1 S: 12	H: 1 LOB: 0 BB: 0 P: 18		R: 0 E: 0 K: 1 S: 7	H: 1 LOB: 1 BB: 1 P: 15	1B: 11 2B: 3 3B: 0 HR: 3	SF: 0 SAC: 1 DP: 3 HBP: 0	WP: 0 PB: 0 SB: 4 CS: 1	PA: 46	
PITCHER	IP WLS BF H R ER SO BB IBB HBP BLK WP HR S P ERA WHIP	IP WLS BF H R ER SO BB IBB HBP BLK WP HR S P ERA WHIP	IP WLS BF H R ER SO BB IBB HBP BLK WP HR S P ERA WHIP	IP WLS BF H R ER SO BB IBB HBP BLK WP HR S P ERA WHIP	IP WLS BF H R ER SO BB IBB HBP BLK WP HR S P ERA WHIP	IP WLS BF H R ER SO BB IBB HBP BLK WP HR S P ERA WHIP	IP WLS BF H R ER SO BB IBB HBP BLK WP HR S P ERA WHIP	IP WLS BF H R ER SO BB IBB HBP BLK WP HR S P ERA WHIP	IP WLS BF H R ER SO BB IBB HBP BLK WP HR S P ERA WHIP	IP WLS BF H R ER SO BB IBB HBP BLK WP HR S P ERA WHIP	IP WLS BF H R ER SO BB IBB HBP BLK WP HR S P ERA WHIP	IP WLS BF H R ER SO BB IBB HBP BLK WP HR S P ERA WHIP	IP WLS BF H R ER SO BB IBB HBP BLK WP HR S P ERA WHIP	IP WLS BF H R ER SO BB IBB HBP BLK WP HR S P ERA WHIP	IP WLS BF H R ER SO BB IBB HBP BLK WP HR S P ERA WHIP	IP WLS BF H R ER SO BB IBB HBP BLK WP HR S P ERA WHIP	IP WLS BF H R ER SO BB IBB HBP BLK WP HR S P ERA WHIP	IP WLS BF H R ER SO BB IBB HBP BLK WP HR S P ERA WHIP	IP WLS BF H R ER SO BB IBB HBP BLK WP HR S P ERA WHIP	IP WLS BF H R ER SO BB IBB HBP BLK WP HR S P ERA WHIP	IP WLS BF H R ER SO BB IBB HBP BLK WP HR S P ERA WHIP	IP WLS BF H R ER SO BB IBB HBP BLK WP HR S P ERA WHIP	IP WLS BF H R ER SO BB IBB HBP BLK WP HR S P ERA WHIP	IP WLS BF H R ER SO BB IBB HBP BLK WP HR S P ERA WHIP



Batter	1	2	3	4	5	6	7	8	9	AB	R	H	RBI	BB	SO	LOB	TOP										
Bip Roberts, S OBP: 0.342, SLG: 0.315 (1, 4)										4	2	1	0	1	1	1											
Bary Larkin, R OBP: 0.391, SLG: 0.390 Juan Samuel, R OBP: 0.211, SLG: 0.309 (1, 6) (8, 4)										4	0	1	0	0	0	1											
Hal Morris, L OBP: 0.328, SLG: 0.328 (1, 3)										4	0	2	2	0	0	0											
Kevin Mitchell, R OBP: 0.410, SLG: 0.615 Jacob Brumfield, R OBP: 0.436, SLG: 0.360 (1, 7) (8, 7)										4	0	1	0	0	1	2											
Roberto Kelly, R OBP: 0.357, SLG: 0.463 (1, 8)										4	1	2	0	0	0	2											
Gary Varsho, L OBP: 0.397, SLG: 0.381 (1, 9)										4	1	2	1	0	1	1											
Chris Sabo, R OBP: 0.274, SLG: 0.386 (1, 5)										4	0	1	1	0	0	2											
Dan Wilson, R OBP: 0.340, SLG: 0.283 (1, 2)										3	0	1	0	1	2	1											
Tim Pugh, R ERA: 5.57 Mill Hill, R OBP: 0.344, SLG: 0.400 Jeff Branson, L OBP: 0.244, SLG: 0.400 Greg Cadaret, L ERA: 4.88 Jeff Reardon, R OBP: 0.298, SLG: 0.390 (1, 1) (5, 1) (6, 1) (7, 1) (8, 1)										2	0	0	0	0	1	3											
Inning Stats	R: 1 E: 0 K: 0 S: 7	H: 1 LOB: 0 BB: 1 P: 12	R: 1 E: 0 K: 1 S: 9	H: 3 LOB: 1 BB: 0 P: 10	R: 0 E: 0 K: 0 S: 10	H: 1 LOB: 2 BB: 1 P: 15	R: 0 E: 0 K: 0 S: 8	H: 1 LOB: 1 BB: 1 P: 17	R: 1 E: 1 K: 1 S: 12	H: 2 LOB: 1 BB: 0 P: 18	R: 1 E: 0 K: 1 S: 16	H: 3 LOB: 1 BB: 0 P: 24	R: 0 E: 0 K: 2 S: 11	H: 1 LOB: 0 BB: 0 P: 19	R: 0 E: 0 K: 2 S: 12	H: 0 LOB: 0 BB: 0 P: 18	R: 1 E: 0 K: 2 S: 10	H: 1 LOB: 0 BB: 0 P: 16	1B: 10 2B: 2 3B: 1 HR: 1	SF: 1 SAC: 0 DP: 1 HBP: 0	WP: 1 PB: 0 SB: 2 CS: 0	PA: 39					
PITCHER	IP	WLS	BF	H	R	ER	SO	BB	IBB	HBP	BLK	WP	HR	S	P	ERA	WHIP										
Jeff Parrett, R ERA: 5.57 Steve Reed, R ERA: 7.08 Scott Fredrickson, R ERA: 4.82 Darren Holmes, R ERA: 7.03 (1, 1) (6, 1) (8, 1) (9, 1)	5.0	W	23	8	3	3	2	1	1	0	0	1	0	46	72	5.40	1.800										

Cincinnati Reds @ Colorado Rockies
Mile High Stadium, Denver, CO
Wed Jun 23 1993, 5:33 AM EDT
Att: 60,282 - Cloudy - 80 F

AB	36
R	5
H	13
RBI	5
BB	2
SO	7
LOB	13



Batter	1	2	3	4	5	6	7	8	9	AB	R	H	RBI	BB	SO	LOB	BOTTOM										
Alex Cole, L OBP: 0.338, SLG: 0.313 (1, 8)										5	1	1	0	0	1	1											
Vinny Castilla, R OBP: 0.357, SLG: 0.534 (1, 6)										5	4	4	5	0	0	0											
Dante Bichette, R OBP: 0.363, SLG: 0.514 (1, 9)										5	1	1	0	0	0	1											
Andres Galarraga, R OBP: 0.456, SLG: 0.685 (1, 3)										4	1	1	0	1	0	0											
Charlie Hayes, R OBP: 0.360, SLG: 0.510 (1, 5)										3	2	1	3	0	2	0											
Jerald Clark, R OBP: 0.360, SLG: 0.448 (1, 7)										4	2	4	0	1	0	0											
Danny Sheaffer, R OBP: 0.271, SLG: 0.398 (1, 2)										5	2	2	5	0	0	4											
Pedro Castellano, R OBP: 0.250, SLG: 0.212 Steve Reed, R Scott Fredrickson, R Darren Holmes, R (1, 4) (6, 1) (8, 1) (9, 1)										2	0	0	0	0	1	1											
Jeff Parrett, R OBP: 0.250, SLG: 0.250 Eric Young Sr., R OBP: 0.332, SLG: 0.325 (1, 1) (5, PH) (6, 4)										1	0	0	0	0	0	0											
Inning Stats	R: 0 E: 0 K: 0 S: 6	H: 0 LOB: 0 BB: 0 P: 10	R: 3 E: 0 K: 0 S: 8	H: 2 LOB: 0 BB: 0 P: 10	R: 1 E: 0 K: 0 S: 11	H: 1 LOB: 1 BB: 0 P: 17	R: 0 E: 0 K: 2 S: 12	H: 1 LOB: 2 BB: 0 P: 17	R: 3 E: 0 K: 0 S: 18	H: 5 LOB: 2 BB: 0 P: 24	R: 0 E: 0 K: 2 S: 11	H: 0 LOB: 0 BB: 0 P: 14	R: 3 E: 1 K: 0 S: 19	H: 6 LOB: 0 BB: 2 P: 39	R: 0 E: 0 K: 1 S: 14	H: 1 LOB: 1 BB: 0 P: 20	1B: 10 2B: 3 3B: 0 HR: 3	SF: 1 SAC: 1 DP: 0 HBP: 1	WP: 0 PB: 0 SB: 1 CS: 0	PA: 43							
PITCHER	IP	WLS	BF	H	R	ER	SO	BB	IBB	HBP	BLK	WP	HR	S	P	ERA	WHIP										
Tim Pugh, R ERA: 5.4 Mill Hill, R ERA: 5.65 Greg Cadaret, L ERA: 4.88 Jeff Reardon, R ERA: 2.77 (1, 1) (5, 1) (6, 1) (7, 1)	4.2	L	24	9	7	7	2	0	0	0	0	0	0	3	3	0.00	0.000										

Cincinnati Reds @ Colorado Rockies
Mile High Stadium, Denver, CO
Wed Jun 23 1993, 5:33 AM EDT
Att: 60,282 - Cloudy - 80 F


AB	38
R	15
H	16
RBI	15
BB	2
SO	5
LOB	7



Batter	1	2	3	4	5	6	7	8	9	AB	R	H	RBI	BB	SO	LOB	TOP										
Eric Young Sr. R OBP: 0.342, SLG: 0.333 (1, 4)	1-0 CS 1B		1-2 G5-3 1B		0-2 G5-4-3 1B			4-2 BB		3	0	3	0	1	0	0	Colorado Rockies @ San Francisco Giants Candlestick Park, San Francisco, CA Thu Jun 24 1993, 6:33 AM EDT Att: 39,827 - Sunny - 96 F										
Vinny Castilla R OBP: 0.348, SLG: 0.520 (1, 6)	2-2 L6		2-0 G5-3		1-0 G5-4-3			1-3 K		4	0	0	0	0	1	5											
Dante Bichette R OBP: 0.359, SLG: 0.508 Chris Jones R OBP: 0.333, SLG: 0.592 (1, 9) (7, 9)	2-1 G3-1		2-2 P4			1-1 G6-3		2-2 F8		3	0	0	0	0	0	1											
Andres Galarraga R OBP: 0.450, SLG: 0.676 Jim Tatum R OBP: 0.217, SLG: 0.276 (1, 3) (6, 3)		3-2 G3-4-1		0-0 G4-3		0-1 G5-3		1-3 K		3	0	0	0	0	0	0											
Charlie Hayes R OBP: 0.360, SLG: 0.520 Freddie Benavides R OBP: 0.230, SLG: 0.212 (1, 5) (8, 5)		0-3 K		0-1 HR		2-2 G5-3		3-3 K		3	1	1	1	0	1	0											
Jerald Clark R OBP: 0.358, SLG: 0.455 (1, 7)		1-0 2B 3B		0-1 G4-3			0-1 P6	1-2 G6-3		4	1	1	0	0	0	0											
Alex Cole L OBP: 0.338, SLG: 0.318 (1, 8)		1-1 2B		0-3 K			1-1 G4-3			3	0	1	1	0	1	0											
Danny Sheaffer R OBP: 0.273, SLG: 0.395 Mark Grant R Andy Ashby R OBP: 0.267, SLG: 0.267 (1, 2) (8, 1) (8, 1)		1-2 G1-3		1-1 1B 1B			1-2 G4-3			3	0	1	0	0	0	1											
Willie Blair R OBP: 0.125, SLG: 0.188 Bruce Ruffin S Jayhawk Owens R OBP: 0.444, SLG: 0.458 (1, 1) (4, 1) (8, 2) (8, 2)			0-1 P3		1-3 K			1-3 K		1	0	0	0	0	0	0											
Inning Stats	R: 0 E: 0 K: 0 S: 6	H: 1 LOB: 0 BB: 0 P: 11	R: 1 E: 0 K: 1 S: 12	H: 2 LOB: 1 BB: 0 P: 18	R: 0 E: 0 K: 1 S: 11	H: 1 LOB: 1 BB: 0 P: 16	R: 1 E: 0 K: 1 S: 8	H: 1 LOB: 1 BB: 0 P: 8	R: 0 E: 0 K: 1 S: 9	H: 0 LOB: 0 BB: 0 P: 10	R: 0 E: 0 K: 0 S: 7	H: 0 LOB: 0 BB: 0 P: 9	R: 0 E: 0 K: 2 S: 15	H: 0 LOB: 1 BB: 1 P: 23	R: 0 E: 0 K: 2 S: 10	H: 0 LOB: 0 BB: 0 P: 15		1B: 4 2B: 1 3B: 1 HR: 1	SF: 0 SAC: 0 DP: 1 HBP: 0	WP: 0 PB: 0 SB: 0 CS: 1	PA: 33						
PITCHER	IP	WLS	BF	H	R	ER	SO	BB	IBB	HBP	BLK	WP	HR	S	P	ERA	WHIP										
John Burkett R ERA: 3.25 Dave Righetti L ERA: 3.65 Dave Burba R ERA: 4.71 (1, 1) (8, 1) (9, 1)	7.0	W	26	7	2	2	3	0	0	0	0	0	1	60	84	2.57	1.000										

Batter	1	2	3	4	5	6	7	8	9	AB	R	H	RBI	BB	SO	LOB	BOTTOM										
Darren Lewis R OBP: 0.308, SLG: 0.354 (1, 8)	2-1 P6	2-2 F7		2-2 P4		2-1 G4-3	0-0 FC4-6	1-0 G4-3		6	0	0	0	0	0	5	Colorado Rockies @ San Francisco Giants Candlestick Park, San Francisco, CA Thu Jun 24 1993, 6:33 AM EDT Att: 39,827 - Sunny - 96 F										
Robby Thompson R OBP: 0.374, SLG: 0.488 (1, 4)	1-1 HR 1B	1-1 HR 1B		0-0 HR		3-2 1B		HR		5	4	5	3	1	0	0											
Will Clark L OBP: 0.348, SLG: 0.382 Todd Benzinger S OBP: 0.281, SLG: 0.283 (1, 3) (5, 3)	2-2 HR	4-2 HR BB		4-1 2B BB		1-2 F8		HR 1B	3-1 G3-1	1	2	1	2	2	0	0											
Barry Bonds L OBP: 0.472, SLG: 0.721 Mark Carreon R OBP: 0.427, SLG: 0.557 (1, 7) (7, 7)	4-2 1B G6-3 BB	0-0 HR		2-0 2B		0-1 F7		HR		3	2	2	4	1	0	1											
Willie McGee S OBP: 0.378, SLG: 0.427 Dave Martinez L OBP: 0.306, SLG: 0.403 (1, 9) (7, PR) (8, 9)	2-2 G6-3	0-0 F7		0-0 G6-3			1-1 1B 2B	2-1 1B 1B		4	0	2	0	0	0	2											
Royce Clayton R OBP: 0.324, SLG: 0.346 (1, 6)	0-0 G6-3		1-1 G4-3	2-3 K		1-0 FC5 1B	1-2 FC5-4 1B	1-2 1B 1B		5	1	2	2	0	1	3											
Kirt Manwaring R OBP: 0.356, SLG: 0.343 Dave Righetti L OBP: 1.000, SLG: 1.000 Dave Burba R OBP: 0.286, SLG: 0.429 (1, 2) (8, 1) (9, 1)	0-0 F7		0-1 F8		0-0 G5-3	0-2 FC5 1B	0-0 FC5-4 1B	1-2 1B		4	1	1	0	0	0	1											
Mike Benjamin R OBP: 0.210, SLG: 0.237 (1, 5)		1-0 G6-3	0-3 K		1-2 G4-3	2-1 FC5 1B	1-0 FC5-4 2B			5	1	0	0	0	1	4											
John Burkett R OBP: 0.189, SLG: 0.167 Andy Allanson R OBP: 0.300, SLG: 0.333 (1, 1) (7, PH) (8, 2)		0-1 BB 1B HR 1B		0-1 HR 1B	0-3 K	1-1 FC4 1B	1-1 FC4-6 1B	1-1 2B		3	2	2	0	0	1	0											
Inning Stats	R: 3 E: 0 K: 0 S: 19	H: 3 LOB: 1 BB: 1 P: 29	R: 4 E: 0 K: 0 S: 14	H: 3 LOB: 0 BB: 1 P: 22	R: 0 E: 0 K: 1 S: 8	H: 0 LOB: 0 BB: 0 P: 9	R: 2 E: 0 K: 1 S: 12	H: 3 LOB: 2 BB: 1 P: 22	R: 0 E: 0 K: 1 S: 7	H: 0 LOB: 0 BB: 0 P: 8	R: 0 E: 0 K: 0 S: 11	H: 1 LOB: 1 BB: 0 P: 17	R: 2 E: 1 K: 0 S: 12	H: 3 LOB: 2 BB: 0 P: 17	R: 6 E: 0 K: 0 S: 24	H: 7 LOB: 2 BB: 1 P: 40		1B: 12 2B: 3 3B: 0 HR: 5	SF: 0 SAC: 0 DP: 0 HBP: 0	WP: 0 PB: 0 SB: 0 CS: 0	PA: 48						
PITCHER	IP	WLS	BF	H	R	ER	SO	BB	IBB	HBP	BLK	WP	HR	S	P	ERA	WHIP										
Willie Blair R ERA: 5.4 Bruce Ruffin L ERA: 5.25 Mark Grant R ERA: 6.38 Andy Ashby R ERA: 8.5 (1, 1) (4, 1) (8, 1) (8, 1)	3.1	L	20	5	2	1	2	1	0	0	0	0	0	36	56	2.46	1.636										

AB 32
R 2
H 7
RBI 2
BB 1
SO 7
LOB 9



AB 44
R 17
H 20
RBI 16
BB 4
SO 3
LOB 20



Batter	1	2	3	4	5	6	7	8	9	AB	R	H	RBI	BB	SO	LOB	TOP					
Eric Young Sr., R OBP: 0.337, SLG: 0.328 Scott Fredrickson, R (8, 1)			G6-3		F8			F9		4	0	0	0	0	1	1	Colorado Rockies @ San Francisco Giants Candlestick Park, San Francisco, CA Fri Jun 25 1993, 10:05 PM EDT Att: 30,722 - Unknown - 73 F					
Chris Jones, R OBP: 0.327, SLG: 0.585				G4-3 2B	F8		L9	L9	4	1	1	0	0	1	1							
Dante Bichette, R OBP: 0.354, SLG: 0.500	F7			P3	L9		L9	G3	4	0	0	0	0	0	2							
Andres Galarraga, R OBP: 0.447, SLG: 0.668		1-1 1B		G4-3	F9			P3	4	0	1	0	0	0	1							
Charlie Hayes, R OBP: 0.366, SLG: 0.527	P3			0-0 2B			1-2 G5-4-3 1B	FC5-4 1B	4	0	3	1	0	0	1							
Jerald Clark, R OBP: 0.351, SLG: 0.446	K			3-H 1-1 F8			1-0 G5-4-3 1-2 1B	F9	4	0	0	0	0	1	4							
Vinny Castilla, R OBP: 0.346, SLG: 0.513	L4				1-0 G1-3		3-2 1B	FC5-4 1-2 1B	4	0	1	0	0	0	2							
Jayhawk Owens, R OBP: 0.433, SLG: 0.556			0-0 L9		1-1 HR		2-3 K		3	1	1	1	0	1	1							
Butch Henry, L OBP: 0.130, SLG: 0.095 Steve Reed, R (4, 1) Gary Wayne, L (6, 1) Jim Tatum, R OBP: 0.230, SLG: 0.288 Freddie Benavides, R OBP: 0.203, SLG: 0.212			0-1 G6-3		1-1 G6-3			1-0 E PB 1B	1	0	0	0	0	0	0							
Inning Stats	R: 0 E: 0 K: 2 S: 12	H: 0 LOB: 0 BB: 0 P: 17	R: 0 E: 0 K: 1 S: 10	H: 1 LOB: 1 BB: 0 P: 16	R: 0 E: 0 K: 0 S: 5	H: 0 LOB: 0 BB: 0 P: 7	R: 1 E: 0 K: 0 S: 9	H: 2 LOB: 1 BB: 0 P: 11	R: 1 E: 0 K: 0 S: 6	H: 1 LOB: 0 BB: 0 P: 10	R: 0 E: 0 K: 0 S: 8	H: 0 LOB: 1 BB: 0 P: 9	R: 0 E: 0 K: 1 S: 13	H: 2 LOB: 1 BB: 0 P: 20	R: 0 E: 1 K: 0 S: 7	H: 1 LOB: 1 BB: 0 P: 11		R: 0 E: 0 K: 0 S: 6	H: 1 LOB: 1 BB: 0 P: 12	1B: 5 2B: 2 3B: 0 HR: 1	SF: 0 SAC: 0 DP: 1 HBP: 0	WP: 0 PB: 1 SB: 0 CS: 0
PITCHER	IP	WLS	BF	H	R	ER	SO	BB	IBB	HBP	BLK	WP	HR	S	P	ERA	WHIP					
Bryan Hickerson, L ERA: 4.42	(1, 1)	6.0	W	22	4	2	2	3	0	0	0	0	0	1	50	70	3.00	0.667				
Jeff Brantley, R ERA: 4.54	(7, 1)	1.0		4	2	0	0	1	0	0	0	0	0	0	13	20	0.00	2.000				
Kevin Rogers, L ERA: 2.63	(8, 1)	1.0		4	1	0	0	0	0	0	0	0	0	7	11	0.00	1.000					
Rod Beck, R ERA: 1.49	(9, 1)	1.0		4	1	0	0	0	0	0	0	0	0	6	12	0.00	1.000					



Batter	1	2	3	4	5	6	7	8	9	AB	R	H	RBI	BB	SO	LOB	BOTTOM					
Darren Lewis, R OBP: 0.310, SLG: 0.353	S 1B BB	1B 1B SF9 BB	F9			G5-3	G4-3			4	2	1	0	1	0	3	Colorado Rockies @ San Francisco Giants Candlestick Park, San Francisco, CA Fri Jun 25 1993, 10:05 PM EDT Att: 30,722 - Unknown - 73 F					
Robby Thompson, R OBP: 0.376, SLG: 0.486	S 1B BB	SF9 1B		G4-3		1B BB		K	3	1	1	0	2	1	0							
Will Clark, L OBP: 0.349, SLG: 0.380	G3	1B		1B SF9 BB		F8		E3 FC4-6	4	1	1	0	1	0	3							
Barry Bonds, L OBP: 0.471, SLG: 0.717	K	SF9		1B		1B		FC4-6	4	0	2	1	0	1	3							
Willie McGee, S OBP: 0.375, SLG: 0.424	1B	P4		1B		1B		K	4	0	1	3	0	1	5							
Royce Clayton, R OBP: 0.322, SLG: 0.349	G1-3			1B 2B		K		L5	4	1	1	0	0	1	2							
Kirt Manwaring, R OBP: 0.364, SLG: 0.352		HR 1B		SH1-4 1B		CS 1B		P4	4	1	3	1	0	0	0							
Mike Benjamin, R OBP: 0.224, SLG: 0.300		HR		F8		K		2B	4	1	2	2	0	1	2							
Bryan Hickerson, L ERA: 6.06	(1, 1)	3.2	L	23	9	7	2	3	0	0	0	0	0	0	0	0		GIANTS				
Steve Reed, R ERA: 6.55	(4, 1)	1.2		6	1	0	0	3	1	0	0	0	0	0	0							
Gary Wayne, L ERA: 5.68	(6, 1)	1.2		8	2	0	0	0	0	1	0	0	0	0	0							
Scott Fredrickson, R ERA: 4.58	(8, 1)	1.0		4	0	0	0	2	0	0	0	0	0	0	0							
Inning Stats	R: 2 E: 0 K: 1 S: 14	H: 2 LOB: 1 BB: 1 P: 26	R: 3 E: 0 K: 1 S: 20	H: 4 LOB: 2 BB: 1 P: 31	R: 1 E: 0 K: 0 S: 7	H: 2 LOB: 1 BB: 0 P: 11	R: 1 E: 0 K: 1 S: 10	H: 1 LOB: 1 BB: 1 P: 20	R: 0 E: 0 K: 2 S: 7	H: 1 LOB: 2 BB: 1 P: 10	R: 0 E: 0 K: 0 S: 12	H: 1 LOB: 2 BB: 1 P: 25	R: 0 E: 0 K: 0 S: 7	H: 1 LOB: 2 BB: 1 P: 14	R: 0 E: 1 K: 2 S: 10	H: 0 LOB: 1 BB: 0 P: 16	1B: 9 2B: 2 3B: 0 HR: 1	SF: 2 SAC: 1 DP: 0 HBP: 0	WP: 0 PB: 0 SB: 2 CS: 1	PA: 41		
PITCHER	IP	WLS	BF	H	R	ER	SO	BB	IBB	HBP	BLK	WP	HR	S	P	ERA	WHIP					
Bryan Hickerson, L ERA: 4.58	(1, 1)	3.2	L	23	9	7	2	3	0	0	0	0	0	1	48	83	17.18	3.273				
Steve Reed, R ERA: 6.55	(4, 1)	1.2		6	1	0	0	3	1	0	0	0	0	14	27	0.00	1.200					
Gary Wayne, L ERA: 5.68	(6, 1)	1.2		8	2	0	0	0	0	1	0	0	0	10	16	0.00	0.000					
Scott Fredrickson, R ERA: 4.58	(8, 1)	1.0		4	0	0	0	2	0	0	0	0	0	10	16	0.00	0.000					

Batter	1	2	3	4	5	6	7	8	9	AB	R	H	RBI	BB	SO	LOB	TOP		
Alex Cole, L (1, 8) OBP: 0.336, SLG: 0.317	1-1 CS 1B			1-2 G1-3			0-1 F8		3-1 P8-3	4	0	1	0	0	0	1			
Freddie Benavides, R (1, 4) OBP: 0.247, SLG: 0.294	3-3 SAFE SAFE SAFE SAFE 1-2			2-3 K			0-0 2B			3	0	1	0	0	2	1			
Daryl Boston, L (1, 9) OBP: 0.323, SLG: 0.368	1-1 G3-1			1-0 G4-3			3-2 F7			3	0	0	0	0	0	1			
Andres Galarraga, R (1, 3) OBP: 0.444, SLG: 0.661		0-3 K			2-3 K					3	0	0	0	0	3	1			
Charlie Hayes, R (1, 5) OBP: 0.366, SLG: 0.519		1-2 K			4-0 P4-3 BB			3-2 G5-3		2	0	0	0	1	1	0			
Jerald Clark, R (1, 7) OBP: 0.352, SLG: 0.443		0-3 K			0-0 P4-3			0-1 G6-3		3	0	0	0	0	1	1			
Vinny Castilla, R (1, 6) OBP: 0.341, SLG: 0.506				1-0 G6-3			0-2 G4-3		0-0 L7	3	0	0	0	0	0	0			
Danny Sheaffer, R (1, 2) OBP: 0.263, SLG: 0.376				1-1 G6-3			0-0 G5-3		0-0 F7	3	0	0	0	0	0	0			
Curt Lesknic, R (1, 1) Jeff Parrett, R (8, 1) Eric Young Sr., R (9, PH) OBP: 0.339, SLG: 0.328				1-2 G6-3			0-1 G4-3		4-2 P8-3 BB	2	0	0	0	0	0	0			
Inning Stats	R: 0 E: 0 K: 1 S: 7	H: 1 LOB: 0 BB: 0 P: 12	R: 0 E: 0 K: 3 S: 10	H: 0 LOB: 0 BB: 0 P: 11	R: 0 E: 0 K: 0 S: 6	H: 0 LOB: 0 BB: 0 P: 9	R: 0 E: 0 K: 1 S: 7	H: 0 LOB: 0 BB: 1 P: 11	R: 0 E: 0 K: 0 S: 6	H: 0 LOB: 0 BB: 0 P: 12	R: 0 E: 0 K: 1 S: 9	H: 1 LOB: 1 BB: 0 P: 14	R: 0 E: 0 K: 0 S: 6	H: 0 LOB: 0 BB: 0 P: 9	R: 0 E: 0 K: 0 S: 5	H: 0 LOB: 0 BB: 1 P: 12	1B: 1 2B: 4 3B: 0 HR: 0	SF: 0 SAC: 0 DP: 3 HBP: 0	WP: 0 PA: 28 PB: 0 SB: 0 CS: 1
PITCHER	IP WLS BF H R ER SO BB IBB HBP BLK WP HR S P ERA WHIP	IP WLS BF H R ER SO BB IBB HBP BLK WP HR S P ERA WHIP	IP WLS BF H R ER SO BB IBB HBP BLK WP HR S P ERA WHIP	IP WLS BF H R ER SO BB IBB HBP BLK WP HR S P ERA WHIP	IP WLS BF H R ER SO BB IBB HBP BLK WP HR S P ERA WHIP	IP WLS BF H R ER SO BB IBB HBP BLK WP HR S P ERA WHIP	IP WLS BF H R ER SO BB IBB HBP BLK WP HR S P ERA WHIP	IP WLS BF H R ER SO BB IBB HBP BLK WP HR S P ERA WHIP	IP WLS BF H R ER SO BB IBB HBP BLK WP HR S P ERA WHIP	IP WLS BF H R ER SO BB IBB HBP BLK WP HR S P ERA WHIP	IP WLS BF H R ER SO BB IBB HBP BLK WP HR S P ERA WHIP	IP WLS BF H R ER SO BB IBB HBP BLK WP HR S P ERA WHIP	IP WLS BF H R ER SO BB IBB HBP BLK WP HR S P ERA WHIP	IP WLS BF H R ER SO BB IBB HBP BLK WP HR S P ERA WHIP	IP WLS BF H R ER SO BB IBB HBP BLK WP HR S P ERA WHIP	IP WLS BF H R ER SO BB IBB HBP BLK WP HR S P ERA WHIP	IP WLS BF H R ER SO BB IBB HBP BLK WP HR S P ERA WHIP	IP WLS BF H R ER SO BB IBB HBP BLK WP HR S P ERA WHIP	

Colorado Rockies @ San Francisco Giants
Candlestick Park, San Francisco, CA
Sun Jun 27 1993, 6:33 AM EDT
Att: 45,408 - Sunny - 68 F

AB	26
R	0
H	2
RBI	0
BB	2
SO	7
LOB	5



Batter	1	2	3	4	5	6	7	8	9	AB	R	H	RBI	BB	SO	LOB	BOTTOM		
Darren Lewis, R (1, 8) OBP: 0.318, SLG: 0.360	2-0 1B BB SF9 HBP		0-2 CS SH1-4 1B	1-0 G4-3			0-0 WP HR 2B			3	2	2	0	0	0	2			
Mike Benjamin, R (1, 4) OBP: 0.231, SLG: 0.329	4-0 SAFE SAFE SAFE SAFE 1B FC9-4 BB		0-1 SAFE SAFE SAFE SAFE SH1-4		0-0 L7		2-2 2H HR			2	2	1	2	1	0	0			
Will Clark, L (1, 3) OBP: 0.356, SLG: 0.389	3-1 FC9-4 1B		4-2 BB		1-1 1B		2-1 G4-3			3	0	2	0	1	0	0			
Matt Williams, R (1, 5) Robby Thompson, R (8, 4) OBP: 0.376, SLG: 0.482	1-0 SF9		0-1 P3		0-0 P4		0-0 G4-3			3	0	0	1	0	0	2			
Barry Bonds, L (1, 7) OBP: 0.468, SLG: 0.710	1-0 FC9-4			0-0 1B E 1B	3-0 F7			2-1 P4		4	1	1	1	0	0	2			
Willie McGee, S (1, 9) OBP: 0.372, SLG: 0.419	1-0 G4-3			0-0 FC6-4 1B		3-2 G4-3		2-3 K		4	0	1	0	0	1	1			
Royce Clayton, R (1, 6) OBP: 0.320, SLG: 0.357		2-1 F8		0-2 FC6-4 SH1-3 1-2 2H		1-2 L7		1-1 G6-3		4	0	0	0	0	0	1			
Jeff Reed, L (1, 2) OBP: 0.326, SLG: 0.468		2-2 G4-3		4-2 SH1-3 BB		2-0 F8				2	0	0	0	1	0	0			
Bill Swift, R (1, 1) Michael Jackson, R (9, 1) OBP: 0.359, SLG: 0.294 OBP: 0.500, SLG: 1.000		3-2 G6-3		0-0 SH1-3		0-0 G6-3				2	0	0	0	0	0	0			
Inning Stats	R: 2 E: 0 K: 0 S: 5	H: 1 LOB: 1 BB: 1 P: 16	R: 0 E: 0 K: 0 S: 8	H: 0 LOB: 0 BB: 0 P: 15	R: 0 E: 1 K: 0 S: 9	H: 1 LOB: 2 BB: 1 P: 13	R: 1 E: 1 K: 0 S: 9	H: 2 LOB: 2 BB: 1 P: 14	R: 0 E: 0 K: 0 S: 5	H: 1 LOB: 1 BB: 0 P: 9	R: 0 E: 0 K: 0 S: 7	H: 0 LOB: 0 BB: 0 P: 13	R: 2 E: 0 K: 0 S: 8	H: 2 LOB: 0 BB: 0 P: 12	R: 0 E: 0 K: 1 S: 7	H: 0 LOB: 0 BB: 0 P: 12	1B: 5 2B: 1 3B: 0 HR: 1	SF: 1 SAC: 2 DP: 0 HBP: 1	WP: 1 PA: 34 PB: 0 SB: 0 CS: 1
PITCHER	IP WLS BF H R ER SO BB IBB HBP BLK WP HR S P ERA WHIP	IP WLS BF H R ER SO BB IBB HBP BLK WP HR S P ERA WHIP	IP WLS BF H R ER SO BB IBB HBP BLK WP HR S P ERA WHIP	IP WLS BF H R ER SO BB IBB HBP BLK WP HR S P ERA WHIP	IP WLS BF H R ER SO BB IBB HBP BLK WP HR S P ERA WHIP	IP WLS BF H R ER SO BB IBB HBP BLK WP HR S P ERA WHIP	IP WLS BF H R ER SO BB IBB HBP BLK WP HR S P ERA WHIP	IP WLS BF H R ER SO BB IBB HBP BLK WP HR S P ERA WHIP	IP WLS BF H R ER SO BB IBB HBP BLK WP HR S P ERA WHIP	IP WLS BF H R ER SO BB IBB HBP BLK WP HR S P ERA WHIP	IP WLS BF H R ER SO BB IBB HBP BLK WP HR S P ERA WHIP	IP WLS BF H R ER SO BB IBB HBP BLK WP HR S P ERA WHIP	IP WLS BF H R ER SO BB IBB HBP BLK WP HR S P ERA WHIP	IP WLS BF H R ER SO BB IBB HBP BLK WP HR S P ERA WHIP	IP WLS BF H R ER SO BB IBB HBP BLK WP HR S P ERA WHIP	IP WLS BF H R ER SO BB IBB HBP BLK WP HR S P ERA WHIP	IP WLS BF H R ER SO BB IBB HBP BLK WP HR S P ERA WHIP	IP WLS BF H R ER SO BB IBB HBP BLK WP HR S P ERA WHIP	

Colorado Rockies @ San Francisco Giants
Candlestick Park, San Francisco, CA
Sun Jun 27 1993, 6:33 AM EDT
Att: 45,408 - Sunny - 68 F

AB	27
R	5
H	7
RBI	4
BB	3
SO	1
LOB	8



Batter	1	2	3	4	5	6	7	8	9	AB	R	H	RBI	BB	SO	LOB	TOP					
Eric Young Sr. R OBP: 0.338, SLG: 0.327 (1, 4)	K			PB 2B 1B	B1-3		F8			4	1	1	0	0	1	2						
Daryl Boston L OBP: 0.327, SLG: 0.386 (1, 8)	P5			F8 1-H 2B		2B 2B	G6-4-3			4	1	2	1	0	0	1						
Dante Bichette R OBP: 0.353, SLG: 0.490 (1, 9)	K			K		2B BB		K		3	1	0	0	1	3	1						
Andres Galarraga R OBP: 0.441, SLG: 0.658 (1, 3)		K		F8		G6-3 E 2B		K		4	1	1	2	0	2	1						
Charlie Hayes R OBP: 0.364, SLG: 0.513 (1, 5)		F7				G6-3		K		3	0	0	0	1	1	1						
Jerald Clark R OBP: 0.350, SLG: 0.439 (1, 7)		F8		K		E7 1B			F9	4	0	1	1	0	1	2						
Vinny Castilla R OBP: 0.339, SLG: 0.500 (1, 6)			K		1B	P3		K		4	0	1	0	0	2	1						
Danny Sheaffer R OBP: 0.253, SLG: 0.361 (1, 2)			G6-3		F8	G5-3		P3		4	0	0	0	0	0	2						
Bruce Ruffin S (1, 1)			K		K					1	0	0	0	0	1	0						
Jim Tatum R OBP: 0.226, SLG: 0.283 (5, PH)			K		K					1	0	0	0	0	1	1						
Steve Reed R (5, PH)										0	0	0	0	0	0	0						
Alex Cole L OBP: 0.339, SLG: 0.320 (7, PH)										1	0	1	0	0	0	0						
Jeff Parrett R OBP: 0.250, SLG: 0.250 (7, 1)										0	0	0	0	0	0	0						
Inning Stats	R: 0 E: 0 K: 2 S: 7	H: 0 LOB: 0 BB: 0 P: 10	R: 0 E: 0 K: 1 S: 6	H: 0 LOB: 0 BB: 0 P: 9	R: 0 E: 0 K: 2 S: 9	H: 0 LOB: 0 BB: 0 P: 15	R: 1 E: 0 K: 2 S: 10	H: 2 LOB: 2 BB: 1 P: 17	R: 0 E: 0 K: 1 S: 8	H: 1 LOB: 1 BB: 0 P: 12	R: 3 E: 1 K: 0 S: 12	H: 3 LOB: 1 BB: 1 P: 21	R: 0 E: 0 K: 0 S: 5	H: 1 LOB: 0 BB: 0 P: 8	R: 0 E: 0 K: 3 S: 10	H: 0 LOB: 0 BB: 0 P: 12	R: 0 E: 0 K: 1 S: 7	H: 0 LOB: 0 BB: 0 P: 9	1B: 4 2B: 3 3B: 0 HR: 0	SF: 0 SAC: 0 DP: 1 HBP: 0	WP: 0 PB: 1 SB: 0 CS: 0	PA: 35
PITCHER	IP WLS BF H R ER SO BB IBB HBP BLK WP HR S P ERA WHIP																					
29 John Smoltz R ERA: 3.25 (1, 1)	6.0 W 26 6 4 4 8 2 0 0 0 0 0 0 52 84 6.00 1.333																					
Greg McMichael R ERA: 2.75 (7, 1)	2.0 6 1 0 0 3 0 0 0 0 0 0 0 15 20 0.00 0.500																					
Mike Stanton L ERA: 3.21 (9, 1)	1.0 S 3 0 0 0 1 0 0 0 0 0 0 0 7 9 0.00 0.000																					

Colorado Rockies @ Atlanta Braves
Atlanta-Fulton County Stadium, Atlanta, GA
Tue Jun 29 1993, 7:05 PM EDT
Att: 48,974 - Unknown - 82 F

AB 33
R 4
H 7
RBI 4
BB 2
SO 12
LOB 12



Batter	1	2	3	4	5	6	7	8	9	AB	R	H	RBI	BB	SO	LOB	BOTTOM			
Otis Nixon S OBP: 0.333, SLG: 0.271 (1, 8)	G1-3		1B 1B	SH2-4		G4-3				3	1	1	0	0	0	1				
Jeff Blausen R OBP: 0.428, SLG: 0.444 (1, 6)	G3-6-3 BB		1B 2B 1B	SF7			BB			1	1	1	1	2	0	0				
Terry Pendleton S OBP: 0.290, SLG: 0.356 (1, 5)	G3-6-3		2B 1B	L5		F9				4	1	1	1	0	0	3				
Ron Gant R OBP: 0.335, SLG: 0.514 (1, 7)		G5-3	1B 2B		G3-6-3 BB	P3				3	0	1	1	1	0	1				
David Justice L OBP: 0.311, SLG: 0.444 (1, 9)			HR	1B	G3-6-3	K				4	1	2	2	0	1	2				
Brian Hunter R OBP: 0.145, SLG: 0.196 (1, 3)		K	K		L7			K		4	0	0	0	0	3	2				
Greg Olson R OBP: 0.295, SLG: 0.275 (1, 2)		G5-3		E6 1B 29 1B		G1-3		P3		4	1	0	0	0	0	0				
Mark Lemke S OBP: 0.355, SLG: 0.400 (1, 4)			G5-3	SH2-4 SF7 1B		G6-3				4	1	2	0	0	0	0				
29 John Smoltz R OBP: 0.250, SLG: 0.212 (1, 1)			K		SH2-4 1B					2	0	1	1	0	1	0				
Deion Sanders L OBP: 0.252, SLG: 0.350 (6, PH)										1	0	1	0	0	0	0				
Greg McMichael R (7, 1)										0	0	0	0	0	0	0				
Francisco Cabrera R OBP: 0.361, SLG: 0.491 (8, PH)										1	0	0	0	0	1	1				
Mike Stanton L (9, 1)										0	0	0	0	0	0	0				
Inning Stats	R: 0 E: 0 K: 0 S: 4	H: 0 LOB: 1 BB: 1 P: 10	R: 1 E: 0 K: 1 S: 8	H: 1 LOB: 0 BB: 0 P: 13	R: 3 E: 0 K: 2 S: 16	H: 5 LOB: 2 BB: 0 P: 27	R: 2 E: 1 K: 0 S: 11	H: 2 LOB: 1 BB: 0 P: 20	R: 0 E: 0 K: 0 S: 7	H: 0 LOB: 0 BB: 1 P: 12	R: 0 E: 0 K: 0 S: 9	H: 1 LOB: 1 BB: 0 P: 18	R: 0 E: 0 K: 1 S: 13	H: 0 LOB: 1 BB: 1 P: 20	R: 0 E: 0 K: 2 S: 12	H: 1 LOB: 1 BB: 0 P: 15	1B: 6 2B: 3 3B: 0 HR: 1	SF: 1 SAC: 1 DP: 2 HBP: 0	WP: 0 PB: 0 SB: 0 CS: 0	PA: 36
PITCHER	IP WLS BF H R ER SO BB IBB HBP BLK WP HR S P ERA WHIP																			
Bruce Ruffin L ERA: 5.48 (5, 1)	4.0 L 21 8 6 4 3 1 0 0 0 0 0 0 16 30 9.00 2.250																			
Steve Reed R ERA: 6.0 (7, 1)	2.0 7 1 0 0 0 1 0 0 0 0 0 0 25 35 0.00 1.000																			
Jeff Parrett R ERA: 5.27 (7, 1)	2.0 8 1 0 0 3 1 0 0 0 0 0 0 25 35 0.00 1.000																			

Colorado Rockies @ Atlanta Braves
Atlanta-Fulton County Stadium, Atlanta, GA
Tue Jun 29 1993, 7:05 PM EDT
Att: 48,974 - Unknown - 82 F

AB 31
R 6
H 10
RBI 6
BB 3
SO 6
LOB 10



Batter	1	2	3	4	5	6	7	8	9	AB	R	H	RBI	BB	SO	LOB	TOP					
Eric Young Sr. R OBP: 0.340, SLG: 0.333	F7			1B 2B		G1-3		SH1-3 1B		4	1	2	0	0	0	0						
Freddie Benavides R OBP: 0.250, SLG: 0.295	E5			CS 1B			G4-3	SH1-3		3	0	1	1	0	0	0						
Dante Bichette R OBP: 0.352, SLG: 0.498	F8			G4-3			HR	K		4	1	1	1	0	1	4						
Andres Galarraga R OBP: 0.434, SLG: 0.647		P3		K			G4-3		K	4	0	0	0	0	2	0						
Charlie Hayes R OBP: 0.366, SLG: 0.511	F7				L7			E S BB		3	0	1	0	1	0	0						
Jerald Clark R OBP: 0.349, SLG: 0.440	K2-3				G1-3		2B 1B	L3		4	0	1	0	0	1	1						
Chris Jones R OBP: 0.306, SLG: 0.533			K		G5-3		2B	L8		4	0	0	0	0	2	3						
Jayhawk Owens R OBP: 0.394, SLG: 0.500			K			F9		K		3	0	0	0	0	2	0						
Willie Blair R OBP: 0.111, SLG: 0.167						K				2	0	0	0	0	1	0						
Alex Cole L OBP: 0.342, SLG: 0.320								1B BB		0	0	0	0	1	0	0						
Keith Shepherd R OBP: 0.349, SLG: 0.440										0	0	0	0	0	0	0						
Inning Stats	R: 0 E: 1 K: 0 S: 7	H: 0 LOB: 0 BB: 0 P: 12	R: 0 E: 0 K: 1 S: 10	H: 0 LOB: 0 BB: 0 P: 14	R: 0 E: 0 K: 2 S: 7	H: 0 LOB: 0 BB: 0 P: 8	R: 1 E: 0 K: 1 S: 11	H: 2 LOB: 0 BB: 0 P: 15	R: 0 E: 0 K: 0 S: 7	H: 0 LOB: 0 BB: 0 P: 10	R: 0 E: 0 K: 1 S: 10	H: 0 LOB: 0 BB: 0 P: 12	R: 1 E: 0 K: 1 S: 13	H: 3 LOB: 2 BB: 0 P: 17	R: 0 E: 0 K: 2 S: 12	H: 1 LOB: 2 BB: 1 P: 22	R: 0 E: 0 K: 1 S: 10	H: 0 LOB: 1 BB: 1 P: 18	1B: 3 2B: 2 HR: 1	SF: 0 SAC: 1 DP: 0 HBP: 0	WP: 0 PB: 0 SB: 1 CS: 1	PA: 34
PITCHER	IP WLS BF H R ER SO BB IBB HBP BLK WP HR S P ERA WHIP																					
Steve Avery L ERA: 2.78	(1, 1) 7.0 25 5 2 2 6 0 0 0 0 0 1 65 88 2.57 0.714																					
Mark Wohlers R ERA: 3.72	(8, 1) 2.0 W 9 1 0 0 3 2 0 0 0 0 0 0 22 40 0.00 1.500																					

Colorado Rockies @ Atlanta Braves
Atlanta-Fulton County Stadium, Atlanta, GA
Wed Jun 30 1993, 7:05 PM EDT
Att: 48,791 - Unknown - 90 F

AB 31
R 2
H 6
RBI 2
BB 2
SO 9
LOB 8



Batter	1	2	3	4	5	6	7	8	9	AB	R	H	RBI	BB	SO	LOB	BOTTOM					
Deion Sanders L OBP: 0.268, SLG: 0.361	G3-1		F8				CS 1B		1-H 2B	4	0	2	0	0	0	2						
Jeff Blauser R OBP: 0.423, SLG: 0.438	G6-3		FC6-4		F7			F8		4	0	0	1	0	0	2						
Terry Pendleton S OBP: 0.287, SLG: 0.352	F8		FC4-6			P7		P5		4	0	0	0	0	0	1						
David Justice L OBP: 0.307, SLG: 0.438		E6		P9		G6-3		G4-3		4	0	0	0	0	0	0						
Ron Gant R OBP: 0.341, SLG: 0.532		F7		HR			1B	SH1-3 SF8 2B		4	2	3	1	0	0	1						
Sid Bream L OBP: 0.321, SLG: 0.398		P2		FC6 1B		F7		SH1-3		3	0	1	0	0	0	2						
Greg Olson R OBP: 0.289, SLG: 0.270		F7		F8			G1-3	SF8		3	0	0	1	0	0	2						
Mark Lemke S OBP: 0.351, SLG: 0.395			E3 FC6-4		FC6		G3			3	1	0	0	0	0	1						
Steve Avery L OBP: 0.179, SLG: 0.184			FC3			G4-3				3	0	1	0	0	0	1						
Mark Wohlers R ERA: 4.11								2B 1B		0	0	0	0	0	0	0						
Inning Stats	R: 0 E: 0 K: 0 S: 5	H: 0 LOB: 0 BB: 0 P: 7	R: 0 E: 1 K: 0 S: 7	H: 0 LOB: 1 BB: 0 P: 11	R: 1 E: 2 K: 0 S: 12	H: 0 LOB: 1 BB: 0 P: 17	R: 1 E: 0 K: 0 S: 12	H: 2 LOB: 1 BB: 0 P: 15	R: 0 E: 0 K: 0 S: 4	H: 1 LOB: 0 BB: 0 P: 6	R: 0 E: 0 K: 0 S: 7	H: 1 LOB: 1 BB: 0 P: 11	R: 0 E: 0 K: 0 S: 9	H: 2 LOB: 2 BB: 0 P: 13	R: 0 E: 0 K: 0 S: 5	H: 0 LOB: 0 BB: 0 P: 7	R: 1 E: 0 K: 0 S: 6	H: 1 LOB: 0 BB: 0 P: 8	1B: 4 2B: 2 HR: 1	SF: 1 SAC: 1 DP: 0 HBP: 0	WP: 0 PB: 0 SB: 0 CS: 1	PA: 34
PITCHER	IP WLS BF H R ER SO BB IBB HBP BLK WP HR S P ERA WHIP																					
Willie Blair R ERA: 5.03	(1, 1) 7.0 28 6 2 1 0 0 0 0 0 0 0 1 56 80 5.40 0.857																					
Keith Shepherd R ERA: 4.11	(8, 1) 1.2 L 6 1 1 1 0 0 0 0 0 0 0 0 0 11 15 5.40 0.600																					

Colorado Rockies @ Atlanta Braves
Atlanta-Fulton County Stadium, Atlanta, GA
Wed Jun 30 1993, 7:05 PM EDT
Att: 48,791 - Unknown - 90 F

AB 32
R 3
H 7
RBI 3
BB 0
SO 0
LOB 12



Batter	1	2	3	4	5	6	7	8	9	AB	R	H	RBI	BB	SO	LOB	TOP								
Rey Sanchez, R (1, 6) OBP: 0.352, SLG: 0.383 Jose Vizcaino, S (3, 6) OBP: 0.357, SLG: 0.385										2	1	1	0	0	0	0									
23 Ryne Sandberg, R (1, 4) OBP: 0.359, SLG: 0.402										5	2	3	0	1	0	1									
Mark Grace, L (1, 3) OBP: 0.369, SLG: 0.509 Doug Jennings, L (7, 3) OBP: 0.111, SLG: 0.333										5	2	2	0	0	1	2									
Sammy Sosa, R (1, 9) OBP: 0.321, SLG: 0.512										6	2	6	2	0	0	0									
Candy Maldonado, R (1, 7) OBP: 0.340, SLG: 0.437 Bob Scanlan, R (7, 1) OBP: 0.111, SLG: 0.364 Randy Myers, L (9, 1) OBP: 0.097, SLG: 1.000										3	1	1	0	0	1	2									
Steve Buechele, R (1, 5) OBP: 0.280, SLG: 0.403										6	0	2	2	0	2	4									
Willie Wilson, S (1, 8) OBP: 0.286, SLG: 0.316										3	1	1	1	1	1	3									
Steve Lake, R (1, 2) OBP: 0.250, SLG: 0.400										5	1	3	2	0	0	5									
Greg Hibbard, L (1, 1) Jose Bautista, R (5, 1) Dwight Smith, L (7, PH) OBP: 0.333, SLG: 0.502										3	0	0	0	0	0	2									
Inning Stats	R: 2 E: 1 K: 1 S: 11	H: 3 LOB: 1 BB: 0 P: 21	R: 1 E: 0 K: 0 S: 10	H: 1 LOB: 0 BB: 0 P: 15	R: 2 E: 0 K: 0 S: 18	H: 4 LOB: 2 BB: 0 P: 27	R: 0 E: 0 K: 0 S: 8	H: 1 LOB: 1 BB: 0 P: 14	R: 1 E: 0 K: 1 S: 10	H: 2 LOB: 2 BB: 1 P: 20	R: 2 E: 0 K: 1 S: 13	H: 3 LOB: 3 BB: 3 P: 28	R: 2 E: 0 K: 2 S: 16	H: 4 LOB: 2 BB: 0 P: 23	R: 1 E: 0 K: 0 S: 8	H: 2 LOB: 2 BB: 0 P: 12	R: 0 E: 0 K: 1 S: 5	H: 1 LOB: 0 BB: 0 P: 10	1B: 17 2B: 2 3B: 1 HR: 1	SF: 2 SAC: 0 DP: 0 HBP: 1	WP: 0 PB: 0 SB: 4 CS: 2	PA: 51			
PITCHER	IP: 2.2 WLS: 2 BF: 16	H: 3 R: 5 ER: 5 SO: 5	H: 1 R: 1 ER: 1 SO: 1	H: 1 R: 1 ER: 1 SO: 1	H: 4 R: 1 ER: 1 SO: 1	H: 2 R: 0 ER: 0 SO: 0	H: 3 R: 0 ER: 0 SO: 0	H: 4 R: 0 ER: 0 SO: 0	H: 2 R: 0 ER: 0 SO: 0	H: 1 R: 0 ER: 0 SO: 0	IP: 0.1 WLS: 0 BF: 1	H: 0 R: 0 ER: 0 SO: 0	IP: 1.0 WLS: 3 BF: 3	H: 1 R: 0 ER: 0 SO: 1	IP: 0.1 WLS: 0 BF: 0	H: 0 R: 0 ER: 0 SO: 0	ERA: 16.88 WHIP: 3.000	ERA: 0.00 WHIP: 0.000	ERA: 5.63 WHIP: 1.286	ERA: 6.49 WHIP: 1.286	ERA: 0.00 WHIP: 1.500	ERA: 16.20 WHIP: 3.600	ERA: 0.00 WHIP: 1.000	ERA: 0.00 WHIP: 1.000	ERA: 0.00 WHIP: 1.000

Chicago Cubs @ Colorado Rockies
 Mile High Stadium, Denver, CO
 Fri Jul 02, 1993, 9:05 PM EDT
 Att: 62,037 - Unknown

AB	44
R	11
H	21
RBI	10
BB	4
SO	6
LOB	23



Batter	1	2	3	4	5	6	7	8	9	AB	R	H	RBI	BB	SO	LOB	BOTTOM								
Eric Young Sr., R (1, 4) OBP: 0.337, SLG: 0.333										5	2	2	1	0	0	1									
Chris Jones, R (1, 8) OBP: 0.329, SLG: 0.567										4	2	2	2	0	1	0									
Dante Bichette, R (1, 9) OBP: 0.352, SLG: 0.502										5	1	3	2	0	1	1									
Andres Galarraga, R (1, 3) OBP: 0.432, SLG: 0.646										5	0	2	2	0	2	1									
Charlie Hayes, R (1, 5) OBP: 0.357, SLG: 0.496										4	0	0	0	0	0	2									
Jerald Clark, R (1, 7) OBP: 0.339, SLG: 0.427										4	0	0	0	0	0	0									
Vinny Castilla, R (1, 6) OBP: 0.331, SLG: 0.486										4	2	1	0	0	0	0									
Jayhawk Owens, R (1, 2) OBP: 0.400, SLG: 0.541										4	1	2	0	0	0	1									
Butch Henry, L (1, 1) ERA: 6.41 Steve Reed, R (3, 1) ERA: 5.81 Keith Shepherd, R (6, 1) ERA: 5.17 Scott Fredrickson, R (6, 1) ERA: 4.22 Scott Service, R (7, 1) ERA: 16.88	R: 0 E: 0 K: 1 S: 11	H: 1 LOB: 1 BB: 0 P: 15	R: 0 E: 0 K: 0 S: 6	H: 0 LOB: 0 BB: 0 P: 7	R: 2 E: 0 K: 0 S: 10	H: 3 LOB: 1 BB: 0 P: 16	R: 0 E: 0 K: 1 S: 7	H: 0 LOB: 0 BB: 0 P: 12	R: 4 E: 0 K: 1 S: 15	H: 5 LOB: 1 BB: 0 P: 18	R: 0 E: 0 K: 1 S: 9	H: 1 LOB: 1 BB: 0 P: 14	R: 1 E: 0 K: 1 S: 16	H: 2 LOB: 1 BB: 0 P: 21	R: 1 E: 1 K: 0 S: 10	H: 1 LOB: 1 BB: 0 P: 13	R: 0 E: 0 K: 1 S: 7	H: 0 LOB: 0 BB: 0 P: 8	1B: 4 2B: 9 3B: 0 HR: 0	SF: 1 SAC: 0 DP: 0 HBP: 0	WP: 0 PB: 0 SB: 0 CS: 0	PA: 40			
PITCHER	IP: 4.1 WLS: 1 BF: 19	H: 5 R: 3 ER: 5 SO: 3	H: 0 R: 0 ER: 0 SO: 0	H: 0 R: 0 ER: 0 SO: 0	H: 0 R: 0 ER: 0 SO: 0	H: 5 R: 0 ER: 0 SO: 0	H: 1 R: 0 ER: 0 SO: 0	H: 2 R: 0 ER: 0 SO: 0	H: 1 R: 0 ER: 0 SO: 0	H: 0 R: 0 ER: 0 SO: 0	IP: 4.08 WLS: 1 BF: 16	H: 1 R: 0 ER: 0 SO: 0	IP: 2.0 WLS: 10 BF: 34	H: 1 R: 0 ER: 0 SO: 0	IP: 1.0 WLS: 3 BF: 7	H: 0 R: 0 ER: 0 SO: 0	ERA: 10.38 WHIP: 1.615	ERA: 5.40 WHIP: 1.800	ERA: 4.50 WHIP: 1.500	ERA: 0.00 WHIP: 0.000	ERA: 0.00 WHIP: 0.000	ERA: 0.00 WHIP: 0.000	ERA: 0.00 WHIP: 0.000	ERA: 0.00 WHIP: 0.000	ERA: 0.00 WHIP: 0.000

Chicago Cubs @ Colorado Rockies
 Mile High Stadium, Denver, CO
 Fri Jul 02, 1993, 9:05 PM EDT
 Att: 62,037 - Unknown

AB	39
R	8
H	13
RBI	8
BB	0
SO	6
LOB	9




Batter	1	2	3	4	5	6	7	8	9	AB	R	H	RBI	BB	SO	LOB	TOP															
Dwight Smith, L (1, 8) OBP: 0.339, SLG: 0.505										5	1	3	2	0	0	1	Chicago Cubs @ Colorado Rockies Mile High Stadium, Denver, CO Sat Jul 03 1993, 9:05 PM EDT Att: 63,826 - Unknown															
23 Ryne Sandberg, R (1, 4) OBP: 0.357, SLG: 0.359										4	1	1	0	0	0	2																
Derrick May, L (1, 7) OBP: 0.338, SLG: 0.434 Willie Wilson, S (9, 8) OBP: 0.286, SLG: 0.316										4	0	1	1	0	0	2																
Sammy Sosa, R (1, 9) OBP: 0.320, SLG: 0.507										3	0	0	0	1	0	2																
Rick Wilkins, L (1, 2) OBP: 0.385, SLG: 0.572										3	0	0	0	1	2	3																
Steve Buechele, R (1, 5) OBP: 0.275, SLG: 0.397										3	0	0	1	0	1	1																
Jose Vizcaino, S (1, 6) OBP: 0.356, SLG: 0.383										4	1	1	0	0	0	2																
Doug Jennings, L (1, 3) OBP: 0.227, SLG: 0.381										3	1	2	0	0	0	0																
Frank Castillo, R (1, 1) OBP: 0.192, SLG: 0.192 Bob Scanlan, R (8, 1) Candy Maldonado, R (9, PH) OBP: 0.277, SLG: 0.286 Randy Myers, L (9, 1) OBP: 0.667, SLG: 1.000										1	0	0	0	0	0	1																
Inning Stats	R: 2 E: 0 K: 1 S: 21	H: 3 LOB: 2 BB: 1 P: 37	R: 0 E: 0 K: 0 S: 6	H: 1 LOB: 1 BB: 0 P: 10	R: 0 E: 0 K: 0 S: 7	H: 0 LOB: 0 BB: 0 P: 11	R: 0 E: 0 K: 1 S: 7	H: 0 LOB: 1 BB: 0 P: 11	R: 0 E: 0 K: 0 S: 4	H: 0 LOB: 0 BB: 0 P: 6	R: 0 E: 1 K: 0 S: 10	H: 0 LOB: 2 BB: 0 P: 13	R: 2 E: 1 K: 0 S: 14	H: 3 LOB: 2 BB: 0 P: 21	R: 0 E: 0 K: 0 S: 7	H: 0 LOB: 0 BB: 1 P: 15		R: 0 E: 0 K: 0 S: 6	H: 1 LOB: 0 BB: 0 P: 8	1B: 8 2B: 0 3B: 0 HR: 0	SF: 1 SAC: 2 DP: 1 HBP: 1	WP: 0 PB: 0 SB: 0 CS: 1	PA: 38									
PITCHER	IP WLS BF H R ER SO BB IBB HBP BLK WP HR S P ERA WHIP	IP WLS BF H R ER SO BB IBB HBP BLK WP HR S P ERA WHIP															IP WLS BF H R ER SO BB IBB HBP BLK WP HR S P ERA WHIP															
Curt Leskanic, R (1, 1) ERA: 5.4	6.1	29	7	4	4	3	1	0	1	0	0	0	0	0	67	106	5.68	1.263														
Gary Wayne, L (7, 1) ERA: 5.35	1.2	5	0	0	0	0	1	0	0	0	0	0	0	0	9	18	0.00	0.600														
Steve Reed, R (9, 1) ERA: 5.6	1.0	W	3	1	0	0	0	0	0	0	0	0	0	0	6	8	0.00	1.000														

AB	31
R	4
H	8
RBI	4
BB	2
SO	3
LOB	14



Batter	1	2	3	4	5	6	7	8	9	AB	R	H	RBI	BB	SO	LOB	BOTTOM															
Eric Young Sr., R (1, 4) OBP: 0.338, SLG: 0.332										4	1	1	0	1	0	1	Chicago Cubs @ Colorado Rockies Mile High Stadium, Denver, CO Sat Jul 03 1993, 9:05 PM EDT Att: 63,826 - Unknown															
Chris Jones, R (1, 8) OBP: 0.347, SLG: 0.569										5	0	3	1	0	1	1																
Dante Bichette, R (1, 9) OBP: 0.358, SLG: 0.516										4	1	3	2	0	0	1																
Andres Galarraga, R (1, 3) OBP: 0.430, SLG: 0.640										4	0	1	0	0	1	2																
Daryl Boston, L (1, 7) OBP: 0.325, SLG: 0.382 Jerald Clark, R (9, PH) OBP: 0.337, SLG: 0.425										3	0	1	0	0	1	3																
Jim Tatum, R (1, 5) OBP: 0.224, SLG: 0.266										3	1	0	0	1	1	3																
Vinny Castilla, R (1, 6) OBP: 0.335, SLG: 0.486										4	1	2	0	0	1	0																
Jayhawk Owens, R (1, 2) OBP: 0.395, SLG: 0.513 Charlie Hayes, R (9, PH) OBP: 0.359, SLG: 0.498										2	0	0	0	0	2	0																
Curt Leskanic, R (1, 1) ERA: 4.64 Gary Wayne, L (7, 1) Alex Cole, L (9, PH) OBP: 0.342, SLG: 0.325 Steve Reed, R (9, 1) OBP: 0.280, SLG: 0.367										1	0	0	0	0	0	0																
Inning Stats	R: 1 E: 0 K: 1 S: 12	H: 2 LOB: 0 BB: 0 P: 18	R: 0 E: 0 K: 1 S: 6	H: 1 LOB: 0 BB: 0 P: 10	R: 0 E: 0 K: 1 S: 5	H: 0 LOB: 0 BB: 0 P: 8	R: 0 E: 0 K: 0 S: 9	H: 2 LOB: 2 BB: 0 P: 12	R: 0 E: 0 K: 2 S: 8	H: 1 LOB: 1 BB: 0 P: 12	R: 0 E: 0 K: 2 S: 16	H: 0 LOB: 0 BB: 0 P: 22	R: 1 E: 0 K: 0 S: 10	H: 2 LOB: 1 BB: 0 P: 17	R: 3 E: 0 K: 1 S: 18	H: 4 LOB: 3 BB: 2 P: 32		1B: 12 2B: 1 3B: 0 HR: 1	SF: 0 SAC: 1 DP: 1 HBP: 1	WP: 0 PB: 0 SB: 1 CS: 2	PA: 38											
PITCHER	IP WLS BF H R ER SO BB IBB HBP BLK WP HR S P ERA WHIP	IP WLS BF H R ER SO BB IBB HBP BLK WP HR S P ERA WHIP															IP WLS BF H R ER SO BB IBB HBP BLK WP HR S P ERA WHIP															
Frank Castillo, R (1, 1) ERA: 4.64	7.1	28	8	2	2	7	0	0	1	0	0	0	0	0	66	97	2.46	1.091														
Bob Scanlan, R (8, 1) ERA: 3.73	0.2	3	1	0	0	0	0	0	0	0	0	0	0	7	11	0.00	1.500															
Randy Myers, L (9, 1) ERA: 2.5	0.1	L	7	4	3	3	1	2	0	0	0	0	0	18	32	81.00	18.000															

AB	34
R	5
H	13
RBI	5
BB	2
SO	8
LOB	11



Batter	1	2	3	4	5	6	7	8	9	AB	R	H	RBI	BB	SO	LOB	TOP							
Henry Cotto, R OBP: 0.237, SLG: 0.313 (1, 8)										5	1	3	1	0	1	1								
Rick Renteria, R OBP: 0.392, SLG: 0.422 (1, 4)										4	0	0	0	0	0	2								
Gary Sheffield, R OBP: 0.361, SLG: 0.490 (1, 5)										3	0	1	0	1	0	1								
Orestes Destrade, S OBP: 0.312, SLG: 0.383 Carl Everett, S OBP: 0.250, SLG: 0.250 (1, 3)										3	0	0	0	0	0	2								
Jeff Conine, R OBP: 0.372, SLG: 0.397 (1, 7)										3	0	0	0	1	0	4								
Benito Santiago, R OBP: 0.296, SLG: 0.365 (1, 2)										3	1	0	0	1	0	4								
Darrell Whitmore, L OBP: 0.190, SLG: 0.357 (1, 9)										4	1	1	0	0	1	0								
Walt Weiss, S OBP: 0.369, SLG: 0.331 (1, 6)										4	0	2	2	0	0	0								
Charlie Hough, R OBP: 0.083, SLG: 0.057 Matt Turner, R OBP: 0.083, SLG: 0.057 David Weathers, R OBP: 0.083, SLG: 0.057 Greg Briley, L OBP: 0.297, SLG: 0.387 (1, 1)										3	0	0	0	0	1	1								
Inning Stats	R: 1 E: 0 K: 0 S: 9	H: 2 LOB: 1 BB: 0 P: 18	R: 0 E: 0 K: 1 S: 9	H: 0 LOB: 0 BB: 0 P: 14	R: 0 E: 0 K: 0 S: 5	H: 0 LOB: 0 BB: 0 P: 9	R: 0 E: 0 K: 0 S: 5	H: 0 LOB: 1 BB: 1 P: 10	R: 0 E: 0 K: 1 S: 6	H: 0 LOB: 0 BB: 0 P: 6	R: 0 E: 0 K: 0 S: 10	H: 1 LOB: 1 BB: 0 P: 16	R: 2 E: 0 K: 0 S: 7	H: 2 LOB: 0 BB: 1 P: 12	R: 0 E: 0 K: 0 S: 12	H: 1 LOB: 3 BB: 1 P: 22	R: 0 E: 0 K: 2 S: 10	H: 1 LOB: 1 BB: 0 P: 14	1B: 5 2B: 1 3B: 0 HR: 1	SF: 0 SAC: 0 DP: 1 HBP: 1	WP: 0 PB: 0 SB: 1 CS: 0	PA: 37		
PITCHER	IP WLS BF H R ER SO BB IBB HBP BLK WP HR S P ERA WHIP	7.0 W 27 5 3 3 2 2 0 0 0 0 1 51 85 3.86 1.000	1.0 L 6 1 0 0 0 1 0 1 0 0 0 12 22 0.00 2.000	1.0 L 4 1 0 0 2 0 0 0 0 0 0 10 14 0.00 1.000																				

Florida Marlins @ Colorado Rockies
Mile High Stadium, Denver, CO
Tue Jul 06 1993, 9:05 PM EDT
Att: 47,528 - Unknown - 86 F

AB 33
R 3
H 7
RBI 3
BB 3
SO 4
LOB 16



Batter	1	2	3	4	5	6	7	8	9	AB	R	H	RBI	BB	SO	LOB	BOTTOM							
Eric Young Sr., R OBP: 0.334, SLG: 0.326 (1, 4)										4	0	1	0	0	0	2								
Alex Cole, L OBP: 0.342, SLG: 0.322 (1, 8)										3	1	2	0	1	0	1								
Dante Bichette, R OBP: 0.361, SLG: 0.528 (1, 9)										4	2	1	2	0	0	2								
Andres Galarraga, R OBP: 0.429, SLG: 0.647 (1, 3)										3	1	1	2	0	2	1								
Charlie Hayes, R OBP: 0.365, SLG: 0.500 (1, 5)										4	2	2	0	0	0	1								
Daryl Boston, L OBP: 0.324, SLG: 0.377 Steve Reed, R OBP: 0.232, SLG: 0.288 Jim Tatum, R OBP: 0.232, SLG: 0.288 Darren Holmes, R OBP: 0.232, SLG: 0.288 (1, 7)										3	1	1	0	0	0	1								
Vinny Castilla, R OBP: 0.332, SLG: 0.473 (1, 6)										3	0	1	0	1	0	1								
Danny Sheaffer, R OBP: 0.262, SLG: 0.359 (1, 2)										3	0	1	2	0	0	1								
Aramando Reynoso, R OBP: 0.086, SLG: 0.147 Chris Jones, R OBP: 0.329, SLG: 0.524 (1, 1)										2	0	0	0	0	1	0								
Inning Stats	R: 2 E: 0 K: 0 S: 15	H: 1 LOB: 0 BB: 1 P: 24	R: 0 E: 0 K: 0 S: 8	H: 0 LOB: 0 BB: 0 P: 11	R: 0 E: 0 K: 1 S: 8	H: 1 LOB: 0 BB: 0 P: 13	R: 0 E: 0 K: 0 S: 5	H: 0 LOB: 1 BB: 0 P: 7	R: 0 E: 0 K: 1 S: 8	H: 1 LOB: 1 BB: 0 P: 10	R: 2 E: 0 K: 0 S: 11	H: 3 LOB: 1 BB: 1 P: 20	R: 4 E: 0 K: 2 S: 21	H: 5 LOB: 1 BB: 0 P: 30	1B: 9 2B: 1 3B: 0 HR: 2	SF: 1 SAC: 0 DP: 1 HBP: 1	WP: 0 PB: 1 SB: 0 CS: 4	PA: 36						
PITCHER	IP WLS BF H R ER SO BB IBB HBP BLK WP HR S P ERA WHIP	6.0 L 24 6 4 2 3 1 0 0 0 0 1 16 27 3.00 1.167	1.1 L 8 4 3 3 1 1 0 0 0 0 0 1 16 27 20.25 3.750	0.2 L 4 2 1 1 1 0 0 0 0 0 0 10 16 13.50 3.000																				

Florida Marlins @ Colorado Rockies
Mile High Stadium, Denver, CO
Tue Jul 06 1993, 9:05 PM EDT
Att: 47,528 - Unknown - 86 F

AB 32
R 8
H 12
RBI 8
BB 2
SO 4
LOB 11



Batter	1	2	3	4	5	6	7	8	9	AB	R	H	RBI	BB	SO	LOB	TOP										
Henry Cotto, R (1, 8) OBP: 0.243, SLG: 0.338	G5-3		HR	1B		G6-4-3			F3	5	1	2	2	0	0	1											
Rick Renteria, R (1, 4) OBP: 0.356, SLG: 0.413	G6-4-3		L6	K		K			F9	5	0	1	0	0	2	2											
Gary Sheffield, R (1, 5) OBP: 0.359, SLG: 0.487	G6-4-3		1B	2B	1B				G6-3	4	1	1	0	0	0	3											
Orestes Destrade, S (1, 3) OBP: 0.311, SLG: 0.381		E1	2B	1B		K			G4-3	4	1	1	0	0	1	0											
Jeff Conine, R (1, 7) OBP: 0.373, SLG: 0.412	HR		2B			G6-3			G4-3	4	1	2	3	0	0	0											
Benito Santiago, R (1, 2) OBP: 0.299, SLG: 0.368	G5-3		IBB	2B					K	3	0	1	0	1	1	0											
Darrell Whitmore, L (1, 9) OBP: 0.190, SLG: 0.333	G6-3		G4-6-3	FC6-4	HBP				L8	3	0	0	0	0	0	3											
Walt Weiss, S (1, 6) OBP: 0.364, SLG: 0.326	G4-3			G1-3	FC6-4				F7	4	0	0	0	0	0	2											
Chris Hammond, L (1, 1) OBP: 0.319, SLG: 0.357										1	1	1	0	2	0	0											
Cris Carpenter, R (7, 1) OBP: 0.284, SLG: 0.384			HR	1B	BB				P6	0	0	0	0	0	0	0											
Greg Briley, L (9, PH) OBP: 0.284, SLG: 0.384										1	0	0	0	0	0	0											
Bryan Harvey, R (9, 1) OBP: 0.284, SLG: 0.384										0	0	0	0	0	0	0											
Inning Stats	R: 0 E: 0 K: 0 S: 3	H: 1 LOB: 0 BB: 0 P: 3	R: 2 E: 1 K: 0 S: 5	H: 1 LOB: 0 BB: 0 P: 5	R: 3 E: 0 K: 0 S: 7	H: 5 LOB: 2 BB: 1 P: 11	R: 0 E: 0 K: 1 S: 6	H: 1 LOB: 2 BB: 1 P: 10	R: 0 E: 0 K: 1 S: 4	H: 0 LOB: 0 BB: 0 P: 8	R: 0 E: 0 K: 0 S: 3	H: 0 LOB: 0 BB: 0 P: 3	R: 0 E: 0 K: 1 S: 5	H: 0 LOB: 0 BB: 0 P: 5	R: 0 E: 0 K: 0 S: 3	H: 0 LOB: 0 BB: 0 P: 3	1B: 5 2B: 2 3B: 0 HR: 2	SF: 0 SAC: 0 DP: 3 HBP: 1	WP: 0 PA: 38 PB: 0 SB: 1 CS: 0								
PITCHER	IP	WLS	BF	H	R	ER	SO	BB	IBB	HBP	BLK	WP	HR	S	P	ERA	WHIP										
Keith Shepherd, R (1, 1) ERA: 6.5	2.1		14	7	5	4	0	0	0	0	0	0	2	14	14	15.43	3.000										
Bruce Ruffin, L (3, 1) ERA: 5.0	4.2		18	2	0	0	3	2	1	1	0	0	0	20	33	0.00	0.857										
Steve Reed, R (8, 1) ERA: 5.04	2.0	W	6	0	0	0	1	0	0	0	0	0	0	8	8	0.00	0.000										

Florida Marlins @ Colorado Rockies
Mile High Stadium, Denver, CO
Wed Jul 07 1993, 9:05 PM EDT
Att: 50,707 - Unknown - 87 F

AB 34
R 5
H 9
RBI 5
BB 3
SO 4
LOB 11



Batter	1	2	3	4	5	6	7	8	9	AB	R	H	RBI	BB	SO	LOB	BOTTOM										
Freddie Benavides, R (1, 4) OBP: 0.247, SLG: 0.280	F8		F9		L8		WP		G3	4	0	1	2	0	0	1											
Steve Reed, R (8, 1) OBP: 0.322, SLG: 0.375							1B			0	0	0	0	0	0	0											
Daryl Boston, L (9, PH) OBP: 0.322, SLG: 0.375										1	0	0	0	0	0	1											
Chris Jones, R (1, 8) OBP: 0.344, SLG: 0.540	G5-3		BLK	1B	2B		F9			5	0	3	2	0	0	2											
Dante Bichette, R (1, 9) OBP: 0.357, SLG: 0.521	G6-3		P5		K		K			4	0	0	0	0	2	4											
Andres Galarraga, R (1, 3) OBP: 0.427, SLG: 0.649		G6-3		G6-3	3B	G6-3		G4-3		4	1	1	0	0	0	3											
Charlie Hayes, R (1, 5) OBP: 0.364, SLG: 0.497				K			G5-3		G5-3	4	0	1	0	0	1	1											
Jerald Clark, R (1, 7) OBP: 0.332, SLG: 0.416					G6-3		L3		F8	4	0	0	1	0	0	1											
Vinny Castilla, R (1, 6) OBP: 0.330, SLG: 0.474							F8		F8	4	0	1	0	0	0	1											
Danny Sheaffer, R (1, 2) OBP: 0.270, SLG: 0.393					F8				G6-3	4	2	2	1	0	0	1											
Keith Shepherd, R (1, 1) ERA: 3.91										0	0	0	0	0	0	0											
Bruce Ruffin, S (3, 1) ERA: 3.19										2	1	1	0	0	0	0											
Jim Tatum, R (7, PH) OBP: 0.243, SLG: 0.313										1	0	1	0	0	0	0											
Eric Young Sr., R (7, FR) OBP: 0.336, SLG: 0.329					2B	2B			G3	1	2	1	0	0	0	0											
Inning Stats	R: 0 E: 0 K: 0 S: 3	H: 0 LOB: 0 BB: 0 P: 3	R: 0 E: 0 K: 0 S: 4	H: 1 LOB: 1 BB: 0 P: 4	R: 1 E: 0 K: 1 S: 7	H: 2 LOB: 1 BB: 0 P: 5	R: 1 E: 0 K: 1 S: 7	H: 2 LOB: 1 BB: 0 P: 7	R: 1 E: 0 K: 1 S: 3	H: 2 LOB: 1 BB: 0 P: 7	R: 0 E: 0 K: 0 S: 3	H: 0 LOB: 0 BB: 0 P: 3	R: 2 E: 0 K: 1 S: 8	H: 3 LOB: 1 BB: 0 P: 8	R: 0 E: 0 K: 0 S: 3	H: 0 LOB: 0 BB: 0 P: 3	R: 1 E: 0 K: 0 S: 4	H: 2 LOB: 1 BB: 0 P: 4	1B: 6 2B: 4 3B: 1 HR: 1	SF: 0 SAC: 0 DP: 0 HBP: 0	WP: 1 PA: 38 PB: 0 SB: 1 CS: 0						
PITCHER	IP	WLS	BF	H	R	ER	SO	BB	IBB	HBP	BLK	WP	HR	S	P	ERA	WHIP										
Chris Hammond, L (1, 1) ERA: 3.91	6.0		28	10	5	5	2	0	0	0	1	0	1	32	32	7.50	1.667										
Cris Carpenter, R (7, 1) ERA: 3.19	2.0		6	0	0	0	1	0	0	0	0	1	0	8	8	0.00	0.000										
Bryan Harvey, R (9, 1) ERA: 1.72	0.2	L	4	2	1	1	0	0	0	0	0	0	0	4	4	13.50	3.000										

Florida Marlins @ Colorado Rockies
Mile High Stadium, Denver, CO
Wed Jul 07 1993, 9:05 PM EDT
Att: 50,707 - Unknown - 87 F

AB 38
R 6
H 12
RBI 6
BB 0
SO 3
LOB 15



Batter	1	2	3	4	5	6	7	8	9	AB	R	H	RBI	BB	SO	LOB	TOP										
Henry Cotto, R (1.8) OBP: 0.236, SLG: 0.328	G5-3		FC6-4			P5		FC6-4									4 0 0 0 0 0 2										
Greg Britley, L (1.7) OBP: 0.263, SLG: 0.379	G4-3						G1-3		HR								4 1 1 0 0 0 0										
Gary Sheffield, R (1.5) OBP: 0.358, SLG: 0.482	L6						BB		K								3 0 0 0 1 1 1										
Jeff Conine, R (1.3) OBP: 0.372, SLG: 0.420		G6-3					K		HR								4 1 1 2 0 2 1										
Darrell Whitmore, L (1.9) OBP: 0.200, SLG: 0.313		P6				K2-3			G4-3								3 0 0 0 1 1 0										
Alex Arias, R (1.4) OBP: 0.367, SLG: 0.350	G4-3						BB										4 0 0 0 0 0 2										
Rob Natal, R (1.2) OBP: 0.176, SLG: 0.353 Carl Everett, S (8, PH) Matt Turner, R (8, 1)			K2-3			F9			K								2 0 0 0 0 1 0 1 0 0 0 0 1 0 0 0 0 0 0 0 0										
Walt Weiss, S (1.6) OBP: 0.361, SLG: 0.322			K				G4-3		G3								3 0 0 0 0 1 0										
Pat Rapp, R (1.1) OBP: 0.500, SLG: 0.500 Richie Lewis, R (6, 1) Joe Klink, L (7, 1) Benito Santiago, R (8, PH) Matt Turner, R (8, 2)							G6-3										2 0 1 0 1 0 0										
Inning Stats	R: 0 E: 0 K: 0 S: 7	H: 0 LOB: 0 BB: 0 P: 11	R: 0 E: 0 K: 0 S: 9	H: 0 LOB: 0 BB: 0 P: 14	R: 0 E: 0 K: 2 S: 12	H: 1 LOB: 1 BB: 0 P: 16	R: 0 E: 0 K: 1 S: 6	H: 0 LOB: 0 BB: 0 P: 11	R: 0 E: 0 K: 1 S: 6	H: 0 LOB: 0 BB: 0 P: 10	R: 0 E: 0 K: 0 S: 8	H: 0 LOB: 2 BB: 2 P: 11	R: 0 E: 0 K: 1 S: 13	H: 0 LOB: 2 BB: 2 P: 28	R: 0 E: 0 K: 1 S: 11	H: 0 LOB: 1 BB: 1 P: 20	R: 2 E: 0 K: 1 S: 12	H: 2 LOB: 0 BB: 0 P: 19	1B: 2 2B: 0 3B: 0 HR: 1	SF: 0 SAC: 0 DP: 0 HBP: 0	WP: 0 PB: 0 SB: 0 CS: 0	PA: 33					
PITCHER	IP	WLS	BF	H	R	ER	SO	BB	IBB	HBP	BLK	WP	HR	S	P	ERA	WHIP										
Curt Leskanic, R (1.1) ERA: 3.8	6.2	W	23	1	0	0	5	2	0	0	0	0	0	57	94	0.00	0.450										
Scott Fredrickson, R (7.1) ERA: 5.56	0.1		1	0	0	0	0	0	0	0	0	0	0	4	7	0.00	0.000										
Steve Reed, R (8, 1) ERA: 4.88	1.0		4	0	0	0	1	1	0	0	0	0	0	11	20	0.00	1.000										
Darren Holmes, R (9, 1) ERA: 6.37	1.0	S	5	2	2	2	1	0	0	0	0	0	1	12	19	18.00	2.000										

Florida Marlins @ Colorado Rockies
Mile High Stadium, Denver, CO
Thu Jul 08 1993, 5:33 AM EDT
Att: 56,807 - Cloudy - 86 F

AB 30
R 2
H 3
RBI 2
BB 3
SO 7
LOB 6



Batter	1	2	3	4	5	6	7	8	9	AB	R	H	RBI	BB	SO	LOB	BOTTOM										
Eric Young Sr., R (1.4) OBP: 0.339, SLG: 0.332				G5-3				E5									3 1 1 0 1 0 0										
Chris Jones, R (1.7) OBP: 0.340, SLG: 0.549				SF9		FC3-2		P6									4 2 1 0 0 1 4										
Dante Bichette, R (1.9) OBP: 0.355, SLG: 0.522				SF9				K									3 0 1 3 0 1 2										
Andres Galarraga, R (1.3) OBP: 0.426, SLG: 0.644		F9		L4													2 0 0 0 1 0 0										
Charlie Hayes, R (1.5) OBP: 0.360, SLG: 0.492		F8		P6		F9											3 0 0 0 0 0 2										
Vinny Castilla, R (1.6) OBP: 0.330, SLG: 0.472								G5-3									3 0 1 0 0 1 0										
Alex Cole, L (1.8) OBP: 0.342, SLG: 0.319				G6-3													2 0 0 0 1 0 1										
Jayhawk Owens, R (1.2) OBP: 0.388, SLG: 0.489				L3													3 0 1 0 0 0 1										
Curt Leskanic, R (1.1) Scott Fredrickson, R (7, 1) Daryl Boston, L (7, PH) Jim Tatum, R (7, PH) Steve Reed, R (8, 1) Darren Holmes, R (9, 1)				K													2 0 0 0 0 2 1 0 0 0 0 0 0 0 0 0 0 0 0 0 0 1 0 0 0 0 0 1 0 0 0 0 0 0 0 0 0 0 0 0 0 0										
Inning Stats	R: 0 E: 0 K: 1 S: 5	H: 0 LOB: 0 BB: 1 P: 11	R: 0 E: 0 K: 1 S: 10	H: 0 LOB: 0 BB: 0 P: 16	R: 0 E: 0 K: 1 S: 8	H: 0 LOB: 0 BB: 0 P: 10	R: 1 E: 0 K: 0 S: 11	H: 1 LOB: 0 BB: 0 P: 16	R: 0 E: 0 K: 0 S: 5	H: 1 LOB: 0 BB: 0 P: 12	R: 2 E: 0 K: 1 S: 18	H: 3 LOB: 2 BB: 1 P: 25	R: 0 E: 0 K: 0 S: 6	H: 0 LOB: 1 BB: 1 P: 12	R: 0 E: 1 K: 1 S: 8	H: 0 LOB: 0 BB: 0 P: 11	1B: 2 2B: 2 3B: 1 HR: 0	SF: 1 SAC: 0 DP: 1 HBP: 0	WP: 0 PB: 0 SB: 0 CS: 2	PA: 30							
PITCHER	IP	WLS	BF	H	R	ER	SO	BB	IBB	HBP	BLK	WP	HR	S	P	ERA	WHIP										
Pat Rapp, R (1.1) ERA: 4.76	5.2	L	21	5	3	3	4	1	0	0	0	0	0	54	83	4.76	1.059										
Richie Lewis, R (6, 1) ERA: 2.25	1.0		5	0	0	0	0	2	0	0	0	0	0	6	14	0.00	2.000										
Joe Klink, L (7, 1) ERA: 3.86	0.1		1	0	0	0	0	0	0	0	0	0	0	3	5	0.00	0.000										
Matt Turner, R (8, 1) ERA: 2.84	1.0		3	0	0	0	1	0	0	0	0	0	0	8	11	0.00	0.000										

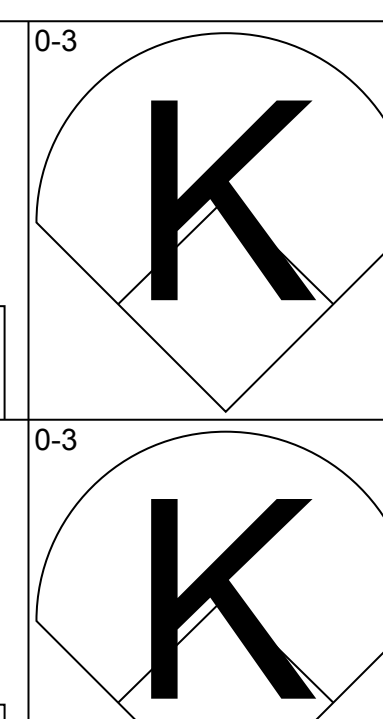
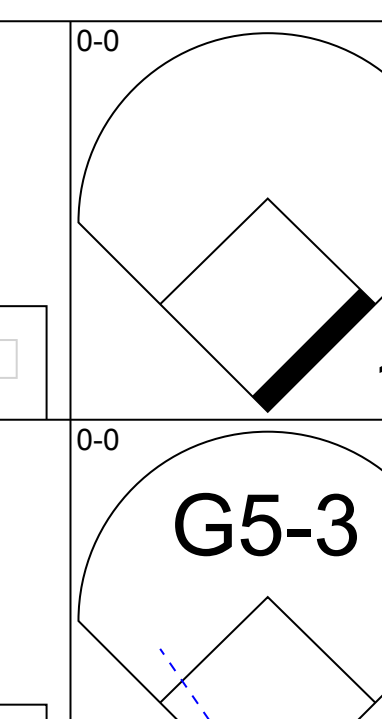
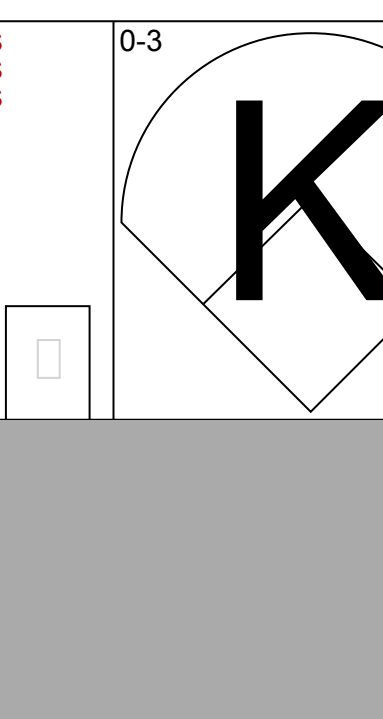
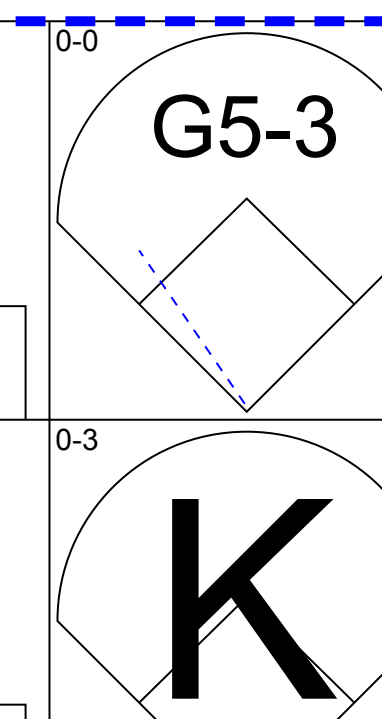
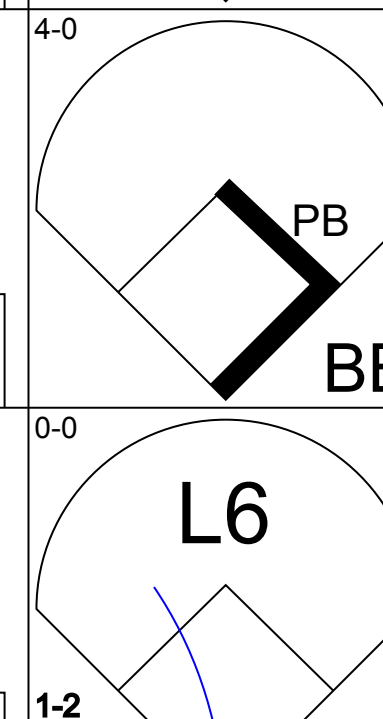

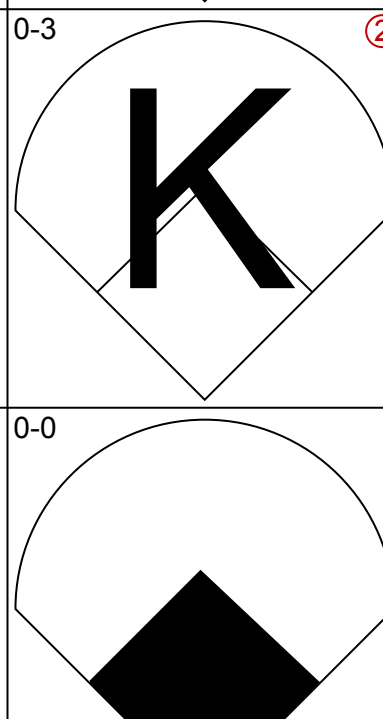
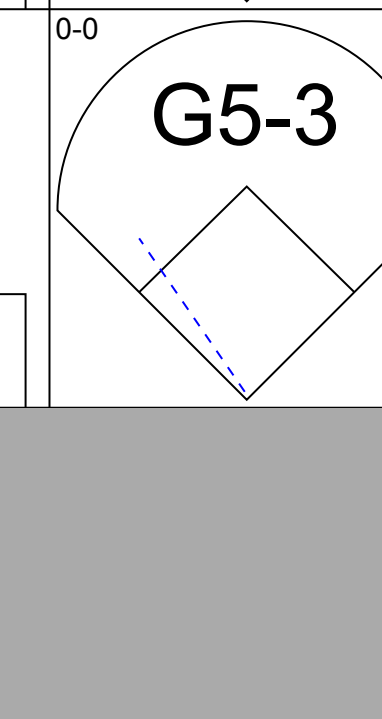

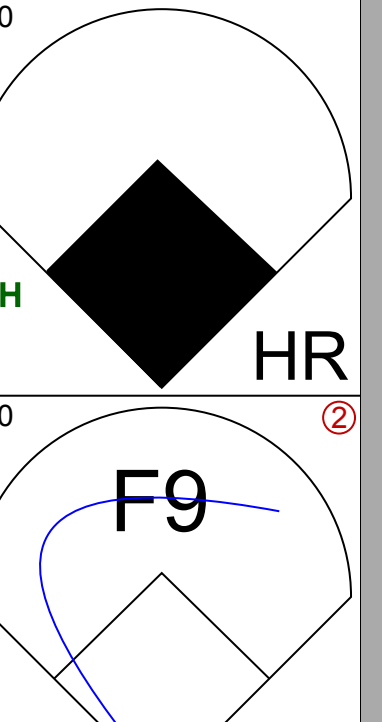
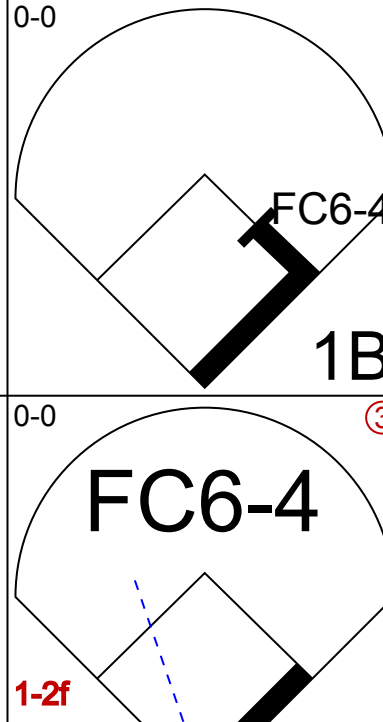


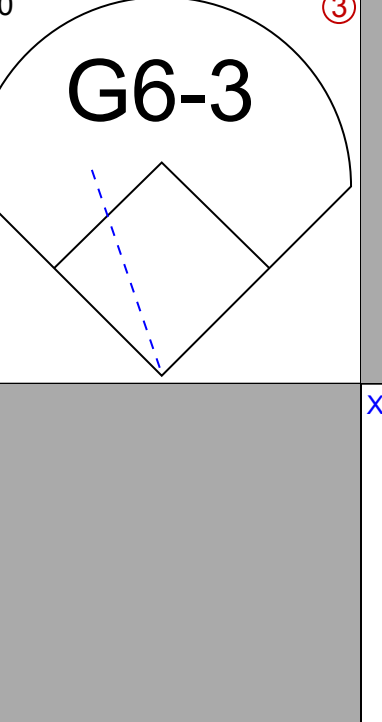

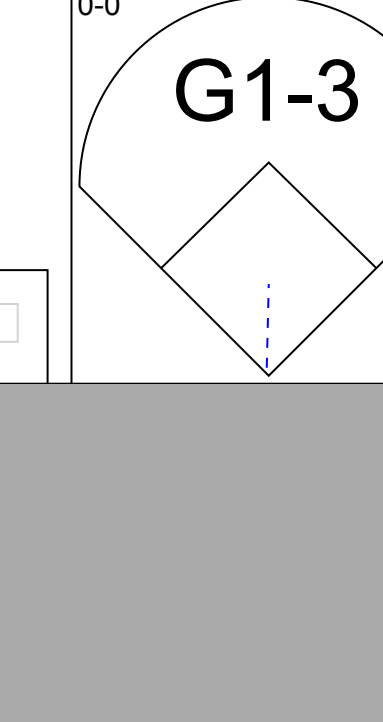
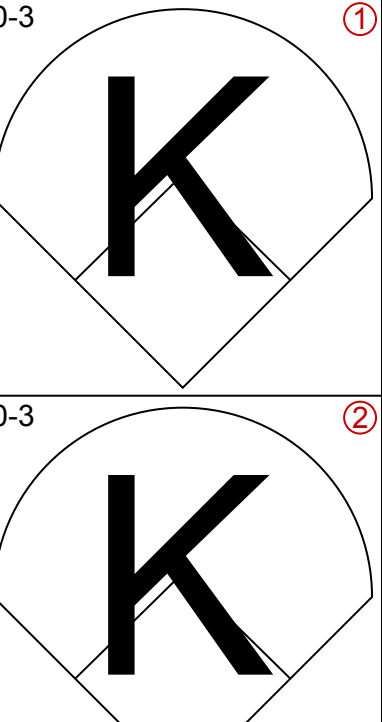
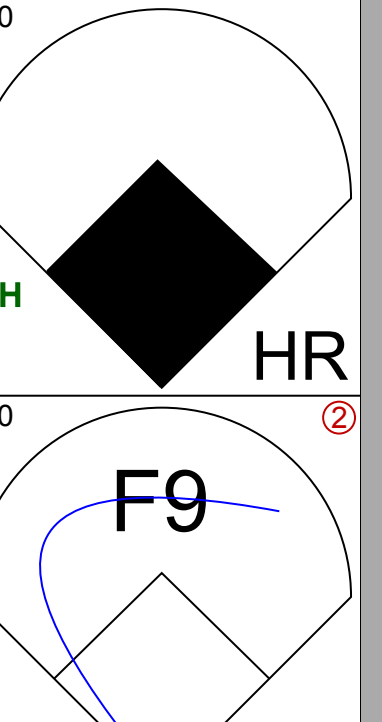
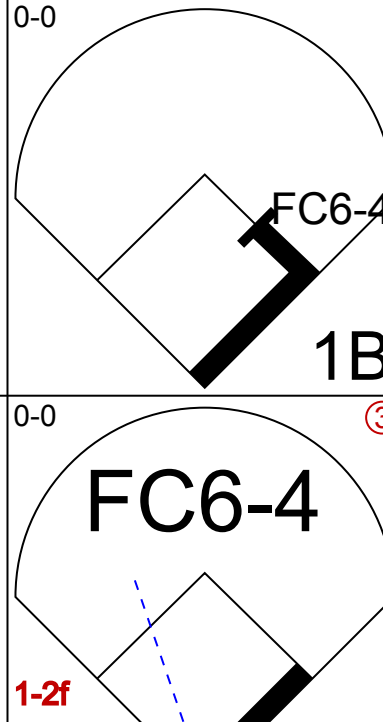
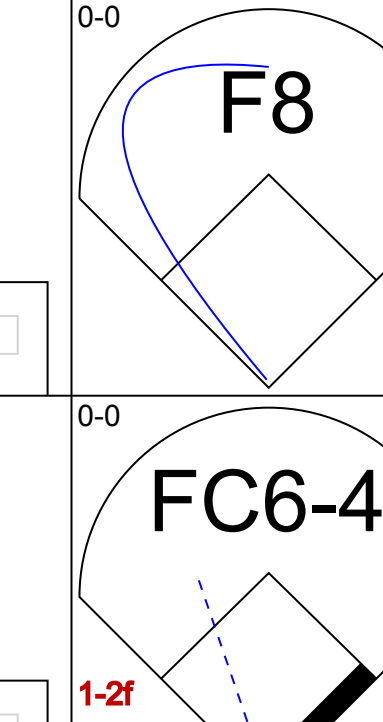

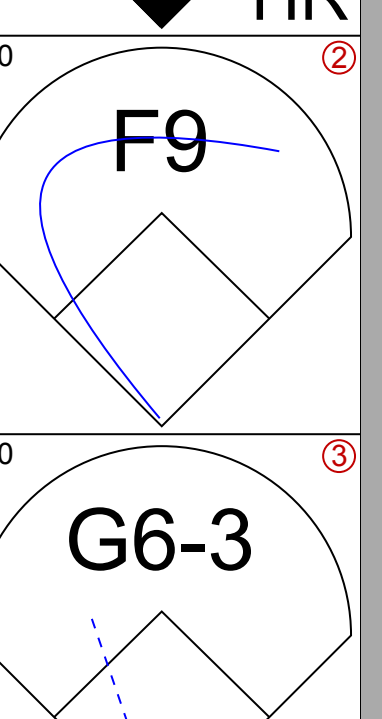
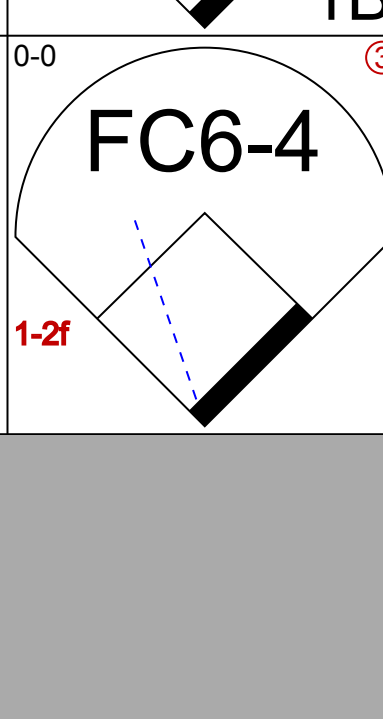
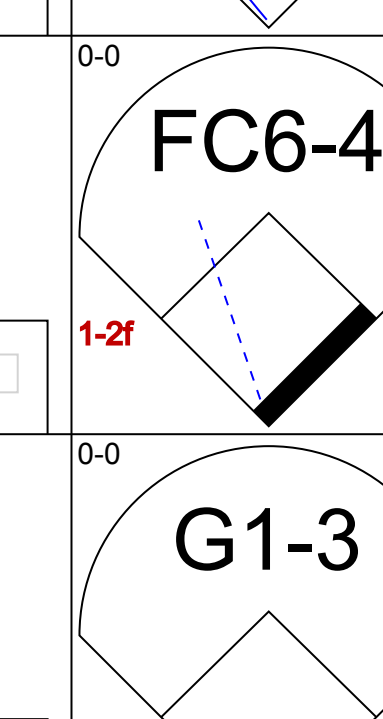
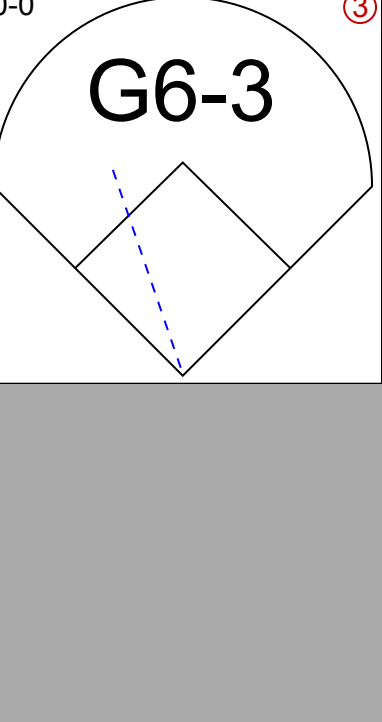
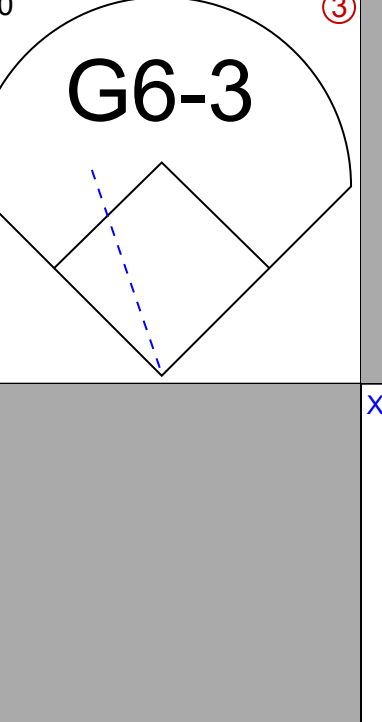
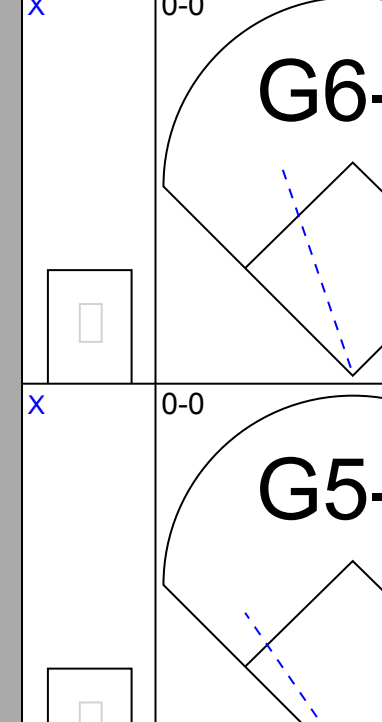
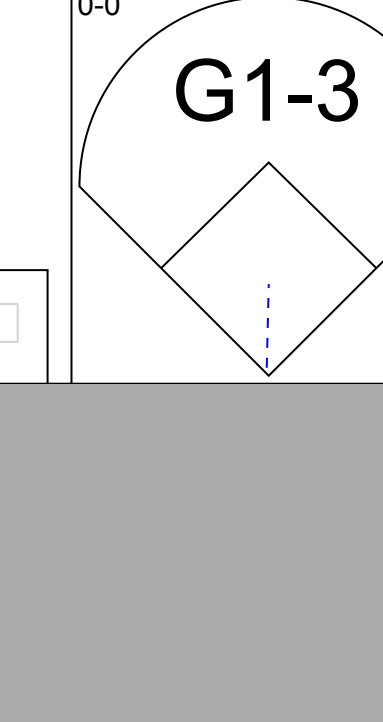
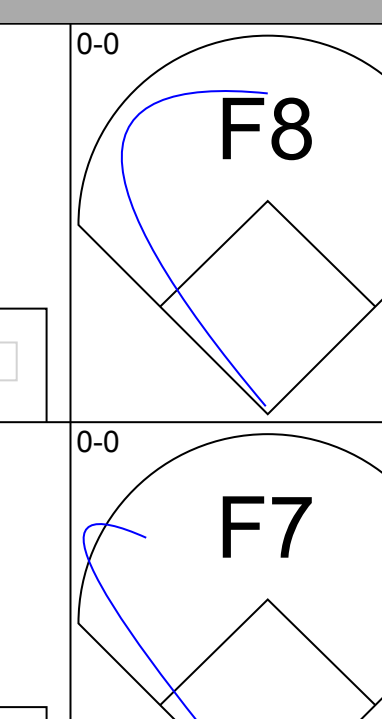
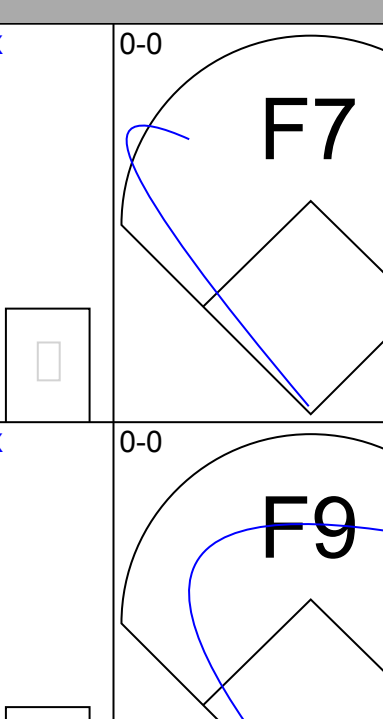
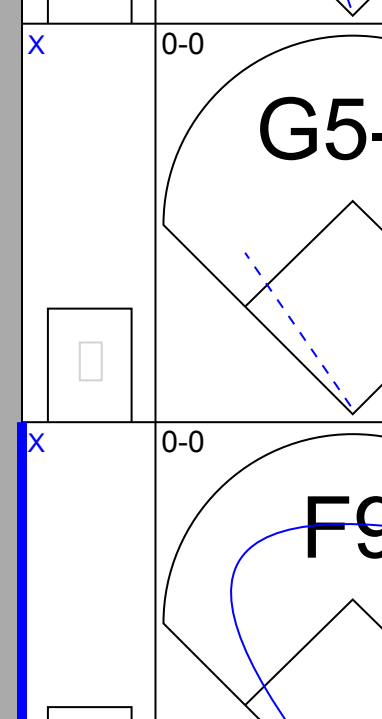
Florida Marlins @ Colorado Rockies
Mile High Stadium, Denver, CO
Thu Jul 08 1993, 5:33 AM EDT
Att: 56,807 - Cloudy - 86 F

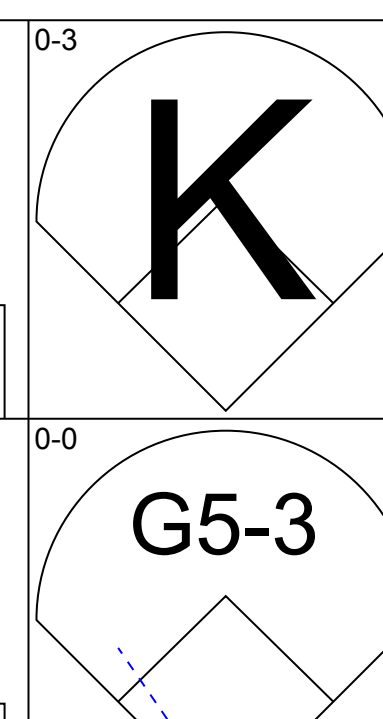
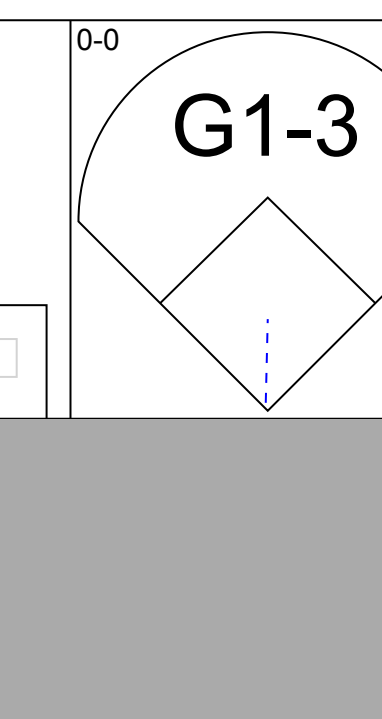
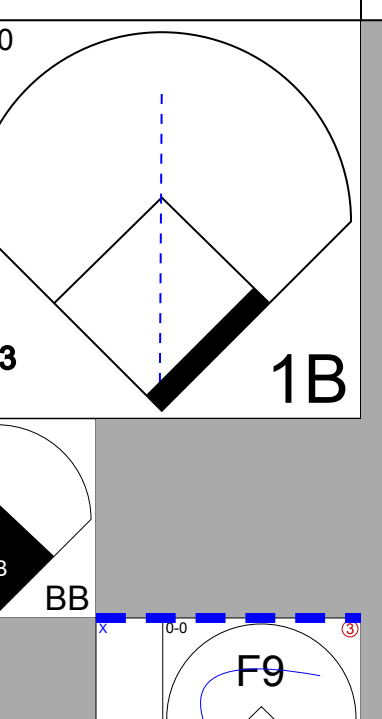
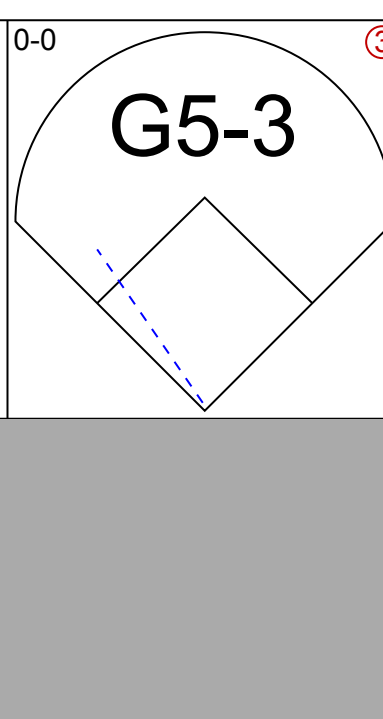
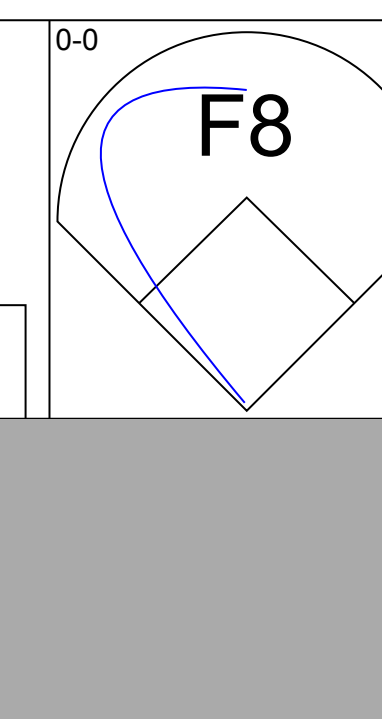
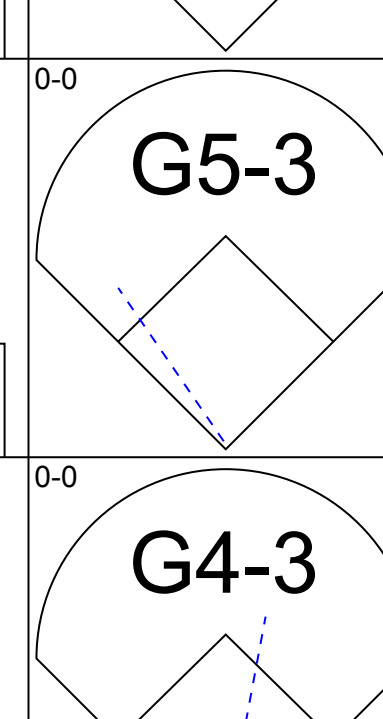
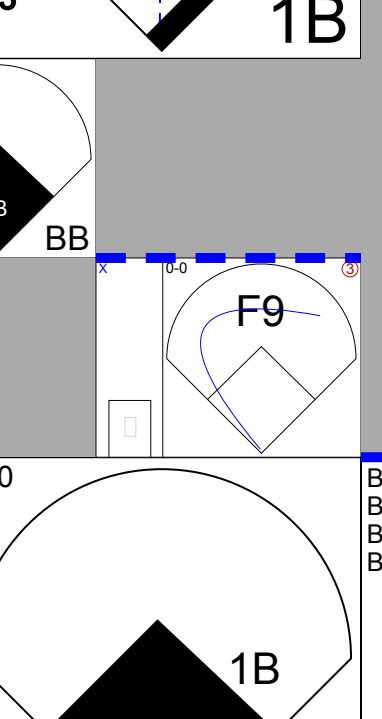
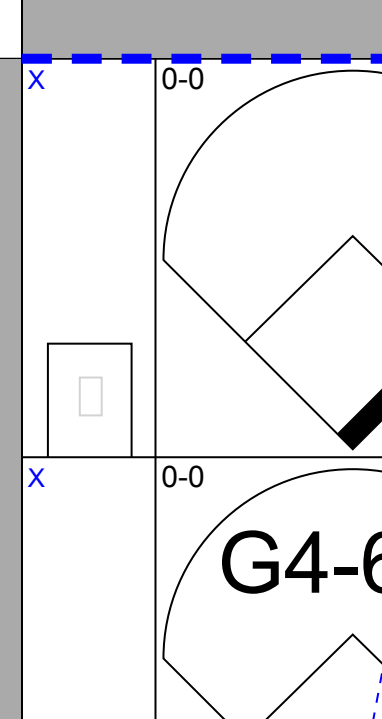
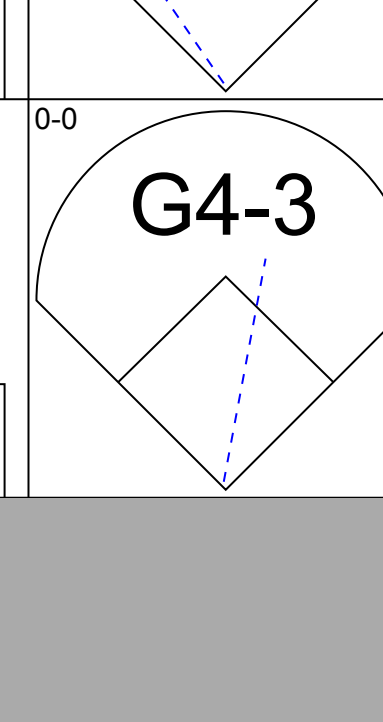
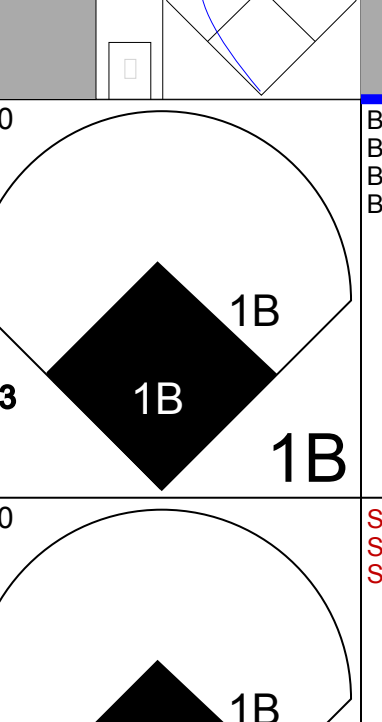
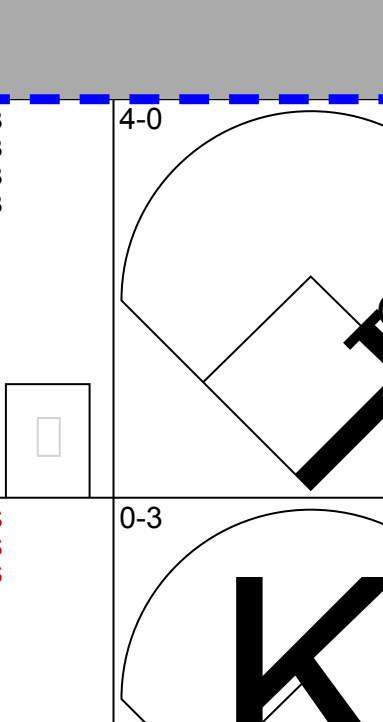
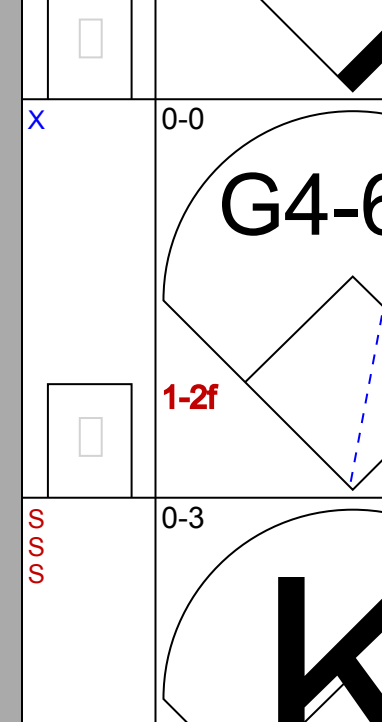
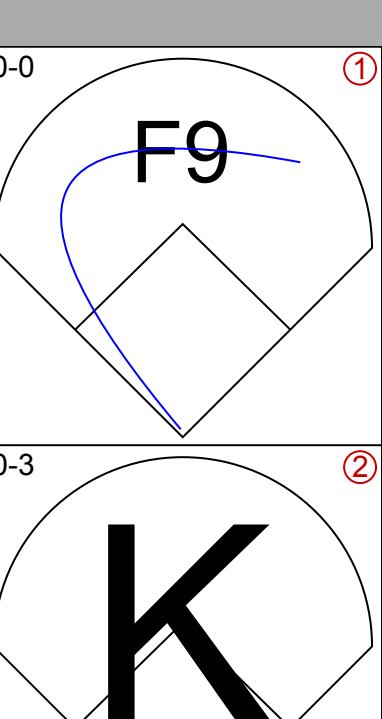
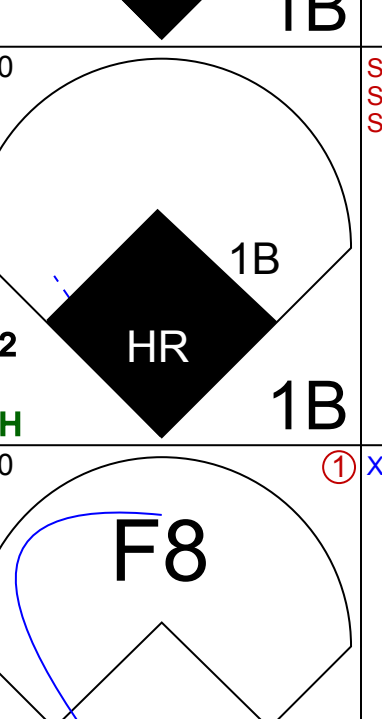
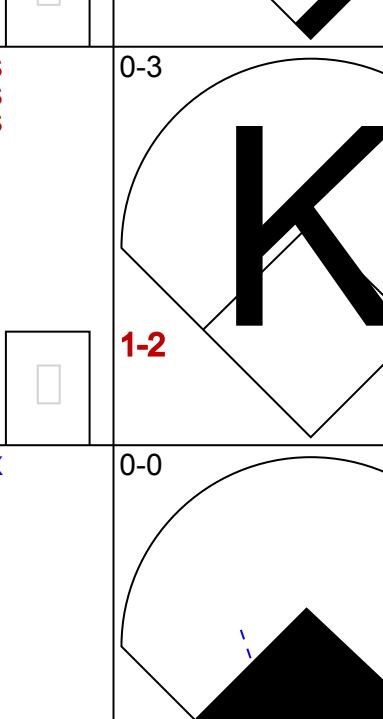
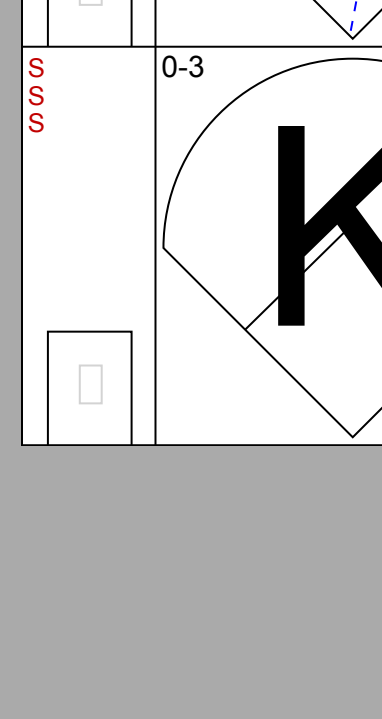

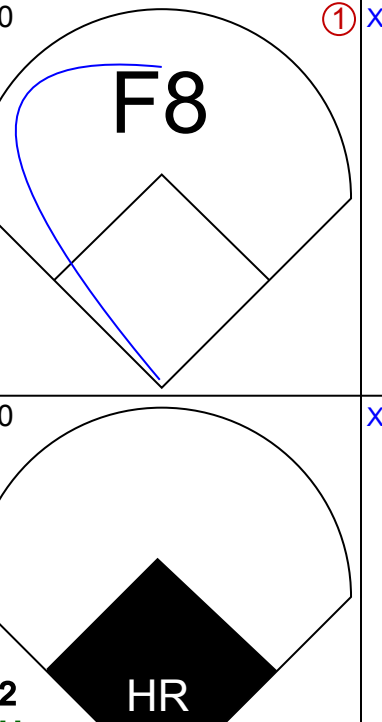
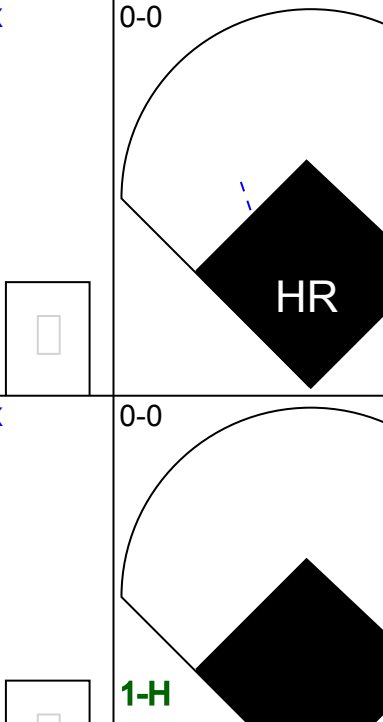

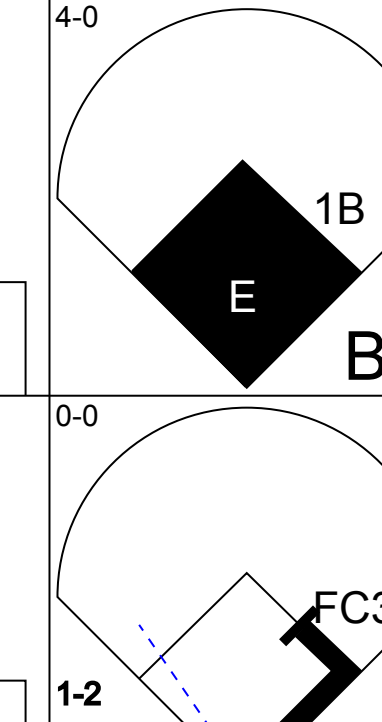
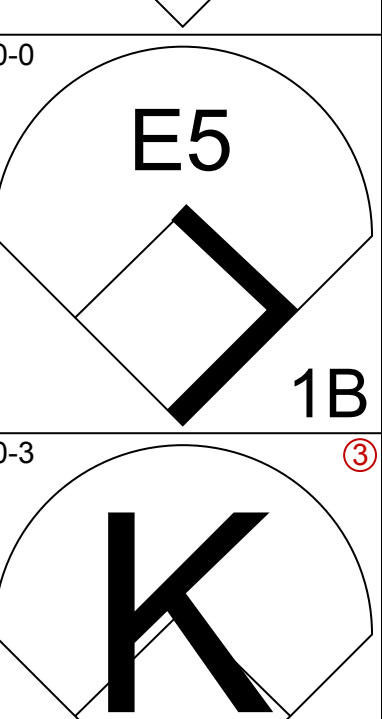
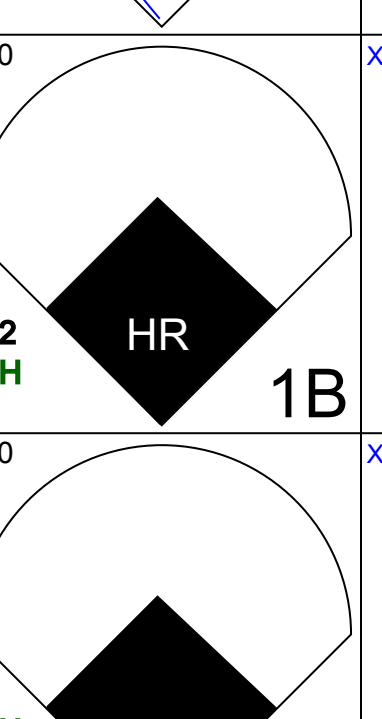
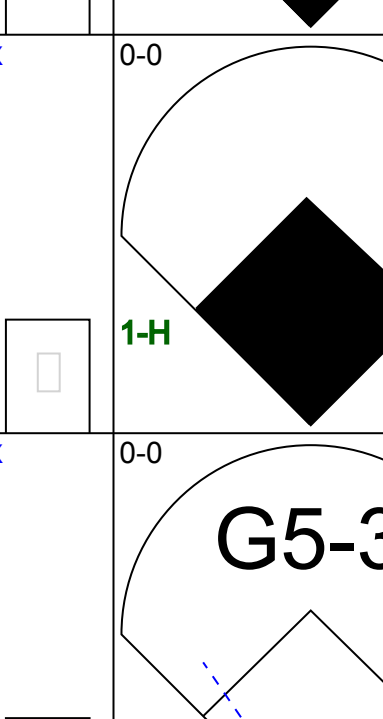

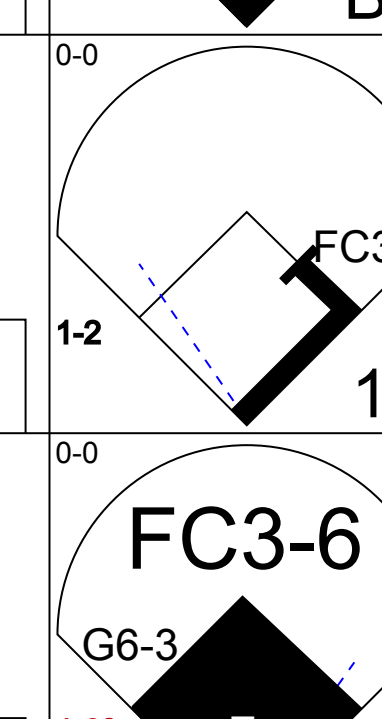
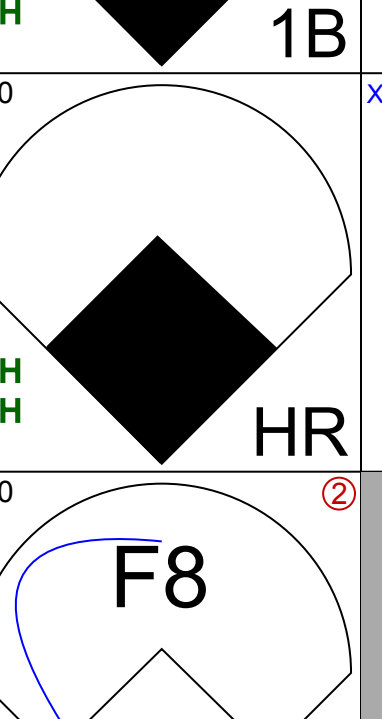
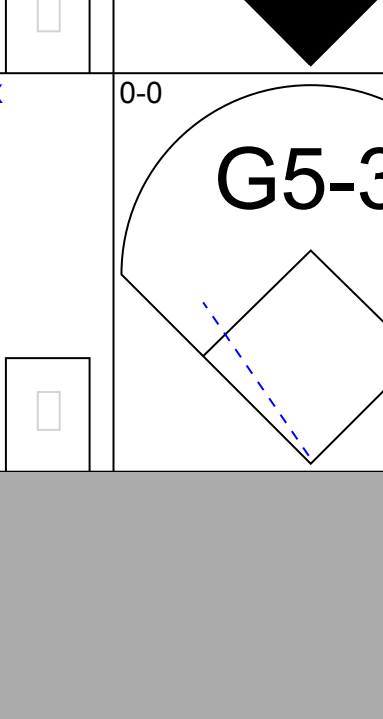
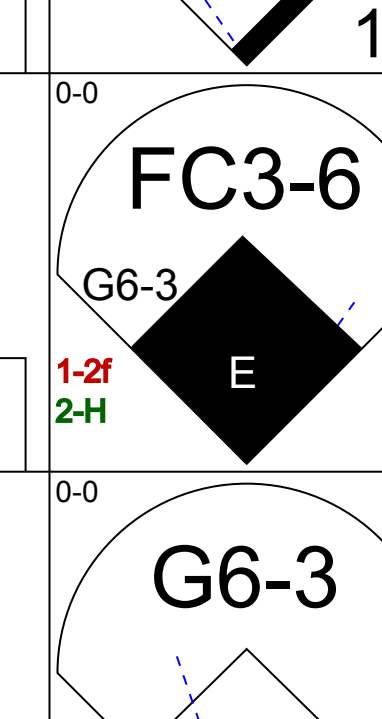

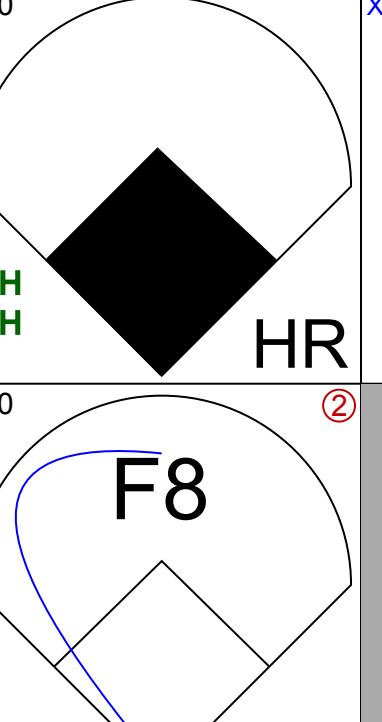
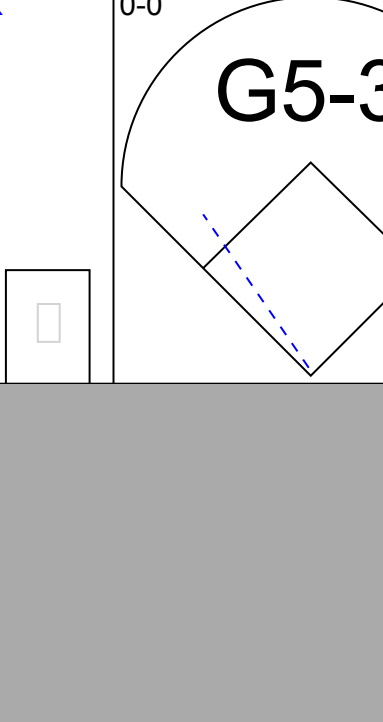
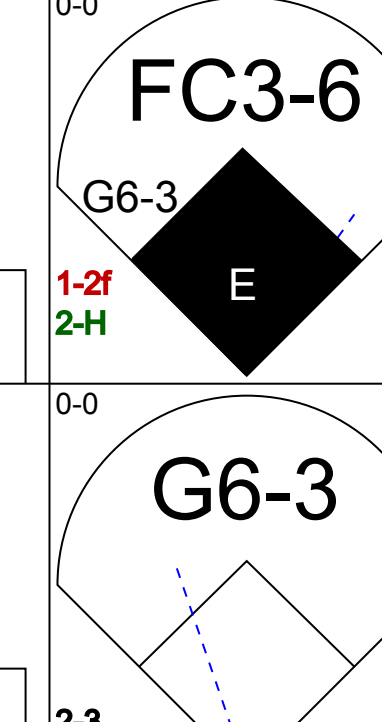
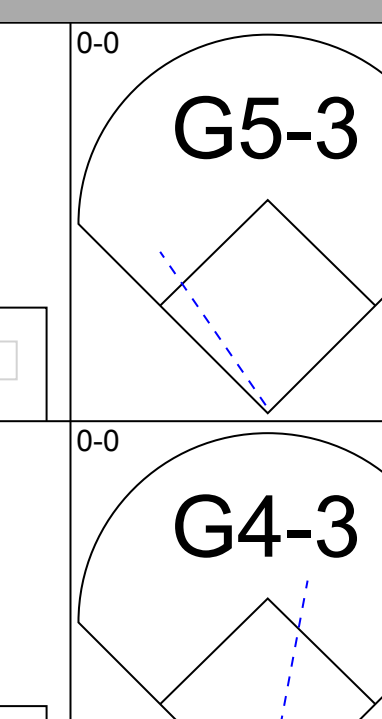
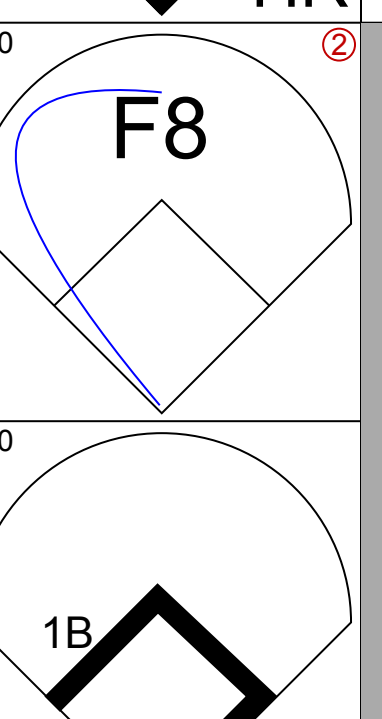
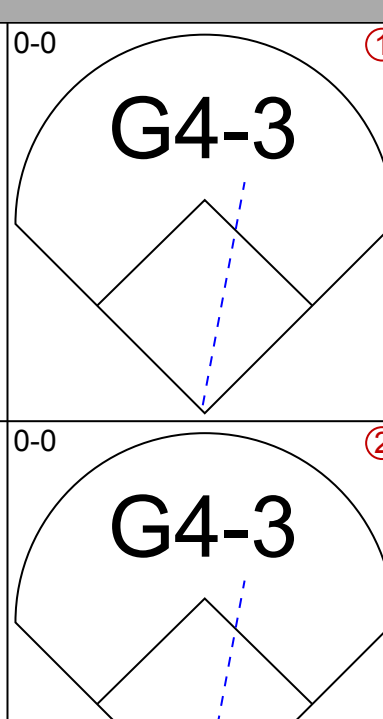
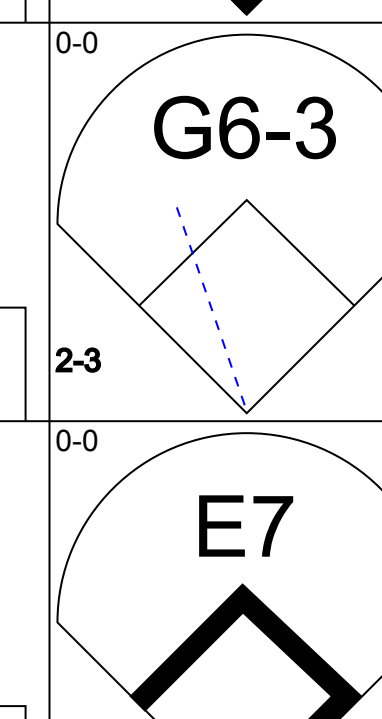
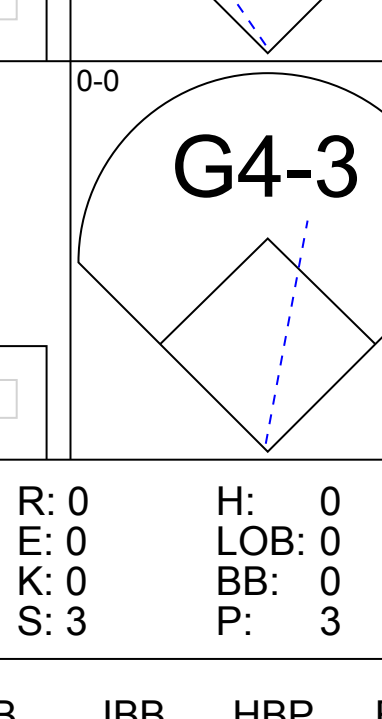
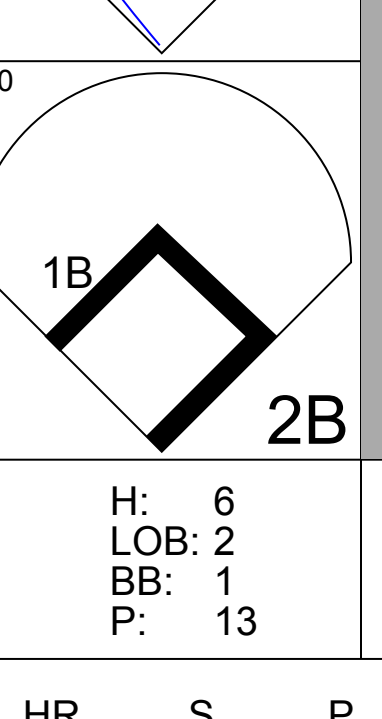
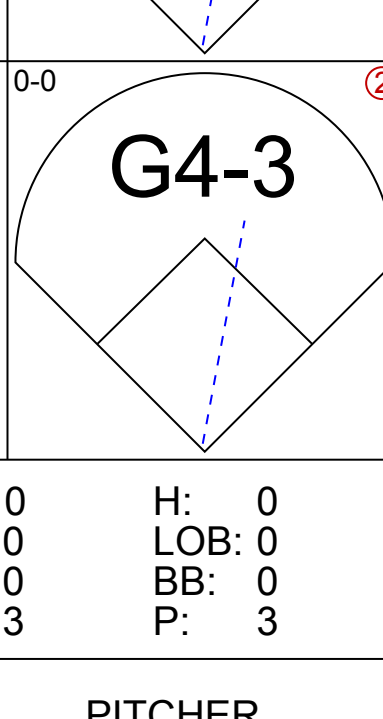
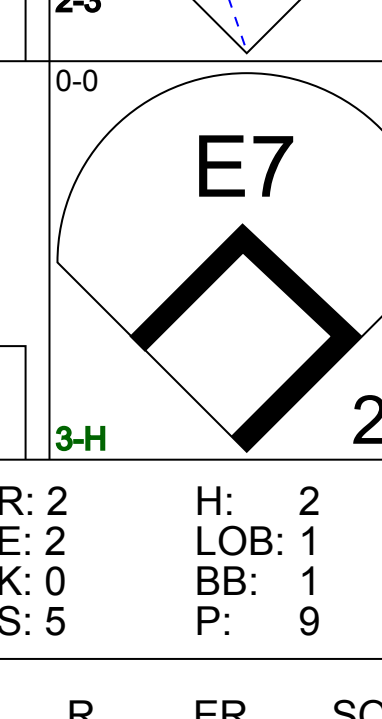
AB 26
R 3
H 5
RBI 3
BB 3
SO 5
LOB 12



Batter	1	2	3	4	5	6	7	8	9	AB	R	H	RBI	BB	SO	LOB	TOP		
Eric Young Sr. R OBP: 0.336, SLG: 0.330 (1, 4)										5	1	1	0	0	1	0	Colorado Rockies @ St. Louis Cardinals Busch Stadium, St. Louis, MO Fri Jul 09 1993, 7:05 PM CDT Att: 41,466 - Unknown		
Alex Cole L OBP: 0.341, SLG: 0.319 (8, PH)										3	0	1	0	0	0	0			
Jerald Clark R OBP: 0.331, SLG: 0.415 (8, 7)										1	0	0	0	0	0	0			
Dante Bichette R OBP: 0.354, SLG: 0.519 (1, 9)										4	0	1	1	0	0	2			
Andres Galarraga R OBP: 0.423, SLG: 0.637 (1, 3)										3	0	0	1	0	1	1			
Charlie Hayes R OBP: 0.362, SLG: 0.498 (1, 5)										4	1	2	0	0	0	3			
Chris Jones R OBP: 0.347, SLG: 0.579 (8, 8)										4	1	2	2	0	0	1			
Vinny Castilla R OBP: 0.329, SLG: 0.467 (1, 6)										4	0	1	0	0	1	1			
Danny Sheaffer R OBP: 0.278, SLG: 0.423 (1, 2)										4	2	2	1	0	0	2			
Jeff Parrett R OBP: 0.111, SLG: 0.111 (7, PH)										2	0	0	0	0	1	2			
Inning Stats	R: 0 E: 0 K: 1 S: 8	H: 0 LOB: 0 BB: 0 P: 13	R: 0 E: 0 K: 1 S: 7	H: 1 LOB: 1 BB: 0 P: 9	R: 2 E: 1 K: 1 S: 16	H: 3 LOB: 2 BB: 0 P: 25	R: 0 E: 0 K: 0 S: 6	H: 2 LOB: 1 BB: 0 P: 8	R: 0 E: 0 K: 0 S: 3	H: 0 LOB: 0 BB: 0 P: 4	R: 0 E: 0 K: 0 S: 5	H: 0 LOB: 0 BB: 0 P: 8	R: 0 E: 0 K: 1 S: 7	H: 0 LOB: 0 BB: 0 P: 9	R: 3 E: 0 K: 1 S: 12	H: 3 LOB: 0 BB: 0 P: 20	1B: 6 2B: 2 3B: 0 HR: 2	SF: 0 SAC: 0 DP: 2 HBP: 1	WP: 0 PA: 37 PB: 0 SB: 1 CS: 0
PITCHER	IP WLS BF H R ER SO BB IBB HBP BLK WP HR S P ERA WHIP																		
Rene Arocha R ERA: 3.47 (1, 1)	7.0	28	7	2	1	3	0	0	1	0	0	0	0	0	53	80	1.29	1.000	
Rob Murphy L ERA: 3.0 (8, 1)	1.0	3	0	0	0	1	0	0	0	0	0	0	0	7	9	0.00	0.000		
Lee Smith R ERA: 4.08 (9, 1)	0.1	L	4	3	3	0	0	0	0	0	0	2	7	10	81.00	9.000			
Lee Guetterman L ERA: 3.52 (9, 1)	0.2		2	0	0	0	1	0	0	0	0	0	5	10	0.00	0.000			

Batter	1	2	3	4	5	6	7	8	9	AB	R	H	RBI	BB	SO	LOB	BOTTOM				
Bernard Gilkey R OBP: 0.393, SLG: 0.507 (1, 7)										4	0	1	0	1	1	0	Colorado Rockies @ St. Louis Cardinals Busch Stadium, St. Louis, MO Fri Jul 09 1993, 7:05 PM CDT Att: 41,466 - Unknown				
Ozzie Smith S OBP: 0.327, SLG: 0.358 (1, 6)										5	1	3	0	0	0	3					
Gregg Jefferies S OBP: 0.394, SLG: 0.519 (1, 3)										5	1	2	0	0	1	3					
Todd Zeile R OBP: 0.324, SLG: 0.366 (1, 5)										4	1	1	2	0	0	3					
Mark Whiten S OBP: 0.314, SLG: 0.383 (1, 9)										3	0	0	0	1	3	1					
Brian Jordan R OBP: 0.289, SLG: 0.409 (1, 8)										4	0	1	0	0	2	0					
Luis Alica S OBP: 0.415, SLG: 0.417 (9, 1)										3	1	2	1	0	0	0					
Lee Guetterman L (9, 1)										0	0	0	0	0	0	0					
Tom Pagnozzi R OBP: 0.284, SLG: 0.364 (1, 2)										3	0	1	0	1	0	2					
Rene Arocha R ERA: 4.54 (7, PH)	6.0	23	5	2	2	6	1	1	0	0	0	0	0	46	77	3.00		1.000			
Keith Shepherd R ERA: 6.07 (7, 1)	0.1	3	2	1	1	1	0	0	0	0	0	8	12	27.00	6.000						
Gary Wayne L ERA: 5.45 (7, 1)	1.0	6	2	1	1	0	0	1	0	0	0	9	23	9.00	2.000						
Marcus Moore R ERA: 6.07 (8, 1)	0.2	W	3	1	0	0	0	0	0	0	0	4	5	0.00	1.500						
Darren Holmes R ERA: 6.16 (9, 1)	1.0	S	4	1	0	0	0	0	0	0	0	9	15	0.00	1.000						
Inning Stats	R: 0 E: 0 K: 1 S: 9	H: 1 LOB: 1 BB: 0 P: 14	R: 0 E: 0 K: 2 S: 9	H: 1 LOB: 2 BB: 1 P: 17	R: 0 E: 0 K: 0 S: 2	H: 0 LOB: 0 BB: 1 P: 6	R: 1 E: 0 K: 1 S: 8	H: 1 LOB: 0 BB: 0 P: 12	R: 0 E: 0 K: 1 S: 7	H: 0 LOB: 0 BB: 0 P: 11	R: 1 E: 0 K: 1 S: 11	H: 2 LOB: 1 BB: 0 P: 17	R: 1 E: 0 K: 1 S: 15	H: 3 LOB: 2 BB: 0 P: 24	R: 1 E: 0 K: 0 S: 6	H: 2 LOB: 1 BB: 1 P: 16	R: 0 E: 0 K: 0 S: 9	H: 1 LOB: 1 BB: 0 P: 15	1B: 9 2B: 2 3B: 0 HR: 1	SF: 1 SAC: 0 DP: 2 HBP: 0	WP: 0 PA: 39 PB: 0 SB: 0 CS: 1
PITCHER	IP WLS BF H R ER SO BB IBB HBP BLK WP HR S P ERA WHIP																				

Batter	1	2	3	4	5	6	7	8	9	AB	R	H	RBI	BB	SO	LOB	TOP			
Eric Young Sr. R OBP: 0.335, SLG: 0.329										4	0	1	0	0	2	0	Colorado Rockies @ St. Louis Cardinals Busch Stadium, St. Louis, MO Sat Jul 10 1993, 7:05 PM CDT Att: 53,146 - Unknown - 94 F			
Chris Jones R OBP: 0.333, SLG: 0.556										4	0	0	0	0	3	1				
Dante Bichette R OBP: 0.356, SLG: 0.515										2	1	0	0	2	1	0				
Andres Galarraga R OBP: 0.424, SLG: 0.646										4	1	2	1	0	1	2				
Charlie Hayes R OBP: 0.364, SLG: 0.508										4	1	2	2	0	1	1				
Jerald Clark R OBP: 0.326, SLG: 0.408										4	0	0	0	0	1	2				
Jayhawk Owens R OBP: 0.358, SLG: 0.449											4	0	0	0	0	1				
Freddie Benavides R OBP: 0.239, SLG: 0.271										3	0	0	0	0	0	0				
Scott Fredrickson R OBP: 0.239, SLG: 0.271										0	0	0	0	0	0	0				
Butch Henry L OBP: 0.125, SLG: 0.091										1	0	0	0	0	0	0				
Keith Shephard R OBP: 0.125, SLG: 0.091										0	0	0	0	0	0	0				
Jim Tatum R OBP: 0.223, SLG: 0.300										1	0	0	0	0	0	0				
Bruce Ruffin R OBP: 0.141, SLG: 0.166										0	0	0	0	0	0	0				
Vinny Castilla R OBP: 0.227, SLG: 0.465										1	0	0	0	0	0	0				
Inning Stats	R: 0 E: 0 K: 2 S: 7	H: 0 LOB: 1 BB: 1 P: 11	R: 0 E: 0 K: 2 S: 7	H: 0 LOB: 0 BB: 0 P: 7	R: 0 E: 0 K: 0 S: 4	H: 1 LOB: 1 BB: 0 P: 4	R: 2 E: 0 K: 1 S: 6	H: 1 LOB: 0 BB: 1 P: 10	R: 0 E: 0 K: 1 S: 5	H: 0 LOB: 0 BB: 0 P: 5	R: 1 E: 0 K: 2 S: 9	H: 2 LOB: 1 BB: 0 P: 9	R: 0 E: 0 K: 0 S: 3	H: 0 LOB: 0 BB: 0 P: 3	R: 0 E: 0 K: 1 S: 5	H: 1 LOB: 1 BB: 0 P: 4	1B: 3 2B: 0 3B: 0 HR: 2	SF: 0 SAC: 0 DP: 0 HBP: 0	WP: 0 PB: 1 SB: 0 CS: 0	PA: 34
PITCHER	IP WLS BF H R ER SO BB IBB HBP BLK WP HR S P ERA WHIP																			
Donovan Osborne, L ERA: 3.57	(1, 1) 7.0 W 27 4 3 3 8 2 0 0 0 0 0 2 41 49 3.86 0.857																			
Omar Olivares, R ERA: 4.7	(8, 1) 2.0 7 1 0 0 1 0 0 0 0 0 0 0 9 9 0.00 0.500																			

Batter	1	2	3	4	5	6	7	8	9	AB	R	H	RBI	BB	SO	LOB	BOTTOM			
Luis Altea S OBP: 0.388, SLG: 0.409										5	0	1	0	0	1	1	Colorado Rockies @ St. Louis Cardinals Busch Stadium, St. Louis, MO Sat Jul 10 1993, 7:05 PM CDT Att: 53,146 - Unknown - 94 F			
Ozzie Smith S OBP: 0.329, SLG: 0.358										3	1	1	0	1	0	2				
Tim Jones, L										0	0	0	0	0	0	0				
Gregg Jefferies S OBP: 0.395, SLG: 0.517										3	1	1	0	1	0	1				
Todd Zeile R OBP: 0.323, SLG: 0.364										4	1	1	1	0	2	1				
Bernard Gilkey R OBP: 0.394, SLG: 0.506										3	2	1	0	1	1	2				
Brian Jordan R OBP: 0.317, SLG: 0.467										4	2	4	3	0	0	0				
Mark Whiten S OBP: 0.314, SLG: 0.393										3	1	1	3	0	1	1				
Ray Lankford L OBP: 0.389, SLG: 0.352										1	1	0	0	0	0	1				
Tom Pagnozzi R OBP: 0.277, SLG: 0.354										4	0	0	0	0	0	1				
Donovan Osborne, S OBP: 0.225, SLG: 0.211										3	0	1	0	0	0	0				
Omar Olivares, R OBP: 0.250, SLG: 0.313										1	0	1	1	0	0	0				
Inning Stats	R: 0 E: 0 K: 1 S: 5	H: 0 LOB: 0 BB: 0 P: 5	R: 0 E: 1 K: 2 S: 8	H: 1 LOB: 1 BB: 0 P: 8	R: 0 E: 0 K: 0 S: 3	H: 0 LOB: 0 BB: 0 P: 3	R: 5 E: 0 K: 0 S: 9	H: 6 LOB: 2 BB: 1 P: 13	R: 2 E: 0 K: 1 S: 6	H: 2 LOB: 0 BB: 1 P: 10	R: 0 E: 0 K: 0 S: 3	H: 0 LOB: 0 BB: 0 P: 3	R: 0 E: 0 K: 1 S: 5	H: 1 LOB: 0 BB: 0 P: 5	R: 2 E: 2 K: 0 S: 5	H: 2 LOB: 1 BB: 1 P: 9	1B: 8 2B: 2 3B: 0 HR: 2	SF: 0 SAC: 0 DP: 1 HBP: 0	WP: 0 PB: 0 SB: 0 CS: 1	PA: 37
PITCHER	IP WLS BF H R ER SO BB IBB HBP BLK WP HR S P ERA WHIP																			
Butch Henry L ERA: 6.95	(1, 1) 3.2 L 19 7 5 5 3 1 0 0 0 0 0 0 1 24 28 12.27 2.182																			
Keith Shephard R ERA: 6.75	(4, 1) 0.1 1 0 0 0 0 0 0 0 0 0 0 0 1 1 0.00 0.000																			
Bruce Ruffin, L ERA: 5.11	(5, 1) 2.0 8 2 2 2 1 1 0 0 0 0 0 1 9 13 9.00 1.500																			
Scott Fredrickson R ERA: 5.47	(7, 1) 2.0 9 3 2 1 1 1 0 0 0 0 0 0 10 14 4.50 2.000																			

AB	32
R	3
H	5
RBI	3
BB	2
SO	9
LOB	7



AB	34
R	9
H	12
RBI	8
BB	3
SO	5
LOB	10



Batter	1	2	3	4	5	6	7	8	9	AB	R	H	RBI	BB	SO	LOB	TOP								
Eric Young Sr. R OBP: 0.337, SLG: 0.334 (1, 4)										4	1	2	0	0	0	0	Colorado Rockies @ St. Louis Cardinals Busch Stadium, St. Louis, MO Sun Jul 11 1993, 3:33 AM CDT Att: 44,105 - Sunny - 95 F								
Alex Cole L OBP: 0.344, SLG: 0.323 (1, 8)										4	0	2	1	0	1	0									
Dante Bichette R OBP: 0.352, SLG: 0.508 (1, 9)										4	0	0	0	0	1	3									
Daryl Boston L OBP: 0.314, SLG: 0.365 (9, PH)										3	0	0	0	0	0	2									
Chris Jones R OBP: 0.340, SLG: 0.580 (9, 7)										1	1	1	0	0	0	0									
Charlie Hayes R OBP: 0.362, SLG: 0.508 (1, 5)										4	1	1	0	0	2	3									
Jerald Clark R OBP: 0.332, SLG: 0.430 (1, 3)										4	1	3	3	0	0	0									
Vinny Castilla R OBP: 0.321, SLG: 0.455 (1, 6)										4	0	0	0	0	1	2									
Danny Sheaffer R OBP: 0.269, SLG: 0.409 (1, 2)										4	0	0	0	0	0	2									
Armando Reynoso R OBP: 0.079, SLG: 0.135 (8, 1)										3	0	0	0	0	3	1									
Gary Wayne L (8, 1)										0	0	0	0	0	0	0									
Steve Reed R (8, 1)										0	0	0	0	0	0	0									
Inning Stats	R: 0 E: 0 K: 1 S: 13	H: 2 LOB: 2 BB: 0 P: 18	R: 0 E: 0 K: 1 S: 12	H: 1 LOB: 1 BB: 0 P: 16	R: 0 E: 0 K: 1 S: 7	H: 0 LOB: 0 BB: 0 P: 11	R: 1 E: 0 K: 0 S: 12	H: 2 LOB: 1 BB: 0 P: 16	R: 1 E: 0 K: 1 S: 8	H: 2 LOB: 0 BB: 0 P: 10	R: 0 E: 0 K: 1 S: 6	H: 0 LOB: 0 BB: 0 P: 10	R: 0 E: 0 K: 2 S: 11	H: 0 LOB: 0 BB: 0 P: 15	R: 0 E: 0 K: 1 S: 8	H: 0 LOB: 0 BB: 0 P: 12	R: 2 E: 0 K: 0 S: 11	H: 2 LOB: 0 BB: 0 P: 15	1B: 4 2B: 3 3B: 1 HR: 1	SF: 0 SAC: 0 DP: 1 HBP: 0	WP: 0 PB: 0 SB: 0 CS: 0	PA: 35			
PITCHER	IP	WLS	BF	H	R	ER	SO	BB	IBB	HBP	BLK	WP	HR	S	P	ERA	WHIP								
Bob Tewksbury R ERA: 3.73 (1, 1)	8.0	L	30	7	2	2	8	0	0	0	0	0	0	77	108	2.25	0.875								
Rob Murphy L ERA: 3.22 (9, 1)	0.1		2	1	1	1	0	0	0	0	0	0	0	6	7	27.00	3.000								
Omar Olivares R ERA: 4.78 (9, 1)	0.2		3	1	1	1	0	0	0	0	0	0	1	5	8	13.50	1.500								

Batter	1	2	3	4	5	6	7	8	9	AB	R	H	RBI	BB	SO	LOB	BOTTOM								
Bernard Gilkey R OBP: 0.389, SLG: 0.498 (1, 7)										4	0	0	0	0	1	2	Colorado Rockies @ St. Louis Cardinals Busch Stadium, St. Louis, MO Sun Jul 11 1993, 3:33 AM CDT Att: 44,105 - Sunny - 95 F								
Luis Alica S OBP: 0.379, SLG: 0.399 (1, 4)										4	0	0	0	0	1	2									
Gregg Jefferies S OBP: 0.390, SLG: 0.511 (1, 3)										4	0	0	0	0	1	0									
Todd Zeile R OBP: 0.322, SLG: 0.363 (1, 5)										4	0	1	0	0	1	0									
Ray Lankford L OBP: 0.388, SLG: 0.354 (1, 8)										4	0	1	0	0	1	1									
Brian Jordan R OBP: 0.327, SLG: 0.468 (1, 9)										2	0	1	0	1	0	1									
Erik Pappas R OBP: 0.394, SLG: 0.371 (1, 2)										3	0	0	0	0	1	4									
José Oquendo S OBP: 0.365, SLG: 0.245 (8, PH)										2	0	0	0	0	0	1									
Rod Brewer L OBP: 0.319, SLG: 0.321 (8, PR)										1	0	1	0	0	0	0									
Tim Jones L (9, 6)										0	1	0	0	0	0	0									
Bob Tewksbury R OBP: 0.238, SLG: 0.200 (8, PH)										0	0	0	0	0	0	0									
Gerald Perry L OBP: 0.117, SLG: 0.075 (8, PH)										0	0	0	0	0	0	0									
Mark Whiten S OBP: 0.116, SLG: 0.095 (8, PH)										0	0	0	0	0	0	0									
Ozzie Smith OBP: 0.282, SLG: 0.399 (9, 1)										0	0	0	0	0	0	0									
Rob Murphy OBP: 0.292, SLG: 0.500 (9, 1)										0	0	0	0	0	0	0									
Omar Olivares R OBP: 0.250, SLG: 0.313 (9, 1)										0	0	0	0	0	0	0									
Inning Stats	R: 0 E: 0 K: 0 S: 7	H: 0 LOB: 0 BB: 0 P: 12	R: 0 E: 0 K: 0 S: 8	H: 1 LOB: 1 BB: 0 P: 14	R: 0 E: 0 K: 0 S: 6	H: 0 LOB: 0 BB: 0 P: 9	R: 0 E: 0 K: 1 S: 9	H: 0 LOB: 0 BB: 0 P: 15	R: 0 E: 0 K: 1 S: 12	H: 1 LOB: 1 BB: 0 P: 20	R: 0 E: 0 K: 0 S: 4	H: 1 LOB: 0 BB: 0 P: 6	R: 0 E: 0 K: 0 S: 14	H: 1 LOB: 2 BB: 1 P: 20	R: 1 E: 0 K: 2 S: 8	H: 2 LOB: 1 BB: 0 P: 12	R: 0 E: 0 K: 2 S: 11	H: 0 LOB: 0 BB: 0 P: 18	1B: 5 2B: 1 3B: 0 HR: 0	SF: 0 SAC: 0 DP: 1 HBP: 0	WP: 1 PB: 1 SB: 1 CS: 1	PA: 32			
PITCHER	IP	WLS	BF	H	R	ER	SO	BB	IBB	HBP	BLK	WP	HR	S	P	ERA	WHIP								
Armando Reynoso R ERA: 3.03 (1, 1)	7.0	W	26	5	1	0	2	1	0	0	0	0	0	61	97	0.00	0.857								
Gary Wayne L ERA: 5.45 (8, 1)	0.0		1	1	0	0	0	0	0	0	0	0	0	1	2	∞	∞								
Steve Reed R ERA: 4.59 (8, 1)	2.0	S	5	0	0	0	4	0	0	0	0	0	0	17	27	0.00	0.000								

AB	35
R	4
H	9
RBI	4
BB	0
SO	8
LOB	13

AB	31
R	1
H	6
RBI	1
BB	1
SO	6
LOB	11

Batter	1	2	3	4	5	6	7	8	9	AB	R	H	RBI	BB	SO	LOB	TOP					
Daryl Boston, L (1,8) OBP: 0.307, SLG: 0.356	P3		G4-3			K		CS	L9	4	0	0	0	0	1	1	Colorado Rockies @ Chicago Cubs Wrigley Field, Chicago, IL Thu Jul 15 1993, 7:05 PM CDT Att: 38,765 - Unknown - 68 F					
Roberto Mejia, R (1,4)	F8		K			F9			F7	4	0	0	0	0	1							
Dante Bichette, R (1,9)	P3					G5-3			G5-3	4	0	0	0	0	0							
Andres Galarraga, R (1,3)		G6-3				P3			K	3	0	0	0	0	1							
Charlie Hayes, R (1,5)		FC5-4 1B				CS 1B				3	0	3	0	0	0							
Jerald Clark, R (1,7)	FC5-4 1-2					G6-3			F9	3	0	0	0	0	3							
Jayhawk Owens, R (1,2)	K					G2-3		CS	G4-3	3	0	0	0	0	1							
Vinny Castilla, R (1,6)						P6			G5-3	3	0	1	0	0	0							
Willie Blair, R (1,1)						G5-3				2	0	0	0	0	1							
Alex Cole, L (8,PH) OBP: 0.347, SLG: 0.326			K						CS	1	0	1	0	0	0							
Gary Wayne, L (8,1)										0	0	0	0	0	0							
Steve Reed, R (8,1)									CS 1B	0	0	0	0	0	0							
Inning Stats	R: 0 E: 0 K: 0 S: 8	H: 0 LOB: 0 BB: 0 P: 12	R: 0 E: 0 K: 1 S: 9	H: 1 LOB: 1 BB: 0 P: 11	R: 0 E: 0 K: 2 S: 8	H: 1 LOB: 1 BB: 0 P: 10	R: 0 E: 0 K: 0 S: 9	H: 1 LOB: 1 BB: 0 P: 14	R: 0 E: 0 K: 0 S: 6	H: 0 LOB: 0 BB: 0 P: 7	R: 0 E: 0 K: 1 S: 10	H: 0 LOB: 0 BB: 0 P: 14	R: 0 E: 0 K: 1 S: 10	H: 1 LOB: 0 BB: 0 P: 14	R: 0 E: 0 K: 0 S: 4	H: 1 LOB: 0 BB: 0 P: 8	R: 0 E: 0 K: 0 S: 6	H: 0 LOB: 0 BB: 0 P: 9	1B: 4 2B: 1 3B: 0 HR: 0	SF: 0 SAC: 0 DP: 0 HBP: 0	WP: 0 PB: 0 SB: 1 CS: 2	PA: 32
PITCHER Mike Morgan, R (1,1) ERA: 3.56	IP: 9.0 WLS: W BF: 30 H: 5 R: 0 ER: 0 SO: 5 BB: 0 IBB: 0 HBP: 0 BLK: 0 WP: 0 HR: 0 S: 70 P: 99 ERA: 0.00 WHIP: 0.556															PITCHER						

Batter	1	2	3	4	5	6	7	8	9	AB	R	H	RBI	BB	SO	LOB	BOTTOM			
Jose Vizcaino, S (1,6)	F7		G1-3	G3		K				4	0	0	0	0	1	3	Colorado Rockies @ Chicago Cubs Wrigley Field, Chicago, IL Thu Jul 15 1993, 7:05 PM CDT Att: 38,765 - Unknown - 68 F			
23 Ryne Sandberg, R (1,4)	F9		G4-3			F7			F7	4	0	0	0	0	0					
Mark Grace, L (1,3)	F7					F8			F8 1B	3	0	1	0	1	0					
Derrick May, L (1,7)		G4-3 BB 1B	P5			F8 1B			F8	4	0	2	0	0	2					
Sammy Sosa, R (1,8)		G4-3 BB				F8			F8	3	1	1	0	1	1					
Rick Wilkins, L (1,2)		G4-3				FC4 1B				3	0	0	0	1	4					
Kevin Roberson, S (1,9)						F8			P3	4	0	0	0	0	4					
Steve Buechele, R (1,5)						F8			P2	4	0	0	0	0	4					
Mike Morgan, R (1,1)						F9			K	2	0	1	1	1	1					
Inning Stats	R: 0 E: 0 K: 0 S: 4	H: 0 LOB: 0 BB: 0 P: 9	R: 0 E: 0 K: 0 S: 10	H: 1 LOB: 3 BB: 2 P: 23	R: 0 E: 0 K: 0 S: 7	H: 0 LOB: 1 BB: 1 P: 14	R: 1 E: 1 K: 0 S: 18	H: 1 LOB: 2 BB: 1 P: 26	R: 0 E: 0 K: 0 S: 8	H: 2 LOB: 2 BB: 0 P: 13	R: 0 E: 0 K: 1 S: 8	H: 0 LOB: 1 BB: 0 P: 12	R: 0 E: 0 K: 0 S: 8	H: 1 LOB: 1 BB: 0 P: 16	R: 0 E: 0 K: 1 S: 8	H: 0 LOB: 0 BB: 0 P: 13	1B: 4 2B: 1 3B: 0 HR: 0	SF: 0 SAC: 0 DP: 0 HBP: 1	WP: 0 PB: 0 SB: 1 CS: 0	PA: 35
PITCHER Willie Blair, R (1,1) ERA: 4.9 Gary Wayne, L (8,1) ERA: 5.1 Steve Reed, R (8,1) ERA: 4.5	IP: 7.0 WLS: L BF: 32 H: 5 R: 1 ER: 0 SO: 0 BB: 3 IBB: 1 HBP: 1 BLK: 0 WP: 0 HR: 0 S: 63 P: 113 ERA: 0.00 WHIP: 1.143															PITCHER				

AB	30
R	0
H	5
RBI	0
BB	0
SO	5
LOB	7



Batter	1	2	3	4	5	6	7	8	9	AB	R	H	RBI	BB	SO	LOB	TOP																					
Eric Young Sr. R OBP: 0.333, SLG: 0.330 (1, 7)										4	0	0	0	0	0	1																						
Roberto Mejia R OBP: 0.125, SLG: 0.250 (1, 4)										4	1	1	0	0	2	0																						
Dante Bichette R OBP: 0.346, SLG: 0.498 (1, 9)										4	0	1	0	0	0	1																						
Andres Galarraga R OBP: 0.418, SLG: 0.633 (1, 3)										4	1	1	0	0	1	2																						
Charlie Hayes R OBP: 0.369, SLG: 0.513 (1, 5)										4	0	2	1	0	2	0																						
Chris Jones R OBP: 0.336, SLG: 0.567 (1, 8)										4	0	1	1	0	0	1																						
Vinny Castilla R OBP: 0.317, SLG: 0.452 (9, PH)										3	0	0	0	0	2	0																						
Daryl Boston L OBP: 0.307, SLG: 0.356 (9, PH)										0	0	0	0	0	0	0																						
Jerald Clark R OBP: 0.327, SLG: 0.423 (9, PH)										1	0	0	0	0	0	2																						
Jayhawk Owens R OBP: 0.322, SLG: 0.400 (1, 2)										3	0	0	0	0	2	0																						
Curt Lesknic R (1, 1)										1	0	0	0	1	1	0																						
Keith Shepherd R (6, 1)										0	0	0	0	0	0	0																						
Bruce Ruffin S OBP: 0.143, SLG: 0.105 (8, PH)										0	0	0	0	0	0	0																						
Alex Cole L OBP: 0.345, SLG: 0.324 (8, PH)										1	0	0	0	0	1	0																						
Darren Holmes R (8, 1)										0	0	0	0	0	0	0																						
Inning Stats	R: 0 E: 0 K: 1 S: 8	H: 0 LOB: 0 BB: 0 P: 14	R: 0 E: 0 K: 2 S: 8	H: 0 LOB: 0 BB: 0 P: 9	R: 0 E: 0 K: 2 S: 8	H: 0 LOB: 1 BB: 1 P: 16	R: 1 E: 0 K: 0 S: 14	H: 2 LOB: 1 BB: 0 P: 19	R: 0 E: 0 K: 3 S: 9	H: 0 LOB: 0 BB: 0 P: 11	R: 0 E: 0 K: 1 S: 9	H: 1 LOB: 1 BB: 0 P: 12	R: 0 E: 0 K: 1 S: 7	H: 0 LOB: 0 BB: 0 P: 11	R: 0 E: 0 K: 1 S: 6	H: 0 LOB: 2 BB: 0 P: 8	R: 1 E: 0 K: 0 S: 8	H: 3 LOB: 2 BB: 0 P: 11	1B: 5 2B: 1 3B: 0 HR: 0	SF: 0 SAC: 0 DP: 0 HBP: 0	WP: 0 PA: 34 PB: 0 SB: 0 CS: 0																	
PITCHER	IP	WLS	BF	H	R	ER	SO	BB	IBB	HBP	BLK	WP	HR	S	P	ERA	WHIP	PITCHER				IP	WLS	BF	H	R	ER	SO	BB	IBB	HBP	BLK	WP	HR	S	P	ERA	WHIP
Jose Guzman R ERA: 4.29	(1, 1)	8.2	W	33	6	2	2	11	1	0	0	0	0	0	76	110	2.08	0.808																				
Paul Assenmacher L ERA: 3.57	(9, 1)	0.1		1	0	0	0	0	0	0	0	0	0	0	1	1	0.00	0.000																				

Colorado Rockies @ Chicago Cubs
Wrigley Field, Chicago, IL
Fri Jul 16 1993, 3:33 AM CDT
Att: 39,281 - Overcast - 74 F

AB 33
R 2
H 6
RBI 2
BB 1
SO 11
LOB 7



Batter	1	2	3	4	5	6	7	8	9	AB	R	H	RBI	BB	SO	LOB	BOTTOM																					
Jose Vizcaino S OBP: 0.350, SLG: 0.376 (1, 6)										3	1	1	1	2	0	1																						
23 Ryne Sandberg R OBP: 0.341, SLG: 0.396 (1, 4)										4	2	2	1	1	0	1																						
Eric Yelding R OBP: 0.286, SLG: 0.289 (9, 4)										0	0	0	0	0	0	0																						
Mark Grace L OBP: 0.394, SLG: 0.506 (1, 3)										4	1	1	0	1	0	4																						
Derrick May L OBP: 0.345, SLG: 0.450 (1, 7)										4	2	2	4	0	0	1																						
Sammy Sosa R OBP: 0.309, SLG: 0.492 (1, 8)										4	1	2	2	0	0	1																						
Rick Wilkins L OBP: 0.378, SLG: 0.567 (1, 2)										3	0	0	0	1	2	0																						
Kevin Roberson S (1, 9)										4	0	0	0	0	1	2																						
Steve Buechele R OBP: 0.285, SLG: 0.402 (1, 5)										4	1	2	0	0	0	3																						
Rey Sanchez R OBP: 0.345, SLG: 0.376 (8, 6)										0	0	0	0	0	0	0																						
Jose Guzman R OBP: 0.095, SLG: 0.073 Paul Assenmacher L OBP: 0.500, SLG: 0.500 (1, 1)										4	0	0	0	0	0	3																						
Inning Stats	R: 3 E: 0 K: 1 S: 11	H: 2 LOB: 2 BB: 2 P: 25	R: 0 E: 0 K: 0 S: 9	H: 1 LOB: 0 BB: 0 P: 17	R: 0 E: 0 K: 0 S: 7	H: 1 LOB: 1 BB: 0 P: 15	R: 0 E: 1 K: 1 S: 12	H: 0 LOB: 1 BB: 0 P: 16	R: 3 E: 0 K: 0 S: 12	H: 1 LOB: 2 BB: 2 P: 24	R: 1 E: 0 K: 0 S: 16	H: 3 LOB: 2 BB: 0 P: 24	R: 0 E: 0 K: 1 S: 10	H: 1 LOB: 2 BB: 1 P: 18	R: 1 E: 0 K: 0 S: 6	H: 1 LOB: 0 BB: 0 P: 9	1B: 6 2B: 1 3B: 0 HR: 3	SF: 0 SAC: 0 DP: 1 HBP: 0	WP: 0 PA: 39 PB: 0 SB: 0 CS: 0																			
PITCHER	IP	WLS	BF	H	R	ER	SO	BB	IBB	HBP	BLK	WP	HR	S	P	ERA	WHIP	PITCHER				IP	WLS	BF	H	R	ER	SO	BB	IBB	HBP	BLK	WP	HR	S	P	ERA	WHIP
Curt Lesknic R ERA: 5.04	(1, 1)	5.0	L	24	5	6	6	2	4	0	0	0	0	0	51	97	10.80	1.800																				
Keith Shepherd R ERA: 6.98	(6, 1)	0.2		5	3	1	1	0	0	0	0	0	0	0	14	20	13.50	4.500																				
Bruce Ruffin L ERA: 5.02	(6, 1)	1.1		6	1	0	0	1	1	0	0	0	0	0	12	22	0.00	1.500																				
Darren Holmes R ERA: 6.25	(8, 1)	1.0		4	1	1	1	0	0	0	0	0	0	1	6	9	9.00	1.000																				

Colorado Rockies @ Chicago Cubs
Wrigley Field, Chicago, IL
Fri Jul 16 1993, 3:33 AM CDT
Att: 39,281 - Overcast - 74 F

AB 34
R 8
H 10
RBI 8
BB 5
SO 3
LOB 16



Batter	1	2	3	4	5	6	7	8	9	AB	R	H	RBI	BB	SO	LOB	TOP					
Alex Cole, L OBP: 0.348, SLG: 0.329 (1, 8)	F8		S BB			G6-3 2B		F7		3	0	1	0	1	0	1	Colorado Rockies @ Chicago Cubs Wrigley Field, Chicago, IL Sat Jul 17 1993, 3:33 AM CDT Att: 39,522 - Cloudy - 76 F					
Roberto Mejia, R OBP: 0.250, SLG: 0.417 (1, 4)	G4-1 1B		F7			G6-3				4	1	2	0	0	0	2						
Dante Bichette, R OBP: 0.342, SLG: 0.492 (1, 9)	G4-1					G6-3				4	0	0	0	0	0	3						
Andres Galarraga, R OBP: 0.415, SLG: 0.628 (1, 3)	G6-3					G6-3				4	0	1	1	0	1	1						
Charlie Hayes, R OBP: 0.365, SLG: 0.506 (1, 5)		L8				G5-3				4	0	0	0	0	1	1						
Jerald Clark, R OBP: 0.323, SLG: 0.418 (1, 7)		K				G5-3				3	0	0	0	0	1	0						
Danny Sheaffer, R OBP: 0.262, SLG: 0.398 (1, 2)		G5-3				G6-3				3	0	0	0	0	0	0						
Freddie Benavides, R OBP: 0.242, SLG: 0.273 (1, 6)			K			L5				3	0	1	0	0	1	0						
Armando Reynoso, R OBP: 0.075, SLG: 0.128 Jim Tatum, R OBP: 0.230, SLG: 0.296 Mark Grant, R (8, 1)			F9					K		2	0	0	0	0	1	0						
										1	0	0	0	0	1	1						
										0	0	0	0	0	0	0						
Inning Stats	R: 0 E: 0 K: 0 S: 4	H: 1 LOB: 1 BB: 0 P: 7	R: 0 E: 0 K: 1 S: 6	H: 0 LOB: 0 BB: 0 P: 8	R: 0 E: 0 K: 1 S: 13	H: 0 LOB: 1 BB: 1 P: 20	R: 0 E: 0 K: 0 S: 10	H: 0 LOB: 0 BB: 0 P: 15	R: 0 E: 0 K: 0 S: 4	H: 0 LOB: 0 BB: 0 P: 5	R: 0 E: 0 K: 1 S: 12	H: 1 LOB: 1 BB: 0 P: 18	R: 0 E: 0 K: 2 S: 7	H: 0 LOB: 0 BB: 0 P: 7	R: 0 E: 0 K: 1 S: 6	H: 1 LOB: 1 BB: 0 P: 6	R: 1 E: 0 K: 0 S: 4	H: 2 LOB: 0 BB: 0 P: 4	1B: 3 2B: 2 3B: 0 HR: 0	SF: 0 SAC: 0 DP: 1 HBP: 0	WP: 0 PB: 0 SB: 1 CS: 0	PA: 32
PITCHER	IP	WLS	BF	H	R	ER	SO	BB	IBB	HBP	BLK	WP	HR	S	P	ERA	WHIP					
Mike Harkey, R ERA: 4.01 Randy Myers, L ERA: 2.54	(1, 1)	8.0	W	28	3	0	6	1	0	0	0	0	0	62	86	0.00	0.500					
(9, 1)	1.0	4	2	1	1	0	0	0	0	0	0	0	0	4	4	9.00	2.000					

AB	31
R	1
H	5
RBI	1
BB	1
SO	6
LOB	9



Batter	1	2	3	4	5	6	7	8	9	AB	R	H	RBI	BB	SO	LOB	BOTTOM				
Jose Vizcaino, S OBP: 0.346, SLG: 0.371 (1, 6)	G4-3					G3		FC3-6		4	0	0	0	0	0	1	Colorado Rockies @ Chicago Cubs Wrigley Field, Chicago, IL Sat Jul 17 1993, 3:33 AM CDT Att: 39,522 - Cloudy - 76 F				
23 Ryne Sandberg, R OBP: 0.336, SLG: 0.389 (1, 4)	K					K		F9		4	0	0	0	0	2	0					
Mark Grace, L OBP: 0.395, SLG: 0.506 (1, 3)	G4-3					G3-1				4	2	2	0	0	0	0					
Derrick May, L OBP: 0.350, SLG: 0.454 (1, 7)		L9								2	1	1	1	2	0	0					
Sammy Sosa, R OBP: 0.309, SLG: 0.492 (1, 8)		K				K		G5-3		4	0	1	1	0	2	2					
Rick Wilkins, L OBP: 0.380, SLG: 0.578 (1, 2)		G3-1								4	1	2	2	0	1	2					
Kevin Roberson, S (1, 9)			K							2	1	0	0	0	1	0					
Steve Buechele, R OBP: 0.289, SLG: 0.407 (1, 5)			P3							2	0	1	1	1	0	0					
Mike Harkey, R OBP: 0.179, SLG: 0.185 Randy Myers, L OBP: 0.867, SLG: 1.000 (9, 1)			G5-3							3	0	0	0	0	1	2					
										0	0	0	0	0	0	0					
Inning Stats	R: 0 E: 0 K: 1 S: 7	H: 0 LOB: 0 BB: 0 P: 9	R: 0 E: 0 K: 1 S: 7	H: 0 LOB: 0 BB: 0 P: 11	R: 0 E: 0 K: 1 S: 8	H: 0 LOB: 0 BB: 0 P: 12	R: 0 E: 0 K: 1 S: 6	H: 0 LOB: 0 BB: 0 P: 9	R: 2 E: 0 K: 2 S: 14	H: 2 LOB: 1 BB: 1 P: 22	R: 1 E: 0 K: 1 S: 12	H: 2 LOB: 2 BB: 1 P: 22	R: 0 E: 0 K: 0 S: 3	H: 0 LOB: 1 BB: 1 P: 7	R: 2 E: 0 K: 0 S: 5	H: 3 LOB: 1 BB: 0 P: 5	1B: 3 2B: 3 3B: 0 HR: 1	SF: 0 SAC: 0 DP: 0 HBP: 1	WP: 0 PB: 0 SB: 0 CS: 1	PA: 33	
PITCHER	IP	WLS	BF	H	R	ER	SO	BB	IBB	HBP	BLK	WP	HR	S	P	ERA	WHIP				
Armando Reynoso, R ERA: 3.08 Mark Grant, R ERA: 6.99	(1, 1)	7.0	L	28	4	3	3	7	4	3	0	0	0	57	92	3.86	1.000				
(8, 1)	1.0	5	3	2	2	0	0	0	0	0	0	0	0	5	5	18.00	3.000				



Batter	1	2	3	4	5	6	7	8	9	AB	R	H	RBI	BB	SO	LOB	TOP
Eric Young Sr. R OBP: 0.333, SLG: 0.330 (1, 7)										4	1	1	0	0	1	1	Colorado Rockies @ Chicago Cubs Wrigley Field, Chicago, IL Sun Jul 18 1993, 3:33 AM CDT Att: 39,022 - Cloudy - 90 F
Roberto Mejia R OBP: 0.297, SLG: 0.467 (1, 4)										3	0	1	1	0	1	1	
Dante Bichette R OBP: 0.342, SLG: 0.494 (1, 9)										3	1	1	0	0	1	1	
Andres Galarraga R OBP: 0.414, SLG: 0.625 (1, 3)										3	0	1	0	0	0	1	
Charlie Hayes R OBP: 0.365, SLG: 0.505 (1, 5)										3	0	1	0	0	2	3	
Chris Jones R OBP: 0.327, SLG: 0.551 (1, 8)										3	0	0	1	0	0	2	
Danny Sheaffer R OBP: 0.286, SLG: 0.400 Mark Grant R (7, 1)										2	0	1	0	0	0	0	
Freddie Benavides R OBP: 0.234, SLG: 0.264 (1, 6)										3	0	0	0	0	0	0	
Jeff Parrett R OBP: 0.111, SLG: 0.111 Scott Fredrickson R (1, 1)										0	0	0	0	0	0	0	
Bruce Ruffin S OBP: 0.333, SLG: 0.105 Jayhawk Owens R OBP: 0.328, SLG: 0.393 Alex Cole L OBP: 0.346, SLG: 0.327 (7, PH)										1	0	0	0	0	0	0	
Inning Stats	R: 1 E: 0 K: 2 S: 18	H: 2 LOB: 1 BB: 0 P: 27	R: 0 E: 0 K: 0 S: 3	H: 0 LOB: 0 BB: 0 P: 8	R: 0 E: 0 K: 3 S: 10	H: 0 LOB: 0 BB: 0 P: 16	R: 1 E: 0 K: 1 S: 13	H: 3 LOB: 2 BB: 1 P: 14	R: 0 E: 0 K: 0 S: 10	H: 1 LOB: 1 BB: 0 P: 11	R: 0 E: 0 K: 1 S: 8	H: 0 LOB: 0 BB: 0 P: 9	R: 0 E: 0 K: 0 S: 0	H: 0 LOB: 0 BB: 0 P: 0	R: 0 E: 0 K: 0 S: 0	H: 0 LOB: 0 BB: 0 P: 0	WP: 0 PA: 28 FB: 0 SB: 0 CS: 0
PITCHER	IP WLS BF H R ER SO BB IBB HBP BLK WP HR S P ERA WHIP																
Greg Hibbard L ERA: 3.97 Shawn Boskie R ERA: 3.8	(1, 1) 5.0 W 20 5 2 2 6 1 0 0 0 0 0 0 54 83 3.60 1.200																

Batter	1	2	3	4	5	6	7	8	9	AB	R	H	RBI	BB	SO	LOB	BOTTOM		
Jose Vizcaino S OBP: 0.350, SLG: 0.378 (8, 5)										5	2	3	2	0	1	2	Colorado Rockies @ Chicago Cubs Wrigley Field, Chicago, IL Sun Jul 18 1993, 3:33 AM CDT Att: 39,022 - Cloudy - 90 F		
23 Ryne Sandberg R OBP: 0.345, SLG: 0.407 Eric Yelding R OBP: 0.280, SLG: 0.283 (7, 4)										4	2	4	2	0	0	0			
Mark Grace L OBP: 0.393, SLG: 0.503 Doug Jennings L OBP: 0.295, SLG: 0.366 (8, 3)										4	1	1	0	0	0	5			
Derrick May L OBP: 0.354, SLG: 0.456 (1, 7)										5	1	3	2	0	0	1			
Sammy Sosa R OBP: 0.311, SLG: 0.493 Candy Maldonado R OBP: 0.271, SLG: 0.277 (8, 9)										4	1	2	1	0	1	2			
Rick Wilkins L OBP: 0.378, SLG: 0.585 (1, 2)										4	1	1	3	0	0	3			
Kevin Roberson S OBP: 0.200, SLG: 0.357 (8, 8)										4	2	2	2	0	1	2			
Steve Buechele R OBP: 0.296, SLG: 0.408 Rey Sanchez R OBP: 0.345, SLG: 0.376 (8, 6)										2	1	1	0	2	0	0			
Greg Hibbard L Shawn Boskie R OBP: 0.200, SLG: 0.200 (6, 1)										1	1	0	0	1	0	3			
Inning Stats	R: 8 E: 0 K: 1 S: 31	H: 7 LOB: 1 BB: 2 P: 55	R: 0 E: 0 K: 0 S: 6	H: 0 LOB: 0 BB: 0 P: 12	R: 0 E: 0 K: 0 S: 11	H: 1 LOB: 1 BB: 0 P: 17	R: 2 E: 0 K: 1 S: 22	H: 4 LOB: 3 BB: 1 P: 37	R: 0 E: 0 K: 0 S: 11	H: 2 LOB: 1 BB: 0 P: 18	R: 2 E: 1 K: 1 S: 15	H: 2 LOB: 1 BB: 0 P: 20	R: 0 E: 0 K: 1 S: 12	H: 1 LOB: 1 BB: 0 P: 12	R: 0 E: 0 K: 1 S: 12	H: 1 LOB: 1 BB: 0 P: 12		WP: 2 PA: 41 FB: 0 SB: 0 CS: 0	
PITCHER	IP WLS BF H R ER SO BB IBB HBP BLK WP HR S P ERA WHIP																		
Jeff Parrett R ERA: 5.43 Scott Fredrickson R ERA: 6.0 Bruce Ruffin L ERA: 5.06 Mark Grant R ERA: 6.64	(1, 1) 0.2 L 9 5 7 7 1 2 0 0 0 0 0 0 1 27 49 94.50 10.500	(1, 1) 2.1 14 7 3 3 0 0 0 0 0 0 0 0 30 48 11.57 3.000	(4, 1) 3.0 14 4 2 2 2 0 1 0 0 1 1 39 62 6.00 1.333	(7, 1) 1.0 4 1 0 0 1 0 0 0 0 0 0 0 12 12 0.00 1.000															



Batter	1	2	3	4	5	6	7	8	9	AB	R	H	RBI	BB	SO	LOB	TOP											
Alex Cole, L OBP: 0.346, SLG: 0.328 Daryl Boston, L OBP: 0.306, SLG: 0.354										3	0	1	0	0	1	2	Colorado Rockies @ Florida Marlins Joe Robbie Stadium, Miami, FL Mon Jul 19 1993, 7:05 PM EDT Att: 37,703 - Unknown - 88 F											
Jerald Clark, R OBP: 0.320, SLG: 0.413										3	0	0	0	0	1													
Roberto Mejia, R OBP: 0.263, SLG: 0.389										3	0	0	0	1	0	2												
Andres Galarraga, R OBP: 0.412, SLG: 0.619										4	0	1	0	0	1	2												
Charlie Hayes, R OBP: 0.364, SLG: 0.502										4	0	1	0	0	2													
Dante Bichette, R OBP: 0.344, SLG: 0.494										4	1	2	0	0	1													
Vinny Castilla, R OBP: 0.312, SLG: 0.445 Eric Young Sr., R OBP: 0.335, SLG: 0.332										3	0	0	0	0	3													
Danny Sheaffer, R OBP: 0.266, SLG: 0.395										4	0	1	0	0	2													
Kent Bottenfield, R OBP: 0.259, SLG: 0.200 Jim Tatum, R OBP: 0.240, SLG: 0.296 Steve Reed, R OBP: 0.324, SLG: 0.546										1	0	1	1	1	0	0												
Inning Stats	R: 0 E: 0 K: 1 S: 10	H: 1 LOB: 2 BB: 1 P: 19	R: 1 E: 0 K: 0 S: 11	H: 3 LOB: 1 BB: 0 P: 15	R: 0 E: 0 K: 0 S: 5	H: 0 LOB: 0 BB: 0 P: 7	R: 0 E: 0 K: 0 S: 8	H: 1 LOB: 1 BB: 0 P: 10	R: 0 E: 0 K: 0 S: 6	H: 1 LOB: 2 BB: 1 P: 11	R: 0 E: 0 K: 0 S: 9	H: 0 LOB: 1 BB: 1 P: 17	R: 0 E: 0 K: 1 S: 8	H: 0 LOB: 0 BB: 0 P: 11	R: 0 E: 0 K: 1 S: 8	H: 1 LOB: 1 BB: 0 P: 10		1B: 8 2B: 1 3B: 0 HR: 0	SF: 0 SAC: 1 DP: 2 HBP: 0	WP: 2 PB: 0 SB: 1 CS: 0	PA: 36							
PITCHER	IP	WLS	BF	H	R	ER	SO	BB	IBB	HBP	BLK	WP	HR	S	P	ERA	WHIP											
Ryan Bowen, R ERA: 4.1	(1, 1)	7.0	W	29	7	1	1	1	3	0	0	0	2	0	55	86	1.29	1.429										
Matt Turner, R ERA: 2.79	(8, 1)	1.0		3	0	0	0	1	0	0	0	0	0	0	8	11	0.00	0.000										
Bryan Harvey, R ERA: 1.77	(9, 1)	1.0	S	4	1	0	0	1	0	0	0	0	0	0	8	10	0.00	1.000										

Batter	1	2	3	4	5	6	7	8	9	AB	R	H	RBI	BB	SO	LOB	BOTTOM											
Chuck Carr, S OBP: 0.327, SLG: 0.341										3	1	1	0	1	0	0	Colorado Rockies @ Florida Marlins Joe Robbie Stadium, Miami, FL Mon Jul 19 1993, 7:05 PM EDT Att: 37,703 - Unknown - 88 F											
Rick Renteria, R OBP: 0.331, SLG: 0.391										4	0	0	0	0	3													
Jeff Conine, R OBP: 0.369, SLG: 0.414										3	0	0	0	1	1	2												
Gary Sheffield, R OBP: 0.352, SLG: 0.471										3	1	2	1	0	0	1												
Orestes Destrade, S OBP: 0.296, SLG: 0.362										3	0	0	0	0	2	2												
Benito Santiago, R OBP: 0.304, SLG: 0.385										2	0	0	1	0	1	0												
Darrell Whitmore, L OBP: 0.289, SLG: 0.458										3	1	2	1	0	0	0												
Walt Weiss, S OBP: 0.358, SLG: 0.314										2	0	0	0	1	0	1												
Ryan Bowen, R OBP: 0.132, SLG: 0.162 Greg Briley, L OBP: 0.282, SLG: 0.364 Matt Turner, R Bryan Harvey, R										2	0	0	0	0	0	1												
Inning Stats	R: 1 E: 0 K: 0 S: 12	H: 1 LOB: 0 BB: 1 P: 20	R: 0 E: 0 K: 1 S: 5	H: 0 LOB: 0 BB: 0 P: 5	R: 0 E: 0 K: 0 S: 10	H: 0 LOB: 2 BB: 2 P: 18	R: 2 E: 0 K: 0 S: 10	H: 2 LOB: 0 BB: 0 P: 14	R: 0 E: 0 K: 0 S: 5	H: 0 LOB: 0 BB: 0 P: 7	R: 0 E: 0 K: 2 S: 10	H: 1 LOB: 0 BB: 0 P: 14	R: 0 E: 0 K: 1 S: 8	H: 1 LOB: 1 BB: 0 P: 13	R: 0 E: 0 K: 0 S: 5	H: 0 LOB: 0 BB: 0 P: 10		1B: 1 2B: 3 3B: 0 HR: 1	SF: 1 SAC: 0 DP: 0 HBP: 0	WP: 0 PB: 0 SB: 0 CS: 1	PA: 32							
PITCHER	IP	WLS	BF	H	R	ER	SO	BB	IBB	HBP	BLK	WP	HR	S	P	ERA	WHIP											
Kent Bottenfield, R ERA: 4.15 Steve Reed, R ERA: 4.25	(1, 1)	6.0	L	23	4	3	3	3	3	0	0	0	0	1	52	78	4.50	1.167										
Steve Reed, R ERA: 4.25	(7, 1)	2.0		7	1	0	0	1	0	0	0	0	0	13	23	0.00	0.500											

Batter	1	2	3	4	5	6	7	8	9	AB	R	H	RBI	BB	SO	LOB	TOP					
Eric Young Sr. R OBP: 0.339, SLG: 0.341 (1, 7)	G6-3		F9				HR	FC6-4		4	2	2	0	1	0	1	Colorado Rockies @ Florida Marlins Joe Robbie Stadium, Miami, FL Tue Jul 20 1993, 7:05 PM EDT Att: 31,852 - Unknown - 86 F livebaseballscorecards.com					
Roberto Mejia R OBP: 0.250, SLG: 0.435 (1, 4)	K		F8				K	L8		5	0	1	1	0	2	5						
Dante Bichette R OBP: 0.347, SLG: 0.508 (1, 9)	2B						HR	FC6-4		5	2	3	3	0	1	3						
Andres Galarraga R OBP: 0.415, SLG: 0.628 (1, 3)	G5-3						HR			4	1	2	2	1	0	1						
Charlie Hayes R OBP: 0.361, SLG: 0.500 (1, 5)		P6					L5	G6-3		5	0	1	0	0	0	1						
Chris Jones R OBP: 0.336, SLG: 0.545 (1, 8)	K						CS	2B		4	0	2	0	1	2	0						
Jayhawk Owens R OBP: 0.313, SLG: 0.373 Darren Holmes, R (9, 1)	G6-3						L9	K		3	0	0	0	0	1	2						
Freddie Benavides R OBP: 0.235, SLG: 0.263 (1, 6)			E5				L6	G6-3		4	1	1	0	0	0	0						
Willie Blair R OBP: 0.091, SLG: 0.136 Steve Reed, R (6, 1)			SH2-4				K	F8		1	0	0	0	0	1	0						
Danny Sheaffer R OBP: 0.269, SLG: 0.397 (6, 2)			SH2-4				K	E7		1	0	0	0	0	1	3						
Inning Stats	R: 0 E: 0 K: 1 S: 12	H: 1 LOB: 1 BB: 0 P: 15	R: 0 E: 0 K: 1 S: 7	H: 0 LOB: 0 BB: 0 P: 11	R: 0 E: 1 K: 0 S: 7	H: 0 LOB: 1 BB: 0 P: 12	R: 2 E: 0 K: 0 S: 10	H: 3 LOB: 0 BB: 0 P: 16	R: 1 E: 0 K: 2 S: 12	H: 2 LOB: 1 BB: 0 P: 20	R: 0 E: 0 K: 1 S: 10	H: 1 LOB: 1 BB: 0 P: 12	R: 3 E: 0 K: 2 S: 18	H: 4 LOB: 3 BB: 2 P: 34	R: 0 E: 1 K: 0 S: 6	H: 1 LOB: 2 BB: 1 P: 13	R: 0 E: 0 K: 1 S: 8	H: 1 LOB: 0 BB: 0 P: 12	1B: 6 2B: 4 3B: 1 HR: 2	SF: 0 SAC: 1 DP: 1 HBP: 0	WP: 0 PB: 0 SB: 1 CS: 1	PA: 42
PITCHER	IP	WLS	BF	H	R	ER	SO	BB	IBB	HBP	BLK	WP	HR	S	P	ERA	WHIP					
Chris Hammond, L ERA: 4.14 (1, 1)	5.0	L	21	6	3	3	4	0	0	0	0	0	1	48	74	5.40	1.200					
Robb Nen, R ERA: 8.75 (6, 1)	1.1		7	3	2	2	1	0	0	0	0	0	0	17	24	13.50	2.250					
Richie Lewis, R ERA: 3.0 (7, 1)	2.2		14	4	1	1	3	2	1	0	0	0	1	25	47	3.38	2.250					

Batter	1	2	3	4	5	6	7	8	9	AB	R	H	RBI	BB	SO	LOB	BOTTOM					
Chuck Carr, S OBP: 0.326, SLG: 0.339 (1, 8)	K		G4-3				CS			4	0	1	0	0	1	0	Colorado Rockies @ Florida Marlins Joe Robbie Stadium, Miami, FL Tue Jul 20 1993, 7:05 PM EDT Att: 31,852 - Unknown - 86 F livebaseballscorecards.com					
Rick Renteria R OBP: 0.335, SLG: 0.394 (1, 4)	F8		G5-3				CS	2B		4	2	2	0	0	0	0						
Jeff Conine, R OBP: 0.376, SLG: 0.422 (1, 7)	BB						1B	G6-3		3	1	3	0	1	0	0						
Gary Sheffield, R OBP: 0.351, SLG: 0.466 (1, 5)	P4						F9	G6-3		3	0	0	1	1	0	3						
Orestes Destrade, S OBP: 0.296, SLG: 0.360 (1, 3)			K				L1-3	G1-3		4	0	1	1	0	1	2						
Bento Santiago, R OBP: 0.303, SLG: 0.386 (1, 2)	G1-3						2B	G5-3		4	0	1	1	0	0	4						
Darrell Whitmore, L OBP: 0.279, SLG: 0.440 Richie Lewis, R (7, 1)	E6						K	G6-4-3		3	0	0	0	0	1	4						
Alex Arias, R OBP: 0.352, SLG: 0.335 (9, PH)							K	G6-4-3		1	0	0	0	0	1	0						
Walt Weiss, S OBP: 0.354, SLG: 0.310 (1, 6)	K						L9	F9		4	0	0	0	0	2	1						
Chris Hammond, L OBP: 0.306, SLG: 0.341 Gus Polidor, R (5, PH)			K				K	K		1	0	0	0	0	1	0						
Robb Nen, R (6, 1)							K	K		0	0	0	0	0	0	0						
Greg Briley, L OBP: 0.288, SLG: 0.358 (7, 9)							K	K		2	0	0	0	0	2	0						
Inning Stats	R: 0 E: 0 K: 1 S: 12	H: 0 LOB: 1 BB: 1 P: 21	R: 0 E: 1 K: 2 S: 9	H: 0 LOB: 0 BB: 0 P: 12	R: 0 E: 0 K: 1 S: 10	H: 0 LOB: 0 BB: 0 P: 15	R: 1 E: 0 K: 1 S: 9	H: 2 LOB: 1 BB: 0 P: 12	R: 0 E: 0 K: 1 S: 7	H: 0 LOB: 0 BB: 0 P: 11	R: 1 E: 0 K: 0 S: 11	H: 3 LOB: 2 BB: 1 P: 22	R: 0 E: 0 K: 2 S: 10	H: 1 LOB: 0 BB: 0 P: 14	R: 1 E: 0 K: 0 S: 14	H: 2 LOB: 1 BB: 0 P: 23	R: 0 E: 0 K: 2 S: 9	H: 0 LOB: 0 BB: 0 P: 12	1B: 6 2B: 2 3B: 0 HR: 0	SF: 0 SAC: 0 DP: 1 HBP: 0	WP: 0 PB: 0 SB: 0 CS: 1	PA: 37
PITCHER	IP	WLS	BF	H	R	ER	SO	BB	IBB	HBP	BLK	WP	HR	S	P	ERA	WHIP					
Willie Blair, R ERA: 4.83 (1, 1)	5.0	W	22	4	2	2	6	2	0	0	0	0	0	51	82	3.60	1.200					
Steve Reed, R ERA: 4.15 (6, 1)	3.0		11	4	1	1	2	0	0	0	0	0	0	31	48	3.00	1.333					
Darren Holmes, R ERA: 6.06 (9, 1)	1.0	S	3	0	0	0	2	0	0	0	0	0	0	9	12	0.00	0.000					

Batter	1	2	3	4	5	6	7	8	9	AB	R	H	RBI	BB	SO	LOB	TOP								
Eric Young Sr. R OBP: 0.337, SLG: 0.339 (1, 7)										5	0	1	0	0	1	2	Colorado Rockies @ Florida Marlins Joe Robbie Stadium, Miami, FL Wed Jul 21 1993, 7:05 PM EDT Att: 32,129 - Unknown - 80 F								
Roberto Mejia R OBP: 0.214, SLG: 0.370 (1, 4)										4	0	0	0	0	2	2									
Dante Bichette R OBP: 0.346, SLG: 0.508 (1, 9)										4	0	1	0	0	1	2									
Andres Galarraga R OBP: 0.410, SLG: 0.620 (1, 3)										4	0	0	0	0	1	1									
Charlie Hayes R OBP: 0.363, SLG: 0.503 (1, 5)										4	1	2	0	0	0	0									
Daryl Boston L OBP: 0.306, SLG: 0.372 (1, 8)										3	1	1	1	0	0	2									
Jerald Clark R OBP: 0.322, SLG: 0.419 (9, PH)										1	1	1	1	0	0	0									
Jayhawk Owens R OBP: 0.294, SLG: 0.349 (1, 2)										4	0	0	0	0	2	1									
Freddie Benavides R OBP: 0.255, SLG: 0.293 (1, 6)										4	1	3	0	0	0	0									
Curt Leskanic R OBP: 0.297, SLG: 0.296 (5, PH)										1	0	0	0	0	0	1									
Inning Stats	R: 0 E: 0 K: 1 S: 9	H: 0 LOB: 0 BB: 0 P: 13	R: 1 E: 0 K: 1 S: 14	H: 1 LOB: 0 BB: 0 P: 20	R: 0 E: 0 K: 2 S: 11	H: 2 LOB: 2 BB: 0 P: 15	R: 0 E: 0 K: 1 S: 7	H: 0 LOB: 0 BB: 0 P: 9	R: 1 E: 0 K: 1 S: 7	H: 1 LOB: 0 BB: 0 P: 10	R: 0 E: 0 K: 0 S: 10	H: 2 LOB: 2 BB: 0 P: 16	R: 0 E: 0 K: 0 S: 9	H: 1 LOB: 1 BB: 0 P: 14	R: 0 E: 0 K: 0 S: 7	H: 0 LOB: 0 BB: 0 P: 9	R: 2 E: 0 K: 1 S: 14	H: 3 LOB: 1 BB: 0 P: 20	1B: 5 2B: 4 3B: 0 HR: 1	SF: 2 SAC: 0 DP: 0 HBP: 0	WP: 1 PB: 0 SB: 0 CS: 0	PA: 37			
PITCHER	IP	WLS	BF	H	R	ER	SO	BB	IBB	HBP	BLK	WP	HR	S	P	ERA	WHIP								
Pat Rapp R ERA: 3.57 (1, 1)	6.0	W	24	6	2	2	6	0	0	0	0	1	1	58	83	3.00	1.000								
Matt Turner R ERA: 2.51 (7, 1)	2.0		7	1	0	0	0	0	0	0	0	0	0	16	23	0.00	0.500								
Rich Rodriguez L ERA: 4.23 (9, 1)	0.0		2	2	2	2	0	0	0	0	0	0	0	7	8	∞	∞								
Bryan Harvey R ERA: 1.73 (9, 1)	1.0	S	4	1	0	0	1	0	0	0	0	0	0	7	12	0.00	1.000								


Batter	1	2	3	4	5	6	7	8	9	AB	R	H	RBI	BB	SO	LOB	BOTTOM								
Chuck Carr S OBP: 0.322, SLG: 0.335 (1, 8)										4	0	0	0	0	0	4	Colorado Rockies @ Florida Marlins Joe Robbie Stadium, Miami, FL Wed Jul 21 1993, 7:05 PM EDT Att: 32,129 - Unknown - 80 F								
Rick Renteria R OBP: 0.327, SLG: 0.384 (1, 4)									4	0	0	0	0	0	4	4									
Jeff Conine R OBP: 0.377, SLG: 0.423 (1, 7)									4	1	2	0	0	0	1	1									
Gary Sheffield R OBP: 0.352, SLG: 0.479 (1, 5)									4	2	2	2	0	0	1	1									
Orestes Destrade S OBP: 0.300, SLG: 0.363 (1, 3)									3	1	2	0	1	1	0	0									
Benito Santiago R OBP: 0.303, SLG: 0.385 (1, 2)									4	1	1	1	1	0	1	2									
Darrell Whitmore L OBP: 0.265, SLG: 0.418 (1, 9)										4	0	0	0	0	3	3									
Walt Weiss S OBP: 0.356, SLG: 0.315 (1, 6)									4	1	2	1	0	0	1	1									
Pat Rapp R OBP: 0.333, SLG: 0.333 (5, PH)										2	0	1	2	0	0	1									
Inning Stats	R: 0 E: 0 K: 0 S: 6	H: 0 LOB: 0 BB: 0 P: 8	R: 4 E: 0 K: 1 S: 21	H: 4 LOB: 1 BB: 1 P: 28	R: 0 E: 0 K: 1 S: 12	H: 2 LOB: 1 BB: 0 P: 17	R: 0 E: 0 K: 1 S: 9	H: 1 LOB: 2 BB: 0 P: 14	R: 2 E: 0 K: 1 S: 15	H: 3 LOB: 1 BB: 0 P: 24	R: 0 E: 0 K: 0 S: 7	H: 1 LOB: 1 BB: 0 P: 7	R: 0 E: 0 K: 1 S: 6	H: 0 LOB: 0 BB: 0 P: 8	R: 0 E: 0 K: 0 S: 5	H: 0 LOB: 0 BB: 0 P: 6		1B: 7 2B: 4 3B: 0 HR: 1	SF: 0 SAC: 0 DP: 1 HBP: 0	WP: 1 PB: 0 SB: 0 CS: 0	PA: 36				
PITCHER	IP	WLS	BF	H	R	ER	SO	BB	IBB	HBP	BLK	WP	HR	S	P	ERA	WHIP								
Curt Leskanic R ERA: 5.59 (5, 1)	4.0	L	20	7	4	4	3	1	0	0	0	0	1	22	31	9.00	2.000								
Bruce Ruffin L ERA: 5.15 (7, 1)	2.0		10	4	2	2	1	0	0	0	0	0	0	11	14	0.00	0.000								
Mark Grant R ERA: 6.04 (7, 1)	2.0		6	0	0	0	1	0	0	0	0	0	0	11	14	0.00	0.000								



Batter	1	2	3	4	5	6	7	8	9	AB	R	H	RBI	BB	SO	LOB	TOP										
Bernard Gilkey, R OBP: 0.378, SLG: 0.480 (1, 7)	0-0 P6		1-1 G1-3		2-2 F9		0-0 FC5-4 FC6-4		3-3 K	5	0	0	0	0	1	2											
Ozzie Smith, S OBP: 0.335, SLG: 0.356 (1, 6)	3-2 G4-3		0-0 E 2-H 1B			1-2 1B 1B		0-0 FC6-4		4	1	2	1	0	0	1											
Gregg Jefferies, S OBP: 0.396, SLG: 0.506 (1, 3)	0-1 PO 1B		3-2 F7 1-2			2-1 G1-4-3 1-3 1B		2-1 G3-1		4	0	2	0	0	0	1											
Todd Zeile, R OBP: 0.325, SLG: 0.378 (1, 5)	0-0 PO 1-2	3-2 HR		2-2 G6-3		2-2 G1-4-3 1-2 1B		4-2 BB 1B BB		3	2	1	1	1	0	2											
Ray Lankford, L OBP: 0.386, SLG: 0.347 (1, 8)		2-1 G3-1		4-2 BLK BB		2-2 HR 1B		4-2 1B CS BB		2	1	1	1	2	0	0											
Mark Whiten, S OBP: 0.326, SLG: 0.438 (1, 9)		2-0 F9		2-3 K		0-0 HR 1B		1-3 K		4	1	1	2	0	2	3											
Luis Alica, S OBP: 0.377, SLG: 0.376 (1, 4)		0-0 B1-3		1-2 G3-1		0-0 G4-3		3-2 1B		4	0	1	1	0	0	1											
Tom Pagnozzi, R OBP: 0.280, SLG: 0.355 (1, 2)			3-2 SH2-4 1B 1B		3-2 F9		2-2 F8	3-0 CS	1-2 G6-3	4	1	1	0	0	0	0											
Bob Tewksbury, R OBP: 0.295, SLG: 0.222 (8, 1) Rob Murphy, L OBP: 0.268, SLG: 0.300 (8, 1) Omar Olivares, R OBP: 0.226, SLG: 0.313 (8, 1) Lee Guetterman, L OBP: 0.297, SLG: 0.300 (8, PH) Gerald Perry, L OBP: 0.297, SLG: 0.403 (9, PH) Todd Burns, R (9, 1)			1-0 SH2-4		0-0 G1-3		0-0 FC5-4 1B		0-1 G4-3	2	0	1	0	0	0	0											
Inning Stats	R: 0 E: 0 K: 0 S: 6	H: 1 LOB: 0 BB: 0 P: 9	R: 1 E: 0 K: 0 S: 7	H: 1 LOB: 0 BB: 0 P: 14	R: 1 E: 1 K: 0 S: 13	H: 2 LOB: 1 BB: 0 P: 21	R: 0 E: 0 K: 1 S: 14	H: 0 LOB: 1 BB: 0 P: 21	R: 0 E: 0 K: 0 S: 8	H: 0 LOB: 0 BB: 0 P: 13	R: 3 E: 0 K: 0 S: 15	H: 4 LOB: 0 BB: 0 P: 21	R: 0 E: 0 K: 0 S: 7	H: 1 LOB: 1 BB: 0 P: 9	R: 1 E: 0 K: 1 S: 12	H: 1 LOB: 1 BB: 2 P: 29	R: 0 E: 0 K: 1 S: 9	H: 0 LOB: 0 BB: 0 P: 13	1B: 8 2B: 0 3B: 0 HR: 2	SF: 0 SAC: 1 DP: 1 HBP: 0	WP: 0 PA: 39 PB: 0 SB: 0 CS: 1						
PITCHER	IP	WLS	BF	H	R	ER	SO	BB	IBB	HBP	BLK	WP	HR	S	P	ERA	WHIP										
Amardo Reynoso, R ERA: 3.27	(1, 1)	7.0	29	9	5	5	1	1	0	0	1	0	2	70	108	6.43	1.429										
Scott Fredrickson, R ERA: 6.11	(8, 1)	1.0	5	1	1	1	1	2	0	0	0	0	0	12	29	9.00	3.000										
Darren Holmes, R ERA: 5.88	(9, 1)	1.0	W	3	0	0	1	0	0	0	0	0	0	9	13	0.00	0.000										

St. Louis Cardinals @ Colorado Rockies
 Mile High Stadium, Denver, CO
 Thu Jul 22 1993, 9:05 PM EDT
 Att: 56,013 - Unknown - 84 F


AB 33
R 6
H 10
RBI 6
BB 3
SO 3
LOB 10

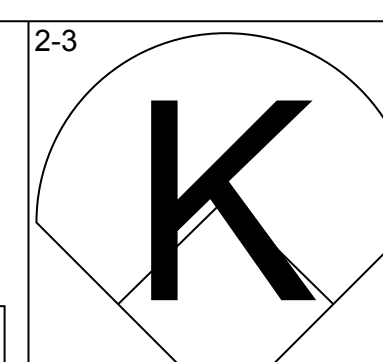
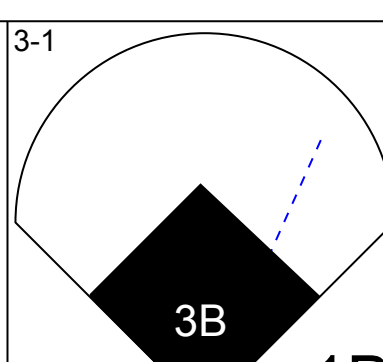
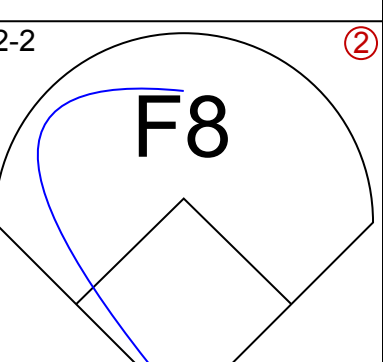
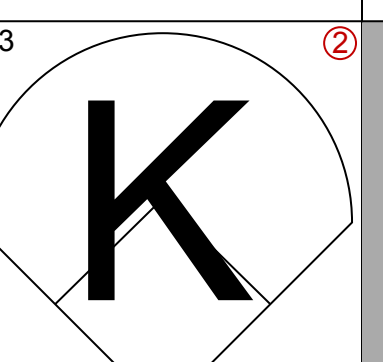
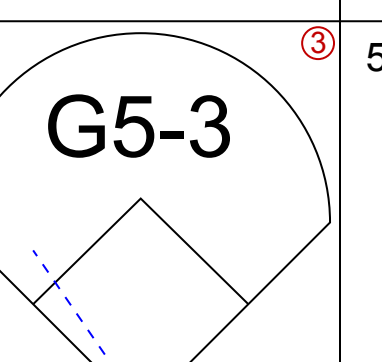
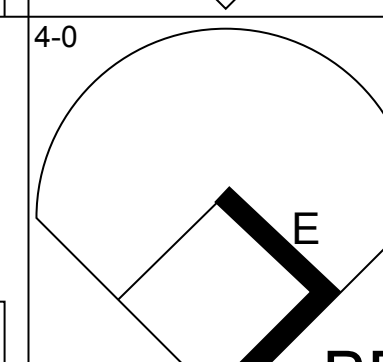
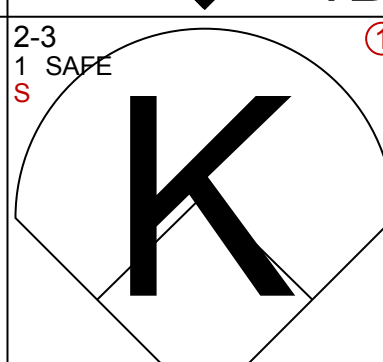
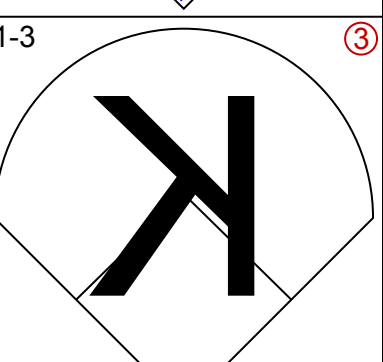
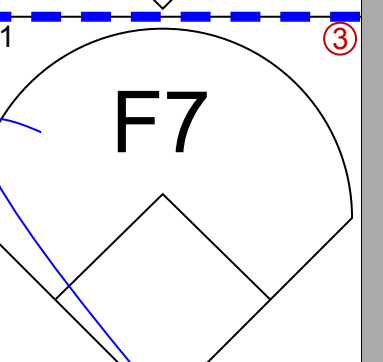
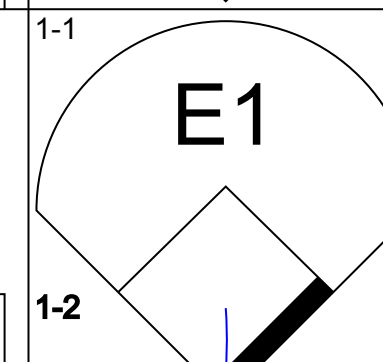
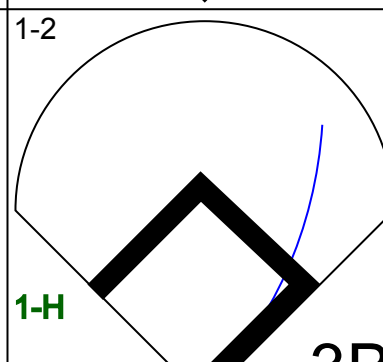
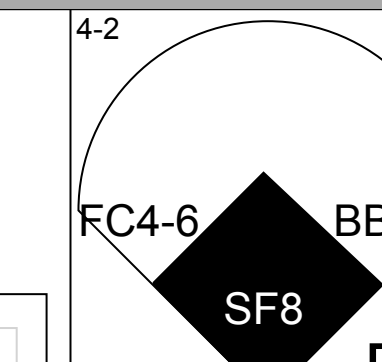
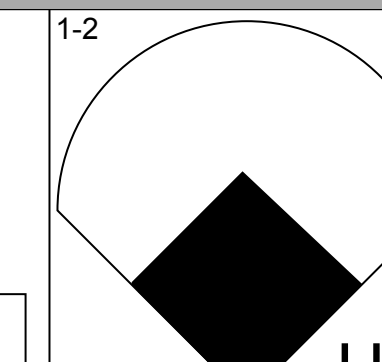
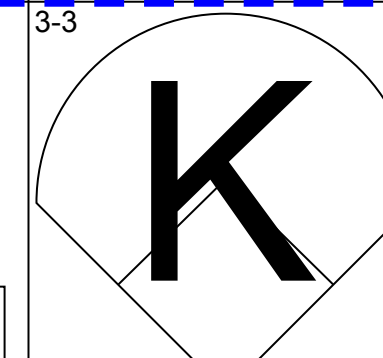
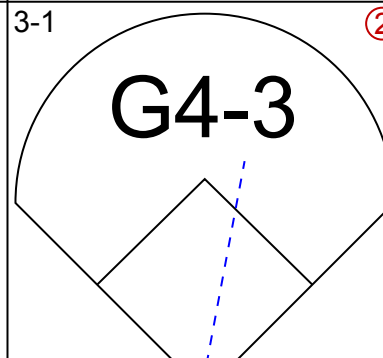
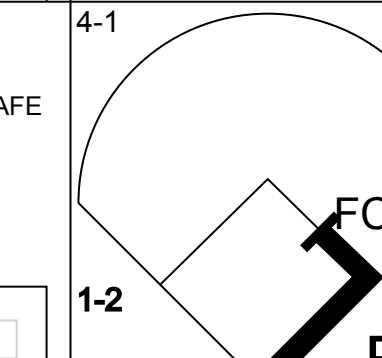
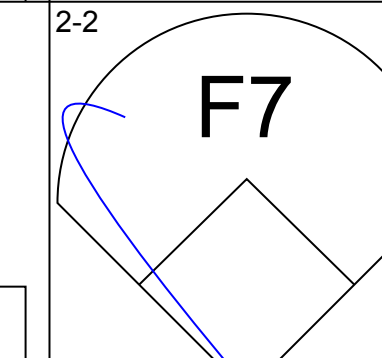
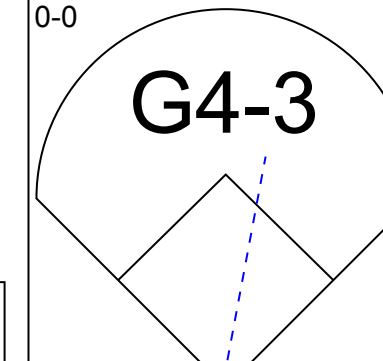
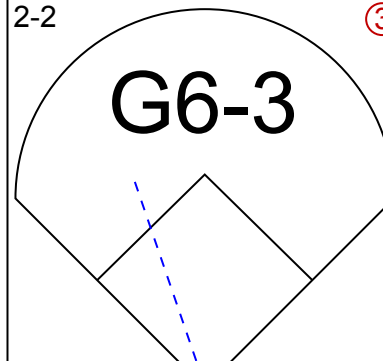
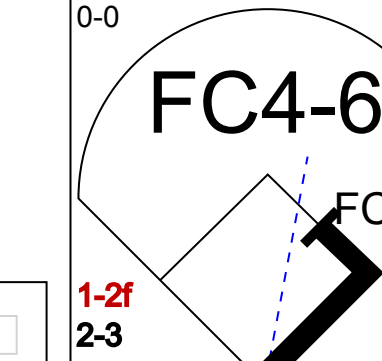
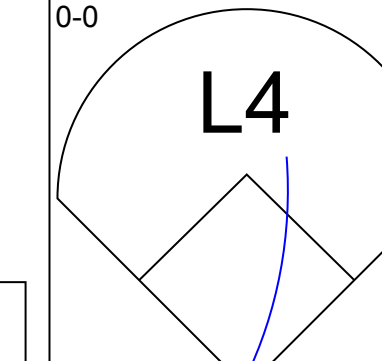
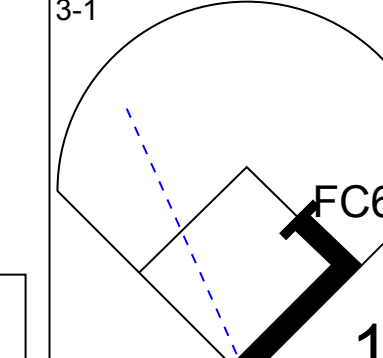
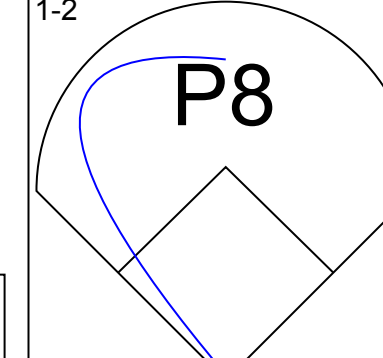
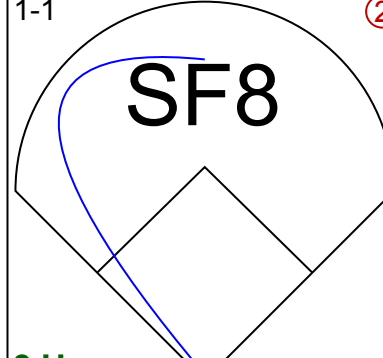
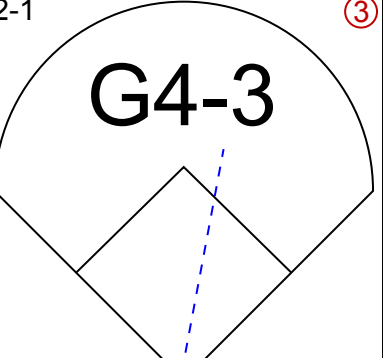
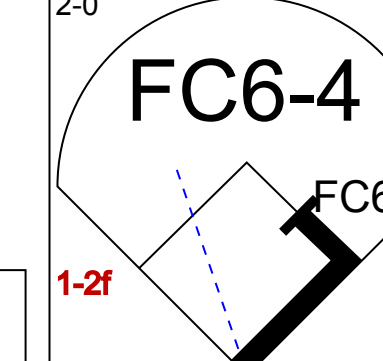
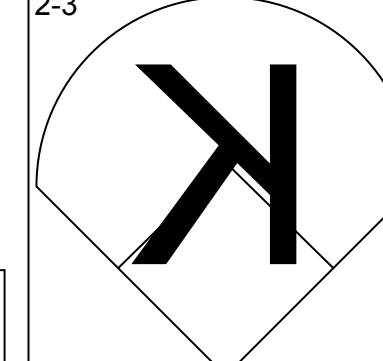
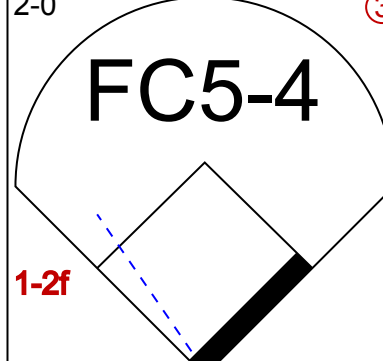

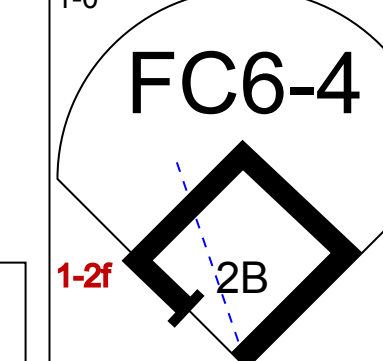
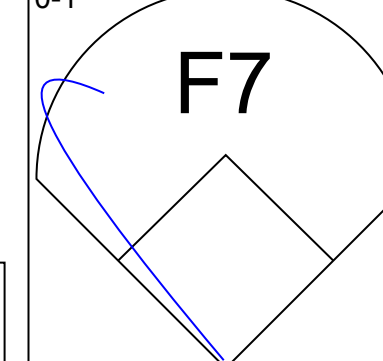
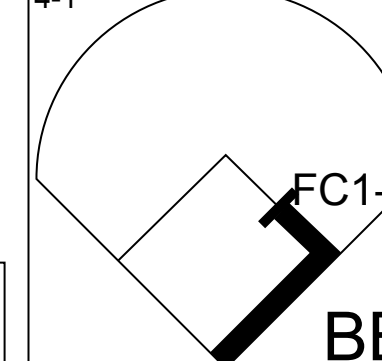
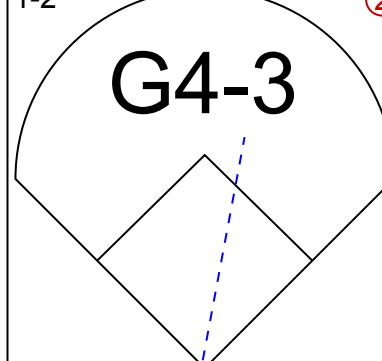

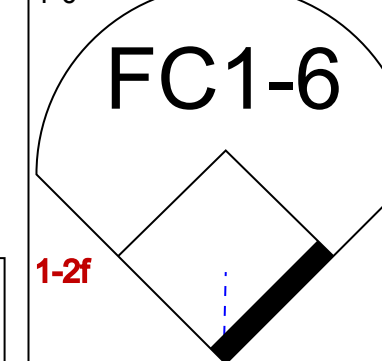
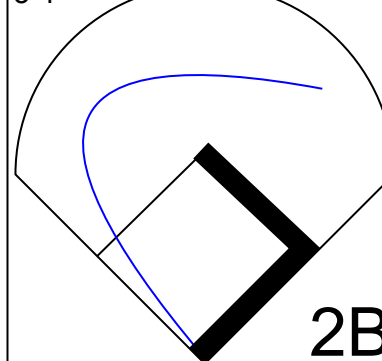
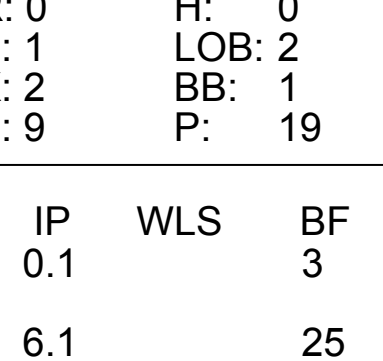
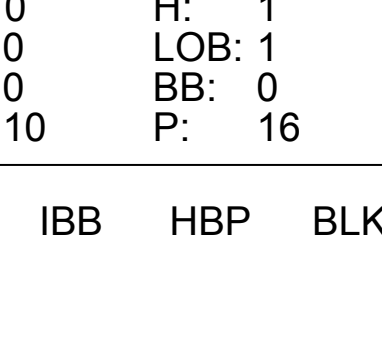


Batter	1	2	3	4	5	6	7	8	9	AB	R	H	RBI	BB	SO	LOB	BOTTOM										
Alex Cole, L OBP: 0.347, SLG: 0.329 (8, 1) Scott Fredrickson, R (8, PH) Charlie Hayes, R OBP: 0.362, SLG: 0.501 (9, 1) Darren Holmes, R (9, 1)	1-0 CS 1B									4	0	1	0	0	3	3											
Roberto Mejia, R OBP: 0.273, SLG: 0.438 (1, 4)	1-2 F8 1-2		0-2 G1-3		0-2 1B		1-2 2B		0-0 2B 1B	5	0	3	1	0	0	1											
Dante Bichette, R OBP: 0.347, SLG: 0.518 (1, 9)	0-1 HR		1-3 K		0-3 K		0-1 G4-3		0-0 SF8 2B	5	2	2	1	0	2	2											
Andres Galarraga, R OBP: 0.416, SLG: 0.631 (1, 3)	0-1 HR		1-0 G6-3						4-0 1B 1B 1B 1B IBB	4	2	3	1	1	0	0											
Jerald Clark, R OBP: 0.327, SLG: 0.422 (1, 7)	0-1 G1-3			1-1 G1-3 HBP		0-1 G6-4-3 1B		1-0 BB 1B 1B	1-0 SF8	3	1	2	1	0	0	0											
Danny Sheaffer, R OBP: 0.274, SLG: 0.400 (1, 2)		2-0 FC6-4 1B		0-0 G1-3 1-2		2-3 K		0-2 BB BB FC4-6 1B		4	1	2	0	0	1	3											
Vinny Castilla, R OBP: 0.308, SLG: 0.439 (1, 6) Chris Jones, R OBP: 0.342, SLG: 0.545 (8, PH) (9, 8)		1-0 FC6-4 1B 1-2		0-3 K		1-0 G6-4-3		4-0 FC4-6 BB BB		3	0	0	0	0	1	4											
Freddie Benavides, R OBP: 0.264, SLG: 0.294 (1, 5) (9, 6)		0-0 1B		3-3 K				4-0 FC4-6 BB		3	0	1	1	1	1	1											
Amardo Reynoso, R OBP: 0.071, SLG: 0.122 (1, 1) Eric Young Sr., R OBP: 0.338, SLG: 0.338 (7, PH) (8, 8) Jim Tatum, R OBP: 0.237, SLG: 0.296 (9, 5)		0-3 K		0-0 F8				4-1 S 2B BB	1-2 FC4-6 G6-3	2	0	0	0	0	1	2											
Inning Stats	R: 2 E: 0 K: 0 S: 10	H: 3 LOB: 0 BB: 0 P: 12	R: 0 E: 0 K: 2 S: 9	H: 2 LOB: 0 BB: 0 P: 14	R: 0 E: 0 K: 1 S: 7	H: 0 LOB: 0 BB: 0 P: 9	R: 0 E: 0 K: 2 S: 9	H: 0 LOB: 1 BB: 0 P: 13	R: 0 E: 0 K: 1 S: 7	H: 2 LOB: 1 BB: 0 P: 10	R: 1 E: 0 K: 1 S: 14	H: 1 LOB: 1 BB: 1 P: 22	R: 3 E: 0 K: 0 S: 10	H: 3 LOB: 1 BB: 2 P: 23	R: 1 E: 0 K: 0 S: 3	H: 2 LOB: 1 BB: 1 P: 8	1B: 10 2B: 2 3B: 0 HR: 2	SF: 1 SAC: 0 DP: 2 HBP: 1	WP: 0 PA: 41 PB: 0 SB: 1 CS: 1								
PITCHER	IP	WLS	BF	H	R	ER	SO	BB	IBB	HBP	BLK	WP	HR	S	P	ERA	WHIP										
Bob Tewksbury, R ERA: 3.88	(1, 1)	7.0	30	9	3	3	9	1	0	0	0	0	0	5	6	3.88	1.429										
Rob Murphy, L ERA: 3.79	(8, 1)	0.0	3	3	3	3	0	0	0	0	0	0	0	5	6	∞	∞										
Omar Olivares, R ERA: 4.6	(8, 1)	0.0	2	0	0	0	0	2	0	0	0	0	0	0	8	∞	∞										
Lee Guetterman, L ERA: 4.5	(8, 1)	1.0	2	0	0	0	0	0	0	0	0	0	0	5	9	0.00	0.000										
Todd Burns, R ERA: 4.68	(9, 1)	0.2	L	4	2	1	1	0	0	1	0	0	0	3	8	13.50	3.000										

St. Louis Cardinals @ Colorado Rockies
 Mile High Stadium, Denver, CO
 Thu Jul 22 1993, 9:05 PM EDT
 Att: 56,013 - Unknown - 84 F

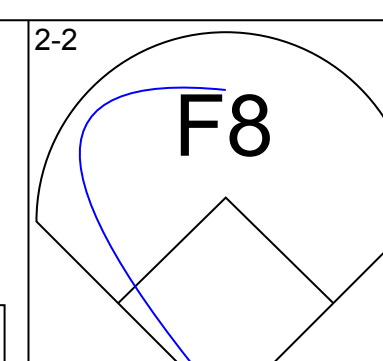
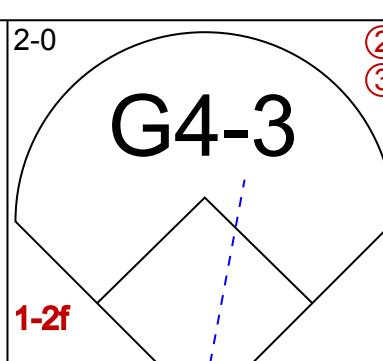
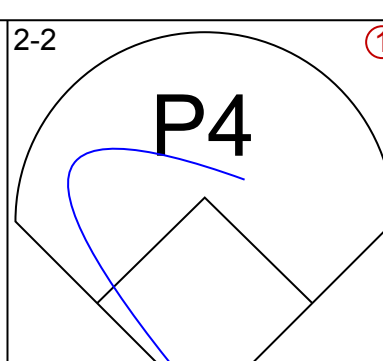
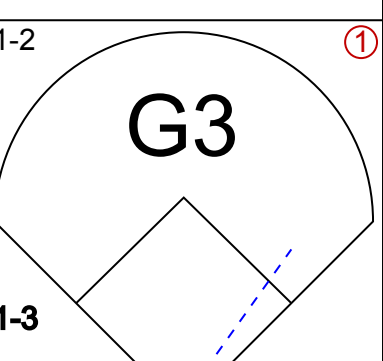
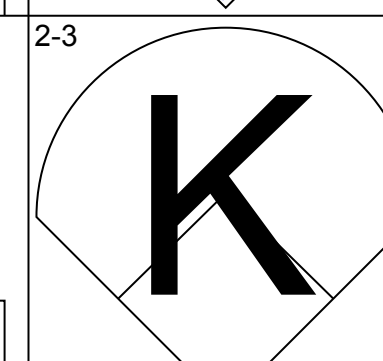
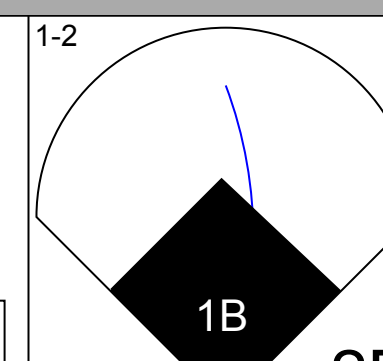
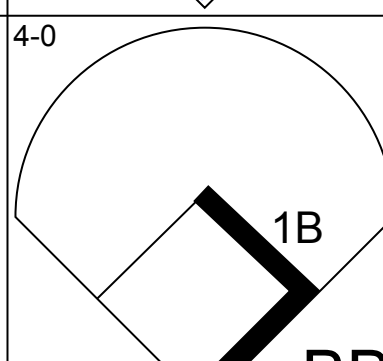
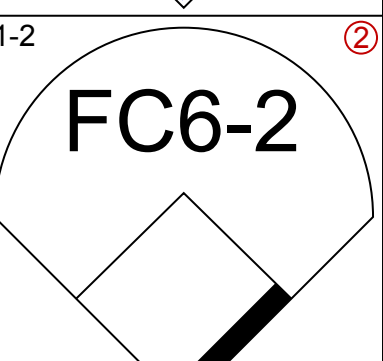
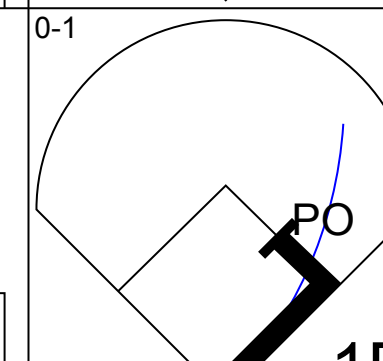
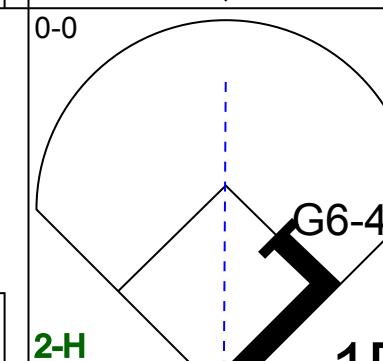
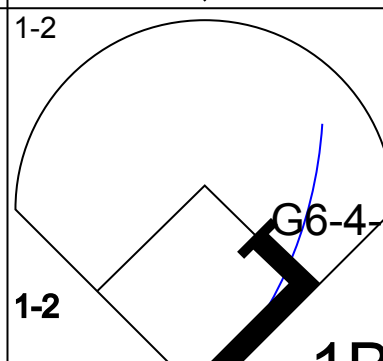
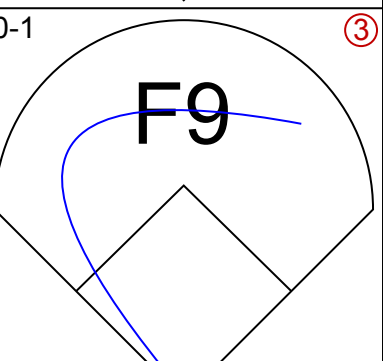
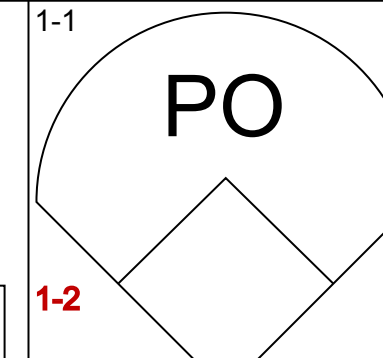
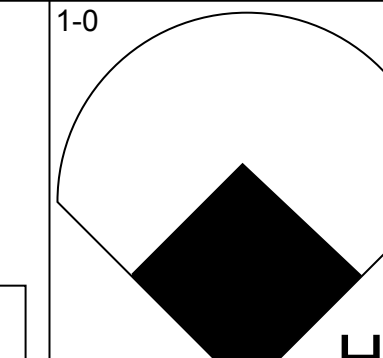
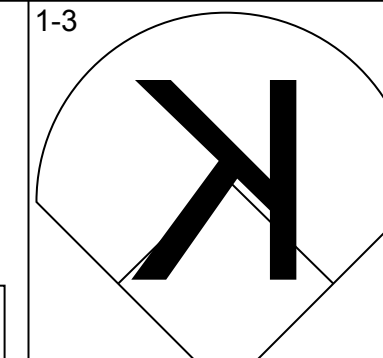
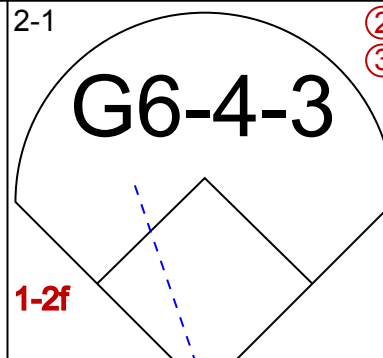
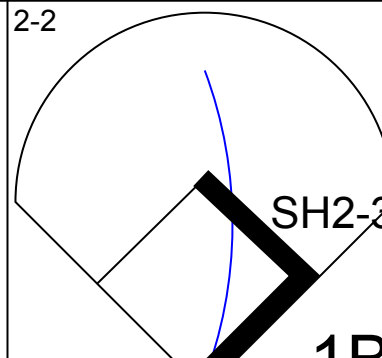
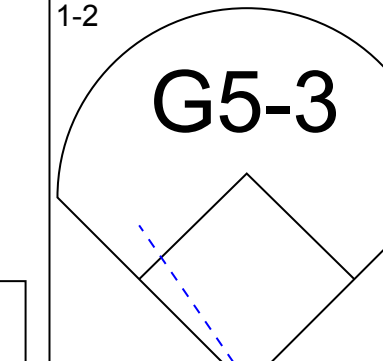
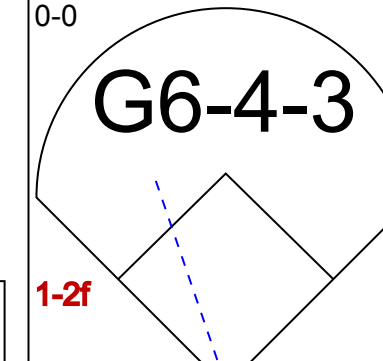
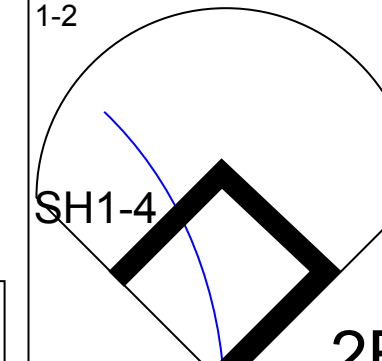
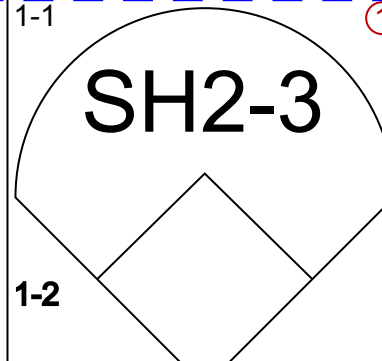
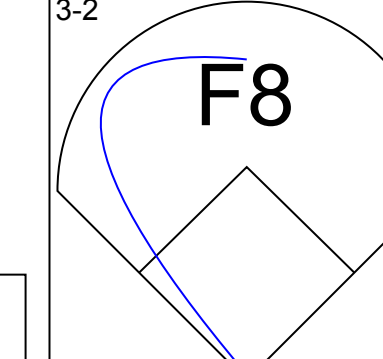
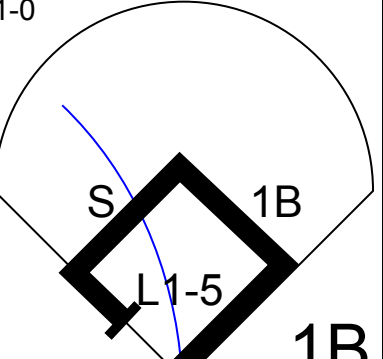
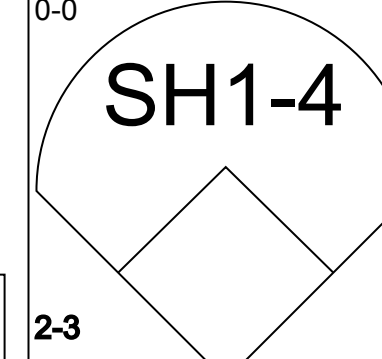
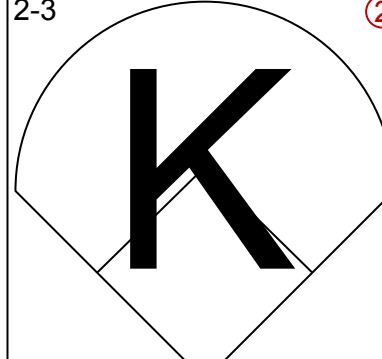
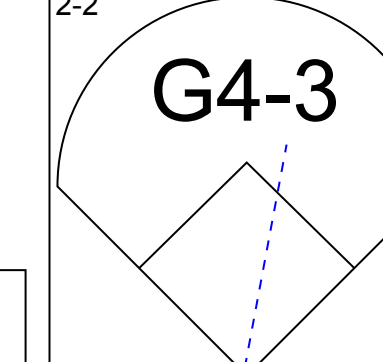
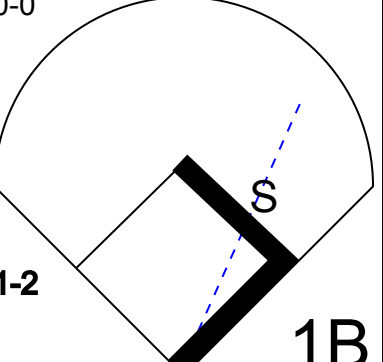
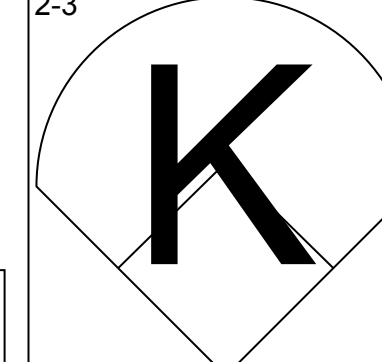
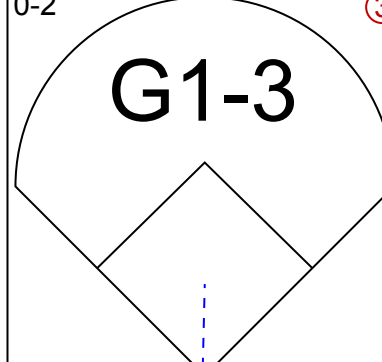
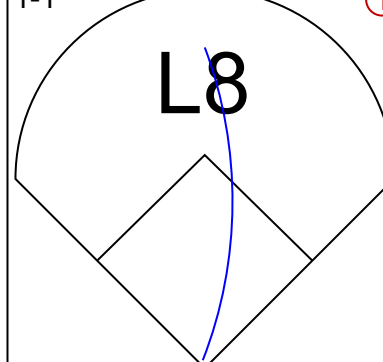
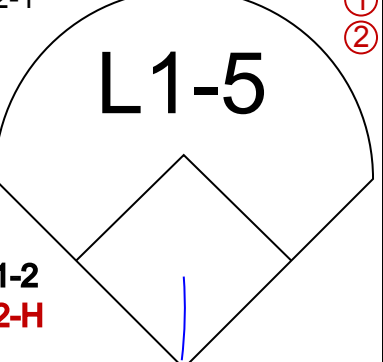
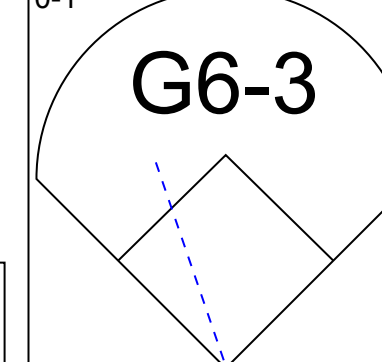
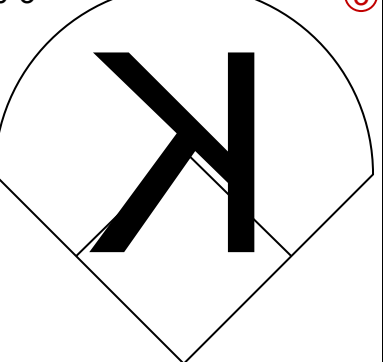
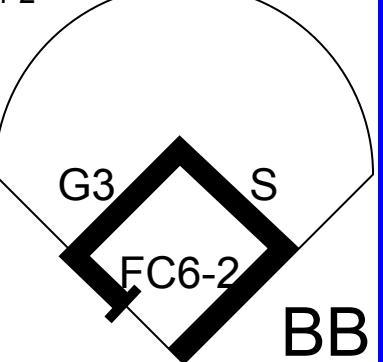
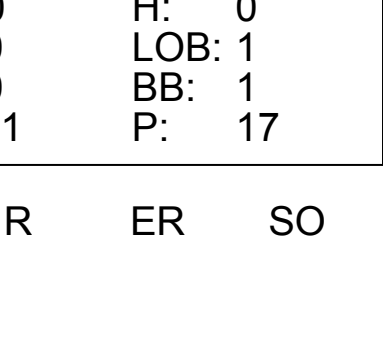
AB 35
R 7
H 14
RBI 7
BB 4
SO 9
LOB 20



Batter	1	2	3	4	5	6	7	8	9	AB	R	H	RBI	BB	SO	LOB	TOP								
Deion Sanders, L (1, 8) OBP: 0.315, SLG: 0.442										5	1	1	0	0	2	2	Atlanta Braves @ Colorado Rockies Mile High Stadium, Denver, CO Wed Jul 28 1993, 9:05 PM EDT Att: 60,237 - Unknown - 89 F								
Jeff Blausler, R (1, 6) OBP: 0.415, SLG: 0.440 Rafael Belliard, R (9, 6) OBP: 0.311, SLG: 0.293										3	0	0	0	1	2	2									
Ron Gant, R (1, 7) OBP: 0.344, SLG: 0.537										3	2	2	2	1	0	1									
David Justice, L (1, 9) OBP: 0.347, SLG: 0.499										3	0	0	0	1	1	3									
Terry Pendleton, S (1, 5) OBP: 0.300, SLG: 0.379										4	0	0	0	0	0	5									
Sid Bream, L (1, 3) OBP: 0.313, SLG: 0.401										3	0	1	1	0	0	0									
Greg Olson, R (1, 2) OBP: 0.289, SLG: 0.276 Damon Berryhill, S (9, 2) OBP: 0.282, SLG: 0.415										4	0	0	0	0	1	2									
Mark Lemke, S (1, 4) OBP: 0.361, SLG: 0.400										3	0	0	0	1	0	1									
Steve Avery, L (1, 1) OBP: 0.191, SLG: 0.217 Mark Wohlers, R (7, 1)										3	0	1	0	0	1	1									
Fred McGriff, L (9, PH) OBP: 0.370, SLG: 0.556 Otis Nixon, S (9, PR) OBP: 0.324, SLG: 0.292 Greg McMichael, R (9, 1)										0	0	0	0	0	0	0									
Inning Stats	R: 0 E: 1 K: 2 S: 9	H: 0 LOB: 2 BB: 1 P: 19	R: 0 E: 0 K: 0 S: 5	H: 2 LOB: 2 BB: 0 P: 12	R: 1 E: 0 K: 1 S: 15	H: 2 LOB: 1 BB: 0 P: 25	R: 0 E: 0 K: 1 S: 9	H: 0 LOB: 0 BB: 0 P: 12	R: 0 E: 0 K: 2 S: 10	H: 0 LOB: 0 BB: 0 P: 15	R: 1 E: 0 K: 0 S: 8	H: 0 LOB: 1 BB: 2 P: 19	R: 0 E: 0 K: 1 S: 7	H: 0 LOB: 1 BB: 1 P: 17	R: 1 E: 0 K: 0 S: 12	H: 1 LOB: 0 BB: 0 P: 17	R: 0 E: 0 K: 0 S: 10	H: 1 LOB: 1 BB: 0 P: 16	1B: 2 2B: 2 3B: 1 HR: 1	SF: 1 SAC: 0 DP: 0 HBP: 0	WP: 0 PB: 0 SB: 0 CS: 0	PA: 37			
PITCHER	IP	WLS	BF	H	R	ER	SO	BB	IBB	HBP	BLK	WP	HR	S	P	ERA	WHIP								
Jeff Parrett, R (1, 1) ERA: 5.38	0.1		3	0	0	0	1	1	0	0	0	0	0	5	12	0.00	3.000								
Bruce Ruffin, L (1, 1) ERA: 5.16	6.1		25	4	2	2	6	3	0	0	0	0	0	56	102	2.84	1.105								
Steve Reed, R (7, 1) ERA: 5.52	1.1	L	5	1	1	1	0	0	0	0	0	0	1	14	22	6.75	0.750								
Darren Holmes, R (9, 1) ERA: 6.16	1.0		4	1	0	0	0	0	0	0	0	0	0	10	16	0.00	1.000								

AB 32
R 3
H 6
RBI 3
BB 4
SO 7
LOB 17



Batter	1	2	3	4	5	6	7	8	9	AB	R	H	RBI	BB	SO	LOB	BOTTOM								
Eric Young Sr., R (1, 7) OBP: 0.342, SLG: 0.339										4	0	0	0	0	0	2	Atlanta Braves @ Colorado Rockies Mile High Stadium, Denver, CO Wed Jul 28 1993, 9:05 PM EDT Att: 60,237 - Unknown - 89 F								
Roberto Mejia, R (1, 4) OBP: 0.311, SLG: 0.500										3	1	1	0	1	1	1									
Dante Bichette, R (1, 9) OBP: 0.346, SLG: 0.522										4	0	3	1	0	0	1									
Charlie Hayes, R (1, 5) OBP: 0.365, SLG: 0.530										4	1	2	1	0	1	3									
Chris Jones, R (1, 8) OBP: 0.326, SLG: 0.508										3	0	1	0	0	0	1									
Jerald Clark, R (1, 3) OBP: 0.321, SLG: 0.408										3	0	1	0	0	1	1									
Freddie Benavides, R (1, 6) OBP: 0.319, SLG: 0.397										4	0	1	0	0	1	2									
Danny Sheaffer, R (1, 2) OBP: 0.272, SLG: 0.387 Daryl Boston, L (7, PH) OBP: 0.304, SLG: 0.363 Jayhawk Owens, R (8, 2) OBP: 0.304, SLG: 0.438										2	0	0	0	0	0	2									
Jeff Parrett, R (1, 1) OBP: 0.091, SLG: 0.091 Bruce Ruffin, S (1, 1) OBP: 0.174, SLG: 0.143 Steve Reed, R (7, 1)										2	0	1	0	0	1	1									
Alex Cole, L (8, PH) OBP: 0.344, SLG: 0.321 Darren Holmes, R (9, 1)										0	0	0	0	0	0	0									
Inning Stats	R: 0 E: 0 K: 1 S: 11	H: 1 LOB: 0 BB: 0 P: 16	R: 1 E: 0 K: 0 S: 12	H: 1 LOB: 0 BB: 0 P: 19	R: 0 E: 0 K: 0 S: 4	H: 1 LOB: 0 BB: 0 P: 7	R: 0 E: 0 K: 1 S: 9	H: 2 LOB: 0 BB: 0 P: 11	R: 0 E: 0 K: 0 S: 8	H: 2 LOB: 1 BB: 0 P: 11	R: 0 E: 0 K: 1 S: 9	H: 1 LOB: 1 BB: 1 P: 18	R: 0 E: 0 K: 1 S: 9	H: 1 LOB: 1 BB: 0 P: 12	R: 0 E: 0 K: 0 S: 11	H: 0 LOB: 1 BB: 1 P: 17	R: 0 E: 0 K: 1 S: 12	H: 1 LOB: 1 BB: 0 P: 17	1B: 7 2B: 3 3B: 0 HR: 1	SF: 0 SAC: 2 DP: 4 HBP: 0	WP: 0 PB: 0 SB: 3 CS: 0	PA: 35			
PITCHER	IP	WLS	BF	H	R	ER	SO	BB	IBB	HBP	BLK	WP	HR	S	P	ERA	WHIP								
Steve Avery, L (1, 1) ERA: 3.05	6.0		23	9	2	2	3	1	0	0	0	0	0	17	25	0.00	0.500								
Mark Wohlers, R (7, 1) ERA: 2.31	2.0	W	7	0	0	0	1	1	0	0	0	0	0	17	25	0.00	0.500								
Greg McMichael, R (9, 1) ERA: 2.51	1.0	S	4	1	0	0	1	0	0	0	0	0	0	12	17	0.00	1.000								



Batter	1	2	3	4	5	6	7	8	9	AB	R	H	RBI	BB	SO	LOB	TOP				
Darren Lewis, R OBP: 0.320, SLG: 0.354	1-1 2B 1B	0-0 G6-3		0-1 G4-3		1-2 P2	2-2 FC6-4		0-0 L4	6	1	1	0	0	0	4					
Robby Thompson, R OBP: 0.367, SLG: 0.476	2-2 1B 2B	0-1 L9		3-0 WP 1B		3-3 K			1-3 K	5	0	2	1	0	2	0					
Will Clark, L OBP: 0.359, SLG: 0.401	1-2 G3		1-3 K	2-1 G4-3		3-2 F7		2-2 F8		5	0	0	0	0	1	3					
Matt Williams, R OBP: 0.323, SLG: 0.552	1-0 P9		0-0 L3		1-3 K		1-0 HR 1B	3-2 P3		5	1	1	0	0	1	2					
Barry Bonds, L OBP: 0.455, SLG: 0.693	4-0 1B IBB		0-0 HR	4-0 BLK 2B BB		1-0 HR		3-3 K		3	3	2	3	2	1	0					
Willie McGee, S OBP: 0.390, SLG: 0.446 Kevin Rogers, L	2-1 1-2 2-3 3-H 1B		1-1 F7	0-1 FC6-5 1-H 2B		1-2 G6-4-3 1B		1-0 G4-3		5	0	3	2	0	0	0					
Royce Clayton, R OBP: 0.333, SLG: 0.385	3-3 K		0-0 2B	0-0 FC6-5 BB		2-0 G6-4-3 1-2 1B		1-2 1B 2B		5	2	2	0	0	1	5					
Kirt Manwaring, R OBP: 0.379, SLG: 0.387		1-1 HR	1-0 G4-3 1B 2B	4-2 1-2 BB		0-0 BB 1B		1-2 1B 1B		4	3	4	3	1	0	0					
Greg Brummett, R Jeff Brantley, R Mark Carron, R	2-2 G6-3		0-0 G6-3	2-2 F9		4-2 FC6-4 BB		3-2 2-H 1B		3	0	0	0	1	0	3					
Inning Stats	R: 1 E: 0 K: 1 S: 17	H: 3 LOB: 3 BB: 1 P: 30	R: 1 E: 0 K: 0 S: 8	H: 1 LOB: 0 BB: 0 P: 11	R: 1 E: 0 K: 1 S: 8	H: 1 LOB: 0 BB: 0 P: 10	R: 2 E: 0 K: 0 S: 8	H: 3 LOB: 1 BB: 0 P: 14	R: 1 E: 0 K: 1 S: 11	H: 1 LOB: 2 BB: 2 P: 22	R: 0 E: 0 K: 1 S: 9	H: 0 LOB: 0 BB: 0 P: 16	R: 2 E: 0 K: 0 S: 12	H: 4 LOB: 2 BB: 1 P: 23	R: 0 E: 0 K: 1 S: 10	H: 0 LOB: 0 BB: 0 P: 16	R: 2 E: 0 K: 1 S: 19	H: 3 LOB: 1 BB: 0 P: 28	1B: 8 2B: 4 3B: 1 HR: 3	SF: 0 SAC: 0 DP: 1 HBP: 0	WP: 1 PA: 46 PB: 0 SB: 0 CS: 0
PITCHER	IP WLS BF H R ER SO BB IBB HBP BLK WP HR S P ERA WHIP	IP WLS BF H R ER SO BB IBB HBP BLK WP HR S P ERA WHIP																			
Greg Harris, R ERA: 3.87	4.0 L 21 8 5 5 2 0 1 0 0 1 2 41 65 11.25 2.000	2.0 12 4 3 3 2 2 0 0 0 1 0 1 25 46 13.50 3.000	1.0 1 1 0 0 0 1 0 0 0 0 0 7 15 0.00 2.000	1.2 7 2 2 2 2 0 0 0 0 0 0 24 36 10.80 1.200	0.1 2 1 0 0 0 0 0 0 0 0 0 5 8 0.00 3.000																

San Francisco Giants @ Colorado Rockies
Mile High Stadium, Denver, CO
Fri Jul 30 1993, 9:05 PM EDT
Att: 71,710 - Unknown - 75 F

AB	42
R	10
H	16
RBI	10
BB	4
SO	6
LOB	17



Batter	1	2	3	4	5	6	7	8	9	AB	R	H	RBI	BB	SO	LOB	BOTTOM				
Eric Young Sr., R OBP: 0.339, SLG: 0.335	2-2 G1-3		0-1 G1-3		2-2 G3-1		1-2 G5-3			4	0	0	0	0	0	0					
Roberto Mejia, R OBP: 0.323, SLG: 0.500	0-2 P3		1-1 1B		1-2 HR 1B		0-3 K			4	1	2	0	0	1	0					
Dante Bichette, R OBP: 0.348, SLG: 0.530	0-0 1B		0-1 F7		0-2 HR		0-0 F9			4	1	2	2	0	0	1					
Charlie Hayes, R OBP: 0.364, SLG: 0.530	0-2 F9		1-0 1B 2B		1-1 P9		1-0 P6			4	1	1	0	0	0	1					
Daryl Boston, L OBP: 0.303, SLG: 0.360		2-3 K	3-1 BB 1B 1B		0-0 P2		3-3 K			4	1	1	1	0	2	0					
Jerald Clark, R OBP: 0.323, SLG: 0.407		0-0 F8	4-0 FC6-4 1B BB		0-0 P2		2-1 G4-6-3 1B			3	0	1	0	1	0	0					
Danny Sheaffer, R OBP: 0.278, SLG: 0.390		0-0 BLK 1B	0-0 FC6-4 1B		1-2 F9		0-1 G4-6-3			4	0	2	1	0	0	1					
Vinny Castilla, R OBP: 0.304, SLG: 0.433 Gary Wayne, L	1-0 P8		0-2 FC6-4		0-2 F9		2-1 L8			3	0	0	0	0	0	3					
Mo Sanford, R Chris Jones, R	1-2 1B		1-2 2-3 L4-3		0-1 G1-3		0-1 G1-6-3			1	0	0	0	0	0	0					
Greg Harris, R Jim Tatum, R Curt Leskanic, R Steve Reed, R Freddie Benavides, R	0-0 G1-3		0-1 L4-3		1-1 L4-3		0-1 G1-6-3			1	0	0	0	0	0	0					
Inning Stats	R: 0 E: 0 K: 0 S: 11	H: 1 LOB: 1 BB: 0 P: 13	R: 0 E: 0 K: 1 S: 6	H: 1 LOB: 0 BB: 0 P: 9	R: 0 E: 0 K: 0 S: 8	H: 1 LOB: 1 BB: 0 P: 9	R: 2 E: 0 K: 0 S: 9	H: 3 LOB: 1 BB: 1 P: 18	R: 2 E: 0 K: 0 S: 13	H: 2 LOB: 0 BB: 0 P: 17	R: 0 E: 0 K: 0 S: 6	H: 0 LOB: 0 BB: 0 P: 8	R: 0 E: 0 K: 1 S: 8	H: 0 LOB: 0 BB: 0 P: 9	R: 0 E: 0 K: 1 S: 7	H: 0 LOB: 0 BB: 0 P: 11	R: 0 E: 0 K: 0 S: 6	H: 1 LOB: 0 BB: 0 P: 10	1B: 7 2B: 2 3B: 0 HR: 1	SF: 0 SAC: 0 DP: 2 HBP: 0	WP: 0 PA: 35 PB: 0 SB: 0 CS: 0
PITCHER	IP WLS BF H R ER SO BB IBB HBP BLK WP HR S P ERA WHIP	IP WLS BF H R ER SO BB IBB HBP BLK WP HR S P ERA WHIP																			
Greg Brummett, R ERA: 3.88	6.1 W 27 8 4 4 1 1 0 0 0 1 55 76 5.68 1.421	1.2 5 0 0 0 2 0 0 0 0 0 0 13 18 0.00 0.000	1.0 3 1 0 0 0 0 0 0 0 0 0 6 10 0.00 1.000																		

San Francisco Giants @ Colorado Rockies
Mile High Stadium, Denver, CO
Fri Jul 30 1993, 9:05 PM EDT
Att: 71,710 - Unknown - 75 F

AB	34
R	4
H	9
RBI	4
BB	1
SO	3
LOB	8



Batter	1	2	3	4	5	6	7	8	9	AB	R	H	RBI	BB	SO	LOB	TOP					
Darren Lewis, R OBP: 0.319, SLG: 0.352	G3		G6-3			G5-3	2H 1B			4	0	1	1	0	0	1						
Robby Thompson, R OBP: 0.365, SLG: 0.473	K				P4			K		4	0	1	0	0	2	0						
Will Clark, L OBP: 0.360, SLG: 0.400	F7				1B BB	L3		1B		3	0	1	0	1	0	1						
Matt Williams, R OBP: 0.324, SLG: 0.560		G1-3			P3			HR		4	1	2	1	0	0	1						
Barry Bonds, L OBP: 0.460, SLG: 0.695		G1-3 BB			1B			1B		2	0	2	0	2	0	0						
Willie McGee, S OBP: 0.388, SLG: 0.444	G1-3				F7			1B		4	1	1	0	0	0	6						
Royce Clayton, R OBP: 0.335, SLG: 0.385			G5-3		G1-6-3 BB			2B		3	1	1	0	1	1	0						
Kirt Manwaring, R OBP: 0.377, SLG: 0.385			SH3-4 1B		F8			K		4	0	1	0	0	2	3						
Bill Swift, R OBP: 0.345, SLG: 0.306			SH3-4		G1-6-3			1B		2	1	1	2	0	0	1						
Dave Burba, R OBP: 0.357, SLG: 0.429								1B		0	0	0	0	0	0	0						
Rod Beck, R OBP: 0.357, SLG: 0.429								2B		1	0	0	0	0	1	0						
Inning Stats	R: 0 E: 0 K: 1 S: 7	H: 0 LOB: 0 BB: 0 P: 13	R: 0 E: 0 K: 0 S: 9	H: 0 LOB: 0 BB: 1 P: 18	R: 0 E: 0 K: 0 S: 5	H: 1 LOB: 1 BB: 0 P: 7	R: 0 E: 0 K: 0 S: 8	H: 1 LOB: 2 BB: 1 P: 15	R: 0 E: 0 K: 0 S: 3	H: 0 LOB: 0 BB: 1 P: 9	R: 0 E: 0 K: 0 S: 7	H: 1 LOB: 0 BB: 0 P: 10	R: 4 E: 0 K: 1 S: 17	H: 6 LOB: 1 BB: 0 P: 26	R: 0 E: 0 K: 1 S: 8	H: 2 LOB: 2 BB: 0 P: 15	R: 0 E: 0 K: 3 S: 10	H: 0 LOB: 0 BB: 0 P: 14	1B: 9 2B: 3 3B: 0 HR: 1	SF: 0 SAC: 1 DP: 3 HBP: 0	WP: 0 PA: 36 PB: 0 SB: 1 CS: 0	
PITCHER	IP	WLS	BF	H	R	ER	SO	BB	IBB	HBP	BLK	WP	HR	S	P	ERA	WHIP					
Kent Bottenfield, R ERA: 4.56	(1, 1)	6.2	L	27	8	4	4	2	3	0	0	0	0	1	53	95	5.40	1.650				
Steve Reed, R ERA: 5.32	(7, 1)	0.2		4	3	0	0	1	0	0	0	0	0	0	8	11	0.00	4.500				
Bruce Ruffin, L ERA: 5.12	(8, 1)	0.2		2	0	0	0	0	1	0	0	0	0	3	7	0.00	1.500					
Darren Holmes, R ERA: 6.0	(9, 1)	1.0		3	0	0	0	3	0	0	0	0	0	10	14	0.00	0.000					

San Francisco Giants @ Colorado Rockies
Mile High Stadium, Denver, CO
Sat Jul 31 1993, 9:05 PM EDT
Att: 72,208 - Sunny - 90 F

AB	31
R	4
H	11
RBI	4
BB	4
SO	6
LOB	13



Batter	1	2	3	4	5	6	7	8	9	AB	R	H	RBI	BB	SO	LOB	BOTTOM					
Eric Young Sr., R OBP: 0.338, SLG: 0.340	K		G4-6-3		F8			E 3B		4	1	1	1	0	1	3						
Roberto Mejia, R OBP: 0.316, SLG: 0.484	CS 1B				K			K		4	0	1	0	0	2	1						
Dante Bichette, R OBP: 0.352, SLG: 0.542	K				G6-3 2B			HR		3	1	2	1	1	1	1						
Charlie Hayes, R OBP: 0.360, SLG: 0.524	CS		G6-3		G6-3			K		4	0	0	0	0	2	2						
Chris Jones, R OBP: 0.321, SLG: 0.511					G6-3			K		4	0	1	0	0	0	2						
Darren Holmes, R OBP: 0.321, SLG: 0.511					G6-3			G4-3		0	0	0	0	0	0	0						
Vinny Castilla, R OBP: 0.300, SLG: 0.427					FC6-2 3B			G6-3		3	0	0	0	0	0	1						
Alex Cole, L OBP: 0.343, SLG: 0.320					FC6-2			G1-3		1	0	0	0	0	0	0						
Pedro Castellano, R OBP: 0.267, SLG: 0.293					G5-3			G4-3		4	0	1	0	0	0	1						
Jayhawk Owens, R OBP: 0.293, SLG: 0.421								G4-3		3	0	0	0	0	0	2						
Bruce Ruffin, S OBP: 0.174, SLG: 0.143					E5			K		0	0	0	0	0	0	0						
Daryl Boston, L OBP: 0.301, SLG: 0.358					G4-6-3			K		1	0	0	0	0	1	0						
Kent Bottenfield, R OBP: 0.233, SLG: 0.179								K		2	0	0	0	0	2	3						
Steve Reed, R OBP: 0.233, SLG: 0.179								K		0	0	0	0	0	0	0						
Danny Sheaffer, R OBP: 0.283, SLG: 0.401								3B 2B		1	1	1	0	0	0	0						
Inning Stats	R: 0 E: 0 K: 2 S: 10	H: 1 LOB: 0 BB: 0 P: 11	R: 0 E: 0 K: 0 S: 9	H: 1 LOB: 1 BB: 0 P: 11	R: 0 E: 1 K: 1 S: 6	H: 0 LOB: 0 BB: 0 P: 10	R: 0 E: 0 K: 1 S: 10	H: 1 LOB: 1 BB: 0 P: 16	R: 0 E: 1 K: 2 S: 11	H: 1 LOB: 2 BB: 0 P: 14	R: 1 E: 0 K: 1 S: 7	H: 1 LOB: 0 BB: 0 P: 7	R: 0 E: 0 K: 1 S: 7	H: 0 LOB: 0 BB: 0 P: 11	R: 2 E: 1 K: 2 S: 18	H: 2 LOB: 1 BB: 1 P: 27	R: 0 E: 0 K: 1 S: 8	H: 0 LOB: 0 BB: 0 P: 10	1B: 2 2B: 2 3B: 2 HR: 1	SF: 0 SAC: 0 DP: 1 HBP: 0	WP: 0 PA: 36 PB: 0 SB: 0 CS: 1	
PITCHER	IP	WLS	BF	H	R	ER	SO	BB	IBB	HBP	BLK	WP	HR	S	P	ERA	WHIP					
Bill Swift, R ERA: 2.65	(1, 1)	6.0	W	23	5	1	1	7	0	0	0	0	0	1	53	69	1.50	0.833				
Dave Burba, R ERA: 4.02	(7, 1)	1.1		7	2	2	1	2	1	0	0	0	0	19	32	6.75	2.250					
Rod Beck, R ERA: 1.46	(8, 1)	1.2	S	5	0	0	0	2	0	0	0	0	0	14	16	0.00	0.000					

San Francisco Giants @ Colorado Rockies
Mile High Stadium, Denver, CO
Sat Jul 31 1993, 9:05 PM EDT
Att: 72,208 - Sunny - 90 F

AB	34
R	3
H	7
RBI	2
BB	1
SO	11
LOB	16



Batter	1	2	3	4	5	6	7	8	9	AB	R	H	RBI	BB	SO	LOB	TOP					
Dave Martinez, L (1,8) OBP: 0.298, SLG: 0.343 Darren Lewis, R (9,8) OBP: 0.319, SLG: 0.352	K		P5		FC3-6	E4			K	5	0	1	2	0	2	1	San Francisco Giants @ Colorado Rockies Mile High Stadium, Denver, CO Sun Aug 01 1993, 5:33 AM EDT Att: 72,431 - Sunny - 75 F					
Robby Thompson, R (1,4) OBP: 0.363, SLG: 0.467	F9		G6-3			F9			G6-3	4	0	0	0	1	0							
Will Clark, L (1,3) OBP: 0.359, SLG: 0.397	L9			FC4-5	K				F8	5	0	1	0	0	1							
Matt Williams, R (1,5) OBP: 0.326, SLG: 0.560		FC3-6		FC4-5		K				4	2	2	0	0	1							
Barry Bonds, L (1,7) OBP: 0.463, SLG: 0.697										2	1	1	0	2	0							
Willie McGee, S (1,9) OBP: 0.383, SLG: 0.438		FC3-6		FC6-4		E4			F8	4	1	0	1	0	0							
Royce Clayton, R (1,6) OBP: 0.332, SLG: 0.381		SF9		FC4-6		L7			G4-3	3	0	0	1	0	0							
Kirt Manwaring, R (1,2) OBP: 0.375, SLG: 0.381		FC6-4				F8			G4-3	3	1	0	0	1	0							
John Burkett, R (1,1) OBP: 0.193, SLG: 0.148 Jeff Brantley, R (8,1) OBP: 0.087, SLG: 0.087 Rod Beck, R (9,1)			G4-3		E5				K	4	1	1	1	0	1							
										0	0	0	0	0	0							
										0	0	0	0	0	0							
Inning Stats	R: 0 E: 0 K: 1 S: 7	H: 0 LOB: 0 BB: 0 P: 11	R: 1 E: 0 K: 0 S: 12	H: 1 LOB: 1 BB: 1 P: 23	R: 0 E: 0 K: 0 S: 5	H: 0 LOB: 0 BB: 0 P: 7	R: 1 E: 1 K: 0 S: 10	H: 1 LOB: 1 BB: 1 P: 16	R: 0 E: 2 K: 1 S: 14	H: 0 LOB: 2 BB: 1 P: 24	R: 4 E: 2 K: 1 S: 15	H: 3 LOB: 1 BB: 1 P: 24	R: 0 E: 0 K: 0 S: 6	H: 1 LOB: 1 BB: 0 P: 7	R: 0 E: 0 K: 1 S: 7	H: 0 LOB: 0 BB: 0 P: 9	R: 0 E: 0 K: 1 S: 9	H: 0 LOB: 0 BB: 0 P: 17	1B: 5 2B: 1 3B: 0 HR: 0	SF: 1 SAC: 0 DP: 0 HBP: 0	WP: 1 PB: 0 SB: 0 CS: 0	PA: 39
PITCHER	IP WLS BF H R ER SO BB IBB HBP BLK WP HR S P ERA WHIP	6.0 L 29 5 6 1 3 3 1 0 0 1 0 0 63 105 1.50 1.333	2.0 7 1 0 0 1 0 0 0 0 1 0 13 16 0.00 0.500	1.0 3 0 0 0 1 0 0 0 0 0 0 9 17 0.00 0.000											IP WLS BF H R ER SO BB IBB HBP BLK WP HR S P ERA WHIP							

Batter	1	2	3	4	5	6	7	8	9	AB	R	H	RBI	BB	SO	LOB	BOTTOM					
Eric Young Sr., R (1,7) OBP: 0.336, SLG: 0.344	CS		F9			F8		F7	F9	5	0	1	0	0	0	1	San Francisco Giants @ Colorado Rockies Mile High Stadium, Denver, CO Sun Aug 01 1993, 5:33 AM EDT Att: 72,431 - Sunny - 75 F					
Roberto Mejia, R (1,4) OBP: 0.325, SLG: 0.492	CS		G1-6-3			B1-3		1B		3	1	1	0	1	0							
Dante Bichette, R (1,9) OBP: 0.351, SLG: 0.539	P6			K		G3		HR		4	1	1	1	0	1							
Charlie Hayes, R (1,5) OBP: 0.362, SLG: 0.525	F9			F9		3B		HR		3	2	1	0	1	0							
Jerald Clark, R (1,3) OBP: 0.329, SLG: 0.429		F8		FC6-4		HBP		3B	HR	3	1	2	4	0	0							
Danny Sheaffer, R (1,2) OBP: 0.282, SLG: 0.397				FC6-4		F8		G4-3		4	0	1	0	0	0							
Alex Cole, L (1,8) OBP: 0.345, SLG: 0.322	F7					P3			SH5-3	4	0	2	0	0	0							
Freddie Benavides, R (1,6) OBP: 0.309, SLG: 0.385						G1-3		SH5-3		3	0	0	0	0	1							
Aramando Reynoso, R (1,1) OBP: 0.087, SLG: 0.114 Bruce Ruffin, S (7,1) OBP: 0.174, SLG: 0.143 Jim Tatum, R (6,PH) OBP: 0.247, SLG: 0.316 Marcus Moore, S (9,1)						L4			K	2	0	0	0	0	1							
Daryl Boston, L (9,PH) OBP: 0.299, SLG: 0.356									K	1	0	0	0	0	0							
Inning Stats	R: 0 E: 0 K: 0 S: 7	H: 1 LOB: 1 BB: 1 P: 12	R: 0 E: 0 K: 1 S: 9	H: 1 LOB: 1 BB: 0 P: 12	R: 0 E: 0 K: 1 S: 5	H: 0 LOB: 0 BB: 0 P: 7	R: 0 E: 0 K: 1 S: 12	H: 0 LOB: 1 BB: 0 P: 16	R: 0 E: 0 K: 0 S: 7	H: 1 LOB: 0 BB: 0 P: 10	R: 0 E: 0 K: 0 S: 7	H: 0 LOB: 0 BB: 0 P: 8	R: 1 E: 0 K: 0 S: 5	H: 2 LOB: 1 BB: 0 P: 5	R: 4 E: 0 K: 1 S: 12	H: 3 LOB: 0 BB: 1 P: 23	R: 0 E: 0 K: 1 S: 9	H: 1 LOB: 1 BB: 0 P: 12	1B: 4 2B: 2 3B: 2 HR: 1	SF: 0 SAC: 1 DP: 0 HBP: 1	WP: 0 PB: 0 SB: 0 CS: 3	PA: 37
PITCHER	IP WLS BF H R ER SO BB IBB HBP BLK WP HR S P ERA WHIP	7.2 W 32 8 5 5 4 2 0 1 0 0 0 2 2 0.00 1.304	0.1 1 0 0 0 0 0 0 0 0 0 0 2 2 0.00 0.000	1.0 S 4 1 0 0 1 0 0 0 0 0 9 12 0.00 1.000											IP WLS BF H R ER SO BB IBB HBP BLK WP HR S P ERA WHIP							

Batter	1	2	3	4	5	6	7	8	9	AB	R	H	RBI	BB	SO	LOB	TOP					
Eric Young Sr., R OBP: 0.332, SLG: 0.339 (1, 7)	G2-3		F9			G5-3	FC6-4		G4-3	5	0	0	0	0	0	4	Colorado Rockies @ Cincinnati Reds Riverfront Stadium, Cincinnati, OH Mon Aug 02 1993, 7:05 PM EDT Att: 29,088 - Unknown - 81 F					
Freddie Benavides, R OBP: 0.300, SLG: 0.373 (1, 4)	L3		G6-3			G3-1		G6-3		4	0	0	0	0	0	1						
Dante Bichette, R OBP: 0.355, SLG: 0.541 (1, 9)	1B					1B		G5-3		4	0	3	0	0	0	0						
Charlie Hayes, R OBP: 0.361, SLG: 0.523 (1, 5)	G5-3					L8		K		4	0	1	0	0	1	2						
Jerald Clark, R OBP: 0.325, SLG: 0.422 (1, 3)			K			P3				4	0	0	0	0	1	3						
Danny Sheaffer, R OBP: 0.281, SLG: 0.394 (1, 2)	G6-3					K		K		4	1	1	0	0	2	1						
Alex Cole, L OBP: 0.348, SLG: 0.325 (1, 8)	K					CS		P6		4	0	2	0	0	1	1						
Vinny Castilla, R OBP: 0.308, SLG: 0.446 (1, 6)						P9				4	1	3	2	0	0	1						
Willie Blair, R OBP: 0.111, SLG: 0.148 Curt Leskanic, R (5, 1)			K			P5				2	0	0	0	0	1	1						
Daryl Boston, L OBP: 0.298, SLG: 0.354 Marcus Moore, S (7, PH)								FC4-6		0	0	0	0	0	0	0						
Chris Jones, R OBP: 0.326, SLG: 0.511 (9, PH)								FC6-4		0	0	0	0	0	0	0						
Chris Jones, R OBP: 0.326, SLG: 0.511 (9, PH)								BB		0	0	0	0	1	0	0						
Inning Stats	R: 0 E: 0 K: 0 S: 6	H: 1 LOB: 1 BB: 0 P: 9	R: 0 E: 0 K: 2 S: 7	H: 0 LOB: 0 BB: 0 P: 12	R: 0 E: 0 K: 1 S: 8	H: 1 LOB: 1 BB: 0 P: 13	R: 0 E: 0 K: 1 S: 7	H: 1 LOB: 1 BB: 0 P: 8	R: 0 E: 0 K: 0 S: 6	H: 1 LOB: 2 BB: 0 P: 9	R: 0 E: 0 K: 0 S: 14	H: 2 LOB: 2 BB: 0 P: 18	R: 0 E: 0 K: 1 S: 12	H: 2 LOB: 2 BB: 0 P: 16	R: 0 E: 0 K: 1 S: 10	H: 0 LOB: 0 BB: 0 P: 14	R: 2 E: 0 K: 0 S: 14	H: 2 LOB: 1 BB: 1 P: 24	1B: 9 2B: 0 3B: 0 HR: 1	SF: 0 SAC: 0 DP: 0 HBP: 0	WP: 0 PB: 0 SB: 1 CS: 1	PA: 37
PITCHER Tim Pugh, R ERA: 4.64 (1, 1)	IP: 9.0 WLS: W BF: 37 H: 10 R: 2 ER: 2 SO: 6 BB: 1 IBB: 0 HBP: 0 BLK: 0 WP: 0 HR: 1 S: 84 P: 123 ERA: 2.00 WHIP: 1.222															PITCHER Tim Pugh, R ERA: 4.64 (1, 1)	IP: 9.0 WLS: W BF: 37 H: 10 R: 2 ER: 2 SO: 6 BB: 1 IBB: 0 HBP: 0 BLK: 0 WP: 0 HR: 1 S: 84 P: 123 ERA: 2.00 WHIP: 1.222					

AB	36
R	2
H	10
RBI	2
BB	1
SO	6
LOB	16



Batter	1	2	3	4	5	6	7	8	9	AB	R	H	RBI	BB	SO	LOB	BOTTOM			
Greg Tubbs, R OBP: 0.667, SLG: 0.571 (1, 8)	G6-3		SH2-3				F8			5	1	3	0	0	0	1	Colorado Rockies @ Cincinnati Reds Riverfront Stadium, Cincinnati, OH Mon Aug 02 1993, 7:05 PM EDT Att: 29,088 - Unknown - 81 F			
Hal Morris, L OBP: 0.345, SLG: 0.348 (1, 3)	G4-3		SH2-3			F8		G4-3		5	1	1	0	0	0	3				
Barry Larkin, R OBP: 0.393, SLG: 0.439 (1, 6)	2B		SH2-3			F8		FC4		2	0	1	0	2	0	1				
Kevin Mitchell, R OBP: 0.396, SLG: 0.618 Jacob Brumfield, R OBP: 0.352, SLG: 0.460 (6, PR)	G6-3		2B			HR		FC6-4		3	2	1	2	1	0	2				
Chris Sabo, R OBP: 0.332, SLG: 0.441 (1, 5)			2B			F7		K		4	0	1	1	1	1	3				
Reggie Sanders, R OBP: 0.338, SLG: 0.431 (1, 9)	F7		BB			HR		FC5-4		3	1	1	0	1	0	2				
Joe Oliver, R OBP: 0.287, SLG: 0.399 (1, 2)	F7		BB			HR		G3		3	1	1	3	1	1	3				
Jeff Branson, L OBP: 0.321, SLG: 0.357 (1, 4)	1B		G4-3			P5		G3		4	0	1	0	0	0	3				
Tim Pugh, R OBP: 0.205, SLG: 0.186 (1, 1)	K2-3					G5-3		G5-3		4	0	1	0	0	1	3				
Inning Stats	R: 0 E: 0 K: 0 S: 10	H: 1 LOB: 1 BB: 0 P: 17	R: 0 E: 0 K: 1 S: 16	H: 1 LOB: 2 BB: 1 P: 23	R: 3 E: 0 K: 1 S: 18	H: 4 LOB: 2 BB: 1 P: 27	R: 0 E: 0 K: 0 S: 9	H: 1 LOB: 1 BB: 0 P: 15	R: 3 E: 0 K: 0 S: 12	H: 4 LOB: 2 BB: 1 P: 24	R: 0 E: 0 K: 1 S: 7	H: 0 LOB: 1 BB: 1 P: 13	R: 0 E: 0 K: 0 S: 12	H: 0 LOB: 1 BB: 1 P: 17	R: 0 E: 0 K: 0 S: 7	H: 0 LOB: 1 BB: 1 P: 14		1B: 7 2B: 2 3B: 1 HR: 1	SF: 0 SAC: 1 DP: 0 HBP: 0	WP: 0 PB: 0 SB: 1 CS: 0
PITCHER Willie Blair, R ERA: 5.05 (1, 1)	IP: 4.2 WLS: L BF: 28 H: 11 R: 6 ER: 6 SO: 2 BB: 3 IBB: 0 HBP: 0 BLK: 0 WP: 0 HR: 1 S: 64 P: 105 ERA: 11.57 WHIP: 3.000															PITCHER Willie Blair, R ERA: 5.05 (1, 1)	IP: 4.2 WLS: L BF: 28 H: 11 R: 6 ER: 6 SO: 2 BB: 3 IBB: 0 HBP: 0 BLK: 0 WP: 0 HR: 1 S: 64 P: 105 ERA: 11.57 WHIP: 3.000			
Curt Leskanic, R ERA: 5.79 (5, 1)	1.1 5 0 0 0 1 1 0 0 0 0 0 0 8 14 0.00 0.750															Curt Leskanic, R ERA: 5.79 (5, 1)	1.1 5 0 0 0 1 1 0 0 0 0 0 0 8 14 0.00 0.750			
Marcus Moore, R ERA: 3.0 (7, 1)	2.0 8 0 0 0 0 2 0 0 0 0 0 0 19 31 0.00 1.000															Marcus Moore, R ERA: 3.0 (7, 1)	2.0 8 0 0 0 0 2 0 0 0 0 0 0 19 31 0.00 1.000			



Batter	1	2	3	4	5	6	7	8	9	AB	R	H	RBI	BB	SO	LOB	TOP								
Eric Young Sr. R OBP: 0.332, SLG: 0.337 (1, 7)										4	0	1	0	1	0	4	Colorado Rockies @ Cincinnati Reds Riverfront Stadium, Cincinnati, OH Wed Aug 04 1993, 7:05 PM EDT Att: 22,939 - Sunny - 76 F								
Roberto Mejia R OBP: 0.321, SLG: 0.458 (1, 4)										4	0	0	0	0	1	4									
Dante Bichette R OBP: 0.353, SLG: 0.552 (1, 9)										4	1	1	1	0	2	2									
Charlie Hayes R OBP: 0.359, SLG: 0.521 (1, 5)										4	0	1	0	0	1	1									
Chris Jones R OBP: 0.322, SLG: 0.497 (1, 8)										4	1	1	0	0	2	2									
Jerald Clark R OBP: 0.319, SLG: 0.414 (1, 3)										4	0	0	0	0	1	1									
Danny Sheaffer R OBP: 0.280, SLG: 0.389 (1, 2)										2	1	0	1	1	0	0									
Freddie Benavides R OBP: 0.313, SLG: 0.384 (1, 6)										4	0	3	0	0	1	0									
Greg Harris R OBP: 0.213, SLG: 0.214 (1, 1)										2	0	0	0	0	2	1									
Bruce Ruffin S OBP: 0.174, SLG: 0.143 (7, PH)										0	0	0	0	0	0	0									
Daryl Boston L OBP: 0.300, SLG: 0.352 (7, 1)										1	0	1	1	0	0	0									
Gary Wayne L (7, 1)										0	0	0	0	0	0	0									
Jim Tatum R (9, PH)										1	0	1	0	0	0	0									
Inning Stats	R: 0 E: 0 K: 1 S: 5	H: 0 LOB: 0 BB: 0 P: 5	R: 0 E: 0 K: 0 S: 3	H: 0 LOB: 0 BB: 0 P: 3	R: 0 E: 0 K: 2 S: 7	H: 0 LOB: 0 BB: 0 P: 7	R: 0 E: 0 K: 1 S: 5	H: 0 LOB: 1 BB: 1 P: 9	R: 1 E: 0 K: 1 S: 7	H: 2 LOB: 1 BB: 0 P: 7	R: 0 E: 0 K: 1 S: 7	H: 2 LOB: 2 BB: 0 P: 7	R: 1 E: 0 K: 3 S: 10	H: 1 LOB: 0 BB: 0 P: 10	R: 0 E: 0 K: 0 S: 4	H: 2 LOB: 1 BB: 0 P: 4	1B: 7 2B: 1 3B: 0 HR: 1	SF: 1 SAC: 0 DP: 1 HBP: 0	WP: 0 PB: 0 SB: 2 CS: 0	PA: 37					
PITCHER	IP	WLS	BF	H	R	ER	SO	BB	IBB	HBP	BLK	WP	HR	S	P	ERA	WHIP	PITCHER							
John Roper R ERA: 4.05 (1, 1)	6.0	W	23	4	1	1	6	1	0	0	0	0	0	34	38	1.50	0.833								
Scott Service R ERA: 4.25 (7, 1)	2.0		10	3	2	2	4	1	0	0	0	0	1	17	21	9.00	2.000								
Jeff Reardon R ERA: 2.74 (9, 1)	1.0		4	2	0	0	0	0	0	0	0	0	0	4	4	0.00	2.000								

AB	34
R	3
H	9
RBI	3
BB	2
SO	10
LOB	15



Batter	1	2	3	4	5	6	7	8	9	AB	R	H	RBI	BB	SO	LOB	BOTTOM								
Greg Tubbs R OBP: 0.500, SLG: 0.357 (1, 8) (6, 7)										5	1	1	0	0	2	1	Colorado Rockies @ Cincinnati Reds Riverfront Stadium, Cincinnati, OH Wed Aug 04 1993, 7:05 PM EDT Att: 22,939 - Sunny - 76 F								
Hal Morris L OBP: 0.363, SLG: 0.365 (1, 3)										4	2	3	0	0	0	1									
Barry Larkin R OBP: 0.394, SLG: 0.445 (1, 6)										4	2	3	1	0	1	1									
Kevin Mitchell R OBP: 0.394, SLG: 0.614 Jacob Brumfield R OBP: 0.359, SLG: 0.469 (1, 7) (6, 8)										1	1	0	1	1	0	2									
Chris Sabo R OBP: 0.336, SLG: 0.448 (1, 5)										3	2	2	5	0	1	0									
Reggie Sanders R OBP: 0.336, SLG: 0.427 (1, 9)										4	1	1	1	0	1	1									
Brian Dorsett R OBP: 0.318, SLG: 0.571 (1, 2)										4	0	1	0	0	1	1									
Jeff Branson L OBP: 0.323, SLG: 0.358 (1, 4)										4	0	1	1	0	0	1									
John Roper R OBP: 0.111, SLG: 0.111 Randy Milligan R OBP: 0.390, SLG: 0.416 Scott Service R (1, 1) (6, PH) (7, 1)										2	0	0	0	0	0	1									
Juan Samuel R OBP: 0.273, SLG: 0.362 Jeff Reardon R (9, 1)										1	0	0	0	0	0	1									
Inning Stats	R: 0 E: 0 K: 0 S: 4	H: 2 LOB: 1 BB: 0 P: 4	R: 0 E: 0 K: 1 S: 5	H: 0 LOB: 0 BB: 0 P: 5	R: 0 E: 0 K: 1 S: 5	H: 0 LOB: 0 BB: 0 P: 5	R: 4 E: 0 K: 0 S: 8	H: 5 LOB: 1 BB: 0 P: 8	R: 4 E: 0 K: 2 S: 10	H: 3 LOB: 0 BB: 1 P: 14	R: 0 E: 0 K: 1 S: 5	H: 0 LOB: 0 BB: 0 P: 5	R: 1 E: 0 K: 1 S: 7	H: 2 LOB: 1 BB: 0 P: 7	R: 0 E: 0 K: 0 S: 4	H: 1 LOB: 1 BB: 0 P: 4	1B: 8 2B: 3 3B: 1 HR: 1	SF: 2 SAC: 0 DP: 1 HBP: 0	WP: 0 PB: 0 SB: 0 CS: 0	PA: 37					
PITCHER	IP	WLS	BF	H	R	ER	SO	BB	IBB	HBP	BLK	WP	HR	S	P	ERA	WHIP	PITCHER							
Greg Harris R ERA: 4.21 (1, 1)	4.1	L	23	10	8	8	2	0	0	0	0	0	0	11	11	0.00	0.000								
Bruce Ruffin L ERA: 4.93 (5, 1)	1.2		5	0	0	0	3	0	0	0	0	0	0	11	11	0.00	0.000								
Gary Wayne L ERA: 5.71 (7, 1)	2.0		9	3	1	1	1	0	0	0	0	0	0	11	11	4.50	1.500								

AB	34
R	9
H	13
RBI	9
BB	1
SO	6
LOB	10



Batter	1	2	3	4	5	6	7	8	9	AB	R	H	RBI	BB	SO	LOB	TOP								
Eric Young Sr., R OBP: 0.333, SLG: 0.336 (1, 8) C X	0-1 PB S 1B		0-0 G6-3		2-1 FC4-6 1-2		0-2 G4-3		4-2 1B BB	4	0	1	0	1	0	1	Colorado Rockies @ Cincinnati Reds Riverfront Stadium, Cincinnati, OH Thu Aug 05 1993, 3:33 AM EDT Att: 33,871 - Unknown - 69 F								
Freddie Benavides, R OBP: 0.309, SLG: 0.378 (1, 6) C X	1-3 SAFE K		1-1 F9		1-0 G4-3		0-1 G4-3	0-2 G3-6-3 1B	5	0	1	0	0	1	2										
Dante Bichette, R OBP: 0.357, SLG: 0.553 Chris Jones, R OBP: 0.325, SLG: 0.493 (1, 9) C X (6, 9) C X	0-3 K		3-2 2B		0-2 G6-3		4-2 BB BB	3-2 G3-6-3 1B 1-2	3	0	1	0	0	1	1										
Charlie Hayes, R OBP: 0.357, SLG: 0.518 Pedro Castellano, R OBP: 0.306, SLG: 0.372 (1, 5) C X (5, 5) C X	3-2 F8		1-3 K		2-0 HR		4-1 HR BB	1-2 HR BB	2	0	0	0	0	1	2										
Daryl Boston, L OBP: 0.309, SLG: 0.382 (1, 7) C X		1-2 2B		3-2 G4-3		2-2 1B		1-0 HR BB	4	1	3	3	0	0	0										
Jim Tatum, R OBP: 0.253, SLG: 0.317 (1, 3) C X		0-3 K		2-3 K		0-3 K		0-0 1B	4	0	1	0	0	3	2										
Roberto Mejia, R OBP: 0.306, SLG: 0.434 (1, 4) C X		2-3 K		3-2 P4		0-0 F9		1-0 F8	4	0	0	0	0	1	3										
Jayhawk Owens, R OBP: 0.289, SLG: 0.390 (1, 2) C X		4-2 BB		1-3 K		1-3 K		1-3 K	3	0	0	0	1	3	1										
Kent Bottenfield, R OBP: 0.250, SLG: 0.200 Curt Leskanic, R (1, 1) C X (5, 1) C X	0-0 L9		0-1 FC4-6 1B		2-0 P5		2-1 G4-3		2	0	1	0	0	0	2										
Alex Cole, L OBP: 0.345, SLG: 0.323 Marcus Moore, S Jerald Clark, R OBP: 0.318, SLG: 0.413 (7, PH) C X (7, 1) C X (9, PH) C X									0	0	0	0	0	0	0										
Inning Stats	R: 0 E: 0 K: 2 S: 12	H: 1 LOB: 1 BB: 0 P: 16	R: 0 E: 0 K: 2 S: 13	H: 1 LOB: 2 BB: 1 P: 20	R: 0 E: 0 K: 1 S: 13	H: 1 LOB: 1 BB: 0 P: 18	R: 0 E: 0 K: 1 S: 11	H: 0 LOB: 0 BB: 0 P: 19	R: 0 E: 0 K: 1 S: 8	H: 1 LOB: 1 BB: 0 P: 12	R: 1 E: 0 K: 1 S: 13	H: 2 LOB: 1 BB: 0 P: 17	R: 0 E: 0 K: 1 S: 8	H: 0 LOB: 0 BB: 0 P: 11	R: 3 E: 0 K: 1 S: 11	H: 2 LOB: 1 BB: 2 P: 22	R: 0 E: 0 K: 0 S: 12	H: 1 LOB: 1 BB: 1 P: 21	1B: 5 2B: 2 3B: 0 HR: 2	SF: 0 SAC: 0 DP: 1 HBP: 0	WP: 0 PB: 1 SB: 1 CS: 0	PA: 39			
PITCHER	IP	WLS	BF	H	R	ER	SO	BB	IBB	HBP	BLK	WP	HR	S	P	ERA	WHIP								
Jose Rijo, R ERA: 2.73 (1, 1) C X	7.0	W	28	6	1	1	9	1	0	0	0	0	1	78	113	1.29	1.000								
Kevin Wickander, L ERA: 4.59 (8, 1) C X	1.0		7	2	3	3	1	2	0	0	0	0	1	11	22	27.00	4.000								
Jerry Spradlin, R ERA: 2.7 (9, 1) C X	1.0		4	1	0	0	0	1	0	0	0	0	0	12	21	0.00	2.000								

AB 35
R 4
H 9
RBI 4
BB 4
SO 10
LOB 16



Batter	1	2	3	4	5	6	7	8	9	AB	R	H	RBI	BB	SO	LOB	BOTTOM								
Jacob Brumfield, R OBP: 0.358, SLG: 0.473 Tommy Gregg, L (1, 8) C X (5, PH) C X (6, 7) C X	0-1 1B 2B		1-2 G1-3		0-0 G6-3		1-0 L8			3	1	1	0	0	0	0	Colorado Rockies @ Cincinnati Reds Riverfront Stadium, Cincinnati, OH Thu Aug 05 1993, 3:33 AM EDT Att: 33,871 - Unknown - 69 F								
Jeff Branson, L OBP: 0.324, SLG: 0.364 (1, 6) C X	0-0 G5-4-3 1B 2-3 1B		2-2 1B E 2B		3-2 G1-3		3-3 K		5	2	2	0	0	1	2										
Hal Morris, L OBP: 0.359, SLG: 0.360 (1, 3) C X	3-2 SAFE G5-4-3 1-2 3-H 1B		2-3 K		0-1 F9		2-1 G4-3		5	0	1	1	0	2	1										
Kevin Mitchell, R OBP: 0.397, SLG: 0.614 Greg Tubbs, R OBP: 0.500, SLG: 0.333 (1, 7) C X (5, PR) C X (6, 8) C X	1-1 G5-4-3		2-2 E 1B		0-1 2B 2B 1B		4-0 1B BB		3	1	2	0	0	0	2										
Chris Sabo, R OBP: 0.340, SLG: 0.459 (1, 5) C X	4-0 1B 2B BB		1-0 E2 3B		3-2 F9		0-0 F9		3	3	2	2	1	0	1										
Reggie Sanders, R OBP: 0.338, SLG: 0.427 Jack Daugherty, S OBP: 0.467, SLG: 0.692 (1, 9) C X (6, PH) C X (7, 9) C X	1-0 2B 1B		1-0 P2		4-0 2B BB		3-2 F9		2	2	1	1	1	0	0										
Joe Oliver, R OBP: 0.288, SLG: 0.404 Brian Dorsett, R OBP: 0.304, SLG: 0.545 (1, 2) C X (6, PH) C X (7, 2) C X	1-2 1H 2H 2B		1-1 G6-3		3-2 FC5-4 SF7 2B		1-1 FC5-4		3	1	2	5	0	0	0										
Juan Samuel, R OBP: 0.280, SLG: 0.356 (1, 4) C X	4-0 IBB		1-1 G6-3		4-0 FC5-4 BB		2-2 F9		2	0	0	0	2	0	0										
Jose Rijo, R OBP: 0.271, SLG: 0.304 Scott Service, R Kevin Wickander, L Jerry Spradlin, S (1, 1) C X (7, PH) C X (8, 1) C X (9, 1) C X	2-2 P3		0-2 L8		0-0 FC5-4 SF7		0-0 G4-3		3	0	0	0	0	0	4										
Inning Stats	R: 4 E: 0 K: 0 S: 17	H: 5 LOB: 2 BB: 2 P: 33	R: 3 E: 1 K: 1 S: 17	H: 3 LOB: 0 BB: 0 P: 27	R: 0 E: 0 K: 0 S: 7	H: 0 LOB: 0 BB: 0 P: 9	R: 0 E: 0 K: 0 S: 7	H: 0 LOB: 0 BB: 0 P: 10	R: 0 E: 0 K: 1 S: 9	H: 1 LOB: 1 BB: 1 P: 19	R: 0 E: 0 K: 0 S: 6	H: 0 LOB: 0 BB: 0 P: 9	R: 0 E: 0 K: 1 S: 7	H: 0 LOB: 0 BB: 0 P: 14	R: 0 E: 0 K: 0 S: 17	H: 0 LOB: 0 BB: 0 P: 21		1B: 6 2B: 5 3B: 1 HR: 0	SF: 1 SAC: 0 DP: 1 HBP: 0	WP: 0 PB: 0 SB: 0 CS: 0	PA: 40				
PITCHER	IP	WLS	BF	H	R	ER	SO	BB	IBB	HBP	BLK	WP	HR	S	P	ERA	WHIP								
Kent Bottenfield, R ERA: 5.25 (1, 1) C X	4.0	L	25	11	11	10	1	2	1	0	0	0	0	20	40	0.00	1.500								
Curt Leskanic, R ERA: 5.63 (5, 1) C X	2.0		9	1	0	0	1	2	0	0	0	0	0	13	23	0.00	0.000								
Marcus Moore, R ERA: 2.16 (7, 1) C X	2.0		6	0	0	0	1	0	0	0	0	0	0	13	23	0.00	0.000								

AB 34
R 11
H 12
RBI 10
BB 5
SO 3
LOB 12



Batter	1	2	3	4	5	6	7	8	9	AB	R	H	RBI	BB	SO	LOB	TOP																					
Alex Cole, L OBP: 0.346, SLG: 0.324 (1, 8)			G4-3			G3	1B		F9	5	0	2	1	0	1	1	Colorado Rockies @ San Diego Padres Jack Murphy Stadium, San Diego, CA Fri Aug 06 1993, 10:05 PM EDT Sunny																					
Roberto Mejia, R OBP: 0.295, SLG: 0.418 Eric Young Sr., R OBP: 0.332, SLG: 0.335 Marcus Moore, S (7, 1) Bruce Ruffin, S OBP: 0.174, SLG: 0.143 Gary Wayne, L (7, 1)	P4			K		K	K			3	0	0	0	0	2	3																						
Dante Bichette, R OBP: 0.352, SLG: 0.550 (1, 9)	K			G6-3		G3	FC5			4	0	1	1	0	1	5																						
Charlie Hayes, R OBP: 0.354, SLG: 0.513 (1, 5)		K		G6-3		F8		F9		4	0	0	0	0	1	3																						
Daryl Boston, L OBP: 0.308, SLG: 0.395 (1, 7)	K				K		HR		P6	4	1	1	1	0	2	0																						
Danny Sheaffer, R OBP: 0.280, SLG: 0.385 (1, 2)		K2-3			G6-3		G6-3		1B	4	0	1	0	0	1	0																						
Freddie Benavides, R OBP: 0.307, SLG: 0.374 (7, 4)			G6-3		F9		1B		G3-1	4	1	1	0	0	0	1																						
Pedro Castellano, R OBP: 0.340, SLG: 0.413 (1, 3)			G6-3			1B	G3		F8	3	1	2	0	1	0	0																						
Armando Reynoso, R OBP: 0.085, SLG: 0.111 Jim Tatum, R OBP: 0.281, SLG: 0.325 Steve Reed, R (6, PH) Chris Jones, R OBP: 0.329, SLG: 0.497 Vinny Castilla, R OBP: 0.305, SLG: 0.441 (7, 6)			G6-3			G3	FC5		G6-3	1	0	0	0	0	0	1																						
Inning Stats	R: 0 E: 0 K: 2 S: 10	H: 0 LOB: 0 BB: 0 P: 14	R: 0 E: 0 K: 3 S: 10	H: 0 LOB: 0 BB: 0 P: 14	R: 0 E: 0 K: 0 S: 12	H: 1 LOB: 1 BB: 0 P: 20	R: 0 E: 0 K: 1 S: 9	H: 1 LOB: 0 BB: 0 P: 10	R: 0 E: 0 K: 1 S: 8	H: 0 LOB: 0 BB: 0 P: 11	R: 1 E: 0 K: 1 S: 11	H: 2 LOB: 2 BB: 1 P: 19	R: 2 E: 0 K: 1 S: 18	H: 5 LOB: 3 BB: 0 P: 23	R: 0 E: 0 K: 0 S: 13	H: 1 LOB: 1 BB: 0 P: 18		R: 0 E: 0 K: 0 S: 12	H: 0 LOB: 0 BB: 0 P: 17	1B: 8 2B: 1 3B: 0 HR: 1	SF: 0 SAC: 0 DP: 1 HBP: 0	WP: 0 PA: 37 PB: 0 SB: 0 CS: 0																
PITCHER	IP	WLS	BF	H	R	ER	SO	BB	IBB	HBP	BLK	WP	HR	S	P	ERA	WHIP	PITCHER				IP	WLS	BF	H	R	ER	SO	BB	IBB	HBP	BLK	WP	HR	S	P	ERA	WHIP
Andy Benes, R ERA: 2.62 (1, 1)	6.1	W	28	9	3	3	8	1	0	0	0	0	1	73	104	4.26	1.579																					
Trevor Hoffman, R ERA: 4.3 (7, 1)	2.2	S	9	1	0	0	1	0	0	0	0	0	0	30	42	0.00	0.375																					

AB	36
R	3
H	10
RBI	3
BB	1
SO	9
LOB	17



Batter	1	2	3	4	5	6	7	8	9	AB	R	H	RBI	BB	SO	LOB	BOTTOM																					
Jeff Gardner, L OBP: 0.351, SLG: 0.384 (1, 4)	1B		K	E3	F7				BB	4	2	1	0	1	1	4	Colorado Rockies @ San Diego Padres Jack Murphy Stadium, San Diego, CA Fri Aug 06 1993, 10:05 PM EDT Sunny																					
Ricky Gutierrez, R OBP: 0.352, SLG: 0.359 (1, 6)	G5-3		E6	G6-3		F8	1B		G1-5-3	5	1	1	0	0	0	5																						
Tony Gwynn, L OBP: 0.389, SLG: 0.496 (1, 9)	2H		2B	1B	IBB	F8	1B		BB	3	1	3	1	2	0	0																						
Phil Plantier, L OBP: 0.312, SLG: 0.495 (1, 7)	F8		1B	P4		F8			BB	4	1	1	2	1	0	6																						
Derek Bell, R OBP: 0.300, SLG: 0.412 (1, 8)	K		E	1B	2B	K			BB	4	0	2	2	1	2	3																						
Guillermo Velasquez, L OBP: 0.241, SLG: 0.253 (1, 3)		G3	E4		L9				K	4	0	1	0	1	1	4																						
Archi Cianfrocco, R OBP: 0.261, SLG: 0.429 Trevor Hoffman, R (7, 1)	K		F9		1B	K			K	4	0	1	0	0	2	5																						
Brad Ausmus, R OBP: 0.345, SLG: 0.444 (1, 2)	L7			K	1B				L3	5	1	3	0	0	1	0																						
Andy Benes, R OBP: 0.182, SLG: 0.264 Craig Shipley, R OBP: 0.263, SLG: 0.329 (7, 5)			G5-3	E	K				FC1	3	0	1	0	0	1	3																						
Inning Stats	R: 1 E: 0 K: 1 S: 10	H: 2 LOB: 1 BB: 0 P: 18	R: 0 E: 0 K: 1 S: 12	H: 0 LOB: 0 BB: 0 P: 18	R: 3 E: 2 K: 1 S: 15	H: 4 LOB: 2 BB: 0 P: 24	R: 0 E: 1 K: 1 S: 10	H: 1 LOB: 3 BB: 1 P: 19	R: 0 E: 0 K: 2 S: 18	H: 3 LOB: 3 BB: 1 P: 24	R: 0 E: 0 K: 2 S: 18	H: 2 LOB: 3 BB: 1 P: 27	R: 2 E: 1 K: 1 S: 16	H: 1 LOB: 3 BB: 4 P: 34	R: 0 E: 0 K: 1 S: 8	H: 1 LOB: 0 BB: 0 P: 10		1B: 10 2B: 5 3B: 0 HR: 0	SF: 0 SAC: 0 DP: 2 HBP: 0	WP: 0 PA: 45 PB: 0 SB: 0 CS: 0																		
PITCHER	IP	WLS	BF	H	R	ER	SO	BB	IBB	HBP	BLK	WP	HR	S	P	ERA	WHIP	PITCHER				IP	WLS	BF	H	R	ER	SO	BB	IBB	HBP	BLK	WP	HR	S	P	ERA	WHIP
Armando Reynoso, R ERA: 3.29 (6, 1)	1.0	L	6	2	0	0	2	0	1	0	0	0	0	18	27	0.00	2.000																					
Steve Reed, R ERA: 4.99 (7, 1)	0.0		2	1	2	1	0	0	0	0	0	0	0	5	6	∞	∞																					
Marcus Moore, R ERA: 3.24 (7, 1)	0.0		2	1	2	1	0	0	0	0	0	0	0	5	6	∞	∞																					
Bruce Ruffin, L ERA: 4.89 (7, 1)	0.2		5	0	0	0	0	3	1	0	0	0	0	6	22	0.00	4.500																					
Gary Wayne, L ERA: 5.53 (7, 1)	1.1		4	1	0	0	2	0	0	0	0	0	0	13	16	0.00	0.750																					

AB	39
R	6
H	14
RBI	5
BB	6
SO	9
LOB	31



Batter	1	2	3	4	5	6	7	8	9	AB	R	H	RBI	BB	SO	LOB	TOP			
Alex Cole, L OBP: 0.348, SLG: 0.327 (1, 8)										4	1	2	0	0	1	0	Colorado Rockies @ San Diego Padres Jack Murphy Stadium, San Diego, CA Sun Aug 08 1993, 6:33 AM EDT Att: 15,248 - Cloudy - 75 F			
Roberto Mejia, R OBP: 0.283, SLG: 0.398 (1, 4)										4	0	0	0	0	1	3				
Daryl Boston, L OBP: 0.307, SLG: 0.397 (1, 7)										4	0	1	0	0	1	2				
Dante Bichette, R OBP: 0.347, SLG: 0.542 (1, 9)										4	0	0	0	0	2	2				
Charlie Hayes, R OBP: 0.354, SLG: 0.517 (1, 5)										4	2	2	0	0	0	1				
Jerald Clark, R OBP: 0.320, SLG: 0.415 (1, 3)										4	1	2	0	0	0	1				
Danny Sheaffer, R OBP: 0.279, SLG: 0.384 (1, 2)										3	1	1	2	0	0	2				
Vinny Castilla, R OBP: 0.304, SLG: 0.443 (1, 6)										4	0	1	2	0	0	0				
Mo Sanford, R (1, 1)										2	0	0	0	1	1					
Bruce Ruffin, S OBP: 0.174, SLG: 0.143 (8, 1)										0	0	0	0	0	0	0				
Darren Holmes, R (9, 1)										0	0	0	0	0	0	0				
Inning Stats	R: 0 E: 0 K: 1 S: 7	H: 0 LOB: 0 BB: 0 P: 11	R: 0 E: 0 K: 0 S: 11	H: 2 LOB: 1 BB: 0 P: 18	R: 0 E: 0 K: 0 S: 9	H: 1 LOB: 1 BB: 1 P: 15	R: 3 E: 0 K: 0 S: 13	H: 4 LOB: 1 BB: 0 P: 21	R: 1 E: 0 K: 1 S: 12	H: 1 LOB: 2 BB: 0 P: 16	R: 0 E: 0 K: 3 S: 9	H: 0 LOB: 0 BB: 0 P: 11	R: 0 E: 0 K: 1 S: 8	H: 0 LOB: 0 BB: 0 P: 10	R: 0 E: 0 K: 0 S: 3	H: 0 LOB: 0 BB: 0 P: 6	1B: 5 2B: 5 3B: 1 HR: 0	SF: 1 SAC: 0 DP: 3 HBP: 0	WP: 0 PB: 0 SB: 0 CS: 2	PA: 35
PITCHER	IP WLS BF H R ER SO BB IBB HBP BLK WP HR S P ERA WHIP																			
Doug Brocail, R ERA: 4.91 (1, 1)	6.0 L 26 9 5 5 2 1 0 0 0 0 0 0 60 95 7.50 1.667																			
Tim Mauser, R ERA: 4.5 (7, 1)	1.0 3 0 0 0 3 0 0 0 0 0 0 9 11 0.00 0.000																			
Kerry Taylor, R ERA: 6.7 (8, 1)	2.0 6 0 0 0 1 0 0 0 0 0 0 0 11 16 0.00 0.000																			

Batter	1	2	3	4	5	6	7	8	9	AB	R	H	RBI	BB	SO	LOB	BOTTOM					
Jeff Gardner, L OBP: 0.348, SLG: 0.377 (1, 4)										3	0	1	0	1	0	1	Colorado Rockies @ San Diego Padres Jack Murphy Stadium, San Diego, CA Sun Aug 08 1993, 6:33 AM EDT Att: 15,248 - Cloudy - 75 F					
Ricky Gutierrez, R OBP: 0.350, SLG: 0.361 (1, 6)										4	0	1	0	0	2	3						
Tony Gwynn, L OBP: 0.390, SLG: 0.492 (1, 9)										2	1	0	0	2	1	1						
Phil Plantier, L OBP: 0.311, SLG: 0.500 (1, 7)										4	1	2	1	0	1	2						
Derek Bell, R OBP: 0.297, SLG: 0.408 (1, 8)										4	0	0	0	0	0	2						
Guillermo Velasquez, L OBP: 0.256, SLG: 0.250 (1, 3)										1	0	0	0	2	0	0						
Phil Clark, R OBP: 0.369, SLG: 0.497 (8, PH)										1	0	0	0	0	0	0						
Archi Cianfrocco, R OBP: 0.268, SLG: 0.431 (1, 5)										3	0	1	0	0	1	2						
Kevin Higgins, L OBP: 0.305, SLG: 0.257 (9, PH)										1	0	0	0	0	0	0						
Brad Ausmus, R OBP: 0.333, SLG: 0.419 (1, 2)										4	0	1	0	0	0	0						
Doug Brocail, L OBP: 0.190, SLG: 0.190 (1, 1)										1	0	0	0	0	1	0						
Tim Mauser, R (7, 1)										0	0	0	0	0	0	0						
Craig Shipley, R OBP: 0.271, SLG: 0.335 (7, PH)										1	0	0	0	0	0	0						
Kerry Taylor, R (8, 1)										0	0	0	0	0	0	0						
Bill Bean, L OBP: 0.287, SLG: 0.398 (9, PH)										1	0	0	0	0	0	0						
Inning Stats	R: 0 E: 0 K: 1 S: 10	H: 1 LOB: 1 BB: 0 P: 17	R: 0 E: 0 K: 1 S: 6	H: 0 LOB: 0 BB: 0 P: 14	R: 0 E: 1 K: 2 S: 7	H: 0 LOB: 1 BB: 1 P: 13	R: 1 E: 0 K: 0 S: 5	H: 2 LOB: 2 BB: 0 P: 13	R: 0 E: 0 K: 1 S: 8	H: 1 LOB: 1 BB: 0 P: 11	R: 0 E: 0 K: 0 S: 11	H: 0 LOB: 2 BB: 2 P: 22	R: 0 E: 0 K: 0 S: 7	H: 1 LOB: 1 BB: 0 P: 10	R: 1 E: 0 K: 1 S: 12	H: 1 LOB: 0 BB: 0 P: 17	R: 0 E: 0 K: 0 S: 5	H: 0 LOB: 0 BB: 0 P: 9	1B: 4 2B: 1 3B: 0 HR: 1	SF: 0 SAC: 1 DP: 1 HBP: 0	WP: 1 PB: 0 SB: 1 CS: 0	PA: 36
PITCHER	IP WLS BF H R ER SO BB IBB HBP BLK WP HR S P ERA WHIP																					
Mo Sanford, R ERA: 2.19 (1, 1)	7.0 W 29 5 1 1 5 5 0 0 0 0 0 0 1 12 17 9.00 1.000																					
Bruce Ruffin, L ERA: 4.69 (8, 1)	1.0 S 3 0 0 0 0 0 0 0 0 0 0 0 5 9 0.00 0.000																					
Darren Holmes, R ERA: 5.7 (9, 1)																						

AB	33
R	5
H	9
RBI	4
BB	1
SO	6
LOB	12

AB	30
R	2
H	6
RBI	1
BB	5
SO	6
LOB	11

Batter	1	2	3	4	5	6	7	8	9	AB	R	H	RBI	BB	SO	LOB	TOP							
Alex Cole, L OBP: 0.350, SLG: 0.325 (1, 8)										5	1	2	0	0	0	4								
Roberto Mejia, R OBP: 0.292, SLG: 0.392 (1, 4)										4	0	0	0	0	1	2								
Daryl Boston, L OBP: 0.309, SLG: 0.415 Chris Jones, R OBP: 0.327, SLG: 0.490 (1, 7) (9, 7)										3	0	1	1	1	0	2								
Dante Bichette, R OBP: 0.354, SLG: 0.539 (1, 9)										5	1	3	1	0	1	1								
Pedro Castellano, R OBP: 0.286, SLG: 0.381 (1, 5) (8, 3)										5	0	1	1	0	0	4								
Jerald Clark, R OBP: 0.322, SLG: 0.412 Freddie Benavides, R OBP: 0.306, SLG: 0.371 (1, 3) (8, 5)										4	0	2	0	0	1	0								
Danny Sheaffer, R OBP: 0.286, SLG: 0.383 (1, 2)										4	0	1	0	0	0	3								
Vinny Castilla, R OBP: 0.304, SLG: 0.435 (1, 6)										4	0	2	0	0	0	1								
Armando Reynoso, R OBP: 0.137, SLG: 0.163 Steve Reed, R (8, 1)										4	1	3	0	0	0	0								
Inning Stats	R: 1 E: 0 K: 1 S: 8	H: 1 LOB: 0 BB: 0 P: 12	R: 0 E: 0 K: 1 S: 10	H: 1 LOB: 1 BB: 0 P: 15	R: 1 E: 0 K: 0 S: 15	H: 3 LOB: 2 BB: 0 P: 21	R: 0 E: 0 K: 0 S: 10	H: 3 LOB: 2 BB: 0 P: 16	R: 1 E: 0 K: 0 S: 15	H: 3 LOB: 2 BB: 0 P: 22	R: 0 E: 0 K: 0 S: 4	H: 0 LOB: 0 BB: 0 P: 8	R: 0 E: 0 K: 0 S: 7	H: 1 LOB: 1 BB: 1 P: 14	R: 0 E: 0 K: 0 S: 10	H: 2 LOB: 2 BB: 0 P: 11	R: 0 E: 0 K: 0 S: 13	H: 1 LOB: 1 BB: 0 P: 17	1B: 13 2B: 2 3B: 0 HR: 0	SF: 1 SAC: 1 DP: 1 HBP: 0	WP: 0 PB: 0 SB: 2 CS: 0	PA: 41		
PITCHER	IP WLS BF H R ER SO BB IBB HBP BLK WP HR S P ERA WHIP	8.0 L 37 14 3 3 3 1 0 0 0 0 0 79 119 3.38 1.875	1.0 S 4 1 0 0 0 0 0 0 0 0 0 13 17 0.00 1.000																					

Colorado Rockies @ Los Angeles Dodgers
Dodger Stadium, Los Angeles, CA
Wed Aug 11 1993, 7:05 PM PDT
Att: 38,421 - Unknown - 74 F

AB	38
R	3
H	15
RBI	3
BB	1
SO	3
LOB	17



Batter	1	2	3	4	5	6	7	8	9	AB	R	H	RBI	BB	SO	LOB	BOTTOM							
Brett Butler, L OBP: 0.392, SLG: 0.392 (1, 8)										3	2	2	0	1	1	0								
Jose Offerman, S OBP: 0.328, SLG: 0.322 (1, 6)										3	0	1	1	0	0	1								
Eric Davis, R OBP: 0.307, SLG: 0.375 (1, 7)										4	0	0	1	0	0	3								
Eric Karros, R OBP: 0.303, SLG: 0.418 (1, 3)										4	0	0	0	0	0	3								
Mike Piazza, R OBP: 0.348, SLG: 0.521 (1, 2)										4	0	1	0	0	0	2								
Cory Snyder, R OBP: 0.333, SLG: 0.406 (1, 9)										4	0	1	0	0	1	1								
Tim Wallach, R OBP: 0.269, SLG: 0.366 (1, 5)										4	0	1	0	0	0	0								
Jody Reed, R OBP: 0.326, SLG: 0.339 (1, 4)										3	0	1	0	0	0	0								
Ramon Martinez, R OBP: 0.107, SLG: 0.127 Lenny Harris, L OBP: 0.308, SLG: 0.313 Todd Worrell, R (1, 1) (8, PH) (9, 1)										2	0	0	0	0	0	3								
Inning Stats	R: 1 E: 0 K: 0 S: 7	H: 1 LOB: 0 BB: 0 P: 11	R: 0 E: 0 K: 1 S: 11	H: 3 LOB: 0 BB: 0 P: 15	R: 0 E: 0 K: 1 S: 8	H: 0 LOB: 0 BB: 0 P: 13	R: 0 E: 0 K: 0 S: 5	H: 1 LOB: 0 BB: 0 P: 9	R: 0 E: 0 K: 0 S: 6	H: 0 LOB: 0 BB: 0 P: 9	R: 0 E: 1 K: 0 S: 12	H: 0 LOB: 2 BB: 1 P: 22	R: 0 E: 0 K: 0 S: 11	H: 0 LOB: 0 BB: 0 P: 16	R: 1 E: 0 K: 1 S: 18	H: 2 LOB: 1 BB: 0 P: 29	R: 0 E: 0 K: 0 S: 5	H: 0 LOB: 0 BB: 0 P: 7	1B: 5 2B: 2 3B: 0 HR: 0	SF: 0 SAC: 1 DP: 1 HBP: 0	WP: 0 PB: 0 SB: 2 CS: 0	PA: 35		
PITCHER	IP WLS BF H R ER SO BB IBB HBP BLK WP HR S P ERA WHIP	7.1 W 29 7 2 2 3 1 0 0 0 0 0 11 15 2.46 1.091	1.2 S 5 0 0 0 0 0 0 0 0 0 0 11 16 0.00 0.000																					

Colorado Rockies @ Los Angeles Dodgers
Dodger Stadium, Los Angeles, CA
Wed Aug 11 1993, 7:05 PM PDT
Att: 38,421 - Unknown - 74 F

AB	32
R	2
H	7
RBI	2
BB	1
SO	3
LOB	13



Batter	1	2	3	4	5	6	7	8	9	AB	R	H	RBI	BB	SO	LOB	TOP			
Alex Cole, L OBP: 0.352, SLG: 0.321 (1, 8)	F7		4-2 BB		4-1 CS BB		4-2 BB		L9	2	0	0	0	3	0	0				
Roberto Mejia, R OBP: 0.288, SLG: 0.375 (1, 4)	B1-3		0-3 K		0-1 P3		1-1 BB		F9 1B HR	4	1	1	0	1	1	3				
Daryl Boston, L Eric Young Sr., R Chris Jones, R OBP: 0.318, SLG: 0.421 OBP: 0.330, SLG: 0.332 OBP: 0.327, SLG: 0.490 (1, 7) (9, PR) (9, 7)	2-1 FC6-4 1B		1-1 F8		2-1 1B		2-1 F7		1-0 HR	5	0	3	0	0	0	3				
Dante Bichette, R OBP: 0.349, SLG: 0.530 (1, 9)	FC6-4			1-0 F8 1B		1-0 F8		0-0 P6	0-0 F9	5	1	1	0	0	0	6				
Charlie Hayes, R OBP: 0.355, SLG: 0.521 (1, 5)		0-1 G4-3		0-0 F8		4-2 G5-4-3 BB		2-3 K	1-0 HR	4	1	1	3	1	1	1				
Jerald Clark, R OBP: 0.326, SLG: 0.416 (1, 3)		3-1 1B		2-1 E7 1B		0-0 G5-4-3		1-1 P3	1-1 F8	5	1	2	0	0	0	2				
Joe Girardi, R OBP: 0.305, SLG: 0.360 (1, 2)		2-0 L8		1-2 2H 1B		1-1 FC6-4 1B		0-1 S BLK 1B		4	0	3	1	0	0	1				
Vinny Castilla, R Steve Reed, R Jim Tatum, R Gary Wayne, L Darren Holmes, R OBP: 0.300, SLG: 0.439 (6, 1) (8, PH) (8, 1) (9, 1)		0-1 G1-3		0-3 K		0-1 FC6-4		1-3 BB		3	0	0	0	0	1	3				
Mo Sanford, R Bruce Ruffin, S Freddie Benavides, R OBP: 0.374, SLG: 0.143 OBP: 0.302, SLG: 0.368 (5, 1) (6, 6)			1-0 E5		2-3 K			2-0 G6-3	0-0 G1-3	2	0	0	0	0	1	1				
Inning Stats	R: 0 E: 0 K: 0 S: 10	H: 1 LOB: 1 BB: 0 P: 17	R: 0 E: 0 K: 0 S: 7	H: 1 LOB: 1 BB: 0 P: 12	R: 0 E: 1 K: 1 S: 8	H: 0 LOB: 1 BB: 1 P: 14	R: 2 E: 1 K: 2 S: 14	H: 3 LOB: 2 BB: 0 P: 20	R: 0 E: 0 K: 0 S: 6	H: 1 LOB: 1 BB: 1 P: 13	R: 0 E: 0 K: 0 S: 8	H: 1 LOB: 2 BB: 1 P: 17	R: 0 E: 0 K: 1 S: 11	H: 1 LOB: 2 BB: 1 P: 18	R: 3 E: 0 K: 0 S: 8	H: 2 LOB: 1 BB: 1 P: 15	1B: 10 2B: 0 3B: 0 HR: 1	SF: 0 SAC: 0 DP: 1 HBP: 0	WP: 0 PB: 0 SB: 1 CS: 1	PA: 42
PITCHER	IP WLS BF H R ER SO BB IBB HBP BLK WP HR S P ERA WHIP																			
Mark Portugal, R ERA: 2.96 (1, 1)	6.0	26	7	2	2	3	3	0	0	0	0	0	0	52	88	3.00	1.667			
Todd Jones, R ERA: 0.77 (7, 1)	2.0	10	2	0	0	1	2	0	0	1	0	0	0	19	35	0.00	2.000			
Doug Jones, R ERA: 4.54 (9, 1)	1.0	L 6	2	3	3	0	1	0	0	0	0	1	8	15	27.00	3.000				

Colorado Rockies @ Houston Astros
Astrodome, Houston, TX
Fri Aug 13 1993, 8:05 PM EDT
Att: 37,972 - Dome

AB	36
R	5
H	11
RBI	4
BB	6
SO	4
LOB	22



Batter	1	2	3	4	5	6	7	8	9	AB	R	H	RBI	BB	SO	LOB	BOTTOM					
Craig Biggio, R OBP: 0.357, SLG: 0.445 (1, 4)	G6-3		1-3 K		1-1 HR		3-2 L1		4-2 BB	4	1	1	2	1	1	1						
Steve Finley, L OBP: 0.297, SLG: 0.344 (1, 8)	K		1-2 K		0-1 P4		0-1 P5		0-0 G3	5	0	0	0	0	1	1						
5 Jeff Bagwell, R OBP: 0.385, SLG: 0.528 (1, 3)	K		3-3 K		4-2 FC6-4 BB		2-0 2B			3	0	1	0	1	2	0						
Eric Anthony, L OBP: 0.329, SLG: 0.411 (1, 9)		0-0 G4-3		3-2 1B 2B		0-0 FC6-4		0-0 G3		4	1	1	0	0	0	2						
Ken Caminiti, S OBP: 0.299, SLG: 0.387 (1, 5)		2-3 K		4-2 1B BB		1-2 G5-3		1-2 F8		3	0	0	0	1	1	0						
Luis Gonzalez, L OBP: 0.357, SLG: 0.461 (1, 7)		3-1 L4		2-2 1B		3-3 K		1-3 K		4	0	1	1	0	2	0						
Eddie Taubensee, L OBP: 0.318, SLG: 0.424 (1, 2)			1-3 K		1-1 L7		0-0 1B 1B		1-1 F8	4	0	1	0	0	1	2						
Andujar Cedeno, R OBP: 0.345, SLG: 0.402 (1, 6)			4-2 E BB		4-0 SH3-4 HR BB		1-1 1B		2-3 K	2	1	1	0	2	1	0						
Mark Portugal, R Chris Jarames, R Chris Jones, L Todd Jones, R Doug Jones, R Kevin Bass, S OBP: 0.246, SLG: 0.281 OBP: 0.333, SLG: 0.528 OBP: 0.337, SLG: 0.345 (5, PH) (5, PH) (7, 1) (9, 1) (9, PH)		0-2 F8		0-0 SH3-4		0-0 SH3-4		3-3 K	0-0 G4-3	1	0	0	0	0	0	1						
Inning Stats	R: 0 E: 0 K: 2 S: 10	H: 0 LOB: 0 BB: 0 P: 12	R: 0 E: 1 K: 1 S: 7	H: 0 LOB: 0 BB: 0 P: 12	R: 0 E: 1 K: 2 S: 12	H: 0 LOB: 1 BB: 1 P: 18	R: 1 E: 0 K: 1 S: 16	H: 2 LOB: 2 BB: 1 P: 30	R: 2 E: 0 K: 2 S: 8	H: 1 LOB: 2 BB: 2 P: 17	R: 0 E: 0 K: 0 S: 14	H: 2 LOB: 2 BB: 0 P: 22	R: 0 E: 0 K: 0 S: 7	H: 1 LOB: 1 BB: 0 P: 12	R: 0 E: 0 K: 1 S: 9	H: 0 LOB: 0 BB: 0 P: 12	R: 0 E: 0 K: 1 S: 7	H: 0 LOB: 1 BB: 1 P: 13	1B: 3 2B: 2 3B: 0 HR: 1	SF: 0 SAC: 1 DP: 0 HBP: 0	WP: 0 PB: 0 SB: 0 CS: 0	PA: 38
PITCHER	IP WLS BF H R ER SO BB IBB HBP BLK WP HR S P ERA WHIP																					
Mo Sanford, R ERA: 3.18 (1, 1)	4.2	21	3	3	3	6	4	0	0	0	0	0	0	12	17	0.00	2.000					
Bruce Ruffin, L ERA: 4.63 (5, 1)	1.0	5	2	0	0	1	0	0	0	0	0	0	0	10	18	0.00	0.750					
Steve Reed, R ERA: 4.53 (6, 1)	1.1	5	1	0	0	1	0	0	0	0	0	0	0	9	12	0.00	0.000					
Gary Wayne, L ERA: 5.4 (8, 1)	1.0	W 3	0	0	0	1	0	0	0	0	0	0	0	9	12	0.00	0.000					
Darren Holmes, R ERA: 5.44 (9, 1)	1.0	S 4	0	0	0	1	1	0	0	0	0	0	0	7	13	0.00	1.000					

Colorado Rockies @ Houston Astros
Astrodome, Houston, TX
Fri Aug 13 1993, 8:05 PM EDT
Att: 37,972 - Dome

AB	32
R	3
H	6
RBI	3
BB	5
SO	10
LOB	9



Batter	1	2	3	4	5	6	7	8	9	AB	R	H	RBI	BB	SO	LOB	TOP					
Alex Cole, L OBP: 0.348, SLG: 0.317 (1, 8)	F8		FC6-4		K			G1-3		4	0	0	0	0	1	2						
Roberto Mejia, R OBP: 0.280, SLG: 0.361 (1, 4)	K		K			G6-3		K		4	0	0	0	0	3	2						
Daryl Boston, L OBP: 0.313, SLG: 0.414 (1, 7)	K			F2		K			K	4	0	0	0	0	3	0						
Dante Bichette, R OBP: 0.350, SLG: 0.531 (1, 9)		G7-4-3		E5						3	0	1	0	1	0	0						
Charlie Hayes, R OBP: 0.351, SLG: 0.516 (1, 5)	K			F7		G4-3		F9		4	0	0	0	0	1	3						
Jerald Clark, R OBP: 0.325, SLG: 0.414 (1, 3)	P2			E8	1B			F9		4	0	1	0	0	1	1						
Joe Girardi, R OBP: 0.300, SLG: 0.354 (1, 2)			K	K						3	0	0	0	0	3	2						
Vinny Castilla, R OBP: 0.300, SLG: 0.442 (1, 6)						G4-3				3	0	1	0	0	0	0						
Curt Leskanic, R (7, 1)							F8			0	0	0	0	0	0	0						
Marcus Moore, S (7, 1)			FC6-4							0	0	0	0	0	0	0						
Gary Wayne, L (8, 1)										0	0	0	0	0	0	0						
Greg Harris, R OBP: 0.227, SLG: 0.217 (1, 1)						G6-3				1	0	0	0	1	0	0						
Freddie Benavides, R OBP: 0.350, SLG: 0.354 (7, 6)								G6-3		1	0	0	0	0	0	0						
Inning Stats	R: 0 E: 0 K: 2 S: 7	H: 0 LOB: 0 BB: 0 P: 7	R: 0 E: 0 K: 1 S: 5	H: 0 LOB: 0 BB: 0 P: 5	R: 0 E: 0 K: 2 S: 8	H: 1 LOB: 2 BB: 1 P: 12	R: 0 E: 2 K: 1 S: 7	H: 1 LOB: 0 BB: 0 P: 7	R: 0 E: 0 K: 1 S: 5	H: 0 LOB: 0 BB: 0 P: 5	R: 0 E: 0 K: 2 S: 6	H: 1 LOB: 1 BB: 0 P: 6	R: 0 E: 0 K: 2 S: 7	H: 0 LOB: 0 BB: 0 P: 7	R: 0 E: 0 K: 1 S: 5	H: 0 LOB: 0 BB: 0 P: 5	R: 0 E: 0 K: 1 S: 5	H: 0 LOB: 1 BB: 1 P: 9	1B: 1 2B: 2 3B: 0 HR: 0	SF: 0 SAC: 0 DP: 0 HBP: 0	WP: 0 PB: 0 SB: 0 CS: 0	PA: 33
PITCHER Pete Harnisch, R ERA: 3.32 (1, 1)	IP: 9.0 WLS: W BF: 33 H: 3 R: 0 ER: 0 SO: 12 BB: 2 IBB: 0 HBP: 0 BLK: 0 WP: 0 HR: 0 S: 55 P: 63 ERA: 0.00 WHIP: 0.556															PITCHER	IP: 9.0 WLS: W BF: 33 H: 3 R: 0 ER: 0 SO: 12 BB: 2 IBB: 0 HBP: 0 BLK: 0 WP: 0 HR: 0 S: 55 P: 63 ERA: 0.00 WHIP: 0.556					

Colorado Rockies @ Houston Astros
Astrodome, Houston, TX
Sat Aug 14 1993, 8:05 PM EDT
Att. 41,523 - Dome

AB	31
R	0
H	3
RBI	0
BB	2
SO	12
LOB	10



Batter	1	2	3	4	5	6	7	8	9	AB	R	H	RBI	BB	SO	LOB	BOTTOM			
Craig Biggio, R OBP: 0.357, SLG: 0.450 (1, 4)	F9			SF7		F8				4	2	2	2	0	0	0				
Casey Candaele, S OBP: 0.321, SLG: 0.333 (9, 4)										0	0	0	0	0	0	0				
Steve Finley, L OBP: 0.301, SLG: 0.347 (1, 8)	G4-3			FC3-6						5	1	3	3	0	0	1				
5 Jeff Bagwell, R OBP: 0.387, SLG: 0.528 (1, 3)										4	2	2	0	1	1	2				
Eric Anthony, L OBP: 0.333, SLG: 0.420 (1, 9)										4	1	2	1	0	0	4				
Luis Gonzalez, L OBP: 0.358, SLG: 0.460 (1, 7)										3	0	1	2	1	1	0				
Chris Donnels, L OBP: 0.330, SLG: 0.330 (1, 5)	K									4	0	0	0	1	1	5				
Eddie Taubensee, L OBP: 0.317, SLG: 0.420 (1, 2)										4	1	1	0	0	1	1				
Andujar Cedeno, R OBP: 0.349, SLG: 0.402 (1, 6)										2	2	1	0	2	1	1				
Jose Uribe, S OBP: 0.333, SLG: 0.200 (9, 6)										0	0	0	0	0	0	0				
Pete Harnisch, S OBP: 0.143, SLG: 0.128 (1, 1)										3	0	0	0	0	0	3				
Inning Stats	R: 1 E: 0 K: 1 S: 7	H: 2 LOB: 2 BB: 1 P: 11	R: 2 E: 0 K: 1 S: 9	H: 4 LOB: 2 BB: 0 P: 9	R: 0 E: 0 K: 2 S: 7	H: 0 LOB: 0 BB: 0 P: 7	R: 1 E: 1 K: 0 S: 5	H: 1 LOB: 1 BB: 0 P: 5	R: 1 E: 0 K: 0 S: 4	H: 1 LOB: 0 BB: 0 P: 4	R: 0 E: 0 K: 0 S: 2	H: 0 LOB: 0 BB: 1 P: 6	R: 2 E: 0 K: 0 S: 5	H: 2 LOB: 1 BB: 1 P: 9	R: 2 E: 0 K: 1 S: 7	H: 2 LOB: 3 BB: 2 P: 16	1B: 9 2B: 2 3B: 0 HR: 1	SF: 2 SAC: 1 DP: 0 HBP: 1	WP: 4 PB: 0 SB: 2 CS: 1	PA: 42
PITCHER Greg Harris, R ERA: 4.18 (1, 1)	IP: 6.0 WLS: L BF: 28 H: 8 R: 5 ER: 4 SO: 4 BB: 2 IBB: 0 HBP: 0 BLK: 0 WP: 1 HR: 1 S: 34 P: 42 ERA: 6.00 WHIP: 1.667															PITCHER	IP: 6.0 WLS: L BF: 28 H: 8 R: 5 ER: 4 SO: 4 BB: 2 IBB: 0 HBP: 0 BLK: 0 WP: 1 HR: 1 S: 34 P: 42 ERA: 6.00 WHIP: 1.667			
Curt Leskanic, R ERA: 5.02 (7, 1)	0.1 BF: 3 H: 2 ER: 2 SO: 2 BB: 0 HBP: 0 BLK: 0 WP: 0 HR: 0 S: 3 P: 3 ERA: 54.00 WHIP: 6.000															PITCHER	0.1 BF: 3 H: 2 ER: 2 SO: 2 BB: 0 HBP: 0 BLK: 0 WP: 0 HR: 0 S: 3 P: 3 ERA: 54.00 WHIP: 6.000			
Marcus Moore, R ERA: 4.22 (7, 1)	1.1 BF: 10 H: 2 ER: 2 SO: 2 BB: 1 HBP: 0 BLK: 0 WP: 2 HR: 0 S: 8 P: 21 ERA: 13.50 WHIP: 3.750															PITCHER	1.1 BF: 10 H: 2 ER: 2 SO: 2 BB: 1 HBP: 0 BLK: 0 WP: 2 HR: 0 S: 8 P: 21 ERA: 13.50 WHIP: 3.750			
Gary Wayne, L ERA: 5.36 (8, 1)	0.1 BF: 1 H: 0 ER: 0 SO: 0 BB: 0 HBP: 0 BLK: 0 WP: 0 HR: 0 S: 1 P: 1 ERA: 0.00 WHIP: 0.000															PITCHER	0.1 BF: 1 H: 0 ER: 0 SO: 0 BB: 0 HBP: 0 BLK: 0 WP: 0 HR: 0 S: 1 P: 1 ERA: 0.00 WHIP: 0.000			

Colorado Rockies @ Houston Astros
Astrodome, Houston, TX
Sat Aug 14 1993, 8:05 PM EDT
Att. 41,523 - Dome

AB	33
R	9
H	12
RBI	8
BB	5
SO	5
LOB	17




Batter	1	2	3	4	5	6	7	8	9	AB	R	H	RBI	BB	SO	LOB	TOP				
Eric Young Sr. R OBP: 0.333, SLG: 0.332 (1, 7)	0-0 G3-1		0-2 F8			1-0 1B		4-1 2B	4-0 FC3-2 IBB	3	2	1	0	2	0	0					
Freddie Benavides R OBP: 0.277, SLG: 0.307 (1, 4) Darryl Scott R OBP: 0.211, SLG: 0.414 (8, PH) Jim Talbot R OBP: 0.272, SLG: 0.326 (8, PH) Bruce Ruffin S OBP: 0.174, SLG: 0.143 (8, PH) Pedro Castellano R OBP: 0.280, SLG: 0.200 (8, PH) Darren Holmes R (8, 1)	0-3 K		2-1 F8			3-2 G5-3		2-3 K	1-1 FC3-2	3	0	0	0	0	1	1					
Chris Jones R OBP: 0.323, SLG: 0.487 (1, 8)	0-0 G6-3		0-3 K			1-3 K		0-0 2B	1-3 K	5	1	1	1	0	3	4					
Dante Bichette R OBP: 0.351, SLG: 0.533 (1, 9)		0-0 F8				1-1 G5-3		1-1 2B		4	0	2	2	0	0	0					
Charlie Hayes R OBP: 0.348, SLG: 0.511 (1, 5)		0-3 K				2-0 F9		3-2 G6-3		4	0	0	0	0	1	2					
Jerald Clark R OBP: 0.330, SLG: 0.421 (1, 3)		0-0 1B				3-2 2B		0-0 P3		4	1	3	0	0	0	0					
Danny Sheaffer R OBP: 0.296, SLG: 0.384 (1, 2)		0-0 G4-3				4-1 BB		1-1 1B	4-1 FC3-2 BB	2	0	1	0	2	0	1					
Vinny Castilla R OBP: 0.296, SLG: 0.435 (1, 6)			0-1 F9			1-3 K		0-0 G4-6-3	0-1 E6 FC3-2	4	0	0	0	0	1	4					
Kent Bottenfield R OBP: 0.211, SLG: 0.167 (6, 1) Gary Wayne L (6, 1) Steve Reed R (6, 1) Alex Cole L OBP: 0.347, SLG: 0.316 (8, PH) Roberto Mejia R OBP: 0.277, SLG: 0.358 (8, 4)			1-3 K			0-3 K		2-2 F7	1-0 F8	2	0	0	0	0	2	2					
Inning Stats	R: 0 E: 0 K: 1 S: 5	H: 0 LOB: 0 BB: 0 P: 5	R: 0 E: 0 K: 1 S: 6	H: 1 LOB: 1 BB: 0 P: 6	R: 0 E: 0 K: 1 S: 9	H: 0 LOB: 0 BB: 0 P: 10	R: 0 E: 0 K: 1 S: 6	H: 0 LOB: 0 BB: 0 P: 9	R: 0 E: 0 K: 2 S: 15	H: 1 LOB: 2 BB: 1 P: 25	R: 0 E: 0 K: 0 S: 4	H: 1 LOB: 0 BB: 0 P: 5	R: 2 E: 0 K: 1 S: 16	H: 2 LOB: 1 BB: 1 P: 25	R: 1 E: 1 K: 1 S: 14	H: 1 LOB: 3 BB: 2 P: 24	1B: 5 2B: 3 3B: 0 HR: 0	SF: 0 SAC: 0 DP: 1 HBP: 0	WP: 0 PB: 1 SB: 2 CS: 0	PA: 39	
PITCHER	IP	WLS	BF	H	R	ER	SO	BB	IBB	HBP	BLK	WP	HR	S	P	ERA	WHIP				
Doug Drabek R ERA: 3.63 (1, 1)	7.1		28	5	2	2	7	2	0	0	0	0	0	63	92	2.46	0.955				
Al Osuna L ERA: 3.6 (8, 1)	0.1	L	10	3	2	1	1	1	1	0	0	0	0	5	7	0.00	0.000				
Xavier Hernandez R ERA: 2.93 (8, 1)	1.1													20	31	6.75	3.000				

Colorado Rockies @ Houston Astros
Astrodome, Houston, TX
Sun Aug 15 1993, 4:33 AM EDT
Att: 21,690 - Dome

livebaseballscores.com

AB 35
R 4
H 8
RBI 3
BB 4
SO 9
LOB 20




Batter	1	2	3	4	5	6	7	8	9	AB	R	H	RBI	BB	SO	LOB	BOTTOM				
Craig Biggio R OBP: 0.358, SLG: 0.450 (1, 4)	0-0 G5-3		2-2 G6-3 1B			2-2 SH1-3 5 BB 1B		0-1 G6-4-3		4	1	2	0	0	0	1					
Steve Finley L OBP: 0.300, SLG: 0.346 (1, 8)	0-0 G4-3		0-1 G6-3			1-0 5 BB SH1-3 1B		2-3 K		4	0	1	0	0	1	1					
Luis Gonzalez L OBP: 0.357, SLG: 0.462 (1, 7)	0-0 2B		3-2 F7			0-0 SH1-3		2-2 P8		3	1	1	0	0	0	0					
Eric Anthony L OBP: 0.332, SLG: 0.416 (1, 9)	4-0 2B		2-1 F8			1-3 K		1-0 G4-3		3	1	0	0	1	1	2					
Ken Caminiti S OBP: 0.303, SLG: 0.392 (1, 5)	0-0 2B		2-2 G3			4-0 5 BB IBB		0-0 1B		3	0	2	2	1	0	0					
Chris Donnels L OBP: 0.324, SLG: 0.322 (1, 3) 5 Jeff Bagwell R OBP: 0.387, SLG: 0.527 (6, PH) (7, 3)	0-0 F9		1-1 L6			4-2 BB		1-3 K		2	0	0	0	0	0	1					
Scott Servais R ERA: 4.98 (1, 2) Eddie Taubensee L OBP: 0.314, SLG: 0.416 (6, PH) (7, 2)		0-3 K				1-2 P3		1-0 F7		2	0	0	0	0	1	0					
Andujar Cedeno R OBP: 0.346, SLG: 0.399 (1, 6) Kevin Bass S OBP: 0.312, SLG: 0.381 (9, PH)		0-3 K				1-1 L7		0-1 G3		3	0	0	0	0	2	0					
Doug Drabek R OBP: 0.107, SLG: 0.182 (8, 1) Al Osuna R (8, 1) Xavier Hernandez L (8, 1)		0-0 G6-3				0-0 G6-3		4-2 BB		2	0	0	0	1	0	0					
Inning Stats	R: 2 E: 0 K: 0 S: 5	H: 2 LOB: 1 BB: 1 P: 9	R: 0 E: 0 K: 2 S: 7	H: 0 LOB: 0 BB: 0 P: 7	R: 0 E: 0 K: 0 S: 8	H: 1 LOB: 0 BB: 0 P: 13	R: 0 E: 0 K: 0 S: 9	H: 0 LOB: 0 BB: 0 P: 14	R: 0 E: 0 K: 1 S: 10	H: 0 LOB: 0 BB: 1 P: 15	R: 0 E: 0 K: 1 S: 7	H: 0 LOB: 0 BB: 0 P: 12	R: 0 E: 0 K: 1 S: 7	H: 1 LOB: 1 BB: 0 P: 9	1B: 4 2B: 2 3B: 0 HR: 0	SF: 0 SAC: 1 DP: 2 HBP: 0	WP: 0 PB: 0 SB: 0 CS: 0	PA: 35			
PITCHER	IP	WLS	BF	H	R	ER	SO	BB	IBB	HBP	BLK	WP	HR	S	P	ERA	WHIP				
Kent Bottenfield R ERA: 4.98 (6, 1)	5.1		21	5	3	3	2	1	0	0	0	0	0	40	59	5.06	1.125				
Gary Wayne L ERA: 5.32 (6, 1)	0.1		2	0	0	0	1	0	1	0	0	0	0	3	8	0.00	0.000				
Steve Reed R ERA: 4.42 (8, 1)	1.1	W	5	0	0	0	1	2	0	0	0	0	0	15	26	0.00	1.500				
Bruce Ruffin L ERA: 4.79 (9, 1)	1.0	S	3	0	0	0	1	0	0	0	0	0	0	7	12	0.00	0.000				
Darren Holmes R ERA: 5.32 (9, 1)	1.0		4	1	0	0	1	0	0	0	0	0	0	7	9	0.00	1.000				

Colorado Rockies @ Houston Astros
Astrodome, Houston, TX
Sun Aug 15 1993, 4:33 AM EDT
Att: 21,690 - Dome

livebaseballscores.com

AB 30
R 3
H 6
RBI 3
BB 4
SO 6
LOB 11



Batter	1	2	3	4	5	6	7	8	9	AB	R	H	RBI	BB	SO	LOB	TOP		
Lenny Dykstra, L (1.8) OBP: 0.428, SLG: 0.484	2-1 G4-6-3 1B		3-2 G4-3	3-2 HR		2-0 G4-3 2B		4-1 BB		4	1	3	1	1	0	0	Philadelphia Phillies @ Colorado Rockies Mile High Stadium, Denver, CO Thu Aug 19 1993, 9:05 PM EDT Att: 53,443 - Unknown - 84 F		
Mickey Morandini, L (1.4) OBP: 0.262, SLG: 0.333	1-2 G4-6-3 1-2		3-1 2B 3B	1-0 1B		0-0 G4-3 2-3		1-3 K		5	1	2	0	0	1	3			
John Kruk, L (1.3) OBP: 0.461, SLG: 0.508	0-1 L9		2-1 2B	0-1 F8		3-3 K			2-0 G1-3	5	1	1	1	0	1	2			
Dave Hollins, S (1.5) OBP: 0.378, SLG: 0.458		2-2 1B FC6-2 1B	0-0 2B		2-1 G4-3 2B		2-1 P2		2-0 L8	5	0	3	1	0	0	0			
Darren Daulton, L (1.2) OBP: 0.403, SLG: 0.513		1-2 F8	4-2 BB		1-1 G4-3 2-3		0-1 P6		0-3 K	4	0	0	0	1	1	2			
Jim Eisenreich, L (1.9) OBP: 0.397, SLG: 0.473		1-0 FC6-2 1B	0-0 F8		1-3 K		0-3 K			4	0	1	0	0	2	3			
Pete Incaviglia, R (1.7) OBP: 0.309, SLG: 0.540		0-2 FC6-2		0-0 HR	4-1 IBB		3-2 G5-3			3	1	1	1	1	0	2			
Larry Andersen, R (8.1) OBP: 1.000, SLG: 1.000		2-3 3-H		0-0 B2-3	0-1 L5			1-0 SF7 3B		0	0	0	0	0	0	0			
David West, L (8.1) OBP: 0.500, SLG: 0.750										0	0	0	0	0	0	0			
Roger Mason, R (8.1) OBP: 0.200, SLG: 0.200										0	0	0	0	0	0	0			
Kevin Stocker, S (1.6) OBP: 0.441, SLG: 0.514										4	1	1	0	0	1	4			
Danny Jackson, R (1.1) OBP: 0.135, SLG: 0.122										3	0	0	0	0	3	0			
Milt Thompson, L (8.7) OBP: 0.347, SLG: 0.365										0	0	0	1	0	0	0			
Inning Stats	R: 0 E: 0 K: 0 S: 11	H: 1 LOB: 0 BB: 0 P: 14	R: 0 E: 0 K: 1 S: 14	H: 2 LOB: 2 BB: 0 P: 19	R: 2 E: 0 K: 1 S: 17	H: 3 LOB: 2 BB: 1 P: 31	R: 2 E: 0 K: 1 S: 12	H: 3 LOB: 1 BB: 0 P: 16	R: 0 E: 0 K: 2 S: 8	H: 1 LOB: 1 BB: 0 P: 14	R: 0 E: 0 K: 1 S: 7	H: 0 LOB: 0 BB: 0 P: 9	R: 1 E: 0 K: 1 S: 11	H: 1 LOB: 1 BB: 1 P: 20	R: 0 E: 0 K: 1 S: 5	H: 0 LOB: 0 BB: 0 P: 9	1B: 4 2B: 4 3B: 2 HR: 2	SF: 1 SAC: 0 DP: 1 HBP: 0	WP: 0 PA: 41 PB: 0 CS: 0 SB: 0
PITCHER	IP WLS BF H R ER SO BB IBB HBP BLK WP HR S P ERA WHIP	IP WLS BF H R ER SO BB IBB HBP BLK WP HR S P ERA WHIP	IP WLS BF H R ER SO BB IBB HBP BLK WP HR S P ERA WHIP	IP WLS BF H R ER SO BB IBB HBP BLK WP HR S P ERA WHIP	IP WLS BF H R ER SO BB IBB HBP BLK WP HR S P ERA WHIP	IP WLS BF H R ER SO BB IBB HBP BLK WP HR S P ERA WHIP	IP WLS BF H R ER SO BB IBB HBP BLK WP HR S P ERA WHIP	IP WLS BF H R ER SO BB IBB HBP BLK WP HR S P ERA WHIP	IP WLS BF H R ER SO BB IBB HBP BLK WP HR S P ERA WHIP	IP WLS BF H R ER SO BB IBB HBP BLK WP HR S P ERA WHIP	IP WLS BF H R ER SO BB IBB HBP BLK WP HR S P ERA WHIP	IP WLS BF H R ER SO BB IBB HBP BLK WP HR S P ERA WHIP	IP WLS BF H R ER SO BB IBB HBP BLK WP HR S P ERA WHIP	IP WLS BF H R ER SO BB IBB HBP BLK WP HR S P ERA WHIP	IP WLS BF H R ER SO BB IBB HBP BLK WP HR S P ERA WHIP	IP WLS BF H R ER SO BB IBB HBP BLK WP HR S P ERA WHIP	IP WLS BF H R ER SO BB IBB HBP BLK WP HR S P ERA WHIP		
Willie Blair, R (1.1) ERA: 5.04	4.0	21	9	4	4	3	1	0	0	0	0	0	0	0	0	0	9.00	2.500	
Gary Wayne, L (5.1) ERA: 5.17	2.0	9	2	0	0	3	0	1	0	0	0	0	0	18	32	0.00	1.000		
Marcus Moore, R (7.1) ERA: 3.6	2.0	W	8	1	1	2	1	0	0	0	0	0	0	18	29	4.50	1.000		
Darren Holmes, R (9.1) ERA: 5.21	1.0	S	3	0	0	1	0	0	0	0	0	0	0	5	9	0.00	0.000		
Batter	1	2	3	4	5	6	7	8	9	AB	R	H	RBI	BB	SO	LOB	BOTTOM		
Eric Young Sr., R (1.7) OBP: 0.339, SLG: 0.332	4-2 BB S BB	2-1 F9			1-0 G4-3		3-2 E6 FC6-4	2-2 HR 1B		4	1	1	1	1	0	1	Philadelphia Phillies @ Colorado Rockies Mile High Stadium, Denver, CO Thu Aug 19 1993, 9:05 PM EDT Att: 53,443 - Unknown - 84 F		
Roberto Mejia, R (1.4) OBP: 0.292, SLG: 0.361	4-0 BB BB		2-2 G6-3 1B		2-3 K		0-2 FC6-4 1-2	1-2 HR		2	0	1	0	1	1	0			
Freddie Benavides, R (6.4) OBP: 0.290, SLG: 0.368	1-2 BB BB		0-0 G6-3 1-2		4-1 1B BB		0-0 F8	2-2 G6-3		4	0	0	0	1	0	4			
Chris Jones, R (1.8) OBP: 0.320, SLG: 0.476	0-0 P7		0-0 G6-3 1-2		4-1 1B BB		0-0 F8	2-2 G6-3		4	0	0	0	1	0	4			
Dante Bichette, R (1.9) OBP: 0.357, SLG: 0.550	1-3 K		0-3 K		1-1 1B		0-1 F9			4	0	1	0	0	2	3			
Charlie Hayes, R (1.5) OBP: 0.347, SLG: 0.504	4-2 1-2 2-3 BB			1-2 1B G4-6-3 1B	1-2 G6-3		0-0 F8			3	1	1	0	1	0	2			
Jerald Clark, R (1.3) OBP: 0.329, SLG: 0.423	1-3 K			0-2 G4-6-3 1B	1-1 G6-3		0-0 F8			4	1	2	0	0	1	3			
Danny Sheaffer, R (1.2) OBP: 0.295, SLG: 0.387				1-0 G4-6-3 1-2	2-0 2B		2-2 G6-3			4	0	1	1	0	0	1			
Vinny Castilla, R (1.6) OBP: 0.297, SLG: 0.433				0-0 F8	0-0 G1-3		0-0 G1-3			4	1	2	0	0	0	1			
Willie Blair, R (1.1) OBP: 0.125, SLG: 0.156				0-2 F9			2-3 K			1	0	1	0	0	0	0			
Jim Gilliam, R (4.7) OBP: 0.263, SLG: 0.315										1	0	0	0	0	0	1			
Gary Wayne, L (5.1) ERA: 5.17										0	0	0	0	0	0	0			
Pedro Castellano, R (6.7) OBP: 0.273, SLG: 0.348										0	0	0	0	0	0	1			
Marcus Moore, S (7.1) ERA: 3.6										0	0	0	0	0	0	0			
Daryl Boston, L (8.7) OBP: 0.310, SLG: 0.409										0	0	0	0	0	0	0			
Joe Girardi, L (8.7) OBP: 0.337, SLG: 0.369										0	1	0	0	1	0	0			
Darren Holmes, R (9.1) ERA: 5.21										0	0	0	0	0	0	0			
Inning Stats	R: 0 E: 0 K: 2 S: 14	H: 0 LOB: 3 BB: 3 P: 27	R: 0 E: 0 K: 0 S: 6	H: 1 LOB: 1 BB: 0 P: 9	R: 0 E: 0 K: 1 S: 8	H: 1 LOB: 0 BB: 0 P: 10	R: 1 E: 0 K: 0 S: 12	H: 3 LOB: 1 BB: 0 P: 15	R: 0 E: 0 K: 1 S: 12	H: 1 LOB: 2 BB: 1 P: 21	R: 0 E: 0 K: 1 S: 7	H: 1 LOB: 1 BB: 0 P: 12	R: 0 E: 1 K: 0 S: 10	H: 0 LOB: 1 BB: 0 P: 13	R: 5 E: 0 K: 0 S: 20	H: 4 LOB: 0 BB: 1 P: 32	1B: 7 2B: 2 3B: 1 HR: 1	SF: 0 SAC: 0 DP: 2 HBP: 0	WP: 0 PA: 39 PB: 0 CS: 1 SB: 1 CS: 0
PITCHER	IP WLS BF H R ER SO BB IBB HBP BLK WP HR S P ERA WHIP	IP WLS BF H R ER SO BB IBB HBP BLK WP HR S P ERA WHIP	IP WLS BF H R ER SO BB IBB HBP BLK WP HR S P ERA WHIP	IP WLS BF H R ER SO BB IBB HBP BLK WP HR S P ERA WHIP	IP WLS BF H R ER SO BB IBB HBP BLK WP HR S P ERA WHIP	IP WLS BF H R ER SO BB IBB HBP BLK WP HR S P ERA WHIP	IP WLS BF H R ER SO BB IBB HBP BLK WP HR S P ERA WHIP	IP WLS BF H R ER SO BB IBB HBP BLK WP HR S P ERA WHIP	IP WLS BF H R ER SO BB IBB HBP BLK WP HR S P ERA WHIP	IP WLS BF H R ER SO BB IBB HBP BLK WP HR S P ERA WHIP	IP WLS BF H R ER SO BB IBB HBP BLK WP HR S P ERA WHIP	IP WLS BF H R ER SO BB IBB HBP BLK WP HR S P ERA WHIP	IP WLS BF H R ER SO BB IBB HBP BLK WP HR S P ERA WHIP	IP WLS BF H R ER SO BB IBB HBP BLK WP HR S P ERA WHIP	IP WLS BF H R ER SO BB IBB HBP BLK WP HR S P ERA WHIP	IP WLS BF H R ER SO BB IBB HBP BLK WP HR S P ERA WHIP	IP WLS BF H R ER SO BB IBB HBP BLK WP HR S P ERA WHIP		
Danny Jackson, L (1.1) ERA: 3.65	7.0	31	7	1	1	5	4	0	0	0	0	0	0	7	10	27.00	3.000		
Larry Andersen, R (8.1) ERA: 2.93	0.2	4	2	2	2	0	0	0	0	0	0	0	0	2	6	∞	∞		
David West, L (8.1) ERA: 2.9	0.0	1	0	0	0	0	1	0	0	0	0	0	0	2	6	∞	∞		
Roger Mason, R (8.1) ERA: 3.71	0.1	L	3	2	3	3	0	0	0	0	0	1	11	16	81.00	6.000			

Batter	1	2	3	4	5	6	7	8	9	AB	R	H	RBI	BB	SO	LOB	TOP					
Ryan Thompson, R OBP: 0.283, SLG: 0.400	L7		K			HR		G3-6-3 BB		3	1	1	1	1	1	1						
Todd Hundley, S OBP: 0.260, SLG: 0.340	G4-3			F7		BB		G3-6-3		3	0	0	0	1	0	1						
Eddie Murray, S OBP: 0.306, SLG: 0.445 Ced Landrum, L OBP: 0.500, SLG: 0.500	G1-3			G1-3		BB		G4-6-3 BB		3	0	0	0	1	0	1						
Bobby Bonilla, S OBP: 0.349, SLG: 0.498		G6-4-3 1B		BB				BB		2	1	2	1	2	0	0						
Joe Orsulak, L OBP: 0.344, SLG: 0.422	K			K				HR		4	0	0	0	0	2	4						
Jeff Kent, R OBP: 0.322, SLG: 0.437	G6-4-3				F9			G4-3 2B		3	1	1	0	1	0	1						
Jeremy Burnitz, L OBP: 0.331, SLG: 0.473			P6		F9			K		4	0	1	1	0	1	1						
Kevin Baez, R OBP: 0.365, SLG: 0.326 Jeff McKnight, S OBP: 0.306, SLG: 0.277			SH1-4 BB		F7			G4-3		2	0	0	0	1	0	1						
Eric Hillman, L OBP: 0.179, SLG: 0.214 Chico Walker, S OBP: 0.275, SLG: 0.328 Jeff Innis, R OBP: 0.354, SLG: 0.480			SH1-4		K			G5-3		1	0	0	0	0	1	0						
Inning Stats	R: 0 E: 0 K: 0 S: 5	H: 0 LOB: 0 BB: 0 P: 8	R: 0 E: 0 K: 1 S: 10	H: 1 LOB: 0 BB: 0 P: 14	R: 0 E: 0 K: 1 S: 12	H: 0 LOB: 1 BB: 1 P: 18	R: 0 E: 0 K: 1 S: 12	H: 0 LOB: 1 BB: 1 P: 22	R: 0 E: 0 K: 0 S: 5	H: 0 LOB: 0 BB: 0 P: 7	R: 1 E: 0 K: 1 S: 9	H: 1 LOB: 0 BB: 1 P: 14	R: 2 E: 0 K: 0 S: 8	H: 2 LOB: 1 BB: 1 P: 16	R: 0 E: 0 K: 0 S: 9	H: 0 LOB: 2 BB: 3 P: 21	R: 0 E: 0 K: 1 S: 11	H: 1 LOB: 1 BB: 0 P: 14	1B: 1 2B: 1 3B: 1 HR: 2	SF: 0 SAC: 1 DP: 3 HBP: 0	WP: 0 PB: 0 SB: 0 CS: 0	PA: 36
PITCHER	IP	WLS	BF	H	R	ER	SO	BB	IBB	HBP	BLK	WP	HR	S	P	ERA	WHIP					
Greg Harris, R ERA: 4.17	7.0	W	27	4	3	3	4	4	0	0	0	0	2	61	99	3.86	1.143					
Marcus Moore, R ERA: 3.45	0.2		3	0	0	0	0	2	0	0	0	0	0	5	13	0.00	3.000					
Darren Holmes, R ERA: 5.06	1.1	S	6	1	0	0	1	1	0	0	0	0	0	15	22	0.00	1.500					

New York Mets @ Colorado Rockies
Mile High Stadium, Denver, CO
Sat Aug 21 1993, 5:33 AM EDT
Cloudy - 85 F

AB 28
R 3
H 5
RBI 3
BB 7
SO 5
LOB 13



Batter	1	2	3	4	5	6	7	8	9	AB	R	H	RBI	BB	SO	LOB	BOTTOM					
Eric Young Sr., R OBP: 0.338, SLG: 0.330	E1 3B		S 1B HBP		K		F7			3	1	0	0	0	1	1						
Joe Girardi, R OBP: 0.320, SLG: 0.382	SF8 3B		CS 1B		G3-1			G5-3		4	1	2	1	0	0	0						
Andres Galarraga, R OBP: 0.423, SLG: 0.631 Jerald Clark, R OBP: 0.329, SLG: 0.423	SF8		K		F9			G4-3		3	0	0	1	0	1	2						
Dante Bichette, R OBP: 0.354, SLG: 0.545	F8		G5-3		P3			E4		4	0	0	0	0	0	2						
Charlie Hayes, R OBP: 0.344, SLG: 0.499	G6-3		F8		G6-3			P3		4	0	0	0	0	0	1						
Vinny Castilla, R OBP: 0.301, SLG: 0.436		G1-6-3 1B		L9				SH1-4 1B		3	1	2	0	0	0	0						
Chris Jones, R OBP: 0.316, SLG: 0.470		G1-6-3		F8				SH1-4		2	0	0	0	0	0	1						
Freddie Benavides, R OBP: 0.302, SLG: 0.386					E SF9 2B			2H 1B		3	1	3	1	0	0	0						
Greg Harris, R OBP: 0.221, SLG: 0.213 Daryl Boston, L OBP: 0.309, SLG: 0.407 Marcus Moore, S OBP: 0.309, SLG: 0.407 Darren Holmes, R OBP: 0.309, SLG: 0.407		G6-3			SF9			K		1	0	0	1	0	0	1						
Inning Stats	R: 2 E: 1 K: 0 S: 14	H: 1 LOB: 0 BB: 0 P: 23	R: 0 E: 0 K: 0 S: 5	H: 2 LOB: 1 BB: 0 P: 9	R: 0 E: 0 K: 1 S: 9	H: 1 LOB: 1 BB: 0 P: 13	R: 0 E: 0 K: 0 S: 6	H: 0 LOB: 0 BB: 0 P: 11	R: 1 E: 1 K: 1 S: 10	H: 1 LOB: 0 BB: 0 P: 19	R: 0 E: 0 K: 0 S: 4	H: 0 LOB: 0 BB: 0 P: 6	R: 1 E: 0 K: 1 S: 12	H: 2 LOB: 1 BB: 0 P: 19	R: 0 E: 1 K: 0 S: 9	H: 0 LOB: 1 BB: 0 P: 13	1B: 5 2B: 1 3B: 1 HR: 0	SF: 2 SAC: 1 DP: 1 HBP: 1	WP: 0 PB: 0 SB: 2 CS: 1	PA: 32		
PITCHER	IP	WLS	BF	H	R	ER	SO	BB	IBB	HBP	BLK	WP	HR	S	P	ERA	WHIP					
Eric Hillman, L ERA: 3.94	6.0		23	5	3	1	2	0	0	0	0	0	0	48	81	1.50	0.833					
Jeff Innis, R ERA: 4.83	2.0	L	9	2	1	1	1	0	0	0	0	0	0	21	32	4.50	1.000					

New York Mets @ Colorado Rockies
Mile High Stadium, Denver, CO
Sat Aug 21 1993, 5:33 AM EDT
Cloudy - 85 F

AB 28
R 4
H 7
RBI 4
BB 0
SO 3
LOB 9



Batter	1	2	3	4	5	6	7	8	9	AB	R	H	RBI	BB	SO	LOB	TOP			
Ryan Thompson, R (1,8) OBP: 0.275, SLG: 0.388	F8			G1-3		G6-3		E1 WP 1B G4-6-3		4	1	0	0	0	0	2	New York Mets @ Colorado Rockies Mile High Stadium, Denver, CO Sat Aug 21 1993, 9:05 PM EDT Att: 60,613 - Unknown - 72 F livebaseballscores.com AB 32 R 6 H 6 RBI 5 BB 4 SO 4 LOB 8			
Charlie O'Brien, R (1,2) OBP: 0.303, SLG: 0.371	G6-3			WP 1B BLK 1B		G5-3		G4-6-3 1B		4	1	2	2	0	0	0				
Eddie Murray, S (1,3) OBP: 0.303, SLG: 0.441	G4-3			P6			L8	G4-6-3 1-2 2-H 2-H		4	0	0	0	0	0	2				
Bobby Bonilla, S (1,5) OBP: 0.350, SLG: 0.497		P3		1-H 1B			F7	BB BB		3	0	1	1	1	0	0				
Dave Gallagher, R (1,7) OBP: 0.348, SLG: 0.473		F7		P6			HR 1B	1-2 BB		2	0	0	0	0	0	1				
Joe Orsulak, L (7,PH) OBP: 0.348, SLG: 0.424										1	1	1	0	1	0	0				
Jeff Kent, R (1,4) OBP: 0.326, SLG: 0.447										3	1	2	2	1	1	2				
Pete Schourek, L (8,1) OBP: 0.276, SLG: 0.200										0	0	0	0	0	0	0				
Jeromy Burnitz, L (1,9) OBP: 0.324, SLG: 0.461	PO		G6-3		G4-6-3 1-2		K		F8	4	0	0	0	0	1	1				
Kevin Baez, R (1,6) OBP: 0.352, SLG: 0.311			P6		G3			E4 BB 1B	K	2	0	0	0	0	0	0				
Jeff McKnight, S (8,PH) OBP: 0.302, SLG: 0.271										2	1	0	0	0	1	0				
Bobby Jones, R (1,1)							F9			1	0	0	0	0	1	0				
Ced Landrum, L (8,PH) OBP: 0.333, SLG: 0.333										1	0	0	0	0	0	0				
Josias Manzanillo, R (6,1)										0	0	0	0	0	0	0				
Chico Walker, S (8,PH) OBP: 0.278, SLG: 0.326										1	1	0	0	1	0	0				
Inning Stats	R: 0 E: 0 K: 0 S: 6	H: 0 LOB: 0 BB: 0 P: 11	R: 0 E: 0 K: 0 S: 7	H: 0 LOB: 0 BB: 1 P: 13	R: 0 E: 0 K: 1 S: 9	H: 0 LOB: 0 BB: 0 P: 11	R: 1 E: 0 K: 0 S: 11	H: 2 LOB: 1 BB: 0 P: 17	R: 0 E: 0 K: 0 S: 4	H: 0 LOB: 0 BB: 0 P: 8	R: 2 E: 0 K: 1 S: 10	H: 2 LOB: 0 BB: 0 P: 21	R: 3 E: 2 K: 1 S: 23	H: 1 LOB: 2 BB: 3 P: 40	R: 0 E: 0 K: 1 S: 8	H: 0 LOB: 0 BB: 0 P: 12	1B: 5 2B: 0 3B: 0 HR: 1	SF: 0 SAC: 0 DP: 2 HBP: 0	WP: 2 PB: 0 SB: 0 CS: 0	PA: 37
PITCHER	IP WLS BF H R ER SO BB IBB HBP BLK WP HR S P ERA WHIP																			
Bruce Hurst, L (1,1) ERA: 7.88	3.2		13	2	1	1	1	1	0	0	0	0	0	0	0	0	0	2.46	0.818	
Steve Reed, R (4,1) ERA: 4.87	2.1	W	7	1	0	0	0	0	0	0	0	0	0	0	9	18	0.00	0.429		
Curt Leskanic, R (7,1) ERA: 6.23	1.0		9	3	5	2	1	1	0	0	0	0	1	19	35	18.00	4.000			
Marcus Moore, R (8,1) ERA: 3.31	0.2		3	0	0	0	0	2	0	0	0	0	1	0	11	22	0.00	3.000		
Darren Holmes, R (8,1) ERA: 4.93	1.1	S	4	0	0	0	2	0	0	0	0	0	0	0	11	16	0.00	0.000		

Batter	1	2	3	4	5	6	7	8	9	AB	R	H	RBI	BB	SO	LOB	BOTTOM			
Alex Cole, L (1,8) OBP: 0.343, SLG: 0.323	G4-3		SF9 3B	2B		K				4	2	2	0	0	1	0	New York Mets @ Colorado Rockies Mile High Stadium, Denver, CO Sat Aug 21 1993, 9:05 PM EDT Att: 60,613 - Unknown - 72 F livebaseballscores.com AB 32 R 8 H 10 RBI 8 BB 1 SO 5 LOB 4			
Roberto Mejia, R (1,4) OBP: 0.291, SLG: 0.366	P3		P3	2H 2B		K				4	0	1	1	0	1	1				
Daryl Boston, L (1,7) OBP: 0.308, SLG: 0.402	G3		SF9 2B HBP BB	F7		P7				3	1	0	0	1	0	1				
Dante Bichette, R (1,9) OBP: 0.353, SLG: 0.543		F8		F8				G6-3		2	1	0	0	0	0	1				
Eric Young Sr., R (7,7) OBP: 0.337, SLG: 0.329			2B HBP							1	0	0	0	0	0	0				
Charlie Hayes, R (1,5) OBP: 0.345, SLG: 0.507		HR 1B						G5-3		3	2	2	2	0	0	0				
Jerald Clark, R (1,3) OBP: 0.331, SLG: 0.435				HR 1B 2B						4	2	2	4	0	1	0				
Danny Sheaffer, R (1,2) OBP: 0.294, SLG: 0.384		G5-3		1B 1B		G6-3		G4-3		4	0	1	1	0	0	0				
Freddie Benavides, R (1,6) OBP: 0.307, SLG: 0.388								G4-3		4	0	2	0	0	1	0				
Bruce Hurst, L (1,1) ERA: 7.88										1	0	0	0	0	1	1				
Steve Reed, R (4,1) ERA: 4.87										1	0	0	0	0	0	0				
Andres Galaraga, R (8,PH) ERA: 8.53										0	0	0	0	0	0	0				
Curt Leskanic, R (7,1) ERA: 6.23										0	0	0	0	0	0	0				
Marcus Moore, S (8,1) ERA: 3.31										0	0	0	0	0	0	0				
Darren Holmes, R (8,1) ERA: 4.93										0	0	0	0	0	0	0				
Inning Stats	R: 0 E: 0 K: 0 S: 8	H: 0 LOB: 0 BB: 0 P: 11	R: 2 E: 0 K: 1 S: 14	H: 3 LOB: 1 BB: 0 P: 22	R: 4 E: 0 K: 0 S: 19	H: 4 LOB: 2 BB: 1 P: 38	R: 1 E: 0 K: 0 S: 13	H: 2 LOB: 1 BB: 0 P: 18	R: 1 E: 0 K: 1 S: 10	H: 1 LOB: 0 BB: 0 P: 15	R: 0 E: 0 K: 2 S: 9	H: 0 LOB: 0 BB: 0 P: 11	R: 0 E: 0 K: 0 S: 8	H: 0 LOB: 0 BB: 0 P: 9	R: 0 E: 0 K: 1 S: 7	H: 0 LOB: 0 BB: 0 P: 10	1B: 4 2B: 3 3B: 1 HR: 2	SF: 1 SAC: 0 DP: 0 HBP: 1	WP: 0 PB: 0 SB: 0 CS: 0	PA: 35
PITCHER	IP WLS BF H R ER SO BB IBB HBP BLK WP HR S P ERA WHIP																			
Bobby Jones, R (1,1)	5.0	L	26	10	8	2	1	0	0	0	0	0	0	17	20	0.00	0.000			
Josias Manzanillo, R (6,1)	2.0		6	0	0	0	2	0	0	0	0	0	0	0	0	0	0.00	0.000		
Pete Schourek, L (8,1) ERA: 6.52	1.0		3	0	0	0	1	0	0	0	0	0	0	7	10	0.00	0.000			



Batter	1	2	3	4	5	6	7	8	9	AB	R	H	RBI	BB	SO	LOB	TOP							
Joe Orsulak, L (1, 7) OBP: 0.348, SLG: 0.421 Dave Gallagher, R (7, PH) OBP: 0.345, SLG: 0.467 (7, 9)	2-1 G3		4-0 BB		1-0 G4-3		1-0 G4-3		2-0 F8	2	0	0	0	1	0	0								
Jeremy Burnitz, L (1, 9) OBP: 0.324, SLG: 0.478 Chico Walker, S (7, PH) OBP: 0.283, SLG: 0.345 (7, 7)	1-2 G4-3		2-2 F9			1-0 HR	2-2 3B			3	1	1	1	0	0	2								
Eddie Murray, S (1, 3) OBP: 0.301, SLG: 0.437	0-1 G3			2-0 P5		0-2 P6	3-H 1-0 P4			4	0	0	0	0	0	1								
Bobby Bonilla, S (1, 5) OBP: 0.349, SLG: 0.494		2-0 F7		0-1 1B		2-2 F8		2-3 K		4	0	1	0	0	1	0								
Jeff Kent, R (1, 4) OBP: 0.328, SLG: 0.456	2-2 P2			0-2 1B		0-2 HR		1-0 G5-3		4	1	2	1	0	0	0								
Ryan Thompson, R (1, 8) OBP: 0.281, SLG: 0.383	4-0 PO			0-3 K		4-1 BB		2-3 K		2	0	0	0	2	2									
Charlie O'Brien, R (1, 2) OBP: 0.297, SLG: 0.363 Ced Landrum, L (9, PH) OBP: 0.250, SLG: 0.250	1 SAFE 1 SAFE 1-2 PO		0-0 G4-3	2-1 P2		1-0 P3		1-1 L9		3	0	0	0	0	0	3	AB 31 R 3 H 7 RBI 3 BB 4 SO 3 LOB 10							
Kevin Baez, R (1, 6) OBP: 0.368, SLG: 0.319 Todd Hundley, S (9, PH) OBP: 0.259, SLG: 0.339		3-2 SH3-4 1B		0-0 G6-3		4-0 G4-3 SH1-3 3B BB		1-1 G3		2	1	1	0	1	0	0								
Sid Fernandez, L (1, 1) OBP: 0.250, SLG: 0.143 Jeff Innis, R (8, 1) Jeff McKnight, S (9, PH) OBP: 0.308, SLG: 0.278		0-1 SH3-4 1-2		1-2 F7		1-2 F7		0-0 SH1-3 1B		1	0	0	0	0	0	0								
Inning Stats	R: 0 E: 0 K: 0 S: 7	H: 0 LOB: 0 BB: 0 P: 10	R: 0 E: 0 K: 0 S: 4	H: 0 LOB: 0 BB: 1 P: 13	R: 0 E: 0 K: 0 S: 11	H: 1 LOB: 2 BB: 1 P: 20	R: 0 E: 0 K: 1 S: 11	H: 2 LOB: 2 BB: 0 P: 15	R: 0 E: 0 K: 0 S: 6	H: 0 LOB: 0 BB: 0 P: 8	R: 2 E: 0 K: 0 S: 12	H: 2 LOB: 1 BB: 1 P: 20	R: 1 E: 0 K: 0 S: 6	H: 1 LOB: 1 BB: 1 P: 16	R: 0 E: 0 K: 2 S: 7	H: 0 LOB: 0 BB: 0 P: 12	R: 0 E: 0 K: 0 S: 6	H: 1 LOB: 1 BB: 0 P: 10	1B: 4 2B: 0 3B: 1 HR: 2	SF: 0 SAC: 2 DP: 0 HBP: 0	WP: 0 PB: 0 SB: 0 CS: 0	PA: 38		
PITCHER	IP WLS BF H R ER SO BB IBB HBP BLK WP HR S P ERA WHIP	IP WLS BF H R ER SO BB IBB HBP BLK WP HR S P ERA WHIP	IP WLS BF H R ER SO BB IBB HBP BLK WP HR S P ERA WHIP	IP WLS BF H R ER SO BB IBB HBP BLK WP HR S P ERA WHIP	IP WLS BF H R ER SO BB IBB HBP BLK WP HR S P ERA WHIP	IP WLS BF H R ER SO BB IBB HBP BLK WP HR S P ERA WHIP	IP WLS BF H R ER SO BB IBB HBP BLK WP HR S P ERA WHIP	IP WLS BF H R ER SO BB IBB HBP BLK WP HR S P ERA WHIP	IP WLS BF H R ER SO BB IBB HBP BLK WP HR S P ERA WHIP	IP WLS BF H R ER SO BB IBB HBP BLK WP HR S P ERA WHIP	IP WLS BF H R ER SO BB IBB HBP BLK WP HR S P ERA WHIP	IP WLS BF H R ER SO BB IBB HBP BLK WP HR S P ERA WHIP	IP WLS BF H R ER SO BB IBB HBP BLK WP HR S P ERA WHIP	IP WLS BF H R ER SO BB IBB HBP BLK WP HR S P ERA WHIP	IP WLS BF H R ER SO BB IBB HBP BLK WP HR S P ERA WHIP	IP WLS BF H R ER SO BB IBB HBP BLK WP HR S P ERA WHIP	IP WLS BF H R ER SO BB IBB HBP BLK WP HR S P ERA WHIP	IP WLS BF H R ER SO BB IBB HBP BLK WP HR S P ERA WHIP	IP WLS BF H R ER SO BB IBB HBP BLK WP HR S P ERA WHIP	IP WLS BF H R ER SO BB IBB HBP BLK WP HR S P ERA WHIP	IP WLS BF H R ER SO BB IBB HBP BLK WP HR S P ERA WHIP	IP WLS BF H R ER SO BB IBB HBP BLK WP HR S P ERA WHIP	IP WLS BF H R ER SO BB IBB HBP BLK WP HR S P ERA WHIP	IP WLS BF H R ER SO BB IBB HBP BLK WP HR S P ERA WHIP

New York Mets @ Colorado Rockies
Mile High Stadium, Denver, CO
Sun Aug 22 1993, 5:33 AM EDT
Att: 70,064 - Cloudy - 82 F

AB	31
R	3
H	7
RBI	3
BB	4
SO	3
LOB	10



Batter	1	2	3	4	5	6	7	8	9	AB	R	H	RBI	BB	SO	LOB	BOTTOM							
Eric Young Sr., R (1, 8) OBP: 0.336, SLG: 0.326 Steve Reed, R (8, 1)	0-1 L9		4-1 CS BB		1-0 L8		2-2 G6-3			3	0	0	0	1	0	1								
Joe Girardi, R (1, 2) OBP: 0.324, SLG: 0.405	0-0 HR		1-1 CS	3-1 P3		2-1 HR	0-0 P9			4	2	2	1	0	0	0								
Andres Galarraga, R (1, 3) OBP: 0.422, SLG: 0.636	0-1 G6-3			4-2 BB		2-0 HR	0-0 P3			3	1	1	2	1	0	0								
Dante Bichette, R (1, 9) OBP: 0.353, SLG: 0.539	1-3 K			4-1 BB		0-1 G2-3	1-2 G5-3			3	0	0	0	1	1	0								
Charlie Hayes, R (1, 5) OBP: 0.343, SLG: 0.504		3-2 F9		2-1 F8		1-1 L8				3	0	0	0	0	2									
Jerald Clark, R (1, 7) OBP: 0.328, SLG: 0.431		1-2 F9		2-0 F8		1-2 F9				3	0	0	0	0	2									
Freddie Benavides, R (1, 6) OBP: 0.313, SLG: 0.410		0-1 G6-3			2-1 SH1-4 1B		0-0 HR			3	1	2	1	0	0	0								
Roberto Mejia, R (1, 4) OBP: 0.285, SLG: 0.357			0-2 L8		1-2 F7		0-1 P2			3	0	0	0	0	1									
Kent Bottenfield, R (1, 1) OBP: 0.205, SLG: 0.162 Mike Munoz, L (7, 1) Chris Jones, R (7, PH) OBP: 0.314, SLG: 0.467 (8, 8)			3-2 G6-3		0-0 SH1-4		0-0 F9			1	0	0	0	0	0	0								
Inning Stats	R: 1 E: 0 K: 1 S: 9	H: 1 LOB: 0 BB: 0 P: 10	R: 0 E: 0 K: 0 S: 8	H: 0 LOB: 0 BB: 0 P: 12	R: 0 E: 0 K: 0 S: 9	H: 0 LOB: 0 BB: 1 P: 16	R: 0 E: 0 K: 0 S: 8	H: 0 LOB: 2 BB: 2 P: 23	R: 0 E: 0 K: 0 S: 8	H: 1 LOB: 1 BB: 0 P: 12	R: 2 E: 0 K: 0 S: 10	H: 2 LOB: 0 BB: 0 P: 16	R: 1 E: 0 K: 0 S: 7	H: 1 LOB: 0 BB: 0 P: 9	R: 0 E: 0 K: 0 S: 5	H: 0 LOB: 0 BB: 0 P: 6	1B: 1 2B: 1 3B: 0 HR: 3	SF: 0 SAC: 1 DP: 0 HBP: 0	WP: 0 PB: 0 SB: 0 CS: 1	PA: 32				
PITCHER	IP WLS BF H R ER SO BB IBB HBP BLK WP HR S P ERA WHIP	IP WLS BF H R ER SO BB IBB HBP BLK WP HR S P ERA WHIP	IP WLS BF H R ER SO BB IBB HBP BLK WP HR S P ERA WHIP	IP WLS BF H R ER SO BB IBB HBP BLK WP HR S P ERA WHIP	IP WLS BF H R ER SO BB IBB HBP BLK WP HR S P ERA WHIP	IP WLS BF H R ER SO BB IBB HBP BLK WP HR S P ERA WHIP	IP WLS BF H R ER SO BB IBB HBP BLK WP HR S P ERA WHIP	IP WLS BF H R ER SO BB IBB HBP BLK WP HR S P ERA WHIP	IP WLS BF H R ER SO BB IBB HBP BLK WP HR S P ERA WHIP	IP WLS BF H R ER SO BB IBB HBP BLK WP HR S P ERA WHIP	IP WLS BF H R ER SO BB IBB HBP BLK WP HR S P ERA WHIP	IP WLS BF H R ER SO BB IBB HBP BLK WP HR S P ERA WHIP	IP WLS BF H R ER SO BB IBB HBP BLK WP HR S P ERA WHIP	IP WLS BF H R ER SO BB IBB HBP BLK WP HR S P ERA WHIP	IP WLS BF H R ER SO BB IBB HBP BLK WP HR S P ERA WHIP	IP WLS BF H R ER SO BB IBB HBP BLK WP HR S P ERA WHIP	IP WLS BF H R ER SO BB IBB HBP BLK WP HR S P ERA WHIP	IP WLS BF H R ER SO BB IBB HBP BLK WP HR S P ERA WHIP	IP WLS BF H R ER SO BB IBB HBP BLK WP HR S P ERA WHIP	IP WLS BF H R ER SO BB IBB HBP BLK WP HR S P ERA WHIP	IP WLS BF H R ER SO BB IBB HBP BLK WP HR S P ERA WHIP	IP WLS BF H R ER SO BB IBB HBP BLK WP HR S P ERA WHIP	IP WLS BF H R ER SO BB IBB HBP BLK WP HR S P ERA WHIP	IP WLS BF H R ER SO BB IBB HBP BLK WP HR S P ERA WHIP

New York Mets @ Colorado Rockies
Mile High Stadium, Denver, CO
Sun Aug 22 1993, 5:33 AM EDT
Att: 70,064 - Cloudy - 82 F


AB	27
R	4
H	5
RBI	4
BB	3
SO	1
LOB	6



Batter	1	2	3	4	5	6	7	8	9	10	11	12	13	AB	R	H	RBI	BB	SO	LOB	TOP
Alex Cole, L OBP: 0.343, SLG: 0.323 (1.8)					L6		G6-3		K			F8		6	1	2	0	0	1	1	
Roberto Mejia, R OBP: 0.290, SLG: 0.348 (1.4)	K	F8			K		L9			G3		G6-3		6	0	1	0	0	2	3	
Andres Galarraga, R OBP: 0.429, SLG: 0.659 (10.7)	SF8				1B			L8		L7			K	5	0	3	0	0	0	1	
Eric Young Sr., R OBP: 0.336, SLG: 0.326 (10.7)	2B				1B									1	0	0	0	0	1	0	
Dante Bichette, R OBP: 0.352, SLG: 0.546 (1.9)	SF8				F8		G4-3		2B	G3			HR	5	1	2	2	0	0	3	
Charlie Hayes, R OBP: 0.343, SLG: 0.507 (1.5)	BB				P3				F9	F9			P2	5	1	1	1	1	1	0	3
Jerald Clark, R OBP: 0.325, SLG: 0.425 (10.3)	F9				F8				F8		K		1B	5	0	0	0	1	2	4	
Joe Girardi, R OBP: 0.319, SLG: 0.398 (1.2)					F9		F7		G6-3		F8		1B	6	0	1	0	0	0	0	
Freddie Benavides, R OBP: 0.303, SLG: 0.397 (1.6)		G4-3					K		P4		K		L7	6	0	0	0	0	3	2	
Armando Reynoso, R ERA: 3.54 (1.1)					G5-3			L7				F9		2	0	1	0	0	0	0	
Bruce Ruffin, L ERA: 4.56 (8.1)														1	0	0	0	0	0	0	
Dary Boston, L ERA: 5.09 (8.1)														1	0	0	0	0	0	0	
Mike Munoz, L ERA: 3.38 (8.1)														0	0	0	0	0	0	0	
Marcus Moore, S ERA: 3.06 (10.1)														1	0	0	0	0	0	0	
Chris Jones, S ERA: 5.09 (12.1)														0	0	0	0	0	0	0	
Gary Wayne, L ERA: 5.09 (12.1)														0	0	0	0	0	0	0	
Darren Holmes, R ERA: 4.83 (13.1)														0	0	0	0	0	0	0	
Inning Stats	R: 1 E: 0 K: 1 S: 12	H: 2 LOB: 2 BB: 1 P: 17	R: 0 E: 0 K: 0 S: 9	H: 1 LOB: 1 BB: 0 P: 9	R: 0 E: 0 K: 1 S: 7	H: 0 LOB: 0 BB: 0 P: 12	R: 0 E: 0 K: 1 S: 11	H: 1 LOB: 1 BB: 0 P: 15	R: 0 E: 0 K: 2 S: 11	H: 1 LOB: 1 BB: 0 P: 18	R: 0 E: 0 K: 1 S: 9	H: 1 LOB: 1 BB: 0 P: 14	R: 0 E: 0 K: 2 S: 8	H: 0 LOB: 0 BB: 0 P: 12	R: 0 E: 0 K: 1 S: 10	H: 2 LOB: 2 BB: 1 P: 17	1B: 8 2B: 2 3B: 0 HR: 2	SF: 1 SAC: 0 DP: 0 HBP: 0	WIP: 0 PB: 0 SB: 1 CS: 0	PA: 53	
PITCHER	IP	WLS	BF	H	R	ER	SO	BB	IBB	HBP	BLK	WP	HR	S	P	ERA	WHIP				
Tommy Greene, R ERA: 3.54 (1.1)	8.0		33	8	2	2	5	1	0	0	0	0	1	74	116	2.25	1.125				
Larry Andersen, R ERA: 2.88 (9.1)	1.0		4	1	0	0	1	0	0	0	0	0	0	9	14	0.00	1.000				
Bobby Thigpen, R ERA: 5.09 (10.1)	1.0		4	1	0	0	0	0	0	0	0	0	0	9	11	0.00	1.000				
Roger Mason, R ERA: 3.64 (11.1)	3.0	L	12	2	1	1	3	1	0	0	0	0	1	24	38	3.00	1.000				

Colorado Rockies @ Philadelphia Phillies
Veterans Stadium, Philadelphia, PA
Mon Aug 23 1993, 7:05 PM EDT
Att. 40,481 - Unknown - 82 F


AB 50
R 3
H 12
RBI 3
BB 2
SO 9
LOB 17



Batter	1	2	3	4	5	6	7	8	9	10	11	12	13	AB	R	H	RBI	BB	SO	LOB	BOTTOM
Lenny Dykstra, L OBP: 0.418, SLG: 0.470 (1.8)	G4-3	SF7		G4-3		G6-3			L8		F7		F8	6	0	0	1	0	0	0	
Mariano Duncan, R OBP: 0.350, SLG: 0.402 (1.4)	F9	BB		G1-4-3		L4			G1-3		F7			5	0	1	0	1	0	0	
John Kruk, L OBP: 0.458, SLG: 0.499 (1.3)	HBP	BB		G1-4-3		G6-3			1B		1B			5	0	3	0	1	0	1	
Dave Hollins, S OBP: 0.376, SLG: 0.457 (1.5)	BB	G4-3				G6-3			1B		F7			5	0	1	0	0	1	5	
Darren Daulton, L OBP: 0.398, SLG: 0.500 (1.2)	L8					G3-1		K	G4-3				K	5	0	0	0	1	2	4	
Pete Incaviglia, R OBP: 0.317, SLG: 0.539 (1.7)		FC4									G6-3		P3	3	1	1	0	2	1	1	
Bill Thompson, L OBP: 0.343, SLG: 0.363 (10. PR) (11.7)		1B									SH1-3			1	0	0	0	0	0	0	
Jim Eisenreich, L OBP: 0.361, SLG: 0.465 (1.9)		FC4							G1		SH1-3		G3	5	1	2	0	0	0	1	
Kevin Stocker, S OBP: 0.441, SLG: 0.512 (1.6)		2B												5	0	0	0	1	2	6	
Tommy Greene, R ERA: 3.46 (1.1)		FC4												2	0	0	1	0	0	5	
Wes Chamberlain, L ERA: 4.56 (8.1)		1B												1	0	0	0	0	0	0	
Larry Andersen, R ERA: 2.88 (9.1)		BB												0	0	0	0	0	0	0	
Bobby Thigpen, R ERA: 5.09 (10.1)		1B												1	0	0	0	0	2	0	
Ricky Jordan, R ERA: 3.38 (8.1)		BB												0	0	0	0	0	0	0	
Marcus Moore, S ERA: 3.06 (10.1)		1B												1	0	0	0	0	0	0	
Chris Jones, S ERA: 5.09 (12.1)														0	0	0	0	0	0	0	
Gary Wayne, L ERA: 5.09 (12.1)														0	0	0	0	0	0	0	
Darren Holmes, R ERA: 4.83 (13.1)														0	0	0	0	0	0	0	
Inning Stats	R: 0 E: 0 K: 0 S: 11	H: 1 LOB: 2 BB: 0 P: 19	R: 2 E: 0 K: 1 S: 17	H: 3 LOB: 3 BB: 1 P: 29	R: 0 E: 0 K: 1 S: 9	H: 0 LOB: 2 BB: 1 P: 21	R: 0 E: 0 K: 1 S: 12	H: 0 LOB: 1 BB: 1 P: 21	R: 0 E: 0 K: 1 S: 7	H: 0 LOB: 0 BB: 0 P: 10	R: 0 E: 0 K: 0 S: 8	H: 2 LOB: 2 BB: 0 P: 23	R: 0 E: 0 K: 0 S: 9	H: 0 LOB: 1 BB: 1 P: 10	R: 0 E: 0 K: 1 S: 9	H: 0 LOB: 0 BB: 0 P: 15	1B: 7 2B: 1 3B: 0 HR: 0	SF: 1 SAC: 1 DP: 0 HBP: 1	WIP: 0 PB: 0 SB: 1 CS: 0	PA: 55	
PITCHER	IP	WLS	BF	H	R	ER	SO	BB	IBB	HBP	BLK	WP	HR	S	P	ERA	WHIP				
Armando Reynoso, R ERA: 3.46 (1.1)	5.0		27	5	2	2	4	4	1	1	0	0	0	62	114	3.60	1.800				
Bruce Ruffin, L ERA: 4.56 (8.1)	3.0		9	0	0	0	1	0	0	0	0	0	0	23	32	0.00	0.000				
Mike Munoz, L ERA: 3.38 (8.1)	1.2		8	2	0	0	0	1	0	0	0	0	0	17	29	0.00	1.800				
Marcus Moore, R ERA: 3.06 (10.1)	1.1		5	1	0	0	0	0	0	0	0	0	0	11	17	0.00	0.750				
Gary Wayne, L ERA: 5.09 (12.1)	1.0	W	3	0	0	0	1	0	0	0	0	0	0	9	15	0.00	0.000				
Darren Holmes, R ERA: 4.83 (13.1)	1.0	S	3	0	0	0	0	0	0	0	0	0	0	5	6	0.00	0.000				

Colorado Rockies @ Philadelphia Phillies
Veterans Stadium, Philadelphia, PA
Mon Aug 23 1993, 7:05 PM EDT
Att. 40,481 - Unknown - 82 F

AB 46
R 2
H 8
RBI 2
BB 6
SO 6
LOB 25



Batter	1	2	3	4	5	6	7	8	9	AB	R	H	RBI	BB	SO	LOB	TOP				
Eric Young Sr. R OBP: 0.335, SLG: 0.325	L8		L9			G6-3				4	0	1	0	0	0	1	Colorado Rockies @ Philadelphia Phillies Veterans Stadium, Philadelphia, PA Tue Aug 24 1993, 7:05 PM EDT Att: 43,419 - Unknown - 83 F livebaseballscorecards.com				
Roberto Mejia R OBP: 0.274, SLG: 0.341 Dary Boston L OBP: 0.310, SLG: 0.403 Freddie Benavides R OBP: 0.303, SLG: 0.397	G3			E5 FC3-6 1B		K		G4-3		3	0	0	0	0	1	0					
Andres Calaraga R OBP: 0.424, SLG: 0.636 Gary Wayne L OBP: 0.318, SLG: 0.396	G3						L9		F9	3	0	1	0	0	0	0					
Dante Bichette R OBP: 0.352, SLG: 0.546		P4		FC3-6 G6-4-3 1B			P3		1B FC6-4 2B	4	1	1	0	0	0	2					
Charlie Hayes R OBP: 0.342, SLG: 0.505		G6-3		G6-4-3			G1-3		FC6-4 1B	4	0	1	0	0	0	2					
Chris Jones R OBP: 0.311, SLG: 0.459		G3			G4-3			G6-3 1B	FC6-4 S	4	1	1	1	0	0	1					
Danny Sheaffer R OBP: 0.289, SLG: 0.376			F9		G1-3			G6-3	K	4	0	0	0	0	1	2					
Vinny Castilla R OBP: 0.298, SLG: 0.431			G4-3		P3			F9		3	0	0	0	0	0	1					
Willie Blair R OBP: 0.147, SLG: 0.152 Jerald Clark R OBP: 0.327, SLG: 0.427						K			1B	1	0	0	0	1	1	0					
Inning Stats	R: 0 E: 0 K: 0 S: 5	H: 0 LOB: 0 BB: 0 P: 5	R: 0 E: 0 K: 0 S: 7	H: 0 LOB: 0 BB: 0 P: 13	R: 0 E: 0 K: 0 S: 9	H: 0 LOB: 1 BB: 1 P: 15	R: 0 E: 1 K: 0 S: 10	H: 1 LOB: 1 BB: 0 P: 11	R: 0 E: 0 K: 0 S: 7	H: 0 LOB: 0 BB: 0 P: 11	R: 0 E: 0 K: 0 S: 9	H: 0 LOB: 0 BB: 0 P: 15	R: 1 E: 0 K: 0 S: 14	H: 3 LOB: 2 BB: 0 P: 21	R: 1 E: 0 K: 0 S: 13	H: 2 LOB: 1 BB: 0 P: 19	1B: 5 2B: 1 3B: 0 HR: 0	SF: 0 SAC: 0 DP: 1 HBP: 0	WP: 0 PB: 0 SB: 1 CS: 0	PA: 34	
PITCHER	IP	WLS	BF	H	R	ER	SO	BB	IBB	HBP	BLK	WP	HR	S	P	ERA	WHIP				
Danny Jackson, L ERA: 3.54	7.2	W	28	4	1	1	2	1	0	0	0	0	0	66	97	1.17	0.652				
Larry Andersen, R ERA: 2.96	0.1		1	0	0	0	0	0	0	0	0	0	0	3	5	0.00	0.000				
Mitch Williams, L ERA: 2.7	1.0	S	5	2	1	1	1	0	0	0	0	0	0	13	19	9.00	2.000				

Batter	1	2	3	4	5	6	7	8	9	AB	R	H	RBI	BB	SO	LOB	BOTTOM				
Lenny Dykstra L OBP: 0.417, SLG: 0.471	F8 2B	SF8		F8			G4-3			3	0	1	1	0	0	0	Colorado Rockies @ Philadelphia Phillies Veterans Stadium, Philadelphia, PA Tue Aug 24 1993, 7:05 PM EDT Att: 43,419 - Unknown - 83 F livebaseballscorecards.com				
Mariano Duncan R OBP: 0.297, SLG: 0.397	K	G5-3			G5-3		K			4	0	0	1	0	2	2					
John Kruk L OBP: 0.456, SLG: 0.496	E4 FC4-6	G4-3			G1-3		FC6-4 1B			4	0	1	0	0	0	2					
Dave Hollins S OBP: 0.373, SLG: 0.453 Kim Batiste R OBP: 0.303, SLG: 0.442	K			K	P6		FC6-4			4	0	0	0	0	2	3					
Darren Daulton L OBP: 0.399, SLG: 0.499	FC4-6			1B BB		1B G3 1B		F7		3	1	1	0	1	0	2					
Pete Incaviglia R OBP: 0.322, SLG: 0.542 Mitch Williams L OBP: 1.000, SLG: 1.000		E5 1B				G3 1B		FC4-6 1B		4	1	3	0	0	0	0					
Jim Eisenreich L OBP: 0.359, SLG: 0.462					P4		G3		FC4-6	4	1	1	1	0	0	3					
Kevin Stocker S OBP: 0.436, SLG: 0.504							G5-3		P4	4	1	1	1	0	0	2					
Danny Jackson R OBP: 0.145, SLG: 0.118 Larry Andersen R OBP: 1.000, SLG: 1.000 Milt Thompson L OBP: 0.343, SLG: 0.363					K		K			2	0	0	0	1	2	1					
Inning Stats	R: 0 E: 1 K: 2 S: 12	H: 1 LOB: 2 BB: 0 P: 21	R: 3 E: 1 K: 0 S: 13	H: 2 LOB: 1 BB: 1 P: 24	R: 0 E: 0 K: 1 S: 7	H: 1 LOB: 1 BB: 1 P: 13	R: 0 E: 0 K: 1 S: 7	H: 0 LOB: 0 BB: 0 P: 9	R: 0 E: 0 K: 0 S: 8	H: 0 LOB: 0 BB: 0 P: 14	R: 1 E: 0 K: 1 S: 14	H: 2 LOB: 1 BB: 0 P: 21	R: 0 E: 0 K: 1 S: 7	H: 1 LOB: 1 BB: 0 P: 11	R: 0 E: 0 K: 0 S: 8	H: 1 LOB: 1 BB: 0 P: 12	1B: 7 2B: 1 3B: 0 HR: 0	SF: 1 SAC: 0 DP: 0 HBP: 0	WP: 0 PB: 0 SB: 0 CS: 0	PA: 35	
PITCHER	IP	WLS	BF	H	R	ER	SO	BB	IBB	HBP	BLK	WP	HR	S	P	ERA	WHIP				
Willie Blair, R ERA: 4.95	6.0	L	27	6	4	2	5	2	0	0	0	0	0	15	23	0.00	1.333				
Gary Wayne, L ERA: 4.96	2.0		8	2	0	0	1	0	0	0	0	0	0	15	23	0.00	1.000				



Batter	1	2	3	4	5	6	7	8	9	AB	R	H	RBI	BB	SO	LOB	TOP					
Alex Cole, L OBP: 0.350, SLG: 0.327 (1, 8)	0-1 CS HBP 1B		0-0 1B 1B	4-0 BB			0-1 G3		4-2 DI BB	3	2	2	0	2	0	0						
Joe Girardi, R OBP: 0.320, SLG: 0.401 (1, 2)	0-1 L7		1-1 1B 2B 1B	0-1 G3			1-1 F8		2-2 1-H 2B	5	1	2	1	0	0	2						
Andres Galarraga, R OBP: 0.422, SLG: 0.630 Bruce Ruffin, S OBP: 0.167, SLG: 0.136 Dante Bichette, R OBP: 0.351, SLG: 0.545 (1, 3)	1-1 BB HBP		1-3 K		1-3 K			1-0 G6-3	1-3 K	3	0	0	0	0	2	2						
Daryl Boston, L OBP: 0.317, SLG: 0.419 (1, 9)	4-2 SAFE 1-2 2-3 BB		0-0 2B 1B		0-3 K			0-0 HR		3	1	2	2	1	1	0						
Charlie Hayes, R OBP: 0.344, SLG: 0.507 (1, 5)	0-3 K		0-0 2B		0-0 P6			1-2 FC4-6 1B		4	0	2	1	0	1	2						
Jerald Clark, R OBP: 0.326, SLG: 0.425 (1, 7)		1-0 F9	0-3 K		0-0 F9-3 1B			0-1 FC4-6		4	0	1	0	0	1	3						
Vinny Castilla, R OBP: 0.294, SLG: 0.425 (1, 6)		2-3 K	0-2 G4-3		1-2 F9-3 1-2			0-1 G1-3		4	0	0	0	0	1	4						
Roberto Mejia, R OBP: 0.273, SLG: 0.360 (1, 4)		1-0 HR		3-3 K				0-3 K		4	1	1	1	0	3	0						
Mo Sanford, R Marcus Moore, S Mike Munoz, L Eric Young Sr., R Steve Reed, R Chris Jones, R OBP: 0.306, SLG: 0.457 (1, 1)		0-3 K		0-1 B5				1-2 F9		2	0	0	0	0	1	0						
Inning Stats	R: 0 E: 0 K: 1 S: 15	H: 1 LOB: 2 BB: 1 P: 20	R: 1 E: 0 K: 2 S: 8	H: 1 LOB: 0 BB: 0 P: 12	R: 2 E: 0 K: 2 S: 16	H: 4 LOB: 2 BB: 0 P: 18	R: 0 E: 0 K: 1 S: 8	H: 0 LOB: 0 BB: 1 P: 15	R: 0 E: 0 K: 1 S: 11	H: 1 LOB: 0 BB: 0 P: 14	R: 0 E: 0 K: 0 S: 9	H: 0 LOB: 0 BB: 0 P: 11	R: 1 E: 0 K: 0 S: 9	H: 2 LOB: 1 BB: 0 P: 11	R: 1 E: 0 K: 3 S: 15	H: 1 LOB: 1 BB: 1 P: 22	1B: 6 2B: 3 3B: 0 HR: 2	SF: 0 SAC: 0 DP: 1 HBP: 1	WP: 0 PB: 0 SB: 0 CS: 1	PA: 39		
PITCHER	IP WLS BF H R ER SO BB IBB HBP BLK WP HR S P ERA WHIP	IP WLS BF H R ER SO BB IBB HBP BLK WP HR S P ERA WHIP	IP WLS BF H R ER SO BB IBB HBP BLK WP HR S P ERA WHIP	IP WLS BF H R ER SO BB IBB HBP BLK WP HR S P ERA WHIP	IP WLS BF H R ER SO BB IBB HBP BLK WP HR S P ERA WHIP	IP WLS BF H R ER SO BB IBB HBP BLK WP HR S P ERA WHIP	IP WLS BF H R ER SO BB IBB HBP BLK WP HR S P ERA WHIP	IP WLS BF H R ER SO BB IBB HBP BLK WP HR S P ERA WHIP	IP WLS BF H R ER SO BB IBB HBP BLK WP HR S P ERA WHIP	IP WLS BF H R ER SO BB IBB HBP BLK WP HR S P ERA WHIP	IP WLS BF H R ER SO BB IBB HBP BLK WP HR S P ERA WHIP	IP WLS BF H R ER SO BB IBB HBP BLK WP HR S P ERA WHIP	IP WLS BF H R ER SO BB IBB HBP BLK WP HR S P ERA WHIP	IP WLS BF H R ER SO BB IBB HBP BLK WP HR S P ERA WHIP	IP WLS BF H R ER SO BB IBB HBP BLK WP HR S P ERA WHIP	IP WLS BF H R ER SO BB IBB HBP BLK WP HR S P ERA WHIP	IP WLS BF H R ER SO BB IBB HBP BLK WP HR S P ERA WHIP	IP WLS BF H R ER SO BB IBB HBP BLK WP HR S P ERA WHIP	IP WLS BF H R ER SO BB IBB HBP BLK WP HR S P ERA WHIP	IP WLS BF H R ER SO BB IBB HBP BLK WP HR S P ERA WHIP	IP WLS BF H R ER SO BB IBB HBP BLK WP HR S P ERA WHIP	IP WLS BF H R ER SO BB IBB HBP BLK WP HR S P ERA WHIP

Colorado Rockies @ Philadelphia Phillies
Veterans Stadium, Philadelphia, PA
Wed Aug 25 1993, 3:33 AM EDT
Att: 46,448 - Sunny - 85 F

AB 35
R 5
H 10
RBI 5
BB 3
SO 12
LOB 14



Batter	1	2	3	4	5	6	7	8	9	AB	R	H	RBI	BB	SO	LOB	BOTTOM						
Lenny Dykstra, L OBP: 0.419, SLG: 0.472 (1, 8)	4-0 S 1B BB			2-1 2H 2B		4-1 WP 1B SF8 BB		2-1 G6-3		3	2	1	1	2	0	1							
Mickey Morandini, L OBP: 0.290, SLG: 0.328 Mariano Duncan, R OBP: 0.298, SLG: 0.398 (1, 4)	1-2 P5		2-1 G4-3	0-0 G4-3		2-1 WP 1B		1-3 K		3	0	0	0	0	0	2							
John Kruk, L OBP: 0.456, SLG: 0.496 (1, 3)	0-1 1B S 2H 1B		1-2 G6-3		4-2 G6-3 BB		3-2 SF8			2	1	1	2	1	0	0							
Dave Hollins, S OBP: 0.372, SLG: 0.449 Kim Batiste, R OBP: 0.303, SLG: 0.442 (1, 5)	3-2 F7		2-3 K		0-0 G6-3		4-0 IBB			3	0	0	0	1	1	2							
Milt Thompson, L OBP: 0.348, SLG: 0.370 (1, 7)	3-2 1B			4-2 HR BB		2-0 2B		1-1 G6-3		3	1	2	0	1	0	2							
Wes Chamberlain, R OBP: 0.322, SLG: 0.522 Jim Eisenreich, L OBP: 0.359, SLG: 0.462 (1, 9)	1-2 SAFE 1B			0-1 F7		1-3 K		0-0 P4		4	0	1	1	0	1	2							
Todd Pratt, R OBP: 0.338, SLG: 0.609 (1, 2)		2-2 G5-3		2-1 HR		2-1 BB 1B 1B		0-2 G5-3		4	2	2	2	0	0	0							
Kevin Stocker, S OBP: 0.438, SLG: 0.504 (1, 6)		1-1 F8		1-1 PB 2B 1B		1-1 BB 1B		1-3 K		4	2	2	0	0	1	0							
Curt Schilling, R OBP: 0.200, SLG: 0.190 Ricky Jordan, R OBP: 0.313, SLG: 0.408 Bobby Thigpen, R (1, 1)		3-2 E5 1B		2-2 P7		2-2 B3		1-0 G6-3		3	0	1	0	0	0	3							
Inning Stats	R: 2 E: 0 K: 0 S: 15	H: 3 LOB: 2 BB: 1 P: 27	R: 0 E: 1 K: 0 S: 10	H: 1 LOB: 1 BB: 0 P: 17	R: 0 E: 0 K: 1 S: 8	H: 0 LOB: 0 BB: 0 P: 13	R: 3 E: 0 K: 0 S: 15	H: 3 LOB: 1 BB: 1 P: 26	R: 0 E: 0 K: 1 S: 8	H: 1 LOB: 1 BB: 1 P: 15	R: 3 E: 0 K: 0 S: 17	H: 3 LOB: 2 BB: 2 P: 36	R: 0 E: 0 K: 1 S: 7	H: 0 LOB: 0 BB: 0 P: 8	R: 0 E: 0 K: 1 S: 6	H: 0 LOB: 0 BB: 0 P: 10	1B: 8 2B: 2 3B: 0 HR: 1	SF: 1 SAC: 0 DP: 1 HBP: 0	WP: 1 PB: 1 SB: 2 CS: 0	PA: 38			
PITCHER	IP WLS BF H R ER SO BB IBB HBP BLK WP HR S P ERA WHIP	IP WLS BF H R ER SO BB IBB HBP BLK WP HR S P ERA WHIP	IP WLS BF H R ER SO BB IBB HBP BLK WP HR S P ERA WHIP	IP WLS BF H R ER SO BB IBB HBP BLK WP HR S P ERA WHIP	IP WLS BF H R ER SO BB IBB HBP BLK WP HR S P ERA WHIP	IP WLS BF H R ER SO BB IBB HBP BLK WP HR S P ERA WHIP	IP WLS BF H R ER SO BB IBB HBP BLK WP HR S P ERA WHIP	IP WLS BF H R ER SO BB IBB HBP BLK WP HR S P ERA WHIP	IP WLS BF H R ER SO BB IBB HBP BLK WP HR S P ERA WHIP	IP WLS BF H R ER SO BB IBB HBP BLK WP HR S P ERA WHIP	IP WLS BF H R ER SO BB IBB HBP BLK WP HR S P ERA WHIP	IP WLS BF H R ER SO BB IBB HBP BLK WP HR S P ERA WHIP	IP WLS BF H R ER SO BB IBB HBP BLK WP HR S P ERA WHIP	IP WLS BF H R ER SO BB IBB HBP BLK WP HR S P ERA WHIP	IP WLS BF H R ER SO BB IBB HBP BLK WP HR S P ERA WHIP	IP WLS BF H R ER SO BB IBB HBP BLK WP HR S P ERA WHIP	IP WLS BF H R ER SO BB IBB HBP BLK WP HR S P ERA WHIP	IP WLS BF H R ER SO BB IBB HBP BLK WP HR S P ERA WHIP	IP WLS BF H R ER SO BB IBB HBP BLK WP HR S P ERA WHIP	IP WLS BF H R ER SO BB IBB HBP BLK WP HR S P ERA WHIP	IP WLS BF H R ER SO BB IBB HBP BLK WP HR S P ERA WHIP	IP WLS BF H R ER SO BB IBB HBP BLK WP HR S P ERA WHIP	IP WLS BF H R ER SO BB IBB HBP BLK WP HR S P ERA WHIP

Colorado Rockies @ Philadelphia Phillies
Veterans Stadium, Philadelphia, PA
Wed Aug 25 1993, 3:33 AM EDT
Att: 46,448 - Sunny - 85 F

AB 32
R 8
H 11
RBI 8
BB 5
SO 4
LOB 12



Batter	1	2	3	4	5	6	7	8	9	AB	R	H	RBI	BB	SO	LOB	TOP								
Eric Young Sr. R OBP: 0.333, SLG: 0.324 (1, 7)	2-2 BLK 1B		1-2 G5-3			1-1 G5-3		1-1 SH2-3 SF9 2B	2-0 G4-3	5	1	2	0	0	0	2									
Joe Girardi R OBP: 0.313, SLG: 0.387 (1, 2)	0-1 F8		1-1 G6-3			0-0 G4-3		0-0 SH2-3		3	0	0	0	0	0	1									
Andres Galarraga R OBP: 0.417, SLG: 0.628 (1, 3)	0-0 F8			1-1 L7		1-1 1B HR HBP		0-2 SF9		2	1	0	1	0	0	1									
Charlie Hayes R OBP: 0.341, SLG: 0.501 (1, 5)	1-3 K			0-0 1B		1-1 HR 1B		3-H 2-1 1B		4	1	3	0	0	1	1									
Jerald Clark R OBP: 0.324, SLG: 0.428 (1, 9)		1-0 G5-3		0-0 F8		1-0 HR 1B			0-1 G6-3	4	1	1	3	0	0	1									
Chris Jones R OBP: 0.302, SLG: 0.448 (1, 8)		2-0 F9		0-0 G1-3		1-H 2-H G5-3			0-3 K	4	0	0	0	0	1	1									
Freddie Benavides R OBP: 0.289, SLG: 0.373 (1, 4)		1-2 G1-3			3-2 G6-3		1-3 K		3-1 WP 1B	4	1	1	0	0	1	0									
Vinny Castilla R OBP: 0.294, SLG: 0.443 (1, 6)			2-0 HR		0-0 F7		1-1 G5-3		2-3 K WP 1B	4	1	1	1	0	1	1									
Lance Painter L OBP: 0.250, SLG: 0.250 (1, 1)			0-0 G4-3		1-3 K		2-3 K		2-1 WP 1B	4	0	1	1	0	2	0									
Inning Stats	R: 0 E: 0 K: 1 S: 11	H: 1 LOB: 1 BB: 0 P: 14	R: 0 E: 0 K: 0 S: 7	H: 0 LOB: 0 BB: 0 P: 11	R: 1 E: 0 K: 0 S: 7	H: 1 LOB: 0 BB: 0 P: 11	R: 0 E: 0 K: 0 S: 5	H: 1 LOB: 1 BB: 0 P: 6	R: 0 E: 0 K: 1 S: 10	H: 0 LOB: 0 BB: 0 P: 11	R: 3 E: 0 K: 0 S: 10	H: 2 LOB: 0 BB: 0 P: 14	R: 0 E: 0 K: 2 S: 9	H: 0 LOB: 0 BB: 0 P: 13	R: 1 E: 0 K: 0 S: 8	H: 2 LOB: 1 BB: 0 P: 11	R: 0 E: 0 K: 2 S: 13	H: 2 LOB: 2 BB: 0 P: 22	1B: 6 2B: 1 3B: 0 HR: 2	SF: 1 SAC: 1 DP: 0 HBP: 1	WP: 3 PB: 0 SB: 0 CS: 0	PA: 37			
PITCHER	IP	WLS	BF	H	R	ER	SO	BB	IBB	HBP	BLK	WP	HR	S	P	ERA	WHIP								
Frank Tanana L ERA: 4.39 (1, 1)	8.0	L	31	7	5	5	4	0	0	1	1	0	2	64	91	5.62	0.875								
John Franco L ERA: 3.21 (9, 1)	1.0		6	2	1	1	2	0	0	0	0	2	0	13	22	9.00	2.000								

Colorado Rockies @ New York Mets
Shea Stadium, Flushing, NY
Sun Aug 29 1993, 3:33 AM EDT
Att: 25,774 - Sunny

AB 34
R 6
H 9
RBI 6
BB 0
SO 6
LOB 8



Batter	1	2	3	4	5	6	7	8	9	AB	R	H	RBI	BB	SO	LOB	BOTTOM								
Ryan Thompson R OBP: 0.274, SLG: 0.380 (1, 8)	0-0 CS 1B		2-1 L5			1-0 G5-3		2-1 P4		4	0	1	0	0	0	1									
Charlie O'Brien R OBP: 0.287, SLG: 0.338 (1, 2)	1-2 P3		3-3 K			2-0 P4			0-0 F9	4	0	0	0	0	1	1									
Eddie Murray S OBP: 0.304, SLG: 0.446 (1, 3)	3-2 3B 2B			1-1 F8		2-2 G1-3			0-1 G6-3	4	1	1	0	0	0	0									
Bobby Bonilla S OBP: 0.352, SLG: 0.503 (1, 5)	1-2 3B			2-1 L7			0-1 G6-3		0-0 G6-3	4	0	1	1	0	0	0									
Jeff Kent R OBP: 0.330, SLG: 0.453 (1, 4)	0-1 P3			2-2 P4			0-0 G5-3			3	0	0	0	0	0	1									
Dave Gallagher R OBP: 0.338, SLG: 0.458 (1, 9)		1-2 F8			0-1 L7				1-1 G6-3	3	0	0	0	0	0	0									
Chico Walker S OBP: 0.277, SLG: 0.336 (1, 7)		3-2 P5			0-0 S 1B				0-0 F7	3	0	1	0	0	0	0									
Kevin Baez R OBP: 0.299, SLG: 0.258 (1, 6)		1-1 G3			1-3 K				0-1 K 2B	3	0	1	0	0	1	1									
Frank Tanana L OBP: 0.164, SLG: 0.204 (1, 1)			0-1 G4-3			1-1 P5			0-1 F8	2	0	0	0	0	0	1									
Jeff McKnight S OBP: 0.319, SLG: 0.311 (8, PH)										1	0	0	0	0	0	1									
John Franco L (9, 1)										0	0	0	0	0	0	0									
Inning Stats	R: 1 E: 0 K: 0 S: 12	H: 3 LOB: 1 BB: 0 P: 17	R: 0 E: 0 K: 0 S: 8	H: 0 LOB: 0 BB: 0 P: 13	R: 0 E: 0 K: 1 S: 9	H: 0 LOB: 0 BB: 0 P: 14	R: 0 E: 0 K: 0 S: 7	H: 0 LOB: 0 BB: 0 P: 12	R: 0 E: 0 K: 1 S: 8	H: 1 LOB: 1 BB: 0 P: 10	R: 0 E: 0 K: 0 S: 5	H: 0 LOB: 0 BB: 0 P: 10	R: 0 E: 0 K: 0 S: 5	H: 0 LOB: 0 BB: 0 P: 6	R: 0 E: 0 K: 0 S: 7	H: 1 LOB: 1 BB: 0 P: 9	R: 0 E: 0 K: 0 S: 4	H: 0 LOB: 0 BB: 0 P: 4	1B: 2 2B: 2 3B: 1 HR: 0	SF: 0 SAC: 0 DP: 0 HBP: 0	WP: 0 PB: 0 SB: 1 CS: 1	PA: 31			
PITCHER	IP	WLS	BF	H	R	ER	SO	BB	IBB	HBP	BLK	WP	HR	S	P	ERA	WHIP								
Lance Painter L ERA: 7.23 (1, 1)	9.0	W	31	5	1	1	2	0	0	0	0	0	0	65	95	1.00	0.556								

Colorado Rockies @ New York Mets
Shea Stadium, Flushing, NY
Sun Aug 29 1993, 3:33 AM EDT
Att: 25,774 - Sunny

AB 31
R 1
H 5
RBI 1
BB 0
SO 2
LOB 6



Batter	1	2	3	4	5	6	7	8	9	AB	R	H	RBI	BB	SO	LOB	TOP										
Carlos Garcia, R (1, 4) OBP: 0.325, SLG: 0.406	1-1 G1-3	2-2 FC5-4 1B		0-1 G4-3 1B		0-0 P6			0-1 G4-6-3	5	0	2	0	0	0	3											
Jay Bell, R (1, 6) OBP: 0.390, SLG: 0.446	4-1 1B 3B	1-1 FC5-4		3-2 G4-3			0-0 G4-6-3 1B		4-2 BB	3	1	1	0	2	0	3											
Andy Van Slyke, L (1, 8) OBP: 0.371, SLG: 0.475	1-2 3B 1B			0-0 G4-3		1-1 G3-1		1-1 G4-6-3	0-0 G3	5	1	1	0	0	0	2											
Jeff King, R (1, 5) OBP: 0.350, SLG: 0.402	1-1 P2			0-0 S 1B 2B		1-1 F9		0-0 G6-3		4	1	1	0	0	0	2											
Orlando Merced, S (1, 9) OBP: 0.420, SLG: 0.459	1-1 1-H 3-H 3B		4-1 1B 1B BB	2-3 1B BB		2-3 K		1-0 3B		3	1	2	2	1	1	0											
Lonnie Smith, R (1, 7) OBP: 0.416, SLG: 0.437	0-1 G5-3		0-1 1B 1-2 3-H 1B	0-1 1B		3-3 K		2-0 G1-3		4	0	1	1	0	1	2											
Don Slaught, R (1, 2) OBP: 0.358, SLG: 0.447		2-1 F9		1-3 2-H 1B		2-0 1B 1B		1-3 K		4	0	2	1	0	1	1											
Kevin Young, R (1, 3) OBP: 0.298, SLG: 0.318		0-0 L9		3-1 F7		1-1 1-2 1B		3-1 F8		4	0	1	0	0	0	2											
Tim Wakefield, R (1, 1) OBP: 0.152, SLG: 0.303		0-1 1B		1-3 K		2-0 P6		0-0 G4-6-3 1B		2	0	1	0	0	1	0											
Tony Menendez, R (5, 1) Lloyd McClendon, R (6, PH) Mark Petkovsek, R (6, 1) Tom Foley, L (9, PH)										0	0	0	0	0	0	0											
Inning Stats	R: 2 E: 0 K: 0 S: 12	H: 2 LOB: 1 BB: 1 P: 20	R: 0 E: 0 K: 0 S: 10	H: 2 LOB: 2 BB: 0 P: 15	R: 2 E: 0 K: 0 S: 8	H: 3 LOB: 1 BB: 1 P: 15	R: 0 E: 0 K: 1 S: 12	H: 1 LOB: 0 BB: 0 P: 16	R: 0 E: 0 K: 1 S: 7	H: 0 LOB: 0 BB: 0 P: 11	R: 0 E: 0 K: 1 S: 8	H: 2 LOB: 2 BB: 0 P: 16	R: 0 E: 0 K: 0 S: 4	H: 1 LOB: 0 BB: 0 P: 5	R: 0 E: 0 K: 1 S: 7	H: 1 LOB: 1 BB: 0 P: 14	R: 0 E: 0 K: 0 S: 6	H: 1 LOB: 1 BB: 1 P: 10	1B: 10 2B: 1 3B: 2 HR: 0	SF: 0 SAC: 0 DP: 3 HBP: 0	WP: 0 PB: 0 SB: 1 CS: 0	PA: 39					
PITCHER	IP	WLS	BF	H	R	ER	SO	BB	IBB	HBP	BLK	WP	HR	S	P	ERA	WHIP										
Lance Painter, L (1, 1) ERA: 6.75	7.0	W	32	12	4	4	3	2	0	0	0	0	0	62	100	5.14	2.000										
Steve Reed, R (8, 1) ERA: 4.57	1.0		3	0	0	0	1	0	0	0	0	0	0	6	12	0.00	0.000										
Darren Holmes, R (9, 1) ERA: 4.97	1.0		4	1	0	0	0	1	0	0	0	0	0	6	10	0.00	2.000										

Pittsburgh Pirates @ Colorado Rockies
Mile High Stadium, Denver, CO

AB 36
R 4
H 13
RBI 4
BB 3
SO 4
LOB 17



WP: 0 PA: 39
PB: 0
SB: 1
CS: 0

Sat Sep 04 1993, 9:05 PM EDT
Att: 56,113 - Unknown - 80 F

livebaseballscorecards.com

Batter	1	2	3	4	5	6	7	8	9	AB	R	H	RBI	BB	SO	LOB	BOTTOM										
Alex Cole, L (1, 8) OBP: 0.343, SLG: 0.319	0-1 L5		0-1 L5		1-0 SH1-3	2-0 F7		3-2 WP S 2B 1B		4	1	1	1	0	0	1											
Joe Girardi, R (1, 2) OBP: 0.315, SLG: 0.380	2-3 K		1-1 P3		4-1 2B BB	0-0 1B		1-3 K		4	1	1	1	1	2	1											
Dante Bichette, R (1, 9) OBP: 0.349, SLG: 0.541	0-2 G3		2-3 K		1-2 S 1B 2B	1-0 L9		2-2 G5-3		5	1	1	2	0	1	2											
Andres Galarraga, R (1, 3) OBP: 0.406, SLG: 0.618		1-0 F8		3-2 G5-3	1-3 K		0-0 HR	2-2 2B		5	1	2	2	0	1	1											
Eric Young Sr., R (8, PH) OBP: 0.332, SLG: 0.321										0	0	0	0	0	0	0											
Charlie Hayes, R (1, 5) OBP: 0.339, SLG: 0.495		3-1 1B		1-2 2B 2B	3-1 1B		0-2 G1-3	2-2 G1-3		5	1	3	1	0	0	1											
Jerald Clark, R (1, 7) OBP: 0.325, SLG: 0.426		1-1 F9		0-0 2B	0-1 FC6-4 1B		1-1 L7			4	0	2	1	0	0	1											
Vinny Castilla, R (1, 6) OBP: 0.290, SLG: 0.432		1-2 P8		4-1 BB	1-2 FC6-4		0-0 G1-3			3	0	0	0	1	0	3											
Roberto Mejia, R (1, 4) OBP: 0.269, SLG: 0.365			1-1 HR	0-3 K		2-3 K		2-2 S 1B E 1B		4	2	2	1	0	2	2											
Lance Painter, L (1, 1) OBP: 0.364, SLG: 0.500			1-1 P4		4-1 2B BB		0-0 SH1-3 2B	1-1 E 1B		2	2	1	0	1	0	0											
Steve Reed, R (8, 1) Daryl Boston, L (8, PH) Darren Holmes, R (9, 1)										0	0	0	0	0	0	0											
Inning Stats	R: 0 E: 0 K: 1 S: 8	H: 0 LOB: 0 BB: 0 P: 10	R: 0 E: 0 K: 0 S: 8	H: 1 LOB: 1 BB: 0 P: 14	R: 1 E: 0 K: 0 S: 8	H: 1 LOB: 0 BB: 0 P: 11	R: 1 E: 0 K: 2 S: 16	H: 2 LOB: 2 BB: 1 P: 26	R: 3 E: 0 K: 1 S: 16	H: 3 LOB: 2 BB: 2 P: 31	R: 1 E: 0 K: 1 S: 7	H: 2 LOB: 1 BB: 0 P: 12	R: 1 E: 0 K: 0 S: 7	H: 1 LOB: 0 BB: 0 P: 8	R: 3 E: 0 K: 1 S: 22	H: 4 LOB: 1 BB: 0 P: 35	1B: 7 2B: 4 3B: 1 HR: 2	SF: 0 SAC: 1 DP: 0 HBP: 0	WP: 1 PB: 0 SB: 3 CS: 0	PA: 41							
PITCHER	IP	WLS	BF	H	R	ER	SO	BB	IBB	HBP	BLK	WP	HR	S	P	ERA	WHIP										
Tim Wakefield, R (1, 1) ERA: 6.5	4.2	L	24	7	5	5	4	3	0	0	0	0	0	3	4	0.00	0.000										
Tony Menendez, R (5, 1) ERA: 4.32	0.1		1	0	0	0	0	0	0	0	0	0	0	3	4	0.00	0.000										
Mark Petkovsek, R (6, 1) ERA: 6.97	3.0		16	7	5	5	2	0	0	0	0	1	1	36	55	15.00	2.333										

Pittsburgh Pirates @ Colorado Rockies
Mile High Stadium, Denver, CO

AB 37
R 10
H 14
RBI 9
BB 3
SO 6
LOB 12



WP: 1 PA: 41
PB: 0
SB: 3
CS: 0

Sat Sep 04 1993, 9:05 PM EDT
Att: 56,113 - Unknown - 80 F

livebaseballscorecards.com

Batter	1	2	3	4	5	6	7	8	9	AB	R	H	RBI	BB	SO	LOB	TOP										
Carlos Garcia, R OBP: 0.323, SLG: 0.403 (1,4)	L8		P9		L8		BB BB		G5-3	4	0	0	0	1	0	1	Pittsburgh Pirates @ Colorado Rockies Mile High Stadium, Denver, CO Sun Sep 05 1993, 5:33 AM EDT Att: 54,034 - Cloudy - 66 F livebaseballscorecards.com										
Jay Bell, R OBP: 0.392, SLG: 0.450 (1,6)	3B		BLK 1B		CS HBP		F7		K	4	0	2	0	0	1	3											
Orlando Merced, S OBP: 0.420, SLG: 0.456 (1,9)	G4-3		P6		CS		FC6-4 BB		E6	3	0	0	0	2	0	3											
Jeff King, R OBP: 0.349, SLG: 0.399 (1,5)	G6-3		BB		FC6-4 BB		FC5-4 BB		K	4	1	0	0	1	1	7											
Dave Clark, L OBP: 0.350, SLG: 0.409 (1,7)	G6-3		G3		G4-3		E 1B			4	0	1	0	0	0	3											
Al Martin, L OBP: 0.334, SLG: 0.454 (1,8)	L8		G4-3		F9		2-H 3B		K	4	0	1	1	0	1	1											
Kevin Young, R OBP: 0.298, SLG: 0.321 (8, PH)	2B		F9		L7		G6-3			3	0	1	0	0	0	1											
Tom Foley, L OBP: 0.301, SLG: 0.399 (8, PH)										0	0	0	0	0	0	0											
Lloyd McClendon, R OBP: 0.287, SLG: 0.287 (8, PH)										1	0	0	0	0	0	1											
Jerry Goff, L OBP: 0.154, SLG: 0.083 (8, PH)	BB		K		L7		F7			2	0	0	0	1	1	0											
Don Staight, R OBP: 0.377, SLG: 0.445 (8,2)										1	0	0	0	0	0	1											
Bob Walk, R OBP: 0.148, SLG: 0.151 (9, PH)	P5		F8				BB BB 1B		E G5-3 HBP	3	0	1	0	0	0	2											
Andy Tomberlin, L OBP: 0.364, SLG: 0.484 (9, PH)										0	0	0	0	0	0	0											
Inning Stats	R: 0 E: 0 K: 0 S: 8	H: 1 LOB: 1 BB: 0 P: 11	R: 0 E: 0 K: 0 S: 8	H: 1 LOB: 2 BB: 1 P: 15	R: 0 E: 0 K: 1 S: 11	H: 1 LOB: 2 BB: 1 P: 21	R: 0 E: 0 K: 1 S: 5	H: 0 LOB: 0 BB: 0 P: 10	R: 0 E: 0 K: 0 S: 6	H: 0 LOB: 0 BB: 0 P: 12	R: 1 E: 0 K: 0 S: 13	H: 1 LOB: 1 BB: 2 P: 23	R: 0 E: 0 K: 0 S: 11	H: 1 LOB: 3 BB: 2 P: 22	R: 0 E: 1 K: 1 S: 9	H: 1 LOB: 1 BB: 0 P: 15	R: 0 E: 1 K: 2 S: 13	H: 0 LOB: 2 BB: 0 P: 20	1B: 3 2B: 1 3B: 2 HR: 0	SF: 0 SAC: 0 DP: 0 HBP: 2	WP: 0 PB: 0 SB: 0 CS: 1	PA: 41					
PITCHER	IP	WLS	BF	H	R	ER	SO	BB	IBB	HBP	BLK	WP	HR	S	P	ERA	WHIP										
Greg Harris, R ERA: 4.23 (1,1)	6.2		30	5	1	1	1	5	0	1	1	0	0	59	110	1.35	1.500										
Marcus Moore, R ERA: 3.63 (7,1)	0.2		3	1	0	0	1	0	0	0	0	0	0	8	14	0.00	1.500										
Bruce Ruffin, L ERA: 4.21 (8,1)	0.2	W	2	0	0	0	0	0	0	0	0	0	0	4	5	0.00	0.000										
Darren Holmes, R ERA: 4.88 (9,1)	1.0	S	5	0	0	0	2	0	0	1	0	0	0	13	20	0.00	0.000										

Batter	1	2	3	4	5	6	7	8	9	AB	R	H	RBI	BB	SO	LOB	BOTTOM										
Alex Cole, L OBP: 0.343, SLG: 0.317 (1,8)	L8		PO BB		G5-3				SH5-3	2	0	0	0	1	0	1	Pittsburgh Pirates @ Colorado Rockies Mile High Stadium, Denver, CO Sun Sep 05 1993, 5:33 AM EDT Att: 54,034 - Cloudy - 66 F livebaseballscorecards.com										
Danny Sheaffer, R OBP: 0.307, SLG: 0.388 (1,2)	1B		PO		G5-3				1B 3B 1B	3	2	2	1	1	0	1											
Dante Bichette, R OBP: 0.348, SLG: 0.538 (1,9)	K		1B		G5-3				P3	4	0	1	0	0	1	2											
Andres Galarraga, R OBP: 0.405, SLG: 0.614 (1,3)	G6-3		1B		L7				3B 1B	4	1	1	0	0	1	3											
Charlie Hayes, R OBP: 0.340, SLG: 0.496 (2, PR)	G6-3		1B		G5-3				3B	1	0	1	0	0	0	0											
Freddie Benavides, R OBP: 0.350, SLG: 0.399 (3,5)									1B 3B	3	0	2	3	0	0	0											
Jerald Clark, R OBP: 0.323, SLG: 0.423 (1,7)	G6-3		L5		G5-3					3	0	0	0	0	0	3											
Vinny Castilla, R OBP: 0.288, SLG: 0.428 (1,6)	G5-3		P3		F7					3	0	0	0	0	0	3											
Roberto Mejia, R OBP: 0.271, SLG: 0.361 (1,4)	P4		G1-3 BB		G6-3					2	0	0	0	1	0	0											
Greg Harris, R OBP: 0.205, SLG: 0.197 (7,1)	G5-3		G1-3						SH5-3 1B	2	0	0	0	0	0	1											
Bruce Ruffin, S OBP: 0.167, SLG: 0.136 (8,1)										0	0	0	0	0	0	0											
Eric Young Sr., R OBP: 0.333, SLG: 0.323 (8, PH)										1	1	1	0	0	0	0											
Darren Holmes, R ERA: 5.48 (9,1)										0	0	0	0	0	0	0											
Inning Stats	R: 0 E: 0 K: 1 S: 8	H: 1 LOB: 1 BB: 0 P: 13	R: 0 E: 0 K: 0 S: 6	H: 1 LOB: 0 BB: 0 P: 9	R: 0 E: 0 K: 0 S: 4	H: 0 LOB: 0 BB: 1 P: 13	R: 1 E: 0 K: 1 S: 9	H: 2 LOB: 2 BB: 1 P: 16	R: 0 E: 0 K: 0 S: 7	H: 0 LOB: 1 BB: 1 P: 14	R: 0 E: 0 K: 0 S: 5	H: 0 LOB: 0 BB: 0 P: 7	R: 0 E: 0 K: 0 S: 5	H: 0 LOB: 0 BB: 0 P: 10	R: 3 E: 0 K: 0 S: 14	H: 4 LOB: 1 BB: 0 P: 22	1B: 7 2B: 0 3B: 1 HR: 0	SF: 0 SAC: 1 DP: 1 HBP: 0	WP: 0 PB: 0 SB: 1 CS: 0	PA: 33							
PITCHER	IP	WLS	BF	H	R	ER	SO	BB	IBB	HBP	BLK	WP	HR	S	P	ERA	WHIP										
Bob Walk, R ERA: 5.48 (1,1)	8.0	L	32	8	4	4	2	3	0	0	0	0	0	58	104	4.50	1.375										



Batter	1	2	3	4	5	6	7	8	9	AB	R	H	RBI	BB	SO	LOB	TOP										
Eric Young Sr., R OBP: 0.330, SLG: 0.320 Mike Munoz, L (7.1) Steve Reed, R (7.1) Bruce Ruffin, S OBP: 0.167, SLG: 0.136 (8.1)	G5-3		G3		F8		F8										4 0 0 0 0 0 1 0										
Joe Girardi, R OBP: 0.313, SLG: 0.378 (1.2)	G4-3			F8		1B		F7									4 0 1 0 0 0 0										
Dante Bichette, R OBP: 0.348, SLG: 0.542 (1.9)	G5-3			P2		F8		HR									4 1 1 1 0 0 1										
Andres Galarraga, R OBP: 0.406, SLG: 0.621 (1.3)		K		HR		1B		K									4 1 2 1 0 2 0										
Charlie Hayes, R OBP: 0.344, SLG: 0.498 (1.5)		PB		FC5-4		K		CS									4 0 3 0 0 1 2										
Chris Jones, R OBP: 0.296, SLG: 0.432 (1.8)	F9			FC5-4		G6-3		CS									4 0 0 0 0 1 4										
Freddie Benavides, R OBP: 0.300, SLG: 0.393 (1.6)				1-2		BLK		L7									4 0 1 0 0 1 1										
Roberto Mejia, R OBP: 0.270, SLG: 0.364 (1.4)			F9		G5-3			K									4 1 1 0 0 1 1										
Kent Bottenfield, R OBP: 0.182, SLG: 0.143 Daryl Boston, L OBP: 0.315, SLG: 0.427 (7.7)			G5-3		G6-3			G3-4-3									2 0 0 0 0 0 1 1 0 0 1 0 0 0										
Inning Stats	R: 0 E: 0 K: 0 S: 5	H: 0 LOB: 0 BB: 0 P: 5	R: 0 E: 0 K: 2 S: 8	H: 1 LOB: 1 BB: 0 P: 12	R: 0 E: 0 K: 0 S: 10	H: 0 LOB: 0 BB: 0 P: 16	R: 1 E: 0 K: 0 S: 10	H: 2 LOB: 1 BB: 0 P: 14	R: 0 E: 0 K: 1 S: 13	H: 2 LOB: 2 BB: 0 P: 22	R: 1 E: 0 K: 0 S: 9	H: 1 LOB: 0 BB: 0 P: 14	R: 1 E: 0 K: 1 S: 10	H: 2 LOB: 0 BB: 0 P: 16	R: 0 E: 0 K: 2 S: 12	H: 0 LOB: 0 BB: 0 P: 17	1B: 6 2B: 1 3B: 0 HR: 2	SF: 0 SAC: 0 DP: 0 HBP: 0	WP: 1 PB: 1 SB: 0 CS: 1	PA: 36							
PITCHER	IP	WLS	BF	H	R	ER	SO	BB	IBB	HBP	BLK	WP	HR	S	P	ERA	WHIP										
Denis Boucher, L ERA: 1.5 Mel Rojas, R ERA: 3.04 Tim Scott, R ERA: 2.44 John Wetteland, R ERA: 1.6	6.0		24	6	1	1	3	0	0	0	1	0	1	54	81	1.50	1.000										

Colorado Rockies @ Montreal Expos
Olympic Stadium, Montreal, QB
Mon Sep 06 1993, 3:33 AM EDT
Att: 40,066 - Dome

AB 35
R 3
H 9
RBI 3
BB 0
SO 6
LOB 11



Batter	1	2	3	4	5	6	7	8	9	AB	R	H	RBI	BB	SO	LOB	BOTTOM										
Marquis Grissom, R OBP: 0.346, SLG: 0.434 (1.8)	F9		F9			G6-3		FC4-6									4 0 1 1 0 0 0										
Mike Lansing, R OBP: 0.342, SLG: 0.351 (8.6)	G6-3		K			L6		FC4-6									4 0 0 0 0 1 2										
Rondell White, R OBP: 0.182, SLG: 0.286 Lou Frazier, S OBP: 0.365, SLG: 0.368 (8.7)	G4-3					K		1B									2 0 0 0 1 1 0 1 0 1 0 0 0 0										
Larry Walker, L OBP: 0.377, SLG: 0.480 (1.9)		HR				K		G6-3									3 1 1 1 1 1 2										
Sean Berry, R OBP: 0.349, SLG: 0.482 (1.5)		HR				G5-3											3 1 1 1 0 1 1										
Wil Cordero, R OBP: 0.311, SLG: 0.385 Tim Scott, R (8.1) John Wetteland, R (9.1)			F8		F7			F9									3 0 0 0 0 0 1 0 0 0 0 0 0 0 0 0 0 0 0 0 0										
Randy Ready, R OBP: 0.350, SLG: 0.310 (8.4)		G4-3				P5		2B									2 1 0 0 1 0 0										
Joe Siddall, L OBP: 0.188, SLG: 0.200 John Vander Wal, L OBP: 0.318, SLG: 0.365 (9.3)		G4-3				G4-3		SH1-3									3 0 1 1 0 0 0 0 1 0 0 0 0 0										
Denis Boucher, R (1.1) Mel Rojas, R (7.1) Oreste Marrero, L OBP: 0.349, SLG: 0.321 (8.3) Tim Spehr, R OBP: 0.268, SLG: 0.323 (9.2)			K			K		SH1-3									2 0 0 0 0 2 0										
Inning Stats	R: 0 E: 0 K: 0 S: 7	H: 0 LOB: 0 BB: 0 P: 10	R: 2 E: 0 K: 0 S: 8	H: 2 LOB: 0 BB: 0 P: 17	R: 0 E: 0 K: 2 S: 7	H: 0 LOB: 0 BB: 0 P: 12	R: 0 E: 0 K: 1 S: 8	H: 0 LOB: 1 BB: 2 P: 18	R: 0 E: 0 K: 1 S: 6	H: 0 LOB: 0 BB: 0 P: 9	R: 0 E: 0 K: 1 S: 7	H: 0 LOB: 0 BB: 0 P: 9	R: 0 E: 0 K: 1 S: 9	H: 0 LOB: 0 BB: 0 P: 11	R: 2 E: 0 K: 0 S: 12	H: 3 LOB: 2 BB: 1 P: 22	1B: 2 2B: 1 3B: 0 HR: 2	SF: 0 SAC: 1 DP: 0 HBP: 0	WP: 0 PB: 0 SB: 1 CS: 1	PA: 31							
PITCHER	IP	WLS	BF	H	R	ER	SO	BB	IBB	HBP	BLK	WP	HR	S	P	ERA	WHIP										
Kent Bottenfield, R ERA: 5.08 Steve Reed, R ERA: 4.78 Bruce Ruffin, L ERA: 4.18	6.0		21	2	2	2	5	2	0	0	0	0	0	6	7	0.00	0.000										

Colorado Rockies @ Montreal Expos
Olympic Stadium, Montreal, QB
Mon Sep 06 1993, 3:33 AM EDT
Att: 40,066 - Dome

AB 27
R 4
H 5
RBI 4
BB 3
SO 6
LOB 6



Batter	1	2	3	4	5	6	7	8	9	AB	R	H	RBI	BB	SO	LOB	TOP											
Alex Cole, L OBP: 0.345, SLG: 0.315 Jay Gainer, L OBP: 0.265, SLG: 0.267	G3		G1-3						P5	2	0	0	0	2	0	1	Colorado Rockies @ Montreal Expos Olympic Stadium, Montreal, QB Tue Sep 07 1993, 7:05 PM EDT Att: 18,988 - Dome											
Joe Girardi, R OBP: 0.314, SLG: 0.375	F S BB		K			F9 BB	SH1 BB			2	0	0	0	1	1	2												
Dante Bichette, R OBP: 0.347, SLG: 0.540	K		G6-3							4	0	1	0	0	1	2												
Andres Galarraga, R OBP: 0.406, SLG: 0.622	K									4	1	2	0	0	1	2												
Charlie Hayes, R OBP: 0.343, SLG: 0.498		G6-3							F8	4	1	1	1	0	1	1												
Jerald Clark, R OBP: 0.322, SLG: 0.421	G6-3								F7	4	0	1	0	0	0	1												
Vinny Castilla, R OBP: 0.290, SLG: 0.427									G1-3	3	1	1	0	0	0	2												
Freddie Benavides, R OBP: 0.305, SLG: 0.404 Roberto Mejia, R OBP: 0.269, SLG: 0.362	K								P3	2	0	1	2	1	1	1												
Curt Leskanic, R OBP: 0.187, SLG: 0.091 Mike Munoz, L OBP: 0.187, SLG: 0.136 Darryl Boston, L OBP: 0.234, SLG: 0.426									K	3	0	1	0	0	0	2		4										
Inning Stats	R: 0 E: 0 K: 2 S: 12	H: 0 LOB: 1 BB: 1 P: 20	R: 0 E: 0 K: 1 S: 12	H: 1 LOB: 1 BB: 0 P: 17	R: 0 E: 0 K: 1 S: 10	H: 1 LOB: 1 BB: 0 P: 16	R: 0 E: 0 K: 2 S: 16	H: 2 LOB: 3 BB: 1 P: 24	R: 0 E: 0 K: 0 S: 5	H: 0 LOB: 0 BB: 1 P: 9	R: 3 E: 0 K: 1 S: 16	H: 3 LOB: 0 BB: 0 P: 24	R: 0 E: 0 K: 0 S: 6	H: 1 LOB: 1 BB: 1 P: 10	R: 0 E: 0 K: 0 S: 5	H: 0 LOB: 0 BB: 0 P: 7		R: 0 E: 0 K: 1 S: 6	H: 0 LOB: 0 BB: 0 P: 7	1B: 5 2B: 2 3B: 1 HR: 0	SF: 0 SAC: 1 DP: 0 HBP: 1	WP: 0 PB: 0 SB: 2 CS: 1	PA: 37					
PITCHER	IP	WLS	BF	H	R	ER	SO	BB	IBB	HBP	BLK	WP	HR	S	P	ERA	WHIP											
Dennis Martinez, R ERA: 4.05	(1, 1)	7.0	W	31	8	3	3	7	4	0	1	2	0	0	77	120	3.86	1.714										
Mel Rojas, R ERA: 3.0	(8, 1)	1.0		3	0	0	0	0	0	0	0	0	0	5	7	0.00	0.000											
John Wetteland, R ERA: 1.57	(9, 1)	1.0	S	3	0	0	0	1	0	0	0	0	0	6	7	0.00	0.000											

AB	31
R	3
H	8
RBI	3
BB	4
SO	8
LOB	16



Batter	1	2	3	4	5	6	7	8	9	AB	R	H	RBI	BB	SO	LOB	BOTTOM										
Lou Frazier, S OBP: 0.356, SLG: 0.361	L9									3	0	0	1	0	1	0	Colorado Rockies @ Montreal Expos Olympic Stadium, Montreal, QB Tue Sep 07 1993, 7:05 PM EDT Att: 18,988 - Dome										
Oreste Marrero, L OBP: 0.348, SLG: 0.321 Charlie Montoyo, R OBP: 1.000, SLG: 1.000	F7									3	0	1	0	0	0	0											
Marquis Grissom, R OBP: 0.345, SLG: 0.432	P4									4	0	1	0	0	0	2											
Larry Walker, L OBP: 0.373, SLG: 0.475	P8									4	0	0	0	0	1	2											
Darrin Fletcher, L OBP: 0.338, SLG: 0.382	F8									3	1	1	0	1	0	2											
Wil Cordero, R OBP: 0.310, SLG: 0.383	K									4	1	1	0	0	2	1											
Randy Ready, R OBP: 0.359, SLG: 0.314										2	1	1	0	1	0	0											
Mike Lansing, R OBP: 0.342, SLG: 0.350	F9									3	1	1	1	0	0	1											
Dennis Martinez, R OBP: 0.172, SLG: 0.197 Rondell White, R OBP: 0.217, SLG: 0.286 Mel Rojas, R OBP: 0.217, SLG: 0.286 John Wetteland, R ERA: 1.57	P3									2	0	0	0	0	1	1											
Inning Stats	R: 0 E: 0 K: 0 S: 12	H: 0 LOB: 0 BB: 0 P: 18	R: 0 E: 0 K: 1 S: 13	H: 0 LOB: 0 BB: 0 P: 19	R: 0 E: 0 K: 0 S: 9	H: 0 LOB: 0 BB: 0 P: 14	R: 0 E: 0 K: 1 S: 10	H: 2 LOB: 2 BB: 0 P: 15	R: 0 E: 0 K: 2 S: 17	H: 1 LOB: 1 BB: 0 P: 24	R: 0 E: 0 K: 0 S: 7	H: 0 LOB: 0 BB: 0 P: 11	R: 4 E: 0 K: 0 S: 16	H: 4 LOB: 2 BB: 2 P: 35	R: 0 E: 0 K: 1 S: 6	H: 0 LOB: 0 BB: 1 P: 10		1B: 7 2B: 0 3B: 0 HR: 0	SF: 1 SAC: 0 DP: 1 HBP: 0	WP: 0 PB: 0 SB: 0 CS: 0	PA: 33						
PITCHER	IP	WLS	BF	H	R	ER	SO	BB	IBB	HBP	BLK	WP	HR	S	P	ERA	WHIP										
Curt Leskanic, R ERA: 5.47	(1, 1)	6.0		21	3	0	0	0	0	0	0	0	0	5	8	27.00	3.000										
Mike Munoz, L ERA: 4.82	(7, 1)	0.1	L	3	2	0	0	0	1	0	0	0	0	5	12	∞	∞										
Marcus Moore, R ERA: 4.84	(7, 1)	0.0		3	2	0	0	0	1	0	0	0	0	3	10	54.00	3.000										
Steve Reed, R ERA: 4.76	(7, 1)	0.1		2	0	2	2	0	1	0	0	0	0	3	5	27.00	3.000										
Gary Wayne, L ERA: 5.06	(7, 1)	0.1		2	1	1	1	0	0	0	0	0	0	3	5	27.00	3.000										



Batter	1	2	3	4	5	6	7	8	9	AB	R	H	RBI	BB	SO	LOB	TOP					
Eric Young Sr. R OBP: 0.332, SLG: 0.318 (1, 8)	4-1 CS BB		2-2 G4-3			1-1 P3		4-2 G5-4-3 BB		2	0	0	0	2	0	1	Colorado Rockies @ Montreal Expos Olympic Stadium, Montreal, QB Wed Sep 08 1993, 7:05 PM EDT Att: 10,764 - Dome					
Joe Girardi R OBP: 0.313, SLG: 0.370 (1, 2)	4-1 SAFE G6-4-3 BB			0-0 L9		2-1 L4		0-1 G5-4-3 1-2		3	0	0	0	1	0	1						
Dante Bichette R OBP: 0.344, SLG: 0.536 (1, 9)	1-2 SAFE G6-4-3 1-2			1-0 P4		1-2 P4		1-2 G1-3		4	0	0	0	0	0	1						
Andres Galarraga R OBP: 0.405, SLG: 0.618 (1, 3)		1-2 G5-3		1-2 F9			2-2 FC5-4 1B 2B		1-3 K	4	1	1	0	0	1	0						
Charlie Hayes R OBP: 0.342, SLG: 0.496 (1, 5)		2-1 F8			3-2 F7		3-2 FC5-4 1B 1-2		1-0 F7	4	0	1	0	0	0	0						
Jerald Clark R OBP: 0.319, SLG: 0.416 (1, 7)		2-3 K			1-2 L6		1-1 L7		0-1 G3	4	0	0	0	0	1	2						
Vinny Castilla R OBP: 0.291, SLG: 0.426 (1, 6)			0-2 F8		0-0 1B 1B		1-0 FC5-4 2B 1-2 2-3			3	0	1	0	0	0	2						
Roberto Mejia R OBP: 0.281, SLG: 0.380 (1, 4)			1-1 SH5-4 1B		0-0 1B 1B		1-1 1-3 3-H 1-2 2B			3	0	3	1	0	0	0						
Armando Reynoso R OBP: 0.190, SLG: 0.224 (7, PH)			1-1 SAFE SH5-4		1-3 K		1-2 P6			1	0	0	0	0	1	2						
Jim Tatum R OBP: 0.263, SLG: 0.315 (7, PH)			1-2 SAFE K							0	0	0	0	0	0	0						
Daryl Boston L OBP: 0.313, SLG: 0.424 (7, 1)										1	0	0	0	0	0	2						
Mo Sanford R (7, 1)										0	0	0	0	0	0	0						
Mike Munoz L (8, 1)										0	0	0	0	0	0	0						
Inning Stats	R: 0 E: 0 K: 0 S: 4	H: 0 LOB: 0 BB: 2 P: 12	R: 0 E: 0 K: 1 S: 10	H: 0 LOB: 0 BB: 0 P: 15	R: 0 E: 0 K: 0 S: 10	H: 1 LOB: 1 BB: 0 P: 13	R: 0 E: 0 K: 0 S: 5	H: 0 LOB: 0 BB: 0 P: 7	R: 0 E: 0 K: 1 S: 12	H: 2 LOB: 2 BB: 0 P: 17	R: 0 E: 0 K: 0 S: 9	H: 0 LOB: 0 BB: 0 P: 13	R: 1 E: 0 K: 0 S: 15	H: 3 LOB: 2 BB: 0 P: 24	R: 0 E: 0 K: 0 S: 7	H: 0 LOB: 0 BB: 1 P: 12	R: 0 E: 0 K: 1 S: 7	H: 0 LOB: 0 BB: 0 P: 9	1B: 5 2B: 1 3B: 0 HR: 0	SF: 0 SAC: 1 DP: 2 HBP: 0	WP: 0 PB: 0 SB: 0 CS: 1	PA: 33
PITCHER	IP	WLS	BF	H	R	ER	SO	BB	IBB	HBP	BLK	WP	HR	S	P	ERA	WHIP					
Kirk Rueter L ERA: 2.31 (1, 1)	6.2	W	26	6	1	1	2	2	0	0	0	0	0	61	96	1.35	1.200					
Tim Scott R ERA: 2.36 (7, 1)	2.1	S	7	0	0	0	1	1	0	0	0	0	0	18	26	0.00	0.429					

AB	29
R	1
H	6
RBI	1
BB	3
SO	3
LOB	11



Batter	1	2	3	4	5	6	7	8	9	AB	R	H	RBI	BB	SO	LOB	BOTTOM				
Lou Frazier S OBP: 0.354, SLG: 0.370 (1, 7)	3-2 E 3B		2-2 F7			3-3 K		2-3 K		4	1	1	0	0	2	1	Colorado Rockies @ Montreal Expos Olympic Stadium, Montreal, QB Wed Sep 08 1993, 7:05 PM EDT Att: 10,764 - Dome				
Oreste Marrero L OBP: 0.357, SLG: 0.400 (1, 3)	0-1 G3		0-1 1B CS 2B			0-1 P5	1-2 SAFE 2-H HR	3-1 K		4	1	2	2	0	0	1					
Marquis Grissom R OBP: 0.346, SLG: 0.433 (1, 8)	1-0 FC6 HR		1-1 BB 1B			1-0 S 1B	0-3 K			4	1	2	0	0	1	0					
Larry Walker L OBP: 0.376, SLG: 0.482 (1, 9)	0-0 3-H HR		4-2 BB			4-0 1B		0-0 G4-3		2	1	1	2	2	0	0					
Darrin Fletcher L OBP: 0.334, SLG: 0.378 (1, 2)	0-1 L9		3-2 CS	2-3 K		1-1 L8		2-1 G3		4	0	0	0	0	1	2					
Mike Lansing R OBP: 0.341, SLG: 0.350 (1, 5)	0-0 G1-6-3		3-H	0-0 B1-3		2-2 F9		1-1 1B		4	0	1	0	0	0	2					
Randy Ready R OBP: 0.355, SLG: 0.311 (1, 4)		1-0 G6-3		2-1 G6-3			0-0 2B 1B	2-2 F7		4	1	1	0	0	0	1					
Wil Cordero R OBP: 0.310, SLG: 0.386 (1, 6)		0-0 L9			1-1 G5-3		2-1 1-H HR 2B			3	1	1	1	0	0	0					
Kirk Rueter L OBP: 0.160, SLG: 0.087 (7, 1)			0-0 G1-3			0-3 K		0-3 K		2	0	0	0	0	1	0					
Tim Scott R (7, 1)										1	0	0	0	0	1	1					
Inning Stats	R: 3 E: 1 K: 0 S: 10	H: 2 LOB: 0 BB: 0 P: 14	R: 0 E: 0 K: 0 S: 3	H: 0 LOB: 0 BB: 0 P: 4	R: 0 E: 0 K: 1 S: 11	H: 2 LOB: 1 BB: 1 P: 21	R: 0 E: 0 K: 1 S: 7	H: 0 LOB: 0 BB: 0 P: 11	R: 0 E: 0 K: 2 S: 9	H: 0 LOB: 0 BB: 0 P: 13	R: 0 E: 0 K: 0 S: 8	H: 1 LOB: 2 BB: 1 P: 16	R: 3 E: 0 K: 3 S: 14	H: 3 LOB: 0 BB: 0 P: 21	R: 0 E: 0 K: 0 S: 8	H: 1 LOB: 1 BB: 0 P: 13	1B: 4 2B: 2 3B: 1 HR: 2	SF: 0 SAC: 0 DP: 0 HBP: 0	WP: 0 PB: 0 SB: 1 CS: 1	PA: 35	
PITCHER	IP	WLS	BF	H	R	ER	SO	BB	IBB	HBP	BLK	WP	HR	S	P	ERA	WHIP				
Armando Reynoso R ERA: 3.71 (1, 1)	6.0	L	24	5	3	2	3	1	0	0	0	0	1	48	79	3.00	1.000				
Mo Sanford R ERA: 5.87 (7, 1)	1.0		6	3	3	3	3	0	0	0	0	0	0	14	21	27.00	3.000				
Mike Munoz L ERA: 4.35 (8, 1)	1.0		4	1	0	0	0	0	0	0	0	0	0	8	13	0.00	1.000				




Batter	1	2	3	4	5	6	7	8	9	10	11	AB	R	H	RBI	BB	SO	LOB	TOP					
Eric Young Sr., R OBP: 0.334, SLG: 0.326 (10, 7)	F8		G6-3		G1-3		SH1-4 1B		G6-3		1B 2B	6	2	2	1	0	0	1						
Nelson Lirio, S OBP: 0.337, SLG: 0.289 (8, 4)	P5			G3		HBP HR 1B	SH1-4 1-2		F9		K	5	1	1	0	0	1	2						
Dante Bichette, R OBP: 0.346, SLG: 0.533 (11, 9)	K				1B 2B					G1-3		5	2	3	3	0	1	0						
Andres Galarraga, R OBP: 0.405, SLG: 0.628 Darren Holmes, R (11, 1)		G5-3			FC5-4 1B					G6-3	F9	6	1	2	4	0	1	2						
Charlie Hayes, R OBP: 0.344, SLG: 0.502 (11, 5)		G5-3			FC5-4 1-2f							5	1	2	0	0	0	2						
Jerald Clark, R OBP: 0.322, SLG: 0.423 Marcus Moore, S (10, 1)					FC5-4 1-2f							5	0	1	0	0	0	3						
Jim Tatum, R OBP: 0.280, SLG: 0.311 (11, 3)										F8		0	0	0	0	0	0	0						
Danny Sheaffer, R OBP: 0.308, SLG: 0.385 Alex Cole, L OBP: 0.346, SLG: 0.316 Pedro Castellano, R OBP: 0.273, SLG: 0.348 (11, 2)												4	0	1	1	0	1	1						
Roberto Mejia, R OBP: 0.282, SLG: 0.386 Chris Jones, R OBP: 0.294, SLG: 0.427 (10, 8)												4	0	1	0	0	0	1						
Greg Harris, R OBP: 0.300, SLG: 0.188 Steve Reed, R (7, 1)												3	0	0	0	0	2	2						
Mike Munoz, L (8, 1)												0	0	0	0	0	0	0						
Vinny Castilla, R OBP: 0.297, SLG: 0.420 Dary Speer, L OBP: 0.313, SLG: 0.424 Joe Girardi, R OBP: 0.371, SLG: 0.379 (11, 2)												1	0	0	0	0	0	0						
Inning Stats	R: 0 E: 0 K: 1 S: 9	H: 0 LOB: 0 BB: 0 P: 14	R: 0 E: 0 K: 1 S: 10	H: 1 LOB: 1 BB: 0 P: 15	R: 0 E: 0 K: 0 S: 7	H: 0 LOB: 0 BB: 0 P: 8	R: 1 E: 0 K: 0 S: 11	H: 2 LOB: 1 BB: 0 P: 15	R: 0 E: 0 K: 1 S: 7	H: 1 LOB: 1 BB: 0 P: 8	R: 4 E: 0 K: 1 S: 19	H: 4 LOB: 1 BB: 0 P: 30	R: 1 E: 0 K: 1 S: 12	H: 2 LOB: 1 BB: 0 P: 17	R: 0 E: 0 K: 0 S: 7	H: 0 LOB: 0 BB: 0 P: 12	R: 0 E: 0 K: 0 S: 6	H: 1 LOB: 1 BB: 0 P: 8	R: 3 E: 0 K: 1 S: 15	H: 3 LOB: 1 BB: 1 P: 24	1B: 8 2B: 4 3B: 1 HR: 1	SF: 0 SAC: 2 DP: 0 HBP: 1	WP: 0 PB: 0 SB: 1 CS: 0	PA: 49
PITCHER	IP ERA: 5.51	WLS BF H R ER SO BB IBB HBP BLK WP HR S P ERA WHIP	5.1 25 8 5 5 3 0 0 0 0 0 0 11 18 9.00 1.000	4 1 1 1 1 0 0 0 0 0 0 0 6 8 0.00 1.500	3 1 0 0 1 0 0 0 0 0 0 0 7 12 0.00 0.000	2.1 9 2 1 1 0 0 0 0 0 0 0 16 19 3.86 0.857	IP ERA: 5.4	0.2 5 2 2 1 0 0 0 0 0 0 0 2 2 27.00 4.500																

Colorado Rockies @ Pittsburgh Pirates
Three Rivers Stadium, Pittsburgh, PA
Fri Sep 10 1993, 7:05 PM EDT
Att: 15,335 - Unknown - 65 F

livebaseballscorecards.com

AB 45
R 9
H 14
RBI 9
BB 1
SO 6
LOB 14




Batter	1	2	3	4	5	6	7	8	9	10	11	AB	R	H	RBI	BB	SO	LOB	BOTTOM					
Carlos Garcia, R OBP: 0.324, SLG: 0.402 (14, 4)	F7		F8			HR 2B	FC4-6 1B		SH5-4 1B		FC5-4 3B	6	2	3	2	0	0	1						
Jay Bell, R OBP: 0.388, SLG: 0.444 (16, 6)		G5-3			G5-3		K	FC4-6 1-2f 2-3		SH5-4 1-2		5	1	1	1	0	1	3						
Andy Van Slyke, L OBP: 0.360, SLG: 0.465 (18, 8)		G4-3			F8		G4-3		F9			6	1	2	3	0	0	3						
Jeff King, R OBP: 0.346, SLG: 0.397 (15, 5)			F8		P4		G5-3					5	1	1	0	1	1	1						
Orlando Merced, S OBP: 0.420, SLG: 0.454 (9, 9)							P6					5	0	2	0	1	1	2						
Al Martin, L OBP: 0.336, SLG: 0.458 Lloyd McClendon, R OBP: 0.279, SLG: 0.273 (8, PH)												2	2	1	0	1	1	1						
Dave Clark, L OBP: 0.342, SLG: 0.395 (10, PH)							G4-3 2B BB					2	0	0	0	0	1	2						
Midre Cummings, L OBP: 0.333, SLG: 0.333 Kevin Young, R OBP: 0.296, SLG: 0.327 (8, PH)							G4-3					3	1	1	0	0	1	2						
Denny Neagle, L (11, 1)												1	0	0	1	0	1	0						
Jerry Goff, L OBP: 0.250, SLG: 0.214 Tony Womack, L (7, PH)												2	0	1	1	1	0	0						
Dan Miceli, R (8, 1)												0	0	0	0	0	0	0						
Don Slaught, R OBP: 0.359, SLG: 0.450 (9, 2)												2	0	1	0	0	0	0						
John Hope, R OBP: 0.324, SLG: 0.402 (14, 4)												2	0	0	0	0	0	1						
Mark Petkovsek, R OBP: 0.337, SLG: 0.488 Tony Menendez, R OBP: 0.313, SLG: 0.424 Blas Minor, R OBP: 0.371, SLG: 0.379 (11, 3)												1	0	0	0	0	0	0						
Inning Stats	R: 0 E: 0 K: 0 S: 6	H: 0 LOB: 0 BB: 0 P: 13	R: 0 E: 0 K: 2 S: 8	H: 0 LOB: 1 BB: 1 P: 17	R: 0 E: 0 K: 0 S: 9	H: 0 LOB: 0 BB: 0 P: 14	R: 1 E: 0 K: 0 S: 10	H: 1 LOB: 1 BB: 1 P: 17	R: 2 E: 0 K: 1 S: 12	H: 2 LOB: 2 BB: 0 P: 19	R: 2 E: 0 K: 0 S: 17	H: 3 LOB: 2 BB: 1 P: 30	R: 1 E: 0 K: 0 S: 14	H: 3 LOB: 2 BB: 1 P: 21	R: 0 E: 0 K: 1 S: 7	H: 1 LOB: 2 BB: 1 P: 19	R: 0 E: 0 K: 2 S: 8	H: 0 LOB: 0 BB: 0 P: 15	R: 2 E: 0 K: 1 S: 24	H: 3 LOB: 2 BB: 1 P: 37	1B: 8 2B: 3 3B: 1 HR: 1	SF: 1 SAC: 1 DP: 1 HBP: 0	WP: 0 PB: 0 SB: 0 CS: 0	PA: 51
PITCHER	IP ERA: 4.32	WLS BF H R ER SO BB IBB HBP BLK WP HR S P ERA WHIP	6.1 28 6 1 1 0 3 0 0 0 0 0 19 37 7.11 1.421	0.2 3 1 1 1 0 0 0 0 0 0 0 6 10 13.50 1.500	2.0 10 3 0 0 1 1 1 0 0 0 0 19 37 0.00 2.000	1.1 6 1 2 2 2 1 0 0 0 0 0 19 33 13.50 1.500	0.2 4 2 0 0 1 0 0 0 0 0 0 13 19 0.00 3.000	IP ERA: 4.36	6.1 28 6 1 1 0 3 0 0 0 0 0 19 37 7.11 1.421															

Colorado Rockies @ Pittsburgh Pirates
Three Rivers Stadium, Pittsburgh, PA
Fri Sep 10 1993, 7:05 PM EDT
Att: 15,335 - Unknown - 65 F

livebaseballscorecards.com

AB 43
R 8
H 13
RBI 8
BB 6
SO 7
LOB 22



Batter	1	2	3	4	5	6	7	8	9	AB	R	H	RBI	BB	SO	LOB	TOP								
Eric Young Sr. R OBP: 0.335, SLG: 0.325 (1, 8)										4	0	1	0	1	1	2									
Joe Girardi R OBP: 0.311, SLG: 0.372 (1, 2)										5	0	0	0	0	1	4									
Dante Bichette R OBP: 0.347, SLG: 0.533 (1, 9)										4	1	2	0	0	0	0									
Andres Galarraga R OBP: 0.403, SLG: 0.624 (1, 3)										4	0	1	1	0	0	1									
Charlie Hayes R OBP: 0.342, SLG: 0.498 (1, 5)										4	0	0	0	0	2	1									
Jerald Clark R OBP: 0.324, SLG: 0.423 (1, 7)										4	1	2	0	0	1	0									
Nelson Liriano S OBP: 0.344, SLG: 0.313 (1, 6)										4	1	2	0	0	0	2									
Bruce Ruffin S OBP: 0.167, SLG: 0.136 (8, 1)										0	0	0	0	0	0	0									
Roberto Mejia R OBP: 0.276, SLG: 0.378 (1, 4)										4	0	0	0	0	0	4									
Kent Bottenfield R OBP: 0.234, SLG: 0.200 (1, 1)										3	0	3	2	0	0	0									
Steve Reed R OBP: 0.286, SLG: 0.419 (8, 6)										0	0	0	0	0	0	0									
Vinny Castilla R OBP: 0.286, SLG: 0.419 (8, 6)										1	0	0	0	0	0	0									
Inning Stats	R: 1 E: 1 K: 2 S: 12	H: 2 LOB: 1 BB: 0 P: 20	R: 1 E: 0 K: 0 S: 11	H: 3 LOB: 2 BB: 0 P: 21	R: 0 E: 0 K: 1 S: 8	H: 1 LOB: 0 BB: 0 P: 14	R: 1 E: 1 K: 0 S: 11	H: 2 LOB: 2 BB: 1 P: 17	R: 0 E: 0 K: 0 S: 5	H: 0 LOB: 0 BB: 0 P: 6	R: 0 E: 0 K: 1 S: 9	H: 2 LOB: 2 BB: 0 P: 13	R: 0 E: 0 K: 1 S: 6	H: 0 LOB: 0 BB: 0 P: 9	R: 0 E: 0 K: 0 S: 5	H: 1 LOB: 1 BB: 0 P: 6	R: 0 E: 0 K: 0 S: 4	H: 0 LOB: 0 BB: 0 P: 9	1B: 10 2B: 1 3B: 0 HR: 0	SF: 0 SAC: 0 DP: 1 HBP: 0	WP: 1 PB: 0 SB: 0 CS: 0	PA: 38			
PITCHER	IP	WLS	BF	H	R	ER	SO	BB	IBB	HBP	BLK	WP	HR	S	P	ERA	WHIP								
Tim Wakefield R ERA: 6.22 (1, 1)	6.0	L	28	10	3	1	4	1	0	0	0	1	0	56	91	1.50	1.833								
Joel Johnston R ERA: 3.69 (7, 1)	3.0		10	1	0	0	1	0	0	0	0	0	0	15	24	0.00	0.333								

Colorado Rockies @ Pittsburgh Pirates
Three Rivers Stadium, Pittsburgh, PA
Sat Sep 11 1993, 7:05 PM EDT
Att: 21,649 - Unknown - 64 F

livebaseballscorecards.com

AB 37
R 3
H 11
RBI 2
BB 1
SO 5
LOB 14

Batter	1	2	3	4	5	6	7	8	9	AB	R	H	RBI	BB	SO	LOB	BOTTOM								
Carlos Garcia R OBP: 0.323, SLG: 0.400 (1, 4)										5	0	1	0	0	2	0									
Jay Bell R OBP: 0.385, SLG: 0.441 (1, 6)										4	0	0	0	0	1	1									
Orlando Merced S OBP: 0.420, SLG: 0.452 (1, 9)										2	0	0	0	2	1	0									
Jeff King R OBP: 0.346, SLG: 0.396 (1, 5)										4	0	1	0	0	0	2									
Dave Clark L OBP: 0.345, SLG: 0.394 (1, 7)										3	1	1	0	1	1	0									
Al Martin L OBP: 0.339, SLG: 0.466 (1, 8)										2	1	1	2	2	0	1									
Kevin Young R OBP: 0.397, SLG: 0.326 (1, 3)										1	0	0	0	1	0	0									
Tom Foley L OBP: 0.297, SLG: 0.387 (6, PH)										1	0	0	0	0	1	3									
Rich Aude R OBP: 0.393, SLG: 0.449 (9, 3)										1	0	0	0	0	0	1									
Jerry Goff L OBP: 0.263, SLG: 0.235 (1, 2)										3	0	1	0	0	0	3									
Don Slaught R OBP: 0.358, SLG: 0.449 (9, PH)										1	0	0	0	0	0	0									
Tim Wakefield R OBP: 0.143, SLG: 0.286 (1, 1)										2	0	0	0	0	0	2									
Andy Tomberlin L OBP: 0.361, SLG: 0.471 (6, PH)										1	0	0	0	0	0	3									
Joel Johnston R OBP: 0.400, SLG: 0.600 (7, 1)										0	0	0	0	0	0	0									
Lloyd McClendon R OBP: 0.277, SLG: 0.272 (9, PH)										1	0	0	0	0	0	0									
Inning Stats	R: 0 E: 0 K: 1 S: 11	H: 0 LOB: 1 BB: 1 P: 22	R: 0 E: 1 K: 0 S: 8	H: 1 LOB: 2 BB: 1 P: 15	R: 0 E: 0 K: 0 S: 8	H: 0 LOB: 1 BB: 1 P: 13	R: 2 E: 0 K: 0 S: 8	H: 2 LOB: 0 BB: 0 P: 10	R: 0 E: 0 K: 0 S: 8	H: 1 LOB: 0 BB: 0 P: 14	R: 0 E: 0 K: 1 S: 12	H: 1 LOB: 3 BB: 2 P: 28	R: 0 E: 0 K: 2 S: 8	H: 0 LOB: 0 BB: 0 P: 11	R: 0 E: 0 K: 1 S: 12	H: 0 LOB: 1 BB: 1 P: 20	R: 0 E: 0 K: 1 S: 9	H: 0 LOB: 0 BB: 0 P: 13	1B: 4 2B: 0 3B: 0 HR: 1	SF: 0 SAC: 0 DP: 0 HBP: 0	WP: 0 PB: 0 SB: 0 CS: 1	PA: 37			
PITCHER	IP	WLS	BF	H	R	ER	SO	BB	IBB	HBP	BLK	WP	HR	S	P	ERA	WHIP								
Kent Bottenfield R ERA: 5.04 (1, 1)	5.0	W	24	5	2	2	1	5	0	0	0	0	0	45	84	3.60	2.000								
Steve Reed R ERA: 4.69 (6, 1)	2.1		7	0	0	0	3	0	0	0	0	0	0	19	30	0.00	0.000								
Bruce Ruffin L ERA: 4.17 (8, 1)	1.2	S	6	0	0	0	2	1	0	0	0	0	0	20	32	0.00	0.600								

Colorado Rockies @ Pittsburgh Pirates
Three Rivers Stadium, Pittsburgh, PA
Sat Sep 11 1993, 7:05 PM EDT
Att: 21,649 - Unknown - 64 F

livebaseballscorecards.com

AB 31
R 2
H 5
RBI 2
BB 6
SO 6
LOB 16

Batter	1	2	3	4	5	6	7	8	9	AB	R	H	RBI	BB	SO	LOB	TOP			
Eric Young Sr. R OBP: 0.335, SLG: 0.324 (1, 8)										4	1	1	0	1	1	1	Colorado Rockies @ Pittsburgh Pirates Three Rivers Stadium, Pittsburgh, PA Sun Sep 12 1993, 3:33 AM EDT Att: 21,032 - Sunny - 72 F			
Joe Girardi R OBP: 0.314, SLG: 0.371 (1, 2)										3	1	1	0	0	0	0				
Dante Bichette R OBP: 0.346, SLG: 0.530 (1, 9)										5	1	1	1	0	1	2				
Andres Galarraga R OBP: 0.409, SLG: 0.628 (1, 3)										2	0	2	0	2	0	0				
Charlie Hayes R OBP: 0.343, SLG: 0.499 (1, 5)										3	0	1	2	1	0	3				
Jerald Clark R OBP: 0.323, SLG: 0.422 (1, 7)										4	0	1	0	0	1	4				
Nelson Liriano S OBP: 0.340, SLG: 0.310 (1, 6)										4	0	1	0	0	0	2				
Roberto Mejia R OBP: 0.281, SLG: 0.383 (1, 4)										3	0	1	0	1	0	1				
David Nied R OBP: 0.250, SLG: 0.167 (1, 1)										2	0	0	0	0	0	4				
Willie Blair R OBP: 0.143, SLG: 0.147 (4, 1)										1	0	0	0	0	1	0				
Daryl Boston L OBP: 0.312, SLG: 0.422 (8, PH)										1	0	0	0	0	1	1				
Mike Munoz L (8, 1)										0	0	0	0	0	0	0				
Inning Stats	R: 3 E: 0 K: 1 S: 8	H: 3 LOB: 3 BB: 2 P: 17	R: 0 E: 0 K: 0 S: 3	H: 1 LOB: 0 BB: 0 P: 3	R: 0 E: 0 K: 0 S: 2	H: 1 LOB: 0 BB: 1 P: 6	R: 0 E: 0 K: 1 S: 6	H: 1 LOB: 1 BB: 0 P: 6	R: 0 E: 0 K: 0 S: 4	H: 0 LOB: 2 BB: 1 P: 8	R: 0 E: 0 K: 0 S: 6	H: 1 LOB: 2 BB: 1 P: 10	R: 0 E: 0 K: 1 S: 6	H: 1 LOB: 1 BB: 0 P: 6	R: 0 E: 0 K: 0 S: 3	H: 0 LOB: 0 BB: 0 P: 3	1B: 6 2B: 3 3B: 0 HR: 0	SF: 0 SAC: 1 DP: 2 HBP: 1	WP: 0 PB: 0 SB: 2 CS: 1	PA: 40
PITCHER	IP WLS BF H R ER SO BB IBB HBP BLK WP HR S P ERA WHIP																			
Bob Walk R ERA: 5.44 (1, 1)	6.1	29	8	3	3	3	3	3	1	1	0	0	0	0	30	47	4.26	1.737		
Dan Miceli R ERA: (7, 1)	0.2	3	0	0	0	1	1	0	0	0	0	0	0	4	8	0.00	1.500			
Tony Menendez R ERA: 3.21 (8, 1)	2.0	W 7	1	0	0	1	0	0	0	0	0	0	0	9	9	0.00	0.500			

AB	32
R	3
H	9
RBI	3
BB	5
SO	5
LOB	18



Batter	1	2	3	4	5	6	7	8	9	AB	R	H	RBI	BB	SO	LOB	BOTTOM					
Carlos Garcia R OBP: 0.320, SLG: 0.396 (1, 4)										4	0	0	0	0	1	0	Colorado Rockies @ Pittsburgh Pirates Three Rivers Stadium, Pittsburgh, PA Sun Sep 12 1993, 3:33 AM EDT Att: 21,032 - Sunny - 72 F					
Jay Bell R OBP: 0.385, SLG: 0.439 (1, 6)										3	1	0	0	1	0	0						
Orlando Merced S OBP: 0.421, SLG: 0.457 (1, 9)										4	1	2	1	0	0	0						
Jeff King R OBP: 0.345, SLG: 0.396 (1, 5)										3	0	1	1	0	0	1						
Dave Clark L OBP: 0.344, SLG: 0.391 (1, 7)										2	0	0	0	1	0	2						
Lloyd McClendon R OBP: 0.276, SLG: 0.270 (9, PH)										1	0	0	0	0	0	0						
Al Martin L OBP: 0.343, SLG: 0.477 (1, 8)										3	2	2	1	1	0	1						
Kevin Young R OBP: 0.297, SLG: 0.326 (1, 3)										3	0	1	1	0	0	3						
Tom Prince R OBP: 0.256, SLG: 0.287 (1, 2)										2	0	0	0	0	1	1						
Andy Tomberlin L OBP: 0.351, SLG: 0.457 (7, PH)										1	0	0	0	0	1	0						
Tony Menendez R (8, 1)										0	0	0	0	0	0	0						
Bob Walk R OBP: 0.143, SLG: 0.145 (7, 1)										2	0	0	0	0	0	0						
Dan Miceli R (7, 1)										0	0	0	0	0	0	0						
Jerry Goff L OBP: 0.250, SLG: 0.222 (7, PH)										1	0	0	0	0	0	0						
Inning Stats	R: 0 E: 0 K: 0 S: 3	H: 0 LOB: 0 BB: 0 P: 3	R: 1 E: 0 K: 1 S: 7	H: 2 LOB: 1 BB: 0 P: 7	R: 0 E: 0 K: 0 S: 3	H: 0 LOB: 0 BB: 0 P: 3	R: 0 E: 0 K: 0 S: 4	H: 2 LOB: 2 BB: 1 P: 8	R: 0 E: 0 K: 0 S: 3	H: 0 LOB: 0 BB: 0 P: 3	R: 2 E: 0 K: 0 S: 4	H: 1 LOB: 1 BB: 2 P: 12	R: 0 E: 0 K: 2 S: 7	H: 0 LOB: 0 BB: 0 P: 7	R: 0 E: 1 K: 0 S: 3	H: 0 LOB: 0 BB: 0 P: 3	R: 1 E: 0 K: 0 S: 2	H: 1 LOB: 0 BB: 0 P: 2	1B: 3 2B: 1 3B: 1 HR: 1	SF: 1 SAC: 0 DP: 2 HBP: 0	WP: 0 PB: 0 SB: 0 CS: 0	PA: 33
PITCHER	IP WLS BF H R ER SO BB IBB HBP BLK WP HR S P ERA WHIP																					
David Nied R ERA: 5.5 (1, 1)	3.2	15	4	1	1	1	1	0	0	0	0	16	20	2.46	1.364							
Willie Blair R ERA: 4.96 (4, 1)	3.1	13	1	2	2	2	2	0	0	0	0	15	23	5.40	0.900							
Mike Munoz L ERA: 3.86 (8, 1)	1.1	L 5	1	1	1	0	0	0	0	0	1	5	5	6.75	0.750							




Batter	1	2	3	4	5	6	7	8	9	AB	R	H	RBI	BB	SO	LOB	TOP					
Craig Biggio, R OBP: 0.365, SLG: 0.468 (1, 4)	F8		1B	G5-3		K		1B		5	1	2	0	0	1	3	Houston Astros @ Colorado Rockies Mile High Stadium, Denver, CO Tue Sep 14 1993, 5:33 AM EDT Sunny - 62 F					
Steve Finley, L OBP: 0.380, SLG: 0.380 (1, 8)	G4-3		1B		1B	K		G4-3		5	1	2	0	0	1	3						
Luis Gonzalez, L OBP: 0.363, SLG: 0.471 (1, 7)	G4-3		P5		2B		L8		2B	5	1	2	1	0	0	2						
Eric Anthony, L OBP: 0.321, SLG: 0.401 Chris James, R OBP: 0.333, SLG: 0.488 (9, PH)		G5-3	E4		2B	K		K		4	0	1	1	0	1	1						
Ken Caminiti, S OBP: 0.310, SLG: 0.391 (1, 5)		K		F9				K		4	0	1	0	1	2	2						
Chris Donnels, L OBP: 0.318, SLG: 0.361 Jim Lindeman, R (7, PH) (7, 3)		PB	G4-3		K			K		3	1	1	0	0	1	4						
Eddie Taubensee, L OBP: 0.296, SLG: 0.407 Rick Parker, R OBP: 0.375, SLG: 0.421 Al Osuna, R (8, PH) (8, 1)		1B		G6-3		F8		K		3	0	1	1	0	0	1						
Andujar Cedeno, R OBP: 0.349, SLG: 0.400 (1, 6)	G4-3					1B		1B		4	0	3	0	0	0	1						
Doug Drabek, R OBP: 0.119, SLG: 0.169 Brian Williams, R OBP: 0.206, SLG: 0.300 Mike Squires, L OBP: 0.000, SLG: 1.000 Tom Edens, R OBP: 0.174, SLG: 0.416 (1, 1) (5, 1) (6, PH) (6, 1) (8, PH) (8, 2)			P4	SH1-4		1B		1B		1	0	0	0	0	0	0						
Inning Stats	R: 0 E: 0 K: 0 S: 4	H: 0 LOB: 0 BB: 0 P: 7	R: 1 E: 0 K: 1 S: 14	H: 2 LOB: 1 BB: 0 P: 20	R: 1 E: 1 K: 0 S: 12	H: 2 LOB: 3 BB: 1 P: 21	R: 0 E: 0 K: 0 S: 6	H: 1 LOB: 1 BB: 0 P: 8	R: 2 E: 0 K: 1 S: 14	H: 3 LOB: 1 BB: 0 P: 22	R: 0 E: 0 K: 2 S: 11	H: 2 LOB: 1 BB: 0 P: 12	R: 0 E: 0 K: 2 S: 10	H: 1 LOB: 0 BB: 0 P: 14	R: 0 E: 0 K: 2 S: 15	H: 2 LOB: 2 BB: 0 P: 21		R: 0 E: 0 K: 3 S: 13	H: 1 LOB: 1 BB: 0 P: 19	1B: 10 2B: 3 3B: 1 HR: 0	SF: 0 SAC: 1 DP: 0 HBP: 0	WP: 0 PB: 1 SB: 0 CS: 1
PITCHER	IP	WLS	BF	H	R	ER	SO	BB	IBB	HBP	BLK	WP	HR	S	P	ERA	WHIP					
Armando Reynoso, R ERA: 3.75 (1, 1)	5.0	W	27	10	4	3	2	1	0	0	0	0	0	55	84	5.40	2.200					
Bruce Ruffin, L ERA: 4.03 (6, 1)	4.0	S	15	4	0	0	9	0	0	0	0	0	0	44	60	0.00	1.000					

AB	40
R	4
H	14
RBI	3
BB	1
SO	11
LOB	21



Batter	1	2	3	4	5	6	7	8	9	AB	R	H	RBI	BB	SO	LOB	BOTTOM				
Nelson Liriano, S OBP: 0.333, SLG: 0.303 (1, 6)	F8		2B	G4-3		G4-6-3		G6-3		5	1	1	0	0	0	2	Houston Astros @ Colorado Rockies Mile High Stadium, Denver, CO Tue Sep 14 1993, 5:33 AM EDT Sunny - 62 F				
Daryl Boston, L OBP: 0.318, SLG: 0.439 Alex Cole, L OBP: 0.346, SLG: 0.316 (1, 8) (8, 8)	P4		1B		1B		1B		HR	4	3	3	1	0	0	0					
Dante Bichette, R OBP: 0.347, SLG: 0.529 (1, 9)	L1-3		1B		1B		G5-3			4	1	2	1	0	0	1					
Andres Galarraga, R OBP: 0.412, SLG: 0.629 (1, 3)	G4-3		1B		1B		HR		IBB	3	1	2	1	1	0	0					
Charlie Hayes, R OBP: 0.344, SLG: 0.505 (1, 5)	K		G6-4-3		E7		HR			4	1	2	3	0	1	1					
Jerald Clark, R OBP: 0.323, SLG: 0.427 (1, 7)			HR		G6-3		K			4	1	1	1	0	2	2					
Danny Sheaffer, R OBP: 0.306, SLG: 0.385 (1, 2)		1B		G6-3		L9		G4-3		3	0	1	0	0	0	1					
Roberto Mejia, R OBP: 0.285, SLG: 0.385 (1, 4)		1B		1B		L5		F8		4	1	2	0	0	0	0					
Armando Reynoso, R OBP: 0.161, SLG: 0.233 Bruce Ruffin, S OBP: 0.160, SLG: 0.130 Joe Girardi, R OBP: 0.315, SLG: 0.372 (1, 1) (6, 1) (6, 2)		L8		E6		G4-6-3		F7		2	0	1	0	0	0	2					
Inning Stats	R: 0 E: 0 K: 0 S: 7	H: 0 LOB: 0 BB: 0 P: 11	R: 1 E: 0 K: 1 S: 10	H: 3 LOB: 2 BB: 0 P: 16	R: 2 E: 0 K: 0 S: 7	H: 4 LOB: 0 BB: 0 P: 12	R: 1 E: 1 K: 1 S: 14	H: 2 LOB: 1 BB: 0 P: 20	R: 2 E: 0 K: 0 S: 14	H: 4 LOB: 1 BB: 0 P: 19	R: 0 E: 0 K: 0 S: 4	H: 1 LOB: 0 BB: 0 P: 5	R: 3 E: 0 K: 1 S: 8	H: 2 LOB: 0 BB: 1 P: 17	R: 0 E: 0 K: 0 S: 7	H: 0 LOB: 0 BB: 0 P: 13		1B: 12 2B: 1 3B: 1 HR: 2	SF: 0 SAC: 0 DP: 3 HBP: 0	WP: 0 PB: 0 SB: 0 CS: 0	PA: 37
PITCHER	IP	WLS	BF	H	R	ER	SO	BB	IBB	HBP	BLK	WP	HR	S	P	ERA	WHIP				
Doug Drabek, R ERA: 3.63 (1, 1)	4.0	L	22	12	6	5	2	0	0	0	0	0	0	6	8	0.00	1.000				
Brian Williams, R ERA: 4.63 (5, 1)	1.0		3	1	0	0	0	0	0	0	0	0	0	6	8	0.00	1.000				
Tom Edens, R ERA: 2.78 (6, 1)	2.0		9	3	3	3	1	0	1	0	0	0	1	12	22	13.50	1.500				
Al Osuna, L ERA: 3.13 (8, 1)	1.0		3	0	0	0	0	0	0	0	0	0	0	7	13	0.00	0.000				

AB	36
R	9
H	16
RBI	7
BB	1
SO	3
LOB	9



Batter	1	2	3	4	5	6	7	8	9	10	AB	R	H	RBI	BB	SO	LOB										
Craig Biggio, R OBP: 0.367, SLG: 0.468 (1, 4)											4	0	2	1	1	2	0										
Steve Finley, L OBP: 0.309, SLG: 0.386 (1, 8)											5	1	2	1	0	0	3										
Luis Gonzalez, L OBP: 0.365, SLG: 0.472 (1, 7)											3	1	1	0	1	0	0										
Eric Anthony, L OBP: 0.319, SLG: 0.399 Kevin Bass, S OBP: 0.325, SLG: 0.398 (7, 9)											3	0	0	0	0	0	4										
Ken Caminiti, S OBP: 0.313, SLG: 0.392 (1, 5)											4	0	2	1	1	2	0										
Chris Donnels, L OBP: 0.314, SLG: 0.350 (1, 3)											4	0	0	0	1	0	3										
Scott Servais, R OBP: 0.313, SLG: 0.415 Eddie Taubensee, L OBP: 0.302, SLG: 0.405 (4, 2)											1	0	0	0	0	1	0										
Casey Candaele, S OBP: 0.310, SLG: 0.350 (1, 6)											5	1	1	0	0	2	3										
Darryl Kile, R OBP: 0.120, SLG: 0.167 Xavier Hernandez, L (8, 1)											2	0	0	0	1	0	3										
Inning Stats	R: 0 E: 0 K: 1 S: 8	H: 0 LOB: 0 BB: 0 P: 11	R: 0 E: 0 K: 1 S: 9	H: 0 LOB: 0 BB: 0 P: 14	R: 0 E: 0 K: 1 S: 7	H: 1 LOB: 2 BB: 1 P: 14	R: 0 E: 0 K: 0 S: 8	H: 1 LOB: 2 BB: 2 P: 13	R: 1 E: 0 K: 0 S: 7	H: 2 LOB: 2 BB: 2 P: 16	R: 0 E: 0 K: 1 S: 8	H: 1 LOB: 0 BB: 0 P: 14	R: 3 E: 1 K: 1 S: 14	H: 3 LOB: 0 BB: 0 P: 22	R: 1 E: 0 K: 1 S: 11	H: 2 LOB: 1 BB: 0 P: 15	R: 0 E: 0 K: 0 S: 9	H: 0 LOB: 0 BB: 0 P: 17	R: 0 E: 0 K: 0 S: 9	H: 0 LOB: 0 BB: 0 P: 14	1B: 7 2B: 2 3B: 0 HR: 1	SF: 0 SAC: 1 DP: 2 HBP: 1	WP: 2 PA: 44				
PITCHER	IP 5.0	WLS 23	BF 5	H 1	R 1	ER 1	SO 3	BB 4	IBB 0	HBP 0	BLK 0	WP 1	HR 0	S 40	P 69	ERA 1.80	WHIP 1.800										
Curt Leskanic, R ERA: 5.13 Gary Wayne, L ERA: 5.02 Steve Reed, R ERA: 4.75 Mike Munoz, L ERA: 3.6 Darren Holmes, R ERA: 4.5	(1, 1)	(6, 1)	(8, 1)	(9, 1)	(10, 1)																						

TOP

Houston Astros @ Colorado Rockies
Mile High Stadium, Denver, CO

Tue Sep 14, 1993, 9:05 PM EDT
Att: 42,657 - Unknown - 64 F

livebaseballscorecards.com

AB 37
R 5
H 10
RBI 3
BB 5
SO 7
LOB 20

Batter	1	2	3	4	5	6	7	8	9	10	AB	R	H	RBI	BB	SO	LOB										
Eric Young Sr., R OBP: 0.337, SLG: 0.325 (1, 7)											5	0	2	1	1	0	1										
Alex Cole, L OBP: 0.260, SLG: 0.313 Jay Gainer, L OBP: 0.299, SLG: 0.290 Steve Reed, R (8, 1) Mike Munoz, L (9, 1) Jim Tatum, R OBP: 0.298, SLG: 0.308 Darren Holmes, R (10, 1)											3	0	0	0	0	0	1										
Dante Bichette, R OBP: 0.345, SLG: 0.526 (1, 9)											5	1	1	0	0	0	1										
Andres Galarraga, R OBP: 0.412, SLG: 0.626 Jerald Clark, R OBP: 0.323, SLG: 0.427 (10, 3)											5	0	2	0	0	0	1										
Charlie Hayes, R OBP: 0.346, SLG: 0.507 (1, 5)											4	1	2	3	0	0	1										
Joe Girardi, R OBP: 0.313, SLG: 0.366 (1, 2)											4	0	0	0	1	0	4										
Vinny Castilla, R OBP: 0.284, SLG: 0.416 Nelson Liriano, S OBP: 0.343, SLG: 0.308 (8, 6)											2	0	0	0	0	1	1										
Roberto Mejia, R OBP: 0.289, SLG: 0.403 (1, 4)											4	1	2	0	0	1	3										
Curt Leskanic, R OBP: 0.214, SLG: 0.231 Gary Wayne, L OBP: 1.000, SLG: 1.000 Daryl Boston, L OBP: 0.317, SLG: 0.438 Chris Jones, R OBP: 0.291, SLG: 0.423 (8, 8)	(1, 1)	(6, 1)	(7, PH)	(8, 8)																							
Inning Stats	R: 0 E: 0 K: 0 S: 8	H: 0 LOB: 0 BB: 0 P: 11	R: 0 E: 0 K: 0 S: 11	H: 0 LOB: 1 BB: 1 P: 19	R: 0 E: 0 K: 1 S: 5	H: 1 LOB: 0 BB: 0 P: 9	R: 0 E: 0 K: 0 S: 7	H: 1 LOB: 1 BB: 0 P: 16	R: 1 E: 0 K: 2 S: 11	H: 2 LOB: 2 BB: 1 P: 19	R: 0 E: 0 K: 0 S: 4	H: 0 LOB: 1 BB: 0 P: 7	R: 0 E: 0 K: 2 S: 17	H: 1 LOB: 2 BB: 1 P: 28	R: 2 E: 2 K: 2 S: 16	H: 3 LOB: 2 BB: 0 P: 26	R: 2 E: 1 K: 0 S: 9	H: 2 LOB: 2 BB: 0 P: 12	R: 1 E: 1 K: 0 S: 7	H: 1 LOB: 1 BB: 0 P: 11	1B: 7 2B: 4 3B: 1 HR: 0	SF: 0 SAC: 1 DP: 1 HBP: 1	WP: 1 PA: 46				
PITCHER	IP 7.1	WLS 33	BF 7	H 3	R 2	ER 2	SO 5	BB 3	IBB 0	HBP 1	BLK 1	WP 1	HR 0	S 70	P 122	ERA 2.46	WHIP 1.364										
Darryl Kile, R ERA: 3.1 Xavier Hernandez, R ERA: 2.9	(1, 1)	(8, 1)																									

BOTTOM

Houston Astros @ Colorado Rockies
Mile High Stadium, Denver, CO

Tue Sep 14, 1993, 9:05 PM EDT
Att: 42,657 - Unknown - 64 F

livebaseballscorecards.com

AB 41
R 6
H 11
RBI 6
BB 3
SO 7
LOB 21

Batter	1	2	3	4	5	6	7	8	9	AB	R	H	RBI	BB	SO	LOB	TOP			
Craig Biggio, R OBP: 0.369, SLG: 0.474 (1, 4)										4	2	2	1	1	0	1	Houston Astros @ Colorado Rockies Mile High Stadium, Denver, CO Wed Sep 15 1993, 9:05 PM EDT Att: 40,813 - Unknown - 72 F			
Steve Finley, L OBP: 0.305, SLG: 0.383 (1, 8)										4	0	0	0	0	1	2				
Luis Gonzalez, L OBP: 0.369, SLG: 0.484 (1, 7)										5	2	4	2	0	1	1				
Ken Caminiti, S OBP: 0.315, SLG: 0.392 (1, 5)										3	0	1	0	1	0	1				
Kevin Bass, S OBP: 0.333, SLG: 0.399 (7, 1)										2	0	1	1	2	1	2				
Brian Williams, R OBP: 0.200, SLG: 0.300 (8, 1)										0	0	0	0	0	0	0				
Doug Jones, R (8, 1)										0	0	0	0	0	0	0				
Chris Donnels, L OBP: 0.314, SLG: 0.349 (8, PH)										3	0	1	0	0	0	3				
Jim Lindeman, R (8, 3)									1	0	0	0	0	0	0	0				
Eddie Taubensee, L OBP: 0.305, SLG: 0.410 (8, PR)										4	0	2	0	0	0	3				
Rick Parker, R OBP: 0.375, SLG: 0.421 (8, 2)										0	0	0	0	0	0	0				
Andujar Cedeno, R OBP: 0.348, SLG: 0.397 (1, 6)										3	0	0	0	1	2	3				
Greg Swindell, L OBP: 0.192, SLG: 0.212 (7, 9)										2	0	0	0	0	1	3				
Casey Candaele, S OBP: 0.316, SLG: 0.356 (7, 9)										1	0	1	0	0	0	0				
Inning Stats	R: 2 E: 0 K: 0 S: 6	H: 4 LOB: 1 BB: 0 P: 6	R: 0 E: 0 K: 1 S: 6	H: 1 LOB: 1 BB: 0 P: 6	R: 0 E: 0 K: 0 S: 3	H: 1 LOB: 0 BB: 0 P: 3	R: 0 E: 0 K: 1 S: 5	H: 0 LOB: 1 BB: 1 P: 9	R: 0 E: 0 K: 2 S: 7	H: 0 LOB: 0 BB: 0 P: 7	R: 1 E: 0 K: 0 S: 5	H: 2 LOB: 3 BB: 2 P: 13	R: 1 E: 0 K: 1 S: 5	H: 1 LOB: 2 BB: 2 P: 13	R: 0 E: 0 K: 0 S: 3	H: 1 LOB: 1 BB: 0 P: 6	1B: 8 2B: 4 3B: 0 HR: 2	SF: 0 SAC: 2 DP: 3 HBP: 0	WP: 1 PB: 0 SB: 0 CS: 2	PA: 39
PITCHER	IP	WLS	BF	H	R	ER	SO	BB	IBB	HBP	BLK	WP	HR	S	P	ERA	WHIP			
Greg Harris, R ERA: 4.32 (1, 1)	6.0		27	8	3	3	4	2	1	0	0	1	2	32	44	4.50	1.667			
Mike Munoz, L ERA: 3.95 (7, 1)	1.1	W	7	2	1	1	1	1	1	0	0	0	0	7	15	6.75	2.250			
Willie Blair, R ERA: 4.93 (8, 1)	0.2		1	0	0	0	0	0	0	0	0	0	0	1	1	0.00	0.000			
Darren Holmes, R ERA: 4.43 (9, 1)	1.0	S	4	2	0	0	1	0	0	0	0	0	0	6	6	0.00	2.000			

Batter	1	2	3	4	5	6	7	8	9	AB	R	H	RBI	BB	SO	LOB	BOTTOM			
Eric Young Sr., R OBP: 0.340, SLG: 0.325 (1, 8)										3	2	1	0	2	1	2	Houston Astros @ Colorado Rockies Mile High Stadium, Denver, CO Wed Sep 15 1993, 9:05 PM EDT Att: 40,813 - Unknown - 72 F			
Joe Girardi, R OBP: 0.315, SLG: 0.371 (1, 2)										5	0	2	0	0	2	3				
Dante Bichette, R OBP: 0.287, SLG: 0.526 (1, 9)										4	1	2	0	0	0	3				
Chris Jones, R OBP: 0.291, SLG: 0.423 (9, 8)										0	0	0	0	0	0	0				
Andres Galarraga, R OBP: 0.412, SLG: 0.623 (1, 3)										5	0	2	3	0	0	3				
Charlie Hayes, R OBP: 0.350, SLG: 0.515 (1, 5)										4	2	3	1	1	0	1				
Jerald Clark, R OBP: 0.324, SLG: 0.429 (1, 7)										5	0	2	1	0	0	5				
Vinny Castilla, R OBP: 0.287, SLG: 0.419 (6, 1)										3	0	1	0	1	0	1				
Willie Blair, R OBP: 0.143, SLG: 0.147 (8, 1)										0	0	0	0	0	0	0				
Darren Holmes, R (9, 1)										0	0	0	0	0	0	0				
Roberto Mejia, R OBP: 0.288, SLG: 0.397 (1, 4)										3	0	0	0	1	0	6				
Greg Harris, R OBP: 0.195, SLG: 0.186 (1, 1)										1	0	0	0	0	1	2				
Jim Tatum, R OBP: 0.255, SLG: 0.304 (6, PH)										1	0	0	0	0	1	1				
Mike Munoz, L (7, 1)										0	0	0	0	0	0	0				
Nelson Liriano, S OBP: 0.350, SLG: 0.315 (8, 6)										1	1	1	0	0	0	0				
Inning Stats	R: 0 E: 0 K: 0 S: 4	H: 1 LOB: 1 BB: 0 P: 4	R: 0 E: 0 K: 1 S: 7	H: 2 LOB: 2 BB: 0 P: 7	R: 1 E: 0 K: 0 S: 4	H: 2 LOB: 1 BB: 1 P: 8	R: 0 E: 1 K: 1 S: 7	H: 1 LOB: 2 BB: 0 P: 7	R: 0 E: 0 K: 0 S: 3	H: 1 LOB: 0 BB: 0 P: 3	R: 1 E: 1 K: 1 S: 6	H: 1 LOB: 1 BB: 1 P: 10	R: 3 E: 1 K: 1 S: 9	H: 4 LOB: 2 BB: 1 P: 13	R: 1 E: 0 K: 1 S: 6	H: 2 LOB: 3 BB: 2 P: 15	1B: 8 2B: 6 3B: 0 HR: 0	SF: 0 SAC: 1 DP: 2 HBP: 1	WP: 1 PB: 0 SB: 1 CS: 1	PA: 42
PITCHER	IP	WLS	BF	H	R	ER	SO	BB	IBB	HBP	BLK	WP	HR	S	P	ERA	WHIP			
Greg Swindell, L ERA: 4.43 (1, 1)	6.1		29	9	3	2	4	2	0	0	0	1	0	35	43	2.84	1.737			
Brian Williams, R ERA: 5.01 (7, 1)	0.2	L	6	3	2	2	0	0	1	0	0	1	0	5	9	27.00	4.500			
Doug Jones, R ERA: 4.2 (8, 1)	1.0		7	2	1	1	1	1	1	1	0	0	0	6	15	9.00	3.000			

Houston Astros @ Colorado Rockies
 Mile High Stadium, Denver, CO
 Wed Sep 15 1993, 9:05 PM EDT
 Att: 40,813 - Unknown - 72 F

AB	32
R	4
H	12
RBI	4
BB	5
SO	6
LOB	19



Houston Astros @ Colorado Rockies
 Mile High Stadium, Denver, CO
 Wed Sep 15 1993, 9:05 PM EDT
 Att: 40,813 - Unknown - 72 F

AB	35
R	6
H	14
RBI	5
BB	5
SO	5
LOB	27



Batter	1	2	3	4	5	6	7	8	9	AB	R	H	RBI	BB	SO	LOB	TOP										
Craig Biggio, R OBP: 0.366, SLG: 0.470 (1, 4)	P5		K			K		G5-3		4	0	0	0	0	2	1											
Steve Finley, L OBP: 0.305, SLG: 0.382 (1, 8)	G4-3		CS			G3-1		K		4	0	1	1	0	1	0											
Luis Gonzalez, L OBP: 0.370, SLG: 0.483 (1, 7)	FC6-4		CS		G6-3	1B		G3-1		3	1	1	0	1	0	0											
Jim Lindeman, R OBP: 0.286, SLG: 0.429 (1, 3)	FC6-4				2B	1B		K		4	1	2	0	0	1	1											
Kevin Bass, S OBP: 0.337, SLG: 0.401 (1, 9)					K			G4-3		4	0	2	1	0	1	1											
Chris Donnels, L OBP: 0.319, SLG: 0.377 (8, 3)	K				2B	K				4	0	2	1	0	2	3											
Andujar Cedeno, R OBP: 0.347, SLG: 0.398 (1, 6)	G5-3				2B	K				4	0	1	0	0	2	3											
Scooter Tucker, R OBP: 0.333, SLG: 0.333 Eric Anthony, L OBP: 0.315, SLG: 0.398 (9, PH)			SH3-4		L9			L1-3		3	1	1	0	0	0	0											
Mark Portugal, R OBP: 0.228, SLG: 0.246 Todd Jones, L (8, 1)			SH3-4		K			K		2	0	0	0	0	2	0											
Casey Candaele, S OBP: 0.316, SLG: 0.356 (8, 5)										0	0	0	0	0	0	0											
Inning Stats	R: 0 E: 0 K: 0 S: 11	H: 1 LOB: 1 BB: 0 P: 18	R: 0 E: 0 K: 1 S: 9	H: 1 LOB: 0 BB: 0 P: 12	R: 1 E: 0 K: 1 S: 9	H: 2 LOB: 0 BB: 0 P: 17	R: 1 E: 0 K: 1 S: 14	H: 3 LOB: 2 BB: 0 P: 16	R: 0 E: 0 K: 2 S: 16	H: 0 LOB: 0 BB: 1 P: 15	R: 0 E: 0 K: 1 S: 6	H: 0 LOB: 0 BB: 0 P: 7	R: 0 E: 0 K: 2 S: 7	H: 0 LOB: 0 BB: 0 P: 7	R: 0 E: 0 K: 1 S: 10	H: 1 LOB: 1 BB: 0 P: 12	1B: 6 2B: 3 3B: 1 HR: 0	SF: 0 SAC: 1 DP: 0 HBP: 0	WP: 0 PB: 0 SB: 0 CS: 1	PA: 36							
PITCHER	IP	WLS	BF	H	R	ER	SO	BB	IBB	HBP	BLK	WP	HR	S	P	ERA	WHIP										
Kent Bottenfield, R ERA: 5.02	6.0	25	9	3	3	7	1	0	0	0	0	0	0	68	103	4.50	1.667										
Steve Reed, R ERA: 4.68	1.0	3	0	0	0	1	0	0	0	0	0	0	0	6	7	0.00	0.000										
Bruce Ruffin, L ERA: 4.0	1.0	W	3	0	0	0	2	0	0	0	0	0	0	7	7	0.00	0.000										
Darren Holmes, R ERA: 4.35	1.0	S	4	1	0	0	1	0	0	0	0	0	0	10	12	0.00	1.000										

Houston Astros @ Colorado Rockies
Mile High Stadium, Denver, CO
Thu Sep 16 1993, 5:33 AM EDT
Att: 41,847 - Cloudy - 68 F

AB 33
R 3
H 10
RBI 3
BB 1
SO 11
LOB 10



Batter	1	2	3	4	5	6	7	8	9	AB	R	H	RBI	BB	SO	LOB	BOTTOM										
Nelson Liriano, S OBP: 0.355, SLG: 0.333 (1, 6)	2B		G3		FC4			SH3-4		4	2	2	0	0	0	1											
Joe Girardi, R OBP: 0.315, SLG: 0.374 (1, 2)	F8		G6-3			L8		SH3-4		3	1	1	1	0	0	0											
Daryl Boston, L OBP: 0.319, SLG: 0.442 Chris Jones, R OBP: 0.291, SLG: 0.423 (9, PH)	F8				G5-3	G3		CS		4	0	2	1	0	0	1											
Andres Galarraga, R OBP: 0.415, SLG: 0.628 (1, 3)	SF9				G5-3	2B		HR		3	1	3	1	0	0	0											
Charlie Hayes, R OBP: 0.351, SLG: 0.515 (1, 5)	K				G5-3	1B		HR		3	1	1	0	1	1	2											
Jerald Clark, R OBP: 0.323, SLG: 0.435 (1, 9)			G1-3		P6	G4-3		HR		4	1	1	3	0	0	3											
Eric Young Sr., R OBP: 0.341, SLG: 0.327 (1, 7)	G4-3				G5-4-3			CS		4	0	2	0	0	0	0											
Roberto Mejia, R OBP: 0.284, SLG: 0.391 (1, 4)	G6-3				G5-4-3			CS		3	0	0	0	0	0	1											
Kent Bottenfield, R OBP: 0.245, SLG: 0.213 Steve Reed, R (7, 1)			K							2	0	1	0	0	1	0											
Jay Gainer, L OBP: 0.243, SLG: 0.242 Bruce Ruffin, S OBP: 0.160, SLG: 0.130 Darren Holmes, R (9, 1)					FC4					1	0	0	0	0	0	0											
Inning Stats	R: 2 E: 0 K: 1 S: 11	H: 2 LOB: 0 BB: 0 P: 17	R: 0 E: 0 K: 0 S: 4	H: 0 LOB: 0 BB: 0 P: 8	R: 0 E: 0 K: 1 S: 7	H: 0 LOB: 0 BB: 0 P: 13	R: 0 E: 0 K: 0 S: 5	H: 2 LOB: 1 BB: 0 P: 11	R: 0 E: 0 K: 0 S: 8	H: 2 LOB: 2 BB: 0 P: 11	R: 0 E: 0 K: 0 S: 5	H: 0 LOB: 0 BB: 0 P: 9	R: 4 E: 0 K: 0 S: 13	H: 5 LOB: 1 BB: 1 P: 25	1B: 7 2B: 5 3B: 0 HR: 1	SF: 1 SAC: 1 DP: 2 HBP: 0	WP: 0 PB: 0 SB: 0 CS: 2	PA: 35									
PITCHER	IP	WLS	BF	H	R	ER	SO	BB	IBB	HBP	BLK	WP	HR	S	P	ERA	WHIP										
Mark Portugal, R ERA: 2.94	7.0	28	9	3	3	2	0	0	0	0	0	0	0	51	87	3.86	1.286										
Todd Jones, R ERA: 2.69	1.0	L	6	4	3	3	0	0	1	0	0	0	1	11	23	27.00	4.000										

Houston Astros @ Colorado Rockies
Mile High Stadium, Denver, CO
Thu Sep 16 1993, 5:33 AM EDT
Att: 41,847 - Cloudy - 68 F


AB 31
R 6
H 13
RBI 6
BB 1
SO 2
LOB 8




Batter	1	2	3	4	5	6	7	8	9	AB	R	H	RBI	BB	SO	LOB	TOP					
Brett Butler, L (1, 8) OBP: 0.386, SLG: 0.374	L7		L9		B2-3			F7	K	3	0	0	0	0	0	0	Los Angeles Dodgers @ Colorado Rockies Mile High Stadium, Denver, CO Fri Sep 17 1993, 9:05 PM EDT Att: 56,679 - Unknown - 55 F					
Tom Goodwin, L (6, 8) OBP: 0.333, SLG: 0.400										1	0	0	0	0	0							
Mike Sharperson, R (9, PH) OBP: 0.287, SLG: 0.370										1	0	0	0	1	2							
Jose Offerman, S (1, 6) OBP: 0.348, SLG: 0.343	F7		L9		L7			WP E	G4-3	5	1	1	0	0	0	2						
Mike Piazza, R (1, 2) OBP: 0.397, SLG: 0.540										2	0	1	0	0	1	0						
Carlos Hernandez, R (6, PH) OBP: 0.261, SLG: 0.344	K				FC6-4 1B			F9		2	0	0	0	0	0	1						
Eric Karros, R (1, 3) OBP: 0.288, SLG: 0.409										3	1	1	1	0	1	1						
Henry Rodriguez, L (6, 3) OBP: 0.294, SLG: 0.441			K		FC6-4 1-2			E8 WP		1	0	0	0	0	0	0						
Tim Wallach, R (1, 5) OBP: 0.268, SLG: 0.349										4	0	1	0	0	1	1						
Cory Snyder, R (1, 9) OBP: 0.342, SLG: 0.412										2	0	2	0	0	0	0						
Jerry Brooks, R (6, PH) OBP: 0.333, SLG: 1.333										2	1	1	1	0	0	0						
Billy Ashley, R (1, 7) OBP: 0.269, SLG: 0.269										4	0	1	0	0	1	2						
Jody Reed, R (1, 4) OBP: 0.329, SLG: 0.346										1	0	0	0	1	0	1						
Rafael Bourquiel, R (7, PH) OBP: 0.600, SLG: 0.800										2	0	1	0	0	0	0						
Tom Candiotti, R (1, 1) OBP: 0.156, SLG: 0.175										1	0	0	0	0	0	3						
Ricky Tricek, R (2, 1) OBP: 0.290, SLG: 0.290										0	0	0	0	0	0	0						
Lenny Harris, R (5, PH) OBP: 0.306, SLG: 0.513										0	0	0	0	0	0	0						
John DeSilva, R (5, 1) OBP: 0.492, SLG: 0.497										1	0	0	0	0	0	0						
Dave Hansen, L (7, PH) OBP: 0.492, SLG: 0.497										0	0	0	0	0	0	0						
Steve Wilson, L (7, 1) OBP: 0.270, SLG: 0.328										1	0	1	0	0	0	0						
Raul Mondesi, R (9, PH) OBP: 0.270, SLG: 0.328										1	0	1	0	0	0	0						
Inning Stats	R: 0 E: 0 K: 1 S: 7	H: 0 LOB: 0 BB: 0 P: 12	R: 0 E: 0 K: 1 S: 8	H: 2 LOB: 3 BB: 1 P: 19	R: 0 E: 0 K: 0 S: 5	H: 1 LOB: 1 BB: 0 P: 9	R: 0 E: 0 K: 1 S: 9	H: 2 LOB: 1 BB: 0 P: 14	R: 0 E: 0 K: 0 S: 7	H: 0 LOB: 0 BB: 0 P: 8	R: 1 E: 0 K: 0 S: 9	H: 1 LOB: 0 BB: 0 P: 13	R: 0 E: 0 K: 0 S: 4	H: 0 LOB: 0 BB: 0 P: 4	R: 1 E: 1 K: 0 S: 14	H: 1 LOB: 1 BB: 0 P: 20	R: 1 E: 0 K: 2 S: 20	H: 3 LOB: 2 BB: 0 P: 26	1B: 6 2B: 2 3B: 0 HR: 2	SF: 0 SAC: 0 DP: 0 HBP: 0	WP: 2 PB: 0 SB: 0 CS: 0	PA: 38
PITCHER	IP	WLS	BF	H	R	ER	SO	BB	IBB	HBP	BLK	WP	HR	S	P	ERA	WHIP					
David Nied, R (1, 1) ERA: 5.13	5.0	W	20	5	0	0	3	0	1	0	0	0	0	36	62	0.00	1.000					
Willie Blair, R (6, 1) ERA: 4.54	3.1		16	5	3	2	1	0	0	0	0	2	2	39	52	5.40	1.500					
Gary Wayne, L (9, 1) ERA: 4.97	0.2		2	0	0	0	1	0	0	0	0	0	0	8	11	0.00	0.000					

Batter	1	2	3	4	5	6	7	8	9	AB	R	H	RBI	BB	SO	LOB	BOTTOM					
Nelson Liriano, S (1, 6) OBP: 0.375, SLG: 0.366	SH1-3 G4-3 2B									5	3	4	0	0	0	0	Los Angeles Dodgers @ Colorado Rockies Mile High Stadium, Denver, CO Fri Sep 17 1993, 9:05 PM EDT Att: 56,679 - Unknown - 55 F					
Joe Girardi, R (1, 2) OBP: 0.321, SLG: 0.383										4	2	3	1	0	0	2						
Danny Sheaffer, R (9, 2) OBP: 0.306, SLG: 0.385										0	0	0	0	0	0	0						
Daryl Boston, L (1, 8) OBP: 0.322, SLG: 0.447										4	1	2	4	0	1	2						
Chris Jones, R (7, PH) OBP: 0.289, SLG: 0.421										1	0	0	0	0	0	0						
Andres Galarraga, R (1, 3) OBP: 0.415, SLG: 0.630										4	0	2	3	0	1	2						
Jim Tatum, R (9, 3) OBP: 0.259, SLG: 0.304										0	0	0	0	0	0	0						
Charlie Hayes, R (1, 5) OBP: 0.353, SLG: 0.520										3	1	1	2	1	1	1						
Willie Blair, R (6, 1) OBP: 0.139, SLG: 0.143										1	0	0	0	0	1	0						
Gary Wayne, L (9, 1) OBP: 1.000, SLG: 1.000										0	0	0	0	0	0	0						
Jerald Clark, R (1, 9) OBP: 0.324, SLG: 0.441										5	1	2	1	0	1	3						
Eric Young Sr., R (1, 7) OBP: 0.340, SLG: 0.328										4	1	1	0	0	0	1						
Roberto Mejia, R (1, 4) OBP: 0.279, SLG: 0.383										4	0	0	0	0	3	1						
David Nied, R (1, 1) OBP: 0.318, SLG: 0.211										1	2	1	1	1	0	0						
Eric Wedge, R (6, PH) OBP: 1.000, SLG: 1.000										1	1	1	0	0	0	0						
Pedro Castellano, R (6, 5) OBP: 0.269, SLG: 0.343										1	0	0	0	0	1	0						
Inning Stats	R: 1 E: 0 K: 0 S: 13	H: 2 LOB: 2 BB: 1 P: 23	R: 6 E: 0 K: 1 S: 15	H: 7 LOB: 1 BB: 0 P: 21	R: 1 E: 0 K: 1 S: 17	H: 2 LOB: 1 BB: 1 P: 30	R: 1 E: 0 K: 0 S: 8	H: 1 LOB: 0 BB: 0 P: 12	R: 3 E: 0 K: 3 S: 17	H: 4 LOB: 1 BB: 0 P: 26	R: 0 E: 0 K: 2 S: 9	H: 0 LOB: 0 BB: 0 P: 13	R: 0 E: 0 K: 0 S: 6	H: 1 LOB: 0 BB: 0 P: 8	R: 0 E: 0 K: 2 S: 8	H: 0 LOB: 0 BB: 0 P: 11	1B: 10 2B: 5 3B: 0 HR: 2	SF: 1 SAC: 1 DP: 0 HBP: 0	WP: 0 PB: 0 SB: 1 CS: 0	PA: 42		
PITCHER	IP	WLS	BF	H	R	ER	SO	BB	IBB	HBP	BLK	WP	HR	S	P	ERA	WHIP					
Tom Candiotti, R (1, 1) ERA: 2.88	1.2	L	15	9	7	7	1	1	0	0	0	0	0	1	26	40	37.80	6.000				
Ricky Tricek, R (2, 1) ERA: 4.18	2.1		11	3	2	2	1	1	0	0	0	0	0	1	27	46	7.71	1.714				
John DeSilva, R (5, 1) ERA: 12.0	2.0		10	4	3	3	5	0	0	0	0	0	0	26	39	13.50	2.000					
Steve Wilson, L (7, 1) ERA: 4.0	2.0		6	1	0	0	2	0	0	0	0	0	0	14	19	0.00	0.500					



Batter	1	2	3	4	5	6	7	8	9	AB	R	H	RBI	BB	SO	LOB	TOP									
Raul Mondesi, R OBP: 0.294, SLG: 0.385	P2		BB 1B	BB		K		HR		4	2	2	2	1	1	0	Los Angeles Dodgers @ Colorado Rockies Mile High Stadium, Denver, CO Sat Sep 18 1993, 9:05 PM EDT Att: 52,293 - Unknown - 49 F AB 36 R 9 H 11 RBI 8 BB 6 SO 10 LOB 13 									
Jose Offerman, S OBP: 0.348, SLG: 0.342	F7		BB 1B FC4-6	G4-3			CS 1B	G6-3		4	1	1	0	1	0	2										
Mike Piazza, R OBP: 0.357, SLG: 0.537	BB		FC4-6 1B		G5-3		K		G1-3	4	0	1	2	1	1	1										
Eric Karros, R OBP: 0.287, SLG: 0.409	P5		FC4-6 1B		1B 2B		F7		G5-3	5	1	1	1	0	0	3										
Tim Wallach, R OBP: 0.267, SLG: 0.348		K2-3						F9		4	0	1	1	0	2	1										
Lenny Harris, L OBP: 0.310, SLG: 0.313			K							0	0	0	0	1	0	0										
Cory Snyder, R OBP: 0.342, SLG: 0.414	G1-3									5	1	2	0	0	1	1										
Billy Ashley, R OBP: 0.241, SLG: 0.241										3	0	0	0	0	3	3										
Dave Hansen, L OBP: 0.457, SLG: 0.487										0	1	0	0	1	0	0										
Tom Goodwin, L OBP: 0.333, SLG: 0.400										0	0	0	0	0	0	0										
Jody Reed, R OBP: 0.330, SLG: 0.347			BB 1B							1	1	1	0	0	0	0										
Mike Sharperson, R OBP: 0.300, SLG: 0.373			BB 1B	FC1-6 1B				1B WP BB		2	1	1	1	1	1	0										
Pedro Astacio, R OBP: 0.158, SLG: 0.158			K	FC1-6 BB			G3	WP HR 1B		4	1	1	1	0	1	2										
Inning Stats	R: 0 E: 0 K: 0 S: 9	H: 0 LOB: 1 BB: 1 P: 14	R: 0 E: 0 K: 2 S: 7	H: 0 LOB: 0 BB: 0 P: 9	R: 3 E: 0 K: 2 S: 11	H: 3 LOB: 1 BB: 1 P: 18	R: 1 E: 0 K: 1 S: 15	H: 2 LOB: 2 BB: 1 P: 24	R: 1 E: 0 K: 1 S: 10	H: 3 LOB: 2 BB: 0 P: 19	R: 0 E: 0 K: 2 S: 7	H: 0 LOB: 0 BB: 0 P: 9	R: 0 E: 0 K: 1 S: 8	H: 1 LOB: 0 BB: 0 P: 13	R: 4 E: 0 K: 1 S: 12	H: 2 LOB: 2 BB: 2 P: 22		R: 0 E: 0 K: 0 S: 4	H: 0 LOB: 1 BB: 1 P: 8	1B: 8 2B: 3 3B: 0 HR: 1	SF: 0 SAC: 0 DP: 1 HBP: 0	WP: 1 PB: 0 SB: 0 CS: 2	PA: 42			
PITCHER	IP WLS BF H R ER SO BB IBB HBP BLK WP HR S P ERA WHIP	3.0 L 14 3 3 3 4 2 0 0 0 0 0 27 41 9.00 1.667	2.0 11 5 2 2 2 1 0 0 0 0 0 0 25 43 9.00 3.000	2.0 6 1 0 0 3 0 0 0 0 0 0 15 22 0.00 0.500	2.0 11 2 4 4 1 3 0 0 0 1 1 16 30 18.00 2.500											IP WLS BF H R ER SO BB IBB HBP BLK WP HR S P ERA WHIP										

Batter	1	2	3	4	5	6	7	8	9	AB	R	H	RBI	BB	SO	LOB	BOTTOM						
Nelson Liriano, S OBP: 0.379, SLG: 0.381	G3 2B		BB 1B					P6		4	0	2	0	0	0	1	Los Angeles Dodgers @ Colorado Rockies Mile High Stadium, Denver, CO Sat Sep 18 1993, 9:05 PM EDT Att: 52,293 - Unknown - 49 F AB 35 R 0 H 7 RBI 0 BB 1 SO 6 LOB 18 						
Joe Girardi, R OBP: 0.323, SLG: 0.383	K2-3		BB			G5-3		E 1B		3	0	1	0	1	1	1							
Daryl Boston, L OBP: 0.321, SLG: 0.444	G3		K			G2-3 1B		E6 FC5-4		4	0	1	0	0	1	4							
Andres Galarraga, R OBP: 0.411, SLG: 0.624	G4-3					G2-3		F8		4	0	0	0	0	0	4							
Pedro Castellano, R OBP: 0.289, SLG: 0.343						1-2		F8		0	0	0	0	0	0	0							
Charlie Hayes, R OBP: 0.350, SLG: 0.516		G6-3		F8		F9		FC5-4		4	0	0	0	0	0	3							
Jerald Clark, R OBP: 0.323, SLG: 0.442		G6-3		K2-3						4	0	1	0	0	1	0							
Eric Young Sr., R OBP: 0.340, SLG: 0.327			K			G6-3		F9		4	0	1	0	0	1	1							
Roberto Mejia, R OBP: 0.276, SLG: 0.379			B3-1			K		G6-3		2	0	0	0	0	1	0							
Jay Garner, L OBP: 0.237, SLG: 0.235										1	0	0	0	0	0	1							
Vinny Castilla, R OBP: 0.286, SLG: 0.417										1	0	0	0	0	0	1							
Bruce Hurst, L OBP: 0.269, SLG: 0.350			F9							0	0	0	0	0	0	0							
Eric Wedge, R OBP: 0.269, SLG: 0.350										1	0	0	0	0	0	0							
Lance Painter, L OBP: 0.344, SLG: 0.500										0	0	0	0	0	0	0							
Alex Cole, L OBP: 0.294, SLG: 0.315										0	0	0	0	0	0	0							
Mo Sanford, R OBP: 0.269, SLG: 0.315										0	0	0	0	0	0	0							
Jim Tatum, R OBP: 0.203, SLG: 0.301										0	0	0	0	0	0	1							
Marcus Moore, S OBP: 0.286, SLG: 0.418										0	0	0	0	0	0	0							
Chris Jones, R OBP: 0.286, SLG: 0.418										1	0	0	0	0	1	1							
Inning Stats	R: 0 E: 0 K: 1 S: 9	H: 1 LOB: 1 BB: 0 P: 14	R: 0 E: 0 K: 1 S: 7	H: 0 LOB: 0 BB: 0 P: 14	R: 0 E: 0 K: 1 S: 8	H: 1 LOB: 2 BB: 1 P: 18	R: 0 E: 0 K: 1 S: 6	H: 0 LOB: 0 BB: 0 P: 10	R: 0 E: 0 K: 1 S: 7	H: 1 LOB: 1 BB: 0 P: 12	R: 0 E: 0 K: 0 S: 8	H: 1 LOB: 1 BB: 0 P: 11	R: 0 E: 0 K: 0 S: 6	H: 1 LOB: 1 BB: 0 P: 9	R: 0 E: 1 K: 0 S: 8	H: 1 LOB: 2 BB: 0 P: 14	R: 0 E: 0 K: 1 S: 8	H: 1 LOB: 1 BB: 0 P: 10	1B: 5 2B: 2 3B: 0 HR: 0	SF: 0 SAC: 0 DP: 0 HBP: 0	WP: 0 PB: 0 SB: 0 CS: 0	PA: 36	
PITCHER	IP WLS BF H R ER SO BB IBB HBP BLK WP HR S P ERA WHIP	9.0 W 36 7 0 0 6 1 0 0 0 0 0 67 112 0.00 0.889											IP WLS BF H R ER SO BB IBB HBP BLK WP HR S P ERA WHIP										

Batter	1	2	3	4	5	6	7	8	9	AB	R	H	RBI	BB	SO	LOB	TOP								
Brett Butler , L (1, 8) OBP: 0.383, SLG: 0.371										5	0	0	0	0	2	3									
Jose Offerman , S (1, 6) OBP: 0.346, SLG: 0.339										4	0	0	0	0	0	0									
Henry Rodriguez , L (1, 7) Raul Mondesi , R (6, PH) OBP: 0.304, SLG: 0.409										3	1	1	1	0	0	0									
Eric Karros , R (1, 3) OBP: 0.290, SLG: 0.413										4	2	3	1	0	0	0									
Tim Wallach , R (1, 5) OBP: 0.265, SLG: 0.345										4	0	0	0	0	0	3									
Cory Snyder , R (1, 9) OBP: 0.342, SLG: 0.412										3	1	0	0	1	1	3									
Carlos Hernandez , R (1, 2) OBP: 0.260, SLG: 0.340										4	0	1	2	0	2	2									
Jody Reed , R (1, 4) OBP: 0.332, SLG: 0.347										3	0	1	0	1	1	0									
Pedro Martinez , R (1, 1) Roger McDowell , R (3, 1) Dave Harshbarger , L (4, PH) Kip Gross , R (4, 1) Mike Sharperson , R (7, PH) Steve Wilson , L (7, 1) Lenny Harris , L (9, PH) OBP: 0.306, SLG: 0.310										1	0	0	0	0	1	2									
Inning Stats	R: 0 E: 0 K: 1 S: 6	H: 0 LOB: 0 BB: 9	R: 1 E: 1 K: 1 S: 10	H: 1 LOB: 2 BB: 21	R: 0 E: 0 K: 1 S: 6	H: 0 LOB: 0 BB: 9	R: 2 E: 0 K: 0 S: 10	H: 3 LOB: 2 BB: 23	R: 1 E: 0 K: 0 S: 8	H: 1 LOB: 0 BB: 12	R: 0 E: 0 K: 2 S: 7	H: 0 LOB: 0 BB: 11	R: 0 E: 0 K: 0 S: 7	H: 0 LOB: 0 BB: 10	R: 1 E: 0 K: 2 S: 10	H: 2 LOB: 1 BB: 14	R: 0 E: 0 K: 0 S: 9	H: 0 LOB: 0 BB: 17	1B: 4 2B: 2 3B: 0 HR: 1	SF: 0 SAC: 0 DP: 1 HBP: 0	WP: 0 PB: 0 SB: 0 CS: 0	PA: 37			
PITCHER	IP	WLS	BF	H	R	ER	SO	BB	IBB	HBP	BLK	WP	HR	S	P	ERA	WHIP								
Armando Reynoso , R (1, 1) ERA: 3.8	5.0	W	23	5	4	3	3	2	1	0	0	0	1	40	74	5.40	1.400								
Steve Reed , R (6, 1) ERA: 4.92	1.0		3	0	0	2	0	0	0	0	0	0	0	7	11	0.00	0.000								
Bruce Ruffin , L (7, 1) ERA: 4.01	2.0		8	2	1	1	2	0	0	0	0	0	0	17	24	4.50	1.000								
Darren Holmes , R (9, 1) ERA: 4.29	1.0	S	3	0	0	0	0	0	0	0	0	0	0	9	17	0.00	0.000								

Los Angeles Dodgers @ Colorado Rockies
Mile High Stadium, Denver, CO
Sun Sep 19 1993, 5:33 AM EDT
Att: 61,573 - Cloudy - 69 F

livebaseballscorecards.com

AB 34
R 5
H 7
RBI 5
BB 3
SO 7
LOB 13

Batter	1	2	3	4	5	6	7	8	9	AB	R	H	RBI	BB	SO	LOB	BOTTOM								
Nelson Liriano , S (1, 4) OBP: 0.388, SLG: 0.404										4	1	2	3	1	2	0									
Joe Girardi , R (1, 2) OBP: 0.331, SLG: 0.391										4	0	3	1	1	0	0									
Daryl Boston , L (1, 8) Chris Jones , R (6, PH) OBP: 0.286, SLG: 0.416										4	0	0	0	0	2	5									
Andres Galarraga , R (1, 3) OBP: 0.411, SLG: 0.626										5	1	2	0	0	1	1									
Charlie Hayes , R (1, 5) OBP: 0.349, SLG: 0.514										4	1	1	0	0	0	3									
Jerald Clark , R (1, 9) OBP: 0.327, SLG: 0.447										2	3	1	0	2	0	0									
Eric Young Sr. , R (1, 7) OBP: 0.343, SLG: 0.331										4	1	3	2	0	0	1									
Vinny Castilla , R (1, 6) OBP: 0.289, SLG: 0.415										2	0	0	0	2	0	2									
Armando Reynoso , R (1, 1) OBP: 0.175, SLG: 0.233										0	1	0	0	1	0	0									
Alex Cole , L (6, PH) Bruce Ruffin , S (7, 1) Darren Holmes , R (9, 1) OBP: 0.154, SLG: 0.125										1	0	0	0	0	1	0									
Inning Stats	R: 0 E: 0 K: 1 S: 11	H: 2 LOB: 2 BB: 1 P: 19	R: 3 E: 0 K: 1 S: 12	H: 2 LOB: 1 BB: 2 P: 24	R: 3 E: 1 K: 0 S: 13	H: 3 LOB: 0 BB: 1 P: 24	R: 0 E: 0 K: 1 S: 9	H: 1 LOB: 1 BB: 0 P: 11	R: 0 E: 0 K: 2 S: 8	H: 1 LOB: 1 BB: 0 P: 10	R: 0 E: 0 K: 2 S: 8	H: 1 LOB: 2 BB: 3 P: 12	R: 2 E: 0 K: 1 S: 17	H: 2 LOB: 2 BB: 3 P: 32	R: 0 E: 0 K: 1 S: 6	H: 0 LOB: 0 BB: 0 P: 15	1B: 8 2B: 1 3B: 3 HR: 0	SF: 0 SAC: 1 DP: 1 HBP: 0	WP: 1 PB: 0 SB: 4 CS: 1	PA: 42					
PITCHER	IP	WLS	BF	H	R	ER	SO	BB	IBB	HBP	BLK	WP	HR	S	P	ERA	WHIP								
Pedro Martinez , R (1, 1) ERA: 2.73	2.1	L	15	6	5	5	2	3	0	0	1	0	0	8	16	0.00	3.857								
Roger McDowell , R (3, 1) ERA: 1.99	0.2		3	1	1	0	0	1	0	0	0	0	0	8	16	0.00	3.000								
Kip Gross , R (4, 1) ERA:	3.0		12	3	0	0	3	0	0	0	0	0	0	25	33	0.00	1.000								
Steve Wilson , L (7, 1) ERA: 4.5	2.0		10	2	2	2	2	2	1	0	0	0	0	23	47	9.00	2.000								

Los Angeles Dodgers @ Colorado Rockies
Mile High Stadium, Denver, CO
Sun Sep 19 1993, 5:33 AM EDT
Att: 61,573 - Cloudy - 69 F

livebaseballscorecards.com

AB 32
R 8
H 12
RBI 6
BB 7
SO 7
LOB 15

Batter	1	2	3	4	5	6	7	8	9	AB	R	H	RBI	BB	SO	LOB	TOP			
Jarvis Brown, R (1, 8) <small>OBP: 0.357, SLG: 0.380</small> Gene Harris, R (8, 1) Rudy Seanez, R (8, 1)	G4-3			1B SF8	L9	G4-6-3		K		4	1	0	0	1	1	4				
Ricky Gutierrez, R (1, 6) <small>OBP: 0.346, SLG: 0.338</small>	G4-3			SF8 1B		P4	WP 1B	F9		4	1	1	0	1	0	0				
Bill Bean, L (1, 9) <small>OBP: 0.290, SLG: 0.420</small> Melvin Nieves, S (7, PH) <small>OBP: 0.231, SLG: 0.270</small>	F5			G5-3 1B		HBP 1B	K	E4		3	1	2	0	0	0	0				
Phil Planter, L (1, 7) <small>OBP: 0.330, SLG: 0.515</small>				HBP 1B		FC5-4	K	K		2	0	0	1	1	2	2				
Phil Clark, R (1, 3) <small>OBP: 0.342, SLG: 0.485</small>				FC3-2 1B		F7	L3	K		5	1	1	1	0	1	5				
Archi Cianfrocco, R (1, 5) <small>OBP: 0.294, SLG: 0.417</small> Tim Mauser, R (5, 1) Dave Staton, R (8, PH) <small>OBP: 0.273, SLG: 0.500</small> Jeff Gardner, L (8, 5) <small>OBP: 0.354, SLG: 0.357</small>				G5-3 FC3-2		FC5-4		FC5-4 1B		2	0	1	1	0	0	2				
Luis Lopez, S (1, 4) <small>OBP: 0.083, SLG: 0.065</small>				FC3-2 1B		G3	G4-3	L3		4	0	0	0	0	0	5				
Brad Ausmus, R (1, 2) <small>OBP: 0.276, SLG: 0.374</small>				G5-3		G4-3	1B	FC5-4		3	0	0	1	1	0	3				
Tim Worrell, R (1, 1) Pedro Martinez, L (4, 1) Craig Shipley, R (5, 5) <small>OBP: 0.274, SLG: 0.316</small>				K		K		E5		2	0	0	0	0	2	2				
Inning Stats	R: 0 E: 0 K: 0 S: 3	H: 0 LOB: 0 BB: 0 P: 3	R: 1 E: 0 K: 1 S: 6	H: 1 LOB: 2 BB: 1 P: 11	R: 3 E: 0 K: 0 S: 5	H: 2 LOB: 1 BB: 2 P: 13	R: 0 E: 0 K: 1 S: 5	H: 0 LOB: 0 BB: 0 P: 5	R: 0 E: 0 K: 0 S: 4	H: 1 LOB: 2 BB: 0 P: 5	R: 0 E: 0 K: 2 S: 8	H: 1 LOB: 1 BB: 0 P: 8	R: 0 E: 1 K: 1 S: 7	H: 1 LOB: 2 BB: 0 P: 7	R: 0 E: 1 K: 2 S: 8	H: 0 LOB: 1 BB: 0 P: 8	1B: 7 2B: 0 3B: 0 HR: 0	SF: 1 SAC: 0 DP: 1 HBP: 2	WP: 2 PB: 0 SB: 1 CS: 0	PA: 41
PITCHER	IP WLS BF H R ER SO BB IBB HBP BLK WP HR S P ERA WHIP																			
Kent Bottenfield, R (1, 1) <small>ERA: 5.16</small> Willie Blair, R (4, 1) <small>ERA: 4.87</small> Bruce Ruffin, L (6, 1) <small>ERA: 3.92</small> Darren Holmes, R (9, 1) <small>ERA: 4.22</small>	3.0 2.0 3.0 1.0	0 W 0 0	16 8 13 4	3 1 3 0	4 0 0 0	4 1 0 0	1 1 3 2	0 0 1 0	3 0 1 0	0 0 0 0	0 0 1 0	0 0 18 8	14 9 22 8	27 10 22 8	0.00 0.00 1.333 0.000	2.000 0.500 1.333 0.000				

San Diego Padres @ Colorado Rockies
Mile High Stadium, Denver, CO
Tue Sep 21 1993, 9:05 PM EDT
Att: 42,727 - Unknown - 74 F

AB	34
R	4
H	7
RBI	4
BB	4
SO	7
LOB	25



Batter	1	2	3	4	5	6	7	8	9	AB	R	H	RBI	BB	SO	LOB	BOTTOM			
Nelson Liriano, S (1, 6) <small>OBP: 0.382, SLG: 0.398</small>	1B FC1-2			G3	E5		L5-6-3	E		5	1	2	2	0	0	2				
Joe Girardi, R (1, 2) <small>OBP: 0.334, SLG: 0.402</small>	FC1-2 1B			HR	FC6-4			G6-3		5	2	2	1	1	0	2				
Andres Galarraga, R (1, 3) <small>OBP: 0.412, SLG: 0.626</small> Darren Holmes, R (9, 1)	FC1-2 1B			1B		G6-3		1B		6	3	4	1	0	0	1				
Charlie Hayes, R (1, 5) <small>OBP: 0.352, SLG: 0.516</small>	FC1-2 1B			K				E		4	2	1	0	1	1	6				
Jerald Clark, R (1, 9) <small>OBP: 0.328, SLG: 0.446</small>	1B SF9			CS			F8	E		5	2	3	3	0	0	3				
Daryl Boston, L (1, 8) <small>OBP: 0.322, SLG: 0.448</small> Eric Young Sr., R (5, PH) <small>OBP: 0.347, SLG: 0.333</small>	SF9 1B			CS		G6-3 1B		WP E		1	0	1	1	1	0	0				
Jim Tatum, R (1, 7) <small>OBP: 0.295, SLG: 0.298</small> Bruce Ruffin, S (6, 1) <small>OBP: 0.148, SLG: 0.120</small> Eric Wedge, R (8, PH) <small>OBP: 0.250, SLG: 0.250</small> Pedro Castellano, R (9, 3) <small>OBP: 0.269, SLG: 0.343</small>	SF9 1B			BB		F8 1B		E 2B		1	0	0	1	1	0	1				
Roberto Mejia, R (1, 4) <small>OBP: 0.274, SLG: 0.384</small>	K			G1-3		G6-3		K		5	0	0	0	0	2	6				
Kent Bottenfield, R (1, 1) <small>OBP: 0.260, SLG: 0.229</small> Jay Garner, L (3, PH) <small>OBP: 0.250, SLG: 0.333</small> Willie Blair, R (4, 1) <small>OBP: 0.159, SLG: 0.143</small> Chris Jones, R (5, PH) <small>OBP: 0.297, SLG: 0.422</small>	S SH 1B			K		E		L5-6-3 1B		1	1	1	0	0	0	0				
Inning Stats	R: 4 E: 0 K: 1 S: 10	H: 5 LOB: 1 BB: 0 P: 10	R: 1 E: 0 K: 0 S: 5	H: 2 LOB: 2 BB: 1 P: 9	R: 0 E: 0 K: 1 S: 4	H: 0 LOB: 1 BB: 2 P: 12	R: 2 E: 0 K: 1 S: 7	H: 3 LOB: 0 BB: 0 P: 7	R: 1 E: 1 K: 0 S: 6	H: 2 LOB: 2 BB: 0 P: 6	R: 0 E: 0 K: 1 S: 6	H: 1 LOB: 0 BB: 1 P: 10	R: 0 E: 0 K: 1 S: 3	H: 1 LOB: 0 BB: 0 P: 3	R: 7 E: 2 K: 1 S: 10	H: 3 LOB: 1 BB: 3 P: 22	1B: 12 2B: 5 3B: 0 HR: 1	SF: 1 SAC: 1 DP: 1 HBP: 0	WP: 1 PB: 0 SB: 3 CS: 3	PA: 49
PITCHER	IP WLS BF H R ER SO BB IBB HBP BLK WP HR S P ERA WHIP																			
Tim Worrell, R (1, 1) <small>ERA: 5.12</small> Pedro Martinez, L (4, 1) <small>ERA: 2.14</small> Tim Mauser, R (5, 1) <small>ERA: 4.21</small> Gene Harris, R (8, 1) <small>ERA: 2.91</small> Rudy Seanez, R (8, 1) <small>ERA: 27.0</small>	3.1 1.1 2.1 0.2 0.1	L 7 9 8 3	21 7 2 2 1	9 3 2 6 1	7 1 0 1 0	7 1 1 1 0	2 0 0 0 0	0 0 1 0 0	0 0 1 0 0	0 0 0 0 0	0 0 1 0 0	0 0 7 7 3	9 9 14 19 3	6.75 6.75 0.00 13.50 0.00	2.250 2.250 0.857 7.500 3.000					

San Diego Padres @ Colorado Rockies
Mile High Stadium, Denver, CO
Tue Sep 21 1993, 9:05 PM EDT
Att: 42,727 - Unknown - 74 F

AB	39
R	15
H	17
RBI	11
BB	7
SO	5
LOB	26



Batter	1	2	3	4	5	6	7	8	9	AB	R	H	RBI	BB	SO	LOB	TOP
Jarvis Brown, R <small>OBP: 0.391, SLG: 0.366</small> 										4	0	0	0	1	3	4	San Diego Padres @ Colorado Rockies Mile High Stadium, Denver, CO Wed Sep 22 1993, 9:05 PM EDT Att: 42,061 - Unknown - 55 F
Jeff Gardner, L <small>OBP: 0.333, SLG: 0.354</small> Archi Cianfrocco, R <small>OBP: 0.297, SLG: 0.417</small> 										3	0	0	0	1	0	5	
Bill Bean, L <small>OBP: 0.293, SLG: 0.421</small> Phil Clark, R <small>OBP: 0.342, SLG: 0.487</small> 										2	0	1	0	0	1	0	
Phil Planter, L <small>OBP: 0.327, SLG: 0.509</small> 										5	0	0	0	0	4	3	
Guillermo Velasquez, L <small>OBP: 0.263, SLG: 0.286</small> Dave Staton, R <small>OBP: 0.308, SLG: 0.583</small> 										2	0	0	0	0	0	0	
Ricky Gutierrez, R <small>OBP: 0.345, SLG: 0.336</small> 										3	0	0	0	0	1	1	
Craig Shipley, R <small>OBP: 0.283, SLG: 0.324</small> 										4	1	3	0	0	0	1	
Kevin Higgins, L <small>OBP: 0.298, SLG: 0.246</small> Luis Lopez, S <small>OBP: 0.091, SLG: 0.094</small> 										3	0	0	0	0	0	3	
Andy Benes, R <small>OBP: 0.151, SLG: 0.214</small> Frank Sembrara, R <small>OBP: 0.200, SLG: 0.200</small> Melvin Nieves, S <small>OBP: 0.250, SLG: 0.270</small> Kerry Taylor, R <small>OBP: 0.100, SLG: 0.100</small> Tim Mauser, R <small>OBP: 0.330, SLG: 0.432</small> 										2	0	1	0	0	0	0	
Inning Stats <small>R: 0 H: 1 E: 0 LOB: 2 K: 1 BB: 1 S: 9</small>	<small>R: 0 H: 0 E: 0 LOB: 1 K: 0 BB: 0 S: 8</small>	<small>R: 0 H: 0 E: 0 LOB: 0 K: 1 BB: 0 S: 8</small>	<small>R: 0 H: 0 E: 0 LOB: 0 K: 1 BB: 0 S: 7</small>	<small>R: 0 H: 0 E: 0 LOB: 0 K: 2 BB: 0 S: 11</small>	<small>R: 0 H: 2 E: 0 LOB: 3 K: 0 BB: 1 S: 9</small>	<small>R: 0 H: 1 E: 0 LOB: 1 K: 2 BB: 0 S: 11</small>	<small>R: 0 H: 1 E: 0 LOB: 2 K: 1 BB: 1 S: 19</small>	<small>R: 0 H: 0 E: 0 LOB: 0 K: 1 BB: 0 S: 9</small>	<small>R: 4 H: 4 E: 0 LOB: 1 K: 3 BB: 1 S: 21</small>	<small>1B: 6 SF: 0 2B: 4 SAC: 0 3B: 0 DP: 1 HR: 0 HBP: 1</small>	<small>WP: 1 PA: 40 PB: 0 SB: 0 CS: 1</small>						
PITCHER David Nied, R <small>ERA: 4.81</small> Gary Wayne, L <small>ERA: 4.85</small> Steve Reed, R <small>ERA: 4.64</small> Mike Munoz, L <small>ERA: 5.4</small>	<small>IP: 5.0 WLS: W BF: 20 H: 3 R: 0 ER: 0 SO: 4 BB: 2 IBB: 0 HBP: 1 BLK: 0 WP: 0 HR: 0 S: 41 P: 75 ERA: 0.00 WHIP: 1.000</small>								<small>IP: 1.0 WLS: W BF: 8 H: 4 R: 4 ER: 4 SO: 3 BB: 1 IBB: 0 HBP: 0 BLK: 0 WP: 0 HR: 0 S: 21 P: 36 ERA: 36.00 WHIP: 5.000</small>								

AB 35
 R 4
 H 9
 RBI 4
 BB 4
 SO 11
 LOB 17



Batter	1	2	3	4	5	6	7	8	9	AB	R	H	RBI	BB	SO	LOB	BOTTOM
Nelson Liriano, S <small>OBP: 0.390, SLG: 0.413</small> 										3	2	1	0	2	2	0	San Diego Padres @ Colorado Rockies Mile High Stadium, Denver, CO Wed Sep 22 1993, 9:05 PM EDT Att: 42,061 - Unknown - 55 F
Joe Girardi, R <small>OBP: 0.332, SLG: 0.397</small> Danny Sheaffer, R <small>OBP: 0.304, SLG: 0.390</small> 										4	0	0	0	0	1	2	
Andres Galarraga, R <small>OBP: 0.625, SLG: 0.625</small> Jim Tatum, R <small>OBP: 0.255, SLG: 0.298</small> 										3	2	2	1	2	0	1	
Charlie Hayes, R <small>OBP: 0.356, SLG: 0.517</small> Jayhawk Owens, R <small>OBP: 0.277, SLG: 0.372</small> 										3	2	2	1	2	0	1	
Jerald Clark, R <small>OBP: 0.331, SLG: 0.456</small> Mike Munoz, L <small>OBP: 0.331, SLG: 0.456</small> 										5	2	3	5	0	0	1	
Eric Young Sr., R <small>OBP: 0.353, SLG: 0.343</small> 										4	1	4	2	1	0	0	
Alex Cole, L <small>OBP: 0.343, SLG: 0.310</small> 										4	0	0	0	0	1	6	
Vinny Castilla, R <small>OBP: 0.285, SLG: 0.410</small> 										4	0	0	0	0	0	4	
David Nied, R <small>OBP: 0.304, SLG: 0.200</small> Eric Niedt, R <small>OBP: 0.200, SLG: 0.200</small> Gary Wayne, L <small>OBP: 0.200, SLG: 0.200</small> Jay Garner, L <small>OBP: 0.100, SLG: 0.100</small> Steve Reed, R <small>OBP: 0.250, SLG: 0.324</small> Pedro Castellano, R <small>OBP: 0.306, SLG: 0.338</small> 										1	0	0	0	0	1	0	
Inning Stats <small>R: 0 H: 0 E: 0 LOB: 1 K: 2 BB: 1 S: 11</small>	<small>R: 0 H: 1 E: 0 LOB: 0 K: 0 BB: 0 S: 9</small>	<small>R: 0 H: 0 E: 0 LOB: 0 K: 1 BB: 1 S: 6</small>	<small>R: 0 H: 0 E: 0 LOB: 0 K: 1 BB: 1 S: 9</small>	<small>R: 0 H: 0 E: 0 LOB: 2 K: 0 BB: 2 S: 9</small>	<small>R: 5 H: 4 E: 0 LOB: 1 K: 0 BB: 1 S: 23</small>	<small>R: 0 H: 0 E: 0 LOB: 0 K: 2 BB: 0 S: 8</small>	<small>R: 3 H: 4 E: 1 LOB: 0 K: 0 BB: 0 S: 12</small>	<small>R: 3 H: 3 E: 0 LOB: 2 K: 1 BB: 2 S: 18</small>	<small>1B: 8 SF: 0 2B: 1 SAC: 0 3B: 2 DP: 1 HR: 1 HBP: 2</small>	<small>WP: 1 PA: 43 PB: 2 SB: 2 CS: 0</small>							
PITCHER Andy Benes, R <small>ERA: 3.69</small> Frank Sembrara, R <small>ERA: 4.5</small> Kerry Taylor, R <small>ERA: 6.45</small> Tim Mauser, R <small>ERA: 4.18</small>	<small>IP: 4.2 WLS: L BF: 25 H: 5 R: 5 ER: 4 SO: 4 BB: 4 IBB: 1 HBP: 1 BLK: 0 WP: 1 HR: 1 S: 56 P: 106 ERA: 7.71 WHIP: 1.929</small>								<small>IP: 1.1 WLS: W BF: 4 H: 0 R: 0 ER: 0 SO: 2 BB: 1 IBB: 0 HBP: 0 BLK: 0 WP: 0 HR: 0 S: 10 P: 16 ERA: 0.00 WHIP: 0.000</small>								

AB 34
 R 11
 H 12
 RBI 9
 BB 7
 SO 6
 LOB 15



Batter	1	2	3	4	5	6	7	8	9	AB	R	H	RBI	BB	SO	LOB	TOP														
Thomas Howard, S (1, 7) OBP: 0.300, SLG: 0.382										5	1	3	1	0	1	0	<p>Cincinnati Reds @ Colorado Rockies Mile High Stadium, Denver, CO Sat Sep 25 1993, 9:05 PM EDT Att: 61,179 - Unknown - 67 F</p> <p>livebaseballscorecards.com</p> <table border="0"> <tr><td>AB</td><td>35</td></tr> <tr><td>R</td><td>6</td></tr> <tr><td>H</td><td>11</td></tr> <tr><td>RBI</td><td>4</td></tr> <tr><td>BB</td><td>1</td></tr> <tr><td>SO</td><td>4</td></tr> <tr><td>LOB</td><td>10</td></tr> </table>	AB	35	R	6	H	11	RBI	4	BB	1	SO	4	LOB	10
AB	35																														
R	6																														
H	11																														
RBI	4																														
BB	1																														
SO	4																														
LOB	10																														
Jacob Brumfield, R (1, 8) OBP: 0.320, SLG: 0.419										4	0	1	1	0	0	1															
Hal Morris, L (1, 3) OBP: 0.355, SLG: 0.383										4	1	1	0	0	0	3															
Reggie Sanders, R (1, 9) OBP: 0.347, SLG: 0.452										3	1	1	2	1	1	1															
Chris Sabo, R (1, 5) OBP: 0.319, SLG: 0.446										4	0	0	0	0	1	1															
Joe Oliver, R (1, 2) OBP: 0.276, SLG: 0.389										4	1	3	0	0	0	0															
Juan Samuel, R (1, 4) OBP: 0.294, SLG: 0.345										4	0	1	0	0	0	2															
Jeff Branson, L (1, 6) OBP: 0.277, SLG: 0.318										4	1	0	0	0	0	2															
Jose Rijo, R (1, 1) OBP: 0.301, SLG: 0.363										3	1	1	0	0	1	0															
Inning Stats	R: 2 E: 0 K: 1 S: 15	H: 2 LOB: 0 BB: 0 P: 25	R: 0 E: 0 K: 0 S: 7	H: 0 LOB: 0 BB: 0 P: 9	R: 1 E: 0 K: 0 S: 8	H: 2 LOB: 0 BB: 0 P: 12	R: 1 E: 1 K: 0 S: 10	H: 2 LOB: 1 BB: 1 P: 19	R: 0 E: 0 K: 0 S: 9	H: 1 LOB: 1 BB: 0 P: 14	R: 0 E: 0 K: 0 S: 7	H: 1 LOB: 1 BB: 0 P: 9	R: 2 E: 1 K: 1 S: 9	H: 2 LOB: 1 BB: 0 P: 15	R: 0 E: 0 K: 1 S: 8	H: 1 LOB: 1 BB: 0 P: 11	R: 0 E: 0 K: 0 S: 7	H: 0 LOB: 0 BB: 0 P: 9	1B: 7 2B: 2 3B: 2 HR: 1	SF: 0 SAC: 2 DP: 1 HBP: 0	WP: 0 PB: 0 SB: 1 CS: 1	PA: 38									
PITCHER	IP WLS BF H R ER SO BB IBB HBP BLK WP HR S P ERA WHIP	IP WLS BF H R ER SO BB IBB HBP BLK WP HR S P ERA WHIP																													
Greg Harris, R (1, 1) ERA: 4.43	6.0	L	25	8	4	3	2	1	0	0	0	0	0	0	0	0	4.50	1.500													
Mo Sanford, R (7, 1) ERA: 5.3	1.0	6	2	2	1	1	0	0	0	0	0	0	0	0	0	9	9.00	2.000													
Curt Leskanic, R (8, 1) ERA: 4.95	1.0	4	1	0	0	1	0	0	0	0	0	0	0	0	8	11	0.00	1.000													
Lance Painter, L (9, 1) ERA: 6.21	1.0	3	0	0	0	0	0	0	0	0	0	0	0	0	7	9	0.00	0.000													

Batter	1	2	3	4	5	6	7	8	9	AB	R	H	RBI	BB	SO	LOB	BOTTOM														
Nelson Liriano, S (1, 4) OBP: 0.372, SLG: 0.395										4	0	0	0	0	1	0	<p>Cincinnati Reds @ Colorado Rockies Mile High Stadium, Denver, CO Sat Sep 25 1993, 9:05 PM EDT Att: 61,179 - Unknown - 67 F</p> <p>livebaseballscorecards.com</p> <table border="0"> <tr><td>AB</td><td>28</td></tr> <tr><td>R</td><td>0</td></tr> <tr><td>H</td><td>1</td></tr> <tr><td>RBI</td><td>0</td></tr> <tr><td>BB</td><td>0</td></tr> <tr><td>SO</td><td>8</td></tr> <tr><td>LOB</td><td>4</td></tr> </table>	AB	28	R	0	H	1	RBI	0	BB	0	SO	8	LOB	4
AB	28																														
R	0																														
H	1																														
RBI	0																														
BB	0																														
SO	8																														
LOB	4																														
Eric Young Sr., R (1, 7) OBP: 0.350, SLG: 0.339										3	0	0	0	0	0	1															
Andres Galarraga, R (1, 3) OBP: 0.409, SLG: 0.615										3	0	0	0	0	0	1															
Charlie Hayes, R (1, 5) OBP: 0.357, SLG: 0.523										3	0	1	0	0	1	1															
Daryl Boston, L (1, 8) OBP: 0.320, SLG: 0.441										3	0	0	0	0	0	1															
Jerald Clark, R (1, 9) OBP: 0.329, SLG: 0.454										3	0	0	0	0	0	0															
Eric Wedge, R (1, 2) OBP: 0.222, SLG: 0.222										3	0	0	0	0	2	0															
Vinny Castilla, R (1, 6) OBP: 0.284, SLG: 0.407										2	0	0	0	0	2	0															
Jim Tatum, R (9, PH) OBP: 0.252, SLG: 0.295										1	0	0	0	0	0	0															
Greg Harris, R (1, 1) Alex Cole, L (5, PH) Mo Sanford, R (7, 1) Curt Leskanic, R (8, 1) Lance Painter, L (9, 1) Jay Gainer, L (9, PH)										1	0	0	0	0	1	0															
Inning Stats	R: 0 E: 0 K: 0 S: 8	H: 0 LOB: 0 BB: 0 P: 12	R: 0 E: 0 K: 3 S: 9	H: 0 LOB: 0 BB: 0 P: 12	R: 0 E: 0 K: 1 S: 7	H: 0 LOB: 0 BB: 0 P: 11	R: 0 E: 0 K: 1 S: 8	H: 0 LOB: 0 BB: 0 P: 12	R: 0 E: 0 K: 1 S: 6	H: 0 LOB: 0 BB: 0 P: 8	R: 0 E: 0 K: 0 S: 9	H: 0 LOB: 1 BB: 0 P: 13	R: 0 E: 0 K: 1 S: 6	H: 0 LOB: 0 BB: 0 P: 12	R: 0 E: 0 K: 1 S: 6	H: 0 LOB: 0 BB: 0 P: 10	1B: 1 2B: 0 3B: 0 HR: 0	SF: 0 SAC: 0 DP: 1 HBP: 0	WP: 0 PB: 0 SB: 0 CS: 0	PA: 28											
PITCHER	IP WLS BF H R ER SO BB IBB HBP BLK WP HR S P ERA WHIP	IP WLS BF H R ER SO BB IBB HBP BLK WP HR S P ERA WHIP																													
Jose Rijo, R (1, 1) ERA: 2.48	9.0	W	28	1	0	0	8	0	0	0	0	0	0	0	0	0	0.00	0.111													

Batter	1	2	3	4	5	6	7	8	9	AB	R	H	RBI	BB	SO	LOB	TOP								
Thomas Howard, S OBP: 0.302, SLG: 0.393										5	2	2	0	0	0	3	<p>Cincinnati Reds @ Colorado Rockies</p> <p>Mile High Stadium, Denver, CO</p> <p>Sun Sep 26 1993, 5:33 AM EDT</p> <p>Att: 70,069 - Sunny - 60 F</p>								
Jacob Brumfield, R OBP: 0.321, SLG: 0.419										5	0	2	2	0	1	1									
Hal Morris, L OBP: 0.358, SLG: 0.393										4	1	2	1	1	0	2									
Reggie Sanders, R OBP: 0.348, SLG: 0.456										5	1	2	1	0	0	2									
Chris Sabo, R OBP: 0.320, SLG: 0.445										4	1	1	0	1	1	1									
Brian Dorsett, R OBP: 0.292, SLG: 0.419										5	0	1	1	0	2	3									
Juan Samuel, R OBP: 0.293, SLG: 0.341										3	0	0	0	0	0	2									
Keith Kessinger, S OBP: 0.313, SLG: 0.600										3	1	1	1	0	0	0									
Larry Luebbers, R Jerry Spradlin, R Gary Wright, L Johnny Ruffin, R Jack Daugherty, S Scott Service, R Dante Bichette, R Jeff Reardon, R Tim Lincecum, R Jeff Reardon, R										1	0	0	0	0	0	0									
Inning Stats	R: 1 E: 0 K: 1 S: 14	H: 2 LOB: 2 BB: 1 P: 25	R: 0 E: 0 K: 0 S: 8	H: 0 LOB: 0 BB: 0 P: 12	R: 0 E: 0 K: 1 S: 6	H: 1 LOB: 1 BB: 0 P: 9	R: 0 E: 0 K: 0 S: 7	H: 0 LOB: 0 BB: 0 P: 12	R: 1 E: 0 K: 0 S: 8	H: 2 LOB: 1 BB: 0 P: 15	R: 2 E: 1 K: 1 S: 18	H: 3 LOB: 2 BB: 0 P: 31	R: 1 E: 0 K: 0 S: 8	H: 1 LOB: 0 BB: 0 P: 13	R: 2 E: 1 K: 1 S: 16	H: 3 LOB: 1 BB: 0 P: 25	R: 0 E: 0 K: 1 S: 12	H: 0 LOB: 1 BB: 1 P: 22	1B: 7 2B: 2 3B: 2 HR: 1	SF: 1 SAC: 0 DP: 0 HBP: 1	WP: 0 PB: 0 SB: 0 CS: 1	PA: 44			
PITCHER	IP WLS BF H R ER SO BB IBB HBP BLK WP HR S P ERA WHIP	6.0 W 28 8 4 4 3 1 0 0 0 0 0 1 16 28 6.00 1.500	1.2 7 2 2 1 1 0 0 0 0 0 0 1 6 28 5.40 1.200	0.1 3 2 1 0 0 0 0 0 0 0 0 0 8 10 0.00 6.000	1.0 4 0 0 0 1 1 0 0 0 0 0 0 12 22 0.00 1.000																				

AB	38
R	7
H	12
RBI	6
BB	2
SO	5
LOB	16



Batter	1	2	3	4	5	6	7	8	9	AB	R	H	RBI	BB	SO	LOB	BOTTOM						
Nelson Liriano, S OBP: 0.376, SLG: 0.409										3	2	1	1	1	1	0	<p>Cincinnati Reds @ Colorado Rockies</p> <p>Mile High Stadium, Denver, CO</p> <p>Sun Sep 26 1993, 5:33 AM EDT</p> <p>Att: 70,069 - Sunny - 60 F</p>						
Joe Girardi, R OBP: 0.335, SLG: 0.394										3	1	1	0	1	1	2							
Andres Galarraga, R OBP: 0.411, SLG: 0.621										5	2	3	3	0	0	3							
Charlie Hayes, R OBP: 0.359, SLG: 0.526										4	1	2	3	1	1	3							
Jerald Clark, R OBP: 0.327, SLG: 0.453										5	0	1	1	0	1	5							
Eric Young Sr., R OBP: 0.352, SLG: 0.353										4	3	2	2	1	0	1							
Alex Cole, L OBP: 0.341, SLG: 0.306										3	1	0	0	1	1	0							
Roberto Mejia, R OBP: 0.282, SLG: 0.402										4	1	1	2	0	2	0							
Armando Reynoso, R Steve Reed, R Bruce Ruffin, S Daryl Boston, R Dante Bichette, R Jeff Reardon, R Darren Holmes, R										2	0	0	0	0	0	0							
Inning Stats	R: 0 E: 0 K: 2 S: 11	H: 1 LOB: 2 BB: 1 P: 18	R: 0 E: 0 K: 1 S: 7	H: 0 LOB: 0 BB: 0 P: 8	R: 2 E: 0 K: 0 S: 11	H: 1 LOB: 1 BB: 2 P: 26	R: 5 E: 2 K: 0 S: 13	H: 3 LOB: 1 BB: 2 P: 26	R: 1 E: 0 K: 1 S: 7	H: 1 LOB: 0 BB: 0 P: 10	R: 0 E: 0 K: 1 S: 13	H: 1 LOB: 1 BB: 0 P: 17	R: 1 E: 0 K: 2 S: 11	H: 1 LOB: 0 BB: 0 P: 16	R: 3 E: 1 K: 0 S: 11	H: 4 LOB: 1 BB: 0 P: 16	1B: 5 2B: 2 3B: 2 HR: 3	SF: 0 SAC: 3 DP: 1 HBP: 0	WP: 0 PB: 0 SB: 0 CS: 1	PA: 42			
PITCHER	IP WLS BF H R ER SO BB IBB HBP BLK WP HR S P ERA WHIP	3.1 L 20 4 7 4 3 0 0 0 0 0 0 0 6 7 10.80 2.700	0.2 3 1 0 0 0 0 0 0 0 0 0 0 6 7 0.00 1.500	1.0 4 1 1 1 1 0 0 0 0 0 0 1 7 10 9.00 1.000	2.0 8 2 1 1 3 0 0 0 0 0 0 1 24 33 4.50 1.000	1.0 7 4 3 3 0 0 0 0 0 0 0 0 11 16 27.00 4.000																	



Batter	1	2	3	4	5	6	7	8	9	AB	R	H	RBI	BB	SO	LOB	TOP										
Nelson Liriano, S OBP: 0.383, SLG: 0.416	G6-3		SH1-3 1B			1B 1B		HR 1B	L4	5	1	3	0	0	0	0											
Joe Girardi, R OBP: 0.344, SLG: 0.400	G6-4-3 1B		SH1-3			1B 1B		HR 1B	HBP	3	1	3	0	0	0	0											
Andres Calarraga, R OBP: 0.409, SLG: 0.617	G6-4-3		G5-3			1B		K	L7	5	0	1	0	0	0	1	5										
Charlie Hayes, R OBP: 0.359, SLG: 0.531			CS 1B			P3		HR		4	1	2	3	0	1	3											
Jerald Clark, R OBP: 0.327, SLG: 0.451	F9		F8			K		FC5-4 1B		4	0	1	0	0	1	4											
Eric Young Sr., R OBP: 0.353, SLG: 0.354	1B 1-2		CS 1B			K		FC5-4		4	0	2	0	0	1	4											
Chris Jones, R Daryl Boston, L OBP: 0.323, SLG: 0.443	1B		CS		G5-3		P9	F9		3	0	1	0	0	0	0											
Danny Sheaffer, R OBP: 0.303, SLG: 0.388	1B		1-2							0	0	0	0	0	0	0											
Roberto Mejia, R OBP: 0.278, SLG: 0.396	G3-1				K		K		F9	3	0	0	0	0	2	2											
Jim Tatum, R OBP: 0.250, SLG: 0.292					K		K			1	0	0	0	0	0	0											
David Nied, R Bruce Ruffin, L Alex Cole, L Steve Reed, R Mike Munoz, L Willie Blair, R Gary Wayne, L Jay Gainer, L			K		K		K		HR	2	0	0	0	0	0	2											
Inning Stats	R: 0 E: 0 K: 0 S: 7	H: 1 LOB: 0 BB: 0 P: 9	R: 0 E: 0 K: 0 S: 11	H: 3 LOB: 2 BB: 0 P: 13	R: 0 E: 0 K: 1 S: 9	H: 1 LOB: 1 BB: 0 P: 12	R: 0 E: 0 K: 1 S: 8	H: 1 LOB: 0 BB: 0 P: 11	R: 0 E: 0 K: 2 S: 10	H: 0 LOB: 0 BB: 0 P: 13	R: 0 E: 0 K: 2 S: 13	H: 3 LOB: 3 BB: 0 P: 22	R: 0 E: 0 K: 1 S: 10	H: 0 LOB: 0 BB: 0 P: 15	R: 3 E: 0 K: 1 S: 19	H: 4 LOB: 1 BB: 0 P: 26	R: 1 E: 0 K: 0 S: 9	H: 1 LOB: 1 BB: 0 P: 15	1B: 12 2B: 0 3B: 0 HR: 2	SF: 0 SAC: 1 DP: 1 HBP: 1	WP: 0 PB: 0 SB: 0 CS: 2	PA: 40					
PITCHER	IP	WLS	BF	H	R	ER	SO	BB	IBB	HBP	BLK	WP	HR	S	P	ERA	WHIP										
Bryan Hickerson, L ERA: 4.18	5.0	W	21	9	0	0	4	0	0	0	0	0	0	49	65	0.00	1.800										
Dave Burba, R ERA: 3.91	2.1	10	3	3	3	5	0	0	0	0	0	0	1	31	48	11.57	1.286										
Michael Jackson, R ERA: 3.16	0.1	2	1	0	0	0	0	0	0	0	0	0	0	5	6	0.00	3.000										
Kevin Rogers, L ERA: 2.87	0.1	1	0	0	0	0	0	0	0	0	0	0	0	2	2	0.00	0.000										
Rod Beck, R ERA: 2.03	1.0	S	5	1	1	1	0	0	0	1	0	0	1	9	15	9.00	1.000										

Colorado Rockies @ San Francisco Giants
Candlestick Park, San Francisco, CA
Tue Sep 28, 1993, 10:05 PM EDT
Att: 28,568 - Unknown - 66 F

AB	37
R	4
H	14
RBI	4
BB	0
SO	9
LOB	19



Batter	1	2	3	4	5	6	7	8	9	AB	R	H	RBI	BB	SO	LOB	BOTTOM										
Darren Lewis, R OBP: 0.306, SLG: 0.325	G2-3		FC3-6 FC6-4			HR BB		E4 WP SF4		3	2	0	1	1	0	1											
Steve Scarfone, R OBP: 0.308, SLG: 0.446	K		FC6-4			HR		K		4	1	1	3	0	2	2											
Will Clark, L OBP: 0.359, SLG: 0.425	G4-3					HR		F8		3	1	1	1	1	0	0											
Matt Williams, R OBP: 0.325, SLG: 0.564			F8			F8		L6		3	0	0	0	1	0	0											
Barry Bonds, L OBP: 0.459, SLG: 0.676	P5					P6		G3-1		3	0	0	1	0	0	0											
Willie McGee, S OBP: 0.356, SLG: 0.394	F7					G4-3		K		4	0	0	0	0	1	2											
Royce Clayton, R OBP: 0.329, SLG: 0.370						L1		K		3	1	1	0	0	1	0											
Kirt Manwaring, R OBP: 0.345, SLG: 0.352			SH FC3-6 2B			G5-3		G5-3		2	0	0	0	0	0	0											
Bryan Hickerson, L OBP: 0.179, SLG: 0.148			B5			HR 1B		G1-3		2	1	1	0	0	0	2											
Dave Burba, R OBP: 0.333, SLG: 0.353										1	0	0	0	0	0	0											
Michael Jackson, R OBP: 0.667, SLG: 1.333										0	0	0	0	0	0	0											
Kevin Rogers, L										0	0	0	0	0	0	0											
Rod Beck, R										0	0	0	0	0	0	0											
Inning Stats	R: 0 E: 0 K: 1 S: 8	H: 0 LOB: 0 BB: 0 P: 12	R: 0 E: 0 K: 0 S: 6	H: 0 LOB: 0 BB: 0 P: 7	R: 1 E: 1 K: 0 S: 6	H: 1 LOB: 1 BB: 0 P: 7	R: 1 E: 0 K: 0 S: 8	H: 1 LOB: 0 BB: 0 P: 12	R: 3 E: 0 K: 0 S: 14	H: 2 LOB: 0 BB: 1 P: 25	R: 0 E: 0 K: 1 S: 6	H: 0 LOB: 0 BB: 0 P: 7	R: 0 E: 0 K: 1 S: 12	H: 0 LOB: 0 BB: 0 P: 16	R: 1 E: 1 K: 1 S: 14	H: 0 LOB: 2 BB: 2 P: 26	1B: 1 2B: 1 3B: 0 HR: 2	SF: 1 SAC: 1 DP: 0 HBP: 0	WP: 1 PB: 0 SB: 1 CS: 0	PA: 33							
PITCHER	IP	WLS	BF	H	R	ER	SO	BB	IBB	HBP	BLK	WP	HR	S	P	ERA	WHIP										
David Nied, R ERA: 4.97	4.2	L	20	4	5	4	1	0	0	0	0	0	0	8	11	0.00	0.000										
Bruce Ruffin, L ERA: 3.61	1.1	4	0	0	0	0	1	0	0	0	0	0	0	18	24	0.00	0.000										
Steve Reed, R ERA: 4.46	1.1	5	0	1	0	2	0	0	0	0	0	0	0	2	6	∞	∞										
Mike Munoz, L ERA: 5.4	0.0	1	0	0	0	0	0	1	0	0	0	1	0	2	6	∞	∞										
Willie Blair, R ERA: 4.83	0.0	1	0	0	0	0	0	1	0	0	0	0	0	1	5	∞	∞										
PITCHER	IP	WLS	BF	H	R	ER	SO	BB	IBB	HBP	BLK	WP	HR	S	P	ERA	WHIP										
Gary Wayne, L ERA: 4.8	0.2	2	0	0	0	0	0	0	0	0	0	0	0	3	7	0.00	0.000										

Colorado Rockies @ San Francisco Giants
Candlestick Park, San Francisco, CA
Tue Sep 28, 1993, 10:05 PM EDT
Att: 28,568 - Unknown - 66 F

AB	28
R	6
H	4
RBI	6
BB	3
SO	4
LOB	7

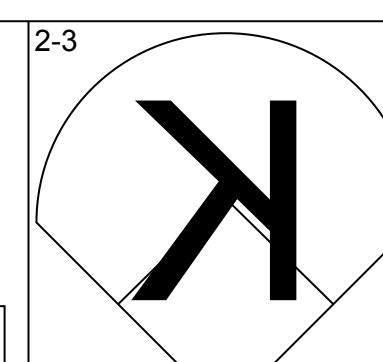
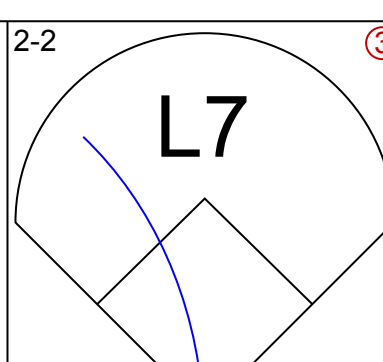
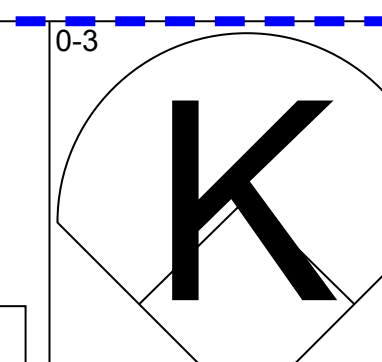
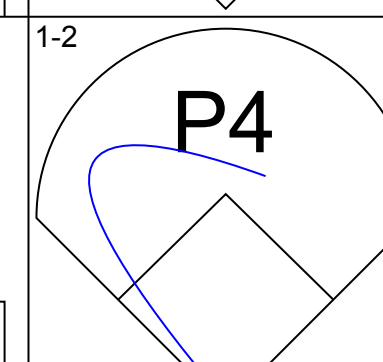
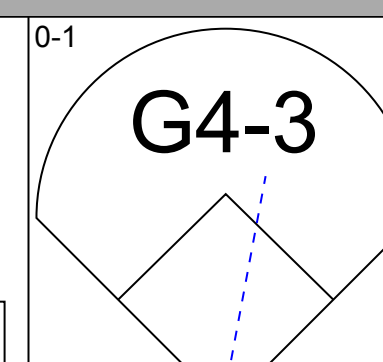
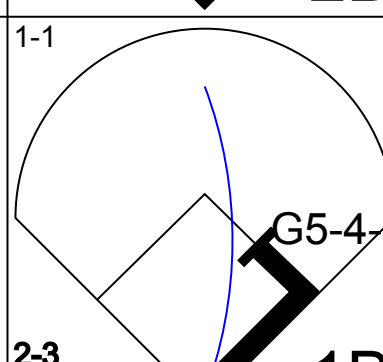
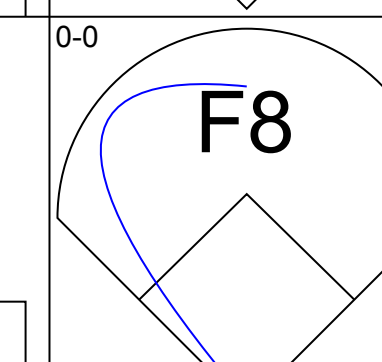
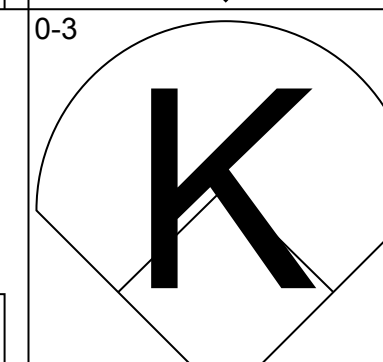
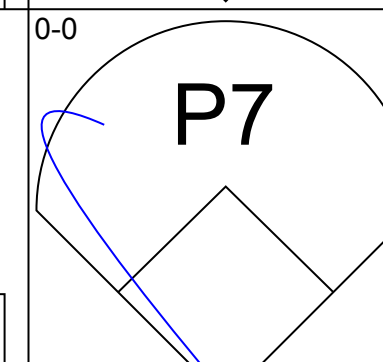
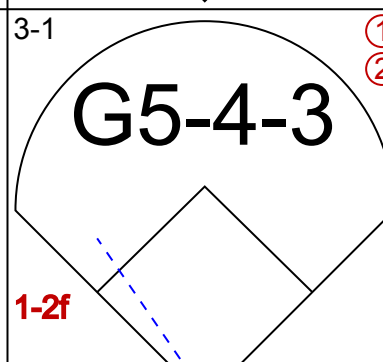
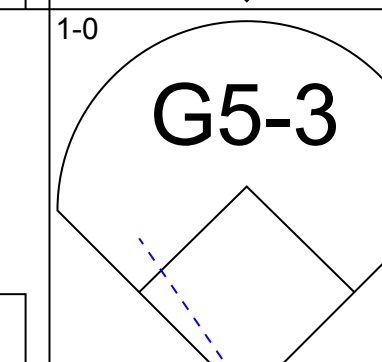
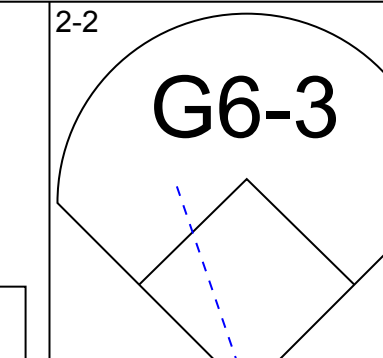
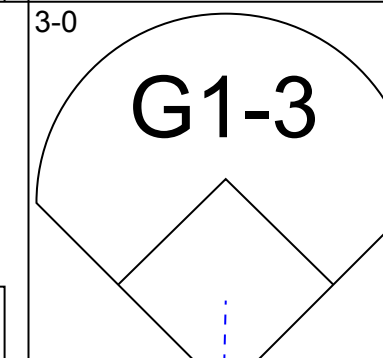
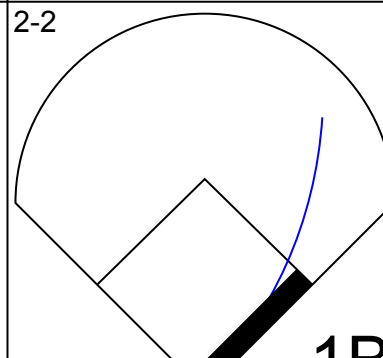
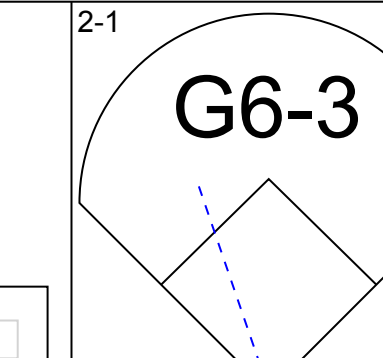
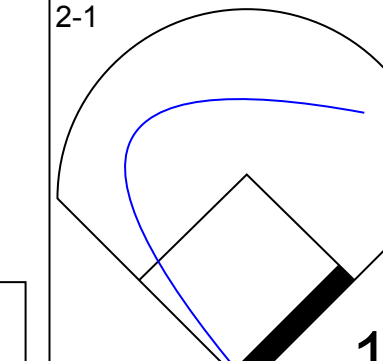
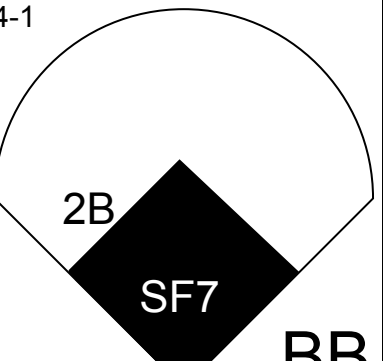
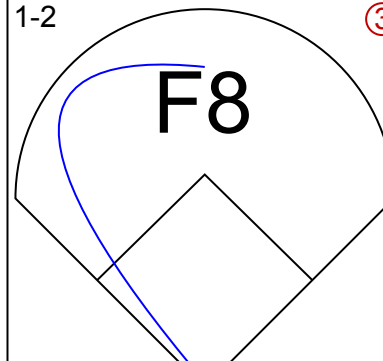
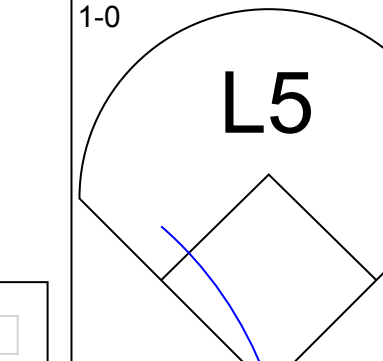


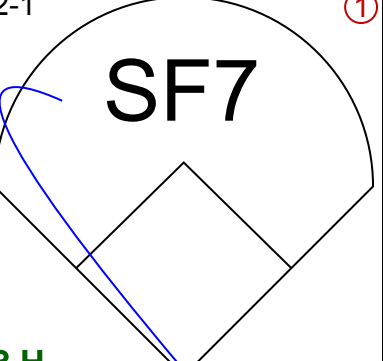
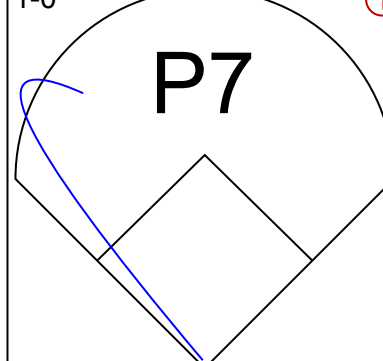
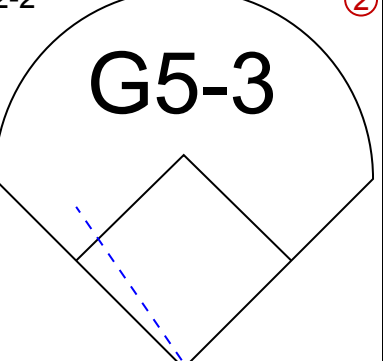
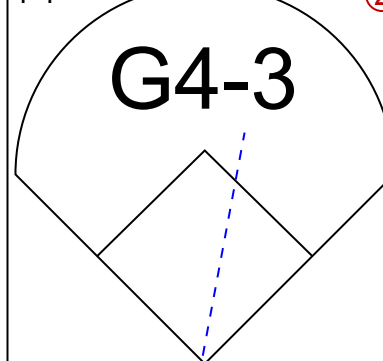
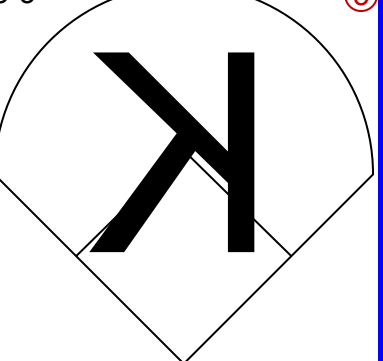


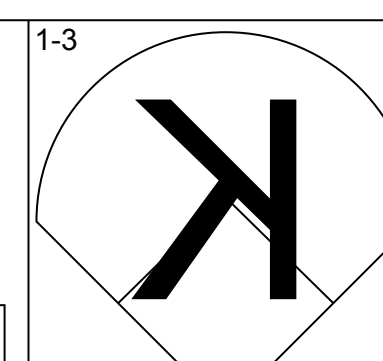
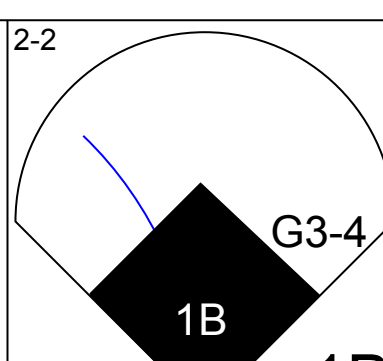
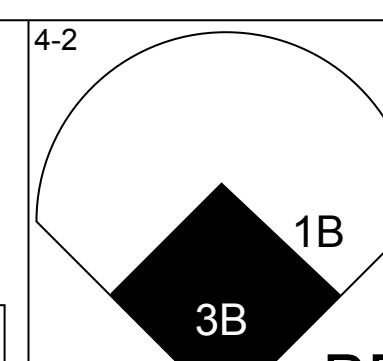

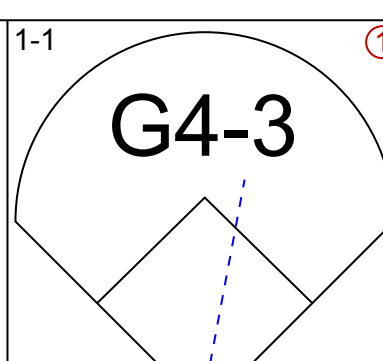
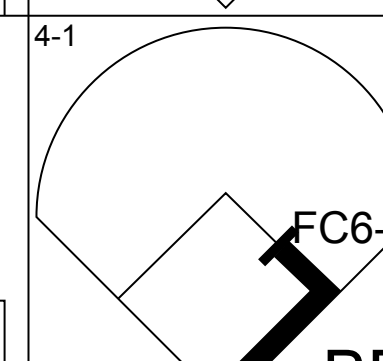
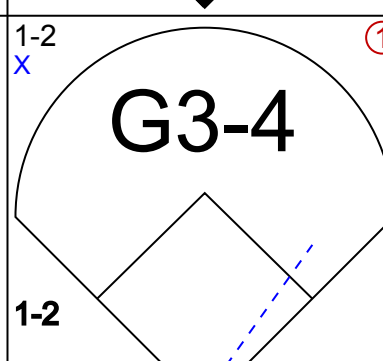
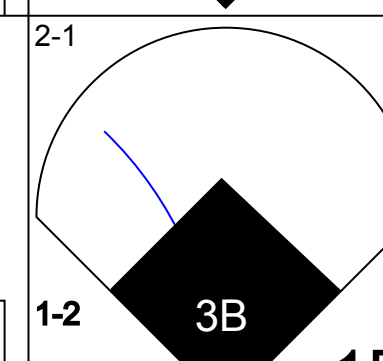

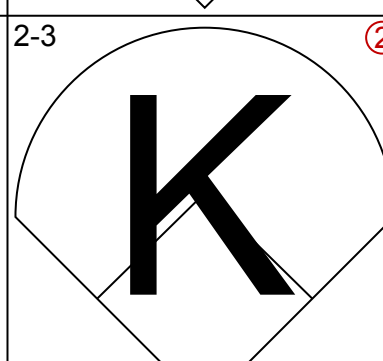
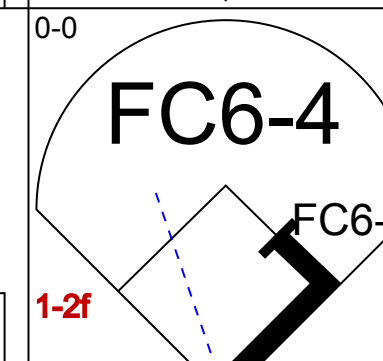
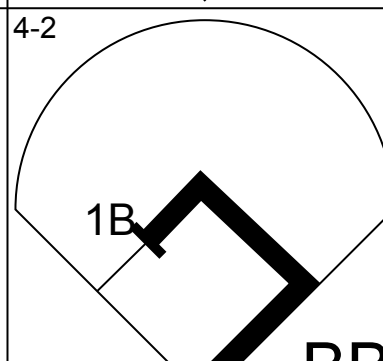
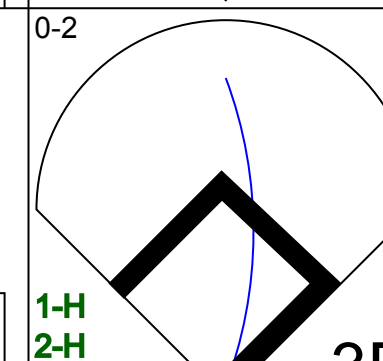

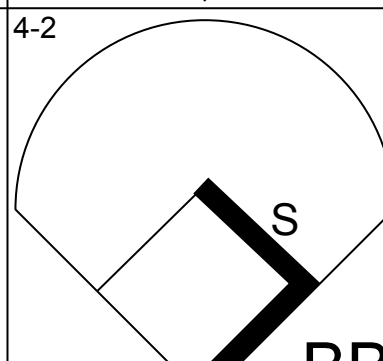
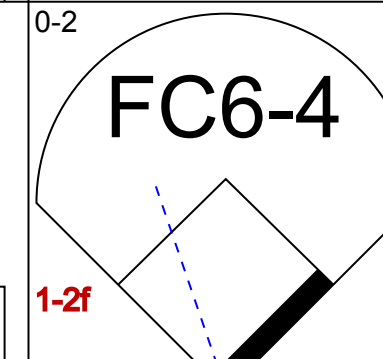
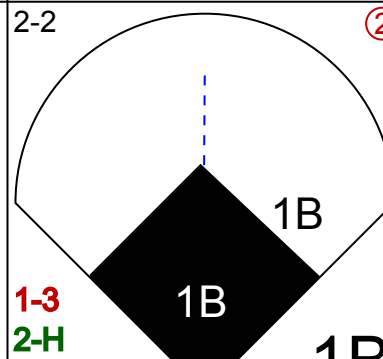
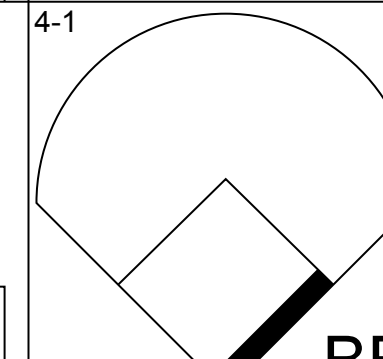

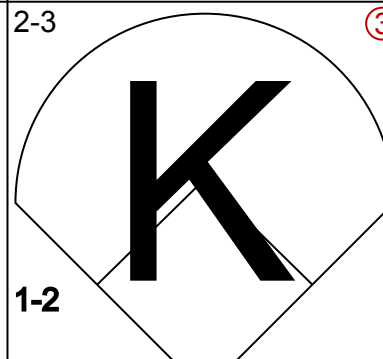
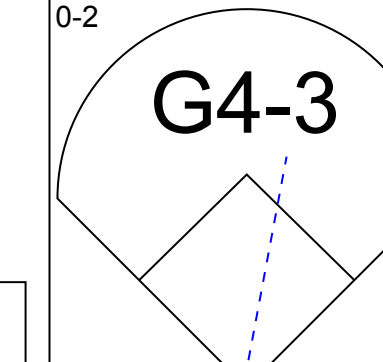
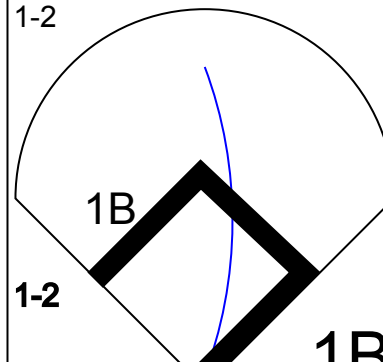
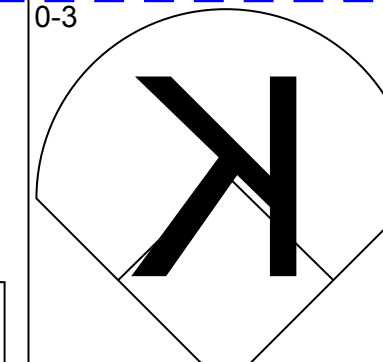

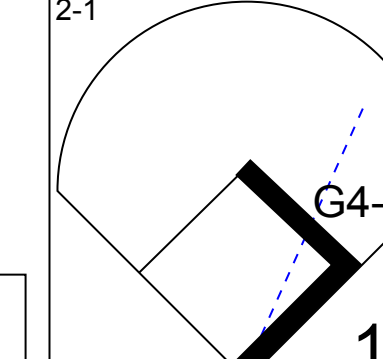
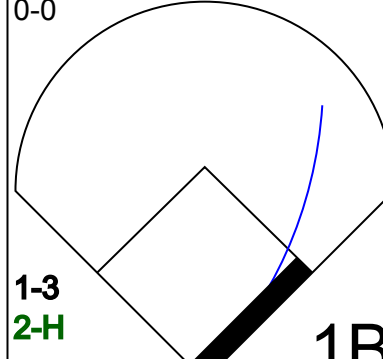

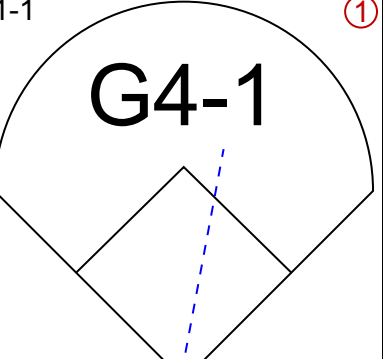

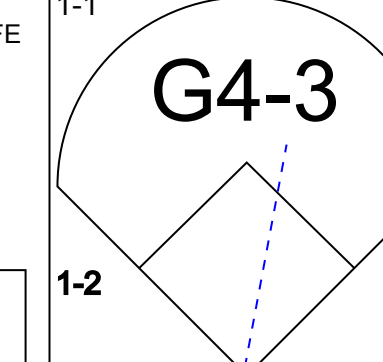
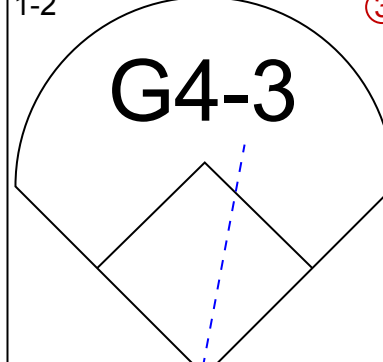
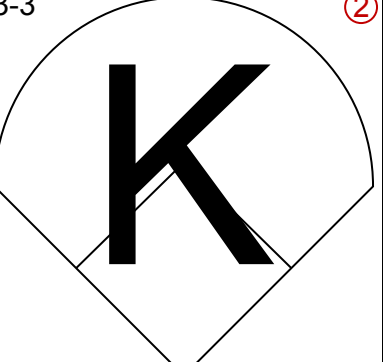

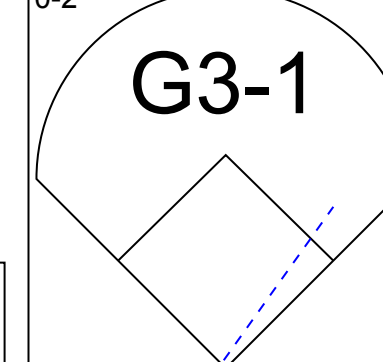

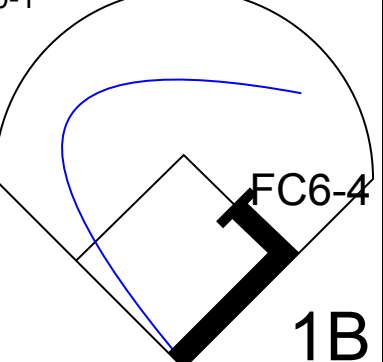

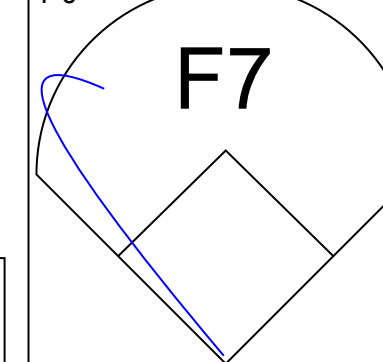
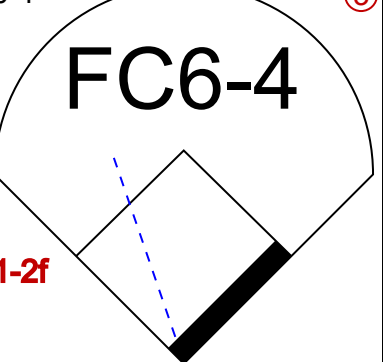
Batter	1	2	3	4	5	6	7	8	9	AB	R	H	RBI	BB	SO	LOB	TOP		
Nelson Liriano, S OBP: 0.389, SLG: 0.434	3-3 K		1-0 G6-3		3-2 1B			4-2 FC6-4 BB		3	0	1	0	1	1	0	Colorado Rockies @ Atlanta Braves Atlanta-Fulton County Stadium, Atlanta, GA Fri Oct 01 1993, 7:05 PM EDT Att: 48,968 - Unknown		
Joe Girardi, R OBP: 0.344, SLG: 0.397	1-2 G4-3		4-2 CS BB		2-1 F9		0-0 FC6-4 CS		3	0	0	0	1	0	2				
Andres Calarraga, R OBP: 0.406, SLG: 0.666	3-2 L7		3-2 G5-3		0-0 F9		3-3 K		4	0	0	0	0	1	3				
Charlie Hayes, R OBP: 0.357, SLG: 0.527		1-2 1B 2B		2-1 E3 HR		1-3 K		3-3 K	4	2	1	0	0	2	0				
Jerald Clark, R OBP: 0.325, SLG: 0.448		0-1 F9		3-1 P9		0-1 G4-3		0-2 G1-6-3 1B	4	0	1	0	0	0	2				
Chris Jones, R OBP: 0.304, SLG: 0.447		0-0 G5-3		2-2 HR		3-2 K		0-1 G1-6-3	3	1	1	2	0	1	1				
Daryl Boston, L OBP: 0.327, SLG: 0.465				1-H HR				1-2 G1-6-3	1	0	0	0	0	0	1				
Eric Young Sr., R OBP: 0.354, SLG: 0.354		2-1 1B		0-1 F9			1-1 G4-3		3	1	1	1	0	0	0				
Vinny Castilla, R OBP: 0.285, SLG: 0.407		1-1 1B		0-3 K			0-1 P2		3	0	1	1	0	1	0				
Greg Harris, R OBP: 0.188, SLG: 0.178		0-0 F9		1-3 K			2-3 K		1	0	0	0	0	0	1				
Jim Thome, R OBP: 0.248, SLG: 0.289									1	0	0	0	0	0	1				
Mike Munoz, L OBP: 0.158, SLG: 0.139									0	0	0	0	0	0	0				
Willie Blair, R OBP: 0.206, SLG: 0.200									1	0	0	0	0	1	0				
Eric Wedge, R OBP: 0.206, SLG: 0.200									0	0	0	0	0	0	0				
Steve Reed, R OBP: 0.170, SLG: 0.120									0	0	0	0	0	0	0				
Bruce Ruffin, S OBP: 0.170, SLG: 0.120									0	0	0	0	0	0	0				
Inning Stats	R: 0 E: 0 K: 1 S: 10	H: 0 LOB: 0 BB: 0 P: 17	R: 2 E: 0 K: 0 S: 14	H: 3 LOB: 1 BB: 0 P: 18	R: 0 E: 0 K: 0 S: 8	H: 0 LOB: 0 BB: 1 P: 16	R: 2 E: 1 K: 1 S: 12	H: 1 LOB: 0 BB: 0 P: 19	R: 0 E: 0 K: 2 S: 11	H: 0 LOB: 0 BB: 0 P: 15	R: 0 E: 0 K: 1 S: 7	H: 0 LOB: 0 BB: 0 P: 10	R: 0 E: 0 K: 1 S: 8	H: 1 LOB: 0 BB: 1 P: 11	1B: 4 2B: 2 3B: 0 HR: 1	SF: 0 SAC: 0 DP: 2 HBP: 0	WP: 0 PB: 0 SB: 0 CS: 2	PA: 33	
PITCHER	IP WLS BF H R ER SO BB IBB HBP BLK WP HR S P ERA WHIP	8.0 W 30 5 4 3 7 2 0 0 0 0 1 80 125 3.38 0.875	1.0 S 3 1 0 0 1 0 0 0 0 0 0 0 8 11 0.00 1.000																

Batter	1	2	3	4	5	6	7	8	9	AB	R	H	RBI	BB	SO	LOB	BOTTOM	
Otis Nixon, S OBP: 0.348, SLG: 0.313	0-1 FC4-6 1B	2-3 K		0-0 G4-6-3 1B			4-2 CS BB		3	0	2	0	1	1	0	Colorado Rockies @ Atlanta Braves Atlanta-Fulton County Stadium, Atlanta, GA Fri Oct 01 1993, 7:05 PM EDT Att: 48,968 - Unknown		
Jeff Blauser, R OBP: 0.397, SLG: 0.432	1-2 FC4-6 BB 1B	2-3 K		1-2 G4-6-3		2-1 G6-3		4	1	0	0	0	1	3				
Ron Gant, R OBP: 0.342, SLG: 0.508	4-2 BB 1B		0-2 F9		2-1 F9		3-1 WP S FC5 1B		3	2	1	0	1	0	0			
Fred McGriff, L OBP: 0.375, SLG: 0.552	4-0 1B BB		4-2 HR BB		1-3 K		2-3 K		2	2	0	0	2	2	1			
David Justice, L OBP: 0.355, SLG: 0.510	0-1 1B		4-1 HR BB		2-3 K		4-2 F9 FC5 BB		2	1	1	2	2	1	0			
Terry Pendleton, S OBP: 0.306, SLG: 0.403	1-2 1B		0-0 HR			2-3 K2-3		0-0 FC5	4	1	2	5	0	1	1			
Damon Berryhill, S OBP: 0.290, SLG: 0.379	1-2 F7		0-0 P6			1-3 K		0-1 F9	4	0	0	0	0	1	4			
Mark Lemke, S OBP: 0.336, SLG: 0.344	0-1 G3		2-1 G4-3			2-2 L5		1-3 K	4	0	0	0	0	1	4			
Steve Avery, L OBP: 0.182, SLG: 0.213		0-1 G1-3		1-0 F7			2-1 F7		3	0	0	0	0	0	0			
Greg McMichael, R OBP: 0.182, SLG: 0.213									0	0	0	0	0	0	0			
Inning Stats	R: 3 E: 0 K: 0 S: 15	H: 3 LOB: 2 BB: 2 P: 25	R: 0 E: 0 K: 2 S: 8	H: 0 LOB: 0 BB: 0 P: 12	R: 3 E: 0 K: 0 S: 10	H: 1 LOB: 0 BB: 2 P: 20	R: 0 E: 0 K: 0 S: 6	H: 1 LOB: 0 BB: 0 P: 7	R: 0 E: 0 K: 2 S: 9	H: 0 LOB: 0 BB: 0 P: 14	R: 0 E: 0 K: 0 S: 6	H: 0 LOB: 1 BB: 1 P: 14	R: 1 E: 0 K: 2 S: 13	H: 1 LOB: 2 BB: 1 P: 23	1B: 5 2B: 0 3B: 0 HR: 1	SF: 0 SAC: 0 DP: 1 HBP: 0	WP: 1 PB: 0 SB: 1 CS: 1	PA: 35
PITCHER	IP WLS BF H R ER SO BB IBB HBP BLK WP HR S P ERA WHIP	4.0 L 20 5 6 6 2 4 0 0 0 0 0 9 64 13.50 2.250	1.0 3 0 0 0 2 0 0 0 0 0 0 9 14 0.00 0.000	1.0 3 0 0 0 2 0 0 0 0 0 0 9 14 0.00 0.000	1.0 4 1 1 1 0 1 0 0 0 0 0 8 19 9.00 2.000	1.0 5 0 0 0 2 1 0 0 0 1 0 11 18 0.00 1.000												

AB	31
R	4
H	6
RBI	4
BB	2
SO	8
LOB	10



Batter	1	2	3	4	5	6	7	8	9	AB	R	H	RBI	BB	SO	LOB	TOP										
Nelson Liriano, S OBP: 0.376, SLG: 0.424										4	1	1	0	0	2	0	Colorado Rockies @ Atlanta Braves Atlanta-Fulton County Stadium, Atlanta, GA Sun Oct 03 1993, 3:33 AM EDT Att: 48,904 - Sunny - 76 F										
Eric Young Sr., R OBP: 0.355, SLG: 0.353										4	0	1	0	0	0	0											
Andres Calarraga, R OBP: 0.403, SLG: 0.662										4	0	0	0	0	1	1											
Charlie Hayes, R OBP: 0.355, SLG: 0.522										4	0	1	0	0	0	0											
Jerald Clark, R OBP: 0.324, SLG: 0.444										3	1	1	0	1	0	1											
Chris Jones, R OBP: 0.305, SLG: 0.450										3	0	1	0	0	1	1											
Daryl Boston, L OBP: 0.325, SLG: 0.464										1	0	0	0	0	1	0											
Danny Sheaffer, R OBP: 0.299, SLG: 0.384										2	0	0	1	0	0	1											
Roberto Mejia, R OBP: 0.275, SLG: 0.402										3	1	1	1	0	0	1											
David Maci, R ERA: 3.2										1	0	0	0	0	0	0											
Eric Wedge, R ERA: 1.63										0	0	0	0	0	0	0											
Steve Bedrosian, R ERA: 2.06										0	0	0	0	0	0	0											
Greg McMichael, R ERA: 2.06										0	0	0	0	0	0	0											
Inning Stats	R: 0 E: 0 K: 2 S: 9	H: 0 LOB: 0 BB: 0 P: 12	R: 0 E: 0 K: 1 S: 9	H: 1 LOB: 1 BB: 0 P: 16	R: 0 E: 0 K: 0 S: 6	H: 0 LOB: 0 BB: 0 P: 10	R: 0 E: 0 K: 0 S: 4	H: 0 LOB: 0 BB: 0 P: 7	R: 1 E: 0 K: 1 S: 12	H: 3 LOB: 1 BB: 0 P: 26	R: 1 E: 0 K: 1 S: 7	H: 1 LOB: 0 BB: 0 P: 9	R: 0 E: 0 K: 1 S: 5	H: 0 LOB: 0 BB: 0 P: 6	R: 0 E: 0 K: 1 S: 6	H: 0 LOB: 0 BB: 0 P: 10	1B: 3 2B: 2 3B: 0 HR: 1	SF: 1 SAC: 0 DP: 1 HBP: 0	WP: 0 PB: 0 SB: 0 CS: 0	PA: 33							
PITCHER	IP	WLS	BF	H	R	ER	SO	BB	IBB	HBP	BLK	WP	HR	S	P	ERA	WHIP										
Tom Glavine, L	6.2	W	26	6	3	3	4	1	0	0	0	0	1	60	98	4.05	1.050										
Steve Bedrosian, R	0.1		1	0	0	0	1	0	0	0	0	0	0	4	5	0.00	0.000										
Greg McMichael, R	2.0	S	6	0	0	0	2	0	0	0	0	0	0	11	16	0.00	0.000										

Batter	1	2	3	4	5	6	7	8	9	AB	R	H	RBI	BB	SO	LOB	BOTTOM										
Otis Nixon, S OBP: 0.311, SLG: 0.315										4	2	2	0	1	1	0	Colorado Rockies @ Atlanta Braves Atlanta-Fulton County Stadium, Atlanta, GA Sun Oct 03 1993, 3:33 AM EDT Att: 48,904 - Sunny - 76 F										
Jeff Blausler, R OBP: 0.401, SLG: 0.436										4	1	2	0	1	1	1											
Ron Gant, R OBP: 0.345, SLG: 0.510										3	0	1	2	2	1	3											
Fred McGriff, L OBP: 0.375, SLG: 0.549										4	1	1	1	1	1	4											
David Justice, L OBP: 0.357, SLG: 0.515										4	1	2	1	0	1	2											
Terry Pendleton, S OBP: 0.311, SLG: 0.408										4	0	2	1	0	0	0											
Damon Berryhill, S OBP: 0.291, SLG: 0.382										4	0	1	0	0	1	3											
Mark Lemke, S OBP: 0.335, SLG: 0.341										3	0	1	0	1	0	1											
Greg McMichael, R										0	0	0	0	0	0	0											
Tom Glavine, L OBP: 0.212, SLG: 0.185										3	0	0	0	0	1	3											
Steve Bedrosian, R										0	0	0	0	0	0	0											
Rafael Belliard, R OBP: 0.291, SLG: 0.291										1	0	0	0	0	0	0											
Inning Stats	R: 0 E: 0 K: 1 S: 9	H: 0 LOB: 1 BB: 1 P: 14	R: 0 E: 0 K: 1 S: 10	H: 1 LOB: 2 BB: 1 P: 18	R: 2 E: 0 K: 0 S: 19	H: 4 LOB: 2 BB: 1 P: 30	R: 2 E: 0 K: 1 S: 16	H: 2 LOB: 2 BB: 2 P: 26	R: 0 E: 0 K: 2 S: 11	H: 0 LOB: 1 BB: 1 P: 20	R: 1 E: 0 K: 0 S: 6	H: 2 LOB: 0 BB: 0 P: 9	R: 0 E: 0 K: 1 S: 12	H: 2 LOB: 2 BB: 0 P: 18	1B: 10 2B: 0 3B: 1 HR: 1	SF: 0 SAC: 0 DP: 1 HBP: 0	WP: 1 PB: 0 SB: 1 CS: 0	PA: 40									
PITCHER	IP	WLS	BF	H	R	ER	SO	BB	IBB	HBP	BLK	WP	HR	S	P	ERA	WHIP										
David Nied, R ERA: 5.17	3.2	L	22	7	4	4	2	4	1	0	0	0	0	3	3	0.00	0.000										
Mike Munoz, L ERA: 4.71	0.1		1	0	0	0	1	0	0	0	0	0	0	3	3	0.00	0.000										
Bruce Ruffin, L ERA: 3.8	2.0		8	1	0	0	3	1	0	0	0	0	0	20	33	0.00	1.000										
Gary Wayne, L ERA: 5.05	0.0		1	1	1	1	0	0	0	0	0	0	1	2	4	∞	∞										
Willie Blair, R ERA: 4.75	1.2		7	3	0	0	1	0	0	0	0	0	0	14	18	0.00	1.800										
PITCHER	IP	WLS	BF	H	R	ER	SO	BB	IBB	HBP	BLK	WP	HR	S	P	ERA	WHIP										
Lance Painter, L ERA: 6.0	0.1		1	0	0	0	0	0	0	0	0	0	0	2	5	0.00	0.000										

