


Colorado Rockies - 1994


Batter	1	2	3	4	5	6	7	8	9	AB	R	H	RBI	BB	SO	LOB	TOP								
Lenny Dykstra, L (1, 8) OBP: 0.500, SLG: 0.250	F7		K							4	2	1	0	2	1	3	Philadelphia Phillies @ Colorado Rockies Mile High Stadium, Denver, CO Mon Apr 04 1994, 5:33 AM EDT Att: 72,470 - Overcast - 51 F								
Mariano Duncan, R (1, 4) OBP: 0.500, SLG: 1.167	F8		HR							6	2	3	4	0	0	1									
Ricky Jordan, R (1, 3)	K		G1-3							5	1	0	1	1	1	3									
Dave Hollins, S (1, 5)		F8								4	1	1	1	1	0	0									
Darren Daulton, L (1, 2) OBP: 0.500, SLG: 0.250										4	1	1	1	2	0	2									
Pete Incaviglia, R (1, 7) Bobby Munoz, R (7, 1) Heathcliff Slocumb, R (7, 1) Milt Thompson, L (8, PH)										3	0	1	0	1	0	3									
Jim Eisenreich, L (1, 9) OBP: 0.200, SLG: 0.200										5	1	1	0	0	0	3									
Kevin Stocker, S (1, 6)										2	2	0	0	2	1	2									
Curt Schilling, R (1, 1) Tom Marsh, R (7, PH) David West, L (8, 1)										2	0	0	0	0	1	1									
										3	1	1	1	0	1	1									
										0	0	0	0	0	0	0									
Inning Stats	R: 0 E: 0 K: 1 S: 7	H: 0 LOB: 0 BB: 0 P: 12	R: 0 E: 0 K: 0 S: 4	H: 0 LOB: 1 BB: 1 P: 13	R: 2 E: 0 K: 2 S: 13	H: 1 LOB: 0 BB: 0 P: 19	R: 0 E: 0 K: 0 S: 8	H: 1 LOB: 1 BB: 0 P: 12	R: 0 E: 0 K: 1 S: 13	H: 2 LOB: 2 BB: 0 P: 20	R: 0 E: 0 K: 0 S: 12	H: 1 LOB: 2 BB: 2 P: 23	R: 2 E: 0 K: 1 S: 16	H: 2 LOB: 2 BB: 2 P: 30	R: 8 E: 2 K: 0 S: 21	H: 2 LOB: 2 BB: 6 P: 53		R: 0 E: 1 K: 0 S: 6	H: 0 LOB: 1 BB: 0 P: 8	1B: 7 2B: 2 3B: 0 HR: 1	SF: 0 SAC: 0 DP: 1 HBP: 2	WP: 1 PB: 0 SB: 1 CS: 0	PA: 50		
PITCHER	IP	WLS	BF	H	R	ER	SO	BB	IBB	HBP	BLK	WP	HR	S	P	ERA		WHIP							
Armando Reynoso, R (1, 1) ERA: 3.0	6.0		26	5	2	2	4	2	0	2	1	0	1	57	99	3.00	1.167								
Bruce Ruffin, L (7, 1) ERA: 27.0	0.2		6	2	2	2	1	2	0	0	0	0	0	13	25	27.00	6.000								
Steve Reed, R (7, 1) ERA: 27.0	0.1		1	0	0	0	0	0	0	0	0	0	0	3	5	0.00	0.000								
Mike Munoz, L (8, 1) ERA: 27.0	0.1	L	4	0	3	2	0	2	0	0	0	0	0	4	13	54.00	6.000								
Darren Holmes, R (8, 1) ERA: 27.0	0.1		5	1	1	0	0	3	0	0	0	1	0	10	23	0.00	12.000								

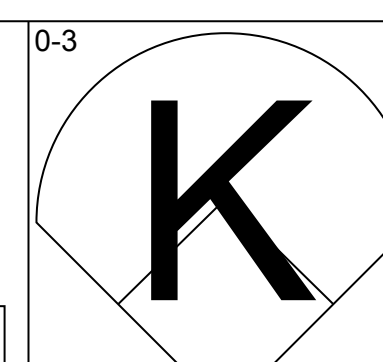
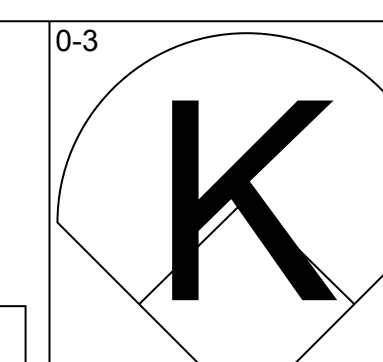
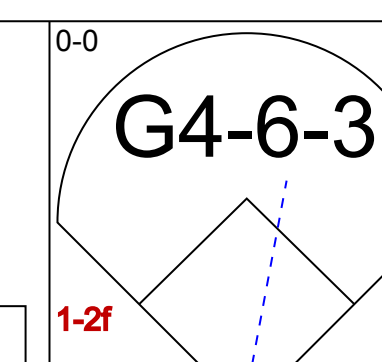
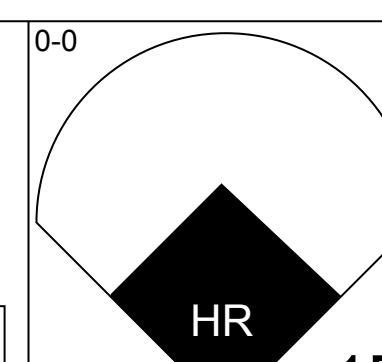
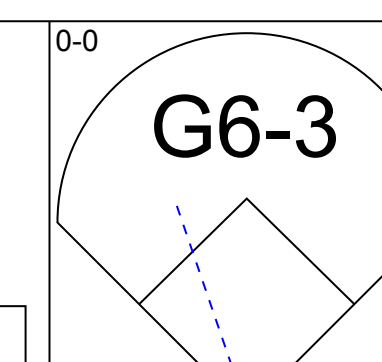
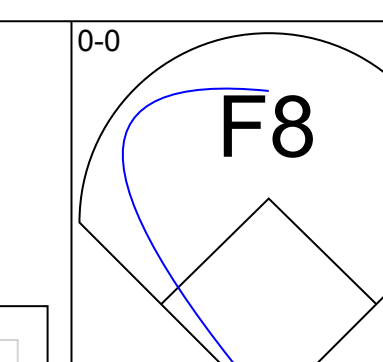
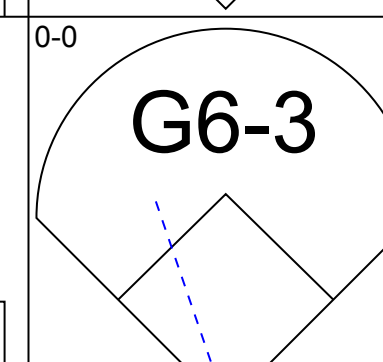
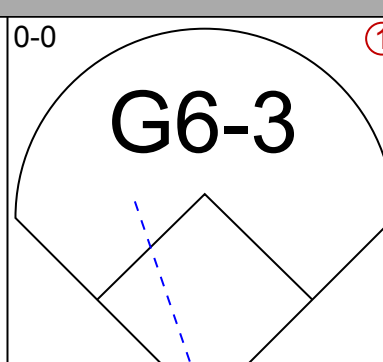
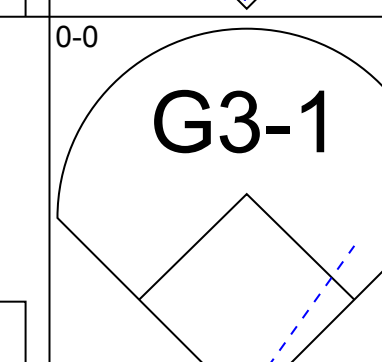
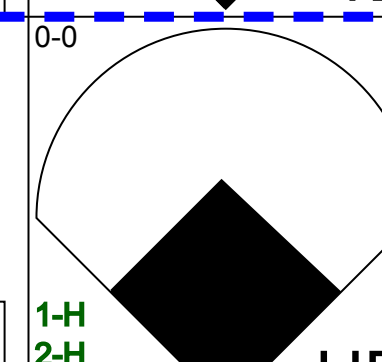
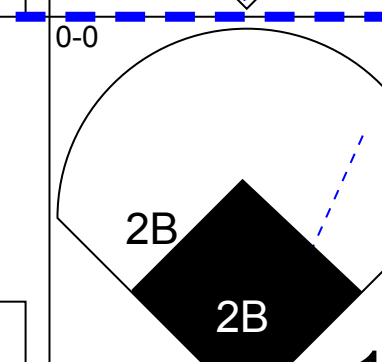
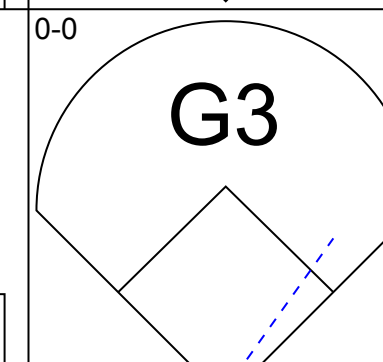
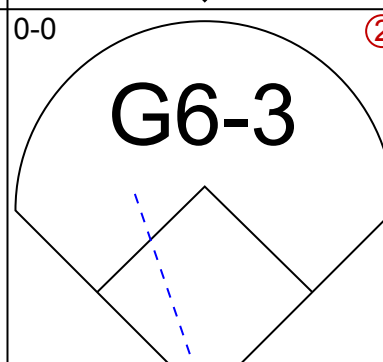
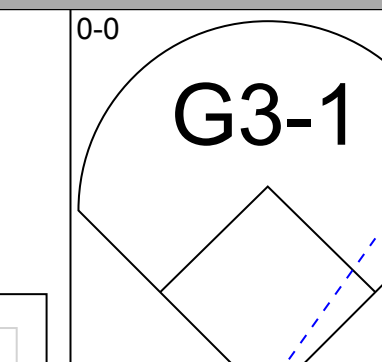
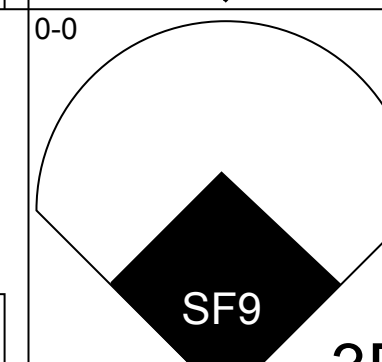
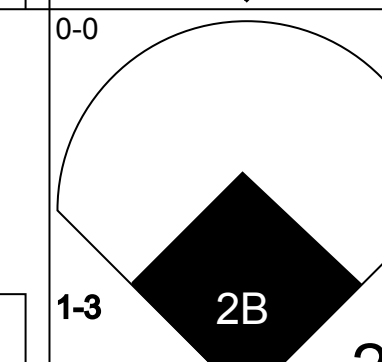
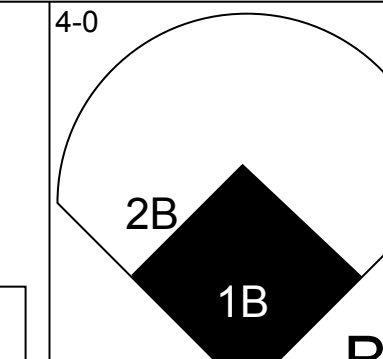
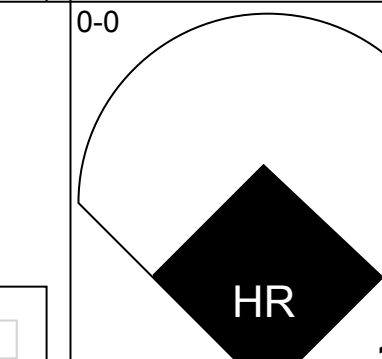
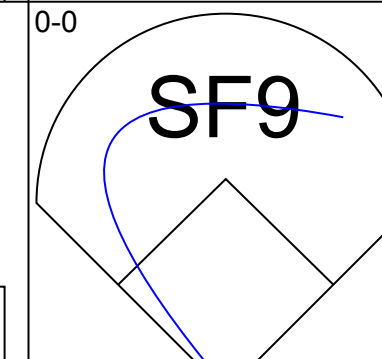
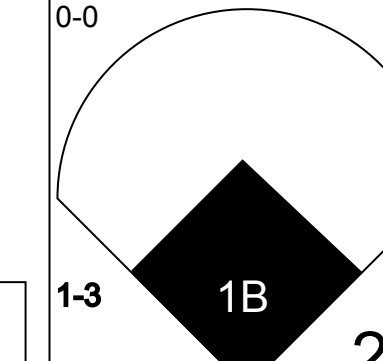
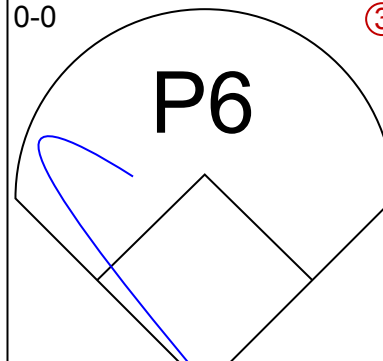
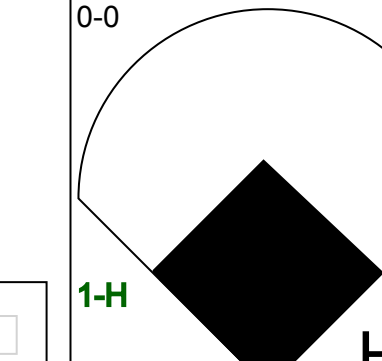
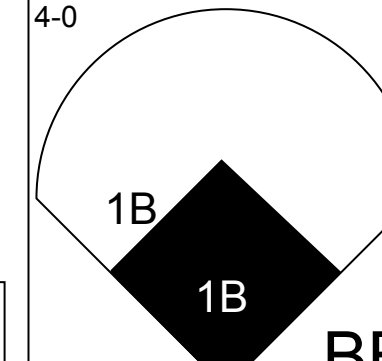
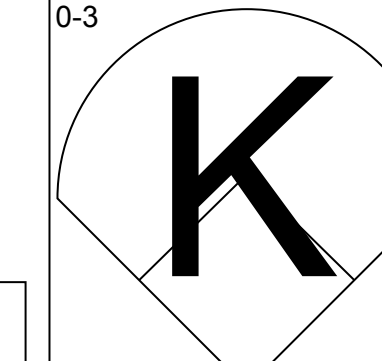

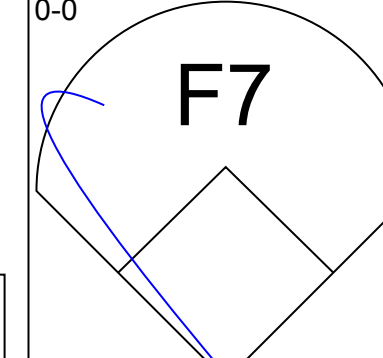
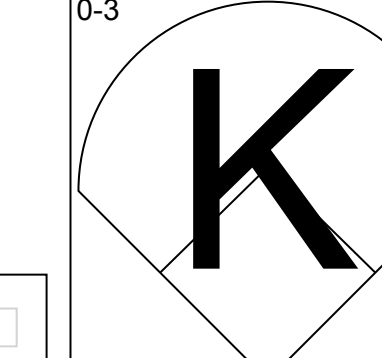
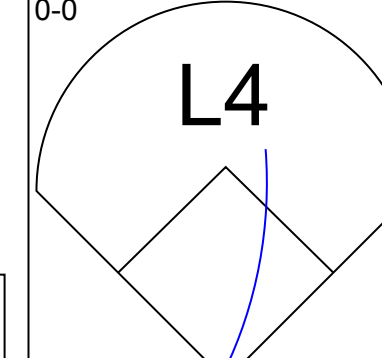
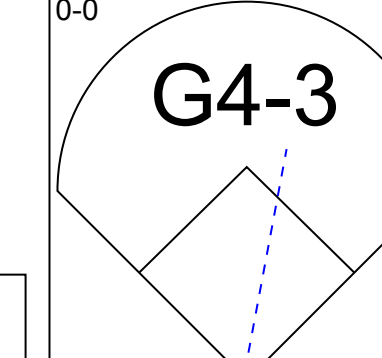
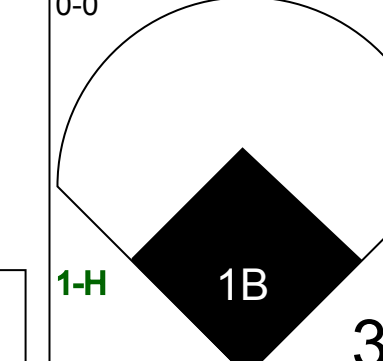
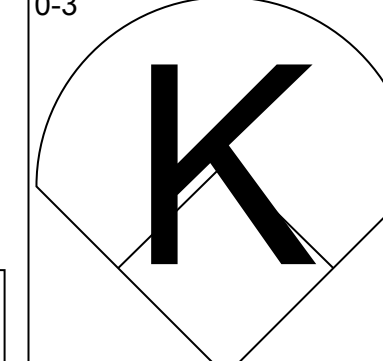
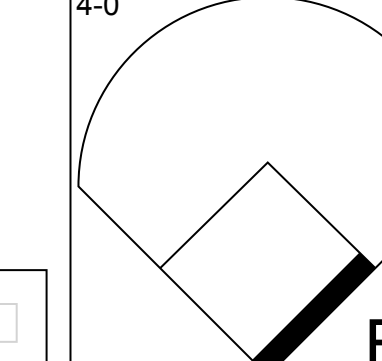
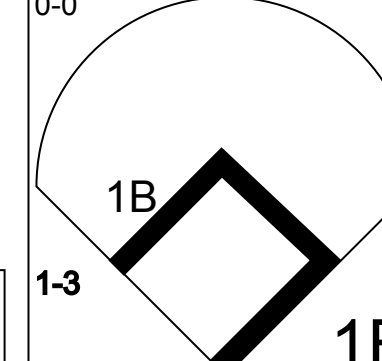
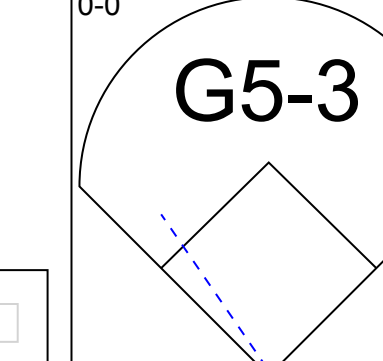
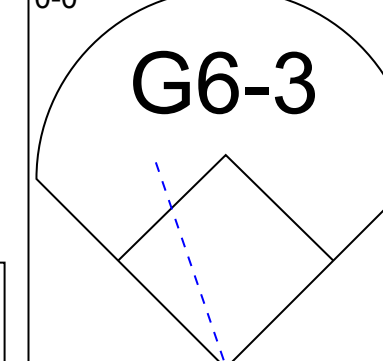
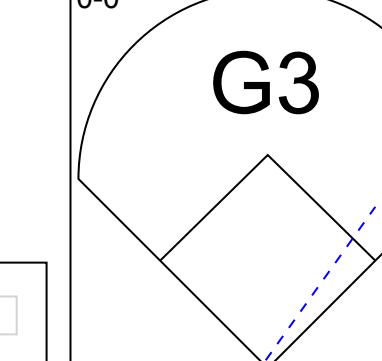
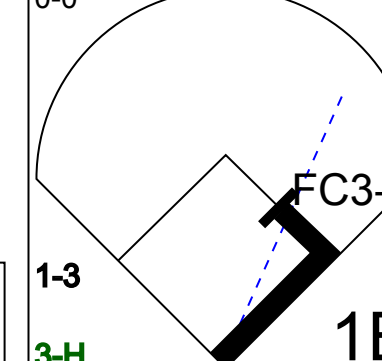


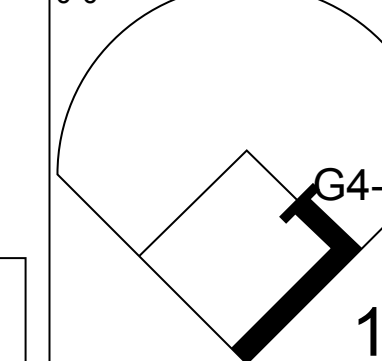
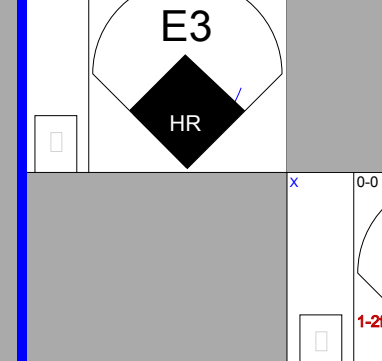
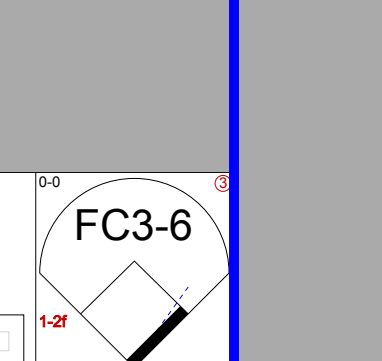
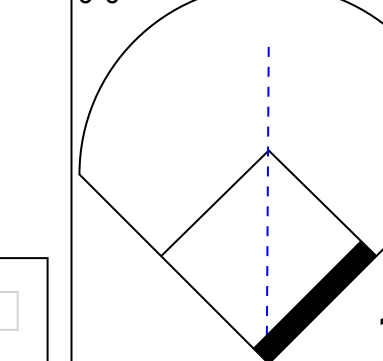


Batter	1	2	3	4	5	6	7	8	9	AB	R	H	RBI	BB	SO	LOB	BOTTOM								
Walt Weiss, S (1, 6) OBP: 0.200, SLG: 0.200	G5-3		L8							5	0	1	0	0	2	3	Philadelphia Phillies @ Colorado Rockies Mile High Stadium, Denver, CO Mon Apr 04 1994, 5:33 AM EDT Att: 72,470 - Overcast - 51 F								
Howard Johnson, S (1, 7)	G4-3		P5							4	1	0	0	1	2	3									
Dante Bichette, R (1, 9)	P2		HR							3	1	0	0	1	1	1									
Andres Galarraga, R (1, 3) OBP: 0.600, SLG: 1.200										5	2	3	3	0	1	1									
Charlie Hayes, R (1, 5) OBP: 0.200, SLG: 0.200										5	0	1	0	0	0	3									
Ellis Burks, R (1, 8) OBP: 0.600, SLG: 1.250										4	2	2	1	1	1	1									
Joe Girardi, R (1, 2) OBP: 1.000, SLG: 1.000										3	0	3	1	1	0	0									
Roberto Mejia, R (1, 4) OBP: 0.400, SLG: 0.400										5	0	2	0	0	1	5									
Armando Reynoso, R (1, 1) John Vanter Wile, L (1, 1) Bruce Ruffin, R (7, 1) Steve Reed, R (7, 1) Mike Munoz, L (8, 1) Darren Holmes, R (8, 1) Walt Weiss, S (1, 6) Marcus Moore, S (9, 1)										1	0	0	0	0	0	2									
										1	0	0	0	0	0	0									
										1	0	0	0	0	0	0									
										1	0	0	0	0	0	0									
										1	0	0	0	0	0	0									
										1	0	0	0	0	0	0									
										1	0	0	0	0	0	0									
Inning Stats	R: 0 E: 0 K: 0 S: 4	H: 0 LOB: 0 BB: 0 P: 7	R: 1 E: 0 K: 0 S: 13	H: 4 LOB: 2 BB: 0 P: 22	R: 2 E: 0 K: 1 S: 15	H: 2 LOB: 1 BB: 0 P: 23	R: 0 E: 0 K: 2 S: 11	H: 1 LOB: 2 BB: 1 P: 18	R: 0 E: 0 K: 1 S: 9	H: 0 LOB: 0 BB: 0 P: 12	R: 1 E: 0 K: 2 S: 12	H: 2 LOB: 1 BB: 0 P: 17	R: 2 E: 0 K: 0 S: 11	H: 2 LOB: 3 BB: 3 P: 28	R: 0 E: 0 K: 2 S: 11	H: 1 LOB: 1 BB: 0 P: 18	R: 0 E: 0 K: 0 S: 8	H: 1 LOB: 1 BB: 0 P: 13	1B: 10 2B: 1 3B: 0 HR: 2	SF: 0 SAC: 2 DP: 1 HBP: 1	WP: 1 PB: 0 SB: 2 CS: 0	PA: 44			
PITCHER	IP	WLS	BF	H	R	ER	SO	BB	IBB	HBP	BLK	WP	HR	S	P	ERA	WHIP								
Curt Schilling, R (1, 1) ERA: 6.0	6.0		28	9	4	4	6	1	0	1	0	0	0	64	99	6.00	1.667								
Bobby Munoz, R (7, 1) ERA: 54.0	0.1		5	1	2	2	0	3	0	0	0	1	0	6	19	54.00	12.000								
Heathcliff Slocumb, R (7, 1) ERA: 54.0	0.2	W	3	1	0	0	0	0	0	0	0	0	0	5	9	0.00	1.500								
David West, L (8, 1) ERA: 54.0	2.0		8	2	0	0	2	0	0	0	0	0	0	19	31	0.00	1.000								



Batter	1	2	3	4	5	6	7	8	9	AB	R	H	RBI	BB	SO	LOB	TOP								
Lenny Dykstra, L OBP: 0.636, SLG: 1.000 (1, 8)										3	3	2	2	2	1	0	Philadelphia Phillies @ Colorado Rockies Mile High Stadium, Denver, CO Wed Apr 06 1994, 9:05 PM EDT Att: 50,875 - Unknown - 54 F AB 37 R 7 H 10 RBI 6 BB 7 SO 8 LOB 21 								
Mariano Duncan, R OBP: 0.364, SLG: 0.727 (1, 4)										5	1	1	0	0	0	2									
Ricky Jordan, R OBP: 0.455, SLG: 0.444 (1, 3)										4	1	3	1	1	0	0									
Dave Hollins, S OBP: 0.364, SLG: 0.222 (1, 5)										5	1	1	1	0	1	3									
Darren Daulton, L OBP: 0.455, SLG: 0.143 (1, 2)										3	0	0	0	2	0	1									
Jim Eisenreich, L OBP: 0.300, SLG: 0.222 (1, 9)										4	0	1	2	1	1	2									
Milt Thompson, L OBP: 0.500, SLG: 0.333 (8, PH)										3	0	1	0	0	0	1									
Pete Incaviglia, R OBP: 0.333, SLG: 0.200 (8, 7)										2	0	0	0	0	2	3									
Doug Jones, R (9, 1)										0	0	0	0	0	0	0									
Kevin Stocker, S OBP: 0.500, SLG: 0.167 (1, 6)										4	0	1	0	1	2	5									
Danny Jackson, R (1, 1)										2	0	0	0	0	1	3									
Tony Longmire, L (7, PH)										1	1	0	0	0	0	1									
Roger Mason, R (7, 1)										0	0	0	0	0	0	0									
Tom Marsh, R OBP: 0.250, SLG: 0.250 (9, 7)										1	0	0	0	0	0	0									
Inning Stats	R: 1 E: 1 K: 0 S: 8	H: 2 LOB: 1 BB: 0 P: 13	R: 0 E: 0 K: 1 S: 10	H: 0 LOB: 1 BB: 1 P: 16	R: 0 E: 0 K: 0 S: 5	H: 1 LOB: 1 BB: 1 P: 12	R: 0 E: 0 K: 2 S: 14	H: 1 LOB: 2 BB: 1 P: 23	R: 0 E: 0 K: 1 S: 5	H: 0 LOB: 0 BB: 0 P: 8	R: 0 E: 1 K: 0 S: 7	H: 0 LOB: 1 BB: 0 P: 13	R: 2 E: 0 K: 1 S: 12	H: 3 LOB: 1 BB: 0 P: 16	R: 0 E: 0 K: 1 S: 7	H: 0 LOB: 1 BB: 1 P: 13	R: 4 E: 1 K: 2 S: 18	H: 3 LOB: 2 BB: 3 P: 37	1B: 7 2B: 3 3B: 0 HR: 1	SF: 0 SAC: 0 DP: 1 HBP: 0	WP: 0 PB: 0 SB: 2 CS: 0	PA: 44			
PITCHER	IP	WLS	BF	H	R	ER	SO	BB	IBB	HBP	BLK	WP	HR	S	P	ERA	WHIP								
Mike Harkey, R ERA: 3.86 (1, 1)	7.0		31	7	3	3	5	3	0	0	0	0	1	61	101	3.86	1.429								
Bruce Ruffin, L ERA: 13.5 (8, 1)	1.1		6	0	1	1	1	2	0	0	0	0	0	10	22	6.75	1.500								
Darren Holmes, R ERA: 36.0 (9, 1)	0.2	L	7	3	3	3	2	1	1	0	0	0	0	15	28	40.50	6.000								

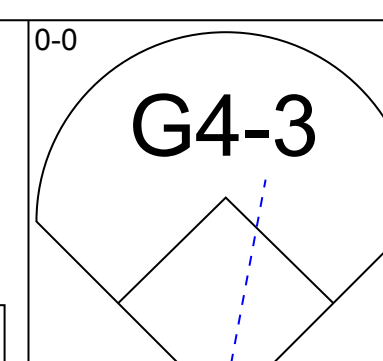
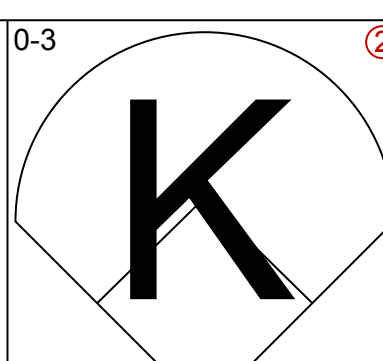
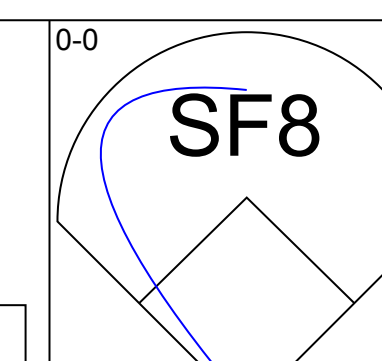
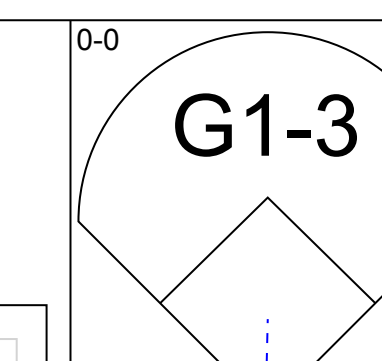
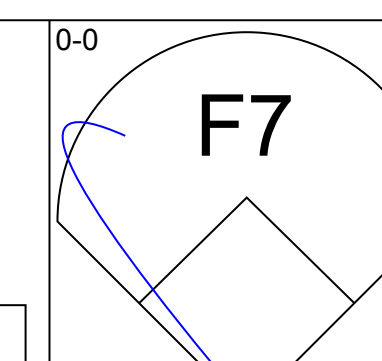
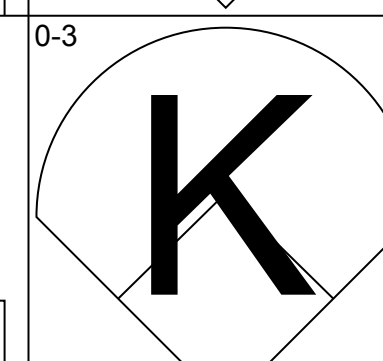
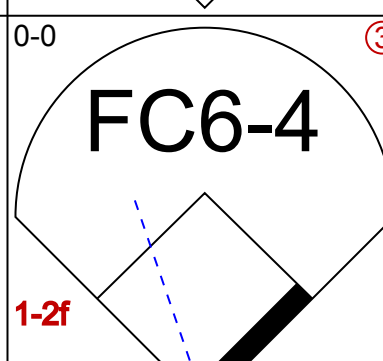
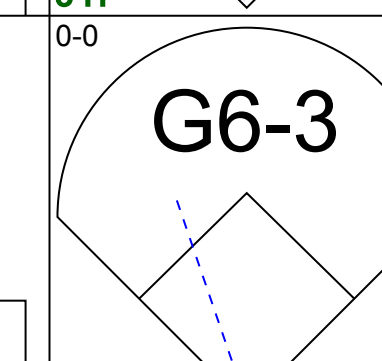
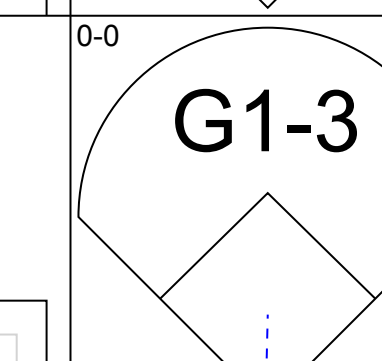
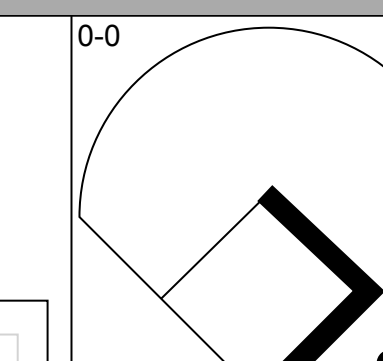

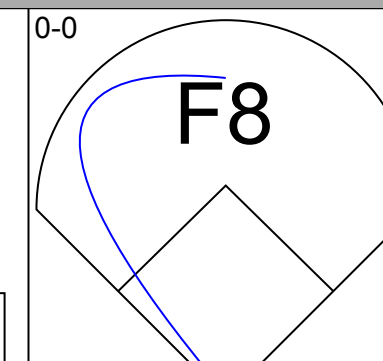
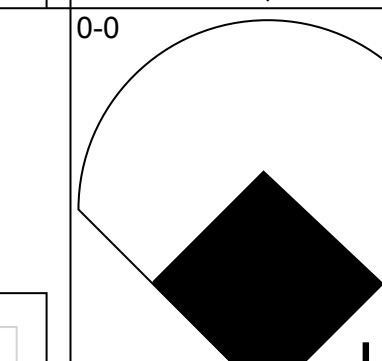
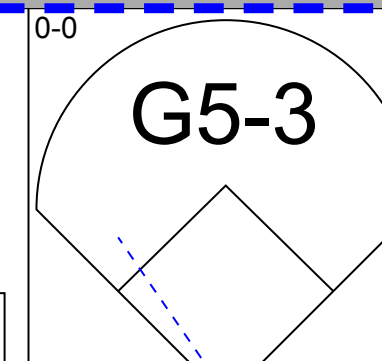
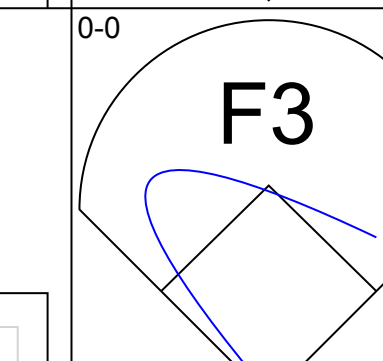
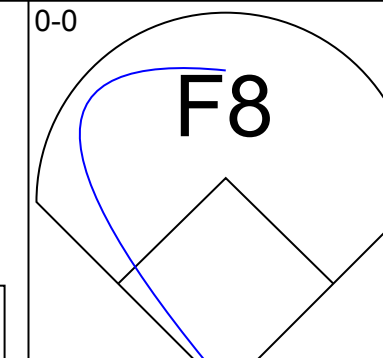
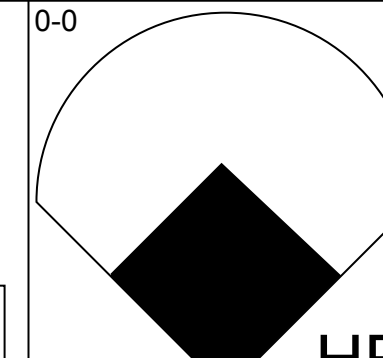
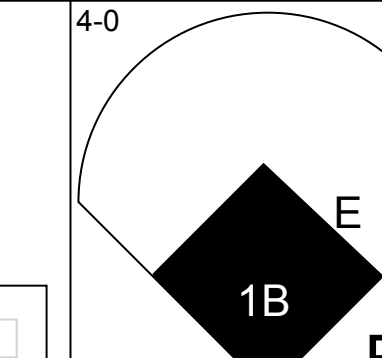
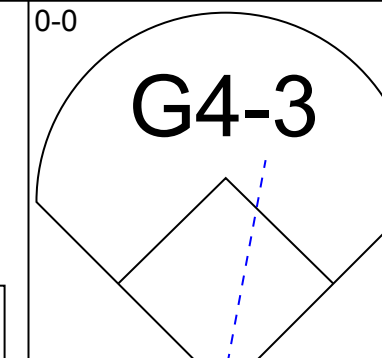
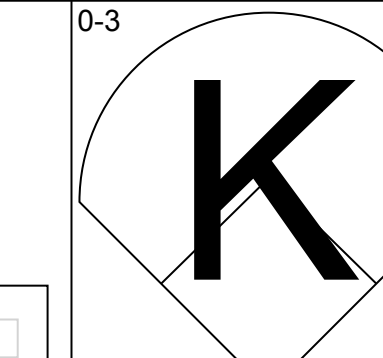
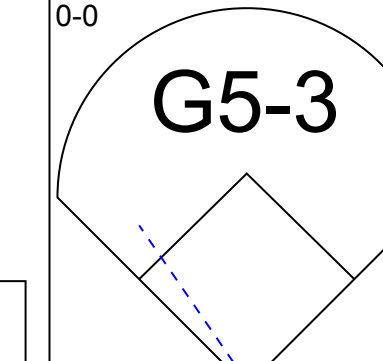
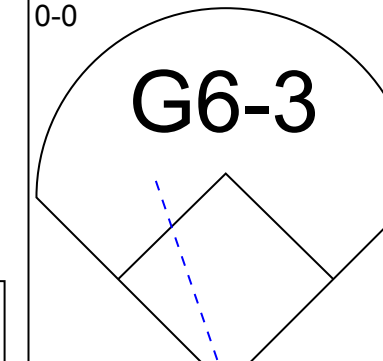
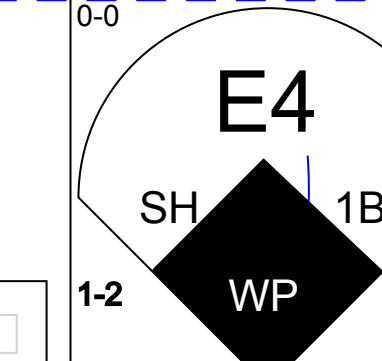
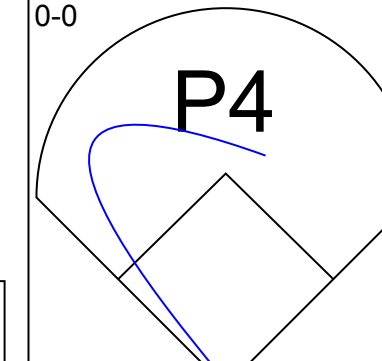
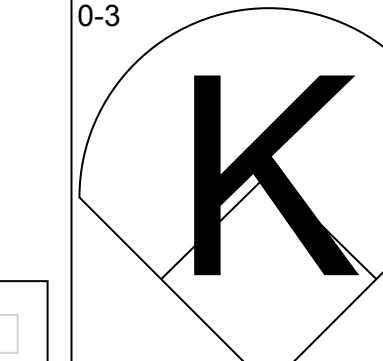

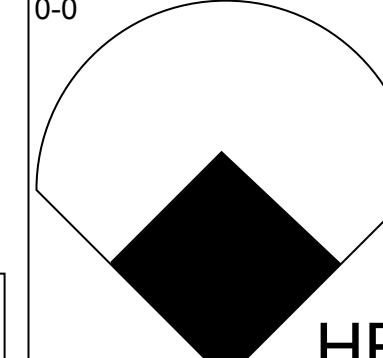
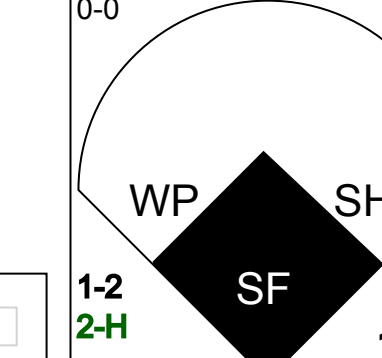

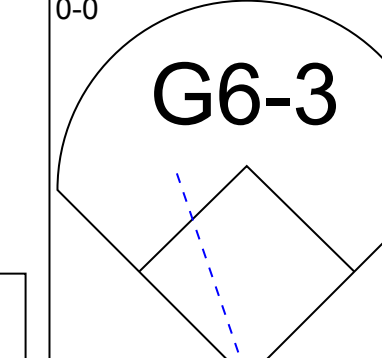

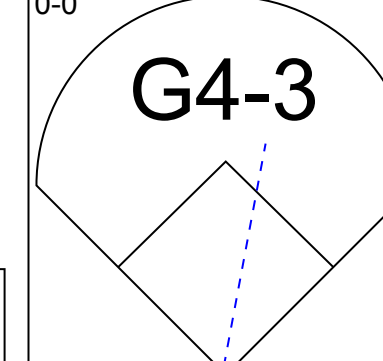
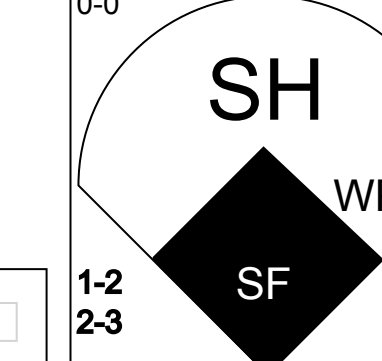

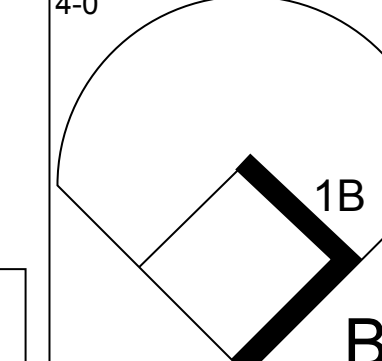
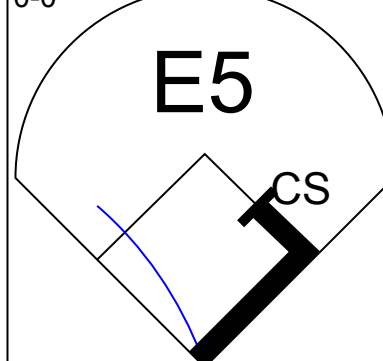
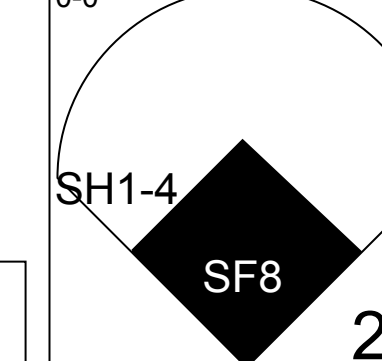
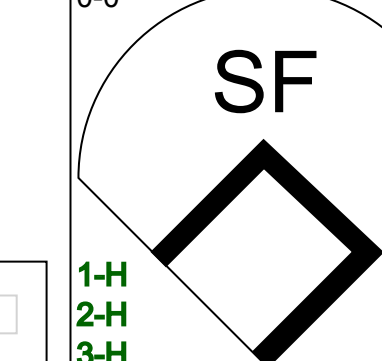
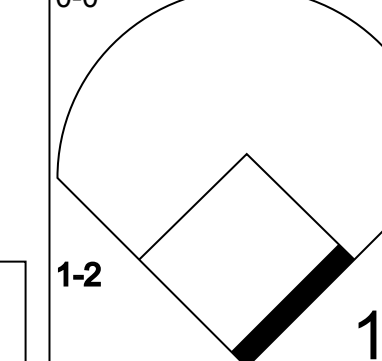
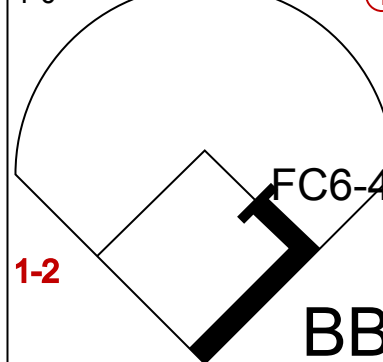
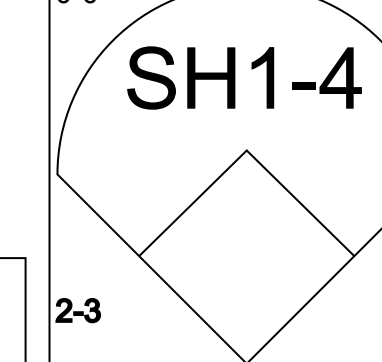
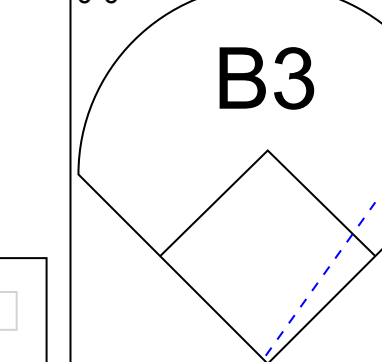
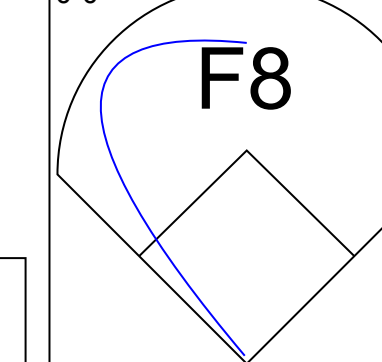
Batter	1	2	3	4	5	6	7	8	9	AB	R	H	RBI	BB	SO	LOB	BOTTOM								
Walt Weiss, S OBP: 0.300, SLG: 0.300 (1, 6)										5	1	2	0	0	0	2	Philadelphia Phillies @ Colorado Rockies Mile High Stadium, Denver, CO Wed Apr 06 1994, 9:05 PM EDT Att: 50,875 - Unknown - 54 F AB 38 R 5 H 11 RBI 5 BB 3 SO 9 LOB 17 								
Joe Girardi, R OBP: 0.889, SLG: 0.857 (1, 2)										4	1	3	1	1	1	0									
Dante Bichette, R OBP: 0.500, SLG: 1.125 (1, 9)										5	2	3	3	0	0	3									
Andres Galarraga, R OBP: 0.400, SLG: 0.700 (1, 3)										5	0	1	0	0	1	5									
Charlie Hayes, R OBP: 0.100, SLG: 0.100 (1, 5)										5	0	0	0	0	1	2									
Ellis Burks, R OBP: 0.556, SLG: 1.143 (1, 8)										3	1	1	0	1	0	0									
Howard Johnson, S (1, 7)										4	0	0	0	0	4	3									
Mike Kingery, L (9, 7)										0	0	0	0	0	0	0									
Roberto Mejia, R OBP: 0.333, SLG: 0.444 (1, 4)										4	0	1	1	0	0	2									
Mike Harkey, R (1, 1)										2	0	0	0	0	1	0									
John Vander Wal, L OBP: 0.500, SLG: 1.000 (7, PH)										1	0	0	0	0	1	0									
Bruce Ruffin, S (8, 1)										0	0	0	0	1	0	0									
Darren Holmes, R (9, 1)										0	0	0	0	0	0	0									
Inning Stats	R: 2 E: 0 K: 1 S: 13	H: 2 LOB: 0 BB: 0 P: 23	R: 0 E: 0 K: 1 S: 6	H: 0 LOB: 0 BB: 0 P: 10	R: 0 E: 0 K: 2 S: 7	H: 0 LOB: 0 BB: 0 P: 8	R: 1 E: 0 K: 1 S: 10	H: 2 LOB: 2 BB: 1 P: 20	R: 0 E: 0 K: 1 S: 5	H: 1 LOB: 0 BB: 0 P: 9	R: 1 E: 0 K: 1 S: 13	H: 3 LOB: 2 BB: 0 P: 22	R: 1 E: 1 K: 1 S: 15	H: 1 LOB: 2 BB: 1 P: 28	R: 0 E: 0 K: 1 S: 10	H: 1 LOB: 1 BB: 0 P: 13	1B: 7 2B: 1 3B: 1 HR: 2	SF: 0 SAC: 0 DP: 0 HBP: 0	WP: 0 PB: 0 SB: 2 CS: 0	PA: 41					
PITCHER	IP	WLS	BF	H	R	ER	SO	BB	IBB	HBP	BLK	WP	HR	S	P	ERA	WHIP								
Danny Jackson, L ERA: 4.5 (1, 1)	6.0		25	6	3	3	6	2	0	0	0	0	2	47	83	4.50	1.333								
Roger Mason, R ERA: 4.5 (7, 1)	2.0	W	12	4	2	1	2	1	0	0	0	0	0	28	50	4.50	2.500								
Doug Jones, R ERA: (9, 1)	1.0	S	4	1	0	0	1	0	0	0	0	0	0	10	13	0.00	1.000								

Batter	1	2	3	4	5	6	7	8	9	AB	R	H	RBI	BB	SO	LOB	TOP				
Lenny Dykstra, L OBP: 0.471, SLG: 0.615 (1, 8)										6	1	1	0	0	2	2					
Mariano Duncan, R OBP: 0.375, SLG: 0.813 (1, 4)										5	2	2	3	0	0	0					
Ricky Jordan, R OBP: 0.438, SLG: 0.643 (1, 3)										5	2	2	0	0	0	0					
Dave Hollins, S OBP: 0.500, SLG: 0.500 (1, 5)										3	2	3	3	1	0	0					
Darren Daulton, L OBP: 0.500, SLG: 0.636 (1, 2)										4	3	2	2	1	1	2					
Pete Incaviglia, R OBP: 0.273, SLG: 0.200 Milt Thompson, L OBP: 0.500, SLG: 0.333 (1, 7) (8, 7)										5	1	1	2	0	1	2					
Jim Eisenreich, L OBP: 0.400, SLG: 0.462 (1, 9)										4	1	2	1	1	1	0					
Kevin Stocker, S OBP: 0.467, SLG: 0.273 (1, 6)										5	0	2	2	0	0	1					
Tommy Greene, R OBP: 0.500, SLG: 0.500 Heathcliff Slocumb, R OBP: 0.500, SLG: 0.500 Tony Longmire, L OBP: 1.000, SLG: 1.000 (1, 1) (6, 1) (7, PH) (7, 1)										2	0	1	0	0	0	1					
Inning Stats	R: 0 E: 0 K: 1 S: 5	H: 0 LOB: 0 BB: 0 P: 5	R: 4 E: 0 K: 1 S: 8	H: 4 LOB: 0 BB: 1 P: 12	R: 0 E: 0 K: 0 S: 4	H: 1 LOB: 1 BB: 0 P: 4	R: 0 E: 0 K: 1 S: 5	H: 0 LOB: 0 BB: 0 P: 5	R: 0 E: 0 K: 0 S: 3	H: 1 LOB: 0 BB: 0 P: 3	R: 2 E: 0 K: 1 S: 7	H: 2 LOB: 1 BB: 1 P: 11	R: 5 E: 1 K: 0 S: 9	H: 5 LOB: 2 BB: 1 P: 13	R: 2 E: 0 K: 1 S: 8	H: 3 LOB: 1 BB: 0 P: 8	R: 0 E: 0 K: 0 S: 4	H: 1 LOB: 1 BB: 0 P: 4	1B: 10 2B: 3 3B: 2 HR: 2	SF: 1 SAC: 0 DP: 2 HBP: 0	WP: 0 PA: 46 PB: 0 SB: 0 CS: 0
PITCHER	IP WLS BF H R ER SO BB IBB HBP BLK WP HR S P ERA WHIP	IP WLS BF H R ER SO BB IBB HBP BLK WP HR S P ERA WHIP	IP WLS BF H R ER SO BB IBB HBP BLK WP HR S P ERA WHIP	IP WLS BF H R ER SO BB IBB HBP BLK WP HR S P ERA WHIP	IP WLS BF H R ER SO BB IBB HBP BLK WP HR S P ERA WHIP	IP WLS BF H R ER SO BB IBB HBP BLK WP HR S P ERA WHIP	IP WLS BF H R ER SO BB IBB HBP BLK WP HR S P ERA WHIP	IP WLS BF H R ER SO BB IBB HBP BLK WP HR S P ERA WHIP	IP WLS BF H R ER SO BB IBB HBP BLK WP HR S P ERA WHIP	IP WLS BF H R ER SO BB IBB HBP BLK WP HR S P ERA WHIP	IP WLS BF H R ER SO BB IBB HBP BLK WP HR S P ERA WHIP	IP WLS BF H R ER SO BB IBB HBP BLK WP HR S P ERA WHIP	IP WLS BF H R ER SO BB IBB HBP BLK WP HR S P ERA WHIP	IP WLS BF H R ER SO BB IBB HBP BLK WP HR S P ERA WHIP	IP WLS BF H R ER SO BB IBB HBP BLK WP HR S P ERA WHIP	IP WLS BF H R ER SO BB IBB HBP BLK WP HR S P ERA WHIP	IP WLS BF H R ER SO BB IBB HBP BLK WP HR S P ERA WHIP	IP WLS BF H R ER SO BB IBB HBP BLK WP HR S P ERA WHIP	IP WLS BF H R ER SO BB IBB HBP BLK WP HR S P ERA WHIP	IP WLS BF H R ER SO BB IBB HBP BLK WP HR S P ERA WHIP	IP WLS BF H R ER SO BB IBB HBP BLK WP HR S P ERA WHIP

Philadelphia Phillies @ Colorado Rockies
Mile High Stadium, Denver, CO
Thu Apr 07 1994, 5:33 AM EDT
Att: 48,021 - Unknown - 56 F

AB 42
R 13
H 17
RBI 13
BB 3
SO 5
LOB 10



Batter	1	2	3	4	5	6	7	8	9	AB	R	H	RBI	BB	SO	LOB	BOTTOM				
Walt Weiss, S OBP: 0.200, SLG: 0.214 (1, 6)										4	0	0	1	0	1	4					
Joe Girardi, R OBP: 0.643, SLG: 0.667 (1, 2)										5	0	1	0	0	1	2					
Dante Bichette, R OBP: 0.467, SLG: 1.083 (1, 9)										4	1	1	1	1	0	1					
Andres Galarraga, R OBP: 0.400, SLG: 0.786 (1, 3)										4	2	1	1	1	1	2					
Charlie Hayes, R OBP: 0.067, SLG: 0.067 (1, 5)										5	1	0	0	0	1	2					
Ellis Burks, R OBP: 0.536, SLG: 1.182 (1, 8)										4	2	2	2	0	1	0					
Mike Kingery, L (1, 7)										2	1	0	0	1	1	0					
Roberto Mejia, R OBP: 0.385, SLG: 0.583 (1, 4)										3	1	2	1	0	0	0					
Greg Harris, R Steve Reed, R Mike Munoz, L Marcus Moore, S Howard Johnson, S Bruce Ruffin, S (1, 1) (7, 1) (7, 1) (8, 1) (8, PH) (9, 1)										1	0	0	0	1	0	1					
Inning Stats	R: 0 E: 0 K: 1 S: 5	H: 0 LOB: 1 BB: 1 P: 9	R: 0 E: 0 K: 2 S: 7	H: 0 LOB: 0 BB: 0 P: 7	R: 0 E: 1 K: 1 S: 5	H: 0 LOB: 1 BB: 1 P: 9	R: 2 E: 0 K: 0 S: 5	H: 2 LOB: 0 BB: 0 P: 5	R: 1 E: 0 K: 0 S: 4	H: 1 LOB: 0 BB: 0 P: 4	R: 5 E: 3 K: 0 S: 8	H: 2 LOB: 1 BB: 1 P: 12	R: 0 E: 0 K: 0 S: 3	H: 0 LOB: 0 BB: 0 P: 3	R: 0 E: 0 K: 0 S: 4	H: 1 LOB: 2 BB: 1 P: 8	R: 0 E: 0 K: 2 S: 8	H: 1 LOB: 1 BB: 0 P: 8	1B: 2 2B: 2 3B: 0 HR: 3	SF: 2 SAC: 2 DP: 0 HBP: 0	WP: 1 PA: 41 PB: 0 SB: 0 CS: 1
PITCHER	IP WLS BF H R ER SO BB IBB HBP BLK WP HR S P ERA WHIP	IP WLS BF H R ER SO BB IBB HBP BLK WP HR S P ERA WHIP	IP WLS BF H R ER SO BB IBB HBP BLK WP HR S P ERA WHIP	IP WLS BF H R ER SO BB IBB HBP BLK WP HR S P ERA WHIP	IP WLS BF H R ER SO BB IBB HBP BLK WP HR S P ERA WHIP	IP WLS BF H R ER SO BB IBB HBP BLK WP HR S P ERA WHIP	IP WLS BF H R ER SO BB IBB HBP BLK WP HR S P ERA WHIP	IP WLS BF H R ER SO BB IBB HBP BLK WP HR S P ERA WHIP	IP WLS BF H R ER SO BB IBB HBP BLK WP HR S P ERA WHIP	IP WLS BF H R ER SO BB IBB HBP BLK WP HR S P ERA WHIP	IP WLS BF H R ER SO BB IBB HBP BLK WP HR S P ERA WHIP	IP WLS BF H R ER SO BB IBB HBP BLK WP HR S P ERA WHIP	IP WLS BF H R ER SO BB IBB HBP BLK WP HR S P ERA WHIP	IP WLS BF H R ER SO BB IBB HBP BLK WP HR S P ERA WHIP	IP WLS BF H R ER SO BB IBB HBP BLK WP HR S P ERA WHIP	IP WLS BF H R ER SO BB IBB HBP BLK WP HR S P ERA WHIP	IP WLS BF H R ER SO BB IBB HBP BLK WP HR S P ERA WHIP	IP WLS BF H R ER SO BB IBB HBP BLK WP HR S P ERA WHIP	IP WLS BF H R ER SO BB IBB HBP BLK WP HR S P ERA WHIP	IP WLS BF H R ER SO BB IBB HBP BLK WP HR S P ERA WHIP	IP WLS BF H R ER SO BB IBB HBP BLK WP HR S P ERA WHIP

Philadelphia Phillies @ Colorado Rockies
Mile High Stadium, Denver, CO
Thu Apr 07 1994, 5:33 AM EDT
Att: 48,021 - Unknown - 56 F

AB 33
R 8
H 7
RBI 6
BB 4
SO 6
LOB 14



Batter	1	2	3	4	5	6	7	8	9	AB	R	H	RBI	BB	SO	LOB	TOP				
Walt Weiss, S OBP: 0.263, SLG: 0.235	4-1 2B BB		0-0 G3-1		0-0 SH1-3	1-3 K		2-1 1B		3	1	1	0	1	1	1	Colorado Rockies @ Pittsburgh Pirates Three Rivers Stadium, Pittsburgh, PA Fri Apr 08 1994, 7:05 PM EDT Att: 44,136 - Unknown				
Howard Johnson, S Eric Young Sr., R	1-3 K		0-3 K		2-0 F8	4-2 1B BB		1-1 L7		3	1	0	0	1	2	2					
Dante Bichette, R OBP: 0.550, SLG: 1.294	1-2 1-H 2B			2-1 HR	2-2 1B 2B	2-1 1B WP		1-2 K		5	2	4	4	0	1	1					
Andres Galarraga, R OBP: 0.450, SLG: 0.789	1-3 K			0-0 G6-3 1B 2B	1-0 BB HBP	2-0 1B		0-0 G6-3		5	1	3	2	0	1	1					
Charlie Hayes, R OBP: 0.100, SLG: 0.053	0-0 G5-3			1-2 G6-3	2-0 BB HBP	1-3 F9		0-1 G5-3		4	0	0	0	0	0	4					
Ellis Burks, R OBP: 0.556, SLG: 1.000		3-2 L5		1-0 FC5-4 1B	4-2 BB		2-3 K		2-2 1B	4	0	2	1	1	1	0					
Joe Girardi, R OBP: 0.474, SLG: 0.471		0-2 G5-3		1-2 FC5-4 1-2	1-0 F8		1-1 G6-3		1-3 K	5	0	0	0	0	1	5					
Roberto Mejia, R OBP: 0.353, SLG: 0.500		1-1 G5-3		0-3 K		2-1 1B S		2-2 F9		4	1	1	0	0	1	1					
David Nied, R Mike Munoz, L Vinny Castilla, R Steve Reed, R Bruce Ruffin, S Darren Holmes, R			1-3 K		4-1 SH1-3 2B BB	2-1 B3		2-2 G6-3		2	1	0	0	1	1	1					
Inning Stats	R: 1 E: 0 K: 2 S: 11	H: 1 LOB: 1 BB: 1 P: 18	R: 0 E: 0 K: 0 S: 9	H: 0 LOB: 0 BB: 0 P: 13	R: 0 E: 0 K: 2 S: 7	H: 0 LOB: 0 BB: 0 P: 8	R: 2 E: 0 K: 1 S: 15	H: 3 LOB: 1 BB: 0 P: 19	R: 2 E: 0 K: 1 S: 10	H: 2 LOB: 3 BB: 2 P: 26	R: 0 E: 0 K: 1 S: 15	H: 0 LOB: 0 BB: 0 P: 14	R: 0 E: 0 K: 1 S: 11	H: 1 LOB: 1 BB: 0 P: 17	R: 0 E: 0 K: 1 S: 9	H: 1 LOB: 1 BB: 0 P: 12		1B: 7 2B: 3 3B: 0 HR: 1	SF: 0 SAC: 1 DP: 0 HBP: 1	WP: 1 PB: 0 SB: 1 CS: 0	PA: 43
PITCHER	IP WLS BF H R ER SO BB IBB HBP BLK WP HR S P ERA WHIP	IP WLS BF H R ER SO BB IBB HBP BLK WP HR S P ERA WHIP	IP WLS BF H R ER SO BB IBB HBP BLK WP HR S P ERA WHIP	IP WLS BF H R ER SO BB IBB HBP BLK WP HR S P ERA WHIP	IP WLS BF H R ER SO BB IBB HBP BLK WP HR S P ERA WHIP	IP WLS BF H R ER SO BB IBB HBP BLK WP HR S P ERA WHIP	IP WLS BF H R ER SO BB IBB HBP BLK WP HR S P ERA WHIP	IP WLS BF H R ER SO BB IBB HBP BLK WP HR S P ERA WHIP	IP WLS BF H R ER SO BB IBB HBP BLK WP HR S P ERA WHIP	IP WLS BF H R ER SO BB IBB HBP BLK WP HR S P ERA WHIP	IP WLS BF H R ER SO BB IBB HBP BLK WP HR S P ERA WHIP	IP WLS BF H R ER SO BB IBB HBP BLK WP HR S P ERA WHIP	IP WLS BF H R ER SO BB IBB HBP BLK WP HR S P ERA WHIP	IP WLS BF H R ER SO BB IBB HBP BLK WP HR S P ERA WHIP	IP WLS BF H R ER SO BB IBB HBP BLK WP HR S P ERA WHIP	IP WLS BF H R ER SO BB IBB HBP BLK WP HR S P ERA WHIP	IP WLS BF H R ER SO BB IBB HBP BLK WP HR S P ERA WHIP	IP WLS BF H R ER SO BB IBB HBP BLK WP HR S P ERA WHIP	IP WLS BF H R ER SO BB IBB HBP BLK WP HR S P ERA WHIP	IP WLS BF H R ER SO BB IBB HBP BLK WP HR S P ERA WHIP	IP WLS BF H R ER SO BB IBB HBP BLK WP HR S P ERA WHIP

AB	37
R	7
H	11
RBI	7
BB	4
SO	9
LOB	17



Batter	1	2	3	4	5	6	7	8	9	AB	R	H	RBI	BB	SO	LOB	BOTTOM				
Carlos Garcia, R OBP: 0.267, SLG: 0.267	0-1 G5-3		1-0 F9			1-2 G6-3	1-1 F7		2-3 K	5	0	0	0	0	1	2	Colorado Rockies @ Pittsburgh Pirates Three Rivers Stadium, Pittsburgh, PA Fri Apr 08 1994, 7:05 PM EDT Att: 44,136 - Unknown				
Jay Bell, R OBP: 0.188, SLG: 0.071	4-2 1B BB		0-1 P3			4-0 BB		2-3 K		2	0	0	0	2	1	0					
Andy Van Slyke, L OBP: 0.313, SLG: 0.533	2-1 1-3 1B		2-0 F9			1-1 F9		3-3 K		4	0	1	0	0	1	1					
Jeff King, R OBP: 0.250, SLG: 0.143	2-3 K			1-2 F7		0-0 L7		4-1 1B BB		3	1	0	0	1	1	3					
Orlando Merced, S OBP: 0.267, SLG: 0.286	0-2 G4-3			1-1 L3			0-1 G3	1-1 1B		4	0	1	0	0	0	2					
Don Slaught, R OBP: 0.273, SLG: 0.364		1-2 G5-3		2-2 G4-3			0-2 BB FC4-6 2B	1-3 1B		4	1	2	1	0	0	0					
Al Martin, L OBP: 0.125, SLG: 0.133		1-3 K			2-0 P4		4-1 FC4-6 BB	2-3 K		3	0	0	0	1	2	2					
Kevin Young, R OBP: 0.286, SLG: 0.667		2-0 HR			2-1 F9		4-1 FC4-6 BB		0-3 K	3	1	1	1	1	1	0					
Paul Wagner, R Blas Minor, R Walt Weiss, S Mike Munoz, L Vinny Castilla, R Steve Reed, R Bruce Ruffin, S Darren Holmes, R			0-0 G6-3		0-0 P7		3-2 FC4-6		3-2 P5	1	0	0	0	0	0	0					
Inning Stats	R: 0 E: 0 K: 1 S: 12	H: 1 LOB: 2 BB: 1 P: 20	R: 1 E: 0 K: 1 S: 9	H: 1 LOB: 0 BB: 0 P: 13	R: 0 E: 0 K: 0 S: 4	H: 0 LOB: 0 BB: 0 P: 7	R: 0 E: 0 K: 0 S: 8	H: 0 LOB: 0 BB: 0 P: 12	R: 0 E: 0 K: 0 S: 4	H: 0 LOB: 0 BB: 0 P: 8	R: 0 E: 0 K: 0 S: 6	H: 0 LOB: 1 BB: 1 P: 12	R: 1 E: 0 K: 3 S: 13	H: 2 LOB: 2 BB: 1 P: 25	R: 0 E: 0 K: 2 S: 10	H: 0 LOB: 0 BB: 0 P: 15		1B: 3 2B: 1 3B: 0 HR: 1	SF: 0 SAC: 0 DP: 0 HBP: 0	WP: 0 PB: 0 SB: 0 CS: 0	PA: 37
PITCHER	IP WLS BF H R ER SO BB IBB HBP BLK WP HR S P ERA WHIP	IP WLS BF H R ER SO BB IBB HBP BLK WP HR S P ERA WHIP	IP WLS BF H R ER SO BB IBB HBP BLK WP HR S P ERA WHIP	IP WLS BF H R ER SO BB IBB HBP BLK WP HR S P ERA WHIP	IP WLS BF H R ER SO BB IBB HBP BLK WP HR S P ERA WHIP	IP WLS BF H R ER SO BB IBB HBP BLK WP HR S P ERA WHIP	IP WLS BF H R ER SO BB IBB HBP BLK WP HR S P ERA WHIP	IP WLS BF H R ER SO BB IBB HBP BLK WP HR S P ERA WHIP	IP WLS BF H R ER SO BB IBB HBP BLK WP HR S P ERA WHIP	IP WLS BF H R ER SO BB IBB HBP BLK WP HR S P ERA WHIP	IP WLS BF H R ER SO BB IBB HBP BLK WP HR S P ERA WHIP	IP WLS BF H R ER SO BB IBB HBP BLK WP HR S P ERA WHIP	IP WLS BF H R ER SO BB IBB HBP BLK WP HR S P ERA WHIP	IP WLS BF H R ER SO BB IBB HBP BLK WP HR S P ERA WHIP	IP WLS BF H R ER SO BB IBB HBP BLK WP HR S P ERA WHIP	IP WLS BF H R ER SO BB IBB HBP BLK WP HR S P ERA WHIP	IP WLS BF H R ER SO BB IBB HBP BLK WP HR S P ERA WHIP	IP WLS BF H R ER SO BB IBB HBP BLK WP HR S P ERA WHIP	IP WLS BF H R ER SO BB IBB HBP BLK WP HR S P ERA WHIP	IP WLS BF H R ER SO BB IBB HBP BLK WP HR S P ERA WHIP	IP WLS BF H R ER SO BB IBB HBP BLK WP HR S P ERA WHIP

AB	32
R	3
H	5
RBI	3
BB	5
SO	7
LOB	12



Batter	1	2	3	4	5	6	7	8	9	AB	R	H	RBI	BB	SO	LOB	TOP										
Walt Weiss, S OBP: 0.286, SLG: 0.208 (1, 6)	K	FC6-4						K		5	0	1	0	0	2	3	Colorado Rockies @ Philadelphia Phillies Veterans Stadium, Philadelphia, PA Mon Apr 11 1994, 3:33 AM EDT Att: 58,627 - Sunny - 63 F										
Joe Girardi, R OBP: 0.478, SLG: 0.450 (1, 2)	E6 2B							HR		3	4	1	0	1	0	0											
Dante Bichette, R OBP: 0.552, SLG: 1.231 (1, 9)	K									5	2	3	3	0	2	2											
Andres Galarraga, R OBP: 0.414, SLG: 0.926 (1, 3)										4	0	1	2	0	1	2											
Charlie Hayes, R OBP: 0.138, SLG: 0.185 (1, 5)	K									4	1	0	0	1	2	1											
Ellis Burks, R OBP: 0.519, SLG: 0.913 (1, 8)										4	1	1	0	1	0	2											
Howard Johnson, S OBP: 0.200, SLG: 0.059 Mike Kingery, L (9, 7)										4	0	1	1	1	2	1											
Roberto Mejia, R OBP: 0.320, SLG: 0.391 (1, 4)										3	0	0	1	1	1	4											
Mike Harkey, R (1, 1)										3	0	0	0	0	2	3											
Bruce Ruffin, S (6, 1)										0	0	0	0	0	0	0											
John Vander Wal, L OBP: 0.250, SLG: 0.500 Mike Munoz, L (8, 1)										1	0	0	0	0	0	0											
Darren Holmes, R (8, 1)										0	0	0	0	0	0	0											
Inning Stats	R: 1 E: 1 K: 3 S: 12	H: 1 LOB: 1 BB: 0 P: 18	R: 0 E: 0 K: 0 S: 8	H: 0 LOB: 2 BB: 2 P: 19	R: 2 E: 0 K: 1 S: 16	H: 2 LOB: 0 BB: 0 P: 23	R: 0 E: 0 K: 2 S: 10	H: 0 LOB: 0 BB: 0 P: 13	R: 0 E: 0 K: 1 S: 6	H: 1 LOB: 1 BB: 0 P: 6	R: 2 E: 1 K: 1 S: 12	H: 2 LOB: 1 BB: 2 P: 20	R: 1 E: 0 K: 1 S: 14	H: 1 LOB: 3 BB: 2 P: 29	R: 2 E: 0 K: 2 S: 14	H: 1 LOB: 0 BB: 1 P: 23	R: 0 E: 0 K: 1 S: 9	H: 0 LOB: 0 BB: 0 P: 12	1B: 3 2B: 4 3B: 0 HR: 1	SF: 1 SAC: 1 DP: 0 HBP: 0	WP: 0 PB: 1 SB: 2 CS: 0	PA: 43					
PITCHER	IP	WLS	BF	H	R	ER	SO	BB	IBB	HBP	BLK	WP	HR	S	P	ERA	WHIP										
Danny Jackson, L ERA: 3.75 (1, 1)	6.0		28	6	5	2	8	2	0	0	0	0	0	64	99	3.00	1.333										
Bobby Munoz, R ERA: 4.5 (7, 1)	0.2		6	1	1	0	0	2	0	0	0	0	0	11	23	0.00	4.500										
Roger Mason, R ERA: 5.06 (7, 1)	1.1	L	6	1	2	2	3	1	0	0	0	0	1	17	29	13.50	1.500										
Doug Jones, R ERA: 3.0 (9, 1)	1.0		3	0	0	0	1	0	0	0	0	0	0	9	12	0.00	0.000										

Batter	1	2	3	4	5	6	7	8	9	AB	R	H	RBI	BB	SO	LOB	BOTTOM										
Lenny Dykstra, L OBP: 0.371, SLG: 0.379 (1, 8)	G4-3									3	1	0	0	2	0	0	Colorado Rockies @ Philadelphia Phillies Veterans Stadium, Philadelphia, PA Mon Apr 11 1994, 3:33 AM EDT Att: 58,627 - Sunny - 63 F										
Mariano Duncan, R OBP: 0.321, SLG: 0.571 (1, 4)										4	1	1	0	0	2	1											
John Kruk, L OBP: 0.600, SLG: 0.800 (1, 3)										5	2	3	1	0	1	1											
Dave Hollins, S OBP: 0.500, SLG: 0.692 (1, 5)										4	2	2	2	0	1	1											
Darren Daulton, L OBP: 0.500, SLG: 0.818 (1, 2)										4	1	2	3	0	0	2											
Jim Eisenreich, L OBP: 0.345, SLG: 0.370 (1, 9)										4	0	1	1	0	0	1											
Milt Thompson, L OBP: 0.308, SLG: 0.417 (1, 7)										4	0	1	0	0	1	1											
Kevin Stocker, S OBP: 0.370, SLG: 0.238 (1, 6)										3	0	1	0	1	1	0											
Danny Jackson, R Tony Longmire, L Ricky Jordan, R Bobby Munoz, R Roger Mason, R Pete Incaviglia, R Doug Jones, R (1, 1)										2	0	0	0	0	1	0											
Inning Stats	R: 3 E: 0 K: 0 S: 13	H: 4 LOB: 1 BB: 0 P: 17	R: 0 E: 0 K: 2 S: 7	H: 0 LOB: 0 BB: 0 P: 10	R: 0 E: 0 K: 1 S: 6	H: 0 LOB: 0 BB: 0 P: 9	R: 0 E: 0 K: 1 S: 6	H: 1 LOB: 0 BB: 0 P: 11	R: 0 E: 0 K: 0 S: 7	H: 0 LOB: 0 BB: 0 P: 11	R: 3 E: 0 K: 1 S: 18	H: 4 LOB: 2 BB: 1 P: 30	R: 1 E: 0 K: 1 S: 16	H: 1 LOB: 1 BB: 1 P: 29	R: 0 E: 0 K: 0 S: 12	H: 1 LOB: 1 BB: 0 P: 15		R: 0 E: 0 K: 2 S: 10	H: 0 LOB: 1 BB: 1 P: 18	1B: 6 2B: 4 3B: 0 HR: 1	SF: 1 SAC: 1 DP: 1 HBP: 0	WP: 0 PB: 0 SB: 0 CS: 0	PA: 40				
PITCHER	IP	WLS	BF	H	R	ER	SO	BB	IBB	HBP	BLK	WP	HR	S	P	ERA	WHIP										
Mike Harkey, R ERA: 6.39 (1, 1)	5.2		26	6	1	1	6	4	1	0	0	0	0	51	79	9.53	1.588										
Bruce Ruffin, L ERA: 7.71 (6, 1)	1.1	W	6	1	1	1	2	1	0	0	0	0	0	22	38	6.75	1.500										
Mike Munoz, L ERA: 6.75 (8, 1)	0.2		3	1	0	0	0	0	0	0	0	0	0	11	14	0.00	1.500										
Darren Holmes, R ERA: 10.8 (8, 1)	1.1	S	5	0	0	0	2	1	0	0	0	0	0	11	19	0.00	0.750										

Batter	1	2	3	4	5	6	7	8	9	AB	R	H	RBI	BB	SO	LOB	TOP					
Walt Weiss, S OBP: 0.281, SLG: 0.214	F9	G4-3					G4-3			4	0	1	0	0	0	1	Colorado Rockies @ Philadelphia Phillies Veterans Stadium, Philadelphia, PA Wed Apr 13 1994, 7:05 PM EDT Att: 23,346 - Unknown - 61 F livebaseballscorecards.com					
Howard Johnson, S Mike Kingery, L	K		F9		G1-3			2B	3	0	0	0	0	1	1							
Dante Bichette, R	E7		P6			E	S	1B	3	1	1	1	1	0	0							
Andres Galarraga, R			K			K		K	3	0	0	0	1	3	2							
Charlie Hayes, R	G6-3			F9		K	1B	L3	4	0	1	1	0	0	3							
Ellis Burks, R		HR						F8	3	1	2	1	1	0	1							
Joe Girardi, R		P3		F8					4	0	0	0	0	1	3							
Roberto Mejia, R			K		L8			F8	4	0	0	0	0	1	0							
Greg Harris, R John Vander Wal, L Mike Munoz, L Willie Blair, R Marcus Moore, S Eric Young Sr., R					P5		G4-3	P4	1	0	0	0	1	0	0							
Inning Stats	R: 0 E: 1 K: 1 S: 18	H: 0 LOB: 2 BB: 1 P: 31	R: 1 E: 0 K: 1 S: 10	H: 1 LOB: 1 BB: 1 P: 22	R: 0 E: 0 K: 1 S: 8	H: 0 LOB: 0 BB: 0 P: 14	R: 0 E: 0 K: 0 S: 5	H: 0 LOB: 0 BB: 1 P: 11	R: 0 E: 0 K: 0 S: 10	H: 1 LOB: 1 BB: 0 P: 18	R: 1 E: 0 K: 2 S: 19	H: 2 LOB: 1 BB: 1 P: 31	R: 0 E: 0 K: 0 S: 4	H: 0 LOB: 0 BB: 0 P: 4	R: 1 E: 0 K: 1 S: 16	H: 2 LOB: 1 BB: 0 P: 25		R: 0 E: 0 K: 0 S: 4	H: 0 LOB: 0 BB: 0 P: 5	1B: 4 2B: 1 3B: 0 HR: 1	SF: 0 SAC: 0 DP: 0 HBP: 0	WP: 1 PB: 0 CS: 2
PITCHER	IP WLS BF H R ER SO BB IBB HBP BLK WP HR S P ERA WHIP																					
Ben Rivera, R	(1, 1)	5.1	W	24	4	2	2	4	4	0	0	0	0	0	1	66	121	3.38	1.500			
Heathcliff Slocumb, R	(6, 1)	2.2		9	2	1	1	2	0	0	0	0	1	0	24	35	3.38	0.750				
Doug Jones, R	(9, 1)	1.0		3	0	0	0	0	0	0	0	0	0	0	4	5	0.00	0.000				


Batter	1	2	3	4	5	6	7	8	9	AB	R	H	RBI	BB	SO	LOB	BOTTOM			
Lenny Dykstra, L	G3		G4-3	L8		G4-3	G4-3	K		6	0	0	0	0	1	9	Colorado Rockies @ Philadelphia Phillies Veterans Stadium, Philadelphia, PA Wed Apr 13 1994, 7:05 PM EDT Att: 23,346 - Unknown - 61 F livebaseballscorecards.com			
Mariano Duncan, R	L5		G5-3		F8	K			5	1	0	0	1	1	4					
John Kruk, L Doug Jones, R				BB	L3	K		2B	4	2	2	0	1	1	1					
Dave Hollins, S	F9			BB	FC6-4	BB	F9	2B	2	3	0	0	2	0	1					
Darren Daulton, L		F8		FC6-4	BB		G3-1	BB	4	4	3	4	1	0	0					
Pete Incaviglia, R Milt Thompson, L			K		FC6-4		BB	BB	2	0	1	1	2	1	0					
Jim Eisenreich, L			G4-3		FC6-4		G3-1		5	0	1	1	0	0	5					
Kevin Stocker, S				G4-3	E8		G4-3	1B	3	1	2	1	1	1	2					
Ben Rivera, R Heathcliff Slocumb, R Mickey Morandini, L			SH3-4		SH2-4		SH1-4		0	0	0	0	0	0	0					
Inning Stats	R: 0 E: 0 K: 0 S: 7	H: 0 LOB: 1 BB: 1 P: 14	R: 0 E: 0 K: 1 S: 10	H: 0 LOB: 0 BB: 0 P: 18	R: 0 E: 0 K: 0 S: 7	H: 0 LOB: 1 BB: 0 P: 12	R: 3 E: 1 K: 0 S: 10	H: 2 LOB: 2 BB: 3 P: 24	R: 2 E: 0 K: 0 S: 14	H: 2 LOB: 1 BB: 0 P: 22	R: 1 E: 0 K: 2 S: 10	H: 1 LOB: 1 BB: 0 P: 15	R: 2 E: 0 K: 0 S: 9	H: 2 LOB: 2 BB: 2 P: 23	R: 4 E: 0 K: 2 S: 22	H: 4 LOB: 3 BB: 3 P: 41		1B: 6 2B: 4 3B: 0 HR: 1	SF: 0 SAC: 3 DP: 0 HBP: 2	WP: 1 PB: 0 CS: 0
PITCHER	IP WLS BF H R ER SO BB IBB HBP BLK WP HR S P ERA WHIP																			
Greg Harris, R	(1, 1)	6.0	L	30	5	6	6	3	4	0	2	0	0	0	0	105	9.00	1.500		
Mike Munoz, L	(7, 1)	1.0		7	2	2	2	0	1	1	0	0	0	0	9	23	18.00	3.000		
Willie Blair, R	(8, 1)	0.0		5	3	4	4	0	2	0	0	0	0	0	8	22	∞	∞		
Marcus Moore, R	(8, 1)	1.0		5	1	0	0	2	1	0	0	0	0	0	14	19	0.00	2.000		

Batter	1	2	3	4	5	6	7	8	9	AB	R	H	RBI	BB	SO	LOB	TOP										
Walt Weiss, S OBP: 0.270, SLG: 0.242	0-0 P6			2-1 G3-1		2-3 K		1-3 K	0-0 2B	5	1	1	0	0	2	1											
Eric Young Sr., R Bruce Ruffin, S Roberto Mejia, R Darren Holmes, R	1-1 P3			1-1 F8			2-2 F8	3-2 L5	4-2 2B	4	0	0	0	0	0	0	1										
Dante Bichette, R OBP: 0.553, SLG: 1.212	2-2 F8			0-0 F7			2-2 HR	4-0 1B	1-1 2B	4	2	2	2	1	0	0											
Andres Galarraga, R OBP: 0.368, SLG: 0.735		3-3 K			1-0 G6-3			1-1 1B	0-3 K	4	1	0	0	0	3	2											
Charlie Hayes, R OBP: 0.216, SLG: 0.286		2-2 F8			2-2 FC5-4		0-2 BB	0-1 1B		4	0	3	2	0	0	0											
Ellis Burks, R OBP: 0.543, SLG: 0.931		1-2 K			2-0 FC5-4		4-0 BB	1-2 1B		3	0	1	1	1	1	1											
Joe Girardi, R OBP: 0.387, SLG: 0.333			3-2 F9		0-1 P3		4-1 BB	0-0 F9		3	0	0	0	1	0	3											
Nelson Liriano, S (1, 4)			1-1 L9			1-1 G4-3			4-0 2B	3	0	0	0	1	1	3											
David Nied, R Mike Kingery, L			1-1 G6-3			2-2 G1-3		0-0 HBP	2-3 K	2	0	0	0	0	0	0											
Inning Stats	R: 0 H: 0 E: 0 K: 0 S: 7	H: 0 LOB: 0 BB: 0 P: 10	R: 0 H: 0 E: 0 K: 2 S: 10	H: 0 LOB: 0 BB: 0 P: 16	R: 0 H: 0 E: 0 K: 0 S: 7	H: 0 LOB: 0 BB: 0 P: 12	R: 0 H: 0 E: 0 K: 0 S: 5	H: 0 LOB: 0 BB: 0 P: 8	R: 0 H: 1 E: 0 K: 0 S: 8	H: 1 LOB: 1 BB: 0 P: 13	R: 0 H: 0 E: 0 K: 1 S: 9	H: 0 LOB: 0 BB: 0 P: 14	R: 1 H: 2 E: 0 K: 2 S: 20	H: 2 LOB: 2 BB: 2 P: 36	R: 3 H: 3 E: 0 K: 1 S: 14	H: 3 LOB: 2 BB: 1 P: 24	R: 1 H: 2 E: 0 K: 2 S: 14	H: 2 LOB: 2 BB: 2 P: 25	1B: 3 2B: 4 HR: 1	SF: 0 SAC: 0 DP: 0 HBP: 1	WP: 0 PB: 0 SB: 0 CS: 0	PA: 40					
PITCHER	IP	WLS	BF	H	R	ER	SO	BB	IBB	HBP	BLK	WP	HR	S	P	ERA	WHIP										
Curt Schilling, R ERA: 3.92	7.2	L	33	6	4	4	6	1	2	1	0	0	1	79	132	4.70	0.913										
Bobby Munoz, R ERA: 4.15	0.1		1	0	0	0	0	0	0	0	0	0	0	1	1	0.00	0.000										
David West, L ERA: 4.5	1.0		6	2	1	1	2	2	0	0	0	0	0	14	25	9.00	4.000										

Colorado Rockies @ Philadelphia Phillies
Veterans Stadium, Philadelphia, PA
Thu Apr 14 1994, 7:05 PM EDT
Att: 24,856 - Unknown

livebaseballscorecards.com

AB 34
R 5
H 8
RBI 5
BB 5
SO 8
LOB 12




Batter	1	2	3	4	5	6	7	8	9	AB	R	H	RBI	BB	SO	LOB	BOTTOM										
Lenny Dykstra, L OBP: 0.333, SLG: 0.342	4-0 FC3-6		0-0 G3		3-1 2B		3-1 L9			3	0	1	0	1	0	0											
Mariano Duncan, R OBP: 0.289, SLG: 0.444	4-1 FC3-6		3-1 F9		0-0 G5-3		1-0 F7			3	0	0	0	1	0	1											
John Kruk, L OBP: 0.500, SLG: 0.583	0-0 FC3-6		4-0 BB		1-1 G3			0-1 G3-1		3	0	0	0	1	0	3											
Dave Hollins, S OBP: 0.512, SLG: 0.600	3-3 K		4-1 BB			1-1 L9		4-2 G3-6		2	0	0	0	2	1	2											
Darren Daulton, L OBP: 0.541, SLG: 0.931	4-1 BB		2-2 F9			1-0 2B		0-2 G3-6		3	0	1	0	1	0	3											
Pete Incaviglia, R OBP: 0.310, SLG: 0.346	0-0 F8			2-0 L5		0-0 G5-3			1-3 K	4	0	0	0	0	1	4											
Jim Eisenreich, L OBP: 0.316, SLG: 0.343		1-1 F8		0-0 F7		4-0 IBB		0-2 G1-3		3	0	0	0	1	0	0											
Kevin Stocker, S OBP: 0.389, SLG: 0.250		2-3 K		2-0 F7		0-1 G4-3			2-1 G5-3	4	0	0	0	0	1	2											
Curt Schilling, R OBP: 0.250, SLG: 0.250		2-2 G6-3			2-3 K					3	0	0	0	0	2	0											
Bobby Munoz, R OBP: 1.000, SLG: 1.000										0	0	0	0	0	0	0											
David West, L (1, 6)										0	0	0	0	0	0	0											
Inning Stats	R: 0 H: 0 E: 0 K: 1 S: 7	H: 0 LOB: 3 BB: 3 P: 22	R: 0 H: 0 E: 0 K: 1 S: 9	H: 0 LOB: 0 BB: 0 P: 14	R: 0 H: 0 E: 0 K: 0 S: 7	H: 0 LOB: 2 BB: 2 P: 20	R: 0 H: 0 E: 0 K: 0 S: 3	H: 0 LOB: 0 BB: 0 P: 7	R: 0 H: 1 E: 0 K: 0 S: 6	H: 1 LOB: 1 BB: 1 P: 14	R: 0 H: 1 E: 0 K: 0 S: 6	H: 1 LOB: 2 BB: 1 P: 12	R: 0 H: 0 E: 0 K: 1 S: 6	H: 0 LOB: 0 BB: 0 P: 11	R: 0 H: 0 E: 0 K: 0 S: 7	H: 0 LOB: 0 BB: 1 P: 11	R: 0 H: 0 E: 0 K: 1 S: 8	H: 0 LOB: 0 BB: 0 P: 11	1B: 0 2B: 2 HR: 0	SF: 0 SAC: 0 DP: 1 HBP: 0	WP: 0 PB: 0 SB: 1 CS: 0	PA: 35					
PITCHER	IP	WLS	BF	H	R	ER	SO	BB	IBB	HBP	BLK	WP	HR	S	P	ERA	WHIP										
David Nied, R ERA: 1.35	7.0	W	29	2	0	0	4	5	1	0	0	0	0	46	100	0.00	1.000										
Bruce Ruffin, L ERA: 6.35	1.0		3	0	0	0	0	1	0	0	0	0	0	7	11	0.00	1.000										
Darren Holmes, R ERA: 8.31	1.0		3	0	0	0	1	0	0	0	0	0	0	8	11	0.00	0.000										

Colorado Rockies @ Philadelphia Phillies
Veterans Stadium, Philadelphia, PA
Thu Apr 14 1994, 7:05 PM EDT
Att: 24,856 - Unknown

livebaseballscorecards.com

AB 28
R 0
H 2
RBI 0
BB 7
SO 5
LOB 15



Batter	1	2	3	4	5	6	7	8	9	AB	R	H	RBI	BB	SO	LOB	TOP					
Mike Lansing, R OBP: 0.350, SLG: 0.273 (1.4)	G5-3		BB			3B	FC5			2	1	0	0	2	0	3						
Wil Cordero, R OBP: 0.442, SLG: 0.571 (1.6)	P3					1B		F9		4	1	1	1	0	1	2						
Marquis Grissom, R OBP: 0.271, SLG: 0.256 (1.8)	F9									4	0	2	1	0	0	0						
Larry Walker, L OBP: 0.370, SLG: 0.585 (1.9)		G4-3								4	0	0	0	0	0	2						
Darrin Fletcher, L OBP: 0.433, SLG: 0.615 (1.2)																						
Lenny Webster, R OBP: 0.400, SLG: 0.400 (8.2)																						
Moises Alou, R OBP: 0.323, SLG: 0.517 (1.7)																						
Cliff Floyd, L OBP: 0.294, SLG: 0.303 (1.3)																						
Sean Berry, R OBP: 0.389, SLG: 0.433 (1.5)																						
Jeff Fassero, L (1.1)																						
Jeff Shaw, R OBP: 1.000, SLG: 1.000 (7, PH)																						
Randy Milligan, R (7.1)																						
Tim Scott, R (7.1)																						
Inning Stats	R: 0 E: 0 K: 0 S: 6	H: 0 LOB: 0 BB: 0 P: 9	R: 0 E: 0 K: 0 S: 6	H: 1 LOB: 0 BB: 0 P: 10	R: 0 E: 0 K: 0 S: 12	H: 0 LOB: 2 BB: 2 P: 23	R: 0 E: 0 K: 0 S: 6	H: 0 LOB: 0 BB: 0 P: 11	R: 0 E: 0 K: 0 S: 7	H: 2 LOB: 0 BB: 0 P: 9	R: 2 E: 0 K: 0 S: 10	H: 2 LOB: 0 BB: 1 P: 18	R: 0 E: 0 K: 0 S: 7	H: 1 LOB: 3 BB: 2 P: 20	R: 0 E: 0 K: 0 S: 4	H: 1 LOB: 0 BB: 0 P: 6	R: 0 E: 0 K: 0 S: 10	H: 1 LOB: 1 BB: 0 P: 13	1B: 7 2B: 1 3B: 1 HR: 0	SF: 0 SAC: 1 DP: 3 HBP: 0	WP: 0 PB: 0 SB: 0 CS: 0	PA: 35
PITCHER	IP	WLS	BF	H	R	ER	SO	BB	IBB	HBP	BLK	WP	HR	S	P	ERA	WHIP					
Armando Reynoso, R ERA: 6.32 (1.1)	6.0	W	22	5	2	2	1	3	0	0	0	0	0	47	80	3.00	1.333					
Mike Munoz, L ERA: 8.31 (7.1)	0.2		5	1	0	0	0	2	0	0	0	0	0	5	16	0.00	4.500					
Steve Reed, R ERA: 9.0 (7.1)	1.1		4	1	0	0	0	0	0	0	0	0	0	6	10	0.00	0.750					
Willie Blair, R ERA: 15.43 (9.1)	1.0		4	1	0	0	0	0	0	0	0	0	0	10	13	0.00	1.000					

Montreal Expos @ Colorado Rockies
Mile High Stadium, Denver, CO
 Fri Apr 15 1994, 9:05 PM EDT
 Att: 47,213 - Unknown - 67 F

AB	29
R	2
H	8
RBI	2
BB	5
SO	1
LOB	10



Batter	1	2	3	4	5	6	7	8	9	AB	R	H	RBI	BB	SO	LOB	BOTTOM					
Walt Weiss, S OBP: 0.310, SLG: 0.270 (1.6)	F8					FC6-4				4	0	2	2	1	0	1						
Joe Girardi, R OBP: 0.333, SLG: 0.290 (1.2)	G4-3					G1-3				4	0	0	1	0	2	4						
Dante Bichette, R OBP: 0.558, SLG: 1.135 (1.9)										4	0	2	1	1	0	1						
Andres Galarraga, R OBP: 0.326, SLG: 0.641 (1.3)										5	0	0	0	0	1	7						
Charlie Hayes, R OBP: 0.238, SLG: 0.375 (1.5)										5	2	2	0	0	0	2						
Ellis Burks, R OBP: 0.538, SLG: 0.969 (1.8)										3	2	1	2	1	0	1						
Mike Kingery, L OBP: 0.375, SLG: 0.429 (8.8)										0	0	0	0	0	0	0						
Eric Young Sr., R OBP: 0.231, SLG: 0.231 (1.7)										4	2	3	1	0	0	0						
Vinny Castilla, R (1.4)										4	2	0	0	0	0	3						
Armando Reynoso, R OBP: 0.291, SLG: 0.250 (5, PH)										2	0	1	0	0	1	2						
Roberto Mejia, R OBP: 0.291, SLG: 0.321 (7.1)										1	0	0	0	0	0	0						
Steve Reed, R OBP: 0.333, SLG: 0.500 (8, PH)										0	0	0	0	0	0	0						
John Vander Wal, L OBP: 0.333, SLG: 0.500 (9.1)										1	1	1	0	0	0	0						
Willie Blair, R (9.1)										0	0	0	0	0	0	0						
Inning Stats	R: 0 E: 0 K: 1 S: 7	H: 0 LOB: 1 BB: 1 P: 18	R: 3 E: 1 K: 2 S: 14	H: 2 LOB: 1 BB: 1 P: 24	R: 0 E: 0 K: 0 S: 4	H: 0 LOB: 0 BB: 0 P: 7	R: 0 E: 0 K: 0 S: 10	H: 0 LOB: 2 BB: 0 P: 14	R: 4 E: 2 K: 1 S: 19	H: 4 LOB: 0 BB: 0 P: 27	R: 1 E: 0 K: 0 S: 6	H: 2 LOB: 0 BB: 0 P: 13	R: 1 E: 0 K: 1 S: 9	H: 2 LOB: 2 BB: 1 P: 18	1B: 9 2B: 1 3B: 1 HR: 1	SF: 1 SAC: 0 DP: 1 HBP: 0	WP: 0 PB: 0 SB: 3 CS: 0	PA: 41				
PITCHER	IP	WLS	BF	H	R	ER	SO	BB	IBB	HBP	BLK	WP	HR	S	P	ERA	WHIP					
Jeff Fassero, L ERA: 3.0 (1.1)	5.0	L	25	7	6	2	3	2	0	0	0	0	0	48	82	3.60	1.800					
Jeff Shaw, R ERA: 2.89 (6.1)	1.0		6	1	1	0	1	0	0	0	0	0	0	12	16	0.00	1.000					
Tim Scott, R ERA: 6.35 (7.1)	2.0		10	4	2	2	1	1	0	0	0	0	0	15	31	9.00	2.500					

Montreal Expos @ Colorado Rockies
Mile High Stadium, Denver, CO
 Fri Apr 15 1994, 9:05 PM EDT
 Att: 47,213 - Unknown - 67 F

AB	37
R	9
H	12
RBI	7
BB	3
SO	5
LOB	23




Batter	1	2	3	4	5	6	7	8	9	10	AB	R	H	RBI	BB	SO	LOB	TOP								
Mike Lansing, R OBP: 0.320, SLG: 0.238 (1.4)	G5-3	K		G6-3		K			K		5	0	0	0	0	3	2									
Wil Cordero, R OBP: 0.377, SLG: 0.489 John Wetteland, R (9.1)	K		G6-3		G1-3 HR		G6-3		K		5	1	1	0	0	2	0									
Lou Frazier, S OBP: 0.333, SLG: 0.200 (10.3)											0	0	0	0	0	0	0									
Marquis Grissom, R OBP: 0.259, SLG: 0.283 (1.8)	2B		G4-3		G6-3					F8	5	1	2	0	0	0	1									
Larry Walker, L OBP: 0.304, SLG: 0.580 (1.9)	2B				G1-3		G4-3				5	0	2	1	0	1	2									
Moises Alou, R OBP: 0.355, SLG: 0.639 Tim Scott, R (7.1)											3	2	2	2	1	1	1									
Freddie Benavides, R OBP: 0.143, SLG: 0.143 (9.4)				1B	2B				K		1	0	0	0	0	0	1									
Cliff Floyd, L OBP: 0.357, SLG: 0.400 Randy Milligan, R (10.3)											4	1	2	0	0	2	2									
Gil Heredia, R OBP: 1.000, SLG: 1.000 (10.1)	K			2B	1B					F9	1	0	0	0	0	0	1									
Lenny Webster, R OBP: 0.286, SLG: 0.286 (1.2)			G1-4-3		P2		P4		G6-3		4	0	0	0	0	0	3									
Sean Berry, R OBP: 0.400, SLG: 0.471 (1.5)											4	0	2	2	0	1	0									
Kirk Rueter, L (1.1)											2	0	0	0	0	0	2									
Jeff Gardner, L OBP: 0.355, SLG: 0.214 Jeff Shaw, R OBP: 1.000, SLG: 1.000 Mel Rojas, R (6.1)											1	0	0	0	0	0	0									
Rondell White, R OBP: 0.278, SLG: 0.333 (6.7)											0	0	0	0	0	0	0									
											1	0	0	0	0	0	0									
											0	0	0	0	0	0	0									
											1	0	0	0	0	0	0									
Inning Stats	R: 1 E: 0 K: 2 S: 16	H: 2 LOB: 2 BB: 1 P: 30	R: 0 E: 0 K: 1 S: 12	H: 1 LOB: 1 BB: 0 P: 18	R: 0 E: 0 K: 1 S: 7	H: 0 LOB: 0 BB: 0 P: 8	R: 2 E: 0 K: 0 S: 11	H: 3 LOB: 1 BB: 0 P: 19	R: 2 E: 0 K: 1 S: 12	H: 3 LOB: 1 BB: 0 P: 18	R: 0 E: 0 K: 1 S: 5	H: 0 LOB: 0 BB: 0 P: 6	R: 0 E: 0 K: 1 S: 10	H: 1 LOB: 1 BB: 0 P: 14	R: 0 E: 0 K: 2 S: 7	H: 0 LOB: 0 BB: 0 P: 8	R: 0 E: 0 K: 2 S: 10	H: 1 LOB: 1 BB: 0 P: 14	R: 0 E: 0 K: 1 S: 10	H: 1 LOB: 1 BB: 0 P: 14	1B: 3 2B: 7 3B: 0 HR: 1	SF: 0 SAC: 0 DP: 0 HBP: 0	WP: 0 PB: 0 SB: 2 CS: 0	PA: 42		
PITCHER	IP	WLS	BF	H	R	ER	SO	BB	IBB	HBP	BLK	WP	HR	S	P	ERA	WHIP									
Marvin Freeman, R ERA: 6.75 (1.1)	4.0		19	6	3	3	4	1	0	0	0	0	0	1	17	24	6.75	1.750								
Willie Blair, R ERA: 12.46 (5.1)	2.0		9	3	2	2	1	0	0	0	0	0	1	17	24	9.00	1.500									
Steve Reed, R ERA: 6.43 (7.1)	1.0		4	1	0	0	1	0	0	0	0	0	0	10	14	0.00	1.000									
Bruce Ruffin, L ERA: 4.7 (8.1)	1.0		3	0	0	0	2	0	0	0	0	0	0	7	8	0.00	0.000									
Darren Holmes, R ERA: 5.69 (9.1)	1.0		3	0	0	0	2	0	0	0	0	0	0	10	14	0.00	0.000									
PITCHER	IP	WLS	BF	H	R	ER	SO	BB	IBB	HBP	BLK	WP	HR	S	P	ERA	WHIP									
Mike Munoz, L ERA: 6.75 (10.1)	1.0		4	1	0	0	1	0	0	0	0	0	0	10	14	0.00	1.000									

Montreal Expos @ Colorado Rockies
Mile High Stadium, Denver, CO
Sun Apr 17 1994, 5:33 AM EDT
Att: 55,443 - Cloudy - 76 F

livebaseballscorecards.com

AB 41
R 5
H 11
RBI 5
BB 1
SO 11
LOB 15




Batter	1	2	3	4	5	6	7	8	9	10	AB	R	H	RBI	BB	SO	LOB	BOTTOM							
Walt Weiss, S OBP: 0.346, SLG: 0.289 (1.6)	SH2-3 BB		L9 BB SF9		F9		G3		F9		4	2	1	0	1	0	0								
Eric Young Sr., R OBP: 0.300, SLG: 0.316 Joe Girardi, R OBP: 0.293, SLG: 0.250 (9.2)	SH2-3		L9 BB		F7		G6-3		G6-3		2	1	1	0	1	0	0								
Dante Bichette, R OBP: 0.519, SLG: 1.023 (1.9)	K		L9		F7				K		5	1	1	0	0	2	3								
Andres Galaraga, R OBP: 0.365, SLG: 0.696 (1.3)	1B		SF9		K						4	0	2	1	0	1	1								
Charlie Hayes, R OBP: 0.255, SLG: 0.367 (1.5)	K										5	0	2	1	0	2	1								
Ellis Burks, R OBP: 0.523, SLG: 0.973 (1.8)											5	2	2	1	0	1	3								
Danny Sheaffer, R OBP: 0.429, SLG: 0.429 Mike Kingery, L OBP: 0.417, SLG: 0.636 (8.7)					F8						3	0	2	0	0	0	0								
Roberto Mejia, R OBP: 0.256, SLG: 0.333 (1.4)			FC4-6								1	0	0	0	0	0	0								
Marvin Freeman, R Vinny Castilla, R John Vander Wal, L Steve Reed, R Bruce Ruffin, L Howard Johnson, R Dwain Gooden, R Mike Munoz, L			G6-3								1	0	0	0	0	0	1								
Inning Stats	R: 1 E: 1 K: 2 S: 14	H: 1 LOB: 1 BB: 1 P: 23	R: 0 E: 1 K: 0 S: 6	H: 1 LOB: 1 BB: 1 P: 10	R: 2 E: 1 K: 1 S: 13	H: 2 LOB: 1 BB: 1 P: 21	R: 0 E: 0 K: 1 S: 5	H: 0 LOB: 0 BB: 0 P: 5	R: 0 E: 0 K: 1 S: 13	H: 1 LOB: 1 BB: 0 P: 21	R: 1 E: 0 K: 0 S: 14	H: 2 LOB: 2 BB: 0 P: 20	R: 0 E: 0 K: 2 S: 9	H: 0 LOB: 0 BB: 0 P: 15	R: 0 E: 0 K: 1 S: 9	H: 0 LOB: 0 BB: 0 P: 10	R: 1 E: 0 K: 0 S: 7	H: 1 LOB: 0 BB: 0 P: 13	1B: 9 2B: 1 3B: 0 HR: 1	SF: 1 SAC: 1 DP: 0 HBP: 0	WP: 0 PB: 0 SB: 2 CS: 0	PA: 42			
PITCHER	IP	WLS	BF	H	R	ER	SO	BB	IBB	HBP	BLK	WP	HR	S	P	ERA	WHIP								
Kirk Rueter, L ERA: 6.39 (1.1)	5.0		22	5	3	3	5	2	0	0	0	0	0	51	60	6.39	1.400								
Jeff Shaw, R ERA: 3.72 (6.1)	0.1		3	2	1	1	1	0	0	0	0	0	0	11	16	27.00	6.000								
Mel Rojas, R ERA: 3.86 (6.1)	1.1		7	3	1	1	1	0	0	0	0	0	0	18	27	6.75	2.250								
Tim Scott, R ERA: 5.14 (7.1)	1.1		4	0	0	0	2	0	0	0	0	0	0	13	21	0.00	0.000								
John Wetteland, R ERA: 3.12 (9.1)	1.1		4	0	0	0	1	0	0	0	0	0	0	10	12	0.00	0.000								
PITCHER	IP	WLS	BF	H	R	ER	SO	BB	IBB	HBP	BLK	WP	HR	S	P	ERA	WHIP								
Gil Heredia, R ERA: 6.48 (10.1)	0.1		2	1	1	1	0	0	0	0	0	0	0	6	11	27.00	3.000								

Montreal Expos @ Colorado Rockies
Mile High Stadium, Denver, CO
Sun Apr 17 1994, 5:33 AM EDT
Att: 55,443 - Cloudy - 76 F

livebaseballscorecards.com

AB 38
R 6
H 11
RBI 4
BB 2
SO 10
LOB 12



Batter	1	2	3	4	5	6	7	8	9	AB	R	H	RBI	BB	SO	LOB	TOP										
Chuck Carr, S OBP: 0.278, SLG: 0.327	G4-3	K			G3		G4-3		G3-1 2B	5	1	1	1	0	1	3	Florida Marlins @ Colorado Rockies Mile High Stadium, Denver, CO Mon Apr 18 1994, 9:05 PM EDT Att: 46,283 - Unknown - 70 F AB 34 R 5 H 9 RBI 5 BB 7 SO 8 LOB 17										
Dave Magadan, L OBP: 0.296, SLG: 0.174	F9		F8		K			1B BB	G3-1	4	1	0	0	1	1	2											
Gary Sheffield, R OBP: 0.444, SLG: 0.733	3B 1B		F7					K	2B IBB	3	2	1	0	2	1	1											
Jeff Conine, R OBP: 0.368, SLG: 0.679	1-H 3B		K		K			BB 1B	1B 2B	5	0	3	3	0	2	2											
Bret Barberie, S OBP: 0.314, SLG: 0.468 Bryan Harvey, R OBP: 0.125, SLG: 0.125	K				K		G4-3	1B BB	K	5	0	1	1	0	3	2											
Orestes Destrade, S OBP: 0.283, SLG: 0.350		G4-3						1B BB		2	0	0	0	2	0	0											
Ron Tingley, R OBP: 0.167, SLG: 0.182		G6-3			P6		G4-3	BB	G2-3	4	0	0	0	0	0	4											
Kurt Abbott, R OBP: 0.409, SLG: 0.538		1B		L5			G6-4-3 1B	G4-3 1B BB		3	1	2	0	1	0	1											
Chris Hammond, L OBP: 0.333, SLG: 0.200 Alex Arias, R OBP: 0.353, SLG: 0.357 Luis Aquino, R OBP: 0.273, SLG: 0.300 Matias Carrillo, L OBP: 0.273, SLG: 0.300 Rick Renteria, R OBP: 0.125, SLG: 0.125					G3 BB		G6-4-3 1-2	G4-3		1	0	1	0	1	0	0											
Inning Stats	R: 1 E: 0 K: 1 S: 14	H: 2 LOB: 1 BB: 0 P: 20	R: 0 E: 0 K: 1 S: 10	H: 2 LOB: 2 BB: 0 P: 15	R: 0 E: 0 K: 1 S: 8	H: 0 LOB: 0 BB: 1 P: 14	R: 0 E: 0 K: 1 S: 10	H: 0 LOB: 1 BB: 1 P: 20	R: 0 E: 0 K: 0 S: 9	H: 0 LOB: 0 BB: 2 P: 20	R: 0 E: 0 K: 0 S: 8	H: 1 LOB: 0 BB: 0 P: 12	R: 1 E: 0 K: 1 S: 12	H: 2 LOB: 2 BB: 2 P: 22	R: 3 E: 0 K: 1 S: 16	H: 2 LOB: 1 BB: 2 P: 28		1B: 7 2B: 1 3B: 1 HR: 0	SF: 0 SAC: 0 DP: 2 HBP: 0	WP: 0 PB: 0 SB: 0 CS: 0	PA: 41						
PITCHER	IP	WLS	BF	H	R	ER	SO	BB	IBB	HBP	BLK	WP	HR	S	P	ERA	WHIP										
Greg Harris, R ERA: 6.98	(1, 1)	7.1	31	6	2	2	7	3	1	0	0	0	0	74	129	2.46	1.227										
Bruce Ruffin, L ERA: 4.7	(8, 1)	0.0	2	1	0	0	0	1	0	0	0	0	0	2	6	∞	∞										
Willie Blair, R ERA: 10.8	(8, 1)	0.2	1	0	0	0	0	0	0	0	0	0	0	3	3	0.00	0.000										
Darren Holmes, R ERA: 9.0	(9, 1)	0.2	L 6	2	3	3	0	1	1	0	0	0	0	13	25	40.50	4.500										
Marcus Moore, R ERA: 4.5	(9, 1)	0.1	1	0	0	0	1	0	0	0	0	0	0	3	3	0.00	0.000										

Batter	1	2	3	4	5	6	7	8	9	AB	R	H	RBI	BB	SO	LOB	BOTTOM										
Walt Weiss, S OBP: 0.368, SLG: 0.320	SH5-3 1B		G5-3		BB 1B		G4-3		1B	5	1	3	0	0	0	0	Florida Marlins @ Colorado Rockies Mile High Stadium, Denver, CO Mon Apr 18 1994, 9:05 PM EDT Att: 46,283 - Unknown - 70 F AB 34 R 3 H 10 RBI 3 BB 4 SO 9 LOB 18										
Eric Young Sr., R OBP: 0.304, SLG: 0.286 Mike Kingery, L OBP: 0.462, SLG: 0.667	SH5-3		G5-3		G4-6-3 BB		G6-3		1B	2	0	0	0	1	0	0											
Dante Bichette, R OBP: 0.491, SLG: 0.939	L7				G4-6-3 1B		G6-3		L7	5	0	1	0	0	0	5											
Andres Galarraga, R OBP: 0.375, SLG: 0.673	2H 1B		K		FC5-2 1B		F8		2B BB	3	1	1	1	1	1	1											
Charlie Hayes, R OBP: 0.273, SLG: 0.365	K				FC5-2 WP 1B		1B BB		P5	3	1	1	0	1	1	2											
Ellis Burks, R OBP: 0.521, SLG: 0.951	K				FC5-2 BB		FC5 1B		L1-6 2B	4	0	2	1	0	1	2											
Joe Girardi, R OBP: 0.311, SLG: 0.256	G4-3				1B BB		1B		L1-6	3	0	1	1	1	0	1											
Roberto Mejia, R OBP: 0.238, SLG: 0.308 John Vander Wal, L OBP: 0.333, SLG: 0.444	K				K		K		L7	3	0	0	0	0	3	5											
Greg Harris, R Bruce Ruffin, S Willie Blair, R Darren Holmes, R Marcus Moore, S Howard Johnson, S OBP: 0.166, SLG: 0.346					K		FC5		K	3	0	0	0	0	2	2											
Inning Stats	R: 1 E: 0 K: 1 S: 10	H: 2 LOB: 1 BB: 0 P: 15	R: 0 E: 0 K: 2 S: 8	H: 0 LOB: 0 BB: 0 P: 14	R: 0 E: 0 K: 1 S: 11	H: 2 LOB: 3 BB: 1 P: 25	R: 0 E: 0 K: 2 S: 9	H: 1 LOB: 1 BB: 1 P: 16	R: 1 E: 0 K: 0 S: 14	H: 2 LOB: 2 BB: 1 P: 23	R: 0 E: 0 K: 0 S: 7	H: 0 LOB: 0 BB: 0 P: 12	R: 1 E: 0 K: 0 S: 9	H: 1 LOB: 0 BB: 1 P: 18	R: 0 E: 0 K: 1 S: 12	H: 2 LOB: 2 BB: 0 P: 15		1B: 9 2B: 2 3B: 0 HR: 0	SF: 0 SAC: 1 DP: 2 HBP: 0	WP: 1 PB: 0 SB: 0 CS: 0	PA: 39						
PITCHER	IP	WLS	BF	H	R	ER	SO	BB	IBB	HBP	BLK	WP	HR	S	P	ERA	WHIP										
Chris Hammond, L ERA: 1.4	(1, 1)	6.0	27	7	2	2	8	3	0	0	0	1	0	60	104	3.00	1.667										
Luis Aquino, R ERA: 1.69	(7, 1)	2.0	W 7	1	1	1	0	1	0	0	0	0	0	16	30	4.50	1.000										
Bryan Harvey, R ERA:	(9, 1)	1.0	S 5	2	0	0	1	0	0	0	0	0	0	12	15	0.00	2.000										


Batter	1	2	3	4	5	6	7	8	9	AB	R	H	RBI	BB	SO	LOB	TOP																
Jerry Browne, S OBP: 0.297, SLG: 0.133 (1, 7)										5	0	1	0	0	0	2	Florida Marlins @ Colorado Rockies Mile High Stadium, Denver, CO Wed Apr 20 1994, 5:33 AM EDT Att: 45,667 - Cloudy - 76 F																
Dave Magadan, L OBP: 0.351, SLG: 0.258 (1, 5)										5	1	2	0	0	1	1																	
Gary Sheffield, R OBP: 0.444, SLG: 0.725 Mark Gardner, R (7, 1)										2	1	0	0	0	1	1																	
Ron Tingley, R OBP: 0.118, SLG: 0.125 (9, FH)										0	0	0	0	0	0	0																	
Jeff Conine, R OBP: 0.388, SLG: 0.672 (1, 3)										1	0	0	0	0	0	1																	
Bret Barberie, S OBP: 0.300, SLG: 0.500 (1, 4)										4	0	0	0	0	0	3																	
Matias Carrillo, L OBP: 0.313, SLG: 0.357 (1, 8)										3	1	1	1	1	0	1																	
Benito Santiago, R OBP: 0.311, SLG: 0.341 (1, 2)										4	1	1	2	0	0	3																	
Kurt Abbott, R OBP: 0.404, SLG: 0.522 (1, 6)										3	1	1	0	1	1	0																	
Pat Rapp, R Richie Lewis, R Alex Arias, R Robb Nen, R Crestes Deastrade, S Luis Aquino, R Rick Renteria, R										1	0	0	0	0	0	0																	
Inning Stats	R: 0 E: 0 K: 0 S: 3	H: 1 LOB: 1 BB: 0 P: 4	R: 0 E: 0 K: 0 S: 3	H: 0 LOB: 0 BB: 0 P: 3	R: 0 E: 0 K: 0 S: 3	H: 0 LOB: 0 BB: 0 P: 3	R: 5 E: 0 K: 1 S: 10	H: 5 LOB: 1 BB: 1 P: 14	R: 1 E: 0 K: 0 S: 4	H: 1 LOB: 2 BB: 2 P: 12	R: 0 E: 0 K: 1 S: 5	H: 1 LOB: 0 BB: 0 P: 5	R: 0 E: 1 K: 0 S: 4	H: 0 LOB: 2 BB: 1 P: 8	R: 0 E: 0 K: 0 S: 4	H: 1 LOB: 1 BB: 0 P: 4	1B: 5 2B: 4 3B: 0 HR: 0	SF: 0 SAC: 0 DP: 1 HBP: 1	WP: 0 PB: 0 SB: 2 CS: 0	PA: 40													
PITCHER	IP WLS BF H R ER SO BB IBB HBP BLK WP HR S P ERA WHIP																																
Armando Reynoso, R ERA: 7.32 Marvin Freeman, R ERA: 4.5 Mike Munoz, L ERA: 5.68	4.0 (1, 1)	WLS 19	BF 6	H 5	R 5	ER 5	SO 1	BB 1	IBB 0	HBP 1	BLK 0	WP 0	HR 0	S 19	P 24	ERA 11.25	WHIP 1.750																

Batter	1	2	3	4	5	6	7	8	9	AB	R	H	RBI	BB	SO	LOB	BOTTOM																
Walt Weiss, S OBP: 0.353, SLG: 0.288 Mike Munoz, L (1, 6)										4	1	0	0	2	3	3	Florida Marlins @ Colorado Rockies Mile High Stadium, Denver, CO Wed Apr 20 1994, 5:33 AM EDT Att: 45,667 - Cloudy - 76 F																
Joe Girardi, R OBP: 0.333, SLG: 0.304 (1, 2)										4	2	1	0	1	1	3																	
Dante Bichette, R OBP: 0.470, SLG: 0.845 (1, 9)										5	1	2	1	0	0	1																	
Andres Galarraga, R OBP: 0.385, SLG: 0.737 (1, 3)										4	3	3	5	1	0	1																	
Charlie Hayes, R OBP: 0.297, SLG: 0.383 (1, 5)										4	3	2	0	1	1	1																	
Ellis Burks, R OBP: 0.536, SLG: 0.980 Mike Kingery, L OBP: 0.533, SLG: 0.769 (1, 8)										4	3	3	4	0	0	0																	
Howard Johnson, S OBP: 0.219, SLG: 0.172 Marvin Freeman, R (5, 1)										3	0	2	1	0	1	0																	
John Vander Wal, L OBP: 0.273, SLG: 0.364 Vinny Castilla, R OBP: 0.125, SLG: 0.250 (8, FH)										1	1	0	0	0	0	2																	
Roberto Mejia, R OBP: 0.234, SLG: 0.318 (1, 4)										5	0	1	2	0	1	3																	
Armando Reynoso, R OBP: 0.200, SLG: 0.200 Eric Young Sr., R OBP: 0.296, SLG: 0.400 (1, 1)										1	0	0	0	0	1	1																	
Inning Stats	R: 0 E: 0 K: 1 S: 5	H: 1 LOB: 1 BB: 1 P: 9	R: 2 E: 0 K: 0 S: 6	H: 2 LOB: 2 BB: 1 P: 10	R: 3 E: 0 K: 1 S: 9	H: 4 LOB: 1 BB: 0 P: 9	R: 4 E: 0 K: 1 S: 7	H: 2 LOB: 0 BB: 2 P: 15	R: 0 E: 0 K: 2 S: 7	H: 0 LOB: 0 BB: 0 P: 7	R: 5 E: 1 K: 1 S: 11	H: 5 LOB: 1 BB: 0 P: 11	R: 0 E: 0 K: 1 S: 5	H: 0 LOB: 1 BB: 1 P: 9	R: 2 E: 0 K: 1 S: 7	H: 2 LOB: 0 BB: 0 P: 7	1B: 7 2B: 4 3B: 1 HR: 4	SF: 0 SAC: 1 DP: 0 HBP: 0	WP: 3 PB: 0 SB: 0 CS: 1	PA: 46													
PITCHER	IP WLS BF H R ER SO BB IBB HBP BLK WP HR S P ERA WHIP																																
Pat Rapp, R ERA: 5.02 Richie Lewis, R ERA: 6.75 Robb Nen, R Luis Aquino, R Mark Gardner, R	2.1 (1, 1)	WLS 2	BF 16	H 7	R 5	ER 5	SO 1	BB 2	IBB 0	HBP 0	BLK 0	WP 1	HR 0	S 16	P 24	ERA 19.29	WHIP 3.857																

Batter	1	2	3	4	5	6	7	8	9	AB	R	H	RBI	BB	SO	LOB	TOP								
Karl Rhodes, L OBP: 0.411, SLG: 0.553 (1, 8)	2-1 23 1B	G3		4-2 BB		0-0 23 1B	3-1 HBP			3	2	2	1	1	0	0									
23 Ryne Sandberg, R OBP: 0.391, SLG: 0.421 (1, 4)	2-1 BB 2B	G5-3		1-1 P4		1-1 BB 2B	2-1 P9			5	2	2	2	0	0	4									
Mark Grace, L OBP: 0.244, SLG: 0.250 (1, 3)	4-0 2B 1B		0-2 3B		4-2 1B BB	0-0 2B 1B		1-3 K		3	2	2	0	2	1	0									
Derrick May, L OBP: 0.364, SLG: 0.463 Willie Wilson, S OBP: 0.293, SLG: 0.444 (8, 8)	0-2 1B 2B	G3-1		1-0 BB		0-0 WP 2B		1-0 G5-3		5	1	3	3	0	0	1									
Sammy Sosa, R OBP: 0.317, SLG: 0.396 (1, 9)	1-0 G6-3		0-0 CS 1B		1-1 F7	3-2 G5-3		0-2 HR		5	1	2	1	0	0	4									
Rick Wilkins, L OBP: 0.300, SLG: 0.302 (1, 2)	0-0 G5-3 1B		3-1 F7		1-3 K		1-0 FC5 2B	0-3 K		5	0	2	2	0	2	2									
Steve Buechele, R Rey Sanchez, R OBP: 0.241, SLG: 0.192 (6, 5)	1-1 G5-3		2-1 G5-3		0-0 G5-3	3-2 SH2-3 FC5 HBP		0-1 L1-3 1B		3	0	0	0	0	0	1	AB R H RBI BB SO LOB								
Shawon Dunston, R OBP: 0.297, SLG: 0.412 (1, 6)	4-0 IBB		0-1 G6-3		0-0 SH1 2B 1B	0-0 FC5 SH2-3		1-1 F8 1B		4	1	1	0	1	0	3									
Willie Banks, R OBP: 0.100, SLG: 0.200 Jose Bautista, R (9, 1)	0-2 F7		2-2 G1-3		0-1 SH1	0-0 SH2-3		0-2 L1-3		3	0	0	0	0	0	3									
Inning Stats	R: 4 E: 0 K: 0 S: 16	H: 4 LOB: 2 BB: 2 P: 30	R: 0 E: 0 K: 0 S: 8	H: 1 LOB: 1 BB: 0 P: 10	R: 0 E: 0 K: 0 S: 5	H: 1 LOB: 1 BB: 0 P: 10	R: 0 E: 0 K: 0 S: 10	H: 0 LOB: 1 BB: 1 P: 17	R: 0 E: 0 K: 1 S: 9	H: 1 LOB: 1 BB: 1 P: 16	R: 4 E: 0 K: 0 S: 14	H: 5 LOB: 1 BB: 0 P: 18	R: 0 E: 0 K: 0 S: 11	H: 1 LOB: 3 BB: 0 P: 20	R: 1 E: 0 K: 2 S: 12	H: 1 LOB: 0 BB: 0 P: 14	R: 0 E: 0 K: 0 S: 8	H: 1 LOB: 0 BB: 0 P: 9	1B: 8 2B: 6 3B: 1 HR: 1	SF: 0 SAC: 2 DP: 1 HBP: 2	WP: 1 PB: 0 SB: 0 CS: 1	PA: 45			
PITCHER	IP WLS BF H R ER SO BB IBB HBP BLK WP HR S P ERA WHIP	IP WLS BF H R ER SO BB IBB HBP BLK WP HR S P ERA WHIP	IP WLS BF H R ER SO BB IBB HBP BLK WP HR S P ERA WHIP	IP WLS BF H R ER SO BB IBB HBP BLK WP HR S P ERA WHIP	IP WLS BF H R ER SO BB IBB HBP BLK WP HR S P ERA WHIP	IP WLS BF H R ER SO BB IBB HBP BLK WP HR S P ERA WHIP	IP WLS BF H R ER SO BB IBB HBP BLK WP HR S P ERA WHIP	IP WLS BF H R ER SO BB IBB HBP BLK WP HR S P ERA WHIP	IP WLS BF H R ER SO BB IBB HBP BLK WP HR S P ERA WHIP	IP WLS BF H R ER SO BB IBB HBP BLK WP HR S P ERA WHIP	IP WLS BF H R ER SO BB IBB HBP BLK WP HR S P ERA WHIP	IP WLS BF H R ER SO BB IBB HBP BLK WP HR S P ERA WHIP	IP WLS BF H R ER SO BB IBB HBP BLK WP HR S P ERA WHIP	IP WLS BF H R ER SO BB IBB HBP BLK WP HR S P ERA WHIP	IP WLS BF H R ER SO BB IBB HBP BLK WP HR S P ERA WHIP	IP WLS BF H R ER SO BB IBB HBP BLK WP HR S P ERA WHIP	IP WLS BF H R ER SO BB IBB HBP BLK WP HR S P ERA WHIP	IP WLS BF H R ER SO BB IBB HBP BLK WP HR S P ERA WHIP	IP WLS BF H R ER SO BB IBB HBP BLK WP HR S P ERA WHIP	IP WLS BF H R ER SO BB IBB HBP BLK WP HR S P ERA WHIP	IP WLS BF H R ER SO BB IBB HBP BLK WP HR S P ERA WHIP	IP WLS BF H R ER SO BB IBB HBP BLK WP HR S P ERA WHIP	IP WLS BF H R ER SO BB IBB HBP BLK WP HR S P ERA WHIP	IP WLS BF H R ER SO BB IBB HBP BLK WP HR S P ERA WHIP	IP WLS BF H R ER SO BB IBB HBP BLK WP HR S P ERA WHIP

Chicago Cubs @ Colorado Rockies
Mile High Stadium, Denver, CO
Fri Apr 22 1994, 9:05 PM EDT
Att: 54,195 - Unknown - 68 F


AB 37
R 9
H 15
RBI 9
BB 4
SO 3
LOB 18

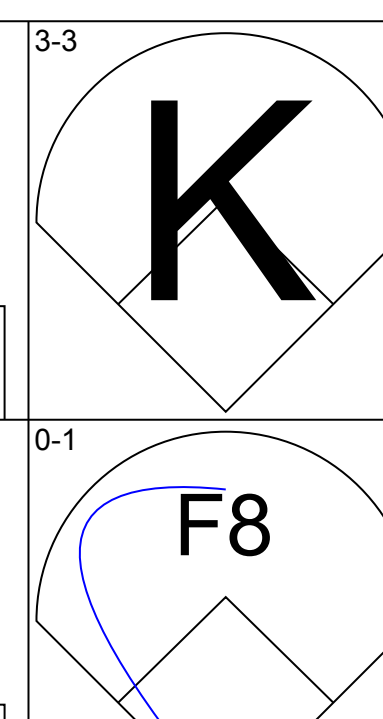
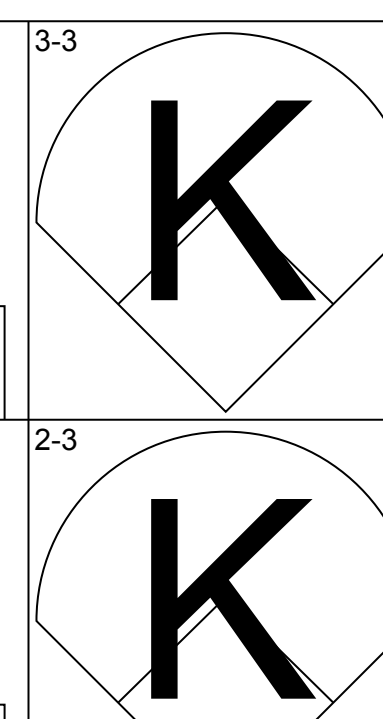
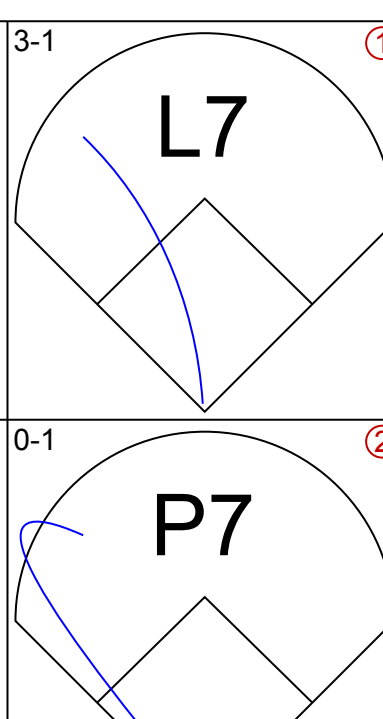
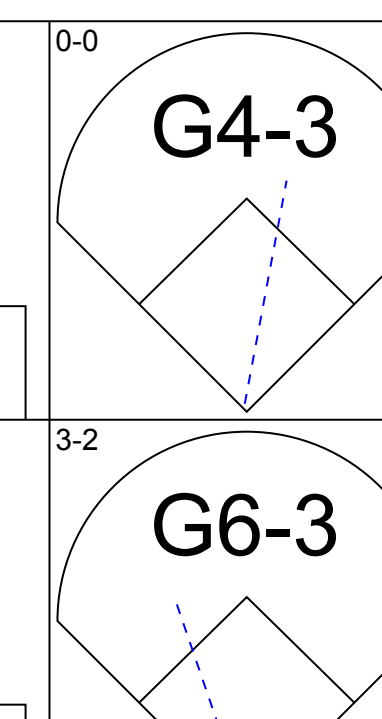
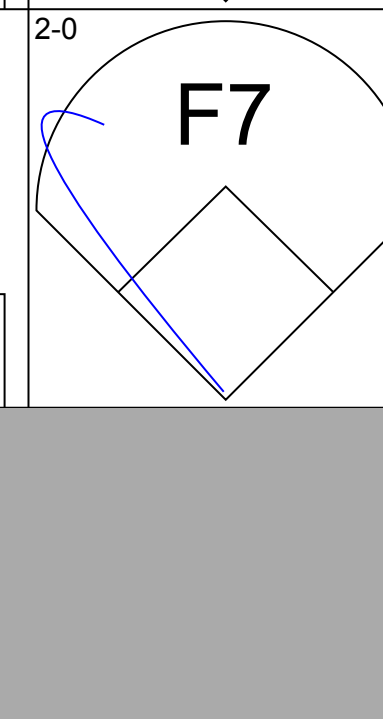
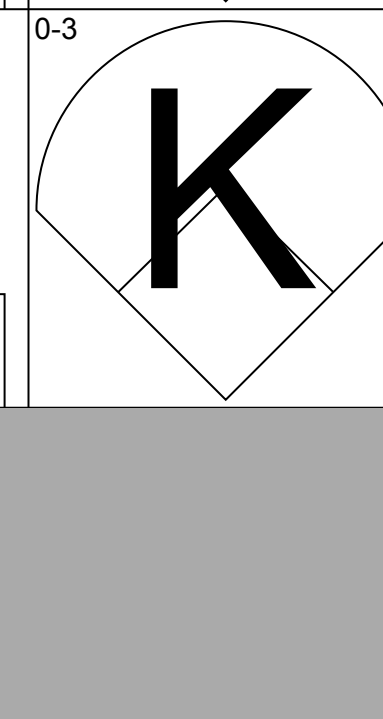
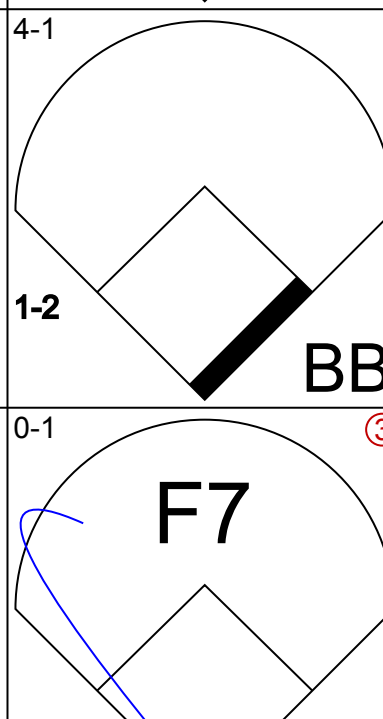




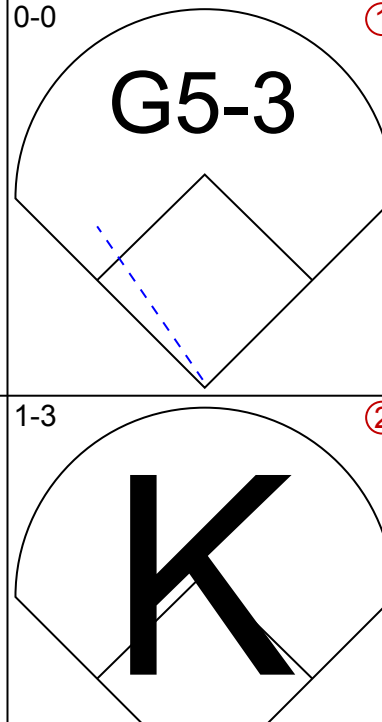
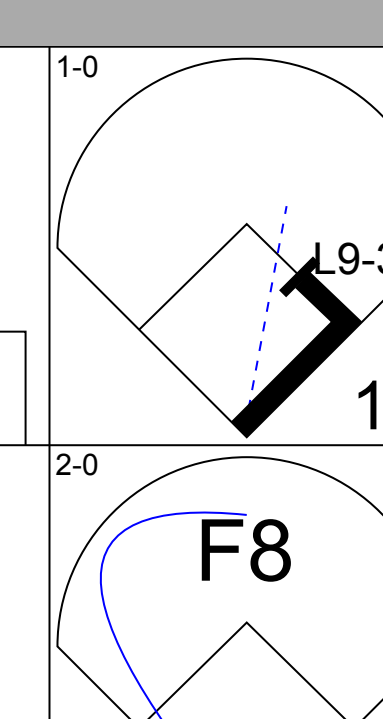
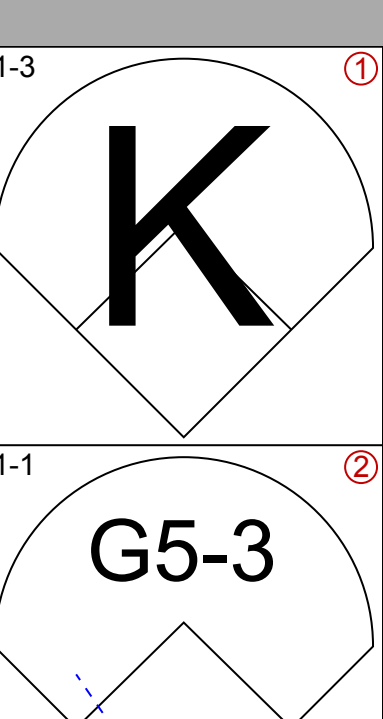
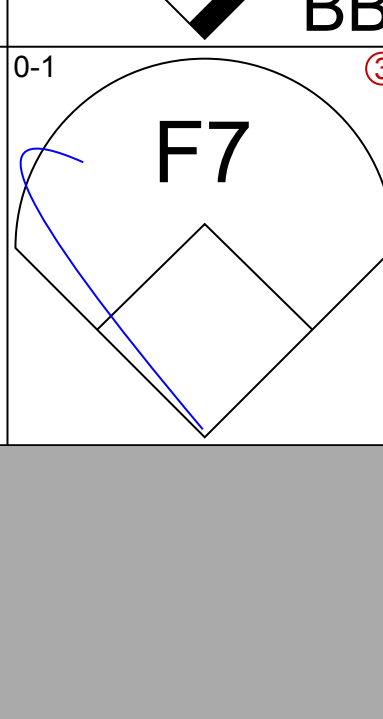
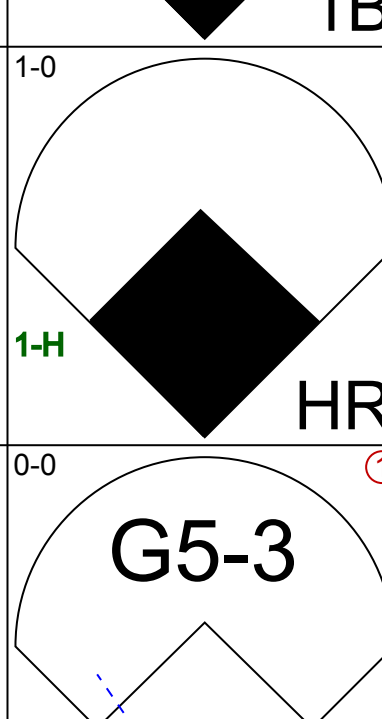
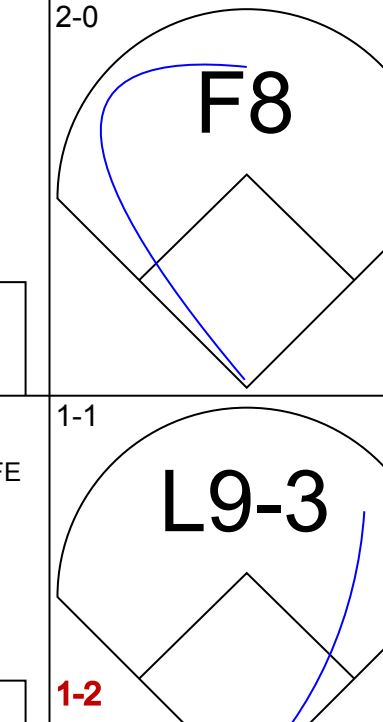
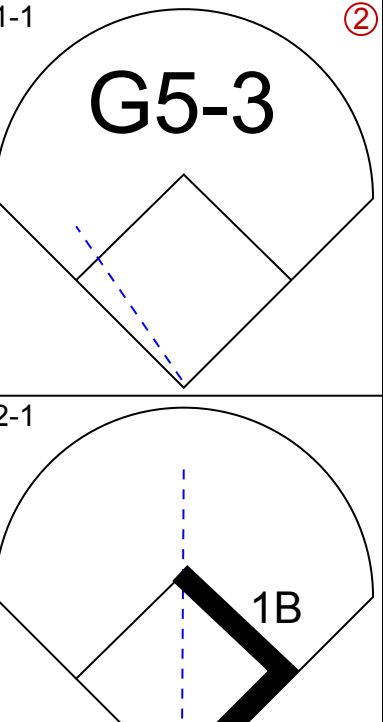
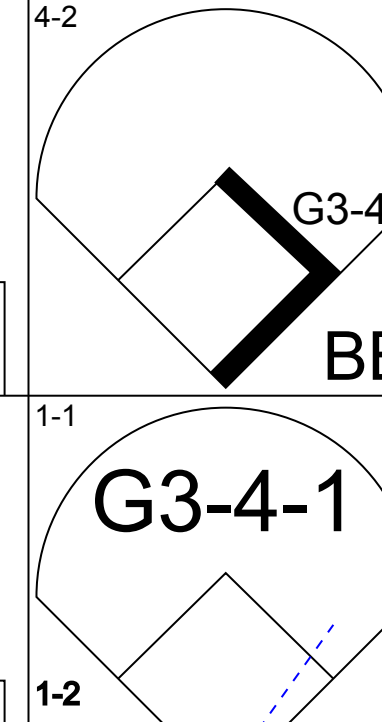
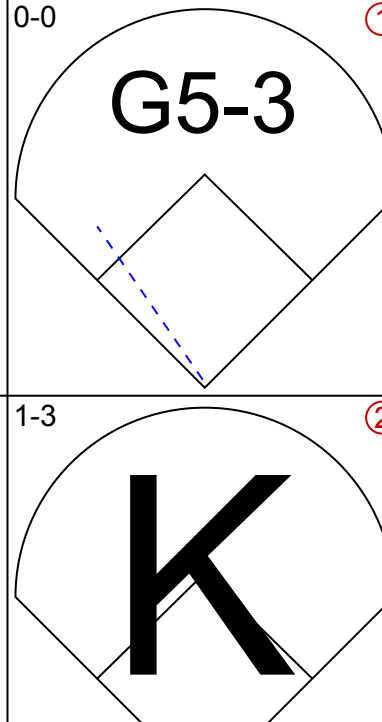
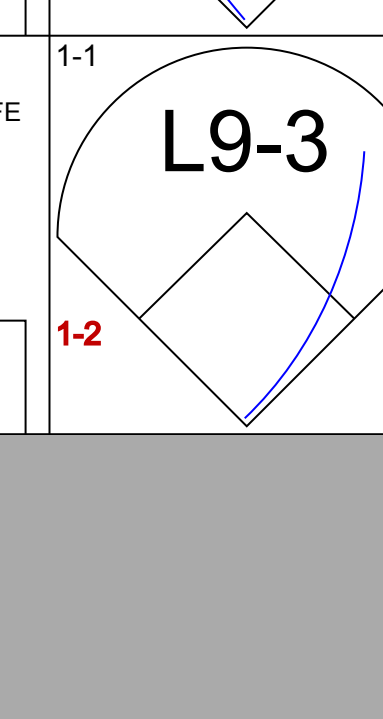
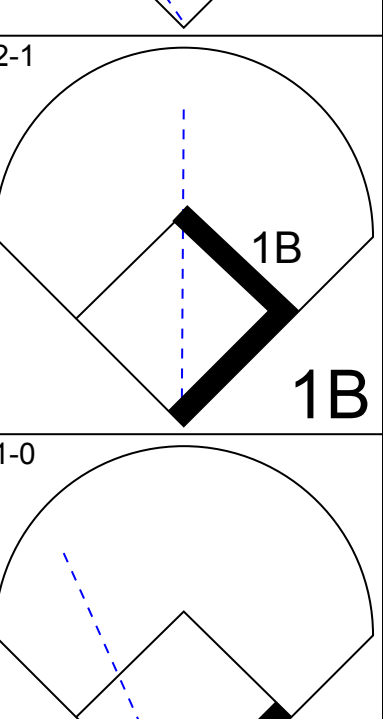
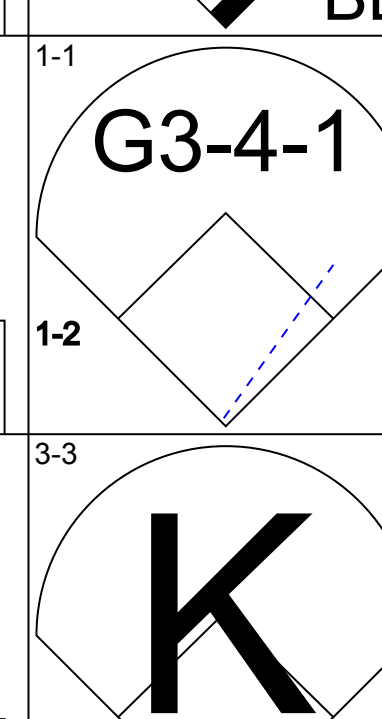
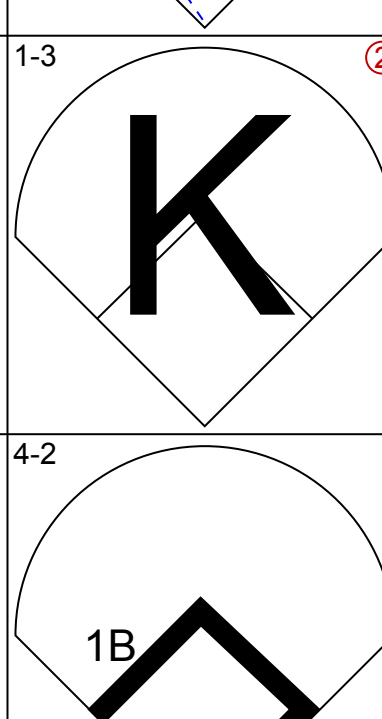
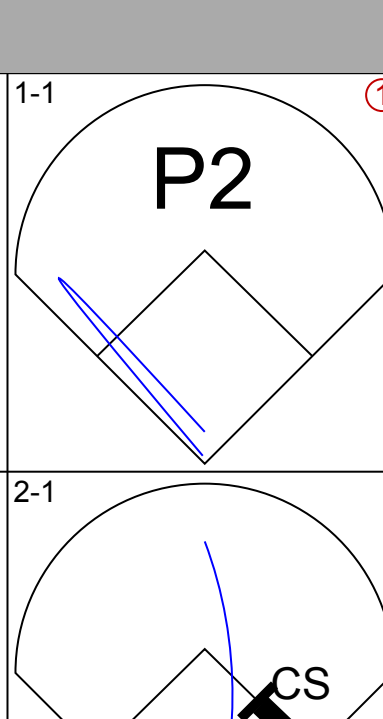
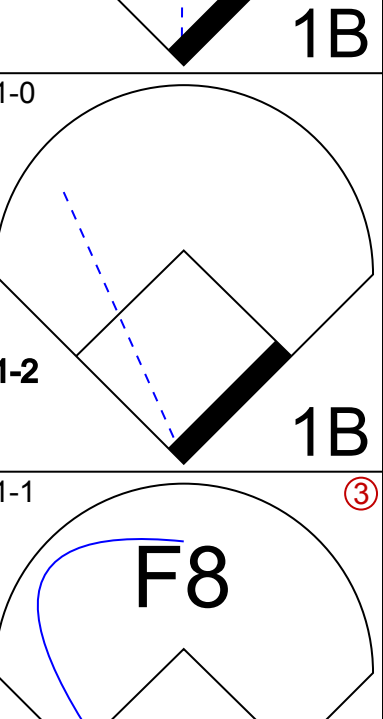
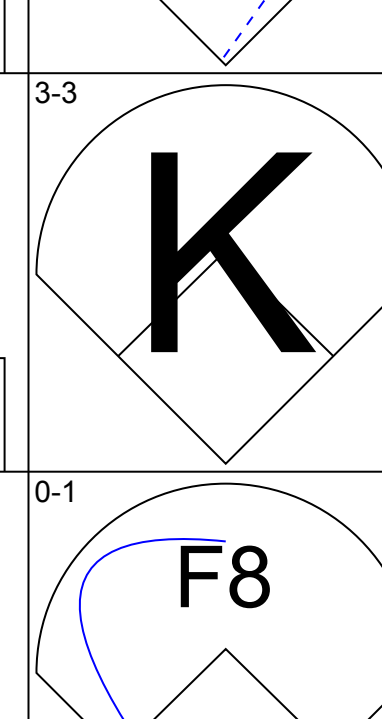
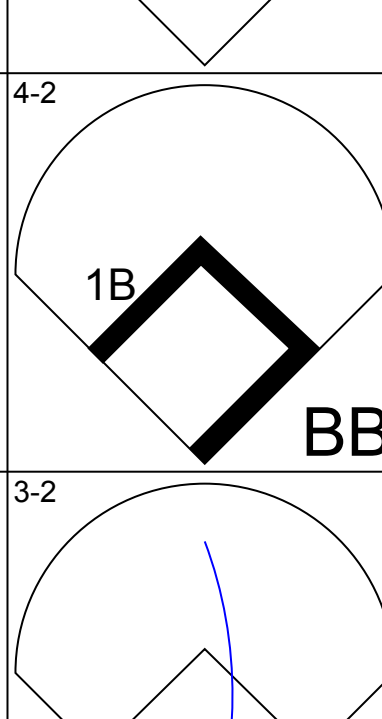
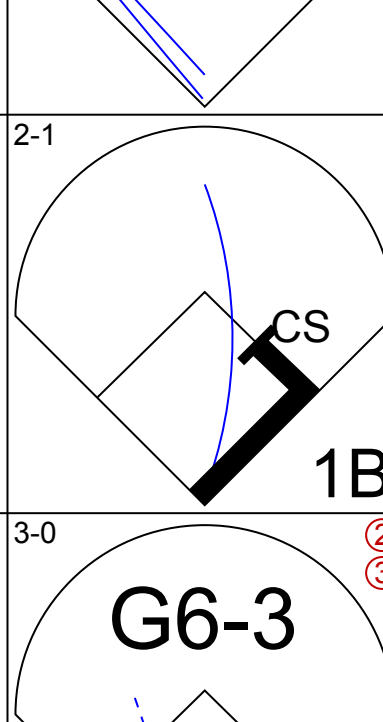
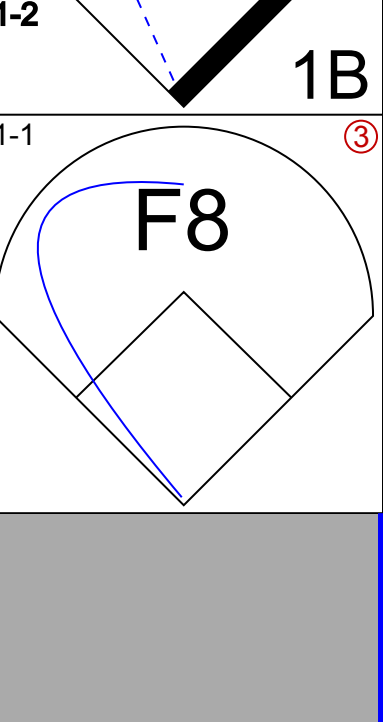
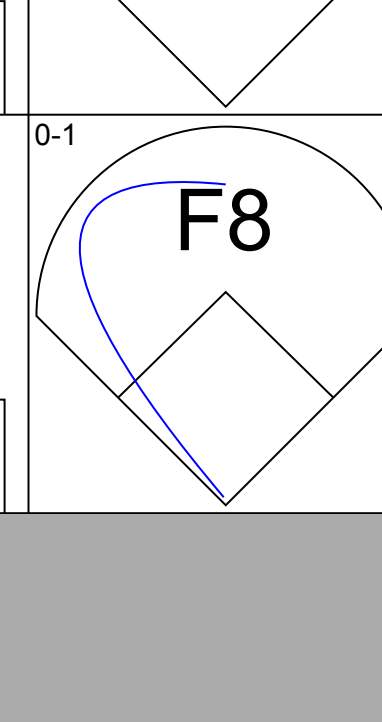
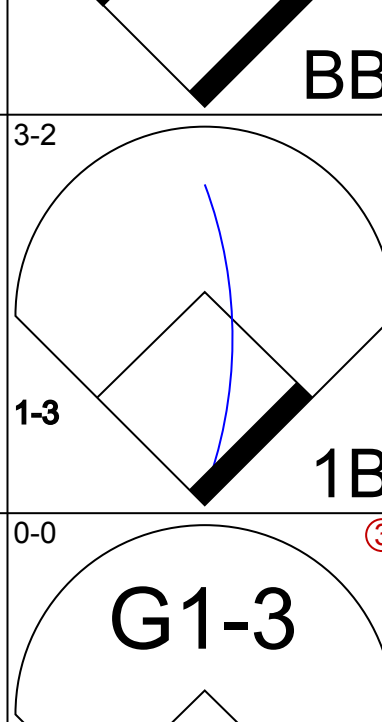
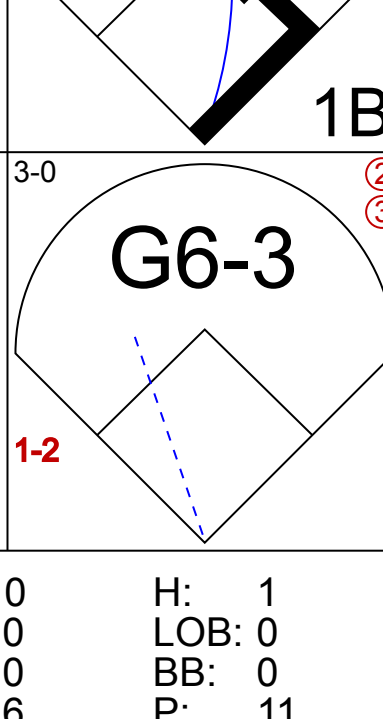
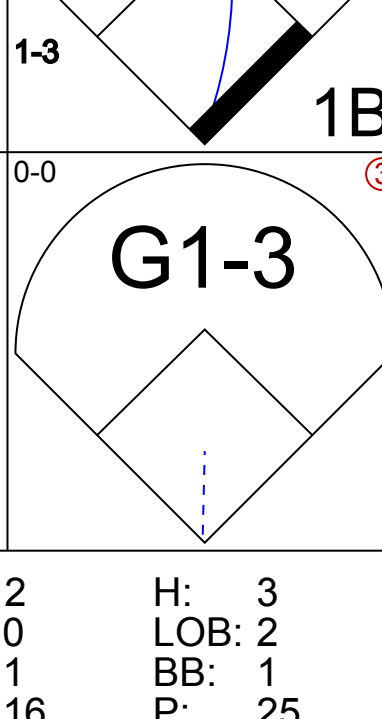
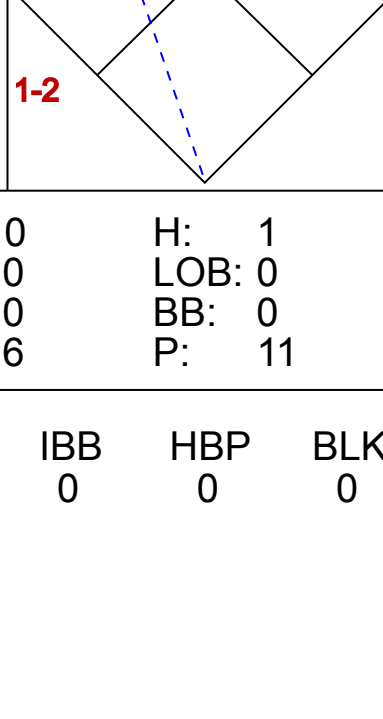
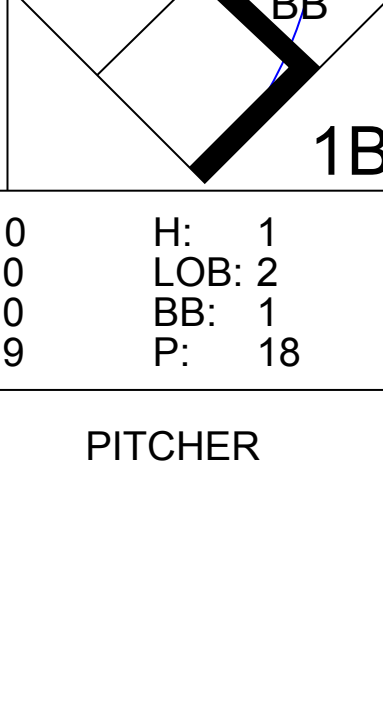
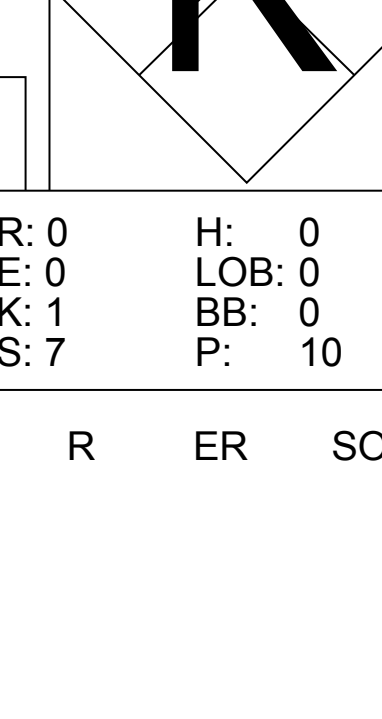



Batter	1	2	3	4	5	6	7	8	9	AB	R	H	RBI	BB	SO	LOB	BOTTOM								
Walt Weiss, S OBP: 0.347, SLG: 0.317 Nelson Liriano, S OBP: 0.444, SLG: 0.167 (9, 6)	1-1 G4-3		2-2 G4-3		3-2 WP 3B			1-1 F8		4	1	1	0	0	0	0									
Joe Girardi, R OBP: 0.333, SLG: 0.292 Marcus Moore, S Vinny Castilla, R OBP: 0.111, SLG: 0.222 (8, 4)	2-1 F9		4-2 BB		2-2 G1-3 3H			0-0 G6-3		2	0	0	0	1	0	0									
Dante Bichette, R OBP: 0.457, SLG: 0.806 (1, 9)	3-2 1B		0-0 F9		0-3 K			0-0 F7		4	0	1	0	0	1	1									
Andres Galarraga, R OBP: 0.377, SLG: 0.705 (1, 3)	2-1 L6		2-2 P3		1-0 F9			0-2 1B 1B		4	1	1	0	0	0	1									
Charlie Hayes, R OBP: 0.309, SLG: 0.391 (1, 5)			0-3 K		1-3 K			2-1 1B 1B		4	0	2	0	0	2	0									
Ellis Burks, R OBP: 0.517, SLG: 0.925 (1, 8)			1-1 F8		2-1 1B			1-3 K		4	0	1	0	0	1	3									
Howard Johnson, S OBP: 0.229, SLG: 0.161 Eric Young Sr., R OBP: 0.321, SLG: 0.423 (8, 7)			4-0 E S BB		1-2 G4-3			2-1 FC6-4 1B		2	0	0	0	1	0	1	AB R H RBI BB SO LOB								
Roberto Mejia, R OBP: 0.220, SLG: 0.298 Mike Munoz, L John Vander Wal, L (9, PH) OBP: 0.250, SLG: 0.333			2-3 K		1-0 F9			0-0 P6		3	0	0	0	0	1	1									
Mike Harkey, R Danny Sheaffer, R OBP: 0.333, SLG: 0.333 (6, 2)			1-3 K		0-3 K			1-1 FC6-4		2	0	0	0	0	2	0									
Inning Stats	R: 0 E: 0 K: 0 S: 9	H: 1 LOB: 1 BB: 0 P: 17	R: 0 E: 0 K: 2 S: 9	H: 0 LOB: 1 BB: 1 P: 16	R: 0 E: 0 K: 1 S: 10	H: 0 LOB: 1 BB: 1 P: 17	R: 0 E: 0 K: 1 S: 14	H: 1 LOB: 0 BB: 0 P: 20	R: 1 E: 0 K: 1 S: 10	H: 1 LOB: 0 BB: 0 P: 16	R: 0 E: 0 K: 1 S: 8	H: 1 LOB: 1 BB: 0 P: 12	R: 0 E: 0 K: 0 S: 5	H: 0 LOB: 0 BB: 0 P: 5	R: 1 E: 0 K: 1 S: 13	H: 3 LOB: 2 BB: 0 P: 19	1B: 6 2B: 0 3B: 1 HR: 0	SF: 0 SAC: 0 DP: 0 HBP: 0	WP: 1 PB: 0 SB: 1 CS: 0	PA: 36					
PITCHER	IP WLS BF H R ER SO BB IBB HBP BLK WP HR S P ERA WHIP	IP WLS BF H R ER SO BB IBB HBP BLK WP HR S P ERA WHIP	IP WLS BF H R ER SO BB IBB HBP BLK WP HR S P ERA WHIP	IP WLS BF H R ER SO BB IBB HBP BLK WP HR S P ERA WHIP	IP WLS BF H R ER SO BB IBB HBP BLK WP HR S P ERA WHIP	IP WLS BF H R ER SO BB IBB HBP BLK WP HR S P ERA WHIP	IP WLS BF H R ER SO BB IBB HBP BLK WP HR S P ERA WHIP	IP WLS BF H R ER SO BB IBB HBP BLK WP HR S P ERA WHIP	IP WLS BF H R ER SO BB IBB HBP BLK WP HR S P ERA WHIP	IP WLS BF H R ER SO BB IBB HBP BLK WP HR S P ERA WHIP	IP WLS BF H R ER SO BB IBB HBP BLK WP HR S P ERA WHIP	IP WLS BF H R ER SO BB IBB HBP BLK WP HR S P ERA WHIP	IP WLS BF H R ER SO BB IBB HBP BLK WP HR S P ERA WHIP	IP WLS BF H R ER SO BB IBB HBP BLK WP HR S P ERA WHIP	IP WLS BF H R ER SO BB IBB HBP BLK WP HR S P ERA WHIP	IP WLS BF H R ER SO BB IBB HBP BLK WP HR S P ERA WHIP	IP WLS BF H R ER SO BB IBB HBP BLK WP HR S P ERA WHIP	IP WLS BF H R ER SO BB IBB HBP BLK WP HR S P ERA WHIP	IP WLS BF H R ER SO BB IBB HBP BLK WP HR S P ERA WHIP	IP WLS BF H R ER SO BB IBB HBP BLK WP HR S P ERA WHIP	IP WLS BF H R ER SO BB IBB HBP BLK WP HR S P ERA WHIP	IP WLS BF H R ER SO BB IBB HBP BLK WP HR S P ERA WHIP	IP WLS BF H R ER SO BB IBB HBP BLK WP HR S P ERA WHIP	IP WLS BF H R ER SO BB IBB HBP BLK WP HR S P ERA WHIP	IP WLS BF H R ER SO BB IBB HBP BLK WP HR S P ERA WHIP

Chicago Cubs @ Colorado Rockies
Mile High Stadium, Denver, CO
Fri Apr 22 1994, 9:05 PM EDT
Att: 54,195 - Unknown - 68 F


AB 34
R 2
H 7
RBI 1
BB 2
SO 7
LOB 11

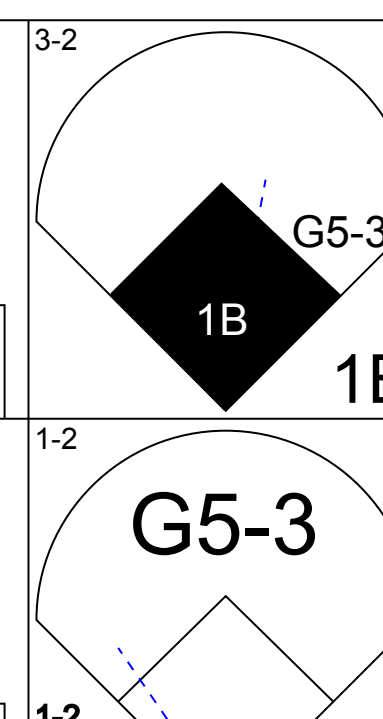
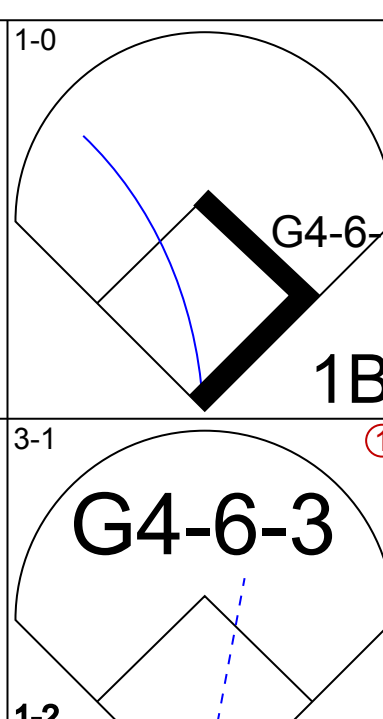
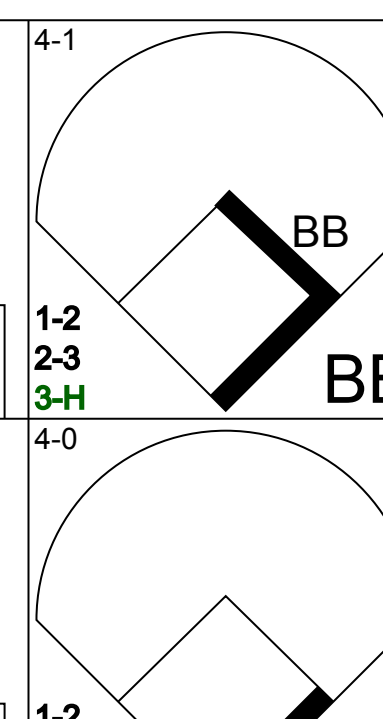
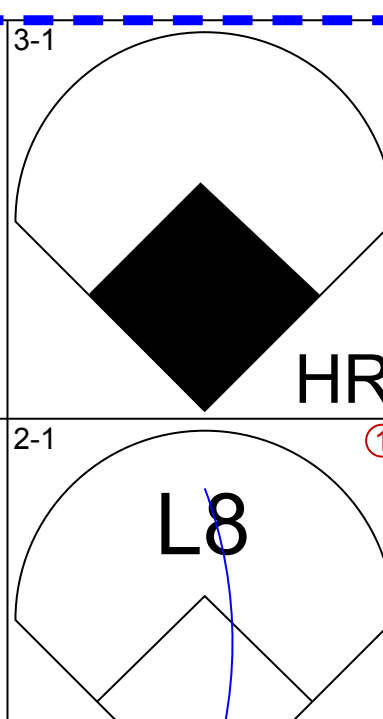
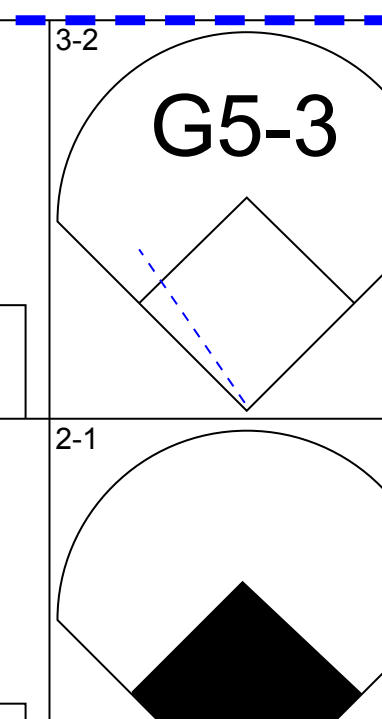
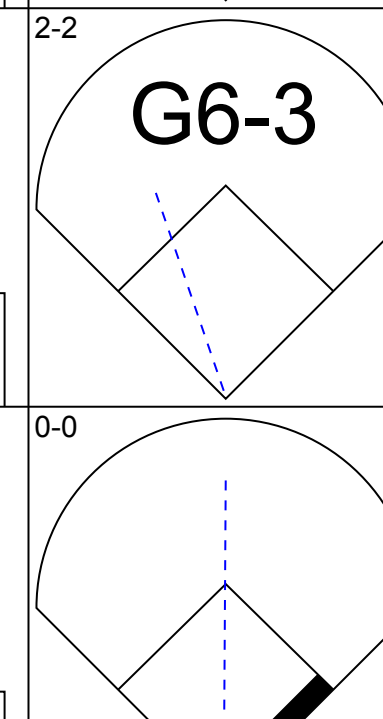
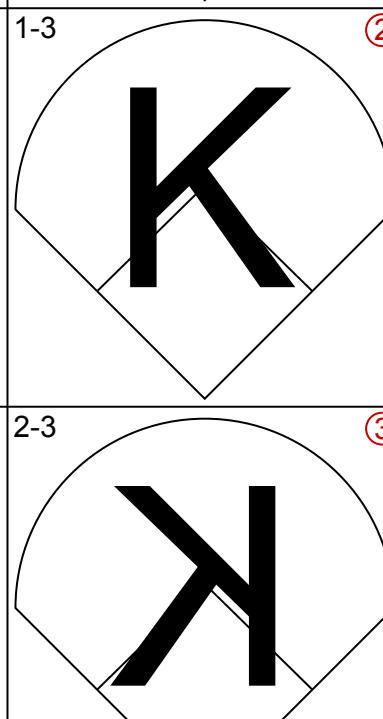
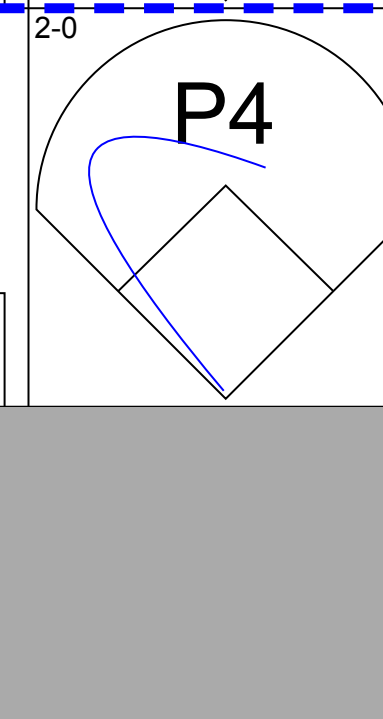
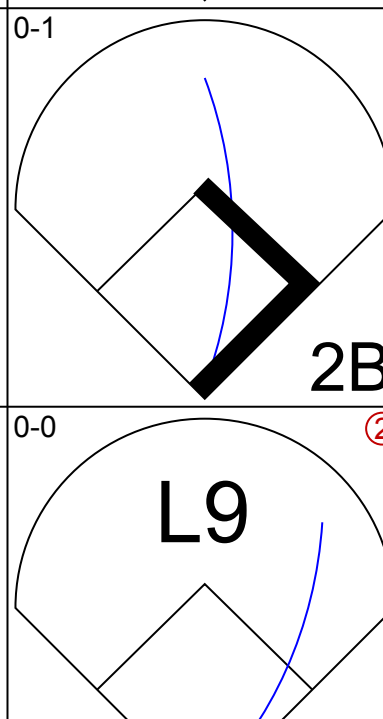
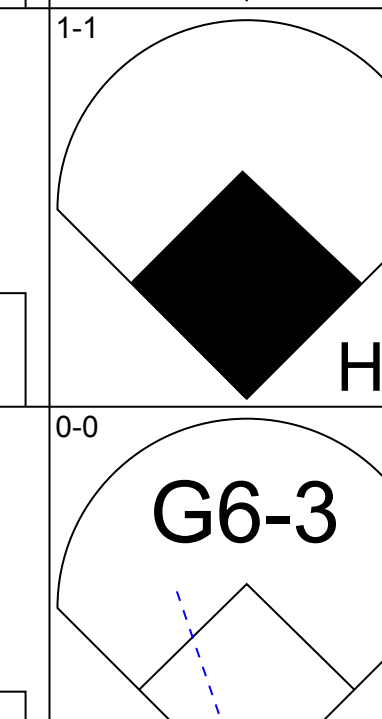
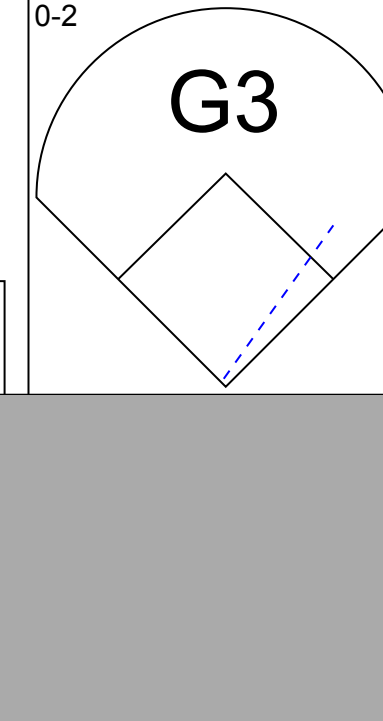

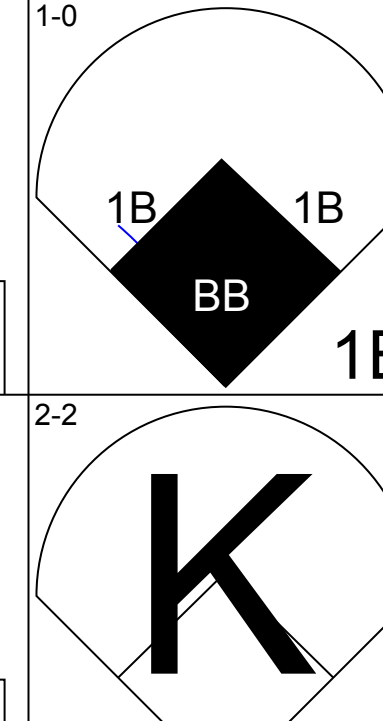
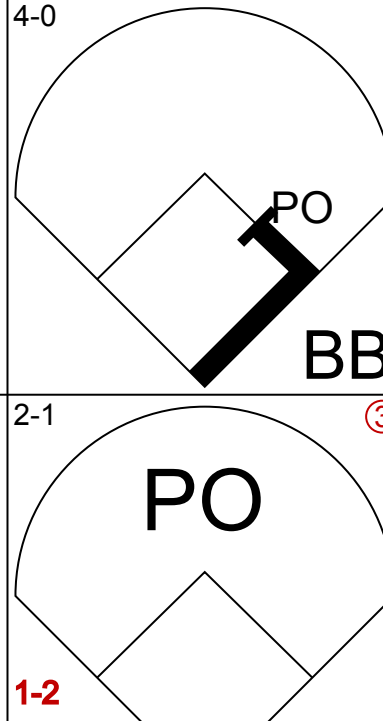



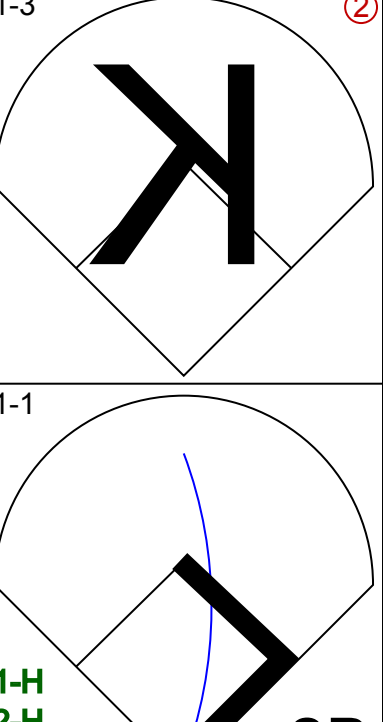



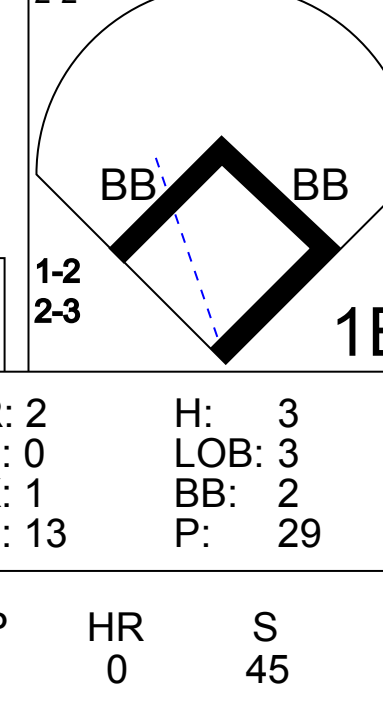
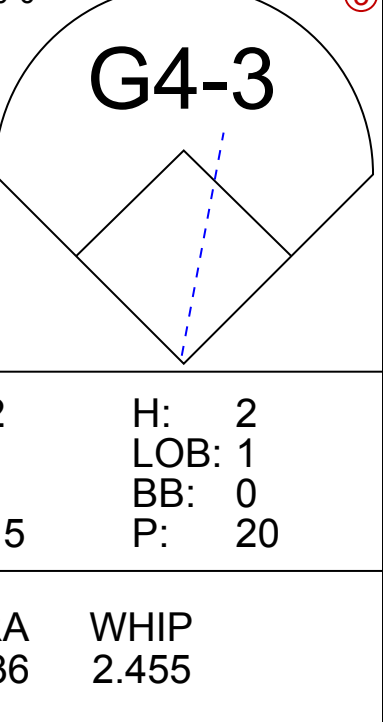

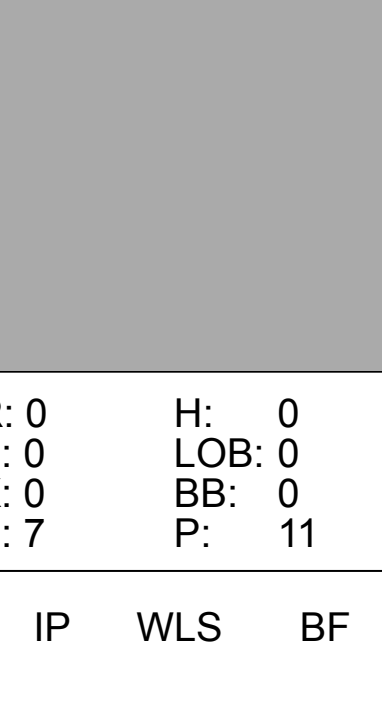
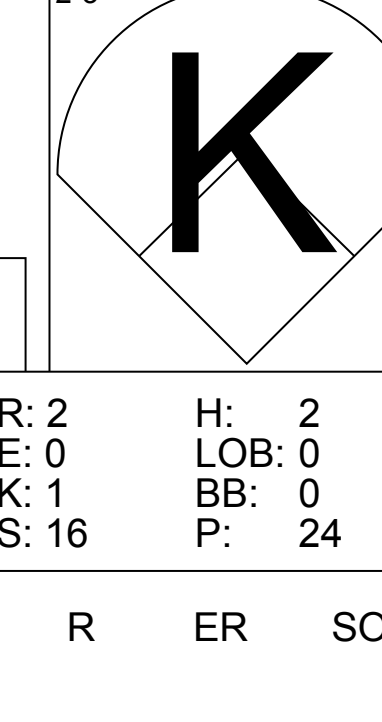
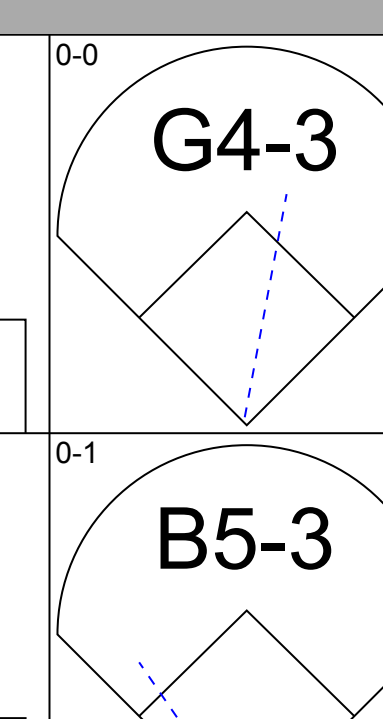
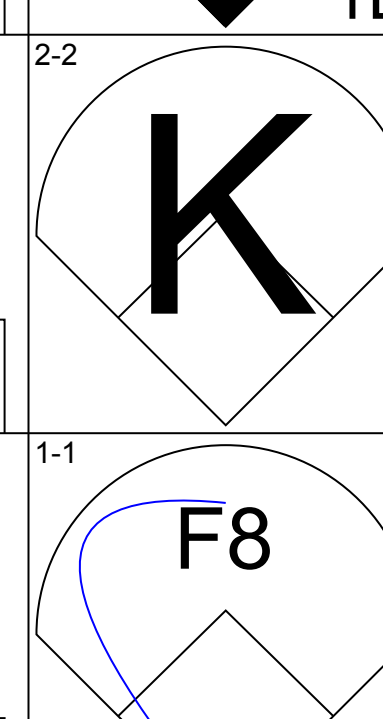
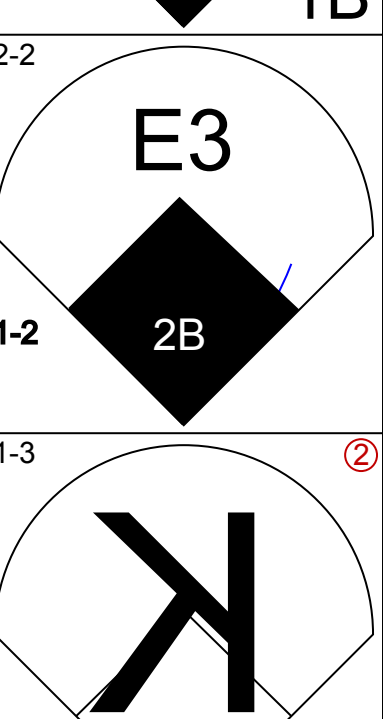
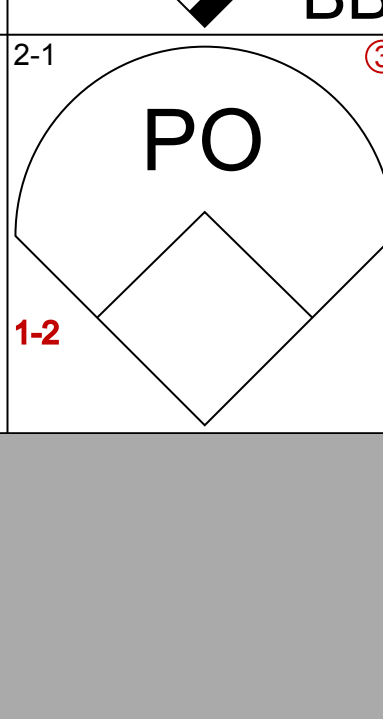
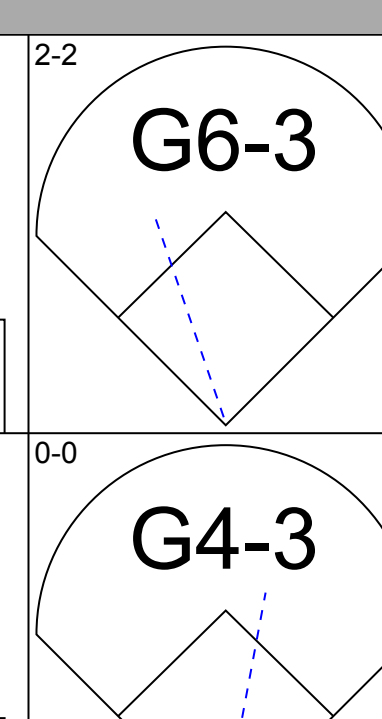

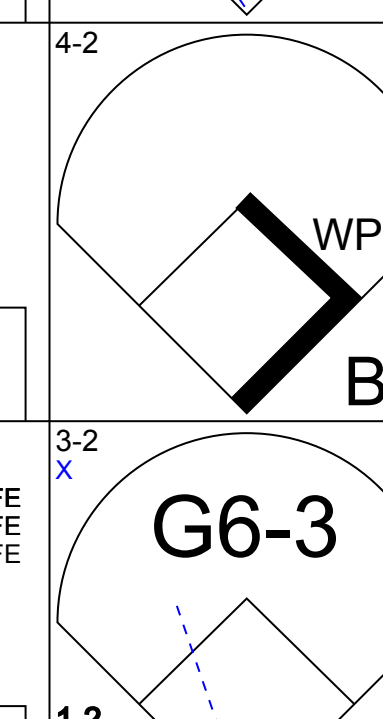
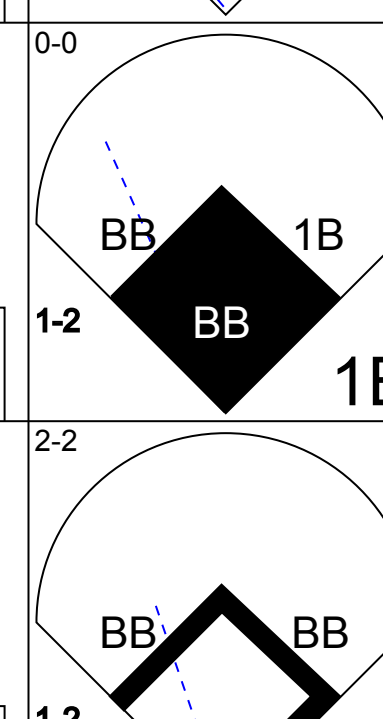
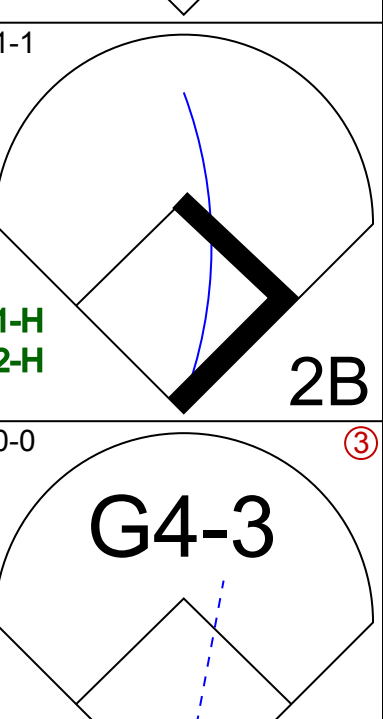
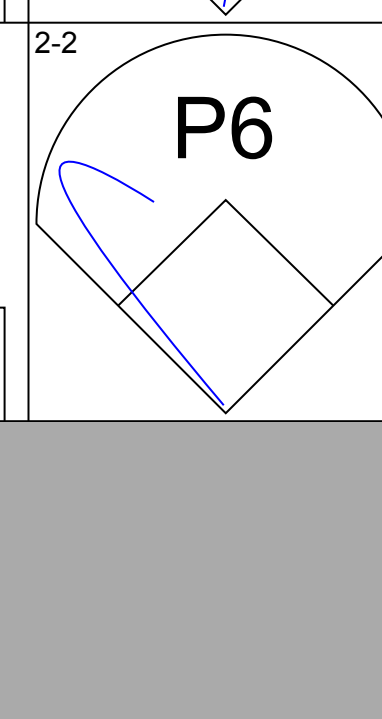
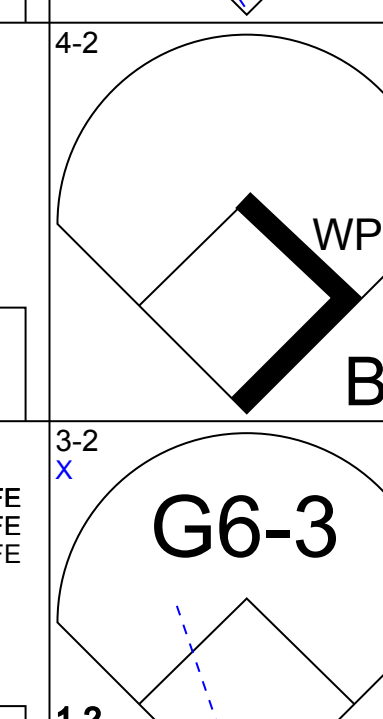
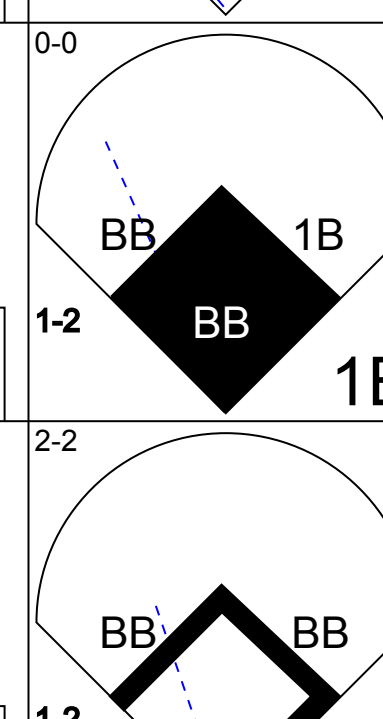
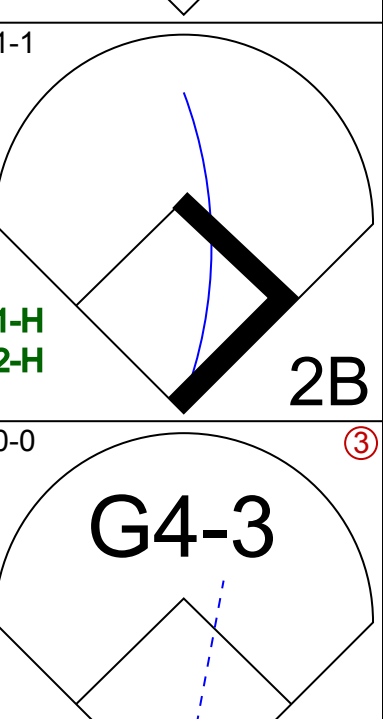

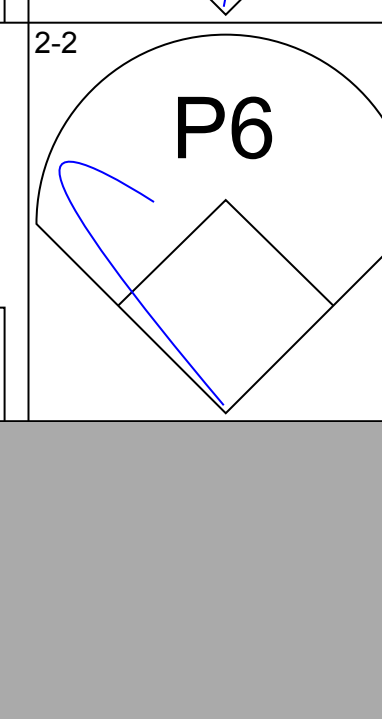
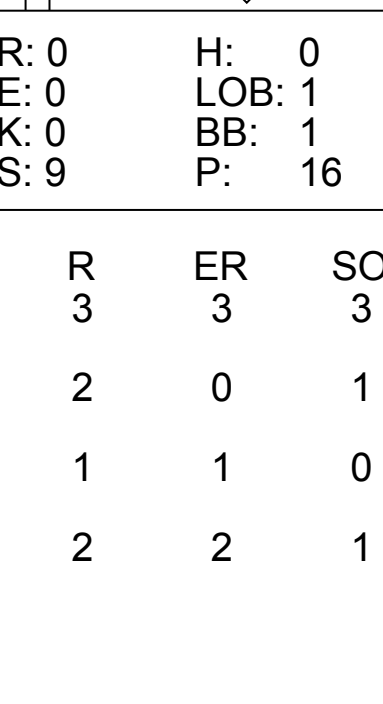
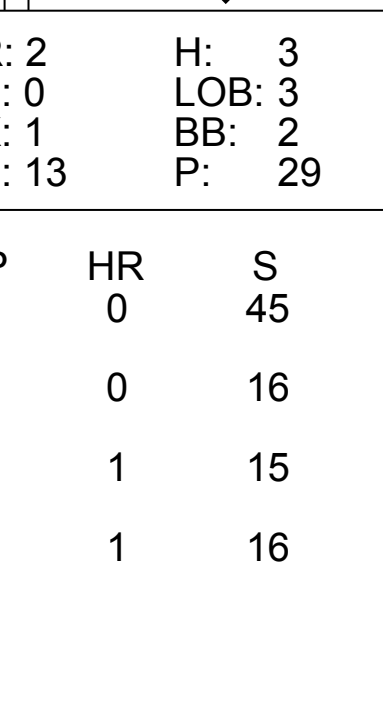
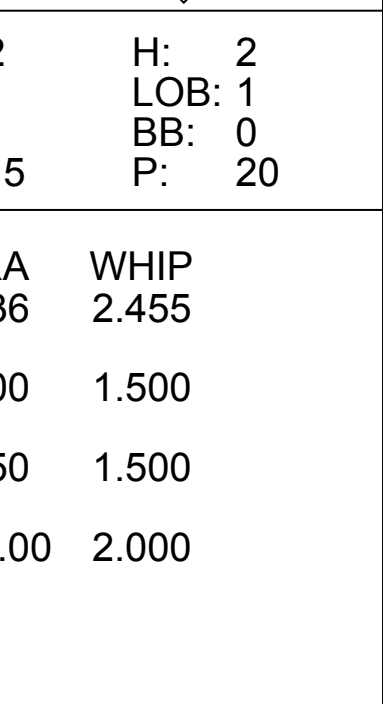
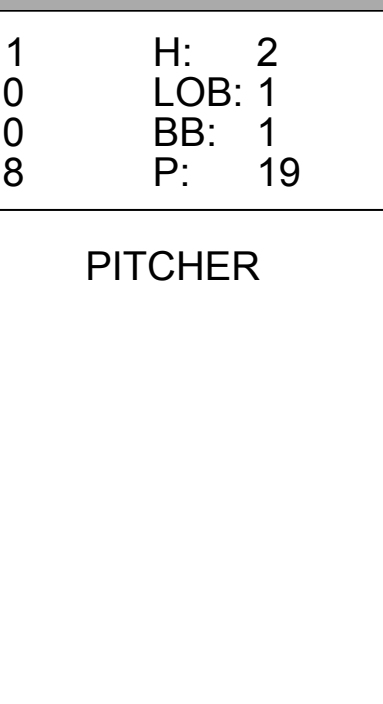
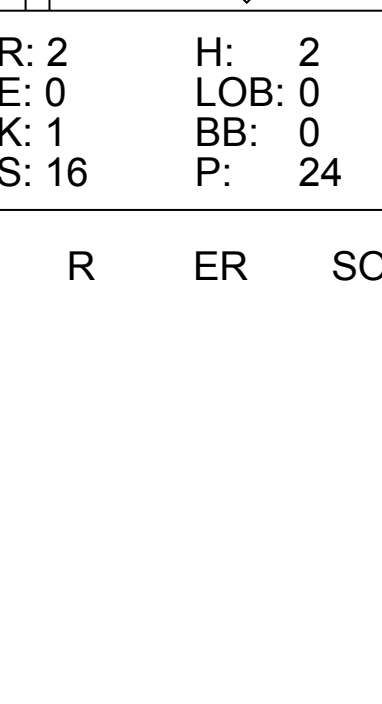


Batter	1	2	3	4	5	6	7	8	9	AB	R	H	RBI	BB	SO	LOB	TOP					
Karl Rhodes, L (1.8) OBP: 0.383, SLG: 0.510										4	0	0	0	0	2	1						
23 Ryne Sandberg, R (1.4) OBP: 0.358, SLG: 0.393										4	0	0	0	0	1	1						
Mark Grace, L (1.3) OBP: 0.265, SLG: 0.256										3	1	1	0	1	1	0						
Derrick May, L (1.7) OBP: 0.375, SLG: 0.533										4	1	2	2	0	1	2						
Sammy Sosa, R (1.9) OBP: 0.313, SLG: 0.375										3	0	0	0	1	0	1						
Rick Wilkins, L (1.2) OBP: 0.296, SLG: 0.298										4	0	1	0	0	1	2						
Steve Buechele, R (1.5) OBP: 0.393, SLG: 0.520										3	0	1	0	1	1	1						
Shawon Dunston, R (1.6) OBP: 0.300, SLG: 0.405										3	0	1	0	0	0	3						
Dan Plesac, L (8.1) OBP: 0.400, SLG: 0.950										1	0	1	0	0	0	0						
Eduardo Zambrano, R (9. PH) OBP: 0.400, SLG: 0.950										1	0	0	0	0	0	1						
Mike Morgan, R (11.1) Chuck Crim, R (4.1) Willie Wilson, S (6. PH) Blaise Ilsley, L (6.1) Rey Sanchez, R (8. PH)										2	0	0	0	0	0	0						
Inning Stats	R: 0 E: 0 K: 1 S: 6	H: 0 LOB: 0 BB: 0 P: 11	R: 0 E: 0 K: 0 S: 4	H: 1 LOB: 0 BB: 0 P: 8	R: 0 E: 0 K: 0 S: 6	H: 1 LOB: 0 BB: 0 P: 11	R: 0 E: 0 K: 3 S: 9	H: 0 LOB: 0 BB: 0 P: 14	R: 0 E: 0 K: 1 S: 10	H: 2 LOB: 2 BB: 0 P: 16	R: 0 E: 0 K: 0 S: 9	H: 1 LOB: 2 BB: 1 P: 18	R: 0 E: 0 K: 1 S: 11	H: 0 LOB: 1 BB: 1 P: 19	R: 0 E: 0 K: 1 S: 7	H: 0 LOB: 0 BB: 0 P: 10	R: 2 E: 0 K: 1 S: 16	H: 3 LOB: 2 BB: 1 P: 25	1B: 7 2B: 1 3B: 0 HR: 1	SF: 0 SAC: 0 DP: 1 HBP: 0	WP: 0 PB: 0 SB: 0 CS: 1	PA: 36
PITCHER Greg Harris, R (1.1) ERA: 5.4	IP: 9.0 WLS: W BF: 36 H: 8 R: 2 ER: 2 SO: 8 BB: 3 IBB: 0 HBP: 0 BLK: 0 WP: 0 HR: 1 S: 78 P: 132 ERA: 2.00 WHIP: 1.222															PITCHER						

Chicago Cubs @ Colorado Rockies
Mile High Stadium, Denver, CO
Sat Apr 23 1994, 5:33 AM EDT
Att: 68,743 - Sunny


AB	33
R	2
H	8
RBI	2
BB	3
SO	8
LOB	14



Batter	1	2	3	4	5	6	7	8	9	AB	R	H	RBI	BB	SO	LOB	BOTTOM			
Walt Weiss, S (1.6) OBP: 0.377, SLG: 0.388										4	2	3	2	1	0	0				
Eric Young Sr., R (1.7) OBP: 0.333, SLG: 0.500										4	1	1	2	1	0	2				
Dante Bichette, R (1.9) OBP: 0.453, SLG: 0.836										5	1	2	1	0	1	5				
Andres Galarraga, R (1.3) OBP: 0.365, SLG: 0.667										5	0	1	1	0	1	2				
Charlie Hayes, R (1.5) OBP: 0.333, SLG: 0.403										3	2	2	0	1	0	1				
Ellis Burks, R (1.8) OBP: 0.484, SLG: 0.860										4	1	0	0	0	1	2				
Joe Girardi, R (1.2) OBP: 0.311, SLG: 0.269										4	0	0	0	0	1	3				
Roberto Mejia, R (1.4) OBP: 0.259, SLG: 0.340										3	1	2	2	1	0	0				
Greg Harris, R (1.1) OBP: 0.273, SLG: 0.111										4	0	1	0	0	1	2				
Inning Stats	R: 1 E: 0 K: 0 S: 14	H: 2 LOB: 1 BB: 0 P: 20	R: 0 E: 0 K: 0 S: 9	H: 0 LOB: 1 BB: 1 P: 16	R: 0 E: 0 K: 2 S: 10	H: 1 LOB: 0 BB: 0 P: 17	R: 2 E: 0 K: 1 S: 13	H: 3 LOB: 3 BB: 2 P: 29	R: 2 E: 1 K: 0 S: 15	H: 2 LOB: 1 BB: 0 P: 20	R: 1 E: 0 K: 0 S: 8	H: 2 LOB: 1 BB: 1 P: 19	R: 0 E: 0 K: 0 S: 7	H: 0 LOB: 0 BB: 0 P: 11	R: 2 E: 0 K: 1 S: 16	H: 2 LOB: 0 BB: 0 P: 24	1B: 7 2B: 2 3B: 0 HR: 3	SF: 0 SAC: 0 DP: 0 HBP: 0	WP: 2 PB: 0 SB: 0 CS: 0	PA: 41
PITCHER Mike Morgan, R (1.1) ERA: 7.11 Chuck Crim, R (4.1) Blaise Ilsley, L (6.1) Dan Plesac, L (8.1)	IP: 3.2 WLS: L BF: 20 H: 6 R: 3 ER: 3 SO: 3 BB: 3 IBB: 0 HBP: 0 BLK: 0 WP: 1 HR: 0 S: 45 P: 79 ERA: 7.36 WHIP: 2.455															PITCHER				

Chicago Cubs @ Colorado Rockies
Mile High Stadium, Denver, CO
Sat Apr 23 1994, 5:33 AM EDT
Att: 68,743 - Sunny

AB	36
R	8
H	12
RBI	8
BB	4
SO	5
LOB	17



Batter	1	2	3	4	5	6	7	8	9	AB	R	H	RBI	BB	SO	LOB	TOP		
Karl Rhoades, L OBP: 0.394, SLG: 0.571 (1, 8)	1-2 HR	3-2 F7	1-2 23 3B 2B		4-2 23 G6-4-3 BB		1-1 G5-3		2-3 K	5	2	2	2	1	1	1			
23 Ryne Sandberg, R OBP: 0.375, SLG: 0.455 Eduardo Zambrano, R OBP: 0.375, SLG: 0.750 (1, 4) (8, 5)	1-0 1B 1B	0-1 P2	1-1 3B		1-1 G6-4-3		1-1 1B 2B	1-1 1B 2B	1-1 F8	5	2	3	2	0	0	1			
Mark Grace, L OBP: 0.296, SLG: 0.277 (1, 3)	0-0 1B 2B 1B	4-0 BB	0-0 P5		0-2 P2		2-2 FC6-4 2B 1B			4	2	2	1	1	0	1			
Derrick May, L OBP: 0.392, SLG: 0.532 Glenallen Hill, R OBP: 0.391, SLG: 0.400 (1, 7) (6, PH) (6, 7)	3-2 2B 1B FC6-4	2-1 L6		4-2 2B BB	0-1 F8		4-1 FC6-4 BB			2	2	1	1	1	0	1			
Sammy Sosa, R OBP: 0.348, SLG: 0.433 Willie Wilson, S OBP: 0.300, SLG: 0.474 (1, 9) (8, PR) (8, 8)	1-0 FC6-4 1B 2B		4-2 S 1B BB	3-0 2B	2-1 1B		1-2 FC6-4 2B			4	1	3	2	1	0	2			
Rick Wilkins, L OBP: 0.305, SLG: 0.314 (1, 2)	4-0 FC6-4 IBB		2-3 K	3-3 K	2-3 K		1-1 2B			4	0	1	2	1	3	2			
Steve Buechele, R OBP: 0.390, SLG: 0.500 José Hernández, R OBP: 0.300, SLG: 0.300 (1, 5) (4, PR) (4, 5) (8, 4)	1-1 P4		0-1 G4-3	1-2 FC6-4 HBP			0-1 G5-3 1B	1-1 1B		2	0	0	0	0	0	4			
Shawon Dunston, R OBP: 0.302, SLG: 0.385 Rey Sanchez, R OBP: 0.242, SLG: 0.200 (1, 6) (4, 6)	1-1 FC6-4 FC5-4		4-0 1B 2B IBB	1-0 FC6-4			1-1 G5-3 1B	1-2 L9		2	1	0	1	1	0	3			
Steve Trachsel, R OBP: 0.300, SLG: 0.333 (1, 1)	1-0 FC5-4		1-1 2B 23 3B 1B		1-2 G4-3		3-2 G5-3		0-1 P4	5	1	1	1	0	0	4			
Inning Stats	R: 4 E: 0 K: 0 S: 18	H: 5 LOB: 2 BB: 1 P: 31	R: 0 E: 0 K: 0 S: 9	H: 0 LOB: 1 BB: 1 P: 18	R: 4 E: 0 K: 1 S: 15	H: 3 LOB: 1 BB: 2 P: 28	R: 1 E: 0 K: 1 S: 10	H: 1 LOB: 1 BB: 1 P: 22	R: 0 E: 0 K: 1 S: 10	H: 1 LOB: 1 BB: 0 P: 14	R: 0 E: 0 K: 0 S: 9	H: 2 LOB: 1 BB: 0 P: 14	R: 3 E: 0 K: 0 S: 17	H: 4 LOB: 1 BB: 1 P: 28	R: 0 E: 0 K: 1 S: 10	H: 0 LOB: 0 BB: 0 P: 13	1B: 9 2B: 5 3B: 1 HR: 1	SF: 0 SAC: 0 DP: 2 HBP: 1	WP: 0 PA: 47 PB: 0 SB: 1 CS: 0
PITCHER	IP WLS BF H R ER SO	IP WLS BF H R ER SO	IP WLS BF H R ER SO	IP WLS BF H R ER SO	IP WLS BF H R ER SO	IP WLS BF H R ER SO	IP WLS BF H R ER SO	IP WLS BF H R ER SO	IP WLS BF H R ER SO	IP WLS BF H R ER SO	IP WLS BF H R ER SO	IP WLS BF H R ER SO	IP WLS BF H R ER SO	IP WLS BF H R ER SO	IP WLS BF H R ER SO	IP WLS BF H R ER SO	ERA WHIP	ERA WHIP	
David Nied, R ERA: 6.3 (1, 1)	2.2 L 20 8 8 8 1																		
Willie Blair, R ERA: 7.71 (3, 1)	2.1 9 1 1 1 1																		
Bruce Ruffin, L ERA: 3.72 (6, 1)	2.0 8 3 0 0 1																		
Steve Reed, R ERA: 8.0 (8, 1)	1.0 7 4 3 3 0																		
Marcus Moore, R ERA: 2.19 (9, 1)	1.0 3 0 0 0 1																		

Chicago Cubs @ Colorado Rockies
Mile High Stadium, Denver, CO
Sun Apr 24 1994, 5:33 AM EDT
Att: 71,329 - Sunny - 75 F

AB 39
R 12
H 16
RBI 12
BB 7
SO 4
LOB 20



Batter	1	2	3	4	5	6	7	8	9	AB	R	H	RBI	BB	SO	LOB	BOTTOM				
Walt Weiss, S OBP: 0.370, SLG: 0.371 Steve Reed, R (1, 6) (8, 1)	4-2 F9 BB FC5-4	2-0 F9			0-0 E6 G6-4-3		1-0 G6-3		1-1 SF8	3	1	0	0	1	0	3					
Marcus Moore, S (9, 1)									2-3 3-H	0	0	0	0	0	0	0					
Vinny Castilla, R OBP: 0.100, SLG: 0.222 (9, PH)										0	0	0	0	0	0	0					
Eric Young Sr., R OBP: 0.342, SLG: 0.559 (1, 7)	4-1 FC5-4 BB		2-3 K		1-1 L8			1-0 HR	1-2 P4	4	1	1	1	1	1	3					
Dante Bichette, R OBP: 0.443, SLG: 0.803 (1, 9)	2-2 F9		1-3 K		0-1 G6-4-3			1-1 G3-1 1B		4	0	1	0	0	1	4					
Andres Galarraga, R OBP: 0.351, SLG: 0.638 Mike Kingery, L OBP: 0.500, SLG: 0.714 (1, 3) (7, 3)	0-0 FC5-4		1-0 F9				0-1 G6-3	1-2 G3-1		3	0	0	1	0	0	1					
Charlie Hayes, R OBP: 0.329, SLG: 0.386 (1, 5)	1-1 L9				0-0 L4			4-0 BB	1-1 L9	3	0	0	0	1	0	2					
Ellis Burks, R OBP: 0.485, SLG: 0.902 (1, 8)		1-2 FC2-5 2B			0-2 HR		2-3 K	3-3 K		4	1	2	1	0	2	2					
Danny Sheaffer, R OBP: 0.231, SLG: 0.231 (1, 2)		2-2 G6-3			0-0 G4-3			1-2 G5-3		4	0	0	0	0	0	2					
Roberto Mejia, R OBP: 0.276, SLG: 0.340 (1, 4)		4-1 FC2-5 BB			1-1 G5-3			1-2 G4-3		3	1	1	0	1	0	0					
David Nied, R OBP: 0.455, SLG: 0.375 (1, 1) (3, 1) (5, PH) (6, 1) (7, PH) (8, 6)	0-0 FC2-5				0-0 E			0-3 K	3-2 SF8 2B	1	0	0	0	0	0	2					
Inning Stats	R: 1 E: 0 K: 0 S: 9	H: 0 LOB: 2 BB: 1 P: 20	R: 0 E: 0 K: 0 S: 9	H: 1 LOB: 1 BB: 1 P: 18	R: 0 E: 0 K: 2 S: 7	H: 0 LOB: 0 BB: 0 P: 11	R: 1 E: 0 K: 0 S: 7	H: 1 LOB: 0 BB: 0 P: 8	R: 0 E: 1 K: 1 S: 6	H: 1 LOB: 1 BB: 0 P: 7	R: 0 E: 0 K: 1 S: 9	H: 0 LOB: 1 BB: 1 P: 16	R: 0 E: 0 K: 1 S: 7	H: 0 LOB: 0 BB: 0 P: 9	R: 1 E: 0 K: 1 S: 11	H: 2 LOB: 1 BB: 0 P: 18	R: 1 E: 0 K: 0 S: 12	H: 2 LOB: 1 BB: 0 P: 20	1B: 3 2B: 2 3B: 0 HR: 2	SF: 1 SAC: 0 DP: 1 HBP: 0	WP: 0 PA: 38 PB: 0 SB: 0 CS: 0
PITCHER	IP WLS BF H R ER SO	IP WLS BF H R ER SO	IP WLS BF H R ER SO	IP WLS BF H R ER SO	IP WLS BF H R ER SO	IP WLS BF H R ER SO	IP WLS BF H R ER SO	IP WLS BF H R ER SO	IP WLS BF H R ER SO	IP WLS BF H R ER SO	IP WLS BF H R ER SO	IP WLS BF H R ER SO	IP WLS BF H R ER SO	IP WLS BF H R ER SO	IP WLS BF H R ER SO	IP WLS BF H R ER SO	ERA WHIP	ERA WHIP			
Steve Trachsel, R ERA: 3.18 (1, 1)	9.0 W 38 7 4 4 5																				

Chicago Cubs @ Colorado Rockies
Mile High Stadium, Denver, CO
Sun Apr 24 1994, 5:33 AM EDT
Att: 71,329 - Sunny - 75 F

AB 33
R 4
H 7
RBI 4
BB 4
SO 5
LOB 20



Batter	1	2	3	4	5	6	7	8	9	AB	R	H	RBI	BB	SO	LOB	TOP			
Walt Weiss, S (1,6) OBP: 0.356, SLG: 0.354	2-2 P5		3-2 S 1B		1-0 G3			3-2 G4-3		4	0	1	0	0	0	0				
Howard Johnson, S (1,7) OBP: 0.256, SLG: 0.289	0-0 2B		3-3 K 1-2			1-1 G1-3		0-0 L1-3		4	0	1	0	0	1	1				
Dante Bichette, R (1,9) OBP: 0.398, SLG: 0.713	2-2 F9			2-3 K			2-3 K		0-3 K	4	0	0	0	0	3	1				
Andres Galarraga, R (1,3) OBP: 0.341, SLG: 0.675	0-3 K			1-1 HR			2-2 G5-3		0-0 G6-3	4	1	1	1	0	1	1				
Charlie Hayes, R (1,5) OBP: 0.298, SLG: 0.346		1-1 G6-3		0-0 L9				1-3 K	0-2 G3	4	0	0	0	0	1	0				
Ellis Burks, R (1,8) OBP: 0.507, SLG: 0.956		2-1 G6-3		1-2 2B				2-3 K		3	0	1	0	0	1	0				
Danny Sheaffer, R (1,2) OBP: 0.300, SLG: 0.300		1-0 G1		2-1 G3				1-0 1B		3	0	1	0	0	0	1				
Nelson Liriano, S (1,4) OBP: 0.389, SLG: 0.400			1-3 K		2-3 K			2-3 K		3	0	0	0	0	3	1				
Armando Reynoso, R (1,1) OBP: 0.143, SLG: 0.143			0-0 G1		1-2 G1-3			2-1 F9		2	0	0	0	0	0	0				
Eric Young Sr., R (8,PH) OBP: 0.333, SLG: 0.543										1	0	0	0	0	0	0				
Willie Blair, R (8,1)										0	0	0	0	0	0	0				
Inning Stats	R: 0 E: 0 K: 1 S: 11	H: 1 LOB: 1 BB: 0 P: 15	R: 0 E: 0 K: 0 S: 5	H: 0 LOB: 3 BB: 0 P: 9	R: 0 E: 0 K: 2 S: 11	H: 1 LOB: 1 BB: 0 P: 18	R: 1 E: 0 K: 1 S: 12	H: 2 LOB: 1 BB: 0 P: 18	R: 0 E: 0 K: 1 S: 8	H: 0 LOB: 0 BB: 0 P: 12	R: 0 E: 0 K: 3 S: 10	H: 1 LOB: 1 BB: 0 P: 16	R: 0 E: 0 K: 0 S: 7	H: 0 LOB: 0 BB: 0 P: 12	R: 0 E: 0 K: 1 S: 8	H: 0 LOB: 0 BB: 0 P: 8	1B: 2 2B: 2 3B: 0 HR: 1	SF: 0 SAC: 0 DP: 0 HBP: 0	WP: 0 PB: 0 SB: 1 CS: 0	PA: 32
PITCHER Bob Tewksbury, R (1,1) ERA: 3.29	IP: 9.0 WLS: W BF: 32 H: 5 R: 1 ER: 1 SO: 10 BB: 0 IBB: 0 HBP: 0 BLK: 0 WP: 0 HR: 1 S: 82 P: 123 ERA: 1.00 WHIP: 0.556															PITCHER				

Colorado Rockies @ St. Louis Cardinals
 Busch Stadium, St. Louis, MO
 Tue Apr 26 1994, 7:05 PM CDT
 Att: 23,094 - Unknown - 88 F

AB	32
R	1
H	5
RBI	1
BB	0
SO	10
LOB	5



Batter	1	2	3	4	5	6	7	8	9	AB	R	H	RBI	BB	SO	LOB	BOTTOM			
Ray Lankford, L (1,8) OBP: 0.458, SLG: 0.630	0-1 HR	4-1 BB			1-2 F7		2-1 P4			3	1	1	1	1	0	0				
Ozzie Smith, S (1,6) OBP: 0.321, SLG: 0.235	1-1 G4-3	2-1 F8			1-1 G1-3			3-3 K		4	0	0	0	0	1	3				
Gregg Jefferies, S (1,3) OBP: 0.482, SLG: 0.567	3-2 G1-3		0-0 F7		3-2 PO 1B			4-2 FC5-4 BB		3	0	1	0	1	0	0				
Todd Zeile, R (1,5) OBP: 0.289, SLG: 0.480	0-1 P3		1-1 G5-3		3-1 PO	2-2 P3		1-0 FC5-4	1-2 K	4	0	0	0	0	0	1				
Brian Jordan, R (1,9) OBP: 0.322, SLG: 0.472		0-3 K	1-0 P6			1-0 2B		2-3 K		4	0	1	0	0	2	1				
Bernard Gilkey, R (1,7) OBP: 0.400, SLG: 0.426		2-0 F9		4-1 FC3-6 BB		0-0 F7				2	0	0	0	1	0	1				
Luis Alicea, S (1,4) OBP: 0.344, SLG: 0.327		0-1 1B 2B		1-0 FC3-6 WP	1-2 G1-3					3	1	1	0	0	2					
Terry McGriff, R (1,2) OBP: 0.417, SLG: 0.316		0-2 BB 1B 2H 1B		1-2 F8			0-1 G6-3			3	0	1	1	0	0	1				
Bob Tewksbury, R (1,1) OBP: 0.353, SLG: 0.375		1-0 BB 1B		0-1 G5-3			2-1 G6-3			3	0	1	0	0	0	1				
Inning Stats	R: 1 E: 0 K: 0 S: 10	H: 1 LOB: 0 BB: 0 P: 14	R: 1 E: 0 K: 1 S: 13	H: 3 LOB: 3 BB: 1 P: 22	R: 0 E: 0 K: 0 S: 4	H: 0 LOB: 0 BB: 0 P: 6	R: 0 E: 0 K: 0 S: 7	H: 0 LOB: 1 BB: 1 P: 13	R: 0 E: 0 K: 0 S: 11	H: 1 LOB: 0 BB: 0 P: 19	R: 0 E: 0 K: 0 S: 8	H: 1 LOB: 1 BB: 0 P: 14	R: 0 E: 0 K: 2 S: 9	H: 0 LOB: 1 BB: 1 P: 19	R: 0 E: 0 K: 2 S: 9	H: 0 LOB: 1 BB: 1 P: 19	1B: 3 2B: 2 3B: 0 HR: 1	SF: 0 SAC: 0 DP: 0 HBP: 0	WP: 1 PB: 0 SB: 0 CS: 0	PA: 33
PITCHER Armando Reynoso, R (1,1) ERA: 6.08	IP: 7.0 WLS: L BF: 28 H: 6 R: 2 ER: 2 SO: 1 BB: 2 IBB: 0 HBP: 0 BLK: 0 WP: 1 HR: 1 S: 59 P: 98 ERA: 2.57 WHIP: 1.143															PITCHER				
Willie Blair, R (8,1) ERA: 6.97	IP: 1.0 WLS: L BF: 4 H: 0 R: 0 ER: 0 SO: 2 BB: 1 IBB: 0 HBP: 0 BLK: 0 WP: 0 HR: 0 S: 9 P: 19 ERA: 0.00 WHIP: 1.000															PITCHER				

Colorado Rockies @ St. Louis Cardinals
 Busch Stadium, St. Louis, MO
 Tue Apr 26 1994, 7:05 PM CDT
 Att: 23,094 - Unknown - 88 F

AB	29
R	2
H	6
RBI	2
BB	3
SO	3
LOB	10



Batter	1	2	3	4	5	6	7	8	9	AB	R	H	RBI	BB	SO	LOB	TOP			
Walt Weiss, S (1,6) OBP: 0.347, SLG: 0.357	G4-3		2H 2B		F9		G4-3		F7	5	0	1	1	0	0	3				
Howard Johnson, S (1,7) OBP: 0.234, SLG: 0.282	F9		L4			P6		P6		4	0	0	0	0	0	1				
Dante Bichette, R (1,9) OBP: 0.391, SLG: 0.690	CS 1B			G6-3		F8		E9		4	0	1	0	0	0	0				
Andres Galarraga, R (1,3) OBP: 0.337, SLG: 0.654	CS 1-2	F8		K		PB HBP 1B		G4-6-3 1-2		4	0	1	0	0	1	1				
Charlie Hayes, R (1,5) OBP: 0.307, SLG: 0.346		K		1B		PB HBP			E4 3B	3	1	1	0	0	1	0				
Ellis Burks, R (1,8) OBP: 0.494, SLG: 0.915	P7			P3		FC6-4 BB			L7	3	0	0	0	1	0	2				
Joe Girardi, R (1,2) John Vander Wal, L (9, PH) OBP: 0.313, SLG: 0.259 OBP: 0.333, SLG: 0.533			SH1-3 2B		G6-3	FC6-4 1-2			2H 3B	2	1	0	0	1	0	3	AB 31			
Nelson Liriano, S (1,4) OBP: 0.409, SLG: 0.389			P7				F7			1	0	1	1	0	0	0	R 2			
Mike Harkey, R (1,1) Mike Kingery, L (7, PH) Steve Reed, R (7,1) Eric Young Sr., R (9, PH) OBP: 0.325, SLG: 0.528			SH1-3		SH1-3 1B		F7			3	0	1	0	1	0	1	H 6			
					SH1-3		F7			0	0	0	0	0	0	0	RBI 2			
										1	0	0	0	0	0	0	BB 3			
										1	0	0	0	0	0	2	SO 2			
										1	0	0	0	0	0	2	LOB 13			
Inning Stats	R: 0 E: 0 K: 0 S: 8	H: 1 LOB: 0 BB: 0 P: 15	R: 0 E: 0 K: 1 S: 6	H: 0 LOB: 0 BB: 0 P: 12	R: 1 E: 0 K: 0 S: 8	H: 1 LOB: 1 BB: 1 P: 14	R: 0 E: 0 K: 1 S: 10	H: 1 LOB: 1 BB: 0 P: 13	R: 0 E: 0 K: 0 S: 8	H: 1 LOB: 3 BB: 1 P: 26	R: 0 E: 0 K: 0 S: 11	H: 0 LOB: 0 BB: 0 P: 19	R: 0 E: 1 K: 0 S: 3	H: 0 LOB: 0 BB: 0 P: 4	R: 1 E: 1 K: 0 S: 14	H: 1 LOB: 2 BB: 1 P: 26	1B: 4 2B: 1 3B: 1 HR: 0	SF: 0 SAC: 2 DP: 1 HBP: 1	WP: 0 PB: 1 SB: 0 CS: 1	PA: 38
PITCHER	IP WLS BF H R ER SO BB IBB HBP BLK WP HR S P ERA WHIP																			
Charlie Hough, R (1,1) ERA: 2.51	7.0 W 28 5 1 1 2 2 0 1 0 0 0 64 112 1.29 1.000																			
Richie Lewis, R (8,1) ERA: 1.23	1.0 3 0 0 0 0 0 0 0 0 0 0 3 4 0.00 0.000																			
Jeremy Hernandez, R (9,1) ERA: 1.64	1.0 S 6 1 1 0 0 1 0 0 0 0 0 0 14 26 0.00 2.000																			

Colorado Rockies @ Florida Marlins
Joe Robbie Stadium, Miami, FL
Wed Apr 27 1994, 7:05 PM EDT
Att: 24,114 - Unknown - 76 F

livebaseballscores.com

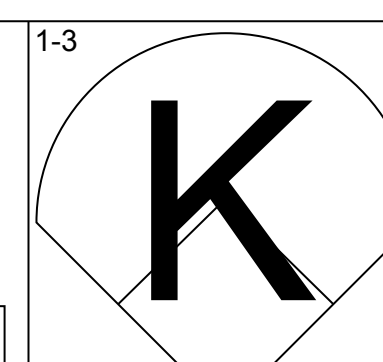
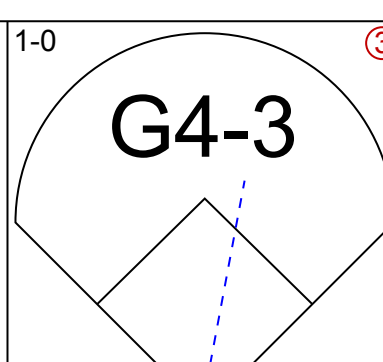
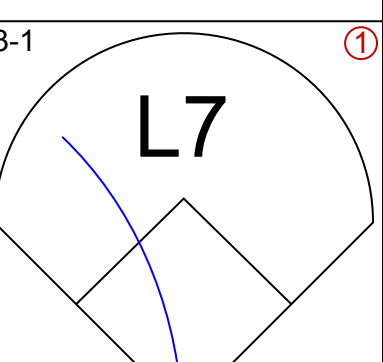
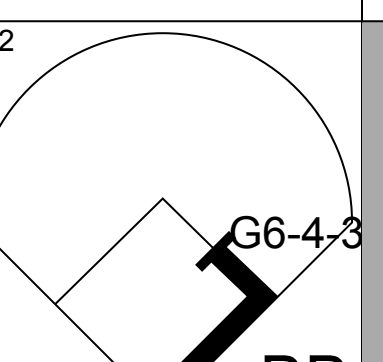
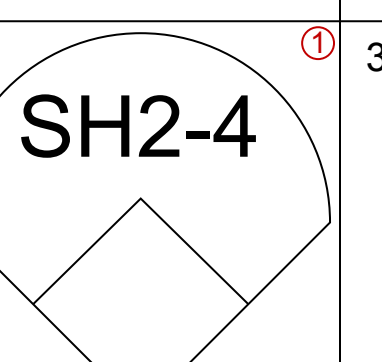
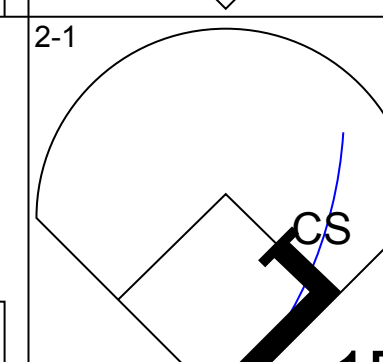
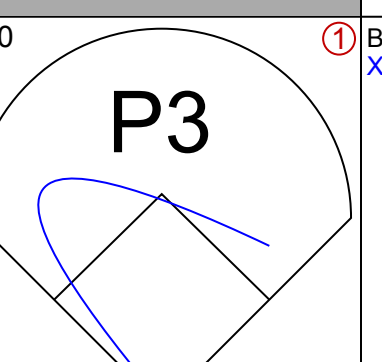
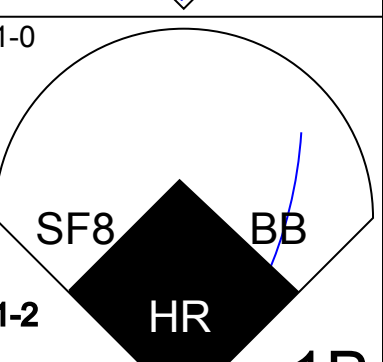
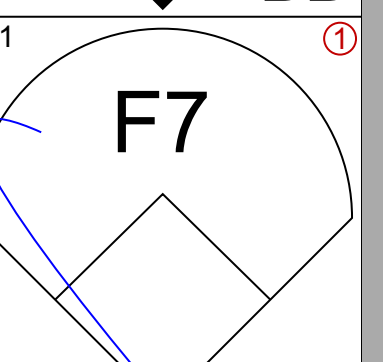
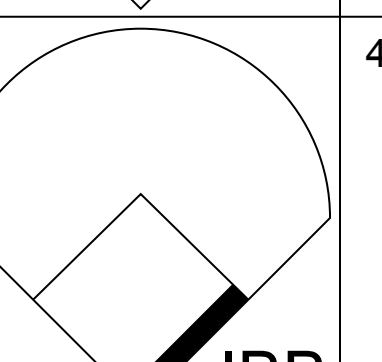
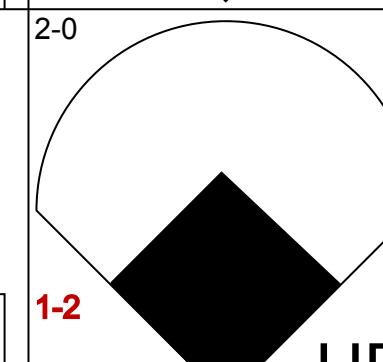
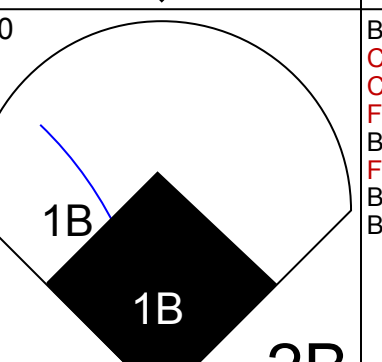
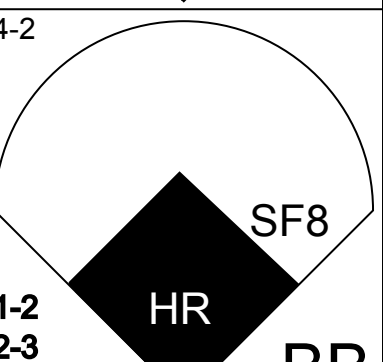
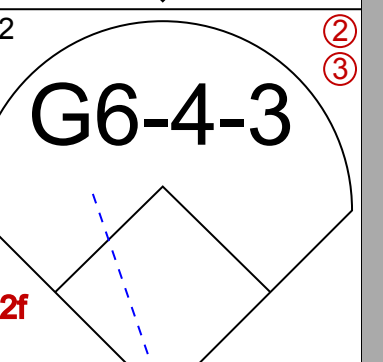
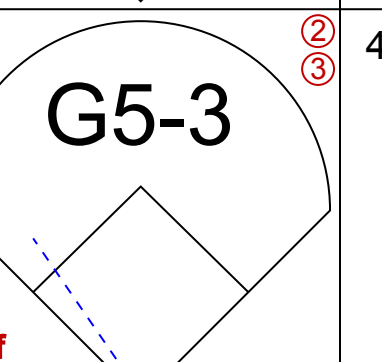
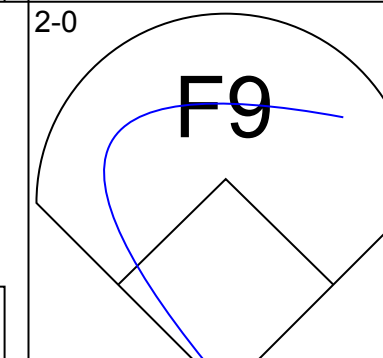
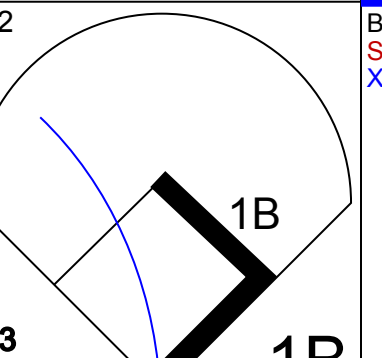
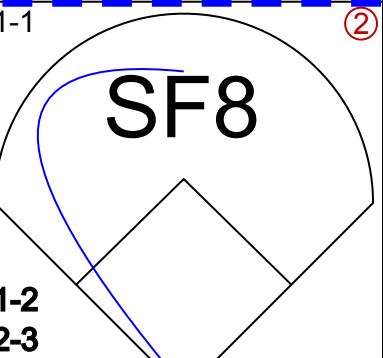
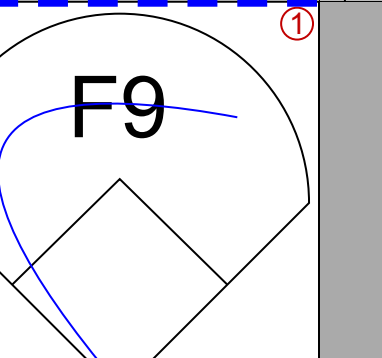
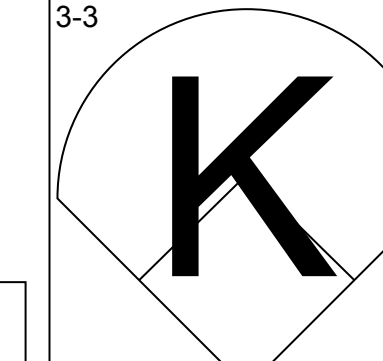
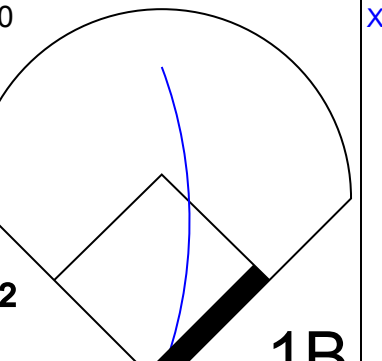
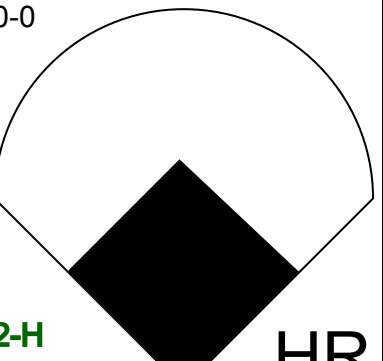
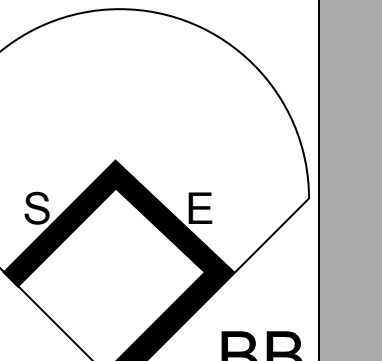
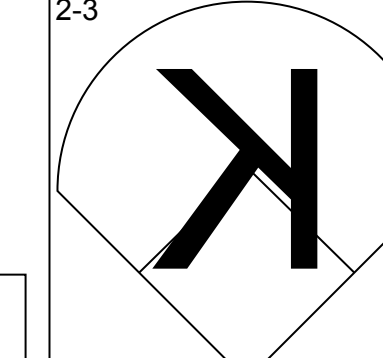
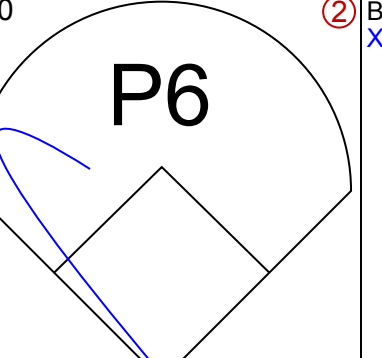
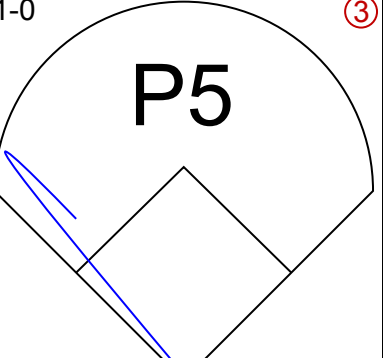
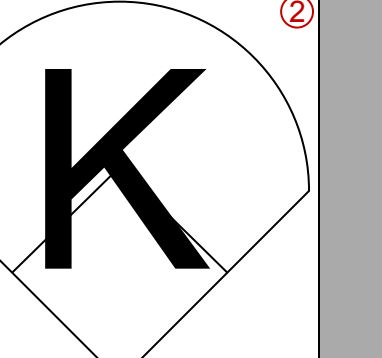
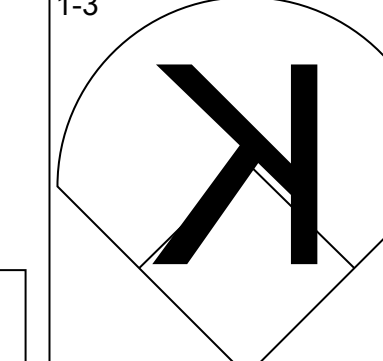
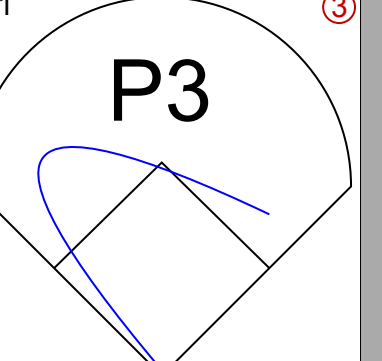
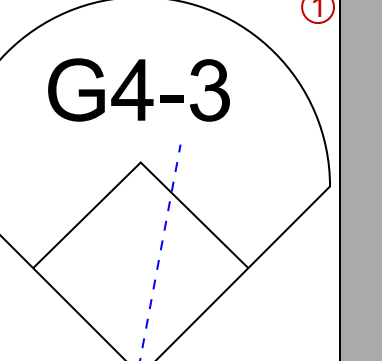
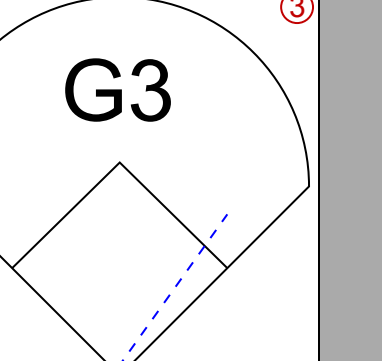
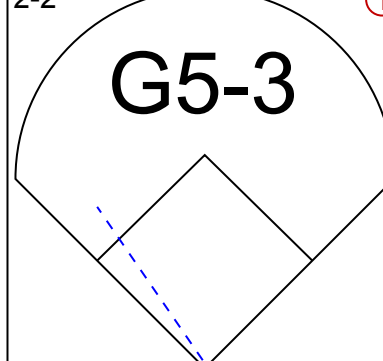
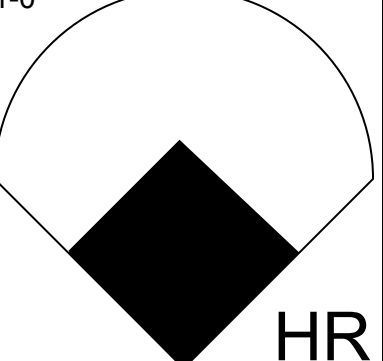
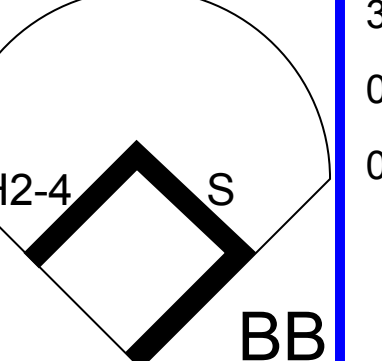
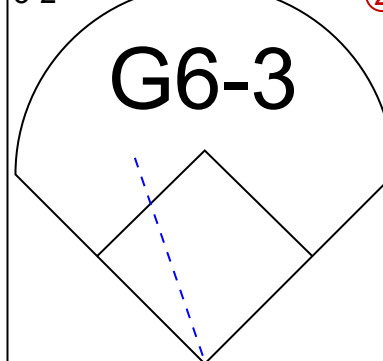
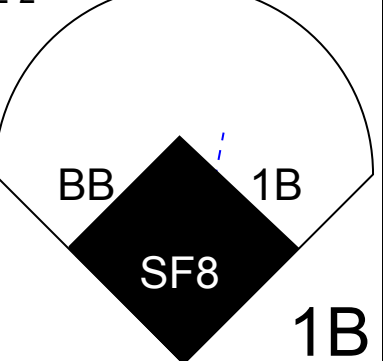
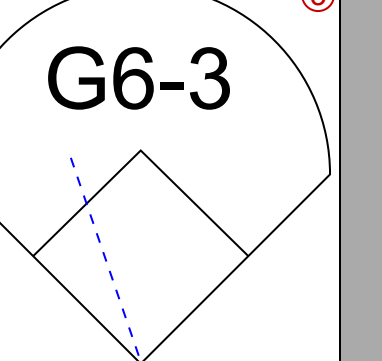
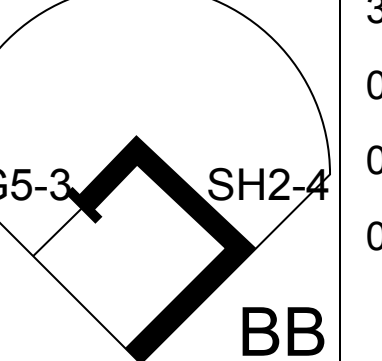
ROCKIES

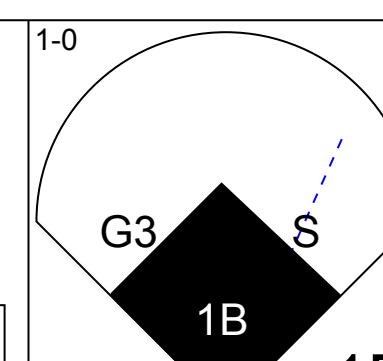
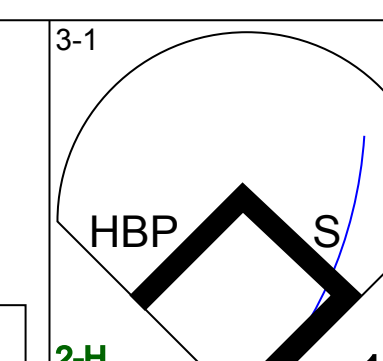
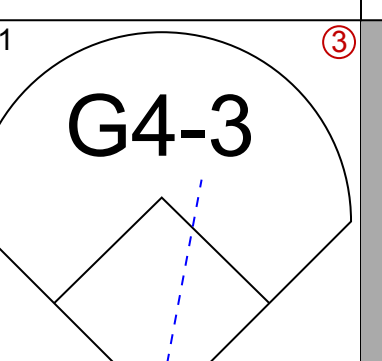
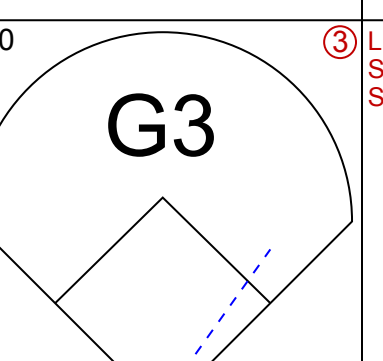
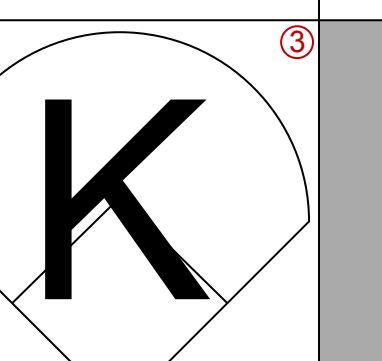
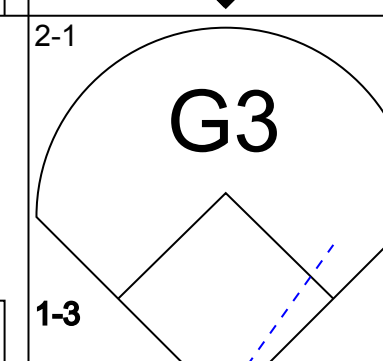
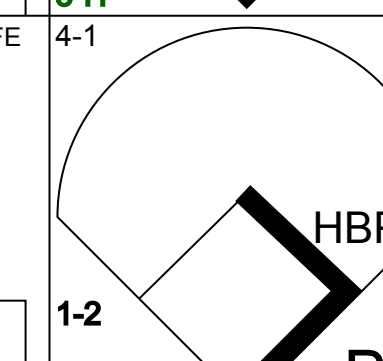
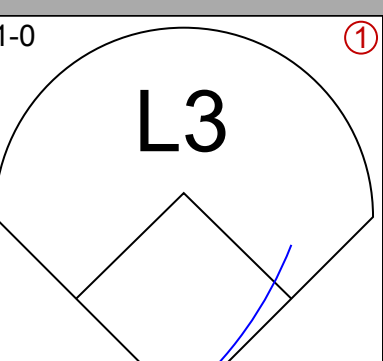
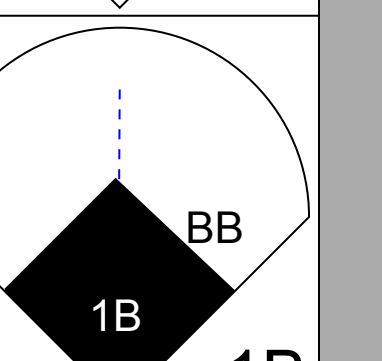
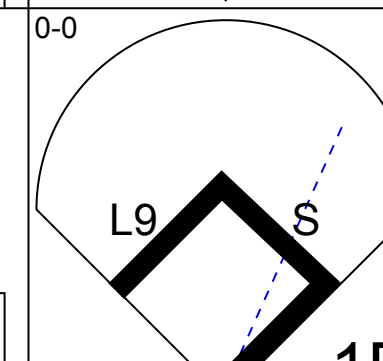
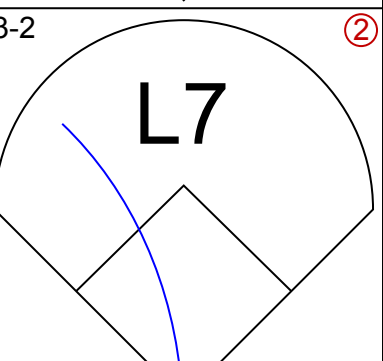
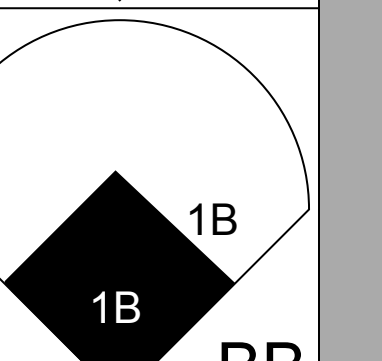
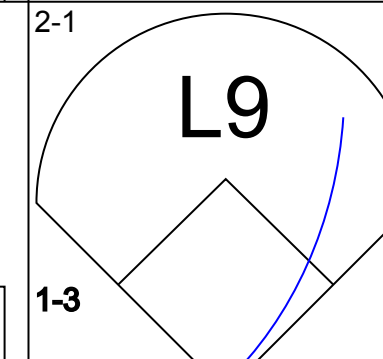
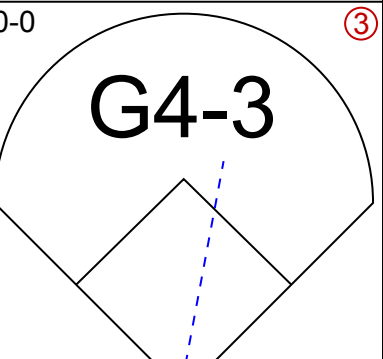
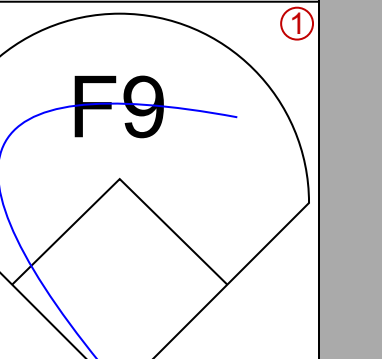
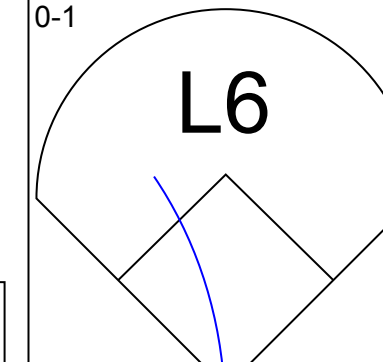
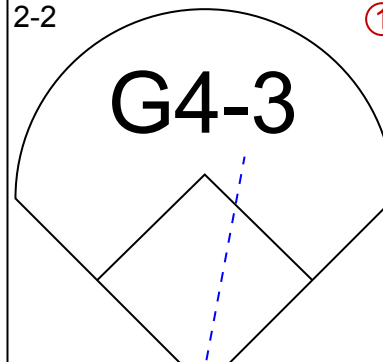
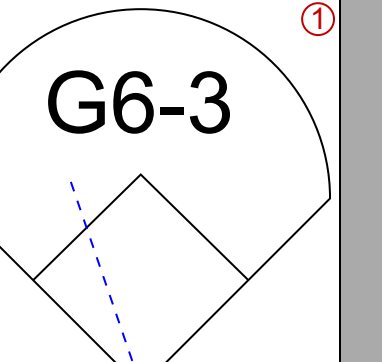
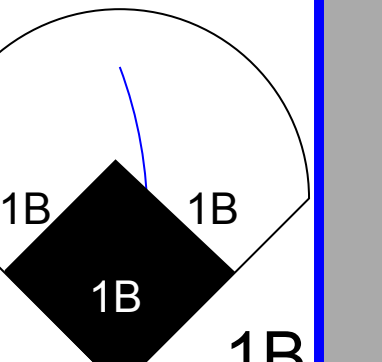
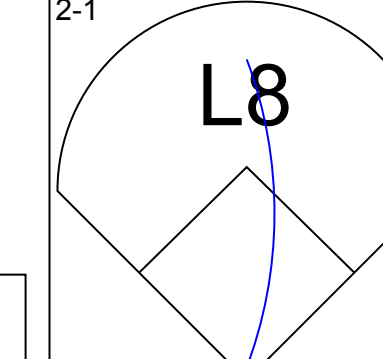
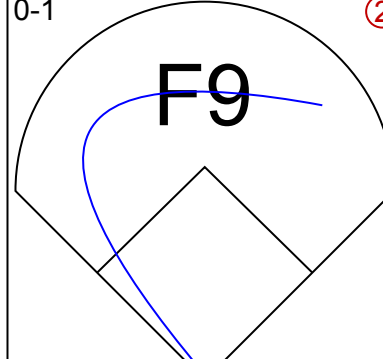
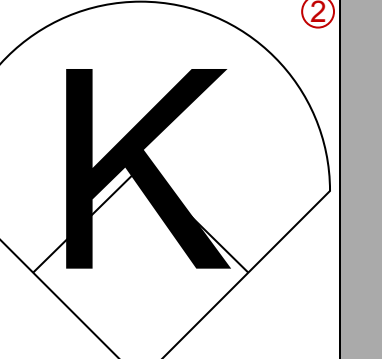
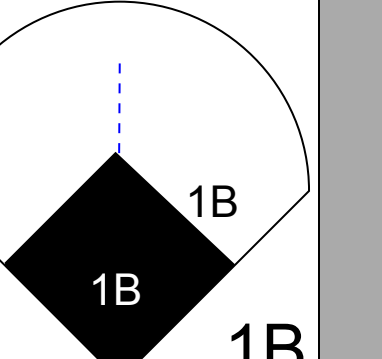
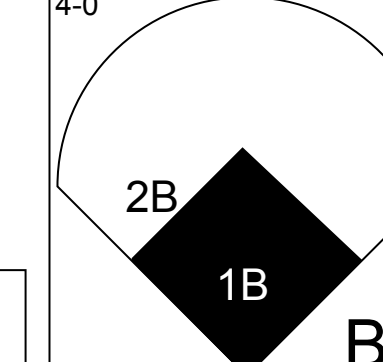
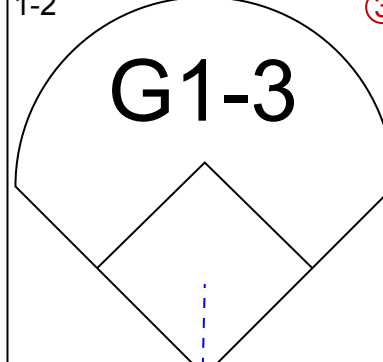
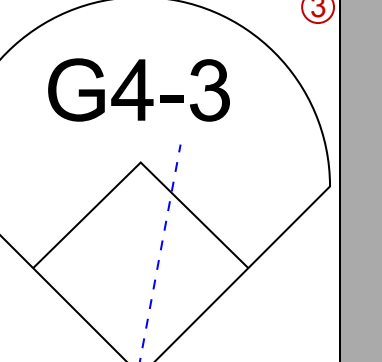
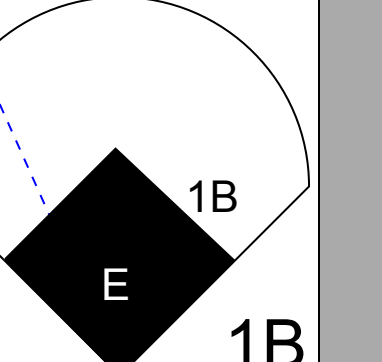
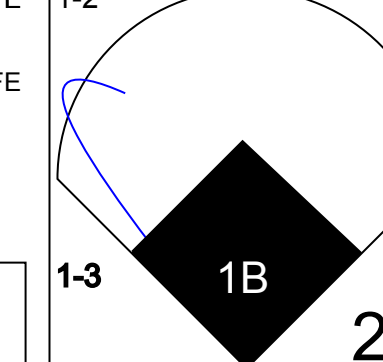
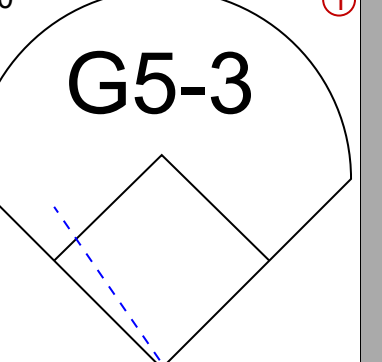
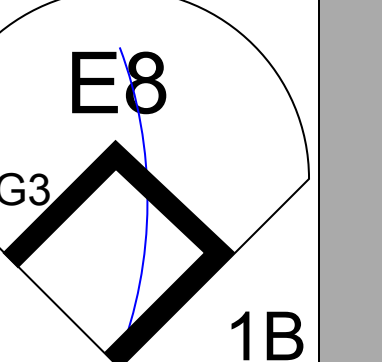
Batter	1	2	3	4	5	6	7	8	9	AB	R	H	RBI	BB	SO	LOB	BOTTOM			
Chuck Carr, S (1,8) OBP: 0.326, SLG: 0.366	HR 1B				1B 2B		WP 1B			4	2	4	0	0	0	0				
Dave Magadan, L (1,5) OBP: 0.433, SLG: 0.327	F9		F8		2B 1B		BB			3	0	1	1	1	0	2				
Gary Sheffield, R (1,9) OBP: 0.404, SLG: 0.712	2H HR		F8		2B		K			4	1	2	2	0	1	3				
Jeff Conine, R (1,7) OBP: 0.370, SLG: 0.595	F7			G1-6-3	K			CS 1B		4	0	1	0	0	1	2				
Orestes Destrade, S (1,3) OBP: 0.329, SLG: 0.394 Jeremy Hernandez, R (9,1) ERA: 1.64	G5-3		F7		F9		F9		K	4	0	0	0	0	1	1				
Jerry Browne, S (1,4) OBP: 0.396, SLG: 0.308		F7								4	0	3	0	0	0	0				
Ron Tingley, R (1,2) OBP: 0.100, SLG: 0.105 Benito Santiago, R (6, PH) OBP: 0.328, SLG: 0.441			K		F9		G5-4-3 1-2		F8	3	0	0	0	0	1	2	AB 33			
Kurt Abbott, R (1,6) OBP: 0.338, SLG: 0.422										1	0	0	0	0	0	1	R 3			
Charlie Hough, R (1,1) OBP: 0.400, SLG: 0.333 Matias Carrillo, L (7, PH) OBP: 0.261, SLG: 0.286 Richie Lewis, R (8,1) Bret Barberie, S (9,4) OBP: 0.247, SLG: 0.397										3	0	0	0	0	2	0	H 11			
										3	0	0	0	0	2	0	RBI 3			
										2	0	0	0	0	0	0	BB 1			
										1	0	0	0	0	0	0	SO 6			
										0	0	0	0	0	0	0	LOB 11			
Inning Stats	R: 2 E: 0 K: 0 S: 11	H: 2 LOB: 0 BB: 0 P: 17	R: 0 E: 0 K: 1 S: 8	H: 0 LOB: 0 BB: 0 P: 12	R: 0 E: 0 K: 0 S: 13	H: 1 LOB: 1 BB: 0 P: 19	R: 0 E: 0 K: 0 S: 9	H: 1 LOB: 1 BB: 0 P: 13	R: 1 E: 0 K: 2 S: 14	H: 3 LOB: 2 BB: 0 P: 24	R: 0 E: 0 K: 0 S: 4	H: 1 LOB: 0 BB: 0 P: 6	R: 0 E: 0 K: 2 S: 16	H: 1 LOB: 2 BB: 1 P: 24	R: 0 E: 0 K: 1 S: 14	H: 2 LOB: 1 BB: 0 P: 21	1B: 7 2B: 4 3B: 0 HR: 1	SF: 0 SAC: 0 DP: 2 HBP: 0	WP: 1 PB: 0 SB: 1 CS: 1	PA: 34
PITCHER	IP WLS BF H R ER SO BB IBB HBP BLK WP HR S P ERA WHIP																			
Mike Harkey, R (1,1) ERA: 6.82	6.0 L 25 8 3 3 3 3 0 0 0 0 1 0 59 91 4.50 1.333																			
Steve Reed, R (7,1) ERA: 6.55	2.0 9 3 0 0 3 1 0 0 0 0 1 0 30 45 0.00 2.000																			

Colorado Rockies @ Florida Marlins
Joe Robbie Stadium, Miami, FL
Wed Apr 27 1994, 7:05 PM EDT
Att: 24,114 - Unknown - 76 F

livebaseballscores.com

ROCKIES

Batter	1	2	3	4	5	6	7	8	9	AB	R	H	RBI	BB	SO	LOB	TOP					
Walt Weiss, S OBP: 0.343, SLG: 0.345										3	0	0	0	1	1	1	Colorado Rockies @ Florida Marlins Joe Robbie Stadium, Miami, FL Thu Apr 28 1994, 3:33 AM EDT Att: 32,236 - Sunny - 83 F					
Mike Kingery, L OBP: 0.476, SLG: 0.600										4	1	2	0	1	0	1						
Ellis Burks, R OBP: 0.500, SLG: 0.947										4	3	2	1	1	0	4						
Andres Galarraga, R OBP: 0.333, SLG: 0.643										3	0	1	1	0	0	0						
Dante Bichette, R OBP: 0.406, SLG: 0.724										3	1	2	4	1	1	0						
Charlie Hayes, R OBP: 0.293, SLG: 0.329										4	0	0	0	0	2	3						
Joe Girardi, R OBP: 0.294, SLG: 0.241										4	0	0	0	0	1	3						
Roberto Mejia, R OBP: 0.279, SLG: 0.393										3	1	1	1	0	1	0						
Howard Johnson, S OBP: 0.250, SLG: 0.282										0	0	0	0	1	0	0						
Eric Young Sr., R OBP: 0.325, SLG: 0.528										0	0	0	0	0	0	0						
Greg Harris, R OBP: 0.286, SLG: 0.167										3	1	1	0	0	0	0						
Willie Blair, R (8, 1)										0	0	0	0	0	0	0						
Bruce Ruffin, S (8, 1)										0	0	0	0	0	0	0						
John Vander Wal, L OBP: 0.375, SLG: 0.533										0	0	0	0	1	0	0						
Inning Stats	R: 1 E: 0 K: 1 S: 7	H: 2 LOB: 0 BB: 0 P: 14	R: 0 E: 0 K: 3 S: 12	H: 0 LOB: 0 BB: 0 P: 18	R: 0 E: 0 K: 0 S: 8	H: 0 LOB: 0 BB: 0 P: 14	R: 1 E: 0 K: 0 S: 10	H: 3 LOB: 2 BB: 0 P: 13	R: 5 E: 0 K: 1 S: 16	H: 4 LOB: 0 BB: 1 P: 28	R: 0 E: 0 K: 1 S: 8	H: 0 LOB: 0 BB: 0 P: 11	R: 0 E: 0 K: 0 S: 8	H: 0 LOB: 0 BB: 1 P: 16	R: 0 E: 1 K: 1 S: 11	H: 0 LOB: 1 BB: 1 P: 17	R: 0 E: 0 K: 0 S: 11	H: 0 LOB: 2 BB: 3 P: 25	1B: 5 2B: 1 3B: 0 HR: 3	SF: 1 SAC: 1 DP: 2 HBP: 0	WP: 0 PB: 0 SB: 2 CS: 1	PA: 39
PITCHER	IP WLS BF H R ER SO BB IBB HBP BLK WP HR S P ERA WHIP																					
Ryan Bowen, R ERA: 6.99	(1, 1)	4.1	21	8	6	6	4	1	0	0	0	0	0	2	49	81	12.46	2.077				
Mark Gardner, R ERA: 7.59	(5, 1)	2.2	9	1	1	1	1	1	0	0	0	0	0	1	20	33	3.38	0.750				
Robb Nen, R ERA: 5.4	(8, 1)	1.0	W	4	0	0	1	1	0	0	0	0	0	0	11	17	0.00	1.000				
Jeremy Hernandez, R ERA: 1.5	(9, 1)	1.0	S	5	0	0	0	2	1	0	0	0	0	0	11	25	0.00	2.000				


Batter	1	2	3	4	5	6	7	8	9	AB	R	H	RBI	BB	SO	LOB	BOTTOM				
Chuck Carr, S OBP: 0.333, SLG: 0.368										5	1	2	2	0	1	1	Colorado Rockies @ Florida Marlins Joe Robbie Stadium, Miami, FL Thu Apr 28 1994, 3:33 AM EDT Att: 32,236 - Sunny - 83 F				
Jerry Browne, S OBP: 0.404, SLG: 0.310										3	1	1	0	1	0	1					
Gary Sheffield, R OBP: 0.419, SLG: 0.707										2	1	1	1	1	0	0					
Jeff Conine, R OBP: 0.354, SLG: 0.568										4	0	0	0	0	1	6					
Orestes Destrade, S OBP: 0.325, SLG: 0.386										4	1	1	1	0	0	1					
Jeremy Hernandez, R (9, 1)										0	0	0	0	0	0	0					
Benito Santiago, R OBP: 0.324, SLG: 0.429										4	1	1	1	0	1	0					
Bret Barberie, S OBP: 0.259, SLG: 0.395										3	2	1	0	1	0	0					
Alex Arias, R OBP: 0.333, SLG: 0.417										4	1	2	2	0	0	0					
Ryan Bowen, R OBP: 0.290, SLG: 0.375	(1, 1)	2.2	9	1	1	1	1	1	0	0	0	0	0	0	0	0					
Mark Gardner, R ERA: 7.59	(5, 1)	2.2	9	1	1	1	1	1	0	0	0	0	0	0	0	0					
Rick Renneria, R OBP: 0.197, SLG: 0.119	(7, PH)	0.0	L	3	3	2	1	0	0	0	0	0	0	0	1	0					
Robb Nen, R ERA: 5.4	(8, 1)	1.0	W	4	0	0	1	1	0	0	0	0	0	0	0	0					
Matias Carrillo, L OBP: 0.259, SLG: 0.273	(9, 7)	1.0	S	5	0	0	0	2	1	0	0	0	0	0	0	1					
Inning Stats	R: 1 E: 0 K: 0 S: 8	H: 2 LOB: 1 BB: 0 P: 13	R: 2 E: 0 K: 1 S: 18	H: 2 LOB: 3 BB: 2 P: 38	R: 0 E: 0 K: 0 S: 10	H: 0 LOB: 0 BB: 0 P: 13	R: 0 E: 0 K: 0 S: 6	H: 0 LOB: 0 BB: 0 P: 13	R: 0 E: 0 K: 1 S: 5	H: 0 LOB: 0 BB: 0 P: 9	R: 0 E: 0 K: 1 S: 8	H: 0 LOB: 0 BB: 0 P: 13	R: 0 E: 0 K: 1 S: 6	H: 0 LOB: 0 BB: 0 P: 10	R: 5 E: 1 K: 1 S: 22	H: 5 LOB: 1 BB: 1 P: 35	1B: 8 2B: 1 3B: 0 HR: 0	SF: 0 SAC: 0 DP: 0 HBP: 1	WP: 0 PB: 0 SB: 3 CS: 0	PA: 37	
PITCHER	IP WLS BF H R ER SO BB IBB HBP BLK WP HR S P ERA WHIP																				
Greg Harris, R ERA: 5.8	(1, 1)	7.1	32	8	6	6	3	3	0	0	0	0	0	0	68	122	7.36	1.227			
Willie Blair, R ERA: 7.64	(8, 1)	0.0	L	3	3	2	1	0	0	0	0	0	0	8	13	∞	∞				
Bruce Ruffin, L ERA: 2.92	(8, 1)	0.2	2	0	0	0	1	0	0	0	0	0	0	7	9	0.00	0.000				

Batter	1	2	3	4	5	6	7	8	9	AB	R	H	RBI	BB	SO	LOB	TOP			
Walt Weiss, S OBP: 0.343, SLG: 0.344 (1, 6)	G3		K		F8		1B			4	1	1	0	0	1	0	Colorado Rockies @ Chicago Cubs Wrigley Field, Chicago, IL Sun May 01 1994, 3:33 AM CDT Att: 26,558 - Cloudy - 47 F			
Mike Kingry, L OBP: 0.535, SLG: 0.609 (1, 8)	P6		BB				1B			3	0	2	2	1	0	0				
Dante Bichette, R OBP: 0.394, SLG: 0.716 (1, 9)	P5		K				F8			4	0	0	0	0	1	3				
Andres Galarraga, R OBP: 0.333, SLG: 0.624 (1, 3)		HR			F9					4	1	1	0	0	0	0				
Howard Johnson, S OBP: 0.286, SLG: 0.333 (1, 7)		HR					1B			3	2	2	2	1	1	0				
Charlie Hayes, R OBP: 0.290, SLG: 0.355 (1, 5)	F7		K				P3			4	0	0	0	0	1	2				
Joe Girardi, R OBP: 0.329, SLG: 0.266 (1, 2)	P4				G1-3		1B			3	1	0	0	1	0	1				
Roberto Mejia, R OBP: 0.269, SLG: 0.419 John Vander Wal, L OBP: 0.389, SLG: 0.529 Steve Reed, R (7, PH) Eric Young Sr., R OBP: 0.517, SLG: 0.514 Bruce Ruffin, S (9, PH) Marvin Freeman, R (1, 1) Nelson Liriano, S OBP: 0.417, SLG: 0.400 (7, PH)	K				G6-3		1B			2	0	0	0	0	1	0				
					G4-3		1B			1	0	0	0	0	0	0				
							1B			2	1	1	2	0	1	0				
Inning Stats	R: 0 E: 0 K: 0 S: 7	H: 0 LOB: 0 BB: 0 P: 12	R: 2 E: 0 K: 1 S: 9	H: 2 LOB: 0 BB: 0 P: 13	R: 0 E: 0 K: 3 S: 10	H: 0 LOB: 1 BB: 1 P: 16	R: 0 E: 0 K: 1 S: 8	H: 0 LOB: 1 BB: 1 P: 15	R: 0 E: 0 K: 0 S: 4	H: 1 LOB: 0 BB: 0 P: 5	R: 4 E: 0 K: 0 S: 23	H: 5 LOB: 1 BB: 1 P: 40	R: 0 E: 0 K: 1 S: 8	H: 0 LOB: 0 BB: 0 P: 12	R: 0 E: 0 K: 1 S: 7	H: 0 LOB: 0 BB: 0 P: 14	1B: 7 2B: 0 3B: 0 HR: 1	SF: 0 SAC: 0 DP: 1 HBP: 0	WP: 0 PB: 0 SB: 3 CS: 0	PA: 36
PITCHER	IP WLS BF H R ER SO	IP WLS BF H R ER SO	IP WLS BF H R ER SO	IP WLS BF H R ER SO	IP WLS BF H R ER SO	IP WLS BF H R ER SO	IP WLS BF H R ER SO	IP WLS BF H R ER SO	IP WLS BF H R ER SO	IP WLS BF H R ER SO	IP WLS BF H R ER SO	IP WLS BF H R ER SO	IP WLS BF H R ER SO	IP WLS BF H R ER SO	IP WLS BF H R ER SO	IP WLS BF H R ER SO	ERA WHIP	ERA WHIP		
Anthony Young, R ERA: 7.27 Chuck Crim, R ERA: 1.17 Jose Bautista, R ERA: 4.91 Jim Bullinger, R ERA: 9.72	6.1 L 27 6 6 6 5	0.2 3 2 0 0 0 0	1.0 3 0 0 0 1 0	1.0 3 0 0 0 1 0	0.0 0 0 0 0 0 0	0.0 0 0 0 0 0 0	0.0 0 0 0 0 0 0	0.0 0 0 0 0 0 0	0.0 0 0 0 0 0 0	0.0 0 0 0 0 0 0	0.0 0 0 0 0 0 0	0.0 0 0 0 0 0 0	0.0 0 0 0 0 0 0	0.0 0 0 0 0 0 0	0.0 0 0 0 0 0 0	0.0 0 0 0 0 0 0	8.53 1.421	0.00 3.000	0.00 0.000	0.00 0.000

Batter	1	2	3	4	5	6	7	8	9	AB	R	H	RBI	BB	SO	LOB	BOTTOM			
Karl Rhoades, L OBP: 0.389, SLG: 0.578 (1, 8)	BB		B3		K		G4-3			3	0	0	0	1	1	0	Colorado Rockies @ Chicago Cubs Wrigley Field, Chicago, IL Sun May 01 1994, 3:33 AM CDT Att: 26,558 - Cloudy - 47 F			
23 Ryne Sandberg, R OBP: 0.364, SLG: 0.472 (1, 4)	BB		1B		P4					3	1	1	0	1	0	0				
Mark Grace, L OBP: 0.313, SLG: 0.304 (1, 3)	BB		1B		F8		G3			3	0	0	0	1	1	1				
Derrick May, L OBP: 0.384, SLG: 0.453 (1, 7)	BB		1B		G3-4-1		G6-3			4	0	1	0	0	0	1				
Rick Wilkins, L OBP: 0.313, SLG: 0.348 (1, 2)	BB		2B		G4-3		1B			3	1	2	1	0	1	0				
Steve Buechele, R OBP: 0.368, SLG: 0.515 (1, 5)	BB		G6-4-3		G4-3		2B			4	0	2	1	0	0	4				
Eduardo Zambrano, R OBP: 0.319, SLG: 0.571 (1, 9)			K		G4-3		P2			4	0	0	0	0	2	3				
Shawon Dunston, R OBP: 0.246, SLG: 0.298 (1, 6)			K		F9					4	0	0	0	0	1	2				
Anthony Young, R Chuck Crim, R Rey Sanchez, R OBP: 0.306, SLG: 0.326 Jose Bautista, R Jim Bullinger, R			P5				K			2	0	0	0	0	1	0				
							L3			0	0	0	0	0	0	0				
Inning Stats	R: 1 E: 0 K: 0 S: 13	H: 1 LOB: 2 BB: 3 P: 26	R: 0 E: 0 K: 2 S: 10	H: 0 LOB: 0 BB: 0 P: 13	R: 0 E: 0 K: 0 S: 5	H: 1 LOB: 1 BB: 0 P: 9	R: 0 E: 0 K: 0 S: 10	H: 1 LOB: 1 BB: 0 P: 16	R: 0 E: 0 K: 2 S: 11	H: 0 LOB: 0 BB: 0 P: 17	R: 1 E: 0 K: 0 S: 9	H: 2 LOB: 1 BB: 0 P: 13	R: 0 E: 0 K: 1 S: 6	H: 0 LOB: 0 BB: 0 P: 9	R: 0 E: 0 K: 2 S: 11	H: 1 LOB: 1 BB: 0 P: 14	1B: 3 2B: 3 3B: 0 HR: 0	SF: 0 SAC: 0 DP: 1 HBP: 1	WP: 0 PB: 0 SB: 0 CS: 1	PA: 35
PITCHER	IP WLS BF H R ER SO	IP WLS BF H R ER SO	IP WLS BF H R ER SO	IP WLS BF H R ER SO	IP WLS BF H R ER SO	IP WLS BF H R ER SO	IP WLS BF H R ER SO	IP WLS BF H R ER SO	IP WLS BF H R ER SO	IP WLS BF H R ER SO	IP WLS BF H R ER SO	IP WLS BF H R ER SO	IP WLS BF H R ER SO	IP WLS BF H R ER SO	IP WLS BF H R ER SO	IP WLS BF H R ER SO	ERA WHIP	ERA WHIP		
Marvin Freeman, R ERA: 4.05 Steve Reed, R ERA: 4.91 Bruce Ruffin, L ERA: 2.45	6.0 W 25 5 2 2 4	2.0 6 0 0 0 1 0	1.0 4 1 0 0 2 0	1.0 4 1 0 0 2 0	0.0 0 0 0 0 0 0	0.0 0 0 0 0 0 0	0.0 0 0 0 0 0 0	0.0 0 0 0 0 0 0	0.0 0 0 0 0 0 0	0.0 0 0 0 0 0 0	0.0 0 0 0 0 0 0	0.0 0 0 0 0 0 0	0.0 0 0 0 0 0 0	0.0 0 0 0 0 0 0	0.0 0 0 0 0 0 0	0.0 0 0 0 0 0 0	3.00 1.333	0.00 0.000	0.00 1.000	


Colorado Rockies @ Chicago Cubs
 Wrigley Field, Chicago, IL
 Sun May 01 1994, 3:33 AM CDT
 Att: 26,558 - Cloudy - 47 F


AB 33
R 6
H 8
RBI 6
BB 3
SO 7
LOB 6




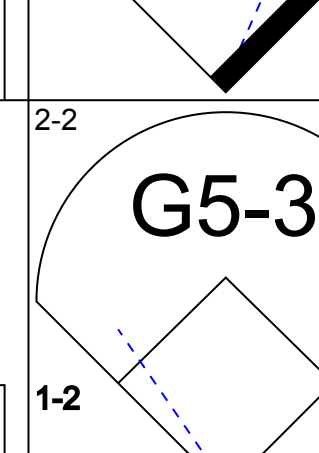

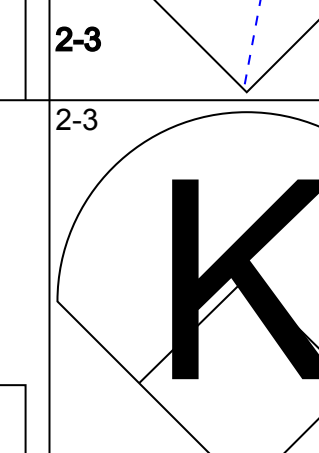
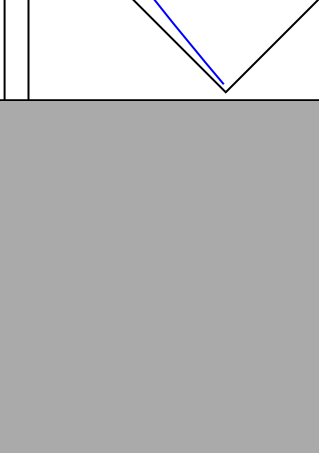
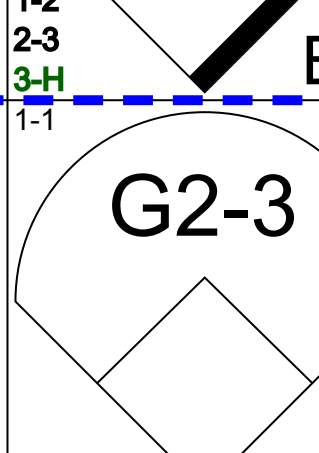
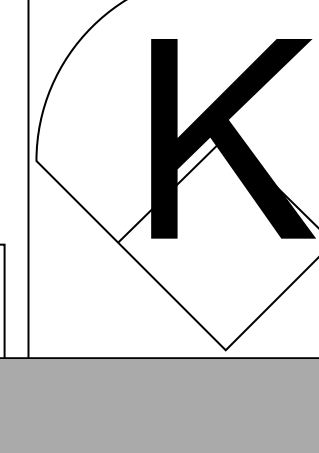
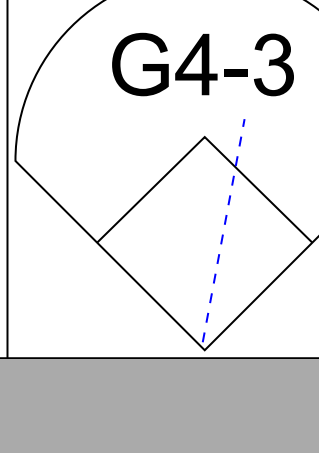







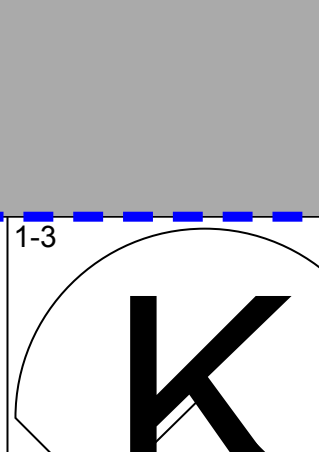




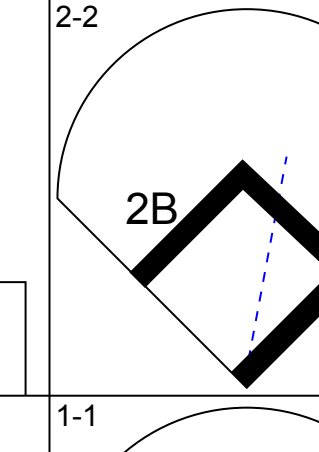
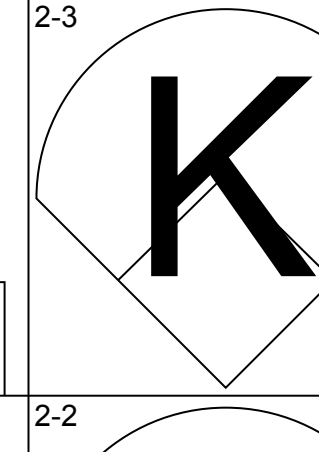
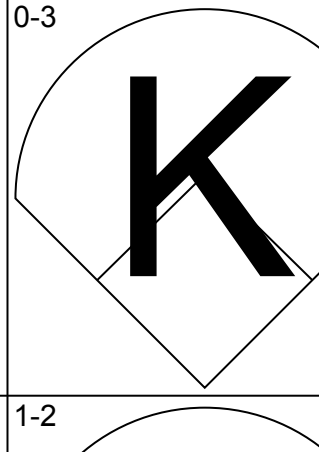
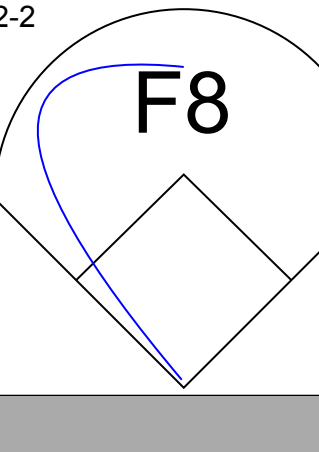
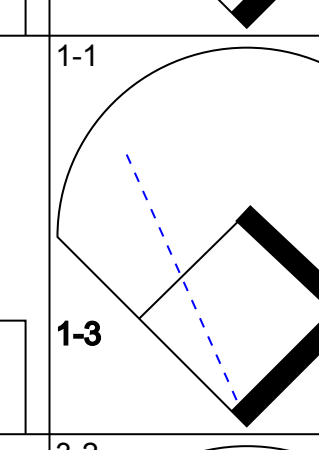
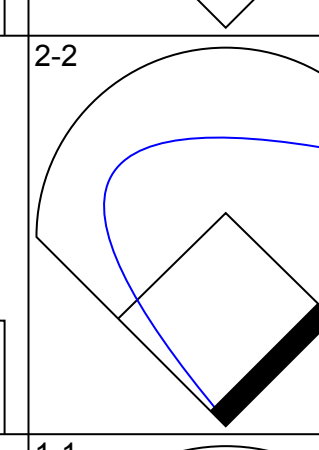
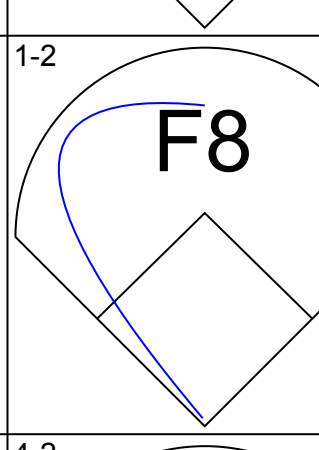

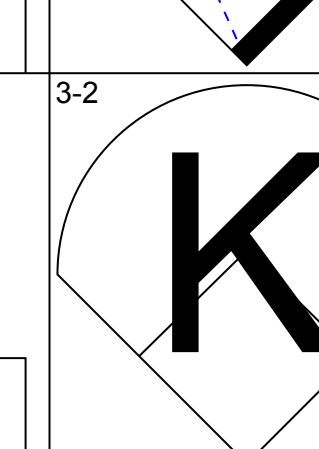
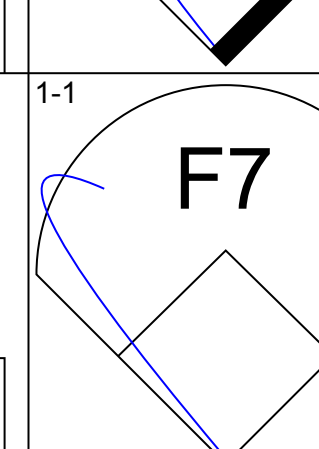
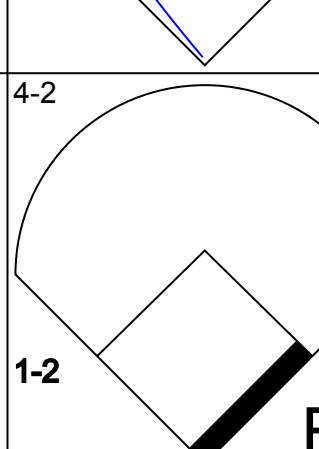


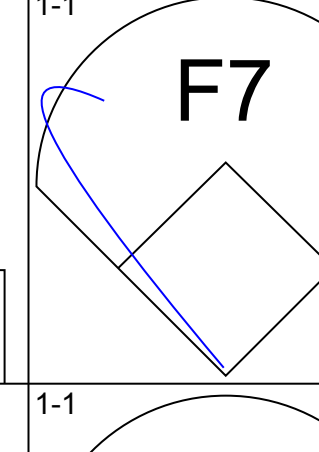
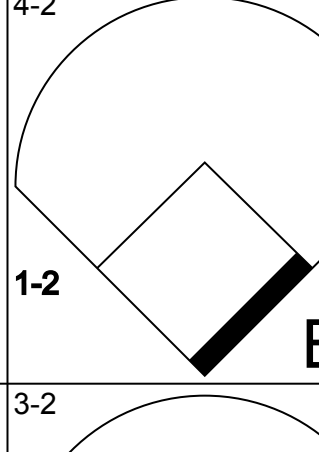

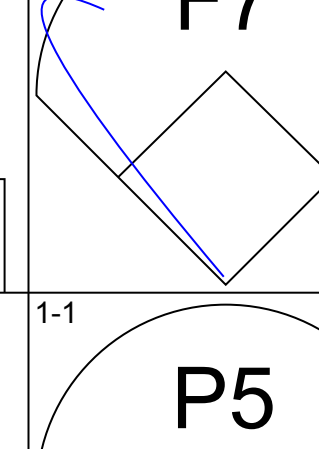
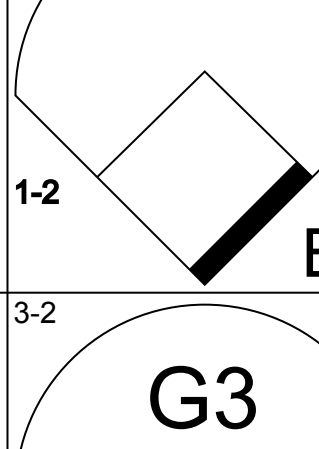

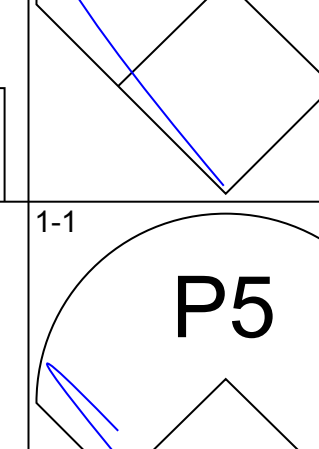
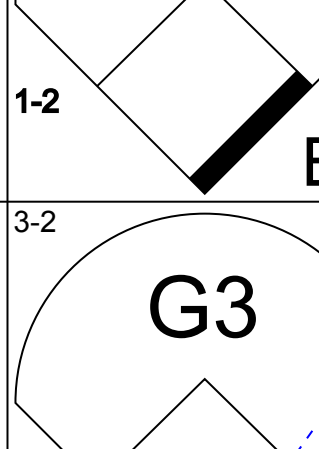

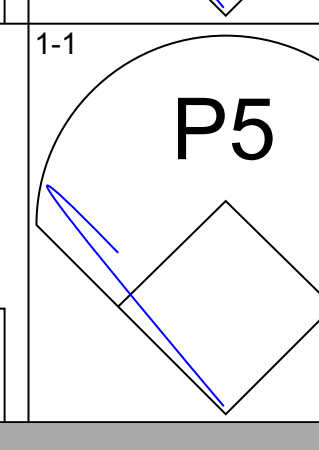
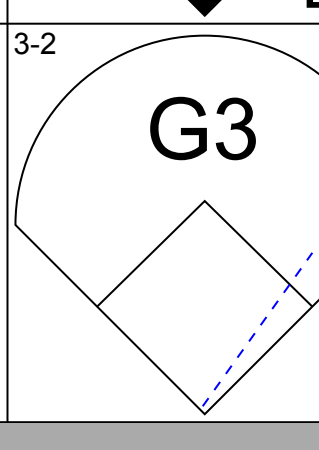

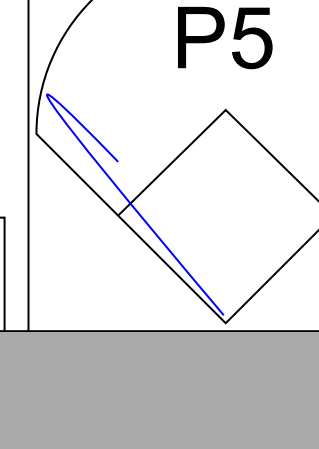


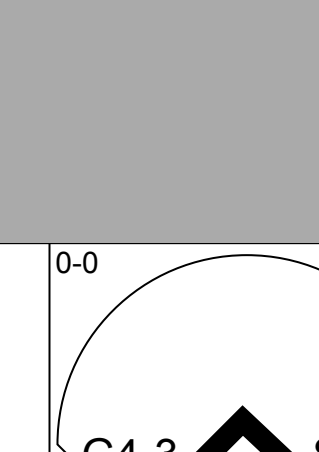

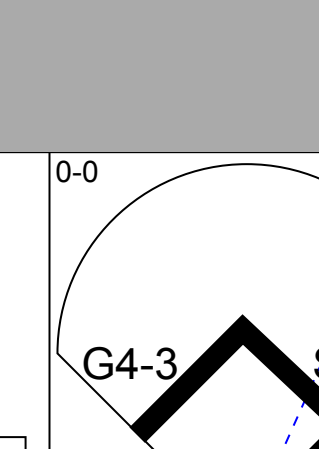



Colorado Rockies @ Chicago Cubs
 Wrigley Field, Chicago, IL
 Sun May 01 1994, 3:33 AM CDT
 Att: 26,558 - Cloudy - 47 F

AB 31
R 2
H 6
RBI 2
BB 3
SO 7
LOB 11



Batter	1	2	3	4	5	6	7	8	9	AB	R	H	RBI	BB	SO	LOB	TOP
Ray Lankford, L (1, 8) OBP: 0.470, SLG: 0.660	1-0 HR		2-3 K			4-2 G3-6-3 BB		4-2 BB		2	1	1	1	2	1	0	St. Louis Cardinals @ Colorado Rockies Mile High Stadium, Denver, CO Tue May 03 1994, 9:05 PM EDT Att: 46,326 - Unknown - 59 F livebaseballscorecards.com AB 30 R 1 H 5 RBI 1 BB 3 SO 6 LOB 9 
Ozzie Smith, S (1, 6) OBP: 0.305, SLG: 0.244	0-3 K		1-0 PO 1B			0-0 L7		2-1 L3		4	0	1	0	0	1	2	
Gregg Jefferies, S (1, 3) OBP: 0.465, SLG: 0.536	1-1 G4-3		0-0 PO 1-2	0-1 F8		2-0 G3-6-3 1-2			1-0 1B	4	0	1	0	0	0	1	
Todd Zeile, R (1, 5) OBP: 0.310, SLG: 0.517	2-2 1B			2-1 G1-3			2-1 L8		2-3 K	4	0	1	0	0	1	1	
Bernard Gilkey, R (1, 7) OBP: 0.364, SLG: 0.372	3-2 P6			4-1 FC6-4 BB			0-1 G5-3		1-3 K	3	0	0	0	1	1	2	
John Mabry, L (1, 9) OBP: 0.350, SLG: 0.421		1-1 P5		1-0 FC6-4 1-2			0-0 1B		2-0 G4-3	4	0	1	0	0	0	2	
Luis Alica, S (1, 4) OBP: 0.360, SLG: 0.317		3-3 K			0-1 P2		0-0 G1-3			3	0	0	0	0	1	1	
Terry McGriff, R (1, 2) OBP: 0.432, SLG: 0.310		2-0 G1-3			2-1 G4-3			0-0 F8		3	0	0	0	0	0	0	
Vicente Palacios, R (1, 1) Frank Cimorelli, R (3, 1) John Habyan, R (6, 1) José Caguendo, S (8, PH) Willie Smith, R (8, 1) Bryan Eversgerd, R (8, 1)			3-3 K		2-1 G1-3			2-1 G3		1	0	0	0	0	1	0	
Inning Stats	R: 1 E: 0 K: 1 S: 13	H: 2 LOB: 1 BB: 0 P: 20	R: 0 E: 0 K: 1 S: 6	H: 0 LOB: 0 BB: 0 P: 12	R: 0 E: 0 K: 2 S: 8	H: 1 LOB: 0 BB: 0 P: 14	R: 0 E: 0 K: 0 S: 6	H: 0 LOB: 0 BB: 1 P: 10	R: 0 E: 0 K: 0 S: 5	H: 1 LOB: 1 BB: 0 P: 8	R: 0 E: 0 K: 2 S: 7	H: 0 LOB: 1 BB: 0 P: 15	R: 0 E: 0 K: 2 S: 9	H: 1 LOB: 1 BB: 0 P: 15	1B: 4 2B: 0 3B: 0 HR: 1	SF: 0 SAC: 0 DP: 1 HBP: 0	
PITCHER Amando Reynoso, R (1, 1) ERA: 4.79	IP: 9.0 WLS: W BF: 33 H: 5 R: 1 ER: 1 SO: 6 BB: 3 IBB: 0 HBP: 0 BLK: 0 WP: 0 HR: 1 S: 66 P: 118 ERA: 1.00 WHIP: 0.889											PITCHER	IP: 0 WLS: 0 BF: 0 H: 0 R: 0 ER: 0 SO: 0 BB: 0 IBB: 0 HBP: 0 BLK: 0 WP: 0 HR: 0 S: 0 P: 0 ERA: 0 WHIP: 0				

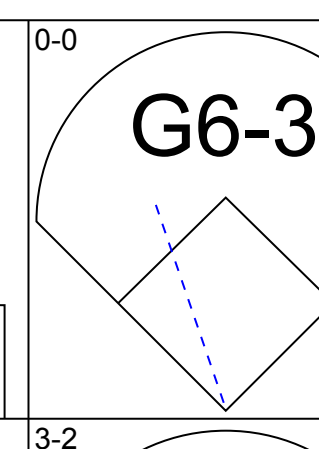
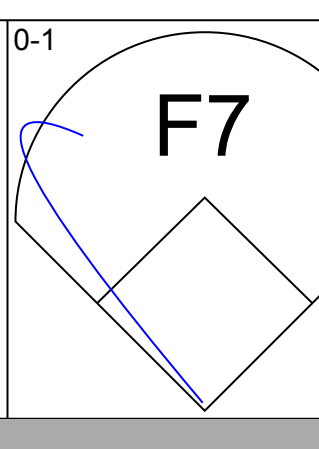
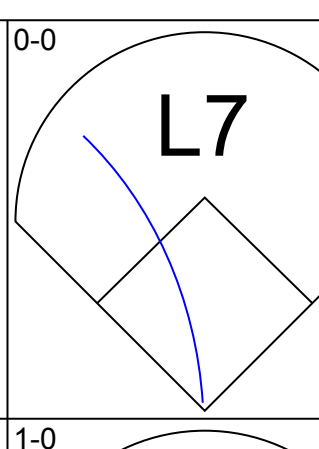
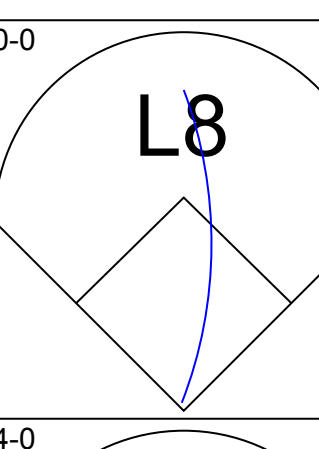
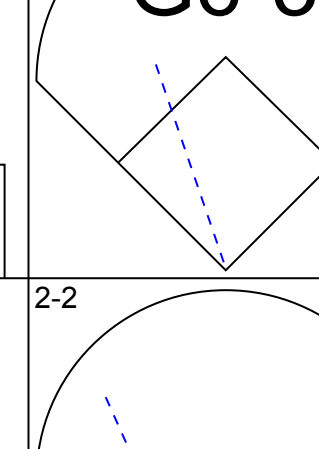
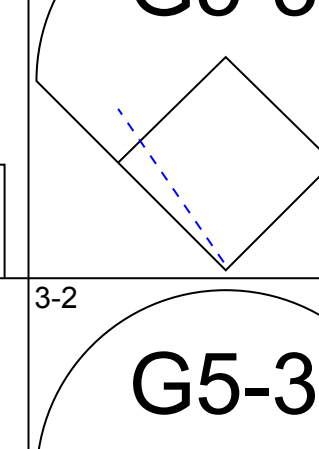
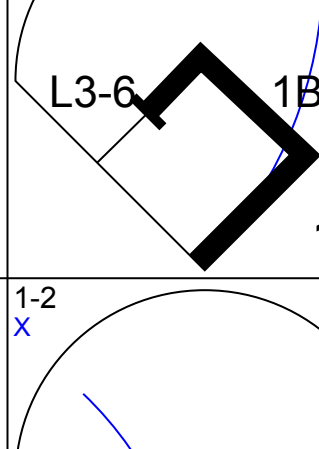

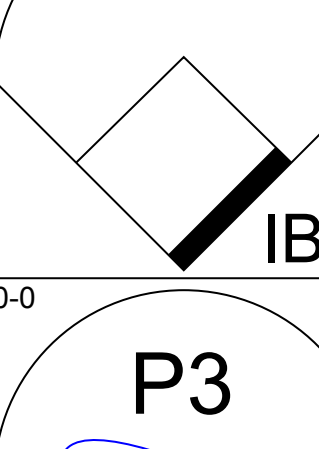
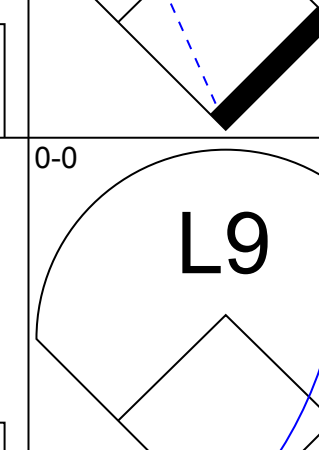
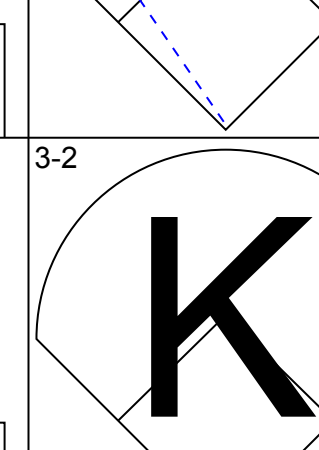
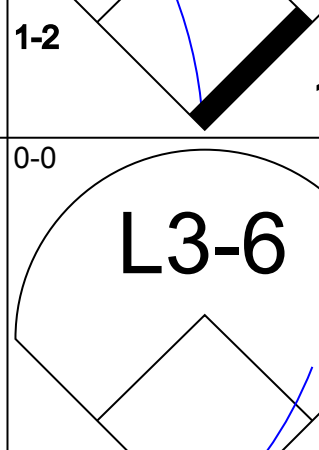

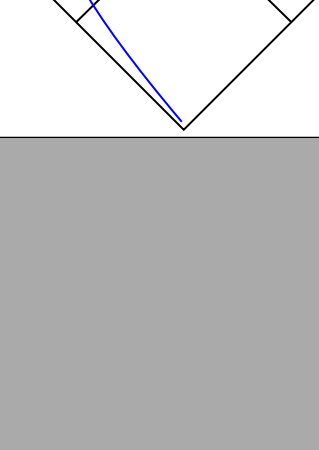



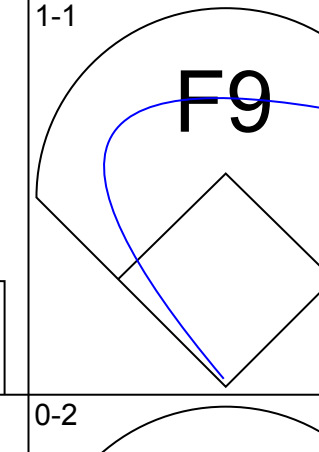

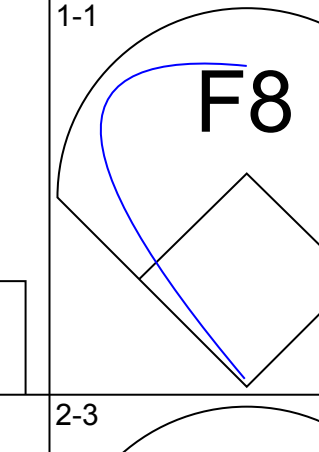
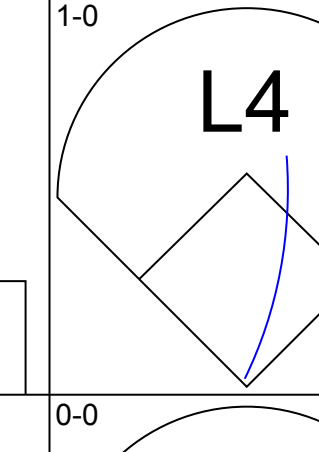
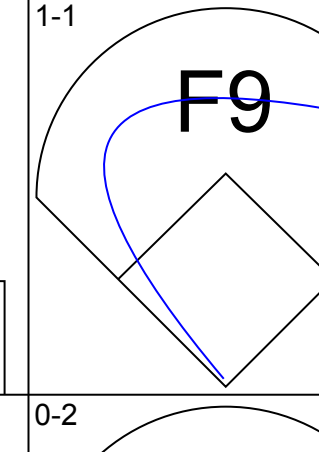
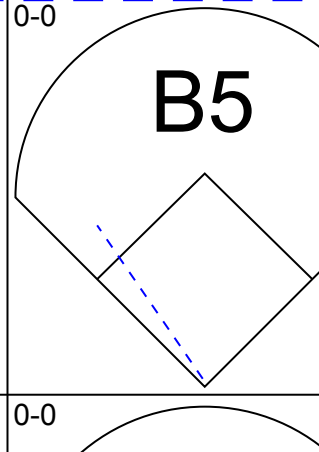
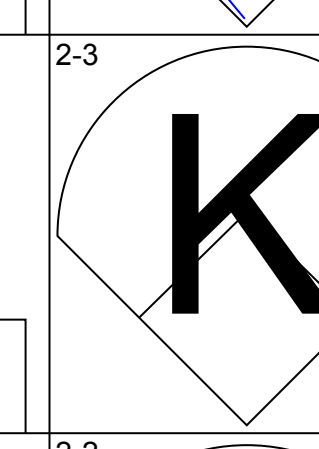
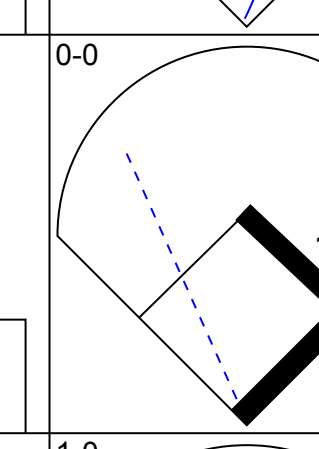
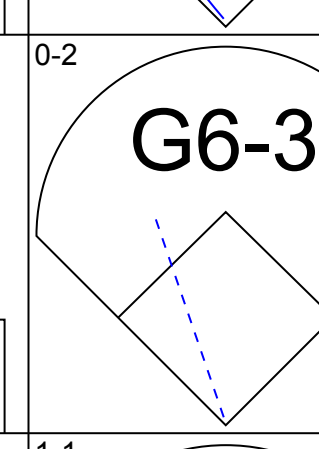
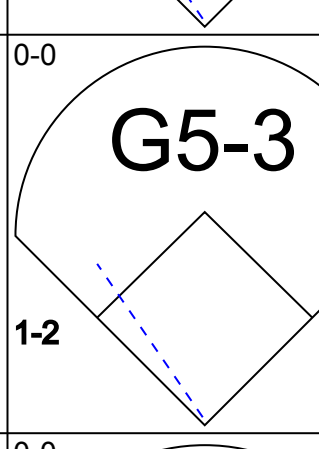
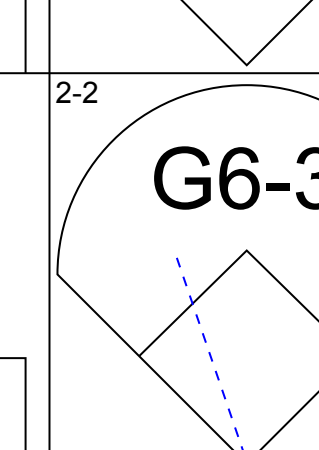
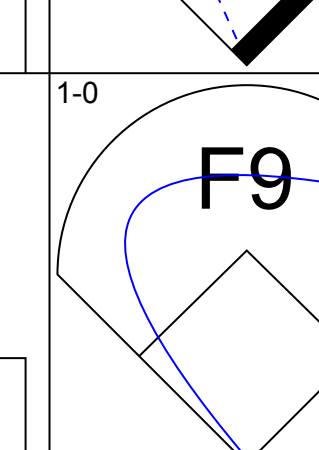
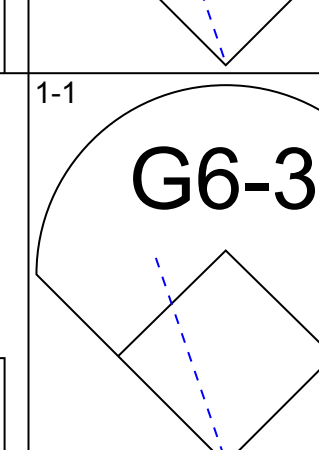
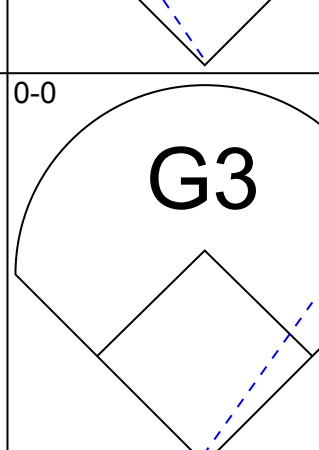
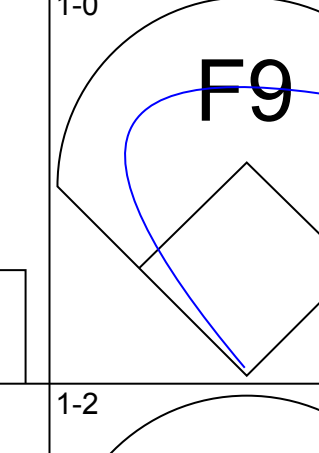
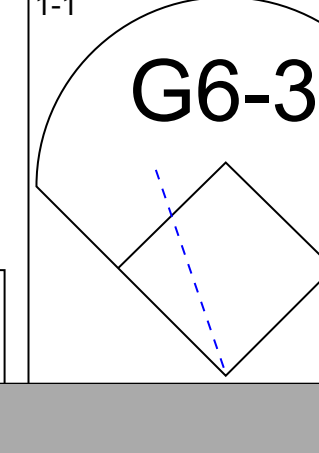
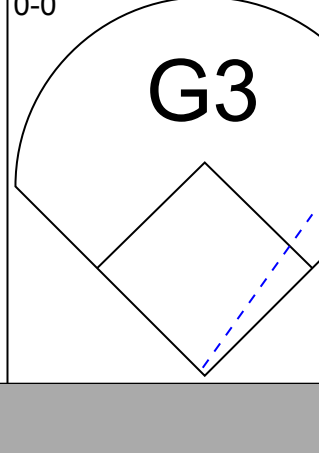
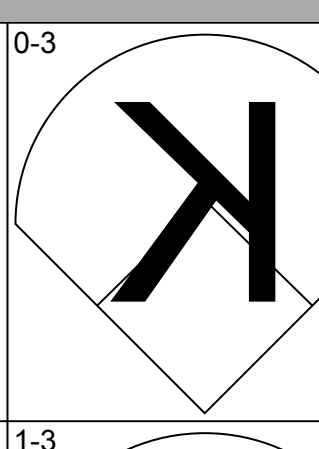
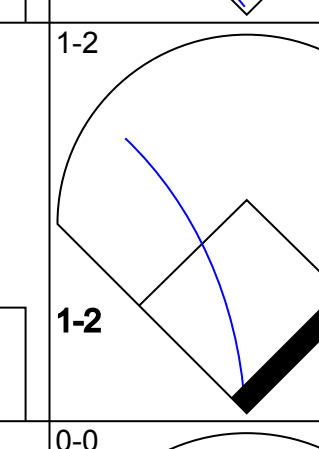

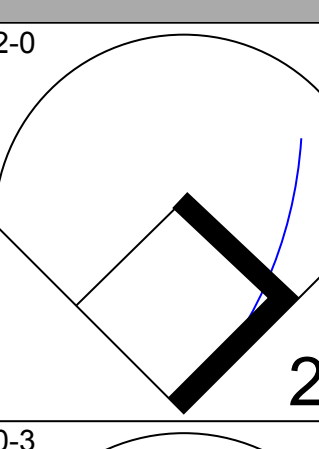
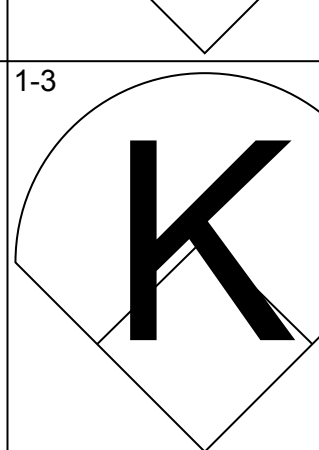
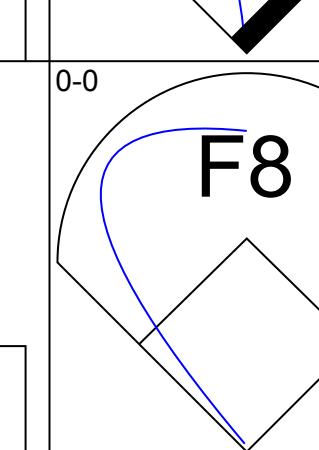

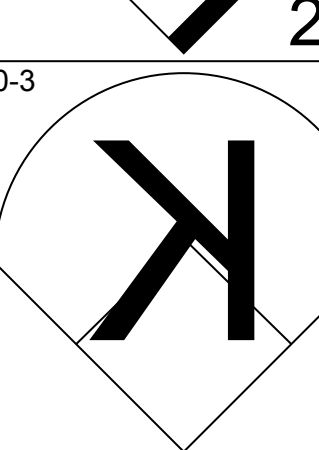
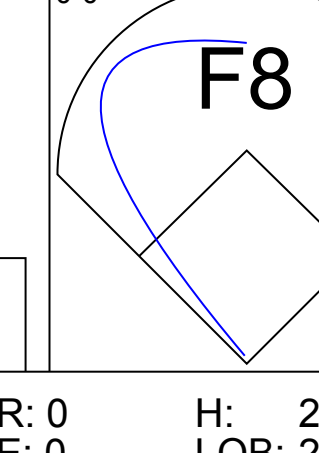


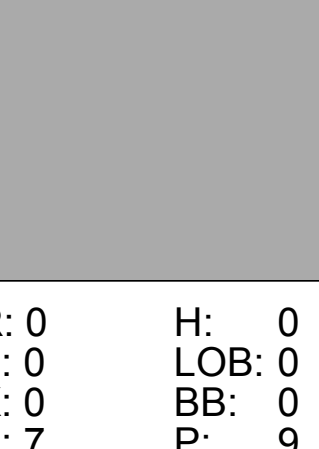
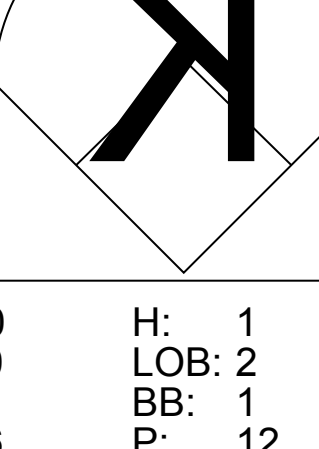
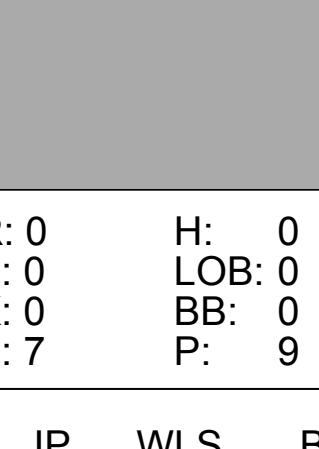
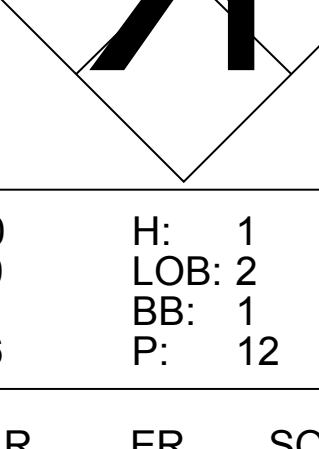
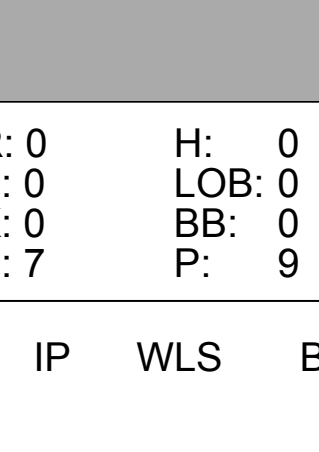
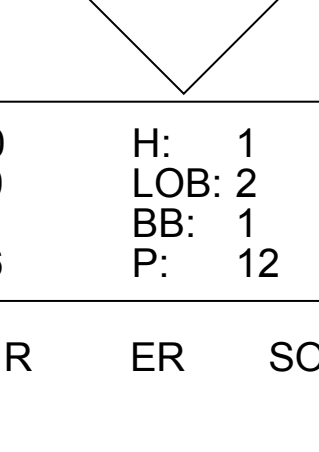
Batter	1	2	3	4	5	6	7	8	9	AB	R	H	RBI	BB	SO	LOB	BOTTOM
Walt Weiss, S (1, 6) OBP: 0.345, SLG: 0.340	4-1 CS BB		1-0 F8			1-1 2B 1B	1-1 E6			4	1	1	0	1	0	6	St. Louis Cardinals @ Colorado Rockies Mile High Stadium, Denver, CO Tue May 03 1994, 9:05 PM EDT Att: 46,326 - Unknown - 59 F livebaseballscorecards.com AB 38 R 10 H 16 RBI 10 BB 4 SO 3 LOB 20 
Howard Johnson, S (1, 7) OBP: 0.295, SLG: 0.358	2-0 P2		0-0 E1 G5-3 1B	1-2 L7		3-2 2B 1-H 2B	0-0 G5-3			5	0	2	1	0	0	3	
Dante Bichette, R (1, 9) OBP: 0.394, SLG: 0.727	0-1 L9		1-0 G5-3 2-3	3-2 E G5-3 HBP		0-2 G5-3		0-1 HR		4	1	1	1	0	0	3	
Andres Galarraga, R (1, 3) OBP: 0.346, SLG: 0.639	3-2 CS		0-0 3B 2B	1-2 G5-3		1-2 G5-3 2B		3-3 K		4	2	2	0	0	1	1	
Ellis Burks, R (1, 8) OBP: 0.489, SLG: 0.952		1-0 1B 3B	2-0 2B HR 2B	2-0 E5		4-0 IBB		1-1 HR		4	3	3	2	1	0	1	
Charlie Hayes, R (1, 5) OBP: 0.296, SLG: 0.378		1-2 K	0-1 HR	1-2 G4-3		0-0 G5-3 2-3		2-1 F9		5	1	1	3	0	1	6	
Joe Girardi, R (1, 2) OBP: 0.333, SLG: 0.275		3-2 CS 1B	3-1 WP BB 1B		1-1 G6-3		0-3 K	1-1 E4 HR		5	1	2	1	0	1	0	
Roberto Mejia, R (1, 4) OBP: 0.306, SLG: 0.485		1-2 1B	4-2 WP BB		1-0 G1-3		1-0 E SH1-4 1B	2-1 HR		4	1	3	2	1	0	0	
Amando Reynoso, R (1, 1) OBP: 0.273, SLG: 0.200		2-1 1B	4-2 BB		0-1 G5-3		0-2 SH1-4 1-2	0-2 G1-3		3	0	1	0	1	0	0	
Inning Stats	R: 0 E: 0 K: 0 S: 7	H: 0 LOB: 0 BB: 1 P: 16	R: 2 E: 0 K: 1 S: 16	H: 5 LOB: 2 BB: 0 P: 24	R: 3 E: 1 K: 0 S: 17	H: 4 LOB: 3 BB: 2 P: 35	R: 0 E: 1 K: 0 S: 12	H: 0 LOB: 2 BB: 0 P: 20	R: 0 E: 0 K: 0 S: 5	H: 3 LOB: 2 BB: 1 P: 21	R: 0 E: 1 K: 1 S: 11	H: 1 LOB: 2 BB: 0 P: 13	R: 4 E: 1 K: 1 S: 17	H: 3 LOB: 0 BB: 0 P: 26	1B: 7 2B: 4 3B: 1 HR: 4	SF: 0 SAC: 1 DP: 1 HBP: 2	
PITCHER Vicente Palacios, R (1, 1) ERA: 9.0 Frank Cimorelli, R (3, 1) ERA: 16.2 John Habyan, R (6, 1) ERA: 1.42 Willie Smith, R (8, 1) ERA: 15.0 Bryan Eversgerd, L (8, 1) ERA:	IP: 2.2 WLS: L BF: 17 H: 2 R: 1 ER: 1 SO: 5 BB: 2 IBB: 0 HBP: 1 BLK: 0 WP: 1 HR: 0 S: 28 P: 46 ERA: 3.86 WHIP: 1.286											PITCHER	IP: 0 WLS: 0 BF: 0 H: 0 R: 0 ER: 0 SO: 0 BB: 0 IBB: 0 HBP: 0 BLK: 0 WP: 0 HR: 0 S: 0 P: 0 ERA: 0 WHIP: 0				

Batter	1	2	3	4	5	6	7	8	9	AB	R	H	RBI	BB	SO	LOB	TOP				
Walt Weiss, S OBP: 0.344, SLG: 0.333												4	0	0	0	1	6				
Mike Kinney, L OBP: 0.514, SLG: 0.536												4	0	1	1	1	0	1			
Ellis Burks, R OBP: 0.450, SLG: 0.830												5	0	1	0	0	2	5			
Andres Galarraga, R OBP: 0.333, SLG: 0.611												4	0	1	0	0	1	2			
Charlie Hayes, R OBP: 0.283, SLG: 0.369												4	0	1	0	0	2	1			
Dante Bichette, R OBP: 0.373, SLG: 0.690												4	0	2	0	0	1	1			
Danny Sheaffer, R OBP: 0.367, SLG: 0.296												2	0	0	0	2	1	3			
Eric Young Sr., R OBP: 0.310, SLG: 0.500												0	0	0	0	0	0	0			
Mike Munoz, L OBP: 0.310, SLG: 0.500												0	0	0	0	0	0	0			
Steve Reed, R OBP: 0.310, SLG: 0.500												0	0	0	0	0	0	0			
Roberto Mejia, R OBP: 0.333, SLG: 0.500												2	0	0	0	2	0	3			
David Nied, R OBP: 0.167, SLG: 0.091												0	0	0	0	0	0	0			
John Vander Wal, L OBP: 0.350, SLG: 0.474												3	0	1	0	0	2	3			
Joe Girardi, R OBP: 0.333, SLG: 0.270												0	0	0	0	0	0	0			
												0	0	0	0	1	0	0			
Inning Stats	R: 0 E: 0 K: 2 S: 15	H: 1 LOB: 1 BB: 0 P: 22	R: 0 E: 0 K: 2 S: 12	H: 2 LOB: 3 BB: 1 P: 24	R: 0 E: 0 K: 1 S: 6	H: 0 LOB: 0 BB: 0 P: 8	R: 0 E: 0 K: 1 S: 10	H: 1 LOB: 1 BB: 0 P: 16	R: 0 E: 0 K: 1 S: 9	H: 1 LOB: 1 BB: 0 P: 13	R: 0 E: 0 K: 1 S: 16	H: 1 LOB: 2 BB: 1 P: 27	R: 0 E: 0 K: 1 S: 5	H: 0 LOB: 0 BB: 0 P: 6	R: 0 E: 0 K: 0 S: 10	H: 1 LOB: 0 BB: 0 P: 16	R: 1 E: 0 K: 1 S: 9	H: 0 LOB: 3 BB: 4 P: 29	1B: 6 2B: 1 3B: 0 HR: 0	SF: 0 SAC: 1 DP: 1 HBP: 0	WP: 0 PA: 39 PB: 0 SB: 3 CS: 0
PITCHER	IP	WLS	BF	H	R	ER	SO	BB	IBB	HBP	BLK	WP	HR	S	P	ERA	WHIP				
Andy Ashby, R ERA: 3.3	8.0		32	7	0	0	9	1	1	0	0	0	0	83	132	0.00	1.000				
Gene Harris, R ERA: 7.59	0.1	L	3	0	1	1	1	2	0	0	0	0	0	4	13	27.00	6.000				
Mark Davis, L ERA: 8.74	0.1		3	0	0	0	0	1	1	0	0	0	0	3	13	0.00	3.000				
Donnie Elliott, R ERA: 4.5	0.1		1	0	0	0	0	0	0	0	0	0	0	2	3	0.00	0.000				

Colorado Rockies @ San Diego Padres
Jack Murphy Stadium, San Diego, CA
Sun May 08 1994, 6:33 AM EDT
Att: 14,328 - Sunny - 67 F

AB 32
R 1
H 7
RBI 1
BB 6
SO 10
LOB 25



Batter	1	2	3	4	5	6	7	8	9	AB	R	H	RBI	BB	SO	LOB	BOTTOM				
Bip Roberts, S OBP: 0.317, SLG: 0.278											4	0	0	0	0	1					
Tony Gwynn, L OBP: 0.452, SLG: 0.577											3	0	1	0	1	0	0				
Derek Bell, R OBP: 0.314, SLG: 0.432											4	0	2	0	0	0	2				
Phil Plantier, L OBP: 0.324, SLG: 0.573												3	0	0	0	1	1	3			
Archi Cianfrocco, R OBP: 0.257, SLG: 0.415													4	0	0	0	0	1			
Dave Staton, R OBP: 0.294, SLG: 0.433													4	0	1	0	0	1			
Ricky Gutierrez, R OBP: 0.202, SLG: 0.266													3	0	0	0	0	1			
Bill Bean, L OBP: 0.264, SLG: 0.286													1	0	0	0	0	1			
Brad Ausmus, R OBP: 0.324, SLG: 0.404													3	0	2	0	0	1	0		
Andy Ashby, R OBP: 0.200, SLG: 0.200													2	0	0	0	0	1	2		
Ray Holbert, R OBP: 0.200, SLG: 0.200													1	0	0	0	0	1	1		
Gene Harris, R OBP: 0.200, SLG: 0.200													0	0	0	0	0	0	0		
Mark Davis, L OBP: 0.200, SLG: 0.200													0	0	0	0	0	0	0		
Donnie Elliott, R OBP: 0.200, SLG: 0.200													0	0	0	0	0	0	0		
Inning Stats	R: 0 E: 0 K: 0 S: 8	H: 1 LOB: 1 BB: 0 P: 13	R: 0 E: 0 K: 1 S: 8	H: 0 LOB: 0 BB: 0 P: 13	R: 0 E: 0 K: 2 S: 8	H: 0 LOB: 0 BB: 0 P: 9	R: 0 E: 0 K: 1 S: 11	H: 0 LOB: 0 BB: 0 P: 17	R: 0 E: 0 K: 0 S: 8	H: 2 LOB: 2 BB: 0 P: 11	R: 0 E: 0 K: 0 S: 7	H: 2 LOB: 1 BB: 0 P: 9	R: 0 E: 0 K: 0 S: 7	H: 0 LOB: 0 BB: 0 P: 9	R: 0 E: 0 K: 1 S: 6	H: 1 LOB: 2 BB: 1 P: 12	R: 0 E: 0 K: 0 S: 7	H: 0 LOB: 1 BB: 1 P: 11	1B: 5 2B: 2 3B: 0 HR: 0	SF: 0 SAC: 0 DP: 1 HBP: 0	WP: 0 PA: 34 PB: 0 SB: 0 CS: 0
PITCHER	IP	WLS	BF	H	R	ER	SO	BB	IBB	HBP	BLK	WP	HR	S	P	ERA	WHIP				
David Nied, R ERA: 4.91	8.0		30	6	0	0	5	1	0	0	0	0	0	63	93	0.00	0.750				
Mike Munoz, L ERA: 5.19	0.0		1	0	0	0	0	1	0	0	0	0	0	4	8	∞	∞				
Steve Reed, R ERA: 4.08	1.0	S	3	0	0	0	0	0	0	0	0	0	0	3	3	0.00	0.000				

Colorado Rockies @ San Diego Padres
Jack Murphy Stadium, San Diego, CA
Sun May 08 1994, 6:33 AM EDT
Att: 14,328 - Sunny - 67 F

AB 32
R 0
H 6
RBI 0
BB 2
SO 5
LOB 13



Batter	1	2	3	4	5	6	7	8	9	AB	R	H	RBI	BB	SO	LOB	TOP					
Walt Weiss, S OBP: 0.349, SLG: 0.333	1-3 K		1-1 G1			4-2 FC5-4 BB		3-2 G1-3		3	0	0	0	1	1	0	Colorado Rockies @ Houston Astros Astrodome, Houston, TX Fri May 13 1994, 8:05 PM EDT Att: 29,962 - Dome					
Charlie Hayes, R OBP: 0.254, SLG: 0.397	3-2 G6-3			3-1 F9		0-1 FC5-4 FC6-4 1-2f		0-0 F9		4	0	0	0	0	0	1						
Dante Bichette, R OBP: 0.348, SLG: 0.633	0-1 G5-3			3-1 L9		1-1 F8			0-3 K	4	0	0	0	0	1	1						
Andres Galarraga, R OBP: 0.336, SLG: 0.623		0-0 HR		0-1 1B		1-0 FC6-4 1-2f			1-0 F9	4	1	2	1	0	0	1						
Howard Johnson, S OBP: 0.273, SLG: 0.368		4-2 G6-4-3 BB		1-3 K			1-1 F9		3-2 G1-6-3	3	0	0	0	1	1	1						
Ellis Burks, R OBP: 0.437, SLG: 0.814	1-1 G6-4-3 1-2f				1-2 S 1B		2-1 HR			3	1	2	1	0	0	1						
Joe Girardi, R OBP: 0.324, SLG: 0.264	2-0 G6-3				1-3 K		2-1 G5-3			3	0	0	0	0	1	1						
Roberto Mejia, R OBP: 0.333, SLG: 0.505			0-0 G4-3		1-3 K		0-1 L9			3	0	0	0	0	1	1						
Marvin Freeman, R Mike Munoz, L Darren Holmes, R John Vander Wal, L (8, PH) Steve Reed, R			0-0 G4-3		0-3 K		0-1 G3-1			2	0	0	0	0	1	1						
										0	0	0	0	0	0	0						
										0	0	0	0	0	0	0						
										1	0	0	0	0	0	0						
										0	0	0	0	0	0	0						
Inning Stats	R: 0 E: 0 K: 1 S: 10	H: 0 LOB: 0 BB: 0 P: 14	R: 1 E: 0 K: 0 S: 7	H: 1 LOB: 0 BB: 1 P: 14	R: 0 E: 0 K: 0 S: 4	H: 0 LOB: 0 BB: 0 P: 5	R: 0 E: 0 K: 1 S: 9	H: 1 LOB: 1 BB: 0 P: 16	R: 0 E: 0 K: 3 S: 13	H: 1 LOB: 1 BB: 0 P: 16	R: 0 E: 0 K: 0 S: 8	H: 0 LOB: 1 BB: 1 P: 14	R: 1 E: 0 K: 0 S: 8	H: 1 LOB: 0 BB: 0 P: 13	R: 0 E: 0 K: 0 S: 7	H: 0 LOB: 0 BB: 0 P: 10	R: 0 E: 0 K: 1 S: 8	H: 0 LOB: 0 BB: 0 P: 12	1B: 2 2B: 0 3B: 0 HR: 2	SF: 0 SAC: 0 DP: 1 HBP: 0	WP: 0 PB: 0 SB: 1 CS: 0	PA: 32
PITCHER Doug Drabek, R ERA: 2.65	IP: 9.0 WLS: W BF: 32	H: 4 R: 2 ER: 2 SO: 6	BB: 2 IBB: 0 HBP: 0 BLK: 0	WP: 0 HR: 2 S: 74 P: 114	ERA: 2.00 WHIP: 0.667	PITCHER																

Batter	1	2	3	4	5	6	7	8	9	AB	R	H	RBI	BB	SO	LOB	BOTTOM			
James Mouton, R OBP: 0.295, SLG: 0.294	0-3 K		1-1 F8	0-3 K		2-2 FC6-4 S 1-2f 2-3		0-2 G4-3		5	0	0	0	0	2	4	Colorado Rockies @ Houston Astros Astrodome, Houston, TX Fri May 13 1994, 8:05 PM EDT Att: 29,962 - Dome			
Steve Finley, L OBP: 0.356, SLG: 0.547	1-2 G4-3		3-2 2B		1-2 5 1B 3B		1-2 K	0-2 5 G5-3 2B		5	2	3	0	0	1	2				
Craig Biggio, R OBP: 0.411, SLG: 0.523	2-3 K		0-1 2B		0-3 K		0-0 G6-3	4-0 2B		4	0	1	1	1	2	1				
5 Jeff Bagwell, R OBP: 0.399, SLG: 0.608		4-2 2B BB	0-0 G5-3		1-2 1B		0-0 HR	1-2 G5-3 2-3f		4	1	2	2	1	0	3				
Luis Gonzalez, L OBP: 0.336, SLG: 0.426	0-1 F7		0-0 L7		0-2 L7		1-0 1B 2B			4	1	1	0	0	0	3				
Ken Caminiti, S OBP: 0.296, SLG: 0.460		0-0 2B		1-0 F7	0-2 G4-3		1-2 FC6-4 1B			4	0	2	0	0	0	1				
Scott Servais, R Sid Bream, L (7, PH) Tony Eusebio, R		1-3 2B		2-3 K		0-1 G1-3	0-1 FC6-4 1B			3	0	0	0	0	2	2				
Andujar Cedeno, R OBP: 0.350, SLG: 0.520		4-0 IBB		2-0 1B 1B		4-2 FC6-4 SH BB	4-2 FC6-4 SH BB			2	0	1	0	2	0	2				
Doug Drabek, R OBP: 0.130, SLG: 0.095	0-1 L6		1-2 E2		1-2 1B		1-0 SH FC6-4	0-0 FC6-4		3	0	1	0	0	0	5				
Inning Stats	R: 0 E: 0 K: 2 S: 9	H: 0 LOB: 0 BB: 0 P: 12	R: 0 E: 0 K: 1 S: 11	H: 1 LOB: 3 BB: 2 P: 20	R: 1 E: 0 K: 0 S: 9	H: 2 LOB: 1 BB: 0 P: 13	R: 0 E: 1 K: 2 S: 12	H: 2 LOB: 2 BB: 0 P: 18	R: 1 E: 0 K: 1 S: 18	H: 2 LOB: 1 BB: 0 P: 20	R: 0 E: 1 K: 1 S: 13	H: 0 LOB: 2 BB: 1 P: 21	R: 2 E: 0 K: 0 S: 11	H: 4 LOB: 2 BB: 0 P: 16	R: 0 E: 0 K: 0 S: 10	H: 1 LOB: 1 BB: 1 P: 15	1B: 5 2B: 5 3B: 1 HR: 1	SF: 0 SAC: 1 DP: 1 HBP: 0	WP: 0 PB: 0 SB: 1 CS: 0	PA: 40
PITCHER Marvin Freeman, R ERA: 3.34 Mike Munoz, L ERA: 6.23 Darren Holmes, R ERA: 9.22 Steve Reed, R ERA: 3.86	IP: 6.1 WLS: L	BF: 31	H: 8 R: 3 ER: 3 SO: 7	BB: 2 IBB: 3 HBP: 0 BLK: 0	WP: 0 HR: 1 S: 74 P: 106	ERA: 4.26 WHIP: 1.579	PITCHER													
	0.0	2	2	0	0	0	0	0	0	0	0	5	7							
	0.2	3	1	1	1	0	0	0	0	0	0	4	7	13.50	1.500					
	1.0	4	1	0	0	0	1	0	0	0	0	10	15	0.00	2.000					



Batter	1	2	3	4	5	6	7	8	9	AB	R	H	RBI	BB	SO	LOB	TOP										
Brett Butler, L OBP: 0.461, SLG: 0.466 (1, 8)	3-2 FC4-6 1B	2-2 F7		2-0 CS	0-0 HR 3B	4-0 1B G6-3 BB	4-1 BB		4-1 1B BB	3	2	2	0	3	0	2											
Delino DeShields, L OBP: 0.351, SLG: 0.267 (1, 4)	1-2 FC4-6 HR		3-2 G4-3		3-3 K	2-1 1B G6-3 1B	2-2 L8		1-2 FC5-4 1B	6	2	2	1	0	1	4											
Mike Piazza, R OBP: 0.329, SLG: 0.533 (1, 2)	1-1 HR		3-1 2B		4-0 HR IBB	0-0 G6-3		1-2 1B 1B	1-0 F9	5	2	3	3	1	0	3											
Tim Wallach, R OBP: 0.402, SLG: 0.627 37 Darren Dreifort, R (9, 1)	2-3 K		1-0 F9		0-0 HR	1-1 1B 1B		1-3 K	2-2 FC5-4 1B	6	1	2	4	0	2	4											
Henry Rodriguez, L OBP: 0.383, SLG: 0.532 (1, 7)	2-1 G3		1-2 G1-3		1-2 1B 1B	1-2 1B FC6-4 1B		3-2 1B 1B		5	0	3	0	0	0	1											
Eric Karros, R OBP: 0.342, SLG: 0.425 (1, 3)		2-2 F7		0-0 1B 2B	1-0 L7	1-2 FC6-4		1-0 G5-3		5	1	1	0	0	0	5											
Raul Mondesi, R OBP: 0.336, SLG: 0.571 (1, 9)		0-0 3B		0-0 CS 1B	1-1 1B			0-0 L8		5	0	3	1	0	1	2											
Jose Offerman, S OBP: 0.301, SLG: 0.309 (1, 6)		4-0 SH1-3 IBB		1-0 F8	1-3 K			3-1 G6-3	3-2 G3	4	0	0	0	1	1	3											
Ramon Martinez, R OBP: 0.211, SLG: 0.263 Jim Gott, R (7, 1)	0-1 SH1-3			0-3 K				1-1 K	1-0 E5	3	0	0	0	0	2	1											
Jeff Treadway, L OBP: 0.400, SLG: 0.400 (9, 5)	1-2 1B								1B BB	1	1	1	0	0	0	0											
Inning Stats	R: 2 E: 0 K: 1 S: 16	H: 2 LOB: 0 BB: 0 P: 23	R: 0 E: 0 K: 0 S: 9	H: 1 LOB: 2 BB: 1 P: 17	R: 0 E: 0 K: 0 S: 9	H: 1 LOB: 1 BB: 0 P: 17	R: 1 E: 0 K: 2 S: 8	H: 2 LOB: 0 BB: 0 P: 8	R: 3 E: 0 K: 2 S: 14	H: 4 LOB: 2 BB: 1 P: 25	R: 2 E: 0 K: 1 S: 15	H: 3 LOB: 2 BB: 1 P: 25	R: 0 E: 1 K: 1 S: 11	H: 0 LOB: 2 BB: 1 P: 21	R: 0 E: 0 K: 1 S: 12	H: 2 LOB: 2 BB: 0 P: 18	R: 1 E: 0 K: 0 S: 12	H: 2 LOB: 2 BB: 1 P: 24	1B: 11 2B: 2 3B: 2 HR: 2	SF: 0 SAC: 1 DP: 0 HBP: 0	WP: 0 PB: 0 SB: 0 CS: 1	PA: 50					
PITCHER	IP	WLS	BF	H	R	ER	SO	BB	IBB	HBP	BLK	WP	HR	S	P	ERA	WHIP										
Greg Harris, R ERA: 5.2	4.2	L	25	10	6	6	3	0	2	0	0	0	2	53	86	11.57	2.143										
Kent Bottenfield, R ERA: 5.4	1.1		8	3	2	2	2	1	0	0	0	0	0	18	29	13.50	3.000										
Willie Blair, R ERA: 6.04	2.0		10	2	0	0	2	1	0	0	0	0	0	23	39	0.00	1.500										
Marcus Moore, R ERA: 5.4	1.0		6	2	1	1	0	1	0	0	0	0	0	12	24	9.00	3.000										

Los Angeles Dodgers @ Colorado Rockies
Mile High Stadium, Denver, CO
Mon May 16 1994, 9:05 PM EDT
Att: 50,507 - Unknown - 78 F

AB 43
R 9
H 17
RBI 9
BB 5
SO 7
LOB 25



Batter	1	2	3	4	5	6	7	8	9	AB	R	H	RBI	BB	SO	LOB	BOTTOM										
Walt Weiss, S OBP: 0.354, SLG: 0.352 (1, 6)	0-1 G1-3	0-0 L8		0-0 L6			0-1 WP 3B		3-2 G3-1	5	1	1	0	0	0	4											
Joe Girardi, R OBP: 0.315, SLG: 0.281 (1, 2)	3-1 G5-3		0-3 K		1-1 SF8 3B		0-3 K		3-3 K	5	1	1	0	0	3	1											
Ellis Burks, R OBP: 0.433, SLG: 0.762 (1, 8)	2-2 1B		4-0 G5-3 BB		1-3 K		1-3 K 1B		0-0 PB 1B	4	0	2	0	1	2	1											
Andres Galarraga, R OBP: 0.342, SLG: 0.632 (1, 3)	0-1 FC6-4 1B		0-1 G5-3		0-0 SF8		1-0 F9		1-3 K	4	0	1	1	0	1	3											
Charlie Hayes, R OBP: 0.297, SLG: 0.391 (1, 5)	2-0 FC6-4		1-0 G4-3		0-0 1B		0-0 1B			4	0	2	0	0	0	3											
Dante Bichette, R OBP: 0.347, SLG: 0.618 (1, 9)		4-2 SH1-4 BB BB		1-2 G5-3	1-1 F7		1-2 G5-3			3	0	0	0	1	0	3											
Howard Johnson, S OBP: 0.283, SLG: 0.359 Marcus Moore, S (9, 1)		4-0 SH1-4 BB		4-2 L8 BB BB		0-1 P5		0-1 L6		2	0	0	0	2	0	0											
Roberto Mejia, R OBP: 0.336, SLG: 0.479 (1, 4)		3-2 P4		4-0 L8 BB BB		0-0 P5		2-2 G6-3		3	0	0	0	1	0	2											
Greg Harris, R ERA: 5.2 Kent Bottenfield, R ERA: 5.4 John Vander Wal, L ERA: 4.57 Willie Blair, R ERA: 6.04 Mike Kingery, L OBP: 0.247, SLG: 0.438 (9, 7)		2-2 SH1-4		0-0 L8		3-2 G4-3		0-0 G3		1	0	0	0	0	0	2											
Inning Stats	R: 0 E: 0 K: 0 S: 10	H: 2 LOB: 2 BB: 0 P: 17	R: 0 E: 0 K: 0 S: 9	H: 0 LOB: 2 BB: 2 P: 22	R: 0 E: 0 K: 1 S: 6	H: 0 LOB: 1 BB: 1 P: 11	R: 0 E: 0 K: 0 S: 8	H: 0 LOB: 2 BB: 2 P: 17	R: 1 E: 0 K: 1 S: 9	H: 2 LOB: 1 BB: 0 P: 12	R: 0 E: 0 K: 0 S: 8	H: 0 LOB: 0 BB: 0 P: 11	R: 1 E: 0 K: 2 S: 13	H: 2 LOB: 2 BB: 0 P: 16	R: 0 E: 0 K: 0 S: 6	H: 0 LOB: 0 BB: 0 P: 8	R: 0 E: 0 K: 2 S: 10	H: 1 LOB: 1 BB: 0 P: 17	1B: 5 2B: 0 3B: 2 HR: 0	SF: 1 SAC: 1 DP: 0 HBP: 0	WP: 1 PB: 1 SB: 0 CS: 0	PA: 40					
PITCHER	IP	WLS	BF	H	R	ER	SO	BB	IBB	HBP	BLK	WP	HR	S	P	ERA	WHIP										
Ramon Martinez, R ERA: 4.83	6.0	W	28	5	2	2	2	5	0	0	0	0	0	52	92	3.00	1.667										
Jim Gott, R ERA: 4.57	2.0		8	1	0	0	2	0	0	0	0	1	0	17	22	0.00	0.500										
37 Darren Dreifort, R ERA: 3.13	1.0		4	1	0	0	2	0	0	0	0	0	0	10	17	0.00	1.000										

Los Angeles Dodgers @ Colorado Rockies
Mile High Stadium, Denver, CO
Mon May 16 1994, 9:05 PM EDT
Att: 50,507 - Unknown - 78 F

AB 33
R 2
H 7
RBI 1
BB 5
SO 6
LOB 19



Batter	1	2	3	4	5	6	7	8	9	AB	R	H	RBI	BB	SO	LOB	TOP		
Brett Butler, L OBP: 0.465, SLG: 0.478 (1, 8)	2-1 G6-4-3 BLK E 1B	1-0 1B			2-2 G4-3		2-1 S 2B		1-1 B1-3	5	1	3	1	0	0	0			
Delino DeShields, L OBP: 0.319, SLG: 0.260 (1, 4)	4-1 SAFE SAFE G6-4-3 BB	3-1 SAFE SAFE G6-3			0-1 P6		3-1 P5			3	0	0	0	1	0	2			
Mike Piazza, R OBP: 0.327, SLG: 0.532 (1, 2)	0-2 G6-4-3 1-2 2-3		0-0 G5-3		2-1 2B		1-0 G6-3			4	0	1	0	0	0	3			
Tim Wallach, R OBP: 0.399, SLG: 0.614 (1, 5)	4-1 E BB		2-2 G6-3		3-3 K			2-3 K		3	1	0	0	1	2	1			
Henry Rodriguez, L OBP: 0.387, SLG: 0.548 (8, PR)	1-1 E6		1-2 G6-3			0-1 G3-1		2-2 FC6-5 2B		4	1	2	2	0	0	0			
Mitch Webster, S OBP: 0.333, SLG: 0.290 (8, 7)	1-H 3-H 2B									0	0	0	0	0	0	0			
Eric Karros, R OBP: 0.340, SLG: 0.442 (1, 3)	1-0 G1-4-3			2-1 HR		2-2 G1-3		0-2 FC6-5		4	1	1	1	0	0	1			
Raul Mondesi, R OBP: 0.333, SLG: 0.563 (1, 9)		2-2 CS 1B		1-3 K		3-3 K		0-0 F7		4	0	1	0	0	2	2			
Cory Snyder, R OBP: 0.419, SLG: 0.727 (1, 6)		2-0 1B		0-0 L7			2-2 SH1-4 2B 1B		1-3 K	4	2	2	1	0	1	0			
Pedro Astacio, R OBP: 0.067, SLG: 0.067 (9, PH)			0-0 G3		0-2 G3		0-0 SH1-4		0-2 G6-3	2	0	0	0	0	0	0			
Jeff Treadway, L OBP: 0.389, SLG: 0.387 (9, PH)							1-2 SH1-4			1	0	0	0	0	0	0			
37 Darren Dreifort, R OBP: 0.333, SLG: 0.290 (9, 1)										0	0	0	0	0	0	0			
Jim Gott, R OBP: 0.333, SLG: 0.290 (9, 1)										0	0	0	0	0	0	0			
Inning Stats	R: 3 E: 1 K: 0 S: 10	H: 2 LOB: 0 BB: 2 P: 22	R: 1 E: 0 K: 0 S: 10	H: 3 LOB: 1 BB: 0 P: 17	R: 0 E: 0 K: 0 S: 8	H: 0 LOB: 0 BB: 0 P: 11	R: 1 E: 0 K: 1 S: 9	H: 1 LOB: 1 BB: 0 P: 12	R: 0 E: 0 K: 1 S: 11	H: 0 LOB: 0 BB: 0 P: 14	R: 1 E: 0 K: 0 S: 10	H: 2 LOB: 1 BB: 0 P: 18	R: 0 E: 0 K: 1 S: 11	H: 1 LOB: 2 BB: 0 P: 15	R: 0 E: 0 K: 1 S: 9	H: 0 LOB: 0 BB: 0 P: 11	1B: 4 2B: 4 3B: 0 HR: 2	SF: 0 SAC: 1 DP: 1 HBP: 0	WP: 0 PA: 37 PB: 0 SB: 1 CS: 1
PITCHER	IP WLS BF H R ER SO BB IBB HBP BLK WP HR S P ERA WHIP	IP WLS BF H R ER SO BB IBB HBP BLK WP HR S P ERA WHIP	IP WLS BF H R ER SO BB IBB HBP BLK WP HR S P ERA WHIP	IP WLS BF H R ER SO BB IBB HBP BLK WP HR S P ERA WHIP	IP WLS BF H R ER SO BB IBB HBP BLK WP HR S P ERA WHIP	IP WLS BF H R ER SO BB IBB HBP BLK WP HR S P ERA WHIP	IP WLS BF H R ER SO BB IBB HBP BLK WP HR S P ERA WHIP	IP WLS BF H R ER SO BB IBB HBP BLK WP HR S P ERA WHIP	IP WLS BF H R ER SO BB IBB HBP BLK WP HR S P ERA WHIP	IP WLS BF H R ER SO BB IBB HBP BLK WP HR S P ERA WHIP	IP WLS BF H R ER SO BB IBB HBP BLK WP HR S P ERA WHIP	IP WLS BF H R ER SO BB IBB HBP BLK WP HR S P ERA WHIP	IP WLS BF H R ER SO BB IBB HBP BLK WP HR S P ERA WHIP	IP WLS BF H R ER SO BB IBB HBP BLK WP HR S P ERA WHIP	IP WLS BF H R ER SO BB IBB HBP BLK WP HR S P ERA WHIP	IP WLS BF H R ER SO BB IBB HBP BLK WP HR S P ERA WHIP	IP WLS BF H R ER SO BB IBB HBP BLK WP HR S P ERA WHIP	IP WLS BF H R ER SO BB IBB HBP BLK WP HR S P ERA WHIP	
Mike Harkey, R ERA: 7.15 (1, 1)	6.0 25 7 5 4 3 2 0 0 0 1 0 2 57 94 6.00 1.500																		
Darren Holmes, R ERA: 9.64 (7, 1)	0.1 3 2 1 1 0 0 0 0 0 0 0 0 7 11 27.00 6.000																		
Mike Munoz, L ERA: 6.0 (7, 1)	0.1 1 0 0 0 0 0 0 0 0 0 0 0 2 5 0.00 0.000																		
Kent Bottenfield, R ERA: 3.18 (7, 1)	2.1 W 8 1 0 0 2 0 0 0 0 0 0 21 28 0.00 0.429																		

Los Angeles Dodgers @ Colorado Rockies
Mile High Stadium, Denver, CO
Tue May 17 1994, 9:05 PM EDT
Att: 53,589 - Unknown - 83 F

AB 34
R 6
H 10
RBI 5
BB 2
SO 5
LOB 9



Batter	1	2	3	4	5	6	7	8	9	AB	R	H	RBI	BB	SO	LOB	BOTTOM				
Walt Weiss, S OBP: 0.361, SLG: 0.360 (1, 6)	2-2 P6	1-2 1B		0-1 1B			2-3 K		1-0 SH1-4 1B	5	1	3	0	0	1	0					
Joe Girardi, R OBP: 0.313, SLG: 0.280 (1, 2)	2-1 E 1B	1-0 P4		1-3 K			1-0 P3		1-1 SH1-4	4	1	1	0	0	1	3					
Dante Bichette, R OBP: 0.349, SLG: 0.617 (1, 9)	0-0 E 2B	0-0 P3			0-1 S 2B		0-1 G5-3		0-1 FC5	5	1	2	1	0	0	3					
Andres Galarraga, R OBP: 0.344, SLG: 0.644 (1, 3)	0-1 E6 2B		1-0 HR		2-0 G5-3			2-2 G6-3	3-H 1B	5	2	2	2	0	0	2					
Ellis Burks, R OBP: 0.421, SLG: 0.738 (1, 8)	2-3 K		2-3 K		0-3 K		2-3 K			4	0	0	0	0	4	3					
Charlie Hayes, R OBP: 0.303, SLG: 0.401 (1, 5)	1-2 1-H 3-H 2B		3-0 L8		2-2 G5-3			2-2 1B		4	0	2	2	0	0	1					
Eric Young Sr., R OBP: 0.286, SLG: 0.431 (1, 7)	P9		3-2 P8			0-2 E5 G4-6-3		3-3 K		4	0	0	0	0	1	2					
Roberto Mejia, R OBP: 0.327, SLG: 0.465 (1, 4)		2-1 G6-3		2-3 K			2-3 K		2-2 1B	3	0	0	0	0	2	1					
Mike Kingery, L OBP: 0.456, SLG: 0.475 (9, PH)				1-3 K					0-0 1B	1	1	1	0	0	0	0					
Mike Harkey, R ERA: 7.15 (5, PH)		2-2 1B			1-3 K			2-2 G4-6-3		2	0	1	0	0	1	0					
John Vander Wal, L ERA: 4.3 (5, PH)									0-0 SH1-4 1B	1	0	0	0	0	0	0					
Darren Holmes, R ERA: 9.64 (7, 1)									2-H FC5	1	1	1	1	0	0	0					
Mike Munoz, L ERA: 6.0 (7, 1)										0	0	0	0	0	0	0					
Kent Bottenfield, R ERA: 3.18 (7, 1)										0	0	0	0	0	0	0					
Howard Johnson, S OBP: 0.266, SLG: 0.335 (9, PH)										1	1	1	1	0	0	0					
Inning Stats	R: 3 E: 1 K: 1 S: 16	H: 3 LOB: 1 BB: 0 P: 24	R: 0 E: 0 K: 0 S: 11	H: 2 LOB: 2 BB: 0 P: 17	R: 1 E: 0 K: 1 S: 8	H: 1 LOB: 0 BB: 0 P: 17	R: 0 E: 0 K: 3 S: 12	H: 1 LOB: 1 BB: 0 P: 16	R: 0 E: 0 K: 1 S: 9	H: 0 LOB: 0 BB: 0 P: 13	R: 0 E: 1 K: 1 S: 10	H: 0 LOB: 0 BB: 0 P: 13	R: 0 E: 0 K: 1 S: 6	H: 0 LOB: 0 BB: 0 P: 9	R: 0 E: 0 K: 2 S: 14	H: 1 LOB: 1 BB: 0 P: 23	R: 3 E: 0 K: 0 S: 10	H: 4 LOB: 2 BB: 0 P: 14	1B: 9 2B: 3 3B: 0 HR: 1	SF: 0 SAC: 1 DP: 1 HBP: 0	WP: 0 PA: 40 PB: 0 SB: 1 CS: 0
PITCHER	IP WLS BF H R ER SO BB IBB HBP BLK WP HR S P ERA WHIP	IP WLS BF H R ER SO BB IBB HBP BLK WP HR S P ERA WHIP	IP WLS BF H R ER SO BB IBB HBP BLK WP HR S P ERA WHIP	IP WLS BF H R ER SO BB IBB HBP BLK WP HR S P ERA WHIP	IP WLS BF H R ER SO BB IBB HBP BLK WP HR S P ERA WHIP	IP WLS BF H R ER SO BB IBB HBP BLK WP HR S P ERA WHIP	IP WLS BF H R ER SO BB IBB HBP BLK WP HR S P ERA WHIP	IP WLS BF H R ER SO BB IBB HBP BLK WP HR S P ERA WHIP	IP WLS BF H R ER SO BB IBB HBP BLK WP HR S P ERA WHIP	IP WLS BF H R ER SO BB IBB HBP BLK WP HR S P ERA WHIP	IP WLS BF H R ER SO BB IBB HBP BLK WP HR S P ERA WHIP	IP WLS BF H R ER SO BB IBB HBP BLK WP HR S P ERA WHIP	IP WLS BF H R ER SO BB IBB HBP BLK WP HR S P ERA WHIP	IP WLS BF H R ER SO BB IBB HBP BLK WP HR S P ERA WHIP	IP WLS BF H R ER SO BB IBB HBP BLK WP HR S P ERA WHIP	IP WLS BF H R ER SO BB IBB HBP BLK WP HR S P ERA WHIP	IP WLS BF H R ER SO BB IBB HBP BLK WP HR S P ERA WHIP	IP WLS BF H R ER SO BB IBB HBP BLK WP HR S P ERA WHIP			
Pedro Astacio, R ERA: 4.17 (1, 1)	8.0 L 3 3 3 3 0 0 0 0 0 0 0 5 8 1.12 1.125																				
37 Darren Dreifort, R ERA: 4.3 (9, 1)	0.0 3 3 3 3 0 0 0 0 0 0 0 0 5 8 1.12 1.125																				
Jim Gott, R ERA: 4.79 (9, 1)	0.1 3 1 0 0 0 0 0 0 0 0 0 0 5 6 0.00 3.000																				

Los Angeles Dodgers @ Colorado Rockies
Mile High Stadium, Denver, CO
Tue May 17 1994, 9:05 PM EDT
Att: 53,589 - Unknown - 83 F

AB 39
R 7
H 13
RBI 6
BB 0
SO 10
LOB 16



Batter	1	2	3	4	5	6	7	8	9	AB	R	H	RBI	BB	SO	LOB	TOP								
Brett Butler, L OBP: 0.458, SLG: 0.469 (1, 8)	L6		L9		F5			K		5	0	1	0	0	1	4	Los Angeles Dodgers @ Colorado Rockies Mile High Stadium, Denver, CO Wed May 18 1994, 9:05 PM EDT Att: 54,108 - Unknown - 79 F livebaseballscorecards.com								
Delino DeShields, L OBP: 0.352, SLG: 0.260 (1, 4)	F8		L8						G3	4	1	1	1	1	0	2									
Mike Piazza, R OBP: 0.335, SLG: 0.528 (1, 2)	G6-3									3	1	1	0	2	1	3									
Tim Wallach, R OBP: 0.393, SLG: 0.607 (1, 5)		G4-3		G4-6-3						5	1	1	2	0	0	2									
Henry Rodriguez, L OBP: 0.394, SLG: 0.547 (7, PH)										2	1	1	0	1	1	0									
Cory Snyder, R OBP: 0.406, SLG: 0.702 (7, 7)	K									2	0	0	0	0	1	1									
Eric Karros, R OBP: 0.344, SLG: 0.444 (1, 3)										4	1	2	1	0	1	1									
Raul Mondesi, R OBP: 0.338, SLG: 0.568 (1, 9)										4	0	2	1	0	1	1									
Jose Offerman, S OBP: 0.306, SLG: 0.309 (1, 6)										3	0	1	0	1	1	2									
Kevin Gross, R (1, 1)										1	0	0	0	1	1	1									
Al Osuna, R (7, 1)										0	0	0	0	0	0	0									
Jeff Treadway, L OBP: 0.378, SLG: 0.375 (8, PH)										1	0	0	0	0	1	0									
Jim Gott, R (8, 1)										0	0	0	0	0	0	0									
Inning Stats	R: 0 E: 0 K: 0 S: 3	H: 0 LOB: 0 BB: 0 P: 3	R: 0 E: 0 K: 1 S: 5	H: 0 LOB: 0 BB: 0 P: 5	R: 0 E: 0 K: 1 S: 6	H: 2 LOB: 2 BB: 1 P: 10	R: 0 E: 0 K: 1 S: 5	H: 1 LOB: 1 BB: 1 P: 9	R: 0 E: 0 K: 0 S: 4	H: 1 LOB: 1 BB: 0 P: 4	R: 5 E: 0 K: 2 S: 12	H: 5 LOB: 3 BB: 3 P: 24	R: 0 E: 0 K: 2 S: 8	H: 1 LOB: 1 BB: 0 P: 8	R: 0 E: 0 K: 2 S: 7	H: 0 LOB: 0 BB: 0 P: 7		R: 0 E: 0 K: 0 S: 3	H: 0 LOB: 1 BB: 1 P: 7	1B: 8 2B: 2 3B: 0 HR: 0	SF: 0 SAC: 1 DP: 1 HBP: 0	WP: 0 PB: 0 SB: 0 CS: 1	PA: 41		
PITCHER	IP	WLS	BF	H	R	ER	SO	BB	IBB	HBP	BLK	WP	HR	S	P	ERA		WHIP							
Willie Blair, R ERA: 7.84 (1, 1)	5.0	L	23	7	4	4	3	3	0	0	0	0	0	26	38	7.20	2.000								
Steve Reed, R ERA: 4.29 (6, 1)	0.1		4	2	0	0	1	1	0	0	0	0	0	5	9	0.00	9.000								
Mike Munoz, L ERA: 5.06 (6, 1)	1.2		7	1	1	1	3	1	0	0	0	0	0	12	16	5.40	1.200								
Marcus Moore, R ERA: 4.61 (8, 1)	2.0		7	0	0	0	2	1	0	0	0	0	0	10	14	0.00	0.500								

Batter	1	2	3	4	5	6	7	8	9	AB	R	H	RBI	BB	SO	LOB	BOTTOM								
Walt Weiss, S OBP: 0.353, SLG: 0.351 (1, 6)	F7		K						L9-3	4	0	0	0	0	2	1	Los Angeles Dodgers @ Colorado Rockies Mile High Stadium, Denver, CO Wed May 18 1994, 9:05 PM EDT Att: 54,108 - Unknown - 79 F livebaseballscorecards.com								
Joe Girardi, R OBP: 0.311, SLG: 0.272 (1, 2)			K							3	0	0	0	1	2	0									
Dante Bichette, R OBP: 0.340, SLG: 0.600 (1, 9)										4	0	0	0	0	1	1									
Andres Galarraga, R OBP: 0.341, SLG: 0.634 (1, 3)										4	1	1	0	0	2	1									
Howard Johnson, S OBP: 0.309, SLG: 0.402 (1, 7)										3	1	2	1	1	0	0									
Charlie Hayes, R OBP: 0.306, SLG: 0.400 (1, 5)										3	0	1	1	1	0	1									
Mike Kingery, L OBP: 0.423, SLG: 0.432 (1, 8)										4	0	0	0	0	2	4									
Nelson Liriano, S OBP: 0.375, SLG: 0.370 (1, 4)										3	0	0	0	0	0	2									
Willie Blair, R (1, 1)										2	0	0	0	0	1	2									
Steve Reed, R (6, 1)										0	0	0	0	0	0	0									
Mike Munoz, L (6, 1)										0	0	0	0	0	0	0									
Eric Young Sr., R OBP: 0.298, SLG: 0.431 (7, PH)										0	0	0	0	1	0	0									
Marcus Moore, S (8, 1)										0	0	0	0	0	0	0									
Inning Stats	R: 0 E: 0 K: 1 S: 5	H: 0 LOB: 1 BB: 1 P: 9	R: 0 E: 0 K: 1 S: 6	H: 1 LOB: 2 BB: 1 P: 10	R: 0 E: 0 K: 2 S: 7	H: 0 LOB: 0 BB: 0 P: 7	R: 0 E: 0 K: 2 S: 7	H: 0 LOB: 1 BB: 1 P: 11	R: 0 E: 0 K: 2 S: 7	H: 0 LOB: 0 BB: 0 P: 7	R: 2 E: 0 K: 0 S: 6	H: 3 LOB: 1 BB: 0 P: 6	R: 0 E: 0 K: 0 S: 2	H: 0 LOB: 0 BB: 1 P: 6	R: 0 E: 0 K: 2 S: 7	H: 0 LOB: 0 BB: 0 P: 7		R: 0 E: 0 K: 0 S: 3	H: 0 LOB: 0 BB: 0 P: 3	1B: 3 2B: 1 3B: 1 HR: 0	SF: 0 SAC: 0 DP: 1 HBP: 0	WP: 1 PB: 0 SB: 3 CS: 0	PA: 34		
PITCHER	IP	WLS	BF	H	R	ER	SO	BB	IBB	HBP	BLK	WP	HR	S	P	ERA		WHIP							
Kevin Gross, R ERA: 3.86 (1, 1)	6.0	W	25	4	2	2	8	3	0	0	0	0	0	38	50	3.00	1.167								
Al Osuna, L ERA: 4.37 (7, 1)	1.0		3	0	0	0	0	1	0	0	0	0	0	2	6	0.00	1.000								
Jim Gott, R ERA: 4.37 (8, 1)	2.0	S	6	0	0	0	2	0	0	0	0	0	0	10	10	0.00	0.000								



Batter	1	2	3	4	5	6	7	8	9	AB	R	H	RBI	BB	SO	LOB	TOP					
Brett Butler, L OBP: 0.456, SLG: 0.480 (1, 8)	B4-3	P4				1B		K		5	2	2	2	0	1	2						
Delino DeShields, L OBP: 0.338, SLG: 0.299 (1, 4)	G6-3			P4		G4-3		1B		3	0	2	0	2	0	1						
Mike Piazza, R OBP: 0.343, SLG: 0.530 Roger McDowell, R (8, 1)	G6-3		P4							5	0	3	3	0	0	2						
Tim Wallach, R OBP: 0.384, SLG: 0.591 Cory Snyder, R OBP: 0.400, SLG: 0.690 (7, 5)	G5-3									4	0	0	0	0	1	4						
Henry Rodriguez, L OBP: 0.397, SLG: 0.570 Mitch Webster, S OBP: 0.324, SLG: 0.281 (8, 7)										4	2	2	1	0	1	0						
Eric Karros, R OBP: 0.339, SLG: 0.435 (1, 3)										5	1	1	0	0	1	0						
Raul Mondesi, R OBP: 0.346, SLG: 0.595 (1, 9)										5	1	3	1	0	1	0						
Jose Offerman, S OBP: 0.303, SLG: 0.301 (1, 6)										4	1	0	0	1	1	3						
Orel Hershiser, R OBP: 0.217, SLG: 0.190 Garay Ingram, R OBP: 1.000, SLG: 4.000 Carlos Hernandez, R OBP: 0.300, SLG: 0.300 (8, 2)										3	0	1	0	0	2	3						
Inning Stats	R: 0 E: 0 K: 0 S: 10	H: 1 LOB: 1 BB: 0 P: 16	R: 1 E: 1 K: 1 S: 12	H: 2 LOB: 2 BB: 0 P: 17	R: 0 E: 0 K: 0 S: 3	H: 0 LOB: 0 BB: 1 P: 10	R: 0 E: 0 K: 2 S: 10	H: 1 LOB: 1 BB: 0 P: 15	R: 1 E: 0 K: 2 S: 13	H: 2 LOB: 1 BB: 0 P: 18	R: 5 E: 0 K: 1 S: 18	H: 6 LOB: 1 BB: 1 P: 27	R: 0 E: 0 K: 0 S: 10	H: 1 LOB: 1 BB: 0 P: 14	R: 1 E: 0 K: 1 S: 13	H: 2 LOB: 2 BB: 1 P: 21	R: 0 E: 0 K: 1 S: 6	H: 0 LOB: 0 BB: 0 P: 8	1B: 9 2B: 2 3B: 2 HR: 2	SF: 0 SAC: 0 DP: 1 HBP: 0	WP: 0 PB: 0 SB: 1 CS: 0	PA: 44
PITCHER	IP	WLS	BF	H	R	ER	SO	BB	IBB	HBP	BLK	WP	HR	S	P	ERA	WHIP					
David Nied, R ERA: 4.8 Kent Bottenfield, R ERA: 4.7 Mike Munoz, L ERA: 5.4 Bruce Ruffin, L ERA: 2.75	5.0	L	25	9	5	5	5	1	0	0	0	0	1	53	82	9.00	2.000					
	2.0		10	4	2	2	1	1	0	0	0	0	0	23	35	9.00	2.500					
	1.0		6	2	1	1	1	1	0	0	0	0	1	13	21	9.00	3.000					
	1.0		3	0	0	0	1	0	0	0	0	0	0	6	8	0.00	0.000					

Los Angeles Dodgers @ Colorado Rockies
Mile High Stadium, Denver, CO
Thu May 19 1994, 5:33 AM EDT
Att: 51,515 - Sunny - 84 F

livebaseballscores.com

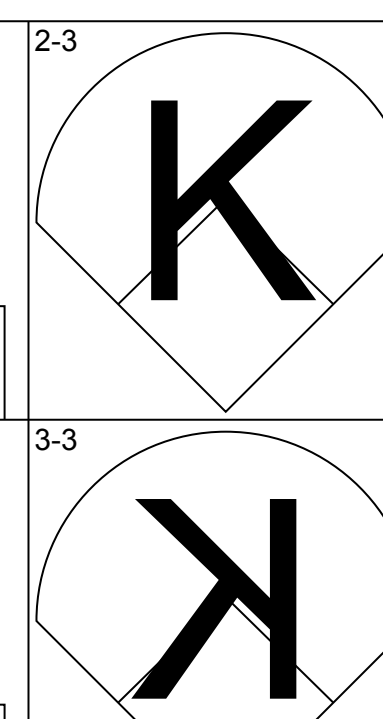
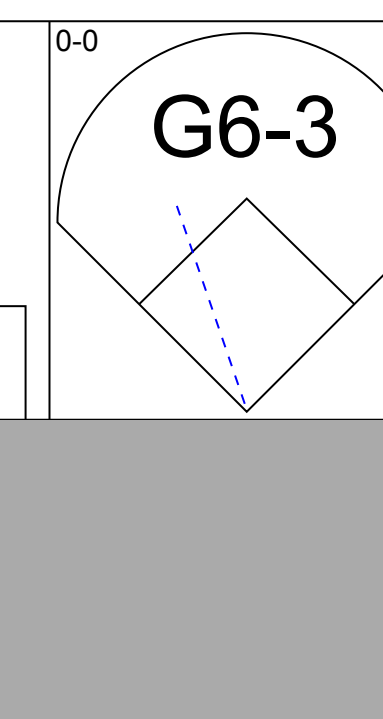
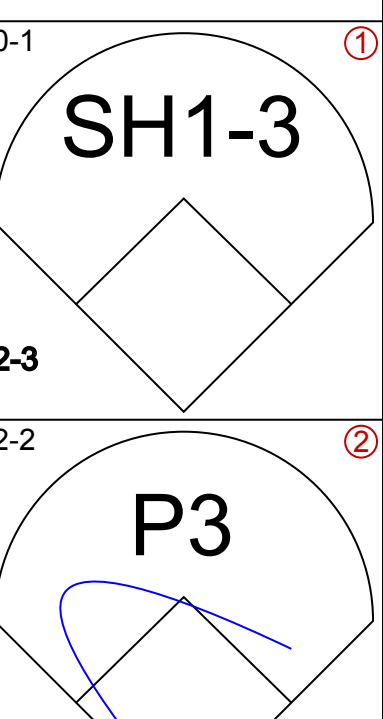
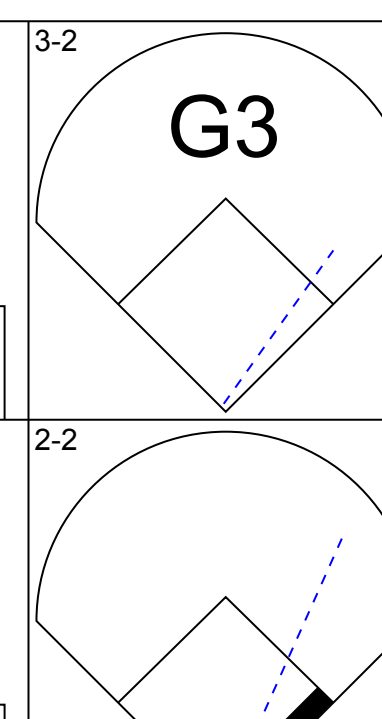
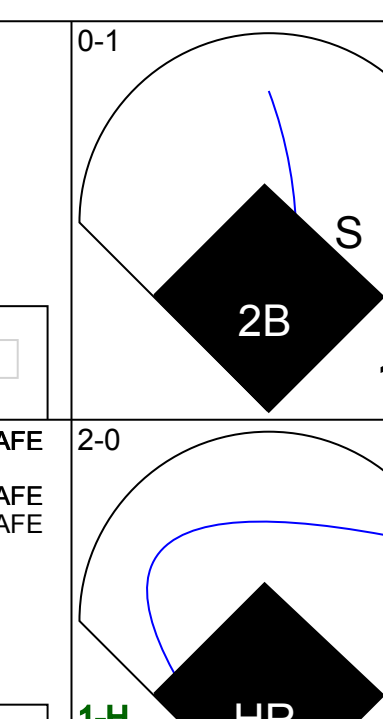
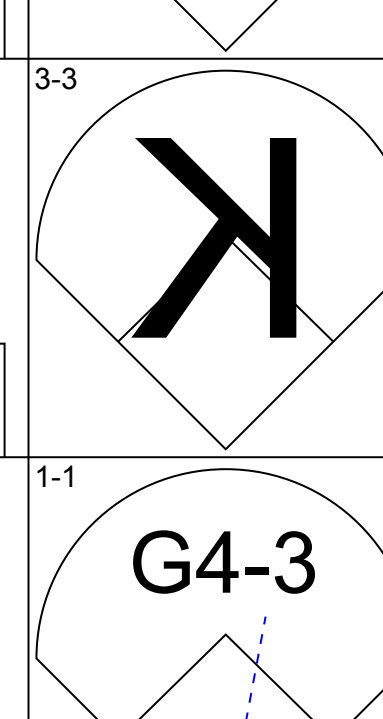
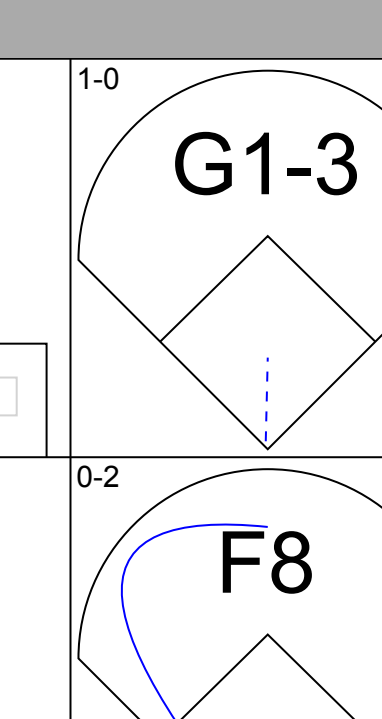
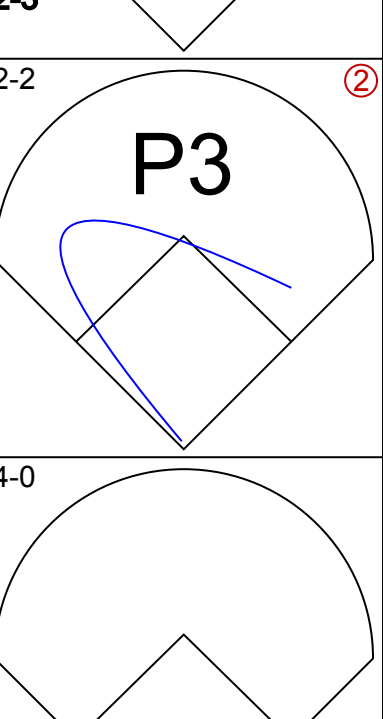
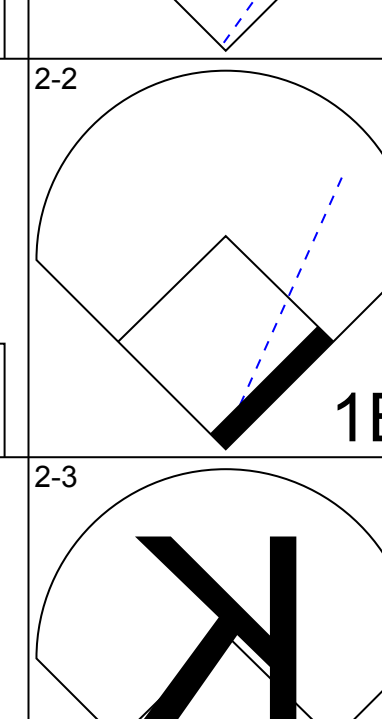
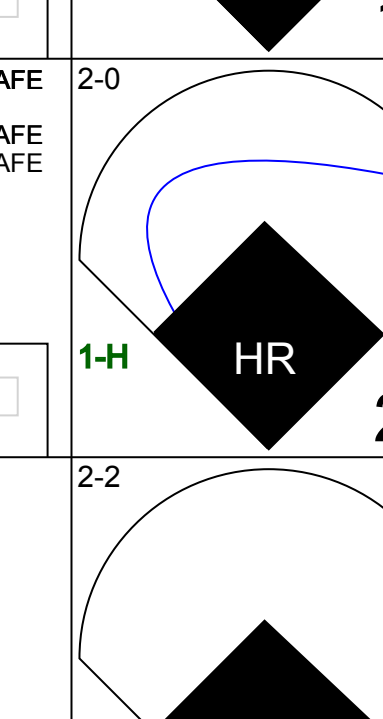
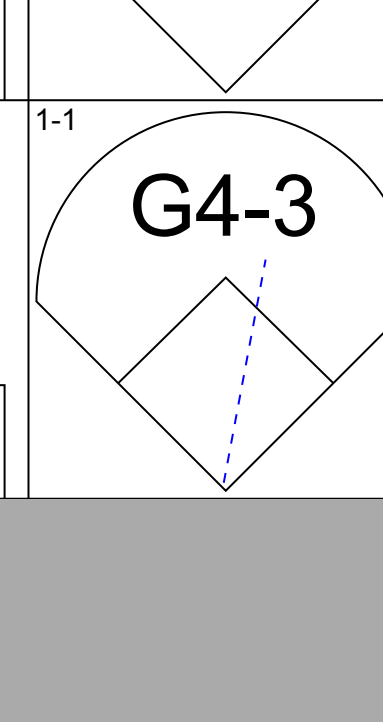
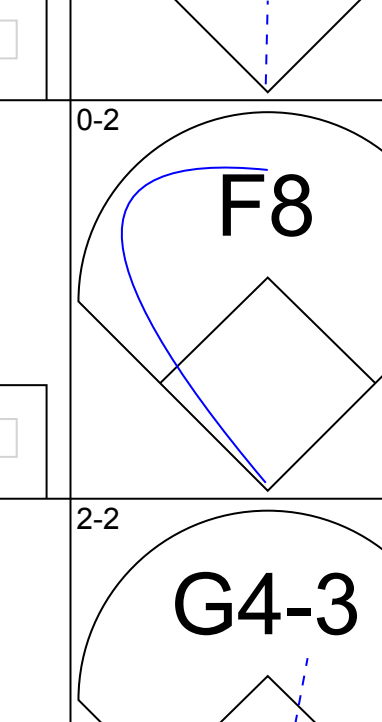
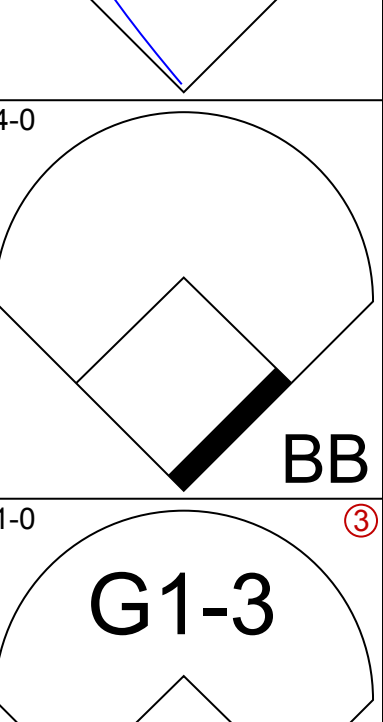
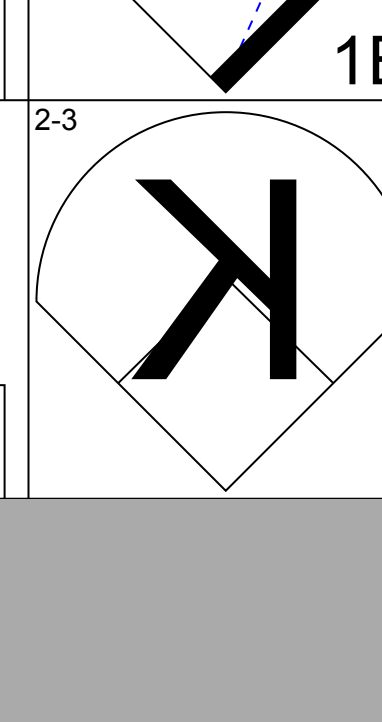
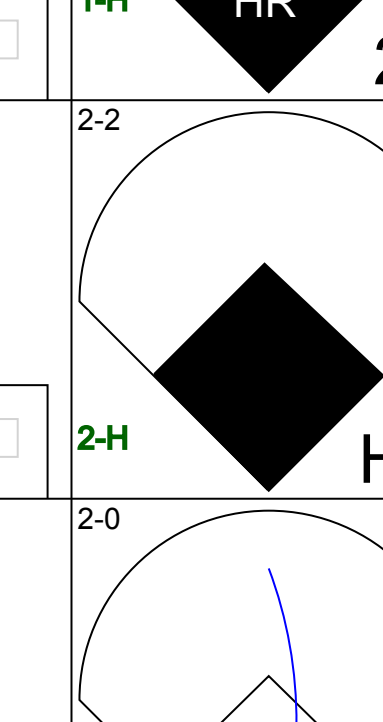
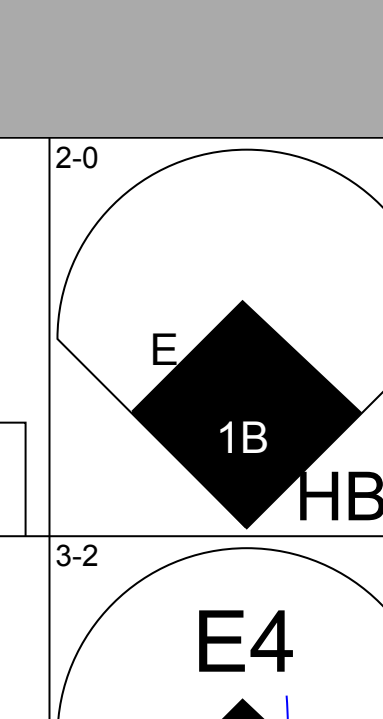
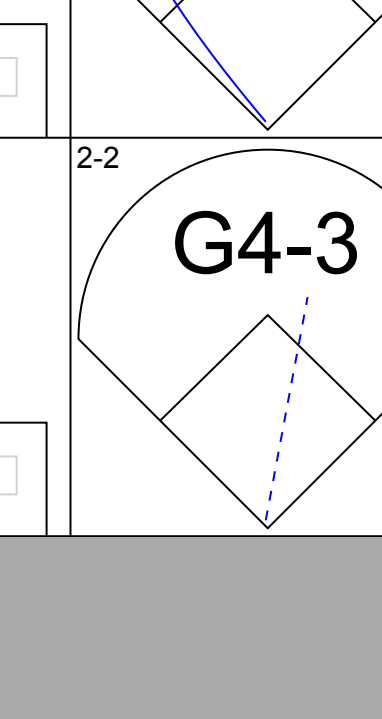
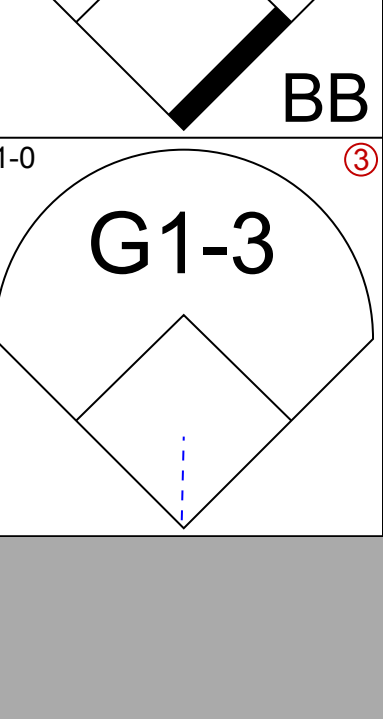
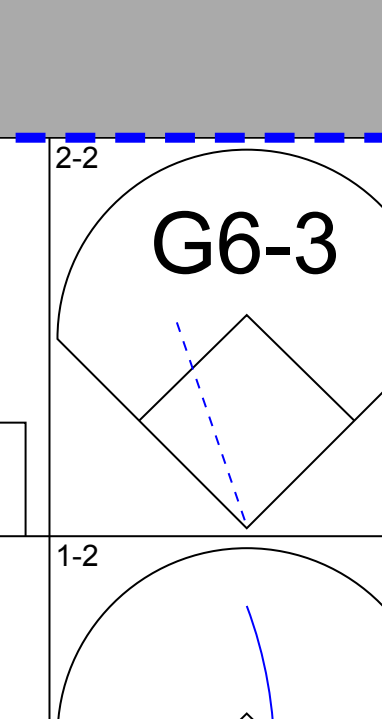
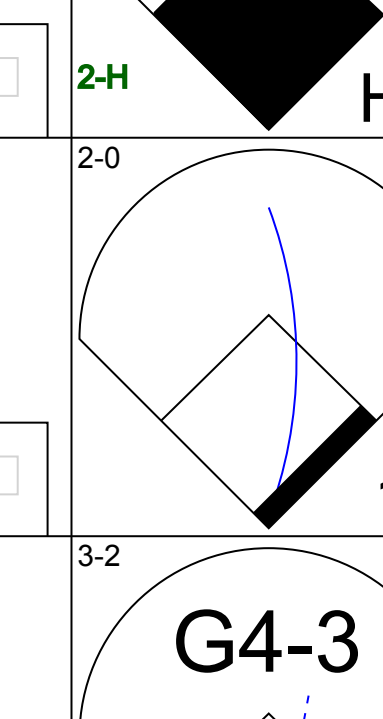
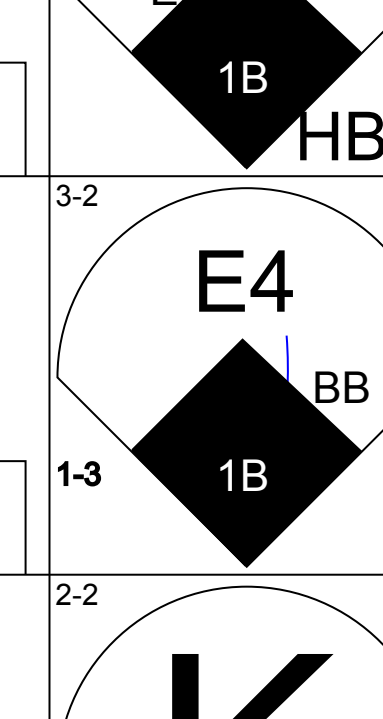
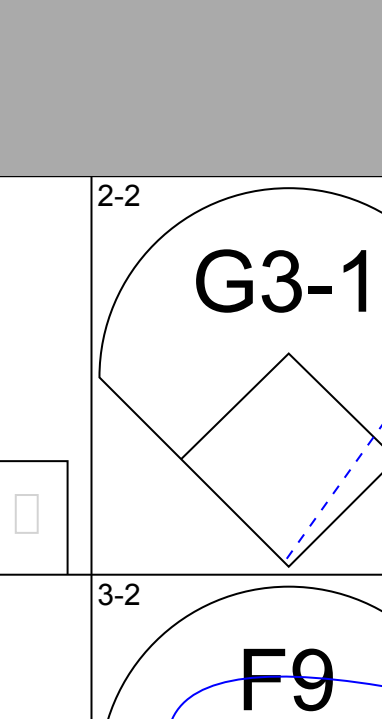
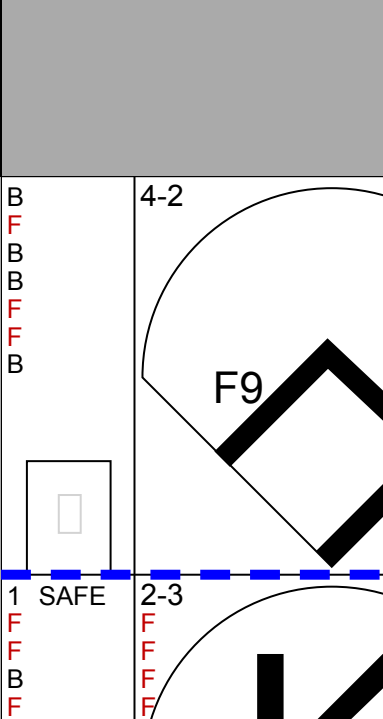

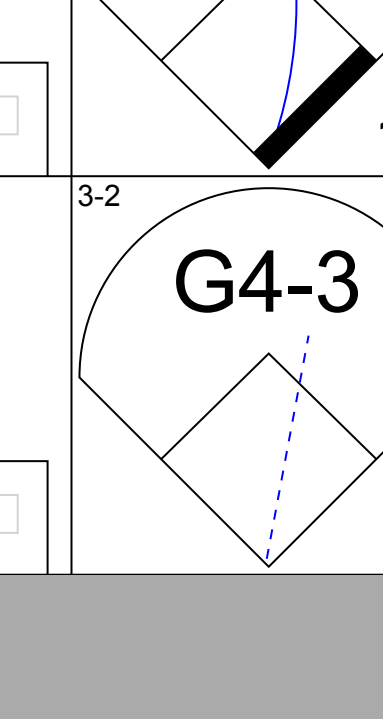
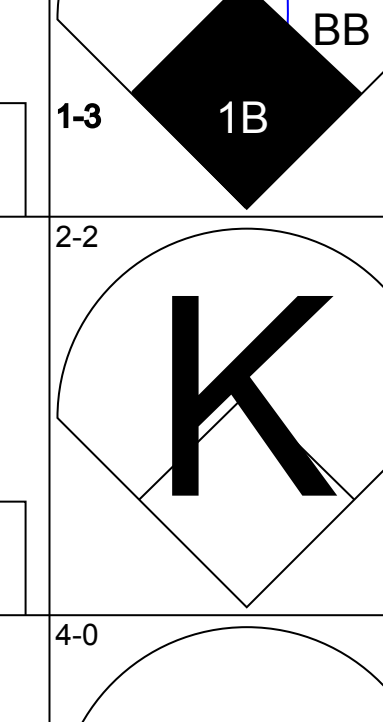
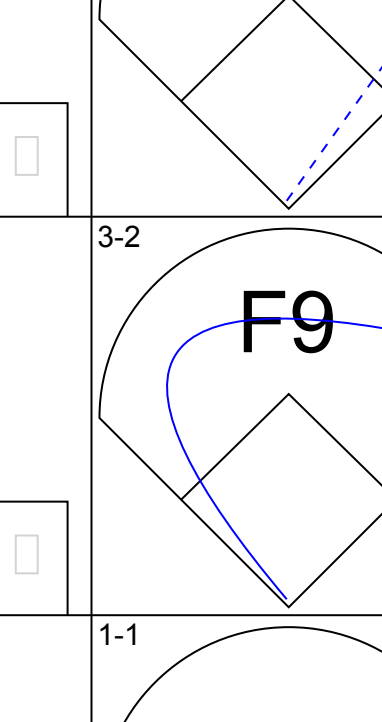
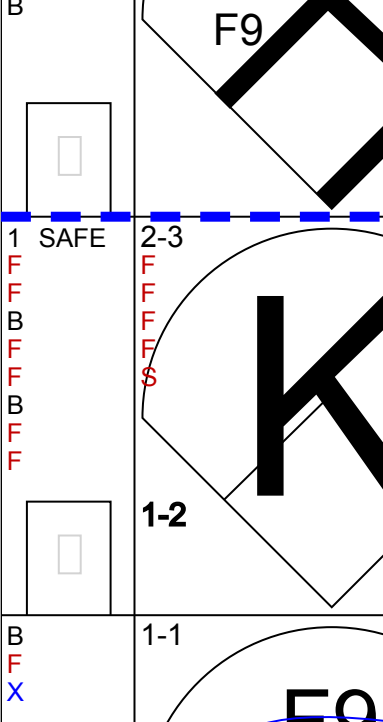
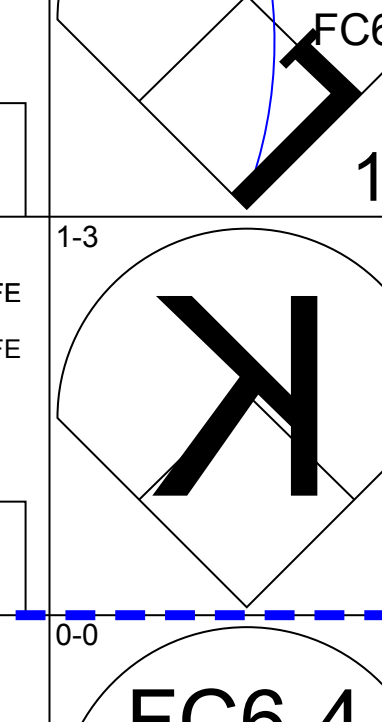
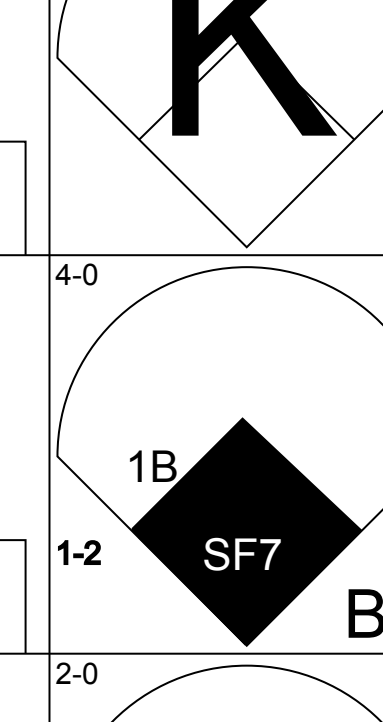
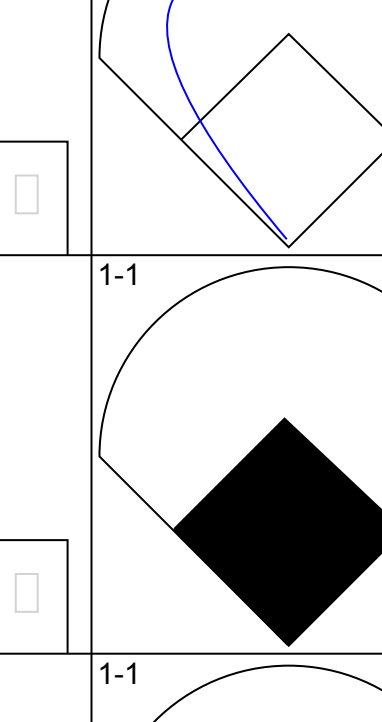
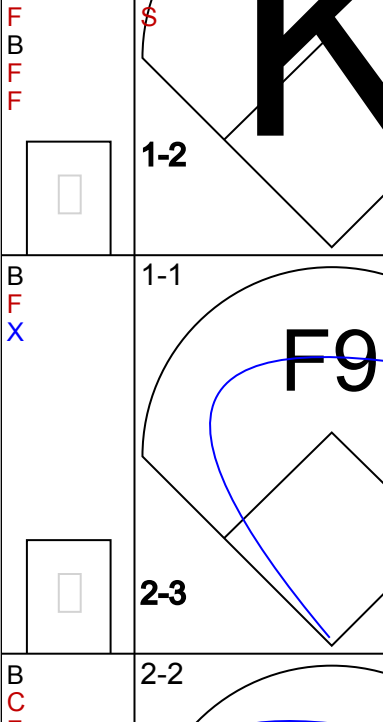
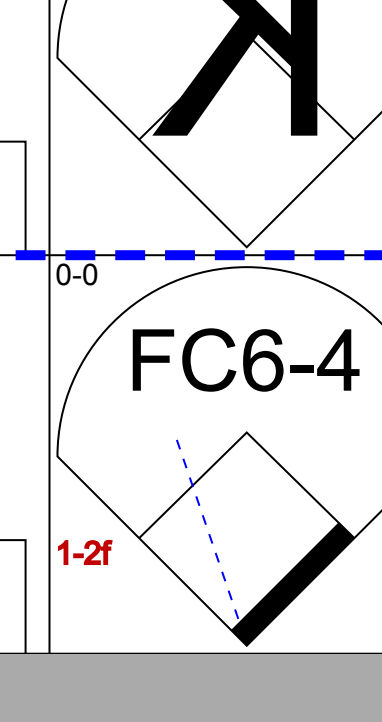
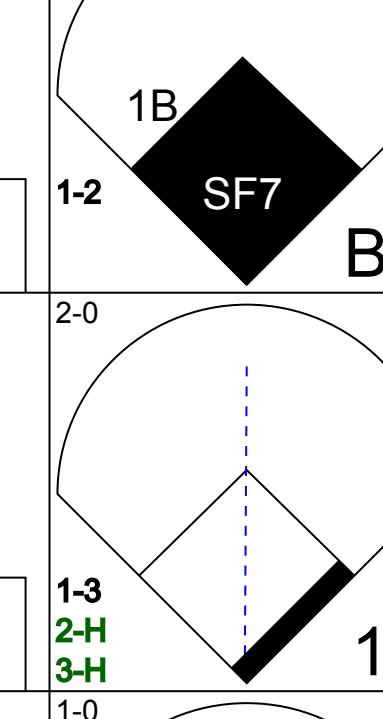
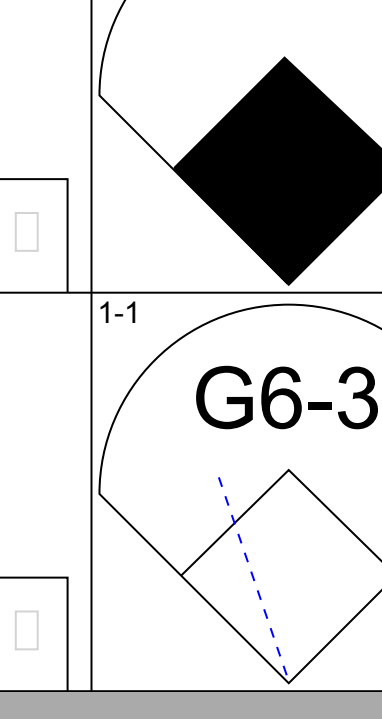
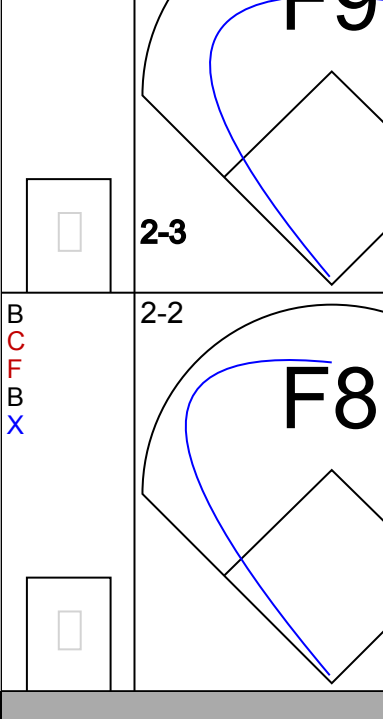
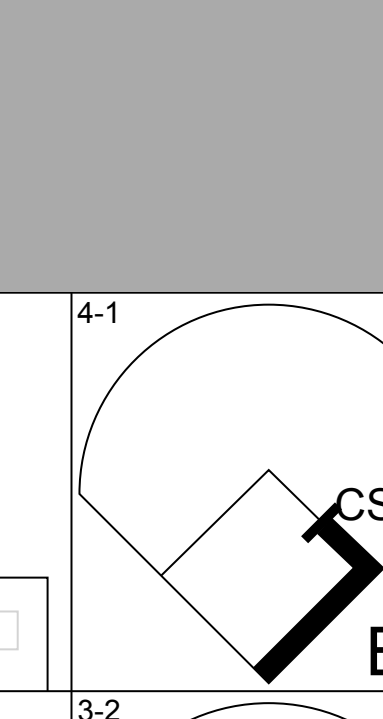
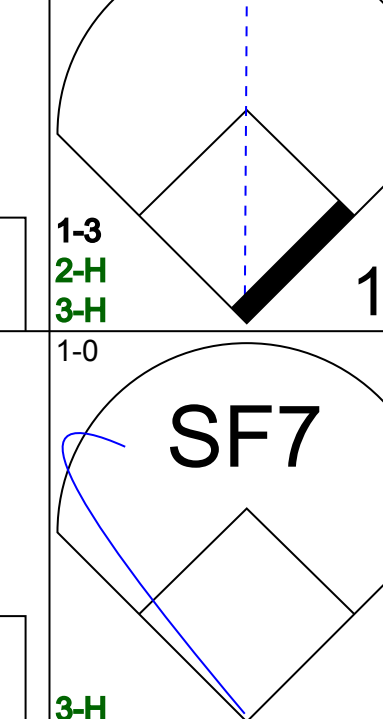
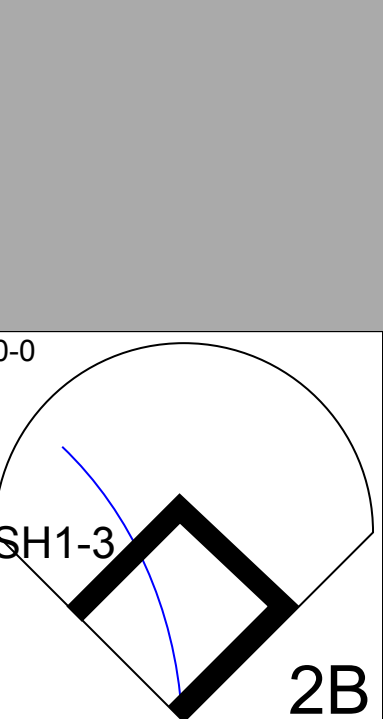
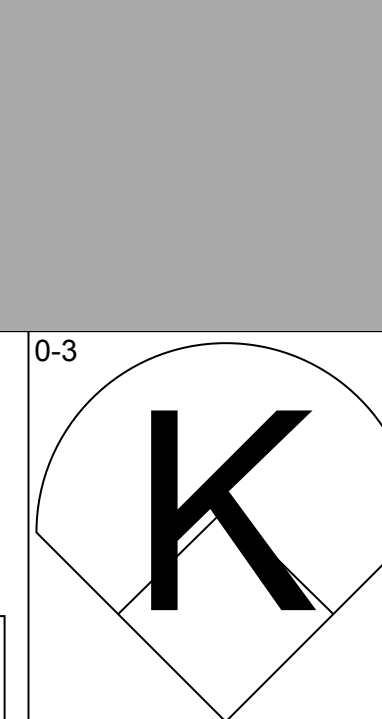
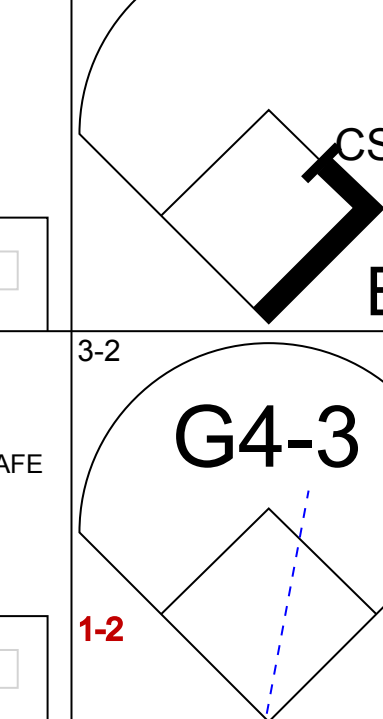
AB 41
R 8
H 15
RBI 8
BB 3
SO 8
LOB 19

Batter	1	2	3	4	5	6	7	8	9	AB	R	H	RBI	BB	SO	LOB	BOTTOM				
Walt Weiss, S OBP: 0.350, SLG: 0.348 (1, 6)	G3									4	1	1	1	0	0	0					
Mike Kingery, L OBP: 0.411, SLG: 0.458 (1, 8)	E3									4	0	1	0	0	0	1					
Dante Bichette, R OBP: 0.338, SLG: 0.591 (1, 9)	G5-3									4	0	1	1	0	1	2					
Andres Galarraga, R OBP: 0.333, SLG: 0.618 (1, 3)	K									4	0	0	0	0	1	4					
Howard Johnson, S OBP: 0.317, SLG: 0.412 (1, 7)										3	0	1	0	1	1	2					
Charlie Hayes, R OBP: 0.306, SLG: 0.396 (1, 5)	L9									4	0	1	0	0	1	2					
Danny Sheaffer, R OBP: 0.289, SLG: 0.229 (1, 2)										4	0	0	0	0	0	2					
Roberto Mejia, R OBP: 0.319, SLG: 0.451 Nelson Lirio, S OBP: 0.354, SLG: 0.357 (9, 4)										3	0	0	0	0	0	2					
David Nied, R ERA: 4.8 Kent Bottenfield, R ERA: 4.7 John Vander Wal, L OBP: 0.319, SLG: 0.457 Mike Munoz, L ERA: 5.4 Bruce Ruffin, S OBP: 0.300, SLG: 0.300 Eric Young Sr., R OBP: 0.300, SLG: 0.423 (8, 9)										4	0	1	0	0	1	2					
Inning Stats	R: 0 E: 1 K: 1 S: 9	H: 0 LOB: 1 BB: 0 P: 16	R: 0 E: 0 K: 0 S: 9	H: 1 LOB: 1 BB: 0 P: 15	R: 1 E: 1 K: 0 S: 16	H: 2 LOB: 2 BB: 0 P: 21	R: 0 E: 0 K: 1 S: 6	H: 1 LOB: 1 BB: 0 P: 9	R: 0 E: 0 K: 2 S: 8	H: 0 LOB: 0 BB: 0 P: 12	R: 1 E: 0 K: 0 S: 7	H: 1 LOB: 0 BB: 0 P: 9	R: 0 E: 0 K: 1 S: 7	H: 0 LOB: 1 BB: 1 P: 13	R: 0 E: 0 K: 0 S: 7	H: 0 LOB: 0 BB: 0 P: 12	1B: 3 2B: 2 3B: 1 HR: 0	SF: 0 SAC: 0 DP: 0 HBP: 0	WP: 2 PB: 0 SB: 0 CS: 0	PA: 36	
PITCHER	IP	WLS	BF	H	R	ER	SO	BB	IBB	HBP	BLK	WP	HR	S	P	ERA	WHIP				
Orel Hershiser, R ERA: 2.54 Roger McDowell, R ERA: 3.95	7.0	W	29	6	2	1	4	0	0	0	0	0	0	61	93	1.29	0.857				
	2.0		7	0	0	0	1	1	0	0	0	0	0	14	25	0.00	0.500				

Los Angeles Dodgers @ Colorado Rockies
Mile High Stadium, Denver, CO
Thu May 19 1994, 5:33 AM EDT
Att: 51,515 - Sunny - 84 F

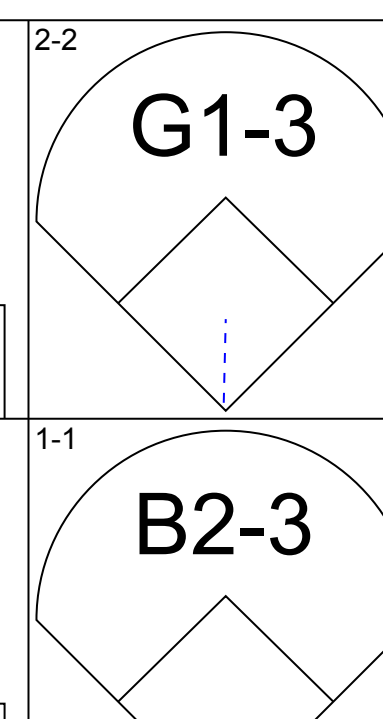
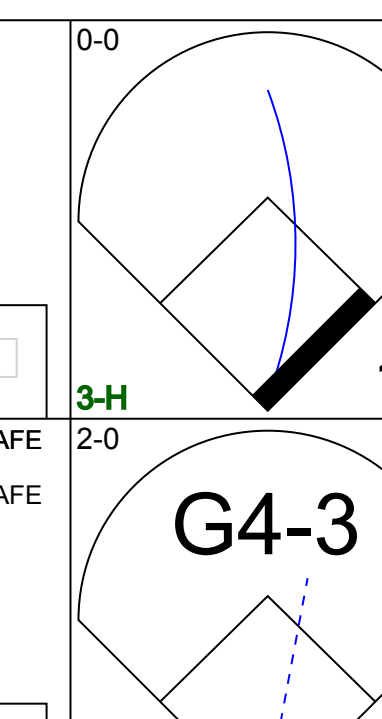
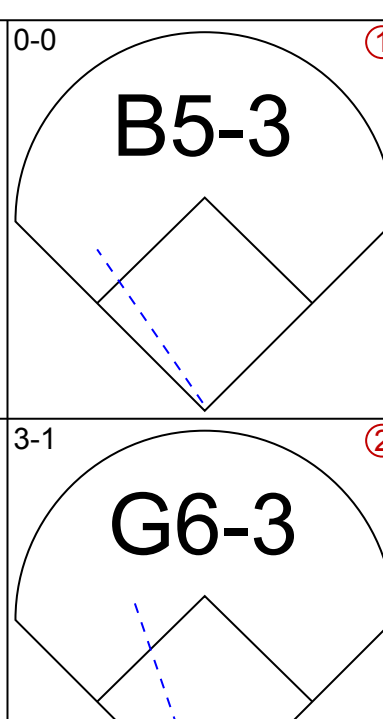

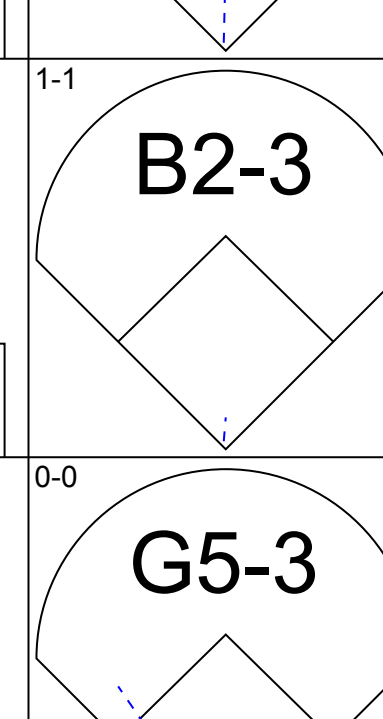
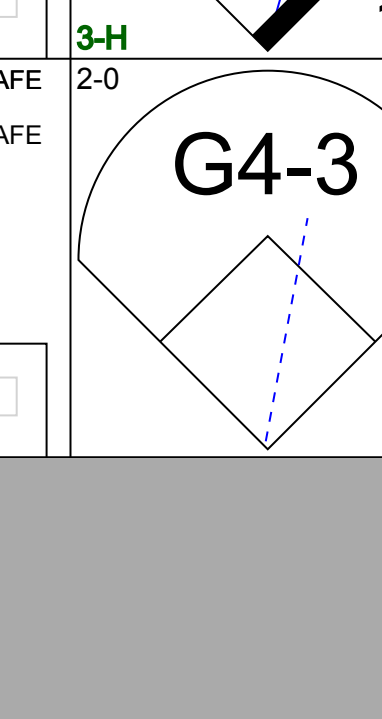
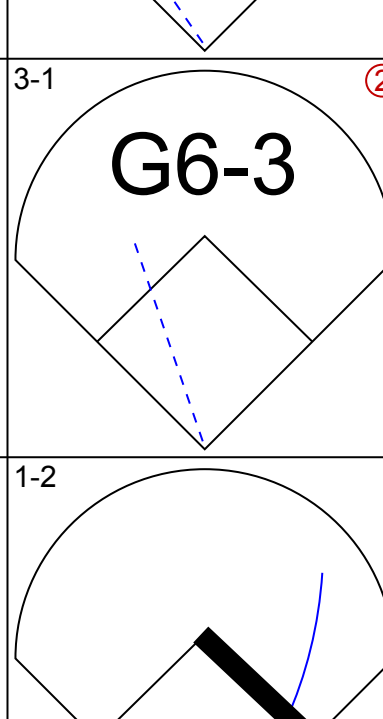
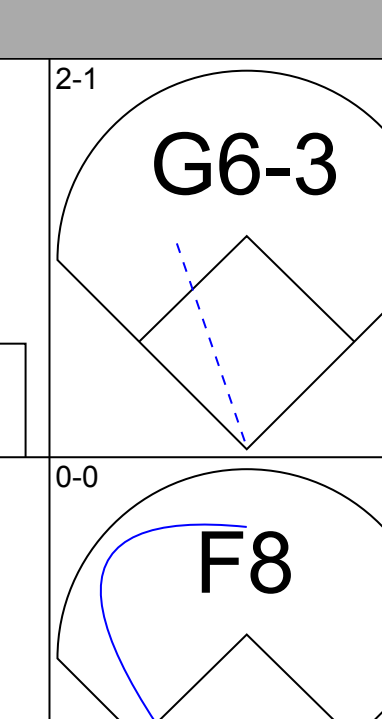
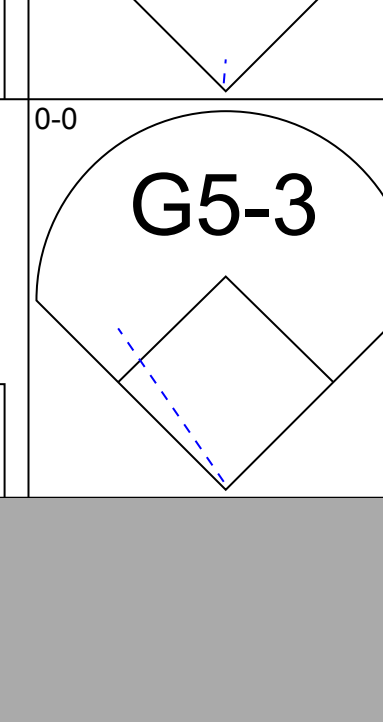
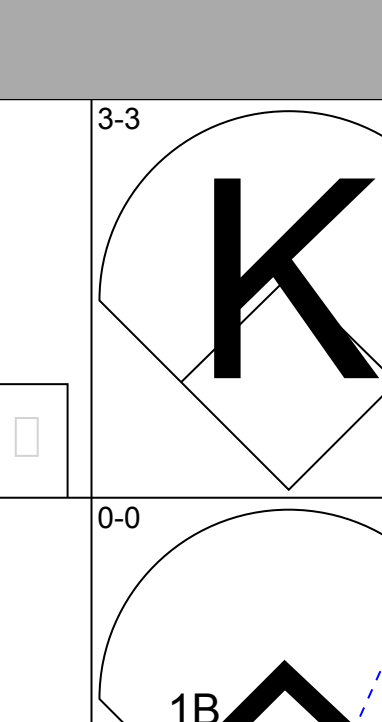
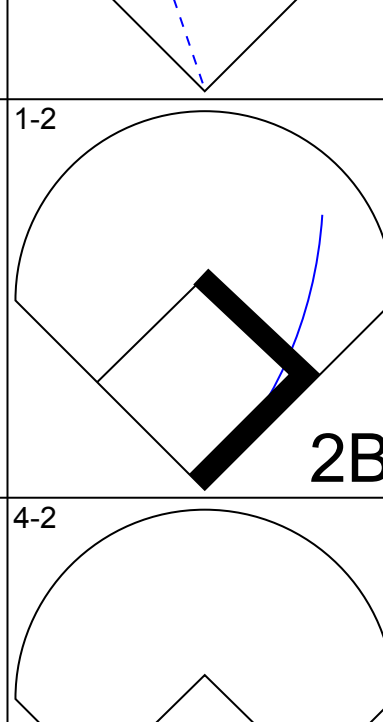
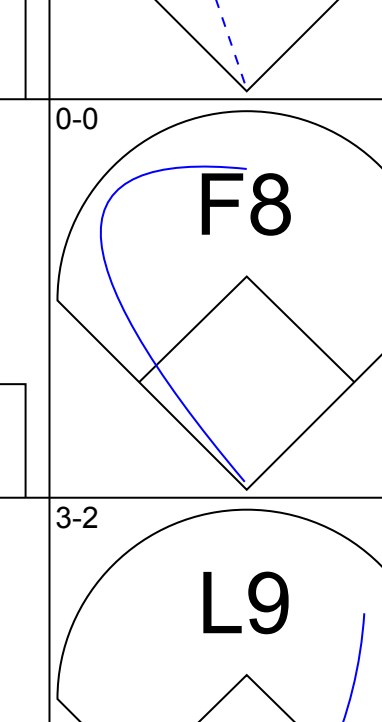
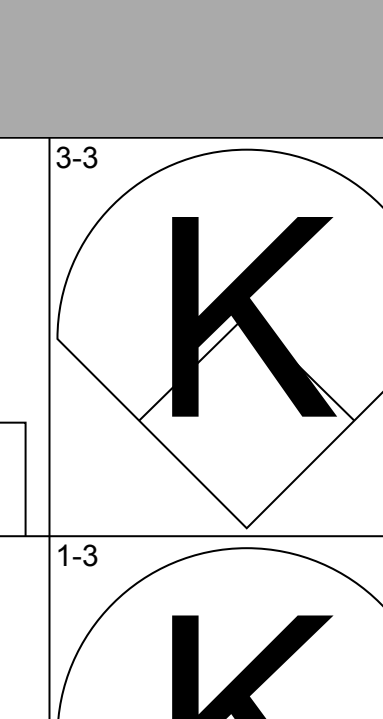
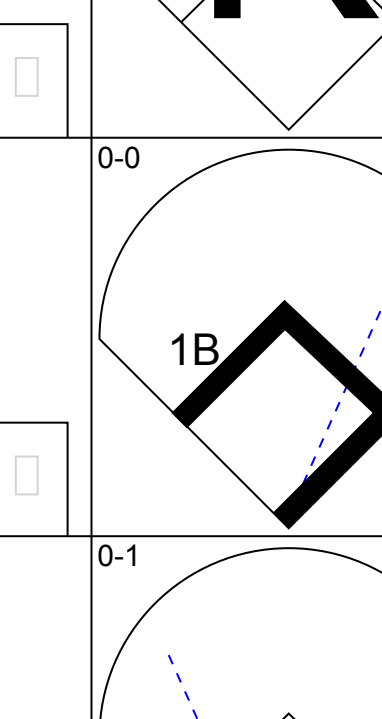
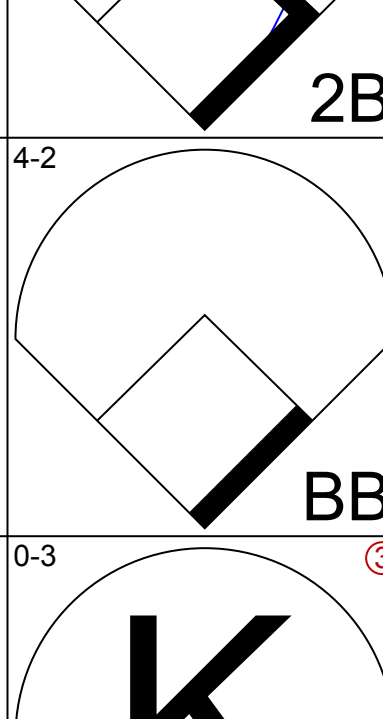
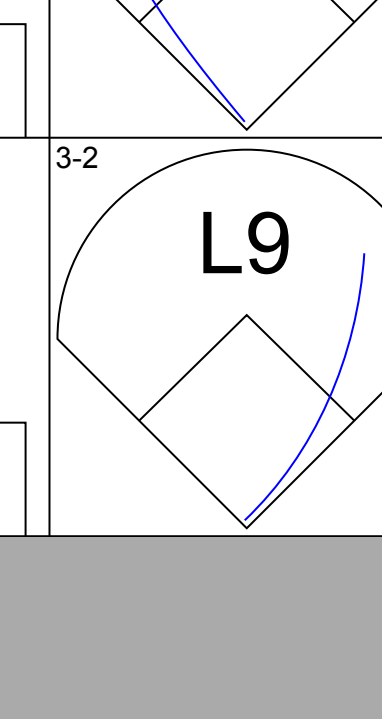
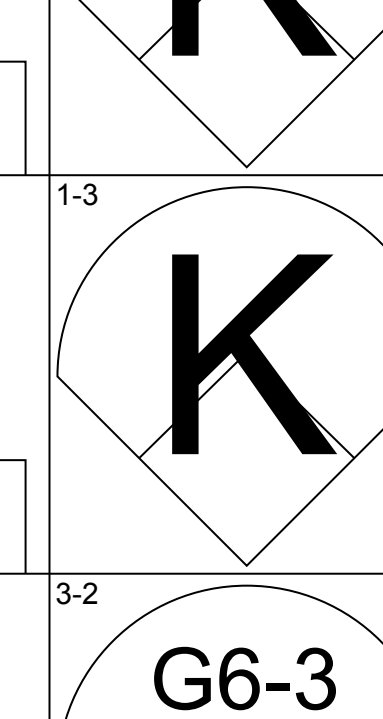
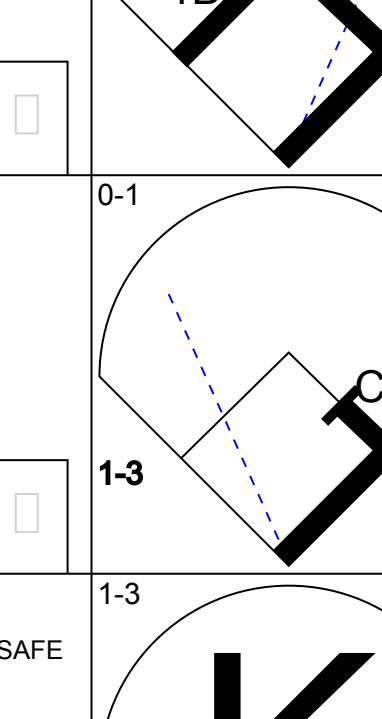
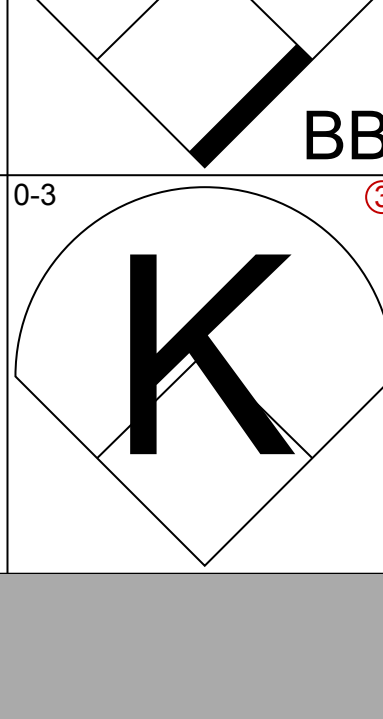
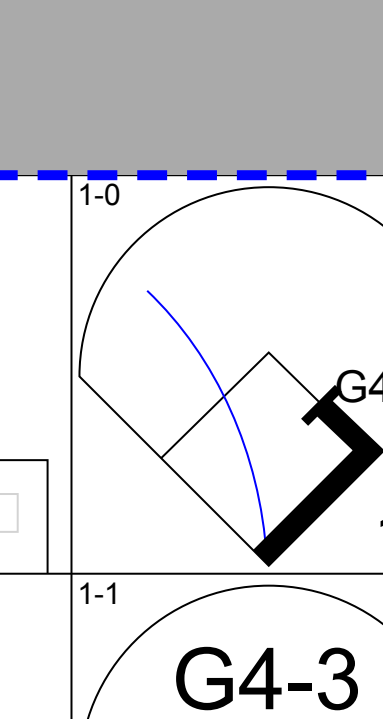
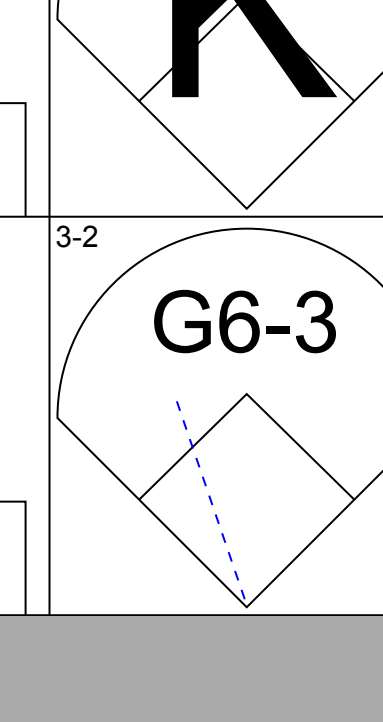
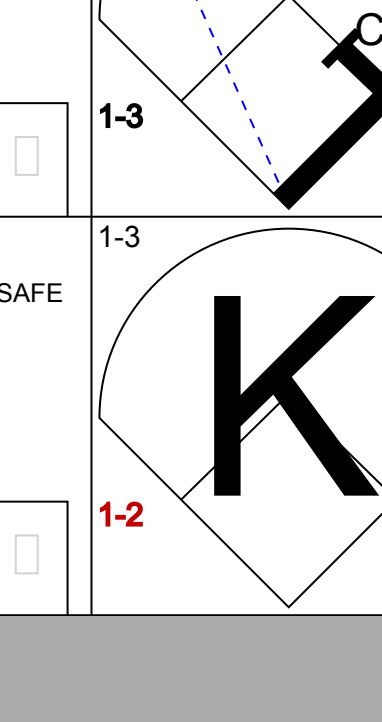
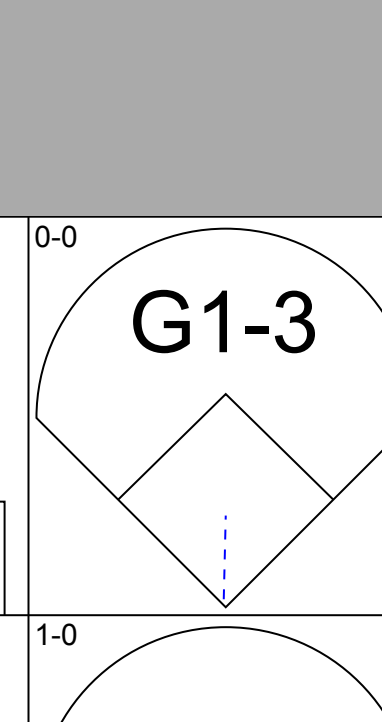
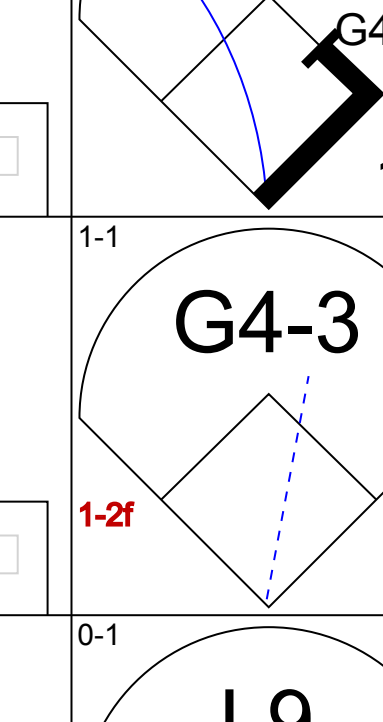
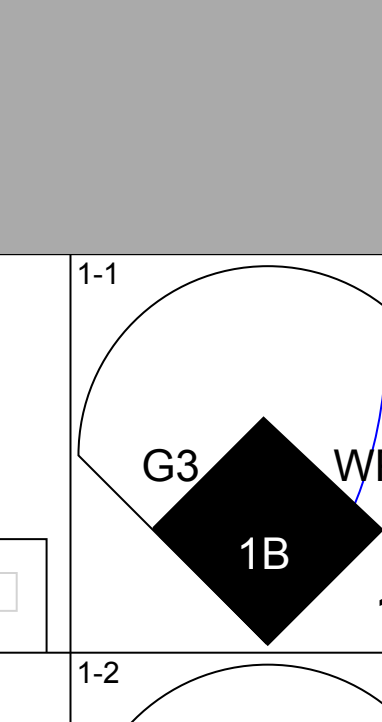
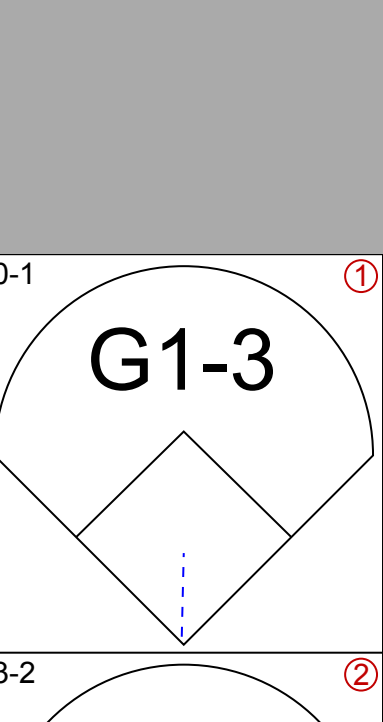
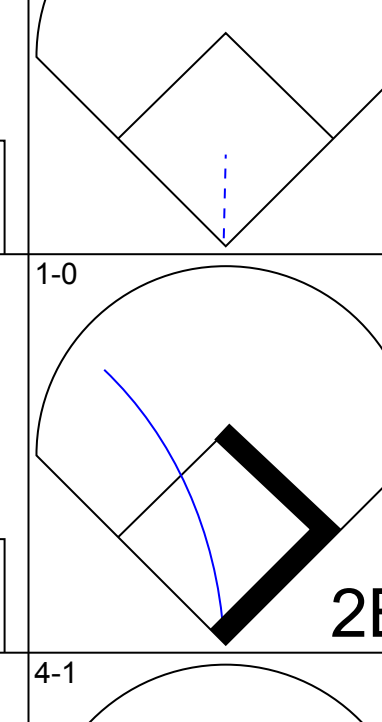
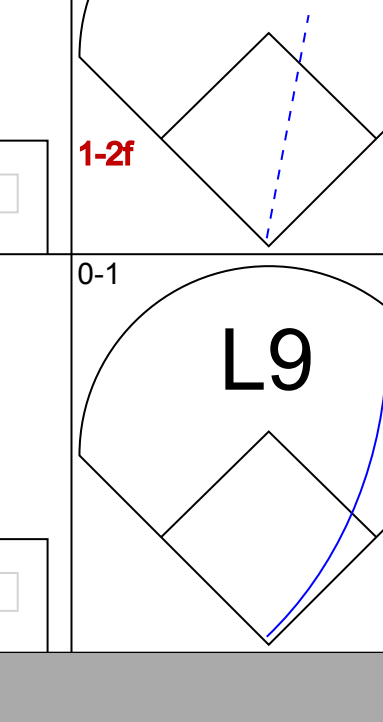
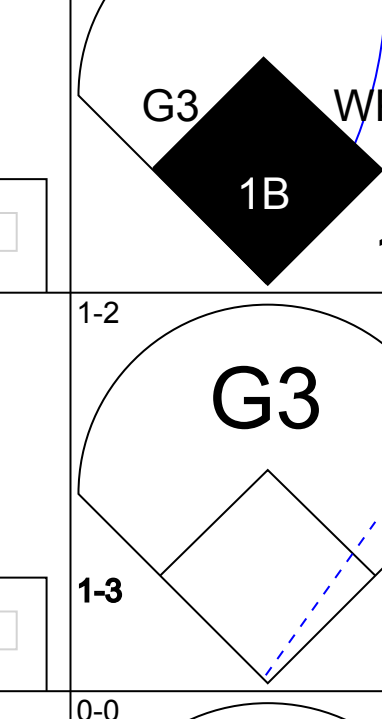
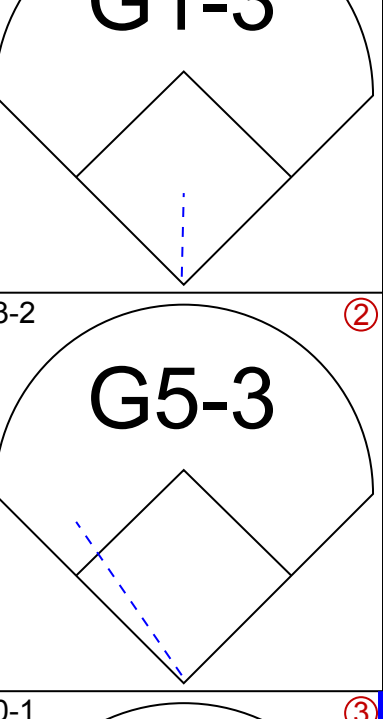
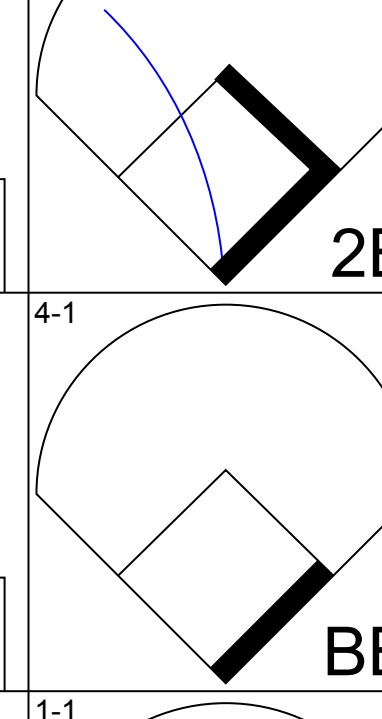

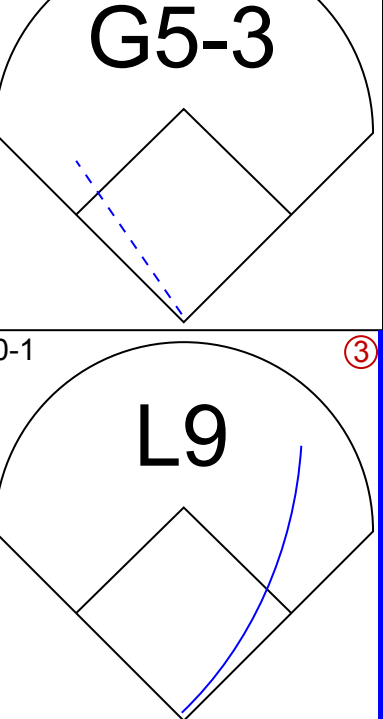
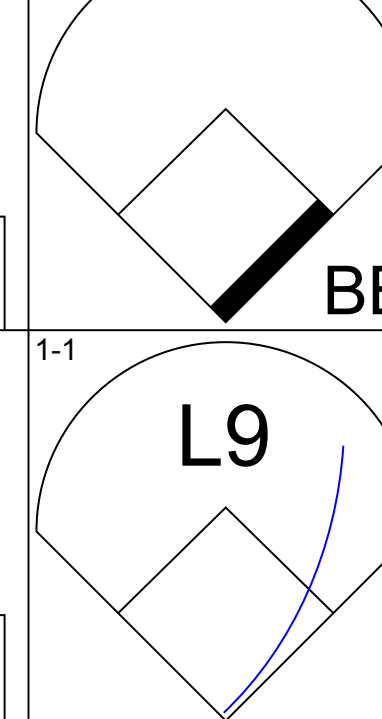
livebaseballscores.com

AB 35
R 2
H 6
RBI 2
BB 1
SO 5
LOB 16

Batter	1	2	3	4	5	6	7	8	9	AB	R	H	RBI	BB	SO	LOB	TOP																					
Deion Sanders, L (1, 8) OBP: 0.348, SLG: 0.403										4	1	1	0	0	1	1	Atlanta Braves @ Colorado Rockies Mile High Stadium, Denver, CO Fri May 20 1994, 9:05 PM EDT Att: 71,368 - Unknown - 68 F																					
Jeff Blausler, R (1, 6) OBP: 0.274, SLG: 0.297										5	1	2	1	0	1	1																						
Ryan Klesko, L (1, 7) OBP: 0.378, SLG: 0.612 Dave Gallagher, R (7, 7) OBP: 0.321, SLG: 0.404										3	0	0	0	1	1	1																						
Fred McGriff, L (1, 3) OBP: 0.377, SLG: 0.599										4	1	1	0	0	0	2																						
David Justice, L (1, 9) OBP: 0.362, SLG: 0.407 Greg McMichael, R (9, 1)										4	1	1	0	1	0	2																						
Terry Pendleton, S (1, 5) OBP: 0.295, SLG: 0.377										4	0	0	0	0	3	4																						
Javy Lopez, R (1, 2) OBP: 0.323, SLG: 0.560										3	2	1	1	1	0	2																						
Mark Lemke, S (1, 4) OBP: 0.381, SLG: 0.403										3	0	1	2	1	0	1																						
Steve Avery, L (1, 1) OBP: 0.095, SLG: 0.158 Tony Tarasco, L (9, PH) OBP: 0.319, SLG: 0.533										2	0	1	1	0	1	0																						
Inning Stats	R: 0 E: 0 K: 2 S: 8	H: 0 LOB: 0 BB: 0 P: 14	R: 3 E: 1 K: 1 S: 10	H: 1 LOB: 1 BB: 1 P: 24	R: 0 E: 0 K: 0 S: 7	H: 0 LOB: 0 BB: 0 P: 10	R: 1 E: 0 K: 0 S: 12	H: 1 LOB: 0 BB: 0 P: 19	R: 0 E: 0 K: 0 S: 7	H: 1 LOB: 2 BB: 1 P: 14	R: 0 E: 0 K: 1 S: 19	H: 0 LOB: 1 BB: 1 P: 28	R: 0 E: 0 K: 1 S: 13	H: 1 LOB: 1 BB: 0 P: 20	R: 0 E: 0 K: 1 S: 12	H: 1 LOB: 1 BB: 1 P: 16		R: 3 E: 0 K: 0 S: 16	H: 4 LOB: 1 BB: 1 P: 31	1B: 5 2B: 2 3B: 0 HR: 2	SF: 1 SAC: 1 DP: 0 HBP: 1	WP: 1 PA: 41 PB: 0 SB: 1 CS: 1																
PITCHER	IP	WLS	BF	H	R	ER	SO	BB	IBB	HBP	BLK	WP	HR	S	P	ERA	WHIP	PITCHER				IP	WLS	BF	H	R	ER	SO	BB	IBB	HBP	BLK	WP	HR	S	P	ERA	WHIP
Armando Reynoso, R (1, 1) ERA: 4.82	5.0	L	23	3	4	2	3	3	0	1	0	0	1	0	29	41	3.60	1.200																				
Marcus Moore, R (6, 1) ERA: 4.02	2.0		7	1	0	0	3	0	0	0	0	1	0	29	41	0.00	0.500																					
Mike Munoz, L (8, 1) ERA: 5.11	0.2		3	1	0	0	1	0	0	0	0	0	0	11	15	0.00	1.500																					
Mike Harkey, R (8, 1) ERA: 7.52	1.1		8	4	3	3	0	1	0	0	0	0	1	17	32	20.25	3.750																					

AB	34
R	7
H	9
RBI	7
BB	4
SO	7
LOB	15



Batter	1	2	3	4	5	6	7	8	9	AB	R	H	RBI	BB	SO	LOB	BOTTOM																					
Walt Weiss, S (1, 6) OBP: 0.348, SLG: 0.346										4	0	1	1	0	1	2	Atlanta Braves @ Colorado Rockies Mile High Stadium, Denver, CO Fri May 20 1994, 9:05 PM EDT Att: 71,368 - Unknown - 68 F																					
Eric Young Sr., R (1, 7) OBP: 0.274, SLG: 0.393										4	0	0	0	0	0	1																						
Dante Bichette, R (1, 9) OBP: 0.335, SLG: 0.588										4	0	1	0	0	1	0																						
Andres Galarraga, R (1, 3) OBP: 0.337, SLG: 0.613										3	0	1	0	1	1	0																						
Chris Jones, R (1, 8) OBP: 0.500, SLG: 0.500										4	0	2	0	0	2	2																						
Charlie Hayes, R (1, 5) OBP: 0.295, SLG: 0.386										4	0	0	0	0	1	3																						
Joe Girardi, R (1, 2) OBP: 0.317, SLG: 0.290										4	1	2	0	0	0	0																						
Nelson Liriano, S (1, 4) OBP: 0.361, SLG: 0.333										2	0	0	0	1	0	1																						
Armando Reynoso, R (1, 1) OBP: 0.222, SLG: 0.176 Marcus Moore, S (6, 1)										2	0	0	0	0	0	1																						
Danny Sheaffer, R (7, PH) OBP: 0.282, SLG: 0.222 Mike Munoz, L (8, 1) OBP: 0.319, SLG: 0.533 Mike Harkey, R (8, 1) OBP: 0.231, SLG: 0.231										0	0	0	0	0	0	0																						
Inning Stats	R: 0 E: 0 K: 0 S: 6	H: 0 LOB: 0 BB: 0 P: 9	R: 0 E: 0 K: 2 S: 12	H: 0 LOB: 0 BB: 0 P: 19	R: 1 E: 0 K: 0 S: 8	H: 2 LOB: 1 BB: 0 P: 12	R: 0 E: 0 K: 2 S: 10	H: 2 LOB: 2 BB: 0 P: 14	R: 0 E: 0 K: 1 S: 11	H: 1 LOB: 2 BB: 1 P: 19	R: 0 E: 0 K: 1 S: 9	H: 1 LOB: 2 BB: 1 P: 15	R: 0 E: 0 K: 0 S: 6	H: 0 LOB: 0 BB: 0 P: 11	R: 0 E: 0 K: 0 S: 5	H: 1 LOB: 0 BB: 0 P: 7	1B: 5 2B: 3 3B: 0 HR: 0	SF: 0 SAC: 0 DP: 2 HBP: 0	WP: 1 PA: 34 PB: 0 SB: 0 CS: 1																			
PITCHER	IP	WLS	BF	H	R	ER	SO	BB	IBB	HBP	BLK	WP	HR	S	P	ERA	WHIP	PITCHER				IP	WLS	BF	H	R	ER	SO	BB	IBB	HBP	BLK	WP	HR	S	P	ERA	WHIP
Steve Avery, L (1, 1) ERA: 2.49	8.0	W	31	6	1	1	6	2	0	0	0	0	0	69	109	0.00	1.000																					
Greg McMichael, R (9, 1) ERA: 2.7	1.0		3	1	0	0	0	0	0	0	0	0	0	5	7	0.00	1.000																					



Batter	1	2	3	4	5	6	7	8	9	AB	R	H	RBI	BB	SO	LOB	TOP					
Deion Sanders, L (1.8) OBP: 0.351, SLG: 0.408	F8		SF8 HR				G1-3	P8		5	1	2	2	0	0	1	Atlanta Braves @ Colorado Rockies Mile High Stadium, Denver, CO Sun May 22 1994, 5:33 AM EDT Att: 71,523 - Sunny - 81 F					
Jeff Blauer, R (1.6) OBP: 0.265, SLG: 0.306	F8		SF8	G1-3			1B	G5-3		4	1	1	1	0	0	2						
Terry Pendleton, S (1.5) OBP: 0.278, SLG: 0.398	E5		HR							5	1	3	2	0	1	0						
Fred McGriff, L (1.3) OBP: 0.375, SLG: 0.594	PO	G3-1	G4-3							5	0	1	1	0	1	1						
Javy Lopez, R (1.2) OBP: 0.316, SLG: 0.544		F8								5	0	0	0	0	0	3						
David Justice, L (1.9) OBP: 0.381, SLG: 0.442										3	2	2	1	2	0	1						
Dave Gallagher, R (1.7) OBP: 0.305, SLG: 0.365										4	0	0	0	0	0	5						
Mark Lemke, S (1.4) OBP: 0.387, SLG: 0.417										4	2	3	1	0	0	0						
Greg Maddux, R (1.1) OBP: 0.227, SLG: 0.318										2	1	1	0	0	1	0						
Tony Tarasco, L (8, PH) OBP: 0.333, SLG: 0.592										1	0	0	0	0	1	1						
Mark Wohlers, R (8, PH) OBP: 1.000, SLG: 1.000										0	0	0	0	0	0	0						
Steve Bedrosian, R (8, 1) OBP: 1.000, SLG: 1.000										0	0	0	0	0	0	0						
Greg McMichael, R (9, 1) OBP: 1.000, SLG: 1.000										0	0	0	0	0	0	0						
Inning Stats	R: 0 E: 1 K: 0 S: 14	H: 0 LOB: 0 BB: 0 P: 22	R: 0 E: 0 K: 0 S: 8	H: 0 LOB: 1 BB: 1 P: 15	R: 3 E: 0 K: 0 S: 11	H: 3 LOB: 0 BB: 0 P: 16	R: 3 E: 0 K: 0 S: 14	H: 4 LOB: 1 BB: 0 P: 18	R: 0 E: 0 K: 2 S: 10	H: 0 LOB: 0 BB: 0 P: 15	R: 1 E: 0 K: 1 S: 10	H: 1 LOB: 3 BB: 0 P: 17	R: 1 E: 0 K: 0 S: 11	H: 3 LOB: 3 BB: 1 P: 22	R: 0 E: 0 K: 1 S: 8	H: 1 LOB: 1 BB: 0 P: 13	R: 0 E: 0 K: 0 S: 10	H: 1 LOB: 1 BB: 0 P: 15	1B: 8 2B: 3 3B: 0 HR: 2	SF: 1 SAC: 1 DP: 0 HBP: 0	WP: 0 PB: 0 SB: 0 CS: 0	PA: 43
PITCHER	IP WLS BF H R ER SO BB IBB HBP BLK WP HR S P ERA WHIP																					
Lance Painter, L (1, 1) ERA: 14.73	3.2 L 19 7 6 6 0 1 0 0 0 0 0 1 43 65 14.73 2.182																					
Willie Blair, R (4, 1) ERA: 7.36	1.1 4 0 0 0 2 0 0 0 0 0 0 0 14 21 0.00 0.000																					
Marcus Moore, R (6, 1) ERA: 4.58	2.0 11 4 2 2 1 0 1 0 0 0 1 21 39 9.00 2.000																					
Kent Bottenfield, R (8, 1) ERA: 4.66	1.0 4 1 0 0 1 0 0 0 0 0 0 0 8 13 0.00 1.000																					
Bruce Ruffin, L (9, 1) ERA: 2.51	1.0 4 1 0 0 0 0 0 0 0 0 0 0 10 15 0.00 1.000																					

AB	38
R	8
H	13
RBI	8
BB	2
SO	4
LOB	14



Batter	1	2	3	4	5	6	7	8	9	AB	R	H	RBI	BB	SO	LOB	BOTTOM					
Walt Weiss, S (1.6) OBP: 0.342, SLG: 0.335	P2									4	1	0	0	1	2	3	Atlanta Braves @ Colorado Rockies Mile High Stadium, Denver, CO Sun May 22 1994, 5:33 AM EDT Att: 71,523 - Sunny - 81 F					
Mike Kingsley, L (1.8) OBP: 0.387, SLG: 0.463	G4-3									5	1	1	0	0	1	3						
Dante Bichette, R (1.9) OBP: 0.349, SLG: 0.606	K									3	1	2	2	1	1	0						
Andres Galarraga, R (1.3) OBP: 0.350, SLG: 0.631										4	0	3	0	0	1	1						
Charlie Hayes, R (1.5) OBP: 0.302, SLG: 0.381										3	0	1	1	1	0	3						
Howard Johnson, S (1.7) OBP: 0.299, SLG: 0.385										4	0	0	0	0	4	5						
Joe Girardi, R (1.2) OBP: 0.305, SLG: 0.272										4	0	0	0	0	0	0						
Nelson Liriano, S (1.4) OBP: 0.341, SLG: 0.297										4	0	1	0	0	0	1						
Lance Painter, L (1, 1) ERA: 14.73										1	0	0	0	0	1	0						
Chris Jones, R (5, PH) OBP: 0.286, SLG: 0.286										0	0	0	0	0	0	0						
Marcus Moore, S (8, 1) OBP: 0.286, SLG: 0.286										0	0	0	0	0	0	0						
John Vander Wal, L (7, PH) OBP: 0.286, SLG: 0.286										0	0	0	0	0	0	0						
Kent Bottenfield, R (8, 1) ERA: 4.66										0	0	0	0	0	0	0						
Bruce Ruffin, S (9, 1) ERA: 2.51										0	0	0	0	0	0	0						
Eric Young Sr., R (9, PH) OBP: 0.286, SLG: 0.407										0	0	0	0	0	0	0						
Inning Stats	R: 0 E: 0 K: 1 S: 8	H: 0 LOB: 0 BB: 0 P: 13	R: 0 E: 0 K: 1 S: 8	H: 1 LOB: 0 BB: 0 P: 11	R: 0 E: 0 K: 1 S: 10	H: 0 LOB: 0 BB: 0 P: 13	R: 2 E: 0 K: 2 S: 12	H: 2 LOB: 1 BB: 1 P: 22	R: 0 E: 0 K: 1 S: 9	H: 0 LOB: 0 BB: 0 P: 12	R: 0 E: 0 K: 2 S: 18	H: 1 LOB: 3 BB: 2 P: 28	R: 0 E: 0 K: 1 S: 11	H: 1 LOB: 1 BB: 0 P: 14	R: 1 E: 0 K: 1 S: 12	H: 3 LOB: 1 BB: 0 P: 18	R: 0 E: 1 K: 1 S: 12	H: 0 LOB: 2 BB: 1 P: 22	1B: 7 2B: 0 3B: 1 HR: 0	SF: 0 SAC: 0 DP: 2 HBP: 0	WP: 0 PB: 0 SB: 2 CS: 0	PA: 38
PITCHER	IP WLS BF H R ER SO BB IBB HBP BLK WP HR S P ERA WHIP																					
Greg Maddux, R (1, 1) ERA: 1.37	7.0 W 28 5 2 2 9 3 0 0 0 0 0 0 76 113 2.57 1.143																					
Mark Wohlers, R (8, 1) ERA: 4.91	0.0 3 3 1 1 0 0 0 0 0 0 0 0 7 11 ∞ ∞																					
Steve Bedrosian, R (8, 1) ERA: 5.51	1.0 2 0 0 0 1 0 0 0 0 0 0 0 5 7 0.00 0.000																					
Greg McMichael, R (9, 1) ERA: 2.49	1.0 5 0 0 0 1 1 0 0 0 0 0 0 12 22 0.00 1.000																					



Batter	1	2	3	4	5	6	7	8	9	AB	R	H	RBI	BB	SO	LOB	TOP					
Barry Larkin, R OBP: 0.361, SLG: 0.370										5	3	3	1	0	1	1	Cincinnati Reds @ Colorado Rockies Mile High Stadium, Denver, CO Tue May 24 1994, 9:05 PM EDT Att: 47,885 - Unknown - 66 F livebaseballscorecards.com					
Roberto Kelly, R OBP: 0.350, SLG: 0.400										5	2	3	1	0	1	1						
Hal Morris, L OBP: 0.392, SLG: 0.492										5	0	3	1	0	0	2						
Kevin Mitchell, R OBP: 0.383, SLG: 0.629										3	0	0	1	0	1	3						
Jeff Branson, L OBP: 0.279, SLG: 0.225										1	0	0	0	0	0	0						
Reggie Sanders, R OBP: 0.344, SLG: 0.500										4	0	1	1	0	2	2						
Tony Fernandez, S OBP: 0.398, SLG: 0.433										4	1	1	0	0	1	1						
Jerry Spradlin, S (8.1)										0	0	0	0	0	0	0						
Bret Boone, R OBP: 0.342, SLG: 0.462										4	0	0	0	0	2	3						
Eddie Taubensee, L OBP: 0.231, SLG: 0.308										4	1	1	2	0	1	0						
Erik Hanson, R OBP: 0.214, SLG: 0.286										2	0	0	0	0	1	0						
Lenny Hibberd, L OBP: 0.428, SLG: 0.531										1	0	1	0	0	0	0						
Pete Schourek, R OBP: 0.290, SLG: 0.200										0	0	0	0	0	0	0						
Johnny Ruffin, R OBP: 0.310, SLG: 0.250										0	0	0	0	0	0	0						
Chuck McElroy, L OBP: 0.290, SLG: 0.250										0	0	0	0	0	0	0						
Thomas Howard, S OBP: 0.290, SLG: 0.250										1	0	0	0	0	0	1						
Inning Stats	R: 2 E: 0 K: 1 S: 15	H: 3 LOB: 1 BB: 0 P: 27	R: 0 E: 0 K: 1 S: 8	H: 0 LOB: 0 BB: 0 P: 12	R: 1 E: 0 K: 2 S: 13	H: 2 LOB: 1 BB: 0 P: 17	R: 2 E: 1 K: 1 S: 13	H: 1 LOB: 0 BB: 0 P: 16	R: 1 E: 0 K: 0 S: 14	H: 3 LOB: 2 BB: 0 P: 22	R: 0 E: 0 K: 2 S: 11	H: 1 LOB: 1 BB: 0 P: 19	R: 0 E: 0 K: 1 S: 10	H: 1 LOB: 0 BB: 0 P: 13	R: 0 E: 0 K: 2 S: 10	H: 0 LOB: 1 BB: 0 P: 18	R: 1 E: 0 K: 0 S: 14	H: 2 LOB: 0 BB: 0 P: 17	1B: 9 2B: 2 3B: 0 HR: 2	SF: 1 SAC: 0 DP: 2 HBP: 0	WP: 1 PB: 0 SB: 1 CS: 0	PA: 40
PITCHER	IP WLS BF H R ER SO BB IBB HBP BLK WP HR S P ERA WHIP																					
David Nied, R ERA: 5.14	(1.1) 4.0 19 6 5 4 5 0 0 0 0 0 2 49 72 9.00 1.500																					
Kent Bottenfield, R ERA: 4.63	(5.1) 2.0 W 10 4 1 1 2 0 0 0 0 0 1 0 25 41 4.50 2.000																					
Steve Reed, R ERA: 3.6	(7.1) 1.0 3 1 0 0 1 0 0 0 0 0 0 10 13 0.00 1.000																					
Marcus Moore, R ERA: 4.34	(8.1) 1.0 4 0 0 0 2 0 0 0 0 1 0 0 10 18 0.00 0.000																					
Bruce Ruffin, L ERA: 2.74	(9.1) 1.0 4 2 1 1 0 0 0 0 0 0 0 0 14 17 9.00 2.000																					

Batter	1	2	3	4	5	6	7	8	9	AB	R	H	RBI	BB	SO	LOB	BOTTOM			
Walt Weiss, S OBP: 0.355, SLG: 0.361										5	3	4	0	0	0	0	Cincinnati Reds @ Colorado Rockies Mile High Stadium, Denver, CO Tue May 24 1994, 9:05 PM EDT Att: 47,885 - Unknown - 66 F livebaseballscorecards.com			
Eric Young Sr., R OBP: 0.320, SLG: 0.463										4	2	2	3	1	0	1				
Dante Bichette, R OBP: 0.341, SLG: 0.600										5	1	1	2	0	0	2				
Andres Galarraga, R OBP: 0.365, SLG: 0.636										4	1	3	2	1	0	0				
Charlie Hayes, R OBP: 0.320, SLG: 0.402										5	2	3	0	0	0	1				
Mike Kingery, L OBP: 0.388, SLG: 0.458										4	1	1	1	0	1	4				
Joe Girardi, R OBP: 0.317, SLG: 0.281										3	1	2	0	1	0	0				
Nelson Liriano, S OBP: 0.333, SLG: 0.341										4	0	0	1	0	2	4				
David Nied, R OBP: 0.118, SLG: 0.063										1	0	0	0	0	1	1				
Chris Jones, R OBP: 0.290, SLG: 0.200										1	0	0	0	0	0	0				
Roberto Mejia, R OBP: 0.310, SLG: 0.442										0	0	0	0	0	0	0				
Steve Reed, R OBP: 0.310, SLG: 0.442										0	0	0	0	0	0	0				
Danny Sheaffer, R OBP: 0.310, SLG: 0.442										0	0	0	0	0	0	0				
Marcus Moore, S OBP: 0.310, SLG: 0.442										0	0	0	0	0	0	0				
Bruce Ruffin, S OBP: 0.310, SLG: 0.442										0	0	0	0	0	0	0				
Inning Stats	R: 1 E: 0 K: 0 S: 17	H: 3 LOB: 2 BB: 0 P: 26	R: 4 E: 0 K: 2 S: 15	H: 5 LOB: 1 BB: 0 P: 26	R: 0 E: 0 K: 2 S: 11	H: 0 LOB: 0 BB: 0 P: 17	R: 0 E: 0 K: 0 S: 7	H: 0 LOB: 0 BB: 0 P: 12	R: 2 E: 0 K: 1 S: 11	H: 4 LOB: 1 BB: 0 P: 20	R: 0 E: 0 K: 1 S: 10	H: 1 LOB: 1 BB: 1 P: 18	R: 2 E: 0 K: 0 S: 13	H: 2 LOB: 1 BB: 2 P: 24	R: 2 E: 0 K: 0 S: 14	H: 2 LOB: 0 BB: 0 P: 20	1B: 14 2B: 1 3B: 1 HR: 1	SF: 0 SAC: 0 DP: 1 HBP: 0	WP: 2 PB: 0 SB: 0 CS: 2	PA: 42
PITCHER	IP WLS BF H R ER SO BB IBB HBP BLK WP HR S P ERA WHIP																			
Erik Hanson, R ERA: 4.94	(1.1) 5.0 L 26 12 7 7 4 0 0 0 0 0 2 0 61 101 12.60 2.400																			
Pete Schourek, L ERA: 5.21	(6.1) 0.1 3 1 0 0 1 1 0 0 0 0 0 0 8 15 0.00 6.000																			
Johnny Ruffin, R ERA: 2.57	(6.1) 0.2 3 1 2 2 0 1 0 0 0 0 0 0 8 13 27.00 3.000																			
Chuck McElroy, L ERA: 1.14	(7.1) 1.0 4 1 0 0 0 1 0 0 0 0 0 0 7 14 0.00 2.000																			
Jerry Spradlin, R ERA: 7.94	(8.1) 1.0 5 2 2 2 0 0 0 0 0 0 1 14 20 18.00 2.000																			

Batter	1	2	3	4	5	6	7	8	9	AB	R	H	RBI	BB	SO	LOB	TOP																
Barry Larkin, R (1, 6) OBP: 0.365, SLG: 0.372 Jeff Branson, L (5, 5) OBP: 0.295, SLG: 0.268	2-1 WP 1B	3-2 G3-6-3			4-0 BB		0-1 2B			2	1	1	0	1	0	1	Cincinnati Reds @ Colorado Rockies Mile High Stadium, Denver, CO Wed May 25 1994, 9:05 PM EDT Att: 47,264 - Unknown - 57 F																
Roberto Kelly, R (1, 8) OBP: 0.342, SLG: 0.391	1-3 K		1-2 G4-3		0-3 K		1-1 G4-3			4	0	0	0	0	2	4																	
Hal Morris, L (1, 3) OBP: 0.389, SLG: 0.486	3-1 1B		2-0 G3		3-2 L7			2-3 K		4	1	1	1	0	1	2																	
Kevin Mitchell, R (1, 7) OBP: 0.379, SLG: 0.617	3-2 BB 1B		2-2 G4-3			3-3 K		0-0 G6-3		4	0	1	0	0	1	0																	
Reggie Sanders, R (1, 9) OBP: 0.342, SLG: 0.494	3-2 BB 1B			2-3 K		3-3 K		2-1 G4-3		4	0	1	1	0	2	0																	
Tony Fernandez, S (5, 6) OBP: 0.382, SLG: 0.438	4-2 BB		0-0 B3		0-1 2B			1-0 F9		3	0	1	0	1	0	0																	
Bret Boone, R (1, 4) OBP: 0.340, SLG: 0.456	1-0 G4-3		1-3 K		3-2 G4-3			3-2 1B		4	0	1	0	0	1	4																	
Brian Dorsett, R (1, 2) OBP: 0.372, SLG: 0.440 Lenny Harris, L (9, PH) OBP: 0.424, SLG: 0.531 Jacob Brumfield, R (9, PH) OBP: 0.227, SLG: 0.211		1-2 L9		2-2 SH1-4 1B			2-2 F9		0-3 K	3	0	1	0	0	0	0																	
Jose Rijo, R (1, 1) OBP: 0.278, SLG: 0.278 Jerome Walton, R (9, PH) OBP: 0.316, SLG: 0.316		0-0 G3-6-3 1B		1-0 SH1-4		1-2 G4-3		3-3 K		2	0	1	0	0	0	0																	
Inning Stats	R: 2 E: 0 K: 1 S: 17	H: 4 LOB: 2 BB: 1 P: 34	R: 0 E: 0 K: 0 S: 7	H: 1 LOB: 0 BB: 0 P: 11	R: 0 E: 0 K: 0 S: 10	H: 0 LOB: 0 BB: 0 P: 15	R: 0 E: 0 K: 2 S: 10	H: 0 LOB: 0 BB: 0 P: 13	R: 0 E: 0 K: 1 S: 14	H: 1 LOB: 2 BB: 1 P: 24	R: 0 E: 0 K: 0 S: 13	H: 1 LOB: 1 BB: 0 P: 22	R: 0 E: 0 K: 0 S: 10	H: 0 LOB: 0 BB: 0 P: 14	R: 0 E: 0 K: 1 S: 6	H: 0 LOB: 0 BB: 0 P: 10		R: 0 E: 0 K: 2 S: 12	H: 1 LOB: 1 BB: 0 P: 19	1B: 7 2B: 2 3B: 0 HR: 0	SF: 0 SAC: 1 DP: 2 HBP: 0	WP: 2 PB: 0 SB: 0 CS: 0	PA: 36										
PITCHER	IP WLS BF H R ER SO BB IBB HBP BLK WP HR S P ERA WHIP																																
Kevin Ritz, R (1, 1) ERA: 3.6	5.0	W 21	6	2	2	4	2	0	0	0	0	1	0	58	97	3.60	1.600																
Mike Harkey, R (6, 1) ERA: 7.21	2.0	W 8	2	0	0	2	0	0	0	0	0	0	0	23	36	0.00	1.000																
Mike Munoz, L (8, 1) ERA: 4.61	0.1	1	0	0	0	1	0	0	0	0	0	0	0	3	5	0.00	0.000																
Steve Reed, R (8, 1) ERA: 3.46	1.0	4	1	0	0	0	0	0	0	0	0	0	0	9	15	0.00	1.000																
Bruce Ruffin, L (9, 1) ERA: 2.69	0.2	S 2	0	0	0	2	0	0	0	0	0	0	0	6	9	0.00	0.000																

Batter	1	2	3	4	5	6	7	8	9	AB	R	H	RBI	BB	SO	LOB	BOTTOM																
Walt Weiss, S (1, 6) OBP: 0.353, SLG: 0.359	0-2 2B 1B		0-3 K		3-2 G4-3			0-0 L8		4	0	1	0	0	1	0	Cincinnati Reds @ Colorado Rockies Mile High Stadium, Denver, CO Wed May 25 1994, 9:05 PM EDT Att: 47,264 - Unknown - 57 F																
Eric Young Sr., R (1, 7) OBP: 0.316, SLG: 0.465 Chris Jones, R (9, 7) OBP: 0.250, SLG: 0.250	1-0 2B		3-2 G5-3		1-2 G6-3			1-1 G6-3		4	0	1	0	0	0	0																	
Dante Bichette, R (1, 9) OBP: 0.333, SLG: 0.586	3-3 K		2-0 P4			0-2 G6-3		0-2 F8		4	0	0	0	0	1	2																	
Andres Galarraga, R (1, 3) OBP: 0.365, SLG: 0.648	1-3 K			1-3 K		1-2 HR				3	1	1	1	0	2	2																	
Charlie Hayes, R (1, 5) OBP: 0.321, SLG: 0.398	4-2 BB		1-0 G3-1		1-0 G1-3					2	0	0	0	1	0	0																	
Mike Kingery, L (1, 8) OBP: 0.371, SLG: 0.435	2-1 P9		2-2 G3			2-3 K2-3				3	0	0	0	0	1	3																	
Joe Girardi, R (1, 2) OBP: 0.324, SLG: 0.290		0-1 G4-6-3 1B			1-0 HR 1B					3	1	2	0	0	1	0																	
Nelson Liriano, S (1, 4) OBP: 0.315, SLG: 0.319		0-0 G4-6-3			2-0 L6					3	0	0	0	0	0	2																	
Kevin Ritz, R (1, 1) John Vander Wal, L (5, PH) Mike Harkey, R (6, 1) Howard Johnson, S (7, PH) Mike Munoz, L (8, 1) Steve Reed, R (8, 1) Bruce Ruffin, S (9, 1)		2-3 K		1-0 HR						1	0	0	0	0	1	0																	
Inning Stats	R: 0 E: 0 K: 2 S: 14	H: 2 LOB: 3 BB: 1 P: 25	R: 0 E: 0 K: 1 S: 6	H: 1 LOB: 0 BB: 0 P: 8	R: 0 E: 0 K: 1 S: 9	H: 0 LOB: 0 BB: 0 P: 14	R: 0 E: 0 K: 1 S: 8	H: 0 LOB: 0 BB: 0 P: 12	R: 2 E: 0 K: 0 S: 9	H: 2 LOB: 0 BB: 0 P: 17	R: 1 E: 0 K: 1 S: 11	H: 1 LOB: 0 BB: 0 P: 15	R: 0 E: 0 K: 2 S: 7	H: 0 LOB: 0 BB: 0 P: 13	R: 0 E: 0 K: 0 S: 7	H: 0 LOB: 0 BB: 0 P: 8		1B: 3 2B: 1 3B: 0 HR: 2	SF: 0 SAC: 0 DP: 1 HBP: 0	WP: 0 PB: 0 SB: 0 CS: 0	PA: 30												
PITCHER	IP WLS BF H R ER SO BB IBB HBP BLK WP HR S P ERA WHIP																																
Jose Rijo, R (1, 1) ERA: 3.38	8.0	L 30	6	3	3	8	1	0	0	0	0	0	2	71	112	3.38	0.875																



Batter	1	2	3	4	5	6	7	8	9	AB	R	H	RBI	BB	SO	LOB	TOP				
Lenny Harris, L (1, 5) OBP: 0.410, SLG: 0.486	4-1 S 3B BB	0-0 1B BB 1B	3-2 FC5-4 G5-4-3		0-1 F8	0-0 L8			2-2 L7	5	2	1	1	1	0	2					
Roberto Kelly, R (1, 8) OBP: 0.344, SLG: 0.392	2-3 K	1-1 BB 1B	3-0 G5-4-3		0-1 3B 1B				0-0 G2-3	2	1	1	1	0	1	1					
Jacob Brumfield, R (3, PH) OBP: 0.231, SLG: 0.217	1-2 K	1-2 2-H SF9 1B	1-2 1B							4	1	1	0	0	1	1					
Hal Morris, L (1, 3) OBP: 0.394, SLG: 0.511	3-1 SF7 3B	0-0 SF9 BB 1B 1B		3-2 G6-3	2-0 G4-3 3B			1-1 G3		5	3	3	2	0	0	0					
Kevin Mitchell, R (1, 7) OBP: 0.381, SLG: 0.617	2-0 SF7	4-0 1B SF9 BB		0-1 S 1B	2-0 G4-3			2-1 G4-3		0	1	0	2	1	0	0					
Thomas Howard, S (2, 7) OBP: 0.271, SLG: 0.338	1-2 3-H	1-2 2-3 3-H		2-3 K	3-H P4					4	0	0	1	0	1	1					
Reggie Sanders, R (1, 9) OBP: 0.333, SLG: 0.482	2-0 L6	2-0 SF9		1-2 1B				0-1 E5		2	2	2	1	2	0	0					
Tony Fernandez, S (1, 6) OBP: 0.378, SLG: 0.447		1-2 1B		4-1 1B BB		4-2 WP E BB			0-3 K	1	0	0	0	0	1	1					
Jeff Branson, L (6, 6) OBP: 0.289, SLG: 0.262										1	0	0	0	0	1	1					
Bret Boone, R (1, 4) OBP: 0.348, SLG: 0.461				0-0 BB 1B		1-2 E8 FC6-4 1B			3-3 K	5	1	3	2	0	1	2					
Eddie Taubensee, L (1, 2) OBP: 0.246, SLG: 0.291				4-2 1B		0-1 F7			2-3 K	3	1	0	0	2	2	3					
John Roper, R (1, 1) OBP: 0.500, SLG: 0.400				1-2 BB		0-1 FC6-4			0-1 G5-3	4	1	2	2	0	1	4					
Tim Fortugno, L (8, 1) OBP: 0.300, SLG: 0.300										0	0	0	0	0	0	0					
Jerome Walton, R (9, PH) OBP: 0.300, SLG: 0.300										1	0	0	0	0	0	0					
Jeff Brantley, R (9, 1) OBP: 0.300, SLG: 0.300										0	0	0	0	0	0	0					
Inning Stats	R: 2 E: 0 K: 1 S: 8	H: 1 LOB: 0 BB: 1 P: 21	R: 8 E: 0 K: 1 S: 21	H: 7 LOB: 1 BB: 2 P: 43	R: 0 E: 0 K: 0 S: 8	H: 1 LOB: 0 BB: 0 P: 15	R: 1 E: 0 K: 2 S: 15	H: 2 LOB: 3 BB: 2 P: 28	R: 2 E: 0 K: 0 S: 7	H: 2 LOB: 0 BB: 0 P: 11	R: 0 E: 0 K: 1 S: 9	H: 0 LOB: 0 BB: 0 P: 14	R: 0 E: 1 K: 3 S: 14	H: 0 LOB: 1 BB: 0 P: 19	R: 0 E: 0 K: 0 S: 7	H: 0 LOB: 0 BB: 0 P: 9	1B: 12 2B: 0 3B: 2 HR: 0	SF: 2 SAC: 0 DP: 1 HBP: 0	WP: 1 PB: 0 SB: 2 CS: 0	PA: 47	
PITCHER	IP WLS BF H R ER SO BB IBB HBP BLK WP HR S P ERA WHIP	IP WLS BF H R ER SO BB IBB HBP BLK WP HR S P ERA WHIP	IP WLS BF H R ER SO BB IBB HBP BLK WP HR S P ERA WHIP	IP WLS BF H R ER SO BB IBB HBP BLK WP HR S P ERA WHIP	IP WLS BF H R ER SO BB IBB HBP BLK WP HR S P ERA WHIP	IP WLS BF H R ER SO BB IBB HBP BLK WP HR S P ERA WHIP	IP WLS BF H R ER SO BB IBB HBP BLK WP HR S P ERA WHIP	IP WLS BF H R ER SO BB IBB HBP BLK WP HR S P ERA WHIP	IP WLS BF H R ER SO BB IBB HBP BLK WP HR S P ERA WHIP	IP WLS BF H R ER SO BB IBB HBP BLK WP HR S P ERA WHIP	IP WLS BF H R ER SO BB IBB HBP BLK WP HR S P ERA WHIP	IP WLS BF H R ER SO BB IBB HBP BLK WP HR S P ERA WHIP	IP WLS BF H R ER SO BB IBB HBP BLK WP HR S P ERA WHIP	IP WLS BF H R ER SO BB IBB HBP BLK WP HR S P ERA WHIP	IP WLS BF H R ER SO BB IBB HBP BLK WP HR S P ERA WHIP	IP WLS BF H R ER SO BB IBB HBP BLK WP HR S P ERA WHIP	IP WLS BF H R ER SO BB IBB HBP BLK WP HR S P ERA WHIP	IP WLS BF H R ER SO BB IBB HBP BLK WP HR S P ERA WHIP	IP WLS BF H R ER SO BB IBB HBP BLK WP HR S P ERA WHIP	IP WLS BF H R ER SO BB IBB HBP BLK WP HR S P ERA WHIP	IP WLS BF H R ER SO BB IBB HBP BLK WP HR S P ERA WHIP

Cincinnati Reds @ Colorado Rockies
Mile High Stadium, Denver, CO
Thu May 26 1994, 5:33 AM EDT
Att: 53,407 - Cloudy - 65 F

AB	39
R	14
H	14
RBI	13
BB	6
SO	8
LOB	15



Batter	1	2	3	4	5	6	7	8	9	AB	R	H	RBI	BB	SO	LOB	BOTTOM					
Walt Weiss, S (1, 6) OBP: 0.362, SLG: 0.376	4-2 S BB		0-2 BLK 3B		3-2 1B				4-2 1B BB	2	1	2	1	1	0	0						
Roberto Mejia, R (6, 4) OBP: 0.325, SLG: 0.442										0	0	0	0	2	0	0						
Eric Young Sr., R (1, 7) OBP: 0.321, SLG: 0.453	1-3 K		4-1 BLK S BB		0-1 F9				4-1 G5-3	4	0	1	0	1	1	3						
Dante Bichette, R (1, 9) OBP: 0.335, SLG: 0.579	1-2 G1-3		0-2 P3			0-3 K1-3			0-0 FC3-6 1B BB	4	0	1	0	1	1	3						
Andres Galarraga, R (1, 3) OBP: 0.359, SLG: 0.637	0-1 G6-3		1-3 K			0-1 G6-3			0-0 F8	3	0	0	0	0	1	2						
John Vander Wal, L (7, 3) OBP: 0.294, SLG: 0.469			1-3 3-H						1-3 K	2	0	0	0	0	1	4						
Charlie Hayes, R (1, 5) OBP: 0.312, SLG: 0.386									2-2 FC3-6 1B 1B	5	0	0	0	0	0	4						
Mike Kingery, L (1, 8) OBP: 0.378, SLG: 0.439									0-0 G4-3	4	1	2	0	0	0	0						
Joe Girardi, R (1, 2) OBP: 0.319, SLG: 0.290										2	0	0	0	0	1	0						
Kent Bottenfield, R (5, 1) OBP: 0.201, SLG: 0.231										0	0	0	0	0	0	1						
Chris Jones, R (7, PH) OBP: 0.201, SLG: 0.231										0	0	0	0	0	0	0						
Marcus Moore, S (8, 1) OBP: 0.303, SLG: 0.380										0	0	0	0	0	0	0						
Howard Johnson, S (8, PH) OBP: 0.303, SLG: 0.380										0	0	0	0	0	0	0						
Mike Munoz, L (9, 1) OBP: 0.289, SLG: 0.238										0	0	0	0	0	0	0						
Nelson Liriano, S (1, 4) OBP: 0.328, SLG: 0.412										4	2	2	2	0	0	3						
Greg Harris, R (1, 1) OBP: 0.286, SLG: 0.263										0	0	0	0	0	0	0						
Willie Blair, R (2, 1) OBP: 0.289, SLG: 0.238										1	0	0	0	0	1	1						
Danny Sheaffer, R (5, 2) OBP: 0.289, SLG: 0.238										3	0	0	0	0	0	0						
Inning Stats	R: 0 E: 0 K: 1 S: 10	H: 0 LOB: 1 BB: 1 P: 16	R: 0 E: 0 K: 0 S: 4	H: 0 LOB: 0 BB: 0 P: 5	R: 2 E: 0 K: 2 S: 15	H: 2 LOB: 1 BB: 1 P: 22	R: 0 E: 0 K: 1 S: 8	H: 0 LOB: 0 BB: 0 P: 10	R: 0 E: 0 K: 0 S: 11	H: 1 LOB: 1 BB: 0 P: 19	R: 0 E: 0 K: 1 S: 6	H: 0 LOB: 0 BB: 0 P: 7	R: 2 E: 0 K: 1 S: 12	H: 2 LOB: 1 BB: 1 P: 24	R: 0 E: 0 K: 0 S: 10	H: 2 LOB: 3 BB: 1 P: 19	R: 0 E: 0 K: 1 S: 13	H: 1 LOB: 3 BB: 2 P: 24	1B: 5 2B: 1 3B: 1 HR: 1	SF: 0 SAC: 0 DP: 0 HBP: 0	WP: 2 PB: 0 SB: 2 CS: 0	PA: 41
PITCHER	IP WLS BF H R ER SO BB IBB HBP BLK WP HR S P ERA WHIP	IP WLS BF H R ER SO BB IBB HBP BLK WP HR S P ERA WHIP	IP WLS BF H R ER SO BB IBB HBP BLK WP HR S P ERA WHIP	IP WLS BF H R ER SO BB IBB HBP BLK WP HR S P ERA WHIP	IP WLS BF H R ER SO BB IBB HBP BLK WP HR S P ERA WHIP	IP WLS BF H R ER SO BB IBB HBP BLK WP HR S P ERA WHIP	IP WLS BF H R ER SO BB IBB HBP BLK WP HR S P ERA WHIP	IP WLS BF H R ER SO BB IBB HBP BLK WP HR S P ERA WHIP	IP WLS BF H R ER SO BB IBB HBP BLK WP HR S P ERA WHIP	IP WLS BF H R ER SO BB IBB HBP BLK WP HR S P ERA WHIP	IP WLS BF H R ER SO BB IBB HBP BLK WP HR S P ERA WHIP	IP WLS BF H R ER SO BB IBB HBP BLK WP HR S P ERA WHIP	IP WLS BF H R ER SO BB IBB HBP BLK WP HR S P ERA WHIP	IP WLS BF H R ER SO BB IBB HBP BLK WP HR S P ERA WHIP	IP WLS BF H R ER SO BB IBB HBP BLK WP HR S P ERA WHIP	IP WLS BF H R ER SO BB IBB HBP BLK WP HR S P ERA WHIP	IP WLS BF H R ER SO BB IBB HBP BLK WP HR S P ERA WHIP	IP WLS BF H R ER SO BB IBB HBP BLK WP HR S P ERA WHIP	IP WLS BF H R ER SO BB IBB HBP BLK WP HR S P ERA WHIP	IP WLS BF H R ER SO BB IBB HBP BLK WP HR S P ERA WHIP	IP WLS BF H R ER SO BB IBB HBP BLK WP HR S P ERA WHIP	

Cincinnati Reds @ Colorado Rockies
Mile High Stadium, Denver, CO
Thu May 26 1994, 5:33 AM EDT
Att: 53,407 - Cloudy - 65 F

AB	35
R	4
H	8
RBI	3
BB	6
SO	7
LOB	21



Batter	1	2	3	4	5	6	7	8	9	AB	R	H	RBI	BB	SO	LOB	TOP					
Walt Weiss, S (1.6) OBP: 0.360, SLG: 0.370	1-1 F7		4-1 BB		1-1 G5-3			0-2 L9		3	0	0	0	1	0	0	Colorado Rockies @ Montreal Expos Olympic Stadium, Montreal, QB Fri May 27 1994, 7:05 PM EDT Att: 22,882 - Dome					
Eric Young Sr., R (1.7) OBP: 0.307, SLG: 0.430	1-2 P3		0-0 B2-3			2-1 P5		0-0 G6-3		4	0	0	0	0	0	1						
Dante Bichette, R (1.9) OBP: 0.333, SLG: 0.569	0-1 F7			0-0 F8		2-2 K		4-1 BB		3	0	0	0	1	1	0						
Andres Galarraga, R (1.3) OBP: 0.362, SLG: 0.656		2-3 K		1-1 HR		1-0 2B		0-3 K		4	1	2	1	0	2	1						
Charlie Hayes, R (1.5) OBP: 0.316, SLG: 0.385	0-2 CS 1B		3-2 F7		4-0 BB			0-3 K		3	0	1	0	1	1	0						
Joe Girardi, R (1.2) OBP: 0.318, SLG: 0.285	2-1 E7		1-2 1B		2-2 K			1-2 G4-3		4	0	1	0	0	1	3						
Chris Jones, R (1.8) Mike Kingery, L (7.8) OBP: 0.382, SLG: 0.485	1-2 K		3-3 K			3-2 P6		1-0 HR		2	0	0	0	0	2	3						
Roberto Mejia, R (1.4) Nelson Lirio, S (9.8) OBP: 0.300, SLG: 0.412	3-2 CS 2-3		2-1 L6		0-0 G6-3		2-1 G4-6-3 1B	4-2 BB		3	0	1	0	0	0	0						
Lance Painter, L (1.1) Marcus Moore, S (6.1) John Vander Wal, L (7.8) Mike Harkey, R (7.1) Howard Johnson, S (9.8) OBP: 0.286, SLG: 0.455 OBP: 0.231, SLG: 0.231 OBP: 0.300, SLG: 0.376			G4-3		3-3 K		1-2 G4-6-3	2-3 K		2	0	0	0	0	1	0						
Inning Stats	R: 0 E: 0 K: 0 S: 7	H: 0 LOB: 0 BB: 0 P: 9	R: 0 E: 1 K: 2 S: 13	H: 1 LOB: 1 BB: 0 P: 21	R: 0 E: 0 K: 0 S: 5	H: 0 LOB: 1 BB: 1 P: 11	R: 1 E: 0 K: 1 S: 12	H: 2 LOB: 1 BB: 0 P: 20	R: 0 E: 0 K: 2 S: 12	H: 1 LOB: 2 BB: 1 P: 23	R: 0 E: 0 K: 0 S: 6	H: 1 LOB: 0 BB: 0 P: 11	R: 0 E: 0 K: 1 S: 8	H: 0 LOB: 1 BB: 1 P: 12	R: 1 E: 0 K: 2 S: 13	H: 1 LOB: 1 BB: 1 P: 21		1B: 3 2B: 3 3B: 0 HR: 2	SF: 0 SAC: 0 DP: 1 HBP: 0	WP: 0 PB: 0 SB: 1 CS: 1	PA: 37	
PITCHER	IP WLS BF H R ER SO BB IBB HBP BLK WP HR S P ERA WHIP	IP WLS BF H R ER SO BB IBB HBP BLK WP HR S P ERA WHIP	IP WLS BF H R ER SO BB IBB HBP BLK WP HR S P ERA WHIP	IP WLS BF H R ER SO BB IBB HBP BLK WP HR S P ERA WHIP	IP WLS BF H R ER SO BB IBB HBP BLK WP HR S P ERA WHIP	IP WLS BF H R ER SO BB IBB HBP BLK WP HR S P ERA WHIP	IP WLS BF H R ER SO BB IBB HBP BLK WP HR S P ERA WHIP	IP WLS BF H R ER SO BB IBB HBP BLK WP HR S P ERA WHIP	IP WLS BF H R ER SO BB IBB HBP BLK WP HR S P ERA WHIP	IP WLS BF H R ER SO BB IBB HBP BLK WP HR S P ERA WHIP	IP WLS BF H R ER SO BB IBB HBP BLK WP HR S P ERA WHIP	IP WLS BF H R ER SO BB IBB HBP BLK WP HR S P ERA WHIP	IP WLS BF H R ER SO BB IBB HBP BLK WP HR S P ERA WHIP	IP WLS BF H R ER SO BB IBB HBP BLK WP HR S P ERA WHIP	IP WLS BF H R ER SO BB IBB HBP BLK WP HR S P ERA WHIP	IP WLS BF H R ER SO BB IBB HBP BLK WP HR S P ERA WHIP	IP WLS BF H R ER SO BB IBB HBP BLK WP HR S P ERA WHIP	IP WLS BF H R ER SO BB IBB HBP BLK WP HR S P ERA WHIP	IP WLS BF H R ER SO BB IBB HBP BLK WP HR S P ERA WHIP	IP WLS BF H R ER SO BB IBB HBP BLK WP HR S P ERA WHIP	IP WLS BF H R ER SO BB IBB HBP BLK WP HR S P ERA WHIP	IP WLS BF H R ER SO BB IBB HBP BLK WP HR S P ERA WHIP

AB 32
R 2
H 6
RBI 2
BB 4
SO 9
LOB 10



Batter	1	2	3	4	5	6	7	8	9	AB	R	H	RBI	BB	SO	LOB	BOTTOM					
Mike Lansing, R (1.4) OBP: 0.301, SLG: 0.354	0-0 G6-3		2-3 K		1-3 K		0-1 G5-3			4	0	0	0	0	2	1	Colorado Rockies @ Montreal Expos Olympic Stadium, Montreal, QB Fri May 27 1994, 7:05 PM EDT Att: 22,882 - Dome					
Wil Cordero, R (1.6) OBP: 0.343, SLG: 0.382	2-2 P4		1-2 P5		3-1 G6-3		1-1 G6-3			4	0	0	0	0	0	1						
Marquis Grissom, R (1.8) OBP: 0.301, SLG: 0.343	2-1 P4		3-2 G5-3		1-0 G6-3		0-0 F8			4	0	0	0	0	0	1						
Larry Walker, L (1.9) OBP: 0.358, SLG: 0.517		3-3 K		0-0 G3-1		4-2 BLK 2B BB		1-2 G4-3 2B		3	1	1	0	1	1	0						
Moises Alou, R (1.7) OBP: 0.407, SLG: 0.538		2-2 P4		0-1 S 1B 1B		0-0 G6-3 1-H WP 2B		0-0 F9		4	2	2	1	0	0	1						
Lenny Webster, R (1.2) John Wetteland, R (9.1) OBP: 0.382, SLG: 0.436		2-0 BB 1B		1-3 K		1-0 G6-3 HBP		2-2 G4-3		3	0	1	0	0	1	2						
Randy Milligan, R (1.3) OBP: 0.309, SLG: 0.222		4-1 FC6-4 BB 1B		2-1 S 1B 2B 1B		3-1 G6-3 1-2 2-3		2-3 K		3	1	1	1	1	3							
Sean Berry, R (1.5) OBP: 0.369, SLG: 0.407		1-1 FC6-4		1-2 2B 2B		4-0 WP IBB				2	0	1	1	1	0	2						
Gabe White, L (1.1) Lou Frazier, S (6.8) Mel Rojas, R (7.1) Tim Spehr, R (9.2) OBP: 0.404, SLG: 0.404			4-2 BB		1-3 K		1-2 G3			1	0	0	0	1	1	1						
Inning Stats	R: 0 E: 0 K: 0 S: 6	H: 0 LOB: 0 BB: 0 P: 10	R: 0 E: 0 K: 1 S: 11	H: 1 LOB: 2 BB: 1 P: 23	R: 0 E: 0 K: 1 S: 15	H: 0 LOB: 1 BB: 1 P: 25	R: 2 E: 0 K: 2 S: 14	H: 3 LOB: 0 BB: 0 P: 19	R: 0 E: 0 K: 1 S: 6	H: 1 LOB: 1 BB: 2 P: 21	R: 0 E: 0 K: 0 S: 5	H: 0 LOB: 0 BB: 0 P: 6	R: 0 E: 0 K: 1 S: 11	H: 1 LOB: 1 BB: 0 P: 16	R: 0 E: 0 K: 1 S: 11	H: 1 LOB: 1 BB: 0 P: 16		1B: 3 2B: 3 3B: 0 HR: 0	SF: 0 SAC: 0 DP: 1 HBP: 1	WP: 1 PB: 0 SB: 1 CS: 0	PA: 34	
PITCHER	IP WLS BF H R ER SO BB IBB HBP BLK WP HR S P ERA WHIP	IP WLS BF H R ER SO BB IBB HBP BLK WP HR S P ERA WHIP	IP WLS BF H R ER SO BB IBB HBP BLK WP HR S P ERA WHIP	IP WLS BF H R ER SO BB IBB HBP BLK WP HR S P ERA WHIP	IP WLS BF H R ER SO BB IBB HBP BLK WP HR S P ERA WHIP	IP WLS BF H R ER SO BB IBB HBP BLK WP HR S P ERA WHIP	IP WLS BF H R ER SO BB IBB HBP BLK WP HR S P ERA WHIP	IP WLS BF H R ER SO BB IBB HBP BLK WP HR S P ERA WHIP	IP WLS BF H R ER SO BB IBB HBP BLK WP HR S P ERA WHIP	IP WLS BF H R ER SO BB IBB HBP BLK WP HR S P ERA WHIP	IP WLS BF H R ER SO BB IBB HBP BLK WP HR S P ERA WHIP	IP WLS BF H R ER SO BB IBB HBP BLK WP HR S P ERA WHIP	IP WLS BF H R ER SO BB IBB HBP BLK WP HR S P ERA WHIP	IP WLS BF H R ER SO BB IBB HBP BLK WP HR S P ERA WHIP	IP WLS BF H R ER SO BB IBB HBP BLK WP HR S P ERA WHIP	IP WLS BF H R ER SO BB IBB HBP BLK WP HR S P ERA WHIP	IP WLS BF H R ER SO BB IBB HBP BLK WP HR S P ERA WHIP	IP WLS BF H R ER SO BB IBB HBP BLK WP HR S P ERA WHIP	IP WLS BF H R ER SO BB IBB HBP BLK WP HR S P ERA WHIP	IP WLS BF H R ER SO BB IBB HBP BLK WP HR S P ERA WHIP	IP WLS BF H R ER SO BB IBB HBP BLK WP HR S P ERA WHIP	IP WLS BF H R ER SO BB IBB HBP BLK WP HR S P ERA WHIP

AB 29
R 4
H 6
RBI 3
BB 4
SO 6
LOB 13

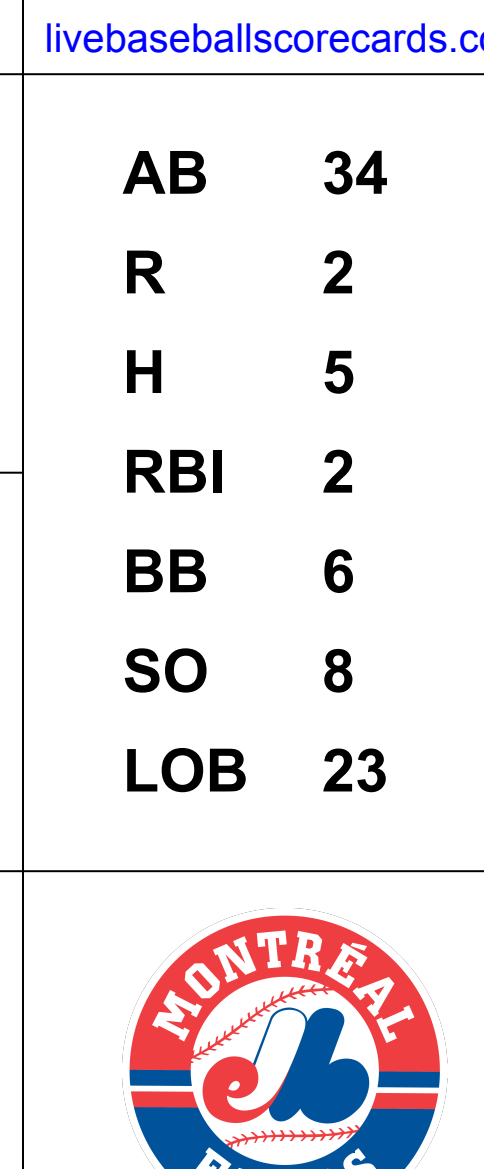


Batter	1	2	3	4	5	6	7	8	9	10	AB	R	H	RBI	BB	SO	LOB	TOP									
Walt Weiss, S OBP: 0.356, SLG: 0.366 (1, 6)	K		SF9 1-2 1B		G4-3		L4		K		5	0	1	0	0	2	2	Colorado Rockies @ Montreal Expos Olympic Stadium, Montreal, QB Sat May 28 1994, 3:33 AM EDT Att. 30,452 - Dome									
Mike Kingery, L OBP: 0.370, SLG: 0.472 (1, 8)	L9		SF9 1-3 2-H		F8			FC4-6 1B	K		4	1	1	1	0	1	2										
Dante Bichette, R OBP: 0.330, SLG: 0.559 (1, 9)	K		K		G4-3			FC6			5	1	1	0	0	2	2										
Andres Galarraga, R OBP: 0.356, SLG: 0.642 (1, 3)	K		L7					FC4-6 BB		L9 1B 1B	4	0	0	0	1	2	2										
Charlie Hayes, R OBP: 0.323, SLG: 0.393 (1, 5)								FC4-6 FC4		F8	4	0	2	1	1	1	1										
Howard Johnson, S OBP: 0.307, SLG: 0.368 Kent Bottenfield, R (10, 1)					F8			FC5-4 BB		L9	2	0	0	0	0	2	0										
Danny Sheaffer, R OBP: 0.265, SLG: 0.217 Joe Girardi, R OBP: 0.322, SLG: 0.290 (1, 2)					G5-3			FC4			4	0	0	0	0	1	4										
Nelson Liriano, S OBP: 0.344, SLG: 0.400 (1, 4)										F8	4	0	1	0	1	0	0										
Marvin Freeman, R OBP: 0.071, SLG: 0.071 Steve Reed, R (8, 1)											4	0	0	0	0	1	4										
Bruce Ruffin, S OBP: 0.667, SLG: 0.500 Eric Young Sr., R OBP: 0.515, SLG: 0.430 John Vander Wal, L OBP: 0.278, SLG: 0.441 (10, PH)			SF9 1B		K						3	1	1	0	0	2	2										
Inning Stats	R: 0 E: 0 K: 2 S: 10	H: 0 LOB: 0 BB: 0 P: 15	R: 0 E: 1 K: 3 S: 17	H: 0 LOB: 2 BB: 2 P: 28	R: 1 E: 1 K: 1 S: 7	H: 2 LOB: 1 BB: 0 P: 12	R: 0 E: 0 K: 1 S: 9	H: 1 LOB: 2 BB: 1 P: 15	R: 0 E: 0 K: 0 S: 7	H: 0 LOB: 0 BB: 0 P: 10	R: 0 E: 0 K: 2 S: 7	H: 0 LOB: 1 BB: 1 P: 13	R: 0 E: 0 K: 1 S: 7	H: 0 LOB: 0 BB: 0 P: 12	R: 1 E: 1 K: 0 S: 11	H: 1 LOB: 1 BB: 1 P: 19	R: 0 E: 0 K: 2 S: 10	H: 1 LOB: 2 BB: 1 P: 20	R: 1 E: 0 K: 0 S: 13	H: 3 LOB: 2 BB: 0 P: 18	1B: 7 2B: 1 3B: 0 HR: 0	SF: 1 SAC: 0 DP: 0 HBP: 0	WP: 0 PB: 0 SB: 0 CS: 0	PA: 44			
PITCHER	IP 7.1	WLS 30	H 4	R 2	ER 0	SO 10	BB 3	IBB 0	HBP 0	BLK 0	WP 0	HR 0	S 68	P 111	ERA 0.00	WHIP 0.955											
Pedro Martinez, R ERA: 3.0 (1, 1)	1.2	8	1	0	0	2	2	0	0	0	0	0	17	33	0.00	1.800											
John Wetteland, R ERA: 2.96 (8, 1)	0.2	L	4	2	1	1	0	0	0	0	0	0	10	13	13.50	3.000											
Tim Scott, R ERA: 3.68 (10, 1)	0.1	2	1	0	0	0	0	0	0	0	0	0	3	5	0.00	3.000											
Jeff Shaw, R ERA: 3.38 (10, 1)																											

AB	37
R	3
H	8
RBI	3
BB	6
SO	12
LOB	23



Batter	1	2	3	4	5	6	7	8	9	10	AB	R	H	RBI	BB	SO	LOB	BOTTOM								
Marquis Grissom, R OBP: 0.299, SLG: 0.339 (1, 8)	P3		G5-3 BB 1B		G5-3		K		FC6-4		5	0	1	0	0	1	4	Colorado Rockies @ Montreal Expos Olympic Stadium, Montreal, QB Sat May 28 1994, 3:33 AM EDT Att. 30,452 - Dome								
Juan Bell, R OBP: 0.241, SLG: 0.400 Lou Frazier, S OBP: 0.404, SLG: 0.404 Freddie Benavides, R OBP: 0.216, SLG: 0.276 (1, 4)								G4-3		F8	2	0	0	0	2	1	0									
Moises Alou, R OBP: 0.407, SLG: 0.528 (1, 7)	P4		G5-3		G6-3			E6 HBP BB		F8	3	0	0	0	1	0	2									
Larry Walker, L OBP: 0.359, SLG: 0.514 (1, 9)					G6-3			E6 S		FC4-6 BB	5	1	2	0	0	0	3									
Darrin Fletcher, L OBP: 0.363, SLG: 0.427 Lenny Webster, R OBP: 0.367, SLG: 0.429 (8, PH)					G3			F8			3	0	0	0	0	0	2									
Cliff Floyd, L OBP: 0.321, SLG: 0.393 Randy Milligan, R OBP: 0.298, SLG: 0.213 (8, PH)					F7			FC6-4 HBP IBB			1	0	0	0	1	1	1									
Wil Cordero, R OBP: 0.335, SLG: 0.373 (1, 6)											4	0	0	1	0	1	4									
Mike Lansing, R OBP: 0.303, SLG: 0.352 Sean Berry, R OBP: 0.364, SLG: 0.400 (5, PR)					P6						4	0	0	1	0	1	4									
Mike Lansing, R OBP: 0.303, SLG: 0.352 Sean Berry, R OBP: 0.364, SLG: 0.400 (6, 5)											1	0	0	0	0	0	1									
Pedro Martinez, R OBP: 0.100, SLG: 0.200 John Wetteland, R (8, 1)											2	0	0	0	0	1	0									
Tim Spehr, R OBP: 0.389, SLG: 0.500 Tim Scott, R (10, 1)											3	0	1	0	0	2	1									
Jeff Shaw, R OBP: 0.333, SLG: 0.200 (10, 1)											0	0	0	0	0	0	0									
Inning Stats	R: 0 E: 0 K: 1 S: 9	H: 0 LOB: 0 BB: 0 P: 15	R: 1 E: 0 K: 0 S: 8	H: 1 LOB: 1 BB: 1 P: 17	R: 0 E: 0 K: 1 S: 8	H: 1 LOB: 1 BB: 1 P: 14	R: 0 E: 0 K: 0 S: 8	H: 0 LOB: 0 BB: 0 P: 13	R: 0 E: 0 K: 1 S: 6	H: 0 LOB: 2 BB: 0 P: 8	R: 0 E: 0 K: 2 S: 9	H: 2 LOB: 1 BB: 0 P: 9	R: 0 E: 1 K: 1 S: 14	H: 0 LOB: 3 BB: 2 P: 28	R: 0 E: 0 K: 1 S: 9	H: 0 LOB: 1 BB: 1 P: 19	R: 0 E: 0 K: 1 S: 8	H: 1 LOB: 1 BB: 1 P: 17	1B: 4 2B: 0 3B: 0 HR: 1	SF: 0 SAC: 0 DP: 1 HBP: 2	WP: 0 PB: 0 SB: 3 CS: 1	PA: 42				
PITCHER	IP 7.0	WLS 28	H 5	R 2	ER 2	SO 2	BB 2	IBB 0	HBP 1	BLK 0	WP 0	HR 0	S 54	P 83	ERA 2.57	WHIP 1.000										
Marvin Freeman, R ERA: 3.25 (1, 1)	0.0	2	0	0	0	0	1	0	0	0	0	0	2	7												
Steve Reed, R ERA: 3.46 (8, 1)	2.0	W	8	0	0	0	2	1	1	0	0	0	21	40	0.00	0.500										
Bruce Ruffin, L ERA: 2.49 (10, 1)	1.0	S	4	0	0	0	1	1	0	0	0	0	8	17	0.00	1.000										



Batter	1	2	3	4	5	6	7	8	9	10	AB	R	H	RBI	BB	SO	LOB	TOP						
Walt Weiss, S OBP: 0.359, SLG: 0.359	G4-3		E6				G6-3		G4-3		4	0	0	0	1	0	1	Colorado Rockies @ Montreal Expos Olympic Stadium, Montreal, QB Sun May 29 1994, 3:33 AM EDT Att: 26,774 - Dome livebaseballscorecards.com						
Joe Girardi, R OBP: 0.325, SLG: 0.294	G6-3		F8						E6		5	0	2	1	0	0	1							
Dante Bichette, R OBP: 0.327, SLG: 0.550	G5-3			G5-3					F8		5	0	1	0	0	0	3							
Andres Galarraga, R OBP: 0.359, SLG: 0.641				K					K		5	1	2	0	0	2	2							
Charlie Hayes, R OBP: 0.317, SLG: 0.385				K					K		4	0	0	0	0	3	4							
Howard Johnson, S OBP: 0.305, SLG: 0.374											4	1	1	0	0	1	3							
Steve Reed, R (8, 1)											0	0	0	0	0	0	0							
Bruce Ruffin, S OBP: 0.667, SLG: 0.500											0	0	0	0	0	0	0							
Roberto Mejia, R OBP: 0.331, SLG: 0.441											4	1	2	0	0	2	1							
Mike Kingery, L OBP: 0.353, SLG: 0.453											3	0	0	1	0	1	1							
David Nied, R OBP: 0.105, SLG: 0.056											2	0	0	0	0	1	1							
Eric Young Sr., R OBP: 0.311, SLG: 0.425											1	0	0	0	0	1	0							
Darren Holmes, R (7, 1)											0	0	0	0	0	0	0							
Mike Munoz, L (7, 1)											0	0	0	0	0	0	0							
John Vander Wal, L OBP: 0.270, SLG: 0.429											1	0	0	0	0	0	1							
Inning Stats	R: 0 E: 0 K: 0 S: 6	H: 0 LOB: 0 BB: 0 P: 7	R: 0 E: 0 K: 2 S: 10	H: 1 LOB: 1 BB: 0 P: 15	R: 0 E: 1 K: 2 S: 12	H: 0 LOB: 1 BB: 0 P: 18	R: 0 E: 0 K: 2 S: 11	H: 0 LOB: 0 BB: 0 P: 19	R: 2 E: 0 K: 0 S: 9	H: 3 LOB: 2 BB: 1 P: 16	R: 1 E: 0 K: 2 S: 10	H: 1 LOB: 0 BB: 0 P: 13	R: 0 E: 0 K: 1 S: 6	H: 0 LOB: 0 BB: 0 P: 8	R: 0 E: 0 K: 2 S: 12	H: 2 LOB: 2 BB: 0 P: 14	R: 0 E: 0 K: 0 S: 10	H: 1 LOB: 1 BB: 0 P: 11	R: 0 E: 1 K: 0 S: 7	H: 0 LOB: 0 BB: 0 P: 11	1B: 6 2B: 3 3B: 0 HR: 0	SF: 1 SAC: 0 DP: 1 HBP: 0	WP: 1 PB: 0 SB: 0 CS: 0	PA: 40
PITCHER	IP WLS BF H R ER SO BB IBB HBP BLK WP HR S P ERA WHIP	7.0 30 7 3 3 9 1 0 0 0 1 0 67 99 3.86 1.143	2.0 7 1 0 0 2 0 0 0 0 0 0 19 22 0.00 0.500	1.0 W 3 0 0 0 0 0 0 0 0 0 7 11 0.00 0.000	PITCHER										IP WLS BF H R ER SO BB IBB HBP BLK WP HR S P ERA WHIP									

Batter	1	2	3	4	5	6	7	8	9	10	AB	R	H	RBI	BB	SO	LOB	BOTTOM						
Marquis Grissom, R OBP: 0.301, SLG: 0.351	1B		F7						P4		5	1	2	0	0	1	1	Colorado Rockies @ Montreal Expos Olympic Stadium, Montreal, QB Sun May 29 1994, 3:33 AM EDT Att: 26,774 - Dome livebaseballscorecards.com						
Juan Bell, R OBP: 0.441, SLG: 0.414	1B		F8						3B		4	1	2	0	1	1	1							
Moises Alou, R OBP: 0.412, SLG: 0.527	1B		G6-3						F9		4	1	2	1	1	0	1							
Tim Scott, R (10, 1)	1B										0	0	0	0	0	0	0							
Larry Walker, L OBP: 0.360, SLG: 0.533	L3										5	1	2	1	0	1	7							
Darrin Fletcher, L OBP: 0.355, SLG: 0.420	2B										2	0	0	1	0	1	2							
Lenny Webster, R OBP: 0.361, SLG: 0.421	F7										1	0	0	0	0	0	0							
Cliff Floyd, L OBP: 0.331, SLG: 0.405											3	0	2	1	1	1	0							
Wil Cordero, R OBP: 0.328, SLG: 0.364	G5-4-3										4	0	0	0	0	0	4							
Mike Lansing, R OBP: 0.302, SLG: 0.350	G5-4-3										4	0	1	0	0	0	2							
Jeff Fassero, L OBP: 0.080, SLG: 0.042	F9										2	0	0	0	0	2	1							
Gil Heredia, R OBP: 0.333, SLG: 0.333	K										0	0	0	0	0	0	0							
Lou Frazier, S OBP: 0.396, SLG: 0.396											1	0	0	0	0	1	0							
Inning Stats	R: 1 E: 0 K: 0 S: 10	H: 3 LOB: 1 BB: 0 P: 14	R: 0 E: 0 K: 1 S: 7	H: 1 LOB: 1 BB: 0 P: 11	R: 0 E: 0 K: 0 S: 4	H: 0 LOB: 0 BB: 0 P: 6	R: 0 E: 0 K: 1 S: 9	H: 1 LOB: 1 BB: 1 P: 16	R: 0 E: 0 K: 2 S: 11	H: 0 LOB: 0 BB: 0 P: 14	R: 2 E: 0 K: 0 S: 15	H: 3 LOB: 1 BB: 0 P: 23	R: 0 E: 0 K: 1 S: 13	H: 1 LOB: 3 BB: 2 P: 24	R: 0 E: 1 K: 1 S: 9	H: 0 LOB: 1 BB: 0 P: 14	R: 0 E: 0 K: 2 S: 12	H: 1 LOB: 1 BB: 0 P: 18	R: 1 E: 0 K: 0 S: 1	H: 1 LOB: 0 BB: 0 P: 1	1B: 7 2B: 3 3B: 1 HR: 1	SF: 1 SAC: 1 DP: 2 HBP: 0	WP: 0 PB: 0 SB: 0 CS: 0	PA: 40
PITCHER	IP WLS BF H R ER SO BB IBB HBP BLK WP HR S P ERA WHIP	6.0 25 8 3 3 4 1 0 0 0 0 0 10 20 4.50 1.500	0.2 5 1 0 0 0 2 0 0 0 0 0 0 0 7 11 0.00 0.000	1.0 3 0 0 0 2 0 0 0 0 0 0 17 25 0.00 0.750	0.0 L 1 1 1 1 0 0 0 0 0 1 1 1 ∞ ∞	PITCHER										IP WLS BF H R ER SO BB IBB HBP BLK WP HR S P ERA WHIP								

Colorado Rockies @ Montreal Expos
 Olympic Stadium, Montreal, QB
 Sun May 29 1994, 3:33 AM EDT
 Att: 26,774 - Dome



Batter	1	2	3	4	5	6	7	8	9	AB	R	H	RBI	BB	SO	LOB	TOP							
Al Martin, L OBP: 0.368, SLG: 0.477 (1, 7)	G3		L4		P5			L7	BB 1B HBP	4	1	0	0	0	0	4								
Jay Bell, R OBP: 0.283, SLG: 0.367 (1, 6)	G5-3		G4-3			G4-3		BB FC6-4 BB	SF8	3	1	0	1	1	0	2								
Andy Van Slyke, L OBP: 0.333, SLG: 0.347 (1, 8)	K			G3-1		G4-3		FC6-4 BB 1B	1B BB	4	0	1	0	1	1	0								
Orlando Merced, S OBP: 0.376, SLG: 0.394 (1, 3)		K		F7		G4-3		FC6-4 BB	1B BB	4	0	1	2	1	1	0								
Dave Clark, L OBP: 0.352, SLG: 0.388 (1, 9)		G4-3		G4-3			G3	FC6-4 FC6-4	K	4	0	0	1	0	0	2								
Lloyd McClendon, R (9, PH) OBP: 0.314, SLG: 0.233										1	0	0	0	0	1	2								
Carlos Garcia, R OBP: 0.348, SLG: 0.381 (1, 4)		G5-3			F8			FC6-4 1B		4	0	1	0	0	0	2								
Don Slaught, R OBP: 0.367, SLG: 0.305 (1, 2)				1B G6-3 1B		WP HBP 1B		1B	HBP SF8 1B	4	1	4	0	0	0	0								
Kevin Young, R OBP: 0.264, SLG: 0.301 (1, 5)			G6-3			WP HBP	P6		E5 SF8 HBP 1B	3	1	0	0	0	0	4								
Denny Neagle, L OBP: 0.143, SLG: 0.143 (1, 1)										2	0	1	0	0	1	2								
John Hope, R (6, 1)										0	0	0	0	0	0	0								
Gary Varsho, L OBP: 0.333, SLG: 0.444 (7, PH)										1	0	0	0	0	0	2								
Rick White, R (7, 1)										0	0	0	0	0	0	0								
Brian Hunter, R (9, PH) OBP: 0.295, SLG: 0.476										1	0	0	0	0	1	2								
Inning Stats	R: 0 E: 0 K: 1 S: 10	H: 0 LOB: 0 BB: 0 P: 15	R: 0 E: 0 K: 1 S: 8	H: 0 LOB: 0 BB: 0 P: 16	R: 0 E: 0 K: 0 S: 6	H: 2 LOB: 2 BB: 0 P: 8	R: 0 E: 0 K: 0 S: 9	H: 0 LOB: 0 BB: 0 P: 12	R: 0 E: 0 K: 1 S: 10	H: 1 LOB: 2 BB: 0 P: 16	R: 0 E: 0 K: 0 S: 4	H: 0 LOB: 0 BB: 0 P: 6	R: 0 E: 0 K: 0 S: 7	H: 2 LOB: 2 BB: 0 P: 11	R: 1 E: 0 K: 0 S: 9	H: 1 LOB: 2 BB: 2 P: 20	R: 3 E: 1 K: 2 S: 16	H: 2 LOB: 2 BB: 1 P: 29	1B: 8 2B: 0 3B: 0 HR: 0	SF: 1 SAC: 0 DP: 0 HBP: 2	WP: 1 PB: 0 SB: 0 CS: 0	PA: 41		
PITCHER	IP	WLS	BF	H	R	ER	SO	BB	IBB	HBP	BLK	WP	HR	S	P	ERA	WHIP							
Marvin Freeman, R (1, 1) ERA: 2.81	7.0	W	27	5	0	0	3	0	0	1	0	1	0	54	84	0.00	0.714							
Mike Munoz, L (8, 1) ERA: 3.89	1.0		6	1	1	1	0	2	0	0	0	0	0	9	20	9.00	3.000							
Steve Reed, R (9, 1)	0.2		5	1	3	0	1	0	0	1	0	0	0	11	19	0.00	1.500							
Bruce Ruffin, L (9, 1) ERA: 2.57	0.1	S	3	1	0	0	1	1	0	0	0	0	0	5	10	0.00	6.000							

Pittsburgh Pirates @ Colorado Rockies
Mile High Stadium, Denver, CO
Fri Jun 03 1994, 9:05 PM EDT
Att: 53,737 - Unknown - 70 F

AB	35
R	4
H	8
RBI	4
BB	3
SO	5
LOB	22



Batter	1	2	3	4	5	6	7	8	9	AB	R	H	RBI	BB	SO	LOB	BOTTOM							
Walt Weiss, S OBP: 0.356, SLG: 0.363 (1, 6)	K		G6-4-3 1B		G5-3		G4-3			4	0	1	0	0	1	0								
Joe Girardi, R (1, 2)	2B SF7 1B		G6-4-3			HR HBP		HR		3	3	2	1	0	0	1								
Dante Bichette, R OBP: 0.333, SLG: 0.569 (1, 9)	SF7 1-3 2B				E 2B 2B		F8			4	2	3	2	0	0	0								
Andres Galarraga, R OBP: 0.354, SLG: 0.629 (1, 3)	SF7			G5-3		1B 1B		2B FC3-2 1B		3	1	2	1	0	0	1								
Charlie Hayes, R OBP: 0.327, SLG: 0.407 (1, 5)	G4-3					1B 1B		FC3-2 G3-2-3 2B		4	0	3	1	0	0	1								
Howard Johnson, S OBP: 0.331, SLG: 0.381 (1, 7)		B2-3		L6				FC3-2 IBB		3	0	1	1	1	0	1								
Chris Jones, R OBP: 0.211, SLG: 0.211 (1, 8)		K		G4-3				FC3-2		4	0	1	0	0	1	4								
Nelson Liriano, S OBP: 0.366, SLG: 0.423 (1, 4)			F9		G6-3		G4-6-3	G3-2-3		4	0	0	0	0	0	5								
Marvin Freeman, R OBP: 0.063, SLG: 0.063 (1, 1)										2	0	0	0	0	2	0								
John Vander Wal, L (7, PH) OBP: 0.279, SLG: 0.488										1	0	0	0	0	0	0								
Mike Munoz, L (8, 1)										0	0	0	0	0	0	0								
Steve Reed, R (9, 1)										0	0	0	0	0	0	0								
Bruce Ruffin, S OBP: 0.087, SLG: 0.500 (9, 1)							F7			0	0	0	0	0	0	0								
Inning Stats	R: 1 E: 0 K: 1 S: 9	H: 2 LOB: 1 BB: 0 P: 15	R: 0 E: 0 K: 1 S: 8	H: 0 LOB: 0 BB: 0 P: 10	R: 0 E: 0 K: 1 S: 7	H: 1 LOB: 0 BB: 0 P: 10	R: 1 E: 1 K: 0 S: 11	H: 2 LOB: 1 BB: 0 P: 17	R: 0 E: 0 K: 1 S: 7	H: 0 LOB: 0 BB: 0 P: 11	R: 3 E: 0 K: 0 S: 20	H: 5 LOB: 1 BB: 0 P: 30	R: 1 E: 0 K: 0 S: 9	H: 1 LOB: 0 BB: 0 P: 13	R: 0 E: 0 K: 0 S: 9	H: 2 LOB: 2 BB: 1 P: 16	1B: 7 2B: 4 3B: 0 HR: 2	SF: 1 SAC: 0 DP: 3 HBP: 1	WP: 0 PB: 0 SB: 0 CS: 0	PA: 35				
PITCHER	IP	WLS	BF	H	R	ER	SO	BB	IBB	HBP	BLK	WP	HR	S	P	ERA	WHIP							
Denny Neagle, L (1, 1) ERA: 4.41	5.1	L	24	9	5	5	4	0	0	1	0	0	0	55	83	8.44	1.688							
John Hope, R (6, 1) ERA: 6.75	0.2		2	1	0	0	0	0	0	0	0	0	0	7	10	0.00	1.500							
Rick White, R (7, 1) ERA: 4.34	2.0		9	3	1	1	0	0	1	0	0	0	1	18	29	4.50	1.500							

Pittsburgh Pirates @ Colorado Rockies
Mile High Stadium, Denver, CO
Fri Jun 03 1994, 9:05 PM EDT
Att: 53,737 - Unknown - 70 F


AB	32
R	6
H	13
RBI	6
BB	1
SO	4
LOB	13



Batter	1	2	3	4	5	6	7	8	9	AB	R	H	RBI	BB	SO	LOB	TOP								
Carlos Garcia, R OBP: 0.345, SLG: 0.376 (1, 4)	G6-3		1B				B1-3		B1	5	0	1	0	0	1	1									
Jay Bell, R OBP: 0.281, SLG: 0.359 (1, 6)	G4-3		BB				K		F8	4	0	0	0	1	2	1									
Andy Van Slyke, L OBP: 0.330, SLG: 0.343 (1, 8)	G1		K				G3		G4-3	5	1	1	0	0	1	2									
Orlando Merced, S OBP: 0.379, SLG: 0.403 (8, 3)		2B					F8		BB 1B	4	0	2	0	0	1	1									
Brian Hunter, R OBP: 0.302, SLG: 0.481 Gary Varsho, L OBP: 0.333, SLG: 0.444 (8, 9)	G5-3		1B 2B				BB BB 3B BB		F8	3	1	1	0	1	0	2									
Al Martin, L OBP: 0.376, SLG: 0.478 (1, 7)	BB		G4-6-3 1B				BB BB 3B BB		K	2	1	1	0	2	1	1									
Don Slaught, R OBP: 0.391, SLG: 0.299 (1, 2)	L9		G4-6-3 1B				BB BB 3B BB		BB	2	1	0	1	2	0	4									
Kevin Young, R OBP: 0.263, SLG: 0.322 (1, 5)	L5						L5 3B		K	4	0	1	3	0	1	4									
Zane Smith, L OBP: 0.286, SLG: 0.286 Alejandro Pena, R (6, 1)			G1-3				G5-3 G5-3		BB	3	0	0	0	0	0	1									
Dave Clark, L OBP: 0.358, SLG: 0.388 Mark Dewey, R OBP: 1.000, SLG: 1.000 (9, PH)										0	0	0	0	0	0	0									
Mark Dewey, R OBP: 1.000, SLG: 1.000 (9, 1)										0	0	0	0	1	0	0									
Mark Dewey, R OBP: 1.000, SLG: 1.000 (9, 1)										0	0	0	0	0	0	0									
Inning Stats	R: 0 E: 0 K: 0 S: 7	H: 0 LOB: 0 BB: 0 P: 12	R: 0 E: 0 K: 0 S: 13	H: 1 LOB: 2 BB: 1 P: 25	R: 0 E: 0 K: 1 S: 5	H: 1 LOB: 1 BB: 1 P: 11	R: 0 E: 0 K: 0 S: 8	H: 2 LOB: 1 BB: 0 P: 13	R: 0 E: 0 K: 1 S: 8	H: 0 LOB: 0 BB: 0 P: 14	R: 4 E: 0 K: 2 S: 13	H: 2 LOB: 1 BB: 3 P: 30	R: 0 E: 0 K: 1 S: 7	H: 0 LOB: 0 BB: 0 P: 7	R: 0 E: 0 K: 2 S: 11	H: 1 LOB: 2 BB: 1 P: 21	R: 0 E: 0 K: 0 S: 7	H: 0 LOB: 1 BB: 1 P: 11	1B: 4 2B: 2 3B: 1 HR: 0	SF: 0 SAC: 0 DP: 1 HBP: 0	WP: 0 PB: 0 SB: 0 CS: 1	PA: 39			
PITCHER	IP	WLS	BF	H	R	ER	SO	BB	IBB	HBP	BLK	WP	HR	S	P	ERA	WHIP								
Kevin Ritz, R ERA: 3.24 (1, 1)	5.2	L	24	5	3	3	4	4	0	0	0	0	0	10	16	4.76	1.588								
Willie Blair, R ERA: 5.97 (6, 1)	1.1		6	1	1	1	1	1	0	0	0	0	0	10	16	6.75	1.500								
Mike Munoz, L ERA: 3.66 (8, 1)	1.0		5	1	0	0	2	1	0	0	0	0	0	11	21	0.00	2.000								
Marcus Moore, R ERA: 3.74 (9, 1)	1.0		4	0	0	0	0	1	0	0	0	0	0	7	11	0.00	1.000								

Pittsburgh Pirates @ Colorado Rockies
Mile High Stadium, Denver, CO
Sat Jun 04 1994, 9:05 PM EDT
Att: 61,619 - Unknown - 86 F


AB 32
R 4
H 7
RBI 4
BB 7
SO 7
LOB 17



Batter	1	2	3	4	5	6	7	8	9	AB	R	H	RBI	BB	SO	LOB	BOTTOM								
Walt Weiss, S OBP: 0.358, SLG: 0.365 (1, 6)	G4-3 PB 1B		S 1B				G4-3		F8	4	0	2	0	0	0	0									
Joe Girardi, R OBP: 0.320, SLG: 0.314 (1, 2)	L5		F9				G1-6-3		G6-3	4	0	0	0	0	0	2									
Dante Bichette, R OBP: 0.327, SLG: 0.558 (1, 9)	G4-3		G1-3				G5-3		E1 3B	4	1	0	0	0	0	2									
Andres Galarraga, R OBP: 0.352, SLG: 0.626 (1, 3)	G5-3						G4-3		G5-3	4	0	1	0	0	0	2									
Charlie Hayes, R OBP: 0.326, SLG: 0.419 (1, 5)							G6-3		G5-3	4	1	1	1	0	1	2									
Howard Johnson, S OBP: 0.336, SLG: 0.427 (1, 7)	G6-3						HR		F8	4	1	2	2	0	0	0									
Chris Jones, R OBP: 0.238, SLG: 0.238 Mike Kingery, L OBP: 0.370, SLG: 0.494 (7, PH)	G4-3 1B		G5-3				G5-3		P3	2	0	1	0	0	0	0									
Nelson Liriano, S OBP: 0.353, SLG: 0.405 (1, 4)	G4-3						G4-3		F8	3	0	0	0	0	1	1									
Kevin Ritz, R (1, 1)							K		G4-3	2	0	0	0	0	2	0									
Willie Blair, R (6, 1)										0	0	0	0	0	0	0									
Mike Munoz, L (8, 1)										0	0	0	0	0	0	0									
John Vander Wal, L OBP: 0.273, SLG: 0.476 Marcus Moore, S (9, 1)										1	0	0	0	0	0	0									
Inning Stats	R: 0 E: 0 K: 0 S: 14	H: 1 LOB: 1 BB: 0 P: 23	R: 1 E: 0 K: 0 S: 8	H: 2 LOB: 0 BB: 0 P: 12	R: 0 E: 0 K: 1 S: 15	H: 1 LOB: 1 BB: 0 P: 20	R: 1 E: 0 K: 0 S: 8	H: 1 LOB: 0 BB: 0 P: 12	R: 0 E: 0 K: 1 S: 10	H: 0 LOB: 0 BB: 0 P: 14	R: 0 E: 0 K: 1 S: 8	H: 1 LOB: 1 BB: 0 P: 9	R: 0 E: 0 K: 1 S: 9	H: 0 LOB: 0 BB: 0 P: 12	R: 0 E: 0 K: 0 S: 8	H: 0 LOB: 0 BB: 0 P: 12	R: 1 E: 1 K: 0 S: 12	H: 1 LOB: 1 BB: 0 P: 17	1B: 3 2B: 1 3B: 1 HR: 2	SF: 0 SAC: 0 DP: 1 HBP: 0	WP: 0 PB: 1 SB: 1 CS: 0	PA: 34			
PITCHER	IP	WLS	BF	H	R	ER	SO	BB	IBB	HBP	BLK	WP	HR	S	P	ERA	WHIP								
Zane Smith, L ERA: 3.77 (1, 1)	5.2	W	22	6	2	2	2	0	0	0	0	0	0	21	29	0.00	0.000								
Alejandro Pena, R ERA: 5.4 (6, 1)	2.1		7	0	0	0	2	0	0	0	0	0	0	21	29	0.00	0.000								
Mark Dewey, R ERA: 1.31 (9, 1)	1.0	S	5	1	1	0	0	0	0	0	0	0	0	12	17	0.00	1.000								

Pittsburgh Pirates @ Colorado Rockies
Mile High Stadium, Denver, CO
Sat Jun 04 1994, 9:05 PM EDT
Att: 61,619 - Unknown - 86 F

AB 34
R 3
H 7
RBI 3
BB 0
SO 4
LOB 10



Batter	1	2	3	4	5	6	7	8	9	AB	R	H	RBI	BB	SO	LOB	TOP			
Carlos Garcia, R OBP: 0.342, SLG: 0.376 (1, 4)										5	1	1	0	0	1	4	Pittsburgh Pirates @ Colorado Rockies Mile High Stadium, Denver, CO Sun Jun 05 1994, 5:33 AM EDT Att: 63,653 - Sunny - 85 F			
Al Martin, L OBP: 0.373, SLG: 0.470 (1, 7)										3	1	0	0	0	0	4				
Andy Van Slyke, L OBP: 0.329, SLG: 0.338 (1, 8)										3	1	0	0	1	0	2				
Orlando Merced, S OBP: 0.371, SLG: 0.393 (1, 9)										4	0	0	1	0	0	2				
Brian Hunter, R OBP: 0.292, SLG: 0.464 (1, 3)										4	0	0	0	0	1	2				
Jay Bell, R OBP: 0.285, SLG: 0.362 (1, 6)										4	1	2	2	0	0	0				
Lance Parrish, R OBP: 0.400, SLG: 0.435 (9, PH)										3	0	1	0	0	1	1				
Don Slaught, R OBP: 0.391, SLG: 0.299 (9, 2)										4	0	2	1	0	1	0				
Kevin Young, R OBP: 0.273, SLG: 0.352 (1, 5)										2	0	1	0	0	0	0				
Paul Wagner, R OBP: 0.298, SLG: 0.250 (7, 1)										2	0	1	0	0	0	0				
Dan Miceli, R OBP: 0.260, SLG: 1.000 (7, 1)										0	0	0	0	0	0	0				
Ravelo Manzanillo, L OBP: 0.260, SLG: 1.000 (7, 1)										0	0	0	0	0	0	0				
Rick White, R OBP: 0.260, SLG: 1.000 (7, 1)										0	0	0	0	0	0	0				
Gary Varsho, L OBP: 0.260, SLG: 0.423 (9, PH)										1	0	0	0	0	0	1				
Jeff Ballard, L OBP: 0.260, SLG: 0.500 (9, 1)										0	0	0	0	0	0	0				
Inning Stats	R: 3 E: 0 K: 1 S: 17	H: 2 LOB: 1 BB: 1 P: 24	R: 0 E: 1 K: 1 S: 13	H: 1 LOB: 2 BB: 0 P: 18	R: 0 E: 0 K: 0 S: 5	H: 0 LOB: 0 BB: 0 P: 5	R: 0 E: 0 K: 1 S: 13	H: 2 LOB: 2 BB: 0 P: 16	R: 0 E: 0 K: 0 S: 6	H: 0 LOB: 0 BB: 0 P: 9	R: 0 E: 0 K: 0 S: 6	H: 0 LOB: 0 BB: 0 P: 8	R: 0 E: 0 K: 0 S: 5	H: 0 LOB: 0 BB: 0 P: 6	R: 1 E: 0 K: 1 S: 11	H: 2 LOB: 1 BB: 0 P: 12	1B: 5 2B: 1 3B: 1 HR: 0	SF: 0 SAC: 1 DP: 0 HBP: 1	WP: 0 PB: 0 SB: 0 CS: 0	PA: 37
PITCHER	IP WLS BF H R ER SO BB IBB HBP BLK WP HR S P ERA WHIP																			
Greg Harris, R ERA: 5.66 (1, 1)	7.0	29	5	3	3	4	1	0	1	0	0	0	0	0	0	73	97	3.86	0.857	
Mike Munoz, L ERA: 3.54 (8, 1)	0.2	2	0	0	0	0	0	0	0	0	0	0	0	0	4	5	0.00	0.000		
Steve Reed, R ERA: 3.07 (8, 1)	0.1	1	0	0	0	0	0	0	0	0	0	0	0	1	1	0.00	0.000			
Marcus Moore, R ERA: 3.97 (9, 1)	1.0	L 5	2	1	1	1	0	0	0	0	0	0	0	11	12	9.00	2.000			

AB	34
R	4
H	7
RBI	4
BB	1
SO	5
LOB	17



Batter	1	2	3	4	5	6	7	8	9	AB	R	H	RBI	BB	SO	LOB	BOTTOM					
Walt Weiss, S OBP: 0.355, SLG: 0.359 (1, 6)										4	0	0	1	1	1	1	Pittsburgh Pirates @ Colorado Rockies Mile High Stadium, Denver, CO Sun Jun 05 1994, 5:33 AM EDT Att: 63,653 - Sunny - 85 F					
Nelson Liriano, S OBP: 0.337, SLG: 0.385 (1, 4)										4	0	0	0	0	0	3						
Eric Young Sr., R OBP: 0.304, SLG: 0.415 (9, PH)										1	0	0	0	0	0	0						
Howard Johnson, S OBP: 0.345, SLG: 0.430 (1, 7)										4	1	2	0	1	1	0						
Andres Galarraga, R OBP: 0.355, SLG: 0.628 (1, 3)										4	1	2	0	0	1	4						
Dante Bichette, R OBP: 0.326, SLG: 0.552 (1, 9)										4	0	1	0	0	0	3						
Charlie Hayes, R OBP: 0.324, SLG: 0.415 (1, 5)										4	0	1	2	0	0	2						
Mike Kingery, L OBP: 0.365, SLG: 0.478 (1, 8)										3	0	0	0	1	0	3						
Danny Sheaffer, R OBP: 0.288, SLG: 0.229 (7, PR)										2	1	1	0	1	0	1						
Joe Girardi, R OBP: 0.324, SLG: 0.318 (8, 2)										1	0	1	0	0	0	0						
Greg Harris, R OBP: 0.259, SLG: 0.240 (1, 1)										3	0	1	0	0	1	1						
Mike Munoz, L ERA: 3.95 (8, 1)										0	0	0	0	0	0	0						
Steve Reed, R ERA: 3.95 (8, 1)										0	0	0	0	0	0	0						
John Vander Wal, L OBP: 0.267, SLG: 0.465 (8, PH)										1	0	0	0	0	1	2						
Marcus Moore, S ERA: 3.52 (9, 1)										0	0	0	0	0	0	0						
Inning Stats	R: 0 E: 0 K: 2 S: 8	H: 0 LOB: 0 BB: 0 P: 14	R: 1 E: 0 K: 0 S: 11	H: 1 LOB: 1 BB: 1 P: 20	R: 0 E: 0 K: 1 S: 10	H: 0 LOB: 0 BB: 0 P: 14	R: 0 E: 0 K: 0 S: 6	H: 2 LOB: 1 BB: 0 P: 8	R: 1 E: 0 K: 0 S: 11	H: 1 LOB: 1 BB: 1 P: 17	R: 1 E: 1 K: 0 S: 9	H: 2 LOB: 1 BB: 0 P: 12	R: 0 E: 0 K: 1 S: 12	H: 1 LOB: 3 BB: 2 P: 27	R: 0 E: 0 K: 1 S: 11	H: 2 LOB: 2 BB: 0 P: 18	R: 0 E: 0 K: 0 S: 7	H: 0 LOB: 0 BB: 0 P: 11	1B: 8 2B: 2 3B: 0 HR: 0	SF: 0 SAC: 0 DP: 2 HBP: 0	WP: 0 PB: 0 SB: 0 CS: 0	PA: 39
PITCHER	IP WLS BF H R ER SO BB IBB HBP BLK WP HR S P ERA WHIP																					
Paul Wagner, R ERA: 3.95 (7, 1)	0.2	3	0	0	0	0	1	0	0	0	0	0	0	6	14	0.00	1.500					
Dan Miceli, R ERA: 7.84 (7, 1)	0.0	1	0	0	0	0	1	0	0	0	0	0	0	1	5	∞	∞					
Ravelo Manzanillo, L ERA: 4.21 (7, 1)	1.1	W 6	2	0	0	2	0	0	0	0	0	0	0	14	21	0.00	1.500					
Rick White, R ERA: 4.15 (7, 1)	1.0	S 3	0	0	0	0	0	0	0	0	0	0	0	7	11	0.00	0.000					
Jeff Ballard, L ERA: 3.52 (9, 1)	1.0	S 3	0	0	0	0	0	0	0	0	0	0	0	7	11	0.00	0.000					

AB	35
R	3
H	9
RBI	3
BB	4
SO	5
LOB	20




Batter	1	2	3	4	5	6	7	8	9	AB	R	H	RBI	BB	SO	LOB	TOP				
Jose Vizcaino, S (1, 6) <small>OBP: 0.352, SLG: 0.368</small> Luis Rivera, R (7, 6) <small>OBP: 0.333, SLG: 0.633</small>	P4	K		SF8	G3			G3		5	1	2	0	0	1	2	New York Mets @ Colorado Rockies Mile High Stadium, Denver, CO Mon Jun 06 1994, 9:05 PM EDT Att: 51,679 - Unknown - 86 F				
Kelly Stinnett, R (1, 2) <small>OBP: 0.346, SLG: 0.370</small>	2B	3B	HBP	3B	1B	HR	1B	FC6-4	HBP	5	3	4	0	0	0	1					
Joe Orsulak, L (1, 9) <small>OBP: 0.320, SLG: 0.392</small>	L9		P5	SF8	FC6-4		F7		G3-6-3	5	0	0	1	0	0	6					
Bobby Bonilla, S (1, 5) <small>OBP: 0.424, SLG: 0.560</small>	2B		HBP	3B	BB	HR	1B	1B	BB	3	2	3	3	3	0	0					
Jeff Kent, R (1, 4) <small>OBP: 0.369, SLG: 0.560</small> Fernando Vina, L (6, 4) <small>OBP: 0.433, SLG: 0.368</small>	BB		P9	G6-3	K			FC4-2	3B	3	0	0	0	1	1	3					
David Segui, S (1, 3) <small>OBP: 0.330, SLG: 0.419</small>	G4-3		HBP	1B	1B			FC4-2	3B	3	2	2	0	1	0	2					
Kevin McReynolds, R (1, 7) <small>OBP: 0.307, SLG: 0.365</small> Shawn Hare, L (6, 7) <small>OBP: 0.350, SLG: 0.444</small>		BB	1B	3B	L6			FC4-2	3B	3	1	1	3	1	0	3					
Ryan Thompson, R (1, 8) <small>OBP: 0.324, SLG: 0.541</small>	F9		FC5-4	1B	1B		PB	G3	1B	5	0	3	4	0	0	3					
Doug Linton, R (1, 1) Josias Manzanillo, R (7, 1)	K		FC5-4	1B	K			K	K	4	0	0	0	0	3	3					
Inning Stats	R: 1 E: 0 K: 0 S: 9	H: 2 LOB: 2 BB: 1 P: 21	R: 0 E: 0 K: 2 S: 8	H: 0 LOB: 1 BB: 1 P: 14	R: 4 E: 0 K: 0 S: 19	H: 3 LOB: 1 BB: 1 P: 29	R: 3 E: 0 K: 0 S: 11	H: 4 LOB: 1 BB: 0 P: 23	R: 0 E: 0 K: 1 S: 10	H: 1 LOB: 2 BB: 0 P: 17	R: 0 E: 0 K: 1 S: 9	H: 1 LOB: 1 BB: 2 P: 12	R: 3 E: 0 K: 1 S: 12	H: 2 LOB: 1 BB: 2 P: 26	R: 0 E: 0 K: 0 S: 9	H: 1 LOB: 1 BB: 1 P: 17		1B: 11 2B: 1 3B: 3 HR: 1	SF: 1 SAC: 0 DP: 1 HBP: 2	WP: 0 PA: 50 PB: 1 SB: 0 CS: 0	
PITCHER	IP WLS BF H R ER SO	IP WLS BF H R ER SO	IP WLS BF H R ER SO	IP WLS BF H R ER SO	IP WLS BF H R ER SO	IP WLS BF H R ER SO	IP WLS BF H R ER SO	IP WLS BF H R ER SO	IP WLS BF H R ER SO	IP WLS BF H R ER SO	IP WLS BF H R ER SO	IP WLS BF H R ER SO	IP WLS BF H R ER SO	IP WLS BF H R ER SO	IP WLS BF H R ER SO	IP WLS BF H R ER SO	ERA WHIP	ERA WHIP			
Kent Bottenfield, R (1, 1) <small>ERA: 6.63</small> Mike Harkey, R (4, 1) <small>ERA: 7.19</small> Willie Blair, R (5, 1) <small>ERA: 6.95</small> Marcus Moore, R (8, 1) <small>ERA: 5.09</small> Steve Reed, R (8, 1) <small>ERA: 2.9</small>	3.0 L 18 5 5 5 2	1.0 W 7 4 3 3 0	3.0 L 14 4 0 0 3	0.1 L 4 1 3 3 0	1.2 L 7 2 0 0 1	0.0 L 0 0 0 0 0	0.0 L 0 0 0 0 0	0.0 L 0 0 0 0 0	0.0 L 0 0 0 0 0	0.0 L 0 0 0 0 0	0.0 L 0 0 0 0 0	0.0 L 0 0 0 0 0	0.0 L 0 0 0 0 0	0.0 L 0 0 0 0 0	0.0 L 0 0 0 0 0	0.0 L 0 0 0 0 0	15.00 2.667	27.00 4.000	0.00 1.333	81.00 9.000	0.00 1.800

Batter	1	2	3	4	5	6	7	8	9	AB	R	H	RBI	BB	SO	LOB	BOTTOM				
Walt Weiss, S (1, 6) <small>OBP: 0.351, SLG: 0.354</small> Nelson Liriano, S (6, 4) <small>OBP: 0.341, SLG: 0.388</small>	G3	G1-3			K				FC4-6	3	0	0	0	0	1	2	New York Mets @ Colorado Rockies Mile High Stadium, Denver, CO Mon Jun 06 1994, 9:05 PM EDT Att: 51,679 - Unknown - 86 F				
Mike Kingsley, L (1, 8) <small>OBP: 0.357, SLG: 0.474</small>	G3		1B	1B	G4-3				K	5	0	2	1	0	1	1					
Howard Johnson, S (1, 7) <small>OBP: 0.349, SLG: 0.427</small>	1B	BB	P6	G3	G3					3	0	1	1	1	0	1					
Andres Galarraga, R (1, 3) <small>OBP: 0.357, SLG: 0.626</small>	1B		G5-4-3	1B	G6-3		G6-3			4	0	2	0	0	0	2					
Dante Bichette, R (1, 9) <small>OBP: 0.325, SLG: 0.546</small>	G4-3		G5-4-3	1B	G5-4-3			K		4	0	1	0	0	1	4					
Charlie Hayes, R (1, 5) <small>OBP: 0.323, SLG: 0.417</small>		SH1-3		G6-3	G5-4-3			F8		4	0	1	0	0	0	1					
Joe Girardi, R (1, 2) <small>OBP: 0.328, SLG: 0.319</small>		SH1-3		G6-3	G6-3		FC6-4	1B	L6	3	1	1	0	1	0	0					
Vinny Castilla, R (1, 4) <small>OBP: 0.214, SLG: 0.308</small>		SH1-3			1B			K		3	0	2	0	0	1	0					
Kent Bottenfield, R (1, 1) <small>ERA: 4.41</small> Mike Harkey, R (4, 1) <small>OBP: 0.287, SLG: 0.287</small> Chris Jones, R (4, 1) <small>OBP: 0.271, SLG: 0.227</small> Willie Blair, R (5, 1) <small>OBP: 0.301, SLG: 0.410</small> Eric Young Sr., R (7, 1) <small>OBP: 0.301, SLG: 0.410</small> Marcus Moore, S (8, 1) <small>OBP: 0.301, SLG: 0.410</small> Steve Reed, R (8, 1) <small>OBP: 0.301, SLG: 0.410</small> John Vander Wal, L (9, 1) <small>OBP: 0.301, SLG: 0.410</small>	0.0 L 0 0 0 0 0	0.0 L 0 0 0 0 0	0.0 L 0 0 0 0 0	0.0 L 0 0 0 0 0	0.0 L 0 0 0 0 0	0.0 L 0 0 0 0 0	0.0 L 0 0 0 0 0	0.0 L 0 0 0 0 0	0.0 L 0 0 0 0 0	0.0 L 0 0 0 0 0	0.0 L 0 0 0 0 0	0.0 L 0 0 0 0 0	0.0 L 0 0 0 0 0	0.0 L 0 0 0 0 0	0.0 L 0 0 0 0 0	0.0 L 0 0 0 0 0		4.26 1.895	4.26 1.895	0.00 0.750	0.00 0.750
Inning Stats	R: 0 E: 0 K: 0 S: 9	H: 1 LOB: 2 BB: 1 P: 16	R: 0 E: 0 K: 0 S: 8	H: 1 LOB: 2 BB: 1 P: 15	R: 0 E: 0 K: 0 S: 6	H: 2 LOB: 0 BB: 0 P: 10	R: 0 E: 0 K: 0 S: 6	H: 1 LOB: 1 BB: 0 P: 8	R: 0 E: 0 K: 0 S: 12	H: 0 LOB: 0 BB: 0 P: 17	R: 0 E: 0 K: 0 S: 7	H: 1 LOB: 0 BB: 0 P: 9	R: 3 E: 0 K: 0 S: 13	H: 5 LOB: 1 BB: 0 P: 19	R: 0 E: 0 K: 1 S: 7	H: 0 LOB: 0 BB: 0 P: 10		R: 0 E: 0 K: 2 S: 11	H: 1 LOB: 1 BB: 0 P: 19	1B: 11 2B: 1 3B: 0 HR: 0	SF: 0 SAC: 1 DP: 3 HBP: 0
PITCHER	IP WLS BF H R ER SO	IP WLS BF H R ER SO	IP WLS BF H R ER SO	IP WLS BF H R ER SO	IP WLS BF H R ER SO	IP WLS BF H R ER SO	IP WLS BF H R ER SO	IP WLS BF H R ER SO	IP WLS BF H R ER SO	IP WLS BF H R ER SO	IP WLS BF H R ER SO	IP WLS BF H R ER SO	IP WLS BF H R ER SO	IP WLS BF H R ER SO	IP WLS BF H R ER SO	IP WLS BF H R ER SO	ERA WHIP	ERA WHIP			

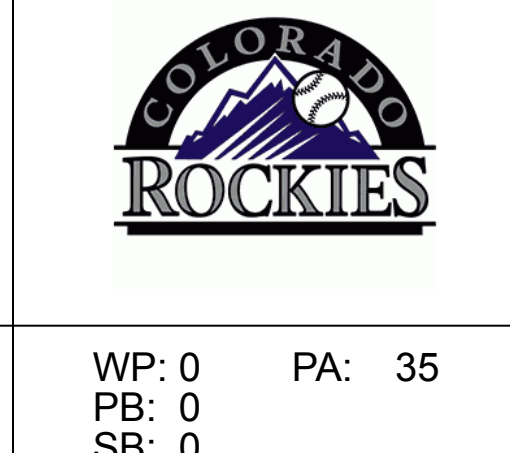


Batter	1	2	3	4	5	6	7	8	9	AB	R	H	RBI	BB	SO	LOB	TOP					
Jose Vizcaino, S OBP: 0.359, SLG: 0.373 (1, 6)	L5		1B		G4-6-3		1B		FC5	4	0	3	1	1	0	0	New York Mets @ Colorado Rockies Mile High Stadium, Denver, CO Wed Jun 08 1994, 5:33 AM EDT Att: 52,117 - Sunny - 79 F					
Kelly Stinnett, R OBP: 0.374, SLG: 0.420 (1, 2)	K		P4		K		FC1-2		BB	4	0	1	0	1	2	3						
Joe Orsulak, L OBP: 0.312, SLG: 0.382 (1, 9)	K		P6		G4-6-3		FC1-2		BB	4	0	0	0	0	1	5						
Todd Hundley, S OBP: 0.297, SLG: 0.515 (9, PH)	K				1-2		FC1-2		FC5	1	0	0	0	0	0	2						
Bobby Bonilla, S OBP: 0.416, SLG: 0.542 (1, 5)		K			G3-1		K		K	4	0	0	0	0	3	2						
Jeff Kent, R OBP: 0.359, SLG: 0.541 (1, 4)	K		F8		F8		G3			4	0	0	0	0	1	0						
David Segui, S OBP: 0.335, SLG: 0.423 (1, 3)	FC5-4		1B		WP		K		K	3	1	2	0	1	1	0						
Kevin McReynolds, R OBP: 0.309, SLG: 0.353 (1, 7)	FC5-4		1-2		1-H		F9		G4-3	4	1	1	1	0	0	2						
Ryan Thompson, R OBP: 0.335, SLG: 0.557 (1, 8)			1B		SH1-4		1B		F8	4	2	3	2	0	0	0						
Bret Saberhagen, R OBP: 0.212, SLG: 0.167 (1, 1)	SH1-4		SH1-4		L4		SH1-4		F9	1	0	0	0	0	0	0						
Jim Lindeman, R OBP: 0.375, SLG: 0.432 (9, PH)	SH1-4		1-2							1	0	0	0	0	0	0						
Inning Stats	R: 0 E: 0 K: 2 S: 8	H: 0 LOB: 0 BB: 0 P: 14	R: 0 E: 0 K: 2 S: 11	H: 1 LOB: 1 BB: 0 P: 14	R: 0 E: 0 K: 0 S: 12	H: 2 LOB: 2 BB: 0 P: 17	R: 3 E: 0 K: 0 S: 13	H: 2 LOB: 0 BB: 1 P: 23	R: 0 E: 0 K: 1 S: 7	H: 1 LOB: 1 BB: 0 P: 9	R: 0 E: 0 K: 1 S: 12	H: 1 LOB: 1 BB: 0 P: 18	R: 1 E: 0 K: 1 S: 10	H: 3 LOB: 2 BB: 0 P: 14	R: 0 E: 0 K: 1 S: 9	H: 0 LOB: 0 BB: 2 P: 12	R: 0 E: 0 K: 0 S: 6	H: 0 LOB: 2 BB: 2 P: 15	1B: 9 2B: 0 3B: 0 HR: 1	SF: 0 SAC: 2 DP: 1 HBP: 0	WP: 1 PB: 0 SB: 0 CS: 0	PA: 39
PITCHER	IP	WLS	BF	H	R	ER	SO	BB	IBB	HBP	BLK	WP	HR	S	P	ERA	WHIP					
Marvin Freeman, R ERA: 3.09 (1, 1)	7.0		31	10	4	4	7	1	0	0	0	1	1	73	109	5.14	1.571					
Marcus Moore, R ERA: 4.99 (8, 1)	1.0	W	3	0	0	0	1	0	0	0	0	0	0	9	12	0.00	0.000					
Bruce Ruffin, L ERA: 3.6 (9, 1)	1.0	S	5	0	0	0	0	2	0	0	0	0	0	6	15	0.00	2.000					

AB	34
R	4
H	10
RBI	4
BB	3
SO	8
LOB	14



Batter	1	2	3	4	5	6	7	8	9	AB	R	H	RBI	BB	SO	LOB	BOTTOM					
Nelson Liriano, S OBP: 0.360, SLG: 0.427 (1, 4)	P2		G4-6-3		L7		G3			4	1	2	1	0	0	2	New York Mets @ Colorado Rockies Mile High Stadium, Denver, CO Wed Jun 08 1994, 5:33 AM EDT Att: 52,117 - Sunny - 79 F					
Mike Kingery, L OBP: 0.381, SLG: 0.500 (1, 8)	P2		G4-6-3		1B				1B	4	1	2	0	0	0	2						
Howard Johnson, S OBP: 0.348, SLG: 0.420 (1, 7)	1B		F8		K				K	4	1	1	1	0	2	3						
Andres Galarraga, R OBP: 0.364, SLG: 0.632 (1, 3)	1B		L7		G6-3				1B	3	1	1	0	0	0	0						
Dante Bichette, R OBP: 0.333, SLG: 0.547 (1, 9)	1B		G6-3		G4-6-3				1B	4	0	3	2	0	0	0						
Charlie Hayes, R OBP: 0.315, SLG: 0.406 (1, 5)	P3		G5-3		G4-6-3				K	4	0	0	0	0	1	5						
Joe Girardi, R OBP: 0.332, SLG: 0.323 (1, 2)	L1		K		K				1B	4	0	1	1	0	2	2						
Vinny Castilla, R OBP: 0.294, SLG: 0.563 (1, 6)			1B		F8				F7	3	1	2	0	0	0	0						
Watt Weiss, S OBP: 0.350, SLG: 0.351 (7, PR) (8, 6)			3B							1	0	0	0	0	0	2						
Marvin Freeman, R OBP: 0.111, SLG: 0.059 (1, 1)										1	0	0	0	0	1	1						
John Vander Wal, L OBP: 0.292, SLG: 0.478 (7, PH)										1	0	0	0	0	1	1						
Marcus Moore, S OBP: 0.292, SLG: 0.478 (8, 1)										0	0	0	0	0	0	0						
Bruce Ruffin, S OBP: 0.667, SLG: 0.500 (9, 1)										0	0	0	0	0	0	0						
Inning Stats	R: 2 E: 0 K: 0 S: 18	H: 4 LOB: 2 BB: 0 P: 22	R: 1 E: 0 K: 1 S: 8	H: 2 LOB: 0 BB: 0 P: 9	R: 0 E: 0 K: 0 S: 5	H: 0 LOB: 0 BB: 0 P: 7	R: 0 E: 0 K: 1 S: 6	H: 0 LOB: 0 BB: 0 P: 9	R: 0 E: 0 K: 1 S: 11	H: 1 LOB: 1 BB: 0 P: 17	R: 0 E: 0 K: 0 S: 3	H: 1 LOB: 1 BB: 0 P: 4	R: 0 E: 0 K: 2 S: 15	H: 1 LOB: 1 BB: 0 P: 23	R: 2 E: 0 K: 2 S: 13	H: 3 LOB: 2 BB: 0 P: 20	R: 2 E: 0 K: 2 S: 13	H: 3 LOB: 2 BB: 0 P: 20	1B: 9 2B: 2 3B: 1 HR: 0	SF: 0 SAC: 0 DP: 2 HBP: 2	WP: 0 PB: 0 SB: 0 CS: 0	PA: 35
PITCHER	IP	WLS	BF	H	R	ER	SO	BB	IBB	HBP	BLK	WP	HR	S	P	ERA	WHIP					
Bret Saberhagen, R ERA: 3.73 (1, 1)	8.0	L	35	12	5	5	7	0	0	2	0	0	0	79	111	5.62	1.500					



Batter	1	2	3	4	5	6	7	8	9	AB	R	H	RBI	BB	SO	LOB	TOP																								
Walt Weiss, S OBP: 0.349, SLG: 0.346 Willie Blair, R (8, 1)	P6		K			BB BB		G5-3		3	0	0	0	1	1	1	Colorado Rockies @ Cincinnati Reds Riverfront Stadium, Cincinnati, OH Thu Jun 09 1994, 7:05 PM EDT Att: 31,990 - Unknown - 76 F																								
Nelson Liriano, S OBP: 0.356, SLG: 0.413	L7			G6-3		BB BB		G6-3		3	0	0	0	1	0																										
Howard Johnson, S OBP: 0.340, SLG: 0.407	G3			K		SAFE SAFE		K		4	0	0	0	0	3	2																									
Andres Galarraga, R OBP: 0.359, SLG: 0.621		G3-1		K				K		4	0	0	0	0	2	2																									
Dante Bichette, R OBP: 0.336, SLG: 0.550	G1-3									4	1	2	0	0	0	0																									
Charlie Hayes, R OBP: 0.311, SLG: 0.401	P3									3	0	0	0	0	1	2																									
Mike Kingery, L OBP: 0.388, SLG: 0.514										3	0	2	1	0	0	0																									
Joe Girardi, R OBP: 0.326, SLG: 0.318										3	0	0	0	0	1	3																									
Kevin Ritz, R Eric Young Sr., R Kent Bottenfield, R Chris Jones, R Mike Harkey, R Vinny Castilla, R										0	0	0	0	0	0	0																									
Inning Stats	R: 0 E: 0 K: 0 S: 7	H: 0 LOB: 0 BB: 0 P: 13	R: 0 E: 0 K: 0 S: 11	H: 0 LOB: 0 BB: 0 P: 14	R: 0 E: 0 K: 2 S: 17	H: 1 LOB: 1 BB: 0 P: 27	R: 0 E: 0 K: 2 S: 9	H: 0 LOB: 0 BB: 0 P: 15	R: 1 E: 0 K: 1 S: 9	H: 1 LOB: 0 BB: 0 P: 16	R: 0 E: 0 K: 3 S: 12	H: 0 LOB: 2 BB: 2 P: 26	R: 0 E: 0 K: 0 S: 8	H: 2 LOB: 1 BB: 0 P: 11	R: 0 E: 0 K: 0 S: 6	H: 0 LOB: 0 BB: 0 P: 7		R: 0 E: 0 K: 1 S: 10	H: 0 LOB: 0 BB: 0 P: 15	1B: 2 2B: 2 3B: 0 HR: 0	SF: 0 SAC: 0 DP: 1 HBP: 0	WP: 0 PB: 0 SB: 1 CS: 0	PA: 32																		
PITCHER	IP	WLS	BF	H	R	ER	SO	BB	IBB	HBP	BLK	WP	HR	S	P	ERA	WHIP	PITCHER				IP	WLS	BF	H	R	ER	SO	BB	IBB	HBP	BLK	WP	HR	S	P	ERA	WHIP			
Jose Rijo, R ERA: 3.1	7.0	W	26	4	1	1	8	2	0	0	0	0	0	73	122	1.29	0.857					7.0	W	26	4	1	1	8	2	0	0	0	0	0	0	0	0	0	0	0	
Chuck McElroy, L ERA: 0.83	2.0		6	0	0	0	1	0	0	0	0	0	0	16	22	0.00	0.000					2.0		6	0	0	0	1	0	0	0	0	0	0	0	0	0	0	0	0	0

AB	30
R	1
H	4
RBI	1
BB	2
SO	9
LOB	11



Batter	1	2	3	4	5	6	7	8	9	AB	R	H	RBI	BB	SO	LOB	BOTTOM																									
Deion Sanders, L OBP: 0.344, SLG: 0.407	1B							F7		5	1	2	0	0	0	0	Colorado Rockies @ Cincinnati Reds Riverfront Stadium, Cincinnati, OH Thu Jun 09 1994, 7:05 PM EDT Att: 31,990 - Unknown - 76 F																									
Barry Larkin, R OBP: 0.340, SLG: 0.344	2B									4	2	2	0	0	0	2																										
Hal Morris, L OBP: 0.386, SLG: 0.493	E									3	1	3	3	0	0	0																										
Kevin Mitchell, R OBP: 0.402, SLG: 0.699 Chuck McElroy, L	K									3	0	0	1	0	1	3																										
Reggie Sanders, R OBP: 0.338, SLG: 0.531	E									3	1	0	0	1	2	1																										
Tony Fernandez, S OBP: 0.414, SLG: 0.488	E7									4	1	2	0	0	0	0																										
Bret Boone, R OBP: 0.361, SLG: 0.473										4	0	2	1	0	0	2																										
Brian Dorsett, R OBP: 0.347, SLG: 0.395	P3									4	0	0	0	0	2	3																										
Jose Rijo, R ERA: 3.1 Jerome Walton, R OBP: 0.317, SLG: 0.425										3	1	1	0	0	0	1																										
Inning Stats	R: 4 E: 1 K: 1 S: 12	H: 4 LOB: 1 BB: 1 P: 23	R: 2 E: 0 K: 0 S: 13	H: 3 LOB: 1 BB: 0 P: 19	R: 0 E: 0 K: 0 S: 12	H: 1 LOB: 1 BB: 0 P: 20	R: 0 E: 0 K: 0 S: 7	H: 0 LOB: 1 BB: 0 P: 11	R: 0 E: 0 K: 2 S: 12	H: 1 LOB: 1 BB: 0 P: 19	R: 1 E: 0 K: 0 S: 9	H: 2 LOB: 1 BB: 0 P: 16	R: 0 E: 0 K: 1 S: 7	H: 1 LOB: 0 BB: 0 P: 12	R: 0 E: 0 K: 1 S: 8	H: 0 LOB: 0 BB: 0 P: 13		1B: 9 2B: 4 3B: 0 HR: 0	SF: 1 SAC: 0 DP: 1 HBP: 1	WP: 0 PB: 0 SB: 0 CS: 0	PA: 37																					
PITCHER	IP	WLS	BF	H	R	ER	SO	BB	IBB	HBP	BLK	WP	HR	S	P	ERA	WHIP	PITCHER				IP	WLS	BF	H	R	ER	SO	BB	IBB	HBP	BLK	WP	HR	S	P	ERA	WHIP				
Kevin Ritz, R ERA: 4.34 Kent Bottenfield, R ERA: 5.73 Mike Harkey, R ERA: 7.1 Willie Blair, R ERA: 6.17	2.0	L	14	7	6	3	1	1	0	0	0	0	0	25	42	13.50	4.000					2.0	L	14	7	6	3	1	1	0	0	0	0	0	0	0	0	0	0	0		
	3.0		12	2	0	0	2	0	0	1	0	0	0	31	50	0.00	0.667					3.0		12	2	0	0	2	0	0	0	0	0	0	0	0	0	0	0	0	0	
	2.0		8	3	1	1	1	0	0	0	0	0	0	16	28	4.50	1.500					2.0		8	3	1	1	1	0	0	0	0	0	0	0	0	0	0	0	0	0	
	1.0		3	0	0	0	1	0	0	0	0	0	0	8	13	0.00	0.000					1.0		3	0	0	0	1	0	0	0	0	0	0	0	0	0	0	0	0	0	0




Batter	1	2	3	4	5	6	7	8	9	AB	R	H	RBI	BB	SO	LOB	TOP																
Walt Weiss, S OBP: 0.347, SLG: 0.342	P6	G5-3		L8					F8	4	0	0	0	1	0	1																	
Vinny Castilla, R OBP: 0.296, SLG: 0.731	HR		K	G5-3					P4	5	1	1	1	0	2	2																	
Howard Johnson, S OBP: 0.327, SLG: 0.390	F8		K						P6	5	0	0	0	0	2	2																	
Dante Bichette, R OBP: 0.341, SLG: 0.564	S		HR							3	1	2	0	1	1	0																	
John Vander Wal, L OBP: 0.304, SLG: 0.593	F7									4	1	1	2	0	2	2																	
Charlie Hayes, R OBP: 0.314, SLG: 0.400										3	0	1	0	1	1	0																	
Mike Munoz, L (7.1)		G5-3								0	0	0	0	0	0	0																	
Mike Kingery, L OBP: 0.395, SLG: 0.531										3	1	2	0	0	0	2																	
Chris Jones, R OBP: 0.208, SLG: 0.208										1	0	0	0	0	0	0																	
Joe Girardi, R OBP: 0.328, SLG: 0.326										4	0	3	1	0	0	2																	
David Nied, R OBP: 0.095, SLG: 0.050										2	0	0	0	0	0	1																	
Eric Young Sr., R OBP: 0.269, SLG: 0.405										0	0	0	0	0	0	0																	
Kent Bottenfield, R (6.1)										0	0	0	0	0	0	0																	
Nelson Liriano, S OBP: 0.355, SLG: 0.402										1	0	0	0	0	1	1																	
Inning Stats	R: 1 E: 0 K: 0 S: 18	H: 1 LOB: 1 BB: 1 P: 24	R: 1 E: 1 K: 0 S: 8	H: 2 LOB: 1 BB: 0 P: 9	R: 2 E: 0 K: 2 S: 13	H: 4 LOB: 2 BB: 0 P: 21	R: 0 E: 0 K: 0 S: 10	H: 0 LOB: 0 BB: 1 P: 16	R: 0 E: 0 K: 2 S: 13	H: 1 LOB: 2 BB: 1 P: 22	R: 0 E: 0 K: 3 S: 10	H: 0 LOB: 0 BB: 0 P: 13	R: 0 E: 0 K: 1 S: 7	H: 1 LOB: 1 BB: 0 P: 11	R: 0 E: 0 K: 0 S: 8	H: 0 LOB: 0 BB: 0 P: 12	1B: 5 2B: 4 3B: 0 HR: 2	SF: 0 SAC: 1 DP: 1 HBP: 0	WP: 0 PA: 39 PB: 0 SB: 2 CS: 1														
PITCHER	IP WLS BF H R ER SO BB IBB HBP BLK WP HR S P ERA WHIP																																
Kevin Jarvis, R ERA: 6.17	(1.1) 3.0	WLS 17	BF 7	H 4	R 4	ER 4	SO 2	BB 1	IBB 0	HBP 0	BLK 0	WP 0	HR 2	S 39	P 54	ERA 12.00	WHIP 2.667																
Tim Fortugno, L ERA: 2.35	(4.1) 2.1	WLS 11	BF 2	H 0	R 0	ER 0	SO 2	BB 2	IBB 0	HBP 0	BLK 0	WP 0	HR 0	S 32	P 53	ERA 0.00	WHIP 1.714																
Johnny Ruffin, R ERA: 2.91	(6.1) 1.2	WLS 5	BF 0	H 0	R 0	ER 0	SO 4	BB 0	IBB 0	HBP 0	BLK 0	WP 0	HR 0	S 15	P 19	ERA 0.00	WHIP 0.000																
Chuck McElroy, L ERA: 0.78	(8.1) 2.0	WLS 6	BF 1	H 0	R 0	ER 0	SO 1	BB 0	IBB 0	HBP 0	BLK 0	WP 0	HR 0	S 15	P 23	ERA 0.00	WHIP 0.500																

Colorado Rockies @ Cincinnati Reds
Riverfront Stadium, Cincinnati, OH
Sat Jun 11 1994, 7:05 PM EDT
Att: 36,887 - Unknown - 86 F

livebaseballscores.com

AB 35
R 4
H 10
RBI 4
BB 3
SO 9
LOB 13





Batter	1	2	3	4	5	6	7	8	9	AB	R	H	RBI	BB	SO	LOB	BOTTOM																
Deion Sanders, L OBP: 0.346, SLG: 0.407	K	F8			P7				G1-3	5	1	1	0	0	1	3																	
Barry Larkin, R OBP: 0.338, SLG: 0.348	BLK			G3	E5				P5	5	2	1	0	0	0	2																	
Tony Fernandez, S OBP: 0.422, SLG: 0.494	L4				G3					2	2	1	1	2	0	1																	
Hal Morris, L OBP: 0.388, SLG: 0.491					G3					4	0	2	2	0	1	2																	
Reggie Sanders, R OBP: 0.342, SLG: 0.547	K									4	1	2	2	0	2	3																	
Bret Boone, R OBP: 0.357, SLG: 0.464										3	0	0	0	0	1	1																	
Johnny Ruffin, R OBP: 0.333, SLG: 0.425		G5-3								0	0	0	0	0	0	0																	
Jerome Walton, R OBP: 0.333, SLG: 0.425										0	0	0	0	1	0	0																	
Thomas Howard, S OBP: 0.288, SLG: 0.396										4	0	1	0	0	0	3																	
Chuck McElroy, L (8.1)										0	0	0	0	0	0	0																	
Eddie Taubensee, L OBP: 0.267, SLG: 0.310										3	0	1	0	1	0	0																	
Kevin Jarvis, L (1.1)										0	0	0	0	0	0	0																	
Tim Fortugno, L (4.1)										1	0	0	0	0	1	0																	
Jeff Branson, L OBP: 0.288, SLG: 0.286										2	0	0	0	0	0	1																	
Inning Stats	R: 1 E: 0 K: 2 S: 13	H: 2 LOB: 1 BB: 0 P: 17	R: 0 E: 0 K: 0 S: 12	H: 1 LOB: 2 BB: 1 P: 16	R: 1 E: 0 K: 2 S: 14	H: 1 LOB: 1 BB: 1 P: 22	R: 0 E: 0 K: 1 S: 8	H: 0 LOB: 0 BB: 0 P: 11	R: 3 E: 1 K: 0 S: 13	H: 1 LOB: 0 BB: 1 P: 26	R: 0 E: 0 K: 0 S: 7	H: 0 LOB: 0 BB: 0 P: 12	R: 1 E: 1 K: 1 S: 20	H: 3 LOB: 3 BB: 1 P: 35	R: 0 E: 0 K: 0 S: 12	H: 1 LOB: 1 BB: 0 P: 17	1B: 7 2B: 1 3B: 0 HR: 1	SF: 0 SAC: 1 DP: 0 HBP: 0	WP: 4 PA: 38 PB: 0 SB: 2 CS: 0														
PITCHER	IP WLS BF H R ER SO BB IBB HBP BLK WP HR S P ERA WHIP																																
David Nied, R ERA: 4.95	(1.1) 5.0	L 24	BF 5	H 5	R 5	ER 2	SO 5	BB 3	IBB 0	HBP 0	BLK 1	WP 3	HR 1	S 60	P 92	ERA 3.60	WHIP 1.600																
Kent Bottenfield, R ERA: 5.79	(6.1) 1.1	WLS 6	BF 2	H 1	R 1	ER 1	SO 0	BB 0	IBB 0	HBP 0	BLK 0	WP 0	HR 0	S 13	P 25	ERA 6.75	WHIP 1.500																
Mike Munoz, L ERA: 3.0	(7.1) 1.2	WLS 8	BF 2	H 0	R 0	ER 0	SO 1	BB 1	IBB 0	HBP 0	BLK 0	WP 1	HR 0	S 26	P 39	ERA 0.00	WHIP 1.800																


Colorado Rockies @ Cincinnati Reds
Riverfront Stadium, Cincinnati, OH
Sat Jun 11 1994, 7:05 PM EDT
Att: 36,887 - Unknown - 86 F


livebaseballscores.com


AB 33
R 6
H 9
RBI 5
BB 4
SO 6
LOB 16





Batter	1	2	3	4	5	6	7	8	9	AB	R	H	RBI	BB	SO	LOB	TOP								
Eric Young Sr. R (1, 7) OBP: 0.320, SLG: 0.402 Steve Reed, R (8, 1)	0-1 G6-4-3 1B		4-0 S BB		4-1 G6-4-3 1B BB		2-0 G6-3		3-3 K	2	1	1	0	2	0	0	Colorado Rockies @ Atlanta Braves Atlanta-Fulton County Stadium, Atlanta, GA Mon Jun 13 1994, 7:05 PM EDT Att: 48,528 - Unknown - 87 F livebaseballscores.com AB 33 R 7 H 10 RBI 7 BB 5 SO 7 LOB 13 								
John Vander Wal L (9, PH) OBP: 0.279, SLG: 0.542 Bruce Ruffin, S (9, 1) Joe Girardi, R (1, 2) OBP: 0.324, SLG: 0.321	SAFE F8		3-2 G5-3		1-1 G6-4-3 1B		1-3 K		0-0 G1-3	5	0	1	0	0	1	2									
Dante Bichette, R (1, 9) OBP: 0.333, SLG: 0.547	SAFE G6-4-3			0-0 BLK 1B 1B	0-2 G6-4-3			1-1 G5-3	2-1 F9	5	1	1	0	0	0	3									
Andres Galarraga, R (1, 3) OBP: 0.365, SLG: 0.627		0-2 S SF8 2B		2-0 BLK 1B 1B	1-0 FC5-4 1B			3-1 G4-3 2B		4	3	4	1	0	0	0									
Charlie Hayes, R (1, 5) OBP: 0.324, SLG: 0.427		4-2 G6-4-3 BB		2-2 G4-3 1B	0-0 FC5-4 1B			1-0 G4-3		3	0	1	2	1	0	2									
Vinny Castilla, R (1, 6) OBP: 0.303, SLG: 0.677 Mike Kingery, L (8, PH) OBP: 0.394, SLG: 0.517		0-0 SF8		0-0 G1-3			1-3 K	4-2 2B BB		2	0	0	1	0	1	1									
Chris Jones, R (1, 8) OBP: 0.214, SLG: 0.250		0-0 G6-4-3		2-2 G4-3			0-2 K	0-0 2B		4	1	1	2	0	1	2									
Nelson Liriano, S (1, 4) OBP: 0.365, SLG: 0.416			0-0 G5-3	4-0 IBB			2-2 G6-3	1-0 2B		3	0	1	1	1	0	0									
Marvin Freeman, R (1, 1) OBP: 0.095, SLG: 0.050 Walt Weiss, S (8, PH) OBP: 0.339, SLG: 0.333			0-3 K	0-3 K			0-3 K	1-2 F8		3	0	0	0	0	3	2									
										1	0	0	0	0	0	1									
Inning Stats	R: 0 E: 0 K: 0 S: 6	H: 1 LOB: 0 BB: 0 P: 6	R: 1 E: 0 K: 0 S: 7	H: 1 LOB: 0 BB: 1 P: 11	R: 0 E: 0 K: 1 S: 7	H: 0 LOB: 1 BB: 1 P: 14	R: 2 E: 0 K: 1 S: 12	H: 3 LOB: 2 BB: 1 P: 22	R: 1 E: 0 K: 0 S: 9	H: 2 LOB: 1 BB: 0 P: 14	R: 0 E: 0 K: 2 S: 11	H: 0 LOB: 0 BB: 0 P: 14	R: 0 E: 0 K: 2 S: 9	H: 0 LOB: 0 BB: 0 P: 12	R: 3 E: 0 K: 0 S: 12	H: 3 LOB: 1 BB: 1 P: 23	R: 0 E: 0 K: 1 S: 7	H: 0 LOB: 0 BB: 0 P: 12	1B: 6 2B: 4 3B: 0 HR: 0	SF: 1 SAC: 0 DP: 3 HBP: 0	WP: 0 PB: 0 SB: 2 CS: 0	PA: 39			
PITCHER	IP	WLS	BF	H	R	ER	SO	BB	IBB	HBP	BLK	WP	HR	S	P	ERA	WHIP								
Tom Glavine, L (1, 1) ERA: 3.59	7.0	L	29	7	4	4	6	3	1	0	1	0	0	61	93	5.14	1.429								
Gregg Olson, R (8, 1) ERA: 6.75	1.0		7	3	3	3	0	1	0	0	0	0	0	12	23	27.00	4.000								
Mike Bielecki, R (9, 1) ERA: 3.0	1.0		3	0	0	0	1	0	0	0	0	0	0	7	12	0.00	0.000								

Batter	1	2	3	4	5	6	7	8	9	AB	R	H	RBI	BB	SO	LOB	BOTTOM								
Roberto Kelly, R (1, 8) OBP: 0.369, SLG: 0.427	2-3 K		2-2 FC3-6 1B		2-2 G5-3			1-1 F7		4	0	1	0	0	1	0	Colorado Rockies @ Atlanta Braves Atlanta-Fulton County Stadium, Atlanta, GA Mon Jun 13 1994, 7:05 PM EDT Att: 48,528 - Unknown - 87 F livebaseballscores.com AB 35 R 2 H 10 RBI 2 BB 0 SO 5 LOB 13 								
Jeff Blauser, R (1, 6) OBP: 0.303, SLG: 0.312	0-1 F7		0-2 FC3-6 1B			0-1 G4-3		0-1 G4-3		4	0	0	0	0	2										
Ryan Klesko, L (1, 7) OBP: 0.358, SLG: 0.597	0-1 L9		1-1 F7			0-0 B2-3		0-1 HR		4	1	1	1	0	0	2									
Fred McGriff, L (1, 3) OBP: 0.379, SLG: 0.596		0-0 E7 L9 1B		1-1 G4-3		0-0 1B 2B		0-1 F8		4	0	2	0	0	0	0									
David Justice, L (1, 9) OBP: 0.434, SLG: 0.505		2-0 L9		3-2 G4-3 1B		0-0 1B			3-3 K	4	0	2	0	0	1	1									
Terry Pendleton, S (1, 5) OBP: 0.270, SLG: 0.366		0-3 K		0-1 G4-3			0-1 G4-3 2B		1-2 2B	4	0	2	0	0	1	2									
Mark Lemke, S (1, 4) OBP: 0.366, SLG: 0.378		0-3 K			0-0 G4-3		1-1 G4-3		0-3 K	4	0	0	0	0	2	3									
Charlie O'Brien, R (1, 2) OBP: 0.343, SLG: 0.524			0-2 G4-3		2-0 HR		0-0 G5-3		1-1 F7	4	1	1	1	0	0	2									
Tom Glavine, L (1, 1) OBP: 0.257, SLG: 0.242 Tony Tarasco, L (7, PH) OBP: 0.359, SLG: 0.514 Gregg Olson, R (8, 1) Mike Bielecki, R (9, 1)			0-0 FC3-6 1B		1-1 G4-3		0-0 F9			2	0	1	0	0	0	0									
										1	0	0	0	0	0	1									
										0	0	0	0	0	0	0									
Inning Stats	R: 0 E: 0 K: 1 S: 7	H: 0 LOB: 0 BB: 0 P: 9	R: 0 E: 1 K: 2 S: 8	H: 1 LOB: 0 BB: 0 P: 10	R: 0 E: 0 K: 0 S: 13	H: 2 LOB: 0 BB: 0 P: 16	R: 0 E: 0 K: 0 S: 7	H: 1 LOB: 0 BB: 0 P: 11	R: 1 E: 0 K: 0 S: 7	H: 1 LOB: 0 BB: 0 P: 12	R: 0 E: 0 K: 0 S: 5	H: 2 LOB: 2 BB: 0 P: 5	R: 0 E: 0 K: 0 S: 6	H: 1 LOB: 1 BB: 0 P: 7	R: 1 E: 0 K: 0 S: 8	H: 1 LOB: 1 BB: 0 P: 9	R: 0 E: 0 K: 2 S: 12	H: 1 LOB: 1 BB: 0 P: 17	1B: 5 2B: 3 3B: 0 HR: 2	SF: 0 SAC: 0 DP: 1 HBP: 0	WP: 0 PB: 0 SB: 0 CS: 0	PA: 35			
PITCHER	IP	WLS	BF	H	R	ER	SO	BB	IBB	HBP	BLK	WP	HR	S	P	ERA	WHIP								
Marvin Freeman, R (1, 1) ERA: 2.89	7.0	W	27	8	1	1	3	0	1	0	0	0	1	8	9	9.00	1.000								
Steve Reed, R (8, 1) ERA: 2.97	1.0		4	1	1	1	0	0	0	0	0	0	0	8	9	9.00	1.000								
Bruce Ruffin, L (9, 1) ERA: 3.38	1.0		4	1	0	0	2	0	0	0	0	0	0	12	17	0.00	1.000								

Batter	1	2	3	4	5	6	7	8	9	AB	R	H	RBI	BB	SO	LOB	TOP
Eric Young Sr. R OBP: 0.317, SLG: 0.396	2-3 K			3-1 F9		1-0 P3			0-2 S 1B	4	0	1	0	0	1	1	<p>Colorado Rockies @ Atlanta Braves Atlanta-Fulton County Stadium, Atlanta, GA</p> <p>Tue Jun 14 1994, 7:05 PM EDT Att: 44,545 - Unknown - 87 F</p> <p>livebaseballscores.com</p> <p>AB 29 R 1 H 4 RBI 1 BB 0 SO 10 LOB 4</p> 
Joe Girardi R OBP: 0.319, SLG: 0.316 John Vander Wal L (9, PH) OBP: 0.274, SLG: 0.533	3-3 K			1-2 G5-3			0-0 L9		0-3 K 1-2	3	0	0	0	0	1	0	
Dante Bichette R OBP: 0.336, SLG: 0.558	2-2 CS 1B			1-3 K			0-1 HR		0-0 G6-3	4	1	2	1	0	1	1	
Andres Galarraga R OBP: 0.361, SLG: 0.619	1-0 CS 1-2	0-1 G6-3			2-3 K			1-3 K		3	0	0	0	0	2	0	
Charlie Hayes R OBP: 0.320, SLG: 0.421		3-2 K			1-3 K			0-2 L8		3	0	0	0	0	2	0	
Vinny Castilla R OBP: 0.286, SLG: 0.636 Walt Weiss S (8, PH) OBP: 0.338, SLG: 0.332		1-2 G6-3			0-0 G5-3				2-1 G6-3	2	0	0	0	0	0	0	
Chris Jones R OBP: 0.233, SLG: 0.267 Mike Kingery L (8, PH) OBP: 0.391, SLG: 0.513			0-0 L8			3-2 SH1-4 1B			0-0 G6-3	2	0	1	0	0	0	0	
Nelson Liriano S OBP: 0.356, SLG: 0.404			2-3 K			0-0 F8			2-2 G5-3	3	0	0	0	0	1	1	
Kevin Ritz R Willie Blair R Mike Munoz L Kent Bottenfield R Howard Johnson S (9, PH) OBP: 0.329, SLG: 0.387			3-3 K			0-2 SH1-4 1-2			0-2 F8	1	0	0	0	0	1	0	
Inning Stats	R: 0 H: 1 E: 0 LOB: 0 K: 2 S: 11	H: 0 R: 1 ER: 0 LOB: 0 BB: 0 P: 19	H: 0 R: 0 ER: 0 LOB: 0 BB: 0 P: 15	H: 0 R: 0 ER: 0 LOB: 0 BB: 0 P: 12	H: 0 R: 0 ER: 0 LOB: 0 BB: 0 P: 13	H: 0 R: 0 ER: 0 LOB: 0 BB: 0 P: 11	H: 1 R: 0 ER: 0 LOB: 1 K: 0 S: 12	H: 1 R: 1 ER: 0 LOB: 0 K: 1 S: 9	H: 0 R: 0 ER: 0 LOB: 0 BB: 0 P: 11	H: 1 R: 0 ER: 0 LOB: 1 K: 1 S: 10	H: 0 R: 0 ER: 0 LOB: 0 BB: 0 P: 10	H: 1 R: 0 ER: 0 LOB: 1 K: 1 S: 10	1B: 3 2B: 0 3B: 0 HR: 1	SF: 0 SAC: 1 DP: 0 HBP: 0	WP: 0 PA: 31 PB: 0 SB: 1 CS: 1		
PITCHER	IP WLS BF H R ER SO BB IBB HBP BLK WP HR S P ERA WHIP																
Kent Mercker L (1, 1) ERA: 3.91	7.0 W 23 3 1 1 9 0 0 0 0 0 1 66 96 1.29 0.429																
Mark Wohlers R (8, 1) ERA: 3.45	1.0 3 0 0 0 0 0 0 0 0 0 0 7 11 0.00 0.000																
Greg McMichael R (9, 1) ERA: 2.87	1.0 S 4 1 0 0 1 0 0 0 0 0 0 0 10 10 0.00 1.000																

Batter	1	2	3	4	5	6	7	8	9	AB	R	H	RBI	BB	SO	LOB	BOTTOM
Roberto Kelly R OBP: 0.367, SLG: 0.424	2-2 S 1B		0-3 K		0-1 L8		1-0 P4			4	0	1	0	0	1	0	<p>Colorado Rockies @ Atlanta Braves Atlanta-Fulton County Stadium, Atlanta, GA</p> <p>Tue Jun 14 1994, 7:05 PM EDT Att: 44,545 - Unknown - 87 F</p> <p>livebaseballscores.com</p> <p>AB 30 R 3 H 8 RBI 2 BB 5 SO 4 LOB 20</p> 
Jeff Blauser R OBP: 0.302, SLG: 0.316	3-3 K 1-2		3-2 F8		2-3 K		0-1 E 2B			4	1	1	0	0	2	1	
Ryan Klesko L OBP: 0.364, SLG: 0.619 Dave Gallagher R (7, 7) OBP: 0.333, SLG: 0.347	2-2 F8			2-2 2B G5-2-3 1B		0-0 HR	4-2 FC4-6 BB			3	1	2	1	0	0	1	
Fred McGriff L (1, 3) OBP: 0.377, SLG: 0.595	2-2 G3			0-0 G5-2-3 2B		2-2 F9	1-1 FC4-6			4	0	1	0	0	0	2	
David Justice L (1, 9) OBP: 0.435, SLG: 0.500		4-1 FC3-6 BB		4-0 G5-2-3 IBB		3-2 L7	2-3 K			2	0	0	0	2	1	1	
Javy Lopez R (1, 2) OBP: 0.298, SLG: 0.457 Jarvis Brown R (8, PR) OBP: 0.111, SLG: 0.444 Charlie O'Brien R (9, 2) OBP: 0.343, SLG: 0.524		1-2 FC3-6		2-1 G5-2-3		0-0 1B 1B		4-0 SH1-3 BB		3	1	1	0	1	0	4	
Mark Lemke S (1, 4) OBP: 0.370, SLG: 0.379	0-0 F8			1-2 3-H IBB		1-1 1B		0-0 SH1-3		2	0	1	0	1	0	1	
Bill Pecota R (1, 5) OBP: 0.311, SLG: 0.293	2-0 G5-3			1-0 G1-3		0-1 1B		1-0 F7		4	0	1	1	0	0	6	
Kent Mercker L (1, 1) OBP: 0.105, SLG: 0.056 Mark Wohlers R (8, 1) OBP: 1.000, SLG: 1.000 Tony Tarasco L (8, PH) OBP: 0.354, SLG: 0.507 Greg McMichael R (9, 1)			0-1 L8		1-1 F8		0-0 P4		1-1 P6	3	0	0	0	0	0	2	
Inning Stats	R: 0 H: 1 E: 0 LOB: 1 K: 1 S: 17	H: 0 R: 0 ER: 0 LOB: 1 BB: 1 P: 13	H: 0 R: 0 ER: 0 LOB: 0 BB: 0 P: 11	H: 2 R: 0 ER: 0 LOB: 3 K: 0 S: 8	H: 0 R: 0 ER: 0 LOB: 0 BB: 0 P: 10	H: 4 R: 0 ER: 0 LOB: 2 K: 0 S: 13	H: 1 R: 1 ER: 0 LOB: 1 K: 1 S: 12	H: 0 R: 0 ER: 0 LOB: 2 BB: 1 P: 10	H: 0 R: 0 ER: 0 LOB: 0 BB: 1 P: 10	H: 0 R: 0 ER: 0 LOB: 0 BB: 1 P: 10	1B: 5 2B: 2 3B: 0 HR: 1	SF: 0 SAC: 1 DP: 1 HBP: 0	WP: 0 PA: 36 PB: 0 SB: 1 CS: 0				
PITCHER	IP WLS BF H R ER SO BB IBB HBP BLK WP HR S P ERA WHIP																
Kevin Ritz R (1, 1) ERA: 4.01	6.0 L 27 7 2 2 3 1 2 0 0 0 0 0 6 11 0.00 6.000																
Willie Blair R (7, 1) ERA: 6.08	0.1 3 1 1 0 0 1 0 0 0 0 0 0 6 11 0.00 6.000																
Mike Munoz L (7, 1) ERA: 2.92	0.2 2 0 0 0 0 1 0 0 0 0 0 0 6 9 0.00 0.000																
Kent Bottenfield R (8, 1) ERA: 5.55	1.0 4 0 0 0 0 0 1 0 0 0 0 0 0 4 10 0.00 1.000																

Batter	1	2	3	4	5	6	7	8	9	AB	R	H	RBI	BB	SO	LOB	TOP										
Walt Weiss, S OBP: 0.337, SLG: 0.331	F9			L5		F7		FC4-6 1B		4	0	1	0	0	0	0	Colorado Rockies @ Atlanta Braves Atlanta-Fulton County Stadium, Atlanta, GA Wed Jun 15 1994, 7:05 PM EDT Att: 45,429 - Unknown - 78 F AB 30 R 0 H 6 RBI 0 BB 3 SO 7 LOB 10 										
Mike Kingsley, L OBP: 0.390, SLG: 0.508 Chris Jones, R OBP: 0.226, SLG: 0.258	G1-3			F8		1B		FC4-6		3	0	1	0	0	0	0											
Dante Bichette, R OBP: 0.331, SLG: 0.549	F9			K		L9			G1-3	4	0	0	0	0	1	1											
Andres Galarraga, R OBP: 0.359, SLG: 0.614				K		K			FC9-6 1B	4	0	1	0	0	3	0											
Charlie Hayes, R OBP: 0.319, SLG: 0.416				P4		P3			FC9-6	3	0	0	0	1	0	1											
Howard Johnson, S OBP: 0.323, SLG: 0.386				1B BB		1B			K	3	0	1	0	1	2	2											
Danny Sheaffer, R OBP: 0.309, SLG: 0.255				1-2 1B		1-2 1B			K	3	0	2	0	0	1	1											
Nelson Liriano, S OBP: 0.347, SLG: 0.393				FC1-4 1B		F8			L7	3	0	0	0	0	0	3											
Greg Harris, R OBP: 0.258, SLG: 0.241 Mike Munoz, L (7, 1) John Vander Wal, L OBP: 0.286, SLG: 0.533 Marcus Moore, S (8, 1)				G1-6-4		F9			1B BB	2	0	0	0	0	0	1											
										0	0	0	0	0	0	0											
										0	0	0	0	1	0	0											
										0	0	0	0	0	0	0											
Inning Stats	R: 0 E: 0 K: 0 S: 10	H: 0 LOB: 0 BB: 0 P: 14	R: 0 E: 0 K: 2 S: 6	H: 0 LOB: 1 BB: 1 P: 14	R: 0 E: 0 K: 0 S: 6	H: 1 LOB: 0 BB: 0 P: 8	R: 0 E: 0 K: 1 S: 7	H: 0 LOB: 0 BB: 0 P: 11	R: 0 E: 0 K: 1 S: 13	H: 1 LOB: 2 BB: 1 P: 26	R: 0 E: 0 K: 0 S: 12	H: 1 LOB: 1 BB: 0 P: 19	R: 0 E: 0 K: 2 S: 11	H: 1 LOB: 1 BB: 0 P: 19	R: 0 E: 0 K: 0 S: 8	H: 1 LOB: 1 BB: 1 P: 13	R: 0 E: 0 K: 1 S: 13	H: 1 LOB: 1 BB: 0 P: 17	1B: 6 2B: 1 3B: 0 HR: 0	SF: 0 SAC: 0 DP: 2 HBP: 0	WP: 0 PB: 0 SB: 0 CS: 1	PA: 33					
PITCHER	IP	WLS	BF	H	R	ER	SO	BB	IBB	HBP	BLK	WP	HR	S	P	ERA	WHIP										
29 John Smoltz, R ERA: 2.98	(1, 1)	7.1	W	27	4	0	0	6	3	0	0	0	0	67	117	0.00	0.955										
Mike Stanton, L ERA: 3.71	(8, 1)	0.2		2	1	0	0	0	0	0	0	0	0	6	7	0.00	1.500										
Steve Bedrosian, R ERA: 3.91	(9, 1)	1.0		4	1	0	0	1	0	0	0	0	0	13	17	0.00	1.000										

Batter	1	2	3	4	5	6	7	8	9	AB	R	H	RBI	BB	SO	LOB	BOTTOM										
Roberto Kelly, R OBP: 0.361, SLG: 0.417	G5-3			F9		L6		G6-3		4	0	0	0	0	0	1	Colorado Rockies @ Atlanta Braves Atlanta-Fulton County Stadium, Atlanta, GA Wed Jun 15 1994, 7:05 PM EDT Att: 45,429 - Unknown - 78 F AB 29 R 4 H 6 RBI 4 BB 6 SO 8 LOB 11 										
Jeff Blauser, R OBP: 0.311, SLG: 0.326	1B			G6-3		BB		FC4-6 2B		3	2	2	0	1	0	0											
Ryan Klesko, L OBP: 0.358, SLG: 0.697 Dave Gallagher, R OBP: 0.341, SLG: 0.347	K			K		P6		FC4-6 BB		3	0	0	0	0	2	3											
Fred McGriff, L OBP: 0.375, SLG: 0.587	1B BB			P4		L7		FC4-6		3	0	0	1	1	0	1											
David Justice, L OBP: 0.441, SLG: 0.537	1-2 2H 1B			HR		HR		G4-3		4	2	3	3	0	0	1											
Mark Lemke, S OBP: 0.364, SLG: 0.372	K			K		G1-3		P6		4	0	0	0	0	2	2											
Charlie O'Brien, R OBP: 0.338, SLG: 0.522				L6		2B		P6		4	0	1	0	0	1	0											
Bill Pecota, R OBP: 0.347, SLG: 0.286				K		29 SH3-4 BB		BB		1	0	0	0	3	1	0											
29 John Smoltz, R OBP: 0.231, SLG: 0.208 Mike Stanton, L OBP: 1.000, SLG: 1.000 Tony Tarasco, L OBP: 0.350, SLG: 0.500 Steve Bedrosian, R (9, 1)				K		SH3-4		F9		2	0	0	0	0	1	2											
										0	0	0	0	0	0	0											
										1	0	0	0	0	1	1											
										0	0	0	0	0	0	0											
Inning Stats	R: 1 E: 0 K: 2 S: 12	H: 2 LOB: 2 BB: 1 P: 20	R: 0 E: 0 K: 3 S: 10	H: 0 LOB: 0 BB: 0 P: 16	R: 0 E: 0 K: 1 S: 8	H: 0 LOB: 0 BB: 0 P: 11	R: 1 E: 0 K: 1 S: 11	H: 1 LOB: 0 BB: 0 P: 15	R: 0 E: 0 K: 0 S: 6	H: 0 LOB: 2 BB: 2 P: 21	R: 1 E: 0 K: 0 S: 7	H: 2 LOB: 2 BB: 1 P: 12	R: 1 E: 0 K: 0 S: 9	H: 1 LOB: 1 BB: 1 P: 16	R: 0 E: 0 K: 1 S: 8	H: 0 LOB: 1 BB: 1 P: 15	R: 0 E: 0 K: 1 S: 8	H: 0 LOB: 1 BB: 1 P: 15	1B: 2 2B: 2 3B: 0 HR: 2	SF: 0 SAC: 1 DP: 0 HBP: 0	WP: 0 PB: 0 SB: 1 CS: 0	PA: 36					
PITCHER	IP	WLS	BF	H	R	ER	SO	BB	IBB	HBP	BLK	WP	HR	S	P	ERA	WHIP										
Greg Harris, R ERA: 6.0	(1, 1)	6.1	L	30	6	4	4	7	5	0	0	0	0	2	61	5.68	1.737										
Mike Munoz, L ERA: 2.84	(7, 1)	0.2		2	0	0	0	0	0	0	0	0	0	2	3	0.00	0.000										
Marcus Moore, R ERA: 5.67	(8, 1)	1.0		4	0	0	0	1	1	0	0	0	0	8	15	0.00	1.000										

Batter	1	2	3	4	5	6	7	8	9	AB	R	H	RBI	BB	SO	LOB	TOP										
Eric Young Sr. R OBP: 0.345, SLG: 0.448										5	3	4	2	0	0	0	Colorado Rockies @ Los Angeles Dodgers Dodger Stadium, Los Angeles, CA Fri Jun 17 1994, 7:05 PM PDT Att: 39,609 - Unknown										
Watt Weiss S OBP: 0.339, SLG: 0.326										3	1	0	0	2	0	2											
Dante Bichette R OBP: 0.337, SLG: 0.555										5	1	3	4	0	0	1											
Andres Galarraga R OBP: 0.364, SLG: 0.625										5	2	3	2	0	1	1											
Charlie Hayes R OBP: 0.322, SLG: 0.425										5	2	2	2	0	1	2											
Mike Kingsley L OBP: 0.387, SLG: 0.508										5	2	2	0	0	0	1											
Joe Girardi R OBP: 0.321, SLG: 0.330										4	0	1	1	0	1	0											
Nelson Liriano S OBP: 0.346, SLG: 0.378										4	1	0	0	1	0	1											
Lance Painter L OBP: 0.111, SLG: 0.111										3	1	1	0	0	1	3											
Willie Blair R (6.1)										1	0	0	0	0	1	0											
Inning Stats	R: 1 E: 0 K: 0 S: 13	H: 3 LOB: 1 BB: 0 P: 23	R: 0 E: 0 K: 0 S: 6	H: 0 LOB: 0 BB: 0 P: 11	R: 0 E: 0 K: 0 S: 8	H: 1 LOB: 1 BB: 0 P: 13	R: 6 E: 0 K: 1 S: 21	H: 5 LOB: 1 BB: 2 P: 38	R: 2 E: 0 K: 0 S: 13	H: 2 LOB: 0 BB: 0 P: 17	R: 3 E: 0 K: 2 S: 19	H: 3 LOB: 1 BB: 1 P: 34	R: 0 E: 0 K: 0 S: 7	H: 0 LOB: 0 BB: 0 P: 14	R: 0 E: 0 K: 0 S: 14	H: 0 LOB: 0 BB: 0 P: 20	R: 1 E: 0 K: 0 S: 10	H: 2 LOB: 1 BB: 0 P: 15	1B: 8 2B: 6 3B: 0 HR: 2	SF: 0 SAC: 1 DP: 1 HBP: 0	WP: 1 PB: 0 SB: 1 CS: 1	PA: 44					
PITCHER	IP	WLS	BF	H	R	ER	SO	BB	IBB	HBP	BLK	WP	HR	S	P	ERA	WHIP										
Orel Hershiser R ERA: 3.74	4.0	L	21	9	7	7	1	1	1	0	0	1	1	48	85	15.75	2.500										
Roger McDowell R ERA: 4.99	1.0		9	5	5	5	0	1	0	0	0	0	1	23	38	45.00	6.000										
Ismael Valdez R ERA:	1.0		3	0	0	0	2	0	0	0	0	0	0	9	13	0.00	0.000										
Rudy Seanez R ERA:	2.0		6	0	0	0	2	0	0	0	0	0	0	21	34	0.00	0.000										
37 Darren Dreifort R ERA: 5.97	1.0		5	2	1	1	0	0	0	0	0	0	0	10	15	9.00	2.000										

Batter	1	2	3	4	5	6	7	8	9	AB	R	H	RBI	BB	SO	LOB	BOTTOM										
Brett Butler L OBP: 0.428, SLG: 0.452										5	1	1	0	0	0	4	Colorado Rockies @ Los Angeles Dodgers Dodger Stadium, Los Angeles, CA Fri Jun 17 1994, 7:05 PM PDT Att: 39,609 - Unknown										
Garey Ingram R OBP: 0.354, SLG: 0.431										4	1	2	0	1	1	2											
Mike Piazza R OBP: 0.379, SLG: 0.567										4	2	2	3	0	0	4											
Carlos Hernandez R OBP: 0.321, SLG: 0.357										1	0	1	0	0	0	0											
Tim Wallach R OBP: 0.361, SLG: 0.532										4	0	0	0	1	0	3											
Eric Karros R OBP: 0.340, SLG: 0.453										4	0	0	1	0	0	2											
Raul Mondesi R OBP: 0.352, SLG: 0.550										4	1	3	0	0	0	0											
Cory Snyder R OBP: 0.321, SLG: 0.479										3	0	1	0	0	1	2											
Henry Rodriguez L OBP: 0.348, SLG: 0.454										1	0	0	0	0	0	0											
Jose Offerman S OBP: 0.313, SLG: 0.288										4	0	1	0	0	1	3											
Orel Hershiser R ERA: 3.74										1	0	0	0	0	0	0											
Eddie Levy R ERA:										1	0	0	0	0	0	1											
Roger McDowell R ERA:										0	0	0	0	0	0	0											
Ismael Valdez R ERA:										0	0	0	0	0	0	0											
Mitch Webster S ERA:										1	0	0	1	0	0	1											
Rudy Seanez R ERA:										0	0	0	0	0	0	0											
Chris Gwynn L ERA:										0	0	0	0	1	0	0											
37 Darren Dreifort R ERA: 5.97										0	0	0	0	0	0	0											
Inning Stats	R: 3 E: 0 K: 0 S: 25	H: 4 LOB: 1 BB: 0 P: 39	R: 0 E: 0 K: 0 S: 5	H: 0 LOB: 0 BB: 0 P: 8	R: 0 E: 0 K: 3 S: 11	H: 1 LOB: 1 BB: 0 P: 16	R: 1 E: 0 K: 1 S: 13	H: 1 LOB: 1 BB: 1 P: 24	R: 1 E: 1 K: 0 S: 21	H: 2 LOB: 3 BB: 1 P: 34	R: 0 E: 0 K: 0 S: 6	H: 0 LOB: 0 BB: 0 P: 9	R: 0 E: 0 K: 0 S: 8	H: 1 LOB: 2 BB: 1 P: 18	R: 0 E: 0 K: 0 S: 6	H: 1 LOB: 0 BB: 0 P: 10	1B: 9 2B: 1 3B: 0 HR: 1	SF: 1 SAC: 0 DP: 1 HBP: 0	WP: 0 PB: 1 SB: 0 CS: 0	PA: 41							
PITCHER	IP	WLS	BF	H	R	ER	SO	BB	IBB	HBP	BLK	WP	HR	S	P	ERA	WHIP										
Lance Painter L ERA: 7.13	5.2	W	29	9	5	5	4	2	0	0	0	0	0	81	129	7.94	1.941										
Willie Blair R ERA: 5.99	3.1	S	12	2	0	0	0	1	0	0	0	0	0	23	42	0.00	0.900										



Batter	1	2	3	4	5	6	7	8	9	AB	R	H	RBI	BB	SO	LOB	TOP					
Eric Young Sr. R OBP: 0.367, SLG: 0.441 (1, 7)										2	0	0	0	2	0	0	Colorado Rockies @ Los Angeles Dodgers Dodger Stadium, Los Angeles, CA Sun Jun 19 1994, 3:33 AM PDT Att: 51,015 - Sunny - 84 F					
Watt Weiss S OBP: 0.344, SLG: 0.328 (1, 6)										3	0	1	0	1	0	1						
Dante Bichette R OBP: 0.329, SLG: 0.538 (1, 9)										4	0	0	0	0	0	3						
Andres Galarraga R OBP: 0.366, SLG: 0.615 (1, 3)										4	2	2	0	0	1	2						
Charlie Hayes R OBP: 0.330, SLG: 0.427 (1, 5)										4	1	1	0	0	0	1						
Mike Kingsley L OBP: 0.391, SLG: 0.515 (1, 8)										4	0	1	1	0	0	2						
Joe Girardi R OBP: 0.326, SLG: 0.335 (1, 2)										4	0	0	0	0	1	2						
Vinny Castilla R OBP: 0.304, SLG: 0.581 (7, PH)										2	0	0	0	0	0	0						
John Vander Wal L OBP: 0.292, SLG: 0.225 (7, 7)										1	0	0	0	0	2							
Danny Sheaffer R OBP: 0.304, SLG: 0.250 (7, 7)										1	0	0	0	0	1							
Kevin Ritz R OBP: 0.330, SLG: 0.380 (8, PH)										2	0	0	0	0	2	0						
Kent Bottenfield R OBP: 0.330, SLG: 0.380 (8, PH)										0	0	0	0	0	0	0						
Howard Johnson S OBP: 0.330, SLG: 0.380 (8, PH)										1	0	0	0	0	0	0						
Marcus Moore S (8, 1)										0	0	0	0	0	0	0						
Inning Stats	R: 0 E: 0 K: 0 S: 7	H: 1 LOB: 1 BB: 1 P: 13	R: 0 E: 0 K: 0 S: 4	H: 0 LOB: 0 BB: 0 P: 6	R: 0 E: 0 K: 1 S: 6	H: 0 LOB: 0 BB: 0 P: 10	R: 0 E: 0 K: 1 S: 6	H: 0 LOB: 0 BB: 1 P: 13	R: 0 E: 0 K: 0 S: 8	H: 0 LOB: 0 BB: 0 P: 9	R: 0 E: 0 K: 1 S: 9	H: 0 LOB: 0 BB: 1 P: 18	R: 1 E: 2 K: 0 S: 12	H: 1 LOB: 2 BB: 0 P: 20	R: 0 E: 0 K: 0 S: 4	H: 0 LOB: 0 BB: 0 P: 8	R: 2 E: 1 K: 1 S: 14	H: 3 LOB: 1 BB: 0 P: 20	1B: 4 2B: 1 3B: 0 HR: 0	SF: 0 SAC: 0 DP: 2 HBP: 0	WP: 0 PB: 0 SB: 0 CS: 0	PA: 35
PITCHER	IP WLS BF H R ER SO BB IBB HBP BLK WP HR S P ERA WHIP																					
Pedro Astacio R ERA: 4.34 (1, 1)	8.1 W 33 5 3 1 3 3 0 0 0 0 0 0 63 108 1.08 0.960																					
Todd Worrell R ERA: 2.41 (9, 1)	0.2 2 0 0 0 1 0 0 0 0 0 0 0 7 9 0.00 0.000																					



AB	32
R	3
H	5
RBI	1
BB	3
SO	4
LOB	14

livebaseballscores.com

Batter	1	2	3	4	5	6	7	8	9	AB	R	H	RBI	BB	SO	LOB	BOTTOM			
Brett Butler L OBP: 0.439, SLG: 0.455 (1, 8)										3	2	1	0	1	0	0	Colorado Rockies @ Los Angeles Dodgers Dodger Stadium, Los Angeles, CA Sun Jun 19 1994, 3:33 AM PDT Att: 51,015 - Sunny - 84 F			
Jose Offerman S OBP: 0.314, SLG: 0.287 (1, 6)										3	1	1	0	1	0	0				
Mike Piazza R OBP: 0.376, SLG: 0.571 (1, 2)										4	2	2	5	0	1	0				
Tim Wallach R OBP: 0.361, SLG: 0.525 (1, 5)										4	1	2	0	0	0	0				
Henry Rodriguez L OBP: 0.354, SLG: 0.458 (1, 7)										4	0	1	2	0	1	1				
Eric Karros R OBP: 0.341, SLG: 0.449 (9, 3)										3	0	0	0	1	1	1				
Cory Snyder R OBP: 0.321, SLG: 0.479 (9, 3)										0	0	0	0	0	0	0				
Raul Mondesi R OBP: 0.349, SLG: 0.544 (1, 9)										4	0	0	0	0	1	1				
Garey Ingram R OBP: 0.341, SLG: 0.410 (1, 4)										3	0	0	0	0	2	0				
Pedro Astacio R OBP: 0.097, SLG: 0.097 (9, 1)										3	1	1	0	0	0	0				
Inning Stats	R: 0 E: 0 K: 1 S: 7	H: 0 LOB: 0 BB: 0 P: 11	R: 0 E: 0 K: 0 S: 8	H: 0 LOB: 1 BB: 1 P: 13	R: 0 E: 0 K: 1 S: 6	H: 0 LOB: 0 BB: 0 P: 9	R: 0 E: 0 K: 1 S: 11	H: 1 LOB: 1 BB: 0 P: 18	R: 0 E: 0 K: 0 S: 6	H: 0 LOB: 0 BB: 0 P: 8	R: 3 E: 0 K: 0 S: 13	H: 5 LOB: 1 BB: 0 P: 18	R: 4 E: 0 K: 1 S: 20	H: 2 LOB: 0 BB: 2 P: 35	R: 0 E: 0 K: 2 S: 9	H: 0 LOB: 0 BB: 0 P: 13	1B: 6 2B: 1 3B: 0 HR: 1	SF: 0 SAC: 0 DP: 0 HBP: 0	WP: 1 PB: 0 SB: 0 CS: 0	PA: 34
PITCHER	IP WLS BF H R ER SO BB IBB HBP BLK WP HR S P ERA WHIP																			
Kevin Ritz R ERA: 4.88 (7, 1)	0.1 2 1 1 1 0 0 0 0 0 0 0 1 6 8 27.00 3.000																			
Marcus Moore R ERA: 5.4 (8, 1)	1.0 3 0 0 0 2 0 0 0 0 0 0 0 9 13 0.00 0.000																			



AB	31
R	7
H	8
RBI	7
BB	3
SO	6
LOB	3

livebaseballscores.com

Batter	1	2	3	4	5	6	7	8	9	AB	R	H	RBI	BB	SO	LOB	TOP																					
James Mouton, R (1, 8) OBP: 0.307, SLG: 0.288	G4-3	G5-3				K	L8		G6-3	5	0	0	0	0	1	2																						
Craig Biggio, R (1, 4) OBP: 0.394, SLG: 0.441	F7		5 HR			5 5 1B			G6-3	4	1	2	0	1	0	0																						
5 Jeff Bagwell, R (1, 3) OBP: 0.425, SLG: 0.684	E5		1-H			FC6			1B	4	1	3	2	1	0	0																						
Ken Caminiti, S (1, 5) OBP: 0.360, SLG: 0.566	G2-3		K			L5			F7	4	0	0	0	1	1	4																						
Luis Gonzalez, L (1, 7) OBP: 0.322, SLG: 0.380		G4-3	L5			FC6			1B	4	0	0	0	1	0	4																						
Mike Simms, R (1, 9) OBP: 0.111, SLG: 0.222		HR	F8			K			L4	4	1	1	0	0	1	2																						
Scott Servais, R (1, 2) OBP: 0.248, SLG: 0.380		HR				K			G6-3	4	2	2	2	0	1	0																						
Andujar Cedeno, R (1, 6) OBP: 0.332, SLG: 0.437		SH2-4	1B			G6-3			G4-3	4	0	1	0	0	0	1																						
Doug Drabek, R (1, 1) OBP: 0.205, SLG: 0.190		SH2-4				P6			G4-3	3	0	0	0	0	0	0																						
Dave Veres, R (8, 1)										0	0	0	0	0	0	0																						
John Hudek, S (9, 1)										0	0	0	0	0	0	0																						
Inning Stats	R: 0 E: 1 K: 0 S: 4	H: 0 LOB: 1 BB: 0 P: 4	R: 2 E: 0 K: 0 S: 6	H: 3 LOB: 1 BB: 0 P: 6	R: 2 E: 0 K: 1 S: 6	H: 1 LOB: 0 BB: 1 P: 10	R: 0 E: 0 K: 1 S: 5	H: 0 LOB: 0 BB: 0 P: 5	R: 0 E: 0 K: 1 S: 6	H: 1 LOB: 2 BB: 1 P: 10	R: 1 E: 1 K: 1 S: 7	H: 1 LOB: 1 BB: 0 P: 7	R: 0 E: 0 K: 0 S: 4	H: 1 LOB: 2 BB: 1 P: 8	R: 0 E: 0 K: 0 S: 3	H: 0 LOB: 0 BB: 0 P: 3	R: 0 E: 0 K: 0 S: 4	H: 2 LOB: 2 BB: 1 P: 8	1B: 5 2B: 2 3B: 0 HR: 2	SF: 0 SAC: 1 DP: 0 HBP: 0	WP: 0 PB: 0 SB: 2 CS: 0	PA: 41																
PITCHER	IP	WLS	BF	H	R	ER	SO	BB	IBB	HBP	BLK	WP	HR	S	P	ERA	WHIP	PITCHER				IP	WLS	BF	H	R	ER	SO	BB	IBB	HBP	BLK	WP	HR	S	P	ERA	WHIP
Greg Harris, R (1, 1) ERA: 6.0	6.0	L	28	6	5	4	4	2	0	0	0	0	2	34	42	6.00	1.333																					
Steve Reed, R (7, 1) ERA: 2.93	1.0		5	1	0	0	0	0	1	0	0	0	0	4	8	0.00	1.000																					
Willie Blair, R (8, 1) ERA: 5.36	1.2		7	2	0	0	0	0	1	0	0	0	0	6	10	0.00	1.200																					
Bruce Ruffin, L (9, 1) ERA: 4.05	0.1		1	0	0	0	0	0	0	0	0	0	0	1	1	0.00	0.000																					

Houston Astros @ Colorado Rockies
Mile High Stadium, Denver, CO
Mon Jun 20 1994, 9:05 PM EDT
Att: 50,671 - Unknown - 65 F

livebaseballscores.com

AB 36
R 5
H 9
RBI 4
BB 4
SO 4
LOB 13



Batter	1	2	3	4	5	6	7	8	9	AB	R	H	RBI	BB	SO	LOB	BOTTOM																					
Eric Young Sr., R (1, 7) OBP: 0.363, SLG: 0.434		G5-3							K	4	1	1	0	0	0	1																						
Willie Blair, R (8, 1)										0	0	0	0	0	0	0																						
Bruce Ruffin, S (9, 1) OBP: 0.667, SLG: 0.500	S									0	0	0	0	0	0	0																						
John Vander Wal, L (9, PH) OBP: 0.288, SLG: 0.516	1B									1	0	0	0	0	1	0																						
Walt Weiss, S (1, 6) OBP: 0.346, SLG: 0.331	1B	F7							G3-1	4	0	2	0	0	0	1																						
Dante Bichette, R (1, 9) OBP: 0.328, SLG: 0.538	L8								E8	4	1	1	0	0	1	3																						
Andres Galarraga, R (1, 3) OBP: 0.367, SLG: 0.612	1B								E6	3	2	1	0	0	1	1																						
Charlie Hayes, R (1, 5) OBP: 0.336, SLG: 0.436									E	4	0	3	2	0	0	0																						
Mike Kingery, L (1, 8) OBP: 0.387, SLG: 0.507	K								F7	4	0	1	1	0	1	4																						
Joe Girardi, R (1, 2) OBP: 0.320, SLG: 0.329	K								G6-3	4	0	0	0	0	1	6																						
Nelson Liriano, S (1, 4) OBP: 0.344, SLG: 0.368		K							G1-3	3	0	0	0	1	1	0																						
Greg Harris, R (1, 1) OBP: 0.273, SLG: 0.290									F9	2	0	1	0	0	1	0																						
Steve Reed, R (7, 1) ERA: 1.23										0	0	0	0	0	0	0																						
Howard Johnson, S (7, PH) OBP: 0.326, SLG: 0.375										2	0	0	0	0	0	1																						
Inning Stats	R: 1 E: 0 K: 2 S: 10	H: 3 LOB: 3 BB: 0 P: 11	R: 0 E: 0 K: 1 S: 6	H: 1 LOB: 0 BB: 0 P: 6	R: 1 E: 0 K: 1 S: 7	H: 3 LOB: 1 BB: 0 P: 7	R: 0 E: 0 K: 1 S: 5	H: 0 LOB: 0 BB: 0 P: 5	R: 0 E: 0 K: 0 S: 3	H: 0 LOB: 0 BB: 1 P: 3	R: 0 E: 0 K: 0 S: 2	H: 0 LOB: 0 BB: 0 P: 6	R: 2 E: 3 K: 0 S: 6	H: 2 LOB: 1 BB: 0 P: 6	R: 0 E: 0 K: 1 S: 5	H: 0 LOB: 0 BB: 0 P: 5	1B: 7 2B: 4 3B: 0 HR: 0	SF: 0 SAC: 0 DP: 3 HBP: 1	WP: 0 PB: 0 SB: 2 CS: 0	PA: 37																		
PITCHER	IP	WLS	BF	H	R	ER	SO	BB	IBB	HBP	BLK	WP	HR	S	P	ERA	WHIP	PITCHER				IP	WLS	BF	H	R	ER	SO	BB	IBB	HBP	BLK	WP	HR	S	P	ERA	WHIP
Doug Drabek, R (1, 1) ERA: 2.57																																						
Dave Veres, R (8, 1) ERA: 1.23	0.2		3	1	0	0	0	0	0	0	0	0	0	3	3	0.00	1.500																					
John Hudek, R (9, 1) ERA: 0.75	1.0	S	3	0	0	0	1	0	0	0	0	0	0	5	5	0.00	0.000																					

Houston Astros @ Colorado Rockies
Mile High Stadium, Denver, CO
Mon Jun 20 1994, 9:05 PM EDT
Att: 50,671 - Unknown - 65 F

livebaseballscores.com

AB 35
R 4
H 10
RBI 3
BB 1
SO 7
LOB 17



Batter	1	2	3	4	5	6	7	8	9	AB	R	H	RBI	BB	SO	LOB	TOP					
James Mouton, R (1, 8) OBP: 0.306, SLG: 0.287	3-2 1B		2-2 G6-3			1-3 K			0-0 F9	4	0	1	0	0	1	2	Houston Astros @ Colorado Rockies Mile High Stadium, Denver, CO Tue Jun 21 1994, 9:05 PM EDT Att: 56,913 - Unknown - 75 F AB 29 R 0 H 4 RBI 0 BB 1 SO 4 LOB 7					
Craig Biggio, R (1, 4) OBP: 0.392, SLG: 0.438	0-2 1B		0-1 P3			1-1 F8			2-1 FC6-4	4	0	1	0	0	0	1						
5 Jeff Bagwell, R (1, 3) OBP: 0.422, SLG: 0.679 Sid Bream, L (6, 3) OBP: 0.444, SLG: 0.452	2-2 G5-3			0-2 E4			1-1 F7		3-2 P6	2	0	0	0	0	0	1						
Ken Caminiti, S (1, 5) OBP: 0.359, SLG: 0.561	4-2 BB			1-2 F9			1-0 F7			2	0	0	0	1	0	0						
Luis Gonzalez, L (1, 7) OBP: 0.318, SLG: 0.375	2-2 P4			2-0 L8			1-0 F8			3	0	0	0	0	0	2						
Mike Simms, R (1, 9) OBP: 0.091, SLG: 0.182 Kevin Bass, S (7, 9) OBP: 0.346, SLG: 0.387		2-2 G6-3			1-3 K				2-1 G4-3	2	0	0	0	0	1	0						
Scott Servais, R (1, 2) OBP: 0.244, SLG: 0.373		3-2 L9			3-2 P9				2-2 G6-3	3	0	0	0	0	0	0						
Andujar Cedeno, R (1, 6) OBP: 0.329, SLG: 0.433 Ross Powell, L (8, 1)		2-1 G2-3			0-3 K				1-0 F7	2	0	0	0	0	1	0						
Darryl Kile, R (1, 1) OBP: 0.143, SLG: 0.250 Tom Edens, R (5, 1) Andy Stankiewicz, R (5, 6) Chris Donnels, L (8, PH) OBP: 0.406, SLG: 0.492			0-1 G6-3 1B			2-3 K			3-2 FC6-4 1B	1	0	1	0	0	0	0						
Inning Stats	R: 0 E: 0 K: 0 S: 16	H: 2 LOB: 2 BB: 1 P: 26	R: 0 E: 0 K: 0 S: 8	H: 0 LOB: 0 BB: 0 P: 15	R: 0 E: 0 K: 0 S: 7	H: 1 LOB: 0 BB: 0 P: 9	R: 0 E: 1 K: 0 S: 8	H: 0 LOB: 0 BB: 0 P: 11	R: 0 E: 0 K: 2 S: 12	H: 0 LOB: 0 BB: 0 P: 16	R: 0 E: 0 K: 0 S: 9	H: 0 LOB: 0 BB: 0 P: 13	R: 0 E: 0 K: 0 S: 4	H: 0 LOB: 0 BB: 0 P: 7	R: 0 E: 0 K: 0 S: 6	H: 0 LOB: 0 BB: 0 P: 11		R: 0 E: 0 K: 0 S: 9	H: 1 LOB: 1 BB: 0 P: 17	1B: 4 2B: 0 3B: 0 HR: 0	SF: 0 SAC: 0 DP: 1 HBP: 0	WP: 0 PB: 0 SB: 0 CS: 0
PITCHER David Nied, R (1, 1) ERA: 4.48	IP: 9.0 WLS: W BF: 30 H: 4 R: 0 ER: 0 SO: 4 BB: 1 IBB: 0 HBP: 0 BLK: 0 WP: 0 HR: 0 S: 79 P: 125 ERA: 0.00 WHIP: 0.556															PITCHER						

Batter	1	2	3	4	5	6	7	8	9	AB	R	H	RBI	BB	SO	LOB	BOTTOM					
Eric Young Sr., R (1, 7) OBP: 0.364, SLG: 0.431	1-1 G4-3 1B			1-1 F8	2-1 SF9				0-0 F9	3	1	1	1	1	0	1	Houston Astros @ Colorado Rockies Mile High Stadium, Denver, CO Tue Jun 21 1994, 9:05 PM EDT Att: 56,913 - Unknown - 75 F AB 37 R 8 H 13 RBI 7 BB 4 SO 6 LOB 20					
Walt Weiss, S (1, 6) OBP: 0.344, SLG: 0.326	2-2 G4-3			0-2 G1-3	4-2 BB				1-2 G3-1	4	0	0	1	1	1	2						
Dante Bichette, R (1, 9) OBP: 0.332, SLG: 0.539	3-2 HBP 1B		1-0 S 1B	0-1 E 1B	1-0 F8				0-0 L7	5	3	3	0	0	0	1						
Andres Galarraga, R (1, 3) OBP: 0.366, SLG: 0.605 John Vander Wal, L (7, 3) OBP: 0.299, SLG: 0.524	2-2 PB 1B		2-3 K	0-2 E9 FC6-4		3-3 K			1-1 BB HBP 1B	3	0	0	0	0	2	1						
Charlie Hayes, R (1, 5) OBP: 0.337, SLG: 0.439	0-1 PB 1B		0-2 F9	2-0 FC6-4		2-1 WP 2B			2-2 F8	5	0	2	1	0	0	3						
Mike Kingery, L (1, 8) OBP: 0.394, SLG: 0.514 Chris Jones, R (9, 8) OBP: 0.257, SLG: 0.242	3-0 G4-3		1-0 2B 1B		2-1 2B 2B		1-2 G1-3		1-0 BB HBP	4	2	2	1	0	0	3						
Danny Sheaffer, R (1, 2) OBP: 0.328, SLG: 0.304	0-0 L8		1-0 2B		0-0 2B 2B		2-1 L6		4-2 FC6-4 BB	4	1	2	2	1	0	3						
Nelson Liriano, S (1, 4) OBP: 0.346, SLG: 0.373		3-3 K	4-0 IBB		1-0 G4-3 SF9 2B				2-2 FC6-4	4	1	1	1	1	1	3						
David Nied, R (1, 1) OBP: 0.107, SLG: 0.074		0-3 K	1-3 K		2-3 G4-3				1-2 1B	4	0	1	0	0	2	3						
Inning Stats	R: 2 E: 0 K: 0 S: 17	H: 3 LOB: 2 BB: 0 P: 28	R: 0 E: 0 K: 3 S: 12	H: 0 LOB: 1 BB: 1 P: 19	R: 2 E: 0 K: 2 S: 12	H: 3 LOB: 2 BB: 1 P: 22	R: 1 E: 1 K: 0 S: 11	H: 1 LOB: 1 BB: 0 P: 14	R: 3 E: 0 K: 0 S: 10	H: 3 LOB: 1 BB: 1 P: 21	R: 0 E: 0 K: 1 S: 10	H: 1 LOB: 1 BB: 0 P: 18	R: 0 E: 0 K: 0 S: 12	H: 1 LOB: 1 BB: 0 P: 15	R: 0 E: 0 K: 0 S: 11	H: 1 LOB: 3 BB: 1 P: 21		R: 0 E: 0 K: 0 S: 11	H: 1 LOB: 3 BB: 1 P: 21	1B: 8 2B: 5 3B: 0 HR: 0	SF: 1 SAC: 0 DP: 0 HBP: 2	WP: 3 PB: 1 SB: 1 CS: 0
PITCHER Darryl Kile, R (1, 1) ERA: 4.99 Tom Edens, R (5, 1) ERA: 3.25 Ross Powell, L (8, 1) ERA:	IP: 4.0 WLS: L BF: 26 H: 10 R: 8 ER: 7 SO: 5 BB: 1 IBB: 0 HBP: 0 BLK: 0 WP: 1 HR: 0 S: 56 P: 90 ERA: 15.75 WHIP: 2.750															PITCHER						

Batter	1	2	3	4	5	6	7	8	9	AB	R	H	RBI	BB	SO	LOB	TOP				
James Mouton, R (1, 8) OBP: 0.312, SLG: 0.291										4	2	2	0	1	1	1					
Craig Biggio, R (1, 4) OBP: 0.392, SLG: 0.433										3	2	0	0	2	0	2					
Jeff Bagwell, R (1, 3) OBP: 0.425, SLG: 0.676										4	0	2	1	1	0	1					
Ken Caminiti, S (1, 5) OBP: 0.360, SLG: 0.556										4	1	1	1	1	1	4					
Kevin Bass, S (1, 9) OBP: 0.357, SLG: 0.398										5	0	3	3	0	0	4					
Luis Gonzalez, L (1, 7) OBP: 0.312, SLG: 0.367										5	0	0	0	0	0	4					
Tony Eusebio, R (1, 2) OBP: 0.281, SLG: 0.409										5	0	1	0	0	0	1					
Andujar Cedeno, R (1, 6) OBP: 0.329, SLG: 0.436										3	0	1	0	0	1	2					
Andy Stanek, R (8, 6) OBP: 0.382, SLG: 0.404										1	0	1	0	0	0	0					
Greg Swindell, L (1, 1) OBP: 0.233, SLG: 0.300										1	0	0	0	0	1	1					
Todd Jones, R (2, 1) OBP: 1.000, SLG: 1.000										1	0	1	0	0	0	0					
Dave Veres, R (4, 1)										0	0	0	0	0	0	0					
Mike Simms, R (8, PH) OBP: 0.355, SLG: 0.157										1	0	0	0	0	0	2					
Mike Hampton, R (8, 1)										0	0	0	0	0	0	0					
Mike Fielder, S (8, PH) OBP: 0.226, SLG: 0.298										1	0	0	0	0	0	1					
John Hudek, S (8, 1)										0	0	0	0	0	0	0					
Inning Stats	R: 1 E: 0 K: 1 S: 9	H: 2 LOB: 1 BB: 1 P: 18	R: 0 E: 0 K: 1 S: 10	H: 1 LOB: 1 BB: 0 P: 15	R: 1 E: 0 K: 0 S: 13	H: 2 LOB: 2 BB: 1 P: 23	R: 0 E: 0 K: 1 S: 9	H: 1 LOB: 0 BB: 0 P: 14	R: 0 E: 0 K: 0 S: 8	H: 2 LOB: 2 BB: 0 P: 14	R: 0 E: 0 K: 1 S: 10	H: 1 LOB: 2 BB: 1 P: 17	R: 0 E: 0 K: 0 S: 8	H: 1 LOB: 1 BB: 0 P: 13	R: 3 E: 0 K: 0 S: 27	H: 2 LOB: 1 BB: 2 P: 43	1B: 11 2B: 6 3B: 0 HR: 0	SF: 0 SAC: 0 DP: 1 HBP: 0	WP: 0 PB: 0 SB: 1 CS: 0	PA: 43	
PITCHER	IP WLS BF H R ER SO BB IBB HBP BLK WP HR S P ERA WHIP	IP WLS BF H R ER SO BB IBB HBP BLK WP HR S P ERA WHIP	IP WLS BF H R ER SO BB IBB HBP BLK WP HR S P ERA WHIP	IP WLS BF H R ER SO BB IBB HBP BLK WP HR S P ERA WHIP	IP WLS BF H R ER SO BB IBB HBP BLK WP HR S P ERA WHIP	IP WLS BF H R ER SO BB IBB HBP BLK WP HR S P ERA WHIP	IP WLS BF H R ER SO BB IBB HBP BLK WP HR S P ERA WHIP	IP WLS BF H R ER SO BB IBB HBP BLK WP HR S P ERA WHIP	IP WLS BF H R ER SO BB IBB HBP BLK WP HR S P ERA WHIP	IP WLS BF H R ER SO BB IBB HBP BLK WP HR S P ERA WHIP	IP WLS BF H R ER SO BB IBB HBP BLK WP HR S P ERA WHIP	IP WLS BF H R ER SO BB IBB HBP BLK WP HR S P ERA WHIP	IP WLS BF H R ER SO BB IBB HBP BLK WP HR S P ERA WHIP	IP WLS BF H R ER SO BB IBB HBP BLK WP HR S P ERA WHIP	IP WLS BF H R ER SO BB IBB HBP BLK WP HR S P ERA WHIP	IP WLS BF H R ER SO BB IBB HBP BLK WP HR S P ERA WHIP	IP WLS BF H R ER SO BB IBB HBP BLK WP HR S P ERA WHIP	IP WLS BF H R ER SO BB IBB HBP BLK WP HR S P ERA WHIP	IP WLS BF H R ER SO BB IBB HBP BLK WP HR S P ERA WHIP	IP WLS BF H R ER SO BB IBB HBP BLK WP HR S P ERA WHIP	IP WLS BF H R ER SO BB IBB HBP BLK WP HR S P ERA WHIP

Houston Astros @ Colorado Rockies
Mile High Stadium, Denver, CO
Wed Jun 22 1994, 5:33 AM EDT
Att: 50,887 - Cloudy - 74 F

AB	38
R	5
H	12
RBI	5
BB	5
SO	4
LOB	23



Batter	1	2	3	4	5	6	7	8	9	AB	R	H	RBI	BB	SO	LOB	BOTTOM				
Eric Young Sr., R (1, 7) OBP: 0.370, SLG: 0.439										5	2	2	2	0	0	2					
Walt Weiss, S (1, 6) OBP: 0.345, SLG: 0.329										4	2	2	1	0	0	3					
Dante Bichette, R (1, 9) OBP: 0.340, SLG: 0.568										5	3	4	5	0	0	1					
Andres Galarraga, R (1, 3) OBP: 0.366, SLG: 0.605										5	1	2	2	0	0	1					
Charlie Hayes, R (1, 5) OBP: 0.341, SLG: 0.444										4	1	2	0	1	0	1					
Nelson Liriano, S (8, 4) OBP: 0.346, SLG: 0.373										0	0	0	0	0	0	0					
Vinny Castilla, R (1, 4) OBP: 0.333, SLG: 0.583										5	0	3	1	0	0	1					
Danny Sheaffer, R (1, 2) OBP: 0.303, SLG: 0.279										5	0	0	0	0	1	5					
Chris Jones, R (1, 8) OBP: 0.325, SLG: 0.395										5	3	4	0	0	0	0					
Lance Painter, L (1, 1) OBP: 0.167, SLG: 0.273										2	2	1	1	0	0	1					
John Vander Wal, L (8, PH) OBP: 0.309, SLG: 0.524										0	0	0	0	1	0	0					
Marcus Moore, S (9, 1)										0	0	0	0	0	0	0					
Mike Munoz, L (9, 1)										0	0	0	0	0	0	0					
Inning Stats	R: 2 E: 0 K: 0 S: 14	H: 5 LOB: 2 BB: 0 P: 22	R: 2 E: 0 K: 0 S: 11	H: 3 LOB: 1 BB: 0 P: 18	R: 1 E: 0 K: 0 S: 9	H: 1 LOB: 0 BB: 1 P: 14	R: 4 E: 0 K: 1 S: 18	H: 5 LOB: 1 BB: 0 P: 26	R: 1 E: 0 K: 0 S: 12	H: 2 LOB: 1 BB: 0 P: 17	R: 0 E: 0 K: 0 S: 10	H: 1 LOB: 0 BB: 0 P: 12	R: 4 E: 1 K: 0 S: 14	H: 2 LOB: 0 BB: 0 P: 21	R: 0 E: 0 K: 0 S: 11	H: 1 LOB: 2 BB: 1 P: 16	1B: 11 2B: 6 3B: 1 HR: 2	SF: 2 SAC: 1 DP: 2 HBP: 1	WP: 1 PB: 0 SB: 2 CS: 1	PA: 46	
PITCHER	IP WLS BF H R ER SO BB IBB HBP BLK WP HR S P ERA WHIP	IP WLS BF H R ER SO BB IBB HBP BLK WP HR S P ERA WHIP	IP WLS BF H R ER SO BB IBB HBP BLK WP HR S P ERA WHIP	IP WLS BF H R ER SO BB IBB HBP BLK WP HR S P ERA WHIP	IP WLS BF H R ER SO BB IBB HBP BLK WP HR S P ERA WHIP	IP WLS BF H R ER SO BB IBB HBP BLK WP HR S P ERA WHIP	IP WLS BF H R ER SO BB IBB HBP BLK WP HR S P ERA WHIP	IP WLS BF H R ER SO BB IBB HBP BLK WP HR S P ERA WHIP	IP WLS BF H R ER SO BB IBB HBP BLK WP HR S P ERA WHIP	IP WLS BF H R ER SO BB IBB HBP BLK WP HR S P ERA WHIP	IP WLS BF H R ER SO BB IBB HBP BLK WP HR S P ERA WHIP	IP WLS BF H R ER SO BB IBB HBP BLK WP HR S P ERA WHIP	IP WLS BF H R ER SO BB IBB HBP BLK WP HR S P ERA WHIP	IP WLS BF H R ER SO BB IBB HBP BLK WP HR S P ERA WHIP	IP WLS BF H R ER SO BB IBB HBP BLK WP HR S P ERA WHIP	IP WLS BF H R ER SO BB IBB HBP BLK WP HR S P ERA WHIP	IP WLS BF H R ER SO BB IBB HBP BLK WP HR S P ERA WHIP	IP WLS BF H R ER SO BB IBB HBP BLK WP HR S P ERA WHIP	IP WLS BF H R ER SO BB IBB HBP BLK WP HR S P ERA WHIP	IP WLS BF H R ER SO BB IBB HBP BLK WP HR S P ERA WHIP	IP WLS BF H R ER SO BB IBB HBP BLK WP HR S P ERA WHIP

Houston Astros @ Colorado Rockies
Mile High Stadium, Denver, CO
Wed Jun 22 1994, 5:33 AM EDT
Att: 50,887 - Cloudy - 74 F

AB	40
R	14
H	20
RBI	12
BB	2
SO	1
LOB	15



Batter	1	2	3	4	5	6	7	8	9	AB	R	H	RBI	BB	SO	LOB	TOP											
Darren Lewis, R OBP: 0.353, SLG: 0.326 (1, 8)										5	1	2	0	0	1	1	San Francisco Giants @ Colorado Rockies Mile High Stadium, Denver, CO Sat Jun 25 1994, 5:33 AM EDT Att: 69,881 - Sunny - 92 F											
John Patterson, S OBP: 0.274, SLG: 0.292 (1, 4)										4	2	2	2	1	0	1												
Barry Bonds, L OBP: 0.418, SLG: 0.553 (1, 7)										5	0	2	1	0	0	1												
Matt Williams, R OBP: 0.300, SLG: 0.572 (1, 5)										4	0	0	0	1	1	3												
Dave Martinez, L OBP: 0.343, SLG: 0.398 (1, 9)										3	0	1	1	1	0	1												
J.R. Phillips, L OBP: 0.150, SLG: 0.211 Todd Benzinger, S OBP: 0.290, SLG: 0.356 (5, PH)										1	0	0	0	1	0	1												
Jeff Reed, L OBP: 0.233, SLG: 0.154 (1, 2)										4	0	0	0	0	1	7												
Mike Benjamin, R OBP: 0.340, SLG: 0.333 (1, 6)										3	0	0	0	0	1	2												
Salomon Torres, R OBP: 0.160, SLG: 0.160 Dave Burba, R (8, 1)										3	1	1	0	0	0	3												
Kirt Manwaring, R OBP: 0.303, SLG: 0.340 (8, 2)										1	0	0	0	0	0	0												
Inning Stats	R: 0 E: 0 K: 0 S: 9	H: 1 LOB: 0 BB: 0 P: 11	R: 0 E: 0 K: 2 S: 11	H: 0 LOB: 3 BB: 2 P: 26	R: 0 E: 0 K: 1 S: 9	H: 0 LOB: 0 BB: 1 P: 13	R: 0 E: 1 K: 1 S: 9	H: 0 LOB: 2 BB: 1 P: 19	R: 2 E: 0 K: 0 S: 11	H: 4 LOB: 3 BB: 1 P: 27	R: 0 E: 0 K: 0 S: 6	H: 0 LOB: 0 BB: 0 P: 9	R: 0 E: 0 K: 0 S: 4	H: 0 LOB: 0 BB: 1 P: 12	R: 0 E: 0 K: 1 S: 10	H: 0 LOB: 0 BB: 0 P: 16	R: 2 E: 0 K: 0 S: 16	H: 3 LOB: 1 BB: 0 P: 23	1B: 5 2B: 1 3B: 1 HR: 1	SF: 0 SAC: 0 DP: 2 HBP: 1	WP: 0 PB: 0 SB: 1 CS: 0	PA: 40						
PITCHER	IP	WLS	BF	H	R	ER	SO	BB	IBB	HBP	BLK	WP	HR	S	P	ERA	WHIP											
Kevin Ritz, R ERA: 4.75 (1, 1)	4.2		23	5	2	2	4	3	0	1	0	0	0	0	47	88	3.86	1.714										
Mike Munoz, L ERA: 2.73 (5, 1)	2.1	W	8	0	0	0	0	1	1	0	0	0	0	12	29	0.00	0.429											
Steve Reed, R ERA: 3.16 (8, 1)	1.2		7	2	2	2	1	0	0	0	0	0	1	21	33	10.80	1.200											
Bruce Ruffin, L ERA: 4.15 (9, 1)	0.1	S	2	1	0	0	0	0	0	0	0	0	0	5	6	0.00	3.000											

Batter	1	2	3	4	5	6	7	8	9	AB	R	H	RBI	BB	SO	LOB	BOTTOM										
Eric Young Sr., R OBP: 0.371, SLG: 0.420 Steve Reed, R (8, 1)										2	0	0	0	2	0	0	San Francisco Giants @ Colorado Rockies Mile High Stadium, Denver, CO Sat Jun 25 1994, 5:33 AM EDT Att: 69,881 - Sunny - 92 F										
Bruce Ruffin, S OBP: 0.667, SLG: 0.500 (9, 1)										4	0	1	0	0	2												
Walt Weiss, S OBP: 0.343, SLG: 0.324 (1, 6)										4	0	1	0	0	2												
Dante Bichette, R OBP: 0.341, SLG: 0.566 (1, 9)										3	2	1	1	0	1	2											
Andres Galarraga, R OBP: 0.363, SLG: 0.604 (1, 3)										1	0	0	0	0	2												
Charlie Hayes, R OBP: 0.336, SLG: 0.436 Vinny Castilla, R OBP: 0.340, SLG: 0.600 (4, PR)										2	1	1	0	0	0												
Mike Kingery, L OBP: 0.385, SLG: 0.507 (1, 8)										3	0	1	1	0	1												
Joe Girardi, R OBP: 0.318, SLG: 0.335 (1, 2)										4	1	1	1	0	2												
Nelson Liriano, S OBP: 0.354, SLG: 0.413 (1, 4)										4	1	2	1	0	1												
Kevin Ritz, R (1, 1)										2	0	0	0	1	2												
Mike Munoz, L (5, 1)										0	0	0	0	0	0												
Howard Johnson, S OBP: 0.337, SLG: 0.399 (7, PH)										1	1	1	2	1	0												
Inning Stats	R: 0 E: 0 K: 1 S: 16	H: 2 LOB: 2 BB: 0 P: 23	R: 0 E: 0 K: 0 S: 6	H: 0 LOB: 0 BB: 0 P: 10	R: 0 E: 0 K: 1 S: 8	H: 0 LOB: 1 BB: 1 P: 13	R: 2 E: 0 K: 0 S: 6	H: 1 LOB: 2 BB: 0 P: 9	R: 0 E: 0 K: 0 S: 6	H: 1 LOB: 1 BB: 0 P: 10	R: 0 E: 0 K: 0 S: 6	H: 1 LOB: 0 BB: 0 P: 7	R: 2 E: 0 K: 0 S: 8	H: 2 LOB: 0 BB: 0 P: 15	R: 2 E: 0 K: 1 S: 12	H: 3 LOB: 2 BB: 1 P: 19	1B: 5 2B: 1 3B: 1 HR: 2	SF: 1 SAC: 0 DP: 1 HBP: 2	WP: 1 PB: 1 SB: 1 CS: 0	PA: 37							
PITCHER	IP	WLS	BF	H	R	ER	SO	BB	IBB	HBP	BLK	WP	HR	S	P	ERA	WHIP										
Salomon Torres, R ERA: 5.0 (1, 1)	7.0	L	31	7	5	5	2	2	0	2	0	0	0	9	15	9.00	3.000										
Dave Burba, R ERA: 4.1 (8, 1)	1.0		6	2	1	1	1	1	0	0	0	1	0	9	15	9.00	3.000										



Batter	1	2	3	4	5	6	7	8	9	AB	R	H	RBI	BB	SO	LOB	TOP								
Darren Lewis, R (1, 8) OBP: 0.354, SLG: 0.325	G6-3			F9		G2-3				4	0	1	1	0	0	1									
Robby Thompson, R (1, 4) OBP: 0.292, SLG: 0.361	HR									4	3	3	0	0	0	0									
John Patterson, S (7, 4) OBP: 0.272, SLG: 0.290										1	0	0	0	0	1	2									
Barry Bonds, L (1, 7) OBP: 0.421, SLG: 0.579										5	2	3	5	0	2	2									
Rikert Faneyte, R (9, 9) OBP: 0.267, SLG: 0.308	HR									0	0	0	0	0	0	0									
Matt Williams, R (1, 5) OBP: 0.299, SLG: 0.564	F7									4	0	0	0	1	0	3									
Dave Martinez, L (1, 9) OBP: 0.345, SLG: 0.402										4	1	1	1	1	0	2									
Rod Beck, R (9, 1)	G6-3									0	0	0	0	0	0	0									
Royce Clayton, R (1, 6) OBP: 0.302, SLG: 0.348										5	0	1	1	0	0	5									
Todd Benzinger, S (1, 3) OBP: 0.290, SLG: 0.354										4	1	1	0	0	2	2									
Kirt Manwaring, R (1, 2) OBP: 0.302, SLG: 0.335										3	0	0	0	1	1	1									
John Burkett, R (1, 1) OBP: 0.081, SLG: 0.056										3	0	1	0	0	1	2									
Mark Carreon, R (9, PH) OBP: 0.260, SLG: 0.309										1	1	1	0	0	0	0									
Inning Stats	R: 2 E: 0 K: 0 S: 10	H: 2 LOB: 0 BB: 0 P: 17	R: 1 E: 0 K: 1 S: 11	H: 2 LOB: 1 BB: 1 P: 17	R: 1 E: 0 K: 0 S: 11	H: 2 LOB: 1 BB: 0 P: 15	R: 0 E: 0 K: 1 S: 9	H: 1 LOB: 1 BB: 0 P: 13	R: 2 E: 0 K: 0 S: 14	H: 2 LOB: 1 BB: 1 P: 25	R: 0 E: 0 K: 1 S: 10	H: 0 LOB: 0 BB: 0 P: 12	R: 0 E: 0 K: 1 S: 9	H: 0 LOB: 0 BB: 0 P: 15	R: 1 E: 0 K: 1 S: 11	H: 2 LOB: 2 BB: 0 P: 17	R: 1 E: 1 K: 2 S: 13	H: 1 LOB: 3 BB: 1 P: 22	1B: 6 2B: 5 3B: 0 HR: 2	SF: 0 SAC: 0 DP: 1 HBP: 1	WP: 0 PB: 0 SB: 1 CS: 1	PA: 43			
PITCHER	IP	WLS	BF	H	R	ER	SO	BB	IBB	HBP	BLK	WP	HR	S	P	ERA	WHIP								
Greg Harris, R (1, 1) ERA: 6.24	5.0	L	25	9	6	6	2	2	0	0	0	0	2	55	87	10.80	2.200								
Marcus Moore, R (6, 1) ERA: 5.97	3.0		10	2	1	1	3	0	0	0	0	0	0	30	44	3.00	0.667								
Willie Blair, R (9, 1) ERA: 6.25	1.0		7	1	1	0	2	1	0	1	0	0	0	13	22	0.00	2.000								

San Francisco Giants @ Colorado Rockies
Mile High Stadium, Denver, CO
Sun Jun 26 1994, 5:33 AM EDT
Att: 73,171 - Sunny - 97 F

AB	38
R	8
H	12
RBI	8
BB	3
SO	7
LOB	20



Batter	1	2	3	4	5	6	7	8	9	AB	R	H	RBI	BB	SO	LOB	BOTTOM								
Eric Young Sr., R (1, 7) OBP: 0.374, SLG: 0.431	L7					G5-3				4	0	2	0	0	0	0									
Walt Weiss, S (1, 6) OBP: 0.338, SLG: 0.320	G4-3					G3				4	0	0	0	0	0	2									
Dante Bichette, R (1, 9) OBP: 0.340, SLG: 0.562	L9									4	0	1	0	0	0	0									
Andres Galarraga, R (1, 3) OBP: 0.365, SLG: 0.603										4	1	2	0	0	0	1									
Mike Kingery, L (1, 8) OBP: 0.380, SLG: 0.497										3	0	0	1	0	0	1									
Joe Girardi, R (1, 2) OBP: 0.317, SLG: 0.338										4	0	1	0	0	0	0									
Vinny Castilla, R (1, 5) OBP: 0.321, SLG: 0.566										3	0	0	0	0	0	1									
Nelson Liriano, S (1, 4) OBP: 0.354, SLG: 0.406										2	0	0	0	1	0	0									
Greg Harris, R (1, 1) OBP: 0.265, SLG: 0.281										1	0	0	0	0	1	0									
Howard Johnson, S (5, PH) OBP: 0.335, SLG: 0.396										1	0	0	0	0	1	1									
Marcus Moore, S (6, 1) OBP: 0.335, SLG: 0.396										0	0	0	0	0	0	0									
John Vander Wal, L (8, PH) OBP: 0.314, SLG: 0.516										1	0	0	0	0	0	0									
Willie Blair, R (9, 1) ERA: 6.25										0	0	0	0	0	0	0									
Inning Stats	R: 0 E: 0 K: 0 S: 5	H: 0 LOB: 0 BB: 0 P: 8	R: 0 E: 0 K: 0 S: 6	H: 2 LOB: 1 BB: 0 P: 7	R: 0 E: 0 K: 1 S: 12	H: 1 LOB: 1 BB: 0 P: 17	R: 0 E: 0 K: 0 S: 7	H: 0 LOB: 0 BB: 0 P: 12	R: 0 E: 0 K: 1 S: 8	H: 0 LOB: 1 BB: 1 P: 18	R: 0 E: 0 K: 0 S: 14	H: 1 LOB: 1 BB: 0 P: 18	R: 0 E: 0 K: 0 S: 7	H: 0 LOB: 0 BB: 0 P: 12	R: 0 E: 0 K: 0 S: 10	H: 1 LOB: 1 BB: 0 P: 14	R: 1 E: 0 K: 0 S: 10	H: 1 LOB: 0 BB: 0 P: 14	1B: 4 2B: 2 3B: 0 HR: 0	SF: 1 SAC: 0 DP: 1 HBP: 0	WP: 0 PB: 1 SB: 2 CS: 0	PA: 33			
PITCHER	IP	WLS	BF	H	R	ER	SO	BB	IBB	HBP	BLK	WP	HR	S	P	ERA	WHIP								
John Burkett, R (1, 1) ERA: 3.36	8.0	W	29	5	0	0	2	1	0	0	0	0	0	69	106	0.00	0.750								
Rod Beck, R (9, 1) ERA: 4.13	1.0		4	1	1	0	0	0	0	0	0	0	0	10	14	0.00	1.000								

San Francisco Giants @ Colorado Rockies
Mile High Stadium, Denver, CO
Sun Jun 26 1994, 5:33 AM EDT
Att: 73,171 - Sunny - 97 F

AB	31
R	1
H	6
RBI	1
BB	1
SO	2
LOB	6



Batter	1	2	3	4	5	6	7	8	9	AB	R	H	RBI	BB	SO	LOB	TOP		
Bip Roberts, S OBP: 0.396, SLG: 0.384 (1, 4)										5	1	4	1	1	0	0	San Diego Padres @ Colorado Rockies Mile High Stadium, Denver, CO Mon Jun 27 1994, 9:05 PM EDT Att: 52,949 - Unknown - 94 F		
Scott Livingstone, L OBP: 0.276, SLG: 0.339 (1, 5)										2	0	0	0	1	2	livebaseballscorecards.com			
Craig Shipley, R OBP: 0.351, SLG: 0.455 (6, PH) (6, 5)										2	0	0	0	1	2				
Tony Gwynn, L OBP: 0.446, SLG: 0.559 (1, 9)										5	2	2	0	1	0				
Derek Bell, R OBP: 0.332, SLG: 0.412 (1, 8)										5	2	2	1	1	2				
Phil Plantier, L OBP: 0.330, SLG: 0.502 (1, 7)										4	1	2	0	1	2				
Eddie Williams, R OBP: 0.587, SLG: 0.739 (1, 3)										4	0	2	3	0	1				
Ricky Gutierrez, R OBP: 0.329, SLG: 0.330 (1, 6)										4	0	1	1	1	3				
Brad Ausmus, R OBP: 0.305, SLG: 0.339 (1, 2)										4	0	0	0	1	0				
Andy Ashby, R OBP: 0.266, SLG: 0.182 (7, PH)										3	0	0	0	0	0				
Bill Eskin, L OBP: 0.247, SLG: 0.253 (7, PH)										1	0	1	0	0	0				
Tim Mauser, R OBP: 0.200, SLG: 1.000 (7, 1)										0	0	0	0	0	0				
Jeff Tabaka, L OBP: 0.333, SLG: 0.535 (7, 1)										0	0	0	0	0	0				
A.J. Sager, R OBP: 0.303, SLG: 0.300 (8, 1)										0	0	0	0	0	0				
Pedro Martinez, L OBP: 0.333, SLG: 0.400 (8, 1)										0	0	0	0	0	0				
Luis Lopez, S OBP: 0.376, SLG: 0.437 (8, 6)										1	1	1	0	0	0				
Inning Stats	R: 2 E: 1 K: 1 S: 17	H: 3 LOB: 2 BB: 1 P: 26	R: 0 E: 0 K: 1 S: 9	H: 1 LOB: 1 BB: 0 P: 15	R: 1 E: 0 K: 1 S: 13	H: 1 LOB: 2 BB: 2 P: 25	R: 0 E: 0 K: 0 S: 8	H: 1 LOB: 1 BB: 1 P: 14	R: 1 E: 0 K: 1 S: 15	H: 2 LOB: 3 BB: 1 P: 24	R: 0 E: 0 K: 2 S: 13	H: 1 LOB: 2 BB: 1 P: 23	R: 2 E: 0 K: 1 S: 13	H: 3 LOB: 1 BB: 0 P: 17	R: 1 E: 0 K: 1 S: 9	H: 2 LOB: 1 BB: 0 P: 12	1B: 12 2B: 2 3B: 1 HR: 1	SF: 1 SAC: 0 DP: 1 HBP: 0	WP: 2 PA: 49 PB: 0 SB: 2 CS: 0
PITCHER	IP	WLS	BF	H	R	ER	SO	BB	IBB	HBP	BLK	WP	HR	S	P	ERA	WHIP		
David Nied, R ERA: 4.65 (1, 1)	5.0	W	27	8	4	4	4	4	1	0	0	1	1	62	104	7.20	2.400		
Mike Munoz, L ERA: 2.57 (6, 1)	0.2		5	1	0	0	1	2	0	0	0	0	0	7	18	0.00	4.500		
Darren Holmes, R ERA: 7.94 (6, 1)	1.1		6	1	0	0	2	1	0	0	0	0	0	14	24	0.00	1.500		
Bruce Ruffin, L ERA: 4.54 (8, 1)	1.0		6	3	2	2	1	0	0	0	0	1	0	13	17	18.00	3.000		
Steve Reed, R ERA: 3.3 (9, 1)	1.0		5	2	1	1	1	0	0	0	0	0	0	9	12	9.00	2.000		

Batter	1	2	3	4	5	6	7	8	9	AB	R	H	RBI	BB	SO	LOB	BOTTOM		
Eric Young Sr., R OBP: 0.384, SLG: 0.460 (1, 7)										3	3	2	2	1	0	0	San Diego Padres @ Colorado Rockies Mile High Stadium, Denver, CO Mon Jun 27 1994, 9:05 PM EDT Att: 52,949 - Unknown - 94 F		
Walt Weiss, S OBP: 0.339, SLG: 0.319 (1, 6)										4	1	1	0	1	1	4		livebaseballscorecards.com	
Dante Bichette, R OBP: 0.344, SLG: 0.582 (1, 9)										5	3	3	5	0	1	3			
Andres Galarraga, R OBP: 0.366, SLG: 0.603 (1, 3)										5	0	2	1	0	2	2			
Vinny Castilla, R OBP: 0.361, SLG: 0.638 (1, 5)										5	1	4	3	0	0	1			
Mike Kingsley, L OBP: 0.381, SLG: 0.500 (1, 8)										5	0	2	0	0	0	3			
Joe Girardi, R OBP: 0.319, SLG: 0.348 (1, 2)										5	2	2	0	0	0	4			
Nelson Liriano, S OBP: 0.351, SLG: 0.397 (1, 4)										3	1	0	1	1	0	1			
David Nied, R ERA: 4.65 (1, 1)										2	0	0	0	0	0	0			
Mike Munoz, L ERA: 2.57 (6, 1)										0	0	0	0	0	0	0			
Darren Holmes, R ERA: 7.94 (6, 1)										1	0	0	0	0	1	1			
Bruce Ruffin, S ERA: 4.54 (8, 1)										0	0	0	0	0	0	0			
John Vander Wal, L ERA: 3.25 (8, PH)										0	0	0	0	0	0	0			
Chris Jones, R ERA: 3.3 (8, PH)										1	1	1	0	0	0	0			
Steve Reed, R ERA: 3.3 (9, 1)										0	0	0	0	0	0	0			
Inning Stats	R: 3 E: 0 K: 1 S: 13	H: 2 LOB: 0 BB: 1 P: 21	R: 2 E: 0 K: 0 S: 9	H: 2 LOB: 1 BB: 1 P: 17	R: 0 E: 0 K: 0 S: 6	H: 2 LOB: 0 BB: 0 P: 12	R: 0 E: 0 K: 0 S: 5	H: 0 LOB: 0 BB: 0 P: 7	R: 1 E: 0 K: 0 S: 10	H: 3 LOB: 1 BB: 0 P: 15	R: 1 E: 0 K: 1 S: 12	H: 2 LOB: 1 BB: 0 P: 17	R: 1 E: 0 K: 1 S: 13	H: 2 LOB: 1 BB: 0 P: 21	R: 4 E: 1 K: 2 S: 15	H: 4 LOB: 2 BB: 1 P: 21	1B: 10 2B: 2 3B: 1 HR: 4	SF: 0 SAC: 1 DP: 2 HBP: 0	WP: 0 PA: 43 PB: 0 SB: 5 CS: 0
PITCHER	IP	WLS	BF	H	R	ER	SO	BB	IBB	HBP	BLK	WP	HR	S	P	ERA	WHIP		
Andy Ashby, R ERA: 2.96 (1, 1)	6.0	L	29	11	7	7	2	2	0	0	0	0	0	8	12	10.50	2.167		
Tim Mauser, R ERA: 3.25 (7, 1)	0.1		3	2	1	1	1	0	0	0	0	0	0	8	12	27.00	6.000		
Jeff Tabaka, L ERA: 7.84 (7, 1)	0.1		1	0	0	0	0	0	0	0	0	0	0	1	3	0.00	0.000		
A.J. Sager, R ERA: 5.98 (7, 1)	0.1		2	0	1	1	0	1	0	0	0	0	0	4	10	27.00	3.000		
Pedro Martinez, L ERA: 2.61 (8, 1)	1.0		8	4	3	2	2	0	0	0	0	1	15	17	18.00	4.000			



Batter	1	2	3	4	5	6	7	8	9	10	11	AB	R	H	RBI	BB	SO	LOB	TOP				
Bip Roberts, S OBP: 0.395, SLG: 0.391 (1, 4)	G4-3 3B	F7			G5-3			K		SH1-3 1B		7	3	3	0	0	1	3					
Scott Livingstone, L OBP: 0.278, SLG: 0.338 (8, PR)	G4-3		G4-3		F7			E4 1B		SH1-3	1B WP HBP	4	0	1	1	0	0	0					
Craig Shipley, R OBP: 0.348, SLG: 0.442 (8, S)												0	1	0	0	0	0	0					
Tony Gwynn, L OBP: 0.449, SLG: 0.565 (1, 9)	1B BB		1B			G3-1		BB 1B		FC6-4 1B	WP DI HBP 1B	3	1	2	2	3	0	0					
Derek Bell, R OBP: 0.346, SLG: 0.432 (1, 8)	FC6-4 1B		1B		G4-6-3 1B			L3 BB		FC6-4 1B	K	5	0	4	1	1	1	3					
Phil Planter, L OBP: 0.330, SLG: 0.494 (1, 7)	F8		G4-6-3			G6-4-3 BB		L3		FC6-4	HBP HBP BB	4	1	0	0	2	0	9					
Eddie Williams, R OBP: 0.512, SLG: 0.697 (1, 3)	FC6-4				P4			G6-4-3		K	G1	5	1	0	0	0	1	6					
Luis Lopez, S OBP: 0.377, SLG: 0.435 (1, 6)			G3			G4-3		G6-3		L3		5	2	1	1	0	0	0					
Pedro Martinez, L (11, 1)												0	0	0	0	0	0	0					
Brad Ausmus, R OBP: 0.302, SLG: 0.336 (1, 2)			SH1-4 1B			F8		P3		E1	SH3-4	5	1	1	0	0	0	0					
Andy Benes, R OBP: 0.308, SLG: 0.136 (9, PH)												2	0	0	0	0	0	1					
Bill Beane, R OBP: 0.308, SLG: 0.208 (8, 1)												1	0	0	0	0	0	1					
Troy Hoffman, R (8, 1)												0	0	0	0	0	0	0					
Melvin Nieves, S OBP: 0.183, SLG: 0.179 (11, PR)												1	0	1	1	0	0	0					
Ricky Gutierrez, R OBP: 0.338, SLG: 0.333 (11, S)												1	1	1	1	0	0	0					
Inning Stats	R: 1 E: 0 K: 0 S: 10	H: 2 LOB: 2 BB: 1 P: 19	R: 0 E: 0 K: 0 S: 6	H: 1 LOB: 1 BB: 0 P: 9	R: 0 E: 0 K: 0 S: 5	H: 2 LOB: 0 BB: 0 P: 9	R: 0 E: 0 K: 0 S: 4	H: 0 LOB: 0 BB: 0 P: 5	R: 0 E: 0 K: 1 S: 7	H: 1 LOB: 1 BB: 1 P: 11	R: 0 E: 0 K: 0 S: 6	H: 0 LOB: 0 BB: 0 P: 9	R: 0 E: 1 K: 1 S: 6	H: 0 LOB: 1 BB: 0 P: 15	R: 1 E: 0 K: 0 S: 13	H: 2 LOB: 2 BB: 1 P: 27	R: 9 E: 1 K: 1 S: 30	H: 5 LOB: 2 BB: 1 P: 46	1B: 12 2B: 2 3B: 1 HR: 0	SF: 0 SAC: 3 DP: 3 HBP: 3	WP: 1 PB: 0 SB: 1 CS: 0	PA: 55	
PITCHER	IP WLS BF H R ER SO BB IBB HBP BLK WP HR S P ERA WHIP	7.1 0.2 1 0 0 0 0 0 0 0 0 0 0 0 1 1 0.00 1.364	8.1 1.1 8 2 1 1 1 0 1 0 1 0 0 14 30 6.75 1.500	10.1 0.2 2 0 0 0 0 0 0 0 0 0 0 6 12 0.00 0.000	11.1 0.1 L 6 4 6 5 0 0 0 1 0 0 0 12 16 135.00 12.000	Marcus Moore, R ERA: 6.15 Darren Holmes, R ERA: 7.36	11.1 0.1 0.1 3 1 3 0 0 0 0 0 0 0 12 17 0.00 3.000																

San Diego Padres @ Colorado Rockies
Mile High Stadium, Denver, CO
Tue Jun 28 1994, 9:05 PM EDT
Att. 55,021 - Unknown - 87 F

AB 43
R 11
H 14
RBI 7
BB 6
SO 4
LOB 22



Batter	1	2	3	4	5	6	7	8	9	10	11	AB	R	H	RBI	BB	SO	LOB	BOTTOM			
Eric Young Sr., R OBP: 0.398, SLG: 0.470 (1, 7)	G6-4-3 BB		G3		L6			P4		1B		4	0	1	1	1	0	1				
Walt Weiss, S OBP: 0.339, SLG: 0.316 (1, 6)	G6-4-3		K			F8		G4-3			1B G5-3	5	1	1	0	0	1	1				
Dante Bichette, R OBP: 0.345, SLG: 0.576 (1, 9)	K				F8		CS 1B	K		K	G5-3 1B	5	0	2	0	0	2	0				
Andres Galarraga, R OBP: 0.364, SLG: 0.609 (1, 3)		G5-3			K2-3		F9		WP 2B		G5-3	5	0	1	1	0	1	2				
Vinny Castilla, R OBP: 0.343, SLG: 0.591 (1, 5)		1B BB			K		CS	G5-3		L9	F9	4	0	0	0	1	1	2				
Mike Kingery, L OBP: 0.386, SLG: 0.500 (1, 8)		K			1B 2B			G6-3		BB 1B	G6-3	3	2	1	0	1	1	1				
Charlie Hayes, R OBP: 0.339, SLG: 0.436 (11, PH)												1	0	0	0	0	0	1				
Joe Girardi, R OBP: 0.321, SLG: 0.351 (1, 2)		1B			SH1-3 1B			P4		B3		4	0	2	1	0	0	1				
Nelson Liriano, S OBP: 0.352, SLG: 0.382 (1, 4)		F9			K			F8		1B BB		3	0	0	0	1	1	3				
Mike Hays, R OBP: 0.308, SLG: 0.136 (9, PH)												1	0	0	0	0	0	0				
Howard Johnson, B OBP: 0.308, SLG: 0.136 (9, PH)												0	0	0	0	0	0	0				
Clayton Kershaw, R OBP: 0.308, SLG: 0.136 (9, PH)												0	0	0	0	0	0	0				
Justin Morneau, L OBP: 0.308, SLG: 0.136 (9, PH)												0	0	0	0	0	0	0				
Chris Young, R OBP: 0.308, SLG: 0.136 (9, PH)												0	0	0	0	0	0	0				
Marcus Moore, R OBP: 0.308, SLG: 0.136 (9, PH)												0	0	0	0	0	0	0				
Darren Holmes, R OBP: 0.308, SLG: 0.136 (9, PH)												0	0	0	0	0	0	0				
Inning Stats	R: 0 E: 0 K: 1 S: 7	H: 0 LOB: 0 BB: 1 P: 11	R: 0 E: 0 K: 1 S: 15	H: 1 LOB: 2 BB: 1 P: 23	R: 0 E: 0 K: 1 S: 8	H: 0 LOB: 0 BB: 0 P: 12	R: 0 E: 0 K: 2 S: 8	H: 0 LOB: 0 BB: 0 P: 11	R: 1 E: 0 K: 1 S: 12	H: 2 LOB: 1 BB: 0 P: 17	R: 0 E: 0 K: 0 S: 5	H: 0 LOB: 0 BB: 0 P: 9	R: 0 E: 0 K: 0 S: 6	H: 1 LOB: 1 BB: 0 P: 14	R: 1 E: 0 K: 1 S: 12	H: 1 LOB: 2 BB: 2 P: 26	R: 1 E: 0 K: 0 S: 10	H: 2 LOB: 1 BB: 0 P: 17	1B: 6 2B: 2 3B: 0 HR: 0	SF: 0 SAC: 1 DP: 1 HBP: 0	WP: 1 PB: 0 SB: 0 CS: 1	PA: 43
PITCHER	IP WLS BF H R ER SO BB IBB HBP BLK WP HR S P ERA WHIP	8.0 2.0 9 4 1 1 2 2 0 0 0 0 1 0 21 40 4.50 2.000	1.0 5 2 1 1 0 0 0 0 0 0 0 0 0 10 17 9.00 2.000	Andruw Free, R ERA: 3.87 Trevor Hoffman, R ERA: 2.37 Pedro Martinez, L ERA: 2.74																		

San Diego Padres @ Colorado Rockies
Mile High Stadium, Denver, CO
Tue Jun 28 1994, 9:05 PM EDT
Att. 55,021 - Unknown - 87 F

AB 37
R 3
H 8
RBI 3
BB 4
SO 8
LOB 14

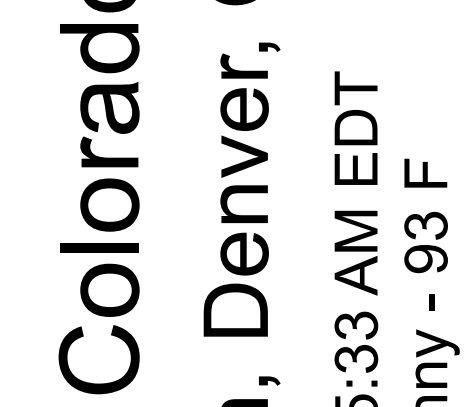


Batter	1	2	3	4	5	6	7	8	9	AB	R	H	RBI	BB	SO	LOB	TOP										
Luis Lopez, S OBP: 0.378, SLG: 0.442 (1, 4)	G5-3		L6-3			SF9	L6		2B	5	2	2	0	0	0	2	San Diego Padres @ Colorado Rockies Mile High Stadium, Denver, CO Wed Jun 29 1994, 5:33 AM EDT Att: 50,173 - Sunny - 93 F										
Scott Livingstone, L OBP: 0.276, SLG: 0.345 Craig Shipley, R OBP: 0.357, SLG: 0.446 (1, 5)	G4-3		K			2B			2B	3	0	1	0	0	1	0											
Tony Gwynn, L OBP: 0.448, SLG: 0.571 (1, 9)	2B				G4-3	SF9	F8		HR	4	1	2	3	0	0	1											
Derek Bell, R OBP: 0.347, SLG: 0.445 (1, 8)	G5-3				G5-3	L4		HR	2B	5	2	2	2	0	0	2											
Phil Plantier, L OBP: 0.331, SLG: 0.502 (1, 7)		K			G3				HR	4	1	1	2	1	2	1											
Eddie Williams, R OBP: 0.478, SLG: 0.711 (1, 3)	F7				G1-3				L8	5	1	1	1	0	0	1											
Ricky Gutierrez, R OBP: 0.336, SLG: 0.332 (1, 6)	1B				K				F7	4	0	1	0	0	1	0											
Brad Ausmus, R OBP: 0.306, SLG: 0.339 (1, 2)	G5-3				1B				F7	4	1	2	0	0	0	1											
Scott Sanders, R Jeff Tabaka, K Bill Bean, L Donnie Elliott, R Pedro Martinez, L Bip Roberts, S OBP: 0.394, SLG: 0.390 (1, 1)	L6-3				K				L7	2	0	1	0	0	1	1											
Inning Stats	R: 0 E: 0 K: 0 S: 8	H: 1 LOB: 1 BB: 0 P: 11	R: 0 E: 0 K: 1 S: 12	H: 1 LOB: 1 BB: 0 P: 20	R: 0 E: 0 K: 1 S: 8	H: 1 LOB: 0 BB: 0 P: 11	R: 0 E: 0 K: 0 S: 11	H: 0 LOB: 0 BB: 0 P: 16	R: 0 E: 0 K: 2 S: 10	H: 1 LOB: 1 BB: 0 P: 12	R: 1 E: 0 K: 1 S: 11	H: 2 LOB: 1 BB: 0 P: 17	R: 3 E: 0 K: 0 S: 15	H: 4 LOB: 1 BB: 0 P: 25	R: 2 E: 0 K: 0 S: 8	H: 2 LOB: 2 BB: 0 P: 12		R: 4 E: 0 K: 0 S: 13	H: 3 LOB: 1 BB: 2 P: 27	1B: 6 2B: 6 3B: 1 HR: 3	SF: 1 SAC: 0 DP: 1 HBP: 0	WP: 0 PB: 0 SB: 0 CS: 0	PA: 43				
PITCHER	IP	WLS	BF	H	R	ER	SO	BB	IBB	HBP	BLK	WP	HR	S	P	ERA	WHIP										
Kevin Ritz, R ERA: 4.29 (1, 1)	6.0		23	6	1	1	5	0	0	0	0	0	0	60	87	1.50	1.000										
Willie Blair, R ERA: 8.5 (7, 1)	0.1	L	4	3	3	3	0	0	0	0	0	0	1	5	11	81.00	9.000										
Mike Munoz, L ERA: 2.43 (7, 1)	0.2		3	1	0	0	0	0	0	0	0	0	0	10	14	0.00	1.500										
Steve Reed, R ERA: 3.72 (8, 1)	1.0		5	2	2	2	0	0	0	0	0	0	1	8	12	18.00	2.000										
Bruce Walton, R ERA: 19.29 (9, 1)	1.0		8	3	4	4	0	2	0	0	0	0	1	13	27	36.00	5.000										
Batter	1	2	3	4	5	6	7	8	9	AB	R	H	RBI	BB	SO	LOB	BOTTOM										
Eric Young Sr., R OBP: 0.392, SLG: 0.460 John Vander Wal, L OBP: 0.319, SLG: 0.515 (1, 7)	P4	G6-3			CS	F9			P5	5	0	1	0	0	0	7	San Diego Padres @ Colorado Rockies Mile High Stadium, Denver, CO Wed Jun 29 1994, 5:33 AM EDT Att: 50,173 - Sunny - 93 F										
Mike Kingsley, L OBP: 0.385, SLG: 0.491 (1, 8)	2B		K		1B				L6	3	1	0	0	2	1	3											
Dante Bichette, R OBP: 0.346, SLG: 0.577 (1, 9)	1B		L7		F8				L8	5	1	2	1	0	0	2											
Andres Galarraga, R OBP: 0.361, SLG: 0.603 (1, 3)	G5-3		G4-3			K			F9	5	1	1	0	0	1	1											
Charlie Hayes, R OBP: 0.340, SLG: 0.436 (1, 5)	1B				F9				L9	5	1	2	1	0	1	3											
Joe Girardi, R OBP: 0.323, SLG: 0.352 (1, 2)	K				K				L8	5	0	2	1	0	2	3											
Vinny Castilla, R OBP: 0.351, SLG: 0.586 Walt Weiss, S OBP: 0.338, SLG: 0.316 (6, PR)	G6-3				G1-3				F9	4	0	2	1	0	0	0											
Nelson Liriano, S OBP: 0.358, SLG: 0.384 (1, 4)	SH1-4				1B				L6	2	0	1	0	1	1	2											
Kevin Ritz, R Howard Johnson, S Willie Blair, R Mike Munoz, L Steve Reed, R Danny Sheaffer, R Bruce Walton, R (1, 1)	SH1-4				SH1-4				L7	0	0	0	0	0	0	0											
Inning Stats	R: 2 E: 0 K: 1 S: 11	H: 2 LOB: 1 BB: 1 P: 20	R: 0 E: 0 K: 0 S: 11	H: 0 LOB: 1 BB: 1 P: 19	R: 0 E: 0 K: 1 S: 8	H: 0 LOB: 0 BB: 0 P: 10	R: 0 E: 0 K: 1 S: 8	H: 0 LOB: 0 BB: 0 P: 10	R: 0 E: 0 K: 0 S: 9	H: 2 LOB: 2 BB: 1 P: 14	R: 1 E: 0 K: 3 S: 18	H: 2 LOB: 3 BB: 1 P: 28	R: 0 E: 0 K: 0 S: 5	H: 0 LOB: 0 BB: 0 P: 9	R: 1 E: 0 K: 0 S: 8	H: 3 LOB: 1 BB: 1 P: 19		R: 0 E: 0 K: 0 S: 7	H: 2 LOB: 1 BB: 0 P: 11	1B: 10 2B: 1 3B: 0 HR: 0	SF: 0 SAC: 3 DP: 1 HBP: 0	WP: 1 PB: 0 SB: 1 CS: 1	PA: 42				
PITCHER	IP	WLS	BF	H	R	ER	SO	BB	IBB	HBP	BLK	WP	HR	S	P	ERA	WHIP										
Scott Sanders, R ERA: 4.99 (1, 1)	5.2		26	6	3	3	6	3	0	0	0	1	0	60	91	4.76	1.588										
Jeff Tabaka, L ERA: 7.1 (6, 1)	0.1	W	2	0	0	0	0	1	0	0	0	0	0	5	10	0.00	3.000										
Donnie Elliott, R ERA: 3.18 (7, 1)	1.0		6	3	1	1	0	0	0	0	0	0	0	9	17	9.00	3.000										
Pedro Martinez, L ERA: 2.83 (8, 1)	2.0	S	8	2	0	0	0	1	0	0	0	0	0	11	22	0.00	1.500										

AB 40
R 10
H 15
RBI 10
BB 2
SO 5
LOB 10




AB 34
R 4
H 11
RBI 4
BB 5
SO 6
LOB 21



Batter	1	2	3	4	5	6	7	8	9	AB	R	H	RBI	BB	SO	LOB	TOP								
Walt Weiss, S OBP: 0.346, SLG: 0.328	G1-3		G4-3			1B	1B	F9		5	2	2	1	0	0	0									
Mike Kingsley, L OBP: 0.395, SLG: 0.517	G6-3			G3		1B	1B		2B	5	1	3	0	0	0	0									
Howard Johnson, S OBP: 0.335, SLG: 0.441				G3		F7	K		F7	5	0	1	0	0	1	5									
Andres Galarraga, R OBP: 0.356, SLG: 0.586	G4-3			K		K			G5-3	5	0	1	1	0	2	4									
Charlie Hayes, R OBP: 0.348, SLG: 0.449		F9								4	0	3	1	1	0	0									
John Vander Wal, L OBP: 0.303, SLG: 0.493 Darren Holmes, R					G6-4-3	1B				3	0	0	1	0	2	3									
Bruce Ruffin, S OBP: 0.300, SLG: 0.333									G3	1	0	0	0	0	0	2									
Joe Girardi, R OBP: 0.323, SLG: 0.352		G5-3								4	1	1	0	0	0	2									
Nelson Liriano, S OBP: 0.351, SLG: 0.370				G3		G1-3		L7		4	1	1	0	0	0	1									
David Nied, R OBP: 0.097, SLG: 0.067 Eric Young Sr., R OBP: 0.393, SLG: 0.457 Mike Munoz, L				G5-3				F9		1	0	0	0	0	0	0									
Dante Bichette, R OBP: 0.340, SLG: 0.571						2B				0	1	0	0	0	0	0									
										2	1	1	3	0	0	0									
Inning Stats	R: 0 E: 0 K: 0 S: 8	H: 1 LOB: 1 BB: 0 P: 14	R: 0 E: 0 K: 1 S: 9	H: 0 LOB: 0 BB: 0 P: 12	R: 0 E: 0 K: 0 S: 4	H: 0 LOB: 0 BB: 0 P: 7	R: 0 E: 0 K: 1 S: 8	H: 0 LOB: 0 BB: 0 P: 13	R: 0 E: 1 K: 0 S: 6	H: 1 LOB: 1 BB: 0 P: 7	R: 2 E: 0 K: 2 S: 17	H: 3 LOB: 2 BB: 1 P: 28	R: 5 E: 0 K: 1 S: 17	H: 7 LOB: 2 BB: 0 P: 21	R: 0 E: 0 K: 0 S: 8	H: 0 LOB: 0 BB: 0 P: 8	R: 0 E: 0 K: 0 S: 9	H: 1 LOB: 2 BB: 1 P: 16	1B: 9 2B: 3 3B: 0 HR: 1	SF: 1 SAC: 0 DP: 1 HBP: 0	WP: 0 PB: 0 SB: 1 CS: 0	PA: 42			
PITCHER	IP	WLS	BF	H	R	ER	SO	BB	IBB	HBP	BLK	WP	HR	S	P	ERA	WHIP								
Bob Tewksbury, R ERA: 5.32	6.0		24	5	2	2	4	1	0	0	0	0	0	52	81	3.00	1.000								
Rich Rodriguez, L ERA: 3.8	0.0	L	5	5	5	5	0	0	0	0	0	0	1	6	8	∞	∞								
Mike Perez, R ERA: 7.07	1.0		5	2	0	0	1	0	0	0	0	0	0	11	13	0.00	2.000								
Rob Murphy, L ERA: 3.82	1.0		3	0	0	0	0	0	0	0	0	0	0	8	8	0.00	0.000								
Rene Arocha, R ERA: 4.39	1.0		5	1	0	0	0	0	1	0	0	0	0	9	16	0.00	1.000								

Colorado Rockies @ St. Louis Cardinals
 Busch Stadium, St. Louis, MO
 Sat Jul 02 1994, 7:05 PM CDT
 Att: 39,785 - Unknown - 79 F


AB 39
R 7
H 13
RBI 7
BB 2
SO 5
LOB 17



Batter	1	2	3	4	5	6	7	8	9	AB	R	H	RBI	BB	SO	LOB	BOTTOM								
Brian Jordan, R OBP: 0.323, SLG: 0.401	1B			G6-3		K		K		5	1	1	0	0	3	4									
Ozzie Smith, S OBP: 0.311, SLG: 0.318	K			G4-6-3		P6		K		5	0	2	0	0	2	4									
Gregg Jefferies, S OBP: 0.421, SLG: 0.531	BB			G4-6-3		P4				4	1	1	0	1	1	3									
Ray Lankford, L OBP: 0.393, SLG: 0.555	1B			G5-3		F8		K		5	3	3	2	0	1	1									
Todd Zeile, R OBP: 0.318, SLG: 0.397	P6			G5-3		K		G5-4-3		5	0	0	0	0	1	4									
Mark Whiten, S OBP: 0.357, SLG: 0.467	1B			G3		K		BB		3	0	1	0	1	1	1									
Geronimo Pena, S OBP: 0.335, SLG: 0.430	1B			K		K		K		4	0	2	3	0	2	1									
Terry McGriff, R OBP: 0.330, SLG: 0.303 Luis Alcaez, S OBP: 0.348, SLG: 0.394 Tom Pagnozzi, R OBP: 0.338, SLG: 0.452	G6-3			L7		K		BB		3	0	0	0	0	1	4									
Bob Tewksbury, R OBP: 0.228, SLG: 0.288 Stan Nowak, R OBP: 0.160, SLG: 0.300 Rich Rodriguez, L OBP: 0.393, SLG: 0.555 Mike Perez, R OBP: 0.393, SLG: 0.457 Rob Murphy, L OBP: 0.393, SLG: 0.457 Gerald Perry, L OBP: 0.348, SLG: 0.500 Rene Arocha, R OBP: 0.340, SLG: 0.571	P6			1B		L9		BB		2	0	1	0	0	0	0									
Inning Stats	R: 3 E: 0 K: 1 S: 20	H: 4 LOB: 2 BB: 1 P: 33	R: 0 E: 0 K: 2 S: 9	H: 1 LOB: 1 BB: 0 P: 13	R: 1 E: 0 K: 0 S: 6	H: 2 LOB: 1 BB: 0 P: 8	R: 0 E: 0 K: 0 S: 12	H: 2 LOB: 1 BB: 0 P: 19	R: 1 E: 0 K: 3 S: 15	H: 1 LOB: 1 BB: 0 P: 25	R: 0 E: 0 K: 1 S: 7	H: 0 LOB: 0 BB: 0 P: 13	R: 0 E: 0 K: 1 S: 7	H: 0 LOB: 0 BB: 0 P: 11	R: 0 E: 0 K: 3 S: 11	H: 1 LOB: 3 BB: 2 P: 24	R: 0 E: 0 K: 1 S: 6	H: 0 LOB: 0 BB: 1 P: 13	1B: 7 2B: 3 3B: 0 HR: 1	SF: 0 SAC: 0 DP: 2 HBP: 0	WP: 1 PB: 0 SB: 0 CS: 0	PA: 41			
PITCHER	IP	WLS	BF	H	R	ER	SO	BB	IBB	HBP	BLK	WP	HR	S	P	ERA	WHIP								
David Nied, R ERA: 4.91	5.0		26	10	5	5	6	1	0	0	0	0	0	7	98	9.00	2.200								
Mike Munoz, L ERA: 2.5	1.0	W	3	0	0	0	1	0	0	0	0	0	0	7	13	0.00	0.000								
Darren Holmes, R ERA: 6.97	1.1		6	1	0	0	2	1	0	0	0	0	0	12	24	0.00	1.500								
Bruce Ruffin, L ERA: 4.05	1.2	S	6	0	0	0	3	2	0	0	0	0	0	12	24	0.00	1.200								

Colorado Rockies @ St. Louis Cardinals
 Busch Stadium, St. Louis, MO
 Sat Jul 02 1994, 7:05 PM CDT
 Att: 39,785 - Unknown - 79 F

AB 37
R 5
H 11
RBI 5
BB 4
SO 12
LOB 22



Batter	1	2	3	4	5	6	7	8	9	AB	R	H	RBI	BB	SO	LOB	TOP						
Walt Weiss, S OBP: 0.351, SLG: 0.338	4-1 2B G4-3 BB		0-0 G6-3 2B		2-2 G4-3			3-2 1-H 2B 2B		3	2	1	1	0	1		Colorado Rockies @ St. Louis Cardinals Busch Stadium, St. Louis, MO Sun Jul 03 1994, 3:33 AM CDT Att: 35,093 - Sunny - 88 F						
Mike Kingery, L OBP: 0.395, SLG: 0.527	1-1 G4-3 2B		0-0 P2		0-0 F9		0-2 2-H 1B 2B		4	2	2	1	0	0	1								
Dante Bichette, R OBP: 0.339, SLG: 0.567	1-0 G4-3		0-2 G6-3		2-3 K		0-1 2-H 1B		4	0	1	2	0	1	2								
Andres Galarraga, R OBP: 0.352, SLG: 0.579	1-0 G4-3		1-0 L6		1-1 G4-3		0-0 F8		4	0	0	1	0	0	2								
Charlie Hayes, R OBP: 0.344, SLG: 0.443	2-2 F8			2-2 P9			0-0 F8	1-0 CS	0-1 F8	4	0	0	0	0	0								
Howard Johnson, S OBP: 0.338, SLG: 0.439		1-2 1B		3-1 G6-3			1-1 G4-3		4-0 CS BB	3	0	1	0	1	0								
Danny Sheaffer, R OBP: 0.289, SLG: 0.257		1-1 G6-3		2-3 K			1-0 G5-3		1-2 K	3	0	0	0	0	1								
Steve Reed, R										0	0	0	0	0	0								
Mike Munoz, L										0	0	0	0	0	0								
John Vander Wal, L OBP: 0.299, SLG: 0.486		1-2 K								1	0	0	0	0	1								
Bruce Ruffin, S OBP: 0.500, SLG: 0.333										0	0	0	0	0	0								
Nelson Liriano, S OBP: 0.351, SLG: 0.369		0-0 P2			1-1 G3			2-2 2B 1B		3	1	1	0	0	0	1							
Lance Painter, L OBP: 0.214, SLG: 0.308	1-3 K				3-2 G4-3 1B			0-0 F9		2	0	1	0	0	1								
Joe Girardi, R OBP: 0.322, SLG: 0.351										1	0	0	0	0	0	1							
Inning Stats	R: 2 E: 0 K: 0 S: 9	H: 1 LOB: 0 BB: 1 P: 18	R: 0 E: 0 K: 1 S: 10	H: 1 LOB: 1 BB: 0 P: 13	R: 0 E: 0 K: 0 S: 7	H: 1 LOB: 1 BB: 0 P: 8	R: 0 E: 0 K: 1 S: 8	H: 0 LOB: 0 BB: 0 P: 15	R: 0 E: 0 K: 0 S: 12	H: 0 LOB: 0 BB: 0 P: 18	R: 0 E: 0 K: 0 S: 6	H: 0 LOB: 0 BB: 0 P: 9	R: 0 E: 0 K: 0 S: 4	H: 0 LOB: 0 BB: 0 P: 6	R: 3 E: 0 K: 0 S: 13	H: 4 LOB: 0 BB: 0 P: 19	R: 0 E: 0 K: 1 S: 7	H: 0 LOB: 0 BB: 1 P: 11	1B: 4 2B: 4 3B: 0 HR: 0	SF: 0 SAC: 0 DP: 1 HBP: 0	WP: 0 PB: 0 SB: 1 CS: 2	PA: 35	
PITCHER	IP WLS BF	H R ER SO	BB IBB HBP BLK	WP HR S P	ERA WHIP	PITCHER										IP WLS BF	H R ER SO	BB IBB HBP BLK	WP HR S P	ERA WHIP			
Omar Olivares, R ERA: 3.67	(1, 1) 7.0	25 4 2 2 3	1 0 0 0	0 0 56 87	2.57 0.714																		
Rene Arocha, R ERA: 4.66	(8, 1) 2.0	9 4 3 3 1	1 0 0 0	0 0 20 30	13.50 2.500																		

AB	32
R	5
H	8
RBI	5
BB	2
SO	4
LOB	11



Batter	1	2	3	4	5	6	7	8	9	AB	R	H	RBI	BB	SO	LOB	BOTTOM					
Brian Jordan, R OBP: 0.314, SLG: 0.390	1-1 F7		2-3 K		3-1 G5-3			1-2 F8	0-3 K	5	0	0	0	0	2	4	Colorado Rockies @ St. Louis Cardinals Busch Stadium, St. Louis, MO Sun Jul 03 1994, 3:33 AM CDT Att: 35,093 - Sunny - 88 F					
Ozzie Smith, S OBP: 0.306, SLG: 0.313	2-2 P5		1-1 SF9-1-3		0-0 G6-3		0-3 K	2-2 FC5-4		4	0	0	1	0	1	2						
Gregg Jefferies, S OBP: 0.418, SLG: 0.527	1-3 K			0-0 L9		2-2 L8		0-0 HBP 1B 1B		4	0	1	0	0	1	0						
Mark Whiten, S OBP: 0.364, SLG: 0.473		2-2 1B		2-1 P3		1-0 FC5-4 1B		2-0 HBP 1B		4	0	3	0	0	0	0						
Bernard Gilkey, R OBP: 0.340, SLG: 0.371		1-0 F8		0-1 1B		0-0 FC5-4		1-0 HBP		3	0	1	0	0	0	2						
Gerónimo Peña, S OBP: 0.333, SLG: 0.420		1-0 F8		4-2 1B		1-2 BB		1-2 HBP		3	0	0	0	1	2	4						
Stan Royer, R OBP: 0.185, SLG: 0.333		1-1 G5-3		2-3 K			0-1 FC5 2B		1-2 WP 1B	4	0	2	0	0	1	3						
Tom Pagnozzi, R OBP: 0.349, SLG: 0.460			1-0 1B 2B		2-1 F8		4-2 E BB		4-1 FC5-4 BB	2	2	1	0	2	0	0						
Omar Olivares, R OBP: 0.308, SLG: 0.308			1-2 1B		2-2 G5-3		2-2 FC5		3-3 K	2	0	1	0	0	0	0						
Todd Zeile, R OBP: 0.317, SLG: 0.396							1-1 FC5			1	0	0	0	0	0	1						
Rene Arocha, R OBP: 0.222, SLG: 0.250										0	0	0	0	0	0	0						
Gerald Perry, L OBP: 0.441, SLG: 0.491										1	0	0	0	0	1	2						
Inning Stats	R: 0 E: 0 K: 1 S: 9	H: 0 LOB: 0 BB: 0 P: 13	R: 0 E: 0 K: 0 S: 7	H: 1 LOB: 1 BB: 0 P: 12	R: 1 E: 0 K: 1 S: 13	H: 2 LOB: 0 BB: 0 P: 18	R: 0 E: 0 K: 1 S: 10	H: 1 LOB: 2 BB: 1 P: 18	R: 0 E: 0 K: 0 S: 8	H: 0 LOB: 0 BB: 0 P: 15	R: 0 E: 0 K: 0 S: 9	H: 1 LOB: 1 BB: 0 P: 12	R: 1 E: 1 K: 1 S: 12	H: 1 LOB: 2 BB: 1 P: 19	R: 0 E: 0 K: 2 S: 14	H: 2 LOB: 3 BB: 0 P: 18	R: 0 E: 0 K: 2 S: 14	H: 1 LOB: 2 BB: 1 P: 24	1B: 7 2B: 3 3B: 0 HR: 0	SF: 1 SAC: 0 DP: 1 HBP: 1	WP: 1 PB: 0 SB: 2 CS: 0	PA: 38
PITCHER	IP WLS BF	H R ER SO	BB IBB HBP BLK	WP HR S P	ERA WHIP	PITCHER										IP WLS BF	H R ER SO	BB IBB HBP BLK	WP HR S P	ERA WHIP		
Lance Painter, L ERA: 6.2	(1, 1) 6.1	26 6 2 1 4	2 0 0 0	0 0 15 21	0.00 1.500																	
Steve Reed, R ERA: 3.61	(7, 1) 1.1	6 1 0 0 1	0 0 0 0	0 0 3 3	0.00 0.000																	
Mike Munoz, L ERA: 2.78	(8, 1) 0.1	1 0 0 0 1	0 0 0 0	0 0 3 3	0.00 0.000																	
Bruce Ruffin, L ERA: 3.95	(9, 1) 1.0	5 1 0 0 2	1 0 0 0	1 0 14 24	0.00 2.000																	

AB	33
R	2
H	9
RBI	1
BB	3
SO	8
LOB	18



Batter	1	2	3	4	5	6	7	8	9	AB	R	H	RBI	BB	SO	LOB	TOP								
Walt Weiss, S OBP: 0.350, SLG: 0.334	L7		E3		1B		K			3	1	0	0	1	1	0									
Mike Kingsley, L OBP: 0.405, SLG: 0.530	F9		P8		3B			FC4-6		3	2	2	0	1	0	1									
Dante Bichette, R OBP: 0.338, SLG: 0.569	F9		G6-3		3B			P4		4	0	1	2	0	0	3									
Andres Galarraga, R OBP: 0.351, SLG: 0.575	1B		F8		L8			L7		4	0	1	1	0	0	3									
Charlie Hayes, R OBP: 0.343, SLG: 0.440	G4-3							FC4-6		4	0	1	0	0	0	2									
Howard Johnson, S OBP: 0.322, SLG: 0.429								F9		4	0	0	0	0	2	1									
Danny Sheaffer, R OBP: 0.291, SLG: 0.260								G1-3		3	0	1	0	0	1	1									
Joe Girardi, R OBP: 0.321, SLG: 0.349										1	0	0	0	0	0	0									
Vinny Castilla, R OBP: 0.329, SLG: 0.532	P4							K		4	0	0	0	0	1	1									
Marvin Freeman, R OBP: 0.107, SLG: 0.185										2	0	0	0	0	1	1									
John Vander Wal, L OBP: 0.295, SLG: 0.479										1	0	0	0	0	0	0									
Steve Reed, R OBP: 0.314, SLG: 0.375										0	0	0	0	0	0	0									
Bruce Ruffin, S OBP: 0.500, SLG: 0.333										0	0	0	0	0	0	0									
Inning Stats	R: 1 E: 0 K: 0 S: 10	H: 1 LOB: 1 BB: 1 P: 18	R: 0 E: 0 K: 1 S: 8	H: 1 LOB: 1 BB: 0 P: 11	R: 0 E: 1 K: 0 S: 6	H: 0 LOB: 1 BB: 0 P: 9	R: 0 E: 0 K: 1 S: 7	H: 1 LOB: 0 BB: 1 P: 10	R: 2 E: 0 K: 1 S: 16	H: 2 LOB: 1 BB: 1 P: 23	R: 0 E: 0 K: 1 S: 9	H: 0 LOB: 0 BB: 0 P: 14	R: 0 E: 0 K: 1 S: 7	H: 0 LOB: 0 BB: 0 P: 9	R: 0 E: 0 K: 0 S: 8	H: 1 LOB: 1 BB: 0 P: 10	R: 0 E: 0 K: 1 S: 6	H: 0 LOB: 0 BB: 0 P: 8	1B: 5 2B: 0 3B: 1 HR: 0	SF: 0 SAC: 0 DP: 1 HBP: 0	WP: 0 PB: 1 SB: 0 CS: 0	PA: 35			
PITCHER	IP	WLS	BF	H	R	ER	SO	BB	IBB	HBP	BLK	WP	HR	S	P	ERA	WHIP								
Anthony Young, R ERA: 4.09	7.0		28	5	3	2	5	2	0	0	0	0	0	63	94	2.57	1.000								
Jose Bautista, R ERA: 3.6	2.0	W	7	1	0	0	1	0	0	0	0	0	0	14	18	0.00	0.500								

Colorado Rockies @ Chicago Cubs
Wrigley Field, Chicago, IL
Mon Jul 04 1994, 3:33 AM CDT
Sunny - 83 F

AB 33
R 3
H 6
RBI 3
BB 2
SO 6
LOB 13



Batter	1	2	3	4	5	6	7	8	9	AB	R	H	RBI	BB	SO	LOB	BOTTOM								
Shawon Dunston, R OBP: 0.305, SLG: 0.408	P6		E5		P3			K	K	5	0	0	0	0	2	3									
Derrick May, L OBP: 0.333, SLG: 0.406			F9		G1-3			1B		5	1	4	1	0	0	0									
Mark Grace, L OBP: 0.361, SLG: 0.367	F8		F9		G4-3			1B		4	0	1	0	0	0	3									
Glenallen Hill, R OBP: 0.335, SLG: 0.446	F8							P8		4	0	1	1	0	0	3									
Sammy Sosa, R OBP: 0.330, SLG: 0.546			P2		F8			P2		4	0	0	0	0	0	3									
Rick Wilkins, L OBP: 0.355, SLG: 0.369										2	0	0	0	1	1	0									
Eduardo Zambrano, R OBP: 0.355, SLG: 0.500								K		0	1	0	0	1	0	0									
Steve Buechele, R OBP: 0.322, SLG: 0.389										4	0	2	0	0	0	0									
José Hernández, R OBP: 0.314, SLG: 0.375										0	1	0	0	0	0	0									
Rey Sanchez, R OBP: 0.340, SLG: 0.311										3	0	1	0	0	0	2									
Anthony Young, R OBP: 0.188, SLG: 0.219										2	1	1	0	0	1	1									
Kevin Roberson, S OBP: 0.276, SLG: 0.519										1	0	0	0	0	1	0									
Jose Bautista, R OBP: 0.314, SLG: 0.375										0	0	0	0	0	0	0									
Mark Parent, R OBP: 0.422, SLG: 0.481										0	0	0	1	0	0	0									
Inning Stats	R: 0 E: 0 K: 0 S: 9	H: 1 LOB: 1 BB: 0 P: 16	R: 0 E: 0 K: 0 S: 7	H: 1 LOB: 1 BB: 1 P: 13	R: 2 E: 1 K: 0 S: 19	H: 3 LOB: 1 BB: 0 P: 26	R: 0 E: 0 K: 1 S: 9	H: 1 LOB: 0 BB: 0 P: 14	R: 0 E: 0 K: 1 S: 6	H: 0 LOB: 0 BB: 0 P: 9	R: 0 E: 0 K: 1 S: 8	H: 0 LOB: 0 BB: 0 P: 10	R: 0 E: 0 K: 1 S: 9	H: 2 LOB: 2 BB: 0 P: 12	R: 2 E: 0 K: 1 S: 16	H: 2 LOB: 2 BB: 1 P: 26	1B: 8 2B: 2 3B: 0 HR: 0	SF: 1 SAC: 0 DP: 1 HBP: 1	WP: 2 PB: 0 SB: 0 CS: 0	PA: 38					
PITCHER	IP	WLS	BF	H	R	ER	SO	BB	IBB	HBP	BLK	WP	HR	S	P	ERA	WHIP								
Marvin Freeman, R ERA: 3.19	6.0		24	6	2	2	2	1	0	0	0	0	0	56	87	3.00	1.167								
Steve Reed, R ERA: 3.67	2.0	L	8	2	0	0	2	0	0	0	0	0	0	17	22	0.00	1.000								
Bruce Ruffin, L ERA: 4.32	0.2	L	6	2	2	2	1	1	0	1	0	0	0	16	26	27.00	4.500								

Colorado Rockies @ Chicago Cubs
Wrigley Field, Chicago, IL
Mon Jul 04 1994, 3:33 AM CDT
Sunny - 83 F

AB 34
R 4
H 10
RBI 3
BB 2
SO 5
LOB 15



Batter	1	2	3	4	5	6	7	8	9	AB	R	H	RBI	BB	SO	LOB	TOP										
Eric Young Sr. R OBP: 0.397, SLG: 0.480 Willie Blair, R (7, 1)	P4		CS BB			FC5-2 2B	S 2B 1B	K		3	1	2	0	1	0	0	1 0 0 0 0 1 1										
Mike Kingery L OBP: 0.398, SLG: 0.515	P2		G6-4-3 1B			F9	K		P6	5	0	1	0	0	1	2	5 0 1 0 0 1 2										
Dante Bichette R OBP: 0.335, SLG: 0.564	P2		G6-4-3			FC5-2 1B	HR 2B		G5-3	5	1	1	1	1	0	2	5 1 1 1 1 0 0 2										
Andres Galarraga R OBP: 0.351, SLG: 0.575			S 1B BB			FC6-4 1B	HR		K	4	2	2	2	1	2	0	4 2 2 2 1 2 0										
Charlie Hayes R OBP: 0.344, SLG: 0.435			K			FC6-4	K			3	0	0	0	1	2	3	3 0 0 0 1 2 3										
Joe Girardi R OBP: 0.320, SLG: 0.347			L6							4	3	3	1	0	0	1	4 3 3 1 0 0 1										
Vinny Castilla R OBP: 0.345, SLG: 0.531	F9		2B 1B			F9	HR 1B		FC4-6 1B	3	1	1	0	1	0	1	3 1 1 0 1 0 1										
Nelson Liriano S OBP: 0.353, SLG: 0.369			G2-6-4 1B			F9	BB		FC4-6 WP	4	0	2	1	0	0	4	4 0 2 1 0 0 4										
Kevin Ritz R Howard Johnson S (7, PH) (7, 7)			K			G2-6-4	HR		K	2	0	0	0	0	1	2	2 0 0 0 0 1 2 2 1 1 3 0 1 1										
Inning Stats	R: 0 E: 0 K: 0 S: 5	H: 0 LOB: 0 BB: 0 P: 8	R: 2 E: 0 K: 2 S: 15	H: 2 LOB: 1 BB: 1 P: 25	R: 0 E: 0 K: 1 S: 10	H: 1 LOB: 0 BB: 1 P: 18	R: 0 E: 0 K: 1 S: 6	H: 0 LOB: 0 BB: 1 P: 14	R: 0 E: 0 K: 0 S: 4	H: 1 LOB: 0 BB: 0 P: 9	R: 0 E: 0 K: 0 S: 8	H: 2 LOB: 2 BB: 0 P: 11	R: 6 E: 0 K: 2 S: 20	H: 5 LOB: 1 BB: 36	R: 1 E: 0 K: 2 S: 12	H: 2 LOB: 1 BB: 0 P: 19	R: 0 E: 0 K: 1 S: 6	H: 0 LOB: 0 BB: 0 P: 10	1B: 8 2B: 3 3B: 0 HR: 2	SF: 0 SAC: 0 DP: 2 HBP: 0	WP: 1 PB: 0 SB: 2 CS: 2	PA: 40					
PITCHER	IP	WLS	BF	H	R	ER	SO	BB	IBB	HBP	BLK	WP	HR	S	P	ERA	WHIP										
Kevin Foster R ERA: 2.95	(1, 1)	5.2	22	6	2	2	3	3	0	0	0	0	0	47	84	3.18	1.588										
Jose Bautista R ERA: 3.59	(6, 1)	0.1	1	0	0	0	0	0	0	0	0	0	0	1	1	0.00	0.000										
Chuck Crim R ERA: 3.51	(7, 1)	0.1	L	5	3	4	4	0	1	0	0	0	1	6	16	108.00	12.000										
Dan Plesac L ERA: 5.23	(7, 1)	0.2	4	2	2	2	2	0	0	0	0	0	1	14	20	27.00	3.000										
Blaise Isley L ERA: 8.16	(8, 1)	2.0	8	2	1	1	3	0	0	0	0	1	0	18	29	4.50	1.000										

Colorado Rockies @ Chicago Cubs
Wrigley Field, Chicago, IL
Tue Jul 05 1994, 7:05 PM CDT
Att: 30,142 - Unknown - 83 F

AB	36
R	9
H	13
RBI	8
BB	4
SO	8
LOB	17



Batter	1	2	3	4	5	6	7	8	9	AB	R	H	RBI	BB	SO	LOB	BOTTOM										
José Hernández R OBP: 0.339, SLG: 0.407	HR 1B	G1-4-6-3		K			FC3-6 1B		2B	5	1	3	1	0	1	2	5 1 3 1 0 1 2										
Derrick May L OBP: 0.322, SLG: 0.388	HR BB	K				P5	L9		K	4	1	0	0	1	2	2	4 1 0 0 1 2 2										
Mark Grace L OBP: 0.353, SLG: 0.366	HR		G4-3			G4-3	FC3-6		F8	5	1	1	3	0	0	2	5 1 1 3 0 0 2										
Glenallen Hill R OBP: 0.339, SLG: 0.446 Blaise Isley L (8, 1)	S 1B		K			G5-3	K			4	0	1	0	0	2	1	4 0 1 0 0 2 1 0 0 0 0 0 0 0										
Sammy Sosa R OBP: 0.334, SLG: 0.559	G5-3		HR				S 2B BB		G6-3	3	2	1	1	1	0	1	3 2 1 1 1 0 1										
Rick Wilkins L OBP: 0.307, SLG: 0.364	BB		K			K	K		P7	3	0	0	0	1	2	1	3 0 0 0 1 2 1										
Steve Buechele R OBP: 0.324, SLG: 0.390	P3		SH3 BB			WP 2B	2B		P3	3	0	1	1	1	0	2	3 0 1 1 1 0 2										
Rey Sanchez R OBP: 0.324, SLG: 0.295	G1-3		F8			K	K		F8	4	0	0	0	0	1	4	4 0 0 0 0 1 4										
Kevin Foster R OBP: 0.231, SLG: 0.167 Jose Bautista R (6, PH) Mike Meksudian L OBP: 0.260, SLG: 0.244 Chuck Crim R (7, 1) Dan Plesac L (7, 1) Karl Rhodes L OBP: 0.327, SLG: 0.400 (8, 8)			SH3 1B			G3			2B	1	0	1	0	0	0	0	1 0 1 0 0 0 0 0 0 0 0 0 0 0 1 0 1 1 1 0 0 0 0										
Inning Stats	R: 3 E: 0 K: 0 S: 16	H: 3 LOB: 2 BB: 2 P: 30	R: 0 E: 0 K: 1 S: 7	H: 1 LOB: 0 BB: 0 P: 9	R: 1 E: 0 K: 2 S: 9	H: 1 LOB: 0 BB: 0 P: 14	R: 0 E: 0 K: 1 S: 6	H: 0 LOB: 1 BB: 1 P: 15	R: 0 E: 0 K: 0 S: 8	H: 0 LOB: 0 BB: 0 P: 14	R: 1 E: 0 K: 2 S: 14	H: 1 LOB: 1 BB: 1 P: 26	R: 0 E: 0 K: 1 S: 7	H: 1 LOB: 1 BB: 0 P: 11	R: 0 E: 0 K: 0 S: 7	H: 0 LOB: 0 BB: 0 P: 7	R: 1 E: 0 K: 1 S: 13	H: 2 LOB: 1 BB: 0 P: 21	1B: 4 2B: 3 3B: 0 HR: 2	SF: 0 SAC: 1 DP: 1 HBP: 0	WP: 1 PB: 0 SB: 3 CS: 0	PA: 39					
PITCHER	IP	WLS	BF	H	R	ER	SO	BB	IBB	HBP	BLK	WP	HR	S	P	ERA	WHIP										
Kevin Ritz R ERA: 4.69	(1, 1)	6.0	W	27	6	5	6	4	0	0	0	0	0	27	39	3.00	1.000										
Willie Blair R ERA: 6.66	(7, 1)	3.0	S	12	3	1	1	2	0	0	0	0	0	27	39	3.00	1.000										

Colorado Rockies @ Chicago Cubs
Wrigley Field, Chicago, IL
Tue Jul 05 1994, 7:05 PM CDT
Att: 30,142 - Unknown - 83 F

AB	34
R	6
H	9
RBI	6
BB	4
SO	8
LOB	16



Batter	1	2	3	4	5	6	7	8	9	AB	R	H	RBI	BB	SO	LOB	TOP			
Mike Kingery, L (1, 8) OBP: 0.394, SLG: 0.507	1-2 CS 1B			0-1 G4-3	0-0 G4-3		2-2 F9		0-1 G3	5	0	1	0	0	0	4				
Nelson Lirio, S (1, 4) OBP: 0.350, SLG: 0.389	1 SAFE 1 SAFE 1 SAFE 1 SAFE 1-2			3-2 2B 1B			0-0 F7		1-2 3B HR 1B	5	2	3	2	0	1	1				
Dante Bichette, R (1, 9) OBP: 0.341, SLG: 0.573	1-2 1B			1-1 1B SF8 2B			1-0 2B		1-0 P6 HR 1B	5	2	4	0	0	0	1				
Andres Galarraga, R (1, 3) OBP: 0.355, SLG: 0.581		0-2 F8		4-0 SF8 1B IBB			0-0 G5-3		4-1 BB HR 1B	3	1	1	3	2	0	1				
Charlie Hayes, R (1, 5) OBP: 0.342, SLG: 0.431		2-2 G1-3		3-2 SF8 1B			1-3 K		0-3 K G5-3	5	0	1	1	0	2	4				
Howard Johnson, S (1, 7) OBP: 0.326, SLG: 0.437		0-0 P4		1-2 SF8			0-1 P3		2-3 K	3	0	0	1	0	1	2				
Vinny Castilla, R (1, 6) Watt Weiss, S (9, PR) Watt Weiss, S (9, 6)			0-1 G6-3				2-2 G6-3		0-1 G3 1B 1B	4	0	1	0	0	1	2				
Danny Sheaffer, R (1, 2) Joe Girardi, R (7, PR) Joe Girardi, R (7, 2)			1-2 G1-3		2-2 F9		0-2 BB 1B		1-2 G3 1B 1B	3	0	1	0	0	0	0				
Curt Leskanic, R (1, 1) Steve Reed, R (6, 1) John Vander Wal, L (7, PH) Mike Munoz, L (7, 1) Darren Holmes, R (8, 1) Bruce Ruffin, S (8, 1)			1-1 F7		1-0 F8		4-2 BB		2-3 K	2	0	0	0	0	0	0				
Inning Stats	R: 0 E: 0 K: 1 S: 10	H: 2 LOB: 1 BB: 0 P: 14	R: 0 E: 0 K: 0 S: 7	H: 0 LOB: 0 BB: 0 P: 9	R: 0 E: 0 K: 0 S: 7	H: 0 LOB: 0 BB: 0 P: 9	R: 2 E: 0 K: 1 S: 19	H: 3 LOB: 2 BB: 1 P: 33	R: 0 E: 0 K: 0 S: 5	H: 1 LOB: 1 BB: 0 P: 8	R: 0 E: 0 K: 0 S: 15	H: 1 LOB: 2 BB: 1 P: 23	R: 0 E: 0 K: 2 S: 13	H: 1 LOB: 2 BB: 1 P: 21	R: 5 E: 0 K: 1 S: 16	H: 5 LOB: 1 BB: 0 P: 20	1B: 9 2B: 3 3B: 1 HR: 1	SF: 1 SAC: 0 DP: 1 HBP: 0	WP: 0 PA: 41 PB: 0 SB: 0 CS: 1	
PITCHER	IP WLS BF H R ER SO BB IBB HBP BLK WP HR S P ERA WHIP	8.0 L 33 8 2 2 5 2 1 0 0 0 0 1 82 125 2.25 1.250	1.0 8 5 5 5 1 0 0 0 0 0 1 16 20 45.00 5.000																	

Colorado Rockies @ Chicago Cubs
Wrigley Field, Chicago, IL
Wed Jul 06 1994, 3:33 AM CDT
Att: 32,637 - Cloudy - 78 F

AB 37
R 7
H 13
RBI 7
BB 3
SO 6
LOB 17



Batter	1	2	3	4	5	6	7	8	9	AB	R	H	RBI	BB	SO	LOB	BOTTOM				
José Hernández, R (1, 6) OBP: 0.313, SLG: 0.375	3-3 K		2-1 F7		0-1 G5-3		2-2 G4-3		1-1 G1-3	5	0	0	0	0	1	0					
Karl Rhodes, L (1, 7) Eduardo Zambrano, R (7, PH) Eduardo Zambrano, R (8, 7)	4-0 CS BB		4-1 FC5 1B BB		1-3 K		3-1 G5-4-3 1B		4-2 BB	1	0	0	0	2	1	0					
Mark Grace, L (1, 3) OBP: 0.354, SLG: 0.365	4-2 BB		1-2 1B		3-1 L8		2-0 G5-4-3		1-3 K	4	0	1	0	1	1	2					
Glenallen Hill, R (1, 8) OBP: 0.341, SLG: 0.463	2-1 F9		2-0 F8		0-0 HR		1-2 1B 1B		0-3 K	5	1	2	1	0	1	4					
Sammy Sosa, R (1, 9) OBP: 0.336, SLG: 0.561		3-2 G6	0-2 FC5		2-1 G6-3 FC6-2 2B		1-3 S 1B			4	0	2	0	0	0	2					
Rick Wilkins, L (1, 2) OBP: 0.302, SLG: 0.357		2-3 K		0-2 F7		3-2 G6-3		3-3 K		4	0	0	0	0	2	3					
Steve Buechele, R (1, 5) OBP: 0.326, SLG: 0.389		0-2 1B 1B		3-2 F9		2-1 FC6-2 1B		4-0 IBB		3	0	1	0	1	0	1					
Rey Sanchez, R (1, 4) OBP: 0.332, SLG: 0.305		0-2 1B		0-0 1B		3-H 1-2 1B		3-1 P6		4	0	3	0	0	0	3					
Steve Trachsel, R (1, 1) Mike Maksudian, L (8, PH) Mark Parent, R (8, PH) Randy Myers, L (9, 1)		1-3 K		1-3 K		2-1 F8		3-3 K		3	0	0	0	0	2	5					
Inning Stats	R: 0 E: 0 K: 1 S: 8	H: 0 LOB: 1 BB: 2 P: 21	R: 0 E: 0 K: 2 S: 17	H: 2 LOB: 2 BB: 0 P: 23	R: 0 E: 0 K: 0 S: 11	H: 1 LOB: 2 BB: 1 P: 20	R: 0 E: 0 K: 1 S: 10	H: 1 LOB: 1 BB: 0 P: 14	R: 0 E: 0 K: 0 S: 7	H: 0 LOB: 0 BB: 0 P: 11	R: 1 E: 0 K: 0 S: 11	H: 3 LOB: 2 BB: 0 P: 20	R: 0 E: 0 K: 0 S: 6	H: 1 LOB: 0 BB: 0 P: 13	R: 0 E: 0 K: 2 S: 17	H: 2 LOB: 3 BB: 1 P: 34	R: 0 E: 0 K: 2 S: 10	H: 0 LOB: 1 BB: 1 P: 16	1B: 8 2B: 1 3B: 0 HR: 1	SF: 0 SAC: 0 DP: 1 HBP: 0	WP: 0 PA: 40 PB: 0 SB: 1 CS: 1
PITCHER	IP WLS BF H R ER SO BB IBB HBP BLK WP HR S P ERA WHIP	5.1 W 24 5 1 1 5 3 0 0 0 0 0 5 9 0.00 1.500	1.0 3 1 0 0 0 0 0 0 0 0 0 0 6 13 0.00 1.000	0.2 5 2 0 0 1 0 1 0 0 0 0 14 28 0.00 3.000	1.1 S 5 0 0 0 3 1 0 0 0 0 0 13 22 0.00 0.750																


Colorado Rockies @ Chicago Cubs
Wrigley Field, Chicago, IL
Wed Jul 06 1994, 3:33 AM CDT
Att: 32,637 - Cloudy - 78 F


AB 35
R 1
H 10
RBI 1
BB 5
SO 9
LOB 23



Batter	1	2	3	4	5	6	7	8	9	AB	R	H	RBI	BB	SO	LOB	TOP										
Eric Young Sr. R OBP: 0.391, SLG: 0.468 (1, 7)	B2 1-1		P6 1-1		FC6 2-1			E6 1-2	S 4-2	4	1	0	0	1	0	3	Colorado Rockies @ Florida Marlins Joe Robbie Stadium, Miami, FL Thu Jul 07 1994, 7:05 PM EDT Att: 28,783 - Unknown - 86 F livebaseballscorecards.com										
Walt Weiss S OBP: 0.354, SLG: 0.334 (1, 6)	G5-3 1-1			CS 4-1	BB 1B	FC5-4 2-1	1B	1B 4-2	BB 4-2	2	0	1	0	3	0	0											
Dante Bichette R OBP: 0.337, SLG: 0.565 (1, 9)	F8 1-0			K 1-3	K 3-3	FC5-4 1-1	1B 1-2	F9 0-1	K 0-3	5	0	0	0	0	2	6											
Andres Galarraga R OBP: 0.356, SLG: 0.583 (1, 3)		WP 1B		K 1-2	K 1-2	L8 0-0	1B 1-3	1B 1-3		4	1	2	1	0	1	2											
Charlie Hayes R OBP: 0.341, SLG: 0.427 (1, 5)		K 1-3				P3 1-1	K 1-3			3	0	0	0	1	2	2											
Joe Girardi R OBP: 0.325, SLG: 0.352 (1, 2)		G5-3 2-2				L7 3-1		P4 0-2	IBB 4-0	4	0	2	1	0	0	3											
Vinny Castilla R OBP: 0.330, SLG: 0.500 John Vander Wal L OBP: 0.300, SLG: 0.472 Nelson Liriano S OBP: 0.360, SLG: 0.389 (8, PH) (8, 4)		G5-3 2-2				K 0-3	F9 0-2	K 1-3		3	0	0	0	0	1	2											
Trenidad Hubbard R Mike Kingery L OBP: 0.302, SLG: 0.505 (1, 8) (8, 8)			G3 0-0			E2 0-1	F9 1-2		K 1-3	3	0	0	0	0	0	2											
David Nied R OBP: 0.114, SLG: 0.088 (1, 1)			K 2-3			FC6 1-2	1B 2-3		G6-3 0-0	4	0	1	0	0	2	1											
Inning Stats	R: 0 E: 0 K: 0 S: 5	H: 0 LOB: 0 BB: 0 P: 8	R: 1 E: 0 K: 1 S: 11	H: 2 LOB: 0 BB: 0 P: 17	R: 0 E: 0 K: 1 S: 6	H: 0 LOB: 1 BB: 1 P: 9	R: 0 E: 0 K: 2 S: 8	H: 0 LOB: 1 BB: 1 P: 16	R: 0 E: 0 K: 1 S: 13	H: 1 LOB: 3 BB: 0 P: 21	R: 0 E: 0 K: 1 S: 8	H: 1 LOB: 1 BB: 0 P: 12	R: 0 E: 0 K: 1 S: 11	H: 1 LOB: 1 BB: 0 P: 12	R: 1 E: 1 K: 1 S: 16	H: 1 LOB: 3 BB: 2 P: 25		R: 0 E: 0 K: 2 S: 12	H: 0 LOB: 2 BB: 2 P: 21	1B: 5 2B: 2 3B: 0 HR: 0	SF: 0 SAC: 0 DP: 1 HBP: 0	WP: 2 PB: 0 SB: 1 CS: 1	PA: 39				
PITCHER	IP	WLS	BF	H	R	ER	SO	BB	IBB	HBP	BLK	WP	HR	S	P	ERA	WHIP										
Rich Scheid L ERA: 1.29 John Johnstone R ERA:	(1, 1)	7.0	27	5	1	1	7	1	0	0	0	2	0	62	95	1.29	0.857										
	(8, 1)	2.0	12	1	1	0	3	3	1	0	0	0	0	28	46	0.00	2.000										

Batter	1	2	3	4	5	6	7	8	9	AB	R	H	RBI	BB	SO	LOB	BOTTOM										
Jerry Browne S OBP: 0.404, SLG: 0.375 (1, 8) (8, 5)	G3-1 1-2				K 2-3			P5 2-2		4	1	1	0	0	1	2	Colorado Rockies @ Florida Marlins Joe Robbie Stadium, Miami, FL Thu Jul 07 1994, 7:05 PM EDT Att: 28,783 - Unknown - 86 F livebaseballscorecards.com										
Dave Magadan L OBP: 0.375, SLG: 0.316 John Johnstone R ERA: (1, 5) (8, 1)	L8 3-1		L8 3-2		P3-6 1B 1-0		G4-3 0-2			4	0	2	1	0	0	1											
Gary Sheffield R OBP: 0.391, SLG: 0.583 (1, 9)	FC6-4 4-0		CS 4-0		1B 0-1		G5-3 0-1			2	0	1	0	2	0	0											
Jeff Conine R OBP: 0.365, SLG: 0.503 (1, 7)	L4 1-1		BB 4-2		P3-6 1B 1-1		F8 2-0			3	0	0	0	1	0	4											
Greg Colbrunn R OBP: 0.343, SLG: 0.505 (1, 3)	P3 3-1		K 1-3				K 1-3			4	0	0	0	0	3	3											
Benito Santiago R OBP: 0.322, SLG: 0.398 Matias Carrillo L OBP: 0.314, SLG: 0.318 (1, 2) (8, PH)	FC6-4 2-0				G6-4-3 1B 2-1		P4 2-1		P6 1-0	3	0	1	0	0	0	2											
Kurt Abbott R OBP: 0.292, SLG: 0.387 Mario Diaz R OBP: 0.429, SLG: 0.500 (1, 6) (9, 6)		SH3-4 2-2		G6-4-3 1B 1-2			K 1-3		G4-3 1-2	3	0	1	0	0	1	1											
Bret Barberie S OBP: 0.340, SLG: 0.381 (1, 4)	F8 1-1				BB 4-1		SH1-4 1B 1-0		G4-3 0-1	3	0	1	0	1	0	1											
Rich Scheid L Chuck Carr S OBP: 0.314, SLG: 0.341 (1, 1) (7, PH) (8, 8)		SH3-4 0-1			L8 1-0		SH1-4 1B 0-0			1	0	0	0	0	0	1											
Inning Stats	R: 1 E: 0 K: 0 S: 10	H: 2 LOB: 2 BB: 1 P: 24	R: 0 E: 0 K: 0 S: 9	H: 1 LOB: 1 BB: 0 P: 13	R: 0 E: 0 K: 1 S: 11	H: 0 LOB: 1 BB: 2 P: 22	R: 0 E: 0 K: 0 S: 5	H: 1 LOB: 1 BB: 1 P: 12	R: 0 E: 0 K: 2 S: 8	H: 0 LOB: 0 BB: 0 P: 12	R: 0 E: 0 K: 0 S: 8	H: 0 LOB: 1 BB: 0 P: 11	R: 0 E: 0 K: 1 S: 7	H: 0 LOB: 0 BB: 0 P: 11	R: 0 E: 0 K: 0 S: 6	H: 0 LOB: 0 BB: 0 P: 8		1B: 6 2B: 2 3B: 0 HR: 0	SF: 0 SAC: 2 DP: 2 HBP: 0	WP: 0 PB: 0 SB: 0 CS: 1	PA: 35						
PITCHER	IP	WLS	BF	H	R	ER	SO	BB	IBB	HBP	BLK	WP	HR	S	P	ERA	WHIP										
David Nied R ERA: 4.53 (1, 1)	9.0	W	35	7	1	1	5	4	0	0	0	0	0	72	125	1.00	1.222										

Batter	1	2	3	4	5	6	7	8	9	AB	R	H	RBI	BB	SO	LOB	TOP										
Eric Young Sr. R OBP: 0.383, SLG: 0.456 Darren Holmes, R (7.1) Willie Blair, R (7.1)	G5-3		F8		F8		F9			4	0	0	0	0	0	3	Colorado Rockies @ Florida Marlins Joe Robbie Stadium, Miami, FL Fri Jul 08 1994, 7:05 PM EDT Att: 26,498 - Unknown - 85 F										
Watt Weiss, S OBP: 0.353, SLG: 0.333	G4-3		G3			G6-4-3 1B		L7		4	0	1	0	0	0	0											
Dante Bichette, R OBP: 0.336, SLG: 0.560				F8		F9		K		3	0	0	0	1	1												
Andres Galarraga, R OBP: 0.353, SLG: 0.577	F8			K		G6-4-3 1-2		K		4	0	0	0	0	2												
Charlie Hayes, R OBP: 0.340, SLG: 0.423		G6-4-3 BB		G6-3			K		K	3	0	0	0	1	2												
Mike Kingsley, L OBP: 0.394, SLG: 0.500		G6-4-3 1-2			P5		HR BB		BB BB	2	1	0	0	2	0												
Joe Girardi, R OBP: 0.328, SLG: 0.366		E4			SH2-4 1B		HR		F9	4	1	2	2	0	0												
Nelson Liriano, S OBP: 0.368, SLG: 0.394		F8			SH2-4 1B					3	0	2	0	1	0												
Lance Painter, L OBP: 0.200, SLG: 0.286 Howard Johnson, S (7, PH) OBP: 0.323, SLG: 0.432 (7.7)			K		SH2-4		K		L8	1	0	0	0	0	1	0											
										2	0	0	0	0	1	3											
Inning Stats	R: 0 E: 0 K: 0 S: 7	H: 0 LOB: 1 BB: 1 P: 16	R: 0 E: 1 K: 0 S: 9	H: 0 LOB: 1 BB: 1 P: 18	R: 0 E: 0 K: 1 S: 10	H: 0 LOB: 0 BB: 0 P: 15	R: 0 E: 0 K: 1 S: 6	H: 0 LOB: 0 BB: 0 P: 9	R: 0 E: 0 K: 0 S: 11	H: 2 LOB: 2 BB: 0 P: 18	R: 0 E: 0 K: 0 S: 10	H: 1 LOB: 0 BB: 0 P: 15	R: 2 E: 0 K: 2 S: 15	H: 2 LOB: 1 BB: 1 P: 26	R: 0 E: 0 K: 2 S: 8	H: 0 LOB: 2 BB: 2 P: 11	R: 0 E: 0 K: 1 S: 12	H: 0 LOB: 2 BB: 2 P: 22	1B: 4 2B: 0 3B: 0 HR: 1	SF: 0 SAC: 1 DP: 2 HBP: 0	WP: 0 PB: 0 SB: 0 CS: 0	PA: 36					
PITCHER	IP	WLS	BF	H	R	ER	SO	BB	IBB	HBP	BLK	WP	HR	S	P	ERA	WHIP										
David Weathers, R ERA: 3.86	6.1	W	26	5	2	2	3	3	0	0	0	0	1	61	107	2.84	1.263										
Terry Mathews, R ERA: 3.5	1.2		5	0	0	0	3	0	0	0	0	0	0	15	21	0.00	0.000										
Robb Nen, R ERA: 3.16	1.0	S	5	0	0	0	1	2	0	0	0	0	0	12	22	0.00	2.000										

Batter	1	2	3	4	5	6	7	8	9	AB	R	H	RBI	BB	SO	LOB	BOTTOM										
Chuck Carr, S OBP: 0.313, SLG: 0.336	G3		F7		K		BB S 2B BB	FC5-4 CS		4	1	0	0	1	1	1	Colorado Rockies @ Florida Marlins Joe Robbie Stadium, Miami, FL Fri Jul 08 1994, 7:05 PM EDT Att: 26,498 - Unknown - 85 F										
Jerry Browne, S OBP: 0.404, SLG: 0.373				HR 1B	E5		L9	P6		4	1	1	0	1	0	2											
Gary Sheffield, R OBP: 0.393, SLG: 0.593		P6			L8		HR	BB 2B IBB		3	2	1	2	1	0	2											
Jeff Conine, R OBP: 0.367, SLG: 0.511		P3		G6-3			G6-3	2B BB		3	1	1	1	1	0	1											
Greg Colbrunn, R OBP: 0.350, SLG: 0.510		G5-3			CS BB		F9	2B		3	0	1	2	1	0	0											
Benito Santiago, R OBP: 0.328, SLG: 0.398		K			1B 1B			1B BB		2	0	1	0	2	1	0											
Mario Diaz, R OBP: 0.500, SLG: 0.500 Kurt Abbott, R OBP: 0.292, SLG: 0.387		F9			1B			K		4	0	2	0	0	1	3											
Bret Barberie, S OBP: 0.336, SLG: 0.375			F9		K		K	L9		4	0	0	0	0	2	7											
David Weathers, R OBP: 0.119, SLG: 0.051 Terry Mathews, L OBP: 0.500, SLG: 0.667 Dave Magadan, L OBP: 0.378, SLG: 0.316 Robb Nen, R (9.1)					K		K	G4-3	FC5-4 BB	3	0	0	0	0	2	2											
										0	0	0	0	0	0	0											
										0	0	0	0	1	0	0											
										0	0	0	0	0	0	0											
Inning Stats	R: 0 E: 0 K: 0 S: 8	H: 0 LOB: 1 BB: 1 P: 17	R: 0 E: 0 K: 1 S: 9	H: 0 LOB: 0 BB: 0 P: 13	R: 0 E: 0 K: 1 S: 6	H: 0 LOB: 0 BB: 0 P: 8	R: 2 E: 0 K: 1 S: 16	H: 4 LOB: 2 BB: 1 P: 28	R: 0 E: 1 K: 2 S: 11	H: 0 LOB: 1 BB: 0 P: 16	R: 1 E: 0 K: 1 S: 11	H: 2 LOB: 2 BB: 1 P: 21	R: 2 E: 0 K: 1 S: 15	H: 1 LOB: 3 BB: 4 P: 35	R: 0 E: 0 K: 0 S: 6	H: 0 LOB: 0 BB: 1 P: 12	1B: 4 2B: 1 3B: 0 HR: 2	SF: 0 SAC: 0 DP: 0 HBP: 0	WP: 0 PB: 0 SB: 1 CS: 2	PA: 38							
PITCHER	IP	WLS	BF	H	R	ER	SO	BB	IBB	HBP	BLK	WP	HR	S	P	ERA	WHIP										
Lance Painter, L ERA: 5.98	6.0	L	27	6	3	3	6	3	3	0	0	0	2	61	103	4.50	1.500										
Darren Holmes, R ERA: 7.04	0.1		6	1	2	2	0	3	1	0	0	0	0	11	29	54.00	12.000										
Willie Blair, R ERA: 6.66	1.2		5	0	0	0	1	1	0	0	0	0	0	10	18	0.00	0.600										

Batter	1	2	3	4	5	6	7	8	9	AB	R	H	RBI	BB	SO	LOB	TOP				
Bernard Gilkey, R OBP: 0.341, SLG: 0.368 (1, 7)	L9		G3		F8			G1-3		4	0	0	0	0	0	2					
Ozzie Smith, S OBP: 0.308, SLG: 0.319 (1, 6)	G5-3			F9 WP 2B BB		F7		L3		3	1	0	0	1	0	0					
Gregg Jefferies, S OBP: 0.403, SLG: 0.500 (1, 3)	G1-3			F9		G3-1			G5-4-3 1B	4	0	1	0	0	0	1					
Ray Lankford, L OBP: 0.383, SLG: 0.531 (1, 8)		K		K		G4-3			F9	4	0	0	0	0	2	2					
Todd Zeile, R OBP: 0.326, SLG: 0.413 (1, 5)	G4-3						F8		G5-4-3 1-2	4	0	1	1	0	0	1					
Mark Whiten, S OBP: 0.385, SLG: 0.476 (1, 9)	F9			G4-3						3	0	1	0	0	0	1					
Geronimo Pena, S OBP: 0.315, SLG: 0.396 (1, 4)			L4			G1-5-3 1B BB		F7		2	0	0	0	1	0	1	AB 29				
Tom Pagnozzi, R OBP: 0.337, SLG: 0.434 (1, 2)										3	0	2	0	0	1	1	R 1				
Vicente Palacios, R (1, 1)										1	0	0	0	0	0	2	H 5				
Mike Perez, R (6, 1)										0	0	0	0	0	0	0	RBI 1				
Rob Murphy, L (7, 1)										0	0	0	0	0	0	0	BB 2				
José Oquendo, S OBP: 0.388, SLG: 0.333 (8, PH)										1	0	0	0	0	1	0	SO 4				
Frank Cimorelli, R (8, 1)										0	0	0	0	0	0	0	LOB 11				
Inning Stats	R: 0 E: 0 K: 0 S: 7	H: 0 LOB: 0 BB: 0 P: 11	R: 0 E: 0 K: 1 S: 7	H: 0 LOB: 0 BB: 0 P: 11	R: 0 E: 0 K: 1 S: 10	H: 1 LOB: 1 BB: 0 P: 16	R: 1 E: 0 K: 1 S: 10	H: 1 LOB: 1 BB: 1 P: 20	R: 0 E: 0 K: 0 S: 7	H: 0 LOB: 0 BB: 0 P: 11	R: 0 E: 0 K: 1 S: 8	H: 1 LOB: 1 BB: 0 P: 14	R: 0 E: 0 K: 1 S: 8	H: 0 LOB: 0 BB: 0 P: 15	R: 0 E: 0 K: 0 S: 5	H: 1 LOB: 0 BB: 0 P: 8	1B: 4 2B: 1 3B: 0 HR: 0	SF: 0 SAC: 1 DP: 2 HBP: 0	WP: 1 PB: 0 SB: 1 CS: 0	PA: 32	
PITCHER	IP	WLS	BF	H	R	ER	SO	BB	IBB	HBP	BLK	WP	HR	S	P	ERA	WHIP				
David Nied, R ERA: 4.31 (1, 1)	7.0	W	26	4	1	1	3	2	0	0	0	1	0	56	95	1.29	0.857				
Mike Munoz, L ERA: 2.79 (8, 1)	1.0		3	0	0	0	1	0	0	0	0	0	0	8	15	0.00	0.000				
Darren Holmes, R ERA: 6.75 (9, 1)	1.0		3	1	0	0	0	0	0	0	0	0	0	5	8	0.00	1.000				

St. Louis Cardinals @ Colorado Rockies
Mile High Stadium, Denver, CO
Thu Jul 14 1994, 9:05 PM EDT
Att: 63,745 - Unknown - 76 F

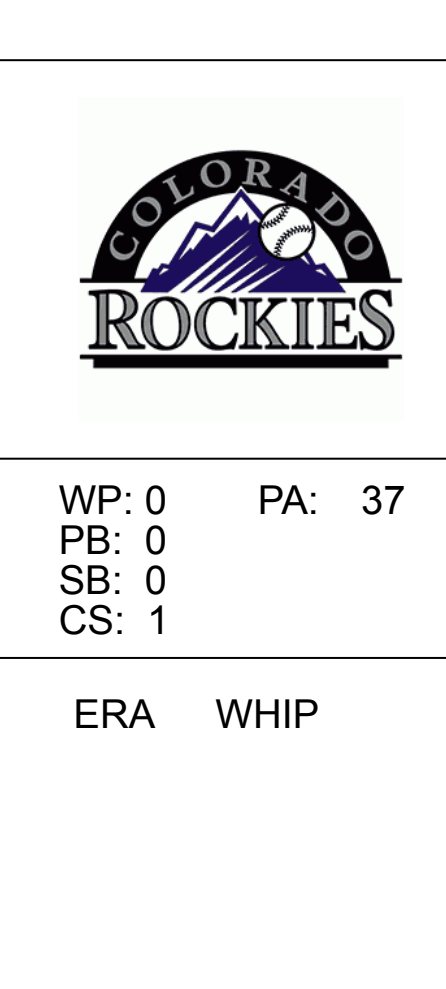
AB	29
R	1
H	5
RBI	1
BB	2
SO	4
LOB	11





Batter	1	2	3	4	5	6	7	8	9	AB	R	H	RBI	BB	SO	LOB	BOTTOM				
Eric Young Sr., R OBP: 0.384, SLG: 0.455 (1, 7)	G4-6-3 BB		G6-4-3				G4-3			3	0	1	1	1	0	2					
Walt Weiss, S OBP: 0.354, SLG: 0.329 (1, 6)	G4-6-3									4	0	1	0	0	1	2					
Dante Bichette, R OBP: 0.335, SLG: 0.552 (1, 9)										4	1	4	1	0	0	0					
Andres Galarraga, R OBP: 0.351, SLG: 0.584 (1, 3)	F9									4	1	1	2	0	0	4					
Charlie Hayes, R OBP: 0.343, SLG: 0.420 (1, 5)										3	1	2	0	1	0	0					
Mike Kingery, L OBP: 0.391, SLG: 0.507 (1, 8)										4	0	0	0	0	1	5					
Jayhawk Owens, R OBP: 0.750, SLG: 1.500 (1, 2)										2	3	1	1	2	0	0					
Nelson Liriano, S OBP: 0.358, SLG: 0.379 (1, 4)										2	1	0	1	0	0	1					
David Nied, R OBP: 0.139, SLG: 0.114 (1, 1)										1	0	1	0	0	0	0					
Howard Johnson, S OBP: 0.323, SLG: 0.432 (7, PH)										1	1	1	2	0	0	0					
Mike Munoz, L ERA: 5.86 (8, 1)										0	0	0	0	0	0	0					
John Vander Wal, L OBP: 0.301, SLG: 0.459 (8, PH)										1	0	0	0	0	0	0					
Darren Holmes, R (9, 1)										0	0	0	0	0	0	0					
Inning Stats	R: 0 E: 0 K: 0 S: 11	H: 1 LOB: 1 BB: 1 P: 20	R: 0 E: 0 K: 1 S: 11	H: 0 LOB: 0 BB: 0 P: 16	R: 0 E: 0 K: 0 S: 7	H: 1 LOB: 0 BB: 0 P: 12	R: 1 E: 1 K: 0 S: 18	H: 2 LOB: 2 BB: 1 P: 27	R: 1 E: 0 K: 0 S: 10	H: 1 LOB: 0 BB: 1 P: 19	R: 2 E: 0 K: 1 S: 8	H: 3 LOB: 0 BB: 0 P: 12	R: 3 E: 1 K: 0 S: 19	H: 2 LOB: 1 BB: 1 P: 31	R: 2 E: 0 K: 0 S: 7	H: 2 LOB: 0 BB: 0 P: 9	1B: 9 2B: 1 3B: 1 HR: 1	SF: 1 SAC: 2 DP: 4 HBP: 0	WP: 0 PB: 0 SB: 0 CS: 1	PA: 37	
PITCHER	IP	WLS	BF	H	R	ER	SO	BB	IBB	HBP	BLK	WP	HR	S	P	ERA	WHIP				
Vicente Palacios, R ERA: 4.6 (1, 1)	5.0		19	5	1	1	1	3	0	0	0	0	0	57	94	1.80	1.600				
Mike Perez, R ERA: 8.71 (6, 1)	1.0	L	7	3	4	4	1	1	0	0	0	0	1	13	22	36.00	4.000				
Rob Murphy, L ERA: 5.86 (7, 1)	1.0		5	2	1	0	0	0	0	0	0	0	0	14	21	0.00	2.000				
Frank Cimorelli, R ERA: 7.59 (8, 1)	1.0		5	2	2	2	0	0	0	0	0	0	0	7	9	18.00	2.000				

St. Louis Cardinals @ Colorado Rockies
Mile High Stadium, Denver, CO
Thu Jul 14 1994, 9:05 PM EDT
Att: 63,745 - Unknown - 76 F

AB	29
R	8
H	12
RBI	8
BB	4
SO	2
LOB	14



Batter	1	2	3	4	5	6	7	8	9	AB	R	H	RBI	BB	SO	LOB	TOP										
Bernard Gilkey, R OBP: 0.339, SLG: 0.364 (1, 7)	F8		F9			G5-3	SF7			3	0	0	1	1	0	1	St. Louis Cardinals @ Colorado Rockies Mile High Stadium, Denver, CO Fri Jul 15 1994, 9:05 PM EDT Att: 63,179 - Unknown - 64 F AB 32 R 6 H 8 RBI 6 BB 2 SO 7 LOB 7 										
Ozzie Smith, S OBP: 0.303, SLG: 0.315 (1, 6)	F8			P7		G3	SF7		G5-3	4	0	0	1	0	0	1											
Gregg Jefferies, S OBP: 0.404, SLG: 0.503 (1, 3)				F8			P3			4	1	2	0	0	0	0											
Ray Lankford, L OBP: 0.381, SLG: 0.526 (1, 8)	CS	F8		G4-3		2B	1B	HBP		3	1	0	0	0	1	0											
Todd Zeile, R OBP: 0.328, SLG: 0.416 (1, 5)						FC3-6	1B	2B	G5-3	3	1	1	1	1	1	0											
Mark Whiten, S OBP: 0.383, SLG: 0.472 (1, 9)					FC3-6	1B	WP	1B	E5	4	1	1	2	0	1	1											
Geronimo Pena, S OBP: 0.308, SLG: 0.387 (1, 4)					G1-3				F8	4	0	0	0	0	2	3											
Tom Pagnozzi, R OBP: 0.347, SLG: 0.442 (1, 2)										4	1	3	1	0	1	0											
Bob Tewksbury, R OBP: 0.234, SLG: 0.284 Frank Cimorelli, R (5, 1) Gerard Perry, L OBP: 0.444, SLG: 0.550 Rich Rodriguez, L (7, 1) Bryan Eversgerd, R OBP: 0.400, SLG: 0.500 Scott Coolbaugh, R (8, PH)										1	0	0	0	0	0	1											
Inning Stats	R: 0 E: 0 K: 0 S: 9	H: 1 LOB: 0 BB: 0 P: 13	R: 0 E: 0 K: 2 S: 8	H: 0 LOB: 0 BB: 0 P: 14	R: 0 E: 0 K: 1 S: 7	H: 1 LOB: 1 BB: 0 P: 13	R: 0 E: 0 K: 0 S: 8	H: 0 LOB: 0 BB: 0 P: 11	R: 1 E: 0 K: 0 S: 8	H: 1 LOB: 1 BB: 1 P: 15	R: 3 E: 0 K: 1 S: 12	H: 3 LOB: 1 BB: 0 P: 23	R: 2 E: 0 K: 0 S: 10	H: 2 LOB: 0 BB: 0 P: 21	R: 0 E: 1 K: 1 S: 10	H: 0 LOB: 1 BB: 1 P: 15	R: 0 E: 0 K: 2 S: 10	H: 0 LOB: 1 BB: 1 P: 19	1B: 5 2B: 3 3B: 0 HR: 0	SF: 2 SAC: 1 DP: 0 HBP: 1	WP: 1 PB: 0 SB: 1 CS: 1	PA: 39					
PITCHER	IP	WLS	BF	H	R	ER	SO	BB	IBB	HBP	BLK	WP	HR	S	P	ERA	WHIP										
Kevin Ritz, R ERA: 4.83 (1, 1)	6.0	W	25	6	4	4	4	1	0	1	0	1	0	52	89	6.00	1.167										
Steve Reed, R ERA: 3.63 (7, 1)	1.0		5	2	2	2	0	0	0	0	0	0	0	10	21	18.00	2.000										
Mike Munoz, L ERA: 2.72 (8, 1)	1.0		4	0	0	0	1	0	0	0	0	0	0	10	15	0.00	0.000										
Bruce Ruffin, L ERA: 4.0 (9, 1)	1.0		4	0	0	0	2	1	0	0	0	0	0	10	19	0.00	1.000										

Batter	1	2	3	4	5	6	7	8	9	AB	R	H	RBI	BB	SO	LOB	BOTTOM										
Eric Young Sr., R OBP: 0.389, SLG: 0.447 (1, 7)	G1-3	G1-3		1B		G4-3		F8		5	0	1	2	0	0	1	St. Louis Cardinals @ Colorado Rockies Mile High Stadium, Denver, CO Fri Jul 15 1994, 9:05 PM EDT Att: 63,179 - Unknown - 64 F AB 35 R 10 H 14 RBI 9 BB 4 SO 0 LOB 13 										
Walt Weiss, S OBP: 0.353, SLG: 0.328 (1, 6)	L9		G5-3	1B		G2-3		F8		5	0	1	0	0	0	1											
Dante Bichette, R OBP: 0.338, SLG: 0.555 (1, 9)	1B		L3	F8		FC6-4	1B	2B		5	1	3	1	0	0	2											
Andres Galarraga, R OBP: 0.352, SLG: 0.580 (1, 3)	1B		F9		F8	FC6-4		IBB		4	1	1	0	1	0	1											
Charlie Hayes, R OBP: 0.349, SLG: 0.441 (1, 5)	1B			1B	2B	1B	3B	G4-3		5	3	4	1	0	0	2											
Mike Kingery, L OBP: 0.397, SLG: 0.509 (1, 8)	1B			G2-3	BB	E	1B			3	1	2	2	1	0	1											
Danny Sheaffer, R OBP: 0.299, SLG: 0.263 (1, 2)	F8			G2-3	BB	E5	SF7	BB		3	2	1	1	1	0	2											
Nelson Liriano, S OBP: 0.357, SLG: 0.377 (1, 4)		P6			G2-3		SF7			1	1	0	1	1	0	0											
Vinny Castilla, R OBP: 0.343, SLG: 0.516 (7, PH) (8, 4)					1B	BB		SF9-3-4		0	0	0	1	0	0	0											
Kevin Ritz, R ERA: 5.19 (7, 1)	4.1	L	24	10	7	6	0	2	0	0	0	0	0	14	23	0.00	0.600										
Frank Cimorelli, R ERA: 6.57 (5, 1)	1.2		7	1	1	0	0	0	0	0	0	0	0	14	23	10.80	2.400										
Rich Rodriguez, L ERA: 4.4 (7, 1)	1.2		9	3	2	2	0	1	1	0	0	0	0	14	32	0.00	0.000										
Bryan Eversgerd, L ERA: 3.33 (8, 1)	0.1		1	0	0	0	0	0	0	0	0	0	0	1	1	0.00	0.000										
Inning Stats	R: 2 E: 0 K: 0 S: 13	H: 4 LOB: 2 BB: 0 P: 16	R: 0 E: 0 K: 0 S: 5	H: 0 LOB: 0 BB: 0 P: 5	R: 0 E: 0 K: 0 S: 8	H: 0 LOB: 0 BB: 0 P: 10	R: 3 E: 0 K: 0 S: 13	H: 4 LOB: 2 BB: 2 P: 22	R: 3 E: 1 K: 0 S: 13	H: 2 LOB: 0 BB: 0 P: 20	R: 0 E: 0 K: 0 S: 8	H: 1 LOB: 1 BB: 0 P: 12	R: 1 E: 0 K: 0 S: 8	H: 1 LOB: 0 BB: 1 P: 15	R: 1 E: 0 K: 0 S: 7	H: 2 LOB: 2 BB: 1 P: 18	1B: 10 2B: 3 3B: 2 HR: 0	SF: 2 SAC: 0 DP: 2 HBP: 0	WP: 0 PB: 0 SB: 0 CS: 0	PA: 41							
PITCHER	IP	WLS	BF	H	R	ER	SO	BB	IBB	HBP	BLK	WP	HR	S	P	ERA	WHIP										

Batter	1	2	3	4	5	6	7	8	9	AB	R	H	RBI	BB	SO	LOB	TOP						
Gerald Young, S OBP: 0.600, SLG: 1.200 (1, 8)										5	0	3	3	0	1	1	St. Louis Cardinals @ Colorado Rockies Mile High Stadium, Denver, CO Sat Jul 16 1994, 9:05 PM EDT Att: 70,217 - Unknown - 79 F						
Ozzie Smith, S OBP: 0.299, SLG: 0.310 Steve Dixon, L (7, 1)										4	0	0	0	0	0	3							
Rene Arocha, R OBP: 0.200, SLG: 0.222 Gerald Perry, L OBP: 0.438, SLG: 0.492 (8, 1) (9, PH)										4	0	0	0	0	0	0							
Gregg Jefferies, S OBP: 0.399, SLG: 0.497 (1, 3)										4	1	2	0	0	0	0							
Todd Zeile, R OBP: 0.330, SLG: 0.420 (1, 5)										4	0	1	0	0	1	2							
Mark Whiten, S OBP: 0.361, SLG: 0.468 (1, 9)										4	0	2	1	0	0	1							
Bernard Gilkey, R OBP: 0.341, SLG: 0.369 (1, 7)										4	0	2	1	0	0	1							
Gerónimo Peña, S OBP: 0.302, SLG: 0.377 (1, 4)										4	0	0	0	0	0	3							
Tom Pagnozzi, R OBP: 0.356, SLG: 0.452 (1, 2)										3	2	2	0	1	0	0							
Omar Olivares, R OBP: 0.294, SLG: 0.250 Bryan Eversgerd, R (5, 1) Frank Cimorelli, R (6, 1) José Oquendo, S OBP: 0.381, SLG: 0.327 (7, PH) (7, 6)										1	1	0	0	1	0	1							
Inning Stats	R: 0 E: 0 K: 1 S: 9	H: 0 LOB: 0 BB: 0 P: 14	R: 0 E: 0 K: 0 S: 9	H: 2 LOB: 1 BB: 0 P: 17	R: 0 E: 1 K: 0 S: 8	H: 1 LOB: 1 BB: 0 P: 10	R: 0 E: 0 K: 0 S: 6	H: 0 LOB: 0 BB: 0 P: 12	R: 2 E: 0 K: 0 S: 12	H: 1 LOB: 1 BB: 2 P: 26	R: 0 E: 0 K: 0 S: 9	H: 1 LOB: 1 BB: 0 P: 13	R: 1 E: 0 K: 1 S: 10	H: 2 LOB: 1 BB: 0 P: 20	R: 1 E: 0 K: 1 S: 14	H: 2 LOB: 1 BB: 0 P: 24	R: 0 E: 1 K: 0 S: 10	H: 1 LOB: 1 BB: 0 P: 13	1B: 5 2B: 4 3B: 1 HR: 0	SF: 0 SAC: 0 DP: 1 HBP: 0	WP: 0 PB: 1 SB: 0 CS: 1	PA: 38	
PITCHER	IP WLS BF H R ER SO BB IBB HBP BLK WP HR S P ERA WHIP	7.0 W 29 7 3 3 2 2 0 0 0 0 0 0 63 112 3.86 1.286	1.0 5 2 1 1 1 0 0 0 0 0 0 0 0 14 24 9.00 2.000	1.0 4 1 0 0 0 0 0 0 0 0 0 0 0 10 13 0.00 1.000																			

AB	36
R	4
H	10
RBI	4
BB	2
SO	3
LOB	14



Batter	1	2	3	4	5	6	7	8	9	AB	R	H	RBI	BB	SO	LOB	BOTTOM					
Walt Weiss, S OBP: 0.357, SLG: 0.331 (1, 6)										3	2	1	1	3	0	2	St. Louis Cardinals @ Colorado Rockies Mile High Stadium, Denver, CO Sat Jul 16 1994, 9:05 PM EDT Att: 70,217 - Unknown - 79 F					
Mike Kingery, L OBP: 0.401, SLG: 0.509 (1, 8)										4	1	2	1	1	0	3						
Dante Bichette, R OBP: 0.343, SLG: 0.563 (1, 9)										5	1	3	4	1	0	2						
Andrés Galarraga, R OBP: 0.354, SLG: 0.594 Darren Holmes, R (9, 1)										5	2	2	3	1	1	6						
Charlie Hayes, R OBP: 0.351, SLG: 0.439 (1, 5)										4	2	1	1	2	1	5						
Howard Johnson, S OBP: 0.329, SLG: 0.435 (1, 7)										3	1	1	0	2	2	2						
Danny Sheaffer, R OBP: 0.315, SLG: 0.286 (1, 2)										4	2	2	1	1	0	4						
Nelson Liriano, S OBP: 0.368, SLG: 0.384 (1, 4)										2	2	1	1	3	0	0						
Lance Painter, L OBP: 0.167, SLG: 0.250 Trenidad Hubbard, R OBP: 0.460, SLG: 0.250 Willie Blair, R (8, 1) Viny Castilla, R OBP: 0.350, SLG: 0.516 John Vander Wal, L OBP: 0.291, SLG: 0.459 (9, 3)										2	0	0	1	0	2	3						
Inning Stats	R: 0 E: 0 K: 0 S: 13	H: 2 LOB: 2 BB: 0 P: 18	R: 0 E: 0 K: 1 S: 7	H: 0 LOB: 2 BB: 2 P: 17	R: 1 E: 0 K: 0 S: 6	H: 2 LOB: 0 BB: 0 P: 9	R: 3 E: 1 K: 1 S: 14	H: 2 LOB: 2 BB: 3 P: 34	R: 1 E: 0 K: 0 S: 10	H: 1 LOB: 3 BB: 3 P: 27	R: 1 E: 0 K: 1 S: 15	H: 1 LOB: 3 BB: 3 P: 32	R: 6 E: 0 K: 1 S: 17	H: 3 LOB: 0 BB: 3 P: 39	R: 0 E: 0 K: 1 S: 10	H: 0 LOB: 0 BB: 3 P: 27		1B: 6 2B: 5 3B: 0 HR: 3	SF: 1 SAC: 1 DP: 1 HBP: 0	WP: 1 PB: 0 SB: 0 CS: 2	PA: 51	
PITCHER	IP WLS BF H R ER SO BB IBB HBP BLK WP HR S P ERA WHIP	4.1 L 22 6 6 5 2 2 1 0 0 0 0 0 13 34 18.00 3.000	1.0 7 1 2 2 2 2 1 0 0 0 0 0 0 6 16 0.00 3.000	0.2 5 1 0 0 0 1 1 0 0 0 0 0 0 6 16 0.00 3.000	1.2 13 2 5 5 1 6 0 0 0 0 0 0 26 59 27.00 4.800	0.1 3 2 2 2 1 0 0 0 0 0 0 0 0 6 12 54.00 6.000																



Batter	1	2	3	4	5	6	7	8	9	AB	R	H	RBI	BB	SO	LOB	TOP											
Gerald Young, S OBP: 0.400, SLG: 0.667	1-1 L4		1-3 K			1-2 F7		4-1 1B 2B BB	0-1 F8	4	1	0	0	1	1	1												
Luis Alica, S OBP: 0.335, SLG: 0.375	0-0 G4-3		3-2 L9			0-0 G5-3		0-0 2B 1B	1-1 FC5-4	5	1	1	0	0	0	1												
Ray Lankford, L OBP: 0.382, SLG: 0.528	0-1 L9		1-2 CS 1B			1-0 2B		1-2 L8		4	0	2	0	0	0	2												
Gerald Perry, L OBP: 0.455, SLG: 0.565		2-1 HR	2-0 CS	0-0 G6-3		4-2 BB		2-1 HR 2B		3	2	2	3	1	0	0												
Todd Zeile, R OBP: 0.329, SLG: 0.427		2-3 K		1-1 F9		0-3 K		0-1 HR		4	1	1	2	0	2	2												
Mark Whiten, S OBP: 0.360, SLG: 0.463		2-1 G4-3		1-0 G4-3			0-2 G4-3	4-0 G4-6-3 BB		3	0	0	0	1	0	0												
Terry McGriff, R OBP: 0.324, SLG: 0.298		1-0 1B 1B			1-0 G6-3		1-0 G5-3	0-1 G4-6-3		4	0	1	0	0	0	1												
José Oquendo, S OBP: 0.385, SLG: 0.333		2-1 1B	1-2 1B		1-3 K		1-2 G3-1		1-1 FC5-4 1B	4	0	2	0	0	1	0												
Rick Sutcliffe, L OBP: 0.095, SLG: 0.095		0-0 G1-3			1-3 K				2-3 K	2	0	0	0	0	1	2												
Bryan Eversgerd, R										0	0	0	0	0	0	0												
Geronimo Pena, S OBP: 0.305, SLG: 0.399										1	1	1	1	0	0	0												
Rich Rodriguez, L										0	0	0	0	0	0	0												
Bernard Gilkey, R OBP: 0.340, SLG: 0.368										1	0	0	0	0	1	1												
Inning Stats	R: 0 E: 0 K: 0 S: 5	H: 0 LOB: 0 BB: 0 P: 6	R: 1 E: 0 K: 1 S: 12	H: 3 LOB: 2 BB: 0 P: 21	R: 0 E: 0 K: 1 S: 13	H: 1 LOB: 0 BB: 0 P: 19	R: 0 E: 0 K: 0 S: 4	H: 0 LOB: 0 BB: 0 P: 6	R: 0 E: 0 K: 2 S: 7	H: 0 LOB: 2 BB: 0 P: 10	R: 0 E: 0 K: 1 S: 12	H: 1 LOB: 2 BB: 1 P: 18	R: 0 E: 0 K: 0 S: 7	H: 0 LOB: 0 BB: 0 P: 9	R: 5 E: 0 K: 0 S: 15	H: 4 LOB: 0 BB: 2 P: 29	R: 0 E: 0 K: 1 S: 12	H: 1 LOB: 1 BB: 0 P: 16	1B: 5 2B: 2 3B: 0 HR: 3	SF: 0 SAC: 0 DP: 1 HBP: 0	WP: 0 PA: 39 PB: 0 SB: 0 CS: 1							
PITCHER	IP	WLS	BF	H	R	ER	SO	BB	IBB	HBP	BLK	WP	HR	S	P	ERA	WHIP											
Marvin Freeman, R ERA: 3.03	(1, 1)	7.0	W	26	5	1	1	5	1	0	0	0	0	1	60	89	1.29	0.857										
Greg Harris, R ERA: 7.17	(8, 1)	0.1		5	3	4	4	0	1	0	0	0	0	1	11	21	108.00	12.000										
Steve Reed, R ERA: 3.76	(8, 1)	0.2		3	1	1	1	0	1	0	0	0	0	1	4	8	13.50	3.000										
Bruce Ruffin, L ERA: 3.91	(9, 1)	1.0		4	1	0	0	1	0	0	0	0	0	0	12	16	0.00	1.000										

St. Louis Cardinals @ Colorado Rockies
Mile High Stadium, Denver, CO
Sun Jul 17 1994, 5:33 AM EDT
Att: 61,972 - Sunny - 84 F

AB	35
R	6
H	10
RBI	6
BB	3
SO	6
LOB	10



Batter	1	2	3	4	5	6	7	8	9	AB	R	H	RBI	BB	SO	LOB	BOTTOM										
Walt Weiss, S OBP: 0.358, SLG: 0.331	0-1 G3-1		1-1 BB HR 1B	2-0 G1-3		0-0 1B 2B 1B	1-2 F8			5	2	2	0	0	0	3											
Mike Kingsley, L OBP: 0.405, SLG: 0.509	1-0 F9		4-1 HR BB		0-1 F8 1B	3-2 1B 2B 1B		0-0 G1-3		4	3	2	1	1	0	0											
Dante Bichette, R OBP: 0.344, SLG: 0.571	1-1 P4		1-0 HR		2-1 F9	1-1 2B		3-2 L3		5	1	2	6	0	0	1											
Andres Galarraga, R OBP: 0.355, SLG: 0.591		1-0 G5-4-3 1B	1-1 1B		1-0 F8	0-0 L7		1-0 L7		5	0	2	0	0	0	2											
Charlie Hayes, R OBP: 0.350, SLG: 0.437		0-1 G5-4-3	3-2 K		1-0 FC5-4 1B	1-0 G6-3				4	0	1	1	0	1	3											
Howard Johnson, S OBP: 0.323, SLG: 0.426		2-1 G2-3			0-0 L3	3-1 FC5-4		3-3 K		4	0	0	0	0	1	1											
Greg Harris, R OBP: 0.250, SLG: 0.265										0	0	0	0	0	0	0											
Steve Reed, R										0	0	0	0	0	0	0											
Bruce Ruffin, S OBP: 0.400, SLG: 0.250										0	0	0	0	0	0	0											
Danny Sheaffer, R OBP: 0.313, SLG: 0.284			2-1 F9	1-0 F9		2-1 G5-3	0-2 1B G1-3 1B			4	0	1	0	0	0	0											
Nelson Liriano, S OBP: 0.370, SLG: 0.414			1-1 B1-3	2-2 1B 3B		0-1 HR	2-2 G1-3			4	2	2	1	0	0	1											
Marvin Freeman, R OBP: 0.162, SLG: 0.200			4-2 BB HR 1B	1-1 BB 1B		4-0 HR 1B	0-1 1B HBP			1	2	1	1	1	0	0											
Trenidad Hubbard, R OBP: 0.500, SLG: 0.600										1	0	1	0	0	0	0											
Inning Stats	R: 0 E: 0 K: 0 S: 5	H: 0 LOB: 0 BB: 0 P: 7	R: 0 E: 0 K: 0 S: 5	H: 1 LOB: 0 BB: 0 P: 8	R: 4 E: 0 K: 1 S: 15	H: 3 LOB: 1 BB: 2 P: 32	R: 1 E: 0 K: 0 S: 8	H: 2 LOB: 1 BB: 0 P: 15	R: 4 E: 0 K: 0 S: 12	H: 4 LOB: 1 BB: 0 P: 23	R: 0 E: 0 K: 1 S: 15	H: 2 LOB: 2 BB: 0 P: 21	R: 0 E: 0 K: 0 S: 5	H: 0 LOB: 0 BB: 0 P: 9	1B: 10 2B: 1 3B: 1 HR: 2	SF: 0 SAC: 0 DP: 1 HBP: 1	WP: 0 PA: 40 PB: 0 SB: 1 CS: 0										
PITCHER	IP	WLS	BF	H	R	ER	SO	BB	IBB	HBP	BLK	WP	HR	S	P	ERA	WHIP										
Rick Sutcliffe, R ERA: 6.97	(1, 1)		27	9	8	8	1	0	0	0	0	0	0	23	34	10.80	3.000										
Bryan Eversgerd, L ERA: 3.68	(6, 1)	1.2		5	2	2	1	0	0	0	0	0	0	5	9	0.00	0.000										
Rich Rodriguez, L ERA: 4.31	(8, 1)	1.0		3	0	0	0	0	0	0	0	0	0	5	9	0.00	0.000										


St. Louis Cardinals @ Colorado Rockies
Mile High Stadium, Denver, CO
Sun Jul 17 1994, 5:33 AM EDT
Att: 61,972 - Sunny - 84 F

AB	37
R	10
H	14
RBI	10
BB	2
SO	2
LOB	11



Batter	1	2	3	4	5	6	7	8	9	AB R H RBI BB SO LOB	TOP									
José Hernández, R OBP: 0.330, SLG: 0.374 (1, 6)										5 1 1 0 0 2 4	Chicago Cubs @ Colorado Rockies Mile High Stadium, Denver, CO Mon Jul 18 1994, 9:05 PM EDT Att: 63,438 - Unknown - 86 F livebaseballscores.com AB 37 R 6 H 9 RBI 6 BB 3 SO 7 LOB 10 									
Karl Rhodes, L OBP: 0.322, SLG: 0.394 (1, 8)										5 1 1 1 0 1 1										
Mark Grace, L OBP: 0.359, SLG: 0.376 (1, 3)										5 0 1 1 0 1 0										
Sammy Sosa, R OBP: 0.327, SLG: 0.535 (1, 9)										5 0 1 0 0 0 1										
Derrick May, L OBP: 0.332, SLG: 0.385 (1, 7)										4 0 0 0 0 1 1										
Rick Wilkins, L OBP: 0.301, SLG: 0.366 (1, 2)										3 1 0 0 1 1 0										
Steve Buechele, R OBP: 0.327, SLG: 0.397 (1, 5)										3 1 0 0 1 0 1										
Rey Sanchez, R OBP: 0.350, SLG: 0.329 (1, 4)										3 2 3 1 1 0 0										
Jim Bullinger, R OBP: 0.333, SLG: 0.385 (1, 1)										4 0 2 3 0 1 2										
Inning Stats	R: 1 E: 1 K: 1 S: 13	H: 1 LOB: 0 BB: 0 P: 18	R: 2 E: 0 K: 0 S: 12	H: 1 LOB: 1 BB: 2 P: 25	R: 0 E: 0 K: 0 S: 5	H: 0 LOB: 0 BB: 0 P: 6	R: 2 E: 0 K: 0 S: 8	H: 2 LOB: 1 BB: 1 P: 16	R: 0 E: 0 K: 1 S: 11	H: 1 LOB: 2 BB: 0 P: 14		R: 1 E: 0 K: 1 S: 11	H: 1 LOB: 0 BB: 0 P: 17	R: 0 E: 0 K: 2 S: 13	H: 1 LOB: 1 BB: 0 P: 17	R: 0 E: 0 K: 1 S: 11	H: 1 LOB: 1 BB: 0 P: 17	1B: 4 2B: 4 3B: 0 HR: 1	SF: 0 SAC: 0 DP: 0 HBP: 0	WP: 0 PB: 0 SB: 2 CS: 0
PITCHER	IP WLS BF H R ER SO BB IBB HBP BLK WP HR S P ERA WHIP															IP WLS BF H R ER SO BB IBB HBP BLK WP HR S P ERA WHIP				
Mike Harkey, R ERA: 5.97 (1, 1)	4.0 L 19 4 5 4 1 3 0 0 0 0 0 0 38 65 9.00 1.750																			
Willie Blair, R ERA: 6.32 (5, 1)	2.0 9 2 0 0 2 0 0 0 0 0 0 1 18 27 0.00 1.000																			
Mike Munoz, L ERA: 2.88 (7, 1)	1.0 4 1 1 1 1 0 0 0 0 0 0 1 11 17 9.00 1.000																			
Darren Holmes, R ERA: 6.0 (8, 1)	2.0 8 2 0 0 3 0 0 0 0 0 0 0 24 34 0.00 1.000																			

Batter	1	2	3	4	5	6	7	8	9	AB R H RBI BB SO LOB	BOTTOM											
Eric Young Sr., R OBP: 0.386, SLG: 0.448 (1, 7)										4 1 1 0 0 0 0	Chicago Cubs @ Colorado Rockies Mile High Stadium, Denver, CO Mon Jul 18 1994, 9:05 PM EDT Att: 63,438 - Unknown - 86 F livebaseballscores.com AB 31 R 3 H 5 RBI 3 BB 2 SO 2 LOB 8 											
Walt Weiss, S OBP: 0.357, SLG: 0.331 (1, 6)										4 0 1 1 0 0 0												
Dante Bichette, R OBP: 0.343, SLG: 0.567 (1, 9)										3 0 0 0 1 0 1												
Andres Galarraga, R OBP: 0.354, SLG: 0.587 (1, 3)										4 0 1 0 0 1 2												
Charlie Hayes, R OBP: 0.349, SLG: 0.433 (1, 5)										3 1 0 0 1 0 2												
Mike Kingsley, L OBP: 0.402, SLG: 0.513 (1, 8)										4 1 1 0 0 0 1												
Danny Sheaffer, R OBP: 0.303, SLG: 0.275 (1, 2)										3 0 0 1 0 0 1												
Nelson Liriano, S OBP: 0.370, SLG: 0.413 (1, 4)										3 0 1 1 0 1 0												
Mike Harkey, R OBP: 0.342, SLG: 0.482 (4, PH)										1 0 0 0 0 0 0												
John Vander Wal, L OBP: 0.298, SLG: 0.453 (5, 1)										1 0 0 0 0 0 0												
Willie Blair, R (5, 1)										0 0 0 0 0 0 0												
Mike Munoz, L (7, 1)										0 0 0 0 0 0 0												
Trenidad Hubbard, R (7, PH)										1 0 0 0 0 0 0												
Darren Holmes, R (8, 1)										0 0 0 0 0 0 0												
Inning Stats	R: 1 E: 0 K: 0 S: 12	H: 2 LOB: 1 BB: 0 P: 16	R: 1 E: 0 K: 1 S: 8	H: 1 LOB: 0 BB: 0 P: 12	R: 0 E: 0 K: 1 S: 7	H: 0 LOB: 1 BB: 1 P: 12	R: 1 E: 0 K: 0 S: 10	H: 1 LOB: 1 BB: 1 P: 18	R: 0 E: 0 K: 0 S: 5	H: 0 LOB: 0 BB: 0 P: 8	R: 0 E: 0 K: 0 S: 6	H: 1 LOB: 0 BB: 0 P: 10	R: 0 E: 0 K: 0 S: 11	H: 0 LOB: 0 BB: 0 P: 17	R: 0 E: 0 K: 0 S: 8	H: 0 LOB: 0 BB: 0 P: 11	R: 0 E: 0 K: 0 S: 6	H: 0 LOB: 0 BB: 0 P: 8	1B: 3 2B: 1 3B: 1 HR: 0	SF: 0 SAC: 0 DP: 1 HBP: 0	WP: 0 PB: 0 SB: 0 CS: 0	PA: 33
PITCHER	IP WLS BF H R ER SO BB IBB HBP BLK WP HR S P ERA WHIP															IP WLS BF H R ER SO BB IBB HBP BLK WP HR S P ERA WHIP						
Jim Bullinger, R ERA: 3.47 (1, 1)	9.0 W 33 5 3 3 2 2 0 0 0 0 0 0 73 112 3.00 0.778																					

Batter	1	2	3	4	5	6	7	8	9	AB	R	H	RBI	BB	SO	LOB	TOP				
José Hernández, R OBP: 0.317, SLG: 0.358	F7		SH1-3		P2	G5-3		P4		4	0	0	0	0	0	0	Chicago Cubs @ Colorado Rockies Mile High Stadium, Denver, CO Tue Jul 19 1994, 9:05 PM EDT Att: 70,493 - Unknown - 74 F				
Derrick May, L OBP: 0.330, SLG: 0.382 Jose Bautista, R (9, 1)	1B S 1B		F7		G4-3	F7		G4-3		5	1	1	0	0	0	1					
Mark Grace, L OBP: 0.362, SLG: 0.382	1B 1B		G4-3		2B E 1B		K	G6-3 1B		5	2	3	0	0	1	1					
Sammy Sosa, R OBP: 0.331, SLG: 0.548	CS 1B				HR		K	G6-3		5	2	3	2	0	1	1					
Glenallen Hill, R OBP: 0.373, SLG: 0.481	P5				CS 1B		1B BB	1B BB		3	1	2	2	2	0	2					
Rick Wilkins, L OBP: 0.310, SLG: 0.372					BLK FC5-2 BB		1-2 1B	1-2 1B		4	0	3	2	1	1	0					
Steve Buechele, R OBP: 0.328, SLG: 0.395	G4-3				FC5-2 BLK 1B		1-2 HBP	1-2 1B		4	0	1	0	0	1	4					
Rey Sanchez, R OBP: 0.344, SLG: 0.323	G5-3				FC5-2 1B		1-2 HBP	G1-3		4	0	0	0	0	0	4					
Steve Trachsel, R OBP: 0.214, SLG: 0.220 Karl Rhodes, L OBP: 0.322, SLG: 0.394			SH1-3 1B		G5-3		G4-3	K		4	0	1	0	0	1	2					
										0	0	0	0	0	0	0					
Inning Stats	R: 1 E: 0 K: 0 S: 13	H: 3 LOB: 1 BB: 0 P: 22	R: 0 E: 0 K: 1 S: 9	H: 0 LOB: 0 BB: 0 P: 15	R: 0 E: 0 K: 0 S: 7	H: 1 LOB: 1 BB: 0 P: 9	R: 1 E: 0 K: 0 S: 10	H: 3 LOB: 2 BB: 1 P: 19	R: 3 E: 1 K: 0 S: 14	H: 4 LOB: 2 BB: 0 P: 19	R: 0 E: 0 K: 2 S: 13	H: 1 LOB: 2 BB: 1 P: 22	R: 0 E: 0 K: 1 S: 9	H: 0 LOB: 0 BB: 0 P: 11	R: 1 E: 0 K: 1 S: 15	H: 2 LOB: 2 BB: 1 P: 20	1B: 11 2B: 2 3B: 0 HR: 1	SF: 0 SAC: 1 DP: 0 HBP: 1	WP: 0 PA: 43 PB: 0 SB: 1 CS: 2		
PITCHER	IP WLS BF H R ER SO BB IBB HBP BLK WP HR S P ERA WHIP																				
David Nied, R ERA: 4.46	4.2 L 25 11 5 4 1 1 0 0 0 0 0 1 52 82 7.71 2.571																				
Curt Leskanic, R ERA: 4.53	1.1 4 0 0 0 0 0 0 0 0 0 0 0 0 8 11 0.00 0.000																				
Willie Blair, R ERA: 6.1	2.0 8 1 0 0 3 1 0 0 0 0 0 0 0 22 33 0.00 1.000																				
Mike Munoz, L ERA: 3.07	0.1 2 1 1 1 0 0 0 0 0 0 0 0 0 6 6 27.00 3.000																				
Steve Reed, R ERA: 3.71	0.2 4 1 0 0 1 1 0 0 0 0 0 0 0 9 14 0.00 3.000																				
Batter	1	2	3	4	5	6	7	8	9	AB	R	H	RBI	BB	SO	LOB	BOTTOM				
Eric Young Sr., R OBP: 0.384, SLG: 0.441	K BB			G1-3		F9		G4-3		3	0	0	0	1	0	1	Chicago Cubs @ Colorado Rockies Mile High Stadium, Denver, CO Tue Jul 19 1994, 9:05 PM EDT Att: 70,493 - Unknown - 74 F				
Watt Weiss, S OBP: 0.353, SLG: 0.327	K			K		K		F8		4	0	0	0	0	3	2					
Dante Bichette, R OBP: 0.344, SLG: 0.569	G5-3			G4-3		L6 SF7 1B		2B		4	1	2	0	0	0	0					
Andres Galarraga, R OBP: 0.357, SLG: 0.589	L5-3 1B			1B		1B		G5-3		4	0	3	0	0	0	1					
Charlie Hayes, R OBP: 0.346, SLG: 0.428	F8			F9		L8		K		4	0	0	0	0	1	5					
Mike Kingery, L OBP: 0.398, SLG: 0.509	L5-3			P4		SF7				2	0	0	1	0	0	2					
Jayhawk Owens, R OBP: 0.429, SLG: 0.600				K		P3		F9		3	0	0	0	0	1	2					
Nelson Liriano, S OBP: 0.365, SLG: 0.406				K		F7		P5		3	0	0	0	0	1	0					
David Nied, R OBP: 0.135, SLG: 0.111 Curt Leskanic, R OBP: 0.220, SLG: 0.292 Trenidad Hudson, R OBP: 0.300, SLG: 0.714 Willie Blair, R OBP: 0.266, SLG: 0.647 John Vander Wal, L OBP: 0.266, SLG: 0.647 Mike Munoz, L Steve Reed, R	G4-3			G4-3		3B		G4-3		1	0	0	0	0	0	0					
										0	0	0	0	0	0	0					
Inning Stats	R: 0 E: 0 K: 1 S: 4	H: 0 LOB: 0 BB: 1 P: 9	R: 0 E: 0 K: 0 S: 6	H: 1 LOB: 0 BB: 0 P: 9	R: 0 E: 0 K: 2 S: 13	H: 0 LOB: 0 BB: 0 P: 18	R: 0 E: 0 K: 1 S: 7	H: 0 LOB: 0 BB: 0 P: 10	R: 0 E: 0 K: 1 S: 12	H: 1 LOB: 1 BB: 0 P: 15	R: 0 E: 0 K: 1 S: 9	H: 1 LOB: 1 BB: 0 P: 14	R: 1 E: 0 K: 0 S: 8	H: 2 LOB: 1 BB: 0 P: 11	R: 0 E: 0 K: 0 S: 8	H: 0 LOB: 0 BB: 0 P: 13	R: 0 E: 0 K: 1 S: 9	H: 1 LOB: 1 BB: 0 P: 14	1B: 4 2B: 2 3B: 1 HR: 0	SF: 1 SAC: 0 DP: 1 HBP: 0	WP: 0 PA: 32 PB: 0 SB: 0 CS: 0
PITCHER	IP WLS BF H R ER SO BB IBB HBP BLK WP HR S P ERA WHIP																				
Steve Trachsel, R ERA: 3.41	8.0 W 28 5 1 1 5 1 0 0 0 0 0 0 0 67 99 1.12 0.750																				
Jose Bautista, R ERA: 3.97	1.0 4 1 0 0 1 0 0 0 0 0 0 0 0 9 14 0.00 1.000																				
																					

Batter	1	2	3	4	5	6	7	8	9	AB	R	H	RBI	BB	SO	LOB	TOP				
José Hernández, R <small>(1, 6)</small> <small>OBP: 0.330, SLG: 0.390</small>										5	2	3	0	0	0	1					
Derrick May, L <small>(1, 7)</small> <small>ERA: 5.33</small>										3	0	0	2	0	0	1					
Mike Matuszian, L <small>(6, PH)</small> <small>OBP: 0.382, SLG: 0.465</small>										0	1	0	0	1	0	0					
Mark Grace, L <small>(1, 3)</small> <small>OBP: 0.368, SLG: 0.397</small>										5	2	4	3	0	0	2					
Sammy Sosa, R <small>(1, 9)</small> <small>OBP: 0.332, SLG: 0.563</small>										5	2	2	4	0	0	2					
Glenallen Hill, R <small>(1, 8)</small> <small>OBP: 0.373, SLG: 0.479</small>										5	0	2	0	0	2	1					
Mark Parent, R <small>(1, 2)</small> <small>OBP: 0.393, SLG: 0.474</small>										5	0	1	0	0	1	2					
Steve Buechele, R <small>(1, 5)</small> <small>OBP: 0.326, SLG: 0.391</small>										5	0	1	0	0	2	2					
Todd Haney, R <small>(1, 4)</small> <small>OBP: 0.143, SLG: 0.143</small>										5	0	1	0	0	0	3					
Willie Banks, R <small>(1, 1)</small> <small>OBP: 0.158, SLG: 0.162</small>										2	1	1	0	0	0	0					
Randy Veres, R <small>(6, PH)</small>										0	0	0	0	0	0	0					
Karl Rhodes, L <small>(8, PH)</small> <small>OBP: 0.324, SLG: 0.396</small>										1	1	1	0	0	0	0					
Inning Stats	<small>R: 3</small> <small>E: 0</small> <small>K: 0</small> <small>S: 15</small>	<small>H: 5</small> <small>LOB: 2</small> <small>BB: 0</small> <small>P: 25</small>	<small>R: 2</small> <small>E: 0</small> <small>K: 0</small> <small>S: 17</small>	<small>H: 3</small> <small>LOB: 1</small> <small>BB: 0</small> <small>P: 24</small>	<small>R: 0</small> <small>E: 0</small> <small>K: 0</small> <small>S: 8</small>	<small>H: 0</small> <small>LOB: 0</small> <small>BB: 0</small> <small>P: 10</small>	<small>R: 0</small> <small>E: 0</small> <small>K: 0</small> <small>S: 4</small>	<small>H: 0</small> <small>LOB: 0</small> <small>BB: 0</small> <small>P: 8</small>	<small>R: 2</small> <small>E: 0</small> <small>K: 3</small> <small>S: 15</small>	<small>H: 2</small> <small>LOB: 0</small> <small>BB: 0</small> <small>P: 20</small>	<small>R: 0</small> <small>E: 0</small> <small>K: 0</small> <small>S: 10</small>	<small>H: 2</small> <small>LOB: 2</small> <small>BB: 1</small> <small>P: 17</small>	<small>R: 0</small> <small>E: 0</small> <small>K: 0</small> <small>S: 10</small>	<small>H: 1</small> <small>LOB: 1</small> <small>BB: 0</small> <small>P: 14</small>	<small>R: 2</small> <small>E: 0</small> <small>K: 0</small> <small>S: 13</small>	<small>H: 2</small> <small>LOB: 1</small> <small>BB: 1</small> <small>P: 19</small>	<small>R: 0</small> <small>E: 0</small> <small>K: 2</small> <small>S: 12</small>	<small>H: 1</small> <small>LOB: 1</small> <small>BB: 0</small> <small>P: 22</small>	<small>1B: 10</small> <small>2B: 3</small> <small>3B: 1</small> <small>HR: 2</small>	<small>SF: 0</small> <small>SAC: 1</small> <small>DP: 0</small> <small>HBP: 0</small>	<small>WP: 0</small> <small>PA: 44</small>
PITCHER	<small>IP</small> <small>WLS</small> <small>BF</small> <small>H</small> <small>R</small> <small>ER</small> <small>SO</small>	<small>BB</small> <small>IBB</small> <small>HBP</small> <small>BLK</small> <small>WP</small> <small>HR</small> <small>S</small> <small>P</small>	<small>ERA</small> <small>WHIP</small>	Kevin Ritz, R <small>(1, 1)</small> <small>ERA: 5.53</small>	<small>IP</small> <small>WLS</small> <small>BF</small> <small>H</small> <small>R</small> <small>ER</small> <small>SO</small>	<small>BB</small> <small>IBB</small> <small>HBP</small> <small>BLK</small> <small>WP</small> <small>HR</small> <small>S</small> <small>P</small>	<small>ERA</small> <small>WHIP</small>	Bruce Ruffin, L <small>(9, 1)</small> <small>ERA: 3.83</small>													
Greg Harris, R <small>(2, 1)</small> <small>ERA: 7.0</small>	<small>IP</small> <small>WLS</small> <small>BF</small> <small>H</small> <small>R</small> <small>ER</small> <small>SO</small>	<small>BB</small> <small>IBB</small> <small>HBP</small> <small>BLK</small> <small>WP</small> <small>HR</small> <small>S</small> <small>P</small>	<small>ERA</small> <small>WHIP</small>	Darren Holmes, R <small>(5, 1)</small> <small>ERA: 6.35</small>	<small>IP</small> <small>WLS</small> <small>BF</small> <small>H</small> <small>R</small> <small>ER</small> <small>SO</small>	<small>BB</small> <small>IBB</small> <small>HBP</small> <small>BLK</small> <small>WP</small> <small>HR</small> <small>S</small> <small>P</small>	<small>ERA</small> <small>WHIP</small>	Mike Munoz, L <small>(6, 1)</small> <small>ERA: 3.02</small>	<small>IP</small> <small>WLS</small> <small>BF</small> <small>H</small> <small>R</small> <small>ER</small> <small>SO</small>	<small>BB</small> <small>IBB</small> <small>HBP</small> <small>BLK</small> <small>WP</small> <small>HR</small> <small>S</small> <small>P</small>	<small>ERA</small> <small>WHIP</small>	Steve Reed, R <small>(7, 1)</small> <small>ERA: 3.9</small>									

Chicago Cubs @ Colorado Rockies
Mile High Stadium, Denver, CO
Wed Jul 20 1994, 5:33 AM EDT
Att: 60,173 - Overcast - 68 F

AB	41
R	9
H	16
RBI	9
BB	2
SO	5
LOB	14



Batter	1	2	3	4	5	6	7	8	9	AB	R	H	RBI	BB	SO	LOB	BOTTOM				
Trenidad Hubbard, R <small>(1, 7)</small> <small>OBP: 0.482, SLG: 0.818</small>										4	1	1	2	1	0	4					
Bruce Ruffin, S <small>(9, 1)</small> <small>OBP: 0.400, SLG: 0.250</small>										4	0	1	0	1	0	1					
Walt Weiss, S <small>(1, 6)</small> <small>OBP: 0.354, SLG: 0.326</small>										5	0	0	0	0	0	2					
Dante Bichette, R <small>(1, 9)</small> <small>OBP: 0.340, SLG: 0.562</small>										5	0	0	0	0	0	2					
Andres Galarraga, R <small>(1, 3)</small> <small>OBP: 0.355, SLG: 0.584</small>										5	0	1	0	0	1	2					
Charlie Hayes, R <small>(1, 5)</small> <small>OBP: 0.346, SLG: 0.429</small>										4	1	1	0	1	0	1					
Mike Kingsley, L <small>(1, 8)</small> <small>OBP: 0.395, SLG: 0.506</small>										3	2	1	0	1	0	1					
Vinny Castilla, R <small>(9, PH)</small> <small>OBP: 0.347, SLG: 0.511</small>										1	0	0	0	0	1	2					
Danny Sheaffer, R <small>(1, 2)</small> <small>OBP: 0.311, SLG: 0.269</small>										2	2	0	0	2	1	2					
Nelson Liriano, S <small>(1, 4)</small> <small>OBP: 0.372, SLG: 0.421</small>										3	1	2	3	1	0	1					
Kevin Ritz, R <small>(1, 1)</small> <small>ERA: 5.07</small>	<small>IP</small> <small>WLS</small> <small>BF</small> <small>H</small> <small>R</small> <small>ER</small> <small>SO</small>	<small>BB</small> <small>IBB</small> <small>HBP</small> <small>BLK</small> <small>WP</small> <small>HR</small> <small>S</small> <small>P</small>	<small>ERA</small> <small>WHIP</small>	Randy Veres, R <small>(6, 1)</small> <small>ERA: 3.61</small>	<small>IP</small> <small>WLS</small> <small>BF</small> <small>H</small> <small>R</small> <small>ER</small> <small>SO</small>	<small>BB</small> <small>IBB</small> <small>HBP</small> <small>BLK</small> <small>WP</small> <small>HR</small> <small>S</small> <small>P</small>	<small>ERA</small> <small>WHIP</small>	Chuck Crim, R <small>(8, 1)</small> <small>ERA: 3.61</small>	<small>IP</small> <small>WLS</small> <small>BF</small> <small>H</small> <small>R</small> <small>ER</small> <small>SO</small>	<small>BB</small> <small>IBB</small> <small>HBP</small> <small>BLK</small> <small>WP</small> <small>HR</small> <small>S</small> <small>P</small>	<small>ERA</small> <small>WHIP</small>	Jose Bautista, R <small>(8, 1)</small> <small>ERA: 3.9</small>	<small>IP</small> <small>WLS</small> <small>BF</small> <small>H</small> <small>R</small> <small>ER</small> <small>SO</small>	<small>BB</small> <small>IBB</small> <small>HBP</small> <small>BLK</small> <small>WP</small> <small>HR</small> <small>S</small> <small>P</small>	<small>ERA</small> <small>WHIP</small>	Dan Plesac, L <small>(9, 1)</small> <small>ERA: 4.82</small>					
Inning Stats	<small>R: 0</small> <small>E: 0</small> <small>K: 0</small> <small>S: 13</small>	<small>H: 1</small> <small>LOB: 1</small> <small>BB: 0</small> <small>P: 19</small>	<small>R: 3</small> <small>E: 0</small> <small>K: 0</small> <small>S: 14</small>	<small>H: 1</small> <small>LOB: 1</small> <small>BB: 3</small> <small>P: 31</small>	<small>R: 0</small> <small>E: 0</small> <small>K: 0</small> <small>S: 4</small>	<small>H: 0</small> <small>LOB: 0</small> <small>BB: 0</small> <small>P: 6</small>	<small>R: 3</small> <small>E: 0</small> <small>K: 1</small> <small>S: 14</small>	<small>H: 3</small> <small>LOB: 0</small> <small>BB: 0</small> <small>P: 21</small>	<small>R: 0</small> <small>E: 0</small> <small>K: 0</small> <small>S: 6</small>	<small>H: 1</small> <small>LOB: 0</small> <small>BB: 0</small> <small>P: 13</small>	<small>R: 1</small> <small>E: 0</small> <small>K: 0</small> <small>S: 7</small>	<small>H: 1</small> <small>LOB: 1</small> <small>BB: 2</small> <small>P: 20</small>	<small>R: 0</small> <small>E: 0</small> <small>K: 0</small> <small>S: 5</small>	<small>H: 0</small> <small>LOB: 0</small> <small>BB: 0</small> <small>P: 6</small>	<small>R: 1</small> <small>E: 0</small> <small>K: 0</small> <small>S: 12</small>	<small>H: 3</small> <small>LOB: 2</small> <small>BB: 0</small> <small>P: 19</small>	<small>R: 0</small> <small>E: 0</small> <small>K: 2</small> <small>S: 14</small>	<small>H: 0</small> <small>LOB: 2</small> <small>BB: 2</small> <small>P: 28</small>	<small>1B: 6</small> <small>2B: 2</small> <small>3B: 1</small> <small>HR: 1</small>	<small>SF: 0</small> <small>SAC: 0</small> <small>DP: 1</small> <small>HBP: 0</small>	<small>WP: 0</small> <small>PA: 43</small>
PITCHER	<small>IP</small> <small>WLS</small> <small>BF</small> <small>H</small> <small>R</small> <small>ER</small> <small>SO</small>	<small>BB</small> <small>IBB</small> <small>HBP</small> <small>BLK</small> <small>WP</small> <small>HR</small> <small>S</small> <small>P</small>	<small>ERA</small> <small>WHIP</small>	Willie Banks, R <small>(1, 1)</small> <small>ERA: 5.07</small>	<small>IP</small> <small>WLS</small> <small>BF</small> <small>H</small> <small>R</small> <small>ER</small> <small>SO</small>	<small>BB</small> <small>IBB</small> <small>HBP</small> <small>BLK</small> <small>WP</small> <small>HR</small> <small>S</small> <small>P</small>	<small>ERA</small> <small>WHIP</small>	Randy Veres, R <small>(6, 1)</small> <small>ERA: 3.61</small>	<small>IP</small> <small>WLS</small> <small>BF</small> <small>H</small> <small>R</small> <small>ER</small> <small>SO</small>	<small>BB</small> <small>IBB</small> <small>HBP</small> <small>BLK</small> <small>WP</small> <small>HR</small> <small>S</small> <small>P</small>	<small>ERA</small> <small>WHIP</small>	Chuck Crim, R <small>(8, 1)</small> <small>ERA: 3.61</small>	<small>IP</small> <small>WLS</small> <small>BF</small> <small>H</small> <small>R</small> <small>ER</small> <small>SO</small>	<small>BB</small> <small>IBB</small> <small>HBP</small> <small>BLK</small> <small>WP</small> <small>HR</small> <small>S</small> <small>P</small>	<small>ERA</small> <small>WHIP</small>	Jose Bautista, R <small>(8, 1)</small> <small>ERA: 3.9</small>	<small>IP</small> <small>WLS</small> <small>BF</small> <small>H</small> <small>R</small> <small>ER</small> <small>SO</small>	<small>BB</small> <small>IBB</small> <small>HBP</small> <small>BLK</small> <small>WP</small> <small>HR</small> <small>S</small> <small>P</small>	<small>ERA</small> <small>WHIP</small>	Dan Plesac, L <small>(9, 1)</small> <small>ERA: 4.82</small>	

Chicago Cubs @ Colorado Rockies
Mile High Stadium, Denver, CO
Wed Jul 20 1994, 5:33 AM EDT
Att: 60,173 - Overcast - 68 F

AB	35
R	8
H	10
RBI	8
BB	7
SO	3
LOB	16



Batter	1	2	3	4	5	6	7	8	9	AB R H RBI BB SO LOB	TOP															
Jerry Browne, S OBP: 0.391, SLG: 0.377 (1, 5)										3 1 2 1 1 1 0	Florida Marlins @ Colorado Rockies Mile High Stadium, Denver, CO Fri Jul 22 1994, 9:05 PM EDT Att: 58,613 - Unknown - 93 F livebaseballscorecards.com															
Chuck Carr, S OBP: 0.302, SLG: 0.319 (1, 8)										3 1 0 0 1 1 2																
Gary Sheffield, R OBP: 0.383, SLG: 0.586 (1, 9)										3 0 0 0 1 2 2																
Jeff Conine, R OBP: 0.381, SLG: 0.532 (1, 3)										4 0 2 1 0 1 1																
Carl Everett, S OBP: 0.299, SLG: 0.353 Mario Diaz, R OBP: 0.420, SLG: 0.556 (6, PH) (6, 5)										2 0 0 0 0 0 2 2 1 1 0 0 1 1																
Benito Santiago, R OBP: 0.328, SLG: 0.410 (1, 2)										4 1 1 2 0 0 2																
Kurt Abbott, R OBP: 0.285, SLG: 0.378 (1, 6)										4 0 0 0 0 0 0																
Bret Barberie, S OBP: 0.347, SLG: 0.388 (1, 4)										4 0 0 0 0 1 0																
Pat Rapp, R OBP: 0.114, SLG: 0.143 (1, 1)										3 0 0 0 0 1 0																
Inning Stats	R: 2 E: 0 K: 0 S: 19	H: 2 LOB: 1 BB: 2 P: 33	R: 0 E: 0 K: 1 S: 5	H: 0 LOB: 0 BB: 0 P: 7	R: 0 E: 0 K: 1 S: 10	H: 1 LOB: 1 BB: 0 P: 15	R: 0 E: 0 K: 0 S: 6	H: 0 LOB: 0 BB: 0 P: 11	R: 0 E: 0 K: 1 S: 8	H: 1 LOB: 1 BB: 0 P: 21		R: 0 E: 0 K: 1 S: 8	H: 0 LOB: 0 BB: 0 P: 11	R: 0 E: 0 K: 1 S: 9	H: 0 LOB: 1 BB: 1 P: 16	R: 2 E: 0 K: 1 S: 14	H: 2 LOB: 0 BB: 0 P: 24	1B: 3 2B: 0 3B: 1 HR: 2	SF: 0 SAC: 0 DP: 1 HBP: 0	WP: 0 PA: 35 PB: 0 SB: 1 CS: 0						
PITCHER	IP WLS BF H R ER SO BB IBB HBP BLK WP HR S P ERA WHIP											IP WLS BF H R ER SO BB IBB HBP BLK WP HR S P ERA WHIP														
Lance Painter, L ERA: 5.43 Greg Harris, R ERA: 6.87 Willie Blair, R ERA: 6.3	(1, 1) (7, 1) (9, 1)	6.0 2.0 1.0	L 7 5	23 0 2	4 0 2	2 0 2	5 2 1	2 1 0	0 0 0	0 0 0	0 1 0	1 0 0	60 17 14	98 27 24	3.00 0.00 18.00	1.000 0.500 2.000										

Batter	1	2	3	4	5	6	7	8	9	AB R H RBI BB SO LOB	BOTTOM																
Eric Young Sr., R OBP: 0.389, SLG: 0.439 (1, 7)										2 0 0 0 2 0 1	Florida Marlins @ Colorado Rockies Mile High Stadium, Denver, CO Fri Jul 22 1994, 9:05 PM EDT Att: 58,613 - Unknown - 93 F livebaseballscorecards.com																
Walt Weiss, S OBP: 0.353, SLG: 0.325 (1, 6)										4 0 1 0 0 1 0																	
Dante Bichette, R OBP: 0.340, SLG: 0.561 (1, 9)										4 0 1 0 0 1 2																	
Andres Galarraga, R OBP: 0.353, SLG: 0.580 (1, 3)										3 0 0 0 0 0 3																	
Charlie Hayes, R OBP: 0.344, SLG: 0.425 (1, 5)										3 0 0 0 0 0 1																	
Mike Kingery, L OBP: 0.392, SLG: 0.508 (1, 8)										3 0 1 0 0 0 0																	
Danny Sheaffer, R OBP: 0.305, SLG: 0.235 John Vander Wal, L OBP: 0.310, SLG: 0.455 Greg Harris, R OBP: 0.325, SLG: 0.432 Trenidad Hubbard, R OBP: 0.429, SLG: 0.750 Willie Blair, R (9, 1)	(1, 2) (6, PH) (7, 1) (8, PH) (9, 1)	1.1 2.0 1.0	W 7 5	30 0 2	3 0 2	0 0 2	8 0 13	3 0 6	0 0 1	0 0 0		0 0 0	0 0 0	71 14	114	0.00 0.667											
Inning Stats	R: 0 E: 0 K: 1 S: 8	H: 1 LOB: 1 BB: 1 P: 14	R: 0 E: 0 K: 1 S: 8	H: 0 LOB: 0 BB: 0 P: 13	R: 0 E: 0 K: 1 S: 6	H: 0 LOB: 0 BB: 1 P: 11	R: 0 E: 0 K: 0 S: 8	H: 0 LOB: 0 BB: 0 P: 13	R: 0 E: 0 K: 1 S: 6	H: 0 LOB: 0 BB: 0 P: 9		R: 0 E: 0 K: 1 S: 10	H: 0 LOB: 0 BB: 1 P: 17	R: 0 E: 0 K: 1 S: 8	H: 1 LOB: 1 BB: 0 P: 9	R: 0 E: 0 K: 2 S: 11	H: 1 LOB: 1 BB: 0 P: 20	R: 0 E: 0 K: 0 S: 6	H: 0 LOB: 0 BB: 0 P: 8	1B: 1 2B: 2 3B: 0 HR: 0	SF: 0 SAC: 0 DP: 2 HBP: 0	WP: 0 PA: 31 PB: 0 SB: 0 CS: 1					
PITCHER	IP WLS BF H R ER SO BB IBB HBP BLK WP HR S P ERA WHIP											IP WLS BF H R ER SO BB IBB HBP BLK WP HR S P ERA WHIP															
Pat Rapp, R ERA: 3.78	(1, 1)	9.0	W	30	3	0	0	8	3	0		0	0	71	114	0.00	0.667										

Florida Marlins @ Colorado Rockies
 Mile High Stadium, Denver, CO
 Fri Jul 22 1994, 9:05 PM EDT
 Att: 58,613 - Unknown - 93 F

AB	32
R	4
H	6
RBI	4
BB	3
SO	8
LOB	10

Florida Marlins @ Colorado Rockies
 Mile High Stadium, Denver, CO
 Fri Jul 22 1994, 9:05 PM EDT
 Att: 58,613 - Unknown - 93 F

AB	27
R	0
H	3
RBI	0
BB	3
SO	8
LOB	10



Batter	1	2	3	4	5	6	7	8	9	AB	R	H	RBI	BB	SO	LOB	TOP			
Jerry Browne, S OBP: 0.389, SLG: 0.379	G3			F7		B1 2B	G4-3			4	0	1	0	0	0	2	Florida Marlins @ Colorado Rockies Mile High Stadium, Denver, CO Sat Jul 23 1994, 9:05 PM EDT Att: 70,289 - Unknown			
Chuck Carr, S OBP: 0.299, SLG: 0.316	F7			G6-3		B1 2-3		K	4	0	0	0	0	1	1					
Gary Sheffield, R OBP: 0.377, SLG: 0.576	G6-3			E5 1B		F7		K	4	0	0	0	0	1	1					
Jeff Conine, R OBP: 0.385, SLG: 0.535								K	4	1	3	0	0	1	0					
Matias Carrillo, L OBP: 0.295, SLG: 0.306																				
Mario Diaz, R OBP: 0.412, SLG: 0.543	G4-6-3			G3					G1-3	3	1	1	0	0	0					
Benito Santiago, R OBP: 0.327, SLG: 0.408									G6-3	4	0	1	0	0	0					
Bret Barberie, S OBP: 0.349, SLG: 0.390				G3		G4-6-3 1B			HR 1B	4	1	2	1	0	0					
Kurt Abbott, R OBP: 0.285, SLG: 0.388				G6-3		G5-3			HR	3	1	1	3	0	0					
Rich Scheid, L Richie Lewis, R Greg O'Halloran, L Terry Mathews, R Alex Arias, R John Johnstone, R Rob Natal, R	G4-3			G4-3		P5			K	1	0	0	0	0	0					
Inning Stats	R: 0 E: 0 K: 0 S: 8	H: 0 LOB: 0 BB: 0 P: 10	R: 0 E: 0 K: 0 S: 5	H: 1 LOB: 0 BB: 0 P: 7	R: 0 E: 0 K: 0 S: 5	H: 0 LOB: 0 BB: 0 P: 9	R: 0 E: 1 K: 0 S: 11	H: 1 LOB: 2 BB: 0 P: 15	R: 0 E: 0 K: 0 S: 6	H: 1 LOB: 1 BB: 0 P: 12	R: 2 E: 0 K: 0 S: 14	H: 4 LOB: 2 BB: 0 P: 18	R: 0 E: 0 K: 3 S: 10	H: 0 LOB: 0 BB: 0 P: 13	R: 2 E: 0 K: 1 S: 12	H: 2 LOB: 0 BB: 0 P: 17	1B: 7 2B: 2 3B: 0 HR: 1	SF: 1 SAC: 0 DP: 2 HBP: 0	WP: 0 PB: 0 SB: 0 CS: 0	PA: 36
PITCHER	IP WLS BF H R ER SO BB IBB HBP BLK WP HR S P ERA WHIP																			
Marvin Freeman, R ERA: 3.01	(1, 1) 6.2 W 27 8 2 2 0 0 0 0 0 0 0 0 0 55 77 2.70 1.200																			
Mike Munoz, L ERA: 2.99	(7, 1) 0.2 2 0 0 0 1 0 0 0 0 0 0 0 5 6 0.00 0.000																			
Steve Reed, R ERA: 3.86	(8, 1) 0.2 2 0 0 0 2 0 0 0 0 0 0 0 7 10 0.00 0.000																			
Bruce Ruffin, L ERA: 4.13	(9, 1) 1.0 S 5 2 2 2 1 0 0 0 0 0 0 1 12 17 18.00 2.000																			

Batter	1	2	3	4	5	6	7	8	9	AB	R	H	RBI	BB	SO	LOB	BOTTOM			
Trenidad Hubbard, R OBP: 0.333, SLG: 0.563	B2-3			G6-3		E5 FC4 FC5-2	K			4	0	0	0	0	1	1	Florida Marlins @ Colorado Rockies Mile High Stadium, Denver, CO Sat Jul 23 1994, 9:05 PM EDT Att: 70,289 - Unknown			
Mike Kingery, L OBP: 0.401, SLG: 0.508										0	0	0	0	1	0					
Walt Weiss, S OBP: 0.349, SLG: 0.321	K			G6-3		FC4 HR				5	1	0	0	0	2					
Dante Bichette, R OBP: 0.341, SLG: 0.564	P4					FC5-2 HR				3	1	1	0	1	0					
Andres Galarraga, R OBP: 0.357, SLG: 0.596				G6-3		HR				4	2	3	4	0	0					
Charlie Hayes, R OBP: 0.343, SLG: 0.431						G6-3 HR				4	1	1	1	0	0					
Eric Young Sr., R OBP: 0.400, SLG: 0.445										2	0	2	0	2	0					
Vinny Castilla, R OBP: 0.352, SLG: 0.510										4	0	2	0	0	2					
Jayhawk Owens, R OBP: 0.273, SLG: 0.333										4	0	0	0	0	2					
Marvin Freeman, R OBP: 0.167, SLG: 0.182										3	0	0	0	0	0					
Richie Lewis, R ERA: 4.22	L9									0	0	0	0	0	0					
Howard Johnson, S OBP: 0.324, SLG: 0.430										1	0	0	0	0	0					
Bruce Ruffin, S OBP: 0.400, SLG: 0.250										0	0	0	0	0	0					
Inning Stats	R: 0 E: 0 K: 1 S: 7	H: 0 LOB: 0 BB: 0 P: 12	R: 1 E: 0 K: 0 S: 11	H: 3 LOB: 2 BB: 0 P: 18	R: 0 E: 0 K: 0 S: 7	H: 1 LOB: 1 BB: 0 P: 14	R: 0 E: 0 K: 1 S: 8	H: 0 LOB: 1 BB: 1 P: 14	R: 4 E: 2 K: 0 S: 21	H: 3 LOB: 0 BB: 0 P: 32	R: 0 E: 0 K: 2 S: 14	H: 1 LOB: 1 BB: 0 P: 18	R: 0 E: 0 K: 1 S: 13	H: 1 LOB: 3 BB: 2 P: 25	R: 0 E: 1 K: 2 S: 11	H: 0 LOB: 1 BB: 1 P: 15	1B: 5 2B: 0 3B: 1 HR: 3	SF: 0 SAC: 0 DP: 0 HBP: 0	WP: 0 PB: 0 SB: 1 CS: 0	PA: 39
PITCHER	IP WLS BF H R ER SO BB IBB HBP BLK WP HR S P ERA WHIP																			
Rich Scheid, L ERA: 2.0	(1, 1) 4.2 L 24 7 5 1 2 0 0 0 0 0 0 0 0 0 0 0.00 0.000																			
Richie Lewis, R ERA: 4.22	(5, 1) 0.1 0 0 0 0 0 0 0 0 0 0 0 0 0 0 0 0.00 0.000																			
Terry Mathews, R ERA: 3.38	(6, 1) 1.0 4 1 0 0 2 0 0 0 0 0 0 0 14 18 0.00 1.000																			
John Johnstone, R ERA: 4.5	(7, 1) 2.0 10 1 0 0 3 2 1 0 0 0 0 0 24 40 0.00 1.500																			



Batter	1	2	3	4	5	6	7	8	9	AB	R	H	RBI	BB	SO	LOB	TOP		
Walt Weiss, S OBP: 0.349, SLG: 0.319 (1,6)	F8		K		F7		G5-4-3		FC6-4 1B	5	0	1	0	0	1	1	Colorado Rockies @ San Diego Padres Jack Murphy Stadium, San Diego, CA Mon Jul 25 1994, 10:05 PM EDT Att. 9,195 - Unknown - 74 F		
Eric Young Sr., R OBP: 0.389, SLG: 0.429 (1,7)	K		G5-3		K			1B BB	FC6-4 S	4	1	0	0	1	2	2			
Dante Bichette, R OBP: 0.343, SLG: 0.567 (1,9)	HR 1B		E		G4-3			F8 1B 1B	K	5	1	3	0	0	1	2			
Andres Galarraga, R OBP: 0.357, SLG: 0.599 (1,3)	1H HR		E6		K2-3			P3		4	1	1	2	0	1	3			
Mike Kingery, L OBP: 0.400, SLG: 0.516 (1,8)	K		P4		F9			1-2 2H 1B		4	0	1	1	0	1	2			
Charlie Hayes, R OBP: 0.336, SLG: 0.425 (1,5)					G6-3			F8		4	0	1	0	0	1	2			
Danny Sheaffer, R OBP: 0.293, SLG: 0.293 (1,2)					P6			G5-3		4	1	1	1	0	1	3			
Bruce Ruffin, S OBP: 0.400, SLG: 0.250 (8,1)	K				HR					0	0	0	0	0	0	0			
Nelson Liriano, S OBP: 0.367, SLG: 0.415 (1,4)	K				K			F9		3	0	0	0	1	2	1			
Kevin Ritz, R Howard Johnson, S Greg Harris, R Mike Munoz, L Steve Reed, R Jayhawk Owens, R OBP: 0.400, SLG: 0.415 (1,1) (7,PH) (7,1) (7,1) (8,1) (8,2)	K				K			G5-4-3 1B	FC6-4 1B BB	2	0	0	0	0	2	2			
Inning Stats	R: 2 E: 0 K: 2 S: 10	H: 2 LOB: 0 BB: 0 P: 16	R: 0 E: 0 K: 3 S: 14	H: 1 LOB: 1 BB: 0 P: 19	R: 0 E: 1 K: 1 S: 12	H: 1 LOB: 2 BB: 0 P: 17	R: 0 E: 0 K: 1 S: 11	H: 0 LOB: 1 BB: 1 P: 20	R: 0 E: 0 K: 2 S: 10	H: 0 LOB: 0 BB: 0 P: 11	R: 1 E: 0 K: 1 S: 9	H: 2 LOB: 0 BB: 0 P: 14	R: 1 E: 0 K: 0 S: 8	H: 2 LOB: 2 BB: 1 P: 17	R: 0 E: 0 K: 1 S: 10	H: 1 LOB: 2 BB: 1 P: 21	1B: 6 2B: 1 3B: 0 HR: 2	SF: 0 SAC: 0 DP: 1 HBP: 0	WP: 0 PA: 39 PB: 0 SB: 1 CS: 0
PITCHER	IP WLS BF H R ER SO BB IBB HBP BLK WP HR S P ERA WHIP	IP WLS BF H R ER SO BB IBB HBP BLK WP HR S P ERA WHIP	IP WLS BF H R ER SO BB IBB HBP BLK WP HR S P ERA WHIP	IP WLS BF H R ER SO BB IBB HBP BLK WP HR S P ERA WHIP	IP WLS BF H R ER SO BB IBB HBP BLK WP HR S P ERA WHIP	IP WLS BF H R ER SO BB IBB HBP BLK WP HR S P ERA WHIP	IP WLS BF H R ER SO BB IBB HBP BLK WP HR S P ERA WHIP	IP WLS BF H R ER SO BB IBB HBP BLK WP HR S P ERA WHIP	IP WLS BF H R ER SO BB IBB HBP BLK WP HR S P ERA WHIP	IP WLS BF H R ER SO BB IBB HBP BLK WP HR S P ERA WHIP	IP WLS BF H R ER SO BB IBB HBP BLK WP HR S P ERA WHIP	IP WLS BF H R ER SO BB IBB HBP BLK WP HR S P ERA WHIP	IP WLS BF H R ER SO BB IBB HBP BLK WP HR S P ERA WHIP	IP WLS BF H R ER SO BB IBB HBP BLK WP HR S P ERA WHIP	IP WLS BF H R ER SO BB IBB HBP BLK WP HR S P ERA WHIP	IP WLS BF H R ER SO BB IBB HBP BLK WP HR S P ERA WHIP	IP WLS BF H R ER SO BB IBB HBP BLK WP HR S P ERA WHIP		

AB	36
R	4
H	9
RBI	4
BB	3
SO	12
LOB	18



Batter	1	2	3	4	5	6	7	8	9	AB	R	H	RBI	BB	SO	LOB	BOTTOM		
Bip Roberts, S OBP: 0.366, SLG: 0.378 (1,4)	K	G4-3			G6-3		F7		1B 1B	5	0	1	0	0	1	3	Colorado Rockies @ San Diego Padres Jack Murphy Stadium, San Diego, CA Mon Jul 25 1994, 10:05 PM EDT Att. 9,195 - Unknown - 74 F		
Scott Livingstone, L OBP: 0.254, SLG: 0.357 (1,5)	F7		L1		F7				F9	3	0	0	0	0	0	0			
Craig Shipley, R OBP: 0.373, SLG: 0.466 (7,PH) (8,5)							K			2	0	0	0	0	1	2			
Tony Gwynn, L OBP: 0.447, SLG: 0.566 (1,9)	G4-3		F7		F7				1B	5	0	1	0	0	0	0			
Derek Bell, R OBP: 0.349, SLG: 0.456 (1,8)		E5 2B 1B			SH3 2B			K	F7	5	1	3	0	0	1	2			
Eddie Williams, R OBP: 0.411, SLG: 0.593 (1,3)		2H 1B 2B			SH3			1B BB		2	1	1	1	1	0	1			
Phil Plantier, L OBP: 0.307, SLG: 0.464 (1,7)					P6					3	0	0	0	0	2	2			
Phil Clark, R OBP: 0.245, SLG: 0.359 (8,PH) (9,7)		K			K			1B		1	0	1	0	0	0	0			
Ricky Gutierrez, R OBP: 0.326, SLG: 0.315 (1,6)		K			K					4	0	0	0	0	2	4			
Brad Ausmus, R OBP: 0.304, SLG: 0.340 (1,2)		1B IBB			FC6-4 BB			G6-3	F7	2	0	0	0	2	0	0			
Andy Benes, R Bill Boggs, L Tim Lincecum, R Jeff Tabaka, L Bryce Florie, R Brian Johnson, R OBP: 0.174, SLG: 0.178 (7,PH) (8,1) (8,1) (8,1) (9,1) (9,PH)		1-2 2H 1B			FC6-4			1B	HR	2	0	1	1	0	0	1			
Inning Stats	R: 0 E: 0 K: 1 S: 9	H: 0 LOB: 0 BB: 0 P: 15	R: 2 E: 1 K: 2 S: 16	H: 3 LOB: 2 BB: 1 P: 30	R: 0 E: 0 K: 2 S: 12	H: 0 LOB: 1 BB: 1 P: 21	R: 0 E: 0 K: 0 S: 4	H: 0 LOB: 0 BB: 0 P: 8	R: 0 E: 0 K: 0 S: 9	H: 1 LOB: 1 BB: 0 P: 14	R: 0 E: 0 K: 1 S: 10	H: 1 LOB: 1 BB: 0 P: 17	R: 0 E: 0 K: 1 S: 13	H: 1 LOB: 2 BB: 1 P: 21	R: 1 E: 0 K: 0 S: 16	H: 3 LOB: 2 BB: 0 P: 24	1B: 7 2B: 2 3B: 0 HR: 1	SF: 0 SAC: 1 DP: 0 HBP: 0	WP: 0 PA: 40 PB: 0 SB: 1 CS: 0
PITCHER	IP WLS BF H R ER SO BB IBB HBP BLK WP HR S P ERA WHIP	IP WLS BF H R ER SO BB IBB HBP BLK WP HR S P ERA WHIP	IP WLS BF H R ER SO BB IBB HBP BLK WP HR S P ERA WHIP	IP WLS BF H R ER SO BB IBB HBP BLK WP HR S P ERA WHIP	IP WLS BF H R ER SO BB IBB HBP BLK WP HR S P ERA WHIP	IP WLS BF H R ER SO BB IBB HBP BLK WP HR S P ERA WHIP	IP WLS BF H R ER SO BB IBB HBP BLK WP HR S P ERA WHIP	IP WLS BF H R ER SO BB IBB HBP BLK WP HR S P ERA WHIP	IP WLS BF H R ER SO BB IBB HBP BLK WP HR S P ERA WHIP	IP WLS BF H R ER SO BB IBB HBP BLK WP HR S P ERA WHIP	IP WLS BF H R ER SO BB IBB HBP BLK WP HR S P ERA WHIP	IP WLS BF H R ER SO BB IBB HBP BLK WP HR S P ERA WHIP	IP WLS BF H R ER SO BB IBB HBP BLK WP HR S P ERA WHIP	IP WLS BF H R ER SO BB IBB HBP BLK WP HR S P ERA WHIP	IP WLS BF H R ER SO BB IBB HBP BLK WP HR S P ERA WHIP	IP WLS BF H R ER SO BB IBB HBP BLK WP HR S P ERA WHIP			

AB	36
R	3
H	10
RBI	3
BB	3
SO	7
LOB	15



Batter	1	2	3	4	5	6	7	8	9	AB	R	H	RBI	BB	SO	LOB	TOP					
Eric Young Sr. R OBP: 0.380, SLG: 0.418 (1, 7)	G5-3	L6		F9			K		K	5	0	0	0	0	2	1	Colorado Rockies @ San Diego Padres Jack Murphy Stadium, San Diego, CA Tue Jul 26 1994, 10:05 PM EDT Att: 11,896 - Unknown - 76 F livebaseballscores.com					
Walt Weiss S OBP: 0.351, SLG: 0.320 (1, 6)	WP FC5 1B		1B 2B BB	G4-3			BB		F8	3	1	1	0	2	0	1						
Dante Bichette R OBP: 0.342, SLG: 0.562 (1, 9)	FC5 1-H		1-2 WP 1B		P9		F8		F7	5	1	1	0	0	0	2						
Andres Galarraga R OBP: 0.356, SLG: 0.598 (1, 3)	K		WP SF8 2B		G6-3		F8			4	1	1	1	0	1	2						
Mike Kingery L OBP: 0.401, SLG: 0.528 (1, 8)		HR	SF8		FC6-4 BB		G3-1			2	1	1	2	1	0	0						
Charlie Hayes R OBP: 0.340, SLG: 0.424 (1, 5)		HR BB	G6-3		FC6-4 1-2		F9			3	1	1	0	1	0	1						
Joe Girardi R OBP: 0.327, SLG: 0.371 (1, 2)		HR	G6-3		B1-3		BB 1B			4	1	2	2	0	0	1						
Nelson Liriano S OBP: 0.373, SLG: 0.419 (1, 4)		CS 1B		F9 SH1 1B	G4-3		1-2 BB			3	0	2	0	1	0	0						
Mark Thompson R (1, 1)	K			SH1	K		K			2	0	0	0	0	2	1						
Greg Harris R OBP: 0.237, SLG: 0.250 (6, 1)										1	0	0	0	0	1	2						
Bruce Ruffin S OBP: 0.400, SLG: 0.250 (9, 1)										0	0	0	0	0	0	0						
Steve Reed R (9, 1)										0	0	0	0	0	0	0						
Inning Stats	R: 0 E: 0 K: 1 S: 13	H: 1 LOB: 1 BB: 0 P: 20	R: 3 E: 0 K: 1 S: 12	H: 3 LOB: 0 BB: 1 P: 24	R: 3 E: 0 K: 0 S: 14	H: 3 LOB: 1 BB: 0 P: 23	R: 0 E: 0 K: 0 S: 8	H: 0 LOB: 1 BB: 0 P: 12	R: 0 E: 0 K: 0 S: 7	H: 0 LOB: 0 BB: 1 P: 15	R: 0 E: 0 K: 1 S: 6	H: 0 LOB: 0 BB: 0 P: 8	R: 0 E: 0 K: 1 S: 10	H: 0 LOB: 1 BB: 1 P: 14	R: 0 E: 0 K: 1 S: 11	H: 1 LOB: 2 BB: 1 P: 19	R: 0 E: 0 K: 1 S: 9	H: 0 LOB: 0 BB: 0 P: 13	1B: 6 2B: 1 3B: 0 HR: 2	SF: 1 SAC: 1 DP: 1 HBP: 0	WP: 2 PB: 0 SB: 2 CS: 1	PA: 39
PITCHER	IP WLS BF H R ER SO BB IBB HBP BLK WP HR S P ERA WHIP	IP WLS BF H R ER SO BB IBB HBP BLK WP HR S P ERA WHIP	IP WLS BF H R ER SO BB IBB HBP BLK WP HR S P ERA WHIP	IP WLS BF H R ER SO BB IBB HBP BLK WP HR S P ERA WHIP	IP WLS BF H R ER SO BB IBB HBP BLK WP HR S P ERA WHIP	IP WLS BF H R ER SO BB IBB HBP BLK WP HR S P ERA WHIP	IP WLS BF H R ER SO BB IBB HBP BLK WP HR S P ERA WHIP	IP WLS BF H R ER SO BB IBB HBP BLK WP HR S P ERA WHIP	IP WLS BF H R ER SO BB IBB HBP BLK WP HR S P ERA WHIP	IP WLS BF H R ER SO BB IBB HBP BLK WP HR S P ERA WHIP	IP WLS BF H R ER SO BB IBB HBP BLK WP HR S P ERA WHIP	IP WLS BF H R ER SO BB IBB HBP BLK WP HR S P ERA WHIP	IP WLS BF H R ER SO BB IBB HBP BLK WP HR S P ERA WHIP	IP WLS BF H R ER SO BB IBB HBP BLK WP HR S P ERA WHIP	IP WLS BF H R ER SO BB IBB HBP BLK WP HR S P ERA WHIP	IP WLS BF H R ER SO BB IBB HBP BLK WP HR S P ERA WHIP	IP WLS BF H R ER SO BB IBB HBP BLK WP HR S P ERA WHIP					

Batter	1	2	3	4	5	6	7	8	9	AB	R	H	RBI	BB	SO	LOB	BOTTOM					
Bip Roberts S OBP: 0.364, SLG: 0.374 (1, 4)	F7		G6-3		G5-3		G4-3		G4-3 S BB	4	0	0	0	1	0	0	Colorado Rockies @ San Diego Padres Jack Murphy Stadium, San Diego, CA Tue Jul 26 1994, 10:05 PM EDT Att: 11,896 - Unknown - 76 F livebaseballscores.com					
Scott Livingstone L OBP: 0.263, SLG: 0.351 (1, 5)			G4-3		G3-1		F8		F9	3	0	0	0	1	0	0						
Craig Shipley R OBP: 0.371, SLG: 0.464 (9, PH)	BB									1	0	0	0	0	0	1						
Tony Gwynn L OBP: 0.449, SLG: 0.563 (1, 9)	G6-4-3 BB		1B BB			1B BB G4-6-3 BB	G1-3		G4-3 1-3	2	1	0	0	3	0	1						
Derek Bell R OBP: 0.350, SLG: 0.455 (1, 8)	G6-4-3 1-2		1B			G4-6-3 1B 3B 1B			K	5	1	2	0	0	2	3						
Eddie Williams R OBP: 0.414, SLG: 0.590 (1, 3)			F8			G4-6-3 1B			1B	4	0	2	0	0	1	2						
Phil Plantier L OBP: 0.306, SLG: 0.464 (1, 7)		2B 2B			F7		G4-6-3 1-2 2-3 3-H 2-0		F7	4	1	1	0	0	0	3						
Brian Johnson R OBP: 0.309, SLG: 0.467 (1, 2)		1B 2B			F7				P3	4	0	2	2	0	0	1						
Trevor Hoffman R (9, 1)										0	0	0	0	0	0	0						
Ricky Gutierrez R OBP: 0.329, SLG: 0.312 (1, 6)		L9			K					2	1	0	0	1	1	1						
Scott Sanders R OBP: 0.214, SLG: 0.154 (1, 1)										1	0	1	0	0	0	0						
Doug Brocail L (3, 1)										0	0	0	0	0	0	0						
Luis Lopez S OBP: 0.346, SLG: 0.409 (5, PH)										1	0	0	0	0	0	0						
Bryce Florie R (6, 1)										0	0	0	0	0	0	0						
Bill Bean L OBP: 0.266, SLG: 0.267 (5, PH)										1	0	0	0	0	0	2						
Pedro Martinez L (7, 1)										0	0	0	0	0	0	0						
Brad Ausmus R OBP: 0.306, SLG: 0.353 (9, 2)									HR	1	1	1	2	0	0	0						
Inning Stats	R: 0 E: 0 K: 0 S: 5	H: 0 LOB: 1 BB: 2 P: 15	R: 1 E: 0 K: 1 S: 14	H: 3 LOB: 2 BB: 0 P: 21	R: 0 E: 0 K: 1 S: 5	H: 0 LOB: 0 BB: 0 P: 9	R: 0 E: 0 K: 0 S: 8	H: 0 LOB: 0 BB: 0 P: 13	R: 2 E: 0 K: 0 S: 11	H: 3 LOB: 2 BB: 1 P: 20	R: 0 E: 0 K: 0 S: 7	H: 0 LOB: 0 BB: 0 P: 11	R: 0 E: 0 K: 1 S: 10	H: 1 LOB: 1 BB: 0 P: 14	R: 2 E: 0 K: 1 S: 11	H: 1 LOB: 1 BB: 2 P: 25	R: 2 E: 0 K: 1 S: 9	H: 1 LOB: 1 BB: 2 P: 13	1B: 5 2B: 2 3B: 1 HR: 1	SF: 0 SAC: 0 DP: 2 HBP: 1	WP: 0 PB: 0 SB: 1 CS: 0	PA: 40
PITCHER	IP WLS BF H R ER SO BB IBB HBP BLK WP HR S P ERA WHIP	IP WLS BF H R ER SO BB IBB HBP BLK WP HR S P ERA WHIP	IP WLS BF H R ER SO BB IBB HBP BLK WP HR S P ERA WHIP	IP WLS BF H R ER SO BB IBB HBP BLK WP HR S P ERA WHIP	IP WLS BF H R ER SO BB IBB HBP BLK WP HR S P ERA WHIP	IP WLS BF H R ER SO BB IBB HBP BLK WP HR S P ERA WHIP	IP WLS BF H R ER SO BB IBB HBP BLK WP HR S P ERA WHIP	IP WLS BF H R ER SO BB IBB HBP BLK WP HR S P ERA WHIP	IP WLS BF H R ER SO BB IBB HBP BLK WP HR S P ERA WHIP	IP WLS BF H R ER SO BB IBB HBP BLK WP HR S P ERA WHIP	IP WLS BF H R ER SO BB IBB HBP BLK WP HR S P ERA WHIP	IP WLS BF H R ER SO BB IBB HBP BLK WP HR S P ERA WHIP	IP WLS BF H R ER SO BB IBB HBP BLK WP HR S P ERA WHIP	IP WLS BF H R ER SO BB IBB HBP BLK WP HR S P ERA WHIP	IP WLS BF H R ER SO BB IBB HBP BLK WP HR S P ERA WHIP	IP WLS BF H R ER SO BB IBB HBP BLK WP HR S P ERA WHIP	IP WLS BF H R ER SO BB IBB HBP BLK WP HR S P ERA WHIP					



Batter	1	2	3	4	5	6	7	8	9	AB	R	H	RBI	BB	SO	LOB	TOP										
Eric Young Sr. R (1.7) OBP: 0.374, SLG: 0.409	L4		P3		G6-3		G1-6-3			4	0	0	0	0	0	2	Colorado Rockies @ San Diego Padres Jack Murphy Stadium, San Diego, CA Wed Jul 27 1994, 10:05 PM EDT Att: 9,666 - Unknown										
Watt Weiss S (1.6) OBP: 0.348, SLG: 0.316 Vinny Castilla R (8.6) OBP: 0.352, SLG: 0.515	K		G4-3			K		F8	4	0	0	0	0	2	0	0											
Dante Bichette R (1.9) OBP: 0.345, SLG: 0.577	HR			K		BB		HR	3	2	2	2	1	1	0												
Andres Galarraga R (1.3) OBP: 0.357, SLG: 0.597	G2-3			FC6-4		K		1B	4	0	2	0	0	1	1												
Mike Kingery L (1.8) OBP: 0.399, SLG: 0.522		G6-3		FC6-4		BB		P6	3	0	0	0	1	0	2												
Charlie Hayes R (1.5) OBP: 0.342, SLG: 0.423		1B		BB		BB		G5-3	3	0	1	0	1	0	3												
Danny Sheaffer R (1.2) OBP: 0.292, SLG: 0.282	L6			K					4	0	0	0	0	1	3												
Nelson Liriano S (1.4) OBP: 0.371, SLG: 0.415	G3				K				4	0	1	0	0	1	1												
Lance Painter L (1.1) OBP: 0.143, SLG: 0.211 Curt Leskanic R (5.1) OBP: 0.250, SLG: 0.590 Howard Johnson S (7.7, PH) OBP: 0.331, SLG: 0.433 Willie Blair R (7.1) John Vander Wal L (9.7, PH) OBP: 0.303, SLG: 0.443			K		G5-3		G1-6-3		G4-3	2	0	0	0	0	1	0											
Inning Stats	R: 1 E: 0 K: 1 S: 8	H: 1 LOB: 0 BB: 0 P: 13	R: 0 E: 0 K: 0 S: 12	H: 1 LOB: 1 BB: 0 P: 16	R: 0 E: 0 K: 1 S: 7	H: 0 LOB: 0 BB: 0 P: 9	R: 0 E: 0 K: 2 S: 22	H: 1 LOB: 2 BB: 1 P: 35	R: 0 E: 0 K: 1 S: 9	H: 0 LOB: 0 BB: 0 P: 15	R: 0 E: 0 K: 2 S: 14	H: 0 LOB: 2 BB: 2 P: 27	R: 0 E: 0 K: 0 S: 10	H: 1 LOB: 1 BB: 1 P: 18	R: 1 E: 0 K: 0 S: 9	H: 2 LOB: 1 BB: 0 P: 13		R: 0 E: 0 K: 0 S: 7	H: 0 LOB: 0 BB: 0 P: 9	1B: 4 2B: 0 3B: 0 HR: 2	SF: 0 SAC: 0 DP: 1 HBP: 0	WP: 0 PB: 0 SB: 0 CS: 0	PA: 36				
PITCHER	IP	WLS	BF	H	R	ER	SO	BB	IBB	HBP	BLK	WP	HR	S	P	ERA	WHIP										
Joey Hamilton R (1.1) ERA: 2.59	6.0	W	24	3	1	1	7	3	0	0	0	0	1	72	115	1.50	1.000										
Tim Mauser R (7.1) ERA: 3.42	3.0	S	12	3	1	1	0	1	0	0	0	0	1	26	40	3.00	1.333										

Batter	1	2	3	4	5	6	7	8	9	AB	R	H	RBI	BB	SO	LOB	BOTTOM										
Bip Roberts S (1.4) OBP: 0.370, SLG: 0.378	HR		S		1B					4	2	3	0	1	0	0	Colorado Rockies @ San Diego Padres Jack Murphy Stadium, San Diego, CA Wed Jul 27 1994, 10:05 PM EDT Att: 9,666 - Unknown										
Craig Shipley R (1.5) OBP: 0.367, SLG: 0.457	K		F7		1B		F8		5	1	1	0	0	1	5												
Tony Gwynn L (1.9) OBP: 0.450, SLG: 0.561	F8		F7		1B				3	2	1	1	2	0	2												
Derek Bell R (1.8) OBP: 0.350, SLG: 0.454	HR		P3		1B		G4-3		5	2	2	1	0	1	3												
Eddie Williams R (1.3) OBP: 0.413, SLG: 0.607	HR			K		WP		K	5	1	2	4	0	2	1												
Phil Plantier L (1.7) OBP: 0.311, SLG: 0.468	F7			L9		WP		1B	4	1	2	0	1	0	0												
Ricky Gutierrez R (1.6) OBP: 0.333, SLG: 0.322		F9			K			1B	5	0	3	2	0	1	3												
Brad Ausmus R (1.2) OBP: 0.307, SLG: 0.352		F7			K			F9	4	0	1	0	1	1	5												
Joey Hamilton R (1.1) Tim Mauser R (7.1) OBP: 0.400, SLG: 0.250		K			F8			K	3	0	0	0	0	2	4												
Inning Stats	R: 3 E: 0 K: 1 S: 12	H: 3 LOB: 0 BB: 0 P: 22	R: 0 E: 0 K: 1 S: 9	H: 0 LOB: 0 BB: 0 P: 13	R: 0 E: 0 K: 0 S: 10	H: 1 LOB: 1 BB: 0 P: 16	R: 0 E: 0 K: 1 S: 7	H: 1 LOB: 2 BB: 1 P: 18	R: 4 E: 0 K: 3 S: 20	H: 6 LOB: 2 BB: 0 P: 28	R: 0 E: 0 K: 0 S: 12	H: 0 LOB: 1 BB: 1 P: 20	R: 1 E: 0 K: 1 S: 13	H: 3 LOB: 3 BB: 1 P: 22	R: 1 E: 0 K: 2 S: 16	H: 1 LOB: 2 BB: 2 P: 29		1B: 12 2B: 2 3B: 0 HR: 1	SF: 0 SAC: 0 DP: 0 HBP: 0	WP: 2 PB: 0 SB: 1 CS: 0	PA: 44						
PITCHER	IP	WLS	BF	H	R	ER	SO	BB	IBB	HBP	BLK	WP	HR	S	P	ERA	WHIP										
Lance Painter L (1.1) ERA: 5.94	4.0	L	21	8	6	6	3	0	1	0	0	0	1	42	75	13.50	2.000										
Curt Leskanic R (5.1) ERA: 5.93	2.0		10	3	1	1	3	1	0	0	0	1	0	28	42	4.50	2.000										
Willie Blair R (7.1) ERA: 6.47	2.0		13	4	2	2	3	3	0	0	0	1	0	29	51	9.00	3.500										



Batter	1	2	3	4	5	6	7	8	9	AB	R	H	RBI	BB	SO	LOB	TOP					
Eric Young Sr. R (1,7) OBP: 0.372, SLG: 0.406 Jim Czajkowski, S (7,1) John Vander Wal, L (9,PH) OBP: 0.311, SLG: 0.450	K		B1-3		F8		1B		1B	4	0	1	1	0	1	1	Colorado Rockies @ San Francisco Giants Candlestick Park, San Francisco, CA Fri Jul 29 1994, 10:05 PM EDT Att: 25,192 - Unknown - 62 F livebaseballscorecards.com					
Watt Weiss, S (1,6) OBP: 0.344, SLG: 0.314	F8			F7		F9	F7		K	5	0	1	0	0	1	3						
Dante Bichette, R (1,9) OBP: 0.344, SLG: 0.577	P3			K		F8	P4			4	0	0	0	0	1	3						
Charlie Hayes, R (1,5) OBP: 0.340, SLG: 0.425		F8				F9		P4		4	0	1	0	0	0	1						
Joe Girardi, R (1,2) OBP: 0.325, SLG: 0.372		G6-3		G6-3		G1				4	0	1	0	0	0	2						
Vinny Castilla, R (1,3) OBP: 0.351, SLG: 0.520 Ty Van Burkleo, L (8,PH) (8,3)		G5-3			G6-3				P9	3	1	1	0	0	0	0						
Mike Kingery, L (1,8) OBP: 0.395, SLG: 0.514			L8							4	2	2	1	0	0	1						
Nelson Liriano, S (1,4) OBP: 0.375, SLG: 0.429										3	1	1	1	1	0	1						
David Nied, R (1,1) OBP: 0.128, SLG: 0.105 Trenidad Hubbard, R (5,PH) Willie Blair, R (5,1) Howard Johnson, S (7,PH) (7,7)										1	0	0	0	0	1	0						
Inning Stats	R: 0 E: 0 K: 1 S: 6	H: 0 LOB: 0 BB: 0 P: 9	R: 0 E: 0 K: 0 S: 4	H: 0 LOB: 0 BB: 0 P: 6	R: 1 E: 0 K: 1 S: 9	H: 1 LOB: 0 BB: 0 P: 16	R: 0 E: 0 K: 1 S: 10	H: 1 LOB: 1 BB: 0 P: 19	R: 1 E: 0 K: 0 S: 11	H: 2 LOB: 1 BB: 0 P: 19	R: 0 E: 0 K: 0 S: 6	H: 1 LOB: 1 BB: 0 P: 7	R: 2 E: 0 K: 0 S: 11	H: 3 LOB: 2 BB: 1 P: 21	R: 0 E: 0 K: 0 S: 9	H: 1 LOB: 1 BB: 0 P: 10		R: 0 E: 0 K: 1 S: 9	H: 1 LOB: 1 BB: 0 P: 9	1B: 5 2B: 4 3B: 0 HR: 1	SF: 0 SAC: 0 DP: 0 HBP: 0	WP: 0 PB: 0 SB: 0 CS: 0
PITCHER	IP	WLS	BF	H	R	ER	SO	BB	IBB	HBP	BLK	WP	HR	S	P	ERA	WHIP					
Bud Black, L (1,1) ERA: 3.97	6.1	W	28	8	4	4	3	1	0	0	0	0	1	54	91	5.68	1.421					
Rich Monteleone, R (7,1) ERA: 3.4	1.2		6	1	0	0	0	0	0	0	0	0	0	12	16	0.00	0.600					
Rod Beck, R (9,1) ERA: 2.95	1.0		4	1	0	0	1	0	0	0	0	0	0	9	9	0.00	1.000					

Batter	1	2	3	4	5	6	7	8	9	AB	R	H	RBI	BB	SO	LOB	BOTTOM				
Darren Lewis, R (1,8) OBP: 0.345, SLG: 0.359	G4-3	G6-3		P2						5	0	1	1	0	0	5	Colorado Rockies @ San Francisco Giants Candlestick Park, San Francisco, CA Fri Jul 29 1994, 10:05 PM EDT Att: 25,192 - Unknown - 62 F livebaseballscorecards.com				
John Patterson, S (1,4) OBP: 0.304, SLG: 0.322				P5						5	1	2	2	0	1	3					
Barry Bonds, L (1,7) OBP: 0.425, SLG: 0.629										3	3	2	0	2	0	1					
Matt Williams, R (1,5) OBP: 0.317, SLG: 0.590										4	0	3	3	1	1	0					
Darryl Strawberry, L (1,9) OBP: 0.375, SLG: 0.407 Rod Beck, R (9,1)										4	0	1	2	0	1	4					
Dave Martinez, L (1,3) OBP: 0.335, SLG: 0.386 (9,9)										4	0	0	0	0	0	4					
Royce Clayton, R (1,6) OBP: 0.296, SLG: 0.333										3	1	1	0	1	0	1					
Kirt Manwaring, R (1,2) OBP: 0.292, SLG: 0.301										3	3	2	0	1	0	1					
Bud Black, L (1,1) OBP: 0.063, SLG: 0.063 Rich Monteleone, R (7,1) Todd Benzing, S (8,PH) (9,3)										1	0	0	0	0	1	1					
Inning Stats	R: 2 E: 0 K: 0 S: 16	H: 2 LOB: 1 BB: 1 P: 25	R: 0 E: 0 K: 0 S: 8	H: 1 LOB: 0 BB: 0 P: 10	R: 1 E: 0 K: 1 S: 12	H: 2 LOB: 1 BB: 0 P: 16	R: 2 E: 0 K: 0 S: 12	H: 2 LOB: 1 BB: 1 P: 18	R: 0 E: 0 K: 1 S: 7	H: 0 LOB: 0 BB: 0 P: 13	R: 1 E: 0 K: 2 S: 15	H: 1 LOB: 1 BB: 1 P: 26	R: 1 E: 0 K: 0 S: 11	H: 3 LOB: 1 BB: 0 P: 20	R: 1 E: 0 K: 0 S: 9	H: 2 LOB: 3 BB: 2 P: 20		1B: 9 2B: 4 3B: 1 HR: 0	SF: 1 SAC: 2 DP: 1 HBP: 0	WP: 0 PB: 0 SB: 0 CS: 0	PA: 41
PITCHER	IP	WLS	BF	H	R	ER	SO	BB	IBB	HBP	BLK	WP	HR	S	P	ERA	WHIP				
David Nied, R (1,1) ERA: 4.66	4.0	L	21	7	5	5	1	2	0	0	0	0	0	22	39	4.50	1.000				
Willie Blair, R (5,1) ERA: 6.41	2.0		8	1	1	1	3	1	0	0	0	0	0	20	40	9.00	3.000				
Jim Czajkowski, R (7,1) ERA: 9.0	2.0		12	5	2	2	0	1	1	0	0	0	0	20	40	9.00	3.000				



Batter	1	2	3	4	5	6	7	8	9	AB	R	H	RBI	BB	SO	LOB	TOP				
Walt Weiss, S OBP: 0.343, SLG: 0.311	4-1 BB	0-0 1B		4-1 BB		2-2 G4-3		4-1 BB		2	1	1	2	2	0	1	Colorado Rockies @ San Francisco Giants Candlestick Park, San Francisco, CA Sun Jul 31 1994, 6:33 AM EDT Att: 50,007 - Sunny - 65 F livebaseballscorecards.com				
Willie Blair, R (6, 1)		2-H 3-H 1B		1-2 BB				1-2 BB		0	0	0	0	0	0	0					
Eric Young Sr., R OBP: 0.377, SLG: 0.409										0	0	0	0	1	0	0					
Steve Reed, R (8, 1)										0	0	0	0	0	0	0					
Joe Girardi, R OBP: 0.328, SLG: 0.372	2-3 SAFE	0-0 1B		0-1 P3				3-2 K	4-0 BB	4	0	1	1	1	2	3					
Dante Bichette, R OBP: 0.341, SLG: 0.577	0-3 K	2-2 G6-3				3-2 L7		3-2 1B	2-3 K	5	0	1	0	0	2	5					
Howard Johnson, S OBP: 0.323, SLG: 0.415	3-2 L9			1-1 P9		0-3 K		3-2 F8	0-0 P4	5	0	0	0	0	1	2					
Charlie Hayes, R OBP: 0.342, SLG: 0.422		4-0 G4-3 BLK 1B		2-3 K		4-1 BB		0-0 BB	0-0 G4-3	3	1	1	0	2	1	0					
Mike Kingsley, L OBP: 0.396, SLG: 0.509		1-1 G4-3		1-0 P3		1-1 F7		2-3 K	1-0 P7	3	0	0	0	0	2	2					
Ellis Burks, R OBP: 0.415, SLG: 0.727										2	0	0	0	0	1	2					
John Vander Wal, L OBP: 0.330, SLG: 0.458		2-1 E 1B		4-2 FC5-4 BB		3-2 F7		0-1 P3		2	1	1	1	1	0	0					
Danny Sheaffer, R OBP: 0.289, SLG: 0.279		3-H 1B		2-2 FC5-4 BB						1	0	0	0	0	0	0					
Nelson Liriano, S OBP: 0.368, SLG: 0.418	1 SAFE B	2-0 E6 1B		1-2 BB		0-3 K		1-0 G5-3		4	1	1	0	0	1	1					
Mark Thompson, R OBP: 0.216		1-3 1B								2	0	0	0	0	2	3					
Jim Czajkowski, S OBP: 0.439, SLG: 0.632				2-3 K		4-2 BB		4-2 BB		0	0	0	0	0	0	0					
Trenidad Hubbard, R OBP: 0.357, SLG: 0.520										0	0	0	0	1	0	0					
Vinny Castilla, R OBP: 0.357, SLG: 0.520										0	0	0	0	1	0	0					
Inning Stats	R: 0 E: 0 K: 2 S: 10	H: 0 LOB: 1 BB: 1 P: 19	R: 4 E: 1 K: 1 S: 13	H: 4 LOB: 1 BB: 1 P: 24	R: 0 E: 0 K: 1 S: 6	H: 0 LOB: 0 BB: 0 P: 10	R: 0 E: 0 K: 1 S: 11	H: 0 LOB: 2 BB: 2 P: 23	R: 0 E: 0 K: 1 S: 16	H: 0 LOB: 1 BB: 1 P: 24	R: 0 E: 0 K: 1 S: 13	H: 2 LOB: 2 BB: 0 P: 28	R: 0 E: 0 K: 1 S: 9	H: 0 LOB: 3 BB: 3 P: 24	R: 0 E: 0 K: 0 S: 3	H: 0 LOB: 0 BB: 0 P: 4	1B: 6 2B: 0 3B: 0 HR: 0	SF: 0 SAC: 0 DP: 0 HBP: 0	WP: 0 PB: 0 SB: 2 CS: 0	PA: 42	
PITCHER	IP WLS BF H R ER SO BB IBB HBP BLK WP HR S P ERA WHIP	IP WLS BF H R ER SO BB IBB HBP BLK WP HR S P ERA WHIP	IP WLS BF H R ER SO BB IBB HBP BLK WP HR S P ERA WHIP	IP WLS BF H R ER SO BB IBB HBP BLK WP HR S P ERA WHIP	IP WLS BF H R ER SO BB IBB HBP BLK WP HR S P ERA WHIP	IP WLS BF H R ER SO BB IBB HBP BLK WP HR S P ERA WHIP	IP WLS BF H R ER SO BB IBB HBP BLK WP HR S P ERA WHIP	IP WLS BF H R ER SO BB IBB HBP BLK WP HR S P ERA WHIP	IP WLS BF H R ER SO BB IBB HBP BLK WP HR S P ERA WHIP	IP WLS BF H R ER SO BB IBB HBP BLK WP HR S P ERA WHIP	IP WLS BF H R ER SO BB IBB HBP BLK WP HR S P ERA WHIP	IP WLS BF H R ER SO BB IBB HBP BLK WP HR S P ERA WHIP	IP WLS BF H R ER SO BB IBB HBP BLK WP HR S P ERA WHIP	IP WLS BF H R ER SO BB IBB HBP BLK WP HR S P ERA WHIP	IP WLS BF H R ER SO BB IBB HBP BLK WP HR S P ERA WHIP	IP WLS BF H R ER SO BB IBB HBP BLK WP HR S P ERA WHIP	IP WLS BF H R ER SO BB IBB HBP BLK WP HR S P ERA WHIP	IP WLS BF H R ER SO BB IBB HBP BLK WP HR S P ERA WHIP	IP WLS BF H R ER SO BB IBB HBP BLK WP HR S P ERA WHIP	IP WLS BF H R ER SO BB IBB HBP BLK WP HR S P ERA WHIP	IP WLS BF H R ER SO BB IBB HBP BLK WP HR S P ERA WHIP

Batter	1	2	3	4	5	6	7	8	9	AB	R	H	RBI	BB	SO	LOB	BOTTOM				
Darren Lewis, R OBP: 0.345, SLG: 0.362	3-2 1B	3-2 G6-3		3-2 L4	1-2 G1-3	0-0 G4-3 1B				5	1	2	0	0	0	1	Colorado Rockies @ San Francisco Giants Candlestick Park, San Francisco, CA Sun Jul 31 1994, 6:33 AM EDT Att: 50,007 - Sunny - 65 F livebaseballscorecards.com				
John Patterson, S OBP: 0.310, SLG: 0.321	4-2 1B	0-1 1B		1-0 S HR	1-0 F8	1-1 G4-3		1-2 G4-3		4	1	2	2	1	0	1					
Barry Bonds, L OBP: 0.423, SLG: 0.629	3-3 K	0-0 S		4-1 HR	0-1 HR	3-H P5				4	2	2	1	1	1	3					
Matt Williams, R OBP: 0.321, SLG: 0.606	0-1 FC3-2 BB	3-2 F7		1-2 HR	1-0 HR			0-0 F7		5	2	3	5	0	0	2					
Darryl Strawberry, L OBP: 0.407, SLG: 0.530	4-1 FC3-2			0-1 G3	0-0 HR	1-1 1B		1-2 K		4	1	2	1	1	1	0					
Bryan Hickerson, L OBP: 0.241, SLG: 0.222	1-2 BB			3-2 F7	3-1 G3	2-0 1B		2-3 K		0	0	0	0	0	0	0					
Dave Martinez, L OBP: 0.332, SLG: 0.382	1-2 FC3-2			0-0 FC3-2	3-2 F7	3-1 G3		2-3 K		5	0	1	0	0	1	3					
Royce Clayton, R OBP: 0.304, SLG: 0.335	1-0 F7			4-2 2B	3-2 HBP	1-1 FC6-4		0-0 G6-4-3 1B		3	0	1	0	1	0	5					
Kirt Manwaring, R OBP: 0.297, SLG: 0.311		2-1 1B		1-0 P3	1-0 HBP	1-0 P3		0-2 G6-4-3		4	1	2	0	0	0	1					
William Van Lanningham, R OBP: 0.037, SLG: 0.037		1-3 2B		1-3 K	1-3 K	4-2 1B		1-0 P3		3	0	0	0	0	3	5					
Steve Scarosne, R OBP: 0.327, SLG: 0.385										0	1	0	0	1	0	0					
Dave Burba, R (7, 1)										0	0	0	0	0	0	0					
Pat Gomez, L (7, 1)										0	0	0	0	0	0	0					
Todd Benzinger, S OBP: 0.294, SLG: 0.368										1	0	0	0	0	0	0					
Inning Stats	R: 1 E: 0 K: 1 S: 13	H: 2 LOB: 3 BB: 2 P: 28	R: 1 E: 0 K: 1 S: 14	H: 3 LOB: 0 BB: 0 P: 23	R: 0 E: 0 K: 1 S: 12	H: 1 LOB: 2 BB: 1 P: 22	R: 4 E: 0 K: 1 S: 16	H: 3 LOB: 2 BB: 1 P: 33	R: 2 E: 0 K: 0 S: 12	H: 4 LOB: 2 BB: 0 P: 19	R: 1 E: 0 K: 0 S: 9	H: 1 LOB: 1 BB: 1 P: 16	R: 0 E: 0 K: 2 S: 7	H: 0 LOB: 0 BB: 0 P: 10	R: 0 E: 0 K: 0 S: 5	H: 1 LOB: 0 BB: 0 P: 6	1B: 8 2B: 2 3B: 1 HR: 4	SF: 0 SAC: 0 DP: 1 HBP: 2	WP: 0 PB: 0 SB: 3 CS: 0	PA: 45	
PITCHER	IP WLS BF H R ER SO BB IBB HBP BLK WP HR S P ERA WHIP	IP WLS BF H R ER SO BB IBB HBP BLK WP HR S P ERA WHIP	IP WLS BF H R ER SO BB IBB HBP BLK WP HR S P ERA WHIP	IP WLS BF H R ER SO BB IBB HBP BLK WP HR S P ERA WHIP	IP WLS BF H R ER SO BB IBB HBP BLK WP HR S P ERA WHIP	IP WLS BF H R ER SO BB IBB HBP BLK WP HR S P ERA WHIP	IP WLS BF H R ER SO BB IBB HBP BLK WP HR S P ERA WHIP	IP WLS BF H R ER SO BB IBB HBP BLK WP HR S P ERA WHIP	IP WLS BF H R ER SO BB IBB HBP BLK WP HR S P ERA WHIP	IP WLS BF H R ER SO BB IBB HBP BLK WP HR S P ERA WHIP	IP WLS BF H R ER SO BB IBB HBP BLK WP HR S P ERA WHIP	IP WLS BF H R ER SO BB IBB HBP BLK WP HR S P ERA WHIP	IP WLS BF H R ER SO BB IBB HBP BLK WP HR S P ERA WHIP	IP WLS BF H R ER SO BB IBB HBP BLK WP HR S P ERA WHIP	IP WLS BF H R ER SO BB IBB HBP BLK WP HR S P ERA WHIP	IP WLS BF H R ER SO BB IBB HBP BLK WP HR S P ERA WHIP	IP WLS BF H R ER SO BB IBB HBP BLK WP HR S P ERA WHIP	IP WLS BF H R ER SO BB IBB HBP BLK WP HR S P ERA WHIP	IP WLS BF H R ER SO BB IBB HBP BLK WP HR S P ERA WHIP	IP WLS BF H R ER SO BB IBB HBP BLK WP HR S P ERA WHIP	IP WLS BF H R ER SO BB IBB HBP BLK WP HR S P ERA WHIP



Batter	1	2	3	4	5	6	7	8	9	AB	R	H	RBI	BB	SO	LOB	TOP											
Nelson Liriano, S OBP: 0.365, SLG: 0.413										5	1	1	0	0	0	0												
Mike Kingery, L OBP: 0.403, SLG: 0.526										5	2	4	1	0	0	0												
Charlie Hayes, R OBP: 0.343, SLG: 0.425										5	1	2	2	0	1	2												
Dante Bichette, R OBP: 0.342, SLG: 0.574										4	1	1	0	1	0	2												
Ellis Burks, R OBP: 0.414, SLG: 0.735										4	1	1	1	1	1	4												
John Vander Wal, L OBP: 0.343, SLG: 0.460										4	1	2	1	1	1	1												
Joe Girardi, R OBP: 0.329, SLG: 0.372										5	1	2	1	0	0	4												
Vinny Castilla, R OBP: 0.371, SLG: 0.528										4	0	3	1	0	0	1												
Lance Painter, L OBP: 0.130, SLG: 0.190										2	0	0	0	0	1	2												
Inning Stats	R: 2 E: 0 K: 1 S: 16	H: 3 LOB: 1 BB: 1 P: 26	R: 0 E: 0 K: 1 S: 9	H: 1 LOB: 0 BB: 0 P: 12	R: 0 E: 0 K: 1 S: 9	H: 0 LOB: 0 BB: 0 P: 14	R: 0 E: 0 K: 1 S: 6	H: 0 LOB: 0 BB: 0 P: 9	R: 1 E: 0 K: 0 S: 10	H: 2 LOB: 0 BB: 0 P: 17	R: 3 E: 0 K: 1 S: 20	H: 5 LOB: 2 BB: 0 P: 31	R: 0 E: 0 K: 0 S: 8	H: 1 LOB: 1 BB: 0 P: 13	R: 1 E: 0 K: 0 S: 11	H: 2 LOB: 1 BB: 0 P: 18	R: 1 E: 0 K: 0 S: 12	H: 2 LOB: 3 BB: 2 P: 26	1B: 12 2B: 2 3B: 1 HR: 1	SF: 0 SAC: 0 DP: 2 HBP: 0	WP: 0 PB: 0 SB: 1 CS: 1	PA: 43						
PITCHER	IP	WLS	BF	H	R	ER	SO	BB	IBB	HBP	BLK	WP	HR	S	P	ERA	WHIP											
Pete Harnisch, R ERA: 5.36	(1, 1)	5.2	L	24	9	6	6	4	1	0	0	0	0	0	59	92	9.53	1.765										
Dave Veres, R ERA: 2.29	(6, 1)	1.1		7	3	0	0	1	0	0	0	0	0	19	30	0.00	2.250											
Mike Hampton, L ERA: 3.76	(8, 1)	1.1		9	4	2	2	0	0	1	0	0	1	17	31	13.50	3.000											
John Hudek, R ERA: 2.43	(9, 1)	0.2		3	0	0	0	0	1	0	0	0	0	6	13	0.00	1.500											

Colorado Rockies @ Houston Astros
Astrodome, Houston, TX
Mon Aug 01 1994, 8:05 PM EDT
Att: 22,256 - Dome

livebaseballscorecards.com

AB 40
R 8
H 16
RBI 7
BB 3
SO 5
LOB 19

Batter	1	2	3	4	5	6	7	8	9	AB	R	H	RBI	BB	SO	LOB	BOTTOM										
Craig Biggio, R OBP: 0.397, SLG: 0.464										4	0	0	0	0	0	2											
Mike Felder, S OBP: 0.261, SLG: 0.290										5	1	1	1	0	0	2											
5 Jeff Bagwell, R OBP: 0.446, SLG: 0.751										4	1	1	2	1	1	0											
Ken Caminiti, S OBP: 0.358, SLG: 0.508										4	0	1	0	1	1	3											
Kevin Bass, S OBP: 0.396, SLG: 0.474										3	0	2	0	0	0	3											
Orlando Miller, R OBP: 0.421, SLG: 0.588										0	0	0	0	0	0	0											
James Mouton, R OBP: 0.316, SLG: 0.303										2	0	0	0	0	0	2											
Luis Gonzalez, L OBP: 0.337, SLG: 0.413										2	0	1	0	0	0	0											
Scott Servais, R OBP: 0.246, SLG: 0.377										2	0	0	0	0	0	2											
Milt Thompson, L OBP: 0.347, SLG: 0.344										1	0	0	0	0	0	3											
Tony Eusebio, R OBP: 0.327, SLG: 0.476										1	0	1	0	0	0	0											
Andujar Cedeno, R OBP: 0.333, SLG: 0.432										4	1	1	0	0	2	1											
Pete Harnisch, S OBP: 0.152, SLG: 0.242										2	0	0	0	0	1	0											
Dave Veres, R OBP: 0.667, SLG: 0.500										0	0	0	0	0	0	0											
Chris Donnels, L OBP: 0.363, SLG: 0.430										1	0	1	0	0	0	0											
Steve Finley, L OBP: 0.323, SLG: 0.422										1	0	1	0	0	0	0											
Inning Stats	R: 0 E: 0 K: 0 S: 7	H: 0 LOB: 0 BB: 0 P: 13	R: 0 E: 0 K: 0 S: 8	H: 1 LOB: 1 BB: 0 P: 15	R: 0 E: 0 K: 1 S: 9	H: 0 LOB: 0 BB: 0 P: 13	R: 2 E: 0 K: 0 S: 9	H: 3 LOB: 1 BB: 0 P: 15	R: 0 E: 0 K: 1 S: 9	H: 0 LOB: 0 BB: 0 P: 14	R: 0 E: 0 K: 0 S: 17	H: 2 LOB: 3 BB: 1 P: 28	R: 1 E: 0 K: 1 S: 9	H: 2 LOB: 3 BB: 1 P: 18	R: 0 E: 0 K: 1 S: 12	H: 2 LOB: 2 BB: 0 P: 14	R: 0 E: 0 K: 1 S: 8	H: 0 LOB: 0 BB: 0 P: 14	1B: 7 2B: 2 3B: 0 HR: 1	SF: 0 SAC: 1 DP: 0 HBP: 1	WP: 0 PB: 0 SB: 0 CS: 0	PA: 40					
PITCHER	IP	WLS	BF	H	R	ER	SO	BB	IBB	HBP	BLK	WP	HR	S	P	ERA	WHIP										
Lance Painter, L ERA: 5.77	(1, 1)	5.0	W	19	4	2	2	2	0	0	0	0	0	21	39	6.75	4.500										
Steve Reed, R ERA: 3.75	(6, 1)	1.1		4	1	1	0	2	0	1	0	0	0	5	7	0.00	0.000										
Willie Blair, R ERA: 6.29	(7, 1)	0.2		2	0	0	0	1	0	0	0	0	0	20	28	0.00	1.000										
Bruce Ruffin, L ERA: 3.91	(8, 1)	2.0		8	2	0	0	2	0	0	0	0	0	20	28	0.00	1.000										

Colorado Rockies @ Houston Astros
Astrodome, Houston, TX
Mon Aug 01 1994, 8:05 PM EDT
Att: 22,256 - Dome


livebaseballscorecards.com

AB 36
R 3
H 10
RBI 3
BB 2
SO 5
LOB 18

Batter	1	2	3	4	5	6	7	8	9	AB	R	H	RBI	BB	SO	LOB	TOP				
Nelson Liriano, S (1.4) OBP: 0.359, SLG: 0.406	0-1 G6-3			2-2 G3-1		0-1 G4-3			2-3 K	4	0	0	0	0	1	0					
Mike Kingsley, L (1.7) OBP: 0.401, SLG: 0.520	2-1 G1-3			0-0 G4-3			4-1 BB		1-0 F8	3	0	0	0	1	0	0					
Charlie Hayes, R (1.5) OBP: 0.342, SLG: 0.423	3-2 G4-3			1-1 P3			2-0 P9		2-2 1B	4	0	1	0	0	0	1					
Dante Bichette, R (1.9) OBP: 0.339, SLG: 0.569		0-1 B5-3		2-2 G5-3			1-3 K		0-0 F8	4	0	0	0	0	1	2					
Ellis Burks, R (1.8) OBP: 0.406, SLG: 0.719		0-1 F8		1-3 K			0-1 F8			3	0	0	0	0	1	1					
John Vander Wal, L (1.3) OBP: 0.353, SLG: 0.494		3-2 G4-3		4-2 BB					0-0 HR	2	1	1	1	1	0	0					
Joe Girardi, R (1.2) OBP: 0.326, SLG: 0.368			0-0 P8	0-3 K					1-2 G5-3	3	0	0	0	0	1	1					
Vinny Castilla, R (1.6) OBP: 0.361, SLG: 0.514			2-3 K						2-3 K	3	0	0	0	0	2	0					
Greg Harris, R (1.1) OBP: 0.225, SLG: 0.237			1-0 G6-3						1-0 G3	2	0	0	0	0	1	0					
Jim Czajkowski, S (7.1) Howard Johnson, S (8, PH) Curt Leskanic, R (8.1) OBP: 0.250, SLG: 0.500										0	0	0	0	0	0	0					
Inning Stats	R: 0 E: 0 K: 0 S: 7	H: 0 LOB: 0 BB: 0 P: 12	R: 0 E: 0 K: 0 S: 7	H: 0 LOB: 0 BB: 0 P: 10	R: 0 E: 0 K: 1 S: 5	H: 0 LOB: 0 BB: 0 P: 8	R: 0 E: 0 K: 0 S: 6	H: 0 LOB: 0 BB: 0 P: 9	R: 0 E: 0 K: 2 S: 11	H: 0 LOB: 1 BB: 1 P: 18	R: 0 E: 0 K: 1 S: 8	H: 0 LOB: 1 BB: 1 P: 11	R: 0 E: 0 K: 1 S: 8	H: 0 LOB: 1 BB: 1 P: 15	R: 1 E: 0 K: 1 S: 9	H: 1 LOB: 0 BB: 0 P: 13	R: 0 E: 0 K: 1 S: 9	H: 1 LOB: 1 BB: 0 P: 14	1B: 1 2B: 0 3B: 0 HR: 1	SF: 0 SAC: 0 DP: 0 HBP: 0	WP: 0 PA: 31 PB: 0 SB: 0 CS: 0
PITCHER Doug Drabek, R (1.1) ERA: 2.8	IP: 9.0 WLS: W BF: 31 H: 2 R: 1 ER: 1 SO: 7 BB: 2 IBB: 0 HBP: 0 BLK: 0 WP: 0 HR: 1 S: 70 P: 110 ERA: 1.00 WHIP: 0.444															PITCHER	IP: 9.0 WLS: W BF: 31 H: 2 R: 1 ER: 1 SO: 7 BB: 2 IBB: 0 HBP: 0 BLK: 0 WP: 0 HR: 1 S: 70 P: 110 ERA: 1.00 WHIP: 0.444				

Colorado Rockies @ Houston Astros
Astrodome, Houston, TX
Tue Aug 02 1994, 8:05 PM EDT
Att: 22,574 - Dome


AB	29
R	1
H	2
RBI	1
BB	2
SO	7
LOB	5



Batter	1	2	3	4	5	6	7	8	9	AB	R	H	RBI	BB	SO	LOB	BOTTOM		
Craig Biggio, R (1.4) OBP: 0.300, SLG: 0.464	0-0 G4-3	4-1 5B BB		2-2 5B 1B		2-2 G2-3		0-1 S 1B		4	0	2	0	1	0	1			
Steve Finley, L (1.8) OBP: 0.322, SLG: 0.422	0-1 2B	1-3 K		2-1 P4		2-0 P2		2-3 K		5	0	1	0	0	2	5			
5 Jeff Bagwell, R (1.3) OBP: 0.451, SLG: 0.752	4-1 FC4-6 BB	0-0 1-2 2-3 1B		4-1 1-3 BB		1-2 G4-3 BB 1B				2	0	2	0	2	0	0			
Ken Caminiti, S (1.5) OBP: 0.355, SLG: 0.503	2-3 K	0-0 P6		1-0 P5		1-0 F7				4	0	0	0	0	1	7			
Luis Gonzalez, L (1.7) OBP: 0.339, SLG: 0.411	0-0 FC4-6 1-2F		0-1 G4-3		4-2 E B2-5 BB		4-1 G4-3 BB			2	0	0	0	2	0	2			
Milt Thompson, L (1.9) OBP: 0.348, SLG: 0.347		0-0 HR 1B		0-0 E S 1B 1B		2-2 G2-3		2-1 G4-3		4	2	2	0	0	0	3			
James Mouton, R (8.9) OBP: 0.316, SLG: 0.303		1-0 HR 1B		1-3 K		2-1 B2-5		1-2 2-3 G5-3		0	0	0	0	0	0	0			
Scott Servais, R (1.2) OBP: 0.246, SLG: 0.387		1-0 HR		1-3 K		2-1 B2-5		1-2 2-3 G5-3		4	1	1	2	0	1	4			
Orlando Miller, R (1.6) OBP: 0.405, SLG: 0.553		1-3 K		0-1 1B		1-3 K		0-0 P9		4	0	1	1	0	2	0			
Doug Drabek, R (1.1) OBP: 0.241, SLG: 0.255		0-1 5B 1B		3-H 1-2 G3		2-2 G2-3 1B		3-2 G6-3		4	0	2	0	0	0	1			
Inning Stats	R: 0 E: 0 K: 1 S: 8	H: 1 LOB: 2 BB: 1 P: 14	R: 2 E: 0 K: 2 S: 14	H: 4 LOB: 3 BB: 1 P: 21	R: 1 E: 0 K: 1 S: 11	H: 2 LOB: 1 BB: 0 P: 13	R: 0 E: 0 K: 0 S: 7	H: 1 LOB: 1 BB: 1 P: 16	R: 0 E: 0 K: 0 S: 10	H: 0 LOB: 0 BB: 1 P: 18	R: 0 E: 0 K: 1 S: 10	H: 1 LOB: 1 BB: 0 P: 17	R: 0 E: 0 K: 0 S: 13	H: 1 LOB: 2 BB: 1 P: 21	R: 0 E: 0 K: 1 S: 9	H: 1 LOB: 1 BB: 0 P: 14	1B: 9 2B: 2 3B: 0 HR: 1	SF: 0 SAC: 0 DP: 1 HBP: 0	WP: 0 PA: 38 PB: 0 SB: 3 CS: 0
PITCHER Greg Harris, R (1.1) ERA: 6.66 Jim Czajkowski, R (7.1) ERA: 6.31 Curt Leskanic, R (8.1) ERA: 4.86	IP: 6.1 WLS: L BF: 32 H: 10 R: 3 ER: 3 SO: 3 BB: 5 IBB: 0 HBP: 0 BLK: 0 WP: 0 HR: 1 S: 66 P: 110 ERA: 4.26 WHIP: 2.368															PITCHER	IP: 6.1 WLS: L BF: 32 H: 10 R: 3 ER: 3 SO: 3 BB: 5 IBB: 0 HBP: 0 BLK: 0 WP: 0 HR: 1 S: 66 P: 110 ERA: 4.26 WHIP: 2.368		

Colorado Rockies @ Houston Astros
Astrodome, Houston, TX
Tue Aug 02 1994, 8:05 PM EDT
Att: 22,574 - Dome

AB	33
R	3
H	11
RBI	3
BB	5
SO	6
LOB	23



Batter	1	2	3	4	5	6	7	8	9	AB	R	H	RBI	BB	SO	LOB	TOP
Nelson Liriano, S (1,4) OBP: 0.356, SLG: 0.402	G3		G5-3						F7	5	0	1	0	0	1	3	Colorado Rockies @ Houston Astros Astrodome, Houston, TX Wed Aug 03 1994, 8:05 PM EDT Att: 18,320 - Dome
Mike Kingsley, L (1,7) OBP: 0.401, SLG: 0.518	FC5-4 BB 1B		G5-3 1B			F7		G6-3	G6-3	5	0	2	0	0	0	4	
Charlie Hayes, R (1,5) OBP: 0.346, SLG: 0.425	FC5-4 BB 1B		G5-3 1B			G4-6-3 1B		G1		3	0	2	0	1	0	0	
Dante Bichette, R (1,9) OBP: 0.336, SLG: 0.564	FC5-4 FC6-4 1-2 2-3		G5-3 1B			G4-6-3 1B		G5-3		4	0	0	0	0	0	6	
Ellis Burks, R (1,8) OBP: 0.403, SLG: 0.706	FC6-4 1-2		G5-3							4	1	1	0	0	1	4	
John Vander Wal, L (1,3) OBP: 0.358, SLG: 0.495										4	0	2	0	0	1	0	
Joe Girardi, R (1,2) OBP: 0.322, SLG: 0.364										4	0	0	0	0	2	3	
Vinny Castilla, R (1,6) OBP: 0.374, SLG: 0.522										4	0	3	1	0	0	0	
David Nied, R (1,1) OBP: 0.122, SLG: 0.100										2	0	0	0	0	2	2	
Howard Johnson, S (6, PH) OBP: 0.323, SLG: 0.414										1	0	1	0	0	0	0	
Willie Blair, R (6, PH)										0	0	0	0	0	0	0	
Trenidad Hubbard, R (9, PH) OBP: 0.391, SLG: 0.600										1	0	0	0	0	0	0	
Bruce Ruffin, S (9, 1) OBP: 0.400, SLG: 0.250										0	0	0	0	0	0	0	
Inning Stats	R: 0 E: 0 K: 0 S: 13	H: 1 LOB: 2 BB: 1 P: 22	R: 0 E: 0 K: 1 S: 8	H: 2 LOB: 1 BB: 0 P: 11	R: 0 E: 0 K: 2 S: 10	H: 1 LOB: 1 BB: 0 P: 17	R: 0 E: 0 K: 2 S: 8	H: 2 LOB: 3 BB: 0 P: 28	R: 0 E: 0 K: 1 S: 7	H: 0 LOB: 0 BB: 0 P: 10	R: 0 E: 0 K: 0 S: 8	H: 0 LOB: 0 BB: 0 P: 14	R: 0 E: 0 K: 0 S: 8	H: 0 LOB: 0 BB: 0 P: 14	1B: 12 2B: 0 3B: 0 HR: 0	SF: 0 SAC: 0 DP: 2 HBP: 0	WP: 0 PA: 38 PB: 0 SB: 0 CS: 0
PITCHER	IP WLS BF H R ER SO BB IBB HBP BLK WP HR S P ERA WHIP																
Shane Reynolds, R (1, 1) ERA: 3.0	5.1 26 11 1 1 4 1 0 0 0 0 0 60 88 1.69 2.250																
Dave Veres, R (6, 1) ERA: 2.19	1.2 6 1 0 0 2 0 0 0 0 0 0 17 28 0.00 0.600																
Todd Jones, R (8, 1) ERA: 3.0	2.0 W 6 0 0 0 1 0 0 0 0 0 0 15 24 0.00 0.000																

AB	37
R	1
H	12
RBI	1
BB	1
SO	7
LOB	22



Batter	1	2	3	4	5	6	7	8	9	AB	R	H	RBI	BB	SO	LOB	BOTTOM
Craig Biggio, R (1,4) OBP: 0.398, SLG: 0.462	G5-3		F7						L3	4	0	1	1	0	0	1	Colorado Rockies @ Houston Astros Astrodome, Houston, TX Wed Aug 03 1994, 8:05 PM EDT Att: 18,320 - Dome
Steve Finley, L (1,8) OBP: 0.318, SLG: 0.417	P5		P2						K	4	0	0	0	0	1	2	
5 Jeff Bagwell, R (1,3) OBP: 0.449, SLG: 0.747	G6-3 1B								F9	4	0	1	0	0	0	0	
Kevin Bass, S (1,9) OBP: 0.394, SLG: 0.469	P5								G4-3	4	0	1	0	0	0	1	
Luis Gonzalez, L (1,7) OBP: 0.343, SLG: 0.413										3	1	2	0	1	0	1	
Chris Donnels, L (1,5) OBP: 0.362, SLG: 0.439										3	0	1	0	0	1	2	
James Mouton, R (7, PR) OBP: 0.316, SLG: 0.303	G4-6-3								K	0	0	0	0	0	0	0	
Ken Caminiti, S (8, 5) OBP: 0.354, SLG: 0.501										1	0	0	0	0	1	1	
Tony Eusebio, R (1,2) OBP: 0.331, SLG: 0.473	L9									3	1	1	0	1	1	1	
Andujar Cedeno, R (1,6) OBP: 0.332, SLG: 0.429										4	0	1	1	0	0	2	
Shane Reynolds, R (1, 1) OBP: 0.129, SLG: 0.100										2	0	1	0	0	0	1	
Dave Veres, R (6, 1) OBP: 0.367, SLG: 0.500										0	0	0	0	0	0	0	
Milt Thompson, L (7, PH) OBP: 0.348, SLG: 0.345										1	0	0	0	0	0	2	
Todd Jones, L (8, 1) OBP: 0.500, SLG: 0.500										0	0	0	0	0	0	0	
Inning Stats	R: 0 E: 0 K: 0 S: 13	H: 1 LOB: 0 BB: 0 P: 18	R: 0 E: 0 K: 0 S: 6	H: 1 LOB: 0 BB: 0 P: 10	R: 0 E: 0 K: 1 S: 11	H: 0 LOB: 1 BB: 1 P: 18	R: 1 E: 0 K: 0 S: 12	H: 2 LOB: 1 BB: 0 P: 19	R: 0 E: 0 K: 1 S: 11	H: 1 LOB: 2 BB: 0 P: 17	R: 0 E: 0 K: 1 S: 7	H: 0 LOB: 0 BB: 0 P: 9	R: 1 E: 0 K: 1 S: 13	H: 2 LOB: 2 BB: 1 P: 21	1B: 8 2B: 1 3B: 0 HR: 0	SF: 0 SAC: 0 DP: 1 HBP: 0	WP: 0 PA: 36 PB: 0 SB: 1 CS: 1
PITCHER	IP WLS BF H R ER SO BB IBB HBP BLK WP HR S P ERA WHIP																
David Nied, R (1, 1) ERA: 4.54	5.0 20 2 0 0 2 0 0 0 0 0 0 26 37 0.00 0.667																
Willie Blair, R (6, 1) ERA: 6.03	3.0 10 2 0 0 2 0 0 0 0 0 0 26 37 0.00 0.667																
Bruce Ruffin, L (9, 1) ERA: 4.02	0.2 L 5 2 1 1 1 1 0 0 0 0 0 13 21 13.50 4.500																

AB	33
R	2
H	9
RBI	2
BB	2
SO	4
LOB	14



Batter	1	2	3	4	5	6	7	8	9	AB	R	H	RBI	BB	SO	LOB	TOP						
Brett Butler, L OBP: 0.409, SLG: 0.438 (1, 8)	G1-3		G4-6-3 BB		CS	1B BB	F7			2	1	0	0	2	0	0							
Delino DeShields, L OBP: 0.361, SLG: 0.327 (1, 4)	G4-3		G4-6-3 1-2			P6		CS 1B		4	0	1	0	0	0	3							
Mike Piazza, R OBP: 0.377, SLG: 0.557 (1, 2)	F7			G4-6-3 BB		F8		K		3	0	0	0	1	1	2							
Tim Wallach, R OBP: 0.346, SLG: 0.481 (1, 5)			CS 1B	G4-6-3		1B		L4		4	1	2	0	0	0	1							
Eric Karros, R OBP: 0.314, SLG: 0.417 (1, 3)	K		1-2	1B		1B 3B		K		4	1	2	1	0	2	1							
Henry Rodriguez, L OBP: 0.314, SLG: 0.408 (1, 7) Todd Worrell, R (9, 1)	F8			G3-1		3B 1B		F9		4	1	1	1	0	0	1							
Raul Mondesi, R OBP: 0.329, SLG: 0.516 (1, 9)			1B 3B		G6-3	1B 3B		1B		4	1	3	2	0	0	0							
Rafael Bourimigal, R OBP: 0.310, SLG: 0.284 (1, 6)			SH2-3 WP 1B		G6-3		B5-3 BB	L7		3	0	1	1	1	0	1							
Ramon Martinez, R OBP: 0.297, SLG: 0.333 (1, 1) Ismael Valdez, R (7, 1) Mitch Webster, S OBP: 0.341, SLG: 0.463 (9, 7)			SH2-3				B5-3			2	0	1	0	0	0	1							
Inning Stats	R: 0 E: 0 K: 0 S: 9	H: 0 LOB: 0 BB: 0 P: 16	R: 0 E: 0 K: 1 S: 8	H: 1 LOB: 0 BB: 0 P: 13	R: 1 E: 0 K: 0 S: 6	H: 2 LOB: 1 BB: 1 P: 13	R: 0 E: 0 K: 0 S: 7	H: 1 LOB: 1 BB: 0 P: 14	R: 0 E: 0 K: 1 S: 8	H: 1 LOB: 0 BB: 0 P: 11	R: 4 E: 0 K: 0 S: 19	H: 4 LOB: 1 BB: 1 P: 33	R: 0 E: 0 K: 1 S: 10	H: 0 LOB: 0 BB: 1 P: 15	R: 0 E: 0 K: 1 S: 8	H: 1 LOB: 0 BB: 0 P: 16	R: 0 E: 0 K: 1 S: 9	H: 1 LOB: 1 BB: 0 P: 15	1B: 9 2B: 2 3B: 2 HR: 0	SF: 0 SAC: 1 DP: 4 HBP: 0	WP: 1 PB: 0 SB: 0 CS: 3	PA: 36	
PITCHER	IP	WLS	BF	H	R	ER	SO	BB	IBB	HBP	BLK	WP	HR	S	P	ERA	WHIP					ERA	WHIP
Curt Leskanic, R ERA: 5.64 (1, 1)	5.2	L	24	8	5	5	1	3	0	0	0	1	0	55	97	7.94	1.941						
Steve Reed, R ERA: 3.67 (6, 1)	1.1		4	1	0	0	0	1	0	0	0	0	0	12	18	0.00	1.500						
Willie Blair, R ERA: 5.86 (8, 1)	2.0		7	2	0	0	2	0	0	0	0	0	0	17	31	0.00	1.000						

Los Angeles Dodgers @ Colorado Rockies
Mile High Stadium, Denver, CO
Fri Aug 05 1994, 9:05 PM EDT
Att: 70,283 - Unknown - 83 F

livebaseballscores.com

AB 30
R 5
H 11
RBI 5
BB 4
SO 3
LOB 10



Batter	1	2	3	4	5	6	7	8	9	AB	R	H	RBI	BB	SO	LOB	BOTTOM						
Eric Young Sr., R OBP: 0.379, SLG: 0.415 (1, 7) Willie Blair, R (8, 1)	G4-3 1B 2B		G6-3 1-2		G4-6-3 1B		K		K	4	1	2	0	0	1	2							
Ellis Burks, R OBP: 0.400, SLG: 0.701 (9, PH)									K	0	0	0	0	0	0	0							
Mike Kingsley, L OBP: 0.405, SLG: 0.530 (1, 8)	G4-3		2-H 1B		G4-6-3 1-2		2-H 3B		1B	5	0	3	2	0	0	2							
Dante Bichette, R OBP: 0.330, SLG: 0.553 (1, 9)	G5-3		L6		K		P9		K	5	0	0	0	0	2	5							
Charlie Hayes, R OBP: 0.348, SLG: 0.432 (1, 5)	CS 1B			1B 1B		HR		FC1-6 BB		3	1	3	2	1	0	0							
John Vander Wal, L OBP: 0.333, SLG: 0.455 (1, 3)	CS	F7		K		G3-1		FC1-6 G1-5-3		4	0	0	0	0	1	2							
Vinny Castilla, R OBP: 0.374, SLG: 0.521 (1, 6)		P2		1B		G6-3		G1-5-3		4	0	1	0	0	0	1							
Joe Girardi, R OBP: 0.324, SLG: 0.367 (1, 2)		F9		BB		K		G4-3		4	0	1	0	0	1	1							
Nelson Liriano, S OBP: 0.360, SLG: 0.400 (1, 4)			G6-3 1B BB		1-2 BB		L3		1B 1B	2	1	1	0	2	0	0							
Curt Leskanic, R OBP: 0.167, SLG: 0.333 (1, 1) Steve Reed, R (6, 1) Howard Johnson, S OBP: 0.323, SLG: 0.410 (7, PH) (8, 7)		F9		K		S 3B BB		L9		2	0	0	0	0	1	4							
Inning Stats	R: 1 E: 0 K: 0 S: 7	H: 2 LOB: 0 BB: 0 P: 11	R: 0 E: 0 K: 0 S: 4	H: 0 LOB: 0 BB: 0 P: 7	R: 1 E: 0 K: 0 S: 9	H: 1 LOB: 1 BB: 1 P: 20	R: 0 E: 0 K: 2 S: 11	H: 3 LOB: 3 BB: 1 P: 21	R: 0 E: 0 K: 1 S: 7	H: 1 LOB: 0 BB: 0 P: 10	R: 1 E: 0 K: 1 S: 14	H: 1 LOB: 1 BB: 1 P: 27	R: 0 E: 0 K: 0 S: 5	H: 0 LOB: 1 BB: 1 P: 10	R: 0 E: 0 K: 2 S: 17	H: 2 LOB: 2 BB: 0 P: 21	1B: 8 2B: 1 3B: 1 HR: 1	SF: 0 SAC: 0 DP: 1 HBP: 0	WP: 0 PB: 0 SB: 1 CS: 1	PA: 40			
PITCHER	IP	WLS	BF	H	R	ER	SO	BB	IBB	HBP	BLK	WP	HR	S	P	ERA	WHIP					ERA	WHIP
Ramon Martinez, R ERA: 4.19 (1, 1)	6.1	W	27	8	4	4	4	3	0	0	0	1	0	51	92	5.68	1.737						
Ismael Valdez, R ERA: 3.2 (7, 1)	1.2		7	1	0	0	1	1	0	0	0	0	0	13	24	0.00	1.200						
Todd Worrell, R ERA: 3.38 (9, 1)	1.0	S	5	2	0	0	2	0	0	0	0	0	0	17	21	0.00	2.000						

Los Angeles Dodgers @ Colorado Rockies
Mile High Stadium, Denver, CO
Fri Aug 05 1994, 9:05 PM EDT
Att: 70,283 - Unknown - 83 F

livebaseballscores.com

AB 35
R 4
H 11
RBI 4
BB 4
SO 7
LOB 19



Batter	1	2	3	4	5	6	7	8	9	AB	R	H	RBI	BB	SO	LOB	TOP					
Brett Butler, L OBP: 0.410, SLG: 0.441 (1, 8)										4	1	2	0	0	0	0						
Delino DeShields, L OBP: 0.356, SLG: 0.321 (1, 4)										5	1	0	0	0	1	3						
Mike Piazza, R OBP: 0.375, SLG: 0.551 (1, 2)										4	0	0	0	1	0	3						
Tim Wallach, R OBP: 0.351, SLG: 0.486 (1, 5)										4	1	3	1	1	0	0						
Eric Karros, R OBP: 0.315, SLG: 0.427 (1, 3)										5	1	2	3	0	0	5						
Henry Rodriguez, L OBP: 0.313, SLG: 0.416 Mitch Webster, S OBP: 0.341, SLG: 0.463 (1, 7) (8, 7)										4	1	1	1	0	1	2						
Raul Mondesi, R OBP: 0.333, SLG: 0.519 (1, 9)										3	1	2	0	1	0	0						
Rafael Bourimigal, R OBP: 0.310, SLG: 0.286 (1, 6)										3	0	1	0	0	0	2						
Orel Hershiser, R OBP: 0.245, SLG: 0.205 Ismael Valdez, R Todd Worrell, R (1, 1) (7, 1) (9, 1)										2	0	1	1	0	1	1						
Inning Stats	R: 2 E: 1 K: 0 S: 18	H: 2 LOB: 1 BB: 0 P: 28	R: 1 E: 0 K: 0 S: 6	H: 1 LOB: 0 BB: 0 P: 9	R: 0 E: 0 K: 1 S: 7	H: 1 LOB: 1 BB: 0 P: 10	R: 0 E: 0 K: 1 S: 9	H: 2 LOB: 1 BB: 0 P: 12	R: 0 E: 0 K: 0 S: 4	H: 0 LOB: 0 BB: 0 P: 7	R: 0 E: 0 K: 1 S: 10	H: 1 LOB: 2 BB: 1 P: 17	R: 0 E: 0 K: 0 S: 6	H: 1 LOB: 1 BB: 0 P: 10	R: 3 E: 0 K: 1 S: 16	H: 3 LOB: 0 BB: 2 P: 22	R: 0 E: 0 K: 0 S: 9	H: 1 LOB: 2 BB: 2 P: 22	1B: 6 2B: 4 3B: 0 HR: 2	SF: 1 SAC: 2 DP: 1 HBP: 0	WP: 0 PB: 0 SB: 0 CS: 0	PA: 41
PITCHER	IP WLS BF H R ER SO BB IBB HBP BLK WP HR S P ERA WHIP																					
Greg Harris, R ERA: 6.65 Steve Reed, R ERA: 3.51 Mike Munoz, L ERA: 2.8 Mike Harkey, R ERA: 5.83 (1, 1) (8, 1) (9, 1) (9, 1)	7.0 L 33 11 6 5 3 0 0 0 0 0 0 2 70 108 6.43 1.571																					

Los Angeles Dodgers @ Colorado Rockies
Mile High Stadium, Denver, CO
Sun Aug 07 1994, 5:33 AM EDT
Att: 70,372 - Cloudy - 95 F

livebaseballscores.com

AB 35
R 6
H 12
RBI 6
BB 3
SO 4
LOB 16

Batter	1	2	3	4	5	6	7	8	9	AB	R	H	RBI	BB	SO	LOB	BOTTOM					
Nelson Liriano, S OBP: 0.359, SLG: 0.395 (1, 4)										3	0	0	0	1	0	1						
Mike Kingsley, L OBP: 0.403, SLG: 0.533 (1, 7)										4	1	1	0	0	0	2						
Ellis Burks, R OBP: 0.390, SLG: 0.682 (1, 8)										4	0	0	1	0	1	2						
Charlie Hayes, R OBP: 0.347, SLG: 0.433 (1, 5)										4	0	1	0	0	1	0						
Dante Bichette, R OBP: 0.331, SLG: 0.551 (1, 9)										3	1	1	0	1	0	1						
John Vander Wal, L OBP: 0.338, SLG: 0.447 (1, 3)										2	0	0	0	2	1	1						
Joe Girardi, R OBP: 0.323, SLG: 0.369 (1, 2)										4	0	1	1	0	0	3						
Vinny Castilla, R OBP: 0.363, SLG: 0.504 (1, 6)										4	0	0	0	0	1	3						
Greg Harris, R OBP: 0.214, SLG: 0.225 Steve Reed, R Eric Young Sr., R OBP: 0.382, SLG: 0.418 Mike Munoz, L Mike Harkey, R OBP: 0.382, SLG: 0.182 (1, 1) (8, 1) (8, PH) (9, 1) (9, 1)										2	0	0	0	0	1	0						
Inning Stats	R: 0 E: 0 K: 0 S: 7	H: 0 LOB: 0 BB: 0 P: 11	R: 0 E: 0 K: 0 S: 10	H: 0 LOB: 2 BB: 2 P: 22	R: 0 E: 0 K: 0 S: 10	H: 0 LOB: 1 BB: 1 P: 17	R: 0 E: 0 K: 0 S: 4	H: 0 LOB: 0 BB: 0 P: 6	R: 0 E: 0 K: 1 S: 5	H: 0 LOB: 0 BB: 0 P: 6	R: 1 E: 0 K: 0 S: 10	H: 2 LOB: 1 BB: 0 P: 16	R: 0 E: 0 K: 1 S: 10	H: 0 LOB: 0 BB: 1 P: 18	R: 0 E: 0 K: 1 S: 9	H: 1 LOB: 1 BB: 0 P: 13	R: 1 E: 0 K: 2 S: 12	H: 2 LOB: 1 BB: 0 P: 17	1B: 2 2B: 2 3B: 1 HR: 0	SF: 0 SAC: 0 DP: 1 HBP: 0	WP: 0 PB: 0 SB: 0 CS: 0	PA: 35
PITCHER	IP WLS BF H R ER SO BB IBB HBP BLK WP HR S P ERA WHIP																					
Orel Hershiser, R ERA: 3.79 Ismael Valdez, R ERA: 2.96 Todd Worrell, R ERA: 3.51 (1, 1) (7, 1) (9, 1)	6.0 W 24 2 1 0 1 1 4 0 0 0 0 0 16 24 1.50 1.000																					

Los Angeles Dodgers @ Colorado Rockies
Mile High Stadium, Denver, CO
Sun Aug 07 1994, 5:33 AM EDT
Att: 70,372 - Cloudy - 95 F

livebaseballscores.com

AB 31
R 2
H 5
RBI 2
BB 4
SO 5
LOB 13

Batter	1	2	3	4	5	6	7	8	9	AB	R	H	RBI	BB	SO	LOB	TOP			
Brett Butler, L OBP: 0.412, SLG: 0.441 (1, 8)	F8		1B			K		2B	FC1-6	3	1	1	0	2	1	0	Los Angeles Dodgers @ Colorado Rockies Mile High Stadium, Denver, CO Mon Aug 08 1994, 5:33 AM EDT Att: 52,634 - Sunny			
Delino DeShields, L OBP: 0.369, SLG: 0.327 (1, 4) (7, 6)	BB		1B	G4-6-3		G4-3		2B	FC1-6	4	1	2	1	1	0	1				
Mike Piazza, R OBP: 0.373, SLG: 0.549 (1, 2)	P4		G4-6-3			G3		1B	P4	5	1	1	2	0	0	4				
Tim Wallach, R OBP: 0.355, SLG: 0.496 (1, 5)	K			G5-4-3			HR	1B		4	1	3	2	0	1	1				
Eric Karros, R OBP: 0.312, SLG: 0.423 (1, 3)		G4-3		G5-4-3		P3		FC4-6		4	1	0	0	0	0	2				
Henry Rodriguez, L OBP: 0.311, SLG: 0.411 Cory Spivey, R OBP: 0.307, SLG: 0.403 Rudy Seanez, R OBP: 0.301, SLG: 0.387 Todd Worrell, R OBP: 0.299, SLG: 0.381 Jim Gott, R OBP: 0.296, SLG: 0.367 (1, 7) (6, PH) (8, PH) (9, 1) (9, 1) (9, 2)	K					K		E5		3	0	0	0	0	3	0				
Raul Mondesi, R OBP: 0.334, SLG: 0.519 (1, 9)		1B				P3		G3		4	0	2	1	0	0	1				
Rafael Bourimigal, R OBP: 0.305, SLG: 0.280 Jeff Treadway, L OBP: 0.342, SLG: 0.343 (1, 6) (7, PH) (7, 4)		G5-3				G4-3		K		2	0	0	0	0	0	1				
Pedro Astacio, R OBP: 0.064, SLG: 0.064 Mitch Webster, S OBP: 0.344, SLG: 0.457 (1, 1) (8, PH) (8, 7)				G6-3		B1-3		BB	G6-3	2	0	0	0	0	0	0				
Inning Stats	R: 0 E: 0 K: 1 S: 8	H: 0 LOB: 1 BB: 1 P: 14	R: 0 E: 0 K: 1 S: 14	H: 1 LOB: 1 BB: 0 P: 22	R: 0 E: 0 K: 0 S: 10	H: 2 LOB: 1 BB: 0 P: 14	R: 0 E: 0 K: 1 S: 6	H: 1 LOB: 0 BB: 0 P: 9	R: 0 E: 0 K: 0 S: 7	H: 0 LOB: 0 BB: 0 P: 7	R: 1 E: 0 K: 1 S: 14	H: 2 LOB: 1 BB: 0 P: 21	R: 5 E: 1 K: 1 S: 18	H: 3 LOB: 1 BB: 2 P: 32	R: 0 E: 0 K: 0 S: 6	H: 0 LOB: 1 BB: 1 P: 12		1B: 6 2B: 2 3B: 0 HR: 1	SF: 0 SAC: 0 DP: 2 HBP: 0	WP: 0 PA: 39 PB: 0 SB: 1 CS: 0
PITCHER	IP	WLS	BF	H	R	ER	SO	BB	IBB	HBP	BLK	WP	HR	S	P	ERA	WHIP			
Marvin Freeman, R ERA: 2.8 (1, 1)	7.0		26	6	1	1	5	1	0	0	0	0	1	65	96	1.29	1.000			
Mike Munoz, L ERA: 3.4 (8, 1)	0.0		3	1	3	3	0	2	0	0	0	0	0	3	12	∞	∞			
Steve Reed, R ERA: 3.73 (8, 1)	0.1		3	2	1	1	0	0	0	0	0	0	0	6	7	27.00	6.000			
Bruce Ruffin, L ERA: 3.9 (8, 1)	1.2	W	7	0	1	0	1	1	0	0	0	0	0	15	25	0.00	0.600			

Batter	1	2	3	4	5	6	7	8	9	AB	R	H	RBI	BB	SO	LOB	BOTTOM				
Eric Young Sr., R OBP: 0.382, SLG: 0.429 Mike Munoz, L ERA: 3.4 Steve Reed, R ERA: 3.73 Bruce Ruffin, S OBP: 0.340, SLG: 0.200 Danny Sheaffer, R OBP: 0.295, SLG: 0.282 Ellis Burks, R OBP: 0.350, SLG: 0.682 (1, 7) (8, 1) (8, 1) (8, 1) (8, PH) (8, PH) (9, PH)	L7		HR						SH1-3	4	1	1	1	0	0	3	Los Angeles Dodgers @ Colorado Rockies Mile High Stadium, Denver, CO Mon Aug 08 1994, 5:33 AM EDT Att: 52,634 - Sunny				
Walt Weiss, S OBP: 0.343, SLG: 0.311 (1, 6)	G4-3		G4-3			F9	G3-1		SH1-3	4	1	1	0	0	0	3					
Dante Bichette, R OBP: 0.334, SLG: 0.551 (1, 9)	CS			G3		1B		K	1B	4	0	2	0	1	1	0					
Charlie Hayes, R OBP: 0.350, SLG: 0.437 (1, 5)	CS					F9		K	1B	5	0	3	1	0	1	2					
Mike Kingery, L OBP: 0.398, SLG: 0.527 (1, 8)	F8			G3-1		SF7-5-4		E6		3	0	0	1	0	0	1					
Joe Girardi, R OBP: 0.319, SLG: 0.364 (1, 2)	K					F7		F9	F8	4	0	0	0	0	1	2					
John Vander Wal, L OBP: 0.336, SLG: 0.439 (1, 3)						K		K		4	1	1	0	0	3	1					
Nelson Liriano, S OBP: 0.364, SLG: 0.407 (1, 4)						K		2B	1B	3	2	2	0	1	1	0					
Marvin Freeman, R OBP: 0.179, SLG: 0.222 Howard Johnson, S OBP: 0.328, SLG: 0.413 (1, 1) (7, PH) (8, 7)						K		2B	1B	2	0	1	1	0	1	0					
Inning Stats	R: 0 E: 0 K: 0 S: 8	H: 1 LOB: 0 BB: 0 P: 13	R: 0 E: 0 K: 2 S: 11	H: 1 LOB: 0 BB: 0 P: 17	R: 1 E: 0 K: 2 S: 13	H: 1 LOB: 0 BB: 0 P: 19	R: 0 E: 0 K: 0 S: 8	H: 1 LOB: 0 BB: 0 P: 10	R: 1 E: 0 K: 1 S: 12	H: 2 LOB: 1 BB: 0 P: 19	R: 1 E: 0 K: 0 S: 9	H: 2 LOB: 0 BB: 0 P: 12	R: 0 E: 1 K: 1 S: 11	H: 1 LOB: 3 BB: 1 P: 18	R: 0 E: 1 K: 2 S: 8	H: 0 LOB: 1 BB: 0 P: 10		R: 4 E: 0 K: 0 S: 11	H: 4 LOB: 2 BB: 2 P: 23	1B: 7 2B: 6 3B: 0 HR: 1	SF: 1 SAC: 1 DP: 1 HBP: 0
PITCHER	IP	WLS	BF	H	R	ER	SO	BB	IBB	HBP	BLK	WP	HR	S	P	ERA	WHIP				
Pedro Astacio, R ERA: 4.29 (1, 1)	7.0		29	9	3	3	6	0	0	0	0	0	1	72	108	3.86	1.286				
Rudy Seanez, R ERA: 2.79 (8, 1)	1.0		4	0	0	0	2	0	0	0	0	0	0	8	10	0.00	0.000				
Todd Worrell, R ERA: 4.39 (9, 1)	0.0	L	4	3	4	4	0	1	0	0	0	0	0	6	13	∞	∞				
Jim Gott, R ERA: 5.94 (9, 1)	0.1		3	1	0	0	0	0	1	0	0	0	0	5	10	0.00	3.000				



Batter	1	2	3	4	5	6	7	8	9	AB	R	H	RBI	BB	SO	LOB	TOP			
Mike Kelly, R OBP: 0.257, SLG: 0.471 (1, 8)			L6	K2-3		K		G5-3		5	1	1	0	0	2	2				
Jeff Blausler, R OBP: 0.331, SLG: 0.385 (1, 6)			WP			L9		WP SH1-3 2B 1B		4	3	2	0	1	0	0				
Ryan Klesko, L OBP: 0.348, SLG: 0.570 Dave Gallagher, R OBP: 0.320, SLG: 0.288 (7, PH) (7, 7)			HR			1B		SH1-3		2	1	2	1	1	0	0				
Fred McGriff, L OBP: 0.387, SLG: 0.616 (1, 3)			HR			F8		2B BB		3	2	1	3	2	0	2				
David Justice, L OBP: 0.428, SLG: 0.526 Tony Tarasco, L OBP: 0.315, SLG: 0.435 (7, 9)			BB			1B		K		3	0	1	0	1	1	3				
Terry Pendleton, S OBP: 0.276, SLG: 0.394 (1, 5)			G4-3			F8		WP 1-H 3-H 2B		5	0	2	2	0	0	4				
Charlie O'Brien, R OBP: 0.322, SLG: 0.474 (1, 2)			P2			L9				2	0	0	0	2	0	1				
Rafael Belliard, R OBP: 0.248, SLG: 0.292 (1, 4)			G1-6-3			G5-3		L9		4	0	0	0	0	1	4				
Mike Bielecki, R Steve Bedrosian, R OBP: 0.500, SLG: 0.500 Gregg Olson, R OBP: 0.315, SLG: 0.435 (9, 1)			K			K		F9		2	0	0	0	0	2	1				
Inning Stats	R: 2 E: 0 K: 0 S: 8	H: 2 LOB: 0 BB: 1 P: 18	R: 0 E: 0 K: 0 S: 4	H: 1 LOB: 0 BB: 0 P: 5	R: 3 E: 0 K: 1 S: 20	H: 2 LOB: 1 BB: 2 P: 35	R: 0 E: 0 K: 3 S: 11	H: 0 LOB: 1 BB: 1 P: 19	R: 0 E: 0 K: 1 S: 9	H: 1 LOB: 1 BB: 0 P: 10	R: 2 E: 0 K: 1 S: 18	H: 2 LOB: 2 BB: 2 P: 29	R: 0 E: 0 K: 0 S: 7	H: 0 LOB: 0 BB: 0 P: 13	R: 0 E: 0 K: 1 S: 10	H: 0 LOB: 1 BB: 1 P: 19	1B: 6 2B: 1 3B: 2 HR: 1	SF: 0 SAC: 1 DP: 2 HBP: 0	WP: 4 PB: 1 SB: 0 CS: 0	PA: 42
PITCHER	IP WLS BF H R ER SO BB IBB HBP BLK WP HR S P ERA WHIP	IP WLS BF H R ER SO BB IBB HBP BLK WP HR S P ERA WHIP																		
David Nied, R ERA: 4.8 (1, 1)	3.0 L 15 5 5 5 1 3 0 0 0 0 1 1 32 58 15.00 2.667	Willie Blair, R ERA: 5.79 (4, 1)	1.0 4 0 0 0 3 1 0 0 0 0 1 0 11 19 0.00 1.000	Mike Harkey, R ERA: 5.7 (5, 1)	2.0 9 3 0 0 1 0 0 0 0 0 0 0 21 28 0.00 1.500	Mike Munoz, L ERA: 3.74 (7, 1)	0.2 5 2 2 2 1 1 0 0 0 0 1 0 13 20 27.00 4.500	Jim Czajkowski, R ERA: 4.15 (7, 1)	2.1 9 0 0 0 1 2 0 0 0 0 1 0 22 41 0.00 0.857											

Atlanta Braves @ Colorado Rockies
Mile High Stadium, Denver, CO
Tue Aug 09 1994, 9:05 PM EDT
Att: 61,595 - Unknown - 82 F

AB 34
R 7
H 10
RBI 6
BB 7
SO 7
LOB 18



Batter	1	2	3	4	5	6	7	8	9	AB	R	H	RBI	BB	SO	LOB	BOTTOM					
Eric Young Sr., R OBP: 0.384, SLG: 0.439 (1, 7)			S G4-3 E 1B			F9		FC5-4		4	2	2	1	1	0	2						
Walt Weiss, S OBP: 0.339, SLG: 0.307 (1, 6)			G4-3			G3-1		G4-3		5	0	0	1	0	0	2						
Dante Bichette, R OBP: 0.335, SLG: 0.549 (1, 9)			2-H 1B			S 1B		P3		5	0	2	0	0	0	1						
Charlie Hayes, R OBP: 0.349, SLG: 0.435 (1, 5)			F9			G4-3		P6		4	0	1	0	0	0	2						
Mike Kingery, L OBP: 0.402, SLG: 0.534 (1, 8)			CS 1B			CS 1B		G6-4-3 1B		4	1	3	0	0	0	2						
Joe Girardi, R OBP: 0.321, SLG: 0.364 (1, 2)			L9			L3 BB BB		G6-4-3 1B		3	0	1	1	1	0	1						
John Vander Wal, L OBP: 0.341, SLG: 0.431 (1, 3)			K			L3 BB BB		P7		2	0	0	0	2	1	0						
Nelson Liriano, S OBP: 0.363, SLG: 0.404 (1, 4)			G6-3			L3		FC5-4 1B		4	0	1	0	0	0	2						
David Nied, R ERA: 4.8 (1, 1)	4.0 R 18 4 1 1 2 3 0 0 0 0 0 0 16 27 9.00 3.000	Steve Bedrosian, R ERA: 3.33 (5, 1)	1.0 6 3 1 1 0 0 0 0 0 0 0 0 16 27 9.00 3.000	Gregg Olson, R ERA: 3.84 (6, 1)	3.0 W 10 2 0 0 1 1 0 0 0 0 0 0 20 34 0.00 1.000	Gregg Olson, R ERA: 9.2 (9, 1)	1.0 5 2 2 2 0 0 0 0 0 0 0 0 8 13 18.00 2.000															
Inning Stats	R: 0 E: 0 K: 0 S: 7	H: 1 LOB: 2 BB: 1 P: 16	R: 0 E: 0 K: 1 S: 7	H: 0 LOB: 0 BB: 0 P: 8	R: 1 E: 0 K: 1 S: 14	H: 2 LOB: 1 BB: 0 P: 19	R: 0 E: 0 K: 0 S: 12	H: 1 LOB: 2 BB: 2 P: 23	R: 0 E: 0 K: 0 S: 10	H: 1 LOB: 1 BB: 0 P: 17	R: 1 E: 0 K: 1 S: 17	H: 3 LOB: 2 BB: 1 P: 30	R: 0 E: 0 K: 0 S: 6	H: 0 LOB: 0 BB: 0 P: 10	R: 0 E: 0 K: 0 S: 3	H: 1 LOB: 0 BB: 0 P: 4	R: 2 E: 0 K: 0 S: 8	H: 2 LOB: 0 BB: 0 P: 13	1B: 8 2B: 2 3B: 1 HR: 0	SF: 0 SAC: 0 DP: 1 HBP: 0	WP: 0 PB: 0 SB: 2 CS: 2	PA: 39
PITCHER	IP WLS BF H R ER SO BB IBB HBP BLK WP HR S P ERA WHIP	IP WLS BF H R ER SO BB IBB HBP BLK WP HR S P ERA WHIP																				

Atlanta Braves @ Colorado Rockies
Mile High Stadium, Denver, CO
Tue Aug 09 1994, 9:05 PM EDT
Att: 61,595 - Unknown - 82 F

AB 35
R 4
H 11
RBI 3
BB 4
SO 3
LOB 16



Batter	1	2	3	4	5	6	7	8	9	AB	R	H	RBI	BB	SO	LOB	TOP	
Mike Kelly, R OBP: 0.270, SLG: 0.479	G4-3		1-1 2B		4-2 BB 1B G1-2-3 BB	2-2 K				3	0	1	0	1	1	2		
Jeff Blausler, R OBP: 0.331, SLG: 0.385	F9		1-3 K		2-1 BB 1-2 1B					3	0	1	0	0	1	2		
Ryan Klesko, L OBP: 0.345, SLG: 0.566	BB		0-0 G4-3		1-3 K					2	0	0	0	1	1	4		
Fred McGriff, L OBP: 0.387, SLG: 0.613	K			0-0 G3-1	4-2 BB					2	0	0	0	1	1	1		
David Justice, L OBP: 0.427, SLG: 0.524		2-2 G3		2-2 2B 1B	0-0 G1-2-3					3	0	1	0	0	0	3		
Terry Pendleton, S OBP: 0.282, SLG: 0.403	G4-3			0-1 2B	1-2 2B					3	0	2	0	0	0	0		
Javy Lopez, R OBP: 0.294, SLG: 0.414	G5-3			2-3 K	1-1 G5-3					3	0	0	0	0	1	3		
Rafael Belliard, R OBP: 0.258, SLG: 0.296			0-0 FC1-6 1B	4-0 IBB	0-3 K					2	0	1	0	1	1	1		
Tom Glavine, L OBP: 0.246, SLG: 0.196			0-1 FC1-6 2B	2-3 K	4-0 BB					2	0	0	0	1	1	4		
Inning Stats	R: 0 E: 0 K: 1 S: 10	H: 0 LOB: 1 BB: 1 P: 18	R: 0 E: 0 K: 0 S: 8	H: 0 LOB: 0 BB: 0 P: 13	R: 0 E: 0 K: 1 S: 9	H: 2 LOB: 2 BB: 0 P: 11	R: 0 E: 0 K: 2 S: 16	H: 2 LOB: 3 BB: 1 P: 26	R: 0 E: 0 K: 1 S: 12	H: 1 LOB: 2 BB: 2 P: 23	R: 0 E: 0 K: 2 S: 12	H: 1 LOB: 2 BB: 1 P: 20						
PITCHER	IP WLS BF H R ER SO BB IBB HBP BLK WP HR S P ERA WHIP																	
Kevin Ritz, R ERA: 5.62	(1, 1) 5.2 W 27 6 0 0 6 4 1 0 0 0 0 0 64 106 0.00 1.765																	
Steve Reed, R ERA: 3.71	(6, 1) 0.1 S 1 0 0 0 1 0 0 0 0 0 0 0 3 5 0.00 0.000																	

Atlanta Braves @ Colorado Rockies
Mile High Stadium, Denver, CO
Wed Aug 10 1994, 9:05 PM EDT
Att: 65,157 - Unknown - 84 F

AB 23
R 0
H 6
RBI 0
BB 5
SO 7
LOB 20



WP: 0 PA: 28
PB: 0
SB: 0
CS: 0
1B: 3 SF: 0
2B: 3 SAC: 0
3B: 0 DP: 1
HR: 0 HBP: 0

Batter	1	2	3	4	5	6	7	8	9	AB	R	H	RBI	BB	SO	LOB	BOTTOM	
Eric Young Sr., R OBP: 0.380, SLG: 0.433	G6-3		1-3 K		2-0 P3					3	0	0	0	0	1	3		
Walt Weiss, S OBP: 0.339, SLG: 0.305	K			4-2 2B BB	0-2 G5-3					2	1	0	0	1	1	2		
Dante Bichette, R OBP: 0.337, SLG: 0.552	K			0-0 1B 2B	1-2 G5-3 1B					3	0	2	1	0	1	0		
Charlie Hayes, R OBP: 0.349, SLG: 0.435		2-2 G4-3		0-0 1B	0-0 P8					3	0	1	0	0	0	1		
Vinny Castilla, R OBP: 0.360, SLG: 0.504	G6-3			0-2 G1-3	1-0 G5-3					3	0	0	0	0	0	2		
Danny Sheaffer, R OBP: 0.288, SLG: 0.284	F7			2-1 L9	2-0 G1-3					3	0	0	0	0	0	2		
Trenidad Hubbard, R OBP: 0.370, SLG: 0.542			3-2 E6 SH1-4		1-2 SH1-4 1B					2	0	1	0	0	0	0		
Nelson Liriano, S OBP: 0.360, SLG: 0.401			0-0 F9		0-0 E5 SH1-4					2	0	0	0	0	0	2		
Kevin Ritz, R Steve Reed, R	(1, 1) (6, 1)		1-1 SH1-4		2-2 SH1-4					0	0	0	0	0	0	0		
Inning Stats	R: 0 E: 0 K: 2 S: 8	H: 0 LOB: 0 BB: 0 P: 14	R: 0 E: 0 K: 0 S: 9	H: 0 LOB: 0 BB: 0 P: 14	R: 0 E: 1 K: 1 S: 9	H: 0 LOB: 1 BB: 0 P: 14	R: 1 E: 0 K: 0 S: 10	H: 2 LOB: 1 BB: 1 P: 16	R: 0 E: 1 K: 0 S: 13	H: 1 LOB: 2 BB: 0 P: 18	R: 0 E: 0 K: 0 S: 6	H: 1 LOB: 1 BB: 0 P: 10						
PITCHER	IP WLS BF H R ER SO BB IBB HBP BLK WP HR S P ERA WHIP																	
Tom Glavine, L ERA: 3.97	(1, 1) 6.0 L 24 4 1 1 3 1 0 0 0 0 0 0 55 86 1.50 0.833																	

Atlanta Braves @ Colorado Rockies
Mile High Stadium, Denver, CO
Wed Aug 10 1994, 9:05 PM EDT
Att: 65,157 - Unknown - 84 F

AB 21
R 1
H 4
RBI 1
BB 1
SO 3
LOB 12



WP: 0 PA: 24
PB: 0
SB: 0
CS: 0
1B: 3 SF: 0
2B: 1 SAC: 2
3B: 0 DP: 0
HR: 0 HBP: 0

