


Colorado Rockies - 1996

Batter	1	2	3	4	5	6	7	8	9	AB R H RBI BB SO LOB	TOP	
Walt Weiss, S (1, 6) OBP: 0.500, SLG: 0.333	0-0 P5		4-0 BB		0-3 K			0-0 2B 1B		3 1 1 1 1 1 1		
Ellis Burks, R (1, 7) Curt Leskanic, R (8, 1) Bruce Ruffin, S (9, 1)	0-0 F7		0-0 F9		0-0 F8			0-3 K		4 0 0 0 0 1 2 0 0 0 0 0 0 0 0 0 0 0 0 0 0		
Dante Bichette, R (1, 9)	4-0 HR BB		0-3 K		0-3 K			4-0 2B IBB		2 2 0 0 2 2 1		
Larry Walker, L (1, 8) Steve Reed, R (6, 1) Mike Munoz, L (7, 1) Trenidad Hubbard, R (8, PH) OBP: 1.000, SLG: 2.000	0-0 1-H HR			0-0 G4-6-3 1B		0-0 G3		0-0 1-H 2-H 2B		3 1 2 2 0 0 0 0 0 0 0 0 0 0 0 0 0 0 0 0 0 1 0 1 2 0 0 0		
Andres Galarraga, R (1, 3)	0-3 K			0-3 K			0-0 P3	0-3 K		4 0 0 0 0 3 2		
Vinny Castilla, R (1, 5)		0-3 K		0-0 G4-6-3 1-2f			0-0 F8		0-0 G4-3	4 0 0 0 0 1 1		
Jason Bates, S (1, 4)		0-0 L4			0-3 K		0-0 G6-3		0-3 K	4 0 0 0 0 2 0		
Jorge Brito, R (1, 2) OBP: 0.500, SLG: 0.333		0-0 F3			4-0 SH2-4 BB			0-0 1B SH2-4 1B	0-0 F8	3 1 1 0 1 0 0		
Kevin Ritz, R (1, 1) Quinton McCracken, S (6, 8) (8, 7)			0-3 K		0-0 SH2-4			0-0 SH2-4		1 0 0 0 0 1 0 0 0 0 0 0 0 0		
<b>Inning Stats</b>	R: 2 H: 1 E: 0 LOB: 0 K: 1 BB: 1 S: 6 P: 10	R: 0 H: 0 E: 0 LOB: 0 K: 1 BB: 0 S: 5 P: 5	R: 0 H: 0 E: 0 LOB: 1 K: 2 BB: 1 S: 7 P: 11	R: 0 H: 1 E: 0 LOB: 0 K: 1 BB: 0 S: 5 P: 5	R: 0 H: 0 E: 0 LOB: 1 K: 2 BB: 1 S: 7 P: 11	R: 0 H: 0 E: 0 LOB: 0 K: 1 BB: 0 S: 5 P: 5	R: 0 H: 0 E: 0 LOB: 0 K: 0 BB: 0 S: 3 P: 3	R: 3 H: 3 E: 0 LOB: 1 K: 2 BB: 1 S: 10 P: 14	R: 0 H: 0 E: 0 LOB: 0 K: 1 BB: 0 S: 5 P: 5	1B: 3 SF: 0 2B: 1 SAC: 2 3B: 0 DP: 1 HR: 1 HBP: 0	WP: 0 PA: 35 PB: 0 SB: 0 CS: 0	
<b>PITCHER</b>	IP WLS BF H R ER SO BB IBB HBP BLK WP HR S P ERA WHIP											
Sid Fernandez, L (1, 1) ERA: 2.57	7.0 L 25 2 2 2 8 3 0 0 0 0 0 1 38 50 2.57 0.714											
Toby Borland, R (8, 1) ERA: 40.5	0.2 6 3 3 3 1 0 1 0 0 0 0 0 7 11 40.50 4.500											
Russ Springer, R (8, 1) ERA:	1.1 4 0 0 0 2 0 0 0 0 0 0 0 8 8 0.00 0.000											

Colorado Rockies @ Philadelphia Phillies  
Veterans Stadium, Philadelphia, PA  
Tue Apr 02 1996, 7:05 PM EST  
Att. 36,751 - Unknown - 49 F

livebaseballscorecards.com

AB 29  
R 5  
H 5  
RBI 5  
BB 4  
SO 11  
LOB 7



Batter	1	2	3	4	5	6	7	8	9	AB	R	H	RBI	BB	SO	LOB
Lenny Dykstra, L OBP: 0.400, SLG: 1.000 (1, 8)	0-3 K		0-0 G4-3		0-3 K		0-0 HR		4-0 2B BB	4	2	1	1	1	2	1
Mickey Morandini, L OBP: 0.200, SLG: 0.400 (1, 4)	0-0 F8		0-0 G4-3		0-0 L6		0-0 G4-3		0-0 1-H 2B	5	0	1	1	0	0	1
Gregg Jefferies, S (1, 3)	0-0 L3		0-3 K		0-0 G3-1		0-0 G3		0-3 K	5	0	0	0	0	2	2
Darren Daulton, L (1, 7)		4-0 BB BB		4-0 FC6-4 BB		4-0 FC4-6 BB		0-3 K		1	0	0	0	3	1	0
Mark Whiten, S (1, 9)		4-0 BB BB		0-0 FC6-4 G1-3 1-2f		4-0 FC4-6 BB		0-3 K		2	0	0	0	2	1	1
Todd Zeile, R (1, 5)		0-3 K		0-0 G1-3		0-0 FC4-6		0-0 F7		4	0	0	0	0	1	5
Benito Santiago, R OBP: 0.500, SLG: 1.333 (1, 2)		0-0 F9		4-0 BB BB		0-0 P6		0-0 HR		3	1	1	1	1	0	4
Kevin Stocker, S (1, 6)		0-0 L8		4-0 BB BB		0-0 L5		0-0 L3		3	0	0	0	1	0	4
Sid Fernandez, L OBP: 0.500, SLG: 1.000 Lee Tinsley, S (7, PH)			0-0 G4-3		0-0 G3-1		0-0 F9		0-0 F8	2	0	1	0	0	0	3
Toby Borland, R (8, 1)										1	0	0	0	0	0	0
Russ Springer, R (8, 1)										0	0	0	0	0	0	0
Jim Eisenreich, L (9, PH)										0	0	0	0	0	0	0

Inning Stats	R: 0	H: 0	E: 0	K: 1	S: 5	H: 0	LOB: 0	BB: 0	P: 5	R: 0	H: 0	E: 0	K: 1	S: 5	H: 0	LOB: 2	BB: 2	P: 13	R: 0	H: 1	E: 0	K: 1	S: 6	H: 1	LOB: 1	BB: 0	P: 6	R: 0	H: 0	E: 0	K: 0	S: 3	R: 0	H: 0	E: 0	K: 1	S: 5	R: 0	H: 0	E: 0	K: 0	S: 3	R: 1	H: 1	E: 0	K: 0	S: 4	R: 0	H: 0	E: 0	K: 2	S: 7	R: 0	H: 0	E: 0	K: 0	S: 7	R: 2	H: 2	E: 0	K: 1	S: 7	H: 2	LOB: 1	BB: 1	P: 11	1B: 0	2B: 2	3B: 0	HR: 2	SF: 0	SAC: 0	DP: 0	HBP: 0	WP: 0	PA: 39
--------------	------	------	------	------	------	------	--------	-------	------	------	------	------	------	------	------	--------	-------	-------	------	------	------	------	------	------	--------	-------	------	------	------	------	------	------	------	------	------	------	------	------	------	------	------	------	------	------	------	------	------	------	------	------	------	------	------	------	------	------	------	------	------	------	------	------	------	--------	-------	-------	-------	-------	-------	-------	-------	--------	-------	--------	-------	--------

PITCHER	IP	WLS	BF	H	R	ER	SO	BB	IBB	HBP	BLK	WP	HR	S	P	ERA	WHIP
Kevin Ritz, R ERA: 0.00	(1, 1)	5.1	24	1	0	0	4	7	0	0	0	0	0	25	53	0.00	1.500
Steve Reed, R ERA: 0.00	(6, 1)	1.0	3	0	0	0	0	0	0	0	0	0	0	3	3	0.00	0.000
Mike Munoz, L ERA: 13.5	(7, 1)	0.2	3	1	1	1	0	0	0	0	0	0	1	3	3	13.50	1.500
Curt Leskanic, R ERA: 6.75	(8, 1)	1.1	5	1	1	1	2	0	0	0	0	0	1	9	9	6.75	0.750
Bruce Ruffin, L ERA: 13.5	(9, 1)	0.2	4	1	1	1	1	1	0	0	0	0	0	5	9	13.50	3.000

BOTTOM

Colorado Rockies @ Philadelphia Phillies  
Veterans Stadium, Philadelphia, PA

Tue Apr 02 1996, 7:05 PM EST  
Att: 36,751 - Unknown - 49 F

livebaseballscores.com


AB	31
R	3
H	4
RBI	3
BB	8
SO	7
LOB	21



Batter	1	2	3	4	5	6	7	8	9	AB R H RBI BB SO LOB	TOP	
Walt Weiss, S (1, 6) OBP: 0.375, SLG: 0.286	0-0 G3		0-0 G1-3			0-0 G5-4-3 1B		0-0 G3		4 0 1 0 0 0 1		
Ellis Burks, R (1, 7) OBP: 0.250, SLG: 0.625	0-0 1B		0-0 G6-3			0-0 G5-4-3 1-2f			0-0 HR	4 1 2 1 0 0 1		
Dante Bichette, R (1, 9)	0-0 F8			0-0 L9		0-0 P4			0-3 K	4 0 0 0 0 1 1		
Larry Walker, L (1, 8) OBP: 0.286, SLG: 0.714	0-0 F8 1-2			0-0 G3			0-0 F8		0-3 K	4 0 0 0 0 1 1		
Andres Galarraga, R (1, 3) OBP: 0.123, SLG: 0.375		0-0 G4-3		0-0 G1-3			0-3 K2-3		0-0 3B	4 0 1 0 0 1 0		
Vinny Castilla, R (1, 5)		4-0 BLK BB G4-3			0-0 G6-3		0-0 L4		0-0 G6-3	3 0 0 0 1 0 1		
Jeff Reed, L (1, 2) OBP: 0.333, SLG: 0.333		0-0 G4-3 1-2			0-0 FC6-4 1B			0-0 F2		3 0 1 0 0 0 1		
Jason Bates, S (1, 4) OBP: 0.143, SLG: 0.143		0-0 G4-3 2-3			0-3 K			0-0 G1-3 1B		3 0 1 0 0 1 2		
Marvin Freeman, R (1, 1)			0-3 K			0-0 FC6-4 1-2f		0-0 G1-3		2 0 0 0 0 1 1		
Roger Bailey, R (6, 1)										0 0 0 0 0 0 0		
Lance Painter, L (7, 1)										0 0 0 0 0 0 0		
John Vander Wal, L (8, PH)										1 0 0 0 0 0 1		
Darren Holmes, R (8, 1)										0 0 0 0 0 0 0		
<b>Inning Stats</b>	R: 0 E: 0 K: 0 S: 4 H: 1 LOB: 1 BB: 0 P: 4	R: 0 E: 0 K: 0 S: 3 H: 0 LOB: 1 BB: 1 P: 7	R: 0 E: 0 K: 1 S: 5 H: 0 LOB: 0 BB: 0 P: 5	R: 0 E: 0 K: 0 S: 3 H: 0 LOB: 0 BB: 0 P: 3	R: 0 E: 0 K: 1 S: 6 H: 1 LOB: 1 BB: 0 P: 6	R: 0 E: 0 K: 0 S: 3 H: 1 LOB: 0 BB: 0 P: 3	R: 0 E: 0 K: 1 S: 5 H: 0 LOB: 0 BB: 0 P: 5	R: 0 E: 0 K: 0 S: 4 H: 1 LOB: 1 BB: 0 P: 4	R: 1 E: 0 K: 2 S: 9 H: 2 LOB: 1 BB: 0 P: 9	1B: 4 2B: 0 3B: 1 HR: 1 SF: 0 SAC: 0 DP: 1 HBP: 0	WP: 0 PB: 0 SB: 1 CS: 0 PA: 33	
<b>PITCHER</b>	IP WLS BF H R ER SO BB IBB HBP BLK WP HR S P ERA WHIP											
Mike Grace, R (1, 1) ERA: 1.13	8.0 W 29 5 1 1 3 1 0 0 1 0 1 34 38 1.12 0.750											
Ricky Bottalico, R (9, 1) ERA:	1.0 S 4 1 0 0 2 0 0 0 0 0 0 8 8 0.00 1.000											

Colorado Rockies @ Philadelphia Phillies  
Veterans Stadium, Philadelphia, PA  
Wed Apr 03 1996, 7:05 PM EST  
Att. 15,648 - Unknown - 55 F

AB	32
R	1
H	6
RBI	1
BB	1
SO	5
LOB	10



Batter	1	2	3	4	5	6	7	8	9	AB	R	H	RBI	BB	SO	LOB
Lenny Dykstra, L OBP: 0.444, SLG: 0.857 (1, 8) X	0-0 F9 ①		H 1-0 BLK G5-3 G6-3 HBP		X 0-0 F8 ③		X 0-0 1-3 2-H 2B			3	1	1	1	0	0	0
Mickey Morandini, L OBP: 0.222, SLG: 0.250 (1, 4) X	0-0 F7 ②		X 0-0 G5-3 ①			X 0-0 G3 ①				3	0	0	0	1	0	1
Gregg Jefferies, S (1, 3) X	0-0 P4 ③		X 0-0 G6-3 ②			X 0-0 F8 ②				4	0	0	1	0	0	3
Darren Daulton, L Lee Tinsley, S (1, 7) (6, PR) (7, 7)		B 4-0 2B FC6-4 BB	X 0-0 G4-3 ③			B 4-0 S BB		S 0-3 K ①		1	1	0	0	2	0	0
Mark Whiten, S OBP: 0.500, SLG: 0.500 (1, 9) X		X 0-0 FC6-4 1-3 2B		X 0-0 CS 1B		S 0-3 K ③		X 0-0 G3 ②		4	0	2	0	0	1	1
Todd Zeile, R OBP: 0.125, SLG: 0.125 (1, 5) X		X 0-0 FC6-5-4 BB		S 0-3 K ① ②			X 0-0 G5-3 ①			4	0	1	1	0	1	2
Benito Santiago, R OBP: 0.250, SLG: 0.571 (1, 2) X		S 0-3 K ②		X 0-0 L6 ③			X 0-0 G6-3 ②		X 0-0 P3 ③	4	0	0	0	0	1	2
Kevin Stocker, S (1, 6) X		B 4-0 FC6-4 1-2 BB		X 0-0 F9 ①			B 4-0 BB 2B BB			1	1	0	0	2	0	0
Mike Grace, R Ricky Bottalico, L (1, 1) (9, 1) X		X 0-0 FC6-4 ③		X 0-0 G1-6-3 ②			B 4-0 2B BB			2	0	0	0	1	0	2
										0	0	0	0	0	0	0

BOTTOM																	
<b>Colorado Rockies @ Philadelphia Phillies</b> Veterans Stadium, Philadelphia, PA Wed Apr 03 1996, 7:05 PM EST Att: 15,648 - Unknown - 55 F																	
AB	27	R	3	H	4	RBI	3	BB	6	SO	4	LOB	11				
1B:	2	SF:	0	2B:	2	SAC:	0	3B:	0	DP:	0	HR:	0	WP:	0	PA:	34
														SB:	1		
														CS:	1		

PITCHER																																	
Marvin Freeman, R ERA: 3.18 (1, 1)	5.2	WLS	L	BF	22	H	2	R	2	ER	2	SO	2	BB	3	IBB	0	HBP	1	BLK	1	WP	0	HR	0	S	22	P	35	ERA	3.18	WHIP	0.882
Roger Bailey, R ERA: 9.0 (6, 1)	1.0			6	1	1	1	1	1	2	0	0	0	0	0	0	0	0	0	0	0	0	0	0	6	14	9.00	3.000					
Lance Painter, L ERA: (7, 1)	0.1			2	0	0	0	0	0	1	0	0	0	0	0	0	0	0	0	0	0	0	0	0	1	5	0.00	3.000					
Darren Holmes, R ERA: (8, 1)	1.0			4	1	0	0	0	1	0	0	0	1	0	0	0	0	0	0	0	0	0	0	0	6	6	0.00	1.000					



Batter	1	2	3	4	5	6	7	8	9	AB R H RBI BB SO LOB	TOP											
Walt Weiss, S (1, 6) OBP: 0.462, SLG: 0.300	2-1 FC6-4 1B		4-2 G5-4-3 BB		4-0 2B BB		0-1 F7		0-0 B1-3	3 1 1 0 2 0 0												
Ellis Burks, R (1, 7) OBP: 0.250, SLG: 0.583	1-0 FC6-4 F8 1-2f		1-2 F8		3-2 2B BB		2-2 K			4 1 1 1 0 1 2												
Dante Bichette, R (1, 9) OBP: 0.250, SLG: 0.200	0-1 F8 1-2		1-0 G5-4-3 1-2f		0-0 E 2B		0-3 K			4 1 1 2 0 1 2												
Larry Walker, L (1, 8) OBP: 0.182, SLG: 0.455	0-0 G3-1			1-1 F9	0-1 P5			0-2 G4-3		4 0 0 0 0 0 2												
Andres Galarraga, R (1, 3) OBP: 0.250, SLG: 0.500		1-0 1B		1-2 E4	3-1 E9 2B			1-0 F9		4 0 2 1 0 0 0												
Vinny Castilla, R (1, 5) OBP: 0.250, SLG: 0.100		0-0 WP 1B 1-3		0-3 K	0-0 G6-3			4-0 BB		3 0 1 0 0 1 1 2												
Jason Bates, S (1, 4) OBP: 0.182, SLG: 0.182		2-0 WP 1B 1-2		0-1 G4-3		0-0 P6		0-3 K		4 0 1 0 0 0 1 2												
Jorge Brito, R (1, 2) OBP: 0.286, SLG: 0.167		1-2 K			0-3 K	3-3 K			1-3 K	3 0 0 0 0 0 3 2 1 0 0 0 0 0 1 0												
Quinton McCracken, S (9, PH)																						
Bryan Rekar, R (1, 1) OBP: 0.500, SLG: 0.500		1-1 G1-3			2-2 BB 1B	0-2 K			1-3 K	2 1 1 0 0 0 0 2 1 0 0 0 0 0 1 0 1 0 0 0 0 0 1 0												
Trenidad Hubbard, R (8, PH) OBP: 0.500, SLG: 1.000																						
Steve Reed, R (6, 1)																						
Darren Holmes, R (7, 1)																						
Curt Leskanic, R (8, 1)																						
John Vander Wal, L (9, PH)																						
<b>Inning Stats</b>	R: 0 E: 0 K: 0 S: 6	H: 1 LOB: 1 BB: 0 P: 9	R: 0 E: 0 K: 1 S: 8	H: 3 LOB: 2 BB: 0 P: 13	R: 0 E: 0 K: 0 S: 6	H: 0 LOB: 0 BB: 1 P: 12	R: 0 E: 1 K: 1 S: 10	H: 0 LOB: 1 BB: 0 P: 12	R: 4 E: 1 K: 1 S: 16	H: 4 LOB: 1 BB: 1 P: 28	R: 0 E: 0 K: 2 S: 7	H: 0 LOB: 0 BB: 0 P: 10	R: 0 E: 0 K: 2 S: 8	H: 0 LOB: 0 BB: 0 P: 10	R: 0 E: 0 K: 1 S: 8	H: 0 LOB: 1 BB: 1 P: 13	R: 0 E: 0 K: 2 S: 10	H: 0 LOB: 0 BB: 0 P: 12	1B: 5 2B: 3 3B: 0 HR: 0	SF: 0 SAC: 0 DP: 1 HBP: 0	WP: 1 PB: 0 SB: 0 CS: 0	PA: 37
<b>PITCHER</b>	IP WLS BF H R ER SO BB IBB HBP BLK WP HR S P ERA WHIP																					
Terry Mulholland, L (1, 1) ERA: 7.2	5.0 W 24 8 4 4 3 2 0 0 0 1 0 46 74 7.20 2.000																					
Russ Springer, R (6, 1) ERA:	2.0 6 0 0 0 4 0 0 0 0 0 0 15 20 0.00 0.000																					
Dave Leiper, L (8, 1) ERA:	1.0 4 0 0 0 1 1 0 0 0 0 0 8 13 0.00 1.000																					
Ricky Bottalico, R (9, 1) ERA:	1.0 S 3 0 0 0 2 0 0 0 0 0 0 10 12 0.00 0.000																					

Colorado Rockies @ Philadelphia Phillies  
Veterans Stadium, Philadelphia, PA  
Thu Apr 04 1996, 7:05 PM EST  
Att. 16,220 - Unknown - 54 F

AB	34
R	4
H	8
RBI	4
BB	3
SO	10
LOB	14



Batter	1	2	3	4	5	6	7	8	9
Lenny Dykstra, L OBP: 0.429, SLG: 0.917 (1, 8)	3-2 P6 1-2	2-1 3B 2-H			2-2 23 HR 1-2		3-3 K 1-2	0-1 F7 3-H	
Mickey Morandini, L OBP: 0.308, SLG: 0.500 (1, 4)	2-2 3B 2B	1-2 G5-3			1-3 K2-3		2-1 2B		
Gregg Jefferies, S OBP: 0.100, SLG: 0.300 23 Kevin Jordan, R OBP: 0.667, SLG: 2.000 (1, 3) (2, 3)	0-0 FC4-6 3B 2-H		2-2 F9		0-0 HR 2-H		4-0 BB		
Darren Daulton, L Russ Springer, R Jim Eisenreich, L Dave Leiper, L Ricky Bottalico, L (1, 7) (6, 1) (7, PH) (8, 1) (9, 1)	4-2 FC4-6 BB		2-3 K2-3		1-3 K 3-H		3-3 K 2-H		
Mark Whiten, S OBP: 0.333, SLG: 0.300 (1, 9)	0-1 FC4-6 FC6-4 1-2f 3-H		1-3 K			0-0 G4-3	2-3 K2-3		
Todd Zeile, R OBP: 0.250, SLG: 0.182 (1, 5)	2-2 FC6-4 1-2f		3-1 G1-4-3			0-2 FC4-6 1B	4-2 2B BB		
Benito Santiago, R OBP: 0.250, SLG: 0.545 (1, 2)		0-0 F9	2-3 K		2-2 FC4-6 HBP 1-2f		1-2 SH3 G3 2B 1-H		
Kevin Stocker, S OBP: 0.500, SLG: 0.333 (1, 6)		3-2 3B 2B	1-3 K		2-0 HBP		0-0 SH3		
Terry Mulholland, R Lee Tinsley, S OBP: 0.200, SLG: 0.200 (1, 1) (5, PH) (6, 7)		0-3 K			2-2 CS 1B		0-2 F7	0-2 G3 3-H	

Inning Stats	R: 2 E: 0 K: 0 S: 20	H: 2 LOB: 1 BB: 1 P: 31	R: 1 E: 0 K: 1 S: 13	H: 2 LOB: 1 BB: 0 P: 19	R: 0 E: 0 K: 2 S: 10	H: 0 LOB: 0 BB: 0 P: 15	R: 0 E: 0 K: 2 S: 8	H: 0 LOB: 0 BB: 0 P: 14	R: 2 E: 0 K: 2 S: 13	H: 3 LOB: 0 BB: 0 P: 19	R: 0 E: 0 K: 3 S: 9	H: 1 LOB: 2 BB: 0 P: 13	R: 0 E: 0 K: 3 S: 13	H: 1 LOB: 2 BB: 1 P: 27	R: 2 E: 0 K: 0 S: 11	H: 1 LOB: 0 BB: 1 P: 16
--------------	-------------------------------	----------------------------------	-------------------------------	----------------------------------	-------------------------------	----------------------------------	------------------------------	----------------------------------	-------------------------------	----------------------------------	------------------------------	----------------------------------	-------------------------------	----------------------------------	-------------------------------	----------------------------------

PITCHER	IP	WLS	BF	H	R	ER	SO	BB	IBB	HBP	BLK	WP	HR	S	P	ERA	WHIP
Bryan Rekar, R ERA: 9.0 (1, 1)	5.0	L	22	7	5	5	7	1	0	0	0	0	1	64	98	9.00	1.600
Steve Reed, R ERA: (6, 1)	1.0		5	1	0	0	0	0	0	1	0	0	0	9	13	0.00	1.000
Darren Holmes, R ERA: (7, 1)	1.0		5	1	0	0	3	1	0	0	0	0	0	13	27	0.00	2.000
Curt Leskanic, R ERA: 11.57 (8, 1)	1.0		5	1	2	2	0	1	0	0	0	0	0	11	16	18.00	2.000

AB R H RBI BB SO LOB

5	1	2	1	0	1	0
4	1	2	0	0	1	2
1	1	1	1	0	0	0
2	1	1	2	1	0	0
2	0	0	0	1	2	0
0	0	0	0	0	0	0
1	0	0	0	0	1	2
0	0	0	0	0	0	0
0	0	0	0	0	0	0
4	0	0	1	0	2	3
3	1	1	0	1	0	1
4	1	1	1	0	1	1
2	1	1	0	0	1	0
1	0	0	0	0	1	1
3	0	1	1	0	0	2

AB	32
R	7
H	10
RBI	7
BB	3
SO	10
LOB	12



**Colorado Rockies @ Philadelphia Phillies**  
Veterans Stadium, Philadelphia, PA  
Thu Apr 04 1996, 7:05 PM EST  
Att: 16,220 - Unknown - 54 F

WP	PA
0	37
0	0
0	0
0	0
1	0

Batter	1	2	3	4	5	6	7	8	9	AB R H RBI BB SO LOB	TOP																									
Walt Weiss, S (1, 6) OBP: 0.333, SLG: 0.200	2-2 G1-3		3-2 E5 1-2 2B		1-1 G6-3	0-0 G4-3		3-3 K		5 1 0 0 0 1 4																										
Ellis Burks, R (1, 7) OBP: 0.412, SLG: 0.867	1-0 HR		1-1 CS 1-H 2-H 2B		4-1 1B BB		1-2 G6-3		4-1 1B F7 BB	3 1 2 3 2 0 0																										
Dante Bichette, R (1, 9) OBP: 0.294, SLG: 0.267	2-2 L6-4 HBP 1B		2-0 G6-3		2-2 1B		3-1 G6-3		0-2 F7	5 0 2 0 0 0 2																										
Larry Walker, L (1, 8) OBP: 0.250, SLG: 0.357	1-0 1-2 HBP		1-1 F8 2-3		0-0 F9		4-1 FC6-4 BB		1-3 K	3 0 0 0 1 1 4																										
Andres Galarraga, R (1, 3) OBP: 0.294, SLG: 0.438	3-2 L6-4 2-2			4-2 G2-3 1B BB	0-3 K		0-0 FC6-4		1-2 1B	4 0 1 0 1 1 5																										
Vinny Castilla, R (1, 5) OBP: 0.294, SLG: 0.400		0-0 F8		1 SAFE 0-0 G2-3 1-2 1B		1-0 HR		2-2 P4	1-3 K	5 1 2 1 0 1 2																										
Pedro Castellano, R (1, 4) Jason Bates, S (6, 4) OBP: 0.167, SLG: 0.167		2-2 P3		2-2 G2-3		4-2 BB		2-0 L4		2 0 0 0 1 0 2 1 0 0 0 0 0 0	AB 35 R 4 H 9 RBI 4 BB 5 SO 7 LOB 25																									
Jorge Brito, R (1, 2) OBP: 0.273, SLG: 0.111		3-2 F8		1-3 K		1 SAFE 2-2 P4		1-1 1B HBP		3 0 0 0 0 1 3																										
Armando Reynoso, R (1, 1) Quinton McCracken, S (8, PH) Mike Munoz, L (6, 1) Darren Holmes, R (6, 1) Bruce Ruffin, S (7, 1) John Vander Wal, L (8, PH) Trenidad Hubbard, R (8, PR) Curt Leskanic, R (8, 1)			3-2 E 2B 1B	0-3 K		1-3 K		2-1 1B		2 1 1 0 0 1 2 1 0 0 0 0 1 1 0 1 0 1 0 0 0 0 0 0 0 0 0 0 0 0 0 0 0 0 0 0	WP: 0 PA: 42 PB: 0 SB: 0 CS: 1																									
<b>Inning Stats</b>	R: 1 E: 0 K: 0 S: 12	H: 2 LOB: 1 BB: 0 P: 21	R: 0 E: 0 K: 0 S: 8	H: 0 LOB: 0 BB: 0 P: 13	R: 2 E: 1 K: 0 S: 13	H: 2 LOB: 0 BB: 0 P: 23	R: 0 E: 0 K: 2 S: 15	H: 1 LOB: 2 BB: 1 P: 22	R: 0 E: 0 K: 1 S: 11	H: 1 LOB: 2 BB: 1 P: 17	R: 1 E: 0 K: 1 S: 13	H: 1 LOB: 1 BB: 1 P: 21	R: 0 E: 0 K: 0 S: 7	H: 0 LOB: 1 BB: 1 P: 15	R: 0 E: 0 K: 1 S: 11	H: 1 LOB: 2 BB: 0 P: 21	R: 0 E: 0 K: 2 S: 13	H: 1 LOB: 2 BB: 1 P: 20	1B: 6 2B: 2 3B: 0 HR: 2	SF: 0 SAC: 0 DP: 1 HBP: 2	WP: 0 PB: 0 SB: 0 CS: 1															
<b>PITCHER</b>	IP WLS BF H R ER SO BB IBB HBP BLK WP HR S P ERA WHIP																																			
Rheal Cormier, L (1, 1) ERA: 4.5	4.0	18	5	3	2	2	1	0	1	0	0	1	48	79	4.50	1.500																				
Mike Dyer, R (5, 1) ERA: 2.25	2.0	W	10	2	1	1	2	2	0	0	0	0	1	24	38	4.50	2.000																			
Dave Veres, R (7, 1) ERA: 2.7	1.2		8	1	0	0	0	1	0	1	0	0	15	30	0.00	1.200																				
Mel Rojas, R (8, 1) ERA:	1.1	S	6	1	0	0	3	1	0	0	0	0	16	26	0.00	1.500																				

Colorado Rockies @ Montreal Expos  
Olympic Stadium, Montreal, QB  
Fri Apr 05 1996, 3:33 AM EST  
Att: 45,042 - Dome - 50 F

livebaseballscorecards.com





Batter	1	2	3	4	5	6	7	8	9
Mark Grudzielanek, R OBP: 0.400, SLG: 0.579	1-1 F8	1-2 L5-4-3 HBP		2-2 G6-3		1-0 1B BB 1B		0-3 K	
Mike Lansing, R OBP: 0.556, SLG: 0.688	0-1 G6-3 1B 2B	0-2 L5-4-3			1-1 G5-3	4-2 1B BB		2-1 G6-3	
Rondell White, R OBP: 0.333, SLG: 0.353	1-1 G6-3		0-0 P3		2-3 K	0-1 FC6-4 1B			
Moises Alou, R OBP: 0.412, SLG: 0.563	1-1 1B 1B		4-2 S BB		1-2 P6	0-0 FC6-4			
David Segui, S OBP: 0.444, SLG: 0.375	3-2 1B 2B 1B		3-1 L9		1-2 FC4-6 HBP 1B 1B	2-2 G6-3			
Henry Rodriguez, L OBP: 0.500, SLG: 0.818 F.P. Santangelo, S	0-0 2B 1B		0-2 G4-3		1-2 P4	1-2 F8			
Darrin Fletcher, L OBP: 0.400, SLG: 0.667 Mel Rojas, R	3-1 2B			0-0 G3-1	4-2 FC4-6 HBP	1-0 G3			
Dave Silvestri, R OBP: 0.333, SLG: 0.250	2-3 K			3-2 G1-3 1B	2-1 FC4-6 1B		0-1 G5-3		
Rheal Cormier, L Andy Stankiewicz, R Mike Dyer, R Sherman Obando, R Dave Veres, R Tim Spehr, R		1-0 P2		0-2 G1-3	1-1 BB 1B 1B		4-2 S BB		

Inning Stats	R: 3 E: 0 K: 1 S: 18	H: 5 LOB: 2 BB: 0 P: 29	R: 0 E: 0 K: 0 S: 6	H: 0 LOB: 0 BB: 0 P: 8	R: 0 E: 0 K: 0 S: 8	H: 0 LOB: 1 BB: 1 P: 15	R: 0 E: 0 K: 0 S: 11	H: 1 LOB: 1 BB: 0 P: 16	R: 0 E: 0 K: 1 S: 8	H: 0 LOB: 0 BB: 0 P: 12	R: 3 E: 0 K: 0 S: 21	H: 4 LOB: 3 BB: 1 P: 35	R: 0 E: 0 K: 0 S: 8	H: 0 LOB: 0 BB: 0 P: 12	R: 0 E: 0 K: 1 S: 10	H: 0 LOB: 1 BB: 1 P: 16
--------------	-------------------------------	----------------------------------	------------------------------	---------------------------------	------------------------------	----------------------------------	-------------------------------	----------------------------------	------------------------------	----------------------------------	-------------------------------	----------------------------------	------------------------------	----------------------------------	-------------------------------	----------------------------------

PITCHER	IP	WLS	BF	H	R	ER	SO	BB	IBB	HBP	BLK	WP	HR	S	P	ERA	WHIP
Armando Reynoso, R ERA: 5.4	(1, 1)	5.0	22	6	3	3	2	1	0	1	0	0	0	51	80	5.40	1.400
Mike Munoz, L ERA: 27.0	(6, 1)	0.1	3	1	2	2	0	0	0	1	0	0	0	10	16	54.00	3.000
Darren Holmes, R ERA: 3.38	(6, 1)	0.2	6	3	1	1	0	1	0	0	0	0	0	11	19	13.50	6.000
Bruce Ruffin, L ERA: 5.4	(7, 1)	1.0	3	0	0	0	0	0	0	0	0	0	0	8	12	0.00	0.000
Curt Leskanic, R ERA: 8.1	(8, 1)	1.0	4	0	0	0	1	1	0	0	0	0	0	10	16	0.00	1.000

**BOTTOM**


**Colorado Rockies @ Montreal Expos**  
Olympic Stadium, Montreal, QB

Fri Apr 05 1996, 3:33 AM EST  
Att: 45,042 - Dome - 50 F

AB	R	H	RBI	BB	SO	LOB
4	0	1	1	0	1	2
4	1	1	0	1	0	2
4	0	1	1	0	1	1
3	1	1	1	1	0	3
4	2	2	0	0	0	1
4	0	1	1	0	0	2
0	0	0	0	0	0	0
3	0	1	1	0	0	0
0	0	0	0	0	0	0
4	1	1	0	0	1	4
1	0	0	0	0	0	0
1	0	0	0	0	0	1
0	0	0	0	0	0	0
1	1	1	1	0	0	0
0	0	0	0	0	0	0
0	0	0	0	1	0	0

livebaseballscorecards.com

AB	33
R	6
H	10
RBI	6
BB	3
SO	3
LOB	16




1B	8	SF	0	WP	0	PA	38
2B	3	SAC	0	PB	0		
3B	0	DP	1	SB	2		
HR	0	HBP	2	CS	0		

Batter	1	2	3	4	5	6	7	8	9	AB R H RBI BB SO LOB	TOP																									
Walt Weiss, S (1, 6) OBP: 0.435, SLG: 0.333	4-2 2B HR BB	1-1 2B		1-0 G5-3 1B		4-2 BB BB			2-3 K	3 1 2 0 2 1 0																										
Ellis Burks, R (1, 7) OBP: 0.455, SLG: 0.778	1-3 K	4-2 BB		1-0 G5-3 1B		4-2 BB		1-0 G6-3	2 3 0 1 0 2 1 1																											
Dante Bichette, R (1, 9) OBP: 0.273, SLG: 0.300	3-2 HR 2B	1-1 F9		1-2 G5-3		0-3 K		3-2 F9	3 5 1 1 0 0 1 6																											
Larry Walker, L (1, 8) OBP: 0.200, SLG: 0.278	2-3 K		1-2 P5		1-1 G3		1-2 P6		1 4 0 0 0 0 1 2																											
Andres Galarraga, R (1, 3) OBP: 0.333, SLG: 0.579	3-2 HR HBP		0-0 HR		0-0 G6-3		0-1 F8		2 3 2 1 1 0 0 0																											
Vinny Castilla, R (1, 5) OBP: 0.333, SLG: 0.579	1-2 HR		0-0 P4		0-0 1B		0-3 K		3 4 1 2 4 0 1 0																											
Jason Bates, S (1, 4) OBP: 0.188, SLG: 0.188	1-0 G1-3		3-2 1B		1-1 G6-3			0-1 G6-3	1 4 0 1 0 0 0 1																											
Jeff Reed, L (1, 2) OBP: 0.143, SLG: 0.143			3-1 G4-3		1-1 F7		0-1 G3-1		2 4 0 0 0 0 1 1																											
Mark Thompson, R (1, 1) Mike Munoz, L (7, 1) John Vander Wal, L (8, PH) Steve Reed, R (8, 1) Bruce Ruffin, S (8, 1) Curt Leskanic, R (8, 1)		1-2 F8		0-0 L7		0-3 K		1-3 K	3 3 0 0 0 0 0 1 0 0 0 0 0 0 0 0 0 1 0 0 0 0 0 1 0																											
<b>Inning Stats</b>	R: 4 E: 0 K: 2 S: 21	H: 2 LOB: 0 BB: 1 P: 36	R: 0 E: 0 K: 0 S: 11	H: 1 LOB: 2 BB: 1 P: 21	R: 1 E: 0 K: 0 S: 12	H: 2 LOB: 1 BB: 0 P: 17	R: 0 E: 0 K: 0 S: 6	H: 2 LOB: 1 BB: 0 P: 9	R: 0 E: 0 K: 2 S: 15	H: 0 LOB: 2 BB: 2 P: 23	R: 0 E: 0 K: 1 S: 13	H: 0 LOB: 0 BB: 0 P: 14	R: 0 E: 0 K: 2 S: 9	H: 0 LOB: 0 BB: 0 P: 12	R: 0 E: 0 K: 1 S: 7	H: 0 LOB: 0 BB: 0 P: 13	1B: 4 2B: 2 3B: 0 HR: 2	SF: 0 SAC: 0 DP: 1 HBP: 1	WP: 0 PB: 0 SB: 0 CS: 0	PA: 39																
<b>PITCHER</b>	IP WLS BF H R ER SO BB IBB HBP BLK WP HR S P ERA WHIP																																			
Kirk Rueter, L (1, 1) ERA: 13.5	3.1	L	20	7	5	5	2	2	0	1	0	0	2	47	79	13.50	2.700																			
Omar Daal, L (4, 1) ERA:	3.2		13	1	0	0	3	2	0	0	0	0	0	37	49	0.00	0.818																			
Barry Manuel, R (8, 1) ERA: 4.15	1.0		3	0	0	0	2	0	0	0	0	0	0	9	12	0.00	0.000																			
Tim Scott, R (9, 1) ERA:	1.0		3	0	0	0	1	0	0	0	0	0	0	7	13	0.00	0.000																			

Colorado Rockies @ Montreal Expos  
Olympic Stadium, Montreal, QB  
Sat Apr 06 1996, 3:33 AM EST  
Att: 27,040 - Dome - 60 F

livebaseballscorecards.com

AB	34
R	5
H	8
RBI	5
BB	4
SO	8
LOB	11



Batter	1	2	3	4	5	6	7	8	9	AB	R	H	RBI	BB	SO	LOB
Mark Grudzielanek, R OBP: 0.333, SLG: 0.478 (1, 6)	1-2 G3		2-2 G1-3		2-2 L9			1-2 G5-3		4	0	0	0	0	0	3
Mike Lansing, R OBP: 0.591, SLG: 0.684 (1, 4)	3-1 1B			1-2 HBP		3-1 F9		1-0 2B 1B		3	1	2	1	0	0	0
Rondell White, R OBP: 0.318, SLG: 0.333 (1, 8)	1-3 K			1-2 L4-3		1-1 1B		0-2 G4-3		4	0	1	0	0	1	3
Moises Alou, R OBP: 0.381, SLG: 0.550 (1, 9) (9, 7)	0-1 F9			0-0 F7		0-1 P3		2-0 2B 2B		4	1	1	1	0	0	2
David Segui, S OBP: 0.409, SLG: 0.400 (1, 3)		1-3 K			1-0 L7	1-2 L7		1-1 2B		4	0	1	1	0	1	1
Henry Rodriguez, L OBP: 0.467, SLG: 0.692 Sherman Obando, R OBP: 0.100, SLG: 0.100 (8, PH) (9, 9)	1-0 G3-1				4-1 2B BB		0-0 F8	1-3 K		2	1	0	0	1	0	0
Darrin Fletcher, L OBP: 0.412, SLG: 0.643 Lenny Webster, R (7, PH) (8, 2)	2-2 G5-3				1-0 2B 1B		2-1 F9	0-1 G6-3		2	0	1	0	0	0	0
Dave Silvestri, R OBP: 0.333, SLG: 0.364 Barry Manuel, R (8, 1) Tim Scott, R (9, 1) F.P. Santangelo, S (9, PH)	2-2 F8				0-0 2B		2-1 L9	2-3 K		3	0	1	1	0	0	0
Kirk Rueter, L (1, 1) Omar Daal, L (4, 1) Shane Andrews, R OBP: 0.333, SLG: 0.333 (8, 5)	0-2 G1-3				1-0 G3			0-1 2B 1B	0-3 K	1	0	0	0	0	0	0

Inning Stats	R: 0	H: 1	E: 0	K: 1	S: 11	LOB: 1	BB: 0	P: 16	R: 0	H: 0	E: 0	K: 1	S: 7	LOB: 0	BB: 0	P: 11	R: 0	H: 0	E: 0	K: 0	S: 10	LOB: 0	BB: 0	P: 14	R: 1	H: 2	E: 0	K: 0	S: 8	LOB: 2	BB: 1	P: 17	R: 0	H: 1	E: 0	K: 0	S: 10	LOB: 1	BB: 0	P: 16	R: 0	H: 0	E: 0	K: 0	S: 5	LOB: 0	BB: 0	P: 9	R: 3	H: 4	E: 0	K: 1	S: 15	LOB: 1	BB: 0	P: 21	R: 0	H: 0	E: 0	K: 2	S: 8	LOB: 0	BB: 0	P: 10	1B: 5	SF: 0	2B: 4	SAC: 0	3B: 0	DP: 1	HR: 0	HBP: 1	WP: 1	PA: 36
--------------	------	------	------	------	-------	--------	-------	-------	------	------	------	------	------	--------	-------	-------	------	------	------	------	-------	--------	-------	-------	------	------	------	------	------	--------	-------	-------	------	------	------	------	-------	--------	-------	-------	------	------	------	------	------	--------	-------	------	------	------	------	------	-------	--------	-------	-------	------	------	------	------	------	--------	-------	-------	-------	-------	-------	--------	-------	-------	-------	--------	-------	--------

PITCHER	IP	WLS	BF	H	R	ER	SO	BB	IBB	HBP	BLK	WP	HR	S	P	ERA	WHIP
Mark Thompson, R ERA: 1.5 (1, 1)	6.0	W	23	4	1	1	2	1	0	0	0	0	0	53	82	1.50	0.833
Mike Munoz, L ERA: 13.5 (7, 1)	1.0		3	0	0	0	0	0	0	0	0	0	0	5	9	0.00	0.000
Steve Reed, R ERA: 10.13 (8, 1)	0.2		6	4	3	3	0	0	0	0	0	0	0	12	17	40.50	6.000
Bruce Ruffin, L ERA: 4.5 (8, 1)	0.1		1	0	0	0	1	0	0	0	0	1	0	3	4	0.00	0.000
Curt Leskanic, R ERA: 6.23 (9, 1)	1.0	S	3	0	0	0	2	0	0	0	0	0	0	8	10	0.00	0.000

BOTTOM

Colorado Rockies @ Montreal Expos  
Olympic Stadium, Montreal, QB

Sat Apr 06 1996, 3:33 AM EST  
Att: 27,040 - Dome - 60 F

livebaseballscores.com

AB	34
R	4
H	8
RBI	4
BB	1
SO	5
LOB	12



Batter	1	2	3	4	5	6	7	8	9	AB R H RBI BB SO LOB	TOP	
Walt Weiss, S (1, 6) OBP: 0.370, SLG: 0.273	1-3 			1-2 G4-3 		0-0 G1-3 			2-1 G4-3 	4 0 0 0 0 1 1	<b>Colorado Rockies @ Montreal Expos</b> Olympic Stadium, Montreal, QB Sun Apr 07 1996, 3:33 AM EDT Att: 11,212 - Dome - 60 F  <b>livebaseballscorecards.com</b>  <b>AB 28</b> <b>R 1</b> <b>H 3</b> <b>RBI 1</b> <b>BB 0</b> <b>SO 6</b> <b>LOB 3</b>  	
Ellis Burks, R (1, 7) OBP: 0.440, SLG: 0.762 Mike Munoz, L (7, 1) John Vander Wal, L (9, PH) OBP: 0.200, SLG: 0.200	3-1 G5-3 			0-3 K 			2-1 WP SF9 2B 		2-2 P6 	3 1 1 0 0 1 0 0 0 0 0 0 0 0 1 0 0 0 0 0 0		
Dante Bichette, R (1, 9) OBP: 0.231, SLG: 0.261	0-1 F9 			0-3 K 			1-1 SF9 2-H 		0-0 F9 	3 0 0 1 0 1 0		
Andres Galarraga, R (1, 3) OBP: 0.292, SLG: 0.500		2-2 P4 			2-2 G6-3 		0-0 F8 			3 0 0 0 0 0 0		
Vinny Castilla, R (1, 5) OBP: 0.333, SLG: 0.545		1-0 G6-3 			0-0 G6-3 		0-0 			3 0 1 0 0 0 0		
Trenidad Hubbard, R (1, 8) OBP: 0.200, SLG: 0.400		1-0 G6-3 			3-3 K 		1-3 K2-3 			3 0 0 0 0 2 1		
Jason Bates, S (1, 4) OBP: 0.211, SLG: 0.211			2-1 G1-6-3 			1-0 G3-1 SH1-3 1B 		0-0 P3 		3 0 1 0 0 0 0		
Jorge Brito, R (1, 2) OBP: 0.231, SLG: 0.091			0-3 K 			1-0 SAFE SH1-3 1-2 		0-0 L7 		2 0 0 0 0 1 0		
Lance Painter, L (1, 1) Quinton McCracken, S (6, PH) Roger Bailey, R (6, 1) Pedro Castellano, R (7, 7)			0-0 G1-3 			2-1 G3-1 2-3 		1-0 F9 		1 0 0 0 0 0 0 1 0 0 0 0 0 1 0 0 0 0 0 0 0 1 0 0 0 0 0 0		
<b>Inning Stats</b>	R: 0 E: 0 K: 1 S: 7 H: 0 LOB: 0 BB: 0 P: 11	R: 0 E: 0 K: 0 S: 6 H: 0 LOB: 0 BB: 0 P: 10	R: 0 E: 0 K: 1 S: 6 H: 0 LOB: 0 BB: 0 P: 8	R: 0 E: 0 K: 2 S: 9 H: 0 LOB: 0 BB: 0 P: 10	R: 0 E: 0 K: 1 S: 10 H: 0 LOB: 0 BB: 0 P: 15	R: 0 E: 0 K: 0 S: 5 H: 1 LOB: 1 BB: 0 P: 9	R: 1 E: 0 K: 1 S: 9 H: 2 LOB: 1 BB: 0 P: 13	R: 0 E: 0 K: 0 S: 3 H: 0 LOB: 0 BB: 0 P: 4	R: 0 E: 0 K: 0 S: 6 H: 0 LOB: 0 BB: 0 P: 10	1B: 2 2B: 1 3B: 0 HR: 0 SF: 1 SAC: 1 DP: 0 HBP: 0	WP: 1 PB: 0 SB: 0 CS: 0 PA: 30	
PITCHER Jeff Fassero, L (1, 1) ERA: 2.08	IP WLS BF H R ER SO BB IBB HBP BLK WP HR S P ERA WHIP											PITCHER IP WLS BF H R ER SO BB IBB HBP BLK WP HR S P ERA WHIP

Batter	1	2	3	4	5	6	7	8	9
Mark Grudzielanek, R OBP: 0.345, SLG: 0.464 (1, 6)	2-2 1B S 1B	2-3 K			1-2 P4	1-2 2B 1-2 2-H 3-H		2-0 F9	
Mike Lansing, R OBP: 0.556, SLG: 0.652 (1, 4)	4-2 1B 1B SF9 BB		1-3 K		2-3 K	1-2 2B 1-3 2-H		0-0 G5-3	
Rondell White, R OBP: 0.296, SLG: 0.308 (1, 8)	1-1 SF9 1B 1-2 2-3 1B		1-0 G1-3		1-2 G3-1	0-0 G1-3		2-3 K	
Moises Alou, R OBP: 0.400, SLG: 0.583 (1, 7)	1-0 1-2 2-3 3-H 1B		3-3 K			3-3 K	1-0 1B 2B		
David Segui, S OBP: 0.423, SLG: 0.391 (1, 3)	1-2 L9			2-1 HR 1B		4-0 BB BB BB	0-1 F9		
Sherman Obando, R OBP: 0.143, SLG: 0.385 (1, 9)	0-0 SF9			2-1 1-H HR		1-1 SAFE L7	2-3 K		
Lenny Webster, R (1, 2)	1 SAFE 1 SAFE 1 SAFE 1 SAFE X	2-1 F7		4-1 G5-4-3 BB		4-2 SAFE BB BB 1B BB	4-0 1B BB		
Dave Silvestri, R OBP: 0.375, SLG: 0.357 (1, 5)			0-0 B1-3		1 SAFE X G5-4-3	4-1 BB BB 1B BB	0-1 1-2 2-3 1B 1-2 2-H 1B		
Jeff Fassero, L (1, 1)			2-3 K		3-3 K	4-0 BB BB 1B 1-2 2-3 3-H 2B BB	2-3 K		

Inning Stats	R: 2	H: 3	E: 0	K: 0	S: 14	LOB: 2	BB: 1	P: 25	R: 0	H: 0	E: 0	K: 2	S: 8	LOB: 0	BB: 0	P: 12	R: 0	H: 0	E: 0	K: 2	S: 8	LOB: 0	BB: 0	P: 13	R: 0	H: 0	E: 0	K: 1	S: 10	LOB: 0	BB: 1	P: 21	R: 0	H: 0	E: 0	K: 1	S: 10	LOB: 0	BB: 0	P: 14	R: 4	H: 2	E: 0	K: 1	S: 16	LOB: 2	BB: 4	P: 38	R: 1	H: 2	E: 0	K: 2	S: 11	LOB: 2	BB: 1	P: 20	R: 0	H: 0	E: 0	K: 1	S: 5	LOB: 0	BB: 0	P: 9
--------------	------	------	------	------	-------	--------	-------	-------	------	------	------	------	------	--------	-------	-------	------	------	------	------	------	--------	-------	-------	------	------	------	------	-------	--------	-------	-------	------	------	------	------	-------	--------	-------	-------	------	------	------	------	-------	--------	-------	-------	------	------	------	------	-------	--------	-------	-------	------	------	------	------	------	--------	-------	------

PITCHER	IP	WLS	BF	H	R	ER	SO	BB	IBB	HBP	BLK	WP	HR	S	P	ERA	WHIP
Lance Painter, L ERA: 6.75 (1, 1)	5.0	L	21	5	4	4	6	2	0	0	0	0	1	50	85	7.20	1.400
Roger Bailey, R ERA: 22.5 (6, 1)	1.0		9	2	4	4	1	4	0	0	0	0	0	16	38	36.00	6.000
Mike Munoz, L ERA: 9.0 (7, 1)	2.0		9	2	1	1	3	1	0	0	0	0	0	16	29	4.50	1.500

AB R H RBI BB SO LOB

5	1	2	2	0	1	0
4	1	1	1	1	2	0
5	0	1	0	0	1	2
4	1	2	1	0	2	0
3	2	1	0	1	0	4
3	1	1	3	0	1	2
1	1	0	0	3	0	2
3	1	1	1	1	0	1
3	1	0	1	1	3	2

AB	R	H	RBI	BB	SO	LOB
31	9	9	9	7	10	13

WP	HR	S	P	ERA	WHIP
0	0	0	0	0	0

**Colorado Rockies @ Montreal Expos**  
Olympic Stadium, Montreal, QB  
Sun Apr 07 1996, 3:33 AM EDT  
Att. 11,212 - Dome - 60 F

livebaseballscores.com



Batter	1	2	3	4	5	6	7	8	9	AB R H RBI BB SO LOB	TOP											
Brian McRae, S (1, 8) OBP: 0.429, SLG: 0.419	1-2 23 G4-3 1B 2B	1-0 L7		0-0 G4-6-3 1-2f		1-0 L8		3-3 K		5 1 1 0 0 1 5												
23 Ryne Sandberg, R (1, 4) OBP: 0.343, SLG: 0.321	1-2 G4-3 2-3	4-0 2B BB			2-2 G6-3		1-0 F8	1-2 G5-3 2-3		4 1 0 0 1 0 2												
Mark Grace, L (1, 3) OBP: 0.559, SLG: 0.667	2-1 1B E 1B 3-H	0-1 1-H 2B 3-H			4-2 BB		0-2 HR 2B		0-1 G5-3 2B	4 2 4 3 1 0 0												
Sammy Sosa, R (1, 9) OBP: 0.281, SLG: 0.452	2-2 F9 3-H	3-3 K			2-3 K		1-1 F8		4-2 G5-2-3 G5-3 BB	4 0 0 0 1 2 4												
Luis Gonzalez, L (1, 7) OBP: 0.296, SLG: 0.208 Doug Jones, R (9, 1)	1-1 E 1B 1-3		H 1-0 G5-4-3 HBP		3-3 K		4-0 HR IBB		2-2 G5-3 1-2 2-3	3 2 1 0 1 1 3 0 0 0 0 0 0 0												
Scott Servais, R (1, 2) OBP: 0.520, SLG: 0.955	1-0 E6 1B 2B 1-H 3-H		S 1 SAFE X 0-1 G5-4-3	1-2f		2-2 FC5-6 1B 1B	2-2 HR		4-0 IBB	4 2 3 5 1 0 1												
José Hernández, R (1, 5) OBP: 0.467, SLG: 0.333	1-0 PO 1B 3-H		C B X 1-1 G6-3			1-0 FC5-6 1B 1-2	2-3 K		0-1 G5-2-3 2-3f	5 0 2 1 0 1 3												
Rey Sanchez, R (1, 6) OBP: 0.296, SLG: 0.385	0-0 PO 1-2	0-0 L7 SH2-3 2B 1B		2-2 L6		0-0 FC5-6 1-2 2-3f		4-0 23 SH1-4 BB		3 1 1 0 1 0 2												
Kevin Foster, R (1, 1) OBP: 0.750, SLG: 0.500 Terry Adams, R (4, 1) Todd Haney, R (8, PH) Turk Wendell, L (8, 1) Bob Patterson, R (8, 1) Scott Bullett, L (9, 7)		1 SAFE X 0-0 SH2-3		4-2 G4-6-3 BB		2-2 B1		0-1 SH1-4		0 0 0 0 1 0 0 1 0 0 0 0 0 2 0												
Inning Stats	R: 4 E: 1 K: 0 S: 18	H: 5 LOB: 0 BB: 0 P: 27	R: 2 E: 0 K: 1 S: 8	H: 2 LOB: 1 BB: 1 P: 16	R: 0 E: 0 K: 0 S: 4	H: 0 LOB: 0 BB: 0 P: 6	R: 0 E: 0 K: 0 S: 8	H: 0 LOB: 0 BB: 1 P: 14	R: 0 E: 0 K: 2 S: 12	H: 0 LOB: 1 BB: 1 P: 23	R: 0 E: 0 K: 0 S: 9	H: 2 LOB: 2 BB: 0 P: 15	R: 3 E: 0 K: 1 S: 14	H: 2 LOB: 0 BB: 1 P: 24	R: 0 E: 0 K: 1 S: 9	H: 0 LOB: 1 BB: 1 P: 17	R: 0 E: 0 K: 0 S: 9	H: 1 LOB: 2 BB: 2 P: 19	1B: 6 2B: 5 3B: 0 HR: 1	SF: 0 SAC: 2 DP: 3 HBP: 1	WP: 0 PB: 0 SB: 1 CS: 0	PA: 44
PITCHER	IP WLS BF H R ER SO BB IBB HBP BLK WP HR S P ERA WHIP																					
Kevin Ritz, R (1, 1) ERA: 6.57	7.0 L 34 11 9 9 4 3 1 1 0 0 1 73 125 11.57 2.000																					
John Habyan, R (8, 1) ERA:	1.0 6 1 0 0 1 2 0 0 0 0 0 13 25 0.00 3.000																					
Bruce Ruffin, L (9, 1) ERA: 3.0	1.0 3 0 0 0 0 0 0 1 0 0 0 5 11 0.00 0.000																					

Chicago Cubs @ Colorado Rockies  
Coors Field, Denver, CO  
Mon Apr 08 1996, 3:33 AM MDT  
Att. 50,185 - Sunny - 68 F

livebaseballscorecards.com

AB	33
R	9
H	12
RBI	9
BB	7
SO	5
LOB	22




Batter	1	2	3	4	5	6	7	8	9	AB	R	H	RBI	BB	SO	LOB
Walt Weiss, S OBP: 0.375, SLG: 0.407 (1, 6)	G3		K	K			K		F3	5	1	2	2	0	2	1
Ellis Burks, R OBP: 0.467, SLG: 0.769 (1, 7)	G6-3		3B				K		1B	5	2	3	0	0	1	0
Dante Bichette, R OBP: 0.258, SLG: 0.357 (1, 9)	G3		2B				K		F3	5	0	2	1	0	1	2
Larry Walker, L OBP: 0.200, SLG: 0.261 (1, 8)		K	K				FC6		P4	5	0	1	1	0	2	4
Andres Galarraga, R OBP: 0.250, SLG: 0.423 (1, 3)		P3	G5-3				K		FC5-4	4	0	0	0	0	1	3
Vinny Castilla, R OBP: 0.321, SLG: 0.538 (1, 5)	G6-3						FC6-4		K	4	1	1	0	0	1	2
Jeff Reed, L OBP: 0.400, SLG: 0.667 (1, 2)										2	1	2	1	1	0	0
Trenidad Hubbard, R OBP: 0.333, SLG: 0.400 (8, PH)										0	0	0	0	1	0	0
Jorge Brito, R OBP: 0.231, SLG: 0.091 (9, 2)										0	0	0	0	0	0	0
Jason Bates, S OBP: 0.217, SLG: 0.182 (1, 4)										3	1	0	0	1	0	5
Kevin Ritz, R OBP: 0.333, SLG: 0.333 (1, 1)										2	0	1	1	0	1	0
John Habyan, R OBP: 0.333, SLG: 0.400 (8, 1)										0	0	0	0	0	0	0
Bruce Ruffin, S OBP: 0.167, SLG: 0.167 (9, PH)										0	0	0	0	0	0	0
John Vander Wal, L OBP: 0.167, SLG: 0.167 (9, PH)										1	0	0	0	0	0	0

Inning Stats	R: 0	H: 0	E: 0	K: 0	S: 7	R: 0	H: 0	E: 0	K: 1	S: 8	R: 4	H: 4	E: 0	K: 1	S: 20	R: 1	H: 2	E: 0	K: 1	S: 14	R: 0	H: 1	E: 0	K: 1	S: 8	R: 0	H: 0	E: 0	K: 3	S: 9	R: 0	H: 1	E: 0	K: 1	S: 14	R: 0	H: 2	E: 0	K: 0	S: 11	1B: 7	2B: 2	3B: 1	SF: 0	SAC: 1	DP: 2	HBP: 0	WP: 1	PA: 40
--------------	------	------	------	------	------	------	------	------	------	------	------	------	------	------	-------	------	------	------	------	-------	------	------	------	------	------	------	------	------	------	------	------	------	------	------	-------	------	------	------	------	-------	-------	-------	-------	-------	--------	-------	--------	-------	--------

PITCHER	IP	WLS	BF	H	R	ER	SO	BB	IBB	HBP	BLK	WP	HR	S	P	ERA	WHIP
Kevin Foster, R ERA: 9.35 (1, 1)	3.0		16	5	5	5	2	2	0	0	0	0	2	40	71	15.00	2.333
Terry Adams, R ERA: 1.93 (4, 1)	4.0	W	14	4	1	1	6	0	0	0	0	0	0	38	54	2.25	1.000
Turk Wendell, R ERA: (8, 1)	0.2		3	1	0	0	1	0	0	0	0	0	0	10	13	0.00	1.500
Bob Patterson, L ERA: (8, 1)	0.1		2	0	0	0	0	1	0	0	1	1	0	4	10	0.00	3.000
Doug Jones, R ERA: 2.45 (9, 1)	1.0	S	5	2	0	0	0	0	0	0	0	0	0	11	13	0.00	2.000

**Chicago Cubs @ Colorado Rockies**  
**Coors Field, Denver, CO**  
 Mon Apr 08 1996, 3:33 AM MDT  
 Att: 50,185 - Sunny - 68 F

<b>AB</b>	<b>36</b>
<b>R</b>	<b>6</b>
<b>H</b>	<b>12</b>
<b>RBI</b>	<b>6</b>
<b>BB</b>	<b>3</b>
<b>SO</b>	<b>9</b>
<b>LOB</b>	<b>17</b>



Batter	1	2	3	4	5	6	7	8	9	AB	R	H	RBI	BB	SO	LOB	TOP								
Brian McRae, S OBP: 0.400, SLG: 0.389 (1, 8)	3-2 G4-3		0-0 F8	2-1 23 BB 1B		2-2 G5-3		0-2 G4-3		5	0	1	0	0	0	3									
23 Ryne Sandberg, R OBP: 0.325, SLG: 0.281 (1, 4)	1-1 L4		2-2 F9	4-2 G6-4-3 BB		2-1 FC5-2		0-3 K2-3		4	0	0	0	1	1	3									
Mark Grace, L OBP: 0.538, SLG: 0.618 (1, 3)	2-2 G3		2-2 1B HR 1B	1-0 F8		1-0 G4-3		4-0 FC5-4 IBB		4	1	1	0	1	0	3									
Sammy Sosa, R OBP: 0.297, SLG: 0.500 (1, 9)		0-0 1B 3B	0-0 HR 1B	1-1 G6-4-3			0-1 P4	1-2 FC5-4		5	2	2	1	0	0	4									
Luis Gonzalez, L OBP: 0.375, SLG: 0.370 (1, 7)		4-2 G5-3 1B BB	0-0 HR		2-1 G4-3		1-2 BB HBP	0-1 1B		3	1	2	3	1	0	0									
Scott Servais, R OBP: 0.533, SLG: 1.000 (1, 2)		0-0 G5-3 1B	2-0 HR		3-3 K		4-0 BB	1-1 P5		4	1	2	2	1	1	1									
José Hernández, R OBP: 0.412, SLG: 0.286 (1, 5)		3-2 G5-3	1-0 P6		2-2 K		0-3 K	1-0 F7		4	0	0	0	0	2	4									
Larry Casian, R (7, 1)										0	0	0	0	0	0	0	AB 37								
Mike Perez, R (7, 1)										0	0	0	0	0	0	0	R 9								
Doug Jones, R (8, 1)										0	0	0	0	0	0	0	H 12								
Todd Haney, R (8, 4)										1	0	0	0	0	0	1	RBI 8								
Rey Sanchez, R OBP: 0.313, SLG: 0.367 (1, 6)	0-2 G1-3			1-2 HR HBP		0-0 SH E 1B	1-2 F9	3-1 F7		4	2	1	0	0	0	4	BB 4								
Jim Bullinger, R OBP: 0.833, SLG: 1.600 (1, 1)			2-1 1B 1B	2-0 HR		0-0 SH FC5-2		1-0 G4-3 2B		2	2	2	2	0	0	0	SO 4								
Turk Wendell, L (5, 1)										0	0	0	0	0	0	0	LOB 23								
Rodney Myers, R (6, 1)										0	0	0	0	0	0	0									
Leo Gomez, R OBP: 0.333, SLG: 0.667 (7, 5)										1	0	1	0	0	0	0									
<b>Inning Stats</b>	R: 0 E: 0 K: 0 S: 9	H: 0 LOB: 0 BB: 0 P: 15	R: 1 E: 0 K: 0 S: 11	H: 2 LOB: 1 BB: 1 P: 18	R: 5 E: 0 K: 0 S: 15	H: 5 LOB: 0 BB: 0 P: 24	R: 2 E: 0 K: 0 S: 12	H: 2 LOB: 1 BB: 1 P: 23	R: 0 E: 0 K: 2 S: 10	H: 0 LOB: 0 BB: 0 P: 17	R: 1 E: 1 K: 0 S: 8	H: 1 LOB: 1 BB: 0 P: 13	R: 0 E: 0 K: 1 S: 14	H: 0 LOB: 2 BB: 1 P: 20	R: 0 E: 0 K: 1 S: 10	H: 1 LOB: 2 BB: 1 P: 16	R: 0 E: 0 K: 0 S: 7	H: 1 LOB: 1 BB: 0 P: 12	1B: 7 2B: 1 3B: 1 HR: 3	SF: 0 SAC: 1 DP: 2 HBP: 2	WP: 0 PB: 0 SB: 0 CS: 0	PA: 44			
<b>PITCHER</b>	IP	WLS	BF	H	R	ER	SO	BB	IBB	HBP	BLK	WP	HR	S	P	ERA	WHIP								
Bryan Rekar, R (1, 1) ERA: 12.38	3.0		16	7	6	6	0	1	0	0	0	0	2	35	57	18.00	2.667								
Lance Painter, L (4, 1) ERA: 6.48	3.0		14	3	3	2	2	1	0	1	0	0	1	30	53	6.00	1.333								
Mark Thompson, R (7, 1) ERA: 1.29	1.0		5	0	0	0	1	1	0	1	0	0	0	14	20	0.00	1.000								
Curt Leskanic, R (8, 1) ERA: 4.26	2.0	W	9	2	0	0	1	0	1	0	0	0	0	17	28	0.00	1.000								

Chicago Cubs @ Colorado Rockies  
Coors Field, Denver, CO  
Wed Apr 10 1996, 3:33 AM MDT  
Att. 50,083 - Cloudy - 76 F

livebaseballscorecards.com

AB	37
R	9
H	12
RBI	8
BB	4
SO	4
LOB	23







Batter	1	2	3	4	5	6	7	8	9	AB R H RBI BB SO LOB	TOP											
Lance Johnson, L (1, 8) OBP: 0.279, SLG: 0.463	1-1 F9			1-0 1B 3B	0-2 G1-3		2-0 G4-3			4 1 1 0 0 0 2												
Bernard Gilkey, R (1, 7) OBP: 0.452, SLG: 0.667	0-0 G6-3			1-0 L3		4-2 G4-3 BB		0-0 G5-3		3 0 0 0 1 0 1												
Carl Everett, S (1, 9) OBP: 0.500, SLG: 0.400 Kevin Roberson, S (4, PR) OBP: 0.375, SLG: 0.200	3-2 PO 1B			0-0 G4-3 HR 1B		0-1 G4-3 1-2		4-2 1B BB		2 0 2 1 0 0 0 1 1 0 0 1 0 1												
Rico Brogna, L (1, 3) OBP: 0.371, SLG: 0.400	0-0 PO 1-2	3-1 G4-3		2-2 G4-3 1-2		0-0 G4-3 2-3		1-3 K		4 0 0 0 0 1 3												
Todd Hundley, S (1, 2) OBP: 0.459, SLG: 0.806				2-2 F7 HR 2-H		2-2 F7		2-0 FC6-4 1B 1-3		4 1 2 2 0 0 1												
Jeff Kent, R (1, 5) OBP: 0.294, SLG: 0.281				0-1 P3 1B		3-2 1B		1-1 FC6-4 1-2f		4 0 1 0 0 0 2												
Jose Vizcaino, S (1, 4) OBP: 0.333, SLG: 0.303				2-2 G1-3 K		3-3 K		0-0 FC5-4 1B		4 0 1 0 0 1 2												
Rey Ordenez, R (1, 6) OBP: 0.250, SLG: 0.259				0-3 K		1-2 F8		2-1 FC5-4 BB 1-2f		4 0 0 0 0 1 1												
Dave Micki, R (1, 1) Bob MacDonald, L (6, 1) Robert Person, R (6, 1) Brent Mayne, L (7, PH) Doug Henry, R (7, 1) Edgardo Alfonzo, R (9, PH) OBP: 0.633, SLG: 0.750				0-0 G1-3		0-3 K		4-2 SAFE BB 1-2		2 0 0 0 0 1 0 1 0 0 0 0 0 0 0 0 0 0 1 0 0 0 0 0 0 0												
<b>Inning Stats</b>	R: 0 E: 0 K: 0 S: 8	H: 1 LOB: 0 BB: 0 P: 12	R: 0 E: 0 K: 0 S: 8	H: 0 LOB: 0 BB: 0 P: 13	R: 0 E: 0 K: 1 S: 7	H: 0 LOB: 0 BB: 0 P: 9	R: 3 E: 0 K: 1 S: 17	H: 4 LOB: 2 BB: 0 P: 30	R: 0 E: 0 K: 1 S: 9	H: 0 LOB: 0 BB: 0 P: 10	R: 0 E: 0 K: 0 S: 8	H: 0 LOB: 1 BB: 1 P: 14	R: 0 E: 0 K: 0 S: 12	H: 1 LOB: 2 BB: 1 P: 21	R: 0 E: 0 K: 1 S: 9	H: 1 LOB: 2 BB: 1 P: 17	R: 0 E: 0 K: 0 S: 9	H: 0 LOB: 0 BB: 0 P: 13	1B: 5 2B: 0 3B: 1 HR: 1	SF: 0 SAC: 0 DP: 0 HBP: 0	WP: 0 PB: 0 SB: 0 CS: 0	PA: 37
<b>PITCHER</b>	IP WLS BF H R ER SO BB IBB HBP BLK WP HR S P ERA WHIP																					
Armando Reynoso, R (1, 1) ERA: 4.63	6.2 W 27 6 3 3 3 2 0 0 0 0 0 1 67 106 4.05 1.200																					
Mike Munoz, L (7, 1) ERA: 8.31	0.1 1 0 0 0 0 0 0 0 0 0 0 0 2 3 0.00 0.000																					
Darren Holmes, R (8, 1) ERA: 2.45	1.0 5 1 0 0 1 1 0 0 0 0 0 0 9 17 0.00 2.000																					
Bruce Ruffin, L (9, 1) ERA: 2.25	1.0 3 0 0 0 0 0 0 0 0 0 0 0 9 13 0.00 0.000																					

**New York Mets @ Colorado Rockies**  
**Coors Field, Denver, CO**  
 Thu Apr 11 1996, 7:05 PM MDT  
 Att. 48,010 - Unknown - 41 F

livebaseballscorecards.com

AB	33
R	3
H	7
RBI	3
BB	3
SO	4
LOB	13




BOTTOM

New York Mets @ Colorado Rockies  
Coors Field, Denver, CO  
Thu Apr 11 1996, 7:05 PM MDT  
Att: 48,010 - Unknown - 41 F

livebaseballscorecards.com

AB	38
R	7
H	13
RBI	6
BB	2
SO	9
LOB	23



WP:	1	PA:	42
PB:	0	SB:	1
CS:	0		

AB	R	H	RBI	BB	SO	LOB	
5	1	3	0	0	0	4	
5	1	1	0	0	1	2	
4	2	3	1	1	0	0	
4	2	2	3	1	0	3	
5	0	1	0	0	2	5	
4	0	0	0	0	2	2	
4	1	2	1	0	0	1	
3	0	1	1	0	0	1	
0	0	0	0	0	0	0	
0	0	0	0	0	0	0	
3	0	0	0	0	3	4	
0	0	0	0	0	0	0	
1	0	0	0	0	1	1	
1B:	11	SF:	0	WP:	1	PA:	42
2B:	1	SAC:	0	PB:	0		
3B:	0	DP:	0	SB:	1		
HR:	1	HBP:	2	CS:	0		

Batter	1	2	3	4	5	6	7	8	9
Walt Weiss, S OBP: 0.429, SLG: 0.412 (1, 6)	1-1 1B 1B	0-1 1B	1-0 L7			3-2 FC5-4 1B	0-0 F7		
Ellis Burks, R OBP: 0.500, SLG: 0.818 (1, 7)	2-1 1B HR	1 SAFE 3-3 1B		3-1 G5-3		2-2 FC5-4 WP 1-2f		0-0 G6-3	
Dante Bichette, R OBP: 0.366, SLG: 0.432 (1, 9)	0-1 HR 1B		2-1 HBP 1B E	3-2 1B		4-0 FC6-4 1B IBB	1-1 L7		
Larry Walker, L OBP: 0.286, SLG: 0.419 (1, 8)	0-2 HR		0-0 E HBP 1B	1-0 P6		0-0 F9	4-0 1B BB		
Andres Galarraga, R OBP: 0.263, SLG: 0.500 (1, 3)	1-0 P3		2-3 K	1-3 K		0-1 FC6-4 1-2f	0-1 1B		
Vinny Castilla, R OBP: 0.368, SLG: 0.485 (1, 5)	3-1 P6		2-1 E HBP 1-2 2-3		1-1 G4-3		1-3 K2-3	0-3 K	
Jeff Reed, L OBP: 0.353, SLG: 0.563 (1, 2)	1-2 F8		1-1 E6 HBP 1-3 2-H 3-H		3-1 2B		1-0 1B S		
Pedro Castellano, R OBP: 0.333, SLG: 0.143 Darren Holmes, R Bruce Ruffin, S (8, 1) (9, 1)		0-0 F8	1-1 HBP		0-0 F8		1-2 1B 1-H		
Armando Reynoso, R OBP: 0.200, SLG: 0.200 Mike Munoz, L Jason Bates, S (7, 1) (7, PH) (8, 4)		2-3 K	1-3 K		0-3 K		1-3 K		

Inning Stats	R	H	E	K	S	L	LOB	BB	P	R	H	E	K	S	L	LOB	BB	P
	4	4	0	15			0	23		0	1	0	2	15		0	18	
	0	1	0	10			1	15		0	2	0	2	15		0	25	
	0	1	0	10			1	18		0	1	0	1	10		0	12	
	0	1	0	11			2	20		1	2	0	1	11		1	15	
	0	1	0	8			2	13		0	1	0	1	8		1	13	

PITCHER	IP	WLS	BF	H	R	ER	SO	BB	IBB	HBP	BLK	WP	HR	S	P	ERA	WHIP
Dave Micki, R ERA: 4.38 (1, 1)	5.1	L	30	10	6	5	6	0	0	1	0	1	1	66	110	8.44	1.875
Bob MacDonald, L ERA: 5.06 (6, 1)	0.1		1	0	0	0	0	0	0	0	0	0	0	1	1	0.00	0.000
Robert Person, R ERA: 5.4 (6, 1)	0.1		1	0	0	0	0	0	0	0	0	0	0	2	2	0.00	0.000
Doug Henry, R ERA: 6.0 (7, 1)	2.0		10	3	1	1	3	1	0	0	0	0	0	19	28	4.50	2.000

Batter	1	2	3	4	5	6	7	8	9	AB R H RBI BB SO LOB	TOP											
Lance Johnson, L (1, 8) OBP: 0.277, SLG: 0.444 Jerry Dipoto, R (8, 1) Kevin Roberson, S (9, PH) OBP: 0.444, SLG: 0.200	1-1 G4-3 G1-3 1B		0-0 G4-3			2-0 F7		0-0 FC3-6 1-2f	4-0 BB	4 1 1 0 0 0 1 0 0 0 0 0 0 0 0 0 0 0 1 0 0												
Bernard Gilkey, R (1, 7) OBP: 0.426, SLG: 0.682	2-1 G1-3 1-2		3-3 K			1-0 HR		3-2 G4-3 1-2	3-3 K	5 1 1 1 0 2 5												
Rico Brogna, L (1, 3) OBP: 0.385, SLG: 0.424	3-2 G4-3 2-3				1-1 2B	2-1 G6-3			4-0 BB 1B BB	3 1 1 0 1 0 1												
Butch Huskey, R (1, 9) OBP: 0.118, SLG: 0.091	3-2 PB 1B 3-H				0-0 L6	1-1 L8			4-1 1B 1B 1B BB	3 1 1 1 1 0 1												
Todd Hundley, S (1, 2) OBP: 0.439, SLG: 0.735	2-1 G3 1-2				4-2 G6-4-3 BB		1-2 F8		2-2 L5	3 0 0 0 1 0 3												
Jeff Kent, R (1, 5) OBP: 0.289, SLG: 0.278			0-3 K		0-0 G6-4-3 1-2f		1-2 G4-3		0-0 1B 1B	4 1 1 1 0 1 2												
Jose Vizcaino, S (1, 4) OBP: 0.350, SLG: 0.324			0-0 F7			1-1 1B	1-3 K		1-2 WP 1B 1B 1-2 2-3	4 0 2 0 0 1 0												
Rey Ordonez, R (1, 6) OBP: 0.233, SLG: 0.241 Brent Mayne, L (8, PH) OBP: 0.833, SLG: 0.750 Edgardo Alfonzo, R (8, PH) OBP: 0.333, SLG: 0.353			1-1 G5-3			2-2 P4		1-3 K	1-2 WP 1B 1-2 2-H 3-H	2 0 0 0 0 0 1 0 0 0 0 0 0 0 2 0 1 2 0 1 0												
Mark Clark, R (1, 1) Chris Jones, R (8, PH) OBP: 0.364, SLG: 0.300			1-1 G5-3			0-3 K 1-2		1-1 FC3-6 1B	2-3 K 1-2 2-3	2 0 0 0 0 1 1 2 0 1 0 0 1 2												
<b>Inning Stats</b>	R: 1 E: 0 K: 0 S: 15	H: 2 LOB: 1 BB: 0 P: 25	R: 0 E: 0 K: 1 S: 7	H: 0 LOB: 0 BB: 0 P: 8	R: 0 E: 0 K: 1 S: 6	H: 0 LOB: 0 BB: 0 P: 10	R: 0 E: 0 K: 0 S: 6	H: 1 LOB: 1 BB: 1 P: 11	R: 0 E: 0 K: 1 S: 9	H: 1 LOB: 0 BB: 0 P: 11	R: 1 E: 0 K: 0 S: 6	H: 1 LOB: 0 BB: 0 P: 12	R: 0 E: 0 K: 1 S: 9	H: 0 LOB: 0 BB: 0 P: 12	R: 0 E: 0 K: 1 S: 11	H: 1 LOB: 1 BB: 0 P: 16	R: 3 E: 0 K: 2 S: 17	H: 3 LOB: 3 BB: 3 P: 38	1B: 7 2B: 1 3B: 0 HR: 1	SF: 0 SAC: 0 DP: 1 HBP: 0	WP: 1 PB: 1 SB: 1 CS: 0	PA: 38
<b>PITCHER</b>	IP WLS BF H R ER SO BB IBB HBP BLK WP HR S P ERA WHIP																					
Marvin Freeman, R (1, 1) ERA: 3.09	6.0 W 22 5 2 2 3 1 0 0 0 0 0 1 49 77 3.00 1.000																					
Steve Reed, R (7, 1) ERA: 7.36	1.0 3 0 0 0 1 0 0 0 0 0 0 0 9 12 0.00 0.000																					
Mike Munoz, L (8, 1) ERA: 6.75	1.0 4 1 0 0 1 0 0 0 0 0 0 0 11 16 0.00 1.000																					
Bruce Ruffin, L (9, 1) ERA: 8.31	0.1 4 1 3 3 0 2 0 0 0 0 0 0 5 15 81.00 9.000																					
Curt Leskanic, R (9, 1) ERA: 3.86	0.2 S 5 2 0 0 2 1 0 0 0 0 1 0 12 23 0.00 4.500																					

New York Mets @ Colorado Rockies  
Coors Field, Denver, CO  
Fri Apr 12 1996, 7:05 PM MDT  
Att. 50,045 - Unknown - 60 F

livebaseballscorecards.com

AB	34
R	5
H	9
RBI	5
BB	4
SO	7
LOB	17



Batter	1	2	3	4	5	6	7	8	9
Walt Weiss, S OBP: 0.413, SLG: 0.395 (1, 6)	1-1 G4-3			2-1 G6-3 1B		1-3 K	3-2 P6		
Ellis Burks, R OBP: 0.477, SLG: 0.757 (1, 7)	1-3 K			2-2 G6-3 1-2f		2-1 HR 1B	2-2 G1-3		
Dante Bichette, R OBP: 0.356, SLG: 0.415 (1, 9)	0-2 F8			2-2 F8		1-1 F9	0-0 1B		
Larry Walker, L OBP: 0.308, SLG: 0.514 (1, 8)		0-1 G4-3			1-2 F8 1B WP	0-0 HR	0-1 F8		
Andres Galarraga, R OBP: 0.310, SLG: 0.590 (1, 3)		4-1 G6-4-3 BB			0-0 WP S 1B	0-0 HR		2-3 K	
Vinny Castilla, R OBP: 0.381, SLG: 0.541 (1, 5)		0-0 G6-4-3 1-2f			0-0 F8	3-1 2B		0-0 1B 2B	
Jeff Reed, L OBP: 0.381, SLG: 0.526 (1, 2)			1-3 K		3-3 K	4-0 IBB		1-1 BB 1B	
Pedro Castellano, R OBP: 0.333, SLG: 0.111 (7, 1)			0-0 G4-3		4-0 WP IBB	1-3 K		4-2 G6-4-3 BB	
John Vander Wal, L OBP: 0.296, SLG: 0.157 (8, PH)									
Bruce Ruffin, S Curt Leskanic, R (9, 1)									
Marvin Freeman, R Jason Bates, S OBP: 0.267, SLG: 0.286 (7, 4)			1-1 G6-3		3-3 K		0-0 1B 3B	1-0 G6-4-3	

AB	R	H	RBI	BB	SO	LOB
4	0	1	0	0	1	1
4	1	1	0	0	1	2
4	0	1	1	0	0	1
4	2	2	2	0	0	1
3	1	2	1	1	1	0
4	1	2	0	0	0	3
3	0	1	1	1	2	2
2	0	0	0	1	1	2
0	0	0	0	0	0	0
0	0	0	0	0	0	0
0	0	0	0	1	0	0
0	0	0	0	0	0	0
0	0	0	0	0	0	0
2	0	0	0	0	1	2
2	1	1	0	0	0	2

**BOTTOM**


**New York Mets @ Colorado Rockies**  
Coors Field, Denver, CO

Fri Apr 12 1996, 7:05 PM MDT  
Att: 50,045 - Unknown - 60 F

AB	32
R	6
H	11
RBI	5
BB	4
SO	7
LOB	16

livebaseballscorecards.com

1B:	6	SF:	0	WP:	1	PA:	36
2B:	2	SAC:	0	PB:	0		
3B:	1	DP:	3	SB:	1		
HR:	2	HBP:	0	CS:	0		



Inning Stats	R: 0	H: 0	E: 0	K: 1	S: 8	P: 10	R: 0	H: 0	E: 0	K: 0	S: 4	R: 0	H: 0	E: 0	K: 1	S: 6	R: 0	H: 1	E: 0	K: 0	S: 9	R: 1	H: 2	E: 0	K: 2	S: 13	R: 3	H: 4	E: 0	K: 2	S: 14	R: 1	H: 2	E: 0	K: 0	S: 12	R: 1	H: 2	E: 0	K: 1	S: 9
	0	0	0	1	10		0	0	0	0	8	0	0	0	0	6	0	1	0	0	14	0	2	0	0	17	0	4	0	0	17	0	2	0	0	17	0	2	0	0	17

PITCHER	IP	WLS	BF	H	R	ER	SO	BB	IBB	HBP	BLK	WP	HR	S	P	ERA	WHIP
Mark Clark, R ERA: 4.85 (1, 1)	7.0	L	31	9	5	5	6	1	2	0	0	1	2	66	107	6.43	1.429
Jerry Dipoto, R ERA: 5.23 (8, 1)	1.0		5	2	1	1	1	1	0	0	0	0	0	9	17	9.00	3.000


Batter	1	2	3	4	5	6	7	8	9	AB R H RBI BB SO LOB			
Lance Johnson, L (1, 8) OBP: 0.302, SLG: 0.440	2-1 P4 1B	3-2 G1-3		4-1 WP BB		1-1 G4-3	1-0		0-0 G6-3	5 0 2 0 1 0 1			
Bernard Gilkey, R (1, 7) OBP: 0.404, SLG: 0.708	1-1 P4 1-2	0-0 G1-3		2-3 K 1-2 2-3		2-1 HR	1-1 SF8 3-H			4 1 1 2 0 1 4			
Rico Brogna, L (1, 3) OBP: 0.409, SLG: 0.459	4-1 2B BB		1-0 2B SF8 1B	1-3 K		0-0 2B	1-0 G3			4 2 2 0 1 1 3			
Butch Huskey, R (1, 9) OBP: 0.179, SLG: 0.162 Chris Jones, R (8, PR) OBP: 0.364, SLG: 0.300 (8, 9)	1-2 2B		0-1 F9		2-2 HR 1B	2-3 K		4-1 BB		4 2 2 0 1 1 2 0 0 0 0 0 0 0			
Todd Hundley, S (1, 2) OBP: 0.435, SLG: 0.744	1-0 2B 2-H 3-H		1-0 2B 1-3		2-3 K	1-3 K		1-0 F8		5 0 2 2 0 2 3			
Jeff Kent, R (1, 5) OBP: 0.302, SLG: 0.400	2-1 L4		2-0 SF8 3-H		0-0 HR 1-H		3-2 F9 1B 2B	0-3 K		4 2 2 3 0 1 2			
Edgardo Alfonzo, R (1, 4) OBP: 0.261, SLG: 0.273		3-2 E5 3B		2-0 F8		3-2 G4-3	1-2 F9 2-3	3-2 F9		5 1 0 0 0 0 3			
Rey Ordonez, R (1, 6) OBP: 0.314, SLG: 0.382		3-1 3B 1-H		0-1 WP SH1-4 1B		3-2 1B	0-2 2B 1B 3-H		2-3 K	5 1 4 2 0 1 0			
Pete Harnisch, S (1, 1) Kevin Roberson, S (7, PH) OBP: 0.500, SLG: 0.500 Doug Henry, R (7, 1)		0-3 K		0-0 SH1-4 1-2		2-2 G1-3	1-1 1B SF8 2B 1-H	1-0 G6-3		2 0 0 0 0 1 2 1 1 1 1 0 0 0 1 0 0 0 0 0 0			
<b>Inning Stats</b>	R: 2 H: 3 E: 0 LOB: 1 K: 0 BB: 1 S: 11 P: 22	R: 1 H: 1 E: 1 LOB: 1 K: 1 BB: 0 S: 14 P: 23	R: 1 H: 2 E: 0 LOB: 1 K: 0 BB: 0 S: 6 P: 12	R: 0 H: 1 E: 0 LOB: 2 K: 2 BB: 1 S: 11 P: 18	R: 2 H: 3 E: 0 LOB: 1 K: 1 BB: 0 S: 21 P: 33	R: 1 H: 2 E: 0 LOB: 1 K: 2 BB: 0 S: 15 P: 21	R: 3 H: 4 E: 0 LOB: 1 K: 0 BB: 0 S: 16 P: 24	R: 0 H: 0 E: 0 LOB: 1 K: 1 BB: 1 S: 9 P: 17	R: 0 H: 0 E: 0 LOB: 0 K: 1 BB: 0 S: 6 P: 9	1B: 7 SF: 2 2B: 6 SAC: 1 3B: 1 DP: 0 HR: 2 HBP: 0	WP: 1 PA: 46 PB: 0 SB: 0 CS: 0		
<b>PITCHER</b>	IP WLS BF H R ER SO BB IBB HBP BLK WP HR S P ERA WHIP											<b>PITCHER</b>	IP WLS BF H R ER SO BB IBB HBP BLK WP HR S P ERA WHIP
Kevin Ritz, L (1, 1) ERA: 7.27	5.0 L 27 10 6 5 4 2 0 0 0 0 1 1 63 108 9.00 2.400												
Lance Painter, L (6, 1) ERA: 8.71	2.0 12 6 4 4 2 0 0 0 0 0 0 1 31 45 18.00 3.000												
Mark Thompson, R (8, 1) ERA: 1.0	2.0 7 0 0 0 0 2 1 0 0 0 0 0 0 15 26 0.00 0.500												

**TOP**

**New York Mets @ Colorado Rockies**  
Coors Field, Denver, CO

Sun Apr 14 1996, 7:05 PM MDT  
Att. 48,051 - Unknown - 45 F

<b>AB</b>	<b>40</b>
<b>R</b>	<b>10</b>
<b>H</b>	<b>16</b>
<b>RBI</b>	<b>10</b>
<b>BB</b>	<b>3</b>
<b>SO</b>	<b>8</b>
<b>LOB</b>	<b>20</b>



livebaseballscores.com

**BOTTOM**

**New York Mets @ Colorado Rockies**  
 Coors Field, Denver, CO

livebaseballscorecards.com

<b>AB</b>	<b>38</b>
<b>R</b>	<b>4</b>
<b>H</b>	<b>12</b>
<b>RBI</b>	<b>4</b>
<b>BB</b>	<b>0</b>
<b>SO</b>	<b>4</b>
<b>LOB</b>	<b>16</b>



WP: 1	PA: 39
PB: 0	
SB: 0	
CS: 0	

Sun Apr 14 1996, 7:05 PM MDT  
 Att: 48,051 - Unknown - 45 F

AB	R	H	RBI	BB	SO	LOB
5	2	3	0	0	0	1
5	0	3	1	0	0	1
5	0	1	2	0	0	3
3	1	1	1	0	0	3
0	0	0	0	0	0	0
4	0	0	0	0	1	3
4	0	0	0	0	0	1
4	0	1	0	0	1	1
4	0	2	0	0	0	1
1	0	0	0	0	1	0
1	0	0	0	0	0	1
0	0	0	0	0	0	0
2	1	1	0	0	1	1

Batter	1	2	3	4	5	6	7	8	9										
Walt Weiss, S OBP: 0.431, SLG: 0.419 (1, 6)	2-1 P8		2-2 BLK 1B G5-3 1B		2-1 L8		0-0 1B 1-3 1B		2-1 G6-4-3 1B										
Ellis Burks, R OBP: 0.490, SLG: 0.738 (1, 7) (8, 8)	0-0 P3		0-1 BLK 1-2 1B		0-1 1-2 1B		1-0 1-2 1B 3-H		0-0 G6-4-3 1-2f										
Dante Bichette, R OBP: 0.340, SLG: 0.391 (1, 9)	3-2 G5-3		1-2 G5-3 1-2 2-H		3-2 F9		1-1 1-2 1B 2-H		0-1 P7										
Larry Walker, L OBP: 0.326, SLG: 0.579 Mark Thompson, R (8, 1)		0-0 HR	2-2 P4			1-1 F8 WP HBP		0-0 P6											
Andres Galarraga, R OBP: 0.283, SLG: 0.535 (1, 3)		1-3 K		0-0 F8		2-1 F8 1-3		1-0 P4											
Vinny Castilla, R OBP: 0.348, SLG: 0.488 (1, 5)		1-0 G5-3		2-2 G4-3		0-2 P4		2-0 P9											
Jeff Reed, L OBP: 0.360, SLG: 0.522 (1, 2)		3-1 2B		3-2 F9		2-3 K		3-2 G3											
Jason Bates, S OBP: 0.294, SLG: 0.344 (1, 4)		3-2 P8			0-0 FC3-6 1B		3-1 G6-3 1B	3-1 2B											
Kevin Ritz, R OBP: 0.250, SLG: 0.250 Quinton McCracken, S (5, PH) Lance Painter, L (6, 1) John Vander Wal, L OBP: 0.333, SLG: 0.250 (8, 7)			0-3 K		0-0 FC3-6 1-2f 1B		0-0 1B 1B	3-3 K											
<b>Inning Stats</b>	R: 0 H: 0 E: 0 LOB: 0 K: 0 BB: 0 S: 6 P: 11	R: 1 H: 2 E: 0 LOB: 1 K: 1 BB: 0 S: 12 P: 20	R: 1 H: 2 E: 0 LOB: 1 K: 1 BB: 0 S: 17 P: 22	R: 0 H: 0 E: 0 LOB: 0 K: 0 BB: 0 S: 9 P: 14	R: 0 H: 2 E: 0 LOB: 2 K: 0 BB: 0 S: 9 P: 14	R: 0 H: 0 E: 0 LOB: 1 K: 1 BB: 0 S: 9 P: 14	R: 2 H: 4 E: 0 LOB: 2 K: 0 BB: 0 S: 9 P: 15	R: 0 H: 1 E: 0 LOB: 1 K: 1 BB: 0 S: 10 P: 21	R: 0 H: 1 E: 0 LOB: 0 K: 0 BB: 0 S: 5 P: 7										
<b>PITCHER</b>	IP WLS BF H R ER SO BB IBB HBP BLK WP HR S P ERA WHIP																		
Pete Harnisch, R ERA: 3.0 Doug Henry, R ERA: 6.0	(1, 1) 6.0 W 25 6 2 2 3 0 0 1 1 1 62 95 3.00 1.000																		

Batter	1	2	3	4	5	6	7	8	9	AB R H RBI BB SO LOB	TOP																								
Steve Finley, L (1, 8) OBP: 0.300, SLG: 0.245										5 2 2 0 0 1 2																									
Jody Reed, R (1, 4) OBP: 0.375, SLG: 0.333										4 1 1 0 1 0 1																									
Tony Gwynn, L (1, 9) OBP: 0.525, SLG: 0.577										3 1 1 2 0 0 1																									
Chris Gwynn, L (7, 9)										0 0 0 0 1 0 0																									
Ken Caminiti, S (1, 5) OBP: 0.352, SLG: 0.558										5 1 1 0 0 1 2																									
Wally Joyner, L (1, 3) OBP: 0.574, SLG: 0.643										3 2 1 1 2 1 1																									
Marc Newfield, R (1, 7) OBP: 0.438, SLG: 0.643										4 2 2 1 1 1 2																									
Brad Ausmus, R (1, 2) OBP: 0.250, SLG: 0.310										5 0 2 1 0 0 5																									
Andujar Cedeno, R (1, 6) OBP: 0.295, SLG: 0.293										3 0 2 2 1 0 0																									
Scott Livingstone, L (9, PH) OBP: 0.200, SLG: 0.300										1 0 0 0 0 0 1																									
Bob Tewksbury, R (1, 1)										3 0 0 0 0 2 6																									
Willie Blair, R (6, 1)										1 0 0 0 0 0 0																									
Doug Bochtler, R (8, 1)										0 0 0 0 0 0 0																									
<b>Inning Stats</b>	R: 5 E: 1 K: 3 S: 26	H: 4 LOB: 2 BB: 2 P: 45	R: 0 E: 0 K: 0 S: 9	H: 1 LOB: 0 BB: 0 P: 12	R: 1 E: 0 K: 1 S: 13	H: 2 LOB: 1 BB: 0 P: 18	R: 3 E: 1 K: 1 S: 16	H: 3 LOB: 3 BB: 2 P: 31	R: 0 E: 0 K: 0 S: 6	H: 0 LOB: 0 BB: 0 P: 9	R: 0 E: 0 K: 1 S: 9	H: 1 LOB: 1 BB: 1 P: 14	R: 0 E: 0 K: 0 S: 10	H: 0 LOB: 0 BB: 0 P: 15	R: 0 E: 0 K: 0 S: 8	H: 0 LOB: 1 BB: 1 P: 16	R: 0 E: 0 K: 0 S: 6	H: 1 LOB: 0 BB: 0 P: 7	1B: 8 2B: 4 3B: 0 HR: 0	SF: 1 SAC: 0 DP: 3 HBP: 0	WP: 3 PB: 0 SB: 0 CS: 0	PA: 44													
<b>PITCHER</b>	IP WLS BF H R ER SO BB IBB HBP BLK WP HR S P ERA WHIP																																		
Bryan Rekar, R (1, 1) ERA: 13.5	4.0	27	10	9	7	5	3	1	0	0	3	0	64	106	15.75	3.250																			
John Habyan, R (5, 1) ERA:	1.0	3	0	0	0	0	0	0	0	0	0	0	6	9	0.00	0.000																			
Mike Munoz, L (6, 1) ERA: 6.35	0.1	3	1	0	0	1	1	0	0	0	0	0	8	13	0.00	6.000																			
Steve Reed, R (6, 1) ERA: 5.06	1.2	4	0	0	0	0	0	0	0	0	0	0	11	16	0.00	0.000																			
Bruce Ruffin, L (8, 1) ERA: 6.75	1.0	W 4	0	0	0	0	1	0	0	0	0	0	8	16	0.00	1.000																			
<b>PITCHER</b>	IP WLS BF H R ER SO BB IBB HBP BLK WP HR S P ERA WHIP																																		
Curt Leskanic, R (9, 1) ERA: 3.38	1.0	S 3	1	0	0	0	0	0	0	0	0	0	6	7	0.00	1.000																			

**San Diego Padres @ Colorado Rockies**  
 Coors Field, Denver, CO  
 Mon Apr 15 1996, 7:05 PM MDT  
 Att. 48,027 - Unknown - 57 F

AB	37
R	9
H	12
RBI	7
BB	6
SO	6
LOB	21



WP	3	PA	44
PB	0		
SB	0		
CS	0		

1B	8	SF	1
2B	4	SAC	0
3B	0	DP	3
HR	0	HBP	0



Batter	1	2	3	4	5	6	7	8	9	AB	R	H	RBI	BB	SO	LOB	BOTTOM							
Walt Weiss, S OBP: 0.429, SLG: 0.426 (1, 6)	0-1 2B 1B 1B		3-2 BB 1B	0-0 SF7		0-1 G3		2-2 G4-3		4	2	2	1	0	0	0	<b>San Diego Padres @ Colorado Rockies</b> Coors Field, Denver, CO Mon Apr 15 1996, 7:05 PM MDT Att: 48,027 - Unknown - 57 F							
Ellis Burks, R OBP: 0.519, SLG: 0.756 (1, 7)	0-0 1B G3 2B		4-2 1B 1B 1B 1B 1B 1B 1B 1B 1B	3-2 3-H G5-3		1-2 F8 HBP		2-2 HR 1B		3	3	2	0	1	0	0								
Dante Bichette, R OBP: 0.362, SLG: 0.490 (1, 9)	0-1 CS G3 1B		3-2 1B 1B		1-2 1B 1B	2-2 F8		0-0 HR 1-H		5	2	4	4	0	0	1								
Larry Walker, L OBP: 0.333, SLG: 0.548 (1, 8)	0-0 G3 1-2 3-H		0-0 1B		0-0 P5	4-1 BB		2-2 P4		4	0	1	2	1	0	2								
Andres Galarraga, R OBP: 0.275, SLG: 0.521 (1, 3)	2-3 2-3 K 2-3		1-0 L7		2-2 K	1-3 K		0-1 2B 2B		5	1	1	0	0	3	6								
Vinny Castilla, R OBP: 0.353, SLG: 0.500 (1, 5)		1-1 F9	0-0 G5-3		0-0 1B 1B		0-0 G6-3	3-1 2B		5	1	2	1	0	0	2								
Jeff Reed, L OBP: 0.400, SLG: 0.519 (1, 2)		3-1 E5 G3-6-1		1-1 G4-3 3B 1B	3-2 1B 1B		1-2 P5	4-2 BB		4	1	2	1	1	0	0								
Jason Bates, S OBP: 0.308, SLG: 0.333 (1, 4)		0-0 G3-6-1 1-2f		2-0 G4-3	2-2 1B		4-2 BB	2-3 K		4	0	1	1	1	1	4								
Bryan Rekar, R Trenstad Hubbard, R John Habayan, R John Vogler, L Mike Munoz, L Steve Reed, R Quinton McCracken, S Bruce Ruffin, S Curt Leskanic, R			2-2 G1-3	1-2 SF7 3B	0-1 P5		SAFE SAFE SAFE SAFE SAFE SAFE SAFE SAFE	2-2 G3-1		1	0	0	0	0	0	0								
<b>Inning Stats</b>	R: 2 E: 0 K: 1 S: 9	H: 3 LOB: 0 BB: 0 P: 11	R: 0 E: 1 K: 0 S: 5	H: 0 LOB: 0 BB: 0 P: 9	R: 2 E: 0 K: 0 S: 16	H: 3 LOB: 2 BB: 1 P: 29	R: 2 E: 0 K: 0 S: 11	H: 2 LOB: 0 BB: 0 P: 18	R: 2 E: 0 K: 1 S: 19	H: 4 LOB: 2 BB: 0 P: 27	R: 0 E: 0 K: 1 S: 11	H: 0 LOB: 2 BB: 1 P: 19	R: 0 E: 0 K: 0 S: 9	H: 0 LOB: 1 BB: 1 P: 16	R: 3 E: 0 K: 1 S: 26	H: 4 LOB: 2 BB: 1 P: 41		1B: 11 2B: 3 3B: 1 HR: 1	SF: 1 SAC: 0 DP: 1 HBP: 1	WP: 0 PB: 0 SB: 0 CS: 1	PA: 44			
<b>PITCHER</b> Bob Tewksbury, R Willie Blair, R Doug Bochtler, R	(1, 1) (6, 1) (8, 1)	IP 5.0 2.2 0.1	WLS L	BF 27 14 3	H 12 3 1	R 8 3 0	ER 8 3 0	SO 2 1 1	BB 1 2 1	IBB 0 0 0	HBP 0 1 0	BLK 0 0 0	WP 0 0 0	HR 0 1 0	S 60 39 7	P 94 60 16	ERA 14.40 10.12 0.00	WHIP 2.600 1.875 6.000						

livebaseballscorecards.com

AB	38
R	11
H	16
RBI	11
BB	4
SO	4
LOB	18



Batter	1	2	3	4	5	6	7	8	9	AB	R	H	RBI	BB	SO	LOB	TOP								
Steve Finley, L (1, 8) OBP: 0.318, SLG: 0.293	2-1 G3 2B		2-1 E 1B HBP	3-2 L3		3-2 2B 2B	0-1 G4-3		2-1 G4-3	5	2	2	1	0	0	2									
Jody Reed, R (1, 4) OBP: 0.393, SLG: 0.396	2-2 P4		1-0 F9	1-0 2B		1-1 K 2B		1-1 2B 1B		5	1	3	2	0	0	3									
Ken Caminiti, S (1, 5) OBP: 0.339, SLG: 0.526	2-2 G3 2-3		0-1 E 1B 1B	0-0 F8		2-3 K 2-3		1-3 K 1-1 SAFE		5	1	1	1	0	2	4									
Wally Joyner, L (1, 3) OBP: 0.576, SLG: 0.681	2-0 P3		1-2 FC4-6 1B		3-0 F8		1-1 HR 2B	1-2 1B 2B		5	1	3	1	0	0	1									
Marc Newfield, R (1, 7) OBP: 0.476, SLG: 0.778		0-0 F7	2-2 FC4-6 1B		0-0 FC6-4 1B		2-0 HR	4-2 1B BB		4	1	2	2	1	0	1									
Chris Gwynn, L (1, 9) OBP: 0.250, SLG: 0.100		3-2 G4-3	0-0 FC5-4 1B		1-0 FC6-4		0-0 G4-3 WP 1B	0-2 1B		3	0	1	0	0	0	1									
Archi Cianfrocco, R (6, 9) OBP: 0.500, SLG: 0.700			1-2 1B		1-2f			1-3 2-3 3-H		1	1	1	0	0	0	0									
Tony Gwynn, L (8, PH) OBP: 0.532, SLG: 0.585										1	0	1	1	0	0	0									
Craig Shipley, R (8, PR) OBP: 0.444, SLG: 0.765										0	0	0	0	0	0	0									
Brad Ausmus, R (1, 2) OBP: 0.245, SLG: 0.298		2-1 1B	2-2 FC5-4		3-2 F9		2-3 K	0-1 B5-3		5	0	1	0	0	1	6									
Andujar Cedeno, R (1, 6) OBP: 0.265, SLG: 0.261		0-3 K			0-2 G5-3		1-1 G5-3	2-3 G4-3		5	0	0	0	0	1	2									
Andy Ashby, R (1, 1) OBP: 0.444, SLG: 0.667			0-0 HBP 1B		2-1 2B		1-0 2B	2-2 1B		4	3	4	0	0	0	0									
Scott Sanders, R (7, 1)										1	0	0	0	0	0	0									
Trevor Hoffman, R (9, 1)										0	0	0	0	0	0	0									
<b>Inning Stats</b>	R: 0 E: 0 K: 0 S: 9	H: 1 LOB: 1 BB: 0 P: 17	R: 0 E: 0 K: 1 S: 9	H: 1 LOB: 1 BB: 0 P: 14	R: 3 E: 1 K: 0 S: 16	H: 4 LOB: 2 BB: 0 P: 24	R: 1 E: 0 K: 0 S: 11	H: 2 LOB: 1 BB: 0 P: 17	R: 0 E: 0 K: 0 S: 6	H: 1 LOB: 1 BB: 0 P: 13	R: 2 E: 0 K: 1 S: 12	H: 3 LOB: 0 BB: 0 P: 20	R: 3 E: 0 K: 1 S: 13	H: 4 LOB: 1 BB: 0 P: 20	R: 1 E: 0 K: 1 S: 18	H: 3 LOB: 2 BB: 1 P: 25	R: 0 E: 0 K: 0 S: 8	H: 0 LOB: 0 BB: 0 P: 13	1B: 10 2B: 8 3B: 0 HR: 1	SF: 0 SAC: 0 DP: 0 HBP: 1	WP: 1 PB: 0 SB: 1 CS: 0	PA: 46			
<b>PITCHER</b>	IP	WLS	BF	H	R	ER	SO	BB	IBB	HBP	BLK	WP	HR	S	P	ERA	WHIP								
Armando Reynoso, R (1, 1) ERA: 6.35	5.1	L	28	11	6	6	1	0	0	1	0	0	0	57	96	10.12	2.062								
Darren Holmes, R (6, 1) ERA: 6.75	1.2		9	5	3	3	2	0	0	0	0	1	1	19	29	16.20	3.000								
John Habyan, R (8, 1) ERA: 3.86	0.1		4	2	1	1	1	1	0	0	0	0	0	13	20	27.00	9.000								
Steve Reed, R (8, 1) ERA: 4.5	0.2		2	1	0	0	0	0	0	0	0	0	0	5	5	0.00	1.500								
Lance Painter, L (9, 1) ERA: 7.94	1.0		3	0	0	0	0	0	0	0	0	0	0	8	13	0.00	0.000								

San Diego Padres @ Colorado Rockies  
 Coors Field, Denver, CO  
 Tue Apr 16 1996, 7:05 PM MDT  
 Att. 48,031 - Unknown - 68 F

AB	44
R	10
H	19
RBI	8
BB	1
SO	4
LOB	20



BOTTOM

San Diego Padres @ Colorado Rockies

Coors Field, Denver, CO

Tue Apr 16 1996, 7:05 PM MDT  
Att: 48,031 - Unknown - 68 F

livebaseballscorecards.com

AB	35
R	6
H	10
RBI	6
BB	3
SO	6
LOB	17



WP:	0	PA:	40
PB:	0		
SB:	0		
CS:	1		

AB R H RBI BB SO LOB

3	0	1	0	2	0	1
5	0	0	0	0	1	7
5	0	0	0	0	3	3
5	1	2	0	0	0	3
2	1	0	0	0	1	1
4	2	2	4	0	0	2
4	1	1	1	0	1	0
4	1	2	1	0	0	0
2	0	1	0	0	0	0
0	0	0	0	0	0	0
0	0	0	0	1	0	0
0	0	0	0	0	0	0
0	0	0	0	0	0	0
0	0	0	0	0	0	0
0	0	0	0	0	0	0
1	0	1	0	0	0	0

Batter	1	2	3	4	5	6	7	8	9
Walt Weiss, S OBP: 0.443, SLG: 0.420 (1, 6)	3-2 CS 1B		1-0 G4-6-3 1-2f			1-2 G4-3	4-1 BB		4-1 BB
Ellis Burks, R OBP: 0.475, SLG: 0.680 (1, 7)	3-1 G4-3 1-2		3-3 K			0-0 F8	3-2 P3		0-0 P2
Dante Bichette, R OBP: 0.350, SLG: 0.446 (1, 9)	3-3 K			1-2 G4-3		0-0 G6-3		0-3 K	2-3 K
Larry Walker, L OBP: 0.340, SLG: 0.553 (1, 8)		0-1 G3		3-2 L3			1-0 HR 1B	2-2 G5-3 2B	1-2 G1-3
Andres Galarraga, R OBP: 0.291, SLG: 0.500 (1, 3)		3-2 HR HBP		1-3 K			1-0 F9	1-0 HBP	
Vinny Castilla, R OBP: 0.364, SLG: 0.620 (1, 5)		0-0 HR			0-0 G5-3		0-0 HR 1-H	1-0 G5-3 2-3f	
Jeff Reed, L OBP: 0.382, SLG: 0.581 (1, 2)		0-1 G4-3		3-2 K			1-1 G3		2-0 HR
Jason Bates, S OBP: 0.326, SLG: 0.425 (1, 4)		0-0 G5-3			3-2 HR		0-2 E5 BB BB		0-0 2B 1B
Armando Reynoso, R OBP: 0.286, SLG: 0.286 (1, 1)			1-2 G4-6-3 1B			0-0 F8	4-2 BB 1-2 BB		0-2 2B
Darren Holmes, R (6, 1)									
John Vander Wal, L OBP: 0.364, SLG: 0.222 (7, PH)									
John Habyan, R (8, 1)									
Steve Reed, R (8, 1)									
Lance Painter, L (9, 1)									
Quinton McCracken, S OBP: 0.143, SLG: 0.288 (9, PH)									

Inning Stats	R: 0	H: 1	R: 2	H: 1	R: 0	H: 1	R: 1	H: 1	R: 0	H: 0	R: 2	H: 2	R: 0	H: 1	R: 1	H: 3
	E: 0	LOB: 0	E: 0	LOB: 0	E: 0	LOB: 0	E: 0	LOB: 0	E: 0	LOB: 0	E: 1	LOB: 3	E: 0	LOB: 1	E: 0	LOB: 3
	K: 1	BB: 0	K: 0	BB: 0	K: 1	BB: 0	K: 1	BB: 0	K: 0	BB: 0	K: 0	BB: 2	K: 1	BB: 0	K: 1	BB: 1
	S: 8	P: 17	S: 8	P: 11	S: 8	P: 13	S: 9	P: 15	S: 5	P: 6	S: 14	P: 28	S: 11	P: 15	S: 16	P: 25

PITCHER	IP	WLS	BF	H	R	ER	SO	BB	IBB	HBP	BLK	WP	HR	S	P	ERA	WHIP
Andy Ashby, R ERA: 3.71 (1, 1)	6.2	W	27	6	5	5	4	1	0	1	0	0	3	57	93	6.75	1.050
Scott Sanders, R ERA: 7.36 (7, 1)	1.1		8	3	1	1	1	1	0	1	0	0	1	17	30	6.75	3.000
Trevor Hoffman, R ERA: 1.17 (9, 1)	1.0		5	1	0	0	1	1	0	0	0	0	0	14	21	0.00	2.000

Batter	1	2	3	4	5	6	7	8	9	AB	R	H	RBI	BB	SO	LOB	TOP					
<b>Steve Finley, L</b> (1, 8) OBP: 0.319, SLG: 0.286	4-2 S 1B BB	1-1 P4	3-2 P5		3-2 F8		2-2 G3 S 1B		0-0 G3	5	1	1	0	1	0	4						
<b>Jody Reed, R</b> (1, 4) OBP: 0.403, SLG: 0.397	2-1 BB 1B 1-H	0-1 1B 1-2 3-H		4-1 E 2B BB	0-1 G1-3		2-2 G3 1-3		2-2 G4-3	5	1	2	2	1	0	1						
<b>Ken Caminiti, S</b> (1, 5) OBP: 0.338, SLG: 0.508	2-0 G5-4-3 BB 1B 1-2	1-1 G5-3		0-1 E3 2B HR 1-3	3-1 G5-3		2-2 G5-3		1-1 1B 1B	6	1	2	0	0	0	4						
<b>Wally Joyner, L</b> (1, 3) OBP: 0.569, SLG: 0.717	0-3 K		0-1 G3	3-1 HR 2B 2-3 3-H		2-2 L9		0-1 2B 3B	2-2 1B	6	2	3	1	0	1	2						
<b>Marc Newfield, R</b> (1, 7) OBP: 0.556, SLG: 0.957	4-0 1B 1B 1-2 2-3 BB		1-2 1B 1B	0-0 HR 2B 2-H 3-H		1-1 2B 1B		1-0 1B FC4-6 2B 3-H	0-0 G3-1	5	4	4	4	1	0	2						
<b>Archib Cianfrocco, R</b> (1, 9) OBP: 0.333, SLG: 0.467	1-2 G5-4-3 2-3f		0-0 F8	0-0 G1-3		0-0 F8		1-3 K		5	0	0	0	0	1	6						
<b>Craig Shipley, R</b> (1, 6) OBP: 0.478, SLG: 0.773		2-2 G5-3	1 SAFE 3-1 1B 1B 1-3	3-1 G6-3		1 SAFE 1-1 1B 2B 1-H		0-1 FC4-6 1B 2-3		5	1	3	1	0	0	0						
<b>Brad Ausmus, R</b> (1, 2) OBP: 0.278, SLG: 0.320		1-0 FC5 1B 2B	4-0 E 1B BB 1-2	4-2 BB BB		1-1 F9		1-0 FC4-6 1-2f 3-H		3	1	1	1	2	0	2						
<b>Sean Bergman, R</b> (1, 1) OBP: 0.111, SLG: 0.111		2-2 FC5	0-0 E7	0-0 P4				1-2 G3		3	0	1	2	0	0	2						
<b>Bryce Florie, R</b> (5, 1)										1	0	0	0	0	0	0						
<b>Scott Livingstone, L</b> (8, PH) OBP: 0.182, SLG: 0.273										1	0	0	0	0	0	1						
<b>Tim Worrell, R</b> (8, 1)										0	0	0	0	0	0	0						
<b>Inning Stats</b>	R: 1 E: 0 K: 1 S: 11	H: 2 LOB: 2 BB: 2 P: 24	R: 1 E: 0 K: 0 S: 18	H: 2 LOB: 2 BB: 0 P: 25	R: 2 E: 1 K: 0 S: 14	H: 3 LOB: 2 BB: 1 P: 25	R: 4 E: 1 K: 0 S: 12	H: 2 LOB: 1 BB: 2 P: 26	R: 0 E: 0 K: 0 S: 11	H: 0 LOB: 0 BB: 0 P: 17	R: 1 E: 0 K: 0 S: 12	H: 2 LOB: 1 BB: 0 P: 17	R: 0 E: 0 K: 0 S: 14	H: 1 LOB: 1 BB: 0 P: 21	R: 2 E: 0 K: 1 S: 11	H: 3 LOB: 1 BB: 0 P: 14	R: 0 E: 0 K: 0 S: 10	H: 2 LOB: 2 BB: 0 P: 15	1B: 11 2B: 4 3B: 1 HR: 1	SF: 0 SAC: 0 DP: 1 HBP: 0	WP: 0 PB: 0 SB: 2 CS: 0	PA: 50
<b>PITCHER</b>	IP	WLS	BF	H	R	ER	SO	BB	IBB	HBP	BLK	WP	HR	S	P	ERA	WHIP					
<b>Marvin Freeman, R</b> (1, 1) ERA: 6.32	4.0	L	27	9	8	7	1	5	0	0	0	0	1	55	100	15.75	3.500					
<b>Mike Munoz, L</b> (5, 1) ERA: 5.4	1.0		3	0	0	0	0	0	0	0	0	0	0	11	17	0.00	0.000					
<b>Steve Reed, R</b> (6, 1) ERA: 5.14	1.0		5	2	1	1	0	0	0	0	0	0	0	12	17	9.00	2.000					
<b>Lance Painter, L</b> (7, 1) ERA: 7.3	1.0		4	1	0	0	0	0	0	0	0	0	0	14	21	0.00	1.000					
<b>Darren Holmes, R</b> (8, 1) ERA: 8.53	1.0		6	3	2	2	1	0	0	0	0	0	0	11	14	18.00	3.000					
<b>PITCHER</b>	IP	WLS	BF	H	R	ER	SO	BB	IBB	HBP	BLK	WP	HR	S	P	ERA	WHIP					
<b>Curt Leskanic, R</b> (9, 1) ERA: 3.0	1.0		5	2	0	0	0	0	0	0	0	0	0	10	15	0.00	2.000					

**San Diego Padres @ Colorado Rockies**  
Coors Field, Denver, CO  
Wed Apr 17 1996, 3:33 AM MDT  
Att: 48,011 - Sunny - 68 F

[livebaseballscorecards.com](http://livebaseballscorecards.com)

<b>AB</b>	45
<b>R</b>	11
<b>H</b>	17
<b>RBI</b>	11
<b>BB</b>	5
<b>SO</b>	2
<b>LOB</b>	24



Batter	1	2	3	4	5	6	7	8	9	AB	R	H	RBI	BB	SO	LOB
Walt Weiss, S OBP: 0.439, SLG: 0.396 (1, 6)	0-3 K	1-3 K		2-0 F8	4-1 BB			4-2 1B BB		3	0	0	0	2	2	4
Ellis Burks, R OBP: 0.469, SLG: 0.655 (1, 7)	1-2 S 2B 1B		0-0 G6-3	1-2 G3	0-1 G3-1			1-2 1B 1B		5	1	2	1	0	0	5
Dante Bichette, R OBP: 0.369, SLG: 0.459 (1, 9)	3-3 K		1-0 S 1B		2-0 1B 2B		1-0 F8	0-2 1B		5	2	3	0	0	1	1
Larry Walker, L OBP: 0.345, SLG: 0.558 (1, 8)	0-0 2B		3-3 K		2-0 2B 1B		2-3 K	3-3 K		5	1	2	1	0	3	3
Curt Leskanic, R (9, 1)			1-2 K		1-2 2B 1B					0	0	0	0	0	0	0
Andres Galarraga, R OBP: 0.300, SLG: 0.509 (1, 3)	0-0 G6-3		1-0 2B		1-2 WP 1B 2B		1-0 G1-3	0-3 K		5	1	2	3	0	1	3
Vinny Castilla, R OBP: 0.350, SLG: 0.582 (1, 5)		0-2 G5-3	0-3 K		2-0 BB 1B		1-0 F9		0-0 F8	5	0	1	1	0	1	1
Jeff Reed, L OBP: 0.410, SLG: 0.588 (1, 2)		4-1 SH1-4 1B BB		0-0 G6-3 2B	1-3 K		1-0 L5		4-0 FC6-4 BB	3	0	1	0	2	1	1
Jason Bates, S OBP: 0.354, SLG: 0.419 (1, 4)		2-0 SH1-4 1B		4-2 G6-3 BB	4-1 BB		0-0 F7		3-3 K	3	0	1	0	2	1	1
Marvin Freeman, R Trenidad Hubbard, R Mike Munoz, L John Vander Wall, L Steve Reed, R Lance Painter, L Darren Holmes, R Quinton McCracken, S		1-0 SH1-4		1-2 G6-3	1-3 K			2-1 BB 1B	2-1 FC6-4	0	0	0	0	0	0	0

Inning Stats	R: 1	H: 2	E: 0	K: 2	S: 13	H: 2	LOB: 1	BB: 0	P: 16	R: 0	H: 1	E: 0	K: 1	S: 9	H: 1	LOB: 2	BB: 1	P: 17	R: 1	H: 2	E: 0	K: 2	S: 9	H: 2	LOB: 1	BB: 0	P: 14	R: 0	H: 1	E: 0	K: 0	S: 13	H: 1	LOB: 2	BB: 1	P: 21	R: 3	H: 4	E: 0	K: 2	S: 16	H: 0	LOB: 0	BB: 0	P: 10	R: 0	H: 0	E: 0	K: 0	S: 3	H: 0	LOB: 0	BB: 0	P: 5	R: 1	H: 3	E: 0	K: 2	S: 17	H: 3	LOB: 2	BB: 1	P: 27	R: 0	H: 0	E: 0	K: 1	S: 6	H: 0	LOB: 1	BB: 1	P: 15	1B: 10	2B: 3	3B: 0	HR: 0	SF: 0	SAC: 1	DP: 0	HBP: 0	WP: 1	PA: 45
--------------	------	------	------	------	-------	------	--------	-------	-------	------	------	------	------	------	------	--------	-------	-------	------	------	------	------	------	------	--------	-------	-------	------	------	------	------	-------	------	--------	-------	-------	------	------	------	------	-------	------	--------	-------	-------	------	------	------	------	------	------	--------	-------	------	------	------	------	------	-------	------	--------	-------	-------	------	------	------	------	------	------	--------	-------	-------	--------	-------	-------	-------	-------	--------	-------	--------	-------	--------


PITCHER	IP	WLS	BF	H	R	ER	SO	BB	IBB	HBP	BLK	WP	HR	S	P	ERA	WHIP
Sean Bergman, R ERA: 6.91 (1, 1)	4.0		24	10	5	5	5	2	0	0	0	1	0	50	81	11.25	3.000
Bryce Florie, R ERA: 2.7 (5, 1)	3.0	W	11	0	0	0	3	2	0	0	0	0	0	19	35	0.00	0.667
Tim Worrell, R ERA: 1.35 (8, 1)	2.0		10	3	1	1	3	2	0	0	0	0	0	23	42	4.50	2.500

**BOTTOM**

**San Diego Padres @ Colorado Rockies**  
Coors Field, Denver, CO

Wed Apr 17 1996, 3:33 AM MDT  
Att: 48,011 - Sunny - 68 F

AB	38
R	6
H	13
RBI	6
BB	6
SO	11
LOB	24



Batter	1	2	3	4	5	6	7	8	9	AB R H RBI BB SO LOB	TOP											
Walt Weiss, S (1, 6) OBP: 0.465, SLG: 0.421	0-1 1B BLK SF9 1B	1-0 G4-6-3 1B			1-0 L7		4-1 BB		1-2 1B	4 1 3 0 1 0 0												
Quinton McCracken, S (1, 7) OBP: 0.286, SLG: 0.462	2-2 1B 1B HBP	0-2 G4-6-3 1-2f			0-1 HR 3B		2-3 SAFE K		3-2 L7	4 2 1 0 0 1 4												
Dante Bichette, R (1, 9) OBP: 0.377, SLG: 0.508	0-1 1B 1-2 2-3 1B		2-2 L3		0-0 HR		0-0 P4			4 1 2 2 0 0 1												
Larry Walker, L (1, 8) OBP: 0.339, SLG: 0.589	0-0 L3		2-3 K		1-0 HR		2-2 SAFE K			4 1 1 1 0 2 4												
Andres Galarraga, R (1, 3) OBP: 0.281, SLG: 0.483	2-2 SF9		2-3 K		3-2 L8			1-3 K		3 0 0 1 0 2 0												
Vinny Castilla, R (1, 5) OBP: 0.344, SLG: 0.559	0-1 1B 1-2 2-H 1B			0-0 F9		0-0 L8		1-1 G6-3		4 0 1 1 0 0 0												
Jeff Reed, L (1, 2) OBP: 0.372, SLG: 0.526	0-3 K			2-1 G4-1		1-1 G3-1		3-2 F8		4 0 0 0 0 1 2												
Jason Bates, S (1, 4) OBP: 0.365, SLG: 0.413		0-0 FC3-5 1B		3-3 K		4-0 BB			0-2 G3	3 0 1 0 1 1 0												
Kevin Ritz, R (1, 1) OBP: 0.167, SLG: 0.167 Trenidad Hubbard, R (8, PH) OBP: 0.300, SLG: 0.556 Darren Holmes, R (6, 1) Bruce Ruffin, S (8, 1) John Vander Wal, L (9, PH) OBP: 0.208, SLG: 0.182 Curt Leskanic, R (9, 1)		1-0 FC3-5 1B 1-3			1-2 G6-3		2-1 SAFE F8		3-3 K	2 0 0 0 0 0 1 1 0 0 0 0 0 1 0 0 0 0 0 0 0 0 0 0 0 0 0 0 1 0 0 0 0 1 0 0 0 0 0 0 0 0												
Inning Stats	R: 2 E: 0 K: 1 S: 15	H: 3 LOB: 2 BB: 0 P: 19	R: 0 E: 0 K: 0 S: 7	H: 2 LOB: 1 BB: 0 P: 9	R: 0 E: 0 K: 2 S: 11	H: 0 LOB: 0 BB: 0 P: 17	R: 0 E: 0 K: 1 S: 6	H: 0 LOB: 0 BB: 0 P: 11	R: 3 E: 0 K: 0 S: 12	H: 3 LOB: 0 BB: 0 P: 18	R: 0 E: 0 K: 0 S: 5	H: 0 LOB: 1 BB: 1 P: 12	R: 0 E: 0 K: 2 S: 8	H: 0 LOB: 1 BB: 1 P: 16	R: 0 E: 0 K: 1 S: 10	H: 0 LOB: 0 BB: 0 P: 15	R: 0 E: 0 K: 1 S: 13	H: 1 LOB: 1 BB: 0 P: 20	1B: 6 2B: 0 3B: 1 HR: 2	SF: 1 SAC: 0 DP: 1 HBP: 1	WP: 0 PB: 0 SB: 1 CS: 0	PA: 38
PITCHER	IP WLS BF H R ER SO BB IBB HBP BLK WP HR S P ERA WHIP																					
Pete Harnisch, R (1, 1) ERA: 5.25	6.0 L 27 8 5 5 4 1 0 1 1 0 2 56 86 7.50 1.500																					
Doug Henry, R (7, 1) ERA: 4.5	3.0 11 1 0 0 4 1 0 0 0 0 0 31 51 0.00 0.667																					

Colorado Rockies @ New York Mets  
Shea Stadium, Flushing, NY  
Fri Apr 19 1996, 7:05 PM EDT  
Att. 16,225 - Unknown - 62 F

livebaseballscorecards.com

AB	34
R	5
H	9
RBI	5
BB	2
SO	8
LOB	13



**BOTTOM**

**Colorado Rockies @ New York Mets**  
 Shea Stadium, Flushing, NY  
 Fri Apr 19 1996, 7:05 PM EDT  
 Att: 16,225 - Unknown - 62 F

livebaseballscorecards.com

<b>AB</b>	<b>35</b>
<b>R</b>	<b>3</b>
<b>H</b>	<b>9</b>
<b>RBI</b>	<b>3</b>
<b>BB</b>	<b>3</b>
<b>SO</b>	<b>6</b>
<b>LOB</b>	<b>16</b>



WP:	2	PA:	38
PB:	0		
SB:	0		
CS:	1		

AB R H RBI BB SO LOB

5	0	0	0	0	1	4
0	0	0	0	0	0	0
5	0	0	0	0	0	2
4	1	2	0	0	1	0
4	1	2	1	0	0	1
3	1	2	1	1	1	0
3	0	0	0	1	1	3
4	0	2	1	0	0	2
3	0	1	0	1	0	0
2	0	0	0	0	1	2
1	0	0	0	0	0	0
0	0	0	0	0	0	0
1	0	0	0	0	1	2

Batter	1	2	3	4	5	6	7	8	9
Lance Johnson, L OBP: 0.294, SLG: 0.415	3-1 F9	1-1 G3-1		2-0 FC3-6			2-2 F9		2-3 K
Jose Vizcaino, S OBP: 0.286, SLG: 0.261	2-1 F7		1-1 F8		1-1 B1-3		0-1 P4		1-2 P6
Edgardo Alfonzo, R OBP: 0.233, SLG: 0.241									
Bernard Gilkey, R OBP: 0.385, SLG: 0.683	2-2 1B 2B		1-0 CS 1B		2-0 L7		2-3 K		
Butch Huskey, R OBP: 0.212, SLG: 0.220	1-2 2B 1B		1-1 G5-3		1-0 1B 1B		2-1 F7		
Rico Brogna, L OBP: 0.439, SLG: 0.604	2-1 2B			4-1 1B BB	2-1 1B		1-3 K		
Todd Hundley, S OBP: 0.448, SLG: 0.800	4-1 BB		3-2 G3	1-2 G1-3	0-0 G1-3		0-3 K		
Jeff Kent, R OBP: 0.309, SLG: 0.442	3-2 F9		2-2 WP 1B		2-2 G6-3		2-2 G6-3		0-0 WP 1B 1B
Rey Ordonez, R OBP: 0.319, SLG: 0.356		1-1 F8	1-1 F8	4-2 FC3-6 BB	2-1 L4-3		2-1 L4-3		0-0 WP 1B
Pete Harnisch, S		1-0 G4-3		0-3 K		1-0 F8			0-3 K
Brent Mayne, L OBP: 0.556, SLG: 0.429									
Doug Henry, R									
Tim Bogar, R									

Inning Stats	R: 2	H: 3	E: 0	LOB: 2	K: 0	S: 21	R: 0	H: 0	E: 0	LOB: 0	K: 0	S: 5	R: 0	H: 1	E: 0	LOB: 0	K: 0	S: 5	R: 1	H: 1	E: 0	LOB: 2	K: 1	S: 18	R: 0	H: 2	E: 0	LOB: 2	K: 0	S: 7	R: 0	H: 0	E: 0	LOB: 0	K: 1	S: 11	R: 0	H: 0	E: 0	LOB: 0	K: 2	S: 9	R: 0	H: 2	E: 0	LOB: 2	K: 2	S: 12	1B: 7	SF: 0	2B: 2	SAC: 0	3B: 0	DP: 0	HR: 0	HBP: 0	WP: 2	PA: 38
--------------	------	------	------	--------	------	-------	------	------	------	--------	------	------	------	------	------	--------	------	------	------	------	------	--------	------	-------	------	------	------	--------	------	------	------	------	------	--------	------	-------	------	------	------	--------	------	------	------	------	------	--------	------	-------	-------	-------	-------	--------	-------	-------	-------	--------	-------	--------

PITCHER	IP	WLS	BF	H	R	ER	SO	BB	IBB	HBP	BLK	WP	HR	S	P	ERA	WHIP
Kevin Ritz, R ERA: 6.85	(1, 1)	5.0	24	7	3	3	1	3	0	0	0	1	0	56	100	5.40	2.000
Darren Holmes, R ERA: 6.48	(6, 1)	2.0	6	0	0	0	1	0	0	0	0	0	0	18	27	0.00	0.000
Bruce Ruffin, L ERA: 5.68	(8, 1)	1.0	3	0	0	0	2	0	0	0	0	0	0	9	12	0.00	0.000
Curt Leskanic, R ERA: 2.7	(9, 1)	1.0	S	5	2	0	2	0	0	0	0	1	0	12	15	0.00	2.000

Batter	1	2	3	4	5	6	7	8	9	10	AB	R	H	RBI	BB	SO	LOB	TOP							
Walt Weiss, S OBP: 0.474, SLG: 0.426 (1, 6)	4-0 BB G5-4-3		1-1 1B		1-2 G4-3			2-1 SH1-3 1B		0-3 K	4	0	2	0	1	1	0								
Ellis Burks, R OBP: 0.456, SLG: 0.627 (1, 7)	0-0 G5-4-3 1-2f		1-2 K			2-2 G6-4-3 1B		1-0 SH1-3 1-2		2-1 G4-3	4	0	1	0	0	1	1								
Dante Bichette, R OBP: 0.384, SLG: 0.500 (1, 9)	0-0 5-3			4-2 S 2B BB		1-1 G6-4-3 1-2f		0-1 G4-3 1B			3	1	1	0	1	0	1								
Larry Walker, L OBP: 0.333, SLG: 0.583 (1, 8)		3-2 F9		1-3 K 1-2		0-0 2B		1-0 G4-3			4	0	1	0	0	1	3								
Andres Galarraga, R OBP: 0.309, SLG: 0.613 (1, 3)		3-2 HR		0-0 2B 2-H		2-3 K			2-1 HR	4	2	3	3	0	1	1									
Vinny Castilla, R OBP: 0.353, SLG: 0.571 (1, 5)		1-1 2B		0-0 G5-3			0-0 1B		3-2 G5-3	4	0	2	0	0	0	1									
Jeff Reed, L OBP: 0.348, SLG: 0.488 Trenidad Hubbard, R OBP: 0.273, SLG: 0.500 Jorge Brito, R OBP: 0.214, SLG: 0.083 (1, 2)		0-1 G1-3		0-3 K			0-0 P7		3-1 F8	3	0	0	0	0	0	1	3								
Jason Bates, S OBP: 0.339, SLG: 0.380 (1, 4)		0-0 L5			1-1 G3		0-0 F9		2-0 P3	4	0	0	0	0	0	2									
Mark Thompson, R Mike Munoz, L Steve Reed, R Bruce Ruffin, S Quinton McCracken, S John Habayan, R (1, 1) (8, 1) (8, 1) (9, 1) (10, PH) (10, 1)			0-0 F9		0-3 K		1-3 K			2-2 G5-3	3	0	0	0	0	2	1								
<b>Inning Stats</b>	R: 0 E: 0 K: 0 S: 2	H: 0 LOB: 0 BB: 1 P: 6	R: 1 E: 0 K: 0 S: 15	H: 2 LOB: 1 BB: 0 P: 22	R: 0 E: 0 K: 1 S: 7	H: 1 LOB: 0 BB: 0 P: 9	R: 1 E: 0 K: 2 S: 11	H: 1 LOB: 1 BB: 1 P: 16	R: 0 E: 0 K: 1 S: 8	H: 2 LOB: 1 BB: 0 P: 14	R: 0 E: 0 K: 1 S: 7	H: 1 LOB: 1 BB: 0 P: 8	R: 0 E: 0 K: 0 S: 6	H: 2 LOB: 1 BB: 0 P: 10	R: 1 E: 0 K: 0 S: 9	H: 1 LOB: 0 BB: 0 P: 19	R: 0 E: 0 K: 1 S: 9	H: 0 LOB: 0 BB: 0 P: 13	1B: 5 2B: 3 3B: 0 HR: 2	SF: 0 SAC: 1 DP: 3 HBP: 0	WP: 0 PB: 0 SB: 1 CS: 0	PA: 38			
<b>PITCHER</b> Mark Clark, R ERA: 3.86 John Franco, L ERA: 2.7	IP 8.0	WLS 31	BF 31	H 9	R 2	ER 2	SO 6	BB 2	IBB 0	HBP 0	BLK 0	WP 0	HR 1	S 65	P 95	ERA 2.25	WHIP 1.375								
	IP 2.0	WLS 7	BF 7	H 1	R 1	ER 1	SO 1	BB 0	IBB 0	HBP 0	BLK 0	WP 0	HR 1	S 18	P 32	ERA 4.50	WHIP 0.500								

**Colorado Rockies @ New York Mets**  
 Shea Stadium, Flushing, NY  
 Sat Apr 20 1996, 3:33 AM EDT  
 Att: 20,847 - Cloudy - 65 F

livebaseballscorecards.com

**AB 35**  
**R 3**  
**H 10**  
**RBI 3**  
**BB 2**  
**SO 7**  
**LOB 13**





BOTTOM

Colorado Rockies @ New York Mets  
Shea Stadium, Flushing, NY  
Sat Apr 20 1996, 3:33 AM EDT  
Att. 20,847 - Cloudy - 65 F

livebaseballscorecards.com

AB 34  
R 4  
H 9  
RBI 4  
BB 2  
SO 5  
LOB 9



WP: 0 PA: 39  
PB: 0  
SB: 0  
CS: 1

AB R H RBI BB SO LOB

4	0	0	0	0	1	1
5	0	1	1	0	0	1
4	0	2	1	0	0	0
3	0	1	0	0	0	0
1	1	0	0	0	0	1
4	0	1	1	0	0	0
3	1	2	1	1	1	0
3	0	0	0	1	2	2
4	1	1	0	0	0	4
2	0	0	0	0	1	0
1	1	1	1	0	0	0
0	0	0	0	0	0	0
0	0	0	0	0	0	0

Batter	1	2	3	4	5	6	7	8	9	10
Lance Johnson, L OBP: 0.278, SLG: 0.391 (1, 8)	0-0 3-1		2-1 G3			1-0 L6		0-1 SH1-4		1-3 K
Jose Vizcaino, S OBP: 0.278, SLG: 0.255 (1, 4)	0-0 4-3			1-0 G1-3		0-2 G4-3		2-0 G4-3		3-1 1B
Bernard Gilkey, R OBP: 0.391, SLG: 0.672 (1, 7)	3-1 CS 1B			0-0 P4			0-0 F7	2-1 FC6-4 1B		
Butch Huskey, R OBP: 0.218, SLG: 0.226 (1, 9) Chris Jones, R OBP: 0.333, SLG: 0.273 (7, PR) (8, 9)	3-2 CS 1-2	1-2 F8		0-1 G4-3			0-0 2B 1B	2-1 FC6-4 1-2f		
Rico Brogna, L OBP: 0.426, SLG: 0.596 (1, 3)		2-0 G5-3			1-0 G3-1		1-1 2B 1-H		0-0 G4-3	
Todd Hundley, S OBP: 0.468, SLG: 0.849 (1, 2)		0-1 HR			1-2 BB 1B		4-0 IBB		2-3 K	
Jeff Kent, R OBP: 0.305, SLG: 0.418 (1, 5)		1-3 K			4-2 BB G5-4-3		3-1 L6		1-3 K	
Rey Ordonez, R OBP: 0.314, SLG: 0.347 (1, 6)			1-1 G6-3		2-1 G5-4-3 1-2f		1-2 P3			0-1 SH2-4 1B
Mark Clark, R (1, 1) Edgardo Alfonzo, R (8, PH) OBP: 0.258, SLG: 0.267 John Franco, L (9, 1) Brent Mayne, L (10, PH) OBP: 0.556, SLG: 0.429			1-3 K			2-2 G6-3		0-1 G4-3 SH1-4 1B		0-2 SH2-4 1-2

Inning Stats	R: 0	H: 1	E: 0	K: 0	S: 7	R: 1	H: 1	E: 0	K: 1	S: 9	R: 0	H: 0	E: 0	K: 1	S: 7	R: 0	H: 0	E: 0	K: 0	S: 4	R: 0	H: 1	E: 0	K: 0	S: 9	R: 0	H: 2	E: 0	K: 0	S: 8	R: 1	H: 2	E: 0	K: 0	S: 9	R: 1	H: 2	E: 0	K: 0	S: 9	R: 0	H: 0	E: 0	K: 2	S: 9	R: 0	H: 2	E: 0	K: 1	S: 10
	0	1	0	0	12	1	1	0	1	13	0	0	0	0	11	0	0	0	0	5	0	0	0	1	17	0	2	0	0	11	1	2	0	0	18	1	2	0	0	15	0	0	0	0	12	0	2	0	14	

PITCHER	IP	WLS	BF	H	R	ER	SO	BB	IBB	HBP	BLK	WP	HR	S	P	ERA	WHIP
Mark Thompson, R (1, 1) ERA: 1.69	7.0		26	5	2	2	2	1	1	0	0	0	1	53	87	2.57	0.857
Mike Munoz, L (8, 1) ERA: 6.14	0.2		3	1	1	1	0	0	0	0	0	0	0	5	7	13.50	1.500
Steve Reed, R (8, 1) ERA: 4.91	0.1		2	1	0	0	0	0	0	0	0	0	0	4	8	0.00	3.000
Bruce Ruffin, L (9, 1) ERA: 4.91	1.0		3	0	0	0	2	0	0	0	0	0	0	9	12	0.00	0.000
John Habyan, R (10, 1) ERA: 6.0	0.2	L	4	2	1	1	1	0	0	0	0	0	0	10	14	13.50	3.000

Batter	1	2	3	4	5	6	7	8	9	AB R H RBI BB SO LOB	TOP		
Walt Weiss, S OBP: 0.469, SLG: 0.424 (1, 6) <sup>B</sup> X	1-0 F8			1-1 BB SH5-3 1B	2-2 G3		2-3 K		2-2 E8 1B 1-3 2-H 3-H	5 1 2 1 0 1 2			
Quinton McCracken, S OBP: 0.263, SLG: 0.353 (1, 8) <sup>B</sup> C (8, 9) <sup>F</sup> X	1-2 F8			0-0 SH5-3 1-2		1-2 G3-1		0-0 F7	4-1 E 1B BB	3 0 0 0 1 0 0			
Dante Bichette, R OBP: 0.377, SLG: 0.479 Mike Munoz, L Darren Holmes, R Curt Leskanic, R	4-1 CS BB			0-3 K		0-3 K		1-3 K	0-3 K	3 0 0 0 1 3 1 0 0 0 0 0 0 0 0 0 0 0 0 0 0 1 0 0 0 0 1 3			
Andres Galarraga, R OBP: 0.342, SLG: 0.615 (1, 3) <sup>B</sup> S	1-1 CS 1-2	1-0 L8		4-0 BB BB		4-2 HR BB		1-1 FC5-4 1B	0-1 E 1B	3 1 2 1 2 0 0			
Ellis Burks, R OBP: 0.466, SLG: 0.661 (1, 7) H		1-0 G5-4-3 HBP		4-2 SAFE BB 1-2 2-3		0-1 HR 1-H		3-1 FC5-4 1-2f	3-2 E5 FC5-4	3 1 1 2 1 0 3			
Vinny Castilla, R OBP: 0.329, SLG: 0.529 (1, 5) <sup>1</sup> SAFE X		0-0 G5-4-3 1-2f		0-3 K		0-1 G5-3			K FC5-4	5 0 0 0 0 2 7			
Jason Bates, S OBP: 0.333, SLG: 0.358 (1, 4) X			0-0 G1-3		1-1 F8		0-0 G3		4-1 1B BB	3 1 0 0 1 0 0			
Jorge Brito, R OBP: 0.235, SLG: 0.071 Trenidad Hubbard, R OBP: 0.333, SLG: 0.545 Jeff Reed, L OBP: 0.348, SLG: 0.488			0-3 K		2-3 K		1-0 HBP		0-0 1B BB 1B 1B	2 0 0 0 0 2 0 1 1 1 0 0 0 0 0 0 0 0 0 0 0			
Armando Reynoso, R OBP: 0.300, SLG: 0.222 Larry Walker, L OBP: 0.343, SLG: 0.583			1-3 K		4-0 BB		0-0 B5		4-2 E 1B BB	2 0 0 0 1 1 1 0 1 0 0 1 0 0			
<b>Inning Stats</b>	R: 0 E: 0 K: 0 S: 7 H: 0 LOB: 0 BB: 1 P: 14	R: 0 E: 0 K: 0 S: 2 H: 0 LOB: 0 BB: 0 P: 4	R: 0 E: 0 K: 2 S: 8 H: 0 LOB: 0 BB: 0 P: 9	R: 0 E: 0 K: 2 S: 15 H: 1 LOB: 3 BB: 2 P: 24	R: 0 E: 0 K: 1 S: 8 H: 0 LOB: 1 BB: 1 P: 17	R: 2 E: 0 K: 1 S: 13 H: 1 LOB: 0 BB: 1 P: 18	R: 0 E: 0 K: 1 S: 5 H: 0 LOB: 1 BB: 0 P: 8	R: 0 E: 0 K: 1 S: 9 H: 1 LOB: 1 BB: 0 P: 14	R: 4 E: 2 K: 2 S: 24 H: 3 LOB: 3 BB: 3 P: 41	1B: 5 2B: 0 3B: 0 HR: 1 SF: 0 SAC: 1 DP: 1 HBP: 2	WP: 0 PB: 0 SB: 0 CS: 1 PA: 43		
<b>PITCHER</b>	IP WLS BF H R ER SO BB IBB HBP BLK WP HR S P ERA WHIP											<b>PITCHER</b>	IP WLS BF H R ER SO BB IBB HBP BLK WP HR S P ERA WHIP
Jason Isringhausen, R ERA: 3.51 John Franco, L ERA: 6.14 Jerry Dipoto, R ERA: 4.26	(1, 1) 8.0 32 3 2 2 8 5 0 2 0 0 1 67 108 2.25 1.000 (9, 1) 0.2 L 9 3 4 3 2 3 0 0 0 0 0 0 23 40 40.50 9.000 (9, 1) 0.1 1 0 0 0 0 0 0 0 0 0 0 1 1 0.00 0.000												

Colorado Rockies @ New York Mets  
Shea Stadium, Flushing, NY  
Sun Apr 21 1996, 3:33 AM EDT  
Att. 22,737 - Cloudy - 78 F

livebaseballscorecards.com

AB	31
R	6
H	6
RBI	4
BB	8
SO	10
LOB	17



BOTTOM

Colorado Rockies @ New York Mets  
Shea Stadium, Flushing, NY  
Sun Apr 21 1996, 3:33 AM EDT  
Att. 22,737 - Cloudy - 78 F

AB 31  
R 4  
H 7  
RBI 4  
BB 3  
SO 5  
LOB 10



WP: 0 PA: 36  
PB: 2  
SB: 0  
CS: 0  
ERA WHIP

AB R H RBI BB SO LOB

4 0 1 2 0 0 0

3 0 1 0 1 0 0

4 0 0 0 0 0 3

3 0 1 0 0 0 0

1 1 1 0 0 0 0

3 0 0 0 1 1 1

3 0 0 0 0 2 2

4 0 0 0 0 2 2

3 1 1 1 0 1 0

3 2 2 0 0 0 0

0 0 0 0 1 0 0

1 0 0 1 0 0 0

1 0 0 0 0 0 2

0 0 0 0 0 0 0

0 0 0 0 0 0 0

1 0 0 0 0 1 2

1B: 5 SF: 2

2B: 1 SAC: 0

3B: 1 DP: 1

HR: 0 HBP: 0

1 2 3 4 5 6 7 8 9

Lance Johnson, L (1, 8)  
OBP: 0.276, SLG: 0.411  
B F X

Jose Vizcaino, S (1, 4)  
OBP: 0.293, SLG: 0.259  
C X

Bernard Gilkey, R (1, 7)  
OBP: 0.370, SLG: 0.632  
D X

Butch Huskey, R (1, 9)  
OBP: 0.224, SLG: 0.232  
Chris Jones, R (7, PR) (8, 9)  
OBP: 0.385, SLG: 0.333

Rico Brogna, L (1, 3)  
OBP: 0.415, SLG: 0.564  
B X









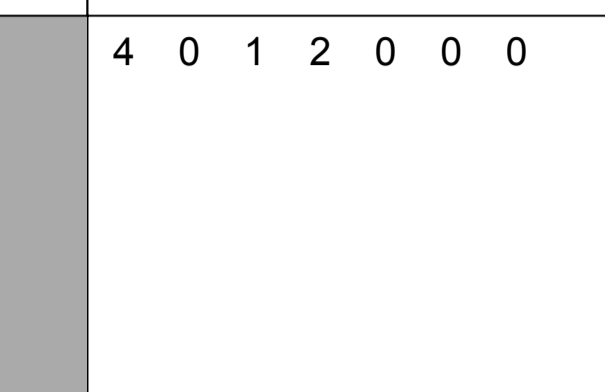
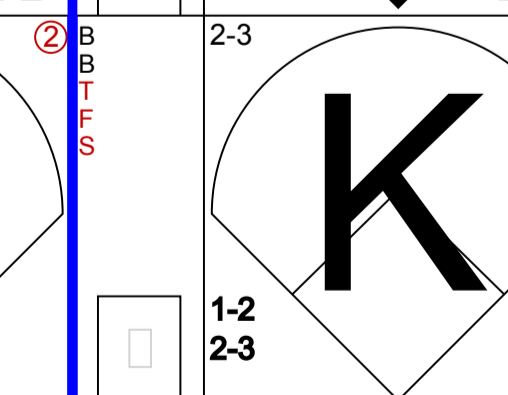
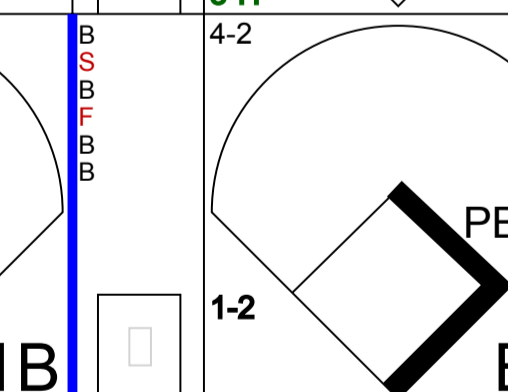
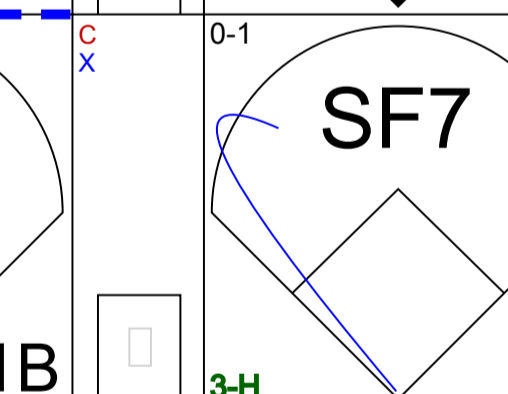
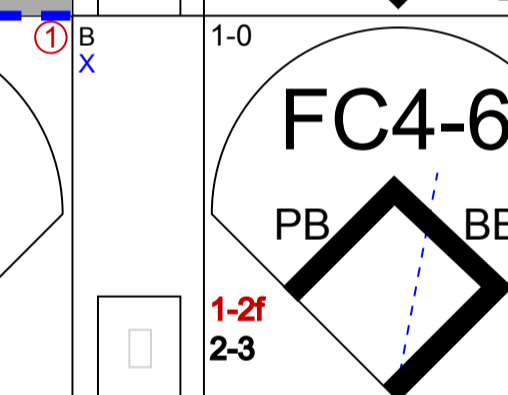
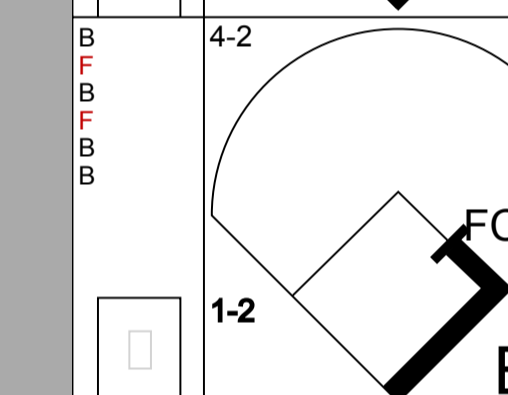
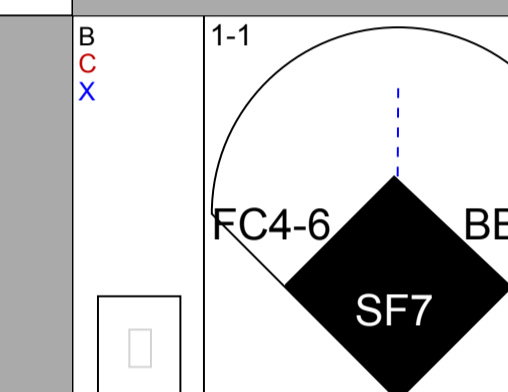



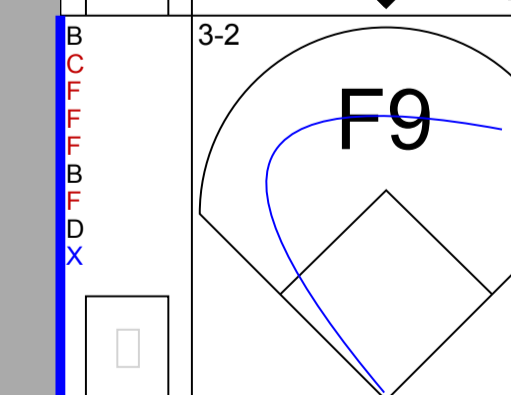
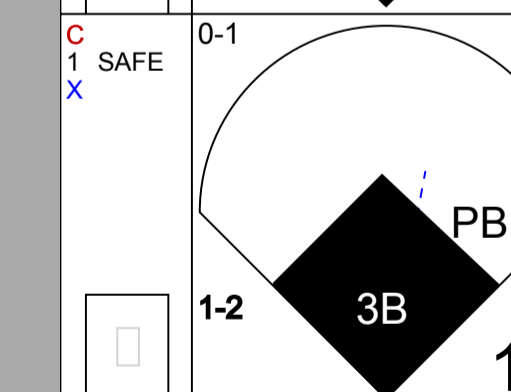
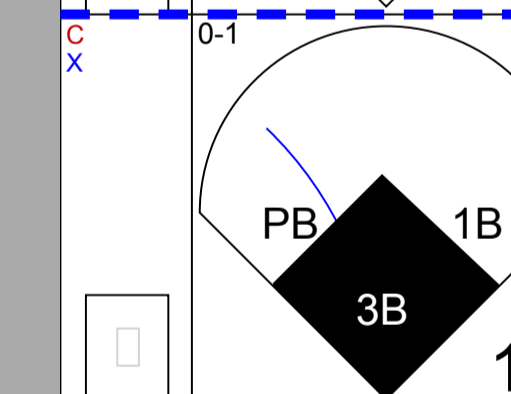
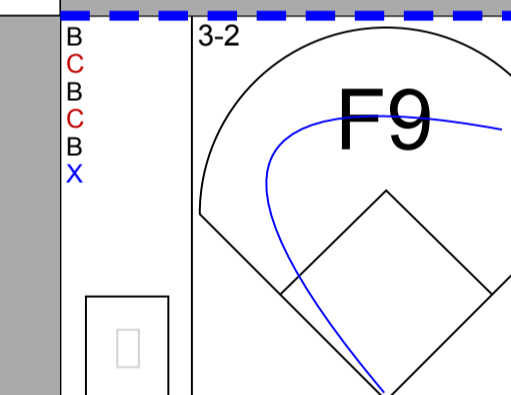


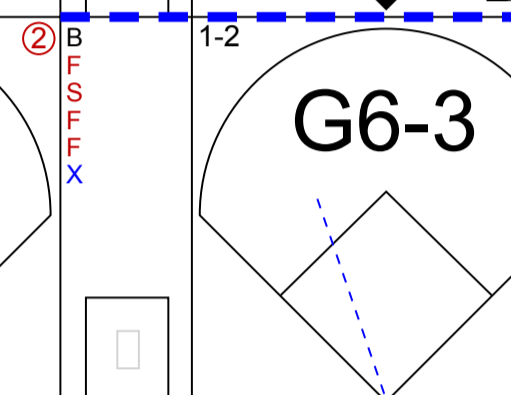
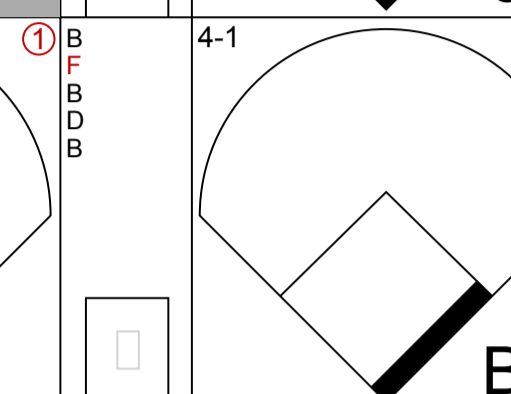
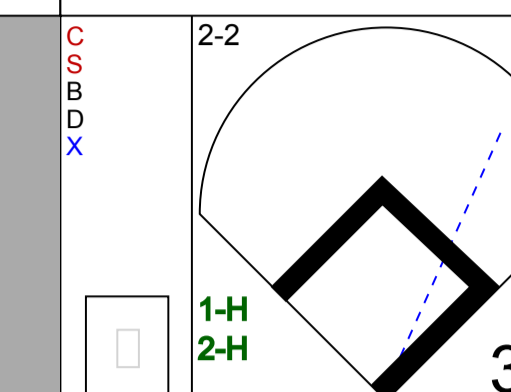

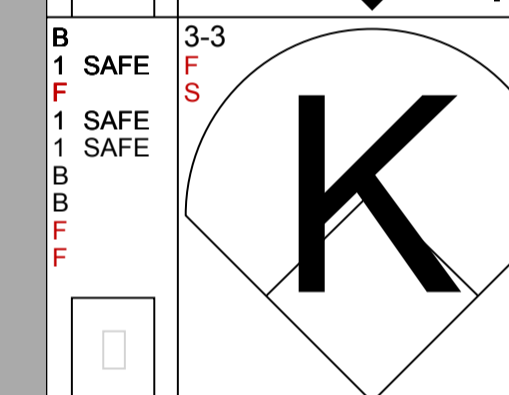
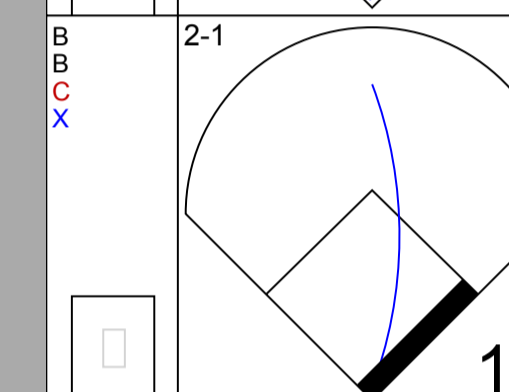
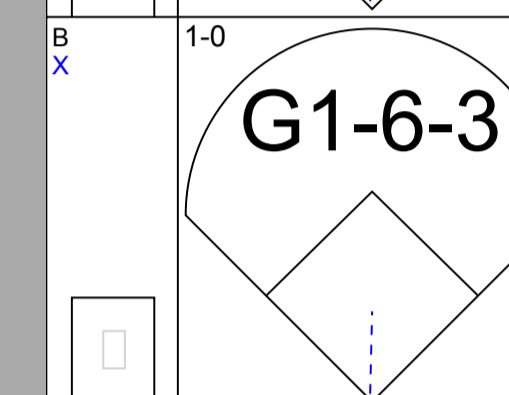
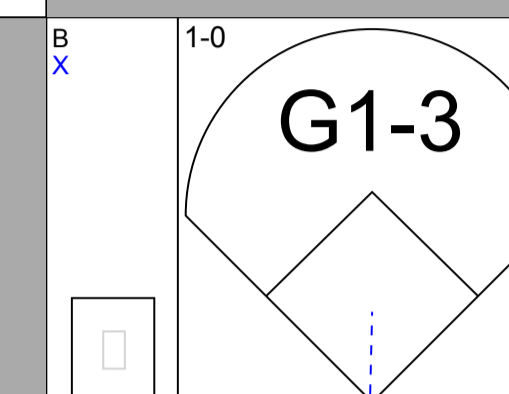

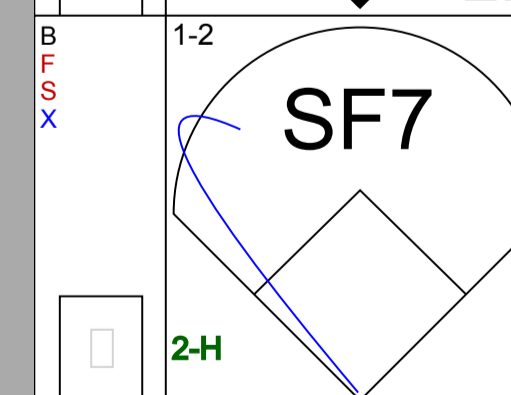
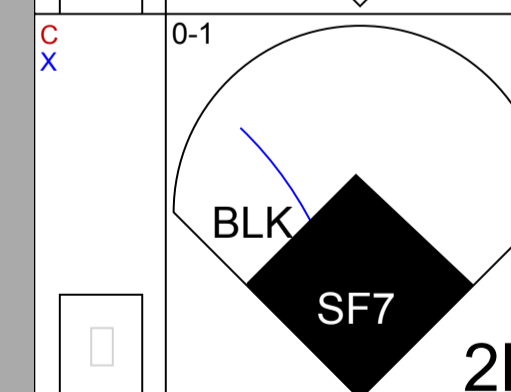
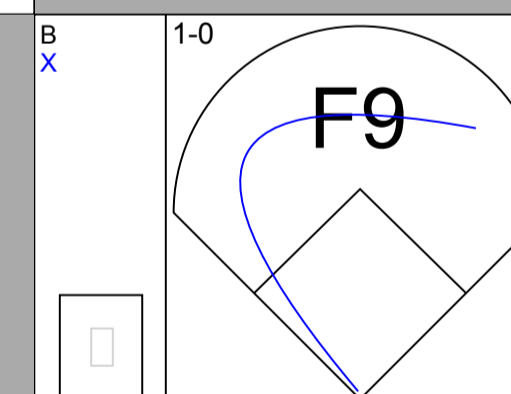

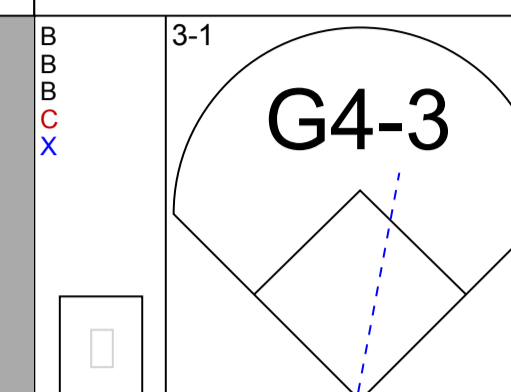

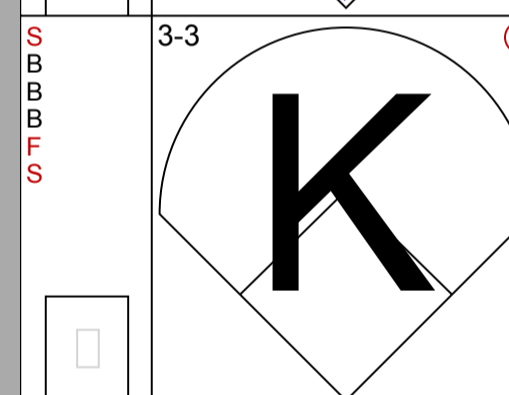
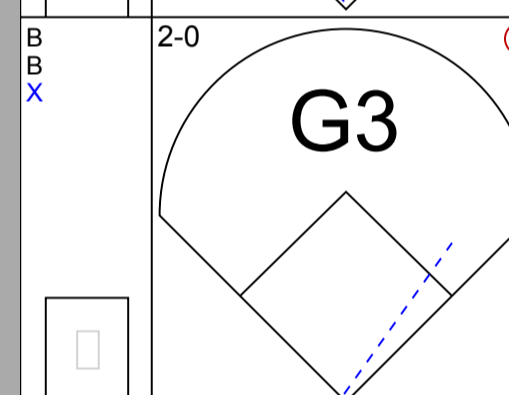
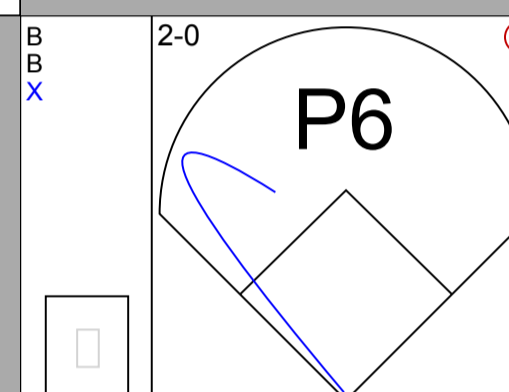


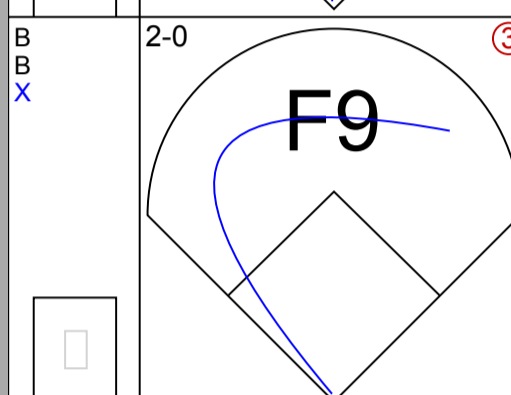
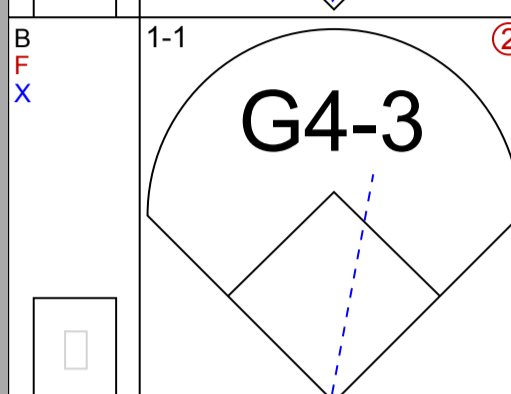
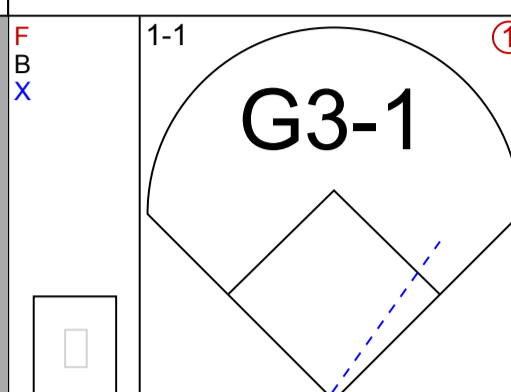
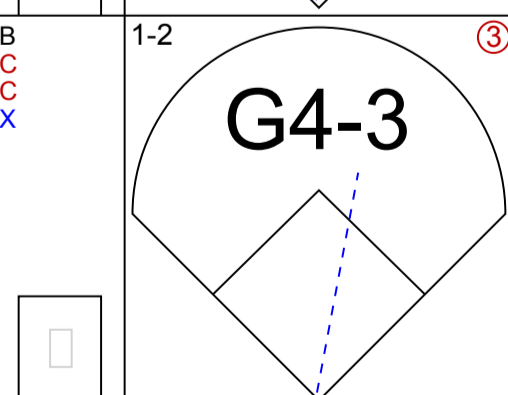
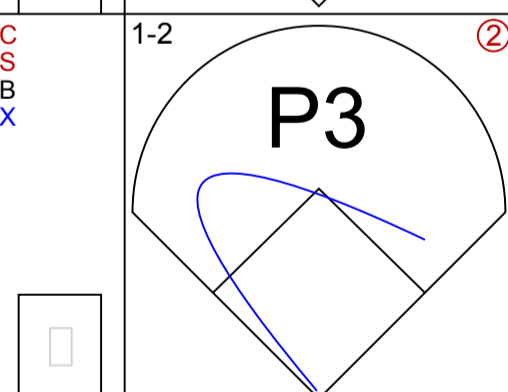
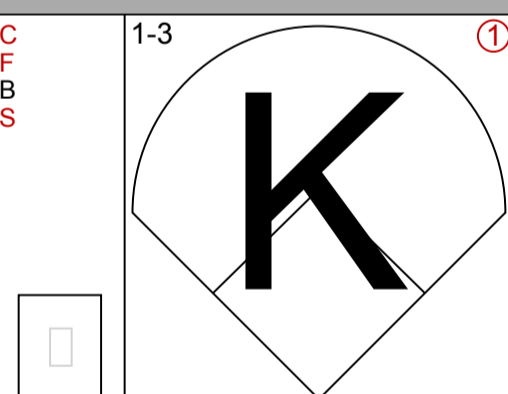


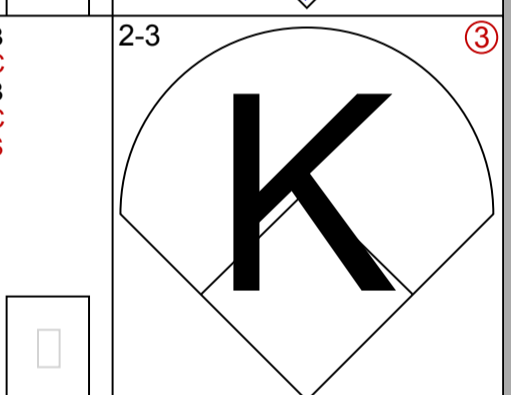
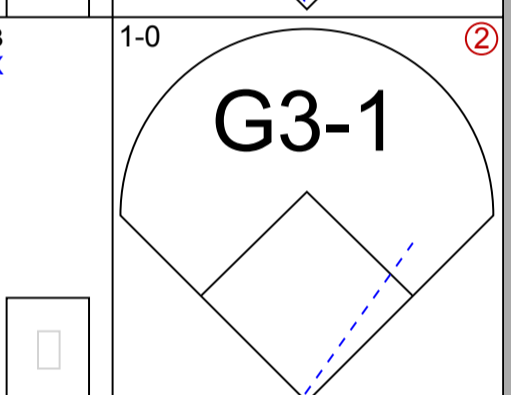
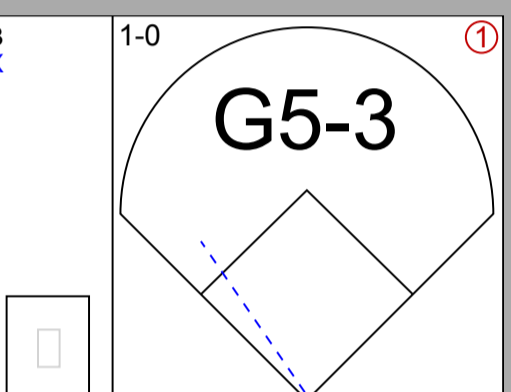


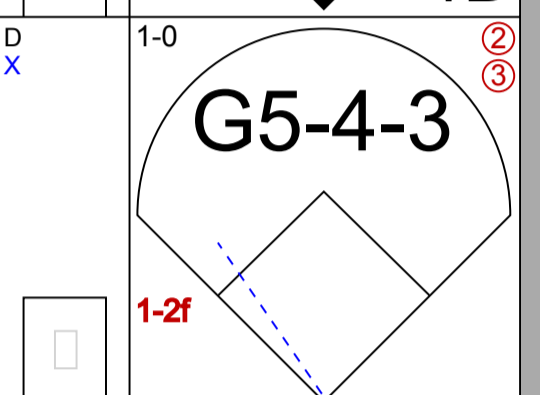
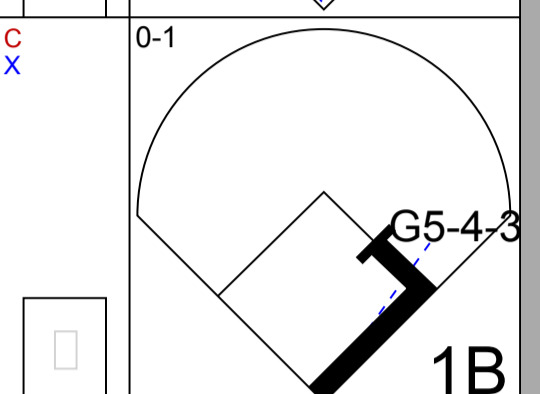
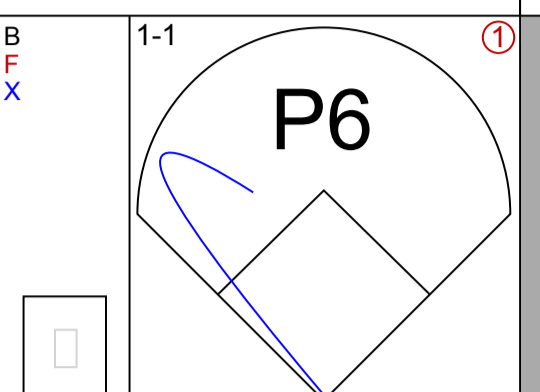
Todd Hundley, S (1, 2)  
OBP: 0.439, SLG: 0.789  
B C C C

Jeff Kent, R (1, 5)  
OBP: 0.302, SLG: 0.414  
F B S

Rey Ordonez, R (1, 6)  
OBP: 0.333, SLG: 0.385  
Kevin Roberson, S (9, PH)  
OBP: 0.500, SLG: 0.429  
C B X

Jason Istringhausen, R (1, 1)  
OBP: 0.167, SLG: 0.400  
Brent Mayne, L (8, PH)  
OBP: 0.500, SLG: 0.375  
John Franco, L (9, 1)  
Jerry Dipoto, R (9, 1)  
Edgardo Alfonzo, R (9, PH)  
OBP: 0.250, SLG: 0.258  
B C C X

Inning Stats table with columns: R, E, K, S, H, LOB, BB, P, R, H, ER, SO, IBB, HBP, BLK, WP, HR, S, P, ERA, WHIP.



Pitcher stats table with columns: PITCHER, IP, WLS, BF, H, R, ER, SO, IBB, HBP, BLK, WP, HR, S, P, ERA, WHIP.

Batter	1	2	3	4	5	6	7	8	9	AB R H RBI BB SO LOB	TOP											
Walt Weiss, S (1, 6) OBP: 0.453, SLG: 0.408	2-2 F7		0-0 L8		2-2 1B 1B		3-2 G3		1-0 F9	5 1 1 1 0 0 2												
Eric Young Sr., R (1, 4) OBP: 0.500, SLG: 0.500	2-2 1B			2-1 SAFE G6-3	1-1 1B 1B		1-2 G4-3		1-3 K	4 0 2 0 0 0 0 1 0 0 0 0 1 2												
Dante Bichette, R (1, 9) OBP: 0.370, SLG: 0.467	2-2 F9			0-3 K	0-2 1B		1-3 K			4 0 1 1 0 2 1 0 0 0 0 0 0 0												
Curt Leskanic, R (9, 1)					1-3 2-H 1B																	
Larry Walker, L (1, 8) OBP: 0.324, SLG: 0.547	1-1 G3			0-2 G4-3	0-1 F8			0-0 F7		4 0 0 0 0 0 3												
Andres Galarraga, R (1, 3) OBP: 0.338, SLG: 0.594					2-1 1B BB 1B		3-3 K		2-3 K	4 1 1 0 0 3 0												
Ellis Burks, R (1, 7) OBP: 0.468, SLG: 0.646					4-2 BB 1B BB G4-6-3		2-2 G5-3 1B		0-0 L6	3 1 1 0 1 0 0												
Vinny Castilla, R (1, 5) OBP: 0.338, SLG: 0.521					1-0 G4-6-3 BB 1B		1-0 G5-3		4-1 WP BB	3 1 1 0 1 0 1												
Jeff Reed, L (1, 2) OBP: 0.380, SLG: 0.476					4-2 G4-6-3 BB		4-0 FC6-4 IBB		4-1 IBB	1 0 0 1 3 0 0												
Marvin Freeman, R (1, 1)					1-1 G4-6-3		1-2 FC6-4		1-3 K	3 0 0 0 0 1 4 0 0 0 0 0 0 0 0 0 0 0 0 0 0 1 0 0 0 0 1 2												
Steve Reed, R (8, 1)																						
Bruce Ruffin, S (8, 1)																						
Quinton McCracken, S (9, PH) OBP: 0.250, SLG: 0.333					1-2f 2-3 3-H																	
<b>Inning Stats</b>	R: 0 E: 0 K: 0 S: 14	H: 1 LOB: 1 P: 20	R: 0 E: 0 K: 1 S: 6	H: 0 LOB: 0 BB: 0 P: 9	R: 0 E: 0 K: 1 S: 8	H: 0 LOB: 0 BB: 0 P: 10	R: 0 E: 0 K: 1 S: 8	H: 0 LOB: 0 BB: 0 P: 10	R: 4 E: 0 K: 0 S: 20	H: 5 LOB: 2 BB: 2 P: 35	R: 0 E: 0 K: 1 S: 10	H: 1 LOB: 2 BB: 1 P: 21	R: 0 E: 0 K: 1 S: 9	H: 0 LOB: 0 BB: 0 P: 14	R: 0 E: 0 K: 1 S: 5	H: 0 LOB: 0 BB: 0 P: 7	R: 0 E: 0 K: 2 S: 9	H: 0 LOB: 2 BB: 2 P: 20	1B: 7 2B: 0 3B: 0 HR: 0	SF: 0 SAC: 0 DP: 1 HBP: 0	WP: 1 PB: 0 SB: 0 CS: 0	PA: 38
<b>PITCHER</b>	IP WLS BF H R ER SO BB IBB HBP BLK WP HR S P ERA WHIP																					
Jaime Navarro, R (1, 1) ERA: 4.33	8.0 L 33 7 4 4 6 2 1 0 0 0 0 80 126 4.50 1.125																					
Rodney Myers, R (9, 1) ERA: 4.15	0.0 2 0 0 0 0 1 1 0 0 1 0 2 10 ∞ ∞																					
Bob Patterson, L (9, 1) ERA: 2.16	1.0 3 0 0 0 0 2 0 0 0 0 0 7 10 0.00 0.000																					

Colorado Rockies @ Chicago Cubs  
Wrigley Field, Chicago, IL  
Mon Apr 22 1996, 7:05 PM CDT  
Att. 21,227 - Unknown - 45 F

livebaseballscorecards.com

AB	33
R	4
H	7
RBI	3
BB	5
SO	8
LOB	15





Batter	1	2	3	4	5	6	7	8	9	AB R H RBI BB SO LOB	TOP		
Walt Weiss, S (1, 6) OBP: 0.440, SLG: 0.395	0-2 SF8 1B		1-3 K		1-2 P6		3-2 G4-3	2-3 K		5 1 1 0 0 2 2			
Eric Young Sr., R (1, 4) OBP: 0.556, SLG: 0.750	2-1 SF8 2B		1-2 L7		4-1 1B BB		0-1 1B 2B		1-1 G6-3	4 1 2 0 1 0 0			
Dante Bichette, R (1, 9) OBP: 0.360, SLG: 0.450	2-2 P3		1-2 G3-4-1		0-0 1B		0-0 G5-3		0-1 F9	5 0 1 1 0 0 3			
Larry Walker, L (1, 8) Quinton McCracken, S (3, 8) OBP: 0.333, SLG: 0.547 OBP: 0.250, SLG: 0.316	2-0 HBP			0-0 G1-3	3-3 K		1-0 1B		2-2 F8	0 0 0 0 0 0 0 4 0 1 1 0 1 2			
Andres Galarraga, R (1, 3) OBP: 0.333, SLG: 0.583	2-2 SF8			2-1 G3-1		2-0 G1-3 1B	2-2 L9			3 0 1 1 0 0 1			
Ellis Burks, R (1, 7) OBP: 0.469, SLG: 0.638	3-2 G6-3			2-2 1B		0-3 K		1-0 1B 1B		4 1 2 0 0 1 3			
Vinny Castilla, R (1, 5) OBP: 0.346, SLG: 0.520		2-2 F9		1-2 G1-3		0-0 G1-3 1B		1-2 1B		4 0 2 0 0 0 1			
Jeff Reed, L (1, 2) OBP: 0.370, SLG: 0.457		0-0 F8			0-0 E6 1B	1-2 G1-3		1-0 1B		4 1 1 1 0 0 2			
Bryan Rekar, R Trensdad Hubbard, R Mike Munoz, L John Habyan, R Steve Reed, R John Vander Wall, L Bruce Ruffin, S Darren Holmes, R Curt Leskanic, R		1-3 K		2-3 K		2-3 K		2-3 K		2 0 0 0 0 0 2 1 1 0 0 0 0 0 1 2 0 1 0 0 0 0 0 1 1 0			
<b>Inning Stats</b>	R: 1 H: 2 E: 0 LOB: 2 K: 0 BB: 0 S: 14 P: 25	R: 0 H: 0 E: 0 LOB: 0 K: 1 BB: 0 S: 8 P: 11	R: 0 H: 0 E: 0 LOB: 0 K: 1 BB: 0 S: 9 P: 12	R: 0 H: 1 E: 0 LOB: 1 K: 0 BB: 0 S: 9 P: 14	R: 1 H: 1 E: 1 LOB: 2 K: 2 BB: 1 S: 12 P: 22	R: 0 H: 2 E: 0 LOB: 2 K: 2 BB: 0 S: 12 P: 17	R: 1 H: 2 E: 0 LOB: 1 K: 0 BB: 0 S: 11 P: 17	R: 1 H: 3 E: 0 LOB: 1 K: 2 BB: 0 S: 12 P: 19	R: 0 H: 0 E: 0 LOB: 0 K: 0 BB: 0 S: 7 P: 10	1B: 9 SF: 1 2B: 2 SAC: 0 3B: 0 DP: 0 HR: 0 HBP: 1	WP: 0 PA: 40 PB: 0 SB: 1 CS: 0		
<b>PITCHER</b>	IP WLS BF H R ER SO BB IBB HBP BLK WP HR S P ERA WHIP											<b>PITCHER</b>	IP WLS BF H R ER SO BB IBB HBP BLK WP HR S P ERA WHIP
Frank Castillo, R (1, 1) ERA: 5.46	7.0 L 32 8 3 2 6 1 0 1 0 0 0 0 75 118 2.57 1.286												
Doug Jones, R (8, 1) ERA: 5.23	0.1 2 2 1 1 0 0 0 0 0 0 0 0 5 7 27.00 6.000												
Bob Patterson, L (8, 1) ERA: 2.0	0.2 3 1 0 0 2 0 0 0 0 0 0 0 7 12 0.00 1.500												
Mike Perez, R (9, 1) ERA: 2.16	1.0 3 0 0 0 0 0 0 0 0 0 0 0 7 10 0.00 0.000												

Colorado Rockies @ Chicago Cubs  
Wrigley Field, Chicago, IL  
Tue Apr 23 1996, 3:33 AM CDT  
Att. 14,325 - Sunny - 42 F

livebaseballscorecards.com

AB 37  
R 4  
H 11  
RBI 4  
BB 1  
SO 8  
LOB 18



BOTTOM

Colorado Rockies @ Chicago Cubs  
Wrigley Field, Chicago, IL  
Tue Apr 23 1996, 3:33 AM CDT  
Att. 14,325 - Sunny - 42 F

livebaseballscorecards.com

AB 34  
R 3  
H 8  
RBI 3  
BB 4  
SO 6  
LOB 17



WP: 0 PA: 38  
PB: 0  
SB: 2  
CS: 0

AB R H RBI BB SO LOB

4 1 1 0 1 0 2

4 0 0 0 1 0 3

3 1 2 1 1 0 2

4 1 2 1 0 0 3

2 0 0 0 1 0 2

1 0 0 0 0 1 1

4 0 0 1 0 0 1

4 0 1 0 0 2 1

0 0 0 0 0 0 0

4 0 0 0 0 1 2

2 0 1 0 0 1 0

1 0 1 0 0 0 0

0 0 0 0 0 0 0

0 0 0 0 0 0 0

0 0 0 0 0 0 0

1 0 0 0 0 1 0

1B: 7 SF: 0  
2B: 1 SAC: 0  
3B: 0 DP: 1  
HR: 0 HBP: 0

Batter	1	2	3	4	5	6	7	8	9
Brian McRae, S (1, 8) OBP: 0.384, SLG: 0.448	2-2 G4-6-3 23 BB 1B		4-1 S 1B BB		2-0 F8		0-0 B5-3 1-2		1-2 F7
23 Ryne Sandberg, R (1, 4) OBP: 0.312, SLG: 0.430	4-2 B G4-6-3 1-2 BB		1 SAFE 1 SAFE 2-2 P5		2-2 F8		0-1 G3		1-1 G5-3
Mark Grace, L (1, 3) OBP: 0.426, SLG: 0.494	0-2 G4-6-3 1-2f 2-3		3-2 X E 1B 1B		4-0 1-2 BB		2-1 2B 1B		
Sammy Sosa, R (1, 9) OBP: 0.300, SLG: 0.488	0-0 P4		0-0 E8 FC3-6 1-3 1B		2-2 F9		1-2 S 1-H G6-3 2B		
Luis Gonzalez, L (1, 7) OBP: 0.478, SLG: 0.474		4-2 G4-3 BB	0-0 FC3-6 1-2f		2-2 G3-1		2-3 K		
Ozzie Timmons, R (8, PH) OBP: 0.273, SLG: 0.316 (9, 7)									
Scott Servais, R (1, 2) OBP: 0.426, SLG: 0.702		0-0 P4		0-0 G6-3		2-0 G6-3		2-1 G6-3	
Leo Gomez, R (1, 5) OBP: 0.435, SLG: 0.650		1-2 G4-3		3-3 K		2-3 K		0-0 1B	
José Hernández, R (8, PR) OBP: 0.349, SLG: 0.243 (9, 5)		1-2 K		2-0 P4					
Rey Sanchez, R (1, 6) OBP: 0.264, SLG: 0.299		3-2 K					3-1 G6-3	1-0 SAFE P5	
Frank Castillo, R (1, 1) OBP: 0.125, SLG: 0.125			2-3 K				2-0 B5-3 1B		
Robin Jennings, (7, PH) OBP: 0.200, SLG: 0.200									
Doug Jones, R (8, 1)									
Bob Patterson, R (8, 1)									
Mike Perez, R (9, 1)									
Scott Bullett, L (9, PH) OBP: 0.364, SLG: 0.222									

Inning Stats	R: 0	H: 1	E: 0	LOB: 1	K: 0	P: 17	R: 0	H: 0	E: 0	LOB: 1	K: 1	P: 20	R: 1	H: 2	E: 1	LOB: 2	K: 1	P: 27	R: 0	H: 0	E: 0	LOB: 0	K: 1	P: 10	R: 0	H: 1	E: 0	LOB: 2	K: 0	P: 21	R: 0	H: 0	E: 0	LOB: 0	K: 1	P: 13	R: 0	H: 1	E: 0	LOB: 1	K: 0	P: 11	R: 2	H: 3	E: 0	LOB: 1	K: 1	P: 21	R: 0	H: 0	E: 0	LOB: 0	K: 1	P: 15	1B: 7	SF: 0	2B: 1	SAC: 0	3B: 0	DP: 1	HR: 0	HBP: 0	WP: 0	PA: 38
--------------	------	------	------	--------	------	-------	------	------	------	--------	------	-------	------	------	------	--------	------	-------	------	------	------	--------	------	-------	------	------	------	--------	------	-------	------	------	------	--------	------	-------	------	------	------	--------	------	-------	------	------	------	--------	------	-------	------	------	------	--------	------	-------	-------	-------	-------	--------	-------	-------	-------	--------	-------	--------

PITCHER	IP	WLS	BF	H	R	ER	SO	BB	IBB	HBP	BLK	WP	HR	S	P	ERA	WHIP
Bryan Rekar, R (1, 1) ERA: 10.06	5.0		22	4	1	1	3	4	0	0	0	0	0	55	95	1.80	1.600
Mike Munoz, L (6, 1) ERA: 5.63	0.1		1	0	0	0	0	0	0	0	0	0	0	3	5	0.00	0.000
John Habyan, R (6, 1) ERA: 4.91	0.2		2	0	0	0	1	0	0	0	0	0	0	4	8	0.00	0.000
Steve Reed, R (7, 1) ERA: 4.15	1.0		4	1	0	0	0	0	0	0	0	0	0	6	11	0.00	1.000
Bruce Ruffin, L (8, 1) ERA: 6.23	0.2		5	3	2	2	1	0	0	0	0	0	0	12	19	27.00	4.500

PITCHER	IP	WLS	BF	H	R	ER	SO	BB	IBB	HBP	BLK	WP	HR	S	P	ERA	WHIP
Darren Holmes, R (8, 1) ERA: 8.0	0.1		1	0	0	0	0	0	0	0	0	0	0	1	2	0.00	0.000
Curt Leskanic, R (9, 1) ERA: 2.7	1.0	S	3	0	0	0	1	0	0	0	0	0	0	11	15	0.00	0.000

Philadelphia Phillies @ Colorado Rockies  
 Coors Field, Denver, CO

Wed Apr 24 1996, 7:05 PM MDT  
 Att. 48,047 - Unknown - 78 F

AB	32
R	10
H	8
RBI	9
BB	11
SO	4
LOB	16



Batter	1	2	3	4	5	6	7	8	9	AB	R	H	RBI	BB	SO	LOB	TOP								
Lenny Dykstra, L OBP: 0.452, SLG: 0.632 (1, 8)	2-2 G4-3	1-0 F9		4-2 G5-4-3 BB		3-1 P2		3-2 L3		4	0	0	0	1	0	1									
Mickey Morandini, L OBP: 0.352, SLG: 0.359 (1, 4)	4-1 1B 2B BB		4-0 PB S FC6-2-6 BB	2-2 G5-4-3 1-2f			0-0 G4-3		4-0 G4-6-3 2B BB	2	2	0	0	3	0	1									
Mark Whiten, S OBP: 0.405, SLG: 0.344 (1, 9)	1-0 2B 1B		4-2 CS BB		1-0 L5		4-2 E FC3 BB		4-0 G4-6-3 BB	2	2	1	0	3	0	0									
Todd Zeile, R OBP: 0.341, SLG: 0.449 (1, 5)	0-1 F8 2B		1-0 FC6-2-5 HR		1-2 HR		2-2 FC3 E 23 1B		2-1 G4-6-3	5	3	2	3	0	0	5									
Benito Santiago, R OBP: 0.338, SLG: 0.569 (1, 2)	1-0 F8 2-3		4-0 HR BB		2-1 L6		3-2 P3		2-1 2B	4	1	1	1	1	0	3									
Pete Incaviglia, R OBP: 0.323, SLG: 0.500 (1, 7)	2-3 K		1-0 HR		4-2 BB		1-0 E6 23 1B		4-0 IBB	3	1	1	3	1	1	2									
Steve Frey, R (7, 1)										0	0	0	0	0	0	0									
Russ Springer, R (8, 1)										0	0	0	0	0	0	0									
Jim Eisenreich, L (9, PH)			1-H 2-H HR							0	0	0	0	1	0	0									
Ricky Bottalico, L (9, 1)										0	0	0	0	0	0	0									
23 Kevin Jordan, R OBP: 0.318, SLG: 0.600 (1, 3)		3-2 G6-3	0-0 FC4-6 1B		1-3 K		1-2 1B		1-1 F7	5	0	2	1	0	1	3									
Kevin Stocker, S OBP: 0.403, SLG: 0.327 (1, 6)		2-1 HR	3-1 FC4-6		2-3 K				0-3 K	4	1	1	1	0	2	1									
Rich Hunter, R OBP: 0.400, SLG: 0.250 (1, 1)		2-1 G6-3		0-2 G6-3		1-2 G4-3		4-2 L3 BB		1	0	0	0	0	0	0									
Toby Borland, R (3, 1)										2	0	0	0	0	0	0									
Lee Tinsley, S OBP: 0.250, SLG: 0.192 (7, 7)										0	0	0	0	1	0	0									
<b>Inning Stats</b>	R: 2 E: 0 K: 1 S: 12	H: 2 LOB: 1 BB: 1 P: 22	R: 1 E: 0 K: 0 S: 10	H: 1 LOB: 0 BB: 0 P: 18	R: 3 E: 0 K: 0 S: 7	H: 2 LOB: 1 BB: 3 P: 24	R: 0 E: 0 K: 0 S: 9	H: 0 LOB: 0 BB: 1 P: 15	R: 1 E: 0 K: 1 S: 15	H: 1 LOB: 1 BB: 1 P: 24	R: 0 E: 0 K: 1 S: 9	H: 0 LOB: 0 BB: 0 P: 15	R: 2 E: 2 K: 0 S: 15	H: 1 LOB: 2 BB: 1 P: 26	R: 0 E: 0 K: 1 S: 9	H: 0 LOB: 0 BB: 1 P: 16	R: 1 E: 0 K: 0 S: 6	H: 1 LOB: 2 BB: 3 P: 23	1B: 3 2B: 3 3B: 0 HR: 3	SF: 0 SAC: 0 DP: 3 HBP: 0	WP: 0 PB: 1 SB: 1 CS: 1	PA: 43			
<b>PITCHER</b>	IP	WLS	BF	H	R	ER	SO	BB	IBB	HBP	BLK	WP	HR	S	P	ERA	WHIP								
Kevin Ritz, R ERA: 8.28 (1, 1)	2.2		16	5	6	6	1	4	0	0	0	0	2	27	59	20.25	3.375								
Lance Painter, L ERA: 6.19 (3, 1)	3.2		14	1	2	1	2	3	0	0	0	0	1	38	66	2.46	1.091								
Steve Reed, R ERA: 3.86 (7, 1)	0.2	L	4	1	1	0	0	0	0	0	0	0	0	12	19	0.00	1.500								
Mike Munoz, L ERA: 5.0 (8, 1)	1.0		3	0	0	0	1	1	0	0	0	0	0	9	16	0.00	1.000								
Darren Holmes, R ERA: 8.1 (9, 1)	1.0		6	1	1	1	0	2	1	0	0	0	0	6	23	9.00	3.000								



Batter	1	2	3	4	5	6	7	8	9	AB R H RBI BB SO LOB
Walt Weiss, S OBP: 0.443, SLG: 0.388 (1, 6)	0-1 E9 G4-3 1B	1-0 L7	4-2 SAFE SAFE 1-2 BB		2-1 G3		0-2 G1-3		4-2 BB	4 0 1 0 2 0 1
Eric Young Sr., R OBP: 0.400, SLG: 0.462 (1, 4)	2-2 G4-3 HBP		G4-3 K		0-3 K		1-2 G4-3	0-0 F9		5 0 0 0 0 2 4
Dante Bichette, R OBP: 0.363, SLG: 0.440 (1, 9)	3-1 F7		3-2 F9	1-0 PB 1B HBP		0-1 P3		0-1 FC4-6 1B		4 1 1 0 0 0 2
Larry Walker, L OBP: 0.338, SLG: 0.580 (1, 8)	1-0 G4-3		0-0 HR	2-2 S 1B		0-3 K		1-1 FC4-6 1B S 1-2f		5 1 2 2 0 1 3
Andres Galarraga, R OBP: 0.349, SLG: 0.618 (1, 3)	1-0 P3		4-1 E 1B BB	1-1 F8		1-2 HR		2-2 1-3 1B		4 2 2 1 1 0 3
Ellis Burks, R OBP: 0.477, SLG: 0.658 (1, 7)		0-0 SF8 3B	3-1 E6 1B 1B	2-3 K		4-1 BB		0-0 P6		4 2 2 0 1 1 3
Vinny Castilla, R OBP: 0.349, SLG: 0.513 (1, 5)		0-0 SF8	1-1 E 1B 1B	4-2 BB		0-3 K		1-0 F9		3 1 1 2 1 1 1
Jeff Reed, L OBP: 0.373, SLG: 0.451 (1, 2)		2-1 FC1-6 1B	1-2 E9 1B 1B	1-2 F9			1-1 F8	0-0 G5-3		5 1 2 1 0 0 2
Kevin Ritz, R OBP: 0.143, SLG: 0.143 (3, 1) Lance Painter, L OBP: 0.250, SLG: 0.250 (7, 1) Steve Reed, R OBP: 0.286, SLG: 0.462 (7, PH) Trenidad Hubbard, R OBP: 0.286, SLG: 0.462 (8, 1) Mike Munoz, L OBP: 0.286, SLG: 0.462 (9, 1) Darren Holmes, R OBP: 0.333, SLG: 0.231 (9, PH)		1-1 FC1-6 1-2f	1-2 BB 1B		0-2 G1-3		3-1 L9	1-0 BB 1B		1 0 0 0 0 0 0 1 2 0 1 2 0 0 0 0 0 0 0 0 0 0 0 0 1 0 1 0 1 0 0 0 0 0

**BOTTOM**

**Philadelphia Phillies @ Colorado Rockies**  
**Coors Field, Denver, CO**  
 Wed Apr 24 1996, 7:05 PM MDT  
 Att: 48,047 - Unknown - 78 F

livebaseballscorecards.com

<b>AB</b>	<b>39</b>
<b>R</b>	<b>8</b>
<b>H</b>	<b>13</b>
<b>RBI</b>	<b>8</b>
<b>BB</b>	<b>5</b>
<b>SO</b>	<b>5</b>
<b>LOB</b>	<b>20</b>



Inning Stats	R: 0	H: 1	E: 1	LOB: 2	K: 0	BB: 0	S: 8	P: 15
	R: 1	H: 2	E: 0	LOB: 1	K: 0	BB: 0	S: 7	P: 11
	R: 5	H: 5	E: 2	LOB: 2	K: 1	BB: 2	S: 22	P: 40
	R: 1	H: 1	E: 0	LOB: 2	K: 1	BB: 1	S: 13	P: 24
	R: 0	H: 0	E: 0	LOB: 0	K: 1	BB: 0	S: 9	P: 11
	R: 1	H: 1	E: 0	LOB: 1	K: 2	BB: 1	S: 13	P: 18
	R: 0	H: 0	E: 0	LOB: 0	K: 0	BB: 0	S: 7	P: 11
	R: 0	H: 2	E: 0	LOB: 2	K: 0	BB: 0	S: 13	P: 17
	R: 0	H: 1	E: 0	LOB: 2	K: 0	BB: 1	S: 6	P: 12
	1B: 10	SF: 1	2B: 0	SAC: 0	3B: 1	DP: 0	HR: 2	HBP: 2

<b>WP: 0</b>	<b>PA: 47</b>
<b>PB: 1</b>	
<b>SB: 2</b>	
<b>CS: 0</b>	

PITCHER	IP	WLS	BF	H	R	ER	SO	BB	IBB	HBP	BLK	WP	HR	S	P	ERA	WHIP
Rich Hunter, R ERA: 4.87 (1, 1)	2.2		19	8	6	5	0	2	0	1	0	0	1	34	63	16.88	3.750
Toby Borland, R ERA: 7.3 (3, 1)	3.1	W	15	2	2	2	5	2	0	1	0	0	1	38	56	5.40	1.200
Steve Frey, L ERA: 1.69 (7, 1)	1.0		3	0	0	0	0	0	0	0	0	0	0	7	11	0.00	0.000
Russ Springer, R ERA: 2.4 (8, 1)	1.0		5	2	0	0	0	0	0	0	0	0	0	13	17	0.00	2.000
Ricky Bottalico, R ERA: 3.6 (9, 1)	1.0	S	5	1	0	0	0	1	0	0	0	0	0	6	12	0.00	2.000

Philadelphia Phillies @ Colorado Rockies  
 Coors Field, Denver, CO  
 Thu Apr 25 1996, 3:33 AM MDT  
 Att. 48,033 - Sunny - 57 F

AB	35
R	7
H	11
RBI	7
BB	10
SO	6
LOB	22



WP	0	PA	45
PB	0		
SB	0		
CS	0		

Batter	1	2	3	4	5	6	7	8	9	AB	R	H	RBI	BB	SO	LOB							
Lenny Dykstra, L (1, 8) OBP: 0.461, SLG: 0.614	G4-3	1B BB				K		G6-4-3 1B BB		2	0	0	0	3	1	0							
Mickey Morandini, L (1, 4) OBP: 0.365, SLG: 0.373	G4-6-3 1B	1B				K		G6-4-3 1B		5	0	3	0	0	1	2							
Mark Whiten, S (1, 9) OBP: 0.404, SLG: 0.391	G4-6-3 1-2f	G5-3					HR	G6-4-3 1-2f 2-3 1B 1B		5	2	2	1	0	0	6							
Todd Zeile, R (1, 5) OBP: 0.355, SLG: 0.457		HR BB BB	G4-3			BB 2B		G1-3 1B BB		3	1	1	0	2	0	1							
Benito Santiago, R (1, 2) OBP: 0.342, SLG: 0.551		HR BB	F8			K		G6-3 1-3 2-H 1B		4	1	1	1	1	1	1							
Pete Inaviglia, R (1, 7) OBP: 0.314, SLG: 0.469		K	F7			L7		G4-3 1B		4	0	1	0	0	1	3							
Lee Tinsley, S (7, PR) OBP: 0.241, SLG: 0.185		K	F7					G4-3 1B		1	0	0	0	0	0	0							
23 Kevin Jordan, R (1, 3) OBP: 0.333, SLG: 0.542		F8				F8 BB BB		K 1B		4	1	1	0	1	1	3							
Kevin Stocker, S (1, 6) OBP: 0.429, SLG: 0.455		HR 1-H 2-H				BB BB		F9 1B		3	2	2	5	2	0	1							
Sid Fernandez, L (1, 1) OBP: 0.250, SLG: 0.273		1B BB BB				K		G4-3		2	0	0	0	1	1	4							
Jon Zuber, L (7, PH)		1B BB BB				K		G4-3		1	0	0	0	0	0	1							
Ken Ryan, R (7, 1)		1B BB BB				K		G4-3		1	0	0	0	0	0	0							
<b>Inning Stats</b>	R: 0 E: 0 K: 0 S: 11	H: 1 LOB: 0 BB: 0 P: 16	R: 3 E: 0 K: 1 S: 20	H: 2 LOB: 3 BB: 4 P: 46	R: 0 E: 0 K: 0 S: 10	H: 0 LOB: 0 BB: 0 P: 16	R: 0 E: 0 K: 2 S: 10	H: 0 LOB: 2 BB: 2 P: 20	R: 1 E: 0 K: 1 S: 14	H: 2 LOB: 3 BB: 2 P: 26	R: 1 E: 0 K: 1 S: 9	H: 2 LOB: 2 BB: 1 P: 19	R: 0 E: 0 K: 1 S: 10	H: 1 LOB: 1 BB: 0 P: 14	R: 0 E: 0 K: 0 S: 8	H: 1 LOB: 1 BB: 1 P: 15	R: 2 E: 0 K: 0 S: 13	H: 2 LOB: 0 BB: 0 P: 21	1B: 7 2B: 1 3B: 0 HR: 3	SF: 0 SAC: 0 DP: 2 HBP: 0	WP: 0 PA: 45		
<b>PITCHER</b>	IP	WLS	BF	H	R	ER	SO	BB	IBB	HBP	BLK	WP	HR	S	P	ERA	WHIP						
Mark Thompson, R (1, 1) ERA: 3.0	5.0	L	27	5	4	4	4	8	0	0	0	0	2	65	124	7.20	2.600						
John Habyan, R (6, 1) ERA: 4.76	2.0		9	3	1	1	2	1	0	0	0	0	0	19	33	4.50	2.000						
Bruce Ruffin, L (8, 1) ERA: 5.59	1.0		4	1	0	0	0	1	0	0	0	0	0	8	15	0.00	2.000						
Curt Leskanic, R (9, 1) ERA: 3.77	1.0		5	2	2	2	0	0	0	0	0	0	1	13	21	18.00	2.000						

livebaseballscorecards.com

Batter	1	2	3	4	5	6	7	8	9	AB R H RBI BB SO LOB
Walt Weiss, S (1, 6) OBP: 0.426, SLG: 0.369	1-1 F8		2-1 F9		1-1 G6-3		0-1 G1-6-3			4 0 0 0 0 0 1
Eric Young Sr., R (1, 4) OBP: 0.421, SLG: 0.438	4-0 S E BB		0-2 F8 S 1B		0-0 P3		0-1 F7			3 1 1 0 1 0 0
Dante Bichette, R (1, 9) OBP: 0.379, SLG: 0.448	3-2 1-H 1B		4-1 FC5-4 BB		1-2 1B HBP 1B		2-3 K			3 0 2 0 1 1 0
Larry Walker, L (1, 8) OBP: 0.333, SLG: 0.556	1-3 1-2 K		2-0 F8		1-0 1B HBP		3-3 K			3 0 0 0 0 2 3
Andres Galarraga, R (1, 3) OBP: 0.333, SLG: 0.588	3-3 K		2-0 FC5-4		1-3 K		1-3 K			4 0 0 0 0 3 5
Ellis Burks, R (1, 7) OBP: 0.478, SLG: 0.662		1-2 K 2B		1-0 P3		1-0 1B		2-3 K		4 0 2 0 0 1 0
Vinny Castilla, R (1, 5) OBP: 0.333, SLG: 0.488		0-0 E5		1-1 F8		1-2 F9		1-2 G5-3		4 0 0 0 0 0 4
Jayhawk Owens, R (1, 2)		0-0 L5		0-0 F8		1-3 K		1-3 K2-3		4 0 0 0 0 2 5
Mark Thompson, R (1, 1) Trenidad Hubbard, R (5, PH) John Habyon, R (6, 1) Quinton McCracken, S (7, PH) Bruce Ruffin, S (8, 1) Curt Leskanic, R (9, 1)		1-3 K		1-3 K		1-3 K		3-1 G1-6-3 1B		1 0 0 0 0 0 1 2 1 0 0 0 0 0 1 0 0 0 0 0 0 0 0 0 1 0 1 0

Inning Stats	R: 1 E: 0 K: 2 S: 11	H: 1 LOB: 1 BB: 1 P: 23	R: 0 E: 1 K: 1 S: 9	H: 1 LOB: 1 BB: 0 P: 11	R: 0 E: 0 K: 0 S: 8	H: 1 LOB: 2 BB: 1 P: 18	R: 0 E: 0 K: 0 S: 4	H: 0 LOB: 0 BB: 0 P: 6	R: 0 E: 0 K: 1 S: 6	H: 0 LOB: 0 BB: 0 P: 8	R: 0 E: 0 K: 2 S: 17	H: 2 LOB: 3 BB: 0 P: 23	R: 0 E: 0 K: 0 S: 6	H: 1 LOB: 0 BB: 0 P: 9	R: 0 E: 0 K: 3 S: 11	H: 0 LOB: 0 BB: 0 P: 17	R: 0 E: 0 K: 2 S: 15	H: 0 LOB: 0 BB: 0 P: 19	1B: 5 2B: 1 3B: 0 HR: 0	SF: 0 SAC: 0 DP: 1 HBP: 1	WP: 0 PB: 0 SB: 4 CS: 0	PA: 35
--------------	-------------------------------	----------------------------------	------------------------------	----------------------------------	------------------------------	----------------------------------	------------------------------	---------------------------------	------------------------------	---------------------------------	-------------------------------	----------------------------------	------------------------------	---------------------------------	-------------------------------	----------------------------------	-------------------------------	----------------------------------	----------------------------------	------------------------------------	----------------------------------	--------


PITCHER	IP	WLS	BF	H	R	ER	SO	BB	IBB	HBP	BLK	WP	HR	S	P	ERA	WHIP
Sid Fernandez, L (1, 1) ERA: 2.64	6.0	W	26	5	1	1	6	2	0	1	0	0	0	55	89	1.50	1.167
Ken Ryan, R (7, 1) ERA:	3.0	S	9	1	0	0	5	0	0	0	0	0	0	32	45	0.00	0.333

**BOTTOM**

**Philadelphia Phillies @ Colorado Rockies**  
Coors Field, Denver, CO

Thu Apr 25 1996, 3:33 AM MDT  
Att. 48,033 - Sunny - 57 F

<b>AB</b>	<b>32</b>
<b>R</b>	<b>1</b>
<b>H</b>	<b>6</b>
<b>RBI</b>	<b>0</b>
<b>BB</b>	<b>2</b>
<b>SO</b>	<b>11</b>
<b>LOB</b>	<b>20</b>



PITCHER	IP	WLS	BF	H	R	ER	SO	BB	IBB	HBP	BLK	WP	HR	S	P	ERA	WHIP
---------	----	-----	----	---	---	----	----	----	-----	-----	-----	----	----	---	---	-----	------

Batter	1	2	3	4	5	6	7	8	9	AB R H RBI BB SO LOB	TOP		
Mark Grudzianek, R OBP: 0.372, SLG: 0.476 (1, 6)	1-1 F8 HBP		2-1 G4-3		0-0 FC1-6		1-3 K		1-0 G5-4-3	4 0 0 0 0 1 3			
Mike Lansing, R OBP: 0.476, SLG: 0.576 (1, 4)	2-1 F8		0-2 HR		2-2 F8		2-2 HR		1-2 2B	5 2 3 2 0 0 2			
Henry Rodriguez, L OBP: 0.351, SLG: 0.797 (1, 7)	2-2 F7		1-0 G3				1-3 K		3-2 F7	5 0 0 0 0 1 2			
Moises Alou, R OBP: 0.385, SLG: 0.651 (1, 9)		4-2 HR		0-0 F9		2-2 1B		3-2 HR		3 2 2 2 1 0 0			
Dave Veres, R OBP: 1.000, SLG: 2.000 (7, 1)										0 0 0 0 0 0 0			
Mel Rojas, R OBP: 0.500, SLG: 0.500 (9, 1)										0 0 0 0 0 0 0			
David Segui, S OBP: 0.407, SLG: 0.526 (1, 3)		2-2 HR		2-2 1B		0-0 L8		0-0 G3-1		4 1 2 2 0 0 1			
Rondell White, R OBP: 0.356, SLG: 0.485 (1, 8)		1-1 1B		1-1 P3		4-1 1B		0-1 G5-3		3 0 1 0 1 0 1			
Darrin Fletcher, L OBP: 0.377, SLG: 0.571 (1, 2)		1-0 F9		2-1 G4-3		2-2 1B		1-0 F8		4 0 1 0 0 0 2			
Shane Andrews, R OBP: 0.323, SLG: 0.517 (1, 5)		2-0 P3			0-1 F8		3-2 P5		2-3 K	4 0 0 0 0 1 3			
Tavo Alvarez, R OBP: 0.667, SLG: 0.667 (1, 1)			0-3 K		2-2 FC1-6		1-1 WP		2-1 G5-4-3	2 0 1 0 0 1 0			
Sherman Obando, R OBP: 0.237, SLG: 0.418 (7, PH)										1 1 1 0 0 0 0			
F.P. Santangelo, S OBP: 0.364, SLG: 0.300 (7, 9)										1 0 1 0 0 0 0			
<b>Inning Stats</b>	R: 0 E: 0 K: 0 S: 8 H: 0 LOB: 0 BB: 0 P: 13	R: 2 E: 0 K: 0 S: 13 H: 2 LOB: 0 BB: 1 P: 23	R: 1 E: 0 K: 1 S: 10 H: 1 LOB: 0 BB: 0 P: 13	R: 0 E: 0 K: 0 S: 8 H: 1 LOB: 1 BB: 0 P: 13	R: 0 E: 0 K: 0 S: 11 H: 1 LOB: 1 BB: 0 P: 15	R: 0 E: 0 K: 2 S: 15 H: 2 LOB: 3 BB: 1 P: 28	R: 3 E: 0 K: 2 S: 19 H: 3 LOB: 0 BB: 0 P: 26	R: 0 E: 0 K: 1 S: 6 H: 0 LOB: 0 BB: 0 P: 9	R: 0 E: 0 K: 0 S: 9 H: 2 LOB: 1 BB: 0 P: 16	1B: 8 2B: 1 3B: 0 HR: 3 SF: 0 SAC: 0 DP: 1 HBP: 1	WP: 1 PB: 0 SB: 1 CS: 0 PA: 39		
<b>PITCHER</b>	IP WLS BF H R ER SO BB IBB HBP BLK WP HR S P ERA WHIP											<b>PITCHER</b>	IP WLS BF H R ER SO BB IBB HBP BLK WP HR S P ERA WHIP
Armando Reynoso, R ERA: 4.8 (1, 1)	6.0 L 26 7 3 3 1 2 0 1 0 0 0 2 65 105 4.50 1.500												
John Habyan, R ERA: 8.1 (7, 1)	1.0 6 3 3 3 2 0 0 0 0 1 1 19 26 27.00 3.000												
Darren Holmes, R ERA: 6.75 (8, 1)	2.0 7 2 0 0 1 0 0 0 0 0 0 15 25 0.00 1.000												

**Montreal Expos @ Colorado Rockies**  
**Coors Field, Denver, CO**  
 Fri Apr 26 1996, 7:05 PM MDT  
 Att. 48,024 - Unknown - 66 F

livebaseballscorecards.com

**AB 36**  
**R 6**  
**H 12**  
**RBI 6**  
**BB 2**  
**SO 4**  
**LOB 14**



Batter	1	2	3	4	5	6	7	8	9	AB	R	H	RBI	BB	SO	LOB	
Walt Weiss, S OBP: 0.410, SLG: 0.352 (1, 6)	0-1 G3		2-1 G6-3		0-1 G3		3-1 G4			4	0	0	0	0	0	2	
Eric Young Sr., R OBP: 0.435, SLG: 0.421 (1, 4)	3-2 S 1B			1-2 1B HBP		2-2 L4		1-3 K		3	1	1	0	0	1	0	
Dante Bichette, R OBP: 0.374, SLG: 0.440 (1, 9)	2-3 K			1-2 1B G1-2-3		0-0 F7		2-3 K		4	0	1	0	0	2	1	
Larry Walker, L OBP: 0.341, SLG: 0.553 (1, 8)	1-0 P6			0-0 1B		1-0 G4-3		3-1 FC6-4 1B		4	0	2	1	0	0	1	
Andres Galarraga, R OBP: 0.330, SLG: 0.583 (1, 3)		3-1 F9		0-0 E5		2-0 1B 2B		0-0 FC6-4		4	1	1	0	0	0	3	
Ellis Burks, R OBP: 0.457, SLG: 0.630 (1, 7)		0-3 K		1-0 P6		3-3 K		3-2 G5-3		4	0	0	0	0	2	4	
Vinny Castilla, R OBP: 0.330, SLG: 0.477 (1, 5)		2-1 P4		1-2 G1-2-3		0-3 K		0-0 BB 1B		4	0	1	0	0	1	4	
Jeff Reed, L OBP: 0.381, SLG: 0.444 (1, 2)			3-1 G4-3		0-2 G4-3		0-1 1B 1B		4-1 G6-4-3 BB	3	0	1	1	1	0	0	
Armando Reynoso, R OBP: 0.250, SLG: 0.182 (1, 1)			2-2 L3		0-3 K		0-0 1B		3-2 G6-4-3	2	0	0	0	0	0	1	0
John Habyan, R (7, 1)										0	0	0	0	0	0	0	0
John Vander Wal, L (7, PH)										1	0	1	0	0	0	0	0
Darren Holmes, R (8, 1)										0	0	0	0	0	0	0	0
Quinton McCracken, S (9, PH)										1	0	0	0	0	0	2	0

Inning Stats	R: 0	H: 1	E: 0	K: 1	S: 9	LOB: 1	BB: 0	P: 15	R: 0	H: 0	E: 0	K: 1	S: 7	LOB: 0	BB: 0	P: 12	R: 0	H: 0	E: 0	K: 0	S: 8	LOB: 0	BB: 0	P: 15	R: 1	H: 2	E: 1	K: 0	S: 17	LOB: 2	BB: 0	P: 20	R: 0	H: 0	E: 0	K: 1	S: 8	LOB: 0	BB: 0	P: 8	R: 0	H: 0	E: 0	K: 0	S: 5	LOB: 0	BB: 0	P: 8	R: 1	H: 3	E: 0	K: 2	S: 13	LOB: 2	BB: 0	P: 21	R: 0	H: 1	E: 0	K: 2	S: 11	LOB: 1	BB: 0	P: 17	R: 0	H: 1	E: 0	K: 0	S: 11	LOB: 1	BB: 1	P: 21	1B: 7	2B: 1	3B: 0	HR: 0	SF: 0	SAC: 0	DP: 2	HBP: 1	WP: 0	PB: 0	SB: 1	CS: 0	PA: 36
PITCHER	IP	WLS	BF	H	R	ER	SO	BB	IBB	HBP	BLK	WP	HR	S	P	ERA	WHIP																																																																				
Tavo Alvarez, R (1, 1)	6.0		22	3	1	1	3	0	0	1	0	0	0	54	78	1.50	0.500																																																																				
Dave Veres, R (7, 1)	2.0		10	4	1	1	4	0	0	0	0	0	0	24	38	4.50	2.000																																																																				
Mel Rojas, R (9, 1)	1.0		4	1	0	0	0	1	0	0	0	0	0	11	21	0.00	2.000																																																																				

BOTTOM

Montreal Expos @ Colorado Rockies  
Coors Field, Denver, CO  
Fri Apr 26 1996, 7:05 PM MDT  
Att: 48,024 - Unknown - 66 F

livebaseballscorecards.com

AB	34
R	2
H	8
RBI	2
BB	1
SO	7
LOB	17



Batter	1	2	3	4	5	6	7	8	9	10	11	12	13	AB R H RBI BB SO LOB	TOP															
<b>Mark Grudzielanek, R</b> OBP: 0.375, SLG: 0.473 (1, 6)	3-3 K	0-2 1B 1B		0-1 G4-6-3 1B		1-1 G4-3			0-1 L6		0-2 G5-3		1-0 1B	7 1 3 1 0 1 0																
<b>Mike Lansing, R</b> OBP: 0.473, SLG: 0.561 (1, 4)	0-1 G6-3	2-2 1B 1B		4-0 G4-6-3 1B		0-1 G6-3			1-1 G4-3		0-0 1B		0-1 F8	6 0 2 1 1 0 2																
<b>Henry Rodriguez, L</b> OBP: 0.356, SLG: 0.760 (1, 7)	2-3 K	1-0 1B		1-0 G4-6-3 1B				2-2 G6-4-3 1B	1-2 G6-3		1-2 K		4-2 1B	6 0 2 1 1 2 3																
<b>Moises Alou, R</b> OBP: 0.367, SLG: 0.607 (1, 9)				0-0 G3-1				3-2 G6-4-3 1B					2-0 F7	6 1 0 0 1 2 7																
<b>David Segui, S</b> OBP: 0.437, SLG: 0.538 (1, 3)		1-1 G5-3 1B	0-1 CS 1B		4-0 WP BB			0-0 F7		0-1 L1-3 BB			4-0 BB	4 0 3 0 2 0 0																
<b>Darrin Fletcher, L</b> OBP: 0.403, SLG: 0.574 <b>Omar Daal, L</b> (12, 1)		1-2 G5-3 1B	3-1 WP 1B		3-2 P4			2-0 FC1-6 1B		4-0 L1-3 BB			1-2 F8	5 1 3 1 1 0 2 0 0 0 0 0 0 0																
<b>Rondell White, R</b> OBP: 0.346, SLG: 0.470 <b>F.P. Santangelo, S</b> OBP: 0.320, SLG: 0.261 (1, 8) (6, 8)		2-0 G5-3	1-3 K		2-2 F7			0-0 FC1-6 1B		1-2 L1-3			2-1 L8	3 0 0 0 0 1 4 3 0 0 0 0 0 4																
<b>Shane Andrews, R</b> OBP: 0.324, SLG: 0.484 (1, 5)		0-0 E1 1B	4-2 BB		3-3 K			2-3 K		4-2 BB			0-1 E5 1B	4 1 0 0 2 2 3																
<b>Rheal Cormier, L</b> OBP: 0.125, SLG: 0.125 <b>Tim Scott, R</b> (7, 1) <b>Sherman Obando, R</b> OBP: 0.233, SLG: 0.411 <b>Mike Dyer, R</b> (8, PH) <b>Andy Stankiewicz, R</b> OBP: 0.333, SLG: 0.333 <b>Barry Manuel, R</b> (10, PH) <b>Lenny Webster, R</b> OBP: 0.419, SLG: 0.304 (12, 2)		1-0 1B 1B	0-3 K		2-2 P7			2-1 G3		0-1 G4-3			3-2 F8	3 1 1 1 1 0 1 2 0 0 0 0 0 0 0 0 1 0 0 0 0 0 0 1 0 0 0 0 0 0 0 0 1 0 0 0 0 0 0 3 0 0 0 0 0 0 0 0 1 0 0 0 0 0 0 1																
<b>Inning Stats</b>	R: 0 E: 0 K: 2 S: 11	H: 0 LOB: 0 BB: 0 P: 16	R: 5 E: 1 K: 0 S: 18	H: 6 LOB: 2 BB: 1 P: 30	R: 0 E: 0 K: 2 S: 13	H: 2 LOB: 2 BB: 1 P: 21	R: 0 E: 0 K: 0 S: 4	H: 1 LOB: 1 BB: 1 P: 9	R: 0 E: 0 K: 1 S: 11	H: 0 LOB: 1 BB: 1 P: 23	R: 0 E: 0 K: 0 S: 12	H: 0 LOB: 0 BB: 0 P: 15	R: 0 E: 0 K: 0 S: 7	H: 1 LOB: 0 BB: 0 P: 12	R: 0 E: 0 K: 1 S: 7	H: 1 LOB: 1 BB: 0 P: 13	R: 0 E: 0 K: 0 S: 8	H: 0 LOB: 0 BB: 0 P: 10	R: 0 E: 0 K: 1 S: 15	H: 1 LOB: 3 BB: 2 P: 24	R: 0 E: 0 K: 1 S: 9	H: 0 LOB: 0 BB: 0 P: 11	R: 0 E: 0 K: 0 S: 6	H: 0 LOB: 1 BB: 1 P: 15	R: 0 E: 1 K: 1 S: 14	H: 1 LOB: 3 BB: 1 P: 22	1B: 14 2B: 0 3B: 0 HR: 0	SF: 0 SAC: 0 DP: 3 HBP: 0	WP: 2 PB: 0 SB: 1 CS: 2	PA: 58
<b>PITCHER</b> <b>Marvin Freeman, R</b> ERA: 4.55 <b>Steve Reed, R</b> ERA: 3.18 <b>Mike Munoz, L</b> ERA: 4.5 <b>Curt Leskanic, R</b> ERA: 3.52 <b>Bruce Ruffin, L</b> ERA: 5.06	(1, 1) (6, 1) (8, 1) (9, 1) (10, 1)	IP 5.0 2.0 1.0 1.0 1.0	WLS 26 6 4 3 6	BF 26 6 4 3 6	H 5 1 0 0 1	R 5 0 0 0 0	ER 1 0 0 0 0	SO 5 0 1 0 1	BB 4 0 0 0 2	IBB 0 0 0 0 0	HBP 0 0 0 0 0	BLK 0 0 0 0 0	WP 0 0 0 0 0	HR 0 1 0 0 0	S 57 19 7 8 15	P 99 27 13 10 24	ERA 1.80 0.00 0.00 0.00 0.00	WHIP 2.600 0.500 1.000 0.000 3.000												
<b>PITCHER</b> <b>John Habyan, R</b> ERA: 6.23 <b>Lance Painter, L</b> ERA: 5.82	(11, 1) (13, 1)	IP 2.0 1.0	WLS 7 6	BF 7 6	H 1 1	R 0 0	ER 0 0	SO 1 1	BB 1 1	IBB 0 0	HBP 0 0	BLK 0 0	WP 0 0	HR 0 14	S 15 22	P 26 22	ERA 0.00 0.00	WHIP 1.000 2.000												

**Montreal Expos @ Colorado Rockies**  
Coors Field, Denver, CO  
Sat Apr 27 1996, 3:33 AM MDT  
Att: 48,013 - Cloudy - 58 F

livebaseballscorecards.com

AB	50
R	5
H	14
RBI	5
BB	8
SO	9
LOB	32





Batter	1	2	3	4	5	6	7	8	9	AB R H RBI BB SO LOB	TOP											
Mark Grudzianek, R OBP: 0.394, SLG: 0.496 (1, 6)	G5-3		0-1 1B BB 1B	G4-3		2-2 2B		2-1 1B 1B	3-2 2-H 1B	7 2 5 2 0 0 0												
Mike Lansing, R OBP: 0.462, SLG: 0.544 Andy Stankiewicz, R OBP: 0.375, SLG: 0.500 (8, PH) (8, 4)	2B BB 1B		F8		F9	K		2-2 1B HR 2B	0-0 F4	5 1 1 0 0 1 4 2 1 1 1 0 0 1												
Henry Rodriguez, L OBP: 0.379, SLG: 0.763 (1, 7)	SAFE BB HR 2B	G4-3	0-0 BB BB 1B		1-1 BB 1B 2B	K		4-0 1B HR BB		5 3 3 1 1 1 1												
Moises Alou, R OBP: 0.379, SLG: 0.598 Dave Veres, R OBP: 1.000, SLG: 1.500 Mel Rojas, R OBP: 0.500, SLG: 0.500 (1, 9) (7, 1) (9, 1)	2-1 HR HBP	1-2 P4	4-1 BB BB		0-0 2B 1B		1-1 G6-3	0-1 HR 1B		3 2 1 0 1 0 0 1 1 1 1 0 0 0 0 0 0 0 0 0 0												
David Segui, S OBP: 0.452, SLG: 0.571 (1, 3)	4-2 HR BB	0-1 2B 1B	4-1 FC5-4 BB		2-3 K		2-1 G1-4-3	1-1 HR		4 3 2 6 2 1 2												
Darrin Fletcher, L OBP: 0.411, SLG: 0.621 Tim Spehr, R (1, 2) (9, 2)	1-1 HR	2-1 1B 2B	1-2 F8		4-0 2B BB		0-0 L6	0-0 G3-1		5 3 2 5 1 0 3 0 0 0 0 0 0 0												
F.P. Santangelo, S OBP: 0.387, SLG: 0.517 (1, 8)	1-0 HR	0-0 2-H 1B	1-1 FC5-4		3-2 2B			3-2 G6-3	1-1 1B 2B	6 2 4 5 0 0 3												
Dave Silvestri, R OBP: 0.302, SLG: 0.216 (1, 5)	4-2 SH1-4 1B BB	1-0 F7		1-1 G6-3		1-3 K		4-2 1B 2B BB	2-3 K	4 2 0 0 2 2 3												
Kirk Rueter, L Sherman Obando, R OBP: 0.226, SLG: 0.397 (1, 1) (7, 9)	1-1 SH1-4		4-0 1B BB	1-0 G1-3		3-3 K		0-3 K	3-3 K	2 1 0 0 1 1 0 2 0 0 0 0 2 2												
<b>Inning Stats</b>	R: 7 E: 0 K: 0 S: 22	H: 5 LOB: 1 BB: 2 P: 42	R: 2 E: 0 K: 0 S: 11	H: 3 LOB: 1 BB: 0 P: 18	R: 2 E: 0 K: 0 S: 11	H: 2 LOB: 3 BB: 3 P: 25	R: 0 E: 0 K: 0 S: 4	H: 0 LOB: 0 BB: 0 P: 6	R: 3 E: 0 K: 2 S: 15	H: 3 LOB: 1 BB: 1 P: 27	R: 0 E: 0 K: 3 S: 19	H: 1 LOB: 1 BB: 0 P: 30	R: 0 E: 0 K: 0 S: 5	H: 0 LOB: 0 BB: 0 P: 8	R: 6 E: 0 K: 1 S: 20	H: 4 LOB: 0 BB: 2 P: 36	R: 1 E: 0 K: 2 S: 13	H: 2 LOB: 1 BB: 0 P: 22	1B: 11 2B: 6 3B: 0 HR: 3	SF: 0 SAC: 1 DP: 0 HBP: 1	WP: 0 PB: 0 SB: 0 CS: 0	PA: 56
<b>PITCHER</b>	IP WLS BF H R ER SO BB IBB HBP BLK WP HR S P ERA WHIP											<b>PITCHER</b>	IP WLS BF H R ER SO BB IBB HBP BLK WP HR S P ERA WHIP									
Bryan Rekar, R ERA: 13.97 (1, 1)	2.1 L 22 10 11 11 0 4 0 1 0 0 2 38 73 42.43 6.000																					
Lance Painter, L ERA: 6.1 (3, 1)	3.2 17 4 3 3 5 2 0 0 0 0 0 44 75 7.36 1.636																					
Mike Munoz, L ERA: 8.25 (7, 1)	2.0 12 4 6 6 1 2 0 0 0 0 1 25 44 27.00 3.000																					
Curt Leskanic, R ERA: 3.86 (9, 1)	1.0 5 2 1 1 2 0 0 0 0 0 0 13 22 9.00 2.000																					

**Montreal Expos @ Colorado Rockies**  
**Coors Field, Denver, CO**  
 Sun Apr 28 1996, 3:33 AM MDT  
 Att. 48,006 - Cloudy - 41 F

AB	46
R	21
H	20
RBI	21
BB	8
SO	8
LOB	19



WP: 0	PA: 56
PB: 0	
SB: 0	
CS: 0	

ERA	WHIP



Batter	1	2	3	4	5	6	7	8	9	AB	R	H	RBI	BB	SO	LOB
Eric Young Sr., R OBP: 0.486, SLG: 0.552 (1, 4)	3-3 K ①		3-1 B1-3 ③		0-0 2B ①		1-1 F8 ③		0-0 SF8 ①	4	0	1	1	0	1	0
Ellis Burks, R OBP: 0.453, SLG: 0.645 (1, 7)	1-3 K ②			1-0 FC5-4 1B ①	2-3 K ②			2-0 HR ①	2-0 1B WP 1B ②	5	2	3	1	0	2	2
Larry Walker, L OBP: 0.330, SLG: 0.518 Mike Munoz, L (7, 1) John Vander Wal, L OBP: 0.368, SLG: 0.294 (8, PH) (9, 3)	1-2 G1-3 ③			1-2 FC5-4 2B SF9 1-2f ①	1-2 L4 ③			3-3 K ①	2-1 1B E 1B ②	3	1	0	0	0	0	3
Andres Galarraga, R OBP: 0.327, SLG: 0.604 Curt Leskanic, R (9, 1) Trenidad Hubbard, R OBP: 0.294, SLG: 0.438 (9, PH)				2-0 SF9 2B 1-3 ①		1-1 P3 ①		1-0 HR ①	2-2 G5-3 E 1B ②	4	1	2	1	0	0	0
Dante Bichette, R OBP: 0.373, SLG: 0.440 (1, 9)				0-0 SF9 ②		2-2 G6-4-3 1B ②		1-2 G4-3 ②	1-0 E5 ①	4	0	1	2	0	0	1
Vinny Castilla, R OBP: 0.343, SLG: 0.452 (1, 5)				2-2 F9 ③		0-2 G6-4-3 ③		1-1 1B ③	0-2 G5-3 ③	4	0	1	0	1	0	4
Jayhawk Owens, R OBP: 0.182, SLG: 0.455 (1, 2)				2-1 F9 ③		3-2 HR ①		2-3 K ③		4	1	1	1	0	1	2
Walt Weiss, S OBP: 0.417, SLG: 0.381 (1, 6)				1-1 F8 ①		1-1 2B 1B ①		1-1 E7 WP SF9 ①	3-1 SF8 3B ②	4	2	2	0	0	0	0
Bryan Rekar, R OBP: 0.200, SLG: 0.200 Lance Painter, L OBP: 0.167, SLG: 0.167 Quinton McCracken, S OBP: 0.276, SLG: 0.320 (3, 1) (7, 8)				1-3 K ②		0-1 F8 ①		2-1 SF9 ②	4-1 WP 1B 1B BB ②	0	0	0	0	0	0	0

Inning Stats	R: 0	H: 0	E: 0	K: 2	S: 13	R: 0	H: 0	E: 0	K: 0	S: 7	R: 0	H: 0	E: 0	K: 1	S: 7	R: 1	H: 2	E: 0	K: 0	S: 9	R: 1	H: 3	E: 0	K: 1	S: 17	R: 0	H: 1	E: 0	K: 0	S: 8	R: 1	H: 0	E: 1	K: 0	S: 9	R: 2	H: 3	E: 0	K: 2	S: 13	R: 4	H: 4	E: 1	K: 0	S: 14	1B: 7	SF: 3	2B: 2	SAC: 0	3B: 1	DP: 2	HR: 3	HBP: 0	WP: 2	PA: 42
--------------	------	------	------	------	-------	------	------	------	------	------	------	------	------	------	------	------	------	------	------	------	------	------	------	------	-------	------	------	------	------	------	------	------	------	------	------	------	------	------	------	-------	------	------	------	------	-------	-------	-------	-------	--------	-------	-------	-------	--------	-------	--------

PITCHER	IP	WLS	BF	H	R	ER	SO	BB	IBB	HBP	BLK	WP	HR	S	P	ERA	WHIP
Kirk Rueter, L ERA: 4.56 (1, 1)	6.0	W	24	6	2	2	4	1	0	0	0	0	1	61	96	3.00	1.167
Dave Veres, R ERA: 6.48 (7, 1)	2.0		10	3	3	2	2	0	0	0	0	1	2	22	37	9.00	1.500
Mel Rojas, R ERA: 5.68 (9, 1)	1.0		8	4	4	4	0	1	0	0	0	1	0	14	28	36.00	5.000

BOTTOM

**Montreal Expos @ Colorado Rockies**  
**Coors Field, Denver, CO**  
 Sun Apr 28 1996, 3:33 AM MDT  
 Att: 48,006 - Cloudy - 41 F

livebaseballscorecards.com

AB	37
R	9
H	13
RBI	9
BB	2
SO	6
LOB	13



Batter	1	2	3	4	5	6	7	8	9	AB R H RBI BB SO LOB	TOP	
Eric Young Sr. R (1, 4) OBP: 0.487, SLG: 0.636	0-0 HR		1-2 G4-3			1-0 G5-3		2-1 1B		4 1 2 1 0 0 0		
Ellis Burks, R (1, 7) OBP: 0.455, SLG: 0.635	1-2 L3			2-0 1B		4-1 2B BB		2-2 F7		3 1 1 0 1 0 1		
Dante Bichette, R (1, 9) OBP: 0.377, SLG: 0.447	3-2 F8			1 SAFE 0-3 K		0-0 WP 2B			4-1 BB 1B BB	3 1 1 1 1 1 1		
Larry Walker, L (1, 8) OBP: 0.327, SLG: 0.506	1-2 F7			1 SAFE 2-0 G6-3		3-2 P5			1-2 1B BB	4 1 1 0 0 0 2		
Andres Galarraga, R (1, 3) OBP: 0.324, SLG: 0.585			1-3 K		0-0 G1-3		0-3 K		4-2 G3-1 1B BB	3 0 0 0 1 2 0		
Vinny Castilla, R (1, 5) OBP: 0.339, SLG: 0.443			0-3 K		2-1 G5-3		2-2 G5-3		1-0 G3-1 1B	4 0 1 1 0 1 0		
Jayhawk Owens, R (1, 2) OBP: 0.214, SLG: 0.429 John Vander Wal, L (9, PH) OBP: 0.350, SLG: 0.278			0-3 K		2-2 1B		0-0 F8		1-2 2-3 3-H K	3 0 1 0 0 1 0 1 0 0 0 0 1 3		
Walt Weiss, S (1, 6) OBP: 0.403, SLG: 0.366			2-1 G4-3		1-1 F7		1-3 K		3-1 G3-1	4 0 0 1 0 1 3		
Kevin Ritz, R (1, 1) OBP: 0.111, SLG: 0.111 Steve Reed, R (6, 1) Lance Painter, L (7, 1) Trenidad Hubbard, R (8, PH) John Habyan, R (8, 1) Jeff Reed, L (9, PH) OBP: 0.379, SLG: 0.429			0-0 G4-3		0-0 G4-3		3-2 G4-3		1-2 L3	2 0 1 0 0 0 0 0 0 0 0 0 0 0 0 0 1 0 0 0 0 1 2		
<b>Inning Stats</b>	R: 1 H: 1 E: 0 LOB: 0 K: 0 BB: 0 S: 10 P: 15	R: 0 H: 0 E: 0 LOB: 0 K: 3 BB: 0 S: 10 P: 11	R: 0 H: 0 E: 0 LOB: 0 K: 0 BB: 0 S: 6 P: 9	R: 0 H: 1 E: 0 LOB: 0 K: 1 BB: 0 S: 5 P: 9	R: 0 H: 1 E: 0 LOB: 1 K: 0 BB: 0 S: 10 P: 15	R: 1 H: 1 E: 0 LOB: 1 K: 0 BB: 1 S: 14 P: 25	R: 0 H: 0 E: 0 LOB: 0 K: 1 BB: 0 S: 7 P: 9	R: 0 H: 1 E: 0 LOB: 1 K: 1 BB: 0 S: 12 P: 18	R: 2 H: 2 E: 0 LOB: 2 K: 2 BB: 2 S: 20 P: 33	1B: 5 SF: 0 2B: 1 SAC: 0 3B: 0 DP: 0 HR: 1 HBP: 0	WP: 1 PA: 36 PB: 0 SB: 0 CS: 1	
<b>PITCHER</b>	IP WLS BF H R ER SO BB IBB HBP BLK WP HR S P ERA WHIP											
Hideo Nomo, R (1, 1) ERA: 3.27	8.0 W 29 5 2 2 6 1 0 0 0 1 1 74 111 2.25 0.750											
Antonio Osuna, R (9, 1) ERA: 3.0	0.0 3 1 2 2 0 2 0 0 0 0 0 0 11 20 ∞ ∞											
Todd Worrell, R (9, 1) ERA:	1.0 S 4 1 0 0 2 0 0 0 0 0 0 0 9 13 0.00 1.000											

Colorado Rockies @ Los Angeles Dodgers  
Dodger Stadium, Los Angeles, CA

Tue Apr 30 1996, 7:05 PM PDT  
Att. 31,037 - Unknown - 78 F

AB	33
R	4
H	7
RBI	4
BB	3
SO	8
LOB	12



Batter	1	2	3	4	5	6	7	8	9
<b>Brett Butler, L</b> OBP: 0.295, SLG: 0.292 (1, 8)	0-1 B1	1-0 G4-3		1-3 K		2-2 G4-3		0-1 BB 1B	
<b>Chad Fonville, S</b> OBP: 0.465, SLG: 0.421 (1, 6)	4-1 BB BB		4-1 WP 1B BB	0-1 G5-3		1-2 HR 1B		1-1 1 SAFE BB 1B	
<b>Mike Piazza, R</b> OBP: 0.424, SLG: 0.546 (1, 2)	4-1 FC4-6 BB		2-0 WP SF8 1B		1-0 F8	1-0 HR		2-3 K	
<b>Eric Karros, R</b> OBP: 0.276, SLG: 0.354 <b>Milt Thompson, L</b> OBP: 0.222, SLG: 0.067 <b>Antonio Osuna, R</b> <b>Todd Worrell, R</b>	1-0 F9		2-1 E6 WP		1-0 3B 1B	1-0 HR		4-1 BB	
<b>Raul Mondesi, R</b> OBP: 0.230, SLG: 0.343 (1, 9)	1-2 FC4-6		1-1 G4-3		2-3 K	3-3 K		1-0 P3	
<b>Delino DeShields, L</b> OBP: 0.304, SLG: 0.429 (1, 4)		1-3 K	2-0 SF8		0-0 3B		2-2 CS 1B	3-3 K	
<b>Mike Blowers, R</b> OBP: 0.317, SLG: 0.273 (1, 5)		1-1 G6-3	4-2 FC6-4 BB		2-1 G5-3		1 SAFE 2-2 F9		
<b>Todd Hollandsworth, L</b> OBP: 0.368, SLG: 0.277 <b>Roger Cedeno, S</b> OBP: 0.318, SLG: 0.368 (7, PH)		4-2 BB BB	0-0 FC6-4			1-1 G4-3 1B	3-3 K		
<b>Hideo Nomo, R</b> OBP: 0.125, SLG: 0.067 <b>Juan Castro, R</b>		4-2 BB		1-2 G6-3		1-3 K	2-1 F7		

AB	R	H	RBI	BB	SO	LOB
5	0	1	0	0	1	3
3	2	2	1	2	0	0
4	2	2	3	1	1	2
4	2	2	1	0	0	3
0	0	0	0	1	0	0
0	0	0	0	0	0	0
0	0	0	0	0	0	0
5	0	0	0	0	2	8
4	0	2	2	0	2	3
3	0	0	0	1	0	2
2	1	1	0	1	0	2
1	0	0	0	0	1	1
3	0	0	0	1	1	2
0	0	0	0	0	0	0

AB	R	H	RBI	BB	SO	LOB
34	7	10	7	7	8	26

Inning	R	H	E	K	S	IP	WLS	BF	H	R	ER	SO	BB	IBB	HBP	BLK	WP	HR	S	P	ERA	WHIP
1	0	0	0	8	18	5.2	L	29	5	5	4	4	6	0	0	0	2	0	62	111	6.35	1.941
2	0	0	0	13	24	0.1		3	2	2	1	0	0	0	0	0	0	2	7	12	54.00	6.000
3	0	0	0	13	24	1.0		4	1	0	0	1	0	0	0	0	0	0	11	20	0.00	1.000
4	0	0	0	13	24	1.0		6	2	0	0	2	1	0	0	0	0	0	12	23	0.00	3.000

**Colorado Rockies @ Los Angeles Dodgers**  
**Dodger Stadium, Los Angeles, CA**  
 Tue Apr 30 1996, 7:05 PM PDT  
 Att: 31,037 - Unknown - 78 F

livebaseballscorecards.com

AB 34  
 R 7  
 H 10  
 RBI 7  
 BB 7  
 SO 8  
 LOB 26



WP: 2 PA: 42  
 PB: 0  
 SB: 1  
 CS: 1

Batter	1	2	3	4	5	6	7	8	9	AB R H RBI BB SO LOB	TOP											
Eric Young Sr., R (1, 4) OBP: 0.488, SLG: 0.611	1-1 P6-3 1B			1-3 K	4-1 BB BB BB		1-2 F8			3 0 1 0 1 1 1	<b>Colorado Rockies @ Los Angeles Dodgers</b> <b>Dodger Stadium, Los Angeles, CA</b> Wed May 01 1996, 7:05 PM PDT Att. 30,377 - Unknown - 72 F											
Ellis Burks, R (1, 7) Quinton McCracken, S (8, 7) OBP: 0.447, SLG: 0.616 OBP: 0.276, SLG: 0.320	0-2 P6-3 1-2f			0-1 G4-3	4-1 BB BB		0-1 G5-3			3 0 0 1 1 0 2 0 0 0 0 0 0 0												
Dante Bichette, R (1, 9) OBP: 0.373, SLG: 0.434	1-3 K			0-3 K	4-2 BB			1-1 P4		3 0 0 1 1 2 0												
Larry Walker, L (1, 8) OBP: 0.324, SLG: 0.495		0-0 F8						1-0 G4-3		4 1 1 0 0 0 3												
Andres Galarraga, R (1, 3) OBP: 0.313, SLG: 0.561		2-1 P4			2-3 K	1-3 K		1-2 P3		4 0 0 0 0 2 1												
Vinny Castilla, R (1, 5) OBP: 0.336, SLG: 0.430		1-2 F7			4-1 1B BB	0-0 G6-3		3-2 G6-3		3 1 0 0 1 0 0												
Jeff Reed, L (1, 2) OBP: 0.371, SLG: 0.417			0-0 G6-3		1-0 1B BB 1B	1-2 F7		0-0 L3		4 1 1 0 0 0 0												
Walt Weiss, S (1, 6) OBP: 0.407, SLG: 0.371			2-1 G6-3		0-0 BB SH3-4 BB 1B		0-1 1B	0-1 G6-3		4 1 2 2 0 0 0												
Mark Thompson, R (1, 1) Bruce Ruffin, S (9, 1)			0-0 G5-3		0-0 SH3-4		0-0 F7			2 0 0 0 0 0 1 0 0 0 0 0 0 0												
<b>Inning Stats</b>	R: 0 E: 0 K: 1 S: 8	H: 1 LOB: 0 BB: 0 P: 10	R: 0 E: 0 K: 0 S: 6	H: 0 LOB: 0 BB: 0 P: 9	R: 0 E: 0 K: 0 S: 4	H: 0 LOB: 0 BB: 0 P: 6	R: 0 E: 0 K: 2 S: 9	H: 0 LOB: 0 BB: 0 P: 10	R: 4 E: 0 K: 1 S: 15	H: 3 LOB: 3 BB: 4 P: 38	R: 0 E: 0 K: 1 S: 7	H: 0 LOB: 0 BB: 0 P: 9	R: 0 E: 0 K: 0 S: 8	H: 1 LOB: 1 BB: 0 P: 9	R: 0 E: 0 K: 0 S: 6	H: 0 LOB: 0 BB: 0 P: 9	R: 0 E: 0 K: 0 S: 7	H: 0 LOB: 0 BB: 0 P: 10	1B: 5 2B: 1 3B: 0 HR: 0	SF: 0 SAC: 1 DP: 1 HBP: 0	WP: 0 PB: 0 SB: 1 CS: 0	PA: 35
<b>PITCHER</b>	IP WLS BF H R ER SO BB IBB HBP BLK WP HR S P ERA WHIP												<b>PITCHER</b>	IP WLS BF H R ER SO BB IBB HBP BLK WP HR S P ERA WHIP								
Pedro Astacio, R (1, 1) ERA: 3.21	4.2 L 21 4 4 4 4 4 0 0 0 0 0 0 40 70 7.71 1.714																					
Joey Eischen, L (5, 1) ERA: 2.08	0.1 1 0 0 0 0 0 0 0 0 0 0 0 2 3 0.00 0.000																					
Jim Bruske, R (6, 1) ERA: 1.93	3.0 10 1 0 0 1 0 0 0 0 0 0 0 21 27 0.00 0.333																					
Scott Radinsky, L (9, 1) ERA:	1.0 3 0 0 0 0 0 0 0 0 0 0 0 7 10 0.00 0.000																					

livebaseballscores.com

<b>AB</b>	30
<b>R</b>	4
<b>H</b>	5
<b>RBI</b>	4
<b>BB</b>	4
<b>SO</b>	5
<b>LOB</b>	8



**BOTTOM**

**Colorado Rockies @ Los Angeles Dodgers**  
 Dodger Stadium, Los Angeles, CA

**AB 33**  
**R 1**  
**H 6**  
**RBI 1**  
**BB 2**  
**SO 3**  
**LOB 14**



WP: 0 PA: 35  
 PB: 1  
 SB: 0  
 CS: 0

Wed May 01 1996, 7:05 PM PDT  
 Att: 30,377 - Unknown - 72 F

AB R H RBI BB SO LOB

4	0	1	1	0	1	1
4	0	0	0	0	0	1
3	0	1	0	1	0	1
4	0	0	0	0	0	2
4	0	0	0	0	1	1
4	0	2	0	0	0	2
3	0	0	0	1	0	1
3	1	2	0	0	0	1
1	0	0	0	0	0	1
0	0	0	0	0	0	0
1	0	0	0	0	0	1
0	0	0	0	0	0	0
1	0	0	0	0	0	1
0	0	0	0	0	0	0

Batter	1	2	3	4	5	6	7	8	9
<b>Brett Butler, L</b> OBP: 0.294, SLG: 0.291 (1, 8) B F B B C X	3-2 G4-3 ①		0-3 K ②		1-0 G3 ③			0-0 G6-3 1B	
<b>Chad Fonville, S</b> OBP: 0.426, SLG: 0.381 (1, 6) C B C X	1-2 G4-3 ②		2-2 G1 ③			1-2 G6-3 ①		1-1 G6-3 ② 1-2	
<b>Mike Piazza, R</b> OBP: 0.426, SLG: 0.541 (1, 2) C B F F B B	4-2 BB ③			1-2 PB 1B ①		1-0 F8 ②		2-2 G1-3 ③	
<b>Eric Karros, R</b> OBP: 0.264, SLG: 0.337 (1, 3) C S 1 B F X	1-2 F7 ③			0-0 F9 ①		0-0 G1-3 ③		3-1 F9 ①	
<b>Raul Mondesi, R</b> OBP: 0.222, SLG: 0.330 (1, 9) C B B B B B		3-3 K ①		0-0 F8 ②		0-0 E5 G4-6-3		0-1 F8 ②	
<b>Delino DeShields, L</b> OBP: 0.310, SLG: 0.431 (1, 4) C B B B B B X		1-2 FC6-4 1B ②		3-2 F8 ③		1-2 G4-6-3 1-2f		2-2 BB 1B	
<b>Mike Blowers, R</b> OBP: 0.315, SLG: 0.264 (1, 5) C B B B B B X		1-2 FC6-4 1-2f		2-1 F8 ①		1-0 G6-3 ③		4-2 BB 1-2	
<b>Todd Hollandsworth, L</b> OBP: 0.383, SLG: 0.340 <b>Carlos Hernandez, R</b> OBP: 0.375, SLG: 0.286 (9, PH)		2-2 G3 ③			1-0 2B		3-2 G1-3 1B 2B	1-0 F9 ③	
<b>Pedro Astacio, R</b> OBP: 0.083, SLG: 0.083 <b>Joey Eischen, L</b> (5, 1) <b>Milt Thompson, L</b> OBP: 0.211, SLG: 0.063 <b>Jim Bruske, R</b> (8, 1) <b>Dave Hansen, L</b> OBP: 0.294, SLG: 0.207 <b>Scott Radinsky, L</b> (9, 1)		0-3 K ①			2-1 G5-3 ②		2-2 G1-3 ①		

Inning Stats	R: 0	H: 0	E: 0	K: 0	S: 13	R: 0	H: 1	E: 0	K: 1	S: 16	R: 0	H: 0	E: 0	K: 2	S: 13	R: 0	H: 1	E: 0	K: 0	S: 9	R: 0	H: 1	E: 0	K: 0	S: 6	R: 0	H: 0	E: 1	K: 0	S: 5	R: 1	H: 2	E: 0	K: 0	S: 13	R: 0	H: 1	E: 0	K: 0	S: 13	1B: 4	2B: 2	3B: 0	HR: 0	SF: 0	SAC: 0	DP: 1	HBP: 0	WP: 0	PA: 35
--------------	------	------	------	------	-------	------	------	------	------	-------	------	------	------	------	-------	------	------	------	------	------	------	------	------	------	------	------	------	------	------	------	------	------	------	------	-------	------	------	------	------	-------	-------	-------	-------	-------	-------	--------	-------	--------	-------	--------

PITCHER	IP	WLS	BF	H	R	ER	SO	BB	IBB	HBP	BLK	WP	HR	S	P	ERA	WHIP
<b>Mark Thompson, R</b> ERA: 2.43 (1, 1)	8.2	W	34	6	1	1	3	2	0	0	0	0	0	92	140	1.04	0.923
<b>Bruce Ruffin, L</b> ERA: 4.91 (9, 1)	0.1	S	1	0	0	0	0	0	0	0	0	0	0	1	2	0.00	0.000

Batter	1	2	3	4	5	6	7	8	9	AB R H RBI BB SO LOB	TOP													
Quilvio Veras, S OBP: 0.364, SLG: 0.337 (1, 4)	0-1 1B G3 1B		1-1 G4-3		2-2 G4-3	1-0 G4-3			4-2 L6-3 BB	4 1 1 0 1 0 1														
Devon White, S OBP: 0.321, SLG: 0.357 (1, 8)	0-0 G3 1B 1B		2-2 G6-3		0-1 1B 1B		0-1 G4-3		1-2 L6-3 1-1	5 1 2 0 0 0 1														
Greg Colbrunn, R OBP: 0.321, SLG: 0.412 (1, 3)	0-0 F8		2-2 1B		0-0 FC6-4 1B		1-1 2B 1B		0-3 K	5 0 3 0 0 1 2														
Gary Sheffield, R OBP: 0.416, SLG: 0.699 (1, 9)	3-2 G3 2-3 3-H		3-3 K		0-1 FC6-4 1-2f		3-2 2B			4 0 1 1 0 1 4														
Terry Pendleton, S OBP: 0.259, SLG: 0.274 Alex Arias, R OBP: 0.333, SLG: 0.333 (1, 5) (7, 5)	3-2 1B 3-H			2-2 G3		1-3 K		3-3 K		4 0 1 1 0 2 2 0 0 0 0 0 0 0														
Jeff Conine, R OBP: 0.283, SLG: 0.324 (1, 7)	1-3 K SAFE			3-2 HR		1-2 L9		0-3 K		4 1 1 1 0 2 3														
Charles Johnson, R OBP: 0.314, SLG: 0.427 (1, 2)				1-2 K		1-2 HR		3-1 F7		4 1 1 1 0 1 0														
Kurt Abbott, R OBP: 0.326, SLG: 0.438 (1, 6)				0-1 F7		0-1 E 1B		1-1 F8		4 1 1 0 0 1 0														
John Burkett, R OBP: 0.176, SLG: 0.294 Matt Mantei, R Joe Orsulak, L OBP: 0.186, SLG: 0.286 David Weathers, R (1, 1) (6, 1) (8, PH) (8, 1)				0-0 F8		1-3 K		0-1 E6 1-H 2B		3 0 1 1 0 1 0 0 0 0 0 0 0 0 1 0 0 0 0 1 0 0 0 0 0 0 0 0														
<b>Inning Stats</b>	R: 2 E: 0 K: 1 S: 13	H: 3 LOB: 1 BB: 0 P: 20	R: 0 E: 0 K: 1 S: 7	H: 0 LOB: 0 BB: 0 P: 9	R: 0 E: 0 K: 1 S: 11	H: 1 LOB: 1 BB: 0 P: 19	R: 1 E: 0 K: 1 S: 12	H: 1 LOB: 0 BB: 0 P: 18	R: 0 E: 0 K: 1 S: 11	H: 2 LOB: 2 BB: 0 P: 14	R: 2 E: 1 K: 1 S: 15	H: 3 LOB: 1 BB: 0 P: 19	R: 0 E: 0 K: 2 S: 14	H: 2 LOB: 2 BB: 0 P: 21	R: 0 E: 0 K: 1 S: 7	H: 0 LOB: 0 BB: 0 P: 11	R: 0 E: 0 K: 1 S: 8	H: 0 LOB: 0 BB: 1 P: 13	1B: 8 2B: 3 3B: 0 HR: 2	SF: 0 SAC: 0 DP: 1 HBP: 0	WP: 0 PB: 0 SB: 0 CS: 0	PA: 39		
<b>PITCHER</b> Armando Reynoso, R ERA: 5.25 Darren Holmes, R ERA: 6.23 Steve Reed, R ERA: 3.95	IP WLS BF H R ER SO BB IBB HBP BLK WP HR S P ERA WHIP	(1, 1) (7, 1) (8, 1)	6.0 W 28 10 5 5 6 0 0 0 0 0 2 69 99 7.50 1.667	1.0 5 2 0 0 2 0 0 0 0 0 0 14 21 0.00 2.000	2.0 6 0 0 0 2 1 0 0 0 0 0 15 24 0.00 0.500	<b>PITCHER</b> IP WLS BF H R ER SO BB IBB HBP BLK WP HR S P ERA WHIP																		

Florida Marlins @ Colorado Rockies  
Coors Field, Denver, CO  
Fri May 03 1996, 7:05 PM MDT  
Att. 48,129 - Unknown - 66 F

livebaseballscorecards.com

AB 38  
R 5  
H 12  
RBI 5  
BB 1  
SO 10  
LOB 13




Batter	1	2	3	4	5	6	7	8	9
Eric Young Sr., R OBP: 0.500, SLG: 0.590 (1, 4)	1-1 F7			2-0 G6-4-3 HBP	0-0 1B	4-0 BB		1-2 G3	
Ellis Burks, R OBP: 0.429, SLG: 0.587 (1, 7)	1-3 K			1-2 G6-4-3	1-0 L3	1-3 K		1-0 G5-3	
Dante Bichette, R OBP: 0.366, SLG: 0.432 (1, 9)	1-2 G5-3			0-0 G5-3	1-2 F8		2-1 HR 2B	1-3 K	
Larry Walker, L OBP: 0.330, SLG: 0.521 (1, 8)			2-0 G4-3		4-1 HR 1B BB	0-3 K	3-2 HR 2H		
Andres Galarraga, R OBP: 0.302, SLG: 0.539 (1, 3)			0-3 K		0-3 K	1-3 K	1-3 K		
Vinny Castilla, R OBP: 0.350, SLG: 0.447 (1, 5)			1-0 G6-3		0-0 HR 1B	1-0 1B 2B	4-1 1B BB		
Jeff Reed, L OBP: 0.392, SLG: 0.476 (1, 2)			3-3 K		3-0 HR 1B	4-1 1B 2B BB	2-1 1B		
Walt Weiss, S OBP: 0.409, SLG: 0.376 (1, 6)			1-2 F7		3-1 1B 1B	0-0 2B 1B	2-3 K		
Armando Reynoso, R OBP: 0.286, SLG: 0.231 (1, 1)			1-3 K		0-0 1B	0-0 2B	2-3 K		
John Vander Wal, L OBP: 0.381, SLG: 0.368 (6, PH)					1-2 1B	1-H 2H 3H 2B			
Darren Holmes, R (7, 1)									
Trenidad Hubbard, R OBP: 0.263, SLG: 0.389 (7, PH)									
Steve Reed, R (8, 1)									

AB	R	H	RBI	BB	SO	LOB
3	0	1	1	1	0	0
5	0	0	0	0	2	5
5	1	1	0	0	1	2
3	2	1	2	1	1	0
4	0	0	0	0	4	1
3	2	2	0	1	0	0
3	2	2	3	1	1	0
4	2	2	1	0	1	2
2	0	1	0	0	1	0
1	0	1	2	0	0	0
0	0	0	0	0	0	0
1	0	0	0	0	1	2
0	0	0	0	0	0	0

**Florida Marlins @ Colorado Rockies**  
**Coors Field, Denver, CO**  
 Fri May 03 1996, 7:05 PM MDT  
 Att: 48,129 - Unknown - 66 F

<b>AB</b>	<b>34</b>
<b>R</b>	<b>9</b>
<b>H</b>	<b>11</b>
<b>RBI</b>	<b>9</b>
<b>BB</b>	<b>4</b>
<b>SO</b>	<b>12</b>
<b>LOB</b>	<b>12</b>



Inning	1	2	3	4	5	6	7	8	9
<b>R</b>	0	0	0	0	4	3	2	0	0
<b>H</b>	0	0	0	0	5	3	3	0	0
<b>E</b>	0	0	0	0	0	0	0	0	0
<b>K</b>	1	0	2	0	0	3	3	1	0
<b>S</b>	8	5	10	4	15	13	17	7	10
<b>LOB</b>	0	0	0	0	2	2	2	0	0
<b>BB</b>	0	0	0	0	1	2	1	0	0
<b>P</b>	11	8	15	7	27	24	33	10	0

PITCHER	IP	WLS	BF	H	R	ER	SO	BB	IBB	HBP	BLK	WP	HR	S	P	ERA	WHIP
John Burkett, R (1, 1)	5.2	L	27	8	7	7	7	2	0	1	0	0	1	52	84	11.12	1.765
Matt Mantei, R (6, 1)	1.1		9	3	2	2	4	2	0	0	0	0	1	20	41	13.50	3.750
David Weathers, R (8, 1)	1.0		3	0	0	0	1	0	0	0	0	0	0	7	10	0.00	0.000

WP	PA
0	39

Batter	1	2	3	4	5	6	7	8	9	AB R H RBI BB SO LOB	TOP
<b>Quilvio Veras, S</b> (1, 4) <small>OBP: 0.354, SLG: 0.326</small> <b>Joel Adamson, L</b> (5, 1) <b>Jesus Tavarez, S</b> (7, PH) <small>OBP: 0.162, SLG: 0.118</small>	2-1 		3-1 		0-0 		0-2 		1-0 	3 0 0 0 0 0 2 0 0 0 0 0 0 0 2 0 0 0 0 0 1	<b>Florida Marlins @ Colorado Rockies</b> Coors Field, Denver, CO Sat May 04 1996, 3:33 AM MDT Att. 48,101 - Sunny - 70 F
<b>Devon White, S</b> (1, 8) <small>OBP: 0.317, SLG: 0.378</small> <b>Terry Mathews, L</b> (7, 1) <b>Robb Nen, R</b> (8, 1) <b>Andre Dawson, R</b> (9, PH) <small>OBP: 0.280, SLG: 0.440</small>	2-2 		2-2 		0-1 		1-1 		0-1 	4 0 1 1 0 0 1 0 0 0 0 0 0 0 0 0 0 0 0 0 0 1 0 0 0 0 0 0	
<b>Greg Colbrunn, R</b> (1, 3) <small>OBP: 0.318, SLG: 0.400</small>	2-2 			2-2 		0-2 	0-0 			3 0 0 0 0 0 1	
<b>Gary Sheffield, R</b> (1, 9) <small>OBP: 0.406, SLG: 0.679</small> <b>Joe Orsulak, L</b> (6, 9) <small>OBP: 0.182, SLG: 0.279</small>		2-1 		0-1 		0-1 		3-3 		3 0 0 0 0 0 1 1 0 0 0 0 1 0	
<b>Jeff Conine, R</b> (1, 7) <small>OBP: 0.308, SLG: 0.381</small>		0-0 		4-2 		0-0 		3-2 		3 1 3 1 1 0 0	
<b>Charles Johnson, R</b> (1, 2) <small>OBP: 0.312, SLG: 0.414</small> <b>Rob Natal, R</b> (8, 2) <small>OBP: 0.286, SLG: 0.167</small>		3-2 		0-0 		4-1 		0-3 		3 0 0 0 1 1 3 0 0 0 0 0 0 0	
<b>Kurt Abbott, R</b> (1, 6) <small>OBP: 0.323, SLG: 0.424</small>		0-1 			4-2 	2-2 		0-0 		3 1 0 0 1 0 3	
<b>Alex Arias, R</b> (1, 5) <small>OBP: 0.320, SLG: 0.455</small>			2-1 		1-1 		2-0 		1-1 	4 1 1 1 0 0 1	
<b>Chris Hammond, L</b> (1, 1) <b>David Weathers, R</b> (1, 1) <small>OBP: 1.000, SLG: 1.000</small> <b>Matt Mantei, R</b> (4, 1) <b>Craig Grebeck, R</b> (5, PH) <small>OBP: 0.185, SLG: 0.240</small>			0-0 		2-2 		4-2 		1-1 	0 0 0 0 0 0 0 1 0 1 0 0 0 0 0 0 0 0 0 0 0 2 2 1 2 1 0 1	
<b>Inning Stats</b>	R: 0 H: 0 E: 0 LOB: 0 K: 0 BB: 0 S: 12 P: 18	R: 0 H: 1 E: 0 LOB: 1 K: 0 BB: 0 S: 8 P: 13	R: 1 H: 2 E: 0 LOB: 0 K: 0 BB: 0 S: 11 P: 18	R: 0 H: 0 E: 0 LOB: 1 K: 0 BB: 1 S: 9 P: 15	R: 1 H: 0 E: 1 LOB: 1 K: 0 BB: 1 S: 10 P: 17	R: 1 H: 1 E: 0 LOB: 1 K: 0 BB: 1 S: 10 P: 16	R: 1 H: 1 E: 0 LOB: 1 K: 0 BB: 1 S: 10 P: 17	R: 0 H: 1 E: 0 LOB: 1 K: 2 BB: 0 S: 11 P: 17	R: 1 H: 1 E: 0 LOB: 0 K: 0 BB: 0 S: 7 P: 10	1B: 2 SF: 0 2B: 1 SAC: 0 3B: 1 DP: 2 HR: 3 HBP: 1	
<b>PITCHER</b> <b>Marvin Freeman, R</b> (1, 1) <small>ERA: 4.67</small> <b>John Habyan, R</b> (8, 1) <small>ERA: 5.06</small> <b>Mike Farmer, L</b> (9, 1) <small>ERA: 9.0</small>	IP WLS BF H R ER SO BB IBB HBP BLK WP HR S P ERA WHIP 7.0 W 30 5 4 4 0 4 4 0 1 0 1 2 70 114 5.14 1.286 1.0 4 1 0 0 2 0 0 0 0 0 0 0 11 17 0.00 1.000 1.0 4 1 1 1 0 0 0 0 0 0 0 1 7 10 9.00 1.000	<b>PITCHER</b> IP WLS BF H R ER SO BB IBB HBP BLK WP HR S P ERA WHIP									

livebaseballscorecards.com

AB	33
R	5
H	7
RBI	5
BB	4
SO	2
LOB	14





**BOTTOM**

**Florida Marlins @ Colorado Rockies**  
**Coors Field, Denver, CO**  
 Sat May 04 1996, 3:33 AM MDT  
 Att. 48,101 - Sunny - 70 F

livebaseballscorecards.com

<b>AB</b>	<b>45</b>
<b>R</b>	<b>17</b>
<b>H</b>	<b>21</b>
<b>RBI</b>	<b>16</b>
<b>BB</b>	<b>6</b>
<b>SO</b>	<b>7</b>
<b>LOB</b>	<b>20</b>



WP: 0	PA: 52
PB: 0	
SB: 0	
CS: 0	

AB	R	H	RBI	BB	SO	LOB
5	1	3	3	1	0	2
6	1	1	1	0	1	4
0	0	0	0	0	0	0
0	0	0	0	0	0	0
5	4	2	0	1	1	4
3	3	3	3	0	0	0
2	1	1	0	0	0	0
5	2	3	7	0	1	1
1	0	0	0	0	0	0
6	2	3	0	0	1	1
5	1	2	0	1	1	2
0	1	0	0	3	0	0
2	0	2	2	0	0	0
5	1	1	0	0	2	6
0	0	0	0	0	0	0
1B: 11	SF: 0					
2B: 5	SAC: 0					
3B: 0	DP: 2					
HR: 5	HBP: 1					

Batter	1	2	3	4	5	6	7	8	9
<b>Eric Young Sr., R</b> OBP: 0.519, SLG: 0.682 (1, 4)	HR	FC5-6-4		E BB		FC5-4 1B	F8		
<b>Ellis Burks, R</b> OBP: 0.416, SLG: 0.591 (1, 7)	HR		P2	E6		F9	K		
<b>John Habyan, R</b> (8, 1)				G6-4-3					
<b>Mike Farmer, S</b> (9, 1)	G5-3								
<b>Dante Bichette, R</b> OBP: 0.372, SLG: 0.440 (1, 9)	HR BB	HBP HR 1B	2B	G6-4-3		FC5-4 1B HR	K		
<b>Larry Walker, L</b> OBP: 0.355, SLG: 0.576 (1, 8)	SAFE			G5-4-3 1B		HR 1B	G5-3		
<b>Quinton McCracken, S</b> OBP: 0.290, SLG: 0.333 (6, 8)									
<b>Andres Galarraga, R</b> OBP: 0.314, SLG: 0.598 (1, 3)									
<b>John Vander Wal, L</b> OBP: 0.364, SLG: 0.350 (7, 3)	K	HR		HR		HR	F9		
<b>Vinny Castilla, R</b> OBP: 0.358, SLG: 0.468 (1, 5)	K	G6-3	P4	1B		1B	1B		
<b>Jayhawk Owens, R</b> OBP: 0.300, SLG: 0.421 (1, 2)	E BB 1B	G6-3	K	1B		1B	F8		
<b>Walt Weiss, S</b> OBP: 0.423, SLG: 0.376 (1, 6)	E 2B BB			E BB BB		1B	1B		
<b>Jason Bates, S</b> OBP: 0.344, SLG: 0.368 (5, PH)									
<b>Marvin Freeman, R</b> OBP: 0.154, SLG: 0.154 (1, 1)	E6			K		K	L3		
<b>Trendad Hubbard, R</b> OBP: 0.263, SLG: 0.389 (8, 8)									

Inning	R	H	E	K	S	IP	WLS	BF	H	R	ER	SO	BB	IBB	HBP	BLK	WP	HR	S	P	ERA	WHIP
1	7	5	1	2	15	0.2		9	4	7	0	2	2	0	0	0	0	3	23	42	54.00	9.000
2	3	3	0	0	15	2.1		16	7	5	1	1	0	1	0	0	0	1	33	54	19.29	3.429
3	0	0	0	0	8	1.0		5	0	0	0	0	0	0	0	0	0	0	8	16	0.00	2.000
4	2	3	0	1	15	2.0		9	5	5	1	1	0	0	0	0	0	1	35	49	22.50	5.000
5	0	0	0	0	10	1.0		3	0	0	0	0	0	0	0	0	0	0	10	12	0.00	0.000
6	4	5	0	2	20	1.0		16	1	0	0	0	0	0	0	0	0	4	1	0	0.00	1.000
7	0	0	0	0	11	0.0		0	0	0	0	0	0	0	0	0	0	0	0	0	0.00	0.000
8	0	1	0	0	17	0.0		0	0	0	0	0	0	0	0	0	0	0	0	0	0.00	1.000
9	0	0	0	0	0	0.0		0	0	0	0	0	0	0	0	0	0	0	0	0	0.00	1.000

PITCHER	IP	WLS	BF	H	R	ER	SO	BB	IBB	HBP	BLK	WP	HR	S	P	ERA	WHIP
<b>Chris Hammond, L</b> ERA: 10.88 (1, 1)	0.2		9	4	7	4	2	2	0	0	0	0	0	23	42	54.00	9.000
<b>David Weathers, R</b> ERA: 4.96 (1, 1)	2.1		16	7	5	5	1	1	0	1	0	0	0	33	54	19.29	3.429
<b>Matt Mantei, R</b> ERA: 4.15 (4, 1)	1.0		5	0	0	0	1	2	0	0	0	0	0	8	16	0.00	2.000
<b>Joel Adamson, L</b> ERA: 7.36 (5, 1)	2.0		15	9	5	5	1	1	0	0	0	0	0	35	49	22.50	5.000
<b>Terry Mathews, R</b> ERA: 5.68 (7, 1)	1.0		3	0	0	0	2	0	0	0	0	0	0	10	12	0.00	0.000
<b>Robb Nen, R</b> ERA: 2.84 (8, 1)	1.0		4	1	0	0	0	0	0	0	0	0	0	4	1	0.00	1.000

Batter	1	2	3	4	5	6	7	8	9	AB R H RBI BB SO LOB	TOP
Devon White, S (1, 8) OBP: 0.314, SLG: 0.372	1-3 K		0-1 CS 1B			0-3 K		0-2 G6-3		4 0 1 0 0 2 0	<b>Florida Marlins @ Colorado Rockies</b> Coors Field, Denver, CO Sun May 05 1996, 3:33 AM MDT Att. 48,134 - Sunny - 59 F
Alex Arias, R (1, 6) OBP: 0.310, SLG: 0.423	1-1 G5-3		2-0 CS 1-2	1-2 1B G5-4-3 1B		0-1 G5-3		1-2 G5-3	4 1 1 0 0 0 0		
Greg Colbrunn, R (1, 3) OBP: 0.325, SLG: 0.398	4-2 BB			0-2 G5-4-3 1B		0-0 G6-3		0-0 G6-3	3 0 1 0 1 0 0		
Gary Sheffield, R (1, 9) OBP: 0.409, SLG: 0.673	1-2 L8		2-2 G5-4-3 1-2f 3-H	2-2 G5-4-3 1-2f 3-H		1-1 PB 2B 1B		2-1 HR 1B	4 2 2 0 0 0 2		
Jeff Conine, R (1, 7) OBP: 0.322, SLG: 0.426		4-2 BB G1-6-3 BB		3-2 G6-3		1-1 1-H 2B		1-0 HR 1-H	3 1 2 3 1 0 0		
Terry Pendleton, S (1, 5) OBP: 0.258, SLG: 0.266		2-1 G1-6-3 1-2f		1-0 P4		4-0 G5-4-3 IBB		3-2 G1-3	3 0 0 0 1 0 1 0 0 0 0 0 0 0		
Kurt Miller, R (9, 1)											
Charles Johnson, R (1, 2) OBP: 0.304, SLG: 0.402		1-2 G6-3		1-3 K		1-2 G5-4-3 1-2f			3 0 0 0 0 1 2		
Craig Grebeck, R (1, 4) OBP: 0.167, SLG: 0.214			0-0 G6-3		2-0 P6		0-0 G5-3		3 0 0 0 0 0 0		
Pat Rapp, R (1, 1)			1-3 K			1-0 G1-3		2-2 K	2 0 0 0 0 1 0 1 0 0 0 0 1 0		
Quilvio Veras, S (8, PH) OBP: 0.351, SLG: 0.323											
Terry Mathews, L (8, 1)											
Yorkis Perez, L (8, 1)											
Kurt Abbott, R (9, 6) OBP: 0.323, SLG: 0.424											
<b>Inning Stats</b>	R: 0 H: 0 E: 0 LOB: 1 K: 1 BB: 1 S: 11 P: 18	R: 0 H: 0 E: 0 LOB: 0 K: 0 BB: 1 S: 8 P: 15	R: 0 H: 1 E: 0 LOB: 0 K: 1 BB: 0 S: 6 P: 9	R: 1 H: 2 E: 0 LOB: 0 K: 0 BB: 0 S: 16 P: 22	R: 0 H: 0 E: 0 LOB: 0 K: 1 BB: 0 S: 5 P: 9	R: 0 H: 0 E: 0 LOB: 0 K: 1 BB: 0 S: 7 P: 8	R: 1 H: 2 E: 0 LOB: 1 K: 0 BB: 1 S: 8 P: 15	R: 0 H: 0 E: 0 LOB: 0 K: 1 BB: 0 S: 9 P: 11	R: 2 H: 2 E: 0 LOB: 0 K: 0 BB: 0 S: 10 P: 17	1B: 5 SF: 0 2B: 1 SAC: 0 3B: 0 DP: 3 HR: 1 HBP: 0	WP: 0 PA: 34 PB: 1 SB: 0 CS: 1
<b>PITCHER</b> Kevin Ritz, R (1, 1) ERA: 6.81	IP WLS BF H R ER SO BB IBB HBP BLK WP HR S P ERA WHIP	9.0 W 33 7 4 3 5 2 1 0 0 0 0 1 80 124 3.00 1.000									

livebaseballscorecards.com

AB	30
R	4
H	7
RBI	3
BB	3
SO	5
LOB	5




**BOTTOM**

**Florida Marlins @ Colorado Rockies**  
**Coors Field, Denver, CO**  
 Sun May 05 1996, 3:33 AM MDT  
 Att. 48,134 - Sunny - 59 F

livebaseballscorecards.com

<b>AB</b>	<b>32</b>
<b>R</b>	<b>5</b>
<b>H</b>	<b>11</b>
<b>RBI</b>	<b>4</b>
<b>BB</b>	<b>6</b>
<b>SO</b>	<b>4</b>
<b>LOB</b>	<b>15</b>



WP: 0	PA: 40
PB: 0	
SB: 3	
CS: 1	

AB R H RBI BB SO LOB

5	1	2	0	0	0	3
4	2	2	2	1	0	2
5	0	2	2	0	0	1
4	0	0	0	0	1	0
2	0	1	0	2	0	0
3	0	2	0	1	0	1
3	0	0	0	1	2	4
4	1	2	0	0	0	2
2	0	0	0	0	1	2
0	1	0	0	1	0	0

1B: 9	SF: 0
2B: 1	SAC: 1
3B: 0	DP: 1
HR: 1	HBP: 0

Batter	1	2	3	4	5	6	7	8	9
<b>Eric Young Sr., R</b> OBP: 0.508, SLG: 0.653 (1, 4)	0-2 G4-3 1B		2-0 F7 1B		0-1 L6 1B		1-1 FC6-4 HR		1-1 1B 1B
<b>Ellis Burks, R</b> OBP: 0.423, SLG: 0.614 (1, 7)	0-0 F8 1B		2-2 1B 1B		1-1 L1 1B		1-1 HR		4-0 1B IBB
<b>Dante Bichette, R</b> OBP: 0.373, SLG: 0.438 (1, 9)	1-1 G4-3 1-2f		1-2 CS 1B			1-0 G5-3	1-0 G5-3		3-2 1B
<b>Larry Walker, L</b> OBP: 0.342, SLG: 0.553 (1, 8)		2-3 K	1-0 CS 1-2	0-2 G3		1-0 G4-3		0-2 G3-1	
<b>Andres Galarraga, R</b> OBP: 0.328, SLG: 0.606 (1, 3)		4-1 BB		0-0 F8		4-0 BB		2-1 2B	
<b>Vinny Castilla, R</b> OBP: 0.370, SLG: 0.473 (1, 5)		4-2 BB		1-2 1B		2-2 1B		1-2 G5-3	
<b>Jeff Reed, L</b> OBP: 0.385, SLG: 0.455 (1, 2)		2-3 K		2-2 G6-3			4-1 BB	2-2 K	
<b>Walt Weiss, S</b> OBP: 0.425, SLG: 0.381 (1, 6)		2-1 FC6		1-2 SH1-4 1B			1-1 FC6-4 FC1-5 1B		1-1 B1-3
<b>Kevin Ritz, R</b> OBP: 0.091, SLG: 0.091 <b>Trenidad Hubbard, R</b> OBP: 0.300, SLG: 0.389 (9, PH)			2-3 K		0-0 SH1-4 1-2		0-0 FC1-5		4-1 1B BB

Inning Stats	R: 0	H: 1	E: 0	K: 0	S: 6	LOB: 0	BB: 7	P: 7	R: 0	H: 0	E: 0	K: 2	S: 14	LOB: 2	BB: 2	P: 28	R: 1	H: 2	E: 0	K: 1	S: 11	LOB: 0	BB: 0	P: 19	R: 0	H: 1	E: 0	K: 0	S: 11	LOB: 1	BB: 0	P: 14	R: 0	H: 1	E: 0	K: 0	S: 8	LOB: 1	BB: 0	P: 10	R: 0	H: 1	E: 0	K: 0	S: 5	LOB: 2	BB: 1	P: 13	R: 3	H: 2	E: 0	K: 0	S: 9	LOB: 0	BB: 1	P: 17	R: 0	H: 1	E: 0	K: 1	S: 13	LOB: 1	BB: 0	P: 18	R: 1	H: 2	E: 0	K: 0	S: 9	LOB: 3	BB: 2	P: 22	1B: 9	SF: 0	2B: 1	SAC: 1	3B: 0	DP: 1	HR: 1	HBP: 0	WP: 0	PA: 40
--------------	------	------	------	------	------	--------	-------	------	------	------	------	------	-------	--------	-------	-------	------	------	------	------	-------	--------	-------	-------	------	------	------	------	-------	--------	-------	-------	------	------	------	------	------	--------	-------	-------	------	------	------	------	------	--------	-------	-------	------	------	------	------	------	--------	-------	-------	------	------	------	------	-------	--------	-------	-------	------	------	------	------	------	--------	-------	-------	-------	-------	-------	--------	-------	-------	-------	--------	-------	--------

PITCHER	IP	WLS	BF	H	R	ER	SO	BB	IBB	HBP	BLK	WP	HR	S	P	ERA	WHIP
<b>Pat Rapp, R</b> ERA: 3.73 (1, 1)	7.0		30	8	4	4	3	4	0	0	0	0	1	64	108	5.14	1.714
<b>Terry Mathews, R</b> ERA: 5.14 (8, 1)	0.2		3	1	0	0	0	0	0	0	0	0	0	9	12	0.00	1.500
<b>Yorkis Perez, L</b> ERA: 5.4 (8, 1)	0.2	L	3	0	1	1	1	1	0	0	0	0	0	7	14	13.50	1.500
<b>Kurt Miller, R</b> ERA: (9, 1)	0.0		3	2	0	0	0	0	1	0	0	0	0	6	14	∞	∞

Batter	1	2	3	4	5	6	7	8	9	AB R H RBI BB SO LOB	TOP									
Eric Young Sr., R (1, 4) OBP: 0.492, SLG: 0.623	0-0 P3		0-0 F9			0-0 L4		0-0 S 1B		4 0 1 0 0 0 1	<b>Colorado Rockies @ Atlanta Braves</b> Atlanta-Fulton County Stadium, Atlanta, GA Mon May 06 1996, 7:05 PM EDT Att. 28,725 - Unknown - 74 F									
Ellis Burks, R (1, 7) OBP: 0.410, SLG: 0.593	0-0 F8		0-3 K			0-0 G5-3		0-0 L4		4 0 0 0 0 1 2										
Dante Bichette, R (1, 9) OBP: 0.370, SLG: 0.440	0-3 K				0-0 F7		0-0 1B 2B	0-0 G5-3 1-2		4 1 1 0 0 1 1										
Larry Walker, L (1, 8) OBP: 0.339, SLG: 0.542		0-3 K			0-3 K		0-0 2-H 1B		0-0 F7	4 0 1 1 0 2 0										
Andres Galarraga, R (1, 3) OBP: 0.318, SLG: 0.584		0-0 F9			0-0 F8		0-0 F9		0-3 K	4 0 0 0 0 1 1										
Vinny Castilla, R (1, 5) OBP: 0.366, SLG: 0.466		0-0 1B			0-0 F9		0-0 G6-3		0-0 G4-3	4 0 1 0 0 0 0										
Jayhawk Owens, R (1, 2) OBP: 0.304, SLG: 0.409		0-0 F9			0-0 E1 WP 1B		0-0 F9			3 0 1 0 0 0 1										
Walt Weiss, S (1, 6) OBP: 0.423, SLG: 0.379					0-0 K 1B 2-3		0-0 G4-3			3 0 1 0 0 1 1										
Mark Thompson, R (1, 1) Mike Munoz, L (7, 1) Trenidad Hubbard, R (8, PH) Darren Holmes, R (8, 1)			0-3 K		0-3 K			0-3 K		2 0 0 0 0 2 2 0 0 0 0 0 0 0 1 0 0 0 0 1 0 0 0 0 0 0 0 0										
<b>Inning Stats</b>	R: 0 E: 0 K: 1 S: 5	H: 0 LOB: 0 BB: 0 P: 5	R: 0 E: 0 K: 1 S: 6	H: 1 LOB: 1 BB: 0 P: 6	R: 0 E: 0 K: 2 S: 8	H: 1 LOB: 1 BB: 0 P: 8	R: 0 E: 1 K: 2 S: 8	H: 1 LOB: 1 BB: 0 P: 8	R: 1 E: 0 K: 0 S: 5	H: 2 LOB: 1 BB: 0 P: 5		R: 0 E: 0 K: 0 S: 3	H: 0 LOB: 0 BB: 0 P: 3	R: 0 E: 0 K: 1 S: 6	H: 1 LOB: 1 BB: 0 P: 6	R: 0 E: 0 K: 1 S: 5	H: 0 LOB: 0 BB: 0 P: 5	1B: 5 2B: 1 3B: 0 HR: 0	SF: 0 SAC: 0 DP: 0 HBP: 0	WP: 1 PB: 0 SB: 1 CS: 0
<b>PITCHER</b> Steve Avery, L (1, 1) ERA: 2.02	IP 9.0 WLS W BF 33 H 6 R 1 ER 1 SO 9 BB 0 IBB 0 HBP 0 BLK 0 WP 1 HR 0 S 51 P 51 ERA 1.00 WHIP 0.667											<b>PITCHER</b> IP WLS BF H R ER SO BB IBB HBP BLK WP HR S P ERA WHIP								

AB	33
R	1
H	6
RBI	1
BB	0
SO	9
LOB	9



Batter	1	2	3	4	5	6	7	8	9
<b>Marquis Grissom, R</b> (1, 8) <small>OBP: 0.291, SLG: 0.388</small>	0-0 		0-0 		0-0 	0-0 			
<b>Mark Lemke, S</b> (1, 4) <small>OBP: 0.357, SLG: 0.386</small>	0-0 		0-0 		0-0 	0-3 			
<b>10 Chipper Jones, S</b> (1, 5) <small>OBP: 0.355, SLG: 0.445</small>	0-3 		0-0 		0-0 		0-0 		
<b>Fred McGriff, L</b> (1, 3) <small>OBP: 0.417, SLG: 0.610</small>	0-0 		0-0 		0-3 		0-0 		
<b>David Justice, L</b> (1, 9) <small>OBP: 0.376, SLG: 0.483</small>		4-0 	0-0 		0-0 		0-0 		
<b>Ryan Klesko, L</b> (1, 7) <b>Jerome Walton, R</b> (9, 7) <small>OBP: 0.388, SLG: 0.699</small> <small>OBP: 0.387, SLG: 0.621</small>		0-0 		0-0 	0-0 			0-0 	
<b>Jeff Blauser, R</b> (1, 6) <small>OBP: 0.343, SLG: 0.278</small>		0-0 		0-3 		0-0 		0-0 	
<b>Eddie Pérez, R</b> (1, 2) <small>OBP: 0.391, SLG: 0.682</small>		0-0 		0-0 		0-0 		0-0 	
<b>Steve Avery, L</b> (1, 1) <small>OBP: 0.176, SLG: 0.176</small>			0-0 	0-0 		0-0 			

Inning Stats	R: 0	H: 1	E: 0	K: 1	S: 6	LOB: 1	BB: 0	P: 6
	R: 0	H: 1	E: 0	K: 0	S: 3	LOB: 1	BB: 1	P: 7
	R: 2	H: 3	E: 0	K: 0	S: 6	LOB: 1	BB: 0	P: 6
	R: 0	H: 1	E: 0	K: 1	S: 6	LOB: 1	BB: 0	P: 6
	R: 1	H: 3	E: 0	K: 1	S: 8	LOB: 2	BB: 0	P: 8
	R: 1	H: 2	E: 1	K: 1	S: 7	LOB: 1	BB: 0	P: 7
	R: 0	H: 1	E: 0	K: 0	S: 3	LOB: 0	BB: 0	P: 3
	R: 0	H: 0	E: 0	K: 0	S: 3	LOB: 0	BB: 0	P: 3

PITCHER										PITCHER																									
IP	WLS	BF	H	R	ER	SO	BB	IBB	HBP	BLK	WP	HR	S	P	ERA	WHIP	IP	WLS	BF	H	R	ER	SO	BB	IBB	HBP	BLK	WP	HR	S	P	ERA	WHIP		
6.0	L	29	11	4	3	4	1	0	0	0	1	1	36	40	4.50	2.000																			
1.0		3	1	0	0	0	0	0	0	0	0	0	3	3	0.00	1.000																			
1.0		3	0	0	0	0	0	0	0	0	0	0	3	3	0.00	0.000																			

**BOTTOM**

**Colorado Rockies @ Atlanta Braves**  
 Atlanta-Fulton County Stadium, Atlanta, GA


Mon May 06 1996, 7:05 PM EDT  
 Att: 28,725 - Unknown - 74 F

AB	33
R	4
H	12
RBI	3
BB	1
SO	4
LOB	15

livebaseballscorecards.com

**Braves**

1B:	9	SF:	0	WP:	1	PA:	35
2B:	2	SAC:	1	PB:	0		
3B:	0	DP:	2	SB:	0		
HR:	1	HBP:	0	CS:	0		

Batter	1	2	3	4	5	6	7	8	9	10	AB R H RBI BB SO LOB	TOP												
Eric Young Sr., R OBP: 0.456, SLG: 0.579 (1, 4)	0-1 L6		0-1 L4			0-2 G1-3	0-0 SF8		0-3 K		4 0 0 1 0 1 0	<b>Colorado Rockies @ Atlanta Braves</b> Atlanta-Fulton County Stadium, Atlanta, GA Tue May 07 1996, 7:05 PM EDT Att. 29,976 - Unknown - 80 F  <a href="http://livebaseballscorecards.com">livebaseballscorecards.com</a>  <b>AB 38</b> <b>R 5</b> <b>H 8</b> <b>RBI 5</b> <b>BB 0</b> <b>SO 9</b> <b>LOB 7</b>  												
Ellis Burks, R OBP: 0.396, SLG: 0.569 (1, 7)	2-3 K		0-3 K			2-2 P6	0-0 FC6-4		0-0 G5-3	5 0 0 0 0 2 2														
Larry Walker, L OBP: 0.325, SLG: 0.518 (1, 8)	0-0 G1-3			1-1 L9		1-0 G4-3	2-3 K		0-1 F8	5 0 0 0 0 1 2														
Andres Galarraga, R OBP: 0.313, SLG: 0.568 (1, 3)		1-3 K		0-3 K			0-0 HR 1B	3-2 G5-3	0-1 G5-3	5 1 1 0 0 2 0														
Dante Bichette, R OBP: 0.366, SLG: 0.430 (1, 9)		0-3 K		2-2 E5		1 SAFE 2 SAFE 1 SAFE H	3-2 HR HBP	2-2 F8		3 1 0 0 0 1 0														
Vinny Castilla, R OBP: 0.370, SLG: 0.492 (1, 5)		0-2 1B 1B		0-2 L9		F X	0-1 HR	0-0 F9		4 1 2 3 0 0 1														
Jeff Reed, L OBP: 0.402, SLG: 0.514 (1, 2)		0-0 1-2 1B			0-0 G4-3	X	0-0 1B SF8 1B		2-0 HR	4 2 3 1 0 0 0														
Walt Weiss, S OBP: 0.418, SLG: 0.375 (1, 6)		3-1 G3-1			1-2 G6-3	1 SAFE X	0-0 FC6-4 1B 1-2 1B		1-3 K	4 0 1 0 0 1 2														
Mike Farmer, S OBP: 0.333, SLG: 0.333 (1, 1)			X	0-0 G5-3		C X	0-1 FC6-4 1B 1-2 2-3		0-3 K	3 0 1 0 0 0 0														
Bruce Ruffin, S (8, 1)										1 0 0 0 0 1 0														
Curt Leskanic, R (9, 1)										0 0 0 0 0 0 0														
<b>Inning Stats</b>	R: 0 E: 0 K: 1 S: 6	H: 0 LOB: 0 BB: 0 P: 8	R: 0 E: 0 K: 2 S: 13	H: 2 LOB: 2 BB: 0 P: 17	R: 0 E: 0 K: 1 S: 6	H: 0 LOB: 0 BB: 0 P: 6	R: 0 E: 1 K: 1 S: 12	H: 0 LOB: 1 BB: 0 P: 15	R: 0 E: 0 K: 0 S: 7	H: 0 LOB: 0 BB: 0 P: 10	R: 4 E: 0 K: 1 S: 15	H: 5 LOB: 2 BB: 0 P: 20	R: 0 E: 0 K: 0 S: 7	H: 0 LOB: 0 BB: 0 P: 12	R: 1 E: 0 K: 3 S: 11	H: 1 LOB: 0 BB: 0 P: 14	R: 0 E: 0 K: 0 S: 5	H: 0 LOB: 0 BB: 0 P: 5	1B: 6 2B: 0 3B: 0 HR: 2	SF: 1 SAC: 0 DP: 0 HBP: 1	WP: 0 PB: 0 SB: 0 CS: 0	PA: 40		
<b>PITCHER</b>	IP WLS BF H R ER SO BB IBB HBP BLK WP HR S P ERA WHIP																							
Greg Maddux, R ERA: 3.05 (1, 1)	8.0																							
Mark Wohlers, R ERA: 2.35 (9, 1)	1.0	4	1	1	1	3	0	0	0	0	0	1	11	14	9.00	1.000								
Brad Clontz, R ERA: 3.45 (10, 1)	1.0	W 3	0	0	0	0	0	0	0	0	0	0	5	5	0.00	0.000								

Batter	1	2	3	4	5	6	7	8	9	10	AB R H RBI BB SO LOB
Marquis Grissom, R OBP: 0.294, SLG: 0.385 (1, 8)	4-0 HR BB		X 0-0 F8		X 0-0 G5-3			B 3-3 SAFE K	B 1-2 1-3 2-H 1B		4 1 1 1 1 1 1
Mark Lemke, S OBP: 0.351, SLG: 0.373 (1, 4)	3-3 SAFE K		B 4-1 BB			C 1-2 F7		B 1-3 SAFE K	F 2-2 G3-1		4 0 0 0 1 2 4
10 Chipper Jones, S OBP: 0.341, SLG: 0.426 (1, 5)	2-0 F8		F 0-3 SAFE SAFE K			X 0-0 F8		C 1-2 SAFE FC5-4			5 0 0 0 0 2 3
Fred McGriff, L OBP: 0.417, SLG: 0.625 (1, 3)	3-2 2-H HR		X 0-0 L9				B 1-1 L7		B 2-1 G4-3 1B G3 1B	B 2-3 K	5 2 2 2 0 1 1
David Justice, L OBP: 0.384, SLG: 0.487 (1, 9)	4-1 FC5-4 BB			C 0-1 F7			B 1-0 2B		B 1-2 G3	B 4-1 2B BB	3 1 1 0 2 0 1
Javy Lopez, R OBP: 0.325, SLG: 0.430 (1, 2)	1-0 FC5-4		F 2-1 G6-3			X 0-0 G5-3		C 0-1 G4-3	B 0-1 G4-3	B 3-2 1-H 2B	5 0 1 1 0 0 3
Ryan Klesko, L OBP: 0.383, SLG: 0.682 (1, 7)		B 1-3 K		X 0-0 F7			C 1-3 K		S 0-1 BB 1B 1B		4 1 1 1 0 2 1
Jeff Blauser, R OBP: 0.338, SLG: 0.263 (1, 6)		B 3-1 P3			X 0-0 B1-3		F 0-2 K		C 3-H 4-2 1B 1B BB		3 1 0 0 1 1 1
Greg Maddux, R OBP: 0.053, SLG: 0.053 (1, 1)		B 2-2 L8			B 1-0 P3			B 1-0 FC5-4 1B	F 0-2 1B 2-H 1B		2 0 0 0 0 0 0
Jerome Walton, R OBP: 0.406, SLG: 0.633 (8, PH)											1 0 1 0 0 0 0
Mark Wohlers, R (9, 1)											0 0 0 0 0 0 0
Dwight Smith, L OBP: 0.292, SLG: 0.381 (9, PH)											1 0 1 1 0 0 0
Brad Clontz, R (10, 1)											0 0 0 0 0 0 0

Inning Stats	R: 2 E: 0 K: 1 S: 12	H: 1 LOB: 1 BB: 2 P: 29	R: 0 E: 0 K: 1 S: 8	H: 0 LOB: 0 BB: 0 P: 14	R: 0 E: 0 K: 1 S: 7	H: 0 LOB: 1 BB: 1 P: 11	R: 0 E: 0 K: 0 S: 5	H: 0 LOB: 0 BB: 0 P: 7	R: 0 E: 0 K: 0 S: 3	H: 0 LOB: 0 BB: 0 P: 4	R: 0 E: 0 K: 0 S: 7	H: 0 LOB: 0 BB: 0 P: 9	R: 0 E: 0 K: 2 S: 12	H: 1 LOB: 1 BB: 0 P: 14	R: 0 E: 0 K: 2 S: 10	H: 1 LOB: 1 BB: 0 P: 16	R: 3 E: 0 K: 0 S: 23	H: 4 LOB: 2 BB: 1 P: 33	R: 1 E: 0 K: 2 S: 11	H: 1 LOB: 1 BB: 1 P: 21	1B: 5 2B: 2 3B: 0 HR: 1	SF: 0 SAC: 0 DP: 0 HBP: 0	WP: 0 PB: 0 SB: 1 CS: 0	PA: 42
--------------	-------------------------------	----------------------------------	------------------------------	----------------------------------	------------------------------	----------------------------------	------------------------------	---------------------------------	------------------------------	---------------------------------	------------------------------	---------------------------------	-------------------------------	----------------------------------	-------------------------------	----------------------------------	-------------------------------	----------------------------------	-------------------------------	----------------------------------	----------------------------------	------------------------------------	----------------------------------	--------

PITCHER	IP	WLS	BF	H	R	ER	SO	BB	IBB	HBP	BLK	WP	HR	S	P	ERA	WHIP
Mike Farmer, L ERA: 3.38 (1, 1)	7.0		26	2	2	2	5	3	0	0	0	0	1	54	88	2.57	0.714
Bruce Ruffin, L ERA: 5.68 (8, 1)	1.2		8	3	2	2	2	0	0	0	0	0	0	21	30	10.80	1.800
Curt Leskanic, R ERA: 4.67 (9, 1)	1.0	L	8	3	2	2	2	2	0	0	0	0	0	23	40	18.00	5.000


**BOTTOM**

**Colorado Rockies @ Atlanta Braves**  
Atlanta-Fulton County Stadium, Atlanta, GA

Tue May 07 1996, 7:05 PM EDT  
Att. 29,976 - Unknown - 80 F

livebaseballscorecards.com

AB	37
R	6
H	8
RBI	6
BB	5
SO	9
LOB	15




Batter	1	2	3	4	5	6	7	8	9	AB R H RBI BB SO LOB	TOP											
Eric Young Sr. R (1, 4) OBP: 0.431, SLG: 0.541	1-1 F9			1-2 L9		0-0 G1-3		1-1 G5-3		4 0 0 0 0 0 0												
Trenidad Hubbard, R (1, 8) OBP: 0.280, SLG: 0.348	3-3 K			0-0 1B		3-3 K			1-3 K	4 0 1 0 0 3 0												
Dante Bichette, R (1, 9) OBP: 0.370, SLG: 0.432	0-1 G6-3			0-1 F9			2-2 E8		1-1 1B	4 1 2 0 0 0 1												
Andres Galarraga, R (1, 3) OBP: 0.312, SLG: 0.557		2-2 L1		0-1 1B			0-1 E6		1-3 K	4 0 1 0 0 1 2												
Vinny Castilla, R (1, 5) OBP: 0.367, SLG: 0.484		2-2 G1-3		0-1 G3-1			1-2 G4-6-3		0-0 1B	4 0 1 0 0 0 4												
Ellis Burks, R (1, 7) OBP: 0.394, SLG: 0.579		3-1 G5-3			1-1 G1-3		2-1 3B		0-3 K	3 0 1 1 0 0 0												
Bruce Ruffin, S (7, 1)										0 0 0 0 0 0 0												
Darren Holmes, R (8, 1)										0 0 0 0 0 0 0												
John Vander Wal, L (9, PH) OBP: 0.348, SLG: 0.333										1 0 0 0 0 1 2												
Jayhawk Owens, R (1, 2) OBP: 0.269, SLG: 0.360			2-1 F8		1-3 K		1-2 F9			3 0 0 0 0 1 1												
Walt Weiss, S (1, 6) OBP: 0.410, SLG: 0.366			2-1 G5-3		0-1 G5-3			2-3 K		3 0 0 0 0 1 0												
Armando Reynoso, R (1, 1) OBP: 0.250, SLG: 0.200			0-2 G6-3			0-3 K		2-2 G1-3		2 0 0 0 0 1 0												
Quinton McCracken, S (7, 7) OBP: 0.281, SLG: 0.321										1 0 0 0 0 0 0												
<b>Inning Stats</b>	R: 0 E: 0 K: 1 S: 8	H: 0 LOB: 0 BB: 0 P: 12	R: 0 E: 0 K: 0 S: 8	H: 0 LOB: 0 BB: 0 P: 15	R: 0 E: 0 K: 0 S: 7	H: 0 LOB: 0 BB: 0 P: 11	R: 0 E: 0 K: 0 S: 12	H: 2 LOB: 2 BB: 0 P: 13	R: 0 E: 0 K: 1 S: 7	H: 0 LOB: 0 BB: 0 P: 9	R: 0 E: 0 K: 2 S: 8	H: 0 LOB: 0 BB: 0 P: 11	R: 1 E: 2 K: 0 S: 16	H: 2 LOB: 1 BB: 0 P: 22	R: 0 E: 0 K: 1 S: 8	H: 0 LOB: 0 BB: 0 P: 13	R: 0 E: 0 K: 3 S: 13	H: 2 LOB: 2 BB: 0 P: 16	1B: 5 2B: 0 3B: 1 HR: 0	SF: 0 SAC: 0 DP: 1 HBP: 0	WP: 0 PB: 0 SB: 0 CS: 0	PA: 33
<b>PITCHER</b>	IP WLS BF H R ER SO BB IBB HBP BLK WP HR S P ERA WHIP																					
Tom Glavine, L (1, 1) ERA: 2.77	8.0 W 28 4 1 0 5 0 0 0 0 0 0 0 74 106 0.00 0.500																					
Mark Wohlers, R (9, 1) ERA: 2.2	1.0 5 2 0 0 3 0 0 0 0 0 0 0 13 16 0.00 2.000																					

Colorado Rockies @ Atlanta Braves  
Atlanta-Fulton County Stadium, Atlanta, GA

Wed May 08 1996, 7:05 PM EDT  
Att. 29,363 - Unknown - 82 F

AB	33
R	1
H	6
RBI	1
BB	0
SO	8
LOB	10





**BOTTOM**

**Colorado Rockies @ Atlanta Braves**  
Atlanta-Fulton County Stadium, Atlanta, GA

livebaseballscorecards.com

<b>AB</b>	<b>34</b>
<b>R</b>	<b>5</b>
<b>H</b>	<b>9</b>
<b>RBI</b>	<b>5</b>
<b>BB</b>	<b>2</b>
<b>SO</b>	<b>3</b>
<b>LOB</b>	<b>13</b>



<b>WP</b> : 0	<b>PA</b> : 36
<b>PB</b> : 0	
<b>SB</b> : 1	
<b>CS</b> : 0	

Wed May 08 1996, 7:05 PM EDT  
Att. 29,363 - Unknown - 82 F

AB R H RBI BB SO LOB

4 1 2 0 0 1 0

4 0 1 1 0 0 2

3 0 1 0 1 0 3

4 1 1 0 0 0 3

4 0 1 0 0 2 1

3 1 0 0 0 0 1

1 0 0 0 0 0 1

3 1 0 0 1 0 1

4 1 2 4 0 0 0

3 0 1 0 0 0 0

0 0 0 0 0 0 0

1 0 0 0 0 0 1

0 0 0 0 0 0 0

0 0 0 0 0 0 0

1B: 5 SF: 0

2B: 3 SAC: 0

3B: 0 DP: 0

HR: 1 HBP: 0

Batter	1	2	3	4	5	6	7	8	9
<b>Marquis Grissom, R</b> OBP: 0.299, SLG: 0.395 (1, 8)	2-3 <b>K</b>		0-1 <b>1B</b> 2B		1-0 <b>P3</b>		1-1 <b>E</b> 1B		
<b>Mark Lemke, S</b> OBP: 0.348, SLG: 0.369 (1, 4)	0-0 <b>L8</b>		2-1 <b>10</b> 2B <b>1B</b> 2-H			0-0 <b>G3-1</b>	3-2 <b>E6</b> <b>10</b> FC6-4		
<b>10 Chipper Jones, S</b> OBP: 0.346, SLG: 0.432 (1, 5)	4-2 <b>FC4-6</b> <b>BB</b>		1-0 <b>1B</b> 2B			0-0 <b>G4-3</b>	0-1 <b>FC6-4</b> 1-2f		
<b>Fred McGriff, L</b> OBP: 0.412, SLG: 0.614 (1, 3)	1-0 <b>FC4-6</b> 1-2f		2-1 <b>F8</b>		0-0 <b>F7</b>		0-0 <b>G4-3</b> 2B <b>1B</b> S		
<b>David Justice, L</b> OBP: 0.380, SLG: 0.480 (1, 9)		3-3 <b>K</b>		0-3 <b>K</b>			2-2 <b>FC1-6</b> <b>1B</b>	2-2 <b>G4-3</b>	
<b>Ryan Klesko, L</b> OBP: 0.374, SLG: 0.664 <b>Jerome Walton, R</b> OBP: 0.394, SLG: 0.613 (8, 7)		2-1 <b>G4-3</b>		1-2 <b>F8</b>			0-0 <b>FC1-6</b> <b>G6-3</b> <b>HR</b> 1-2f	0-1 <b>L5</b>	
<b>Javy Lopez, R</b> OBP: 0.322, SLG: 0.418 (1, 2)		1-1 <b>G5-3</b>		1-2 <b>G5-3</b>			3-1 <b>G6-3</b> 1-2	4-0 <b>2B</b> <b>IBB</b>	
<b>Jeff Blauser, R</b> OBP: 0.347, SLG: 0.344 (1, 6)			2-1 <b>G6-3</b>		2-2 <b>G6-3</b>		1-0 <b>HR</b> 2-H	2-0 <b>2B</b> 1-H 3-H	
<b>Tom Glavine, L</b> OBP: 0.267, SLG: 0.333 <b>Eddie Pérez, R</b> OBP: 0.391, SLG: 0.682 <b>Dwight Smith, L</b> OBP: 0.280, SLG: 0.364 <b>Mark Wohlers, R</b> (9, 1)			0-1 <b>G4-3</b>		3-1 <b>G1-4-3</b>		2-1 <b>E</b> <b>1B</b> <b>1B</b>	0-1 <b>G3</b>	

Inning Stats	R: 0	H: 0	E: 0	K: 1	S: 8	LOB: 1	BB: 1	P: 15
	R: 0	H: 0	E: 0	K: 1	S: 7 <td>LOB: 0</td> <td>BB: 0</td> <td>P: 13</td>	LOB: 0	BB: 0	P: 13
	R: 1	H: 3	E: 0	K: 0	S: 11 <td>LOB: 2</td> <td>BB: 0</td> <td>P: 18 </td>	LOB: 2	BB: 0	P: 18
	R: 0	H: 0	E: 0	K: 1	S: 9 <td>LOB: 0</td> <td>BB: 0</td> <td>P: 11</td>	LOB: 0	BB: 0	P: 11
	R: 0	H: 0	E: 0	K: 0	S: 6 <td>LOB: 0</td> <td>BB: 0</td> <td>P: 12</td>	LOB: 0	BB: 0	P: 12
	R: 0	H: 0	E: 0	K: 0	S: 3 <td>LOB: 0</td> <td>BB: 0</td> <td>P: 3</td>	LOB: 0	BB: 0	P: 3
	R: 2	H: 4	E: 1	K: 0	S: 16 <td>LOB: 3</td> <td>BB: 0</td> <td>P: 28</td>	LOB: 3	BB: 0	P: 28
	R: 2	H: 2	E: 0	K: 0	S: 10 <td>LOB: 1</td> <td>BB: 1</td> <td>P: 18</td>	LOB: 1	BB: 1	P: 18


PITCHER	IP	WLS	BF	H	R	ER	SO	BB	IBB	HBP	BLK	WP	HR	S	P	ERA	WHIP
<b>Armando Reynoso, R</b> ERA: 5.06 (1, 1)	6.2	L	29	7	3	3	3	1	0	0	0	0	1	58	98	4.05	1.200
<b>Bruce Ruffin, L</b> ERA: 6.59 (7, 1)	1.0		6	2	2	2	0	0	1	0	0	0	0	10	18	18.00	2.000
<b>Darren Holmes, R</b> ERA: 5.65 (8, 1)	0.1		1	0	0	0	0	0	0	0	0	0	0	2	2	0.00	0.000

Batter	1	2	3	4	5	6	7	8	9	AB R H RBI BB SO LOB	TOP		
Eric Young Sr., R (1, 4) OBP: 0.421, SLG: 0.523	0-0 G6-3		0-0 G5-4-3			0-0 G6-3		0-0 1B		4 0 1 0 0 0 1			
John Vander Wal, L (1, 7) OBP: 0.370, SLG: 0.375	0-3 K			0-0 1B 2B		4-0 G4-3 BB		0-0 F7		3 1 1 0 1 1 2			
Dante Bichette, R (1, 9) OBP: 0.367, SLG: 0.422	1-0 CS HBP			0-0 G6-3		0-0 G4-3		0-0 F9		3 0 0 0 0 0 4			
Larry Walker, L (1, 8) OBP: 0.315, SLG: 0.500	0-0 CS	0-0 G1-3		0-3 K			0-0 F9	0-0 G1-3		4 0 0 0 0 1 3			
Andres Galarraga, R (1, 3) OBP: 0.324, SLG: 0.560			0-0 G1-3		0-0 BLK 1B		1-0 F8 1B HBP		0-0 1B SF7 1B	3 1 2 1 0 0 0			
Vinny Castilla, R (1, 5) OBP: 0.378, SLG: 0.488			4-0 BB		0-0 F8		0-0 1B		0-0 1B	3 0 2 0 1 0 1			
Jeff Reed, L (1, 2) OBP: 0.395, SLG: 0.507					0-0 F5		0-0 F8		0-0 SF7	3 0 1 1 0 0 3			
Jason Bates, S (1, 6) OBP: 0.343, SLG: 0.356			4-0 BB		0-0 G1-6-3		0-0 G4-3		0-3 K	2 0 0 0 1 0 3			
Steve Reed, R (7, 1)										0 0 0 0 0 0 0			
Curt Leskanic, R (8, 1)										0 0 0 0 0 0 0			
Ellis Burks, R (9, PH) OBP: 0.392, SLG: 0.575					0-0 G5-4-3 BB					1 0 0 0 0 1 1			
Marvin Freeman, R (1, 1) OBP: 0.133, SLG: 0.133			0-3 K			0-0 P4		4-0 1B BB		2 0 0 0 0 1 1			
Walt Weiss, S (7, 6) OBP: 0.411, SLG: 0.363									0-0 L5	1 0 0 0 1 0 1			
<b>Inning Stats</b>	R: 0 H: 0 E: 0 LOB: 0 K: 1 BB: 0 S: 4 P: 5	R: 0 H: 0 E: 0 LOB: 1 K: 0 BB: 1 S: 3 P: 7	R: 0 H: 0 E: 0 LOB: 0 K: 1 BB: 1 S: 4 P: 8	R: 1 H: 2 E: 0 LOB: 1 K: 1 BB: 0 S: 7 P: 7	R: 0 H: 1 E: 0 LOB: 0 K: 0 BB: 0 S: 3 P: 3	R: 0 H: 0 E: 0 LOB: 0 K: 0 BB: 1 S: 2 P: 6	R: 0 H: 1 E: 0 LOB: 2 K: 0 BB: 0 S: 4 P: 5	R: 0 H: 1 E: 0 LOB: 2 K: 0 BB: 1 S: 4 P: 8	R: 1 H: 2 E: 0 LOB: 1 K: 1 BB: 0 S: 7 P: 7	1B: 6 SF: 1 2B: 1 SAC: 0 3B: 0 DP: 3 HR: 0 HBP: 2	WP: 0 PA: 37 PB: 0 SB: 0 CS: 1		
<b>PITCHER</b>	IP WLS BF H R ER SO BB IBB HBP BLK WP HR S P ERA WHIP											<b>PITCHER</b>	IP WLS BF H R ER SO BB IBB HBP BLK WP HR S P ERA WHIP
Kurt Miller, R (1, 1) ERA: 1.13	8.0 W 31 5 1 1 3 4 0 2 1 0 0 31 49 1.12 1.125												
David Weathers, R (9, 1) ERA: 5.19	1.0 5 2 1 1 1 0 0 0 0 0 0 7 7 9.00 2.000												

Colorado Rockies @ Florida Marlins  
Joe Robbie Stadium, Miami, FL

Thu May 09 1996, 7:05 PM EDT  
Att. 21,008 - Unknown - 82 F

livebaseballscorecards.com



Batter	1	2	3	4	5	6	7	8	9
<b>Quilvio Veras, S</b> (1, 4) <small>OBP: 0.356, SLG: 0.321</small> <b>David Weathers, R</b> (9, 1) <small>OBP: 1.000, SLG: 1.000</small>	0-0 	0-0 <b>G6-3</b> 		0-0 <b>G4-3</b> 		0-0 <b>L8</b> 		4-0 	
<b>Devon White, S</b> (1, 8) <small>OBP: 0.327, SLG: 0.406</small>	0-0 		0-0 	0-0 <b>F8</b> 			0-0 	0-0 	
<b>Greg Colbrunn, R</b> (1, 3) <small>OBP: 0.333, SLG: 0.400</small>	0-0 <b>G6-3</b> 		4-0 	0-0 <b>G6-3</b> 			0-0 <b>G3</b> 	0-0 <b>F8</b> 	
<b>Gary Sheffield, R</b> (1, 9) <small>OBP: 0.430, SLG: 0.658</small>	4-0 		0-0 		4-0 		0-0 <b>SF8</b> 		
<b>Jeff Conine, R</b> (1, 7) <small>OBP: 0.333, SLG: 0.451</small>	4-0 		0-0 <b>SF8</b> 		0-0 <b>G5-4-3</b> 		0-0 		
<b>Terry Pendleton, S</b> (1, 5) <small>OBP: 0.265, SLG: 0.266</small>	0-3 <b>K</b> 		0-3 <b>K</b> 		0-0 <b>G4-3</b> 		0-0 		
<b>Alex Arias, R</b> (1, 6) <small>OBP: 0.400, SLG: 0.525</small>	0-0 <b>FC6-4</b> 		0-0 <b>E6</b> 				0-0 		
<b>Charles Johnson, R</b> (1, 2) <small>OBP: 0.307, SLG: 0.386</small>		0-0 <b>G6-3</b> 	4-0 			0-3 <b>K</b> 		0-3 <b>K</b> 	
<b>Kurt Miller, R</b> (1, 1) <b>Joe Orsulak, L</b> (8, PH) <small>OBP: 0.213, SLG: 0.289</small> <b>Craig Grebeck, R</b> (9, 4) <small>OBP: 0.167, SLG: 0.214</small>		0-0 <b>P4</b> 	0-0 <b>G4-3</b> 			0-0 <b>F3</b> 		0-0 <b>F9</b> 	

AB	R	H	RBI	BB	SO	LOB
4	2	1	0	1	0	1
0	0	0	0	0	0	0
5	2	4	1	0	0	0
4	1	0	1	1	0	3
1	1	1	2	2	0	0
2	0	1	1	1	0	1
4	0	1	0	0	2	4
4	0	2	0	0	0	5
3	0	0	0	1	2	1
3	0	0	0	0	0	3
1	0	0	0	0	0	0
0	0	0	0	0	0	0

WP	PA
0	39

Inning Stats		R	H	E	K	S	R		H	E	K	S	R		H	E	K	S	R		H	E	K	S	R		H	E	K	S	
R: 1 H: 2 E: 0 K: 1 S: 7		1	2	0	1	7	R: 0 H: 0 E: 0 K: 0 S: 3		0	0	0	3	R: 3 H: 3 E: 1 K: 1 S: 8		3	3	1	2	2	R: 0 H: 0 E: 0 K: 0 S: 3		0	0	0	R: 0 H: 0 E: 0 K: 0 S: 2		0	0	0	1	6

Pitcher		IP	WLS	BF	H	R	ER	SO	BB	IBB	HBP	BLK	WP	HR	S	P	ERA	WHIP
<b>Marvin Freeman, R</b> (1, 1) <small>ERA: 4.65</small>		6.0	L	28	6	4	3	3	5	0	0	0	0	0	29	49	4.50	1.833
<b>Steve Reed, R</b> (7, 1) <small>ERA: 4.3</small>		1.0		6	3	1	1	0	0	0	0	0	0	6	6	9.00	3.000	
<b>Curt Leskanic, R</b> (8, 1) <small>ERA: 4.91</small>		1.0		5	1	1	1	1	1	0	0	0	0	6	10	9.00	2.000	

**BOTTOM**

**Colorado Rockies @ Florida Marlins**  
**Joe Robbie Stadium, Miami, FL**  
 Thu May 09 1996, 7:05 PM EDT  
 Att: 21,008 - Unknown - 82 F

**AB 31**  
**R 6**  
**H 10**  
**RBI 5**  
**BB 6**  
**SO 4**  
**LOB 18**



WP	PA
0	39

Batter	1	2	3	4	5	6	7	8	9	AB R H RBI BB SO LOB	TOP											
Eric Young Sr. R (1, 4) OBP: 0.413, SLG: 0.500	3-2 G6-3		0-1 G6-3		4-2 BB			2-1 G1-4-3		3 0 0 0 1 0 0												
Quinton McCracken, S (1, 8) OBP: 0.278, SLG: 0.290	4-0 CS BB		1-1 G4-3		0-0 F7			3-2 G4-3		3 0 0 0 1 0 2												
Dante Bichette, R (1, 9) OBP: 0.370, SLG: 0.424	1 SAFE 3-2 1-2 HR 1B			2-1 1B 1B		0-0 F7		2-2 G6-3		4 1 2 0 0 0 0												
Andres Galarraga, R (1, 3) OBP: 0.322, SLG: 0.574	0-1 1-H HR		1-2 L6		2-3 K			1-3 K		4 1 1 2 0 2 1												
Ellis Burks, R (1, 7) OBP: 0.388, SLG: 0.565	2-3 K		0-0 G4-3 1-2 1B		1-2 F8			2-3 K		4 0 1 0 0 2 0												
Vinny Castilla, R (1, 5) OBP: 0.374, SLG: 0.481		2-1 F9	0-2 G4-3 1-2f		1-0 F8			0-0 1B		4 0 1 0 0 0 2												
Jeff Reed, L (1, 2) OBP: 0.400, SLG: 0.506		3-2 G6-4-3 1B		1-0 SH1-4 1B		1-0 G1-3		0-3 K		4 0 2 0 0 1 1												
Walt Weiss, S (1, 6) OBP: 0.409, SLG: 0.370		2-0 G6-4-3 1-2f		1-1 L4		1-1 2B				3 0 1 0 0 0 2												
Kevin Ritz, R (1, 1) OBP: 0.083, SLG: 0.083			2-3 K		0-1 SH1-4		2-3 K			1 0 0 0 0 1 0												
John Vander Wal, L (7, PH) OBP: 0.370, SLG: 0.375										0 0 0 0 0 0 0												
Trenidad Hubbard, R (7, PH) OBP: 0.269, SLG: 0.333										1 0 0 0 0 1 1												
Darren Holmes, R (7, 1)										0 0 0 0 0 0 0												
<b>Inning Stats</b>	R: 2 E: 0 K: 1 S: 13	H: 2 LOB: 0 BB: 1 P: 25	R: 0 E: 0 K: 0 S: 6	H: 1 LOB: 0 BB: 0 P: 13	R: 0 E: 0 K: 1 S: 8	H: 0 LOB: 0 BB: 0 P: 11	R: 0 E: 0 K: 0 S: 9	H: 2 LOB: 1 BB: 0 P: 12	R: 0 E: 0 K: 0 S: 9	H: 1 LOB: 2 BB: 1 P: 15	R: 0 E: 0 K: 1 S: 11	H: 0 LOB: 0 BB: 0 P: 14	R: 0 E: 0 K: 1 S: 7	H: 1 LOB: 1 BB: 0 P: 12	R: 0 E: 0 K: 0 S: 10	H: 0 LOB: 0 BB: 0 P: 17	R: 0 E: 0 K: 3 S: 10	H: 1 LOB: 1 BB: 0 P: 13	1B: 6 2B: 1 3B: 0 HR: 1	SF: 0 SAC: 1 DP: 2 HBP: 0	WP: 0 PB: 0 SB: 0 CS: 1	PA: 34
<b>PITCHER</b>	IP WLS BF H R ER SO BB IBB HBP BLK WP HR S P ERA WHIP																				<b>PITCHER</b>	IP WLS BF H R ER SO BB IBB HBP BLK WP HR S P ERA WHIP
Pat Rapp, R (1, 1) ERA: 3.59	6.2 W 26 7 2 2 3 2 0 0 0 0 1 60 97 2.70 1.350																					
Yorkis Perez, L (7, 1) ERA: 5.4	0.1 1 0 0 0 1 0 0 0 0 0 0 0 3 5 0.00 0.000																					
Jay Powell, R (8, 1) ERA:	1.0 3 0 0 0 0 0 0 0 0 0 0 0 10 17 0.00 0.000																					
Robb Nen, R (9, 1) ERA: 2.04	1.0 S 4 1 0 0 3 0 0 0 0 0 0 10 13 0.00 1.000																					

Colorado Rockies @ Florida Marlins  
Joe Robbie Stadium, Miami, FL

Fri May 10 1996, 7:05 PM EDT  
Att. 27,309 - Unknown - 83 F

livebaseballscorecards.com

AB 31  
R 2  
H 8  
RBI 2  
BB 2  
SO 7  
LOB 9



Batter	1	2	3	4	5	6	7	8	9
Devon White, S OBP: 0.315, SLG: 0.390 (1, 8)	2-3 K	2-0 G3			0-0 P6		3-3 K		
Alex Arias, R OBP: 0.408, SLG: 0.558 (1, 6) (9, 5)	1-1 3B		1-0 L7		1-2 BB 1B HBP		0-0 G3		
Greg Colbrunn, R OBP: 0.331, SLG: 0.390 (1, 3)	1-2 L4		0-1 F9		4-1 1B BB		2-1 F9		
Gary Sheffield, R OBP: 0.425, SLG: 0.642 (1, 9)	2-1 P5		4-1 BB		2-2 L7			1-3 K	
Jeff Conine, R OBP: 0.331, SLG: 0.444 (1, 7)		3-2 G5-3	1 SAFE 2-2 P4		0-0 1B		3-3 K		
Terry Pendleton, S OBP: 0.264, SLG: 0.266 (1, 5) Robb Nen, R (9, 1)		1-1 HR 1B		1-1 G3	3-2 F7		3-2 L3		
Charles Johnson, R OBP: 0.315, SLG: 0.419 (1, 2)		1-0 HR 1B		2-2 G1-6-3 1B		3-2 G1-3			
Craig Grebeck, R OBP: 0.152, SLG: 0.194 (1, 4)		1-1 F9		1-2 G1-6-3 1-2f		3-2 G1-3			
Pat Rapp, R OBP: 0.118, SLG: 0.118 (1, 1) Yorkis Perez, L (7, 1) Jay Powell, R (8, 1) Edgar Renteria, R (9, 6)		2-2 1B			0-0 BB 1B HBP		0-1 G5-3		

Inning Stats	R: 0	H: 1	E: 0	K: 1	S: 11	H: 1	LOB: 1	BB: 0	P: 17	R: 2	H: 3	E: 0	K: 0	S: 13	H: 0	LOB: 1	BB: 0	P: 23	R: 0	H: 1	E: 0	K: 0	S: 8	H: 1	LOB: 0	BB: 0	P: 14	R: 2	H: 2	E: 0	K: 0	S: 12	H: 0	LOB: 0	BB: 0	P: 18	R: 0	H: 0	E: 0	K: 1	S: 6	H: 0	LOB: 0	BB: 0	P: 11	R: 0	H: 0	E: 0	K: 2	S: 10	H: 0	LOB: 0	BB: 0	P: 17
1B: 5	SF: 0	2B: 0	SAC: 0	3B: 1	DP: 1	HR: 1	HBP: 1																																															


PITCHER	IP	WLS	BF	H	R	ER	SO	BB	IBB	HBP	BLK	WP	HR	S	P	ERA	WHIP
Kevin Ritz, R ERA: 6.7 (1, 1)	6.0	L	27	7	4	4	1	2	0	1	0	0	1	66	109	6.00	1.500
Darren Holmes, R ERA: 4.96 (7, 1)	2.0		6	0	0	0	3	0	0	0	0	0	0	16	28	0.00	0.000

**BOTTOM**

**Colorado Rockies @ Florida Marlins**  
**Joe Robbie Stadium, Miami, FL**  
 Fri May 10 1996, 7:05 PM EDT  
 Att: 27,309 - Unknown - 83 F

AB	30
R	4
H	7
RBI	4
BB	2
SO	4
LOB	11

WP: 0 PA: 33  
 PB: 0  
 SB: 0  
 CS: 0



Batter	1	2	3	4	5	6	7	8	9	AB R H RBI BB SO LOB	TOP
Eric Young Sr., R OBP: 0.393, SLG: 0.472 (1, 4) C B B X	2-1 P6 ①		1-3 K ③			3-2 P6 ③			3-3 K ③	4 0 0 0 0 2 0	
Walt Weiss, S OBP: 0.401, SLG: 0.362 (1, 6) C B X	1-1 P4 ②			2-2 G5-3 ①			1-1 P2 ①			3 0 0 0 0 0 0	
Dante Bichette, R OBP: 0.363, SLG: 0.415 (1, 9) B B X	2-0 F7 ③			2-1 G5-3 ②			3-3 K ②			3 0 0 0 0 1 0	
Andres Galarraga, R OBP: 0.322, SLG: 0.565 (1, 3)				2-1 P3 ③			3-3 K ③			2 0 0 0 1 1 0	
Ellis Burks, R OBP: 0.387, SLG: 0.556 (1, 7)					1-1 G6-3 ①			0-0 G4-3 ①		2 0 0 0 0 0 0	
Vinny Castilla, R OBP: 0.367, SLG: 0.470 (1, 5)						0-0 P5 ②		0-0 F8 ②		3 0 0 0 0 1 2	
Trenidad Hubbard, R OBP: 0.250, SLG: 0.308 Mike Munoz, L (6, 1) Jason Bates, S OBP: 0.338, SLG: 0.350 Lance Painter, L OBP: 0.167, SLG: 0.167 (8, 1)						1-0 L5 ③		0-0 P1 ③		2 0 0 0 0 0 2 0 0 0 0 0 0 0 1 0 0 0 0 0 0 0 0 0 0 0 0 0	
Jayhawk Owens, R OBP: 0.276, SLG: 0.333 (1, 2)						3-2 K ①		0-0 G3 ①		2 0 0 0 1 1 0	
Mark Thompson, R (1, 1) John Habyan, R (2, 1) Quinton McCracken, S OBP: 0.263, SLG: 0.273 (6, 8)						2-2 G4-3 ②		0-0 G4-3 ②		0 0 0 0 0 0 0 1 0 0 0 0 0 1 2 0 0 0 0 0 0	
<b>Inning Stats</b>	R: 0 E: 0 K: 0 S: 5 H: 0 LOB: 0 BB: 0 P: 10	R: 0 E: 0 K: 1 S: 6 H: 0 LOB: 1 BB: 1 P: 15	R: 0 E: 0 K: 1 S: 7 H: 0 LOB: 0 BB: 1 P: 12	R: 0 E: 0 K: 0 S: 7 H: 0 LOB: 0 BB: 0 P: 13	R: 0 E: 0 K: 0 S: 4 H: 0 LOB: 0 BB: 0 P: 6	R: 0 E: 0 K: 1 S: 12 H: 0 LOB: 0 BB: 0 P: 20	R: 0 E: 0 K: 2 S: 8 H: 0 LOB: 0 BB: 0 P: 15	R: 0 E: 0 K: 0 S: 3 H: 0 LOB: 0 BB: 0 P: 3	R: 0 E: 0 K: 1 S: 6 H: 0 LOB: 0 BB: 0 P: 9	1B: 0 2B: 0 3B: 0 HR: 0 SF: 0 SAC: 0 DP: 2 HBP: 1	WP: 0 PB: 0 SB: 0 CS: 0 PA: 28
<b>PITCHER</b> Al Leiter, L ERA: 2.33 (1, 1)	IP 9.0 WLS W BF 28 H 0 R 0 ER 0 SO 6 BB 2 IBB 0 HBP 1 BLK 0 WP 0 HR 0 S 58 P 103 ERA 0.00 WHIP 0.222	<b>PITCHER</b> IP WLS BF H R ER SO BB IBB HBP BLK WP HR S P ERA WHIP									

Colorado Rockies @ Florida Marlins  
Joe Robbie Stadium, Miami, FL  
Sat May 11 1996, 7:05 PM EDT  
Att. 31,549 - Unknown - 83 F

livebaseballscorecards.com

AB	25
R	0
H	0
RBI	0
BB	2
SO	6
LOB	5



Batter	1	2	3	4	5	6	7	8	9
<b>Devon White, S</b> OBP: 0.301, SLG: 0.371 (1, 8)	L8 G4-3		L3		FC3-6 1-2f		G6-3		
<b>Alex Arias, R</b> OBP: 0.389, SLG: 0.521 (1, 6)	BB 1B BB 1B	K		K		G5-3		P6	
<b>Greg Colbrunn, R</b> OBP: 0.340, SLG: 0.398 (1, 3)	BB 1B BB 1B	BB 2B BB 1B		K		BB 1B		G5-3	
<b>Gary Sheffield, R</b> OBP: 0.437, SLG: 0.637 (1, 9)	BB 1B BB 1B	BB 2B BB		WP HBP		BB 1B		F7	
<b>Jeff Conine, R</b> OBP: 0.342, SLG: 0.453 (1, 7)	HR BB	1-H 2-H 2B		F9		BB			
<b>Terry Pendleton, S</b> OBP: 0.278, SLG: 0.303 (1, 5)	HR 1B	K				HR		G6-4-3 1B	
<b>Charles Johnson, R</b> OBP: 0.313, SLG: 0.438 (1, 2)	HR	F8				K		G6-4-3	
<b>Craig Grebeck, R</b> OBP: 0.189, SLG: 0.229 (1, 4)	SH5-4 1B		F8			FC4-6 1B		F8	
<b>Al Leiter, L</b> OBP: 0.059, SLG: 0.059 (1, 1)	SH5-4		K			FC4-6 FC3-6		K	

Inning Stats	R: 6	H: 5	E: 0	LOB: 1	K: 0	P: 24	R: 2	H: 2	E: 0	LOB: 1	K: 2	P: 12	R: 0	H: 0	E: 0	LOB: 0	K: 1	P: 8	R: 0	H: 0	E: 0	LOB: 1	K: 2	P: 17	R: 1	H: 2	E: 0	LOB: 1	K: 1	P: 9	R: 2	H: 2	E: 0	LOB: 1	K: 0	P: 11	R: 0	H: 0	E: 0	LOB: 0	K: 1	P: 16	R: 0	H: 0	E: 0	LOB: 0	K: 0	P: 7		
1B: 8	SF: 0	2B: 1	SAC: 1	3B: 0	DP: 1	HR: 2	HBP: 1	WP: 1	PA: 40	PB: 0	SB: 0	CS: 0																																						


PITCHER	IP	WLS	BF	H	R	ER	SO	BB	IBB	HBP	BLK	WP	HR	S	P	ERA	WHIP
<b>Mark Thompson, R</b> ERA: 4.62 (1, 1)	1.1	L	14	7	8	8	1	3	0	0	0	0	1	31	55	54.00	7.500
<b>John Habyan, R</b> ERA: 4.4 (2, 1)	3.2		14	2	1	1	5	0	0	1	0	1	1	30	44	2.46	0.545
<b>Mike Munoz, L</b> ERA: 7.8 (6, 1)	2.0		9	2	2	2	1	2	0	0	0	0	0	21	40	9.00	2.000
<b>Lance Painter, L</b> ERA: 5.56 (8, 1)	1.0		3	0	0	0	0	0	0	0	0	0	0	4	7	0.00	0.000

**BOTTOM**

**Colorado Rockies @ Florida Marlins**  
**Joe Robbie Stadium, Miami, FL**  
 Sat May 11 1996, 7:05 PM EDT  
 Att: 31,549 - Unknown - 83 F

livebaseballscorecards.com

**AB 33**  
**R 11**  
**H 11**  
**RBI 11**  
**BB 5**  
**SO 7**  
**LOB 8**



Batter	1	2	3	4	5	6	7	8	9	AB R H RBI BB SO LOB	TOP																																										
Walt Weiss, S (1, 6) OBP: 0.404, SLG: 0.356	1-2 G5-3 1B HBP		1-0 G4-3		0-0 SH3-4 1-2 2B		4-0 BB		1-3 K	2 1 0 0 1 1 0																																											
Ellis Burks, R (1, 7) OBP: 0.381, SLG: 0.543	1-2 G5-3		3-2 E6 L4-3		3-2 E7 2B 1B		1-0 F8		3-3 K	5 1 1 0 0 1 2																																											
Dante Bichette, R (1, 9) OBP: 0.377, SLG: 0.438	4-2 FC5-4 1B E BB		2-2 L4-3		0-1 CS 2B		1-0 1B FC5 1B		1-2 2B	4 2 3 1 1 0 1																																											
Larry Walker, L (1, 8) OBP: 0.318, SLG: 0.492	1-1 FC5-4 1B			1-1 G4-3		1-1 P4		2-3 K	4-0 IBB	4 0 1 1 1 1 2																																											
John Vander Wal, L (1, 3) Eric Young Sr., R (8, PR) OBP: 0.387, SLG: 0.393 OBP: 0.388, SLG: 0.466	1-1 FC5-4 S 1-2f 2-3			1-1 G1-3 1B		0-1 G3		0-1 CS FC5 1B	0-1 L8	4 0 2 0 0 0 2 1 0 0 0 0 0 2																																											
Vinny Castilla, R (1, 5) OBP: 0.357, SLG: 0.457	1-3 K			1-0 G1-3		0-3 K		1-0 FC5 HBP BB 1-2		4 0 0 1 0 2 3																																											
Jeff Reed, L (1, 2) OBP: 0.398, SLG: 0.494 Andres Galarraga, R (8, PH) OBP: 0.327, SLG: 0.565		2-2 G6-3		4-2 BB		2-2 F9		4-0 HBP BB 1-2 2-3		2 0 0 0 1 0 0 0 0 0 0 1 0 0																																											
Jason Bates, S (1, 4) Curt Leskanic, R (8, 1) OBP: 0.333, SLG: 0.333		1-0 G3		0-0 G3-1		0-0 F8		2-1 HBP		3 0 0 0 0 0 2 0 0 0 0 0 0 0																																											
Mike Farmer, S (1, 1) OBP: 0.400, SLG: 0.400 Steve Reed, R (6, 1) Quinton McCracken, S (7, PH) OBP: 0.256, SLG: 0.255 Darren Holmes, R (7, 1) Jayhawk Owens, R (8, PH) OBP: 0.267, SLG: 0.321		0-0 G6-3		1-1 SH3-4 E 1B		0-2 G4-3		2-3 K		2 1 1 0 0 0 0 0 0 0 0 0 0 0 1 0 0 0 0 0 0 0 0 0 0 0 0 0 1 0 0 0 0 1 3																																											
Inning Stats	R: 2 E: 0 K: 1 S: 15	H: 1 LOB: 1 BB: 1 P: 24	R: 0 E: 0 K: 0 S: 8	H: 0 LOB: 0 BB: 0 P: 11	R: 0 E: 1 K: 0 S: 8	H: 1 LOB: 2 BB: 1 P: 15	R: 2 E: 1 K: 0 S: 10	H: 3 LOB: 0 BB: 0 P: 15	R: 0 E: 0 K: 1 S: 8	H: 0 LOB: 0 BB: 0 P: 10	R: 0 E: 0 K: 0 S: 5	H: 0 LOB: 1 BB: 1 P: 10	R: 1 E: 0 K: 2 S: 13	H: 2 LOB: 3 BB: 1 P: 25	R: 0 E: 0 K: 2 S: 12	H: 1 LOB: 2 BB: 1 P: 21	1B: 6 2B: 3 3B: 0 HR: 0	SF: 0 SAC: 1 DP: 1 HBP: 2	WP: 0 PB: 0 SB: 1 CS: 2	PA: 41																																	
PITCHER	IP	WLS	BF	H	R	ER	SO	BB	IBB	HBP	BLK	WP	HR	S	P	ERA	WHIP	PITCHER													IP	WLS	BF	H	R	ER	SO	BB	IBB	HBP	BLK	WP	HR	S	P	ERA	WHIP						
Kevin Brown, R (1, 1) ERA: 2.24	5.2		24	5	4	2	2	2	0	1	0	0	0	54	84	3.18	1.235																																				
Terry Mathews, R (6, 1) ERA: 3.38	1.1		5	0	0	0	0	1	0	0	0	0	0	8	15	0.00	0.750																																				
Jay Powell, R (8, 1) ERA: 1.5	0.1		4	2	1	1	1	0	0	0	0	0	0	8	12	27.00	6.000																																				
Yorkis Perez, L (8, 1) ERA: 5.23	0.1		1	0	0	0	0	1	0	0	0	0	0	4	4	0.00	3.000																																				
Robb Nen, R (8, 1) ERA: 1.89	1.1	W	7	1	0	0	3	0	1	1	0	0	0	17	30	0.00	0.750																																				

Colorado Rockies @ Florida Marlins  
Joe Robbie Stadium, Miami, FL  
Sun May 12 1996, 3:33 AM EDT  
Att. 21,058 - Overcast - 87 F

livebaseballscores.com





Batter	1	2	3	4	5	6	7	8	9	AB R H RBI BB SO LOB
Devon White, S OBP: 0.299, SLG: 0.367 (1, 8)	G4-3		K	P3		1B		SH1-4		4 0 1 0 0 1 3
Alex Arias, R OBP: 0.373, SLG: 0.481 (1, 6)	G4-3		F8		BB 2B	L6		G5-3		4 1 0 0 1 0 3
Greg Colbrunn, R OBP: 0.342, SLG: 0.394 (1, 3)	1B		BB 2B		F9	L7		G6-3		4 0 1 0 1 0 3
Gary Sheffield, R OBP: 0.442, SLG: 0.648 (1, 9)	K		2B		BB 1B		FC3-6 2B		K	4 1 2 1 1 2 1
Jeff Conine, R OBP: 0.358, SLG: 0.489 (1, 7)		HR	L9		BB 1B	2B	FC3-6 BB		K	3 3 2 2 2 0 2
Terry Pendleton, S OBP: 0.282, SLG: 0.307 (1, 5)	G5-3			1B	1B	1B	FC3-6 G1-3		F9	5 0 2 2 0 0 3
Craig Grebeck, R OBP: 0.175, SLG: 0.211 (1, 4)				F8	P8		G1-3		HR	3 0 0 0 0 1 2
Joe Orsulak, L OBP: 0.208, SLG: 0.283 (7, PH)										1 0 0 0 0 0 2
Charles Johnson, R OBP: 0.319, SLG: 0.467 (8, 2)										1 1 1 2 0 0 0
Rob Natal, R OBP: 0.273, SLG: 0.200 (1, 2)				1B	F8		K			4 0 1 0 0 1 3
Jay Powell, R (8, 1)										0 0 0 0 0 0 0
Yorkis Perez, L (8, 1)										0 0 0 0 0 0 0
Robb Nen, R (8, 1)										0 0 0 0 0 0 0
Kevin Brown, R (1, 1)										1 1 0 0 1 1 2
Terry Mathews, L (6, 1)										1 0 0 0 0 0 0
Ralph Milliard, R (8, 4)										0 0 0 0 1 0 0

Inning Stats	R: 0 E: 0 K: 1 S: 17	H: 1 LOB: 1 BB: 0 P: 22	R: 1 E: 0 K: 1 S: 7	H: 1 LOB: 0 BB: 0 P: 12	R: 1 E: 0 K: 1 S: 12	H: 1 LOB: 2 BB: 2 P: 22	R: 0 E: 0 K: 1 S: 9	H: 2 LOB: 2 BB: 0 P: 11	R: 3 E: 0 K: 0 S: 11	H: 2 LOB: 1 BB: 2 P: 24	R: 0 E: 0 K: 0 S: 5	H: 1 LOB: 1 BB: 0 P: 6	R: 0 E: 0 K: 1 S: 15	H: 1 LOB: 2 BB: 1 P: 24	R: 0 E: 0 K: 0 S: 7	H: 0 LOB: 1 BB: 1 P: 13	R: 2 E: 0 K: 1 S: 9	H: 1 LOB: 0 BB: 1 P: 18	1B: 5 2B: 3 3B: 0 HR: 2	SF: 0 SAC: 1 DP: 0 HBP: 0
--------------	-------------------------------	----------------------------------	------------------------------	----------------------------------	-------------------------------	----------------------------------	------------------------------	----------------------------------	-------------------------------	----------------------------------	------------------------------	---------------------------------	-------------------------------	----------------------------------	------------------------------	----------------------------------	------------------------------	----------------------------------	----------------------------------	------------------------------------

PITCHER	IP	WLS	BF	H	R	ER	SO	BB	IBB	HBP	BLK	WP	HR	S	P	ERA	WHIP
Mike Farmer, L ERA: 5.54 (1, 1)	5.0		26	7	5	5	4	4	0	0	0	0	1	56	91	9.00	2.200
Steve Reed, R ERA: 4.02 (6, 1)	1.0		4	1	0	0	0	0	0	0	0	0	0	5	6	0.00	1.000
Darren Holmes, R ERA: 4.67 (7, 1)	1.0		5	1	0	0	1	1	0	0	0	0	0	15	24	0.00	2.000
Curt Leskanic, R ERA: 5.4 (8, 1)	1.2	L	8	1	2	2	1	2	0	0	0	0	1	16	31	10.80	1.800


**BOTTOM**

**Colorado Rockies @ Florida Marlins**

Joe Robbie Stadium, Miami, FL

Sun May 12 1996, 3:33 AM EDT  
Att. 21,058 - Overcast - 87 F

AB	35
R	7
H	10
RBI	7
BB	7
SO	6
LOB	24



WP	PA	ERA	WHIP
0	43		

Batter	1	2	3	4	5	6	7	8	9	AB R H RBI BB SO LOB	TOP									
Eric Young Sr. R (1, 4) OBP: 0.404, SLG: 0.500	0-0 G4-3 1B 2B		0-0 SH5-4 SF7 2B		0-0 F8 1-2			4-0 HR BB		3 3 2 0 1 0 1										
Ellis Burks, R (1, 7) OBP: 0.380, SLG: 0.539	0-0 G4-3 2-3		0-0 SH5-4 2-3		0-0 G6-3			0-0 HR 1B		3 1 1 0 0 0 2										
Dante Bichette, R (1, 9) OBP: 0.380, SLG: 0.463	0-0 1B		0-0 SF7 3-H		0-3 K			0-0 HR 1-H 2-H		3 1 2 5 0 1 0										
Andres Galarraga, R (1, 3) OBP: 0.318, SLG: 0.548	0-3 K		0-3 K		0-3 K			0-0 F8		4 0 0 0 0 3 1										
Larry Walker, L (1, 8) OBP: 0.309, SLG: 0.476	0-0 G3			0-0 F2		0-3 K		0-0 G4-3		4 0 0 0 0 1 1										
Vinny Castilla, R (1, 5) OBP: 0.354, SLG: 0.458		0-0 F7		0-0 P4		0-0 G6-3		0-0 SH1-3 L5 2B		4 0 1 0 0 0 0										
Jayhawk Owens, R (1, 2) OBP: 0.242, SLG: 0.290		0-0 F7		0-3 K		0-3 K		0-0 SH1-3 2-3		3 0 0 0 0 2 0										
Steve Reed, R (7, 1)										0 0 0 0 0 0 0										
John Vander Wal, L (9, PH) OBP: 0.387, SLG: 0.393										0 0 0 0 0 0 0										
Quinton McCracken, S (9, PH) OBP: 0.256, SLG: 0.265										0 0 0 0 0 0 0										
Bruce Ruffin, S (9, 1)										0 0 0 0 0 0 0										
Walt Weiss, S (1, 6) OBP: 0.406, SLG: 0.356		4-0 BB			0-0 F8 1B		0-0 G6-3		0-0 L5 3-3	3 0 1 0 1 0 1										
Armando Reynoso, R (1, 1) OBP: 0.222, SLG: 0.176					0-3 K			0-3 K		2 0 0 0 0 2 2										
Jeff Reed, L (7, 2) OBP: 0.394, SLG: 0.488										1 0 0 0 0 1 0										
<b>Inning Stats</b>	R: 1 E: 0 K: 1 S: 7	H: 2 LOB: 1 BB: 0 P: 7	R: 0 E: 0 K: 1 S: 5	H: 0 LOB: 1 BB: 1 P: 9	R: 1 E: 0 K: 1 S: 6	H: 1 LOB: 0 BB: 0 P: 6	R: 0 E: 0 K: 1 S: 5	H: 0 LOB: 0 BB: 0 P: 5	R: 0 E: 0 K: 3 S: 9	H: 0 LOB: 0 BB: 0 P: 9	R: 0 E: 0 K: 1 S: 5	H: 0 LOB: 0 BB: 0 P: 5	R: 3 E: 0 K: 1 S: 7	H: 2 LOB: 0 BB: 1 P: 11	R: 0 E: 0 K: 0 S: 3	H: 1 LOB: 0 BB: 0 P: 3	1B: 3 2B: 4 3B: 0 HR: 1	SF: 1 SAC: 2 DP: 1 HBP: 0	WP: 0 PB: 0 SB: 0 CS: 0	PA: 35
<b>PITCHER</b>	IP WLS BF H R ER SO BB IBB HBP BLK WP HR S P ERA WHIP																			
Pete Schourek, L (1, 1) ERA: 4.53	7.1 L 30 6 5 5 10 2 0 0 0 0 0 1 48 56 6.14 1.091																			
Jeff Shaw, R (8, 1) ERA: 2.66	0.2 2 0 0 0 0 0 0 0 0 0 0 0 2 2 0.00 0.000																			
Johnny Ruffin, R (9, 1) ERA: 4.34	0.0 1 1 0 0 0 0 0 0 0 0 0 0 1 1 ∞ ∞																			
Derek Lilliquist, L (9, 1) ERA: 6.75	1.0 2 0 0 0 0 0 0 0 0 0 0 0 0 2 2 0.00 0.000																			

Colorado Rockies @ Cincinnati Reds  
Riverfront Stadium, Cincinnati, OH

Tue May 14 1996, 7:05 PM EDT  
Att. 20,535 - Unknown - 61 F

livebaseballscorecards.com

AB	30
R	5
H	7
RBI	5
BB	2
SO	10
LOB	8



BOTTOM

Colorado Rockies @ Cincinnati Reds  
Riverfront Stadium, Cincinnati, OH  
Tue May 14 1996, 7:05 PM EDT  
Att. 20,535 - Unknown - 61 F

livebaseballscorecards.com

AB	28
R	3
H	6
RBI	3
BB	4
SO	8
LOB	10



WP:	0	PA:	33
PB:	0	SB:	1
CS:	0		

AB R H RBI BB SO LOB

3	1	1	0	1	0	2
2	1	2	2	1	0	0
4	0	0	0	0	0	4
3	0	1	1	1	1	0
4	0	0	0	0	2	2
3	0	0	0	1	2	0
3	0	0	0	0	3	1
3	0	0	0	0	0	1
2	0	1	0	0	0	0
0	0	0	0	0	0	0
1	1	1	0	0	0	0
0	0	0	0	0	0	0
0	0	0	0	0	0	0

Batter	1	2	3	4	5	6	7	8	9
<b>Eric Owens, R</b> (1, 7) OBP: 0.317, SLG: 0.255	0-0 2B 1B		0-0 G3-1		0-0 FC5-4 1-2f			4-0 BB 1-3	
<b>Hal Morris, L</b> (1, 3) OBP: 0.396, SLG: 0.463	0-0 G4-3 1-H 2B			0-0 F9 BLK 2B 1B		4-0 BB L4-3		0-0 SF7 3-H	
<b>Barry Larkin, R</b> (1, 6) OBP: 0.357, SLG: 0.441	0-0 G4-3 2-3			0-0 F9 1-3		0-0 L4-3 1-2		0-0 G6-4-3 1-2f	
<b>Eric Anthony, L</b> (1, 9) OBP: 0.421, SLG: 0.590	0-0 F8			0-0 2B		4-0 BB			0-3 K
<b>Eric Davis, R</b> (1, 8) OBP: 0.345, SLG: 0.541		0-3 K		0-0 G4-3 2-		0-0 G5-3			0-3 K
<b>Eddie Taubensee, L</b> (1, 2) OBP: 0.377, SLG: 0.451		0-3 K			4-0 BB 1B		0-0 G6-3		0-3 K
<b>Bret Boone, R</b> (1, 4) OBP: 0.268, SLG: 0.369		0-3 K			0-3 K		0-3 K		
<b>Jeff Branson, L</b> (1, 5) OBP: 0.343, SLG: 0.441			0-0 G4-3		0-0 F8		0-0 F2		
<b>Pete Schourek, L</b> (1, 1) OBP: 0.286, SLG: 0.231 <b>Jeff Shaw, R</b> (8, 1)			0-0 L4		0-0 FC5-4 1-3 1B			0-0 SF7 1B	
<b>Vince Coleman, S</b> (8, PH) OBP: 0.253, SLG: 0.244 <b>Johnny Ruffin, R</b> (9, 1) OBP: 1.000, SLG: 1.000 <b>Derek Lilliquist, L</b> (9, 1)									

Inning Stats	R: 1 E: 0 K: 0 S: 4	H: 2 LOB: 0 BB: 0 P: 4	R: 0 E: 0 K: 3 S: 9	H: 0 LOB: 0 BB: 0 P: 9	R: 0 E: 0 K: 0 S: 3	H: 0 LOB: 0 BB: 0 P: 3	R: 1 E: 0 K: 0 S: 4	H: 2 LOB: 0 BB: 0 P: 4	R: 0 E: 0 K: 1 S: 6	H: 1 LOB: 2 BB: 1 P: 10	R: 0 E: 0 K: 0 S: 2	H: 0 LOB: 1 BB: 2 P: 10	R: 0 E: 0 K: 1 S: 5	H: 0 LOB: 0 BB: 0 P: 5	R: 1 E: 0 K: 0 S: 3	H: 1 LOB: 0 BB: 1 P: 7	R: 0 E: 0 K: 3 S: 9	H: 0 LOB: 0 BB: 0 P: 9
--------------	------------------------------	---------------------------------	------------------------------	---------------------------------	------------------------------	---------------------------------	------------------------------	---------------------------------	------------------------------	----------------------------------	------------------------------	----------------------------------	------------------------------	---------------------------------	------------------------------	---------------------------------	------------------------------	---------------------------------

PITCHER	IP	WLS	BF	H	R	ER	SO	BB	IBB	HBP	BLK	WP	HR	S	P	ERA	WHIP
<b>Armando Reynoso, R</b> (1, 1) ERA: 4.81	6.0		23	5	2	2	4	3	0	0	1	0	0	28	40	3.00	1.333
<b>Steve Reed, R</b> (7, 1) ERA: 3.57	2.0	W	7	1	1	0	1	1	0	0	0	0	0	8	12	0.00	1.000
<b>Bruce Ruffin, L</b> (9, 1) ERA: 6.14	1.0	S	3	0	0	0	3	0	0	0	0	0	0	9	9	0.00	0.000

1B:	4	SF:	1
2B:	3	SAC:	0
3B:	0	DP:	2
HR:	0	HBP:	0

WP:	0	PA:	33
PB:	0	SB:	1
CS:	0		

Batter	1	2	3	4	5	6	7	8	9	AB	R	H	RBI	BB	SO	LOB	TOP
<b>Mark Sweeney, L</b> (1, 7) OBP: 0.456, SLG: 0.509 <b>Danny Sheaffer, R</b> (7, PH) OBP: 0.355, SLG: 0.403 <b>Cory Bailey, R</b> (7, 1) <b>Rick Honeycutt, L</b> (8, 1)	2-2 G4-3		4-0 2B HR BB	1-1 G4-3		2-3 K	1-0 SAFE 1-H 3B			3	1	0	0	1	1	0	
<b>Royce Clayton, R</b> (1, 6) OBP: 0.314, SLG: 0.369	0-1 G5-3		3-2 1-3 HR 2B	3-2 G6-3 2B		4-2 E BB	3-3 K			4	2	2	0	1	1	1	
<b>Brian Jordan, R</b> (1, 9) OBP: 0.318, SLG: 0.427	0-0 E6		2-0 2-H 3-H HR	0-1 G6-3		1-0 P6 1-2		2-2 G3		5	1	1	4	0	0	1	
<b>Ray Lankford, L</b> (1, 8) OBP: 0.333, SLG: 0.547	2-1 F8		4-1 S 1B BB	0-3 K		2-3 K		0-1 G4-3		4	1	0	0	1	2	2	
<b>Gary Gaetti, R</b> (1, 5) OBP: 0.293, SLG: 0.405		4-2 G4-3 BB	1 SAFE 4-0 1B 1-2 G5-4-3 BB		0-0 G6-3		0-3 K	0-0 G6-3		3	1	0	0	2	1	0	
<b>John Mabry, L</b> (1, 3) OBP: 0.355, SLG: 0.372		1-1 G4-3	1-0 1-2f 1-3 2-H 1B		4-1 HR BB		0-1 HR 1B	0-0 G4-3		4	2	2	1	1	0	1	
<b>Tom Pagnozzi, R</b> (1, 2) OBP: 0.328, SLG: 0.566		1-2 E3 1B	0-0 1-2f 3-H G5-4-3		2-1 1 SAFE 1 SAFE 1 SAFE 1 SAFE 1 B 1 C 1 B X	1-H HR	0-0 1-H HR	2-1 G6-3		5	2	2	4	0	0	1	
<b>Luis Alicea, S</b> (1, 4) OBP: 0.301, SLG: 0.322 <b>David Bell, R</b> (9, PH) OBP: 0.226, SLG: 0.241		0-0 1-2 1B	0-0 1-2 1B		0-0 F8		4-2 3B BB	3-2 F8		3	1	2	0	1	0	0	
<b>Alan Benes, R</b> (1, 1) OBP: 0.067, SLG: 0.133 <b>Mark Petkovsek, R</b> (2, 1) OBP: 0.125, SLG: 0.125 <b>Tony Fossas, L</b> (6, 1) <b>Willie McGee, S</b> (7, PH) OBP: 0.346, SLG: 0.455 (7, 7)		0-0 G6-3	3-1 1 SAFE G3		0-0 G6-3		0-2 SAFE SAFE L4			1	0	0	0	0	0	2	
<b>Inning Stats</b>	R: 0 E: 1 K: 0 S: 8 H: 0 LOB: 1 BB: 0 P: 12	R: 0 E: 1 K: 0 S: 9 H: 1 LOB: 2 BB: 1 P: 15	R: 5 E: 0 K: 0 S: 11 H: 4 LOB: 1 BB: 3 P: 32	R: 1 E: 0 K: 1 S: 10 H: 1 LOB: 0 BB: 0 P: 14	R: 2 E: 0 K: 0 S: 6 H: 1 LOB: 0 BB: 1 P: 12	R: 0 E: 0 K: 2 S: 13 H: 0 LOB: 1 BB: 1 P: 21	R: 3 E: 0 K: 2 S: 18 H: 3 LOB: 1 BB: 1 P: 26	R: 0 E: 0 K: 0 S: 7 H: 0 LOB: 0 BB: 0 P: 9	R: 0 E: 0 K: 0 S: 9 H: 0 LOB: 0 BB: 0 P: 14	1B: 4 2B: 2 3B: 1 HR: 3 SF: 0 SAC: 0 DP: 2 HBP: 0	WP: 0 PB: 0 SB: 2 CS: 0 PA: 44						
<b>PITCHER</b> <b>Kevin Ritz, R</b> (1, 1) ERA: 7.36 <b>John Habyan, R</b> (3, 1) ERA: 5.19 <b>Steve Reed, R</b> (6, 1) ERA: 4.66 <b>Mike Munoz, L</b> (7, 1) ERA: 7.8 <b>Curt Leskanic, R</b> (7, 1) ERA: 5.06	IP: 2.0 WLS: 0 BF: 14 H: 3 R: 5 ER: 5 SO: 0 BB: 4 IBB: 0 HBP: 0 BLK: 0 WP: 0 HR: 1 S: 23 P: 50 ERA: 22.50 WHIP: 3.500	<b>PITCHER</b> <b>Bruce Ruffin, L</b> (9, 1) ERA: 5.74	IP: 1.0 WLS: 0 BF: 3 H: 0 R: 0 ER: 0 SO: 0 BB: 0 IBB: 0 HBP: 0 BLK: 0 WP: 0 HR: 0 S: 9 P: 14 ERA: 0.00 WHIP: 0.000														

St. Louis Cardinals @ Colorado Rockies  
 Coors Field, Denver, CO  
 Fri May 17 1996, 7:05 PM MDT  
 Att. 48,074 - Unknown - 78 F

livebaseballscorecards.com

AB	37
R	11
H	10
RBI	10
BB	7
SO	5
LOB	10



Batter	1	2	3	4	5	6	7	8	9	AB	R	H	RBI	BB	SO	LOB	BOTTOM			
Eric Young Sr., R OBP: 0.415, SLG: 0.525 (1, 4)	4-1 HR BB	1-0 2B 3B		1-2 FC6-4 1B	1-1 P4		0-1 FC4-6 CS			4	3	2	1	1	0	1				
Ellis Burks, R OBP: 0.399, SLG: 0.576 (1, 7)	1-1 HR	0-0 G4-3 2B		4-2 FC6-4 BB		4-2 1B BB	2-0 CS	2-2 1B 1B		3	3	3	3	2	0	0				
Dante Bichette, R OBP: 0.380, SLG: 0.454 (1, 9)	4-1 1B BB	1-2 G4-3		1-3 K	1-2 K	4-2 1B BB		0-0 F8		3	2	0	0	2	1	4				
Larry Walker, L OBP: 0.319, SLG: 0.477 (1, 8)	0-0 1B FC4-6 1B	2-2 F9		4-0 FC6-4 BB		2-0 F9 1B FC5-2 1B		0-0 P2		4	1	2	1	1	0	2				
Andres Galarraga, R OBP: 0.333, SLG: 0.561 (1, 3)	2-0 FC4-6 1B		0-1 2B 2B	0-0 FC6-4		2-2 FC5-2 1B		4-0 1B IBB		4	1	3	3	1	0	2				
Vinny Castilla, R OBP: 0.346, SLG: 0.445 Bruce Ruffin, S (9, 1)	1-0 FC4-6 G4-6-3		2-1 F9	3-1 G5-3		0-0 F9		1-2 1B		4	0	0	1	0	0	6				
Jeff Reed, L OBP: 0.402, SLG: 0.506 Jayhawk Owens, R OBP: 0.235, SLG: 0.281 (7, 2)	2-1 G4-6-3		3-2 G4-3 2B		2-1 1B G4-6-3 1B		1-2 FC5-2 CS		1-2 1B	3	1	2	1	0	0	1				
Walt Weiss, S OBP: 0.415, SLG: 0.358 (1, 6)		4-1 SH3-4 3B BB		0-0 G4-3		3-2 G4-6-3 1B		2-1 CS	4-0 FC4-6 BB	2	1	1	0	2	0	1				
Kevin Ritz, R OBP: 0.083 John Habyan, R Quinton McCracken, S OBP: 0.250, SLG: 0.257 Steve Reed, R Mike Munoz, L Curt Leskanic, R Jason Bates, S OBP: 0.329, SLG: 0.328 Pedro Castellano, R OBP: 0.385, SLG: 0.200 (8, PH)	1-1 SH3-4	1-1 SH3-4		3-3 K		0-0 G4-6-3		1-3 K		0	0	0	0	0	0	0				
<b>Inning Stats</b>	R: 4 E: 0 K: 0 S: 9	H: 3 LOB: 0 BB: 2 P: 23	R: 2 E: 0 K: 0 S: 11	H: 2 LOB: 1 BB: 1 P: 20	R: 1 E: 0 K: 1 S: 11	H: 2 LOB: 1 BB: 0 P: 19	R: 1 E: 0 K: 1 S: 12	H: 1 LOB: 2 BB: 2 P: 25	R: 1 E: 0 K: 0 S: 8	H: 2 LOB: 0 BB: 0 P: 14	R: 2 E: 0 K: 0 S: 15	H: 2 LOB: 1 BB: 2 P: 30	R: 0 E: 0 K: 1 S: 5	H: 0 LOB: 0 BB: 1 P: 12	R: 1 E: 0 K: 0 S: 8	H: 2 LOB: 2 BB: 1 P: 15	1B: 9 2B: 3 3B: 1 HR: 1	SF: 0 SAC: 1 DP: 2 HBP: 0	WP: 0 PB: 0 SB: 3 CS: 2	PA: 44
<b>PITCHER</b>	IP WLS BF H R ER SO BB IBB HBP BLK WP HR S P ERA WHIP	IP WLS BF H R ER SO BB IBB HBP BLK WP HR S P ERA WHIP	IP WLS BF H R ER SO BB IBB HBP BLK WP HR S P ERA WHIP	IP WLS BF H R ER SO BB IBB HBP BLK WP HR S P ERA WHIP	IP WLS BF H R ER SO BB IBB HBP BLK WP HR S P ERA WHIP	IP WLS BF H R ER SO BB IBB HBP BLK WP HR S P ERA WHIP	IP WLS BF H R ER SO BB IBB HBP BLK WP HR S P ERA WHIP	IP WLS BF H R ER SO BB IBB HBP BLK WP HR S P ERA WHIP	IP WLS BF H R ER SO BB IBB HBP BLK WP HR S P ERA WHIP	IP WLS BF H R ER SO BB IBB HBP BLK WP HR S P ERA WHIP	IP WLS BF H R ER SO BB IBB HBP BLK WP HR S P ERA WHIP	IP WLS BF H R ER SO BB IBB HBP BLK WP HR S P ERA WHIP	IP WLS BF H R ER SO BB IBB HBP BLK WP HR S P ERA WHIP	IP WLS BF H R ER SO BB IBB HBP BLK WP HR S P ERA WHIP	IP WLS BF H R ER SO BB IBB HBP BLK WP HR S P ERA WHIP	IP WLS BF H R ER SO BB IBB HBP BLK WP HR S P ERA WHIP	IP WLS BF H R ER SO BB IBB HBP BLK WP HR S P ERA WHIP	IP WLS BF H R ER SO BB IBB HBP BLK WP HR S P ERA WHIP	IP WLS BF H R ER SO BB IBB HBP BLK WP HR S P ERA WHIP	

St. Louis Cardinals @ Colorado Rockies  
Coors Field, Denver, CO  
Fri May 17 1996, 7:05 PM MDT  
Att: 48,074 - Unknown - 78 F

livebaseballscorecards.com

AB	32
R	12
H	14
RBI	11
BB	9
SO	3
LOB	22



Batter	1	2	3	4	5	6	7	8	9	AB	R	H	RBI	BB	SO	LOB	TOP										
<b>Mark Sweeney, L</b> (1, 7) <small>OBP: 0.437, SLG: 0.483</small> <b>Willie McGee, S</b> (6, PH) <small>OBP: 0.339, SLG: 0.447</small> (6, 7)	1-2 G3-1	1-3 K		1-1 G3-1		0-3 K		0-2 G3		3	0	0	0	0	1	4											
<b>Royce Clayton, R</b> (1, 6) <small>OBP: 0.317, SLG: 0.370</small>	2-2 G6-3 1B		2-0 L5-3 1B		0-1 G3-1	2-2 G6-3		2-0 P6		5	0	2	0	0	0	0											
<b>Brian Jordan, R</b> (1, 9) <small>OBP: 0.313, SLG: 0.411</small>	2-2 G6-3		1 SAFE 2-0 L5-3		4-0 HR BB	1-1 G6-3		0-1 G3-1		4	1	0	0	1	0	2											
<b>Ray Lankford, L</b> (1, 8) <small>OBP: 0.341, SLG: 0.566</small>	4-2 BB		0-1 F7		1 SAFE 0-1 HR		2-2 G3-1		1-0 G4-3 S WP 1B	4	2	2	2	1	0	0											
<b>Gary Gaetti, R</b> (1, 5) <small>OBP: 0.309, SLG: 0.443</small> <b>Dennis Eckersley, R</b> (9, 1)	1-1 P5			1-0 HR	4-2 3B BB		1-1 HR 1B		3-0 G4-3	4	3	2	1	1	0	3											
<b>John Mabry, L</b> (1, 3) <small>OBP: 0.377, SLG: 0.436</small>		1-2 SH1-4 BB 1B		1-2 SH2-4 2B	0-0 1-H 1B 3B		2-0 1-H HR		4-0 G5-3 WP IBB	4	2	4	3	1	0	0											
<b>Tom Pagnozzi, R</b> (1, 2) <small>OBP: 0.317, SLG: 0.534</small>		1-2 P6		1-1 L9	2-2 G5-3 1B		0-1 G4-3		2-2 G5-3	5	0	1	1	0	0	3											
<b>David Bell, R</b> (1, 4) <small>OBP: 0.247, SLG: 0.235</small> (9, 5)		4-0 SH1-4 BB		4-2 SH2-4 BB	1-2 G5-3		4-0 BB		2-1 G6-3	2	0	0	0	3	0	2											
<b>Mike Morgan, R</b> (1, 1) <b>Tony Fossas, L</b> (6, 1) <b>T.J. Mathews, R</b> (6, 1) <b>Rick Honeycutt, L</b> (8, 1) <b>Luis Alicea, S</b> (9, 4) <small>OBP: 0.301, SLG: 0.322</small>		2-1 SH1-4		2-0 SH2-4	0-3 K		3-3 K			1	0	0	0	0	1	1											
<b>Inning Stats</b>	R: 0 E: 0 K: 0 S: 15	H: 1 LOB: 2 BB: 1 P: 25	R: 0 E: 0 K: 1 S: 12	H: 1 LOB: 2 BB: 1 P: 21	R: 0 E: 0 K: 0 S: 4	H: 1 LOB: 0 BB: 0 P: 8	R: 1 E: 0 K: 0 S: 13	H: 2 LOB: 2 BB: 1 P: 23	R: 4 E: 0 K: 1 S: 16	H: 3 LOB: 1 BB: 2 P: 27	R: 0 E: 0 K: 1 S: 8	H: 0 LOB: 0 BB: 0 P: 11	R: 2 E: 0 K: 1 S: 11	H: 2 LOB: 1 BB: 1 P: 23	R: 0 E: 0 K: 0 S: 7	H: 0 LOB: 0 BB: 0 P: 9	R: 1 E: 0 K: 0 S: 8	H: 1 LOB: 1 BB: 1 P: 19	1B: 6 2B: 2 3B: 1 HR: 3	SF: 0 SAC: 2 DP: 1 HBP: 0	WP: 1 PB: 0 SB: 2 CS: 0	PA: 44					
<b>PITCHER</b>	IP	WLS	BF	H	R	ER	SO	BB	IBB	HBP	BLK	WP	HR	S	P	ERA	WHIP										
<b>Marvin Freeman, R</b> (1, 1) <small>ERA: 5.12</small>	5.0		27	8	5	5	2	5	0	0	0	0	2	60	104	9.00	2.600										
<b>Lance Painter, L</b> (6, 1) <small>ERA: 5.32</small>	1.0		3	0	0	0	1	0	0	0	0	0	0	8	11	0.00	0.000										
<b>Mike Munoz, L</b> (7, 1) <small>ERA: 8.44</small>	1.0		6	2	2	2	1	1	0	0	0	0	1	11	23	18.00	3.000										
<b>Darren Holmes, R</b> (8, 1) <small>ERA: 4.42</small>	1.0		3	0	0	0	0	0	0	0	0	0	0	7	9	0.00	0.000										
<b>John Habyan, R</b> (9, 1) <small>ERA: 5.4</small>	1.0	W	5	1	1	1	0	0	1	0	0	1	0	8	19	9.00	1.000										

**St. Louis Cardinals @ Colorado Rockies**  
 Coors Field, Denver, CO  
 Sat May 18 1996, 7:05 PM MDT  
 Att. 48,103 - Unknown - 92 F

<b>AB</b>	<b>35</b>
<b>R</b>	<b>8</b>
<b>H</b>	<b>11</b>
<b>RBI</b>	<b>7</b>
<b>BB</b>	<b>7</b>
<b>SO</b>	<b>4</b>
<b>LOB</b>	<b>16</b>



BOTTOM

St. Louis Cardinals @ Colorado Rockies  
Coors Field, Denver, CO  
Sat May 18 1996, 7:05 PM MDT  
Att: 48,103 - Unknown - 92 F

livebaseballscorecards.com

AB	39
R	9
H	14
RBI	9
BB	3
SO	4
LOB	16



WP:	0	PA:	42
PB:	0		
SB:	1		
CS:	0		

AB R H RBI BB SO LOB

4	1	0	0	1	0	2
4	1	1	2	1	0	0
5	3	3	1	0	0	3
5	1	3	2	0	1	0
5	1	2	0	0	0	4
4	0	0	0	0	0	3
1	1	1	3	0	0	0
4	1	2	1	0	0	1
4	0	2	0	0	1	1
1	0	0	0	0	1	0
0	0	0	0	1	0	0
0	0	0	0	0	0	0
1	0	0	0	0	1	1
0	0	0	0	0	0	0
0	0	0	0	0	0	0
1	0	0	0	0	0	1
0	0	0	0	0	0	0

1B:	7	SF:	0
2B:	2	SAC:	0
3B:	0	DP:	1
HR:	5	HBP:	0

Batter	1	2	3	4	5	6	7	8	9
Eric Young Sr., R OBP: 0.404, SLG: 0.500 (1, 4)	G1-3 3-1		F8 0-0		F8 1-1		P3 2-2		HR 4-1
Ellis Burks, R OBP: 0.399, SLG: 0.588 (1, 7)	G4-3 0-1			F7 1-2			F8 1-0		HR 1-1
Dante Bichette, R OBP: 0.386, SLG: 0.484 (1, 9)	G4-3 1-1			HR 2-0			2B 2-1		HR 0-1
Larry Walker, L OBP: 0.329, SLG: 0.511 (1, 8)		E3 0-0				HR 1-0	2B 1-1		HR 0-0
Andres Galarraga, R OBP: 0.335, SLG: 0.556 (1, 3)		F9 2-1		FC6-4 1-0		1B 1-2	F9 0-1		HR 2-1
Vinny Castilla, R OBP: 0.337, SLG: 0.433 John Vander Wal, L (9, PH) OBP: 0.406, SLG: 0.517 (1, 5)		F7 3-2		FC6-4 1-0		G6-4-3 0-0		G6-3 0-1	HR 1-0
Jeff Reed, L OBP: 0.406, SLG: 0.540 (1, 2)		G4-3 0-1				1B 2-2		P6 3-1	
Walt Weiss, S OBP: 0.417, SLG: 0.362 (1, 6)			G4-3 1-1			1B 0-1		FC6-4 1-1	
Marvin Freeman, R Quinton McCracken, S Lance Painter, L Pedro Castellano, R Mike Munoz, L Darren Holmes, R Jason Bates, S John Habyan, R (1, 1) (5, PH) (6, 1) (6, PH) (7, 1) (8, 1) (8, PH) (9, 1)			K 0-3			BB 4-0		FC6-4 2-0	

Inning Stats	R: 0	H: 0	E: 0	K: 0	S: 6	R: 0	H: 0	E: 1	K: 0	S: 8	R: 0	H: 0	E: 0	K: 1	S: 7	R: 1	H: 2	E: 0	K: 1	S: 10	R: 0	H: 1	E: 0	K: 1	S: 12	R: 2	H: 4	E: 0	K: 1	S: 13	R: 1	H: 2	E: 0	K: 0	S: 10	R: 0	H: 1	E: 0	K: 0	S: 7	R: 5	H: 4	E: 0	K: 0	S: 9										
	LOB: 0	BB: 0				LOB: 1	BB: 0				LOB: 0	BB: 0				LOB: 1	BB: 0				LOB: 3	BB: 2				LOB: 1	BB: 0				LOB: 1	BB: 0				LOB: 0	BB: 1				LOB: 0	BB: 1				LOB: 0	BB: 0				LOB: 0	BB: 1			

PITCHER	IP	WLS	BF	H	R	ER	SO	BB	IBB	HBP	BLK	WP	HR	S	P	ERA	WHIP
Mike Morgan, R ERA: 3.18 (1, 1)	5.2		24	5	2	2	3	2	0	0	0	0	2	48	82	3.18	1.235
Tony Fossas, L ERA: 2.5 (6, 1)	0.0		2	2	1	1	0	0	0	0	0	0	1	5	7	∞	∞
T.J. Mathews, R ERA: 1.8 (6, 1)	1.2		7	2	1	1	1	0	0	0	0	0	0	15	22	5.40	1.200
Rick Honeycutt, L ERA: 4.41 (8, 1)	0.2		3	1	0	0	0	0	0	0	0	0	0	5	11	0.00	1.500
Dennis Eckersley, R ERA: 4.66 (9, 1)	0.1	L	6	4	5	5	0	1	0	0	0	0	2	9	17	135.00	15.000

Batter	1	2	3	4	5	6	7	8	9	AB R H RBI BB SO LOB	TOP		
Willie McGee, S (1, 7) OBP: 0.345, SLG: 0.443	4-0 SH 1B SF8 BB		0-0 1B 1B		1-3 K			0-0 G3-1		3 1 1 0 1 1 0			
Royce Clayton, R (1, 6) OBP: 0.321, SLG: 0.373	2-1 SF8 SH G6-3		2-2 CS 1B		1-2 G3			1-0 F9		4 1 2 0 0 0 0			
David Bell, R (8, 6) OBP: 0.247, SLG: 0.235	1-2 1B		1-3 1B							0 0 0 0 0 0 0			
Brian Jordan, R (1, 9) OBP: 0.305, SLG: 0.400	0-0 SH G6-3 SF8		2-1 G5-3		1-0 P4			2-0 L7		3 0 0 0 0 0 2			
Ray Lankford, L (1, 8) OBP: 0.339, SLG: 0.581	1-1 SF8		1-0 G3-1		3-2 F7			1-0 HR		3 1 1 2 0 0 1			
Gary Gaetti, R (1, 5) OBP: 0.297, SLG: 0.424	1-0 G6-3			0-1 F9		3-2 P3		2-0 L8		4 0 0 1 0 0 1			
John Mabry, L (1, 3) OBP: 0.373, SLG: 0.431	1-0 G4-3			3-2 2B 1B			0-1 G4-3		3-2 G4-3	4 0 1 0 0 0 1			
Tom Pagnozzi, R (1, 2) OBP: 0.333, SLG: 0.557		0-2 G5-3		0-0 2B			0-2 FC6-4 1B		1-1 F9	3 0 2 0 0 0 0			
Danny Sheaffer, R (8, 2) OBP: 0.351, SLG: 0.397				1-H 2B						1 0 0 0 0 0 0			
Luis Alicea, S (1, 4) OBP: 0.296, SLG: 0.316		1-1 G4-3		3-1 P4			1-3 K			3 0 0 0 0 1 2			
Andy Benes, R (1, 1) OBP: 0.111, SLG: 0.167					2-3 K					2 0 0 0 0 1 0			
Mark Sweeney, L (7, PH) OBP: 0.431, SLG: 0.475										1 0 0 0 0 0 1			
Jeff Parrett, R (7, 1) OBP: 0.431, SLG: 0.475										0 0 0 0 0 0 0			
FC6-4													
<b>Inning Stats</b>	R: 2 H: 1 E: 1 LOB: 1 K: 0 BB: 1 S: 7 P: 16	R: 0 H: 0 E: 0 LOB: 0 K: 0 BB: 0 S: 7 P: 11	R: 0 H: 2 E: 0 LOB: 1 K: 0 BB: 0 S: 8 P: 12	R: 0 H: 2 E: 0 LOB: 1 K: 0 BB: 0 S: 8 P: 14	R: 0 H: 0 E: 0 LOB: 0 K: 2 BB: 0 S: 10 P: 14	R: 0 H: 0 E: 0 LOB: 0 K: 0 BB: 0 S: 8 P: 15	R: 0 H: 1 E: 0 LOB: 1 K: 1 BB: 0 S: 10 P: 12	R: 0 H: 0 E: 0 LOB: 0 K: 0 BB: 0 S: 3 P: 6	R: 1 H: 1 E: 0 LOB: 0 K: 0 BB: 0 S: 8 P: 15	1B: 5 SF: 1 2B: 1 SAC: 1 3B: 0 DP: 0 HR: 1 HBP: 0	WP: 0 PA: 34 PB: 0 SB: 0 CS: 1		
<b>PITCHER</b> Mark Thompson, R (1, 1) ERA: 4.11	IP WLS BF H R ER SO BB IBB HBP BLK WP HR S P ERA WHIP	9.0 W 34 7 3 2 3 1 0 0 0 0 0 1 69 115 2.00 0.889											

St. Louis Cardinals @ Colorado Rockies  
 Coors Field, Denver, CO  
 Sun May 19 1996, 3:33 AM MDT  
 Att. 48,075 - Sunny - 68 F

AB	31
R	3
H	7
RBI	3
BB	1
SO	3
LOB	8





Batter	1	2	3	4	5	6	7	8	9
Eric Young Sr., R OBP: 0.413, SLG: 0.517 (1, 4)	1-1 F8 S SF9 1B		2-1 2B		0-1 P9		2-2 E9 HR 1B	3-3 K	
Ellis Burks, R OBP: 0.399, SLG: 0.601 (1, 7)	2-2 F8 1-3		1-0 G4-3			3-2 G5-3	1-2 HR 1B	0-1 1-2 1B	
Dante Bichette, R Quinton McCracken, S OBP: 0.262, SLG: 0.250 (1, 9) (7, PR) (8, 8)	1-2 SF9 3-H			1-3 K		1-1 3B 1B	4-2 WP 2B BB	1-1 G1-3	
Larry Walker, L OBP: 0.333, SLG: 0.522 (1, 8) (8, 9)	1-1 G4-3			2-3 K		1-0 1B 3B	4-1 WP 2B BB		
Andres Galarraga, R OBP: 0.339, SLG: 0.561 (1, 3)		1-0 F9		0-0 G5-3		1-1 2B 1B	2-0 1-H 2-H 2B		
Vinny Castilla, R OBP: 0.335, SLG: 0.435 (1, 5)		1-3 K			0-1 G5-3	2-1 1-H SF8 2B	0-3 K		
Jeff Reed, L OBP: 0.400, SLG: 0.544 (1, 2)		1-3 K			3-2 G4-3 2B 2B	1-1 SF8	2-0 L8		
Walt Weiss, S OBP: 0.407, SLG: 0.352 (1, 6)			0-1 P6		0-0 G4-3	2-2 L7		0-3 K	
Mark Thompson, R OBP: 0.133, SLG: 0.200 (1, 1)			1-3 K		1-0 2B		0-3 K	0-0 1B 1B	

AB	R	H	RBI	BB	SO	LOB
5	2	3	0	0	1	2
5	1	2	2	0	0	2
2	1	1	1	1	1	0
1	1	0	0	0	0	2
3	2	1	1	1	1	0
4	1	2	3	0	0	0
4	1	1	1	0	2	1
3	1	1	1	0	1	1
4	0	0	0	0	1	1
4	0	2	1	0	2	0

AB	R	H	RBI	BB	SO	LOB
35	10	13	10	2	9	9

Inning Stats	R: 1	H: 1	E: 0	K: 0	S: 14	LOB: 0	BB: 0	P: 19
R: 0	H: 0	E: 0	K: 2	S: 7 <td>LOB: 0</td> <td>BB: 0</td> <td>P: 10 <td></td> </td>	LOB: 0	BB: 0	P: 10 <td></td>	
R: 0	H: 1	E: 0	K: 1	S: 8 <td>LOB: 1</td> <td>BB: 0</td> <td>P: 12 <td></td> </td>	LOB: 1	BB: 0	P: 12 <td></td>	
R: 0	H: 0	E: 0	K: 2	S: 8 <td>LOB: 0</td> <td>BB: 0</td> <td>P: 11 <td></td> </td>	LOB: 0	BB: 0	P: 11 <td></td>	
R: 1	H: 2	E: 0	K: 0	S: 10 <td>LOB: 1</td> <td>BB: 0</td> <td>P: 14 <td></td> </td>	LOB: 1	BB: 0	P: 14 <td></td>	
R: 4	H: 4	E: 0	K: 0	S: 17 <td>LOB: 0</td> <td>BB: 0</td> <td>P: 28 <td></td> </td>	LOB: 0	BB: 0	P: 28 <td></td>	
R: 4	H: 3	E: 1	K: 2	S: 18 <td>LOB: 1</td> <td>BB: 2</td> <td>P: 33 <td></td> </td>	LOB: 1	BB: 2	P: 33 <td></td>	
R: 0	H: 2	E: 0	K: 2	S: 12 <td>LOB: 2</td> <td>BB: 0</td> <td>P: 16 <td></td> </td>	LOB: 2	BB: 0	P: 16 <td></td>	

WP	HR	S	P	ERA	WHIP
1	0	0	0	18.00	3.500

**St. Louis Cardinals @ Colorado Rockies**  
**Coors Field, Denver, CO**  
 Sun May 19 1996, 3:33 AM MDT  
 Att: 48,075 - Sunny - 68 F

WP: 1	PA: 39
PB: 0	
SB: 1	
CS: 0	



Batter	1	2	3	4	5	6	7	8	9	AB R H RBI BB SO LOB	TOP									
Carlos Garcia, R (1, 4) OBP: 0.363, SLG: 0.513	0-0 F9		0-0 FC6-5-4		4-1 BB BB		1-1 BB 1B	0-0 1B		4 1 2 1 1 0 1										
Al Martin, L (1, 7) OBP: 0.346, SLG: 0.440 Marc Wilkins, R (8, 1)	1-1 2B		3-2 P4		4-2 BB BB		4-2 FC5-4 1B BB	1-3 3-H 1B		3 1 1 0 2 1 2 0 0 0 0 0 0 0										
Mark Johnson, L (1, 3) OBP: 0.325, SLG: 0.471 Jeff King, R (7, PH) OBP: 0.309, SLG: 0.497	0-2 F7			2-3 K	1-1 G3-1		0-0 FC5-4 1B		0-0 WP FC6-4 2B	3 0 0 0 0 1 4 2 1 2 1 0 0 0										
Orlando Merced, S (1, 9) OBP: 0.331, SLG: 0.423	2-0 F9			3-3 K		0-0 1B 2B	2-1 FC5-4 1B		4-2 FC6-4 BB	4 1 1 0 1 1 3										
Jay Bell, R (1, 6) OBP: 0.322, SLG: 0.372		2-2 F9		3-2 F8		1-3 K	3-2 SF7		2-1 FC6-4 G6-4-3	4 0 0 2 0 1 2										
Charlie Hayes, R (1, 5) OBP: 0.313, SLG: 0.432		0-1 G4-3			0-0 HR	1-2 1B 18 G5-3 1B	2-1 G5-3		0-0 G6-4-3	5 2 2 2 0 0 2										
Midre Cummings, L (1, 8) OBP: 0.211, SLG: 0.446		1-2 G1-3			2-3 K	0-0 1B 18 G5-3 1B		0-0 G6-3 1B 2B		4 1 2 0 0 1 0										
18 Jason Kendall, R (1, 2) OBP: 0.336, SLG: 0.398			0-0 FC6-5 SH1-4 1B		2-2 G1-3	0-1 G5-3		1-0 P4		4 0 1 1 0 0 2										
Denny Neagle, L (1, 1) OBP: 0.208, SLG: 0.167 Mike Kingery, L (5, PH) OBP: 0.227, SLG: 0.207 Jon Lieber, L (5, 1) OBP: 0.650, SLG: 0.333 Nelson Lirio, S (6, PH) OBP: 0.281, SLG: 0.323 Dan Miceli, R (6, 1) Dave Clark, L (8, PH) OBP: 0.407, SLG: 0.435			1-0 SH1-4		0-0 BB BB 1B	0-1 G3-1		0-1 G6-3		0 0 0 0 0 0 0 1 0 1 0 0 0 0 0 0 0 0 0 0 0 1 0 0 0 0 0 1 0 0 0 0 0 0 0 1 0 0 0 0 0 1										
<b>Inning Stats</b>	R: 0 E: 0 K: 0 S: 7	H: 1 LOB: 1 BB: 0 P: 10	R: 0 E: 0 K: 0 S: 11	H: 0 LOB: 0 BB: 0 P: 14	R: 0 E: 0 K: 2 S: 9	H: 0 LOB: 0 BB: 0 P: 17	R: 1 E: 0 K: 1 S: 17	H: 2 LOB: 3 BB: 2 P: 30	R: 2 E: 0 K: 1 S: 12	H: 3 LOB: 1 BB: 0 P: 14	R: 2 E: 0 K: 0 S: 13	H: 2 LOB: 1 BB: 1 P: 25	R: 1 E: 0 K: 1 S: 8	H: 2 LOB: 1 BB: 0 P: 10	R: 1 E: 0 K: 0 S: 6	H: 1 LOB: 0 BB: 1 P: 12	1B: 7 2B: 4 3B: 0 HR: 1	SF: 1 SAC: 1 DP: 1 HBP: 0	WP: 1 PA: 42 PB: 0 SB: 0 CS: 0	
<b>PITCHER</b>	IP WLS BF H R ER SO BB IBB HBP BLK WP HR S P ERA WHIP	IP WLS BF H R ER SO BB IBB HBP BLK WP HR S P ERA WHIP	IP WLS BF H R ER SO BB IBB HBP BLK WP HR S P ERA WHIP	IP WLS BF H R ER SO BB IBB HBP BLK WP HR S P ERA WHIP	IP WLS BF H R ER SO BB IBB HBP BLK WP HR S P ERA WHIP	IP WLS BF H R ER SO BB IBB HBP BLK WP HR S P ERA WHIP	IP WLS BF H R ER SO BB IBB HBP BLK WP HR S P ERA WHIP	IP WLS BF H R ER SO BB IBB HBP BLK WP HR S P ERA WHIP	IP WLS BF H R ER SO BB IBB HBP BLK WP HR S P ERA WHIP	IP WLS BF H R ER SO BB IBB HBP BLK WP HR S P ERA WHIP	IP WLS BF H R ER SO BB IBB HBP BLK WP HR S P ERA WHIP	IP WLS BF H R ER SO BB IBB HBP BLK WP HR S P ERA WHIP	IP WLS BF H R ER SO BB IBB HBP BLK WP HR S P ERA WHIP	IP WLS BF H R ER SO BB IBB HBP BLK WP HR S P ERA WHIP	IP WLS BF H R ER SO BB IBB HBP BLK WP HR S P ERA WHIP	IP WLS BF H R ER SO BB IBB HBP BLK WP HR S P ERA WHIP	IP WLS BF H R ER SO BB IBB HBP BLK WP HR S P ERA WHIP	IP WLS BF H R ER SO BB IBB HBP BLK WP HR S P ERA WHIP	IP WLS BF H R ER SO BB IBB HBP BLK WP HR S P ERA WHIP	
Armando Reynoso, R (1, 1) ERA: 4.77	6.0 W	27 7 3 3 4 2 0 0 0 0 0 0 1 62 95 4.50 1.500	0.1 4 2 2 2 0 1 0 0 0 0 0 0 8 15 54.00 9.000	0.2 2 0 0 0 0 0 0 0 0 0 0 0 5 10 0.00 0.000	1.0 5 2 1 1 1 0 0 0 0 0 0 0 8 10 9.00 2.000	1.0 4 1 1 1 0 1 0 0 0 0 1 0 6 12 9.00 2.000														

Pittsburgh Pirates @ Colorado Rockies  
 Coors Field, Denver, CO  
 Mon May 20 1996, 7:05 PM MDT  
 Att. 48,042 - Overcast - 64 F

livebaseballscorecards.com

AB	36
R	7
H	12
RBI	7
BB	4
SO	5
LOB	18



Batter	1	2	3	4	5	6	7	8	9
<b>Eric Young Sr., R</b> OBP: 0.431, SLG: 0.554 (1, 4)	0-1 G3	3-1 HR		0-1 1B			4-1 2B	4-0 1B	
<b>Ellis Burks, R</b> OBP: 0.404, SLG: 0.614 (1, 7)	0-0 1B	3-3 K		0-2 1B			0-0 1B	0-1 F8	
<b>Dante Bichette, R</b> OBP: 0.395, SLG: 0.488 (1, 9)	3-1 G3		0-2 1B	0-1 G3			1-2 2B	1-0 1B	
<b>Larry Walker, L</b> OBP: 0.329, SLG: 0.514 (1, 8)	0-1 1B		1-0 G6-4-3		1-0 G4-3		1-2 SF8	0-0 FC4-6	
<b>Andres Galarraga, R</b> OBP: 0.343, SLG: 0.566 (1, 3)	2-0 1B		1-3 K		2-3 K		2-1 2B		
<b>Vinny Castilla, R</b> OBP: 0.345, SLG: 0.439 (1, 5)	1-2 1B			0-2 1B	2-1 G5-3		4-0 IBB		
<b>Jayhawk Owens, R</b> OBP: 0.211, SLG: 0.250 (1, 2)	2-3 K			1-3 K		2-1 E1	2-2 K		
<b>Walt Weiss, S</b> OBP: 0.403, SLG: 0.349 (1, 6)		1-2 G6-3		0-1 1B		2-0 L5-3-5	1-0 G3		
<b>Armando Reynoso, R</b> OBP: 0.256, SLG: 0.243 (6, PH) <b>Quinton McCracken, S</b> OBP: 0.256, SLG: 0.243 (7, 1) <b>Mike Munoz, L</b> (7, 1) <b>Steve Reed, R</b> (7, 1) <b>Curt Leskanic, R</b> (8, 1) <b>John Vander Wal, L</b> OBP: 0.394, SLG: 0.500 (8, PH) <b>Bruce Ruffin, S</b> (9, 1)		1-3 K		1-0 FC2-5		0-2 G4-3		0-3 K	

AB	R	H	RBI	BB	SO	LOB
3	3	2	2	2	0	0
5	2	3	2	0	1	1
5	1	3	1	0	0	3
4	1	1	2	0	0	2
4	1	2	2	0	2	0
3	0	2	1	1	0	0
4	0	0	0	0	3	4
4	1	1	0	0	0	3
2	1	0	0	0	1	2
1	0	0	0	0	0	0
0	0	0	0	0	0	0
0	0	0	0	0	0	0
1	0	0	0	1	0	0
0	0	0	0	0	0	0

AB	R	H	RBI	BB	SO	LOB
36	10	14	10	3	8	15


Inning	R	H	E	K	S	P	IP	WLS	BF	H	R	ER	SO	BB	IBB	HBP	BLK	WP	HR	S	P	ERA	WHIP
1	3	4	0	14	22	1	4.0	L	21	10	6	6	5	0	0	0	0	1	1	49	69	13.50	2.500
5	0	1	0	0	0	0	1.0		3	0	0	0	1	0	0	0	0	0	0	6	11	0.00	0.000
6	0	1	0	0	0	0	2.0		11	3	3	3	1	1	1	0	0	0	0	20	39	13.50	2.000
8	0	1	0	0	0	0	1.0		5	1	1	1	1	1	0	0	0	0	8	13	9.00	2.000	

**Pittsburgh Pirates @ Colorado Rockies**  
**Coors Field, Denver, CO**  
 Mon May 20 1996, 7:05 PM MDT  
 Att: 48,042 - Overcast - 64 F

livebaseballscorecards.com

**AB 36**  
**R 10**  
**H 14**  
**RBI 10**  
**BB 3**  
**SO 8**  
**LOB 15**

**WP: 1** **PA: 40**  
**PB: 0**  
**SB: 4**  
**CS: 0**



Batter	1	2	3	4	5	6	7	8	9	AB R H RBI BB SO LOB	TOP																
<b>Carlos Garcia, R</b> (1, 4) OBP: 0.365, SLG: 0.506	0-1 HR 1B	0-1 L4			1-0 F9		0-0 B2-1		2-2 2B 1B	5 2 2 0 0 0 1																	
<b>Al Martin, L</b> (1, 7) OBP: 0.347, SLG: 0.436	1-3 K		4-1 S 1B BB		2-1 G3		3-3 K		2-1 2B 1B	4 2 1 0 1 2 1																	
<b>Jeff King, R</b> (1, 3) OBP: 0.317, SLG: 0.530	1-1 HR		3-3 K		1-1 P3		0-1 2B		0-0 G6-3 2B 2B	5 2 3 4 0 1 1																	
<b>Orlando Merced, S</b> (1, 9) OBP: 0.333, SLG: 0.411	1-0 P3		0-0 F9			4-0 G4-3 1B E BB	4-2 BB		0-0 G6-3	3 1 0 0 2 0 2																	
<b>Jay Bell, R</b> (1, 6) OBP: 0.335, SLG: 0.400	2-1 HR		3-1 1B			2-2 G4-3 E 1B	1-2 F7		4-0 2B BB	4 2 3 2 1 0 2																	
<b>Charlie Hayes, R</b> (1, 5) OBP: 0.316, SLG: 0.438	3-1 P4		1-3 K			0-1 G4-3		1-2 FC3-6 1B	2-1 2B	5 0 2 1 0 1 3																	
<b>Midre Cummings, L</b> (1, 8) OBP: 0.197, SLG: 0.417					2-1 L3		1-2 E1 18 SH5-3		2-3 K	4 1 0 1 0 1 1																	
<b>John Wehner, R</b> (9, PH) OBP: 0.206, SLG: 0.273									0-0 B1-3	1 0 0 0 0 0 2																	
<b>18 Jason Kendall, R</b> (1, 2) OBP: 0.326, SLG: 0.385					1-0 P6		3-1 SH5-3		2-2 G6-3	4 0 0 1 0 1 3																	
<b>Matt Ruebel, L</b> (1, 1) Jason Christiansen, R (5, 1) Dave Clark, L (8, PH) Dan Plesac, L (8, 1)					0-3 K		0-3 K		2-2 FC3-6	1 0 0 0 0 1 0 1 0 0 0 0 1 0 1 0 0 0 0 0 1 0 0 0 0 0 0 0																	
<b>Inning Stats</b>	R: 3 E: 0 K: 1 S: 12	H: 3 LOB: 0 BB: 0 P: 20	R: 0 E: 1 K: 0 S: 7	H: 0 LOB: 1 BB: 0 P: 10	R: 1 E: 0 K: 2 S: 12	H: 1 LOB: 1 BB: 1 P: 23	R: 0 E: 0 K: 1 S: 6	H: 0 LOB: 0 BB: 0 P: 9	R: 0 E: 0 K: 0 S: 5	H: 0 LOB: 0 BB: 0 P: 9	R: 3 E: 1 K: 1 S: 16	H: 1 LOB: 0 BB: 1 P: 26	R: 0 E: 0 K: 1 S: 11	H: 1 LOB: 2 BB: 1 P: 19	R: 0 E: 0 K: 2 S: 12	H: 1 LOB: 1 BB: 0 P: 18	R: 3 E: 0 K: 0 S: 15	H: 4 LOB: 2 BB: 1 P: 27	1B: 6 2B: 3 3B: 0 HR: 2	SF: 0 SAC: 2 DP: 0 HBP: 0	WP: 0 PB: 0 SB: 1 CS: 0	PA: 44					
<b>PITCHER</b>	IP WLS BF H R ER SO BB IBB HBP BLK WP HR S P ERA WHIP																										
<b>Mike Farmer, L</b> (1, 1) ERA: 6.5	5.0		23	5	6	5	4	2	0	0	0	0	2	48	83	9.00	1.400										
<b>Darren Holmes, R</b> (6, 1) ERA: 4.19	1.0	W	4	0	1	0	1	0	0	0	0	0	0	10	14	0.00	0.000										
<b>Lance Painter, L</b> (7, 1) ERA: 5.11	1.0		5	1	0	0	1	1	0	0	0	0	0	11	19	0.00	2.000										
<b>Curt Leskanic, R</b> (8, 1) ERA: 6.08	1.1		10	5	3	3	2	1	0	0	0	0	0	21	37	20.25	4.500										
<b>Bruce Ruffin, L</b> (9, 1) ERA: 5.71	0.2	S	2	0	0	0	0	0	0	0	0	0	0	6	8	0.00	0.000										

Pittsburgh Pirates @ Colorado Rockies  
 Coors Field, Denver, CO  
 Tue May 21 1996, 7:05 PM MDT  
 Att. 48,037 - Unknown - 72 F

AB	38
R	10
H	11
RBI	9
BB	4
SO	8
LOB	17



WP: 0	PA: 44
ERA	WHIP

Batter	1	2	3	4	5	6	7	8	9
Eric Young Sr., R OBP: 0.426, SLG: 0.541 (1, 4)	3-2 F9 1B	0-0 1B 1B		2-2 G5-3 1B	1-1 G3 1B		0-2 F8 WP HR 1B	2-2 G5-3 1B	
Ellis Burks, R OBP: 0.410, SLG: 0.620 (1, 7)	0-1 HR 1B	1-0 FC6-4 1B		3-2 L3 1B		0-0 1B 3B 2B	3-3 K 1-2		
Dante Bichette, R OBP: 0.369, SLG: 0.479 (1, 9)	2-3 K 1B	2-1 FC6-4 1B		1-0 F8 1B		0-1 3B 1B	0-0 F8 2-3		
Larry Walker, L OBP: 0.344, SLG: 0.586 (1, 8)	1-1 HR 1B		0-1 L3 1B		1-0 1B 2B	0-0 SF9 3B	3-2 HR 3-H		
Andres Galarraga, R OBP: 0.350, SLG: 0.587 (1, 3)	0-2 HR 1B		4-1 FC5-4 BB		0-0 L9-6 1B 2-H	1-0 SF9 3-H	3-1 G6-3 3-1		
Vinny Castilla, R OBP: 0.346, SLG: 0.438 (1, 5)	0-0 G5-3 1B		2-2 FC5-4 HBP 1B 1-2f		1-2 1B 1B 1-2	1-0 G6-3 1B		1-1 2B 1B	
Jayhawk Owens, R OBP: 0.238, SLG: 0.256 (1, 2)		0-0 B3 1B	2-0 FC5 HBP 1B		3-1 L9-6 2-3	4-1 2B BB	2-2 F7 1B		
Jeff Reed, L OBP: 0.396, SLG: 0.538 (8, 2)			1-2 HBP 1B						
Walt Weiss, S OBP: 0.414, SLG: 0.362 (1, 6)		4-0 1B 1B BB	1-1 HBP 1B		3-2 1B 1B 1-2	2-1 1B 2B 1-H	0-2 F8 2B		
Mike Farmer, S OBP: 0.050, SLG: 0.000 (1, 1)		0-0 1B 1B	1-0 FC5 1B		2-2 1B 1B	0-0 F8 1B	2-2 2B 1-H		
Darren Holmes, R OBP: 0.333, SLG: 0.167 (6, PH)									
Pedro Castellano, R OBP: 0.167, SLG: 0.167 (7, 1)									
Lance Painter, L OBP: 0.167, SLG: 0.167 (8, 1)									
Curt Leskanic, R OBP: 0.333, SLG: 0.667 (9, 1)									

AB	R	H	RBI	BB	SO	LOB
6	1	2	1	0	0	4
5	2	3	0	0	1	1
5	1	1	0	0	1	4
5	4	4	6	0	0	0
3	1	2	3	1	0	0
5	1	2	0	0	0	1
3	1	1	0	1	0	2
1	0	0	0	0	0	1
3	1	2	1	1	0	1
3	0	2	0	0	0	3
0	0	0	0	0	0	0
1	0	0	0	0	0	1
0	0	0	0	0	0	0
1	0	1	1	0	0	0
0	0	0	0	0	0	0


**BOTTOM**

**Pittsburgh Pirates @ Colorado Rockies**  
Coors Field, Denver, CO

Tue May 21 1996, 7:05 PM MDT  
Att: 48,037 - Unknown - 72 F

livebaseballscorecards.com

AB	41
R	12
H	20
RBI	12
BB	3
SO	2
LOB	18



Inning Stats	R: 3	H: 3	ER: 0	LOB: 0	K: 1	BB: 0	S: 14	R: 1	H: 3	ER: 0	LOB: 2	K: 0	BB: 1	S: 6	R: 0	H: 1	ER: 0	LOB: 3	K: 0	BB: 1	S: 9	R: 0	H: 0	ER: 0	LOB: 0	K: 0	BB: 0	S: 8	R: 1	H: 5	ER: 0	LOB: 3	K: 0	BB: 0	S: 16	R: 4	H: 4	ER: 0	LOB: 1	K: 0	BB: 1	S: 10	R: 2	H: 2	ER: 0	LOB: 0	K: 1	BB: 0	S: 14	R: 1	H: 2	ER: 0	LOB: 1	K: 0	BB: 0	S: 17
<b>PITCHER</b>	IP	WLS	BF	H	R	ER	SO	BB	IBB	HBP	BLK	WP	HR	S	P	ERA	WHIP																																							
Matt Ruebel, L ERA: 9.64 (1, 1)	4.2		27	12	5	5	1	2	0	1	0	0	2	51	90	9.64	3.000																																							
Jason Christiansen, L ERA: 8.77 (5, 1)	2.1	L	14	6	6	6	1	1	0	0	0	1	1	26	44	23.14	3.000																																							
Dan Plesac, L ERA: 4.64 (8, 1)	1.0		5	2	1	1	0	0	0	0	0	0	0	17	24	9.00	2.000																																							

WP	PA	ERA	WHIP
1	46		
0			
0			

Batter	1	2	3	4	5	6	7	8	9	AB R H RBI BB SO LOB	TOP											
Nelson Liriano, S (1, 4) OBP: 0.284, SLG: 0.324	2-1 G3		4-2 BB		4-1 FC4-6 BB		0-1 F9		0-0 1B	3 0 1 0 2 0 1												
Al Martin, L (1, 8) OBP: 0.348, SLG: 0.435	3-2 F9		2-3 K		2-3 K		3-1 E8 1-H 1B		0-0 1B	5 0 2 1 0 2 4												
Jeff King, R (1, 3) OBP: 0.319, SLG: 0.523	0-0 G6-3			1-2 SH1-3 G4-3 1B	1-2 L6		2-2 FC3-6 HBP		1-1 F9	4 1 1 0 0 0 5												
Orlando Merced, S (1, 9) OBP: 0.328, SLG: 0.402		1-0 G4-3 1B		0-0 E3 G4-3 SH1-3 1-2	0-0 FC4-6		2-2 FC3-6		2-2 G4-3	5 0 1 0 0 0 8												
Jay Bell, R (1, 6) OBP: 0.330, SLG: 0.393		2-3 K		1-0 SH1-3		3-2 F9		3-2 G6-3		3 0 0 0 0 1 1												
Dave Clark, L (1, 7) OBP: 0.390, SLG: 0.412		2-0 G4-3		2-0 G4-3		0-0 G6-4-3 1B		1-0 G3-1		4 0 1 1 0 0 2												
Charlie Hayes, R (1, 5) OBP: 0.314, SLG: 0.451		3-3 K		0-0 G3		2-1 G6-4-3		0-0 HR		4 1 1 1 0 1 3												
Keith Osik, R (1, 2) OBP: 0.400, SLG: 0.511			1-3 K		1-1 2B 1B		0-0 WP E 1B		0-3 K	4 1 2 0 0 2 0												
Zane Smith, L (1, 1) OBP: 0.214, SLG: 0.214			1-3 K		1-0 2B		2-1 F7		0-1 G5-3	1 0 0 0 0 1 0												
Mike Kingery, L (5, PH) OBP: 0.229, SLG: 0.227										1 0 1 0 0 0 0												
Jon Lieber, L (5, 1) OBP: 0.650, SLG: 0.333										0 0 0 0 0 0 0												
Midre Cummings, L (7, PH) OBP: 0.194, SLG: 0.410										1 0 0 0 0 0 1												
Marc Wilkins, R (7, 1)										0 0 0 0 0 0 0												
Carlos Garcia, R (9, PH) OBP: 0.360, SLG: 0.500										1 0 0 0 0 0 0												
<b>Inning Stats</b>	R: 0 E: 0 K: 0 S: 10	H: 0 LOB: 0 BB: 0 P: 15	R: 0 E: 0 K: 2 S: 8	H: 1 LOB: 1 BB: 0 P: 16	R: 0 E: 0 K: 3 S: 11	H: 0 LOB: 1 BB: 1 P: 19	R: 1 E: 1 K: 0 S: 7	H: 1 LOB: 1 BB: 0 P: 11	R: 0 E: 0 K: 1 S: 12	H: 2 LOB: 3 BB: 1 P: 21	R: 0 E: 0 K: 0 S: 6	H: 1 LOB: 0 BB: 0 P: 11	R: 1 E: 1 K: 0 S: 12	H: 2 LOB: 2 BB: 0 P: 21	R: 1 E: 0 K: 1 S: 8	H: 1 LOB: 0 BB: 0 P: 12	R: 0 E: 0 K: 0 S: 10	H: 2 LOB: 2 BB: 0 P: 13	1B: 8 2B: 1 3B: 0 HR: 1	SF: 0 SAC: 1 DP: 1 HBP: 1	WP: 1 PB: 0 SB: 0 CS: 0	PA: 40
<b>PITCHER</b>	IP WLS BF H R ER SO BB IBB HBP BLK WP HR S P ERA WHIP																					
Kevin Ritz, R (1, 1) ERA: 6.59	7.0 W 31 7 2 1 6 2 0 1 0 1 0 66 114 1.29 1.286																					
Steve Reed, R (8, 1) ERA: 4.71	1.0 4 1 1 1 1 0 0 0 0 0 1 8 12 9.00 1.000																					
Bruce Ruffin, L (9, 1) ERA: 5.4	1.0 S 5 2 0 0 0 0 0 0 0 0 0 10 13 0.00 2.000																					

Pittsburgh Pirates @ Colorado Rockies  
 Coors Field, Denver, CO  
 Wed May 22 1996, 3:33 AM MDT  
 Att. 48,044 - Cloudy - 74 F

livebaseballscorecards.com

AB	36
R	3
H	10
RBI	3
BB	2
SO	7
LOB	25



Batter	1	2	3	4	5	6	7	8	9
Eric Young Sr., R OBP: 0.429, SLG: 0.535 (1, 4)	1-1 G4-3 S G5-3 HBP		0-1 G3	1-0 G5-3			1-0 CS 1B		
Ellis Burks, R OBP: 0.401, SLG: 0.605 (1, 7)	2-2 G4-3 1-3		3-2 G6-3			3-2 F9	1-1 L7 1-2		
Dante Bichette, R OBP: 0.387, SLG: 0.471 (1, 9)	2-0 G5-3 3-H		2-3 K			1-3 K	4-0 S BB BB		
Larry Walker, L OBP: 0.360, SLG: 0.628 (1, 8)	1-1 S 1B 2B		1-1 2B 3B		0-0 3B		4-1 S 1-2 BB		
Andres Galarraga, R OBP: 0.354, SLG: 0.591 (1, 3)	3-2 2-H 1B		3-0 2B 2B		2-2 G4-3		1-3 K 1-2 2-3		
Vinny Castilla, R OBP: 0.350, SLG: 0.446 (1, 5)	1-0 G4-3		0-1 2-H HR 2B		0-0 P6		1-0 B1-6 1B 1B		
Jeff Reed, L OBP: 0.400, SLG: 0.568 (1, 2)		3-3 K	2-2 2-H HR		2-1 F7		0-1 1-2 1B		
Walt Weiss, S OBP: 0.411, SLG: 0.359 (1, 6)		2-2 G4-3	1-2 G1-3		0-1 1B		0-0 B1-6 2-2f		
Kevin Ritz, R OBP: 0.067, SLG: 0.067 Steve Reed, R Quinton McCracken, S OBP: 0.250, SLG: 0.237 Bruce Ruffin, S		1-1 G1-3	1-3 K		2-3 K		2-3 K		

Inning Stats	R: 2 E: 0 K: 0 S: 11	H: 2 LOB: 1 BB: 0 P: 21	R: 0 E: 0 K: 1 S: 9	H: 0 LOB: 0 BB: 0 P: 15	R: 0 E: 0 K: 1 S: 8	H: 0 LOB: 0 BB: 0 P: 13	R: 4 E: 0 K: 1 S: 15	H: 4 LOB: 0 BB: 0 P: 24	R: 0 E: 0 K: 1 S: 12	H: 1 LOB: 1 BB: 0 P: 18	R: 0 E: 0 K: 1 S: 11	H: 1 LOB: 1 BB: 0 P: 15	R: 0 E: 0 K: 1 S: 8	H: 1 LOB: 2 BB: 2 P: 18	R: 0 E: 0 K: 1 S: 8	H: 2 LOB: 1 BB: 0 P: 11
--------------	-------------------------------	----------------------------------	------------------------------	----------------------------------	------------------------------	----------------------------------	-------------------------------	----------------------------------	-------------------------------	----------------------------------	-------------------------------	----------------------------------	------------------------------	----------------------------------	------------------------------	----------------------------------

PITCHER	IP	WLS	BF	H	R	ER	SO	BB	IBB	HBP	BLK	WP	HR	S	P	ERA	WHIP
Zane Smith, L ERA: 4.39	(1, 1)	4.0	L 19	6	6	6	3	0	0	1	0	0	1	43	73	13.50	1.500
Jon Lieber, R ERA: 3.91	(5, 1)	2.0	8	2	0	0	2	0	0	0	0	0	0	23	33	0.00	1.000
Marc Wilkins, R ERA: 6.23	(7, 1)	2.0	9	3	0	0	2	2	0	0	0	0	0	16	29	0.00	2.500

**BOTTOM**

**Pittsburgh Pirates @ Colorado Rockies**  
Coors Field, Denver, CO

Wed May 22 1996, 3:33 AM MDT  
Att. 48,044 - Cloudy - 74 F

AB	R	H	RBI	BB	SO	LOB
3	1	1	0	0	0	0
4	0	0	0	0	0	2
3	0	0	1	1	2	0
3	2	3	0	1	0	0
4	1	2	2	0	1	3
4	1	2	1	0	0	1
4	1	2	2	0	1	0
4	0	1	0	0	0	2
3	0	0	0	0	2	1
0	0	0	0	0	0	0
1	0	0	0	0	1	1
0	0	0	0	0	0	0

1B: 5	SF: 0	WP: 0	PA: 36
2B: 4	SAC: 0	PB: 0	
3B: 2	DP: 1	SB: 4	
HR: 1	HBP: 1	CS: 1	

livebaseballscores.com



Batter	1	2	3	4	5	6	7	8	9	AB R H RBI BB SO LOB	TOP														
Barry Larkin, R (1, 6) OBP: 0.382, SLG: 0.445	2-1 F9		2-2 F8			0-0 G3-6 1B			K	4 0 1 0 1 1 1															
Hal Morris, L (1, 3) OBP: 0.353, SLG: 0.427	1-2 L8		1-2 F8			1-0 G3-6 1-2f			HR	5 1 1 2 0 0 4															
Eric Davis, R (1, 8) OBP: 0.383, SLG: 0.565	0-1 G6-3								S BB 1B	3 1 1 0 1 1 0															
Eddie Taubensee, L (1, 2) OBP: 0.375, SLG: 0.490		1-0 HR							S BB 1B	3 1 1 1 1 0 1															
Vince Coleman, S (9, PR) OBP: 0.253, SLG: 0.244					3-0 G4-6-3 1-2f				S BB 1B	0 1 0 0 0 0 0															
Jeff Brantley, R (9, 1)									S BB 1B	0 0 0 0 0 0 0															
Reggie Sanders, R (1, 9) OBP: 0.404, SLG: 0.429		0-1 F8 G4-3 1B			2-3 K				K	4 0 1 0 0 2 2															
Eric Anthony, L (1, 7) OBP: 0.385, SLG: 0.506		1-0 G4-3							E BB 1B	0 0 0 0 0 0 0															
Chris Sabo, R (9, PH) OBP: 0.433, SLG: 0.482		1-2 G4-3			2-1 G3				E BB 1B	1 1 1 2 0 0 0															
Bret Boone, R (1, 4) OBP: 0.250, SLG: 0.333		1-0 F8			1-2 G5-3				2-H 3-H BB E 1B	4 1 1 0 0 0 1															
Jeff Branson, L (1, 5) OBP: 0.322, SLG: 0.407		2-2 G4-3			1-1 G4-3				BB E 1B	3 0 0 0 0 0 1															
Joe Oliver, R (9, PH) OBP: 0.239, SLG: 0.297									WP BB	1 0 0 0 0 0 2															
Mark Portugal, R (1, 1) OBP: 0.118, SLG: 0.176			1-2 G5-3						1-2 2-3 WP BB	2 0 0 0 0 0 0															
Hector Carrasco, R (7, 1)									HR 1B	0 0 0 0 0 0 0															
Thomas Howard, S (9, PH) OBP: 0.280, SLG: 0.318						0-2 G1-3			WP BB	1 1 1 1 1 0 0															
<b>Inning Stats</b>	R: 0 E: 0 K: 0 S: 7	H: 0 LOB: 0 BB: 0 P: 10	R: 1 E: 0 K: 0 S: 8	H: 2 LOB: 1 BB: 0 P: 13	R: 0 E: 0 K: 0 S: 9	H: 0 LOB: 0 BB: 0 P: 13	R: 0 E: 0 K: 1 S: 5	H: 0 LOB: 0 BB: 1 P: 14	R: 0 E: 0 K: 0 S: 7	H: 0 LOB: 0 BB: 0 P: 11	R: 0 E: 0 K: 0 S: 5	H: 1 LOB: 0 BB: 0 P: 6	R: 0 E: 0 K: 1 S: 8	H: 0 LOB: 0 BB: 0 P: 11	R: 0 E: 0 K: 0 S: 8	H: 0 LOB: 0 BB: 0 P: 10	R: 6 E: 1 K: 2 S: 23	H: 5 LOB: 3 BB: 3 P: 44	1B: 6 2B: 0 3B: 0 HR: 2	SF: 0 SAC: 0 DP: 2 HBP: 0	WP: 1 PB: 0 SB: 2 CS: 0	PA: 38			
<b>PITCHER</b>	IP	WLS	BF	H	R	ER	SO	BB	IBB	HBP	BLK	WP	HR	S	P	ERA	WHIP								
Marvin Freeman, R (1, 1) ERA: 5.17	8.1		31	6	5	5	3	2	0	0	0	0	2	65	102	5.40	0.960								
Curt Leskanic, R (9, 1) ERA: 6.0	0.1		1	0	0	0	1	0	0	0	0	0	0	4	7	0.00	0.000								
Bruce Ruffin, L (9, 1) ERA: 5.4	0.0	L	4	2	1	0	0	1	0	0	0	0	0	8	16	∞	∞								
Steve Reed, R (9, 1) ERA: 4.64	0.1		2	0	1	0	0	1	0	0	0	1	0	3	7	0.00	3.000								

Cincinnati Reds @ Colorado Rockies  
 Coors Field, Denver, CO  
 Thu May 23 1996, 7:05 PM MDT  
 Att. 48,040 - Unknown - 58 F

livebaseballscorecards.com

AB	31
R	7
H	8
RBI	6
BB	4
SO	4
LOB	12





Batter	1	2	3	4	5	6	7	8	9	AB	R	H	RBI	BB	SO	LOB
Eric Young Sr., R OBP: 0.423, SLG: 0.519 (1, 4)	4-1 S 3B BB		1-0 G6-3		0-1 G6-3			0-0 G4-3		3	1	0	0	1	0	0
Ellis Burks, R OBP: 0.408, SLG: 0.615 (1, 7)	2-2 1-H SF9-6-3 3B		4-2 3B BB				4-1 HR BB	2-2 K		2	3	1	1	2	1	0
Dante Bichette, R OBP: 0.394, SLG: 0.506 (1, 9)	1-1 E1 SF9-6-3		0-2 1-H 3B				0-2 1-H HR	0-1 1B		4	1	3	3	0	0	1
Larry Walker, L OBP: 0.351, SLG: 0.616 (1, 8)	3-1 SF9-6-3 1-2		0-0 G4-3				1-3 K	2-3 K		3	0	0	1	0	2	2
Andres Galarraga, R OBP: 0.346, SLG: 0.577 (1, 3)	0-2 G4-3				1-0 G6-3		3-2 P3		1-3 K	4	0	0	0	0	1	0
Vinny Castilla, R OBP: 0.342, SLG: 0.435 (1, 5)		2-3 K			1-2 G6-3		1-0 P4		3-3 K	4	0	0	0	0	2	0
Jeff Reed, L OBP: 0.386, SLG: 0.545 (1, 2)		2-2 P1			2-2 G4-3			1-0 G6-3	2-3 K	4	0	0	0	0	1	0
Walt Weiss, S OBP: 0.404, SLG: 0.352 (1, 6)		2-1 L9				0-2 F8		2-3 K		3	0	0	0	0	1	0
Marvin Freeman, R OBP: 0.105, SLG: 0.105 (9, 1)			2-3 K			2-3 K		0-2 G3		3	0	0	0	0	2	0
Curt Leskanic, R OBP: 0.333, SLG: 0.667 (9, 1)										0	0	0	0	0	0	0
Bruce Ruffin, S (9, 1)										0	0	0	0	0	0	0
Steve Reed, R (9, 1)										0	0	0	0	0	0	0

Inning Stats	R: 2	H: 1	E: 1	K: 0	S: 15	LOB: 0	BB: 1	P: 25	R: 0	H: 0	E: 0	K: 1	S: 8	LOB: 0	BB: 0	P: 14	R: 1	H: 1	E: 0	K: 1	S: 12	LOB: 1	BB: 1	P: 19	R: 0	H: 0	E: 0	K: 0	S: 7	LOB: 0	BB: 0	P: 11	R: 0	H: 0	E: 0	K: 1	S: 8	LOB: 0	BB: 0	P: 10	R: 2	H: 1	E: 0	K: 1	S: 13	LOB: 0	BB: 1	P: 22	R: 0	H: 0	E: 0	K: 1	S: 11	LOB: 0	BB: 0	P: 14	R: 0	H: 1	E: 0	K: 2	S: 11	LOB: 1	BB: 0	P: 15	R: 0	H: 0	E: 0	K: 3	S: 9	LOB: 0	BB: 0	P: 15	1B: 1	2B: 1	3B: 2	HR: 1	SF: 1	SAC: 0	DP: 1	HBP: 0	WP: 0	PB: 0	SB: 1	CS: 0	PA: 34
PITCHER	IP	WLS	BF	H	R	ER	SO	BB	IBB	HBP	BLK	WP	HR	S	P	ERA	WHIP																																																																				
Mark Portugal, R ERA: 4.94 (1, 1)	6.0		24	3	5	5	4	3	0	0	0	0	0	63	101	7.50	1.000																																																																				
Hector Carrasco, R ERA: 6.75 (7, 1)	2.0	W	7	1	0	0	3	0	0	0	0	0	0	22	29	0.00	0.500																																																																				
Jeff Brantley, R ERA: 3.04 (9, 1)	1.0	S	3	0	0	0	3	0	0	0	0	0	0	9	15	0.00	0.000																																																																				

**BOTTOM**

**Cincinnati Reds @ Colorado Rockies**  
Coors Field, Denver, CO

Thu May 23 1996, 7:05 PM MDT  
Att: 48,040 - Unknown - 58 F

livebaseballscorecards.com

AB	30
R	5
H	4
RBI	5
BB	3
SO	10
LOB	3



Batter	1	2	3	4	5	6	7	8	9	AB	R	H	RBI	BB	SO	LOB	TOP					
Barry Larkin, R (1, 6) OBP: 0.394, SLG: 0.454	1-1 CS 1B	0-2 E 2B 2-H 3-H	1-0 1-3 2-H 1B		2-1 F8			4-0 G6-4-3 BB		4	1	3	3	1	0	0						
Hal Morris, L (1, 3) OBP: 0.354, SLG: 0.419	4-1 1-2 HR BB	4-0 1-3 2B BB	2-3 K		2-3 K			0-1 G6-4-3 1-2f		3	2	0	0	2	2	3						
Eric Davis, R (1, 8) OBP: 0.397, SLG: 0.633	2-2 1-H HR	1-0 1-H 2B		1-1 HR		1-1 F8 1B		1-3 K		5	2	4	5	0	1	0						
Eddie Taubensee, L (1, 2) OBP: 0.363, SLG: 0.472	0-2 G3	0-0 F9		1-2 G1-3		0-1 F8		1-1 F8		4	0	0	0	0	0	2						
Joe Oliver, R (8, 2) OBP: 0.235, SLG: 0.292						1-2				1	0	0	0	0	0	0						
Reggie Sanders, R (1, 9) OBP: 0.421, SLG: 0.447	2-3 K		3-1 1B SF7 1B	0-1 BB 1B		2-3 K		3-2 2B 1B		5	2	3	0	0	2	1						
Eric Anthony, L (1, 7) OBP: 0.396, SLG: 0.518		4-0 BB	1-0 1-3 1B	2-3 K		0-3 K		2-1 1-H 2B		0	3	0	0	0	0	0						
Jeff Brantley, R (9, 1)										0	0	0	0	0	0	0						
Bret Boone, R (1, 4) OBP: 0.257, SLG: 0.333		3-2 F8	0-2 SF7	4-0 1-2 BB		3-3 K		1-2 2-H 1B		3	0	1	2	1	1	1						
Chris Sabo, R (1, 5) OBP: 0.437, SLG: 0.466		4-1 SH5-4 1B BB	1-0 1B BB	1-3 K		3-3 K		1-1 F7		2	1	0	0	2	2	2						
Hector Carrasco, R (7, 1)										0	0	0	0	0	0	0						
Jeff Shaw, R (8, 1)										0	0	0	0	0	0	0						
Thomas Howard, S (9, PH) OBP: 0.275, SLG: 0.311										1	0	0	0	0	0	1						
Pete Schourek, L (1, 1) OBP: 0.250, SLG: 0.200		0-0 SH5-4	1-3 K		1-1 F8			0-0 L7		1	0	0	0	0	1	2						
Marcus Moore, S (4, 1) OBP: 0.396, SLG: 0.422										0	0	0	0	0	0	0						
Willie Greene, L (5, PH) OBP: 0.396, SLG: 0.422										1	0	0	0	0	0	0						
Johnny Ruffin, R (5, 1) OBP: 1.000, SLG: 1.000										0	0	0	0	0	0	0						
Jeff Branson, L (7, PH) OBP: 0.317, SLG: 0.400		1-2 2-3								2	0	0	0	0	0	1						
Inning Stats	R: 2 E: 0 K: 1 S: 12	H: 2 LOB: 0 BB: 1 P: 21	R: 4 E: 1 K: 0 S: 10	H: 2 LOB: 1 BB: 3 P: 26	R: 2 E: 0 K: 2 S: 15	H: 3 LOB: 2 BB: 1 P: 27	R: 1 E: 0 K: 2 S: 15	H: 2 LOB: 2 BB: 1 P: 24	R: 0 E: 0 K: 1 S: 7	H: 0 LOB: 0 BB: 0 P: 12	R: 0 E: 0 K: 2 S: 10	H: 1 LOB: 1 BB: 0 P: 13	R: 0 E: 0 K: 2 S: 9	H: 0 LOB: 0 BB: 0 P: 16	R: 0 E: 0 K: 1 S: 5	H: 0 LOB: 0 BB: 1 P: 10	R: 2 E: 0 K: 0 S: 16	H: 3 LOB: 1 BB: 0 P: 22	1B: 9 2B: 2 3B: 0 HR: 2	SF: 1 SAC: 1 DP: 1 HBP: 0	WP: 0 PB: 0 SB: 0 CS: 1	PA: 45
PITCHER	IP	WLS	BF	H	R	ER	SO	BB	IBB	HBP	BLK	WP	HR	S	P	ERA	WHIP					
Mark Thompson, R (1, 1) ERA: 5.44	2.0	L	15	6	8	8	1	4	0	0	0	0	1	25	54	36.00	5.000					
John Habyan, R (3, 1) ERA: 5.31	2.0		11	3	1	1	4	2	0	0	1	0	1	27	44	4.50	2.500					
Mike Munoz, L (5, 1) ERA: 8.83	1.0		3	0	0	0	1	0	0	0	0	0	0	7	12	0.00	0.000					
Darren Holmes, R (6, 1) ERA: 3.8	2.0		7	1	0	0	4	0	0	0	0	0	0	19	29	0.00	0.500					
Lance Painter, L (8, 1) ERA: 4.91	1.0		3	0	0	0	1	1	0	0	0	0	0	5	10	0.00	1.000					
PITCHER	IP	WLS	BF	H	R	ER	SO	BB	IBB	HBP	BLK	WP	HR	S	P	ERA	WHIP					
Curt Leskanic, R (9, 1) ERA: 6.48	1.0		6	3	2	2	0	0	0	0	0	0	0	16	22	18.00	3.000					

Cincinnati Reds @ Colorado Rockies  
Coors Field, Denver, CO  
Fri May 24 1996, 7:05 PM MDT  
Att. 48,019 - Unknown - 53 F

livebaseballscorecards.com

AB	32
R	11
H	11
RBI	10
BB	6
SO	9
LOB	13



BOTTOM

Cincinnati Reds @ Colorado Rockies

Coors Field, Denver, CO

Fri May 24 1996, 7:05 PM MDT

Att: 48,019 - Unknown - 53 F

livebaseballscorecards.com

AB	38
R	9
H	11
RBI	8
BB	8
SO	6
LOB	25



WP	2	PA	47
PB	0		
SB	5		
CS	0		

Batter	1	2	3	4	5	6	7	8	9	AB	R	H	RBI	BB	SO	LOB
Eric Young Sr., R OBP: 0.426, SLG: 0.514 (1, 4)	F8		G1-3	SF7		E S 1B		S FC6-5 BB		3	0	1	1	2	0	1
Ellis Burks, R OBP: 0.401, SLG: 0.600 (1, 7)	G5-3			1B		K		S FC6-5		6	1	1	0	0	2	7
Dante Bichette, R OBP: 0.394, SLG: 0.519 (1, 9)	G1-3			WP 1B 1-2		HR		S K		5	2	2	1	0	1	3
Larry Walker, L OBP: 0.353, SLG: 0.606 (1, 8)		F7		K		S S 1B		L6		4	1	1	0	1	1	2
Andres Galarraga, R OBP: 0.347, SLG: 0.571 (1, 3)		F9		WP 1B 1-2		G1-3		K		5	2	2	1	0	1	1
Pedro Castellano, R OBP: 0.353, SLG: 0.154 Mike Munoz, L (5, PH) Jason Bates, S OBP: 0.320, SLG: 0.318 Darren Holmes, R (6, PH) Quinton McCracken, S OBP: 0.267, SLG: 0.237 Lance Painter, L (7, PH) Curt Leskanic, R OBP: 0.167, SLG: 0.167 (8, PH) Curt Leskanic, R OBP: 0.333, SLG: 0.667 (9, PH) John Vander Wal, L OBP: 0.362, SLG: 0.484 (9, PH)		G6-3		2B 1B 1-2		P5		WP BB		1	1	0	0	1	0	0
Jayhawk Owens, R OBP: 0.267, SLG: 0.293 Jeff Reed, L OBP: 0.379, SLG: 0.535 (7, PH) (8, 2)		G6-3		1B 2B 1-3		BB		G3-1		2	1	1	2	1	0	0
Walt Weiss, S OBP: 0.415, SLG: 0.358 (1, 6)		G6-3		2B SF7 1B 2-3		L3		S FC6-4 1B		3	1	2	1	2	0	2
Mark Thompson, R OBP: 0.133, SLG: 0.200 John Habyan, R (3, PH) Vinny Castilla, R OBP: 0.340, SLG: 0.437 (5, 5)		G6-3		SF7 2B 1-3		K		S FC6-4 BB		0	0	0	0	0	0	0

<b>Inning Stats</b>	R: 0 E: 0 K: 0 S: 8	H: 0 LOB: 0 BB: 0 P: 8	R: 0 E: 0 K: 0 S: 6	H: 0 LOB: 0 BB: 0 P: 8	R: 0 E: 0 K: 0 S: 8	H: 0 LOB: 1 BB: 1 P: 16	R: 6 E: 0 K: 1 S: 30	H: 6 LOB: 1 BB: 1 P: 51	R: 1 E: 0 K: 0 S: 10	H: 2 LOB: 2 BB: 1 P: 16	R: 0 E: 0 K: 2 S: 10	H: 1 LOB: 1 BB: 0 P: 14	R: 0 E: 0 K: 1 S: 8	H: 0 LOB: 1 BB: 1 P: 17	R: 0 E: 0 K: 1 S: 10	H: 1 LOB: 2 BB: 1 P: 17	R: 2 E: 1 K: 1 S: 24	H: 1 LOB: 3 BB: 3 P: 43	1B: 8 2B: 2 3B: 0 HR: 1	SF: 1 SAC: 0 DP: 0 HBP: 0
---------------------	------------------------------	---------------------------------	------------------------------	---------------------------------	------------------------------	----------------------------------	-------------------------------	----------------------------------	-------------------------------	----------------------------------	-------------------------------	----------------------------------	------------------------------	----------------------------------	-------------------------------	----------------------------------	-------------------------------	----------------------------------	----------------------------------	------------------------------------

PITCHER	IP	WLS	BF	H	R	ER	SO	BB	IBB	HBP	BLK	WP	HR	S	P	ERA	WHIP
Pete Schourek, L ERA: 5.43 (1, 1)	3.1		17	5	6	6	1	2	0	0	0	1	0	39	63	16.20	2.100
Marcus Moore, R ERA: 3.93 (4, 1)	0.2		3	1	0	0	0	0	0	0	0	0	0	13	20	0.00	1.500
Johnny Ruffin, R ERA: 4.26 (5, 1)	2.0	W	10	3	1	1	2	1	0	0	0	0	1	20	30	4.50	2.000
Hector Carrasco, R ERA: 5.91 (7, 1)	1.1		7	1	0	0	1	2	0	0	0	1	0	12	26	0.00	2.250
Jeff Shaw, R ERA: 2.7 (8, 1)	0.2		2	0	0	0	1	0	0	0	0	0	0	6	8	0.00	0.000

PITCHER	IP	WLS	BF	H	R	ER	SO	BB	IBB	HBP	BLK	WP	HR	S	P	ERA	WHIP
Jeff Brantley, R ERA: 2.92 (9, 1)	1.0		8	1	2	0	1	3	0	0	0	0	0	24	43	0.00	4.000

Batter	1	2	3	4	5	6	7	8	9	AB R H RBI BB SO LOB	TOP																									
Barry Larkin, R (1, 6) OBP: 0.400, SLG: 0.462	1-2 G5-3		3-1 2B		4-2 G6-3 G4-3 BB		0-2 BB WP 1B		1-1 E6 G4-3 1B	4 1 2 0 1 0 0	<p>Cincinnati Reds @ Colorado Rockies</p> <p>Coors Field, Denver, CO</p> <p>Sat May 25 1996, 7:05 PM MDT</p> <p>Att. 48,012 - Unknown - 46 F</p>																									
Hal Morris, L (1, 3) OBP: 0.351, SLG: 0.409	0-1 L3		1-1 G4-3		2-2 G4-3		4-2 BB 1-2 BB	2-1 G4-3	4 0 0 0 1 0 3																											
Eric Davis, R (1, 8) OBP: 0.407, SLG: 0.642 Thomas Howard, S (8, 8) OBP: 0.288, SLG: 0.326	3-2 2B			0-0 HR 1B	0-1 G6-3		4-2 G6-4-3 BB 1-2 2-3	0-0 1B	3 1 2 0 1 0 1 1 0 1 1 0 0 0																											
Eddie Taubensee, L (1, 2) OBP: 0.352, SLG: 0.455 Willie Greene, L (8, 5) OBP: 0.301, SLG: 0.415	2-2 G4-3			1-1 P6	2-0 P4		1-0 G6-4-3	1-3 K	4 0 0 0 0 0 6 1 0 0 0 0 1 1																											
Reggie Sanders, R (1, 9) OBP: 0.410, SLG: 0.490		2-2 F9		1-2 HR		1-1 G4-3		2-2 F8		4 1 1 2 0 0 0																										
Eric Anthony, L (1, 7) OBP: 0.390, SLG: 0.506		0-0 G4-3		2-0 E6		0-0 1B		0-1 L9		0 1 0 0 0 0 0																										
Bret Boone, R (1, 4) OBP: 0.257, SLG: 0.330 Jeff Shaw, R (8, 1)		1-2 F7		1-2 1B		1-2 FC5-4		0-3 K		4 0 1 1 0 1 1 0 0 0 0 0 0 0																										
Chris Sabo, R (1, 5) OBP: 0.425, SLG: 0.450 Jeff Branson, L (6, PH) OBP: 0.312, SLG: 0.393			3-2 L7	2-0 G5-3		3-2 F8		0-3 K	2 0 0 0 0 0 1 2 0 0 0 0 1 1																											
Dave Burba, R (1, 1) Chuck McElroy, L (2, 1) Vince Coleman, S (7, PH) OBP: 0.250, SLG: 0.241 Marcus Moore, S (7, 1) Johnny Ruffin, R (7, 1) OBP: 1.000, SLG: 1.000 Joe Oliver, R (7, 2) OBP: 0.246, SLG: 0.348			0-0 G4-3	0-2 G5-3		1-3 K2-3		0-0 HR	0 0 0 0 0 0 0 2 0 0 0 0 0 1 1 0 0 0 0 1 0 0 0 0 0 0 0 0 0 0 0 0 0 0 0 1 1 1 1 0 0 0																											
Inning Stats	R: 0 E: 0 K: 0 S: 14	H: 1 LOB: 1 BB: 0 P: 20	R: 0 E: 0 K: 0 S: 8	H: 0 LOB: 0 BB: 0 P: 11	R: 0 E: 0 K: 0 S: 9	H: 1 LOB: 1 BB: 0 P: 16	R: 3 E: 1 K: 0 S: 15	H: 3 LOB: 1 BB: 1 P: 22	R: 0 E: 0 K: 0 S: 10	H: 1 LOB: 1 BB: 0 P: 15		R: 0 E: 0 K: 1 S: 12	H: 1 LOB: 2 BB: 2 P: 22	R: 0 E: 0 K: 1 S: 8	H: 0 LOB: 0 BB: 0 P: 10	R: 2 E: 1 K: 2 S: 12	H: 2 LOB: 1 BB: 0 P: 16	1B: 5 2B: 2 3B: 0 HR: 2	SF: 0 SAC: 0 DP: 1 HBP: 0	WP: 1 PB: 0 SB: 0 CS: 0	PA: 40															
PITCHER	IP WLS BF H R ER SO BB IBB HBP BLK WP HR S P ERA WHIP																																			
Armando Reynoso, R (1, 1) ERA: 4.6	6.0	26	6	3	2	0	1	0	0	0	0	1	66	102	3.00	1.167																				
Curt Leskanic, R (7, 1) ERA: 6.23	1.0	W	5	1	0	0	1	2	0	0	0	1	0	12	22	0.00	3.000																			
Steve Reed, R (8, 1) ERA: 4.43	1.0		3	0	0	0	1	0	0	0	0	0	8	10	0.00	0.000																				
Bruce Ruffin, L (9, 1) ERA: 5.59	1.0		6	2	2	1	2	0	0	0	0	0	1	12	16	9.00	2.000																			

livebaseballscorecards.com

AB	33
R	5
H	8
RBI	5
BB	3
SO	4
LOB	15



Batter	1	2	3	4	5	6	7	8	9
Eric Young Sr., R OBP: 0.418, SLG: 0.495 (1, 4)	0-0 F9	2-2 FC6-4		2-1 G6-3			4-2 CS 1B HBP	0-0 F7	
John Vander Wal, L OBP: 0.342, SLG: 0.441 Steve Reed, R (8, 1)	0-0 L4	1-3 K			0-2 L9		2-2 SF8	2-2 L5	
Ellis Burks, R OBP: 0.399, SLG: 0.597 Bruce Ruffin, S (9, 1)									
Dante Bichette, R OBP: 0.401, SLG: 0.516 (1, 9)	4-2 1B BB			4-2 BB E BB		1-0 G6-3	4-1 1B BB		
Larry Walker, L OBP: 0.362, SLG: 0.608 (1, 8)	0-0 1-3 1B			4-1 E BB		1-0 L9	3-2 1-2 2-H 1B		
Andres Galarraga, R OBP: 0.340, SLG: 0.558 (1, 3)	0-1 P4			1-0 E6 G6-4-3		0-1 G6-3	0-3 K		
Vinny Castilla, R OBP: 0.344, SLG: 0.438 (1, 5)		0-0 E S 2B 1B		0-0 G6-4-3		0-2 G4-3		2-2 BB 1B	
Jeff Reed, L OBP: 0.367, SLG: 0.514 (1, 2)		2-2 P6		3-1 G4-3		2-3 K		1-0 F8	
Walt Weiss, S OBP: 0.421, SLG: 0.366 (1, 6)		1-1 1B 2B		1-2 K			4-0 SH S SF8 BB	4-1 SAFE 1-2 2B BB	
Armando Reynoso, R OBP: 0.227, SLG: 0.190 Curt Leskanic, R OBP: 0.333, SLG: 0.667 Quinton McCracken, S OBP: 0.283, SLG: 0.282 (8, 7)		0-2 FC6-4 1B		1-0 F7			1-1 SH CS S	1-2 1-H 2-H 2B	

Inning Stats	R: 0 E: 0 K: 0 S: 7	H: 1 LOB: 2 BB: 1 P: 11	R: 2 E: 0 K: 1 S: 18	H: 3 LOB: 1 BB: 0 P: 24	R: 1 E: 1 K: 0 S: 9	H: 0 LOB: 1 BB: 2 P: 21	R: 0 E: 0 K: 1 S: 6	H: 0 LOB: 0 BB: 0 P: 10	R: 0 E: 0 K: 1 S: 8	H: 0 LOB: 0 BB: 0 P: 10	R: 2 E: 0 K: 1 S: 17	H: 1 LOB: 2 BB: 2 P: 35	R: 2 E: 0 K: 0 S: 13	H: 2 LOB: 1 BB: 1 P: 23
1B: 5 2B: 2 3B: 0 HR: 0	SF: 1 SAC: 1 DP: 1 HBP: 1	WP: 0 PA: 38												

PITCHER	IP	WLS	BF	H	R	ER	SO	BB	IBB	HBP	BLK	WP	HR	S	P	ERA	WHIP
Dave Burba, R ERA: 4.42 (1, 1)	1.1		7	2	1	1	0	1	0	0	0	0	0	11	17	6.75	2.250
Chuck McElroy, L ERA: 6.57 (2, 1)	4.2		18	2	2	1	3	2	0	0	0	0	0	42	66	1.93	0.857
Marcus Moore, R ERA: 4.91 (7, 1)	0.0	L	3	0	2	2	0	1	0	1	0	0	0	4	13	∞	∞
Johnny Ruffin, R ERA: 4.73 (7, 1)	1.1		8	3	2	2	1	2	0	0	0	0	0	21	38	13.50	3.750
Jeff Shaw, R ERA: 2.63 (8, 1)	0.2		2	0	0	0	0	0	0	0	0	0	0	5	7	0.00	0.000

AB R H RBI BB SO LOB

4	1	0	0	0	0	2
3	0	0	1	0	1	1
0	0	0	0	0	0	0
1	0	0	0	0	0	1
0	0	0	0	0	0	0
1	1	0	0	3	0	0
3	0	2	1	1	0	0
4	0	0	0	0	1	5
4	2	2	0	0	0	2
4	0	0	0	0	1	3
2	3	1	1	2	1	0
2	0	1	1	0	0	0
0	0	0	0	0	0	0
1	0	1	2	0	0	0

AB	29
R	7
H	7
RBI	6
BB	6
SO	4
LOB	14

Cincinnati Reds @ Colorado Rockies  
Coors Field, Denver, CO  
Sat May 25 1996, 7:05 PM MDT  
Att: 48,012 - Unknown - 46 F

livebaseballscorecards.com



Batter	1	2	3	4	5	6	7	8	9	AB R H RBI BB SO LOB	TOP									
Eric Young Sr. R (1, 4) OBP: 0.432, SLG: 0.504	0-0 HR 1B		0-0 F9 S 1B		0-0 F8		0-0 1-2 3-H 1B		4-0 BB BB BB BB 1-2 BB	4 1 3 1 1 0 0	<p><b>Colorado Rockies @ St. Louis Cardinals</b></p> <p>Busch Stadium, St. Louis, MO</p> <p>Mon May 27 1996, 3:33 AM CDT</p> <p>Att. 38,804 - Unknown - 71 F</p> <p>livebaseballscorecards.com</p>									
Ellis Burks, R (1, 7) OBP: 0.399, SLG: 0.606	0-0 1-H HR		0-0 F9 1		0-0 5-3 3		0-0 F2 3		4-0 BB BB BB BB 1-2 FC5-4 BB	4 1 1 3 1 0 3										
Dante Bichette, R (1, 9) Bruce Ruffin, S (9, 1) OBP: 0.392, SLG: 0.503	0-3 K 1		0-0 F9 2		0-3 K 1		0-0 G3 1		0-0 FC5-4 3 1-2f	5 0 0 0 0 2 4 0 0 0 0 0 0 0										
Larry Walker, L (1, 8) OBP: 0.365, SLG: 0.621	0-0 HR		4-0 BB		0-0 6-3 2		0-0 3-1 2			3 1 1 1 1 0 0										
Andres Galarraga, R (1, 3) OBP: 0.333, SLG: 0.545	0-0 F8 2		0-0 6-3 3		0-0 P4 3		0-0 5-3 3			4 0 0 0 0 0 2										
Vinny Castilla, R (1, 5) OBP: 0.342, SLG: 0.440	0-3 K 3		0-3 K 1		0-0 1B 1B 2B		0-0 4-3 1		0-0 4-3 1	4 1 1 0 0 2 0										
Jeff Reed, L (1, 2) OBP: 0.363, SLG: 0.500		0-3 K 1	0-0 F9 2		0-0 L4 1		4-0 1B SH5-3 BB BB		4-0 1B SH5-3 BB BB	3 1 0 0 1 1 1										
Walt Weiss, S (1, 6) OBP: 0.420, SLG: 0.365		0-3 K 2	0-0 4-3 3		0-0 2-3 1B 1B		0-0 SH5-3 2		0-0 SH5-3 2	3 0 1 0 0 1 0										
Kevin Ritz, R (1, 1) John Vander Wal, L (7, PH) Steve Reed, R (7, 1) Quinton McCracken, S (9, PH) OBP: 0.059, SLG: 0.059 OBP: 0.333, SLG: 0.429 OBP: 0.298, SLG: 0.300		0-0 6-3 3	0-0 K 1		0-3 K 1		0-3 K 2		0-0 BB BB 1B 2-3	2 0 0 0 0 1 0 1 0 0 0 0 1 2 0 0 0 0 0 0 0 1 0 1 0 0 0 0										
Inning Stats	R: 3 E: 0 K: 2 S: 10	H: 3 LOB: 0 BB: 0 P: 10	R: 0 E: 0 K: 2 S: 7	H: 0 LOB: 0 BB: 0 P: 7	R: 0 E: 0 K: 0 S: 4	H: 1 LOB: 2 BB: 1 P: 8	R: 0 E: 0 K: 1 S: 5	H: 0 LOB: 0 BB: 0 P: 5	R: 0 E: 0 K: 1 S: 5	H: 0 LOB: 0 BB: 0 P: 5	R: 1 E: 0 K: 1 S: 8	H: 3 LOB: 2 BB: 0 P: 8	R: 0 E: 0 K: 0 S: 3	H: 0 LOB: 0 BB: 0 P: 3	R: 1 E: 0 K: 0 S: 4	H: 1 LOB: 3 BB: 3 P: 16	1B: 5 2B: 1 3B: 0 HR: 2	SF: 0 SAC: 1 DP: 0 HBP: 0	WP: 0 PB: 0 SB: 1 CS: 0	PA: 39
PITCHER	IP WLS BF H R ER SO BB IBB HBP BLK WP HR S P ERA WHIP																			
Todd Stottlemyre, R (1, 1) ERA: 3.95	7.0 L 29 7 4 4 8 1 0 0 0 0 2 44 48 5.14 1.143																			
Cory Bailey, R (8, 1) ERA: 5.32	1.1 4 0 0 0 0 0 0 0 0 0 0 4 4 0.00 0.000																			
Tony Fossas, L (9, 1) ERA: 2.79	0.1 3 1 0 0 0 1 0 0 0 0 0 2 6 0.00 6.000																			
Jeff Parrett, R (9, 1) ERA: 3.86	0.1 3 0 1 1 0 2 0 0 0 0 0 1 9 27.00 6.000																			

**Colorado Rockies @ St. Louis Cardinals**  
 Busch Stadium, St. Louis, MO  
 Mon May 27 1996, 3:33 AM CDT  
 Att. 38,804 - Unknown - 71 F

AB	34
R	5
H	8
RBI	5
BB	4
SO	8
LOB	12



Batter	1	2	3	4	5	6	7	8	9	AB	R	H	RBI	BB	SO	LOB
Mark Sweeney, L (1, 7) OBP: 0.424, SLG: 0.446	0-0 4-3		0-0 3-1		0-0 CS	0-3 K		0-0 P6		4	0	0	0	0	1	0
Royce Clayton, R (1, 6) OBP: 0.326, SLG: 0.382	0-0 6-3		0-0 HR			0-0 1-3		0-0 B1-3		4	1	1	1	0	0	0
Brian Jordan, R (1, 9) OBP: 0.305, SLG: 0.409	0-0 6-3		0-0 6-3			0-0 BB 2B 1B		0-0 F8		4	1	1	0	0	0	0
Ray Lankford, L (1, 8) OBP: 0.351, SLG: 0.536		0-3 K2-3		0-0 1-3		4-0 2B 1-2 BB		0-3 K		3	0	0	0	1	2	0
Gary Gaetti, R (1, 5) OBP: 0.303, SLG: 0.397		0-0 2B 1B		0-0 F7		0-0 1-3 2-H 2B		0-0 5-3		4	0	2	1	0	0	0
John Mabry, L (1, 3) OBP: 0.376, SLG: 0.482		0-3 K		0-0 6-3		0-0 1-3		0-0 1-3		4	0	0	0	0	1	3
Tom Pagnozzi, R (1, 2) OBP: 0.326, SLG: 0.512		0-0 1-3 2B			0-0 P6		0-0 F9			3	0	1	0	0	0	0
Luis Alicea, S (1, 4) OBP: 0.311, SLG: 0.345		0-0 3-1			0-0 F9		0-3 K			3	0	0	0	0	1	2
Todd Stottlemire, L (1, 1) OBP: 0.304, SLG: 0.200			0-0 1-3		4-0 BB BB BB		0-3 K			1	0	0	0	1	0	0
Willie McGee, S (7, PH) OBP: 0.339, SLG: 0.437										1	0	0	0	0	1	0
Cory Bailey, R (8, 1)										0	0	0	0	0	0	0
Tony Fossas, L (9, 1)										0	0	0	0	0	0	0
Jeff Parrett, R (9, 1)										0	0	0	0	0	0	0

**BOTTOM**

**Colorado Rockies @ St. Louis Cardinals**  
**Busch Stadium, St. Louis, MO**  
 Mon May 27 1996, 3:33 AM CDT  
 Att: 38,804 - Unknown - 71 F

livebaseballscores.com

<b>AB</b>	<b>31</b>
<b>R</b>	<b>2</b>
<b>H</b>	<b>5</b>
<b>RBI</b>	<b>2</b>
<b>BB</b>	<b>2</b>
<b>SO</b>	<b>6</b>
<b>LOB</b>	<b>5</b>



Inning Stats	R: 0	H: 0	E: 0	K: 0	S: 3	H: 0	LOB: 0	BB: 0	P: 3	R: 0	H: 2	E: 0	K: 2	S: 9	H: 1	LOB: 0	BB: 0	P: 9	R: 0	H: 0	E: 0	K: 0	S: 4	R: 0	H: 0	E: 0	K: 0	S: 3	R: 0	H: 0	E: 0	K: 0	S: 2	R: 1	H: 2	E: 0	K: 1	S: 7	R: 0	H: 0	E: 0	K: 2	S: 7	R: 0	H: 0	E: 0	K: 0	S: 3	R: 0	H: 0	E: 0	K: 1	S: 5	R: 0	H: 0	E: 0	K: 0	S: 5	1B: 2	SF: 0	2B: 2	SAC: 0	3B: 0	DP: 0	HR: 1	HBP: 0	WP: 0	PA: 34	PB: 0	SB: 0	CS: 1
--------------	------	------	------	------	------	------	--------	-------	------	------	------	------	------	------	------	--------	-------	------	------	------	------	------	------	------	------	------	------	------	------	------	------	------	------	------	------	------	------	------	------	------	------	------	------	------	------	------	------	------	------	------	------	------	------	------	------	------	------	------	-------	-------	-------	--------	-------	-------	-------	--------	-------	--------	-------	-------	-------

PITCHER	IP	WLS	BF	H	R	ER	SO	BB	IBB	HBP	BLK	WP	HR	S	P	ERA	WHIP
Kevin Ritz, R (1, 1) ERA: 6.23	6.0	W	24	5	2	2	3	2	0	0	0	0	1	28	36	3.00	1.167
Steve Reed, R (7, 1) ERA: 4.07	2.0		6	0	0	0	2	0	0	0	0	0	0	10	10	0.00	0.000
Bruce Ruffin, L (9, 1) ERA: 5.31	1.0	S	3	0	0	0	1	0	0	0	0	0	0	5	5	0.00	0.000

PITCHER	IP	WLS	BF	H	R	ER	SO	BB	IBB	HBP	BLK	WP	HR	S	P	ERA	WHIP
---------	----	-----	----	---	---	----	----	----	-----	-----	-----	----	----	---	---	-----	------

Batter	1	2	3	4	5	6	7	8	9	AB R H RBI BB SO LOB	TOP																	
Eric Young Sr. R (1, 4) OBP: 0.424, SLG: 0.492	2-2 F8		0-0 L9		1-2 G4-3		0-2 B5-3-6		2-2 2B	5 1 1 2 0 0 2																		
Ellis Burks, R (1, 7) OBP: 0.404, SLG: 0.609	3-3 K		3-3 K		4-1 BB		2-2 1B		0-0 2B	4 0 2 1 1 2 1																		
Dante Bichette, R (1, 9) OBP: 0.392, SLG: 0.503	4-0 FC6			0-1 E9	2-3 K		3-2 F8		0-1 G5-3	4 1 1 0 1 1 4																		
Bruce Ruffin, S (9, 1)										0 0 0 0 0 0 0																		
Darren Holmes, R (9, 1)										0 0 0 0 0 0 0																		
Larry Walker, L (1, 8) OBP: 0.355, SLG: 0.602	2-0 FC6			2-3 K	0-3 K			1-2 G6-3	2-1 G3	5 0 0 0 0 2 5																		
Andres Galarraga, R (1, 3) OBP: 0.332, SLG: 0.556			2-1 F8		0-1 HR		3-3 K			4 1 1 2 0 2 0																		
Vinny Castilla, R (1, 5) OBP: 0.340, SLG: 0.441			1-2 G6-3		0-1 1B		0-0 F7			4 1 1 0 0 0 0																		
Jeff Reed, L (1, 2) OBP: 0.375, SLG: 0.505					0-0 1B		3-2 1B		4-2 WP	3 0 2 1 1 0 0																		
Quinton McCracken, S (9, PR)			3-0 P6							0 1 0 0 0 0 0																		
Walt Weiss, S (1, 6) OBP: 0.422, SLG: 0.365			3-2 SH2-4		0-0 L9		3-2 L8		4-0 WP	3 1 1 0 1 0 2																		
Marvin Freeman, R (1, 1) OBP: 0.100, SLG: 0.100									1-2 1B	1 0 0 0 0 1 1																		
John Vander Wal, L (7, PH) OBP: 0.350, SLG: 0.429			0-2 SH2-4		0-3 K		4-2 BB		2-2 P2	0 0 0 0 1 0 0																		
Curt Leskanic, R (7, 1) OBP: 0.333, SLG: 0.667										0 0 0 0 0 0 0																		
Lance Painter, L (8, 1) OBP: 0.167, SLG: 0.167										0 0 0 0 0 0 0																		
Jayhawk Owens, R (9, PH) OBP: 0.261, SLG: 0.286										1 0 0 0 0 0 2																		
<b>Inning Stats</b>	R: 0 E: 0 K: 1 S: 7	H: 0 LOB: 1 BB: 1 P: 18	R: 0 E: 0 K: 0 S: 6	H: 0 LOB: 0 BB: 0 P: 12	R: 0 E: 0 K: 1 S: 10	H: 1 LOB: 1 BB: 0 P: 16	R: 3 E: 1 K: 2 S: 15	H: 4 LOB: 1 BB: 0 P: 17	R: 0 E: 0 K: 2 S: 12	H: 0 LOB: 1 BB: 1 P: 18	R: 0 E: 0 K: 1 S: 11	H: 1 LOB: 1 BB: 0 P: 20	R: 0 E: 0 K: 0 S: 14	H: 1 LOB: 1 BB: 1 P: 23	R: 0 E: 0 K: 1 S: 9	H: 0 LOB: 0 BB: 0 P: 13	R: 3 E: 0 K: 0 S: 14	H: 2 LOB: 2 BB: 2 P: 28	1B: 5 2B: 3 3B: 0 HR: 1	SF: 0 SAC: 1 DP: 1 HBP: 0	WP: 1 PB: 0 SB: 1 CS: 0	PA: 40						
<b>PITCHER</b>	IP WLS BF H R ER SO BB IBB HBP BLK WP HR S P ERA WHIP																											
Alan Benes, R (1, 1) ERA: 6.1	7.0		30	7	3	3	7	3	0	0	0	0	0	1	75	124	3.86	1.429										
T.J. Mathews, R (8, 1) ERA: 2.35	1.1	L	7	1	3	3	1	2	0	0	0	1	0	18	34	20.25	2.250											
Cory Bailey, R (9, 1) ERA: 5.18	0.2		3	1	0	0	0	0	0	0	0	0	0	5	7	0.00	1.500											

Colorado Rockies @ St. Louis Cardinals  
 Busch Stadium, St. Louis, MO  
 Tue May 28 1996, 7:05 PM CDT  
 Att. 26,913 - Unknown - 73 F

livebaseballscorecards.com

AB	34
R	6
H	9
RBI	6
BB	5
SO	8
LOB	17





Batter	1	2	3	4	5	6	7	8	9	AB	R	H	RBI	BB	SO	LOB
<b>Mark Sweeney, L</b> (1, 7) <small>OBP: 0.408, SLG: 0.425</small> <b>T.J. Mathews, R</b> (8, 1) <b>Cory Bailey, R</b> (9, 1) <b>Danny Sheaffer, R</b> (9, PH) <small>OBP: 0.350, SLG: 0.387</small> <b>Miguel Mejia, R</b> (9, PR)	0-3 <b>K</b>		0-1 <b>G4-3</b>		1-1 <b>G3</b>		0-0 <b>FC5-6</b>		4-1 <b>1B</b> <b>CS</b> <b>BB</b>	4	0	0	0	0	1	2
<b>Ozzie Smith, S</b> (1, 6) <small>OBP: 0.340, SLG: 0.326</small>	1-2 <b>L5</b>		1-0 <b>G4-3</b>		0-2 <b>E</b> <b>S</b> <b>1B</b>		2-1 <b>F8</b>		2-0 <b>CS</b> <b>1B</b>	5	0	2	1	0	0	2
<b>Brian Jordan, R</b> (1, 9) <small>OBP: 0.295, SLG: 0.394</small>	2-1 <b>G6-3</b>				1-3 <b>K</b>		0-0 <b>P6</b>		3-3 <b>K</b>	5	0	0	0	0	3	5
<b>Ray Lankford, L</b> (1, 8) <small>OBP: 0.354, SLG: 0.536</small>		2-0 <b>S</b> <b>S</b> <b>1B</b> <b>1B</b>		1-2 <b>1B</b> <b>S</b> <b>E</b> <b>1B</b>		2-3 <b>K</b>		2-1 <b>F7</b>		4	2	2	0	0	1	1
<b>Gary Gaetti, R</b> (1, 5) <small>OBP: 0.309, SLG: 0.395</small>		2-2 <b>F7</b>		2-2 <b>E</b> <b>HBP</b>		0-2 <b>F7</b>		0-0 <b>1B</b>		3	1	1	0	0	0	1
<b>John Mabry, L</b> (1, 3) <small>OBP: 0.373, SLG: 0.476</small>		1-0 <b>G1-3</b>		0-0 <b>E6</b> <b>WP</b> <b>SF8</b> <b>1B</b>		0-0 <b>F7</b>		0-3 <b>K</b>		4	1	1	0	0	1	2
<b>Tom Pagnozzi, R</b> (1, 2) <small>OBP: 0.323, SLG: 0.500</small>		1-1 <b>2-H</b> <b>1B</b>		1-1 <b>E5</b> <b>WP</b>		1-3 <b>K</b>		1-3 <b>K</b>		4	0	1	2	0	2	2
<b>David Bell, R</b> (1, 4) <small>OBP: 0.255, SLG: 0.259</small>		0-3 <b>K</b>		3-1 <b>SF8</b>			1-1 <b>FC5-6</b> <b>1B</b> <b>1B</b>		2-1 <b>L7</b>	3	0	1	1	0	1	1
<b>Alan Benes, R</b> (1, 1) <small>OBP: 0.150, SLG: 0.158</small> <b>Willie McGee, S</b> (7, PH) <small>OBP: 0.349, SLG: 0.455</small> (8, 7)			0-3 <b>K</b>		3-3 <b>K</b>		1-1 <b>FC5-6</b> <b>1B</b>		2-2 <b>1B</b> <b>2B</b>	2	0	0	0	0	2	1
										2	1	2	0	0	0	0

BOTTOM	
<b>Colorado Rockies @ St. Louis Cardinals</b> <b>Busch Stadium, St. Louis, MO</b> Tue May 28 1996, 7:05 PM CDT Att: 26,913 - Unknown - 73 F	<b>AB 36</b> <b>R 5</b> <b>H 10</b> <b>RBI 4</b> <b>BB 1</b> <b>SO 11</b> <b>LOB 17</b>
<b>WP: 1</b> <b>PA: 39</b> <b>PB: 0</b> <b>SB: 4</b> <b>CS: 2</b>	<b>1B: 9</b> <b>SF: 1</b> <b>2B: 1</b> <b>SAC: 0</b> <b>3B: 0</b> <b>DP: 0</b> <b>HR: 0</b> <b>HBP: 1</b>

Inning Stats																																	
R: 0		H: 0		R: 1		H: 2		R: 0		H: 0		R: 3		H: 2		R: 0		H: 1		R: 0		H: 0		R: 1		H: 2							
E: 0		LOB: 0		E: 0		LOB: 1		E: 0		LOB: 0		E: 2		LOB: 1		E: 0		LOB: 1		E: 0		LOB: 0		R: 1		H: 2							
K: 1		BB: 0		K: 1		BB: 0		K: 1		BB: 0		K: 2		BB: 0		K: 1		BB: 0		K: 2		BB: 0		K: 1		BB: 1							
S: 9		P: 12		S: 13		P: 18		S: 6		P: 7		S: 19		P: 29		S: 9		P: 12		S: 10		P: 16		S: 11		P: 24							
<b>PITCHER</b> <b>Marvin Freeman, R</b> (1, 1) <small>ERA: 4.95</small> <b>Curt Leskanic, R</b> (7, 1) <small>ERA: 6.0</small> <b>Lance Painter, L</b> (8, 1) <small>ERA: 4.73</small> <b>Bruce Ruffin, L</b> (9, 1) <small>ERA: 5.66</small> <b>Darren Holmes, R</b> (9, 1) <small>ERA: 3.68</small>																	<b>PITCHER</b> <b>IP</b> <b>WLS</b> <b>BF</b> <b>H</b> <b>R</b> <b>ER</b> <b>SO</b> <b>BB</b> <b>IBB</b> <b>HBP</b> <b>BLK</b> <b>WP</b> <b>HR</b> <b>S</b> <b>P</b> <b>ERA</b> <b>WHIP</b> <b>6.0</b> <b>0</b> <b>25</b> <b>5</b> <b>4</b> <b>2</b> <b>7</b> <b>0</b> <b>0</b> <b>0</b> <b>0</b> <b>0</b> <b>0</b> <b>0</b> <b>10</b> <b>16</b> <b>0.00</b> <b>2.000</b> <b>1.0</b> <b>W</b> <b>4</b> <b>1</b> <b>0</b> <b>0</b> <b>2</b> <b>0</b> <b>0</b> <b>0</b> <b>0</b> <b>0</b> <b>0</b> <b>0</b> <b>9</b> <b>12</b> <b>0.00</b> <b>1.000</b> <b>0.1</b> <b></b> <b>2</b> <b>1</b> <b>1</b> <b>1</b> <b>0</b> <b>0</b> <b>0</b> <b>0</b> <b>0</b> <b>0</b> <b>0</b> <b>0</b> <b>5</b> <b>9</b> <b>27.00</b> <b>3.000</b> <b>0.2</b> <b>S</b> <b>3</b> <b>1</b> <b>0</b> <b>0</b> <b>1</b> <b>1</b> <b>0</b> <b>0</b> <b>0</b> <b>0</b> <b>0</b> <b>0</b> <b>6</b> <b>15</b> <b>0.00</b> <b>3.000</b>																



Eric Young Sr., R <small>OBP: 0.419, SLG: 0.480</small> (1, 4)	G6-3 		4-2 E CS BB 1-2 2-3	G6-3 			2-2 SH FC5-2 1B 1-2 2-3		3-2 FC6-4 1B 1-2f	3 1 0 0 1 0 3	Colorado Rockies @ St. Louis Cardinals Busch Stadium, St. Louis, MO Wed May 29 1996, 7:05 PM CDT Att. 27,856 - Unknown - 70 F
Ellis Burks, R <small>OBP: 0.404, SLG: 0.603</small> (1, 7)	K 		0-0 E1 F7 CS 1B 1-3 2-H 3-H				1-1 FC5-2 1B 1-2 2-3 3-Hf		0-2 FC5-4 1B 1-3	5 0 2 1 0 2 3	
Dante Bichette, R <small>OBP: 0.387, SLG: 0.495</small> (1, 9)	F8 		2-1 F7 1B 1-3 3-H				1-1 G6-3 		0-1 FC5-4 1-2f	5 0 1 2 0 0 4	
Larry Walker, L <small>OBP: 0.353, SLG: 0.592</small> (1, 8)		4-1 G2-3 BB 		0-0 G4-3 			1-1 G1-4-3 			3 0 0 0 1 0 3	
Andres Galarraga, R <small>OBP: 0.330, SLG: 0.565</small> (1, 3)		1-0 G2-3 1-2 					0-0 G5-3 			4 1 1 1 0 0 1	
Jason Bates, S <small>OBP: 0.304, SLG: 0.300</small> (1, 5)							2-2 F8 			4 0 0 0 0 1 1	
Curt Leskanic, R <small>OBP: 0.333, SLG: 0.667</small> (8, 1)										0 0 0 0 0 0 0	
Jeff Reed, L <small>OBP: 0.364, SLG: 0.487</small> (1, 2)							1-1 F7 			4 0 0 0 0 0 2	
Walt Weiss, S <small>OBP: 0.433, SLG: 0.372</small> (1, 6)			2-2 BB 1B 1B 				4-1 SH2-4 BB 			2 1 2 0 2 0 0	
Mark Thompson, R <small>OBP: 0.188, SLG: 0.250</small> (1, 1)			2-2 1B BB 1B 				4-2 FC5-2 SH 1B BB 			1 1 1 0 0 0 0	
John Vander Wal, L <small>OBP: 0.366, SLG: 0.429</small> (7, PH)			1-2 E 1B 							0 1 0 0 1 0 0	
Steve Reed, R (7, 1)										0 0 0 0 0 0 0	
Lance Painter, L <small>OBP: 0.167, SLG: 0.167</small> (8, 1)										0 0 0 0 0 0 0	
Vinny Castilla, R <small>OBP: 0.338, SLG: 0.439</small> (8, 5)										1 0 0 0 0 1 1	

Inning Stats	R: 0 E: 0 K: 1 S: 7	H: 0 LOB: 0 BB: 0 P: 12	R: 0 E: 0 K: 1 S: 7	H: 0 LOB: 1 BB: 1 P: 15	R: 2 E: 1 K: 0 S: 15	H: 3 LOB: 1 BB: 1 P: 25	R: 1 E: 1 K: 0 S: 10	H: 1 LOB: 2 BB: 1 P: 18	R: 0 E: 0 K: 1 S: 7	H: 0 LOB: 0 BB: 0 P: 11	R: 0 E: 0 K: 0 S: 6	H: 0 LOB: 0 BB: 0 P: 9	R: 2 E: 1 K: 0 S: 14	H: 1 LOB: 1 BB: 2 P: 27	R: 0 E: 0 K: 0 S: 3	H: 0 LOB: 0 BB: 0 P: 5	R: 0 E: 0 K: 1 S: 15	H: 2 LOB: 2 BB: 0 P: 21	1B: 6 2B: 0 3B: 0 HR: 1	SF: 0 SAC: 2 DP: 1 HBP: 0	WP: 0 PB: 0 SB: 1 CS: 2	PA: 39
--------------	------------------------------	----------------------------------	------------------------------	----------------------------------	-------------------------------	----------------------------------	-------------------------------	----------------------------------	------------------------------	----------------------------------	------------------------------	---------------------------------	-------------------------------	----------------------------------	------------------------------	---------------------------------	-------------------------------	----------------------------------	----------------------------------	------------------------------------	----------------------------------	--------

PITCHER	IP	WLS	BF	H	R	ER	SO	BB	IBB	HBP	BLK	WP	HR	S	P	ERA	WHIP
Mike Morgan, R <small>ERA: 4.34</small> (1, 1)	6.1		30	5	5	5	3	5	0	0	0	0	1	63	114	7.11	1.579
Mark Petkovsek, R <small>ERA: 4.45</small> (7, 1)	2.1	W	8	2	0	0	1	0	0	0	0	0	0	19	27	0.00	0.857
Andy Benes, R <small>ERA: 5.11</small> (9, 1)	0.1	S	1	0	0	0	0	0	0	0	0	0	0	2	2	0.00	0.000



Batter	1	2	3	4	5	6	7	8	9	AB	R	H	RBI	BB	SO	LOB
Brian Jordan, R OBP: 0.300, SLG: 0.393 (1, 9)	F7		E 1B	BB			F7			3	1	1	0	1	0	0
Royce Clayton, R OBP: 0.320, SLG: 0.374 (1, 6)	L9		K	K			P3			4	0	0	0	0	2	3
Willie McGee, S OBP: 0.346, SLG: 0.448 (1, 7)	F7		E 1B				F9			4	1	1	0	0	0	0
Ray Lankford, L OBP: 0.362, SLG: 0.545 (1, 8)		K	E6 2B					HR 1B		4	2	3	2	0	1	0
Gary Gaetti, R OBP: 0.321, SLG: 0.409 (1, 5)										3	0	2	1	0	1	1
Miguel Mejia, R (8, PR)										0	1	0	0	0	0	0
David Bell, R OBP: 0.255, SLG: 0.259 (9, 5)								HR HBP		0	0	0	0	0	0	0
John Mabry, L OBP: 0.370, SLG: 0.468 (1, 3)										3	0	0	0	1	1	4
Danny Sheaffer, R OBP: 0.337, SLG: 0.372 (1, 2)										3	0	0	0	0	0	2
Mark Sweeney, L (8, PH)										1	0	0	0	0	0	2
Tom Pagnozzi, R OBP: 0.323, SLG: 0.500 (9, 2)										0	0	0	0	0	0	0
Luis Alicea, S OBP: 0.315, SLG: 0.365 (1, 4)										4	1	2	3	0	0	2
Mike Morgan, R (1, 1)										3	0	0	0	0	1	1
Mark Petkovsek, R OBP: 0.111, SLG: 0.111 (7, 1)										1	0	0	0	0	1	1
Andy Benes, R OBP: 0.100, SLG: 0.150 (9, 1)										0	0	0	0	0	0	0

Inning Stats	R: 0	H: 0	E: 0	K: 0	S: 6	H: 0	LOB: 0	BB: 0	P: 9	R: 0	H: 1	E: 0	K: 1	S: 12	H: 1	LOB: 2	BB: 1	P: 20	R: 3	H: 4	E: 1	K: 1	S: 16	H: 1	LOB: 1	BB: 0	P: 27	R: 0	H: 1	E: 0	K: 1	S: 10	H: 0	LOB: 0	BB: 0	P: 13	R: 0	H: 0	E: 0	K: 0	S: 6	H: 0	LOB: 0	BB: 0	P: 9	R: 3	H: 2	E: 0	K: 2	S: 17	H: 1	LOB: 1	BB: 0	P: 24
--------------	------	------	------	------	------	------	--------	-------	------	------	------	------	------	-------	------	--------	-------	-------	------	------	------	------	-------	------	--------	-------	-------	------	------	------	------	-------	------	--------	-------	-------	------	------	------	------	------	------	--------	-------	------	------	------	------	------	-------	------	--------	-------	-------

PITCHER	IP	WLS	BF	H	R	ER	SO	BB	IBB	HBP	BLK	WP	HR	S	P	ERA	WHIP
Mark Thompson, R (1, 1) ERA: 5.33	6.0		27	7	3	3	5	2	0	0	0	0	0	62	102	4.50	1.500
Steve Reed, R (7, 1) ERA: 4.62	1.0		5	1	2	2	0	0	0	1	0	0	0	11	17	18.00	1.000
Lance Painter, L (8, 1) ERA: 4.67	0.1		1	0	0	0	1	0	0	0	0	0	0	3	3	0.00	0.000
Curt Lesknic, R (8, 1) ERA: 6.18	0.2	L	3	1	1	1	1	0	0	0	0	0	1	9	13	13.50	1.500

**BOTTOM**

**Colorado Rockies @ St. Louis Cardinals**  
 Busch Stadium, St. Louis, MO  
 Wed May 29 1996, 7:05 PM CDT  
 Att: 27,856 - Unknown - 70 F

AB	33
R	6
H	9
RBI	6
BB	2
SO	7
LOB	16

livebaseballscorecards.com



WP	PA	ERA	WHIP
0	36		

Batter	1	2	3	4	5	6	7	8	9	AB R H RBI BB SO LOB	TOP											
Eric Young Sr. R (1, 4) OBP: 0.414, SLG: 0.468	3-2 F9		2-1 G1-3			0-1 F7		4-1 HR BB		3 1 0 0 1 0 0												
Ellis Burks, R (1, 7) OBP: 0.401, SLG: 0.611	2-2 G5-3		0-0 F8			1-3 K		1-0 HR		4 1 1 2 0 1 0												
Dante Bichette, R (1, 9) OBP: 0.389, SLG: 0.495	2-1 P9				0-1 B1-3	2-2 1B		0-0 WP 1B		4 1 2 0 0 0 0												
Larry Walker, L (1, 8) OBP: 0.351, SLG: 0.584		1-0 G4-3		1-3 K	2-1 G4-1			2-2 1B		4 0 1 1 0 1 1												
Andres Galarraga, R (1, 3) OBP: 0.329, SLG: 0.574		2-2 HR		2-3 K			1-2 F9	2-3 K		4 1 1 1 0 2 1												
Vinny Castilla, R (1, 5) OBP: 0.332, SLG: 0.429		0-0 E4			0-0 G5-3		0-0 F9		0-3 K	4 0 0 0 0 1 0												
Jayhawk Owens, R (1, 2) OBP: 0.245, SLG: 0.267		3-3 K			0-2 G6-3		2-3 K		0-0 F8	3 0 0 0 0 2 1												
John Vander Wal, L (9, PH) OBP: 0.357, SLG: 0.417										1 0 0 0 0 0 0												
Walt Weiss, S (1, 6) OBP: 0.429, SLG: 0.369		1-2 G6-3			2-1 1B			2-1 L7	2-1 G3-1	4 0 1 0 0 0 1												
Armando Reynoso, R (1, 1) OBP: 0.217, SLG: 0.182			0-3 K			1-3 K		1-0 F9		1 0 0 0 0 0 1 0												
Pedro Castellano, R (5, PH) OBP: 0.333, SLG: 0.143										1 0 0 0 0 0 1 1												
Mike Farmer, S (5, 1) OBP: 0.690, SLG: 0.500										0 0 0 0 0 0 0 0												
Quinton McCracken, S (8, PH) OBP: 0.292, SLG: 0.293										1 0 0 0 0 0 0 0												
John Habyan, R (8, 1)										0 0 0 0 0 0 0 0												
Mike Munoz, L (8, 1)										0 0 0 0 0 0 0 0												
<b>Inning Stats</b>	R: 0 E: 0 K: 0 S: 8	H: 0 LOB: 0 BB: 0 P: 15	R: 1 E: 1 K: 1 S: 12	H: 1 LOB: 1 BB: 0 P: 19	R: 0 E: 0 K: 1 S: 6	H: 0 LOB: 0 BB: 0 P: 8	R: 0 E: 0 K: 2 S: 10	H: 0 LOB: 0 BB: 0 P: 13	R: 0 E: 0 K: 1 S: 11	H: 1 LOB: 1 BB: 0 P: 14	R: 0 E: 0 K: 1 S: 11	H: 1 LOB: 1 BB: 0 P: 16	R: 0 E: 0 K: 1 S: 7	H: 0 LOB: 0 BB: 0 P: 10	R: 3 E: 0 K: 1 S: 12	H: 3 LOB: 1 BB: 1 P: 24	R: 0 E: 0 K: 1 S: 6	H: 0 LOB: 0 BB: 0 P: 8	1B: 4 2B: 0 3B: 0 HR: 2	SF: 0 SAC: 0 DP: 0 HBP: 0	WP: 1 PB: 0 SB: 1 CS: 0	PA: 35
<b>PITCHER</b>	IP WLS BF H R ER SO BB IBB HBP BLK WP HR S P ERA WHIP																					
Denny Neagle, L (1, 1) ERA: 3.39	7.2 W 30 5 4 4 7 1 0 0 0 0 2 71 109 4.70 0.783																					
Dan Plesac, L (8, 1) ERA: 4.5	0.0 1 1 0 0 0 0 0 0 0 0 1 0 3 5 ∞ ∞																					
67 Francisco Cordova, R (8, 1) ERA: 3.64	1.1 S 4 0 0 0 2 0 0 0 0 0 0 0 9 13 0.00 0.000																					

Colorado Rockies @ Pittsburgh Pirates  
 Three Rivers Stadium, Pittsburgh, PA  
 Fri May 31 1996, 7:05 PM EDT  
 Att. 26,640 - Unknown - 80 F

livebaseballscorecards.com

AB	34
R	4
H	6
RBI	4
BB	1
SO	9
LOB	5



Batter	1	2	3	4	5	6	7	8	9
<b>Carlos Garcia, R</b> OBP: 0.375, SLG: 0.450 (1, 4)	3-3 K	0-1 S 1B		1-0 G5-3			0-3 K	4-1 BB	
<b>Al Martin, L</b> OBP: 0.332, SLG: 0.405 (1, 7)	0-0 E S 1B	2-3 K			1-0 G4-3		0-0 CS 1B	1-3 K	
<b>Jeff King, R</b> OBP: 0.312, SLG: 0.493 (1, 3)	3-3 K		2-3 K		1-1 HR		2-2 G5-3		
<b>Orlando Merced, S</b> OBP: 0.358, SLG: 0.457 (1, 9)	0-0 E S 1B		2-1 HR		2-1 E S 1B			2-2 G3	
<b>Jay Bell, R</b> OBP: 0.333, SLG: 0.390 (1, 6)	0-0 F9		1-1 G4-3		3-2 G6-3			1-0 WP E 2B	
<b>Charlie Hayes, R</b> OBP: 0.325, SLG: 0.458 (1, 5)		3-2 F9	0-0 2B		2-1 G5-3			4-0 E BB	
<b>Mike Kingery, L</b> OBP: 0.230, SLG: 0.240 (1, 8)		1-1 G4-3	1-1 G4-3			1-0 G3-1		2-0 E 3B	
<b>John Wehner, R</b> OBP: 0.286, SLG: 0.385 (8, PH)								1-H 3-H	
<b>18 Jason Kendall, R</b> OBP: 0.335, SLG: 0.407 (1, 2)		0-1 G4-3		3-2 F9		0-1 F8		1-0 67 SH1-4 1B	
<b>Denny Neagle, L</b> OBP: 0.160, SLG: 0.130 (1, 1)		0-0 G4-3		0-2 F7		1-0 F9		0-0 SH1-4	
<b>Dan Plesac, L</b> OBP: 0.500, SLG: 0.500 (8, 1)									
<b>67 Francisco Cordova, R</b> OBP: 0.500, SLG: 0.500 (8, 1)									

Inning Stats	R: 1	H: 2	E: 1	LOB: 1	K: 2	BB: 0	S: 10	R: 2	H: 3	E: 0	LOB: 1	K: 1	BB: 0	S: 16	R: 1	H: 2	E: 0	LOB: 1	K: 1	BB: 0	S: 11	R: 0	H: 0	E: 0	LOB: 0	K: 0	BB: 0	S: 7	R: 1	H: 2	E: 0	LOB: 1	K: 0	BB: 0	S: 11	R: 0	H: 0	E: 0	LOB: 0	K: 0	BB: 0	S: 4	R: 0	H: 1	E: 0	LOB: 0	K: 1	BB: 0	S: 7	R: 3	H: 3	E: 1	LOB: 2	K: 1	BB: 2	S: 11	R: 0	H: 0	E: 0	LOB: 0	K: 1	BB: 0	S: 9	R: 0	H: 0	E: 0	LOB: 0	K: 1	BB: 0	S: 11
--------------	------	------	------	--------	------	-------	-------	------	------	------	--------	------	-------	-------	------	------	------	--------	------	-------	-------	------	------	------	--------	------	-------	------	------	------	------	--------	------	-------	-------	------	------	------	--------	------	-------	------	------	------	------	--------	------	-------	------	------	------	------	--------	------	-------	-------	------	------	------	--------	------	-------	------	------	------	------	--------	------	-------	-------

PITCHER	IP	WLS	BF	H	R	ER	SO	BB	IBB	HBP	BLK	WP	HR	S	P	ERA	WHIP
<b>Armando Reynoso, R</b> ERA: 4.87 (1, 1)	4.0	L	19	7	4	4	4	0	0	0	0	0	1	44	66	9.00	1.750
<b>Mike Farmer, L</b> ERA: 6.0 (5, 1)	3.0		11	3	1	1	1	0	0	0	0	0	1	22	35	3.00	1.000
<b>John Habyan, R</b> ERA: 6.1 (8, 1)	0.1		3	1	2	2	0	1	0	0	0	1	0	4	11	54.00	6.000
<b>Mike Munoz, L</b> ERA: 9.0 (8, 1)	0.2		5	2	1	1	1	1	0	0	0	0	0	7	15	13.50	4.500

AB	R	H	RBI	BB	SO	LOB
4	0	1	2	1	2	0
5	1	2	0	0	2	3
4	1	1	1	0	2	2
4	1	3	2	0	0	0
4	1	1	0	0	0	2
3	1	1	0	1	0	1
3	1	1	0	0	0	1
1	1	1	2	0	0	0
4	1	2	0	0	0	0
3	0	0	0	0	0	2
0	0	0	0	0	0	0
0	0	0	0	0	0	0

WP	HR	S	P	ERA	WHIP
1	0	26	38		
0	0	2	3		
0	0	0	1		
0	0	0	1		

**Colorado Rockies @ Pittsburgh Pirates**  
 Three Rivers Stadium, Pittsburgh, PA  
 Fri May 31 1996, 7:05 PM EDT  
 Att: 26,640 - Unknown - 80 F

<b>AB</b>	<b>35</b>
<b>R</b>	<b>8</b>
<b>H</b>	<b>13</b>
<b>RBI</b>	<b>7</b>
<b>BB</b>	<b>2</b>
<b>SO</b>	<b>6</b>
<b>LOB</b>	<b>11</b>



Batter	1	2	3	4	5	6	7	8	9	AB R H RBI BB SO LOB	TOP																
Eric Young Sr. R (1, 4) OBP: 0.408, SLG: 0.454	3-3 K		4-1 WP 1B BB		0-0 G6-3		0-0 F9		0-1 F9	4 1 0 0 1 1 1																	
Ellis Burks, R (1, 7) OBP: 0.401, SLG: 0.604	0-0 B1-3		2-3 SAFE K		4-1 BB			2-1 E S 1B	1-1 F7	4 0 1 0 1 1 3																	
Dante Bichette, R (1, 9) OBP: 0.387, SLG: 0.490	2-3 K		2-1 BB 1B		0-0 L5			2-3 K		4 0 1 2 0 2 2																	
Larry Walker, L (1, 8) OBP: 0.354, SLG: 0.577		2-3 K	4-2 BB		2-1 G5-3			4-0 HBP IBB		2 0 0 0 2 1 1																	
Andres Galarraga, R (1, 3) OBP: 0.332, SLG: 0.568		2-1 FC1-5 HBP	2-2 F8		2-3 K			2-1 HBP		2 0 0 0 0 1 2																	
Jeff Reed, L (1, 2) OBP: 0.356, SLG: 0.475	1-2 FC1-5			0-3 K		0-3 K		1-3 K		3 0 0 0 0 2 1																	
Pedro Castellano, R (8, PH) OBP: 0.316, SLG: 0.133										1 0 0 0 0 1 3																	
Lance Painter, L (8, 1) OBP: 0.167, SLG: 0.167										0 0 0 0 0 0 0																	
Bruce Ruffin, S (8, 1)										0 0 0 0 0 0 0																	
Vinny Castilla, R (1, 5) OBP: 0.325, SLG: 0.421	1-2 F9			0-3 K		0-0 G6-3		0-1 F9		4 0 0 0 0 1 4																	
Walt Weiss, S (1, 6) OBP: 0.426, SLG: 0.363			0-3 K		4-2 BB		0-0 G3		2-2 F8	3 0 0 0 1 1 0																	
Kevin Ritz, R (1, 1) OBP: 0.105, SLG: 0.056			4-2 WP BB 1B BB		3-3 K		2-2 F8		0-0 1B	1 1 0 0 1 1 1																	
Quinton McCracken, S (7, PH) OBP: 0.286, SLG: 0.286										1 0 0 0 0 0 0																	
Steve Reed, R (7, 1)										0 0 0 0 0 0 0																	
Jayhawk Owens, R (8, 2) OBP: 0.260, SLG: 0.283										1 0 1 0 0 0 0																	
<b>Inning Stats</b>	R: 0 E: 0 K: 2 S: 9	H: 0 LOB: 0 BB: 0 P: 14	R: 0 E: 0 K: 1 S: 10	H: 0 LOB: 1 BB: 0 P: 16	R: 2 E: 0 K: 2 S: 17	H: 1 LOB: 2 BB: 3 P: 35	R: 0 E: 0 K: 3 S: 11	H: 0 LOB: 1 BB: 1 P: 18	R: 0 E: 0 K: 0 S: 5	H: 0 LOB: 1 BB: 1 P: 11	R: 0 E: 0 K: 0 S: 8	H: 0 LOB: 0 BB: 0 P: 10	R: 0 E: 0 K: 0 S: 5	H: 0 LOB: 0 BB: 0 P: 7	R: 0 E: 0 K: 2 S: 11	H: 1 LOB: 3 BB: 1 P: 22	R: 0 E: 0 K: 0 S: 8	H: 1 LOB: 1 BB: 0 P: 11	1B: 3 2B: 0 3B: 0 HR: 0	SF: 0 SAC: 0 DP: 0 HBP: 2	WP: 1 PB: 0 SB: 2 CS: 0	PA: 38					
<b>PITCHER</b>	IP	WLS	BF	H	R	ER	SO	BB	IBB	HBP	BLK	WP	HR	S	P	ERA	WHIP										
Paul Wagner, R (1, 1) ERA: 3.77	7.0	L	28	1	2	2	10	5	0	1	0	1	0	65	111	2.57	0.857										
Marc Wilkins, R (8, 1) ERA: 4.05	0.1		4	1	0	0	1	0	1	1	0	0	0	6	16	0.00	3.000										
Jason Christiansen, L (8, 1) ERA: 8.33	0.1		1	0	0	0	1	0	0	0	0	0	0	3	4	0.00	0.000										
Dan Miceli, R (8, 1) ERA: 7.76	1.1		5	1	0	0	0	0	0	0	0	0	0	10	13	0.00	0.750										

Colorado Rockies @ Pittsburgh Pirates  
Three Rivers Stadium, Pittsburgh, PA

Sat Jun 01 1996, 7:05 PM EDT  
Att. 15,633 - Unknown - 80 F

livebaseballscorecards.com

AB	30
R	2
H	3
RBI	2
BB	6
SO	12
LOB	18



BOTTOM

Colorado Rockies @ Pittsburgh Pirates  
Three Rivers Stadium, Pittsburgh, PA

livebaseballscorecards.com

AB	33
R	0
H	9
RBI	0
BB	3
SO	6
LOB	18



WP:	1	PA:	37
PB:	0		
SB:	1		
CS:	1		

Sat Jun 01 1996, 7:05 PM EDT  
Att: 15,633 - Unknown - 80 F

AB R H RBI BB SO LOB

4	0	0	0	1	2	2
4	0	1	0	0	0	2
4	0	2	0	0	0	1
4	0	2	0	0	1	1
2	0	1	0	1	1	1
1	0	0	0	0	1	2
4	0	0	0	0	1	5
2	0	1	0	1	0	0
1	0	0	0	0	0	0
4	0	1	0	0	0	3
1	0	0	0	0	0	0
1	0	0	0	0	0	1
0	0	0	0	0	0	0
0	0	0	0	0	0	0
0	0	0	0	0	0	0
0	0	0	0	0	0	0
1	0	1	0	0	0	0

1B:	9	SF:	0
2B:	0	SAC:	1
3B:	0	DP:	0
HR:	0	HBP:	0

Batter	1	2	3	4	5	6	7	8	9
Carlos Garcia, R OBP: 0.368, SLG: 0.434 (1, 4)	2-1 L1		1-2 G5-3		4-2 BB		3-3 K		1-3 K
Al Martin, L OBP: 0.331, SLG: 0.402 (1, 7)	3-1 G1-3		1-2 G3-1		2-0 G6-3			1-2 WP 1B	
Jeff King, R OBP: 0.316, SLG: 0.493 (1, 5) (9, 3)	3-1 G6-3			0-1 1B		0-0 CS 1B		1-1 L5	
Orlando Merced, S OBP: 0.362, SLG: 0.458 (1, 9)		1-3 K		2-2 S 1B		3-2 F8		0-0 WP 1B	
Mark Johnson, L OBP: 0.341, SLG: 0.500 Charlie Hayes, R OBP: 0.324, SLG: 0.455 (1, 3) (8, PH) (9, 5)		4-2 BB		1-3 K		1-2 1B		2-3 K	
Jay Bell, R OBP: 0.327, SLG: 0.382 (1, 6)		0-1 G4-3		2-2 F9		3-2 G6-3		1-3 K	
Mike Kingery, L OBP: 0.243, SLG: 0.245 John Wehner, R OBP: 0.279, SLG: 0.375 (1, 8) (9, PH)		4-2 BB			0-0 SH1-4 1B		0-0 G6-3		1-0 F7
18 Jason Kendall, R OBP: 0.333, SLG: 0.403 (1, 2)		1-2 FC6-4		1-0 F8		0-1 1B		3-2 G5-3	
Paul Wagner, R OBP: 0.083, SLG: 0.043 Midre Cummings, L OBP: 0.224, SLG: 0.393 Marc Wilkins, R (8, 1) Jason Christiansen, R (8, 1) Dan Miceli, R (8, 1) Nelson Liriano, S OBP: 0.284, SLG: 0.320 (9, PH)			2-2 G6-3		2-2 SH1-4		2-2 P5		0-0 1B

Inning Stats	R: 0	H: 0	E: 0	K: 0	S: 6	R: 0	H: 0	E: 0	K: 1	S: 14	R: 0	H: 2	E: 0	K: 1	S: 12	R: 0	H: 1	E: 0	K: 0	S: 10	R: 0	H: 2	E: 0	K: 0	S: 12	R: 0	H: 1	E: 0	K: 1	S: 13	R: 0	H: 2	E: 0	K: 2	S: 14	R: 0	H: 1	E: 0	K: 1	S: 8


PITCHER	IP	WLS	BF	H	R	ER	SO	BB	IBB	HBP	BLK	WP	HR	S	P	ERA	WHIP
Kevin Ritz, R ERA: 5.67 (1, 1)	6.0		24	5	0	0	2	3	0	0	0	0	0	63	106	0.00	1.333
Steve Reed, R ERA: 4.44 (7, 1)	1.0		4	1	0	0	1	0	0	0	0	0	0	13	18	0.00	1.000
Lance Painter, L ERA: 4.61 (8, 1)	0.1		3	2	0	0	0	0	0	0	0	0	0	7	9	0.00	6.000
Bruce Ruffin, L ERA: 5.24 (8, 1)	1.2	S	6	1	0	0	3	0	0	0	0	1	0	15	23	0.00	0.600

Batter	1	2	3	4	5	6	7	8	9	AB R H RBI BB SO LOB	TOP											
Eric Young Sr. R (1, 4) OBP: 0.395, SLG: 0.437	1-2 G6-3	0-0 FC4-6			0-2 G4-3		2-1 G6-3		2-3 K	5 0 0 0 0 1 3												
Quinton McCracken, S (1, 8) OBP: 0.278, SLG: 0.277	2-1 G3-1 1B		1-3 K		0-1 G4-3		1-3 K		1-0 L6	5 0 1 0 0 2 0												
Dante Bichette, R (1, 9) OBP: 0.387, SLG: 0.493	0-2 G3-1		3-2 1B 2B		1-1 F8		1-1 FC6-4 1B		0-3 K	5 1 2 0 0 1 1												
Andres Galarraga, R (1, 3) OBP: 0.335, SLG: 0.572	0-3 K		1-1 S BLK 1B		1-2 G3 2B		0-0 FC6-4			4 0 2 1 0 1 2												
Ellis Burks, R (1, 7) OBP: 0.407, SLG: 0.605		0-0 FC1-4 S 1B	3-3 K		4-1 G3 BB		3-2 S 3B 1B			3 1 2 0 1 1 1												
Vinny Castilla, R (1, 5) OBP: 0.324, SLG: 0.414		4-2 FC1-4 BB	1-1 F7		1-0 G3		1 SAFE 3-3 K			3 0 0 0 1 1 4												
Jayhawk Owens, R (1, 2) OBP: 0.259, SLG: 0.320		0-3 K		0-3 K		0-0 F7		1-0 FC5-2 3B		4 0 1 1 0 2 4												
Walt Weiss, S (1, 6) OBP: 0.423, SLG: 0.357		1-1 FC1-4 BB		2-1 G6-3		4-0 IBB		3-2 FC5-2		3 0 0 0 1 0 3												
Marvin Freeman, R (1, 1) OBP: 0.130, SLG: 0.091		4-0 FC4-6 BB		0-0 G5-3		0-1 B1-3		1 SAFE 3-3 K		2 0 0 0 1 0 3												
Pedro Castellano, R (8, PH) OBP: 0.300, SLG: 0.125										1 0 0 0 0 1 1												
Darren Holmes, R (8, 1)										0 0 0 0 0 0 0												
Lance Painter, L (8, 1) OBP: 0.167, SLG: 0.167										0 0 0 0 0 0 0												
John Habyan, R (8, 1)										0 0 0 0 0 0 0												
<b>Inning Stats</b>	R: 0 E: 0 K: 1 S: 11	H: 1 LOB: 1 BB: 0 P: 14	R: 0 E: 0 K: 1 S: 9	H: 1 LOB: 3 BB: 2 P: 18	R: 1 E: 0 K: 2 S: 15	H: 2 LOB: 1 BB: 0 P: 24	R: 0 E: 0 K: 1 S: 6	H: 0 LOB: 0 BB: 0 P: 8	R: 0 E: 0 K: 0 S: 7	H: 0 LOB: 0 BB: 0 P: 8	R: 0 E: 0 K: 1 S: 10	H: 1 LOB: 3 BB: 2 P: 19	R: 0 E: 0 K: 1 S: 8	H: 1 LOB: 1 BB: 0 P: 12	R: 1 E: 0 K: 2 S: 18	H: 2 LOB: 1 BB: 0 P: 30	R: 0 E: 0 K: 2 S: 8	H: 0 LOB: 0 BB: 0 P: 11	1B: 5 2B: 2 3B: 1 HR: 0	SF: 0 SAC: 0 DP: 0 HBP: 0	WP: 0 PB: 0 SB: 3 CS: 0	PA: 39
<b>PITCHER</b>	IP WLS BF H R ER SO BB IBB HBP BLK WP HR S P ERA WHIP																					
Zane Smith, L (1, 1) ERA: 4.17	8.0 W 36 8 2 2 8 3 1 0 1 0 0 84 133 2.25 1.375																					
67 Francisco Cordova, R (9, 1) ERA: 3.52	1.0 S 3 0 0 0 2 0 0 0 0 0 0 0 8 11 0.00 0.000																					

Colorado Rockies @ Pittsburgh Pirates  
 Three Rivers Stadium, Pittsburgh, PA  
 Sun Jun 02 1996, 3:33 AM EDT  
 Att. 26,745 - Sunny - 75 F

livebaseballscorecards.com

AB	35
R	2
H	8
RBI	2
BB	4
SO	10
LOB	22





BOTTOM

Colorado Rockies @ Pittsburgh Pirates  
Three Rivers Stadium, Pittsburgh, PA

Sun Jun 02 1996, 3:33 AM EDT  
Att. 26,745 - Sunny - 75 F

livebaseballscorecards.com

AB	29
R	5
H	6
RBI	4
BB	5
SO	9
LOB	12



WP	2	PA	35
PB	0		
SB	1		
CS	0		

AB R H RBI BB SO LOB

4	2	3	0	0	0	0
2	1	0	0	2	1	1
3	0	1	2	0	1	2
4	0	0	0	0	2	5
3	0	0	0	1	1	1
3	0	0	1	1	1	0
0	0	0	0	0	0	0
3	0	0	0	1	2	0
2	0	0	0	0	1	0
2	1	1	1	0	0	3
0	0	0	0	0	0	0
2	0	0	0	0	0	0
1	0	1	0	0	0	0
0	1	0	0	0	0	0
1B: 5	SF: 1					
2B: 0	SAC: 0					
3B: 0	DP: 0					
HR: 1	HBP: 0					

Batter	1	2	3	4	5	6	7	8	9
Carlos Garcia, R (1, 4) OBP: 0.380, SLG: 0.444	0-0 G4-3			0-0 G6-3 1B		1-0 BB 1B		1-2 WP BB 1B	
Mike Kingery, L (1, 8) OBP: 0.252, SLG: 0.240	1-2 K			3-1 G6-3 1-3		4-0 BB 1-2		4-1 BB WP BB	
Jeff King, R (1, 3) OBP: 0.314, SLG: 0.490	1-3 K			0-0 1B		2-0 F7 2		1-1 SF7 1	
Orlando Merced, S (1, 9) OBP: 0.353, SLG: 0.445		0-3 K		2-1 F7 2		0-0 L4 3		1-3 K 2	
Charlie Hayes, R (1, 5) OBP: 0.322, SLG: 0.448		2-3 K		1-0 F8 3			1-1 G6-3 1	4-0 WP BB IBB	
Dave Clark, L (1, 7) OBP: 0.388, SLG: 0.466		3-2 G3 3			1-3 K 1		2-1 G3 2	4-1 WP BB	
18 Jason Kendall, R (9, 2) OBP: 0.333, SLG: 0.403								1-2 2-3 3-H BB	
Jay Bell, R (1, 6) OBP: 0.326, SLG: 0.376			0-3 K 1		0-0 F9 2		0-3 K 3	4-2 FC3-6 BB	
Keith Osik, R (1, 2) OBP: 0.400, SLG: 0.500			0-3 K 2		1-2 P4 3			HR FC3-6	
Al Martin, L (8, PH) OBP: 0.332, SLG: 0.416									
67 Francisco Cordova, R (9, 1) OBP: 0.500, SLG: 0.500									
Zane Smith, L (1, 1) OBP: 0.176, SLG: 0.176			1-1 G4-3 3			0-0 P5 1		2-2 BB 1B SF7 1B	
Mark Johnson, L (8, PH) OBP: 0.348, SLG: 0.506									
John Wehner, R (8, PR) OBP: 0.279, SLG: 0.375									

Inning Stats	R: 0	H: 0	E: 0	K: 2	S: 7	H: 0	LOB: 0	BB: 0	P: 9	R: 0	H: 0	E: 0	K: 2	S: 9	H: 0	LOB: 0	BB: 0	P: 14	R: 0	H: 0	E: 0	K: 1	S: 11	R: 1	H: 2	E: 0	K: 0	S: 7	H: 0	LOB: 1	BB: 0	P: 13	R: 0	H: 0	E: 0	K: 1	S: 9	R: 0	H: 1	E: 0	K: 0	S: 4	R: 0	H: 0	E: 0	K: 1	S: 7	R: 4	H: 3	E: 0	K: 1	S: 20
--------------	------	------	------	------	------	------	--------	-------	------	------	------	------	------	------	------	--------	-------	-------	------	------	------	------	-------	------	------	------	------	------	------	--------	-------	-------	------	------	------	------	------	------	------	------	------	------	------	------	------	------	------	------	------	------	------	-------


PITCHER	IP	WLS	BF	H	R	ER	SO	BB	IBB	HBP	BLK	WP	HR	S	P	ERA	WHIP
Marvin Freeman, R (1, 1) ERA: 4.57	7.0		25	3	1	1	8	1	0	0	0	0	0	54	80	1.29	0.571
Darren Holmes, R (8, 1) ERA: 4.91	0.0	L	3	3	3	3	0	0	0	0	0	0	1	8	11	∞	∞
Lance Painter, L (8, 1) ERA: 4.82	0.2		5	0	0	0	1	2	1	0	0	1	0	8	21	0.00	3.000
John Habyan, R (8, 1) ERA: 6.0	0.1		2	0	1	1	0	1	0	0	0	1	0	4	8	27.00	3.000

Batter	1	2	3	4	5	6	7	8	9	AB R H RBI BB SO LOB	TOP	
Eric Young Sr. R (1, 4) OBP: 0.398, SLG: 0.442	2-2 HBP 2B	1-0 2B			3-2 G6-3		2-1 P2			3 1 1 0 0 0 1		
Ellis Burks, R (1, 7) OBP: 0.413, SLG: 0.611	3-1 G4-3 1-H SF8 2B	4-2 G6-3 BB			2-3 K			2-2 F8 S 1B		3 1 2 1 1 1 0		
Larry Walker, L (1, 8) OBP: 0.347, SLG: 0.564	1-1 G4-3 2-3	2-1 G6-3 1-2f			2-1 G5-3			1-3 K 1-2		4 0 0 0 0 1 5		
Andres Galarraga, R (1, 3) OBP: 0.329, SLG: 0.563	0-0 SF8 3-H				2-0 F7			1-2 F8 2-3		3 0 0 1 0 1 1		
Dante Bichette, R (1, 9) OBP: 0.385, SLG: 0.493	1-0 2B				0-1 G3-1			0-2 L1		4 0 1 0 0 0 1		
Vinny Castilla, R (1, 5) OBP: 0.327, SLG: 0.418	4-1 BB				2-2 G6-3				0-2 2B	3 0 1 0 1 0 0		
Walt Weiss, S (1, 6) OBP: 0.420, SLG: 0.355	2-1 F9				0-3 K			1-2 FC5-4 1B		4 0 1 0 0 1 3		
Jayhawk Owens, R (1, 2) OBP: 0.241, SLG: 0.296		2-2 F8			3-2 L9			1-0 FC5-4 1-2f		4 0 0 0 0 0 2		
Bill Swift, R (1, 1) OBP: 0.500, SLG: 0.500 Mike Farmer, S (4, 1) OBP: 0.500, SLG: 0.500 Pedro Castellano, R (7, PH) OBP: 0.296, SLG: 0.118 Steve Reed, R (7, 1) Darren Holmes, R (8, 1) Mike Munoz, L (8, 1) Jason Bates, S (9, PH) OBP: 0.300, SLG: 0.296		0-0 2B 1B			1-1 G6-3			2-3 K		2 0 1 0 0 0 0 0 0 0 0 0 0 0 1 0 0 0 0 1 1 0 1 0 0 0 0 0 1		
<b>Inning Stats</b>	R: 2 H: 2 E: 0 LOB: 2 K: 0 BB: 1 S: 11 P: 24	R: 0 H: 2 E: 0 LOB: 2 K: 0 BB: 1 S: 10 P: 19	R: 0 H: 0 E: 0 LOB: 0 K: 0 BB: 0 S: 6 P: 10	R: 0 H: 0 E: 0 LOB: 0 K: 1 BB: 0 S: 10 P: 14	R: 0 H: 0 E: 0 LOB: 0 K: 1 BB: 0 S: 9 P: 16	R: 0 H: 0 E: 0 LOB: 0 K: 1 BB: 0 S: 7 P: 10	R: 0 H: 1 E: 0 LOB: 1 K: 1 BB: 0 S: 10 P: 16	R: 0 H: 1 E: 0 LOB: 1 K: 1 BB: 0 S: 14 P: 18	R: 0 H: 1 E: 0 LOB: 1 K: 0 BB: 0 S: 8 P: 10	1B: 3 SF: 1 2B: 4 SAC: 0 3B: 0 DP: 1 HR: 0 HBP: 1	WP: 0 PA: 36 PB: 0 SB: 1 CS: 0	
<b>PITCHER</b>	IP WLS BF H R ER SO BB IBB HBP BLK WP HR S P ERA WHIP											
Matt Ruebel, L (1, 1) ERA: 4.34	7.0 W 28 5 2 2 4 2 0 1 0 0 0 0 63 109 2.57 1.000											
Jon Lieber, R (8, 1) ERA: 3.49	1.0 4 1 0 0 1 0 0 0 0 0 0 0 14 18 0.00 1.000											
Dan Plesac, L (9, 1) ERA: 4.32	1.0 4 1 0 0 0 0 0 0 0 0 0 0 8 10 0.00 1.000											

Colorado Rockies @ Pittsburgh Pirates  
 Three Rivers Stadium, Pittsburgh, PA  
 Mon Jun 03 1996, 3:33 AM EDT  
 Att. 8,120 - Overcast - 72 F

livebaseballscorecards.com

AB 32  
 R 2  
 H 7  
 RBI 2  
 BB 2  
 SO 5  
 LOB 15



Batter	1	2	3	4	5	6	7	8	9
<b>Carlos Garcia, R</b> OBP: 0.396, SLG: 0.467 (1, 4)	1-0 G6-3		2-0 1B		0-0 HR	1-2 FC3-6		0-0 1B	
<b>Al Martin, L</b> OBP: 0.329, SLG: 0.412 (1, 7)	0-0 G4-3		1-0 G5-3		0-0 P4	2-2 FC3-6		2-1 FC3-6	
<b>Jeff King, R</b> OBP: 0.312, SLG: 0.498 (1, 3)	1-1 G5-3		2-0 G5-3		2-2 HR		1-1 G1-3	0-1 E5	
<b>Orlando Merced, S</b> OBP: 0.349, SLG: 0.444 (1, 9)		1-0 G3-1	1-3 K		2-0 2B		1-3 K	2-2 G3	
<b>Dan Plesac, L</b> (9, 1)									
<b>Charlie Hayes, R</b> OBP: 0.326, SLG: 0.452 (1, 5)		1-0 FC6-4		3-2 F7	2-2 F7		4-2 BB		
<b>Mike Kingery, L</b> OBP: 0.270, SLG: 0.265 (1, 8)		4-1 FC6-4		2-2 1B		4-0 FC5-4	0-1 P5		
<b>Jay Bell, R</b> OBP: 0.329, SLG: 0.389 (1, 6)		0-1 FC6-4		2-2 1B		0-0 L9		0-0 WP	
<b>18 Jason Kendall, R</b> OBP: 0.325, SLG: 0.392 (1, 2)		0-1 G1-3		3-1 L6-4		0-0 FC5-4		1-3 K	
<b>Matt Ruebel, L</b> OBP: 0.167, SLG: 0.167 (1, 1)			1-2 G4-3		0-0 G3	1-0 1B		4-2 1B	
<b>Jon Lieber, L</b> OBP: 0.500, SLG: 0.333 (8, 1)								FC3-6	
<b>Dave Clark, L</b> OBP: 0.397, SLG: 0.466 (8, PH)									
<b>John Wehner, R</b> OBP: 0.279, SLG: 0.375 (8, PR)									
<b>John Wehner, R</b> (9, 9)									

Inning Stats	R: 0	H: 0	E: 0	K: 0	S: 4	LOB: 0	BB: 0	P: 6	R: 0	H: 1	E: 0	K: 0	S: 7	LOB: 2	BB: 1	P: 13	R: 1	H: 2	E: 0	K: 1	S: 9	LOB: 1	BB: 0	P: 16	R: 1	H: 2	E: 0	K: 0	S: 12	LOB: 0	BB: 0	P: 22	R: 2	H: 3	E: 0	K: 0	S: 10	LOB: 1	BB: 0	P: 16	R: 1	H: 2	E: 0	K: 0	S: 12	LOB: 2	BB: 1	P: 20	R: 0	H: 0	E: 0	K: 1	S: 9	LOB: 1	BB: 1	P: 15	R: 2	H: 2	E: 1	K: 1	S: 15	LOB: 2	BB: 1	P: 24
--------------	------	------	------	------	------	--------	-------	------	------	------	------	------	------	--------	-------	-------	------	------	------	------	------	--------	-------	-------	------	------	------	------	-------	--------	-------	-------	------	------	------	------	-------	--------	-------	-------	------	------	------	------	-------	--------	-------	-------	------	------	------	------	------	--------	-------	-------	------	------	------	------	-------	--------	-------	-------

PITCHER	IP	WLS	BF	H	R	ER	SO	BB	IBB	HBP	BLK	WP	HR	S	P	ERA	WHIP
<b>Bill Swift, R</b> ERA: 5.4 (1, 1)	3.1		16	5	2	2	1	1	0	0	0	0	0	30	52	5.40	1.800
<b>Mike Farmer, L</b> ERA: 6.46 (4, 1)	2.2	L	13	5	3	3	0	1	0	0	0	1	1	24	41	10.12	2.250
<b>Steve Reed, R</b> ERA: 4.28 (7, 1)	1.0		4	0	0	0	1	1	0	0	0	0	0	9	15	0.00	1.000
<b>Darren Holmes, R</b> ERA: 5.56 (8, 1)	0.2		6	2	2	2	1	1	0	0	0	1	0	12	19	27.00	4.500
<b>Mike Munoz, L</b> ERA: 8.84 (8, 1)	0.1		1	0	0	0	0	0	0	0	0	0	0	3	5	0.00	0.000

AB	R	H	RBI	BB	SO	LOB
5	2	4	1	0	0	0
5	0	1	2	0	0	4
5	1	1	2	0	0	2
5	0	1	0	0	2	3
0	0	0	0	0	0	0
3	0	1	0	1	0	1
2	1	1	0	2	0	1
4	1	2	1	0	0	3
4	1	0	0	0	1	5
3	0	1	0	0	0	0
0	0	0	0	0	0	0
0	0	0	0	1	0	0
0	1	0	0	0	0	0

AB	36	R	7	H	12	RBI	6	BB	4	SO	3	LOB	19
WP	2	PA	40										
PB	0												
SB	0												
CS	0												

**Colorado Rockies @ Pittsburgh Pirates**  
**Three Rivers Stadium, Pittsburgh, PA**  
 Mon Jun 03 1996, 3:33 AM EDT  
 Att. 8,120 - Overcast - 72 F


livebaseballscorecards.com



Batter	1	2	3	4	5	6	7	8	9	AB R H RBI BB SO LOB	TOP
Eric Young Sr. R (1, 4) OBP: 0.409, SLG: 0.454	4-0 E 1B SF9 BB		X 0-0 S 1B E 1B	X 0-0 G6-3			H 1-0 WP 1-2 G6-3 HBP	X 0-0 1B	3 4 2 1 1 0 1		
Ellis Burks, R (1, 7) OBP: 0.417, SLG: 0.611	0-0 SF9 E 1-2 1B		X 0-0 S 1B HR 1B	X 0-0 L7		X 0-0 G5-3	X 0-0 1-2 2-H G5-3	X 0-0 FC5-4 1B	5 1 3 2 0 0 2		
Dante Bichette, R (1, 9) OBP: 0.377, SLG: 0.482	0-0 E6 1-2 2-3		S 0-3 K		S 0-3 K	X 0-0 G6-3	X 0-0 2-H G6-3	S 0-3 K	5 0 0 1 0 3 5		
Andres Galarraga, R (1, 3) OBP: 0.335, SLG: 0.580	0-0 SF9		X 0-0 1-H 2-H HR		X 0-0 G3-6-3 1B	H 1-0 G6-3	X 0-0 1-2f FC5-4	X 0-0 1-2f FC5-4	3 1 2 3 0 0 1		
Larry Walker, L (1, 8) OBP: 0.340, SLG: 0.552	0-3 K		X 0-0 G3		X 0-0 G3-6-3	X 0-0 F8			4 0 0 0 0 1 4		
Vinny Castilla, R (1, 5) Mike Munoz, L (6, 1) Quinton McCracken, S (8, PH) Bruce Ruffin, S (8, 1)	0-0 G5-3		S 0-3 K		S 0-3 K	X 0-3 K	X 0-0 G4-3		3 0 0 0 0 2 2 0 0 0 0 0 0 0 1 0 0 0 0 0 0 0 0 0 0 0 0 0		
Walt Weiss, S (1, 6) OBP: 0.417, SLG: 0.353		S 0-3 K		X 0-0 SH3-4 HBP G6-3 1B		X 0-0 G4-3	S 0-3 K		4 1 1 0 0 2 0		
Jeff Reed, L (1, 2) Jayhawk Owens, R (8, PH) OBP: 0.355, SLG: 0.467 OBP: 0.237, SLG: 0.291		X 0-0 G4-3		H 1-0 SH3-4 1-2 HBP		X 0-0 G4-3	X 0-0 P3		2 0 0 0 0 0 0 1 0 0 0 0 0 0		
Mark Thompson, R (1, 1) Lance Painter, L (4, 1) John Habyan, R (5, 1) Jason Bates, S (6, 5) OBP: 0.176, SLG: 0.235 OBP: 0.167, SLG: 0.167		X 0-0 G6-3		X 0-0 SH3-4		X 0-0 WP HBP G5-3 1B	X 0-0 P3		1 0 2 1 1 0 0 0 0		
<b>Inning Stats</b>	R: 1 H: 1 E: 1 LOB: 2 K: 1 BB: 1 S: 7 P: 11	R: 0 H: 0 E: 0 LOB: 0 K: 1 BB: 0 S: 5 P: 5	R: 3 H: 3 E: 0 LOB: 0 K: 2 BB: 0 S: 10 P: 10	R: 1 H: 1 E: 0 LOB: 1 K: 0 BB: 0 S: 4 P: 5	R: 0 H: 1 E: 0 LOB: 0 K: 1 BB: 0 S: 5 P: 5	R: 0 H: 0 E: 0 LOB: 0 K: 1 BB: 0 S: 5 P: 5	R: 2 H: 1 E: 0 LOB: 1 K: 0 BB: 0 S: 4 P: 6	R: 0 H: 0 E: 0 LOB: 0 K: 1 BB: 0 S: 5 P: 5	R: 1 H: 2 E: 0 LOB: 1 K: 1 BB: 0 S: 7 P: 7	1B: 7 SF: 1 2B: 1 SAC: 1 3B: 0 DP: 1 HR: 1 HBP: 3	WP: 2 PA: 40 PB: 0 SB: 3 CS: 0
<b>PITCHER</b> Mike Hampton, L (1, 1) ERA: 3.32 Anthony Young, R (6, 1) ERA: 3.76 Dean Hartgraves, L (7, 1) ERA: 3.38	IP WLS BF H R ER SO BB IBB HBP BLK WP HR S P ERA WHIP	5.0 W 23 6 5 5 5 1 0 1 0 0 1 31 36 9.00 1.400	1.2 8 1 2 2 1 0 0 2 0 2 0 8 10 10.80 0.600	2.1 9 2 1 1 2 0 0 0 0 0 0 13 13 3.86 0.857							
<b>PITCHER</b>	IP WLS BF H R ER SO BB IBB HBP BLK WP HR S P ERA WHIP										

Colorado Rockies @ Houston Astros  
Astrodome, Houston, TX  
Tue Jun 04 1996, 8:05 PM EDT  
Att. 18,418 - Dome

AB	34
R	8
H	9
RBI	7
BB	1
SO	8
LOB	15



BOTTOM

Colorado Rockies @ Houston Astros  
Astrodome, Houston, TX  
Tue Jun 04 1996, 8:05 PM EDT  
Att. 18,418 - Dome

AB	37
R	16
H	13
RBI	15
BB	8
SO	8
LOB	25



WP:	0	PA:	49
PB:	0		
SB:	4		
CS:	0		

AB	R	H	RBI	BB	SO	LOB	
3	4	1	3	2	1	3	
4	5	2	1	2	0	4	
4	0	1	3	2	2	2	
5	1	2	3	1	0	4	
2	1	1	4	1	0	2	
0	0	0	0	0	0	0	
0	0	0	0	0	0	0	
5	1	1	0	0	1	4	
5	1	1	0	0	3	3	
5	1	3	1	0	0	1	
1	1	0	0	0	1	0	
1	1	1	0	0	0	0	
2	0	0	0	0	0	2	
1B:	8	SF:	1	WP:	0	PA:	49
2B:	2	SAC:	1	PB:	0		
3B:	1	DP:	0	SB:	4		
HR:	2	HBP:	2	CS:	0		

Batter	1	2	3	4	5	6	7	8	9							
John Cangelosi, S (1, 7) OBP: 0.457, SLG: 0.371	1-0 E 5 G5-3 HBP		4-0 1B FC6-4 BB	0-0 1-H 3-H HR	4-0 1-2 FC6-4 BB	0-3 K		0-0 1-2f FC6-4 5 2B 1B								
Craig Biggio, R (1, 4) OBP: 0.391, SLG: 0.412	4-0 G6-3 5 G5-3 1-3 BB BB		0-0 FC6-4 5 BB 1-3 SF7 1B	4-0 5 F 5 S HR BB	0-0 1-2f 2-3 3-H FC6-4 5 BB 1B	0-0 L8		0-0 1-2 5 2B 1B								
5 Jeff Bagwell, R (1, 3) OBP: 0.470, SLG: 0.690	0-0 G5-3 1-2 3-H		4-0 FC6-4 1-2 BB	0-3 K	4-0 1B 1-2 BB		0-3 K	0-0 1-H 2-H 2B								
Derek Bell, R (1, 9) OBP: 0.326, SLG: 0.438	0-0 G6-3 2-3		0-0 FC6-4 1-2f 2-3 3-H S	4-0 HR BB	0-0 1-3 2-H 3-H 1B		0-0 FC6-4 SH 1B	0-0 G5-3								
Sean Berry, R (1, 5) OBP: 0.328, SLG: 0.471	4-0 E2 BB		0-0 SF7	0-0 HR	0-0 F8		0-0 SH FC6-4									
Anthony Young, R (6, 1)				1-H 3-H HR												
Dean Hartgraves, R (7, 1)	3-H BB		3-H													
Brian Hunter, R (1, 8) OBP: 0.308, SLG: 0.371	0-0 L5		0-3 K	0-0 P4		0-0 1B 2B		0-0 FC6-4 1-2f 2-3								
Rick Wilkins, L (1, 2) OBP: 0.362, SLG: 0.403		0-0 F7		0-0 HR 3B		0-3 K		0-3 K								
Ricky Gutierrez, R (1, 6) OBP: 0.351, SLG: 0.360		0-0 G6-3		0-0 F3		0-0 1B S FC6-4 1B		0-0 E FC6-4 1B								
Mike Hampton, R (1, 1) OBP: 0.500, SLG: 0.333		0-3 K		1-0 HR HBP		0-0 FC6-4 BB 1B		0-0 E5								
Mike Simms, R (5, PH) OBP: 0.154, SLG: 0.083								0-0 F8								
Orlando Miller, R (6, 5) OBP: 0.345, SLG: 0.446																
Inning Stats	R: 2 E: 1 K: 0 S: 3	H: 0 LOB: 1 BB: 2 P: 12	R: 0 E: 0 K: 1 S: 5	H: 0 LOB: 0 BB: 0 P: 5	R: 2 E: 0 K: 1 S: 6	H: 1 LOB: 1 BB: 2 P: 14	R: 6 E: 1 K: 1 S: 8	H: 3 LOB: 0 BB: 2 P: 17	R: 3 E: 0 K: 1 S: 8	H: 3 LOB: 2 BB: 2 P: 16	R: 1 E: 1 K: 2 S: 10	H: 2 LOB: 2 BB: 0 P: 10	R: 0 E: 1 K: 2 S: 9	H: 1 LOB: 2 BB: 0 P: 9	R: 2 E: 0 K: 0 S: 6	H: 3 LOB: 1 BB: 0 P: 6

PITCHER	IP	WLS	BF	H	R	ER	SO	BB	IBB	HBP	BLK	WP	HR	S	P	ERA	WHIP
Mark Thompson, R (1, 1) ERA: 5.81	3.1	L	18	2	6	5	2	4	0	0	0	0	0	16	34	13.50	1.800
Lance Painter, L (4, 1) ERA: 5.97	0.2		6	2	4	4	1	2	0	0	0	0	2	6	14	54.00	6.000
John Habyan, R (5, 1) ERA: 6.95	1.0		8	3	3	3	1	2	0	0	0	0	0	8	16	27.00	5.000
Mike Munoz, L (6, 1) ERA: 8.41	2.0		11	3	1	1	4	0	0	0	0	0	0	19	19	4.50	1.500
Bruce Ruffin, L (8, 1) ERA: 5.79	1.0		6	3	2	2	0	0	0	0	0	0	0	6	6	18.00	3.000

Batter	1	2	3	4	5	6	7	8	9	AB R H RBI BB SO LOB	TOP
<b>Eric Young Sr., R</b> OBP: 0.411, SLG: 0.455 (1, 4) B C B X	2-1 F9 ①		0-1 CS 1B ③			2-2 G4-3 ③			X 0-0 1B 1-2 1B	4 0 2 0 0 0 0	
<b>John Vander Wal, L</b> OBP: 0.348, SLG: 0.400 (1, 7) C B F F X	1-2 G1-3 ②		1-1 CS 1-2 ③	0-0 G3-6-3 1B ③			1-3 K ①		F X 0-2 L5 ②	4 0 1 0 0 1 2	
<b>Dante Bichette, R</b> OBP: 0.379, SLG: 0.486 (1, 9) B X	1-0 2B ③			0-0 F7 ①			1-1 F8 ②		X 0-0 1-2 2-H 1B ③	4 0 2 1 0 0 1	
<b>Larry Walker, L</b> OBP: 0.333, SLG: 0.540 (1, 8) C F S	0-3 K ③			1-0 G3-6-3 1-2f ③			0-2 F8 ③		S S S 0-3 K ③	4 0 0 0 0 2 4	
<b>Andres Galarraga, R</b> OBP: 0.333, SLG: 0.574 (1, 3)		2-1 G5-3 ①			4-1 CS BB ①			3-3 K ①		2 0 0 0 1 1 0	
<b>Jason Bates, S</b> OBP: 0.294, SLG: 0.289 (1, 5) S B X		1-1 F9 ②		2-3 K 1-2 ②			0-1 G3 ②			3 0 0 0 0 1 1	
<b>Jeff Reed, L</b> OBP: 0.348, SLG: 0.455 (1, 2) C B C S S		2-3 K ③		0-0 G1-3 ③			0-3 K ③			3 0 0 0 0 2 0	
<b>Walt Weiss, S</b> OBP: 0.416, SLG: 0.349 (1, 6) C B C S			1-3 K ①			3-2 G3-1 ①			B C B B B 4-1 1B 1B BB	2 1 0 0 1 1 0	
<b>Armando Reynoso, R</b> OBP: 0.200, SLG: 0.167 <b>Steve Reed, R</b> (8, 1) <b>Quinton McCracken, S</b> OBP: 0.268, SLG: 0.265 (9, PH)			0-0 G5-3 ②			0-2 G5-3 ②			C F C 0-3 K ①	2 0 0 0 0 0 0 0 0 0 0 0 0 0 1 0 0 0 0 1 1	
<b>Inning Stats</b>	R: 0 E: 0 K: 1 S: 11 H: 1 LOB: 1 BB: 0 P: 15	R: 0 E: 0 K: 1 S: 7 H: 0 LOB: 0 BB: 0 P: 12	R: 0 E: 0 K: 1 S: 7 H: 1 LOB: 0 BB: 0 P: 9	R: 0 E: 0 K: 0 S: 3 H: 1 LOB: 0 BB: 0 P: 4	R: 0 E: 0 K: 1 S: 6 H: 0 LOB: 0 BB: 1 P: 12	R: 0 E: 0 K: 0 S: 10 H: 0 LOB: 0 BB: 0 P: 15	R: 0 E: 0 K: 1 S: 8 H: 0 LOB: 0 BB: 0 P: 10	R: 0 E: 0 K: 2 S: 9 H: 0 LOB: 0 BB: 0 P: 12	R: 1 E: 0 K: 2 S: 12 H: 2 LOB: 2 BB: 1 P: 16	1B: 4 2B: 1 3B: 0 HR: 0 SF: 0 SAC: 0 DP: 1 HBP: 0	WP: 0 PB: 0 SB: 0 CS: 2 PA: 32
<b>PITCHER</b> <b>Donne Wall, R</b> ERA: 3.03 (1, 1)	IP 9.0 WLS W BF 31 H 5 R 1 ER 1 SO 9 BB 2 IBB 0 HBP 0 BLK 0 WP 0 HR 0 S 73 P 105 ERA 1.00 WHIP 0.778						<b>PITCHER</b> IP WLS BF H R ER SO BB IBB HBP BLK WP HR S P ERA WHIP				

**Colorado Rockies @ Houston Astros**  
Astrodome, Houston, TX  
Wed Jun 05 1996, 8:05 PM EDT  
Att. 14,954 - Dome - 72 F

[livebaseballscorecards.com](http://livebaseballscorecards.com)

AB	29
R	1
H	5
RBI	1
BB	2
SO	9
LOB	9



Batter	1	2	3	4	5	6	7	8	9
John Cangelosi, S OBP: 0.471, SLG: 0.439 (1, 8) (8, 7)	2-1 G3		0-0 1B 2B			0-0 SF9 3B		1-1 G4-3 5 2B 1B	
Craig Biggio, R OBP: 0.389, SLG: 0.411 (1, 4)	1-2 G6-3		2-1 5 G1-4-3 1B			3-1 SF9		2-2 G4-3	
5 Jeff Bagwell, R OBP: 0.470, SLG: 0.690 (1, 3)	4-1 BB		1-2 G1-4-3			2-3 3-H		1-0 1B 2B	
Derek Bell, R OBP: 0.325, SLG: 0.434 (1, 9)	2-2 G5-3		1-2 1-2f			2-2 G5-3		3-2 2-H 1B	
Derrick May, L OBP: 0.333, SLG: 0.404 Brian Hunter, R OBP: 0.307, SLG: 0.370 (7, PR) (8, 8)		3-3 K				3-2 G5-3		1-1 F7	
Sean Berry, R OBP: 0.329, SLG: 0.468 Ricky Gutierrez, R OBP: 0.351, SLG: 0.360 (1, 5) (8, 6)		3-2 G3-1				1-1 F9		0-0 G6-4-3 1B	
Rick Wilkins, L OBP: 0.356, SLG: 0.395 (1, 2)		1-3 K				1-3 K		1-0 F8	
Orlando Miller, R OBP: 0.339, SLG: 0.438 (1, 6) (8, 5)			2-3 K			0-1 P4		0-1 G6-4-3	
Donne Wall, R OBP: 0.273, SLG: 0.273 (1, 1)			1-0 2B 1B 1B			0-0 G4-3		0-2 G4-3	

AB	R	H	RBI	BB	SO	LOB
4	2	3	0	0	0	0
3	0	1	2	0	0	1
3	1	1	1	1	1	2
4	0	1	1	0	1	1
2	0	0	0	0	1	0
1	0	0	0	0	0	1
3	0	1	0	0	0	0
0	0	0	0	0	0	0
3	0	0	0	0	2	2
3	0	0	0	0	1	2
3	1	1	0	0	0	0


**BOTTOM**

**Colorado Rockies @ Houston Astros**  
Astrodome, Houston, TX

Wed Jun 05 1996, 8:05 PM EDT  
Att. 14,954 - Dome - 72 F

livebaseballscorecards.com

<b>AB</b>	<b>29</b>
<b>R</b>	<b>4</b>
<b>H</b>	<b>8</b>
<b>RBI</b>	<b>4</b>
<b>BB</b>	<b>1</b>
<b>SO</b>	<b>6</b>
<b>LOB</b>	<b>9</b>



Inning Stats	R: 0	H: 0	E: 0	K: 0	S: 10	LOB: 1	BB: 1	P: 19
	R: 0	H: 0	E: 0	K: 2	S: 9	LOB: 0	BB: 0	P: 16
	R: 1	H: 3	E: 0	K: 1	S: 11	LOB: 1	BB: 0	P: 17
	R: 0	H: 0	E: 0	K: 1	S: 8	LOB: 0	BB: 0	P: 14
	R: 0	H: 0	E: 0	K: 1	S: 6	LOB: 0	BB: 0	P: 7
	R: 1	H: 1	E: 0	K: 1	S: 9	LOB: 0	BB: 0	P: 16
	R: 0	H: 1	E: 0	K: 0	S: 4	LOB: 2	BB: 0	P: 7
	R: 2	H: 3	E: 0	K: 0	S: 19	LOB: 1	BB: 0	P: 25

PITCHER	IP	WLS	BF	H	R	ER	SO	BB	IBB	HBP	BLK	WP	HR	S	P	ERA	WHIP
Armando Reynoso, R ERA: 4.65 (1, 1)	7.0	L	26	5	2	2	6	1	0	1	0	0	0	57	96	2.57	0.857
Steve Reed, R ERA: 4.76 (8, 1)	1.0		6	3	2	2	0	0	0	0	0	0	0	19	25	18.00	3.000

WP	PA	ERA	WHIP
0	32		
0			
0			

Batter	1	2	3	4	5	6	7	8	9	AB R H RBI BB SO LOB	TOP											
Eric Young Sr. R (1, 4) OBP: 0.417, SLG: 0.463 Jason Bates S (8, 4) OBP: 0.302, SLG: 0.289	0-0 2B 1B	0-3 K		0-0 G2-3		4-0 BB	0-0 2B		4-0 BB	4 1 2 2 1 1 2 0 0 0 0 1 0 0												
Ellis Burks R (1, 8) OBP: 0.421, SLG: 0.613 Quinton McCracken S (7, 8) OBP: 0.263, SLG: 0.260	0-0 1B 2B	0-0 3B 1B		4-0 HR BB		0-3 K	0-0 F8		0-3 K	4 2 2 1 1 1 3 1 0 0 0 0 1 1												
John Vander Wal L (1, 7) OBP: 0.346, SLG: 0.435	0-0 CS 1B	0-0 3B		0-3 K		0-3 K	0-0 G1-3		0-3 K	6 0 2 3 0 3 5												
Dante Bichette R (1, 9) OBP: 0.379, SLG: 0.498	0-3 K	0-0 F9		0-0 HR			0-0 1B 1B		0-0 G1-3	5 2 2 2 0 1 3												
Andres Galarraga R (1, 3) OBP: 0.336, SLG: 0.570	0-0 F2		0-3 K	0-0 F9			0-0 1B 1B SF9		0-0 WP HR 1B	5 2 2 0 0 1 1												
Vinny Castilla R (1, 5) OBP: 0.329, SLG: 0.431		0-0 G5-3	0-0 2B 1B		0-0 G1-3		0-0 1B 1B 2B 1B		0-0 HR	5 3 3 3 0 0 0												
Jayhawk Owens R (1, 2) OBP: 0.266, SLG: 0.350		0-0 WP 1B 2B	0-0 F8 2B		0-3 K		0-0 2B 1B		0-0 F9	5 2 3 1 0 1 0												
Walt Weiss S (1, 6) OBP: 0.411, SLG: 0.344		4-0 1B 1B BB	0-0 F8		0-3 K		0-0 SF9		0-0 G5-3	3 1 0 1 1 1 1												
Kevin Ritz R (1, 1) OBP: 0.174, SLG: 0.136 Garvin Alston R (8, 1) John Habyan R (9, 1)		0-0 3B 1B	0-3 K		0-3 K		0-0 2B 1B		0-0 G1-3	4 1 2 1 0 2 1 1 0 0 0 0 0 0 0 0 0 0 0 0 0												
<b>Inning Stats</b>	R: 1 E: 0 K: 1 S: 7	H: 3 LOB: 1 BB: 0 P: 7	R: 4 E: 0 K: 1 S: 9	H: 4 LOB: 1 BB: 1 P: 13	R: 1 E: 0 K: 2 S: 9	H: 2 LOB: 1 BB: 0 P: 9	R: 2 E: 0 K: 1 S: 6	H: 1 LOB: 0 BB: 1 P: 10	R: 0 E: 0 K: 2 S: 7	H: 0 LOB: 0 BB: 0 P: 7	R: 0 E: 0 K: 3 S: 9	H: 0 LOB: 1 BB: 1 P: 13	R: 4 E: 0 K: 0 S: 9	H: 6 LOB: 2 BB: 0 P: 9	R: 2 E: 0 K: 0 S: 5	H: 2 LOB: 0 BB: 0 P: 5	R: 0 E: 0 K: 2 S: 7	H: 0 LOB: 1 BB: 1 P: 11	1B: 11 2B: 5 3B: 1 HR: 2	SF: 1 SAC: 0 DP: 1 HBP: 0	WP: 2 PB: 0 SB: 0 CS: 1	PA: 48
<b>PITCHER</b>	IP WLS BF H R ER SO BB IBB HBP BLK WP HR S P ERA WHIP																					
Doug Drabek R (1, 1) ERA: 5.01	1.2 L 12 7 5 5 2 1 0 0 0 0 1 0 15 19 27.00 4.800																					
Billy Wagner L (2, 1) ERA: 8.1	3.1 14 3 3 3 5 1 0 0 0 0 0 1 23 27 8.10 1.200																					
Xavier Hernandez R (6, 1) ERA: 6.56	1.1 10 5 4 4 3 1 0 0 0 0 0 0 15 19 27.00 4.500																					
Alvin Morman L (7, 1) ERA: 5.5	1.2 8 3 2 2 0 0 0 0 0 0 1 1 8 8 10.80 1.800																					
Todd Jones R (9, 1) ERA: 3.27	1.0 4 0 0 0 0 2 1 0 0 0 0 0 0 7 11 0.00 1.000																					

Colorado Rockies @ Houston Astros  
Astrodome, Houston, TX  
Thu Jun 06 1996, 8:05 PM EDT  
Att. 22,112 - Dome

livebaseballscorecards.com

AB	43
R	14
H	18
RBI	14
BB	4
SO	12
LOB	17





Batter	1	2	3	4	5	6	7	8	9	AB	R	H	RBI	BB	SO	LOB
John Cangelosi, S OBP: 0.478, SLG: 0.478 (1, 7)	0-0 G6-3 3B		4-0 G6-3 BB		0-0 FC6-4 1-2f			0-0 FC6-4 1B	0-0 SF7	3	2	2	1	1	0	1
Craig Biggio, R OBP: 0.384, SLG: 0.405 Alvin Morman, L (7, 1)	0-0 G6-3		0-0 G6-3			0-0 F8		0-0 FC6-4 1B	1-0 3-H	3	0	0	1	0	0	1
Derrick May, L OBP: 0.339, SLG: 0.410 Ricky Gutierrez, R OBP: 0.357, SLG: 0.360 (8, PH) (9, 6)	3-H G6-3		1-2 G6-3					1-2 2-3 FC6-4 1B	1-2 3B HBP	0	0	0	0	0	0	0
5 Jeff Bagwell, R OBP: 0.469, SLG: 0.684 Mike Simms, R OBP: 0.179, SLG: 0.192 (1, 3) (8, 3)	4-0 FC6-4 BB			0-0 G5-3		0-0 P3		0-0 FC6-4 WP 1B	0-0 3B	2	0	0	0	1	0	0
Derek Bell, R OBP: 0.326, SLG: 0.434 (1, 9)	0-0 F9			0-0 FC1-4-6 1B		0-0 G5-3		1-2f 2-3 3-H PB WP 1B	0-0 G5-3	5	0	2	1	0	0	2
Sean Berry, R OBP: 0.322, SLG: 0.459 Todd Jones, L (1, 5) (9, 1)	0-0 FC6-4 1-2f			0-0 F8			0-0 F7	0-0 F8		4	0	0	0	0	0	4
Brian Hunter, R OBP: 0.306, SLG: 0.368 (1, 8)		0-3 K		0-0 FC1-4-6 1-2f			0-0 FC5-4 1B	0-0 F7		4	0	1	0	0	1	2
Orlando Miller, R OBP: 0.337, SLG: 0.429 (1, 6) (9, 5)		0-0 G5-3			0-0 P6		0-0 FC5-4 1-2f		4-0 FC4-6 BB SF7 BB	3	1	0	0	1	0	1
Randy Knorr, R OBP: 0.227, SLG: 0.238 (1, 2)		0-0 F9			0-0 FC6-4 1B		0-3 K		4-0 FC4-6 BB	3	0	1	0	1	1	1
Doug Drabek, R OBP: 0.313, SLG: 0.375 Billy Wagner, L (1, 1) (2, 1)			0-0 F8		0-0 F8			0-0 1B FC6-4 1B		0	0	0	0	0	0	0
James Mouton, R OBP: 0.292, SLG: 0.324 Xavier Hernandez, L (5, PH) (6, 1)									0-0 FC4-6 HBP	1	0	0	0	0	0	0
Bill Spiers, L OBP: 0.230, SLG: 0.241 (7, 4)									1-2f 2-3 3B	0	0	0	0	0	0	2

Inning Stats	R: 1	H: 1	E: 0	LOB: 1	K: 0	BB: 1	S: 4	R: 0	H: 0	E: 0	LOB: 0	K: 1	BB: 0	S: 5	R: 0	H: 0	E: 0	LOB: 0	K: 0	BB: 1	S: 2	R: 0	H: 1	E: 0	LOB: 1	K: 0	BB: 0	S: 4	R: 0	H: 1	E: 0	LOB: 1	K: 0	BB: 0	S: 4	R: 0	H: 0	E: 1	LOB: 1	K: 1	BB: 0	S: 6	R: 3	H: 4	E: 1	LOB: 1	K: 0	BB: 0	S: 7	R: 3	H: 4	E: 0	LOB: 1	K: 0	BB: 2	S: 4	R: 3	H: 1	E: 0	LOB: 1	K: 0	BB: 2	S: 4	1B: 7	SF: 1	2B: 0	SAC: 0	3B: 2	DP: 0	HR: 0	HBP: 1	WP: 1	PA: 40
--------------	------	------	------	--------	------	-------	------	------	------	------	--------	------	-------	------	------	------	------	--------	------	-------	------	------	------	------	--------	------	-------	------	------	------	------	--------	------	-------	------	------	------	------	--------	------	-------	------	------	------	------	--------	------	-------	------	------	------	------	--------	------	-------	------	------	------	------	--------	------	-------	------	-------	-------	-------	--------	-------	-------	-------	--------	-------	--------

PITCHER	IP	WLS	BF	H	R	ER	SO	BB	IBB	HBP	BLK	WP	HR	S	P	ERA	WHIP
Kevin Ritz, R ERA: 5.47 (1, 1)	7.1	W	30	7	4	3	2	2	0	0	0	0	0	32	40	3.68	1.227
Garvin Alston, R ERA: 20.25 (8, 1)	1.1		9	2	3	3	0	2	0	1	0	1	0	6	15	20.25	3.000
John Habyan, R ERA: 6.85 (9, 1)	0.1		1	0	0	0	0	0	0	0	0	0	0	1	1	0.00	0.000

BOTTOM

Colorado Rockies @ Houston Astros  
Astrodome, Houston, TX  
Thu Jun 06 1996, 8:05 PM EDT  
Att. 22,112 - Dome

livebaseballscores.com

AB	34
R	7
H	9
RBI	5
BB	4
SO	2
LOB	17



Batter	1	2	3	4	5	6	7	8	9	AB R H RBI BB SO LOB	TOP
<b>Marquis Grissom, R</b> (1, 8) <small>OBP: 0.318, SLG: 0.434</small> <b>Jermaine Dye, R</b> (8, 8) <small>OBP: 0.360, SLG: 0.720</small>	4-0  BB	0-0 G1-3 2-3		1-0  BB 1B		0-0 F7 1			0-1  FC6-4 1B	3 2 1 0 1 0 1 1 0 1 0 0 0 0	
<b>Dwight Smith, L</b> (1, 9) <small>OBP: 0.288, SLG: 0.254</small>	2-3  1-2	0-1 G6-3 3		4-2  1B BB		0-3  2			0-1 FC6-4 FC4-6 1B 1-2f	4 0 0 0 1 2 3	
<b>10 Chipper Jones, S</b> (1, 5) <small>OBP: 0.381, SLG: 0.530</small> <b>Mike Mordecai, R</b> (8, 5) <small>OBP: 0.276, SLG: 0.222</small>	2-2  WP 1B 2-H		4-0  HR BB	3-3  2		2-1 G1-3 3			0-0  FC4-6 1B 1-2	3 2 1 1 1 1 3 1 0 1 0 0 0 0	
<b>Fred McGriff, L</b> (1, 3) <small>OBP: 0.397, SLG: 0.608</small> <b>Tyler Houston, L</b> (8, 3) <small>OBP: 0.333, SLG: 0.650</small>	0-0  G4-3 WP 1-2 E 1B		1-1 F7 1	0-0  1-2 1B 2-H 3-H			2-3  1		0-1 FC4-6 1-2f 2-3	4 1 2 2 0 1 1 1 0 0 0 0 0 2	
<b>Ryan Klesko, L</b> (1, 7) <small>OBP: 0.374, SLG: 0.639</small>	3-0  G4-3 1-3 2-H		1-0  HR 1-H	2-3  3			0-0  2		3-3  3	5 1 1 3 0 2 5	
<b>Javy Lopez, R</b> (1, 2) <small>OBP: 0.320, SLG: 0.484</small> <b>Brad Clontz, R</b> (7, 1) <b>Greg McMichael, R</b> (8, 1)	0-1  E5 3-H 2B		0-0  P3		2-2  HR		1-0  G3-1 3			4 1 2 2 0 0 0 0 0 0 0 0 0 0 0 0 0 0 0 0 0	
<b>Jeff Blausler, R</b> (1, 6) <small>OBP: 0.320, SLG: 0.414</small>	3-2  G1-3 3		0-0  G6-3 3		1-2  F7 1			2-0  F8 1		4 0 0 0 0 0 1	
<b>Tony Graffanino, R</b> (1, 4) <small>OBP: 0.268, SLG: 0.250</small>		2-2  G1-3 SH1-4 1B		0-0  G5-3 1	2-2  G5-4-3 1B			4-2  G1-6-3 BB		3 0 2 0 1 0 0	
<b>Greg Maddux, R</b> (1, 1) <small>OBP: 0.161, SLG: 0.103</small> <b>Pedro Borbon, R</b> (4, 1) <small>OBP: 0.325, SLG: 0.353</small> <b>Danny Bautista, R</b> (5, PH) <small>OBP: 0.325, SLG: 0.353</small> <b>Mike Bielecki, R</b> (5, 1) <b>Terrell Wade, L</b> (5, 1) <b>Eddie Pérez, R</b> (7, 2) <small>OBP: 0.396, SLG: 0.620</small>		0-0  SH1-4 1		0-1  1B BB	0-0  G5-4-3 2 3 1-2f			1-1  G1-6-3 2 3 1-2f		1 1 1 0 0 0 0 0 0 0 0 0 0 0 1 0 0 0 0 0 1 0 0 0 0 0 0 0 0 0 0 0 0 0 0 1 0 0 0 0 0 1	
<b>Inning Stats</b>	R: 3 H: 3 E: 1 LOB: 1 K: 1 BB: 1 S: 13 P: 27	R: 0 H: 1 E: 0 LOB: 1 K: 0 BB: 0 S: 7 P: 9	R: 2 H: 1 E: 0 LOB: 0 K: 0 BB: 1 S: 5 P: 11	R: 2 H: 3 E: 0 LOB: 2 K: 2 BB: 1 S: 14 P: 24	R: 1 H: 2 E: 0 LOB: 0 K: 0 BB: 0 S: 11 P: 16	R: 0 H: 0 E: 0 LOB: 0 K: 1 BB: 0 S: 6 P: 8	R: 0 H: 0 E: 0 LOB: 0 K: 1 BB: 0 S: 5 P: 8	R: 0 H: 0 E: 0 LOB: 0 K: 0 BB: 1 S: 5 P: 12	R: 0 H: 2 E: 0 LOB: 2 K: 1 BB: 0 S: 11 P: 14	1B: 9 SF: 0 2B: 1 SAC: 1 3B: 0 DP: 2 HR: 2 HBP: 0	WP: 1 PA: 41 PB: 0 SB: 1 CS: 0
<b>PITCHER</b> <b>Marvin Freeman, R</b> (1, 1) <small>ERA: 5.25</small> <b>Lance Painter, L</b> (4, 1) <small>ERA: 5.57</small> <b>Steve Reed, R</b> (8, 1) <small>ERA: 4.6</small> <b>Darren Holmes, R</b> (9, 1) <small>ERA: 5.32</small>	IP WLS BF H R ER SO BB IBB HBP BLK WP HR S P ERA WHIP 3.1 0 19 7 7 7 1 2 0 0 0 1 1 29 52 18.90 2.700 3.2 W 14 3 1 1 4 1 0 0 0 0 0 1 32 51 2.46 1.091 1.0 3 0 0 0 0 0 1 0 0 0 0 0 5 12 0.00 1.000 1.0 5 2 0 0 0 1 0 0 0 0 0 0 11 14 0.00 2.000			<b>PITCHER</b> IP WLS BF H R ER SO BB IBB HBP BLK WP HR S P ERA WHIP							

**Atlanta Braves @ Colorado Rockies**  
**Coors Field, Denver, CO**  
 Fri Jun 07 1996, 7:05 PM MDT  
 Att. 48,027 - Sunny - 74 F

[livebaseballscorecards.com](http://livebaseballscorecards.com)

**AB 36**  
**R 8**  
**H 12**  
**RBI 8**  
**BB 4**  
**SO 6**  
**LOB 18**





Batter	1	2	3	4	5	6	7	8	9	AB R H RBI BB SO LOB	TOP																
Marquis Grissom, R (1, 8) OBP: 0.324, SLG: 0.443	3-3 K	2-2 F8		4-2 G6-4-3 BB		0-0 1B 3B		2-2 HR 1B		4 2 2 1 1 1 1																	
Jeff Blauser, R (1, 6) OBP: 0.333, SLG: 0.447	0-0 10 BB 2B 1B	2-1 10 FC5-4 1B		2-1 G6-4-3 1-2f 2-3		3-2 10 G4-6-3 1B		1-0 HR		5 2 4 4 0 0 2																	
10 Chipper Jones, S (1, 5) OBP: 0.378, SLG: 0.520	4-1 2B 1B BB	0-1 FC5-4		1-1 G5-3		2-1 G4-6-3 1-2f		0-1 G3		4 1 0 0 1 0 3																	
Fred McGriff, L (1, 3) OBP: 0.405, SLG: 0.616	1-0 1B 2B				1-1 G5-3		3-1 1B		1-1 S 1B	5 3 4 1 0 0 0																	
Ryan Klesko, L (1, 7) OBP: 0.374, SLG: 0.631	0-1 P6		2-2 F7		4-1 1B BB		1-2 F8		3-2 1B	4 1 1 1 1 0 4																	
Javy Lopez, R (1, 2) OBP: 0.327, SLG: 0.503	3-2 1B		2-1 HR		3-1 CS 1B 1B		0-1 G1-3		1-1 G4-3	5 1 3 4 0 0 1																	
Greg McMichael, R (8, 1)										0 0 0 0 0 0 0																	
Mark Wohlers, R (8, 1)										0 0 0 0 0 0 0																	
Jermaine Dye, R (1, 9) OBP: 0.333, SLG: 0.633	0-3 K		1-0 F9		0-0 1B		0-3 K		1-1 F8	5 0 1 1 0 2 1																	
Tony Graffanino, R (1, 4) OBP: 0.267, SLG: 0.250		0-1 F8 SH1-4 1B 1B		2-0 P4		3-3 K		0-1 F7		4 1 1 0 0 1 2																	
Mike Mordecai, R (9, PH) OBP: 0.267, SLG: 0.214										1 0 0 0 0 1 0																	
Tom Glavine, L (1, 1) OBP: 0.345, SLG: 0.346		0-1 SH1-4			0-0 G6-4-3 BB 1B		0-0 3B 2B		2-2 G4-3	1 0 1 0 0 0 0																	
Dwight Smith, L (6, PH) OBP: 0.296, SLG: 0.278										1 1 1 0 0 0 0																	
Brad Clontz, R (6, 1)										0 0 0 0 0 0 0																	
Tyler Houston, L (8, PH) OBP: 0.318, SLG: 0.619										1 0 0 0 0 0 0																	
Eddie Pérez, R (8, 2) OBP: 0.389, SLG: 0.608										1 0 0 0 0 1 0																	
<b>Inning Stats</b>	R: 3 E: 0 K: 2 S: 17	H: 3 LOB: 1 BB: 1 P: 28	R: 1 E: 0 K: 0 S: 12	H: 2 LOB: 1 BB: 0 P: 16	R: 2 E: 0 K: 0 S: 8	H: 2 LOB: 0 BB: 0 P: 15	R: 0 E: 0 K: 0 S: 8	H: 1 LOB: 1 BB: 1 P: 15	R: 1 E: 0 K: 1 S: 10	H: 2 LOB: 2 BB: 1 P: 21	R: 2 E: 0 K: 0 S: 12	H: 4 LOB: 1 BB: 0 P: 21	R: 0 E: 0 K: 1 S: 7	H: 0 LOB: 0 BB: 0 P: 7	R: 3 E: 0 K: 0 S: 16	H: 4 LOB: 1 BB: 0 P: 26	R: 0 E: 0 K: 2 S: 8	H: 0 LOB: 0 BB: 0 P: 10	1B: 13 2B: 3 3B: 1 HR: 2	SF: 0 SAC: 1 DP: 3 HBP: 0	WP: 0 PB: 0 SB: 1 CS: 1	PA: 45					
<b>PITCHER</b>	IP WLS BF H R ER SO BB IBB HBP BLK WP HR S P ERA WHIP																										
Mike Farmer, L (1, 1) ERA: 7.71	4.1		24	9	7	7	2	3	0	0	0	0	1	50	87	14.54	2.769										
John Habyan, R (5, 1) ERA: 7.13	1.2		8	5	2	2	1	0	0	0	0	0	0	17	29	10.80	3.000										
Darren Holmes, R (7, 1) ERA: 5.96	2.0	W	10	4	3	3	1	0	0	0	0	0	1	23	33	13.50	2.000										
Bruce Ruffin, L (9, 1) ERA: 5.55	1.0	S	3	0	0	0	2	0	0	0	0	0	0	8	10	0.00	0.000										

Atlanta Braves @ Colorado Rockies  
Coors Field, Denver, CO  
Sat Jun 08 1996, 3:33 AM MDT  
Att. 48,015 - Sunny - 86 F

livebaseballscorecards.com

AB 41  
R 12  
H 18  
RBI 12  
BB 3  
SO 6  
LOB 14



Batter	1	2	3	4	5	6	7	8	9
Eric Young Sr., R OBP: 0.429, SLG: 0.475 (1, 4)									
Ellis Burks, R OBP: 0.430, SLG: 0.614 (1, 7)									
Dante Bichette, R OBP: 0.379, SLG: 0.519 (1, 9)									
Larry Walker, L OBP: 0.353, SLG: 0.587 (1, 8)									
Andres Galarraga, R OBP: 0.341, SLG: 0.565 (1, 3)									
Vinny Castilla, R OBP: 0.339, SLG: 0.450 Bruce Ruffin, S (9, 1)									
Walt Weiss, S OBP: 0.419, SLG: 0.366 (1, 6)									
Jayhawk Owens, R OBP: 0.265, SLG: 0.344 Jeff Reed, L OBP: 0.354, SLG: 0.453 (8, PH) (9, 2)									
Mike Farmer, S OBP: 0.400, SLG: 0.400 John Habyan, R OBP: 0.302, SLG: 0.289 (5, 1) (7, 1) (9, 5)									

Inning Stats	R: 7	H: 7	R: 1	H: 1	R: 0	H: 2	R: 1	H: 2	R: 0	H: 0	R: 1	H: 1	R: 2	H: 2
	E: 1	LOB: 2	E: 0	LOB: 0	E: 0	LOB: 1	E: 0	LOB: 2	E: 0	LOB: 0	E: 0	LOB: 0	E: 1	LOB: 3
	K: 0	BB: 1	K: 0	BB: 0	K: 0	BB: 0	K: 1	BB: 1	K: 0	BB: 1	K: 1	BB: 0	K: 2	BB: 3
	S: 25	P: 41	S: 7	P: 14	S: 8	P: 12	S: 10	P: 19	S: 8	P: 18	S: 9	P: 14	S: 19	P: 36

PITCHER	IP	WLS	BF	H	R	ER	SO	BB	IBB	HBP	BLK	WP	HR	S	P	ERA	WHIP
Tom Glavine, L ERA: 2.7 (1, 1)	5.0		28	12	9	7	1	3	0	0	0	0	2	58	104	12.60	3.000
Brad Clontz, R ERA: 4.99 (6, 1)	2.0		8	2	2	2	2	0	0	0	0	0	2	17	24	9.00	1.000
Greg McMichael, R ERA: 4.01 (8, 1)	0.2	L	4	1	2	2	1	1	0	0	0	0	0	11	20	27.00	3.000
Mark Wohlers, R ERA: 2.57 (8, 1)	0.1		4	1	0	0	1	2	0	0	0	0	0	8	16	0.00	9.000

**BOTTOM**

**Atlanta Braves @ Colorado Rockies**  
Coors Field, Denver, CO

Sat Jun 08 1996, 3:33 AM MDT  
Att: 48,015 - Sunny - 86 F

AB	R	H	RBI	BB	SO	LOB
4	2	3	1	1	0	1
4	1	1	0	1	1	3
4	1	1	4	0	2	2
4	4	4	2	1	0	0
4	2	1	0	1	0	1
5	1	3	2	0	0	0
0	0	0	0	0	0	0
3	1	2	3	1	0	0
4	1	1	0	0	0	0
1	0	0	0	0	1	3
2	0	0	0	0	0	2
0	0	0	0	1	0	0
1	0	0	0	0	1	0
0	0	0	0	0	0	0

1B:	9	SF:	2
2B:	3	SAC:	0
3B:	0	DP:	2
HR:	4	HBP:	0

WP:	0	PA:	44
PB:	0		
SB:	2		
CS:	0		

AB 36  
R 13  
H 16  
RBI 12  
BB 6  
SO 5  
LOB 12

PITCHER	IP	WLS	BF	H	R	ER	SO	BB	IBB	HBP	BLK	WP	HR	S	P	ERA	WHIP
---------	----	-----	----	---	---	----	----	----	-----	-----	-----	----	----	---	---	-----	------

Batter	1	2	3	4	5	6	7	8	9	AB R H RBI BB SO LOB	TOP		
Marquis Grissom, R (1, 8) OBP: 0.325, SLG: 0.446	1-2 P4	0-3 K		0-0 2-H 1B		0-1 F9		2-0 2B		5 0 2 1 0 1 3			
Dwight Smith, L (1, 9) OBP: 0.294, SLG: 0.267 Danny Bautista, R (7, 9) OBP: 0.321, SLG: 0.348	4-2 10 G4-3 BB		3-1 G4-3	3-2 G4-3		1-3 K		0-0 G5-3		3 0 0 0 1 1 3 1 0 0 0 0 0 1			
10 Chipper Jones, S (1, 5) OBP: 0.374, SLG: 0.518	2-2 G4-3 1-2f		0-0 HR 2B		2-0 F8		1-2 F8	3-2 G4-3		5 1 1 0 0 0 2			
Fred McGriff, L (1, 3) OBP: 0.405, SLG: 0.610 Tyler Houston, L (9, 3) OBP: 0.318, SLG: 0.619		3-1 HBP 1B	3-2 F7		4-2 S BB		0-0 G4-3		1-2 L6	4 1 1 0 1 0 1 0 0 0 0 0 0 0			
Ryan Klesko, L (1, 7) OBP: 0.379, SLG: 0.645		1-3 K	2-2 HR		1-3 K		2-2 BB 3B 1B		2-1 G5-4-3 1B	5 2 3 2 0 2 2			
Javy Lopez, R (1, 2) OBP: 0.329, SLG: 0.495		2-0 29 2B HBP	2-1 F7		3-1 P1		4-1 3B BB		2-1 G5-4-3 1-2f	3 2 0 0 1 0 2			
Jeff Blausler, R (1, 6) OBP: 0.337, SLG: 0.461		1-0 29 2B 1B		1-0 G6-3		2-2 F8		0-0 1-H 2-H 3B		4 1 2 3 0 0 0			
Mike Mordecai, R (1, 4) OBP: 0.294, SLG: 0.281		0-0 F8		1-2 1B 2B		0-0 F9 29 HBP 1B		3-3 K		4 1 2 0 0 1 3			
29 John Smoltz, R (1, 1) OBP: 0.243, SLG: 0.257 Mark Wohlers, R (9, 1)		0-0 1-H 2-H 2B		1-0 F7		1-2 HBP		1-2 G3		3 0 1 2 0 0 1 0 0 0 0 0 0 0			
<b>Inning Stats</b>	R: 0 H: 0 E: 0 LOB: 0 K: 0 BB: 1 S: 8 P: 15	R: 3 H: 3 E: 0 LOB: 1 K: 2 BB: 0 S: 11 P: 18	R: 2 H: 2 E: 0 LOB: 0 K: 0 BB: 0 S: 12 P: 22	R: 1 H: 2 E: 0 LOB: 1 K: 0 BB: 0 S: 11 P: 16	R: 0 H: 0 E: 0 LOB: 1 K: 1 BB: 1 S: 12 P: 22	R: 0 H: 1 E: 0 LOB: 2 K: 1 BB: 0 S: 12 P: 16	R: 2 H: 2 E: 0 LOB: 1 K: 1 BB: 1 S: 12 P: 22	R: 0 H: 1 E: 0 LOB: 1 K: 0 BB: 0 S: 8 P: 14	R: 0 H: 1 E: 0 LOB: 0 K: 0 BB: 0 S: 8 P: 13	1B: 6 SF: 0 2B: 4 SAC: 0 3B: 1 DP: 2 HR: 1 HBP: 2	WP: 0 PA: 42 PB: 0 SB: 1 CS: 0		
<b>PITCHER</b>	IP WLS BF H R ER SO BB IBB HBP BLK WP HR S P ERA WHIP											<b>PITCHER</b>	IP WLS BF H R ER SO BB IBB HBP BLK WP HR S P ERA WHIP
Mark Thompson, R (1, 1) ERA: 6.11	6.0 L 29 8 6 6 4 2 0 2 0 0 0 1 66 109 9.00 1.667												
Ryan Hawblitzel, R (7, 1) ERA: 9.0	2.0 10 3 2 2 1 1 0 0 0 0 0 0 20 36 9.00 2.000												
Garvin Alston, R (9, 1) ERA: 11.57	1.0 3 1 0 0 0 0 0 0 0 0 0 0 8 13 0.00 1.000												

Atlanta Braves @ Colorado Rockies  
Coors Field, Denver, CO  
Sun Jun 09 1996, 3:33 AM MDT  
Att. 48,036 - Sunny - 85 F

AB	37
R	8
H	12
RBI	8
BB	3
SO	5
LOB	18



livebaseballscorecards.com

Batter	1	2	3	4	5	6	7	8	9	AB R H RBI BB SO LOB
--------	---	---	---	---	---	---	---	---	---	----------------------

<b>Eric Young Sr., R</b> <small>OBP: 0.436, SLG: 0.481</small> <small>(1, 4)</small> 										4 1 3 0 0 0 0
<b>Ellis Burks, R</b> <small>OBP: 0.424, SLG: 0.603</small> <small>(1, 7)</small> 										4 0 0 0 0 3 3
<b>John Vander Wal, L</b> <small>OBP: 0.368, SLG: 0.440</small> <small>(1, 9)</small> 										3 1 1 1 1 1 1
<b>Larry Walker, L</b> <small>OBP: 0.354, SLG: 0.586</small> <b>Trenidad Hubbard, R</b> <small>OBP: 0.267, SLG: 0.429</small> <small>(1, 8)</small> <small>(7, 8)</small> 										2 0 1 0 0 1 2 2 1 1 2 0 1 0
<b>Andres Galarraga, R</b> <small>OBP: 0.344, SLG: 0.562</small> <small>(1, 3)</small> 										3 0 1 0 1 1 1
<b>Vinny Castilla, R</b> <small>OBP: 0.337, SLG: 0.446</small> <small>(1, 5)</small> 										4 0 1 0 0 0 2
<b>Jeff Reed, L</b> <small>OBP: 0.351, SLG: 0.443</small> <small>(1, 2)</small> 										3 0 0 0 1 1 1
<b>Walt Weiss, S</b> <small>OBP: 0.414, SLG: 0.361</small> <b>Garvin Alston, R</b> <small>OBP: 0.259, SLG: 0.255</small> <b>Dante Bichette, R</b> <small>OBP: 0.377, SLG: 0.517</small> <small>(1, 6)</small> <small>(9, 1)</small> <small>(9, PH)</small> 										3 0 0 0 0 1 0 0 0 0 0 0 0 0 1 0 0 0 0 1 2
<b>Mark Thompson, R</b> <small>OBP: 0.167, SLG: 0.222</small> <b>Quinton McCracken, S</b> <small>OBP: 0.259, SLG: 0.255</small> <b>Ryan Hawblitzel, R</b> <small>OBP: 0.377, SLG: 0.517</small> <b>Jason Bates, S</b> <small>OBP: 0.299, SLG: 0.286</small> <small>(1, 1)</small> <small>(6, PH)</small> <small>(7, 1)</small> <small>(8, PH)</small> <small>(9, 6)</small> 										1 0 0 0 0 1 0 1 0 0 0 0 0 0 0 0 0 0 0 0 0 1 0 0 0 0 0 0

Inning Stats	R: 0	H: 1	E: 0	K: 2	S: 13	LOB: 1	BB: 1	P: 23	R: 0	H: 0	E: 0	K: 0	S: 13	LOB: 0	BB: 0	P: 17	R: 0	H: 0	E: 0	K: 1	S: 9	LOB: 0	BB: 0	P: 11	R: 0	H: 1	E: 0	K: 2	S: 15	LOB: 1	BB: 0	P: 21	R: 0	H: 1	E: 0	K: 1	S: 7	LOB: 0	BB: 0	P: 8	R: 0	H: 0	E: 0	K: 1	S: 7	LOB: 0	BB: 1	P: 12	R: 0	H: 0	E: 0	K: 1	S: 10	LOB: 0	BB: 0	P: 11	R: 3	H: 4	E: 0	K: 1	S: 19	LOB: 2	BB: 1	P: 30	1B: 7	2B: 0	3B: 0	HR: 1	SF: 0	SAC: 0	DP: 2	HBP: 0
--------------	------	------	------	------	-------	--------	-------	-------	------	------	------	------	-------	--------	-------	-------	------	------	------	------	------	--------	-------	-------	------	------	------	------	-------	--------	-------	-------	------	------	------	------	------	--------	-------	------	------	------	------	------	------	--------	-------	-------	------	------	------	------	-------	--------	-------	-------	------	------	------	------	-------	--------	-------	-------	-------	-------	-------	-------	-------	--------	-------	--------

PITCHER	IP	WLS	BF	H	R	ER	SO	BB	IBB	HBP	BLK	WP	HR	S	P	ERA	WHIP
29 John Smoltz, R <small>ERA: 2.54</small>	(1, 1)	8.1	31	7	3	3	10	2	0	0	0	1	1	93	130	3.24	1.080
Mark Wohlers, R <small>ERA: 2.51</small>	(9, 1)	0.2	4	1	0	0	1	1	0	0	0	1	0	10	16	0.00	3.000

**BOTTOM**

**Atlanta Braves @ Colorado Rockies**  
**Coors Field, Denver, CO**  
 Sun Jun 09 1996, 3:33 AM MDT  
 Att: 48,036 - Sunny - 85 F

livebaseballscorecards.com

<b>AB</b>	<b>32</b>
<b>R</b>	<b>3</b>
<b>H</b>	<b>8</b>
<b>RBI</b>	<b>3</b>
<b>BB</b>	<b>3</b>
<b>SO</b>	<b>11</b>
<b>LOB</b>	<b>12</b>



<b>WP:</b> 2	<b>PA:</b> 35
<b>PB:</b> 1	
<b>SB:</b> 1	
<b>CS:</b> 1	

Batter	1	2	3	4	5	6	7	8	9	AB	R	H	RBI	BB	SO	LOB	TOP					
John Cangelosi, S (1, 7) OBP: 0.434, SLG: 0.410	1-2 F7		1-3 K		1-1 1B 1B	2-1 F8		1-0 F7	1-1 G3	6	0	1	0	0	1	4						
Craig Biggio, R (1, 4) OBP: 0.394, SLG: 0.423	0-1 P4		1-2 G4-3		1-1 1B		0-2 P4	4-2 1B 5 1B 1B BB		4	1	1	0	1	0	0						
5 Jeff Bagwell, R (1, 3) OBP: 0.469, SLG: 0.683	1-0 F8			1-0 PB HR 2B	1-0 P4		1-1 G5-3	1-2 1B 1B		5	2	2	1	0	0	2						
Derek Bell, R (1, 9) OBP: 0.337, SLG: 0.460		2-2 HR		2-2 G1-3		1-0 E 2B	2-1 2B HBP	0-1 1B 1B		4	3	3	1	0	0	1						
Sean Berry, R (1, 5) OBP: 0.330, SLG: 0.478		1-0 1B		0-1 HR		4-2 PB E FC3-2 BB	1 SAFE 0-0 E 2B	3-2 FC6-4 1B		3	2	3	3	1	0	0						
Bill Spiers, L (7, 5) OBP: 0.227, SLG: 0.238				3-H HR		1-H E 2B		1-3 2-H 3-H 1B		1	0	1	2	0	0	0						
Brian Hunter, R (1, 8) OBP: 0.304, SLG: 0.357		3-3 K		3-1 F7		0-0 E5 PB E	1-1 E7 1B	2-1 FC6-4		5	1	1	1	0	1	4						
Rick Wilkins, L (1, 2) OBP: 0.353, SLG: 0.373		1-0 F7		1-0 P6		4-1 E BB	3-3 K		1-2 F7	4	0	0	0	1	1	2						
Ricky Gutierrez, R (1, 6) OBP: 0.378, SLG: 0.392		2-1 G5-3			1-0 F9	0-3 K		1-0 G6-3	1-0 FC1-6 1B	5	0	1	0	0	1	4						
Donne Wall, R (1, 1) OBP: 0.200, SLG: 0.200			0-2 F8		1-1 G4-3	0-1 FC3-2		1-1 E6 5 BB 1B	2-2 FC1-6	4	1	0	0	0	0	2						
Derrick May, L (9, PH) OBP: 0.339, SLG: 0.426						1-3 2-H 3-Hf				1	0	0	0	0	0	1						
Dean Hartgraves, R (9, 1)										0	0	0	0	0	0	0						
Todd Jones, L (9, 1)										0	0	0	0	0	0	0						
<b>Inning Stats</b>	R: 0 E: 0 K: 0 S: 7	H: 0 LOB: 0 BB: 0 P: 9	R: 1 E: 0 K: 1 S: 11	H: 2 LOB: 1 BB: 0 P: 20	R: 0 E: 0 K: 1 S: 12	H: 0 LOB: 0 BB: 0 P: 14	R: 2 E: 0 K: 0 S: 9	H: 2 LOB: 0 BB: 0 P: 16	R: 0 E: 0 K: 0 S: 9	H: 2 LOB: 2 BB: 0 P: 13	R: 2 E: 2 K: 1 S: 15	H: 1 LOB: 2 BB: 2 P: 26	R: 2 E: 1 K: 1 S: 14	H: 2 LOB: 1 BB: 0 P: 21	R: 3 E: 1 K: 0 S: 16	H: 3 LOB: 2 BB: 1 P: 29	R: 0 E: 0 K: 0 S: 11	H: 1 LOB: 1 BB: 0 P: 16	1B: 8 2B: 3 3B: 0 HR: 2	SF: 0 SAC: 0 DP: 0 HBP: 1	WP: 0 PB: 2 SB: 1 CS: 0	PA: 46
<b>PITCHER</b>	IP WLS BF H R ER SO BB IBB HBP BLK WP HR S P ERA WHIP																	<b>PITCHER</b>	IP WLS BF H R ER SO BB IBB HBP BLK WP HR S P ERA WHIP			
Armando Reynoso, R (1, 1) ERA: 4.7	5.0 L 25 7 5 3 2 2 0 0 0 0 2 55 88 5.40 1.800																					
Steve Reed, R (6, 1) ERA: 4.88	2.0 9 2 2 2 2 0 0 1 0 0 0 0 22 31 9.00 1.000																					
Darren Holmes, R (8, 1) ERA: 5.74	1.0 8 3 3 0 0 1 0 0 0 0 0 0 16 29 0.00 4.000																					
Garvin Alston, R (9, 1) ERA: 8.1	1.0 4 1 0 0 0 0 0 0 0 0 0 0 11 16 0.00 1.000																					

Houston Astros @ Colorado Rockies  
Coors Field, Denver, CO  
Mon Jun 10 1996, 7:05 PM MDT  
Att. 48,007 - Unknown - 79 F

livebaseballscorecards.com

AB	42
R	10
H	13
RBI	8
BB	3
SO	4
LOB	20





Batter	1	2	3	4	5	6	7	8	9	AB R H RBI BB SO LOB
Eric Young Sr., R OBP: 0.430, SLG: 0.473 (1, 4)	0-1 L6 ①		2-1 WP 1B		3-1 F9 ③		1-0 G5-3 ③		0-1 G4-3 ② 1-2 2-3	5 1 1 0 0 0 3
Trenidad Hubbard, R OBP: 0.314, SLG: 0.419 (1, 8)	0-0 G1-3 ②		1 SAFE 2-1 1 SAFE 1-H 1B			1-1 1B HBP		3-3 K ①	4-1 BB 1B BB	3 2 1 1 1 1 0
Dante Bichette, R OBP: 0.385, SLG: 0.525 (1, 9)	3-1 1B		0-1 L9 ③			0-2 FC6-4 1B 1-2 SF7 1B		0-0 HR 2B	4-0 1B 1B BB 1-2 2-3 3-H	4 3 3 1 1 0 1
Andres Galarraga, R OBP: 0.349, SLG: 0.576 (1, 3)	1-1 G5-3 ③			1-2 K ①		0-1 FC6-4 1B 1-2 2-H		1-0 HR 2B	1-0 BB 1B 1B 1-3 2-H 3-H	5 1 3 5 0 1 1
Ellis Burks, R OBP: 0.419, SLG: 0.594 (1, 7)		0-2 G6-3 ①		1-0 F9 ②		1-1 FC6-4 1B 1-2 2-3		2-3 K ②	1-0 BB 1B 1-2 3-H	5 0 1 1 0 1 2
Vinny Castilla, R OBP: 0.335, SLG: 0.441 (1, 5)		0-2 L9 ②		2-0 F8 ③		1-0 SF7 ②		0-0 F9 ③	4-2 BB 1-2 2-3	3 0 0 1 1 0 0
Jeff Reed, L OBP: 0.351, SLG: 0.448 Quinton McCracken, S OBP: 0.250, SLG: 0.245 (9, PH)		2-3 K ③			2-0 2B		3-2 G4-3 ③		G4-3 ③ G4-3 ③	3 0 1 0 0 1 1 2 0 0 0 0 0 3
Walt Weiss, S OBP: 0.411, SLG: 0.359 (1, 6)			0-1 G4-3 ①		0-1 F8 ①		2-2 F8 ①		2-2 G4-3 BB BB 1B	4 1 1 0 0 0 1
Armando Reynoso, R OBP: 0.185, SLG: 0.154 Steve Reed, R (6, 1) Jason Bates, S OBP: 0.295, SLG: 0.282 Darren Holmes, R (8, 1) Garvin Alston, R (9, 1) Harvey Pulliam, R (9, PH)			1-0 F8 ②		2-3 K ②		2-2 L3 ②		4-0 BB G4-3 BB 1B 1-2	2 0 0 0 0 0 1 1 0 0 0 0 0 0 0 0 1 0 1 0 0 0 1 0 0

**BOTTOM**

**Houston Astros @ Colorado Rockies**  
Coors Field, Denver, CO  
Mon Jun 10 1996, 7:05 PM MDT  
Att: 48,007 - Unknown - 79 F

livebaseballscorecards.com

<b>AB</b>	<b>37</b>
<b>R</b>	<b>9</b>
<b>H</b>	<b>11</b>
<b>RBI</b>	<b>9</b>
<b>BB</b>	<b>4</b>
<b>SO</b>	<b>5</b>
<b>LOB</b>	<b>13</b>



Inning Stats	R: 0	H: 1	E: 0	K: 0	S: 7	R: 0	H: 0	E: 0	K: 1	S: 9	R: 1	H: 2	E: 0	K: 0	S: 9	R: 0	H: 0	E: 0	K: 1	S: 5	R: 0	H: 1	E: 0	K: 1	S: 8	R: 2	H: 2	E: 0	K: 0	S: 12	R: 0	H: 0	E: 0	K: 0	S: 8	R: 2	H: 2	E: 0	K: 2	S: 10	R: 4	H: 3	E: 0	K: 0	S: 15	1B: 8	2B: 2	3B: 0	HR: 1	SF: 1	SAC: 0	DP: 0	HBP: 1	WP: 1	PA: 43
--------------	------	------	------	------	------	------	------	------	------	------	------	------	------	------	------	------	------	------	------	------	------	------	------	------	------	------	------	------	------	-------	------	------	------	------	------	------	------	------	------	-------	------	------	------	------	-------	-------	-------	-------	-------	-------	--------	-------	--------	-------	--------

PITCHER	IP	WLS	BF	H	R	ER	SO	BB	IBB	HBP	BLK	WP	HR	S	P	ERA	WHIP
Donne Wall, R ERA: 3.54 (1, 1)	8.0	W	33	8	5	5	5	0	0	1	0	1	1	68	107	5.62	1.000
Dean Hartgraves, L ERA: 4.35 (9, 1)	0.1		3	1	2	2	0	1	0	0	0	0	0	5	13	54.00	6.000
Todd Jones, R ERA: 3.53 (9, 1)	0.2		7	2	2	2	0	3	0	0	0	0	0	10	26	27.00	7.500



**BOTTOM**

**Houston Astros @ Colorado Rockies**  
Coors Field, Denver, CO

Tue Jun 11 1996, 7:05 PM MDT  
Att. 48,014 - Sunny - 82 F

[livebaseballscores.com](http://livebaseballscores.com)

<b>AB</b>	<b>34</b>
<b>R</b>	<b>7</b>
<b>H</b>	<b>12</b>
<b>RBI</b>	<b>6</b>
<b>BB</b>	<b>4</b>
<b>SO</b>	<b>4</b>
<b>LOB</b>	<b>18</b>



WP:	1	PA:	39
PB:	0		
SB:	1		
CS:	1		

Batter	1	2	3	4	5	6	7	8	9	AB	R	H	RBI	BB	SO	LOB				
Eric Young Sr., R OBP: 0.439, SLG: 0.480 (1, 4)										4	0	3	1	1	0	1				
Ellis Burks, R OBP: 0.411, SLG: 0.581 (1, 8) (8, 7)										5	0	0	1	0	1	6				
Dante Bichette, R OBP: 0.389, SLG: 0.534 (1, 9)										5	1	3	0	0	1	3				
Andres Galarraga, R OBP: 0.351, SLG: 0.577 (1, 3)										3	1	1	0	1	1	2				
John Vander Wal, L OBP: 0.344, SLG: 0.407 Lance Painter, L OBP: 0.222, SLG: 0.222 Garvin Alston, R Bruce Ruffin, S (1, 7) (8, 1) (8, 1) (9, 1)										4	0	0	0	0	0	5				
Vinny Castilla, R OBP: 0.337, SLG: 0.455 (1, 5)										4	2	2	3	0	0	0				
Walt Weiss, S OBP: 0.409, SLG: 0.354 (1, 6)										3	1	0	0	1	1	1				
Jayhawk Owens, R OBP: 0.264, SLG: 0.328 (1, 2)										3	1	0	0	1	0	0				
Kevin Ritz, R OBP: 0.240, SLG: 0.250 Steve Reed, R Trenidad Hubbard, R OBP: 0.333, SLG: 0.438 (1, 1) (7, 1) (8, 8)										2	1	2	0	0	0	0				
<b>Inning Stats</b>	R: 0 E: 0 K: 0 S: 8	H: 1 LOB: 1 BB: 0 P: 13	R: 0 E: 0 K: 0 S: 9	H: 0 LOB: 0 BB: 0 P: 11	R: 0 E: 0 K: 0 S: 4	H: 2 LOB: 1 BB: 0 P: 4	R: 3 E: 0 K: 1 S: 10	H: 2 LOB: 0 BB: 1 P: 16	R: 1 E: 0 K: 1 S: 15	H: 4 LOB: 2 BB: 0 P: 24	R: 1 E: 1 K: 0 S: 12	H: 1 LOB: 1 BB: 0 P: 18	R: 0 E: 0 K: 1 S: 11	H: 1 LOB: 1 BB: 0 P: 17	R: 2 E: 0 K: 1 S: 9	H: 1 LOB: 2 BB: 3 P: 26	1B: 7 2B: 4 3B: 0 HR: 1	SF: 0 SAC: 1 DP: 1 HBP: 0	WP: 1 PB: 0 SB: 1 CS: 1	PA: 39

PITCHER	IP	WLS	BF	H	R	ER	SO	BB	IBB	HBP	BLK	WP	HR	S	P	ERA	WHIP
Doug Drabek, R ERA: 5.09 (1, 1)	6.0		28	10	5	4	2	1	0	0	0	1	1	58	86	6.00	1.833
Anthony Young, R ERA: 4.08 (7, 1)	1.1	L	7	1	2	2	1	2	0	0	0	0	0	13	29	13.50	2.250
Xavier Hernandez, R ERA: 5.88 (8, 1)	0.2		4	1	0	0	1	1	0	0	0	0	0	7	14	0.00	3.000

Batter	1	2	3	4	5	6	7	8	9	AB R H RBI BB SO LOB	TOP									
Brian Hunter, R OBP: 0.305, SLG: 0.361 (1, 8)	1-2 P3		3-2 L7		2-3 K		4-0 F8-3 BB			3 0 0 0 1 1 0										
Craig Biggio, R OBP: 0.403, SLG: 0.425 Alvin Morman, L Anthony Young, R (7, 1)	1-1 1B		0-1 F7		0-1 1B		0-1 F8-3			4 0 2 0 0 0 1 0 0 0 0 0 0 0 0 0 0 0 0 0 0										
5 Jeff Bagwell, R OBP: 0.463, SLG: 0.675 (1, 3)	0-3 K		1-2 3B		3-2 P9			1-2 G5-3		4 0 1 0 0 1 2										
Derek Bell, R OBP: 0.338, SLG: 0.455 (1, 9)	0-1 1B		1-2 G1-3			0-3 K		3-3 K		4 0 1 0 0 2 1										
Derrick May, L OBP: 0.320, SLG: 0.400 (1, 7)	3-2 G4-3			2-1 F7		1-1 G6-3		0-0 G6-3		4 0 0 0 0 0 2										
Orlando Miller, R OBP: 0.338, SLG: 0.439 (1, 5)		2-0 G5-3		1-1 2B		1-1 1B		1-0 G5-3		4 0 2 0 0 0 0										
Ricky Gutierrez, R OBP: 0.388, SLG: 0.406 (1, 6)		2-1 F7 2B		1-1 G1-3		1-1 1B		3-2 G1-3		4 0 2 0 0 0 1										
Randy Knorr, R OBP: 0.192, SLG: 0.200 (1, 2)		1-2 F7 2B		1-1 F4		1-1 G5-3		0-1 F9		4 0 0 0 0 0 4										
Shane Reynolds, R OBP: 0.156, SLG: 0.281 Bill Spiers, L OBP: 0.235, SLG: 0.292 (7, PH) (7, 4)		2-2 G1-3			1-1 G6-3		0-2 G4-3			2 0 0 0 0 0 1 1 0 0 0 0 0 0										
<b>Inning Stats</b>	R: 0 E: 0 K: 1 S: 15	H: 2 LOB: 2 BB: 0 P: 20	R: 0 E: 0 K: 0 S: 10	H: 1 LOB: 1 BB: 0 P: 17	R: 0 E: 0 K: 0 S: 11	H: 1 LOB: 1 BB: 0 P: 13	R: 0 E: 0 K: 1 S: 12	H: 1 LOB: 1 BB: 0 P: 18	R: 0 E: 0 K: 1 S: 11	H: 2 LOB: 2 BB: 0 P: 15	R: 0 E: 0 K: 0 S: 7	H: 0 LOB: 0 BB: 1 P: 11	R: 0 E: 0 K: 1 S: 8	H: 0 LOB: 0 BB: 0 P: 12	R: 0 E: 0 K: 0 S: 6	H: 0 LOB: 0 BB: 0 P: 10	1B: 5 2B: 3 3B: 1 HR: 0	SF: 0 SAC: 0 DP: 1 HBP: 0	WP: 0 PB: 0 SB: 0 CS: 0	PA: 35
<b>PITCHER</b>	IP WLS BF H R ER SO BB IBB HBP BLK WP HR S P ERA WHIP																			
Marvin Freeman, R ERA: 4.77 (1, 1)	7.0 W 29 8 0 0 3 1 0 0 0 0 0 0 74 110 0.00 1.286																			
Darren Holmes, R ERA: 5.53 (8, 1)	1.0 3 0 0 0 1 0 0 0 0 0 0 0 8 12 0.00 0.000																			
Ryan Hawblitzel, R ERA: 6.0 (9, 1)	1.0 3 0 0 0 0 0 0 0 0 0 0 0 6 10 0.00 0.000																			

Houston Astros @ Colorado Rockies  
Coors Field, Denver, CO  
Wed Jun 12 1996, 3:33 AM MDT  
Att. 48,024 - Sunny - 74 F

livebaseballscorecards.com

AB	34
R	0
H	8
RBI	0
BB	1
SO	4
LOB	12



Batter	1	2	3	4	5	6	7	8	9
Eric Young Sr., R OBP: 0.443, SLG: 0.477 Ryan Hawblitzel, R (9, 1)	3-1 P4		0-2 G6-3		4-0 1B BB	0-1 1B		4-1 2B BB	
Ellis Burks, R OBP: 0.419, SLG: 0.594	2-2 K		0-1 2B		1-1 1B G3	0-0 1B FC5-4		1-0 2B 1-H 2-H	
Dante Bichette, R OBP: 0.362, SLG: 0.524	1-1 L7		1-0 G1-3		1-1 G3	0-0 1B FC5-4		1-0 F7	
Andres Galarraga, R OBP: 0.352, SLG: 0.584		0-2 G5-3	2-1 HBP		0-3 K		0-0 HR	0-0 G6-3	
John Vander Wal, L OBP: 0.344, SLG: 0.404 Harvey Pulliam, R (7, PH) (8, 7)		0-1 F8	0-0 L7		2-1 1B 2-H 3-H		3-2 1B G4-3		
Vinny Castilla, R OBP: 0.336, SLG: 0.464		0-0 HR		0-1 G5-3	2-1 G5-3		0-0 P5		
Walt Weiss, S OBP: 0.406, SLG: 0.349		4-2 1B BB		2-1 L7		0-3 K	3-1 G4-3		
Jayhawk Owens, R OBP: 0.289, SLG: 0.408		0-1 1B		2-2 HR		3-2 G3		0-2 2B 2B	
Marvin Freeman, R OBP: 0.148, SLG: 0.115 Darren Holmes, R Jason Bates, S (8, PH) (9, 4)		2-3 K		0-3 K		0-0 1B 1B		1-0 L6	

Inning Stats	R: 0	H: 0	E: 0	K: 1	S: 7	L: 0	LOB: 0	BB: 0	P: 13	R: 1	H: 2	E: 0	K: 1	S: 13	R: 0	H: 1	E: 0	K: 0	S: 8	R: 1	H: 1	E: 0	K: 1	S: 11	R: 2	H: 2	E: 0	K: 1	S: 12	R: 1	H: 3	E: 0	K: 1	S: 11	R: 1	H: 2	E: 0	K: 0	S: 7	R: 2	H: 2	E: 0	K: 0	S: 8	L: 2	LOB: 1	BB: 1	P: 15
--------------	------	------	------	------	------	------	--------	-------	-------	------	------	------	------	-------	------	------	------	------	------	------	------	------	------	-------	------	------	------	------	-------	------	------	------	------	-------	------	------	------	------	------	------	------	------	------	------	------	--------	-------	-------

PITCHER															PITCHER																																		
IP	WLS	BF	H	R	ER	SO	BB	IBB	HBP	BLK	WP	HR	S	P	ERA	WHIP	IP	WLS	BF	H	R	ER	SO	BB	IBB	HBP	BLK	WP	HR	S	P	ERA	WHIP																
Shane Reynolds, R ERA: 3.92	(1, 1)	6.0	L	30	9	5	5	2	0	1	0	0	0	0	7.50	1.833	Alvin Morman, L ERA: 6.52	(7, 1)	1.1	7	3	3	0	1	0	0	0	0	20.25	3.000	Anthony Young, R ERA: 3.99	(8, 1)	0.2	3	1	0	0	0	0	0	0	0	0	0	0	0	0	0.00	1.500

**BOTTOM**

AB	R	H	RBI	BB	SO	LOB
3	2	1	0	2	0	0
0	0	0	0	0	0	0
5	1	4	3	0	1	0
5	0	0	0	0	0	6
4	1	1	1	0	1	3
3	0	1	2	0	0	2
1	0	1	0	0	0	0
4	1	1	1	0	0	2
3	0	0	0	1	1	1
4	2	3	1	0	0	0
3	1	1	0	0	2	2
0	0	0	0	0	0	0
1	0	0	0	0	0	1

AB	36
R	8
H	13
RBI	8
BB	3
SO	5
LOB	17



WP: 0	PA: 40
PB: 0	
SB: 0	
CS: 0	

**Houston Astros @ Colorado Rockies**  
**Coors Field, Denver, CO**  
 Wed Jun 12 1996, 3:33 AM MDT  
 Att: 48,024 - Sunny - 74 F

livebaseballscorecards.com

Batter	1	2	3	4	5	6	7	8	9	AB R H RBI BB SO LOB	TOP	
Ricky Otero, S (1, 8) OBP: 0.368, SLG: 0.348 Ken Ryan, R (8, 1)	3-2 F8		0-2 G1-6-3		0-1 G5-3			1-2 1B		4 0 1 0 0 0 1 0 0 0 0 0 0 0		
Mickey Morandini, L (1, 4) OBP: 0.342, SLG: 0.357	0-0 G5-3			1-1 WP BB 1B		1-1 F7		2-2 G5-3		4 1 1 0 0 0 1		
Gregg Jefferies, S (1, 3) OBP: 0.306, SLG: 0.478	1-0 G3			4-0 1B WP 1-2 BB		0-1 F7			3-2 G6-3	3 0 0 0 1 0 0		
Todd Zeile, R (1, 5) OBP: 0.344, SLG: 0.457		3-1 F8		0-1 F9		1-1 F9			3-2 G6-3	4 0 0 0 0 0 2		
Pete Incaviglia, R (1, 7) OBP: 0.345, SLG: 0.558		0-0 G4-3		3-0 1-3 2-H 1B			2-2 G6-3		0-0 E6	4 0 1 1 0 0 0		
Mark Whiten, S (1, 9) OBP: 0.359, SLG: 0.398 (8, 8)		3-0 FC5-4 1B		1-3 K			3-1 G4-3		0-3 K	4 0 1 0 0 2 3		
Benito Santiago, R (1, 2) OBP: 0.318, SLG: 0.498		1-2 FC5-4 1-2		0-0 F9			2-2 L9			3 0 0 0 0 0 3		
Mike Benjamin, R (1, 6) OBP: 0.388, SLG: 0.544			1-1 F8		1-0 F9			0-0 G6-3		3 0 0 0 0 0 0		
Curt Schilling, R (1, 1) OBP: 0.333, SLG: 0.286 Jim Eisenreich, L (8, PH) OBP: 0.380, SLG: 0.400 (8, 9)			4-1 G1-6-3 BB		0-0 L6			1-2 F8		1 0 0 0 1 0 0 1 0 0 0 0 0 0		
<b>Inning Stats</b>	R: 0 H: 0 E: 0 LOB: 0 K: 0 BB: 0 S: 5 P: 9	R: 0 H: 1 E: 0 LOB: 1 K: 0 BB: 0 S: 7 P: 14	R: 0 H: 0 E: 0 LOB: 0 K: 0 BB: 1 S: 6 P: 11	R: 1 H: 2 E: 0 LOB: 2 K: 1 BB: 1 S: 9 P: 18	R: 0 H: 0 E: 0 LOB: 0 K: 0 BB: 0 S: 4 P: 5	R: 0 H: 0 E: 0 LOB: 0 K: 0 BB: 0 S: 6 P: 8	R: 0 H: 0 E: 0 LOB: 0 K: 0 BB: 0 S: 10 P: 17	R: 0 H: 1 E: 0 LOB: 1 K: 0 BB: 0 S: 11 P: 15	R: 0 H: 0 E: 1 LOB: 1 K: 1 BB: 0 S: 10 P: 16	1B: 4 SF: 0 2B: 0 SAC: 0 3B: 0 DP: 1 HR: 0 HBP: 0	WP: 1 PA: 33 PB: 0 SB: 0 CS: 0	
<b>PITCHER</b> Bryan Rekar, R (1, 1) ERA: 10.21 Bruce Ruffin, L (9, 1) ERA: 5.13	IP WLS BF H R ER SO BB IBB HBP BLK WP HR S P ERA WHIP	8.0 W 29 4 1 1 1 2 0 0 0 1 0 58 97 1.12 0.750	1.0 S 4 0 0 0 1 0 0 0 0 0 0 10 16 0.00 0.000	<b>PITCHER</b> IP WLS BF H R ER SO BB IBB HBP BLK WP HR S P ERA WHIP								

Philadelphia Phillies @ Colorado Rockies  
Coors Field, Denver, CO  
Thu Jun 13 1996, 7:05 PM MDT  
Att. 48,018 - Unknown - 64 F

AB	31
R	1
H	4
RBI	1
BB	2
SO	2
LOB	10



Batter	1	2	3	4	5	6	7	8	9	AB	R	H	RBI	BB	SO	LOB
<b>Eric Young Sr., R</b> OBP: 0.449, SLG: 0.483 (1, 4)	2-2 G1-3		1-0 G4-3 1B		0-1 1B		0-1 1B			4	0	3	0	0	0	0
<b>Ellis Burks, R</b> OBP: 0.412, SLG: 0.584 (1, 7)	1-0 L8		1-0 G4-3 1-2f		1-3 K		1-1 P4			4	0	0	0	0	1	3
<b>Dante Bichette, R</b> OBP: 0.384, SLG: 0.527 <b>Bruce Ruffin, S</b> (9, 1)	3-2 S HR 1B		2-2 F9		2-3 SAFE K		1-2 1B 2B			4	2	2	0	0	1	1
<b>John Vander Wal, L</b> OBP: 0.368, SLG: 0.475 (1, 3)	2-1 1-H HR			1-1 F8 E 1B		0-1 G4-3		1-0 FC4-6 1B		4	2	3	3	0	0	1
<b>Vinny Castilla, R</b> OBP: 0.331, SLG: 0.456 (1, 5)	2-2 F8			0-0 F8		3-2 F9		0-1 F8		4	0	0	0	0	0	2
<b>Jeff Reed, L</b> OBP: 0.348, SLG: 0.442 (1, 2)		3-2 F9		3-0 E8 2-H 1B		0-0 L9		0-3 K		4	0	1	1	0	1	1
<b>Trenidad Hubbard, R</b> OBP: 0.325, SLG: 0.400 (1, 8)		4-1 G6-3 BB		0-3 K		3-3 K		0-0 FC4-6 1-2f		3	0	0	0	1	2	2
<b>Walt Weiss, S</b> OBP: 0.405, SLG: 0.346 (1, 6)		3-2 G6-3		4-0 IBB		2-2 G6-3				2	0	0	0	1	0	1
<b>Bryan Rekar, R</b> OBP: 0.125, SLG: 0.125 <b>Quinton McCracken, S</b> OBP: 0.250, SLG: 0.245 (1, 1) (9, 9)		1-3 K		0-3 K		0-0 G3-1				3	0	0	0	0	2	3
										0	0	0	0	0	0	0

Inning Stats	R: 2	H: 2	E: 0	K: 0	S: 22	LOB: 0	BB: 0	P: 32
	R: 0	H: 0	E: 0	K: 1	S: 11	LOB: 1	BB: 1	P: 22
	R: 0	H: 1	E: 0	K: 0	S: 5	LOB: 0	BB: 0	P: 9
	R: 1	H: 2	E: 1	K: 2	S: 10	LOB: 2	BB: 1	P: 18
	R: 0	H: 1	E: 0	K: 2	S: 10	LOB: 1	BB: 0	P: 13
	R: 0	H: 0	E: 0	K: 1	S: 9	LOB: 0	BB: 0	P: 15
	R: 0	H: 1	E: 0	K: 0	S: 8	LOB: 1	BB: 0	P: 11
	R: 1	H: 2	E: 0	K: 1	S: 11	LOB: 1	BB: 0	P: 13

PITCHER	IP	WLS	BF	H	R	ER	SO	BB	IBB	HBP	BLK	WP	HR	S	P	ERA	WHIP
<b>Curt Schilling, R</b> ERA: 2.54 (1, 1)	7.0	L	29	7	3	3	6	1	1	0	0	0	1	75	120	3.86	1.143
<b>Ken Ryan, R</b> ERA: 2.65 (8, 1)	1.0		5	2	1	1	1	0	0	0	0	0	0	11	13	9.00	2.000

**BOTTOM**

**Philadelphia Phillies @ Colorado Rockies**  
Coors Field, Denver, CO

Thu Jun 13 1996, 7:05 PM MDT  
Att: 48,018 - Unknown - 64 F

AB	R	H	RBI	BB	SO	LOB
4	0	3	0	0	0	0
4	0	0	0	0	1	3
4	2	2	0	0	1	1
0	0	0	0	0	0	0
4	2	3	3	0	0	1
4	0	0	0	0	0	2
4	0	1	1	0	1	1
3	0	0	0	1	2	2
2	0	0	0	1	0	1
3	0	0	0	0	2	3
0	0	0	0	0	0	0

AB	32
R	4
H	9
RBI	4
BB	2
SO	7
LOB	14

WP	PA
0	34
PB	0
SB	1
CS	0

WP	PA	ERA	WHIP
0	34		

Batter	1	2	3	4	5	6	7	8	9	AB R H RBI BB SO LOB	TOP																
Ricky Otero, S (1, 8) OBP: 0.370, SLG: 0.343	0-1 P4		0-1 L6	0-0 E2 1-3 2-H 1B		4-1 1B BB			2-1 F8	4 0 1 1 1 0 0																	
Mickey Morandini, L (1, 4) OBP: 0.341, SLG: 0.361 Toby Borland, R (4, 1) Benito Santiago, R (6, PH) OBP: 0.320, SLG: 0.498	1-1 2B			G4-3 G6-3		1-0 FC5-4 1B			3-3 K	3 0 1 0 0 0 2 0 0 0 0 0 0 0 2 0 1 1 0 1 0																	
Gregg Jefferies, S (1, 3) OBP: 0.302, SLG: 0.449 Russ Springer, R (6, 1) Ron Blazier, R (6, 1) Mike Benjamin, R (9, PH) OBP: 0.383, SLG: 0.536	2-1 F7			4-2 S 1B BB	1-0 L7	2-2 FC5-4			0-0 L9	3 1 0 0 1 0 3 0 0 0 0 0 0 0 0 0 0 0 0 0 0 1 0 0 0 0 0 0																	
Pete Incaviglia, R (1, 7) OBP: 0.343, SLG: 0.551	0-0 F9			3-3 K 1-2	2-0 FC6-4 1B				1-3 K	4 0 1 0 0 2 2																	
Todd Zeile, R (1, 5) OBP: 0.343, SLG: 0.452		2-2 F7		4-1 1B HR BB	2-1 FC6-4			2-0 P9		3 1 0 0 1 0 1																	
Jim Eisenreich, L (1, 9) OBP: 0.378, SLG: 0.397 Glenn Murray, R (2, 9) OBP: 0.242, SLG: 0.262 Mark Whiten, S (4, 9) OBP: 0.355, SLG: 0.393		2-2 G3		0-0 HR 1B	1-0 F7			1-3 K		1 0 0 0 0 0 0 1 1 1 1 0 0 0 2 0 0 0 0 1 1																	
Mike Lieberthal, R (1, 2) OBP: 0.311, SLG: 0.505		1-0 P4		1-0 HR				0-0 P2		4 1 2 3 0 0 0																	
Kevin Sevcik, R (1, 6) OBP: 0.222, SLG: 0.222			0-1 G5-3	3-2 E 1B 1B		1-1 F7		0-3 K		4 1 1 0 0 1 1																	
Mike Williams, R (1, 1) OBP: 0.143, SLG: 0.100 23 Kevin Jordan, R (4, 4) OBP: 0.293, SLG: 0.421			1-1 G4-3	0-2 E 1B		1-2 FC4-6 1B		1-3 K		2 0 1 0 0 0 0 2 1 0 0 0 1 1																	
<b>Inning Stats</b>	R: 0 E: 0 K: 0 S: 7	H: 1 LOB: 1 BB: 0 P: 10	R: 0 E: 0 K: 0 S: 9	H: 0 LOB: 0 BB: 0 P: 14	R: 0 E: 0 K: 1 S: 6	H: 0 LOB: 0 BB: 0 P: 7	R: 5 E: 1 K: 1 S: 19	H: 5 LOB: 2 BB: 2 P: 37	R: 0 E: 0 K: 0 S: 5	H: 1 LOB: 1 BB: 0 P: 11	R: 1 E: 0 K: 0 S: 12	H: 2 LOB: 2 BB: 1 P: 22	R: 0 E: 0 K: 2 S: 7	H: 0 LOB: 0 BB: 0 P: 11	R: 0 E: 0 K: 2 S: 7	H: 0 LOB: 0 BB: 0 P: 8	R: 0 E: 0 K: 1 S: 10	H: 0 LOB: 0 BB: 0 P: 15	1B: 7 2B: 1 3B: 0 HR: 1	SF: 0 SAC: 0 DP: 0 HBP: 0	WP: 0 PB: 0 SB: 1 CS: 0	PA: 39					
<b>PITCHER</b>	IP	WLS	BF	H	R	ER	SO	BB	IBB	HBP	BLK	WP	HR	S	P	ERA	WHIP										
Mark Thompson, R (1, 1) ERA: 6.42	4.0		20	6	5	5	1	2	0	0	0	0	1	41	68	11.25	2.000										
Lance Painter, L (5, 1) ERA: 5.45	2.0	W	10	3	1	1	0	1	0	0	0	0	0	17	33	4.50	2.000										
Darren Holmes, R (7, 1) ERA: 5.16	2.0		6	0	0	0	4	0	0	0	0	0	0	14	19	0.00	0.000										
Steve Reed, R (9, 1) ERA: 4.59	1.0		3	0	0	0	1	0	0	0	0	0	0	10	15	0.00	0.000										

Philadelphia Phillies @ Colorado Rockies  
 Coors Field, Denver, CO  
 Fri Jun 14 1996, 7:05 PM MDT  
 Att. 48,006 - Unknown - 72 F

[livebaseballscorecards.com](http://livebaseballscorecards.com)

<b>AB</b>	36
<b>R</b>	6
<b>H</b>	9
<b>RBI</b>	6
<b>BB</b>	3
<b>SO</b>	6
<b>LOB</b>	11








Batter	1	2	3	4	5	6	7	8	9	AB R H RBI BB SO LOB	TOP
Ricky Otero, S OBP: 0.376, SLG: 0.392 (1, 8)	2-3 K		3-2 HR		3-2 F8		0-1 23 S 1B			4 1 2 2 0 1 0	
23 Kevin Jordan, R OBP: 0.307, SLG: 0.426 (1, 4)	2-1 1B		0-1 1B		1-1 HBP		2-0 G5-3			3 0 2 0 0 0 1	
Gregg Jefferies, S OBP: 0.281, SLG: 0.415 (1, 3)	3-2 F8		1-2 F8		1-2 G3		1-1 P6			4 0 0 0 0 0 3	
Pete Incaviglia, R OBP: 0.341, SLG: 0.540 (1, 7)	0-0 G4			3-3 K		1-1 P3		4-0 G4-6-3 BB		3 0 0 0 1 1 1	
Todd Zeile, R OBP: 0.338, SLG: 0.444 (1, 5)		1-3 K		0-0 G5-3		2-1 F9		0-2 G4-6-3		4 0 0 0 0 1 1	
Benito Santiago, R OBP: 0.319, SLG: 0.490 (1, 2)		0-0 G6-3		4-2 PB BB		2-2 F9		1-3 K		3 0 0 0 1 1 0	
Mark Whiten, S OBP: 0.358, SLG: 0.398 (1, 9)		1-0 G4-3		4-1 BB		0-0 1B 2B		3-3 K		3 1 1 0 1 1 0	
Mike Benjamin, R OBP: 0.365, SLG: 0.507 (1, 6)			2-1 G6-3		0-0 P2		0-0 P3		1-3 K	4 0 0 0 0 1 3	
Terry Mulholland, R OBP: 0.185, SLG: 0.333 (1, 1)			2-3 K		0-3 K2-3		2-1 L9			2 0 0 0 0 2 0	
Toby Borland, R (6, 1)										0 0 0 0 0 0 0	
Jim Eisenreich, L OBP: 0.376, SLG: 0.395 (7, PH)										1 0 0 0 0 0 1	
Ken Ryan, R (7, 1)										0 0 0 0 0 0 0	
Steve Frey, R (7, 1)										0 0 0 0 0 0 0	
<b>Inning Stats</b>	R: 0 H: 1 E: 0 LOB: 1 K: 1 BB: 0 S: 9 P: 16	R: 0 H: 0 E: 0 LOB: 0 K: 1 BB: 0 S: 5 P: 7	R: 1 H: 2 E: 0 LOB: 1 K: 1 BB: 0 S: 18 P: 26	R: 0 H: 0 E: 0 LOB: 2 K: 1 BB: 2 S: 8 P: 19	R: 0 H: 0 E: 0 LOB: 1 K: 1 BB: 0 S: 11 P: 16	R: 0 H: 0 E: 0 LOB: 0 K: 0 BB: 0 S: 7 P: 12	R: 1 H: 2 E: 0 LOB: 1 K: 0 BB: 0 S: 7 P: 11	R: 0 H: 0 E: 0 LOB: 0 K: 3 BB: 1 S: 5 P: 10	R: 0 H: 0 E: 0 LOB: 0 K: 3 BB: 0 S: 12 P: 17	1B: 3 SF: 0 2B: 1 SAC: 0 3B: 0 DP: 1 HR: 1 HBP: 1	WP: 0 PA: 35 PB: 1 SB: 1 CS: 0
<b>PITCHER</b> Armando Reynoso, R ERA: 4.52 (1, 1)	IP 7.0 WLS W 29 H 5 R 2 ER 2 SO 5 BB 2 IBB 0 HBP 1 BLK 0 WP 0 HR 1 S 65 P 107 ERA 2.57 WHIP 1.000										
Steve Reed, R ERA: 4.46 (8, 1)	IP 1.0 WLS S 3 H 0 R 0 ER 0 SO 0 BB 1 IBB 0 HBP 0 BLK 0 WP 0 HR 0 S 5 P 10 ERA 0.00 WHIP 1.000										
Bruce Ruffin, L ERA: 4.94 (9, 1)	IP 1.0 WLS S 3 H 0 R 0 ER 0 SO 3 BB 0 IBB 0 HBP 0 BLK 0 WP 0 HR 0 S 12 P 17 ERA 0.00 WHIP 1.000										

**Philadelphia Phillies @ Colorado Rockies**  
**Coors Field, Denver, CO**  
 Sat Jun 15 1996, 7:05 PM MDT  
 Att. 48,023 - Overcast - 59 F

AB	31
R	2
H	5
RBI	2
BB	3
SO	8
LOB	10
	

WP: 0	PA: 35
PB: 1	
SB: 1	
CS: 0	



Batter	1	2	3	4	5	6	7	8	9	AB R H RBI BB SO LOB	TOP											
Ricky Otero, S (1, 8) OBP: 0.367, SLG: 0.392	1-1 B1-3		2-1 F9		1-1 P6		1-0 G3		0-0 2B	5 0 1 1 0 0 3												
23 Kevin Jordan, R (1, 4) 26 David Doster, R (3, 4) OBP: 0.333, SLG: 0.333	2-2 CS 1B		1-3 K		0-2 1B		1-1 L8		2-3 K	2 0 1 0 0 1 0 3 0 1 1 0 1 2												
Benito Santiago, R (1, 3) OBP: 0.312, SLG: 0.479	1-3 SAFE K		1-1 L8		0-0 F9		1-1 F9		0-3 K	5 0 0 0 0 2 4												
Pete Incaviglia, R (1, 7) OBP: 0.344, SLG: 0.537	1-1 CS 1-2	0-1 WP 1B		4-2 BB		1-3 K		0-0 P4		3 0 1 0 1 1 0												
Todd Zeile, R (1, 5) OBP: 0.337, SLG: 0.439		1-1 F8		2-1 SAFE F8		2-1 G6-3		4-2 BB		3 0 0 0 1 0 2												
Mike Lieberthal, R (1, 2) OBP: 0.308, SLG: 0.495		2-3 K 1-2		0-2 G4-3		1-1 1B		0-1 F9		4 0 1 0 0 1 3												
Glenn Murray, R (1, 9) OBP: 0.271, SLG: 0.281		4-1 BB			0-0 BB 26 1B		1-2 L8		2-2 2B SF8 1B	3 2 2 0 1 0 1												
Mike Benjamin, R (1, 6) Ricky Bottalico, L (7, 1) Russ Springer, R (8, 1) Jim Eisenreich, L (9, PH) Mike Williams, R (9, PR) OBP: 0.143, SLG: 0.100		1-2 F9		4-0 SAFE BB 26 1B		0-0 F8		0-1 2B		2 0 0 0 1 0 2 0 0 0 0 0 0 0 0 0 0 0 0 0 0 1 0 1 0 0 0 0 0 1 0 0 0 0 0												
Bobby Munoz, R (1, 1) Mark Whiten, S (5, PH) Dave Leiper, L (5, 1) Kevin Sefcik, R (7, PH) OBP: 0.273, SLG: 0.300		1-2 G6-3		0-3 K		0-1 G3 1B		0-1 SF8 3-H		1 0 0 0 0 0 0 1 0 0 0 0 1 2 0 0 0 0 0 0 0 1 0 1 1 0 0 0												
<b>Inning Stats</b>	R: 0 E: 0 K: 1 S: 10	H: 1 LOB: 0 BB: 0 P: 15	R: 0 E: 0 K: 1 S: 13	H: 1 LOB: 2 BB: 1 P: 21	R: 0 E: 0 K: 1 S: 11	H: 0 LOB: 0 BB: 0 P: 15	R: 0 E: 0 K: 0 S: 9	H: 0 LOB: 1 BB: 1 P: 16	R: 1 E: 0 K: 1 S: 10	H: 2 LOB: 2 BB: 1 P: 15	R: 0 E: 0 K: 1 S: 11	H: 1 LOB: 1 BB: 0 P: 16	R: 0 E: 0 K: 0 S: 6	H: 1 LOB: 1 BB: 0 P: 8	R: 0 E: 0 K: 2 S: 14	H: 0 LOB: 1 BB: 1 P: 12	R: 2 E: 0 K: 2 S: 14	H: 3 LOB: 1 BB: 0 P: 18	1B: 7 2B: 2 3B: 0 HR: 0	SF: 1 SAC: 0 DP: 0 HBP: 0	WP: 1 PB: 0 SB: 0 CS: 1	PA: 40
<b>PITCHER</b>	IP WLS BF H R ER SO BB IBB HBP BLK WP HR S P ERA WHIP																					
Kevin Ritz, R (1, 1) ERA: 5.28	7.0 W 29 6 1 1 5 3 0 0 0 1 0 70 106 1.29 1.286																					
Ryan Hawblitzel, R (8, 1) ERA: 4.5	1.0 4 0 0 0 0 1 0 0 0 0 0 7 12 0.00 1.000																					
Garvin Alston, R (9, 1) ERA: 9.0	1.0 6 3 2 2 2 0 0 0 0 0 0 14 18 18.00 3.000																					

Philadelphia Phillies @ Colorado Rockies  
 Coors Field, Denver, CO  
 Sun Jun 16 1996, 3:33 AM MDT  
 Att. 48,041 - Sunny - 72 F

AB	34
R	3
H	9
RBI	3
BB	4
SO	7
LOB	19



livebaseballscorecards.com

Batter	1	2	3	4	5	6	7	8	9
Eric Young Sr., R OBP: 0.445, SLG: 0.497 (1, 4)	1-1 G1-3 ①		2-0 1B 3B 1-H	0-0 P4		0-0 G6-3 ②		2-3 K ①	
Ellis Burks, R OBP: 0.410, SLG: 0.595 Quinton McCracken, S OBP: 0.250, SLG: 0.246 (1, 8) (7, 8)	3-2 G6-3 ②		1-2 CS 1B 3-H		2-1 1B 3B	1-2 2B 1B		2-2 G1-6-3 ②	
Dante Bichette, R OBP: 0.363, SLG: 0.530 (1, 9)	2-1 P4 ③		0-0 F9 ②		0-2 1B WP 3-H	1-0 1B 2B 1-H		0-2 F8 ③	
Andres Galarraga, R OBP: 0.357, SLG: 0.580 (1, 3)		1-0 F9 ①	1-1 CS ③	0-0 E6 HR	4-2 1B 1B BB	1-0 1B			
John Vander Wal, L OBP: 0.368, SLG: 0.500 (1, 7)		0-1 G3 ②		0-0 F9 ①	1-0 1B 1B 1-3 2-H	G6-3			
Vinny Castilla, R OBP: 0.342, SLG: 0.484 (1, 5)		0-0 HR		2-0 P3 ②	1-2 G4-6-3 1B 1-2 3-H		1-2 G6-3 ①		
Jeff Reed, L OBP: 0.346, SLG: 0.458 (1, 2)		2-2 G3 ③		0-1 HR 1-H	0-0 F7 ①		3-2 F8 ②		
Walt Weiss, S OBP: 0.408, SLG: 0.348 Jason Bates, S OBP: 0.309, SLG: 0.301 (1, 6) (7, PH) (8, 6)			1-1 G4-3 ①	0-1 2B 1B	0-1 G4-6-3 ② ③		1-0 2B		
Kevin Ritz, R OBP: 0.250, SLG: 0.296 Harvey Pulliam, R OBP: 0.400, SLG: 0.250 Ryan Hawblitzel, R Garvin Alston, R (1, 1) (7, PH) (8, 1) (9, 1)			3-2 E6 3B	0-0 2B 1-H		1-0 G6-3 ①	0-3 K ③		

Inning Stats	R: 0 E: 0 K: 0 S: 8	H: 0 LOB: 0 BB: 0 P: 14	R: 1 E: 0 K: 0 S: 7	H: 1 LOB: 0 BB: 0 P: 10	R: 2 E: 1 K: 0 S: 13	H: 2 LOB: 0 BB: 0 P: 21	R: 3 E: 1 K: 0 S: 9	H: 3 LOB: 1 BB: 0 P: 11	R: 3 E: 0 K: 0 S: 16	H: 4 LOB: 1 BB: 1 P: 24	R: 2 E: 0 K: 0 S: 9	H: 3 LOB: 1 BB: 0 P: 14	R: 0 E: 0 K: 1 S: 10	H: 1 LOB: 1 BB: 0 P: 15	R: 0 E: 0 K: 1 S: 13	H: 0 LOB: 0 BB: 0 P: 17
--------------	------------------------------	----------------------------------	------------------------------	----------------------------------	-------------------------------	----------------------------------	------------------------------	----------------------------------	-------------------------------	----------------------------------	------------------------------	----------------------------------	-------------------------------	----------------------------------	-------------------------------	----------------------------------

PITCHER															PITCHER																			
IP	WLS	BF	H	R	ER	SO	BB	IBB	HBP	BLK	WP	HR	S	P	ERA	WHIP	IP	WLS	BF	H	R	ER	SO	BB	IBB	HBP	BLK	WP	HR	S	P	ERA	WHIP	
Bobby Munoz, R ERA: 9.0 (1, 1)	4.0	L	19	6	6	2	0	0	0	0	0	2	37	56	4.50	1.500																		
Dave Leiper, L ERA: 6.43 (5, 1)	2.0		13	7	5	5	0	1	0	0	0	1	0	25	38	22.50	4.000																	
Ricky Bottalico, R ERA: 3.09 (7, 1)	1.0		4	1	0	0	1	0	0	0	0	0	0	10	15	0.00	1.000																	
Russ Springer, R ERA: 5.14 (8, 1)	1.0		3	0	0	0	1	0	0	0	0	0	0	13	17	0.00	0.000																	

**BOTTOM**

**Philadelphia Phillies @ Colorado Rockies**  
Coors Field, Denver, CO


Sun Jun 16 1996, 3:33 AM MDT  
Att: 48,041 - Sunny - 72 F

AB	R	H	RBI	BB	SO	LOB
5	1	1	1	0	1	1
4	2	3	1	0	0	0
1	0	0	0	0	0	0
5	2	2	2	0	0	1
3	2	1	1	1	0	0
4	0	1	1	0	0	2
4	1	2	2	0	0	1
4	1	1	2	0	0	2
3	1	1	0	0	0	2
1	0	1	0	0	0	0
3	1	1	1	0	0	0
1	0	0	0	0	1	1
0	0	0	0	0	0	0
0	0	0	0	0	0	0

AB	38
R	11
H	14
RBI	11
BB	1
SO	2
LOB	10

livebaseballscorecards.com

WP: 1	PA: 40
PB: 0	
SB: 0	
CS: 1	



Batter	1	2	3	4	5	6	7	8	9	AB R H RBI BB SO LOB	TOP													
Mark Grudzielanek, R OBP: 0.364, SLG: 0.454 (1, 6)	F8		1B 3B		G4-3		G4-3			4 1 1 0 0 0 1														
Mike Lansing, R OBP: 0.378, SLG: 0.421 (1, 4)	K		1B		G6-3			L8		4 0 1 1 0 1 0														
David Segui, S OBP: 0.376, SLG: 0.459 (1, 3)	P5		G4-3		G1-3			1B 2B		4 0 1 0 0 0 1														
Moises Alou, R OBP: 0.326, SLG: 0.411 (1, 9)		G4-3		G5-3		G1-3		1B CS		4 0 1 0 0 0 0														
Henry Rodriguez, L OBP: 0.347, SLG: 0.641 (1, 7)	K		HR 2B		G4-6-3 1B		G3	1-2		4 1 2 0 0 1 2														
Darrin Fletcher, L OBP: 0.278, SLG: 0.360 Tim Spehr, R (9, 2)	G3-1		F9		G4-6-3 1-2f			F8		4 0 0 0 0 0 2 0 0 0 0 0 0 0														
F.P. Santangelo, S OBP: 0.360, SLG: 0.404 (1, 8)		K	HR BB		G3			BB BB BB		2 1 0 0 2 1 0														
Shane Andrews, R OBP: 0.335, SLG: 0.526 (1, 5)		HR	HR		G3			K		4 2 3 4 0 1 1														
Ugueth Urbina, R OBP: 0.143, SLG: 0.143 Tim Scott, R Mel Rojas, R OBP: 0.333, SLG: 0.333 (8, 1)	P4		HR		K			K		3 0 0 0 0 1 1 0 0 0 0 0 0 0 1 0 0 0 0 1 1														
<b>Inning Stats</b>	R: 0 E: 0 K: 1 S: 10	H: 0 LOB: 0 BB: 0 P: 13	R: 0 E: 0 K: 1 S: 9	H: 0 LOB: 0 BB: 0 P: 10	R: 2 E: 0 K: 1 S: 10	H: 3 LOB: 1 BB: 0 P: 11	R: 3 E: 0 K: 0 S: 14	H: 2 LOB: 0 BB: 1 P: 21	R: 0 E: 0 K: 0 S: 4	H: 0 LOB: 0 BB: 0 P: 5	R: 0 E: 0 K: 0 S: 7	H: 1 LOB: 0 BB: 0 P: 12	R: 0 E: 0 K: 1 S: 8	H: 1 LOB: 1 BB: 0 P: 8	R: 0 E: 0 K: 0 S: 14	H: 2 LOB: 1 BB: 0 P: 20	R: 0 E: 0 K: 2 S: 11	H: 0 LOB: 1 BB: 1 P: 17	1B: 4 2B: 2 3B: 1 HR: 2	SF: 0 SAC: 0 DP: 1 HBP: 0	WP: 0 PB: 0 SB: 1 CS: 1	PA: 36		
<b>PITCHER</b> Marvin Freeman, R ERA: 4.91 Steve Reed, R ERA: 4.21	IP 7.0 2.0	WLS L	BF 28 8	H 7 2	R 5 0	ER 5 0	SO 4 2	BB 1 1	IBB 0 0	HBP 0 0	BLK 0 0	WP 0 0	HR 2 0	S 62 25	P 80 37	ERA 6.43 0.00	WHIP 1.143 1.500							

**Montreal Expos @ Colorado Rockies**  
**Coors Field, Denver, CO**  
 Mon Jun 17 1996, 7:05 PM MDT  
 Att. 48,021 - Unknown - 85 F

livebaseballscorecards.com

<b>AB</b>	<b>34</b>
<b>R</b>	<b>5</b>
<b>H</b>	<b>9</b>
<b>RBI</b>	<b>5</b>
<b>BB</b>	<b>2</b>
<b>SO</b>	<b>6</b>
<b>LOB</b>	<b>9</b>



**BOTTOM**

**Montreal Expos @ Colorado Rockies**  
**Coors Field, Denver, CO**  
 Mon Jun 17 1996, 7:05 PM MDT  
 Att: 48,021 - Unknown - 85 F

[livebaseballscorecards.com](http://livebaseballscorecards.com)

<b>AB</b>	<b>35</b>
<b>R</b>	<b>3</b>
<b>H</b>	<b>8</b>
<b>RBI</b>	<b>3</b>
<b>BB</b>	<b>3</b>
<b>SO</b>	<b>6</b>
<b>LOB</b>	<b>13</b>



<b>WP</b> : 0	<b>PA</b> : 38
<b>PB</b> : 0	
<b>SB</b> : 1	
<b>CS</b> : 0	

AB R H RBI BB SO LOB

5	0	1	0	0	0	4
5	0	0	0	0	1	4
3	1	1	1	1	0	0
4	1	1	1	0	1	1
3	0	0	0	1	1	0
4	1	2	0	0	1	0
4	0	0	0	0	1	3
4	0	2	1	0	0	0
1	0	1	0	1	0	0
1	0	0	0	0	1	1
0	0	0	0	0	0	0
1	0	0	0	0	0	0

1B: 4	SF: 0
2B: 2	SAC: 0
3B: 0	DP: 0
HR: 2	HBP: 0

Batter	1	2	3	4	5	6	7	8	9
<b>Eric Young Sr., R</b> OBP: 0.440, SLG: 0.490 (1, 4)	1-1 L7		1-2 F8		0-0 F8		0-0 G3		0-1 1B
<b>Ellis Burks, R</b> OBP: 0.403, SLG: 0.584 (1, 8)	3-2 G6-3		1-3 K		0-0 FC5			0-1 G6-3	2-2 G4-3
<b>Dante Bichette, R</b> OBP: 0.364, SLG: 0.538 (1, 9)	4-0 S BB			1-2 L5		1-2 F9		0-0 HR	
<b>Andres Galarraga, R</b> OBP: 0.353, SLG: 0.587 (1, 3)	2-3 K			1-2 HR		0-2 F9		1-2 G6-3	
<b>John Vander Wal, L</b> OBP: 0.363, SLG: 0.479 (1, 7)		0-2 G1-3		2-2 L9		3-3 K		4-1 1B BB	
<b>Vinny Castilla, R</b> OBP: 0.344, SLG: 0.484 (1, 5)		0-0 F8		0-3 K			1-2 2B 1B	0-0 1B	
<b>Jeff Reed, L</b> OBP: 0.337, SLG: 0.445 (1, 2)		3-2 F8			2-0 G4-3		1-1 B1-3	1-3 K	
<b>Walt Weiss, S</b> OBP: 0.409, SLG: 0.360 (1, 6)			1-1 L9		0-0 FC5 2B		0-1 2B		3-2 F8
<b>Marvin Freeman, R</b> OBP: 0.207, SLG: 0.148 (1, 1)					4-1 BB BB		2-3 K		2-2 G1-3
<b>Jason Bates, S</b> OBP: 0.303, SLG: 0.298 (7, PH)									
<b>Steve Reed, R</b> (8, 1)									
<b>Trenidad Hubbard, R</b> OBP: 0.354, SLG: 0.439 (9, PH)									

Inning Stats	R: 0	H: 0	E: 0	K: 1	S: 8	H: 0	LOB: 1	BB: 1	P: 18	R: 0	H: 0	E: 0	K: 0	S: 8	R: 0	H: 1	E: 0	K: 1	S: 9	R: 1	H: 1	E: 0	K: 1	S: 13	R: 0	H: 1	E: 0	K: 0	S: 5	R: 0	H: 0	E: 0	K: 1	S: 11	R: 1	H: 2	E: 0	K: 1	S: 11	R: 1	H: 2	E: 0	K: 1	S: 12	R: 0	H: 1	E: 0	K: 0	S: 14	1B: 4	2B: 2	3B: 0	HR: 2	SF: 0	SAC: 0	DP: 0	HBP: 0	WP: 0	PA: 38
--------------	------	------	------	------	------	------	--------	-------	-------	------	------	------	------	------	------	------	------	------	------	------	------	------	------	-------	------	------	------	------	------	------	------	------	------	-------	------	------	------	------	-------	------	------	------	------	-------	------	------	------	------	-------	-------	-------	-------	-------	-------	--------	-------	--------	-------	--------

PITCHER	IP	WLS	BF	H	R	ER	SO	BB	IBB	HBP	BLK	WP	HR	S	P	ERA	WHIP
<b>Ugueth Urbina, R</b> ERA: 3.12 (1, 1)	6.1	W	26	5	2	2	4	2	0	0	0	0	1	61	93	2.84	1.105
<b>Tim Scott, R</b> ERA: 2.2 (7, 1)	1.1		6	1	1	1	1	1	0	0	0	0	1	11	18	6.75	1.500
<b>Mel Rojas, R</b> ERA: 5.14 (8, 1)	1.1	S	6	2	0	0	1	0	0	0	0	0	0	19	27	0.00	1.500

Batter	1	2	3	4	5	6	7	8	9	AB R H RBI BB SO LOB	TOP																								
Mark Grudzianek, R OBP: 0.373, SLG: 0.460 (1, 6)	1-0 FC6-4 1B	1-0 CS 1B		3-1 HR 1B		0-1 1B		4-0 HR IBB	2-1 F9	5 2 4 2 1 0 2																									
Mike Lansing, R OBP: 0.378, SLG: 0.443 (1, 4)	1-0 FC6-4 G6-3 E 1-2f 2B	2-2 CS 1-2	2-0 P3	0-1 HR		2-3 K		1-0 HR		5 3 2 7 0 1 3																									
David Segui, S OBP: 0.368, SLG: 0.449 (1, 3)	0-2 G6-3 1-3		0-2 F7	0-1 F9			2-1 E6	0-1 G1-3		5 0 0 0 0 0 2																									
Moises Alou, R OBP: 0.327, SLG: 0.415 (1, 9)	1-1 2B		2-0 1B		2-0 F8		1-1 G5-3	0-3 K		5 0 2 1 0 1 2																									
Henry Rodriguez, L OBP: 0.341, SLG: 0.628 Cliff Floyd, L OBP: 0.316, SLG: 0.283 (1, 7) (9, 7)	0-2 F8		2-3 K		1-3 K		2-3 K	3-3 K		5 0 0 0 0 4 3 0 0 0 0 0 0 0																									
Shane Andrews, R OBP: 0.337, SLG: 0.541 (1, 5)		1-1 1B SF8 1B		0-2 F7	0-0 G1-3		1-1 L3	2-2 HR		5 2 2 1 0 0 1																									
F.P. Santangelo, S OBP: 0.367, SLG: 0.407 (1, 8)		0-0 1B SH1-4 1B		1-0 G5-3 1B HBP		0-0 G1-3		1-0 F7	3-1 BB 1B	4 2 2 0 0 0 0	AB 40 R 12 H 15 RBI 12 BB 3 SO 7 LOB 16																								
Lenny Webster, R OBP: 0.382, SLG: 0.315 Dave Silvestri, R OBP: 0.339, SLG: 0.237 Dave Veres, R OBP: 0.600, SLG: 0.800 Tim Scott, R (8, 1) (9, 1)		0-0 SF8		1-2 1B G5-3 HR 1B		0-0 G1-3		2-2 2B HR 1B	1-3 K	3 1 2 1 0 0 0 0 1 0 0 0 0 0 1 0 0 0 0 1 1 0 0 0 0 0 0 0																									
Jeff Fassero, L OBP: 0.258, SLG: 0.154 Mike Dyer, R (7, 1) Darrin Fletcher, L OBP: 0.286, SLG: 0.369 (8, PH) (8, 2)		1-1 SH1-4		0-0 G5-3		4-1 1B BB		1-2 HR 2B	4-1 BB	1 0 0 0 1 0 2 0 0 0 0 0 0 0 1 1 1 0 1 0 0																									
Inning Stats	R: 1 E: 1 K: 0 S: 11	H: 2 LOB: 1 BB: 0 P: 14	R: 2 E: 0 K: 0 S: 10	H: 3 LOB: 0 BB: 0 P: 14	R: 0 E: 0 K: 1 S: 10	H: 1 LOB: 1 BB: 0 P: 16	R: 4 E: 0 K: 0 S: 16	H: 3 LOB: 0 BB: 0 P: 21	R: 0 E: 0 K: 1 S: 5	H: 0 LOB: 0 BB: 0 P: 8	R: 0 E: 0 K: 1 S: 10	H: 1 LOB: 2 BB: 1 P: 16	R: 0 E: 1 K: 1 S: 9	H: 0 LOB: 1 BB: 0 P: 15	R: 4 E: 0 K: 1 S: 13	H: 3 LOB: 1 BB: 1 P: 22	R: 1 E: 0 K: 2 S: 14	H: 2 LOB: 2 BB: 1 P: 29	1B: 10 2B: 2 3B: 0 HR: 3	SF: 1 SAC: 1 DP: 0 HBP: 1	WP: 0 PB: 0 SB: 0 CS: 1	PA: 47													
PITCHER	IP WLS BF H R ER SO BB IBB HBP BLK WP HR S P ERA WHIP																																		
Bryan Rekar, R ERA: 10.91 Roger Bailey, R ERA: 9.0 Darren Holmes, R ERA: 6.16 Garvin Alston, R ERA: 9.0	(1, 1) (5, 1) (8, 1) (9, 1)	4.0 3.0 1.0 1.0	21 12 7 6	9 1 3 2	7 0 4 1	7 3 4 1	1 3 1 2	0 1 0 1	0 0 1 0	0 0 0 0	0 0 0 0	1 0 1 1	47 24 13 14	65 39 22 29	15.75 0.00 36.00 9.00	2.250 0.667 3.000 3.000																			

**Montreal Expos @ Colorado Rockies**  
 Coors Field, Denver, CO  
 Tue Jun 18 1996, 7:05 PM MDT  
 Att. 50,025 - Unknown - 88 F

[livebaseballscorecards.com](http://livebaseballscorecards.com)





Batter	1	2	3	4	5	6	7	8	9	AB	R	H	RBI	BB	SO	LOB
Eric Young Sr., R OBP: 0.444, SLG: 0.490 (1, 4)	4-0 G3-6-1 1B BB	2-1 P4		0-0 1-2 1B			1-1 HR 1B	1-1 FC6-4 1-2f		4	1	2	0	1	0	3
Ellis Burks, R OBP: 0.403, SLG: 0.592 (1, 7)	0-0 G3-6-1 1B		0-0 HR	3-1 G4-3			0-3 SAFE		1-3 K	5	1	2	1	0	2	4
Dante Bichette, R OBP: 0.384, SLG: 0.558 (1, 9)	1-2 G3-6-1 1-2f 2-3		1-1 HR		0-0 F8		0-0 1-H 3-H HR		1-3 K	5	2	2	4	0	1	2
Andres Galarraga, R OBP: 0.352, SLG: 0.591 (1, 3)	2-3 K		2-2 L4		0-0 G5-3		2-3 K		1-1 HR	5	1	1	1	0	2	1
Vinny Castilla, R OBP: 0.345, SLG: 0.494 (1, 5)		0-2 FC4-6 1B		0-3 K	0-1 G4-3		1-0 HR		2-1 P4	5	1	2	1	0	1	0
Trenidad Hubbard, R OBP: 0.333, SLG: 0.409 Quinton McCracken, S OBP: 0.246, SLG: 0.241 (1, 8) (7, 8)		2-2 FC4-6 1B E 1-2f	1-3 K			0-0 B5-3	2-3 K			3	1	0	0	0	1	1
Jayhawk Owens, R OBP: 0.302, SLG: 0.413 (1, 2)		0-3 K		4-2 FC6-4 BB		0-3 K		0-0 FC6-4 1B		3	0	1	0	1	2	1
Walt Weiss, S OBP: 0.407, SLG: 0.358 (1, 6)		1 SAFE 1 SAFE 1 SAFE	3-1 E 1-2 1B	1-1 FC6-4 1B 1-2f		0-2 G6-3		3-3 K		4	0	1	0	0	1	2
Bryan Rekar, R OBP: 0.111, SLG: 0.111 Harvey Fulliam, R OBP: 0.333, SLG: 0.200 Roger Bailey, R OBP: 0.313, SLG: 0.318 Jason Bates, S OBP: 0.313, SLG: 0.318 Darren Holmes, R OBP: 0.358, SLG: 0.472 John Vander Wal, L OBP: 0.358, SLG: 0.472 Garvin Alston, R (1, 1) (4, PH) (5, 1) (7, PH) (8, 1) (8, PH) (9, 1)		0-0 E3		0-0 F9		2-2 1B HR 2B	3-3 K			1	0	0	0	0	0	1

Inning Stats	R: 0	H: 1	E: 0	LOB: 1	K: 1	S: 8	P: 15	R: 1	H: 2	E: 1	LOB: 2	K: 1	S: 22	R: 2	H: 2	E: 0	LOB: 0	K: 2	S: 14	R: 0	H: 1	E: 0	LOB: 2	K: 0	S: 8	R: 0	H: 0	E: 0	LOB: 0	K: 0	S: 4	R: 0	H: 0	E: 0	LOB: 0	K: 1	S: 7	R: 4	H: 4	E: 0	LOB: 0	K: 3	S: 18	R: 0	H: 1	E: 0	LOB: 1	K: 2	S: 11	R: 1	H: 1	E: 0	LOB: 0	K: 2	S: 10	1B: 6	SF: 0	2B: 1	SAC: 0	3B: 0	DP: 1	HR: 5	HBP: 0	WP: 0	PA: 41
PITCHER	IP	WLS	BF	H	R	ER	SO	BB	IBB	HBP	BLK	WP	HR	S	P	ERA	WHIP																																																
Jeff Fassero, L ERA: 3.66 (1, 1)	6.1		30	9	6	5	6	2	0	0	0	0	3	65	94	7.11	1.737																																																
Mike Dyer, R ERA: 3.75 (7, 1)	0.2	W	3	1	1	1	2	0	0	0	0	0	1	9	14	13.50	1.500																																																
Dave Veres, R ERA: 5.57 (8, 1)	1.2		7	2	1	1	4	0	0	0	0	0	1	19	29	5.40	1.200																																																
Tim Scott, R ERA: 2.18 (9, 1)	0.1		1	0	0	0	0	0	0	0	0	0	0	2	4	0.00	0.000																																																

BOTTOM

**Montreal Expos @ Colorado Rockies**  
Coors Field, Denver, CO  
Tue Jun 18 1996, 7:05 PM MDT  
Att: 50,025 - Unknown - 88 F

livebaseballscorecards.com

AB	39
R	8
H	12
RBI	7
BB	2
SO	12
LOB	17



Batter	1	2	3	4	5	6	7	8	9	10	AB R H RBI BB SO LOB	TOP														
<b>Mark Grudzielanek, R</b> (1, 6) <small>OBP: 0.373, SLG: 0.461</small>	G4-3	G4-3		FC4-2		2B			WP E 1B	K	6 1 2 1 0 1 6															
<b>Mike Lansing, R</b> (1, 4) <small>OBP: 0.378, SLG: 0.446</small>	2B		K	F9		K			E4 FC5-4 1B		5 0 2 0 0 2 3															
<b>David Segui, S</b> (1, 3) <small>OBP: 0.365, SLG: 0.443</small>	1B		F8		F7	G6-3			FC5-4		5 0 1 0 0 0 2															
<b>Moises Alou, R</b> (1, 9) <small>OBP: 0.325, SLG: 0.415</small>	G6-3		2B		F8		P6		K		5 1 1 0 0 1 2															
<b>Henry Rodriguez, L</b> (1, 7) <small>OBP: 0.347, SLG: 0.646</small> <b>Barry Manuel, R</b> (7, 1) <b>Sherman Obando, R</b> (9, PH) <small>OBP: 0.309, SLG: 0.423</small> <b>Tim Scott, R</b> (9, 1)		BB 1B	2B		HR		K		G5-3		4 2 3 2 0 1 0 0 0 0 0 0 0 0 1 0 0 0 0 0 1 0 0 0 0 0 0 0															
<b>Shane Andrews, R</b> (1, 5) <small>OBP: 0.339, SLG: 0.531</small>	1B	BB	K		G5-3		CS BB		L6		3 0 0 0 2 1 1															
<b>F.P. Santangelo, S</b> (1, 8) <small>OBP: 0.368, SLG: 0.420</small>	L8			SH1-4 FC4-2 1B		2B	CS	F8		K	5 1 2 0 0 1 2															
<b>Darrin Fletcher, L</b> (1, 2) <small>OBP: 0.290, SLG: 0.377</small> <b>Lenny Webster, R</b> (10, PH) <small>OBP: 0.389, SLG: 0.315</small> (10, 2)	P6		FC4-2 SH1-4 1B		2B		G3-1		E 1B BB		4 1 2 1 0 0 2 0 0 0 0 1 0 0															
<b>Pedro Martinez, R</b> (1, 1) <small>OBP: 0.226, SLG: 0.143</small> <b>Mike Dyer, R</b> (7, 1) <b>Omar Daal, L</b> (7, 1) <b>Cliff Floyd, L</b> (7, 7) <small>OBP: 0.322, SLG: 0.292</small>	1B		SH1-4		2B	2B		K	E9 1B		1 0 1 1 0 0 0 0 0 0 0 0 0 0 0 0 0 0 0 0 0 2 0 1 0 0 1 0															
<b>Inning Stats</b>	R: 0 E: 0 K: 0 S: 9	H: 2 LOB: 1 BB: 0 P: 14	R: 1 E: 0 K: 0 S: 14	H: 2 LOB: 2 BB: 1 P: 25	R: 1 E: 0 K: 2 S: 10	H: 2 LOB: 1 BB: 0 P: 15	R: 0 E: 0 K: 0 S: 12	H: 2 LOB: 2 BB: 0 P: 15	R: 1 E: 0 K: 1 S: 10	H: 1 LOB: 0 BB: 0 P: 11	R: 2 E: 0 K: 1 S: 12	H: 3 LOB: 1 BB: 0 P: 17	R: 0 E: 0 K: 1 S: 9	H: 0 LOB: 0 BB: 1 P: 19	R: 0 E: 0 K: 1 S: 9	H: 0 LOB: 0 BB: 0 P: 12	R: 1 E: 1 K: 1 S: 8	H: 2 LOB: 1 BB: 0 P: 9	R: 0 E: 1 K: 2 S: 16	H: 1 LOB: 2 BB: 1 P: 26	1B: 8 2B: 5 3B: 1 HR: 1	SF: 0 SAC: 2 DP: 0 HBP: 0	WP: 1 PB: 0 SB: 0 CS: 1	PA: 47		
<b>PITCHER</b> <b>Mark Thompson, R</b> (1, 1) <small>ERA: 6.53</small> <b>Lance Painter, L</b> (6, 1) <small>ERA: 5.4</small> <b>Ryan Hawblitzel, R</b> (7, 1) <small>ERA: 3.0</small> <b>Bruce Ruffin, L</b> (9, 1) <small>ERA: 4.6</small>	IP	WLS	BF	H	R	ER	SO	BB	IBB	HBP	BLK	WP	HR	S	P	ERA	WHIP									
	5.2		29	12	5	5	3	1	0	0	0	0	0	65	93	7.94	2.294									
	0.1		1	0	0	0	0	0	0	0	0	0	0	2	4	0.00	0.000									
	2.0		6	0	0	0	2	1	0	0	0	0	0	18	31	0.00	0.500									
	2.0	W	10	3	1	0	3	1	0	0	0	1	0	24	35	0.00	2.000									

**Montreal Expos @ Colorado Rockies**  
 Coors Field, Denver, CO  
 Wed Jun 19 1996, 3:33 AM MDT  
 Att: 48,007 - Sunny - 83 F

livebaseballscores.com

AB	41
R	6
H	15
RBI	5
BB	3
SO	8
LOB	19



Batter	1	2	3	4	5	6	7	8	9	10	AB	R	H	RBI	BB	SO	LOB	BOTTOM
--------	---	---	---	---	---	---	---	---	---	----	----	---	---	-----	----	----	-----	--------

<b>Jason Bates, S</b> <small>(1, 4) OBP: 0.317, SLG: 0.326 (10, 5)</small>	4-0 	2-3 		2-1 			1-0 	3-3 			4	1	1	0	1	2	5	
<b>Ellis Burks, R</b> <small>(1, 8) OBP: 0.406, SLG: 0.613 (8, 7)</small>	2-2 			1-0 		2-2 	4-1 	0-1 			4	3	2	2	1	0	2	
<b>Dante Bichette, R</b> <small>(1, 9) OBP: 0.381, SLG: 0.555 Bruce Ruffin, S</small>	3-3 		1-1 		0-0 		1-1 	2-2 			5	1	1	2	0	1	2	
<b>Andres Galarraga, R</b> <small>(1, 3) OBP: 0.364, SLG: 0.604</small>	4-2 		0-2 		4-2 		2-1 	2-2 			3	0	3	1	2	0	0	
<b>John Vander Wal, L</b> <small>(1, 7) OBP: 0.345, SLG: 0.453 Trenidad Hubbard, R</small>	1-3 		1-0 		1-3 		2-2 	1-3 			3	0	0	0	0	2	3	
<b>Vinny Castilla, R</b> <small>(1, 5) OBP: 0.339, SLG: 0.485 Eric Young Sr., R</small>		0-2 	2-2 			1-3 	1-2 	0-0 			5	0	0	0	0	1	3	
<b>Jeff Reed, L</b> <small>(1, 2) OBP: 0.339, SLG: 0.447</small>		4-1 		3-2 		1-0 	3-0 	1-0 			4	1	1	0	1	0	2	
<b>Walt Weiss, S</b> <small>(1, 6) OBP: 0.414, SLG: 0.364</small>		0-0 		0-0 		1-1 		3-2 		4-0 	4	1	3	0	1	0	1	
<b>Mark Thompson, R</b> <small>(1, 1) OBP: 0.169, SLG: 0.200 Lance Painter, L</small>		0-0 		1-2 		2-3 		1-1 		1-0 	1	0	0	1	0	0	0	
<b>Quinton McCracken, S</b> <small>(8, PH) OBP: 0.269, SLG: 0.283 (9, 9)</small>		1-2 		3-H 		2-3 		1-3 		1-H 	2	0	2	0	0	0	0	

Inning Stats	R: 1	H: 1	R: 0	H: 1	R: 1	H: 2	R: 0	H: 0	R: 0	H: 1	R: 3	H: 3	R: 0	H: 2	R: 0	H: 1	R: 1	H: 1	1B: 5	SF: 0	WP: 0	PA: 45	
	E: 0	LOB: 1	E: 0	LOB: 2	E: 0	LOB: 1	E: 0	LOB: 1	E: 1	LOB: 1	E: 0	LOB: 1	E: 0	LOB: 2	E: 0	LOB: 1	E: 0	LOB: 1	2B: 6	SAC: 1	PB: 1		
	K: 2	BB: 2	K: 1	BB: 1	K: 0	BB: 0	K: 1	BB: 1	K: 2	BB: 0	K: 0	BB: 1	K: 1	BB: 0	K: 1	BB: 0	K: 0	BB: 1	3B: 0	DP: 1	SB: 0		
	S: 17	P: 31	S: 9	P: 15	S: 11	P: 16	S: 10	P: 17	S: 9	P: 14	S: 13	P: 27	S: 13	P: 22	S: 8	P: 12	S: 1	P: 6	HR: 2	HBP: 0	CS: 1		
PITCHER	IP	WLS	BF	H	R	ER	SO	BB	IBB	HBP	BLK	WP	HR	S	P	ERA	WHIP						
<b>Pedro Martinez, R</b> <small>ERA: 3.4</small>	(1, 1)	6.0	29	7	5	5	6	5	0	0	0	0	2	67	115	7.50	2.000						
<b>Mike Dyer, R</b> <small>ERA: 4.0</small>	(7, 1)	0.0	2	2	1	1	0	0	0	0	0	0	0	4	7	∞	∞						
<b>Omar Daal, L</b> <small>ERA: 3.34</small>	(7, 1)	0.1	1	0	0	0	0	0	0	0	0	0	0	3	5	0.00	0.000						
<b>Barry Manuel, R</b> <small>ERA: 3.76</small>	(7, 1)	1.2	7	2	0	0	1	0	0	0	0	0	0	17	30	0.00	1.200						
<b>Tim Scott, R</b> <small>ERA: 2.12</small>	(9, 1)	1.0	L	6	2	1	0	1	1	0	0	0	0	9	18	0.00	3.000						

**Montreal Expos @ Colorado Rockies**  
 Coors Field, Denver, CO  
 Wed Jun 19 1996, 3:33 AM MDT  
 Att: 48,007 - Sunny - 83 F

[livebaseballscorecards.com](http://livebaseballscorecards.com)

AB	38
R	7
H	13
RBI	6
BB	6
SO	8
LOB	21



Batter	1	2	3	4	5	6	7	8	9	10	AB R H RBI BB SO LOB	TOP										
Eric Young Sr., R OBP: 0.439, SLG: 0.483 (1, 4)	F9	F9			F8		1B		4-3		5 0 1 1 0 0 3											
Ellis Burks, R OBP: 0.406, SLG: 0.609 (1, 8) (8, 7)	FC4-6 WP 1B		F9		6-3		F8			1-6-3 1B	5 1 2 0 0 0 1											
Dante Bichette, R OBP: 0.382, SLG: 0.552 (1, 9)	FC4-6 1-2 1B		F9		1-3			K	1-6-3 1-2	1-6-3	5 0 2 0 0 1 1											
Andres Galarraga, R OBP: 0.357, SLG: 0.592 (1, 3)	FC4-6 1-2f 2-3		F9		F9		K	K	0-3	K	5 0 0 0 0 2 4											
John Vander Wal, L OBP: 0.352, SLG: 0.442 (1, 7)	4-0		F9		4-0		5-3	5-3	0-0	6-3	2 0 0 0 2 0 1											
Lance Painter, L OBP: 0.222, SLG: 0.222 (8, 1)											0 0 0 0 0 0 0											
Darren Holmes, R (8, 1)											0 0 0 0 0 0 0											
Jason Bates, S OBP: 0.314, SLG: 0.322 (10, PH)	1-2						BB				1 0 0 0 0 0 1											
Bruce Ruffin, S (10, 1)	3-H BB										0 0 0 0 0 0 0											
Vinny Castilla, R OBP: 0.341, SLG: 0.496 (1, 5)	0-3 K				0-0 CS 1B		K2-3		0-0	HR	4 1 2 1 0 2 3											
Jeff Reed, L OBP: 0.337, SLG: 0.442 (1, 2)		0-0 F3			0-0 L8				0-0	E4	4 1 1 0 0 0 1											
Jayhawk Owens, R OBP: 0.302, SLG: 0.413 (9, PR) (9, 2)					1-2		6-3 SH1-4 1B			SH3-4	0 0 0 0 0 0 0											
Walt Weiss, S OBP: 0.411, SLG: 0.361 (1, 6)		0-0 F9			0-0 6-3		SH1-4		0-0	SH3-4	2 0 0 0 0 0 0											
Armando Reynoso, R OBP: 0.194, SLG: 0.200 (1, 1)							5-3		0-0	6-3	2 0 1 0 0 0 0											
Trenidad Hubbard, R OBP: 0.315, SLG: 0.383 (7, PH)									0-3	K	1 0 0 0 0 0 1											
Steve Reed, R (7, 1)											0 0 0 0 0 0 0											
Quinton McCracken, S OBP: 0.265, SLG: 0.279 (8, 8)	PB										1 0 0 0 0 1 2											
<b>Inning Stats</b>	R: 1 E: 0 K: 1 S: 7	H: 2 LOB: 2 BB: 1 P: 11	R: 0 E: 0 K: 0 S: 4	H: 1 LOB: 1 BB: 0 P: 4	R: 0 E: 0 K: 0 S: 4	H: 1 LOB: 1 BB: 0 P: 4	R: 0 E: 0 K: 0 S: 3	H: 1 LOB: 0 BB: 0 P: 3	R: 0 E: 0 K: 1 S: 5	H: 0 LOB: 1 BB: 1 P: 9	R: 1 E: 0 K: 0 S: 5	H: 2 LOB: 1 BB: 0 P: 5	R: 0 E: 0 K: 2 S: 7	H: 0 LOB: 0 BB: 0 P: 7	R: 1 E: 1 K: 1 S: 7	H: 1 LOB: 2 BB: 0 P: 7	R: 0 E: 0 K: 1 S: 6	H: 1 LOB: 1 BB: 0 P: 6	1B: 7 2B: 1 3B: 0 HR: 1	SF: 0 SAC: 2 DP: 0 HBP: 0	WP: 1 PB: 1 SB: 2 CS: 1	PA: 41
<b>PITCHER</b>	IP WLS BF H R ER SO BB IBB HBP BLK WP HR S P ERA WHIP	IP WLS BF H R ER SO BB IBB HBP BLK WP HR S P ERA WHIP											IP WLS BF H R ER SO BB IBB HBP BLK WP HR S P ERA WHIP									
Mike Williams, R ERA: 5.52 (1, 1)	7.0	29	7	2	2	2	2	2	2	2	2.57	1.286										
Ken Ryan, R ERA: 2.41 (8, 1)	1.0	3	0	0	0	2	0	0	0	0	0.00	0.000										
Ricky Bottalico, R ERA: 3.48 (9, 1)	1.0	5	1	1	1	1	0	0	0	0	9.00	1.000										
Toby Borland, R ERA: 4.78 (10, 1)	1.0	W 4	1	0	0	1	0	0	0	0	0.00	1.000										

Colorado Rockies @ Philadelphia Phillies  
Veterans Stadium, Philadelphia, PA  
Fri Jun 21 1996, 7:05 PM EDT  
Att: 25,085 - Unknown - 84 F

AB	37
R	3
H	9
RBI	2
BB	2
SO	6
LOB	18



livebaseballscores.com



Batter	1	2	3	4	5	6	7	8	9	AB R H RBI BB SO LOB	TOP															
Eric Young Sr. R (1, 4) OBP: 0.430, SLG: 0.471	1-0 F8		2-1 G4-3		0-2 G3		0-2 G6-3		0-2 L4	5 0 0 0 0 0 2																
Ellis Burks, R (1, 8) OBP: 0.410, SLG: 0.620	0-0 HR		1-0 FC6-4 HBP		1-1 HR 1B		2-3 K			3 2 2 2 0 1 0																
Dante Bichette, R (1, 9) OBP: 0.383, SLG: 0.560	2-3 K		0-0 F7		0-1 HR			4-2 G1-3 FC5-2 BB		3 1 1 2 1 1 1																
Andres Galarraga, R (1, 3) OBP: 0.353, SLG: 0.583	1-2 G5-3		1-0 FC6-4		0-2 F8			3-2 G1-3		4 0 0 0 0 0 2																
Harvey Pulliam, R (1, 7) OBP: 0.273, SLG: 0.200		1-1 1B		0-0 F8		2-0 G6-3		2-2 FC5-2		4 0 1 0 0 0 1																
Vinny Castilla, R (1, 5) OBP: 0.340, SLG: 0.493		0-0 L5		0-0 F9		0-1 FC6-4 1B		0-0 P3		4 0 1 0 0 0 2																
Jayhawk Owens, R (1, 2) OBP: 0.292, SLG: 0.398 Trenidad Hubbard, R (9, PH) OBP: 0.309, SLG: 0.375		0-3 K		0-3 K		0-0 P3		2-3 K		3 0 0 0 0 2 2 1 0 0 0 0 1 0																
Walt Weiss, S (1, 6) OBP: 0.412, SLG: 0.361		1-0 1B		1-3 1B		4-2 G3 1B BB		2-1 FC6-4		3 1 1 0 1 0 1																
Kevin Ritz, R (1, 1) OBP: 0.233, SLG: 0.276 Quinton McCracken, S (7, PH) OBP: 0.261, SLG: 0.274 Ryan Hawblitzel, R (7, 1) Roger Bailey, R (8, 1) John Vander Wal, L (9, PH) OBP: 0.360, SLG: 0.449		0-3 K		0-0 G3		0-0 G3		2-3 K		2 0 0 0 0 1 3 1 0 0 0 0 1 0 0 0 0 0 0 0 0 0 0 0 0 0 0 0 1 0 1 0 0 0 0																
<b>Inning Stats</b>	R: 1 E: 0 K: 1 S: 9	H: 1 LOB: 0 BB: 0 P: 13	R: 0 E: 0 K: 2 S: 11	H: 2 LOB: 2 BB: 0 P: 13	R: 0 E: 0 K: 0 S: 4	H: 0 LOB: 1 BB: 0 P: 8	R: 0 E: 0 K: 1 S: 5	H: 0 LOB: 0 BB: 0 P: 5	R: 3 E: 0 K: 0 S: 14	H: 2 LOB: 0 BB: 1 P: 19	R: 0 E: 0 K: 0 S: 6	H: 1 LOB: 1 BB: 0 P: 10	R: 0 E: 0 K: 2 S: 10	H: 0 LOB: 0 BB: 0 P: 14	R: 0 E: 0 K: 0 S: 9	H: 0 LOB: 1 BB: 1 P: 18	R: 0 E: 0 K: 1 S: 9	H: 1 LOB: 1 BB: 0 P: 13	1B: 5 2B: 0 3B: 0 HR: 2	SF: 0 SAC: 0 DP: 0 HBP: 1	WP: 0 PB: 0 SB: 1 CS: 0	PA: 37				
<b>PITCHER</b>	IP WLS BF H R ER SO BB IBB HBP BLK WP HR S P ERA WHIP																									
Terry Mulholland, L (1, 1) ERA: 5.16	6.0	26	6	4	4	4	1	0	1	0	0	2	49	68	6.00	1.167										
Ron Blazier, R (7, 1) ERA: 1.93	1.0	W	3	0	0	0	0	0	0	0	0	0	10	14	0.00	0.000										
Ken Ryan, R (8, 1) ERA: 2.35	1.0		4	0	0	0	1	0	0	0	0	0	9	18	0.00	1.000										
Ricky Bottalico, R (9, 1) ERA: 3.38	1.0	S	4	1	0	0	0	0	0	0	0	0	9	13	0.00	1.000										

Colorado Rockies @ Philadelphia Phillies  
Veterans Stadium, Philadelphia, PA  
Sat Jun 22 1996, 3:33 AM EDT  
Att. 28,604 - Sunny - 83 F

livebaseballscorecards.com

AB	34
R	4
H	7
RBI	4
BB	2
SO	7
LOB	14



Batter	1	2	3	4	5	6	7	8	9
<b>Ricky Otero, S</b> OBP: 0.352, SLG: 0.351 (1, 8)	1-0 G4-3		2-2 SF8 1B		1-2 G4-3	1-0 G4-3		4-1 FC1-8 BB	
<b>26 David Doster, R</b> OBP: 0.286, SLG: 0.524 (1, 4)	0-1 2B		2-0 G6-4-3 1B		2-2 G6-3	1-0 F7		0-0 FC1-6 1B	
<b>Gregg Jefferies, S</b> OBP: 0.230, SLG: 0.324 (1, 3)	3-2 G5-3		0-0 SF8		4-1 BB BB		1-1 G3-1	1-1 F9	
<b>Pete Incaviglia, R</b> OBP: 0.350, SLG: 0.542 (1, 7)	3-1 G6-3		0-1 G6-4-3		4-2 FC5-4 BB		1-2 1B BB	2-2 BB 1B	
<b>Todd Zeile, R</b> OBP: 0.338, SLG: 0.441 (1, 5)		1-1 G4-3		1-1 F8	0-0 FC5-4		1-1 F7	4-2 BB	
<b>Jim Eisenreich, L</b> OBP: 0.379, SLG: 0.409 (1, 9)		1-0 E6 BB		2-1 1B S		1-1 G1-3	1-2 BB BB	3-2 G4-3	
<b>Benito Santiago, R</b> OBP: 0.320, SLG: 0.468 (1, 2)		4-1 SAFE SAFE BB		4-2 L4 1B BB		2-2 2B HR	4-2 BB BB		
<b>Mike Benjamin, R</b> OBP: 0.364, SLG: 0.482 (1, 6)		1-0 F7		0-1 SAFE 1B		1-2 SAFE HR	4-1 BB BB		
<b>Terry Mulholland, R</b> OBP: 0.172, SLG: 0.310 (6, PH)		2-2 G1-3		0-1 L4		0-0 HR	2-2 F9		
<b>J.R. Phillips, L</b> OBP: 0.239, SLG: 0.426 (7, 1)									
<b>Ron Blazler, R</b> OBP: 0.259, SLG: 0.257 (8, 1)									
<b>Ken Ryan, R</b> OBP: 0.500, SLG: 1.000 (9, 1)									

AB	R	H	RBI	BB	SO	LOB
4	1	1	0	1	0	0
5	0	2	0	0	0	1
3	0	0	1	1	0	2
4	1	2	0	1	0	2
4	0	0	0	1	0	3
5	0	2	0	0	0	3
1	1	1	0	3	0	0
3	1	2	1	1	0	2
2	0	0	0	0	0	5
1	1	1	3	0	0	0
0	0	0	0	0	0	0
1	0	0	0	0	0	3
0	0	0	0	0	0	0
0	0	0	0	0	0	0

AB	R	H	RBI	BB	SO	LOB
33	5	11	5	8	0	21

Inning Stats	R	H	E	K	S	H	LOB	BB	P
<b>Kevin Ritz, R</b> ERA: 5.32 (1, 1)	0	1	0	8	4	4	0	0	0
<b>Ryan Hawblitzel, R</b> ERA: 3.86 (7, 1)	1	0	1	2	1	0	0	0	0
<b>Roger Bailey, R</b> ERA: 7.5 (8, 1)	0	0	0	2	0	0	0	0	0

**Colorado Rockies @ Philadelphia Phillies**  
**Veterans Stadium, Philadelphia, PA**  
 Sat Jun 22 1996, 3:33 AM EDT  
 Att: 28,604 - Sunny - 83 F

WP: 0 PA: 42  
 PB: 0  
 SB: 1  
 CS: 0



PITCHER	IP	WLS	BF	H	R	ER	SO	BB	IBB	HBP	BLK	WP	HR	S	P	ERA	WHIP
<b>Kevin Ritz, R</b> ERA: 5.32 (1, 1)	6.0		29	8	4	4	0	4	0	0	0	0	1	58	102	6.00	2.000
<b>Ryan Hawblitzel, R</b> ERA: 3.86 (7, 1)	1.0	L	7	2	1	1	0	2	0	0	0	0	0	16	30	9.00	4.000
<b>Roger Bailey, R</b> ERA: 7.5 (8, 1)	1.0		6	1	0	0	0	2	0	0	0	0	0	13	27	0.00	3.000

Batter	1	2	3	4	5	6	7	8	9	AB R H RBI BB SO LOB	TOP																						
Eric Young Sr., R OBP: 0.433, SLG: 0.469 (1, 4)	4-1 HR BB	3-2 F8		0-2 HR 1B	0-2 FC4-6			4-1 CS BB		3 2 1 0 2 0 1																							
Ellis Burks, R OBP: 0.416, SLG: 0.643 Quinton McCracken, S OBP: 0.261, SLG: 0.274 (9, PR)	1-2 SAFE HR 1-H	1-1 E9		1-1 HR		2-1 G4-6-3 1B		3-1 CS 1-2	4-1 S BB	4 2 3 4 1 0 0 0 0 0 0 0 0 0																							
Dante Bichette, R OBP: 0.377, SLG: 0.551 (1, 9)	3-1 P3	0-0 F7		2-3 K		0-1 G4-6-3 1-2f			0-0 F8	5 0 0 0 0 1 3																							
Andres Galarraga, R OBP: 0.347, SLG: 0.572 (1, 3)	0-0 E4 2B		1-1 F8	1-3 K		1-2 F7			1-3 K 1-2	5 1 0 0 0 2 1																							
Vinny Castilla, R OBP: 0.344, SLG: 0.507 (1, 5)	0-0 2B 2-H		0-0 F7	0-0 HR			0-3 K		4-0 IBB	4 1 2 2 1 1 0																							
Harvey Pulliam, R OBP: 0.250, SLG: 0.143 (1, 7)	3-3 K		4-2 BB BB	1-3 K			2-3 K		3-3 K	4 0 0 0 1 4 3																							
Walt Weiss, S OBP: 0.414, SLG: 0.358 (1, 6)	3-3 K		4-2 BB BB		4-2 FC4-6 BB		2-2 G3-1			2 0 0 0 2 1 1																							
Jayhawk Owens, R OBP: 0.301, SLG: 0.430 (1, 2)		1-0 HR	4-2 BB BB	0-1 L7			1-0 P6			3 1 1 1 1 0 1																							
Marvin Freeman, R OBP: 0.188, SLG: 0.133 Steve Reed, R Bruce Ruffin, S (7, 1)		3-3 K	2-3 BB	1-3 K			0-0 G5-3			3 0 0 0 0 3 4 1 0 0 0 0 0 0 0 0 0 0 0 0 0																							
<b>Inning Stats</b>	R: 3 E: 1 K: 2 S: 16	H: 2 LOB: 1 BB: 1 P: 30	R: 1 E: 1 K: 1 S: 14	H: 1 LOB: 1 BB: 0 P: 22	R: 0 E: 0 K: 1 S: 14	H: 0 LOB: 3 BB: 3 P: 29	R: 3 E: 0 K: 3 S: 22	H: 3 LOB: 0 BB: 0 P: 27	R: 0 E: 0 K: 1 S: 12	H: 0 LOB: 1 BB: 1 P: 17	R: 0 E: 0 K: 0 S: 8	H: 1 LOB: 0 BB: 0 P: 11	R: 0 E: 0 K: 2 S: 9	H: 0 LOB: 0 BB: 0 P: 13	R: 0 E: 0 K: 0 S: 4	H: 0 LOB: 0 BB: 1 P: 12	R: 0 E: 0 K: 2 S: 8	H: 0 LOB: 2 BB: 2 P: 20	R: 0 E: 0 K: 2 S: 8	H: 0 LOB: 2 BB: 2 P: 20	1B: 2 2B: 1 3B: 0 HR: 4	SF: 0 SAC: 0 DP: 1 HBP: 0	WP: 0 PA: 43 PB: 0 SB: 2 CS: 1										
<b>PITCHER</b>	IP WLS BF H R ER SO BB IBB HBP BLK WP HR S P ERA WHIP	IP WLS BF H R ER SO BB IBB HBP BLK WP HR S P ERA WHIP	IP WLS BF H R ER SO BB IBB HBP BLK WP HR S P ERA WHIP	IP WLS BF H R ER SO BB IBB HBP BLK WP HR S P ERA WHIP	IP WLS BF H R ER SO BB IBB HBP BLK WP HR S P ERA WHIP	IP WLS BF H R ER SO BB IBB HBP BLK WP HR S P ERA WHIP	IP WLS BF H R ER SO BB IBB HBP BLK WP HR S P ERA WHIP	IP WLS BF H R ER SO BB IBB HBP BLK WP HR S P ERA WHIP	IP WLS BF H R ER SO BB IBB HBP BLK WP HR S P ERA WHIP	IP WLS BF H R ER SO BB IBB HBP BLK WP HR S P ERA WHIP	IP WLS BF H R ER SO BB IBB HBP BLK WP HR S P ERA WHIP	IP WLS BF H R ER SO BB IBB HBP BLK WP HR S P ERA WHIP	IP WLS BF H R ER SO BB IBB HBP BLK WP HR S P ERA WHIP	IP WLS BF H R ER SO BB IBB HBP BLK WP HR S P ERA WHIP	IP WLS BF H R ER SO BB IBB HBP BLK WP HR S P ERA WHIP	IP WLS BF H R ER SO BB IBB HBP BLK WP HR S P ERA WHIP	IP WLS BF H R ER SO BB IBB HBP BLK WP HR S P ERA WHIP	IP WLS BF H R ER SO BB IBB HBP BLK WP HR S P ERA WHIP	IP WLS BF H R ER SO BB IBB HBP BLK WP HR S P ERA WHIP	IP WLS BF H R ER SO BB IBB HBP BLK WP HR S P ERA WHIP	IP WLS BF H R ER SO BB IBB HBP BLK WP HR S P ERA WHIP	IP WLS BF H R ER SO BB IBB HBP BLK WP HR S P ERA WHIP	IP WLS BF H R ER SO BB IBB HBP BLK WP HR S P ERA WHIP	IP WLS BF H R ER SO BB IBB HBP BLK WP HR S P ERA WHIP	IP WLS BF H R ER SO BB IBB HBP BLK WP HR S P ERA WHIP								
Sid Fernandez, L ERA: 3.43 (1, 1)	2.2 L 17 3 4 3 3 4 0 0 0 0 0 2 41 76 10.12 2.625	1.0 6 3 3 3 3 0 0 0 0 0 0 2 21 27 27.00 3.000	2.1 8 1 0 0 2 1 0 0 0 0 0 0 24 33 0.00 0.857	2.0 6 0 0 0 2 1 0 0 0 0 0 0 13 25 0.00 0.500	1.0 5 0 0 0 2 1 1 0 0 0 0 0 8 20 0.00 1.000																												
Russ Springer, R ERA: 5.75 (3, 1)																																	
Ricardo Jordan, L ERA: (4, 1)																																	
Toby Borland, R ERA: 4.54 (7, 1)																																	
Ron Blazier, R ERA: 1.8 (9, 1)																																	

Colorado Rockies @ Philadelphia Phillies  
Veterans Stadium, Philadelphia, PA  
Sun Jun 23 1996, 3:33 AM EDT  
Att. 33,385 - Sunny - 80 F

AB	34
R	7
H	7
RBI	7
BB	8
SO	12
LOB	14





BOTTOM

Colorado Rockies @ Philadelphia Phillies  
Veterans Stadium, Philadelphia, PA

livebaseballscorecards.com

AB	34
R	4
H	9
RBI	3
BB	4
SO	5
LOB	20



WP	1	PA	38
PB	2		
SB	2		
CS	0		

Sun Jun 23 1996, 3:33 AM EDT  
Att. 33,385 - Sunny - 80 F

AB R H RBI BB SO LOB

4	1	1	0	1	1	2
5	0	0	1	0	1	4
3	1	1	0	1	0	1
4	0	2	0	0	2	4
4	0	1	0	0	0	5
4	0	2	1	0	0	0
2	0	0	0	0	1	4
0	0	0	0	0	0	0
1	0	0	0	0	0	0
0	0	0	0	0	0	0
1	0	0	0	0	0	0
0	0	0	0	0	0	0
4	1	1	0	0	0	0
0	0	0	0	0	0	0
0	0	0	0	0	0	0
2	1	1	1	1	0	0

Batter	1	2	3	4	5	6	7	8	9
Ricky Otero, S OBP: 0.354, SLG: 0.347 (1, 8)	4-1 WP BB	0-2 FC3-6 26 S		1-0 G4-3			0-1 1B 1B		1-3 K
26 David Doster, R OBP: 0.231, SLG: 0.423 (1, 4)	2-3 SAFE K	0-1 SAFE G6-3		0-0 G5-3			2-0 F7		1-1 F8
Gregg Jefferies, S OBP: 0.244, SLG: 0.324 (1, 3)	4-1 1B PB 1B BB	2-0 G3					1-1 F8		
Pete Incaviglia, R OBP: 0.353, SLG: 0.541 (1, 7)	1-3 K		1-1 1B 1B				1-1 G6-4-3 1B		1-3 K
Todd Zeile, R OBP: 0.337, SLG: 0.438 (1, 5)	1-1 PB 1B 2-3 1B		3-1 L6				1-2 G6-4-3		1-1 FC5-4
Benito Santiago, R OBP: 0.323, SLG: 0.469 (1, 2)	1-1 PB 1B		3-1 SAFE G3-6-1 1B				0-1 G5-3		1-0 G6-3
J.R. Phillips, L OBP: 0.232, SLG: 0.413 (1, 9)	3-3 K		0-1 G3-6-1				2-2 P6		0-0 B2-3
Ricardo Jordan, L (4, 1)									
Howard Battle, R (6, PH)									
Toby Borland, R (7, 1)									
Jim Eisenreich, L (8, PH)									
Ron Blazler, R (9, 1)									
Mike Benjamin, R OBP: 0.359, SLG: 0.472 (1, 6)		1-1 FC3-6 26 G6-3 BB 1B		2-0 P3			2-2 G6-3		0-2 P4
Sid Fernandez, L OBP: 0.217, SLG: 0.158 (1, 1)									2-2 P4
Russ Springer, R (3, 1)									
Glenn Murray, R OBP: 0.266, SLG: 0.306 (4, 9)		4-1 SAFE FC3-6 BB		1-2 HR			4-2 1B 1B BB		

Inning Stats	R: 2	H: 2	E: 0	K: 3	S: 16	R: 1	H: 1	E: 0	K: 0	S: 9	R: 0	H: 2	E: 0	K: 0	S: 8	R: 1	H: 1	E: 0	K: 0	S: 6	R: 0	H: 1	E: 0	K: 0	S: 11	R: 0	H: 0	E: 0	K: 0	S: 8	R: 0	H: 2	E: 0	K: 1	S: 12	R: 0	H: 0	E: 0	K: 0	S: 5	R: 0	H: 0	E: 0	K: 1	S: 9	1B: 8	2B: 0	3B: 0	HR: 1	SF: 0	SAC: 0	DP: 2	HBP: 0	WP: 1	PA: 38
--------------	------	------	------	------	-------	------	------	------	------	------	------	------	------	------	------	------	------	------	------	------	------	------	------	------	-------	------	------	------	------	------	------	------	------	------	-------	------	------	------	------	------	------	------	------	------	------	-------	-------	-------	-------	-------	--------	-------	--------	-------	--------

PITCHER	IP	WLS	BF	H	R	ER	SO	BB	IBB	HBP	BLK	WP	HR	S	P	ERA	WHIP
Marvin Freeman, R ERA: 4.96 (1, 1)	6.1	W	30	9	4	4	3	4	0	0	0	1	1	65	115	5.68	2.053
Steve Reed, R ERA: 3.92 (7, 1)	1.2		5	0	0	0	1	0	0	0	0	0	0	10	13	0.00	0.000
Bruce Ruffin, L ERA: 4.65 (9, 1)	1.0	S	3	0	0	0	1	0	0	0	0	0	0	9	13	0.00	0.000

Batter	1	2	3	4	5	6	7	8	9	AB R H RBI BB SO LOB	TOP		
Eric Young Sr. R (1, 4) OBP: 0.434, SLG: 0.470	2-1 G6-3		2-1 G5-4-3 1B		1-1 L9		2-1 G6-4-3 1B			4 0 2 1 0 0 1			
Ellis Burks, R (1, 8) OBP: 0.411, SLG: 0.634	2-0 G5-3		2-1 G5-4-3 1-2f		2-2 F8		1-1 G6-4-3 1-2f			4 0 0 0 0 0 5			
John Vander Wal, L (1, 7) OBP: 0.344, SLG: 0.427	3-2 G6-3			2-0 F9		3-2 K		0-2 G5-3		4 0 0 0 0 1 0			
Andres Galarraga, R (1, 3) OBP: 0.342, SLG: 0.563		1-2 F9		2-2 G1-3		1-3 K		1-3 K		4 0 0 0 0 2 0			
Dante Bichette, R (1, 9) OBP: 0.385, SLG: 0.554		3-1 1B 1B 1B		4-1 1B BB		4-2 PB BB		1-1 FC5-4 1B		2 0 2 0 2 0 0			
Vinny Castilla, R (1, 5) OBP: 0.347, SLG: 0.507		0-1 1B 1B		0-0 1B 1B		0-1 G6-3		0-0 FC5-4 1-2f		4 0 2 0 0 0 2			
Jeff Reed, L (1, 2) OBP: 0.348, SLG: 0.449		0-0 1B		1-2 1B		4-1 SH1-4 1B BB		1-1 G5-3		2 0 2 0 1 0 0			
Quinton McCracken, S (7, PR) OBP: 0.261, SLG: 0.274				1-2 2-3 1B						0 1 0 0 0 0 0			
Jayhawk Owens, R (7, 2) OBP: 0.298, SLG: 0.425				1-2 2-H 1B						1 0 0 0 0 0 0			
Walt Weiss, S (1, 6) OBP: 0.409, SLG: 0.354		1-0 G4-6-3 1-2f		3-2 G4-3		0-0 SH 1B SH1-4		0-1 G5-3		3 0 0 0 0 0 3			
Bryan Rekar, R (1, 1) OBP: 0.182, SLG: 0.182			0-0 G6-3		2-1 1B		3-1 SH1-4		1-2 G5-3		2 0 1 0 0 0 0		
Darren Holmes, R (7, 1)										0 0 0 0 0 0 0			
Harvey Pulliam, R (9, PH) OBP: 0.235, SLG: 0.133										1 0 0 0 0 0 0			
<b>Inning Stats</b>	R: 0 E: 0 K: 0 S: 6 H: 0 LOB: 0 BB: 0 P: 13	R: 0 E: 0 K: 0 S: 9 H: 3 LOB: 2 BB: 0 P: 14	R: 0 E: 0 K: 0 S: 5 H: 1 LOB: 0 BB: 0 P: 9	R: 0 E: 0 K: 0 S: 9 H: 2 LOB: 2 BB: 1 P: 18	R: 0 E: 0 K: 0 S: 11 H: 1 LOB: 1 BB: 0 P: 19	R: 0 E: 0 K: 2 S: 10 H: 0 LOB: 1 BB: 1 P: 18	R: 1 E: 1 K: 0 S: 8 H: 1 LOB: 2 BB: 1 P: 18	R: 0 E: 0 K: 1 S: 11 H: 1 LOB: 1 BB: 0 P: 13	R: 0 E: 0 K: 0 S: 7 H: 0 LOB: 0 BB: 0 P: 9	1B: 9 2B: 0 3B: 0 HR: 0 SF: 0 SAC: 2 DP: 3 HBP: 0	WP: 0 PB: 1 SB: 0 CS: 0 PA: 36		
<b>PITCHER</b>	IP WLS BF H R ER SO BB IBB HBP BLK WP HR S P ERA WHIP											<b>PITCHER</b>	IP WLS BF H R ER SO BB IBB HBP BLK WP HR S P ERA WHIP
Jason Isringhausen, R (1, 1) ERA: 4.05	8.0 W 33 9 1 1 3 3 0 0 0 0 0 0 69 122 1.12 1.500												
John Franco, L (9, 1) ERA: 2.1	1.0 S 3 0 0 0 0 0 0 0 0 0 0 0 7 9 0.00 0.000												

Colorado Rockies @ New York Mets  
Shea Stadium, Flushing, NY  
Mon Jun 24 1996, 7:05 PM EDT  
Att. 16,988 - Unknown - 75 F

livebaseballscorecards.com

AB 31  
R 1  
H 9  
RBI 1  
BB 3  
SO 3  
LOB 11



Batter	1	2	3	4	5	6	7	8	9	AB	R	H	RBI	BB	SO	LOB
Lance Johnson, L OBP: 0.342, SLG: 0.450 (1, 8)	F8 1-1	G6-3 1-1					L9 2-2			4	0	1	0	0	0	0
Jose Vizcaino, S OBP: 0.384, SLG: 0.419 (1, 4)	1B E 1B 1-0						L5 3-2			3	1	2	0	1	0	0
Bernard Gilkey, R OBP: 0.372, SLG: 0.543 (1, 7)	F8 0-0						K 0-1			4	0	1	0	0	1	4
Todd Hundley, S OBP: 0.348, SLG: 0.557 (1, 2)	E 1B 1-3						2B 4-1			3	0	1	0	1	0	3
Jeff Kent, R OBP: 0.322, SLG: 0.455 (1, 5)	E5 BB 1-3						P4 0-1			4	1	1	1	0	0	4
Alex Ochoa, R OBP: 0.364, SLG: 0.444 (1, 9)	BB 1-2									3	0	1	0	1	0	0
Butch Huskey, R OBP: 0.285, SLG: 0.356 (1, 3)	F9 0-1									3	0	0	0	0	1	3
Brent Mayne, L OBP: 0.352, SLG: 0.375 (8, PH)										1	0	0	0	0	0	0
John Franco, L (9, 1)										0	0	0	0	0	0	0
Rey Ordonez, R OBP: 0.306, SLG: 0.325 (1, 6)										4	0	1	0	0	0	0
Jason Istringhausen, R OBP: 0.273, SLG: 0.419 (1, 1)										3	0	0	0	0	0	1
Tim Bogar, R OBP: 0.259, SLG: 0.217 (9, 3)										0	0	0	0	0	0	0

Inning Stats	R: 1	H: 2	E: 1	K: 0	S: 12	LOB: 3	BB: 1	P: 21	R: 0	H: 0	E: 0	K: 0	S: 6	LOB: 0	BB: 0	P: 7	R: 0	H: 1	E: 0	K: 0	S: 7	LOB: 1	BB: 0	P: 12	R: 0	H: 2	E: 0	K: 0	S: 8	LOB: 1	BB: 0	P: 9	R: 0	H: 1	E: 0	K: 1	S: 11	LOB: 2	BB: 1	P: 20	R: 0	H: 0	E: 0	K: 1	S: 8	LOB: 0	BB: 0	P: 11	R: 0	H: 1	E: 0	K: 1	S: 12	LOB: 1	BB: 1	P: 21	R: 1	H: 1	E: 0	K: 0	S: 8	LOB: 0	BB: 0	P: 12
--------------	------	------	------	------	-------	--------	-------	-------	------	------	------	------	------	--------	-------	------	------	------	------	------	------	--------	-------	-------	------	------	------	------	------	--------	-------	------	------	------	------	------	-------	--------	-------	-------	------	------	------	------	------	--------	-------	-------	------	------	------	------	-------	--------	-------	-------	------	------	------	------	------	--------	-------	-------

PITCHER	IP	WLS	BF	H	R	ER	SO	BB	IBB	HBP	BLK	WP	HR	S	P	ERA	WHIP
Bryan Rekar, R ERA: 9.08 (1, 1)	6.1		29	7	1	0	1	3	0	0	0	0	0	58	91	0.00	1.579
Darren Holmes, R ERA: 5.82 (7, 1)	1.2	L	6	1	1	1	1	0	0	0	0	0	1	14	22	5.40	0.600


**BOTTOM**

**Colorado Rockies @ New York Mets**  
Shea Stadium, Flushing, NY

Mon Jun 24 1996, 7:05 PM EDT  
Att: 16,988 - Unknown - 75 F

AB	R	H	RBI	BB	SO	LOB
32	2	8	1	3	2	15

WP: 0 PA: 35  
PB: 0  
SB: 0  
CS: 0



PITCHER	IP	WLS	BF	H	R	ER	SO	BB	IBB	HBP	BLK	WP	HR	S	P	ERA	WHIP
---------	----	-----	----	---	---	----	----	----	-----	-----	-----	----	----	---	---	-----	------

Batter	1	2	3	4	5	6	7	8	9	AB	R	H	RBI	BB	SO	LOB	TOP								
Eric Young Sr., R OBP: 0.431, SLG: 0.466 (1, 4)	P4 2-2	FC6-4 2-1 1-2f			G5-4-3 1B 1-0		L3-1 2-0 1-1			4	0	1	0	0	0	3									
Ellis Burks, R OBP: 0.409, SLG: 0.628 (1, 8)	BB 4-1		K 2-2		G5-4-3 1B 1-1 1-2f			F9 2-1		3	0	0	0	1	1	1									
Dante Bichette, R OBP: 0.386, SLG: 0.563 (1, 9)	P5 1-2		HR 0-0			G6-4-3 1B 0-1		G6-3 3-2		4	1	2	1	0	0	1									
John Vander Wal, L OBP: 0.330, SLG: 0.407 (1, 7)	K 2-2 1-2		L8 2-1		G6-4-3 1B 1-0 1-2f			K 1-3		4	0	0	0	0	2	2									
Andres Galarraga, R OBP: 0.341, SLG: 0.599 (1, 3)		K 0-3	L8 3-2		2B 2-0 1B			K 3-3		4	0	1	0	0	2	0									
Vinny Castilla, R OBP: 0.349, SLG: 0.521 (1, 5)		HR 0-0		K 1-3		2B 2-2 1-3		K 1-3		4	1	2	1	0	2	0									
Jeff Reed, L OBP: 0.348, SLG: 0.443 Jayhawk Owens, R OBP: 0.305, SLG: 0.425 (1, 2) (9, PH)		FC1-5 1B BB 4-1		G3-1 1-1		F9 2-2		BB 4-2		2	0	0	0	1	0	2									
Walt Weiss, S OBP: 0.407, SLG: 0.352 (1, 6)		FC1-5 1B 1-1 1-2		P6 1-2			G1-3 0-2	F8 1-1		4	0	1	0	0	0	1									
Mark Thompson, R OBP: 0.136, SLG: 0.182 Trenidad Hubbard, R OBP: 0.321, SLG: 0.375 Roger Bailey, R (7, 1) (7, 1)		FC1-5 FC6-4 1-2 2-3f		K 0-3			L3-1 BB 4-2			2	0	0	0	0	1	2									
<b>Inning Stats</b>	R: 0 E: 0 K: 1 S: 11	H: 0 LOB: 1 BB: 1 P: 20	R: 1 E: 0 K: 1 S: 10	H: 2 LOB: 2 BB: 1 P: 17	R: 1 E: 0 K: 1 S: 11	H: 1 LOB: 0 BB: 0 P: 18	R: 0 E: 0 K: 1 S: 9	H: 0 LOB: 0 BB: 0 P: 12	R: 0 E: 0 K: 1 S: 6	H: 1 LOB: 0 BB: 0 P: 8	R: 0 E: 0 K: 0 S: 11	H: 3 LOB: 2 BB: 0 P: 18	R: 0 E: 0 K: 0 S: 8	H: 0 LOB: 0 BB: 1 P: 14	R: 0 E: 0 K: 1 S: 10	H: 0 LOB: 0 BB: 0 P: 16	R: 0 E: 0 K: 2 S: 12	H: 0 LOB: 1 BB: 1 P: 21	1B: 4 2B: 2 3B: 0 HR: 2	SF: 0 SAC: 0 DP: 3 HBP: 0	WP: 0 PB: 0 SB: 1 CS: 0	PA: 35			
<b>PITCHER</b>	IP	WLS	BF	H	R	ER	SO	BB	IBB	HBP	BLK	WP	HR	S	P	ERA	WHIP								
Bobby Jones, R ERA: 4.31 (1, 1)	7.0	W	28	7	2	2	5	3	0	0	0	0	2	66	107	2.57	1.429								
Doug Henry, R ERA: 4.26 (8, 1)	1.0		3	0	0	0	1	0	0	0	0	0	0	10	16	0.00	0.000								
John Franco, L ERA: 2.03 (9, 1)	1.0	S	4	0	0	0	2	1	0	0	0	0	0	12	21	0.00	1.000								

**Colorado Rockies @ New York Mets**  
Shea Stadium, Flushing, NY

Tue Jun 25 1996, 7:05 PM EDT  
Att. 18,251 - Unknown - 78 F

livebaseballscorecards.com

AB	31
R	2
H	7
RBI	2
BB	4
SO	8
LOB	12



Batter	1	2	3	4	5	6	7	8	9	AB	R	H	RBI	BB	SO	LOB
Lance Johnson, L (1, 8) OBP: 0.341, SLG: 0.448	0-0 G6-3		0-1 SH G5-3 1B		1-0 F8		1-1 G4-3			4	1	1	0	0	0	0
Jose Vizcaino, S (1, 4) OBP: 0.384, SLG: 0.416	1-0 G4-3		3-1 SH G5-3 1B		4-1 BB		0-1 G6-3			2	1	0	0	1	0	0
Bernard Gilkey, R (1, 7) OBP: 0.374, SLG: 0.542	2-0 1B		0-0 G5-3		2-3 K		0-0 CS 1B			4	0	2	1	0	1	2
Todd Hundley, S (1, 2) OBP: 0.346, SLG: 0.552	1-0 G3		1-0 3-H 1B		2-2 F7		1 SAFE 2-3 K			4	0	1	1	0	1	3
Jeff Kent, R (1, 5) OBP: 0.324, SLG: 0.455		1-0 FC6-4 1B	1-3 K		1-2 1B		1-1 G5-3			4	0	2	0	0	1	1
Alex Ochoa, R (1, 9) OBP: 0.286, SLG: 0.333		1-0 F7	1-2 K		0-3 K					3	0	0	0	0	2	3
Butch Huskey, R (1, 3) OBP: 0.281, SLG: 0.351		2-3 K		1-2 G6-3		1 SAFE 3-1 P9				3	0	0	0	0	1	2
Tim Bogar, R (9, 3) OBP: 0.259, SLG: 0.217		1 SAFE K								0	0	0	0	0	0	0
Rey Ordonez, R (1, 6) OBP: 0.302, SLG: 0.321		0-2 FC6-4 1-2f		1-2 G5-3		1-1 L3				3	0	0	0	0	0	2
Bobby Jones, R (1, 1) OBP: 0.094, SLG: 0.065			1-2 SH 1B		2-2 G5-3					2	1	1	0	0	0	0
Andy Tomberlin, L (7, PH) OBP: 0.333, SLG: 0.545										1	0	0	0	0	1	0
Doug Henry, R (8, 1)										0	0	0	0	0	0	0
John Franco, L (9, 1)										0	0	0	0	0	0	0
<b>Inning Stats</b>	R: 0 E: 0 K: 0 S: 4	H: 1 LOB: 1 BB: 0 P: 8	R: 0 E: 0 K: 1 S: 13	H: 1 LOB: 1 BB: 0 P: 16	R: 3 E: 1 K: 2 S: 16	H: 3 LOB: 1 BB: 0 P: 23	R: 0 E: 0 K: 0 S: 9	H: 0 LOB: 0 BB: 0 P: 13	R: 0 E: 0 K: 1 S: 9	H: 1 LOB: 1 BB: 0 P: 15	R: 0 E: 0 K: 1 S: 8	H: 0 LOB: 0 BB: 0 P: 12	R: 0 E: 0 K: 1 S: 6	H: 1 LOB: 0 BB: 0 P: 9	1B: 7 2B: 0 3B: 0 HR: 0	SF: 0 SAC: 1 DP: 0 HBP: 0
<b>PITCHER</b> Mark Thompson, R (1, 1) ERA: 6.27	IP: 6.0 WLS: L BF: 26 H: 6 R: 3 ER: 2 SO: 5 BB: 1 IBB: 0 HBP: 0 BLK: 0 WP: 0 HR: 0 S: 61 P: 93 ERA: 3.00 WHIP: 1.167															
Roger Bailey, R (7, 1) ERA: 5.63	IP: 2.0 WLS: L BF: 6 H: 1 R: 0 ER: 0 SO: 2 BB: 0 IBB: 0 HBP: 0 BLK: 0 WP: 0 HR: 0 S: 14 P: 21 ERA: 0.00 WHIP: 0.500															

**BOTTOM**

**Colorado Rockies @ New York Mets**  
 Shea Stadium, Flushing, NY  
 Tue Jun 25 1996, 7:05 PM EDT  
 Att: 18,251 - Unknown - 78 F

[livebaseballscorecards.com](http://livebaseballscorecards.com)

<b>AB</b>	<b>30</b>
<b>R</b>	<b>3</b>
<b>H</b>	<b>7</b>
<b>RBI</b>	<b>2</b>
<b>BB</b>	<b>1</b>
<b>SO</b>	<b>7</b>
<b>LOB</b>	<b>13</b>



WP: 0	PA: 32
PB: 0	
SB: 0	
CS: 1	

Batter	1	2	3	4	5	6	7	8	9	AB R H RBI BB SO LOB	TOP	
<b>Eric Young Sr., R</b> OBP: 0.427, SLG: 0.460 (1, 4)	1-1 1B 		1-2 F8 	1-2 F8 		1-0 P3 		1-3 K 		5 0 1 0 0 1 4		
<b>Quinton McCracken, S</b> OBP: 0.284, SLG: 0.277 (1, 8)	1-2 K 		1-1 2B 1B 		4-2 1B 1B BB 	4-2 BB 		2-3 K 		3 2 1 1 2 2 1		
<b>John Vander Wal, L</b> OBP: 0.333, SLG: 0.411 <b>Trenidad Hubbard, R</b> OBP: 0.321, SLG: 0.375 (1, 7) (8, 7)	0-0 L8 		1-1 2B 1H 		4-2 1B 1B BB 	1-2 F7 		0-2 G4-3 		4 1 1 1 1 0 2 0 0 0 0 0 0 0		
<b>Dante Bichette, R</b> OBP: 0.383, SLG: 0.557 (1, 9)	0-1 F8 		0-0 G6-3 		2-0 L5 		0-2 F9 		0-0 G4-6-3 1B 		5 0 1 0 0 0 4	
<b>Andres Galarraga, R</b> OBP: 0.342, SLG: 0.560 (1, 3)		0-2 L9 		1-3 K 	1-0 1B 1B 		1-2 2B 2B 		0-3 K 		5 1 2 0 0 2 1	
<b>Vinny Castilla, R</b> OBP: 0.349, SLG: 0.522 (1, 5)		2-0 F7 		0-1 G5-3 		0-0 1B 		0-1 FC3-6 2B 		5 0 2 3 0 0 1		
<b>Jeff Reed, L</b> OBP: 0.351, SLG: 0.441 (1, 2)		3-2 P5 		3-2 1B 1B 		0-0 F7 		4-0 FC3-6 IBB 		3 0 1 0 1 0 2		
<b>Walt Weiss, S</b> OBP: 0.405, SLG: 0.350 (1, 6)			0-0 E3 F8 SH5-4 1B 		2-2 1B 	1-0 L9 		1-0 FC3-6 		4 1 1 0 0 0 4		
<b>Armando Reynoso, R</b> OBP: 0.212, SLG: 0.194 <b>Darren Holmes, R</b> (6, 1) <b>Jason Bates, S</b> OBP: 0.311, SLG: 0.319 (7, PH) <b>Lance Painter, L</b> OBP: 0.222, SLG: 0.222 (7, 1) <b>Steve Reed, R</b> (7, 1) <b>Bruce Ruffin, S</b> (8, 1)			1-2 SH5-4 		4-0 BB 		2-3 K 		1-0 F8 		1 0 0 0 0 1 1 0 0 0 0 0 0 0 0 0 1 0 0 0 0 0 0 2 0	
<b>Inning Stats</b>	R: 0 E: 0 K: 1 S: 8 H: 1 LOB: 1 BB: 0 P: 10	R: 0 E: 0 K: 0 S: 8 H: 0 LOB: 0 BB: 0 P: 13	R: 2 E: 1 K: 0 S: 13 H: 2 LOB: 1 BB: 0 P: 17	R: 0 E: 0 K: 1 S: 15 H: 2 LOB: 3 BB: 1 P: 26	R: 2 E: 0 K: 0 S: 12 H: 2 LOB: 2 BB: 2 P: 23	R: 0 E: 0 K: 1 S: 10 H: 0 LOB: 1 BB: 1 P: 18	R: 1 E: 0 K: 0 S: 11 H: 2 LOB: 2 BB: 1 P: 18	R: 0 E: 0 K: 2 S: 12 H: 0 LOB: 0 BB: 0 P: 15	R: 0 E: 0 K: 1 S: 7 H: 1 LOB: 0 BB: 0 P: 7	1B: 7 2B: 3 3B: 0 HR: 0 SF: 0 SAC: 1 DP: 1 HBP: 0	WP: 0 PB: 0 SB: 2 CS: 0 PA: 42	
<b>PITCHER</b>	IP WLS BF H R ER SO BB IBB HBP BLK WP HR S P ERA WHIP	IP WLS BF H R ER SO BB IBB HBP BLK WP HR S P ERA WHIP	IP WLS BF H R ER SO BB IBB HBP BLK WP HR S P ERA WHIP	IP WLS BF H R ER SO BB IBB HBP BLK WP HR S P ERA WHIP	IP WLS BF H R ER SO BB IBB HBP BLK WP HR S P ERA WHIP	IP WLS BF H R ER SO BB IBB HBP BLK WP HR S P ERA WHIP	IP WLS BF H R ER SO BB IBB HBP BLK WP HR S P ERA WHIP	IP WLS BF H R ER SO BB IBB HBP BLK WP HR S P ERA WHIP	IP WLS BF H R ER SO BB IBB HBP BLK WP HR S P ERA WHIP	IP WLS BF H R ER SO BB IBB HBP BLK WP HR S P ERA WHIP	IP WLS BF H R ER SO BB IBB HBP BLK WP HR S P ERA WHIP	
<b>Pete Harnisch, R</b> ERA: 4.87 (1, 1)	6.1											
<b>Jerry Dipoto, R</b> ERA: 5.65 (7, 1)	0.2											
<b>Dave Mlicki, R</b> ERA: 3.55 (8, 1)	1.0	W										
<b>Paul Byrd, R</b> ERA: 6.3 (9, 1)	1.0											

**Colorado Rockies @ New York Mets**  
Shea Stadium, Flushing, NY  
Wed Jun 26 1996, 3:33 AM EDT  
Att. 20,675 - Sunny - 73 F

[livebaseballscorecards.com](http://livebaseballscorecards.com)

<b>AB</b>	36
<b>R</b>	5
<b>H</b>	10
<b>RBI</b>	5
<b>BB</b>	5
<b>SO</b>	6
<b>LOB</b>	21



Batter	1	2	3	4	5	6	7	8	9
Lance Johnson, L OBP: 0.339, SLG: 0.453 (1, 8)	2-3 K		1-1 HR		0-1 G4-3		0-3 K	0-0 FC4-2 WP	
Jose Vizcaino, S OBP: 0.378, SLG: 0.409 Dave Micki, R OBP: 0.200, SLG: 0.111 Todd Hundley, S OBP: 0.345, SLG: 0.550 (8, PH)	3-1 G4-3		2-1 G4-3		1-0 G1-3		1-3 K	3-2 E5 WP	
Bernard Gilkey, R OBP: 0.374, SLG: 0.538 (1, 7)	1-1 G4-3		4-1 FC6-4 BB			2-1 2B 1B	2-3 K	3-3 K	
Jeff Kent, R OBP: 0.320, SLG: 0.449 (1, 5)		0-2 F7	0-1 FC6-4			1-1 F8		1-2 G5-3	
Brent Mayne, L OBP: 0.379, SLG: 0.380 Carl Everett, S OBP: 0.298, SLG: 0.239 Paul Byrd, R (8, PR)		1-1 1B		3-1 G3		4-2 2B G4-3 BB		4-1 S 1B BB	
Alex Ochoa, R OBP: 0.333, SLG: 0.438 (1, 9)		1-0 L7		1-0 F7		1-1 G4-3 2B		3-2 2B 1B	
Butch Huskey, R OBP: 0.281, SLG: 0.354 Tim Bogar, R OBP: 0.259, SLG: 0.217 (8, PR)		1-2 G6-3		2-3 K		1-2 G4-3		1-1 FC4-2 2B	
Rey Ordonez, R OBP: 0.302, SLG: 0.317 (1, 6)			2-3 K		2-3 K	1-1 G4-3		1-1 FC4-2 E HBP	
Pete Harnisch, S OBP: 0.174, SLG: 0.190 Jerry Dipoto, R (7, 1)			2-2 HR		0-0 G4-3		2-2 1B	0-1 E3 FC4-2 E	
Edgardo Alfonzo, R OBP: 0.273, SLG: 0.267 (7, PH)									

Inning Stats	R: 0 E: 0 K: 1 S: 8	H: 0 LOB: 0 BB: 0 P: 14	R: 0 E: 0 K: 0 S: 9	H: 1 LOB: 1 BB: 0 P: 12	R: 2 E: 0 K: 1 S: 13	H: 2 LOB: 1 BB: 1 P: 24	R: 0 E: 0 K: 1 S: 6	H: 0 LOB: 0 BB: 0 P: 12	R: 0 E: 0 K: 1 S: 7	H: 1 LOB: 1 BB: 0 P: 10	R: 2 E: 0 K: 0 S: 13	H: 2 LOB: 1 BB: 1 P: 23	R: 0 E: 0 K: 3 S: 12	H: 1 LOB: 1 BB: 0 P: 17	R: 5 E: 2 K: 1 S: 22	H: 2 LOB: 2 BB: 1 P: 38
--------------	------------------------------	----------------------------------	------------------------------	----------------------------------	-------------------------------	----------------------------------	------------------------------	----------------------------------	------------------------------	----------------------------------	-------------------------------	----------------------------------	-------------------------------	----------------------------------	-------------------------------	----------------------------------

PITCHER	IP	WLS	BF	H	R	ER	SO	BB	IBB	HBP	BLK	WP	HR	S	P	ERA	WHIP
Armando Reynoso, R ERA: 4.45	(1, 1)	5.1	24	6	4	4	4	2	0	0	0	0	1	51	88	6.75	1.500
Darren Holmes, R ERA: 5.71	(6, 1)	0.2	2	0	0	0	0	0	0	0	0	0	0	5	7	0.00	0.000
Lance Painter, L ERA: 5.5	(7, 1)	0.2	3	1	0	0	2	0	0	0	0	0	0	9	12	0.00	1.500
Steve Reed, R ERA: 4.31	(7, 1)	0.2	L 7	2	5	2	1	1	0	1	0	0	0	15	27	27.00	4.500
Bruce Ruffin, L ERA: 4.55	(8, 1)	0.2	3	0	0	0	1	0	0	0	0	1	0	10	16	0.00	0.000

**BOTTOM**

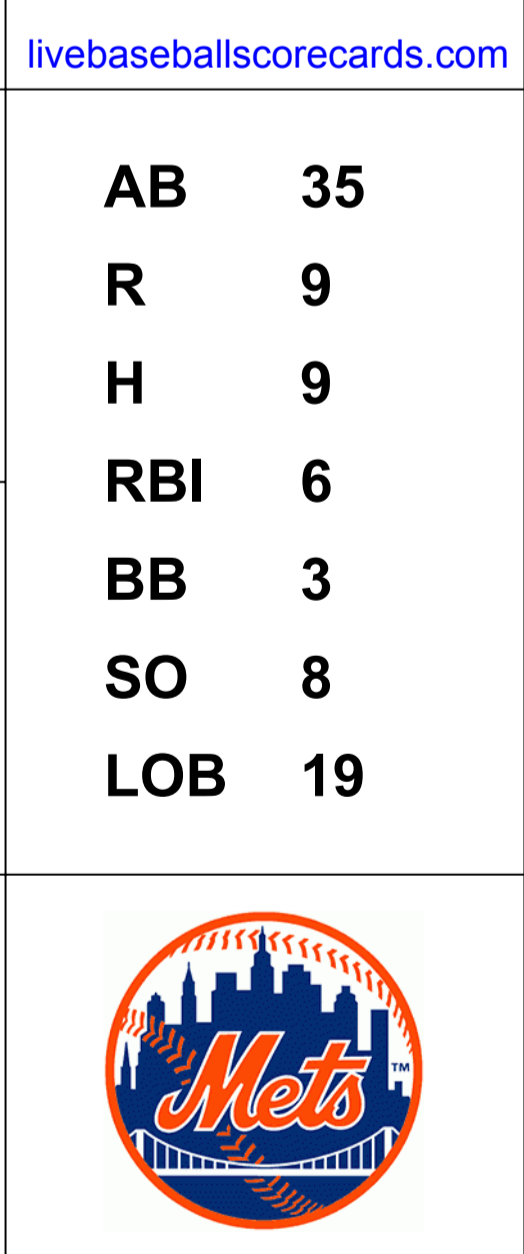
AB	R	H	RBI	BB	SO	LOB
5	2	1	2	0	2	5
4	0	0	0	0	1	2
0	0	0	0	0	0	0
1	0	0	0	0	0	1
4	1	1	0	1	2	3
4	0	0	0	0	0	2
2	1	1	0	2	0	0
0	1	0	0	0	0	0
0	0	0	0	0	0	0
4	1	2	2	0	0	1
4	0	1	2	0	1	2
0	0	0	0	0	0	0
3	1	0	0	0	2	1
2	1	2	0	0	0	0
0	0	0	0	0	0	0
2	1	1	0	0	0	2

**AB 35**  
**R 9**  
**H 9**  
**RBI 6**  
**BB 3**  
**SO 8**  
**LOB 19**

WP: 1 PA: 39  
PB: 0  
SB: 1  
CS: 0

1B: 6 SF: 0  
2B: 2 SAC: 0  
3B: 0 DP: 0  
HR: 1 HBP: 1

**Colorado Rockies @ New York Mets**  
Shea Stadium, Flushing, NY  
Wed Jun 26 1996, 3:33 AM EDT  
Att. 20,675 - Sunny - 73 F



WP	HR	S	P	ERA	WHIP
1	1	1	1	6.75	1.500

Batter	1	2	3	4	5	6	7	8	9	AB R H RBI BB SO LOB	TOP		
<b>Delino DeShields, L</b> (1, 4) <small>OBP: 0.287, SLG: 0.344</small> <b>Chan Ho Park, R</b> (7, 1) <small>OBP: 0.154, SLG: 0.083</small> <b>Billy Ashley, R</b> (8, PH) <small>OBP: 0.250, SLG: 0.343</small> <b>Scott Radinsky, L</b> (8, 1) <small>OBP: 0.291, SLG: 0.240</small> <b>Todd Worrell, R</b> (8, 1)	3-2 G1-3	1-2 P5			2-1 G6-3			3-2 F9		3 0 0 0 0 0 2 0 0 0 0 0 0 0 1 0	<b>Los Angeles Dodgers @ Colorado Rockies</b> Coors Field, Denver, CO Thu Jun 27 1996, 7:05 PM MDT Att. 48,043 - Unknown - 85 F		
<b>Roger Cedeno, S</b> (1, 7) <small>OBP: 0.330, SLG: 0.366</small>	0-0 L7		2-3 K		0-0 L7			2-2 G3		4 0 0 0 0 1 0			
<b>Mike Piazza, R</b> (1, 2) <small>OBP: 0.427, SLG: 0.581</small> <b>Chad Fonville, S</b> (7, 4) <small>OBP: 0.291, SLG: 0.240</small>	1-2 1B		0-2 G6-3			2-0 P4		0-1 L5		3 0 1 0 0 0 0 1 0 0 0 0 0 0			
<b>Eric Karros, R</b> (1, 3) <small>OBP: 0.297, SLG: 0.429</small>	3-2 G6-3		3-2 1B			2-3 K			1-3 K	4 0 1 0 0 2 1			
<b>Raul Mondesi, R</b> (1, 9) <small>OBP: 0.269, SLG: 0.458</small> <b>Tom Prince, R</b> (7, 2) <small>OBP: 0.325, SLG: 0.471</small>				1-2 F8		0-0 P5			1-1 2B	3 0 0 0 0 1 0 1 0 1 0 0 0 0			
<b>Mike Blowers, R</b> (1, 5) <small>OBP: 0.324, SLG: 0.382</small> <b>Dave Hansen, L</b> (7, PH) <small>OBP: 0.279, SLG: 0.189</small>		1-0 2B		2-0 E6			0-0 G3 1B		3-1 F8	2 1 1 0 0 0 0 2 0 1 0 0 0 1			
<b>Todd Hollandsworth, L</b> (1, 8) <small>OBP: 0.346, SLG: 0.353</small>		2-2 G4-3 2B		2-3 K			1-1 G6-3		2-2 G4-3	4 0 1 1 0 1 3			
<b>Greg Gagne, R</b> (1, 6) <small>OBP: 0.345, SLG: 0.357</small> <b>Juan Castro, R</b> (7, PH) <small>OBP: 0.269, SLG: 0.291</small>		1-2 G4-3		1-1 F9			0-0 G3			2 0 0 0 0 0 2 1 0 0 0 0 0 1			
<b>Pedro Astacio, R</b> (1, 1) <small>OBP: 0.065, SLG: 0.033</small> <b>Joey Eischen, L</b> (6, 1) <small>OBP: 0.292, SLG: 0.238</small> <b>Wayne Kirby, L</b> (7, PH) <small>OBP: 0.292, SLG: 0.238</small>					1-3 K				3-1 P5	1 0 0 0 1 1 0 0 0 0 0 0 0 0 1 0 0 0 0 0 1			
<b>Inning Stats</b>	R: 0 H: 1 E: 0 LOB: 1 K: 0 BB: 0 S: 10 P: 17	R: 1 H: 2 E: 0 LOB: 2 K: 1 BB: 1 S: 14 P: 26	R: 0 H: 1 E: 0 LOB: 1 K: 1 BB: 0 S: 9 P: 14	R: 0 H: 0 E: 1 LOB: 1 K: 1 BB: 0 S: 10 P: 16	R: 0 H: 0 E: 0 LOB: 0 K: 1 BB: 0 S: 6 P: 9	R: 0 H: 0 E: 0 LOB: 0 K: 1 BB: 0 S: 5 P: 9	R: 0 H: 1 E: 0 LOB: 1 K: 0 BB: 0 S: 6 P: 10	R: 0 H: 0 E: 0 LOB: 0 K: 0 BB: 0 S: 8 P: 13	R: 0 H: 1 E: 0 LOB: 1 K: 1 BB: 0 S: 11 P: 18	1B: 3 SF: 0 2B: 3 SAC: 0 3B: 0 DP: 0 HR: 0 HBP: 0		WP: 0 PA: 34 PB: 0 SB: 0 CS: 0	
<b>PITCHER</b> <b>Kevin Ritz, R</b> (1, 1) <small>ERA: 4.94</small>	IP WLS BF H R ER SO BB IBB HBP BLK WP HR S P ERA WHIP	9.0 W 34 6 1 1 6 1 0 0 0 0 0 0 79 132 1.00 0.778											

livebaseballscorecards.com

AB	33
R	1
H	6
RBI	1
BB	1
SO	6
LOB	11






BOTTOM

Los Angeles Dodgers @ Colorado Rockies  
Coors Field, Denver, CO

livebaseballscores.com

AB 42  
R 13  
H 17  
RBI 12  
BB 6  
SO 11  
LOB 32



WP: 0 PA: 48  
PB: 0  
SB: 0  
CS: 0

Thu Jun 27 1996, 7:05 PM MDT  
Att: 48,043 - Unknown - 85 F

AB R H RBI BB SO LOB

6 2 3 0 0 1 6  
5 2 2 0 0 2 2  
1 0 0 0 0 0 2

4 1 2 0 1 2 3  
1 0 0 0 0 1 2

5 3 2 1 0 1 5

4 3 3 8 1 0 2  
0 0 0 0 0 0 0

5 1 2 0 0 2 3

5 1 1 2 0 0 4

3 0 2 0 2 0 0

3 0 0 1 2 2 3

1B: 12 SF: 0  
2B: 3 SAC: 0  
3B: 0 DP: 0  
HR: 2 HBP: 0

Table with 9 columns (Innings 1-9) and 10 rows (Batters). Each cell contains a baseball diamond diagram with play details (e.g., HR, BB, K, FC4-6, G4-3, L7, F9, G6-3, G5-3, IBB, G3, BB). Includes inning statistics at the bottom of the table.

PITCHER statistics table with columns: PITCHER, IP, WLS, BF, H, R, ER, SO, BB, IBB, HBP, BLK, WP, HR, S, P, ERA, WHIP. Rows include Pedro Astacio, Joey Eischen, Chan Ho Park, Scott Radinsky, and Todd Worrell.

Batter	1	2	3	4	5	6	7	8	9	AB R H RBI BB SO LOB	TOP											
<b>Delino DeShields, L</b> OBP: 0.289, SLG: 0.343 (1, 4)	2-2 F9		1-2 1B			4-2 1B BB	1-2 P5		0-3 K	4 1 1 0 1 1 0												
<b>Roger Cedeno, S</b> OBP: 0.327, SLG: 0.359 (1, 7)	4-2 1B BB		2-1 F8			1-3 K	0-1 F7		3-2 G5-3	4 0 0 0 1 1 2												
<b>Mike Piazza, R</b> OBP: 0.430, SLG: 0.580 (1, 2)	2-0 G4-6-3 1B					0-0 BB 1B	1-2 HBP		1-0 G6-3	4 1 2 0 0 1 0												
<b>Eric Karros, R</b> OBP: 0.299, SLG: 0.440 (1, 3)	1-2 G4-6-3 1-2f					0-1 1B BB	2-3 K			4 2 2 2 0 1 3												
<b>Raul Mondesi, R</b> OBP: 0.285, SLG: 0.452 (1, 9)			1-1 P4			0-0 P4			1-0 G6-3	4 0 0 0 0 0 2												
<b>Mike Blowers, R</b> OBP: 0.327, SLG: 0.382 (1, 5)			1-3 K			4-0 1B 1B BB			0-1 FC6-4 1B	3 0 1 0 1 1 0												
<b>Todd Hollandsworth, L</b> OBP: 0.344, SLG: 0.351 (1, 8)			2-2 F7			0-1 G4-3	0-1 1B 1B		1-0 FC6-4 1B	4 0 1 1 0 0 1												
<b>Greg Gagne, R</b> OBP: 0.349, SLG: 0.361 (1, 6)			1-2 P3			0-2 G6-3	0-1 1B 1B		2-0 1B	4 0 2 1 0 0 0												
<b>Ramon Martinez, R</b> OBP: 0.059, SLG: 0.059 (5, PH)			2-2 G5-3			1-1 G1-3	1-1 F7		2-1 G3	1 0 0 0 0 0 0 1 0 0 0 0 0 0 0 0 0 0 0 0 0 1 0 0 0 0 0 3 0 0 0 0 0 0 0 1 0 0 0 0 0 2 0 0 0 0 0 0 0												
<b>Juan Castro, R</b> OBP: 0.266, SLG: 0.287 (5, 1)																						
<b>Mark Guttnie, R</b> (5, 1)																						
<b>Dave Hansen, L</b> OBP: 0.274, SLG: 0.185 (6, PH)																						
<b>Antonio Osuna, R</b> (6, 1)																						
<b>Wayne Kirby, L</b> OBP: 0.286, SLG: 0.227 (8, PH)																						
<b>Scott Radinsky, L</b> (8, 1)																						
<b>Inning Stats</b>	R: 0 E: 0 K: 0 S: 9	H: 1 LOB: 1 BB: 1 P: 18	R: 0 E: 0 K: 1 S: 9	H: 0 LOB: 0 BB: 0 P: 13	R: 0 E: 0 K: 0 S: 13	H: 1 LOB: 1 BB: 0 P: 19	R: 1 E: 0 K: 1 S: 9	H: 1 LOB: 0 BB: 0 P: 14	R: 0 E: 0 K: 0 S: 8	H: 0 LOB: 0 BB: 0 P: 9	R: 3 E: 0 K: 1 S: 16	H: 4 LOB: 3 BB: 2 P: 26	R: 0 E: 0 K: 1 S: 11	H: 0 LOB: 1 BB: 0 P: 15	R: 0 E: 0 K: 0 S: 7	H: 2 LOB: 2 BB: 0 P: 13	R: 0 E: 0 K: 1 S: 8	H: 0 LOB: 0 BB: 0 P: 12	1B: 8 2B: 0 3B: 0 HR: 1	SF: 0 SAC: 0 DP: 1 HBP: 1	WP: 0 PB: 0 SB: 1 CS: 0	PA: 39
<b>PITCHER</b>	IP WLS BF H R ER SO BB IBB HBP BLK WP HR S P ERA WHIP												<b>PITCHER</b>	IP WLS BF H R ER SO BB IBB HBP BLK WP HR S P ERA WHIP								
<b>Marvin Freeman, R</b> ERA: 5.04 (1, 1)	5.2 W 26 7 4 4 3 3 0 0 0 0 0 1 62 96 6.35 1.765																					
<b>Steve Reed, R</b> ERA: 4.17 (6, 1)	1.1 5 0 0 0 1 0 0 0 1 0 0 0 13 18 0.00 0.000																					
<b>Curt Leskanic, R</b> ERA: 5.97 (8, 1)	1.0 5 2 0 0 0 0 0 0 0 0 0 0 7 13 0.00 2.000																					
<b>Bruce Ruffin, L</b> ERA: 4.41 (9, 1)	1.0 3 0 0 0 0 1 0 0 0 0 0 0 8 12 0.00 0.000																					

**Los Angeles Dodgers @ Colorado Rockies**  
 Coors Field, Denver, CO  
 Fri Jun 28 1996, 7:05 PM MDT  
 Att. 48,025 - Unknown - 75 F

<b>AB</b>	35
<b>R</b>	4
<b>H</b>	9
<b>RBI</b>	4
<b>BB</b>	3
<b>SO</b>	5
<b>LOB</b>	13




Batter	1	2	3	4	5	6	7	8	9	AB R H RBI BB SO LOB
<b>Eric Young Sr., R</b> OBP: 0.428, SLG: 0.460 (1, 4)	1-1 L4	1-2 1B		1-1 L7	3-1 G5-3			1-1 1B		5 1 2 2 0 0 0
<b>Walt Weiss, S</b> OBP: 0.408, SLG: 0.349 (1, 6)	3-2 G6-3	0-1 P5		4-2 1B HR BB	4-2 BB			4-0 1B HR BB		2 2 0 0 3 0 1
<b>Ellis Burks, R</b> OBP: 0.415, SLG: 0.624 (1, 7)	3-1 1B			0-0 1-2 HR 1B	2-1 G6-3			0-0 B2		4 2 2 0 1 0 3
<b>Dante Bichette, R</b> OBP: 0.387, SLG: 0.565 (1, 9)	2-0 1-2 1B		1 SAFE 1-0 P4	1-2 1-H 2-H HR		0-1 G4-3		0-2 1-2 2-H HR 1B		5 2 3 4 0 0 1
<b>Andres Galarraga, R</b> OBP: 0.350, SLG: 0.594 (1, 3)	2-3 K		1 SAFE 1-1 HR	2-2 1B		0-0 G6-3		1-2 F8		5 2 2 2 0 1 4
<b>Vinny Castilla, R</b> OBP: 0.348, SLG: 0.528 (1, 5)		3-0 G5-3	2-2 G1-3	1-3 K		0-0 L4		1-0 1-H 3-H HR		5 1 1 3 0 1 1
<b>Jeff Reed, L</b> OBP: 0.363, SLG: 0.448 (1, 2)		4-1 SH1-4 1B BB	2-2 1B	3-1 1B 1-2 1B			2-0 F7	3-2 2B 1B		4 2 3 0 1 0 0
<b>Quinton McCracken, S</b> OBP: 0.345, SLG: 0.333 (1, 8)		4-2 SH1-4 1B BB	2-1 1B	1-2 1-3 2-H 1B			0-0 G6-3	3-2 1-H 2B		4 1 3 2 1 0 0
<b>Marvin Freeman, R</b> OBP: 0.176, SLG: 0.125 (1, 1)		0-1 SH1-4	0-3 K				3-2 P6			2 0 0 0 0 2 2
<b>Steve Reed, R</b> (6, 1)										0 0 0 0 0 0 0
<b>Milt Thompson, L</b> OBP: 0.207, SLG: 0.135 (7, PH)										1 0 0 0 0 0 0
<b>Curt Leskanic, R</b> OBP: 0.333, SLG: 0.667 (8, 1)										0 0 0 0 0 0 0
<b>Bruce Ruffin, S</b> (9, 1)										0 0 0 0 0 0 0

Inning Stats	R: 0 E: 0 K: 1 S: 11	H: 2 LOB: 2 BB: 0 P: 22	R: 2 E: 0 K: 0 S: 11	H: 1 LOB: 1 BB: 2 P: 23	R: 2 E: 0 K: 1 S: 17	H: 3 LOB: 2 BB: 1 P: 29	R: 4 E: 0 K: 1 S: 25	H: 5 LOB: 2 BB: 1 P: 38	R: 0 E: 0 K: 1 S: 9	H: 0 LOB: 1 BB: 1 P: 19	R: 0 E: 0 K: 0 S: 4	H: 0 LOB: 0 BB: 0 P: 4	R: 0 E: 0 K: 0 S: 5	H: 0 LOB: 0 BB: 0 P: 10	R: 5 E: 0 K: 0 S: 21	H: 5 LOB: 1 BB: 1 P: 34
--------------	-------------------------------	----------------------------------	-------------------------------	----------------------------------	-------------------------------	----------------------------------	-------------------------------	----------------------------------	------------------------------	----------------------------------	------------------------------	---------------------------------	------------------------------	----------------------------------	-------------------------------	----------------------------------

PITCHER	IP	WLS	BF	H	R	ER	SO	BB	IBB	HBP	BLK	WP	HR	S	P	ERA	WHIP
<b>Ramon Martinez, R</b> ERA: 3.62 (1, 1)	4.0	L	26	11	8	8	3	4	0	0	0	0	2	64	112	18.00	3.750
<b>Mark Guthrie, L</b> ERA: 0.97 (5, 1)	1.0		4	0	0	0	1	1	0	0	0	0	0	9	19	0.00	1.000
<b>Antonio Osuna, R</b> ERA: 1.83 (6, 1)	2.0		6	0	0	0	0	0	0	0	0	0	0	9	14	0.00	0.000
<b>Scott Radinsky, L</b> ERA: 2.38 (8, 1)	1.0		8	5	5	5	0	1	0	0	0	0	1	21	34	45.00	6.000

**Los Angeles Dodgers @ Colorado Rockies**  
**Coors Field, Denver, CO**  
 Fri Jun 28 1996, 7:05 PM MDT  
 Att: 48,025 - Unknown - 75 F

<b>AB</b>	<b>37</b>
<b>R</b>	<b>13</b>
<b>H</b>	<b>16</b>
<b>RBI</b>	<b>13</b>
<b>BB</b>	<b>6</b>
<b>SO</b>	<b>4</b>
<b>LOB</b>	<b>12</b>



WP	PA	ERA	WHIP
0	44		

Batter	1	2	3	4	5	6	7	8	9	AB R H RBI BB SO LOB	TOP											
<b>Chad Fonville, S</b> OBP: 0.300, SLG: 0.252 (1, 4) (8, 8)	1-2 L7		0-1 G4-3		2-1 HR 1B	1-2 FC4		1-2 HR 1B	1-1 S 1B	6 2 3 2 0 0 2												
<b>Todd Hollandsworth, L</b> OBP: 0.347, SLG: 0.354 <b>Billy Ashley, R</b> OBP: 0.256, SLG: 0.391 (1, 7) (8, PH) (8, 7)	3-2 F8 PB 1B		0-0 G4-3		0-0 HR 1B	1-3 K		1-2 HR 1B	3-3 K	4 1 2 0 0 1 2 2 1 1 2 0 1 1												
<b>Mike Piazza, R</b> OBP: 0.433, SLG: 0.613 <b>Tom Prince, R</b> OBP: 0.325, SLG: 0.471 (1, 2) (8, 2)	2-2 F8 1-3			0-1 HR	0-0 HR		1-0 G5-3	1-2 HR		5 3 3 6 0 0 1 0 0 0 0 0 0 0												
<b>Eric Karros, R</b> OBP: 0.301, SLG: 0.450 (1, 3)	3-2 F8			0-2 P3	1-0 HR		0-1 F9	2-2 1B 1B		5 1 2 1 0 0 1												
<b>Raul Mondesi, R</b> OBP: 0.264, SLG: 0.448 (1, 9)		1-0 L7		1-1 L5	0-0 L8		1-3 K	1-2 1B 1B		5 0 1 0 0 1 0												
<b>Mike Blowers, R</b> OBP: 0.328, SLG: 0.390 (1, 5)		2-0 G6-3		0-1 1B	2-0 G6-3			1B 3B K		5 1 2 0 0 1 2												
<b>Wayne Kirby, L</b> OBP: 0.250, SLG: 0.200 <b>Roger Cedeno, S</b> OBP: 0.329, SLG: 0.357 (1, 8) (8, PH) (8, 8)		1-2 G5-3		0-2 G1-3		0-1 F8		SH1-4 1B BB K		3 0 0 0 0 0 1 1 1 0 0 1 1 2												
<b>Todd Worrell, R</b> (9, 1)										0 0 0 0 0 0 0												
<b>Greg Gagne, R</b> OBP: 0.358, SLG: 0.397 <b>Juan Castro, R</b> OBP: 0.263, SLG: 0.284 (1, 6) (8, 6)			1-1 HR		0-1 F9	0-0 FC4 2B		3-1 1B 1B SH1-4 3-H	0-3 K	4 2 3 2 0 0 0 1 0 0 0 0 1 0												
<b>Ismael Valdez, R</b> OBP: 0.152, SLG: 0.125 <b>Chan Ho Park, R</b> OBP: 0.154, SLG: 0.083 <b>Mark Guthrie, R</b> (8, 1) (8, 1) (8, 1)			2-2 F8		1-0 1B HR 1B	1-0 FC4 1B		1-1 SH1-4	3-2 1B	3 1 2 0 1 0 1 0 0 0 0												
<b>Delino DeShields, L</b> OBP: 0.291, SLG: 0.345 (8, 4)								1-2 2-3														
<b>Inning Stats</b>	R: 0 E: 0 K: 0 S: 12	H: 1 LOB: 1 BB: 0 P: 21	R: 0 E: 0 K: 0 S: 7	H: 0 LOB: 0 BB: 0 P: 11	R: 1 E: 0 K: 0 S: 10	H: 1 LOB: 0 BB: 0 P: 13	R: 1 E: 0 K: 0 S: 12	H: 2 LOB: 1 BB: 0 P: 13	R: 5 E: 0 K: 0 S: 10	H: 5 LOB: 0 BB: 0 P: 16	R: 0 E: 0 K: 1 S: 13	H: 2 LOB: 2 BB: 0 P: 16	R: 0 E: 0 K: 1 S: 6	H: 0 LOB: 0 BB: 0 P: 8	R: 6 E: 0 K: 2 S: 32	H: 7 LOB: 2 BB: 1 P: 50	R: 0 E: 0 K: 2 S: 11	H: 2 LOB: 1 BB: 0 P: 18	1B: 12 2B: 1 3B: 1 HR: 6	SF: 0 SAC: 1 DP: 0 HBP: 0	WP: 0 PB: 1 SB: 1 CS: 0	PA: 47
<b>PITCHER</b>	IP WLS BF H R ER SO BB IBB HBP BLK WP HR S P ERA WHIP																					
<b>Bryan Rekar, R</b> ERA: 9.64 (1, 1)	4.1 L 22 9 7 7 0 0 0 0 0 0 0 4 49 70 14.54 2.077																					
<b>Roger Bailey, R</b> ERA: 4.22 (5, 1)	2.2 10 2 0 0 2 0 0 0 0 0 0 0 21 28 0.00 0.750																					
<b>Lance Painter, L</b> ERA: 6.94 (8, 1)	0.1 7 5 6 6 0 1 0 0 0 0 0 2 17 29 162.00 18.000																					
<b>Mike Munoz, L</b> ERA: 8.14 (8, 1)	0.2 4 2 0 0 2 0 0 0 0 0 0 0 15 21 0.00 3.000																					
<b>Darren Holmes, R</b> ERA: 5.55 (9, 1)	1.0 4 2 0 0 2 0 0 0 0 0 0 0 11 18 0.00 2.000																					

**Los Angeles Dodgers @ Colorado Rockies**  
Coors Field, Denver, CO

Sat Jun 29 1996, 7:05 PM MDT  
Att. 48,009 - Unknown - 82 F



livebaseballscorecards.com


AB	45
R	13
H	20
RBI	13
BB	1
SO	6
LOB	12

BOTTOM

Los Angeles Dodgers @ Colorado Rockies  
Coors Field, Denver, CO  
Sat Jun 29 1996, 7:05 PM MDT  
Att: 48,009 - Unknown - 82 F

livebaseballscorecards.com

AB 39  
R 10  
H 16  
RBI 10  
BB 5  
SO 5  
LOB 16



WP: 0 PA: 45  
PB: 1  
SB: 0  
CS: 0  
ERA  
WHIP

AB R H RBI BB SO LOB

5 1 4 2 0 0 0

4 0 2 1 0 1 2  
0 1 0 0 1 0 0

4 1 2 3 0 1 2

5 1 1 1 0 1 1

4 2 3 0 1 0 0

5 1 3 2 0 0 2

4 1 1 0 1 0 4

4 1 0 0 1 1 4

1 0 0 0 0 0 0  
1 0 0 0 0 0 0  
1 0 0 0 0 0 0  
0 0 0 0 0 0 0  
0 0 0 0 0 0 0  
0 0 0 0 0 0 0  
0 0 0 0 0 0 0  
0 0 1 0 1 1 0  
0 0 0 0 0 0 0  
1 0 0 0 0 0 1

1B: 10 SF: 1  
2B: 4 SAC: 0  
3B: 0 DP: 2  
HR: 3 HBP: 0

Table with 9 columns (Batter 1-9) and 10 rows (Eric Young Sr., Walt Weiss, Jason Bates, Ellis Burks, Dante Bichette, Andres Galarraga, Vinny Castilla, Jeff Reed, Quinton McCracken, Bryan Rekar, etc.). Each cell contains a batter's name, stats, and a baseball diamond diagram with annotations.

Inning Stats table with columns for R, H, E, K, S, LOB, BB, P, and rows for each of the 9 batters.

Pitcher stats table with columns for IP, WLS, BF, H, R, ER, SO, BB, IBB, HBP, BLK, WP, HR, S, P, ERA, WHIP, and rows for Ismael Valdez, Chan Ho Park, Mark Guthrie, Antonio Osuna, and Todd Worrell.

Batter	1	2	3	4	5	6	7	8	9	AB R H RBI BB SO LOB	TOP																							
<b>Chad Fonville, S</b> OBP: 0.315, SLG: 0.265 (1, 7)	0-0 S 1B	0-1 G1-3	2-2 2-3 1B		4-0 1B BB	2-1 G3			1-1 WP 1B	5 2 3 0 1 0 2																								
<b>Delino DeShields, L</b> OBP: 0.295, SLG: 0.346 (1, 4)	4-2 F SAFE 1B BB		P4 G1-3		3-2 1B 3B 1B		1-1 F9		2-1 E S HR 1B	5 2 2 1 1 0 2																								
<b>Mike Piazza, R</b> OBP: 0.431, SLG: 0.618 (1, 2)	1-1 L9		0-0 HR	2-3 K	0-0 BB 3B 1B		0-1 F9		0-2 G5-3	6 2 2 2 0 1 3																								
<b>Eric Karros, R</b> OBP: 0.305, SLG: 0.470 (1, 3)	1-3 K		0-0 HR	0-0 HR	4-2 3B BB		0-1 F8		0-3 K	5 3 2 2 1 2 3																								
<b>Raul Mondesi, R</b> OBP: 0.291, SLG: 0.478 (1, 9)	1-0 P7		0-0 HR	3-3 K	1-0 3B			2-0 1B SF8 1B	1-1 HR	6 3 4 6 0 1 2																								
<b>Mike Blowers, R</b> OBP: 0.334, SLG: 0.395 (1, 5)		4-2 FC2-6 BB BB	0-2 1B 2B	4-2 BB	0-3 K2-3			2-1 1B	2-3 K	4 1 2 0 2 2 1																								
<b>Todd Hollandsworth, L</b> OBP: 0.348, SLG: 0.371 (1, 8)		2-3 K	0-2 2B 1B	1-1 F8		1-2 HR		2-2 SF8		4 2 2 3 0 1 2																								
<b>Greg Gagne, R</b> OBP: 0.354, SLG: 0.387 (1, 6)		4-1 FC2-6 BB	1-0 F9		2-1 P4	1-3 K		0-3 K		4 0 0 0 1 2 2																								
<b>Hideo Nomo, R</b> OBP: 0.200, SLG: 0.294 (8, PH) <b>Juan Castro, R</b> OBP: 0.260, SLG: 0.281 (6, 1) <b>Chan Ho Park, R</b> OBP: 0.194, SLG: 0.083 (7, 1) <b>Scott Radinsky, L</b> (8, PH) <b>Roger Cedeno, S</b> OBP: 0.327, SLG: 0.355 (8, 1) <b>Antonio Osuna, R</b> (8, 1) <b>Todd Worrell, R</b> (9, 1)		0-2 FC2-6	0-0 1B 2B		1-3 K	2-3 K		3-3 K		3 0 1 1 0 1 2 1 0 0 0 0 1 0 0 0 0 0 0 0 0 0 0 0 0 0 0 0 1 0 0 0 0 1 1 0 0 0 0 0 0 0 0 0 0 0 0 0 0																								
<b>Inning Stats</b>	R: 0 E: 0 K: 1 S: 13	H: 1 LOB: 2 BB: 1 P: 19	R: 0 E: 0 K: 1 S: 13	H: 0 LOB: 2 BB: 2 P: 23	R: 5 E: 0 K: 0 S: 19	H: 7 LOB: 2 BB: 0 P: 27	R: 1 E: 0 K: 2 S: 13	H: 1 LOB: 1 BB: 1 P: 23	R: 4 E: 0 K: 2 S: 17	H: 3 LOB: 1 BB: 2 P: 31	R: 1 E: 0 K: 2 S: 15	H: 1 LOB: 0 BB: 0 P: 21	R: 0 E: 0 K: 0 S: 6	H: 0 LOB: 0 BB: 0 P: 7	R: 1 E: 0 K: 2 S: 14	H: 2 LOB: 1 BB: 0 P: 23	R: 3 E: 0 K: 2 S: 15	H: 3 LOB: 0 BB: 0 P: 21	1B: 9 2B: 2 3B: 1 HR: 6	SF: 1 SAC: 0 DP: 0 HBP: 0	WP: 1 PA: 51													
<b>PITCHER</b> <b>Mark Thompson, R</b> ERA: 6.61 <b>Roger Bailey, R</b> ERA: 6.39 <b>Darren Holmes, R</b> ERA: 5.75 <b>Steve Reed, R</b> ERA: 4.19 <b>Curt Leskanic, R</b> ERA: 6.07	IP 2.2	WLS 19	H 8	R 5	ER 5	SO 2	BB 3	IBB 0	HBP 0	BLK 0	WP 0	HR 3	S 43	P 64	ERA 16.88	WHIP 4.125	<b>PITCHER</b> <b>Bruce Ruffin, L</b> ERA: 5.08	IP 1.0	WLS W	BF 6	H 3	R 3	ER 3	SO 2	BB 0	IBB 0	HBP 0	BLK 0	WP 1	HR 1	S 15	P 21	ERA 27.00	WHIP 3.000

**Los Angeles Dodgers @ Colorado Rockies**  
Coors Field, Denver, CO  
Sun Jun 30 1996, 3:33 AM MDT  
Att. 48,103 - Sunny - 81 F

AB	44
R	15
H	18
RBI	15
BB	6
SO	12
LOB	20



BOTTOM

Los Angeles Dodgers @ Colorado Rockies  
Coors Field, Denver, CO

livebaseballscores.com

AB	48
R	16
H	20
RBI	15
BB	5
SO	11
LOB	21



WP	1	PA	53
PB	0	SB	10
CS	0		

Sun Jun 30 1996, 3:33 AM MDT  
Att: 48,103 - Sunny - 81 F

AB R H RBI BB SO LOB

5	3	2	1	1	0	2
6	2	2	2	0	2	4
4	3	3	3	2	0	0
6	2	5	4	0	1	1
5	0	0	0	1	3	4
6	3	3	1	0	1	2
4	1	1	0	1	0	1
1	0	1	1	0	0	0
6	1	2	1	0	1	2
1	0	0	0	0	1	1
1	0	0	0	0	0	0
1	0	0	0	0	1	3
0	0	0	0	0	0	0
0	0	0	0	0	0	0
0	0	0	0	0	0	0
1	1	1	2	0	0	0
0	0	0	0	0	0	0

Batter	1	2	3	4	5	6	7	8	9
Eric Young Sr., R (1, 4) OBP: 0.436, SLG: 0.466	G5-3		S	S	FC6-4		E6		
Walt Weiss, S (1, 6) OBP: 0.408, SLG: 0.358	F7		K	2B	K		1B	G4-3	
Ellis Burks, R (1, 7) OBP: 0.422, SLG: 0.647	E		HR	1B		HR	1B		P3
Dante Bichette, R (1, 9) OBP: 0.392, SLG: 0.585	K		HR	1B		G5-4-3	1B	1B	1B
Andres Galarraga, R (1, 3) OBP: 0.353, SLG: 0.590		G4-3	K	K		G5-4-3	K		P4
Vinny Castilla, R (1, 5) OBP: 0.354, SLG: 0.548		HR	K		1B	G5-4-3		F9	1B
Jayhawk Owens, R (1, 2) OBP: 0.302, SLG: 0.412				P4	1B	G6-3		E9	2B
Jeff Reed, L (9, PH) OBP: 0.367, SLG: 0.453		1B			BB			HR	1B
Quinton McCracken, S (1, 8) OBP: 0.337, SLG: 0.329		G6-3		E4	1B		K	G6-3	2B
Mark Thompson, R Roger Bailey, R Darren Holmes, R Matt Thompson, L Steve Reed, R Trenidad Hubbard, R Curt Leskanen, R John Vander Wal, L Bruce Ruffin, S			K	K	K		F9		HR

Inning Stats	R: 0 H: 0 E: 0 K: 9	H: 0 LOB: 1 BB: 1 P: 18	R: 1 H: 2 E: 0 K: 10	H: 2 LOB: 1 BB: 11 P: 11	R: 3 H: 2 E: 0 K: 15	H: 2 LOB: 0 BB: 1 P: 21	R: 4 H: 3 E: 1 K: 22	H: 3 LOB: 1 BB: 1 P: 35	R: 1 H: 2 E: 0 K: 8	H: 2 LOB: 2 BB: 1 P: 14	R: 2 H: 3 E: 1 K: 20	H: 3 LOB: 2 BB: 0 P: 30	R: 2 H: 2 E: 1 K: 15	H: 2 LOB: 1 BB: 0 P: 23	R: 2 H: 4 E: 0 K: 15	H: 4 LOB: 2 BB: 0 P: 21	1B: 12 SF: 0	2B: 4 SAC: 0	3B: 0 DP: 1	HR: 4 HBP: 0
--------------	---------------------	-------------------------	----------------------	--------------------------	----------------------	-------------------------	----------------------	-------------------------	---------------------	-------------------------	----------------------	-------------------------	----------------------	-------------------------	----------------------	-------------------------	--------------	--------------	-------------	--------------

PITCHER	IP	WLS	BF	H	R	ER	SO	BB	IBB	HBP	BLK	WP	HR	S	P	ERA	WHIP
Hideo Nomo, R (1, 1) ERA: 3.67	5.0		29	9	9	5	9	4	0	0	0	1	2	72	114	9.00	2.600
Chan Ho Park, R (6, 1) ERA: 3.03	1.0		5	2	1	1	0	1	0	0	0	0	1	8	14	9.00	3.000
Scott Radinsky, L (7, 1) ERA: 2.28	1.0		7	3	2	0	2	0	0	0	0	0	0	20	30	0.00	3.000
Antonio Osuna, R (8, 1) ERA: 2.14	1.0		6	2	2	0	0	0	0	0	0	0	1	15	23	0.00	2.000
Todd Worrell, R (9, 1) ERA: 3.15	0.2	L	6	4	2	2	0	0	0	0	0	0	0	15	21	27.00	6.000

PITCHER	IP	WLS	BF	H	R	ER	SO	BB	IBB	HBP	BLK	WP	HR	S	P	ERA	WHIP
---------	----	-----	----	---	---	----	----	----	-----	-----	-----	----	----	---	---	-----	------

Batter	1	2	3	4	5	6	7	8	9	AB	R	H	RBI	BB	SO	LOB	TOP					
Eric Young Sr. R (1, 4) OBP: 0.432, SLG: 0.460	2-2 F7	1-2 P3		0-2 G5-3		2-3 K		1-2 BB 1B		5	0	1	1	0	1	4	<b>Colorado Rockies @ San Francisco Giants</b> 3Com Park at Candlestick Point, San Francisco, CA Mon Jul 01 1996, 6:33 AM EDT Att. 16,142 - Sunny - 82 F <a href="http://livebaseballscorecards.com">livebaseballscorecards.com</a>					
Jason Bates. S (1, 6) OBP: 0.327, SLG: 0.330	1-1 G5-3		4-1 G6-4-3 1B BB	2-1 SF8		0-0 2B		4-2 BB		2	2	1	1	2	0	0						
Ellis Burks. R (1, 7) OBP: 0.425, SLG: 0.648	3-3 K		2-1 G6-4-3 1B	4-2 BB		1-1 2B		2-3 K		4	0	2	1	1	2	2						
Dante Bichette. R (1, 9) OBP: 0.389, SLG: 0.580		0-2 F8 1B E 1B	0-1 G6-4-3	0-3 K		2-1 P3		2-3 K		5	1	1	0	0	2	7						
Andres Galarraga. R (1, 3) OBP: 0.354, SLG: 0.587		1-0 E 1B 1B	1-0 FC6-4 1B		2-1 G4-3	1-0 G5-3		2-3 K		5	1	2	1	0	1	1						
Vinny Castilla. R (1, 5) OBP: 0.349, SLG: 0.540		1-0 F8 2-3	0-1 FC6-4		1-3 K 1B		3-3 K		0-0 G6-3		5	0	0	0	0	2		3				
Jayhawk Owens. R (1, 2) OBP: 0.300, SLG: 0.400 Jeff Reed. L (9, PH) OBP: 0.365, SLG: 0.450		1-2 E5 SH1-4 1B 1-2 3-H		4-2 BB WP G5-3 BB		1-3 K		0-1 P8		3	1	0	1	1	1	2						
Quinton McCracken. S (1, 8) OBP: 0.354, SLG: 0.341		3-2 SH1-4 1B 1-2 2-H		4-2 G5-3 BB SF8 BB		1-2 1B		2-3 K		3	1	2	1	1	1	0						
Armando Reynoso. R (1, 1) OBP: 0.235, SLG: 0.194 Lance Painter. L (4, 1) OBP: 0.200, SLG: 0.200 Steve Reed. R (7, 1) Milt Thompson. L (8, PH) OBP: 0.197, SLG: 0.127 Mike Munoz. L (8, 1)		0-0 SH1-4		4-2 G5-3		0-0 L8		1-1 G6-3		0	0	0	0	1	0	0						
										1	0	0	0	0	0	2						
										0	0	0	0	0	0	0						
										1	0	0	0	0	0	0						
										0	0	0	0	0	0	0						
										0	0	0	0	0	0	0						
<b>Inning Stats</b>	R: 0 E: 0 K: 1 S: 14	H: 0 LOB: 0 BB: 0 P: 20	R: 2 E: 1 K: 0 S: 15	H: 3 LOB: 2 BB: 0 P: 22	R: 1 E: 0 K: 0 S: 8	H: 2 LOB: 1 BB: 1 P: 15	R: 2 E: 0 K: 1 S: 18	H: 0 LOB: 2 BB: 4 P: 36	R: 0 E: 0 K: 2 S: 13	H: 1 LOB: 2 BB: 0 P: 18	R: 1 E: 0 K: 1 S: 9	H: 2 LOB: 1 BB: 0 P: 15	R: 0 E: 0 K: 2 S: 9	H: 0 LOB: 0 BB: 0 P: 14	R: 0 E: 0 K: 2 S: 15	H: 1 LOB: 2 BB: 1 P: 25	R: 0 E: 0 K: 2 S: 8	H: 0 LOB: 0 BB: 0 P: 12	1B: 7 2B: 2 3B: 0 HR: 0	SF: 1 SAC: 1 DP: 1 HBP: 0	WP: 2 PB: 0 SB: 1 CS: 0	PA: 43
<b>PITCHER</b>	IP	WLS	BF	H	R	ER	SO	BB	IBB	HBP	BLK	WP	HR	S	P	ERA	WHIP					
Allen Watson. L (1, 1) ERA: 4.11	3.2		21	5	5	5	1	5	0	0	0	1	0	52	90	12.27	2.727					
Mark Dewey. R (4, 1) ERA: 3.89	1.1		6	1	0	0	3	0	0	0	0	1	0	16	21	0.00	0.750					
Jeff Juden. R (6, 1) ERA: 4.24	2.0	W	8	2	1	1	3	0	0	0	0	0	0	18	29	4.50	1.000					
Rich DeLucia. R (8, 1) ERA: 5.12	1.0		5	1	0	0	2	1	0	0	0	0	0	15	25	0.00	2.000					
Rod Beck. R (9, 1) ERA: 2.25	1.0	S	3	0	0	0	2	0	0	0	0	0	0	8	12	0.00	0.000					





Batter 1 2 3 4 5 6 7 8 9 AB R H RBI BB SO LOB BOTTOM

Main grid of baseball scorecards for batters Marvin Benard, Stan Javier, Mark Carreon, Matt Williams, Barry Bonds, Shawon Dunston, Steve Scarsone, Kirt Manwaring, Allen Watson, Mark Dewey, Steve Decker, Jeff Juden, Dan Peltier, and Rich DeLucia. Each cell contains a diamond diagram, a letter code (e.g., G5-3, FC5-4, HR, K, P3, L8, L5, L3, L4, F9, K, FC5-4), and a box with the batter's name and statistics.

Inning Stats table with columns for R, H, E, K, S, LOB, BB, P. Rows for each of the 9 batters.

PITCHER table with columns for IP, WLS, BF, H, R, ER, SO, BB, IBB, HBP, BLK, WP, HR, S, P, ERA, WHIP. Rows for Armando Reynoso, Lance Painter, Steve Reed, and Mike Munoz.

Summary statistics table on the right side. Includes totals for AB (37), R (9), H (15), RBI (9), BB (4), SO (5), LOB (18). Also includes a 'GIANTS' logo.

WP: 0 PA: 42 PB: 0 SB: 1 CS: 1

Colorado Rockies @ San Francisco Giants 3Com Park at Candlestick Point, San Francisco, CA

Mon Jul 01 1996, 6:33 AM EDT Att. 16,142 - Sunny - 82 F

Batter	1	2	3	4	5	6	7	8	9	AB R H RBI BB SO LOB	TOP		
Eric Young Sr. R (1, 4) OBP: 0.430, SLG: 0.457	2-2 F9		0-2 F8			0-2 CS 1B		3-1 F7		4 0 1 1 0 0 0	<b>Colorado Rockies @ San Francisco Giants</b> 3Com Park at Candlestick Point, San Francisco, CA Tue Jul 02 1996, 6:33 AM EDT Att. 13,571 - Sunny - 65 F  <b>AB 30</b> <b>R 1</b> <b>H 5</b> <b>RBI 1</b> <b>BB 1</b> <b>SO 10</b> <b>LOB 5</b>		
Walt Weiss, S (1, 6) OBP: 0.409, SLG: 0.364	2-1 1B			2-3 K		1-1 2B		1-3 K		4 0 2 0 0 2 0			
Ellis Burks, R (1, 7) OBP: 0.420, SLG: 0.640	0-3 K			1-3 K		0-3 K		2-1 G6-3		4 0 0 0 0 3 2			
Dante Bichette, R (1, 9) OBP: 0.388, SLG: 0.576	0-1 F7			0-1 G4-3			0-3 K	0-0 1B		4 0 1 0 0 1 1			
Andres Galarraga, R (1, 3) OBP: 0.350, SLG: 0.579		0-1 G6-3			1-2 F8		0-0 G5-3	1-2 F8		4 0 0 0 0 0 1			
Vinny Castilla, R (1, 5) OBP: 0.349, SLG: 0.536		1-1 G5-3			0-3 K		4-2 BB			2 0 0 0 1 1 0			
Jeff Reed, L (1, 2) OBP: 0.360, SLG: 0.443		3-3 K			1-1 G6-3		0-2 G4-3			3 0 0 0 0 1 1			
Quinton McCracken, S (1, 8) OBP: 0.353, SLG: 0.341			2-3 K			3-2 SH3-4 1B		1-0 G4-3		3 1 1 0 0 1 0			
Kevin Ritz, R (1, 1) OBP: 0.243, SLG: 0.235			2-3 K			1-0 SH3-4		1-2 L4		2 0 0 0 0 1 0			
Curt Leskanic, R (8, 1) OBP: 0.333, SLG: 0.667										0 0 0 0 0 0 0			
<b>Inning Stats</b>	R: 0 H: 1 E: 0 LOB: 1 K: 1 BB: 0 S: 13 P: 17	R: 0 H: 0 E: 0 LOB: 0 K: 1 BB: 0 S: 9 P: 13	R: 0 H: 0 E: 0 LOB: 0 K: 2 BB: 0 S: 13 P: 17	R: 0 H: 0 E: 0 LOB: 0 K: 2 BB: 0 S: 8 P: 11	R: 0 H: 0 E: 0 LOB: 0 K: 1 BB: 0 S: 9 P: 11	R: 1 H: 3 E: 0 LOB: 1 K: 1 BB: 0 S: 15 P: 20	R: 0 H: 0 E: 0 LOB: 1 K: 1 BB: 1 S: 11 P: 15	R: 0 H: 0 E: 0 LOB: 0 K: 0 BB: 0 S: 7 P: 12	R: 0 H: 1 E: 0 LOB: 1 K: 1 BB: 0 S: 9 P: 13	1B: 4 SF: 0 2B: 1 SAC: 1 3B: 0 DP: 0 HR: 0 HBP: 0	WP: 0 PA: 32 PB: 0 SB: 0 CS: 1		
<b>PITCHER</b>	IP WLS BF H R ER SO BB IBB HBP BLK WP HR S P ERA WHIP											<b>PITCHER</b>	IP WLS BF H R ER SO BB IBB HBP BLK WP HR S P ERA WHIP
Mark Gardner, R (1, 1) ERA: 3.73	8.0 W 28 4 1 1 9 1 0 0 0 0 0 0 85 116 1.12 0.625												
Rod Beck, R (9, 1) ERA: 2.18	1.0 4 1 0 0 1 0 0 0 0 0 0 0 9 13 0.00 1.000												

livebaseballscorecards.com



Batter	1	2	3	4	5	6	7	8	9
Marvin Benard, L (1, 8) OBP: 0.328, SLG: 0.307	1-1 G6-3		0-0 G1-3			2-2 G4-3		1-1 FC4-6	
Stan Javier, S (1, 9) OBP: 0.339, SLG: 0.384	0-1 G5-4-3 1B			0-0 G1-4-3 1B		1-0 P7		4-1 E 1B 1-2 1B BB	
Dave McCarty, R (1, 3) OBP: 0.339, SLG: 0.372	1-0 G5-4-3 1-2f			1-1 F9			0-1 G6-3	0-0 E8 1B 1-3 2-H 1B	
Matt Williams, R (1, 5) OBP: 0.374, SLG: 0.521				0-0 G1-4-3 1-2f			2-2 G1-3	2-1 1-2 HR 1B	
Barry Bonds, L (1, 7) OBP: 0.426, SLG: 0.595		1-1 L9			4-2 S BB		4-1 BB BB	2-1 1-H 2-H HR	
Shawon Dunston, R (1, 6) OBP: 0.343, SLG: 0.454		1-1 F7			0-0 F9		4-2 1-2 BB	4-0 E4 BB	
Tom Lampkin, L (1, 2) OBP: 0.340, SLG: 0.404		2-2 FC4-6 1-2f			1-3 K2-3		2-1 P6	3-1 E4 1-2	
Steve Scarsone, R (1, 4) OBP: 0.297, SLG: 0.379			0-0 F8		0-3 K			1-1 P9	
Mark Gardner, R (1, 1) OBP: 0.195, SLG: 0.175			1-3 K					1-0 FC4-6 1B	
Dan Peltier, L (8, PH) OBP: 0.425, SLG: 0.412									
Rod Beck, R (9, 1)									

Inning Stats	R: 0	H: 1	E: 0	LOB: 0	K: 0	S: 5	P: 7	R: 0	H: 0	E: 0	LOB: 1	K: 0	BB: 1	S: 9	R: 0	H: 0	E: 0	LOB: 0	K: 1	BB: 0	S: 5	R: 0	H: 1	E: 0	LOB: 0	K: 0	BB: 0	S: 4	R: 0	H: 0	E: 0	LOB: 1	K: 2	BB: 1	S: 11	R: 0	H: 1	E: 0	LOB: 0	K: 0	BB: 0	S: 5	R: 0	H: 0	E: 0	LOB: 2	K: 0	BB: 2	S: 12	R: 5	H: 4	E: 2	LOB: 1	K: 0	BB: 2	S: 13	1B: 6	SF: 0	2B: 0	SAC: 0	3B: 0	DP: 3	HR: 1	HBP: 0
--------------	------	------	------	--------	------	------	------	------	------	------	--------	------	-------	------	------	------	------	--------	------	-------	------	------	------	------	--------	------	-------	------	------	------	------	--------	------	-------	-------	------	------	------	--------	------	-------	------	------	------	------	--------	------	-------	-------	------	------	------	--------	------	-------	-------	-------	-------	-------	--------	-------	-------	-------	--------

PITCHER	IP	WLS	BF	H	R	ER	SO	BB	IBB	HBP	BLK	WP	HR	S	P	ERA	WHIP
Kevin Ritz, R (1, 1) ERA: 4.84	7.2	L	30	5	3	3	3	5	0	0	0	0	0	58	97	3.52	1.304
Curt Leskanic, R (8, 1) ERA: 6.6	0.1		4	2	2	2	0	1	0	0	0	0	1	6	17	54.00	9.000

**BOTTOM**

AB R H RBI BB SO LOB

4 1 0 0 0 0 2

3 1 2 0 1 0 0

4 1 1 1 0 0 2

3 1 1 1 1 0 1

2 1 1 3 2 0 1

2 0 0 0 2 0 2

4 0 0 0 0 1 5

3 0 0 0 0 1 1

2 0 1 0 0 1 0

1 0 1 0 0 0 0

0 0 0 0 0 0 0

WP: 0 PA: 34

PB: 0

SB: 2

CS: 0

**Colorado Rockies @ San Francisco Giants**

3Com Park at Candlestick Point, San Francisco, CA


Tue Jul 02 1996, 6:33 AM EDT

Att. 13,571 - Sunny - 65 F

livebaseballscorecards.com

**GIANTS**

Batter	1	2	3	4	5	6	7	8	9	AB R H RBI BB SO LOB	TOP																									
Eric Young Sr. R (1, 4) OBP: 0.429, SLG: 0.458	2-2 1B 2B	3-2 SAFE HBP		0-0 FC5-4 1-2f			2-1 B1-3		1-2 P4	4 1 1 0 0 0 2	<b>Colorado Rockies @ San Francisco Giants</b> 3Com Park at Candlestick Point, San Francisco, CA Wed Jul 03 1996, 10:05 PM EDT Att. 44,356 - Unknown - 55 F <a href="http://livebaseballscorecards.com">livebaseballscorecards.com</a>																									
John Vander Wal, L (1, 7) Trenidad Hubbard, R (9, PR) OBP: 0.361, SLG: 0.457 OBP: 0.322, SLG: 0.360	1-0 FC5-4 2-H 1B	0-0 P5			2-2 G6-4-3 1B HBP		4-2 2B BB	3-2 HR 1B	3 0 2 1 1 0 3 0 1 0 0 0 0 0																											
Ellis Burks, R (1, 8) OBP: 0.419, SLG: 0.646	1-1 L8		0-1 G1-3		0-1 G6-4-3 1B		0-0 P4	1-0 HR 1-H	5 1 2 2 0 0 2																											
Dante Bichette, R (1, 9) OBP: 0.388, SLG: 0.576	1-0 F8		1-3 K		1-2 G6-4-3 1-2f 2-3		2-2 SAFE 2B	1-1 FC6-4-5 S 1B	5 0 2 0 0 1 3																											
Andres Galarraga, R (1, 3) OBP: 0.343, SLG: 0.570	2-0 FC5-4 1-2f		1-0 L9		2-2 K		1-1 G6-3	1-0 FC6-4-5 1-3	5 0 0 0 0 1 5																											
Vinny Castilla, R (1, 5) OBP: 0.347, SLG: 0.534		0-1 G3 2B		0-1 P4		0-0 G4-3		0-2 F9	0-0 P6	5 0 1 0 0 0 1																										
Jeff Reed, L (1, 2) Quinton McCracken, S (8, PR) Jayhawk Owens, R (8, 2) OBP: 0.363, SLG: 0.444 OBP: 0.353, SLG: 0.341 OBP: 0.300, SLG: 0.400		1-0 G3		2-0 1B 1B		3-3 K		0-0 FC6-4 1B		4 0 2 0 0 1 1 0 0 0 0 0 0 0 0 0 0 0 0 0 0																										
Walt Weiss, S (1, 6) OBP: 0.413, SLG: 0.367		4-0 HBP BB		1-0 SAFE SAFE 1-2 FC5-4 1B		2-2 1B		0-0 FC6-4 1-2f		3 0 2 0 1 0 1																										
Jamey Wright, R (1, 1) Mike Munoz, L (7, 1) Darren Holmes, R (7, 1) Milt Thompson, L (8, PH) Curt Leskanic, R (8, 1) Bruce Ruffin, S (8, 1) OBP: 0.194, SLG: 0.125 OBP: 0.333, SLG: 0.667		1-3 SAFE K		1-1 B2		0-1 G3		2-1 G3		3 0 0 0 0 0 1 5 0 0 0 0 0 0 0 0 0 0 0 0 0 0 0 0 1 0 0 0 0 0 0 1 0 0 0 0 0 0 0 0 0 0 0 0 0 0 0 0																										
<b>Inning Stats</b>	R: 1 E: 0 K: 0 S: 8	H: 2 LOB: 1 BB: 0 P: 15	R: 0 E: 0 K: 1 S: 9	H: 1 LOB: 3 BB: 1 P: 18	R: 0 E: 0 K: 1 S: 9	H: 0 LOB: 0 BB: 0 P: 11	R: 0 E: 0 K: 0 S: 7	H: 2 LOB: 2 BB: 0 P: 11	R: 0 E: 0 K: 1 S: 10	H: 1 LOB: 1 BB: 0 P: 15		R: 0 E: 0 K: 1 S: 9	H: 1 LOB: 1 BB: 0 P: 14	R: 0 E: 0 K: 0 S: 12	H: 1 LOB: 2 BB: 1 P: 21	R: 0 E: 0 K: 0 S: 7	H: 1 LOB: 1 BB: 0 P: 9	R: 2 E: 0 K: 0 S: 13	H: 3 LOB: 1 BB: 0 P: 20	1B: 8 2B: 3 3B: 0 HR: 1	SF: 0 SAC: 0 DP: 1 HBP: 2	WP: 0 PB: 0 SB: 1 CS: 0	PA: 42													
<b>PITCHER</b>	IP WLS BF H R ER SO BB IBB HBP BLK WP HR S P ERA WHIP																																			
Oswaldo Fernandez, R (1, 1) ERA: 5.36	6.2		31	8	1	1	4	2	0	2	0	0	0	62	102	1.35	1.500																			
Mark Dewey, R (7, 1) ERA: 3.76	1.1		5	1	0	0	0	0	0	0	0	0	0	9	12	0.00	0.750																			
Rod Beck, R (9, 1) ERA: 2.65	1.0	L	6	3	2	2	0	0	0	0	0	1	13	20	18.00	3.000																				





Batter	1	2	3	4	5	6	7	8	9	AB R H RBI BB SO LOB	TOP												
Eric Young Sr. R (1, 4) OBP: 0.429, SLG: 0.452	4-0 BLK BB		0-0 FC3-6 S 1-2f		0-0 F7			1-0 1B BB 1B HBP	0-0 G4-3	3 1 0 0 1 0 1	<b>Colorado Rockies @ Los Angeles Dodgers</b> <b>Dodger Stadium, Los Angeles, CA</b> Thu Jul 04 1996, 7:05 PM PDT Att: 54,331 - Unknown <a href="http://livebaseballscorecards.com">livebaseballscorecards.com</a>												
John Vander Wal, L (1, 7) Quinton McCracken, S (9, PH) OBP: 0.357, SLG: 0.443 OBP: 0.359, SLG: 0.348	0-0 F9		0-0 G4-3		4-0 FC5-4 BB			0-0 F8	0-0	3 0 0 0 1 0 3 1 0 1 0 0 0 0													
Ellis Burks, R (1, 8) OBP: 0.419, SLG: 0.641	0-0 F9			0-0 1B 2B 1B	0-0 FC5-4 1-2f			4-0 1B 1B 1-2 1B BB	0-0 F9	4 2 1 0 1 0 3													
Dante Bichette, R (1, 9) OBP: 0.389, SLG: 0.575	0-0 P3			0-0 2B 1B		0-0 L3		0-0 1B 1-2 2-3 1B		4 1 2 0 0 0 1													
Vinny Castilla, R (1, 5) OBP: 0.349, SLG: 0.537		0-0 F8		0-0 2B		0-0 G6-3		0-0 1B 1-2 2-3 3-H 1B		4 0 2 2 0 0 0													
Andres Galarraga, R (1, 3) OBP: 0.341, SLG: 0.562		0-3 K		0-3 K		0-3 K		0-3 K		4 0 0 0 0 4 5													
Jeff Reed, L (1, 2) OBP: 0.365, SLG: 0.445		0-0 P6		0-3 K			0-0 FC4-6 1B	0-0 1B 1-3 2-H 3-H		4 0 2 2 0 1 2													
Walt Weiss, S (1, 6) Darren Holmes, R (7, 1) Milt Thompson, L (8, PH) Trenidad Hubbard, R (8, PH) Mike Munoz, L (8, 1)			0-0 FC3-6 1B	0-0 F8			0-0 FC4-6 1-2f G4-6-3	0-0 K		3 0 1 0 0 0 3 0 0 0 0 0 0 0 0 0 0 0 0 0 0 1 0 0 0 0 1 2 0 0 0 0 0 0 0													
Marvin Freeman, R (1, 1) Lance Painter, L (3, PH) Jason Bates, S (7, PH)		0-3 K		0-3 K			0-0 G4-6-3	0-0 F8		0 0 0 0 0 0 0 2 0 0 0 0 2 1 2 0 0 0 0 0 1													
<b>Inning Stats</b>	R: 0 E: 0 K: 0 S: 3	H: 0 LOB: 1 BB: 1 P: 7	R: 0 E: 0 K: 1 S: 5	H: 0 LOB: 0 BB: 0 P: 5	R: 0 E: 0 K: 1 S: 6	H: 1 LOB: 1 BB: 0 P: 6	R: 1 E: 0 K: 2 S: 10	H: 3 LOB: 2 BB: 0 P: 10	R: 0 E: 0 K: 1 S: 5	H: 0 LOB: 1 BB: 1 P: 9		R: 0 E: 0 K: 1 S: 5	H: 0 LOB: 0 BB: 0 P: 5	R: 0 E: 0 K: 0 S: 3	H: 1 LOB: 0 BB: 0 P: 3	R: 3 E: 0 K: 2 S: 10	H: 3 LOB: 2 BB: 1 P: 15	R: 0 E: 0 K: 0 S: 4	H: 1 LOB: 1 BB: 0 P: 4	1B: 8 2B: 1 3B: 0 HR: 0	SF: 0 SAC: 0 DP: 1 HBP: 1	WP: 0 PB: 0 SB: 1 CS: 0	PA: 39
<b>PITCHER</b>	IP WLS BF H R ER SO BB IBB HBP BLK WP HR S P ERA WHIP																						
Ismael Valdez, R (1, 1) ERA: 3.31	7.1 W 29 5 2 2 6 2 0 1 1 0 0 38 47 2.46 0.955																						
Chan Ho Park, R (8, 1) ERA: 3.24	0.1 5 3 2 2 1 1 0 0 0 0 0 6 10 54.00 12.000																						
Mark Guthrie, L (8, 1) ERA: 1.13	1.1 5 1 0 0 1 0 0 0 0 0 0 7 7 0.00 0.750																						

Batter	1	2	3	4	5	6	7	8	9	AB	R	H	RBI	BB	SO	LOB
Chad Fonville, S OBP: 0.303, SLG: 0.260 (1, 8)	0-0 B1-3	0-0 HR 1B		0-3 K		0-0 G6-3				4	1	1	1	0	1	2
Delino DeShields, L OBP: 0.301, SLG: 0.358 (1, 4)	0-0 L8	0-0 HR		0-0 F7			4-0 G4-3 1B BB			3	2	1	2	1	0	0
Mike Piazza, R OBP: 0.432, SLG: 0.622 (1, 2)	0-0 L6	0-0 HR 1B			0-0 F8		0-0 G4-3			4	1	1	0	0	0	1
Eric Karros, R OBP: 0.315, SLG: 0.490 (1, 3)		FC5-4 BB HR			0-0 G4-3		4-0 1B BB			2	1	1	2	2	0	0
Raul Mondesi, R OBP: 0.290, SLG: 0.470 (1, 9)		FC5-4 1B F7			0-0 G5-3		0-0 L3-6 1B			4	1	1	1	0	0	1
Mike Blowers, R OBP: 0.336, SLG: 0.395 (1, 5)		0-0 1B 1B	0-0 F8			4-0 SH1-4 1B BB	0-0 L3-6			3	1	1	0	1	0	2
Todd Hollandsworth, L OBP: 0.358, SLG: 0.405 (1, 7)		0-0 1B SH1-4 1B	0-3 K			0-0 SH1-4 1B		0-0 F9		3	1	2	1	0	1	0
Roger Cedeno, S OBP: 0.326, SLG: 0.354 (8, PH)		1-3 3-H				1-2				1	0	0	0	0	0	0
Greg Gagne, R OBP: 0.359, SLG: 0.398 (1, 6)		0-0 WP SH1-4 1B	0-3 K			0-0 F7		0-3 K		4	1	1	1	0	2	2
Ismael Valdez, R OBP: 0.147, SLG: 0.121 (1, 1)		0-0 SH1-4		0-3 K		0-0 SH1-4		0-0 G1-3		1	0	0	0	0	1	0
Chan Ho Park, R OBP: 0.154, SLG: 0.083 (8, 1)		1-2				1-2 2-3				0	0	0	0	0	0	0
Mark Guthrie, R (8, 1)		3-H								1	0	0	0	0	0	0

Inning Stats	R: 0	H: 0	E: 0	K: 0	S: 3	R: 8	H: 7	E: 0	K: 0	S: 10	R: 0	H: 0	E: 0	K: 2	S: 7	R: 0	H: 0	E: 0	K: 0	S: 3	R: 0	H: 1	E: 0	K: 0	S: 4	R: 1	H: 1	E: 0	K: 0	S: 3	R: 0	H: 0	E: 0	K: 1	S: 5	
	LOB: 0	BB: 0	P: 3	ER: 7	LOB: 0	BB: 1	P: 14	LOB: 0	BB: 1	P: 14	LOB: 0	BB: 0	P: 7	LOB: 2	BB: 1	P: 8	LOB: 0	BB: 0	P: 5																	

PITCHER	IP	WLS	BF	H	R	ER	SO	BB	IBB	HBP	BLK	WP	HR	S	P	ERA	WHIP
Marvin Freeman, R ERA: 5.67 (1, 1)	2.0	L	14	7	8	8	0	1	0	0	0	1	2	13	17	36.00	4.000
Lance Painter, L ERA: 6.44 (3, 1)	4.0		14	1	0	0	4	1	0	0	0	0	0	21	25	0.00	0.500
Darren Holmes, R ERA: 5.73 (7, 1)	1.0		5	1	1	1	0	2	0	0	0	0	0	3	11	9.00	3.000
Mike Munoz, L ERA: 7.33 (8, 1)	1.0		3	0	0	0	1	0	0	0	0	0	0	5	5	0.00	0.000


**BOTTOM**

**Colorado Rockies @ Los Angeles Dodgers**  
**Dodger Stadium, Los Angeles, CA**

Thu Jul 04 1996, 7:05 PM PDT  
Att. 54,331 - Unknown

AB	30
R	9
H	9
RBI	8
BB	4
SO	5
LOB	8

livebaseballscorecards.com



WP	HR	S	P	ERA	WHIP
1	2	1	36		

Batter	1	2	3	4	5	6	7	8	9	AB R H RBI BB SO LOB	TOP		
Eric Young Sr., R (1, 4) OBP: 0.426, SLG: 0.449 Jason Bates, S (8, 4) OBP: 0.321, SLG: 0.323	0-0 S S 2B 1B		2-1 G6-3		3-1 G6-4-3 1-2f			2-2 F9		4 1 1 0 0 0 1 0 0 0 0 0 0 0	<b>Colorado Rockies @ Los Angeles Dodgers</b> Dodger Stadium, Los Angeles, CA Fri Jul 05 1996, 7:05 PM PDT Att. 43,415 - Unknown - 77 F <a href="http://livebaseballscorecards.com">livebaseballscorecards.com</a>		
Quinton McCracken, S (1, 8) OBP: 0.346, SLG: 0.333	3-3 K 1-2		0-0 E4		0-1 F7			1-1 B3		4 0 0 0 0 1 1			
Ellis Burks, R (1, 7) OBP: 0.417, SLG: 0.639	3-2 2-H 2B		2-3 K			1-0 G5-3		0-0 F9		4 0 1 1 0 1 1			
Dante Bichette, R (1, 9) OBP: 0.385, SLG: 0.569	0-3 K			2-2 G5-3		3-3 K		1-0 F9		4 0 0 0 0 2 1			
John Vander Wal, L (1, 3) OBP: 0.345, SLG: 0.426	1-0 G4-3			2-3 K		0-0 G4-1		3-3 K		4 0 0 0 0 2 1			
Vinny Castilla, R (1, 5) OBP: 0.353, SLG: 0.539		1-3 K		0-0 1B 1B		0-2 FC4-6 1B		1-0 E5 1B		4 0 3 0 0 1 0			
Jeff Reed, L (1, 2) OBP: 0.363, SLG: 0.441		0-3 K		2-1 1-2 1B		2-3 K		2-3 K		4 0 1 0 0 3 2			
Walt Weiss, S (1, 6) OBP: 0.409, SLG: 0.363		0-0 P5		3-3 K		0-0 FC4-6 1-2f				3 0 0 0 0 1 3			
Roger Bailey, R (1, 1) Mike Munoz, L (6, 1) Milt Thompson, L (7, PH) Curt Leskanic, R (7, 1) OBP: 0.333, SLG: 0.667			1-1 L8		4-2 G6-4-3 BB		0-1 G4-3			1 0 0 0 1 0 0 0 0 0 0 0 0 0 1 0 0 0 0 0 1 0 0 0 0 0 0 0			
<b>Inning Stats</b>	R: 1 H: 2 E: 0 LOB: 1 K: 2 BB: 0 S: 13 P: 20	R: 0 H: 0 E: 0 LOB: 0 K: 2 BB: 0 S: 7 P: 8	R: 0 H: 0 E: 1 LOB: 1 K: 1 BB: 0 S: 8 P: 13	R: 0 H: 2 E: 0 LOB: 2 K: 2 BB: 0 S: 14 P: 23	R: 0 H: 0 E: 0 LOB: 0 K: 0 BB: 1 S: 6 P: 13	R: 0 H: 0 E: 0 LOB: 0 K: 1 BB: 0 S: 7 P: 11	R: 0 H: 1 E: 0 LOB: 1 K: 1 BB: 0 S: 11 P: 13	R: 0 H: 0 E: 0 LOB: 0 K: 0 BB: 0 S: 6 P: 9	R: 0 H: 1 E: 1 LOB: 1 K: 2 BB: 0 S: 8 P: 15	1B: 5 SF: 0 2B: 1 SAC: 0 3B: 0 DP: 1 HR: 0 HBP: 0	WP: 0 PA: 34 PB: 0 SB: 2 CS: 0		
<b>PITCHER</b>	IP WLS BF H R ER SO BB IBB HBP BLK WP HR S P ERA WHIP											<b>PITCHER</b>	IP WLS BF H R ER SO BB IBB HBP BLK WP HR S P ERA WHIP
Hideo Nomo, R (1, 1) ERA: 3.51 Todd Worrell, R (9, 1) ERA: 3.06	8.0 W 30 5 1 1 9 1 0 0 0 0 0 0 72 110 1.12 0.750												1.0 4 1 0 0 2 0 0 0 0 0 0 0 8 15 0.00 1.000





Batter	1	2	3	4	5	6	7	8	9
<b>Chad Fonville, S</b> OBP: 0.312, SLG: 0.279 (1, 8)	1-1 B1-3	0-0 E3 G4-3		4-1 S BB		1-1 1B 3B		1-1 1B	
<b>Delino DeShields, L</b> OBP: 0.299, SLG: 0.353 (1, 4)	0-0 L4	2-1 G4-3		4-2 BB		1-3 K		3-3 K	
<b>Mike Piazza, R</b> OBP: 0.430, SLG: 0.616 <b>Dave Hansen, L</b> OBP: 0.262, SLG: 0.175 <b>Todd Worrell, R</b> (8, PH) (9, 1)	2-1 G6-3	2-3 K		0-0 L1		1-0 1B		1-3 K	
<b>Eric Karros, R</b> OBP: 0.314, SLG: 0.485 (1, 3)		1-0 2B HR 1B	2-2 L6		2-0 P4	0-0 G1-3		3-2 F7	
<b>Raul Mondesi, R</b> OBP: 0.295, SLG: 0.476 (1, 9)		0-0 HR 2B	0-0 G5-3		3-1 G5-4-3 1B		2-1 F9 BB 1B		
<b>Mike Blowers, R</b> OBP: 0.338, SLG: 0.405 (1, 5)		0-1 HR	1-0 G6-3		0-1 G5-4-3		4-2 BB		
<b>Todd Hollandsworth, L</b> OBP: 0.365, SLG: 0.408 (1, 7)		4-2 S 1B BB		2-1 1B 1B		0-0 SH1-4 3B 1B		0-0 F8	
<b>Greg Gagne, R</b> OBP: 0.367, SLG: 0.402 (1, 6)		3-2 E SH3-4 G4-3 1B		3-1 1B		4-1 SH1-4 3B BB		0-1 F9	
<b>Hideo Nomo, R</b> OBP: 0.189, SLG: 0.278 <b>Tom Prince, R</b> OBP: 0.326, SLG: 0.444 (9, 2)		1-0 SH3-4		1-3 K		0-0 SH1-4		0-0 G5-3	

Inning Stats	R: 0	H: 0	E: 0	K: 0	S: 5	L: 0	LOB: 0	BB: 0	P: 8	R: 5	H: 4	E: 1	K: 1	S: 18	R: 0	H: 0	E: 0	K: 0	S: 5	R: 0	H: 2	E: 0	K: 1	S: 12	R: 0	H: 1	E: 0	K: 0	S: 5	R: 3	H: 3	E: 0	K: 1	S: 10	R: 0	H: 1	E: 0	K: 0	S: 11	R: 0	H: 1	E: 0	K: 2	S: 11	R: 0	H: 1	E: 0	K: 0	S: 19	

PITCHER	IP	WLS	BF	H	R	ER	SO	BB	IBB	HBP	BLK	WP	HR	S	P	ERA	WHIP
<b>Roger Bailey, R</b> ERA: 8.0 (1, 1)	5.1	L	28	9	8	7	2	4	0	0	0	0	1	50	91	11.81	2.438
<b>Mike Munoz, L</b> ERA: 7.13 (6, 1)	0.2		3	1	0	0	1	0	0	0	0	0	0	5	7	0.00	1.500
<b>Curt Leskanic, R</b> ERA: 6.27 (7, 1)	2.0		9	2	0	0	2	1	0	0	0	0	0	22	36	0.00	1.500

AB R H RBI BB SO LOB

4	1	2	2	1	0	1
4	0	0	1	1	2	3
4	0	1	1	0	1	4
1	0	0	0	0	1	1
0	0	0	0	0	0	0
5	1	1	0	0	0	2
4	1	3	0	0	0	0
3	1	1	3	1	0	1
3	2	2	0	1	0	2
3	2	2	1	1	0	2
2	0	0	0	0	1	3
0	0	0	0	0	0	0

AB	33	R	8	H	12	RBI	8	BB	5	SO	5	LOB	19
1B:	9	SF:	0	2B:	1	SAC:	2	3B:	1	DP:	1	HR:	1
WP:	0	PA:	40	PB:	0	SB:	2	CS:	0				

**Colorado Rockies @ Los Angeles Dodgers**  
Dodger Stadium, Los Angeles, CA  
Fri Jul 05 1996, 7:05 PM PDT  
Att: 43,415 - Unknown - 77 F

livebaseballscorecards.com



Batter	1	2	3	4	5	6	7	8	9	AB R H RBI BB SO LOB	TOP																									
Eric Young Sr. R (1, 4) OBP: 0.424, SLG: 0.446	2-2 G6-3		3-3 K		0-0 2-H 1B			2-2 G4-3		4 0 1 1 0 1 0	<b>Colorado Rockies @ Los Angeles Dodgers</b> Dodger Stadium, Los Angeles, CA Sat Jul 06 1996, 3:33 AM PDT Att. 35,562 - Sunny - 84 F																									
Ellis Burks, R (1, 7) OBP: 0.418, SLG: 0.636	0-0 G6-3			3-2 S 1B	2-1 F7			4-2 BB		3 0 1 0 1 0 1																										
Dante Bichette, R (1, 9) OBP: 0.381, SLG: 0.562	3-3 K			1 SAFE F9	0-1 F9		2-2 F9	0-3 K		4 0 0 0 0 2 2																										
Andres Galarraga, R (1, 3) OBP: 0.337, SLG: 0.555		1-2 G6-3		0-0 F7		2-0 F9		0-0 F9		4 0 0 0 0 0 1																										
Vinny Castilla, R (1, 5) OBP: 0.349, SLG: 0.533		1-1 G1-3		3-2 F8		0-0 F7		1-0 P3		4 0 0 0 0 0 1																										
Trenidad Hubbard, R (1, 8) OBP: 0.333, SLG: 0.407		1-1 K			1-2 SH1-3 1B 2B		3-3 K	1-3 K		3 1 2 0 0 1 0																										
Jamey Wright, R (8, 1) Bruce Ruffin, S (8, 1) John Vander Wal, L (9, PH) OBP: 0.342, SLG: 0.422										0 0 0 0 0 0 0																										
Jayhawk Owens, R (1, 2) OBP: 0.295, SLG: 0.392		1-1 F9			0-0 SH1-3		3-3 K			2 0 0 0 0 1 1																										
Walt Weiss, S (1, 6) OBP: 0.408, SLG: 0.362			2-3 K		3-2 S 1B		2-1 L6			3 1 1 1 0 1 0																										
Mark Thompson, R (1, 1) OBP: 0.120, SLG: 0.160			2-2 F8		1-0 G6-3		0-3 K			2 0 0 0 0 0 1																										
Steve Reed, R (7, 1)										0 0 0 0 0 0 0																										
Quinton McCracken, S (8, PH) (8, 8)										1 0 0 0 0 1 0																										
<b>Inning Stats</b>	R: 0 E: 0 K: 1 S: 8	H: 0 LOB: 0 BB: 0 P: 13	R: 0 E: 0 K: 0 S: 9	H: 1 LOB: 1 BB: 0 P: 13	R: 0 E: 0 K: 2 S: 10	H: 0 LOB: 0 BB: 0 P: 17	R: 0 E: 0 K: 0 S: 9	H: 1 LOB: 1 BB: 0 P: 15	R: 2 E: 0 K: 0 S: 11	H: 3 LOB: 1 BB: 0 P: 18	R: 0 E: 0 K: 0 S: 11	H: 0 LOB: 0 BB: 0 P: 15	R: 0 E: 0 K: 2 S: 9	H: 0 LOB: 0 BB: 0 P: 17	R: 0 E: 0 K: 2 S: 13	H: 0 LOB: 1 BB: 1 P: 19	R: 0 E: 0 K: 1 S: 6	H: 0 LOB: 0 BB: 0 P: 8	1B: 3 2B: 2 3B: 0 HR: 0	SF: 0 SAC: 1 DP: 0 HBP: 0	WP: 0 PB: 0 SB: 2 CS: 0	PA: 33														
<b>PITCHER</b>	IP WLS BF H R ER SO BB IBB HBP BLK WP HR S P ERA WHIP																																			
Tom Candiotti, R (1, 1) ERA: 4.06	5.0		20	5	2	2	3	0	0	0	0	0	0	47	76	3.60	1.000																			
Antonio Osuna, R (6, 1) ERA: 1.95	3.0	W	10	0	0	0	4	1	0	0	0	0	0	33	51	0.00	0.333																			
Todd Worrell, R (9, 1) ERA: 2.97	1.0	S	3	0	0	0	1	0	0	0	0	0	0	6	8	0.00	0.000																			

livebaseballscorecards.com

AB	31
R	2
H	5
RBI	2
BB	1
SO	8
LOB	7




Batter	1	2	3	4	5	6	7	8	9	AB	R	H	RBI	BB	SO	LOB
Chad Fonville, S OBP: 0.306, SLG: 0.274 (1, 8)	3-3 K		3-3 K		1-2 F8			0-0 SH1-4		3	0	0	0	0	2	3
Delino DeShields, L OBP: 0.299, SLG: 0.352 (1, 4)	2-1 G4-3			2-1 G3		2-1 1B S 1B		0-0 G5-3		4	0	1	0	0	0	1
Mike Piazza, R OBP: 0.431, SLG: 0.625 (1, 2)	3-3 K			1-0 F7		1 SAFE 1 SAFE 1B		1-1 HR		4	1	2	2	0	1	0
Eric Karros, R OBP: 0.316, SLG: 0.487 (1, 3)		1-0 1B G4-6-3 2B		0-0 F9		3-3 K		4-1 BB		3	1	1	0	1	1	2
Raul Mondesi, R OBP: 0.295, SLG: 0.474 (1, 9)		1-0 G4-6-3 1B			0-1 G5-3	0-1 G4-6-3		1-2 F8		4	0	1	0	0	0	3
Mike Blowers, R OBP: 0.338, SLG: 0.408 (1, 5)		1 SAFE 1 SAFE G4-6-3			2-2 FC4-6 2B		1-3 K			3	0	1	0	0	1	1
Todd Hollandsworth, L OBP: 0.364, SLG: 0.405 (1, 7)		3-3 K			4-1 FC4-6 HBP		3-3 K			2	0	0	0	0	2	0
Greg Gagne, R OBP: 0.361, SLG: 0.395 (1, 6)			1-2 F8		0-0 FC4-6 HBP		2-2 G3			3	0	0	0	0	0	2
Tom Candiotti, R OBP: 0.125, SLG: 0.100 (1, 1)			1-0 F8		3-2 HBP			4-1 SH1-4 HR BB		1	0	0	0	0	0	0
Ramon Martinez, R OBP: 0.053, SLG: 0.053 (5, PR)										0	0	0	0	0	0	0
Antonio Osuna, R (6, 1)										0	0	0	0	0	0	0
Roger Cedeño, S OBP: 0.329, SLG: 0.354 (8, PH)										0	1	0	0	1	0	0
Todd Worrell, R (9, 1)										0	0	0	0	0	0	0

Inning Stats	R: 0	H: 0	E: 0	K: 2	S: 10	P: 18	R: 1	H: 2	E: 0	K: 1	S: 7	R: 0	H: 0	E: 0	K: 1	S: 8	R: 0	H: 0	E: 0	K: 0	S: 4	R: 0	H: 1	E: 0	K: 0	S: 12	R: 0	H: 2	E: 0	K: 1	S: 10	R: 0	H: 0	E: 0	K: 2	S: 11	R: 2	H: 1	E: 0	K: 0	S: 9
	0	0	0	2	0	18	1	2	0	1	7	0	0	0	0	8	0	0	0	0	4	0	0	1	3	0	12	0	2	0	1	10	0	2	0	1	17	2	1	0	9

PITCHER	IP	WLS	BF	H	R	ER	SO	BB	IBB	HBP	BLK	WP	HR	S	P	ERA	WHIP
Mark Thompson, R ERA: 6.26 (1, 1)	6.0		23	5	1	1	5	0	0	2	0	0	0	51	91	1.50	0.833
Steve Reed, R ERA: 4.4 (7, 1)	1.0		3	0	0	0	2	0	0	0	0	0	0	11	17	0.00	0.000
Jamey Wright, R ERA: 2.84 (8, 1)	0.1		2	0	1	1	0	1	0	0	0	0	0	2	6	27.00	3.000
Bruce Ruffin, L ERA: 5.09 (8, 1)	0.2	L	4	1	1	1	0	1	0	0	0	0	1	7	13	13.50	3.000

BOTTOM	
AB	27
R	3
H	6
RBI	2
BB	2
SO	7
LOB	12


  
 WP: 0 PA: 32  
 PB: 0  
 SB: 1  
 CS: 0

**Colorado Rockies @ Los Angeles Dodgers**  
 Dodger Stadium, Los Angeles, CA  
 Sat Jul 06 1996, 3:33 AM PDT  
 Att: 35,562 - Sunny - 84 F

livebaseballscorecards.com

Batter	1	2	3	4	5	6	7	8	9	AB R H RBI BB SO LOB	TOP									
Eric Young Sr., R (1, 4) OBP: 0.428, SLG: 0.451	0-0 FC6 1B		0-0 FC6-4 2-H 1B			0-0 G5-3		0-0 1B 1B		4 1 3 2 0 0 0	<b>Colorado Rockies @ Los Angeles Dodgers</b> Dodger Stadium, Los Angeles, CA Sun Jul 07 1996, 3:33 AM PDT Att. 38,269 - Sunny - 87 F									
Trenidad Hubbard, R (1, 8) OBP: 0.328, SLG: 0.397	0-0 FC6 1-2		0-0 FC6-4 1-2f			0-0 F9		0-0 1B		4 0 1 1 0 0 2										
Ellis Burks, R (1, 7) OBP: 0.414, SLG: 0.629	0-0 F8		0-0 FC6-4 1-2f			0-3 K		0-0 G4-3		4 0 0 0 0 1 3										
Dante Bichette, R (1, 9) OBP: 0.377, SLG: 0.556	0-0 G5-3 1-2					0-0 G6-3		0-0 F8		4 0 0 0 0 0 1										
Andres Galarraga, R (1, 3) OBP: 0.333, SLG: 0.548		0-0 F9				0-0 F9		0-3 K		4 0 0 0 0 2 0										
Vinny Castilla, R (1, 5) OBP: 0.345, SLG: 0.527		0-0 G5-3				0-3 K		0-0 F8		4 0 0 0 0 1 0										
Jeff Reed, L (1, 2) OBP: 0.358, SLG: 0.434		0-0 G3				0-0 G6-3		0-0 E3 F9 G5-3 1B		3 1 0 0 0 0 0										
Walt Weiss, S (1, 6) OBP: 0.408, SLG: 0.362			0-0 SH1-4 1B 1B			0-0 G3-1		0-0 G5-3 1-2		3 1 1 0 0 0 1										
Kevin Ritz, R (1, 1) OBP: 0.231, SLG: 0.222			0-0 SH1-4			0-0 G4-3		0-0 F9 2-3		2 0 0 0 0 0 1										
Curt Leskanic, R (8, 1) OBP: 0.333, SLG: 0.667										0 0 0 0 0 0 0										
Bruce Ruffin, S (9, 1)										0 0 0 0 0 0 0										
<b>Inning Stats</b>	R: 0 E: 0 K: 0 S: 4	H: 1 LOB: 1 BB: 0 P: 4	R: 0 E: 0 K: 0 S: 3	H: 0 LOB: 0 BB: 0 P: 3	R: 1 E: 0 K: 0 S: 5	H: 2 LOB: 1 BB: 0 P: 5	R: 0 E: 0 K: 1 S: 5	H: 0 LOB: 0 BB: 0 P: 5	R: 0 E: 0 K: 1 S: 5	H: 0 LOB: 0 BB: 0 P: 5	R: 0 E: 0 K: 1 S: 5	H: 0 LOB: 0 BB: 0 P: 5	R: 2 E: 1 K: 0 S: 6	H: 2 LOB: 1 BB: 0 P: 6	R: 0 E: 0 K: 1 S: 5	H: 0 LOB: 0 BB: 0 P: 5	1B: 5 2B: 0 3B: 0 HR: 0	SF: 0 SAC: 1 DP: 0 HBP: 0	WP: 0 PB: 0 SB: 2 CS: 0	PA: 33
<b>PITCHER</b>	IP WLS BF H R ER SO BB IBB HBP BLK WP HR S P ERA WHIP																			
Pedro Astacio, R (1, 1) ERA: 3.81	7.0 L 24 3 1 1 3 0 0 0 0 0 0 0 30 30 1.29 0.429																			
Scott Radinsky, L (8, 1) ERA: 2.42	1.0 6 2 2 0 0 0 0 0 0 0 0 0 6 6 0.00 2.000																			
Chan Ho Park, R (9, 1) ERA: 3.19	1.0 3 0 0 0 0 1 0 0 0 0 0 0 5 5 0.00 0.000																			

AB	32
R	3
H	5
RBI	3
BB	0
SO	4
LOB	8



livebaseballscorecards.com

Batter	1	2	3	4	5	6	7	8	9	AB	R	H	RBI	BB	SO	LOB
<b>Chad Fonville, S</b> (1, 8) OBP: 0.305, SLG: 0.269	0-0 G1-3		0-0 G4-3		4-0 BB			0-0 F8		3	0	0	0	1	0	1
<b>Delino DeShields, L</b> (1, 4) OBP: 0.298, SLG: 0.351	0-0 F8		0-3 K		0-0 L4			0-0 G1-3 1B		4	0	1	0	0	1	3
<b>Mike Piazza, R</b> (1, 2) OBP: 0.432, SLG: 0.623	0-0 L7				0-0 G6-3			0-0 1B		4	0	2	0	0	0	0
<b>Eric Karros, R</b> (1, 3) OBP: 0.315, SLG: 0.484		0-0 1B			0-0 F9			0-0 F9		4	0	1	0	0	0	3
<b>Raul Mondesi, R</b> (1, 9) OBP: 0.294, SLG: 0.469		0-0 F7			4-0 BB			0-0 F7		3	0	0	0	1	1	4
<b>Mike Blowers, R</b> (1, 5) OBP: 0.334, SLG: 0.402		0-0 F8			0-0 F9			0-3 K		4	0	0	0	0	2	3
<b>Todd Hollandsworth, L</b> (1, 7) OBP: 0.360, SLG: 0.399 <b>Roger Cedeno, S</b> (9, PH) OBP: 0.332, SLG: 0.354		0-3 K			0-0 G1			0-0 G3-1		3	0	0	0	0	1	1
<b>Greg Gagne, R</b> (1, 6) OBP: 0.364, SLG: 0.394					4-0 FC1-6 BB			0-0 G5-3		3	0	1	0	1	0	1
<b>Pedro Astacio, R</b> (1, 1) OBP: 0.057, SLG: 0.029 <b>Wayne Kirby, L</b> (7, PH) OBP: 0.241, SLG: 0.192 <b>Scott Radinsky, L</b> (8, 1) <b>Chan Ho Park, R</b> (9, 1) OBP: 0.154, SLG: 0.083 <b>Billy Ashley, R</b> (9, PH) OBP: 0.256, SLG: 0.375					0-0 FC1-6 G4-3			0-0 G4-3		1	0	0	0	0	0	1

Inning Stats	R: 0	H: 0	E: 0	K: 0	S: 3	R: 0	H: 1	E: 0	K: 1	S: 6	R: 0	H: 0	E: 0	K: 1	S: 5	R: 0	H: 0	E: 0	K: 0	S: 3	R: 0	H: 1	E: 0	K: 0	S: 4	R: 0	H: 1	E: 0	K: 1	S: 6	R: 0	H: 2	E: 0	K: 1	S: 7	R: 0	H: 0	E: 0	K: 2	S: 7	R: 0	H: 0	E: 0	K: 0	S: 7
	LOB: 0	BB: 0	P: 3	LOB: 1	BB: 0	P: 6	LOB: 1	BB: 1	P: 9	LOB: 1	BB: 1	P: 7	LOB: 2	BB: 1	P: 8	LOB: 1	BB: 0	P: 6	LOB: 0	BB: 0	P: 3	LOB: 2	BB: 0	P: 7	LOB: 1	BB: 1	P: 11	1B: 5	SF: 0	2B: 0	SAC: 1	3B: 0	DP: 0	HR: 0	HBP: 0	WP: 0	PA: 36	PB: 0	SB: 0	CS: 0					

PITCHER	IP	WLS	BF	H	R	ER	SO	BB	IBB	HBP	BLK	WP	HR	S	P	ERA	WHIP
<b>Kevin Ritz, R</b> (1, 1) ERA: 4.53	7.2	W	31	5	0	0	3	3	0	0	0	0	0	34	46	0.00	1.043
<b>Curt Leskanic, R</b> (8, 1) ERA: 6.15	0.2		2	0	0	0	2	0	0	0	0	0	0	6	6	0.00	0.000
<b>Bruce Ruffin, L</b> (9, 1) ERA: 5.0	0.2		3	0	0	0	1	1	0	0	0	0	0	4	8	0.00	1.500


**BOTTOM**

**Colorado Rockies @ Los Angeles Dodgers**  
**Dodger Stadium, Los Angeles, CA**  
 Sun Jul 07 1996, 3:33 AM PDT  
 Att: 38,269 - Sunny - 87 F

livebaseballscores.com

<b>AB</b>	<b>31</b>
<b>R</b>	<b>0</b>
<b>H</b>	<b>5</b>
<b>RBI</b>	<b>0</b>
<b>BB</b>	<b>4</b>
<b>SO</b>	<b>6</b>
<b>LOB</b>	<b>18</b>



Batter	1	2	3	4	5	6	7	8	9	10	AB R H RBI BB SO LOB	TOP												
Rickey Henderson, R OBP: 0.420, SLG: 0.351 (1, 7)	L8	P4		FC3-2 FC4		BB HBP		L9			4 0 0 0 0 0 3	<b>San Diego Padres @ Colorado Rockies</b> Coors Field, Denver, CO Thu Jul 11 1996, 7:05 PM MDT Att: 45,703 - Unknown - 82 F  <b>AB 39</b> <b>R 5</b> <b>H 12</b> <b>RBI 4</b> <b>BB 3</b> <b>SO 3</b> <b>LOB 18</b>  												
Jody Reed, R OBP: 0.313, SLG: 0.292 (1, 4)	E6 WP G4-3 1B			FC4		BB		G5-3			4 2 1 0 1 0 2													
Steve Finley, L OBP: 0.350, SLG: 0.531 (1, 8)	G4-3			FC4-6 1B		PB 3B		F7			5 1 2 0 0 1 4													
Ken Caminiti, S OBP: 0.372, SLG: 0.495 (1, 5)	1B BB			FC4-6 G6-4-3		K		HR			4 1 1 2 1 1 1													
Wally Joyner, L OBP: 0.434, SLG: 0.497 (1, 3)	1B			G6-4-3		P6		G6-4-3 1B			5 0 2 1 0 0 1													
Marc Newfield, R OBP: 0.345, SLG: 0.418 Tim Worrell, R OBP: 0.182, SLG: 0.100 Doug Bochtler, R (7, 1) Rob Deer, R OBP: 0.556, SLG: 1.429 Trevor Hoffman, R (9, 1)	G6-3			E6 1B		L6		G6-4-3 1-2f			4 1 0 0 0 0 3													
John Flaherty, R OBP: 0.307, SLG: 0.452 (1, 2)				SH1-4 FC3-2 1B		L7		1B BB			4 0 2 1 1 0 0													
Chris Gomez, R OBP: 0.372, SLG: 0.349 (1, 6)				FC3-2 SH1-4 1B		BB 2B		1B			5 0 4 0 0 0 1													
Joey Hamilton, R OBP: 0.167, SLG: 0.195 Chris Gwynn, L OBP: 0.296, SLG: 0.246 (7, 9)	SH3-4 1B			SH1-4		G6-3		K			1 0 0 0 0 0 1													
				1-2 2-3							2 0 0 0 0 1 2													
<b>Inning Stats</b>	R: 1 E: 1 K: 0 S: 10	H: 1 LOB: 2 BB: 1 P: 19	R: 0 E: 0 K: 0 S: 8	H: 1 LOB: 1 BB: 0 P: 10	R: 1 E: 0 K: 0 S: 9	H: 2 LOB: 0 BB: 0 P: 14	R: 1 E: 1 K: 0 S: 18	H: 2 LOB: 2 BB: 0 P: 23	R: 1 E: 0 K: 1 S: 9	H: 1 LOB: 0 BB: 0 P: 13	R: 0 E: 0 K: 0 S: 8	H: 1 LOB: 3 BB: 1 P: 16	R: 1 E: 0 K: 1 S: 12	H: 3 LOB: 2 BB: 1 P: 20	R: 0 E: 0 K: 1 S: 9	H: 0 LOB: 0 BB: 0 P: 11	R: 0 E: 0 K: 0 S: 4	H: 0 LOB: 0 BB: 0 P: 6	R: 0 E: 0 K: 0 S: 5	H: 1 LOB: 0 BB: 0 P: 6	1B: 8 2B: 2 3B: 1 HR: 1	SF: 0 SAC: 2 DP: 3 HBP: 1	WP: 1 PB: 1 SB: 0 CS: 0	PA: 45
<b>PITCHER</b>	IP WLS BF H R ER SO BB IBB HBP BLK WP HR S P ERA WHIP																							
Marvin Freeman, R ERA: 5.45 (1, 1)	5.2	29	8	4	1	1	1	2	0	0	0	0	0	1	94	1.59	1.765							
Mike Munoz, L ERA: 7.03 (6, 1)	0.1	1	0	0	0	0	0	0	0	0	0	0	0	1	1	0.00	0.000							
Steve Reed, R ERA: 4.5 (7, 1)	1.0	6	3	1	1	1	1	0	0	0	0	0	0	12	20	9.00	4.000							
Curt Leskanic, R ERA: 5.97 (8, 1)	1.0	3	0	0	0	0	1	0	0	0	0	0	0	9	11	0.00	0.000							
Bruce Ruffin, L ERA: 4.74 (9, 1)	2.0	W 6	1	0	0	0	0	0	0	0	0	0	0	9	12	0.00	0.500							

livebaseballscorecards.com

# San Diego Padres @ Colorado Rockies

Coors Field, Denver, CO

Thu Jul 11 1996, 7:05 PM MDT

Att. 45,703 - Unknown - 82 F

[livebaseballscorecards.com](http://livebaseballscorecards.com)



WP: 0 PA: 48  
 PB: 0  
 SB: 4  
 CS: 0

**BOTTOM**

AB	R	H	RBI	BB	SO	LOB
4	3	1	0	0	0	4
6	2	3	1	0	1	2
6	2	4	5	0	0	1
4	0	0	0	0	1	4
5	0	2	2	0	1	5
4	0	0	0	1	1	4
2	0	0	0	1	0	2
2	0	0	0	0	0	1
5	1	3	0	0	0	1
2	0	0	0	0	0	2
0	0	0	0	0	0	0
1	0	0	0	0	1	3
0	0	0	0	0	0	0
0	0	0	0	0	0	0
1	0	0	0	0	0	0
1	0	0	0	0	0	1

**AB 43**  
**R 8**  
**H 13**  
**RBI 8**  
**BB 2**  
**SO 5**  
**LOB 30**

Batter	1	2	3	4	5	6	7	8	9	10								
<b>Eric Young Sr., R</b> OBP: 0.429, SLG: 0.448 (1, 4)	F8 0-1 ①		S 2B 1B 0-1 ③	G6-3 0-1 ③		G5-3 1-1 ③			1B 1B HBP 2-2 ③	HR HBP 1-0								
<b>Ellis Burks, R</b> OBP: 0.415, SLG: 0.629 (1, 7)	F8 2-2 ②		E 2B 1-H 1-2 SAFE SAFE ①		K 3-3 ①		HBP 1B 0-0 X		1B 1B 1-0 1-2	P6 1-2 ②								
<b>Dante Bichette, R</b> OBP: 0.381, SLG: 0.566 (1, 9)	E S 1B 2-2		E9 1B 2-H 0-1		G5-3 1-0 ②		P4 0-1 ①		S 1B 1B 0-2	HR 1-H 2-H 0-1								
<b>Andres Galarraga, R</b> OBP: 0.332, SLG: 0.542 (1, 3)	E1 1-3		G5-3 1-0 ①		G5-3 0-1 ③		HBP 1-2		K 1-3 ①									
<b>Vinny Castilla, R</b> OBP: 0.346, SLG: 0.528 (1, 5)	K 1-3 ③		F7 0-0 ②				1B 2B 1-2		P3 2-2 ②									
<b>Jeff Reed, L</b> OBP: 0.355, SLG: 0.425 (1, 2)		G4-3 0-0 ①	G6-3 2-1 ③				1B BB 4-2		P2 0-1 ②									
<b>Trenidad Hubbard, R</b> OBP: 0.167, SLG: 0.118 <b>Quinton McCracken, S</b> OBP: 0.336, SLG: 0.323 (8, PH) (9, 8)		F9 0-0 ②		S BB 4-0			F9 0-0 ①		G6-3 1-0 ①	L7 1-1 ③								
<b>Walt Weiss, S</b> OBP: 0.410, SLG: 0.366 (1, 6)		FC6 1B 1-1		P3 1-1 SAFE ①			1B 1-2 2-3		G4-3 2-1 ②	G6-3 HR 0-1								
<b>Marvin Freeman, R</b> OBP: 0.189, SLG: 0.121 <b>Mike Munoz, L</b> OBP: 0.195, SLG: 0.121 <b>Milt Thompson, L</b> OBP: 0.195, SLG: 0.121 <b>Steve Reed, R</b> OBP: 0.319, SLG: 0.320 <b>Curt Leskanic, R</b> OBP: 0.333, SLG: 0.667 <b>Jason Bates, S</b> OBP: 0.319, SLG: 0.320 <b>Bruce Ruffin, S</b> OBP: 0.339, SLG: 0.417 (1, 1) (6, 1) (6, PH) (7, 1) (8, 1) (8, PH) (9, 1) (10, PH)		FC6 1B 1-1 ③		B2 3-2 SAFE ②			K 0-3 ②		G4-3 1-2 ③	G6-3 1-2 ①								
<b>Inning Stats</b>	R: 0 E: 1 K: 1 S: 13	H: 1 LOB: 2 BB: 0 P: 18	R: 0 E: 0 K: 0 S: 6	H: 1 LOB: 1 BB: 0 P: 8	R: 2 E: 1 K: 0 S: 11	H: 3 LOB: 1 BB: 0 P: 15	R: 0 E: 0 K: 0 S: 7	H: 0 LOB: 1 BB: 1 P: 15	R: 0 E: 0 K: 1 S: 9	H: 1 LOB: 2 BB: 0 P: 14	R: 0 E: 0 K: 0 S: 6	H: 0 LOB: 0 BB: 0 P: 10	R: 3 E: 0 K: 1 S: 16	H: 3 LOB: 1 BB: 0 P: 24	R: 3 E: 0 K: 0 S: 12	H: 2 LOB: 0 BB: 0 P: 17	1B: 10 2B: 2 3B: 0 HR: 1	SF: 0 SAC: 0 DP: 0 HBP: 3

PITCHER	IP	WLS	BF	H	R	ER	SO	BB	IBB	HBP	BLK	WP	HR	S	P	ERA	WHIP
<b>Joey Hamilton, R</b> ERA: 4.63 (1, 1)	6.0		28	7	2	2	3	2	0	0	0	0	0	59	89	3.00	1.500
<b>Tim Worrell, R</b> ERA: 2.93 (7, 1)	0.1		3	1	0	0	0	0	0	1	0	0	0	3	4	0.00	3.000
<b>Doug Bachtler, R</b> ERA: 3.72 (7, 1)	1.2		5	0	0	0	1	0	0	0	0	0	0	12	20	0.00	0.000
<b>Trevor Hoffman, R</b> ERA: 2.53 (9, 1)	1.2	L	12	5	6	6	1	0	0	2	0	0	1	28	41	32.40	3.000

Batter	1	2	3	4	5	6	7	8	9	AB R H RBI BB SO LOB	TOP						
Rickey Henderson, R OBP: 0.421, SLG: 0.358 (1, 7)	3-2 BB 2B BB 1B	1-3 K		1-1 F9		3-2 BLK 1B 2B	1-3 K		1-2 G6-4-3 1B	6 2 3 0 0 2 1							
Chris Gomez, R OBP: 0.371, SLG: 0.345 (1, 6)	4-2 BB 2B BB	1-2 F8		0-0 F9		0-0 1B 1B 1B	2-0 L7		0-1 G6-4-3 1-2f	5 2 1 1 1 0 2							
Steve Finley, L OBP: 0.348, SLG: 0.527 (1, 8)	0-3 K	3-0 G3-1		0-1 G1-3		1-2 1B 1B 1-2 E 1B		2-1 B1		5 1 1 0 0 1 3							
Ken Caminiti, S OBP: 0.378, SLG: 0.512 (1, 5)	4-2 2B HBP BB		2-2 G6-3 1B 2B		3-2 HR	1-1 E 1B 1-2 E 1B		3-3 K		4 4 3 1 1 1 0							
Wally Joyner, L OBP: 0.429, SLG: 0.490 (1, 3)	1-3 K		2-2 F8		0-0 G6-3	2-2 E 1B 1-2 2-3 3-H 1B		0-0 G1-3		5 0 1 1 0 1 4							
Rob Deer, R OBP: 0.429, SLG: 1.000 (1, 9)	2-1 HBP 2B		1-1 G6-3		0-0 F8	2-3 K		3-3 K		5 0 1 2 0 2 4							
John Flaherty, R OBP: 0.318, SLG: 0.457 (1, 2)	2-0 HBP		3-2 1B		3-1 FC6-4 1B	0-1 E6		1-1 BB HR 1B		4 1 3 1 0 0 1							
Jody Reed, R OBP: 0.312, SLG: 0.289 (1, 4)	1-1 HBP		1-1 G4-3		1-1 FC6-4	1-3 K		4-2 HR BB		3 0 0 1 0 1 4							
Luis Lopez, S OBP: 0.228, SLG: 0.248 (9, PH)	1-2 2-3 3-H HBP				1-2f			1-2 HR BB		0 1 0 0 1 0 0							
Bob Tewksbury, R OBP: 0.070, SLG: 0.024 (1, 1)	0-1 G5-3			4-1 BB		0-1 G6-3	1-3 K	1-2 HR		2 0 0 0 1 0 3							
Marc Newfield, R OBP: 0.343, SLG: 0.416 (7, PH)										1 0 0 0 0 1 0							
Bryce Florie, R (7, 1)										0 0 0 0 0 0 0							
Ron Villone, L (7, 1)										0 0 0 0 0 0 0							
Willie Blair, R (7, 1)										0 0 0 0 0 0 0							
Glenn Dishman, R (7, 1)										0 0 0 0 0 0 0							
Tim Worrell, R (7, 1)										0 0 0 0 0 0 0							
Scott Livingstone, L (9, PH)										1 1 1 3 0 0 0							
<b>Inning Stats</b>	R: 3 H: 2 E: 0 LOB: 3 K: 2 BB: 2 S: 19 P: 36	R: 0 H: 0 E: 0 LOB: 0 K: 1 BB: 0 S: 8 P: 13	R: 1 H: 2 E: 0 LOB: 1 K: 0 BB: 0 S: 14 P: 23	R: 0 H: 0 E: 0 LOB: 1 K: 0 BB: 1 S: 6 P: 11	R: 1 H: 2 E: 0 LOB: 1 K: 0 BB: 0 S: 9 P: 16	R: 4 H: 5 E: 1 LOB: 2 K: 2 BB: 0 S: 24 P: 34	R: 0 H: 0 E: 0 LOB: 0 K: 2 BB: 0 S: 7 P: 11	R: 0 H: 0 E: 0 LOB: 0 K: 1 BB: 0 S: 6 P: 11	R: 3 H: 3 E: 0 LOB: 0 K: 1 BB: 1 S: 15 P: 25	1B: 9 SF: 0 2B: 3 SAC: 0 3B: 0 DP: 1 HR: 2 HBP: 2	WP: 0 PA: 47 PB: 0 SB: 0 CS: 0						
<b>PITCHER</b>	IP WLS BF H R ER SO BB IBB HBP BLK WP HR S P ERA WHIP																
Jamey Wright, R (1, 1) ERA: 6.94	5.1		30	9	8	7	3	3	0	2	1	0	1	67	114	11.81	2.250
Lance Painter, L (6, 1) ERA: 6.34	0.2		5	2	1	0	2	0	0	0	0	0	0	13	19	0.00	3.000
Darren Holmes, R (7, 1) ERA: 5.59	1.0	W	3	0	0	0	2	0	0	0	0	0	0	7	11	0.00	0.000
Mike Munoz, L (8, 1) ERA: 6.75	1.0		3	0	0	0	1	0	0	0	0	0	0	6	11	0.00	0.000
Curt Leskanic, R (9, 1) ERA: 6.56	1.0		6	3	3	3	1	1	0	0	0	0	1	15	25	27.00	4.000

San Diego Padres @ Colorado Rockies  
Coors Field, Denver, CO  
Fri Jul 12 1996, 7:05 PM MDT  
Att. 48,053 - Unknown - 70 F

AB	41
R	12
H	14
RBI	10
BB	4
SO	9
LOB	22



WP: 0	PA: 47
PB: 0	
SB: 0	
CS: 0	

PITCHER	IP	WLS	BF	H	R	ER	SO	BB	IBB	HBP	BLK	WP	HR	S	P	ERA	WHIP
Jamey Wright, R	5.1		30	9	8	7	3	3	0	2	1	0	1	67	114	11.81	2.250
Lance Painter, L	0.2		5	2	1	0	2	0	0	0	0	0	0	13	19	0.00	3.000
Darren Holmes, R	1.0	W	3	0	0	0	2	0	0	0	0	0	0	7	11	0.00	0.000
Mike Munoz, L	1.0		3	0	0	0	1	0	0	0	0	0	0	6	11	0.00	0.000
Curt Leskanic, R	1.0		6	3	3	3	1	1	0	0	0	0	1	15	25	27.00	4.000



Batter	1	2	3	4	5	6	7	8	9	AB	R	H	RBI	BB	SO	LOB
Eric Young Sr., R OBP: 0.429, SLG: 0.445 (1, 4)	F7		G4-3			G6-3				4	1	1	2	1	0	0
Walt Weiss, S OBP: 0.407, SLG: 0.363 (1, 6)	G3-1		G4-3			G4-3				5	1	1	1	0	1	2
Ellis Burks, R OBP: 0.415, SLG: 0.632 (1, 7)	G6-3									5	1	2	2	0	1	0
Dante Bichette, R OBP: 0.382, SLG: 0.561 (1, 9)										3	2	0	0	2	1	1
Vinny Castilla, R OBP: 0.349, SLG: 0.546 (1, 5)										5	2	3	5	0	0	0
Andres Galarraga, R OBP: 0.336, SLG: 0.541 (1, 3)										2	2	1	1	0	1	0
Jayhawk Owens, R OBP: 0.302, SLG: 0.396 (1, 2)										4	2	2	0	0	0	2
Quinton McCracken, S OBP: 0.333, SLG: 0.320 (1, 8)										4	1	1	1	0	1	4
Jamey Wright, R (1, 1) Lance Painter, L (6, 1) Darren Holmes, R (7, 1) John Vander Wal, L (7, PH) Mike Munoz, L (8, 1) Curt Leskanic, R (9, 1)										2	0	0	0	0	0	0

Inning Stats	R: 0	H: 0	E: 0	K: 0	S: 7	H: 0	LOB: 0	BB: 0	P: 11	R: 1	H: 2	E: 0	K: 1	S: 14	H: 0	LOB: 1	BB: 1	P: 23	R: 0	H: 0	E: 0	K: 0	S: 9	R: 1	H: 1	E: 0	K: 1	S: 9	R: 0	H: 0	E: 0	K: 0	S: 6	R: 0	H: 1	E: 0	K: 1	S: 8	R: 11	H: 8	E: 0	K: 1	S: 30	R: 0	H: 0	E: 0	K: 2	S: 8	H: 0	LOB: 0	BB: 0	P: 12
--------------	------	------	------	------	------	------	--------	-------	-------	------	------	------	------	-------	------	--------	-------	-------	------	------	------	------	------	------	------	------	------	------	------	------	------	------	------	------	------	------	------	------	-------	------	------	------	-------	------	------	------	------	------	------	--------	-------	-------

PITCHER	IP	WLS	BF	H	R	ER	SO	BB	IBB	HBP	BLK	WP	HR	S	P	ERA	WHIP
Bob Tewksbury, R (1, 1) ERA: 4.16	6.0		22	4	2	2	2	1	0	0	0	0	1	53	75	3.00	0.833
Bryce Florie, R (7, 1) ERA: 4.15	0.1		4	2	3	3	0	0	0	1	0	0	0	8	11	81.00	6.000
Ron Villone, L (7, 1) ERA: 2.03	0.0		3	2	0	0	0	1	0	0	0	0	0	6	13	∞	∞
Willie Blair, R (7, 1) ERA: 4.89	0.0	L	4	2	6	6	0	0	1	1	0	0	1	3	8	∞	∞
Glenn Dishman, L (7, 1) ERA: 6.75	0.1		3	1	0	0	0	1	0	0	0	0	0	7	13	0.00	6.000

**BOTTOM**

**San Diego Padres @ Colorado Rockies**  
Coors Field, Denver, CO

Fri Jul 12 1996, 7:05 PM MDT  
Att: 48,053 - Unknown - 70 F

AB	35
R	13
H	12
RBI	13
BB	4
SO	5
LOB	9



PITCHER	IP	WLS	BF	H	R	ER	SO	BB	IBB	HBP	BLK	WP	HR	S	P	ERA	WHIP
Tim Worrell, R (7, 1) ERA: 2.87	1.1		5	1	2	2	3	0	0	0	0	0	0	14	22	13.50	0.750

Batter	1	2	3	4	5	6	7	8	9	AB R H RBI BB SO LOB	TOP	
Rickey Henderson, R OBP: 0.420, SLG: 0.354 Bryce Florie, R (6, 1) Sean Bergman, R OBP: 0.100, SLG: 0.200 Scott Livingstone, L OBP: 0.307, SLG: 0.366 Jody Reed, R OBP: 0.311, SLG: 0.288	4-0 1B S BB	1-3 K		2-2 G6-3		2-3 K			2-2 F7	3 1 0 0 1 2 0 1 0 0 0 0 0 0		
Chris Gomez, R OBP: 0.380, SLG: 0.371	3-1 1B BB 1B		0-0 HR		1-0 1B SF7 1B		3-1 F8		1-0 2B SF8 1B	5 3 4 1 0 0 0		
Steve Finley, L OBP: 0.351, SLG: 0.535	2-2 P5		0-1 G5-3		0-1 1B 1B		0-1 HR 3B		2-2 2B 2B	5 1 3 0 0 0 2		
Ken Caminiti, S OBP: 0.382, SLG: 0.524	4-1 1B BB		4-0 HBP BB		0-0 SF7		0-0 HR		1-0 SF8	1 1 1 4 2 0 0		
Wally Joyner, L OBP: 0.433, SLG: 0.490	1-0 1B		1-2 HBP		0-0 1B		1-0 G3		0-0 G4-3	4 0 2 1 0 0 1		
Rob Deer, R OBP: 0.333, SLG: 0.750	3-3 K		1-3 K		3-3 K		2-2 G5-3			4 0 0 0 0 3 7		
Brian Johnson, R OBP: 0.313, SLG: 0.483	0-0 F7		0-0 F8		0-1 G1-3			1-1 G5-3		4 0 0 0 0 0 7		
Luis Lopez, S OBP: 0.229, SLG: 0.248		3-2 G6-3		0-1 G4-3		2-1 G5-4-3 1B		0-0 F7		4 0 1 0 0 0 0		
Scott Sanders, R Willie Blair, R Marc Newfield, R OBP: 0.339, SLG: 0.410		0-2 G5-3		0-0 G6-3		1-1 G5-4-3 1-2f		0-1 G5-3		2 0 0 0 0 0 0 0 0 0 0 0 0 0 2 0 0 0 0 0 1		
<b>Inning Stats</b>	R: 1 H: 2 E: 0 LOB: 3 K: 1 BB: 2 S: 13 P: 30	R: 0 H: 0 E: 0 LOB: 0 K: 1 BB: 0 S: 12 P: 16	R: 1 H: 1 E: 0 LOB: 2 K: 1 BB: 1 S: 9 P: 15	R: 0 H: 0 E: 0 LOB: 0 K: 0 BB: 0 S: 7 P: 9	R: 1 H: 3 E: 0 LOB: 2 K: 1 BB: 0 S: 12 P: 16	R: 0 H: 1 E: 0 LOB: 0 K: 1 BB: 0 S: 8 P: 13	R: 2 H: 2 E: 0 LOB: 0 K: 0 BB: 0 S: 11 P: 17	R: 0 H: 0 E: 0 LOB: 0 K: 0 BB: 0 S: 5 P: 6	R: 1 H: 2 E: 0 LOB: 1 K: 0 BB: 0 S: 10 P: 16	1B: 7 SF: 2 2B: 1 SAC: 0 3B: 1 DP: 1 HR: 2 HBP: 1	WP: 0 PA: 41 PB: 0 SB: 1 CS: 0	
<b>PITCHER</b> Kevin Ritz, R ERA: 4.63 Steve Reed, R ERA: 4.4 Bruce Ruffin, L ERA: 4.85	IP WLS BF H R ER SO BB IBB HBP BLK WP HR S P ERA WHIP	7.0 W 33 9 5 5 5 3 0 1 0 0 2 72 116 6.43 1.714	1.0 3 0 0 0 0 0 0 0 0 0 0 5 6 0.00 0.000	1.0 5 2 1 1 0 0 0 0 0 0 0 10 16 9.00 2.000	<b>PITCHER</b> IP WLS BF H R ER SO BB IBB HBP BLK WP HR S P ERA WHIP							

**San Diego Padres @ Colorado Rockies**  
 Coors Field, Denver, CO  
 Sat Jul 13 1996, 7:05 PM MDT  
 Att. 48,009 - Unknown - 79 F

AB	35
R	6
H	11
RBI	6
BB	3
SO	5
LOB	18



WP: 0	PA: 41
PB: 0	
SB: 1	
CS: 0	

ERA	WHIP

Batter	1	2	3	4	5	6	7	8	9
Eric Young Sr., R OBP: 0.426, SLG: 0.441 (1, 4)	1-1 G6-3		2-0 P4	0-1 2B 1B	0-1 F9			1-2 G6-3	
Milt Thompson, L OBP: 0.191, SLG: 0.145 Steve Reed, R Bruce Ruffin, S (1, 7) (8, 1) (9, 1)	2-2 G5-3		3-1 FC1 FC5-4	1-0 HR 2B		1-0 G4-3			
Ellis Burks, R OBP: 0.413, SLG: 0.636 (1, 8) (8, 7)	1-2 G6-3		1-2 FC5-4	0-0 HR		3-3 K			
Dante Bichette, R OBP: 0.380, SLG: 0.557 (1, 9)				1-2 HR		1-1 G4-3			
Vinny Castilla, R OBP: 0.351, SLG: 0.554 (1, 5)		2-2 G3-1		0-0 1B 1B	2-1 HR		0-3 K		
Andres Galarraga, R OBP: 0.335, SLG: 0.538 (1, 3)		0-2 P3		0-1 1B 1B	1-2 L1		2-3 K		
Jason Bates, S OBP: 0.333, SLG: 0.330 (1, 6)			1-1 1B PB 1B	2-2 2B 1B	4-2 HR BB		0-0 G6-3		
Jayhawk Owens, R OBP: 0.308, SLG: 0.427 (1, 2)			2-2 PB FC1 1B	2-3 K	1-0 HR		1-0 G6-3		
Kevin Ritz, R OBP: 0.238, SLG: 0.231 Quinton McCracken, S OBP: 0.330, SLG: 0.317 (1, 1) (8, 8)			1-1 FC1 PB 1B	2-3 K	0-3 K		0-0 G4-3		

Inning Stats	R: 0	H: 0	E: 0	K: 0	S: 8	R: 0	H: 0	E: 0	K: 0	S: 7	R: 1	H: 3	E: 0	K: 0	S: 14	R: 7	H: 6	E: 0	K: 2	S: 20	R: 3	H: 2	E: 0	K: 1	S: 13	R: 0	H: 0	E: 0	K: 1	S: 7	R: 0	H: 0	E: 0	K: 2	S: 7	R: 0	H: 0	E: 0	K: 0	S: 6
	LOB: 0	BB: 0	P: 12	LOB: 0	BB: 0	P: 9	LOB: 2	BB: 0	P: 24	LOB: 0	BB: 1	P: 31	LOB: 0	BB: 1	P: 21	LOB: 0	BB: 0	P: 12	LOB: 0	BB: 0	P: 9	LOB: 0	BB: 0	P: 8	LOB: 0	BB: 0	P: 8	LOB: 0	BB: 0	P: 8	LOB: 0	BB: 0	P: 8	LOB: 0	BB: 0	P: 8	LOB: 0	BB: 0	P: 8	

PITCHER	IP	WLS	BF	H	R	ER	SO	BB	IBB	HBP	BLK	WP	HR	S	P	ERA	WHIP
Scott Sanders, R ERA: 4.15 (1, 1)	3.2	L	21	9	8	7	2	1	0	0	0	0	1	47	74	17.18	2.727
Willie Blair, R ERA: 5.27 (4, 1)	1.1		7	2	3	3	1	1	0	0	0	0	2	15	23	20.25	2.250
Bryce Florie, R ERA: 3.97 (6, 1)	2.0		6	0	0	0	3	0	0	0	0	0	0	14	21	0.00	0.000
Sean Bergman, R ERA: 4.75 (8, 1)	1.0		3	0	0	0	0	0	0	0	0	0	0	6	8	0.00	0.000


**BOTTOM**

**San Diego Padres @ Colorado Rockies**  
Coors Field, Denver, CO

Sat Jul 13 1996, 7:05 PM MDT  
Att: 48,009 - Unknown - 79 F

AB	35
R	11
H	11
RBI	10
BB	2
SO	6
LOB	11

livebaseballscorecards.com



WP: 0	PA: 37
PB: 1	
SB: 1	
CS: 0	

AB	R	H	RBI	BB	SO	LOB
5	1	1	1	0	0	3
4	1	1	2	0	0	2
0	0	0	0	0	0	0
0	0	0	0	0	0	0
4	1	1	2	0	1	2
3	1	0	0	1	0	0
4	2	2	1	0	1	0
4	1	1	1	0	1	0
3	3	2	1	1	0	0
4	1	2	2	0	1	2
3	0	1	0	0	2	2
1	0	0	0	0	0	0

1B	2B	3B	HR	SF	SAC	DP	HBP
7	1	0	3	0	0	0	0

Batter	1	2	3	4	5	6	7	8	9	AB R H RBI BB SO LOB	TOP											
Rickey Henderson, R OBP: 0.417, SLG: 0.349 (1, 7)	2-1 F7		1-2 F9		0-0 P4		1-2 G6-3		4-1 SF9 BLK BB	4 0 0 0 1 0 0												
Chris Gomez, R OBP: 0.377, SLG: 0.369 (1, 6)	1-1 G1-3		0-0 G6-3		1-0 BB 1B		3-2 F9		2-2 SF9	4 0 1 1 0 0 0												
Steve Finley, L OBP: 0.351, SLG: 0.536 (1, 8)	2-2 2B 1B		3-2 2B		0-0 F9		1-2 L5		0-1 G4-3	5 0 2 0 0 0 2												
Ken Caminiti, S OBP: 0.383, SLG: 0.526 (1, 5)	1-0 1-3 2B		2-2 F7		4-2 FC4-6 BB			3-1 G4-3		3 0 1 0 1 0 1												
Scott Livingstone, L OBP: 0.305, SLG: 0.363 (1, 3)	1-0 G5-3			2-2 HR 1B		0-0 FC4-6		2-3 K		4 1 1 0 0 1 4												
Marc Newfield, R OBP: 0.343, SLG: 0.438 (1, 9)		1-0 P6		2-0 HR		1-1 F8 2B		2-1 G4-3		4 1 2 2 0 0 0												
John Flaherty, R OBP: 0.317, SLG: 0.454 (1, 2)		1-3 K		1-3 K		2-2 F8			1-0 BB BLK 1B	4 1 1 0 0 2 1												
Jody Reed, R OBP: 0.316, SLG: 0.288 (1, 4)		4-1 FC6-4 BB		2-1 F7		4-0 G5-4-3 BB			4-0 BLK BB SF9 BB	1 1 0 0 3 0 0												
Fernando Valenzuela, L OBP: 0.143, SLG: 0.143 (1, 1)		0-1 FC6-4		1-1 G6-3		3-1 G5-4-3			0-0 L7	2 0 0 0 0 0 1												
Bryce Florie, R OBP: 0.316, SLG: 0.706 (6, PH)										0 0 0 0 0 0 0												
Rob Deer, R OBP: 0.160, SLG: 0.200 (8, 1)										1 0 0 0 0 0 2												
Sean Bergman, R OBP: 0.160, SLG: 0.200 (8, 1)										0 0 0 0 0 0 0												
Glenn Dishman, R OBP: 0.292, SLG: 0.242 (9, PH)										0 0 0 0 0 0 0												
Chris Gwynn, L OBP: 0.292, SLG: 0.242 (9, PH)										1 0 0 0 0 0 2												
<b>Inning Stats</b>	R: 0 E: 0 K: 0 S: 10	H: 2 LOB: 2 BB: 0 P: 17	R: 0 E: 0 K: 1 S: 7	H: 0 LOB: 1 BB: 1 P: 13	R: 0 E: 0 K: 0 S: 11	H: 1 LOB: 1 BB: 0 P: 17	R: 2 E: 0 K: 1 S: 14	H: 2 LOB: 0 BB: 0 P: 22	R: 0 E: 0 K: 0 S: 6	H: 1 LOB: 2 BB: 1 P: 11	R: 0 E: 0 K: 0 S: 7	H: 1 LOB: 1 BB: 1 P: 17	R: 0 E: 0 K: 0 S: 11	H: 0 LOB: 0 BB: 0 P: 16	R: 0 E: 0 K: 1 S: 8	H: 0 LOB: 0 BB: 0 P: 15	R: 2 E: 0 K: 0 S: 9	H: 1 LOB: 1 BB: 2 P: 20	1B: 4 2B: 3 3B: 0 HR: 1	SF: 1 SAC: 0 DP: 1 HBP: 0	WP: 0 PB: 0 SB: 0 CS: 0	PA: 39
<b>PITCHER</b>	IP WLS BF H R ER SO BB IBB HBP BLK WP HR S P ERA WHIP																					
Armando Reynoso, R ERA: 4.59 (1, 1)	6.0 W 27 7 2 2 2 3 0 0 0 0 0 1 55 97 3.00 1.667																					
Mark Thompson, R ERA: 6.19 (7, 1)	1.0 3 0 0 0 0 0 0 0 0 0 0 0 11 16 0.00 0.000																					
Mike Munoz, L ERA: 6.49 (8, 1)	1.0 3 0 0 0 1 0 0 0 0 0 0 0 8 15 0.00 0.000																					
Curt Leskanic, R ERA: 6.87 (9, 1)	1.0 6 1 2 2 0 2 0 0 0 1 0 0 9 20 18.00 3.000																					

**San Diego Padres @ Colorado Rockies**  
 Coors Field, Denver, CO  
 Sun Jul 14 1996, 3:33 AM MDT  
 Att. 48,065 - Sunny - 74 F

AB	33
R	4
H	8
RBI	3
BB	5
SO	3
LOB	13



WP: 0	PA: 39
PB: 0	
SB: 0	
CS: 0	

BOTTOM

San Diego Padres @ Colorado Rockies  
Coors Field, Denver, CO  
Sun Jul 14 1996, 3:33 AM MDT  
Att. 48,065 - Sunny - 74 F

livebaseballscorecards.com

AB 37  
R 8  
H 13  
RBI 7  
BB 3  
SO 2  
LOB 24



WP: 1 PA: 40  
PB: 0  
SB: 2  
CS: 0

AB R H RBI BB SO LOB

5 2 3 1 0 0 3

5 0 2 1 0 0 5

5 2 2 1 0 0 5

4 0 0 0 1 0 4

4 2 2 1 0 0 2

4 1 1 0 0 1 2

3 1 0 0 1 0 2

4 0 2 3 0 1 0

2 0 1 0 1 0 1  
0 0 0 0 0 0 0  
0 0 0 0 0 0 0  
1 0 0 0 0 0 0  
0 0 0 0 0 0 0

1B: 7 SF: 0  
2B: 4 SAC: 0  
3B: 0 DP: 1  
HR: 3 HBP: 0

Batter	1	2	3	4	5	6	7	8	9
Eric Young Sr., R OBP: 0.428, SLG: 0.457 (1, 4)	1-0 F9 1B		1-2 L5-4 E 1B	1-1 P3		1-2 HR		0-1 1B 2B	
Walt Weiss, S OBP: 0.407, SLG: 0.364 (1, 6)	1-1 G5-3 1B		0-0 E1	1-0 G6-3		1-0 G6-3		0-0 WP 1B	
Ellis Burks, R OBP: 0.413, SLG: 0.644 (1, 7)	3-2 G5-3		2-0 L5-4		3-0 FC6-4 S 2B	2-1 HR		3-1 F8	
Dante Bichette, R OBP: 0.378, SLG: 0.551 (1, 9)	1-1 G2		2-1 F8		4-1 FC6-4 BB	2-2 G4-3		1-1 F9	
Vinny Castilla, R OBP: 0.353, SLG: 0.562 (1, 5)		0-0 HR		1-0 1B 1B	0-1 F7	1-0 G5-3			
Andres Galarraga, R OBP: 0.334, SLG: 0.534 (1, 3)		1-1 P6		3-0 E 1B 1B	3-2 FC6-4 E S 2B		2-3 K		
Jayhawk Owens, R OBP: 0.306, SLG: 0.416 (1, 2)		0-0 G3		2-1 F8	4-2 SAFE 2B BB		1-1 F9		
Quinton McCracken, S OBP: 0.336, SLG: 0.333 (1, 8)		2-2 F7		3-1 E6 1B	2-2 1-H 3-H 2B		3-3 K		
Armando Reynoso, R OBP: 0.270, SLG: 0.212 Mark Thompson, R OBP: 0.120, SLG: 0.160 Mike Munoz, L (8, 1) John Vander Wal, L OBP: 0.347, SLG: 0.419 Curt Leskanic, R OBP: 0.333, SLG: 0.667 (9, 1)			2-1 E 1B	4-0 BB	3-2 G6-3			0-0 G3	

Inning Stats	R: 0 E: 0 K: 10 S: 10	H: 1 LOB: 1 BB: 0 P: 16	R: 1 E: 0 K: 7 S: 7	H: 1 LOB: 0 BB: 0 P: 10	R: 0 E: 1 K: 0 S: 9	H: 2 LOB: 2 BB: 0 P: 16	R: 1 E: 1 K: 0 S: 9	H: 3 LOB: 3 BB: 1 P: 24	R: 3 E: 0 K: 0 S: 15	H: 2 LOB: 1 BB: 2 P: 34	R: 2 E: 0 K: 0 S: 10	H: 2 LOB: 0 BB: 0 P: 17	R: 0 E: 0 K: 2 S: 9	H: 0 LOB: 0 BB: 0 P: 15	R: 1 E: 0 K: 0 S: 8	H: 2 LOB: 1 BB: 0 P: 12
--------------	--------------------------------	----------------------------------	------------------------------	----------------------------------	------------------------------	----------------------------------	------------------------------	----------------------------------	-------------------------------	----------------------------------	-------------------------------	----------------------------------	------------------------------	----------------------------------	------------------------------	----------------------------------

PITCHER	IP	WLS	BF	H	R	ER	SO	BB	IBB	HBP	BLK	WP	HR	S	P	ERA	WHIP
Fernando Valenzuela, L ERA: 4.08 (1, 1)	4.2	L	26	9	5	5	0	3	0	0	0	0	1	47	94	9.64	2.571
Bryce Florie, R ERA: 3.94 (5, 1)	0.1		1	0	0	0	0	0	0	0	0	0	0	3	6	0.00	0.000
Sean Bergman, R ERA: 4.85 (6, 1)	2.0		8	2	2	2	2	0	0	0	0	0	2	19	32	9.00	1.000
Glenn Dishman, L ERA: 7.71 (8, 1)	1.0		5	2	1	1	0	0	0	0	0	1	0	8	12	9.00	2.000

PITCHER	IP	WLS	BF	H	R	ER	SO	BB	IBB	HBP	BLK	WP	HR	S	P	ERA	WHIP
---------	----	-----	----	---	---	----	----	----	-----	-----	-----	----	----	---	---	-----	------

Batter	1	2	3	4	5	6	7	8	9	AB R H RBI BB SO LOB	TOP											
<b>Marvin Benard, L</b> (1, 8) OBP: 0.330, SLG: 0.333	4-1 S 1B BB	0-0 3-H 1B 3B		3-2 G4-3			2-3 K			3 2 1 1 1 1 0												
<b>Shawon Dunston, R</b> (1, 6) OBP: 0.328, SLG: 0.425	0-1 L7	0-0 1B 1B			1-2 G6-3		0-1 P6			4 0 1 0 0 0 1												
<b>Matt Williams, R</b> (1, 5) OBP: 0.376, SLG: 0.509	1 SAFE 1 SAFE 1 B 2 F 2 SAFE 2 SAFE	3-2 G1-3 BB 1-H 1B	1 SAFE 1 X	0-0 1-2 1B	2-0 F9			0-0 F9		4 0 2 2 0 0 0												
<b>Barry Bonds, L</b> (1, 7) OBP: 0.421, SLG: 0.568	4-2 G1-3 BB 1-2	2-1 L8			0-0 F7			4-2 G3 BB		2 0 0 0 2 0 2												
<b>Stan Javier, S</b> (1, 9) OBP: 0.333, SLG: 0.377	1-1 G1-3 1-2 2-3		1-1 G5-3		2-2 L8			0-1 G3 1-2		4 0 0 0 0 0 3												
<b>Dave McCarty, R</b> (1, 3) OBP: 0.351, SLG: 0.367	2-3 K		1-2 G1-3		2-3 K			1-1 G4-3		3 0 0 0 0 2 2												
<b>Dan Peltier, L</b> (8, PH) OBP: 0.349, SLG: 0.309										1 0 0 0 0 0 1												
<b>Robby Thompson, R</b> (1, 4) OBP: 0.284, SLG: 0.355		4-2 G6-3 3B G6-3 BB	2-2 L9		2-2 1B			1-3 K		3 1 1 0 1 1 0												
<b>Kirt Manwaring, R</b> (1, 2) OBP: 0.322, SLG: 0.307		2-1 G6-3		4-1 CS BB		0-0 L7		2-2 G5-3		2 0 0 0 1 0 2												
<b>Rich DeLucia, R</b> (6, 1) OBP: 0.667, SLG: 0.500		1 SAFE 1 SAFE								0 0 0 0 0 0 0												
<b>Jim Poole, L</b> (8, 1)										0 0 0 0 0 0 0												
<b>Steve Scarsone, R</b> (9, PH) OBP: 0.298, SLG: 0.379		1-2								1 0 0 0 0 0 0												
<b>Steve Bourgeois, R</b> (1, 1) OBP: 0.375, SLG: 0.429		0-0 G6-3		1-1 G5-3			1-0 F7			2 0 0 0 0 0 2												
<b>Tom Lampkin, L</b> (6, 2) OBP: 0.328, SLG: 0.398				1-2						1 0 0 0 0 0 0												
<b>Steve Decker, R</b> (9, PH) OBP: 0.339, SLG: 0.292										1 0 0 0 0 1 0												
<b>Inning Stats</b>	R: 1 E: 0 K: 1 S: 13	H: 1 LOB: 2 BB: 2 P: 27	R: 2 E: 0 K: 0 S: 10	H: 3 LOB: 2 BB: 1 P: 18	R: 0 E: 0 K: 0 S: 9	H: 0 LOB: 0 BB: 0 P: 13	R: 0 E: 0 K: 0 S: 7	H: 0 LOB: 0 BB: 1 P: 15	R: 0 E: 0 K: 0 S: 5	H: 0 LOB: 0 BB: 0 P: 8	R: 0 E: 0 K: 1 S: 10	H: 1 LOB: 1 BB: 0 P: 16	R: 0 E: 0 K: 1 S: 7	H: 0 LOB: 0 BB: 0 P: 10	R: 0 E: 0 K: 0 S: 9	H: 0 LOB: 1 BB: 1 P: 14	R: 0 E: 0 K: 2 S: 9	H: 0 LOB: 0 BB: 0 P: 12	1B: 4 2B: 0 3B: 1 HR: 0	SF: 0 SAC: 0 DP: 0 HBP: 0	WP: 0 PB: 0 SB: 1 CS: 1	PA: 36
<b>PITCHER</b>	IP WLS BF H R ER SO BB IBB HBP BLK WP HR S P ERA WHIP																					
<b>Roger Bailey, R</b> (1, 1) ERA: 6.66	7.2 W 32 5 3 3 3 5 0 0 0 0 0 0 68 118 3.52 1.304																					
<b>Steve Reed, R</b> (8, 1) ERA: 4.37	0.1 1 0 0 0 0 0 0 0 0 0 0 0 2 3 0.00 0.000																					
<b>Bruce Ruffin, L</b> (9, 1) ERA: 4.73	1.0 3 0 0 0 0 2 0 0 0 0 0 0 9 12 0.00 0.000																					

**San Francisco Giants @ Colorado Rockies**  
**Coors Field, Denver, CO**  
 Mon Jul 15 1996, 7:05 PM MDT  
 Att. 48,032 - Cloudy - 83 F

AB	31
R	3
H	5
RBI	3
BB	5
SO	5
LOB	13



BOTTOM

San Francisco Giants @ Colorado Rockies  
Coors Field, Denver, CO

livebaseballscores.com

AB	34
R	7
H	13
RBI	6
BB	3
SO	4
LOB	14



WP:	1	PA:	38
PB:	0	SB:	3
CS:	0		

Mon Jul 15 1996, 7:05 PM MDT  
Att: 48,032 - Cloudy - 83 F

AB R H RBI BB SO LOB

5 1 4 1 0 0 0

5 0 3 0 0 0 2

4 1 0 0 0 0 5

3 1 1 1 1 0 1

4 0 0 0 0 2 2

4 1 2 1 0 1 0

4 1 2 0 0 1 1

1 1 0 0 2 0 0

1B:	9	SF:	0
2B:	3	SAC:	1
3B:	1	DP:	1
HR:	0	HBP:	0

1B: 9 SF: 0

2B: 3 SAC: 1

3B: 1 DP: 1

HR: 0 HBP: 0

WP: 1 PA: 38

PB: 0 SB: 3 CS: 0

Batter	1	2	3	4	5	6	7	8	9
Eric Young Sr., R OBP: 0.434, SLG: 0.466 (1, 4)	1-1 G6-4-3 1B		FC1-6 1B			0-1 L6		1 SAFE 2-1 1-3 2B	
Walt Weiss, S OBP: 0.410, SLG: 0.371 (1, 6)	1 SAFE 2-1 1-2 1B		1 SAFE 0-0 1-2 1B	0-1 L1		0-1 2B		1-1 F8	
Ellis Burks, R OBP: 0.409, SLG: 0.637 (1, 7)	3-1 G6-4-3 1-2f 2-3		1-2 FC1-6 1B	3-2 G6-3		3-2 G6-3			
Dante Bichette, R OBP: 0.379, SLG: 0.549 (1, 9)	2-1 P3		3-2 1B 1B	4-0 BB			3-2 G5-3		
Vinny Castilla, R OBP: 0.349, SLG: 0.556 (1, 5)		1-1 G6-3	1-3 K	1-0 G4-3			1-3 K2-3		
Andres Galarraga, R OBP: 0.336, SLG: 0.537 (1, 3)		1-1 2B	2-2 1B 3B 1B		1-0 P4		2-3 K		
Jeff Reed, L OBP: 0.357, SLG: 0.426 (1, 2)		1-0 P5	0-0 3B 1B		2-3 K			0-0 1B	
Quinton McCracken, S OBP: 0.344, SLG: 0.330 (1, 8)		4-1 BB	4-0 3B BB		0-1 P7			0-0 SH1-5-3	
Roger Bailey, R OBP: 0.286, SLG: 0.500 Steve Reed, R Angel Echevarria, R Bruce Ruffin, S	2-1 FC6		1-1 1B 3B			3-1 G6-3		1-0 FC1-6-5 2B	

Inning Stats	R: 0 H: 2 E: 0 LOB: 1 K: 0 BB: 0 S: 8 P: 16	R: 0 H: 1 E: 0 LOB: 2 K: 0 BB: 1 S: 8 P: 17	R: 7 H: 7 E: 0 LOB: 1 K: 1 BB: 1 S: 18 P: 31	R: 0 H: 0 E: 0 LOB: 1 K: 0 BB: 1 S: 7 P: 15	R: 0 H: 0 E: 0 LOB: 0 K: 1 BB: 0 S: 6 P: 9	R: 0 H: 1 E: 0 LOB: 1 K: 0 BB: 0 S: 9 P: 15	R: 0 H: 0 E: 0 LOB: 0 K: 2 BB: 0 S: 11 P: 17	R: 0 H: 2 E: 0 LOB: 2 K: 0 BB: 0 S: 7 P: 11	1B: 9 SF: 0 2B: 3 SAC: 1 3B: 1 DP: 1 HR: 0 HBP: 0
--------------	--	--	---	--	---	--	---	--	--

PITCHER	IP	WLS	BF	H	R	ER	SO	BB	IBB	HBP	BLK	WP	HR	S	P	ERA	WHIP
Steve Bourgeois, R ERA: 7.54 (1, 1)	5.2	L	29	11	7	7	2	3	0	0	0	1	0	53	97	11.12	2.471
Rich DeLucia, R ERA: 4.82 (6, 1)	1.1		4	0	0	0	2	0	0	0	0	0	0	14	23	0.00	0.000
Jim Poole, L ERA: 2.79 (8, 1)	1.0		5	2	0	0	0	0	0	0	0	0	0	7	11	0.00	2.000

Batter	1	2	3	4	5	6	7	8	9	AB R H RBI BB SO LOB	TOP		
Marvin Benard, L (1, 8) OBP: 0.329, SLG: 0.332	1-2 1B		2-2 G3		1-1 F8		2-3 K			4 0 1 0 0 1 0	<b>San Francisco Giants @ Colorado Rockies</b> Coors Field, Denver, CO Tue Jul 16 1996, 7:05 PM MDT Att. 49,035 - Unknown - 87 F		
Shawon Dunston, R (1, 6) OBP: 0.323, SLG: 0.418	0-3 K		0-1 G4-3			0-1 G4-3		2-1 F9		4 0 0 0 0 1 1			
Matt Williams, R (1, 5) OBP: 0.377, SLG: 0.509	1-3 K		1-3 K			1-0 FC4-6 1B		0-1 1B		4 0 2 0 0 2 1			
Barry Bonds, L (1, 7) OBP: 0.420, SLG: 0.567	2-0 L9			0-1 SH5-3 2B		1-0 FC4-6 1B		2-0 F8		4 1 1 0 0 0 3			
Stan Javier, S (1, 9) Dax Jones, R (4, 9)		2-2 G6-3 1B 2B		0-0 SH5-3		4-1 WP 1B BB		1-3 K		1 1 1 0 0 0 0 1 1 0 0 1 1 1			
Robby Thompson, R (1, 4) OBP: 0.283, SLG: 0.353		3-1 F7		1-2 G6-3		1-2 FC6-4 1B		0-3 K		4 0 1 2 0 1 2			
Dan Peltier, L (1, 3) Doug Creek, L (7, 1) Mark Dewey, R (7, 1) Dave McCarty, R (9, PH) OBP: 0.347, SLG: 0.361		1-0 G6-3		0-1 G6-3		1-1 FC6-4		1-1 G4-3		3 0 0 0 0 0 3 0 0 0 0 0 0 0 0 0 0 0 0 0 0 1 0 0 0 0 0 0			
Kirt Manwaring, R (1, 2) OBP: 0.320, SLG: 0.305		0-1 1B			1-0 F9		1-0 L8		0-0 G6-3	4 0 1 1 0 0 0			
Mark Leiter, R (1, 1) Steve Scarosone, R (7, PH)		1-2 P6			0-2 G6-3		2-2 G6-3			2 0 0 0 0 0 1 1 0 0 0 0 0 0			
<b>Inning Stats</b>	R: 0 H: 1 E: 0 LOB: 1 K: 2 BB: 0 S: 10 P: 14	R: 1 H: 2 E: 0 LOB: 1 K: 0 BB: 0 S: 11 P: 18	R: 0 H: 0 E: 0 LOB: 0 K: 1 BB: 0 S: 8 P: 11	R: 0 H: 1 E: 0 LOB: 1 K: 0 BB: 0 S: 8 P: 9	R: 0 H: 0 E: 0 LOB: 0 K: 0 BB: 0 S: 6 P: 8	R: 2 H: 2 E: 1 LOB: 1 K: 0 BB: 1 S: 10 P: 18	R: 0 H: 0 E: 0 LOB: 0 K: 1 BB: 0 S: 10 P: 15	R: 0 H: 1 E: 0 LOB: 1 K: 1 BB: 0 S: 8 P: 13	R: 0 H: 0 E: 0 LOB: 0 K: 1 BB: 0 S: 6 P: 7	1B: 5 SF: 0 2B: 2 SAC: 1 3B: 0 DP: 0 HR: 0 HBP: 0	WP: 1 PA: 35 PB: 0 SB: 0 CS: 0		
<b>PITCHER</b>	IP WLS BF H R ER SO BB IBB HBP BLK WP HR S P ERA WHIP											<b>PITCHER</b>	IP WLS BF H R ER SO BB IBB HBP BLK WP HR S P ERA WHIP
Marvin Freeman, R (1, 1) ERA: 5.4	6.0 W 25 6 3 3 3 1 0 0 0 1 0 53 78 4.50 1.167												
Darren Holmes, R (7, 1) ERA: 5.31	2.0 7 1 0 0 2 0 0 0 0 0 0 18 28 0.00 0.500												
Bruce Ruffin, L (9, 1) ERA: 4.61	1.0 S 3 0 0 0 1 0 0 0 0 0 0 6 7 0.00 0.000												

livebaseballscorecards.com

AB	33
R	3
H	7
RBI	3
BB	1
SO	6
LOB	12





Batter	1	2	3	4	5	6	7	8	9	AB R H RBI BB SO LOB	BOTTOM
--------	---	---	---	---	---	---	---	---	---	----------------------	--------

<b>Eric Young Sr., R</b> <small>OBP: 0.434, SLG: 0.475</small> 										3 2 1 1 1 0 1	<b>San Francisco Giants @ Colorado Rockies</b> Coors Field, Denver, CO Tue Jul 16 1996, 7:05 PM MDT Att: 49,035 - Unknown - 87 F
<b>Walt Weiss, S</b> <small>OBP: 0.408, SLG: 0.369</small> 										4 0 1 1 0 1 1	
<b>John Vander Wal, L</b> <small>OBP: 0.355, SLG: 0.435</small> <b>Ellis Burks, R</b> <small>OBP: 0.408, SLG: 0.635</small> 										3 1 2 1 0 0 2 1 0 0 0 0 0 0	
<b>Dante Bichette, R</b> <small>OBP: 0.380, SLG: 0.550</small> 										3 0 1 1 1 2 3	
<b>Vinny Castilla, R</b> <small>OBP: 0.345, SLG: 0.549</small> 										4 0 0 0 0 0 1	
<b>Andres Galarraga, R</b> <small>OBP: 0.335, SLG: 0.542</small> 										4 1 1 1 0 0 1	
<b>Jeff Reed, L</b> <small>OBP: 0.355, SLG: 0.420</small> 										3 0 0 0 1 0 0	
<b>Quinton McCracken, S</b> <small>OBP: 0.349, SLG: 0.324</small> 										2 1 0 0 2 1 3	
<b>Marvin Freeman, R</b> <small>OBP: 0.162, SLG: 0.114</small> <b>Milt Thompson, L</b> <small>OBP: 0.188, SLG: 0.143</small> <b>Darren Holmes, R</b> <small>OBP: 0.188, SLG: 0.143</small> <b>Bruce Ruffin, S</b> <small>OBP: 0.188, SLG: 0.143</small> 										1 0 0 0 0 1 1 1 0 0 0 0 0 1 0 0 0 0 0 0 0 0 0 0 0 0 0 0	

Inning Stats	R: 2 H: 3 E: 1 K: 0 S: 10	H: 3 LOB: 0 BB: 0 P: 16	R: 0 H: 0 E: 1 K: 1 S: 9	LOB: 1 BB: 0 P: 13	R: 1 H: 1 E: 0 K: 2 S: 12	LOB: 1 BB: 1 P: 20	R: 0 H: 0 E: 0 K: 0 S: 6	LOB: 0 BB: 0 P: 11	R: 1 H: 1 E: 1 K: 1 S: 14	LOB: 2 BB: 1 P: 21	R: 1 H: 1 E: 0 K: 0 S: 9	LOB: 1 BB: 1 P: 18	R: 0 H: 0 E: 0 K: 0 S: 4	LOB: 0 BB: 0 P: 7	R: 0 H: 0 E: 1 K: 1 S: 8	LOB: 2 BB: 2 P: 18	1B: 2 2B: 3 3B: 0 HR: 2	SF: 0 SAC: 1 DP: 1 HBP: 0	WP: 0 PB: 0 SB: 1 CS: 1	PA: 35
--------------	---------------------------	-------------------------	--------------------------	--------------------	---------------------------	--------------------	--------------------------	--------------------	---------------------------	--------------------	--------------------------	--------------------	--------------------------	-------------------	--------------------------	--------------------	-------------------------	---------------------------	-------------------------	--------

PITCHER	<b>Mark Leiter, R</b> <small>ERA: 5.08</small> <b>Doug Creek, L</b> <small>ERA: 5.64</small> <b>Mark Dewey, R</b> <small>ERA: 3.08</small>	IP 6.0 WLS L BF 27 H 6 R 5 ER 4 SO 4 BB 3 IBB 0 HBP 0 BLK 1 WP 0 HR 2 S 60 P 99 ERA 6.00 WHIP 1.500	<b>Mark Leiter, R</b> <small>ERA: 5.08</small> <b>Doug Creek, L</b> <small>ERA: 5.64</small> <b>Mark Dewey, R</b> <small>ERA: 3.08</small>	IP 0.2 WLS L BF 2 H 0 R 0 ER 0 SO 0 BB 0 IBB 0 HBP 0 BLK 0 WP 0 HR 0 S 2 P 4 ERA 0.00 WHIP 0.000	<b>Mark Leiter, R</b> <small>ERA: 5.08</small> <b>Doug Creek, L</b> <small>ERA: 5.64</small> <b>Mark Dewey, R</b> <small>ERA: 3.08</small>	IP 1.1 WLS L BF 6 H 0 R 0 ER 0 SO 1 BB 1 IBB 1 HBP 0 BLK 0 WP 0 HR 0 S 10 P 21 ERA 0.00 WHIP 0.750
---------	---	---	---	--	---	--

livebaseballscores.com

AB	29
R	5
H	6
RBI	5
BB	5
SO	5
LOB	14



Batter	1	2	3	4	5	6	7	8	9	AB R H RBI BB SO LOB	TOP		
Marvin Benard, L (1, 8) OBP: 0.328, SLG: 0.331	0-0 G5-3			0-2 G1-3		1-2 CS 1B		1-2 P5		4 0 1 0 0 0 2	<b>San Francisco Giants @ Colorado Rockies</b> Coors Field, Denver, CO Wed Jul 17 1996, 3:33 AM MDT Att. 48,453 - Sunny - 88 F		
Rich Aurilia, R (1, 6) OBP: 0.304, SLG: 0.339 Dan Peltier, L (8, PH) OBP: 0.328, SLG: 0.288 Shawon Dunston, R (8, 6) OBP: 0.323, SLG: 0.418	1-1 G4-6-3 1B			0-0 G4-3		1-1 G6-3		1-0 P4		3 0 1 0 0 0 1 1 0 0 0 0 0 2 0 0 0 0 0 0 0			
Matt Williams, R (1, 3) OBP: 0.378, SLG: 0.517	2-0 G4-6-3 1-2f			0-1 HR		2-1 G6-3		1-1 1B WP 1B		4 2 2 1 0 0 1			
Barry Bonds, L (1, 7) OBP: 0.418, SLG: 0.562		0-0 L8		4-0 PO BB			0-1 G3-1		1-1 F9	3 0 0 0 1 0 1			
Tom Lampkin, L (1, 2) OBP: 0.341, SLG: 0.400		1-1 CS HBP		1-0 PO 1-2	2-2 E1 1B G4-6-3		4-1 G5-4-3 BB		1-1 WP 1B	2 1 1 0 1 0 0			
Steve Scarsone, R (1, 4) OBP: 0.297, SLG: 0.376 Rich DeLucia, R (7, 1) OBP: 0.667, SLG: 0.500 Dave McCarty, R (9, PH) OBP: 0.342, SLG: 0.355		0-2 K			2-2 G4-6-3 1B		1-0 G5-4-3 1-2f		2-3 K	3 0 1 0 0 1 2 0 0 0 0 0 0 0 1 0 0 0 0 1 2			
Steve Decker, R (1, 5) OBP: 0.333, SLG: 0.286 Kim Batiste, R (7, 5) OBP: 0.200, SLG: 0.237		2-2 CS 1-2	2-2 F9		1-1 G4-6-3 1-2f		1-1 BB 1B		3-3 K 1-2 3-H	2 0 0 0 0 0 1 2 0 1 0 0 1 1			
Dax Jones, R (1, 9)			0-2 F9		1-0 E5		0-3 K			3 0 0 0 0 1 1			
Oswaldo Fernandez, R (1, 1) OBP: 0.077, SLG: 0.077 Robby Thompson, R (7, 4) OBP: 0.286, SLG: 0.353			3-3 K		0-3 K		4-2 BB			2 0 0 0 0 2 1 0 0 0 0 1 0 0			
<b>Inning Stats</b>	R: 0 H: 1 E: 0 LOB: 0 K: 0 BB: 0 S: 4 P: 7	R: 0 H: 0 E: 0 LOB: 0 K: 1 BB: 0 S: 7 P: 10	R: 0 H: 0 E: 0 LOB: 0 K: 1 BB: 0 S: 11 P: 16	R: 1 H: 1 E: 0 LOB: 0 K: 0 BB: 1 S: 6 P: 11	R: 1 H: 1 E: 2 LOB: 1 K: 1 BB: 0 S: 14 P: 20	R: 0 H: 1 E: 0 LOB: 0 K: 0 BB: 0 S: 7 P: 11	R: 0 H: 0 E: 0 LOB: 0 K: 0 BB: 1 S: 4 P: 9	R: 0 H: 1 E: 0 LOB: 2 K: 1 BB: 1 S: 11 P: 18	R: 1 H: 2 E: 0 LOB: 1 K: 2 BB: 0 S: 13 P: 21	1B: 6 SF: 0 2B: 0 SAC: 0 3B: 0 DP: 3 HR: 1 HBP: 1		WP: 1 PA: 36 PB: 0 SB: 0 CS: 2	
<b>PITCHER</b>	IP WLS BF H R ER SO BB IBB HBP BLK WP HR S P ERA WHIP											<b>PITCHER</b>	IP WLS BF H R ER SO BB IBB HBP BLK WP HR S P ERA WHIP
Jamey Wright, R (1, 1) ERA: 4.82	7.0 W 24 4 2 1 3 2 0 1 0 0 0 1 53 84 1.29 0.857												
Curt Leskanic, R (8, 1) ERA: 6.81	0.1 3 1 0 0 1 1 0 0 0 0 0 0 7 12 0.00 6.000												
Steve Reed, R (8, 1) ERA: 4.5	0.2 3 1 1 1 0 0 0 0 0 0 0 0 6 9 13.50 1.500												
Bruce Ruffin, L (9, 1) ERA: 4.5	1.0 S 4 1 0 0 2 0 0 0 0 0 1 0 11 18 0.00 1.000												

livebaseballscorecards.com

AB	30
R	3
H	7
RBI	1
BB	3
SO	6
LOB	15




BOTTOM

San Francisco Giants @ Colorado Rockies  
Coors Field, Denver, CO

livebaseballscorecards.com

AB	35
R	4
H	12
RBI	4
BB	0
SO	5
LOB	21



WP	1	PA	36
PB	0		
SB	0		
CS	1		

Wed Jul 17 1996, 3:33 AM MDT  
Att. 48,453 - Sunny - 88 F

AB	R	H	RBI	BB	SO	LOB
4	0	2	1	0	0	0
4	0	1	1	0	0	2
4	0	0	0	0	2	4
4	1	2	0	0	0	2
3	0	1	0	0	1	3
0	0	0	0	0	0	0
1	0	1	0	0	0	0
0	0	0	0	0	0	0
4	0	1	0	0	1	3
3	0	2	0	0	0	0
1	1	0	1	0	0	1
2	0	0	0	0	0	2
1	0	0	0	0	1	2
2	1	1	0	0	0	0
2	1	1	1	0	0	2
1B	7	SF	0			
2B	4	SAC	1			
3B	1	DP	0			
HR	0	HBP	0			

Batter	1	2	3	4	5	6	7	8	9	AB	R	H	RBI	BB	SO	LOB
Eric Young Sr., R OBP: 0.435, SLG: 0.482	0-0 F7		1-0 WP 1B FC1-2-5-1 1B		1-1 L9		0-0 1-H 3B			4	0	2	1	0	0	0
Walt Weiss, S OBP: 0.406, SLG: 0.368	1-2 G6-3		0-1 1 SAFE FC1-2-5-1 WP 1B 1-2 3-H		2-1 F8		2-2 L4			4	0	1	1	0	0	2
Ellis Burks, R OBP: 0.404, SLG: 0.628	2-3 K		0-0 F8			0-3 K		0-1 G5-3		4	0	0	0	0	2	4
Dante Bichette, R OBP: 0.382, SLG: 0.555		0-1 CS 2B	2-1 FC1-2-5-1		1-0 F9			3-2 1B FC6 2B		4	1	2	0	0	0	2
John Vander Wal, L OBP: 0.354, SLG: 0.432		0-1 SAFE F7	2-3 K		2-1 1B			0-0 FC6 1B		3	0	1	0	0	1	3
Curt Leskanic, R OBP: 0.333, SLG: 0.667										0	0	0	0	0	0	0
Steve Reed, R OBP: 0.500, SLG: 0.500										1	0	1	0	0	0	0
Bruce Ruffin, S (9, 1)										0	0	0	0	0	0	0
Andres Galarraga, R OBP: 0.334, SLG: 0.539		3-1 1B 1B		1-2 L7		1-2 G3		2-3 K		4	0	1	0	0	1	3
Jeff Reed, L OBP: 0.359, SLG: 0.429		0-0 1B		3-2 L5				1-2 FC6		3	0	2	0	0	0	0
Quinton McCracken, S OBP: 0.346, SLG: 0.321		1-2 FC4-6 1B						1-2 SH1-4 1B 2B		1	1	0	1	0	0	1
Jason Bates, S OBP: 0.328, SLG: 0.324		0-1 FC4-6		2-1 G3-1				3-3 K		2	0	0	0	0	0	2
Jayhawk Owens, R OBP: 0.304, SLG: 0.412										1	0	0	0	0	1	2
Jamey Wright, R OBP: 0.143, SLG: 0.286			1-0 1B 2B		1-1 G6-3			1-0 P7		2	1	1	0	0	0	0
Vinny Castilla, R OBP: 0.346, SLG: 0.549										2	1	1	1	0	0	2

Inning	R	H	E	K	S	R	H	E	K	S	R	H	E	K	S	R	H	E	K	S
1	0	0	0	1	0	0	0	0	0	0	0	0	0	0	0	0	0	0	0	0
2	0	3	0	0	9	0	0	0	0	0	0	0	0	0	0	0	0	0	0	0
3	1	3	0	1	10	0	0	0	0	0	0	0	0	0	0	0	0	0	0	0
4	0	0	0	0	8	0	0	0	0	0	0	0	0	0	0	0	0	0	0	0
5	0	0	0	0	6	0	0	0	0	0	0	0	0	0	0	0	0	0	0	0
6	0	1	0	1	10	0	1	0	0	0	0	0	0	0	0	0	0	0	0	0
7	2	3	0	0	11	0	0	0	0	0	0	0	0	0	0	0	0	0	0	0
8	1	2	0	2	17	0	0	0	0	0	0	0	0	0	0	0	0	0	0	0
9	0	0	0	0	0	0	0	0	0	0	0	0	0	0	0	0	0	0	0	0

PITCHER	IP	WLS	BF	H	R	ER	SO	BB	IBB	HBP	BLK	WP	HR	S	P	ERA	WHIP
Oswaldo Fernandez, R ERA: 5.72	6.1	L	28	10	3	3	3	0	0	0	0	1	0	57	88	4.26	1.579
Rich DeLucia, R ERA: 4.85	1.2		8	2	1	1	2	0	0	0	0	0	0	22	34	5.40	1.200

Batter	1	2	3	4	5	6	7	8	9	AB R H RBI BB SO LOB	TOP									
Eric Young Sr. R (1, 4) OBP: 0.433, SLG: 0.477	0-3 K		1-3 K		2-1 F7		1-0 1B HBP			3 0 0 0 0 2 1										
Walt Weiss, S (1, 6) OBP: 0.406, SLG: 0.371	3-2 G3		1-1 L6			1-2 2B	1-2 1B			3 0 1 0 0 0 0										
Curt Leskanic, R (6, 1) OBP: 0.333, SLG: 0.667										0 0 0 0 0 0 0										
Angel Echevarria, R (7, PH) OBP: 0.500, SLG: 0.500										1 0 1 1 0 0 0										
Mike Munoz, L (7, 1) OBP: 0.120, SLG: 0.160										0 0 0 0 0 0 0										
Mark Thompson, R (7, 1) OBP: 0.120, SLG: 0.160										0 0 0 0 0 0 0										
Ellis Burks, R (1, 7) OBP: 0.402, SLG: 0.623	1-0 F8			4-1 G5-3 BB		0-1 P6	3-3 K			3 0 0 0 1 1 4										
Dante Bichette, R (1, 9) OBP: 0.378, SLG: 0.549		1-2 F7		1-3 K		0-2 P5		0-2 F9		4 0 0 0 0 1 2										
Vinny Castilla, R (1, 5) OBP: 0.343, SLG: 0.543		2-3 K		2-1 G5-3		2-3 K		3-2 F8		4 0 0 0 0 2 2										
Andres Galarraga, R (1, 3) OBP: 0.333, SLG: 0.538		2-2 2B		1-3 K			3-2 F7	1-1 P4		4 1 1 0 0 1 1										
Jeff Reed, L (1, 2) OBP: 0.357, SLG: 0.430		2-1 2B			3-3 K		1-0 F9		3-2 F7	4 0 1 1 0 1 0										
Quinton McCracken, S (1, 8) OBP: 0.351, SLG: 0.327		1-3 K2-3			1-0 SH1 1B		1-1 1B 1B		2-2 F7	4 1 2 0 0 1 1										
Kevin Ritz, R (1, 1) OBP: 0.233, SLG: 0.225			1-3 K		0-1 SH1		0-0 1B HBP 1B		0-0 G5-3	1 0 0 0 0 1 0										
Jason Bates, S (6, 6) OBP: 0.331, SLG: 0.327										2 0 1 0 0 0 0										
<b>Inning Stats</b>	R: 0 E: 0 K: 1 S: 10	H: 0 LOB: 0 BB: 0 P: 14	R: 1 E: 0 K: 2 S: 15	H: 2 LOB: 1 BB: 0 P: 23	R: 0 E: 0 K: 2 S: 8	H: 0 LOB: 0 BB: 0 P: 11	R: 0 E: 0 K: 2 S: 10	H: 0 LOB: 1 BB: 1 P: 18	R: 0 E: 0 K: 1 S: 12	H: 1 LOB: 1 BB: 0 P: 15	R: 1 E: 0 K: 1 S: 14	H: 3 LOB: 3 BB: 0 P: 24	R: 0 E: 0 K: 0 S: 8	H: 0 LOB: 0 BB: 0 P: 12	R: 0 E: 0 K: 0 S: 9	H: 0 LOB: 0 BB: 0 P: 14	1B: 4 2B: 3 3B: 0 HR: 0	SF: 0 SAC: 1 DP: 0 HBP: 1	WP: 0 PB: 0 SB: 0 CS: 0	PA: 36
<b>PITCHER</b>	IP WLS BF H R ER SO BB IBB HBP BLK WP HR S P ERA WHIP																			
Scott Sanders, R (1, 1) ERA: 3.99	6.2 W 27 6 2 2 9 1 0 0 0 0 0 0 71 108 2.70 1.050																			
Ron Villone, L (7, 1) ERA: 1.84	0.0 2 1 0 0 0 0 0 0 1 0 0 0 3 5 ∞ ∞																			
Tim Worrell, R (7, 1) ERA: 2.74	0.1 1 0 0 0 0 1 0 0 0 0 0 0 3 6 0.00 0.000																			
Willie Blair, R (8, 1) ERA: 5.08	2.0 6 0 0 0 0 0 0 0 0 0 0 0 17 26 0.00 0.000																			

Colorado Rockies @ San Diego Padres  
 Jack Murphy Stadium, San Diego, CA  
 Thu Jul 18 1996, 6:33 AM EDT  
 Att. 24,212 - Sunny - 73 F

livebaseballscorecards.com

AB	33
R	2
H	7
RBI	2
BB	1
SO	10
LOB	11



Batter	1	2	3	4	5	6	7	8	9
Rickey Henderson, R OBP: 0.407, SLG: 0.341 (1, 7)	2-0 F8		0-1 G5-3	2-2 P4		2-2 1B 2B	1-2 1B		
Chris Gomez, R OBP: 0.376, SLG: 0.375 (1, 6)	2-0 G4-3		4-2 HR BB		2-1 G4-3	0-2 1B	2-1 F9		
Steve Finley, L OBP: 0.350, SLG: 0.538 (1, 8)	0-2 2B		0-0 HR		0-1 G4-3	1-3 K2-3		1-3 K	
Ken Caminiti, S OBP: 0.380, SLG: 0.528 (1, 5)	2-0 G4-3		2-2 F7		2-1 HR		0-0 BB 2B 1B	3-2 2B	
Wally Joyner, L OBP: 0.426, SLG: 0.469 (1, 3)		0-0 F8	4-2 BB		2-2 1B		1-2 F7	1-1 G6-3	
Chris Gwynn, L OBP: 0.295, SLG: 0.265 Rob Deer, R OBP: 0.364, SLG: 0.667 (7, PH) (8, 9)		2-2 F7	0-2 F7		2-2 L5		4-2 2B SF8 BB	4-2 FC5-4 BB	
John Flaherty, R OBP: 0.323, SLG: 0.471 (1, 2)		1-0 HR		0-1 F8		1-1 G6-3	0-2 1B 2B	0-2 FC5-4	
Jody Reed, R OBP: 0.324, SLG: 0.297 (1, 4)		0-1 G5-3		3-2 F8		3-3 K	4-0 1B IBB		
Scott Sanders, R OBP: 0.222, SLG: 0.250 Ron Villone, L (7, 1) Tim Worrell, R OBP: 0.167, SLG: 0.091 Marc Newfield, R OBP: 0.337, SLG: 0.426 Willie Blair, R (8, 1)			0-0 HR 2B	4-0 BB		1-3 K 2B 1B	2-0 SF8		

Inning Stats	R: 0 E: 0 K: 0 S: 6	H: 1 LOB: 1 BB: 0 P: 12	R: 1 E: 0 K: 0 S: 8	H: 1 LOB: 0 BB: 0 P: 11	R: 3 E: 0 K: 0 S: 14	H: 2 LOB: 1 BB: 2 P: 24	R: 0 E: 0 K: 0 S: 8	H: 0 LOB: 1 BB: 1 P: 17	R: 1 E: 0 K: 0 S: 12	H: 2 LOB: 1 BB: 0 P: 20	R: 2 E: 0 K: 3 S: 19	H: 2 LOB: 1 BB: 0 P: 27	R: 2 E: 0 K: 0 S: 16	H: 3 LOB: 3 BB: 2 P: 30	R: 0 E: 0 K: 1 S: 13	H: 1 LOB: 2 BB: 1 P: 22
1B: 4 2B: 5 3B: 0 HR: 3	SF: 1 SAC: 0 DP: 0 HBP: 0	WP: 1 PA: 43														

PITCHER	IP	WLS	BF	H	R	ER	SO	BB	IBB	HBP	BLK	WP	HR	S	P	ERA	WHIP
Kevin Ritz, R ERA: 4.8 (1, 1)	5.0	L	24	6	5	5	0	3	0	0	0	0	3	48	84	9.00	1.800
Curt Leskanic, R ERA: 7.11 (6, 1)	1.0		6	2	2	2	3	0	0	0	0	1	0	19	27	18.00	2.000
Mike Munoz, L ERA: 7.0 (7, 1)	0.2		7	3	2	2	0	1	1	0	0	0	0	14	26	27.00	6.000
Mark Thompson, R ERA: 6.1 (7, 1)	1.1		6	1	0	0	1	1	0	0	0	0	0	15	26	0.00	1.500

**BOTTOM**

**Colorado Rockies @ San Diego Padres**  
**Jack Murphy Stadium, San Diego, CA**

Thu Jul 18 1996, 6:33 AM EDT  
Att: 24,212 - Sunny - 73 F

livebaseballscorecards.com

AB	36
R	9
H	12
RBI	9
BB	6
SO	4
LOB	13



Batter	1	2	3	4	5	6	7	8	9	AB R H RBI BB SO LOB	TOP	
Eric Young Sr. R (1, 4) OBP: 0.430, SLG: 0.471	4-1 PB SH1-3 1B BB	3-2 P3		1-0 L6			3-2 G6-3		1-0 E5	4 1 0 0 1 0 3		
Walt Weiss, S (1, 6) OBP: 0.402, SLG: 0.366	0-0 SH1-3 1-2		1-3 K		2-1 G5-3		1-2 F7		1-2 G4-3	4 0 0 0 0 1 1		
Ellis Burks, R (1, 7) OBP: 0.403, SLG: 0.623	4-2 FC6-4 1B 2-3 BB		2-0 P5		1-2 F9 2B			1-1 F6		3 0 1 0 1 0 0		
Andres Galarraga, R (1, 3) OBP: 0.335, SLG: 0.546	3-1 FC6-4 1B		2-1 G5-3		0-0 F9			2-2 HR		4 1 2 2 0 0 1		
Dante Bichette, R (1, 9) OBP: 0.379, SLG: 0.547	0-1 FC6-4 1-2f 2-3			3-1 S 2B 1B		0-0 G6-3		2-2 FC5-4 HBP		3 1 1 0 0 0 3		
Vinny Castilla, R (1, 5) OBP: 0.339, SLG: 0.537	2-2 L1		1 SAFE F7		0-1 F9		0-0 FC5-4 FC6-4 1-2f		0-0 FC5-4 1-2f	4 0 0 0 0 0 4		
Jayhawk Owens, R (1, 2) OBP: 0.313, SLG: 0.422		1-1 G6-3 2B		4-0 2B BB 1-2		3-3 K		1-2 FC6-4 1-2f		2 0 1 0 1 1 0		
Jason Bates, S (8, PH) OBP: 0.328, SLG: 0.324										1 0 0 0 0 0 1		
Jeff Reed, L (8, 2) OBP: 0.357, SLG: 0.430										0 0 0 0 0 0 0		
Quinton McCracken, S (1, 8) OBP: 0.356, SLG: 0.342		0-0 G6-3 2-3		0-1 K 2B 1-3 2-H		2-3 K		2-2 CS 1B		4 0 2 1 0 1 1		
Armando Reynoso, R (1, 1) OBP: 0.296, SLG: 0.200		2-3 K		1-2 B3-4			1-0 F9		1-3 K	2 0 0 0 0 0 1 3		
Mike Munoz, L (6, 1)										0 0 0 0 0 0 0 0		
Steve Reed, R (6, 1) OBP: 0.650, SLG: 0.500										0 0 0 0 0 0 0 0		
Angel Echevarria, R (7, PH) OBP: 0.333, SLG: 0.333										1 0 0 0 0 0 0 0		
Darren Holmes, R (7, 1)										0 0 0 0 0 0 0 0		
John Vander Wal, L (8, PH) OBP: 0.352, SLG: 0.429										1 0 0 0 0 0 1 1		
<b>Inning Stats</b>	R: 1 H: 1 E: 0 LOB: 2 K: 0 BB: 2 S: 11 P: 24	R: 0 H: 1 E: 0 LOB: 1 K: 1 BB: 0 S: 9 P: 15	R: 0 H: 0 E: 0 LOB: 0 K: 1 BB: 0 S: 6 P: 11	R: 1 H: 2 E: 0 LOB: 2 K: 0 BB: 1 S: 9 P: 18	R: 0 H: 1 E: 0 LOB: 1 K: 0 BB: 0 S: 8 P: 11	R: 0 H: 0 E: 0 LOB: 0 K: 2 BB: 0 S: 8 P: 13	R: 0 H: 0 E: 0 LOB: 0 K: 0 BB: 0 S: 7 P: 12	R: 1 H: 1 E: 0 LOB: 1 K: 0 BB: 0 S: 12 P: 18	R: 0 H: 1 E: 1 LOB: 1 K: 1 BB: 0 S: 11 P: 16	1B: 3 SF: 0 2B: 4 SAC: 1 3B: 0 DP: 1 HR: 1 HBP: 1	WP: 0 PA: 38 PB: 1 SB: 1 CS: 1	
<b>PITCHER</b>	IP WLS BF H R ER SO BB IBB HBP BLK WP HR S P ERA WHIP											
Fernando Valenzuela, L (1, 1) ERA: 4.02	6.0 W 26 5 2 2 4 3 0 0 0 0 0 0 51 92 3.00 1.333											
Tim Worrell, R (7, 1) ERA: 2.7	1.0 3 0 0 0 0 0 0 0 0 0 0 0 7 12 0.00 0.000											
Doug Bochtler, R (8, 1) ERA: 3.6	1.0 5 1 1 1 0 0 0 0 1 0 0 1 12 18 9.00 1.000											
Trevor Hoffman, R (9, 1) ERA: 2.39	1.0 S 4 1 0 0 1 0 0 0 0 0 0 0 11 16 0.00 1.000											

Colorado Rockies @ San Diego Padres  
Jack Murphy Stadium, San Diego, CA

Fri Jul 19 1996, 10:05 PM EDT  
Att. 26,559 - Unknown - 74 F

livebaseballscorecards.com

AB	33
R	3
H	7
RBI	3
BB	3
SO	5
LOB	18



Batter	1	2	3	4	5	6	7	8	9
Rickey Henderson, R OBP: 0.403, SLG: 0.337 (1, 7)	2-2 G5-3 ①		1-1 G4-3 ①		2-1 L8 ③		3-1 F9 ③		
Chris Gomez, R OBP: 0.378, SLG: 0.382 (1, 6)	0-2 G5-3 HR 1B		0-0 G3 ②			2-2 1B 2B		3-1 G5-3 ①	
Steve Finley, L OBP: 0.351, SLG: 0.537 (1, 8)	1 SAFE 1 SAFE 1 SAFE C 1 B 1 B X	2-1 G5-3 ②	2-2 F9 ③			4-2 1B BB		0-0 BB 1B	
Ken Caminiti, S OBP: 0.378, SLG: 0.534 (1, 5)	B 2 B SAFE F F X	3-2 HR 2-H		1-0 F9 ①		1-0 L8 ①		1-3 K ②	
Wally Joyner, L OBP: 0.423, SLG: 0.463 (1, 3)	C B X	1-1 F8 ③		2-1 G4-3 ②		1-0 L7 ②		4-0 BB 1-2	
Marc Newfield, R OBP: 0.333, SLG: 0.421 Chris Gwynn, L OBP: 0.300, SLG: 0.271 (6, PH) (7, 9)		0-0 F7 ①		1-0 G4-3 ③		2-1 FC5-4 1B 1-3 2-H		2-3 K ③	
John Flaherty, R OBP: 0.323, SLG: 0.481 (1, 2)		1-1 F7 ②		2-1 HR		2-2 FC5-4 1-2f			
Jody Reed, R OBP: 0.324, SLG: 0.297 (1, 4)		1-2 FC5-4 1B		1-2 F7 ①			1-0 F7 ①		
Fernando Valenzuela, L OBP: 0.135, SLG: 0.135 Tim Worrell, R OBP: 0.167, SLG: 0.091 Luis Lopez, S OBP: 0.227, SLG: 0.246 Doug Bochtler, R Trevor Hoffman, R (8, 1) (9, 1)		1 SAFE 1 SAFE X T S S	0-2 FC5-4 ③		3-2 G6-3 ②		1-3 K ②		

Inning Stats	R: 2 E: 0 K: 0 S: 14	H: 2 LOB: 0 BB: 0 P: 22	R: 0 E: 0 K: 0 S: 9	H: 1 LOB: 1 BB: 0 P: 11	R: 0 E: 0 K: 0 S: 7	H: 0 LOB: 0 BB: 0 P: 10	R: 0 E: 0 K: 0 S: 4	H: 0 LOB: 0 BB: 0 P: 8	R: 1 E: 0 K: 0 S: 11	H: 1 LOB: 0 BB: 0 P: 19	R: 1 E: 0 K: 0 S: 16	H: 2 LOB: 2 BB: 1 P: 28	R: 0 E: 0 K: 1 S: 6	H: 0 LOB: 0 BB: 0 P: 11	R: 0 E: 0 K: 2 S: 9	H: 1 LOB: 2 BB: 1 P: 19
--------------	-------------------------------	----------------------------------	------------------------------	----------------------------------	------------------------------	----------------------------------	------------------------------	---------------------------------	-------------------------------	----------------------------------	-------------------------------	----------------------------------	------------------------------	----------------------------------	------------------------------	----------------------------------

PITCHER	IP	WLS	BF	H	R	ER	SO	BB	IBB	HBP	BLK	WP	HR	S	P	ERA	WHIP
Armando Reynoso, R ERA: 4.62 (1, 1)	5.0	L	19	4	3	3	0	0	0	0	0	0	2	45	70	5.40	0.800
Mike Munoz, L ERA: 7.16 (6, 1)	0.2		4	1	1	1	0	1	0	0	0	0	0	11	19	13.50	3.000
Steve Reed, R ERA: 4.47 (6, 1)	0.1		2	1	0	0	0	0	0	0	0	0	0	5	9	0.00	3.000
Darren Holmes, R ERA: 5.06 (7, 1)	2.0		8	1	0	0	3	1	0	0	0	0	0	15	30	0.00	1.000

**BOTTOM**


**Colorado Rockies @ San Diego Padres**  
Jack Murphy Stadium, San Diego, CA

Fri Jul 19 1996, 10:05 PM EDT  
Att: 26,559 - Unknown - 74 F

AB	R	H	RBI	BB	SO	LOB
4	0	0	0	0	0	0
4	2	2	0	0	0	0
3	0	1	0	1	0	1
4	1	1	2	0	1	3
3	0	0	0	1	0	2
2	0	0	0	0	0	0
2	0	1	1	0	1	2
3	1	1	1	0	0	2
3	0	1	0	0	0	0
2	0	0	0	0	0	1
0	0	0	0	0	0	0
1	0	0	0	0	1	0
0	0	0	0	0	0	0
0	0	0	0	0	0	0

AB	31
R	4
H	7
RBI	4
BB	2
SO	3
LOB	11

WP: 0 PA: 33  
PB: 0  
SB: 0  
CS: 0



PITCHER	IP	WLS	BF	H	R	ER	SO	BB	IBB	HBP	BLK	WP	HR	S	P	ERA	WHIP
---------	----	-----	----	---	---	----	----	----	-----	-----	-----	----	----	---	---	-----	------

Batter	1	2	3	4	5	6	7	8	9	AB R H RBI BB SO LOB	TOP																									
Eric Young Sr. R (1, 4) OBP: 0.429, SLG: 0.468	2-1 G6-3		1-1 1B		2-0 G1-3		0-0 B5-3		4-1 BB	4 0 1 0 1 0 2																										
Walt Weiss, S (1, 6) OBP: 0.399, SLG: 0.373	1-2 F7		0-0 G3			1-1 HR	0-1 F8		1-0 F8	5 1 1 1 0 0 4																										
Ellis Burks, R (1, 7) OBP: 0.404, SLG: 0.621	2-2 F8			2-3 K		0-2 2B		4-1 BB		3 1 1 0 0 1 0																										
Dante Bichette, R (1, 9) OBP: 0.376, SLG: 0.542		2-1 G5-3		0-0 G5-3		2-3 K		1-3 K		4 0 0 0 0 2 2																										
Andres Galarraga, R (1, 3) OBP: 0.334, SLG: 0.546		3-2 G5-3		0-0 G6-3		0-0 2B		0-0 G6-4-3		4 1 1 1 0 0 1																										
Vinny Castilla, R (1, 5) OBP: 0.338, SLG: 0.534		0-0 G5-3			0-1 G5-3	0-1 E8		0-0 G6-3		4 0 1 1 0 0 0																										
Jeff Reed, L (1, 2) OBP: 0.360, SLG: 0.438			3-1 F7		4-1 SH1-4	1-1 G4-3		2-2 E		3 0 1 0 1 0 1																										
Jayhawk Owens, R (9, PR)										0 1 0 0 0 0 0																										
Quinton McCracken, S (1, 8) OBP: 0.353, SLG: 0.339			3-2 F7		1-2 SH1-4	1-1 G1-3		1-0 E4		4 0 1 1 0 0 1																										
Roger Bailey, R (1, 1) OBP: 0.375, SLG: 1.000			3-2 HR		0-1 SH1-4		3-2 G4-3		3-1 G4-3	1 1 1 1 0 0 0																										
Mill Thompson, L (7, PH) OBP: 0.186, SLG: 0.141										1 0 0 0 0 0 0																										
Mark Thompson, R (7, 1) OBP: 0.120, SLG: 0.160										0 0 0 0 0 0 0																										
Lance Painter, L (7, 1) OBP: 0.167, SLG: 0.167										0 0 0 0 0 0 0																										
Curt Leskanic, R (8, 1) OBP: 0.333, SLG: 0.667										0 0 0 0 0 0 0																										
Jason Bates, S (9, PH) OBP: 0.325, SLG: 0.321										1 0 0 0 0 0 2																										
Bruce Ruffin, S (9, 1)										0 0 0 0 0 0 0																										
<b>Inning Stats</b>	R: 0 E: 0 K: 0 S: 9	H: 0 LOB: 0 BB: 0 P: 14	R: 0 E: 0 K: 0 S: 8	H: 0 LOB: 0 BB: 0 P: 13	R: 1 E: 0 K: 0 S: 12	H: 2 LOB: 1 BB: 0 P: 22	R: 0 E: 0 K: 1 S: 5	H: 0 LOB: 0 BB: 0 P: 7	R: 0 E: 0 K: 0 S: 9	H: 1 LOB: 2 BB: 1 P: 16	R: 3 E: 2 K: 1 S: 15	H: 4 LOB: 1 BB: 0 P: 20	R: 0 E: 0 K: 0 S: 6	H: 0 LOB: 0 BB: 0 P: 9	R: 0 E: 0 K: 1 S: 5	H: 0 LOB: 0 BB: 1 P: 10	R: 1 E: 1 K: 0 S: 10	H: 1 LOB: 3 BB: 1 P: 21	1B: 4 2B: 1 3B: 1 HR: 2	SF: 0 SAC: 1 DP: 1 HBP: 0	WP: 0 PB: 0 SB: 1 CS: 0	PA: 38														
<b>PITCHER</b>	IP WLS BF H R ER SO BB IBB HBP BLK WP HR S P ERA WHIP																																			
Andy Ashby, R (1, 1) ERA: 2.96	5.1		24	7	4	4	2	1	0	0	0	0	2	54	86	6.75	1.500																			
Bryce Florie, R (6, 1) ERA: 3.8	0.2		2	0	0	0	0	0	0	0	0	0	0	4	6	0.00	0.000																			
Tim Worrell, R (7, 1) ERA: 2.63	2.0		6	0	0	0	1	1	0	0	0	0	0	11	19	0.00	0.500																			
Doug Bochtler, R (9, 1) ERA: 3.76	0.2	L	5	1	1	1	0	1	0	0	0	0	0	9	19	13.50	3.000																			
Ron Villone, L (9, 1) ERA: 1.8	0.1		1	0	0	0	0	0	0	0	0	0	0	1	2	0.00	0.000																			

Colorado Rockies @ San Diego Padres  
 Jack Murphy Stadium, San Diego, CA  
 Sat Jul 20 1996, 10:05 PM EDT  
 Att. 55,046 - Unknown - 74 F

livebaseballscorecards.com

AB	34
R	5
H	8
RBI	5
BB	3
SO	3
LOB	13





Batter	1	2	3	4	5	6	7	8	9	AB R H RBI BB SO LOB
Rickey Henderson, R OBP: 0.403, SLG: 0.341 (1, 7)	2-2 G4-3 2B	1-0 L5			1-1 L5		2-0 G3 SH1-4 1B		1-2 G6-3	5 1 2 0 0 0 1
Jody Reed, R OBP: 0.321, SLG: 0.293 (1, 4)	1-1 G4-3 2-3		1-2 F8		3-2 G6-3		0-0 SH1-4 1-2		2-3 K	4 0 0 0 0 1 1
Steve Finley, L OBP: 0.355, SLG: 0.544 (1, 8)	2-1 1B 2B		2-1 1B 2B		0-1 1B		0-0 G3 2-3			4 1 3 1 0 0 1
Ken Caminiti, S OBP: 0.380, SLG: 0.532 (1, 5)	1-0 F7		0-0 G4-6-3 1B		0-0 G3		4-0 IBB			3 0 1 0 1 0 2
Wally Joyner, L OBP: 0.424, SLG: 0.477 (1, 3)	3-1 1B		1-0 G4-6-3			0-0 HR	3-3 K			4 1 2 2 0 1 4
Rob Deer, R OBP: 0.346, SLG: 0.727 (1, 9)	1-3 K			0-3 K		3-2 HR		1-3 K		4 1 1 1 0 3 1
John Flaherty, R OBP: 0.322, SLG: 0.478 (1, 2)		0-0 G1-3		3-1 FC4-6 1B		0-0 G6-3		1-3 K		4 0 1 0 0 1 0
Luis Lopez, S OBP: 0.221, SLG: 0.238 (1, 6)		1-1 G6-3		2-0 FC4-6 1-2f		1-0 G4-3		2-3 K		4 0 0 0 0 1 1
Andy Ashby, R OBP: 0.276, SLG: 0.389 (6, 1)		1-2		0-1 G1-3		3-2 G5-3		1-3 K		2 0 1 0 0 0 1
Bryce Florie, R (6, PH)										0 0 0 0 0 0 0
Chris Gwynn, L OBP: 0.286, SLG: 0.268 (7, 1)										1 0 0 0 0 0 0
Tim Lincecum, R OBP: 0.157, SLG: 0.091 (9, 1)										0 0 0 0 0 0 0
Doug Bochtler, R (9, 1)										0 0 0 0 0 0 0
Ron Villone, L (9, PH)										0 0 0 0 0 0 0
Marc Newfield, R OBP: 0.332, SLG: 0.419 (9, PH)										1 0 0 0 0 1 0


Inning Stats	R: 2 E: 0 K: 1 S: 14	H: 3 LOB: 1 BB: 0 P: 24	R: 0 E: 0 K: 0 S: 10	H: 1 LOB: 1 BB: 0 P: 13	R: 0 E: 0 K: 0 S: 8	H: 2 LOB: 1 BB: 0 P: 12	R: 0 E: 0 K: 1 S: 8	H: 1 LOB: 1 BB: 0 P: 13	R: 0 E: 0 K: 0 S: 8	H: 1 LOB: 1 BB: 0 P: 12	R: 2 E: 0 K: 0 S: 11	H: 2 LOB: 0 BB: 0 P: 18	R: 0 E: 0 K: 1 S: 6	H: 1 LOB: 2 BB: 1 P: 15	R: 0 E: 0 K: 3 S: 9	H: 0 LOB: 0 BB: 0 P: 13	R: 0 E: 0 K: 2 S: 10	H: 0 LOB: 0 BB: 0 P: 14	1B: 5 2B: 4 3B: 0 HR: 2	SF: 0 SAC: 1 DP: 1 HBP: 0
--------------	-------------------------------	----------------------------------	-------------------------------	----------------------------------	------------------------------	----------------------------------	------------------------------	----------------------------------	------------------------------	----------------------------------	-------------------------------	----------------------------------	------------------------------	----------------------------------	------------------------------	----------------------------------	-------------------------------	----------------------------------	----------------------------------	------------------------------------

**BOTTOM**

**Colorado Rockies @ San Diego Padres**  
Jack Murphy Stadium, San Diego, CA

Sat Jul 20 1996, 10:05 PM EDT  
Att: 55,046 - Unknown - 74 F

AB	36
R	4
H	11
RBI	4
BB	1
SO	8
LOB	12



PITCHER	IP	WLS	BF	H	R	ER	SO	BB	IBB	HBP	BLK	WP	HR	S	P	ERA	WHIP
Roger Bailey, R ERA: 6.54 (1, 1)	6.0		27	10	4	4	2	0	0	0	0	0	2	59	92	6.00	1.667
Mark Thompson, R ERA: 6.08 (7, 1)	0.1		2	1	0	0	0	0	0	0	0	0	2	4	0.00	3.000	
Lance Painter, L ERA: 6.25 (7, 1)	0.2		3	0	0	0	1	0	1	0	0	0	4	11	0.00	0.000	
Curt Leskanic, R ERA: 6.92 (8, 1)	1.0	W	3	0	0	0	3	0	0	0	0	0	9	13	0.00	0.000	
Bruce Ruffin, L ERA: 4.4 (9, 1)	1.0	S	3	0	0	0	2	0	0	0	0	0	10	14	0.00	0.000	

Batter	1	2	3	4	5	6	7	8	9	AB R H RBI BB SO LOB	TOP		
<b>Eric Young Sr., R</b> OBP: 0.427, SLG: 0.466 (1, 4) <small>C</small>	0-1 <b>G5-3</b>		1-1 <b>F8</b>			1-2 <b>G1-6-3</b>		1-1 <b>S</b> 1B		4 0 1 0 0 0 1			
<b>Walt Weiss, S</b> OBP: 0.395, SLG: 0.368 (1, 6) <small>C</small>	0-2 <b>G3</b>		1-3 <b>K</b>			1-1 <b>G4-3</b>		1-3 <b>K</b>		4 0 0 0 0 2 2			
<b>Ellis Burks, R</b> OBP: 0.400, SLG: 0.614 (1, 7) <small>C</small>	2-3 <b>K</b>				1-0 <b>G5-3</b>	0-1 <b>F8</b>		3-3 <b>K</b>		4 0 0 0 0 2 1			
<b>Dante Bichette, R</b> OBP: 0.374, SLG: 0.539 (1, 9) <small>B</small>		3-2 <b>G1-3</b> 1B			0-0 <b>G6-3</b>		1-3 <b>K</b>		0-2 <b>F9</b>	4 0 1 0 0 1 0			
<b>Andres Galarraga, R</b> OBP: 0.331, SLG: 0.540 (1, 3) <small>B</small>		1-1 <b>G1-3</b> 1-2			1-0 <b>G5-3</b>		0-2 <b>F9</b>		3-3 <b>K</b>	4 0 0 0 0 1 1			
<b>Vinny Castilla, R</b> OBP: 0.337, SLG: 0.534 (1, 5) <small>B</small>		2-0 <b>G6-3</b>				1-3 <b>K</b>		3-2 <b>2B</b>	0-2 <b>F8</b>	4 0 1 0 0 1 1			
<b>Jeff Reed, L</b> OBP: 0.360, SLG: 0.434 (1, 2) <small>B</small>		2-1 <b>P3</b>				0-0 <b>G1-3</b>		4-0 <b>BB</b>		2 0 0 0 1 0 1			
<b>Quinton McCracken, S</b> OBP: 0.359, SLG: 0.347 (1, 8) <small>C</small>			0-0 <b>S</b> 1B			3-1 <b>1B</b>		0-3 <b>K</b>		3 0 2 0 0 1 2			
<b>Marvin Freeman, R</b> OBP: 0.154, SLG: 0.108 (1, 1) <small>C</small> <b>Darren Holmes, R</b> (7, 1) <small>C</small> <b>John Vander Wal, L</b> OBP: 0.349, SLG: 0.425 (8, PH) <small>L</small> <b>Mike Munoz, L</b> (8, 1) <small>L</small>			2-3 <b>K</b>			0-0 <b>F8</b>		1-0 <b>G1-3</b>		2 0 0 0 0 1 2 0 0 0 0 0 0 0 1 0 0 0 0 0 0 0 0 0 0 0 0 0			
<b>Inning Stats</b>	R: 0 H: 0 E: 0 LOB: 0 K: 1 BB: 0 S: 9 P: 11	R: 0 H: 1 E: 0 LOB: 1 K: 0 BB: 0 S: 9 P: 17	R: 0 H: 1 E: 0 LOB: 1 K: 2 BB: 0 S: 9 P: 13	R: 0 H: 0 E: 0 LOB: 0 K: 0 BB: 0 S: 3 P: 5	R: 0 H: 1 E: 0 LOB: 1 K: 1 BB: 0 S: 7 P: 11	R: 0 H: 0 E: 0 LOB: 0 K: 0 BB: 0 S: 7 P: 9	R: 0 H: 1 E: 0 LOB: 2 K: 2 BB: 1 S: 13 P: 21	R: 0 H: 1 E: 0 LOB: 1 K: 2 BB: 0 S: 10 P: 16	R: 0 H: 0 E: 0 LOB: 0 K: 1 BB: 0 S: 9 P: 12	1B: 4 SF: 0 2B: 1 SAC: 0 3B: 0 DP: 0 HR: 0 HBP: 0	WP: 0 PA: 33 PB: 0 SB: 2 CS: 0		
<b>PITCHER</b> <b>Bob Tewksbury, R</b> ERA: 3.8 (1, 1) <b>Trevor Hoffman, R</b> ERA: 2.34 (9, 1)	IP WLS BF H R ER SO BB IBB HBP BLK WP HR S P ERA WHIP												<b>PITCHER</b> IP WLS BF H R ER SO BB IBB HBP BLK WP HR S P ERA WHIP
	8.0 W 30 5 0 0 8 1 0 0 0 0 0 0 67 103 0.00 0.750												

**Colorado Rockies @ San Diego Padres**  
**Jack Murphy Stadium, San Diego, CA**

AB	32
R	0
H	5
RBI	0
BB	1
SO	9
LOB	11



Sun Jul 21 1996, 10:05 PM EDT  
Att. 36,686 - Unknown - 74 F

livebaseballscores.com

Batter	1	2	3	4	5	6	7	8	9
Rickey Henderson, R (1, 7) OBP: 0.401, SLG: 0.338	2-3 K		4-1 BB		1 SAFE 1-0 G6-4-3		2-2 E5		
Chris Gomez, R (1, 6) OBP: 0.372, SLG: 0.375	1-3 K		0-0 G6-3			1-3 K	2-1 F9		
Steve Finley, L (1, 8) OBP: 0.354, SLG: 0.541	0-1 G4-3		1-1 G6-3			2-1 G1-3		2-2 G4-6-3 1B	
Ken Caminiti, S (1, 5) OBP: 0.381, SLG: 0.535		0-0 G2-3 1B 2B		2-1 F7		0-0 1B		0-0 G4-6-3	
Wally Joyner, L (1, 3) OBP: 0.425, SLG: 0.475		2-2 G2-3		1-0 FC4-6 1B		1-3 K		4-2 BB	
Marc Newfield, R (1, 9) OBP: 0.327, SLG: 0.411		3-1 G5-3		0-0 FC4-6			0-1 E6 SH2-4 WP E	0-3 K	
Chris Gwynn, L (8, 9) OBP: 0.296, SLG: 0.268				1-2f					
Rob Deer, R (8, PH) OBP: 0.333, SLG: 0.696									
John Flaherty, R (1, 2) OBP: 0.322, SLG: 0.476		0-0 WP 1B		1-1 G6-3			0-2 F7		
Jody Reed, R (1, 4) OBP: 0.324, SLG: 0.295		3-3 K			0-1 G6-4-3 1B		4-0 E SH2-4 BB		
Bob Tewksbury, R (1, 1) OBP: 0.083, SLG: 0.065					0-3 K		0-0 SH2-4		
Trevor Hoffman, R (9, 1)									

Inning Stats	R: 0	H: 0	E: 0	K: 2	S: 9	R: 1	H: 2	E: 0	K: 1	S: 10	R: 0	H: 0	E: 0	K: 1	S: 7	R: 0	H: 1	E: 0	K: 0	S: 6	R: 0	H: 1	E: 0	K: 1	S: 6	R: 0	H: 1	E: 0	K: 2	S: 9	R: 1	H: 0	E: 2	K: 0	S: 12	R: 0	H: 1	E: 0	K: 1	S: 10
	0	0	0	2	12	1	2	0	1	18	0	0	0	1	13	0	1	0	0	10	0	1	0	0	0	7	0	1	0	13	1	0	2	0	20	0	1	0	16	

PITCHER	IP	WLS	BF	H	R	ER	SO	BB	IBB	HBP	BLK	WP	HR	S	P	ERA	WHIP
Marvin Freeman, R (1, 1) ERA: 5.17	6.2	L	28	5	2	1	7	2	0	0	0	2	0	57	89	1.35	1.050
Darren Holmes, R (7, 1) ERA: 5.02	0.1		1	0	0	0	0	0	0	0	0	0	0	2	4	0.00	0.000
Mike Munoz, L (8, 1) ERA: 6.91	1.0		4	1	0	0	1	1	0	0	0	0	0	10	16	0.00	2.000

**BOTTOM**

**Colorado Rockies @ San Diego Padres**  
**Jack Murphy Stadium, San Diego, CA**


Sun Jul 21 1996, 10:05 PM EDT  
Att: 36,686 - Unknown - 74 F

AB	R	H	RBI	BB	SO	LOB
3	0	0	0	1	1	2
4	0	0	0	0	2	3
4	0	1	0	0	0	1
4	1	2	0	0	0	1
3	0	1	0	1	1	2
3	1	0	0	0	0	2
0	0	0	0	0	0	0
1	0	0	0	0	1	1
3	0	1	1	0	0	2
2	0	1	0	1	1	1
2	0	0	0	0	2	1
0	0	0	0	0	0	0

livebaseballscorecards.com

AB	29
R	2
H	6
RBI	1
BB	3
SO	8
LOB	16

WP: 2 PA: 33  
PB: 0  
SB: 1  
CS: 0



Batter		1	2	3	4	5	6	7	8	9	AB R H RBI BB SO LOB	TOP					
Lance Johnson, L (1, 8) OBP: 0.341, SLG: 0.460	B F B B X	3-2 CS G3 1B		1-1 FC4 E S 1-2f		2-0 G3			F8 G4-3		5 0 1 0 0 0 5						
Jose Vizcaino, S (1, 4) OBP: 0.348, SLG: 0.364	1 SAFE C 1 SAFE X	0-1 G3 1-2		3-3 K 1-3			2-2 F9		0-0 E6 S 1B G4-3 1-2	4-1 L5-4 1B BB	4 1 0 0 1 1 3						
Bernard Gilkey, R (1, 7) OBP: 0.375, SLG: 0.538	B B C B B	4-1 1B 2-3 BB		2-1 G6-3			0-1 F8		2-2 G4-3 S 1B 1-2 2-H	3-1 1B	4 1 2 1 1 0 1						
Butch Huskey, R (1, 3) OBP: 0.306, SLG: 0.415	1 SAFE F P S 1 SAFE X	1-2 1B			0-0 HR		2-0 G6-3		3-2 G4-3 1-3 2-H	1-3 K	5 1 2 2 0 1 3						
Alex Ochoa, R (1, 9) OBP: 0.358, SLG: 0.505	B X	1-0 F8			0-0 G4-3			2-0 F7	4-0 1B BB BB	0-0 L5-4	3 0 0 0 0 0 2 0 0 0 0 0 0 0 1 1 0 0 1 0 2						
Jerry Dipoto, R (7, 1)																	
Todd Hundley, S (8, PH) OBP: 0.344, SLG: 0.549	(8, 2)																
Brent Mayne, L (1, 2) OBP: 0.351, SLG: 0.353			0-2 G1-3		2-3 K			1-0 2B	4-0 1B 2B BB		3 0 1 0 1 1 0 0 1 0 0 0 0 0						
Tim Bogar, R (8, PR) OBP: 0.256, SLG: 0.212	(8, 6)																
Edgardo Alfonzo, R (1, 5) OBP: 0.290, SLG: 0.329	(1, 5)		0-1 F8		2-1 G6-3			2-0 G6-3	2-2 1B 2B BB 1-3 2-H 3-H		4 1 1 2 0 0 1						
Rey Ordonez, R (1, 6) OBP: 0.296, SLG: 0.301	(1, 6)																
Andy Tomberlin, L (8, PH) OBP: 0.458, SLG: 0.550	(8, PH)		2-1 G4-3					0-0 G6-3	4-2 2B BB 1-2		3 0 0 0 0 0 1 0 0 0 0 1 0 0 0 0 0 0 0 0 0						
Doug Henry, R (8, 1)	(8, 1)																
Bobby Jones, R (1, 1) OBP: 0.150, SLG: 0.158	(1, 1)			4-1 FC4 BB				1-3 K			1 0 0 0 1 1 0 0 0 0 0 0 0 0 2 1 2 2 0 0 0						
Paul Byrd, R (5, 1)	(5, 1)																
Carl Everett, S (7, 9) OBP: 0.363, SLG: 0.379	(7, 9)																
Inning Stats		R: 0 H: 2 E: 0 LOB: 2 K: 0 BB: 1 S: 11 P: 19	R: 0 H: 0 E: 0 LOB: 0 K: 0 BB: 0 S: 7 P: 9	R: 0 H: 0 E: 0 LOB: 1 K: 1 BB: 1 S: 10 P: 19	R: 1 H: 1 E: 0 LOB: 0 K: 1 BB: 0 S: 7 P: 11	R: 0 H: 0 E: 0 LOB: 0 K: 1 BB: 0 S: 7 P: 11	R: 0 H: 0 E: 0 LOB: 0 K: 0 BB: 0 S: 8 P: 12	R: 0 H: 1 E: 0 LOB: 1 K: 0 BB: 0 S: 4 P: 9	R: 6 H: 4 E: 1 LOB: 3 K: 0 BB: 3 S: 19 P: 38	R: 0 H: 1 E: 0 LOB: 1 K: 1 BB: 1 S: 9 P: 17	1B: 6 SF: 0 2B: 3 SAC: 0 3B: 0 DP: 1 HR: 1 HBP: 0	WP: 0 PA: 41 PB: 0 SB: 3 CS: 1					
PITCHER		IP WLS BF H R ER SO BB IBB HBP BLK WP HR S P ERA WHIP											PITCHER	IP WLS BF H R ER SO BB IBB HBP BLK WP HR S P ERA WHIP			
Kevin Ritz, R (1, 1) ERA: 4.66	(1, 1)	7.2	33	6	6	3	3	4	0	0	0	0	1	66	115	3.52	1.304
Steve Reed, R (8, 1) ERA: 4.66	(8, 1)	0.0	3	2	1	0	0	1	0	0	0	0	0	6	12	∞	∞
Bruce Ruffin, L (8, 1) ERA: 4.26	(8, 1)	1.1	5	1	0	0	1	1	0	0	0	0	0	10	18	0.00	1.500

# New York Mets @ Colorado Rockies

Coors Field, Denver, CO

Tue Jul 23 1996, 3:33 AM MDT  
Att. 48,016 - Sunny - 79 F

[livebaseballscorecards.com](http://livebaseballscorecards.com)

AB	35
R	7
H	9
RBI	7
BB	6
SO	4
LOB	18



Batter	1	2	3	4	5	6	7	8	9
Eric Young Sr., R OBP: 0.431, SLG: 0.468 (1, 4)									
Walt Weiss, S OBP: 0.398, SLG: 0.380 Jason Bates, S OBP: 0.323, SLG: 0.318 (1, 6) (8, 6)									
Ellis Burks, R OBP: 0.400, SLG: 0.623 (1, 7)									
Dante Bichette, R OBP: 0.375, SLG: 0.540 Angel Echevarria, R OBP: 0.333, SLG: 0.333 (1, 9) (8, 9)									
Andres Galarraga, R OBP: 0.332, SLG: 0.538 (1, 3)									
Vinny Castilla, R OBP: 0.341, SLG: 0.540 (1, 5)									
Jayhawk Owens, R OBP: 0.323, SLG: 0.433 (1, 2)									
Quinton McCracken, S OBP: 0.381, SLG: 0.362 (1, 8)									
Kevin Ritz, R OBP: 0.234, SLG: 0.209 Steve Reed, R OBP: 0.500, SLG: 0.500 Bruce Ruffin, S (1, 1) (8, 1) (8, 1)									

Inning Stats	R: 0	H: 2	E: 0	K: 2	S: 16	L: 0	LOB: 1	BB: 0	P: 19	R: 0	H: 1	E: 0	K: 0	S: 9	L: 0	LOB: 2	BB: 1	P: 17	R: 1	H: 2	E: 0	K: 0	S: 11	L: 0	LOB: 1	BB: 0	P: 15	R: 1	H: 2	E: 1	K: 0	S: 13	L: 0	LOB: 3	BB: 1	P: 27	R: 2	H: 3	E: 0	K: 1	S: 22	L: 0	LOB: 1	BB: 0	P: 14	R: 3	H: 3	E: 1	K: 1	S: 19	L: 0	LOB: 2	BB: 2	P: 36
--------------	------	------	------	------	-------	------	--------	-------	-------	------	------	------	------	------	------	--------	-------	-------	------	------	------	------	-------	------	--------	-------	-------	------	------	------	------	-------	------	--------	-------	-------	------	------	------	------	-------	------	--------	-------	-------	------	------	------	------	-------	------	--------	-------	-------

PITCHER	IP	WLS	BF	H	R	ER	SO	BB	IBB	HBP	BLK	WP	HR	S	P	ERA	WHIP
Bobby Jones, R ERA: 4.65 (1, 1)	4.2		26	13	5	4	2	0	1	0	0	0	2	60	84	7.71	2.786
Paul Byrd, R ERA: 4.71 (5, 1)	1.1		10	3	2	2	2	2	1	0	0	1	0	28	50	13.50	3.750
Jerry Dipoto, R ERA: 4.32 (7, 1)	1.0		4	0	0	0	0	0	0	1	0	0	0	10	14	0.00	0.000
Doug Henry, R ERA: 4.15 (8, 1)	1.0	L	8	3	3	3	1	2	0	0	0	0	0	19	36	27.00	5.000

**BOTTOM**

**New York Mets @ Colorado Rockies**  
Coors Field, Denver, CO

Tue Jul 23 1996, 3:33 AM MDT  
Att. 48,016 - Sunny - 79 F

AB	R	H	RBI	BB	SO	LOB
5	1	3	2	0	1	4
3	2	2	1	1	0	1
1	0	0	0	0	0	2
6	1	2	2	0	2	6
5	2	2	1	0	1	3
0	0	0	0	0	0	0
5	0	2	0	0	0	1
5	2	3	1	0	0	1
4	1	2	0	1	1	3
3	1	3	1	2	0	0
3	0	0	0	1	0	6
0	0	0	0	0	0	0
0	0	0	0	1	0	0

1B:	12	SF:	0	WP:	1	PA:	48
2B:	5	SAC:	1	PB:	0		
3B:	1	DP:	2	SB:	4		
HR:	2	HBP:	1	CS:	2		

livebaseballscores.com

Batter	1	2	3	4	5	6	7	8	9	AB	R	H	RBI	BB	SO	LOB	TOP																																			
Lance Johnson, L (1, 8) OBP: 0.338, SLG: 0.455 Chris Jones, R (9, 9) OBP: 0.324, SLG: 0.424	0-0 G1		0-1 P4		4-1 FC6-4 BB	3-1 G6-3		0-2 G1	0-0 G3-1	5	0	0	0	1	0	2																																				
Jose Vizcaino, S (1, 4) OBP: 0.351, SLG: 0.368	4-1 G6-4-3 BB			0-3 SAFE SAFE	0-3 SAFE SAFE	0-0 1B 2B		1-1 1B 1B		4	2	2	1	1	2	1																																				
Bernard Gilkey, R (1, 7) OBP: 0.377, SLG: 0.537	2-0 G6-4-3 1-2f			4-0 1B BB	0-0 FC6-4 1-2f	4-1 1B BB		1-2 1B 1B		3	1	1	0	2	0	2																																				
Todd Hundley, S (1, 2) OBP: 0.347, SLG: 0.552		4-2 G1-6-3 BB		1-3 SAFE SAFE		K		2-0 1B 2B		4	1	2	3	1	2	1																																				
Butch Huskey, R (1, 3) OBP: 0.310, SLG: 0.428		0-1 G1-6-3 1-2f		0-1 BB 1B		HR K		1-2 1B 1B		5	1	3	1	0	1	3																																				
Carl Everett, S (1, 9) OBP: 0.374, SLG: 0.385 (9, 8)		1-3 K		4-2 1B BB		0-0 1B 1B 2B 1B	1-2 E3 G6-3 G6-3	1-1 1B 1B L4-6		4	1	2	1	1	1	0																																				
Edgardo Alfonzo, R (1, 5) OBP: 0.287, SLG: 0.325 Doug Henry, R (8, 1)			1-1 G5-3	2-2 G6-3		2-0 1B 2B 1B	1-2 G6-3	0-0 L4-6		5	1	1	0	0	0	6																																				
Rey Ordonez, R (1, 6) OBP: 0.300, SLG: 0.312		1-0 SH2-4 1B		0-1 G6-3 3B		2-2 1B 2B 1B	3-2 G6-3	2-3 K		5	2	3	0	0	1	1																																				
Pete Harnisch, S (1, 1) OBP: 0.161, SLG: 0.172 Alex Ochoa, R (5, PH) OBP: 0.355, SLG: 0.500 Robert Person, R (5, 1) Andy Tomberlin, L (6, PH) OBP: 0.480, SLG: 0.619 Dave Mickl, R (6, 1) OBP: 0.200, SLG: 0.111 Brent Mayvrie, L (7, PH) OBP: 0.346, SLG: 0.348 Jerry Dipoto, R (7, 1) Tim Bogar, R (8, 5) OBP: 0.250, SLG: 0.206		2-2 SH2-4		0-0 G6-3		3-2 1B 2B 2B	2-1 G1-3	0-0 L7		0	0	0	0	0	0	0																																				
Inning Stats	R: 0 E: 0 K: 0 S: 3	H: 0 LOB: 0 BB: 1 P: 9	R: 0 E: 0 K: 1 S: 7	H: 0 LOB: 0 BB: 1 P: 12	R: 0 E: 0 K: 0 S: 8	H: 1 LOB: 1 BB: 0 P: 12	R: 0 E: 0 K: 2 S: 14	H: 1 LOB: 3 BB: 2 P: 25	R: 1 E: 0 K: 1 S: 8	H: 1 LOB: 1 BB: 1 P: 12	R: 6 E: 0 K: 2 S: 21	H: 7 LOB: 2 BB: 1 P: 37	R: 0 E: 1 K: 0 S: 11	H: 0 LOB: 1 BB: 0 P: 17	R: 3 E: 0 K: 0 S: 15	H: 5 LOB: 1 BB: 0 P: 21	R: 0 E: 0 K: 1 S: 6	H: 0 LOB: 0 BB: 0 P: 8	1B: 10 2B: 4 3B: 1 HR: 1	SF: 0 SAC: 1 DP: 3 HBP: 0	WP: 0 PB: 0 SB: 0 CS: 0	PA: 46																														
PITCHER	IP	WLS	BF	H	R	ER	SO	BB	IBB	HBP	BLK	WP	HR	S	P	ERA	WHIP	PITCHER										IP	WLS	BF	H	R	ER	SO	BB	IBB	HBP	BLK	WP	HR	S	P	ERA	WHIP								
Jamey Wright, R (1, 1) ERA: 6.0	5.1		27	8	6	6	5	5	0	0	0	0	1	53	91	10.12	2.438																																			
Mark Thompson, R (6, 1) ERA: 6.13	0.2		5	2	1	1	1	1	0	0	0	0	0	8	16	13.50	4.500																																			
Curt Leskanic, R (7, 1) ERA: 6.75	1.0		4	0	0	0	0	0	0	0	0	0	0	11	17	0.00	0.000																																			
Mike Munoz, L (8, 1) ERA: 7.76	0.1		4	3	3	3	0	0	0	0	0	0	0	9	13	81.00	9.000																																			
Steve Reed, R (8, 1) ERA: 4.5	1.2	W	6	2	0	0	1	0	0	0	0	0	0	12	16	0.00	1.200																																			

New York Mets @ Colorado Rockies  
Coors Field, Denver, CO  
Tue Jul 23 1996, 7:05 PM MDT  
Att. 48,058 - Unknown - 73 F

livebaseballscorecards.com

AB 39  
R 10  
H 15  
RBI 10  
BB 6  
SO 7  
LOB 17



BOTTOM

New York Mets @ Colorado Rockies  
Coors Field, Denver, CO  
Tue Jul 23 1996, 7:05 PM MDT  
Att: 48,058 - Unknown - 73 F

livebaseballscorecards.com

AB	37
R	11
H	16
RBI	11
BB	6
SO	6
LOB	20



WP	0	PA	46
PB	0		
SB	0		
CS	1		

AB R H RBI BB SO LOB

5 2 4 3 1 0 0

3 0 0 0 0 1 3

5 1 1 0 0 1 4

4 2 4 3 1 0 0

4 2 3 4 1 0 1

5 2 2 1 0 0 4

4 1 1 0 1 1 2  
0 1 0 0 0 0 0

4 0 1 0 0 0 3

2	0	0	0	0	2	0
0	0	0	0	0	0	0
0	0	0	0	1	0	0
0	0	0	0	0	0	0
1	0	0	0	0	1	3
0	0	0	0	0	0	0
0	0	0	0	0	0	0
0	0	0	0	1	0	0
0	0	0	0	1	0	0

1B	10	SF	0
2B	2	SAC	3
3B	0	DP	0
HR	4	HBP	0

Batter	1	2	3	4	5	6	7	8	9
Eric Young Sr., R OBP: 0.438, SLG: 0.476 (1, 4)	1-0 G3 SH5-3 HR 1B	1-0 2B		0-0 G6-3		0-2 1B		4-0 1B BB	3-2 1B
Walt Weiss, S OBP: 0.395, SLG: 0.376 (1, 6)	0-0 SH5-3 1-2	3-1 P3		3-1 G4-3		1-3 K		1-1 SH1-4 1-2	
Ellis Burks, R OBP: 0.397, SLG: 0.618 (1, 7)	2-0 G3 2-3		0-0 1B HR 1B		3-1 F8	1-0 F9		3-3 K	
Dante Bichette, R OBP: 0.382, SLG: 0.551 (1, 9)	3-1 HR 3-H		2-2 HR 1B		4-1 CS BB		0-0 E BB FC3-2 1B	2-1 1B 2-H	
Andres Galarraga, R OBP: 0.337, SLG: 0.556 (1, 3)	2-1 HR		0-0 HR 1-H 3-H		2-2 P4 1-2		4-2 FC3-2 E BB 1-2	0-0 1B	
Vinny Castilla, R OBP: 0.341, SLG: 0.546 (1, 5)	3-2 HR		0-1 G6-3			0-0 SH1-4 1B 1B	3-1 F8	2-0 L7	
Jeff Reed, L OBP: 0.360, SLG: 0.431 Jayhawk Owens, R OBP: 0.323, SLG: 0.433 (9, PR)	2-3 K		1-0 G4-3			2-0 SH1-4 1B 1B	1-0 E4 FC3-2 1-2 2-3		4-1 2B 1B BB
Quinton McCracken, S OBP: 0.377, SLG: 0.366 (1, 8)		0-0 L7	2-2 G5-3			0-0 SH1-4	1-0 FC3-2		1-2 1B 1-3 2B
Jamey Wright, R OBP: 0.111, SLG: 0.222 Mark Thompson, R OBP: 0.120, SLG: 0.160 John Vander Wal, L OBP: 0.354, SLG: 0.425 Curt Leskanic, R OBP: 0.333, SLG: 0.667 Milt Thompson, L OBP: 0.163, SLG: 0.138 Mike Munoz, L OBP: 0.500, SLG: 0.500 Jason Bates, S OBP: 0.328, SLG: 0.318 (9, PH)		1-3 K		0-3 K		4-1 1B BB	2-3 K		4-0 1B IBB

Inning Stats	R: 4	H: 4	E: 0	LOB: 0	K: 13	S: 26	R: 0	H: 1	E: 0	LOB: 1	K: 1	S: 12	R: 3	H: 3	E: 0	LOB: 0	K: 0	S: 14	R: 0	H: 0	E: 0	LOB: 0	K: 1	S: 6	R: 0	H: 0	E: 0	LOB: 0	K: 0	S: 15	R: 2	H: 3	E: 0	LOB: 2	K: 1	S: 12	R: 0	H: 1	E: 1	LOB: 3	K: 1	S: 10	R: 1	H: 2	E: 0	LOB: 2	K: 1	S: 9	R: 1	H: 2	E: 0	LOB: 3	K: 0	S: 8	1B: 10	SF: 0	2B: 2	SAC: 3	3B: 0	DP: 0	HR: 4	HBP: 0	WP: 0	PA: 46
--------------	------	------	------	--------	-------	-------	------	------	------	--------	------	-------	------	------	------	--------	------	-------	------	------	------	--------	------	------	------	------	------	--------	------	-------	------	------	------	--------	------	-------	------	------	------	--------	------	-------	------	------	------	--------	------	------	------	------	------	--------	------	------	--------	-------	-------	--------	-------	-------	-------	--------	-------	--------

PITCHER	IP	WLS	BF	H	R	ER	SO	BB	IBB	HBP	BLK	WP	HR	S	P	ERA	WHIP
Pete Harnisch, R ERA: 4.98 (1, 1)	4.0		20	8	7	7	3	0	0	0	0	0	4	40	66	15.75	2.000
Robert Person, R ERA: 3.48 (5, 1)	1.0		3	0	0	0	0	1	0	0	0	0	0	6	15	0.00	1.000
Dave Micki, R ERA: 3.45 (6, 1)	1.0		7	3	2	2	1	1	0	0	0	0	0	12	20	18.00	4.000
Jerry Dipoto, R ERA: 4.36 (7, 1)	1.2		11	3	1	1	2	2	0	0	0	0	0	18	39	5.40	3.000
Doug Henry, R ERA: 4.3 (8, 1)	0.1	L	5	2	1	1	0	1	1	0	0	0	0	9	23	27.00	9.000

Batter	1	2	3	4	5	6	7	8	9	10	AB R H RBI BB SO LOB	TOP															
Alex Ochoa, R OBP: 0.357, SLG: 0.495 (1, 9) F X	0-1 L8	1-1 G1-3			2-0 L5-3 1B			0-1 HR 1B	1 SAFE 0-0 F9		5 1 2 0 0 0 1																
Jose Vizcaino, S OBP: 0.349, SLG: 0.366 (1, 4) F X	1-1 G4-3				1-0 L5-3 1B			3-3 K	1 SAFE 1 SAFE 1 SAFE 3-1 G6-3		5 0 1 0 0 1 3																
Bernard Gilkey, R OBP: 0.380, SLG: 0.554 (1, 7) B X	1-1 HR				1-0 F8 1-2			1-0 HR 1-H		2-1 CS 1B	5 2 3 3 0 0 1																
Todd Hundley, S OBP: 0.351, SLG: 0.563 (1, 2) X	0-0 HR				1-0 F8 2-3			0-1 E 2B		3-3 K 1-2	4 1 2 1 1 1 2																
Butch Huskey, R OBP: 0.312, SLG: 0.426 (1, 3) B X	1-0 G5-3				4-2 FC3-6 BB			0-0 E 1B		1-3 K	4 0 1 0 1 1 1																
Carl Everett, S OBP: 0.360, SLG: 0.368 (1, 8) X					0-2 P5 1-2f			1-1 G3-6 1-2f		1-2 E6 2-3 G6-4-3	4 0 0 0 0 0 5																
Jeff Kent, R OBP: 0.330, SLG: 0.442 Tim Bogar, R OBP: 0.250, SLG: 0.206 (1, 5) (8, 5) X					0-0 F7			0-0 L8		1-1 G6-4-3 1-2f	4 0 0 0 0 0 3 0 0 0 0 0 0 0																
Rey Ordonez, R OBP: 0.300, SLG: 0.312 (1, 6) C X					0-1 G5-3			0-1 G5-3		2-2 L4	4 1 1 0 0 0 0																
Jason Isringhausen, R OBP: 0.302, SLG: 0.462 Andy Tomberlin, L OBP: 0.462, SLG: 0.591 Dave Mlicki, R OBP: 0.200, SLG: 0.111 Lance Johnson, L OBP: 0.340, SLG: 0.455 Paul Byrd, R (1, 1) (7, PH) (7, 1) (9, PH) (9, 1) X					0-0 G5-3			0-0 P6		4-0 BB	2 1 1 2 0 0 0 1 0 0 0 0 0 0 0 0 0 0 0 0 0 0 0 0 0 1 0 0 0 0 0 0 0 0 0																
<b>Inning Stats</b>	R: 2 E: 0 K: 0 S: 8	H: 2 LOB: 0 BB: 0 P: 11	R: 2 E: 0 K: 0 S: 9	H: 2 LOB: 0 BB: 0 P: 11	R: 0 E: 0 K: 0 S: 11	H: 1 LOB: 2 BB: 1 P: 20	R: 0 E: 0 K: 0 S: 4	H: 0 LOB: 0 BB: 0 P: 4	R: 0 E: 0 K: 0 S: 4	H: 1 LOB: 0 BB: 0 P: 9	R: 0 E: 0 K: 0 S: 5	H: 0 LOB: 0 BB: 1 P: 13	R: 0 E: 1 K: 1 S: 18	H: 4 LOB: 2 BB: 0 P: 24	R: 0 E: 0 K: 0 S: 8	H: 0 LOB: 1 BB: 1 P: 16	R: 0 E: 0 K: 2 S: 8	H: 1 LOB: 0 BB: 0 P: 14	1B: 6 2B: 3 3B: 0 HR: 4	SF: 0 SAC: 0 DP: 4 HBP: 0	WP: 0 PB: 0 SB: 0 CS: 1	PA: 41					
<b>PITCHER</b>	IP WLS BF H R ER SO BB IBB HBP BLK WP HR S P ERA WHIP																										
Armando Reynoso, R ERA: 4.66 (1, 1)	7.0																										
Darren Holmes, R ERA: 5.2 (8, 1)	2.0																										
Curt Leskanic, R ERA: 6.59 (10, 1)	1.0	W	3	1	0	0	2	0	0	0	0	0	0	8	14	0.00	1.000										

**New York Mets @ Colorado Rockies**  
**Coors Field, Denver, CO**  
 Wed Jul 24 1996, 7:05 PM MDT  
 Att: 48,061 - Unknown - 77 F

livebaseballscorecards.com

**AB 38**  
**R 6**  
**H 11**  
**RBI 6**  
**BB 3**  
**SO 3**  
**LOB 16**





**New York Mets @ Colorado Rockies**  
**Coors Field, Denver, CO**  
 Wed Jul 24 1996, 7:05 PM MDT  
 Att. 48,061 - Unknown - 77 F

livebaseballscorecards.com

<b>AB</b>	45
<b>R</b>	7
<b>H</b>	17
<b>RBI</b>	7
<b>BB</b>	5
<b>SO</b>	6
<b>LOB</b>	25



<b>WP:</b>	1	<b>PA:</b>	51
<b>PB:</b>	0		
<b>SB:</b>	0		
<b>CS:</b>	0		

AB	R	H	RBI	BB	SO	LOB
6	1	2	0	0	0	4

5	1	1	0	1	0	3
---	---	---	---	---	---	---

5	3	4	2	0	0	1
---	---	---	---	---	---	---

6	0	0	0	0	0	5
---	---	---	---	---	---	---

4	1	2	1	2	1	2
---	---	---	---	---	---	---

6	1	3	2	0	1	3
---	---	---	---	---	---	---

4	0	1	0	1	1	2
---	---	---	---	---	---	---

5	0	4	2	0	1	0
---	---	---	---	---	---	---

2	0	0	0	1	2	4
1	0	0	0	0	0	0
0	0	0	0	0	0	0
1	0	0	0	0	0	1
0	0	0	0	0	0	0

1B:	13	SF:	0
2B:	3	SAC:	1
3B:	0	DP:	0
HR:	1	HBP:	0

Batter	1	2	3	4	5	6	7	8	9	10
<b>Eric Young Sr., R</b> (1, 4) OBP: 0.436, SLG: 0.473	G5-3	G4-3		G6-3 2B 1B	G4-3 1-2 2-3 1B		F8		G4-3	
<b>Walt Weiss, S</b> (1, 6) OBP: 0.395, SLG: 0.377	G3		G4-3	L9 1-3 2B	G3			G3		G4-1 SH1-3 1B BB
<b>Ellis Burks, R</b> (1, 7) OBP: 0.402, SLG: 0.633	HR		G4-3 1B 2B	G6-3		F8 1B 2B		G6-3 WP 1B		SH1-3
<b>Dante Bichette, R</b> (1, 9) OBP: 0.377, SLG: 0.543	G1-6-3		G4-3	L9		F8		G6-3		G4-1
<b>Andres Galarraga, R</b> (1, 3) OBP: 0.342, SLG: 0.556			FC3-6 1B	BB 1B 1B	K		G1-3	FC6-4 BB		1B IBB
<b>Vinny Castilla, R</b> (1, 5) OBP: 0.344, SLG: 0.545	F8		BB 1B		K		1B	FC6-4		1B
<b>Jeff Reed, L</b> (1, 2) OBP: 0.361, SLG: 0.427	FC3-6 1B 1-2f		1B BB		1B 1B		K		G6-3	
<b>Quinton McCracken, S</b> (1, 8) OBP: 0.391, SLG: 0.382	BB 1B		1B 1-2 2-H 3-H 1B		1B 1B		K		1B	
<b>Armando Reynoso, R</b> (1, 1) OBP: 0.262, SLG: 0.189			BB		1B		G4-3		F7	
<b>Milt Thompson, L</b> (7, PH) OBP: 0.181, SLG: 0.136					K					
<b>Darren Holmes, R</b> (8, 1)					K					
<b>John Vander Wal, L</b> (9, PH) OBP: 0.351, SLG: 0.421					K					
<b>Curt Leskanic, R</b> (10, 1) OBP: 0.333, SLG: 0.667			BB							

Inning Stats	R: 1	H: 1	E: 0	K: 0	S: 9	R: 2	H: 2	E: 0	K: 0	S: 12	R: 3	H: 4	E: 0	K: 1	S: 14	R: 2	H: 2	E: 0	K: 1	S: 12	R: 3	H: 3	E: 0	K: 2	S: 17	R: 1	H: 2	E: 0	K: 1	S: 12	R: 0	H: 0	E: 0	K: 1	S: 8	R: 0	H: 1	E: 0	K: 0	S: 11	R: 0	H: 1	E: 0	K: 0	S: 7	R: 1	H: 1	E: 0	K: 0	S: 6	1B: 13	2B: 3	3B: 0	HR: 1	SF: 0	SAC: 1	DP: 0	HBP: 0
--------------	------	------	------	------	------	------	------	------	------	-------	------	------	------	------	-------	------	------	------	------	-------	------	------	------	------	-------	------	------	------	------	-------	------	------	------	------	------	------	------	------	------	-------	------	------	------	------	------	------	------	------	------	------	--------	-------	-------	-------	-------	--------	-------	--------

PITCHER	IP	WLS	BF	H	R	ER	SO	BB	IBB	HBP	BLK	WP	HR	S	P	ERA	WHIP
<b>Jason Isringhausen, R</b> (1, 1) ERA: 4.8	6.0		34	14	6	6	5	2	0	0	0	0	1	76	123	9.00	2.667
<b>Dave Micki, R</b> (7, 1) ERA: 3.34	2.0		8	1	0	0	1	1	0	0	0	0	1	19	33	0.00	1.000
<b>Paul Byrd, R</b> (9, 1) ERA: 4.76	1.2	L	9	2	1	1	0	1	1	0	0	0	0	13	29	5.40	1.800

PITCHER	IP	WLS	BF	H	R	ER	SO	BB	IBB	HBP	BLK	WP	HR	S	P	ERA	WHIP
---------	----	-----	----	---	---	----	----	----	-----	-----	-----	----	----	---	---	-----	------

Batter	1	2	3	4	5	6	7	8	9	AB R H RBI BB SO LOB	TOP																
Brian McRae, S OBP: 0.349, SLG: 0.383 (1, 8) X	0-0 23 2B 1B	3-1 23 S 1B 1B		0-2 F8 1		0-0 P3 1		3-1 G6-3 2	3-3 K 3	6 2 2 0 0 1 4																	
23 Ryne Sandberg, R OBP: 0.307, SLG: 0.450 (1, 4) C SAFE SAFE SAFE X	1-1 SF8 1-H 2B	SAFE 4-0 1B 1-2 BB		3-2 FC6-4 1-2f 1B		2-1 G6-3 2		1-1 F9 3		4 2 1 1 1 0 1																	
Mark Grace, L OBP: 0.408, SLG: 0.445 (1, 3) F X	0-1 SF8 3-H 2B	3-2 1-3 2-H 3-H 1B		0-1 1B 2-H 1B		3-2 G3 3			4-2 1B WP BB	3 1 2 4 1 0 0																	
Sammy Sosa, R OBP: 0.311, SLG: 0.549 (1, 9) X	0-0 G5-3 2	2-3 K 3		3-3 K 3			1-3 K 1		1-3 K 1	5 0 0 0 0 4 4																	
Luis Gonzalez, L OBP: 0.356, SLG: 0.429 Doug Glanville, R OBP: 0.250, SLG: 0.347 (1, 7) B X (9, PH) (9, 7)	2-0 FC6-4 1B		3-2 1B 2B		0-0 G3 1		1-2 HBP 1B 1B		0-0 WP 1B 1B	4 1 3 0 0 0 0 1 1 1 0 0 0 0																	
Scott Servais, R OBP: 0.348, SLG: 0.423 (1, 2) B F X	1-1 FC6-4 1-2f 1B		0-1 G4-6-3 2-H 1B		1-1 HR 2B		1-2 1B HBP		1-3 K 1B 1B	4 1 2 1 0 1 2																	
Leo Gomez, R OBP: 0.352, SLG: 0.477 José Hernández, R OBP: 0.268, SLG: 0.343 (1, 5) (9, 5)		3-1 G6-3 1	0-2 G4-6-3 1-2f 1B		1-0 HR 2B		2-2 1-2 2-H 1B		1-3 K 2	5 1 2 2 0 1 3 0 0 0 0 0 0 0																	
Rey Sanchez, R OBP: 0.287, SLG: 0.268 (1, 6)		1-2 F7 2	0-0 G5-3 3		1-2 L4 2		3-2 G6-3 3		0-1 1B 1-2 1B	5 0 1 1 0 0 2																	
Steve Trachsel, R OBP: 0.128, SLG: 0.205 Rodney Myers, R OBP: 0.290, SLG: 0.357 Scott Bulett, L OBP: 0.250, SLG: 0.357 Larry Casian, R OBP: 0.100, SLG: 1.000 Kent Bottenfield, R OBP: 1.000, SLG: 1.000 Bob Patterson, R OBP: 0.333, SLG: 0.333 (1, 1) (4, 1) (8, PH) (8, 1) (8, 1) (8, 1)		3-2 1B 1B		0-1 23 FC6-4 1B		1-3 K 3		1-2 G3 1	0-1 1-2 2-3 1B	2 1 2 0 0 0 0 1 0 0 0 0 0 1 1 0 0 0 0 0 0 0 0 0 0 0 0 0 1 0 1 0 0 0 0 0 0 0 0 0 0 0																	
Inning Stats	R: 2 E: 0 K: 0 S: 9	H: 3 LOB: 1 BB: 0 P: 13	R: 2 E: 0 K: 1 S: 19	H: 3 LOB: 2 BB: 1 P: 38	R: 1 E: 0 K: 0 S: 9	H: 2 LOB: 0 BB: 0 P: 12	R: 1 E: 1 K: 1 S: 14	H: 2 LOB: 1 BB: 0 P: 20	R: 2 E: 0 K: 1 S: 11	H: 2 LOB: 0 BB: 0 P: 15	R: 0 E: 0 K: 0 S: 6	H: 0 LOB: 0 BB: 0 P: 11	R: 0 E: 0 K: 1 S: 15	H: 2 LOB: 2 BB: 0 P: 23	R: 0 E: 0 K: 0 S: 7	H: 0 LOB: 0 BB: 0 P: 12	R: 2 E: 0 K: 4 S: 22	H: 3 LOB: 3 BB: 1 P: 32	1B: 13 2B: 3 3B: 0 HR: 1	SF: 1 SAC: 0 DP: 1 HBP: 1	WP: 2 PB: 0 SB: 1 CS: 0	PA: 46					
PITCHER	IP	WLS	BF	H	R	ER	SO	BB	IBB	HBP	BLK	WP	HR	S	P	ERA	WHIP										
Roger Bailey, R ERA: 7.27 (1, 1)	3.0		18	9	6	5	1	1	0	0	0	0	0	39	65	15.00	3.333										
Lance Painter, L ERA: 6.14 (4, 1)	3.2		16	5	2	2	3	0	0	1	0	0	1	40	60	4.91	1.364										
Steve Reed, R ERA: 4.38 (7, 1)	1.1		4	0	0	0	0	0	0	0	0	0	0	11	19	0.00	0.000										
Bruce Ruffin, L ERA: 4.57 (9, 1)	1.0	L	8	3	2	2	4	1	0	0	0	1	0	22	32	18.00	4.000										

Chicago Cubs @ Colorado Rockies  
Coors Field, Denver, CO  
Thu Jul 25 1996, 7:05 PM MDT  
Att. 48,087 - Unknown - 82 F

AB	42
R	10
H	17
RBI	9
BB	2
SO	8
LOB	16




BOTTOM

Chicago Cubs @ Colorado Rockies  
Coors Field, Denver, CO  
Thu Jul 25 1996, 7:05 PM MDT  
Att: 48,087 - Unknown - 82 F

livebaseballscorecards.com

AB 38  
R 8  
H 15  
RBI 8  
BB 4  
SO 4  
LOB 15



WP: 0 PA: 45  
PB: 0  
SB: 1  
CS: 1

AB R H RBI BB SO LOB

5 0 2 1 0 0 1

3 2 2 1 1 0 1

3 1 1 0 2 0 2

4 0 2 1 1 0 4

5 1 2 2 0 0 1

5 2 3 3 0 0 2

4 1 1 0 0 1 0

0 0 0 0 0 0 0

0 0 0 0 0 0 0

1B: 13 SF: 1  
2B: 0 SAC: 1  
3B: 0 DP: 0  
HR: 2 HBP: 0

Batter	1	2	3	4	5	6	7	8	9
Eric Young Sr., R (1, 4) OBP: 0.435, SLG: 0.472	2-1 G6-3	1-2 FC6-4 1B		1-1 G5-3		0-0 BB S 1B		2-2 G4-3	
Walt Weiss, S (1, 6) OBP: 0.397, SLG: 0.379	3-2 G6-3 1B	0-1 SF8		1-1 1B 1B		0-1 F8		4-1 BB BB	
Ellis Burks, R (1, 7) OBP: 0.404, SLG: 0.630	3-1 G6-3	0-0 FC6-4		1-0 1B 1B		4-1 BB		4-2 BB	
Dante Bichette, R (1, 9) OBP: 0.379, SLG: 0.543	4-1 CS 1B BB		1-0 FC6-4 1B	2-2 1B 1B		0-2 F9		0-0 F9	
Andres Galarraga, R (1, 3) OBP: 0.343, SLG: 0.554	1-0 1B		2-1 FC6-4 HR	1-2 FC6-4 1B			1-2 F9	0-0 G6-3	
Vinny Castilla, R (1, 5) OBP: 0.347, SLG: 0.561	1-1 CS	0-0 HR	2-2 HR	3-0 FC6-4			0-0 G5-3	0-0 1B	
Jeff Reed, L (1, 2) OBP: 0.359, SLG: 0.424		2-0 1B 1B	0-3 K		2-2 G6-3		0-2 G3-1	3-3 K	
Bruce Ruffin, S (9, 1)									
John Vander Wal, L (9, PH) OBP: 0.361, SLG: 0.421									
Angel Echevarria, R (9, PH) OBP: 0.250, SLG: 0.250									
Quinton McCracken, S (1, 8) OBP: 0.391, SLG: 0.383		0-0 1B SF8 1B	3-2 L7		1-1 F7			1-0 G4-3 SH1-4 1B	2-2 L4
Roger Bailey, R (1, 1) OBP: 0.333, SLG: 0.875		1-3 K		0-0 G3		2-3 K		0-1 SH1-4	
Lance Painter, L (4, 1) OBP: 0.143, SLG: 0.143									
Steve Reed, R (7, 1) OBP: 0.500, SLG: 0.500									
Jayhawk Owens, R (8, PH) OBP: 0.323, SLG: 0.433									

Inning Stats	R: 1	H: 2	E: 0	LOB: 1	K: 0	S: 11	R: 3	H: 4	E: 0	LOB: 1	K: 1	S: 18	R: 2	H: 2	E: 0	LOB: 0	K: 1	S: 15	R: 2	H: 4	E: 0	LOB: 2	K: 0	S: 16	R: 0	H: 0	E: 0	LOB: 0	K: 1	S: 12	R: 0	H: 1	E: 0	LOB: 1	K: 0	S: 8	R: 0	H: 0	E: 0	LOB: 0	K: 0	S: 10	R: 0	H: 1	E: 0	LOB: 3	K: 0	S: 10	R: 0	H: 1	E: 0	LOB: 1	K: 1	S: 10
--------------	------	------	------	--------	------	-------	------	------	------	--------	------	-------	------	------	------	--------	------	-------	------	------	------	--------	------	-------	------	------	------	--------	------	-------	------	------	------	--------	------	------	------	------	------	--------	------	-------	------	------	------	--------	------	-------	------	------	------	--------	------	-------

PITCHER	IP	WLS	BF	H	R	ER	SO	BB	IBB	HBP	BLK	WP	HR	S	P	ERA	WHIP
Steve Trachsel, R (1, 1) ERA: 2.9	3.2		22	11	8	8	2	1	0	0	0	0	2	55	85	19.64	3.273
Rodney Myers, R (4, 1) ERA: 3.75	3.1		12	2	0	0	1	1	0	0	0	0	0	35	48	0.00	0.900
Larry Casian, L (8, 1) ERA: 2.84	0.1		2	1	0	0	0	0	0	0	0	0	0	3	4	0.00	3.000
Kent Bottenfield, R (8, 1) ERA: 1.35	1.0	W	6	1	0	0	0	2	0	0	0	0	0	9	19	0.00	3.000
Bob Patterson, L (9, 1) ERA: 2.25	0.2	S	2	0	0	0	1	0	0	0	0	0	0	8	13	0.00	0.000

PITCHER	IP	WLS	BF	H	R	ER	SO	BB	IBB	HBP	BLK	WP	HR	S	P	ERA	WHIP
Steve Trachsel, R (1, 1) ERA: 2.9	3.2		22	11	8	8	2	1	0	0	0	0	2	55	85	19.64	3.273
Rodney Myers, R (4, 1) ERA: 3.75	3.1		12	2	0	0	1	1	0	0	0	0	0	35	48	0.00	0.900
Larry Casian, L (8, 1) ERA: 2.84	0.1		2	1	0	0	0	0	0	0	0	0	0	3	4	0.00	3.000
Kent Bottenfield, R (8, 1) ERA: 1.35	1.0	W	6	1	0	0	0	2	0	0	0	0	0	9	19	0.00	3.000
Bob Patterson, L (9, 1) ERA: 2.25	0.2	S	2	0	0	0	1	0	0	0	0	0	0	8	13	0.00	0.000

Batter	1		2		3		4		5		6		7		8		9		AB	R	H	RBI	BB	SO	LOB	TOP	
<b>Brian McRae, S</b> OBP: 0.348, SLG: 0.388 (1, 8)	4-1 FC2-6 BB		1-0 HR		3-2 F7				3-2 FC5-4 SF7				0-0 G6-3		1-1 G6-3				5	2	1	2	1	0	2		
<b>23 Ryne Sandberg, R</b> OBP: 0.307, SLG: 0.451 <b>Doug Glanville, R</b> OBP: 0.250, SLG: 0.347 (1, 4) (8, 9)	0-2 FC2-6 1B		0-1 P3					1-1 F8		1-1 FC5-4 2B			0-1 G6-4-3 1B		1-1 G5-3				6	2	2	0	0	0	1		
<b>Mark Grace, L</b> OBP: 0.408, SLG: 0.444 <b>Terry Adams, R</b> (7, 1)	4-2 1B FC6-4 BB		3-2 G3					1-2 2B		0-0 SF7			1-1 G6-4-3 1B				3-3 K		3	2	1	1	1	0	1		
<b>Sammy Sosa, R</b> OBP: 0.316, SLG: 0.563 <b>Felix Fermin, R</b> OBP: 0.250, SLG: 0.214 (1, 9) (8, 4)	1-2 E1 FC6-4 1B				2-2 HR			3-2 2B		2-2 2B			4-1 BB 1B		1-1 G6-3				4	3	3	2	1	0	2		
<b>Luis Gonzalez, L</b> OBP: 0.362, SLG: 0.430 (1, 7)	0-0 FC6-4 1B				1-0 HR			1-1 P6		4-1 FC4-6 BB			4-0 1B HR		1-3 K				4	2	2	1	2	1	2		
<b>Tyler Houston, L</b> OBP: 0.419, SLG: 0.655 (1, 2)	1-0 FC6-4				0-0 HR			0-0 1B		0-0 FC4-6			1-1 HR		1-3 2-H 1B				5	3	3	6	0	0	4		
<b>Leo Gomez, R</b> OBP: 0.353, SLG: 0.487 (1, 5) (7, 3)	2-2 P5				1-0 G5-3			2-2 FC6 1B				0-3 K		0-0 HR					5	1	2	4	0	1	2		
<b>Rey Sanchez, R</b> OBP: 0.290, SLG: 0.271 (1, 6)			0-0 HR SH3-4 1B					1-1 FC6 1B				0-1 P3		3-3 K					5	1	2	0	0	1	1		
<b>Jaime Navarro, R</b> OBP: 0.137, SLG: 0.137 <b>Larry Casian, R</b> <b>José Hernández, R</b> OBP: 0.272, SLG: 0.359 (1, 1) (6, 1) (7, 5)			0-0 SH3-4		0-0 F9			1-2 E1 FC5-4				2-3 K		0-1 HR					3	0	0	0	0	1	1		
<b>Inning Stats</b>	R: 2 E: 1 K: 0 S: 14	H: 1 LOB: 2 BB: 2 P: 26	R: 2 E: 0 K: 0 S: 10	H: 2 LOB: 0 BB: 0 P: 14	R: 3 E: 0 K: 0 S: 13	H: 4 LOB: 1 BB: 0 P: 22	R: 3 E: 0 K: 0 S: 18	H: 4 LOB: 1 BB: 0 P: 27	R: 2 E: 1 K: 0 S: 19	H: 2 LOB: 2 BB: 1 P: 30	R: 0 E: 0 K: 2 S: 8	H: 0 LOB: 0 BB: 0 P: 10	R: 0 E: 0 K: 0 S: 5	H: 1 LOB: 0 BB: 0 P: 6	R: 5 E: 0 K: 1 S: 14	H: 3 LOB: 0 BB: 2 P: 28	R: 0 E: 0 K: 2 S: 9	H: 0 LOB: 0 BB: 0 P: 14	1B: 8 2B: 4 3B: 0 HR: 5	SF: 1 SAC: 1 DP: 1 HBP: 0	WP: 1 PA: 50 PB: 0 SB: 1 CS: 0						
<b>PITCHER</b>	IP	WLS	BF	H	R	ER	SO	BB	IBB	HBP	BLK	WP	HR	S	P	ERA	WHIP										
<b>Marvin Freeman, R</b> ERA: 5.49 (1, 1)	3.0	L	19	7	7	6	0	2	0	0	0	1	3	37	62	18.00	3.000										
<b>Mike Munoz, L</b> ERA: 8.28 (4, 1)	0.1		3	2	2	2	0	0	0	0	0	0	0	9	14	54.00	6.000										
<b>Darren Holmes, R</b> ERA: 5.21 (4, 1)	1.2		11	4	3	1	0	1	0	0	0	0	0	28	43	5.40	3.000										
<b>Curt Leskanic, R</b> ERA: 7.27 (6, 1)	2.1		12	4	5	5	3	2	0	0	0	0	2	23	38	19.29	2.571										
<b>Lance Painter, L</b> ERA: 5.94 (8, 1)	1.2		5	0	0	0	2	0	0	0	0	0	0	13	20	0.00	0.000										

**Chicago Cubs @ Colorado Rockies**  
Coors Field, Denver, CO  
Fri Jul 26 1996, 7:05 PM MDT  
Att. 48,062 - Unknown - 79 F

<b>AB</b>	43
<b>R</b>	17
<b>H</b>	17
<b>RBI</b>	17
<b>BB</b>	5
<b>SO</b>	5
<b>LOB</b>	16



<b>WP</b>	1	<b>PA</b>	50
<b>PB</b>	0		
<b>SB</b>	1		
<b>CS</b>	0		

livebaseballscorecards.com

Batter	1	2	3	4	5	6	7	8	9	AB R H RBI BB SO LOB
Eric Young Sr., R (1, 4) OBP: 0.432, SLG: 0.468 Curt Leskanic, R (6, 1) OBP: 0.333, SLG: 0.667 Angel Echevarria, R (8, 9) OBP: 0.200, SLG: 0.200	3-2 G6-3		0-0 G6-3		0-1 G6-3	2-2 SH1-3			0-3 K	3 0 0 0 0 0 0
Walt Weiss, S (1, 6) OBP: 0.395, SLG: 0.377	3-3 K		0-0 1B		1-3 K	1-1 F7			2-2 G3	5 0 1 0 0 2 2
Ellis Burks, R (1, 7) OBP: 0.404, SLG: 0.628	0-1 1B		3-2 P2			3-1 1B HR			0-3 K	5 1 2 0 0 2 1
Andres Galarraga, R (1, 3) OBP: 0.344, SLG: 0.553	0-0 1B		2-3 K			3-2 1B HR			1-0 F9	4 1 2 0 0 1 1
Dante Bichette, R (1, 9) OBP: 0.378, SLG: 0.547 Lance Painter, L (8, 1) OBP: 0.143, SLG: 0.143	2-1 G5-3				1-3 K	0-0 HR			1-3 K	4 1 1 3 0 2 2
Vinny Castilla, R (1, 5) OBP: 0.346, SLG: 0.560			3-2 G1-6-3		2-0 F7	1-0 2B			2-1 G6-3	4 1 1 0 0 0 0
Jayhawk Owens, R (1, 2) OBP: 0.328, SLG: 0.431			4-2 BB		2-1 1B	0-1 G6-3			0-3 K	3 0 1 0 1 1 1
Quinton McCracken, S (1, 8) OBP: 0.394, SLG: 0.393			1-3 K		2-1 L5	2-1 SH1-3 2B			2-2 FC6 1B	4 0 2 1 0 1 2
Marvin Freeman, R (1, 1) OBP: 0.150, SLG: 0.105 Mike Munoz, L (4, 1) Darren Holmes, R (4, 1) Jason Bates, S (5, PH) OBP: 0.328, SLG: 0.312			2-2 G4-3			2-2 K			0-0 FC6	1 0 0 0 0 0 1

Inning Stats	R: 0 E: 0 K: 1 S: 12	H: 2 LOB: 2 BB: 0 P: 20	R: 0 E: 0 K: 1 S: 15	H: 0 LOB: 1 BB: 1 P: 25	R: 0 E: 0 K: 1 S: 9	H: 1 LOB: 1 BB: 0 P: 14	R: 0 E: 0 K: 1 S: 8	H: 1 LOB: 1 BB: 0 P: 15	R: 0 E: 0 K: 2 S: 10	H: 0 LOB: 0 BB: 0 P: 13	R: 4 E: 0 K: 0 S: 18	H: 5 LOB: 2 BB: 1 P: 34	R: 0 E: 0 K: 2 S: 7	H: 0 LOB: 0 BB: 0 P: 9	R: 0 E: 0 K: 1 S: 9	H: 1 LOB: 1 BB: 0 P: 13	R: 0 E: 0 K: 2 S: 9	H: 0 LOB: 0 BB: 0 P: 11	1B: 7 2B: 2 3B: 0 HR: 1	SF: 0 SAC: 1 DP: 0 HBP: 0
--------------	-------------------------------	----------------------------------	-------------------------------	----------------------------------	------------------------------	----------------------------------	------------------------------	----------------------------------	-------------------------------	----------------------------------	-------------------------------	----------------------------------	------------------------------	---------------------------------	------------------------------	----------------------------------	------------------------------	----------------------------------	----------------------------------	------------------------------------

PITCHER	IP	WLS	BF	H	R	ER	SO	BB	IBB	HBP	BLK	WP	HR	S	P	ERA	WHIP
Jaime Navarro, R (1, 1) ERA: 4.02	5.1	W	26	9	4	4	6	1	0	0	0	0	1	66	108	6.75	1.875
Larry Casian, L (6, 1) ERA: 2.57	0.2	S	3	0	0	0	0	1	0	0	0	0	0	6	13	0.00	1.500
Terry Adams, R (7, 1) ERA: 3.05	3.0	S	10	1	0	0	5	0	0	0	0	0	0	25	33	0.00	0.333


**BOTTOM**

**Chicago Cubs @ Colorado Rockies**  
Coors Field, Denver, CO

Fri Jul 26 1996, 7:05 PM MDT  
Att: 48,062 - Unknown - 79 F

livebaseballscorecards.com

AB	36
R	4
H	10
RBI	4
BB	2
SO	11
LOB	11



WP	PA	ERA	WHIP
0	39		

Batter	1	2	3	4	5	6	7	8	9	AB R H RBI BB SO LOB	TOP														
Brian McRae, S (1, 8) OBP: 0.349, SLG: 0.398	3-2 F7		0-0 HR		2-3 K		0-0 E4		2-1 23 1B SF9 2B	5 2 2 1 0 1 1															
23 Ryne Sandberg, R (1, 4) OBP: 0.306, SLG: 0.448	1-0 G6-3		1-3 K			0-2 G5-3	1-3 K		1-2 SF9 2B 1B	5 1 1 0 0 2 2															
Dave Magadan, L (1, 3) OBP: 0.370, SLG: 0.281	1-1 HBP 1B		2-0 G5-4-3 1B			4-2 BB		4-1 2B G4-3 BB	3-2 SF9	2 1 2 1 2 0 0															
Sammy Sosa, R (1, 9) OBP: 0.319, SLG: 0.567	1-1 1-2 HBP		1-1 G5-4-3 1-2f			2-3 K		0-1 G4-3 1B 2B	1-2 3-H WP 2B	4 1 2 1 0 1 2															
Luis Gonzalez, L (1, 7) OBP: 0.357, SLG: 0.423	2-2 G3-1			1-2 L7		1-2 L9		1-0 F7	1-2 G1-3	5 0 0 0 0 0 6															
Tyler Houston, L (1, 2) OBP: 0.409, SLG: 0.623		0-0 B1-3		4-2 CS BB			1-1 L9	1-1 G4-3		3 0 0 1 1 0 1															
Leo Gomez, R (1, 5) OBP: 0.354, SLG: 0.487		1-2 FC5-4 1B		2-0 P4			2-0 FC6 E 1B	1-1 3-H 1B		2 0 1 0 0 0 1															
José Hernández, R (4, 5) OBP: 0.278, SLG: 0.365										2 1 2 1 0 0 0															
Rey Sanchez, R (1, 6) OBP: 0.284, SLG: 0.266		1-0 FC5-4		1-1 CS	0-1 G6-3		2-2 FC6 E	1 SAFE 2-2 G4-3		4 0 0 0 0 0 3															
Turk Wendell, L (8, 1) OBP: 0.500, SLG: 0.500				1-2			1-2			0 0 0 0 0 0 0															
Amaury Telemaco, R (1, 1) OBP: 0.125, SLG: 0.087		0-1 G1-3			1-1 G1-3		2-3 K		2-1 F7	2 0 0 0 0 0 1															
Rodney Myers, R (6, 1) Larry Casian, R (6, 1) Scott Bulett, L (7, PH) Kent Bottenfield, R (7, 1) Mark Grace, L (8, 3) OBP: 0.279, SLG: 0.352 OBP: 1.000, SLG: 1.000 OBP: 0.407, SLG: 0.443										0 0 0 0 0 0 0 0 0 0 0 0 0 0 1 0 0 0 0 0 1 2 0 0 0 0 0 0 0 0 1 0 0 0 0 0 0 0															
<b>Inning Stats</b>	R: 0 E: 0 K: 0 S: 11	H: 1 LOB: 2 BB: 0 P: 19	R: 0 E: 0 K: 0 S: 7	H: 1 LOB: 1 BB: 0 P: 9	R: 1 E: 0 K: 1 S: 8	H: 2 LOB: 0 BB: 0 P: 12	R: 0 E: 0 K: 0 S: 9	H: 0 LOB: 0 BB: 1 P: 17	R: 0 E: 0 K: 1 S: 7	H: 0 LOB: 0 BB: 0 P: 10	R: 0 E: 0 K: 1 S: 13	H: 0 LOB: 1 BB: 1 P: 20	R: 1 E: 1 K: 2 S: 15	H: 1 LOB: 2 BB: 0 P: 23	R: 2 E: 0 K: 0 S: 11	H: 2 LOB: 1 BB: 1 P: 20	R: 2 E: 0 K: 0 S: 16	H: 3 LOB: 1 BB: 0 P: 28	1B: 6 2B: 3 3B: 0 HR: 1	SF: 1 SAC: 0 DP: 1 HBP: 1	WP: 1 PB: 0 SB: 0 CS: 1	PA: 42			
<b>PITCHER</b> Mark Thompson, R (1, 1) ERA: 5.97 Ryan Hawblitzel, R (8, 1) ERA: 5.0	IP 7.0 2.0	WLS W 10	BF 31 10	H 6 4	R 4 2	ER 3 2	SO 5 0	BB 3 0	IBB 0 0	HBP 1 0	BLK 0 0	WP 0 1	HR 1 0	S 73 24	P 117 41	ERA 3.86 9.00	WHIP 1.286 2.000								

Chicago Cubs @ Colorado Rockies  
Coors Field, Denver, CO  
Sat Jul 27 1996, 7:05 PM MDT  
Att. 48,096 - Unknown - 90 F

livebaseballscorecards.com

AB 36  
R 6  
H 10  
RBI 5  
BB 3  
SO 5  
LOB 19



**BOTTOM**

**Chicago Cubs @ Colorado Rockies**  
**Coors Field, Denver, CO**  
 Sat Jul 27 1996, 7:05 PM MDT  
 Att: 48,096 - Unknown - 90 F

livebaseballscorecards.com

**AB 36**  
**R 10**  
**H 12**  
**RBI 10**  
**BB 4**  
**SO 5**  
**LOB 14**



WP: 1 PA: 42  
 PB: 0  
 SB: 4  
 CS: 0

AB	R	H	RBI	BB	SO	LOB
5	2	2	0	0	1	1
3	2	2	0	2	0	0
3	0	1	1	0	1	1
2	1	0	0	0	0	3
5	2	3	5	0	1	2
4	0	0	0	0	0	2
3	1	1	2	1	1	0
3	1	1	0	1	0	3
4	1	1	2	0	1	2
4	0	1	0	0	0	0
0	0	0	0	0	0	0
1B: 6	SF: 0	2B: 2	SAC: 0	3B: 0	DP: 0	HR: 4
	HBP: 2					

Batter	1	2	3	4	5	6	7	8	9
<b>Eric Young Sr., R</b> OBP: 0.432, SLG: 0.467 (1, 4)	3-3 <b>K</b>		0-2 <b>1B</b> S	1-2 <b>G6-3</b>		2-1 <b>1B</b> WP	0-1 <b>G6-3</b>		
<b>Walt Weiss, S</b> OBP: 0.400, SLG: 0.379 (1, 6)	2-1 <b>G4-3</b>		3-1 <b>1B</b> S		4-2 <b>HR</b> BB	4-2 <b>1B</b> BB		2-2 <b>1B</b> FC4-6	
<b>Ellis Burks, R</b> OBP: 0.404, SLG: 0.625 <b>John Vander Wal, L</b> OBP: 0.346, SLG: 0.414 (1, 7) (6, 7)	1-1 <b>P7</b>		1-1 <b>1B</b> S		2-3 <b>K</b> SAFE	0-0 <b>F7</b>		0-0 <b>FC4-6</b> HR	
<b>Andres Galarraga, R</b> OBP: 0.347, SLG: 0.569 (1, 3)		3-0 <b>L8</b>	3-3 <b>K</b>		1-0 <b>HR</b> 2-H	3-1 <b>1B</b> BB		2-1 <b>HR</b> 1-H	
<b>Dante Bichette, R</b> OBP: 0.376, SLG: 0.542 (1, 9)		3-1 <b>G1-3</b>	0-0 <b>L6</b>		2-2 <b>G6-3</b>	1-0 <b>BB</b> HBP		0-2 <b>G4-3</b>	
<b>Vinny Castilla, R</b> OBP: 0.349, SLG: 0.566 (1, 5)		1-3 <b>K</b>		0-0 <b>HR</b>	2-1 <b>BB</b> HBP	4-0 <b>BB</b> 1-2		0-0 <b>F8</b>	
<b>Jeff Reed, L</b> OBP: 0.362, SLG: 0.427 (1, 2)			1-2 <b>HR</b> 2B	2-0 <b>F7</b>	4-2 <b>BB</b> 1-2	0-1 <b>G4-3</b>			
<b>Quinton McCracken, S</b> OBP: 0.391, SLG: 0.409 (1, 8)			2-1 <b>HR</b> 2-H	1-3 <b>K</b>	1-1 <b>L6</b>		0-1 <b>L8</b>		
<b>Mark Thompson, R</b> OBP: 0.138, SLG: 0.207 <b>Ryan Hawblitzel, R</b> (8, 1)			0-1 <b>G6-3</b>	0-0 <b>2B</b>		0-0 <b>G1-3</b>	0-1 <b>G6-3</b>		

Inning	R	H	E	K	S	P	IP	WLS	BF	H	R	ER	SO	BB	IBB	HBP	BLK	WP	HR	S	P	ERA	WHIP
1	0	0	0	1	8	6	4.2	L	25	8	6	6	5	2	0	1	0	0	3	57	98	11.57	2.143
2	0	0	0	1	2	2	1.0		8	2	2	2	0	2	0	1	0	1	0	10	25	18.00	4.000
3	0	0	0	1	0	0	0.1		1	0	0	0	0	0	0	0	0	0	0	2	2	0.00	0.000
4	0	0	0	1	3	0	1.0		3	0	0	0	0	0	0	0	0	0	6	6	6	0.00	0.000
5	0	0	0	1	2	2	1.0		5	2	2	2	0	0	0	0	0	0	1	10	14	18.00	2.000

PITCHER	IP	WLS	BF	H	R	ER	SO	BB	IBB	HBP	BLK	WP	HR	S	P	ERA	WHIP
<b>Amaury Telemaco, R</b> ERA: 5.5 (1, 1)	4.2	L	25	8	6	6	5	2	0	1	0	0	3	57	98	11.57	2.143
<b>Rodney Myers, R</b> ERA: 4.03 (5, 1)	1.0		8	2	2	2	0	2	0	1	0	1	0	10	25	18.00	4.000
<b>Larry Casian, L</b> ERA: 2.45 (6, 1)	0.1		1	0	0	0	0	0	0	0	0	0	0	2	2	0.00	0.000
<b>Kent Bottenfield, R</b> ERA: 1.3 (7, 1)	1.0		3	0	0	0	0	0	0	0	0	0	0	6	6	0.00	0.000
<b>Turk Wendell, R</b> ERA: 2.45 (8, 1)	1.0		5	2	2	2	0	0	0	0	0	0	1	10	14	18.00	2.000

Batter	1	2	3	4	5	6	7	8	9	AB R H RBI BB SO LOB	TOP											
Brian McRae, S (1, 8) OBP: 0.349, SLG: 0.398	1-0 L3		3-1 FC6-4 1B	0-0 1B		3-2 G6-3			0-3 K	5 0 2 1 0 1 0												
23 Ryne Sandberg, R (1, 4) OBP: 0.305, SLG: 0.443	0-1 G6-3		1-1 FC6-4 1B	4-0 1B		0-0 F9			0-2 G1-3	4 1 0 0 1 0 2												
Mark Grace, L (1, 3) OBP: 0.407, SLG: 0.440	1-0 F7		1-1 1B	2-2 G4-3			2-1 F7		4-0 1B	4 1 1 1 1 0 2												
Sammy Sosa, R (1, 9) OBP: 0.325, SLG: 0.576		0-0 HR	1-0 1B		3-1 1B		1-1 F9		0-0 1B	5 2 4 2 0 0 0												
Luis Gonzalez, L (1, 7) OBP: 0.358, SLG: 0.422	1-1 F7		3-1 FC6-4 1B		1-2 1B		1-0 G4-3		0-0 1B	3 1 1 0 0 0 0												
Terry Adams, R (7, 1)			1-2 1B		1-2 G6-4-3 HBP				1-2 1B	0 0 0 0 0 0 0												
Leo Gomez, R (9, PH) OBP: 0.356, SLG: 0.489			1-2 1B						1-2 1B	1 0 1 1 0 0 0												
Kent Bottenfield, R (9, 1) OBP: 1.000, SLG: 1.000										0 0 0 0 0 0 0												
Tyler Houston, L (1, 2) OBP: 0.423, SLG: 0.615	1-1 F8		1-3 K		0-0 1B			4-1 G4-3	0-1 1B	4 0 2 1 1 1 3												
José Hernández, R (1, 5) OBP: 0.273, SLG: 0.359	1-0 F8		0-0 FC6-4		0-1 G6-4-3			0-0 SH1-4	3-1 P3	4 0 0 0 0 0 7												
Rey Sanchez, R (1, 6) OBP: 0.284, SLG: 0.265			2-2 1B	0-0 L4		2-2 G4-3		3-2 G4-3		4 1 1 0 0 0 1												
Jim Bullinger, R (1, 1) OBP: 0.333, SLG: 0.517			1-0 1B	0-1 F7				0-1 P5		3 1 1 0 0 0 0												
Scott Bullett, L (7, 7) OBP: 0.273, SLG: 0.347			1-3 1B							1 0 0 0 0 0 1												
<b>Inning Stats</b>	R: 0 E: 0 K: 0 S: 4	H: 0 LOB: 0 BB: 0 P: 6	R: 1 E: 0 K: 0 S: 6	H: 1 LOB: 0 BB: 0 P: 9	R: 3 E: 0 K: 1 S: 17	H: 6 LOB: 3 BB: 0 P: 30	R: 0 E: 0 K: 0 S: 8	H: 1 LOB: 2 BB: 1 P: 13	R: 2 E: 0 K: 0 S: 10	H: 2 LOB: 0 BB: 0 P: 16	R: 0 E: 0 K: 0 S: 5	H: 0 LOB: 0 BB: 0 P: 8	R: 0 E: 0 K: 0 S: 5	H: 0 LOB: 0 BB: 0 P: 9	R: 0 E: 0 K: 0 S: 7	H: 0 LOB: 1 BB: 1 P: 14	R: 1 E: 0 K: 1 S: 12	H: 3 LOB: 3 BB: 1 P: 19	1B: 12 2B: 0 3B: 0 HR: 1	SF: 0 SAC: 1 DP: 1 HBP: 1	WP: 0 PB: 0 SB: 1 CS: 0	PA: 43
<b>PITCHER</b>	IP WLS BF H R ER SO BB IBB HBP BLK WP HR S P ERA WHIP																					
Kevin Ritz, R (1, 1) ERA: 4.85	6.0 L 29 10 6 6 1 1 0 1 0 0 0 1 50 82 9.00 1.833																					
Curt Leskanic, R (7, 1) ERA: 7.11	1.0 3 0 0 0 0 0 0 0 0 0 0 0 5 9 0.00 0.000																					
Steve Reed, R (8, 1) ERA: 4.3	1.0 4 0 0 0 0 0 1 0 0 0 0 0 7 14 0.00 1.000																					
Bruce Ruffin, L (9, 1) ERA: 4.66	1.0 7 3 1 1 1 1 0 0 0 0 0 0 12 19 9.00 4.000																					

Chicago Cubs @ Colorado Rockies  
 Coors Field, Denver, CO  
 Sun Jul 28 1996, 3:33 AM MDT  
 Att. 48,073 - Sunny - 75 F

AB	38
R	7
H	13
RBI	6
BB	3
SO	2
LOB	16



livebaseballscorecards.com



Batter	1	2	3	4	5	6	7	8	9	AB	R	H	RBI	BB	SO	LOB
Eric Young Sr., R OBP: 0.429, SLG: 0.463 (1, 4)	0-2 G4-3	1-2 G5-3		3-2 1B		1-1 F9		2-2 G3		5	0	1	2	0	0	2
Walt Weiss, S OBP: 0.397, SLG: 0.380 (1, 6)	1-1 HR 2B		2-2 L3	1-0 L7		2-0 F8			2-2 G3	5	1	1	0	0	0	2
Dante Bichette, R OBP: 0.374, SLG: 0.545 (1, 9)	0-0 HR		0-1 F8	1-3 K			0-0 G6-3		3-2 F9	5	1	1	2	0	1	1
Andres Galarraga, R OBP: 0.348, SLG: 0.567 (1, 3)	3-3 K		2-2 FC6-4 1B		2-2 F8		0-2 G3 1B		2-2 F8	5	0	2	0	0	1	0
John Vander Wal, L OBP: 0.343, SLG: 0.403 (1, 7)	4-2 BB BB		0-0 FC6-4		0-0 L8		2-1 G3			3	0	0	0	1	0	2
Vinny Castilla, R OBP: 0.352, SLG: 0.566 (1, 5)	4-2 FC4-6 BB			0-0 1B 1B	4-0 S BB		0-2 G6-3			2	1	1	0	2	0	1
Jeff Reed, L OBP: 0.360, SLG: 0.424 (1, 2)	1-1 FC4-6			0-0 1B 1B	3-2 G1-3			1-0 G6-3		4	1	1	0	0	0	3
Quinton McCracken, S OBP: 0.387, SLG: 0.405 (1, 8)		0-0 G3		2-2 SH1-4 1B		2-0 F8		3-3 K		4	1	1	1	0	1	0
Kevin Ritz, R Milt Thompson, L Curt Leskane, R Steve Reed, R Ellis Burks, R Bruce Ruffin, S		0-0 F9		1-0 SH1-4		4-0 BB		2-1 S 1B		1	0	0	0	0	0	0

Inning Stats	R: 2	H: 2	E: 0	K: 1	S: 16	R: 0	H: 0	E: 0	K: 0	S: 5	R: 0	H: 1	E: 0	K: 0	S: 9	R: 3	H: 4	E: 0	K: 1	S: 14	R: 0	H: 0	E: 0	K: 0	S: 14	R: 0	H: 0	E: 0	K: 0	S: 4	R: 0	H: 1	E: 0	K: 1	S: 10	R: 0	H: 0	E: 0	K: 0	S: 11	1B: 7	2B: 1	3B: 0	HR: 1	SF: 0	SAC: 1	DP: 0	HBP: 0	WP: 0	PB: 0	SB: 3	CS: 0	PA: 40
--------------	------	------	------	------	-------	------	------	------	------	------	------	------	------	------	------	------	------	------	------	-------	------	------	------	------	-------	------	------	------	------	------	------	------	------	------	-------	------	------	------	------	-------	-------	-------	-------	-------	-------	--------	-------	--------	-------	-------	-------	-------	--------

PITCHER	IP	WLS	BF	H	R	ER	SO	BB	IBB	HBP	BLK	WP	HR	S	P	ERA	WHIP
Jim Bullinger, R ERA: 6.41 (1, 1)	6.0	W	29	7	5	5	2	4	0	0	0	0	1	62	106	7.50	1.833
Terry Adams, R ERA: 2.96 (7, 1)	2.0		8	2	0	0	1	0	0	0	0	0	0	19	29	0.00	1.000
Kent Bottenfield, R ERA: 1.26 (9, 1)	1.0	S	3	0	0	0	0	0	0	0	0	0	0	11	18	0.00	0.000

**BOTTOM**

**Chicago Cubs @ Colorado Rockies**  
**Coors Field, Denver, CO**  
 Sun Jul 28 1996, 3:33 AM MDT  
 Att: 48,073 - Sunny - 75 F

AB	35
R	5
H	9
RBI	5
BB	4
SO	3
LOB	11



1B: 7	SF: 0	WP: 0	PA: 40
2B: 1	SAC: 1	PB: 0	
3B: 0	DP: 0	SB: 3	
HR: 1	HBP: 0	CS: 0	

livebaseballscores.com

Batter	1	2	3	4	5	6	7	8	9	AB R H RBI BB SO LOB
--------	---	---	---	---	---	---	---	---	---	----------------------

Eric Young Sr. R OBP: 0.430, SLG: 0.462 (1, 4) X	0-0 FC5-4 1B		1-1 P3		2-2 HBP		2-1 G6-3			3 0 1 0 0 0 1
Walt Weiss, S OBP: 0.393, SLG: 0.375 (1, 6) B X	1-0 FC5-4 1B 1-2f			2-2 F7	2-3 SAFE K			1-1 F8		4 0 0 0 0 1 2
Ellis Burks, R OBP: 0.408, SLG: 0.627 (1, 7) 1 SAFE 1 B C 1 SAFE X	1-1 1-2 1B			3-1 1B 1B 1B		4-2 G4-6-3 BB		0-0 G5-3		3 1 2 0 1 0 0
Dante Bichette, R OBP: 0.373, SLG: 0.543 (1, 9) F B B B F F C	3-3 K 2-3			2-1 SAFE 1-3 1B 1B		0-0 G4-6-3 1-2f		0-2 G6-3		4 0 1 0 0 1 3
Andres Galarraga, R OBP: 0.349, SLG: 0.569 (1, 3) C X		0-1 G4-3		2-3 SAFE SAFE SAFE SAFE		2-1 1B		0-1 2B		4 0 2 0 0 1 2
Vinny Castilla, R OBP: 0.351, SLG: 0.563 (1, 5) F B X		1-1 G6-3		0-0 FC6 1-2 3-H 1B		1-3 SAFE SAFE SAFE		1-0 P4		4 0 1 1 0 1 2
Jayhawk Owens, R OBP: 0.329, SLG: 0.429 Jeff Reed, L OBP: 0.358, SLG: 0.422 (9, PH)		3-3 K		0-0 FC6 1-2f			3-2 G5-3 1B		0-3 K	3 0 1 0 0 1 2 1 0 0 0 0 1 1
Quinton McCracken, S OBP: 0.379, SLG: 0.395 (1, 8) X		0-0 G6-3			2-2 F9		1-2 F7		3-2 F7	4 0 0 0 0 0 2
Jamey Wright, R OBP: 0.091, SLG: 0.182 Angel Echevarria, R OBP: 0.167, SLG: 0.167 Lance Painter, L OBP: 0.143, SLG: 0.143 Darren Holmes, R (7, 1)		1-3 K			1-2 G4-3		0-0 G5-3			2 0 0 0 0 1 0 1 0 0 0 0 0 1 0 0 0 0 0 0 0 0 0 0 0 0 0 0

TOP

Colorado Rockies @ Montreal Expos  
Olympic Stadium, Montreal, QB  
Mon Jul 29 1996, 7:05 PM EDT  
Att. 19,115 - Dome - 72 F

livebaseballscorecards.com

AB	33
R	1
H	8
RBI	1
BB	1
SO	7
LOB	16



Inning Stats	R: 0	H: 2	R: 0	H: 0	R: 0	H: 0	R: 1	H: 3	R: 0	H: 0	R: 0	H: 1	R: 0	H: 1	R: 0	H: 0	R: 0	H: 1	
	E: 0	LOB: 2	E: 0	LOB: 0	E: 0	LOB: 0	E: 0	LOB: 2	E: 0	LOB: 1	E: 0	LOB: 1	E: 0	LOB: 1	E: 0	LOB: 0	E: 0	LOB: 1	
	K: 1	BB: 0	K: 1	BB: 0	K: 1	BB: 0	K: 1	BB: 0	K: 1	BB: 1	K: 1	BB: 1	K: 0	BB: 0	K: 1	BB: 0	K: 1	BB: 0	
	S: 8	P: 13	S: 7	P: 11	S: 7	P: 9	S: 13	P: 22	S: 12	P: 19	S: 11	P: 18	S: 9	P: 15	S: 9	P: 10	S: 9	P: 13	
	1B: 7	SF: 0	2B: 2	SAC: 0	3B: 0	DP: 2	HR: 0	HBP: 1	WP: 0	PA: 35									

PITCHER	IP	WLS	BF	H	R	ER	SO	BB	IBB	HBP	BLK	WP	HR	S	P	ERA	WHIP
Rheal Cormier, L ERA: 3.94 (1, 1)	6.1	W	26	7	1	1	6	1	0	1	0	0	0	64	102	1.42	1.263
Mike Dyer, R ERA: 4.36 (7, 1)	1.2		5	0	0	0	0	0	0	0	0	0	0	12	15	0.00	0.000
Mel Rojas, R ERA: 4.64 (9, 1)	1.0	S	4	1	0	0	1	0	0	0	0	0	0	9	13	0.00	1.000

PITCHER	IP	WLS	BF	H	R	ER	SO	BB	IBB	HBP	BLK	WP	HR	S	P	ERA	WHIP
---------	----	-----	----	---	---	----	----	----	-----	-----	-----	----	----	---	---	-----	------

Batter	1	2	3	4	5	6	7	8	9
Mark Grudzielanek, R (1, 6) OBP: 0.353, SLG: 0.431	1-0 G3		0-0 F8	1-2 G6-3		0-1 FC5-2		3-2 P3	
Mike Lansing, R (1, 4) OBP: 0.366, SLG: 0.430	0-2 P4		1-0 HBP		0-0 G5-3	1-2 G5-3		1-2 G5-3	
Cliff Floyd, L (1, 7) OBP: 0.333, SLG: 0.468	1-0 G4-3		0-0 G3		2-2 P5		0-1 E1		
Moises Alou, R (1, 9) OBP: 0.331, SLG: 0.430		0-0 1B E FC6-4 1B		3-2 2B	0-0 G5-3		0-0 HBP 1B		
Henry Rodriguez, L (1, 3) OBP: 0.325, SLG: 0.582		3-2 SAFE 1B FC6-4 1B		3-1 2B G4-6-3 2B	1-3 K		1-0 P6		
Rondell White, R (1, 8) OBP: 0.357, SLG: 0.455		1-1 FC6-4 G4-3 1B		1-2 HBP G4-6-3		2-1 G5-3	2-2 HBP		
Darrin Fletcher, L (1, 2) OBP: 0.314, SLG: 0.431		3-1 SAFE G4-3		1-1 G4-6-3		0-0 SH FC5-2 1B	2-3 K		
Yamil Benitez, R (7, PH) OBP: 0.143, SLG: 0.143				1-2 2-3					
Tim Spehr, R (8, 2) OBP: 0.139, SLG: 0.206									
Shane Andrews, R (1, 5) OBP: 0.317, SLG: 0.454			0-1 G6-3	4-0 3B IBB		4-0 FC5-2 SH BB	3-3 K		
Rheal Cormier, L (1, 1) OBP: 0.211, SLG: 0.222			2-1 HBP		0-0 1B	0-0 SH FC5-2		4-2 CS BB	
Mike Dyer, R (7, 1)									
Dave Silvestri, R (8, PH) OBP: 0.362, SLG: 0.237									
Mel Rojas, R (9, 1) OBP: 0.250, SLG: 0.250									

Inning Stats	R: 0 E: 0 K: 0 S: 5	H: 0 LOB: 0 BB: 0 P: 7	R: 1 E: 1 K: 0 S: 9	H: 2 LOB: 0 BB: 0 P: 16	R: 0 E: 0 K: 0 S: 6	H: 1 LOB: 2 BB: 0 P: 9	R: 3 E: 0 K: 0 S: 14	H: 3 LOB: 1 BB: 1 P: 27	R: 0 E: 0 K: 1 S: 10	H: 1 LOB: 1 BB: 0 P: 13	R: 0 E: 1 K: 0 S: 9	H: 1 LOB: 3 BB: 1 P: 16	R: 0 E: 1 K: 2 S: 14	H: 1 LOB: 3 BB: 0 P: 22	R: 0 E: 0 K: 0 S: 12	H: 0 LOB: 0 BB: 1 P: 20
--------------	------------------------------	---------------------------------	------------------------------	----------------------------------	------------------------------	---------------------------------	-------------------------------	----------------------------------	-------------------------------	----------------------------------	------------------------------	----------------------------------	-------------------------------	----------------------------------	-------------------------------	----------------------------------

PITCHER	IP	WLS	BF	H	R	ER	SO	BB	IBB	HBP	BLK	WP	HR	S	P	ERA	WHIP
Jamey Wright, R (1, 1) ERA: 5.7	6.0	L	29	8	4	3	1	1	1	2	0	0	0	53	88	4.50	1.500
Lance Painter, L (7, 1) ERA: 5.86	0.2		5	1	0	0	1	0	0	1	0	0	0	9	14	0.00	1.500
Darren Holmes, R (7, 1) ERA: 5.06	1.1		4	0	0	0	1	1	0	0	0	0	0	17	28	0.00	0.750

**BOTTOM**

**Colorado Rockies @ Montreal Expos**  
Olympic Stadium, Montreal, QB  
Mon Jul 29 1996, 7:05 PM EDT  
Att. 19,115 - Dome - 72 F

livebaseballscorecards.com

AB	31
R	4
H	9
RBI	4
BB	3
SO	3
LOB	26



1B: 6	SF: 0	WP: 0	PA: 38
2B: 2	SAC: 1	PB: 0	
3B: 1	DP: 1	SB: 1	
HR: 0	HBP: 3	CS: 1	

PITCHER	IP	WLS	BF	H	R	ER	SO	BB	IBB	HBP	BLK	WP	HR	S	P	ERA	WHIP
---------	----	-----	----	---	---	----	----	----	-----	-----	-----	----	----	---	---	-----	------

Batter	1	2	3	4	5	6	7	8	9	AB R H RBI BB SO LOB	TOP									
Eric Young Sr. R (1, 4) OBP: 0.425, SLG: 0.457	1-2 G4-3		1-2 F9		2-2 G4-3			3-2 G4-3		4 0 0 0 0 0 0	<b>Colorado Rockies @ Montreal Expos</b> Olympic Stadium, Montreal, QB Tue Jul 30 1996, 7:05 PM EDT Att: 17,071 - Dome - 68 F									
Quinton McCracken, S (1, 8) OBP: 0.387, SLG: 0.392	0-2 G5-3		4-2 S E BB		4-2 BB			4-2 BB		1 1 0 0 3 0 0										
Ellis Burks, R (1, 7) OBP: 0.407, SLG: 0.622	3-3 K		4-2 S BB		0-0 P3			2-2 P4		3 0 0 0 1 1 2										
Dante Bichette, R (1, 9) OBP: 0.370, SLG: 0.538		1-2 L9	2-2 G5-3		0-0 P6			1-2 G5-3		4 0 0 0 0 0 2										
Andres Galarraga, R (1, 3) OBP: 0.348, SLG: 0.566		1-2 L9	2-2 G5-3		0-0 F9			1-0 S 1B		4 0 1 0 0 0 1										
Jeff Reed, L (1, 2) OBP: 0.357, SLG: 0.419		0-1 2B 1B		2-2 F8		2-3 K		2-3 K		4 0 1 0 0 2 1										
Jason Bates, S (1, 5) OBP: 0.326, SLG: 0.319		1-1 SAFE 2B		3-2 F8		0-0 G4-3		1-3 K		4 0 1 0 0 1 1										
Walt Weiss, S (1, 6) OBP: 0.392, SLG: 0.372		4-0 IBB		3-2 G3		3-2 F9		0-0 L8		3 0 0 0 1 0 1										
Armando Reynoso, R (1, 1) OBP: 0.250, SLG: 0.179		0-3 K		1-3 K		2-3 K				2 0 0 0 0 2 3										
John Vander Wal, L (7, PH) OBP: 0.341, SLG: 0.400										1 0 0 0 0 1 0										
Steve Reed, R (7, 1) OBP: 0.500, SLG: 0.500										0 0 0 0 0 0 0										
Curt Leskanic, R (8, 1) OBP: 0.333, SLG: 0.667										0 0 0 0 0 0 0										
<b>Inning Stats</b>	R: 0 E: 0 K: 1 S: 11	H: 0 LOB: 0 BB: 0 P: 15	R: 0 E: 0 K: 1 S: 13	H: 2 LOB: 3 BB: 1 P: 20	R: 1 E: 0 K: 0 S: 17	H: 0 LOB: 1 BB: 2 P: 30	R: 0 E: 0 K: 0 S: 11	H: 0 LOB: 0 BB: 0 P: 19	R: 0 E: 0 K: 1 S: 11	H: 0 LOB: 1 BB: 1 P: 18	R: 0 E: 0 K: 1 S: 8	H: 0 LOB: 0 BB: 0 P: 13	R: 0 E: 0 K: 1 S: 16	H: 0 LOB: 1 BB: 1 P: 26	R: 0 E: 0 K: 2 S: 8	H: 1 LOB: 1 BB: 0 P: 12	1B: 2 2B: 1 3B: 0 HR: 0	SF: 0 SAC: 0 DP: 0 HBP: 0	WP: 0 PB: 0 SB: 5 CS: 0	PA: 35
<b>PITCHER</b>	IP WLS BF H R ER SO BB IBB HBP BLK WP HR S P ERA WHIP																			
Ugueth Urbina, R (1, 1) ERA: 3.82	7.0 W 27 2 1 0 5 3 1 0 0 0 0 0 77 123 0.00 0.714																			
Dave Veres, R (8, 1) ERA: 4.92	0.2 3 0 0 0 0 1 0 0 0 0 0 0 11 20 0.00 1.500																			
Mel Rojas, R (8, 1) ERA: 4.53	1.1 S 5 1 0 0 2 0 0 0 0 0 0 0 13 18 0.00 0.750																			

livebaseballscorecards.com

AB	30
R	1
H	3
RBI	0
BB	5
SO	7
LOB	11



**BOTTOM**

**Colorado Rockies @ Montreal Expos**  
 Olympic Stadium, Montreal, QB

Tue Jul 30 1996, 7:05 PM EDT  
 Att. 17,071 - Dome - 68 F

livebaseballscorecards.com

<b>AB</b>	<b>27</b>
<b>R</b>	<b>3</b>
<b>H</b>	<b>4</b>
<b>RBI</b>	<b>3</b>
<b>BB</b>	<b>5</b>
<b>SO</b>	<b>8</b>
<b>LOB</b>	<b>10</b>



WP: 0	PA: 33
PB: 0	SB: 0
CS: 0	

AB	R	H	RBI	BB	SO	LOB
4	0	0	0	0	1	1
4	1	1	1	0	1	0
3	0	0	0	1	0	0
1	1	0	0	3	0	0
4	0	1	0	0	1	3
4	1	1	1	0	2	4
2	0	0	1	0	1	0
2	0	0	0	1	0	0
3	0	1	0	0	2	2
0	0	0	0	0	0	0
0	0	0	0	0	0	0
1B: 1	SF: 1	WP: 0	PA: 33			
2B: 1	SAC: 0	PB: 0				
3B: 0	DP: 0	SB: 0				
HR: 2	HBP: 0	CS: 0				

Batter	1	2	3	4	5	6	7	8	9
<b>Mark Grudzielanek, R</b> (1, 6) OBP: 0.349, SLG: 0.427	0-0 G6-3		3-2 G5-3	2-3 K			0-1 G6-3		
<b>Mike Lansing, R</b> (1, 4) OBP: 0.365, SLG: 0.435	2-3 K		0-1 HR		0-0 L1-3		3-2 L8		
<b>Cliff Floyd, L</b> (1, 7) OBP: 0.331, SLG: 0.458	2-0 G5-3		1-0 F8		4-2 E BB FC3-2 BB		0-1 L3		
<b>Moises Alou, R</b> (1, 9) OBP: 0.335, SLG: 0.429		4-1 2B SF9 BB	4-1 BB		1 SAFE 1 SAFE 1 SAFE 1 SAFE B D B 1 SAFE 1 SAFE	4-1 E BB	2-1 F7		
<b>Henry Rodriguez, L</b> (1, 3) OBP: 0.325, SLG: 0.581		2-1 SF9 1-3 2B	0-0 G1-3		B 1 SAFE X	1-0 FC3-2	1-3 K		
<b>Rondell White, R</b> (1, 8) OBP: 0.354, SLG: 0.470		2-3 K		3-2 HR	C X	0-1 F8	1-3 K		
<b>Shane Andrews, R</b> (1, 5) OBP: 0.314, SLG: 0.451		1-2 SF9		0-0 F7	F B B B S F T B X	2-3 K			
<b>Tim Spehr, R</b> (1, 2) OBP: 0.154, SLG: 0.194		4-0 BB		3-2 L6	B C B B B X	3-1 F8			
<b>Ugueth Urbina, R</b> (1, 1) OBP: 0.115, SLG: 0.115		1-3 K		0-0 1B	B F B B S C C B X	2-3 K			
<b>Dave Veres, R</b> (8, 1) OBP: 0.600, SLG: 0.800									
<b>Mel Rojas, R</b> (8, 1) OBP: 0.250, SLG: 0.250									

<b>Inning Stats</b>	R: 0 E: 0 K: 1 S: 7	H: 0 LOB: 0 BB: 0 P: 11	R: 1 E: 0 K: 2 S: 12	H: 1 LOB: 2 BB: 2 P: 26	R: 1 E: 0 K: 0 S: 11	H: 1 LOB: 1 BB: 1 P: 19	R: 1 E: 0 K: 1 S: 12	H: 2 LOB: 1 BB: 0 P: 20	R: 0 E: 1 K: 0 S: 7	H: 0 LOB: 2 BB: 2 P: 16	R: 0 E: 0 K: 2 S: 9	H: 0 LOB: 0 BB: 0 P: 16	R: 0 E: 0 K: 0 S: 9	H: 0 LOB: 0 BB: 0 P: 12	R: 0 E: 0 K: 2 S: 8	H: 0 LOB: 0 BB: 0 P: 12
---------------------	------------------------------	----------------------------------	-------------------------------	----------------------------------	-------------------------------	----------------------------------	-------------------------------	----------------------------------	------------------------------	----------------------------------	------------------------------	----------------------------------	------------------------------	----------------------------------	------------------------------	----------------------------------

PITCHER	IP	WLS	BF	H	R	ER	SO	BB	IBB	HBP	BLK	WP	HR	S	P	ERA	WHIP
<b>Armando Reynoso, R</b> (1, 1) ERA: 4.65	6.0	L	27	4	3	3	6	5	0	0	0	0	2	58	108	4.50	1.500
<b>Steve Reed, R</b> (7, 1) ERA: 4.22	1.0		3	0	0	0	0	0	0	0	0	0	0	9	12	0.00	0.000
<b>Curt Leskanic, R</b> (8, 1) ERA: 6.95	1.0		3	0	0	0	2	0	0	0	0	0	0	8	12	0.00	0.000

Batter	1	2	3	4	5	6	7	8	9	AB R H RBI BB SO LOB	TOP	
Eric Young Sr., R OBP: 0.424, SLG: 0.455 (1, 4)	0-0 G5-3 1B	2-0 L8			1-1 F8		0-1 G1-6-3 1-2f			4 0 1 0 0 0 4		
Ellis Burks, R OBP: 0.405, SLG: 0.618 (1, 7)	0-2 G5-3 1-2		0-0 F9			1-1 1B E 1B		0-0 G5-3		4 1 1 0 0 0 1		
Andres Galarraga, R OBP: 0.345, SLG: 0.560 (1, 3)	1-0 G6-3		1-2 G1-3			1-1 F8		2-2 P2		4 0 0 0 0 0 2		
Dante Bichette, R OBP: 0.369, SLG: 0.535 (1, 9)	1-1 P3		0-2 F8			1-1 L6-4 E 1B		1-2 G5-3		4 0 1 0 0 0 1		
Vinny Castilla, R OBP: 0.348, SLG: 0.557 (1, 5)		1-0 G6-3		3-1 F9		0-2 E6 1-2 3-H		1-3 K		4 0 0 1 0 1 1		
Jayhawk Owens, R OBP: 0.333, SLG: 0.422 (1, 2)		4-2 G6-3 1B BB		0-2 G1-3		0-1 L6-4 2-3		4-2 FC5-4 BB		2 1 0 0 2 0 2		
Quinton McCracken, S OBP: 0.378, SLG: 0.383 (1, 8)		0-2 G6-3 1-3		3-2 F8		1-3 K		0-3 K		4 0 0 0 0 2 2		
Walt Weiss, S OBP: 0.393, SLG: 0.372 (1, 6)		4-0 1B IBB		1-0 G6-3		0-0 1B 1B		2-2 FC5-4 1-2f		3 0 1 0 1 0 1		
Roger Bailey, R OBP: 0.364, SLG: 0.800 Angel Echevarria, R OBP: 0.286, SLG: 0.286 Ryan Hawblitzel, R (7, 1)		0-2 1B		1-3 K		2-2 G1-6-3 1B				2 0 1 1 0 1 0 1 0 1 0 0 0 0 0 0 0 0 0 0 0		
<b>Inning Stats</b>	R: 0 E: 0 K: 0 S: 7 H: 1 LOB: 1 BB: 0 P: 9	R: 1 E: 0 K: 0 S: 11 H: 1 LOB: 2 BB: 2 P: 22	R: 0 E: 0 K: 0 S: 8 H: 0 LOB: 0 BB: 0 P: 9	R: 0 E: 0 K: 0 S: 10 H: 0 LOB: 0 BB: 0 P: 16	R: 0 E: 0 K: 1 S: 6 H: 0 LOB: 0 BB: 0 P: 9	R: 1 E: 1 K: 0 S: 11 H: 2 LOB: 1 BB: 0 P: 14	R: 0 E: 0 K: 1 S: 10 H: 2 LOB: 1 BB: 0 P: 13	R: 0 E: 0 K: 0 S: 8 H: 0 LOB: 0 BB: 0 P: 11	R: 0 E: 0 K: 2 S: 14 H: 0 LOB: 1 BB: 1 P: 21	1B: 6 2B: 1 3B: 0 HR: 0 SF: 0 SAC: 0 DP: 2 HBP: 0	WP: 0 PB: 0 SB: 1 CS: 0 PA: 35	
<b>PITCHER</b> Jeff Fassero, L ERA: 2.57 (1, 1)	IP WLS BF H R ER SO BB IBB HBP BLK WP HR S P ERA WHIP	9.0 W 35 6 2 2 4 2 1 0 0 0 0 85 124 2.00 0.889										

Colorado Rockies @ Montreal Expos  
Olympic Stadium, Montreal, QB  
Wed Jul 31 1996, 3:33 AM EDT  
Att. 23,663 - Dome - 68 F

livebaseballscores.com

AB	32
R	2
H	6
RBI	2
BB	3
SO	4
LOB	14



Batter	1	2	3	4	5	6	7	8	9	AB	R	H	RBI	BB	SO	LOB
Mark Grudzielanek, R (1, 6) OBP: 0.349, SLG: 0.425	1-1 G4-3		2-2 G6-3		2-0 G5-3 2B 1B		0-1 G5-3			4	1	1	0	0	0	0
Mike Lansing, R (1, 4) OBP: 0.369, SLG: 0.441	1-3 K		2-0 BB 1B		1-0 G5-3 1-3 2-H 2B		0-0 BB HR 1B			4	1	3	1	0	1	0
Cliff Floyd, L (1, 7) OBP: 0.341, SLG: 0.455	2-3 K		1 SAFE 1 SAFE 1-2 BB		4-1 BB		4-2 BB HR BB			1	1	0	0	3	1	0
Moises Alou, R (1, 9) OBP: 0.337, SLG: 0.438		2-1 E 1B	2-1 F9		1-1 G5-3 2-3 3-H		1-2 HR			4	2	2	4	0	0	4
Henry Rodriguez, L (1, 3) OBP: 0.321, SLG: 0.575		2-3 K		0-2 G3-1		0-0 G1-3		2-3 K		4	0	0	0	0	2	3
Rondell White, R (1, 8) OBP: 0.364, SLG: 0.474		4-0 S E BB		3-2 G6-4-3 1B		2-0 G4-6-3 1B		0-3 K		3	0	2	0	1	1	0
Lenny Webster, R (1, 2) OBP: 0.315, SLG: 0.252		0-3 K		1-0 G6-4-3 1-2f		0-0 G4-6-3		2-0 G5-3		4	0	0	0	0	1	3
Shane Andrews, R (1, 5) OBP: 0.309, SLG: 0.444		3-2 G2-3		1-1 G6-3		0-0 P1		2-3 K		4	0	0	0	0	1	1
Jeff Fassero, L (1, 1) OBP: 0.184, SLG: 0.093			0-0 B1-3		4-1 2B BB		2-2 G3			2	1	0	0	1	0	0

Inning Stats	R: 0	H: 0	E: 0	K: 2	S: 8	LOB: 0	BB: 0	P: 12
	R: 1	H: 1	E: 1	K: 2	S: 14	LOB: 1	BB: 1	P: 25
	R: 0	H: 1	E: 0	K: 0	S: 7	LOB: 2	BB: 1	P: 17
	R: 0	H: 1	E: 0	K: 0	S: 7	LOB: 0	BB: 0	P: 11
	R: 2	H: 2	E: 0	K: 0	S: 9	LOB: 2	BB: 2	P: 22
	R: 0	H: 1	E: 0	K: 0	S: 3	LOB: 0	BB: 0	P: 5
	R: 3	H: 2	E: 0	K: 1	S: 22	LOB: 0	BB: 1	P: 30
	R: 0	H: 0	E: 0	K: 2	S: 8	LOB: 0	BB: 0	P: 12

PITCHER	IP	WLS	BF	H	R	ER	SO	BB	IBB	HBP	BLK	WP	HR	S	P	ERA	WHIP
Roger Bailey, R (1, 1) ERA: 6.64	6.0	L	26	6	3	2	4	4	0	0	0	0	0	48	92	3.00	1.667
Ryan Hawblitzel, R (7, 1) ERA: 6.55	2.0		9	2	3	3	3	1	0	0	0	0	1	30	42	13.50	1.500


**BOTTOM**

**Colorado Rockies @ Montreal Expos**  
Olympic Stadium, Montreal, QB

Wed Jul 31 1996, 3:33 AM EDT  
Att. 23,663 - Dome - 68 F

livebaseballscorecards.com

AB	30
R	6
H	8
RBI	5
BB	5
SO	7
LOB	11




1B: 6	SF: 0	WP: 0	PA: 35
2B: 1	SAC: 0	PB: 0	
3B: 0	DP: 2	SB: 1	
HR: 1	HBP: 0	CS: 0	

Batter	1	2	3	4	5	6	7	8	9	AB R H RBI BB SO LOB	TOP											
Eric Young Sr. R (1, 4) OBP: 0.420, SLG: 0.450	2-2 G4-3		2-1 G4-3		3-2 F7		3-1 G6-3			4 0 0 0 0 0 1												
Ellis Burks, R (1, 7) OBP: 0.404, SLG: 0.620	1-3 K		2-1 G3 3B		1-3 K			1-1 F7		4 1 1 0 0 2 0												
Dante Bichette, R (1, 9) OBP: 0.370, SLG: 0.535	0-0 E S 1B		0-1 G3		0-1 E 1B			1-0 P7		4 0 2 1 0 0 0												
Andres Galarraga, R (1, 3) OBP: 0.344, SLG: 0.556	3-2 F9		1-0 HBP		1 SAFE 2-3 K			2-0 P3		3 0 0 0 0 1 2												
Eric Anthony, L (1, 8) OBP: 0.351, SLG: 0.476		0-3 K2-3	2-3 K		3-3 K			2-3 K		3 0 0 0 0 3 2												
Jason Bates, S (9, PH) OBP: 0.323, SLG: 0.316										1 0 0 0 0 1 0												
Vinny Castilla, R (1, 5) OBP: 0.347, SLG: 0.554		1-2 1B 1B			3-1 L7			0-3 K		4 0 1 0 0 1 1												
Jeff Reed, L (1, 2) OBP: 0.357, SLG: 0.418		1-2 SAFE			3-2 G4-3			0-0 G4-3		3 0 1 0 0 0 0												
Quinton McCracken, S (9, PH) OBP: 0.382, SLG: 0.387		1-2 1B								1 0 1 0 0 0 0												
Walt Weiss, S (1, 6) OBP: 0.392, SLG: 0.373		0-0 F7			0-1 G6-3			1-2 2B		4 0 1 0 0 1 3												
Mark Thompson, R (1, 1) OBP: 0.129, SLG: 0.194		2-3 K			2-0 L7			3-2 G5-3		2 0 0 0 0 0 1 2												
John Vander Wal, L (7, PH) OBP: 0.341, SLG: 0.400										0 0 0 0 0 0 0 0												
Angel Echevarria, R (7, PH) OBP: 0.250, SLG: 0.250										1 0 0 0 0 0 0 1												
Steve Reed, R (7, 1) OBP: 0.500, SLG: 0.500										0 0 0 0 0 0 0 0												
Curt Leskanic, R (8, 1) OBP: 0.333, SLG: 0.667										0 0 0 0 0 0 0 0												
Darren Holmes, R (8, 1)										0 0 0 0 0 0 0 0												
<b>Inning Stats</b>	R: 0 E: 0 K: 1 S: 10	H: 1 LOB: 1 BB: 0 P: 16	R: 0 E: 0 K: 2 S: 13	H: 2 LOB: 2 BB: 0 P: 17	R: 1 E: 0 K: 1 S: 9	H: 1 LOB: 1 BB: 0 P: 16	R: 0 E: 0 K: 0 S: 8	H: 0 LOB: 0 BB: 0 P: 14	R: 0 E: 0 K: 1 S: 7	H: 0 LOB: 0 BB: 0 P: 13	R: 0 E: 1 K: 3 S: 13	H: 1 LOB: 1 BB: 0 P: 18	R: 0 E: 0 K: 0 S: 10	H: 1 LOB: 1 BB: 0 P: 17	R: 0 E: 0 K: 2 S: 15	H: 0 LOB: 0 BB: 0 P: 8	R: 0 E: 0 K: 2 S: 15	H: 1 LOB: 1 BB: 0 P: 21	1B: 5 2B: 1 3B: 1 HR: 0	SF: 0 SAC: 0 DP: 0 HBP: 1	WP: 0 PB: 0 SB: 1 CS: 0	PA: 35
<b>PITCHER</b>	IP WLS BF H R ER SO BB IBB HBP BLK WP HR S P ERA WHIP																					
Jaime Navarro, R (1, 1) ERA: 3.93	6.1 W 26 6 1 1 8 0 0 1 0 0 0 0 65 100 1.42 0.947																					
Larry Casian, L (7, 1) ERA: 2.16	0.1 1 0 0 0 0 0 0 0 0 0 0 0 3 6 0.00 0.000																					
Terry Adams, R (7, 1) ERA: 2.8	1.1 4 0 0 0 0 0 0 0 0 0 0 0 6 13 0.00 0.000																					
Bob Patterson, L (9, 1) ERA: 2.15	1.0 S 4 1 0 0 2 0 0 0 0 0 0 0 15 21 0.00 1.000																					

Colorado Rockies @ Chicago Cubs  
Wrigley Field, Chicago, IL  
Thu Aug 01 1996, 3:33 AM CDT  
Att. 25,564 - Cloudy - 71 F

livebaseballscorecards.com

AB 34  
R 1  
H 7  
RBI 1  
BB 0  
SO 10  
LOB 12





BOTTOM

Colorado Rockies @ Chicago Cubs  
Wrigley Field, Chicago, IL  
Thu Aug 01 1996, 3:33 AM CDT  
Att. 25,564 - Cloudy - 71 F

livebaseballscores.com

AB	29
R	4
H	8
RBI	3
BB	3
SO	6
LOB	10



WP:	1	PA:	34
PB:	0		
SB:	1		
CS:	2		

AB	R	H	RBI	BB	SO	LOB
3	0	0	0	1	2	2
3	1	1	0	1	0	0
4	0	0	0	0	1	4
4	2	2	2	0	1	0
3	0	0	0	0	0	0
0	0	0	0	0	0	0
0	0	0	0	1	0	0
0	0	0	0	0	0	0
3	0	0	0	0	0	0
1	0	1	0	0	0	0
4	0	2	0	0	1	2
2	1	1	0	0	0	1
1	0	1	1	0	0	0
0	0	0	0	0	0	0
1	0	0	0	0	1	1

Batter	1	2	3	4	5	6	7	8	9							
<b>Brian McRae, S</b> OBP: 0.347, SLG: 0.396 (1, 8)	3-3 K		3-3 K				3-2 F8									
<b>23 Ryne Sandberg, R</b> OBP: 0.303, SLG: 0.438 (1, 4)	1-1 G4-3			1-1 G5-3	0-2 SAFE			4-0 S 3B BB								
<b>Mark Grace, L</b> OBP: 0.394, SLG: 0.425 (1, 3)	2-2 L7			0-0 L9	1-0 G4-3			3-3 SAFE SAFE K								
<b>Sammy Sosa, R</b> OBP: 0.332, SLG: 0.594 (1, 9)		1-2 G5-3		1-2 HR		2-3 K		2-2 SAFE WP 3B								
<b>Luis Gonzalez, L</b> OBP: 0.352, SLG: 0.414 (1, 7)		2-1 G1-3		0-0 F8		1-0 F7		4-1 1B CS BB								
<b>Terry Adams, R</b> (7, 1)																
<b>Leo Gomez, R</b> OBP: 0.361, SLG: 0.489 (8, PH)																
<b>Bob Patterson, R</b> OBP: 0.333, SLG: 0.333 (9, 1)																
<b>Dave Magadan, L</b> OBP: 0.355, SLG: 0.267 (1, 5)		0-0 G4-3			1-0 G3	1-2 G5-3		0-2 CS 1B								
<b>José Hernández, R</b> OBP: 0.278, SLG: 0.367 (7, 5)																
<b>Scott Servais, R</b> OBP: 0.348, SLG: 0.430 (1, 2)			0-0 SH1-4 1B		1-3 K		0-2 SH1-4 1B	2-2 G5-3								
<b>Rey Sanchez, R</b> OBP: 0.278, SLG: 0.260 (1, 6)			1-2 P9		1-2 2B 1B		1-1 SAFE SH1-4									
<b>Jaime Navarro, R</b> OBP: 0.154, SLG: 0.173 (1, 1)					0-0 SH1-4		2-3 K									
<b>Larry Casian, R</b> (7, 1)																
<b>Scott Bullett, L</b> OBP: 0.266, SLG: 0.338 (7, 7)					1-2 23 1B 2B											
<b>Inning Stats</b>	R: 0 E: 0 K: 1 S: 15	H: 0 LOB: 0 BB: 0 P: 21	R: 0 E: 0 K: 0 S: 6	H: 0 LOB: 0 BB: 0 P: 9	R: 0 E: 0 K: 1 S: 12	H: 1 LOB: 1 BB: 0 P: 17	R: 1 E: 0 K: 0 S: 7	H: 1 LOB: 0 BB: 0 P: 9	R: 1 E: 0 K: 1 S: 17	H: 3 LOB: 3 BB: 1 P: 25	R: 0 E: 0 K: 1 S: 9	H: 0 LOB: 0 BB: 0 P: 13	R: 0 E: 0 K: 1 S: 14	H: 1 LOB: 1 BB: 0 P: 20	R: 2 E: 0 K: 1 S: 13	H: 2 LOB: 1 BB: 2 P: 28

PITCHER	IP	WLS	BF	H	R	ER	SO	BB	IBB	HBP	BLK	WP	HR	S	P	ERA	WHIP
<b>Mark Thompson, R</b> ERA: 5.8 (1, 1)	6.0	L	24	5	2	2	4	1	0	0	0	0	1	66	94	3.00	1.000
<b>Steve Reed, R</b> ERA: 4.14 (7, 1)	1.0		4	1	0	0	1	0	0	0	0	0	0	14	20	0.00	1.000
<b>Curt Leskanic, R</b> ERA: 7.29 (8, 1)	0.1		4	1	2	2	1	2	0	0	0	1	0	7	20	54.00	9.000
<b>Darren Holmes, R</b> ERA: 4.99 (8, 1)	0.2		2	1	0	0	0	0	0	0	0	0	0	6	8	0.00	1.500

Batter	1	2	3	4	5	6	7	8	9	AB R H RBI BB SO LOB	TOP											
Walt Weiss, S (1, 6) OBP: 0.394, SLG: 0.376	2-3 K			1-2 SH 2B		4-2 SH5-3 1B BB	2-1 F8		4-1 BB	3 2 1 0 2 1 2												
Quinton McCracken, S (1, 8) OBP: 0.381, SLG: 0.386	0-2 F8			0-1 SH SF9 2-H		0-0 SH5-3	1-2 1B		1-3 K	3 1 1 1 0 1 1												
John Vander Wal, L (1, 7) OBP: 0.338, SLG: 0.398	0-0 F7			2-2 SF9 3-H		2-2 HR 1B 2-H	1-3 K			3 1 1 2 0 1 2												
Andres Galarraga, R (1, 3)		0-2 F7		0-0 F9		3-2 HR 1-H		0-1 P6		4 1 1 2 0 0 0												
Vinny Castilla, R (1, 5)		2-3 K		0-0 HR		3-1 F9		4-1 BB		3 1 1 1 1 1 0												
Eric Anthony, L (1, 9) Curt Leskanic, R (8, 1) Bruce Ruffin, S (9, 1)		0-3 K		0-0 F9		0-2 F9		2-3 K		4 0 0 0 0 2 1 0 0 0 0 0 0 0 0 0 0 0 0 0 0												
Jason Bates, S (1, 4) OBP: 0.314, SLG: 0.305			2-3 K		0-1 G3		0-2 K	2-3 K		4 0 0 0 0 3 1												
Jayhawk Owens, R (1, 2) OBP: 0.338, SLG: 0.415				4-2 L9-3 BB		2-2 L7	4-1 BB 1B BB		3-3 K	2 1 0 0 2 1 0												
Kevin Ritz, R (1, 1) Angel Echevarria, R (8, 9) OBP: 0.235, SLG: 0.196 OBP: 0.222, SLG: 0.222				0-0 L9-3		2-3 K	4-1 1B BB		3-3 K	2 0 0 0 1 1 1 1 0 0 0 0 1 0												
<b>Inning Stats</b>	R: 0 E: 0 K: 1 S: 10	H: 0 LOB: 0 BB: 0 P: 12	R: 0 E: 0 K: 2 S: 9	H: 0 LOB: 0 BB: 0 P: 11	R: 0 E: 0 K: 1 S: 8	H: 0 LOB: 0 BB: 1 P: 14	R: 3 E: 1 K: 0 S: 11	H: 2 LOB: 0 BB: 0 P: 14	R: 0 E: 0 K: 1 S: 8	H: 0 LOB: 0 BB: 0 P: 12	R: 3 E: 0 K: 0 S: 15	H: 2 LOB: 0 BB: 1 P: 27	R: 1 E: 0 K: 2 S: 16	H: 1 LOB: 2 BB: 2 P: 28	R: 0 E: 0 K: 2 S: 10	H: 0 LOB: 1 BB: 1 P: 18	R: 0 E: 0 K: 3 S: 11	H: 0 LOB: 1 BB: 1 P: 22	1B: 2 2B: 2 3B: 0 HR: 2	SF: 1 SAC: 2 DP: 1 HBP: 0	WP: 0 PB: 0 SB: 1 CS: 0	PA: 38
<b>PITCHER</b>	IP WLS BF H R ER SO BB IBB HBP BLK WP HR S P ERA WHIP																					
Amaury Telemaco, R (1, 1) ERA: 5.59	5.1 L 22 4 6 4 5 2 0 0 0 0 2 56 82 6.75 1.125																					
Rodney Myers, R (6, 1) ERA: 4.08	1.2 8 1 1 1 2 2 0 0 0 0 0 21 36 5.40 1.800																					
Kent Bottenfield, R (8, 1) ERA: 1.21	1.0 4 0 0 0 2 1 0 0 0 0 0 10 18 0.00 1.000																					
Turk Wendell, R (9, 1) ERA: 2.35	1.0 4 0 0 0 3 1 0 0 0 0 0 11 22 0.00 1.000																					

Colorado Rockies @ Chicago Cubs  
Wrigley Field, Chicago, IL  
Fri Aug 02 1996, 3:33 AM CDT  
Att. 34,186 - Sunny - 78 F

livebaseballscorecards.com

AB 29  
R 7  
H 5  
RBI 6  
BB 6  
SO 12  
LOB 8



**BOTTOM**

**Colorado Rockies @ Chicago Cubs**  
 Wrigley Field, Chicago, IL  
 Fri Aug 02 1996, 3:33 AM CDT  
 Att. 34,186 - Sunny - 78 F

livebaseballscorecards.com

<b>AB</b>	<b>34</b>
<b>R</b>	<b>2</b>
<b>H</b>	<b>7</b>
<b>RBI</b>	<b>2</b>
<b>BB</b>	<b>1</b>
<b>SO</b>	<b>9</b>
<b>LOB</b>	<b>12</b>



WP: 0	PA: 36
PB: 1	
SB: 0	
CS: 1	

AB	R	H	RBI	BB	SO	LOB
3	0	0	0	0	2	0
4	0	1	0	0	1	0
4	1	1	0	0	1	2
4	1	2	1	0	0	2
3	0	1	1	1	1	0
3	0	0	0	0	1	1
0	0	0	0	0	0	0
1	0	0	0	0	1	1
0	0	0	0	0	0	0
2	0	1	0	0	0	1
0	0	0	0	0	0	0
2	0	1	0	0	1	0
4	0	0	0	0	1	3
1	0	0	0	0	0	0
2	0	0	0	0	0	2
1	0	0	0	0	0	0

Batter	1	2	3	4	5	6	7	8	9										
<b>Brian McRae, S</b> OBP: 0.346, SLG: 0.393 (1, 8)	3-3 K ①		1-3 K ③			1-2 HBP 23 1B		2-2 G6-3 ①											
<b>23 Ryne Sandberg, R</b> OBP: 0.303, SLG: 0.435 (1, 4)	2-3 K ②			1-1 F7 ①		2-1 FC6-4 1B		2-2 G6-3 ②											
<b>Mark Grace, L</b> OBP: 0.393, SLG: 0.426 (1, 3)	1-1 F7 ③			1-3 K ②		0-1 L4 ②		0-0 2B 2B											
<b>Sammy Sosa, R</b> OBP: 0.333, SLG: 0.595 (1, 9)		0-0 CS 1B		3-2 F8 ③		1-0 FC6-4 ③ 1-2f		1-2 1B 2B											
<b>Luis Gonzalez, L</b> OBP: 0.354, SLG: 0.413 (1, 7)		4-2 PB BB 1-2			1-3 K ①		1-1 L3 ①	1-0 1B 2B											
<b>Scott Servais, R</b> OBP: 0.345, SLG: 0.426 (1, 2)		3-3 K ②			2-2 F8 ②		1-0 E5 1B	1-3 K ③											
<b>Kent Bottenfield, R</b> OBP: 1.000, SLG: 1.000 (8, 1)																			
<b>Scott Bulett, L</b> OBP: 0.263, SLG: 0.333 (8, PH)																			
<b>Turk Wendell, L</b> OBP: 0.667, SLG: 0.500 (9, 1)																			
<b>Leo Gomez, R</b> OBP: 0.361, SLG: 0.489 (1, 5)		0-0 G6-3 ③			0-0 FC6-4 1B		1-2 1B		2-3 K ①										
<b>Rodney Myers, R</b> (6, 1)																			
<b>Mike Hubbard, R</b> OBP: 0.071, SLG: 0.074 (7, PH) (8, 2)																			
<b>Rey Sanchez, R</b> OBP: 0.273, SLG: 0.255 (1, 6)			3-2 G6-3 ①		1-1 FC6-4 ③ 1-2f		0-0 F9 ②	1-3 K ②											
<b>Amaury Telemaco, R</b> OBP: 0.120, SLG: 0.083 (1, 1)			3-2 G4-3 ②			1-1 G4-3 ①	0-0 P6 ③	2-2 L6 ③											
<b>Dave Magadan, L</b> OBP: 0.346, SLG: 0.258 (6, 5)																			
<b>Felix Fermin, R</b> OBP: 0.235, SLG: 0.200 (9, PH)																			
<b>Inning Stats</b>	R: 0 E: 0 K: 2 S: 8	H: 0 LOB: 0 BB: 0 P: 14	R: 0 E: 0 K: 1 S: 9	H: 1 LOB: 1 BB: 1 P: 15	R: 0 E: 0 K: 1 S: 12	H: 0 LOB: 0 BB: 0 P: 19	R: 0 E: 0 K: 1 S: 9	H: 1 LOB: 1 BB: 0 P: 13	R: 0 E: 0 K: 0 S: 9	H: 1 LOB: 2 BB: 0 P: 14	R: 0 E: 1 K: 0 S: 9	H: 1 LOB: 2 BB: 0 P: 12	R: 2 E: 0 K: 1 S: 15	H: 3 LOB: 1 BB: 0 P: 22	R: 0 E: 0 K: 2 S: 10	H: 0 LOB: 0 BB: 0 P: 15	1B: 5 2B: 2 3B: 0 HR: 0	SF: 0 SAC: 0 DP: 0 HBP: 1	WP: 0 PA: 36
<b>PITCHER</b>	IP WLS BF H R ER SO	WLS W	BF H R ER SO	BB IBB HBP BLK	WP HR S P	ERA WHIP	<b>PITCHER</b>	IP WLS BF H R ER SO	BB IBB HBP BLK	WP HR S P	ERA WHIP								
<b>Kevin Ritz, R</b> ERA: 4.72 (1, 1)	7.2		32	7	2	2	6	1	0	0	0	2.35	1.043						
<b>Curt Leskanic, R</b> ERA: 7.19 (8, 1)	0.2		2	0	0	0	2	0	0	0	0	0.00	0.000						
<b>Bruce Ruffin, L</b> ERA: 4.6 (9, 1)	0.2		2	0	0	0	1	0	0	0	0	0.00	0.000						

Batter	1	2	3	4	5	6	7	8	9	AB R H RBI BB SO LOB	TOP											
Eric Young Sr., R (1, 4) OBP: 0.415, SLG: 0.444	1-2 G5-3		1-0 G5-3		1-3 K		0-0 F9		1-0 G1-3	5 0 0 0 0 1 1												
Quinton McCracken, S (1, 8) OBP: 0.381, SLG: 0.392	0-2 G5-3 1B		0-0 B1-3		2-2 G6-3		1-1 HR 2B		0-3 K	5 1 2 1 0 1 0												
Ellis Burks, R (1, 7) OBP: 0.403, SLG: 0.623	2-0 G5-3		1-0 G1-3		0-0 F8		3-1 HR			4 1 1 2 0 0 1												
Dante Bichette, R (1, 9) OBP: 0.369, SLG: 0.532	0-2 G5-3			0-0 HR 1B		1-1 G6-3		1-1 G1-3		4 1 1 0 0 0 1												
Andres Galarraga, R (1, 3) OBP: 0.343, SLG: 0.567		1-2 2B 1B		0-0 E7 HR		2-0 HR		1-1 G6-3		4 3 2 1 0 0 1												
Vinny Castilla, R (1, 5) OBP: 0.348, SLG: 0.564		2-1 F9		0-0 HR		0-0 P9		1-0 F7		4 1 1 3 0 0 1												
Jeff Reed, L (1, 2) OBP: 0.359, SLG: 0.421		1-0 2B		2-1 F7		3-2 G5-3		1-0 FC4-8 HBP		3 0 1 1 0 0 0												
Walt Weiss, S (1, 6) OBP: 0.393, SLG: 0.373		0-3 K		2-3 K		4-2 2B BB		0-0 FC4-6		3 1 0 0 1 2 2												
Jamey Wright, R (1, 1) OBP: 0.071, SLG: 0.143		0-3 K		1-0 G3		1-3 K			0-3 K	3 0 0 0 0 2 2												
Steve Reed, R (8, 1) OBP: 0.333, SLG: 0.333										1 0 0 0 0 1 0												
<b>Inning Stats</b>	R: 0 E: 0 K: 0 S: 10	H: 1 LOB: 1 BB: 0 P: 13	R: 1 E: 0 K: 2 S: 12	H: 2 LOB: 1 BB: 0 P: 16	R: 0 E: 0 K: 0 S: 3	H: 0 LOB: 0 BB: 0 P: 5	R: 3 E: 1 K: 1 S: 11	H: 2 LOB: 0 BB: 0 P: 16	R: 0 E: 0 K: 1 S: 9	H: 0 LOB: 0 BB: 0 P: 12	R: 1 E: 0 K: 0 S: 10	H: 1 LOB: 0 BB: 0 P: 16	R: 3 E: 0 K: 1 S: 13	H: 2 LOB: 0 BB: 1 P: 23	R: 0 E: 0 K: 0 S: 4	H: 0 LOB: 1 BB: 0 P: 7	R: 0 E: 0 K: 2 S: 8	H: 0 LOB: 0 BB: 0 P: 9	1B: 3 2B: 2 3B: 0 HR: 3	SF: 0 SAC: 0 DP: 0 HBP: 1	WP: 0 PB: 0 SB: 0 CS: 0	PA: 38
<b>PITCHER</b>	IP WLS BF H R ER SO BB IBB HBP BLK WP HR S P ERA WHIP																					
Jim Bullinger, R (1, 1) ERA: 6.51	6.2 L 29 7 7 6 5 1 0 0 0 0 0 2 64 93 8.10 1.200																					
Rodney Myers, R (7, 1) ERA: 4.14	1.1 6 1 1 1 0 0 0 0 1 0 0 1 8 15 6.75 0.750																					
Terry Adams, R (9, 1) ERA: 2.76	1.0 3 0 0 0 2 0 0 0 0 0 0 0 8 9 0.00 0.000																					

Colorado Rockies @ Chicago Cubs  
Wrigley Field, Chicago, IL  
Sat Aug 03 1996, 3:33 AM CDT  
Att. 40,460 - Sunny - 78 F

livebaseballscorecards.com

AB	36
R	8
H	8
RBI	8
BB	1
SO	7
LOB	9



Batter	1	2	3	4	5	6	7	8	9
<b>Brian McRae, S</b> OBP: 0.345, SLG: 0.396 (1, 8)	2-1 B1-3		0-2 G4-3		2-1 L7			1-0 23 HR 3B	
<b>23 Ryne Sandberg, R</b> OBP: 0.305, SLG: 0.443 (1, 4)	1-1 F9		4-2 BB			3-1 F9		1-2 HR	
<b>Mark Grace, L</b> OBP: 0.394, SLG: 0.425 (1, 3)	4-2 BB		2-2 G6-3			1-0 E6 1B		0-1 L7	
<b>Sammy Sosa, R</b> OBP: 0.331, SLG: 0.590 (1, 9)	2-3 K			2-2 L5		3-3 K		1-0 G6-3	
<b>Luis Gonzalez, L</b> OBP: 0.351, SLG: 0.409 <b>Rodney Myers, R</b> (7, 1)		1-1 L7		2-0 G6-3		0-1 G4-3		1-2	
<b>Dave Magadan, L</b> OBP: 0.354, SLG: 0.270 <b>Terry Adams, R</b> (8, PH) (9, 1)									
<b>Leo Gomez, R</b> OBP: 0.357, SLG: 0.482 (1, 5)		0-0 L9		2-3 K			1-0 G6-3	0-3 K	
<b>Mike Hubbard, R</b> OBP: 0.063, SLG: 0.065 (1, 2)		3-2 L9			0-0 B2-3		1-2 G5-3		1-3 K
<b>Rey Sanchez, R</b> OBP: 0.273, SLG: 0.251 (1, 6)			3-2 G6-3		2-2 G4-3		4-1 BB		2-1 G6-3
<b>Jim Bullinger, R</b> OBP: 0.371, SLG: 0.567 <b>Scott Bullett, L</b> OBP: 0.256, SLG: 0.325 (1, 1) (7, 7)			2-2 G4-3 2B		4-1 BB		2-1 L9		0-0 G4-3


Inning Stats	R: 0	H: 0	E: 0	K: 1	S: 9	R: 0	H: 0	E: 0	K: 0	S: 8	R: 0	H: 1	E: 0	K: 0	S: 15	R: 0	H: 0	E: 0	K: 1	S: 7	R: 0	H: 0	E: 0	K: 0	S: 7	R: 0	H: 1	E: 1	K: 1	S: 8	R: 0	H: 0	E: 0	K: 0	S: 7	R: 2	H: 3	E: 0	K: 1	S: 16	R: 0	H: 0	E: 0	K: 1	S: 6	1B: 2	2B: 1	3B: 1	SF: 0	SAC: 0	DP: 0	HBP: 0	WP: 0	PA: 36
<b>Jamey Wright, R</b> ERA: 5.06 (1, 1)	IP	WLS	BF	H	R	ER	SO	BB	IBB	HBP	BLK	WP	HR	S	P	ERA	WHIP																																					
<b>Steve Reed, R</b> ERA: 4.02 (8, 1)	1.2	6	1	0	0	0	2	0	0	0	0	0	0	16	21	0.00	0.600																																					

**BOTTOM**

**Colorado Rockies @ Chicago Cubs**  
Wrigley Field, Chicago, IL  
Sat Aug 03 1996, 3:33 AM CDT  
Att: 40,460 - Sunny - 78 F

AB	R	H	RBI	BB	SO	LOB
4	1	1	0	0	0	2
3	1	1	2	1	0	0
3	0	1	0	1	0	2
4	0	0	0	0	2	2
3	0	0	0	0	0	1
0	0	0	0	0	0	0
1	0	1	0	0	0	0
0	0	0	0	0	0	0
4	0	0	0	0	2	1
4	0	0	0	0	1	0
3	0	0	0	1	0	0
1	0	1	0	1	0	0
2	0	0	0	0	0	1

AB 32  
R 2  
H 5  
RBI 2  
BB 4  
SO 5  
LOB 9



Batter	1	2	3	4	5	6	7	8	9	AB R H RBI BB SO LOB	TOP											
Eric Young Sr. R (1, 4) OBP: 0.412, SLG: 0.441	2-1 F7	1-2 K			2-2 G6-3		0-2 F8		0-2 2B	5 1 1 0 0 1 3												
Quinton McCracken, S (1, 8) OBP: 0.382, SLG: 0.389	1-3 K	4-1 BB			3-3 K		1-0 E		2-3 K	4 1 1 1 1 3 1												
Ellis Burks, R (1, 7) OBP: 0.405, SLG: 0.639	3-1 HR	0-2 F7			0-0 HR		1-3 K		2-2 2B	5 2 3 3 0 1 4												
Dante Bichette, R (1, 9) Eric Anthony, L (9, 9) OBP: 0.367, SLG: 0.531 OBP: 0.342, SLG: 0.462	1-1 2B				1-0 G1-3		2-2 E9		1-0 G4-3	5 1 1 0 0 0 1 0 0 0 0 0 0 0												
Andres Galarraga, R (1, 3) OBP: 0.346, SLG: 0.566	2-2 F9				1-2 G3		3-2 FC3-6		3-2 1B	4 0 2 1 0 0 1												
Vinny Castilla, R (1, 5) OBP: 0.345, SLG: 0.559		1-2 E4			3-3 K		0-1 L7		0-0 G5-3	4 1 0 0 0 1 1												
Jeff Reed, L (1, 2) OBP: 0.364, SLG: 0.424		1-1 BB			3-2 G4-3		4-2 FC3-6		0-1 G5-4-3	3 0 2 0 1 0 0												
Walt Weiss, S (1, 6) OBP: 0.389, SLG: 0.369		1-2 1B			1-1 F8		1-1 FC3-6		2-0 G5-4-3	4 0 0 0 0 0 5												
Armando Reynoso, R (1, 1) Lance Painter, L (6, 1) Darren Holmes, R (6, 1) Curt Leskanic, R (8, 1) John Vander Wal, L (9, PH) Bruce Ruffin, S (9, 1) OBP: 0.239, SLG: 0.171 OBP: 0.143, SLG: 0.143 OBP: 0.333, SLG: 0.667 OBP: 0.336, SLG: 0.395		0-0 SH			1-3 K		2-1 G1-3		3-3 K	2 0 0 0 0 0 1 2 0 0 0 0 0 0 0 0 0 0 0 0 0 0 0 0 1 0 0 0 0 0 1 0 0 0 0 0 0 0 0 0												
<b>Inning Stats</b>	R: 1 E: 0 K: 1 S: 12	H: 2 LOB: 1 BB: 0 P: 21	R: 1 E: 2 K: 1 S: 14	H: 1 LOB: 3 BB: 1 P: 23	R: 0 E: 0 K: 1 S: 8	H: 0 LOB: 0 BB: 0 P: 12	R: 0 E: 0 K: 1 S: 8	H: 0 LOB: 0 BB: 0 P: 13	R: 1 E: 0 K: 1 S: 9	H: 1 LOB: 0 BB: 0 P: 15	R: 0 E: 0 K: 0 S: 12	H: 1 LOB: 2 BB: 1 P: 22	R: 2 E: 1 K: 1 S: 14	H: 2 LOB: 1 BB: 0 P: 21	R: 0 E: 0 K: 0 S: 4	H: 1 LOB: 0 BB: 0 P: 6	R: 1 E: 0 K: 2 S: 16	H: 2 LOB: 1 BB: 0 P: 24	1B: 6 2B: 2 3B: 0 HR: 2	SF: 0 SAC: 1 DP: 1 HBP: 0	WP: 0 PB: 0 SB: 3 CS: 0	PA: 40
<b>PITCHER</b>	IP WLS BF H R ER SO BB IBB HBP BLK WP HR S P ERA WHIP																					
Frank Castillo, R (1, 1) ERA: 5.3	6.0 L 27 5 3 2 5 2 0 0 0 0 0 2 63 106 3.00 1.167																					
Kent Bottenfield, R (7, 1) ERA: 1.16	1.1 6 2 2 0 1 0 0 0 0 0 0 0 15 22 0.00 1.500																					
Larry Casian, L (8, 1) ERA: 2.0	0.2 2 1 0 0 0 0 0 0 0 0 0 0 3 5 0.00 1.500																					
Turk Wendell, R (9, 1) ERA: 2.47	1.0 5 2 1 1 2 0 0 0 0 0 0 0 16 24 9.00 2.000																					

Colorado Rockies @ Chicago Cubs  
Wrigley Field, Chicago, IL  
Sun Aug 04 1996, 3:33 AM CDT  
Att. 38,738 - Sunny - 76 F

livebaseballscorecards.com

AB	37
R	6
H	10
RBI	5
BB	2
SO	8
LOB	18



BOTTOM

Colorado Rockies @ Chicago Cubs  
Wrigley Field, Chicago, IL  
Sun Aug 04 1996, 3:33 AM CDT  
Att: 38,738 - Sunny - 76 F

livebaseballscores.com

AB 27  
R 1  
H 4  
RBI 1  
BB 4  
SO 4  
LOB 14



WP: 0 PA: 32  
PB: 0  
SB: 0  
CS: 0

AB R H RBI BB SO LOB

3 0 1 0 1 0 1

3 0 0 0 1 0 1

2 0 0 1 2 0 0

4 0 1 0 0 1 4

2 0 1 0 0 0 0

1 0 0 0 0 1 1

3 0 0 0 0 0 3

3 0 0 0 0 1 3

3 1 1 0 0 1 0

1B: 1 SF: 0  
2B: 3 SAC: 0  
3B: 0 DP: 3  
HR: 0 HBP: 1

Batter	1	2	3	4	5	6	7	8	9
Brian McRae, S OBP: 0.347, SLG: 0.398 (1, 8)	2-1 P3 2B		2-0 F9			4-2 BB 23 BB BB		2-2 G4-6-3 1-2f	
23 Ryne Sandberg, R OBP: 0.304, SLG: 0.439 (1, 4)	2-2 P3 2-3			2-2 G6-3		4-0 BB 1-2 2-3 BB		3-2 F8	
Mark Grace, L OBP: 0.395, SLG: 0.423 (1, 3)	0-0 P4			1-2 F7		4-0 BB 1-2 2-3 3-H BB G6-3		4-1 BB	
Sammy Sosa, R OBP: 0.330, SLG: 0.589 (1, 9)		0-0 FC1-5 2B		0-0 L7		0-1 G6-3 1-2f		1-3 K	
Luis Gonzalez, L OBP: 0.353, SLG: 0.413 Leo Gomez, R OBP: 0.356, SLG: 0.481 (1, 7) (9, PH)		1-2 FC1-5 HBP			2-2 K 2B		1-2 P5	0-3 K	
Dave Magadan, L OBP: 0.341, SLG: 0.258 (1, 5)		0-0 FC1-5 G1-6-3 1-2 2-3f		1-2 F9		1-2 F9	1-2 L7		
Scott Servais, R OBP: 0.342, SLG: 0.422 (1, 2)		1-2 G1-6-3 1-2f		1-3 K 2-3		1-3 K	2-1 L9		
Rey Sanchez, R OBP: 0.274, SLG: 0.252 (1, 6)			2-2 G5-3			0-1 23 BB BB G5-3 1B		0-3 K	
Frank Castillo, R OBP: 0.143, SLG: 0.122 Tyler Houston, L OBP: 0.405, SLG: 0.588 Kent Sotterfield, R OBP: 1.000, SLG: 1.000 Larry Casian, R OBP: 0.253, SLG: 0.321 Scott Bullett, L OBP: 0.667, SLG: 0.500 (1, 1) (6, PH) (7, 1) (8, 1) (8, PH) (9, 1)			0-2 P4			1 SAFE 2 SAFE G5-3 1-2		1-2 E1 G4-6-3	

Inning Stats	R: 0	H: 1	E: 0	LOB: 0	K: 0	S: 6	P: 10	R: 0	H: 1	E: 0	LOB: 1	K: 0	S: 7	P: 9	R: 0	H: 0	E: 0	LOB: 0	K: 0	S: 7	R: 0	H: 0	E: 0	LOB: 0	K: 0	S: 9	P: 12	R: 0	H: 1	E: 0	LOB: 0	K: 1	S: 11	P: 15	R: 1	H: 1	E: 0	LOB: 2	K: 0	S: 9	R: 0	H: 0	E: 0	LOB: 0	K: 0	S: 8	R: 0	H: 0	E: 1	LOB: 0	K: 1	S: 9	R: 0	H: 0	E: 0	LOB: 1	K: 2	S: 14	P: 22
--------------	------	------	------	--------	------	------	-------	------	------	------	--------	------	------	------	------	------	------	--------	------	------	------	------	------	--------	------	------	-------	------	------	------	--------	------	-------	-------	------	------	------	--------	------	------	------	------	------	--------	------	------	------	------	------	--------	------	------	------	------	------	--------	------	-------	-------

PITCHER	IP	WLS	BF	H	R	ER	SO	BB	IBB	HBP	BLK	WP	HR	S	P	ERA	WHIP
Armando Reynoso, R ERA: 4.52 (1, 1)	5.1		20	4	1	1	1	2	0	1	0	0	0	47	74	1.69	1.125
Lance Painter, L ERA: 5.86 (6, 1)	0.0		1	0	0	0	0	1	0	0	0	0	0	4	4	∞	∞
Darren Holmes, R ERA: 4.83 (6, 1)	1.2		4	0	0	0	0	0	0	0	0	0	0	10	14	0.00	0.000
Curt Leskanic, R ERA: 7.04 (8, 1)	1.0		3	0	0	0	1	0	0	0	0	0	0	9	12	0.00	0.000
Bruce Ruffin, L ERA: 4.5 (9, 1)	1.0		4	0	0	0	2	1	0	0	0	0	0	14	22	0.00	1.000

PITCHER	IP	WLS	BF	H	R	ER	SO	BB	IBB	HBP	BLK	WP	HR	S	P	ERA	WHIP
---------	----	-----	----	---	---	----	----	----	-----	-----	-----	----	----	---	---	-----	------

Batter	1	2	3	4	5	6	7	8	9	AB	R	H	RBI	BB	SO	LOB	TOP										
Quilvio Veras, S OBP: 0.383, SLG: 0.341 (1, 4)	4-1 1B HR BB	1-0 G4-3	1-1 1-2 3-H 1B		1-3 K		0-1 2B	1-0 1B		5	1	3	1	1	1	0											
Edgar Renteria, R OBP: 0.348, SLG: 0.409 (1, 6)	2-1 S HR 1B	3-2 HBP BB 2B 1B	1-1 F8			1-0 G5-3	0-1 L7	2-2 1B		6	2	3	1	0	0	3											
Gary Sheffield, R OBP: 0.446, SLG: 0.625 Jay Powell, R (8, 1)	2-1 HR 1B	4-1 HBP BB 2B BB	3-2 F9			2-2 HR	0-1 G5-3	1-1 F7		5	3	2	4	1	0	5											
Jeff Conine, R OBP: 0.374, SLG: 0.502 (1, 3)	3-1 HR	4-2 2B HBP			2-1 G6-3		1-1 2B E 1B	4-1 1B 2B BB	1-0 BB BB 1B	4	4	3	1	1	0	0											
Devon White, S OBP: 0.319, SLG: 0.432 (1, 8)	0-1 E4 1B 2B	0-1 1-H 2-H 3-H 2B			1-0 F8		3-2 SAFE SAFE SAFE E 1B 2B	0-0 WP 2B 1B	0-3 K	6	3	4	3	0	1	1											
Terry Pendleton, S OBP: 0.302, SLG: 0.366 (1, 5)	0-1 G1-4-3 1B	3-2 P4			2-2 FC3-6 1B		0-0 E3 FC4-6 1B	1-0 G3-1 1B 2B	4-1 BB BB BB	5	1	3	3	1	0	1											
Billy McMillon, L OBP: 0.375, SLG: 0.259 Jesus Tavarez, S OBP: 0.244, SLG: 0.221 (8, 9)	1-1 G1-4-3 1-2f 1B		0-0 1B G3 1B		0-0 FC3-6 1-2f 1B		2-2 FC4-6 1-2f 1B	0-1 G3-1 2-3 1B	4-2 BB BB BB BB	5	1	1	0	0	0	4											
Joe Siddall, L OBP: 0.278, SLG: 0.235 (1, 2)	2-1 G4-3		0-0 G3			0-0 L3	1-0 F8	0-2 1B	1-2 F9	6	0	1	1	0	0	5											
Pat Rapp, R OBP: 0.114, SLG: 0.114 Mark Hutton, R Joe Orsulak, L OBP: 0.276, SLG: 0.276 (8, PH) (8, 7)		0-3 K	1-1 1B		1-2 F8		2-3 K	2-0 1B 1B	1-1 L8	2	0	1	0	0	1	0											
Inning Stats	R: 5 E: 1 K: 0 S: 15	H: 5 LOB: 0 BB: 1 P: 29	R: 3 E: 0 K: 1 S: 17	H: 2 LOB: 1 BB: 1 P: 32	R: 1 E: 0 K: 0 S: 11	H: 3 LOB: 2 BB: 0 P: 17	R: 0 E: 0 K: 0 S: 7	H: 1 LOB: 1 BB: 0 P: 12	R: 0 E: 0 K: 1 S: 7	H: 0 LOB: 0 BB: 0 P: 9	R: 3 E: 1 K: 0 S: 16	H: 3 LOB: 1 BB: 0 P: 26	R: 0 E: 0 K: 1 S: 11	H: 1 LOB: 1 BB: 0 P: 13	R: 4 E: 0 K: 0 S: 15	H: 6 LOB: 2 BB: 1 P: 26	R: 0 E: 0 K: 1 S: 12	H: 1 LOB: 3 BB: 2 P: 23	1B: 14 2B: 5 3B: 0 HR: 3	SF: 0 SAC: 0 DP: 1 HBP: 1	WP: 1 PB: 0 SB: 1 CS: 0	PA: 54					
PITCHER	IP	WLS	BF	H	R	ER	SO	BB	IBB	HBP	BLK	WP	HR	S	P	ERA	WHIP										
Marvin Freeman, R ERA: 5.99 (1, 1)	2.0	L	15	7	8	8	1	2	0	1	0	0	2	32	61	36.00	4.500										
Ryan Hawblitzel, R ERA: 6.0 (3, 1)	4.0		20	7	4	2	1	0	0	0	0	0	1	41	64	4.50	1.750										
Roger Bailey, R ERA: 7.17 (7, 1)	2.0		13	7	4	4	1	1	0	0	0	1	0	26	39	18.00	4.000										
Curt Leskanic, R ERA: 6.89 (9, 1)	1.0		6	1	0	0	1	2	0	0	0	0	0	12	23	0.00	3.000										

**Florida Marlins @ Colorado Rockies**  
 Coors Field, Denver, CO  
 Mon Aug 05 1996, 7:05 PM MDT  
 Att. 48,313 - Unknown - 91 F

AB	48
R	16
H	22
RBI	14
BB	5
SO	4
LOB	22






**BOTTOM**

**Florida Marlins @ Colorado Rockies**  
**Coors Field, Denver, CO**  
 Mon Aug 05 1996, 7:05 PM MDT  
 Att: 48,313 - Unknown - 91 F

livebaseballscorecards.com

<b>AB</b>	<b>34</b>
<b>R</b>	<b>9</b>
<b>H</b>	<b>11</b>
<b>RBI</b>	<b>9</b>
<b>BB</b>	<b>5</b>
<b>SO</b>	<b>3</b>
<b>LOB</b>	<b>8</b>



WP: 1	PA: 41
PB: 0	
SB: 0	
CS: 1	

5	1	1	1	0	0	0
3	3	2	1	2	0	0
4	1	2	1	1	0	0
4	1	0	0	1	1	4
3	2	3	3	0	0	0
0	0	0	0	0	0	0
4	1	1	2	0	0	2
3	0	2	1	1	0	0
3	0	0	0	0	0	1
0	0	0	0	0	0	0
1	0	0	0	0	0	1
0	0	0	0	0	0	0
2	0	0	0	0	1	0

R: 0	H: 2	1B: 6	SF: 1
E: 0	LOB: 2	2B: 0	SAC: 0
K: 0	BB: 0	3B: 1	DP: 2
S: 10	P: 16	HR: 4	HBP: 0

R: 0	H: 2	1B: 6	SF: 1
E: 0	LOB: 1	2B: 0	SAC: 0
K: 0	BB: 0	3B: 1	DP: 2
S: 5	P: 10	HR: 4	HBP: 0

R: 1	H: 1	1B: 6	SF: 1
E: 0	LOB: 0	2B: 0	SAC: 0
K: 1	BB: 0	3B: 1	DP: 2
S: 12	P: 14	HR: 4	HBP: 0

R: 0	H: 0	1B: 6	SF: 1
E: 0	LOB: 0	2B: 0	SAC: 0
K: 1	BB: 0	3B: 1	DP: 2
S: 10	P: 16	HR: 4	HBP: 0

R: 1	H: 1	1B: 6	SF: 1
E: 0	LOB: 0	2B: 0	SAC: 0
K: 0	BB: 0	3B: 1	DP: 2
S: 10	P: 14	HR: 4	HBP: 0

R: 0	H: 0	1B: 6	SF: 1
E: 0	LOB: 0	2B: 0	SAC: 0
K: 0	BB: 0	3B: 1	DP: 2
S: 5	P: 10	HR: 4	HBP: 0

R: 3	H: 2	1B: 6	SF: 1
E: 0	LOB: 1	2B: 0	SAC: 0
K: 0	BB: 2	3B: 1	DP: 2
S: 9	P: 24	HR: 4	HBP: 0

R: 0	H: 0	1B: 6	SF: 1
E: 0	LOB: 0	2B: 0	SAC: 0
K: 1	BB: 0	3B: 1	DP: 2
S: 7	P: 10	HR: 4	HBP: 0

R: 4	H: 3	1B: 6	SF: 1
E: 0	LOB: 0	2B: 0	SAC: 0
K: 0	BB: 3	3B: 1	DP: 2
S: 18	P: 38	HR: 4	HBP: 0

R: 0	H: 0	1B: 6	SF: 1
E: 0	LOB: 0	2B: 0	SAC: 0
K: 0	BB: 0	3B: 1	DP: 2
S: 5	P: 10	HR: 4	HBP: 0

Inning Stats	Pitcher														Pitcher																																					
	IP	WLS	BF	H	R	ER	SO	BB	IBB	HBP	BLK	WP	HR	S	P	ERA	WHIP	IP	WLS	BF	H	R	ER	SO	BB	IBB	HBP	BLK	WP	HR	S	P	ERA	WHIP																		
Pat Rapp, R (1, 1)	2.2		16	5	7	7	1	5	0	0	0	1	2	33	71	23.62	3.750	Mark Hutton, R (3, 1)	4.1	W	15	2	2	2	2	0	0	0	0	2	38	55	4.15	0.462	Jay Powell, R (8, 1)	2.0		9	4	0	0	0	0	0	0	0	0	0	15	26	0.00	2.000

Batter	1	2	3	4	5	6	7	8	9	AB	R	H	RBI	BB	SO	LOB
Eric Young Sr., R (1, 4) OBP: 0.410, SLG: 0.445	2-2 HR	2-1 G5-3		1-1 F8			1-2 G6-3		2-1 G6-3	5	1	1	1	0	0	0
Ellis Burks, R (1, 7) OBP: 0.409, SLG: 0.647	4-2 G6-4-3 1B BB		4-0 3B BB	3-1 F7			0-2 HR		3-2 1B 1B	3	3	2	1	2	0	0
Dante Bichette, R (1, 9) OBP: 0.370, SLG: 0.535	4-0 G6-4-3 1-2 BB		1-0 1-H SF9 3B			0-1 G5-3	0-0 P4		1-1 1-3 1B	4	1	2	1	1	0	0
Andres Galarraga, R (1, 3) OBP: 0.343, SLG: 0.561	2-2 G6-4-3 1-2f 2-3		4-1 WP 1B BB			1-1 F8	1-3 K		0-1 F9	4	1	0	0	1	1	4
Eric Anthony, L (1, 8) Quinton McCracken, S (9, 8) OBP: 0.353, SLG: 0.496 OBP: 0.382, SLG: 0.389	3-2 HR 1B		0-0 SF9			2-2 HR		1-0 G6-4-3 1B		3	2	3	3	0	0	0
Vinny Castilla, R (1, 5) OBP: 0.344, SLG: 0.563	0-0 3-H HR		3-2 L8			1-2 G6-3		1-1 G6-4-3 1-2f 1B		4	1	1	2	0	0	2
Jeff Reed, L (1, 2) OBP: 0.370, SLG: 0.427	4-1 CS BB		3-1 2-H 1B			2-2 G5-3		2-0 1B		3	0	2	1	1	0	0
Walt Weiss, S (1, 6) Roger Bailey, R (7, 1) John Vander Wal, L (8, PH) Curt Leskanic, R (9, 1) OBP: 0.387, SLG: 0.366 OBP: 0.364, SLG: 0.800 OBP: 0.333, SLG: 0.392 OBP: 0.333, SLG: 0.667	1-2 CS	0-1 G4-3	0-0 1 SAFE G3			3-2 G3		1-0 L8		3	0	0	0	0	0	1
Marvin Freeman, R (1, 1) Lance Painter, L (2, PH) Ryan Hawblitzel, R (3, 1) Jason Bates, S (6, PH) OBP: 0.150, SLG: 0.105 OBP: 0.133, SLG: 0.133 OBP: 0.309, SLG: 0.300		1-2 K		1-0 G5-3		1-3 K		0-0 G3		0	0	0	0	0	0	0

Batter	1	2	3	4	5	6	7	8	9	AB R H RBI BB SO LOB	TOP
<b>Quilvio Veras, S</b> (1, 4) <small>OBP: 0.381, SLG: 0.340</small>	1-0 		1-1 <b>F8</b>			2-2 <b>G4-3</b>	0-0 <b>FC6-4</b>			4 0 1 0 0 0 4	
<b>Edgar Renteria, R</b> (1, 6) <small>OBP: 0.346, SLG: 0.407</small>	1-3 <b>K</b>		2-2 <b>G6-4-3</b>			2-0 		0-1 <b>G3</b>		4 0 1 0 0 1 2	
<b>Gary Sheffield, R</b> (1, 9) <small>OBP: 0.447, SLG: 0.625</small>	2-1 <b>G5-4-3</b>			1-1 <b>P5</b>		3-0 		4-0 <b>BB</b>		3 0 1 0 1 0 1	
<b>Jeff Conine, R</b> (1, 3) <small>OBP: 0.373, SLG: 0.502</small>		1-0 		2-0 <b>G5-3</b>		2-2 <b>G5-3</b>		0-1 <b>P3</b>		4 0 1 0 0 0 3	
<b>Devon White, S</b> (1, 8) <small>OBP: 0.317, SLG: 0.429</small> <b>Jesus Tavarez, S</b> (7, 8) <small>OBP: 0.241, SLG: 0.218</small>		2-1 <b>L5</b>		2-2 <b>F8</b>			1-0 <b>G4-3</b>	1-3 <b>K</b>		3 0 0 0 0 0 1 1 0 0 0 0 1 1	
<b>Terry Pendleton, S</b> (1, 5) <small>OBP: 0.304, SLG: 0.366</small>		1-0 <b>F7</b>			1-3 <b>K</b>		4-2 		2-2 	3 0 1 0 1 1 1	
<b>Joe Orsulak, L</b> (1, 7) <small>OBP: 0.282, SLG: 0.285</small>		4-2 			1-0 <b>G3-1</b>		0-0 		0-0 <b>G3-1</b>	3 0 1 0 1 0 1	
<b>Joe Siddall, L</b> (1, 2) <small>OBP: 0.227, SLG: 0.190</small>		1-0 <b>FC4-6</b>			0-0 <b>G4-3</b>		0-3 <b>K</b>		2-0 <b>G4-3</b>	4 0 0 0 0 1 5	
<b>John Burkett, R</b> (1, 1) <small>OBP: 0.173, SLG: 0.212</small> <b>Kurt Abbott, R</b> (6, PH) <small>OBP: 0.302, SLG: 0.458</small> <b>Chris Hammond, L</b> (6, 1) <small>OBP: 0.071, SLG: 0.071</small> <b>Alex Arias, R</b> (7, PH) <small>OBP: 0.340, SLG: 0.401</small> <b>Terry Mathews, L</b> (7, 1) <small>OBP: 0.340, SLG: 0.401</small> <b>Yorkis Perez, L</b> (8, 1) <small>OBP: 0.364, SLG: 0.250</small> <b>Billy McMillon, L</b> (9, PH) <small>OBP: 0.364, SLG: 0.250</small>		1-0 			0-0 <b>G6-3</b>		4-1 		3-2 <b>F7</b>	1 0 1 0 0 0 0 1 0 0 0 0 0 0 0 0 0 0 0 0 0 0 0 0 0 1 0 0 0 0 0 0 0 0 0 0 0 0 0 0 0 0 1 0 0 0 0 0 1	
<b>Inning Stats</b>	R: 0 H: 1 E: 0 LOB: 0 K: 1 BB: 0 S: 6 P: 10	R: 0 H: 1 E: 0 LOB: 2 K: 0 BB: 1 S: 10 P: 19	R: 0 H: 1 E: 0 LOB: 0 K: 0 BB: 0 S: 7 P: 11	R: 0 H: 0 E: 0 LOB: 0 K: 0 BB: 0 S: 7 P: 12	R: 0 H: 0 E: 0 LOB: 0 K: 1 BB: 0 S: 6 P: 8	R: 0 H: 2 E: 0 LOB: 2 K: 0 BB: 0 S: 10 P: 19	R: 0 H: 1 E: 0 LOB: 3 K: 1 BB: 2 S: 12 P: 21	R: 0 H: 0 E: 0 LOB: 1 K: 1 BB: 1 S: 7 P: 12	R: 0 H: 1 E: 0 LOB: 1 K: 0 BB: 0 S: 8 P: 15	1B: 4 SF: 0 2B: 3 SAC: 0 3B: 0 DP: 2 HR: 0 HBP: 0	WP: 0 PA: 36 PB: 0 SB: 0 CS: 0
<b>PITCHER</b> <b>Mark Thompson, R</b> (1, 1) <small>ERA: 5.34</small>	IP WLS BF H R ER SO BB IBB HBP BLK WP HR S P ERA WHIP 9.0 W 36 7 0 0 4 4 0 0 0 0 0 0 73 127 0.00 1.222										

**Florida Marlins @ Colorado Rockies**  
 Coors Field, Denver, CO  
 Tue Aug 06 1996, 7:05 PM MDT  
 Att. 48,339 - Unknown - 82 F


[livebaseballscorecards.com](http://livebaseballscorecards.com)

**AB 32**  
**R 0**  
**H 7**  
**RBI 0**  
**BB 4**  
**SO 4**  
**LOB 20**



Batter	1	2	3	4	5	6	7	8	9	AB	R	H	RBI	BB	SO	LOB	BOTTOM			
<b>Eric Young Sr., R</b> OBP: 0.412, SLG: 0.447 (1, 4) B X	1-0 SH2-3 1B	0-0 2-H 1B		2-2 FC6-2 SH5-4 1-2 CS 3-H 1B		0-2 G6-3		0-3 K		5	2	3	2	0	1	0	<b>Florida Marlins @ Colorado Rockies</b> Coors Field, Denver, CO Tue Aug 06 1996, 7:05 PM MDT Att: 48,339 - Unknown - 82 F			
<b>Quinton McCracken, S</b> OBP: 0.386, SLG: 0.390 (1, 8) X	0-0 SH2-3 1-2	1 SAFE SAFE SAFE 3-3 F S K		0-0 SH5-4 1-2 2-3		1-0 E 1B		4-0 1B BB		2	1	1	0	1	1	1				
<b>Ellis Burks, R</b> OBP: 0.409, SLG: 0.644 (1, 7) S C B B B X	3-2 2-H 1B		3-2 E6	3-2 FC6-2 CS 2B		1 SAFE D F B B 1 SAFE S D X	3-2 P4	2-1 1B 1B		5	3	2	1	0	0	3				
<b>Andres Galarraga, R</b> OBP: 0.343, SLG: 0.559 (1, 3) C B F T X	1-3 K		0-0 P6	1-2 2B		B 1 SAFE SAFE D S F D F S	3-3 K	1-1 P4		5	0	1	1	0	2	5				
<b>Dante Bichette, R</b> OBP: 0.370, SLG: 0.535 <b>Angel Echevarria, R</b> OBP: 0.333, SLG: 0.333 (1, 9) (4, 9) X	0-0 2-H 1B		1 SAFE SAFE 1 F B S	1-3 K	2-3 K			0-0 1B 1B		2	0	1	1	0	1	1				
<b>Vinny Castilla, R</b> OBP: 0.342, SLG: 0.559 (1, 5) F B 1 SAFE B X	2-1 F9		0-0 G4-3		1-2 L9			0-0 1B 1B		5	1	1	1	0	0	3				
<b>Jayhawk Owens, R</b> OBP: 0.346, SLG: 0.425 (1, 2) C B B B B X		3-2 F8		0-1 1B 2B		0-3 K		4-0 1B BB		4	1	2	1	1	1	0				
<b>Walt Weiss, S</b> OBP: 0.391, SLG: 0.370 (1, 6) X		0-0 L7		0-0 SH S 1B		3-2 HBP		1-0 1B		4	1	3	2	0	0	0				
<b>Mark Thompson, R</b> OBP: 0.143, SLG: 0.229 (1, 1) F B B X		2-2 1B 2B		3-2 SH SH5-4 1B 1-3 FC6-2		0-0 G1-3		0-0 G6-3		4	1	1	0	0	1	5				
<b>Inning Stats</b>	R: 2 E: 0 K: 1 S: 12	H: 3 LOB: 1 BB: 0 P: 19	R: 1 E: 0 K: 1 S: 15	H: 2 LOB: 1 BB: 0 P: 23	R: 0 E: 1 K: 1 S: 8	H: 0 LOB: 1 BB: 0 P: 12	R: 4 E: 0 K: 1 S: 23	H: 4 LOB: 1 BB: 0 P: 33	R: 0 E: 0 K: 1 S: 9	H: 0 LOB: 1 BB: 0 P: 13	R: 0 E: 0 K: 1 S: 12	H: 1 LOB: 1 BB: 0 P: 19	R: 0 E: 0 K: 0 S: 4	H: 2 LOB: 2 BB: 1 P: 9	R: 4 E: 0 K: 2 S: 20	H: 5 LOB: 2 BB: 1 P: 31		1B: 14 2B: 3 3B: 0 HR: 0	SF: 0 SAC: 3 DP: 1 HBP: 1	WP: 0 PB: 0 SB: 2 CS: 2
<b>PITCHER</b>	IP WLS BF H R ER SO	IP WLS BF H R ER SO	IP WLS BF H R ER SO	IP WLS BF H R ER SO	IP WLS BF H R ER SO	IP WLS BF H R ER SO	IP WLS BF H R ER SO	IP WLS BF H R ER SO	IP WLS BF H R ER SO	IP WLS BF H R ER SO	IP WLS BF H R ER SO	IP WLS BF H R ER SO	IP WLS BF H R ER SO	IP WLS BF H R ER SO	IP WLS BF H R ER SO	IP WLS BF H R ER SO	ERA WHIP	ERA WHIP	ERA WHIP	ERA WHIP
<b>John Burkett, R</b> ERA: 4.32 (1, 1)	5.0 L	27 L	9 7	7 5	5 5	0 0	0 0	0 0	0 0	0 0	0 0	12 19	0.00 1.000	1.800						
<b>Chris Hammond, L</b> ERA: 7.45 (6, 1)	1.0	4	1	0	0	1	0	0	0	0	0	4	0.00	3.000						
<b>Terry Mathews, R</b> ERA: 4.32 (7, 1)	1.0	5	2	0	0	0	1	0	0	0	0	0	0.00	6.000						
<b>Yorkis Perez, L</b> ERA: 5.27 (8, 1)	1.0	9	5	4	4	2	1	0	0	0	0	20	36.00	6.000						

<b>AB</b>	39
<b>R</b>	11
<b>H</b>	17
<b>RBI</b>	10
<b>BB</b>	2
<b>SO</b>	8
<b>LOB</b>	19



<b>WP</b>	0	<b>PA</b>	45
<b>PB</b>	0		
<b>SB</b>	2		
<b>CS</b>	2		

Batter	1	2	3	4	5	6	7	8	9	AB R H RBI BB SO LOB	TOP									
Kurt Abbott, R (1, 4) OBP: 0.305, SLG: 0.464	1-0 E 3B		2-2 L8		4-2 1B BB		1-3 K		3-1 G5-3	4 1 1 0 1 1 1										
Edgar Renteria, R (1, 6) OBP: 0.351, SLG: 0.411	1-2 E9 HR 1B		0-0 BLK 1B		0-1 1B		1-0 F7		3-3 K	5 1 3 1 0 1 1										
Gary Sheffield, R (1, 9) OBP: 0.447, SLG: 0.632	1-1 HR		1-0 G5-3		3-2 1B		1-1 FC5-4			4 1 2 2 0 0 2										
Jeff Conine, R (1, 3) OBP: 0.372, SLG: 0.500	0-1 G1-3		0-1 G6-3		2-2 P3			3-2 G4-3 1B		4 1 1 0 0 0 3										
Terry Pendleton, S (1, 5) OBP: 0.301, SLG: 0.362	1-3 K			0-2 G1-3		2-2 G1-3		2-3 K		4 0 0 0 0 2 3										
Joe Orsulak, L (1, 8) OBP: 0.275, SLG: 0.277	1-1 G5-3			3-2 G4-3		2-1 G4-3		0-1 G4-3		4 0 0 0 0 0 1										
Billy McMillon, L (1, 7) OBP: 0.378, SLG: 0.281		1-1 G4-3		3-2 2B 1B		2-2 G1-3		2-1 1B		4 1 2 1 0 0 0										
Robb Nen, R (8, 1)								2-H 1B		0 0 0 0 0 0 0										
Joe Siddall, L (1, 2) OBP: 0.231, SLG: 0.240		2-2 G4-3		1-0 1-H 2B		3-3 K		0-0 G6-3		4 0 1 1 0 1 1										
Al Leiter, L (1, 1) OBP: 0.111, SLG: 0.059		2-3 K		0-1 G1-3			4-1 FC5-4 BB		2-1 G4-3	2 0 0 0 0 1 1										
Alex Arias, R (7, PH) OBP: 0.345, SLG: 0.401										0 0 0 0 1 0 0										
Terry Mathews, L (7, 1)										0 0 0 0 0 0 0										
Marc Valdes, R (7, 1)										0 0 0 0 0 0 0										
Jesus Tavarez, S (8, 7) OBP: 0.238, SLG: 0.215										1 0 0 0 0 0 0										
<b>Inning Stats</b>	R: 3 E: 1 K: 1 S: 15	H: 3 LOB: 0 BB: 0 P: 20	R: 0 E: 0 K: 1 S: 11	H: 0 LOB: 0 BB: 0 P: 16	R: 0 E: 0 K: 0 S: 7	H: 1 LOB: 1 BB: 0 P: 10	R: 1 E: 0 K: 0 S: 13	H: 2 LOB: 1 BB: 0 P: 20	R: 0 E: 0 K: 1 S: 9	H: 0 LOB: 0 BB: 0 P: 16	R: 0 E: 0 K: 1 S: 7	H: 0 LOB: 1 BB: 1 P: 14	R: 1 E: 0 K: 1 S: 14	H: 2 LOB: 1 BB: 0 P: 21	R: 0 E: 0 K: 1 S: 7	H: 0 LOB: 0 BB: 0 P: 15	1B: 7 2B: 1 3B: 1 HR: 1	SF: 0 SAC: 0 DP: 0 HBP: 0	WP: 0 PB: 0 SB: 0 CS: 0	PA: 38
<b>PITCHER</b>	IP WLS BF H R ER SO BB IBB HBP BLK WP HR S P ERA WHIP																			
Kevin Ritz, R (1, 1) ERA: 4.75	6.2 W 29 8 4 4 4 2 0 0 0 0 0 1 73 117 5.40 1.500																			
Steve Reed, R (7, 1) ERA: 3.99	0.1 1 0 0 0 0 0 0 0 0 0 0 0 2 3 0.00 0.000																			
Curt Leskanic, R (8, 1) ERA: 6.93	1.0 5 2 1 1 1 0 0 0 0 0 0 0 14 21 9.00 2.000																			
Bruce Ruffin, L (9, 1) ERA: 4.41	1.0 3 0 0 0 0 1 0 0 0 0 0 0 7 15 0.00 0.000																			

Florida Marlins @ Colorado Rockies  
 Coors Field, Denver, CO  
 Wed Aug 07 1996, 3:33 AM MDT  
 Att. 48,622 - Sunny - 72 F

livebaseballscorecards.com

AB 36  
 R 5  
 H 10  
 RBI 5  
 BB 2  
 SO 6  
 LOB 13




**BOTTOM**

**Florida Marlins @ Colorado Rockies**  
**Coors Field, Denver, CO**  
 Wed Aug 07 1996, 3:33 AM MDT  
 Att: 48,622 - Sunny - 72 F

livebaseballscorecards.com

<b>AB</b>	<b>36</b>
<b>R</b>	<b>12</b>
<b>H</b>	<b>16</b>
<b>RBI</b>	<b>12</b>
<b>BB</b>	<b>2</b>
<b>SO</b>	<b>5</b>
<b>LOB</b>	<b>10</b>




WP: 0	PA: 40
PB: 0	
SB: 1	
CS: 0	

AB	R	H	RBI	BB	SO	LOB
5	3	3	0	0	1	1
3	3	2	3	2	0	1
5	2	2	2	0	1	1
4	2	3	3	0	0	0
4	0	2	2	0	1	2
0	0	0	0	0	0	0
0	0	0	0	0	0	0
3	0	1	1	0	0	1
4	0	0	0	0	1	4
3	0	0	0	0	0	0
0	0	0	0	0	0	0
1	0	0	0	0	0	0
2	0	1	0	0	1	0
2	2	2	1	0	0	0
1B: 11	SF: 0	WP: 0	PA: 40			
2B: 3	SAC: 0	PB: 0				
3B: 0	DP: 3	SB: 1				
HR: 3	HBP: 2	CS: 0				

Batter	1	2	3	4	5	6	7	8	9								
<b>Eric Young Sr., R</b> (1, 4) OBP: 0.414, SLG: 0.452	0-3 K		3-1 G6-3		2-0 1B		1-1 1B	1-1 HR									
<b>Quinton McCracken, S</b> (1, 8) OBP: 0.396, SLG: 0.411	4-1 1B		0-2 G3-1		4-2 1B		0-0 1B	1-1 HR									
<b>Ellis Burks, R</b> (1, 7) OBP: 0.409, SLG: 0.641	0-0 P4			3-3 K	0-1 HR		2-1 FC6-4	2-0 P2									
<b>Andres Galarraga, R</b> (1, 3) OBP: 0.348, SLG: 0.568	0-1 1B			2-2 2B	0-0 HR		1-0 FC6-4	1-1 G5-3									
<b>Dante Bichette, R</b> (1, 9) OBP: 0.371, SLG: 0.536		1-2 G5-4-3		3-2 L3-5	2-3 K		3-2 FC6-4										
<b>Curt Leskanic, R</b> (8, 1) OBP: 0.333, SLG: 0.667																	
<b>Bruce Ruffin, S</b> (9, 1)																	
<b>Vinny Castilla, R</b> (1, 5) OBP: 0.344, SLG: 0.557		0-2 G5-4-3		3-1 HBP		0-0 F7	0-1 1B										
<b>Jayhawk Owens, R</b> (1, 2) OBP: 0.338, SLG: 0.413		1-0 P3		2-2 L3-5		1-3 K	1-2 G5-3										
<b>Jason Bates, S</b> (1, 6) OBP: 0.303, SLG: 0.293			1-1 G6-3		2-2 G5-3	0-1 F7		0-0 F9									
<b>Steve Reed, R</b> (7, 1) OBP: 0.333, SLG: 0.333																	
<b>Angel Echevarria, R</b> (8, 9) OBP: 0.308, SLG: 0.308																	
<b>Kevin Ritz, R</b> (1, 1) OBP: 0.245, SLG: 0.208			0-1 G6-3		2-3 K		0-1 1B	0-1 HR									
<b>Walt Weiss, S</b> (7, 6) OBP: 0.394, SLG: 0.381																	
<b>Inning Stats</b>	R: 0 E: 0 K: 1 S: 7	H: 1 LOB: 1 BB: 1 P: 11	R: 0 E: 0 K: 0 S: 8	H: 1 LOB: 0 BB: 0 P: 10	R: 0 E: 0 K: 0 S: 9	H: 1 LOB: 1 BB: 0 P: 13	R: 1 E: 0 K: 1 S: 18	H: 2 LOB: 1 BB: 0 P: 31	R: 4 E: 0 K: 2 S: 16	H: 3 LOB: 0 BB: 1 P: 28	R: 0 E: 0 K: 1 S: 6	H: 0 LOB: 0 BB: 0 P: 7	R: 4 E: 0 K: 0 S: 15	H: 5 LOB: 1 BB: 0 P: 23	R: 3 E: 0 K: 0 S: 10	H: 3 LOB: 0 BB: 0 P: 15	
<b>PITCHER</b>	IP WLS BF H R ER SO	IP WLS BF H R ER SO	IP WLS BF H R ER SO	IP WLS BF H R ER SO	IP WLS BF H R ER SO	IP WLS BF H R ER SO	IP WLS BF H R ER SO	IP WLS BF H R ER SO	IP WLS BF H R ER SO	IP WLS BF H R ER SO	IP WLS BF H R ER SO	IP WLS BF H R ER SO	IP WLS BF H R ER SO	IP WLS BF H R ER SO	IP WLS BF H R ER SO	IP WLS BF H R ER SO	
<b>Al Leiter, L</b> (1, 1) ERA: 2.83	6.0	26	8	5	5	5	2	0	0	0	0	0	0	0	0	0	0
<b>Terry Mathews, R</b> (7, 1) ERA: 5.01	0.1	7	5	4	4	0	0	0	1	0	0	0	0	0	0	0	0
<b>Marc Valdes, R</b> (7, 1) ERA: 7.36	1.0	5	3	3	3	0	0	0	0	0	0	0	2	10	13	27.00	3.000
<b>Robb Nen, R</b> (8, 1) ERA: 2.18	0.2	2	0	0	0	0	0	0	0	0	0	0	0	3	6	0.00	0.000

WP	HR	S	P	ERA	WHIP
0	1	64	100	7.50	1.667
0	0	12	19	108.00	15.000
0	2	10	13	27.00	3.000
0	0	3	6	0.00	0.000

Batter	1	2	3	4	5	6	7	8	9	AB R H RBI BB SO LOB	TOP			
Eric Young Sr. R (1, 4) OBP: 0.412, SLG: 0.449	2-2 G4-3		1-0 G4-3		1-2 F7		0-0 FC4-6 1B		0-0 G4-3	5 1 1 0 0 0 3	<b>Colorado Rockies @ Atlanta Braves</b> <b>Atlanta-Fulton County Stadium, Atlanta, GA</b> Fri Aug 09 1996, 7:05 PM EDT Att. 41,275 - Unknown - 83 F  <b>AB 35</b> <b>R 6</b> <b>H 9</b> <b>RBI 4</b> <b>BB 4</b> <b>SO 7</b> <b>LOB 13</b>  			
Quinton McCracken, S (1, 8) OBP: 0.396, SLG: 0.422	2-1 G5-3			2-0 L7		3-1 L8	0-0 FC4-6 1B	0-1 WP 3B	5 1 2 0 0 0 0					
Ellis Burks, R (1, 7) OBP: 0.406, SLG: 0.636	1-1 CS 1B			3-3 K		2-3 K	3-2 FC4-6 1B 1-2f 2-3 3-H	2-0 L7 3-H	5 1 1 1 0 2 2					
Dante Bichette, R (1, 9) OBP: 0.370, SLG: 0.532	2-1 CS 1-2	1-1 G5-3		3-2 F9		4-2 1B BB BB	0-1 G3	2-3 K	4 1 0 0 1 1 2					
Andres Galarraga, R (1, 3) OBP: 0.349, SLG: 0.566			3-1 F8		1-3 SAFE K	4-2 BB 1B BB	0-0 SAFE S 1B		3 0 1 2 1 1 0					
Vinny Castilla, R (1, 5) OBP: 0.345, SLG: 0.557			0-0 F8		2-1 E S E 1B	1-0 BB 1B	2-1 G6-3		4 1 2 0 0 0 1					
Jeff Reed, L (1, 2) OBP: 0.367, SLG: 0.424				0-0 G5-3		2-2 E4 1-H BB	4-1 FC6-4 BB		2 0 0 0 0 0 0					
Angel Echevarria, R (6, PH) OBP: 0.357, SLG: 0.308									0 0 0 1 1 0 0					
Jayhawk Owens, R (6, 2) OBP: 0.335, SLG: 0.410									1 0 0 0 0 1 0					
Walt Weiss, S (1, 6) OBP: 0.385, SLG: 0.380				0-1 SH1-4 1B		4-2 BB 1-2	1-0 FC6-4 1-2f	2-1 L7	3 0 1 0 1 0 3					
Jamey Wright, R (1, 1) OBP: 0.087, SLG: 0.133					1-1 SH1-4		1-2 K FC4-6 2B	3-3 K	1 0 0 0 0 1 2					
Jason Bates, S (7, PH) OBP: 0.308, SLG: 0.306									1 1 1 0 0 0 0					
Marvin Freeman, R (7, 1) OBP: 0.150, SLG: 0.105									0 0 0 0 0 0 0					
Eric Anthony, L (8, PH) OBP: 0.350, SLG: 0.493									1 0 0 0 0 1 0					
Curt Leskanic, R (8, 1) OBP: 0.333, SLG: 0.667									0 0 0 0 0 0 0					
Bruce Ruffin, S (8, 1) OBP: 0.333, SLG: 0.667									0 0 0 0 0 0 0					
<b>Inning Stats</b>	R: 0 E: 0 K: 0 S: 8 H: 1 LOB: 0 BB: 0 P: 15	R: 0 E: 0 K: 0 S: 5 H: 0 LOB: 0 BB: 0 P: 9	R: 0 E: 0 K: 0 S: 6 H: 1 LOB: 1 BB: 0 P: 8	R: 0 E: 0 K: 1 S: 10 H: 0 LOB: 0 BB: 0 P: 18	R: 1 E: 1 K: 2 S: 17 H: 1 LOB: 2 BB: 1 P: 28	R: 1 E: 0 K: 1 S: 13 H: 1 LOB: 3 BB: 3 P: 32	R: 3 E: 0 K: 0 S: 14 H: 4 LOB: 1 BB: 0 P: 20	R: 0 E: 0 K: 2 S: 8 H: 0 LOB: 0 BB: 0 P: 14	R: 1 E: 0 K: 1 S: 7 H: 1 LOB: 0 BB: 0 P: 11	1B: 7 2B: 1 3B: 1 HR: 0 SF: 0 SAC: 1 DP: 0 HBP: 0	WP: 1 PB: 0 SB: 2 CS: 1 PA: 41			
<b>PITCHER</b>	IP WLS BF H R ER SO BB IBB HBP BLK WP HR S P ERA WHIP												<b>PITCHER</b>	IP WLS BF H R ER SO BB IBB HBP BLK WP HR S P ERA WHIP
Tom Glavine, L (1, 1) ERA: 2.78	6.0 L 29 7 5 4 4 4 0 0 0 0 0 0 64 116 6.00 1.833													
Brad Clontz, R (7, 1) ERA: 4.3	1.2 6 1 0 0 1 0 0 0 0 0 0 0 14 22 0.00 0.600													
Pedro Borbon, L (8, 1) ERA: 2.23	0.1 1 0 0 0 1 0 0 0 0 0 0 0 3 6 0.00 0.000													
Mark Wohlers, R (9, 1) ERA: 2.59	1.0 4 1 1 1 1 0 0 0 0 1 0 7 11 9.00 1.000													

Batter	1	2	3	4	5	6	7	8	9	AB	R	H	RBI	BB	SO	LOB
Marquis Grissom, R OBP: 0.347, SLG: 0.483 (1, 8)	L6		L9		10S 1B		L5			4	1	1	0	0	0	1
Ed Giovanola, L OBP: 0.303, SLG: 0.254 (1, 6) (7, 4)	F7		P5		F8		G6-3			4	0	0	0	0	0	2
10 Chipper Jones, S OBP: 0.388, SLG: 0.551 (1, 5)	G4-3			HR	2B 1B		K			4	2	2	2	0	1	0
Fred McGriff, L OBP: 0.355, SLG: 0.501 (1, 3)		L8		G1-3	2B		F9			4	0	1	1	0	0	0
Ryan Klesko, L OBP: 0.370, SLG: 0.563 (1, 7)		2B		E7 1B	FC4-6 BB		G1-3			3	1	2	0	1	0	0
Mark Whiten, S OBP: 0.352, SLG: 0.397 Mark Wohlers, R (1, 9) (9, 1)		G5-4-3 BB		1B	FC4-6		G4-3			3	0	1	1	1	0	2
Javy Lopez, R OBP: 0.325, SLG: 0.496 (1, 2)	G5-4-3			1B	1-2f					0	0	0	0	0	0	0
Mark Lemke, S OBP: 0.337, SLG: 0.325 Rafael Belliard, R OBP: 0.171, SLG: 0.206 (1, 4) (6, PH) (7, 6)			G3-1	F7			P3			2	0	0	0	0	0	1
Tom Glavine, L OBP: 0.339, SLG: 0.365 Brad Clontz, R Pedro Borbon, R OBP: 1.000, SLG: 1.000 Jermaine Dye, R OBP: 0.301, SLG: 0.419 (1, 1) (7, 1) (8, 1) (9, 9)							F7		G4-3	3	0	1	0	0	0	0
										0	0	0	0	0	0	0
										0	0	0	0	0	0	0
										1	0	0	0	0	0	0

Inning Stats	R: 0	H: 0	E: 0	K: 0	S: 8	H: 0	LOB: 0	BB: 0	P: 13	R: 0	H: 1	E: 0	K: 0	S: 8	H: 1	LOB: 1	BB: 1	P: 16	R: 0	H: 1	E: 0	K: 0	S: 7	H: 3	LOB: 1	BB: 0	P: 10	R: 2	H: 3	E: 1	K: 0	S: 15	H: 3	LOB: 2	BB: 1	P: 15	R: 0	H: 0	E: 0	K: 0	S: 8	H: 0	LOB: 0	BB: 0	P: 12	R: 0	H: 0	E: 0	K: 1	S: 7	H: 0	LOB: 0	BB: 0	P: 9	R: 0	H: 0	E: 0	K: 1	S: 9	H: 0	LOB: 0	BB: 0	P: 5	R: 0	H: 0	E: 0	K: 1	S: 9	H: 0	LOB: 0	BB: 0	P: 15	1B: 4	2B: 3	3B: 0	HR: 1	SF: 0	SAC: 0	DP: 1	HBP: 0	WP: 0	PB: 0	SB: 1	CS: 0	PA: 36
--------------	------	------	------	------	------	------	--------	-------	-------	------	------	------	------	------	------	--------	-------	-------	------	------	------	------	------	------	--------	-------	-------	------	------	------	------	-------	------	--------	-------	-------	------	------	------	------	------	------	--------	-------	-------	------	------	------	------	------	------	--------	-------	------	------	------	------	------	------	------	--------	-------	------	------	------	------	------	------	------	--------	-------	-------	-------	-------	-------	-------	-------	--------	-------	--------	-------	-------	-------	-------	--------

PITCHER	IP	WLS	BF	H	R	ER	SO	BB	IBB	HBP	BLK	WP	HR	S	P	ERA	WHIP
Jamey Wright, R ERA: 4.98 (1, 1)	6.0		27	8	4	3	0	2	0	0	0	0	1	54	89	4.50	1.667
Marvin Freeman, R ERA: 5.94 (7, 1)	1.0		3	0	0	0	1	0	0	0	0	0	0	7	9	0.00	0.000
Curt Leskanic, R ERA: 6.79 (8, 1)	1.0		3	0	0	0	0	0	0	0	0	0	0	3	5	0.00	0.000
Bruce Ruffin, L ERA: 4.32 (9, 1)	1.0	S	3	0	0	0	1	0	0	0	0	0	0	9	15	0.00	0.000

**BOTTOM**

**Colorado Rockies @ Atlanta Braves**  
Atlanta-Fulton County Stadium, Atlanta, GA

Fri Aug 09 1996, 7:05 PM EDT  
Att: 41,275 - Unknown - 83 F

livebaseballscores.com

AB	34
R	4
H	8
RBI	4
BB	2
SO	2
LOB	9



Batter	1	2	3	4	5	6	7	8	9	10	AB R H RBI BB SO LOB	TOP												
Eric Young Sr., R OBP: 0.414, SLG: 0.452 (1, 4)	P5		E	2B		FC6-4			G6-3 HBP		4 1 2 1 0 0 1	<b>Colorado Rockies @ Atlanta Braves</b> Atlanta-Fulton County Stadium, Atlanta, GA Sat. Aug 10 1996, 3:33 AM EDT Att: 46,064 - Sunny - 87 F												
Quinton McCracken, S OBP: 0.392, SLG: 0.416 (1, 8)	K		E5	1B			K		G6-3		5 1 1 0 0 2 3													
Ellis Burks, R OBP: 0.406, SLG: 0.639 (1, 7)	F9		G4-6-3 BB				K		K		4 1 1 1 1 2 2													
Dante Bichette, R OBP: 0.368, SLG: 0.531 (1, 9)		HR	G4-6-3				F8		F8		5 1 1 0 0 1 1													
Andres Galarraga, R OBP: 0.350, SLG: 0.578 (1, 3)		HR	F8				G4-3		G6-3		5 2 2 3 0 0 0													
Vinny Castilla, R OBP: 0.344, SLG: 0.559 (1, 5)	F9			K2-3			G5-3		G2-3		5 1 1 1 0 1 0													
Jayhawk Owens, R OBP: 0.335, SLG: 0.404 Jason Bates, S OBP: 0.306, SLG: 0.304 Steve Reed, R OBP: 0.333, SLG: 0.333 John Vander Wal, L OBP: 0.331, SLG: 0.389 Bruce Ruffin, S OBP: 0.331, SLG: 0.389 (1, 2)	K			BB 1B			K		G4-3		2 1 0 0 1 2 0													
Walt Weiss, S OBP: 0.397, SLG: 0.380 (1, 6)				BB E			K		G6-3 SH1-4 1B		1 0 0 0 0 0 0													
Armando Reynoso, R OBP: 0.229, SLG: 0.163 Darren Holmes, R (5, 1)	K			BB					G4-3		0 0 0 0 0 0 0													
Curt Leskanic, R OBP: 0.333, SLG: 0.667 Jeff Reed, L OBP: 0.367, SLG: 0.424 (8, 2)									SH1-4		1 0 0 0 0 0 0													
<b>Inning Stats</b>	R: 0 E: 0 K: 11 S: 11	H: 0 LOB: 0 BB: 0 P: 18	R: 2 E: 0 K: 2 S: 17	H: 2 LOB: 1 BB: 1 P: 31	R: 2 E: 1 K: 0 S: 12	H: 2 LOB: 0 BB: 1 P: 18	R: 2 E: 0 K: 2 S: 15	H: 1 LOB: 1 BB: 2 P: 33	R: 1 E: 0 K: 1 S: 10	H: 1 LOB: 0 BB: 0 P: 15	R: 0 E: 0 K: 2 S: 14	H: 0 LOB: 1 BB: 1 P: 23	R: 0 E: 0 K: 2 S: 7	H: 0 LOB: 0 BB: 0 P: 11	R: 0 E: 0 K: 0 S: 5	H: 0 LOB: 0 BB: 0 P: 5	R: 0 E: 0 K: 1 S: 9	H: 1 LOB: 2 BB: 0 P: 14	R: 2 E: 0 K: 0 S: 11	H: 2 LOB: 0 BB: 0 P: 13	1B: 3 2B: 2 3B: 0 HR: 4	SF: 0 SAC: 1 DP: 1 HBP: 1	WP: 0 PB: 0 SB: 2 CS: 0	PA: 44
<b>PITCHER</b>	IP WLS BF	H R ER SO	BB IBB HBP BLK	WP HR S P	ERA WHIP	<b>PITCHER</b>										ERA WHIP								
Terrell Wade, L ERA: 2.35 (1, 1)	3.1	4	6	4	0	0	0	0	0	10.80	Mark Wohlers, R ERA: 2.83 (9, 1)										10.80	2.400		
Joe Borowski, R ERA: 5.79 (4, 1)	1.2	2	1	1	0	0	0	0	1	5.40											5.40	1.200		
Greg McMichael, R ERA: 3.29 (6, 1)	2.0	0	0	0	0	0	0	0	0	0.00											0.00	0.500		
Brad Clontz, R ERA: 4.23 (8, 1)	1.0	0	0	0	0	0	0	0	0	0.00											0.00	0.000		
Pedro Borbon, L ERA: 2.2 (9, 1)	0.1	1	0	0	0	0	0	0	0	0.00											0.00	3.000		

livebaseballscorecards.com

AB	37
R	9
H	9
RBI	6
BB	5
SO	11
LOB	10





BOTTOM

Colorado Rockies @ Atlanta Braves  
Atlanta-Fulton County Stadium, Atlanta, GA

Sat Aug 10 1996, 3:33 AM EDT  
Att. 46,064 - Sunny - 87 F

livebaseballscorecards.com

AB 37  
R 7  
H 8  
RBI 7  
BB 9  
SO 7  
LOB 21



WP: 1 PA: 49  
PB: 0  
SB: 0  
CS: 1

AB R H RBI BB SO LOB

4	1	1	0	2	2	4
5	1	1	2	1	1	1
5	1	1	3	1	0	2
3	1	1	1	1	0	1
4	1	1	0	0	0	1
2	1	1	1	1	1	0
0	0	0	0	0	0	0
1	0	1	0	0	0	0
0	0	0	0	0	0	0
1	0	0	0	0	0	0
4	1	0	0	1	1	4
4	0	1	0	1	0	2
1	0	0	0	0	1	0
0	0	0	0	0	0	0
2	0	0	0	1	0	5
0	0	0	0	0	0	0
0	0	0	0	0	0	0
1	0	0	0	0	1	1

Batter	1	2	3	4	5	6	7	8	9	10
Marquis Grissom, R OBP: 0.349, SLG: 0.485 (1, 8)	F9-2 3B		CS BB		1B 10 HR 1-2 2-3 BB	K	FC6-4 1-2f			K
Ed Giovanola, L OBP: 0.306, SLG: 0.250 (1, 6)	F9-2 3-H		CS 1-2	K	10 HR 1B 1-3 2-H 3-H	BB		B3		G4-3
10 Chipper Jones, S OBP: 0.388, SLG: 0.554 (1, 5)	BB			G3	HR 1-H 3-H	G1-3		F7		G5-3
Fred McGriff, L OBP: 0.358, SLG: 0.507 (1, 3)	F5			G3	BB CI HBP		HR	BB		
Ryan Klesko, L OBP: 0.369, SLG: 0.562 (1, 7)		F7			1B 2B CI BB		L8	F8		
Mark Whiten, S OBP: 0.355, SLG: 0.398 (1, 9)			K		WP 1B		BB E 1B		P3	
Greg McMichael, R (6, 1)					1B BB					
Eddie Pérez, R OBP: 0.350, SLG: 0.481 (7, PH)					1B BB					
Rafael Belliard, R OBP: 0.171, SLG: 0.206 (7, PR)					1B BB					
Jermaine Dye, R OBP: 0.299, SLG: 0.416 (8, 9)					1B BB					
Javy Lopez, R OBP: 0.324, SLG: 0.490 (1, 2)		G4-3			WP 1B BB K		E4 BB	F8		
Mike Mordecai, R OBP: 0.286, SLG: 0.281 (1, 4)			F8		P5	F7	FC6-4 BB			1B
Terrell Wade, L (1, 1)					2-0	4-0				
Joe Borowski, R (4, 1)					F8	BB	F7			K
Dwight Smith, L OBP: 0.289, SLG: 0.322 (5, PH)										
Brad Clontz, R (8, 1)										
Pedro Borbon, R OBP: 1.000, SLG: 1.000 (9, 1)										
Mark Wohlers, R (9, 1)										

Inning Stats	R: 0	H: 1	R: 0	H: 0	R: 0	H: 0	R: 0	H: 4	R: 0	H: 0	R: 1	H: 2	R: 0	H: 0	R: 0	H: 1	R: 0	H: 0
	E: 0	LOB: 1	E: 0	LOB: 0	E: 0	LOB: 0	E: 1	LOB: 3	E: 0	LOB: 2	E: 1	LOB: 3	E: 0	LOB: 1	E: 0	LOB: 1	E: 0	LOB: 0
	K: 0	BB: 1	K: 1	BB: 0	K: 1	BB: 0	K: 1	BB: 3	K: 1	BB: 2	K: 0	BB: 1	K: 0	BB: 1	K: 1	BB: 0	K: 1	BB: 0
	S: 7	P: 12	S: 7	P: 11	S: 7	P: 13	S: 26	P: 56	S: 8	P: 18	S: 13	P: 22	S: 7	P: 13	S: 7	P: 12	S: 9	P: 9

PITCHER	IP	WLS	BF	H	R	ER	SO	BB	IBB	HBP	BLK	WP	HR	S	P	ERA	WHIP
Armando Reynoso, R ERA: 4.77 (1, 1)	4.2		21	5	6	6	3	4	0	0	0	1	1	49	91	11.57	1.929
Darren Holmes, R ERA: 4.7 (5, 1)	1.1		9	0	0	0	2	3	0	1	0	0	0	16	35	0.00	2.250
Curt Leskanic, R ERA: 6.84 (7, 1)	1.0		7	2	1	1	0	1	0	0	0	0	1	13	22	9.00	3.000
Steve Reed, R ERA: 3.86 (8, 1)	2.0	W	8	1	0	0	1	1	0	0	0	0	0	14	25	0.00	1.000
Bruce Ruffin, L ERA: 4.24 (10, 1)	1.0	S	3	0	0	0	1	0	0	0	0	0	0	9	9	0.00	0.000

Batter	1	2	3	4	5	6	7	8	9	AB R H RBI BB SO LOB	TOP											
Walt Weiss, S (1, 6) OBP: 0.394, SLG: 0.376	0-0 F8		2-2 P5		1-1 L8			1-0 G3		4 0 0 0 0 0 3												
Quinton McCracken, S (1, 8) OBP: 0.385, SLG: 0.407	2-3 K			1-3 K		0-0 B4-3		1-1 G4-3		4 0 0 0 0 2 1												
Ellis Burks, R (1, 7) OBP: 0.407, SLG: 0.645	1-3 K			1-0 HR		1-1 L7			1-2 G6-3 1B	4 1 2 1 0 1 0												
Andres Galarraga, R (1, 3) OBP: 0.349, SLG: 0.577		1-3 K		0-1 CS 2B		0-2 G6-3			1-2 P3	4 0 1 0 0 1 1												
Eric Anthony, L (1, 9) OBP: 0.356, SLG: 0.489		1-3 K		4-0 BB			4-2 G3-6-3 BB		3-2 G6-3	1 0 0 0 2 1 0												
Angel Echevarria, R (7, PR) OBP: 0.357, SLG: 0.308									1-2 G6-3	0 0 0 0 0 0 0												
Dante Bichette, R (9, PH) OBP: 0.367, SLG: 0.529										1 0 0 0 0 0 1												
Vinny Castilla, R (1, 5) OBP: 0.341, SLG: 0.554		1-3 K		2-3 K			1 SAFE 1 SAFE 1 SAFE K		0-1 G1-3	4 0 0 0 0 3 4												
Jeff Reed, L (1, 2) OBP: 0.367, SLG: 0.423			2-2 F7		2-2 SH3-4 1B		1 SAFE 0-1 G3-6-3			3 0 1 0 0 0 1												
Jason Bates, S (1, 4) OBP: 0.299, SLG: 0.297			0-3 K		1 SAFE 1-0 F7			1-3 K		3 0 0 0 0 2 1												
Roger Bailey, R (1, 1) OBP: 0.417, SLG: 0.800				4-2 BB		1 SAFE 1-1 SH3-4		2-2 G3 1B		0 0 0 0 1 0 0												
John Vander Wal, L (8, PH) OBP: 0.336, SLG: 0.394										1 0 1 0 0 0 0												
Marvin Freeman, R (8, 1) OBP: 0.150, SLG: 0.105										0 0 0 0 0 0 0												
<b>Inning Stats</b>	R: 0 E: 0 K: 2 S: 7	H: 0 LOB: 0 BB: 0 P: 10	R: 0 E: 0 K: 3 S: 9	H: 0 LOB: 0 BB: 0 P: 12	R: 0 E: 0 K: 1 S: 15	H: 0 LOB: 1 BB: 1 P: 23	R: 1 E: 0 K: 2 S: 12	H: 2 LOB: 1 BB: 1 P: 20	R: 0 E: 0 K: 0 S: 10	H: 1 LOB: 1 BB: 0 P: 15	R: 0 E: 0 K: 0 S: 6	H: 0 LOB: 0 BB: 0 P: 7	R: 0 E: 0 K: 1 S: 7	H: 0 LOB: 1 BB: 1 P: 12	R: 0 E: 0 K: 1 S: 10	H: 1 LOB: 1 BB: 0 P: 15	R: 0 E: 0 K: 0 S: 12	H: 1 LOB: 1 BB: 0 P: 17	1B: 3 2B: 1 3B: 0 HR: 1	SF: 0 SAC: 1 DP: 1 HBP: 0	WP: 0 PB: 0 SB: 0 CS: 1	PA: 33
<b>PITCHER</b>	IP WLS BF H R ER SO BB IBB HBP BLK WP HR S P ERA WHIP																					
29 John Smoltz, R (1, 1) ERA: 2.85	8.0 W 29 4 1 1 10 3 0 0 0 0 1 76 114 1.12 0.875																					
Mark Wohlers, R (9, 1) ERA: 2.78	1.0 S 4 1 0 0 0 0 0 0 0 0 0 0 12 17 0.00 1.000																					

Colorado Rockies @ Atlanta Braves  
Atlanta-Fulton County Stadium, Atlanta, GA

Sun Aug 11 1996, 7:05 PM EDT  
Att. 32,961 - Unknown - 79 F

livebaseballscorecards.com

AB 29  
R 1  
H 5  
RBI 1  
BB 3  
SO 10  
LOB 12



Batter	1	2	3	4	5	6	7	8	9
<b>Marquis Grissom, R</b> (1, 8) <small>OBP: 0.350, SLG: 0.486</small>									
<b>Ed Giovanola, L</b> (1, 6) <b>Rafael Belliard, R</b> (9, 6) <small>OBP: 0.303, SLG: 0.239</small> <small>OBP: 0.171, SLG: 0.206</small>									
<b>10 Chipper Jones, S</b> (1, 5) <small>OBP: 0.390, SLG: 0.556</small>									
<b>Fred McGriff, L</b> (1, 3) <small>OBP: 0.361, SLG: 0.507</small>									
<b>Ryan Klesko, L</b> (1, 7) <small>OBP: 0.368, SLG: 0.559</small>									
<b>Dwight Smith, L</b> (1, 9) <b>Jermaine Dye, R</b> (9, 9) <small>OBP: 0.295, SLG: 0.323</small> <small>OBP: 0.299, SLG: 0.416</small>									
<b>Javy Lopez, R</b> (1, 2) <small>OBP: 0.323, SLG: 0.487</small>									
<b>Mike Mordecai, R</b> (1, 4) <small>OBP: 0.270, SLG: 0.265</small>									
<b>29 John Smoltz, R</b> (1, 1) <b>Mark Wohlers, R</b> (9, 1) <small>OBP: 0.222, SLG: 0.237</small>									

Inning Stats	R: 0	H: 0	E: 0	K: 2	S: 11	LOB: 2	BB: 2	P: 26
	R: 0	H: 1	E: 0	K: 2	S: 11	LOB: 1	BB: 0	P: 18
	R: 0	H: 1	E: 0	K: 0	S: 7	LOB: 1	BB: 1	P: 11
	R: 0	H: 0	E: 0	K: 0	S: 6	LOB: 0	BB: 1	P: 12
	R: 0	H: 0	E: 1	K: 0	S: 12	LOB: 1	BB: 0	P: 18
	R: 0	H: 1	E: 0	K: 0	S: 6	LOB: 1	BB: 1	P: 14
	R: 0	H: 0	E: 0	K: 1	S: 7	LOB: 0	BB: 0	P: 7
	R: 4	H: 3	E: 1	K: 3	S: 19	LOB: 1	BB: 1	P: 27

PITCHER	IP	WLS	BF	H	R	ER	SO	BB	IBB	HBP	BLK	WP	HR	S	P	ERA	WHIP
<b>Roger Bailey, R</b> (1, 1) <small>ERA: 6.16</small>	7.0		27	3	0	0	5	5	0	0	0	1	0	60	106	0.00	1.143
<b>Marvin Freeman, R</b> (8, 1) <small>ERA: 6.19</small>	1.0	L	8	3	4	4	3	0	1	1	0	0	0	19	27	36.00	3.000

**BOTTOM**

AB	R	H	RBI	BB	SO	LOB
3	1	1	0	0	1	0
3	0	0	0	1	2	2
0	0	0	0	0	0	0
2	1	1	0	2	0	2
2	1	1	0	2	0	2
4	1	1	2	0	0	4
3	0	1	0	1	1	4
0	0	0	0	0	0	0
4	0	1	2	0	1	2
4	0	0	0	0	2	2
3	0	0	0	0	1	1
0	0	0	0	0	0	0


<b>AB</b>	<b>28</b>
<b>R</b>	<b>4</b>
<b>H</b>	<b>6</b>
<b>RBI</b>	<b>4</b>
<b>BB</b>	<b>6</b>
<b>SO</b>	<b>8</b>
<b>LOB</b>	<b>19</b>



WP	PA
1	35

**Colorado Rockies @ Atlanta Braves**  
**Atlanta-Fulton County Stadium, Atlanta, GA**  
 Sun Aug 11 1996, 7:05 PM EDT  
 Att: 32,961 - Unknown - 79 F

[livebaseballscorecards.com](http://livebaseballscorecards.com)

Batter	1	2	3	4	5	6	7	8	9	AB R H RBI BB SO LOB	TOP													
Eric Young Sr. R (1, 4) OBP: 0.413, SLG: 0.449 Jason Bates S (6, 4) OBP: 0.297, SLG: 0.295	2-3 K		0-0 G4-6-3			4-2 FC6-4 BB		2-2 G4-3		2 0 0 0 1 1 1 1 0 0 0 0 0 0	<p><b>Colorado Rockies @ Florida Marlins</b> Joe Robbie Stadium, Miami, FL</p> <p>Tue Aug 13 1996, 7:05 PM EDT Att. 26,256 - Unknown - 86 F</p> <p>livebaseballscorecards.com</p> <p>AB 27 R 0 H 2 RBI 0 BB 6 SO 9 LOB 15</p> 													
Quinton McCracken S (1, 8) OBP: 0.378, SLG: 0.399	0-0 G6-3			0-0 B5-3		2-2 FC6-4		2-1 F7		4 0 0 0 0 0 1														
Ellis Burks R (1, 7) OBP: 0.404, SLG: 0.639	3-1 F9			2-3 K		1-1 G4-3		2-2 G6-3		4 0 0 0 0 1 1														
Andres Galarraga R (1, 3) OBP: 0.352, SLG: 0.579		4-1 S BB		4-2 CS BB		1-0 BB 2B		0-0 P4		2 0 1 0 2 0 0														
Dante Bichette R (1, 9) OBP: 0.366, SLG: 0.527	1-1 F9		0-2 CS	2-0 1B		0-0 F4		1-3 K		4 0 1 0 0 1 2														
Vinny Castilla R (1, 5) OBP: 0.340, SLG: 0.551	1-3 K		0-1 L7			4-1 BB BB		0-3 K		3 0 0 0 1 2 2														
Jayhawk Owens R (1, 2) OBP: 0.329, SLG: 0.396	1-3 K		3-3 K			3-3 K				3 0 0 0 0 3 4														
Walt Weiss S (1, 6) OBP: 0.393, SLG: 0.374		3-1 F9		0-0 F7		4-0 BB				2 0 0 0 1 0 1														
Kevin Ritz R (1, 1) OBP: 0.255, SLG: 0.204 Angel Echevarria R (7, PH) OBP: 0.333, SLG: 0.286 John Burke S (7, 1)		4-1 G4-6-3 BB		2-3 K		2-1 F8				1 0 0 0 1 1 0 1 0 0 0 0 0 3 0 0 0 0 0 0 0														
<b>Inning Stats</b>	R: 0 E: 0 K: 1 S: 6	H: 0 LOB: 0 BB: 0 P: 11	R: 0 E: 0 K: 2 S: 9	H: 0 LOB: 1 BB: 1 P: 16	R: 0 E: 0 K: 0 S: 4	H: 0 LOB: 0 BB: 1 P: 11	R: 0 E: 0 K: 1 S: 9	H: 0 LOB: 0 BB: 1 P: 15	R: 0 E: 0 K: 1 S: 8	H: 1 LOB: 1 BB: 0 P: 13	R: 0 E: 0 K: 1 S: 13	H: 0 LOB: 1 BB: 1 P: 22	R: 0 E: 0 K: 1 S: 10	H: 1 LOB: 3 BB: 2 P: 24	R: 0 E: 0 K: 0 S: 9	H: 0 LOB: 0 BB: 0 P: 15	R: 0 E: 0 K: 2 S: 7	H: 0 LOB: 0 BB: 0 P: 8	R: 0 E: 0 K: 2 S: 7	H: 0 LOB: 0 BB: 0 P: 8	1B: 1 2B: 1 3B: 0 HR: 0	SF: 0 SAC: 0 DP: 1 HBP: 0	WP: 0 PB: 0 SB: 1 CS: 1	PA: 34
<b>PITCHER</b>	IP WLS BF H R ER SO BB IBB HBP BLK WP HR S P ERA WHIP																							
Al Leiter L (1, 1) ERA: 2.71	7.0 W 27 2 0 0 7 6 0 0 0 0 0 0 59 112 0.00 1.143																							
Jay Powell R (8, 1) ERA: 3.65	1.0 3 0 0 0 0 0 0 0 0 0 0 0 9 15 0.00 0.000																							
Robb Nen R (9, 1) ERA: 2.04	1.0 3 0 0 0 0 2 0 0 0 0 0 0 7 8 0.00 0.000																							

Batter	1	2	3	4	5	6	7	8	9
Luis Castillo, S OBP: 0.286, SLG: 0.286 (1, 4)	1-2 1B 1B	0-0 FC5-4 G6-3 1-2f		0-0 1B		2-0 G1-3		2-3 K	
Edgar Renteria, R OBP: 0.353, SLG: 0.406 (1, 6)	2-2 1B 1B	3-2 G6-3		2-3 K 1-2			0-1 G5-3		
Gary Sheffield, R OBP: 0.448, SLG: 0.628 (1, 9)	2-1 P4 1-2	4-0 BB		0-0 G5-3			1-1 F8		
Jeff Conine, R OBP: 0.367, SLG: 0.490 (1, 7)	0-0 1B 1B	0-1 L4			1-1 G4-3 1B 2B		4-2 BB		
Devon White, S OBP: 0.322, SLG: 0.434 (1, 8)	4-0 1B BB		3-2 CS 1B		0-1 G4-3		0-0 G3		
Greg Colbrunn, R OBP: 0.334, SLG: 0.423 (1, 3)	1-3 K		2-1 F7 1-2		0-3 K		1-0 WP 3B		
Kurt Abbott, R OBP: 0.313, SLG: 0.474 (1, 5)	2-2 1B		4-2 BB		3-2 CS 1B		1-0 F9		
Alex Arias, R OBP: 0.340, SLG: 0.390 (9, 5)	1-3 2-H 1B				3-H 1B		3-H K		
Rob Natal, R OBP: 0.213, SLG: 0.164 (1, 2)	1-0 G1-3		2-0 G5-3		2-1 CS 1-2	1-0 G5-3		1-3 K	
Al Leiter, L OBP: 0.123, SLG: 0.057 (1, 1)		4-0 BB		0-0 G4-3		1-3 K		0-1 1B	
Jay Powell, R (8, 1)									
Joe Orsulak, L OBP: 0.292, SLG: 0.291 (8, PH)		FC5-4 BB							
Robb Nen, R (9, 1)									


Inning Stats	R: 3	H: 4	E: 0	K: 1	S: 19	LOB: 2	BB: 1	P: 31	R: 0	H: 0	E: 0	K: 0	S: 7	LOB: 2	BB: 2	P: 18	R: 0	H: 1	E: 0	K: 0	S: 10	LOB: 1	BB: 1	P: 21	R: 0	H: 1	E: 0	K: 1	S: 8	LOB: 1	BB: 0	P: 9	R: 1	H: 2	E: 0	K: 1	S: 11	LOB: 0	BB: 0	P: 17	R: 0	H: 0	E: 0	K: 1	S: 5	LOB: 0	BB: 0	P: 9	R: 0	H: 0	E: 0	K: 0	S: 7	LOB: 1	BB: 1	P: 12	R: 1	H: 2	E: 0	K: 2	S: 10	LOB: 1	BB: 0	P: 15
--------------	------	------	------	------	-------	--------	-------	-------	------	------	------	------	------	--------	-------	-------	------	------	------	------	-------	--------	-------	-------	------	------	------	------	------	--------	-------	------	------	------	------	------	-------	--------	-------	-------	------	------	------	------	------	--------	-------	------	------	------	------	------	------	--------	-------	-------	------	------	------	------	-------	--------	-------	-------

PITCHER	IP	WLS	BF	H	R	ER	SO	BB	IBB	HBP	BLK	WP	HR	S	P	ERA	WHIP
Kevin Ritz, R ERA: 4.79 (1, 1)	6.0	L	28	8	4	4	4	4	4	0	0	0	0	60	105	6.00	2.000
John Burke, R ERA: 4.5 (7, 1)	2.0		9	2	1	1	2	1	0	0	0	1	0	17	27	4.50	1.500

**BOTTOM**

AB	R	H	RBI	BB	SO	LOB
5	1	2	0	0	1	2
4	1	1	0	0	1	2
3	0	0	0	1	0	3
3	2	2	2	1	0	2
3	0	1	0	1	0	2
4	1	1	0	0	2	4
3	0	2	2	1	0	0
0	0	0	0	0	0	0
4	0	0	0	0	1	3
2	0	0	0	1	1	0
0	0	0	0	0	0	0
1	0	1	0	0	0	0
0	0	0	0	0	0	0

<b>AB</b>	<b>32</b>
<b>R</b>	<b>5</b>
<b>H</b>	<b>10</b>
<b>RBI</b>	<b>4</b>
<b>BB</b>	<b>5</b>
<b>SO</b>	<b>6</b>
<b>LOB</b>	<b>18</b>



WP	PA
1	38
PB: 0	
SB: 4	
CS: 2	

**Colorado Rockies @ Florida Marlins**  
**Joe Robbie Stadium, Miami, FL**  
 Tue Aug 13 1996, 7:05 PM EDT  
 Att: 26,256 - Unknown - 86 F

livebaseballscorecards.com

Batter	1	2	3	4	5	6	7	8	9	AB R H RBI BB SO LOB	TOP											
Walt Weiss, S (1, 6) OBP: 0.392, SLG: 0.372	1-3 K			2-1 P5		1-1 HBP		2-2 G3		3 0 0 0 0 1 2												
Ellis Burks, R (1, 8) OBP: 0.401, SLG: 0.633	2-3 K			3-2 G6-3		0-0 L6			2-2 G5-3	4 0 0 0 0 1 1												
John Vander Wal, L (1, 7) OBP: 0.333, SLG: 0.389	2-3 K			1-2 E8 1B			2-2 G4-3		3-3 K	4 0 1 0 0 2 0												
Andres Galarraga, R (1, 3) OBP: 0.349, SLG: 0.574		2-2 G6-3		1-3 K			1-3 K		2-1 P4	4 0 0 0 0 2 1												
Eric Anthony, L (1, 9) OBP: 0.350, SLG: 0.478		3-3 K			1-0 F8		0-1 G3			3 0 0 0 0 1 0												
Vinny Castilla, R (1, 5) Eric Young Sr., R (8, PR) OBP: 0.413, SLG: 0.449		3-1 G6-3			1-2 P4			2-0 SH1-3 1B		3 0 1 0 0 0 0 0 1 0 0 0 0 0												
Jeff Reed, L (1, 2) OBP: 0.364, SLG: 0.420			2-0 G4-3		1-3 K			1-1 SH1-3		2 0 0 0 0 1 0												
Jason Bates, S (1, 4) OBP: 0.298, SLG: 0.295			1-3 K			1-1 G3-1		0-0 S 1B		3 0 1 1 0 1 0												
Mark Thompson, R (1, 1) Steve Reed, R (7, 1) Dante Bichette, R (8, PH) Curt Leskanic, R (8, 1)			1-3 K			1-2 G6-3		2-2 K		2 0 0 0 0 1 0 0 0 0 0 0 0 0 1 0 0 0 0 1 2 0 0 0 0 0 0 0												
<b>Inning Stats</b>	R: 0 E: 0 K: 3 S: 9	H: 0 LOB: 0 BB: 0 P: 14	R: 0 E: 0 K: 1 S: 8	H: 0 LOB: 0 BB: 0 P: 16	R: 0 E: 0 K: 2 S: 7	H: 0 LOB: 0 BB: 0 P: 11	R: 0 E: 1 K: 1 S: 13	H: 1 LOB: 1 BB: 0 P: 20	R: 0 E: 0 K: 1 S: 7	H: 0 LOB: 0 BB: 0 P: 10	R: 0 E: 0 K: 0 S: 7	H: 0 LOB: 1 BB: 0 P: 10	R: 0 E: 0 K: 1 S: 8	H: 0 LOB: 0 BB: 0 P: 11	R: 1 E: 0 K: 1 S: 13	H: 2 LOB: 1 BB: 0 P: 20	R: 0 E: 0 K: 1 S: 9	H: 0 LOB: 0 BB: 0 P: 16	1B: 3 2B: 0 3B: 0 HR: 0	SF: 0 SAC: 1 DP: 0 HBP: 1	WP: 0 PB: 0 SB: 1 CS: 0	PA: 31
<b>PITCHER</b>	IP WLS BF H R ER SO BB IBB HBP BLK WP HR S P ERA WHIP												<b>PITCHER</b>	IP WLS BF H R ER SO BB IBB HBP BLK WP HR S P ERA WHIP								
Kevin Brown, R (1, 1) ERA: 1.97	8.0 W 28 3 1 1 10 0 0 1 0 0 0 72 112 1.12 0.375																					
Robb Nen, R (9, 1) ERA: 2.01	1.0 S 3 0 0 0 1 0 0 0 0 0 0 9 16 0.00 0.000																					

Colorado Rockies @ Florida Marlins  
Joe Robbie Stadium, Miami, FL  
Wed Aug 14 1996, 7:05 PM EDT  
Att. 26,589 - Unknown - 85 F

livebaseballscorecards.com

AB 29  
R 1  
H 3  
RBI 1  
BB 0  
SO 11  
LOB 6





Batter	1	2	3	4	5	6	7	8	9	AB R H RBI BB SO LOB	TOP																				
Eric Young Sr. R (1, 4) OBP: 0.411, SLG: 0.445	4-0 G6-3 S SF9 BB		2-2 G4-3	0-1 G4-3			0-1 L4	0-1 G6-3		4 1 0 0 1 0 3																					
Ellis Burks, R (1, 8) OBP: 0.403, SLG: 0.632	3-2 G6-3		0-1 1B G6-3 1B		2-1 F9		4-2 FC5-4 BB	1-2 G1-6-3 1B		4 1 2 1 1 0 1																					
Dante Bichette, R (1, 7) OBP: 0.364, SLG: 0.524	1-2 SF9		1-1 WP G6-3 1B		1-1 G5-3		1-0 FC5-4 S	0-2 G1-6-3		4 1 1 1 0 0 2																					
Larry Walker, L (1, 9) OBP: 0.351, SLG: 0.576	2-2 G5-3		0-1 G6-3		0-0 1B		1-3 K	2-0 G1-3		5 0 1 1 0 1 2																					
Andres Galarraga, R (1, 3) OBP: 0.352, SLG: 0.575		1-1 G4-6-3 1B	3-1 FC5-4 1B		1-3 K		4-2 WP S SF7 BB			3 1 2 1 1 1 1																					
Vinny Castilla, R (1, 5) OBP: 0.341, SLG: 0.548		2-0 G4-6-3 1B	0-0 FC5-4			1-0 F9	4-2 3B BB			3 1 1 0 1 0 1																					
Jeff Reed, L (1, 2) OBP: 0.364, SLG: 0.422		1-1 G4-6-3		1-2 G3		0-0 G3-1 2B	0-0 SF7			3 0 1 0 0 0 2																					
Jayhawk Owens, R (8, PH) OBP: 0.327, SLG: 0.396										0 0 0 1 0 0 0																					
Walt Weiss, S (1, 6) OBP: 0.383, SLG: 0.380		1-2 G3-4-1		1-2 2B		1-1 G3-1	0-0 3B			4 0 2 1 0 0 2																					
Jamey Wright, R (1, 1) OBP: 0.111, SLG: 0.222			2-2 G4-3 1B		1-2 K		0-0 G6-3	2-2 F9		3 1 1 0 0 1 2																					
Darren Holmes, R (7, 1)										0 0 0 0 0 0 0																					
John Vander Wal, L (8, PH) OBP: 0.331, SLG: 0.386										1 0 0 0 0 0 1																					
Curt Leskanic, R (8, 1) OBP: 0.333, SLG: 0.667										0 0 0 0 0 0 0																					
Bruce Ruffin, S (8, 1)										0 0 0 0 0 0 0																					
<b>Inning Stats</b>	R: 1 H: 0 E: 0 LOB: 0 K: 0 BB: 1 S: 9 P: 19	R: 0 H: 2 E: 0 LOB: 1 K: 0 BB: 0 S: 9 P: 14	R: 3 H: 4 E: 0 LOB: 1 K: 0 BB: 0 S: 15 P: 23	R: 0 H: 1 E: 0 LOB: 1 K: 1 BB: 0 S: 11 P: 14	R: 0 H: 1 E: 0 LOB: 1 K: 1 BB: 0 S: 8 P: 12	R: 0 H: 1 E: 0 LOB: 1 K: 0 BB: 0 S: 5 P: 7	R: 0 H: 0 E: 0 LOB: 1 K: 1 BB: 1 S: 8 P: 14	R: 2 H: 1 E: 0 LOB: 1 K: 0 BB: 2 S: 13 P: 23	R: 0 H: 1 E: 0 LOB: 0 K: 0 BB: 0 S: 7 P: 10	1B: 7 SF: 2 2B: 3 SAC: 0 3B: 1 DP: 2 HR: 0 HBP: 0	WP: 2 PA: 40 PB: 0 SB: 3 CS: 0																				
<b>PITCHER</b>	IP WLS BF H R ER SO BB IBB HBP BLK WP HR S P ERA WHIP											<b>PITCHER</b>	IP WLS BF H R ER SO BB IBB HBP BLK WP HR S P ERA WHIP																		
Mark Hutton, R (1, 1) ERA: 4.73	3.0	15	6	4	4	0	1	0	0	0	1	0	33	56	12.00	2.333	Robb Nen, R (9, 1) ERA: 1.98	1.0	3	1	0	0	0	0	0	0	0	7	10	0.00	1.000
Chris Hammond, L (4, 1) ERA: 7.1	2.0	8	2	0	0	2	0	0	0	0	0	0	19	26	0.00	1.000															
Terry Mathews, R (6, 1) ERA: 5.03	1.2	7	1	0	0	0	1	0	0	0	0	0	10	17	0.00	1.200															
Felix Heredia, L (7, 1) ERA: 13.5	0.1	3	0	2	2	1	2	0	0	0	1	0	9	18	54.00	6.000															
Jay Powell, R (8, 1) ERA: 3.58	1.0	W 4	1	0	0	0	0	0	0	0	0	0	7	9	0.00	1.000															

Colorado Rockies @ Florida Marlins  
Joe Robbie Stadium, Miami, FL

Thu Aug 15 1996, 7:05 PM EDT  
Att. 21,723 - Unknown - 86 F

livebaseballscorecards.com

AB	34
R	6
H	11
RBI	6
BB	4
SO	3
LOB	17





Batter	1	2	3	4	5	6	7	8	9
Luis Castillo, S (1, 4) OBP: 0.267, SLG: 0.267	1-2 K		1-3 K		0-0 FC4		0-1 1B	1-2 F9	
Edgar Renteria, R (1, 6) OBP: 0.354, SLG: 0.403	3-3 K		1-1 B5-3		0-0 FC6-4		1-0 1B		
Gary Sheffield, R (1, 9) OBP: 0.451, SLG: 0.632	1-0 HR			2-0 G5-3		2-1 P1	1-2 BB		
Greg Colbrunn, R (1, 3) OBP: 0.333, SLG: 0.420	3-2 1B			1-0 P3		0-0 G6-3	2-3 K		
Rob Natal, R (9, 2) OBP: 0.205, SLG: 0.157									
Devon White, S (1, 8) OBP: 0.322, SLG: 0.432	0-2 L7			2-3 K		4-2 BLK		1-2 S 2B	
Billy McMillon, L (1, 7) OBP: 0.356, SLG: 0.275		1-0 G5-4-3 1B			1-2 G4-3	1-3 K		1-3 K	
Felix Heredia, L (7, 1)									
Jay Powell, R (8, 1)									
Jesus Tavarez, S (8, 7) OBP: 0.233, SLG: 0.210									
Kurt Abbott, R (1, 5) OBP: 0.319, SLG: 0.475		0-0 G5-4-3 1B			2-1 1B 1B		3-1 F8	4-1 2B BB	
Joe Siddall, L (1, 2) OBP: 0.194, SLG: 0.200			1-3 K		0-0 FC4 1B		0-0 F9	0-0 SF9 2B	
Alex Arias, R (8, PH) OBP: 0.342, SLG: 0.399									
Robb Nen, R (9, 1)									
Mark Hutton, R (1, 1) OBP: 0.364, SLG: 0.487			1-1 G4-3		1-2 FC4 1B		1-0 1B 1B	0-0 SF9	
Craig Grebeck, R (3, PH) OBP: 0.239, SLG: 0.247									
Chris Hammond, L (4, 1) OBP: 0.071, SLG: 0.071									
Joe Orsulak, L (5, PH) OBP: 0.295, SLG: 0.314									
Terry Mathews, L (6, 1)									
Jeff Conine, R (7, 7) OBP: 0.364, SLG: 0.487									

AB	R	H	RBI	BB	SO	LOB
5	1	1	0	0	2	2
4	0	1	2	0	1	2
3	1	1	1	1	0	0
4	0	1	0	0	1	2
0	0	0	0	0	0	0
3	1	1	0	1	1	1
3	0	1	0	0	1	1
0	0	0	0	0	0	0
0	0	0	0	0	0	0
1	0	0	0	0	1	1
3	2	1	0	1	0	1
3	0	1	0	0	1	0
1	1	1	2	0	0	0
0	0	0	0	0	0	0
0	0	0	0	0	0	0
1	1	1	1	0	0	0

**BOTTOM**

**Colorado Rockies @ Florida Marlins**  
Joe Robbie Stadium, Miami, FL

Thu Aug 15 1996, 7:05 PM EDT  
Att: 21,723 - Unknown - 86 F

AB	33
R	7
H	11
RBI	7
BB	3
SO	8
LOB	10



Inning Stats	R: 1	H: 2	E: 0	K: 2	S: 13	LOB: 1	BB: 0	P: 21	R: 0	H: 1	E: 0	K: 1	S: 5	LOB: 0	BB: 0	P: 7	R: 0	H: 0	E: 0	K: 1	S: 7	LOB: 0	BB: 0	P: 10	R: 0	H: 0	E: 0	K: 1	S: 5	LOB: 0	BB: 0	P: 10	R: 1	H: 3	E: 0	K: 0	S: 11	LOB: 2	BB: 0	P: 15	R: 0	H: 0	E: 0	K: 1	S: 8	LOB: 1	BB: 1	P: 15	R: 2	H: 3	E: 0	K: 1	S: 14	LOB: 2	BB: 1	P: 25	R: 3	H: 2	E: 0	K: 1	S: 13	LOB: 0	BB: 1	P: 20
--------------	------	------	------	------	-------	--------	-------	-------	------	------	------	------	------	--------	-------	------	------	------	------	------	------	--------	-------	-------	------	------	------	------	------	--------	-------	-------	------	------	------	------	-------	--------	-------	-------	------	------	------	------	------	--------	-------	-------	------	------	------	------	-------	--------	-------	-------	------	------	------	------	-------	--------	-------	-------

PITCHER	IP	WLS	BF	H	R	ER	SO	BB	IBB	HBP	BLK	WP	HR	S	P	ERA	WHIP
Jamey Wright, R (1, 1) ERA: 5.04	6.2		29	9	4	4	6	1	0	0	1	0	1	56	90	5.40	1.500
Darren Holmes, R (7, 1) ERA: 4.67	0.1		2	0	0	0	1	1	0	0	0	0	0	7	13	0.00	3.000
Curt Leskanic, R (8, 1) ERA: 7.18	0.1		3	1	2	2	1	1	0	0	0	0	0	8	14	54.00	6.000
Bruce Ruffin, L (8, 1) ERA: 4.35	0.2	L	3	1	1	1	0	0	0	0	0	0	0	5	6	13.50	1.500

WP	PA
0	37

Batter	1	2	3	4	5	6	7	8	9	AB R H RBI BB SO LOB	TOP											
Eric Young Sr., R OBP: 0.411, SLG: 0.444 (1, 4)	2-1 SH1-4 2B 1B	1-2 P4		0-1 G4-3 2-3		1-1 F7		0-1 CS 1B		5 1 2 0 0 0 4												
Walt Weiss, S OBP: 0.392, SLG: 0.377 (1, 6)	0-1 SH1-4 1-2		2-1 G1-3	0-0 F8		4-0 1B 1-2 2-3 BB		2-2 P6 1-2		3 0 0 0 1 0 2												
Ellis Burks, R OBP: 0.403, SLG: 0.632 (1, 7)	3-2 1B 2B 2-H		1-0 P4		1-1 F7	3-2 FC6-4 1B		1-1 G5-3		5 1 2 3 0 0 0												
Larry Walker, L OBP: 0.352, SLG: 0.587 (1, 9)	3-3 K		1-1 1B		0-0 F8	0-0 FC6-4 1-2f			0-0 HR	5 1 2 1 0 1 3												
Andres Galarraga, R OBP: 0.353, SLG: 0.573 (1, 3)	1-0 2-H 1B		2-3 K 1 SAFE 1 SAFE		1-1 G6-3		3-1 1B 1B		0-2 G4-3	5 0 2 1 0 1 1												
Eric Anthony, L OBP: 0.353, SLG: 0.486 (1, 8)	0-3 K			1-0 1B		2-2 2B	1-3 K		4-2 FC6-4 BB	0 2 0 0 0 0 0 0 0 0 0 0 0 0 0 0 0 0 1 0 0 0 0 0 0 0 0 0												
Steve Reed, R OBP: 0.333, SLG: 0.333 (7, 1)																						
Jason Bates, S OBP: 0.303, SLG: 0.295 (9, PH)																						
Bruce Ruffin, S (9, 1)																						
Vinny Castilla, R OBP: 0.346, SLG: 0.557 (1, 5)			3-1 2B 1B	0-0 1-H HR		0-2 BB 1B 2-3 1B	1-0 1-2 1B		1-2 FC6-4 1-2f	5 2 4 2 0 0 1	AB 34 R 8 H 15 RBI 8 BB 2 SO 3 LOB 16											
Jeff Reed, L OBP: 0.365, SLG: 0.427 (1, 2)			2-0 SH1-4 1-H 2B	0-0 G4-3 SH3-1-4 1B		3-1 SF8 3-H	1-3 K		0-1 G4-3	4 0 2 1 0 1 3												
Armando Reynoso, R OBP: 0.229, SLG: 0.163 (1, 1)			0-0 SH1-4	0-0 SH3-1-4		2-1 BB 1B	0-1 F7			0 0 0 0 0 0 0 1 1 1 0 0 0 0 0 0 0 0 0 0 0 1 0 0 0 0 0 2												
John Vander Wal, L OBP: 0.336, SLG: 0.391 (6, PH)																						
John Burke, S (6, 1)																						
Quinton McCracken, S OBP: 0.376, SLG: 0.397 (7, 8)				1-2 1B																		
<b>Inning Stats</b>	R: 2 E: 0 K: 2 S: 14	H: 3 LOB: 1 BB: 0 P: 23	R: 0 E: 0 K: 0 S: 7	H: 2 LOB: 1 BB: 0 P: 13	R: 0 E: 0 K: 1 S: 9	H: 1 LOB: 1 BB: 0 P: 15	R: 2 E: 0 K: 0 S: 7	H: 3 LOB: 1 BB: 0 P: 8	R: 0 E: 0 K: 0 S: 5	H: 0 LOB: 0 BB: 0 P: 7	R: 3 E: 0 K: 0 S: 16	H: 4 LOB: 2 BB: 1 P: 31	R: 0 E: 0 K: 2 S: 11	H: 2 LOB: 2 BB: 0 P: 17	R: 0 E: 0 K: 0 S: 8	H: 1 LOB: 0 BB: 0 P: 10	R: 1 E: 0 K: 0 S: 12	H: 1 LOB: 1 BB: 1 P: 17	1B: 12 2B: 3 3B: 0 HR: 2	SF: 1 SAC: 3 DP: 0 HBP: 0	WP: 0 PB: 0 SB: 0 CS: 1	PA: 44
<b>PITCHER</b>	IP WLS BF H R ER SO BB IBB HBP BLK WP HR S P ERA WHIP																			<b>PITCHER</b>	IP WLS BF H R ER SO BB IBB HBP BLK WP HR S P ERA WHIP	
Roger Salkeld, R ERA: 5.29 (1, 1)	5.2 L 29 12 7 7 3 1 0 0 0 0 1 54 90 11.12 2.294																					
Scott Service, R ERA: 3.64 (6, 1)	0.1 2 1 0 0 0 0 0 0 0 0 0 0 4 7 0.00 3.000																					
Lee Smith, R ERA: 3.05 (7, 1)	2.0 8 3 0 0 2 0 0 0 0 0 0 0 19 27 0.00 1.500																					
Hector Carrasco, R ERA: 3.79 (9, 1)	1.0 5 1 1 1 0 1 0 0 0 0 0 1 12 17 9.00 2.000																					

Colorado Rockies @ Cincinnati Reds  
Riverfront Stadium, Cincinnati, OH

Fri Aug 16 1996, 7:05 PM EDT  
Att. 28,878 - Unknown - 85 F

AB	34
R	8
H	15
RBI	8
BB	2
SO	3
LOB	16



Batter	1	2	3	4	5	6	7	8	9	AB	R	H	RBI	BB	SO	LOB
<b>Thomas Howard, S</b> OBP: 0.324, SLG: 0.437 (1, 9)	0-1 G4-6-3 1B	1-2 1-2 2-3 1B		0-0 1-3 1B		2-2 1-3 1B			1-2 G4-3	5	0	4	0	0	0	0
<b>Bret Boone, R</b> OBP: 0.276, SLG: 0.345 (1, 4)	2-0 G4-6-3 1-2f	2-2 G1-2-3 3-Hf		2-0 G2-3		1-2 FC3-6 1-2f			1-3 K	5	0	0	0	0	1	8
<b>Barry Larkin, R</b> OBP: 0.413, SLG: 0.563 (1, 6)	4-2 BB		1-0 G5-3		2-1 G1-6-3			0-1 G5-3		3	0	0	0	1	0	0
<b>Kevin Mitchell, R</b> OBP: 0.366, SLG: 0.406 (1, 7)	0-0 F8		0-0 1B 2B		2-2 F9			0-1 G5-3		4	1	1	0	0	0	1
<b>Eric Davis, R</b> OBP: 0.419, SLG: 0.573 (1, 8)		1-2 BB 1B 1B	0-1 G4-3 2-H		1-0 1B 1B			2-0 G5-3		4	2	3	1	0	0	0
<b>Hal Morris, L</b> OBP: 0.346, SLG: 0.436 (1, 3)		0-0 1B 1B	0-0 G4-3 1-2f		2-2 1B			1-2 F9		4	1	2	1	0	0	1
<b>Joe Oliver, R</b> OBP: 0.319, SLG: 0.420 (1, 2)		4-2 FC3-5 1B 1-2 2-3 BB		0-1 G5-3		1-3 K		1-0 P5		3	0	0	0	1	1	0
<b>Jeff Branson, L</b> OBP: 0.302, SLG: 0.393 (1, 5) <b>Hector Carrasco, R</b> (9, 1)		1-0 1B FC3-5 1-2 2-H 3-H 1B		4-2 1B BB		1-3 K		3-2 G3		3	0	1	2	1	1	0
<b>Roger Salkeld, R</b> (1, 1) <b>Scott Service, R</b> (6, 1) <b>Willie Greene, L</b> OBP: 0.313, SLG: 0.420 (6, PH) <b>Lee Smith, R</b> (7, 1) <b>Lenny Harris, L</b> OBP: 0.324, SLG: 0.400 (9, 5)		0-0 FC3-5 1B 1-2 2-3f		0-3 K		1-2 1B		1-3 K		2	0	0	0	0	1	3

Inning Stats	R: 0	H: 1	E: 0	K: 6	S: 6	LOB: 1	BB: 1	P: 12	R: 2	H: 4	E: 0	K: 0	S: 16	LOB: 2	BB: 1	P: 25	R: 1	H: 2	E: 0	K: 5	S: 9	LOB: 0	BB: 0	P: 6	R: 0	H: 1	E: 0	K: 1	S: 9	LOB: 2	BB: 1	P: 15	R: 1	H: 2	E: 0	K: 0	S: 9	LOB: 1	BB: 0	P: 16	R: 0	H: 2	E: 0	K: 17	S: 12	LOB: 2	BB: 0	P: 23	R: 0	H: 0	E: 0	K: 0	S: 5	LOB: 0	BB: 0	P: 7	R: 0	H: 0	E: 0	K: 0	S: 7	LOB: 0	BB: 0	P: 12	R: 0	H: 0	E: 0	K: 2	S: 13	LOB: 0	BB: 0	P: 16	1B: 11	SF: 0	2B: 1	SAC: 0	3B: 0	DP: 3	HR: 0	HBP: 0	WP: 0	PA: 38
--------------	------	------	------	------	------	--------	-------	-------	------	------	------	------	-------	--------	-------	-------	------	------	------	------	------	--------	-------	------	------	------	------	------	------	--------	-------	-------	------	------	------	------	------	--------	-------	-------	------	------	------	-------	-------	--------	-------	-------	------	------	------	------	------	--------	-------	------	------	------	------	------	------	--------	-------	-------	------	------	------	------	-------	--------	-------	-------	--------	-------	-------	--------	-------	-------	-------	--------	-------	--------

PITCHER	IP	WLS	BF	H	R	ER	SO	BB	IBB	HBP	BLK	WP	HR	S	P	ERA	WHIP
<b>Armando Reynoso, R</b> ERA: 4.86 (1, 1)	5.0		24	10	4	4	1	3	0	0	0	0	0	45	74	7.20	2.600
<b>John Burke, R</b> ERA: 3.0 (6, 1)	1.0		5	2	0	0	2	0	0	0	0	0	0	17	23	0.00	2.000
<b>Steve Reed, R</b> ERA: 3.69 (7, 1)	2.0		6	0	0	0	0	0	0	0	0	0	0	12	19	0.00	0.000
<b>Bruce Ruffin, L</b> ERA: 4.27 (9, 1)	1.0		3	0	0	0	2	0	0	0	0	0	0	13	16	0.00	0.000

**BOTTOM**


**Colorado Rockies @ Cincinnati Reds**  
Riverfront Stadium, Cincinnati, OH

Fri Aug 16 1996, 7:05 PM EDT  
Att: 28,878 - Unknown - 85 F

<b>AB</b>	<b>35</b>
<b>R</b>	<b>4</b>
<b>H</b>	<b>12</b>
<b>RBI</b>	<b>4</b>
<b>BB</b>	<b>3</b>
<b>SO</b>	<b>5</b>
<b>LOB</b>	<b>13</b>

livebaseballscorecards.com

WP: 0 PA: 38  
PB: 0  
SB: 1  
CS: 0



Batter	1	2	3	4	5	6	7	8	9	AB R H RBI BB SO LOB	TOP
Eric Young Sr., R (1, 4) OBP: 0.410, SLG: 0.443	0-0 FC5-4 1B		3-2 G6-3		2-2 L5			2-2 G6-3		4 0 1 0 0 0 1	
Walt Weiss, S (1, 6) OBP: 0.389, SLG: 0.374	1 SAFE FC5-4 1-2f		0-1 G4-3			2-1 G5-3		1-3 K		4 0 0 0 0 1 2	
Ellis Burks, R (1, 8) OBP: 0.402, SLG: 0.635	3-1 G6-4-3 1-2f			3-2 G4-3		0-0 HR			0-0 P6	4 1 1 1 0 0 1	
Larry Walker, L (1, 9) OBP: 0.350, SLG: 0.585		2-3 K		0-1 HR 2B		0-0 G3			2-2 F9	4 1 1 0 0 1 0	
Andres Galarraga, R (1, 3) OBP: 0.352, SLG: 0.570		0-0 CS 1B		1-1 G5-3		3-3 K			1-0 P3	4 0 1 0 0 1 1	
Dante Bichette, R (1, 7) OBP: 0.366, SLG: 0.530		4-2 S BB		0-0 HR			1-0 F8			2 1 1 2 1 0 0	
Vinny Castilla, R (1, 5) OBP: 0.344, SLG: 0.553		1-0 G4-3		0-1 G5-3			1-1 G5-3			3 0 0 0 0 0 1	
Darren Holmes, R (7, 1)										0 0 0 0 0 0 0	
Jayhawk Owens, R (1, 2) OBP: 0.327, SLG: 0.395			2-2 G6-3 G1-3 1B		0-3 K		1-1 L7			3 0 1 0 0 1 0	
Roger Bailey, R (1, 1) OBP: 0.357, SLG: 0.667			1-1 G1-3		0-1 G1-3				1-2 F9	2 0 0 0 0 0 1	
Mike Munoz, L (7, 1)										0 0 0 0 0 0 0	
Jason Bates, S (7, 5) OBP: 0.301, SLG: 0.293										1 0 0 0 0 0 0	


Inning Stats	R: 0 E: 0 K: 0 S: 5	H: 1 LOB: 0 BB: 0 P: 8	R: 0 E: 0 K: 1 S: 9	H: 1 LOB: 1 BB: 1 P: 16	R: 0 E: 0 K: 0 S: 11	H: 1 LOB: 1 BB: 0 P: 17	R: 2 E: 0 K: 0 S: 11	H: 2 LOB: 0 BB: 0 P: 15	R: 0 E: 0 K: 1 S: 8	H: 0 LOB: 0 BB: 0 P: 10	R: 1 E: 0 K: 1 S: 7	H: 1 LOB: 0 BB: 0 P: 12	R: 0 E: 0 K: 0 S: 5	H: 0 LOB: 0 BB: 0 P: 8	R: 0 E: 0 K: 1 S: 11	H: 0 LOB: 0 BB: 0 P: 15	R: 0 E: 0 K: 0 S: 6	H: 0 LOB: 0 BB: 0 P: 9	1B: 3 2B: 1 3B: 0 HR: 2	SF: 0 SAC: 0 DP: 1 HBP: 0	WP: 0 PB: 0 SB: 1 CS: 1	PA: 32
--------------	------------------------------	---------------------------------	------------------------------	----------------------------------	-------------------------------	----------------------------------	-------------------------------	----------------------------------	------------------------------	----------------------------------	------------------------------	----------------------------------	------------------------------	---------------------------------	-------------------------------	----------------------------------	------------------------------	---------------------------------	----------------------------------	------------------------------------	----------------------------------	--------

PITCHER	IP	WLS	BF	H	R	ER	SO	BB	IBB	HBP	BLK	WP	HR	S	P	ERA	WHIP
John Smiley, L (1, 1) ERA: 4.04	7.0	W	26	6	3	3	3	1	0	0	0	0	2	56	86	3.86	1.000
Hector Carrasco, R (8, 1) ERA: 3.72	1.0		3	0	0	0	1	0	0	0	0	0	0	11	15	0.00	0.000
Jeff Brantley, R (9, 1) ERA: 2.77	1.0	S	3	0	0	0	0	0	0	0	0	0	0	6	9	0.00	0.000

**Colorado Rockies @ Cincinnati Reds**  
Riverfront Stadium, Cincinnati, OH

Sat Aug 17 1996, 7:05 PM EDT  
Unknown - 85 F

<b>AB</b>	<b>31</b>
<b>R</b>	<b>3</b>
<b>H</b>	<b>6</b>
<b>RBI</b>	<b>3</b>
<b>BB</b>	<b>1</b>
<b>SO</b>	<b>4</b>
<b>LOB</b>	<b>7</b>



Batter	1	2	3	4	5	6	7	8	9
<b>Thomas Howard, S</b> OBP: 0.329, SLG: 0.458 (1, 8) (8, 7)	2-1 FC3 G6-3 2B	1-2 FC6-4 1-2f			0-2 SF9 2-H 3B		0-2 BB 1B 2B	2-3 K2-3	
<b>Lenny Harris, L</b> OBP: 0.320, SLG: 0.396 (1, 5) (7, PH) (8, 8)	2-1 FC3 G5-3 2-3		3-1 L8		1-0 SF9 3-H		2-3 K 2B	2-3 K	
<b>Barry Larkin, R</b> OBP: 0.414, SLG: 0.561 (1, 6)	1-0 G6-3 3-H		1-2 F8		2-2 1B		4-0 BB 1B IBB		
<b>Kevin Mitchell, R</b> OBP: 0.363, SLG: 0.397 (1, 7) <b>Hector Carrasco, R</b> (8, 1) <b>Jeff Brantley, R</b> (9, 1)	0-1 G5-3 2-3		1-2 G5-3		0-0 P4		4-2 BB 1B BB		
<b>Hal Morris, L</b> OBP: 0.348, SLG: 0.435 (1, 3)	1-2 F8			4-0 FC6-4 BB		0-0 G3	2-2 BB 1B		
<b>Reggie Sanders, R</b> OBP: 0.357, SLG: 0.467 (1, 9)		4-1 CS BB		1-1 FC6-4 CS 1-2f		4-2 WP BB	4-2 1-2 2-3 BB		
<b>Joe Oliver, R</b> OBP: 0.313, SLG: 0.411 (1, 2)		2-1 G6-3 1-2		2-2 F7 1-3		2-1 G5-3 1-2	2-3 K		
<b>Jeff Branson, L</b> OBP: 0.309, SLG: 0.399 (1, 4) (8, 5)		0-0 1B 1B			0-0 G1-3 3B 1B	2-3 K		2-2 SH1 1B	
<b>John Smiley, L</b> OBP: 0.250, SLG: 0.245 (1, 1) <b>Eric Owens, R</b> OBP: 0.272, SLG: 0.233 (7, PH) <b>Bret Boone, R</b> OBP: 0.276, SLG: 0.345 (8, 4)		2-0 FC6-4 1B			0-0 G1-3		2-2 G6-3	0-0 SH1	

Inning Stats	R: 1	H: 1	E: 0	K: 0	S: 10	LOB: 1	BB: 0	P: 16	R: 0	H: 2	E: 0	K: 0	S: 9	LOB: 2	BB: 1	P: 17	R: 0	H: 0	E: 0	K: 0	S: 9	LOB: 0	BB: 0	P: 14	R: 0	H: 0	E: 0	K: 0	S: 7	LOB: 0	BB: 1	P: 14	R: 2	H: 3	E: 0	K: 0	S: 11	LOB: 1	BB: 0	P: 14	R: 0	H: 0	E: 0	K: 1	S: 10	LOB: 1	BB: 1	P: 17	R: 2	H: 2	E: 0	K: 2	S: 22	LOB: 3	BB: 3	P: 42	R: 0	H: 1	E: 0	K: 2	S: 13	LOB: 1	BB: 0	P: 19
--------------	------	------	------	------	-------	--------	-------	-------	------	------	------	------	------	--------	-------	-------	------	------	------	------	------	--------	-------	-------	------	------	------	------	------	--------	-------	-------	------	------	------	------	-------	--------	-------	-------	------	------	------	------	-------	--------	-------	-------	------	------	------	------	-------	--------	-------	-------	------	------	------	------	-------	--------	-------	-------

PITCHER		IP	WLS	BF	H	R	ER	SO	BB	IBB	HBP	BLK	WP	HR	S	P	ERA	WHIP
<b>Roger Bailey, R</b> ERA: 5.98 (1, 1)		6.0		26	6	3	3	1	3	0	0	0	1	0	56	92	4.50	1.500
<b>Mike Munoz, L</b> ERA: 8.7 (7, 1)		0.2	L	4	1	2	2	1	0	1	0	0	0	0	9	17	27.00	1.500
<b>Darren Holmes, R</b> ERA: 4.56 (7, 1)		1.1		8	2	0	0	3	2	0	0	0	0	0	26	44	0.00	3.000

BOTTOM																	
AB	R	H	RBI	BB	SO	LOB											
5	3	3	1	0	1	3											
2	0	0	1	0	0	1											
2	0	0	0	0	2	2											
3	1	1	1	1	0	1											
3	0	0	0	1	0	2											
0	0	0	0	0	0	0											
0	0	0	0	0	0	0											
3	0	1	2	1	0	1											
1	0	0	0	3	0	1											
4	0	0	0	0	1	6											
4	1	3	0	0	1	1											
2	0	1	0	0	0	1											
1	0	0	0	0	0	0											
0	0	0	0	0	0	0											
1B: 6	SF: 1	WP: 1	PA: 38	2B: 2	SAC: 1	PB: 0		3B: 1	DP: 0	SB: 1		CS: 2	HR: 0	HBP: 0	CS: 2		

**Colorado Rockies @ Cincinnati Reds**  
Riverfront Stadium, Cincinnati, OH  
Sat Aug 17 1996, 7:05 PM EDT  
Unknown - 85 F

livebaseballscorecards.com

AB	30
R	5
H	9
RBI	5
BB	6
SO	5
LOB	19



Colorado Rockies @ Cincinnati Reds  
Riverfront Stadium, Cincinnati, OH

Sat Aug 17 1996, 7:05 PM EDT  
Att. 34,225 - Unknown - 85 F

livebaseballscorecards.com

AB	37
R	5
H	13
RBI	5
BB	4
SO	7
LOB	19



AB R H RBI BB SO LOB

4	0	1	1	0	0	5
3	0	1	0	1	1	1
1	0	0	0	0	0	2
5	2	3	1	0	1	1
5	1	1	2	0	2	3
4	1	2	1	1	0	0
5	0	2	0	0	1	0
4	1	1	0	0	1	3
3	0	1	0	1	0	1
3	0	1	0	0	1	3
0	0	0	0	0	0	0
0	0	0	0	1	0	0
0	0	0	0	0	0	0
0	0	0	0	0	0	0
0	0	0	0	0	0	0
0	0	0	0	0	0	0

1B:	8	SF:	0
2B:	2	SAC:	1
3B:	0	DP:	0
HR:	3	HBP:	0
WP:	0	PA:	43
PB:	1	SB:	0
CS:	1		

Batter	1	2	3	4	5	6	7	8	9
Eric Young Sr. R (1, 4) OBP: 0.408, SLG: 0.443	3-2 P4	1-0 F8		1-0 SH3		2-1 2B		1-0 FC6-5	
Jason Bates, S (1, 6) Walt Weiss, S (7, 6) OBP: 0.306, SLG: 0.294 OBP: 0.388, SLG: 0.373	4-2 PB BB		0-3 K	3-2 L7		0-0 1B		0-1 F8	
Ellis Burks, R (1, 8) OBP: 0.403, SLG: 0.641	2-2 F7		0-0 HR 1B	3-2 1B		2-3 K		0-1 HR	
Larry Walker, L (1, 9) OBP: 0.347, SLG: 0.590	1-2 P4		2-2 HR 1B	0-3 K		3-3 K		3-2 P6	
Dante Bichette, R (1, 7) OBP: 0.368, SLG: 0.536		0-0 BB 1B	1-0 HR		1-0 P3	4-2 CS BB		0-0 G5-3	
Andres Galarraga, R (1, 3) OBP: 0.352, SLG: 0.568		2-1 BB 1B	2-1 1B		1-2 G5-3	2-1 CS		1-1 G5-3	2-3 K
Vinny Castilla, R (1, 5) OBP: 0.343, SLG: 0.551		1-2 P4	0-1 F7		2-3 K			1-0 2B	
Jeff Reed, L (1, 2) OBP: 0.366, SLG: 0.430		4-0 BB	2-1 G3			0-0 G4-3		3-2 FC6-5	
Marvin Freeman, R (1, 1) Curt Leskanic, R (6, 1) John Vander Wal, L (8, PH) Mike Munoz, L (8, 1) Steve Reed, R (8, 1) John Burke, S (8, 1) OBP: 0.163, SLG: 0.122 OBP: 0.333, SLG: 0.667 OBP: 0.340, SLG: 0.391 OBP: 0.333, SLG: 0.333		1-3 K		0-0 1B SH3		0-0 G6-3		4-0 FC6-5	

Inning Stats	R: 0	H: 0	E: 0	K: 0	S: 12	P: 22	R: 0	H: 2	E: 0	K: 1	S: 11	P: 20	R: 3	H: 4	E: 0	K: 1	S: 14	P: 21	R: 0	H: 2	E: 0	K: 1	S: 12	P: 19	R: 0	H: 0	E: 0	K: 1	S: 8	P: 12	R: 0	H: 2	E: 0	K: 0	S: 5	P: 7	R: 0	H: 0	E: 0	K: 2	S: 11	P: 22	R: 1	H: 2	E: 0	K: 0	S: 10	P: 20	R: 1	H: 1	E: 0	K: 1	S: 10	P: 15	1B: 8	2B: 2	3B: 0	HR: 3	SF: 0	SAC: 1	DP: 0	HBP: 0	WP: 0	PA: 43
--------------	------	------	------	------	-------	-------	------	------	------	------	-------	-------	------	------	------	------	-------	-------	------	------	------	------	-------	-------	------	------	------	------	------	-------	------	------	------	------	------	------	------	------	------	------	-------	-------	------	------	------	------	-------	-------	------	------	------	------	-------	-------	-------	-------	-------	-------	-------	--------	-------	--------	-------	--------

PITCHER	IP	WLS	BF	H	R	ER	SO	BB	IBB	HBP	BLK	WP	HR	S	P	ERA	WHIP
Giovanni Carrara, R (1, 1) ERA: 9.9	5.0		25	8	3	3	4	2	0	0	0	0	2	57	94	5.40	2.000
Scott Service, R (6, 1) ERA: 3.41	2.0		7	2	0	0	2	1	0	0	0	0	0	16	29	0.00	1.500
Jeff Shaw, R (8, 1) ERA: 3.2	1.0	W	6	2	1	1	0	0	1	0	0	0	0	10	20	9.00	2.000
Lee Smith, R (9, 1) ERA: 3.18	1.0		4	1	1	1	1	0	0	0	0	0	1	10	15	9.00	1.000

PITCHER	IP	WLS	BF	H	R	ER	SO	BB	IBB	HBP	BLK	WP	HR	S	P	ERA	WHIP
---------	----	-----	----	---	---	----	----	----	-----	-----	-----	----	----	---	---	-----	------

Batter	1	2	3	4	5	6	7	8	9
Thomas Howard, S OBP: 0.323, SLG: 0.448 (1, 7)	1-2 G4-3		0-1 G4-3		0-2 G1-3		1-3 K	0-0 F9	
Willie Greene, L OBP: 0.315, SLG: 0.414 Lee Smith, R (1, 5) (9, 1)	0-2 G1-3		1-3 K		4-2 BB		2-1 G3-1	4-2 2B BB	
Hal Morris, L OBP: 0.353, SLG: 0.448 (1, 3)	3-2 E 2B		0-0 FC6-4 1B		0-1 L8			HR 2B	
Eric Davis, R OBP: 0.416, SLG: 0.566 (1, 8)	1-1 E5 WP 1B		1-1 FC6-4 1-2f		0-0 2B G3 1B			K	
Eddie Taubensee, L OBP: 0.331, SLG: 0.446 (1, 2)	1-1 G3		2-1 G5-4-3 1B		0-0 G3 2B		1-0 HR		
Reggie Sanders, R OBP: 0.359, SLG: 0.477 (1, 9)		4-0 G4-3 G5-3 BB	0-3 K		2-1 G5-3		1-0 HR		
Bret Boone, R OBP: 0.275, SLG: 0.344 (1, 4)		0-1 G5-3	1-0 G5-4-3 1-2f		2-2 G3		1-1 HR 1B		
Jeff Branson, L OBP: 0.312, SLG: 0.414 (1, 6) (9, 5)		2-2 G4-3	2-2 G3 1B		3-1 G3 1B		0-1 G6-3		
Giovanni Carrara, R Lenny Harris, L Scott Service, R Eric Owens, R Jeff Shaw, R Barry Larkin, R OBP: 0.415, SLG: 0.570 (1, 1) (5, PH) (6, 1) (7, PH) (8, 1) (8, PH) (9, 8)		0-3 K	3-1 G3		3-1 G3		1-0 L9	2-0 HR	

Inning Stats	R: 1 E: 1 K: 0 S: 13	H: 2 LOB: 1 BB: 0 P: 19	R: 0 E: 0 K: 1 S: 9	H: 0 LOB: 1 BB: 1 P: 15	R: 0 E: 0 K: 1 S: 8	H: 1 LOB: 1 BB: 0 P: 10	R: 0 E: 0 K: 1 S: 6	H: 1 LOB: 0 BB: 0 P: 9	R: 0 E: 0 K: 0 S: 12	H: 1 LOB: 2 BB: 1 P: 22	R: 1 E: 0 K: 0 S: 9	H: 2 LOB: 1 BB: 0 P: 13	R: 0 E: 0 K: 1 S: 7	H: 0 LOB: 0 BB: 0 P: 11	R: 7 E: 0 K: 2 S: 21	H: 7 LOB: 1 BB: 1 P: 35
--------------	-------------------------------	----------------------------------	------------------------------	----------------------------------	------------------------------	----------------------------------	------------------------------	---------------------------------	-------------------------------	----------------------------------	------------------------------	----------------------------------	------------------------------	----------------------------------	-------------------------------	----------------------------------


PITCHER															PITCHER																			
IP	WLS	BF	H	R	ER	SO	BB	IBB	HBP	BLK	WP	HR	S	P	ERA	WHIP	IP	WLS	BF	H	R	ER	SO	BB	IBB	HBP	BLK	WP	HR	S	P	ERA	WHIP	
Marvin Freeman, R ERA: 6.09	(1, 1)	5.0											50	77	3.60	1.800																		
Curt Leskanic, R ERA: 6.91	(6, 1)	2.0	6	0	0	1	0	0	0	0	0	0	14	22	0.00	0.000																		
Mike Munoz, L ERA: 9.0	(8, 1)	0.0	1	1	1	0	0	0	0	0	0	0	2	2	∞	∞																		
Steve Reed, R ERA: 4.26	(8, 1)	0.1	L	5	4	4	1	0	0	0	0	3	11	17	108.00	12.000																		
John Burke, R ERA: 7.36	(8, 1)	0.2		5	2	2	1	1	0	0	0	1	8	16	27.00	4.500																		

AB	R	H	RBI	BB	SO	LOB	BOTTOM										
5	0	0	0	0	1	1											
3	1	0	0	2	1	0											
0	0	0	0	0	0	0											
5	2	4	1	0	0	2											
5	1	2	0	0	2	3											
4	1	3	2	0	0	1											
3	1	1	1	1	1	3											
4	1	1	1	0	0	3											
4	1	2	2	0	0	2											
1	0	0	0	0	1	1											
1	0	0	0	0	0	1											
0	0	0	0	0	0	0											
1	0	0	0	0	0	0											
0	0	0	0	0	0	0											
1	1	1	1	0	0	0											
1B: 6	SF: 0	WP: 1	PA: 40	2B: 4	SAC: 0	PB: 0		3B: 0	DP: 1	SB: 0		HR: 4	HBP: 0	CS: 0			

**Colorado Rockies @ Cincinnati Reds**  
Riverfront Stadium, Cincinnati, OH

Sat Aug 17 1996, 7:05 PM EDT  
Att: 34,225 - Unknown - 85 F

**AB 37**  
**R 9**  
**H 14**  
**RBI 8**  
**BB 3**  
**SO 6**  
**LOB 17**



Batter	1	2	3	4	5	6	7	8	9	AB R H RBI BB SO LOB	TOP		
Eric Young Sr. R (1, 4) OBP: 0.409, SLG: 0.442 Bruce Ruffin, S (7, 1)	0-1 G6-3		4-0 1B BB		0-0 SH5-3 2B 1B		1-2 P3			3 1 1 0 1 0 0 0 0 0 0 0 0 0	<b>Colorado Rockies @ Cincinnati Reds</b> Riverfront Stadium, Cincinnati, OH Sun Aug 18 1996, 3:33 AM EDT Att. 24,883 - Sunny - 89 F		
Quinton McCracken, S (1, 8) OBP: 0.376, SLG: 0.396	0-3 K		3-2 1B 1-2		1-0 SH5-3		2-1 L8			3 0 1 0 0 1 0			
Dante Bichette, R (1, 7) OBP: 0.369, SLG: 0.537	1-2 1B 1B		0-0 F8		3-0 HR 2B		0-0 G3-1			4 1 2 2 0 0 2			
Andres Galarraga, R (1, 3) OBP: 0.354, SLG: 0.574	2-0 1B 1-2		1-1 F8		2-2 HR		1-1 G5-3			4 1 2 2 0 0 2			
Eric Anthony, L (1, 9) OBP: 0.353, SLG: 0.483 Curt Leskanic, R (5, 1) OBP: 0.333, SLG: 0.667 Jason Bates, S (7, 4) OBP: 0.304, SLG: 0.292	0-2 F9			1-1 1B	3-3 K		0-0 P6			0 0 0 0 0 0 0 0 0 0 0 0 0 0 1 0 0 0 0 0 0			
Vinny Castilla, R (1, 5) OBP: 0.340, SLG: 0.546		0-0 G6-3		1-0 P6	1-1 G1-3		1-1 G6-3			4 0 0 0 0 0 1			
Jeff Reed, L (1, 2) OBP: 0.362, SLG: 0.424		1-0 G4-3		2-3 K		0-0 G4-3		1-3 K		4 0 0 0 0 2 1			
Walt Weiss, S (1, 6) OBP: 0.385, SLG: 0.369		3-2 G3		0-0 G3		0-1 G3		0-1 G4-1		4 0 0 0 0 0 1			
Kevin Ritz, R (1, 1) OBP: 0.263, SLG: 0.216 Larry Walker, L (5, 9) OBP: 0.344, SLG: 0.584			1-3 K		1-2 SH5-3 2B 1B		0-0 P6		3-1 L9	2 1 1 0 0 1 0 2 0 0 0 0 0 0			
<b>Inning Stats</b>	R: 0 H: 2 E: 0 LOB: 2 K: 1 BB: 0 S: 12 P: 15	R: 0 H: 0 E: 0 LOB: 0 K: 0 BB: 0 S: 6 P: 10	R: 0 H: 1 E: 0 LOB: 2 K: 1 BB: 1 S: 9 P: 18	R: 0 H: 1 E: 0 LOB: 1 K: 1 BB: 0 S: 7 P: 11	R: 4 H: 4 E: 0 LOB: 0 K: 1 BB: 0 S: 17 P: 28	R: 0 H: 0 E: 0 LOB: 0 K: 0 BB: 0 S: 4 P: 4	R: 0 H: 0 E: 0 LOB: 0 K: 0 BB: 0 S: 6 P: 9	R: 0 H: 0 E: 0 LOB: 0 K: 0 BB: 0 S: 5 P: 7	R: 0 H: 0 E: 0 LOB: 0 K: 1 BB: 0 S: 7 P: 11	1B: 6 SF: 0 2B: 1 SAC: 1 3B: 0 DP: 0 HR: 1 HBP: 0		WP: 0 PA: 36 PB: 0 SB: 1 CS: 0	
<b>PITCHER</b> Kevin Jarvis, R (1, 1) ERA: 5.54 Jeff Shaw, R (6, 1) ERA: 3.03	IP WLS BF H R ER SO BB IBB HBP BLK WP HR S P ERA WHIP	5.0 W 24 8 4 4 4 1 0 0 0 0 1 51 82 7.20 1.800	4.0 S 12 0 0 0 1 0 0 0 0 0 0 22 31 0.00 0.000										

livebaseballscorecards.com

AB	31
R	4
H	7
RBI	4
BB	1
SO	4
LOB	7





Batter	1	2	3	4	5	6	7	8	9	AB	R	H	RBI	BB	SO	LOB
Thomas Howard, S (1, 8) Eric Davis, R (8, 8) OBP: 0.322, SLG: 0.449 OBP: 0.415, SLG: 0.565	0-3 K	2-3 K			3-1 G3 BB 2B	2-3 K		1-3 K		4	1	1	0	0	3	1
Jeff Branson, L (1, 5) OBP: 0.310, SLG: 0.409	3-2 BB HR 1B		1-1 G3		0-0 B3-1-4	2-3 K		1-2 G3		5	1	1	0	0	1	1
Barry Larkin, R (1, 6) OBP: 0.416, SLG: 0.567	4-1 HR BB		1-2 G1-3		1-2 G3	4-0 BB		1-2 BB		2	1	0	0	2	0	1
Kevin Mitchell, R (1, 7) OBP: 0.372, SLG: 0.419	0-0 HR		4-0 WP 1B BB		4-1 BB BB BB	1-3 SAFE K		1-3 K		2	2	1	3	2	1	1
Hal Morris, L (1, 3) OBP: 0.354, SLG: 0.447	3-1 L9		0-0 WP 1B		4-1 BB BB 2B BB		2-2 G1-3			3	1	1	0	1	0	0
Reggie Sanders, R (1, 9) OBP: 0.357, SLG: 0.471	2-1 L4		3-3 K		4-2 BB 2B BB		1-3 K			3	1	0	1	1	2	2
Bret Boone, R (1, 4) OBP: 0.278, SLG: 0.352		1-2 G4-3		2-0 P2	4-1 BB 2B BB		1-2 HR			3	2	1	2	1	0	0
Joe Oliver, R (1, 2) OBP: 0.316, SLG: 0.418		2-1 SH3-4 1B		1-0 G4-3	3-2 WP 2B		1-1 G6-3			4	0	2	3	0	0	0
Kevin Jarvis, L (1, 1) Lenny Harris, L (5, PH) Jeff Shaw, R (6, 1) OBP: 0.080, SLG: 0.080 OBP: 0.317, SLG: 0.393		1-0 SH3-4		1-3 K	3-0 F7		1-3 K			1	0	0	0	0	1	0

Inning Stats	R: 3	H: 2	E: 0	K: 1	S: 12	H: 2	LOB: 0	BB: 1	P: 24	R: 0	H: 1	E: 0	K: 1	S: 13	H: 1	LOB: 1	BB: 0	P: 19	R: 0	H: 1	E: 0	K: 1	S: 10	H: 0	LOB: 2	BB: 1	P: 19	R: 0	H: 0	E: 0	K: 1	S: 5	H: 2	LOB: 1	BB: 4	P: 41	R: 0	H: 0	E: 0	K: 3	S: 11	H: 1	LOB: 0	BB: 0	P: 18	R: 0	H: 0	E: 0	K: 2	S: 9	H: 0	LOB: 0	BB: 0	P: 12
--------------	------	------	------	------	-------	------	--------	-------	-------	------	------	------	------	-------	------	--------	-------	-------	------	------	------	------	-------	------	--------	-------	-------	------	------	------	------	------	------	--------	-------	-------	------	------	------	------	-------	------	--------	-------	-------	------	------	------	------	------	------	--------	-------	-------

PITCHER	IP	WLS	BF	H	R	ER	SO	BB	IBB	HBP	BLK	WP	HR	S	P	ERA	WHIP
Kevin Ritz, R (1, 1) ERA: 5.09	4.2	L	26	6	8	8	4	6	0	0	0	1	1	54	108	15.43	2.571
Curt Leskanic, R (5, 1) ERA: 6.75	1.1		5	0	0	0	3	1	0	0	0	1	0	12	23	0.00	0.750
Bruce Ruffin, L (7, 1) ERA: 4.28	2.0		7	1	1	1	3	0	0	0	0	0	1	22	30	4.50	0.500


**BOTTOM**

**Colorado Rockies @ Cincinnati Reds**  
Riverfront Stadium, Cincinnati, OH

Sun Aug 18 1996, 3:33 AM EDT  
Att. 24,883 - Sunny - 89 F

AB	30
R	9
H	7
RBI	9
BB	7
SO	10
LOB	7

livebaseballscorecards.com



WP	HR	S	P	ERA	WHIP
2	0	0	38		
0	0	0			
0	0	0			
0	0	0			

Batter	1	2	3	4	5	6	7	8	9	AB R H RBI BB SO LOB	TOP										
Eric Young Sr., R OBP: 0.409, SLG: 0.441 (1, 4) X	0-0 G5-3	2-2 F9		1-2 G6-4-3 1B			0-2 G6-3		4-2 1B S BB	4 0 1 0 1 0 1											
Ellis Burks, R OBP: 0.403, SLG: 0.640 (1, 8) X (8, 7)	0-0 2B		3-2 F7	2-1 G6-4-3 1-2f			2-2 S 1B		1-1 F9	5 1 2 0 0 0 3											
Larry Walker, L OBP: 0.345, SLG: 0.598 (1, 9) X	0-0 2B		0-0 HR		1-3 K		2-1 P5 1-2		3-3 K	5 2 2 2 0 2 2											
Andres Galarraga, R OBP: 0.354, SLG: 0.574 (1, 3) X	0-0 2B		0-3 K		3-3 K		2-3 K		0-0 1B	5 0 2 1 0 3 1											
Dante Bichette, R OBP: 0.366, SLG: 0.533 Quinton McCracken, S OBP: 0.374, SLG: 0.384 (1, 7) S (8, 8) C	1-3 K		2-3 K		0-1 G5-3			2-2 L8	0-0 L8	4 0 0 0 0 2 1 1 0 0 0 0 0 2											
Vinny Castilla, R OBP: 0.340, SLG: 0.544 (1, 5) F X	0-1 G6-3			0-1 G1-3		0-3 K		1-2 FC1-6 1B		4 0 1 0 0 1 1											
Jayhawk Owens, R OBP: 0.337, SLG: 0.392 (1, 2)		1-3 K		2-2 HR HBP		4-1 WP FC3 BB		4-1 FC1-6 BB		1 2 0 0 2 1 0											
Walt Weiss, S OBP: 0.386, SLG: 0.380 (1, 6)		3-1 2B		0-0 HR		2-2 FC3 G3-6-4 1-H		0-1 FC1-6 FC3-6 1-2f 2-3		4 1 2 3 0 0 2											
Mark Thompson, R OBP: 0.146, SLG: 0.200 John Burke, S Bruce Ruffin, S (1, 1) (8, 1) (9, 1)		0-3 K		4-1 1B BB		0-1 G3-6-4 1-2f		2-1 FC3-6 1-2f		3 0 0 0 1 1 4 0 0 0 0 0 0 0 0 0 0 0 0 0 0											
<b>Inning Stats</b>	R: 2 E: 0 K: 1 S: 10	H: 3 LOB: 1 BB: 0 P: 11	R: 0 E: 0 K: 2 S: 11	H: 1 LOB: 1 BB: 0 P: 17	R: 1 E: 0 K: 2 S: 14	H: 1 LOB: 0 BB: 0 P: 19	R: 2 E: 0 K: 0 S: 12	H: 2 LOB: 1 BB: 1 P: 21	R: 0 E: 0 K: 2 S: 9	H: 0 LOB: 0 BB: 0 P: 13	R: 1 E: 0 K: 1 S: 9	H: 0 LOB: 0 BB: 1 P: 15	R: 0 E: 0 K: 1 S: 12	H: 1 LOB: 1 BB: 0 P: 18	R: 0 E: 0 K: 0 S: 11	H: 1 LOB: 2 BB: 1 P: 20	R: 0 E: 0 K: 1 S: 9	H: 1 LOB: 2 BB: 1 P: 17	1B: 4 2B: 4 3B: 0 HR: 2	SF: 0 SAC: 0 DP: 2 HBP: 1	WP: 1 PA: 41
<b>PITCHER</b>	IP WLS BF H R ER SO BB IBB HBP BLK WP HR S P ERA WHIP																				
Mark Portugal, R ERA: 3.66 (1, 1)	2.0 L 10 4 2 2 3 0 0 0 0 0 0 0 21 28 9.00 2.000																				
Scott Service, R ERA: 4.09 (3, 1)	1.1 9 3 3 3 2 1 0 1 0 0 0 2 24 36 20.25 3.000																				
Johnny Ruffin, R ERA: 5.46 (4, 1)	3.2 12 1 1 1 4 1 0 0 0 1 0 32 50 2.46 0.545																				
Hector Carrasco, R ERA: 3.65 (8, 1)	1.0 5 1 0 0 0 1 0 0 0 0 0 0 11 20 0.00 2.000																				
Roger Salkeld, R ERA: 5.24 (9, 1)	1.0 5 1 0 0 1 1 0 0 0 0 0 0 9 17 0.00 2.000																				

Colorado Rockies @ Cincinnati Reds  
Riverfront Stadium, Cincinnati, OH

Mon Aug 19 1996, 7:05 PM EDT  
Att. 22,670 - Unknown - 91 F

livebaseballscorecards.com

AB	36
R	6
H	10
RBI	6
BB	4
SO	10
LOB	17



**BOTTOM**

**Colorado Rockies @ Cincinnati Reds**  
 Riverfront Stadium, Cincinnati, OH  
 Mon Aug 19 1996, 7:05 PM EDT  
 Att: 22,670 - Unknown - 91 F

livebaseballscorecards.com

<b>AB</b>	<b>37</b>
<b>R</b>	<b>3</b>
<b>H</b>	<b>9</b>
<b>RBI</b>	<b>3</b>
<b>BB</b>	<b>2</b>
<b>SO</b>	<b>6</b>
<b>LOB</b>	<b>16</b>



<b>WP:</b> 0	<b>PA:</b> 39
<b>PB:</b> 0	
<b>SB:</b> 1	
<b>CS:</b> 0	

AB R H RBI BB SO LOB

5	0	1	1	0	1	1
---	---	---	---	---	---	---

4	0	1	0	0	1	0
0	0	0	0	1	0	0

5 2 1 1 0 1 5

4 0 2 1 0 0 1

4	0	0	0	0	1	2
0	0	0	0	0	0	0

4 1 2 0 0 0 1

4 0 0 0 0 2 2

3	0	1	0	0	0	1
0	0	0	0	1	0	0

0	0	0	0	0	0	0
1	0	0	0	0	0	0
1	0	1	0	0	0	0
1	0	0	0	0	0	1
0	0	0	0	0	0	0
1	0	0	0	0	0	2

1B:	6	SF:	0
2B:	2	SAC:	0
3B:	0	DP:	0
HR:	1	HBP:	0

Batter	1	2	3	4	5	6	7	8	9
<b>Thomas Howard, S</b> OBP: 0.320, SLG: 0.444 (1, 9) B B C F S (9, 8)	2-3 <b>K</b> ①		2-1 <b>L9</b> ②		0-0 <b>G3</b> ③			2-1 <b>F8</b> ① F C B B F X	1-2 <b>BB</b> 1B ① 1-2 3-H
<b>Hal Morris, L</b> OBP: 0.353, SLG: 0.445 <b>Joe Oliver, R</b> OBP: 0.319, SLG: 0.418 (1, 3) C B B X (9, PH)	1-1 <b>E4</b>		3-3 <b>K</b> ③ F F F F F F F C			1-2 <b>F7</b> ① F B F C C X		0-0 <b>FC6-4</b> 1B ② F C C C C B B B	4-2 <b>BB</b> 1B ③ 1-2 2-3
<b>Barry Larkin, R</b> OBP: 0.413, SLG: 0.570 (1, 6) B C B B 1 F X SAFE	3-2 <b>L8</b> ②			3-1 <b>F8</b> ① B B B C C X		2-2 <b>HR</b> ② C B B B F C C X		2-2 <b>FC6-4</b> 1B ② 1-2f S F C C C C B B B	1-3 <b>K</b> ③
<b>Kevin Mitchell, R</b> OBP: 0.375, SLG: 0.428 (1, 7) C B B X	2-1 <b>F9</b> ③			1-0 <b>2B</b> ② B X		1-1 <b>F8</b> ② C B X		1-1 <b>1B</b> ③ 1-H B C C X	
<b>Eric Davis, R</b> OBP: 0.411, SLG: 0.557 <b>Roger Salkeld, R</b> (9, 1)			3-1 <b>F8</b> ① B B C B B B X		3-1 <b>G5-3</b> ② B B C B B X		1-0 <b>F8</b> ③ B X		
<b>Eddie Taubensee, L</b> OBP: 0.333, SLG: 0.451 (1, 2)			2-2 <b>2B</b> ② C C C B B C X		0-0 <b>G3</b> ③ X		0-0 <b>G4-3</b> ① X		1-2 <b>FC1-6</b> 1B ① B B C C C X
<b>Bret Boone, R</b> OBP: 0.275, SLG: 0.349 (1, 4)			2-3 <b>K</b> ② B C C C C C X			1-2 <b>G4-3</b> ① F B C C X		3-3 <b>K</b> ② C B B B C X	0-0 <b>B1-3</b> ① X
<b>Jeff Branson, L</b> OBP: 0.310, SLG: 0.408 <b>Eric Owens, R</b> OBP: 0.274, SLG: 0.232 (1, 5) B B B X (9, PH)			2-0 <b>G6-3</b> ③ B B B X			3-2 <b>G4-3</b> ② B C C C B B X		2-1 <b>1B</b> ③ B F B B X	4-0 <b>FC1-6</b> BB ② B B B B B
<b>Mark Portugal, R</b> OBP: 0.191, SLG: 0.196 <b>Scott Service, R</b> (3, 1) <b>Johnny Ruffin, R</b> OBP: 0.500, SLG: 0.500 <b>Willie Greene, L</b> OBP: 0.313, SLG: 0.411 <b>Hector Carrasco, R</b> (8, 1) <b>Reggie Sanders, R</b> OBP: 0.356, SLG: 0.470 (9, 9)			0-0 <b>G4-3</b> ① X			1-2 <b>1B</b> ③ B C C X		1-2 <b>L6</b> ③ B F B B X	2-1 <b>FC1-6</b> 1B ② 1-2f 2-3 B B C C X

Inning Stats	R: 0	H: 0	LOB: 1	K: 1	S: 10	R: 0	H: 1	LOB: 1	K: 1	S: 10	R: 0	H: 0	LOB: 0	K: 1	S: 10	R: 0	H: 1	LOB: 1	K: 0	S: 6	R: 0	H: 1	LOB: 0	K: 0	S: 10	R: 1	H: 1	LOB: 0	K: 0	S: 11	R: 0	H: 1	LOB: 1	K: 1	S: 9	R: 1	H: 2	LOB: 1	K: 1	S: 12	R: 1	H: 2	LOB: 3	K: 1	S: 18
--------------	------	------	--------	------	-------	------	------	--------	------	-------	------	------	--------	------	-------	------	------	--------	------	------	------	------	--------	------	-------	------	------	--------	------	-------	------	------	--------	------	------	------	------	--------	------	-------	------	------	--------	------	-------

PITCHER	IP	WLS	BF	H	R	ER	SO	BB	IBB	HBP	BLK	WP	HR	S	P	ERA	WHIP
<b>Mark Thompson, R</b> ERA: 4.96 (1, 1)	7.2	W	30	6	2	2	4	0	0	0	0	0	1	73	122	2.35	0.783
<b>John Burke, R</b> ERA: 6.75 (8, 1)	0.1		2	1	0	0	1	0	0	0	0	0	0	5	7	0.00	3.000
<b>Bruce Ruffin, L</b> ERA: 4.37 (9, 1)	1.0		7	2	1	1	1	2	0	0	0	0	0	18	31	9.00	4.000

PITCHER	IP	WLS	BF	H	R	ER	SO	BB	IBB	HBP	BLK	WP	HR	S	P	ERA	WHIP
---------	----	-----	----	---	---	----	----	----	-----	-----	-----	----	----	---	---	-----	------

Batter	1	2	3	4	5	6	7	8	9	10	11	12	13	AB R H RBI BB SO LOB	TOP										
Royce Clayton, R OBP: 0.323, SLG: 0.369	1-2 F7 G5-3 2B		2-1 G5-3		2-0 G6-3			0-0 G6-3		0-1 G6-3		0-1 F9		6 1 1 0 0 0 3											
Ray Lankford, L OBP: 0.361, SLG: 0.506	0-1 F7		3-2 2B			1-2 G4-3		0-3 K			1-0 FC4-6 1B		2-1 G1-3	6 0 2 0 0 1 2											
Ron Gant, R OBP: 0.370, SLG: 0.541	4-0 G5-3 BB		0-1 P9			1-1 G6-3		1-0 FC5-4 1B			0-3 K		1-1 1B 2B	5 1 2 1 1 1 2											
Brian Jordan, R OBP: 0.344, SLG: 0.494	1-1 G5-3			1-0 G6-3		0-1 P4		0-0 FC5-4 1-2f		1-1 P4			1-2 1B 1B 2-H	6 0 1 2 0 0 3											
John Mabry, L OBP: 0.346, SLG: 0.439	0-0 G6-3			0-0 G3-1			3-2 F7		0-1 L3		0-0 FC4-6 1-2f		0-0 1B 1-2	6 0 1 0 0 0 2											
Gary Gaetti, R OBP: 0.323, SLG: 0.458		3-1 L8		4-1 FC6-4 BB		0-0 F9		3-3 K			3-2 P4		0-1 1-2 2-3 1B	5 0 1 0 1 1 0											
Tom Pagnozzi, R OBP: 0.309, SLG: 0.441 Danny Sheaffer, R OBP: 0.291, SLG: 0.380		2-1 F7		1-1 FC6-4 1-2f		0-0 G5-3		1-3 K			4-2 2B BB		2-3 K	5 0 0 0 1 2 4 0 0 0 0 0 0 0	AB 49 R 4 H 11 RBI 4 BB 4 SO 7 LOB 19										
Luis Alicea, S OBP: 0.339, SLG: 0.374		2-1 G4-3			1-1 F7			1-1 2B 3B		2-3 K		3-1 1-H 2B	1-3 K	6 1 2 0 0 2 3											
Alan Benes, R Wiley McCoy, S Cory Bailey, R Rick Honeycutt, L Mark Swweeney, L Ozzie Smith, S Tony Fernandez, L T.J. Mathews, R			3-2 G6-3		2-1 F8			0-1 G6-3 3-H 1B 2B		0-0 G3		4-0 BB		2 0 0 0 0 0 0 1 1 1 1 0 0 0 0 0 0 0 0 0 0 0 0 0 0 0 0 0 1 0											
<b>Inning Stats</b>	R: 1 E: 0 K: 0 S: 8	H: 1 LOB: 1 BB: 1 P: 14	R: 0 E: 0 K: 0 S: 6	H: 0 LOB: 0 BB: 0 P: 13	R: 0 E: 0 K: 0 S: 12	H: 1 LOB: 1 BB: 0 P: 20	R: 0 E: 0 K: 0 S: 5	H: 0 LOB: 1 BB: 1 P: 11	R: 0 E: 0 K: 0 S: 5	H: 0 LOB: 0 BB: 0 P: 10	R: 0 E: 0 K: 0 S: 7	H: 0 LOB: 0 BB: 0 P: 9	R: 0 E: 0 K: 2 S: 8	H: 0 LOB: 0 BB: 0 P: 12	R: 0 E: 0 K: 1 S: 10	H: 1 LOB: 1 BB: 0 P: 11	R: 0 E: 0 K: 1 S: 10	H: 1 LOB: 2 BB: 2 P: 24	R: 1 E: 0 K: 2 S: 18	H: 4 LOB: 3 BB: 0 P: 25	1B: 5 2B: 5 3B: 1 HR: 0	SF: 0 SAC: 0 DP: 0 HBP: 0	WP: 0 PB: 0 SB: 0 CS: 0	PA: 53	
<b>PITCHER</b>	IP WLS BF H R ER SO BB IBB HBP BLK WP HR S P ERA WHIP	7.2 30 5 3 3 3 1 2 0 0 0 0 0 0 58 97 3.52 0.913	(1, 1)	IP WLS BF H R ER SO BB IBB HBP BLK WP HR S P ERA WHIP	1.0 7 7 4 1 1 2 0 0 0 0 0 0 1 12 9.00 4.000	(13, 1)	IP WLS BF H R ER SO BB IBB HBP BLK WP HR S P ERA WHIP	1.0 7 7 4 1 1 2 0 0 0 0 0 0 1 12 9.00 4.000	(8, 1)	IP WLS BF H R ER SO BB IBB HBP BLK WP HR S P ERA WHIP	0.1 1 0 0 0 0 0 0 0 0 0 0 0 1 1 0.00 0.000	(9, 1)	IP WLS BF H R ER SO BB IBB HBP BLK WP HR S P ERA WHIP	1.0 3 0 0 0 2 0 0 0 0 0 0 0 8 12 0.00 0.000	(10, 1)	IP WLS BF H R ER SO BB IBB HBP BLK WP HR S P ERA WHIP	2.0 7 1 0 0 2 0 0 0 0 0 0 0 16 19 0.00 0.500	(12, 1)	IP WLS BF H R ER SO BB IBB HBP BLK WP HR S P ERA WHIP	1.0 5 1 0 0 0 2 0 0 0 0 0 0 10 24 0.00 3.000					

St. Louis Cardinals @ Colorado Rockies  
Coors Field, Denver, CO  
Tue Aug 20 1996, 7:05 PM MDT  
Att: 48,126 - Unknown - 73 F

livebaseballscorecards.com



Batter	1	2	3	4	5	6	7	8	9	10	11	12	13	AB R H RBI BB SO LOB
Eric Young Sr., R OBP: 0.466, SLG: 0.444 Mike Munoz, L	1-1 G4-3		1-0 HR		0-1 G6-3		3-2 F9			3-2 G4-3		1-3 K		6 1 1 1 0 1 3 0 0 0 0 0 0 0
Ellis Burks, R OBP: 0.399, SLG: 0.633	0-1 L7		2-3 K		3-2 L8		1-3 K			2-1 G6-3		1-3 K		6 0 0 0 0 3 3
Larry Walker, L OBP: 0.337, SLG: 0.583	2-3 K		0-0 F7		2-0 F8			2-2 G4-3		1-0 F9			0-2 G4-3	6 0 0 0 0 1 0
Andres Galarraga, R OBP: 0.354, SLG: 0.577		2-1 HR	2-0 F8			2-3 K		2-0 F8			1-0 G5-3		1-0 HR 1B	6 2 2 1 0 1 0
Dante Bichette, R OBP: 0.366, SLG: 0.543		0-1 HR		0-0 G4-3		1-0 G6-3		0-0 F7			2-1 G6-3		0-0 HR 1-H	6 2 2 3 0 0 0
Vinny Castilla, R Quinton McCracken, S Darren Holmes, R Eric Anthony, L Marvin Freeman, R John Vander Wal, L		0-0 1B		0-0 1B		4-1 BB			2-2 F9 SH1-4 1B		2-1 L4			3 0 3 0 1 0 0 0 0 0 0 0 0 0 0 0 0 0 0 0 0 1 0
Jeff Reed, L Jayhawk Owens, R	3-1 G4-3			1-2 1B		2-2 G1-5-3			0-1 SH1-4					3 0 1 0 0 0 2 1 0 0 0 0 0 0
Walt Weiss, S		0-1 L8		1-3 K			4-0 F9 SH2-4 BB		0-1 F9			0-1 WP 1B		4 0 1 0 1 1 5
Jamey Wright, R Curt Leskanic, R Steve Reed, R Jason Bates, L		2-3 K		2-3 K			0-1 SH2-4		3-3 K			4-1 BB		2 0 0 0 0 2 3 0 0 0 0 0 0 0 0 0 0 0 0 0 0 1 0 0 0 1 1 2


Inning Stats	R: 0	H: 0	E: 0	K: 1	S: 7	LOB: 0	BB: 0	P: 10	R: 2	H: 3	E: 0	K: 1	S: 12	LOB: 1	BB: 0	P: 19	R: 1	H: 1	E: 0	K: 1	S: 6	LOB: 0	BB: 0	P: 11	R: 0	H: 0	E: 0	K: 0	S: 6	LOB: 0	BB: 0	P: 11	R: 0	H: 0	E: 0	K: 1	S: 8	LOB: 1	BB: 1	P: 17	R: 0	H: 0	E: 0	K: 0	S: 9	LOB: 1	BB: 1	P: 17	R: 0	H: 0	E: 0	K: 0	S: 5	LOB: 0	BB: 0	P: 9	R: 0	H: 1	E: 0	K: 1	S: 10	LOB: 2	BB: 0	P: 15	R: 0	H: 0	E: 0	K: 0	S: 6	LOB: 0	BB: 0	P: 12	R: 0	H: 0	E: 0	K: 0	S: 5	LOB: 0	BB: 0	P: 10	R: 0	H: 1	E: 0	K: 2	S: 11	LOB: 2	BB: 1	P: 17	R: 2	H: 2	E: 0	K: 0	S: 5	LOB: 0	BB: 0	P: 6	1B: 6	SF: 0	2B: 0	SAC: 2	3B: 0	DP: 0	HR: 4	HBP: 0	WP: 1	PA: 50
--------------	------	------	------	------	------	--------	-------	-------	------	------	------	------	-------	--------	-------	-------	------	------	------	------	------	--------	-------	-------	------	------	------	------	------	--------	-------	-------	------	------	------	------	------	--------	-------	-------	------	------	------	------	------	--------	-------	-------	------	------	------	------	------	--------	-------	------	------	------	------	------	-------	--------	-------	-------	------	------	------	------	------	--------	-------	-------	------	------	------	------	------	--------	-------	-------	------	------	------	------	-------	--------	-------	-------	------	------	------	------	------	--------	-------	------	-------	-------	-------	--------	-------	-------	-------	--------	-------	--------

PITCHER	IP	WLS	BF	H	R	ER	SO	BB	IBB	HBP	BLK	WP	HR	S	P	ERA	WHIP
Alan Benes, R ERA: 5.01	(1, 1)	7.0	29	6	3	3	7	2	0	0	0	0	3	60	101	3.86	1.143
Cory Bailey, R ERA: 3.32	(8, 1)	1.0	4	1	0	0	0	0	0	0	0	0	8	14	0.00	1.000	
Rick Honeycutt, L ERA: 3.47	(9, 1)	1.0	3	0	0	0	1	0	0	0	0	0	7	10	0.00	0.000	
Mark Petkovsek, R ERA: 4.19	(10, 1)	2.0	6	0	0	0	0	0	0	0	0	0	11	22	0.00	0.000	
Tony Fossas, L ERA: 2.41	(12, 1)	0.1	3	1	0	0	0	1	0	0	0	1	4	8	0.00	6.000	

**St. Louis Cardinals @ Colorado Rockies**  
**Coors Field, Denver, CO**  
 Tue Aug 20 1996, 7:05 PM MDT  
 Att: 48,126 - Unknown - 73 F

livebaseballscorecards.com

AB	45
R	5
H	10
RBI	5
BB	3
SO	10
LOB	18



Batter	1	2	3	4	5	6	7	8	9	AB R H RBI BB SO LOB	TOP											
Royce Clayton, R (1, 6) OBP: 0.326, SLG: 0.372	0-0 G5-3	3-2 1B			0-0 HBP 1B		0-2 G5-4-3 1B	3-2 L8		5 0 3 0 0 0 3												
Ray Lankford, L (1, 8) OBP: 0.359, SLG: 0.502	3-3 K		1-1 G1-3		3-2 HBP 1B		0-1 G5-4-3		0-0 G6-3	5 0 1 0 0 1 2												
Ron Gant, R (1, 7) OBP: 0.371, SLG: 0.539	1-1 1B		2-2 P4		0-3 K		1-0 1B		1-0 F8	5 0 2 1 0 1 2												
Brian Jordan, R (1, 9) OBP: 0.343, SLG: 0.490 Ozzie Smith, S (9, PH) OBP: 0.365, SLG: 0.363	2-0 P4		3-2 F8		2-1 G6-4-3 HBP		0-1 G5-3		2-0 1B 1B	3 0 0 0 0 0 2 1 0 1 0 0 0 0												
John Mabry, L (1, 3) OBP: 0.346, SLG: 0.441		1-0 L9		0-0 G3-1	1-1 G6-4-3		0-1 1B 2B	2-2 1B	2-2 1B	5 0 2 0 0 0 3												
Gary Gaetti, R (1, 5) OBP: 0.325, SLG: 0.458 Luis Alicea, S (8, 4) OBP: 0.338, SLG: 0.372		3-2 2B 1B		2-3 K		1-1 P3	2-1 BB 1B	0-0 F8	0-0 F8	4 1 2 0 0 1 0 1 0 0 0 0 0 2												
Tom Pagnozzi, R (1, 2) OBP: 0.312, SLG: 0.445		0-1 FC3-5 1-H		3-1 1B 1B		0-0 F9	1-0 P4			4 0 2 1 0 0 2												
Mike Gallego, R (1, 4) OBP: 0.280, SLG: 0.208		4-2 FC3-5 BB		1-1 1B 1B		2-2 G4-3	2-3 K			3 0 1 0 1 1 2												
Andy Benes, R (1, 1) OBP: 0.164, SLG: 0.220 Danny Jackson, R (3, 1) Mark Sweeney, L (7, PH) OBP: 0.370, SLG: 0.374 Tony Fossas, L (7, 1) Cory Bailey, R (7, 1)		2-2 FC3-5 1B		2-0 F9		1-1 1B 1B	4-2 BB			1 0 0 0 0 0 2 1 0 0 0 0 0 2 1 1 1 0 0 0 0 0 0 0 0 0 0 0 0 0 0 0 1 0 0												
<b>Inning Stats</b>	R: 0 E: 0 K: 1 S: 8	H: 1 LOB: 1 BB: 0 P: 14	R: 1 E: 0 K: 0 S: 15	H: 3 LOB: 2 BB: 1 P: 28	R: 0 E: 0 K: 0 S: 8	H: 0 LOB: 0 BB: 0 P: 14	R: 0 E: 0 K: 1 S: 9	H: 2 LOB: 2 BB: 0 P: 17	R: 0 E: 0 K: 1 S: 11	H: 2 LOB: 2 BB: 0 P: 17	R: 0 E: 0 K: 0 S: 6	H: 0 LOB: 0 BB: 0 P: 9	R: 1 E: 0 K: 0 S: 10	H: 3 LOB: 1 BB: 0 P: 12	R: 0 E: 0 K: 1 S: 15	H: 2 LOB: 3 BB: 1 P: 27	R: 0 E: 0 K: 0 S: 9	H: 2 LOB: 2 BB: 0 P: 14	1B: 13 2B: 2 3B: 0 HR: 0	SF: 0 SAC: 0 DP: 2 HBP: 1	WP: 0 PB: 0 SB: 0 CS: 0	PA: 42
<b>PITCHER</b>	IP WLS BF H R ER SO BB IBB HBP BLK WP HR S P ERA WHIP																				<b>PITCHER</b>	IP WLS BF H R ER SO BB IBB HBP BLK WP HR S P ERA WHIP
Armando Reynoso, R (1, 1) ERA: 4.75	7.0 W 31 11 2 2 3 1 0 1 0 0 0 67 111 2.57 1.714																					
Steve Reed, R (8, 1) ERA: 4.12	1.0 6 2 0 0 1 1 0 0 0 0 0 0 15 27 0.00 3.000																					
John Burke, R (9, 1) ERA: 5.4	1.0 5 2 0 0 0 0 0 0 0 0 0 0 9 14 0.00 2.000																					

St. Louis Cardinals @ Colorado Rockies  
Coors Field, Denver, CO  
Wed Aug 21 1996, 7:05 PM MDT  
Att. 48,045 - Unknown - 70 F

livebaseballscorecards.com

AB	39
R	2
H	15
RBI	2
BB	2
SO	4
LOB	22



**BOTTOM**

**St. Louis Cardinals @ Colorado Rockies**  
 Coors Field, Denver, CO  
 Wed Aug 21 1996, 7:05 PM MDT  
 Att: 48,045 - Unknown - 70 F

livebaseballscores.com

<b>AB</b>	<b>38</b>
<b>R</b>	<b>10</b>
<b>H</b>	<b>18</b>
<b>RBI</b>	<b>10</b>
<b>BB</b>	<b>7</b>
<b>SO</b>	<b>3</b>
<b>LOB</b>	<b>16</b>



WP: 0	PA: 45
PB: 1	
SB: 2	
CS: 0	

AB	R	H	RBI	BB	SO	LOB
5	1	4	2	0	0	0
5	0	3	3	0	0	3
3	1	1	1	2	1	3
4	2	2	2	1	0	1
5	0	1	0	0	1	3
5	0	3	1	0	0	0
3	1	1	0	2	1	1
4	2	1	0	1	0	4
3	2	2	1	0	0	0
0	1	0	0	1	0	0
0	0	0	0	0	0	0
1	0	0	0	0	0	1
0	0	0	0	0	0	0
1B: 13	SF: 0					
2B: 4	SAC: 0					
3B: 0	DP: 1					
HR: 1	HBP: 0					

Batter	1	2	3	4	5	6	7	8	9							
<b>Eric Young Sr., R</b> OBP: 0.410, SLG: 0.448 (1, 4)	2-1 S 1B	0-0 G6-3 1B	1-1 2B 1B		0-1 G4-3		1-0 BB G5-3 1B									
<b>Ellis Burks, R</b> OBP: 0.401, SLG: 0.636 (1, 8)	2-0 1-H 1B	2-2 G6-3 1-2f 2-3	3-1 1-3 2-H 2B		1-0 2B		2-1 G5-3 1-2 3-H									
<b>Larry Walker, L</b> OBP: 0.342, SLG: 0.584 (1, 9)	4-1 S 1B	0-0 3-H 2B	2-3 K		0-0 L3		4-1 BB BB									
<b>Andres Galarraga, R</b> OBP: 0.356, SLG: 0.563 (1, 3)	2-0 1-H 2B 1B	1-0 G5-3		2-0 HR		2-0 G6-3	4-0 1-2 2-3 BB									
<b>Dante Bichette, R</b> OBP: 0.364, SLG: 0.539 (1, 7)	1-0 1-3 1B		2-2 G5-3	0-0 F8		2-2 F9	2-3 K									
<b>Vinny Castilla, R</b> OBP: 0.347, SLG: 0.549 (1, 5)	2-2 3-H 2B		0-0 1B 1B	0-1 G6-3		1-0 G5-3		0-1 G3 G4-3 1B								
<b>Jeff Reed, L</b> OBP: 0.365, SLG: 0.422 (1, 2)	4-0 IBB		1-1 1-3 1B 1B	4-1 FC6-4 BB			2-3 K	2-1 G4-3 1-2								
<b>Walt Weiss, S</b> OBP: 0.386, SLG: 0.378 (1, 6)	0-0 F9		4-0 1B 1B BB	2-1 FC6-4			2-2 PB BB 1B 1B	2-2 G3 2-3								
<b>Armando Reynoso, R</b> OBP: 0.255, SLG: 0.196 (1, 1)		2-1 G6-3 1B 2B 1B	2-2 1-2 2-H 2B 1B		2-1 G5-3		4-2 1B PB G5-3 BB	1-2 G4-3								
<b>Jason Bates, S</b> OBP: 0.311, SLG: 0.290 (7, PH)																
<b>Steve Reed, R</b> OBP: 0.333, SLG: 0.333 (8, 1)																
<b>John Vander Wal, L</b> OBP: 0.338, SLG: 0.388 (8, PH)																
<b>John Burke, S</b> (9, 1)																
<b>Inning Stats</b>	R: 3 E: 0 K: 0 S: 11	H: 5 LOB: 2 BB: 2 P: 28	R: 1 E: 0 K: 0 S: 8	H: 3 LOB: 1 BB: 0 P: 13	R: 3 E: 0 K: 1 S: 17	H: 5 LOB: 2 BB: 1 P: 32	R: 1 E: 0 K: 0 S: 7	H: 1 LOB: 1 BB: 1 P: 15	R: 0 E: 0 K: 0 S: 6	H: 1 LOB: 1 BB: 0 P: 9	R: 0 E: 0 K: 0 S: 11	H: 0 LOB: 0 BB: 0 P: 16	R: 2 E: 0 K: 2 S: 16	H: 2 LOB: 3 BB: 3 P: 37	R: 0 E: 0 K: 0 S: 10	H: 1 LOB: 1 BB: 0 P: 15

PITCHER	IP	WLS	BF	H	R	ER	SO	BB	IBB	HBP	BLK	WP	HR	S	P	ERA	WHIP
<b>Andy Benes, R</b> ERA: 4.09 (1, 1)	2.2	L	20	13	7	7	0	2	1	0	0	0	0	33	68	23.62	5.625
<b>Danny Jackson, L</b> ERA: 4.5 (3, 1)	3.1		13	2	1	1	1	1	0	0	0	0	1	27	45	2.70	0.900
<b>Tony Fossas, L</b> ERA: 2.87 (7, 1)	0.1		3	1	2	2	1	1	0	0	0	0	0	9	17	54.00	6.000
<b>Cory Bailey, R</b> ERA: 3.19 (7, 1)	1.2		9	2	0	0	1	2	0	0	0	0	0	17	35	0.00	2.400

WP	HR	S	P	ERA	WHIP
0	0	0	0	0	0

Batter	1	2	3	4	5	6	7	8	9	AB R H RBI BB SO LOB	TOP											
<b>Ozzie Smith, S</b> OBP: 0.361, SLG: 0.354 (1, 6)	4-1 S 2B BB	2-1 G5-3		1-1 FC6-4 1-2f		2-0 G3-1			0-1 F9	4 1 0 0 1 0 1												
<b>Ray Lankford, L</b> OBP: 0.358, SLG: 0.501 (1, 8)	2-2 BB 1B 1-H	2-1 F7			2-1 F8				0-0 G4-3	5 1 1 1 0 0 0												
<b>Ron Gant, R</b> OBP: 0.375, SLG: 0.540 (1, 7)	4-0 BB 1B BB	3-2 G6-3			1-1 FC4-6 1B				0-0 G4-3 S 1B	3 1 2 0 1 0 0												
<b>Willie McGee, S</b> OBP: 0.330, SLG: 0.388 (1, 9)	2-3 K		1-0 G4-3		0-1 FC4-6 1B BB 1-2f				1-1 G4-3 1-3	4 1 0 0 0 1 4												
<b>Gary Gaetti, R</b> OBP: 0.326, SLG: 0.457 (1, 5)	4-2 1B 1B BB 1-2 2-3		1-1 G5-3		2-0 1B BB 1B 1-2				3-0 G5-3	3 1 1 0 1 0 1												
<b>John Mabry, L</b> OBP: 0.347, SLG: 0.442 (1, 3)	1-0 1B 1B 1-3 2-H 3-H		0-1 F9		0-0 BB 1B 1-2 2-3				1-3 K	4 0 2 2 0 1 0												
<b>Danny Sheaffer, R</b> OBP: 0.296, SLG: 0.379 (1, 2)	0-1 P3			1-0 FC6-4 1B					2-2 G5-3	3 0 1 1 1 0 2												
<b>Luis Alicea, S</b> OBP: 0.337, SLG: 0.371 (1, 4)	1-1 1B 1-3 3-H			1-3 K					1-0 G6-3	4 0 1 1 0 1 1												
<b>Mike Morgan, R</b> OBP: 0.061, SLG: 0.061 (1, 1)	1-3 K			1-0 L9					0-3 K	1 0 0 0 0 1 2												
<b>Royce Clayton, R</b> OBP: 0.326, SLG: 0.371 (4, PH)										1 0 0 0 0 0 1												
<b>Mark Petkovsek, R</b> OBP: 0.231, SLG: 0.167 (4, 1)										1 0 0 0 0 1 0												
<b>Rick Honeycutt, L</b> (8, 1)										0 0 0 0 0 0 0												
<b>Mike Gallego, R</b> OBP: 0.257, SLG: 0.206 (9, PH)										1 0 0 0 0 1 0												
<b>Inning Stats</b>	R: 4 E: 0 K: 2 S: 17	H: 3 LOB: 2 BB: 3 P: 36	R: 0 E: 0 K: 0 S: 10	H: 0 LOB: 0 BB: 0 P: 17	R: 0 E: 0 K: 0 S: 5	H: 0 LOB: 0 BB: 0 P: 7	R: 0 E: 0 K: 1 S: 7	H: 1 LOB: 1 BB: 0 P: 11	R: 1 E: 0 K: 0 S: 10	H: 3 LOB: 2 BB: 1 P: 19	R: 0 E: 0 K: 1 S: 5	H: 0 LOB: 0 BB: 0 P: 8	R: 0 E: 0 K: 0 S: 7	H: 1 LOB: 1 BB: 0 P: 14	R: 0 E: 0 K: 1 S: 10	H: 0 LOB: 0 BB: 0 P: 14	R: 0 E: 0 K: 1 S: 6	H: 0 LOB: 0 BB: 0 P: 9	1B: 7 2B: 1 3B: 0 HR: 0	SF: 0 SAC: 0 DP: 0 HBP: 0	WP: 0 PB: 0 SB: 2 CS: 0	PA: 38
<b>PITCHER</b>	IP WLS BF H R ER SO BB IBB HBP BLK WP HR S P ERA WHIP																					
<b>Roger Bailey, R</b> ERA: 6.03 (1, 1)	7.0 W 32 8 5 5 4 4 0 0 0 0 0 0 61 112 6.43 1.714																					
<b>Darren Holmes, R</b> ERA: 4.31 (8, 1)	1.0 3 0 0 0 1 0 0 0 0 0 0 0 10 14 0.00 0.000																					
<b>Bruce Ruffin, L</b> ERA: 4.29 (9, 1)	1.0 3 0 0 0 1 0 0 0 0 0 0 0 6 9 0.00 0.000																					

**St. Louis Cardinals @ Colorado Rockies**  
**Coors Field, Denver, CO**  
 Thu Aug 22 1996, 3:33 AM MDT  
 Att. 48,086 - Sunny - 71 F

[livebaseballscorecards.com](http://livebaseballscorecards.com)

<b>AB</b>	34
<b>R</b>	5
<b>H</b>	8
<b>RBI</b>	5
<b>BB</b>	4
<b>SO</b>	6
<b>LOB</b>	12





Batter	1	2	3	4	5	6	7	8	9
Eric Young Sr., R OBP: 0.414, SLG: 0.453 Bruce Ruffin, S (1, 4) (9, 1)	1-2 FC6-4 1B	1-0 SF7 2B		1-1 L9 1B		1-0 G4-3 1B		1-0 G6-4-3 1B	
Ellis Burks, R OBP: 0.399, SLG: 0.634 (1, 8) (8, 7)	0-1 FC6-4 HR 1-2f	2-0 1B 2B 3-H		1-1 L9 1-3		2-1 G5-3 2-3f		0-0 G6-4-3 1-2f 2-3	
Larry Walker, L OBP: 0.343, SLG: 0.578 (1, 9)	4-0 HR BB 1-2	3-1 HR 1B 2-H		0-2 G4-3 3-H		0-3 K		2-2 G3	
Andres Galarraga, R OBP: 0.359, SLG: 0.596 (1, 3)	2-0 HR 1-H 2-H	1 SAFE HR 1-H		1-3 K		2-2 1B 1B			
Dante Bichette, R OBP: 0.365, SLG: 0.539 Quinton McCracken, S OBP: 0.374, SLG: 0.394 (1, 7) (7, PR) (8, 8)	0-1 PO 1B	0-2 G5-3			2-3 K		0-1 E 1B 1-2 1B		
Vinny Castilla, R OBP: 0.348, SLG: 0.551 (1, 5)	0-0 P3		3-0 2B		2-2 P4		0-0 1-2 2-H 1B		
Jayhawk Owens, R OBP: 0.333, SLG: 0.382 (1, 2)	0-0 PO 1-2	4-2 1B SF7 BB	0-3 K		1-1 G5-3		0-0 F9 2-3		
Walt Weiss, S OBP: 0.385, SLG: 0.376 (1, 6)		0-0 SF7 SH1-3 2B 1-3 1B	3-3 K			1-1 G6-3		2-0 G4-3	
Roger Bailey, R OBP: 0.375, SLG: 0.643 Darren Holmes, R Jason Bates, S OBP: 0.315, SLG: 0.295 (1, 1) (8, 1) (8, PH) (9, 4)		0-1 SH1-3 1-2	2-1 G4-3			1-0 G5-3 1B 1B		2-2 G6-4-3 1B 1B	

Inning Stats	R: 3	H: 3	E: 0	K: 0	S: 9	LOB: 0	BB: 1	P: 16	R: 5	H: 4	E: 0	K: 0	S: 15	LOB: 0	BB: 1	P: 27	R: 0	H: 1	E: 0	K: 2	S: 10	LOB: 1	BB: 0	P: 18	R: 1	H: 1	E: 0	K: 1	S: 13	LOB: 0	BB: 0	P: 16	R: 0	H: 0	E: 0	K: 1	S: 10	LOB: 0	BB: 0	P: 15	R: 0	H: 2	E: 0	K: 0	S: 6	LOB: 1	BB: 0	P: 11	R: 1	H: 3	E: 1	K: 1	S: 11	LOB: 2	BB: 0	P: 15	R: 0	H: 2	E: 0	K: 0	S: 8	LOB: 1	BB: 0	P: 13
--------------	------	------	------	------	------	--------	-------	-------	------	------	------	------	-------	--------	-------	-------	------	------	------	------	-------	--------	-------	-------	------	------	------	------	-------	--------	-------	-------	------	------	------	------	-------	--------	-------	-------	------	------	------	------	------	--------	-------	-------	------	------	------	------	-------	--------	-------	-------	------	------	------	------	------	--------	-------	-------

PITCHER	IP	WLS	BF	H	R	ER	SO	BB	IBB	HBP	BLK	WP	HR	S	P	ERA	WHIP
Mike Morgan, R ERA: 4.92 (1, 1)	3.0	L	18	8	8	8	2	2	0	0	0	0	2	34	61	24.00	3.333
Mark Petkovsek, R ERA: 4.21 (4, 1)	4.0		17	6	2	2	3	0	0	0	0	0	0	40	57	4.50	1.500
Rick Honeycutt, L ERA: 3.38 (8, 1)	1.0		4	2	0	0	0	0	0	0	0	0	0	8	13	0.00	2.000


**BOTTOM**

AB	R	H	RBI	BB	SO	LOB
4	1	4	1	0	0	0
0	0	0	0	0	0	0
5	2	1	1	0	0	6
4	2	1	2	1	1	1
4	3	3	5	0	1	0
4	0	2	0	0	1	0
0	0	0	0	0	0	0
4	0	2	1	0	0	1
3	1	0	0	1	1	3
4	1	1	0	0	1	3
2	0	1	0	0	0	1
0	0	0	0	0	0	0
1	0	1	0	0	0	0

**AB 35**  
**R 10**  
**H 16**  
**RBI 10**  
**BB 2**  
**SO 5**  
**LOB 15**

**WP: 0** **PA: 40**  
**PB: 0**  
**SB: 3**  
**CS: 0**

**St. Louis Cardinals @ Colorado Rockies**  
**Coors Field, Denver, CO**  
Thu Aug 22 1996, 3:33 AM MDT  
Att: 48,086 - Sunny - 71 F



livebaseballscorecards.com

Batter	1	2	3	4	5	6	7	8	9	AB R H RBI BB SO LOB	TOP											
Jermaine Allensworth, R (1, 8) OBP: 0.328, SLG: 0.360	3-2 1B 2B	2-2 2B		1-3 K		0-0 3B 2-H 3-H			1-0 K 1B	5 1 4 2 0 1 1	<b>Pittsburgh Pirates @ Colorado Rockies</b> Coors Field, Denver, CO Fri Aug 23 1996, 7:05 PM MDT Att. 48,038 - Unknown - 66 F											
Al Martin, L (1, 7) OBP: 0.342, SLG: 0.441	0-0 1B 1-3 2B	0-1 G5-3		0-0 G1-3		1-1 G4-3		1-3 K 1-2	5 1 1 0 0 1 4													
Jeff King, R (1, 4) OBP: 0.337, SLG: 0.498	3-2 1B S 1B 2-H 3-H		3-1 F9		0-2 L6		1-1 G4-3	1-3 K	5 1 1 2 0 1 0													
Dave Clark, L (1, 9) OBP: 0.370, SLG: 0.436	1-1 L7		4-2 FC3-6 BB BB		3-0 G3-6-3 1B		1-1 G4-3		3 0 1 0 1 0 1													
Mark Johnson, L (1, 3) OBP: 0.371, SLG: 0.510	2-1 G6-3 S 1B 2-3		1 SAFE 4-0 FC3-6 BB 1-2		0-0 G3-6-3 1-2f		1-3 K		3 0 1 0 1 1 1													
Charlie Hayes, R (1, 5) OBP: 0.303, SLG: 0.374	2-2 G6-3		0-0 FC3-6 1-2f 2-3		1-1 2B 3B 1B		1-3 K		4 1 1 0 0 1 3													
Jay Bell, R (1, 6) OBP: 0.295, SLG: 0.341	1-2 G4-3		3-3 K		0-0 3B 2B		2-2 G5-3		4 1 1 0 0 1 3													
18 Jason Kendall, R (1, 2) OBP: 0.365, SLG: 0.393		1-2 G3-1		1-2 G5-3		1-2 G6-3		4-2 HBP	3 0 0 0 0 0 2													
Jon Lieber, L (1, 1) OBP: 0.250, SLG: 0.269		2-3 K		0-0 2B		2-2 G1		2-3 K	3 0 1 0 0 1 2													
Dan Plesac, L (7, 1)									1 0 0 0 0 1 1													
67 Francisco Cordova, R (9, 1) OBP: 0.333, SLG: 0.333									0 0 0 0 0 0 0													
<b>Inning Stats</b>	R: 3 E: 0 K: 0 S: 23	H: 4 LOB: 1 BB: 0 P: 35	R: 0 E: 0 K: 1 S: 13	H: 1 LOB: 1 BB: 0 P: 18	R: 0 E: 0 K: 1 S: 12	H: 0 LOB: 2 BB: 2 P: 26	R: 0 E: 0 K: 1 S: 9	H: 1 LOB: 1 BB: 0 P: 11	R: 0 E: 0 K: 0 S: 5	H: 1 LOB: 0 BB: 0 P: 8	R: 2 E: 0 K: 0 S: 13	H: 3 LOB: 1 BB: 0 P: 18	R: 0 E: 0 K: 1 S: 7	H: 0 LOB: 0 BB: 0 P: 10	R: 0 E: 0 K: 2 S: 13	H: 0 LOB: 1 BB: 0 P: 22	R: 0 E: 0 K: 2 S: 7	H: 1 LOB: 0 BB: 0 P: 10	1B: 6 2B: 4 3B: 1 HR: 0	SF: 0 SAC: 0 DP: 1 HBP: 1	WP: 0 PB: 0 SB: 2 CS: 0	PA: 39
<b>PITCHER</b>	IP WLS BF H R ER SO BB IBB HBP BLK WP HR S P ERA WHIP											<b>PITCHER</b>	IP WLS BF H R ER SO BB IBB HBP BLK WP HR S P ERA WHIP									
Kevin Ritz, R (1, 1) ERA: 5.17	6.0 L 29 10 5 5 3 2 0 0 0 0 0 0 75 116 7.50 2.000																					
Mike Munoz, L (7, 1) ERA: 8.72	1.0 3 0 0 0 1 0 0 0 0 0 0 0 0 7 10 0.00 0.000																					
Curt Leskanic, R (8, 1) ERA: 6.48	2.0 7 1 0 0 0 4 0 0 1 0 0 0 0 20 32 0.00 0.500																					

livebaseballscorecards.com

AB	36
R	5
H	11
RBI	4
BB	2
SO	8
LOB	18



Batter	1	2	3	4	5	6	7	8	9
<b>Eric Young Sr., R</b> OBP: 0.415, SLG: 0.453 (1, 4)	0-0 G3-1 S 1B		2-0 F8			1-1 2B SF7 1B		0-1 F7	
<b>Eric Anthony L</b> OBP: 0.351, SLG: 0.483 (1, 8) <b>Quinton McCracken, S</b> OBP: 0.372, SLG: 0.392 (8, PH) (9, 8)	0-3 K		3-1 F7			1-1 1-3 2B		2-3 K	
<b>Larry Walker, L</b> OBP: 0.338, SLG: 0.571 (1, 9)	3-1 G3-1 1-3				0-2 F7	2-2 SF7		0-3 K	
<b>Andres Galarraga, R</b> OBP: 0.358, SLG: 0.594 (1, 3)	2-1 K 1B				3-3 K	1-3 K		0-1 P6	
<b>Dante Bichette, R</b> OBP: 0.365, SLG: 0.537 (1, 7)	0-0 F9				1-3 K	1-1 G5-3		0-2 K 1B	
<b>Vinny Castilla, R</b> OBP: 0.348, SLG: 0.554 (1, 5)					0-0 HR			2-3 K 1-2	
<b>Jeff Reed, L</b> OBP: 0.364, SLG: 0.419 (1, 2)					2-2 G1-3			2-1 K 1B 6-3	
<b>Walt Weiss, S</b> OBP: 0.383, SLG: 0.374 (1, 6)					3-2 F7			2-3 K	
<b>Kevin Ritz, R</b> OBP: 0.254, SLG: 0.208 (1, 1) <b>Mike Munoz, L</b> (7, 1)					1-3 K			3-2 G6-3	
<b>John Vander Wal, L</b> OBP: 0.338, SLG: 0.388 (7, PH) <b>Ellis Burks, R</b> OBP: 0.398, SLG: 0.633 (7, PH) <b>Curt Leskanic, R</b> OBP: 0.333, SLG: 0.667 (8, 1)									

AB	R	H	RBI	BB	SO	LOB
4	2	2	0	0	0	0
3	0	1	0	0	1	1
1	0	0	0	0	1	0
3	0	0	1	0	1	1
4	0	1	1	0	2	1
4	0	1	0	0	1	2
4	1	1	1	0	1	1
4	0	1	0	0	1	1
3	0	0	0	0	1	1
2	0	0	0	0	2	0
0	0	0	0	0	0	0
0	0	0	0	0	0	0
1	0	0	0	0	0	1
0	0	0	0	0	0	0

**BOTTOM**

**Pittsburgh Pirates @ Colorado Rockies**  
Coors Field, Denver, CO  
Fri Aug 23 1996, 7:05 PM MDT  
Att: 48,038 - Unknown - 66 F

livebaseballscores.com

<b>AB</b>	<b>33</b>
<b>R</b>	<b>3</b>
<b>H</b>	<b>7</b>
<b>RBI</b>	<b>3</b>
<b>BB</b>	<b>0</b>
<b>SO</b>	<b>11</b>
<b>LOB</b>	<b>9</b>



Inning Stats	R: 1	H: 2	E: 0	K: 1	S: 9	H: 0	LOB: 1	BB: 0	P: 14	R: 0	H: 0	E: 0	K: 1	S: 8	H: 0	LOB: 0	BB: 0	P: 11	R: 0	H: 0	E: 0	K: 1	S: 6	H: 0	LOB: 0	BB: 0	P: 12	R: 0	H: 0	E: 0	K: 2	S: 9	H: 0	LOB: 0	BB: 0	P: 13	R: 1	H: 1	E: 0	K: 1	S: 13	H: 2	LOB: 1	BB: 0	P: 20	R: 0	H: 1	E: 0	K: 1	S: 13	H: 0	LOB: 0	BB: 0	P: 22	R: 0	H: 0	E: 0	K: 2	S: 9	H: 0	LOB: 0	BB: 0	P: 11	R: 0	H: 1	E: 0	K: 1	S: 10	H: 1	LOB: 1	BB: 0	P: 14	1B: 5	SF: 1	2B: 1	SAC: 0	3B: 0	DP: 0	HR: 1	HBP: 0	WP: 0	PA: 34
--------------	------	------	------	------	------	------	--------	-------	-------	------	------	------	------	------	------	--------	-------	-------	------	------	------	------	------	------	--------	-------	-------	------	------	------	------	------	------	--------	-------	-------	------	------	------	------	-------	------	--------	-------	-------	------	------	------	------	-------	------	--------	-------	-------	------	------	------	------	------	------	--------	-------	-------	------	------	------	------	-------	------	--------	-------	-------	-------	-------	-------	--------	-------	-------	-------	--------	-------	--------

PITCHER	IP	WLS	BF	H	R	ER	SO	BB	IBB	HBP	BLK	WP	HR	S	P	ERA	WHIP
<b>Jon Lieber, R</b> ERA: 4.13 (1, 1)	6.2	W	26	6	3	3	8	0	0	0	0	0	1	69	106	4.05	0.900
<b>Dan Plesac, L</b> ERA: 4.03 (7, 1)	1.1		4	0	0	0	2	0	0	0	0	0	0	12	17	0.00	0.000
<b>67 Francisco Cordova, R</b> ERA: 4.21 (9, 1)	1.0	S	4	1	0	0	1	0	0	0	0	0	0	10	14	0.00	1.000

PITCHER	IP	WLS	BF	H	R	ER	SO	BB	IBB	HBP	BLK	WP	HR	S	P	ERA	WHIP
---------	----	-----	----	---	---	----	----	----	-----	-----	-----	----	----	---	---	-----	------

Batter	1	2	3	4	5	6	7	8	9	AB R H RBI BB SO LOB	TOP																													
Jermaine Allensworth, R (1, 8) OBP: 0.326, SLG: 0.357	0-1 F9	2-3 K			0-0 1B			1-2 G6-3		4 0 1 0 0 1 1																														
Al Martin, L (1, 7) OBP: 0.343, SLG: 0.441	1-0 2B 1B		1-2 CS 1B		1-0 F9			2-0 F8		4 1 2 0 0 0 1																														
Jeff King, R (1, 4) OBP: 0.335, SLG: 0.494	1-1 P5		3-2 P4			3-2 L8		3-2 F7		4 0 0 0 0 0 2																														
Dave Clark, L (1, 9) OBP: 0.372, SLG: 0.458	0-0 1B 2B		2-1 L9			3-2 HR		3-1 G4-3		4 2 2 2 0 0 1																														
Mark Johnson, L (1, 3) OBP: 0.373, SLG: 0.508	0-0 1B		2-0 CS 1-2	4-2 G6-4-3 BB		0-1 G3		0-0 P4		3 0 1 1 1 0 0																														
Charlie Hayes, R (1, 5) OBP: 0.300, SLG: 0.371	1-3 K		1-2 G6-4-3 1-2f			1-1 G6-3		0-1 G5-3		4 0 0 0 0 1 2																														
Jay Bell, R (1, 6) OBP: 0.293, SLG: 0.339		0-1 F9		3-2 G5-3			3-1 F7			3 0 0 0 0 0 0																														
18 Jason Kendall, R (1, 2) OBP: 0.367, SLG: 0.395		1-2 E4 G4-3			2-2 G1-6-3 1B		1-2 G5-4-3 1B			3 0 2 0 0 0 0																														
Chris Peters, L (1, 1) OBP: 0.083, SLG: 0.083		0-0 G4-3			2-2 G1-6-3 1-2f		1-1 G5-4-3 1-2f			1 0 0 0 0 0 1																														
Mike Kingery, L (5, PH) OBP: 0.304, SLG: 0.333										1 0 0 0 0 0 1																														
Ramon Morel, R (5, 1)										0 0 0 0 0 0 0																														
John Wehner, R (7, PH) OBP: 0.277, SLG: 0.357										1 0 0 0 0 0 1																														
David Wainhouse, L (7, 1)										0 0 0 0 0 0 0																														
<b>Inning Stats</b>	R: 2 E: 0 K: 1 S: 11	H: 3 LOB: 1 BB: 0 P: 13	R: 0 E: 1 K: 1 S: 9	H: 0 LOB: 1 BB: 0 P: 12	R: 0 E: 0 K: 0 S: 11	H: 1 LOB: 0 BB: 0 P: 18	R: 0 E: 0 K: 0 S: 8	H: 0 LOB: 0 BB: 1 P: 16	R: 0 E: 0 K: 0 S: 11	H: 2 LOB: 1 BB: 0 P: 16	R: 1 E: 0 K: 0 S: 11	H: 1 LOB: 0 BB: 0 P: 18	R: 0 E: 0 K: 0 S: 7	H: 1 LOB: 0 BB: 0 P: 12	R: 0 E: 0 K: 0 S: 9	H: 0 LOB: 0 BB: 0 P: 15	R: 0 E: 0 K: 0 S: 5	H: 0 LOB: 0 BB: 0 P: 8	1B: 6 2B: 1 3B: 0 HR: 1	SF: 0 SAC: 0 DP: 3 HBP: 0	WP: 0 PB: 0 SB: 0 CS: 1	PA: 34																		
<b>PITCHER</b> Mark Thompson, R (1, 1) ERA: 4.83	IP 9.0	WLS W	BF 33	H 8	R 3	ER 3	SO 2	BB 1	IBB 0	HBP 0	BLK 0	WP 0	HR 1	S 82	P 128	ERA 3.00	WHIP 1.000						<b>PITCHER</b>	IP 9.0	WLS W	BF 33	H 8	R 3	ER 3	SO 2	BB 1	IBB 0	HBP 0	BLK 0	WP 0	HR 1	S 82	P 128	ERA 3.00	WHIP 1.000

Pittsburgh Pirates @ Colorado Rockies  
 Coors Field, Denver, CO  
 Sat Aug 24 1996, 7:05 PM MDT  
 Att. 48,014 - Unknown - 84 F

livebaseballscorecards.com

AB	32
R	3
H	8
RBI	3
BB	1
SO	2
LOB	10



Batter	1	2	3	4	5	6	7	8	9
Eric Young Sr., R OBP: 0.414, SLG: 0.455 (1, 4)	1-1 HR 1B	3-1 F9		1-2 L8		1-1 SF8 2B		0-0 G4-3	
Ellis Burks, R OBP: 0.401, SLG: 0.647 (1, 8)	0-2 HR 1B		2-2 1B 3B		2-2 G6-3 1B 2B	1-0 SF8			
Larry Walker, L OBP: 0.337, SLG: 0.566 (1, 9)	1-1 L8		0-0 G6-4-3 1B HR 1B		2-0 L3	1-3 K			
Andres Galarraga, R OBP: 0.359, SLG: 0.597 (1, 3)	1-0 SF8 3B		0-1 G6-4-3 1B		2-1 G6-3		2-0 G1-6-3		
Dante Bichette, R OBP: 0.364, SLG: 0.536 (1, 7)	3-2 SF8		0-0 G6-4-3		1-1 1B		2-1 G6-3		
Vinny Castilla, R OBP: 0.347, SLG: 0.558 (1, 5)	2-3 K		0-0 HR		1-0 G5-3		0-0 G1-6-3		
Jayhawk Owens, R OBP: 0.337, SLG: 0.385 (1, 2)		2-0 B3-6 S 1B	0-1 L7			0-0 BB 2B 1B		2-0 L8	
Walt Weiss, S OBP: 0.385, SLG: 0.373 (1, 6)		1 SAFE 4-2 SAFE BB		2-1 G6-3		4-2 SAFE 2B 1-2 SF8 BB		4-0 BB	
Mark Thompson, R OBP: 0.133, SLG: 0.182 (1, 1)		1-2 B3-6		0-0 G6-3		0-3 K		0-2 P6	

Inning Stats	R: 3	H: 3	E: 0	K: 1	S: 14	LOB: 0	BB: 0	P: 22
	R: 0	H: 1	E: 0	K: 0	S: 11	LOB: 1	BB: 1	P: 20
	R: 3	H: 4	E: 0	K: 0	S: 10	LOB: 0	BB: 0	P: 12
	R: 0	H: 0	E: 0	K: 0	S: 6	LOB: 0	BB: 0	P: 9
	R: 1	H: 2	E: 0	K: 0	S: 9	LOB: 1	BB: 0	P: 17
	R: 2	H: 2	E: 0	K: 2	S: 13	LOB: 1	BB: 1	P: 20
	R: 0	H: 0	E: 0	K: 0	S: 4	LOB: 0	BB: 0	P: 8
	R: 0	H: 0	E: 0	K: 0	S: 6	LOB: 1	BB: 1	P: 12

PITCHER	IP	WLS	BF	H	R	ER	SO	BB	IBB	HBP	BLK	WP	HR	S	P	ERA	WHIP
Chris Peters, L ERA: 6.31 (1, 1)	4.0	L	19	8	6	6	1	1	0	0	0	0	2	41	63	13.50	2.250
Ramon Morel, R ERA: 4.03 (5, 1)	2.0		11	4	3	3	2	1	0	0	0	0	0	22	37	13.50	2.500
David Wainhouse, R ERA: 5.4 (7, 1)	2.0		7	0	0	0	0	1	0	0	0	0	0	10	20	0.00	0.500

**BOTTOM**

**Pittsburgh Pirates @ Colorado Rockies**  
Coors Field, Denver, CO

Sat Aug 24 1996, 7:05 PM MDT  
Att: 48,014 - Unknown - 84 F

AB	R	H	RBI	BB	SO	LOB
5	1	2	1	0	0	2
3	3	3	3	0	0	0
4	1	1	1	0	1	2
4	1	2	0	0	0	1
3	0	1	2	0	0	2
4	1	1	2	0	1	1
4	1	2	0	0	0	0
1	1	0	0	3	0	0
4	0	0	0	0	1	5

AB	32
R	9
H	12
RBI	9
BB	3
SO	3
LOB	13

livebaseballscores.com



WP	PA
0	37
PB	0
SB	1
CS	0

Batter	1	2	3	4	5	6	7	8	9	AB R H RBI BB SO LOB	TOP																	
Nelson Liriano, S OBP: 0.298, SLG: 0.397 (1, 5)	1-0 1B 2B	0-0 G4-3		0-1 HR			2-3 K		1-3 K	5 2 2 1 0 2 0																		
Al Martin, L OBP: 0.345, SLG: 0.442 (1, 7)	2-2 2B	3-2 G1-3		1-0 1B		0-0 G6-3		4-1 1B SF8 BB	4 2 2 0 1 0 0																			
Jeff King, R OBP: 0.341, SLG: 0.507 (1, 4)	0-1 1B 2B	2-1 HR			1-1 1B		2-1 1B 1B	0-0 1B 1B	5 2 5 3 0 0 0																			
Dave Clark, L OBP: 0.373, SLG: 0.459 (1, 9)	0-0 2B 1B	0-3 K			0-3 K		1-1 1B 1B	1-1 SF8	4 1 2 1 0 2 1																			
Mark Johnson, L OBP: 0.371, SLG: 0.508 (1, 3)	1-0 1B 2B		3-2 G3		1-3 K		0-3 K	0-0 1B	4 1 1 2 0 2 3																			
Charlie Hayes, R OBP: 0.302, SLG: 0.372 (9, PH)								1-2 1B	1 0 1 0 0 0 0																			
Mike Kingery, L OBP: 0.298, SLG: 0.326 (1, 8)	3-3 K		1-2 G4-3		1-2 G4-3			0-3 K	5 0 0 0 0 2 4																			
Jay Bell, R OBP: 0.293, SLG: 0.345 (1, 6)	2-1 G6-3		0-1 G3-1			2-1 P6		2-2 HR	4 1 1 1 0 0 1																			
Keith Osik, R OBP: 0.345, SLG: 0.419 (1, 2)	2-0 1B			0-0 G6-3		0-0 L5		0-0 P4	4 0 1 1 0 0 0																			
Dan Miceli, R (1, 1)	0-2 G4-3			0-1 G2-3		2-3 K		1-1 G4-3	2 0 0 0 0 0 1																			
Marc Wilkins, R (5, 1)									1 0 0 0 0 1 0																			
Dan Plesac, L (7, 1)									0 0 0 0 0 0 0																			
John Wehner, R (8, PH)									1 0 0 0 0 0 0																			
John Ericks, R (8, 1)									0 0 0 0 0 0 0																			
<b>Inning Stats</b>	R: 5 E: 0 K: 1 S: 18	H: 6 LOB: 1 BB: 0 P: 29	R: 1 E: 0 K: 1 S: 9	H: 1 LOB: 0 BB: 0 P: 14	R: 0 E: 0 K: 0 S: 9	H: 0 LOB: 0 BB: 0 P: 13	R: 1 E: 0 K: 0 S: 6	H: 2 LOB: 1 BB: 0 P: 7	R: 0 E: 0 K: 1 S: 6	H: 0 LOB: 0 BB: 0 P: 10	R: 0 E: 0 K: 2 S: 11	H: 2 LOB: 2 BB: 0 P: 16	R: 1 E: 0 K: 0 S: 7	H: 1 LOB: 0 BB: 0 P: 11	R: 1 E: 0 K: 2 S: 11	H: 2 LOB: 2 BB: 1 P: 17	1B: 9 2B: 3 3B: 0 HR: 3	SF: 1 SAC: 0 DP: 0 HBP: 0	WP: 0 PB: 0 SB: 0 CS: 0	PA: 42								
<b>PITCHER</b>	IP WLS BF H R ER SO BB IBB HBP BLK WP HR S P ERA WHIP																											
Jamey Wright, R (1, 1) ERA: 5.55	4.0		20	9	7	7	2	0	0	0	0	0	2	42	63	15.75	2.250											
Mike Munoz, L (5, 1) ERA: 7.97	3.0	W	12	3	0	0	5	0	0	0	0	0	0	29	41	0.00	1.000											
Curt Leskanic, R (8, 1) ERA: 6.52	1.0		4	1	1	1	0	0	0	0	0	0	1	7	11	9.00	1.000											
Bruce Ruffin, L (9, 1) ERA: 4.37	1.0		6	2	1	1	2	1	0	0	0	0	0	11	17	9.00	3.000											

Pittsburgh Pirates @ Colorado Rockies  
 Coors Field, Denver, CO  
 Sun Aug 25 1996, 3:33 AM MDT  
 Att. 48,139 - Sunny - 79 F

AB	40
R	9
H	15
RBI	9
BB	1
SO	9
LOB	10



livebaseballscorecards.com

BOTTOM

Pittsburgh Pirates @ Colorado Rockies  
Coors Field, Denver, CO

Sun Aug 25 1996, 3:33 AM MDT  
Att: 48,139 - Sunny - 79 F

livebaseballscores.com

AB	37
R	13
H	13
RBI	12
BB	5
SO	9
LOB	12



WP:	1	PA:	43
PB:	0		
SB:	5		
CS:	1		

AB	R	H	RBI	BB	SO	LOB
4	3	2	0	0	0	3
4	3	3	3	1	0	1
5	3	3	4	0	2	1
4	1	0	0	1	2	1
4	0	0	0	1	1	2
5	2	3	4	0	0	1
5	1	1	0	0	1	2
2	0	0	0	2	1	0
0	0	0	0	0	0	0
1	0	0	0	0	1	1
1	0	0	0	0	0	0
1	0	0	0	0	1	0
0	0	0	0	0	0	0
1	0	1	1	0	0	0
0	0	0	0	0	0	0
0	0	0	0	0	0	0
1B:	7	SF:	0			
2B:	2	SAC:	0			
3B:	0	DP:	0			
HR:	4	HBP:	1			

Batter	1	2	3	4	5	6	7	8	9								
Eric Young Sr., R OBP: 0.416, SLG: 0.455 (1, 4)	0-1 SAFE BB 2B 1B	1-2 FC5-4 S 1-2f		1-1 E1 2B 1B		3-2 S 1B HBP	1-0 FC6-4 S 1-2f										
Ellis Burks, R OBP: 0.404, SLG: 0.656 (1, 8)	4-2 SAFE 2B BB	1-0 F8		1-1 HR 2B		3-1 1-H 1B		0-0 HR									
Larry Walker, L OBP: 0.342, SLG: 0.582 (1, 9)	0-2 S E 2B 1-H 2-H		0-0 G6-3 S 1B	1-1 2-H HR		1-3 K		1-3 K									
Andres Galarraga, R OBP: 0.358, SLG: 0.592 (1, 3)	4-2 CS BB 2-H		3-3 SAFE K 1-2	2-3 K			0-0 G5-3	0-2 WP HR E3									
Dante Bichette, R OBP: 0.362, SLG: 0.531 (1, 7)	4-2 E S BB 1-2		1-2 G6-3		3-2 G6-3		1-3 K	2-2 G5-3									
Vinny Castilla, R OBP: 0.349, SLG: 0.570 (1, 5)	3-0 F9		2-1 1B		1-1 F9		2-1 HR	0-0 HR									
Jeff Reed, L OBP: 0.361, SLG: 0.415 (1, 2)	1-3 K		0-2 F7		0-2 G4-3		0-0 BB 1B	0-2 P5									
Jason Bates, S OBP: 0.319, SLG: 0.291 Walt Weiss, S OBP: 0.385, SLG: 0.373 (1, 6) (8, 6)		4-1 FC5-4 BB		1-1 G4-3		3-3 K	4-0 1B BB										
Jamey Wright, R OBP: 0.085, SLG: 0.190 Eric Anthony, L OBP: 0.349, SLG: 0.480 Mike Munoz, L OBP: 0.338, SLG: 0.388 John Vander Wal, L OBP: 0.341, SLG: 0.389 Jayhawk Owens, R OBP: 0.333, SLG: 0.667 Curt Leskanic, R OBP: 0.333, SLG: 0.667 Bruce Ruffin, S OBP: 0.333, SLG: 0.667 (1, 1) (4, PH) (5, 1) (7, PH) (7, PH) (8, 1) (9, 1)		2-3 K		1-2 G3-1		2-3 K	1-1 FC6-4 1B										
Inning Stats	R: 3 E: 0 K: 1 S: 18	H: 2 LOB: 1 BB: 3 P: 34	R: 0 E: 0 K: 1 S: 9	H: 0 LOB: 1 BB: 1 P: 17	R: 1 E: 0 K: 1 S: 16	H: 2 LOB: 1 BB: 0 P: 22	R: 3 E: 1 K: 1 S: 15	H: 3 LOB: 0 BB: 0 P: 22	R: 0 E: 0 K: 0 S: 9	H: 0 LOB: 0 BB: 0 P: 13	R: 1 E: 0 K: 3 S: 14	H: 1 LOB: 1 BB: 0 P: 26	R: 2 E: 0 K: 1 S: 10	H: 3 LOB: 2 BB: 1 P: 19	R: 3 E: 1 K: 1 S: 16	H: 2 LOB: 0 BB: 0 P: 19	
PITCHER	IP WLS BF H R ER SO	IP WLS BF H R ER SO	IP WLS BF H R ER SO	IP WLS BF H R ER SO	IP WLS BF H R ER SO	IP WLS BF H R ER SO	IP WLS BF H R ER SO	IP WLS BF H R ER SO	IP WLS BF H R ER SO	IP WLS BF H R ER SO	IP WLS BF H R ER SO	IP WLS BF H R ER SO	IP WLS BF H R ER SO	IP WLS BF H R ER SO	IP WLS BF H R ER SO	IP WLS BF H R ER SO	
Dan Miceli, R ERA: 5.92 (1, 1)	4.0		7	7	7	4											
Marc Wilkins, R ERA: 3.08 (5, 1)	2.2	L	13	3	3	3	4	1	0	1	0	0	1	30	53	10.12	1.500
Dan Plesac, L ERA: 4.01 (7, 1)	0.1		2	1	0	0	0	0	0	0	0	0	0	3	5	0.00	3.000
John Ericks, R ERA: 5.67 (8, 1)	1.0		6	2	3	1	1	0	0	0	0	0	1	2	16	9.00	2.000

WP	HR	S	P	ERA	WHIP
WP:	1				
HR:	4				
S:					
P:					
ERA:					
WHIP:					

Batter	1	2	3	4	5	6	7	8	9	AB R H RBI BB SO LOB	TOP		
Thomas Howard, S (1, 9) OBP: 0.320, SLG: 0.443	4-2 1B G3 2B BB		2-1 HR 1B	0-0 SF8			1-1 G4-6-3			2 2 1 1 1 0 1	<p><b>Cincinnati Reds @ Colorado Rockies</b>  Coors Field, Denver, CO  Mon Aug 26 1996, 7:05 PM MDT  Att. 48,093 - Unknown - 79 F</p>		
Lenny Harris, L (1, 5) OBP: 0.325, SLG: 0.406	0-0 G3		1-1 HR	1-0 F9			0-3 K			4 1 1 2 0 1 2			
Barry Larkin, R (1, 6) OBP: 0.413, SLG: 0.568	0-1 2B 1B		3-2 G5-3			0-0 P7				3 1 1 0 0 0 0			
Kevin Mitchell, R (1, 7) OBP: 0.377, SLG: 0.436	0-0 1-H 3-H 2B		0-2 G2-3 1B			1-0 G4-3				3 0 2 2 0 0 0			
Eric Davis, R (1, 8) OBP: 0.396, SLG: 0.525	2-1 G5-3		1-1 G2-3			1-2 G2-3				3 0 0 0 0 0 2			
Hal Morris, L (1, 3) OBP: 0.354, SLG: 0.441	1-2 P6		0-0 G4-3			0-0 G4-3				3 0 0 0 0 0 2			
Eddie Taubensee, L (1, 2) OBP: 0.334, SLG: 0.458		2-2 G5-3		0-0 E SF8 2B		1-1 G4-3				3 1 1 0 0 0 0			
Bret Boone, R (1, 4) OBP: 0.275, SLG: 0.352		0-2 P4		0-0 G5-3		1-0 G5-3				3 0 0 0 0 0 1			
Scott Service, R (6, 1)										0 0 0 0 0 0 0			
Mark Portugal, R (1, 1) OBP: 0.188, SLG: 0.191										1 0 0 0 0 0 0			
Kevin Jarvis, L (2, 1) OBP: 0.071, SLG: 0.071										1 0 0 0 0 0 1			
Jeff Branson, L (6, 4) OBP: 0.311, SLG: 0.414				0-1 E3			4-0 G4-6-3 BB			0 0 0 0 1 0 0			
<b>Inning Stats</b>	R: 2 H: 2 E: 0 LOB: 1 K: 0 BB: 1 S: 11 P: 18	R: 0 H: 0 E: 0 LOB: 0 K: 0 BB: 0 S: 7 P: 10	R: 2 H: 3 E: 0 LOB: 1 K: 0 BB: 0 S: 14 P: 21	R: 1 H: 1 E: 1 LOB: 1 K: 0 BB: 0 S: 6 P: 7	R: 0 H: 0 E: 0 LOB: 0 K: 0 BB: 0 S: 5 P: 7	R: 0 H: 0 E: 0 LOB: 0 K: 0 BB: 0 S: 4 P: 6	R: 0 H: 0 E: 0 LOB: 0 K: 1 BB: 1 S: 5 P: 10			1B: 3 SF: 1 2B: 2 SAC: 0 3B: 0 DP: 1 HR: 1 HBP: 0	WP: 0 PA: 29 PB: 0 SB: 0 CS: 0		
<b>PITCHER</b>	IP WLS BF H R ER SO BB IBB HBP BLK WP HR S P ERA WHIP											<b>PITCHER</b>	IP WLS BF H R ER SO BB IBB HBP BLK WP HR S P ERA WHIP
Bill Swift, R (1, 1) ERA: 6.48	5.0 W 23 6 5 4 0 1 0 0 0 0 0 1 43 63 7.20 1.400												
Roger Bailey, R (6, 1) ERA: 5.85	2.0 S 6 0 0 0 0 1 1 0 0 0 0 0 9 16 0.00 0.500												

livebaseballscorecards.com

<b>AB</b>	26
<b>R</b>	5
<b>H</b>	6
<b>RBI</b>	5
<b>BB</b>	2
<b>SO</b>	1
<b>LOB</b>	9





Batter	1	2	3	4	5	6	7	8	9
Eric Young Sr., R OBP: 0.415, SLG: 0.453 (1, 4)	1-1 F8	1-0 E5		0-0 E S 1B	0-0 G4-3				
Ellis Burks, R OBP: 0.403, SLG: 0.656 (1, 8)	1-2 2B 3B	0-0 G1-3		2-2 E5 1-3		3-1 F7			
Larry Walker, L OBP: 0.344, SLG: 0.589 (1, 9)	0-3 K		0-0 S E 2B	1-0 L5		2-1 2B			
Andres Galarraga, R OBP: 0.361, SLG: 0.603 (1, 3)	2-1 HR 2B		1-0 G6-3		0-0 HR	1-0 S SF7 2B			
Dante Bichette, R OBP: 0.365, SLG: 0.538 (1, 7)	3-2 HR		2-1 CS 1B		2-1 F8	4-1 CS BB			
Vinny Castilla, R OBP: 0.347, SLG: 0.567 (1, 5)	0-0 G6-3		2-1 G4-3		1-0 G4-3	0-2 SF7			
Jeff Reed, L OBP: 0.363, SLG: 0.431 (1, 2)		0-0 L3		1-1 F7	2-2 HR	1-0 CS 2B			
Walt Weiss, S OBP: 0.387, SLG: 0.380 (1, 6)		3-2 P6		1-1 HR	4-2 BB BB				
Bill Swift, R OBP: 0.500, SLG: 0.500 (1, 1)		0-0		1-0 G6-3	4-2 BB				
Eric Anthony, L OBP: 0.352, SLG: 0.480 (5, PH)									
Roger Bailey, R OBP: 0.375, SLG: 0.643 (6, 1)									

Inning Stats	R: 3 E: 0 K: 1 S: 17	H: 3 LOB: 0 BB: 0 P: 24	R: 0 E: 1 K: 0 S: 8	H: 1 LOB: 2 BB: 0 P: 12	R: 1 E: 0 K: 0 S: 6	H: 2 LOB: 0 BB: 0 P: 11	R: 1 E: 1 K: 0 S: 10	H: 2 LOB: 2 BB: 0 P: 16	R: 2 E: 0 K: 0 S: 14	H: 2 LOB: 2 BB: 2 P: 27	R: 2 E: 0 K: 0 S: 9	H: 2 LOB: 0 BB: 1 P: 20	R: 0 E: 0 K: 0 S: 2	H: 1 LOB: 1 BB: 0 P: 3
--------------	-------------------------------	----------------------------------	------------------------------	----------------------------------	------------------------------	----------------------------------	-------------------------------	----------------------------------	-------------------------------	----------------------------------	------------------------------	----------------------------------	------------------------------	---------------------------------

PITCHER	IP	WLS	BF	H	R	ER	SO	BB	IBB	HBP	BLK	WP	HR	S	P	ERA	WHIP
Mark Portugal, R ERA: 3.81 (1, 1)	1.0		6	3	3	3	1	0	0	0	0	0	1	17	24	27.00	3.000
Kevin Jarvis, R ERA: 5.9 (2, 1)	4.0	L	22	7	4	4	0	2	0	0	0	0	3	38	66	9.00	2.250
Scott Service, R ERA: 4.66 (6, 1)	1.0		6	3	2	2	0	1	0	0	0	0	0	11	23	18.00	4.000

AB R H RBI BB SO LOB

4	0	1	0	0	0	3
4	1	1	0	0	0	3
4	2	2	0	0	1	3
4	3	3	3	0	0	1
3	1	2	2	1	0	0
3	0	0	1	0	0	1
4	1	2	1	0	0	0
2	1	1	1	1	0	0
2	0	1	0	0	0	0
0	0	0	0	1	0	0
0	0	0	0	0	0	0

AB	30
R	9
H	13
RBI	8
BB	3
SO	1
LOB	11



WP	HR	S	P	ERA	WHIP
0	0	0	35		

Cincinnati Reds @ Colorado Rockies  
 Coors Field, Denver, CO  
 Mon Aug 26 1996, 7:05 PM MDT  
 Att: 48,093 - Unknown - 79 F

livebaseballscorecards.com

Batter	1	2	3	4	5	6	7	8	9	AB R H RBI BB SO LOB	TOP	
Thomas Howard, S (1, 9) OBP: 0.321, SLG: 0.446	2-1 WP 2B	0-0 L5		2-2 G4-3			3-3 K		1-2 1B	5 0 2 0 0 1 1		
Jeff Branson, L (1, 5) OBP: 0.309, SLG: 0.410	0-3 K		3-3 K		3-3 K		1-2 FC6-4 1B		1-3 K	5 0 1 0 0 4 2		
Barry Larkin, R (1, 6) OBP: 0.414, SLG: 0.567	2-3 K		4-2 1B HR BB		0-0 PB WP 1B		1-0 FC6-4 1-2f			3 1 1 0 0 1 1 2		
Kevin Mitchell, R (1, 7) OBP: 0.379, SLG: 0.434 Curtis Goodwin, L (8, 7) OBP: 0.298, SLG: 0.238	4-2 BB		0-0 1-3 HR 1B		0-3 K			1-2 P5		3 1 1 0 1 1 1 0 0 0 0 0 0 0		
Eric Davis, R (1, 8) OBP: 0.395, SLG: 0.531	2-2 F8		2-2 1-H 3-H HR		3-0 G6-3			2-2 P6		4 1 1 3 0 0 3		
Hal Morris, L (1, 3) OBP: 0.356, SLG: 0.447		1-1 HR	2-0 G4-3		1-1 G6-3			2-2 FC5-4 HBP		3 1 1 1 0 0 0		
Bret Boone, R (1, 4) OBP: 0.273, SLG: 0.348		2-2 F7	1-2 G4-3		0-2 L8			0-0 FC5-4 1-2f		4 0 0 0 0 0 1		
Joe Oliver, R (1, 2) OBP: 0.304, SLG: 0.387		2-2 G6-3		2-3 K		1-0 G5-3			3-3 K	4 0 0 0 0 2 0		
John Smiley, L (1, 1) OBP: 0.241, SLG: 0.236 Jeff Shaw, R (7, 1) Lenny Harris, L (9, PH) OBP: 0.324, SLG: 0.404 Jeff Brantley, R (9, 1)		0-0 1B	2-3 K		2-3 K				2-1 F9	3 0 1 0 0 2 0 0 0 0 0 0 0 0 1 0 0 0 0 0 0 0 0 0 0 0 0 0		
<b>Inning Stats</b>	R: 0 H: 1 E: 0 LOB: 2 K: 2 BB: 1 S: 16 P: 26	R: 1 H: 2 E: 0 LOB: 1 K: 0 BB: 0 P: 15	R: 3 H: 2 E: 0 LOB: 0 K: 1 BB: 1 S: 14 P: 26	R: 0 H: 0 E: 0 LOB: 0 K: 2 BB: 0 P: 15	R: 0 H: 1 E: 0 LOB: 1 K: 2 BB: 0 S: 9 P: 15	R: 0 H: 0 E: 0 LOB: 0 K: 0 BB: 0 S: 6 P: 8	R: 0 H: 1 E: 0 LOB: 1 K: 2 BB: 0 S: 11 P: 18	R: 0 H: 0 E: 0 LOB: 1 K: 0 BB: 0 P: 14	R: 0 H: 1 E: 0 LOB: 1 K: 2 BB: 0 S: 13 P: 20	1B: 5 SF: 0 2B: 1 SAC: 0 3B: 0 DP: 0 HR: 2 HBP: 1	WP: 2 PA: 38 PB: 1 SB: 0 CS: 0	
<b>PITCHER</b>	IP WLS BF H R ER SO BB IBB HBP BLK WP HR S P ERA WHIP											
Armando Reynoso, R (1, 1) ERA: 4.83	5.0 L 23 6 4 4 7 2 0 0 0 0 2 2 58 97 7.20 1.600											
Curt Leskanic, R (6, 1) ERA: 6.31	2.0 7 1 0 0 2 0 0 0 0 0 0 0 17 26 0.00 0.500											
Steve Reed, R (8, 1) ERA: 4.02	1.2 7 1 0 0 1 0 0 1 0 0 0 0 18 29 0.00 0.600											
Bruce Ruffin, L (9, 1) ERA: 4.34	0.1 1 0 0 0 1 0 0 0 0 0 0 0 4 5 0.00 0.000											

Cincinnati Reds @ Colorado Rockies  
 Coors Field, Denver, CO  
 Tue Aug 27 1996, 7:05 PM MDT  
 Att. 50,046 - Unknown - 68 F

livebaseballscorecards.com

AB	35
R	4
H	8
RBI	4
BB	2
SO	11
LOB	10



Batter	1	2	3	4	5	6	7	8	9	AB R H RBI BB SO LOB
Eric Young Sr., R (1, 4) OBP: 0.413, SLG: 0.449	1-0 G4-3			0-3 K	4-2 BB		1-0 F7		3-2 G6-4-3	4 0 0 0 1 1 4
Ellis Burks, R (1, 8) OBP: 0.402, SLG: 0.653	1-3 K2-3			1-1 2B G6-3 1B	2-2 G5-3			1-3 K		4 1 1 0 0 2 3
Larry Walker, L (1, 9) OBP: 0.346, SLG: 0.591	0-3 K			2-0 SAFE E 2B		0-0 G3		2-2 1B 1B		4 1 2 0 0 1 0
Andres Galarraga, R (1, 3) OBP: 0.360, SLG: 0.600			1-3 K	0-0 G6-3		0-0 G5-3		1-0 L3 1B		4 0 1 1 0 1 1
Dante Bichette, R (1, 7) OBP: 0.364, SLG: 0.541			2-3 K	3-2 G6-3		1-0 HR		3-2 L3		4 1 1 1 0 1 2
Vinny Castilla, R (1, 5) OBP: 0.346, SLG: 0.564			1-3 K			0-1 G5-3			2-2 SH3-4 BB 1B	4 0 1 0 0 2 0
Jayhawk Owens, R (1, 2) OBP: 0.346, SLG: 0.394			2-3 K			0-2 FC3-6 1B			4-1 SH3-4 BB	3 0 2 0 0 1 0
John Vander Wal, L (9, PH) OBP: 0.342, SLG: 0.388									1-2 SH3-4 BB	0 0 0 0 1 0 0
Walt Weiss, S (1, 6) OBP: 0.388, SLG: 0.381			3-3 K			1-0 FC3-6 1B		1-0 SH1-3	0-0 SH3-4	2 0 1 0 0 1 0
Armando Reynoso, R (1, 1) OBP: 0.280, SLG: 0.191			1-0 P4			3-1 FC3-6 BB		1-1 G1-3	4-2 BB	1 0 0 0 0 0 0
Jason Bates, S (5, PH) OBP: 0.317, SLG: 0.289										1 0 0 0 0 0 2
Curt Leskancic, R (6, 1) OBP: 0.333, SLG: 0.667										0 0 0 0 0 0 0
Quinton McCracken, S (7, PH) OBP: 0.371, SLG: 0.390										1 0 0 0 0 0 1
Steve Reed, R (8, 1) OBP: 0.333, SLG: 0.333										0 0 0 0 0 0 0
Bruce Ruffin, S (9, 1) OBP: 0.356, SLG: 0.480										0 0 0 0 0 0 0
Eric Anthony, L (9, PH)										0 0 0 0 1 0 0

Inning Stats	R: 0	H: 0	E: 0	K: 2	S: 7	H: 0	LOB: 0	BB: 0	P: 9	R: 0	H: 0	E: 0	K: 3	S: 10	R: 0	H: 0	E: 0	K: 2	S: 7	R: 2	H: 2	E: 0	K: 1	S: 11	R: 0	H: 2	E: 0	K: 1	S: 14	R: 1	H: 1	E: 0	K: 0	S: 5	R: 0	H: 1	E: 0	K: 0	S: 8	R: 0	H: 2	E: 0	K: 1	S: 11	R: 0	H: 1	E: 0	K: 0	S: 12	1B: 7	2B: 2	3B: 0	HR: 1	SF: 0	SAC: 2	DP: 2	HBP: 0	WP: 0	PA: 37
<b>PITCHER</b>	IP	WLS	BF	H	R	ER	SO	BB	IBB	HBP	BLK	WP	HR	S	P	ERA	WHIP																																										
John Smiley, L (1, 1) ERA: 3.9	6.2	W	27	6	3	2	9	1	0	0	0	0	0	61	94	2.70	1.050																																										
Jeff Shaw, R (7, 1) ERA: 2.74	1.1		5	2	0	0	1	0	0	0	0	0	0	12	20	0.00	1.500																																										
Jeff Brantley, R (9, 1) ERA: 2.75	1.0	S	5	1	0	0	0	2	0	0	0	0	0	12	25	0.00	3.000																																										

**BOTTOM**

**Cincinnati Reds @ Colorado Rockies**  
**Coors Field, Denver, CO**  
 Tue Aug 27 1996, 7:05 PM MDT  
 Att: 50,046 - Unknown - 68 F

livebaseballscorecards.com

<b>AB</b>	<b>32</b>
<b>R</b>	<b>3</b>
<b>H</b>	<b>9</b>
<b>RBI</b>	<b>2</b>
<b>BB</b>	<b>3</b>
<b>SO</b>	<b>10</b>
<b>LOB</b>	<b>13</b>



Batter	1	2	3	4	5	6	7	8	9	AB R H RBI BB SO LOB	TOP																									
Thomas Howard, S (1, 9) OBP: 0.321, SLG: 0.455 Kevin Mitchell, R (6, 7) OBP: 0.380, SLG: 0.441	0-1 L8		3-1 HR		2-1 G3		2-3 K2-3		0-0 G4-3 G6-3 2B	3 1 1 1 0 0 0 2 1 1 0 0 1 0																										
Lenny Harris, L (1, 7) OBP: 0.325, SLG: 0.408	1-3 K		1-1 G3-1			0-0 G4-3 HR 2B	2-1 G6-4-3 1B		2-1 G4-3	5 1 2 0 0 1 1																										
Barry Larkin, R (1, 6) OBP: 0.412, SLG: 0.561	4-1 BB			1-1 P2		0-0 G4-3	3-2 1 SAFE G6-4-3		1-2 G6-3	4 0 0 1 1 0 2																										
Eddie Taubensee, L (1, 2) OBP: 0.336, SLG: 0.468	0-0 G3			2-3 K		0-0 HR		2-1 HR 1B	1-0 G3-1	5 2 2 2 0 1 1																										
Eric Davis, R (1, 8) OBP: 0.396, SLG: 0.539				1-2 P6		1-0 FC4-6 1B		1-0 HR		4 1 2 2 0 0 0																										
Hal Morris, L (1, 3) OBP: 0.355, SLG: 0.453						0-0 G3-1	2-2 FC4-6 WP 1B		0-0 HR	4 1 1 1 0 0 1																										
Bret Boone, R (1, 4) OBP: 0.275, SLG: 0.350						0-1 HR 1B	2-2 WP 1B		2-2 G5-3	4 1 2 0 0 0 0																										
Willie Greene, L (1, 5) OBP: 0.320, SLG: 0.427						2-1 HR	4-1 BB		2-3 K	3 1 1 2 1 1 0																										
Giovanni Carrara, R (1, 1) Jeff Branson, L (8, PH) Hector Carrasco, R (6, 1) Lee Smith, R (7, 1) Mike Remlinger, L (7, 1) Curtis Goodwin, L (8, PH) Jeff Shaw, R (8, 1)						2-1 G6-3	0-0 L9		1-2 G5-3	2 0 0 0 0 0 0 1 0 0 0 0 0 0 3 0 1 0 0 0 0 0 0 0 0 0 0 0 0 0 0 0																										
<b>Inning Stats</b>	R: 0 E: 0 K: 1 S: 7	H: 0 LOB: 1 BB: 1 P: 12	R: 0 E: 0 K: 0 S: 6	H: 0 LOB: 0 BB: 0 P: 10	R: 1 E: 0 K: 0 S: 8	H: 1 LOB: 0 BB: 0 P: 14	R: 0 E: 0 K: 1 S: 8	H: 0 LOB: 0 BB: 0 P: 12	R: 2 E: 0 K: 0 S: 13	H: 2 LOB: 0 BB: 0 P: 22	R: 2 E: 0 K: 0 S: 13	H: 4 LOB: 3 BB: 1 P: 20	R: 0 E: 0 K: 1 S: 14	H: 1 LOB: 0 BB: 0 P: 21	R: 3 E: 0 K: 1 S: 15	H: 3 LOB: 0 BB: 0 P: 23	R: 1 E: 0 K: 0 S: 8	H: 1 LOB: 0 BB: 0 P: 12	1B: 5 2B: 2 3B: 0 HR: 5	SF: 0 SAC: 0 DP: 1 HBP: 0	WP: 1 PB: 0 SB: 0 CS: 0	PA: 40														
<b>PITCHER</b>	IP WLS BF H R ER SO BB IBB HBP BLK WP HR S P ERA WHIP																																			
Kevin Ritz, R (1, 1) ERA: 5.26	5.2		26	7	5	5	2	2	0	0	0	1	3	54	89	7.94	1.588																			
Darren Holmes, R (6, 1) ERA: 4.29	0.1		1	0	0	0	0	0	0	0	0	0	0	1	1	0.00	0.000																			
Mike Munoz, L (7, 1) ERA: 7.75	1.0		3	1	0	0	1	0	0	0	0	0	0	14	21	0.00	1.000																			
Steve Reed, R (8, 1) ERA: 4.41	0.1		4	3	3	3	0	0	0	0	0	0	2	7	12	81.00	9.000																			
Bruce Ruffin, L (8, 1) ERA: 4.37	1.2	W	6	1	1	1	1	0	0	0	0	0	0	16	23	5.40	0.600																			

Cincinnati Reds @ Colorado Rockies  
Coors Field, Denver, CO  
Wed Aug 28 1996, 3:33 AM MDT  
Att. 48,057 - Cloudy - 73 F

livebaseballscorecards.com

AB	38
R	9
H	12
RBI	9
BB	2
SO	4
LOB	8



Batter	1	2	3	4	5	6	7	8	9
<b>Eric Young Sr., R</b> OBP: 0.411, SLG: 0.447 (1, 4) C X	0-1 G5-3 1		3-1 F9 2		0-0 FC1-6 1-2f	2-0 1B 3-H		2-1 P6 1	
<b>Ellis Burks, R</b> OBP: 0.400, SLG: 0.651 (1, 8) B X	1-0 F8 2		2-1 F8 3		1-0 F7 SAFE	3-3 K SAFE		1-0 G6-3 HR 2B	
<b>Larry Walker, L</b> OBP: 0.348, SLG: 0.597 (1, 9) S F X <b>Eric Anthony, L</b> OBP: 0.348, SLG: 0.468 (4, 9) X	0-2 2B			0-0 G3-1 SAFE SAFE	1-0 P3 3		1-2 G4-3 SAFE SAFE	3-2 G6-3 2-3 2	
<b>Andres Galarraga, R</b> OBP: 0.362, SLG: 0.605 (1, 3) C B X	1-1 F8 3			4-1 BB HR BB		2-3 K SAFE SAFE	4-0 S 1B BB	0-2 HR 3-H	
<b>Dante Bichette, R</b> OBP: 0.368, SLG: 0.540 (1, 7)				4-2 BB SAFE SAFE 1B SAFE	4-2 HR BB 1-2	4-0 1B BB 1B	4-2 1B BB 1-2	2-2 G6-3 2-2	
<b>Vinny Castilla, R</b> OBP: 0.347, SLG: 0.570 (1, 5) X				2-0 HR 1-H 2-H	2-0 HR 1-2f P2-3	2-2 1B BB 3B 1B 1-2	1-3 K 2		
<b>Jeff Reed, L</b> OBP: 0.361, SLG: 0.428 (1, 2) B B X				2-3 K SAFE SAFE	2-3 K 2 3	2-3 K SAFE SAFE	0-2 CI 1B 1-3 2-H		
<b>Walt Weiss, S</b> OBP: 0.387, SLG: 0.381 (1, 6) C L F B X				1-1 G3-1 3		0-1 3B 1B 1-2 2-H	0-0 CI 1-2		
<b>Kevin Ritz, R</b> OBP: 0.270, SLG: 0.226 (1, 1) <b>Darren Holmes, R</b> (6, 1) <b>John Vander Wal, L</b> OBP: 0.346, SLG: 0.407 (6, PH) <b>Mike Munoz, L</b> (7, 1) <b>Jason Bates, S</b> OBP: 0.319, SLG: 0.287 (7, PH) <b>Steve Reed, R</b> OBP: 0.333, SLG: 0.333 (8, 1) <b>Bruce Ruffin, S</b> (8, 1)				1-2 1B		2-2 FC1-6 1B 1-2 2-H	2-3 K 3		

	AB	R	H	RBI	BB	SO	LOB
5	0	1	1	0	0	2	
5	1	1	0	0	1	3	
1	0	1	0	0	0	0	
4	0	0	0	0	0	2	
3	3	1	2	2	1	1	
1	2	0	0	4	0	0	
4	2	2	3	0	1	3	
4	0	1	1	0	2	3	
3	1	1	1	0	0	0	
2	0	2	0	0	0	0	
0	0	0	0	0	0	0	
1	1	1	2	0	0	0	
0	0	0	0	0	0	0	
1	0	0	0	0	1	3	
0	0	0	0	0	0	0	
0	0	0	0	0	0	0	

**BOTTOM**

**Cincinnati Reds @ Colorado Rockies**  
Coors Field, Denver, CO

Wed Aug 28 1996, 3:33 AM MDT  
Att: 48,057 - Cloudy - 73 F

[livebaseballscorecards.com](http://livebaseballscorecards.com)

<b>AB</b>	<b>34</b>
<b>R</b>	<b>10</b>
<b>H</b>	<b>11</b>
<b>RBI</b>	<b>10</b>
<b>BB</b>	<b>6</b>
<b>SO</b>	<b>6</b>
<b>LOB</b>	<b>17</b>



**ROCKIES**

1B: 6	SF: 0	WP: 0	PA: 41
2B: 3	SAC: 0	PB: 0	
3B: 1	DP: 1	SB: 1	
HR: 2	HBP: 0	CS: 0	

Inning Stats																		
R:	H:	E:	K:	S:	H:	LOB:	BB:	P:	R:	H:	E:	K:	S:	R:	H:	E:	K:	S:
0	1	0	0	10	0	0	0	10	3	1	0	0	10	0	4	1	0	10
0	0	0	0	4	0	0	0	10	0	0	0	0	10	0	1	0	0	10
0	0	0	0	4	0	0	0	10	0	0	0	0	10	0	0	0	0	10
0	0	0	0	4	0	0	0	10	0	0	0	0	10	0	0	0	0	10
0	0	0	0	4	0	0	0	10	0	0	0	0	10	0	0	0	0	10

PITCHER																
IP	WLS	BF	H	R	ER	SO	BB	IBB	HBP	BLK	WP	HR	S	P	ERA	WHIP
5.0		21	4	3	3	1	3	0	0	0	0	1	39	72	5.40	1.400
1.0		8	4	4	4	3	1	0	0	0	0	0	17	32	36.00	5.000
0.2		5	1	1	1	1	2	0	0	0	0	0	13	23	13.50	4.500
0.1		2	0	0	0	1	0	0	0	0	0	0	4	6	0.00	0.000
1.0	L	5	2	2	2	0	0	0	0	0	0	1	12	20	18.00	2.000

Batter	1	2	3	4	5	6	7	8	9	AB R H RBI BB SO LOB	TOP		
Curtis Goodwin, L (1, 9) OBP: 0.333, SLG: 0.271	0-1 CS 1B		0-1 S G5-3 1B		2-3 K	4-2 1B BB	1-1 BB 1B SF9 1B	1-2 L8		5 2 3 0 1 1 0			
Bret Boone, R (1, 4) OBP: 0.278, SLG: 0.359	1-2 F8		2-2 G5-3		0-0 HR	1-1 BB 1B SF8 1B	2-2 SF9 BB E 1B	3-2 G4-3		6 3 3 1 0 0 2			
Barry Larkin, R (1, 6) OBP: 0.413, SLG: 0.561	2-0 G5-3		3-3 K		0-1 BB 1B	1-1 BB BB HR 1B	4-0 E BB			4 2 2 1 0 1 1			
Jeff Branson, L (6, 6) OBP: 0.309, SLG: 0.407			2-3		1-2 1B	1-2 HR BB 1B	1-2 E BB			1 1 0 0 1 0 0			
Kevin Mitchell, R (1, 7) OBP: 0.384, SLG: 0.442		0-0 2B	2-1 G5-3		4-1 1B BB	4-2 HR BB	2-2 P6			4 3 1 0 2 0 4			
Eric Davis, R (1, 8) OBP: 0.397, SLG: 0.552		2-1 G3-1 1B 2B		3-2 HR	3-0 E 1B 2B 1B	1-3 K	1-2 SF9			5 3 3 4 0 2 3			
Johnny Ruffin, R (9, 1) OBP: 0.500, SLG: 0.500					1-2 2B 1B		2-3 3-H			0 0 0 0 0 0 0			
Hal Morris, L (1, 3) OBP: 0.355, SLG: 0.452		3-1 G3-1		0-0 F9	0-0 E 2B 1B	3-2 SF8	4-1 E BB			3 1 1 2 1 0 1			
Willie Greene, L (1, 5) OBP: 0.325, SLG: 0.429		1-0 3-H 1B		2-1 G6-4-3 1B	1-2 E 2B	4-0 HR BB	0-2 E3			4 2 2 1 1 0 3			
Joe Oliver, R (1, 2) OBP: 0.305, SLG: 0.404		0-0 P5		3-0 G6-4-3	3-2 E 2B	2-1 HR	2-1 L7			5 1 2 7 0 0 4			
Dave Burba, R (1, 1) OBP: 0.150, SLG: 0.211		1-3 K			K					5 0 0 0 0 4 2			
Lenny Harris, L (9, 8) OBP: 0.325, SLG: 0.408					K2-3			0-0 G5-3		0 0 0 0 0 0 0			
<b>Inning Stats</b>	R: 0 E: 0 K: 0 S: 8 H: 1 LOB: 0 BB: 0 P: 11	R: 2 E: 0 K: 1 S: 10 H: 3 LOB: 1 BB: 0 P: 17	R: 0 E: 0 K: 1 S: 10 H: 1 LOB: 1 BB: 0 P: 17	R: 1 E: 0 K: 0 S: 8 H: 2 LOB: 0 BB: 0 P: 16	R: 6 E: 1 K: 3 S: 23 H: 5 LOB: 1 BB: 1 P: 37	R: 6 E: 0 K: 2 S: 24 H: 3 LOB: 0 BB: 3 P: 45	R: 3 E: 1 K: 0 S: 17 H: 2 LOB: 2 BB: 2 P: 33	R: 0 E: 0 K: 0 S: 9 H: 0 LOB: 0 BB: 0 P: 13	R: 0 E: 0 K: 1 S: 6 H: 0 LOB: 0 BB: 0 P: 9	1B: 11 2B: 3 3B: 0 HR: 3 SF: 2 SAC: 0 DP: 1 HBP: 0	WP: 0 PB: 0 SB: 1 CS: 1 PA: 50		
<b>PITCHER</b>	IP WLS BF H R ER SO BB IBB HBP BLK WP HR S P ERA WHIP											<b>PITCHER</b>	IP WLS BF H R ER SO BB IBB HBP BLK WP HR S P ERA WHIP
Mark Thompson, R (1, 1) ERA: 5.05	4.2 L 25 11 9 6 4 1 0 0 0 0 2 52 87 11.57 2.571												
John Burke, R (5, 1) ERA: 12.79	1.1 11 4 6 6 3 3 0 0 0 0 1 31 56 40.50 5.250												
Roger Bailey, R (7, 1) ERA: 5.89	1.0 8 2 3 1 0 2 0 0 0 0 0 17 33 9.00 4.000												
Mike Munoz, L (8, 1) ERA: 7.54	1.0 3 0 0 0 0 0 0 0 0 0 0 9 13 0.00 0.000												
Darren Holmes, R (9, 1) ERA: 4.21	1.0 3 0 0 0 1 0 0 0 0 0 0 6 9 0.00 0.000												

**Cincinnati Reds @ Colorado Rockies**  
 Coors Field, Denver, CO  
 Thu Aug 29 1996, 3:33 AM MDT  
 Att. 48,029 - Cloudy - 74 F

[livebaseballscorecards.com](http://livebaseballscorecards.com)

<b>AB</b>	<b>42</b>
<b>R</b>	<b>18</b>
<b>H</b>	<b>17</b>
<b>RBI</b>	<b>16</b>
<b>BB</b>	<b>6</b>
<b>SO</b>	<b>8</b>
<b>LOB</b>	<b>20</b>



**BOTTOM**

**Cincinnati Reds @ Colorado Rockies**

Coors Field, Denver, CO

Thu Aug 29 1996, 3:33 AM MDT

Att: 48,029 - Cloudy - 74 F

livebaseballscorecards.com

<b>AB</b>	<b>37</b>
<b>R</b>	<b>6</b>
<b>H</b>	<b>12</b>
<b>RBI</b>	<b>7</b>
<b>BB</b>	<b>2</b>
<b>SO</b>	<b>8</b>
<b>LOB</b>	<b>12</b>



WP: 0	PA: 40
PB: 0	
SB: 2	
CS: 0	

AB R H RBI BB SO LOB

4	1	2	0	1	0	0
4	1	1	2	1	0	2
3	0	1	0	0	2	2
0	0	0	0	0	0	0
2	0	1	1	0	0	0
5	2	2	0	0	2	3
4	1	2	2	0	1	1
0	0	0	0	0	0	0
4	1	1	1	0	0	1
4	0	1	0	0	2	1
2	0	0	1	0	0	1
0	0	0	0	0	0	0
1	0	0	0	0	1	0
2	0	0	0	0	0	1
0	0	0	0	0	0	0
2	0	1	0	0	0	0

Batter	1	2	3	4	5	6	7	8	9
Eric Young Sr., R (1, 4) OBP: 0.413, SLG: 0.447	2-2 FC4-6 1B		0-0 L4		2-1 1B		2-2 G4-3		4-0 3B BB
Quinton McCracken, S (1, 8) OBP: 0.371, SLG: 0.397	0-0 FC4-6 1-2f		4-2 S BB		1-2 F9			0-0 G4-3	1-1 1B 3B 1-H 2-H
Ellis Burks, R (1, 7) OBP: 0.400, SLG: 0.649	0-3 K		2-3 K		0-0 1B			0-0 L8	3-2 1B 3-H
Roger Bailey, R (7, 1) OBP: 0.375, SLG: 0.643									
Jason Bates, S (8, 6) OBP: 0.318, SLG: 0.290									
Andres Galarraga, R (1, 3) OBP: 0.362, SLG: 0.603	2-1 P4 1-2			1-1 2B 1B	2-3 K			1-0 HR 1B	1-3 K
Dante Bichette, R (1, 9) OBP: 0.369, SLG: 0.547		2-1 2B		1-3 K		1-0 F8		1-0 HR	
Darren Holmes, R (9, 1)									
Vinny Castilla, R (1, 5) OBP: 0.346, SLG: 0.569		0-2 F8		3-2 1B 1-H SF8 2B		0-0 F7		0-0 F8	
Jayhawk Owens, R (1, 2) OBP: 0.344, SLG: 0.390		3-2 K		0-0 SF8 2-3 1B		2-3 K			0-0 G5-3
Walt Weiss, S (1, 6) OBP: 0.385, SLG: 0.379		0-1 G3		0-0 SF8			0-0 G3-1		0-3 K
Mike Munoz, L (8, 1)									
John Vander Wal, L (9, 7) OBP: 0.344, SLG: 0.404									
Mark Thompson, R (1, 1) OBP: 0.128, SLG: 0.174			1-2 G3-1		1-2 G4-3				1-0 1B
John Burke, S (5, 1)									
Eric Anthony, L (7, 9) OBP: 0.350, SLG: 0.468									

Inning Stats	R: 0	H: 1	E: 0	K: 1	S: 9	R: 0	H: 1	E: 0	K: 1	S: 10	R: 0	H: 0	E: 0	K: 1	S: 10	R: 2	H: 3	E: 0	K: 1	S: 15	R: 0	H: 2	E: 0	K: 1	S: 11	R: 0	H: 0	E: 0	K: 1	S: 5	R: 0	H: 0	E: 0	K: 0	S: 6	R: 2	H: 2	E: 0	K: 0	S: 5	R: 3	H: 3	E: 0	K: 2	S: 14	1B: 8	2B: 2	3B: 1	SF: 1	SAC: 0	DP: 0	HBP: 0
--------------	------	------	------	------	------	------	------	------	------	-------	------	------	------	------	-------	------	------	------	------	-------	------	------	------	------	-------	------	------	------	------	------	------	------	------	------	------	------	------	------	------	------	------	------	------	------	-------	-------	-------	-------	-------	--------	-------	--------

PITCHER	IP	WLS	BF	H	R	ER	SO	BB	IBB	HBP	BLK	WP	HR	S	P	ERA	WHIP
Dave Burba, R (1, 1) ERA: 4.09	8.0	W	33	9	4	4	6	1	0	0	0	0	0	71	108	4.50	1.250
Johnny Ruffin, R (9, 1) ERA: 5.76	1.0		7	3	3	3	2	1	0	0	0	0	0	14	24	27.00	4.000

PITCHER	IP	WLS	BF	H	R	ER	SO	BB	IBB	HBP	BLK	WP	HR	S	P	ERA	WHIP
---------	----	-----	----	---	---	----	----	----	-----	-----	-----	----	----	---	---	-----	------

Batter	1	2	3	4	5	6	7	8	9	AB R H RBI BB SO LOB	TOP											
Eric Young Sr. R (1, 4) OBP: 0.410, SLG: 0.444	1-1 G5-3		1-2 P3		1-0 FC6-4		0-0 F9			4 0 0 0 0 0 4												
Ellis Burks, R (1, 7) OBP: 0.397, SLG: 0.644	1-2 G4-3		1-1 F8			1-0 P5		0-2 F8		4 0 0 0 0 0 2												
Dante Bichette, R (1, 9) OBP: 0.366, SLG: 0.543	0-3 K			1-2 L9		0-0 G1-3		1-3 K		4 0 0 0 0 2 0												
Andres Galarraga, R (1, 3) OBP: 0.360, SLG: 0.598		2-3 K2-3		1-1 G5-3		1-3 K		1-0 F8		4 0 0 0 0 2 0												
Eric Anthony, L (1, 8) OBP: 0.358, SLG: 0.509		4-0 G5-4-3 BB		3-2 L8			0-0 HR		1-2 HR	3 2 2 2 1 0 0												
Vinny Castilla, R (1, 5) OBP: 0.347, SLG: 0.568		0-0 G5-4-3			4-2 1B G1-6-3 BB		0-0 SH1-3 1B SF8 1B		1-1 F8	3 2 1 0 1 0 1												
Jeff Reed, L (1, 2) OBP: 0.366, SLG: 0.432			0-0 SH2-4 1B		0-0 G1-6-3 1B		1-0 SF8 SH1-3 1B		2-1 G3	4 0 3 0 0 0 0												
Walt Weiss, S (1, 6) OBP: 0.387, SLG: 0.381			0-0 SH2-4 1B		3-1 G1-6-3		1-2 SH1-3		0-1 1B	3 0 2 0 0 0 1												
Jamey Wright, R (1, 1) OBP: 0.136, SLG: 0.190			3-1 SH2-4		4-2 FC6-4 BB		1-2 SF8		2-3 K	0 0 0 0 1 0 0												
Curt Leskanic, R (6, 1) OBP: 0.333, SLG: 0.667										0 0 0 0 0 0 0												
Jayhawk Owens, R (7, PH) OBP: 0.342, SLG: 0.390										0 0 0 1 0 0 0												
Darren Holmes, R (7, 1)										0 0 0 0 0 0 0												
John Vander Wal, L (9, PH) OBP: 0.342, SLG: 0.401			1-2 2-3				2-3 3-H			1 0 0 0 0 1 1												
<b>Inning Stats</b>	R: 0 E: 0 K: 1 S: 8	H: 0 LOB: 0 BB: 0 P: 10	R: 0 E: 0 K: 1 S: 4	H: 0 LOB: 0 BB: 1 P: 10	R: 0 E: 0 K: 0 S: 9	H: 2 LOB: 2 BB: 0 P: 14	R: 0 E: 0 K: 0 S: 8	H: 0 LOB: 0 BB: 0 P: 13	R: 1 E: 0 K: 0 S: 9	H: 1 LOB: 1 BB: 2 P: 21	R: 0 E: 0 K: 1 S: 5	H: 0 LOB: 0 BB: 0 P: 7	R: 2 E: 0 K: 0 S: 11	H: 3 LOB: 1 BB: 0 P: 14	R: 0 E: 0 K: 1 S: 8	H: 0 LOB: 0 BB: 0 P: 10	R: 1 E: 0 K: 1 S: 12	H: 2 LOB: 1 BB: 0 P: 18	1B: 6 2B: 0 3B: 0 HR: 2	SF: 1 SAC: 2 DP: 2 HBP: 0	WP: 0 PB: 0 SB: 0 CS: 0	PA: 36
<b>PITCHER</b>	IP WLS BF H R ER SO BB IBB HBP BLK WP HR S P ERA WHIP																					
Alan Benes, R (1, 1) ERA: 4.97	6.0 W 25 6 3 3 3 3 0 0 0 0 0 1 46 79 4.50 1.500																					
Rick Honeycutt, L (7, 1) ERA: 3.35	0.2 2 0 0 0 0 0 0 0 0 0 0 0 7 9 0.00 0.000																					
T.J. Mathews, R (7, 1) ERA: 2.89	2.0 8 2 1 1 1 0 0 0 0 0 1 18 24 4.50 1.000																					
Dennis Eckersley, R (9, 1) ERA: 3.45	0.1 S 1 0 0 0 1 0 0 0 0 0 0 0 3 5 0.00 0.000																					

Colorado Rockies @ St. Louis Cardinals  
 Busch Stadium, St. Louis, MO  
 Fri Aug 30 1996, 7:05 PM CDT  
 Att. 25,530 - Unknown - 79 F

livebaseballscorecards.com

AB	30
R	4
H	8
RBI	3
BB	3
SO	5
LOB	9





Batter	1	2	3	4	5	6	7	8	9
Royce Clayton, R OBP: 0.330, SLG: 0.378 (1, 6)	4-1 G4-6-3 BB		1-1 G5-3		0-1 G5-3	1-1 F8		2-3 K	
Ray Lankford, L OBP: 0.360, SLG: 0.500 (1, 8)	1-1 G4-6-3 1-2f		3-1 F9 2B		1-0 2B		0-0 E 1B	3-2 G4-3 1B	
Ron Gant, R OBP: 0.358, SLG: 0.513 (1, 7)	4-0 1B BB		0-1 F9 2-3		2-1 G6-3		1-2 E FC4 1B	0-0 G4-3 1-2f	
Brian Jordan, R OBP: 0.344, SLG: 0.476 (1, 9)	0-0 1-2 1B		2-0 L4			1-0 G5-3	2-2 E6 FC4 1B		
John Mabry, L OBP: 0.340, SLG: 0.429 (1, 3)	2-3 K			0-0 L4		0-1 2B 1B	1-1 FC4 1B		
Gary Gaetti, R OBP: 0.319, SLG: 0.445 (1, 5)		2-1 F7		0-0 G5-3		2-0 2B 1B	1-1 P5		
Tom Pagnozzi, R OBP: 0.311, SLG: 0.435 (1, 2)		2-1 FC3-6 1B		3-2 G4-3		1-0 PB 1B 2B	0-0 1-2 3-H 1B		
Luis Alicea, S OBP: 0.331, SLG: 0.357 (1, 4)		0-0 FC3-6 1-2f			3-2 G1-3	2-3 K	1-0 P5		
Alan Benes, R OBP: 0.196, SLG: 0.222 (1, 1)		0-3 K			4-1 G5-3 2B	2-1 1B	0-3 K		
Rick Honeycutt, L (7, 1)									
T.J. Mathews, R (7, 1)									
Dennis Eckersley, R (9, 1)									

AB	R	H	RBI	BB	SO	LOB
4	0	0	0	1	1	2
5	1	4	1	0	0	1
4	1	1	0	1	0	3
4	1	2	1	0	0	1
4	1	1	1	0	1	3
4	1	1	0	0	0	2
4	1	3	3	0	0	0
4	0	0	0	0	1	4
2	1	1	1	1	1	1
0	0	0	0	0	0	0
1	0	0	0	0	1	2
0	0	0	0	0	0	0

1B	2B	3B	HR	SF	SAC	DP	HBP
10	3	0	0	0	2	0	0

**BOTTOM**

**Colorado Rockies @ St. Louis Cardinals**  
 Busch Stadium, St. Louis, MO  
 Fri Aug 30 1996, 7:05 PM CDT  
 Att: 25,530 - Unknown - 79 F

livebaseballscorecards.com

<b>AB</b>	<b>36</b>
<b>R</b>	<b>7</b>
<b>H</b>	<b>13</b>
<b>RBI</b>	<b>7</b>
<b>BB</b>	<b>3</b>
<b>SO</b>	<b>5</b>
<b>LOB</b>	<b>19</b>



Inning	R	H	E	K	S	R	H	E	K	S	R	H	E	K	S	R	H	E	K	S
1	0	1	0	1	7	0	1	0	1	7	0	0	0	0	5	0	0	0	0	5
2	0	0	0	0	8	0	0	0	0	8	0	0	0	0	4	0	0	0	0	4
3	0	0	0	0	7	0	0	0	0	7	0	0	0	0	13	0	0	0	0	13
4	0	0	0	0	5	0	0	0	0	5	0	0	0	0	8	0	0	0	0	8
5	1	1	0	0	9	1	1	0	0	9	1	1	0	0	19	0	0	0	0	19
6	3	4	0	1	12	3	4	0	1	12	3	4	0	1	21	0	0	0	0	21
7	3	4	1	1	18	3	4	1	1	18	3	4	1	1	23	0	0	0	0	23
8	0	1	0	0	11	0	1	0	0	11	0	1	0	0	16	0	0	0	0	16
9	0	0	0	0	0	0	0	0	0	0	0	0	0	0	0	0	0	0	0	0

PITCHER	IP	WLS	BF	H	R	ER	SO	BB	IBB	HBP	BLK	WP	HR	S	P	ERA	WHIP
Jamey Wright, R (1, 1) ERA: 5.61	5.2	L	27	8	4	4	3	3	0	0	0	0	0	46	88	6.35	1.941
Curt Leskanic, R (6, 1) ERA: 6.28	0.1		1	0	0	0	0	0	0	0	0	0	0	2	3	0.00	0.000
Darren Holmes, R (7, 1) ERA: 4.53	2.0		11	5	3	3	2	0	0	0	0	0	0	29	39	13.50	2.500

WP	PA
0	39


ERA	WHIP
0	0

Batter	1	2	3	4	5	6	7	8	9	AB R H RBI BB SO LOB	TOP	
Neifi Perez, S (1, 4) X	0-0 L5 ①		0-0 G3 ②		0-3 K ②		0-0 G6-4-3 ②③			4 0 0 0 0 1 1		
Ellis Burks, R (1, 7) X OBP: 0.396, SLG: 0.641	0-0 CS 1B		0-0 F9 ③		0-3 K ③			0-0 G6-3 ①		4 0 1 0 0 1 0		
Larry Walker, L (1, 9) S S Dante Bichette, R (2, 9) S S	0-3 K ②③			0-3 K ①		0-0 FC6-4 1B		0-0 G6-3 ②		1 0 0 0 0 1 1 3 0 1 0 0 1 0		
Andres Galarraga, R (1, 3) S S		0-3 K ①		0-0 G5-3 ②		0-0 FC6-4 1B		0-3 K ③		4 0 0 0 0 2 1		
Eric Anthony, L (1, 8) S S Eric Young Sr., R (9, PH) S S		4-0 BB BB		0-0 1B WP 1B		4-0 BB		0-0 F9 ①		1 1 1 0 2 0 0 1 0 0 0 0 0 0		
Vinny Castilla, R (1, 5) X		0-0 F7 ②		0-0 WP 1B		0-0 L8 ②		0-3 K ②		4 0 1 0 0 1 3		
Jeff Reed, L (1, 2) S S		4-0 BB		4-0 IBB		0-3 K ③		0-0 F7 ③		2 0 0 0 2 1 2		
Walt Weiss, S (1, 6) X	0-0 F8 ③		0-0 P5			4-0 G6-4-3 BB				2 0 0 0 1 0 4		
Roger Bailey, R (1, 1) X Bruce Ruffin, S (8, 1)			0-0 F9 ①		0-3 K ①		0-0 F2 ①			3 0 0 0 0 1 1 0 0 0 0 0 0 0		
<b>Inning Stats</b>	R: 0 H: 1 E: 0 LOB: 0 K: 1 BB: 0 S: 5 P: 5	R: 0 H: 0 E: 0 LOB: 2 K: 1 BB: 2 S: 5 P: 13	R: 0 H: 0 E: 0 LOB: 0 K: 0 BB: 0 S: 3 P: 3	R: 1 H: 2 E: 0 LOB: 2 K: 1 BB: 1 S: 7 P: 11	R: 0 H: 0 E: 0 LOB: 0 K: 3 BB: 0 S: 9 P: 9	R: 0 H: 1 E: 1 LOB: 2 K: 1 BB: 1 S: 6 P: 10	R: 0 H: 0 E: 0 LOB: 0 K: 0 BB: 1 S: 2 P: 6	R: 0 H: 0 E: 0 LOB: 0 K: 1 BB: 0 S: 5 P: 5	R: 0 H: 0 E: 0 LOB: 0 K: 1 BB: 0 S: 5 P: 5	1B: 4 SF: 0 2B: 0 SAC: 0 3B: 0 DP: 1 HR: 0 HBP: 0	WP: 1 PA: 34 PB: 0 SB: 0 CS: 1	
<b>PITCHER</b>	IP WLS BF H R ER SO BB IBB HBP BLK WP HR S P ERA WHIP											
Andy Benes, R (1, 1) ERA: 3.92	8.0 W 31 4 1 1 8 4 1 0 0 1 0 42 62 1.12 1.000											
Rick Honeycutt, L (9, 1) ERA: 3.32	0.1 1 0 0 0 0 0 0 0 0 0 0 1 1 0.00 0.000											
Dennis Eckersley, R (9, 1) ERA: 3.4	0.2 S 2 0 0 0 1 0 0 0 0 0 0 4 4 0.00 0.000											

Colorado Rockies @ St. Louis Cardinals  
 Busch Stadium, St. Louis, MO  
 Sat Aug 31 1996, 7:05 PM CDT  
 Att. 35,804 - Unknown - 85 F

livebaseballscorecards.com

AB 29  
 R 1  
 H 4  
 RBI 0  
 BB 5  
 SO 9  
 LOB 13



Batter	1	2	3	4	5	6	7	8	9
<b>Ozzie Smith, S</b> OBP: 0.361, SLG: 0.348 (1, 6) X	0-0 G1-3			4-0 HR BB		0-0 G6-3		0-0 1B	
<b>Ray Lankford, L</b> OBP: 0.361, SLG: 0.506 (1, 8) S S S	0-3 K			0-0 1-H HR		0-0 1B		0-0 F7	
<b>Willie McGee, S</b> OBP: 0.328, SLG: 0.404 (1, 7) X	0-0 G1-3			0-0 G4-3		0-3 K			
<b>Brian Jordan, R</b> OBP: 0.344, SLG: 0.477 (1, 9) X		0-0 CS 2B		0-0 G5-3			0-0 F8		
<b>John Mabry, L</b> OBP: 0.336, SLG: 0.426 (1, 3) X		0-0 L9		0-0 G3-1			0-0 G3		
<b>Gary Gaetti, R</b> OBP: 0.319, SLG: 0.443 (1, 5) X		0-0 F9 2-3			0-0 G6-3		4-0 BB BB BB		
<b>Tom Pagnozzi, R</b> OBP: 0.308, SLG: 0.431 (1, 2) X			0-0 G5-3		0-0 F5		0-0 L3		
<b>Mike Gallego, R</b> OBP: 0.267, SLG: 0.208 (1, 4) X			0-0 P4-3 1B		0-3 K			0-0 G5-3	
<b>Andy Benes, R</b> OBP: 0.154, SLG: 0.206 (1, 1) X			0-0 P4-3 1B			0-0 G5-3		0-0 L3	
<b>Royce Clayton, R</b> OBP: 0.329, SLG: 0.377 (8, PH)									
<b>Rick Honeycutt, L</b> (9, 1)									
<b>Dennis Eckersley, R</b> (9, 1)									

AB	R	H	RBI	BB	SO	LOB
3	1	1	0	1	0	0
4	1	2	2	0	1	1
3	0	0	0	0	1	1
3	0	1	0	0	0	0
3	0	0	0	0	0	1
2	0	0	0	1	0	1
3	0	0	0	0	0	1
3	0	1	0	0	1	0
2	0	0	0	0	0	1
1	0	0	0	0	0	0
0	0	0	0	0	0	0
0	0	0	0	0	0	0

**BOTTOM**

**Colorado Rockies @ St. Louis Cardinals**  
 Busch Stadium, St. Louis, MO  
 Sat Aug 31 1996, 7:05 PM CDT  
 Att: 35,804 - Unknown - 85 F

<b>AB</b>	27
<b>R</b>	2
<b>H</b>	5
<b>RBI</b>	2
<b>BB</b>	2
<b>SO</b>	3
<b>LOB</b>	6



1B: 3	SF: 0
2B: 2	SAC: 0
3B: 0	DP: 1
HR: 1	HBP: 0


WP: 0	PA: 29
PB: 0	
SB: 0	
CS: 1	

Inning Stats	R: 0	H: 0	E: 0	K: 1	S: 5	H: 0	LOB: 0	BB: 0	P: 5	R: 0	H: 1	E: 0	K: 0	S: 3	H: 1	LOB: 0	BB: 0	P: 3	R: 2	H: 1	E: 0	K: 0	S: 4	H: 0	LOB: 0	BB: 1	P: 8	R: 0	H: 0	E: 0	K: 1	S: 5	H: 1	LOB: 1	BB: 0	P: 6	R: 0	H: 0	E: 0	K: 0	S: 3	H: 1	LOB: 1	BB: 1	P: 7	R: 0	H: 1	E: 0	K: 0	S: 4	H: 1	LOB: 1	BB: 0	P: 4
<b>PITCHER</b>	IP	WLS	BF	H	R	ER	SO	BB	IBB	HBP	BLK	WP	HR	S	P	ERA	WHIP																																					
<b>Roger Bailey, R</b> ERA: 5.57 (1, 1)	7.0	L	25	4	2	2	3	2	0	0	0	0	0	29	37	2.57	0.857																																					
<b>Bruce Ruffin, L</b> ERA: 4.3 (8, 1)	1.0		4	1	0	0	0	0	0	0	0	0	0	4	4	0.00	1.000																																					
<b>PITCHER</b>	IP	WLS	BF	H	R	ER	SO	BB	IBB	HBP	BLK	WP	HR	S	P	ERA	WHIP																																					

Batter	1	2	3	4	5	6	7	8	9	AB R H RBI BB SO LOB	TOP																									
Eric Young Sr., R OBP: 0.407, SLG: 0.439 (1, 4)	2-2 P5	0-1 P3		2-0 F7		1-1 BLK HBP			0-2 G6-3	4 0 0 0 0 0 2																										
Quinton McCracken, S OBP: 0.376, SLG: 0.402 (1, 8)	1-2 G4-3 1B		1-2 BB 1B		1-2 S 1B	0-1 G4-3			1-2 F8	5 2 3 0 0 0 1																										
Ellis Burks, R OBP: 0.396, SLG: 0.638 (1, 7)	1-0 SAFE G4-3		4-1 SAFE BB 1B		1-2 CS 1B			1-0 G5-3	3-1 G6-3	4 0 1 1 1 0 1																										
Andres Galarraga, R OBP: 0.358, SLG: 0.592 (1, 3)		1-1 1B 1B	1-0 L9		3-3 SAFE K			4-2 S BB		3 1 1 0 1 1 3																										
Dante Bichette, R OBP: 0.369, SLG: 0.543 (1, 9)		2-2 1B SF8 1B	1-0 S 1B		4-2 HR BB			3-3 SAFE K		3 2 2 1 1 1 1																										
Vinny Castilla, R OBP: 0.348, SLG: 0.570 (1, 5)		3-1 S 1B	1-1 P2		0-0 HR			1-2 L8		4 1 2 3 0 0 3																										
Jayhawk Owens, R OBP: 0.342, SLG: 0.386 Mike Munoz, L (5, 1) Bryan Rekar, R OBP: 0.167, SLG: 0.167 Neifi Perez, S (8, PH) (8, 6)		4-2 BB	3-3 K		1-3 K			0-2 G6-3		2 0 0 0 1 2 2 0 0 0 0 0 0 0 0 0 0 0 0 0 0 1 0 0 0 0 0 0	AB 32 R 6 H 9 RBI 6 BB 5 SO 5 LOB 16																									
Walt Weiss, S OBP: 0.385, SLG: 0.377 Curt Leskanic, R OBP: 0.333, SLG: 0.667 (8, 1)		0-1 SF8		3-1 F7		4-2 G4-3 BB		0-3 K		2 0 0 1 1 1 0 0 0 0 0 0 0 0																										
Armando Reynoso, R OBP: 0.241, SLG: 0.184 Jeff Reed, L OBP: 0.365, SLG: 0.427 (5, 2)		0-0 P1		0-1 G2		0-1 G4-3		1-2 G5-3		2 0 0 0 0 0 2 2 0 0 0 0 0 1																										
<b>Inning Stats</b>	R: 0 E: 0 K: 0 S: 8	H: 1 LOB: 0 BB: 0 P: 12	R: 2 E: 0 K: 0 S: 14	H: 3 LOB: 2 BB: 1 P: 24	R: 1 E: 0 K: 1 S: 14	H: 2 LOB: 2 BB: 1 P: 25	R: 0 E: 0 K: 0 S: 5	H: 0 LOB: 0 BB: 0 P: 10	R: 3 E: 0 K: 2 S: 16	H: 3 LOB: 0 BB: 1 P: 25	R: 0 E: 0 K: 0 S: 7	H: 0 LOB: 1 BB: 1 P: 12	R: 0 E: 0 K: 1 S: 9	H: 0 LOB: 1 BB: 1 P: 18	R: 0 E: 0 K: 1 S: 11	H: 0 LOB: 0 BB: 0 P: 12	R: 0 E: 0 K: 0 S: 9	H: 0 LOB: 0 BB: 0 P: 13	1B: 8 2B: 0 3B: 0 HR: 1	SF: 1 SAC: 0 DP: 1 HBP: 1	WP: 0 PB: 0 SB: 4 CS: 1	PA: 39														
<b>PITCHER</b>	IP WLS BF H R ER SO BB IBB HBP BLK WP HR S P ERA WHIP																																			
Danny Jackson, L ERA: 4.5 (1, 1)	4.0		19	6	3	3	1	2	0	0	0	0	0	41	71	6.75	2.000																			
Eric Ludwick, R ERA: 27.0 (5, 1)	1.0		6	3	3	3	2	1	0	0	0	0	1	16	25	27.00	4.000																			
Mark Petkovsek, R ERA: 3.91 (6, 1)	2.0	W	8	0	0	0	1	2	0	1	1	0	0	16	30	0.00	1.000																			
Rick Honeycutt, L ERA: 3.16 (8, 1)	2.0		6	0	0	0	1	0	0	0	0	0	0	20	25	0.00	0.000																			

Colorado Rockies @ St. Louis Cardinals  
 Busch Stadium, St. Louis, MO  
 Sun Sep 01 1996, 3:33 AM CDT  
 Att. 28,552 - Sunny - 87 F

livebaseballscorecards.com



Batter	1	2	3	4	5	6	7	8	9
Royce Clayton, R OBP: 0.333, SLG: 0.378 (1, 6)	0-0 S 1B	4-1 BB		3-2 1-3 1B		1-1 P4	1-2 F7	4-1 BB 1B	
Ray Lankford, L OBP: 0.361, SLG: 0.507 (1, 8)	2-3 K	1-0 F7		1-3 K		3-2 G4-3	1-2 2B 3B	4-2 1B BB	
Mark Sweeney, L OBP: 0.379, SLG: 0.383 Rick Honeycutt, L (1, 7) (8, 1)	1-3 K		2-1 F8		4-1 1B 2B	3-3 K	1-1 2B	4-1 1B BB	
Brian Jordan, R OBP: 0.346, SLG: 0.477 (1, 9)	1-1 G6-3		0-0 F9		2-1 2B 1B		0-0 BB 1B	0-0 1B	
John Mabry, L OBP: 0.342, SLG: 0.433 (1, 3)		2-1 G3-1	2-2 WP 1B		0-0 2B 2B		0-0 BB 1B 2B	S K 1B G1-3	
Tom Pagnozzi, R OBP: 0.309, SLG: 0.429 Miguel Mejia, R OBP: 0.083, SLG: 0.063 Mike DiFelice, R (1, 2) (8, PR) (9, 2)		2-2 1B 2B 1B	3-3 K		0-2 G6-3		0-1 P6	1-0 E S 2B HBP	
Danny Sheaffer, R OBP: 0.291, SLG: 0.365 Luis Alicea, S OBP: 0.332, SLG: 0.356 (1, 5) (7, PH) (8, 4)		1-0 F8		2-0 G1-3	2-2 G6-3		3-1 BB 1B HBP	3-3 K	
Mike Gallego, R OBP: 0.286, SLG: 0.239 Willie McGee, S OBP: 0.332, SLG: 0.410 (1, 4) (7, PH) (8, 7)		1-0 2B 1B		1-1 FC4-6 1B	1-1 2B		4-2 F7 1B BB	0-0 BB 2B	
Danny Jackson, R OBP: 0.300, SLG: 1.000 Dmitri Younski, S OBP: 0.323, SLG: 0.200 Eric Ludwick, R Ozzie Smith, S OBP: 0.360, SLG: 0.346 Mark Petkovsek, R OBP: 0.214, SLG: 0.154 Gary Gaetti, R OBP: 0.320, SLG: 0.443 (1, 1) (4, PH) (5, 1) (6, PH) (6, 1) (7, PH) (8, 5)		0-0 2B		2-1 FC4-6 1B	3-1 P6		1-2 3B 1B	0-1 G5-3	

Inning Stats	R: 0 E: 0 K: 2 S: 11	H: 1 LOB: 1 BB: 0 P: 15	R: 2 E: 0 K: 0 S: 12	H: 3 LOB: 2 BB: 1 P: 23	R: 0 E: 0 K: 1 S: 9	H: 1 LOB: 1 BB: 0 P: 16	R: 0 E: 0 K: 1 S: 12	H: 2 LOB: 2 BB: 0 P: 21	R: 3 E: 0 K: 0 S: 14	H: 3 LOB: 1 BB: 1 P: 26	R: 0 E: 0 K: 1 S: 10	H: 0 LOB: 0 BB: 0 P: 17	R: 6 E: 0 K: 0 S: 19	H: 5 LOB: 1 BB: 1 P: 31	R: 4 E: 1 K: 1 S: 17	H: 3 LOB: 3 BB: 3 P: 35
1B: 11 2B: 6 3B: 1 HR: 0	SF: 0 SAC: 0 DP: 0 HBP: 2	WP: 1 PB: 0 SB: 3 CS: 0	PA: 50													

PITCHER	IP	WLS	BF	H	R	E	SO	BB	IBB	HBP	BLK	WP	HR	S	P	ERA	WHIP
Armando Reynoso, R ERA: 4.98 (1, 1)	4.2		26	10	5	0	4	2	0	0	0	1	0	56	96	9.64	2.571
Mike Munoz, L ERA: 7.28 (5, 1)	1.1		4	0	0	0	1	0	0	0	0	0	0	12	22	0.00	0.000
Bryan Rekar, R ERA: 10.67 (7, 1)	1.0	L	10	5	6	6	0	1	0	1	0	0	0	19	31	54.00	6.000
Curt Leskanic, R ERA: 6.75 (8, 1)	1.0		10	3	4	4	1	3	0	1	0	0	0	17	35	36.00	6.000

AB R H RBI BB SO LOB

4	1	2	0	2	0	2
5	1	1	2	1	2	5
4	1	1	1	1	2	1
0	0	0	1	1	0	0
6	2	3	1	0	0	2
6	3	4	2	0	0	3
4	1	1	0	0	1	4
0	1	0	0	0	0	0
0	0	0	0	0	0	0
3	0	0	0	0	0	2
1	1	0	0	0	1	1
3	1	3	1	0	0	0
1	2	1	2	1	0	0
1	0	1	2	0	0	0
1	0	0	0	0	0	1
0	0	0	0	0	0	0
0	0	0	0	0	0	0
2	1	1	2	0	0	2

**BOTTOM**

**Colorado Rockies @ St. Louis Cardinals**  
 Busch Stadium, St. Louis, MO  
 Sun Sep 01 1996, 3:33 AM CDT  
 Att: 28,552 - Sunny - 87 F

livebaseballscores.com

AB	42
R	15
H	18
RBI	14
BB	6
SO	6
LOB	24



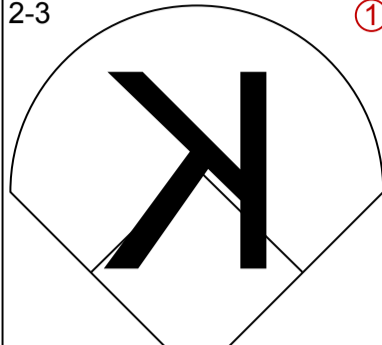
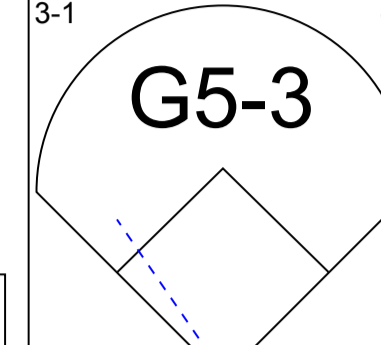
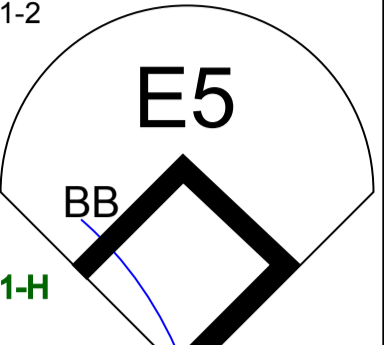
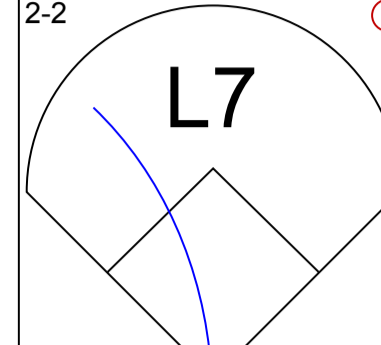
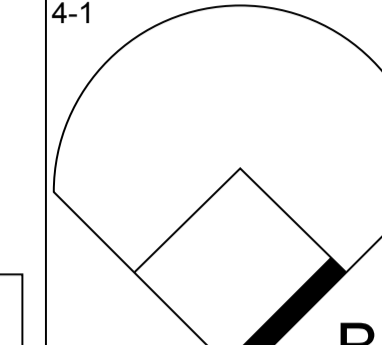
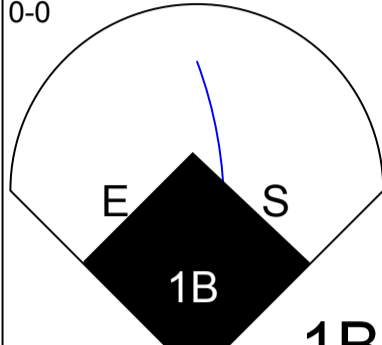
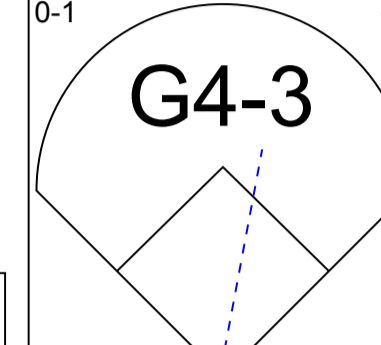
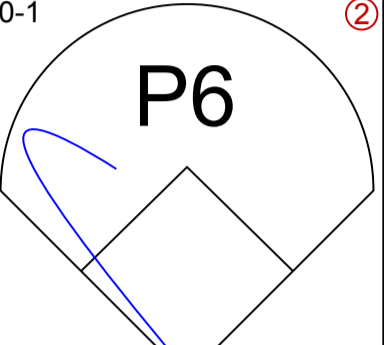
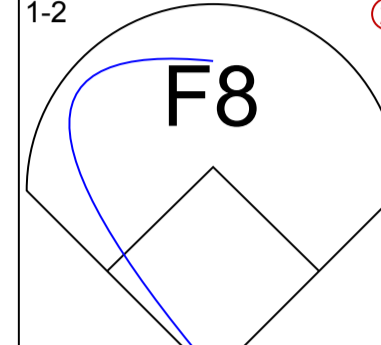
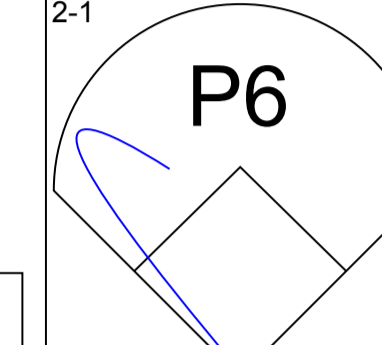
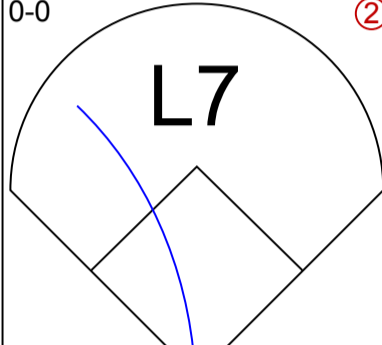
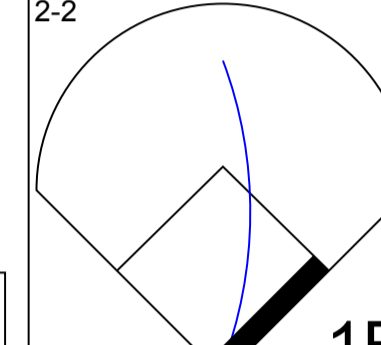
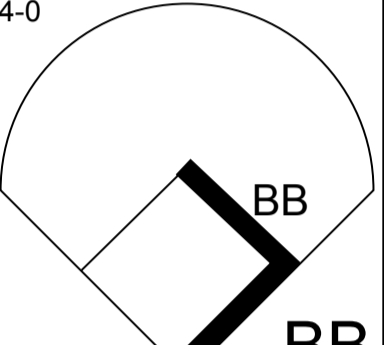
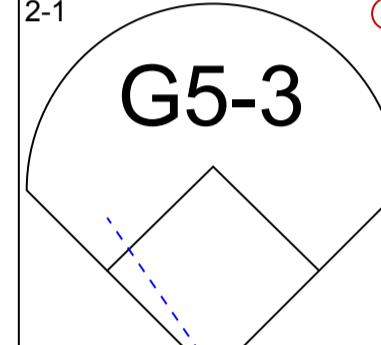
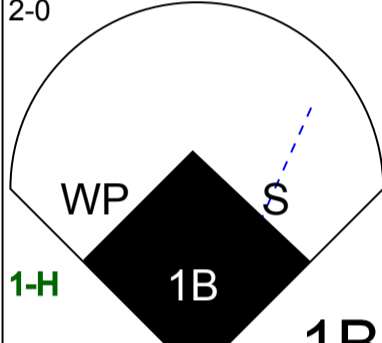
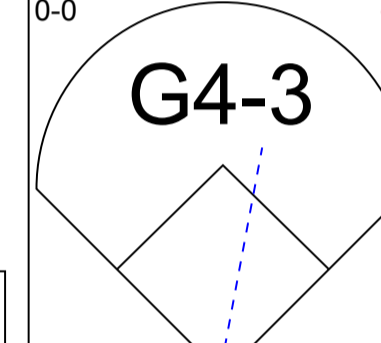
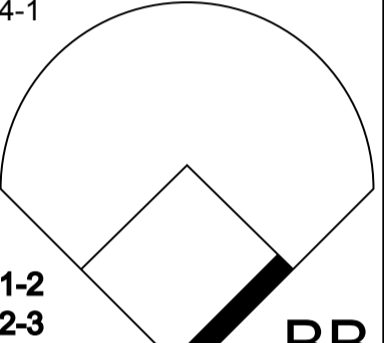
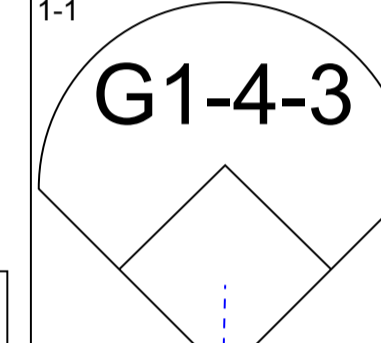
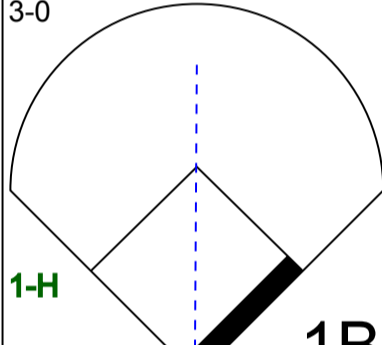
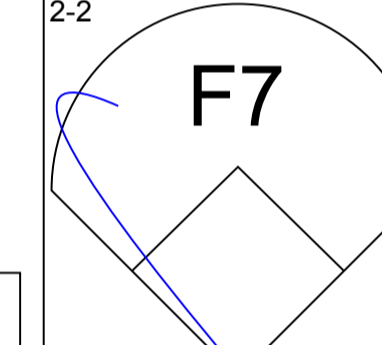
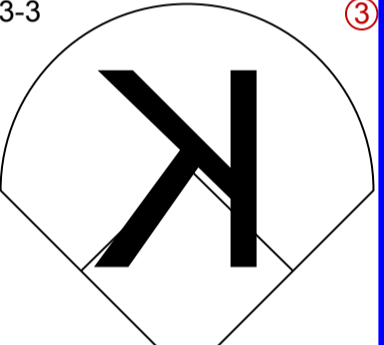
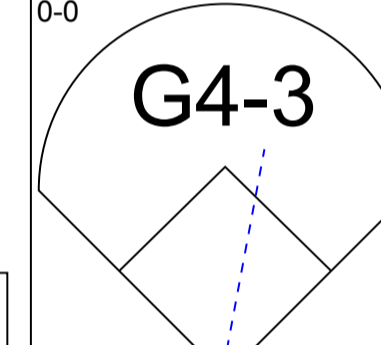
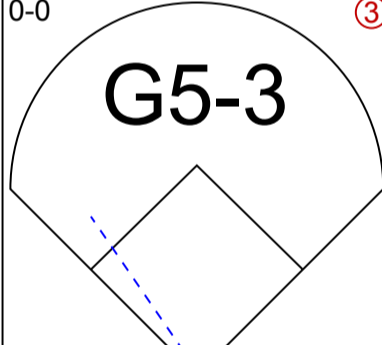

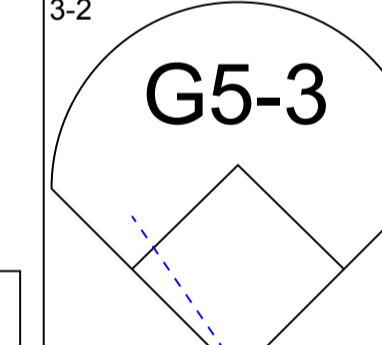
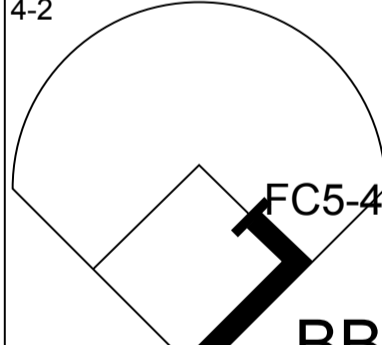
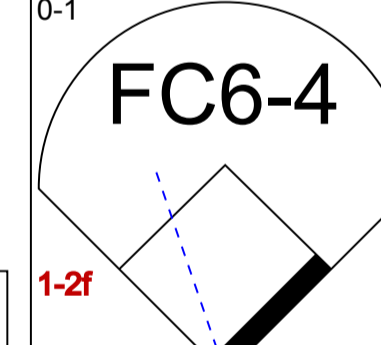
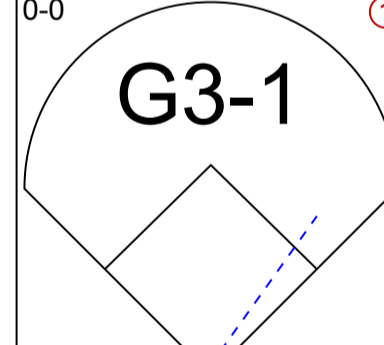
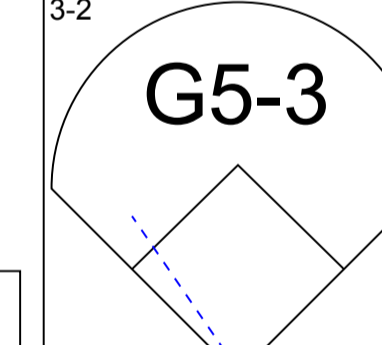
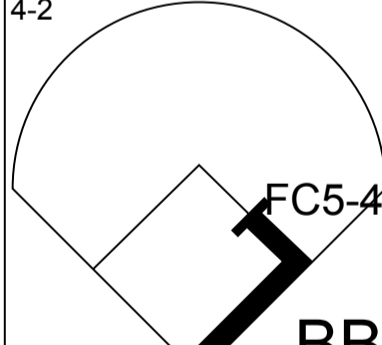
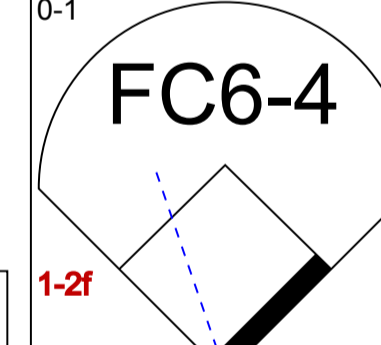
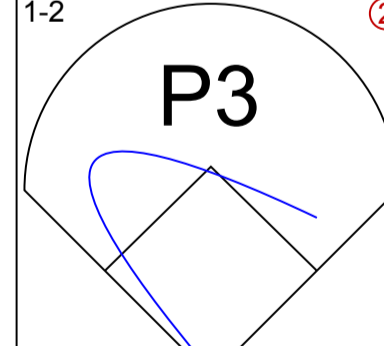
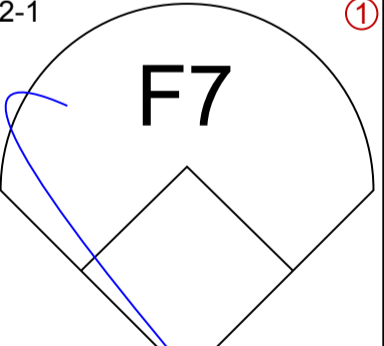
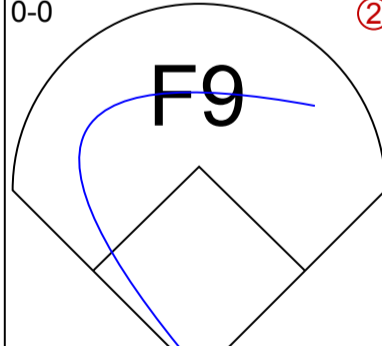
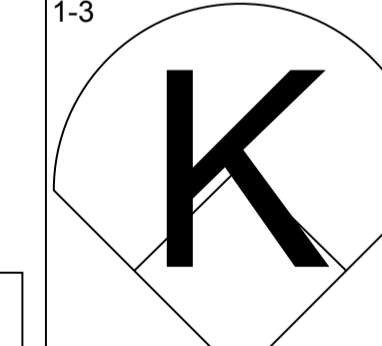
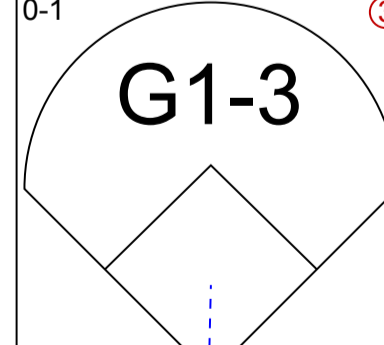
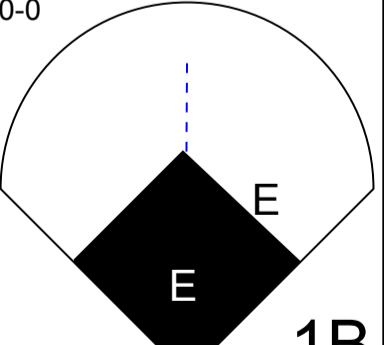
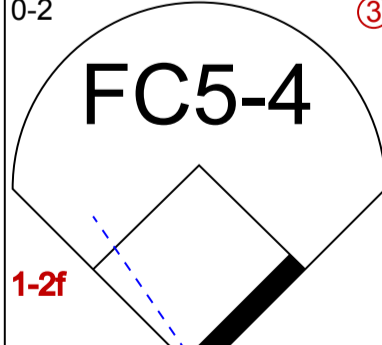
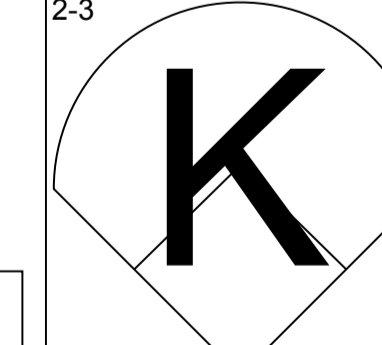

Batter	1	2	3	4	5	6	7	8	9	AB R H RBI BB SO LOB	TOP														
Eric Young Sr., R (1, 4) OBP: 0.403, SLG: 0.434 Darren Holmes, R (8, 1)	2-3 K		2-2 P6		2-2 G4-3		1-0 G4-3	1-2 FC6-4		5 0 0 0 0 1 2 0 0 0 0 0 0 0															
Walt Weiss, S (1, 6) OBP: 0.385, SLG: 0.386	2-3 K		0-1 HR		3-2 P6			0-1 E 2B	2-2 G5-3	5 2 2 1 0 1 0															
Ellis Burks, R (1, 8) OBP: 0.393, SLG: 0.632	1-1 G1-3		1-0 G6-3		2-1 P3			3-2 G6-3	1-1 G6-3	5 0 0 0 0 0 1															
Andres Galarraga, R (1, 3) OBP: 0.357, SLG: 0.590		2-2 G6-3		2-0 1B SF9 2B		1-2 G5-3		0-0 E4 HR HBP	2-1 G6-3	5 2 1 0 0 0 0															
Larry Walker, L (1, 9) OBP: 0.353, SLG: 0.594		2-3 K		1-0 G6-3 SF9 1B		1-1 CS HBP		1-0 HR HBP		2 1 1 0 0 1 0															
Dante Bichette, R (1, 7) OBP: 0.370, SLG: 0.548 Neifi Perez, S (8, 4)		2-2 G6-3		2-1 SF9		4-1 BB		0-1 HR		2 1 1 4 1 0 0 0 0 0 0 0 0 0															
Vinny Castilla, R (1, 5) OBP: 0.347, SLG: 0.574			3-2 HR		0-0 G6-3		0-1 F9	1-1 G5-3		4 1 1 1 0 0 2															
Jeff Reed, L (1, 2) OBP: 0.367, SLG: 0.429			0-0 G4-3		4-0 S IBB		2-1 F9	0-0 2B		3 0 1 0 1 0 0															
Kevin Ritz, R (1, 1) OBP: 0.281, SLG: 0.293 Quinton McCracken, S (8, PH) (8, 8)			0-0 HR		1-2 G2-3		1-3 K	4-1 FC6-4 BB		3 1 1 1 0 1 2 0 0 0 0 1 0 0															
<b>Inning Stats</b>	R: 0 E: 0 K: 2 S: 13	H: 0 LOB: 0 BB: 0 P: 18	R: 0 E: 0 K: 1 S: 13	H: 0 LOB: 0 BB: 0 P: 19	R: 3 E: 0 K: 0 S: 13	H: 3 LOB: 0 BB: 0 P: 19	R: 1 E: 0 K: 0 S: 8	H: 2 LOB: 2 BB: 1 P: 18	R: 0 E: 0 K: 0 S: 8	H: 0 LOB: 0 BB: 0 P: 15	R: 0 E: 0 K: 0 S: 7	H: 0 LOB: 1 BB: 1 P: 13	R: 0 E: 0 K: 1 S: 6	H: 0 LOB: 0 BB: 0 P: 10	R: 4 E: 1 K: 0 S: 15	H: 3 LOB: 2 BB: 1 P: 25	R: 0 E: 0 K: 0 S: 7	H: 0 LOB: 0 BB: 0 P: 12	1B: 1 2B: 3 3B: 0 HR: 4	SF: 1 SAC: 0 DP: 0 HBP: 2	WP: 0 PB: 0 SB: 2 CS: 1	PA: 40			
<b>PITCHER</b>	IP	WLS	BF	H	R	ER	SO	BB	IBB	HBP	BLK	WP	HR	S	P	ERA	WHIP								
Esteban Loaiza, R (1, 1) ERA: 10.31	5.0	L	21	5	4	4	3	0	1	0	0	0	3	55	89	7.20	1.000								
Matt Ruebel, L (6, 1) ERA: 4.99	2.1		11	1	3	3	1	1	0	2	0	0	0	19	33	11.57	0.857								
John Ericks, R (8, 1) ERA: 6.25	0.2		5	2	1	0	0	1	0	0	0	0	1	9	15	0.00	4.500								
Ramon Morel, R (9, 1) ERA: 5.44	1.0		3	0	0	0	0	0	0	0	0	0	0	7	12	0.00	0.000								

Colorado Rockies @ Pittsburgh Pirates  
 Three Rivers Stadium, Pittsburgh, PA  
 Mon Sep 02 1996, 3:33 AM EDT  
 Att: 9,513 - Cloudy - 83 F

livebaseballscorecards.com

AB	34
R	8
H	8
RBI	7
BB	3
SO	4
LOB	7



Batter	1	2	3	4	5	6	7	8	9	AB	R	H	RBI	BB	SO	LOB	BOTTOM												
<b>Jermaine Allensworth, R</b> (1, 8) OBP: 0.310, SLG: 0.345	2-3 		3-1 G5-3 		1-2 E5 BB 		2-2 L7 		4-1 	4	0	0	0	1	1	0	<b>Colorado Rockies @ Pittsburgh Pirates</b> <b>Three Rivers Stadium, Pittsburgh, PA</b> Mon Sep 02 1996, 3:33 AM EDT Att. 9,513 - Cloudy - 83 F												
<b>Al Martin, L</b> (1, 7) OBP: 0.348, SLG: 0.451	0-0 E S 1B 		0-1 G4-3 		0-1 P6 		1-2 F8 		2-1 P6 	5	1	1	0	0	0	2													
<b>Jeff King, R</b> (1, 4) OBP: 0.343, SLG: 0.505	0-0 L7 		2-2 		4-0 BB BB 		2-1 G5-3 			3	0	1	0	1	0	1													
<b>Mark Johnson, L</b> (1, 3) OBP: 0.367, SLG: 0.496	2-0 WP S 1B 		0-0 G4-3 		4-1 			1-1 G1-4-3 		3	1	1	1	1	0	1													
<b>Mike Kingery, L</b> (1, 9) OBP: 0.299, SLG: 0.335	3-0 			2-2 F7 	3-3 K 			0-0 G4-3 		3	0	1	1	0	1	3													
<b>Matt Ruebel, L</b> (6, 1) OBP: 0.273, SLG: 0.200										0	0	0	0	0	0	0													
<b>John Ericks, R</b> (8, 1)										0	0	0	0	0	0	0													
<b>Nelson Liriano, S</b> (8, PH) OBP: 0.266, SLG: 0.378	1-H 1B 									1	0	0	0	0	0	0													
<b>Ramon Morel, R</b> (9, 1)										0	0	0	0	0	0	0													
<b>Carlos Garcia, R</b> (1, 5) OBP: 0.333, SLG: 0.397	1 SAFE G5-3 			1-0 G5-3 		0-3 K 		0-0 FC6-4 1B 		4	0	1	0	0	1	1													
<b>Jay Bell, R</b> (1, 6) OBP: 0.292, SLG: 0.340		0-0 G3-1 		3-2 G5-3 		4-2 FC5-4 BB 		0-1 FC6-4 1-2f 		3	0	0	0	1	0	1													
<b>Keith Osik, R</b> (1, 2) OBP: 0.339, SLG: 0.402			1-2 P3 		2-1 F7 		0-0 F9 		1-3 K 	4	0	0	0	0	1	1													
<b>Esteban Loaiza, R</b> (1, 1)			0-1 G1-3 			0-0 E E 1B 		0-2 FC5-4 1-2f 																					
<b>Trey Beamon, L</b> (5, PH) OBP: 0.167, SLG: 0.174									2-3 K 	1	0	0	0	0	0	0													
										3	1	1	0	0	1	1													
<b>Inning Stats</b>	R: 2 E: 0 K: 1 S: 9	H: 3 LOB: 1 BB: 0 P: 16	R: 0 E: 0 K: 0 S: 6	H: 0 LOB: 0 BB: 0 P: 7	R: 0 E: 0 K: 0 S: 10	H: 1 LOB: 1 BB: 0 P: 15	R: 0 E: 0 K: 0 S: 11	H: 0 LOB: 0 BB: 0 P: 17	R: 1 E: 1 K: 1 S: 12	H: 1 LOB: 3 BB: 2 P: 26	R: 0 E: 0 K: 1 S: 9	H: 0 LOB: 1 BB: 1 P: 13	R: 0 E: 0 K: 0 S: 10	H: 0 LOB: 0 BB: 0 P: 15	R: 0 E: 0 K: 0 S: 6	H: 1 LOB: 1 BB: 0 P: 7		R: 0 E: 0 K: 2 S: 9	H: 0 LOB: 1 BB: 1 P: 18	1B: 6 2B: 0 3B: 0 HR: 0	SF: 0 SAC: 0 DP: 0 HBP: 0	WP: 1 PB: 0 SB: 2 CS: 0	PA: 38 ERA WHIP						
<b>PITCHER</b>	IP WLS BF W	H R ER SO	BB IBB HBP BLK	WP HR S P	ERA WHIP	<b>PITCHER</b>														IP WLS BF H R ER SO BB IBB HBP BLK WP HR S P ERA WHIP									
<b>Kevin Ritz, R</b> (1, 1) ERA: 5.16	7.0	5	3	2	3	3	0	0	0	1	0	67	109	2.57	1.143														
<b>Darren Holmes, R</b> (8, 1) ERA: 4.38	2.0	1	0	0	2	1	0	0	0	0	0	15	25	0.00	1.000														

livebaseballscorecards.com

<b>AB</b>	<b>34</b>
<b>R</b>	<b>3</b>
<b>H</b>	<b>6</b>
<b>RBI</b>	<b>2</b>
<b>BB</b>	<b>4</b>
<b>SO</b>	<b>5</b>
<b>LOB</b>	<b>11</b>

Colorado Rockies @ Pittsburgh Pirates  
 Three Rivers Stadium, Pittsburgh, PA

Wed Sep 04 1996, 7:05 PM EDT  
 Att. 10,081 - Unknown - 77 F

AB	36
R	2
H	9
RBI	2
BB	0
SO	5
LOB	14



Batter	1	2	3	4	5	6	7	8	9	AB R H RBI BB SO LOB
Eric Young Sr. R (1, 4) OBP: 0.402, SLG: 0.433	1-0 P3		3-2 F8			0-2 1B		2-3 K		4 1 1 0 0 1 0
Walt Weiss, S (1, 6) OBP: 0.386, SLG: 0.387	0-1 P4			3-2 F8		1-2 FC1-6 1B		0-1 1B		4 0 2 1 0 0 0
Ellis Burks, R (1, 8) OBP: 0.390, SLG: 0.628	3-3 K			1-2 G6-3		2-2 FC1-6 1B		0-1 G5-3		4 0 0 0 0 1 2
Andres Galarraga, R (1, 3) OBP: 0.358, SLG: 0.590		0-0 G4-6-3 1B		1-3 K		3-3 K		1-2 FC5-4 1B		4 0 2 0 0 2 1
Larry Walker, L (1, 9) OBP: 0.348, SLG: 0.585		0-0 G4-6-3 1-2f			1-1 L3	1-1 G1-3		0-0 F8		4 0 0 0 0 0 3
Dante Bichette, R (1, 7) OBP: 0.369, SLG: 0.546		2-2 E6			0-0 F8 1B		0-0 G5-3	1-2 FC5-4 1B 2B		4 1 1 0 0 0 1
Vinny Castilla, R (1, 5) OBP: 0.348, SLG: 0.573		2-0 G1-3			0-0 G1-3	1-2 G5-3	1-1 G5-3	2-1 2B 1B		4 0 2 0 0 0 1
Jeff Reed, L (1, 2) OBP: 0.366, SLG: 0.430			1-0 G3		2-2 F8	2-0 G3		1-1 G3 2B		4 0 1 1 0 0 2
Mark Thompson, R (1, 1) OBP: 0.122, SLG: 0.167 Curt Leskanic, R (7, 1) OBP: 0.333, SLG: 0.667 John Vander Wal, L (8, PH) OBP: 0.340, SLG: 0.599 Darren Holmes, R (8, 1) Eric Anthony, L (9, PH) OBP: 0.368, SLG: 0.513 Angel Echevarria, R (9, PH) OBP: 0.313, SLG: 0.287			0-3 K		0-0 G4-3			1-2 F9	3-2 P3	2 0 0 0 0 0 1 2 0 0 0 0 0 0 0 0 1 0 1 0 0 0 0 0 0 2

Inning Stats	R: 0	H: 0	E: 0	K: 1	S: 7	P: 11	R: 0	H: 1	E: 1	K: 0	S: 6	P: 10	R: 0	H: 0	E: 0	K: 1	S: 7	P: 11	R: 0	H: 0	E: 0	K: 1	S: 11	P: 16	R: 0	H: 2	E: 0	K: 0	S: 8	P: 11	R: 1	H: 2	E: 0	K: 1	S: 16	P: 23	R: 0	H: 0	E: 0	K: 0	S: 4	P: 7	R: 0	H: 1	E: 0	K: 1	S: 11	P: 14	R: 1	H: 3	E: 0	K: 0	S: 14	P: 22	1B: 8	SF: 0	2B: 1	SAC: 0	3B: 0	DP: 1	HR: 0	HBP: 0	WP: 0	PA: 36
--------------	------	------	------	------	------	-------	------	------	------	------	------	-------	------	------	------	------	------	-------	------	------	------	------	-------	-------	------	------	------	------	------	-------	------	------	------	------	-------	-------	------	------	------	------	------	------	------	------	------	------	-------	-------	------	------	------	------	-------	-------	-------	-------	-------	--------	-------	-------	-------	--------	-------	--------

PITCHER	IP	WLS	BF	H	R	ER	SO	BB	IBB	HBP	BLK	WP	HR	S	P	ERA	WHIP
Jon Lieber, R (1, 1) ERA: 4.09	8.2	W	35	9	2	2	5	0	0	0	0	0	0	81	119	2.08	1.038
Dan Plesac, L (9, 1) ERA: 3.84	0.1	S	1	0	0	0	0	0	0	0	0	0	0	3	6	0.00	0.000



Batter	1	2	3	4	5	6	7	8	9
<b>Jermaine Allensworth, R</b> (1, 8) <small>OBP: 0.309, SLG: 0.352</small>	1-2  FC6-4 2B		3-2  SF9		0-2  FC3-6 CS			0-3  K	
<b>Al Martin, L</b> (1, 7) <small>OBP: 0.348, SLG: 0.455</small>	1-1  FC6-4 S		3-H 0-2  G4-3		1-2  CS	1-0  L4		1-0  HR	
<b>Jeff King, R</b> (1, 4) <small>OBP: 0.342, SLG: 0.502</small>	2-2  P4			4-2  HR BB		0-0  G4-3		1-1  F9	
<b>Mark Johnson, L</b> (1, 3) <small>OBP: 0.367, SLG: 0.506</small>	3-3  K			1-1  HR		3-1  F8			
<b>Carlos Garcia, R</b> (1, 5) <small>OBP: 0.333, SLG: 0.403</small>		3-3  K		1-1  G5-3			0-2  1B 3B		
<b>Trey Beamon, L</b> (1, 9) <small>OBP: 0.185, SLG: 0.192</small>		0-0  F7		2-0  G3			3-1  CS 1B		
<b>Jay Bell, R</b> (1, 6) <small>OBP: 0.292, SLG: 0.338</small>		1-3  K		0-0  G6-3			4-2  18 CS BB		
<b>18 Jason Kendall, R</b> (1, 2) <small>OBP: 0.366, SLG: 0.404</small>			0-1  SH1-4 SF9 2B		0-1  G3		3-3  K		
<b>Jon Lieber, L</b> (1, 1) <b>Dan Plesac, L</b> (9, 1)			3-0  SH1-4		4-0  FC3-6 BB		2-3  K		

Inning Stats	R: 0	H: 1	E: 0	K: 1	S: 13	LOB: 1	BB: 0	P: 19	R: 0	H: 0	E: 0	K: 2	S: 11	LOB: 0	BB: 0	P: 15	R: 1	H: 1	E: 0	K: 0	S: 11	LOB: 0	BB: 0	P: 17	R: 2	H: 1	E: 0	K: 0	S: 8	LOB: 0	BB: 1	P: 16	R: 0	H: 0	E: 0	K: 0	S: 7	LOB: 0	BB: 1	P: 12	R: 0	H: 0	E: 0	K: 0	S: 4	LOB: 0	BB: 0	P: 8	R: 1	H: 2	E: 0	K: 1	S: 11	LOB: 1	BB: 1	P: 20	R: 1	H: 1	E: 0	K: 2	S: 9	LOB: 0	BB: 0	P: 13
--------------	------	------	------	------	-------	--------	-------	-------	------	------	------	------	-------	--------	-------	-------	------	------	------	------	-------	--------	-------	-------	------	------	------	------	------	--------	-------	-------	------	------	------	------	------	--------	-------	-------	------	------	------	------	------	--------	-------	------	------	------	------	------	-------	--------	-------	-------	------	------	------	------	------	--------	-------	-------

PITCHER	IP	WLS	BF	H	R	ER	SO	BB	IBB	HBP	BLK	WP	HR	S	P	ERA	WHIP
<b>Mark Thompson, R</b> (1, 1) <small>ERA: 5.08</small>	6.1	L	25	5	4	4	3	3	0	0	0	0	1	62	101	5.68	1.263
<b>Curt Leskanic, R</b> (7, 1) <small>ERA: 6.68</small>	0.2		1	0	0	0	1	0	0	0	0	0	0	3	6	0.00	0.000
<b>Darren Holmes, R</b> (8, 1) <small>ERA: 4.45</small>	1.0		4	1	1	1	2	0	0	0	0	0	1	9	13	9.00	1.000

AB	R	H	RBI	BB	SO	LOB
3	0	1	1	0	1	1
4	1	1	1	0	0	1
3	1	0	0	1	0	1
3	1	1	2	0	1	1
3	1	1	0	0	1	0
3	0	1	1	0	0	0
2	0	0	0	1	1	0
3	1	1	0	0	1	1
1	0	0	0	1	1	0
0	0	0	0	0	0	0

WP	PA	ERA	WHIP
0	31		
0			
1			
3			

**Colorado Rockies @ Pittsburgh Pirates**  
 Three Rivers Stadium, Pittsburgh, PA  
 Wed Sep 04 1996, 7:05 PM EDT  
 Att: 10,081 - Unknown - 77 F

AB	25
R	5
H	6
RBI	5
BB	3
SO	6
LOB	5




Batter	1	2	3	4	5	6	7	8	9	AB R H RBI BB SO LOB	TOP																								
Eric Young Sr. R (1, 4) OBP: 0.399, SLG: 0.429	2-2 P2		0-2 F9		1-1 G4-3			1-1 G1-3		4 0 0 0 0 0 2																									
Ellis Burks, R (1, 8) OBP: 0.389, SLG: 0.627	0-2 G6-3		2-2 2-H 2B			1-3 K			3-2 F9	4 0 1 1 0 1 0																									
Larry Walker, L (1, 9) OBP: 0.347, SLG: 0.578	1-1 HBP		0-3 K			3-2 F8			2-3 K	3 0 0 0 0 2 1																									
Andres Galarraga, R (1, 3) OBP: 0.355, SLG: 0.585	1-0 G5-3			2-1 P4		1-1 F7			0-0 P4	4 0 0 0 0 0 1																									
Dante Bichette, R (1, 7) OBP: 0.367, SLG: 0.543		0-1 F9		0-0 P4			0-0 L4			3 0 0 0 0 0 0																									
Vinny Castilla, R (1, 5) OBP: 0.346, SLG: 0.570		2-2 G6-3		0-0 L8			3-0 G5-3			3 0 0 0 0 0 0																									
Jayhawk Owens, R (1, 2) OBP: 0.337, SLG: 0.379		0-0 P3			2-3 K		1-0 G6-3			3 0 0 0 0 1 0																									
Walt Weiss, S (1, 6) OBP: 0.388, SLG: 0.388			3-1 SH1-4 2B HBP		1-1 SH1-4 1B			1-3 K		2 1 1 0 0 1 0																									
Jamey Wright, R (1, 1) OBP: 0.136, SLG: 0.190			0-0 SH1-4		1-0 SH1-4			0-2 F7		0 0 0 0 0 0 0																									
Steve Reed, R (6, 1) OBP: 0.333, SLG: 0.333										0 0 0 0 0 0 0																									
John Vander Wal, L (8, PH) OBP: 0.338, SLG: 0.396										1 0 0 0 0 0 0																									
Curt Leskanic, R (8, 1) OBP: 0.333, SLG: 0.667										0 0 0 0 0 0 0																									
<b>Inning Stats</b>	R: 0 E: 0 K: 0 S: 8	H: 0 LOB: 1 BB: 0 P: 12	R: 0 E: 0 K: 0 S: 6	H: 0 LOB: 0 BB: 0 P: 8	R: 1 E: 0 K: 1 S: 14	H: 1 LOB: 1 BB: 0 P: 19	R: 0 E: 0 K: 0 S: 4	H: 0 LOB: 0 BB: 0 P: 6	R: 0 E: 0 K: 1 S: 8	H: 1 LOB: 1 BB: 0 P: 13	R: 0 E: 0 K: 1 S: 9	H: 0 LOB: 0 BB: 0 P: 14	R: 0 E: 0 K: 0 S: 3	H: 0 LOB: 0 BB: 0 P: 7	R: 0 E: 0 K: 1 S: 8	H: 0 LOB: 0 BB: 0 P: 10	R: 0 E: 0 K: 1 S: 7	H: 0 LOB: 0 BB: 0 P: 12	1B: 1 2B: 1 3B: 0 HR: 0	SF: 0 SAC: 2 DP: 0 HBP: 2	WP: 0 PB: 0 SB: 0 CS: 0	PA: 31													
<b>PITCHER</b>	IP WLS BF H R ER SO BB IBB HBP BLK WP HR S P ERA WHIP																																		
Danny Darwin, R (1, 1) ERA: 3.64	7.0	25	2	1	1	3	0	0	2	0	0	0	52	79	1.29	0.286																			
Xavier Hernandez, R (8, 1) ERA: 4.43	2.0	W	6	0	0	0	2	0	0	0	0	0	15	22	0.00	0.000																			

Colorado Rockies @ Houston Astros  
Astrodome, Houston, TX  
Fri Sep 06 1996, 8:05 PM EDT  
Att. 20,932 - Dome - 72 F

livebaseballscorecards.com

AB	27
R	1
H	2
RBI	1
BB	0
SO	5
LOB	4



Batter	1	2	3	4	5	6	7	8	9	AB	R	H	RBI	BB	SO	LOB
Brian Hunter, R OBP: 0.306, SLG: 0.374 (1, 8)	3-3 K	2-2 G4-3		1-2 G6-3		1-0 SAFE 2B		2-2 G6-3		5	0	1	0	0	1	4
Craig Biggio, R OBP: 0.394, SLG: 0.438 (1, 4)	2-3 K		0-2 BB 1B		0-2 P3	0-1 G5-3				4	0	1	0	0	1	2
5 Jeff Bagwell, R OBP: 0.451, SLG: 0.581 (1, 3)	4-0 HBP BB		1-0 SAFE L9		3-2 1B 1B		1-2 F8			3	1	1	0	1	0	1
Derek Bell, R OBP: 0.325, SLG: 0.445 (1, 9)	1-1 SAFE FC6-4 HBP		4-0 SAFE BB		1-0 SAFE 1B	1-2 1B	3-2 G6-3			2	0	1	0	1	0	0
Sean Berry, R OBP: 0.329, SLG: 0.481 (1, 5) Xavier Hernandez, L (8, 1)	1-1 FC6-4		4-2 BB		3-2 1B	1-3 2-H 1B	1-3 K			3	0	1	1	1	1	2
Bobby Abreu, L (1, 7)		2-3 K	3-2 G4-3		3-2 SAFE K			0-0 G4-3		4	0	0	0	0	2	4
Orlando Miller, R OBP: 0.295, SLG: 0.422 (1, 6)		0-0 WP 1B		1-1 G4-3		0-3 K		1-2 G4-3		4	0	1	0	0	1	0
Kirt Manwaring, R OBP: 0.305, SLG: 0.289 (1, 2) Ray Montgomery, R (8, PR) Randy Knorr, R OBP: 0.250, SLG: 0.625 (9, 2) Randy Knorr, R OBP: 0.258, SLG: 0.305 (9, 2)		1-2 SAFE WP 1B		0-2 SH5-4 1B		0-0 E6 2B		0-0 2B		4	0	3	0	0	0	0
Danny Darwin, R OBP: 0.167, SLG: 0.313 (1, 1) Bill Spiers, L OBP: 0.322, SLG: 0.411 (8, 5)		1-3 K		0-0 SH5-4		2-3 K		1-2 2-H 2B		0	1	0	0	0	2	3

Inning Stats	R: 0	H: 0	E: 0	K: 2	S: 12	R: 0	H: 2	E: 0	K: 2	S: 13	R: 0	H: 1	E: 0	K: 0	S: 11	R: 0	H: 1	E: 0	K: 0	S: 10	R: 1	H: 3	E: 0	K: 1	S: 14	R: 0	H: 1	E: 1	K: 2	S: 10	R: 0	H: 0	E: 0	K: 1	S: 10	R: 1	H: 2	E: 0	K: 0	S: 13
	LOB: 2	BB: 1	P: 23			LOB: 2	BB: 2	P: 22			LOB: 1	BB: 0	P: 12			LOB: 2	BB: 0	P: 13			LOB: 0	BB: 0	P: 23			LOB: 1	BB: 0	P: 15			LOB: 1	BB: 0	P: 17			LOB: 1	BB: 0	P: 17		

PITCHER	IP	WLS	BF	H	R	ER	SO	BB	IBB	HBP	BLK	WP	HR	S	P	ERA	WHIP
Jamey Wright, R ERA: 5.35 (1, 1)	5.0		24	7	1	1	5	3	0	1	0	1	0	60	101	1.80	2.000
Steve Reed, R ERA: 4.28 (6, 1)	2.0		8	1	0	0	3	0	0	0	0	0	0	20	28	0.00	0.500
Curt Leskanic, R ERA: 6.72 (8, 1)	1.0	L	5	2	1	1	0	0	0	0	0	0	0	13	17	9.00	2.000

**BOTTOM**

**Colorado Rockies @ Houston Astros**  
Astrodome, Houston, TX

Fri Sep 06 1996, 8:05 PM EDT  
Att: 20,932 - Dome - 72 F

livebaseballscores.com

AB	32
R	2
H	10
RBI	2
BB	3
SO	8
LOB	16



WP: 1	PA: 37
PB: 0	SB: 0
CS: 0	

Batter	1	2	3	4	5	6	7	8	9	AB R H RBI BB SO LOB	TOP											
<b>Quinton McCracken, S</b> (1, 8) <small>OBP: 0.375, SLG: 0.397</small>	0-2 F7		0-2 SH3-4 HR 1B	3-3 K		1-1 G4-3			0-1 FC5-6 1B	5 1 1 0 0 1 4												
<b>Neifi Perez, S</b> (1, 4)	2-3 K		0-0 SH3-4		0-2 F9		1-3 K		3-2 K	4 0 0 0 0 3 1												
<b>Larry Walker, L</b> (1, 9) <b>Dante Bichette, R</b> (4, 9)	1-1 L9		2-3 K		1-1 G5-3		0-0 G5-3		2-2 K 1B	2 0 0 0 0 1 3 3 0 1 0 0 0 0												
<b>Andres Galarraga, R</b> (1, 3)	1-2 F7		1-1 HR		0-0 1B		1-2 G4-3		1-3 K	5 1 2 3 0 1 3												
<b>Eric Anthony, L</b> (1, 7) <b>Alan Cockrell, R</b> (8, PH) <b>Steve Decker, R</b> (8, 2)		1-0 P6	0-3 K		0-1 P5			3-3 K		3 0 0 0 0 1 1 1 0 0 0 0 1 0 0 0 0 0 0 0 0												
<b>Jeff Reed, L</b> (1, 2) <b>Ellis Burks, R</b> (8, PH)		3-2 L7		1-0 E 2B		0-0 1B WP 1B		4-2 BB		3 1 2 0 0 0 0 0 0 0 0 1 0 0												
<b>Vinny Castilla, R</b> (1, 5)		1-2 1B		2-2 G5-3		2-1 P5		0-3 K		4 0 1 0 0 1 3												
<b>Walt Weiss, S</b> (1, 6)		0-0 F9		0-3 K		0-0 L9		0-0 P4		4 0 0 0 0 1 4												
<b>Roger Bailey, R</b> (1, 1) <b>John Burke, S</b> (3, 1) <b>Angel Echevarria, R</b> (6, PH) <b>Darren Holmes, R</b> (6, 1) <b>Eric Young Sr., R</b> (9, PH)			1-1 SH3-4 HR 1B	0-0 E8 1B		2-0 1B		4-1 FC5-6 BB		1 1 1 0 0 0 0 1 0 1 1 0 0 0 1 0 1 0 0 0 0 0 0 0 0 0 0 0 0 0 0 0 1 0 0												
<b>Inning Stats</b>	R: 0 E: 0 K: 1 S: 11	H: 0 LOB: 1 BB: 0 P: 15	R: 0 E: 0 K: 0 S: 8	H: 1 LOB: 1 BB: 0 P: 13	R: 3 E: 0 K: 2 S: 16	H: 3 LOB: 0 BB: 0 P: 20	R: 1 E: 1 K: 2 S: 15	H: 2 LOB: 1 BB: 0 P: 21	R: 0 E: 0 K: 0 S: 10	H: 1 LOB: 1 BB: 0 P: 11	R: 0 E: 0 K: 0 S: 7	H: 2 LOB: 2 BB: 0 P: 12	R: 0 E: 0 K: 1 S: 7	H: 0 LOB: 0 BB: 0 P: 9	R: 0 E: 0 K: 2 S: 11	H: 0 LOB: 1 BB: 1 P: 18	R: 0 E: 0 K: 2 S: 12	H: 1 LOB: 2 BB: 1 P: 22	1B: 8 2B: 1 3B: 0 HR: 1	SF: 0 SAC: 1 DP: 0 HBP: 0	WP: 2 PB: 0 SB: 2 CS: 0	PA: 40
<b>PITCHER</b>	IP WLS BF H R ER SO BB IBB HBP BLK WP HR S P ERA WHIP																				<b>PITCHER</b>	IP WLS BF H R ER SO BB IBB HBP BLK WP HR S P ERA WHIP
<b>Darryl Kile, R</b> (1, 1) <small>ERA: 4.34</small>	7.0 W 31 9 4 4 6 0 0 0 0 2 1 74 101 5.14 1.286																					
<b>Billy Wagner, L</b> (8, 1) <small>ERA: 2.57</small>	1.2 S 7 0 0 0 3 2 0 0 0 0 0 17 31 0.00 1.200																					
<b>John Hudek, R</b> (9, 1) <small>ERA: 5.87</small>	0.1 S 2 1 0 0 1 0 0 0 0 0 0 6 9 0.00 3.000																					

Colorado Rockies @ Houston Astros  
Astrodome, Houston, TX  
Sat Sep 07 1996, 4:33 AM EDT  
Att: 37,213 - Dome - 72 F

livebaseballscorecards.com

AB	37
R	4
H	10
RBI	4
BB	2
SO	10
LOB	19



Batter	1	2	3	4	5	6	7	8	9
<b>John Cangelosi, S</b> (1, 7) OBP: 0.396, SLG: 0.362 <b>James Mouton, R</b> (7, PR) OBP: 0.342, SLG: 0.356 (8, 7) (9, 8)	3-3 K		4-2 5 BB 1-2 BB	1-2 G4-3			0-1 1B		
<b>Craig Biggio, R</b> (1, 4) OBP: 0.393, SLG: 0.436	0-0 F8		4-0 BB 1-2 2-3 1B BB		2-3 K		0-1 F8		
<b>5 Jeff Bagwell, R</b> (1, 3) OBP: 0.451, SLG: 0.582	3-3 K		4-0 BB 1-2 2-3 1B BB		2-2 2B		1-3 K		
<b>Derek Bell, R</b> (1, 9) OBP: 0.324, SLG: 0.442		2-2 F9	4-1 S 1-2 2-3 1B BB		1-3 K		1-2 G5-3		
<b>Bill Spiers, L</b> (1, 5) OBP: 0.325, SLG: 0.413		2-2 FC6-4 1B	3-2 S 1-2 2-3 1B		2-3 K		0-2 G3		
<b>Brian Hunter, R</b> (1, 8) OBP: 0.304, SLG: 0.370 <b>John Hudek, S</b> (9, 1)		0-0 F9	1-3 K		1-3 K		0-1 E4 G5-3		
<b>Tony Eusebio, R</b> (1, 2) OBP: 0.316, SLG: 0.361 <b>Kirt Manwaring, R</b> (9, 2) OBP: 0.305, SLG: 0.289		1-1 FC6-4 1-2	1-3 K		0-0 G6-3		3-2 G5-3		
<b>Orlando Miller, R</b> (1, 6) OBP: 0.295, SLG: 0.428			3-2 G6-3	0-0 L8		1-0 HR	0-1 L3		
<b>Darryl Kile, R</b> (1, 1) OBP: 0.191, SLG: 0.219 <b>Billy Wagner, L</b> (8, 1) <b>Ray Montgomery, R</b> (9, 7) OBP: 0.250, SLG: 0.625			1-1 BB 5 BB 1B	1-3 K		1-3 K			

AB	R	H	RBI	BB	SO	LOB
3	1	1	0	1	1	0
0	0	0	0	0	0	0
3	1	0	0	1	1	1
3	1	1	1	1	2	1
3	0	0	1	1	1	2
4	0	2	2	0	1	1
4	0	0	0	0	2	3
0	0	0	0	0	0	0
4	0	0	0	0	1	4
0	0	0	0	0	0	0
4	1	1	1	0	0	1
3	1	1	0	0	2	0
0	0	0	0	0	0	0
0	0	0	0	0	0	0


**BOTTOM**

**Colorado Rockies @ Houston Astros**  
 Astrodome, Houston, TX

Sat Sep 07 1996, 4:33 AM EDT  
 Att: 37,213 - Dome - 72 F

livebaseballscorecards.com

<b>AB</b>	<b>31</b>
<b>R</b>	<b>5</b>
<b>H</b>	<b>6</b>
<b>RBI</b>	<b>5</b>
<b>BB</b>	<b>4</b>
<b>SO</b>	<b>11</b>
<b>LOB</b>	<b>13</b>



Inning Stats	R: 0	H: 0	E: 0	K: 2	S: 7	H: 0	LOB: 0	BB: 0	P: 13	R: 0	H: 1	E: 0	K: 0	S: 10	H: 1	LOB: 1	BB: 0	P: 15	R: 4	H: 2	E: 0	K: 2	S: 17	H: 2	LOB: 2	BB: 4	P: 42	R: 0	H: 0	E: 0	K: 1	S: 8	H: 1	LOB: 0	BB: 0	P: 10	R: 0	H: 1	E: 0	K: 3	S: 13	H: 1	LOB: 1	BB: 0	P: 20	R: 1	H: 1	E: 0	K: 2	S: 8	H: 1	LOB: 0	BB: 0	P: 11	R: 0	H: 1	E: 0	K: 1	S: 12	H: 1	LOB: 1	BB: 0	P: 13	R: 0	H: 0	E: 1	K: 0	S: 11	H: 0	LOB: 1	BB: 0	P: 14
<b>PITCHER</b>	<b>IP</b>	<b>WLS</b>	<b>BF</b>	<b>H</b>	<b>R</b>	<b>ER</b>	<b>SO</b>	<b>BB</b>	<b>IBB</b>	<b>HBP</b>	<b>BLK</b>	<b>WP</b>	<b>HR</b>	<b>S</b>	<b>P</b>	<b>ERA</b>	<b>WHIP</b>																																																							
<b>Roger Bailey, R</b> (1, 1) ERA: 5.88	2.1		12	2	4	4	2	3	0	0	0	0	0	24	51	15.43	2.143																																																							
<b>John Burke, R</b> (3, 1) ERA: 9.0	2.2		11	2	0	0	6	1	0	0	0	0	0	31	49	0.00	1.125																																																							
<b>Darren Holmes, R</b> (6, 1) ERA: 4.39	3.0	L	12	2	1	1	3	0	0	0	0	0	1	31	38	3.00	0.667																																																							

WP	PA	ERA	WHIP
0	35		
0			
2			
0			

Batter	1	2	3	4	5	6	7	8	9	AB R H RBI BB SO LOB	TOP											
Eric Young Sr. R (1, 4) OBP: 0.399, SLG: 0.427	1-0 F8		1-2 HBP			2-2 FC6-4 1-2f		0-1 F9		3 0 0 0 0 0 2												
Quinton McCracken, S (1, 8) OBP: 0.369, SLG: 0.390	1-1 G4-3		0-0 G4-3			2-1 G3-6-3 1-2f		1-2 G4-3		4 0 0 0 0 0 3												
Ellis Burks, R (1, 7) OBP: 0.391, SLG: 0.625	0-0 E3				1-0 P4		0-0 FC5-4 1B		4-2 2B BB	3 1 1 0 1 0 0												
Dante Bichette, R (1, 9) OBP: 0.366, SLG: 0.542 Larry Walker, L (9, PR) OBP: 0.344, SLG: 0.574	2-2 G1-3		1-2 G5-3		1-2 G5-3		0-0 FC5-4 1-2f 3B		0-1 2B 1-H 2B	4 1 1 1 0 0 2 0 1 0 0 0 0 0												
Andres Galarraga, R (1, 3) OBP: 0.357, SLG: 0.594		1-1 G6-3		2-2 K		3-2 SF8 1-H 3B		0-0 SF7 S 2B	4 2 2 2 0 1 0													
Vinny Castilla, R (1, 5) OBP: 0.343, SLG: 0.565		0-3 K			2-1 G6-3		0-0 SF8 3-H		3-2 P6	3 0 0 1 0 1 2												
Jeff Reed, L (1, 2) OBP: 0.370, SLG: 0.435		0-3 K			2-0 CS 1B		2-3 K		4-0 BB	3 0 1 0 1 2 0												
Jason Bates, S (1, 6) OBP: 0.312, SLG: 0.284 Alan Cockrell, R (9, PH) Bruce Ruffin, S (9, 1)			0-0 F7		1-3 K 1-2		2-3 K		3-2 SF7 2-H	3 0 0 0 0 2 1 0 0 0 1 0 0 0 0 0 0 0 0 0 0												
Bryan Rekar, R (1, 1) OBP: 0.214, SLG: 0.214 John Vander Wal, L (8, PH) OBP: 0.342, SLG: 0.407 Terry Jones, S (8, PR) Curt Leskanic, R (8, 1) OBP: 0.333, SLG: 0.667 Mike Munoz, L (8, 1) Steve Reed, R (8, 1) OBP: 0.333, SLG: 0.333 Walt Weiss, S (9, PH) OBP: 0.384, SLG: 0.384			0-3 K		3-2 FC6-4 1B		1-1 2B		0-0 F9	2 0 1 0 0 1 0 1 0 1 0 1 0 0 0 0 0 2												
<b>Inning Stats</b>	R: 0 E: 1 K: 0 S: 7	H: 0 LOB: 1 BB: 0 P: 11	R: 0 E: 0 K: 2 S: 8	H: 0 LOB: 0 BB: 0 P: 9	R: 0 E: 0 K: 1 S: 7	H: 0 LOB: 1 BB: 0 P: 8	R: 0 E: 0 K: 1 S: 8	H: 0 LOB: 0 BB: 0 P: 12	R: 0 E: 0 K: 1 S: 6	H: 1 LOB: 0 BB: 0 P: 11	R: 0 E: 0 K: 0 S: 8	H: 1 LOB: 0 BB: 0 P: 15	R: 2 E: 0 K: 1 S: 9	H: 2 LOB: 0 BB: 0 P: 14	R: 0 E: 0 K: 1 S: 11	H: 1 LOB: 1 BB: 0 P: 15	R: 3 E: 0 K: 0 S: 17	H: 2 LOB: 2 BB: 2 P: 31	1B: 3 2B: 3 3B: 1 HR: 0	SF: 2 SAC: 0 DP: 1 HBP: 1	WP: 0 PB: 0 SB: 2 CS: 1	PA: 36
<b>PITCHER</b>	IP WLS BF H R ER SO BB IBB HBP BLK WP HR S P ERA WHIP																					
Shane Reynolds, R (1, 1) ERA: 3.61	8.0 L 31 6 4 4 7 1 0 1 0 0 0 70 105 4.50 0.875																					
Xavier Hernandez, R (9, 1) ERA: 4.5	1.0 5 1 1 1 0 1 0 0 0 0 0 11 21 9.00 2.000																					

**Colorado Rockies @ Houston Astros**  
 Astrodome, Houston, TX  
 Sun Sep 08 1996, 4:33 AM EDT  
 Att. 31,316 - Dome - 72 F

[livebaseballscorecards.com](http://livebaseballscorecards.com)

<b>AB</b>	<b>31</b>
<b>R</b>	<b>5</b>
<b>H</b>	<b>7</b>
<b>RBI</b>	<b>5</b>
<b>BB</b>	<b>2</b>
<b>SO</b>	<b>7</b>
<b>LOB</b>	<b>12</b>



Batter	1	2	3	4	5	6	7	8	9	AB	R	H	RBI	BB	SO	LOB
John Cangelosi, S OBP: 0.394, SLG: 0.368 (1, 7)	0-0 L8 ①		1-0 3B ①		1-0 G6-3 ③		1-1 G3-1 ③			4	0	1	0	0	0	2
Craig Biggio, R OBP: 0.396, SLG: 0.439 (1, 4)	2-2 5 2B 1B		1-1 G6-3 ①			0-0 2B		4-2 CS 5 BB BB		3	1	2	0	1	0	1
5 Jeff Bagwell, R OBP: 0.452, SLG: 0.582 (1, 3)	1-2 1-H 2B		2-1 P2 ②			2-2 P2 ①		4-0 CS BB 1-2		3	0	1	1	1	0	2
Derek Bell, R OBP: 0.324, SLG: 0.441 (1, 9)	1-3 K ②		3-2 G5-3 ③			2-0 L8 ②		2-2 1-2 2-3 1B ①		4	0	1	0	0	1	3
Sean Berry, R OBP: 0.326, SLG: 0.477 (1, 5)	1-0 G5-3 ③			1-2 F8 ①		2-0 P4 ③		1-3 K ②		3	0	0	0	0	0	2
Bill Spiers, L OBP: 0.325, SLG: 0.413 (7, 5)										0	0	0	0	0	0	0
Tony Eusebio, R OBP: 0.313, SLG: 0.358 (8, PH)										1	0	0	0	0	1	2
Ricky Gutierrez, R OBP: 0.361, SLG: 0.346 (9, 5)										0	0	0	0	0	0	0
Orlando Miller, R OBP: 0.292, SLG: 0.424 (1, 6)		0-1 F8 ①		1-3 K ②			0-3 K ①	0-0 G5-3 ③		4	0	0	0	0	2	2
James Mouton, R OBP: 0.341, SLG: 0.352 (1, 8)		2-2 G4-3 ②		1-3 K ③			4-2 HBP BB		2-2 G3 ①	3	0	0	0	1	1	0
Kirt Manwaring, R OBP: 0.304, SLG: 0.284 (1, 2)		3-2 F9 ③			1-3 K ①		1-0 HBP		1-1 G6-3 ②	3	0	0	0	0	1	0
Shane Reynolds, R OBP: 0.194, SLG: 0.286 (9, 1)			1-0 HR		2-2 G5-3 ②		0-1 F8 ②		3-3 K ③	3	1	1	1	0	0	2
Xavier Hernandez, L (9, 1)										0	0	0	0	0	0	0
Brian Hunter, R OBP: 0.303, SLG: 0.370 (9, PH)										1	0	0	0	0	1	0

Inning Stats	R: 1	H: 2	E: 0	K: 1	S: 12	H: 0	LOB: 1	BB: 0	P: 17	R: 0	H: 0	E: 0	K: 0	S: 8	H: 0	LOB: 0	BB: 0	P: 13	R: 1	H: 2	E: 0	K: 0	S: 10	H: 0	LOB: 0	BB: 0	P: 13	R: 0	H: 1	E: 0	K: 1	S: 9	H: 0	LOB: 2	BB: 1	P: 15	R: 0	H: 1	E: 0	K: 1	S: 13	H: 1	LOB: 2	BB: 2	P: 24	R: 0	H: 0	E: 0	K: 1	S: 9	H: 0	LOB: 0	BB: 0	P: 15	1B: 2	2B: 2	3B: 1	SF: 0	SAC: 0	DP: 0	HBP: 1	WP: 0	PB: 0	SB: 0	CS: 2	PA: 36
--------------	------	------	------	------	-------	------	--------	-------	-------	------	------	------	------	------	------	--------	-------	-------	------	------	------	------	-------	------	--------	-------	-------	------	------	------	------	------	------	--------	-------	-------	------	------	------	------	-------	------	--------	-------	-------	------	------	------	------	------	------	--------	-------	-------	-------	-------	-------	-------	--------	-------	--------	-------	-------	-------	-------	--------

PITCHER	IP	WLS	BF	H	R	ER	SO	BB	IBB	HBP	BLK	WP	HR	S	P	ERA	WHIP
Bryan Rekar, R ERA: 9.54 (1, 1)	7.0		28	5	2	2	5	1	0	1	0	0	1	64	101	2.57	0.857
Curt Leskanic, R ERA: 6.68 (8, 1)	0.1		3	1	0	0	0	2	0	0	0	0	0	7	17	0.00	9.000
Mike Munoz, L ERA: 7.22 (8, 1)	0.1	W	1	0	0	0	1	0	0	0	0	0	0	5	6	0.00	0.000
Steve Reed, R ERA: 4.26 (8, 1)	0.1		1	0	0	0	0	0	0	0	0	0	0	1	1	0.00	0.000
Bruce Ruffin, L ERA: 4.23 (9, 1)	1.0	S	3	0	0	0	1	0	0	0	0	0	0	9	15	0.00	0.000

**BOTTOM**

**Colorado Rockies @ Houston Astros**  
Astrodome, Houston, TX

Sun Sep 08 1996, 4:33 AM EDT  
Att: 31,316 - Dome - 72 F

AB	32
R	2
H	6
RBI	2
BB	3
SO	7
LOB	16



livebaseballscores.com

Batter	1	2	3	4	5	6	7	8	9	AB R H RBI BB SO LOB	TOP
Eric Young Sr. R (1, 4) OBP: 0.399, SLG: 0.427	1-2 L7		3-1 CS 1B		1-1 P6		0-0 3B 1B	3-2 P4		5 1 2 0 0 0 3	
Quinton McCracken, S (1, 8) OBP: 0.370, SLG: 0.396	2-3 K		1 SAFE 1-2 L4			3-1 L8	1-0 1B 3B		4-2 1B BB	4 1 1 2 1 1 1	
Ellis Burks, R (1, 7) OBP: 0.391, SLG: 0.623	3-3 K			0-0 G6-3		1-1 S 2B 1B	3-2 P5		0-1 S 1B	5 1 2 0 0 1 2	
Dante Bichette, R (1, 9) OBP: 0.369, SLG: 0.547 Larry Walker, L (7, 9) OBP: 0.343, SLG: 0.572		0-0 F8 2B		0-1 G4-3		3-2 1-H 2B	0-0 3-H 1B		2-2 P5	4 0 3 2 0 0 0 1 0 0 0 0 0 1	
Andres Galarraga, R (1, 3) OBP: 0.356, SLG: 0.592		1-0 G5-3		0-1 2B		1-2 L9	3-3 K		0-3 K	5 0 1 0 0 2 4	
Vinny Castilla, R (1, 5) OBP: 0.343, SLG: 0.561		1-1 F8 2-3		0-0 G6-3		4-0 IBB			1-0 G6-3	3 0 0 0 1 0 2	
Jayhawk Owens, R (1, 2) OBP: 0.338, SLG: 0.376 John Vander Wal, L (6, PH) OBP: 0.340, SLG: 0.404 Jeff Reed, L (6, 2) OBP: 0.372, SLG: 0.436		4-2 BB			1-3 K	1-2 P6			3-2 1B 1B	1 0 0 0 1 1 0 1 0 0 0 0 0 2 1 0 1 0 0 0 0	
Walt Weiss, S (1, 6) OBP: 0.383, SLG: 0.383		0-3 K			0-0 F8		1-1 G3		0-0 1-2 1B	4 0 1 0 0 1 2	
Kevin Ritz, R (1, 1) OBP: 0.288, SLG: 0.300 Eric Anthony, L (7, PH) OBP: 0.366, SLG: 0.503 Terry Jones, S (7, PR) Bill Swift, R (7, 1) OBP: 0.500, SLG: 0.500 Alan Cockrell, R (8, PH) Steve Reed, R (8, 1) OBP: 0.333, SLG: 0.333 Mike Munoz, L (8, 1) Bruce Ruffin, S (9, 1)			1-0 G6-3		2-1 1B		4-2 1B 3B BB		3-3 K	2 0 1 0 0 0 0 0 0 0 0 1 0 0 0 1 0 0 0 0 0 0 0 0 0 0 0 0 1 0 0 0 0 1 2 0	
<b>Inning Stats</b>	R: 0 H: 0 E: 0 LOB: 0 K: 2 BB: 0 S: 9 P: 15	R: 0 H: 1 E: 0 LOB: 2 K: 1 BB: 1 S: 9 P: 15	R: 0 H: 1 E: 0 LOB: 0 K: 0 BB: 0 S: 7 P: 12	R: 0 H: 1 E: 0 LOB: 1 K: 0 BB: 0 S: 6 P: 6	R: 0 H: 1 E: 0 LOB: 1 K: 1 BB: 0 S: 8 P: 12	R: 1 H: 2 E: 0 LOB: 2 K: 0 BB: 1 S: 14 P: 26	R: 3 H: 3 E: 0 LOB: 1 K: 1 BB: 1 S: 13 P: 25	R: 0 H: 2 E: 0 LOB: 2 K: 1 BB: 0 S: 12 P: 22	R: 0 H: 1 E: 0 LOB: 1 K: 1 BB: 1 S: 12 P: 18	1B: 8 SF: 0 2B: 3 SAC: 0 3B: 1 DP: 0 HR: 0 HBP: 0	WP: 0 PA: 41 PB: 0 SB: 2 CS: 1
<b>PITCHER</b>	IP WLS BF H R ER SO BB IBB HBP BLK WP HR S P ERA WHIP										
Donne Wall, R (1, 1) ERA: 4.06	6.1 L 29 8 4 4 4 2 1 0 0 0 0 59 98 5.68 1.579										
John Hudek, R (7, 1) ERA: 5.19	1.0 5 2 0 0 1 0 0 0 0 0 0 11 21 0.00 2.000										
Billy Wagner, L (8, 1) ERA: 2.47	1.2 7 2 0 0 2 1 0 0 0 0 0 20 32 0.00 1.800										

Colorado Rockies @ Houston Astros  
Astrodome, Houston, TX  
Mon Sep 09 1996, 8:05 PM EDT  
Att. 13,833 - Dome - 68 F

livebaseballscorecards.com

AB	37
R	4
H	12
RBI	4
BB	4
SO	7
LOB	19





Batter	1	2	3	4	5	6	7	8	9	AB	R	H	RBI	BB	SO	LOB
Brian Hunter, R OBP: 0.304, SLG: 0.372 (1, 8)	2-2 G6-3		0-0 E 1-3 2B		1-2 E9 1B		1-2 G6-3		0-1 G6-3	5	0	2	0	0	0	0
John Cangelosi, S OBP: 0.396, SLG: 0.371 Billy Wagner, L (8, 1)	1-0 HBP 1B		2-1 E6 L5-3 2-3 3-H		0-0 CS 1B		1-0 G1-3			4	0	2	1	0	0	1
Craig Biggio, R OBP: 0.395, SLG: 0.436 (1, 4)	1-0 HBP		0-0 L5-3 1-1		2-3 K 1-2			0-1 L8		3	0	0	0	0	1	4
5 Jeff Bagwell, R OBP: 0.450, SLG: 0.580 (1, 3)	1-3 K		2-2 G6-3		1-3 K			2-2 1B		4	0	1	0	0	2	4
Sean Berry, R OBP: 0.326, SLG: 0.482 (1, 5)	2-3 K			2-1 G4-3		0-0 HR		0-3 K		4	1	1	1	0	2	3
Derek Bell, R OBP: 0.325, SLG: 0.441 (1, 9)		3-2 G5-3		1-0 1B S 1B		3-1 G6-3		1-1 FC6-4 1B		4	0	2	0	0	0	0
Tony Eusebio, R OBP: 0.314, SLG: 0.358 John Hudek, S (7, 1)		2-2 G3		2-1 SAFE SAFE 1B		0-0 G4-3		1-0 FC6-4		3	0	1	0	0	0	0
Bobby Abreu, L (8, 7)				1-3 1B				1-2f		0	0	0	0	0	0	0
Mike Simms, R OBP: 0.231, SLG: 0.283 James Mouton, R (9, 7)				0-3 K		1-0 G5-3				1	0	0	0	0	0	2
Orlando Miller, R OBP: 0.290, SLG: 0.420 (1, 6)		1-2 G6-3			2-1 P9		0-2 G6-3		0-3 K	4	0	0	0	0	2	2
Donne Wall, R OBP: 0.244, SLG: 0.233 Kirt Manwaring, R (7, 2)			0-0 E 2B 1B						1-3 K	2	1	1	0	0	0	2
										2	0	0	0	0	1	0

Inning Stats	R: 0	H: 1	E: 0	K: 2	S: 11	LOB: 2	BB: 0	P: 18	R: 0	H: 0	E: 0	K: 0	S: 10	LOB: 0	BB: 0	P: 16	R: 1	H: 2	E: 1	K: 0	S: 8	LOB: 1	BB: 0	P: 12	R: 0	H: 2	E: 0	K: 1	S: 11	LOB: 2	BB: 0	P: 18	R: 0	H: 2	E: 1	K: 2	S: 10	LOB: 1	BB: 0	P: 14	R: 1	H: 1	E: 0	K: 0	S: 5	LOB: 0	BB: 0	P: 9	R: 0	H: 0	E: 0	K: 0	S: 7	LOB: 0	BB: 0	P: 9	R: 0	H: 2	E: 0	K: 1	S: 11	LOB: 2	BB: 0	P: 15	R: 0	H: 0	E: 0	K: 2	S: 8	LOB: 0	BB: 0	P: 9	1B: 8	SF: 0	2B: 3	SAC: 0	3B: 0	DP: 2	HR: 1	HBP: 1	WP: 0	PA: 37
--------------	------	------	------	------	-------	--------	-------	-------	------	------	------	------	-------	--------	-------	-------	------	------	------	------	------	--------	-------	-------	------	------	------	------	-------	--------	-------	-------	------	------	------	------	-------	--------	-------	-------	------	------	------	------	------	--------	-------	------	------	------	------	------	------	--------	-------	------	------	------	------	------	-------	--------	-------	-------	------	------	------	------	------	--------	-------	------	-------	-------	-------	--------	-------	-------	-------	--------	-------	--------

PITCHER	IP	WLS	BF	H	R	ER	SO	BB	IBB	HBP	BLK	WP	HR	S	P	ERA	WHIP
Kevin Ritz, R ERA: 5.09 (1, 1)	6.0		26	8	2	2	5	0	0	0	0	0	0	55	87	3.00	1.333
Bill Swift, R ERA: 5.79 (7, 1)	1.0		3	0	0	0	0	0	0	0	0	0	0	7	9	0.00	0.000
Steve Reed, R ERA: 4.21 (8, 1)	0.2		4	2	0	0	1	0	0	0	0	0	0	10	13	0.00	3.000
Mike Munoz, L ERA: 7.15 (8, 1)	0.1		1	0	0	0	0	0	0	0	0	0	0	1	2	0.00	0.000
Bruce Ruffin, L ERA: 4.16 (9, 1)	1.0	S	3	0	0	0	2	0	0	0	0	0	0	8	9	0.00	0.000

**BOTTOM**

**Colorado Rockies @ Houston Astros**  
Astrodome, Houston, TX

Mon Sep 09 1996, 8:05 PM EDT  
Att: 13,833 - Dome - 68 F

AB	36
R	2
H	10
RBI	2
BB	0
SO	8
LOB	18



PITCHER	IP	WLS	BF	H	R	ER	SO	BB	IBB	HBP	BLK	WP	HR	S	P	ERA	WHIP
---------	----	-----	----	---	---	----	----	----	-----	-----	-----	----	----	---	---	-----	------

Batter	1	2	3	4	5	6	7	8	9	AB	R	H	RBI	BB	SO	LOB	TOP	
Marquis Grissom, R OBP: 0.346, SLG: 0.488 (1, 8) C X	0-1 P3	1-3 K		0-0 BLK 1B		1-3 K		1-1 1B		5	0	2	0	0	2	2		
Terry Pendleton, S OBP: 0.292, SLG: 0.353 (1, 5) B X	2-0 G4-3		3-1 F9	1-1 F9		3-2 G4-3		0-2 P4		5	0	0	0	0	0	2		
10 Chipper Jones, S OBP: 0.391, SLG: 0.544 (1, 6) B X	1-0 G4-3		1-3 K	4-0 BB		2-1 3B			4-1 E 1B BB	3	1	1	0	2	1	0		
Fred McGriff, L OBP: 0.358, SLG: 0.485 (1, 3) C X		3-2 F7	0-0 1B	0-0 G3-1		3-3 K			0-0 E8 1B	5	1	2	0	0	1	3		
Ryan Klesko, L OBP: 0.361, SLG: 0.536 (1, 7) B X		3-1 S 1B BB	2-3 K		3-2 G5-3		2-2 1B		0-3 K	5	1	2	0	0	2	3		
Javy Lopez, R OBP: 0.319, SLG: 0.467 (1, 2) B X		4-2 S 1B BB		0-0 HR 1B	4-0 2B BB		2-0 G5-4-3 1B		2-0 FC6-4 1B	3	3	3	2	2	0	0		
Jermaine Dye, R OBP: 0.316, SLG: 0.498 (1, 9) F X		3-3 K		3-2 HR	0-0 G4-3 2B		1 SAFE 1-0 G5-4-3		1-1 FC6-4	4	1	2	3	0	1	3		
Mark Lemke, S OBP: 0.321, SLG: 0.307 (1, 4) C X		1-2 1B 2-H 3-H		0-0 G1-3	1-1 G4-3			3-2 G5-3	0-0 G4-3	5	0	1	2	0	0	2		
Tom Glavine, L OBP: 0.338, SLG: 0.348 (7, 1) Brad Clontz, R OBP: 0.214, SLG: 0.154 (7, 1) Terrell Wade, L OBP: 0.250, SLG: 0.100 (7, 9) Mike Bielecki, R OBP: 0.288, SLG: 0.581 (9, PH) Andruw Jones, R OBP: 0.289, SLG: 0.307 (9, PH)		0-0 1B		1-0 1B BLK 1B	2-3 K			2-3 K		3	1	2	0	0	1	1		
<b>Inning Stats</b>	R: 0 E: 0 K: 0 S: 4 H: 0 LOB: 0 BB: 0 P: 7	R: 2 E: 0 K: 2 S: 19 H: 3 LOB: 2 BB: 1 P: 34	R: 0 E: 0 K: 2 S: 9 H: 1 LOB: 1 BB: 0 P: 15	R: 3 E: 0 K: 0 S: 11 H: 4 LOB: 2 BB: 1 P: 20	R: 1 E: 0 K: 1 S: 11 H: 1 LOB: 1 BB: 1 P: 21	R: 0 E: 0 K: 2 S: 12 H: 1 LOB: 1 BB: 0 P: 21	R: 0 E: 0 K: 0 S: 6 H: 2 LOB: 0 BB: 0 P: 11	R: 0 E: 0 K: 1 S: 13 H: 1 LOB: 1 BB: 0 P: 19	R: 2 E: 1 K: 1 S: 9 H: 2 LOB: 1 BB: 1 P: 16	1B: 12 2B: 1 3B: 1 HR: 1 SF: 0 SAC: 0 DP: 1 HBP: 0	WP: 0 PB: 0 SB: 2 CS: 0	PA: 44						
<b>PITCHER</b>	IP WLS BF H R ER SO BB IBB HBP BLK WP HR S P ERA WHIP																	
Mark Thompson, R ERA: 5.25 (1, 1)	4.0			8	5	5	4	2	0	0	1	0	1	43	76	11.25	2.500	
Curt Leskanic, R ERA: 6.62 (5, 1)	2.0		9	2	1	1	3	1	0	0	0	0	0	23	42	4.50	1.500	
Darren Holmes, R ERA: 4.32 (7, 1)	1.0	W	3	2	0	0	0	0	0	0	0	0	0	6	11	0.00	2.000	
Mike Munoz, L ERA: 6.98 (8, 1)	1.0		4	1	0	0	1	0	0	0	0	0	0	13	19	0.00	1.000	
Bruce Ruffin, L ERA: 4.38 (9, 1)	1.0	S	6	2	2	2	1	1	0	0	0	0	0	9	16	18.00	3.000	

Atlanta Braves @ Colorado Rockies  
Coors Field, Denver, CO  
Tue Sep 10 1996, 7:05 PM MDT  
Att. 48,051 - Unknown - 79 F

livebaseballscorecards.com

AB	40
R	8
H	15
RBI	7
BB	4
SO	9
LOB	17



Batter	1	2	3	4	5	6	7	8	9	AB	R	H	RBI	BB	SO	LOB
Eric Young Sr., R OBP: 0.399, SLG: 0.425 (1, 4)	1-1 G6-3		1-2 G4-3	0-0 P9		4-2 FC6-4 BB	2-2 1B			4	0	1	2	1	0	1
Quinton McCracken, S OBP: 0.363, SLG: 0.388 (1, 8)	3-3 K		1-2 G4-3		2-1 G5-3	1-1 FC6-4	1-2 L7			5	0	0	0	0	1	4
Ellis Burks, R OBP: 0.395, SLG: 0.626 (1, 7)	3-1 G4-3			4-1 FC5-4 1B BB	0-0 S 1B		3-2 2B	2-2 S 1B		4	2	3	0	1	0	0
Dante Bichette, R OBP: 0.369, SLG: 0.547 (1, 9)		1-1 G6-3 2B		1-1 FC5-4 1B	1-3 K		0-2 G6-3	1-2 K		5	0	2	0	0	2	2
Larry Walker, L OBP: 0.343, SLG: 0.572 (9, 9)				1-2 1B	1-2 K					0	0	0	0	0	0	0
Andres Galarraga, R OBP: 0.356, SLG: 0.596 (1, 3)		2-2 G6-3		0-0 FC5-4 1B BB	3-2 1B		2-1 HR	1-0 F8		5	2	2	2	0	0	4
Vinny Castilla, R OBP: 0.347, SLG: 0.561 (1, 5)		2-3		1-2 1B	2-3 1B					2	2	1	0	3	0	1
Steve Decker, R OBP: 0.313, SLG: 0.276 (1, 2)		4-1 FC6 BB		4-1 1B E BB	1-0 G6-3		2-1 2B 1B	4-0 FC5-4 IBB		5	2	2	2	0	0	4
Walt Weiss, S OBP: 0.382, SLG: 0.380 (1, 6)		1-0 L9		1-0 E G5-3 1B	3-1 G5-3		0-2 1B 2B	1-0 FC5-4		3	1	0	0	1	0	3
Mark Thompson, R Angel Echevarria, R Curt Leskanen, R Alan Cordero, R Terry Jones, S Darren Holmes, R Jason Bates, S Mike Munoz, L Bruce Ruffin, S		2-0 FC6		0-0 FC5 G5-3 1B	1-0 G5-3		2-1 G5-3 2B	4-0 1B IBB		1	0	0	0	0	0	0
			1-1 G1-3	1-0 G5-3		2-2 2B	0-2 1B			1	0	0	0	0	0	0

Inning Stats	R: 0	H: 0	E: 0	K: 1	S: 7	H: 0	LOB: 0	BB: 0	P: 14	R: 0	H: 1	E: 0	K: 0	S: 8	H: 0	LOB: 2	BB: 1	P: 18	R: 0	H: 2	E: 1	K: 0	S: 9	H: 2	LOB: 1	BB: 2	P: 20	R: 1	H: 2	E: 0	K: 1	S: 11	H: 1	LOB: 2	BB: 1	P: 24	R: 4	H: 6	E: 0	K: 0	S: 25	H: 1	LOB: 2	BB: 1	P: 39	R: 0	H: 1	E: 0	K: 1	S: 8	H: 1	LOB: 2	BB: 1	P: 17
1B: 8	SF: 0	2B: 4	SAC: 0	3B: 0	DP: 0	HR: 1	HBP: 0	WP: 0	PA: 43	1B: 8	SF: 0	2B: 4	SAC: 0	3B: 0	DP: 0	HR: 1	HBP: 0	WP: 0	PA: 43	1B: 8	SF: 0	2B: 4	SAC: 0	3B: 0	DP: 0	HR: 1	HBP: 0	WP: 0	PA: 43	1B: 8	SF: 0	2B: 4	SAC: 0	3B: 0	DP: 0	HR: 1	HBP: 0	WP: 0	PA: 43	1B: 8	SF: 0	2B: 4	SAC: 0	3B: 0	DP: 0	HR: 1	HBP: 0	WP: 0	PA: 43					
PITCHER	IP	WLS	BF	H	R	ER	SO	BB	IBB	HBP	BLK	WP	HR	S	P	ERA	WHIP	PITCHER	IP	WLS	BF	H	R	ER	SO	BB	IBB	HBP	BLK	WP	HR	S	P	ERA	WHIP	PITCHER	IP	WLS	BF	H	R	ER	SO	BB	IBB	HBP	BLK	WP	HR	S	P	ERA	WHIP	
Tom Glavine, L ERA: 3.16 (1, 1)	6.1		30	7	5	3	2	4	0	0	0	0	0	58	111	4.26	1.737	Tom Glavine, L ERA: 3.16 (1, 1)	6.1		30	7	5	3	2	4	0	0	0	0	0	58	111	4.26	1.737	Tom Glavine, L ERA: 3.16 (1, 1)	6.1		30	7	5	3	2	4	0	0	0	0	0	58	111	4.26	1.737	
Brad Clontz, R ERA: 5.52 (7, 1)	0.1	L	4	3	1	1	0	0	0	0	0	0	1	11	15	27.00	9.000	Brad Clontz, R ERA: 5.52 (7, 1)	0.1	L	4	3	1	1	0	0	0	0	0	1	11	15	27.00	9.000	Brad Clontz, R ERA: 5.52 (7, 1)	0.1	L	4	3	1	1	0	0	0	0	0	0	1	11	15	27.00	9.000		
Terrell Wade, L ERA: 2.6 (7, 1)	0.0		2	1	1	1	0	0	1	0	0	0	0	3	7	∞	∞	Terrell Wade, L ERA: 2.6 (7, 1)	0.0		2	1	1	1	0	0	1	0	0	0	3	7	∞	∞	Terrell Wade, L ERA: 2.6 (7, 1)	0.0		2	1	1	1	0	0	0	1	0	0	0	3	7	∞	∞		
Mike Bielecki, R ERA: 2.91 (7, 1)	1.1		7	2	2	2	1	0	1	0	0	0	0	16	28	13.50	1.500	Mike Bielecki, R ERA: 2.91 (7, 1)	1.1		7	2	2	2	1	0	1	0	0	16	28	13.50	1.500	Mike Bielecki, R ERA: 2.91 (7, 1)	1.1		7	2	2	2	1	0	1	0	0	0	16	28	13.50	1.500				

**BOTTOM**

**Atlanta Braves @ Colorado Rockies**  
Coors Field, Denver, CO

Tue Sep 10 1996, 7:05 PM MDT  
Att: 48,051 - Unknown - 79 F

livebaseballscorecards.com

AB	37
R	9
H	13
RBI	8
BB	6
SO	3
LOB	20



Batter	1	2	3	4	5	6	7	8	9	AB R H RBI BB SO LOB	TOP		
<b>Marquis Grissom, R</b> (1, 8) <small>OBP: 0.346, SLG: 0.486</small>	4-0  G1-3 BB	1-1  G6-4-3		0-0  F9			0-1  L8	1-1  1B		4 1 1 2 1 0 2			
<b>Terry Pendleton, S</b> (1, 5) <small>OBP: 0.291, SLG: 0.350</small>	2-2  G1-3		2-3  K		3-2  K		4-2  10 G3 BB	1-0  G1-3		4 0 0 0 1 2 3			
<b>10 Chipper Jones, S</b> (1, 6) <small>OBP: 0.391, SLG: 0.541</small>	3-2  1B		4-1  2B BB		0-0  F7		2-2  G3		0-0  G4-3	4 1 1 1 1 0 2			
<b>Fred McGriff, L</b> (1, 3) <small>OBP: 0.358, SLG: 0.486</small>	0-0  BB		0-0  1B		1-0  F8		2-2  G1-3		2-3  K	5 0 2 1 0 1 2			
<b>Ryan Klesko, L</b> (1, 7) <small>OBP: 0.363, SLG: 0.539</small>	1-3  K		1-0  1B		2-0  1B SF9 2B		3-2  FC5-4 1B	3-3  K		5 1 3 0 0 2 2			
<b>Javy Lopez, R</b> (1, 2) <small>OBP: 0.321, SLG: 0.466</small>	4-1  BB		1-3  K		1-0  G6-4-3 1B		1-2  FC5-4 1B			3 1 1 0 1 1 3			
<b>Jermaine Dye, R</b> (1, 9) <small>OBP: 0.315, SLG: 0.496</small>	2-3  K		2-3  K		0-1  SF9		0-0  1B	1-2  1B 1B		3 1 1 1 0 2 5			
<b>Mark Lemke, S</b> (1, 4) <small>OBP: 0.321, SLG: 0.307</small>		0-2  G1-3		3-2  L8		0-0  G6-4-3		0-2  1B		4 0 1 0 0 0 1			
<b>Denny Neagle, L</b> (1, 1) <small>OBP: 0.206, SLG: 0.200</small>		4-0  G6-4-3 BB		1-2  G6-3		1-2  10 G3 E5		1-3  K		1 0 0 0 1 0 0			
<b>Luis Polonia, L</b> (7, PH) <small>OBP: 0.273, SLG: 0.296</small>										1 0 0 0 0 0 0			
<b>Joe Borowski, R</b> (7, 1)										0 0 0 0 0 0 0			
<b>Dwight Smith, L</b> (8, PH) <small>OBP: 0.279, SLG: 0.297</small>										1 0 0 0 0 1 3			
<b>Mark Wohlers, R</b> (8, 1)										0 0 0 0 0 0 0			
<b>Inning Stats</b>	R: 1 H: 2 E: 0 LOB: 3 K: 2 BB: 2 S: 19 P: 35	R: 0 H: 0 E: 0 LOB: 0 K: 0 BB: 1 S: 5 P: 10	R: 1 H: 2 E: 0 LOB: 2 K: 3 BB: 1 S: 14 P: 24	R: 0 H: 0 E: 0 LOB: 0 K: 0 BB: 0 S: 9 P: 13	R: 0 H: 0 E: 0 LOB: 0 K: 1 BB: 0 S: 6 P: 10	R: 1 H: 2 E: 0 LOB: 0 K: 0 BB: 0 S: 5 P: 8	R: 0 H: 0 E: 1 LOB: 2 K: 0 BB: 1 S: 15 P: 24	R: 2 H: 4 E: 0 LOB: 2 K: 1 BB: 0 S: 17 P: 24	R: 0 H: 0 E: 0 LOB: 0 K: 2 BB: 0 S: 8 P: 13	1B: 8 SF: 1 2B: 2 SAC: 0 3B: 0 DP: 2 HR: 0 HBP: 0	WP: 0 PA: 41 PB: 0 SB: 0 CS: 0		
<b>PITCHER</b>	IP WLS BF H R ER SO BB IBB HBP BLK WP HR S P ERA WHIP											<b>PITCHER</b>	IP WLS BF H R ER SO BB IBB HBP BLK WP HR S P ERA WHIP
<b>Jamey Wright, R</b> (1, 1) <small>ERA: 5.22</small>	7.0 W 31 6 3 3 6 5 0 0 0 0 0 0 73 124 3.86 1.571												
<b>Darren Holmes, R</b> (8, 1) <small>ERA: 4.52</small>	1.0 7 4 2 2 1 0 0 0 0 0 0 0 17 24 18.00 4.000												
<b>Bill Swift, R</b> (9, 1) <small>ERA: 5.23</small>	1.0 S 3 0 0 0 2 0 0 0 0 0 0 0 8 13 0.00 0.000												

Atlanta Braves @ Colorado Rockies  
 Coors Field, Denver, CO  
 Wed Sep 11 1996, 7:05 PM MDT  
 Att. 48,091 - Unknown - 74 F

livebaseballscorecards.com

AB 35  
 R 5  
 H 10  
 RBI 5  
 BB 5  
 SO 9  
 LOB 23



Batter	1	2	3	4	5	6	7	8	9
Eric Young Sr., R OBP: 0.398, SLG: 0.424 (1, 4)	1-0 G5-3		0-0 SH5-4 1B	1-1 F7			1-1 G1-3		
Quinton McCracken, S OBP: 0.358, SLG: 0.383 (1, 8)	3-3 K		0-1 SH5-4	1-2 F8			2-1 L7		
Ellis Burks, R OBP: 0.397, SLG: 0.628 (1, 7)	2-1 WP 1B		2-2 S 1B	1-1 G5-3			2-2 2B		
Dante Bichette, R OBP: 0.368, SLG: 0.545 (1, 9) Larry Walker, L OBP: 0.343, SLG: 0.572 (8, 9)	2-0 G6-3		3-1 FC4-6 1B		2-3 K		1-2 G4-3		
Andres Galarraga, R OBP: 0.357, SLG: 0.600 (1, 3)		3-0 HR	1-1 E5 FC4-6		0-0 E5 CS		2-1 G5-3 WP 1B		
Vinny Castilla, R OBP: 0.344, SLG: 0.557 (1, 5)		0-0 G6-3	0-2 FC4-6 1B		3-1 G5-3		2-1 G5-3		
Steve Decker, R OBP: 0.313, SLG: 0.277 (1, 2) Eric Anthony, L OBP: 0.364, SLG: 0.500 (8, PH) Jeff Reed, L OBP: 0.372, SLG: 0.436 (9, 2)		2-1 G6-3	2-2 BB 1B			2-2 G6-3		1-3 K	
Walt Weiss, S OBP: 0.382, SLG: 0.378 (1, 6)		0-3 K	4-2 BB			2-3 K		0-3 K	
Jamey Wright, R OBP: 0.160, SLG: 0.174 (1, 1) Darren Holmes, R (8, 1) Bill Swift, R OBP: 0.500, SLG: 0.500 (9, 1)			SH5-4 1B BB			0-1 L6			

AB	R	H	RBI	BB	SO	LOB
4	1	1	0	0	0	0
3	0	0	0	0	1	0
4	1	3	2	0	0	0
4	1	1	1	0	1	2
0	0	0	0	0	0	0
4	1	2	1	0	0	1
4	1	0	0	0	0	4
3	0	1	2	0	0	0
1	0	0	0	0	1	1
0	0	0	0	0	0	0
3	0	0	0	1	3	1
2	1	0	0	1	0	2
0	0	0	0	0	0	0
0	0	0	0	0	0	0

**BOTTOM**

**Atlanta Braves @ Colorado Rockies**  
Coors Field, Denver, CO  
Wed Sep 11 1996, 7:05 PM MDT  
Att: 48,091 - Unknown - 74 F

livebaseballscores.com

<b>AB</b>	<b>32</b>
<b>R</b>	<b>6</b>
<b>H</b>	<b>8</b>
<b>RBI</b>	<b>6</b>
<b>BB</b>	<b>2</b>
<b>SO</b>	<b>6</b>
<b>LOB</b>	<b>11</b>



1B: 6	SF: 0	WP: 2	PA: 35
2B: 1	SAC: 1	PB: 0	
3B: 0	DP: 0	SB: 2	
HR: 1	HBP: 0	CS: 1	

Inning Stats																																		
R: 0		H: 1		R: 1		H: 1		R: 5		H: 4		R: 0		H: 0		R: 0		H: 0		R: 0		H: 1		R: 0		H: 1								
E: 0		LOB: 1		E: 0		LOB: 0		E: 1		LOB: 2		E: 0		LOB: 0		E: 1		LOB: 0		E: 0		LOB: 1		E: 0		LOB: 1								
K: 1		BB: 0		K: 1		BB: 0		K: 0		BB: 2		K: 0		BB: 0		K: 1		BB: 0		K: 1		BB: 0		K: 2		BB: 0								
S: 8		P: 16		S: 7		P: 12		S: 22		P: 38		S: 7		P: 10		S: 6		P: 11		S: 8		P: 12		S: 12		P: 18								
<b>PITCHER</b>																	<b>PITCHER</b>																	
Denny Neagle, L (1, 1)	IP: 6.0	WLS: L	BF: 27	H: 6	R: 6	ER: 4	SO: 4	BB: 2	IBB: 0	HBP: 0	BLK: 0	WP: 1	HR: 1	S: 58	P: 99	ERA: 6.00	WHIP: 1.333																	
Joe Borowski, R (7, 1)	IP: 1.0		BF: 4	H: 1	R: 0	ER: 0	SO: 0	BB: 0	IBB: 0	HBP: 0	BLK: 0	WP: 0	HR: 0	S: 12	P: 18	ERA: 0.00	WHIP: 1.000																	
Mark Wohlers, R (8, 1)	IP: 1.0		BF: 4	H: 1	R: 0	ER: 0	SO: 2	BB: 0	IBB: 0	HBP: 0	BLK: 0	WP: 1	HR: 0	S: 10	P: 15	ERA: 0.00	WHIP: 1.000																	



BOTTOM

Atlanta Braves @ Colorado Rockies  
Coors Field, Denver, CO  
Thu Sep 12 1996, 3:33 AM MDT  
Att: 48,052 - Overcast - 66 F

livebaseballscorecards.com

AB 40  
R 16  
H 17  
RBI 14  
BB 6  
SO 7  
LOB 25



WP: 2 PA: 48  
PB: 0  
SB: 3  
CS: 2

AB R H RBI BB SO LOB

6 3 3 3 0 0 4  
4 2 2 2 0 0 3  
0 0 0 0 0 0 0  
0 0 0 0 0 0 0  
1 0 0 0 0 0 2  
0 0 0 0 0 0 0  
1 0 0 0 0 0 2

5 2 4 5 0 0 0

5 0 2 1 0 0 4  
0 0 0 0 0 0 0

4 1 0 0 0 2 3

4 0 2 0 0 1 2  
1 1 0 0 0 0 2

3 2 1 0 2 2 1

2 0 1 0 1 1 1  
0 1 0 0 0 0 0  
1 2 1 1 1 0 0

1 1 0 0 1 0 0  
0 0 0 0 0 0 0  
0 0 0 0 0 0 0  
1 0 0 0 0 0 1  
1 1 1 2 1 0 0

1B: 14 SF: 0  
2B: 3 SAC: 0  
3B: 0 DP: 1  
HR: 1 HBP: 1

Table with 9 columns (Innings 1-9) and 12 rows (Batters). Each cell contains a baseball diamond diagram with play details, including pitch counts, hit types (HR, HR, HR, HR, CS, WP, FC1-2, FC3-2, K, P4, P5, F9, F8, F9, K2-3, K, G3, E3, E), and player names. Batter names and stats are listed on the left of each row.

Inning Stats table with columns for R, H, E, K, S, LOB, BB, P, and rows for each of the 9 innings.

Pitcher stats table with columns for IP, WLS, BF, H, R, ER, SO, BB, IBB, HBP, BLK, WP, HR, S, P, ERA, WHIP, and rows for pitchers: 29 John Smoltz, R; Greg McMichael, R; Brad Clontz, R; Carl Schutz, L; Kevin Lomon, R; Dean Hartgraves, L.

Batter	1	2	3	4	5	6	7	8	9	AB R H RBI BB SO LOB	TOP																		
<b>Brian Hunter, R</b> OBP: 0.307, SLG: 0.379 (1, 8) C S B B B X	3-2 L6 ①		1-2 FC5-4 S 1-2f		0-1 FC6-4 1B 1-2 3-H			3-1 G6-3 ①		4 0 1 1 0 0 1																			
<b>John Cangelosi, S</b> OBP: 0.387, SLG: 0.363 (1, 7) B X	1-0 G5-4-3 1B		2-1 F9 1-2		1-2 F8 ②			1-0 L9 ②		4 0 1 0 0 0 3																			
<b>Craig Biggio, R</b> OBP: 0.390, SLG: 0.427 (1, 4) 1 SAFE X	0-0 G5-4-3 1-2f			2-3 K ①	0-1 FC6-4 1-2f			1-1 F8 ③		4 0 0 0 0 1 3																			
<b>5 Jeff Bagwell, R</b> OBP: 0.449, SLG: 0.584 (1, 3) C X		0-1 G5-3 ①		1-1 G6-3 ②		2-2 G6-4-3 1B		1-2 G5-3 ①		4 0 1 0 0 0 0																			
<b>Sean Berry, R</b> OBP: 0.328, SLG: 0.491 (1, 5) C B B B X		3-1 HR		3-2 F8 ③		2-2 G6-4-3 1-2f		1-3 K ②		4 1 1 1 0 1 1																			
<b>Derek Bell, R</b> OBP: 0.322, SLG: 0.437 (1, 9) C B B X		1-2 G6-3 ②			1-0 P3 ①	0-0 L6 ③		2-3 K ③		4 0 0 0 0 1 0																			
<b>Tony Eusebio, R</b> OBP: 0.327, SLG: 0.364 (1, 2) C B B C X		3-2 P4 ③			0-0 E 1B BB		1-2 G6-3 ①			3 1 1 0 0 0 0																			
<b>Andujar Cedeno, R</b> OBP: 0.245, SLG: 0.337 (1, 6) S B B S S X			2-3 K ①		4-2 E 1B BB		1-0 P4 ②			2 1 0 0 1 1 0																			
<b>Shane Reynolds, R</b> OBP: 0.203, SLG: 0.292 (1, 1) B X			1-0 FC5-4 1B		0-2 E1 1B		0-0 F8 ③			2 0 1 0 0 0 1																			
<b>Derrick May, L</b> OBP: 0.337, SLG: 0.379 (7, PH) <b>Xavier Hernandez, L</b> (7, 1) <b>Todd Jones, L</b> (7, 1)					1-3 2-H					1 0																			
<b>Inning Stats</b>	R: 0 E: 0 K: 0 S: 5 H: 1 LOB: 0 BB: 0 P: 9	R: 1 E: 0 K: 0 S: 12 H: 1 LOB: 0 BB: 0 P: 19	R: 0 E: 0 K: 1 S: 11 H: 1 LOB: 1 BB: 0 P: 17	R: 0 E: 0 K: 1 S: 9 H: 0 LOB: 0 BB: 0 P: 15	R: 2 E: 1 K: 0 S: 14 H: 2 LOB: 2 BB: 1 P: 20	R: 0 E: 0 K: 0 S: 7 H: 1 LOB: 0 BB: 0 P: 11	R: 0 E: 0 K: 0 S: 5 H: 0 LOB: 0 BB: 0 P: 7	R: 0 E: 0 K: 2 S: 9 H: 0 LOB: 0 BB: 0 P: 10	R: 0 E: 0 K: 2 S: 9 H: 0 LOB: 0 BB: 0 P: 13	1B: 5 2B: 0 3B: 0 HR: 1 SF: 0 SAC: 0 DP: 2 HBP: 0	WP: 0 PB: 0 SB: 1 CS: 0 PA: 33																		
<b>PITCHER</b>	IP WLS BF H R ER SO BB IBB HBP BLK WP HR S P ERA WHIP											<b>PITCHER</b>	IP WLS BF H R ER SO BB IBB HBP BLK WP HR S P ERA WHIP																
<b>Armando Reynoso, R</b> ERA: 4.93 (1, 1)	5.0		21	5	3	2	2	1	0	0	0	0	0	1	51	80	3.60	1.200											
<b>Darren Holmes, R</b> ERA: 4.39 (6, 1)	2.0	W	6	1	0	0	0	0	0	0	0	0	0	0	12	18	0.00	0.500											
<b>David Nied, R</b> ERA: (8, 1)	1.0		3	0	0	0	0	0	0	0	0	0	0	5	10	0.00	0.000												
<b>Bruce Ruffin, L</b> ERA: 4.31 (9, 1)	1.0	S	3	0	0	0	2	0	0	0	0	0	0	9	13	0.00	0.000												

Houston Astros @ Colorado Rockies  
Coors Field, Denver, CO  
Fri Sep 13 1996, 7:05 PM MDT  
Att. 48,049 - Unknown - 64 F

livebaseballscorecards.com

AB	32
R	3
H	6
RBI	2
BB	1
SO	4
LOB	9





Batter	1	2	3	4	5	6	7	8	9	AB	R	H	RBI	BB	SO	LOB
Eric Young Sr., R OBP: 0.398, SLG: 0.423 (1, 4)	0-0 G6-3 1B	2-1 G2-3			2-0 L5		3-2 SH3 1B HBP	0-0 E4 G6-4-3		4	1	0	0	0	0	4
Walt Weiss, S OBP: 0.383, SLG: 0.377 (1, 6)	4-0 1B E BB		0-1 G4-3		0-0 G3		0-0 SH3	2-1 G6-4-3		3	1	0	0	1	0	4
Ellis Burks, R OBP: 0.402, SLG: 0.642 (1, 7)	1-2 1B		1-0 G6-3			2-1 HR	4-0 1B IBB			3	1	2	1	1	0	0
Dante Bichette, R OBP: 0.371, SLG: 0.550 Larry Walker, L OBP: 0.342, SLG: 0.570 (7, PR) (8, 9)	0-1 E9 1B		2-1 G6-3			0-2 HR	0-0 G6-4-3 1B			4	1	3	4	0	0	0
Andres Galarraga, R OBP: 0.353, SLG: 0.592 (1, 3)	2-3 K			2-2 L9		1-0 L8	1-0 G6-4-3			4	0	0	0	0	1	4
Eric Anthony, L OBP: 0.366, SLG: 0.494 Quinton McCracken, S OBP: 0.360, SLG: 0.384 (6, PR) (7, 8)	2-2 F8			2-1 G4-3		4-2 1B BB		0-0 BB HBP FC1-2 1B		2	0	0	0	1	0	2
Vinny Castilla, R OBP: 0.347, SLG: 0.555 (1, 5)		2-3 K		0-2 L8		1-2 1B		2-0 FC1-2 BB E HBP		3	1	1	0	0	1	0
Jeff Reed, L OBP: 0.373, SLG: 0.433 (1, 2)		1-3 K		1-1 G4-3		1-0 G1-6-3		4-1 E FC1-2 BB		3	0	0	0	1	1	2
Armando Reynoso, R OBP: 0.285, SLG: 0.200 Jason Bates, S OBP: 0.318, SLG: 0.287 Darren Holmes, R OBP: 0.341, SLG: 0.413 Terry Jones, S OBP: 0.200, SLG: 0.500 David Nied, R OBP: 0.200, SLG: 0.500 Alan Cockrell, R OBP: 0.200, SLG: 0.500 Bruce Ruffin, S OBP: 0.200, SLG: 0.500 (5, PH) (6, 1) (7, PH) (7, PR) (8, 1) (8, PH) (9, 1)		0-0 1B		4-2 BB			1-1 SH3 1B 2B	3-2 FC1-2 E		1	0	1	0	0	0	0

Inning Stats	R: 1	H: 2	E: 1	LOB: 2	K: 1	S: 15	R: 0	H: 1	E: 0	LOB: 1	K: 2	S: 9	R: 0	H: 0	E: 0	LOB: 0	K: 0	S: 5	R: 0	H: 0	E: 0	LOB: 0	K: 0	S: 11	R: 0	H: 0	E: 0	LOB: 1	K: 0	S: 7	R: 2	H: 3	E: 0	LOB: 2	K: 0	S: 16	R: 2	H: 2	E: 0	LOB: 2	K: 0	S: 8	R: 1	H: 1	E: 1	LOB: 2	K: 0	S: 8	1B: 6	SF: 0	2B: 1	SAC: 1	3B: 0	DP: 3	HR: 2	HBP: 2	WP: 0	PA: 38
--------------	------	------	------	--------	------	-------	------	------	------	--------	------	------	------	------	------	--------	------	------	------	------	------	--------	------	-------	------	------	------	--------	------	------	------	------	------	--------	------	-------	------	------	------	--------	------	------	------	------	------	--------	------	------	-------	-------	-------	--------	-------	-------	-------	--------	-------	--------

PITCHER	IP	WLS	BF	H	R	ER	SO	BB	IBB	HBP	BLK	WP	HR	S	P	ERA	WHIP
Shane Reynolds, R ERA: 3.63 (1, 1)	6.0		26	6	3	3	3	3	0	0	0	0	2	63	100	4.50	1.500
Xavier Hernandez, R ERA: 4.6 (7, 1)	0.1	L	5	2	2	2	0	0	1	1	0	0	0	7	15	54.00	6.000
Todd Jones, R ERA: 3.73 (7, 1)	1.2		7	1	1	0	0	1	0	1	0	0	0	9	21	0.00	1.200

**BOTTOM**

**Houston Astros @ Colorado Rockies**  
Coors Field, Denver, CO  
Fri Sep 13 1996, 7:05 PM MDT  
Att: 48,049 - Unknown - 64 F

AB	30
R	6
H	9
RBI	5
BB	5
SO	3
LOB	19



1B	6	SF	0	WP	0	PA	38
2B	1	SAC	1	PB	0		
3B	0	DP	3	SB	0		
HR	2	HBP	2	CS	0		

PITCHER	IP	WLS	BF	H	R	ER	SO	BB	IBB	HBP	BLK	WP	HR	S	P	ERA	WHIP
---------	----	-----	----	---	---	----	----	----	-----	-----	-----	----	----	---	---	-----	------

Batter	1	2	3	4	5	6	7	8	9	AB R H RBI BB SO LOB	TOP			
Brian Hunter, R (1, 8) OBP: 0.306, SLG: 0.377	0-0 G1-6-3	2-1 G4-3		1-2 1B		1-3 K			0-1 G5-3	5 0 1 0 0 1 2				
Craig Biggio, R (1, 4) OBP: 0.389, SLG: 0.425	2-2 F4	1-1 G6-3		0-1 1B		0-1 G5-3			1-2 P6	5 0 1 1 0 0 2				
Sean Berry, R (1, 5) OBP: 0.330, SLG: 0.491 Gregg Olson, R (7, 1) Billy Wagner, L (8, 1) James Mouton, R (9, PH) OBP: 0.346, SLG: 0.353	1-0 1B		0-0 FC5-4 1B	1-0 P3			1-1 P6		4-1 5 BB BB	4 0 2 0 0 0 2 0 0 0 0 0 0 0 0 0 0 0 0 0 0 0 0 0 0 1 0 0				
5 Jeff Bagwell, R (1, 3) OBP: 0.451, SLG: 0.582	3-2 1B		0-0 P4		4-1 1B 2B BB		0-1 G5-3		4-1 1B BB	3 1 1 0 2 0 1				
Derek Bell, R (1, 9) OBP: 0.321, SLG: 0.435	0-0 G4-3		1-0 FC5-4 1-2f		0-0 2B FC5-2 1B		0-1 G6-3		0-3 K	5 0 1 0 0 1 5				
Derrick May, L (1, 7) OBP: 0.339, SLG: 0.386		0-0 1B 1B	0-0 F7		0-0 FC5-2 1-3 2-H 2B			2-3 K		4 1 2 1 0 1 1				
Kirt Manwaring, R (1, 2) OBP: 0.303, SLG: 0.283		0-1 SH1-4 1-2 1B		2-2 FC5-3 1B	2-1 FC5-2 G4-6-3			3-2 G5-3		4 0 2 0 0 0 2				
Orlando Miller, R (1, 6) OBP: 0.291, SLG: 0.419		0-0 SH1-4 1-2 2-H 1B		1-3 K	1-1 G4-6-3			1-0 1B		4 0 2 1 0 1 3				
Donne Wall, R Ray Montgomery, R Doug Brocail, L John Cangalosi, S Danny Cantello, R Avery Marmar, L Bill Speers, L Tony Eusebio, R Andujar Cedeno, R		0-0 SH1-4		3-2 FC5-3 1-2f 1B		3-2 G3		1-1 G3		0 0 0 0 0 0 0 1 1 0 0 0 0 1 0 0 0 0 0 0 0 1 0 1 0 0 0 0 0 1 0 0 0 0 0 0 0				
<b>Inning Stats</b>	R: 0 H: 2 E: 0 LOB: 2 K: 0 BB: 0 S: 10 P: 16	R: 1 H: 3 E: 0 LOB: 2 K: 0 BB: 0 S: 9 P: 12	R: 0 H: 1 E: 0 LOB: 1 K: 0 BB: 0 S: 4 P: 5	R: 1 H: 3 E: 0 LOB: 2 K: 1 BB: 0 S: 18 P: 26	R: 1 H: 2 E: 0 LOB: 1 K: 0 BB: 1 S: 7 P: 14	R: 0 H: 0 E: 0 LOB: 0 K: 1 BB: 0 S: 9 P: 13	R: 0 H: 0 E: 0 LOB: 0 K: 0 BB: 0 S: 6 P: 7	R: 0 H: 1 E: 0 LOB: 1 K: 1 BB: 0 S: 10 P: 17	R: 0 H: 0 E: 0 LOB: 2 K: 1 BB: 2 S: 11 P: 20	1B: 11 SF: 0 2B: 1 SAC: 1 3B: 0 DP: 1 HR: 0 HBP: 0	WP: 0 PA: 41 PB: 0 SB: 0 CS: 0			
<b>PITCHER</b>	IP WLS BF H R ER SO BB IBB HBP BLK WP HR S P ERA WHIP												<b>PITCHER</b>	IP WLS BF H R ER SO BB IBB HBP BLK WP HR S P ERA WHIP
Kevin Ritz, R (1, 1) ERA: 5.07	6.0 W 29 11 3 3 2 1 0 0 0 0 0 0 57 86 4.50 2.000													
Steve Reed, R (7, 1) ERA: 4.08	1.2 6 1 0 0 1 0 0 0 0 0 0 0 14 21 0.00 0.600													
Mike Munoz, L (8, 1) ERA: 7.08	0.1 1 0 0 0 0 0 0 0 0 0 0 0 2 3 0.00 0.000													
Bruce Ruffin, L (9, 1) ERA: 4.25	1.0 5 0 0 0 1 2 0 0 0 0 0 0 11 20 0.00 2.000													

Houston Astros @ Colorado Rockies  
Coors Field, Denver, CO  
Sat Sep 14 1996, 3:33 AM MDT  
Att. 48,132 - Cloudy - 65 F

livebaseballscorecards.com

AB	37
R	3
H	12
RBI	3
BB	3
SO	4
LOB	20



Batter	1	2	3	4	5	6	7	8	9	AB	R	H	RBI	BB	SO	LOB
Eric Young Sr., R OBP: 0.398, SLG: 0.424 (1, 4)	2-2 G6-3		2-1 FC1 1B	1-1 CS 1B			2-2 F9			4	1	2	0	0	0	0
Quinton McCracken, S OBP: 0.362, SLG: 0.394 (1, 8)	1-0 FC6-4 3B		0-0 FC1 1B	2-1 1B			1-3 K			4	2	2	0	0	1	1
Ellis Burks, R OBP: 0.406, SLG: 0.644 (1, 7)	4-1 FC6-4 BB		3-1 S 2B 1B	3-0 CS 1B	0-0 1B		1-1 1B			3	1	3	2	1	0	0
Dante Bichette, R OBP: 0.370, SLG: 0.550 Bruce Ruffin, S (1, 9) (9, 1)	1-0 FC6-4		0-1 2B 2B		1-2 P4		2-0 G4-3			4	1	1	2	0	0	3
Andres Galarraga, R OBP: 0.353, SLG: 0.591 (1, 3)	0-1 G4-3		0-1 CS 2B		1 SAFE F9		2-0 F9	3-1 L7		4	0	1	1	0	0	2
Vinny Castilla, R OBP: 0.347, SLG: 0.558 (1, 5)		3-1 G6-3	0-3 K		3-0 P4			2-1 HR		4	1	1	1	0	1	2
Jeff Reed, L OBP: 0.369, SLG: 0.427 (1, 2)		2-2 G3-1	1-0 G3-1			1-3 K		0-0 G5-3		4	0	0	0	0	1	1
Walt Weiss, S OBP: 0.382, SLG: 0.376 (1, 6)		1-1 P4		2-2 G4-1		1-0 F7		2-0 1B		4	0	1	0	0	0	0
Kevin Ritz, R Angel Echevarria, R Steve Reed, R Mike Munoz, L Jason Bates, S Larry Walker, L (1, 1) (6, PH) (7, 1) (8, 1) (8, PH) (9, 9)			0-0 FC1 1B		2-3 K		0-2 G5-3	0-3 K		2	1	1	0	0	1	0

Inning Stats	R: 1	H: 1	E: 0	LOB: 1	K: 0	S: 8	P: 16	R: 0	H: 0	E: 0	LOB: 0	K: 0	S: 7	P: 13	R: 5	H: 5	E: 1	LOB: 0	K: 1	S: 14	P: 21	R: 0	H: 2	E: 0	LOB: 1	K: 0	S: 13	R: 0	H: 1	E: 0	LOB: 1	K: 0	S: 8	P: 14	R: 0	H: 0	E: 0	LOB: 0	K: 1	S: 8	P: 10	R: 0	H: 1	E: 0	LOB: 1	K: 1	S: 10	P: 16	R: 1	H: 2	E: 0	LOB: 1	K: 1	S: 9	P: 16
--------------	------	------	------	--------	------	------	-------	------	------	------	--------	------	------	-------	------	------	------	--------	------	-------	-------	------	------	------	--------	------	-------	------	------	------	--------	------	------	-------	------	------	------	--------	------	------	-------	------	------	------	--------	------	-------	-------	------	------	------	--------	------	------	-------

PITCHER	IP	WLS	BF	H	R	ER	SO	BB	IBB	HBP	BLK	WP	HR	S	P	ERA	WHIP
Donne Wall, R ERA: 4.29 (1, 1)	3.0	L	16	6	6	5	1	1	0	0	0	0	0	29	50	15.00	2.333
Doug Brocail, R ERA: 4.73 (4, 1)	2.0		8	3	0	0	1	0	0	0	0	0	0	21	37	0.00	1.500
Danny Darwin, R ERA: 3.89 (6, 1)	0.0		0	0	0	0	0	0	0	0	0	0	0	0	0	∞	∞
Alvin Morman, L ERA: 5.09 (6, 1)	1.0		3	0	0	0	1	0	0	0	0	0	0	8	10	0.00	0.000
Gregg Olson, R ERA: 5.36 (7, 1)	1.2		8	3	1	1	1	0	0	0	0	0	0	16	29	5.40	1.800

**BOTTOM**

**Houston Astros @ Colorado Rockies**  
Coors Field, Denver, CO

Sat Sep 14 1996, 3:33 AM MDT  
Att: 48,132 - Cloudy - 65 F

livebaseballscorecards.com

<b>AB</b>	<b>35</b>
<b>R</b>	<b>7</b>
<b>H</b>	<b>12</b>
<b>RBI</b>	<b>6</b>
<b>BB</b>	<b>1</b>
<b>SO</b>	<b>5</b>
<b>LOB</b>	<b>10</b>



1B: 8	SF: 0	WP: 0	PA: 37
2B: 2	SAC: 0	PB: 0	
3B: 1	DP: 0	SB: 1	
HR: 1	HBP: 0	CS: 2	

PITCHER	IP	WLS	BF	H	R	ER	SO	BB	IBB	HBP	BLK	WP	HR	S	P	ERA	WHIP
Billy Wagner, L ERA: 2.35 (8, 1)	0.1		1	0	0	0	1	0	0	0	0	0	0	3	3	0.00	0.000

Batter	1	2	3	4	5	6	7	8	9	AB R H RBI BB SO LOB	TOP									
<b>Brian Hunter, R</b> (1, 8) <small>OBP: 0.306, SLG: 0.376</small> <b>John Hudek, S</b> (7, 1) <small>OBP: 0.247, SLG: 0.337</small> <b>Andujar Cedeno, R</b> (8, 6)	2-2 G5-3	0-1 P9			0-0 G6-4-3 1B		1-2 P2		4-2 G6-3 BB	4 0 1 0 0 0 3 0 0 0 0 0 0 0 0 0 0 0 1 0 0										
<b>Craig Biggio, R</b> (1, 4) <small>OBP: 0.388, SLG: 0.424</small> <b>Dave Hajek, R</b> (7, 4) <small>OBP: 0.571, SLG: 0.667</small>	2-0 5 BB HBP	1-1 FC6-4			0-1 G6-4-3 1-2f			2-2 E 1B 2B 1B	2-2 G6-3 1-2f	2 0 0 1 0 0 3 2 1 1 0 0 0 1										
<b>5 Jeff Bagwell, R</b> (1, 3) <small>OBP: 0.452, SLG: 0.581</small> <b>Mike Simms, R</b> (8, PH) <small>OBP: 0.224, SLG: 0.274</small> (8, 3)	4-1 1-2 BB	1 SAFE 0-1 P5			4-1 FC5-4 BB			1-3 1B	1-2 F8	1 0 0 0 2 0 2 2 0 0 0 0 1 1										
<b>Sean Berry, R</b> (1, 5) <small>OBP: 0.330, SLG: 0.489</small> <b>Todd Jones, L</b> (5, 1) <b>James Mouton, R</b> (7, 8) <small>OBP: 0.348, SLG: 0.355</small>	2-3 H		3-2 G5-4-3 HBP		0-0 FC5-4 1-2f			1-1 E9 2B 1B		2 0 0 0 0 1 3 0 0 0 0 0 0 0 1 1 1 0 0 0 0										
<b>Derek Bell, R</b> (1, 9) <small>OBP: 0.319, SLG: 0.433</small> <b>Ray Montgomery, R</b> (7, 9) <small>OBP: 0.300, SLG: 0.700</small>	2-3 K		2-0 G5-4-3 1-2f			2-3 K		1-1 BB 1-H 3-H 2B		3 0 0 0 0 2 3 1 0 1 2 0 0 0										
<b>Derrick May, L</b> (1, 7) <small>OBP: 0.339, SLG: 0.389</small> <b>Bobby Abreu, L</b> (7, 7)		0-0 HBP 1B 2B	1-1 G3-1			3-3 K		4-2 BB BB		3 1 1 0 0 1 0 0 0 0 0 1 0 0										
<b>Tony Eusebio, R</b> (1, 2) <small>OBP: 0.329, SLG: 0.356</small> <b>Randy Knorr, R</b> (8, 2) <small>OBP: 0.263, SLG: 0.298</small>		4-1 1B HBP FC6-4 BB		0-0 G6-3		1-0 G6-3		4-0 1-2 2-3 BB		2 1 0 0 2 0 0 0 0 0 0 0 0 0										
<b>Orlando Miller, R</b> (1, 6) <small>OBP: 0.291, SLG: 0.416</small> <b>Chris Holt, R</b> (8, 1)		2-1 FC6-4 1B 1-2 2-3 HBP		0-1 F7			1-1 F8	2-1 L1		3 0 0 0 0 0 3 0 0 0 0 0 0 0										
<b>Doug Drabek, R</b> (1, 1) <small>OBP: 0.192, SLG: 0.212</small> <b>Xavier Hernandez, L</b> (4, 1) <b>Bill Spiers, L</b> (5, 5) <small>OBP: 0.324, SLG: 0.405</small>		1-1 FC6-4 1B 1-2 2-3 3-H		0-1 F7			1-1 F7	0-1 F8		2 0 1 1 0 0 0 0 0 0 0 0 0 0 2 0 0 0 0 0 3										
<b>Inning Stats</b>	R: 0 E: 0 K: 2 S: 12	H: 0 LOB: 2 BB: 1 P: 24	R: 2 E: 0 K: 0 S: 11	H: 2 LOB: 2 BB: 1 P: 19	R: 0 E: 0 K: 0 S: 5	H: 0 LOB: 0 BB: 0 P: 11	R: 0 E: 0 K: 0 S: 5	H: 1 LOB: 1 BB: 1 P: 9	R: 0 E: 0 K: 2 S: 10	H: 0 LOB: 0 BB: 0 P: 16	R: 0 E: 0 K: 0 S: 7	H: 0 LOB: 0 BB: 0 P: 10	R: 2 E: 1 K: 1 S: 18	H: 3 LOB: 3 BB: 2 P: 33	R: 0 E: 0 K: 0 S: 9	H: 0 LOB: 0 BB: 1 P: 16	1B: 4 2B: 2 3B: 0 HR: 0	SF: 0 SAC: 0 DP: 3 HBP: 3	WP: 0 PB: 0 SB: 0 CS: 0	PA: 39
<b>PITCHER</b>	IP WLS BF H R ER SO BB IBB HBP BLK WP HR S P ERA WHIP																			
<b>Mark Thompson, R</b> (1, 1) <small>ERA: 5.23</small>	7.1 W 33 6 4 4 5 4 0 3 0 0 0 69 117 4.91 1.364																			
<b>John Burke, R</b> (8, 1) <small>ERA: 7.59</small>	0.2 3 0 0 0 0 1 0 0 0 0 0 4 10 0.00 1.500																			
<b>David Nied, R</b> (9, 1) <small>ERA:</small>	1.0 3 0 0 0 0 1 0 0 0 0 0 9 16 0.00 1.000																			

**Houston Astros @ Colorado Rockies**  
 Coors Field, Denver, CO  
 Sun Sep 15 1996, 3:33 AM MDT  
 Att. 48,038 - Sunny - 66 F

[livebaseballscorecards.com](http://livebaseballscorecards.com)

<b>AB</b>	<b>30</b>
<b>R</b>	<b>4</b>
<b>H</b>	<b>6</b>
<b>RBI</b>	<b>4</b>
<b>BB</b>	<b>6</b>
<b>SO</b>	<b>5</b>
<b>LOB</b>	<b>22</b>



Batter	1	2	3	4	5	6	7	8	9
Eric Young Sr., R OBP: 0.399, SLG: 0.426 Jason Bates, S OBP: 0.315, SLG: 0.283 (8, 4)	2-1 G1-3		1-2 G5-3	0-0 E 2B		1-1 G4-3 HR 1B	0-3 K		
Quinton McCracken, S OBP: 0.362, SLG: 0.398 (9, 7)	2-3 K		0-0 1B SF8 2B	2-0 E8 1B 1B		1-2 G4-3 1-3	3-3 K		
Ellis Burks, R OBP: 0.406, SLG: 0.641 Angel Echevarria, R OBP: 0.316, SLG: 0.278 (9, 9)	0-3 K		2-2 1B	1-0 L6		2-3 K	4-2 FC4-6 BB		
Dante Bichette, R OBP: 0.370, SLG: 0.549 David Nied, R (9, 1)		1-0 G6-3	0-0 SF8	2-2 1B		2-0 HR HBP	0-0 FC4-6 FC5-4 1-2f		
Andres Galarraga, R OBP: 0.353, SLG: 0.600 (1, 3)		1-1 HR	1 SAFE 2-3 K	1-3 K		0-0 HR	0-0 FC5-4 FC5-4 1-2f		
Vinny Castilla, R OBP: 0.347, SLG: 0.561 (1, 5)		1-1 G5-3		0-0 HR	0-1 F8	4-2 BB	0-1 FC5-4 1-2f		
Jayhawk Owens, R OBP: 0.342, SLG: 0.379 (1, 2)		3-1 2B 1B		3-1 G5-3 1B	3-2 1B	0-0 P3			
Walt Weiss, S OBP: 0.384, SLG: 0.380 Neifi Perez, S OBP: 0.154, SLG: 0.154 (8, 6)		1-0 1-H 2B		4-2 1B 2B BB	1-1 F7		2-2 1B		
Mark Thompson, R OBP: 0.130, SLG: 0.170 John Burke, S OBP: 1.000, SLG: 1.000 Terry Jones, S (9, 8)		1-3 K		0-0 2B E 1B	0-3 K		1-2 F8		

Inning Stats	R: 0	H: 0	E: 0	K: 2	S: 10	LOB: 0	BB: 0	P: 14	R: 2	H: 3	E: 0	K: 1	S: 11	LOB: 1	BB: 0	P: 19	R: 1	H: 2	E: 0	K: 1	S: 11	LOB: 1	BB: 0	P: 16	R: 5	H: 5	E: 1	K: 1	S: 15	LOB: 1	BB: 1	P: 28	R: 0	H: 1	E: 0	K: 1	S: 12	LOB: 1	BB: 0	P: 16	R: 3	H: 2	E: 0	K: 2	S: 13	LOB: 1	BB: 1	P: 23	R: 0	H: 1	E: 0	K: 2	S: 12	LOB: 1	BB: 0	P: 18	R: 0	H: 0	E: 0	K: 0	S: 6	LOB: 1	BB: 1	P: 10
1B: 8	2B: 3	3B: 0	HR: 3	SF: 1	SAC: 0	DP: 0	HBP: 1	WP: 0	PA: 42																																																							

PITCHER	IP	WLS	BF	H	R	ER	SO	BB	IBB	HBP	BLK	WP	HR	S	P	ERA	WHIP	
Doug Drabek, R ERA: 4.85	(1, 1)	3.1	L	9	8	7	4	1	0	0	0	0	0	2	40	66	18.90	3.000
Xavier Hernandez, R ERA: 4.56	(4, 1)	0.2		3	1	0	1	0	0	0	0	0	0	7	11	0.00	1.500	
Todd Jones, R ERA: 4.1	(5, 1)	2.0		11	3	3	2	1	0	1	0	0	1	25	39	13.50	2.000	
John Hudek, R ERA: 4.66	(7, 1)	1.0		4	1	0	2	0	0	0	0	0	0	12	18	0.00	1.000	
Chris Holt, R ERA: 5.79	(8, 1)	1.0		4	0	0	0	1	0	0	0	0	0	6	10	0.00	1.000	

BOTTOM

Houston Astros @ Colorado Rockies  
Coors Field, Denver, CO  
Sun Sep 15 1996, 3:33 AM MDT  
Att. 48,038 - Sunny - 66 F

livebaseballscorecards.com

AB	37
R	11
H	14
RBI	11
BB	3
SO	9
LOB	15



Batter	1	2	3	4	5	6	7	8	9	AB R H RBI BB SO LOB	TOP									
Todd Hollandsworth, L OBP: 0.366, SLG: 0.461 (1, 7)	2-2 G6-3		0-1 E9 SF7 1B	0-0 2B			1-0 G4-3		2-2 HR	5 2 3 2 0 0 0										
Wayne Kirby, L OBP: 0.310, SLG: 0.326 (1, 8)	1-1 BB 2B		0-0 SF7	1-2 G3			2-2 G6-3		1-3 K	3 0 1 1 0 0 2										
Chad Curtis, R OBP: 0.345, SLG: 0.385 (8, 8)										1 0 0 0 0 1 1										
Mike Piazza, R OBP: 0.430, SLG: 0.581 (1, 2)	4-0 BB BB		0-1 G5-3		0-0 G5-3			2-1 G6-4-3 1B		3 0 1 0 1 0 0										
Eric Karros, R OBP: 0.312, SLG: 0.468 (1, 3)	4-2 G6-4-3 1-2 2-3 BB		0-0 PO 1B		2-2 F8			1-2 G6-4-3 1-2f		3 0 1 0 1 0 1										
Raul Mondesi, R OBP: 0.330, SLG: 0.495 (1, 9)	0-0 G6-4-3 1-2f		1-0 PO 1-2	0-0 G6-3	0-0 CS 1B			0-0 BLK 1B		4 0 2 0 0 0 3										
Tim Wallach, R OBP: 0.305, SLG: 0.389 (1, 5)		2-2 G4-3		1-1 G3-1	1 SAFE 2-1 CS	2-0 L1		3-3 K		4 0 0 0 0 1 1										
Delino DeShields, L OBP: 0.289, SLG: 0.299 (1, 4)		1-3 K		4-2 S 1B BB		1-3 K		1-0 G4-3		3 1 0 0 1 2 0										
Greg Gagne, R OBP: 0.336, SLG: 0.371 (1, 6)		0-1 G1-3		1-1 1B 1B		0-0 L6		2-1 G3		4 1 1 1 0 0 0										
Ismael Valdez, R OBP: 0.154, SLG: 0.156 (1, 1)			0-0 E 1B				0-3 K		4-2 HR BB	3 1 2 1 0 1 0										
Antonio Osuna, R (8, 1)										0 0 0 0 0 0 0										
Dave Clark, L (9, PH)										0 0 0 0 1 0 0										
Chad Fonville, S (9, PR)										0 1 0 0 0 0 0										
Todd Worrell, R (9, 1)										0 0 0 0 0 0 0										
<b>Inning Stats</b>	R: 0 E: 0 K: 0 S: 8	H: 1 LOB: 2 BB: 2 P: 19	R: 0 E: 0 K: 1 S: 8	H: 0 LOB: 0 BB: 0 P: 11	R: 2 E: 1 K: 0 S: 7	H: 3 LOB: 0 BB: 0 P: 8	R: 2 E: 0 K: 0 S: 13	H: 3 LOB: 2 BB: 1 P: 20	R: 0 E: 0 K: 1 S: 6	H: 0 LOB: 0 BB: 0 P: 9	R: 0 E: 0 K: 1 S: 7	H: 0 LOB: 0 BB: 0 P: 10	R: 0 E: 0 K: 1 S: 10	H: 2 LOB: 1 BB: 0 P: 16	R: 2 E: 0 K: 1 S: 11	H: 1 LOB: 1 BB: 1 P: 21	1B: 8 2B: 2 3B: 0 HR: 1	SF: 1 SAC: 0 DP: 2 HBP: 0	WP: 0 PB: 0 SB: 1 CS: 1	PA: 40
<b>PITCHER</b>	IP WLS BF H R ER SO BB IBB HBP BLK WP HR S P ERA WHIP																			
Jamey Wright, R (1, 1) ERA: 5.17	6.0 L 26 8 4 3 2 3 0 0 0 0 0 0 50 78 4.50 1.833																			
Darren Holmes, R (7, 1) ERA: 4.33	1.0 3 0 0 0 1 0 0 0 0 0 0 0 7 10 0.00 0.000																			
Curt Leskanic, R (8, 1) ERA: 6.62	2.0 9 3 2 2 2 1 0 0 1 0 1 1 21 37 9.00 2.000																			

Los Angeles Dodgers @ Colorado Rockies

Coors Field, Denver, CO

Mon Sep 16 1996, 7:05 PM MDT  
Att. 48,013 - Unknown - 70 F

livebaseballscorecards.com

AB	33
R	6
H	11
RBI	5
BB	4
SO	5
LOB	8



BOTTOM

Los Angeles Dodgers @ Colorado Rockies  
Coors Field, Denver, CO

livebaseballscorecards.com

AB	34
R	4
H	9
RBI	4
BB	1
SO	7
LOB	11



WP	0	PA	36
PB	0		
SB	1		
CS	0		

Mon Sep 16 1996, 7:05 PM MDT  
Att: 48,013 - Unknown - 70 F

AB	R	H	RBI	BB	SO	LOB
4	1	3	0	0	0	0
3	1	1	0	1	1	1
4	0	1	1	0	1	3
3	0	0	1	0	2	2
4	0	0	0	0	1	1
4	0	1	0	0	0	0
4	1	2	0	0	0	1
2	0	0	0	0	0	1
0	0	0	0	0	0	0
1	0	0	0	0	1	1
0	0	0	0	0	0	0
1	1	1	2	0	0	0
1	0	0	0	0	0	0
3	0	0	0	0	1	1

R	H	ER	SO	BB	IBB	HBP	BLK	WP	HR	S	P	ERA	WHIP
2	2	0	14	0	0	0	0	0	1	14	22	18.00	2.000
2	2	0	13	0	0	0	0	0	0	13	19	0.00	2.000
2	2	0	14	0	0	0	0	0	1	14	22	18.00	2.000

R	H	ER	SO	BB	IBB	HBP	BLK	WP	HR	S	P	ERA	WHIP
2	2	0	14	0	0	0	0	0	1	14	22	18.00	2.000
2	2	0	13	0	0	0	0	0	0	13	19	0.00	2.000
2	2	0	14	0	0	0	0	0	1	14	22	18.00	2.000

R	H	ER	SO	BB	IBB	HBP	BLK	WP	HR	S	P	ERA	WHIP
2	2	0	14	0	0	0	0	0	1	14	22	18.00	2.000
2	2	0	13	0	0	0	0	0	0	13	19	0.00	2.000
2	2	0	14	0	0	0	0	0	1	14	22	18.00	2.000

R	H	ER	SO	BB	IBB	HBP	BLK	WP	HR	S	P	ERA	WHIP
2	2	0	14	0	0	0	0	0	1	14	22	18.00	2.000
2	2	0	13	0	0	0	0	0	0	13	19	0.00	2.000
2	2	0	14	0	0	0	0	0	1	14	22	18.00	2.000

R	H	ER	SO	BB	IBB	HBP	BLK	WP	HR	S	P	ERA	WHIP
2	2	0	14	0	0	0	0	0	1	14	22	18.00	2.000
2	2	0	13	0	0	0	0	0	0	13	19	0.00	2.000
2	2	0	14	0	0	0	0	0	1	14	22	18.00	2.000

R	H	ER	SO	BB	IBB	HBP	BLK	WP	HR	S	P	ERA	WHIP
2	2	0	14	0	0	0	0	0	1	14	22	18.00	2.000
2	2	0	13	0	0	0	0	0	0	13	19	0.00	2.000
2	2	0	14	0	0	0	0	0	1	14	22	18.00	2.000

R	H	ER	SO	BB	IBB	HBP	BLK	WP	HR	S	P	ERA	WHIP
2	2	0	14	0	0	0	0	0	1	14	22	18.00	2.000
2	2	0	13	0	0	0	0	0	0	13	19	0.00	2.000
2	2	0	14	0	0	0	0	0	1	14	22	18.00	2.000

R	H	ER	SO	BB	IBB	HBP	BLK	WP	HR	S	P	ERA	WHIP
2	2	0	14	0	0	0	0	0	1	14	22	18.00	2.000
2	2	0	13	0	0	0	0	0	0	13	19	0.00	2.000
2	2	0	14	0	0	0	0	0	1	14	22	18.00	2.000

R	H	ER	SO	BB	IBB	HBP	BLK	WP	HR	S	P	ERA	WHIP
2	2	0	14	0	0	0	0	0	1	14	22	18.00	2.000
2	2	0	13	0	0	0	0	0	0	13	19	0.00	2.000
2	2	0	14	0	0	0	0	0	1	14	22	18.00	2.000

R	H	ER	SO	BB	IBB	HBP	BLK	WP	HR	S	P	ERA	WHIP
2	2	0	14	0	0	0	0	0	1	14	22	18.00	2.000
2	2	0	13	0	0	0	0	0	0	13	19	0.00	2.000
2	2	0	14	0	0	0	0	0	1	14	22	18.00	2.000

Batter	1	2	3	4	5	6	7	8	9	AB	R	H	RBI	BB	SO	LOB
Eric Young Sr., R	G4-3			2B		1B		1B		4	1	3	0	0	0	0
Quinton McCracken, S	G6-3			K		BB		1B		3	1	1	0	1	1	1
Ellis Burks, R	P4			K		2B		G4-6-3		4	0	1	1	0	1	3
Dante Bichette, R		G6-3		K		SF8		K		3	0	0	1	0	2	2
Andres Galarraga, R		F8		K		L5		F8		4	0	0	0	0	1	1
Vinny Castilla, R		P3		F9				G6-3		4	0	1	0	0	0	0
Jeff Reed, L			G4-3		2B			HR		4	1	2	0	0	0	1
Walt Weiss, S			G4-3		G5-3			HR		2	0	0	0	0	0	1
Darren Holmes, R			G4-3		G5-3			HR		0	0	0	0	0	0	0
Eric Anthony, L			G4-3		K			HR		1	0	0	0	0	1	1
Curt Leskanic, R			G4-3					HR		0	0	0	0	0	0	0
John Vander Wal, L			G4-3					HR		1	1	1	2	0	0	0
Jamey Wright, R			G6-3					G4-3		1	0	0	0	0	0	0
Neifi Perez, S			G6-3					G4-3		3	0	0	0	0	1	1

PITCHER	IP	WLS	BF	H	R	ER	SO	BB	IBB	HBP	BLK	WP	HR	S	P	ERA	WHIP
Ismael Valdez, R	7.0	W	27	5	2	2	6	1	0	0	0	0	0	59	91	2.57	0.857
Antonio Osuna, R	1.0		4	2	0	0	1	0	0	0	0	0	0	13	19	0.00	2.000
Todd Worrell, R	1.0		5	2	2	2	0	0	0	0	0	0	1	14	22	18.00	2.000

Batter	1	2	3	4	5	6	7	8	9	AB R H RBI BB SO LOB	TOP		
Todd Hollandsworth, L OBP: 0.364, SLG: 0.457 (1, 7)	2-1 G1-3		4-1 1B G6-3 BB		0-0 G4-3		3-3 K	1-0 F8		4 1 0 0 1 1 2			
Wayne Kirby, L OBP: 0.319, SLG: 0.341 Chad Curtis, R OBP: 0.346, SLG: 0.387 (1, 8) (8, 8)	0-0 G3		0-1 1-3 1B G6-3			2-2 1B 2B	2-2 1B	1-1 FC5-4 1B WP		4 1 3 0 0 0 0 1 1 1 0 0 0 0			
Mike Piazza, R OBP: 0.428, SLG: 0.577 (1, 2)	1-3 K		0-0 1-2f 3-H G6-3			4-1 1B BB	1-2 F8	2-0 F9		4 1 0 0 1 1 3			
Eric Karros, R OBP: 0.313, SLG: 0.466 (1, 3)		3-2 G5-3	2-2 G4-3			0-0 BB 1B 1-3 2-H 1B	0-3 K	4-2 FC5-4 BB		4 0 1 1 1 1 1			
Raul Mondesi, R OBP: 0.332, SLG: 0.497 (1, 9)		0-1 E 2B		1-0 G4-3		1-1 BB 1-2 1B 3-H		1-1 1B 1B 1-2f HR	2-2 FC5-4 HR	5 3 3 2 0 0 1			
Tim Wallach, R OBP: 0.310, SLG: 0.400 (1, 5)		2-2 E7 G3-1 1B 2-H		1-0 G6-3		4-1 FC6-4 BB 1-2 2-3		1-3 K	0-0 HR 1-H	4 2 2 2 1 1 1			
Delino DeShields, L OBP: 0.289, SLG: 0.298 (1, 4)		0-0 G3-1		2-0 G1-3		3-3 K		1-1 L8	2-1 BB 1B	5 0 1 0 0 1 5			
Greg Gagne, R OBP: 0.339, SLG: 0.372 (1, 6)		1-2 1B 3-H			0-1 F8	0-0 P2		2-1 1B 1B 1-3	4-2 BB	4 0 2 1 1 0 3			
Hideo Nomo, R OBP: 0.164, SLG: 0.197 (1, 1)		0-1 G5-3			3-3 K	1-2 FC6-4		0-1 1B 3-H	0-3 K	5 0 1 1 0 2 6			
<b>Inning Stats</b>	R: 0 E: 0 K: 1 S: 6 H: 0 LOB: 0 BB: 0 P: 9	R: 2 E: 1 K: 0 S: 15 H: 3 LOB: 1 BB: 0 P: 21	R: 1 E: 0 K: 0 S: 7 H: 1 LOB: 0 BB: 1 P: 13	R: 0 E: 0 K: 0 S: 3 H: 0 LOB: 0 BB: 0 P: 7	R: 0 E: 0 K: 1 S: 6 H: 0 LOB: 0 BB: 0 P: 9	R: 2 E: 0 K: 1 S: 18 H: 3 LOB: 3 BB: 2 P: 33	R: 0 E: 0 K: 2 S: 18 H: 1 LOB: 1 BB: 0 P: 24	R: 1 E: 0 K: 1 S: 12 H: 3 LOB: 2 BB: 0 P: 18	R: 3 E: 0 K: 1 S: 23 H: 3 LOB: 2 BB: 2 P: 38	1B: 11 2B: 2 3B: 0 HR: 1 SF: 0 SAC: 0 DP: 1 HBP: 0	WP: 1 PB: 0 SB: 0 CS: 0 PA: 45		
<b>PITCHER</b>	IP WLS BF H R ER SO BB IBB HBP BLK WP HR S P ERA WHIP											<b>PITCHER</b>	IP WLS BF H R ER SO BB IBB HBP BLK WP HR S P ERA WHIP
Bill Swift, R ERA: 6.46 (1, 1)	5.0 L 23 7 5 5 2 2 0 0 0 0 0 0 44 73 9.00 1.800												
Steve Reed, R ERA: 3.96 (6, 1)	2.0 8 1 0 0 3 1 0 0 0 0 0 0 29 43 0.00 1.000												
Bryan Rekar, R ERA: 9.53 (8, 1)	1.0 6 3 1 1 1 0 0 0 0 0 0 0 12 18 9.00 3.000												
Robbie Beckett, L ERA: 13.5 (9, 1)	1.0 8 3 3 3 1 2 0 0 0 0 1 1 23 38 27.00 5.000												

Los Angeles Dodgers @ Colorado Rockies  
Coors Field, Denver, CO  
Tue Sep 17 1996, 7:05 PM MDT  
Att. 50,066 - Unknown - 46 F

AB	40
R	9
H	14
RBI	7
BB	5
SO	7
LOB	22










Batter	1	2	3	4	5	6	7	8	9	AB	R	H	RBI	BB	SO	LOB	BOTTOM			
Eric Young Sr., R OBP: 0.399, SLG: 0.431 (1, 4)	G6-3 1-2		G6-3 1-1 2-H 3-H 3B	G6-3 0-1 2-3		G4-3 2-0				4	1	1	2	0	0	3	<b>Los Angeles Dodgers @ Colorado Rockies</b> Coors Field, Denver, CO Wed Sep 18 1996, 3:33 AM MDT Att: 50,053 - Sunny - 56 F			
Quinton McCracken, S OBP: 0.361, SLG: 0.391 (1, 8)	K 3-3		G6-3 3-2 3-H		F8 2-2		G6-4-3 1B 2-2			4	0	1	1	0	1	0				
Dante Bichette, R OBP: 0.366, SLG: 0.542 Ellis Burks, R OBP: 0.404, SLG: 0.637 (1, 7) (9, 7)	G5-3 1-1		HBP 1B 1-1		K 2-3		G6-4-3 1-2f 0-0			4	0	1	0	0	1	1				
Andres Galarraga, R OBP: 0.352, SLG: 0.598 (1, 3)		K 3-3	1-0 1-2 HBP		HR 2-1		G4-3 1-0			3	1	1	1	0	1	0				
Eric Anthony, L OBP: 0.359, SLG: 0.483 Angel Echevarria, R OBP: 0.350, SLG: 0.278 Terry Jones, S OBP: 0.342, SLG: 0.570 (1, 9) (8, PH) (8, PR) (9, 9)	G6-3 0-0		G4-3 1-1		G4-3 3-1		F9 4-2 BLK 2B BB			3	0	0	0	0	0	2				
Vinny Castilla, R OBP: 0.344, SLG: 0.556 (1, 5)	G6-3 2-2				SH1 1B 0-0		F9 2-2		K 1-2	4	1	1	0	0	1	1				
Steve Decker, R OBP: 0.325, SLG: 0.276 (1, 2)			SH1-4 3B BB 4-2	SH1 1-2		1B S FC5-2 BB 4-0		F9 0-1	1	1	0	0	2	0	2					
Neifi Perez, S OBP: 0.217, SLG: 0.261 (1, 6)			SH1-4 3B 1B 0-0	E1 BLK G5-3 2-3		FC5-2 1B 1-3		2B 3-H 1-0	4	1	3	1	0	0	1					
Armando Reynoso, R OBP: 0.225, SLG: 0.200 Jeff Reed, L OBP: 0.369, SLG: 0.430 John Burks, S OBP: 0.500, SLG: 0.500 Curt Leskanic, R OBP: 0.333, SLG: 0.667 Alan Cockrell, R OBP: 0.197, SLG: 0.400 Bruce Ruffin, S OBP: 0.197, SLG: 0.400 (1, 1) (4, PH) (5, 1) (8, 1) (8, PH) (9, 1)	SH1-4 1-2 2-3			G5-3 1-2		FC5-2 1-2 3-H		G1-3 2-2	0	0	0	0	0	0	0					
<b>Inning Stats</b>	R: 0 E: 0 K: 1 S: 8	H: 0 LOB: 0 BB: 0 P: 13	R: 0 E: 0 K: 1 S: 7	H: 0 LOB: 0 BB: 0 P: 12	R: 3 E: 0 K: 0 S: 14	H: 3 LOB: 2 BB: 1 P: 25	R: 1 E: 1 K: 0 S: 8	H: 1 LOB: 1 BB: 0 P: 9	R: 1 E: 0 K: 1 S: 10	H: 1 LOB: 0 BB: 0 P: 19	R: 0 E: 0 K: 0 S: 7	H: 1 LOB: 2 BB: 1 P: 15	R: 0 E: 0 K: 0 S: 7	H: 1 LOB: 0 BB: 0 P: 10	R: 1 E: 0 K: 1 S: 11	H: 1 LOB: 2 BB: 1 P: 18	1B: 5 2B: 1 3B: 1 HR: 1	SF: 0 SAC: 2 DP: 1 HBP: 1	WP: 0 PB: 0 SB: 1 CS: 0	PA: 36
<b>PITCHER</b>	IP WLS L	WLS L	BF L	H R ER SO	BB IBB HBP BLK WP HR S P	ERA WHIP	<b>PITCHER</b>		IP WLS L	BF L	H R ER SO	BB IBB HBP BLK WP HR S P	ERA WHIP							
Pedro Astacio, R ERA: 3.43 (1, 1)	5.0		23	5	5	4	3	1	0	0	0	1	0	0	0	0	7.20	1.200		
37 Darren Dreifort, R ERA: 4.79 (6, 1)	2.0		8	2	0	0	0	1	0	0	0	0	0	0	0	0	0.00	1.500		
Scott Radinsky, L ERA: 2.55 (8, 1)	1.0		5	1	1	1	1	1	0	0	0	1	0	0	0	0	9.00	2.000		

<b>AB</b>	<b>30</b>
<b>R</b>	<b>6</b>
<b>H</b>	<b>8</b>
<b>RBI</b>	<b>6</b>
<b>BB</b>	<b>3</b>
<b>SO</b>	<b>4</b>
<b>LOB</b>	<b>15</b>



livebaseballscorecards.com

Batter	1	2	3	4	5	6	7	8	9	AB R H RBI BB SO LOB	TOP		
Eric Young Sr. R (1, 4) OBP: 0.400, SLG: 0.431 Jason Bates S (7, 4) OBP: 0.313, SLG: 0.281	1-1 CS 1B	0-1 F9			3-2 G4-6-3 1-2f		1-2 G4-3 1B 1-2 2-H		0-0 G6-3	4 0 2 1 0 0 4 1 0 0 0 0 0 0	<b>Colorado Rockies @ San Francisco Giants</b> 3Com Park at Candlestick Point, San Francisco, CA Thu Sep 19 1996, 10:05 PM EDT Att. 10,994 - Unknown - 65 F <a href="http://livebaseballscorecards.com">livebaseballscorecards.com</a>		
Neffi Perez S (1, 6) OBP: 0.214, SLG: 0.250	2-2 E6 CS 1B 1-2		1-1 CS S 1B		2-2 F9		2-2 G4-3 1-2f		1-1 G3	5 0 1 0 0 0 3			
Ellis Burks R (1, 7) OBP: 0.405, SLG: 0.635 Roger Bailey R (8, 1) OBP: 0.364, SLG: 0.526 David Nied R (8, 1)	1-0 P6		1 SAFE 4-2 B G4-6-3 1-3 BB		4-0 FC6-4 BB			0-0 G5-3		2 0 0 0 2 0 1 0 0 0 0 0 0 0 0 0 0 0 0 0 0			
Andres Galarraga R (1, 3) OBP: 0.352, SLG: 0.596 Terry Jones S (6, 8) OBP: 0.500, SLG: 0.500	2-0 1-2 1B		0-1 G4-6-3 1-2f		1-3 K			1-2 1B HR 1B		3 0 1 0 0 1 2 1 1 1 0 0 0 0			
Dante Bichette R (1, 9) OBP: 0.364, SLG: 0.539 Robbie Beckett R (6, 1) Angel Echevarria R (8, PH) OBP: 0.381, SLG: 0.316 (8, 7)	1-2 CS 2-3	0-1 P6		0-2 G5-3		0-1 FC6-4 1-2f		1-0 1-2 HR 1B		3 0 0 0 0 0 1 0 0 0 0 0 0 0 1 1 1 0 0 0 0			
Eric Anthony L (1, 8) OBP: 0.357, SLG: 0.494 (6, 9)		2-0 G4-3		3-3 K		1-3 K		3-2 1-1 2-H HR		4 1 1 3 0 2 1			
Vinny Castilla R (1, 5) OBP: 0.345, SLG: 0.555		0-1 BB BB 1B		1-2 BLK 1B			2-1 G6-3	0-1 G1-3		4 0 2 0 0 0 0			
Jeff Reed L (1, 2) OBP: 0.370, SLG: 0.429 Mike Munoz L (4, 1) John Vander Wal L (6, 3) OBP: 0.345, SLG: 0.432		4-1 BB BB 1B		3-2 F8			4-2 BB BB 1B BB	0-0 F7		1 0 0 0 1 0 1 0 0 0 0 0 0 0 1 1 0 0 1 0 0			
Kevin Ritz R (1, 1) OBP: 0.304, SLG: 0.306 Jayhawk Owens R (4, 2) OBP: 0.346, SLG: 0.377		4-2 1-2 2-3 BB		4-2 G4-6-3 BB			4-2 1-2 1B BB		2-3 K	0 0 0 0 1 0 0 1 0 0 0 2 1 0			
<b>Inning Stats</b>	R: 0 H: 2 E: 1 LOB: 1 K: 0 BB: 0 S: 12 P: 19	R: 0 H: 1 E: 0 LOB: 3 K: 0 BB: 2 S: 10 P: 20	R: 0 H: 1 E: 0 LOB: 0 K: 0 BB: 1 S: 9 P: 14	R: 0 H: 1 E: 0 LOB: 1 K: 1 BB: 0 S: 14 P: 21	R: 0 H: 0 E: 0 LOB: 0 K: 0 BB: 1 S: 12 P: 21	R: 0 H: 0 E: 0 LOB: 1 K: 2 BB: 1 S: 8 P: 14	R: 1 H: 1 E: 0 LOB: 1 K: 0 BB: 2 S: 12 P: 25	R: 3 H: 3 E: 0 LOB: 0 K: 0 BB: 0 S: 11 P: 16	R: 0 H: 0 E: 0 LOB: 0 K: 1 BB: 0 S: 8 P: 11	1B: 8 SF: 0 2B: 0 SAC: 0 3B: 0 DP: 3 HR: 1 HBP: 0		WP: 0 PA: 39 PB: 0 SB: 1 CS: 3	
<b>PITCHER</b>	IP WLS BF H R ER SO BB IBB HBP BLK WP HR S P ERA WHIP											<b>PITCHER</b>	IP WLS BF H R ER SO BB IBB HBP BLK WP HR S P ERA WHIP
William Van Lanthingham R (1, 1) ERA: 5.46	6.1 W 27 5 1 1 3 7 0 0 0 1 0 0 71 125 1.42 1.895												
Rich DeLucia R (7, 1) ERA: 5.9	1.0 6 4 3 3 0 0 0 0 0 0 0 1 14 22 27.00 4.000												
Mark Dewey R (8, 1) ERA: 4.23	0.2 2 0 0 0 0 0 0 0 0 0 0 0 3 3 0.00 0.000												
Steve Bourgeois R (9, 1) ERA: 6.0	1.0 3 0 0 0 0 1 0 0 0 0 0 0 8 11 0.00 0.000												





Batter	1	2	3	4	5	6	7	8	9	AB R H RBI BB SO LOB	TOP											
Eric Young Sr. R (1, 4) OBP: 0.399, SLG: 0.430	0-2 F9		2-1 P3		3-2 1B			0-2 G3		4 0 1 0 0 0 1	<b>Colorado Rockies @ San Francisco Giants</b> 3Com Park at Candlestick Point, San Francisco, CA Fri Sep 20 1996, 10:05 PM EDT Att. 15,734 - Unknown - 66 F <a href="http://livebaseballscorecards.com">livebaseballscorecards.com</a>											
Neff Perez, S (1, 6) OBP: 0.219, SLG: 0.281	2-1 F8		2-2 CS	0-1 G6-3	0-3 K			0-1 1B 2B		4 1 1 0 0 1 2												
Ellis Burks, R (1, 7) OBP: 0.402, SLG: 0.631	1-3 K			1-2 G6-3			1-2 F8	2-1 G6-3		4 0 0 0 0 1 1												
Andres Galarraga, R (1, 3) OBP: 0.352, SLG: 0.596		1-1 G5-3		2-0 2B 1B		2-2 G6-3		0-0 1B		4 1 2 1 0 0 0												
Vinny Castilla, R (1, 5) OBP: 0.345, SLG: 0.555		1-2 G5-3		0-0 1-H 2B		2-3 K		2-3 K		4 0 1 1 0 2 1												
Dante Bichette, R (1, 9) OBP: 0.365, SLG: 0.538		1-2 1B		2-2 F9		4-2 FC4 1B BB		1-0 P5		3 0 1 0 1 0 1												
Steve Decker, R (1, 2) OBP: 0.325, SLG: 0.277		1-1 G3			1-0 F8		1-2 FC4 1B	3-2 F7		3 0 1 0 0 0 1												
John Vander Wal, L (9, PH) OBP: 0.343, SLG: 0.429										1 0 0 0 0 0 0												
Quinton McCracken, S (1, 8) OBP: 0.360, SLG: 0.388			2-2 CS 1B		0-0 F7		0-2 FC4 G6-3	1-0 G6-3		4 0 1 0 0 0 2												
Mark Thompson, R (1, 1) OBP: 0.143, SLG: 0.182			1-0 F7		0-1 1B 1B		2-0 G6-3			2 0 1 0 0 0 1												
Steve Reed, R (6, 1) OBP: 0.333, SLG: 0.333										0 0 0 0 0 0 0												
Eric Anthony, L (7, PH) OBP: 0.355, SLG: 0.492										1 0 0 0 0 0 2												
Darren Holmes, R (7, 1) OBP: 0.355, SLG: 0.492										0 0 0 0 0 0 0												
<b>Inning Stats</b>	R: 0 E: 0 K: 1 S: 9	H: 0 LOB: 0 BB: 0 P: 12	R: 0 E: 0 K: 0 S: 10	H: 1 LOB: 1 BB: 0 P: 14	R: 0 E: 0 K: 0 S: 11	H: 1 LOB: 0 BB: 0 P: 18	R: 1 E: 0 K: 0 S: 10	H: 2 LOB: 1 BB: 0 P: 15	R: 0 E: 0 K: 1 S: 10	H: 2 LOB: 2 BB: 0 P: 14	R: 0 E: 0 K: 1 S: 9	H: 0 LOB: 0 BB: 0 P: 14	R: 0 E: 0 K: 0 S: 11	H: 1 LOB: 1 BB: 1 P: 18	R: 1 E: 0 K: 1 S: 13	H: 2 LOB: 1 BB: 0 P: 17	R: 0 E: 0 K: 0 S: 6	H: 0 LOB: 0 BB: 0 P: 11	1B: 7 2B: 2 3B: 0 HR: 0	SF: 0 SAC: 0 DP: 1 HBP: 0	WP: 0 PB: 0 SB: 0 CS: 1	PA: 36
<b>PITCHER</b>	IP WLS BF H R ER SO BB IBB HBP BLK WP HR S P ERA WHIP																					
Mark Gardner, R (1, 1) ERA: 4.6	8.0 W 32 9 2 2 4 1 0 0 0 0 0 0 83 122 2.25 1.250																					
Rod Beck, R (9, 1) ERA: 3.47	1.0 3 0 0 0 0 0 0 0 0 0 0 0 6 11 0.00 0.000																					



Batter	1	2	3	4	5	6	7	8	9	AB	R	H	RBI	BB	SO	LOB
Marvin Benard, L OBP: 0.334, SLG: 0.336 (1, 8)	4-2 G4-6-3 BB		0-0 L5	2-1 F7		1-1 F9				3	0	0	0	1	0	2
Bill Mueller, S OBP: 0.399, SLG: 0.412 (1, 5)	0-1 F7		2-1 F9	0-3 K			0-0 G4-3			4	0	0	0	0	1	3
Barry Bonds, L OBP: 0.458, SLG: 0.625 (1, 7)	1-0 G4-6-3 1-2f		2-0 HR		4-2 HR BB		2-1 F8			3	2	1	1	1	0	1
Rick Wilkins, L OBP: 0.339, SLG: 0.385 (1, 2)		2-1 E4 1B HBP G4-3	0-3 K		1-0 HR		1-3 K2-3			4	2	1	2	0	2	0
Glenallen Hill, R OBP: 0.347, SLG: 0.499 (1, 9)		1-0 G4-3 1B HBP		0-0 HR	1-2 G6-3		0-0 F9			3	1	1	1	0	0	0
Desi Wilson, L OBP: 0.333, SLG: 0.330 (1, 3)		1-2 G4-3 1B		4-0 BB 1B	2-1 G6-3 1B		0-1 G3			3	1	2	0	1	0	0
Robby Thompson, R OBP: 0.306, SLG: 0.341 Rod Beck, R OBP: 0.333, SLG: 0.333 (1, 4) (9, 1)		1-2 G4-3		4-2 1B BB	0-0 G6-3		1-3 K			3	0	0	0	1	1	3
Rich Aurilia, R OBP: 0.294, SLG: 0.295 (1, 6)		4-1 BB		0-0 1B		0-1 G3			2	0	1	1	1	0	0	
Mark Gardner, R OBP: 0.194, SLG: 0.172 Jay Canizaro, R OBP: 0.252, SLG: 0.294 (1, 1) (9, 4)		0-2 F9		0-3 K		0-0 G1-3			3	0	0	0	0	1	4	

Inning Stats	R: 0	H: 0	E: 0	K: 0	S: 5	R: 1	H: 1	E: 1	K: 0	S: 12	R: 1	H: 1	E: 0	K: 1	S: 7	R: 2	H: 2	E: 0	K: 2	S: 12	R: 2	H: 2	E: 0	K: 0	S: 10	R: 0	H: 0	E: 0	K: 1	S: 5	R: 0	H: 0	E: 0	K: 1	S: 6	R: 0	H: 0	E: 0	K: 1	S: 6	R: 0	H: 0	E: 0	K: 1	S: 6	R: 0	H: 0	E: 0	K: 1	S: 7
	LOB: 0	BB: 1	P: 10	ER: 1	LOB: 2	BB: 1	P: 21	LOB: 0	BB: 0	P: 11	LOB: 2	BB: 2	P: 22	LOB: 0	BB: 1	P: 18	LOB: 0	BB: 0	P: 6			LOB: 0	BB: 0	P: 7			LOB: 0	BB: 0	P: 9			LOB: 0	BB: 0	P: 7			LOB: 0	BB: 0	P: 7			LOB: 0	BB: 0	P: 7						

PITCHER	IP	WLS	BF	H	R	ER	SO	BB	IBB	HBP	BLK	WP	HR	S	P	ERA	WHIP
Mark Thompson, R ERA: 5.34 (1, 1)	5.0	L	25	6	6	5	3	5	0	1	0	0	3	46	82	9.00	2.200
Steve Reed, R ERA: 3.91 (6, 1)	1.0		3	0	0	0	0	0	0	0	0	0	0	5	6	0.00	0.000
Darren Holmes, R ERA: 4.21 (7, 1)	2.0		6	0	0	0	2	0	0	0	0	0	0	12	16	0.00	0.000

**BOTTOM**

**Colorado Rockies @ San Francisco Giants**  
**3Com Park at Candlestick Point, San Francisco, CA**

AB	28
R	6
H	6
RBI	5
BB	5
SO	5
LOB	13



WP	HR	S	P	ERA	WHIP
0	0	3	3	0.00	0.000

Fri Sep 20 1996, 10:05 PM EDT  
Att: 15,734 - Unknown - 66 F

livebaseballscorecards.com

Batter	1	2	3	4	5	6	7	8	9	AB R H RBI BB SO LOB	TOP		
Terry Jones, S OBP: 0.429, SLG: 0.429 (1, 8) C B X	1-2 G6-3 1B		1-3 K		2-1 1B			1-3 K	0-0 L7	5 0 2 0 0 2 1	<b>Colorado Rockies @ San Francisco Giants</b> 3Com Park at Candlestick Point, San Francisco, CA Sat Sep 21 1996, 6:33 AM EDT Att. 30,002 - Sunny - 73 F <a href="http://livebaseballscorecards.com">livebaseballscorecards.com</a>		
Walt Weiss, S OBP: 0.382, SLG: 0.377 Neifi Perez, S OBP: 0.219, SLG: 0.281 (1, 6) SAFE (8, 6) C F B X	1-2 G6-3 1B		0-1 G5-3		2-1 F2			1-1 G4-3		4 0 1 0 0 0 1 0 0 0 0 0 0 0			
Dante Bichette, R OBP: 0.364, SLG: 0.536 (1, 9) X	0-0 F7		2-2 L8			0-0 E4 1B WP FC3-2-5		0-0 1B		4 0 1 0 0 0 2			
Ellis Burks, R OBP: 0.402, SLG: 0.629 Mike Munoz, L (7, 1) Eric Anthony, L OBP: 0.354, SLG: 0.489 Robbie Beckett, R (8, 1) D S C B B F X	3-2 G6-3			0-1 G6-3		1-2 FC3-2-5 1B		2-2 F7		3 0 1 0 0 0 2 0 0 0 0 0 0 0 1 0 0 0 0 0 1 0 0 0 0 0 0 0			
Andres Galarraga, R OBP: 0.353, SLG: 0.596 (1, 3) C B F D B F B	4-2 BB			1-0 G6-3 2B		1-3 SAFE K			1-1 E6 1B E	3 1 1 0 1 1 2			
Vinny Castilla, R OBP: 0.344, SLG: 0.553 (1, 5) X	0-0 F8			0-1 G6-3 2-3		1 SAFE FC3-2-5 1-3 3-H			1-0 F8 SF9 1B	4 1 1 0 0 0 6			
Jason Bates, S OBP: 0.311, SLG: 0.280 (1, 4) X		0-0 F8		3-1 G1			0-0 G5-3		3-2 E9 F8 1B 1-2 2-H	4 0 1 0 0 0 1			
Jayhawk Owens, R OBP: 0.340, SLG: 0.369 (1, 2) X C B B B F X		2-1 F7			3-3 K		1-2 F9		1-1 F8	4 0 0 0 0 1 2			
Jamey Wright, R OBP: 0.143, SLG: 0.154 Angel Echevarria, R OBP: 0.348, SLG: 0.300 (7, PH) (7, 7) C B B F X			1-3 K		1-3 K		1-3 K		0-0 SF9 3-H	2 0 0 0 0 2 0 1 0 0 1 0 1 0			
<b>Inning Stats</b>	R: 0 E: 0 K: 0 S: 15 H: 2 LOB: 3 BB: 1 P: 24	R: 0 E: 0 K: 1 S: 6 H: 0 LOB: 0 BB: 0 P: 9	R: 0 E: 0 K: 1 S: 8 H: 0 LOB: 0 BB: 0 P: 11	R: 0 E: 0 K: 0 S: 7 H: 1 LOB: 1 BB: 0 P: 11	R: 0 E: 0 K: 2 S: 11 H: 1 LOB: 1 BB: 0 P: 18	R: 0 E: 1 K: 1 S: 10 H: 1 LOB: 1 BB: 0 P: 12	R: 0 E: 0 K: 1 S: 7 H: 0 LOB: 0 BB: 0 P: 9	R: 0 E: 0 K: 1 S: 10 H: 1 LOB: 1 BB: 0 P: 14	R: 2 E: 2 K: 0 S: 10 H: 2 LOB: 1 BB: 0 P: 16	1B: 7 2B: 2 3B: 0 HR: 0 SF: 1 SAC: 0 DP: 1 HBP: 0		WP: 1 PB: 0 SB: 0 CS: 0 PA: 37	
<b>PITCHER</b>	IP WLS BF H R ER SO BB IBB HBP BLK WP HR S P ERA WHIP											<b>PITCHER</b>	IP WLS BF H R ER SO BB IBB HBP BLK WP HR S P ERA WHIP
Kirk Rueter, L ERA: 3.97 (1, 1)	7.0 W 27 5 0 0 6 1 0 0 0 0 1 0 64 94 0.00 0.857												
Mark Dewey, R ERA: 4.17 (8, 1)	1.0 4 1 0 0 1 0 0 0 0 0 0 0 10 14 0.00 1.000												
Dan Carlson, R ERA: 2.84 (9, 1)	1.0 6 2 2 0 0 0 0 0 0 0 0 0 10 16 0.00 2.000												



Batter	1	2	3	4	5	6	7	8	9
Marvin Benard, L (1, 8) OBP: 0.335, SLG: 0.334	1-0 L4-3 HBP		3-2 G6-3		1-1 G3	0-0 G6-3		4-2 BB	
Bill Mueller, S (1, 4) OBP: 0.399, SLG: 0.412	0-0 L4-3		2-2 G4-3			0-1 FC6-4 1B	1-0 1B	0-3 BB	
Barry Bonds, L (1, 7) OBP: 0.459, SLG: 0.622	4-2 CS BB		4-1 BB			2-2 P6	3-1 F8		
Glenallen Hill, R (1, 9) OBP: 0.346, SLG: 0.496	2-1 CS	0-1 G6-3	1-1 G4-3			1-0 FC6-4 1B	0-3 K		
Desi Wilson, L (1, 3) OBP: 0.333, SLG: 0.330		3-1 G4-3		2-1 G4-6-3 1B		2-2 FC6-4 2B	2-2 G1-3		
Dave McCarty, R (7, PH) OBP: 0.289, SLG: 0.331						1-2f 2-3			
Kim Batiste, R (1, 5) OBP: 0.236, SLG: 0.314		1-2 E 1B		0-3 K		0-2 E5 2B	1-3 K		
Marcus Jensen, S (1, 2) OBP: 0.450, SLG: 0.333		3-2 E9 1B		1-2 G4-6-3		1-4 1B 2B	4-2 FC6-4 BB		
Rich Aurilia, R (1, 6) OBP: 0.295, SLG: 0.296		3-2 L3			0-0 G5-3	0-0 E 1B	4-2 FC6-4 BB		
Jay Canizaro, R (8, 6) OBP: 0.259, SLG: 0.294						2-H 1B	1-2 BB		
Kirk Rueter, L (1, 1) OBP: 0.171, SLG: 0.125			4-0 BB		0-0 G4-3	1-0 E2 1B	0-1 FC6-4 BB		
Mark Dewey, R (8, 1)						2-H 1B	1-2f 2-3		
Doug Mirabelli, R (8, PH) OBP: 0.294, SLG: 0.267									
Dan Carlson, R (9, 1)									

Inning Stats	R: 0 E: 0 K: 0 S: 6	H: 0 LOB: 0 BB: 1 P: 12	R: 1 E: 1 K: 0 S: 14	H: 2 LOB: 1 BB: 0 P: 24	R: 0 E: 0 K: 0 S: 10	H: 0 LOB: 2 BB: 2 P: 23	R: 0 E: 0 K: 1 S: 11	H: 1 LOB: 0 BB: 0 P: 14	R: 0 E: 0 K: 0 S: 4	H: 0 LOB: 0 BB: 0 P: 5	R: 5 E: 2 K: 0 S: 18	H: 5 LOB: 1 BB: 0 P: 26	R: 0 E: 0 K: 1 S: 11	H: 1 LOB: 1 BB: 0 P: 17	R: 0 E: 0 K: 2 S: 21	H: 0 LOB: 3 BB: 3 P: 34
--------------	------------------------------	----------------------------------	-------------------------------	----------------------------------	-------------------------------	----------------------------------	-------------------------------	----------------------------------	------------------------------	---------------------------------	-------------------------------	----------------------------------	-------------------------------	----------------------------------	-------------------------------	----------------------------------

PITCHER															PITCHER																				
IP	WLS	BF	H	R	ER	SO	BB	IBB	HBP	BLK	WP	HR	S	P	ERA	WHIP	IP	WLS	BF	H	R	ER	SO	BB	IBB	HBP	BLK	WP	HR	S	P	ERA	WHIP		
Jamey Wright, R (1, 1) ERA: 4.93	6.0	L	28	8	6	1	1	3	0	1	0	0	63	104	1.50	1.833																			
Mike Munoz, L (7, 1) ERA: 6.65	1.0		4	1	0	1	0	0	0	0	0	0	11	17	0.00	1.000																			
Robbie Beckett, L (8, 1) ERA: 7.2	1.0		6	0	0	2	3	0	0	0	0	0	21	34	0.00	3.000																			

AB R H RBI BB SO LOB

3	0	0	0	1	0	2
5	1	2	0	0	1	5
2	0	0	0	2	0	2
4	0	1	0	0	1	3
3	1	1	0	0	0	2
1	0	0	0	0	0	1
4	2	1	0	0	2	2
3	1	2	3	1	0	1
3	1	1	1	0	0	1
0	0	0	0	1	0	0
2	0	1	1	1	0	0
0	0	0	0	0	0	0
1	0	0	0	0	0	2
0	0	0	0	0	0	0

1B: 8	SF: 0	WP: 0	PA: 39
2B: 2	SAC: 0	PB: 0	
3B: 0	DP: 2	SB: 2	
HR: 0	HBP: 1	CS: 1	

**Colorado Rockies @ San Francisco Giants**  
3Com Park at Candlestick Point, San Francisco, CA

Sat Sep 21 1996, 6:33 AM EDT  
Att: 30,002 - Sunny - 73 F

livebaseballscores.com

AB	31
R	6
H	9
RBI	5
BB	6
SO	4
LOB	21



Batter	1	2	3	4	5	6	7	8	9	AB R H RBI BB SO LOB	TOP											
Eric Young Sr. R (1, 4) OBP: 0.397, SLG: 0.428	1-2 E S SF7 1B	1-0 L8		2-0 G6-3			1-3 K		0-0 G4-3	5 1 1 0 0 1 2												
Terry Jones, S (1, 8) OBP: 0.273, SLG: 0.300	1-0 SF7 1-H	2-2 G4-3			2-2 P6		2-1 G1-3			3 0 0 1 0 0 0												
Andres Galarraga, R (1, 3) OBP: 0.354, SLG: 0.594	4-2 1B 1B BB			2-2 P3		4-1 1B BB		2-3 K		2 1 0 0 2 1 0												
Eric Anthony, L (1, 9) OBP: 0.352, SLG: 0.484 Curt Leskanic, R (8, 1) OBP: 0.333, SLG: 0.667	2-1 1B 1-2 1B 1B			2-3 K		0-0 F8		1-1 F7		4 1 1 0 0 1 1 0 0 0 0 0 0 0												
Vinny Castilla, R (1, 5) OBP: 0.345, SLG: 0.553	0-3 K			0-0 F8		0-1 1 SAFE 1-2 1B		0-0 WP 1B		4 0 2 0 0 1 2												
Jeff Reed, L (1, 2) OBP: 0.368, SLG: 0.426	1-2 1B 1-3 2-H 1B			1-1 G4-3		3-2 F7		1-3 K		4 0 1 1 0 1 3												
Quinton McCracken, S (1, 7) OBP: 0.363, SLG: 0.392 Roger Bailey, R (6, 1) OBP: 0.364, SLG: 0.526 Alan Cockrell, R (8, PH) OBP: 0.143, SLG: 0.333	2-2 1-3 3-H 1B			1-1 S 1B		2-2 L4		3-3 K		3 0 2 1 0 0 0 0 0 0 0 0 0 0 1 0 0 0 0 1 1												
Neifi Perez, S (1, 6) OBP: 0.194, SLG: 0.250	1-1 F8			1-0 P6		2-1 F7			1-3 K	4 0 0 0 0 1 3												
David Nied, R (1, 1) Bryan Rekar, R (2, 1) OBP: 0.267, SLG: 0.214 John Vander Wal, L (6, PH) OBP: 0.339, SLG: 0.423		0-3 K		4-2 1-2 BB		0-0 G4-3			2-2 L7	1 0 0 0 0 1 0 0 0 0 0 1 0 0 2 0 0 0 0 0 0												
<b>Inning Stats</b>	R: 3 E: 0 K: 1 S: 23	H: 4 LOB: 2 BB: 1 P: 35	R: 0 E: 0 K: 1 S: 7	H: 0 LOB: 0 BB: 0 P: 10	R: 0 E: 0 K: 1 S: 7	H: 0 LOB: 0 BB: 0 P: 11	R: 0 E: 0 K: 0 S: 8	H: 1 LOB: 2 BB: 1 P: 17	R: 0 E: 0 K: 0 S: 10	H: 1 LOB: 2 BB: 1 P: 19	R: 0 E: 0 K: 0 S: 6	H: 0 LOB: 0 BB: 0 P: 10	R: 0 E: 0 K: 2 S: 8	H: 0 LOB: 0 BB: 0 P: 13	R: 0 E: 0 K: 1 S: 7	H: 1 LOB: 1 BB: 0 P: 10	R: 0 E: 0 K: 1 S: 7	H: 0 LOB: 0 BB: 0 P: 10	1B: 7 2B: 0 3B: 0 HR: 0	SF: 1 SAC: 0 DP: 0 HBP: 0	WP: 1 PB: 0 SB: 2 CS: 0	PA: 37
<b>PITCHER</b>	IP WLS BF H R ER SO BB IBB HBP BLK WP HR S P ERA WHIP																					
Steve Soderstrom, R (1, 1) ERA: 5.87	7.0 W 30 6 3 3 5 3 0 0 0 0 0 0 69 115 3.86 1.286																					
Rich DeLucia, R (8, 1) ERA: 5.8	1.0 4 1 0 0 2 0 0 0 0 1 0 12 17 0.00 1.000																					
Rod Beck, R (9, 1) ERA: 3.41	1.0 3 0 0 0 1 0 0 0 0 0 0 7 10 0.00 0.000																					

Colorado Rockies @ San Francisco Giants  
 3Com Park at Candlestick Point, San Francisco, CA

Sun Sep 22 1996, 6:33 AM EDT  
 Att. 30,826 - Sunny - 68 F

AB	33
R	3
H	7
RBI	3
BB	3
SO	8
LOB	12



Batter	1	2	3	4	5	6	7	8	9
<b>Marvin Benard, L</b> OBP: 0.337, SLG: 0.334 (1, 8)	4-1 G3-1 1B BB	4-2 1B BB		1-2 B1		3-2 P6		2-2 CS 1B	
<b>Bill Mueller, S</b> OBP: 0.399, SLG: 0.408 (1, 5)	2-2 G3-1 1-3	3-3 SAFE K		1-0 BB SF9 HBP 1B		0-1 G3 1B		1-0 P5 1-2	
<b>Barry Bonds, L</b> OBP: 0.460, SLG: 0.621 (1, 7)	4-2 1B HR BB	0-0 1B S 2-H 1B		1-1 SAFE BB 1-2 1B		1-0 G3 1-2		0-0 L7	
<b>Rick Wilkins, L</b> OBP: 0.343, SLG: 0.387 (1, 2)	2-1 HR 1B	3-0 FC5-4 1B		4-2 1-2 2-3 BB		1-0 G5-3			
<b>Glenallen Hill, R</b> OBP: 0.345, SLG: 0.503 (1, 9)	2-1 HR 1B	1-2 FC5-4 1-2f		2-2 SF9		1-2 E6 2B			
<b>Dave McCarty, R</b> OBP: 0.288, SLG: 0.335 (1, 3)	2-3 K		0-1 G6-3	0-0 G3		2-1 SAFE F8 1-H 2B			
<b>Robby Thompson, R</b> OBP: 0.301, SLG: 0.335 (1, 4)	0-0 E5 FC5-4		2-3 K		0-0 P5		3-2 F8 2-3		
<b>Jay Canizaro, R</b> OBP: 0.259, SLG: 0.292 (1, 6)	2-1 FC5-4 1-2f		1-1 1B		3-2 G6-3		1-1 P3		
<b>Steve Soderstrom, R</b> (1, 1)		1-3 K	1-1 G1-3		0-0 G6-3		0-0 G3-1		
<b>Jacob Cruz, L</b> OBP: 0.354, SLG: 0.409 (7, PH)									
<b>Rich DeLucia, R</b> OBP: 0.400, SLG: 0.250 (8, 1)									
<b>Rod Beck, R</b> OBP: 0.333, SLG: 0.333 (9, 1)									

Inning Stats	R: 4	H: 2	E: 1	LOB: 1	K: 1	P: 34	R: 1	H: 2	E: 0	LOB: 2	K: 2	P: 26	R: 0	H: 1	E: 0	LOB: 1	K: 1	P: 13	R: 1	H: 1	E: 0	LOB: 2	K: 0	P: 20	R: 0	H: 0	E: 0	LOB: 0	K: 0	P: 9	R: 0	H: 1	E: 0	LOB: 1	K: 0	P: 13	R: 1	H: 1	E: 1	LOB: 1	K: 0	P: 18	R: 0	H: 1	E: 0	LOB: 0	K: 0	P: 8
--------------	------	------	------	--------	------	-------	------	------	------	--------	------	-------	------	------	------	--------	------	-------	------	------	------	--------	------	-------	------	------	------	--------	------	------	------	------	------	--------	------	-------	------	------	------	--------	------	-------	------	------	------	--------	------	------

PITCHER	IP	WLS	BF	H	R	ER	SO	BB	IBB	HBP	BLK	WP	HR	S	P	ERA	WHIP
<b>David Nied, R</b> ERA: 8.44 (1, 1)	1.2	L	13	4	5	5	3	3	0	0	0	0	1	27	56	27.00	4.200
<b>Bryan Rekar, R</b> ERA: 9.11 (2, 1)	3.1		14	2	1	1	1	1	0	1	0	0	0	29	46	2.70	0.900
<b>Roger Bailey, R</b> ERA: 6.39 (6, 1)	2.0		9	2	1	0	0	0	0	0	0	0	0	19	31	0.00	1.000
<b>Curt Lesknic, R</b> ERA: 6.43 (8, 1)	1.0		3	1	0	0	0	0	0	0	0	0	0	5	8	0.00	1.000

**BOTTOM**

AB	R	H	RBI	BB	SO	LOB
3	2	1	0	2	0	0
4	1	1	0	0	1	3
4	1	2	1	1	0	1
3	1	2	1	1	0	1
3	2	1	4	0	0	2
4	0	1	1	0	1	2
4	0	0	0	0	1	1
4	0	1	0	0	0	2
3	0	0	0	0	1	1
1	0	0	0	0	0	1
0	0	0	0	0	0	0
0	0	0	0	0	0	0

**AB 33**  
**R 7**  
**H 9**  
**RBI 7**  
**BB 4**  
**SO 4**  
**LOB 14**

**GIANTS**

WP: 0 PA: 39  
PB: 0  
SB: 3  
CS: 1

**Colorado Rockies @ San Francisco Giants**  
3Com Park at Candlestick Point, San Francisco, CA

Sun Sep 22 1996, 6:33 AM EDT  
Att: 30,826 - Sunny - 68 F

livebaseballscorecards.com

Batter	1	2	3	4	5	6	7	8	9	10	11	AB R H RBI BB SO LOB	TOP
Eric Young Sr., R OBP: 0.390, SLG: 0.425 (1, 4)	0-0 P4		2-1 P3		1-2 L5		3-2 SF9			4-2 G3 BB		3 0 0 1 1 0 1	
Quinton McCracken, S OBP: 0.360, SLG: 0.392 (1, 8)	3-2 F8			0-0 1B 2B	2-3 K		1-3 K			1-2 G3		5 1 1 0 0 2 4	
Ellis Burks, R OBP: 0.400, SLG: 0.626 (1, 7)	3-1 F8			1-2 2B 1B			0-0 G5-3			0-0 P4		5 1 1 0 0 0 1	
Andres Galarraga, R OBP: 0.353, SLG: 0.592 (1, 3)		1-2 G5-3		2-2 2B			1-3 K			3-3 K		5 0 1 2 0 3 0	
Dante Bichette, R OBP: 0.363, SLG: 0.538 Larry Walker, L OBP: 0.342, SLG: 0.570 (1, 9)		3-2 G5-3		3-1 F7			0-1 G6-3			0-0 L6		5 1 1 1 0 0 1 0 0 0 0 0 0 0	
Vinny Castilla, R OBP: 0.346, SLG: 0.551 (1, 5)		1-1 1B		0-0 G6-3			0-2 FC1-6 1B			0-0 G4-3		5 0 2 0 0 0 1	
Steve Decker, R OBP: 0.319, SLG: 0.271 Terry Jones, S OBP: 0.273, SLG: 0.300 Jeff Reed, L OBP: 0.366, SLG: 0.424 (1, 2)		1-2 F9		2-1 G5-3			0-0 FC1-6 1B HBP SF9			3-2 G4-3		3 0 0 0 0 0 3 0 1 0 0 0 0 0 2 0 0 0 0 1 0	
Walt Weiss, S OBP: 0.381, SLG: 0.376 Bruce Ruffin, S OBP: 0.333, SLG: 0.333 (1, 6)			2-1 G4-3		2-2 G4-3		0-1 SF9 HBP WP 1B			0-3 K		4 1 1 0 0 1 0 0 0 0 0 0 0 0 0 0 0 0 0 0 0	
Kevin Ritz, R OBP: 0.310, SLG: 0.313 John Vander Wal, L OBP: 0.330, SLG: 0.423 Angel Echivevarria, R OBP: 0.375, SLG: 0.300 Steve Reed, R OBP: 0.333, SLG: 0.333 Mike Munoz, L OBP: 0.393, SLG: 0.667 Curt Leskanic, R OBP: 0.169, SLG: 0.243 (7, PH)			3-3 K		0-0 1B		1-0 WP HBP			2-3 K		2 0 1 0 0 1 0 1 0 0 0 0 1 0	
<b>Inning Stats</b>	R: 0 H: 0 E: 0 LOB: 0 K: 0 BB: 0 S: 6 P: 12	R: 0 H: 1 E: 0 LOB: 1 K: 0 BB: 0 S: 13 P: 19	R: 0 H: 0 E: 0 LOB: 0 K: 1 BB: 0 S: 7 P: 14	R: 2 H: 3 E: 0 LOB: 1 K: 0 BB: 0 S: 12 P: 20	R: 0 H: 1 E: 0 LOB: 1 K: 1 BB: 0 S: 10 P: 15	R: 0 H: 0 E: 0 LOB: 0 K: 1 BB: 0 S: 6 P: 7	R: 2 H: 2 E: 0 LOB: 1 K: 1 BB: 0 S: 13 P: 18	R: 0 H: 0 E: 0 LOB: 0 K: 1 BB: 0 S: 9 P: 15	R: 0 H: 0 E: 0 LOB: 0 K: 1 BB: 0 S: 7 P: 10	R: 0 H: 0 E: 0 LOB: 1 K: 1 BB: 1 S: 9 P: 16	R: 1 H: 1 E: 0 LOB: 0 K: 2 BB: 0 S: 9 P: 10	1B: 5 SF: 1 2B: 2 SAC: 0 3B: 0 DP: 0 HR: 1 HBP: 1	WP: 1 PA: 43 PB: 0 SB: 0 CS: 0
<b>PITCHER</b>	IP WLS BF H R ER SO BB IBB HBP BLK WP HR S P ERA WHIP												
Fernando Valenzuela, L ERA: 3.62 (1, 1)	5.0 20 5 2 2 2 0 0 0 0 0 0 0 0 48 80 3.60 1.000												
Bob Tewksbury, R ERA: 4.46 (6, 1)	1.1 6 2 2 2 1 0 0 0 0 0 0 0 0 12 13 13.50 1.500												
Al Osuna, L ERA: 2.45 (7, 1)	0.0 1 0 0 0 0 0 0 0 0 1 0 0 0 1 1 ∞ ∞												
Doug Bochtler, R ERA: 3.11 (7, 1)	1.2 5 0 0 0 2 0 0 0 0 0 1 0 0 16 26 0.00 0.000												
Tim Worrell, R ERA: 3.13 (9, 1)	1.2 6 0 0 0 2 1 0 0 0 0 0 0 0 15 25 0.00 0.600												
<b>PITCHER</b>	IP WLS BF H R ER SO BB IBB HBP BLK WP HR S P ERA WHIP												
Trevor Hoffman, R ERA: 2.33 (10, 1)	1.1 L 5 1 1 1 2 0 0 0 0 0 0 1 10 11 6.75 0.750												

Colorado Rockies @ San Diego Padres  
Jack Murphy Stadium, San Diego, CA  
Tue Sep 24 1996, 10:05 PM EDT  
Att: 23,556 - Unknown - 68 F

AB	40
R	5
H	8
RBI	4
BB	1
SO	9
LOB	11



BOTTOM

Colorado Rockies @ San Diego Padres  
Jack Murphy Stadium, San Diego, CA

Tue Sep 24 1996, 10:05 PM EDT  
Att: 23,556 - Unknown - 68 F

AB	46
R	4
H	15
RBI	4
BB	4
SO	5
LOB	25



WP	0	PA	50
PB	0		
SB	0		
CS	1		

AB	R	H	RBI	BB	SO	LOB
6	1	1	0	0	1	2
5	1	3	0	1	0	1
6	1	3	2	0	1	5
5	1	1	2	1	0	2
4	0	3	0	0	0	0
1	0	0	0	0	0	0
0	0	0	0	0	0	0
1	0	0	0	0	0	3
4	0	2	0	1	1	3
5	0	2	0	0	1	3
4	0	0	0	1	0	3
2	0	0	0	0	0	1
1	0	0	0	0	0	0
0	0	0	0	0	0	0
0	0	0	0	0	0	0
1	0	0	0	0	0	0
0	0	0	0	0	0	0
1	0	0	0	0	1	2

Batter	1	2	3	4	5	6	7	8	9	10	11
Rickey Henderson R OBP: 0.411, SLG: 0.346	3-1 HR 1B	3-3		3-2 F9			3-1 F8 1B	1-0 F9			2-2 G4-3
Tony Gwynn L OBP: 0.400, SLG: 0.441	1-2 F8	4-2 BB		0-0 G4-3			0-1 HR 1B		1-1 FC3-6 1B		3-2 BB 1B
Steve Finley L OBP: 0.356, SLG: 0.535	1-1 HR	1-1 F8			1-2 1B 1B		1-3 K		3-1 FC3-6 1B		1-1 L4-6 1B
Ken Caminiti S OBP: 0.404, SLG: 0.620	1-0 E4 CS		1-0 L3		0-1 F7 1B		0-0 HR		1-0 G4-6-3 1B		4-1 BB
Wally Joyner L OBP: 0.362, SLG: 0.411	2-1		0-0 F7		2-1 G4-6-3 1B		0-1 1B 1B			2-0 L5	0-0 L4-6
Greg Vaughn R OBP: 0.366, SLG: 0.541					1-2 1B						
Archi Cianfrocco R OBP: 0.315, SLG: 0.411											
Chris Gwynn L OBP: 0.255, SLG: 0.239	1-2 1B										
Chris Gomez R OBP: 0.346, SLG: 0.333	2-3 K		1-1 1B		0-1 G4-6-3 1B		1-0 1B			4-1 G4-6-3 BB	
Brian Johnson R OBP: 0.308, SLG: 0.462		1-2 E G5-3 1B	0-0 FC6-4 1B			2-2 G4-3	2-3 K			2-2 G4-6-3	
Jody Reed R OBP: 0.322, SLG: 0.294		2-2 G5-3	2-2 FC6-4			0-1 G4-3		1-0 F7		4-0 IBB	
Fernando Valenzuela L OBP: 0.143, SLG: 0.175		3-1 E5 BB		0-0 F7		0-1 G5-3		1-1 G3		0-3 K	
Bob Tewksbury R OBP: 0.079, SLG: 0.048											
Al Osuna R OBP: 0.079, SLG: 0.048											
Doug Bochtler R OBP: 0.079, SLG: 0.048											
Scott Livingstone L OBP: 0.322, SLG: 0.357											
Tim Worrell R OBP: 0.193, SLG: 0.150											
Trevor Hoffman R OBP: 0.193, SLG: 0.150											

Inning	R	H	E	K	S	P	ERA	WHIP
1	2	3	1	1	14	23		
2	0	1	1	1	15	29		
3	0	2	0	0	8	12		
4	0	0	0	0	5	8		
5	0	2	0	0	11	13		
6	0	0	0	0	7	9		
7	2	4	0	2	14	21		
8	0	0	0	0	4	7		
9	0	1	0	0	5	10		
10	0	0	0	0	8	20		
11	0	2	0	1	10	20		

Pitcher	IP	WLS	BF	H	R	ER	SO	BB	IBB	HBP	BLK	WP	HR	S	P	ERA	WHIP
Kevin Ritz R ERA: 5.28	6.0		27	8	2	2	2	1	0	0	0	0	1	60	94	3.00	1.500
Steve Reed R ERA: 4.01	0.1		2	1	1	1	0	0	0	0	0	0	0	4	7	27.00	3.000
Mike Munoz L ERA: 6.8	0.1		3	2	1	1	1	0	0	0	0	0	1	6	7	27.00	6.000
Curt Leskanic R ERA: 6.32	1.1		5	1	0	0	1	0	0	0	0	0	0	8	14	0.00	0.750
Bruce Ruffin L ERA: 4.06	2.0	W	8	1	0	0	1	1	1	0	0	0	0	13	30	0.00	1.000

Pitcher	IP	WLS	BF	H	R	ER	SO	BB	IBB	HBP	BLK	WP	HR	S	P	ERA	WHIP
Bill Swift R ERA: 6.06	1.0		5	2	0	0	0	1	0	0	0	0	0	10	20	0.00	3.000

Inning	R	H	E	K	S	P	ERA	WHIP
1	2	3	1	1	14	23		
2	0	1	1	1	15	29		
3	0	2	0	0	8	12		
4	0	0	0	0	5	8		
5	0	2	0	0	11	13		
6	0	0	0	0	7	9		
7	2	4	0	2	14	21		
8	0	0	0	0	4	7		
9	0	1	0	0	5	10		
10	0	0	0	0	8	20		
11	0	2	0	1	10	20		

Inning	R	H	E	K	S	P	ERA	WHIP
1	2	3	1	1	14	23		
2	0	1	1	1	15	29		
3	0	2	0	0	8	12		
4	0	0	0	0	5	8		
5	0	2	0	0	11	13		
6	0	0	0	0	7	9		
7	2	4	0	2	14	21		
8	0	0	0	0	4	7		
9	0	1	0	0	5	10		
10	0	0	0	0	8	20		
11	0	2	0	1	10	20		

Inning	R	H	E	K	S	P	ERA	WHIP
1	2	3	1	1	14	23		
2	0	1	1	1	15	29		
3	0	2	0	0	8	12		
4	0	0	0	0	5	8		
5	0	2	0	0	11	13		
6	0	0	0	0	7	9		
7	2	4	0	2	14	21		
8	0	0	0	0	4	7		
9	0	1	0	0	5	10		
10	0	0	0	0	8	20		
11	0	2	0	1	10	20		

Inning	R	H	E	K	S	P	ERA	WHIP
1	2	3	1	1	14	23		
2	0	1	1	1	15	29		
3	0	2	0	0	8	12		
4	0	0	0	0	5	8		
5	0	2	0	0	11	13		
6	0	0	0	0	7	9		
7	2	4	0	2	14	21		
8	0	0	0	0	4	7		
9	0	1	0	0	5	10		
10	0	0	0	0	8	20		
11	0	2	0	1	10	20		

Batter	1	2	3	4	5	6	7	8	9	AB R H RBI BB SO LOB	TOP
Eric Young Sr. R (1, 4) OBP: 0.393, SLG: 0.422	3-2 G6-3		1-0 FC1-6		3-2 G6-3		2-1 P4		0-0 G4-3	5 0 0 0 0 0 2	<b>Colorado Rockies @ San Diego Padres</b> <b>Jack Murphy Stadium, San Diego, CA</b> Wed Sep 25 1996, 10:05 PM EDT Att. 32,706 - Unknown - 65 F
Quinton McCracken, S (1, 8) OBP: 0.365, SLG: 0.406	4-2 1B BB		0-1 FC4-6		1-1 HR 1B		3-2 HR			3 3 2 1 1 0 1	
Ellis Burks, R (1, 7) OBP: 0.402, SLG: 0.633	0-0 G4-6-3 1B		3-2 1B 2B		1-0 HR		0-1 G6-3			4 2 3 3 0 0 0	
Andres Galarraga, R (1, 3) OBP: 0.354, SLG: 0.593	0-1 G4-6-3		2-2 1B		1-3 K		2-2 L4-6 2B			4 0 2 1 0 1 2	
Dante Bichette, R (1, 9) OBP: 0.361, SLG: 0.535 Bruce Ruffin, S (9, 1)		0-2 F9	2-3 K		0-1 P2		0-0 L4-6			4 0 0 0 0 1 2 0 0 0 0 0 0 0	
Vinny Castilla, R (1, 5) OBP: 0.345, SLG: 0.549		1-2 G6-3		2-0 G5-3		0-2 1B		1-1 G1-3		4 0 1 0 0 0 0	
Jeff Reed, L (1, 2) OBP: 0.365, SLG: 0.420		4-1 BB		3-3 K		2-3 K		2-3 K		3 0 0 0 1 3 1	
Walt Weiss, S (1, 6) OBP: 0.380, SLG: 0.374		1-3 K		1-2 F7		1 SAFE 0-1 F7		4-2 BB		3 0 0 0 1 1 2	
Mark Thompson, R (1, 1) OBP: 0.153, SLG: 0.190 Mike Munoz, L (7, 1) Darren Holmes, R (7, 1) John Vander Wal, L (9, PH) Larry Walker, L (9, 9) OBP: 0.342, SLG: 0.570			0-0 FC1-6 1B		1-3 K		1-2 G5-3		2-3 K	3 0 1 0 0 1 0 0 0 0 0 0 0 0 0 0 0 0 0 0 0 1 0 0 0 0 1 1 0 0 0 0 0 0 0	
<b>Inning Stats</b>	R: 0 H: 1 E: 0 LOB: 1 K: 0 BB: 1 S: 8 P: 15	R: 0 H: 0 E: 0 LOB: 1 K: 1 BB: 1 S: 12 P: 18	R: 2 H: 3 E: 0 LOB: 1 K: 1 BB: 0 S: 15 P: 23	R: 0 H: 0 E: 0 LOB: 0 K: 1 BB: 0 S: 7 P: 13	R: 2 H: 2 E: 0 LOB: 0 K: 2 BB: 0 S: 13 P: 20	R: 0 H: 1 E: 0 LOB: 1 K: 1 BB: 0 S: 10 P: 12	R: 1 H: 1 E: 0 LOB: 0 K: 0 BB: 0 S: 14 P: 20	R: 0 H: 1 E: 0 LOB: 0 K: 0 BB: 0 S: 7 P: 10	R: 0 H: 0 E: 0 LOB: 1 K: 2 BB: 1 S: 9 P: 17	1B: 5 SF: 0 2B: 3 SAC: 0 3B: 0 DP: 2 HR: 2 HBP: 0	
<b>PITCHER</b>	IP WLS BF H R ER SO BB IBB HBP BLK WP HR S P ERA WHIP										
Joey Hamilton, R (1, 1) ERA: 4.17	5.0 L 22 6 4 4 5 2 0 0 0 0 0 1 55 89 7.20 1.600										
Willie Blair, R (6, 1) ERA: 4.6	2.0 8 2 1 1 1 0 0 0 0 0 0 1 24 32 4.50 1.000										
Dario Veras, R (8, 1) ERA: 3.2	2.0 7 1 0 0 2 1 0 0 0 0 0 0 16 27 0.00 1.000										

livebaseballscorecards.com

AB	34
R	5
H	9
RBI	5
BB	3
SO	8
LOB	11





Batter	1	2	3	4	5	6	7	8	9	AB R H RBI BB SO LOB	TOP	
<b>Marvin Benard, L</b> <small>(1, 8) OBP: 0.335, SLG: 0.333</small> <small>(8, 9)</small>										3 1 0 0 2 0 1	<b>San Francisco Giants @ Colorado Rockies</b> Coors Field, Denver, CO Fri Sep 27 1996, 7:05 PM MDT Att. 48,009 - Unknown - 51 F	
<b>Bill Mueller, S</b> <small>(1, 5) OBP: 0.401, SLG: 0.405</small>										4 2 3 1 1 0 0		
<b>Barry Bonds, L</b> <small>(1, 7) OBP: 0.461, SLG: 0.615</small>										3 2 1 2 2 0 2		
<b>Glenallen Hill, R</b> <small>(1, 9) OBP: 0.341, SLG: 0.497</small> <b>Mark Dewey, R</b> <small>(8, 1)</small>										3 0 0 1 0 0 2 0 0 0 0 0 0 0		
<b>Rick Wilkins, L</b> <small>(1, 2) OBP: 0.343, SLG: 0.399</small>										5 1 3 4 0 0 3		
<b>Desi Wilson, L</b> <small>(1, 3) OBP: 0.347, SLG: 0.354</small>										4 1 1 0 1 2 1		
<b>Jay Canizaro, R</b> <small>(1, 4) OBP: 0.270, SLG: 0.313</small>										5 0 2 1 0 0 3		
<b>Wilson Delgado, S</b> <small>(1, 6) OBP: 0.375, SLG: 0.333</small>										4 1 2 0 0 1 2		
<b>Steve Soderstrom, R</b> <small>(1, 1)</small> <b>Marcus Jensen, S</b> <small>(7, PH) OBP: 0.455, SLG: 0.313</small> <b>Tim Scott, R</b> <small>(7, 1)</small> <b>Dax Jones, R</b> <small>(8, 8) OBP: 0.242, SLG: 0.255</small>										2 0 0 0 0 2 2 1 1 0 0 1 1 1 0 0 0 0 0 0 0 0 0 0 0 0 0 0		
<b>Inning Stats</b>	R: 0 H: 1 E: 0 LOB: 2 K: 0 BB: 1 S: 11 P: 25	R: 0 H: 1 E: 0 LOB: 1 K: 1 BB: 0 S: 8 P: 12	R: 2 H: 4 E: 0 LOB: 2 K: 0 BB: 0 S: 16 P: 27	R: 0 H: 1 E: 0 LOB: 0 K: 1 BB: 0 S: 8 P: 9	R: 0 H: 0 E: 0 LOB: 0 K: 0 BB: 0 S: 5 P: 6	R: 0 H: 1 E: 0 LOB: 0 K: 1 BB: 0 S: 7 P: 12	R: 7 H: 3 E: 0 LOB: 1 K: 2 BB: 5 S: 29 P: 58	R: 0 H: 1 E: 0 LOB: 1 K: 0 BB: 1 S: 7 P: 12	R: 0 H: 0 E: 0 LOB: 0 K: 1 BB: 0 S: 7 P: 13	1B: 9 SF: 1 2B: 3 SAC: 0 3B: 0 DP: 3 HR: 1 HBP: 1	WP: 0 PA: 44 PB: 0 SB: 1 CS: 0	
<b>PITCHER</b> <b>Armando Reynoso, R</b> <small>(1, 1) ERA: 4.96</small> <b>David Nied, R</b> <small>(7, 1) ERA: 13.5</small> <b>Robbie Beckett, L</b> <small>(7, 1) ERA: 13.5</small> <b>Mike Munoz, L</b> <small>(7, 1) ERA: 6.65</small> <b>Roger Bailey, R</b> <small>(8, 1) ERA: 6.24</small>	IP WLS BF H R ER SO BB IBB HBP BLK WP HR S P ERA WHIP											<b>PITCHER</b> IP WLS BF H R ER SO BB IBB HBP BLK WP HR S P ERA WHIP

livebaseballscorecards.com

AB	34
R	9
H	12
RBI	9
BB	7
SO	6
LOB	17





Batter	1	2	3	4	5	6	7	8	9	AB	R	H	RBI	BB	SO	LOB
Neifi Perez, S OBP: 0.171, SLG: 0.220 (1, 4) C F X (8, 6)	0-2 G4-3 1	0-1 G4-3 3			0-0 P5 2			2-2 G4-3 1		4	0	0	0	0	0	2
Quinton McCracken, S OBP: 0.367, SLG: 0.405 (1, 8) B B C F X	3-2 CS 1B		4-2 1B SF8 BB		2-2 F8 3			0-3 K 2		3	1	1	0	1	1	0
Ellis Burks, R OBP: 0.403, SLG: 0.632 Angel Echevarria, R OBP: 0.375, SLG: 0.300 (1, 7) B B F X (9, 7)	2-2 F8 2 1-2		1 SAFE 1 SAFE 1 SAFE 1 SAFE 1 SAFE X	0-1 G6-4-3 1B 1-3		H 1-0 L8 1B HBP		1-3 K 3		3	0	1	0	0	1	1
Andres Galarraga, R OBP: 0.356, SLG: 0.595 (1, 3)		2-2 2B 1B		0-0 SF8 1		B X 1-0 1-2 G5-4-3 1B			2-1 G3-6-1 HBP	2	1	2	1	0	0	0
Dante Bichette, R OBP: 0.360, SLG: 0.534 (1, 9)		0-0 L9 1B 2B 1-H	1-1 G6-4-3 2 3 1-1 1-2f		X 0-0 L8 2-3			0-0 G3-6-1 1-2f 2		4	1	1	1	0	0	4
Vinny Castilla, R OBP: 0.343, SLG: 0.546 (1, 5)		0-1 L9 2-3		2-3 K 1		B F X 2-2 G5-4-3 1-2f 3			0-2 G4-3 3	4	0	0	0	0	1	3
Jeff Reed, L OBP: 0.365, SLG: 0.419 (1, 2)		2-2 1B 1B 3-H		0-1 G3 2		C X 0-1 G5-3 1				3	0	1	1	0	0	0
Walt Weiss, S OBP: 0.380, SLG: 0.374 Jason Bates, S OBP: 0.311, SLG: 0.280 (1, 6) F B X (8, 4)		1-2 1B		0-0 B5-3 3		B X 1-0 F7 2				3	0	1	0	0	0	0
Armando Reynoso, R OBP: 0.246, SLG: 0.192 David Nieto, R Robbie Beckett, R Mike Munoz, L Eric Anthony, L OBP: 0.350, SLG: 0.481 Roger Bailey, R OBP: 0.364, SLG: 0.526 (1, 1) M M S (7, 1) (7, 1) (7, 1) (7, PH) (8, 1)		0-3 K 2		1-3 K 1		C B X 2-3 K 3				2	0	0	0	0	2	2

Inning Stats	R: 0	H: 1	E: 0	K: 0	S: 9	LOB: 0	BB: 0	P: 14	R: 2	H: 4	E: 0	K: 1	S: 18	LOB: 2	BB: 0	P: 23	R: 1	H: 1	E: 0	K: 0	S: 7	LOB: 0	BB: 1	P: 12	R: 0	H: 0	E: 0	K: 1	S: 6	LOB: 0	BB: 0	P: 8	R: 0	H: 1	E: 0	K: 0	S: 5	LOB: 1	BB: 0	P: 9	R: 0	H: 0	E: 0	K: 1	S: 6	LOB: 0	BB: 0	P: 9	R: 0	H: 0	E: 0	K: 2	S: 11	LOB: 0	BB: 0	P: 14	R: 0	H: 0	E: 0	K: 0	S: 6	LOB: 0	BB: 0	P: 8	1B: 6	SF: 1	2B: 1	SAC: 0	3B: 0	DP: 3	HR: 0	HBP: 2	WP: 0	PA: 33
--------------	------	------	------	------	------	--------	-------	-------	------	------	------	------	-------	--------	-------	-------	------	------	------	------	------	--------	-------	-------	------	------	------	------	------	--------	-------	------	------	------	------	------	------	--------	-------	------	------	------	------	------	------	--------	-------	------	------	------	------	------	-------	--------	-------	-------	------	------	------	------	------	--------	-------	------	-------	-------	-------	--------	-------	-------	-------	--------	-------	--------

PITCHER	IP	WLS	BF	H	R	ER	SO	BB	IBB	HBP	BLK	WP	HR	S	P	ERA	WHIP
Steve Soderstrom, R ERA: 5.27 (1, 1)	6.0	W	24	7	3	3	3	1	0	1	0	0	0	52	76	4.50	1.333
Tim Scott, R ERA: 4.64 (7, 1)	1.0		3	0	0	0	1	0	0	0	0	0	0	6	9	0.00	0.000
Mark Dewey, R ERA: 3.94 (8, 1)	2.0		6	0	0	0	2	0	0	1	0	0	0	17	22	0.00	0.000

**BOTTOM**

**San Francisco Giants @ Colorado Rockies**  
Coors Field, Denver, CO

Fri Sep 27 1996, 7:05 PM MDT  
Att: 48,009 - Unknown - 51 F

livebaseballscorecards.com

AB	29
R	3
H	7
RBI	3
BB	1
SO	6
LOB	12



Batter	1	2	3	4	5	6	7	8	9	AB R H RBI BB SO LOB	TOP																									
<b>Dax Jones, R</b> (1, 8) OBP: 0.269, SLG: 0.293	0-0 G1-3	4-0 BB		0-0 1B		1-2 L6		4-2 1B BB		3 2 1 1 2 0 0																										
<b>Bill Mueller, S</b> (1, 4) OBP: 0.405, SLG: 0.421	1-1 1B 2B	1-2 F8		0-0 1B		0-1 E		0-0 1B		5 2 3 1 0 0 4																										
<b>Jacob Cruz, L</b> (1, 7) OBP: 0.349, SLG: 0.397	2-1 L3		3-2 G4-3	1-0 G4-3		0-0 E8		3-2 1B		5 1 2 2 0 0 2																										
<b>Glenallen Hill, R</b> (1, 9) OBP: 0.344, SLG: 0.501	1-2 1B		0-0 G5-3		0-1 HR	3-0 2B		0-3 K		5 1 3 2 0 1 2																										
<b>Desi Wilson, L</b> (1, 3) OBP: 0.341, SLG: 0.342	0-2 G5-3		4-0 BB		1-0 G3-1	2-1 G4-3		2-2 G1-3		4 0 0 0 1 0 5																										
<b>Kim Batiste, R</b> (1, 5) OBP: 0.235, SLG: 0.323		1-1 P3	0-1 L8		1-0 HR	1-0 P3		1-2 G4-3		5 1 1 2 0 0 2																										
<b>Rod Beck, R</b> (9, 1) OBP: 0.333, SLG: 0.333										0 0 0 0 0 0 0																										
<b>Marcus Jensen, S</b> (1, 2) OBP: 0.444, SLG: 0.263		4-1 FC5 1B BB		4-2 SH2-4		2-3 K		1-1 L6		3 1 0 0 2 2 0																										
<b>Wilson Delgado, S</b> (1, 6) OBP: 0.429, SLG: 0.368		2-2 BB FC5 1B		1-1 F9		1-0 1B		0-2 G3		4 0 2 0 1 0 1																										
<b>Steve Bourgeois, R</b> (1, 1) OBP: 0.385, SLG: 0.455		0-0 FC5		0-1 SH2-4		3-2 P4		1-0 G4-3		1 0 0 0 0 0 2																										
<b>Rick Wilkins, L</b> (5, PH) OBP: 0.342, SLG: 0.398										1 0 0 0 0 0 1																										
<b>Dan Carlson, R</b> (5, 1)										1 0 0 0 0 0 0																										
<b>Rich DeLucia, R</b> (8, 1) OBP: 0.490, SLG: 0.250										0 0 0 0 0 0 0																										
<b>Jay Canizaro, R</b> (9, PH) OBP: 0.268, SLG: 0.310		1-2 2-3f		1-2						1 0 0 0 0 1 1																										
<b>Inning Stats</b>	R: 1 E: 0 K: 0 S: 11	H: 2 LOB: 1 BB: 0 P: 15	R: 0 E: 0 K: 0 S: 10	H: 1 LOB: 3 BB: 2 P: 22	R: 0 E: 0 K: 0 S: 7	H: 0 LOB: 1 BB: 1 P: 14	R: 2 E: 0 K: 0 S: 9	H: 2 LOB: 1 BB: 1 P: 15	R: 2 E: 0 K: 1 S: 11	H: 3 LOB: 1 BB: 0 P: 19	R: 2 E: 1 K: 0 S: 10	H: 3 LOB: 1 BB: 0 P: 17	R: 0 E: 0 K: 0 S: 6	H: 0 LOB: 0 BB: 0 P: 8	R: 1 E: 1 K: 1 S: 13	H: 1 LOB: 1 BB: 1 P: 22	R: 0 E: 0 K: 2 S: 10	H: 0 LOB: 1 BB: 1 P: 20	1B: 7 2B: 3 3B: 1 HR: 1	SF: 0 SAC: 1 DP: 0 HBP: 0	WP: 0 PB: 0 SB: 0 CS: 1	PA: 45														
<b>PITCHER</b>	IP WLS BF H R ER SO BB IBB HBP BLK WP HR S P ERA WHIP																																			
<b>Bryan Rekar, R</b> (1, 1) ERA: 8.95	4.0		21	5	3	3	0	4	0	0	0	0	0	37	66	6.75	2.250																			
<b>John Burke, R</b> (5, 1) ERA: 7.47	2.0	L	12	6	4	4	1	0	0	0	0	0	1	21	36	18.00	3.000																			
<b>Darren Holmes, R</b> (7, 1) ERA: 3.97	3.0		12	1	1	0	3	2	0	0	0	0	0	29	50	0.00	1.000																			

**San Francisco Giants @ Colorado Rockies**  
**Coors Field, Denver, CO**  
 Sat Sep 28 1996, 3:33 AM MDT  
 Att. 48,042 - Sunny - 67 F

AB	38
R	8
H	12
RBI	8
BB	6
SO	4
LOB	20



BOTTOM

San Francisco Giants @ Colorado Rockies  
Coors Field, Denver, CO

livebaseballscorecards.com

AB	36
R	5
H	11
RBI	5
BB	1
SO	6
LOB	8



WP:	0	PA:	37
PB:	1		
SB:	1		
CS:	2		

Sat Sep 28 1996, 3:33 AM MDT  
Att: 48,042 - Sunny - 67 F

Batter	1	2	3	4	5	6	7	8	9	AB	R	H	RBI	BB	SO	LOB
Eric Young Sr., R OBP: 0.393, SLG: 0.422	2-0 CS 1B		0-0 G1-3	2-0 1-2 1B			0-2 F9		0-0 G4-3	5	0	2	0	0	0	1
Quinton McCracken, S OBP: 0.365, SLG: 0.406	1 SAFE 2-3 1-2		1-1 CS 2B	0-1 G3-1			0-3 K2-3			4	0	1	1	0	2	3
Ellis Burks, R OBP: 0.405, SLG: 0.637	4-2 2B BB		1-0 S 1B				2-1 L6	1-0 HR		3	2	2	1	1	0	0
Andres Galarraga, R OBP: 0.356, SLG: 0.594	3-1 PB 2B		2-3 SAFE 1-2 K				1-0 G6-3	2-3 K		4	0	1	1	0	2	1
Dante Bichette, R OBP: 0.358, SLG: 0.531	1-2 F9 2-3			1-2 G1-3	2-2 F9			2-1 P6		4	0	0	0	0	0	1
Vinny Castilla, R OBP: 0.344, SLG: 0.546		2-0 P3		0-0 2B 1B			1-1 G3-1	0-0 1B		4	1	2	0	0	0	0
Jayhawk Owens, R OBP: 0.338, SLG: 0.367		2-3 K		1-0 G3 1B 2B			1-1 L3	2-3 K		1	0	0	0	0	1	0
Steve Decker, R OBP: 0.319, SLG: 0.280										3	1	1	1	0	1	1
Walt Weiss, S OBP: 0.380, SLG: 0.373		2-2 G3		0-1 G3			1-0 F8		0-2 G3	1	0	0	0	0	0	0
Nefti Perez, S OBP: 0.159, SLG: 0.205				2-3						3	0	0	0	0	0	1
Bryan Rekar, R OBP: 0.313, SLG: 0.333			1-1 2B	1-1 1B			1-0 G4-3		2-1 F7	1	1	1	0	0	0	0
Alan Cockrell, R OBP: 0.250, SLG: 0.429										1	0	1	1	0	0	0
John Burke, S OBP: 0.500, SLG: 0.500										0	0	0	0	0	0	0
Darren Holmes, R										1	0	0	0	0	0	0
John Vander Wal, L OBP: 0.335, SLG: 0.417										1	0	0	0	0	0	0

Batter	1	2	3	4	5	6	7	8	9
Eric Young Sr., R	2-0 CS 1B		0-0 G1-3	2-0 1-2 1B			0-2 F9		0-0 G4-3
Quinton McCracken, S	1 SAFE 2-3 1-2		1-1 CS 2B	0-1 G3-1			0-3 K2-3		
Ellis Burks, R	4-2 2B BB		1-0 S 1B				2-1 L6	1-0 HR	
Andres Galarraga, R	3-1 PB 2B		2-3 SAFE 1-2 K				1-0 G6-3	2-3 K	
Dante Bichette, R	1-2 F9 2-3			1-2 G1-3	2-2 F9			2-1 P6	
Vinny Castilla, R		2-0 P3		0-0 2B 1B			1-1 G3-1	0-0 1B	
Jayhawk Owens, R		2-3 K		1-0 G3 1B 2B			1-1 L3	2-3 K	
Steve Decker, R									
Walt Weiss, S		2-2 G3		0-1 G3			1-0 F8		0-2 G3
Nefti Perez, S				2-3					
Bryan Rekar, R			1-1 2B	1-1 1B			1-0 G4-3		2-1 F7
Alan Cockrell, R									
John Burke, S									
Darren Holmes, R									
John Vander Wal, L									

Inning	1	2	3	4	5	6	7	8	9
R	1	0	1	2	0	0	0	1	0
H	2	0	3	4	0	0	0	2	0
ER	0	0	0	0	0	0	0	0	0
SO	0	0	1	2	0	0	0	1	0
BB	0	0	0	0	0	0	0	0	0
S	14	7	9	15	10	5	7	11	7

PITCHER	IP	WLS	BF	H	R	ER	SO	BB	IBB	HBP	BLK	WP	HR	S	P	ERA	WHIP
Steve Bourgeois, R ERA: 6.3	4.0		20	9	4	4	3	1	0	0	0	0	0	45	72	9.00	2.500
Dan Carlson, R ERA: 2.7	3.2	W	13	2	1	1	2	0	0	0	0	0	1	29	43	2.46	0.545
Rich DeLucia, R ERA: 5.93	0.1		1	0	0	0	1	0	0	0	0	0	0	4	6	0.00	0.000
Rod Beck, R ERA: 3.34	1.0	S	3	0	0	0	0	0	0	0	0	0	0	7	9	0.00	0.000

Batter	1	2	3	4	5	6	7	8	9	AB R H RBI BB SO LOB	TOP		
Marvin Benard, L (1, 8) OBP: 0.333, SLG: 0.330	1-0 FC4-6 1B HBP	0-0 G3		3-2 G6-3		3-2 FC3-2 1-2 3-H			2-3 K	4 1 0 0 0 1 3	<b>San Francisco Giants @ Colorado Rockies</b> Coors Field, Denver, CO Sun Sep 29 1996, 3:33 AM MDT Att. 48,162 - Sunny - 74 F <a href="http://livebaseballscorecards.com">livebaseballscorecards.com</a>		
Bill Mueller, S (1, 5) OBP: 0.401, SLG: 0.415	1-2 FC4-6 1-3 1B		2-0 G4-3	1-2 G5-3		0-1 F8		2-3 K	5 0 1 0 0 1 2				
Jacob Cruz, L (1, 7) OBP: 0.352, SLG: 0.390	1-0 FC4-6 1-2f 3-H 1B		1-2 1B BB HBP	2-2 G6-3		2-2 G3		2-2 1B	4 1 1 1 0 0 3				
Glenallen Hill, R (1, 9) OBP: 0.344, SLG: 0.499	0-0 1-2 1B		4-1 HBP 1-2 BB		1-2 G4-3		0-0 P4	3-2 G6-3	4 1 1 0 1 0 1				
Dave McCarty, R (1, 3) OBP: 0.294, SLG: 0.337	1-3 K		2-1 BB HBP 1-2 2-3 1B		4-2 FC6-4 BB		0-0 G5-4-3 1B		3 0 2 0 1 1 2				
Jay Canizaro, R (1, 4) OBP: 0.260, SLG: 0.300	0-3 K		1-3 K		0-0 L7		1-0 G5-4-3 1-2f		4 0 0 0 0 2 7				
Wilson Delgado, S (1, 6) OBP: 0.440, SLG: 0.364		0-1 G4-3 1B	1-0 BB HBP		2-2 FC6-4 1-2f		0-3 K		3 0 1 1 0 1 1				
Doug Mirabelli, R (1, 2) OBP: 0.333, SLG: 0.278		1-3 K	4-0 1-2 2-3 3-H BB		1-0 FC3-2 1B		2-3 K		3 0 1 1 1 2 1				
Allen Watson, L (1, 1) OBP: 0.286, SLG: 0.277 Chris Hook, R (5, 1) OBP: 0.500, SLG: 0.500 Rick Wilkins, L (6, PH) OBP: 0.344, SLG: 0.399 Mark Dewey, R (6, 1) Doug Creek, L (7, 1) Desi Wilson, L (8, PH) OBP: 0.338, SLG: 0.339 Rich DeLucia, R (8, 1) OBP: 0.400, SLG: 0.250		1-1 G4-3	1-1 G4		3-2 FC3-2 1B		1-0 G3		2 0 0 0 0 0 0 4 0 0 0 0 0 0 0 0 1 0 1 0 1 0 0 0 0 0 0 0 0 0 0 0 0 0 0 0				
<b>Inning Stats</b>	R: 1 H: 2 E: 0 LOB: 2 K: 2 BB: 0 S: 12 P: 15	R: 0 H: 1 E: 0 LOB: 1 K: 1 BB: 0 S: 9 P: 11	R: 2 H: 1 E: 0 LOB: 3 K: 1 BB: 2 S: 11 P: 27	R: 0 H: 0 E: 0 LOB: 0 K: 0 BB: 0 S: 9 P: 15	R: 0 H: 0 E: 0 LOB: 1 K: 0 BB: 1 S: 12 P: 19	R: 0 H: 2 E: 0 LOB: 2 K: 0 BB: 0 S: 13 P: 22	R: 0 H: 1 E: 0 LOB: 0 K: 0 BB: 0 S: 3 P: 4	R: 0 H: 0 E: 0 LOB: 0 K: 2 BB: 0 S: 8 P: 11	R: 0 H: 1 E: 0 LOB: 1 K: 2 BB: 0 S: 13 P: 22	1B: 8 SF: 0 2B: 0 SAC: 0 3B: 0 DP: 1 HR: 0 HBP: 3	WP: 0 PA: 40 PB: 0 SB: 1 CS: 0		
<b>PITCHER</b>	IP WLS BF H R ER SO BB IBB HBP BLK WP HR S P ERA WHIP											<b>PITCHER</b>	IP WLS BF H R ER SO BB IBB HBP BLK WP HR S P ERA WHIP
Kevin Ritz, R (1, 1) ERA: 5.28	5.0 W 25 4 3 3 4 3 0 3 0 0 0 0 53 87 5.40 1.400												
Bill Swift, R (6, 1) ERA: 5.4	2.0 8 3 0 0 0 0 0 0 0 0 0 0 16 26 0.00 1.500												
Steve Reed, R (8, 1) ERA: 3.96	1.0 3 0 0 0 2 0 0 0 0 0 0 0 8 11 0.00 0.000												
Curt Leskanic, R (9, 1) ERA: 6.23	1.0 4 1 0 0 2 0 0 0 0 0 0 0 13 22 0.00 1.000												



Batter	1	2	3	4	5	6	7	8	9
Eric Young Sr., R (1, 4) OBP: 0.393, SLG: 0.421 Jason Bates, S (4, 4) OBP: 0.312, SLG: 0.288	1-0 P6		2-2 G6-3 HBP		2-2 K		3-2 G5-3		
Quinton McCracken, S (1, 8) OBP: 0.363, SLG: 0.410	0-0 G6-3		0-0 G6-3 1-2f		2-2 G5-3	2-2 SF7 3B		2-3 K	
Ellis Burks, R (1, 7) Angel Echevarria, R (6, 7) OBP: 0.346, SLG: 0.286	0-2 2B			0-0 HR 1B	4-0 2B 1B BB	3-2 SF7 3-H		1-1 G5-3	
Andres Galarraga, R (1, 3) Curt Leskanic, R (9, 1) OBP: 0.333, SLG: 0.667	3-3 K			1-1 HR 1-H	2-2 1B 2B	0-1 HR 1B		0-1 G6-3	
Dante Bichette, R (1, 9) OBP: 0.359, SLG: 0.531		2-1 G4-3		0-2 HR 1B	0-2 BB 1B BB 1B	1-2 P3			
Vinny Castilla, R (1, 5) OBP: 0.343, SLG: 0.548		2-2 P4		1-2 P6	0-2 F9	1-1 HR			
Steve Decker, R (1, 2) OBP: 0.323, SLG: 0.306		1-2 L8		2-2 HR 1-H	0-1 BB BB WP 1B	2-3 K			
Walt Weiss, S (1, 6) Neifi Perez, S (7, 6) OBP: 0.156, SLG: 0.200			1-0 SH1-3 2B		1-2 P3	4-1 WP BB BB	2-1 F8		
Kevin Ritz, R (1, 1) Eric Anthony, L (5, PH) Bill Swift, R (6, 1) Alan Cockrell, R (7, PH) Steve Reed, R (8, 1) John Vander Wal, L (9, 3) OBP: 0.335, SLG: 0.417			0-0 SH1-3		0-3 K	4-1 WP BB	1-3 K2-3		

AB R H RBI BB SO LOB

1	0	0	0	0	0	0
3	1	1	0	0	1	2

5	1	1	0	0	1	3
---	---	---	---	---	---	---

2	2	2	0	1	0	0
1	0	0	1	0	0	0

5	3	3	3	0	1	1
0	0	0	0	0	0	0

4	2	2	2	0	0	1
---	---	---	---	---	---	---

4	1	1	2	0	0	2
---	---	---	---	---	---	---

4	2	2	2	0	1	0
---	---	---	---	---	---	---

2	0	1	0	1	0	0
1	0	0	0	0	0	0

1	0	0	0	0	1	0
0	0	0	1	1	0	0
0	0	0	0	0	0	0
0	0	0	0	0	0	0
1	0	0	0	0	1	0
0	0	0	0	0	0	0
0	0	0	0	0	0	0

1B: 5	SF: 1	WP: 1	PA: 40
2B: 4	SAC: 1	PB: 0	
3B: 1	DP: 1	SB: 1	
HR: 3	HBP: 1	CS: 0	

PITCHER	IP	WLS	BF	H	R	ER	SO	BB	IBB	HBP	BLK	WP	HR	S	P	ERA	WHIP
Allen Watson, L (1, 1) ERA: 4.61	4.1	L	23	9	8	8	2	1	0	1	0	0	2	54	80	16.61	2.308
Chris Hook, R (5, 1) ERA: 7.43	0.2		5	1	1	1	1	2	0	0	0	1	0	11	21	13.50	4.500
Mark Dewey, R (6, 1) ERA: 4.21	1.0		6	3	3	3	1	0	0	0	0	0	1	20	29	27.00	3.000
Doug Creek, L (7, 1) ERA: 6.52	1.0		3	0	0	0	1	0	0	0	0	0	0	8	14	0.00	0.000
Rich DeLucia, R (8, 1) ERA: 5.84	1.0		3	0	0	0	1	0	0	0	0	0	0	8	11	0.00	0.000

**San Francisco Giants @ Colorado Rockies**  
 Coors Field, Denver, CO  
 Sun Sep 29 1996, 3:33 AM MDT  
 Att. 48,162 - Sunny - 74 F

livebaseballscorecards.com

AB	34
R	12
H	13
RBI	11
BB	3
SO	6
LOB	9

