

Colorado Rockies - 1997

Batter	1	2	3	4	5	6	7	8	9	AB	R	H	RBI	BB	SO	LOB	TOP										
Eric Young Sr. R OBP: 0.800, SLG: 0.500										4	0	2	0	1	1	1	<p>Colorado Rockies @ Cincinnati Reds</p> <p>Cinergy Field, Cincinnati, OH</p> <p>Tue Apr 01 1997, 3:33 AM EST</p> <p>Att: 54,820 - Sunny - 59 F</p>										
Ellis Burks R OBP: 0.200, SLG: 0.800										5	1	1	2	0	2	5											
Dante Bichette R OBP: 0.250, SLG: 0.250 Quinton McCracken, S										4	0	1	0	0	1	3											
Larry Walker, L										4	0	0	0	0	2	2											
Andres Galarraga, R										3	1	0	0	1	1	0											
Vinny Castilla R OBP: 0.250, SLG: 1.000										4	1	1	1	0	2	1											
Kirt Manwaring R Steve Reed, R John Burke, S John Vander Wal, L										3	0	1	0	0	1	1											
Walt Weiss, S OBP: 0.750, SLG: 0.667										3	0	2	1	1	0	1											
Kevin Ritz, R Jerry Dipoto, R Jeff Reed, L										1	1	0	0	1	0	1											
Inning Stats	R: 0 E: 0 K: 1 S: 8	H: 0 LOB: 0 BB: 0 P: 14	R: 1 E: 0 K: 1 S: 11	H: 2 LOB: 1 BB: 0 P: 13	R: 2 E: 0 K: 0 S: 9	H: 2 LOB: 0 BB: 1 P: 17	R: 1 E: 0 K: 1 S: 13	H: 1 LOB: 1 BB: 1 P: 19	R: 0 E: 0 K: 1 S: 8	H: 0 LOB: 1 BB: 0 P: 12	R: 0 E: 0 K: 2 S: 12	H: 0 LOB: 0 BB: 0 P: 18	R: 0 E: 0 K: 1 S: 7	H: 0 LOB: 2 BB: 2 P: 18	R: 0 E: 0 K: 2 S: 10	H: 0 LOB: 0 BB: 0 P: 11		R: 0 E: 0 K: 2 S: 13	H: 2 LOB: 2 BB: 0 P: 18	1B: 6 2B: 0 3B: 0 HR: 2	SF: 0 SAC: 0 DP: 0 HBP: 0	WP: 0 PB: 0 SB: 2 CS: 1	PA: 38				
PITCHER	IP	WLS	BF	H	R	ER	SO	BB	IBB	HBP	BLK	WP	HR	S	P	ERA	WHIP										
John Smiley, L ERA: 6.0	6.0	W	25	6	4	4	6	2	0	0	0	0	2	61	93	6.00	1.333										
Kevin Jarvis, R ERA:	3.0	S	13	2	0	0	5	2	0	0	0	0	0	30	47	0.00	1.333										

Batter	1	2	3	4	5	6	7	8	9	AB	R	H	RBI	BB	SO	LOB	BOTTOM										
Deion Sanders, L OBP: 0.500, SLG: 0.750										4	2	2	1	0	0	1	<p>Colorado Rockies @ Cincinnati Reds</p> <p>Cinergy Field, Cincinnati, OH</p> <p>Tue Apr 01 1997, 3:33 AM EST</p> <p>Att: 54,820 - Sunny - 59 F</p>										
Willis Greene, L OBP: 0.800, SLG: 1.250										4	2	2	2	1	1	2											
Barry Larkin, R Pokey Reese, R										1	3	0	0	4	0	1											
Reggie Sanders, R OBP: 0.400, SLG: 0.800										5	1	2	1	0	0	4											
Hal Morris, L OBP: 0.800, SLG: 1.000										4	1	3	3	1	0	0											
Ruben Sierra, S OBP: 0.500, SLG: 0.750 Kevin Jarvis, L										4	0	2	0	0	0	1											
Bret Boone, R OBP: 0.200, SLG: 0.200										5	0	1	1	0	0	5											
Eddie Taubensee, L OBP: 0.800, SLG: 0.667										3	2	2	0	2	0	1											
John Smiley, L OBP: 0.500, SLG: 1.000 Lenny Harris, L										2	0	1	1	0	1	2											
Inning Stats	R: 4 E: 0 K: 1 S: 19	H: 5 LOB: 2 BB: 2 P: 35	R: 0 E: 0 K: 0 S: 11	H: 1 LOB: 0 BB: 0 P: 20	R: 0 E: 0 K: 0 S: 4	H: 0 LOB: 0 BB: 0 P: 6	R: 1 E: 0 K: 1 S: 11	H: 2 LOB: 2 BB: 1 P: 19	R: 0 E: 0 K: 0 S: 3	H: 0 LOB: 0 BB: 1 P: 9	R: 4 E: 1 K: 0 S: 21	H: 5 LOB: 2 BB: 2 P: 35	R: 0 E: 0 K: 0 S: 8	H: 0 LOB: 1 BB: 1 P: 14	R: 2 E: 0 K: 0 S: 14	H: 2 LOB: 1 BB: 1 P: 22		R: 2 E: 0 K: 0 S: 14	H: 2 LOB: 1 BB: 1 P: 22	1B: 9 2B: 5 3B: 1 HR: 1	SF: 0 SAC: 2 DP: 2 HBP: 0	WP: 1 PB: 0 SB: 6 CS: 1	PA: 44				
PITCHER	IP	WLS	BF	H	R	ER	SO	BB	IBB	HBP	BLK	WP	HR	S	P	ERA	WHIP										
Kevin Ritz, R ERA: 9.0	5.0	L	25	8	5	5	2	3	1	0	0	0	1	48	89	9.00	2.200										
Jerry Dipoto, R ERA: 54.0	0.2		8	5	4	4	0	2	0	0	0	0	0	18	31	54.00	10.500										
Steve Reed, R ERA:	1.1		5	0	0	0	0	1	0	0	0	0	0	11	18	0.00	0.750										
John Burke, R ERA: 18.0	1.0		6	2	2	2	0	1	0	0	0	1	0	14	22	18.00	3.000										

Batter	1	2	3	4	5	6	7	8	9	AB	R	H	RBI	BB	SO	LOB	TOP									
Eric Young Sr. R OBP: 0.444, SLG: 0.500 (1,4)	K2-3		L4-3			G6-3		G4-3		4	0	1	0	0	1	1	Colorado Rockies @ Cincinnati Reds Cinergy Field, Cincinnati, OH Wed Apr 02 1997, 7:05 PM EST Att: 20,210 - Unknown - 67 F livebaseballscores.com									
Quinton McCracken S OBP: 0.250, SLG: 0.250 (1,8)	F7			K		BB 1B		G4-3		4	1	1	0	0	1	1										
Ellis Burks R OBP: 0.222, SLG: 0.500 (1,7)	G6-3			K		P4		G6-4-3 HBP		3	0	0	0	0	1	1										
Larry Walker L OBP: 0.250, SLG: 0.571 (1,9)		HR		K		1B BB		G6-4-3		3	1	1	1	1	1	2										
Andres Galarraga R OBP: 0.375, SLG: 0.714 (1,3)		F8			HR				K	4	1	2	2	0	1	0										
Vinny Castilla R OBP: 0.125, SLG: 0.500 (1,5)	G6-3				F7	F7			G5-3	4	0	0	0	0	0	2										
Kirt Manwaring R OBP: 0.333, SLG: 0.200 John Vander Wal L (9, PH)			L7		G4-3 BB				BB	2	0	0	0	1	1	0										
Walt Weiss S OBP: 0.375, SLG: 0.286 (1,6)			F9		G4-3				G1-4-3	4	0	0	0	0	1	2										
Bill Swift R OBP: 0.500, SLG: 0.500 Darren Holmes R Mike Munoz L			L4-3 1B		G5-3					2	0	1	0	0	0	1										
										1	0	0	0	0	1	0										
										0	0	0	0	0	0	0										
Inning Stats	R: 0 E: 0 K: 1 S: 7	H: 0 LOB: 0 BB: 0 P: 9	R: 1 E: 0 K: 0 S: 5	H: 1 LOB: 0 BB: 0 P: 9	R: 0 E: 0 K: 0 S: 4	H: 1 LOB: 0 BB: 0 P: 5	R: 0 E: 0 K: 3 S: 11	H: 0 LOB: 0 BB: 0 P: 13	R: 1 E: 0 K: 0 S: 9	H: 1 LOB: 1 BB: 1 P: 19	R: 1 E: 0 K: 0 S: 15	H: 2 LOB: 2 BB: 1 P: 24	R: 0 E: 0 K: 3 S: 10	H: 0 LOB: 0 BB: 0 P: 15	R: 0 E: 0 K: 0 S: 11	H: 1 LOB: 1 BB: 0 P: 20	R: 0 E: 0 K: 1 S: 11	H: 0 LOB: 1 BB: 1 P: 22	1B: 3 2B: 2 3B: 0 HR: 2	SF: 0 SAC: 0 DP: 2 HBP: 1	WP: 0 PB: 0 SB: 0 CS: 0	PA: 35				
PITCHER	IP	WLS	BF	H	R	ER	SO	BB	IBB	HBP	BLK	WP	HR	S	P	ERA	WHIP									
Dave Burba R ERA: 3.86 Stan Belinda R Mike Remlinger L Jeff Shaw R	(1,1) (8,1) (8,1) (9,1)	7.0 0.1 0.2 1.0	W 3 1 S	27 1 0 4	5 1 0 0	3 0 0 0	7 0 0 1	0 0 0 0	2 0 0 1	0 0 0 0	0 1 0 0	0 0 0 0	0 0 0 0	2 0 8 11	61 15 5 22	94	3.86 0.00 0.00 0.00	1.000 3.000 0.000 1.000								

Batter	1	2	3	4	5	6	7	8	9	AB	R	H	RBI	BB	SO	LOB	BOTTOM								
Deion Sanders L OBP: 0.667, SLG: 0.778 (1,8)	L9 HR			S BLK 2H 1B		K		1-2 2-3 1B		5	1	4	1	0	1	0	Colorado Rockies @ Cincinnati Reds Cinergy Field, Cincinnati, OH Wed Apr 02 1997, 7:05 PM EST Att: 20,210 - Unknown - 67 F livebaseballscores.com								
Willie Greene L OBP: 0.300, SLG: 0.556 Jeff Shaw R	L9	F8		P4				G3-2-3		5	0	0	0	0	1	7									
Barry Larkin R (1,6)	HR BB			G1-3		G6-3		G5-3		3	1	0	0	1	0	0									
Reggie Sanders R OBP: 0.556, SLG: 1.222 (1,9)	HR		K		S 2B 1B			2B		4	2	3	3	0	1	0									
Hal Morris L OBP: 0.667, SLG: 0.714 (1,3)	G5-3				G5-3			IBB		3	0	1	0	1	0	1									
Ruben Sierra S OBP: 0.375, SLG: 0.625 Stan Belinda R Mike Remlinger L Jeff Branson L	G3		K					G1-3		4	0	1	1	0	1	3									
										0	0	0	0	0	0	0									
										0	0	0	0	0	0	0									
										0	0	0	0	0	0	0									
Inning Stats	R: 3 E: 1 K: 0 S: 14	H: 2 LOB: 0 BB: 1 P: 22	R: 0 E: 0 K: 0 S: 13	H: 2 LOB: 2 BB: 0 P: 21	R: 0 E: 0 K: 2 S: 9	H: 1 LOB: 1 BB: 0 P: 13	R: 1 E: 0 K: 1 S: 13	H: 2 LOB: 1 BB: 0 P: 19	R: 1 E: 0 K: 0 S: 12	H: 2 LOB: 1 BB: 0 P: 20	R: 0 E: 0 K: 1 S: 5	H: 0 LOB: 0 BB: 0 P: 6	R: 0 E: 0 K: 1 S: 9	H: 1 LOB: 2 BB: 1 P: 19	R: 0 E: 0 K: 1 S: 15	H: 2 LOB: 2 BB: 1 P: 24		R: 0 E: 0 K: 1 S: 15	H: 2 LOB: 1 BB: 1 P: 24	1B: 8 2B: 3 3B: 0 HR: 1	SF: 0 SAC: 1 DP: 1 HBP: 0	WP: 0 PB: 0 SB: 2 CS: 0	PA: 38		
PITCHER	IP	WLS	BF	H	R	ER	SO	BB	IBB	HBP	BLK	WP	HR	S	P	ERA	WHIP								
Bill Swift R Darren Holmes R Mike Munoz L	(1,1) (6,1) (8,1)	5.0 2.1 0.2	L 11 2	25 2 1	5 0 0	3 0 0	3 3 0	1 1 0	0 0 0	0 0 0	0 0 0	0 0 0	0 0 4	61 25 4	95	9.00 0.00 0.00	2.000 1.286 1.500								

AB	31
R	3
H	6
RBI	3
BB	3
SO	8
LOB	10



AB	34
R	5
H	12
RBI	5
BB	3
SO	6
LOB	13



Batter	1	2	3	4	5	6	7	8	9	AB	R	H	RBI	BB	SO	LOB	TOP			
Eric Young Sr. R OBP: 0.357, SLG: 0.333 (1,4)										4	0	0	0	1	0	0	Colorado Rockies @ Cincinnati Reds Cinergy Field, Cincinnati, OH Thu Apr 03 1997, 3:33 AM EST Att: 22,660 - Sunny - 69 F			
Ellis Burks R OBP: 0.143, SLG: 0.308 (1,8) (7,7)										5	1	0	0	0	1	3				
Larry Walker L OBP: 0.385, SLG: 0.917 (1,9)										5	2	3	3	0	2	0				
Andres Galarraga R OBP: 0.337, SLG: 0.500 (1,3)										3	1	0	0	1	1	3				
Dante Bichette R OBP: 0.500, SLG: 0.429 Quinton McCracken S OBP: 0.250, SLG: 0.250 (7,8) (7,8)										3	1	2	1	1	1	0				
Vinny Castilla R OBP: 0.250, SLG: 0.545 (1,5)										3	1	1	1	1	1	2				
Kirt Manwaring R OBP: 0.300, SLG: 0.222 (1,2)										4	0	1	1	0	1	2				
Walt Weiss S OBP: 0.333, SLG: 0.273 (1,6)										4	1	1	1	0	1	1				
Mark Thompson R (1,1)										2	0	0	0	0	2	0				
Darnell Coles R (8, PH)										1	0	0	0	0	0	0				
Steve Reed R (8, 1)										0	0	0	0	0	0	0				
Bruce Ruffin S (9, 1)										0	0	0	0	0	0	0				
Inning Stats	R: 0 E: 0 K: 1 S: 7	H: 0 LOB: 0 BB: 0 P: 11	R: 0 E: 0 K: 1 S: 13	H: 0 LOB: 1 BB: 1 P: 24	R: 0 E: 0 K: 2 S: 7	H: 0 LOB: 0 BB: 0 P: 10	R: 6 E: 1 K: 0 S: 20	H: 6 LOB: 3 BB: 2 P: 40	R: 0 E: 0 K: 1 S: 9	H: 0 LOB: 0 BB: 0 P: 19	R: 0 E: 0 K: 2 S: 9	H: 0 LOB: 1 BB: 0 P: 17	R: 0 E: 0 K: 1 S: 14	H: 0 LOB: 0 BB: 0 P: 20	R: 0 E: 0 K: 1 S: 7	H: 0 LOB: 0 BB: 0 P: 10	1B: 5 2B: 2 3B: 0 HR: 1	SF: 0 SAC: 1 DP: 1 HBP: 0	WP: 1 PB: 0 SB: 1 CS: 0	PA: 39
PITCHER	IP WLS BF H R ER SO BB IBB HBP BLK WP HR S P ERA WHIP																			
Pete Schourek L ERA: 12.0 (1, 1)	3.0 L 15 3 5 4 4 2 0 0 0 0 1 0 37 64 12.00 1.667																			
Scott Sullivan R ERA: 13.5 (4, 1)	0.2 5 2 0 0 0 1 0 0 0 0 0 0 5 13 0.00 4.500																			
Kent Mercker L ERA: (4, 1)	1.1 6 1 1 1 1 1 0 0 0 0 0 0 14 27 6.75 1.500																			
Stan Belinda R ERA: 3.86 (6, 1)	2.0 7 2 1 1 3 0 0 0 0 0 0 1 19 28 4.50 1.000																			
Mike Remlinger L ERA: (8, 1)	2.0 6 0 0 0 2 0 0 0 0 0 0 0 21 30 0.00 0.000																			
Batter	1	2	3	4	5	6	7	8	9	AB	R	H	RBI	BB	SO	LOB	BOTTOM			
Deion Sanders L OBP: 0.538, SLG: 0.692 Eric Owens R (1,8) (9,8)										4	0	1	0	0	0	0	Colorado Rockies @ Cincinnati Reds Cinergy Field, Cincinnati, OH Thu Apr 03 1997, 3:33 AM EST Att: 22,660 - Sunny - 69 F			
Willie Greene L OBP: 0.357, SLG: 0.500 (1,5)										3	0	1	0	1	0	2				
Barry Larkin R OBP: 0.538, SLG: 0.286 (1,6)										3	0	1	0	1	1	3				
Reggie Sanders R OBP: 0.385, SLG: 0.846 (1,9)										4	0	0	0	0	1	4				
Hal Morris L OBP: 0.538, SLG: 0.545 (1,3)										4	1	1	0	0	0	0				
Ruben Sierra S OBP: 0.333, SLG: 0.583 (1,7)										4	0	1	0	0	3	1				
Bret Boone R OBP: 0.154, SLG: 0.154 (1,4)										4	0	0	0	0	0	2				
Brook Fordyce R OBP: 0.250, SLG: 0.250 (1,2)										4	0	1	0	0	1	1				
Pete Schourek L Scott Sullivan R Kent Mercker L Jeff Branson L Stan Belinda R Czzie Timmons R Mike Remlinger L (1, 1) (4, 1) (4, 1) (5, PH) (8, 1) (7, PH) (8, 1)										1	0	0	0	0	0	0				
Inning Stats	R: 0 E: 0 K: 0 S: 10	H: 1 LOB: 1 BB: 0 P: 16	R: 0 E: 0 K: 1 S: 8	H: 1 LOB: 0 BB: 0 P: 13	R: 0 E: 0 K: 0 S: 9	H: 1 LOB: 2 BB: 1 P: 20	R: 0 E: 0 K: 1 S: 9	H: 0 LOB: 0 BB: 0 P: 11	R: 0 E: 0 K: 0 S: 14	H: 2 LOB: 2 BB: 0 P: 22	R: 0 E: 0 K: 1 S: 8	H: 0 LOB: 0 BB: 0 P: 13	R: 0 E: 0 K: 2 S: 13	H: 0 LOB: 1 BB: 1 P: 21	R: 1 E: 0 K: 1 S: 10	H: 1 LOB: 0 BB: 0 P: 14		1B: 3 2B: 3 3B: 0 HR: 0	SF: 0 SAC: 0 DP: 0 HBP: 0	WP: 1 PB: 1 SB: 0 CS: 0
PITCHER	IP WLS BF H R ER SO BB IBB HBP BLK WP HR S P ERA WHIP																			
Mark Thompson R ERA: (1, 1)	7.0 W 27 5 0 0 3 1 0 0 0 0 0 0 66 109 0.00 0.857																			
Steve Reed R ERA: (8, 1)	1.0 4 0 0 0 2 1 0 0 0 0 0 0 13 21 0.00 1.000																			
Bruce Ruffin L ERA: (9, 1)	1.0 4 1 1 0 1 0 0 0 0 0 1 0 10 14 0.00 1.000																			


Batter	1	2	3	4	5	6	7	8	9	AB	R	H	RBI	BB	SO	LOB	TOP										
Eric Young Sr. R OBP: 0.380, SLG: 0.455	P6	1B		G5-3		G6-4-3	G4-3		G1-3	5	1	1	1	1	0	1	Colorado Rockies @ Montreal Expos Olympic Stadium, Montreal, QB Sat Apr 05 1997, 3:33 AM EST Att: 30,919 - Dome										
Ellis Burks R OBP: 0.174, SLG: 0.381 Darnell Coles, R (7,7)	F8	K		P9		G6-4-3	HR		K	5	1	1	2	0	1	4											
Larry Walker, L OBP: 0.500, SLG: 1.429 John Vander Wal, L (8,9)	G3	1B		HR		HR	HR		K	5	3	4	5	0	0	0											
Andres Galarraga, R OBP: 0.381, SLG: 0.588		BB		HR		P5	G1-3			3	2	1	1	2	0	0											
Dante Bichette, R OBP: 0.487, SLG: 0.583 Quinton McCracken, S OBP: 0.333, SLG: 0.333		HR		G6-3			F7		K	3	1	1	3	1	0	0											
Vinny Castilla, R OBP: 0.381, SLG: 0.667		E5				BB	HR		2B	3	2	2	1	2	0	3											
Jeff Reed, L OBP: 0.273, SLG: 0.545	1B	1B		L4		K	HBP		F9	5	2	2	0	0	1	2											
Jason Bates, S OBP: 0.286, SLG: 0.333	F9	G3		G3		L8	2B		G4-3	4	1	1	0	0	0	3											
Roger Bailey, R OBP: 0.400, SLG: 0.600 Jeff McCurry, R (9,1)	1B	1B		F8		P4	G4-3		HR	5	2	2	2	0	1	3											
										0	0	0	0	0	0	0											
Inning Stats	R: 0 E: 0 K: 0 S: 6	H: 0 LOB: 0 BB: 0 P: 8	R: 6 E: 1 K: 1 S: 22	H: 6 LOB: 3 BB: 3 P: 49	R: 0 E: 0 K: 0 S: 5	H: 0 LOB: 0 BB: 0 P: 7	R: 2 E: 0 K: 0 S: 9	H: 2 LOB: 0 BB: 0 P: 16	R: 0 E: 0 K: 1 S: 5	H: 0 LOB: 1 BB: 1 P: 10	R: 1 E: 0 K: 0 S: 8	H: 1 LOB: 0 BB: 1 P: 14	R: 6 E: 0 K: 0 S: 15	H: 5 LOB: 0 BB: 0 P: 21	R: 0 E: 0 K: 2 S: 10	H: 1 LOB: 2 BB: 1 P: 19	R: 0 E: 0 K: 2 S: 9	H: 0 LOB: 0 BB: 0 P: 13	1B: 6 2B: 2 3B: 0 HR: 7	SF: 0 SAC: 0 DP: 1 HBP: 1	WP: 0 PB: 0 SB: 2 CS: 0	PA: 48					
PITCHER	IP	WLS	BF	H	R	ER	SO	BB	IBB	HBP	BLK	WP	HR	S	P	ERA	WHIP										
Rheal Cormier, L ERA: 33.75	1.1	L	9	4	5	5	0	1	0	0	0	0	1	17	32	33.75	3.750										
Anthony Telford, R ERA: 7.71	2.2		14	4	3	3	1	2	0	0	0	0	2	25	48	10.12	2.250										
Omar Daal, L ERA: 7.94	2.2		14	4	5	5	1	2	0	1	0	0	2	25	41	16.88	2.250										
Dave Veres, R ERA: 5.4	1.1		8	3	2	2	2	1	0	0	0	0	2	13	23	13.50	3.000										
Ugueth Urbina, R ERA:	1.0		3	0	0	0	2	0	0	0	0	0	0	9	13	0.00	0.000										
Batter	1	2	3	4	5	6	7	8	9	AB	R	H	RBI	BB	SO	LOB	BOTTOM										
Mark Grudzielanek R OBP: 0.190, SLG: 0.190 Andy Stankiewicz, R OBP: 0.600, SLG: 0.900	G6-3		G5-3		1B		1B		K	3	0	1	0	0	0	0	Colorado Rockies @ Montreal Expos Olympic Stadium, Montreal, QB Sat Apr 05 1997, 3:33 AM EST Att: 30,919 - Dome										
Mike Lansing, R OBP: 0.143, SLG: 0.143 Sherman Obando, R (8,9)	G3		G5-3		L5		L8			4	0	0	0	0	0	2											
Rondell White, R OBP: 0.524, SLG: 0.850	G5-3		G5-3		1B		1B		2B	4	1	2	0	0	0	0											
Henry Rodriguez, L OBP: 0.381, SLG: 0.905	G4-3		K		F7		K		K	4	0	1	0	0	2	2											
David Segui, S OBP: 0.329, SLG: 0.611	G4-3		2B		P7		1B		1B	4	1	2	1	0	0	2											
Darin Fletcher, L OBP: 0.417, SLG: 0.364	P4		F8		F8		1B		G4-6-3	4	0	2	1	0	0	2											
Joe Orsulak, L OBP: 0.102, SLG: 0.100 Dave Veres, R (7,1)			G4-3		P9		G4-6-3			2	0	0	0	1	0	2											
Chris Widger, R OBP: 0.125, SLG: 0.500 Ugueth Urbina, R (9,1)			BB				1-2			1	0	0	0	0	0	1											
Shane Andrews, R OBP: 0.353, SLG: 0.800 Doug Strange, S OBP: 0.500, SLG: 0.500	FC6-4		HR				K		F8	3	1	1	1	0	1	2											
Rheal Cormier, L Anthony Telford, R OBP: 0.500, SLG: 1.000 Omar Daal, L F.P. Santangelo, S OBP: 0.444, SLG: 0.286			G1-3		G4-3		P6		G3	1	0	0	0	0	0	0											
										2	0	0	0	0	0	0											
Inning Stats	R: 0 E: 0 K: 0 S: 6	H: 0 LOB: 0 BB: 0 P: 8	R: 0 E: 0 K: 0 S: 10	H: 1 LOB: 2 BB: 1 P: 19	R: 0 E: 0 K: 0 S: 5	H: 0 LOB: 0 BB: 0 P: 7	R: 0 E: 0 K: 1 S: 9	H: 1 LOB: 1 BB: 0 P: 11	R: 1 E: 0 K: 0 S: 7	H: 2 LOB: 2 BB: 0 P: 14	R: 0 E: 0 K: 1 S: 9	H: 1 LOB: 1 BB: 0 P: 13	R: 2 E: 0 K: 1 S: 8	H: 3 LOB: 0 BB: 0 P: 12	R: 0 E: 0 K: 1 S: 8	H: 0 LOB: 0 BB: 0 P: 8	1B: 6 2B: 3 3B: 0 HR: 1	SF: 0 SAC: 0 DP: 1 HBP: 0	WP: 0 PB: 0 SB: 0 CS: 0	PA: 37							
PITCHER	IP	WLS	BF	H	R	ER	SO	BB	IBB	HBP	BLK	WP	HR	S	P	ERA	WHIP										
Roger Bailey, R ERA: 3.38	8.0	W	34	10	3	3	3	1	0	0	0	0	1	63	92	3.38	1.375										
Jeff McCurry, R ERA:	1.0		3	0	0	0	1	0	0	0	0	0	0	8	9	0.00	0.000										

Batter	1	2	3	4	5	6	7	8	9	AB	R	H	RBI	BB	SO	LOB	TOP					
Eric Young Sr. R OBP: 0.333, SLG: 0.407	1-1 P3	1-2 G3		0-0 F7		0-1 G6-3		0-1 F9 1B		5	0	1	0	0	0	1						
Quinton McCracken S OBP: 0.364, SLG: 0.364	3-2 P9		2-1 G6-3		1-0 G1-3 1B	1-2 L6		0-0 1-2 2-H 1B		5	1	2	1	0	0	0						
Larry Walker L OBP: 0.481, SLG: 1.240	1-0 E 1B		1-1 G3-1		0-2 L7	4-2 BB		2-0 F9		4	0	1	0	1	0	3						
Andres Galarraga R OBP: 0.385, SLG: 0.524	4-2 FC6-4 1B		1-1 BB 1B		0-0 G1-3	1-2 P9		0-1 F9		4	1	1	0	1	0	4						
Dante Bichette R OBP: 0.450, SLG: 0.529	0-1 FC6-4		1-0 BB 1B		1-2 S 1B		1-3 K		1-2 P3	5	2	2	1	0	1	2						
Vinny Castilla R OBP: 0.482, SLG: 0.810		1-0 HR	4-1 1B 2-3 BB		3-1 BB 1B	4-1 BB 1B		3-2 CS 1B		3	1	2	1	2	0	0						
Jeff Reed L OBP: 0.313, SLG: 0.500	0-0 G1-3		2-1 1-3 2-H 3-H 1B		1-0 BB 1B	1-2 BB 1B		1-3 K		5	0	2	2	0	1	1						
Jason Bates S OBP: 0.364, SLG: 0.333	1-1 F8				1-3 K	4-1 1-2 2-3 BB		3-2 1B 1B		3	1	1	0	1	1	0						
Kevin Ritz R Jerry Dipoto R Darnell Coles R Steve Reed R Bruce Ruffin S	4-1 BB				1-3 K	1-1 G4-3		2-3 K		2	0	0	0	1	1	3						
Inning Stats	R: 0 E: 0 K: 0 S: 11	H: 1 LOB: 2 BB: 1 P: 20	R: 1 E: 0 K: 0 S: 8	H: 1 LOB: 1 BB: 1 P: 15	R: 2 E: 0 K: 0 S: 10	H: 3 LOB: 2 BB: 1 P: 21	R: 0 E: 0 K: 2 S: 7	H: 0 LOB: 0 BB: 0 P: 9	R: 2 E: 0 K: 0 S: 13	H: 3 LOB: 3 BB: 2 P: 25	R: 0 E: 0 K: 0 S: 11	H: 0 LOB: 1 BB: 1 P: 17	R: 0 E: 0 K: 2 S: 12	H: 1 LOB: 0 BB: 0 P: 17	R: 1 E: 0 K: 1 S: 12	H: 3 LOB: 2 BB: 0 P: 19	R: 0 E: 0 K: 0 S: 6	H: 0 LOB: 0 BB: 0 P: 9	1B: 11 2B: 0 3B: 0 HR: 1	SF: 0 SAC: 0 DP: 0 HBP: 0	WP: 0 PB: 0 SB: 3 CS: 1	PA: 43
PITCHER	IP WLS BF H R ER SO BB IBB HBP BLK WP HR S P ERA WHIP																					
Jim Bullinger R ERA: 4.91	(1, 1) 5.0 L 27 8 5 5 2 5 0 0 0 0 0 1 49 90 9.00 2.600																					
Dustin Hermanson R ERA: 2.25	(6, 1) 2.0 7 1 0 0 2 1 0 0 0 0 0 0 23 34 0.00 1.000																					
Carlos Perez L ERA: 5.63	(8, 1) 1.0 6 3 1 1 1 0 0 0 0 0 0 0 12 19 9.00 3.000																					
Lee Smith R ERA:	(9, 1) 1.0 3 0 0 0 0 0 0 0 0 0 0 0 6 9 0.00 0.000																					

Colorado Rockies @ Montreal Expos
Olympic Stadium, Montreal, QB
Sun Apr 06 1997, 3:33 AM EDT
Att: 15,690 - Dome

livebaseballscorecards.com

AB 37
R 6
H 12
RBI 5
BB 6
SO 5
LOB 15



Batter	1	2	3	4	5	6	7	8	9	AB	R	H	RBI	BB	SO	LOB	BOTTOM					
Mark Grudzielanek R OBP: 0.200, SLG: 0.200	0-0 G5-3		2-1 G1-6-3 1B		0-1 G6-4-3			0-3 K		4	0	1	0	0	1	1						
Mike Lansing R OBP: 0.200, SLG: 0.167	1-2 F9		1-1 G1-6-3		0-0 CS 1B		4-0 BB BB			3	0	1	0	1	0	1						
Rondell White R OBP: 0.560, SLG: 0.870	2-1 S 1B			1-0 2B		3-2 L9		4-2 BB BB		3	0	2	0	1	0	1						
Henry Rodriguez L OBP: 0.320, SLG: 0.760	1-3 K			1-3 K		0-0 F8		2-0 P4		4	0	0	0	0	2	4						
David Segui S OBP: 0.380, SLG: 0.762		0-1 HR		4-1 BB		1-0 1B 1B		2-3 K		3	1	2	1	1	1	2						
F.P. Santangelo S OBP: 0.308, SLG: 0.182		0-1 G4-3		1-0 F7		2-3 K		1-3 K		4	0	0	0	0	2	3						
Shane Andrews R OBP: 0.286, SLG: 0.632		3-3 K		1-1 G1-3		3-1 P9		1-2 F9		4	0	0	0	0	1	3						
Chris Widger R OBP: 0.250, SLG: 0.750		1-2 F8			3-1 F8		1-0 1B		0-2 HR	4	1	2	1	0	0	0						
Jim Bullinger R Joe Orsulik L Dustin Hermanson R Doug Strange S Carlos Perez L Lee Smith R Sherman Obando R	(1, 1) (5, PH) (6, 1) (7, PH) (8, 1) (9, 1) (9, PH)		0-3 K		4-1 G6-4-3 1B		3-1 G3		0-0 G6-3	1	0	0	0	0	1	0						
Inning Stats	R: 0 E: 0 K: 1 S: 9	H: 1 LOB: 0 BB: 0 P: 13	R: 1 E: 0 K: 1 S: 11	H: 1 LOB: 0 BB: 0 P: 15	R: 0 E: 0 K: 1 S: 7	H: 1 LOB: 0 BB: 0 P: 10	R: 0 E: 0 K: 1 S: 8	H: 1 LOB: 2 BB: 1 P: 16	R: 0 E: 0 K: 0 S: 5	H: 0 LOB: 0 BB: 1 P: 12	R: 0 E: 0 K: 0 S: 6	H: 1 LOB: 0 BB: 0 P: 9	R: 0 E: 0 K: 1 S: 9	H: 2 LOB: 0 BB: 0 P: 19	R: 0 E: 0 K: 2 S: 16	H: 0 LOB: 2 BB: 2 P: 28	R: 1 E: 0 K: 1 S: 14	H: 1 LOB: 0 BB: 0 P: 16	1B: 5 2B: 1 3B: 0 HR: 2	SF: 0 SAC: 0 DP: 2 HBP: 0	WP: 0 PB: 0 SB: 1 CS: 1	PA: 36
PITCHER	IP WLS BF H R ER SO BB IBB HBP BLK WP HR S P ERA WHIP																					
Kevin Ritz R ERA: 4.63	(1, 1) 6.2 W 26 7 1 1 5 2 0 0 0 0 0 0 53 89 1.35 1.350																					
Jerry Dipoto R ERA: 27.0	(7, 1) 0.1 1 0 0 0 0 0 0 0 0 0 0 0 2 5 0.00 0.000																					
Steve Reed R ERA:	(8, 1) 1.0 5 0 0 0 2 2 0 0 0 0 0 0 16 28 0.00 2.000																					
Bruce Ruffin L ERA: 3.0	(9, 1) 1.0 4 1 1 1 1 0 0 0 0 0 0 1 14 16 9.00 1.000																					

Colorado Rockies @ Montreal Expos
Olympic Stadium, Montreal, QB
Sun Apr 06 1997, 3:33 AM EDT
Att: 15,690 - Dome

livebaseballscorecards.com

AB 32
R 2
H 8
RBI 2
BB 4
SO 8
LOB 17



Batter	1	2	3	4	5	6	7	8	9	AB	R	H	RBI	BB	SO	LOB	TOP					
Mark Grudzielanek, R OBP: 0.176, SLG: 0.176	G4-3	FC3-6		FC5-4			E5	FC5-4		5	1	0	0	0	0	4						
Mike Lansing, R OBP: 0.265, SLG: 0.250	G4-3			FC6-4		G4-3	G4-3	SF7	K	4	1	1	0	1	1	0						
Rondell White, R OBP: 0.471, SLG: 0.774	K			FC6-4		G5-3	G4-3			5	1	1	2	0	1	2						
David Segui, S OBP: 0.471, SLG: 0.786				FC4-6			SF7			3	2	3	2	1	0	0						
Henry Rodriguez, L OBP: 0.250, SLG: 0.594				FC4-6			SF7			3	1	0	0	0	0	3						
Dustin Hermanson, R OBP: 0.357, SLG: 0.417				G4-6-3			P5			0	0	0	0	0	0	0						
Joe Orsulak, L OBP: 0.357, SLG: 0.417				G4-6-3						2	0	2	0	0	0	0						
Darin Fletcher, L OBP: 0.353, SLG: 0.333						G3		G4-3		4	1	1	1	0	0	1						
F.P. Santangelo, S OBP: 0.409, SLG: 0.333										4	1	2	2	1	1	0						
Shane Andrews, R OBP: 0.267, SLG: 0.481										4	0	1	0	1	2	2						
Jim Bullinger, R OBP: 0.333, SLG: 0.333										1	0	1	1	0	0	0						
Marc Valdes, R OBP: 0.207, SLG: 0.592										1	0	1	0	0	0	1						
Sherman Osando, R										0	0	0	0	0	0	0						
Dave Veres, R										0	0	0	0	0	0	0						
Doug Strange, S OBP: 0.500, SLG: 0.500										1	0	1	0	0	0	0						
Lee Smith, R										0	0	0	0	0	0	0						
Chris Widger, R OBP: 0.333, SLG: 0.750										1	0	0	0	0	0	3						
Inning Stats	R: 0 E: 0 K: 1 S: 7	H: 0 LOB: 0 BB: 0 P: 11	R: 3 E: 0 K: 1 S: 12	H: 4 LOB: 1 BB: 0 P: 22	R: 0 E: 0 K: 0 S: 5	H: 1 LOB: 1 BB: 1 P: 12	R: 0 E: 0 K: 1 S: 12	H: 2 LOB: 2 BB: 0 P: 19	R: 1 E: 0 K: 0 S: 5	H: 1 LOB: 0 BB: 0 P: 7	R: 0 E: 0 K: 0 S: 7	H: 1 LOB: 1 BB: 0 P: 15	R: 2 E: 1 K: 0 S: 8	H: 2 LOB: 1 BB: 0 P: 13	R: 0 E: 0 K: 1 S: 10	H: 1 LOB: 1 BB: 0 P: 15	R: 2 E: 0 K: 1 S: 14	H: 2 LOB: 3 BB: 3 P: 33	1B: 8 2B: 4 3B: 0 HR: 2	SF: 2 SAC: 0 DP: 1 HBP: 0	WP: 0 PB: 0 CS: 0	PA: 45
PITCHER	IP WLS BF H R ER SO BB IBB HBP BLK WP HR S P ERA WHIP																					
Jamey Wright, R ERA: 4.5	(1, 1) 7.0 W 33 11 6 4 3 1 0 0 0 0 0 1 56 99 5.14 1.714																					
John Burke, R ERA: 9.0	(8, 1) 1.0 4 1 0 0 1 0 0 0 0 0 0 0 10 15 0.00 1.000																					
Curt Leskanic, R ERA: 27.0	(9, 1) 0.2 6 2 2 2 1 2 0 0 0 0 0 1 12 27 27.00 6.000																					
Jerry Dipoto, R ERA: 18.0	(9, 1) 0.1 S 2 0 0 0 0 1 0 0 0 0 0 0 2 6 0.00 3.000																					

Montreal Expos @ Colorado Rockies
 Coors Field, Denver, CO
 Sat Apr 12 1997, 3:33 AM MDT
 Att: 50,010 - Sunny - 28 F

AB	39
R	8
H	14
RBI	8
BB	4
SO	5
LOB	16



Batter	1	2	3	4	5	6	7	8	9	AB	R	H	RBI	BB	SO	LOB	BOTTOM			
Eric Young Sr., R OBP: 0.404, SLG: 0.439	S	FC5-4	G5-3		K	F9				4	1	1	0	1	1	3				
Ellis Burks, R OBP: 0.285, SLG: 0.613	BB	FC5-4		G6-3	L8		F7			5	3	2	0	0	0	2				
Larry Walker, L OBP: 0.558, SLG: 1.194	BB	HR		SF9	K		G5-4-3			2	3	1	2	3	1	1				
Andres Galarraga, R OBP: 0.476, SLG: 0.647	G4-6-3	HR		G6-3		K	G5-4-3			4	1	1	2	1	1	3				
Dante Bichette, R OBP: 0.412, SLG: 0.552	G4-6-3	L5		SF9		S		F8		3	0	1	1	0	0	2				
Quinton McCracken, S OBP: 0.369, SLG: 0.421						BB				1	1	0	0	0	0	0				
Vinny Castilla, R OBP: 0.488, SLG: 0.879	WP	HR		BB	1B	E5		G4-3		4	3	2	3	1	0	1				
Kirt Manwaring, R OBP: 0.450, SLG: 0.389	BB	HR		1B	1B	1B				5	0	4	2	0	1	0				
Walt Weiss, S OBP: 0.391, SLG: 0.300	E6			K	G1-4-3			E6		5	0	1	1	0	1	4				
Jamey Wright, R ERA: 9.0	(1, 1) 1.2 L 15 6 8 8 0 4 0 0 0 0 0 0 2 33 62 43.20 6.000																			
John Burke, S ERA: 9.0	(8, 1) 1.1 4 0 0 0 0 1 0 0 0 0 0 0 9 17 0.00 0.750																			
John Vander Wal, L ERA: 3.0	(8, PH) 1.0 5 1 0 0 0 1 0 0 0 0 0 0 10 16 0.00 1.000																			
Curt Leskanic, R	(9, 1)																			
Jerry Dipoto, R ERA: 18.0	(9, 1)																			
Inning Stats	R: 4 E: 1 K: 0 S: 20	H: 3 LOB: 2 BB: 3 P: 40	R: 4 E: 0 K: 1 S: 16	H: 3 LOB: 0 BB: 1 P: 27	R: 0 E: 0 K: 1 S: 10	H: 0 LOB: 0 BB: 0 P: 15	R: 2 E: 0 K: 0 S: 13	H: 3 LOB: 2 BB: 1 P: 22	R: 0 E: 0 K: 2 S: 10	H: 0 LOB: 1 BB: 1 P: 18	R: 2 E: 1 K: 2 S: 18	H: 3 LOB: 2 BB: 0 P: 29	R: 0 E: 0 K: 0 S: 7	H: 0 LOB: 0 BB: 1 P: 13	R: 0 E: 1 K: 1 S: 10	H: 1 LOB: 2 BB: 0 P: 16	1B: 10 2B: 1 3B: 0 HR: 2	SF: 1 SAC: 0 DP: 2 HBP: 0	WP: 1 PB: 0 CS: 0	PA: 45
PITCHER	IP WLS BF H R ER SO BB IBB HBP BLK WP HR S P ERA WHIP																			
Jim Bullinger, R ERA: 9.0	(1, 1) 1.2 L 15 6 8 8 0 4 0 0 0 0 0 0 2 33 62 43.20 6.000																			
Marc Valdes, R ERA: 7.1	(2, 1) 2.1 11 3 2 2 2 1 0 0 0 0 0 0 26 42 7.71 1.714																			
Dustin Hermanson, R ERA: 3.15	(5, 1) 1.2 10 3 2 1 4 1 0 0 0 0 0 0 26 43 5.40 2.400																			
Dave Veres, R ERA: 3.0	(6, 1) 1.1 4 0 0 0 0 1 0 0 0 0 0 0 9 17 0.00 0.750																			
Lee Smith, R ERA: 18.0	(8, 1) 1.0 5 1 0 0 0 1 0 0 0 0 0 0 10 16 0.00 1.000																			

Montreal Expos @ Colorado Rockies
 Coors Field, Denver, CO
 Sat Apr 12 1997, 3:33 AM MDT
 Att: 50,010 - Sunny - 28 F

AB	37
R	12
H	13
RBI	11
BB	7
SO	7
LOB	22



Batter	1	2	3	4	5	6	7	8	9	AB	R	H	RBI	BB	SO	LOB	TOP											
F.P. Santangelo, S OBP: 0.406, SLG: 0.308 (1, 9)	0-3 K	4-0 G6-4-3 BB			4-0 1B BB	0-0 E3		0-0 F7		3	1	0	1	2	1	2												
Mike Lansing, R OBP: 0.250, SLG: 0.268 (1, 4)	0-0 P5	0-0 G6-4-3			0-0 F8	0-0 SF9		0-0 L5		4	0	0	1	0	0	5												
Rondell White, R OBP: 0.409, SLG: 0.634 (1, 8)	0-0 5-3		0-0 5-3		0-0 L9	0-0 F9		0-3 K		5	0	0	0	0	1	3												
David Segui, S OBP: 0.355, SLG: 0.703 (1, 3)		0-0 1-3	0-0 3-1		0-0 1B 1B		0-0 L9		0-3 K	5	0	1	0	0	1	0												
Henry Rodriguez, L OBP: 0.366, SLG: 0.683 (1, 7)		0-0 1B 1B E 1B	0-0 F7		0-0 1B 1B		0-0 1B 2B		0-3 K	5	2	3	1	0	1	0												
Mark Gudzziolanski, R OBP: 0.256, SLG: 0.302 (1, 6)		0-0 E 1B 1B		0-0 1-3	0-0 1-3		0-0 F8 1B		0-0 2B	5	1	3	1	0	0	2												
Shane Andrews, R OBP: 0.282, SLG: 0.543 (1, 5)		0-0 1B E BB 1B		0-0 HR	0-0 1B E 1B		0-0 F8		0-3 K	5	3	3	1	0	1	2												
Chris Widger, R OBP: 0.278, SLG: 0.667 Darin Fletcher, L OBP: 0.333, SLG: 0.318 (1, 2) (4, 2)	0-0 E6	0-0 BB 1B	0-0 5-3		0-0 E SH1-4 SF9 1B		0-0 4-3			2	0	0	1	0	0	2												
Jeff Juden, R Anthony Telford, R Everett Stull, L Lee Smith, R Joe Orsulak, L Ugueth Urbina, R (1, 1) (1, 1) (5, 1) (7, 1) (8, PH) (8, 1)	0-0 1-2 2-3 3-H BB 1B	0-0 4-3		0-0 4-3		0-0 SH1-4		0-0 2B		0	0	0	0	0	0	0												
Inning Stats	R: 0 E: 0 K: 1 S: 5	H: 0 LOB: 0 BB: 0 P: 5	R: 3 E: 1 K: 0 S: 7	H: 4 LOB: 2 BB: 1 P: 11	R: 0 E: 0 K: 0 S: 3	H: 0 LOB: 0 BB: 0 P: 3	R: 1 E: 0 K: 0 S: 4	H: 1 LOB: 0 BB: 0 P: 4	R: 1 E: 0 K: 0 S: 5	H: 2 LOB: 2 BB: 1 P: 9	R: 2 E: 1 K: 0 S: 6	H: 2 LOB: 1 BB: 0 P: 6	R: 1 E: 0 K: 0 S: 5	H: 2 LOB: 1 BB: 0 P: 5	R: 0 E: 0 K: 1 S: 6	H: 1 LOB: 1 BB: 0 P: 6	R: 0 E: 0 K: 3 S: 10	H: 1 LOB: 1 BB: 0 P: 10	1B: 9 2B: 3 3B: 0 HR: 1	SF: 1 SAC: 1 DP: 1 HBP: 0	WP: 0 PB: 0 SB: 0 CS: 0	PA: 43						
PITCHER	IP	WLS	BF	H	R	ER	SO	BB	IBB	HBP	BLK	WP	HR	S	P	ERA	WHIP											
Bill Swift, R ERA: 5.51 Jerry Dipoto, R ERA: 13.5 Mike Munoz, L ERA: 7.71 John Burke, R ERA: 6.0 Bruce Ruffin, L ERA: 1.6	(1, 1)		5.1	27	9	7	4	1	2	0	0	0	0	1	27	35	6.75	2.062										

Montreal Expos @ Colorado Rockies
Coors Field, Denver, CO
Mon Apr 14 1997, 3:33 AM MDT
Att: 48,011 - Cloudy - 54 F

AB	39
R	8
H	13
RBI	7
BB	2
SO	5
LOB	17



Batter	1	2	3	4	5	6	7	8	9	AB	R	H	RBI	BB	SO	LOB	BOTTOM											
Eric Young Sr., R OBP: 0.411, SLG: 0.417 (1, 4)	4-0 CS E BB	0-0 SH		0-0 F5	0-0 6-3		0-0 S 1B			3	0	1	0	1	0	2												
Quinton McCracken, S OBP: 0.407, SLG: 0.440 (1, 8)	4-0 CS 1B BB	0-3 K		0-0 1B 2B		0-0 2B 1B		0-3 K		4	3	2	0	1	2	3												
Larry Walker, L OBP: 0.577, SLG: 1.119 (1, 9)	0-0 S 1B	4-0 FC4 BB		0-0 WP E 1B		0-0 1B 2B		0-0 P6		4	3	3	3	1	0	0												
Andres Galarraga, R OBP: 0.471, SLG: 0.610 (1, 3)	4-0 1B S BB	0-0 L4		0-0 K		0-0 G5-4-3 1B		0-3 K		4	1	1	2	1	2	4												
Dante Bichette, R OBP: 0.419, SLG: 0.514 (1, 7)	0-0 1B 1B	0-0 FC4		0-0 FC5-4 1B		0-0 G5-4-3		0-0 WP 1B		5	1	3	2	0	0	4												
Vinny Castilla, R OBP: 0.480, SLG: 0.857 (1, 5)	0-0 WP 1B		0-0 P6	0-0 FC5-4		0-0 HR		0-0 P3		5	1	2	3	0	0	2												
Kirt Manwaring, R OBP: 0.393, SLG: 0.360 (1, 2)	0-0 F8		4-0 G5-4-3 BB		0-0 F8	0-0 F9				3	0	0	0	1	0	1												
Jason Bates, S OBP: 0.429, SLG: 0.474 Walt Weiss, S OBP: 0.333, SLG: 0.250 (1, 6) (8, 6)	0-0 6-3		0-0 G5-4-3		0-0 SH3-4 1B		0-0 4-3			4	0	1	0	0	0	2												
Bill Swift, R Jerry Dipoto, R Mike Munoz, L John Vander Wal, L John Burke, S Bruce Ruffin, S (1, 1) (5, 1) (7, 1) (7, PH) (8, 1) (8, 1)	4-0 SH BB		4-0 2B 1B HBP		0-0 SH3-4		0-0 G3			0	1	0	0	1	0	0												
Inning Stats	R: 4 E: 1 K: 0 S: 5	H: 3 LOB: 1 BB: 3 P: 17	R: 0 E: 1 K: 1 S: 6	H: 0 LOB: 3 BB: 2 P: 14	R: 0 E: 0 K: 0 S: 2	H: 0 LOB: 0 BB: 1 P: 6	R: 3 E: 1 K: 1 S: 8	H: 3 LOB: 1 BB: 0 P: 9	R: 0 E: 0 K: 0 S: 4	H: 1 LOB: 1 BB: 0 P: 4	R: 3 E: 0 K: 0 S: 6	H: 4 LOB: 0 BB: 0 P: 6	R: 0 E: 0 K: 1 S: 6	H: 1 LOB: 1 BB: 0 P: 6	R: 0 E: 0 K: 1 S: 6	H: 1 LOB: 1 BB: 0 P: 6	1B: 10 2B: 2 3B: 0 HR: 1	SF: 0 SAC: 2 DP: 2 HBP: 1	WP: 3 PB: 0 SB: 0 CS: 2	PA: 42								
PITCHER	IP	WLS	BF	H	R	ER	SO	BB	IBB	HBP	BLK	WP	HR	S	P	ERA	WHIP											
Jeff Juden, R Anthony Telford, R Everett Stull, R Lee Smith, R Ugueth Urbina, R ERA: 4.05 ERA: 7.56 ERA: 13.5 ERA: 2.25	(1, 1)		3.2	18	3	3	3	2	3	0	1	0	2	0	18	31	7.36	1.636										

Montreal Expos @ Colorado Rockies
Coors Field, Denver, CO
Mon Apr 14 1997, 3:33 AM MDT
Att: 48,011 - Cloudy - 54 F

AB	33
R	10
H	13
RBI	10
BB	6
SO	4
LOB	18



Batter	1	2	3	4	5	6	7	8	9	AB	R	H	RBI	BB	SO	LOB	TOP										
Eric Young Sr. R OBP: 0.410, SLG: 0.404	4-2 SH2-3 HR BB	0-0 L9	2-1 G6-3		3-1 BB 1B		1-2 G5-3			4	2	1	0	1	0	1											
Quinton McCracken S OBP: 0.419, SLG: 0.536	1-1 SH2-3	1-3 K		1-0 HR	4-0 CS 1B E			3-2 G6-3		3	2	1	1	1	1	0											
Larry Walker L OBP: 0.614, SLG: 1.239	0-0 HR	4-0 BB		2-0 1B	1-2 CS 1B			1-0 HR		4	2	4	4	1	0	0											
Andres Galarraga R OBP: 0.446, SLG: 0.556	4-2 S 1B HBP	1-2 G6-3		1-1 P3	2-2 E4 CS			0-3 K		4	1	0	0	0	1	3											
Dante Bichette R OBP: 0.396, SLG: 0.548	3-1 P4		1-1 HR	2-3 K	2-2 CS		1-3 K	1-2 G4-3		5	1	1	1	0	2	2											
Vinny Castilla R OBP: 0.473, SLG: 0.800	4-2 BB 1B BB		0-0 F8	4-1 BB			0-3 K	2-2 G5-3		3	0	0	0	2	1	0											
Kirt Manwaring R OBP: 0.394, SLG: 0.345	1-0 BB 1B		4-1 2B BB	0-0 F7			2-3 K	2-1 F7		4	1	1	1	1	1	2											
Walt Weiss S OBP: 0.344, SLG: 0.286	4-2 BB		0-0 2B	3-2 P3			2-3 K	1-2 P4		4	0	1	1	1	1	0											
Mark Thompson R OBP: 0.250, SLG: 0.750	2-3 K		0-0 L8		0-1 HR		2-3 K			3	1	1	1	0	1	4											
Jerry Dipoto R Steve Reed R Bruce Ruffin S										1	0	0	0	0	1	0											
										0	0	0	0	0	0	0											
										0	0	0	0	0	0	0											
Inning Stats	R: 3 E: 0 K: 1 S: 23	H: 2 LOB: 3 BB: 3 P: 46	R: 0 E: 0 K: 1 S: 8	H: 0 LOB: 1 BB: 1 P: 14	R: 2 E: 0 K: 0 S: 8	H: 2 LOB: 1 BB: 1 P: 15	R: 1 E: 0 K: 1 S: 9	H: 2 LOB: 2 BB: 1 P: 19	R: 3 E: 1 K: 0 S: 18	H: 3 LOB: 0 BB: 1 P: 33	R: 0 E: 0 K: 3 S: 9	H: 0 LOB: 0 BB: 0 P: 12	R: 0 E: 0 K: 2 S: 10	H: 0 LOB: 0 BB: 0 P: 15	R: 1 E: 0 K: 1 S: 10	H: 1 LOB: 0 BB: 0 P: 15	R: 0 E: 0 K: 0 S: 9	H: 0 LOB: 0 BB: 0 P: 14	1B: 4 2B: 1 3B: 0 HR: 5	SF: 0 SAC: 1 DP: 0 HBP: 1	WP: 0 PB: 0 SB: 2 CS: 3	PA: 45					
PITCHER	IP	WLS	BF	H	R	ER	SO	BB	IBB	HBP	BLK	WP	HR	S	P	ERA	WHIP										
Kevin Foster R ERA: 6.0	(1, 1)	3.0	L	21	6	6	2	5	0	1	0	0	3	41	80	18.00	3.667										
Kent Bottenfield R ERA: 6.0	(4, 1)	1.1		9	3	3	2	1	2	0	0	0	1	19	37	13.50	3.750										
Terry Adams R ERA: 6.0	(5, 1)	1.2		4	0	0	0	3	0	0	0	0	0	15	22	0.00	0.000										
Larry Casian L ERA: 9.82	(7, 1)	1.1		5	1	1	1	2	0	0	0	0	1	14	23	6.75	0.750										
Turk Wendell R ERA: 1.98	(8, 1)	1.2		5	0	0	0	1	0	0	0	0	0	15	21	0.00	0.000										

Colorado Rockies @ Chicago Cubs
Wrigley Field, Chicago, IL
Tue Apr 15 1997, 3:33 AM CDT
Att. 15,496 - Sunny - 59 F

AB 35
R 10
H 10
RBI 9
BB 7
SO 9
LOB 12



Batter	1	2	3	4	5	6	7	8	9	AB	R	H	RBI	BB	SO	LOB	BOTTOM										
Brian McRae S OBP: 0.250, SLG: 0.293	4-2 F9 G4-1 BB	1-2 L3-5		1-1 SF8		2-3 K			1-1 HR	3	1	1	2	1	1	2											
Brant Brown L OBP: 0.214, SLG: 0.179	1-0 G4-1		1-0 G6-4-3 HR 1B	2-2 F8			0-0 G6-3		2-3 K	4	1	1	0	0	0	1											
Tyler Houston L OBP: 0.167, SLG: 0.250	1-2 G4-1									1	0	0	0	0	1	0											
Shawon Dunston R OBP: 0.150, SLG: 0.231	2-2 F9		0-1 E4 G6-4-3		1-0 HR		2-2 L8			4	1	1	1	0	0	2											
Sammy Sosa R OBP: 0.256, SLG: 0.308	1-3 K		1-1 G6-4-3		3-3 K		3-2 G6-3			4	0	0	0	0	2	3											
Brooks Kieschnick L OBP: 0.333, SLG: 0.750		1-0 FC6-4 3B 2B	0-0 HR			1-3 K		1-2 P4		4	2	2	2	0	1	0											
Kevin Orie R OBP: 0.314, SLG: 0.290		4-1 FC6-4 BB	2-2 HR 1B		1-0 2B		0-1 F8			3	0	2	0	1	0	0											
Scott Servais R OBP: 0.206, SLG: 0.133		2-1 FC6-4 3B	0-0 F8		0-1 L7		2-2 G1-3			4	1	0	0	0	0	4											
José Hernández R OBP: 0.444, SLG: 0.750		3-2 L3-5 3B		1-0 SH1-4 SF8 2B		1-0 G6-3		0-0 F8		4	1	2	2	0	0	0											
Kevin Foster R Kent Bottenfield R Terry Adams R Dave Clark L Larry Casian R Turk Wendell L Doug Glanville R	(1, 1) (4, 1) (5, 1) (6, PH) (7, 1) (8, 1) (9, PH)				0-0 SH1-4		1-3 K		2-2 F8	0	0	0	0	0	1	0	0										
										0	0	0	0	0	0	0											
										0	0	0	0	0	0	0											
										0	0	0	0	0	0	0											
										0	0	0	0	0	0	0											
										0	0	0	0	0	0	0											
Inning Stats	R: 0 E: 0 K: 1 S: 11	H: 0 LOB: 1 BB: 1 P: 19	R: 2 E: 0 K: 0 S: 11	H: 2 LOB: 2 BB: 2 P: 26	R: 2 E: 1 K: 0 S: 12	H: 3 LOB: 1 BB: 0 P: 16	R: 1 E: 0 K: 0 S: 8	H: 1 LOB: 0 BB: 0 P: 12	R: 1 E: 0 K: 2 S: 11	H: 2 LOB: 1 BB: 0 P: 17	R: 0 E: 0 K: 2 S: 8	H: 0 LOB: 0 BB: 0 P: 12	R: 0 E: 0 K: 0 S: 9	H: 0 LOB: 0 BB: 0 P: 14	R: 0 E: 0 K: 0 S: 8	H: 0 LOB: 0 BB: 0 P: 11	R: 1 E: 0 K: 1 S: 10	H: 1 LOB: 0 BB: 0 P: 15	1B: 2 2B: 4 3B: 1 HR: 3	SF: 1 SAC: 1 DP: 2 HBP: 0	WP: 0 PB: 0 SB: 0 CS: 0	PA: 38					
PITCHER	IP	WLS	BF	H	R	ER	SO	BB	IBB	HBP	BLK	WP	HR	S	P	ERA	WHIP										
Mark Thompson R ERA: 4.91	(1, 1)	5.0	W	25	8	6	3	3	0	0	0	0	0	17	26	0.00	0.000										
Jerry Dipoto R ERA: 8.44	(6, 1)	2.0		6	0	0	0	2	0	0	0	0	0	8	11	0.00	0.000										
Steve Reed R ERA: 1.29	(8, 1)	1.0		3	0	0	0	0	0	0	0	0	0	8	11	0.00	0.000										
Bruce Ruffin L ERA: 3.0	(9, 1)	1.0		4	1	1	1	1	0	0	0	0	1	10	15	9.00	1.000										

Colorado Rockies @ Chicago Cubs
Wrigley Field, Chicago, IL
Tue Apr 15 1997, 3:33 AM CDT
Att. 15,496 - Sunny - 59 F

AB 33
R 7
H 9
RBI 7
BB 3
SO 6
LOB 12



Batter	1	2	3	4	5	6	7	8	9	AB	R	H	RBI	BB	SO	LOB	TOP					
Eric Young Sr. R OBP: 0.415, SLG: 0.446 (1, 4)	F9		E1			G5-3	2B			4	1	2	1	0	0	1	Colorado Rockies @ Chicago Cubs Wrigley Field, Chicago, IL Wed Apr 16 1997, 3:33 AM CDT Att. 13,890 - Sunny - 45 F					
Quinton McCracken S OBP: 0.429, SLG: 0.516 (1, 8)	K2-3		G4-3			G5-3	BB	G5-3		3	2	1	0	1	0	2						
Larry Walker L OBP: 0.590, SLG: 1.163 (1, 9)	K2-3			L9		G5-3	BB	K		3	0	0	0	1	2	0						
Dante Bichette R OBP: 0.365, SLG: 0.500 (1, 7)	L7			P3		G5-3	BB	G3		4	0	0	1	0	0	2						
John Vander Wal L (1, 3)		G5-3		L3		P7			P5	4	0	0	0	0	0	1						
Vinny Castilla R OBP: 0.441, SLG: 0.735 (1, 5)	F8				G6-3	G5-3			P9	4	0	0	0	0	0	1						
Jeff Reed L OBP: 0.320, SLG: 0.583 (1, 2)	F7				L5		F9		BB	3	0	0	0	1	0	0						
Walt Weiss S OBP: 0.361, SLG: 0.375 (1, 6)			SH3-4				P3		L3	4	0	2	0	0	0	1						
Roger Bailey R OBP: 0.429, SLG: 0.571 (1, 1)			SH3-4			K				2	1	1	0	0	1	1						
Inning Stats	R: 1 E: 0 K: 1 S: 10	H: 1 LOB: 0 BB: 0 P: 15	R: 0 E: 0 K: 0 S: 6	H: 0 LOB: 0 BB: 0 P: 9	R: 0 E: 1 K: 0 S: 11	H: 1 LOB: 1 BB: 0 P: 18	R: 0 E: 0 K: 0 S: 10	H: 0 LOB: 0 BB: 0 P: 14	R: 0 E: 0 K: 1 S: 11	H: 1 LOB: 1 BB: 0 P: 18	R: 2 E: 1 K: 0 S: 9	H: 1 LOB: 1 BB: 2 P: 20	R: 1 E: 0 K: 0 S: 7	H: 2 LOB: 1 BB: 0 P: 10	R: 0 E: 0 K: 1 S: 10	H: 0 LOB: 0 BB: 1 P: 12		R: 0 E: 0 K: 0 S: 6	H: 0 LOB: 1 BB: 1 P: 10	1B: 2 2B: 4 3B: 0 HR: 0	SF: 0 SAC: 1 DP: 0 HBP: 0	WP: 0 PB: 0 SB: 1 CS: 1
PITCHER	IP	WLS	BF	H	R	ER	SO	BB	IBB	HBP	BLK	WP	HR	S	P	ERA	WHIP					
Frank Castillo R ERA: 4.91 (1, 1)	5.1	L	22	4	3	1	2	2	0	0	0	0	0	55	92	1.69	1.125					
Bob Patterson L ERA: 4.29 (6, 1)	2.2		9	2	1	1	1	0	0	0	0	0	0	19	24	3.38	0.750					
Mel Rojas R ERA: 7.71 (9, 1)	1.0		4	0	0	0	0	1	0	0	0	0	0	6	10	0.00	1.000					

AB	31
R	4
H	6
RBI	2
BB	3
SO	3
LOB	9



Batter	1	2	3	4	5	6	7	8	9	AB	R	H	RBI	BB	SO	LOB	BOTTOM				
Brian McRae S OBP: 0.250, SLG: 0.311 (1, 8)	G4-3				PO	F7		G5-3		4	0	1	0	0	0	0	Colorado Rockies @ Chicago Cubs Wrigley Field, Chicago, IL Wed Apr 16 1997, 3:33 AM CDT Att. 13,890 - Sunny - 45 F				
Brant Brown L OBP: 0.217, SLG: 0.186 (1, 3)	G6-3		L9			FC5-4	1B	L7		4	0	1	0	0	0	1					
Shawon Dunston R OBP: 0.136, SLG: 0.209 (1, 6)	F8			G6-3		FC5-4	FC5-4	G6-3		4	0	0	0	0	0	1					
Sammy Sosa R OBP: 0.234, SLG: 0.279 (1, 9)		L7		F9		FC5-4	FC5-4	P4		4	0	0	0	0	0	1					
Brooks Kieschnick L OBP: 0.385, SLG: 0.636 (1, 7)		1B		F7				G4-3		3	0	1	0	1	0	0					
Tyler Houston L OBP: 0.200, SLG: 0.267 (1, 2)			G1-6-3		F7	F7				3	0	1	0	0	0	1					
Kevin Orte R OBP: 0.297, SLG: 0.273 (1, 5)					P3		P6			2	0	0	0	0	0	2					
Dave Hansen L OBP: 0.462, SLG: 0.300 (7, PH) (8, 5)			G1-6-3							1	0	0	0	0	0	1					
Rey Sanchez R OBP: 0.125, SLG: 0.125 (1, 4)			G6-3		PO		G1-3			3	0	1	0	0	0	1					
Frank Castillo R (1, 1)			G1-3			E6		G1-3		2	0	0	0	0	0	1					
Bob Patterson R (6, 1)										0	0	0	0	0	0	0					
Dave Clark L OBP: 0.071, SLG: 0.071 (8, PH) (9, 1)										1	0	0	0	0	0	0					
Mel Rojas R (9, 1)										0	0	0	0	0	0	0					
Inning Stats	R: 0 E: 0 K: 0 S: 8	H: 0 LOB: 0 BB: 0 P: 11	R: 0 E: 0 K: 0 S: 6	H: 1 LOB: 1 BB: 1 P: 13	R: 0 E: 0 K: 0 S: 8	H: 1 LOB: 1 BB: 0 P: 12	R: 0 E: 0 K: 0 S: 9	H: 0 LOB: 0 BB: 0 P: 13	R: 0 E: 0 K: 0 S: 8	H: 1 LOB: 1 BB: 0 P: 15	R: 0 E: 0 K: 0 S: 6	H: 0 LOB: 0 BB: 0 P: 12	R: 0 E: 0 K: 0 S: 8	H: 0 LOB: 0 BB: 0 P: 12	R: 0 E: 0 K: 0 S: 8	H: 0 LOB: 0 BB: 0 P: 12	1B: 4 2B: 1 3B: 0 HR: 0	SF: 0 SAC: 0 DP: 1 HBP: 0	WP: 0 PB: 0 SB: 0 CS: 0	PA: 33	
PITCHER	IP	WLS	BF	H	R	ER	SO	BB	IBB	HBP	BLK	WP	HR	S	P	ERA	WHIP				
Roger Bailey R ERA: 1.59 (1, 1)	9.0	W	32	5	0	0	0	1	0	0	0	0	0	71	114	0.00	0.667				

AB	31
R	0
H	5
RBI	0
BB	1
SO	0
LOB	9



Batter	1	2	3	4	5	6	7	8	9	AB	R	H	RBI	BB	SO	LOB	TOP			
Kenny Lofton, L OBP: 0.473, SLG: 0.557 (1, 8)	1-1 10 1B	2-2 S 1B	3-2 10 1B				1-1 P6		2-0 FC5-4 1B	6	4	5	2	0	0	0	Atlanta Braves @ Colorado Rockies Coors Field, Denver, CO Fri, Apr 18, 1997, 7:05 PM MDT Att: 48,070 - Unknown - 68 F			
Michael Tucker, L OBP: 0.418, SLG: 0.519 Andrew Jones, R OBP: 0.333, SLG: 0.344 (1, 9) (7, 9)	2-3 SAFE K	1-2 SAFE 10 2B	2-1 10 1B		3-1 F7		1-0 BB 1B		1-1 FC5-4 2B	5	2	3	3	0	1	1				
10 Chipper Jones, S OBP: 0.459, SLG: 0.569 Mike Mordecai, R OBP: 0.467, SLG: 0.615 (1, 5) (3, PR) (3, 5)	2-2 SAFE 1B	0-0 10 2B	3-2 10 1B		2-1 G4-6-3 1B		4-0 BB 1B		0-0 1B 2B	3	2	3	2	0	0	0				
Fred McGriff, L OBP: 0.397, SLG: 0.468 (1, 3)	2-2 2B	3-2 G4-3 2B	1-1 10 1B		1-1 G4-6-3 1B		1-2 F7		0-0 G3-6-1 1B	6	0	4	4	0	0	3				
Ryan Klesko, L OBP: 0.271, SLG: 0.364 (1, 7)	1-0 10 2B	1-0 G4-3	2-3 K				0-1 P6		3-1 G3-6-1	6	0	1	1	0	2	6				
Javy Lopez, R OBP: 0.392, SLG: 0.532 (1, 2)	0-0 G3	3-2 G5-3	3-3 K				0-1 FC6-4 1B		1-3 K	5	0	1	0	0	2	5				
Mark Lemke, S OBP: 0.306, SLG: 0.392 Tony Graffanino, R OBP: 0.250, SLG: 0.182 (1, 4) (6, PR) (6, 4)	3-2 L7		0-0 FC1-5 1B		0-0 F8		1-1 FC6-4 HBP 1B		0-0 F8	4	0	1	0	0	0	3				
Jeff Blausler, R OBP: 0.475, SLG: 0.686 Rafael Bellard, R OBP: 0.333, SLG: 0.333 (1, 6) (6, PR) (6, 6)		1-1 1B SH1-4 1B	4-0 1B FC1-5 BB		0-1 P3		3-0 1B HBP		0-0 1B	2	2	1	0	1	0	0				
Tom Glavine, L OBP: 0.375, SLG: 0.286 (1, 1)		0-0 SH1-4	2-0 1B FC1-5		0-0 G6-3		0-0 1B		0-0 P6	4	1	1	1	0	0	3				
Inning Stats	R: 2 E: 0 K: 1 S: 20	H: 4 LOB: 2 BB: 0 P: 30	R: 4 E: 0 K: 0 S: 20	H: 5 LOB: 1 BB: 0 P: 31	R: 4 E: 0 K: 2 S: 18	H: 5 LOB: 2 BB: 1 P: 38	R: 0 E: 0 K: 0 S: 4	H: 0 LOB: 0 BB: 0 P: 4	R: 1 E: 0 K: 0 S: 7	H: 2 LOB: 0 BB: 0 P: 15	R: 0 E: 0 K: 1 S: 12	H: 1 LOB: 2 BB: 1 P: 20	R: 0 E: 0 K: 1 S: 6	H: 1 LOB: 1 BB: 0 P: 7	R: 2 E: 0 K: 0 S: 7	H: 3 LOB: 0 BB: 0 P: 13		1B: 18 2B: 4 3B: 0 HR: 1	SF: 0 SAC: 1 DP: 2 HBP: 1	WP: 0 PA: 50 PB: 0 SB: 1 CS: 0
PITCHER	IP WLS BF H R ER SO BB IBB HBP BLK WP HR S P ERA WHIP																			
Jamey Wright, R ERA: 8.44 (1, 1)	2.0 L	17 10	8 8	8 1	1 0	0 0	0 0	0 0	0 1	28 52	9.00 2.000									
Mike Munoz, L ERA: 8.44 (3, 1)	3.0	14 6	3 3	3 2	2 0	0 0	0 0	0 0	0 1	28 52	9.00 2.000									
John Burke, R ERA: 5.4 (6, 1)	2.0	10 3	1 1	1 1	1 0	0 0	0 0	0 0	0 0	19 31	4.50 2.000									
Curt Leskanic, R ERA: 13.5 (8, 1)	2.0	9 4	2 2	2 1	0 0	0 0	0 0	0 0	0 0	13 20	9.00 2.000									

AB	46
R	14
H	23
RBI	14
BB	2
SO	5
LOB	22



Batter	1	2	3	4	5	6	7	8	9	AB	R	H	RBI	BB	SO	LOB	BOTTOM				
Eric Young Sr., R OBP: 0.420, SLG: 0.450 (1, 4)	0-1 FC6-4 1B		2-2 G4-6-3 1B			0-0 F7		1-0 F9		4	0	2	0	0	0	1	Atlanta Braves @ Colorado Rockies Coors Field, Denver, CO Fri, Apr 18, 1997, 7:05 PM MDT Att: 48,070 - Unknown - 68 F				
Quinton McCracken, S OBP: 0.410, SLG: 0.466 (1, 8)	1-2 FC6-4 G5-4-3 1-2		0-0 G4-6-3 1-2			1-2 P3		1-2 G6-3 1B		4	0	1	0	0	0	2					
Ellis Burks, R OBP: 0.225, SLG: 0.514 (1, 7)	3-2 G5-4-3 1-2				0-0 F8		1-3 K		2-3 K	4	0	0	0	0	2	2					
Larry Walker, L OBP: 0.569, SLG: 1.094 (1, 3)					2-2 F7		0-1 G6-4-3 1B		0-0 G6-3	4	0	1	0	0	1	1					
Dante Bichette, R OBP: 0.339, SLG: 0.460 (1, 9)		2-0 E6 BB 1B			2-1 L9		3-3 K		0-0 L1	4	0	0	0	0	1	2					
Vinny Castilla, R OBP: 0.452, SLG: 0.731 (1, 5)		3-2 BB 1B			1-1 G6-3 1B		0-1 G6-4-3 1-2			3	0	2	0	0	0	1					
Kirt Manwaring, R OBP: 0.417, SLG: 0.355 (1, 2)		4-1 G6-4-3 1-2 2-3 BB			1-1 G6-3 1B		0-0 L1			2	0	1	0	1	0	0					
Walt Weiss, S OBP: 0.359, SLG: 0.371 Jason Bates, S OBP: 0.429, SLG: 0.474 (1, 6) (8, PR) (9, 6)		0-0 G6-4-3 1-2			1-1 G6-3		1-1 G6-3 1B		1-1 1B	3	0	1	0	0	0	5					
Jamey Wright, R (1, 1)					1-1 L6		1-3 K			0	0	0	0	0	0	0					
Mike Munoz, L (3, 1)										1	0	0	0	0	1	0					
Darnell Coles, R OBP: 0.200, SLG: 0.200 John Burke, S (6, 1)										1	0	0	0	0	0	0					
Curt Leskanic, R (8, 1)										1	0	0	0	0	1	1					
Inning Stats	R: 0 E: 0 K: 0 S: 10	H: 1 LOB: 0 BB: 0 P: 14	R: 0 E: 1 K: 1 S: 9	H: 1 LOB: 2 BB: 1 P: 20	R: 0 E: 0 K: 1 S: 7	H: 1 LOB: 0 BB: 0 P: 10	R: 0 E: 0 K: 0 S: 6	H: 0 LOB: 0 BB: 0 P: 10	R: 0 E: 0 K: 0 S: 8	H: 2 LOB: 1 BB: 0 P: 12	R: 0 E: 0 K: 1 S: 7	H: 0 LOB: 0 BB: 0 P: 9	R: 0 E: 0 K: 1 S: 10	H: 1 LOB: 0 BB: 0 P: 13	R: 0 E: 0 K: 1 S: 7	H: 1 LOB: 1 BB: 0 P: 10	R: 0 E: 0 K: 1 S: 8	H: 1 LOB: 1 BB: 0 P: 11	1B: 8 2B: 0 3B: 0 HR: 0	SF: 0 SAC: 0 DP: 5 HBP: 0	WP: 0 PA: 32 PB: 0 SB: 0 CS: 0
PITCHER	IP WLS BF H R ER SO BB IBB HBP BLK WP HR S P ERA WHIP																				
Tom Glavine, L ERA: 1.55 (1, 1)	9.0 W	32 8	8 0	0 0	6 0	1 0	0 0	0 0	0 0	72 109	0.00 1.000										



Batter	1	2	3	4	5	6	7	8	9	AB	R	H	RBI	BB	SO	LOB	TOP										
Kenny Lofton, L OBP: 0.470, SLG: 0.582	1-0 CS 1B		1-2 F7			0-0 G4-6-3			3-1 G6-3	4	0	1	0	0	0	3											
Michael Tucker, L OBP: 0.406, SLG: 0.492	2-3 SAFE K		0-1 F8			2-3 K			1-1 10 1B	4	0	1	1	0	2	2											
10 Chipper Jones, S OBP: 0.429, SLG: 0.508	1-0 G4-3			2-3 K			2-2 G4-3		0-0 1B	4	0	1	0	0	1	0											
Fred McGriff, L OBP: 0.377, SLG: 0.429		2-2 G5-3		2-1 P6			0-3 K		0-3 K	4	0	0	0	0	2	2											
Andruw Jones, R OBP: 0.341, SLG: 0.432		1-3 K		0-2 CS 1B			2-3 K		1-3 K	4	0	1	0	0	3	2											
Javy Lopez, R OBP: 0.390, SLG: 0.582		0-0 HR		1-0 CS 1B	1-3 K			1-2 G6-3		3	1	1	1	0	1	0											
Mark Lemke, S OBP: 0.298, SLG: 0.294		2-2 G1-3			1-1 P6			0-0 F7		3	0	0	0	0	0	0											
Tony Graffanino, R OBP: 0.250, SLG: 0.182										0	0	0	0	0	0	0											
Jeff Blausler, R OBP: 0.448, SLG: 0.621			0-0 L9		2-1 F8			1-0 G6-3		3	0	0	0	0	0	0											
Rafael Bellard, R OBP: 0.333, SLG: 0.333										0	0	0	0	0	0	0											
29 John Smoltz, R OBP: 0.417, SLG: 0.364			0-2			1-2			3-2	2	0	2	0	0	0	0											
Alan Embree, L OBP: 0.167, SLG: 0.167										0	0	0	0	0	0	0											
Brad Clontz, R OBP: 0.167, SLG: 0.167										0	0	0	0	0	0	0											
Terrell Wade, L OBP: 0.167, SLG: 0.167										0	0	0	0	0	0	0											
Joe Borowski, R OBP: 0.167, SLG: 0.167										0	0	0	0	0	0	0											
Mike Mordica, R OBP: 0.500, SLG: 0.714										1	1	1	0	0	0	0											
Inning Stats	R: 0 E: 0 K: 1 S: 6	H: 1 LOB: 0 BB: 0 P: 10	R: 1 E: 0 K: 1 S: 10	H: 1 LOB: 0 BB: 0 P: 15	R: 0 E: 0 K: 0 S: 10	H: 1 LOB: 1 BB: 0 P: 11	R: 0 E: 0 K: 1 S: 8	H: 1 LOB: 0 BB: 0 P: 13	R: 0 E: 0 K: 1 S: 7	H: 0 LOB: 0 BB: 0 P: 11	R: 0 E: 0 K: 1 S: 7	H: 1 LOB: 0 BB: 0 P: 10	R: 0 E: 0 K: 2 S: 9	H: 0 LOB: 0 BB: 0 P: 13	R: 0 E: 0 K: 0 S: 9	H: 0 LOB: 0 BB: 0 P: 11	R: 1 E: 0 K: 2 S: 15	H: 3 LOB: 2 BB: 0 P: 23	1B: 6 2B: 2 3B: 0 HR: 1	SF: 0 SAC: 0 DP: 2 HBP: 0	WP: 0 PA: 33 PB: 0 SB: 0 CS: 2						
PITCHER	IP	WLS	BF	H	R	ER	SO	BB	IBB	HBP	BLK	WP	HR	S	P	ERA	WHIP										
Darren Holmes, R ERA: 0.63	6.0	W	20	5	1	1	5	0	0	0	0	0	1	48	70	1.50	0.833										
Mike Munoz, L ERA: 7.11	1.0		3	0	0	0	2	0	0	0	0	0	0	9	13	0.00	0.000										
Steve Reed, R ERA: 1.13	1.0		3	0	0	0	0	0	0	0	0	0	0	9	11	0.00	0.000										
Bruce Ruffin, L ERA: 3.24	1.0		6	3	1	1	2	0	0	0	0	0	0	15	23	9.00	3.000										

Atlanta Braves @ Colorado Rockies
Coors Field, Denver, CO
Sun Apr 20 1997, 3:33 AM MDT
Att: 48,155 - Sunny - 64 F

AB 32
R 2
H 8
RBI 2
BB 0
SO 9
LOB 9



Batter	1	2	3	4	5	6	7	8	9	AB	R	H	RBI	BB	SO	LOB	BOTTOM										
Eric Young Sr., R OBP: 0.418, SLG: 0.478	3-2 1B 1B 1B	0-0 P9		2-2 F9		0-0 F9	3-2 1B			5	1	1	0	0	0	3											
Quinton McCracken, S OBP: 0.429, SLG: 0.469	1-2 1B		1-0 G6-4-3 1B		0-0 E 2B	0-0 1B	1-3 L7			5	3	4	0	0	0	2											
Larry Walker, L OBP: 0.568, SLG: 1.048	0-2 1B		0-0 G6-4-3 1B		3-1 G5-3	0-0 1B	1-2 1B	1-0 G5-3 2B		5	2	4	1	0	0	1											
Dante Bichette, R OBP: 0.359, SLG: 0.474	2-3 K		2-2 G6-4-3		2-2 E 2B	0-2 FC6-4 1B		2-0 G5-3		4	1	2	2	0	1	5											
Mike Munoz, L OBP: 0.167, SLG: 0.167										0	0	0	0	0	0	0											
Steve Reed, R OBP: 0.167, SLG: 0.167										0	0	0	0	0	0	0											
Darnell Coles, R OBP: 0.167, SLG: 0.167										1	0	0	0	0	0	1											
Bruce Ruffin, S OBP: 0.167, SLG: 0.167										0	0	0	0	0	0	0											
John Vander Wal, L OBP: 0.250, SLG: 0.200	0-0 G6-3 1B		0-0 P2		0-0 E9 1B	0-0 FC6-4 1B		1-1 P5		5	0	2	3	0	0	4											
Vinny Castilla, R OBP: 0.478, SLG: 0.763	1-3 2H 3H 1B				0-0 FC1-5 1B	4-0 G6-4-3 IBB		1-0 1B		4	1	3	2	1	0	1											
Jeff Reed, L OBP: 0.323, SLG: 0.533	2-3 3H 1B				0-1 FC1-5 1B	2-1 G6-4-3		1-2 1B		5	0	2	0	0	2	4											
Walt Weiss, S OBP: 0.354, SLG: 0.349		2-1 G4-3		1-2 F8		0-1 1B 1B		3-2 G4-3		5	1	2	0	0	0	4											
Darren Holmes, R OBP: 0.167, SLG: 0.667		2-3 K		0-0 FC1-5		0-3 K		0-0 FC6-4 1B		2	0	0	0	0	1	2											
Ellis Burks, R OBP: 0.217, SLG: 0.465				1-2 2-3		1-2 K		1-2 FC6-4 1B		2	0	0	0	0	1	3											
Inning Stats	R: 3 E: 1 K: 2 S: 18	H: 3 LOB: 1 BB: 0 P: 24	R: 0 E: 0 K: 1 S: 7	H: 0 LOB: 0 BB: 0 P: 11	R: 0 E: 0 K: 0 S: 8	H: 2 LOB: 1 BB: 0 P: 11	R: 0 E: 0 K: 0 S: 11	H: 2 LOB: 2 BB: 0 P: 14	R: 2 E: 0 K: 1 S: 14	H: 3 LOB: 1 BB: 1 P: 22	R: 2 E: 0 K: 1 S: 15	H: 4 LOB: 2 BB: 0 P: 14	R: 1 E: 0 K: 0 S: 11	H: 3 LOB: 2 BB: 0 P: 21	R: 1 E: 0 K: 0 S: 11	H: 3 LOB: 2 BB: 0 P: 21	1B: 18 2B: 2 3B: 0 HR: 0	SF: 0 SAC: 0 DP: 2 HBP: 0	WP: 0 PA: 44 PB: 1 SB: 2 CS: 0								
PITCHER	IP	WLS	BF	H	R	ER	SO	BB	IBB	HBP	BLK	WP	HR	S	P	ERA	WHIP										
29 John Smoltz, R ERA: 3.21	5.2	L	31	14	7	5	4	0	0	0	0	0	0	8	11	13.50	3.000										
Alan Embree, L ERA: 4.15	0.2		4	2	1	1	1	0	0	0	0	0	0	8	12	0.00	1.500										
Brad Clontz, R ERA: 3.86	0.2		3	1	0	0	0	0	0	0	0	0	0	4	8	13.50	1.500										
Terrell Wade, L ERA: 2.7	0.2		3	1	1	1	0	0	0	0	0	0	0	4	8	13.50	1.500										
Joe Borowski, R ERA:	0.1		3	2	0	0	0	0	0	0	0	0	0	7	13	0.00	6.000										

Atlanta Braves @ Colorado Rockies
Coors Field, Denver, CO
Sun Apr 20 1997, 3:33 AM MDT
Att: 48,155 - Sunny - 64 F

AB 43
R 9
H 20
RBI 8
BB 1
SO 5
LOB 30



Batter	1	2	3	4	5	6	7	8	9	AB	R	H	RBI	BB	SO	LOB	TOP		
Luis Castillo, S OBP: 0.293, SLG: 0.296	0-1 G4-3		1-1 G6-3			0-0 2B		1-1 G1		4	0	1	0	0	0	0			
Edgar Renteria, R OBP: 0.250, SLG: 0.264	1-2 G6-3			1-0 G1-3		1-2 F9			1-2 HR 1B	4	1	1	0	0	0	1			
Gary Sheffield, R OBP: 0.488, SLG: 0.415	2-1 G5-3			2-3 K			0-1 G6-3		1-0 F7	4	0	0	0	0	1	1			
Bobby Bonilla, S OBP: 0.328, SLG: 0.295		1-0 G3		1-0 G3			4-2 HR BB		0-0 F7	3	1	0	0	1	0	1			
Moises Alou, R OBP: 0.396, SLG: 0.688		1-1 1B			3-2 G6-3		3-2 HR		2-1 HR	4	2	3	4	0	0	0			
Devon White, S OBP: 0.424, SLG: 0.356		3-2 F9			1-3 K		0-1 L8		2-3 K	4	0	0	0	0	2	1			
Jeff Conine, R OBP: 0.435, SLG: 0.574		1-2 F9			2-1 G4-3		0-0 G6-3			3	0	0	0	0	0	1			
Charles Johnson, R OBP: 0.373, SLG: 0.442			1-0 G1-3			2-1 L7		1-2 G1-6-3 1B		3	0	1	0	0	0	0			
Pat Rapp, R ERA: 5.64 Felix Heredia, L ERA: 5.79 John Cangelosi, S ERA: 3.38 Jay Powell, R ERA: 3.38 Jim Eisenreich, L ERA: 10.13 Robb Nen, R ERA: 10.13			1-2 P3			0-0 G4-3		0-0 G1-6-3 1-2		1	0	0	0	0	0	0			
Inning Stats	R: 0 E: 0 K: 0 S: 7	H: 0 LOB: 0 BB: 0 P: 10	R: 0 E: 0 K: 0 S: 9	H: 1 LOB: 1 BB: 0 P: 15	R: 0 E: 0 K: 0 S: 6	H: 0 LOB: 0 BB: 0 P: 9	R: 0 E: 0 K: 1 S: 5	H: 0 LOB: 0 BB: 0 P: 9	R: 0 E: 0 K: 0 S: 7	H: 1 LOB: 1 BB: 0 P: 10	R: 2 E: 0 K: 0 S: 13	H: 1 LOB: 0 BB: 1 P: 20	R: 0 E: 0 K: 0 S: 6	H: 1 LOB: 0 BB: 0 P: 8	R: 2 E: 0 K: 1 S: 11	H: 2 LOB: 0 BB: 0 P: 17	1B: 3 2B: 1 3B: 0 HR: 2	SF: 0 SAC: 0 DP: 1 HBP: 0	WP: 0 PA: 33 PB: 0 SB: 0 CS: 0
PITCHER Roger Bailey, R ERA: 2.42	IP: 9.0 WLS: W BF: 33 H: 6 R: 4 ER: 4 SO: 3 BB: 1 IBB: 0 HBP: 0 BLK: 0 WP: 0 HR: 2 S: 73 P: 113 ERA: 4.00 WHIP: 0.778																		

Florida Marlins @ Colorado Rockies
Coors Field, Denver, CO
Tue Apr 22 1997, 7:05 PM MDT
Att: 48,034 - Unknown - 52 F

AB 32
R 4
H 6
RBI 4
BB 1
SO 3
LOB 6



Batter	1	2	3	4	5	6	7	8	9	AB	R	H	RBI	BB	SO	LOB	BOTTOM		
Eric Young Sr., R OBP: 0.440, SLG: 0.486	4-1 1B E	2-1 1B HBP	1-2 1B		2-2 G6-3			0-1 1B 1B		3	3	2	2	1	0	0			
Ellis Burks, R OBP: 0.255, SLG: 0.542	2-1 E1 1B	1-0 1B G6-3	0-0 HR		1-1 G4-3			1-0 F9		5	3	3	2	0	0	1			
Larry Walker, L OBP: 0.582, SLG: 1.030 Quinton McCracken, S OBP: 0.429, SLG: 0.489	3-2 1B	0-0 G6-3	2-0 HBP		1-1 L4			0-0 1B 1B		5	1	4	2	0	0	0			
Andres Galarraga, R OBP: 0.443, SLG: 0.531	1-0 G4-3	0-0 G6-3	1-0 HBP		1-0 G6-3			1-0 1B 1B		4	1	1	1	0	0	1			
Dante Bichette, R OBP: 0.377, SLG: 0.484	1-1 BB 2B	1-1 1B	2-2 P6		1-0 L6			2-2 1B 1B		5	1	3	1	0	0	2			
Vinny Castilla, R OBP: 0.474, SLG: 0.730	4-2 2B BB	0-2 P6		2-2 G5-3			2-3 K	0-1 G4-6-3 1B		4	1	1	1	1	1	1			
Kirt Manwaring, R OBP: 0.386, SLG: 0.359	1-0 1B		3-2 F9		2-0 F9		2-1 G1-3	3-1 G4-6-3 1B		5	0	1	2	0	0	2			
Walt Weiss, S OBP: 0.365, SLG: 0.383 Jason Bates, S OBP: 0.429, SLG: 0.474	1-0 G6-3		3-2 E 1B		1-3 K					4	1	2	0	0	1	1			
Roger Bailey, R OBP: 0.455, SLG: 0.545		2-2 HBP 1B	0-0 E7 1B		0-0 G5-3		2-2 G6-3			4	2	2	0	0	0	1			
Inning Stats	R: 4 E: 1 K: 0 S: 16	H: 4 LOB: 1 BB: 2 P: 33	R: 3 E: 0 K: 0 S: 13	H: 4 LOB: 1 BB: 0 P: 19	R: 3 E: 1 K: 0 S: 17	H: 5 LOB: 2 BB: 0 P: 29	R: 0 E: 0 K: 1 S: 7	H: 0 LOB: 0 BB: 0 P: 12	R: 0 E: 0 K: 0 S: 4	H: 0 LOB: 0 BB: 0 P: 7	R: 0 E: 0 K: 1 S: 10	H: 1 LOB: 1 BB: 0 P: 16	R: 3 E: 0 K: 0 S: 13	H: 5 LOB: 1 BB: 0 P: 20	R: 3 E: 0 K: 0 S: 11	H: 5 LOB: 1 BB: 0 P: 17	1B: 16 2B: 2 3B: 0 HR: 1	SF: 0 SAC: 0 DP: 2 HBP: 2	WP: 0 PA: 43 PB: 0 SB: 0 CS: 0
PITCHER Pat Rapp, R ERA: 5.64 Felix Heredia, L ERA: 5.79 Jay Powell, R ERA: 3.38 Robb Nen, R ERA: 10.13	IP: 2.2 WLS: L BF: 21 H: 13 R: 10 ER: 10 SO: 10 BB: 2 IBB: 0 HBP: 1 BLK: 0 WP: 0 HR: 1 S: 43 P: 75 ERA: 33.75 WHIP: 5.625																		

Florida Marlins @ Colorado Rockies
Coors Field, Denver, CO
Tue Apr 22 1997, 7:05 PM MDT
Att: 48,034 - Unknown - 52 F

AB 39
R 13
H 19
RBI 11
BB 2
SO 2
LOB 9



Batter	1	2	3	4	5	6	7	8	9	AB	R	H	RBI	BB	SO	LOB	TOP		
Luis Castillo, S OBP: 0.313, SLG: 0.316	1-1 CS 1B	2-0 FC6-4 1B		0-0 CS 1B			0-1 G1-3		0-3 K	5	0	3	1	0	1	0			
Edgar Renteria, R OBP: 0.247, SLG: 0.250	3-1 G4-3	2-1 FC6-4		1-0 CS	0-2 G4-3		0-0 G6-3		4-1 BB	4	0	0	0	1	0	4			
Gary Sheffield, R OBP: 0.482, SLG: 0.483	3-2 2B		1-1 HR		3-1 G5-3		1-0 G4-3		1-2 F9	5	1	2	1	0	0	1			
Bobby Bonilla, S OBP: 0.319, SLG: 0.288	2-1 P5		1-1 L4		3-2 G4-3			3-2 1B 1B	1-2 F9	5	1	1	0	0	0	2			
Moises Alou, R OBP: 0.392, SLG: 0.672		1-1 P4	4-2 BB		1-1 G6-3			1-1 1B 1B		3	0	1	0	1	0	0			
Devon White, S OBP: 0.413, SLG: 0.367		2-3 K	2-1 F9		0-0 FC5 2B			1-2 P5		4	0	1	0	0	1	3			
Jeff Conine, R OBP: 0.439, SLG: 0.569		0-0 1B 1B	2-0 P4		1-3 K			1-2 1B		4	1	2	1	0	1	2			
Charles Johnson, R OBP: 0.389, SLG: 0.432		4-2 1B 1B		0-2 G6-3				1-1 P6		1	0	0	0	2	0	0			
Cliff Floyd, L OBP: 0.125, SLG: 0.267		1-2 BB								1	0	0	0	0	0	2			
Gregg Zaun, S OBP: 0.474, SLG: 0.231										0	0	0	0	0	0	0			
Kevin Brown, R OBP: 0.357, SLG: 0.250		1-1 1B		0-0 G6-3				0-3 K		3	0	1	0	0	0	2			
Rick Helling, R (6, 1)										0	0	0	0	0	0	0			
Jim Eisenreich, L OBP: 0.308, SLG: 0.227		1-2 1B								0	0	0	0	0	0	0			
Kurt Abbott, R OBP: 0.125, SLG: 0.267		1-2 1B								1	0	0	0	0	1	2			
Mark Hutton, R (8, 1)										0	0	0	0	0	0	0			
Inning Stats	R: 0 E: 0 K: 0 S: 9	H: 2 LOB: 1 BB: 0 P: 18	R: 1 E: 0 K: 1 S: 14	H: 3 LOB: 3 BB: 1 P: 26	R: 1 E: 0 K: 0 S: 10	H: 1 LOB: 0 BB: 0 P: 20	R: 0 E: 0 K: 0 S: 5	H: 1 LOB: 0 BB: 0 P: 6	R: 0 E: 0 K: 1 S: 7	H: 1 LOB: 2 BB: 1 P: 13	R: 0 E: 0 K: 0 S: 4	H: 0 LOB: 0 BB: 0 P: 5	R: 1 E: 0 K: 1 S: 17	H: 3 LOB: 2 BB: 1 P: 24	R: 0 E: 0 K: 1 S: 12	H: 0 LOB: 1 BB: 1 P: 18	1B: 8 2B: 2 3B: 0 HR: 1	SF: 0 SAC: 0 DP: 0 HBP: 0	WP: 0 PA: 41 PB: 0 SB: 0 CS: 2
PITCHER	IP WLS BF H R ER SO BB IBB HBP BLK WP HR S P ERA WHIP																		
Jamey Wright, R ERA: 7.04	(1, 1) 7.0 W 32 10 3 3 2 2 2 1 0 0 0 1 62 111 3.86 1.714																		
Steve Reed, R ERA: 1.04	(8, 1) 0.2 3 1 0 0 0 0 0 0 0 0 0 0 9 12 0.00 1.500																		
Bruce Ruffin, L ERA: 2.79	(8, 1) 1.1 S 5 0 0 0 2 1 0 0 0 0 0 0 15 21 0.00 0.750																		

Florida Marlins @ Colorado Rockies
Coors Field, Denver, CO
Wed Apr 23 1997, 3:33 AM MDT
Att: 50,017 - Sunny - 52 F

AB 36
R 3
H 11
RBI 3
BB 4
SO 4
LOB 18



Batter	1	2	3	4	5	6	7	8	9	AB	R	H	RBI	BB	SO	LOB	BOTTOM		
Eric Young Sr., R OBP: 0.461, SLG: 0.519	2-1 G1-3		0-0 G6-4-3 1B		1-2 2B	1-1 FC6-4 1B		0-0 CS 1B		5	0	4	0	0	0	0			
Ellis Burks, R OBP: 0.250, SLG: 0.528	2-2 G6-3		0-2 G6-4-3 1-2F		0-1 L6	0-0 FC6-4 1-2F 2-3		0-1 1B 2B		5	1	1	0	0	0	5			
Larry Walker, L OBP: 0.571, SLG: 0.986	1-0 L6		0-1 G4-3		4-0 FC6-4 IBB	0-0 P5		4-0 1B IBB		3	0	0	0	2	0	2			
Andres Galarraga, R OBP: 0.455, SLG: 0.585		4-2 1B BB		1-1 F8	1-2 FC6-4 1-2F		1-1 HR	2-2 1B		4	2	2	2	1	0	3			
Dante Bichette, R OBP: 0.356, SLG: 0.455		2-3 K		2-3 K		0-0 G6-3		2-0 WP		4	0	0	0	0	2	1			
Bruce Ruffin, S (8, 1)										1	0	0	0	0	0	2			
Vinny Castilla, R OBP: 0.475, SLG: 0.716		1-1 E 1B		1-0 F8		2-2 3B 1B		2-3 K		4	1	2	0	0	1	0			
Jeff Reed, L OBP: 0.400, SLG: 0.563		1-1 E 1B			2-2 2B 1B	4-1 3B BB		4-2 BB		2	2	2	1	2	0	0			
Walt Weiss, S OBP: 0.375, SLG: 0.451		1-0 E6			1-2 1B 2B	1-1 1B 3B		0-0 F7		4	1	2	2	0	0	3			
Jamey Wright, R OBP: 0.444, SLG: 0.286		1-0 G4-6-3			0-0 1B 2B	2-1 FC6-4 1B		0-0 G5-3		3	0	2	2	0	0	3			
Steve Reed, R ERA: 2.19	(8, 1) 1.2 8 2 1 1 1 1 0 0 0 0 0 1 13 21 5.40 1.800																		
Quinton McCracken, S OBP: 0.420, SLG: 0.478	(8, 8) 1.0 6 3 1 1 0 0 0 1 0 0 1 0 7 15 9.00 3.000																		
Inning Stats	R: 0 E: 0 K: 0 S: 6	H: 0 LOB: 0 BB: 0 P: 11	R: 1 E: 1 K: 1 S: 14	H: 2 LOB: 2 BB: 1 P: 24	R: 0 E: 0 K: 1 S: 6	H: 1 LOB: 0 BB: 0 P: 6	R: 0 E: 0 K: 1 S: 6	H: 0 LOB: 0 BB: 0 P: 10	R: 1 E: 0 K: 0 S: 16	H: 4 LOB: 3 BB: 1 P: 25	R: 3 E: 0 K: 0 S: 13	H: 4 LOB: 2 BB: 1 P: 23	R: 1 E: 0 K: 1 S: 9	H: 1 LOB: 1 BB: 1 P: 16	R: 1 E: 0 K: 0 S: 7	H: 3 LOB: 1 BB: 1 P: 15	1B: 10 2B: 3 3B: 1 HR: 1	SF: 0 SAC: 0 DP: 2 HBP: 0	WP: 1 PA: 41 PB: 0 SB: 0 CS: 1
PITCHER	IP WLS BF H R ER SO BB IBB HBP BLK WP HR S P ERA WHIP																		
Kevin Brown, R ERA: 2.16	(1, 1) 5.1 L 27 10 3 5 2 2 2 1 0 0 0 0 1 57 94 8.44 2.250																		
Rick Helling, R ERA: 2.19	(6, 1) 1.2 8 2 1 1 1 1 0 0 0 0 0 1 13 21 5.40 1.800																		
Mark Hutton, R ERA: 8.53	(8, 1) 1.0 6 3 1 1 0 0 0 1 0 0 1 0 7 15 9.00 3.000																		

Florida Marlins @ Colorado Rockies
Coors Field, Denver, CO
Wed Apr 23 1997, 3:33 AM MDT
Att: 50,017 - Sunny - 52 F

AB 36
R 7
H 15
RBI 7
BB 5
SO 3
LOB 19



Batter	1	2	3	4	5	6	7	8	9	AB	R	H	RBI	BB	SO	LOB	TOP			
Eric Young Sr. R OBP: 0.424, SLG: 0.471 (1, 4)										5	0	1	0	0	0	1				
Ellis Burks R OBP: 0.246, SLG: 0.484 (1, 8) (8, 7)										4	1	1	0	0	0	1				
Larry Walker, L OBP: 0.554, SLG: 0.961 (1, 9)										4	1	1	0	0	2	3				
Andres Galarraga, R OBP: 0.459, SLG: 0.583 (1, 3)										3	1	1	0	0	1	1				
Dante Bichette, R OBP: 0.370, SLG: 0.466 (8, PH) (8, 8)										4	1	2	3	0	0	0				
Vinny Castilla, R OBP: 0.455, SLG: 0.662 (1, 5)										3	0	0	0	1	0	1				
Kirt Manwaring, R OBP: 0.396, SLG: 0.357 (1, 2)										3	0	1	0	1	0	3				
Walt Weiss, S OBP: 0.359, SLG: 0.414 (1, 6)										4	0	0	1	0	1	2				
Bill Swift, R OBP: 0.556, SLG: 0.333 (7, PH) (7, 1)										2	0	0	0	0	2	1				
Darnell Coles, R OBP: 0.288, SLG: 0.167 (7, 1)										0	0	0	0	0	0	0				
Darren Holmes, R OBP: 0.143, SLG: 0.571 (9, 1)										1	0	0	0	0	1	0				
Bruce Ruffin, S (9, 1)										0	0	0	0	0	0	0				
Inning Stats	R: 0 E: 0 K: 2 S: 15	H: 1 LOB: 1 BB: 0 P: 24	R: 0 E: 0 K: 2 S: 11	H: 0 LOB: 1 BB: 1 P: 20	R: 0 E: 0 K: 1 S: 9	H: 0 LOB: 0 BB: 0 P: 13	R: 3 E: 0 K: 1 S: 20	H: 4 LOB: 1 BB: 0 P: 28	R: 0 E: 1 K: 0 S: 5	H: 0 LOB: 0 BB: 0 P: 6	R: 0 E: 0 K: 0 S: 4	H: 0 LOB: 1 BB: 0 P: 13	R: 1 E: 1 K: 1 S: 10	H: 2 LOB: 3 BB: 1 P: 20	R: 0 E: 0 K: 1 S: 12	H: 0 LOB: 0 BB: 0 P: 18	1B: 5 2B: 2 3B: 0 HR: 0	SF: 0 SAC: 0 DP: 2 HBP: 2	WP: 0 PB: 0 SB: 1 CS: 0	PA: 37
PITCHER	IP WLS BF H R ER SO BB IBB HBP BLK WP HR S P ERA WHIP																			
Matt Morris, R ERA: 2.65 (1, 1)	5.0 L 21 5 3 3 6 1 0 0 0 0 0 0 60 91 5.40 1.200																			
Mark Petkovsek, R ERA: 2.21 (6, 1)	2.0 7 0 0 0 0 0 0 1 0 0 0 0 11 21 0.00 0.000																			
Rich Batchelor, R ERA: 4.15 (8, 1)	2.0 9 2 1 1 2 0 1 1 0 0 0 0 22 38 4.50 1.000																			

Colorado Rockies @ St. Louis Cardinals
 Busch Stadium, St. Louis, MO
 Sat Apr 26 1997, 3:33 AM CDT
 Att: 45,681 - Cloudy - 63 F

AB	33
R	4
H	7
RBI	4
BB	2
SO	8
LOB	13



Batter	1	2	3	4	5	6	7	8	9	AB	R	H	RBI	BB	SO	LOB	BOTTOM					
Delino DeShields, L OBP: 0.288, SLG: 0.316 (1, 4)										4	0	1	0	1	0	3						
Ron Gant, R OBP: 0.288, SLG: 0.380 (1, 7)										4	1	1	1	1	1	1						
Ray Lankford, L OBP: 0.526, SLG: 0.750 (1, 8)										4	0	1	0	1	1	1						
Brian Jordan, R OBP: 0.368, SLG: 0.317 (1, 9)										5	0	1	1	0	0	4						
Dmitri Young, S OBP: 0.324, SLG: 0.426 (1, 3)										4	0	1	0	0	0	2						
Gary Gaetti, R OBP: 0.276, SLG: 0.300 (1, 5)										4	0	1	0	0	0	3						
Tom Lampkin, L OBP: 0.264, SLG: 0.265 (1, 2)										3	0	0	0	1	0	2						
Royce Clayton, R OBP: 0.258, SLG: 0.412 (1, 6)										4	1	2	0	0	0	1						
Matt Morris, R ERA: 4.03 (5, PH) (5, 1)										1	0	0	0	0	0	0						
Mark Swenney, L OBP: 0.333, SLG: 0.333 (5, PH) (5, 1)										0	0	0	0	1	0	0						
Mark Petkovsek, R OBP: 0.226, SLG: 0.240 (5, PH) (5, 1)										0	0	0	0	0	0	0						
Willie McCovey, R OBP: 0.226, SLG: 0.240 (5, PH) (5, 1)										0	0	0	0	0	0	0						
Rich Batchelor, R OBP: 0.226, SLG: 0.240 (5, PH) (5, 1)										0	0	0	0	0	0	0						
John Mabry, R OBP: 0.256, SLG: 0.254 (5, PH) (5, 1)										1	0	0	0	0	0	1						
Inning Stats	R: 0 E: 0 K: 1 S: 8	H: 0 LOB: 0 BB: 0 P: 13	R: 0 E: 0 K: 0 S: 5	H: 0 LOB: 0 BB: 0 P: 6	R: 0 E: 0 K: 1 S: 9	H: 0 LOB: 0 BB: 0 P: 9	R: 0 E: 0 K: 1 S: 9	H: 0 LOB: 1 BB: 1 P: 15	R: 0 E: 0 K: 0 S: 10	H: 2 LOB: 3 BB: 1 P: 20	R: 0 E: 0 K: 0 S: 4	H: 0 LOB: 0 BB: 0 P: 7	R: 0 E: 0 K: 0 S: 9	H: 2 LOB: 2 BB: 0 P: 11	R: 1 E: 0 K: 0 S: 13	H: 2 LOB: 3 BB: 1 P: 19	R: 1 E: 0 K: 0 S: 13	H: 2 LOB: 3 BB: 2 P: 28	1B: 6 2B: 2 3B: 0 HR: 0	SF: 0 SAC: 0 DP: 0 HBP: 0	WP: 0 PB: 0 SB: 3 CS: 0	PA: 40
PITCHER	IP WLS BF H R ER SO BB IBB HBP BLK WP HR S P ERA WHIP																					
Bill Swift, R ERA: 4.03 (7, 1)	6.0 W 22 6 2 2 0 2 0 0 0 0 0 0 41 70 0.00 0.667																					
Darren Holmes, R ERA: 1.59 (7, 1)	2.2 16 6 2 2 0 2 0 0 0 0 0 0 33 49 6.75 3.000																					
Bruce Ruffin, L ERA: 2.45 (9, 1)	0.1 S 2 0 0 0 0 0 1 0 0 0 0 0 0 2 9 0.00 3.000																					

Colorado Rockies @ St. Louis Cardinals
 Busch Stadium, St. Louis, MO
 Sat Apr 26 1997, 3:33 AM CDT
 Att: 45,681 - Cloudy - 63 F

AB	35
R	2
H	8
RBI	2
BB	5
SO	2
LOB	20



Batter	1	2	3	4	5	6	7	8	9	10	AB	R	H	RBI	BB	SO	LOB	TOP			
Eric Young Sr., R OBP: 0.422, SLG: 0.479											5	1	2	0	0	1	1				
Ellis Burks, R OBP: 0.270, SLG: 0.507											4	2	2	2	1	1	1				
Larry Walker, L OBP: 0.535, SLG: 0.895											5	1	1	0	0	2	2				
Andres Galaraga, R OBP: 0.446, SLG: 0.544											4	0	1	1	1	1	1				
Dante Bichette, R OBP: 0.360, SLG: 0.444											4	1	0	0	0	2	5				
Steve Reed, R OBP: 0.222, SLG: 0.125											0	0	0	0	0	0	0				
Jeff McCurry, R OBP: 0.222, SLG: 0.125											0	0	0	0	0	0	0				
Darnell Coles, R OBP: 0.222, SLG: 0.125											1	0	0	0	0	1	0				
Bruce Ruffin, S OBP: 0.454, SLG: 0.675											0	0	0	0	0	0	0				
Vinny Castilla, R OBP: 0.364, SLG: 0.522											5	2	3	1	0	1	0				
Kirt Manwaring, R OBP: 0.368, SLG: 0.380											4	0	1	2	0	2	0				
Walt Weiss, S OBP: 0.353, SLG: 0.403											4	0	1	0	0	0	2				
Jamey Wright, R OBP: 0.364, SLG: 0.522											2	0	0	0	0	2	1				
Jerry Dipoto, R OBP: 0.415, SLG: 0.469											1	0	0	0	0	1	0				
Quinton McCracken, S OBP: 0.415, SLG: 0.469											1	0	0	0	0	1	1				
Inning Stats	R: 0 E: 0 K: 3 S: 15	H: 1 LOB: 2 BB: 1 P: 28	R: 1 E: 0 K: 2 S: 10	H: 2 LOB: 1 BB: 0 P: 16	R: 3 E: 0 K: 0 S: 12	H: 4 LOB: 1 BB: 0 P: 20	R: 2 E: 0 K: 2 S: 18	H: 2 LOB: 0 BB: 0 P: 25	R: 0 E: 0 K: 1 S: 6	H: 0 LOB: 0 BB: 0 P: 10	R: 0 E: 0 K: 1 S: 8	H: 0 LOB: 1 BB: 1 P: 16	R: 0 E: 0 K: 2 S: 10	H: 1 LOB: 1 BB: 0 P: 16	R: 0 E: 0 K: 0 S: 6	H: 0 LOB: 0 BB: 0 P: 6	R: 1 E: 0 K: 3 S: 12	H: 1 LOB: 0 BB: 0 P: 16	1B: 7 2B: 1 3B: 1 HR: 2	SF: 1 SAC: 0 DP: 0 HBP: 0	WP: 2 PA: 43
PITCHER	IP	WLS	BF	H	R	ER	SO	BB	IBB	HBP	BLK	WP	HR	S	P	ERA	WHIP				
Mike Hampton, L ERA: 5.52	(1, 1)	4.0		22	9	6	7	1	0	0	0	2	1	55	89	13.50	2.500				
Ramon Garcia, R ERA: 1.53	(5, 1)	4.0	14	1	0	0	5	1	0	0	0	0	0	32	52	0.00	0.500				
Billy Wagner, L ERA: 0.6	(9, 1)	2.0	L	7	1	1	3	0	0	0	0	0	1	18	22	4.50	0.500				

Colorado Rockies @ Houston Astros
Astrodome, Houston, TX
Mon Apr 28 1997, 8:05 PM EDT
Att. 13,510 - Dome

AB 40
R 7
H 11
RBI 6
BB 2
SO 15
LOB 14



Batter	1	2	3	4	5	6	7	8	9	10	AB	R	H	RBI	BB	SO	LOB	BOTTOM					
Craig Biggio, R OBP: 0.364, SLG: 0.454											5	1	1	1	1	3							
Bobby Abreu, L OBP: 0.427, SLG: 0.516											4	2	3	4	1	1	1						
5 Jeff Bagwell, R OBP: 0.423, SLG: 0.611											4	0	0	0	1	2	4						
Derek Bell, R OBP: 0.276, SLG: 0.247											4	0	0	0	1	2	3						
Luis Gonzalez, L OBP: 0.329, SLG: 0.300											5	0	2	0	0	0	3						
James Mouton, R OBP: 0.206, SLG: 0.323											0	0	0	0	0	0	0						
Sean Berry, R OBP: 0.259, SLG: 0.233											5	0	0	0	0	0	3						
Bill Spiers, L OBP: 0.456, SLG: 0.432											3	0	0	0	1	1	0						
Pat Listach, S OBP: 0.257, SLG: 0.224											1	0	0	0	0	0	0						
Brad Ausmus, R OBP: 0.385, SLG: 0.417											5	2	1	0	0	1	1						
Mike Hampton, R ERA: 7.52	(1, 1)	3.1	5	4	2	4	2	4	0	0	0	0	1	46	83	10.80	2.700						
Jerry Dipoto, R ERA: 5.19	(4, 1)	2.2	8	0	0	1	0	0	0	0	0	0	0	17	25	0.00	0.000						
Steve Reed, R ERA: 2.45	(7, 1)	1.2	9	3	1	1	2	1	0	0	0	0	1	21	29	5.40	2.400						
Jeff McCurry, R ERA: 1.69	(8, 1)	1.1	W	5	1	0	0	2	1	0	0	0	0	9	18	0.00	1.500						
Bruce Ruffin, L ERA: 2.25	(10, 1)	1.0	S	4	0	0	1	1	0	0	0	0	0	9	20	0.00	1.000						
Inning Stats	R: 0 E: 0 K: 2 S: 12	H: 1 LOB: 2 BB: 1 P: 21	R: 1 E: 0 K: 0 S: 10	H: 2 LOB: 1 BB: 0 P: 16	R: 1 E: 0 K: 0 S: 12	H: 1 LOB: 1 BB: 1 P: 22	R: 3 E: 1 K: 0 S: 16	H: 1 LOB: 1 BB: 2 P: 31	R: 0 E: 0 K: 1 S: 8	H: 0 LOB: 0 BB: 0 P: 12	R: 0 E: 0 K: 0 S: 5	H: 0 LOB: 0 BB: 0 P: 6	R: 1 E: 0 K: 1 S: 11	H: 2 LOB: 1 BB: 1 P: 14	R: 0 E: 0 K: 2 S: 14	H: 1 LOB: 3 BB: 2 P: 24	R: 0 E: 0 K: 1 S: 5	H: 1 LOB: 1 BB: 0 P: 9	R: 0 E: 0 K: 1 S: 9	H: 0 LOB: 1 BB: 1 P: 20	1B: 4 2B: 4 3B: 0 HR: 2	SF: 0 SAC: 0 DP: 1 HBP: 0	WP: 0 PA: 46
PITCHER	IP	WLS	BF	H	R	ER	SO	BB	IBB	HBP	BLK	WP	HR	S	P	ERA	WHIP						
Jamey Wright, R ERA: 7.52	(1, 1)	3.1		20	5	4	2	4	0	0	0	0	1	46	83	10.80	2.700						
Jerry Dipoto, R ERA: 5.19	(4, 1)	2.2	8	0	0	1	0	0	0	0	0	0	0	17	25	0.00	0.000						
Steve Reed, R ERA: 2.45	(7, 1)	1.2	9	3	1	1	2	1	0	0	0	0	1	21	29	5.40	2.400						
Jeff McCurry, R ERA: 1.69	(8, 1)	1.1	W	5	1	0	0	2	1	0	0	0	0	9	18	0.00	1.500						
Bruce Ruffin, L ERA: 2.25	(10, 1)	1.0	S	4	0	0	1	1	0	0	0	0	0	9	20	0.00	1.000						

Colorado Rockies @ Houston Astros
Astrodome, Houston, TX
Mon Apr 28 1997, 8:05 PM EDT
Att. 13,510 - Dome

AB 39
R 6
H 9
RBI 6
BB 7
SO 8
LOB 18



Batter	1	2	3	4	5	6	7	8	9	AB	R	H	RBI	BB	SO	LOB	TOP										
Eric Young Sr. R OBP: 0.416, SLG: 0.470	F7		F9			CS 1B			L3	4	0	1	0	0	0	0											
Quinton McCracken S OBP: 0.404, SLG: 0.453	F9			F7		CS	K			4	0	1	0	0	0	1											
Ellis Burks R OBP: 0.256, SLG: 0.479	G6-3			F9			G4-3		K	4	0	0	0	0	0	1											
Andres Galarraga R OBP: 0.460, SLG: 0.569		1B G6-4-3 2B			CS 1B				K	4	1	3	0	0	0	1											
Dante Bichette R OBP: 0.363, SLG: 0.446		G6-4-3 1B		CS	CI G6-4-3				K	2	0	1	0	0	0	1											
Vinny Castilla R OBP: 0.440, SLG: 0.651	G6-4-3				G6-4-3				F8	3	0	0	0	0	0	2											
Kirt Manwaring R OBP: 0.367, SLG: 0.377					F9					3	0	1	0	0	0	1											
Walt Weiss S OBP: 0.338, SLG: 0.385						G4-3			L4	3	0	0	0	0	0	1											
Roger Bailey R OBP: 0.385, SLG: 0.462										2	0	0	0	0	0	1											
Darnell Coles R OBP: 0.209, SLG: 0.111										1	0	0	0	0	0	1											
Darren Holmes R OBP: 0.143, SLG: 0.571										0	0	0	0	0	0	0											
Mike Munoz L OBP: 0.143, SLG: 0.571										0	0	0	0	0	0	0											
Inning Stats	R: 0 E: 0 K: 0 S: 6	H: 0 LOB: 0 BB: 0 P: 9	R: 1 E: 0 K: 1 S: 8	H: 2 LOB: 0 BB: 0 P: 10	R: 0 E: 0 K: 1 S: 7	H: 0 LOB: 0 BB: 0 P: 11	R: 0 E: 0 K: 0 S: 7	H: 1 LOB: 0 BB: 0 P: 13	R: 0 E: 0 K: 0 S: 7	H: 0 LOB: 0 BB: 0 P: 14	R: 0 E: 0 K: 1 S: 8	H: 1 LOB: 0 BB: 0 P: 11	R: 0 E: 0 K: 2 S: 12	H: 1 LOB: 1 BB: 0 P: 18	R: 0 E: 0 K: 1 S: 10	H: 1 LOB: 1 BB: 0 P: 14	R: 0 E: 0 K: 2 S: 12	H: 1 LOB: 1 BB: 0 P: 19	1B: 6 2B: 1 3B: 0 HR: 0	SF: 0 SAC: 0 DP: 2 HBP: 0	WP: 0 PB: 0 SB: 0 CS: 2	PA: 33					
PITCHER	IP	WLS	BF	H	R	ER	SO	BB	IBB	HBP	BLK	WP	HR	S	P	ERA	WHIP										
Donne Wall R ERA: 1.35	6.2	W	22	5	1	1	4	0	0	0	0	0	0	52	82	1.35	0.750										
Russ Springer R ERA: 1.95	0.1		1	0	0	0	1	0	0	0	0	0	0	3	4	0.00	0.000										
Tom Martin L ERA: 1.95	1.0		4	1	0	0	1	0	0	0	0	0	0	10	14	0.00	1.000										
John Hudek R ERA: 2.0	1.0	S	4	1	0	0	2	0	0	0	0	0	0	12	19	0.00	1.000										

Colorado Rockies @ Houston Astros
Astrodome, Houston, TX
Tue Apr 29 1997, 4:33 AM EDT
Att: 13,567 - Dome

AB	30
R	1
H	7
RBI	0
BB	0
SO	8
LOB	7



Batter	1	2	3	4	5	6	7	8	9	AB	R	H	RBI	BB	SO	LOB	BOTTOM										
Craig Biggio R OBP: 0.377, SLG: 0.455	K		E 1B BB			FC4-6 HBP				2	1	1	0	1	1	0											
Bobby Abreu L OBP: 0.405, SLG: 0.485	G4-3		E4 1B		FC4-6 FC4		G4-3			4	0	0	0	0	0	4											
5 Jeff Bagwell R OBP: 0.426, SLG: 0.638	K				FC4					4	1	2	2	0	1	1											
Thomas Howard S OBP: 0.439, SLG: 0.528		G1-3				G1-3		G4-3		4	0	0	0	0	1	0											
Sean Berry R OBP: 0.284, SLG: 0.355								G6-3		1	1	1	1	0	0	0											
Tim Bogar R OBP: 0.200, SLG: 0.167		G6-3 HBP								2	0	0	0	0	0	0											
Luis Gonzalez L OBP: 0.314, SLG: 0.284		G6-3		G3		F7		P6		4	0	0	0	0	0	1											
Tony Eusebio R OBP: 0.308, SLG: 0.257										3	0	2	0	0	0	1											
Brad Ausmus R OBP: 0.385, SLG: 0.417		G5-3								0	0	0	0	0	0	0											
Pat Listach S OBP: 0.247, SLG: 0.214			F7		G4-3					3	0	0	0	0	1	2											
Donne Wall R										2	0	0	0	0	0	0											
Russ Springer R										0	0	0	0	0	0	0											
Derek Bell R OBP: 0.283, SLG: 0.247										0	0	0	0	0	0	0											
Tom Martin L										0	0	0	0	0	0	0											
John Hudek S										0	0	0	0	0	0	0											
Inning Stats	R: 0 E: 0 K: 2 S: 7	H: 0 LOB: 1 BB: 0 P: 9	R: 0 E: 0 K: 0 S: 5	H: 0 LOB: 1 BB: 0 P: 10	R: 1 E: 1 K: 0 S: 15	H: 1 LOB: 2 BB: 1 P: 23	R: 1 E: 0 K: 1 S: 8	H: 2 LOB: 1 BB: 0 P: 14	R: 0 E: 0 K: 0 S: 9	H: 0 LOB: 1 BB: 0 P: 14	R: 0 E: 0 K: 0 S: 5	H: 0 LOB: 0 BB: 0 P: 9	R: 0 E: 0 K: 1 S: 12	H: 2 LOB: 2 BB: 0 P: 20	R: 0 E: 0 K: 0 S: 9	H: 1 LOB: 0 BB: 0 P: 11	R: 1 E: 0 K: 0 S: 9	H: 1 LOB: 0 BB: 0 P: 11	1B: 3 2B: 1 3B: 0 HR: 2	SF: 0 SAC: 0 DP: 0 HBP: 3	WP: 0 PB: 0 SB: 0 CS: 0	PA: 33					
PITCHER	IP	WLS	BF	H	R	ER	SO	BB	IBB	HBP	BLK	WP	HR	S	P	ERA	WHIP										
Roger Bailey R ERA: 2.18	7.0	L	29	5	2	1	4	1	0	3	0	0	0	61	99	1.29	0.857										
Darren Holmes R ERA: 2.04	0.2		3	1	1	1	0	0	0	0	0	0	1	8	10	13.50	1.500										
Mike Munoz L ERA: 7.71	0.1		1	0	0	0	0	0	0	0	0	0	0	1	1	0.00	0.000										

Colorado Rockies @ Houston Astros
Astrodome, Houston, TX
Tue Apr 29 1997, 4:33 AM EDT
Att: 13,567 - Dome

AB	29
R	3
H	6
RBI	3
BB	1
SO	4
LOB	9



Batter	1	2	3	4	5	6	7	8	9	AB	R	H	RBI	BB	SO	LOB	TOP		
Brian McRae, S OBP: 0.236, SLG: 0.292 (1, 8)	L9		2-1 S 1B		G4-3		G3	K		5	0	1	0	0	1	3			
Shawon Dunston, R OBP: 0.291, SLG: 0.370 (1, 6)	F9		4-2 FC4 1-2 BB			0-0 G4-3 1B	G4-3		1-0 1B	4	0	2	0	1	0	1			
Mark Grace, L OBP: 0.423, SLG: 0.533 (1, 3)	3-2 1B		1-1 L9			1-2 G4-3 1-2		2-1 HR	1-1 F8	5	1	2	1	0	0	4			
Sammy Sosa, R OBP: 0.283, SLG: 0.361 (1, 9)	0-1 F7		0-0 FC4 1-2			1-1 FC4-6 1B		1-2 G4-3 23 1B 2B	0-3 K	5	1	2	0	0	1	4			
Brooks Kieschnick, L OBP: 0.367, SLG: 0.523 Ramon Tatis, L Tyler Houston, L OBP: 0.285, SLG: 0.258 (8, PH) (8, 5)																			
23 Ryne Sandberg, R OBP: 0.284, SLG: 0.343 (1, 4)																			
Dave Hansen, L OBP: 0.357, SLG: 0.350 Kent Bottenfield, R (8, 1)																			
Scott Servais, R OBP: 0.306, SLG: 0.323 (1, 2)																			
Kevin Foster, R Turk Wendell, L Dave Clark, L OBP: 0.385, SLG: 0.429 (6, 1) (6, 7)																			
Inning Stats	R: 0 E: 0 K: 0 S: 8	H: 1 LOB: 1 BB: 0 P: 12	R: 0 E: 0 K: 1 S: 8	H: 0 LOB: 1 BB: 1 P: 15	R: 0 E: 0 K: 0 S: 11	H: 1 LOB: 2 BB: 1 P: 19	R: 0 E: 0 K: 2 S: 9	H: 0 LOB: 0 BB: 0 P: 14	R: 0 E: 0 K: 1 S: 6	H: 2 LOB: 1 BB: 0 P: 10	R: 2 E: 0 K: 1 S: 15	H: 2 LOB: 1 BB: 1 P: 25	R: 3 E: 0 K: 1 S: 18	H: 5 LOB: 2 BB: 0 P: 29	R: 0 E: 0 K: 2 S: 10	H: 1 LOB: 1 BB: 0 P: 13	1B: 9 2B: 1 3B: 0 HR: 2	SF: 0 SAC: 0 DP: 1 HBP: 0	WP: 0 PA: 41 PB: 0 SB: 1 CS: 0
PITCHER	IP WLS BF H R ER SO BB IBB HBP BLK WP HR S P ERA WHIP	7.1 W 32 8 4 4 5 3 0 0 0 0 2 73 118 4.91 1.500	1.2 9 4 1 1 3 0 0 0 0 0 0 20 31 5.40 2.400																

Chicago Cubs @ Colorado Rockies
Coors Field, Denver, CO
Wed Apr 30 1997, 7:05 PM MDT
Att: 48,017 - Unknown - 57 F

AB	38
R	5
H	12
RBI	5
BB	3
SO	8
LOB	18



Batter	1	2	3	4	5	6	7	8	9	AB	R	H	RBI	BB	SO	LOB	BOTTOM		
Eric Young Sr., R OBP: 0.415, SLG: 0.462 (1, 4)	F9		2-2 L4			0-1 FC4-6 1-2 1B	4-0 HBP HR BB	2-0 L8		4	1	1	0	1	0	1			
Ellis Burks, R OBP: 0.241, SLG: 0.455 (7, 7)	P3		1-1 G5-3			1-2 FC4-6 1B	0-2 SF9	2-2 G6-3		4	1	0	1	0	0	3			
Larry Walker, L OBP: 0.538, SLG: 0.911 (1, 9)	0-0 F8					0-2 1-1 3-H 1B	1-0 HR HBP	1-2 F9		4	2	2	3	0	0	0			
Andres Galarraga, R OBP: 0.462, SLG: 0.600 (1, 3)																			
Dante Bichette, R OBP: 0.358, SLG: 0.437 Quinton McCracken, S OBP: 0.404, SLG: 0.453 (7, 8)																			
Vinny Castilla, R OBP: 0.452, SLG: 0.685 (1, 5)																			
Kirt Manwaring, R OBP: 0.375, SLG: 0.393 (1, 2)																			
Walt Weiss, S OBP: 0.347, SLG: 0.373 (1, 6)																			
Kevin Ritz, R Jerry Dipoto, R (8, 1)																			
Inning Stats	R: 0 E: 0 K: 0 S: 5	H: 0 LOB: 0 BB: 0 P: 7	R: 0 E: 0 K: 0 S: 8	H: 0 LOB: 1 BB: 1 P: 14	R: 0 E: 0 K: 0 S: 7	H: 0 LOB: 1 BB: 1 P: 14	R: 2 E: 0 K: 1 S: 12	H: 1 LOB: 0 BB: 1 P: 22	R: 2 E: 0 K: 1 S: 14	H: 2 LOB: 1 BB: 1 P: 19	R: 7 E: 0 K: 0 S: 14	H: 4 LOB: 0 BB: 2 P: 27	R: 0 E: 0 K: 0 S: 5	H: 1 LOB: 1 BB: 1 P: 13	R: 0 E: 0 K: 0 S: 8	H: 0 LOB: 0 BB: 0 P: 13	1B: 4 2B: 1 3B: 0 HR: 3	SF: 1 SAC: 0 DP: 1 HBP: 1	WP: 1 PA: 39 PB: 1 SB: 0 CS: 0
PITCHER	IP WLS BF H R ER SO BB IBB HBP BLK WP HR S P ERA WHIP	5.0 L 25 6 7 6 2 4 0 0 0 0 1 0 5 13 0.00 3.000	1.1 7 2 4 4 0 1 0 1 0 0 0 1 9 19 27.00 2.250	1.0 3 0 0 0 0 0 0 0 0 0 0 0 8 13 0.00 0.000															

Chicago Cubs @ Colorado Rockies
Coors Field, Denver, CO
Wed Apr 30 1997, 7:05 PM MDT
Att: 48,017 - Unknown - 57 F

AB	30
R	11
H	8
RBI	11
BB	7
SO	2
LOB	13



Batter	1	2	3	4	5	6	7	8	9	AB	R	H	RBI	BB	SO	LOB	TOP					
Brian McRae, S (1, 8) OBP: 0.252, SLG: 0.307										5	1	3	0	0	1	1						
Shawn Dunston, R (1, 6) OBP: 0.297, SLG: 0.395										5	2	2	0	0	0	2						
Mark Grace, L (1, 3) OBP: 0.421, SLG: 0.516										2	0	0	1	2	0	2						
Sammy Sosa, R (1, 9) OBP: 0.282, SLG: 0.350										3	0	0	1	1	1	3						
Brooks Kieschnick, L (1, 7) OBP: 0.358, SLG: 0.489										3	0	0	0	1	0	3						
Doug Glanville, R (8, 7) OBP: 0.329, SLG: 0.350										0	0	0	0	0	0	0						
23 Ryne Sandberg, R (1, 4) OBP: 0.269, SLG: 0.324										4	0	0	0	0	0	3						
Tyler Houston, L (1, 5) OBP: 0.289, SLG: 0.371										4	1	2	1	0	0	0						
Scott Servais, R (1, 2) OBP: 0.316, SLG: 0.324										3	0	1	0	1	0	2						
Frank Castillo, R (1, 1)										1	0	0	0	0	0	0						
Dave Clark, L (7, PH) OBP: 0.370, SLG: 0.409										1	0	0	0	0	0	1						
Bob Patterson, R (7, 1)										0	0	0	0	0	0	0						
Mel Rojas, R (7, 1)										0	0	0	0	0	0	0						
Dave Hansen, L (9, PH) OBP: 0.235, SLG: 0.195										1	0	0	0	0	0	0						
Inning Stats	R: 0 E: 0 K: 1 S: 10	H: 1 LOB: 1 BB: 1 P: 18	R: 0 E: 0 K: 0 S: 7	H: 1 LOB: 1 BB: 1 P: 14	R: 0 E: 0 K: 1 S: 11	H: 0 LOB: 0 BB: 0 P: 15	R: 0 E: 0 K: 0 S: 9	H: 0 LOB: 1 BB: 1 P: 15	R: 0 E: 0 K: 0 S: 6	H: 1 LOB: 0 BB: 0 P: 10	R: 1 E: 0 K: 0 S: 6	H: 1 LOB: 0 BB: 0 P: 11	R: 0 E: 0 K: 0 S: 9	H: 0 LOB: 1 BB: 1 P: 18	R: 2 E: 2 K: 0 S: 16	H: 1 LOB: 1 BB: 1 P: 28	R: 1 E: 0 K: 0 S: 10	H: 3 LOB: 2 BB: 0 P: 13	1B: 6 2B: 0 3B: 1 HR: 1	SF: 1 SAC: 1 DP: 3 HBP: 0	WP: 0 PB: 0 SB: 0 CS: 0	PA: 39
PITCHER	IP WLS BF H R ER SO BB IBB HBP BLK WP HR S P ERA WHIP																					
Bill Swift, R (1, 1) ERA: 3.49	6.0 W 23 4 1 1 2 3 0 0 0 0 0 0 49 83 1.50 1.167																					
Jerry Dipoto, R (7, 1) ERA: 4.75	1.0 6 1 2 0 0 1 0 0 0 1 0 0 14 27 0.00 2.000																					
Mike Munoz, L (8, 1) ERA: 7.71	0.0 1 0 0 0 0 1 0 0 0 0 0 0 1 5 ∞ ∞																					
Jeff McCurry, R (8, 1) ERA: 1.42	1.0 S 3 0 0 0 0 0 0 0 0 0 0 0 10 14 0.00 0.000																					
Steve Reed, R (9, 1) ERA: 3.0	1.0 S 6 3 1 1 0 0 0 0 0 0 0 1 10 13 9.00 3.000																					

Chicago Cubs @ Colorado Rockies
Coors Field, Denver, CO
Thu May 01 1997, 3:33 AM MDT
Att: 48,052 - Overcast - 55 F

AB 32
R 4
H 8
RBI 3
BB 5
SO 2
LOB 17



Batter	1	2	3	4	5	6	7	8	9	AB	R	H	RBI	BB	SO	LOB	BOTTOM			
Eric Young Sr., R (1, 4) OBP: 0.407, SLG: 0.444										4	1	0	0	1	0	3				
Quinton McCracken, S (1, 8) OBP: 0.410, SLG: 0.500										3	2	1	1	1	1	0				
Larry Walker, L (1, 9) OBP: 0.527, SLG: 0.882										3	0	0	0	1	1	0				
Andres Galarraga, R (1, 3) OBP: 0.463, SLG: 0.595										4	1	2	0	0	0	2				
Dante Bichette, R (1, 7) OBP: 0.354, SLG: 0.462										4	1	1	2	0	0	2				
Ellis Burks, R (9, 7) OBP: 0.241, SLG: 0.455										0	0	0	0	0	0	0				
Vinny Castilla, R (1, 5) OBP: 0.444, SLG: 0.667										4	0	1	0	0	0	1				
Kirt Manwaring, R (1, 2) OBP: 0.382, SLG: 0.417										4	0	2	0	0	1	1				
Walt Weiss, S (1, 6) OBP: 0.354, SLG: 0.386										3	0	1	0	1	1	2				
Bill Swift, R (1, 1) OBP: 0.416, SLG: 0.250										2	0	0	0	0	0	2				
Darrell Coles, R (6, PH) OBP: 0.373, SLG: 0.200										1	0	0	0	0	0	0				
Jerry Dipoto, R (7, 1) ERA: 4.38										0	0	0	0	0	0	0				
Mike Munoz, L (8, 1)										0	0	0	0	0	0	0				
Jeff McCurry, R (8, 1)										0	0	0	0	0	0	0				
John Vander Wal, L (8, PH) OBP: 0.235, SLG: 0.195										1	0	0	0	0	1	1				
Steve Reed, R (9, 1)										0	0	0	0	0	0	0				
Inning Stats	R: 0 E: 0 K: 1 S: 8	H: 0 LOB: 1 BB: 1 P: 17	R: 0 E: 0 K: 2 S: 9	H: 1 LOB: 0 BB: 0 P: 16	R: 2 E: 1 K: 0 S: 12	H: 0 LOB: 1 BB: 2 P: 22	R: 0 E: 0 K: 0 S: 6	H: 1 LOB: 1 BB: 1 P: 13	R: 0 E: 0 K: 0 S: 4	H: 0 LOB: 0 BB: 0 P: 4	R: 2 E: 0 K: 0 S: 16	H: 4 LOB: 2 BB: 0 P: 24	R: 1 E: 0 K: 1 S: 15	H: 2 LOB: 1 BB: 0 P: 18	R: 0 E: 0 K: 1 S: 8	H: 1 LOB: 1 BB: 0 P: 11	1B: 5 2B: 2 3B: 0 HR: 2	SF: 0 SAC: 0 DP: 0 HBP: 0	WP: 0 PB: 0 SB: 2 CS: 2	PA: 37
PITCHER	IP WLS BF H R ER SO BB IBB HBP BLK WP HR S P ERA WHIP																			
Frank Castillo, R (1, 1) ERA: 5.64	6.0 L 28 4 4 2 3 4 0 0 0 0 0 0 1 55 96 3.00 1.667																			
Bob Patterson, L (7, 1) ERA: 4.38	0.1 3 2 1 1 1 0 0 0 0 0 0 1 9 12 27.00 6.000																			
Mel Rojas, R (7, 1) ERA: 4.5	1.2 6 1 0 0 1 0 0 0 0 0 0 0 14 17 0.00 0.600																			

Chicago Cubs @ Colorado Rockies
Coors Field, Denver, CO
Thu May 01 1997, 3:33 AM MDT
Att: 48,052 - Overcast - 55 F

AB 33
R 5
H 9
RBI 3
BB 4
SO 5
LOB 14




Batter	1	2	3	4	5	6	7	8	9	AB	R	H	RBI	BB	SO	LOB	TOP										
Gregg Jefferies, S OBP: 0.298, SLG: 0.290 (1, 7)	4-1 1B S 1B BB	2-1 FC6-4 HBP 1B		0-1 G4-3		1-0 P3		0-1 F9		4	1	1	0	1	0	3											
Mickey Morandini, L OBP: 0.339, SLG: 0.273 (1, 4)	1-2 P5	1-1 F4		0-0 G3		1-0 2B		2-1 F7		5	0	1	2	0	0	2											
Scott Rolen, R OBP: 0.377, SLG: 0.348 (1, 5)	3-2 1B HR 1B	1-0 FC6-4 HBP		3-1 G5-3		1-0 F8		0-0 G4-3 1B		4	1	2	0	0	0	1											
Darren Daulton, L OBP: 0.412, SLG: 0.473 Reggie Harris, R (7, 1)	2-1 HBP	0-0 FC6-4		3-3 K		3-1 G4-3		0-0 G4-3		4	1	1	1	0	1	2											
Jerry Spradlin, S (8, 1)	1-3 HR 1B	1-2 P4		2-1 G5-3		2-0 L8		1-2 G4-3		1	0	0	0	0	0	0											
Ruben Amaro Jr., S OBP: 0.316, SLG: 0.235 Ricky Bottalico, L (9, 1)	3-2 HR HBP	0-0 P4		0-1 F8		2-3 K		3-1 G4-3		4	1	1	4	0	1	0											
Mike Lieberthal, R OBP: 0.247, SLG: 0.519 (1, 2)	1-2 HR HBP			4-1 F7		0-0 F8		1-1 G6-3		2	1	1	0	2	0	0											
Rico Brogna, L OBP: 0.301, SLG: 0.398 (1, 3)	1-2 HR			2-2 F7		0-0 SH3-4 1B		2-2 G4-3		4	1	1	0	0	1	2											
Wendell Magee, R OBP: 0.267, SLG: 0.295 (1, 8)	4-0 BB			1-2 K		1-2 SH3-4 1B		1-2 G4-3		2	0	0	0	0	0	2											
Kevin Stocker, S OBP: 0.350, SLG: 0.356 (1, 6)	1-3 K			0-0 P3		1-2 SH3-4 1B		1-2 1B		1	0	1	0	0	0	0											
Bobby Munoz, R OBP: 0.250, SLG: 0.375 Derrick May, L OBP: 0.341, SLG: 0.488 (7, 9)	0-0 P3			FC5-4		0-0 SH3-4		1-2 1B		2	0	0	0	0	0	2											
Inning Stats	R: 5 E: 0 K: 1 S: 22	H: 3 LOB: 1 BB: 2 P: 41	R: 0 E: 0 K: 0 S: 6	H: 1 LOB: 2 BB: 0 P: 10	R: 0 E: 0 K: 0 S: 8	H: 0 LOB: 1 BB: 1 P: 14	R: 0 E: 0 K: 0 S: 5	H: 0 LOB: 0 BB: 0 P: 8	R: 0 E: 0 K: 1 S: 7	H: 0 LOB: 0 BB: 0 P: 12	R: 2 E: 0 K: 0 S: 6	H: 3 LOB: 1 BB: 0 P: 9	R: 0 E: 0 K: 1 S: 6	H: 0 LOB: 0 BB: 0 P: 13	R: 0 E: 0 K: 0 S: 12	H: 1 LOB: 1 BB: 0 P: 16	R: 0 E: 0 K: 0 S: 6	H: 1 LOB: 1 BB: 0 P: 11	1B: 7 2B: 1 3B: 0 HR: 1	SF: 0 SAC: 1 DP: 0 HBP: 2	WP: 0 PA: 41 PB: 0 SB: 1 CS: 0						
PITCHER	IP	WLS	BF	H	R	ER	SO	BB	IBB	HBP	BLK	WP	HR	S	P	ERA	WHIP										
Mark Thompson, R ERA: 7.62 (1, 1)	6.0	L	30	7	7	7	2	3	0	2	0	0	1	54	94	10.50	1.667										
Jeff McCurry, R ERA: 1.09 (7, 1)	2.0		7	1	0	0	1	0	0	0	0	0	0	18	29	0.00	0.500										
Mike DeJean, R ERA: (9, 1)	1.0		4	1	0	0	0	0	0	0	0	0	0	6	11	0.00	1.000										

Philadelphia Phillies @ Colorado Rockies
Coors Field, Denver, CO
Fri May 02 1997, 7:05 PM MDT
Att: 48,031 - Unknown - 50 F

livebaseballscorecards.com

AB 35
R 7
H 9
RBI 7
BB 3
SO 3
LOB 16




Batter	1	2	3	4	5	6	7	8	9	AB	R	H	RBI	BB	SO	LOB	BOTTOM										
Eric Young Sr., R OBP: 0.409, SLG: 0.441 (1, 4)	4-1 FC4-6 S G6-3 BB		3-2 F9		0-0 G1-3		2-2 FC6-4 1B			3	1	1	0	1	0	1											
Ellis Burks, R OBP: 0.241, SLG: 0.438 (1, 8)	4-0 FC4-6 1B BB		1-1 F8		1-2 G6-3		0-0 FC6-4 1-2			3	0	0	0	1	0	2											
Larry Walker, L OBP: 0.518, SLG: 0.856 (1, 9)	3-2 FC4-6 G6-3 S 1-2 PB 2-3			0-1 F8		0-0 S HBP G5-3 1B		1-2 G6-3		4	2	1	0	0	0	2											
Andres Galarraga, R OBP: 0.455, SLG: 0.573 (1, 3)	1-1 G6-3			1-1 G5-3		1-1 G1-3 G5-3 HBP		0-3 K		3	0	0	1	0	1	1											
Dante Bichette, R OBP: 0.340, SLG: 0.442 (1, 7)	1-3 3-H G5-3			2-1 E6 S		2-2 G5-3 1-2 2-H		0-0 F8		4	0	0	1	0	0	1											
Vinny Castilla, R OBP: 0.429, SLG: 0.639 (1, 5)		2-3 K		3-2 P4		0-2 G1-3		1-0 G5-3		4	0	0	0	0	1	2											
Kirt Manwaring, R OBP: 0.394, SLG: 0.476 Jeff McCurry, R (7, 1)	1-0 G6-4-3 1B			0-1 HR		2-0 G6-3		1-0 FC6-4 1B		3	1	2	1	0	0	1											
Mike DeJean, R (9, 1)										0	0	0	0	0	0	0											
John Vander Wal, L OBP: 0.278, SLG: 0.235 (9, PH)										1	0	1	0	0	0	0											
Walt Weiss, S OBP: 0.349, SLG: 0.370 (1, 6)	0-0 G6-4-3 1-2			4-2 G6-3 BB		2-2 F8		1-0 FC6-4		3	0	0	0	1	0	2											
Mark Thompson, R OBP: 0.200, SLG: 0.600 Jeff Reed, L OBP: 0.366, SLG: 0.486 (7, 2)			0-3 K		1-2 G6-3		0-1 G4-3		0-0 P5	2	0	0	0	0	1	1											
Inning Stats	R: 2 E: 0 K: 0 S: 10	H: 0 LOB: 0 BB: 2 P: 24	R: 0 E: 0 K: 1 S: 5	H: 1 LOB: 0 BB: 0 P: 8	R: 0 E: 0 K: 1 S: 8	H: 0 LOB: 0 BB: 0 P: 12	R: 0 E: 1 K: 0 S: 11	H: 0 LOB: 1 BB: 0 P: 17	R: 1 E: 0 K: 0 S: 10	H: 1 LOB: 1 BB: 0 P: 15	R: 0 E: 0 K: 0 S: 9	H: 1 LOB: 1 BB: 0 P: 13	R: 0 E: 0 K: 1 S: 7	H: 0 LOB: 0 BB: 0 P: 8	R: 0 E: 0 K: 0 S: 4	H: 1 LOB: 1 BB: 0 P: 7	1B: 4 2B: 0 3B: 0 HR: 1	SF: 0 SAC: 0 DP: 1 HBP: 1	WP: 0 PA: 36 PB: 1 SB: 4 CS: 0								
PITCHER	IP	WLS	BF	H	R	ER	SO	BB	IBB	HBP	BLK	WP	HR	S	P	ERA	WHIP										
Bobby Munoz, R ERA: 7.9 (1, 1)	6.0	W	25	3	4	3	2	3	0	1	0	0	0	55	93	4.50	1.000										
Reggie Harris, R ERA: 6.75 (7, 1)	1.0		4	1	0	0	0	0	0	0	0	0	0	9	13	0.00	1.000										
Jerry Spradlin, R ERA: 2.7 (8, 1)	1.0		3	0	0	0	1	0	0	0	0	0	0	7	8	0.00	0.000										
Ricky Bottalico, R ERA: 2.45 (9, 1)	1.0	S	4	1	0	0	0	0	0	0	0	0	0	4	7	0.00	1.000										

Philadelphia Phillies @ Colorado Rockies
Coors Field, Denver, CO
Fri May 02 1997, 7:05 PM MDT
Att: 48,031 - Unknown - 50 F

livebaseballscorecards.com

AB 32
R 4
H 5
RBI 3
BB 3
SO 3
LOB 14




Batter	1	2	3	4	5	6	7	8	9	AB	R	H	RBI	BB	SO	LOB	TOP										
Gregg Jefferies, S OBP: 0.296, SLG: 0.289 (1, 7)	1-1 G4-6-3 1B		0-1 G5-3		3-2 L3			1-2 F8		4	0	1	0	0	0	1											
Kevin Sefcik, R OBP: 0.158, SLG: 0.111 (1, 4)	1-2 G4-6-3 1-2f		2-1 G5-3		0-0 E5 F7			0-1 G5-3		4	0	0	0	0	0	1											
Scott Rolen, R OBP: 0.373, SLG: 0.344 (1, 5)	3-3 K		0-0 G5-3		1 SAFE 0-0 F8			2-2 1B E 1B		4	1	1	0	0	1	1											
Darren Daulton, L OBP: 0.403, SLG: 0.458 (1, 9)		3-1 G3		1-1 G4-3		1 SAFE 3-1 F7 1-2		2-1 1B E8 1B		4	0	1	0	0	0	1											
Mark Parent, R OBP: 0.100, SLG: 0.071 Mike Lieberthal, R OBP: 0.244, SLG: 0.513 (8, PH) (8, 2)		2-0 G5-3		0-1 G5-3			0-3 K	0-0 G5-3		3	0	0	0	0	1	0											
Rico Brogna, L OBP: 0.308, SLG: 0.406 (1, 3)		2-0 1B 2B		2-1 G3			4-1 1B BLK BB	0-3 K		3	2	1	0	1	1	0											
Wendell Magee, R OBP: 0.291, SLG: 0.291 Mickey Morandini, L OBP: 0.345, SLG: 0.273 (9, PH) (9, PH)		4-2 1B BB		0-1 F8			4-0 1B 1-2 BB	1-0 S HBP		1	0	0	0	2	0	0											
Kevin Stocker, S OBP: 0.356, SLG: 0.362 (1, 6)		2-1 1-2 2-H 1B		1-3 K			2-1 1-2 2-H G3-6-1 1B	1-2 P6		4	0	2	2	0	1	1											
Mark Portugal, R Scott Ruffcorn, R Mike Mims, L Derrick May, L Erik Plantenberg, R Reggie Harris, R Ruben Amaro Jr., S (1, 1) (4, 1) (5, 1) (7, PH) (7, 1) (8, 1) (9, PH)		2-3 K		4-1 BB			0-1 G3-6-1 1-2f	1-2 G4-3		1	0	0	0	0	1	2											
Inning Stats	R: 0 E: 0 K: 1 S: 10	H: 1 LOB: 0 BB: 0 P: 15	R: 1 E: 0 K: 1 S: 11	H: 2 LOB: 2 BB: 1 P: 26	R: 0 E: 0 K: 0 S: 5	H: 0 LOB: 0 BB: 0 P: 7	R: 0 E: 0 K: 0 S: 6	H: 0 LOB: 1 BB: 1 P: 9	R: 0 E: 1 K: 0 S: 4	H: 0 LOB: 0 BB: 0 P: 7	R: 1 E: 0 K: 1 S: 8	H: 1 LOB: 1 BB: 2 P: 18	R: 1 E: 1 K: 0 S: 12	H: 2 LOB: 1 BB: 0 P: 17	R: 0 E: 0 K: 1 S: 11	H: 0 LOB: 1 BB: 0 P: 14	1B: 5 2B: 1 3B: 0 HR: 0	SF: 0 SAC: 0 DP: 2 HBP: 1	WP: 0 PB: 0 SB: 1 CS: 0	PA: 36							
PITCHER	IP	WLS	BF	H	R	ER	SO	BB	IBB	HBP	BLK	WP	HR	S	P	ERA	WHIP										
Jamey Wright, R ERA: 6.48 (1, 1)	7.0	W	27	4	2	2	4	4	0	0	1	0	0	54	100	2.57	1.143										
Jerry Dipoto, R ERA: 4.5 (8, 1)	0.2		3	1	1	0	0	0	0	0	0	0	0	9	12	0.00	1.500										
Mike Munoz, L ERA: 7.36 (8, 1)	0.1		2	1	0	0	0	0	0	0	0	0	0	3	5	0.00	3.000										
Steve Reed, R ERA: 2.77 (9, 1)	1.0		4	0	0	0	1	0	0	1	0	0	0	11	14	0.00	0.000										

Philadelphia Phillies @ Colorado Rockies
Coors Field, Denver, CO
Sat May 03 1997, 3:33 AM MDT
Att: 48,050 - Sunny - 56 F

livebaseballscorecards.com

AB 31
R 3
H 6
RBI 2
BB 4
SO 5
LOB 11




Batter	1	2	3	4	5	6	7	8	9	AB	R	H	RBI	BB	SO	LOB	BOTTOM										
Eric Young Sr., R OBP: 0.424, SLG: 0.465 (1, 4)	1-0 G6-3		4-0 2B 1B BB	1-0 G5-3 1-3 2-H 2B	4-1 1-2 2-3 3-H BB			2-2 1B 2B		3	2	2	2	2	0	0											
Ellis Burks, R OBP: 0.281, SLG: 0.452 (8, 7)	4-2 FC4-6 BB		1-0 1B 1-3 2B	1-0 G5-3	3-1 P5			1-1 2-H 1B		4	1	2	2	1	0	4											
Larry Walker, L OBP: 0.496, SLG: 0.814 (1, 9)	1-2 FC4-6 1-2f S		0-0 P5	2-3 3-H G3-1				0-0 G6-3		5	0	0	0	0	0	5											
Andres Galarraga, R OBP: 0.442, SLG: 0.552 (1, 3)	1-2 F9		1-2 L7-4 1B	1-0 F8	0-1 G4-3			1-3 K		5	0	1	1	0	1	2											
Dante Bichette, R OBP: 0.346, SLG: 0.439 Jerry Dipoto, R Mike Munoz, L Steve Reed, R (1, 7) (8, 1) (8, 1) (9, 1)		4-2 FC3-6 1B BB	0-0 1-2 3-H 1B	0-3 K	1-3 K					3	0	1	1	1	2	0											
Vinny Castilla, R OBP: 0.414, SLG: 0.614 (1, 5)	2-2 F9		1-0 L7-4	2-1 E4 BLK BB				3-2 L7		4	1	0	0	0	3												
Jeff Reed, L OBP: 0.400, SLG: 0.487 (1, 2)	2-2 FC3-6 1B		4-1 2B BB	4-1 BB BLK BB				1-0 P4		2	2	1	0	2	0	0											
Walt Weiss, S OBP: 0.356, SLG: 0.360 (1, 6)	0-0 FC3-6 FC4-6 1-2f 2-3		4-2 2B G5-3 BB	4-0 BB BB IBB				0-0 L8		2	1	0	0	2	0	2											
Jamey Wright, R OBP: 0.357, SLG: 0.182 Quinton McCracken, S OBP: 0.403, SLG: 0.491 (1, 1) (8, 8)	0-0 FC4-6		1-3 K	4-2 BB				1-1 G3		2	0	0	1	1	1	4											
Inning Stats	R: 0 E: 0 K: 0 S: 10	H: 0 LOB: 1 BB: 1 P: 17	R: 0 E: 0 K: 0 S: 16	H: 1 LOB: 2 BB: 1 P: 23	R: 2 E: 0 K: 0 S: 7	H: 3 LOB: 1 BB: 1 P: 14	R: 2 E: 0 K: 1 S: 10	H: 1 LOB: 2 BB: 2 P: 21	R: 2 E: 1 K: 1 S: 12	H: 0 LOB: 3 BB: 4 P: 34	R: 0 E: 0 K: 1 S: 7	H: 0 LOB: 0 BB: 0 P: 8	R: 0 E: 0 K: 0 S: 7	H: 0 LOB: 1 BB: 0 P: 11	R: 1 E: 0 K: 1 S: 12	H: 2 LOB: 1 BB: 0 P: 17	1B: 4 2B: 4 3B: 0 HR: 0	SF: 0 SAC: 0 DP: 1 HBP: 0	WP: 0 PB: 0 SB: 1 CS: 0	PA: 40							
PITCHER	IP	WLS	BF	H	R	ER	SO	BB	IBB	HBP	BLK	WP	HR	S	P	ERA	WHIP										
Mark Portugal, R ERA: 4.61 (1, 1)	3.0	L	15	4	2	2	0	3	0	0	0	0	0	33	54	6.00	2.333										
Scott Ruffcorn, R ERA: 4.82 (4, 1)	1.2		13	1	4	2	2	5	1	0	1	0	0	20	50	10.80	3.600										
Mike Mims, L ERA: 3.96 (5, 1)	1.1		4	0	0	0	1	0	0	0	0	0	0	9	13	0.00	0.000										
Erik Plantenberg, L ERA: 7.88 Reggie Harris, R ERA: 6.56 (7, 1) (8, 1)	1.2 0.1		7 1	2 0	1 0	1 0	0 1	0 0	0 0	0 0	0 0	0 0	0 0	16 3	24 4	5.40 0.00	1.200 0.000										

Philadelphia Phillies @ Colorado Rockies
Coors Field, Denver, CO
Sat May 03 1997, 3:33 AM MDT
Att: 48,050 - Sunny - 56 F

livebaseballscorecards.com

AB 31
R 7
H 7
RBI 7
BB 9
SO 4
LOB 20



Batter	1	2	3	4	5	6	7	8	9	AB	R	H	RBI	BB	SO	LOB	TOP							
Gregg Jefferies, S OBP: 0.295, SLG: 0.287 (1, 7)	1-1 S 1B		3-2 G4-3		2-2 G4-3			1-2 P2		4	0	1	0	0	0	1								
Mickey Morandini, L OBP: 0.333, SLG: 0.282 (1, 4)	3-3 SAFE K		0-1 E4		2-2 G1-3			0-0 F8		4	0	0	0	0	1	2								
Scott Rolen, R OBP: 0.377, SLG: 0.360 (1, 5)	0-0 P5		1-2 L9			2-1 1B		1-1 2B		4	0	2	0	0	0	2								
Darren Daulton, L OBP: 0.395, SLG: 0.444 (1, 9)	3-2 P5		0-1 G6-3			1-1 1B		2-0 G1-3		4	0	1	0	0	0	3								
Mike Lieberthal, R OBP: 0.233, SLG: 0.488 (1, 2)		0-1 P4		1-0 G6-3		1-1 P4		1-0 F8		4	0	0	0	0	0	2								
Rico Brogna, L OBP: 0.306, SLG: 0.400 (1, 3)		0-1 G4-3		2-0 G4-6-3 1B		1-2 G4-6-3 1-2f		2-3 K		4	0	1	0	0	1	2								
Wendell Magee, R OBP: 0.286, SLG: 0.296 (4, 1)		1-2 2B 1B		2-2 G4-6-3 1-2f			0-0 P5		0-1 1B	2	0	1	0	0	0	1	AB 35							
Kevin Sefcik, R OBP: 0.190, SLG: 0.150 (7, PH)										2	0	1	0	0	0	0	R 0							
Kevin Stocker, S OBP: 0.355, SLG: 0.371 (1, 6)										2	0	1	0	0	0	0	H 9							
Scott Ruffcorn, R (7, 1)										3	0	1	0	0	1	0	RBI 0							
Derrick May, L OBP: 0.326, SLG: 0.467 (9, PH)										0	0	0	0	0	0	0	BB 0							
Calvin Maduro, R OBP: 0.091, SLG: 0.091 (1, 1)										1	0	0	0	0	0	2	SO 3							
Ruben Amaro Jr, S OBP: 0.318, SLG: 0.300 (4, 8)										2	0	1	0	0	0	0	LOB 16							
Inning Stats	R: 0 E: 0 K: 1 S: 9	H: 1 LOB: 1 BB: 0 P: 16	R: 0 E: 0 K: 0 S: 11	H: 2 LOB: 2 BB: 0 P: 15	R: 0 E: 1 K: 0 S: 10	H: 0 LOB: 1 BB: 0 P: 14	R: 0 E: 0 K: 0 S: 6	H: 1 LOB: 1 BB: 0 P: 11	R: 0 E: 0 K: 0 S: 10	H: 1 LOB: 1 BB: 0 P: 17	R: 0 E: 0 K: 0 S: 9	H: 2 LOB: 1 BB: 0 P: 14	R: 0 E: 0 K: 1 S: 5	H: 0 LOB: 0 BB: 0 P: 6	R: 0 E: 0 K: 0 S: 7	H: 1 LOB: 1 BB: 0 P: 11	R: 0 E: 0 K: 1 S: 8	H: 1 LOB: 1 BB: 0 P: 11	1B: 6 2B: 3 3B: 0 HR: 0	SF: 0 SAC: 0 DP: 2 HBP: 0	WP: 0 PB: 0 SB: 1 CS: 0	PA: 35		
PITCHER Roger Bailey, R ERA: 1.71 (1, 1)	IP: 9.0 WLS: W BF: 35 H: 9 R: 0 ER: 0 SO: 3 BB: 0 IBB: 0 HBP: 0 BLK: 0 WP: 0 HR: 0 S: 75 P: 115 ERA: 0.00 WHIP: 1.000																							

Philadelphia Phillies @ Colorado Rockies
Coors Field, Denver, CO
Sun May 04 1997, 3:33 AM MDT
Att: 48,107 - Sunny - 73 F

AB 35
R 0
H 9
RBI 0
BB 0
SO 3
LOB 16



Batter	1	2	3	4	5	6	7	8	9	AB	R	H	RBI	BB	SO	LOB	BOTTOM						
Eric Young Sr, R OBP: 0.437, SLG: 0.496 (1, 4)	0-1 WP 2B			1-0 FC4-6 2H 1B 2B		1-0 2B HBP		0-2 G3-1 WP 1B		3	3	3	1	0	0	0							
Jason Bates, S OBP: 0.407, SLG: 0.417 (6, 4)										1	1	1	0	0	0	0							
Ellis Burks, R OBP: 0.289, SLG: 0.447 (1, 8)	4-1 SAFE WP 2B BB	4-2 SAFE 1B SAFE CS BB		4-0 FC4-6 BB		3-2 L9		4-0 G3-1 BB		1	1	0	0	4	0	1							
Larry Walker, L OBP: 0.500, SLG: 0.822 (1, 9)	2-1 1H 2H 1B 2B	1-1 CS 1B		2-2 FC4-6 1B 2B		2-1 WP 1H 2B		0-1 G3-1 1-2 2-3		5	2	3	4	0	0	4							
Andres Galarraga, R OBP: 0.459, SLG: 0.560 (1, 3)	2-2 G6-4-3 2H 1B	0-2 SAFE CS		2-0 2B 1B		0-3 K2-3		4-0 BB		4	0	3	2	1	1	1							
Dante Bichette, R OBP: 0.348, SLG: 0.441 (1, 7)	4-1 SAFE G6-4-3 1-2 BB		0-0 F7	2-1 SAFE 2B		2-3 K		1-3 K		4	0	1	1	1	2	5							
Vinny Castilla, R OBP: 0.408, SLG: 0.629 (1, 5)	2-2 G6-4-3 1-2f 2-3		1-0 G6-3	1-0 G6-3		2-1 HR		1-3 K		4	1	1	1	0	0	5							
Darnell Coles, R OBP: 0.250, SLG: 0.182 (8, 5)										1	0	0	0	0	1	3							
Kirt Manwaring, R OBP: 0.373, SLG: 0.448 (1, 2)	2-1 G6-3		2-2 F9		0-2 F7		3-1 P3			4	0	0	0	0	0	2							
Walt Weiss, S OBP: 0.363, SLG: 0.359 (1, 6)		2-1 F9		0-1 S 2B 1B	4-2 L4-3 BB		2-3 K			3	1	1	0	1	1	0							
Roger Bailey, R OBP: 0.294, SLG: 0.353 (1, 1)		1-0 L9		1-3 SAFE K	0-0 L4-3		2-3 K			4	0	0	0	0	2	2							
Inning Stats	R: 3 E: 0 K: 0 S: 14	H: 3 LOB: 1 BB: 2 P: 30	R: 1 E: 0 K: 0 S: 11	H: 2 LOB: 1 BB: 1 P: 19	R: 0 E: 0 K: 0 S: 8	H: 1 LOB: 1 BB: 0 P: 11	R: 3 E: 0 K: 1 S: 14	H: 4 LOB: 2 BB: 1 P: 26	R: 0 E: 0 K: 0 S: 6	H: 0 LOB: 0 BB: 1 P: 10	R: 1 E: 0 K: 2 S: 12	H: 1 LOB: 1 BB: 0 P: 20	R: 1 E: 0 K: 2 S: 11	H: 1 LOB: 0 BB: 0 P: 20	R: 0 E: 0 K: 2 S: 15	H: 1 LOB: 3 BB: 2 P: 25	1B: 7 2B: 6 3B: 0 HR: 1	SF: 0 SAC: 0 DP: 2 HBP: 1	WP: 5 PB: 0 SB: 1 CS: 2	PA: 43			
PITCHER Calvin Maduro, R ERA: 5.94 (1, 1)	IP: 3.2 WLS: L BF: 22 H: 9 R: 7 ER: 7 SO: 7 BB: 4 IBB: 0 HBP: 0 BLK: 0 WP: 3 HR: 0 S: 44 P: 80 ERA: 17.18 WHIP: 3.545																						
Mike Mims, L ERA: 3.89 (4, 1)	2.1 BF: 10 H: 2 R: 1 ER: 1 SO: 2 BB: 1 IBB: 0 HBP: 1 BLK: 0 WP: 1 HR: 0 S: 21 P: 36 ERA: 3.86 WHIP: 1.286																						
Scott Ruffcorn, R ERA: 4.76 (7, 1)	2.0 BF: 10 H: 2 R: 1 ER: 1 SO: 4 BB: 2 IBB: 0 HBP: 0 BLK: 0 WP: 1 HR: 1 S: 26 P: 45 ERA: 4.50 WHIP: 2.000																						

Philadelphia Phillies @ Colorado Rockies
Coors Field, Denver, CO
Sun May 04 1997, 3:33 AM MDT
Att: 48,107 - Sunny - 73 F

AB 34
R 9
H 13
RBI 9
BB 7
SO 7
LOB 23



Batter	1	2	3	4	5	6	7	8	9	AB	R	H	RBI	BB	SO	LOB	TOP										
Carl Everett, S (1, 8) OBP: 0.224, SLG: 0.282	G4-3		G3		SH4-3		G4-3			3	0	0	0	0	0	0											
Edgardo Alfonso, R (1, 5) OBP: 0.329, SLG: 0.370	K		1B HR		L9		G4-3			4	1	1	0	0	1	1											
John Olerud, L (1, 3) OBP: 0.430, SLG: 0.551	G6-3		1B HR		2B BB			G3		3	1	1	0	1	0	0											
Todd Hundley, S (1, 2) OBP: 0.398, SLG: 0.621		1B WP	1B HR		2B			HR		4	3	4	5	0	0	0											
Bernard Gilkey, R (1, 7) OBP: 0.282, SLG: 0.284	F9		L6		L9			G5-3		4	0	0	0	0	0	3											
Carlos Baerga, S (1, 4) OBP: 0.233, SLG: 0.289	K				F9			G4-3		4	0	0	0	0	2	1											
Greg McMichael, R (8, 1) OBP: 1.000, SLG: 1.000										0	0	0	0	0	0	0											
Gary Thurman, R (9, 8)										0	0	0	0	0	0	0											
Butch Huskey, R (1, 9) OBP: 0.209, SLG: 0.429		1B			G4-3		F8			4	0	1	1	0	0	0											
Takashi Kashiwada, L (9, 1)		2H 1B								0	0	0	0	0	0	0											
Rey Ordenez, R (1, 6) OBP: 0.250, SLG: 0.280		G1-3			G1-3		G6-3		G4-3	4	0	0	0	0	0	1											
Bobby Jones, R (1, 1) OBP: 0.188, SLG: 0.133										3	1	1	0	0	1	0											
Manny Alexander, R (8, 4) OBP: 0.315, SLG: 0.300			K				SH4-3 2B 1B		P3	1	0	0	0	0	0	0											
Inning Stats	R: 0 E: 0 K: 1 S: 7	H: 0 LOB: 0 BB: 0 P: 9	R: 1 E: 0 K: 1 S: 11	H: 2 LOB: 1 BB: 0 P: 18	R: 3 E: 0 K: 1 S: 14	H: 3 LOB: 0 BB: 0 P: 23	R: 0 E: 0 K: 0 S: 4	H: 0 LOB: 0 BB: 0 P: 7	R: 1 E: 0 K: 0 S: 10	H: 2 LOB: 2 BB: 1 P: 19	R: 0 E: 0 K: 0 S: 6	H: 0 LOB: 0 BB: 0 P: 12	R: 0 E: 0 K: 0 S: 4	H: 0 LOB: 0 BB: 0 P: 7	R: 1 E: 0 K: 0 S: 6	H: 1 LOB: 0 BB: 0 P: 11	R: 0 E: 0 K: 0 S: 8	H: 0 LOB: 0 BB: 0 P: 12	1B: 5 2B: 1 3B: 0 HR: 2	SF: 0 SAC: 1 DP: 0 HBP: 0	WP: 1 PB: 0 SB: 0 CS: 0	PA: 36					
PITCHER	IP	WLS	BF	H	R	ER	SO	BB	IBB	HBP	BLK	WP	HR	S	P	ERA	WHIP										
Kevin Ritz, R (1, 1) ERA: 6.07	7.0	L	29	7	5	5	4	1	0	0	0	1	1	56	95	6.43	1.143										
Mike Munoz, L (8, 1) ERA: 7.59	1.0		4	1	1	1	0	0	0	0	0	0	1	6	11	9.00	1.000										
Mike DeJean, R (9, 1) ERA:	1.0		3	0	0	0	0	0	0	0	0	0	0	8	12	0.00	0.000										

New York Mets @ Colorado Rockies
Coors Field, Denver, CO
 Mon May 05 1997, 7:05 PM MDT
 Att: 48,036 - Unknown - 73 F

AB	34
R	6
H	8
RBI	6
BB	1
SO	4
LOB	6



Batter	1	2	3	4	5	6	7	8	9	AB	R	H	RBI	BB	SO	LOB	BOTTOM										
Eric Young Sr., R (1, 4) OBP: 0.432, SLG: 0.483	G4-6-3 BB		G4-3		G6-3			G4-3		3	0	0	0	1	0	2											
Ellis Burks, R (1, 8) OBP: 0.277, SLG: 0.427	G4-6-3				G5-3		F8	P2		4	0	0	0	0	0	1											
Larry Walker, L (1, 9) OBP: 0.492, SLG: 0.802	G6-3				CS 1B		P5	F8		4	0	1	0	0	0	0											
Andres Galarraga, R (1, 3) OBP: 0.460, SLG: 0.553		G6-4-3 1B			1B 1B BB		G6-3		F8	3	1	1	0	1	0	0											
Dante Bichette, R (1, 7) OBP: 0.353, SLG: 0.438		G6-4-3			1B 1B			G6-3		3	0	1	0	1	0	1											
Vinny Castilla, R (1, 5) OBP: 0.411, SLG: 0.624		K			1B		F9 BB		G6-3	4	0	2	1	0	2	1											
Kirt Manwaring, R (1, 2) OBP: 0.367, SLG: 0.437			G4-3		F9			F9		4	0	1	0	0	0	3											
Walt Weiss, S (1, 6) OBP: 0.362, SLG: 0.350			K					F9		2	0	0	0	1	1	2											
Kevin Ritz, R (1, 1) OBP: 0.235, SLG: 0.071										2	0	1	0	0	0	1											
John Vander Wal, L (7, PH) OBP: 0.263, SLG: 0.222					FC3-6 BB					1	0	0	0	0	0	2											
Mike Munoz, L (8, 1)										0	0	0	0	0	0	0											
Mike DeJean, R (9, 1)					1B					0	0	0	0	0	0	0											
Inning Stats	R: 0 E: 0 K: 0 S: 5	H: 1 LOB: 0 BB: 0 P: 9	R: 0 E: 0 K: 1 S: 7	H: 1 LOB: 0 BB: 0 P: 9	R: 0 E: 0 K: 1 S: 9	H: 1 LOB: 1 BB: 0 P: 14	R: 1 E: 0 K: 0 S: 21	H: 3 LOB: 2 BB: 1 P: 35	R: 0 E: 0 K: 0 S: 5	H: 0 LOB: 0 BB: 1 P: 9	R: 0 E: 0 K: 0 S: 6	H: 0 LOB: 0 BB: 0 P: 10	R: 0 E: 0 K: 1 S: 18	H: 1 LOB: 2 BB: 1 P: 27	R: 0 E: 0 K: 0 S: 10	H: 0 LOB: 0 BB: 0 P: 16	R: 0 E: 0 K: 0 S: 8	H: 1 LOB: 1 BB: 0 P: 10	1B: 7 2B: 0 3B: 0 HR: 0	SF: 0 SAC: 0 DP: 3 HBP: 0	WP: 0 PB: 0 SB: 0 CS: 1	PA: 34					
PITCHER	IP	WLS	BF	H	R	ER	SO	BB	IBB	HBP	BLK	WP	HR	S	P	ERA	WHIP										
Bobby Jones, R (1, 1) ERA: 3.1	7.0	W	27	6	1	1	3	4	0	0	0	0	0	71	113	1.29	1.429										
Greg McMichael, R (8, 1) ERA: 1.93	1.0		3	0	0	0	0	0	0	0	0	0	0	10	16	0.00	0.000										
Takashi Kashiwada, L (9, 1) ERA:	1.0		4	1	0	0	0	0	0	0	0	0	0	8	10	0.00	1.000										

New York Mets @ Colorado Rockies
Coors Field, Denver, CO
 Mon May 05 1997, 7:05 PM MDT
 Att: 48,036 - Unknown - 73 F

AB	30
R	1
H	7
RBI	1
BB	4
SO	3
LOB	13



Batter	1	2	3	4	5	6	7	8	9	AB	R	H	RBI	BB	SO	LOB	TOP			
Tony Womack, L (1.4) OBP: 0.301, SLG: 0.370										6	2	2	0	0	1	3				
Jermaine Allensworth, R (1.8) OBP: 0.370, SLG: 0.385										4	1	2	3	0	1	1				
Al Martin, L (1.7) OBP: 0.365, SLG: 0.427										5	1	2	2	0	0	4				
Emil Brown, R (9.7) OBP: 0.405, SLG: 0.324										1	0	1	1	0	0	0				
Mark Johnson, L (1.3) OBP: 0.327, SLG: 0.347										5	2	2	0	1	1	2				
Kevin Elster, R (1.6) OBP: 0.328, SLG: 0.423										6	1	2	2	0	1	3				
18 Jason Kendall, R (1.2) OBP: 0.306, SLG: 0.357										4	2	1	1	1	0	2				
Jose Guillen, R (1.9) OBP: 0.294, SLG: 0.382										5	2	3	3	0	0	1				
Joe Randa, R (1.5) OBP: 0.312, SLG: 0.374										4	3	2	1	1	1	2				
Jason Schmidt, R (1.1) OBP: 0.250, SLG: 0.333										1	0	0	0	0	0	1				
Marc Wilkins, R (4.1)										1	0	0	0	1	1	0				
David Wainhouse, L (7.1)										1	0	0	0	0	0	1				
Ricardo Rincon, L (9.1)										0	0	0	0	0	0	0				
Inning Stats	R: 1 E: 0 K: 0 S: 12	H: 1 LOB: 1 BB: 1 P: 26	R: 0 E: 0 K: 0 S: 6	H: 0 LOB: 1 BB: 1 P: 12	R: 2 E: 0 K: 0 S: 18	H: 1 LOB: 0 BB: 0 P: 29	R: 2 E: 1 K: 0 S: 11	H: 3 LOB: 2 BB: 0 P: 16	R: 4 E: 0 K: 1 S: 20	H: 4 LOB: 2 BB: 2 P: 40	R: 0 E: 0 K: 1 S: 9	H: 1 LOB: 1 BB: 0 P: 15	R: 0 E: 0 K: 1 S: 11	H: 1 LOB: 1 BB: 0 P: 14	R: 1 E: 0 K: 2 S: 12	H: 2 LOB: 1 BB: 0 P: 17	1B: 9 2B: 2 3B: 1 HR: 5	SF: 1 SAC: 1 DP: 0 HBP: 1	WP: 1 PB: 0 SB: 1 CS: 0	PA: 50
PITCHER	IP WLS BF H R ER SO BB IBB HBP BLK WP HR S P ERA WHIP																			
Mark Thompson, R (1.1) ERA: 7.89	3.2 L 20 5 5 4 0 2 0 0 0 0 0 2 45 81 9.82 1.909																			
John Burke, R (4.1) ERA: 6.1	1.0 9 4 4 4 1 2 0 0 0 0 0 1 21 40 36.00 6.000																			
Jerry Dipoto, R (5.1) ERA: 9.45	1.1 8 4 4 4 1 0 0 0 0 0 0 2 19 27 27.00 3.000																			
Mike Munoz, L (7.1) ERA: 6.75	1.0 4 1 0 0 1 0 0 0 0 0 1 0 9 15 0.00 1.000																			
Jeff McCurry, R (8.1) ERA: 0.87	1.0 4 1 0 0 1 0 0 0 0 0 0 0 11 14 0.00 1.000																			
PITCHER	IP WLS BF H R ER SO BB IBB HBP BLK WP HR S P ERA WHIP																			
Bruce Ruffin, L (9.1) ERA: 2.77	1.0 5 2 1 1 2 0 0 0 0 0 0 1 21 40 9.82 1.909																			

Pittsburgh Pirates @ Colorado Rockies
Coors Field, Denver, CO
Wed May 07 1997, 7:05 PM MDT
Att: 48,056 - Unknown - 65 F

AB 43
R 14
H 17
RBI 13
BB 4
SO 6
LOB 20

Batter	1	2	3	4	5	6	7	8	9	AB	R	H	RBI	BB	SO	LOB	BOTTOM			
Eric Young Sr., R (1.4) OBP: 0.439, SLG: 0.504										3	0	2	0	0	0	1				
Mike Munoz, L (7.1)										0	0	0	0	0	0	0				
Jeff Reed, L (7.7) OBP: 0.412, SLG: 0.489										1	0	1	1	0	0	0				
Jeff McCurry, R (8.1)										0	0	0	0	0	0	0				
Bruce Ruffin, S (9.1)										0	0	0	0	0	0	0				
Ellis Burks, R (1.8) OBP: 0.296, SLG: 0.457										2	0	1	0	0	0	1				
John Vander Wal, L (6.9) OBP: 0.227, SLG: 0.190										2	0	0	0	0	1	3				
Dante Bichette, R (1.7) OBP: 0.360, SLG: 0.465										4	0	1	0	0	1	2				
Larry Walker, L (1.9) OBP: 0.496, SLG: 0.790										4	0	2	0	0	0	2				
Andres Galarraga, R (1.3) OBP: 0.451, SLG: 0.592										4	2	2	2	0	0	3				
Vinny Castilla, R (1.5) OBP: 0.391, SLG: 0.581										4	0	0	0	0	0	0				
Kirt Manwaring, R (1.2) OBP: 0.361, SLG: 0.419										3	1	0	0	1	1	0				
Walt Weiss, S (1.6) OBP: 0.374, SLG: 0.388										4	0	2	0	0	0	0				
Mark Thompson, R (1.1) OBP: 0.182, SLG: 0.545										1	0	0	0	0	1	1				
John Burke, S (4.1)										0	0	0	0	0	0	0				
Jerry Dipoto, R (5.1)										0	0	0	0	0	0	0				
Jason Bates, S (6.7) OBP: 0.400, SLG: 0.387										3	0	0	0	0	2	2				
Inning Stats	R: 0 E: 0 K: 1 S: 6	H: 1 LOB: 0 BB: 0 P: 12	R: 0 E: 0 K: 0 S: 5	H: 1 LOB: 0 BB: 0 P: 7	R: 0 E: 0 K: 1 S: 8	H: 1 LOB: 1 BB: 0 P: 12	R: 0 E: 0 K: 0 S: 6	H: 2 LOB: 1 BB: 0 P: 10	R: 0 E: 0 K: 2 S: 13	H: 2 LOB: 2 BB: 0 P: 18	R: 2 E: 0 K: 1 S: 13	H: 3 LOB: 2 BB: 1 P: 26	R: 1 E: 0 K: 0 S: 6	H: 1 LOB: 0 BB: 0 P: 9	R: 0 E: 0 K: 0 S: 10	H: 0 LOB: 0 BB: 0 P: 16	1B: 8 2B: 0 3B: 1 HR: 2	SF: 0 SAC: 0 DP: 2 HBP: 0	WP: 0 PB: 0 SB: 0 CS: 0	PA: 36
PITCHER	IP WLS BF H R ER SO BB IBB HBP BLK WP HR S P ERA WHIP																			
Jason Schmidt, R (1.1) ERA: 3.9	3.1 W 13 5 2 2 4 1 0 0 0 0 0 1 33 55 5.40 1.800																			
Marc Wilkins, R (4.1) ERA: 5.51	3.1 W 15 5 2 2 4 1 0 0 0 0 0 1 33 55 5.40 1.800																			
David Wainhouse, R (7.1) ERA: 9.49	1.1 5 1 1 1 0 0 0 0 0 0 1 9 15 6.75 0.750																			
Ricardo Rincon, L (9.1) ERA: 1.8	1.0 3 0 0 0 0 0 0 0 0 0 0 0 10 16 0.00 0.000																			

Pittsburgh Pirates @ Colorado Rockies
Coors Field, Denver, CO
Wed May 07 1997, 7:05 PM MDT
Att: 48,056 - Unknown - 65 F

AB 35
R 3
H 11
RBI 3
BB 1
SO 6
LOB 15

Batter	1	2	3	4	5	6	7	8	9	AB	R	H	RBI	BB	SO	LOB	TOP			
Tony Womack, L (1.4)	G3		G3	1B BB	L8		1B		BB	5	1	2	1	1	0	1	Pittsburgh Pirates @ Colorado Rockies Coors Field, Denver, CO Thu May 08 1997, 3:33 AM MDT Att: 48,050 - Sunny - 53 F			
Midre Cummines, L (1.9)	G3		F9	BB BB HBP	E9		F7		K	6	1	2	0	0	1	3				
Al Martin, L (1.7)	HR		1B	HBP 1B BB	P6				K	4	2	2	1	1	1	1				
Mark Johnson, L (1.3)	1B		L9	HBP 1B BB					BB	4	1	3	1	1	0	1				
Kevin Elster, R (1.6)	K			HR			L6		BB	3	2	1	2	1	1	2				
18 Jason Kendall, R (1.2)				HBP 1B			FC6-4		BB	4	1	2	3	1	0	3				
Jose Guillen, R (1.8)				BB			FC6		E3	3	0	0	0	0	1	3				
Chris Peters, L (6.1)									SH2-4	0	0	0	0	0	0	0				
David Wainhouse, L (6.1)										0	0	0	0	0	0	0				
Ricardo Rincon, L (7.1)										0	0	0	0	0	0	0				
Kevin Young, R (6.9)										1	0	0	0	0	0	0				
Rich Loiselle, R (9.1)										0	0	0	0	0	0	0				
Joe Randa, R (1.5)			FC4-6		K		G6-3		SH2-4	4	1	1	1	0	1	1				
Esteban Loaiza, R (1.1)			K		G4-3		G3		K	3	1	1	0	0	1	2				
Jermaine Allensworth, R (6.8)										2	0	0	0	0	1	1				
Inning Stats	R: 1 E: 0 K: 1 S: 11	H: 2 LOB: 1 BB: 0 P: 17	R: 0 E: 0 K: 1 S: 8	H: 0 LOB: 1 BB: 2 P: 19	R: 0 E: 0 K: 0 S: 7	H: 1 LOB: 1 BB: 0 P: 11	R: 8 E: 0 K: 1 S: 27	H: 6 LOB: 1 BB: 2 P: 45	R: 1 E: 1 K: 1 S: 14	H: 2 LOB: 1 BB: 0 P: 21	R: 0 E: 0 K: 0 S: 8	H: 1 LOB: 1 BB: 0 P: 12	R: 0 E: 0 K: 0 S: 14	H: 1 LOB: 1 BB: 0 P: 19	R: 0 E: 1 K: 1 S: 11	H: 0 LOB: 2 BB: 1 P: 24	1B: 9 2B: 3 3B: 0 HR: 2	SF: 0 SAC: 1 DP: 1 HBP: 1	WP: 1 PB: 0 SB: 0 CS: 0	PA: 47
PITCHER	IP WLS BF H R ER SO BB IBB HBP BLK WP HR S P ERA WHIP																			
Jamey Wright, R (1.1)	3.2 L 23 8 9 9 3 4 0 1 0 1 2 48 84 22.09 3.273																			
Mike DeJean, R (4.1)	2.1 11 4 1 0 1 0 0 0 0 0 0 27 41 0.00 1.714																			
Mike Munoz, L (7.1)	1.0 4 1 0 0 0 0 0 0 0 0 0 14 19 0.00 1.000																			
Bruce Ruffin, L (8.1)	2.0 9 1 0 0 3 2 0 0 0 0 0 24 41 0.00 1.500																			

Batter	1	2	3	4	5	6	7	8	9	AB	R	H	RBI	BB	SO	LOB	BOTTOM					
Eric Young Sr., R (1.4)	CS BB		1B BB	G6-3		BB BB	F8			4	1	2	0	1	0	2	Pittsburgh Pirates @ Colorado Rockies Coors Field, Denver, CO Thu May 08 1997, 3:33 AM MDT Att: 48,050 - Sunny - 53 F					
John Vander Wal, L (1.9)	L4		HBP 1B	K		BB BB			K	4	1	1	0	1	2	2						
Dante Bichette, R (1.7)	HR 1B		HBP 1B			G5-3			F7	4	2	2	2	1	0	0						
Larry Walker, L (1.8)	HR		1B HBP			G4-3			F9	4	1	1	2	0	1	3						
Andres Galarraga, R (1.3)	BB		1B			2B			P4	3	1	2	2	2	0	0						
Vinny Castilla, R (1.5)	P3		G6-3			G6-3			L7	5	1	2	0	0	0	2						
Jeff Reed, L (1.2)			G3	G6-3		BB BB			1B	5	1	3	2	0	0	2						
Walt Weiss, S (1.6)			P9			F7			G4-1	5	0	2	0	0	0	2						
Quinton McCracken, S (9. PR)				SH1-4					1B	0	0	0	0	0	0	0						
Jamey Wright, R (1.1)						P6			K	1	0	0	0	0	1	0						
Mike Duncan, R (4.1)										0	0	0	0	0	0	0						
Darnell Coles, R (6. PR)										1	0	0	0	0	0	1						
Mike Munoz, L (7.1)										0	0	0	0	0	0	0						
Jason Bates, S (7. PR)										1	0	0	0	0	0	1						
Bruce Ruffin, S (8.1)										0	0	0	0	0	0	0						
Ellis Burks, R (9. PR)										1	0	0	0	0	0	2						
Inning Stats	R: 2 E: 0 K: 0 S: 10	H: 2 LOB: 1 BB: 2 P: 22	R: 0 E: 0 K: 1 S: 11	H: 0 LOB: 0 BB: 0 P: 16	R: 3 E: 0 K: 0 S: 8	H: 5 LOB: 1 BB: 0 P: 15	R: 0 E: 0 K: 1 S: 7	H: 1 LOB: 1 BB: 0 P: 9	R: 0 E: 0 K: 0 S: 9	H: 1 LOB: 1 BB: 0 P: 14	R: 1 E: 0 K: 1 S: 12	H: 2 LOB: 3 BB: 2 P: 29	R: 2 E: 0 K: 1 S: 11	H: 2 LOB: 1 BB: 1 P: 20	R: 0 E: 0 K: 1 S: 8	H: 0 LOB: 0 BB: 0 P: 10	R: 0 E: 0 K: 0 S: 10	H: 2 LOB: 2 BB: 0 P: 15	1B: 11 2B: 3 3B: 0 HR: 1	SF: 0 SAC: 1 DP: 1 HBP: 1	WP: 0 PB: 0 SB: 0 CS: 1	PA: 45
PITCHER	IP WLS BF H R ER SO BB IBB HBP BLK WP HR S P ERA WHIP																					
Esteban Loaiza, R (1.1)	5.2 W 28 11 6 6 2 2 0 0 0 0 0 1 53 92 9.53 2.294																					
Chris Peters, L (6.1)	0.0 2 0 0 0 0 2 0 0 0 0 0 1 9 - - - -																					
David Wainhouse, R (6.1)	0.2 5 2 2 2 1 1 0 0 0 0 0 7 13 27.00 4.500																					
Ricardo Rincon, L (7.1)	1.2 5 0 0 0 2 0 0 0 0 0 0 15 21 0.00 0.000																					
Rich Loiselle, R (9.1)	1.0 S 5 2 0 0 0 0 0 0 0 0 0 10 15 0.00 2.000																					



Batter	1	2	3	4	5	6	7	8	9	AB	R	H	RBI	BB	SO	LOB	TOP								
Eric Young Sr. R OBP: 0.446, SLG: 0.511 (1, 4)										4	0	2	0	0	0	1									
Ellis Burks R OBP: 0.283, SLG: 0.434 (1, 8)										4	0	0	0	0	1	3									
Larry Walker L OBP: 0.500, SLG: 0.816 (1, 9)										2	1	1	1	1	0	1									
Dante Bichette R OBP: 0.358, SLG: 0.451 (1, 7)										4	0	0	0	0	0	4									
Andres Galarraga R OBP: 0.466, SLG: 0.596 (1, 3)										3	0	1	0	1	0	0									
Vinny Castilla R OBP: 0.380, SLG: 0.556 (1, 5)										4	0	0	0	0	1	4									
Kirt Manwaring R OBP: 0.360, SLG: 0.498 (9, PH)										2	0	0	0	1	1	0									
John Vander Wal L OBP: 0.250, SLG: 0.192 (9, PH)										1	0	0	0	0	1	1									
Walt Weiss S OBP: 0.380, SLG: 0.387 (1, 6)										3	0	1	0	1	0	1									
Roger Bailey R OBP: 0.263, SLG: 0.316 (9, PH)										2	0	0	0	0	1	1									
Jeff Reed L OBP: 0.421, SLG: 0.529 (9, PH)										1	0	0	0	0	1	2									
Inning Stats	R: 0 E: 0 K: 1 S: 15	H: 1 LOB: 3 BB: 1 P: 24	R: 0 E: 0 K: 1 S: 10	H: 0 LOB: 0 BB: 1 P: 16	R: 0 E: 0 K: 0 S: 7	H: 0 LOB: 1 BB: 1 P: 15	R: 0 E: 0 K: 1 S: 8	H: 0 LOB: 2 BB: 0 P: 10	R: 0 E: 0 K: 0 S: 4	H: 1 LOB: 0 BB: 0 P: 10	R: 1 E: 0 K: 0 S: 6	H: 1 LOB: 0 BB: 0 P: 9	R: 0 E: 0 K: 0 S: 7	H: 0 LOB: 0 BB: 0 P: 11	R: 0 E: 0 K: 3 S: 9	H: 1 LOB: 1 BB: 0 P: 12	R: 0 E: 0 K: 3 S: 13	H: 2 LOB: 2 BB: 0 P: 20	1B: 3 2B: 1 3B: 0 HR: 1	SF: 0 SAC: 1 DP: 0 HBP: 1	WP: 0 PB: 0 SB: 0 CS: 1	PA: 36			
PITCHER	IP	WLS	BF	H	R	ER	SO	BB	IBB	HBP	BLK	WP	HR	S	P	ERA	WHIP								
Calvin Maduro R ERA: 5.13 (1, 1)	7.0	W	27	2	1	1	3	4	0	1	0	0	1	57	95	1.29	0.857								
Ken Ryan R ERA: (8, 1)	1.0		4	1	0	0	0	0	0	0	0	0	0	9	12	0.00	1.000								
Ricky Bottalico R ERA: 1.93 (9, 1)	1.0	S	5	2	0	0	3	0	0	0	0	0	0	13	20	0.00	2.000								

Colorado Rockies @ Philadelphia Phillies
Veterans Stadium, Philadelphia, PA
Fri May 09 1997, 7:05 PM EDT
Att: 13,564 - Cloudy - 58 F

AB 30
R 1
H 5
RBI 1
BB 4
SO 6
LOB 18



Batter	1	2	3	4	5	6	7	8	9	AB	R	H	RBI	BB	SO	LOB	BOTTOM								
Gregg Jefferies S OBP: 0.276, SLG: 0.281 (1, 7)										4	0	0	0	0	1	1									
Mickey Morandini L OBP: 0.333, SLG: 0.283 (1, 4)										4	0	1	0	0	0	0									
Scott Rolen R OBP: 0.385, SLG: 0.378 (1, 5)										4	1	1	0	0	1	1									
Darren Daulton L OBP: 0.415, SLG: 0.506 (9, 1)										4	0	1	0	0	0	0									
Ricky Bottalico L OBP: 0.223, SLG: 0.423 (9, 1)										0	0	0	0	0	0	0									
Mike Lieberthal R OBP: 0.223, SLG: 0.423 (1, 2)										3	1	0	0	1	1	2									
Rico Brogna L OBP: 0.318, SLG: 0.438 (1, 3)										4	1	2	2	0	0	0									
Wendell Magee R OBP: 0.286, SLG: 0.287 (1, 8)										2	0	0	0	1	0	2									
Kevin Stocker S OBP: 0.341, SLG: 0.353 (1, 6)										3	0	2	1	0	0	2									
Calvin Maduro R OBP: 0.077, SLG: 0.077 (7, PH)										2	0	0	0	0	1	3									
23 Kevin Jordan R OBP: 0.314, SLG: 0.440 (9, 9)										1	0	0	0	0	0	0									
Derrick May L OBP: 0.314, SLG: 0.440 (9, 9)										0	0	0	0	0	0	0									
Inning Stats	R: 0 E: 0 K: 2 S: 11	H: 0 LOB: 0 BB: 0 P: 14	R: 0 E: 0 K: 1 S: 7	H: 0 LOB: 0 BB: 0 P: 11	R: 0 E: 0 K: 1 S: 10	H: 1 LOB: 1 BB: 0 P: 12	R: 3 E: 0 K: 0 S: 15	H: 4 LOB: 2 BB: 1 P: 26	R: 0 E: 0 K: 0 S: 5	H: 1 LOB: 1 BB: 1 P: 9	R: 0 E: 0 K: 0 S: 6	H: 1 LOB: 2 BB: 1 P: 13	R: 0 E: 0 K: 0 S: 8	H: 1 LOB: 1 BB: 0 P: 13	R: 0 E: 0 K: 0 S: 4	H: 0 LOB: 0 BB: 0 P: 7	1B: 5 2B: 2 3B: 0 HR: 0	SF: 0 SAC: 0 DP: 0 HBP: 0	WP: 0 PB: 0 SB: 1 CS: 0	PA: 33					
PITCHER	IP	WLS	BF	H	R	ER	SO	BB	IBB	HBP	BLK	WP	HR	S	P	ERA	WHIP								
Roger Bailey R ERA: 1.98 (1, 1)	8.0	L	33	7	3	3	4	2	0	0	0	0	0	66	105	3.38	1.125								

Colorado Rockies @ Philadelphia Phillies
Veterans Stadium, Philadelphia, PA
Fri May 09 1997, 7:05 PM EDT
Att: 13,564 - Cloudy - 58 F

AB 31
R 3
H 7
RBI 3
BB 2
SO 4
LOB 11



Batter	1	2	3	4	5	6	7	8	9	10	AB	R	H	RBI	BB	SO	LOB	TOP								
Eric Young Sr., R OBP: 0.447, SLG: 0.518	SH2-3 2B		G6-3		G3			SH1-3		PB 1B	4	1	2	0	0	0	0									
Quinton McCracken, S OBP: 0.394, SLG: 0.475	SH2-3		K		F7		SF7			PB 1B	2	0	0	1	1	1	0									
Larry Walker, L OBP: 0.497, SLG: 0.797	P5			P2		L3		BB		1B	3	0	0	0	2	0	1									
Dante Bichette, R OBP: 0.348, SLG: 0.437 Bruce Ruffin, S (8, 1)	F7		G6-3		G6-3		K2-3	F7		1B	4	0	0	0	0	1	2									
Darnell Coles, R OBP: 0.266, SLG: 0.231 Steve Reed, R (10, 1)											4	0	0	0	0	0	0									
Andres Galaraga, R OBP: 0.459, SLG: 0.553		G6-3		1B 2B		G5-3		F9			4	1	1	0	0	0	0									
Jeff Reed, L OBP: 0.426, SLG: 0.527		1B				L8		K			4	0	2	1	0	1	0									
Jason Bates, S OBP: 0.385, SLG: 0.457 Vinny Castilla, R OBP: 0.378, SLG: 0.551		L9		G4-3			HR	G6-3			3	1	1	1	0	0	2									
Walt Weiss, S OBP: 0.366, SLG: 0.371		G4-3				G3		G4-3		E5	4	0	0	0	0	0	1									
Kevin Ritz, R OBP: 0.211, SLG: 0.063 Mike Munoz, L (6, 1) Jeff McCurry, R (7, 1) John Vander Wal, L OBP: 0.165, SLG: 0.162 Ellis Burks, R OBP: 0.381, SLG: 0.430						K		SH1-3 WP SF7 BB		L3-4	2	0	0	0	0	1	0									
Inning Stats	R: 0 E: 0 K: 0 S: 7	H: 1 LOB: 1 BB: 0 P: 9	R: 0 E: 0 K: 0 S: 7	H: 1 LOB: 1 BB: 0 P: 10	R: 0 E: 0 K: 1 S: 8	H: 0 LOB: 0 BB: 0 P: 10	R: 1 E: 0 K: 1 S: 11	H: 2 LOB: 1 BB: 0 P: 17	R: 0 E: 0 K: 1 S: 6	H: 0 LOB: 0 BB: 0 P: 8	R: 0 E: 0 K: 1 S: 6	H: 0 LOB: 0 BB: 0 P: 9	R: 1 E: 0 K: 0 S: 15	H: 1 LOB: 0 BB: 0 P: 24	R: 1 E: 0 K: 0 S: 10	H: 0 LOB: 1 BB: 2 P: 21	R: 0 E: 0 K: 1 S: 8	H: 0 LOB: 0 BB: 0 P: 12	R: 1 E: 1 K: 0 S: 13	H: 2 LOB: 2 BB: 2 P: 25	1B: 4 2B: 3 3B: 0 HR: 1	SF: 1 SAC: 2 DP: 1 HBP: 0	WP: 1 PB: 1 SB: 0 CS: 0	PA: 40		
PITCHER	IP WLS BF H R ER SO BB IBB HBP BLK WP HR S P ERA WHIP	7.2 1.1 4 0 0 0 1 0 0 0 0 0 0 9 13 0.00 0.000	1.0 W 6 2 1 1 0 2 0 0 0 0 0 0 13 25 9.00 4.000																							

Colorado Rockies @ Philadelphia Phillies
Veterans Stadium, Philadelphia, PA
Sat May 10 1997, 7:05 PM EDT
Att: 17,629 - Unknown - 56 F

AB	33
R	4
H	7
RBI	4
BB	4
SO	4
LOB	7

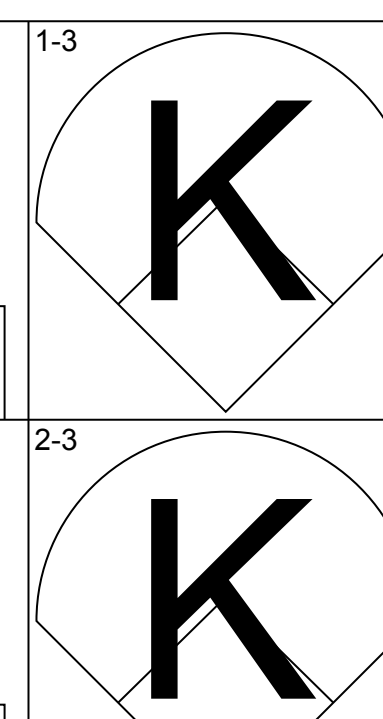
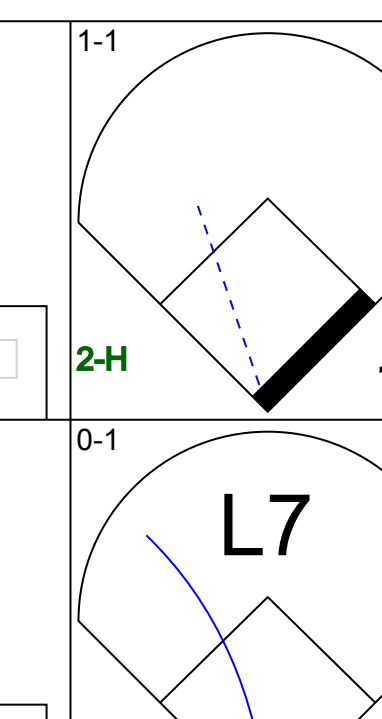
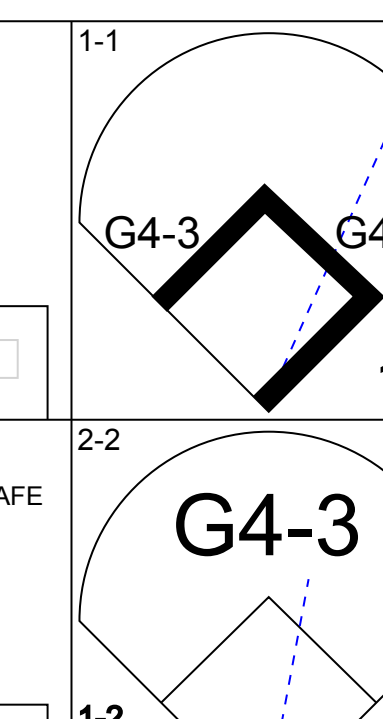
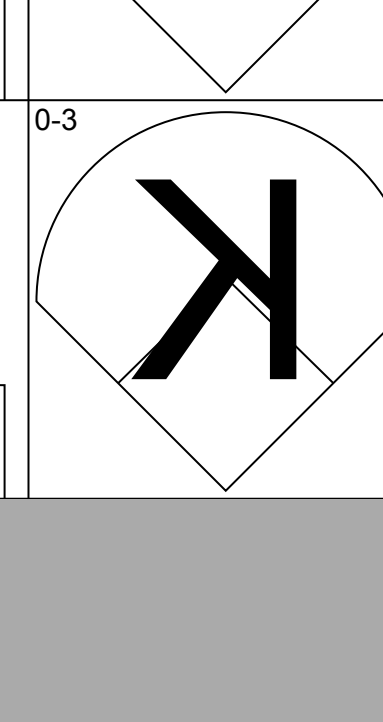

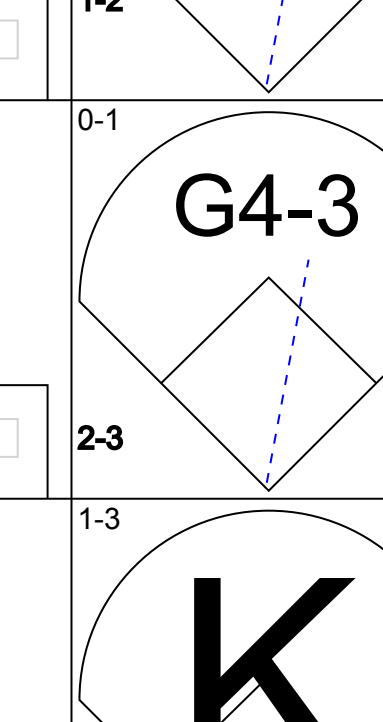


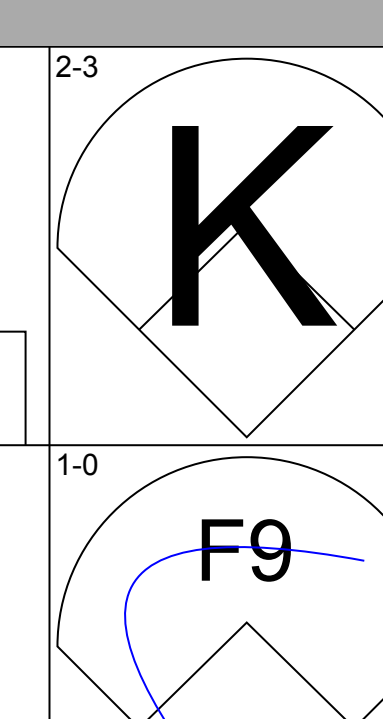

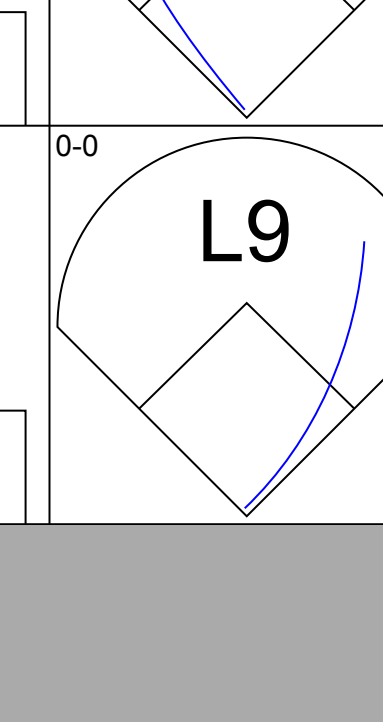

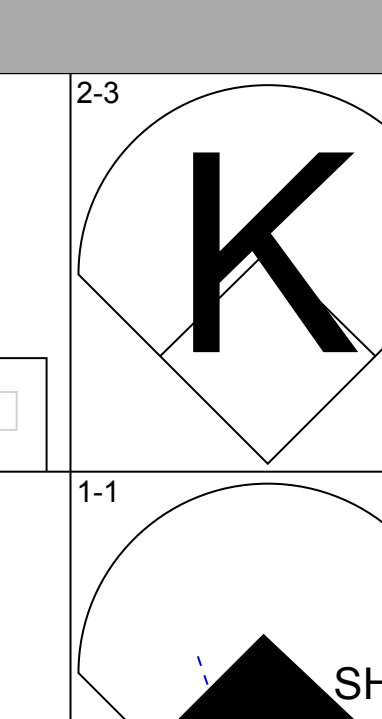
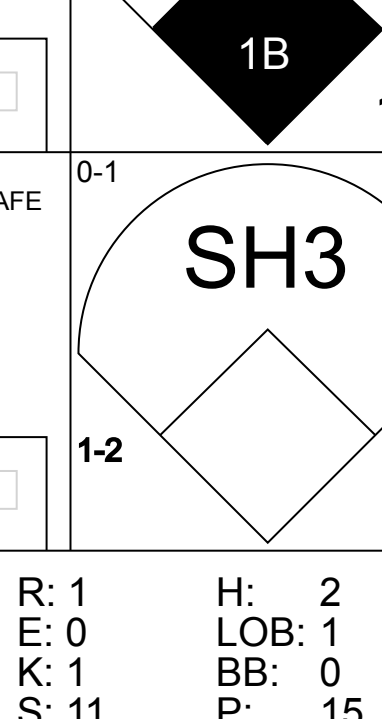
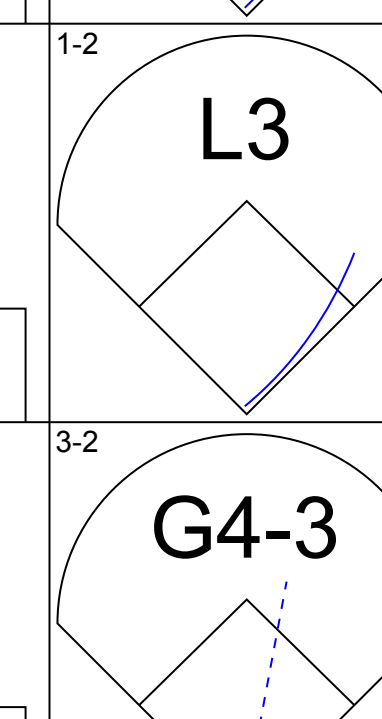

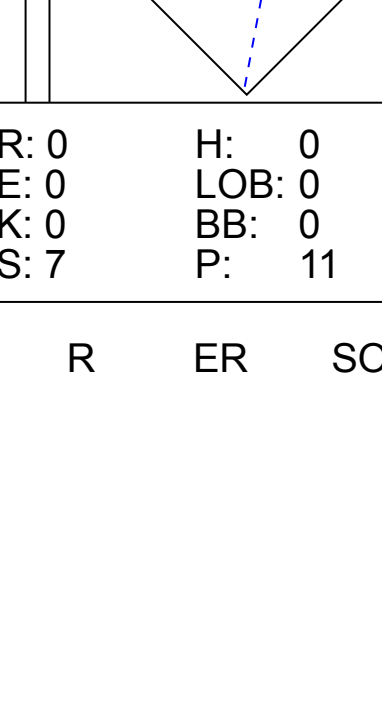


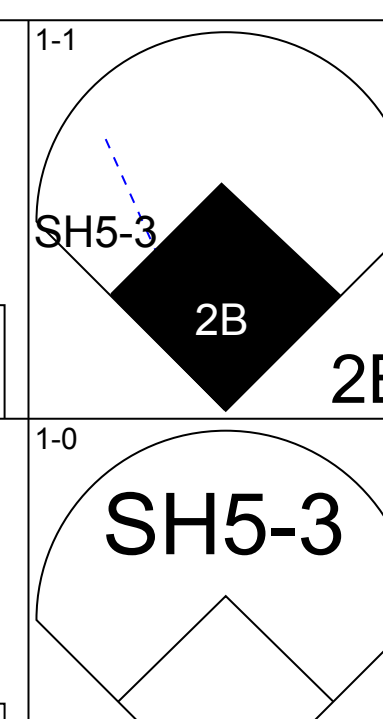
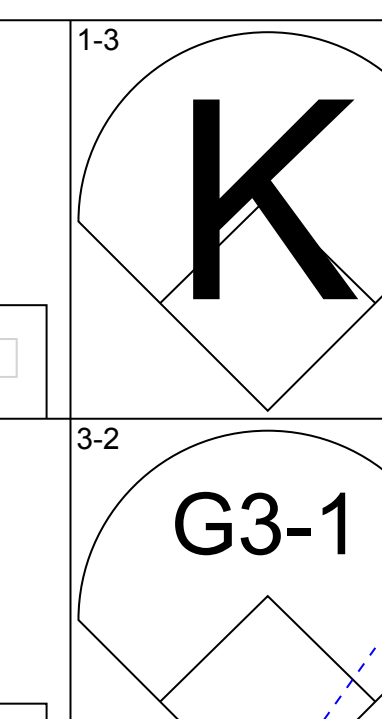
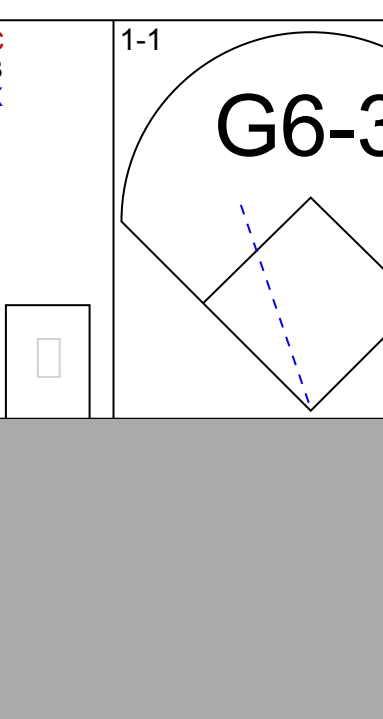
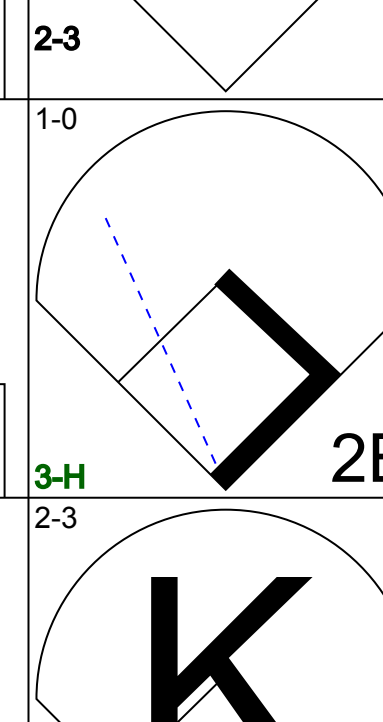

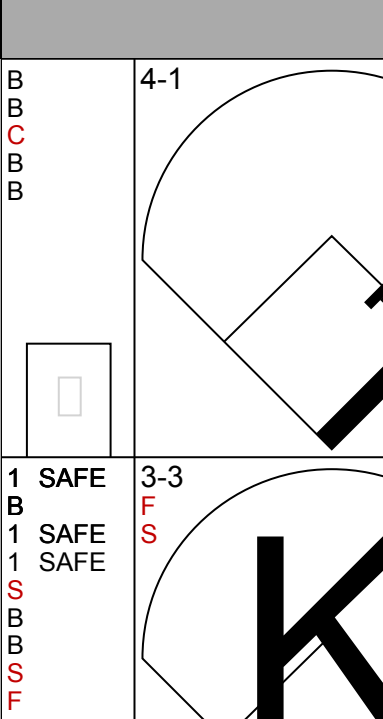
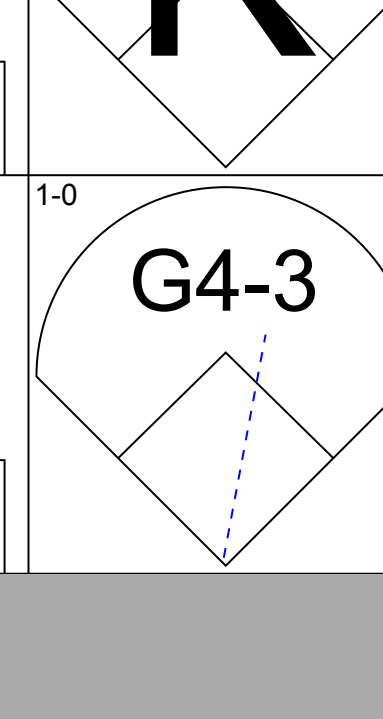
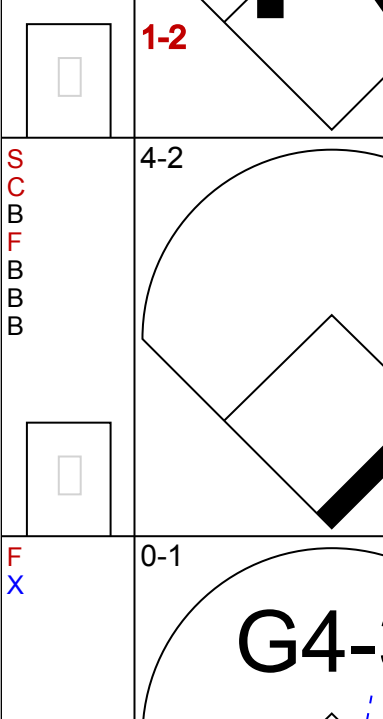

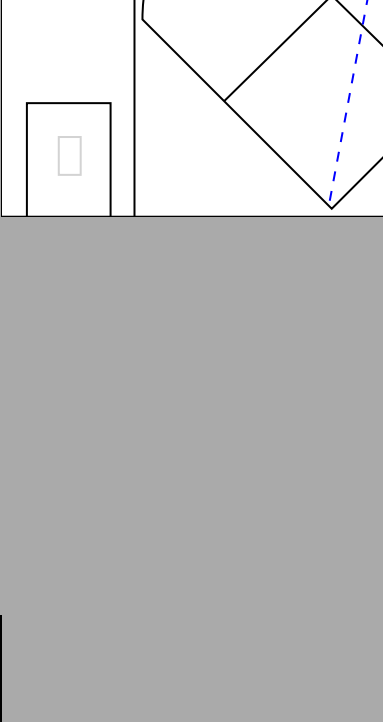


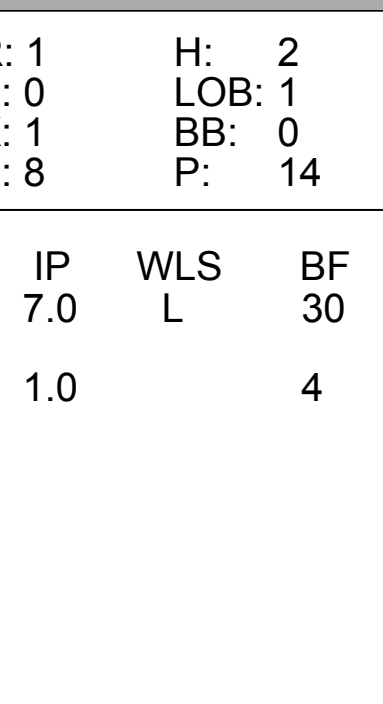
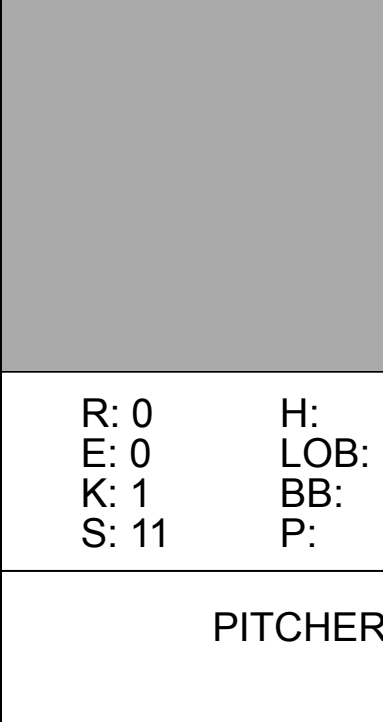
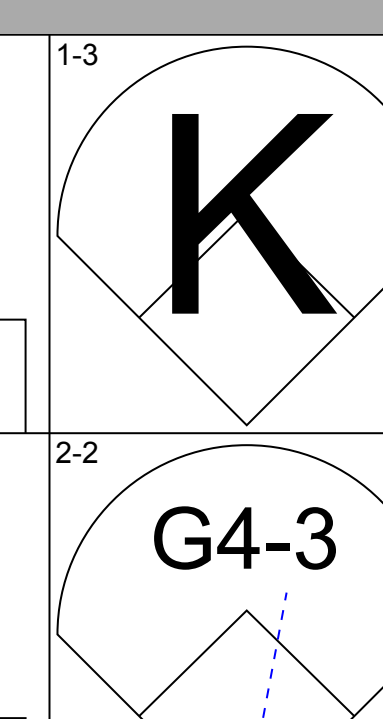
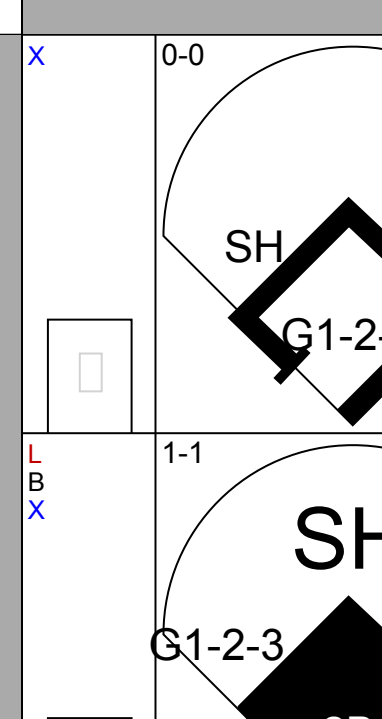
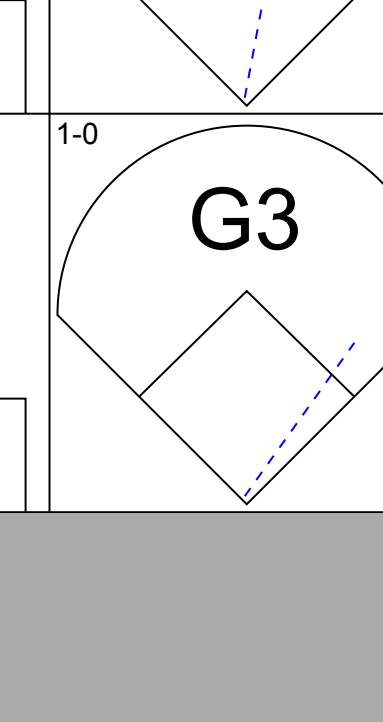
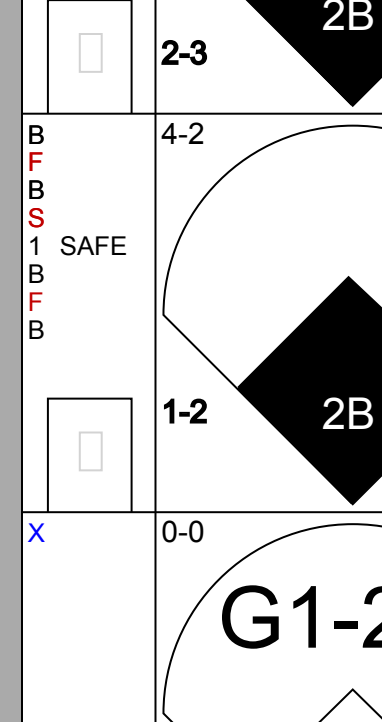
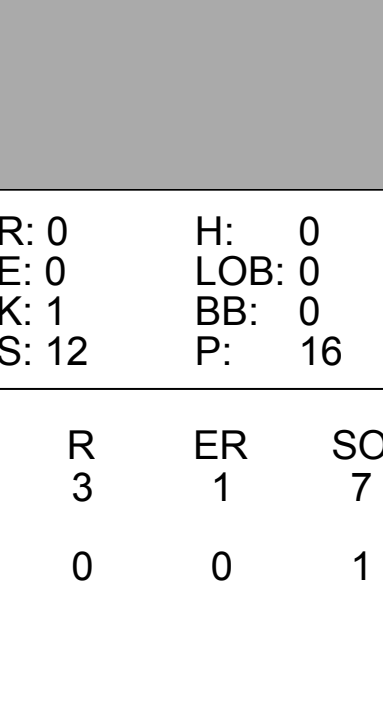


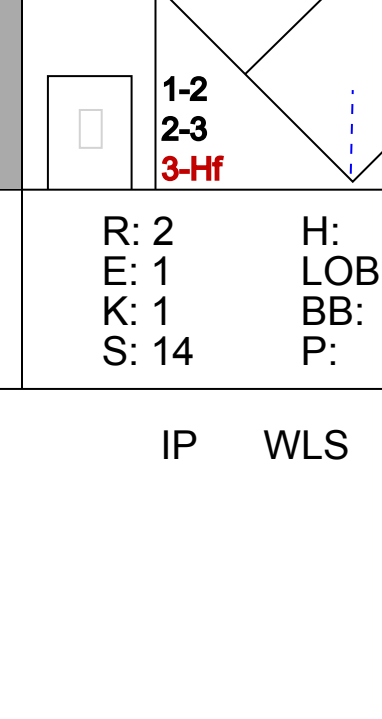
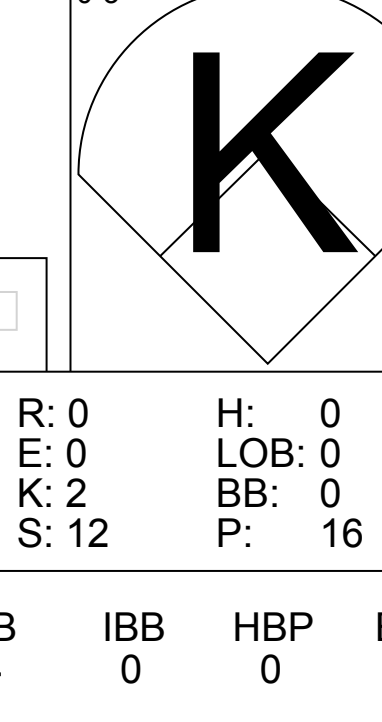

Batter	1	2	3	4	5	6	7	8	9	10	AB	R	H	RBI	BB	SO	LOB	BOTTOM						
Gregg Jefferies, S OBP: 0.288, SLG: 0.304	G6-3		G4-3		E6 BB		2-H 3B			FC4 1B	4	0	2	1	1	0	0							
Mickey Morandini, L OBP: 0.336, SLG: 0.290	CS 2B		BB		E6 2-H		L8			FC4 HR	4	1	1	0	1	0	4							
Scott Rolen, R OBP: 0.379, SLG: 0.379	G6-3		F9				1B 2B			K	5	0	1	0	0	1	3							
Darren Daulton, L OBP: 0.424, SLG: 0.549			L9 WP HR 1B		G4-3		G4-3 1B			K	5	2	3	2	0	1	0							
Mike Lieberthal, R OBP: 0.215, SLG: 0.406		L9			L7		K			G6-3	4	0	0	0	0	1	3							
Rico Brogna, L OBP: 0.324, SLG: 0.460							G4-3			K	3	1	1	2	1	1	2							
Wendell Magee, R OBP: 0.275, SLG: 0.276		F9			CS		L8			F8	4	0	0	0	0	1	0							
Kevin Stocker, S OBP: 0.354, SLG: 0.356		K					L8			K	2	1	1	0	2	1	0							
Mark Leiter, R OBP: 0.125, SLG: 0.067 Jerry Spradlin, S (8, 1) Rex Hudler, R OBP: 0.182, SLG: 0.053 Ricky Bottalico, L (10, 1)					F8		SH3-4 1B			SH3-4 3B BB	1	0	0	0	0	0	0							
Inning Stats	R: 0 E: 0 K: 0 S: 8	H: 1 LOB: 0 BB: 0 P: 14	R: 2 E: 0 K: 1 S: 11	H: 2 LOB: 0 BB: 0 P: 18	R: 0 E: 0 K: 0 S: 8	H: 0 LOB: 1 BB: 1 P: 15	R: 0 E: 0 K: 0 S: 3	H: 0 LOB: 0 BB: 1 P: 11	R: 0 E: 1 K: 0 S: 8	H: 1 LOB: 2 BB: 1 P: 14	R: 0 E: 0 K: 1 S: 10	H: 2 LOB: 1 BB: 0 P: 15	R: 1 E: 0 K: 0 S: 12	H: 1 LOB: 1 BB: 1 P: 22	R: 0 E: 0 K: 1 S: 7	H: 0 LOB: 0 BB: 0 P: 11	R: 0 E: 0 K: 3 S: 10	H: 0 LOB: 1 BB: 1 P: 17	R: 2 E: 0 K: 1 S: 9	H: 2 LOB: 0 BB: 0 P: 13	1B: 4 2B: 2 3B: 1 HR: 2	SF: 0 SAC: 2 DP: 1 HBP: 0	WP: 1 PB: 0 SB: 0 CS: 2	PA: 41
PITCHER	IP WLS BF H R ER SO BB IBB HBP BLK WP HR S P ERA WHIP	5.1 0.2 1.0 2.0 0.2	6 0 5 0 2	2 0 1 0 2	2 0 1 0 2	3 0 0 0 0	0 0 0 0 0	0 0 0 0 0	0 0 0 0 0	0 0 0 0 0	12 22 17 28 27.00	45 3 3 3 9	84 3 22 28 13	3.38 0.000 9.00 0.500 27.00	1.688 0.000 2.000 0.500 3.000									

Colorado Rockies @ Philadelphia Phillies
Veterans Stadium, Philadelphia, PA
Sat May 10 1997, 7:05 PM EDT
Att: 17,629 - Unknown - 56 F

AB	33
R	5
H	9
RBI	5
BB	5
SO	7
LOB	13



Batter	1	2	3	4	5	6	7	8	9	AB	R	H	RBI	BB	SO	LOB	TOP			
Eric Young Sr. R OBP: 0.448, SLG: 0.517										4	0	2	1	0	1	0	Colorado Rockies @ Philadelphia Phillies Veterans Stadium, Philadelphia, PA Sun May 11 1997, 3:33 AM EDT Att: 21,282 - Sunny - 62 F			
Quinton McCracken S OBP: 0.371, SLG: 0.444										4	0	0	0	0	1	2				
Larry Walker L OBP: 0.490, SLG: 0.788										4	0	1	0	0	2	1				
Andres Galarraga R OBP: 0.446, SLG: 0.573										4	0	0	0	0	3	2				
Ellis Burks R OBP: 0.274, SLG: 0.417										3	0	0	0	0	1	1				
Vinny Castilla R OBP: 0.370, SLG: 0.538										3	0	0	0	0	1	1				
Kirt Manwaring R OBP: 0.348, SLG: 0.392										3	0	0	0	0	2	0				
Walt Weiss S OBP: 0.365, SLG: 0.370										3	1	1	0	0	0	0				
John Thomson R (8, PH)										1	0	0	0	0	1	0				
John Vander Wal L OBP: 0.267, SLG: 0.165										1	0	0	0	0	0	0				
Jerry Dipoto R (8, 1)										0	0	0	0	0	0	0				
Inning Stats	R: 0 E: 0 K: 3 S: 9	H: 0 LOB: 0 BB: 0 P: 12	R: 0 E: 0 K: 1 S: 5	H: 0 LOB: 0 BB: 0 P: 8	R: 1 E: 0 K: 1 S: 11	H: 2 LOB: 1 BB: 0 P: 15	R: 0 E: 0 K: 2 S: 10	H: 0 LOB: 0 BB: 0 P: 13	R: 0 E: 0 K: 1 S: 6	H: 0 LOB: 0 BB: 0 P: 8	R: 0 E: 0 K: 2 S: 13	H: 1 LOB: 1 BB: 0 P: 21	R: 0 E: 0 K: 0 S: 7	H: 0 LOB: 0 BB: 0 P: 11	R: 0 E: 0 K: 1 S: 11	H: 1 LOB: 1 BB: 0 P: 15	1B: 3 2B: 1 3B: 0 HR: 0	SF: 0 SAC: 1 DP: 0 HBP: 0	WP: 0 PB: 0 SB: 0 CS: 0	PA: 31
PITCHER Curt Schilling R ERA: 3.29	IP: 9.0 WLS: W BF: 31 H: 4 R: 1 ER: 1 SO: 12 BB: 0 IBB: 0 HBP: 0 BLK: 0 WP: 0 HR: 0 S: 79 P: 113 ERA: 1.00 WHIP: 0.444															PITCHER				

Batter	1	2	3	4	5	6	7	8	9	AB	R	H	RBI	BB	SO	LOB	BOTTOM			
Gregg Jefferies S OBP: 0.294, SLG: 0.326										4	1	2	2	0	1	1	Colorado Rockies @ Philadelphia Phillies Veterans Stadium, Philadelphia, PA Sun May 11 1997, 3:33 AM EDT Att: 21,282 - Sunny - 62 F			
Mickey Morandini L OBP: 0.342, SLG: 0.288										1	0	0	0	2	0	0				
Scott Rolen R OBP: 0.375, SLG: 0.383										4	0	1	1	0	3	3				
Darren Daulton L OBP: 0.426, SLG: 0.542										1	0	0	0	1	1	1				
Derrick May L OBP: 0.305, SLG: 0.431										1	0	0	0	0	0	0				
Mike Lieberthal R OBP: 0.216, SLG: 0.394										3	0	0	0	1	0	3				
Rico Brogna L OBP: 0.321, SLG: 0.461										4	0	1	0	0	1	2				
Ricky Otero S										3	1	0	0	0	1	1				
Wendell Magee R OBP: 0.275, SLG: 0.276										0	0	0	0	0	0	0				
Kevin Stocker S OBP: 0.353, SLG: 0.350										2	1	0	0	1	0	0				
Curt Schilling R OBP: 0.136, SLG: 0.190										3	0	1	0	0	1	3				
Inning Stats	R: 1 E: 0 K: 1 S: 8	H: 2 LOB: 1 BB: 0 P: 14	R: 0 E: 0 K: 1 S: 12	H: 0 LOB: 0 BB: 0 P: 16	R: 0 E: 0 K: 2 S: 12	H: 0 LOB: 0 BB: 0 P: 16	R: 0 E: 1 K: 1 S: 7	H: 0 LOB: 1 BB: 0 P: 7	R: 0 E: 0 K: 0 S: 10	H: 1 LOB: 1 BB: 0 P: 15	R: 0 E: 0 K: 1 S: 11	H: 0 LOB: 2 BB: 2 P: 22	R: 2 E: 1 K: 1 S: 14	H: 2 LOB: 2 BB: 2 P: 24	R: 0 E: 0 K: 1 S: 10	H: 0 LOB: 1 BB: 1 P: 18	1B: 0 2B: 5 3B: 0 HR: 0	SF: 0 SAC: 2 DP: 1 HBP: 0	WP: 0 PB: 0 SB: 2 CS: 1	PA: 34
PITCHER John Thomson R ERA: 1.29	IP: 7.0 WLS: L BF: 30 H: 5 R: 3 ER: 3 SO: 7 BB: 4 IBB: 0 HBP: 0 BLK: 0 WP: 0 HR: 0 S: 74 P: 114 ERA: 1.29 WHIP: 1.286															PITCHER				
Jerry Dipoto R ERA: 8.79	IP: 1.0 WLS: 4 BF: 0 H: 0 R: 0 ER: 0 SO: 1 BB: 1 IBB: 0 HBP: 0 BLK: 0 WP: 0 HR: 10 S: 18 P: 0 ERA: 0.00 WHIP: 1.000															PITCHER				

AB	30
R	1
H	4
RBI	1
BB	0
SO	12
LOB	7

AB	26
R	3
H	5
RBI	3
BB	5
SO	8
LOB	14



Batter	1	2	3	4	5	6	7	8	9	AB	R	H	RBI	BB	SO	LOB	TOP											
Eric Young Sr., R OBP: 0.447, SLG: 0.510	1-1 E8 SH 1B	1-1 L9		3-2 P4		1-0 F7		4-0 BB		4	1	1	0	1	0	0												
Quinton McCracken, S OBP: 0.365, SLG: 0.433	0-1 SH 1B		1-1 2B G6-3	0-1 G3		0-0 F8		0-3 K		4	2	1	0	0	1	2												
Larry Walker, L OBP: 0.491, SLG: 0.787	1-0 1B 2B		0-0 G6-3 WP		2-3 K		0-2 L9		0-3 K	4	2	2	2	0	1	0												
John Vander Wal, L OBP: 0.258, SLG: 0.179	2-1 1B 2B		2-1 G6-3		3-1 HR		2-1 G4-3		0-0 G4-3	5	2	2	1	0	0	1												
Andres Galarraga, R OBP: 0.444, SLG: 0.566	2-1 1B 2B		2-2 G6-3		2-0 HR		0-2 1B		1-1 L4	5	1	3	4	0	1	0												
Dante Bichette, R OBP: 0.357, SLG: 0.473	1-1 CS 2B		3-3 K		1-1 HR		0-0 1B			4	1	2	1	0	1	2												
Darnell Coles, R OBP: 0.333, SLG: 0.471	1-3 K		2-1 1B		0-1 HR		0-0 G3-1			4	0	1	0	0	0	0												
Kirt Manwaring, R OBP: 0.344, SLG: 0.386	3-2 L8		0-1 1B		0-1 G5-3		1-0 F8			4	0	1	0	0	0	0												
Jason Bates, S OBP: 0.372, SLG: 0.436		3-2 G5-4-3 1B	3-3 K		0-0 L7		1-0 L8			4	0	1	0	0	1	2												
Bill Swift, R OBP: 0.467, SLG: 0.364	1-2 G5-4-3			0-2 G3		0-0 F7				1	0	0	0	0	0	1												
John Burke, S ERA: 5.96										2	0	0	0	0	0	0												
Mike DeJean, R OBP: 1.000, SLG: 2.000	1-2 1B									1	0	1	0	0	0	0												
Inning Stats	R: 4 E: 2 K: 1 S: 17	H: 4 LOB: 0 BB: 0 P: 27	R: 0 E: 0 K: 0 S: 8	H: 1 LOB: 0 BB: 0 P: 13	R: 2 E: 0 K: 2 S: 19	H: 4 LOB: 2 BB: 0 P: 30	R: 0 E: 0 K: 0 S: 9	H: 0 LOB: 0 BB: 0 P: 12	R: 3 E: 0 K: 1 S: 12	H: 3 LOB: 0 BB: 0 P: 20	R: 0 E: 0 K: 0 S: 3	H: 0 LOB: 0 BB: 0 P: 4	R: 0 E: 0 K: 1 S: 10	H: 1 LOB: 1 BB: 0 P: 12	R: 0 E: 0 K: 1 S: 6	H: 1 LOB: 2 BB: 1 P: 12	R: 0 E: 0 K: 1 S: 6	H: 0 LOB: 0 BB: 0 P: 7	1B: 9 2B: 3 3B: 0 HR: 2	SF: 0 SAC: 1 DP: 1 HBP: 0	WP: 1 PB: 0 SB: 1 CS: 1	PA: 41						
PITCHER	IP	WLS	BF	H	R	ER	SO	BB	IBB	HBP	BLK	WP	HR	S	P	ERA	WHIP											
Bobby Munoz, R ERA: 9.91	(1, 1)	2.2	L	16	9	6	5	2	0	0	0	0	1	0	40	63	16.88	3.375										
Mike Mirmbs, L ERA: 5.96	(3, 1)	2.1		10	3	3	3	2	0	0	0	0	0	2	25	39	11.57	1.286										
Reggie Harris, R ERA: 7.27	(6, 1)	3.0		12	2	0	0	1	0	0	0	0	0	0	19	28	0.00	1.000										
Erik Plantenberg, L ERA: 8.71	(9, 1)	1.0		3	0	0	0	1	0	0	0	0	0	0	6	7	0.00	0.000										

Colorado Rockies @ Philadelphia Phillies
Veterans Stadium, Philadelphia, PA

AB 39
R 9
H 14
RBI 8
BB 1
SO 6
LOB 8



Mon May 12 1997, 7:05 PM EDT
Att: 12,603 - Unknown - 75 F

Batter	1	2	3	4	5	6	7	8	9	AB	R	H	RBI	BB	SO	LOB	BOTTOM											
Gregg Jefferies, S OBP: 0.299, SLG: 0.353	2-1 L6-3		0-0 HR			1-0 1B 1B		0-0 G3-1		4	1	2	2	0	0	0												
Mickey Morandini, L OBP: 0.347, SLG: 0.295	1-1 G4-3		3-2 S 1B			0-0 1B 1B		0-0 P6		4	0	2	0	0	0	0												
Erik Plantenberg, R										0	0	0	0	0	0	0												
Scott Rolen, R OBP: 0.365, SLG: 0.371	1-0 G6-3		2-3 K			2-2 F7			1-1 F9	4	0	0	0	0	1	3												
Darren Daulton, L OBP: 0.423, SLG: 0.535		2-2 G4-3		1-1 G5-3		2-1 G6-4-3 1B			1-0 G3-1	3	0	1	0	0	0	0												
Rex Hudler, R OBP: 0.174, SLG: 0.050										1	0	0	0	0	0	0												
Mike Lieberthal, R OBP: 0.209, SLG: 0.380		0-0 G4-3		1-2 G5-3		1-2 G6-4-3			1-2 L7	4	0	0	0	0	0	3												
Rico Brogna, L OBP: 0.315, SLG: 0.450		0-0 G3		1-0 G3						3	0	0	0	0	0	0												
Wendell Magee, R OBP: 0.277, SLG: 0.287			1-0 FC1-6-5 2B			1-0 K			1-0 P3	3	0	1	0	0	1	0												
Kevin Stocker, S OBP: 0.353, SLG: 0.350			3-1 L7			2-2 2B G4-3 1B			2-2 F8	3	0	1	0	0	0	1												
Bobby Munoz, R ERA: 9.91			2-2 FC1-6-5-4 HR			1-2 G4-3			2-2 F7	0	0	0	0	0	0	0												
Mike Mirmbs, L										1	0	0	0	0	0	1												
23 Kevin Jordan, R										1	0	0	0	0	0	1												
Reggie Harris, R										0	0	0	0	0	0	0												
Ricky Otero, S										1	0	0	0	0	0	0												
Inning Stats	R: 0 E: 0 K: 0 S: 5	H: 0 LOB: 0 BB: 0 P: 9	R: 0 E: 0 K: 0 S: 5	H: 0 LOB: 0 BB: 0 P: 7	R: 2 E: 0 K: 1 S: 16	H: 3 LOB: 1 BB: 0 P: 26	R: 0 E: 0 K: 0 S: 7	H: 0 LOB: 0 BB: 0 P: 10	R: 0 E: 0 K: 1 S: 10	H: 1 LOB: 0 BB: 0 P: 13	R: 0 E: 0 K: 0 S: 9	H: 3 LOB: 2 BB: 0 P: 15	R: 0 E: 0 K: 0 S: 5	H: 0 LOB: 0 BB: 0 P: 8	R: 0 E: 0 K: 0 S: 5	H: 0 LOB: 0 BB: 0 P: 7	R: 0 E: 0 K: 0 S: 6	H: 0 LOB: 0 BB: 0 P: 9	1B: 5 2B: 1 3B: 0 HR: 1	SF: 0 SAC: 0 DP: 2 HBP: 0	WP: 0 PB: 0 SB: 1 CS: 0	PA: 32						
PITCHER	IP	WLS	BF	H	R	ER	SO	BB	IBB	HBP	BLK	WP	HR	S	P	ERA	WHIP											
Bill Swift, R ERA: 4.75	(1, 1)	2.2		10	2	2	2	0	0	0	0	0	0	0	17	29	6.75	0.750										
John Burke, R ERA: 4.65	(3, 1)	2.2		5	0	0	2	0	0	0	0	0	0	34	49	0.00	1.875											
Mike DeJean, R	(6, 1)	3.2	W	10	0	0	0	0	0	0	0	0	0	17	26	0.00	0.000											

Colorado Rockies @ Philadelphia Phillies
Veterans Stadium, Philadelphia, PA

AB 32
R 2
H 7
RBI 2
BB 0
SO 2
LOB 9




Mon May 12 1997, 7:05 PM EDT
Att: 12,603 - Unknown - 75 F

Batter	1	2	3	4	5	6	7	8	9	AB	R	H	RBI	BB	SO	LOB	TOP					
Eric Young Sr. R OBP: 0.446, SLG: 0.523	G5-3		1B	P3			HR	G6-4-3		4	2	1	1	1	0	2						
Ellis Burks R OBP: 0.279, SLG: 0.417	G6-3		1B				G5-3		FC6-4	5	2	2	1	0	1	0						
Larry Walker L OBP: 0.488, SLG: 0.773	K		1B				K		FC6-4	5	1	2	1	0	2	0						
Andres Galarraga R OBP: 0.450, SLG: 0.591		F9	2B				G6-3		FC6-4	5	2	3	2	0	0	2						
Dante Bichette R OBP: 0.347, SLG: 0.459	F9		3B						G5-3	4	0	0	0	0	0	3						
Quinton McCracken S OBP: 0.360, SLG: 0.420		P4					L7			1	0	0	1	0	0	1						
Vinny Castilla R OBP: 0.371, SLG: 0.541	SF8		2B				G5-3		G6-3	3	1	1	2	1	0	1						
Kirt Manwaring R OBP: 0.340, SLG: 0.379	G6-3		F9				G6-3			4	1	1	0	0	0	1						
Walt Weiss S OBP: 0.378, SLG: 0.382			SH2-4				G3			2	1	1	2	2	0	0						
Jamey Wright R OBP: 0.330, SLG: 0.154			1B							1	0	0	0	0	0	0						
Jerry Dipoto R OBP: 0.286, SLG: 0.172			SH2-4				K			0	0	0	0	0	0	0						
John Vander Wal L OBP: 0.286, SLG: 0.172										0	0	0	0	0	0	0						
Jeff McCurry R OBP: 0.286, SLG: 0.172										0	0	0	0	0	0	0						
Mike Munoz L OBP: 0.286, SLG: 0.172										0	0	0	0	0	0	0						
Steve Reed R OBP: 0.286, SLG: 0.172										0	0	0	0	0	0	0						
Bruce Ruffin S OBP: 0.286, SLG: 0.172										0	0	0	0	0	0	0						
Inning Stats	R: 0 E: 0 K: 1 S: 7	H: 0 LOB: 0 BB: 0 P: 12	R: 1 E: 0 K: 0 S: 7	H: 1 LOB: 0 BB: 0 P: 13	R: 5 E: 0 K: 0 S: 16	H: 4 LOB: 1 BB: 2 P: 32	R: 0 E: 0 K: 1 S: 9	H: 0 LOB: 0 BB: 0 P: 11	R: 0 E: 0 K: 0 S: 8	H: 0 LOB: 1 BB: 0 P: 15	R: 0 E: 0 K: 0 S: 6	H: 0 LOB: 1 BB: 1 P: 12	R: 1 E: 0 K: 1 S: 9	H: 1 LOB: 0 BB: 0 P: 17	R: 2 E: 0 K: 0 S: 9	H: 2 LOB: 1 BB: 2 P: 22	R: 1 E: 0 K: 0 S: 11	H: 2 LOB: 1 BB: 0 P: 14	1B: 6 2B: 3 3B: 1 HR: 1	SF: 1 SAC: 1 DP: 1 HBP: 0	WP: 0 PB: 0 SB: 0 CS: 0	PA: 42
PITCHER	IP	WLS	BF	H	R	ER	SO	BB	IBB	HBP	BLK	WP	HR	S	P	ERA	WHIP					
Esteban Loaiza R ERA: 3.23	5.0		23	6	6	6	3	2	0	0	0	0	0	47	83	10.80	1.600					
David Wainhouse R ERA: 9.0	2.0		8	1	1	1	1	1	0	0	0	0	1	15	29	4.50	1.000					
Marc Wilkins R ERA: 6.41	1.0	W	6	2	2	2	0	2	0	0	0	0	0	9	22	18.00	4.000					
Rich Loiselle R ERA: 3.86	1.0		5	2	1	1	0	0	0	0	0	0	0	11	14	9.00	2.000					

Colorado Rockies @ Pittsburgh Pirates
Three Rivers Stadium, Pittsburgh, PA
Wed May 14 1997, 7:05 PM EDT
Att: 11,841 - Unknown - 61 F

AB 35
R 10
H 11
RBI 10
BB 5
SO 4
LOB 11



Batter	1	2	3	4	5	6	7	8	9	AB	R	H	RBI	BB	SO	LOB	BOTTOM				
Tony Womack L OBP: 0.348, SLG: 0.391	G3-2	BB		B5-3	FC5-4		S	BB		4	1	3	2	2	0	0					
Jermaine Allensworth R OBP: 0.358, SLG: 0.370	G3-2		K		FC5-4		K	HR		4	2	1	0	2	2	5					
Al Martin L OBP: 0.412, SLG: 0.482	G3-2				FC4-6					4	2	2	4	2	0	4					
Mark Johnson L OBP: 0.348, SLG: 0.345	1B			F7			P3			4	1	1	1	2	1	2					
Kevin Elster R OBP: 0.331, SLG: 0.436	FC4-6			G6-3			G6-3			5	0	1	1	1	1	5					
18 Jason Kendall R OBP: 0.343, SLG: 0.393	FC4-6				BB		G5-3			4	2	2	2	1	0	2					
Jose Guillen R OBP: 0.298, SLG: 0.388		G1-3	FC6		FC4-6			FC5-4	FC5-6	4	2	1	0	0	0	3					
Joe Randa R OBP: 0.311, SLG: 0.383			G4-3				FC5-4			3	2	1	0	2	0	2					
Esteban Loaiza R OBP: 0.138, SLG: 0.158					FC4-6					2	1	0	1	0	0	1					
Dale Sveinsson S OBP: 0.245, SLG: 0.304										1	0	0	0	0	0	2					
David Weirhouse L OBP: 0.286, SLG: 0.172										1	1	0	0	0	0	1					
Madre Cummings L OBP: 0.286, SLG: 0.172										0	0	0	0	0	0	0					
Marc Wilkins R OBP: 0.286, SLG: 0.172										1	1	2	0	0	0	0					
Kevin Young R OBP: 0.286, SLG: 0.172										0	0	0	0	0	0	0					
Steve Reed R OBP: 0.286, SLG: 0.172										0	0	0	0	0	0	0					
Rich Loiselle R OBP: 0.286, SLG: 0.172										0	0	0	0	0	0	0					
Inning Stats	R: 1 E: 1 K: 0 S: 9	H: 1 LOB: 2 BB: 3 P: 25	R: 2 E: 1 K: 2 S: 19	H: 2 LOB: 3 BB: 2 P: 38	R: 0 E: 0 K: 0 S: 9	H: 0 LOB: 1 BB: 1 P: 16	R: 0 E: 0 K: 0 S: 11	H: 1 LOB: 2 BB: 1 P: 22	R: 2 E: 0 K: 0 S: 10	H: 2 LOB: 2 BB: 1 P: 22	R: 0 E: 0 K: 0 S: 5	H: 0 LOB: 0 BB: 0 P: 12	R: 1 E: 0 K: 1 S: 9	H: 2 LOB: 1 BB: 0 P: 15	R: 9 E: 0 K: 1 S: 25	H: 5 LOB: 0 BB: 4 P: 49	1B: 9 2B: 3 3B: 1 HR: 1	SF: 0 SAC: 0 DP: 1 HBP: 1	WP: 2 PB: 0 SB: 1 CS: 0	PA: 50	
PITCHER	IP	WLS	BF	H	R	ER	SO	BB	IBB	HBP	BLK	WP	HR	S	P	ERA	WHIP				
Jamey Wright R ERA: 8.12	4.0		25	5	5	4	2	7	0	0	0	0	0	50	105	9.00	3.000				
Jerry Dipoto R ERA: 8.22	1.0		5	1	0	0	0	1	0	0	0	0	0	8	18	0.00	2.000				
Jeff McCurry R ERA: 2.08	1.2		6	1	1	1	0	0	0	0	0	0	0	10	21	5.40	0.600				
Mike Munoz L ERA: 7.15	0.1	L	4	3	2	2	1	0	0	0	0	1	0	10	14	54.00	9.000				
Steve Reed R ERA: 6.0	0.1		5	2	2	2	0	2	0	0	0	0	0	7	17	54.00	12.000				

Colorado Rockies @ Pittsburgh Pirates
Three Rivers Stadium, Pittsburgh, PA
Wed May 14 1997, 7:05 PM EDT
Att: 11,841 - Unknown - 61 F

AB 37
R 15
H 13
RBI 14
BB 12
SO 4
LOB 27



Batter	1	2	3	4	5	6	7	8	9	AB	R	H	RBI	BB	SO	LOB	TOP										
Eric Young Sr. R OBP: 0.441, SLG: 0.516 (1, 4)	F8	L3-6 1B		L4			F8			4	0	1	0	0	0	1											
Ellis Burks R OBP: 0.276, SLG: 0.411 (1, 8)	E5 2B							G5-3		4	1	1	1	0	1	0											
Larry Walker L OBP: 0.488, SLG: 0.772 (1, 9)	L3-6 1B	L3-6 2B					G6-3	G6-4-3 1B		4	1	2	1	0	0	3											
Andres Galarraga R OBP: 0.438, SLG: 0.573 (1, 3)	K			L4			P3	G6-4-3		4	0	0	0	0	1	2											
Dante Bichette R OBP: 0.344, SLG: 0.453 (1, 7)				G5-3			P6			4	0	1	1	0	1	0											
Vinny Castilla R OBP: 0.388, SLG: 0.533 (1, 5)	K			G5-3			G6-4-3 1B			4	0	1	0	0	2	1											
Jeff Reed L OBP: 0.466, SLG: 0.500 (1, 2)							G3-1			3	0	0	0	0	1	0											
Darnell Coles R OBP: 0.316, SLG: 0.444 (9, PH)							G3-1			1	0	0	0	0	0	0											
Walt Weiss S OBP: 0.385, SLG: 0.400 (1, 6)		1B 2B						P5		3	1	2	0	0	0	0											
Roger Bailey R OBP: 0.286, SLG: 0.333 (1, 1)								F8		2	0	1	0	0	1	1											
Jason Bates S OBP: 0.364, SLG: 0.425 (7, PH)										1	0	0	0	0	0	0											
Mike DeJean R OBP: 1.000, SLG: 2.000 (7, 1)										0	0	0	0	0	0	0											
Inning Stats	R: 2 E: 1 K: 2 S: 16	H: 2 LOB: 1 BB: 0 P: 23	R: 1 E: 0 K: 1 S: 11	H: 4 LOB: 2 BB: 0 P: 18	R: 0 E: 0 K: 0 S: 8	H: 0 LOB: 0 BB: 0 P: 13	R: 0 E: 0 K: 1 S: 7	H: 1 LOB: 1 BB: 0 P: 10	R: 0 E: 0 K: 0 S: 10	H: 0 LOB: 0 BB: 0 P: 14	R: 0 E: 0 K: 0 S: 5	H: 1 LOB: 0 BB: 0 P: 11	R: 0 E: 0 K: 0 S: 6	H: 0 LOB: 0 BB: 0 P: 9	R: 0 E: 0 K: 2 S: 9	H: 0 LOB: 0 BB: 0 P: 15	1B: 7 2B: 3 3B: 0 HR: 0	SF: 0 SAC: 0 DP: 2 HBP: 0	WP: 0 PB: 0 SB: 0 CS: 0	PA: 34							
PITCHER	IP	WLS	BF	H	R	ER	SO	BB	IBB	HBP	BLK	WP	HR	S	P	ERA	WHIP										
67 Francisco Cordova R ERA: 1.47 (1, 1)	8.0	W	31	9	3	1	5	0	0	0	0	0	0	71	111	1.12	1.125										
Rich Loiselle R ERA: 3.54 (9, 1)	0.2		2	0	0	0	2	0	0	0	0	0	0	7	12	0.00	0.000										
Ricardo Rincon L ERA: 1.5 (9, 1)	0.1	S	1	0	0	0	0	0	0	0	0	0	0	2	3	0.00	0.000										

Colorado Rockies @ Pittsburgh Pirates
Three Rivers Stadium, Pittsburgh, PA
Thu May 15 1997, 7:05 PM EDT
Att: 8,548 - Unknown - 54 F

AB 34
R 3
H 9
RBI 3
BB 0
SO 7
LOB 8



Batter	1	2	3	4	5	6	7	8	9	AB	R	H	RBI	BB	SO	LOB	BOTTOM										
Tony Womack L OBP: 0.345, SLG: 0.383 (1, 4)	G6-3				FC6-4 G6-4-3		G6-3			3	0	0	1	1	0	2											
Jermaine Allensworth R OBP: 0.359, SLG: 0.364 (1, 8)	G5-3				G6-4-3		G5-3			2	0	0	0	0	0	2											
Emil Brown R OBP: 0.367, SLG: 0.293 (7, 8)										1	0	0	0	0	0	0											
Al Martin L OBP: 0.415, SLG: 0.508 (1, 7)	G4-3				F9					4	1	2	1	0	0	3											
Mark Johnson L OBP: 0.353, SLG: 0.353 (1, 3)										3	1	1	0	1	1	0											
Rich Loiselle R OBP: 0.353, SLG: 0.353 (9, 1)										0	0	0	0	0	0	0											
Ricardo Rincon L OBP: 0.353, SLG: 0.353 (9, 1)										0	0	0	0	0	0	0											
Kevin Elster R OBP: 0.331, SLG: 0.456 (1, 6)	G5-3				G1-6-3					3	1	1	2	0	0	0											
18 Jason Kendall R OBP: 0.341, SLG: 0.383 (1, 2)	G1-3				G6-3					3	0	0	0	1	0	0											
Jose Guillen R OBP: 0.304, SLG: 0.387 (1, 9)										3	1	1	0	1	1	3											
Joe Randa R OBP: 0.311, SLG: 0.382 (1, 5)					G5-4-3					3	0	1	0	0	1	1											
67 Francisco Cordova R OBP: 0.150, SLG: 0.056 (1, 1)										1	0	0	0	2	1	0											
Kevin Young R OBP: 0.306, SLG: 0.435 (9, 3)										0	0	0	0	0	0	0											
Inning Stats	R: 0 E: 0 K: 0 S: 6	H: 0 LOB: 0 BB: 0 P: 8	R: 0 E: 0 K: 0 S: 7	H: 0 LOB: 0 BB: 0 P: 11	R: 0 E: 0 K: 0 S: 8	H: 1 LOB: 2 BB: 2 P: 19	R: 0 E: 0 K: 1 S: 8	H: 0 LOB: 0 BB: 0 P: 12	R: 0 E: 0 K: 0 S: 11	H: 1 LOB: 1 BB: 2 P: 22	R: 3 E: 0 K: 2 S: 12	H: 3 LOB: 0 BB: 0 P: 17	R: 0 E: 0 K: 1 S: 6	H: 0 LOB: 0 BB: 0 P: 10	R: 0 E: 0 K: 0 S: 6	H: 1 LOB: 2 BB: 2 P: 15	1B: 3 2B: 1 3B: 0 HR: 2	SF: 0 SAC: 1 DP: 3 HBP: 1	WP: 0 PB: 0 SB: 1 CS: 0	PA: 34							
PITCHER	IP	WLS	BF	H	R	ER	SO	BB	IBB	HBP	BLK	WP	HR	S	P	ERA	WHIP										
Roger Bailey R ERA: 2.41 (1, 1)	6.0	L	26	4	4	3	3	4	0	1	0	0	0	12	25	6.00	1.500										
Mike DeJean R ERA: (7, 1)	2.0		8	1	0	0	1	1	1	0	0	0	0	12	25	0.00	1.000										

Colorado Rockies @ Pittsburgh Pirates
Three Rivers Stadium, Pittsburgh, PA
Thu May 15 1997, 7:05 PM EDT
Att: 8,548 - Unknown - 54 F

AB 26
R 4
H 6
RBI 4
BB 6
SO 4
LOB 11



Batter	1	2	3	4	5	6	7	8	9	AB	R	H	RBI	BB	SO	LOB	TOP										
Eric Young Sr., R OBP: 0.443, SLG: 0.516 (1, 4)	1-1 L5-3 1B		2-1 G6-3 1B			2-1 G6-3		1-2 G3		4	0	2	0	0	0	1											
Ellis Burks, R OBP: 0.277, SLG: 0.405 Quinton McCracken, S OBP: 0.360, SLG: 0.426 (8, 8)	1-0 L5-3		1-2 G6-3			1-3 K		2-2 HR 1B		4	0	1	0	0	1	2											
Larry Walker, L OBP: 0.494, SLG: 0.791 (1, 9)	4-2 BB		2-3 K			1-1 1B		1-1 HR		3	1	2	2	1	1	1											
Andres Galarraga, R OBP: 0.427, SLG: 0.556 (1, 3)	0-1 G5-3			3-1 L7		0-3 K		1-3 K		4	0	0	0	0	2	3											
Dante Bichette, R OBP: 0.335, SLG: 0.441 (1, 7)		2-2 F8		0-0 P3		0-1 F8		1-3 K		4	0	0	0	0	1	2											
Vinny Castilla, R OBP: 0.358, SLG: 0.518 (1, 5)		0-2 F9		0-0 G5-3			1-2 G6-3		0-0 G4-3	4	0	0	0	0	0	0											
Kirt Manwaring, R OBP: 0.337, SLG: 0.374 (1, 2)		3-1 1B			2-3 K		1-3 K		1-0 G6-3	4	0	1	0	0	2	0											
Walt Weiss, S OBP: 0.389, SLG: 0.398 (1, 6)		0-1 F9			2-2 WP 1B		4-0 BB		1-1 G4-3	3	0	1	0	1	0	1											
Kevin Ritz, R OBP: 0.182, SLG: 0.053 Mike Munoz, L (7, 1) Darren Holmes, R OBP: 0.143, SLG: 0.571 Bruce Ruffin, S (9, 1)			1-1 G6-3		3-2 K		0-1 P4			3	0	0	0	0	1	2											
Inning Stats	R: 0 E: 0 K: 0 S: 7	H: 1 LOB: 1 BB: 1 P: 13	R: 0 E: 0 K: 0 S: 13	H: 1 LOB: 1 BB: 0 P: 18	R: 0 E: 0 K: 1 S: 10	H: 1 LOB: 1 BB: 0 P: 16	R: 0 E: 0 K: 0 S: 4	H: 0 LOB: 0 BB: 0 P: 7	R: 0 E: 0 K: 2 S: 11	H: 1 LOB: 1 BB: 0 P: 20	R: 0 E: 0 K: 2 S: 10	H: 1 LOB: 1 BB: 0 P: 12	R: 0 E: 0 K: 1 S: 8	H: 0 LOB: 1 BB: 1 P: 14	R: 2 E: 0 K: 2 S: 15	H: 2 LOB: 1 BB: 0 P: 21	R: 0 E: 0 K: 0 S: 4	H: 0 LOB: 0 BB: 0 P: 6	1B: 6 2B: 1 3B: 0 HR: 1	SF: 0 SAC: 0 DP: 1 HBP: 0	WP: 1 PB: 0 SB: 1 CS: 0	PA: 35					
PITCHER	IP	WLS	BF	H	R	ER	SO	BB	IBB	HBP	BLK	WP	HR	S	P	ERA	WHIP										
Mark Clark, R ERA: 3.83 Greg McMichael, R ERA: 2.52 Ricky Tricek, R ERA: 4.44	(1, 1) (8, 1) (9, 1)	7.0 L	27 5	5 2	0 2	0 2	6 2	0 0	0 0	0 0	0 0	1 0	0 15	63 21	100 21	0.00 18.00	1.000 2.000										

Colorado Rockies @ New York Mets
Shea Stadium, Flushing, NY
Fri May 16 1997, 7:05 PM EDT
Att: 15,261 - Unknown - 59 F

AB	33
R	2
H	7
RBI	2
BB	2
SO	8
LOB	12



Batter	1	2	3	4	5	6	7	8	9	AB	R	H	RBI	BB	SO	LOB	BOTTOM										
Steve Bieser, L OBP: 0.463, SLG: 0.438 Carl Everett, S OBP: 0.250, SLG: 0.351 (8, 8)	2-2 G6-3		0-1 F7			1-1 G4-6-3 1B	3-3 K			3	0	1	0	0	0	0											
Edgardo Alfonzo, R OBP: 0.335, SLG: 0.391 (1, 5)	3-2 F8			4-0 BB		1-1 G4-6-3 1B		1-1 1B		3	0	2	0	1	0	0											
John Olerud, L OBP: 0.420, SLG: 0.547 (1, 3)	0-0 F7			1-3 K		0-0 G4-6-3		0-1 1B		4	0	1	0	0	1	3											
Todd Hundley, S OBP: 0.412, SLG: 0.588 (1, 2)		2-2 G3-1		2-0 G3-6-1		4-1 IBB		2-3 K		3	0	0	0	1	1	3											
Bernard Gilkey, R OBP: 0.263, SLG: 0.273 (1, 7)		1-0 CS 1B		2-2 L9		2-3 K		1-0 F4		4	0	1	0	0	1	4											
Butch Huskey, R OBP: 0.267, SLG: 0.530 (1, 9)		2-1 1B		0-0 2B		4-2 G4-3 1B		3-3 K		3	1	2	0	1	1	2											
Manny Alexander, R OBP: 0.311, SLG: 0.329 (8, 6)		1-1 F9			0-1 P4		1-0 G4-3		2-3 K	4	0	0	0	0	1	3											
Rey Ordenez, R OBP: 0.252, SLG: 0.270 Carlos Baerga, S OBP: 0.271, SLG: 0.322 (8, 4)			1-2 L6		4-0 FC6 IBB		2-1 G4-3 1B		0-1 G4-3	1	0	0	0	1	0	0											
Mark Clark, R Matt Franco, L Alex Corbiere, R Greg McMichael, R Ricky Tricek, R Gary Thurman, R OBP: 0.250, SLG: 0.250 (7, PH) (7, PH) (8, 1) (9, 1) (9, PH)	(1, 1) (7, PH) (7, PH) (8, 1) (9, 1) (9, PH)		0-1 G1-3		2-0 FC6		0-1 G4-3		0-0 G3-1	2	0	0	0	0	0	2											
Inning Stats	R: 0 E: 0 K: 0 S: 8	H: 0 LOB: 0 BB: 0 P: 13	R: 0 E: 0 K: 0 S: 8	H: 2 LOB: 1 BB: 0 P: 14	R: 0 E: 0 K: 1 S: 5	H: 0 LOB: 0 BB: 1 P: 12	R: 0 E: 0 K: 1 S: 8	H: 1 LOB: 2 BB: 1 P: 16	R: 0 E: 0 K: 1 S: 10	H: 2 LOB: 2 BB: 1 P: 18	R: 1 E: 0 K: 1 S: 11	H: 1 LOB: 1 BB: 1 P: 21	R: 0 E: 0 K: 2 S: 15	H: 2 LOB: 0 BB: 0 P: 22	R: 0 E: 0 K: 1 S: 6	H: 0 LOB: 0 BB: 0 P: 8	1B: 7 2B: 1 3B: 0 HR: 0	SF: 0 SAC: 0 DP: 2 HBP: 0	WP: 0 PB: 0 SB: 0 CS: 1	PA: 36							
PITCHER	IP	WLS	BF	H	R	ER	SO	BB	IBB	HBP	BLK	WP	HR	S	P	ERA	WHIP										
Kevin Ritz, R ERA: 5.27 Mike Munoz, L ERA: 6.75 Darren Holmes, R ERA: 1.93 Bruce Ruffin, L ERA: 3.38	(1, 1) (7, 1) (8, 1) (9, 1)	6.1 W	26 2	6 0	1 0	1 0	2 0	0 0	0 0	0 0	0 0	0 0	0 15	51 9	3 22	1.42 0.00	1.263 0.000										

Colorado Rockies @ New York Mets
Shea Stadium, Flushing, NY
Fri May 16 1997, 7:05 PM EDT
Att: 15,261 - Unknown - 59 F

AB	32
R	1
H	8
RBI	1
BB	4
SO	6
LOB	19



Batter	1	2	3	4	5	6	7	8	9	AB	R	H	RBI	BB	SO	LOB	TOP										
Eric Young Sr. R OBP: 0.435, SLG: 0.497										3	0	0	0	2	1	1	Colorado Rockies @ New York Mets Shea Stadium, Flushing, NY Sun May 18 1997, 3:33 AM EDT Att: 22,845 - Cloudy - 63 F										
Quinton McCracken S OBP: 0.361, SLG: 0.427										4	0	1	1	0	0	1											
Larry Walker L OBP: 0.489, SLG: 0.776										4	0	2	0	0	2	0											
Dante Bichette R OBP: 0.337, SLG: 0.437										4	0	0	0	0	2	2											
Andres Galarraga R OBP: 0.424, SLG: 0.594										4	1	2	1	0	0	1											
Vinny Castilla R OBP: 0.366, SLG: 0.535										2	1	1	1	2	1	0											
Kirt Manwaring R OBP: 0.333, SLG: 0.362										3	1	0	0	1	1	3											
Walt Weiss S OBP: 0.383, SLG: 0.381										3	0	0	0	0	0	0											
Bobby Jones R OBP: 0.225										2	0	1	1	0	0	0											
Jeff McCurry R OBP: 0.225										1	0	0	0	0	0	0											
Inning Stats	R: 0 E: 0 K: 2 S: 8	H: 0 LOB: 0 BB: 0 P: 14	R: 0 E: 0 K: 2 S: 8	H: 0 LOB: 0 BB: 0 P: 11	R: 1 E: 0 K: 1 S: 12	H: 2 LOB: 2 BB: 1 P: 21	R: 0 E: 0 K: 1 S: 8	H: 1 LOB: 2 BB: 1 P: 17	R: 0 E: 0 K: 0 S: 5	H: 0 LOB: 0 BB: 0 P: 6	R: 0 E: 0 K: 1 S: 8	H: 1 LOB: 1 BB: 0 P: 14	R: 2 E: 0 K: 1 S: 10	H: 1 LOB: 2 BB: 2 P: 21	R: 1 E: 0 K: 0 S: 9	H: 2 LOB: 1 BB: 1 P: 15	R: 0 E: 0 K: 0 S: 8	H: 1 LOB: 0 BB: 0 P: 12	1B: 3 2B: 3 3B: 0 HR: 2	SF: 0 SAC: 1 DP: 2 HBP: 0	WP: 1 PA: 37 PB: 0 SB: 1 CS: 0						
PITCHER	IP	WLS	BF	H	R	ER	SO	BB	IBB	HBP	BLK	WP	HR	S	P	ERA	WHIP										
Dave Mlicki R ERA: 4.96	(1, 1)	6.0	23	4	1	1	7	2	0	0	0	0	0	49	83	1.50	1.000										
Ricky Tricek R ERA: 4.74	(7, 1)	0.1	3	1	2	1	0	1	0	0	0	0	1	3	7	27.00	6.000										
Takashi Kashiwada L ERA: 2.25	(7, 1)	1.2	W	8	2	1	1	2	0	0	0	1	1	16	29	5.40	2.400										
Cory Lidle R ERA:	(9, 1)	1.0	3	1	0	0	0	0	0	0	0	0	0	8	12	0.00	1.000										

Batter	1	2	3	4	5	6	7	8	9	AB	R	H	RBI	BB	SO	LOB	BOTTOM										
Carl Everett S OBP: 0.297, SLG: 0.330										3	1	0	1	2	1	1	Colorado Rockies @ New York Mets Shea Stadium, Flushing, NY Sun May 18 1997, 3:33 AM EDT Att: 22,845 - Cloudy - 63 F										
Edgardo Alfonzo R OBP: 0.346, SLG: 0.397										5	1	2	1	0	0	1											
Bernard Gilkey R OBP: 0.272, SLG: 0.280										3	2	1	2	2	1	2											
Butch Huskey R OBP: 0.289, SLG: 0.541										5	1	3	2	0	0	1											
Carlos Baerga S OBP: 0.294, SLG: 0.350										4	1	2	1	0	0	3											
Cory Lidle R ERA:	(9, 1)									0	0	0	0	0	0	0											
Alex Ochoa R OBP: 0.237, SLG: 0.233	(1, 9)									1	0	0	1	1	0	0											
John Olerud L OBP: 0.419, SLG: 0.539	(8, PH)									0	0	0	0	1	0	0											
Steve Bieser L OBP: 0.452, SLG: 0.424	(8, PR)									1	1	0	0	0	0	3											
Alberto Castillo R OBP: 0.476, SLG: 0.353	(1, 2)									1	0	0	0	2	0	1											
Todd Hundley S OBP: 0.415, SLG: 0.581	(8, PH)									1	1	0	0	1	1	3											
Rey Ordenez R OBP: 0.261, SLG: 0.272	(1, 6)									3	1	1	1	1	0	1											
Dave Mlicki R OBP: 0.287, SLG: 0.286	(1, 1)									1	0	0	0	1	1	0											
Garrett Anderson R OBP: 0.290, SLG: 0.250	(8, PH)									0	0	0	0	0	0	0											
Matt Fielder R OBP: 0.271, SLG: 0.367	(8, PH)									1	0	0	0	0	0	2											
Ricky Tricek R ERA: 7.71	(7, 1)									0	0	0	0	0	0	0											
Takashi Kashiwada L OBP: 0.290, SLG: 0.315	(8, PH)									0	0	0	0	0	0	0											
Manny Alexander R OBP: 0.308, SLG: 0.315	(8, PH)									0	1	0	1	1	0	0											
Inning Stats	R: 0 E: 0 K: 0 S: 9	H: 0 LOB: 1 BB: 1 P: 18	R: 0 E: 0 K: 0 S: 7	H: 0 LOB: 0 BB: 1 P: 14	R: 0 E: 0 K: 1 S: 7	H: 0 LOB: 1 BB: 1 P: 16	R: 2 E: 0 K: 0 S: 13	H: 1 LOB: 1 BB: 2 P: 22	R: 0 E: 0 K: 2 S: 11	H: 2 LOB: 3 BB: 1 P: 25	R: 0 E: 0 K: 0 S: 10	H: 1 LOB: 1 BB: 1 P: 18	R: 0 E: 0 K: 0 S: 4	H: 0 LOB: 0 BB: 0 P: 6	R: 8 E: 0 K: 1 S: 23	H: 5 LOB: 3 BB: 5 P: 55	1B: 7 2B: 2 3B: 0 HR: 0	SF: 1 SAC: 1 DP: 2 HBP: 0	WP: 0 PA: 43 PB: 0 SB: 1 CS: 0								
PITCHER	IP	WLS	BF	H	R	ER	SO	BB	IBB	HBP	BLK	WP	HR	S	P	ERA	WHIP										
Bobby Jones L ERA: 3.38	(1, 1)	5.1	26	4	2	2	3	7	0	0	0	0	0	1	3	0.00	0.000										
Jeff McCurry R ERA: 7.71	(6, 1)	0.2	1	0	0	0	0	0	0	0	0	0	0	1	3	0.00	0.000										
Jerry Dipoto R ERA: 7.71	(7, 1)	1.0	3	0	0	0	0	0	0	0	0	0	0	4	6	0.00	0.000										
Steve Reed R ERA: 6.06	(8, 1)	0.1	2	1	1	1	0	0	0	0	0	0	0	4	7	27.00	3.000										
Mike Munoz L ERA: 7.5	(8, 1)	0.0	1	0	0	0	0	1	0	0	0	0	0	1	5	∞	∞										
PITCHER	IP	WLS	BF	H	R	ER	SO	BB	IBB	HBP	BLK	WP	HR	S	P	ERA	WHIP										
Bruce Ruffin L ERA: 4.82	(8, 1)	0.0	0	0	0	0	0	3	0	0	0	0	0	0	0	0	0	0	0	9	17	∞	∞				
Mike DeJean R ERA: 2.09	(8, 1)	0.0	4	3	5	5	0	1	0	0	0	0	0	0	0	0	0	0	0	7	12	13.50	1.500				
Darren Holmes R ERA: 1.86	(8, 1)	0.2	3	1	1	1	1	0	0	0	0	0	0	0	0	0	0	0	0	7	12	13.50	1.500				



Batter	1	2	3	4	5	6	7	8	9	AB	R	H	RBI	BB	SO	LOB	TOP										
Eric Young Sr. R OBP: 0.427, SLG: 0.483	F8		G5-3		G4-3			G4-3		4	0	0	0	0	0	0	Colorado Rockies @ San Francisco Giants 3Com Park at Candlestick Point, San Francisco, CA Tue May 20 1997, 10:05 PM EDT Att: 12,431 - Unknown - 61 F										
Quinton McCracken S OBP: 0.363, SLG: 0.420	G3		L7			G6-4-3 BB		K		3	0	0	0	1	1	0											
Larry Walker L OBP: 0.489, SLG: 0.775	G3			G4-3 HR			F8		0-1 1B	4	1	2	0	0	0	1											
Andres Galarraga R OBP: 0.410, SLG: 0.570		G5-3		G4-3		G6-4-3		F8		4	0	0	0	0	0	3											
Ellis Burks R OBP: 0.296, SLG: 0.442	G3-1 BB			HR			G5-3		2-2 G5-4-3 1B	4	1	3	2	0	0	0											
Vinny Castilla R OBP: 0.380, SLG: 0.536	G3-1 BB			P2			HR		0-0 G5-4-3 1-2	3	1	1	1	1	0	2											
Jeff Reed L OBP: 0.405, SLG: 0.515	G3-1			G6-3			F9			3	0	0	0	0	0	2											
Jason Bates S OBP: 0.315, SLG: 0.347	G3				P5		K			3	0	0	0	0	1	2											
Roger Bailey R OBP: 0.261, SLG: 0.304			F8		G4-3			F8		2	0	0	0	0	0	0											
Darnell Coles R OBP: 0.318, SLG: 0.476										1	0	0	0	0	0	0											
Mike DeJean R OBP: 1.000, SLG: 2.000										0	0	0	0	0	0	0											
Mike Munoz L OBP: 0.315, SLG: 0.347										0	0	0	0	0	0	0											
Inning Stats	R: 0 E: 0 K: 0 S: 6	H: 0 LOB: 0 BB: 0 P: 9	R: 0 E: 0 K: 0 S: 10	H: 1 LOB: 2 BB: 1 P: 17	R: 0 E: 0 K: 0 S: 4	H: 0 LOB: 0 BB: 0 P: 6	R: 2 E: 0 K: 0 S: 10	H: 2 LOB: 0 BB: 0 P: 17	R: 0 E: 0 K: 0 S: 6	H: 0 LOB: 0 BB: 0 P: 9	R: 0 E: 0 K: 1 S: 3	H: 0 LOB: 0 BB: 1 P: 8	R: 1 E: 0 K: 1 S: 10	H: 1 LOB: 0 BB: 0 P: 16	R: 0 E: 0 K: 1 S: 9	H: 0 LOB: 0 BB: 0 P: 14	R: 0 E: 0 K: 0 S: 7	H: 2 LOB: 1 BB: 0 P: 10	1B: 3 2B: 1 3B: 0 HR: 2	SF: 0 SAC: 0 DP: 2 HBP: 0	WP: 0 PB: 0 SB: 0 CS: 0	PA: 33					
PITCHER	IP	WLS	BF	H	R	ER	SO	BB	IBB	HBP	BLK	WP	HR	S	P	ERA	WHIP										
William Van Landingham R ERA: 3.54	7.0	W	26	4	3	3	1	2	0	0	0	0	2	49	82	3.86	0.857										
Doug Henry R ERA: 1.16	1.0		3	0	0	0	1	0	0	0	0	0	0	9	14	0.00	0.000										
Rod Beck R ERA: 3.86	1.0	S	4	2	0	0	0	0	0	0	0	0	0	7	10	0.00	2.000										

Batter	1	2	3	4	5	6	7	8	9	AB	R	H	RBI	BB	SO	LOB	BOTTOM										
Darryl Hamilton L OBP: 0.388, SLG: 0.310	BB HR			G4-3				SH2-3 BB		2	1	0	0	1	0	0	Colorado Rockies @ San Francisco Giants 3Com Park at Candlestick Point, San Francisco, CA Tue May 20 1997, 10:05 PM EDT Att: 12,431 - Unknown - 61 F										
Stan Javier S OBP: 0.304, SLG: 0.279	BB							2B		1	0	1	0	1	0	0											
Jose Vizcaino S OBP: 0.331, SLG: 0.307	G4-3			L7 1B				SH2-3		4	1	2	0	0	0	2											
Glenallen Hill R OBP: 0.272, SLG: 0.432	1B			1B				2-3		4	1	1	0	1	0	3											
Rod Beck R	HR			1B				G6-3		0	0	0	0	0	0	0											
Barry Bonds L OBP: 0.446, SLG: 0.484	HR			L7				G3-1		3	1	1	0	2	0	3											
Jeff Kent R OBP: 0.344, SLG: 0.580	HR			P4				L5		4	1	2	5	0	0	3											
J.T. Snow L OBP: 0.396, SLG: 0.374	1B			1B				FC6-4		3	1	2	0	1	0	2											
Bill Mueller S OBP: 0.359, SLG: 0.350	G3-6-1 1B			G1-6-3				SF7		3	0	1	1	0	0	2											
Marcus Jensen S OBP: 0.262, SLG: 0.237	G3-6-1			IBB				G1-3		3	0	0	0	1	1	2											
William Van Landingham R OBP: 0.059, SLG: 0.059				G3				F8		4	0	0	0	0	0	3											
Doug Henry R				G5-3						0	0	0	0	0	0	0											
Marvin Benard L OBP: 0.385, SLG: 0.324										0	0	0	0	0	0	0											
Inning Stats	R: 4 E: 0 K: 0 S: 12	H: 3 LOB: 1 BB: 3 P: 28	R: 0 E: 0 K: 0 S: 7	H: 1 LOB: 1 BB: 0 P: 9	R: 0 E: 0 K: 0 S: 10	H: 1 LOB: 3 BB: 2 P: 24	R: 1 E: 0 K: 0 S: 11	H: 3 LOB: 2 BB: 0 P: 20	R: 0 E: 0 K: 1 S: 8	H: 0 LOB: 0 BB: 0 P: 11	R: 0 E: 0 K: 0 S: 4	H: 0 LOB: 2 BB: 2 P: 14	R: 1 E: 0 K: 0 S: 12	H: 1 LOB: 0 BB: 0 P: 17	R: 0 E: 0 K: 0 S: 12	H: 1 LOB: 1 BB: 0 P: 18	1B: 8 2B: 1 3B: 0 HR: 1	SF: 1 SAC: 1 DP: 1 HBP: 0	WP: 0 PB: 0 SB: 2 CS: 0	PA: 40							
PITCHER	IP	WLS	BF	H	R	ER	SO	BB	IBB	HBP	BLK	WP	HR	S	P	ERA	WHIP										
Roger Bailey R ERA: 2.86	7.0	L	36	9	6	5	1	6	1	0	0	0	0	64	123	6.43	2.143										
Mike DeJean R ERA: 1.99	0.2		3	1	0	0	0	0	0	0	0	0	0	9	12	0.00	1.500										
Mike Munoz L ERA: 7.3	0.1		1	0	0	0	0	0	0	0	0	0	0	3	6	0.00	0.000										



Batter	1	2	3	4	5	6	7	8	9	AB	R	H	RBI	BB	SO	LOB	TOP				
Eric Young Sr. R (1,4) OBP: 0.420, SLG: 0.478 Mike Munoz, L (8,1)	F8		G3-4-1		G3			G6-3		4	0	0	0	0	0	0	Colorado Rockies @ San Francisco Giants 3Com Park at Candlestick Point, San Francisco, CA Thu May 22 1997, 6:33 AM EDT Att: 10,811 - Cloudy - 65 F				
Quinton McCracken, S (1,8) OBP: 0.390, SLG: 0.432	BB		1B		BB			G1-3		2	0	1	0	2	0						
Larry Walker, L (1,9) OBP: 0.477, SLG: 0.746	G1		1B		G1-3			F7		4	0	1	0	0	2						
Andres Galarraga, R (1,3) OBP: 0.412, SLG: 0.576	G4-3		G1-3					G6-4-3 1B		4	0	1	0	0	3						
Ellis Burks, R (1,7) OBP: 0.306, SLG: 0.480		HR			G6-3			G6-4-3 1-2		4	1	1	1	0	0	1					
Vinny Castilla, R (1,5) OBP: 0.356, SLG: 0.519 Mike DeJean, R (6,1) OBP: 1.000, SLG: 2.000 Darnell Coles, R (8,5) OBP: 0.346, SLG: 0.500	K		K		K			1B		2	0	0	0	1	2	0					
Jeff Reed, L (1,2) OBP: 0.410, SLG: 0.557	K		HR		CS			1B		4	1	2	1	0	1	0					
Walt Weiss, S (1,6) OBP: 0.359, SLG: 0.360	P5		F8					F7		4	0	0	0	0	2						
John Thomson, R (1,1) Jason Bates, S (6,5) OBP: 0.321, SLG: 0.340 (8,4)			G4-3		F8			G6-3		2	0	0	0	0	0	0					
										1	0	0	0	0	0	0					
Inning Stats	R: 0 E: 0 K: 0 S: 15	H: 0 LOB: 1 BB: 1 P: 26	R: 1 E: 0 K: 2 S: 11	H: 1 LOB: 0 BB: 0 P: 20	R: 0 E: 0 K: 0 S: 8	H: 2 LOB: 2 BB: 0 P: 10	R: 1 E: 0 K: 1 S: 15	H: 1 LOB: 0 BB: 0 P: 21	R: 0 E: 0 K: 0 S: 6	H: 0 LOB: 1 BB: 1 P: 12	R: 0 E: 0 K: 0 S: 8	H: 0 LOB: 0 BB: 0 P: 15	R: 0 E: 0 K: 0 S: 5	H: 0 LOB: 0 BB: 0 P: 9	R: 0 E: 0 K: 0 S: 8	H: 3 LOB: 2 BB: 0 P: 16	1B: 5 2B: 2 3B: 0 HR: 2	SF: 0 SAC: 0 DP: 1 HBP: 0	WP: 0 PB: 0 SB: 1 CS: 1	PA: 36	
PITCHER	IP	WLS	BF	H	R	ER	SO	BB	IBB	HBP	BLK	WP	HR	S	P	ERA	WHIP				
Mark Gardner, R (1,1) ERA: 3.06	6.0	W	24	4	2	2	3	3	0	0	0	0	2	63	104	3.00	1.167				
Rich Rodriguez, L (7,1) ERA: 1.16	2.0		6	0	0	0	0	0	0	0	0	0	0	13	20	0.00	0.000				
Doug Henry, R (9,1) ERA: 1.11	1.0		5	3	0	0	0	0	0	0	0	0	0	11	16	0.00	3.000				

Batter	1	2	3	4	5	6	7	8	9	AB	R	H	RBI	BB	SO	LOB	BOTTOM				
Stan Javier, S (1,8) OBP: 0.316, SLG: 0.286	G5-3		K		BB 2B HBP			P6		4	1	1	1	0	1	0	Colorado Rockies @ San Francisco Giants 3Com Park at Candlestick Point, San Francisco, CA Thu May 22 1997, 6:33 AM EDT Att: 10,811 - Cloudy - 65 F				
Jose Vizcaino, S (1,6) OBP: 0.341, SLG: 0.320	BB		CS		BB			L8		3	1	1	0	2	0	2					
Glenallen Hill, R (1,9) OBP: 0.268, SLG: 0.427	G5-3		F8		2B			L6		5	0	1	1	0	0	2					
Barry Bonds, L (1,7) OBP: 0.445, SLG: 0.474	BB		G1-3		G3-1			1B		3	1	1	0	1	0	3					
Jeff Kent, R (1,4) OBP: 0.343, SLG: 0.566	BB		G6-4-3 1B		K			2B		3	1	2	0	0	1	0					
J.T. Snow, L (1,3) OBP: 0.404, SLG: 0.395	BB		L6		1B			1B		3	2	2	3	1	0	1					
Mark Lewis, R (1,5) OBP: 0.337, SLG: 0.471	P9		G6-4-3 1-2		1B			G6-3		4	1	1	0	0	0	5					
Rick Wilkins, L (1,2) OBP: 0.241, SLG: 0.313	F7		K		K			1B		4	0	1	1	0	2	2					
Mark Gardner, R (1,1) OBP: 0.083, SLG: 0.043 Marvin Benard, L (6,PH) OBP: 0.429, SLG: 0.361 Rich Rodriguez, L (7,1) OBP: 0.500, SLG: 0.500 Doug Henry, R (9,1)	G4-3		L8		L8			K		2	0	0	0	0	0	0					
										1	0	1	1	0	0	0					
										1	0	0	0	0	1	1					
										0	0	0	0	0	0	0					
Inning Stats	R: 1 E: 0 K: 0 S: 16	H: 1 LOB: 3 BB: 2 P: 32	R: 0 E: 0 K: 1 S: 9	H: 0 LOB: 0 BB: 0 P: 11	R: 0 E: 0 K: 0 S: 6	H: 0 LOB: 0 BB: 1 P: 13	R: 0 E: 0 K: 0 S: 7	H: 1 LOB: 0 BB: 0 P: 8	R: 1 E: 0 K: 1 S: 11	H: 1 LOB: 2 BB: 1 P: 20	R: 2 E: 0 K: 2 S: 14	H: 4 LOB: 2 BB: 0 P: 21	R: 3 E: 0 K: 1 S: 21	H: 4 LOB: 1 BB: 0 P: 28	R: 0 E: 0 K: 0 S: 8	H: 0 LOB: 0 BB: 0 P: 11	1B: 8 2B: 2 3B: 1 HR: 0	SF: 0 SAC: 0 DP: 1 HBP: 2	WP: 0 PB: 0 SB: 0 CS: 1	PA: 39	
PITCHER	IP	WLS	BF	H	R	ER	SO	BB	IBB	HBP	BLK	WP	HR	S	P	ERA	WHIP				
John Thomson, R (1,1) ERA: 3.86	5.2	L	28	7	4	4	4	4	0	0	0	0	0	61	103	6.35	1.941				
Mike DeJean, R (6,1) ERA: 3.5	1.1		8	4	3	3	1	0	0	0	0	0	0	23	30	20.25	3.000				
Mike Munoz, L (8,1) ERA: 6.75	1.0		3	0	0	0	0	0	0	0	0	0	0	8	11	0.00	0.000				

AB 32
R 2
H 7
RBI 2
BB 3
SO 3
LOB 8



AB 33
R 7
H 11
RBI 7
BB 4
SO 5
LOB 16



Batter	1	2	3	4	5	6	7	8	9	AB	R	H	RBI	BB	SO	LOB	TOP										
Craig Biggio, R OBP: 0.372, SLG: 0.505 (1, 4)	G5-3					F8		SF7									4 0 2 2 0 0 0										
James Mouton, R OBP: 0.289, SLG: 0.333 Bill Spiers, L OBP: 0.440, SLG: 0.476 (8, PH) (8, 5)		F7		G6-3			F8										4 0 1 0 0 0 3 1 0 1 0 0 0 0										
5 Jeff Bagwell, R OBP: 0.418, SLG: 0.669 (1, 3)	L8																3 2 1 0 2 0 1										
Sean Berry, R OBP: 0.260, SLG: 0.371 John Hudek, S (8, 1)	G5-3			L6				G1-3									4 0 1 0 1 0 5 0 0 0 0 0 0 0										
Luis Gonzalez, L OBP: 0.361, SLG: 0.354 (1, 7)		F8	F7		FC6-4		SF7		G6-3								4 1 0 1 0 0 2										
Brad Ausmus, R OBP: 0.354, SLG: 0.439 (1, 2)		3B		FC6					P4								5 1 3 2 0 1 1										
Bobby Abreu, L OBP: 0.344, SLG: 0.371 (1, 9)		1B	FC6		G4-3				L8								5 2 2 1 0 0 2										
Ricky Gutierrez, R OBP: 0.477, SLG: 0.590 (1, 6)		1B		SH3-4				E1									4 1 2 1 0 0 1										
Donne Wall, R Ramon Garcia, R Pat Listach, S Jose Lima, R Thomas Howard, S (1, 1) (5, 1) (6, PH) (6, 1) (8, PH) (8, 9)		B1		SH3-4				FC1-6									1 0 0 0 0 0 0 1 0 0 0 0 0 0 0 0 1 0 0 0 0 0 0 0 0 0 0 0 0 0 0 0 1 0 0 0 0 0 0 2										
Inning Stats	R: 0 E: 0 K: 0 S: 10	H: 1 LOB: 1 BB: 0 P: 15	R: 2 E: 0 K: 0 S: 13	H: 4 LOB: 2 BB: 0 P: 22	R: 1 E: 0 K: 0 S: 7	H: 2 LOB: 0 BB: 0 P: 11	R: 1 E: 0 K: 0 S: 5	H: 2 LOB: 0 BB: 0 P: 9	R: 1 E: 0 K: 0 S: 6	H: 0 LOB: 0 BB: 0 P: 8	R: 1 E: 0 K: 1 S: 11	H: 1 LOB: 1 BB: 1 P: 20	R: 1 E: 0 K: 0 S: 12	H: 2 LOB: 3 BB: 1 P: 19	R: 0 E: 0 K: 0 S: 5	H: 0 LOB: 0 BB: 0 P: 9	1B: 7 2B: 5 3B: 1 HR: 0	SF: 2 SAC: 1 DP: 0 HBP: 0	WP: 1 PB: 0 SB: 1 CS: 1	PA: 43							
PITCHER	IP	WLS	BF	H	R	ER	SO	BB	IBB	HBP	BLK	WP	HR	S	P	ERA	WHIP										
Bobby Jones, L ERA: 6.0 (1, 1)	6.2	W	32	11	6	6	0	2	0	0	0	0	0	59	99	8.10	1.950										
Jerry Dipoto, R ERA: 8.35 (7, 1)	0.1		1	0	0	0	1	0	0	0	0	1	0	3	5	0.00	0.000										
Darren Holmes, R ERA: 2.74 (8, 1)	1.0	S	3	2	1	0	0	0	1	0	0	0	0	12	19	0.00	2.000										
Steve Reed, R ERA: 5.5 (9, 1)	1.0	S	3	0	0	0	0	0	0	0	0	0	0	5	9	0.00	0.000										

Houston Astros @ Colorado Rockies
Coors Field, Denver, CO
Fri May 23, 1997, 7:05 PM MDT
Att: 48,127 - Unknown - 64 F

AB	37
R	7
H	13
RBI	7
BB	3
SO	1
LOB	18



Batter	1	2	3	4	5	6	7	8	9	AB	R	H	RBI	BB	SO	LOB	BOTTOM										
Walt Weiss, S OBP: 0.360, SLG: 0.357 (1, 6)	G4-3		G3-1			BLK											4 1 1 0 1 1 2										
Ellie Burks, R OBP: 0.311, SLG: 0.504 Quinton McCracken, S OBP: 0.386, SLG: 0.427 (8, 8) (8, 8)	G6-3					1B											4 2 2 2 0 1 2 1 0 0 0 0 1 2										
Larry Walker, L OBP: 0.482, SLG: 0.750 (1, 9)		1B		G1-3													3 2 2 0 1 0 0										
Andres Galarraga, R OBP: 0.414, SLG: 0.574 (1, 3)		HR		G4-3													4 1 2 2 0 1 1										
Dante Bichette, R OBP: 0.333, SLG: 0.447 Darren Holmes, R OBP: 0.143, SLG: 0.571 Steve Reed, R (1, 7) (8, 1) (9, 1)					E3			G1-3									4 1 2 3 0 0 1 0 0 0 0 0 0 0 0 0 0 0 0 0 0										
Vinny Castilla, R OBP: 0.348, SLG: 0.506 (1, 5)	G5-3			G6-4-3		G5-4-3		P4									4 0 0 0 0 0 4										
Kirt Manwaring, R OBP: 0.327, SLG: 0.347 (1, 2)		F8			F9												3 0 1 0 0 0 0										
Jason Bates, S OBP: 0.333, SLG: 0.396 (1, 4)		G3-1						G4-3									3 1 1 1 1 0 1										
Bobby Jones, R OBP: 0.250, SLG: 0.250 Jerry Dipoto, R Harvey Pulliam, R (1, 1) (7, 1) (8, 7)		G1-3			G1-3		SH3-4	L5									2 0 0 0 0 0 0 0 0 0 0 0 0 0 1 0 0 0 0 0 1										
Inning Stats	R: 3 E: 0 K: 0 S: 12	H: 3 LOB: 0 BB: 0 P: 23	R: 0 E: 0 K: 0 S: 11	H: 0 LOB: 0 BB: 0 P: 18	R: 1 E: 0 K: 0 S: 7	H: 1 LOB: 0 BB: 0 P: 12	R: 0 E: 1 K: 0 S: 6	H: 0 LOB: 0 BB: 0 P: 8	R: 4 E: 0 K: 2 S: 10	H: 5 LOB: 1 BB: 1 P: 26	R: 0 E: 0 K: 2 S: 9	H: 1 LOB: 1 BB: 0 P: 13	R: 0 E: 0 K: 1 S: 7	H: 1 LOB: 2 BB: 1 P: 19	R: 0 E: 0 K: 0 S: 5	H: 0 LOB: 0 BB: 0 P: 9	1B: 7 2B: 1 3B: 0 HR: 3	SF: 0 SAC: 1 DP: 2 HBP: 1	WP: 0 PB: 0 SB: 1 CS: 0	PA: 38							
PITCHER	IP	WLS	BF	H	R	ER	SO	BB	IBB	HBP	BLK	WP	HR	S	P	ERA	WHIP										
Donne Wall, R ERA: 8.36 (1, 1)	4.1	L	21	7	8	8	0	1	0	0	1	0	0	44	78	16.61	1.846										
Ramon Garcia, R ERA: 4.54 (5, 1)	0.2		3	2	0	0	0	0	0	0	0	0	0	7	9	0.00	3.000										
Jose Lima, R ERA: 3.51 (6, 1)	2.0		9	1	0	0	3	1	0	1	0	0	0	19	29	0.00	1.000										
John Hudek, R ERA: 6.46 (8, 1)	1.0		5	1	0	0	1	1	0	0	0	0	0	7	19	0.00	2.000										

Houston Astros @ Colorado Rockies
Coors Field, Denver, CO
Fri May 23, 1997, 7:05 PM MDT
Att: 48,127 - Unknown - 64 F

AB	33
R	8
H	11
RBI	8
BB	3
SO	4
LOB	14



Batter	1	2	3	4	5	6	7	8	9	AB	R	H	RBI	BB	SO	LOB	TOP				
Craig Biggio, R OBP: 0.377, SLG: 0.521 (1, 4)	G5-3	K		HR		1B			G4-6-3 BB	4	1	2	2	1	1	1	Houston Astros @ Colorado Rockies Coors Field, Denver, CO Sat May 24 1997, 3:33 AM MDT Att: 48,129 - Overcast - 69 F				
Bill Spillers, L OBP: 0.438, SLG: 0.483 (1, 6) (9, 5)	5 HR		1B	K		L7			G4-6-3 1-2	5	2	2	0	0	1	2					
5 Jeff Bagwell, R OBP: 0.423, SLG: 0.680 (1, 3)	HR		1B	SF9	2B	G5-3			K	3	3	1	2	1	1	1					
Luis Gonzalez, L OBP: 0.364, SLG: 0.365 (1, 7)	G4-3		SF9	S	1B	G3-1				4	0	2	2	0	0	0					
Sean Berry, R OBP: 0.259, SLG: 0.364 Tim Bogar, R OBP: 0.250, SLG: 0.303 (1, 5) (9, 6)	BB		SF9	P4		K				2	0	0	1	1	1	1					
Bobby Abreu, L OBP: 0.335, SLG: 0.361 (1, 9)	K		FC4-2		G3-1	G4-3				0	0	0	0	0	0	0					
Thomas Howard, S OBP: 0.310, SLG: 0.346 (1, 8)		F8	S	BB	F7	G6-3			K	3	0	0	0	1	1	1					
Brad Ausmus, R OBP: 0.351, SLG: 0.433 (1, 2)		K			HR	G6-3			G1-3	4	1	1	0	0	1	1					
Darryl Kile, R OBP: 0.065, SLG: 0.065 Ricky Gutierrez, R OBP: 0.467, SLG: 0.575 Russ Springer, R Billy Wagner, L (1, 1) (8, PH) (8, 1) (9, 1)	F8		F8		F8	K			L9	3	0	0	0	0	1	2					
Inning Stats	R: 2 E: 0 K: 1 S: 14	H: 2 LOB: 1 BB: 1 P: 21	R: 0 E: 0 K: 2 S: 12	H: 0 LOB: 1 BB: 1 P: 23	R: 2 E: 0 K: 0 S: 11	H: 2 LOB: 1 BB: 1 P: 19	R: 3 E: 0 K: 1 S: 20	H: 3 LOB: 1 BB: 0 P: 30	R: 0 E: 0 K: 0 S: 3	H: 1 LOB: 1 BB: 0 P: 15	R: 0 E: 0 K: 1 S: 10	H: 0 LOB: 0 BB: 0 P: 15	R: 0 E: 0 K: 1 S: 5	H: 0 LOB: 0 BB: 0 P: 7	R: 0 E: 0 K: 1 S: 5	H: 0 LOB: 0 BB: 1 P: 11		1B: 4 2B: 2 3B: 0 HR: 2	SF: 1 SAC: 0 DP: 1 HBP: 1	WP: 0 PB: 0 SB: 2 CS: 0	PA: 39
PITCHER	IP	WLS	BF	H	R	ER	SO	BB	IBB	HBP	BLK	WP	HR	S	P	ERA	WHIP				
John Burke, R ERA: 5.73 Jerry Dipoto, R ERA: 7.52 Mike DeJean, R ERA: 3.38 Mike Munoz, L ERA: 5.87	4.0	L	23	7	7	7	4	3	0	1	0	0	2	57	93	15.75	2.500				
	2.0		7	1	0	0	1	0	0	0	0	0	0	12	21	0.00	0.500				
	1.0		3	0	0	0	1	0	0	0	0	0	0	10	15	0.00	0.000				
	2.0		6	0	0	0	2	1	0	0	0	0	0	10	18	0.00	0.500				

AB	33
R	7
H	8
RBI	7
BB	4
SO	8
LOB	11



Batter	1	2	3	4	5	6	7	8	9	AB	R	H	RBI	BB	SO	LOB	BOTTOM				
Eric Young Sr., R OBP: 0.417, SLG: 0.473 (1, 4)	F7		CS	1B	FC6-4		F8			4	0	1	0	0	0	3	Houston Astros @ Colorado Rockies Coors Field, Denver, CO Sat May 24 1997, 3:33 AM MDT Att: 48,129 - Overcast - 69 F				
Ellie Burks, R OBP: 0.303, SLG: 0.489 Quinton McCracken, S OBP: 0.386, SLG: 0.427 (1, 8) (9, 8)	K		K			F8			K	4	0	0	0	0	3	1					
Larry Walker, L OBP: 0.488, SLG: 0.753 (1, 9)	BB			G4-3		F9	2B		BB	2	0	1	0	2	0	0					
Andres Galarraga, R OBP: 0.411, SLG: 0.566 (1, 3)	K			S	1B	F9			F9	4	0	1	0	0	1	3					
Dante Bichette, R OBP: 0.326, SLG: 0.436 (1, 7)	G6-3			K		F8			K	4	0	0	0	0	2	3					
Jeff Reed, L OBP: 0.395, SLG: 0.534 Harvey Pulliam, R (9, PH)	G6-3			K					K	3	0	0	0	0	1	1					
Jason Bates, S OBP: 0.328, SLG: 0.386 (1, 5)	1B				P4	FC6-4	BB		K	4	0	1	0	0	1	1					
Walt Weiss, S OBP: 0.357, SLG: 0.348 (1, 6)	G4-3			FC6-4	BB	F8			G5-3	3	0	0	0	1	0	2					
John Burke, S Jerry Dipoto, R Mike DeJean, R OBP: 1.000, SLG: 2.000 John Vander Wal, L OBP: 0.263, SLG: 0.152 Mike Munoz, L (1, 1) (5, 1) (7, 1) (7, PH) (8, 1)	F8			F8	B1				BB	1	0	0	0	0	0	0					
Inning Stats	R: 0 E: 0 K: 2 S: 12	H: 0 LOB: 1 BB: 1 P: 20	R: 0 E: 0 K: 0 S: 8	H: 1 LOB: 0 BB: 0 P: 12	R: 0 E: 0 K: 1 S: 7	H: 1 LOB: 0 BB: 0 P: 10	R: 0 E: 0 K: 2 S: 12	H: 1 LOB: 1 BB: 0 P: 19	R: 0 E: 0 K: 0 S: 5	H: 0 LOB: 2 BB: 1 P: 9	R: 0 E: 0 K: 0 S: 9	H: 1 LOB: 1 BB: 0 P: 17	R: 0 E: 0 K: 2 S: 12	H: 0 LOB: 1 BB: 1 P: 20	R: 0 E: 0 K: 2 S: 8	H: 0 LOB: 0 BB: 0 P: 12		1B: 3 2B: 2 3B: 0 HR: 0	SF: 0 SAC: 0 DP: 1 HBP: 0	WP: 0 PB: 0 SB: 1 CS: 1	PA: 35
PITCHER	IP	WLS	BF	H	R	ER	SO	BB	IBB	HBP	BLK	WP	HR	S	P	ERA	WHIP				
Darryl Kile, R ERA: 1.88 Russ Springer, R ERA: 2.92 Billy Wagner, L ERA: 0.73	7.0	W	28	4	0	0	5	3	0	0	0	0	0	62	105	0.00	1.000				
	1.0		4	0	0	0	2	1	0	0	0	0	0	12	20	0.00	1.000				
	1.0		3	0	0	0	2	0	0	0	0	0	0	8	12	0.00	0.000				



Batter	1	2	3	4	5	6	7	8	9	AB	R	H	RBI	BB	SO	LOB	TOP				
Craig Biggio, R OBP: 0.378, SLG: 0.523 (1, 4)	0-1 BB 2B	2-0 1B		0-0 G5-3		2-1 G6-3			1-1 G5-3	5	2	2	1	0	0	1					
Bill Spillers, L OBP: 0.445, SLG: 0.478 (1, 6)	4-0 BB 2B	3-1 1B		1-1 G4-3		1-3 K			4-1 BB 5E	3	1	1	1	2	1	1					
5 Jeff Bagwell, R OBP: 0.422, SLG: 0.678 (1, 3)	2-0 2B	0-0 FC4-6		1-1 G6-3			2-0 F8		1-1 E1	5	0	2	2	0	0	1					
Luis Gonzalez, L OBP: 0.360, SLG: 0.355 (1, 7)	1-0 P7	3-2 F7			1-0 F8		0-0 P5		4-2 BB	4	0	0	0	1	0	3					
Sean Berry, R OBP: 0.248, SLG: 0.346 (1, 5)	0-1 E6	0-0 FC4-6			0-1 F8		2-0 G5-3		3-1 P6	5	0	0	0	0	0	6					
Thomas Howard, S OBP: 0.308, SLG: 0.341 Pat Listach, S OBP: 0.240, SLG: 0.189 (1, 9)	1-1 F7		3-2 G6-3		2-1 F7			1-0 HBP 1B	2-1 P6	4	0	1	0	0	0	2					
Tony Eusebio, R OBP: 0.290, SLG: 0.226 Brad Ausmus, R OBP: 0.351, SLG: 0.433 (8, PR)	1-0 P4		0-0 1B			0-0 E5 1B SF7		1-2 HBP		3	1	1	0	0	0	2					
James Mouton, R OBP: 0.282, SLG: 0.344 (1, 8)		1-2 SH1-3 2B		1-1 F8		0-1 1B		1-0 P4		4	1	2	0	0	0	3					
Chris Holt, R OBP: 0.243, SLG: 0.543 Jose Lima, R Ken Ramos, L Ramon Garcia, R Ricky Gutierrez, R John Hudek, S (1, 1)	0-1 SH1-3		0-1 G1-3		1-0 SF7			2-2 G6-3		1	0	0	0	0	0	1					
Inning Stats	R: 2 E: 1 K: 0 S: 9	H: 2 LOB: 2 BB: 1 P: 18	R: 2 E: 0 K: 0 S: 13	H: 4 LOB: 2 BB: 0 P: 22	R: 0 E: 0 K: 0 S: 8	H: 1 LOB: 1 BB: 0 P: 12	R: 0 E: 0 K: 0 S: 5	H: 0 LOB: 0 BB: 0 P: 7	R: 0 E: 0 K: 0 S: 5	H: 0 LOB: 0 BB: 0 P: 8	R: 1 E: 1 K: 1 S: 9	H: 1 LOB: 1 BB: 0 P: 13	R: 0 E: 0 K: 0 S: 3	H: 1 LOB: 2 BB: 0 P: 12	R: 0 E: 1 K: 0 S: 12	H: 0 LOB: 3 BB: 2 P: 27	1B: 7 2B: 2 3B: 0 HR: 0	SF: 1 SAC: 1 DP: 1 HBP: 1	WP: 0 PB: 0 SB: 2 CS: 0	PA: 42	
PITCHER	IP	WLS	BF	H	R	ER	SO	BB	IBB	HBP	BLK	WP	HR	S	P	ERA	WHIP				
Roger Bailey, R ERA: 3.04	(1, 1)	8.0	W	36	9	5	4	1	1	0	1	0	0	0	58	99	4.50	1.250			
Steve Reed, R ERA: 5.3	(9, 1)	0.2		5	0	0	0	0	2	0	0	0	0	10	23	0.00	3.000				
Mike Munoz, L ERA: 5.74	(9, 1)	0.1	S	1	0	0	0	0	0	0	0	0	0	2	4	0.00	0.000				

Houston Astros @ Colorado Rockies
Coors Field, Denver, CO
Sun May 25 1997, 3:33 AM MDT
Att: 48,222 - Cloudy - 61 F

AB	36
R	5
H	9
RBI	5
BB	3
SO	1
LOB	25



Batter	1	2	3	4	5	6	7	8	9	AB	R	H	RBI	BB	SO	LOB	BOTTOM			
Eric Young Sr., R OBP: 0.417, SLG: 0.468 (1, 4)	4-0 BB		1-2 1B		1-1 G5-3		1-0 5-3		3-2 G6-3	4	1	1	0	1	0	3				
Ellis Burks, R OBP: 0.318, SLG: 0.525 Steve Reed, R Mike Munoz, L (1, 8)	2-1 G5-4-3		3-1 FC4-6 1B		4-2 F8 1B		2-1 G3 G5-3 2B		3-1 HR	4	3	3	2	1	0	1				
Dante Bichette, R OBP: 0.339, SLG: 0.443 Quinton McCracken, S OBP: 0.386, SLG: 0.427 (1, 7)	1-2 1B		3-2 FC4-6 1B		0-0 G5-3 F8 1B		3-2 G3		4-2 3B BB	4	1	3	0	1	0	1				
Larry Walker, L OBP: 0.485, SLG: 0.753 (1, 9)	1-3 K		1-0 FC4-6 FC5 BB		2-0 F8		4-2 G5-3 BB		2-0 3B	4	0	1	1	1	1	5				
Andres Galarraga, R OBP: 0.405, SLG: 0.553 (1, 3)		1-0 G3		4-1 BB		1-0 G5-3		1-0 G5-3		3-2 K	4	0	0	2	1	4				
Vinny Castilla, R OBP: 0.349, SLG: 0.503 (1, 5)		1-0 1B		0-1 FC5		2-3 1B 1B		1-1 G6-3		0-2 G5-3	5	1	2	1	0	6				
Kirt Manwaring, R OBP: 0.325, SLG: 0.343 (1, 2)		1-3 K		0-1 P9		1-0 1B 1B		1-1 L6		4	0	1	0	0	1	1				
Walt Weiss, S OBP: 0.361, SLG: 0.375 (1, 6)		3-2 G4-3		0-1 HR		0-0 1B 1B		3-2 G1-3		4	1	2	2	0	0	1				
Roger Bailey, R OBP: 0.299, SLG: 0.296 Harvey Pulliam, R (1, 1)			0-0 G1-3		0-1 G4-3		1-1 G4-3			4	0	1	0	0	0	0				
Inning Stats	R: 0 E: 0 K: 1 S: 9	H: 1 LOB: 1 BB: 1 P: 17	R: 0 E: 0 K: 1 S: 8	H: 1 LOB: 1 BB: 0 P: 14	R: 1 E: 0 K: 0 S: 15	H: 3 LOB: 3 BB: 1 P: 27	R: 1 E: 0 K: 0 S: 8	H: 1 LOB: 0 BB: 0 P: 9	R: 3 E: 0 K: 0 S: 13	H: 5 LOB: 3 BB: 1 P: 25	R: 1 E: 0 K: 0 S: 11	H: 1 LOB: 1 BB: 1 P: 22	R: 0 E: 0 K: 0 S: 6	H: 0 LOB: 0 BB: 0 P: 10	R: 2 E: 0 K: 1 S: 14	H: 2 LOB: 2 BB: 1 P: 29	1B: 10 2B: 1 3B: 1 HR: 2	SF: 0 SAC: 0 DP: 1 HBP: 0	WP: 0 PB: 0 SB: 1 CS: 0	PA: 42
PITCHER	IP	WLS	BF	H	R	ER	SO	BB	IBB	HBP	BLK	WP	HR	S	P	ERA	WHIP			
Chris Holt, R ERA: 4.0	(1, 1)	4.2		11	5	5	2	3	0	0	0	0	0	1	2	0.00	0.000			
Jose Lima, R ERA: 3.49	(5, 1)	0.1		1	0	0	0	0	0	0	0	0	0	1	2	0.00	0.000			
Ramon Garcia, R ERA: 4.54	(6, 1)	2.0	L	8	1	1	1	0	1	0	0	0	0	17	32	4.50	1.000			
John Hudek, R ERA: 7.16	(8, 1)	1.0		6	2	2	2	1	1	0	0	0	1	14	29	18.00	3.000			

Houston Astros @ Colorado Rockies
Coors Field, Denver, CO
Sun May 25 1997, 3:33 AM MDT
Att: 48,222 - Cloudy - 61 F

AB	37
R	8
H	14
RBI	8
BB	5
SO	3
LOB	22



Batter	1	2	3	4	5	6	7	8	9	AB	R	H	RBI	BB	SO	LOB	TOP										
Delino DeShields, L OBP: 0.329, SLG: 0.435	G3-1	1-0 HR		3-1 CS		1-1 G3		2-2 G4-3		5	1	2	1	0	0	1											
Ron Gant, R OBP: 0.319, SLG: 0.466	P3	1-0 HR		4-2 1B		1-0 2B		1-1 F8		4	2	2	3	1	0	1											
Ray Lankford, L OBP: 0.462, SLG: 0.682	FC4-6 BB	4-2 BB		1-2 1B		1-3 K			0-3 K	3	0	1	1	2	2	1											
Willie McGee, S OBP: 0.319, SLG: 0.430	FC4-6	2-0 K		2-3 K		0-0 G3			0-0 L3	5	0	0	0	0	2	4											
John Mabry, L OBP: 0.324, SLG: 0.314		3-2 1B		1-1 F8			1-1 G4-6-3 1B		0-0 G4-3	5	1	2	0	0	0	1											
Gary Gaetti, R OBP: 0.291, SLG: 0.380		1-1 1B		3-2 FC6-2 1B		0-1 HR				4	1	3	1	0	0	1											
Tom Lampkin, L OBP: 0.264, SLG: 0.314		1-1 1B		2-1 FC6-2 2B		2-2 G3-1				4	0	1	0	0	0	2											
Royce Clayton, R OBP: 0.299, SLG: 0.422		1-0 1B		0-0 FC6-2		0-0 G6-3				4	1	2	1	0	0	2											
Danny Jackson, R OBP: 0.200, SLG: 0.200		3-1 1B		2-3 K		1-1 G5-3				2	1	1	0	0	1	2											
Mark Petkovsek, R OBP: 0.125, SLG: 0.125		1-1 HR		1-2 K						2	0	0	0	0	0	1											
Inning Stats	R: 0 E: 0 K: 0 S: 5	H: 0 LOB: 1 BB: 1 P: 12	R: 5 E: 0 K: 1 S: 20	H: 6 LOB: 1 BB: 1 P: 36	R: 0 E: 0 K: 1 S: 11	H: 2 LOB: 2 BB: 0 P: 17	R: 1 E: 0 K: 1 S: 12	H: 2 LOB: 1 BB: 1 P: 23	R: 1 E: 0 K: 0 S: 9	H: 1 LOB: 0 BB: 0 P: 12	R: 0 E: 0 K: 1 S: 8	H: 1 LOB: 1 BB: 0 P: 11	R: 0 E: 0 K: 0 S: 5	H: 1 LOB: 1 BB: 0 P: 8	R: 0 E: 0 K: 0 S: 8	H: 0 LOB: 0 BB: 0 P: 13	R: 0 E: 0 K: 1 S: 5	H: 0 LOB: 0 BB: 0 P: 5	1B: 8 2B: 4 3B: 0 HR: 2	SF: 0 SAC: 0 DP: 2 HBP: 0	WP: 0 PB: 0 SB: 5 CS: 1	PA: 41					
PITCHER	IP	WLS	BF	H	R	ER	SO	BB	IBB	HBP	BLK	WP	HR	S	P	ERA	WHIP										
Kevin Ritz, R ERA: 5.62	4.0		23	10	6	6	3	3	0	0	0	0	1	48	88	13.50	3.250										
Darren Holmes, R ERA: 2.77	3.0		11	3	1	1	1	0	0	0	0	0	1	22	31	3.00	1.000										
Mike DeJean, R ERA: 3.18	1.0	W	4	1	0	0	0	0	0	0	0	0	0	8	13	0.00	1.000										
Steve Reed, R ERA: 5.03	1.0	S	3	0	0	0	1	0	0	0	0	0	0	5	5	0.00	0.000										

St. Louis Cardinals @ Colorado Rockies
Coors Field, Denver, CO
Mon May 26 1997, 3:33 AM MDT
Att: 48,043 - Cloudy - 55 F

AB	38
R	7
H	14
RBI	7
BB	3
SO	5
LOB	16



Batter	1	2	3	4	5	6	7	8	9	AB	R	H	RBI	BB	SO	LOB	BOTTOM										
Eric Young Sr., R OBP: 0.409, SLG: 0.458	P5		3-1 G5-4-3	0-2 G6-3			0-1 G6-3			4	0	0	0	0	0	2											
Ellis Burks, R OBP: 0.323, SLG: 0.524		2-2 1B		2-3 1B			1-0 F8			4	1	2	0	0	0	1											
Larry Walker, L OBP: 0.481, SLG: 0.747		0-0 F8		3-2 2B	3-2 G5-3			0-0 L9		4	1	1	0	0	0	1											
Dante Bichette, R OBP: 0.342, SLG: 0.444		1-3 K		0-0 P6	0-0 1B			1-0 HR		4	1	2	0	0	1	3											
Steve Reed, R										0	0	0	0	0	0	0											
Andres Galarraga, R OBP: 0.407, SLG: 0.575		0-0 G6-3		3-1 2B	1-0 G4-3			3-1 HR		4	2	2	4	0	0	0											
Vinny Castilla, R OBP: 0.352, SLG: 0.526		0-0 G6-3		2-1 1B	1-0 2B		0-0 G5-3			4	2	2	2	0	0	0											
Kirt Manwaring, R OBP: 0.322, SLG: 0.339		1-2 G6-3		0-0 HR	2-1 1B		3-2 G5-3			4	1	1	1	0	0	0											
Walt Weiss, S OBP: 0.364, SLG: 0.400				1-1 FC1-6 1B	1-0 HR		3-2 G4-3			4	1	2	2	0	0	0											
Kevin Ritz, R OBP: 0.154, SLG: 0.043				0-1 FC1-6	2-1 G6-3					1	0	0	0	0	0	1											
Jason Bates, S OBP: 0.338, SLG: 0.414				1-2 G5-4-3						1	0	1	0	0	0	0											
Darren Holmes, R OBP: 0.143, SLG: 0.171										0	0	0	0	0	0	0											
Quinton McCracken, S OBP: 0.190, SLG: 0.142										0	0	0	0	0	0	0											
Mike DeJean, R OBP: 0.190, SLG: 0.200										0	0	0	0	0	0	0											
Harvey Pulliam, R										0	0	0	0	0	0	0											
Inning Stats	R: 0 E: 0 K: 1 S: 12	H: 1 LOB: 1 BB: 0 P: 18	R: 0 E: 0 K: 0 S: 5	H: 0 LOB: 0 BB: 0 P: 6	R: 0 E: 0 K: 0 S: 6	H: 1 LOB: 0 BB: 0 P: 10	R: 6 E: 0 K: 0 S: 21	H: 7 LOB: 1 BB: 0 P: 34	R: 0 E: 0 K: 0 S: 9	H: 1 LOB: 0 BB: 0 P: 9	R: 0 E: 0 K: 0 S: 9	H: 0 LOB: 0 BB: 0 P: 15	R: 0 E: 0 K: 0 S: 4	H: 0 LOB: 0 BB: 0 P: 6	R: 3 E: 0 K: 0 S: 7	H: 3 LOB: 0 BB: 0 P: 11	R: 0 E: 0 K: 0 S: 7	H: 0 LOB: 0 BB: 0 P: 11	1B: 6 2B: 4 3B: 0 HR: 3	SF: 0 SAC: 0 DP: 1 HBP: 0	WP: 0 PB: 0 SB: 0 CS: 0	PA: 35					
PITCHER	IP	WLS	BF	H	R	ER	SO	BB	IBB	HBP	BLK	WP	HR	S	P	ERA	WHIP										
Danny Jackson, L ERA: 6.52	3.1		18	9	6	6	1	0	0	0	0	0	1	37	58	16.20	2.700										
Mark Petkovsek, R ERA: 2.23	4.2	L	17	4	3	3	0	0	0	0	0	0	2	32	51	5.79	0.857										

St. Louis Cardinals @ Colorado Rockies
Coors Field, Denver, CO
Mon May 26 1997, 3:33 AM MDT
Att: 48,043 - Cloudy - 55 F

AB	35
R	9
H	13
RBI	9
BB	0
SO	1
LOB	8



Batter	1	2	3	4	5	6	7	8	9	AB	R	H	RBI	BB	SO	LOB	TOP										
Delino DeShields, L OBP: 0.333, SLG: 0.433	4-1 HR BB	1-0 2H 1B		0-0 SH5-3 1-2		0-3 K		3-3 K		3	1	1	1	1	2	2											
Ron Gant, R OBP: 0.316, SLG: 0.455	2-1 P3	2-2 G5-3		0-0 G6-3 2-3			1-0 G5-3		4-2 BB	4	0	0	0	1	0	3											
Ray Lankford, L OBP: 0.459, SLG: 0.696	1-0 HR		1-3 K	3-3 K			3-2 1B 1B	0-0 F8		5	2	2	2	0	2	3											
Micah Franklin, S OBP: 0.355, SLG: 0.517 T.J. Mathews, R OBP: 0.316, SLG: 0.455	1-0 F8		1-3 K		1-3 K		1-1 1B 1B		2-1 P5	4	1	1	0	0	2	0											
Tony Fossas, L OBP: 0.316, SLG: 0.455 Willie McGee, S OBP: 0.316, SLG: 0.425 Dennis Eckersley, R OBP: 0.316, SLG: 0.455										0	0	0	0	0	0	0											
John Mabry, L OBP: 0.326, SLG: 0.316	2-2 1B		0-3 K		0-0 G6-3		0-1 1B 1B		1-0 G4-3	5	0	2	1	0	1	0											
Gary Gaetti, R OBP: 0.301, SLG: 0.383	1-3 K			0-1 1B 2B	1-1 P5		0-1 1B 1B		4-1 FC6-4 BB	4	1	2	1	1	1	1											
Mike DiFelice, R OBP: 0.302, SLG: 0.375		2-0 F9		1-1 2B 1B		1-2 G6-3		0-1 G4-6-3	1-1 FC6-4	5	1	1	0	0	0	3											
Royce Clayton, R OBP: 0.302, SLG: 0.426		2-1 G6-3		0-0 1B 2B		0-0 G5-3			4-0 S BB	3	1	1	1	1	0	0											
Alan Benes, R OBP: 0.240, SLG: 0.320 Mark Sweeney, L OBP: 0.321, SLG: 0.205		3-2 1B 2B		2-1 G6-3 SH5-3 2H 3H		0-1 1B		0-1 F8		3	1	3	2	0	0	0											
Inning Stats	R: 2 E: 0 K: 1 S: 15	H: 2 LOB: 1 BB: 1 P: 26	R: 1 E: 0 K: 0 S: 10	H: 2 LOB: 1 BB: 0 P: 20	R: 0 E: 0 K: 3 S: 9	H: 0 LOB: 0 BB: 0 P: 11	R: 3 E: 0 K: 1 S: 12	H: 4 LOB: 1 BB: 0 P: 18	R: 0 E: 0 K: 1 S: 6	H: 1 LOB: 1 BB: 0 P: 10	R: 2 E: 0 K: 0 S: 16	H: 4 LOB: 1 BB: 0 P: 20	R: 0 E: 0 K: 1 S: 10	H: 0 LOB: 1 BB: 1 P: 20	R: 0 E: 0 K: 0 S: 6	H: 0 LOB: 1 BB: 1 P: 14	1B: 10 2B: 2 3B: 0 HR: 1	SF: 0 SAC: 1 DP: 1 HBP: 0	WP: 0 PB: 0 SB: 2 CS: 0	PA: 43							
PITCHER	IP	WLS	BF	H	R	ER	SO	BB	IBB	HBP	BLK	WP	HR	S	P	ERA	WHIP										
John Thomson, R ERA: 5.56	4.0	L	21	8	6	6	5	1	0	0	0	0	1	46	75	13.50	2.250										
Curt Leskanic, R ERA: 9.82	1.0		3	0	0	0	1	0	0	0	0	0	0	6	8	0.00	0.000										
Jerry Dipoto, R ERA: 7.66	2.0		10	5	2	2	1	0	0	0	0	0	0	25	30	9.00	2.500										
Jeff McCurry, R ERA: 2.81	2.0		9	0	0	0	1	3	0	0	0	0	0	16	34	0.00	1.500										

St. Louis Cardinals @ Colorado Rockies
Coors Field, Denver, CO
Tue May 27 1997, 3:33 AM MDT
Att: 50,010 - Sunny - 60 F

AB	38
R	8
H	13
RBI	8
BB	4
SO	8
LOB	13



Batter	1	2	3	4	5	6	7	8	9	AB	R	H	RBI	BB	SO	LOB	BOTTOM										
Eric Young Sr., R OBP: 0.404, SLG: 0.452	0-1 G4-3		0-0 F9	2-2 1B 1B		1-1 G4-3		2-3 K		5	1	1	1	0	1	1											
Quinton McCracken, S OBP: 0.383, SLG: 0.421	2-1 G4-3		1-3 K	0-0 1B S 1B		1-2 3B 1B		1-3 K		5	1	2	2	0	2	1											
Larry Walker, L OBP: 0.488, SLG: 0.758	3-2 E8 1B		0-0 1B	1-2 1B BB		0-0 1B 3B		2-2 F7		4	0	3	1	1	0	0											
Dante Bichette, R OBP: 0.339, SLG: 0.438	2-3 K		0-0 P6	0-0 1B 1B		1-0 FC6-2-5-4			0-1 G6-3	5	0	1	1	0	1	4											
Andres Galarraga, R OBP: 0.412, SLG: 0.575		1-2 G5-3 1B							2-1 F7	5	2	3	0	0	0	3											
Vinny Castilla, R OBP: 0.354, SLG: 0.523	0-2 G5-3			0-0 F8	1-1 1B		0-1 1B		0-2 F8	5	0	2	0	0	0	2											
Jeff Reed, L OBP: 0.376, SLG: 0.506	2-1 P6			1-3 K	2-3 K		0-1 P6			4	0	0	0	0	2	5											
Walt Weiss, S OBP: 0.367, SLG: 0.403	1-1 F7			1-0 1B 1B	2-3 K		2-1 1B			4	1	2	1	0	1	2											
John Thomson, R ERA: 3.01 Jason Bates, S OBP: 0.348, SLG: 0.414 Curt Leskanic, R OBP: 0.316, SLG: 0.455 John Vander Wal, L OBP: 0.256, SLG: 0.347 Jerry Dipoto, R OBP: 0.316, SLG: 0.455 Ellis Burks, R OBP: 0.321, SLG: 0.205 Jeff McCurry, R OBP: 0.301, SLG: 0.383			1-2 E4 1B	4-0 1B 1B	2-2 G4-3		1-0 G5-4-3 1B			1	0	0	0	0	0	0											
Inning Stats	R: 0 E: 1 K: 1 S: 10	H: 1 LOB: 1 BB: 0 P: 17	R: 0 E: 0 K: 0 S: 11	H: 1 LOB: 0 BB: 0 P: 15	R: 0 E: 1 K: 1 S: 9	H: 1 LOB: 2 BB: 0 P: 11	R: 4 E: 0 K: 1 S: 17	H: 5 LOB: 3 BB: 2 P: 33	R: 0 E: 0 K: 2 S: 13	H: 1 LOB: 1 BB: 0 P: 19	R: 1 E: 0 K: 0 S: 8	H: 2 LOB: 0 BB: 0 P: 11	R: 1 E: 0 K: 0 S: 9	H: 3 LOB: 1 BB: 0 P: 12	R: 0 E: 0 K: 2 S: 12	H: 0 LOB: 0 BB: 0 P: 17	R: 0 E: 0 K: 0 S: 11	H: 0 LOB: 0 BB: 0 P: 13	1B: 13 2B: 1 3B: 1 HR: 0	SF: 0 SAC: 0 DP: 2 HBP: 0	WP: 0 PB: 0 SB: 1 CS: 0	PA: 42					
PITCHER	IP	WLS	BF	H	R	ER	SO	BB	IBB	HBP	BLK	WP	HR	S	P	ERA	WHIP										
Alan Benes, R ERA: 3.01	6.0	W	31	11	5	5	5	2	0	0	0	0	0	16	22	5.40	1.800										
T.J. Mathews, R ERA: 2.41	1.2		7	3	1	1	2	0	0	0	0	0	0	5	7	0.00	0.000										
Tony Fossas, L ERA: 2.7	0.1		1	0	0	0	0	0	0	0	0	0	0	5	7	0.00	0.000										
Dennis Eckersley, R ERA: 3.29	1.0	S	3	0	0	0	0	0	0	0	0	0	0	11	13	0.00	0.000										

St. Louis Cardinals @ Colorado Rockies
Coors Field, Denver, CO
Tue May 27 1997, 3:33 AM MDT
Att: 50,010 - Sunny - 60 F


AB	40
R	6
H	14
RBI	6
BB	2
SO	7
LOB	21



Batter	1	2	3	4	5	6	7	8	9	AB	R	H	RBI	BB	SO	LOB	TOP					
Eric Young Sr. R OBP: 0.400, SLG: 0.446 (1, 4)	P4		G4-3		L4		P4		2B 1B	5	1	1	1	0	0	3						
Ellis Burks R OBP: 0.323, SLG: 0.537 Steve Reed, R (9, 1)	F8			K		F8		3B 2B	2B	5	0	2	2	0	1	0						
Larry Walker, L OBP: 0.500, SLG: 0.777 (1, 9)				1B L1 BB		HR		1B G1-4-3	IBB	2	1	2	1	3	0	0						
Andres Galarraga, R OBP: 0.411, SLG: 0.587 (1, 3)	K			S 1B		HR		K	K	5	1	2	1	0	3	5						
Dante Bichette, R OBP: 0.337, SLG: 0.450 (1, 7)		L8		L1		HR		G1-4-3		4	1	1	1	0	0	4						
Vinny Castilla, R OBP: 0.351, SLG: 0.517 (1, 5)	K				FC3-5 1B	K			F8	4	0	1	0	0	2	0						
Kirt Manwaring, R OBP: 0.330, SLG: 0.330 Quinton McCracken, S OBP: 0.383, SLG: 0.421 (9, 8)	K				P3	K			1B BB	3	0	0	0	1	2	1						
Walt Weiss, S OBP: 0.365, SLG: 0.399 (1, 6)				K		FC3-5 1B		P6	P6	4	0	1	0	0	1	1						
Bobby Jones, R OBP: 0.333, SLG: 0.200 John Vander Wal, L OBP: 0.250, SLG: 0.143 Darren Holmes, R OBP: 0.143, SLG: 0.571 Jeff Reed, L OBP: 0.384, SLG: 0.513 (9, 2)					FC3-5			K	1B 2B 1B	1	0	0	0	1	0	2						
Inning Stats	R: 0 E: 0 K: 1 S: 9	H: 0 LOB: 1 BB: 1 P: 16	R: 0 E: 0 K: 2 S: 9	H: 0 LOB: 0 BB: 0 P: 15	R: 0 E: 0 K: 1 S: 5	H: 0 LOB: 1 BB: 1 P: 10	R: 0 E: 0 K: 1 S: 10	H: 1 LOB: 1 BB: 1 P: 18	R: 0 E: 0 K: 0 S: 9	H: 2 LOB: 2 BB: 0 P: 17	R: 3 E: 0 K: 2 S: 19	H: 3 LOB: 0 BB: 0 P: 26	R: 0 E: 0 K: 1 S: 8	H: 0 LOB: 0 BB: 0 P: 14	R: 0 E: 0 K: 1 S: 9	H: 2 LOB: 1 BB: 0 P: 15	R: 3 E: 0 K: 1 S: 14	H: 3 LOB: 2 BB: 2 P: 28	1B: 6 2B: 2 3B: 1 HR: 3	SF: 0 SAC: 0 DP: 3 HBP: 0	WP: 0 PB: 0 SB: 1 CS: 0	PA: 40
PITCHER	IP	WLS	BF	H	R	ER	SO	BB	IBB	HBP	BLK	WP	HR	S	P	ERA	WHIP					
Alex Fernandez, R ERA: 3.0 (1, 1)	7.0		28	6	3	3	8	3	0	0	0	0	3	69	116	3.86	1.286					
Jay Powell, R ERA: 1.5 (8, 1)	1.0	4		2	0	0	1	0	0	0	0	0	0	9	15	0.00	2.000					
Robb Nen, R ERA: 5.63 (9, 1)	1.0	L	8	3	3	3	1	1	1	0	0	0	0	14	28	27.00	4.000					
Batter	1	2	3	4	5	6	7	8	9	AB	R	H	RBI	BB	SO	LOB	BOTTOM					
John Cangelosi, S OBP: 0.333, SLG: 0.281 Jim Eisenreich, L OBP: 0.350, SLG: 0.345 (9, 8)	F9-2 BB		K	F8			K		G4-3	3	0	0	0	1	2	1						
Edgar Renteria, R OBP: 0.303, SLG: 0.324 (1, 6)	F8		IHR	FC5-4			S BB		G6-3	4	1	1	0	1	0	3						
Kurt Abbott, R OBP: 0.337, SLG: 0.540 (1, 4)	F9-2		IHR		F8		F7			4	1	1	2	0	0	2						
Gary Sheffield, R OBP: 0.429, SLG: 0.408 (1, 9)		G5-3			F8			G3-1 2B		4	1	2	0	0	0	0						
Moises Alou, R OBP: 0.400, SLG: 0.539 (1, 7)		1B	G5-3		G6-3			G3-1		4	0	1	0	0	0	2						
Bobby Bonilla, S OBP: 0.387, SLG: 0.494 Alex Arias, R OBP: 0.345, SLG: 0.269 (9, 5)		1B		HR		G5-3		G5-3		4	1	2	2	0	0	0						
Jeff Conine, R OBP: 0.341, SLG: 0.360 (1, 3)		1B		SF8 BB		L8		K		3	1	0	0	1	1	2						
Charles Johnson, R OBP: 0.340, SLG: 0.364 Luis Castillo, S OBP: 0.373, SLG: 0.352 (9, 8)					G4-3			G4-3 SH3-4 1B		3	0	1	0	0	1	2						
Alex Fernandez, R OBP: 0.280, SLG: 0.409 Cliff Floyd, L OBP: 0.367, SLG: 0.423 Jay Powell, R OBP: 0.333, SLG: 0.333 Robb Nen, R (9, 1) Gregg Zaun, S OBP: 0.441, SLG: 0.447 (9, 8)			G4-3	SF8		G4-3			SH3-4	1	0	0	1	0	0	0						
Inning Stats	R: 0 E: 0 K: 0 S: 5	H: 0 LOB: 0 BB: 1 P: 13	R: 0 E: 0 K: 1 S: 11	H: 2 LOB: 2 BB: 0 P: 16	R: 2 E: 0 K: 1 S: 13	H: 3 LOB: 1 BB: 0 P: 19	R: 2 E: 0 K: 0 S: 13	H: 2 LOB: 1 BB: 1 P: 25	R: 0 E: 0 K: 0 S: 7	H: 0 LOB: 0 BB: 0 P: 11	R: 0 E: 0 K: 0 S: 3	H: 0 LOB: 0 BB: 0 P: 6	R: 0 E: 0 K: 1 S: 18	H: 0 LOB: 1 BB: 1 P: 29	R: 1 E: 0 K: 1 S: 8	H: 1 LOB: 0 BB: 0 P: 10	R: 0 E: 0 K: 0 S: 9	H: 1 LOB: 1 BB: 0 P: 12	1B: 5 2B: 3 3B: 0 HR: 2	SF: 1 SAC: 1 DP: 1 HBP: 0	WP: 0 PB: 0 SB: 3 CS: 0	PA: 38
PITCHER	IP	WLS	BF	H	R	ER	SO	BB	IBB	HBP	BLK	WP	HR	S	P	ERA	WHIP					
Bobby Jones, L ERA: 6.0 (1, 1)	6.0		26	7	4	4	2	2	0	0	0	0	0	26	39	4.50	1.500					
Darren Holmes, R ERA: 2.89 (7, 1)	2.0	W	8	1	1	1	2	1	0	0	0	0	0	9	12	0.00	1.000					
Steve Reed, R ERA: 4.79 (9, 1)	1.0	S	4	1	0	0	0	0	0	0	0	0	0	9	12	0.00	1.000					


Colorado Rockies @ Florida Marlins
Pro Player Stadium, Miami, FL
Thu May 29 1997, 7:05 PM EDT
Att: 19,145 - Unknown - 82 F

AB 35
R 6
H 11
RBI 6
BB 5
SO 10
LOB 16



Colorado Rockies @ Florida Marlins
Pro Player Stadium, Miami, FL
Thu May 29 1997, 7:05 PM EDT
Att: 19,145 - Unknown - 82 F


AB 33
R 5
H 9
RBI 5
BB 3
SO 4
LOB 13



Batter	1	2	3	4	5	6	7	8	9	10	11	12	AB	R	H	RBI	BB	SO	LOB	TOP		
Eric Young Sr., R OBP: 0.390, SLG: 0.433	F9		L9		K		L6			K		G6-3	6	0	0	0	0	2	2			
Elis Burks, R OBP: 0.314, SLG: 0.519	K			F8		P3	K			L7			5	0	0	0	0	2	0			
Larry Walker, L OBP: 0.498, SLG: 0.764	G6-3			G6-3		1B		F8					3	1	0	0	2	0	0			
Andres Galarraga, R OBP: 0.416, SLG: 0.599		HR				1B		K		K			3	2	1	1	2	2	1			
Dante Bichette, R OBP: 0.340, SLG: 0.451 Quinton McCracken, S OBP: 0.380, SLG: 0.417					F9								4	0	2	1	0	0	1			
Vinny Castilla, R OBP: 0.349, SLG: 0.508		F8											5	0	1	1	0	0	2			
Kirt Manwaring, R OBP: 0.331, SLG: 0.330													3	0	1	0	2	2	1			
Walt Weiss, S OBP: 0.354, SLG: 0.386			G1-3										5	0	0	0	0	1	5			
Roger Bailey, S Curt Leskanic, R John Vander Wal, L Steve Reed, R Mike DeJean, R Jason Bates, S Jerry Dipoto, R			F8		FC1-5								3	0	0	0	0	1	2			
Inning Stats	R: 0 E: 0 K: 1 S: 6	H: 0 LOB: 0 BB: 0 P: 10	R: 1 E: 0 K: 1 S: 16	H: 2 LOB: 0 BB: 0 P: 24	R: 0 E: 0 K: 0 S: 9	H: 0 LOB: 0 BB: 0 P: 15	R: 0 E: 0 K: 0 S: 6	H: 1 LOB: 2 BB: 3 P: 15	R: 0 E: 0 K: 2 S: 7	H: 0 LOB: 0 BB: 0 P: 12	R: 0 E: 0 K: 1 S: 7	H: 0 LOB: 1 BB: 1 P: 13	R: 0 E: 0 K: 2 S: 8	H: 0 LOB: 1 BB: 1 P: 16	R: 0 E: 0 K: 1 S: 7	H: 0 LOB: 0 BB: 0 P: 12	R: 0 E: 0 K: 1 S: 8	H: 0 LOB: 0 BB: 0 P: 13	1B: 4 2B: 0 3B: 0 HR: 1	SF: 0 SAC: 0 DP: 0 HBP: 0	WP: 0 PB: 0 SB: 0 CS: 0	PA: 46
PITCHER	IP	WLS	BF	H	R	ER	SO	BB	IBB	HBP	BLK	WP	HR	S	P	ERA	WHIP					
Pat Rapp, R ERA: 4.15	(1, 1)		32	5	3	3	7	4	0	0	0	0	0	1	73	130	3.38	1.125				
Rob Stanifer, R ERA: 2.53	(9, 1)	1.0	4	0	0	0	0	1	0	0	0	0	0	8	13	0.00	1.000					
Jay Powell, R ERA: 1.41	(10, 1)	2.0	7	0	0	0	3	1	0	0	0	0	0	15	28	0.00	0.500					
Mark Hutton, R ERA: 5.09	(12, 1)	1.0	W	3	0	0	0	1	0	0	0	0	0	8	13	0.00	0.000					

Colorado Rockies @ Florida Marlins
Pro Player Stadium, Miami, FL
Fri May 30 1997, 7:05 PM EDT
Att: 35,731 - Unknown - 84 F


AB 40
R 3
H 5
RBI 3
BB 6
SO 11
LOB 15



Batter	1	2	3	4	5	6	7	8	9	10	11	12	AB	R	H	RBI	BB	SO	LOB	BOTTOM				
Luis Castillo, S OBP: 0.371, SLG: 0.352			FC6-4			K		E8		G1-3			6	1	2	0	0	2	3					
Edgar Renteria, R OBP: 0.286, SLG: 0.314	G1-3		FC6-4			G1-3		G6-3		G1-3			6	0	0	1	0	0	4					
Devon White, S OBP: 0.420, SLG: 0.407				F7		G3-1							5	1	2	0	0	1	0					
Gary Sheffield, R OBP: 0.438, SLG: 0.402	K			F7									2	0	0	0	4	1	1					
Moises Alou, R OBP: 0.394, SLG: 0.525		G4-3			G5-3								5	0	0	0	0	1	5					
Bobby Bonilla, S OBP: 0.390, SLG: 0.497		L7											5	0	2	1	1	1	4					
Jeff Conine, R OBP: 0.337, SLG: 0.374		G5-3											5	1	1	1	0	0	5					
Charles Johnson, R OBP: 0.340, SLG: 0.363 Gregg Zaun, S OBP: 0.426, SLG: 0.429			FC6-4			K				G4-3			3	0	1	0	0	1	3					
Pat Rapp, R John Vander Wal, L Steve Reed, R Mike DeJean, R Jason Bates, S Mark Hutton, R													2	0	0	0	0	2	2					
Inning Stats	R: 0 E: 0 K: 1 S: 10	H: 2 LOB: 1 BB: 0 P: 15	R: 0 E: 0 K: 0 S: 3	H: 0 LOB: 0 BB: 0 P: 7	R: 0 E: 0 K: 1 S: 10	H: 1 LOB: 1 BB: 0 P: 15	R: 0 E: 0 K: 0 S: 6	H: 0 LOB: 0 BB: 0 P: 10	R: 0 E: 0 K: 2 S: 7	H: 0 LOB: 2 BB: 2 P: 12	R: 0 E: 1 K: 1 S: 11	H: 0 LOB: 1 BB: 1 P: 19	R: 1 E: 0 K: 0 S: 10	H: 1 LOB: 1 BB: 1 P: 18	R: 0 E: 0 K: 1 S: 12	H: 0 LOB: 2 BB: 1 P: 21	R: 0 E: 0 K: 1 S: 7	H: 1 LOB: 1 BB: 0 P: 10	R: 1 E: 0 K: 0 S: 7	H: 2 LOB: 2 BB: 1 P: 16	1B: 5 2B: 4 3B: 0 HR: 1	SF: 0 SAC: 0 DP: 0 HBP: 2	WP: 0 PB: 0 SB: 0 CS: 1	PA: 51
PITCHER	IP	WLS	BF	H	R	ER	SO	BB	IBB	HBP	BLK	WP	HR	S	P	ERA	WHIP							
Roger Bailey, R ERA: 2.87	(1, 1)	7.1	30	6	2	1	6	2	0	1	0	0	0	61	104	1.23	1.091							
Curt Leskanic, R ERA: 8.31	(9, 1)	0.2	3	0	0	0	1	1	0	0	0	0	0	7	12	0.00	1.500							
Steve Reed, R ERA: 4.98	(9, 1)	1.0	5	1	1	1	0	1	0	0	0	0	1	10	18	9.00	2.000							
Mike DeJean, R ERA: 2.84	(10, 1)	2.0	9	1	0	0	2	1	0	1	0	0	0	19	31	0.00	1.000							
Jerry Dipoto, R ERA: 7.94	(12, 1)	0.1	L	4	2	1	0	0	1	0	0	0	0	7	16	27.00	6.000							

Colorado Rockies @ Florida Marlins
Pro Player Stadium, Miami, FL
Fri May 30 1997, 7:05 PM EDT
Att: 35,731 - Unknown - 84 F

AB 43
R 4
H 10
RBI 3
BB 6
SO 9
LOB 27



Batter	1	2	3	4	5	6	7	8	9	AB	R	H	RBI	BB	SO	LOB	TOP					
Eric Young Sr. R (1,4) OBP: 0.389, SLG: 0.433 Jason Bates S (8,4) OBP: 0.319, SLG: 0.375	P4	G6-4-3		G6-4-3	G6-3		G6-4-3			5	0	0	0	0	0	5	Colorado Rockies @ Florida Marlins Pro Player Stadium, Miami, FL Sun Jun 01 1997, 3:33 AM EDT Att: 41,816 - Cloudy - 84 F					
Quinton McCracken S (1,8) OBP: 0.356, SLG: 0.449	B5-3			HR		2B SF8		G4-3		4	2	2	1	1	0	0						
Dante Bichette R (1,9) OBP: 0.337, SLG: 0.441	FC6-4	CS	G1-3	G5-3		P4		F8		4	0	0	0	1	0	1						
Andres Galarraga R (1,3) OBP: 0.420, SLG: 0.622	FC6-4					HR		P4		5	1	3	0	0	0	1						
Ellis Burks R (1,7) OBP: 0.320, SLG: 0.528		1B			G5-3					4	1	3	1	0	0	1						
Vinny Castilla R (1,5) OBP: 0.355, SLG: 0.526		1B								4	2	1	2	1	1	4						
Kirt Manwaring R (1,2) OBP: 0.341, SLG: 0.336		1B								4	2	2	1	1	0	1						
Walt Weiss S (1,6) OBP: 0.356, SLG: 0.386										5	1	2	0	0	0	5						
John Thomson R (1,1) OBP: 0.400, SLG: 0.400										4	0	4	3	0	0	0						
Inning Stats	R: 0 E: 0 K: 0 S: 12	H: 0 LOB: 1 BB: 1 P: 21	R: 4 E: 0 K: 0 S: 18	H: 4 LOB: 2 BB: 2 P: 34	R: 0 E: 0 K: 0 S: 9	H: 2 LOB: 3 BB: 1 P: 18	R: 1 E: 0 K: 0 S: 9	H: 2 LOB: 0 BB: 0 P: 12	R: 3 E: 0 K: 0 S: 16	H: 4 LOB: 1 BB: 0 P: 25	R: 1 E: 0 K: 1 S: 14	H: 2 LOB: 1 BB: 0 P: 23	R: 0 E: 0 K: 0 S: 7	H: 2 LOB: 1 BB: 0 P: 10	R: 0 E: 0 K: 0 S: 8	H: 0 LOB: 0 BB: 0 P: 10		R: 0 E: 0 K: 0 S: 8	H: 1 LOB: 1 BB: 0 P: 10	1B: 11 2B: 3 3B: 1 HR: 2	SF: 1 SAC: 0 DP: 3 HBP: 0	WP: 0 PB: 0 SB: 0 CS: 1
PITCHER	IP WLS BF H R ER SO BB IBB HBP BLK WP HR S P ERA WHIP																					
Rick Helling R (1,1) ERA: 3.35	4.0 L 21 8 5 5 0 4 0 0 0 0 0 1 48 85 11.25 3.000																					
Mark Hutton R (5,1) ERA: 5.89	3.0 16 8 4 4 1 0 0 0 0 0 1 37 58 12.00 2.667																					
Felix Heredia L (8,1) ERA: 3.12	2.0 7 1 0 0 0 0 0 0 0 0 0 16 20 0.00 0.500																					

Batter	1	2	3	4	5	6	7	8	9	AB	R	H	RBI	BB	SO	LOB	BOTTOM					
Luis Castillo S (1,4) OBP: 0.366, SLG: 0.346	K				G6-3			G6-3		4	0	1	0	0	1	0	Colorado Rockies @ Florida Marlins Pro Player Stadium, Miami, FL Sun Jun 01 1997, 3:33 AM EDT Att: 41,816 - Cloudy - 84 F					
Jim Eisenreich L (1,3) OBP: 0.373, SLG: 0.381	G6-3	F7			K			G4-6-3		4	1	2	0	0	1	2						
Devon White S (1,8) OBP: 0.405, SLG: 0.390	G6-3				P2			G4-6-3		4	1	1	0	0	0	1						
Gary Sheffield R (1,9) OBP: 0.438, SLG: 0.386	G6-3				P2					3	0	0	0	1	0	2						
Moises Alou R (1,7) OBP: 0.391, SLG: 0.519					K					4	0	1	2	0	2	1						
Bobby Bonilla S (1,5) OBP: 0.394, SLG: 0.503 Kurt Abbott R (7,5) OBP: 0.337, SLG: 0.533	K									3	0	1	0	0	1	1						
Alex Arias R (1,6) OBP: 0.353, SLG: 0.267										1	0	0	0	0	1	1						
Charles Johnson R (1,2) OBP: 0.333, SLG: 0.354										3	0	0	0	0	0	3						
Rick Helling R (1,1) OBP: 0.143, SLG: 0.143 Cliff Floyd L (4,PH) OBP: 0.375, SLG: 0.407 Mark Hutton R (5,1)										1	0	0	0	0	1	1						
Jeff Conine R (7,PH) OBP: 0.332, SLG: 0.369 Felix Heredia L (8,1) OBP: 0.500, SLG: 0.500										1	0	0	0	0	0	0						
Inning Stats	R: 2 E: 0 K: 2 S: 17	H: 3 LOB: 1 BB: 0 P: 27	R: 0 E: 0 K: 1 S: 13	H: 1 LOB: 2 BB: 1 P: 20	R: 0 E: 0 K: 1 S: 7	H: 0 LOB: 0 BB: 0 P: 12	R: 0 E: 0 K: 0 S: 6	H: 1 LOB: 1 BB: 0 P: 7	R: 0 E: 0 K: 1 S: 8	H: 0 LOB: 0 BB: 0 P: 12	R: 0 E: 0 K: 1 S: 6	H: 0 LOB: 0 BB: 0 P: 8	R: 0 E: 0 K: 0 S: 9	H: 1 LOB: 0 BB: 0 P: 12	R: 0 E: 0 K: 0 S: 8	H: 1 LOB: 1 BB: 0 P: 10	R: 0 E: 0 K: 0 S: 7	H: 0 LOB: 1 BB: 1 P: 12	1B: 7 2B: 0 3B: 0 HR: 0	SF: 0 SAC: 0 DP: 2 HBP: 0	WP: 0 PB: 0 SB: 0 CS: 0	PA: 34
PITCHER	IP WLS BF H R ER SO BB IBB HBP BLK WP HR S P ERA WHIP																					
John Thomson R (1,1) ERA: 4.55	9.0 W 34 7 2 2 6 2 0 0 0 0 0 81 120 2.00 1.000																					

Batter	1	2	3	4	5	6	7	8	9	AB	R	H	RBI	BB	SO	LOB	TOP					
Eric Young Sr. R OBP: 0.383, SLG: 0.432	G6-3	SF7-4-2		G6-3		1B	L1-3		L6	5	1	1	1	0	0	1						
Ellis Burks R OBP: 0.333, SLG: 0.546	G5-3		G1-3 HBP SF7 BB		S HR	1B				2	4	1	1	3	0	0						
Larry Walker L OBP: 0.508, SLG: 0.756	FC5-4 1B		G1-3 HBP		HR	1B	G6-3			3	2	2	1	1	0	0						
Andres Galarraga R OBP: 0.419, SLG: 0.632	FC5-4		G1-3		HR	1B		K		5	2	2	4	0	1	3						
Dante Bichette R OBP: 0.330, SLG: 0.435		P4	SF7		G1-3	G6-3				3	0	0	2	0	0	1						
Jeff McCurry R OBP: 0.333, SLG: 0.432										0	0	0	0	0	0	0						
Mike Munoz L OBP: 0.333, SLG: 0.432										0	0	0	0	0	0	0						
John Vander Wal L OBP: 0.333, SLG: 0.432										0	0	0	0	0	0	0						
Steve Reed R OBP: 0.333, SLG: 0.432										0	0	0	0	0	0	0						
Curt Leskanic R OBP: 0.333, SLG: 0.432										0	0	0	0	0	0	0						
Vinny Castilla R OBP: 0.385, SLG: 0.536	1B		IBB		HBP	1B		K		2	1	1	0	2	1	1						
Kirt Manwaring R OBP: 0.343, SLG: 0.339	SH 1B		K		K			P3		5	1	2	2	0	2	4						
Walt Weiss S OBP: 0.351, SLG: 0.380	SH 1B				K		FC4-6		F9	5	0	1	0	0	2	3						
John Burke S OBP: 0.333, SLG: 0.382	SH				K				K	1	0	0	0	0	1	0						
Jason Bates S OBP: 0.333, SLG: 0.382										1	0	0	0	0	0	0						
Quinton McCracken S OBP: 0.397, SLG: 0.449										2	0	1	0	0	1	0						
Inning Stats	R: 0 E: 0 K: 0 S: 11	H: 1 LOB: 1 BB: 0 P: 17	R: 2 E: 1 K: 0 S: 11	H: 3 LOB: 1 BB: 0 P: 16	R: 1 E: 0 K: 1 S: 14	H: 0 LOB: 2 BB: 0 P: 29	R: 0 E: 0 K: 2 S: 8	H: 0 LOB: 0 BB: 0 P: 12	R: 3 E: 0 K: 2 S: 11	H: 1 LOB: 1 BB: 2 P: 23	R: 4 E: 0 K: 0 S: 14	H: 4 LOB: 2 BB: 2 P: 29	R: 1 E: 0 K: 0 S: 12	H: 2 LOB: 0 BB: 0 P: 15	R: 0 E: 0 K: 2 S: 9	H: 1 LOB: 1 BB: 0 P: 10	R: 0 E: 0 K: 1 S: 7	H: 0 LOB: 0 BB: 0 P: 7	1B: 8 2B: 3 3B: 1 HR: 2	SF: 2 SAC: 1 DP: 2 HBP: 2	WP: 0 PB: 0 SB: 1 CS: 0	PA: 46
PITCHER	IP	WLS	BF	H	R	ER	SO	BB	IBB	HBP	BLK	WP	HR	S	P	ERA	WHIP					
Danny Jackson L	5.0	L	26	5	6	5	5	3	1	2	0	0	1	55	97	9.00	1.600					
Rigo Beltran L	0.1		3	1	2	2	0	1	0	0	0	0	0	3	8	54.00	6.000					
Mark Petkovsek R	1.2		10	5	3	3	0	1	0	0	0	0	1	23	36	16.20	3.600					
T.J. Mathews R	1.0		4	1	0	0	2	0	0	0	0	0	0	9	12	0.00	1.000					
Tony Fossas L	1.0		3	0	0	0	1	0	0	0	0	0	0	7	7	0.00	0.000					

Colorado Rockies @ St. Louis Cardinals
 Busch Stadium, St. Louis, MO
 Mon Jun 02 1997, 7:05 PM CDT
 Att: 22,653 - Unknown - 73 F

AB 35
R 11
H 12
RBI 11
BB 6
SO 8
LOB 13



Batter	1	2	3	4	5	6	7	8	9	AB	R	H	RBI	BB	SO	LOB	BOTTOM					
Delino DeShields L OBP: 0.347, SLG: 0.437	K		F8		1B		BB FC6-4 S BB		F9 SF8 2B	4	3	2	1	1	1	0						
Ron Gant R OBP: 0.307, SLG: 0.427	P3		K		HR	1B	FC6-4 BB		F9	4	1	1	0	1	1	1						
Ray Lankford L OBP: 0.462, SLG: 0.690	CS 1B				HR		FC6-4 BB		SF8	3	1	3	4	1	0	0						
Dmitri Young S OBP: 0.333, SLG: 0.382	CS		G4-3		P5		FC6-4		K	3	0	0	0	0	0	1						
Rigo Beltran L										0	0	0	0	0	0	0						
Mark Petkovsek R										0	0	0	0	0	0	0						
Willie McGee S										2	0	0	1	0	1	2						
John Mabry L OBP: 0.359, SLG: 0.375					G3		F9		G4-6-3	4	0	1	0	0	0	2						
T.J. Mathews R										0	0	0	0	0	0	0						
Tony Fossas L										0	0	0	0	0	0	0						
Gary Gaetti R OBP: 0.295, SLG: 0.398							L7		F7	4	1	2	0	0	0	0						
Tom Lampkin L OBP: 0.270, SLG: 0.297							F8		B1-3 BB	1	0	0	0	2	0	1						
Royce Clayton R OBP: 0.299, SLG: 0.416							G4-3		B1-3	4	0	1	1	0	0	4						
Danny Jackson R OBP: 0.167, SLG: 0.167										1	0	0	0	0	1	0						
Mark Sweeney L OBP: 0.344, SLG: 0.278										3	1	1	0	0	0	3						
Inning Stats	R: 0 E: 0 K: 1 S: 8	H: 1 LOB: 0 BB: 0 P: 12	R: 0 E: 0 K: 0 S: 11	H: 2 LOB: 0 BB: 0 P: 19	R: 0 E: 0 K: 2 S: 10	H: 0 LOB: 0 BB: 0 P: 14	R: 0 E: 0 K: 0 S: 5	H: 1 LOB: 0 BB: 0 P: 5	R: 5 E: 0 K: 0 S: 13	H: 5 LOB: 0 BB: 0 P: 19	R: 0 E: 0 K: 0 S: 9	H: 1 LOB: 2 BB: 1 P: 16	R: 1 E: 0 K: 0 S: 5	H: 0 LOB: 3 BB: 3 P: 18	R: 0 E: 0 K: 0 S: 5	H: 0 LOB: 1 BB: 1 P: 9	R: 1 E: 0 K: 1 S: 12	H: 1 LOB: 0 BB: 0 P: 18	1B: 7 2B: 3 3B: 0 HR: 1	SF: 1 SAC: 0 DP: 3 HBP: 1	WP: 0 PB: 0 SB: 1 CS: 1	PA: 41
PITCHER	IP	WLS	BF	H	R	ER	SO	BB	IBB	HBP	BLK	WP	HR	S	P	ERA	WHIP					
John Burke R	5.0	W	22	9	5	5	3	0	0	1	0	0	0	11	30	9.00	1.800					
Jeff McCurry R	1.0		8	1	1	1	0	4	0	0	0	0	0	3	4	0.00	0.000					
Mike Munoz L	1.0		2	0	0	0	0	0	0	0	0	0	0	5	9	0.00	1.000					
Steve Reed R	1.0		4	0	0	0	0	1	0	0	0	0	0	5	9	0.00	1.000					
Curt Leskanic R	1.0		4	1	1	1	1	0	0	0	0	0	0	12	18	9.00	1.000					

Colorado Rockies @ St. Louis Cardinals
 Busch Stadium, St. Louis, MO
 Mon Jun 02 1997, 7:05 PM CDT
 Att: 22,653 - Unknown - 73 F


AB 33
R 7
H 11
RBI 7
BB 5
SO 4
LOB 14




Batter	1	2	3	4	5	6	7	8	9	AB	R	H	RBI	BB	SO	LOB	TOP									
Eric Young Sr. R OBP: 0.384, SLG: 0.429	G5-3		S BB 1B	BB			G4-3		F9	4	0	1	0	1	0	0	Colorado Rockies @ St. Louis Cardinals Busch Stadium, St. Louis, MO Tue Jun 03 1997, 3:33 AM CDT Att: 34,038 - Cloudy - 70 F									
Ellis Burks R OBP: 0.337, SLG: 0.539	4-0		4-1	2-0			2-3			2	1	0	0	2	1	1										
Mike Munoz L (7, 1)	BB		SAFE				K			0	0	0	0	0	0	0										
Mike DeJean R OBP: 1.000, SLG: 2.000	BB		1B	BB			K			0	0	0	0	0	0	0										
Larry Walker L OBP: 0.366, SLG: 0.749	4-2		0-1				3-3			2	0	0	0	1	1	2										
Harvey Pulliam R (7, PH)	SAFE		F7				K			1	0	0	0	0	1	0										
Harvey Pulliam R (7, 9)	1B		BB				K			0	0	0	0	0	0	0										
Andres Galarraga R OBP: 0.418, SLG: 0.627	0-0		1-3				2-1			3	0	1	1	0	1	2										
John Vander Wal L OBP: 0.279, SLG: 0.184	CS		2-3				G5-3			1	0	1	0	0	0	0										
John Vander Wal L (7, 3)	1B									0	0	0	0	0	0	0										
Dante Bichette R OBP: 0.329, SLG: 0.431	3-2		0-0				1-2			4	1	1	0	0	0	3										
Dante Bichette R (1, 7)	L6		HBP				G5-3			0	0	0	0	0	0	0										
Dante Bichette R (1, 7)	1-2		HR							1	0	0	0	0	0	0										
Vinny Castilla R OBP: 0.383, SLG: 0.528			0-0				1-0			3	1	0	0	0	1	1										
Vinny Castilla R (1, 5)	G5-3		1-2				G6-3			0	0	0	0	0	0	0										
Vinny Castilla R (1, 5)			HR							2	0	0	0	0	0	0										
Jeff Reed L OBP: 0.368, SLG: 0.517	3-2		1-0				3-2			4	1	1	3	0	0	1										
Jeff Reed L (1, 2)	G6-3		HR				F8			0	0	0	0	0	0	0										
Jeff Reed L (1, 2)			1-H							0	0	0	0	0	0	0										
Walt Weiss S OBP: 0.351, SLG: 0.376	1-1		0-3				4-2			2	0	0	0	1	1	0										
Quinton McCracken S OBP: 0.393, SLG: 0.444	G4-3									1	0	0	0	0	0	0										
Quinton McCracken S (7, 8)							BB			0	0	0	0	0	0	0										
Bobby Jones R OBP: 0.333, SLG: 0.200			3-3				3-3			0	0	0	0	0	0	0										
Bobby Jones R (1, 1)										2	0	0	0	0	0	0										
Jerry Dipoto R (2, 1)			G6-3							0	0	0	0	0	0	0										
Jeff McCurry R (5, 1)										1	0	0	0	0	0	1										
Jason Bates S OBP: 0.311, SLG: 0.364										1	0	0	0	0	0	0										
Jason Bates S (7, 6)										0	0	0	0	0	0	0										
Inning Stats	R: 1 E: 0 K: 0 S: 8	H: 1 LOB: 1 BB: 2 P: 18	R: 0 E: 0 K: 0 S: 6	H: 0 LOB: 0 BB: 0 P: 10	R: 0 E: 0 K: 2 S: 12	H: 1 LOB: 2 BB: 1 P: 22	R: 3 E: 0 K: 1 S: 13	H: 2 LOB: 1 BB: 1 P: 22	R: 0 E: 0 K: 1 S: 9	H: 0 LOB: 0 BB: 0 P: 14	R: 0 E: 0 K: 1 S: 10	H: 0 LOB: 1 BB: 1 P: 21	R: 0 E: 0 K: 2 S: 9	H: 0 LOB: 0 BB: 0 P: 15	R: 0 E: 0 K: 1 S: 8	H: 1 LOB: 1 BB: 0 P: 12	R: 0 E: 0 K: 0 S: 6	H: 0 LOB: 0 BB: 0 P: 9	1B: 4 2B: 0 3B: 0 HR: 1	SF: 0 SAC: 0 DP: 0 HBP: 1	WP: 0 PB: 0 SB: 1 CS: 2	PA: 37				
PITCHER	IP	WLS	BF	H	R	ER	SO	BB	IBB	HBP	BLK	WP	HR	S	P	ERA	WHIP									
Matt Morris R ERA: 2.95	(1, 1)	6.0	W	27	4	4	4	5	5	0	1	0	0	1	58	107	6.00	1.500								
John Frascatore R ERA: 2.53	(7, 1)	2.0		7	1	0	0	3	0	0	0	0	0	0	17	27	0.00	0.500								
Rigo Beltran L ERA: 13.5	(9, 1)	1.0		3	0	0	0	0	0	0	0	0	0	0	6	9	0.00	0.000								

Batter	1	2	3	4	5	6	7	8	9	AB	R	H	RBI	BB	SO	LOB	BOTTOM									
Royce Clayton R OBP: 0.313, SLG: 0.433	1-0	1-0	3-2					G6-3		6	3	5	0	0	0	1	Colorado Rockies @ St. Louis Cardinals Busch Stadium, St. Louis, MO Tue Jun 03 1997, 3:33 AM CDT Att: 34,038 - Cloudy - 70 F									
Ron Gant R OBP: 0.314, SLG: 0.459	0-1	0-0	0-1							5	2	3	4	0	1	3										
John Frascatore R (7, 1)	2B	F9								0	0	0	0	0	0	0										
Rigo Beltran L (9, 1)	2B	F9								0	0	0	0	0	0	0										
Willie McGee S OBP: 0.330, SLG: 0.408	4-2	1-0	3-1							4	2	2	1	1	0	2										
Willie McGee S (1, 8)	2B	1B	G3							0	0	0	0	0	0	0										
Gary Gaetti R OBP: 0.298, SLG: 0.404	0-1	0-1								5	2	2	2	0	2	1										
Gary Gaetti R (1, 5)	1B	1B								0	0	0	0	0	0	0										
Dmitri Young S OBP: 0.336, SLG: 0.391	2-1	1-1								5	1	2	0	0	0	2										
Dmitri Young S (1, 3)	1B	F8								0	0	0	0	0	0	0										
John Mabry L OBP: 0.367, SLG: 0.400	0-0	2-1								4	1	3	6	0	0	0										
Micah Franklin S OBP: 0.375, SLG: 0.533	1-3	2-H								1	1	1	0	0	0	0										
Micah Franklin S (8, 9)	1B	1B								0	0	0	0	0	0	0										
Mike Gallego R OBP: 0.100	1-4	3-2								2	0	0	0	0	0	3										
Delino DeShields L OBP: 0.351, SLG: 0.462	SAFE	F8								3	1	2	2	0	0	0										
Delino DeShields L (5, PH)	SAFE	F8								0	0	0	0	0	0	0										
Delino DeShields L (6, 4)	SAFE									0	0	0	0	0	0	0										
Tom Lampkin L OBP: 0.268, SLG: 0.287	0-0		3-1							4	1	0	0	1	1	3										
Tom Lampkin L (1, 2)	F9		G3							0	0	0	0	0	0	0										
Tom Lampkin L (1, 2)										1	0	0	0	0	0	0										
Matt Morris R OBP: 0.304, SLG: 0.318	0-0	0-0	3-3							3	1	1	0	0	2	1										
Mark Sweeney L OBP: 0.333, SLG: 0.268	F9	1B								2	0	0	0	0	1	1										
Mark Sweeney L (6, PH)	1B	1B								0	0	0	0	0	0	0										
Mark Sweeney L (7, 7)										0	0	0	0	0	0	0										
Inning Stats	R: 3 E: 0 K: 0 S: 18	H: 5 LOB: 2 BB: 1 P: 28	R: 4 E: 0 K: 0 S: 11	H: 5 LOB: 1 BB: 0 P: 16	R: 0 E: 0 K: 1 S: 12	H: 2 LOB: 2 BB: 0 P: 24	R: 0 E: 0 K: 1 S: 6	H: 0 LOB: 0 BB: 0 P: 9	R: 7 E: 0 K: 2 S: 22	H: 6 LOB: 1 BB: 1 P: 33	R: 0 E: 0 K: 1 S: 11	H: 1 LOB: 1 BB: 0 P: 13	R: 0 E: 0 K: 0 S: 6	H: 0 LOB: 0 BB: 0 P: 11	R: 1 E: 0 K: 2 S: 11	H: 2 LOB: 1 BB: 0 P: 14	1B: 13 2B: 4 3B: 1 HR: 3	SF: 0 SAC: 0 DP: 0 HBP: 0	WP: 0 PB: 0 SB: 0 CS: 0	PA: 46						
PITCHER	IP	WLS	BF	H	R	ER	SO	BB	IBB	HBP	BLK	WP	HR	S	P	ERA	WHIP									
Bobby Jones L ERA: 8.38	(1, 1)	1.1	L	12	8	6	6	0	1	0	0	0	0	2	34	63	40.50	6.750								
Jerry Dipoto R ERA: 9.12	(2, 1)	3.0		18	8	6	6	3	1	0	0	0	0	2	37	63	18.00	3.000								
Jeff McCurry R ERA: 3.72	(5, 1)	1.2		8	3	2	2	2	0	0	0	0	0	1	21	26	10.80	1.800								
Mike Munoz L ERA: 5.09	(7, 1)	1.0		3	0	0	0	0	0	0	0	0	0	0	6	11	0.00	0.000								
Mike DeJean R ERA: 3.05	(8, 1)	1.0		5	2	1	1	2	0	0	0	0	0	0	11	14	9.00	2.000								

AB 31
R 4
H 5
RBI 4
BB 5
SO 8
LOB 11




AB 44
R 15
H 21
RBI 15
BB 2
SO 7
LOB 17



Batter	1	2	3	4	5	6	7	8	9	AB	R	H	RBI	BB	SO	LOB	TOP								
Luis Castillo, S OBP: 0.355, SLG: 0.325	4-2 SH5-3 1B BB	2-0 G5-4-3		1-2 G4-3 1B		1-3 K		4-1 G6-4-3 BB		3	1	1	0	2	1	4									
Edgar Renteria, R OBP: 0.294, SLG: 0.309	1-1 SH5-3		4-1 1B HBP BB	2-1 G4-3		2-2 FC5-4 1B		3-2 G6-4-3		3	1	1	0	1	0	2									
Devon White, S Cliff Floyd, L	2-2 P2		0-0 F9	0-1 P5		1-3 K		3-2 HR		0	0	0	0	0	0	0									
Felix Heredia, L Alfonso Soriano, R Jay Powell, R John Lirio, S										4	0	0	0	0	1	6									
Gary Sheffield, R OBP: 0.436, SLG: 0.397	0-0 1B 2H 1B		1-0 1B HBP FC5-4	1-1 G6-3		1-0 FC5-4		3-2 P5		4	1	1	1	0	0	4									
Moises Alou, R OBP: 0.394, SLG: 0.495	1-0 1B		0-1 FC5-4 1B 1B		0-1 F9		0-0 P4		3-2 G6-3	5	1	2	0	0	0	0									
Bobby Bonilla, S OBP: 0.398, SLG: 0.500	2-0 F7		1-2 FC5-4 1B		0-1 G3		4-1 HR BB		1-1 F8	4	1	1	1	1	0	2									
Jeff Conine, R OBP: 0.333, SLG: 0.398		1-1 1B	0-1 FC5-4 1B		1-3 K		0-0 HR		1-1 2B	5	1	3	3	0	1	2									
Gregg Zaun, S OBP: 0.437, SLG: 0.448		0-0 1B	0-1 FC5-4 1B		0-1 1B 1B		0-0 F7		4-2 BB	4	0	3	1	1	0	0									
Rick Helling, R Rob Stanifer, R Jim Eisenreich, L Robb Nen, R		3-3 K	0-1 FC5-4		2-2 1B		0-0 G4-3		2-2 F8	2	0	0	0	0	1	4									
			1-2 1B		1-2 1B					3	0	1	0	0	0	2									
			1-2 1B							0	0	0	0	0	0	0									
			1-2 1B							0	0	0	0	0	0	0									
Inning Stats	R: 1 E: 0 K: 0 S: 14	H: 2 LOB: 2 BB: 1 P: 24	R: 0 E: 0 K: 1 S: 8	H: 2 LOB: 1 BB: 0 P: 14	R: 3 E: 0 K: 0 S: 16	H: 3 LOB: 2 BB: 1 P: 24	R: 0 E: 0 K: 0 S: 9	H: 1 LOB: 1 BB: 0 P: 13	R: 0 E: 0 K: 1 S: 7	H: 0 LOB: 0 BB: 0 P: 8	R: 0 E: 0 K: 2 S: 19	H: 3 LOB: 3 BB: 0 P: 26	R: 2 E: 0 K: 0 S: 5	H: 1 LOB: 0 BB: 1 P: 9	R: 1 E: 0 K: 0 S: 16	H: 1 LOB: 0 BB: 1 P: 29	R: 0 E: 0 K: 0 S: 12	H: 1 LOB: 2 BB: 1 P: 23	1B: 11 2B: 1 3B: 0 HR: 2	SF: 0 SAC: 1 DP: 2 HBP: 1	WP: 0 PB: 0 SB: 0 CS: 0	PA: 45			
PITCHER	IP WLS BF H R ER SO BB IBB HBP BLK WP HR S P ERA WHIP	IP WLS BF H R ER SO BB IBB HBP BLK WP HR S P ERA WHIP	IP WLS BF H R ER SO BB IBB HBP BLK WP HR S P ERA WHIP	IP WLS BF H R ER SO BB IBB HBP BLK WP HR S P ERA WHIP	IP WLS BF H R ER SO BB IBB HBP BLK WP HR S P ERA WHIP	IP WLS BF H R ER SO BB IBB HBP BLK WP HR S P ERA WHIP	IP WLS BF H R ER SO BB IBB HBP BLK WP HR S P ERA WHIP	IP WLS BF H R ER SO BB IBB HBP BLK WP HR S P ERA WHIP	IP WLS BF H R ER SO BB IBB HBP BLK WP HR S P ERA WHIP	IP WLS BF H R ER SO BB IBB HBP BLK WP HR S P ERA WHIP	IP WLS BF H R ER SO BB IBB HBP BLK WP HR S P ERA WHIP	IP WLS BF H R ER SO BB IBB HBP BLK WP HR S P ERA WHIP	IP WLS BF H R ER SO BB IBB HBP BLK WP HR S P ERA WHIP	IP WLS BF H R ER SO BB IBB HBP BLK WP HR S P ERA WHIP	IP WLS BF H R ER SO BB IBB HBP BLK WP HR S P ERA WHIP	IP WLS BF H R ER SO BB IBB HBP BLK WP HR S P ERA WHIP	IP WLS BF H R ER SO BB IBB HBP BLK WP HR S P ERA WHIP	IP WLS BF H R ER SO BB IBB HBP BLK WP HR S P ERA WHIP	IP WLS BF H R ER SO BB IBB HBP BLK WP HR S P ERA WHIP	IP WLS BF H R ER SO BB IBB HBP BLK WP HR S P ERA WHIP	IP WLS BF H R ER SO BB IBB HBP BLK WP HR S P ERA WHIP	IP WLS BF H R ER SO BB IBB HBP BLK WP HR S P ERA WHIP	IP WLS BF H R ER SO BB IBB HBP BLK WP HR S P ERA WHIP	IP WLS BF H R ER SO BB IBB HBP BLK WP HR S P ERA WHIP	IP WLS BF H R ER SO BB IBB HBP BLK WP HR S P ERA WHIP

Florida Marlins @ Colorado Rockies
Coors Field, Denver, CO
Sat Jun 07 1997, 3:33 AM MDT
Att: 48,052 - Cloudy - 72 F


AB 38
R 7
H 14
RBI 7
BB 5
SO 4
LOB 26



Batter	1	2	3	4	5	6	7	8	9	AB	R	H	RBI	BB	SO	LOB	BOTTOM								
Eric Young Sr., R OBP: 0.388, SLG: 0.442	2-2 G6-3 3B	1-2 G5-3			2-1 L7			1-2 1B		4	1	2	0	0	0	0									
Ellis Burks, R OBP: 0.325, SLG: 0.511	3-2 G6-3		1-2 L6		2-2 G5-3			1-3 K		4	0	0	1	0	1	1									
Larry Walker, L OBP: 0.508, SLG: 0.784	0-0 HR		3-1 1B		0-1 L7			2-0 E4		4	1	2	1	0	0	1									
Andres Galarraga, R OBP: 0.419, SLG: 0.625	0-2 HR		1-0 L4-3			2-3 K		1-2 F8		4	1	1	1	0	1	3									
Dante Bichette, R OBP: 0.339, SLG: 0.471	0-0 HR				2-3 K			0-1 G5-3		4	1	1	1	0	1	2									
Vinny Castilla, R OBP: 0.380, SLG: 0.538	0-1 G6-3				1-0 1B G6-3 1B			0-0 G5-3		4	1	2	0	0	0	0									
Kirt Manwaring, R Jeff Reed, L	3-3 K				1-1 G6-3 1B			0-1 G4-3		3	0	1	0	0	1	0									
Walt Weiss, S OBP: 0.343, SLG: 0.358		3-2 L8			1-1 G6-3			0-2 L9		4	0	0	1	0	0	2									
John Thomson, R Darren Holmes, R Harvey Fulkerson, R Steve Reed, R Mike DeJean, R John Vander Wal, L			3-2 F8		3-3 K			0-1 G6-3		1	0	0	0	0	0	0									
										1	0	0	0	0	0	0									
										1	0	0	0	0	0	0									
										0	0	0	0	0	0	0									
										0	0	0	0	0	0	0									
										1	0	0	0	0	1	1									
Inning Stats	R: 4 E: 0 K: 1 S: 16	H: 4 LOB: 0 BB: 0 P: 24	R: 0 E: 0 K: 0 S: 10	H: 0 LOB: 0 BB: 0 P: 17	R: 0 E: 0 K: 0 S: 6	H: 1 LOB: 0 BB: 0 P: 11	R: 1 E: 0 K: 2 S: 11	H: 2 LOB: 1 BB: 0 P: 19	R: 0 E: 0 K: 0 S: 8	H: 0 LOB: 0 BB: 0 P: 12	R: 0 E: 0 K: 1 S: 6	H: 0 LOB: 0 BB: 0 P: 8	R: 0 E: 0 K: 0 S: 7	H: 0 LOB: 0 BB: 0 P: 7	R: 0 E: 1 K: 1 S: 15	H: 1 LOB: 2 BB: 0 P: 20	R: 0 E: 0 K: 2 S: 9	H: 1 LOB: 1 BB: 0 P: 15	1B: 4 2B: 1 3B: 2 HR: 3	SF: 0 SAC: 0 DP: 1 HBP: 0	WP: 0 PB: 0 SB: 0 CS: 0	PA: 36			
PITCHER	IP WLS BF H R ER SO BB IBB HBP BLK WP HR S P ERA WHIP	IP WLS BF H R ER SO BB IBB HBP BLK WP HR S P ERA WHIP	IP WLS BF H R ER SO BB IBB HBP BLK WP HR S P ERA WHIP	IP WLS BF H R ER SO BB IBB HBP BLK WP HR S P ERA WHIP	IP WLS BF H R ER SO BB IBB HBP BLK WP HR S P ERA WHIP	IP WLS BF H R ER SO BB IBB HBP BLK WP HR S P ERA WHIP	IP WLS BF H R ER SO BB IBB HBP BLK WP HR S P ERA WHIP	IP WLS BF H R ER SO BB IBB HBP BLK WP HR S P ERA WHIP	IP WLS BF H R ER SO BB IBB HBP BLK WP HR S P ERA WHIP	IP WLS BF H R ER SO BB IBB HBP BLK WP HR S P ERA WHIP	IP WLS BF H R ER SO BB IBB HBP BLK WP HR S P ERA WHIP	IP WLS BF H R ER SO BB IBB HBP BLK WP HR S P ERA WHIP	IP WLS BF H R ER SO BB IBB HBP BLK WP HR S P ERA WHIP	IP WLS BF H R ER SO BB IBB HBP BLK WP HR S P ERA WHIP	IP WLS BF H R ER SO BB IBB HBP BLK WP HR S P ERA WHIP	IP WLS BF H R ER SO BB IBB HBP BLK WP HR S P ERA WHIP	IP WLS BF H R ER SO BB IBB HBP BLK WP HR S P ERA WHIP	IP WLS BF H R ER SO BB IBB HBP BLK WP HR S P ERA WHIP	IP WLS BF H R ER SO BB IBB HBP BLK WP HR S P ERA WHIP	IP WLS BF H R ER SO BB IBB HBP BLK WP HR S P ERA WHIP	IP WLS BF H R ER SO BB IBB HBP BLK WP HR S P ERA WHIP	IP WLS BF H R ER SO BB IBB HBP BLK WP HR S P ERA WHIP	IP WLS BF H R ER SO BB IBB HBP BLK WP HR S P ERA WHIP	IP WLS BF H R ER SO BB IBB HBP BLK WP HR S P ERA WHIP	IP WLS BF H R ER SO BB IBB HBP BLK WP HR S P ERA WHIP

Florida Marlins @ Colorado Rockies
Coors Field, Denver, CO
Sat Jun 07 1997, 3:33 AM MDT
Att: 48,052 - Cloudy - 72 F

AB 36
R 5
H 9
RBI 5
BB 0
SO 7
LOB 12



Batter	1	2	3	4	5	6	7	8	9	AB	R	H	RBI	BB	SO	LOB	TOP										
Kurt Abbott, R OBP: 0.323, SLG: 0.510 (1,4)	G6-3		F8			G1-3	K			4	0	0	0	0	1	1											
Edgar Renteria, R OBP: 0.294, SLG: 0.308 (1,6)	K		G6-3			G1 BB 1B	G6-3			4	0	1	0	0	1	1											
Cliff Floyd, L OBP: 0.380, SLG: 0.400 (1,7)	1B S HBP		P5			G1 BB 1-2	G4-3			2	0	0	0	1	0	1											
Gary Sheffield, R OBP: 0.432, SLG: 0.393 (1,9)	1-3 1B					G1	F8			4	0	1	0	0	1	2											
Moises Alou, R OBP: 0.382, SLG: 0.488 (1,8)	F8					G1	G6-3			3	0	0	0	1	0	2											
Bobby Bonilla, S OBP: 0.393, SLG: 0.493 (6,1)			G3			G4-3	G4-3			3	0	0	0	0	0	3											
John Cangelosi, S OBP: 0.356, SLG: 0.292 (6,PH)										0	0	0	0	0	0	0											
Rob Stanifer, R OBP: 1.000, SLG: 1.000 (6,1)										1	0	0	0	0	0	0											
Jeff Conine, R OBP: 0.332, SLG: 0.391 (1,3)						F7	HR BB			3	1	0	0	1	2	0											
Charles Johnson, R OBP: 0.341, SLG: 0.373 (1,2)						G4-6-3 1B	HR			4	1	3	2	0	1	0											
Al Leiter, L OBP: 0.158, SLG: 0.111 (1,1)						G4-6-3	G6-3			2	0	0	0	0	0	2											
Alex Arias, R OBP: 0.415, SLG: 0.382 (6,5)	G6-3					1-2 G4-6-3	BB			1	0	0	0	1	0	0											
Inning Stats	R: 0 E: 0 K: 1 S: 6	H: 1 LOB: 2 BB: 0 P: 7	R: 0 E: 0 K: 1 S: 6	H: 1 LOB: 1 BB: 0 P: 6	R: 0 E: 0 K: 0 S: 3	H: 0 LOB: 0 BB: 0 P: 3	R: 0 E: 0 K: 1 S: 5	H: 0 LOB: 0 BB: 0 P: 5	R: 0 E: 0 K: 0 S: 3	H: 1 LOB: 0 BB: 0 P: 3	R: 2 E: 0 K: 1 S: 6	H: 1 LOB: 1 BB: 2 P: 14	R: 0 E: 0 K: 0 S: 3	H: 0 LOB: 0 BB: 0 P: 3	R: 0 E: 0 K: 2 S: 7	H: 0 LOB: 0 BB: 0 P: 7	1B: 4 2B: 0 3B: 0 HR: 1	SF: 0 SAC: 0 DP: 1 HBP: 1	WP: 0 PB: 0 SB: 1 CS: 0	PA: 36							
PITCHER	IP	WLS	BF	H	R	ER	SO	BB	IBB	HBP	BLK	WP	HR	S	P	ERA	WHIP										
John Burke, R ERA: 5.73 (1,1)	6.0	W	27	5	2	2	3	4	0	1	0	0	1	28	45	3.00	1.500										
Jerry Dipoto, R ERA: 8.16 (7,1)	3.0	S	9	0	0	0	3	0	0	0	0	0	0	15	15	0.00	0.000										

Florida Marlins @ Colorado Rockies
Coors Field, Denver, CO
Sun Jun 08 1997, 3:33 AM MDT
Att: 48,055 - Cloudy - 65 F

AB 31
R 2
H 5
RBI 2
BB 4
SO 6
LOB 12



Batter	1	2	3	4	5	6	7	8	9	AB	R	H	RBI	BB	SO	LOB	BOTTOM										
Eric Young Sr., R OBP: 0.388, SLG: 0.441 (1,4)	P4	S 1B SF4 1B	FC4-6 1B				L7			5	1	2	2	0	0	0											
Ellis Burks, R OBP: 0.337, SLG: 0.514 (9,7)	2B	SF4 BB 1B	FC4-6 1B			BB BB BB				3	1	2	1	2	0	1											
Larry Walker, L OBP: 0.514, SLG: 0.787 (1,9)	2B	S BB				F8 1B				3	2	2	0	2	0	1											
Andres Galarraga, R OBP: 0.418, SLG: 0.626 (1,3)	FC5 2B	SF4				F8	K			3	0	1	3	1	1	3											
Dante Bichette, R OBP: 0.336, SLG: 0.462 (1,7)	FC5 BB	K				F8	F9			4	0	0	0	1	1	7											
Quinton McCracken, S OBP: 0.389, SLG: 0.432 (9,8)							F8			0	0	0	0	0	0	0											
Vinny Castilla, R OBP: 0.381, SLG: 0.532 (1,5)	FC5	K					P5			4	0	1	1	1	1	6											
Kirt Manwaring, R OBP: 0.340, SLG: 0.343 (1,2)	P6		SH5-4 1B				G5-3			4	1	1	0	0	1	6											
Walt Weiss, S OBP: 0.341, SLG: 0.356 (1,6)		1B 1B	K				K			4	1	1	0	0	2	1											
John Burke, S OBP: 0.100, SLG: 0.100 (1,1)		1B 1B	SH5-4				G6-3			2	1	1	0	0	0	0											
Jerry Dipoto, R (7,1)		1B 1B					K			1	0	0	0	0	1	0											
Inning Stats	R: 2 E: 0 K: 0 S: 6	H: 3 LOB: 2 BB: 1 P: 10	R: 3 E: 0 K: 2 S: 11	H: 4 LOB: 2 BB: 1 P: 15	R: 1 E: 0 K: 1 S: 7	H: 2 LOB: 1 BB: 0 P: 7	R: 1 E: 0 K: 1 S: 7	H: 2 LOB: 1 BB: 0 P: 7	R: 0 E: 0 K: 1 S: 5	H: 0 LOB: 0 BB: 0 P: 5	R: 0 E: 0 K: 1 S: 5	H: 0 LOB: 3 BB: 3 P: 17	R: 0 E: 0 K: 1 S: 5	H: 0 LOB: 0 BB: 0 P: 5	R: 0 E: 0 K: 0 S: 3	H: 0 LOB: 2 BB: 2 P: 11	1B: 9 2B: 2 3B: 0 HR: 0	SF: 1 SAC: 1 DP: 0 HBP: 0	WP: 0 PB: 0 SB: 2 CS: 0	PA: 42							
PITCHER	IP	WLS	BF	H	R	ER	SO	BB	IBB	HBP	BLK	WP	HR	S	P	ERA	WHIP										
Al Leiter, L ERA: 5.2 (1,1)	5.0	L	28	11	7	7	5	2	0	0	0	0	0	36	44	12.60	2.600										
Dennis Cook, L ERA: 0.77 (6,1)	2.0		9	0	0	0	2	3	0	0	0	0	0	10	22	0.00	1.500										
Rob Stanifer, R ERA: 3.31 (8,1)	1.0		5	0	0	0	0	2	0	0	0	0	0	3	11	0.00	2.000										

Florida Marlins @ Colorado Rockies
Coors Field, Denver, CO
Sun Jun 08 1997, 3:33 AM MDT
Att: 48,055 - Cloudy - 65 F


AB 33
R 7
H 11
RBI 7
BB 7
SO 7
LOB 25



Batter	1	2	3	4	5	6	7	8	9	AB	R	H	RBI	BB	SO	LOB	TOP	
Luis Castillo, S OBP: 0.353, SLG: 0.323 (1, 4)										4	1	1	0	0	1	3		
Edgar Renteria, R OBP: 0.301, SLG: 0.309 (1, 6)										2	3	1	0	2	0	0		
Jim Eisenreich, L OBP: 0.376, SLG: 0.402 (1, 7)										4	1	2	0	0	0	3		
Gary Sheffield, R OBP: 0.438, SLG: 0.395 (1, 9)										2	3	1	2	1	1	1		
Moises Alou, R OBP: 0.388, SLG: 0.498 (1, 8)										4	1	3	4	0	0	1		
Alex Arias, R OBP: 0.422, SLG: 0.421 (1, 5)										4	0	2	2	0	0	1		
Jeff Conine, R OBP: 0.330, SLG: 0.384 (1, 3)										3	0	0	0	1	2	2		
Gregg Zaun, S OBP: 0.413, SLG: 0.419 (1, 2)										4	0	0	0	0	0	4		
Alex Fernandez, R OBP: 0.276, SLG: 0.360 (1, 1)										3	0	0	0	1	0	2		
Inning Stats	R: 3 E: 0 K: 0 S: 12	H: 4 LOB: 0 BB: 0 P: 18	R: 0 E: 0 K: 2 S: 8	H: 0 LOB: 1 BB: 1 P: 16	R: 3 E: 0 K: 0 S: 13	H: 1 LOB: 0 BB: 1 P: 23	R: 0 E: 0 K: 0 S: 5	H: 0 LOB: 0 BB: 0 P: 7	R: 0 E: 0 K: 1 S: 8	H: 1 LOB: 1 BB: 0 P: 13	R: 0 E: 0 K: 0 S: 7	H: 1 LOB: 2 BB: 1 P: 13	R: 3 E: 0 K: 1 S: 13	H: 3 LOB: 1 BB: 2 P: 26	R: 0 E: 0 K: 0 S: 0	H: 0 LOB: 0 BB: 0 P: 0		
PITCHER	IP	WLS	BF	H	R	ER	SO	BB	IBB	HBP	BLK	WP	HR	S	P	ERA	WHIP	
Jamey Wright, R ERA: 8.41 (1, 1)	5.0	L	23	6	6	6	3	2	0	1	0	1	0	46	77	10.80	1.600	
Jeff McCurry, R ERA: 4.43 (6, 1)	2.0		12	4	3	3	1	3	0	0	0	1	0	20	39	13.50	3.500	
Mike DeJean, R ERA: 3.18 (8, 1)	0.0		1	0	0	0	0	0	0	0	0	0	0	0	0	∞	∞	

Florida Marlins @ Colorado Rockies
Coors Field, Denver, CO
Sun Jun 08 1997, 7:05 PM MDT
Att: 48,033 - Overcast - 66 F


AB 30
R 9
H 10
RBI 8
BB 5
SO 4
LOB 17



Batter	1	2	3	4	5	6	7	8	9	AB	R	H	RBI	BB	SO	LOB	BOTTOM	
Eric Young Sr., R OBP: 0.384, SLG: 0.435 (1, 4)										3	0	0	0	0	0	1		
Ellis Burks, R OBP: 0.332, SLG: 0.506 (1, 8) (8, 7)										3	0	0	0	0	3	0		
Larry Walker, L OBP: 0.571, SLG: 0.781 Quinton McCracken, S OBP: 0.389, SLG: 0.432 (1, 9) (8, 8)										3	0	1	0	0	2	0		
Andres Galarraga, R OBP: 0.417, SLG: 0.620 (1, 3)										2	0	0	0	0	0	2		
Dante Bichette, R OBP: 0.332, SLG: 0.456 Mike DeJean, R OBP: 1.000, SLG: 2.000 (1, 7) (8, 1)										3	0	0	0	0	2	1		
Vinny Castilla, R OBP: 0.384, SLG: 0.539 (1, 5)										3	1	2	0	0	1	0		
Jeff Reed, L OBP: 0.360, SLG: 0.500 (1, 2)										3	0	1	1	0	2	1		
Jason Bates, S OBP: 0.312, SLG: 0.377 Jeff McCurry, R (1, 6) (6, 1)										2	0	0	0	0	0	0		
John Vander Wal, L OBP: 0.277, SLG: 0.190 (7, PH) (8, 9)										1	0	0	0	0	0	0		
Jamey Wright, R OBP: 0.294, SLG: 0.143 Walt Weiss, S OBP: 0.345, SLG: 0.359 (1, 1) (6, 6)										1	0	0	0	0	0	0		
Inning Stats	R: 0 E: 0 K: 2 S: 10	H: 0 LOB: 0 BB: 0 P: 15	R: 0 E: 0 K: 2 S: 11	H: 1 LOB: 1 BB: 0 P: 17	R: 0 E: 0 K: 0 S: 9	H: 0 LOB: 0 BB: 0 P: 12	R: 0 E: 0 K: 2 S: 10	H: 0 LOB: 1 BB: 0 P: 19	R: 0 E: 0 K: 1 S: 8	H: 0 LOB: 0 BB: 0 P: 9	R: 0 E: 0 K: 1 S: 11	H: 2 LOB: 2 BB: 0 P: 14	R: 1 E: 0 K: 1 S: 15	H: 2 LOB: 0 BB: 0 P: 19	R: 0 E: 0 K: 0 S: 0	H: 0 LOB: 0 BB: 0 P: 0		
PITCHER	IP	WLS	BF	H	R	ER	SO	BB	IBB	HBP	BLK	WP	HR	S	P	ERA	WHIP	
Alex Fernandez, R ERA: 3.44 (1, 1)	7.0	W	26	5	1	1	10	0	0	1	0	2	0	74	105	1.29	0.714	

Florida Marlins @ Colorado Rockies
Coors Field, Denver, CO
Sun Jun 08 1997, 7:05 PM MDT
Att: 48,033 - Overcast - 66 F

AB 25
R 1
H 5
RBI 1
BB 0
SO 10
LOB 5



Batter	1	2	3	4	5	6	7	8	9	AB	R	H	RBI	BB	SO	LOB	TOP										
Kenny Lofton, L OBP: 0.408, SLG: 0.451 (1, 8)	1-1 10 CS 1B	4-0 BB		4-1 BB		0-0 1B		1-0 1B		3	0	3	1	2	0	0	Atlanta Braves @ Colorado Rockies Coors Field, Denver, CO Mon Jun 09 1997, 7:05 PM MDT Att: 48,047 - Unknown - 57 F livebaseballscorecards.com										
Michael Tucker, L OBP: 0.377, SLG: 0.463 Brad Clontz, R (8, 1)	1-0 10 BB 1B	4-2 BB		2-1 G3		1-2 10 L6 1B		0-1 F8		4	0	2	1	1	0	3											
10 Chipper Jones, S OBP: 0.368, SLG: 0.416 (1, 5)	4-1 G1-6-3 1B	1-2 G4-3			1-1 2B 1B	1-0 L6			0-3 K	4	0	1	0	1	1	5											
Fred McGriff, L OBP: 0.352, SLG: 0.414 (1, 3)	0-0 G1-6-3 1B			1-0 1B		1-3 2B			4-2 BB	4	0	2	0	1	0	2											
Ryan Klesko, L OBP: 0.335, SLG: 0.511 (1, 7)		2-0 HR		1-1 G4-3-6-3-5 1B		1-3 K			0-0 L7	5	1	1	1	0	2	4											
Javy Lopez, R OBP: 0.366, SLG: 0.548 (1, 2)		0-0 SH5-4 BB 1B		0-0 G4-3		2-2 G5-3			1-3 FC6-4 1B	5	1	2	0	0	1	3											
Keith Lockhart, L OBP: 0.304, SLG: 0.413 Mike Mordecai, R OBP: 0.311, SLG: 0.325 (7, PH) (7, 4)		0-1 L8			0-2 2B	3-0 G4-3			1-1 FC6-4 1B	3	0	1	0	0	0	3											
Jeff Blausler, R OBP: 0.437, SLG: 0.564 (1, 6)		4-0 BB SH5-4 BB		1-0 G6-3		1-2 G1			0-3 K	3	0	0	0	1	1												
Tom Glavine, L OBP: 0.333, SLG: 0.217 Tony Graffanino, R OBP: 0.352, SLG: 0.362 Joe Borowski, R (6, PH) (6, 1)		0-1 SH5-4			0-3 K	1-0 1B 2B			3-3 K	1	0	0	0	0	1	1											
Andrew Jones, R OBP: 0.357, SLG: 0.435 (8, PH) (8, 9)		1-2 2-3								1	1	1	0	0	0	0											
Inning Stats	R: 0 E: 0 K: 0 S: 5	H: 2 LOB: 1 BB: 1 P: 11	R: 2 E: 0 K: 0 S: 11	H: 2 LOB: 3 BB: 3 P: 26	R: 0 E: 0 K: 0 S: 4	H: 1 LOB: 0 BB: 0 P: 6	R: 0 E: 0 K: 1 S: 11	H: 1 LOB: 2 BB: 1 P: 18	R: 0 E: 0 K: 0 S: 10	H: 2 LOB: 2 BB: 0 P: 18	R: 1 E: 0 K: 0 S: 10	H: 3 LOB: 1 BB: 0 P: 14	R: 0 E: 0 K: 1 S: 11	H: 1 LOB: 0 BB: 0 P: 13	R: 0 E: 0 K: 2 S: 12	H: 1 LOB: 1 BB: 1 P: 16	R: 0 E: 0 K: 2 S: 10	H: 0 LOB: 1 BB: 1 P: 15	1B: 9 2B: 4 3B: 0 HR: 1	SF: 0 SAC: 1 DP: 3 HBP: 0	WP: 0 PB: 0 SB: 0 CS: 1	PA: 42					
PITCHER	IP	WLS	BF	H	R	ER	SO	BB	IBB	HBP	BLK	WP	HR	S	P	ERA	WHIP										
Roger Bailey, R ERA: 3.41 (1, 1)	5.1	W	27	9	3	3	2	5	0	0	0	0	1	45	85	5.06	2.625										
Mike Munoz, L ERA: 4.79 (6, 1)	1.2		7	3	0	0	1	0	0	0	0	0	0	17	21	0.00	1.800										
Steve Reed, R ERA: 4.39 (8, 1)	1.0		4	1	0	0	2	0	0	0	0	0	0	12	16	0.00	1.000										
Curt Leskanic, R ERA: 5.0 (9, 1)	1.0		4	0	0	0	2	1	0	0	0	0	0	10	15	0.00	1.000										

Batter	1	2	3	4	5	6	7	8	9	AB	R	H	RBI	BB	SO	LOB	BOTTOM										
Eric Young Sr., R OBP: 0.386, SLG: 0.434 Jason Bates, S OBP: 0.321, SLG: 0.400 (1, 4) (7, 4)	1-0 F7		2-1 FC4-6 1B		2-1 2B G6-3 HBP	0-2 G6-3	2-2 1H 2H 2B			3	1	1	0	0	0	0	Atlanta Braves @ Colorado Rockies Coors Field, Denver, CO Mon Jun 09 1997, 7:05 PM MDT Att: 48,047 - Unknown - 57 F livebaseballscorecards.com										
Ellis Burks, R OBP: 0.333, SLG: 0.524 (1, 8) (9, 7)	1-1 G6-3		1-1 FC4-6 BB 1B		3-2 G6-3 HR 2B	0-0 K	3-2 G3-1			5	2	2	2	0	0	2											
Larry Walker, L OBP: 0.517, SLG: 0.780 (1, 9)	0-0 1B		1-1 1B		0-0 G6-3	4-1 BB		3-2 PB 1B		4	0	3	1	1	0	1											
Andres Galarraga, R OBP: 0.417, SLG: 0.613 (1, 3)	2-0 1B		4-2 1B		2-3 3H 2-3 K	0-0 L8		1-3 K		4	0	1	0	1	2	3											
Dante Bichette, R OBP: 0.329, SLG: 0.447 Curt Leskanic, R (9, 1)	1-2 G5-3		1-3 K		4-1 HR BB	0-0 G4-3		0-0 L8		4	1	0	0	1	1	7											
Vinny Castilla, R OBP: 0.361, SLG: 0.545 (1, 5)		2-2 G4-3			0-0 P4	1-0 HR		2-2 G6-3		5	1	1	3	0	0	1											
Kirt Manwaring, R OBP: 0.338, SLG: 0.340 (1, 2)	1-0 L4				3-2 G5-3	0-0 1B		2-1 G5-3		4	0	1	0	0	0	0											
Walt Weiss, S OBP: 0.348, SLG: 0.362 (1, 6)	1-1 G6-3				0-0 G6-3	1-0 1B		2-1 BB 2B 1B		4	1	2	0	0	0	0											
Roger Bailey, R OBP: 0.229, SLG: 0.235 Mike Munoz, L (6, 1)					1-0 P4			4-1 BB		2	1	0	0	1	0	2											
Jeff Reed, L OBP: 0.368, SLG: 0.500 Steve Reed, R (8, 1)										0	0	0	0	0	0	0											
Quinton McCracken, S OBP: 0.389, SLG: 0.432 (9, 8)										0	0	0	0	0	0	0											
Inning Stats	R: 0 E: 0 K: 0 S: 9	H: 2 LOB: 2 BB: 0 P: 14	R: 0 E: 0 K: 0 S: 6	H: 0 LOB: 0 BB: 0 P: 10	R: 0 E: 0 K: 1 S: 13	H: 2 LOB: 3 BB: 1 P: 23	R: 0 E: 0 K: 0 S: 5	H: 0 LOB: 0 BB: 0 P: 8	R: 5 E: 0 K: 1 S: 19	H: 4 LOB: 2 BB: 2 P: 39	R: 1 E: 0 K: 0 S: 8	H: 1 LOB: 1 BB: 1 P: 12	R: 2 E: 0 K: 0 S: 12	H: 2 LOB: 1 BB: 1 P: 25	R: 0 E: 0 K: 1 S: 11	H: 1 LOB: 1 BB: 0 P: 17	1B: 8 2B: 2 3B: 0 HR: 2	SF: 0 SAC: 0 DP: 0 HBP: 1	WP: 0 PB: 1 SB: 0 CS: 0	PA: 42							
PITCHER	IP	WLS	BF	H	R	ER	SO	BB	IBB	HBP	BLK	WP	HR	S	P	ERA	WHIP										
Tom Glavine, L ERA: 3.13 (1, 1)	5.0	L	27	8	5	5	2	3	0	1	0	0	1	52	94	9.00	2.200										
Joe Borowski, R ERA: 2.41 (6, 1)	2.0		11	3	3	3	0	2	0	0	0	0	0	20	37	13.50	2.500										
Brad Clontz, R ERA: 3.18 (8, 1)	1.0		4	1	0	0	1	0	0	0	0	0	0	11	17	0.00	1.000										

Atlanta Braves @ Colorado Rockies
 Coors Field, Denver, CO
 Mon Jun 09 1997, 7:05 PM MDT
 Att: 48,047 - Unknown - 57 F

AB 35
 R 3
 H 13
 RBI 3
 BB 6
 SO 7
 LOB 23



Atlanta Braves @ Colorado Rockies
 Coors Field, Denver, CO
 Mon Jun 09 1997, 7:05 PM MDT
 Att: 48,047 - Unknown - 57 F

AB 36
 R 8
 H 12
 RBI 8
 BB 5
 SO 3
 LOB 16




Batter	1	2	3	4	5	6	7	8	9	AB	R	H	RBI	BB	SO	LOB	TOP					
Kenny Lofton, L OBP: 0.411, SLG: 0.449 (1, 8)	G4-3							G4-3		3	1	1	0	2	0	1	Atlanta Braves @ Colorado Rockies Coors Field, Denver, CO Tue Jun 10 1997, 7:05 PM MDT Att: 48,103 - Unknown - 71 F					
Michael Tucker, L OBP: 0.377, SLG: 0.475 (1, 9)		L8							F8	5	2	2	1	0	0	4						
10 Chipper Jones, S OBP: 0.368, SLG: 0.430 (1, 5)	SF8									4	2	2	4	0	0	1						
Fred McGriff, L OBP: 0.346, SLG: 0.405 (1, 3)	G3-1									5	0	0	0	0	1	1						
Ryan Klesko, L OBP: 0.337, SLG: 0.514 Mark Wohlers, R (9, 1)										5	1	2	0	0	1	1						
Javy Lopez, R OBP: 0.374, SLG: 0.564 (1, 2)										4	0	3	2	0	0	1						
Jeff Blauer, R OBP: 0.434, SLG: 0.556 (1, 6)										3	0	0	0	1	0	1						
Mark Lemke, S OBP: 0.290, SLG: 0.317 (1, 4)										3	1	1	0	1	1	2						
Denny Neagle, L OBP: 0.194, SLG: 0.121 Keith Lockhart, L OBP: 0.316, SLG: 0.426 Mike Bielecki, R (8, PH) Andrew Jones, R OBP: 0.357, SLG: 0.435 (9, 9)										1	1	0	0	2	0	0						
Inning Stats	R: 1 E: 0 K: 0 S: 4	H: 1 LOB: 0 BB: 0 P: 6	R: 1 E: 0 K: 0 S: 17	H: 2 LOB: 3 BB: 3 P: 33	R: 0 E: 0 K: 0 S: 7	H: 0 LOB: 0 BB: 0 P: 13	R: 0 E: 0 K: 1 S: 6	H: 1 LOB: 0 BB: 0 P: 9	R: 4 E: 0 K: 2 S: 18	H: 4 LOB: 2 BB: 2 P: 32	R: 0 E: 0 K: 0 S: 11	H: 0 LOB: 1 BB: 1 P: 20	R: 0 E: 0 K: 0 S: 12	H: 1 LOB: 0 BB: 0 P: 20	R: 1 E: 0 K: 0 S: 7	H: 2 LOB: 0 BB: 0 P: 12		R: 1 E: 0 K: 0 S: 7	H: 1 LOB: 0 BB: 0 P: 12	1B: 5 2B: 5 3B: 1 HR: 1	SF: 1 SAC: 0 DP: 2 HBP: 0	WP: 1 PB: 0 SB: 0 CS: 1
PITCHER	IP	WLS	BF	H	R	ER	SO	BB	IBB	HBP	BLK	WP	HR	S	P	ERA	WHIP					
Kevin Ritz, R ERA: 6.1 (1, 1)	4.2	L	25	8	6	6	3	5	0	0	0	1	0	50	88	11.57	2.786					
Jerry Dipoto, R ERA: 7.55 (5, 1)	2.1		8	1	0	0	0	1	0	0	0	0	0	25	45	0.00	0.857					
Mike DeJean, R ERA: 3.65 (8, 1)	2.0		8	3	2	2	0	0	0	0	0	0	1	14	24	9.00	1.500					


Batter	1	2	3	4	5	6	7	8	9	AB	R	H	RBI	BB	SO	LOB	BOTTOM					
Eric Young Sr., R OBP: 0.384, SLG: 0.429 (1, 4)	F8									3	1	0	0	1	0	1	Atlanta Braves @ Colorado Rockies Coors Field, Denver, CO Tue Jun 10 1997, 7:05 PM MDT Att: 48,103 - Unknown - 71 F					
Ellis Burks, R OBP: 0.332, SLG: 0.519 (1, 8)										4	0	1	1	0	0	1						
Larry Walker, L OBP: 0.513, SLG: 0.770 Quinton McCracken, S OBP: 0.389, SLG: 0.432 (9, 8)										3	0	0	0	0	1	0						
Andres Galarraga, R OBP: 0.411, SLG: 0.603 (1, 3)										4	0	0	0	0	0	2						
Dante Bichette, R OBP: 0.328, SLG: 0.444 (1, 7)										4	1	1	0	0	0	0						
Vinny Castilla, R OBP: 0.383, SLG: 0.557 (1, 5)										4	1	2	2	0	2	0						
Kirt Manwaring, R OBP: 0.329, SLG: 0.331 (1, 2)										4	0	0	0	0	2	1						
Walt Weiss, S OBP: 0.343, SLG: 0.356 (1, 6)										3	0	0	0	0	0	0						
Kevin Ritz, R OBP: 0.182, SLG: 0.069 Jerry Dipoto, R OBP: 0.143, SLG: 0.143 Harvey Pulliam, R (7, PH) Mike DeJean, R OBP: 1.000, SLG: 2.000 (8, 1)										1	0	0	0	0	1	0						
Inning Stats	R: 0 E: 0 K: 0 S: 10	H: 0 LOB: 0 BB: 0 P: 16	R: 0 E: 0 K: 0 S: 17	H: 1 LOB: 1 BB: 0 P: 27	R: 1 E: 0 K: 1 S: 15	H: 1 LOB: 2 BB: 1 P: 25	R: 0 E: 0 K: 2 S: 8	H: 0 LOB: 0 BB: 0 P: 11	R: 0 E: 0 K: 0 S: 11	H: 1 LOB: 1 BB: 0 P: 18	R: 2 E: 0 K: 1 S: 13	H: 2 LOB: 0 BB: 0 P: 18	R: 0 E: 0 K: 0 S: 5	H: 0 LOB: 0 BB: 0 P: 9	R: 0 E: 0 K: 0 S: 9	H: 0 LOB: 0 BB: 0 P: 14		R: 0 E: 0 K: 2 S: 8	H: 0 LOB: 0 BB: 0 P: 11	1B: 4 2B: 0 3B: 0 HR: 1	SF: 0 SAC: 0 DP: 0 HBP: 1	WP: 0 PB: 0 SB: 1 CS: 0
PITCHER	IP	WLS	BF	H	R	ER	SO	BB	IBB	HBP	BLK	WP	HR	S	P	ERA	WHIP					
Denny Neagle, L ERA: 3.15 (1, 1)	7.0	W	28	5	3	3	4	1	0	0	0	0	0	9	14	0.00	0.857					
Mike Bielecki, R ERA: 2.02 (8, 1)	1.0		3	0	0	0	0	0	0	0	0	0	0	9	14	0.00	0.000					
Mark Wohlers, R ERA: 1.67 (9, 1)	1.0		3	0	0	0	2	0	0	0	0	0	0	8	11	0.00	0.000					



Batter	1	2	3	4	5	6	7	8	9	AB	R	H	RBI	BB	SO	LOB	TOP		
Kenny Lofton, L OBP: 0.404, SLG: 0.441 (1, 8)	3-3 C	1-0 X		0-2 X			1-1 X		1-1 X	5	0	0	0	0	1	4	Atlanta Braves @ Colorado Rockies Coors Field, Denver, CO Wed Jun 11 1997, 3:33 AM MDT Att: 48,633 - Sunny - 77 F		
Michael Tucker, L OBP: 0.376, SLG: 0.473 (1, 9)	1-0 X		0-2 X		2-0 X		1-0 X		0-3 X	5	1	2	0	0	1	1			
10 Chipper Jones, S OBP: 0.373, SLG: 0.449 (1, 5)	2-0 SAFE		4-2 SAFE	0-0 SAFE	0-1 SAFE		2-1 SAFE		0-0 SAFE	4	2	2	2	1	0	2			
Fred McGriff, L OBP: 0.350, SLG: 0.416 (1, 3)	3-0 SAFE		0-0 SAFE	2-3 SAFE	2-3 SAFE		4-1 SAFE		4-0 SAFE	3	1	1	2	2	1	2			
Ryan Klesko, L OBP: 0.333, SLG: 0.505 (1, 7)	3-2 SAFE		2-1 SAFE	3-3 SAFE	3-3 SAFE		0-1 SAFE		2-3 SAFE	5	0	1	1	0	2	4			
Mark Lemke, S OBP: 0.284, SLG: 0.310 (1, 4)		0-0 SAFE	1-0 SAFE			2-0 SAFE		1-1 SAFE		4	0	0	0	0	0	1			
Eddie Pérez, R OBP: 0.288, SLG: 0.351 (1, 2)		3-2 SAFE		4-1 SAFE	0-1 SAFE		0-1 SAFE	0-1 SAFE		3	1	2	1	1	0	0			
Rafael Belliard, R OBP: 0.263, SLG: 0.263 (8, PH)		0-2 SAFE		1-2 SAFE	0-0 SAFE	0-0 SAFE		0-0 SAFE		3	0	1	0	0	0	1			
Keith Lockhart, L OBP: 0.310, SLG: 0.417 Paul Byrd, R (8, 1)				1-2 SAFE	1-2 SAFE	1-2 SAFE				1	0	0	0	0	0	0			
Chris Brock, R OBP: 0.500, SLG: 0.500 Brad Clontz, R (5, 1)		0-1 SAFE		0-0 SAFE	1-3 SAFE	1-3 SAFE			2-2 SAFE	2	0	1	0	0	0	2			
Alan Embree, L Mike Bielecki, R Mike Mordecai, R (8, 6)				1-2 SAFE	2-3 SAFE				1-1 SAFE	1	1	1	0	0	0	0			
Inning Stats	R: 2 E: 0 K: 1 S: 14	H: 2 LOB: 0 BB: 0 P: 26	R: 1 E: 0 K: 0 S: 10	H: 2 LOB: 1 BB: 0 P: 14	R: 1 E: 0 K: 0 S: 13	H: 1 LOB: 1 BB: 1 P: 20	R: 0 E: 0 K: 0 S: 9	H: 1 LOB: 1 BB: 1 P: 14	R: 0 E: 0 K: 1 S: 7	H: 1 LOB: 2 BB: 0 P: 10	R: 0 E: 0 K: 0 S: 8	H: 1 LOB: 2 BB: 1 P: 16	R: 0 E: 0 K: 0 S: 5	H: 0 LOB: 0 BB: 0 P: 6	R: 2 E: 0 K: 2 S: 13	H: 2 LOB: 1 BB: 1 P: 22	1B: 7 2B: 1 3B: 0 HR: 3	SF: 0 SAC: 0 DP: 1 HBP: 0	WP: 0 PA: 41 PB: 0 SB: 1 CS: 0
PITCHER	IP WLS BF H R ER SO BB IBB HBP BLK WP HR S P ERA WHIP																		
John Thomson, R ERA: 5.23	(1, 1) 6.2 W 30 9 4 4 4 2 0 0 0 0 0 2 70 111 5.40 1.650																		
Mike Munoz, L ERA: 4.71	(7, 1) 0.1 2 0 0 0 0 1 0 0 0 0 0 0 3 7 0.00 3.000																		
Steve Reed, R ERA: 4.23	(8, 1) 1.0 3 0 0 0 0 0 0 0 0 0 0 0 5 6 0.00 0.000																		
Curt Leskanic, R ERA: 6.3	(9, 1) 1.0 6 2 2 2 2 1 0 0 0 0 0 1 13 22 18.00 3.000																		

Batter	1	2	3	4	5	6	7	8	9	AB	R	H	RBI	BB	SO	LOB	BOTTOM		
Eric Young Sr., R OBP: 0.388, SLG: 0.430 (1, 4)	3-1 SAFE		1-2 SAFE		4-0 SAFE	3-1 SAFE		2-0 SAFE		4	1	2	0	1	0	0	Atlanta Braves @ Colorado Rockies Coors Field, Denver, CO Wed Jun 11 1997, 3:33 AM MDT Att: 48,633 - Sunny - 77 F		
Quinton McCracken, S OBP: 0.405, SLG: 0.439 (1, 8)	1-1 SAFE		3-2 SAFE	4-1 SAFE	1-0 SAFE	1-0 SAFE		4-2 SAFE		3	2	2	1	2	0	2			
Lary Walker, L OBP: 0.507, SLG: 0.760 Dante Bichette, R (7, 9)	0-3 SAFE		2-0 SAFE	1-0 SAFE	1-0 SAFE		1-3 SAFE	0-1 SAFE		3	0	0	0	0	1	3			
Andres Galarraga, R OBP: 0.414, SLG: 0.615 (1, 3)	1-1 SAFE		0-0 SAFE	0-0 SAFE	0-0 SAFE		2-1 SAFE	1-3 SAFE		5	2	3	2	0	1	2			
Ellis Burks, R OBP: 0.324, SLG: 0.505 (1, 7)	0-0 SAFE		2-1 SAFE		2-3 SAFE	1-1 SAFE	2-0 SAFE	0-1 SAFE		5	0	0	0	0	1	3			
Vinny Castilla, R OBP: 0.369, SLG: 0.560 (1, 5)		1-1 SAFE		1-2 SAFE	1-0 SAFE	1-0 SAFE	0-0 SAFE	2-0 SAFE	0-1 SAFE	4	2	3	1	0	0	0			
Jeff Reed, L OBP: 0.390, SLG: 0.547 (1, 2)		4-2 SAFE		0-1 SAFE	1-2 SAFE	2-1 SAFE	1-2 SAFE	1-2 SAFE		3	2	3	3	1	0	0			
Jason Bates, S OBP: 0.317, SLG: 0.405 Watt Weiss, S (8, 6)			2-1 SAFE	1-0 SAFE	1-0 SAFE	1-0 SAFE	2-0 SAFE	2-0 SAFE		4	0	1	1	0	0	3			
John Thomson, R OBP: 0.357, SLG: 0.357 Mike Munoz, L (7, 1)			1-3 SAFE	0-2 SAFE	0-2 SAFE	2-2 SAFE	0-3 SAFE			3	0	1	0	0	1	2			
John Vander Wal, L OBP: 0.271, SLG: 0.186 Steve Reed, R (8, 1)				0-2 SAFE	0-2 SAFE	2-2 SAFE	0-3 SAFE			1	0	0	0	0	1	1			
Curt Leskanic, R (9, 1)						0-2 SAFE				0	0	0	0	0	0	0			
Inning Stats	R: 2 E: 0 K: 1 S: 10	H: 2 LOB: 0 BB: 0 P: 15	R: 0 E: 0 K: 1 S: 9	H: 0 LOB: 1 BB: 1 P: 17	R: 1 E: 0 K: 0 S: 11	H: 3 LOB: 1 BB: 0 P: 19	R: 0 E: 0 K: 0 S: 10	H: 2 LOB: 1 BB: 0 P: 12	R: 0 E: 0 K: 0 S: 3	H: 0 LOB: 2 BB: 2 P: 12	R: 2 E: 0 K: 2 S: 13	H: 4 LOB: 2 BB: 0 P: 25	R: 3 E: 1 K: 2 S: 17	H: 4 LOB: 1 BB: 0 P: 25	R: 1 E: 0 K: 1 S: 10	H: 1 LOB: 1 BB: 1 P: 17	1B: 12 2B: 3 3B: 0 HR: 2	SF: 0 SAC: 0 DP: 2 HBP: 0	WP: 0 PA: 41 PB: 0 SB: 2 CS: 1
PITCHER	IP WLS BF H R ER SO BB IBB HBP BLK WP HR S P ERA WHIP																		
Chris Brock, R ERA: 6.75	(1, 1) 4.0 L 9 4 2 2 1 1 0 0 0 0 0 1 15 31 10.80 3.000																		
Brad Clontz, R ERA: 3.7	(5, 1) 1.2 1 0 0 0 0 0 0 0 0 0 0 0 1 2 0.00 0.000																		
Alan Embree, L ERA: 2.89	(6, 1) 0.1 7 4 3 3 2 0 0 0 0 0 0 0 17 25 27.00 4.000																		
Mike Bielecki, R ERA: 2.7	(7, 1) 1.0 5 1 1 1 1 1 0 0 0 0 0 0 10 17 9.00 2.000																		
Paul Byrd, R ERA: 5.31	(8, 1) 1.0 5 1 1 1 1 1 0 0 0 0 0 0 10 17 9.00 2.000																		

Batter	1	2	3	4	5	6	7	8	9	AB	R	H	RBI	BB	SO	LOB	TOP								
Eric Young Sr. R OBP: 0.390, SLG: 0.430	G6-3	1B		G6-4-3	1B		G4-3		K	5	1	2	1	0	1	0	Colorado Rockies @ Seattle Mariners The Kingdome, Seattle, WA Thu Jun 12 1997, 10:05 PM EDT Att: 37,948 - Dome - 68 F AB 41 R 11 H 18 RBI 10 BB 6 SO 3 LOB 22 								
Ellis Burks R OBP: 0.325, SLG: 0.497	G5-3	1B		G6-4-3	1B		K		G3-1	5	1	1	1	1	1	1									
Larry Walker L OBP: 0.504, SLG: 0.749	G3-1			F8	L5				G3	6	0	2	1	0	0	3									
Andres Galarraga R OBP: 0.421, SLG: 0.628										5	2	4	1	0	0	3									
Dante Bichette R OBP: 0.335, SLG: 0.452										5	2	3	0	0	0	4									
Vinny Castilla R OBP: 0.374, SLG: 0.570										5	1	3	3	0	0	1									
Jeff Reed L OBP: 0.531, SLG: 0.531 Harvey Pulliam R (8, PH)										3	2	0	0	1	0	4									
Kirt Manwaring R OBP: 0.329, SLG: 0.331										0	1	0	0	1	0	0									
Walt Weiss S OBP: 0.349, SLG: 0.353										2	1	0	0	3	1	3									
Quinton McCracken S OBP: 0.412, SLG: 0.454										5	0	3	3	0	0	3									
Inning Stats	R: 0 E: 0 K: 0 S: 7	H: 0 LOB: 0 BB: 0 P: 12	R: 6 E: 0 K: 1 S: 18	H: 7 LOB: 2 BB: 2 P: 35	R: 0 E: 0 K: 0 S: 6	H: 1 LOB: 1 BB: 0 P: 10	R: 0 E: 0 K: 0 S: 4	H: 1 LOB: 0 BB: 0 P: 6	R: 4 E: 0 K: 0 S: 20	H: 5 LOB: 3 BB: 1 P: 35	R: 0 E: 0 K: 0 S: 12	H: 1 LOB: 2 BB: 1 P: 18	R: 0 E: 0 K: 1 S: 11	H: 2 LOB: 2 BB: 0 P: 14	R: 1 E: 0 K: 0 S: 9	H: 1 LOB: 2 BB: 2 P: 18	R: 0 E: 0 K: 1 S: 6	H: 0 LOB: 0 BB: 0 P: 9	1B: 13 2B: 5 3B: 0 HR: 0	SF: 0 SAC: 0 DP: 1 HBP: 1	WP: 0 PB: 0 SB: 2 CS: 0	PA: 48			
PITCHER	IP	WLS	BF	H	R	ER	SO	BB	IBB	HBP	BLK	WP	HR	S	P	ERA	WHIP								
Derek Lowe R ERA: 5.84	1.2		10	5	5	5	1	1	0	0	0	0	0	20	35	27.00	3.600								
Mike Maddux R ERA: 11.57	2.1		14	7	4	4	0	1	0	0	0	0	0	20	34	15.43	3.429								
Norm Charlton L ERA: 7.96	2.0		12	3	1	1	0	2	0	1	0	0	0	27	47	4.50	2.500								
Bob Wells R ERA: 7.5	1.1	W	6	2	0	0	1	0	0	0	0	0	0	14	18	0.00	1.500								
40 Greg McCarthy L ERA: 4.65	0.0		1	0	0	0	0	1	0	0	0	0	0	3	7	∞	∞								
PITCHER	IP	WLS	BF	H	R	ER	SO	BB	IBB	HBP	BLK	WP	HR	S	P	ERA	WHIP								
Bobby Ayala R ERA: 4.54	1.2	S	5	1	1	1	1	1	0	0	0	0	0	9	16	5.40	1.200								

Batter	1	2	3	4	5	6	7	8	9	AB	R	H	RBI	BB	SO	LOB	BOTTOM								
Joey Cora S OBP: 0.412, SLG: 0.525	G5-3		L8	BB	FC6-4		F9			4	1	0	0	1	0	3	Colorado Rockies @ Seattle Mariners The Kingdome, Seattle, WA Thu Jun 12 1997, 10:05 PM EDT Att: 37,948 - Dome - 68 F AB 37 R 12 H 12 RBI 11 BB 7 SO 5 LOB 18 								
José Cruz Jr. S OBP: 0.326, SLG: 0.585 Rob Ducey L OBP: 0.267, SLG: 0.340	E3		K2-3	1B			P5		K	4	0	0	0	1	2	2									
Ken Griffey Jr. L OBP: 0.381, SLG: 0.671	L8			BB	1B		G3		2B	4	1	2	3	1	0	1									
Edgar Martinez R OBP: 0.434, SLG: 0.477	K		FC6-4						2B	3	2	0	0	2	2	4									
Jay Buhner R OBP: 0.380, SLG: 0.482									2B	4	1	2	3	1	0	0									
Paul Sorrento L OBP: 0.343, SLG: 0.461									F8	5	2	3	1	0	0	3									
Dan Wilson R OBP: 0.351, SLG: 0.450									L7	5	1	1	0	0	0	2									
Russ Davis R OBP: 0.340, SLG: 0.500									F8	4	2	2	2	1	0	1									
Brent Gates S OBP: 0.312, SLG: 0.437										4	2	2	2	0	1	2									
Inning Stats	R: 0 E: 1 K: 1 S: 8	H: 0 LOB: 1 BB: 0 P: 17	R: 1 E: 0 K: 1 S: 13	H: 2 LOB: 1 BB: 0 P: 17	R: 0 E: 0 K: 1 S: 8	H: 0 LOB: 1 BB: 1 P: 17	R: 0 E: 0 K: 1 S: 20	H: 4 LOB: 3 BB: 3 P: 39	R: 0 E: 0 K: 0 S: 10	H: 1 LOB: 1 BB: 0 P: 17	R: 2 E: 0 K: 0 S: 11	H: 2 LOB: 1 BB: 1 P: 22	R: 4 E: 0 K: 1 S: 12	H: 3 LOB: 1 BB: 2 P: 24	R: 0 E: 0 K: 0 S: 3	H: 0 LOB: 0 BB: 0 P: 4		1B: 7 2B: 5 3B: 0 HR: 0	SF: 0 SAC: 0 DP: 0 HBP: 0	WP: 3 PB: 0 SB: 0 CS: 0	PA: 44				
PITCHER	IP	WLS	BF	H	R	ER	SO	BB	IBB	HBP	BLK	WP	HR	S	P	ERA	WHIP								
Darren Holmes R ERA: 4.17	3.1		20	5	6	5	3	3	0	0	0	1	0	38	70	13.50	2.400								
Jerry Dipoto R ERA: 7.49	2.2		14	4	2	2	1	2	0	0	0	1	0	32	59	6.75	2.250								
Mike DeJean R ERA: 4.26	0.2		4	1	2	2	1	1	0	0	0	0	0	6	12	27.00	3.000								
Mike Munoz L ERA: 5.14	0.0	L	1	1	0	0	0	0	0	0	0	0	0	4	6	∞	∞								
Steve Reed R ERA: 4.34	1.1		5	1	2	2	0	1	0	0	0	0	0	5	10	13.50	1.500								


Batter	1	2	3	4	5	6	7	8	9	AB R H RBI BB SO LOB	TOP									
Eric Young Sr., R OBP: 0.391, SLG: 0.442	F9		HR			F9			FC5-4 1B	4 1 2 1 0 0 1	Colorado Rockies @ Seattle Mariners The Kingdome, Seattle, WA Fri Jun 13 1997, 10:05 PM EDT Att: 55,980 - Dome - 68 F									
Ellis Burks, R OBP: 0.319, SLG: 0.488	K		F9			F9		FC5-4 1B	4 0 0 0 0 1 2											
Dante Bichette, R OBP: 0.333, SLG: 0.449	K			L9		CS	K	G6-4-3 1B	4 0 1 0 0 2 0											
Andres Galarraga, R OBP: 0.419, SLG: 0.621		1B		G3			K	G6-4-3	4 0 1 0 0 1 2											
Vinny Castilla, R OBP: 0.369, SLG: 0.563	K			K		G5-3			3 0 0 0 0 2 1											
Harvey Pulliam, R OBP: 0.319, SLG: 0.488	K				L8			G5-3	3 0 0 0 0 1 1											
Kirt Manwaring, R OBP: 0.323, SLG: 0.325	G5-3				K			L4	3 0 0 0 0 1 1											
Jason Bates, S OBP: 0.318, SLG: 0.395			K		K			BB	2 0 0 0 1 2 0											
Quinton McCracken, S OBP: 0.410, SLG: 0.446			K			CS		K	2 0 0 0 1 2 1											
Inning Stats	R: 0 E: 0 K: 2 S: 7	H: 0 LOB: 0 BB: 0 P: 10	R: 0 E: 0 K: 2 S: 12	H: 1 LOB: 1 BB: 0 P: 17	R: 1 E: 0 K: 2 S: 9	H: 1 LOB: 0 BB: 0 P: 14	R: 0 E: 0 K: 1 S: 5	H: 0 LOB: 0 BB: 0 P: 6	R: 0 E: 0 K: 0 S: 11	H: 0 LOB: 0 BB: 1 P: 15	R: 0 E: 0 K: 2 S: 11	H: 0 LOB: 0 BB: 0 P: 16	R: 0 E: 0 K: 1 S: 7	H: 0 LOB: 1 BB: 1 P: 12	R: 0 E: 1 K: 0 S: 4	H: 2 LOB: 1 BB: 0 P: 4	1B: 3 2B: 0 3B: 0 HR: 1	SF: 0 SAC: 0 DP: 1 HBP: 0	WP: 0 PB: 0 SB: 0 CS: 1	PA: 32
PITCHER	IP WLS BF H R ER SO BB IBB HBP BLK WP HR S P ERA WHIP											PITCHER	IP WLS BF H R ER SO BB IBB HBP BLK WP HR S P ERA WHIP							
Randy Johnson, L ERA: 2.34	(1, 1) 8.0 W 27 2 1 1 12 2 0 0 0 0 1 70 107 1.12 0.500																			
Scott Sanders, R ERA: 7.25	(9, 1) 1.0 4 2 0 0 0 0 0 0 0 0 0 4 4 0.00 2.000																			


Batter	1	2	3	4	5	6	7	8	9	AB R H RBI BB SO LOB	BOTTOM							
Joey Cora, S OBP: 0.421, SLG: 0.534	G3 SF8 2B		1B		2B		2B		2B 2B	2 3 2 0 2 0 0	Colorado Rockies @ Seattle Mariners The Kingdome, Seattle, WA Fri Jun 13 1997, 10:05 PM EDT Att: 55,980 - Dome - 68 F							
José Cruz Jr., S OBP: 0.319, SLG: 0.578	G3		K				P5			4 0 1 1 0 1 4								
Rob Ducey, L OBP: 0.267, SLG: 0.340							2B			0 0 0 0 0 0 0								
Ken Griffey Jr., L OBP: 0.379, SLG: 0.671	SF8		F8		G3-1				2B	3 1 1 1 0 0 3								
Edgar Martinez, R OBP: 0.435, SLG: 0.494	G1-3			G4-3		HR	2B		2B	4 1 2 3 0 0 0								
Jay Buhner, R OBP: 0.382, SLG: 0.478		G4-3		FC6-4 BB		K	FC4-6 BB			2 0 0 0 2 1 0								
Paul Sorrento, L OBP: 0.336, SLG: 0.451		K		K		G3	FC4-6			4 0 0 0 0 2 3								
Dan Wilson, R OBP: 0.345, SLG: 0.441		K		FC6-4		P3			G5-3	4 0 0 0 0 1 1								
Russ Davis, R OBP: 0.338, SLG: 0.511			G1-3		G5-3		HR		K	4 1 1 1 0 1 0								
Alvaro Espinoza, R OBP: 0.258, SLG: 0.241			1B		P4		F8		P4	3 0 0 0 1 0 0								
Inning Stats	R: 1 E: 0 K: 0 S: 8	H: 1 LOB: 0 BB: 0 P: 13	R: 0 E: 0 K: 2 S: 8	H: 0 LOB: 0 BB: 0 P: 11	R: 0 E: 0 K: 1 S: 13	H: 1 LOB: 2 BB: 1 P: 21	R: 0 E: 0 K: 1 S: 6	H: 0 LOB: 1 BB: 1 P: 11	R: 1 E: 0 K: 0 S: 6	H: 1 LOB: 1 BB: 1 P: 14	R: 3 E: 0 K: 0 S: 11	H: 3 LOB: 2 BB: 2 P: 24	R: 0 E: 0 K: 1 S: 6	H: 0 LOB: 0 BB: 0 P: 7	1B: 1 2B: 4 3B: 0 HR: 2	SF: 1 SAC: 0 DP: 0 HBP: 0	WP: 1 PB: 0 SB: 0 CS: 0	PA: 36
PITCHER	IP WLS BF H R ER SO BB IBB HBP BLK WP HR S P ERA WHIP											PITCHER	IP WLS BF H R ER SO BB IBB HBP BLK WP HR S P ERA WHIP					
Jamey Wright, R ERA: 7.96	(1, 1) 6.0 L 25 4 3 3 5 3 0 0 0 1 1 10 21 4.50 1.167																	
John Burke, R ERA: 6.42	(7, 1) 0.2 7 3 3 3 0 2 0 0 0 1 1 10 21 40.50 7.500																	
Jeff McCurry, R ERA: 4.18	(7, 1) 1.1 4 0 0 0 1 0 0 0 0 0 0 7 10 0.00 0.000																	

Batter	1	2	3	4	5	6	7	8	9	AB	R	H	RBI	BB	SO	LOB	TOP										
Eric Young Sr., R OBP: 0.385, SLG: 0.434 (1,4)										5	0	0	0	0	0	4	Colorado Rockies @ Oakland Athletics Oakland-Alameda County Coliseum, Oakland, CA Sat Jun 14 1997, 3:33 AM PDT Att: 25,139 - Sunny - 74 F livebaseballscores.com										
Quinton McCracken, S OBP: 0.403, SLG: 0.437 (1,8)										5	0	1	0	0	0	2											
Larry Walker, L OBP: 0.509, SLG: 0.765 (1,9)										3	3	2	1	1	1	1											
Andres Galarraga, R OBP: 0.418, SLG: 0.628 (1,3)										4	2	1	2	1	0	1											
Dante Bichette, R OBP: 0.335, SLG: 0.445 (1,10)										4	1	1	0	1	0	2											
Ellis Burks, R OBP: 0.321, SLG: 0.500 (1,7)										5	1	2	3	0	0	1											
Vinny Castilla, R OBP: 0.368, SLG: 0.557 (1,5)										4	0	1	0	0	0	1											
Kirt Manwaring, R OBP: 0.327, SLG: 0.320 (1,2)										2	0	0	0	1	2	2											
Walt Weiss, S OBP: 0.347, SLG: 0.356 (1,6)										4	0	1	0	0	0	4											
Inning Stats	R: 0 E: 0 K: 0 S: 7	H: 0 LOB: 1 BB: 0 P: 11	R: 1 E: 1 K: 1 S: 12	H: 1 LOB: 2 BB: 1 P: 20	R: 3 E: 0 K: 0 S: 15	H: 3 LOB: 2 BB: 1 P: 29	R: 0 E: 0 K: 1 S: 8	H: 1 LOB: 0 BB: 0 P: 12	R: 0 E: 0 K: 0 S: 4	H: 0 LOB: 0 BB: 0 P: 7	R: 0 E: 0 K: 0 S: 9	H: 1 LOB: 2 BB: 1 P: 17	R: 1 E: 0 K: 0 S: 9	H: 1 LOB: 0 BB: 0 P: 14	R: 0 E: 0 K: 1 S: 8	H: 0 LOB: 0 BB: 0 P: 11	R: 2 E: 0 K: 0 S: 11	H: 2 LOB: 1 BB: 1 P: 22	1B: 4 2B: 2 3B: 0 HR: 3	SF: 0 SAC: 0 DP: 0 HBP: 2	WP: 0 PB: 0 SB: 0 CS: 1	PA: 42					
PITCHER	IP	WLS	BF	H	R	ER	SO	BB	IBB	HBP	BLK	WP	HR	S	P	ERA	WHIP										
Don Wengert, R ERA: 5.06 (1,1)	6.0	L	29	6	4	3	2	3	0	2	0	0	1	55	96	4.50	1.500										
Carlos Reyes, R ERA: 3.6 (7,1)	3.0		13	3	3	3	1	1	0	0	0	0	2	28	47	9.00	1.333										

Batter	1	2	3	4	5	6	7	8	9	AB	R	H	RBI	BB	SO	LOB	BOTTOM										
Jason McDonald, S OBP: 0.300, SLG: 0.421 (1,8)										4	1	2	0	0	0	0	Colorado Rockies @ Oakland Athletics Oakland-Alameda County Coliseum, Oakland, CA Sat Jun 14 1997, 3:33 AM PDT Att: 25,139 - Sunny - 74 F livebaseballscores.com										
Rafael Bourquard, R OBP: 0.330, SLG: 0.297 (1,6)										3	0	0	0	0	1	2											
Dave Magadan, L OBP: 0.380, SLG: 0.365 (8, PH)										1	0	0	0	0	0	0											
Geronimo Berroa, R OBP: 0.383, SLG: 0.532 (1,9)										4	0	0	0	0	1	0											
Mark McGwire, R OBP: 0.380, SLG: 0.642 (1,3)										3	0	1	0	1	0	0											
Jose Canseco, R OBP: 0.330, SLG: 0.453 (1,10)										3	0	0	0	1	1	1											
Matt Stairs, L OBP: 0.416, SLG: 0.686 (1,7)										4	0	1	0	0	1	3											
George Williams, S OBP: 0.423, SLG: 0.333 (1,2)										2	0	1	0	2	0	0											
Scott Brosius, R OBP: 0.247, SLG: 0.298 (9,6)										4	0	2	0	0	0	0											
Mark Bellhorn, S OBP: 0.250, SLG: 0.167 (1,4)										4	0	1	0	0	1	4											
Inning Stats	R: 0 E: 1 K: 2 S: 13	H: 1 LOB: 3 BB: 1 P: 23	R: 0 E: 0 K: 0 S: 7	H: 0 LOB: 0 BB: 0 P: 10	R: 0 E: 0 K: 0 S: 5	H: 0 LOB: 0 BB: 0 P: 7	R: 0 E: 0 K: 0 S: 3	H: 2 LOB: 2 BB: 1 P: 8	R: 0 E: 0 K: 0 S: 5	H: 2 LOB: 1 BB: 0 P: 8	R: 0 E: 0 K: 2 S: 10	H: 0 LOB: 0 BB: 0 P: 17	R: 0 E: 1 K: 0 S: 6	H: 1 LOB: 1 BB: 1 P: 13	R: 1 E: 1 K: 0 S: 9	H: 1 LOB: 0 BB: 0 P: 13	R: 0 E: 0 K: 1 S: 9	H: 1 LOB: 2 BB: 1 P: 17	1B: 7 2B: 1 3B: 0 HR: 0	SF: 0 SAC: 0 DP: 3 HBP: 0	WP: 0 PB: 0 SB: 0 CS: 0	PA: 36					
PITCHER	IP	WLS	BF	H	R	ER	SO	BB	IBB	HBP	BLK	WP	HR	S	P	ERA	WHIP										
Roger Bailey, R ERA: 3.1 (1,1)	9.0	W	36	8	1	0	5	4	0	0	0	0	0	67	116	0.00	1.333										



Batter	1	2	3	4	5	6	7	8	9	AB	R	H	RBI	BB	SO	LOB	TOP										
Quinton McCracken, S OBP: 0.396, SLG: 0.423	2-3 K	2-3 K			1-3 K		4-2 1B BB		2-2 G4-3	4	0	0	0	1	3	2	Colorado Rockies @ Oakland Athletics Oakland-Alameda County Coliseum, Oakland, CA Sun Jun 15 1997, 3:33 AM PDT Att: 24,333 - Sunny - 74 F AB 33 R 2 H 8 RBI 2 BB 5 SO 15 LOB 21 										
John Vander Wal, L OBP: 0.294, SLG: 0.188	0-1 S 1B	0-0 G4-3			1-3 K2-3		0-0 P5		2-3 K	5	0	1	0	0	2	4											
Larry Walker, L OBP: 0.512, SLG: 0.777	0-0 S 1B			0-1 HR		0-3 K		3-2 1B		4	1	3	1	0	1	0											
Andres Galarraga, R OBP: 0.416, SLG: 0.622	0-3 K			1-0 G4-3		3-2 G6-4-3 1B		1-3 K		4	0	1	0	0	2	5											
Ellis Burks, R OBP: 0.320, SLG: 0.493	4-2 1B BB			1-3 K		2-1 G6-4-3 1B		1-3 K		3	0	0	0	1	2	4											
Vinny Castilla, R OBP: 0.396, SLG: 0.556	0-0 F9			0-3 K		0-2 1B 2B		1-0 G5-3		4	1	1	0	0	1	3											
Jason Bates, S OBP: 0.326, SLG: 0.392				4-1 CS BB		3-2 2H 1B		2-1 G3		3	0	1	1	1	1	0											
Kirt Manwaring, R OBP: 0.326, SLG: 0.314				1-3 K		0-0 L6		3-3 K		3	0	0	0	1	2	2											
Walt Weiss, S OBP: 0.350, SLG: 0.355				3-3 K		0-0 1B BB		2-1 G3		3	0	1	0	1	1	1											
Inning Stats	R: 0 E: 0 K: 2 S: 12	H: 2 LOB: 3 BB: 1 P: 18	R: 0 E: 0 K: 2 S: 12	H: 0 LOB: 2 BB: 2 P: 23	R: 1 E: 0 K: 2 S: 9	H: 1 LOB: 0 BB: 0 P: 11	R: 0 E: 0 K: 2 S: 9	H: 0 LOB: 1 BB: 1 P: 17	R: 0 E: 0 K: 3 S: 11	H: 0 LOB: 0 BB: 0 P: 13	R: 1 E: 0 K: 0 S: 13	H: 3 LOB: 1 BB: 0 P: 21	R: 0 E: 0 K: 2 S: 14	H: 2 LOB: 3 BB: 1 P: 23	R: 0 E: 0 K: 1 S: 6	H: 0 LOB: 0 BB: 0 P: 12	R: 0 E: 0 K: 1 S: 10	H: 0 LOB: 0 BB: 0 P: 16	1B: 6 2B: 2 3B: 0 HR: 1	SF: 0 SAC: 0 DP: 2 HBP: 0	WP: 0 PB: 0 SB: 2 CS: 1	PA: 38					
PITCHER	IP	WLS	BF	H	R	ER	SO	BB	IBB	HBP	BLK	WP	HR	S	P	ERA	WHIP										
Ariel Prieto, R ERA: 4.64	6.1	W	29	7	2	2	11	5	0	0	0	0	1	71	112	2.84	1.895										
Mike Mohler, L ERA: 6.82	0.0		1	1	0	0	0	0	0	0	0	0	0	3	6	∞	∞										
Dane Johnson, R ERA: 1.04	1.2		5	0	0	0	3	0	0	0	0	0	0	12	20	0.00	0.000										
Billy Taylor, R ERA: 5.9	1.0	S	3	0	0	0	1	0	0	0	0	0	0	10	16	0.00	0.000										


Batter	1	2	3	4	5	6	7	8	9	AB	R	H	RBI	BB	SO	LOB	BOTTOM										
Jason McDonald, S OBP: 0.320, SLG: 0.391	4-0 S HR BB	0-0 B1		2-0 S 2B 1B		3-2 F8		1-0 L8-4		4	2	1	0	1	0	2	Colorado Rockies @ Oakland Athletics Oakland-Alameda County Coliseum, Oakland, CA Sun Jun 15 1997, 3:33 AM PDT Att: 24,333 - Sunny - 74 F AB 32 R 5 H 10 RBI 5 BB 4 SO 7 LOB 17 										
Damon Mashore, R OBP: 0.383, SLG: 0.326	4-1 S HR BB	1-3 K		1-2 K		1-1 L3				3	1	0	0	1	2	3											
Matt Stairs, L OBP: 0.419, SLG: 0.722	1-1 S HR	0-0 G3-1		2-0 S 2B		0-1 G3-1				4	1	2	5	0	0	1											
Mark McGwire, R OBP: 0.378, SLG: 0.639	2-1 P9			3-2 P3 K		1-0 2B				4	0	1	0	0	1	1											
Jose Canseco, R OBP: 0.329, SLG: 0.450	2-3 K			3-1 L8		2-0 1B 1B		3-2 F8		4	0	1	0	0	1	1											
Dave Magadan, L OBP: 0.365, SLG: 0.364 Rafael Bourimigal, R OBP: 0.330, SLG: 0.297	0-1 BB 1B			4-1 FC4-6 BB		3-2 F8		1-3 K		3	0	1	0	1	1	2											
Brent Mayne, L OBP: 0.284, SLG: 0.348	4-2 BB			0-0 FC4-6		0-0 P7		3-1 G3		3	0	0	0	1	0	3											
Scott Brosius, R OBP: 0.251, SLG: 0.301	2-3 K			3-2 P5		2-0 1B		0-1 L8-4 SH1 1B		4	0	2	0	0	1	2											
Mark Bellhorn, S OBP: 0.304, SLG: 0.238				2-1 1B S 2B 1B		3-3 K		1-2 SH1		3	1	2	0	0	1	2											
Inning Stats	R: 3 E: 0 K: 2 S: 19	H: 2 LOB: 2 BB: 3 P: 38	R: 0 E: 0 K: 1 S: 6	H: 1 LOB: 1 BB: 0 P: 9	R: 0 E: 0 K: 0 S: 7	H: 0 LOB: 1 BB: 1 P: 17	R: 2 E: 0 K: 2 S: 14	H: 3 LOB: 1 BB: 0 P: 25	R: 0 E: 0 K: 1 S: 12	H: 2 LOB: 2 BB: 0 P: 22	R: 0 E: 0 K: 0 S: 8	H: 0 LOB: 0 BB: 0 P: 12	R: 0 E: 0 K: 1 S: 9	H: 1 LOB: 1 BB: 0 P: 17	R: 0 E: 0 K: 0 S: 4	H: 1 LOB: 0 BB: 0 P: 7	R: 0 E: 0 K: 0 S: 4	H: 1 LOB: 0 BB: 0 P: 7	1B: 7 2B: 3 3B: 0 HR: 1	SF: 0 SAC: 1 DP: 1 HBP: 0	WP: 0 PB: 0 SB: 3 CS: 0	PA: 37					
PITCHER	IP	WLS	BF	H	R	ER	SO	BB	IBB	HBP	BLK	WP	HR	S	P	ERA	WHIP										
Kevin Ritz, R ERA: 6.33	4.0	L	22	6	5	5	5	4	0	0	0	0	1	46	89	11.25	2.500										
Jerry Dipoto, R ERA: 7.07	2.0		8	2	0	0	1	0	0	0	0	0	0	20	34	0.00	1.000										
Mike DeJean, R ERA: 4.1	1.0		4	1	0	0	1	0	0	0	0	0	0	9	17	0.00	1.000										
Curt Leskanic, R ERA: 5.73	1.0		3	1	0	0	0	0	0	0	0	0	0	4	7	0.00	1.000										

Batter	1	2	3	4	5	6	7	8	9	10	11	AB	R	H	RBI	BB	SO	LOB	TOP	
Mark McLemore, S OBP: 0.301, SLG: 0.274	1-0 BB 29 2B 1B	2-0 1B 2B 1B		2-2 G1-3		1-1 1B 29 1B 1B		2-0 G2-3 2B		2-1 G4-3		6	3	4	0	0	0	1		
Ivan Rodriguez, R OBP: 0.371, SLG: 0.532	4-1 2B 2B G6-3 1B	0-0 2B 1B		2-2 29 FC4-6 1B		0-1 1B		0-1 G2-3		1-2 G4-3		5	1	3	0	1	0	1		
29 Rusty Greer, L OBP: 0.435, SLG: 0.547	1-0 G6-3 SF7 2B	2-0 2B 1B		2-1 FC4-6 1B		2-2 1B		0-0 F9		1-1 HR 1B		6	3	4	3	0	0	2		
Juan Gonzalez, R OBP: 0.301, SLG: 0.556	1-0 G6-3	0-1 2B 1B		4-1 F8 1B BB G6-3		1-3 K		1-3 K		2-2 HR 1B		5	2	2	5	1	2	2		
Will Clark, L OBP: 0.447, SLG: 0.526	1-3 SF7	0-0 F8		1-0 G6-3 F8 1B		1-2 G4-3		2-3 K		0-3 K		5	0	1	1	0	2	1		
Dean Palmer, R OBP: 0.300, SLG: 0.383	2-2 1B			0-1 L6		1-2 K		1-3 K		0-0 G6-3		6	0	1	0	0	1	2		
Damon Buford, R OBP: 0.295, SLG: 0.337	1-3 K			0-1 G6-3		0-1 G6-3		0-1 2B		1-3 K		5	0	1	1	0	2	2		
Billy Ripken, R OBP: 0.321, SLG: 0.405				1-3 K		2-3 G4-3		1-0 G6-3		0-1 P4		4	0	0	0	0	1	2		
Benji Gil, R OBP: 0.275, SLG: 0.327				0-0 G6-3		1-1 G4-3		1-0 G6-3				1	0	0	0	0	0	0		
John Burkett, R OBP: 0.250, SLG: 0.250				1-0 1B 29 1B 1B		2-2 G1-3		0-0 G1-3		1-3 K		4	1	1	0	0	1	0		
Xavier Hernandez, L OBP: 0.329, SLG: 0.503										4-2 BB		0	0	0	0	0	0	0		
Lee Stevens, L OBP: 0.329, SLG: 0.503												0	0	0	0	1	0	0		
Danny Patterson, R OBP: 0.329, SLG: 0.503												0	0	0	0	0	0	0		
Inning Stats	R: 3 E: 0 K: 1 S: 16	H: 3 LOB: 1 BB: 1 P: 26	R: 3 E: 0 K: 1 S: 10	H: 5 LOB: 1 BB: 0 P: 16	R: 0 E: 0 K: 0 S: 5	H: 0 LOB: 0 BB: 0 P: 5	R: 0 E: 0 K: 0 S: 13	H: 1 LOB: 1 BB: 0 P: 21	R: 1 E: 0 K: 0 S: 8	H: 1 LOB: 1 BB: 1 P: 14	R: 0 E: 0 K: 1 S: 7	H: 0 LOB: 0 BB: 0 P: 12	R: 0 E: 0 K: 1 S: 9	H: 0 LOB: 1 BB: 1 P: 16	R: 2 E: 0 K: 1 S: 15	H: 2 LOB: 0 BB: 0 P: 20	1B: 12 2B: 4 3B: 0 HR: 1	SF: 1 SAC: 0 DP: 0 HBP: 0	WP: 0 PB: 0 SB: 0 CS: 0	PA: 51
PITCHER	IP ERA WLS BF H R ER SO BB IBB HBP BLK WP HR S P ERA WHIP	John Thomson, R ERA: 6.23	Darren Holmes, R ERA: 4.24	Mike Munoz, L ERA: 5.06	Jerry Dipoto, R ERA: 6.69	Bruce Ruffin, L ERA: 4.58	PITCHER	IP ERA WLS BF H R ER SO BB IBB HBP BLK WP HR S P ERA WHIP	Curt Leskanic, R ERA: 5.25	Steve Reed, R ERA: 4.8										

Texas Rangers @ Colorado Rockies
Coors Field, Denver, CO
Tue Jun 17 1997, 7:05 PM MDT
Att. 48,243 - Unknown - 75 F

livebaseballscorecards.com

AB 47
R 10
H 17
RBI 10
BB 3
SO 9
LOB 13




Batter	1	2	3	4	5	6	7	8	9	10	11	AB	R	H	RBI	BB	SO	LOB	BOTTOM	
Eric Young Sr., R OBP: 0.387, SLG: 0.431	0-2 S 1B 1B			0-1 G1-3	1-1 L9				1-2 P8		4-1 HR BB	4	2	1	0	2	0	1		
Ellis Burks, R OBP: 0.332, SLG: 0.521	3-2 FC5-4 1B			0-0 2B 1B		1-2 2B		3-2 FC9-6 1B		0-1 HR	2-1 G5-3	6	2	5	3	0	0	2		
Larry Walker, L OBP: 0.508, SLG: 0.769	0-0 FC5-4 FC4-6			0-0 F9 1B 2B		1-0 L9		2-1 FC9-6		1-0 G4-3	4-0 IBB	5	1	1	1	1	0	3		
Andres Galarraga, R OBP: 0.408, SLG: 0.607	1-1 FC4-6			0-0 F9		1-2 G5-3		2-2 F8		2-3 K	1-3 K	6	0	0	0	0	2	7		
Dante Bichette, R OBP: 0.338, SLG: 0.451	0-1 G1-3			0-1 FC5-4 1B		1-1 F7		0-0 HR 1B	0-0 1B 2B		1-2 G5-3	6	2	3	1	0	0	2		
Vinny Castilla, R OBP: 0.389, SLG: 0.567				1-0 FC5-4		1-0 F8		2-0 HR 1B	0-0 1B 2B		0-1 1B	6	1	3	3	0	1	1		
Kirt Manwaring, R OBP: 0.320, SLG: 0.309				3-3 K		1-1 K		1-1 P9	1-0 G4-3		0-3 K	6	0	1	0	0	3	2		
Walt Weiss, S OBP: 0.349, SLG: 0.355				0-1 1B		3-2 P7		2-2 G1-3	1-1 G3		1-2 G3	6	0	2	0	0	0	2		
John Thomson, R ERA: 6.23				3-1 P2		0-0 E9 1B		2-3 K	3-3 K		1-3 K	0	0	0	0	0	0	0		
PITCHER	IP ERA WLS BF H R ER SO BB IBB HBP BLK WP HR S P ERA WHIP	John Burkett, R ERA: 4.85	Xavier Hernandez, R ERA: 3.56	John Wetteland, R ERA: 1.82	Danny Patterson, R ERA: 1.35	PITCHER	IP ERA WLS BF H R ER SO BB IBB HBP BLK WP HR S P ERA WHIP													

Texas Rangers @ Colorado Rockies
Coors Field, Denver, CO
Tue Jun 17 1997, 7:05 PM MDT
Att. 48,243 - Unknown - 75 F

livebaseballscorecards.com

AB 50
R 8
H 17
RBI 8
BB 3
SO 9
LOB 23



Batter	1	2	3	4	5	6	7	8	9	AB	R	H	RBI	BB	SO	LOB	TOP								
Mark McLemore, S (1.4) OBP: 0.304, SLG: 0.286	G4-3	G4-6-3		FC4-6		F8			1B	5	2	2	1	0	0	2									
Ivan Rodriguez, R (1.2) OBP: 0.379, SLG: 0.536	F9		BB	FC4-6		P4			1B	4	1	3	2	1	0	0									
29 Rusty Greer, L (1.7) OBP: 0.431, SLG: 0.538	PO		L7	FC4-6			K		FC4-6	4	0	0	1	1	1	4									
Juan Gonzalez, R (1.9) OBP: 0.293, SLG: 0.540	F9		F7	FC6-4			K		K	5	0	0	1	0	2	5									
Will Clark, L (1.3) OBP: 0.451, SLG: 0.523	PO	2B	1B	L8			G4-3		BB	3	2	1	0	2	0	1									
Dean Palmer, R (1.5) OBP: 0.302, SLG: 0.388		1B	2B	1B		P4		K	K	5	1	2	2	0	2	2									
Damon Buford, R (1.8) OBP: 0.289, SLG: 0.330		L5		K			K		F7	4	0	0	0	0	2	3									
Benji Gil, R (1.6) OBP: 0.280, SLG: 0.327		1B	BB	HBP	1B		F7		K	3	1	1	0	1	1	0									
Darren Oliver, R (1.1) OBP: 0.667, SLG: 0.500				1B	1B				2B	2	1	1	2	0	1	0									
Xavier Hernandez, L (7.1) Eric Gunderson, R (8.1) Mike Simms, R (9. PH) John Wetteland, R (9.1)				FC4-6	HBP		K		1B	0	0	0	0	0	0	0									
Inning Stats	R: 0 E: 0 K: 0 S: 7	H: 0 LOB: 1 BB: 2 P: 17	R: 2 E: 0 K: 0 S: 12	H: 3 LOB: 1 BB: 1 P: 22	R: 2 E: 0 K: 1 S: 10	H: 2 LOB: 1 BB: 1 P: 19	R: 3 E: 0 K: 0 S: 11	H: 3 LOB: 1 BB: 0 P: 17	R: 0 E: 0 K: 1 S: 12	H: 0 LOB: 0 BB: 0 P: 16	R: 0 E: 0 K: 2 S: 10	H: 0 LOB: 0 BB: 0 P: 14	R: 0 E: 0 K: 2 S: 7	H: 0 LOB: 0 BB: 0 P: 10	R: 0 E: 0 K: 2 S: 10	H: 0 LOB: 0 BB: 0 P: 10	R: 2 E: 0 K: 2 S: 21	H: 3 LOB: 2 BB: 1 P: 30	1B: 9 2B: 2 3B: 0 HR: 0	SF: 0 SAC: 0 DP: 1 HBP: 1	WP: 0 PB: 0 SB: 1 CS: 0	PA: 43			
PITCHER	IP	WLS	BF	H	R	ER	SO	BB	IBB	HBP	BLK	WP	HR	S	P	ERA	WHIP								
Jamey Wright, R (1.1) ERA: 8.52	4.0		23	8	7	7	1	4	0	1	0	0	0	40	75	15.75	3.000								
Mike DeJean, R (5.1) ERA: 3.59	3.0		9	0	0	0	4	0	0	0	0	0	0	29	40	0.00	0.000								
Jerry Dipoto, R (8.1) ERA: 6.52	1.0		3	0	0	0	2	0	0	0	0	0	0	7	10	0.00	0.000								
Bruce Ruffin, L (9.1) ERA: 5.31	0.2	W	6	3	2	2	1	1	0	0	0	0	0	18	26	27.00	6.000								
Curt Leskanic, R (9.1) ERA: 5.11	0.1		1	0	0	0	1	0	0	0	0	0	0	3	4	0.00	0.000								

Texas Rangers @ Colorado Rockies
Coors Field, Denver, CO
Wed Jun 18 1997, 3:33 AM MDT
Att: 43,432 - Cloudy - 83 F

AB 36
R 9
H 11
RBI 9
BB 5
SO 9
LOB 17



Batter	1	2	3	4	5	6	7	8	9	AB	R	H	RBI	BB	SO	LOB	BOTTOM								
Eric Young Sr., R (1.4) OBP: 0.381, SLG: 0.425	G5-3		G6-3		G4-3		SF9		F9	4	0	0	1	0	0	0									
Ellis Burks, R (1.8) OBP: 0.333, SLG: 0.532	L6		HR		P8		E		E6	5	3	2	1	0	0	0									
Larry Walker, L (1.9) OBP: 0.510, SLG: 0.770	2B		G4-3			L8	E		HR	5	2	3	1	0	0	0									
Andres Galarraga, R (1.3) OBP: 0.407, SLG: 0.615	G4-3				G6-3		E7		HR	5	1	2	3	0	0	3									
Dante Bichette, R (1.7) OBP: 0.343, SLG: 0.470	G5-3			HR		K			SH	5	2	3	3	0	1	1									
Vinny Castilla, R (1.5) OBP: 0.369, SLG: 0.562	G5-3				G5-3		F9		BB	4	0	1	0	1	0	2									
Kirt Manwaring, R (1.2) OBP: 0.324, SLG: 0.313						L5	L9		SH	4	0	2	0	0	0	4									
Walt Weiss, S (1.6) OBP: 0.350, SLG: 0.353	F8				G1-3		SF9		G1-3	4	1	1	1	1	0	2									
Jamey Wright, R (1.1) Mike Duncan, R (5.1) Harvey Pulliam, R (7. PH) Jerry Dipoto, R (8.1) Quinton McCracken, S (8. PH) Bruce Ruffin, S (9.1) Curt Leskanic, R (9.1)						F8			E1	1	0	0	0	0	1	0									
Inning Stats	R: 0 E: 0 K: 0 S: 8	H: 1 LOB: 1 BB: 0 P: 16	R: 0 E: 0 K: 0 S: 11	H: 1 LOB: 0 BB: 0 P: 22	R: 1 E: 0 K: 1 S: 8	H: 1 LOB: 0 BB: 0 P: 9	R: 1 E: 0 K: 0 S: 8	H: 2 LOB: 1 BB: 0 P: 14	R: 0 E: 0 K: 1 S: 11	H: 0 LOB: 0 BB: 0 P: 6	R: 0 E: 0 K: 1 S: 11	H: 2 LOB: 2 BB: 0 P: 19	R: 4 E: 2 K: 0 S: 17	H: 4 LOB: 2 BB: 0 P: 24	R: 0 E: 0 K: 1 S: 7	H: 0 LOB: 0 BB: 0 P: 10	R: 4 E: 1 K: 0 S: 16	H: 3 LOB: 3 BB: 2 P: 27	1B: 9 2B: 2 3B: 0 HR: 3	SF: 1 SAC: 1 DP: 0 HBP: 0	WP: 0 PB: 0 SB: 0 CS: 0	PA: 44			
PITCHER	IP	WLS	BF	H	R	ER	SO	BB	IBB	HBP	BLK	WP	HR	S	P	ERA	WHIP								
Darren Oliver, L (1.1) ERA: 4.85	6.1		30	10	6	3	2	0	0	0	0	0	0	61	103	4.26	1.579								
Xavier Hernandez, R (7.1) ERA: 3.28	0.2		4	1	0	0	0	0	0	0	0	0	0	5	7	0.00	1.500								
Eric Gunderson, L (8.1) ERA: 1.88	1.0		3	0	0	0	1	0	0	0	0	0	0	7	10	0.00	0.000								
John Wetteland, R (9.1) ERA: 2.73	0.0	L	7	3	4	3	0	1	1	0	0	0	1	16	27	*	*								

Texas Rangers @ Colorado Rockies
Coors Field, Denver, CO
Wed Jun 18 1997, 3:33 AM MDT
Att: 43,432 - Cloudy - 83 F

AB 40
R 10
H 14
RBI 10
BB 2
SO 3
LOB 13



Batter	1	2	3	4	5	6	7	8	9	AB	R	H	RBI	BB	SO	LOB	TOP				
Eric Young Sr. R OBP: 0.384, SLG: 0.429	(1,4) K		0-2 HR 2B		1-0 SH5-3		4-2 BB		0-0 SH3-4	2	1	2	1	1	0		Colorado Rockies @ San Diego Padres Qualcomm Stadium, San Diego, CA Thu Jun 19 1997, 6:33 AM EDT Att: 19,146 - Sunny - 71 F				
Ellis Burks R Quinton McCracken S OBP: 0.337, SLG: 0.533 OBP: 0.386, SLG: 0.410	(1,8) FC4-6 1B		3-1 G5-3		0-0 E 1B	1-1 F7		2-1 F8	3	1	2	0	0	0	2	2					
Larry Walker L OBP: 0.508, SLG: 0.767	(1,9) FC4-6 1-2 CS		3-3 K		2-1 E9 2B		1-0 G4-3		2-2 1B	5	0	2	3	0	1	5					
Andres Galarraga R OBP: 0.411, SLG: 0.625	(1,3) CS 1-2	3-1 P3	1-0 HR		2-3 K			0-1 G6-4-3 1B	5	1	3	3	0	1	1						
Dante Bichette R OBP: 0.341, SLG: 0.469		3-1 F7	0-0 F9			2-2 FC5-3 2B		2-0 G6-4-3 1-2	5	0	1	0	0	0	3						
Vinny Castilla R OBP: 0.388, SLG: 0.561		0-0 G5-3		0-1 G6-3		1-1 FC5-3		0-0 2B	4	0	1	0	0	0	1						
Kirt Manwaring R OBP: 0.323, SLG: 0.312			1-1 E 1B 2B		1-1 F7			2-2 F9	4	1	1	0	0	0	1						
Walt Weiss S OBP: 0.357, SLG: 0.357			0-0 E 2B 1B		0-2 G5-3		4-2 G3 BB		2-2 SH3-4 BB 1B	3	2	2	0	1	0	0					
Roger Bailey R John Vander Wal L Mike Munoz L Jerry Dipoto R Harvey Pulliam R Curt Leskanic R	(1,1) E1 2B HR		0-1 E1 2B HR		4-2 SH5-3 1B BB			0-0 G3	1	1	0	0	1	0	2	1					
Inning Stats	R: 0 E: 0 K: 1 S: 9	H: 1 LOB: 0 BB: 0 P: 16	R: 0 E: 0 K: 0 S: 5	H: 0 LOB: 0 BB: 0 P: 11	R: 5 E: 1 K: 1 S: 15	H: 4 LOB: 0 BB: 0 P: 23	R: 0 E: 0 K: 0 S: 7	H: 0 LOB: 0 BB: 0 P: 8	R: 1 E: 1 K: 1 S: 9	H: 2 LOB: 1 BB: 1 P: 18	R: 0 E: 0 K: 0 S: 8	H: 1 LOB: 0 BB: 0 P: 13	R: 0 E: 0 K: 0 S: 11	H: 0 LOB: 2 BB: 2 P: 21	R: 0 E: 0 K: 0 S: 7	H: 2 LOB: 1 BB: 0 P: 11		R: 2 E: 0 K: 0 S: 18	H: 3 LOB: 2 BB: 1 P: 30	1B: 8 2B: 5 3B: 0 HR: 1	SF: 0 SAC: 2 DP: 2 HBP: 0
PITCHER	IP WLS BF H R ER SO BB IBB HBP BLK WP HR S P ERA WHIP																				
Danny Jackson L ERA: 7.58	(1,1) 6.0 L 25 8 6 2 3 1 0 0 0 0 0 1 53 89 3.00 1.500																				
Pete Smith R ERA: 4.55	(7,1) 0.1 3 0 0 0 0 2 0 0 0 0 0 0 8 16 0.00 6.000																				
Heath Murray L ERA: 6.91	(7,1) 2.2 13 5 2 2 0 1 0 0 0 0 0 0 28 46 6.75 2.250																				


AB	35
R	8
H	13
RBI	8
BB	4
SO	3
LOB	20




Batter	1	2	3	4	5	6	7	8	9	AB	R	H	RBI	BB	SO	LOB	BOTTOM				
Rickey Henderson R OBP: 0.427, SLG: 0.374	(1,9) 1B S BB	0-2 G4-6-3		4-2 FC4-6 BB		0-0 WP S 1B			1-2 G6-3	3	1	1	1	2	0	1	Colorado Rockies @ San Diego Padres Qualcomm Stadium, San Diego, CA Thu Jun 19 1997, 6:33 AM EDT Att: 19,146 - Sunny - 71 F				
Quiro Velaz S OBP: 0.331, SLG: 0.341	(1,4) F7		1-0 2B HBP 1B	3-1 FC4-6		3-2 G3-1		0-2 2B	5	1	2	0	0	0	4						
Steve Finley L OBP: 0.305, SLG: 0.454	(1,8) F7		0-0 HBP 2B	2-1 G3		2-1 F8		1-1 P4	5	0	1	0	0	0	4						
Wally Joyner L OBP: 0.392, SLG: 0.481	(1,3) 1B BB		1-2 P6		1-1 F8		0-0 G6-4-3 1B			4	1	2	0	0	2						
Greg Vaughn R OBP: 0.295, SLG: 0.361	(1,7) 1B BB		4-2 HBP BB		3-1 P5		0-2 G6-4-3 1-2			2	0	0	0	2	0	1					
Archi Cianfrocco R OBP: 0.342, SLG: 0.370	(1,5) FC5-4 1B		3-2 G5-4-3 HBP		1-1 G6-3			3-3 K	3	0	1	3	0	1	0						
Chris Gomez R OBP: 0.317, SLG: 0.341	(1,6) FC5-4 1-2		0-0 G5-4-3 1-2		2-1 G5-4-3 1B 2B		2-2 P3	4	1	1	0	0	0	0	5						
John Flaherty R OBP: 0.289, SLG: 0.346		0-0 FC5-6 2B		0-0 FC4-6 G4-3 1B		2-2 G5-3		2-3 K	4	0	2	0	0	1	1						
Danny Jackson R Mark Sweeney L Pete Smith R Heath Murray L Chris Jones R	(1,1) FC5-6 G4-6-3		0-0 FC5-6		0-1 G4-3		2-3 K	2	0	0	0	0	0	0	2						
Inning Stats	R: 2 E: 0 K: 0 S: 16	H: 2 LOB: 2 BB: 2 P: 29	R: 0 E: 0 K: 0 S: 5	H: 1 LOB: 0 BB: 0 P: 5	R: 1 E: 0 K: 0 S: 13	H: 2 LOB: 2 BB: 1 P: 22	R: 0 E: 0 K: 0 S: 10	H: 1 LOB: 2 BB: 1 P: 19	R: 0 E: 0 K: 0 S: 6	H: 0 LOB: 0 BB: 0 P: 11	R: 1 E: 0 K: 1 S: 14	H: 2 LOB: 1 BB: 0 P: 22	R: 0 E: 0 K: 0 S: 6	H: 1 LOB: 0 BB: 0 P: 8	R: 0 E: 0 K: 2 S: 10	H: 0 LOB: 0 BB: 0 P: 17		R: 0 E: 0 K: 0 S: 12	H: 1 LOB: 1 BB: 0 P: 15	1B: 6 2B: 4 3B: 0 HR: 0	SF: 0 SAC: 0 DP: 3 HBP: 1
PITCHER	IP WLS BF H R ER SO BB IBB HBP BLK WP HR S P ERA WHIP																				
Roger Bailey R ERA: 3.27	(1,1) 6.0 W 29 8 4 4 1 0 0 4 0 0 0 0 0 1 64 108 6.00 2.000																				
Mike Munoz L ERA: 4.98	(7,1) 0.1 2 1 0 0 0 0 0 0 0 0 0 0 3 5 0.00 3.000																				
Jerry Dipoto R ERA: 6.25	(7,1) 1.2 4 0 0 0 0 2 0 0 0 0 0 0 0 13 20 0.00 0.000																				
Curt Leskanic R ERA: 4.73	(9,1) 1.0 4 1 0 0 0 0 0 0 0 0 0 0 0 12 15 0.00 1.000																				

AB	34
R	4
H	10
RBI	4
BB	4
SO	3
LOB	21



Batter	1	2	3	4	5	6	7	8	9	AB	R	H	RBI	BB	SO	LOB	TOP								
Eric Young Sr., R OBP: 0.383, SLG: 0.447	1-1 E4 3B		1-0 HR		0-2 G5-3	1-3 K		2-0 F9		5	2	2	2	0	1	2	Colorado Rockies @ San Diego Padres Qualcomm Stadium, San Diego, CA Sat Jun 21 1997, 10:05 PM EDT Att: 43,044 - Unknown - 73 F 								
Quinton McCracken, S OBP: 0.370, SLG: 0.399	1-0 G1-3		2-1 G6-3		3-1 G3		3-2 G3		1-3 K	5	0	0	0	0	1	0									
Larry Walker, L OBP: 0.506, SLG: 0.766	2-2 G3		3-2 G4-3		1-1 HR		0-0 F8		0-2 HR	5	2	2	1	0	0	0									
Andres Galarraga, R OBP: 0.418, SLG: 0.638	2-2 1B		0-2 1B		1-0 HR		3-1 G6-3		1-2 1B	5	2	4	2	0	0	0									
Dante Bichette, R OBP: 0.340, SLG: 0.468 Curt Leskanic, R	2-3 K		0-0 G5-3		1-1 WP			1-3 K2-3	1-1 1B	5	0	2	0	0	2	2									
Vinny Castilla, R OBP: 0.380, SLG: 0.546		2-2 G5-3		1-0 G5-3	1-1 F7			1-1 G6-3	0-0 G6-4-3	5	0	1	1	0	0	1									
Kirt Manwaring, R OBP: 0.325, SLG: 0.310	1-1 F8		2-2 G1-3		0-0 G3			4-2 1B	0-1 G6-4-3	4	1	1	0	1	0	2									
Walt Weiss, S OBP: 0.359, SLG: 0.360	1-0 F8		2-1 G1-3		0-0 1B			3-2 1B	1-2 1B	4	1	2	0	0	0	1									
Bryan Rekar, R OBP: 0.333, SLG: 0.333 Steve Reed, R Bruce Ruffin, S John Vander Wal, L Mike DeJean, R Mike Munoz, L Harvey Pulliam, R	1-1 HR		0-0 G5-3		2-3 K			0-0 E8	1-1 2B	3	1	1	0	0	1	2									
Inning Stats	R: 1 E: 1 K: 1 S: 12	H: 2 LOB: 1 BB: 0 P: 20	R: 0 E: 0 K: 0 S: 6	H: 0 LOB: 0 BB: 0 P: 10	R: 2 E: 0 K: 0 S: 12	H: 3 LOB: 1 BB: 0 P: 19	R: 0 E: 0 K: 0 S: 7	H: 1 LOB: 1 BB: 0 P: 12	R: 2 E: 0 K: 2 S: 12	H: 3 LOB: 1 BB: 0 P: 19	R: 0 E: 0 K: 0 S: 8	H: 1 LOB: 1 BB: 0 P: 11	R: 0 E: 0 K: 0 S: 9	H: 0 LOB: 0 BB: 0 P: 15	R: 2 E: 1 K: 1 S: 14	H: 2 LOB: 1 BB: 1 P: 25		R: 2 E: 0 K: 1 S: 15	H: 4 LOB: 1 BB: 0 P: 18	1B: 11 2B: 1 3B: 1 HR: 3	SF: 0 SAC: 0 DP: 1 HBP: 0	WP: 1 PB: 0 SB: 0 CS: 0	PA: 43		
PITCHER	IP	WLS	BF	H	R	ER	SO	BB	IBB	HBP	BLK	WP	HR	S	P	ERA	WHIP								
Sean Bergman, R ERA: 4.8	6.0	L	28	10	5	5	3	0	0	0	0	1	2	57	91	7.50	1.667								
Pete Smith, R ERA: 5.14	2.0		9	2	2	2	1	1	0	0	0	0	0	23	40	9.00	1.500								
Rich Batchelor, R ERA: 5.03	1.0		6	4	2	2	1	0	0	0	0	0	1	15	18	18.00	4.000								

Batter	1	2	3	4	5	6	7	8	9	AB	R	H	RBI	BB	SO	LOB	BOTTOM								
Rickey Henderson, R OBP: 0.431, SLG: 0.384	2-1 F8	4-2 BB		2-2 F8		1-1 P4		4-0 BB		3	0	0	0	2	0	3	Colorado Rockies @ San Diego Padres Qualcomm Stadium, San Diego, CA Sat Jun 21 1997, 10:05 PM EDT Att: 43,044 - Unknown - 73 F 								
Chris Gomez, R OBP: 0.317, SLG: 0.336	2-2 G5-3	0-0 F7			2-2 G6-3		1-0 BB	4-2 G4-6-3		4	1	1	0	1	0	2									
Tony Gwynn, L OBP: 0.427, SLG: 0.572	3-1 G3		0-0 G4-3		3-1 1B		4-0 1B	1-1 G4-6-3		4	0	1	0	1	0	3									
Steve Finley, L OBP: 0.302, SLG: 0.455		4-2 BB	1-1 G4-3		2-1 F7		0-1 F9		2-0 F8	4	1	0	0	1	0	3									
Wally Joyner, L OBP: 0.398, SLG: 0.487		4-2 HR	0-0 2B		2-1 F8		0-0 1B		1-0 F7	4	1	2	1	1	0	1									
Archi Cianfrocco, R OBP: 0.342, SLG: 0.403	1-0 HR		0-3 K		0-1 E4		1-3 K		1-3 K	5	1	1	3	0	3	3									
John Flaherty, R OBP: 0.281, SLG: 0.335		2-0 G3		2-3 K		2-0 P3		1-1 P4		4	0	0	0	0	1	3									
Jorge Velandia, R OBP: 0.500, SLG: 0.600		0-0 2B		1-1 SH2-4		4-2 BB		2-1 G6-3		3	0	2	0	1	0	0									
Sean Bergman, R OBP: 0.250, SLG: 0.375 Ken Caminiti, S Pete Smith, R	0-3 K		0-2 SH2-4		0-3 K			2-1 BB		1	0	0	0	0	1	1									
Mark Sweeney, L OBP: 0.309, SLG: 0.275 Rich Batchelor, R			1-2 1B					1B		1	0	1	0	0	0	0									
Inning Stats	R: 0 E: 0 K: 0 S: 7	H: 0 LOB: 0 BB: 0 P: 14	R: 3 E: 0 K: 1 S: 16	H: 2 LOB: 3 BB: 3 P: 31	R: 0 E: 0 K: 1 S: 7	H: 1 LOB: 1 BB: 0 P: 8	R: 0 E: 0 K: 1 S: 12	H: 1 LOB: 1 BB: 0 P: 17	R: 0 E: 0 K: 1 S: 9	H: 0 LOB: 2 BB: 1 P: 18	R: 1 E: 0 K: 1 S: 9	H: 2 LOB: 2 BB: 1 P: 16	R: 0 E: 0 K: 0 S: 8	H: 1 LOB: 2 BB: 2 P: 21	R: 0 E: 0 K: 1 S: 5	H: 0 LOB: 0 BB: 0 P: 9	1B: 5 2B: 2 3B: 0 HR: 1	SF: 0 SAC: 1 DP: 1 HBP: 0	WP: 0 PB: 0 SB: 0 CS: 0	PA: 42					
PITCHER	IP	WLS	BF	H	R	ER	SO	BB	IBB	HBP	BLK	WP	HR	S	P	ERA	WHIP								
Bryan Rekar, R ERA: 5.06	5.1	W	26	5	3	3	3	4	0	0	0	0	0	6	8	13.50	1.500								
Steve Reed, R ERA: 4.83	0.2		3	1	1	1	1	0	0	0	0	0	0	6	8	13.50	1.500								
Bruce Ruffin, L ERA: 5.06	1.0		5	1	0	0	1	1	0	0	0	0	0	8	14	0.00	2.000								
Mike DeJean, R ERA: 4.2	0.1		4	1	0	0	0	2	0	0	0	0	0	6	18	0.00	9.000								
Mike Munoz, L ERA: 5.16	0.2		1	0	0	0	0	0	0	0	0	0	0	2	3	0.00	0.000								

AB 42
R 9
H 16
RBI 8
BB 1
SO 5
LOB 10

AB 34
R 4
H 8
RBI 4
BB 7
SO 6
LOB 21

Batter	1	2	3	4	5	6	7	8	9	AB	R	H	RBI	BB	SO	LOB	TOP								
Eric Young Sr. R OBP: 0.381, SLG: 0.442 (1,4)	4-0 CS BB		2-3 K			0-1 F8		0-1 G1-3		3	0	0	0	1	1	0	Colorado Rockies @ San Diego Padres Qualcomm Stadium, San Diego, CA Sun Jun 22 1997, 6:33 AM EDT Att: 28,893 - Sunny - 74 F								
Ellis Burks R OBP: 0.336, SLG: 0.526 (1,8) (7,7)	2-1 SAFE L5			4-2 L9-3 BB		0-0 F7		2-2 G6-3		3	0	0	0	1	0	1									
Dante Bichette R OBP: 0.336, SLG: 0.461 (1,7) (7,9)	1 SAFE 3-3 K			0-0 P4		1-0 F7		0-0 G5-3		4	0	0	0	0	1	2									
Larry Walker L OBP: 0.506, SLG: 0.766 (8,9)	1-2 K									0	0	0	0	0	0	0									
Andres Galarraga R OBP: 0.413, SLG: 0.629 (1,3)		1-3 K		1-2 L9-3			2-2 G6-3		1-3 K	4	0	0	0	0	2	1									
John Vander Wal L OBP: 0.283, SLG: 0.208 Quinton McCracken S OBP: 0.366, SLG: 0.396 (1,9) (7,8)		4-1 FC6-4 BB			2-1 G4-3		4-2 F8 1B BB		2-3 K	1	1	0	0	2	0	0									
Vinny Castilla R OBP: 0.382, SLG: 0.545 (1,5)		0-1 F8			2-3 K		1-1 1B		0-1 PB	4	0	2	0	0	1	1									
Jeff Reed L OBP: 0.373, SLG: 0.533 (1,2)		0-0 FC6-4			1-1 HR		1-2 F8		2-3 K	4	1	1	1	0	1	4									
Walt Weiss S OBP: 0.363, SLG: 0.361 (1,6)			3-3 K		4-1 BB		3-0 1B			2	0	1	1	1	1	0									
John Thomson R OBP: 0.294, SLG: 0.294 Bruce Ruffin S Curt Leskanic R (1,1) (8,1) (8,1)			1-0 G5-3		2-3 K		2-3 K			3	0	0	0	0	2	3									
Inning Stats	R: 0 E: 0 K: 1 S: 6	H: 0 LOB: 0 BB: 1 P: 15	R: 0 E: 0 K: 1 S: 7	H: 0 LOB: 1 BB: 1 P: 12	R: 0 E: 0 K: 2 S: 15	H: 0 LOB: 0 BB: 0 P: 21	R: 0 E: 0 K: 0 S: 6	H: 0 LOB: 0 BB: 1 P: 11	R: 1 E: 0 K: 2 S: 11	H: 1 LOB: 1 BB: 1 P: 22	R: 0 E: 0 K: 0 S: 4	H: 0 LOB: 0 BB: 0 P: 5	R: 1 E: 0 K: 1 S: 18	H: 2 LOB: 2 BB: 1 P: 31	R: 0 E: 0 K: 0 S: 6	H: 0 LOB: 0 BB: 0 P: 8	R: 0 E: 0 K: 3 S: 12	H: 1 LOB: 1 BB: 0 P: 17	1B: 3 2B: 1 3B: 0 HR: 1	SF: 0 SAC: 0 DP: 1 HBP: 0	WP: 0 PB: 1 SB: 0 CS: 1	PA: 34			
PITCHER	IP	WLS	BF	H	R	ER	SO	BB	IBB	HBP	BLK	WP	HR	S	P	ERA	WHIP								
Joey Hamilton R ERA: 4.58 Tim Worrell R ERA: 5.43 Trevor Hoffman R ERA: 3.66	(1,1) (8,1) (9,1)	7.0 1.0 1.0	27 3 4	3 0 1	2 0 0	2 0 0	7 0 3	5 0 0	0 0 0	0 0 0	0 0 0	0 0 0	1 6 12	1 8 17	117 8 17	2.57 0.00 0.00	1.143 0.000 1.000								

AB	29
R	2
H	4
RBI	2
BB	5
SO	10
LOB	12



Batter	1	2	3	4	5	6	7	8	9	AB	R	H	RBI	BB	SO	LOB	BOTTOM								
Steve Finley L OBP: 0.306, SLG: 0.458 (1,8)	0-0 F7		3-2 G5-4-3 1B			1-1 FC5-4 1B		0-0 SH3-4		3	0	2	0	0	0	0	Colorado Rockies @ San Diego Padres Qualcomm Stadium, San Diego, CA Sun Jun 22 1997, 6:33 AM EDT Att: 28,893 - Sunny - 74 F								
Chris Gomez R OBP: 0.316, SLG: 0.332 (1,6)	1-3 K		0-2 G5-4-3			2-1 FC5-4		4-2 2B BB		3	1	0	0	1	1	2									
Tony Gwynn L OBP: 0.428, SLG: 0.575 (1,9)	0-1 E 1B			1-1 L6		0-0 F7		0-0 G3-1 E 2B		4	1	2	3	0	0	1									
Ken Caminiti S OBP: 0.321, SLG: 0.389 (1,5)	1-1 E6			2-3 K		0-0 G3-1		0-0 G3-1		4	0	0	0	0	1	3									
Wally Joyner L OBP: 0.396, SLG: 0.480 (1,3)	1-1 G3-1			3-1 G6-3			4-0 BB	3-2 E3		3	0	0	0	1	0	2									
Greg Vaughn R OBP: 0.300, SLG: 0.364 Tim Worrell R OBP: 0.294, SLG: 0.200 QuiVivo Veras S OBP: 0.329, SLG: 0.339 Trevor Hoffman R OBP: 0.500, SLG: 0.500 (1,7) (8,1) (8,PH) (9,1)		2-3 K			0-0 P3		0-0 F7	1-1 G4-3		3	0	0	0	0	1	1									
Archi Cianfrocco R OBP: 0.335, SLG: 0.395 (1,4)		0-2 G1-3			0-3 K		1-2 G6-4-3			3	0	0	0	0	1	1									
Carlos Hernandez R OBP: 0.281, SLG: 0.357 Mark Sweeney L OBP: 0.317, SLG: 0.286 John Figherty R OBP: 0.281, SLG: 0.335 (1,2) (8,PH) (9,2)		1-2 G3			4-2 BB			3-2 SH3-4 BB 2B 1B		1	0	0	0	1	0	0									
Joey Hamilton R OBP: 0.150, SLG: 0.300 Rickey Henderson R OBP: 0.435, SLG: 0.364 (1,1) (8,7)			0-3 K		0-3 K			4-1 SH3-4 BB		2	0	0	0	0	2	1									
Inning Stats	R: 0 E: 1 K: 1 S: 10	H: 1 LOB: 2 BB: 0 P: 13	R: 0 E: 0 K: 1 S: 9	H: 0 LOB: 0 BB: 0 P: 12	R: 0 E: 0 K: 1 S: 9	H: 1 LOB: 0 BB: 0 P: 12	R: 0 E: 0 K: 1 S: 7	H: 0 LOB: 0 BB: 0 P: 13	R: 0 E: 1 K: 0 S: 6	H: 1 LOB: 1 BB: 0 P: 9	R: 0 E: 0 K: 0 S: 7	H: 0 LOB: 0 BB: 1 P: 12	R: 4 E: 1 K: 0 S: 16	H: 2 LOB: 1 BB: 2 P: 31	R: 0 E: 0 K: 0 S: 6	H: 0 LOB: 0 BB: 1 P: 12		R: 0 E: 0 K: 0 S: 12	H: 0 LOB: 0 BB: 0 P: 17	1B: 4 2B: 1 3B: 0 HR: 0	SF: 0 SAC: 1 DP: 2 HBP: 0	WP: 0 PB: 0 SB: 0 CS: 0	PA: 33		
PITCHER	IP	WLS	BF	H	R	ER	SO	BB	IBB	HBP	BLK	WP	HR	S	P	ERA	WHIP								
John Thomson R ERA: 5.72 Bruce Ruffin L ERA: 5.4 Curt Leskanic R ERA: 4.2	(1,1) (8,1) (8,1)	7.0 0.1 0.2	27 3 3	4 1 0	2 1 1	2 1 0	6 0 0	3 1 0	0 0 0	0 0 0	0 0 0	0 0 0	4 6 10	8 8 10	27.00 0.00 0.00	6.000 0.000 0.000									

AB	28
R	4
H	5
RBI	3
BB	4
SO	6
LOB	12



Batter	1	2	3	4	5	6	7	8	9	AB	R	H	RBI	BB	SO	LOB	TOP											
Eric Young Sr. R OBP: 0.378, SLG: 0.438	2-1 P4		2-0 G4-3		1-0 S 1B		1-0 F7		0-0 FC6-4	5	0	1	0	0	0	2	Colorado Rockies @ Los Angeles Dodgers Dodger Stadium, Los Angeles, CA Mon Jun 23 1997, 7:05 PM PDT Att: 31,076 - Unknown - 73 F livebaseballscorecards.com											
Quinton McCracken S OBP: 0.365, SLG: 0.392	0-0 G4-3		1-0 G3		2-0 S 1B		3-2 G4-3			4	0	1	0	0	0	0												
Larry Walker L OBP: 0.503, SLG: 0.757	0-3 K		4-2 1B BB		0-2 P6			2-3 K2-3		3	0	0	0	1	2	2												
Andres Galarraga R OBP: 0.414, SLG: 0.625		4-1 HR BB	3-2 1B		2-1 G5-3			1-2 F8		3	1	1	0	1	0	2												
Ellis Burks R OBP: 0.331, SLG: 0.517	0-0 F9		1-0 P2			2-3 K		2-0 L4		4	0	0	0	0	1	3												
Vinny Castilla R OBP: 0.380, SLG: 0.552		0-0 HR		2-2 F9		2-1 G4-3		0-0 G5-3		4	1	1	2	0	0	0												
Kirt Manwaring R OBP: 0.333, SLG: 0.328		1-0 G4-3 3B		1-0 F9		4-0 BB		2-0 2B FC1-2 1B		3	1	2	0	1	0	0												
Nelfi Perez S OBP: 0.286, SLG: 0.857		0-0 G4-3		1-1 P6		1-1 F9		0-1 FC1-2 2B		4	0	1	1	0	0	1												
Kevin Ritz R OBP: 0.167, SLG: 0.063		1-3 K		2-3 K			0-0 F9		0-0 FC1-2 FC6-4	3	0	0	0	0	0	2												
Jerry Dipoto R OBP: 0.143, SLG: 0.143									2-3 3-H	0	0	0	0	0	0	0												
John Vander Wal L OBP: 0.279, SLG: 0.204										1	0	0	0	0	0	2												
Inning Stats	R: 0 E: 0 K: 1 S: 6	H: 0 LOB: 0 BB: 0 P: 8	R: 3 E: 0 K: 1 S: 8	H: 2 LOB: 0 BB: 1 P: 14	R: 0 E: 0 K: 0 S: 8	H: 1 LOB: 2 BB: 1 P: 19	R: 0 E: 0 K: 0 S: 6	H: 0 LOB: 0 BB: 0 P: 10	R: 0 E: 0 K: 1 S: 10	H: 2 LOB: 2 BB: 0 P: 17	R: 0 E: 0 K: 0 S: 7	H: 0 LOB: 1 BB: 1 P: 16	R: 0 E: 0 K: 0 S: 5	H: 0 LOB: 0 BB: 0 P: 9	R: 0 E: 0 K: 1 S: 9	H: 0 LOB: 0 BB: 0 P: 14	R: 0 E: 0 K: 0 S: 6	H: 2 LOB: 2 BB: 0 P: 8	1B: 4 2B: 1 3B: 1 HR: 1	SF: 0 SAC: 0 DP: 0 HBP: 0	WP: 0 PB: 0 SB: 2 CS: 0	PA: 37						
PITCHER	IP	WLS	BF	H	R	ER	SO	BB	IBB	HBP	BLK	WP	HR	S	P	ERA	WHIP											
Hideo Nomo R ERA: 3.69	(1, 1)	8.0	W	32	5	3	3	5	3	0	0	0	0	1	59	107	3.38	1.000										
Darren Hall R ERA: 2.03	(9, 1)	1.0	S	5	2	0	0	0	0	0	0	0	0	0	6	8	0.00	2.000										

Batter	1	2	3	4	5	6	7	8	9	AB	R	H	RBI	BB	SO	LOB	BOTTOM											
Brett Butler L OBP: 0.415, SLG: 0.353	2-1 E SF9 1B		0-0 G4-3		0-0 B1-3		2-1 1B			4	1	2	0	0	0	0	Colorado Rockies @ Los Angeles Dodgers Dodger Stadium, Los Angeles, CA Mon Jun 23 1997, 7:05 PM PDT Att: 31,076 - Unknown - 73 F livebaseballscorecards.com											
Todd Zeile R OBP: 0.324, SLG: 0.425	1-1 E3 HR		3-2 G5-3		0-0 G5-3		1-0 F8			4	1	0	0	0	0	3												
Mike Piazza R OBP: 0.428, SLG: 0.559	0-0 SF9		2-3 K		4-0 1B BB		1-1 F9			2	0	0	1	1	1	2												
Eric Karros R OBP: 0.335, SLG: 0.457	1-0 HR		0-0 G6-3		0-0 FC6-4 1B		2-3 K			4	1	2	2	0	1	2												
Raul Mondesi R OBP: 0.342, SLG: 0.524	0-0 HR		0-0 P4		1-0 FC6-4			3-2 G6-3		4	1	1	1	0	0	2												
Karin Garcia L OBP: 0.310, SLG: 0.320	1-2 G6-3 3B 1B		1-2 G4-3			0-0 L3		0-3 K		4	1	1	0	0	1	0												
Darren Hall R										0	0	0	0	0	0	0												
Greg Gagne R OBP: 0.297, SLG: 0.381	1-0 G6-3			1-1 F8		1-0 F8		0-0 F8		4	0	0	0	0	0	1												
Wilton Guerrero S OBP: 0.302, SLG: 0.411	1-2 2H 3B			2-2 G1-3		1-0 F7				3	0	1	1	0	0	0												
Hideo Nomo R OBP: 0.194, SLG: 0.333	1-3 K			1-2 G1-3			0-0 2B			3	0	1	0	0	1	1												
Roger Cedeno S OBP: 0.260, SLG: 0.231										0	0	0	0	0	0	0												
Inning Stats	R: 5 E: 1 K: 1 S: 19	H: 5 LOB: 1 BB: 0 P: 27	R: 0 E: 0 K: 1 S: 8	H: 0 LOB: 0 BB: 0 P: 13	R: 0 E: 0 K: 0 S: 5	H: 0 LOB: 0 BB: 0 P: 6	R: 0 E: 0 K: 0 S: 9	H: 0 LOB: 0 BB: 0 P: 13	R: 0 E: 0 K: 0 S: 4	H: 1 LOB: 2 BB: 1 P: 9	R: 0 E: 0 K: 0 S: 3	H: 0 LOB: 0 BB: 0 P: 5	R: 0 E: 0 K: 1 S: 9	H: 2 LOB: 2 BB: 0 P: 15	R: 0 E: 0 K: 1 S: 7	H: 0 LOB: 0 BB: 0 P: 10	1B: 4 2B: 1 3B: 1 HR: 2	SF: 1 SAC: 0 DP: 0 HBP: 0	WP: 0 PB: 0 SB: 1 CS: 0	PA: 34								
PITCHER	IP	WLS	BF	H	R	ER	SO	BB	IBB	HBP	BLK	WP	HR	S	P	ERA	WHIP											
Kevin Ritz R ERA: 6.19	(1, 1)	6.1	L	29	8	5	3	2	1	0	0	0	0	0	12	18	0.00	0.000										
Jerry Dipoto R ERA: 5.95	(7, 1)	1.2		5	0	0	0	2	0	0	0	0	0	0	0	0	0.00	0.000										



Batter	1	2	3	4	5	6	7	8	9	AB	R	H	RBI	BB	SO	LOB	TOP		
Eric Young Sr. R OBP: 0.373, SLG: 0.431 (1,4)	F8	B5-3		G6-3		F8		G4-3		5	0	0	0	0	0	1	Colorado Rockies @ Los Angeles Dodgers Dodger Stadium, Los Angeles, CA Tue Jun 24 1997, 7:05 PM PDT Att: 45,194 - Unknown - 76 F		
Watt Weiss S OBP: 0.384, SLG: 0.359 (1,6)	HR		B1-3	BB	HBP	F7		F8		4	1	1	0	1	0	0			
Larry Walker L OBP: 0.508, SLG: 0.767 (1,9)	HR		2B	BB	HBP	FC6-4			K	2	2	1	2	2	1	0			
Andres Galarraga R OBP: 0.414, SLG: 0.619 (1,3)	2B	HBP	K	BB	HBP	FC6-4			K	3	1	0	1	1	2	2			
Ellis Burks R OBP: 0.336, SLG: 0.527 (1,8)	1-H	2B	1B	2B	F9				P3	5	1	3	2	0	0	3			
Dante Bichette R OBP: 0.334, SLG: 0.458 (1,7)	G4-3		WP	1B	F9			L8		4	0	1	1	0	0	2			
Quinton McCracken S OBP: 0.385, SLG: 0.392 (9,8)			2-H	1B						0	0	0	0	0	0	0			
Vinny Castilla R OBP: 0.356, SLG: 0.544 (1,5)	K		K		K			F9		4	0	0	0	0	3	3			
Kirt Manwaring R OBP: 0.337, SLG: 0.328 (1,2)		G5-3		1B	SH2-3	BB	1B			3	1	1	0	1	1	1			
Darren Holmes R OBP: 0.167, SLG: 0.417 (1,1)		K		SH2-3						3	0	0	0	0	3	1			
Curt Lesknic R (9,1)								K		0	0	0	0	0	0	0			
Inning Stats	R: 3 E: 0 K: 1 S: 19	H: 2 LOB: 1 BB: 1 P: 28	R: 0 E: 0 K: 1 S: 6	H: 0 LOB: 0 BB: 0 P: 8	R: 2 E: 0 K: 2 S: 10	H: 2 LOB: 1 BB: 1 P: 19	R: 1 E: 0 K: 0 S: 10	H: 2 LOB: 3 BB: 1 P: 20	R: 0 E: 0 K: 2 S: 9	H: 0 LOB: 1 BB: 1 P: 16	R: 0 E: 0 K: 1 S: 8	H: 1 LOB: 1 BB: 0 P: 7	R: 0 E: 0 K: 1 S: 7	H: 0 LOB: 0 BB: 0 P: 12	R: 0 E: 0 K: 2 S: 8	H: 0 LOB: 0 BB: 0 P: 11	1B: 4 2B: 2 3B: 0 HR: 1	SF: 0 SAC: 1 DP: 0 HBP: 2	WP: 1 PA: 41 PB: 0 SB: 0 CS: 0
PITCHER	IP WLS BF H R ER SO BB IBB HBP BLK WP HR S P ERA WHIP																		
Pedro Astacio R ERA: 4.21 (1,1)	3.2 L 22 6 6 6 4 3 0 2 0 1 1 44 73 14.73 2.455																		
Mike Harkey R ERA (4,1)	3.1 13 1 0 0 3 2 0 0 0 0 0 25 40 0.00 0.900																		
Scott Radinsky L ERA (8,1)	1.0 3 0 0 0 1 0 0 0 0 0 0 7 12 0.00 0.000																		
Antonio Osuna R ERA: 3.05 (9,1)	1.0 3 0 0 0 2 0 0 0 0 0 0 8 11 0.00 0.000																		

Batter	1	2	3	4	5	6	7	8	9	AB	R	H	RBI	BB	SO	LOB	BOTTOM				
Brett Butler L OBP: 0.413, SLG: 0.353 (1,8)	G6-3		SH1-3		K			P5		3	1	1	0	0	1	2	Colorado Rockies @ Los Angeles Dodgers Dodger Stadium, Los Angeles, CA Tue Jun 24 1997, 7:05 PM PDT Att: 45,194 - Unknown - 76 F				
Todd Zeile R OBP: 0.319, SLG: 0.421 (1,5)	G6-3		SF9		P6			P6		3	0	0	1	0	0	3					
Mike Piazza R OBP: 0.429, SLG: 0.558 (1,2)	FC5-4		1B			G5-3		K		4	0	2	1	0	1	1					
Eric Karros R OBP: 0.331, SLG: 0.450 (1,3)	F9		K			G4-3			G4-3	4	0	0	0	0	1	2					
Raul Mondesi R OBP: 0.341, SLG: 0.520 (1,9)	FC5-4			F7		K			E6	4	0	1	0	0	1	1					
Karim Garcia L OBP: 0.303, SLG: 0.286 (1,7)		G5-4-3	BB	K		L3			K	3	0	0	0	1	2	1					
Greg Gagne R OBP: 0.293, SLG: 0.375 (1,6)		G5-4-3		K		K			G5-3	4	0	0	0	0	2	2					
Wilton Guerrero S OBP: 0.302, SLG: 0.410 (1,4)		B1-3			SH1-4			G3		3	0	1	0	0	0	0					
Pedro Astacio R OBP: 0.208, SLG: 0.250 (1,1)					SH1-4					1	1	1	0	0	0	0					
Mike Harkey R (4,1)										0	0	0	0	0	0	0					
Scott Radinsky L (8,1)										0	0	0	0	0	0	0					
Roger Cedeno S OBP: 0.270, SLG: 0.231 (8,PH)										0	0	0	0	1	0	0					
Antonio Osuna R (9,1)										0	0	0	0	0	0	0					
Inning Stats	R: 1 E: 0 K: 0 S: 11	H: 2 LOB: 1 BB: 0 P: 20	R: 0 E: 0 K: 0 S: 6	H: 0 LOB: 0 BB: 1 P: 10	R: 1 E: 0 K: 1 S: 11	H: 2 LOB: 1 BB: 0 P: 16	R: 0 E: 0 K: 2 S: 9	H: 0 LOB: 0 BB: 0 P: 11	R: 0 E: 0 K: 1 S: 10	H: 1 LOB: 1 BB: 0 P: 14	R: 0 E: 0 K: 1 S: 8	H: 0 LOB: 0 BB: 0 P: 11	R: 0 E: 0 K: 1 S: 5	H: 0 LOB: 0 BB: 0 P: 8	R: 0 E: 0 K: 1 S: 9	H: 0 LOB: 1 BB: 1 P: 20	R: 0 E: 1 K: 1 S: 9	H: 1 LOB: 1 BB: 0 P: 16	1B: 5 2B: 1 3B: 0 HR: 0	SF: 1 SAC: 2 DP: 1 HBP: 0	WP: 0 PA: 34 PB: 0 SB: 1 CS: 0
PITCHER	IP WLS BF H R ER SO BB IBB HBP BLK WP HR S P ERA WHIP																				
Darren Holmes R ERA: 3.91 (1,1)	8.0 W 30 5 2 2 7 2 0 0 0 0 0 69 110 2.25 0.875																				
Curt Lesknic R ERA: 3.94 (9,1)	1.0 4 1 0 0 1 0 0 0 0 0 0 9 16 0.00 1.000																				



Batter	1	2	3	4	5	6	7	8	9	AB	R	H	RBI	BB	SO	LOB	TOP										
Eric Young Sr. R OBP: 0.371, SLG: 0.429 (1.4)	G4-3		F9			F7			S 1B	4	0	1	0	0	0	0											
Neft Perez. S OBP: 0.182, SLG: 0.545 (1.5)	G3			K			P3		F9	4	0	0	0	0	1	1											
Larry Walker. L OBP: 0.505, SLG: 0.763 (1.9)	K			K					K	4	0	1	0	0	3	1											
Andres Galarraga. R OBP: 0.412, SLG: 0.612 (1.3)		F9		F9			K		K	3	0	0	0	1	1	1											
Ellis Burks. R OBP: 0.331, SLG: 0.519 (1.8)	F7				G1-3		F9		K	4	0	0	0	0	1	3											
Dante Bichette. R OBP: 0.334, SLG: 0.460 (1.7)					P4			F8		3	0	1	0	0	0	0											
Jeff Reed. L OBP: 0.372, SLG: 0.527 (1.2)					F8				FC6-4 1B	3	0	1	0	0	1	1											
Walt Weiss. S OBP: 0.359, SLG: 0.354 (1.6)			G4-3			K		FC6-4		3	0	0	0	0	1	1											
John Burke. S OBP: 0.143, SLG: 0.143 (1.1)										2	0	0	0	0	1	0											
Mike DeJean. R OBP: 0.500, SLG: 1.000 (6.1)			G4-3							0	0	0	0	0	0	0											
John Vander Wal. L OBP: 0.274, SLG: 0.200 (6. PH)										1	0	0	0	0	1	1											
Jerry Dipoto. R OBP: 0.143, SLG: 0.143 (8.1)										0	0	0	0	0	0	0											
Inning Stats	R: 0 E: 0 K: 1 S: 5	H: 0 LOB: 0 BB: 0 P: 5	R: 0 E: 0 K: 1 S: 6	H: 1 LOB: 1 BB: 0 P: 6	R: 0 E: 0 K: 0 S: 3	H: 0 LOB: 0 BB: 0 P: 3	R: 0 E: 0 K: 2 S: 7	H: 0 LOB: 0 BB: 0 P: 7	R: 0 E: 0 K: 0 S: 3	H: 0 LOB: 0 BB: 0 P: 3	R: 0 E: 0 K: 1 S: 6	H: 1 LOB: 1 BB: 0 P: 6	R: 0 E: 0 K: 1 S: 6	H: 1 LOB: 1 BB: 0 P: 6	R: 0 E: 0 K: 2 S: 8	H: 1 LOB: 2 BB: 1 P: 12	1B: 2 2B: 2 3B: 0 HR: 0	SF: 0 SAC: 0 DP: 0 HBP: 0	WP: 0 PA: 32 PB: 0 SB: 1 CS: 0								
PITCHER	IP	WLS	BF	H	R	ER	SO	BB	IBB	HBP	BLK	WP	HR	S	P	ERA	WHIP										
Ismael Valdez. R ERA: 3.18 (1.1)	8.1	W	29	4	0	0	8	0	0	0	0	0	0	45	45	0.00	0.480										
Scott Radinsky. L ERA: 2.97 (9.1)	0.1		1	0	0	0	1	0	0	0	0	0	0	3	3	0.00	0.000										
37 Darren Dreifort. R ERA: 2.6 (9.1)	0.0	S	1	0	0	0	0	1	0	0	0	0	0	4	4	∞	∞										
Darren Hall. R ERA: 2.0 (9.1)	0.1	S	1	0	0	0	1	0	0	0	0	0	0	3	3	0.00	0.000										

Colorado Rockies @ Los Angeles Dodgers
Dodger Stadium, Los Angeles, CA
 Wed Jun 25 1997, 7:05 PM PDT
 Att: 30,963 - Unknown - 70 F

AB	31
R	0
H	4
RBI	0
BB	1
SO	10
LOB	9



Batter	1	2	3	4	5	6	7	8	9	AB	R	H	RBI	BB	SO	LOB	BOTTOM										
Brett Butler. L OBP: 0.410, SLG: 0.346 (1.8)	F9 HR BB	G5-3			FC4-5 E S		G5-3			3	1	0	0	1	0	2											
Todd Zeile. R OBP: 0.315, SLG: 0.415 (1.5)	F9 1-3		F7		G6-3 1-3		G6-3			4	0	0	0	0	0	2											
Mike Piazza. R OBP: 0.433, SLG: 0.571 (1.2)				WP 1B			G1-3			3	1	2	2	1	0	0											
Eric Karros. R OBP: 0.330, SLG: 0.448 (1.3)	L8 3H		K 1-2		F8			G4-3 G2-3 1B		4	0	1	0	0	1	3											
Raul Mondesi. R OBP: 0.343, SLG: 0.523 (1.9)			K			FC6-4 S 1B		G2-3 1-2		4	0	2	0	0	1	2											
Karin Garcia. L OBP: 0.278, SLG: 0.258 (1.7)					F9		F8	G4-3 2-3		3	0	0	0	0	1	2											
Roger Cedeno. S OBP: 0.267, SLG: 0.227 (8.8)	K									1	0	0	0	0	0	1											
Greg Gagne. R OBP: 0.296, SLG: 0.373 (1.6)		L7			G5-3		FC6-4 BB	FC4 BB		2	0	0	0	2	0	0											
Wilton Guerrero. S OBP: 0.301, SLG: 0.412 (1.4)					F7		FC6-4 FC4-8	FC4		4	0	1	0	0	0	4											
37 Darren Dreifort. R ERA: 2.6 (9.1)										0	0	0	0	0	0	0											
Darren Hall. R ERA: 2.0 (9.1)										0	0	0	0	0	0	0											
Ismael Valdez. R OBP: 0.097, SLG: 0.034 (1.1)										3	0	1	0	0	0	3											
Scott Radinsky. L ERA: 2.97 (9.1)		F9				E5 FC4-5 1B		FC4-6 1-2		0	0	0	0	0	0	0											
Tripp Cramer. R OBP: 0.556, SLG: 0.571 (9.4)										0	0	0	0	0	0	0											
Inning Stats	R: 2 E: 0 K: 1 S: 7	H: 2 LOB: 1 BB: 1 P: 11	R: 0 E: 0 K: 0 S: 4	H: 1 LOB: 1 BB: 0 P: 4	R: 0 E: 0 K: 2 S: 8	H: 1 LOB: 1 BB: 0 P: 8	R: 0 E: 0 K: 0 S: 3	H: 0 LOB: 0 BB: 0 P: 3	R: 0 E: 0 K: 0 S: 3	H: 0 LOB: 0 BB: 0 P: 3	R: 0 E: 0 K: 0 S: 3	H: 0 LOB: 0 BB: 0 P: 3	R: 0 E: 0 K: 0 S: 4	H: 1 LOB: 1 BB: 1 P: 8	R: 0 E: 0 K: 0 S: 4	H: 1 LOB: 2 BB: 1 P: 8	R: 0 E: 0 K: 0 S: 4	H: 1 LOB: 2 BB: 1 P: 8	1B: 4 2B: 2 3B: 0 HR: 1	SF: 0 SAC: 0 DP: 0 HBP: 0	WP: 1 PA: 35 PB: 0 SB: 3 CS: 0						
PITCHER	IP	WLS	BF	H	R	ER	SO	BB	IBB	HBP	BLK	WP	HR	S	P	ERA	WHIP										
John Burke. R ERA: 5.6 (1.1)	5.1	L	25	6	2	2	3	3	0	0	0	0	1	28	40	3.38	1.688										
Mike DeJean. R ERA: 3.99 (6.1)	1.2		5	0	0	0	0	0	0	0	0	0	0	5	5	0.00	0.000										
Jerry Dipoto. R ERA: 5.82 (8.1)	1.0		5	1	0	0	0	1	0	0	0	0	0	4	8	0.00	2.000										

Colorado Rockies @ Los Angeles Dodgers
Dodger Stadium, Los Angeles, CA
 Wed Jun 25 1997, 7:05 PM PDT
 Att: 30,963 - Unknown - 70 F

AB	31
R	2
H	7
RBI	2
BB	4
SO	3
LOB	19



Batter	1	2	3	4	5	6	7	8	9	AB	R	H	RBI	BB	SO	LOB	TOP		
Darryl Hamilton, L OBP: 0.344, SLG: 0.369	F7	E7		HR		G4-6-3		G4-6-3		5	1	1	2	0	0	5	San Francisco Giants @ Colorado Rockies Coors Field, Denver, CO Thu Jun 26 1997, 7:05 PM MDT Att: 48,301 - Unknown - 85 F		
Jose Vizcaino, S OBP: 0.333, SLG: 0.302 Rich Aurilia, R OBP: 0.341, SLG: 0.583	G4-3	G3-1		L7			K		HR	4	0	0	0	0	1	2			
Stan Javier, S OBP: 0.402, SLG: 0.486	1B			G3-6-1		F9-6	1B		FC5-6	1	1	0	0	4	1	0			
Barry Bonds, L OBP: 0.427, SLG: 0.538				G3-6-1					FC5-6	4	0	3	0	1	0	1			
Jeff Kent, R OBP: 0.319, SLG: 0.485	F9			P3		F9-6			FC5-6	5	0	0	1	0	0	7			
J.T. Snow, L OBP: 0.402, SLG: 0.450				HR					G4-6-3	5	2	2	1	0	1	4			
Bill Mueller, S OBP: 0.343, SLG: 0.373	F7			HR		G3			K	4	1	1	0	0	1	1			
Damon Berryhill, S OBP: 0.384, SLG: 0.359	F8			F7					1B	3	0	1	0	1	0	2			
William Van Landingham, R OBP: 0.154, SLG: 0.165 Mark Gardner, R OBP: 0.196, SLG: 0.147 Keith Foulke, R OBP: 0.143, SLG: 0.143 Rich Rodriguez, L OBP: 0.302, SLG: 0.500 Julian Tavaraz, L OBP: 0.196, SLG: 0.428 Jim Poole, L OBP: 0.196, SLG: 0.428 Doug Henry, R OBP: 0.196, SLG: 0.428	E			K					G4-6-3	2	0	1	0	0	1	1			
Inning Stats	R: 0 E: 0 K: 0 S: 8	H: 1 LOB: 2 BB: 1 P: 18	R: 1 E: 1 K: 0 S: 15	H: 2 LOB: 2 BB: 0 P: 23	R: 0 E: 0 K: 0 S: 4	H: 0 LOB: 0 BB: 1 P: 9	R: 3 E: 0 K: 1 S: 10	H: 3 LOB: 0 BB: 0 P: 15	R: 0 E: 0 K: 1 S: 8	H: 1 LOB: 1 BB: 1 P: 13	R: 1 E: 0 K: 2 S: 15	H: 1 LOB: 1 BB: 0 P: 22	R: 0 E: 0 K: 1 S: 10	H: 1 LOB: 1 BB: 2 P: 20	R: 1 E: 0 K: 0 S: 9	H: 1 LOB: 1 BB: 2 P: 21		1B: 7 2B: 2 3B: 0 HR: 3	SF: 0 SAC: 0 DP: 5 HBP: 1
PITCHER	IP	WLS	BF	H	R	ER	SO	BB	IBB	HBP	BLK	WP	HR	S	P	ERA	WHIP		
Bryan Rekar, R ERA: 5.79	4.0		20	6	4	3	1	2	0	0	0	0	2	37	65	6.75	2.000		
Mike DeJean, R ERA: 3.74	2.0	W	8	2	0	0	1	1	0	1	0	0	0	13	22	0.00	1.500		
Mike Munoz, L ERA: 4.94	1.0		5	1	1	0	2	0	0	0	0	0	0	15	22	0.00	1.000		
Bruce Ruffin, L ERA: 5.32	0.1		2	0	0	0	1	1	0	0	0	0	0	5	11	0.00	3.000		
Curt Leskanic, R ERA: 4.09	1.2	S	7	2	1	1	0	2	0	0	0	0	1	14	30	5.40	2.400		

Batter	1	2	3	4	5	6	7	8	9	AB	R	H	RBI	BB	SO	LOB	BOTTOM		
Eric Young Sr., R OBP: 0.372, SLG: 0.426	L8			CS		WP		P4		4	1	1	0	1	0	1	San Francisco Giants @ Colorado Rockies Coors Field, Denver, CO Thu Jun 26 1997, 7:05 PM MDT Att: 48,301 - Unknown - 85 F		
Elie Burks, R OBP: 0.333, SLG: 0.516 Quinton McCracken, S OBP: 0.383, SLG: 0.389	F9			1B		L4		L8		3	0	1	1	1	0	1			
Larry Walker, L OBP: 0.506, SLG: 0.758	F7			L7		WP				3	0	1	0	1	0	1			
Andres Galarraga, R OBP: 0.414, SLG: 0.610		FC4		1B		K		F9		3	1	1	1	2	1	4			
Dante Bichette, R OBP: 0.333, SLG: 0.457		FC4		1B		L9		G6-3		4	0	1	0	0	0	6			
Vinny Castilla, R OBP: 0.351, SLG: 0.537		FC4		G3		K		G6-3		4	1	0	0	0	1	2			
Kirt Manwaring, R OBP: 0.338, SLG: 0.341 Mike DeJean, R OBP: 0.306, SLG: 1.000 John Vander Wal, L OBP: 0.232, SLG: 0.232 John Burke, S OBP: 0.133, SLG: 0.133 Bruce Ruffin, S OBP: 0.196, SLG: 0.428 Curt Leskanic, R OBP: 0.196, SLG: 0.428				K				G4-3		2	0	1	1	0	0	0			
Neifi Perez, S OBP: 0.267, SLG: 0.667		L4		1B				G6-3		4	2	2	1	0	0	1			
Bryan Rekar, R OBP: 0.250, SLG: 0.250 Jeff Reed, L OBP: 0.379, SLG: 0.531		G3-1		CS		F7		HBP		1	0	0	0	0	0	1			
Inning Stats	R: 0 E: 0 K: 0 S: 8	H: 0 LOB: 0 BB: 0 P: 10	R: 2 E: 0 K: 0 S: 14	H: 2 LOB: 1 BB: 1 P: 30	R: 0 E: 0 K: 0 S: 7	H: 1 LOB: 2 BB: 1 P: 12	R: 1 E: 0 K: 1 S: 10	H: 2 LOB: 0 BB: 0 P: 19	R: 0 E: 0 K: 1 S: 16	H: 1 LOB: 2 BB: 1 P: 25	R: 4 E: 0 K: 1 S: 20	H: 4 LOB: 2 BB: 2 P: 33	R: 0 E: 0 K: 0 S: 3	H: 0 LOB: 0 BB: 0 P: 6	R: 0 E: 0 K: 0 S: 10	H: 1 LOB: 2 BB: 0 P: 18		1B: 8 2B: 1 3B: 2 HR: 0	SF: 0 SAC: 0 DP: 0 HBP: 1
PITCHER	IP	WLS	BF	H	R	ER	SO	BB	IBB	HBP	BLK	WP	HR	S	P	ERA	WHIP		
William Van Landingham, R ERA: 4.48	5.0		23	6	3	2	2	3	0	0	0	0	0	55	96	3.60	1.800		
Keith Foulke, R ERA: 7.03	0.2	L	6	4	4	4	1	0	0	0	0	0	0	13	17	54.00	6.000		
Rich Rodriguez, L ERA: 1.68	0.0		2	0	0	0	0	2	0	0	0	0	0	3	11	∞	∞		
Julian Tavaraz, R ERA: 4.54	1.1		4	0	0	0	0	0	0	0	0	1	0	7	11	0.00	0.000		
Jim Poole, L ERA: 5.9	0.2		4	1	0	0	0	0	0	1	0	0	0	9	16	0.00	1.500		

Batter	1	2	3	4	5	6	7	8	9	AB	R	H	RBI	BB	SO	LOB	TOP										
Darryl Hamilton, L (1.8) OBP: 0.345, SLG: 0.370	G5-3		1B				G4-3		P6	5	1	2	0	0	0	1	San Francisco Giants @ Colorado Rockies Coors Field, Denver, CO Fri Jun 27 1997, 7:05 PM MDT Att: 48,225 - Unknown - 87 F										
Jose Vizcaino, S (1.6) OBP: 0.334, SLG: 0.315	G5-3		1B			G4-6-3	F9		HR	5	1	2	1	0	0	3											
Stan Javier, S (1.9) OBP: 0.402, SLG: 0.484	G4-3		1B					B5-3	K	5	1	2	1	0	1	0											
Barry Bonds, L (1.7) OBP: 0.425, SLG: 0.545		K	F7			G4-3		HR		4	1	1	1	0	1	3											
Jeff Kent, R (1.4) OBP: 0.318, SLG: 0.479		K			F8	L8		BB		3	1	0	0	1	1	1											
J.T. Snow, L (1.3) OBP: 0.403, SLG: 0.462	HR				K		1B	E1		4	1	2	2	0	1	1											
Bill Mueller, S (1.5) OBP: 0.337, SLG: 0.365	G6-3				F7	F8		E6		4	0	0	1	0	0	2											
Damon Berryhill, S (1.2) OBP: 0.377, SLG: 0.343			G1-3		F7		SH5-4	G5-4-3		3	0	0	0	1	0	2											
Kirk Rueter, L (1.1) OBP: 0.182, SLG: 0.100			K			1B			G3	3	0	1	0	0	1	0											
Rod Beck, R (9.1)						1B	SH5-4			0	0	0	0	0	0	0											
Inning Stats	R: 0 E: 0 K: 0 S: 7	H: 0 LOB: 0 BB: 0 P: 11	R: 1 E: 0 K: 2 S: 18	H: 1 LOB: 0 BB: 0 P: 22	R: 1 E: 0 K: 1 S: 11	H: 3 LOB: 2 BB: 0 P: 12	R: 0 E: 0 K: 1 S: 6	H: 0 LOB: 0 BB: 0 P: 8	R: 0 E: 0 K: 0 S: 7	H: 2 LOB: 1 BB: 0 P: 11	R: 1 E: 0 K: 0 S: 10	H: 2 LOB: 1 BB: 0 P: 17	R: 0 E: 0 K: 0 S: 7	H: 0 LOB: 1 BB: 1 P: 14	R: 2 E: 2 K: 0 S: 8	H: 1 LOB: 1 BB: 1 P: 17	R: 1 E: 0 K: 1 S: 11	H: 1 LOB: 0 BB: 0 P: 18	1B: 7 2B: 0 3B: 0 HR: 3	SF: 0 SAC: 1 DP: 2 HBP: 0	WP: 0 PA: 39 PB: 0 SB: 0 CS: 0						
PITCHER	IP	WLS	BF	H	R	ER	SO	BB	IBB	HBP	BLK	WP	HR	S	P	ERA	WHIP										
John Thomson, R (1.1) ERA: 5.59	6.0	L	25	8	3	3	4	0	0	0	0	0	1	59	81	4.50	1.333										
Tim Scott, R (7.1) ERA: 7.45	1.0		4	0	0	0	0	1	0	0	0	0	0	7	14	0.00	1.000										
Mike Munoz, L (8.1) ERA: 5.11	1.0		6	1	2	1	0	1	0	0	0	0	1	8	17	9.00	2.000										
Steve Reed, R (9.1) ERA: 4.96	1.0		4	1	1	1	1	0	0	0	0	0	1	11	18	9.00	1.000										

Batter	1	2	3	4	5	6	7	8	9	AB	R	H	RBI	BB	SO	LOB	BOTTOM										
Eric Young Sr., R (1.4) OBP: 0.370, SLG: 0.422	F8		F8			G4-6-3			HR	3	1	0	0	1	0	2	San Francisco Giants @ Colorado Rockies Coors Field, Denver, CO Fri Jun 27 1997, 7:05 PM MDT Att: 48,225 - Unknown - 87 F										
Neftali Perez, S (1.6) OBP: 0.283, SLG: 0.737	G5-3				F9	K			HR	4	1	1	2	0	1	0											
Larry Walker, L (1.9) OBP: 0.503, SLG: 0.751	G3				G6-3			F8		4	0	1	0	0	0	0											
Andres Galarraga, R (1.3) OBP: 0.412, SLG: 0.665		FC6-4			K			G6-3	G6-4-3	4	0	1	0	0	1	1											
Dante Bichette, R (1.7) OBP: 0.336, SLG: 0.457		FC6-4			G6-4-3			E4		4	0	2	0	0	0	1											
Vinny Castilla, R (1.5) OBP: 0.347, SLG: 0.529		F8			G6-4-3			FC6-4		4	0	0	0	0	0	4											
Kirt Manwaring, R (1.2) OBP: 0.338, SLG: 0.341			FC3-6		F9			G6-3		3	0	1	0	0	0	0											
Quinton McCracken, S (1.8) OBP: 0.363, SLG: 0.388			FC3-6			1B		F8		3	1	1	0	0	0	1											
John Thomson, R (1.1) OBP: 0.278, SLG: 0.278			FC3-6			1B		G6-3		1	0	0	0	0	0	1											
Harvey Phillips, R (6.1) OBP: 0.274, SLG: 0.093			FC3-6			1B				1	0	1	0	0	0	0											
Tim Scott, R (7.1) ERA: 3.5										0	0	0	0	0	0	0											
Mike Munoz, L (8.1) OBP: 0.327, SLG: 0.514										0	0	0	0	0	0	0											
Ellis Burks, R (8.1) OBP: 0.327, SLG: 0.514										1	0	0	0	0	0	0											
Steve Reed, R (9.1)										0	0	0	0	0	0	0											
Inning Stats	R: 0 E: 0 K: 0 S: 5	H: 0 LOB: 0 BB: 0 P: 8	R: 0 E: 0 K: 0 S: 7	H: 1 LOB: 0 BB: 0 P: 11	R: 0 E: 0 K: 0 S: 7	H: 1 LOB: 1 BB: 0 P: 12	R: 0 E: 0 K: 1 S: 9	H: 0 LOB: 0 BB: 0 P: 14	R: 0 E: 0 K: 1 S: 6	H: 1 LOB: 0 BB: 0 P: 13	R: 1 E: 0 K: 1 S: 7	H: 2 LOB: 0 BB: 0 P: 10	R: 0 E: 1 K: 0 S: 7	H: 0 LOB: 1 BB: 0 P: 11	R: 0 E: 0 K: 0 S: 7	H: 0 LOB: 0 BB: 0 P: 11	R: 2 E: 0 K: 0 S: 15	H: 3 LOB: 1 BB: 1 P: 22	1B: 7 2B: 0 3B: 0 HR: 1	SF: 0 SAC: 0 DP: 3 HBP: 0	WP: 0 PA: 33 PB: 0 SB: 0 CS: 1						
PITCHER	IP	WLS	BF	H	R	ER	SO	BB	IBB	HBP	BLK	WP	HR	S	P	ERA	WHIP										
Kirk Rueter, L (1.1) ERA: 3.5	8.0	W	29	6	3	3	2	1	0	0	0	0	0	58	98	3.38	0.875										
Rod Beck, R (9.1) ERA: 2.43	1.0	S	4	2	0	0	0	0	0	0	0	0	0	12	14	0.00	2.000										



Batter	1	2	3	4	5	6	7	8	9	AB	R	H	RBI	BB	SO	LOB	TOP			
Darryl Hamilton, L (1,8) OBP: 0.343, SLG: 0.364	L5		G3-1			G4-3 WP 2B BB		G4-3		3	1	0	0	1	0	0	San Francisco Giants @ Colorado Rockies Coors Field, Denver, CO Sat Jun 28, 1997, 7:05 PM MDT Att: 48,273 - Unknown - 79 F			
Jose Vizcaino, S (1,6) OBP: 0.333, SLG: 0.314	K		G5-4-3 1B			G4-3		G4-3		4	0	1	0	0	1	1				
Glenallen Hill, R (1,9) OBP: 0.268, SLG: 0.431	1B		G5-4-3 1-2			G1-4-3 2B		G6-3		4	0	2	1	0	0	1				
Barry Bonds, L (1,7) OBP: 0.426, SLG: 0.541	1-2 BB			F7		G1-4-3 2-3			4-2 1B BB	2	0	0	0	2	0	1				
Jeff Kent, R (1,4) OBP: 0.314, SLG: 0.472	K			G5-3		L8			0-0 F8	4	0	0	0	0	1	4				
J.T. Snow, L (1,3) OBP: 0.405, SLG: 0.475		1-2 HR		G3			0-2 1B		0-0 L6	4	1	2	1	0	0	1				
Mark Lewis, R (1,5) OBP: 0.337, SLG: 0.431		F9			1-0 F8		3-3 K		0-0 1-3 1B	4	0	1	0	0	1	1				
Rick Wilkins, L (1,2) OBP: 0.246, SLG: 0.289		F8			2-1 G4-3		2-3 K		0-0 F7	4	0	0	0	0	1	3				
Mark Gardner, R (1,1) OBP: 0.189, SLG: 0.143					0-0 G6-3		3-1 L9			1	0	0	0	0	1	0				
Dan Carlson, R (3,1)										1	0	0	0	0	0	0				
Damon Berryhill, S (7,PH) OBP: 0.372, SLG: 0.338										1	0	0	0	0	0	1				
Julian Tavaréz, L (7,1)										0	0	0	0	0	0	0				
Jim Poole, L (8,1)										0	0	0	0	0	0	0				
Inning Stats	R: 0 E: 0 K: 2 S: 11	H: 1 LOB: 2 BB: 1 P: 21	R: 1 E: 0 K: 1 S: 9	H: 1 LOB: 0 BB: 0 P: 14	R: 0 E: 0 K: 0 S: 5	H: 1 LOB: 0 BB: 0 P: 7	R: 0 E: 0 K: 0 S: 4	H: 0 LOB: 0 BB: 0 P: 7	R: 0 E: 0 K: 0 S: 4	H: 1 LOB: 1 BB: 1 P: 18	R: 0 E: 0 K: 2 S: 12	H: 1 LOB: 0 BB: 0 P: 20	R: 0 E: 0 K: 0 S: 5	H: 0 LOB: 0 BB: 0 P: 8	R: 0 E: 0 K: 0 S: 7	H: 1 LOB: 2 BB: 1 P: 11	1B: 4 2B: 1 3B: 0 HR: 1	SF: 0 SAC: 0 DP: 1 HBP: 0	WP: 1 PB: 0 SB: 2 CS: 0	PA: 35
PITCHER Kevin Ritz, R (1,1) ERA: 5.82	IP: 9.0 WLS: W BF: 35 H: 6 R: 2 ER: 2 SO: 5 BB: 3 IBB: 0 HBP: 0 BLK: 0 WP: 1 HR: 1 S: 68 P: 113 ERA: 2.00 WHIP: 1.000															PITCHER				

AB	32
R	2
H	6
RBI	2
BB	3
SO	5
LOB	13



Batter	1	2	3	4	5	6	7	8	9	AB	R	H	RBI	BB	SO	LOB	BOTTOM			
Quinton McCracken, S (1,8) OBP: 0.352, SLG: 0.376	P5	F7		F7	G4-3			G4-3		5	0	0	0	0	0	1	San Francisco Giants @ Colorado Rockies Coors Field, Denver, CO Sat Jun 28, 1997, 7:05 PM MDT Att: 48,273 - Unknown - 79 F			
Nefti Pérez, S (1,4) OBP: 0.250, SLG: 0.625	1B HR	G1-3		K		L9		P9		5	1	1	0	0	1	1				
Larry Walker, L (1,9) OBP: 0.504, SLG: 0.758	1-3 HR 1B		4-0 E S HR BB	0-0 HR		G4-1		G4-3		4	3	2	1	1	0	0				
Andres Galarraga, R (1,3) OBP: 0.413, SLG: 0.605	K		4-2 HR BB	1-2 2B		G6-3				3	1	1	0	1	1	2				
Dante Bichette, R (1,7) OBP: 0.341, SLG: 0.490	1-1 HR		0-0 HR	0-1 G6-3			0-1 3B			4	2	3	6	0	0	1				
Jeff Reed, L (1,2) OBP: 0.383, SLG: 0.526	FC6-4 1B		1-1 G6-3		4-2 HR BB		1-1 G4-3			3	1	1	0	1	0	1				
Vinny Castilla, R (1,5) OBP: 0.346, SLG: 0.536	FC6-4 1-2		0-3 K		0-0 HR		3-2 P4			4	1	1	2	0	1	2				
Walt Weiss, S (1,6) OBP: 0.365, SLG: 0.353		4-1 SH1-4 BB	4-2 BB		1-0 G4-3					1	0	0	0	3	0	0				
Kevin Ritz, R (1,1) OBP: 0.154, SLG: 0.057		0-0 SH1-4	1-3 K		1-3 K		1-2 G6-3			3	0	0	0	0	2	3				
Inning Stats	R: 3 E: 0 K: 1 S: 19	H: 4 LOB: 1 BB: 0 P: 34	R: 0 E: 0 K: 0 S: 10	H: 0 LOB: 1 BB: 1 P: 18	R: 3 E: 0 K: 2 S: 13	H: 1 LOB: 3 BB: 3 P: 27	R: 1 E: 0 K: 1 S: 12	H: 2 LOB: 1 BB: 0 P: 15	R: 2 E: 0 K: 1 S: 11	H: 1 LOB: 0 BB: 1 P: 18	R: 0 E: 0 K: 0 S: 10	H: 0 LOB: 0 BB: 0 P: 14	R: 0 E: 0 K: 0 S: 11	H: 1 LOB: 2 BB: 1 P: 20	R: 0 E: 0 K: 0 S: 7	H: 0 LOB: 0 BB: 0 P: 8		1B: 3 2B: 1 3B: 1 HR: 4	SF: 0 SAC: 1 DP: 0 HBP: 0	WP: 0 PB: 0 SB: 1 CS: 0
PITCHER Mark Gardner, R (1,1) ERA: 3.94	IP: 2.0 WLS: L BF: 14 H: 5 R: 6 ER: 6 SO: 4 BB: 3 IBB: 0 HBP: 0 BLK: 0 WP: 0 HR: 2 S: 32 P: 63 ERA: 27.00 WHIP: 4.000															PITCHER				
Dan Carlson, R (3,1) ERA: 9.45	4.0 3 3 3 4 2 0 0 0 0 0 2 43 63 6.75 1.250																			
Julian Tavaréz, R (7,1) ERA: 4.43	1.0 5 1 0 0 0 0 1 0 0 0 0 11 20 0.00 1.000																			
Jim Poole, L (8,1) ERA: 5.7	1.0 3 0 0 0 0 0 0 0 0 0 0 7 8 0.00 0.000																			



Batter	1	2	3	4	5	6	7	8	9	AB	R	H	RBI	BB	SO	LOB	TOP								
Tony Phillips, S OBP: 0.422, SLG: 0.384 (1, 4)										5	1	3	1	1	0	2	Anaheim Angels @ Colorado Rockies Coors Field, Denver, CO Mon Jun 30 1997, 7:05 PM MDT Att: 48,359 - Unknown - 94 F								
Darin Erstad, L OBP: 0.355, SLG: 0.447 (1, 3)										5	1	2	1	1	1	5									
Dave Hollins, S OBP: 0.370, SLG: 0.447 (1, 5)										5	0	1	1	0	1	6									
Jim Edmonds, L OBP: 0.361, SLG: 0.503 (1, 8)										6	1	2	2	0	2	9									
Tim Salmon, R OBP: 0.382, SLG: 0.461 (1, 9)										5	1	0	0	0	0	1									
16 Garret Anderson, L OBP: 0.340, SLG: 0.388 Mike James, R (7, 1)										3	1	2	0	1	0	0									
Luis Alica, S OBP: 0.395, SLG: 0.414 Shigetoshi Hasegawa, R (8, 1)										1	0	0	0	0	0	0									
Jim Leyritz, R OBP: 0.368, SLG: 0.458 (1, 2)										3	1	2	0	2	1	0									
Gary Disarcina, R OBP: 0.280, SLG: 0.360 (1, 6)										5	1	2	2	0	0	5									
Kevin Gross, R Jack Howell, L Matt Perisho, L Orlando Palmeiro, L (3, PH) (3, 1) (7, PH) (7, 7)										1	0	0	0	0	1	0									
Inning Stats	R: 2 E: 0 K: 1 S: 14	H: 4 LOB: 3 BB: 1 P: 29	R: 0 E: 0 K: 1 S: 10	H: 1 LOB: 1 BB: 0 P: 16	R: 4 E: 1 K: 2 S: 21	H: 3 LOB: 3 BB: 2 P: 38	R: 0 E: 0 K: 0 S: 11	H: 2 LOB: 1 BB: 0 P: 18	R: 0 E: 0 K: 0 S: 12	H: 2 LOB: 2 BB: 0 P: 16	R: 0 E: 0 K: 1 S: 13	H: 0 LOB: 1 BB: 1 P: 20	R: 0 E: 0 K: 1 S: 9	H: 1 LOB: 2 BB: 1 P: 16	R: 0 E: 0 K: 1 S: 8	H: 0 LOB: 0 BB: 0 P: 8	R: 1 E: 0 K: 1 S: 15	H: 2 LOB: 2 BB: 1 P: 28	1B: 8 2B: 4 3B: 2 HR: 1	SF: 0 SAC: 0 DP: 0 HBP: 1	WP: 0 PB: 0 SB: 0 CS: 1	PA: 49			
PITCHER	IP WLS BF H R ER SO BB IBB HBP BLK WP HR S P ERA WHIP	IP WLS BF H R ER SO BB IBB HBP BLK WP HR S P ERA WHIP	IP WLS BF H R ER SO BB IBB HBP BLK WP HR S P ERA WHIP	IP WLS BF H R ER SO BB IBB HBP BLK WP HR S P ERA WHIP	IP WLS BF H R ER SO BB IBB HBP BLK WP HR S P ERA WHIP	IP WLS BF H R ER SO BB IBB HBP BLK WP HR S P ERA WHIP	IP WLS BF H R ER SO BB IBB HBP BLK WP HR S P ERA WHIP	IP WLS BF H R ER SO BB IBB HBP BLK WP HR S P ERA WHIP	IP WLS BF H R ER SO BB IBB HBP BLK WP HR S P ERA WHIP	IP WLS BF H R ER SO BB IBB HBP BLK WP HR S P ERA WHIP	IP WLS BF H R ER SO BB IBB HBP BLK WP HR S P ERA WHIP	IP WLS BF H R ER SO BB IBB HBP BLK WP HR S P ERA WHIP	IP WLS BF H R ER SO BB IBB HBP BLK WP HR S P ERA WHIP	IP WLS BF H R ER SO BB IBB HBP BLK WP HR S P ERA WHIP	IP WLS BF H R ER SO BB IBB HBP BLK WP HR S P ERA WHIP	IP WLS BF H R ER SO BB IBB HBP BLK WP HR S P ERA WHIP	IP WLS BF H R ER SO BB IBB HBP BLK WP HR S P ERA WHIP	IP WLS BF H R ER SO BB IBB HBP BLK WP HR S P ERA WHIP	IP WLS BF H R ER SO BB IBB HBP BLK WP HR S P ERA WHIP	IP WLS BF H R ER SO BB IBB HBP BLK WP HR S P ERA WHIP	IP WLS BF H R ER SO BB IBB HBP BLK WP HR S P ERA WHIP	IP WLS BF H R ER SO BB IBB HBP BLK WP HR S P ERA WHIP	IP WLS BF H R ER SO BB IBB HBP BLK WP HR S P ERA WHIP	IP WLS BF H R ER SO BB IBB HBP BLK WP HR S P ERA WHIP	
Darren Holmes, R ERA: 4.47	2.0	17	8	6	4	2	2	0	0	0	0	0	0	1	33	62	18.00	5.000							
Jerry Dipoto, R ERA: 5.32	3.0	14	4	0	0	3	1	0	1	0	0	0	0	0	35	55	0.00	1.667							
Mike DeJean, R ERA: 3.47	1.2	8	1	0	0	0	2	0	0	0	0	0	0	0	19	33	0.00	1.800							
Mike Munoz, L ERA: 5.54	0.1	1	0	0	0	1	0	0	0	0	0	0	0	0	3	3	0.00	0.000							
Steve Reed, R ERA: 4.81	1.0	3	0	0	0	1	0	0	0	0	0	0	0	0	8	8	0.00	0.000							
Eric Young Sr., R OBP: 0.379, SLG: 0.427 Neifi Perez, S OBP: 0.250, SLG: 0.625 (1, 4) (8, 4)										4	2	3	1	1	0	0									
Quinton McCracken, S OBP: 0.360, SLG: 0.376 (1, 8)										5	1	1	2	0	0	2									
Larry Walker, L OBP: 0.507, SLG: 0.771 (1, 9)										4	2	1	1	1	0	2									
Andres Galarraga, R OBP: 0.410, SLG: 0.607 (1, 3)										5	1	3	2	0	1	3									
Dante Bichette, R OBP: 0.343, SLG: 0.488 (1, 7)										4	1	3	3	1	0	0									
Vinny Castilla, R OBP: 0.348, SLG: 0.536 (1, 5)										5	1	2	1	0	0	4									
Kirt Manwaring, R OBP: 0.327, SLG: 0.328 (1, 2)										3	0	0	0	0	1	1									
Walt Weiss, S OBP: 0.362, SLG: 0.353 (1, 6)										4	2	2	1	0	1	1									
Darren Holmes, R OBP: 0.231, SLG: 0.452 Jerry Dipoto, R OBP: 0.125, SLG: 0.125 Angel Escobar, R OBP: 0.300, SLG: 0.500 Mike DeJean, R OBP: 0.300, SLG: 0.500 Mike Munoz, L OBP: 0.300, SLG: 0.500 Jeff Reed, L OBP: 0.280, SLG: 0.520 Steve Reed, R OBP: 0.300, SLG: 0.500 Curt Leskanic, R OBP: 0.300, SLG: 0.500 (1, 1) (3, 1) (5, PH) (8, 1) (7, 1) (8, 1) (9, 1)										1	1	1	0	0	0	0									
Inning Stats	R: 2 E: 0 K: 0 S: 9	H: 2 LOB: 0 BB: 0 P: 13	R: 5 E: 1 K: 0 S: 17	H: 5 LOB: 2 BB: 2 P: 33	R: 0 E: 0 K: 2 S: 10	H: 1 LOB: 1 BB: 0 P: 13	R: 1 E: 1 K: 1 S: 12	H: 2 LOB: 2 BB: 0 P: 23	R: 0 E: 0 K: 0 S: 10	H: 0 LOB: 0 BB: 0 P: 16	R: 0 E: 0 K: 0 S: 8	H: 1 LOB: 1 BB: 0 P: 12	R: 3 E: 0 K: 0 S: 13	H: 4 LOB: 0 BB: 1 P: 22	R: 0 E: 0 K: 0 S: 11	H: 1 LOB: 2 BB: 1 P: 21	1B: 11 2B: 3 3B: 0 HR: 2	SF: 0 SAC: 1 DP: 0 HBP: 0	WP: 0 PB: 0 SB: 1 CS: 1	PA: 43					
PITCHER	IP WLS BF H R ER SO BB IBB HBP BLK WP HR S P ERA WHIP	IP WLS BF H R ER SO BB IBB HBP BLK WP HR S P ERA WHIP	IP WLS BF H R ER SO BB IBB HBP BLK WP HR S P ERA WHIP	IP WLS BF H R ER SO BB IBB HBP BLK WP HR S P ERA WHIP	IP WLS BF H R ER SO BB IBB HBP BLK WP HR S P ERA WHIP	IP WLS BF H R ER SO BB IBB HBP BLK WP HR S P ERA WHIP	IP WLS BF H R ER SO BB IBB HBP BLK WP HR S P ERA WHIP	IP WLS BF H R ER SO BB IBB HBP BLK WP HR S P ERA WHIP	IP WLS BF H R ER SO BB IBB HBP BLK WP HR S P ERA WHIP	IP WLS BF H R ER SO BB IBB HBP BLK WP HR S P ERA WHIP	IP WLS BF H R ER SO BB IBB HBP BLK WP HR S P ERA WHIP	IP WLS BF H R ER SO BB IBB HBP BLK WP HR S P ERA WHIP	IP WLS BF H R ER SO BB IBB HBP BLK WP HR S P ERA WHIP	IP WLS BF H R ER SO BB IBB HBP BLK WP HR S P ERA WHIP	IP WLS BF H R ER SO BB IBB HBP BLK WP HR S P ERA WHIP	IP WLS BF H R ER SO BB IBB HBP BLK WP HR S P ERA WHIP	IP WLS BF H R ER SO BB IBB HBP BLK WP HR S P ERA WHIP	IP WLS BF H R ER SO BB IBB HBP BLK WP HR S P ERA WHIP	IP WLS BF H R ER SO BB IBB HBP BLK WP HR S P ERA WHIP	IP WLS BF H R ER SO BB IBB HBP BLK WP HR S P ERA WHIP	IP WLS BF H R ER SO BB IBB HBP BLK WP HR S P ERA WHIP	IP WLS BF H R ER SO BB IBB HBP BLK WP HR S P ERA WHIP	IP WLS BF H R ER SO BB IBB HBP BLK WP HR S P ERA WHIP	IP WLS BF H R ER SO BB IBB HBP BLK WP HR S P ERA WHIP	
Kevin Gross, R ERA: 8.44	2.0	14	7	7	0	1	1	0	0	0	0	0	0	40	64	0.00	1.000								
Matt Perisho, L ERA: 5.50	4.0	17	4	1	0	3	0	0	0	0	0	0	0	13	22	27.00	5.000								
Mike James, R ERA: 4.78	1.0	6	4	3	3	0	1	0	0	0	0	0	0	11	21	0.00	2.000								
Shigetoshi Hasegawa, R ERA: 4.4	1.0	5	1	0	0	0	1	0	0	0	0	0	0	11	21	0.00	2.000								


Anaheim Angels @ Colorado Rockies
 Coors Field, Denver, CO
 Mon Jun 30 1997, 7:05 PM MDT
 Att: 48,359 - Unknown - 94 F

AB	42
R	7
H	15
RBI	7
BB	6
SO	8
LOB	30



Anaheim Angels @ Colorado Rockies
 Coors Field, Denver, CO
 Mon Jun 30 1997, 7:05 PM MDT
 Att: 48,359 - Unknown - 94 F

AB	37
R	11
H	16
RBI	11
BB	4
SO	3
LOB	14



Batter	1	2	3	4	5	6	7	8	9	AB R H RBI BB SO LOB	TOP									
Tony Phillips, S OBP: 0.419, SLG: 0.378 (1, 7)										4 1 0 0 1 0 1	Anaheim Angels @ Colorado Rockies Coors Field, Denver, CO Tue Jul 01 1997, 3:33 AM MDT Att: 48,235 - Sunny - 82 F									
Darin Erstad, L OBP: 0.357, SLG: 0.452 (1, 3)										4 1 2 0 0 1 1										
Jim Edmonds, L OBP: 0.399, SLG: 0.510 Orlando Palmeiro, L OBP: 0.357, SLG: 0.282 (1, 8) (8, 8)										4 1 1 2 0 2 2 0 0 0 0 0 0 0										
Tim Salmon, R OBP: 0.389, SLG: 0.476 (1, 9)										4 0 4 1 0 0 0										
Jim Leyritz, R OBP: 0.366, SLG: 0.452 (1, 2)										3 0 0 0 0 1 3										
Jack Howell, L OBP: 0.329, SLG: 0.465 Troy Percival, R (8, 1)										4 0 0 0 0 2 4 0 0 0 0 0 0 0										
Luis Alica, S OBP: 0.397, SLG: 0.429 (1, 4)										4 1 2 1 0 1 0										
Gary Disarcina, R OBP: 0.276, SLG: 0.355 (1, 6)										4 0 0 0 0 0 1										
Chuck Finley, L Craig Grebeck, R OBP: 0.394, SLG: 0.470 (1, 1) (8, 5)										3 0 0 0 0 1 1 1 0 1 0 0 0 0										
Inning Stats	R: 1 E: 0 K: 2 S: 11	H: 1 LOB: 1 BB: 1 P: 21	R: 0 E: 0 K: 0 S: 11	H: 1 LOB: 1 BB: 0 P: 16	R: 2 E: 0 K: 1 S: 20	H: 3 LOB: 1 BB: 0 P: 31	R: 0 E: 0 K: 1 S: 8	H: 0 LOB: 0 BB: 0 P: 9	R: 0 E: 0 K: 1 S: 7	H: 2 LOB: 3 BB: 0 P: 30		R: 0 E: 0 K: 0 S: 5	H: 0 LOB: 0 BB: 0 P: 7	R: 0 E: 0 K: 1 S: 8	H: 1 LOB: 0 BB: 0 P: 11	R: 1 E: 0 K: 0 S: 8	H: 2 LOB: 0 BB: 0 P: 10	1B: 5 2B: 4 3B: 0 HR: 2	SF: 0 SAC: 0 DP: 1 HBP: 1	WP: 0 PB: 0 SB: 1 CS: 1
PITCHER	IP WLS BF H R ER SO BB IBB HBP BLK WP HR S P ERA WHIP											IP WLS BF H R ER SO BB IBB HBP BLK WP HR S P ERA WHIP								
John Burke, R ERA: 5.88 (1, 1)	5.0 L 24 7 3 3 6 1 0 1 0 0 0 1 72 107 5.40 1.600																			
Jeff McCurry, R ERA: 3.85 (8, 1)	2.0 6 0 0 0 1 0 0 0 0 0 0 0 12 16 0.00 0.000																			
Tim Scott, R ERA: 7.08 (9, 1)	1.0 3 1 0 0 1 0 0 0 0 0 0 0 8 11 0.00 1.000																			
Steve Reed, R ERA: 4.93 (9, 1)	1.0 4 2 1 1 0 0 0 0 0 0 0 0 1 8 9.00 2.000																			

Batter	1	2	3	4	5	6	7	8	9	AB R H RBI BB SO LOB	BOTTOM									
Eric Young Sr., R OBP: 0.381, SLG: 0.425 (1, 4)										2 0 0 0 2 0 0	Anaheim Angels @ Colorado Rockies Coors Field, Denver, CO Tue Jul 01 1997, 3:33 AM MDT Att: 48,235 - Sunny - 82 F									
Neftali Perez, S OBP: 0.250, SLG: 0.607 (1, 6)										4 0 1 0 0 0 2										
Larry Walker, L OBP: 0.501, SLG: 0.760 (1, 9)										4 0 0 0 0 1 3										
Andres Galarraga, R OBP: 0.414, SLG: 0.611 (1, 3)										3 0 2 0 1 0 2										
Dante Bichette, R OBP: 0.339, SLG: 0.482 (1, 7)										4 0 0 0 0 0 6										
Vinny Castilla, R OBP: 0.347, SLG: 0.532 (1, 5)										4 1 1 0 0 1 1										
Kirt Manwaring, R OBP: 0.327, SLG: 0.328 Jeff Reed, L OBP: 0.392, SLG: 0.530 (8, PH) (9, PH)										3 0 1 0 0 2 1 1 0 1 0 0 0 0										
Quinton McCracken, S OBP: 0.353, SLG: 0.367 (1, 8)										4 0 0 0 0 0 2										
John Burke, S OBP: 0.125, SLG: 0.125 Angel Echiverri, R OBP: 0.333, SLG: 0.333 Jeff McCurry, R OBP: 0.333, SLG: 0.333 Harvey Pulliam, R OBP: 0.333, SLG: 0.333 Tim Scott, R OBP: 0.333, SLG: 0.333 Steve Reed, R OBP: 0.333, SLG: 0.333 John Vander Wal, L OBP: 0.250, SLG: 0.250 (1, 1) (5, PH) (8, 1) (9, PH) (9, PH) (9, PH)										1 0 0 0 0 1 0 1 0 0 0 0 0 0 0 0 0 0 0 0 0 1 0 0 0 0 1 0 0 0 0 0 0 0 0 0 0 0 0 0 0 0 1 0 0 0 0 1 1										
Inning Stats	R: 0 E: 0 K: 0 S: 10	H: 0 LOB: 2 BB: 2 P: 21	R: 0 E: 0 K: 2 S: 7	H: 0 LOB: 0 BB: 0 P: 7	R: 0 E: 0 K: 1 S: 12	H: 1 LOB: 1 BB: 0 P: 16	R: 0 E: 0 K: 1 S: 11	H: 1 LOB: 1 BB: 0 P: 18	R: 0 E: 0 K: 1 S: 9	H: 1 LOB: 1 BB: 0 P: 12		R: 1 E: 0 K: 1 S: 9	H: 2 LOB: 0 BB: 0 P: 13	R: 0 E: 1 K: 0 S: 9	H: 0 LOB: 2 BB: 1 P: 17	R: 0 E: 0 K: 1 S: 11	H: 1 LOB: 1 BB: 0 P: 16	1B: 4 2B: 2 3B: 0 HR: 0	SF: 0 SAC: 0 DP: 1 HBP: 0	WP: 0 PB: 0 SB: 0 CS: 0
PITCHER	IP WLS BF H R ER SO BB IBB HBP BLK WP HR S P ERA WHIP											IP WLS BF H R ER SO BB IBB HBP BLK WP HR S P ERA WHIP								
Chuck Finley, L ERA: 5.36 (1, 1)	7.1 W 30 5 1 1 6 3 0 0 0 0 0 0 70 108 1.23 1.091																			
Troy Percival, R ERA: 3.13 (8, 1)	1.2 S 6 1 0 0 1 0 0 0 0 0 0 0 16 23 0.00 0.600																			

Batter	1	2	3	4	5	6	7	8	9	AB	R	H	RBI	BB	SO	LOB	TOP			
Eric Young Sr. R OBP: 0.382, SLG: 0.435										4	1	2	0	0	0	0				
Quinton McCracken S OBP: 0.345, SLG: 0.359										4	0	0	1	0	1	1				
Larry Walker L OBP: 0.496, SLG: 0.750										4	0	0	0	0	1	1				
Andres Galarraga R OBP: 0.409, SLG: 0.603										4	0	0	0	0	2	1				
Dante Bichette R OBP: 0.339, SLG: 0.483										3	0	1	0	0	0	0				
Vinny Castilla R OBP: 0.344, SLG: 0.527										3	0	0	0	0	0	1				
Jeff Reed L OBP: 0.391, SLG: 0.525										3	0	1	0	0	1	0				
John Vander Wal L OBP: 0.284, SLG: 0.220										2	0	0	0	1	0	1				
Walt Weiss S OBP: 0.358, SLG: 0.349										3	0	0	0	0	2	1				
Inning Stats	R: 1 E: 0 K: 1 S: 12	H: 1 LOB: 0 BB: 0 P: 20	R: 0 E: 0 K: 0 S: 7	H: 0 LOB: 0 BB: 0 P: 12	R: 0 E: 0 K: 2 S: 12	H: 1 LOB: 1 BB: 1 P: 22	R: 0 E: 0 K: 0 S: 8	H: 1 LOB: 0 BB: 0 P: 15	R: 0 E: 0 K: 1 S: 8	H: 0 LOB: 1 BB: 0 P: 11	R: 0 E: 0 K: 1 S: 7	H: 0 LOB: 0 BB: 0 P: 9	R: 0 E: 0 K: 0 S: 7	H: 0 LOB: 0 BB: 0 P: 13	R: 0 E: 0 K: 1 S: 6	H: 0 LOB: 0 BB: 0 P: 7	1B: 1 2B: 3 3B: 1 HR: 0	SF: 0 SAC: 0 DP: 2 HBP: 0	WP: 0 PB: 0 SB: 0 CS: 1	PA: 31
PITCHER John Burkett R ERA: 4.62	IP: 9.0 WLS: W BF: 31 H: 4 R: 1 ER: 1 SO: 7 BB: 1 IBB: 0 HBP: 0 BLK: 0 WP: 0 HR: 0 S: 75 P: 121 ERA: 1.00 WHIP: 0.556															PITCHER				

Colorado Rockies @ Texas Rangers
The Ballpark at Arlington, Arlington, TX
Wed Jul 02 1997, 8:05 PM EDT
Att: 38,569 - Unknown - 92 F

livebaseballscores.com

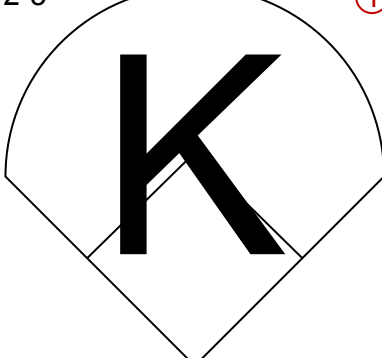
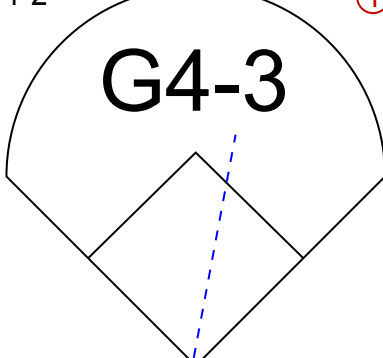
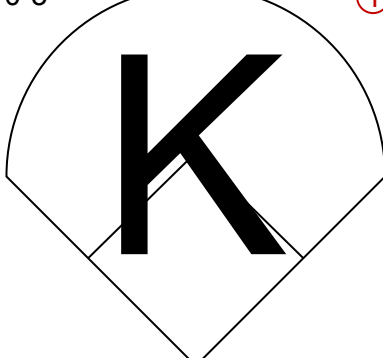
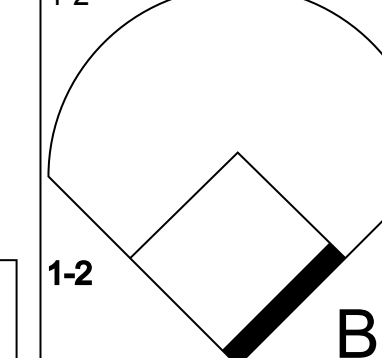
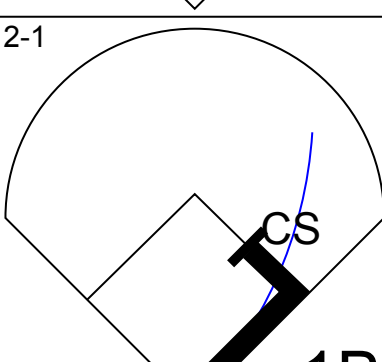
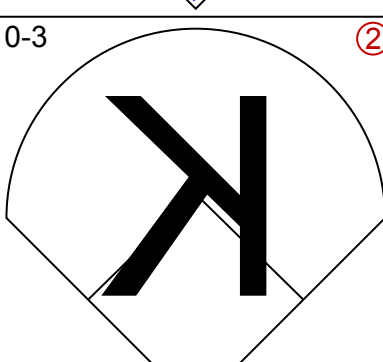
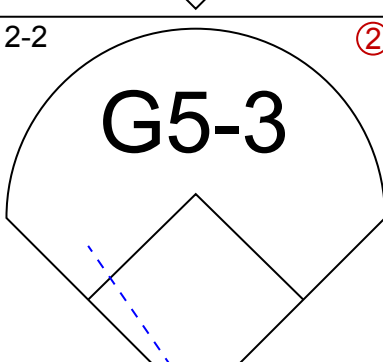
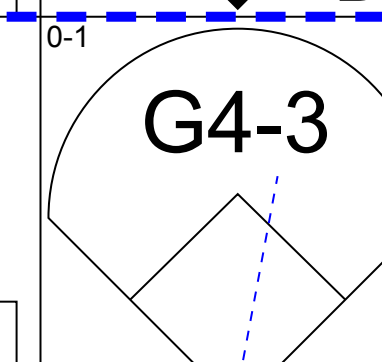
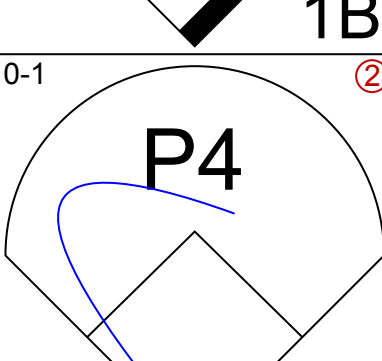
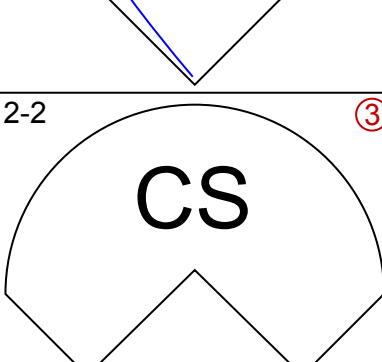
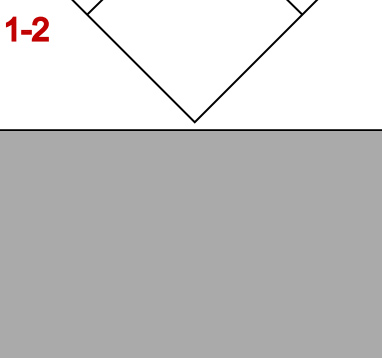



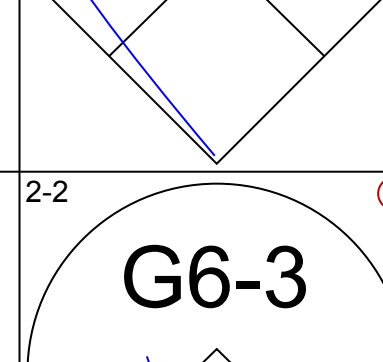
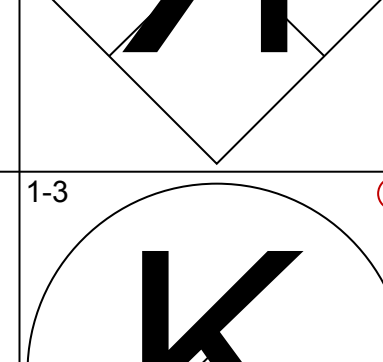
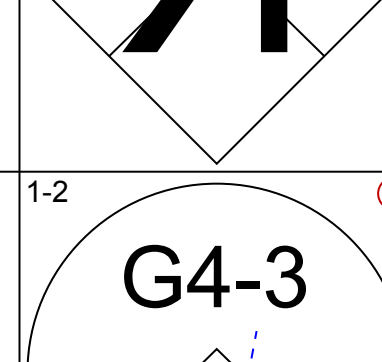
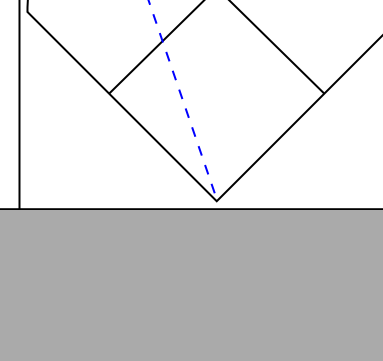

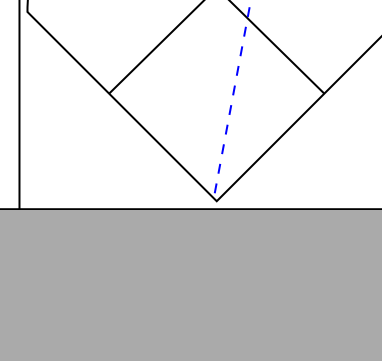



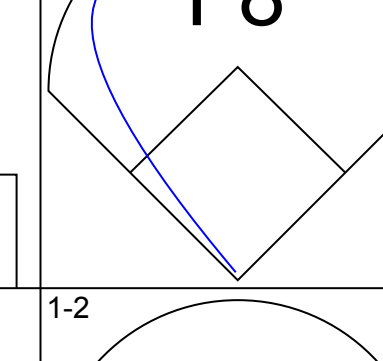
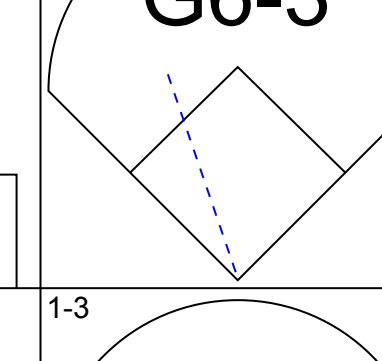
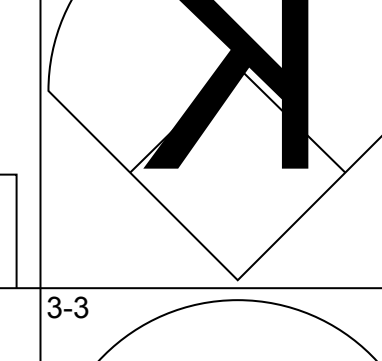
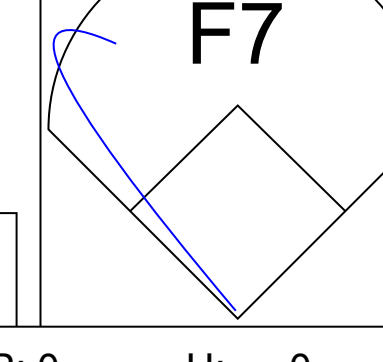
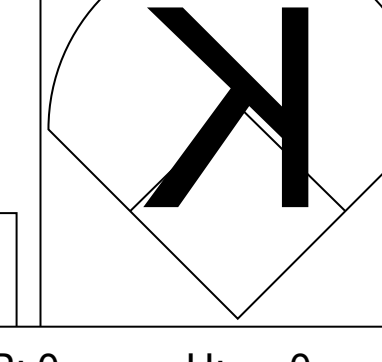
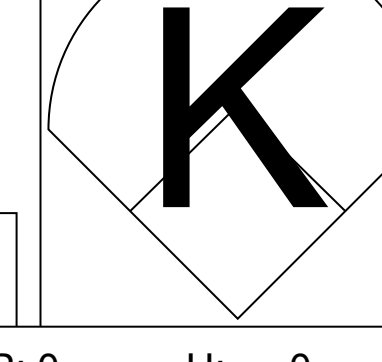
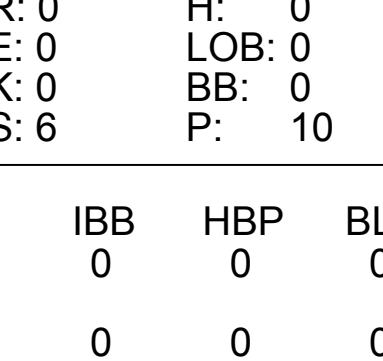
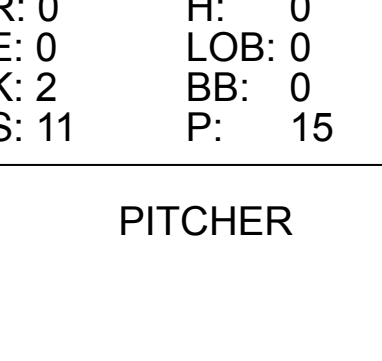
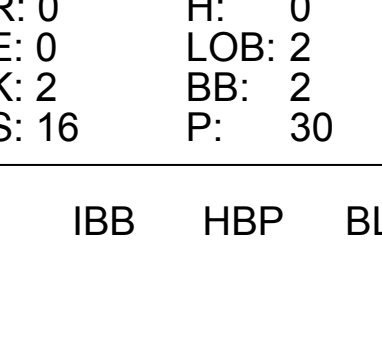
AB 30
R 1
H 4
RBI 1
BB 1
SO 7
LOB 6

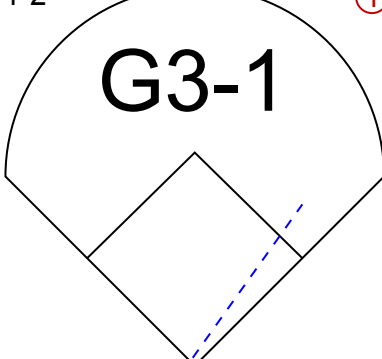
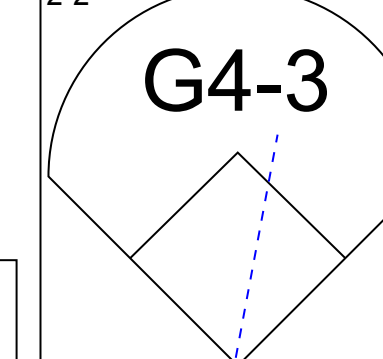
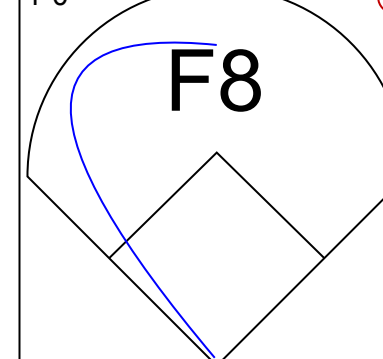
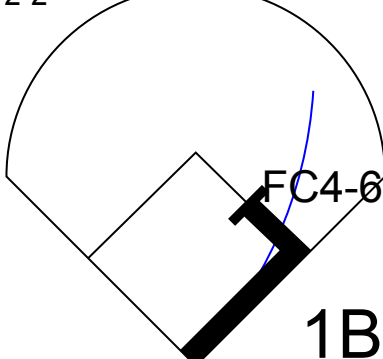
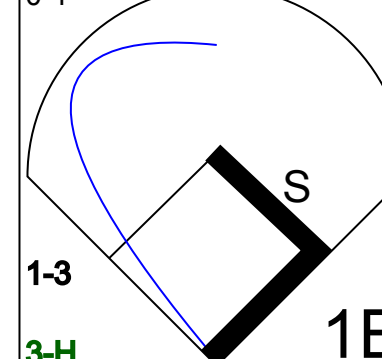
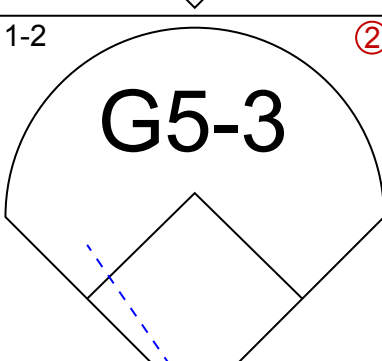
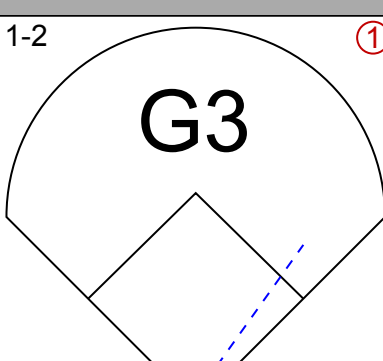
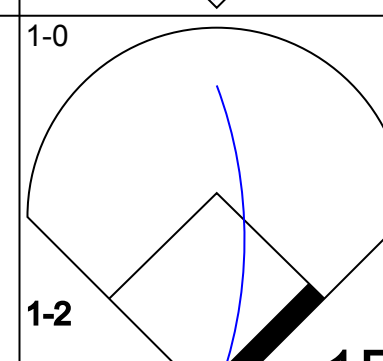
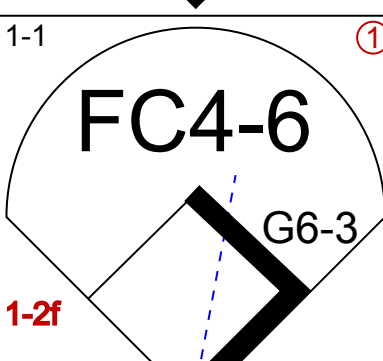
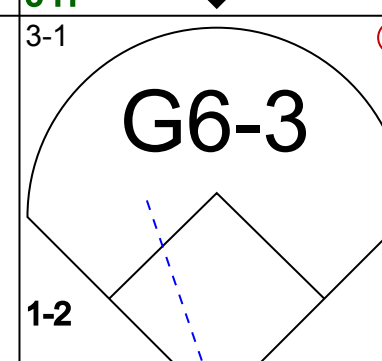
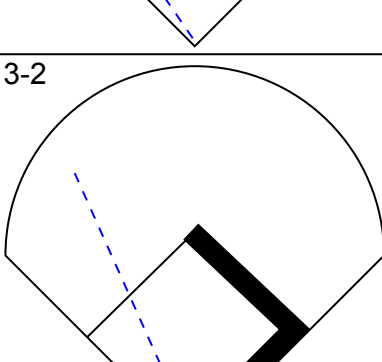
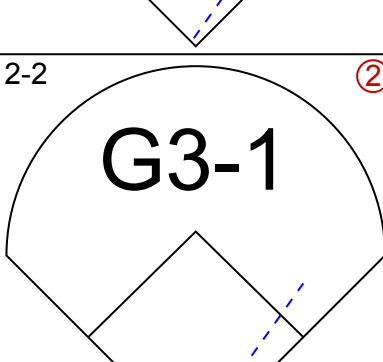
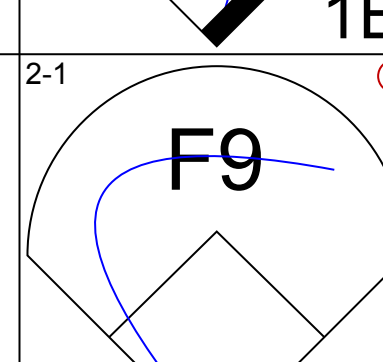
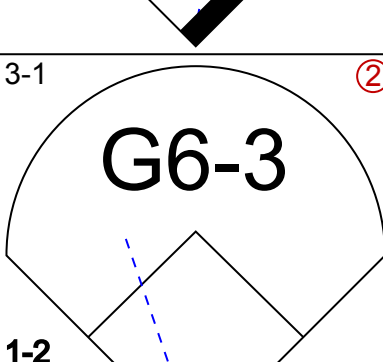
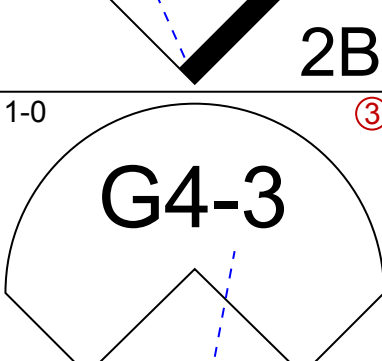
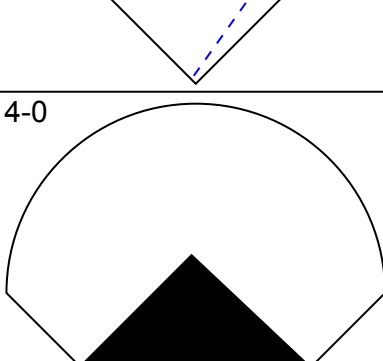
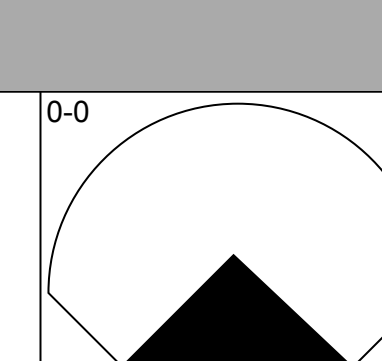
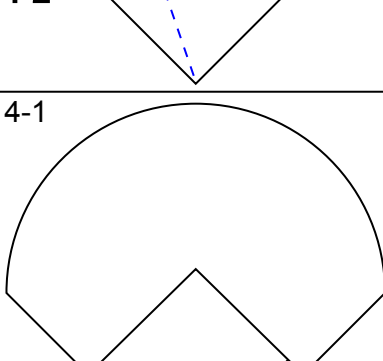
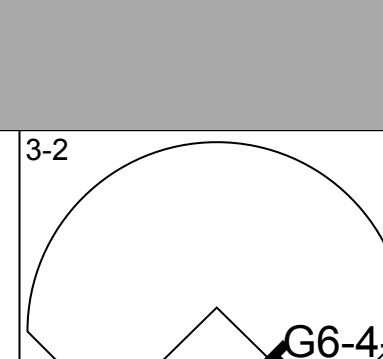
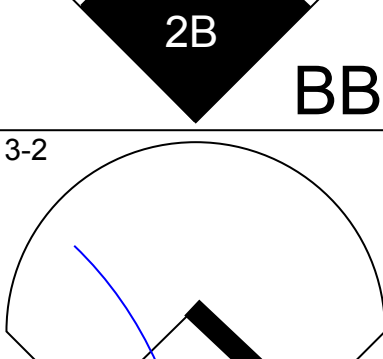

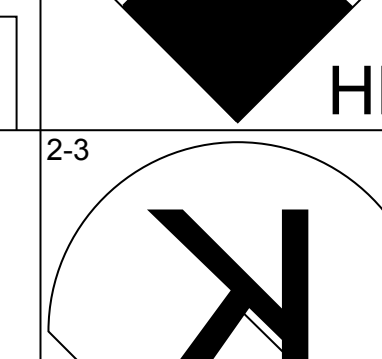
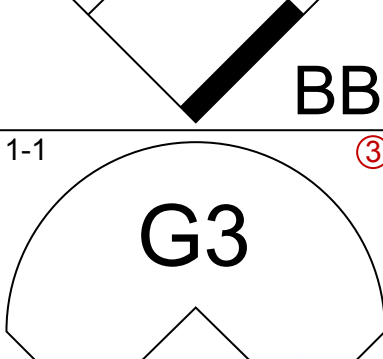
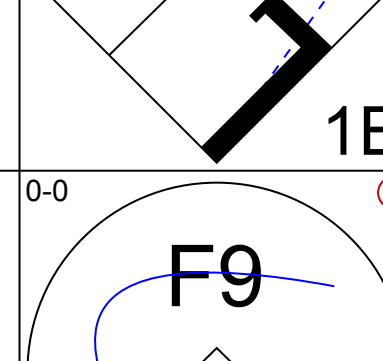
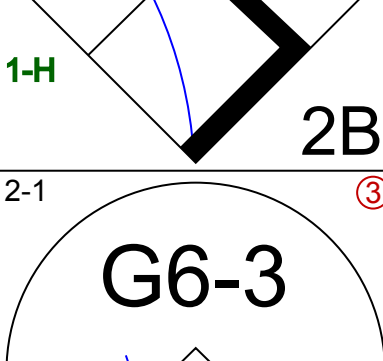
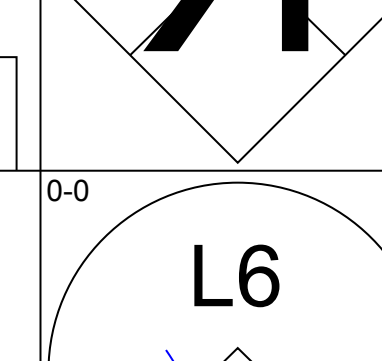
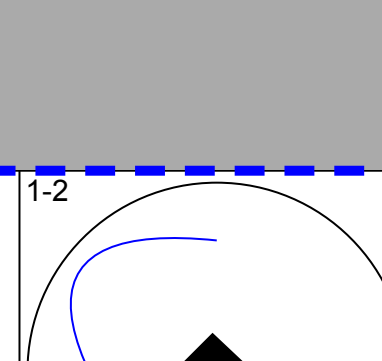
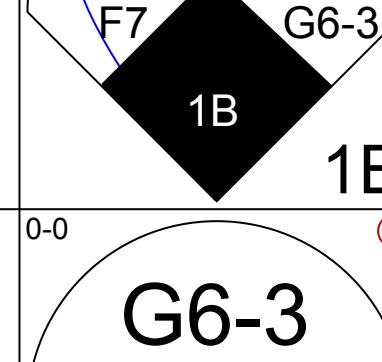

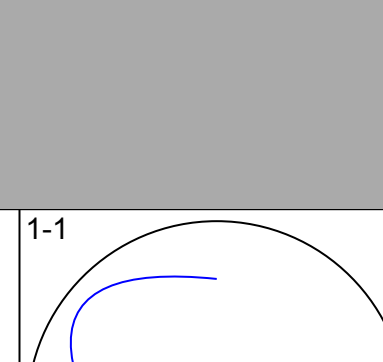
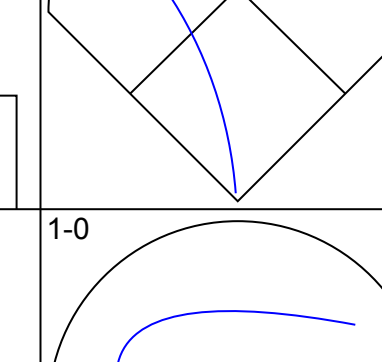

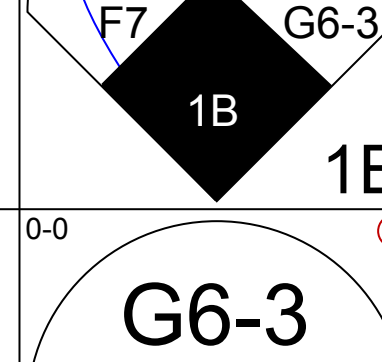
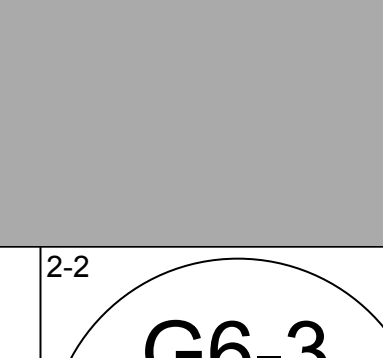
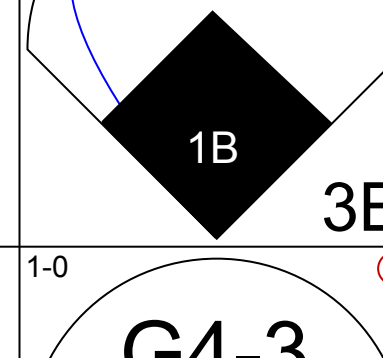

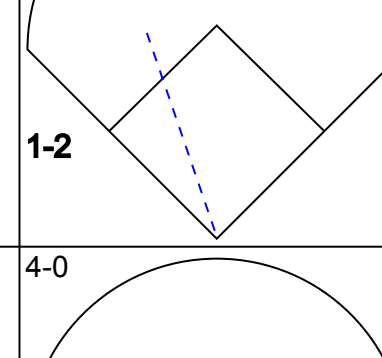
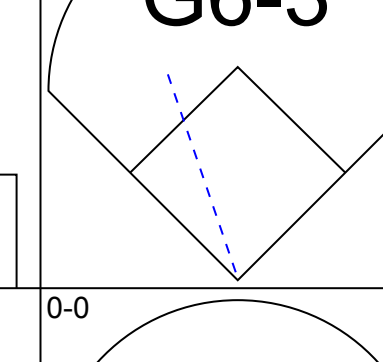
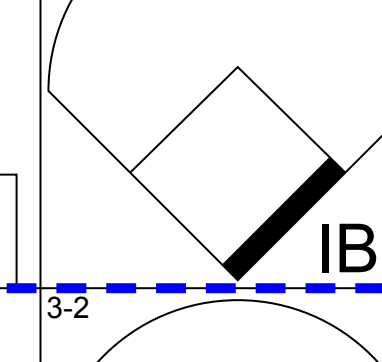
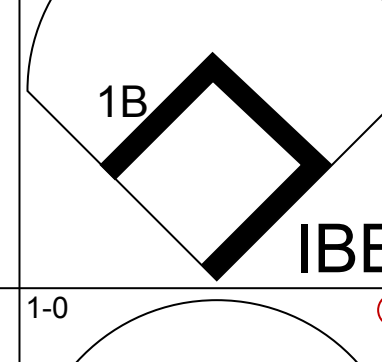
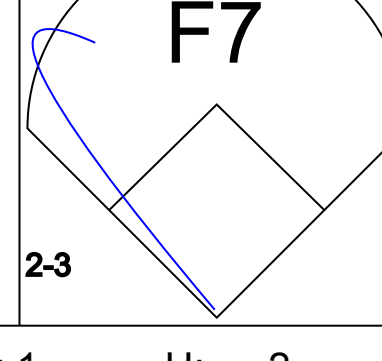
Batter	1	2	3	4	5	6	7	8	9	AB	R	H	RBI	BB	SO	LOB	BOTTOM			
Mark McLemore S OBP: 0.332, SLG: 0.293										5	0	2	2	0	1	1				
Ivan Rodriguez R OBP: 0.382, SLG: 0.544										5	2	3	0	0	0	1				
29 Rusty Greer L OBP: 0.423, SLG: 0.526										4	1	0	0	1	2	4				
Juan Gonzalez R OBP: 0.323, SLG: 0.566										3	2	2	1	0	0	0				
Lee Stevens L OBP: 0.335, SLG: 0.506										4	1	3	0	0	0	3				
Dean Palmer R OBP: 0.291, SLG: 0.381										4	1	1	2	0	1	4				
Mickey Tettleton S OBP: 0.167, SLG: 0.318										3	1	0	0	1	0	3				
Domingo Cedeno S OBP: 0.333, SLG: 0.448										3	1	0	1	1	1	2				
Damon Buford R OBP: 0.281, SLG: 0.319										3	0	1	3	1	0	0				
Inning Stats	R: 0 E: 0 K: 1 S: 8	H: 1 LOB: 0 BB: 0 P: 12	R: 0 E: 0 K: 0 S: 8	H: 1 LOB: 0 BB: 0 P: 14	R: 0 E: 0 K: 0 S: 9	H: 0 LOB: 0 BB: 0 P: 11	R: 0 E: 0 K: 0 S: 17	H: 3 LOB: 1 BB: 3 P: 33	R: 1 E: 1 K: 2 S: 13	H: 2 LOB: 1 BB: 0 P: 18	R: 0 E: 0 K: 0 S: 5	H: 0 LOB: 0 BB: 0 P: 9	R: 0 E: 0 K: 1 S: 8	H: 0 LOB: 0 BB: 0 P: 11	R: 3 E: 0 K: 1 S: 23	H: 5 LOB: 3 BB: 1 P: 33	1B: 10 2B: 2 3B: 0 HR: 0	SF: 1 SAC: 0 DP: 1 HBP: 0	WP: 0 PB: 0 SB: 1 CS: 0	PA: 39
PITCHER John Thomson R ERA: 6.02	IP: 5.0 WLS: L BF: 24 H: 7 R: 6 ER: 6 SO: 3 BB: 3 IBB: 0 HBP: 0 BLK: 0 WP: 0 HR: 0 S: 55 P: 88 ERA: 10.80 WHIP: 2.000															PITCHER				
Jerry Dipoto R ERA: 5.11	IP: 2.0 WLS: L BF: 6 H: 0 R: 0 ER: 0 SO: 0 BB: 0 IBB: 0 HBP: 0 BLK: 0 WP: 0 HR: 0 S: 13 P: 20 ERA: 0.00 WHIP: 0.000																			
Tim Scott R ERA: 8.14	IP: 0.2 WLS: L BF: 7 H: 4 R: 3 ER: 3 SO: 1 BB: 1 IBB: 0 HBP: 0 BLK: 0 WP: 0 HR: 0 S: 21 P: 31 ERA: 40.50 WHIP: 7.500																			
Jeff McCurry R ERA: 3.81	IP: 0.1 WLS: L BF: 2 H: 1 R: 0 ER: 0 SO: 0 BB: 0 IBB: 0 HBP: 0 BLK: 0 WP: 0 HR: 0 S: 2 P: 2 ERA: 0.00 WHIP: 3.000																			

Colorado Rockies @ Texas Rangers
The Ballpark at Arlington, Arlington, TX
Wed Jul 02 1997, 8:05 PM EDT
Att: 38,569 - Unknown - 92 F

livebaseballscores.com

AB 34
R 9
H 12
RBI 9
BB 4
SO 5
LOB 18

Batter	1	2	3	4	5	6	7	8	9	AB	R	H	RBI	BB	SO	LOB	TOP					
Eric Young Sr., R OBP: 0.379, SLG: 0.427										3	0	0	0	1	2	0	Colorado Rockies @ San Francisco Giants 3Com Park at Candlestick Point, San Francisco, CA Fri Jul 04 1997, 10:05 PM EDT Att: 41,566 - Unknown - 60 F					
Quinton McCracken, S OBP: 0.345, SLG: 0.354										3	0	1	0	0	1	0						
Harvey Pulliam, R OBP: 0.200, SLG: 0.278										0	0	0	0	0	0	0						
John Vander Wal, L OBP: 0.279, SLG: 0.217										1	0	0	0	0	0	2						
Larry Walker, L OBP: 0.492, SLG: 0.743										3	0	0	0	0	0	1						
Andres Galarraga, R OBP: 0.402, SLG: 0.590										3	0	0	0	0	1	0						
Dante Bichette, R OBP: 0.334, SLG: 0.476										3	0	0	0	0	2	0						
Vinny Castilla, R OBP: 0.340, SLG: 0.528										3	0	0	0	0	1	0						
Kirt Manwaring, R OBP: 0.326, SLG: 0.320										2	0	0	0	1	1	0						
Walt Weiss, S OBP: 0.354, SLG: 0.345										3	0	0	0	0	1	1						
Jamey Wright, R OBP: 0.250, SLG: 0.118										2	0	0	0	0	1	0						
Jerry Dipoto, R OBP: 0.125, SLG: 0.125										0	0	0	0	0	0	0						
Steve Reed, R OBP: 0.125, SLG: 0.125										0	0	0	0	0	0	0						
Mike Munoz, L OBP: 0.289, SLG: 0.286										1	0	0	0	0	1	1						
Inning Stats	R: 0 E: 0 K: 1 S: 10	H: 1 LOB: 0 BB: 0 P: 16	R: 0 E: 0 K: 0 S: 8	H: 0 LOB: 0 BB: 0 P: 13	R: 0 E: 0 K: 0 S: 6	H: 0 LOB: 0 BB: 0 P: 10	R: 0 E: 0 K: 1 S: 10	H: 0 LOB: 0 BB: 0 P: 14	R: 0 E: 0 K: 3 S: 9	H: 0 LOB: 0 BB: 0 P: 13	R: 0 E: 0 K: 2 S: 11	H: 0 LOB: 0 BB: 0 P: 15	R: 0 E: 0 K: 1 S: 8	H: 0 LOB: 0 BB: 0 P: 11	R: 0 E: 0 K: 1 S: 10	H: 0 LOB: 2 BB: 2 P: 14	R: 0 E: 0 K: 2 S: 16	H: 0 LOB: 2 BB: 2 P: 30	1B: 1 2B: 0 3B: 0 HR: 0	SF: 0 SAC: 0 DP: 0 HBP: 0	WP: 0 PB: 0 SB: 1 CS: 0	PA: 30
PITCHER	IP	WLS	BF	H	R	ER	SO	BB	IBB	HBP	BLK	WP	HR	S	P	ERA	WHIP					
Shawn Estes, L ERA: 2.51	8.2	W	28	1	0	0	11	2	0	0	0	0	0	86	134	0.00	0.346					
Rod Beck, R ERA: 2.5	0.1	S	1	0	0	0	0	0	0	0	0	0	0	2	2	0.00	0.000					

Batter	1	2	3	4	5	6	7	8	9	AB	R	H	RBI	BB	SO	LOB	BOTTOM				
Darryl Hamilton, L OBP: 0.341, SLG: 0.369										5	0	2	1	0	0	1	Colorado Rockies @ San Francisco Giants 3Com Park at Candlestick Point, San Francisco, CA Fri Jul 04 1997, 10:05 PM EDT Att: 41,566 - Unknown - 60 F				
Jose Vizcaino, S OBP: 0.335, SLG: 0.318										5	0	1	0	0	0	3					
Barry Bonds, L OBP: 0.424, SLG: 0.552										4	0	1	0	0	0	3					
Jeff Kent, R OBP: 0.321, SLG: 0.509										2	2	1	1	2	0	1					
J.T. Snow, L OBP: 0.409, SLG: 0.516										4	0	2	1	0	1	2					
Glenallen Hill, R OBP: 0.274, SLG: 0.427										4	1	1	0	0	0	2					
Stan Javier, S OBP: 0.381, SLG: 0.455										0	0	0	0	0	0	0					
Mark Lewis, R OBP: 0.338, SLG: 0.457										4	1	2	0	0	0	2					
Damon Berryhill, S OBP: 0.394, SLG: 0.384										2	0	0	0	2	0	1					
Shawn Estes, R OBP: 0.171, SLG: 0.188										4	0	1	1	0	0	4					
Rod Beck, R ERA: 5.47										0	0	0	0	0	0	0					
Inning Stats	R: 0 E: 0 K: 0 S: 10	H: 1 LOB: 1 BB: 0 P: 16	R: 0 E: 0 K: 0 S: 9	H: 1 LOB: 0 BB: 0 P: 15	R: 0 E: 0 K: 0 S: 7	H: 0 LOB: 0 BB: 0 P: 11	R: 1 E: 0 K: 0 S: 13	H: 1 LOB: 1 BB: 1 P: 25	R: 1 E: 0 K: 0 S: 11	H: 3 LOB: 2 BB: 0 P: 18	R: 1 E: 0 K: 1 S: 10	H: 2 LOB: 2 BB: 1 P: 20	R: 0 E: 0 K: 0 S: 10	H: 1 LOB: 2 BB: 1 P: 21	R: 1 E: 0 K: 0 S: 9	H: 2 LOB: 2 BB: 1 P: 18	1B: 6 2B: 2 3B: 2 HR: 1	SF: 0 SAC: 0 DP: 1 HBP: 0	WP: 0 PB: 0 SB: 1 CS: 0	PA: 38	
PITCHER	IP	WLS	BF	H	R	ER	SO	BB	IBB	HBP	BLK	WP	HR	S	P	ERA	WHIP				
Jamey Wright, R ERA: 8.17	5.2	L	26	8	3	3	1	1	0	0	0	0	0	14	28	0.00	1.588				
Jerry Dipoto, R ERA: 4.97	1.1		6	1	0	0	0	1	0	0	0	0	0	5	11	13.50	1.500				
Steve Reed, R ERA: 5.09	0.2		4	1	1	1	0	0	1	0	0	0	0	4	7	0.00	3.000				
Mike Munoz, L ERA: 5.47	0.1		2	1	0	0	0	0	0	0	0	0	0	4	7	0.00	3.000				



Batter	1	2	3	4	5	6	7	8	9	AB	R	H	RBI	BB	SO	LOB	TOP				
Eric Young Sr. R OBP: 0.378, SLG: 0.423 (1, 4)	F9		BB		FC6-4			G6-4-3		3	0	0	0	1	0	3	Colorado Rockies @ San Francisco Giants 3Com Park at Candlestick Point, San Francisco, CA Sun Jul 06 1997, 6:33 AM EDT Att: 28,252 - Sunny - 65 F livebaseballscorecards.com				
Quinton McCracken S OBP: 0.332, SLG: 0.339 (1, 8)	F7		K			K		K		4	0	0	0	0	3	1					
Larry Walker L OBP: 0.490, SLG: 0.741 Angel Echevarria R OBP: 0.375, SLG: 0.286 (1, 9) (8, 9)	P2				G6-4-3			FC6-4		3	0	2	0	0	0	0					
Andres Galarraga R OBP: 0.399, SLG: 0.582 Mike DeJean R OBP: 0.500, SLG: 1.000 Jeff McCurry R (8, 1) Jeff Reed L OBP: 0.377, SLG: 0.504 (9, PH)	K				G6-4-3			K		3	0	0	0	0	2	2					
Dante Bichette R OBP: 0.329, SLG: 0.467 (1, 7)								FC6-4		4	0	1	0	0	1	2					
Vinny Castilla R OBP: 0.338, SLG: 0.531 (1, 5)	K							K		4	0	1	0	0	3	2					
Kirt Manwaring R OBP: 0.322, SLG: 0.315 (1, 2)	F9							K		3	0	0	0	0	1	2					
Walt Weiss S OBP: 0.350, SLG: 0.348 (1, 6)								F8		3	0	0	0	0	2	1					
John Burke S OBP: 0.167, SLG: 0.167 John Vander Wal L OBP: 0.275, SLG: 0.213 (1, 1) (6, 3)	K							E1		2	0	1	0	0	1	0					
Inning Stats	R: 0 E: 0 K: 0 S: 8	H: 0 LOB: 0 BB: 0 P: 10	R: 0 E: 0 K: 2 S: 14	H: 1 LOB: 1 BB: 0 P: 19	R: 0 E: 0 K: 3 S: 13	H: 0 LOB: 1 BB: 1 P: 20	R: 0 E: 0 K: 1 S: 6	H: 1 LOB: 0 BB: 0 P: 7	R: 0 E: 0 K: 2 S: 11	H: 1 LOB: 1 BB: 0 P: 18	R: 0 E: 0 K: 2 S: 9	H: 0 LOB: 0 BB: 0 P: 14	R: 0 E: 1 K: 1 S: 8	H: 0 LOB: 1 BB: 1 P: 12	R: 0 E: 0 K: 1 S: 10	H: 0 LOB: 1 BB: 1 P: 21		1B: 5 2B: 0 3B: 0 HR: 0	SF: 0 SAC: 0 DP: 2 HBP: 0	WP: 0 PB: 0 SB: 0 CS: 0	PA: 33
PITCHER	IP	WLS	BF	H	R	ER	SO	BB	IBB	HBP	BLK	WP	HR	S	P	ERA	WHIP				
Mark Gardner R ERA: 3.73 (1, 1)	6.0	W	23	5	0	0	9	1	0	0	0	0	0	67	92	0.00	1.000				
John Johnstone R ERA: (7, 1)	1.0		3	0	0	0	2	0	0	0	0	0	0	9	14	0.00	0.000				
Jim Poole L ERA: 5.34 (8, 1)	1.0		3	0	0	0	1	0	0	0	0	0	0	8	12	0.00	0.000				
Doug Henry R ERA: 3.43 (9, 1)	1.0		4	0	0	0	1	1	0	0	0	0	0	10	21	0.00	1.000				

Batter	1	2	3	4	5	6	7	8	9	AB	R	H	RBI	BB	SO	LOB	BOTTOM				
Darryl Hamilton L OBP: 0.345, SLG: 0.374 (1, 8)	SH 1B 2B	L6		F8		FC6-4 1B		BB BB		4	1	2	0	1	0	0	Colorado Rockies @ San Francisco Giants 3Com Park at Candlestick Point, San Francisco, CA Sun Jul 06 1997, 6:33 AM EDT Att: 28,252 - Sunny - 65 F livebaseballscorecards.com				
Jose Vizcaino S OBP: 0.334, SLG: 0.323 Rich Aurilia R OBP: 0.348, SLG: 0.625 (1, 6) (8, 6)	SH 1B 2-3	G6-3				K				3	1	1	0	0	1	1					
Stan Javier S OBP: 0.392, SLG: 0.464 (1, 9)	1B SF8 1B			K		FC6-4		G4-3		5	1	2	1	0	1	4					
Barry Bonds L OBP: 0.418, SLG: 0.540 Marvin Benard L OBP: 0.342, SLG: 0.266 (1, 7) (8, 7)	2-1 SF8 1B			L9		F7				4	1	1	1	0	1	3					
Jeff Kent R OBP: 0.320, SLG: 0.500 (1, 4)	FC3-6 1B BB			E5 E S SF7		G5-3		K		3	1	0	0	1	1	0					
J.T. Snow L OBP: 0.402, SLG: 0.517 (1, 3)	SF8			L3		HR		G3		3	1	1	2	0	0	1					
Mark Lewis R OBP: 0.341, SLG: 0.453 (1, 5)	FC3-6 1B			L4				K		3	0	1	1	1	1	0					
Damon Berryhill S OBP: 0.392, SLG: 0.420 Marcus Jensen S OBP: 0.225, SLG: 0.219 (1, 2) (8, PH) (9, 2)	FC3-6			SF7		HR		G4-3		2	1	1	2	0	0	2					
Mark Gardner R OBP: 0.175, SLG: 0.132 John Johnstone R (7, 1) Jim Poole L (8, 1) Glenallen Hill R OBP: 0.273, SLG: 0.426 (8, PH) Doug Henry R (9, 1)	G1-3			K		F8		L4		3	0	0	0	0	1	3					
Inning Stats	R: 4 E: 1 K: 0 S: 21	H: 4 LOB: 2 BB: 1 P: 35	R: 0 E: 0 K: 1 S: 13	H: 1 LOB: 0 BB: 0 P: 17	R: 1 E: 2 K: 1 S: 7	H: 0 LOB: 1 BB: 1 P: 16	R: 0 E: 0 K: 1 S: 7	H: 1 LOB: 0 BB: 0 P: 14	R: 2 E: 0 K: 0 S: 9	H: 2 LOB: 0 BB: 0 P: 13	R: 0 E: 0 K: 2 S: 7	H: 0 LOB: 0 BB: 0 P: 11	R: 0 E: 0 K: 0 S: 14	H: 0 LOB: 2 BB: 2 P: 24	1B: 5 2B: 2 3B: 0 HR: 2	SF: 2 SAC: 1 DP: 0 HBP: 0		WP: 0 PB: 0 SB: 2 CS: 0	PA: 39		
PITCHER	IP	WLS	BF	H	R	ER	SO	BB	IBB	HBP	BLK	WP	HR	S	P	ERA	WHIP				
John Burke R ERA: 5.89 (1, 1)	5.0	L	27	8	7	5	3	2	0	0	0	0	2	57	95	9.00	2.000				
Mike DeJean R ERA: 3.15 (6, 1)	2.0		7	1	0	0	3	0	0	0	0	0	0	22	31	0.00	0.500				
Jeff McCurry R ERA: 3.67 (8, 1)	1.0		5	0	0	0	0	2	0	0	0	0	0	14	24	0.00	2.000				



Batter	1	2	3	4	5	6	7	8	9	AB	R	H	RBI	BB	SO	LOB	TOP										
Rickey Henderson, R OBP: 0.439, SLG: 0.405	(1,7) F8	(1,0) G4-3		(4,1) HR	(3,1) 1B		(1,3) K		(0,3) K	5	1	1	0	1	2	0											
Quilvio Veras, S OBP: 0.354, SLG: 0.365	(1,4) 1B			(1,2) P4	(2,3) K			(1,2) 1B	(0,0) G4-3	6	2	3	0	0	1	2											
Tony Gwynn, L OBP: 0.430, SLG: 0.583	(1,9) 1B	(0,1) L9		(1,1) E4	(0,1) F7			(0,1) SF8	(0,1) G4-3	6	3	2	0	0	0	3											
Ken Caminiti, S OBP: 0.338, SLG: 0.404	(1,5) HR			(2,0) HR				(3,2) G4-3		5	2	2	6	0	0	2											
Steve Finley, L OBP: 0.333, SLG: 0.530	(1,8) 1B			(3,2) BB	(0,3) K2-3		(0,1) F8	(0,2) SF8		3	2	1	1	1	1	0											
Wally Joyner, L OBP: 0.413, SLG: 0.514	(1,3) FC5-4			(4,0) 1B	(2,1) 1B		(2,0) 1B	(4,0) 1B		3	1	3	0	2	0	0											
Chris Gomez, R OBP: 0.327, SLG: 0.350	(1,6) FC5-4			(1,3) K	(1,0) 1B		(0,3) K	(0,0) 1B		5	0	2	2	0	2	4											
John Flaherty, R OBP: 0.279, SLG: 0.349	(1,2) K			(0,0) 1B	(1,3) K			(2,2) G1-3		5	0	2	2	0	2	3											
Andy Ashby, R OBP: 0.091, SLG: 0.063				(1,3) K				(3,2) F8		3	0	0	0	0	2	2											
Greg Vaughn, R OBP: 0.316, SLG: 0.396		(1,2) L4						(0,0) G4-3		1	0	0	0	0	0	0											
Jim Bruske, R OBP: 0.200, SLG: 0.400										1	0	0	0	0	0	2											
Pete Smith, R OBP: 0.279, SLG: 0.349										0	0	0	0	0	0	0											
Inning Stats	R: 4 E: 0 K: 1 S: 22	H: 4 LOB: 1 BB: 1 P: 32	R: 0 E: 0 K: 0 S: 8	H: 1 LOB: 1 BB: 0 P: 12	R: 1 E: 0 K: 2 S: 12	H: 2 LOB: 2 BB: 1 P: 21	R: 3 E: 1 K: 2 S: 16	H: 3 LOB: 2 BB: 1 P: 28	R: 0 E: 0 K: 1 S: 9	H: 1 LOB: 1 BB: 0 P: 13	R: 0 E: 0 K: 1 S: 11	H: 0 LOB: 0 BB: 0 P: 17	R: 3 E: 0 K: 0 S: 19	H: 4 LOB: 2 BB: 1 P: 28	R: 0 E: 0 K: 1 S: 6	H: 0 LOB: 0 BB: 0 P: 6	1B: 14 2B: 0 3B: 0 HR: 2	SF: 1 SAC: 0 DP: 0 HBP: 0	WP: 1 PB: 0 SB: 1 CS: 0	PA: 48							
PITCHER	IP	WLS	BF	H	R	ER	SO	BB	IBB	HBP	BLK	WP	HR	S	P	ERA	WHIP										
John Burke, R ERA: 6.56	(1,1) 4.0	L	26	10	8	7	5	3	0	0	0	1	2	58	93	15.75	3.250										
Mike DeJean, R ERA: 3.0	(5,1) 2.0		8	2	0	0	3	0	0	0	0	0	0	21	29	0.00	1.000										
Jerry Dipoto, R ERA: 5.3	(7,1) 2.0		11	4	3	3	1	0	1	0	0	0	0	30	45	13.50	2.000										
Curt Leskanic, R ERA: 5.66	(9,1) 1.0		3	0	0	0	1	0	0	0	0	0	0	6	6	0.00	0.000										

San Diego Padres @ Colorado Rockies
Coors Field, Denver, CO
Thu Jul 10 1997, 7:05 PM MDT
Att: 45,833 - Unknown - 90 F

AB 43
R 11
H 16
RBI 11
BB 4
SO 10
LOB 18



Batter	1	2	3	4	5	6	7	8	9	AB	R	H	RBI	BB	SO	LOB	BOTTOM										
Eric Young Sr., R OBP: 0.377, SLG: 0.419	(1,4) 1B		(1,0) G4-3		(2,2) G4-3		(0,3) K			3	1	0	0	1	1	0											
Quinton McCracken, S OBP: 0.330, SLG: 0.342	(1,8) SF8		(2,1) G5-3		(0,1) HR		(1,2) K			4	2	2	0	0	1	0											
Larry Walker, L OBP: 0.496, SLG: 0.750	(1,9) SF8		(0,2) 1B		(1,1) HR		(0,2) F7			3	2	2	3	0	0	0											
Andres Galarraga, R OBP: 0.401, SLG: 0.584	(1,3) 2B		(0,0) WP		(2,1) G5-3			(1,1) G6-3		4	0	2	1	0	0	0											
Dante Bichette, R OBP: 0.328, SLG: 0.464	(1,7) P6		(2,2) L5		(1,2) 1B		(0,3) K			4	0	1	0	0	1	2											
Vinny Castilla, R OBP: 0.334, SLG: 0.524	(1,5) K		(1,3) 3H		(1,2) P6		(0,1) G1-3		(0,1) F8	4	0	0	0	0	1	2											
Jeff Reed, L OBP: 0.366, SLG: 0.488			(2,2) L7		(0,0) F7		(3,1) F8		(3,2) F7	4	0	0	0	0	0	0											
Walt Weiss, S OBP: 0.352, SLG: 0.351			(2,1) CS		(1,1) 1B		(2,3) K		(3,3) K	4	0	2	0	0	2	0											
John Burke, S ERA: 6.56	(1,1) 1B		(2,1) G4-3		(2,1) G6-3		(1,0) F8		(1,3) K	1	0	0	0	0	0	1											
Andy Ashby, R ERA: 3.77	(4,PH) 6.0									1	0	0	0	0	0	1											
Mike DeJean, R ERA: 3.0	(5,1) 2.0									0	0	0	0	0	0	0											
John Vander Wal, R ERA: 3.38	(6,PH) 1.0									1	0	0	0	0	0	0											
Jerry Dipoto, R ERA: 5.3	(7,1) 2.0									0	0	0	0	0	0	0											
Curt Leskanic, R ERA: 5.66	(9,1) 1.0									0	0	0	0	0	1	0											
Inning Stats	R: 2 E: 0 K: 1 S: 14	H: 2 LOB: 1 BB: 1 P: 20	R: 0 E: 0 K: 0 S: 12	H: 1 LOB: 0 BB: 0 P: 17	R: 1 E: 0 K: 0 S: 11	H: 2 LOB: 1 BB: 0 P: 16	R: 0 E: 0 K: 0 S: 9	H: 1 LOB: 1 BB: 0 P: 13	R: 2 E: 0 K: 1 S: 17	H: 3 LOB: 1 BB: 0 P: 23	R: 0 E: 0 K: 2 S: 7	H: 0 LOB: 0 BB: 0 P: 10	R: 0 E: 0 K: 1 S: 7	H: 0 LOB: 0 BB: 0 P: 8	R: 0 E: 0 K: 2 S: 10	H: 0 LOB: 0 BB: 0 P: 17	1B: 7 2B: 1 3B: 0 HR: 1	SF: 1 SAC: 0 DP: 0 HBP: 0	WP: 1 PB: 0 SB: 1 CS: 1	PA: 36							
PITCHER	IP	WLS	BF	H	R	ER	SO	BB	IBB	HBP	BLK	WP	HR	S	P	ERA	WHIP										
Andy Ashby, R ERA: 3.77	(1,1) 6.0	W	27	9	5	5	2	1	0	0	0	1	1	70	102	7.50	1.667										
Jim Bruske, R ERA: 3.38	(7,1) 2.0		6	0	0	0	3	0	0	0	0	0	0	16	18	0.00	0.000										
Pete Smith, R ERA: 5.54	(9,1) 1.0		3	0	0	0	2	0	0	0	0	0	0	10	17	0.00	0.000										

San Diego Padres @ Colorado Rockies
Coors Field, Denver, CO
Thu Jul 10 1997, 7:05 PM MDT
Att: 45,833 - Unknown - 90 F

AB 34
R 5
H 9
RBI 4
BB 1
SO 7
LOB 6



Batter	1	2	3	4	5	6	7	8	9	AB	R	H	RBI	BB	SO	LOB	TOP			
Rickey Henderson, R OBP: 0.437, SLG: 0.407	(1, 7) K		(2, 2) FC3-6 1B	(4, 1) 1B		(1, 0) G6-3		(2, 1) 2B	(4, 2) 2B	4	3	2	0	2	1	0				
Quilvio Veras, S OBP: 0.344, SLG: 0.359	(1, 4) G3		(0, 2) FC3-6 1B	(0, 0) P6		(1, 3) K		(2, 3) K	(1, 1) 2B	6	0	2	3	0	2	3				
Tony Gwynn, L OBP: 0.596, SLG: 0.599	(1, 9) G4-3		(1, 2) FC3-6 HR	(1, 0) 1B		(1, 0) L1		(2, 3) K	(1, 2) G4-3	6	1	1	2	0	1	5				
Trevor Hoffman, R OBP: 0.500, SLG: 0.500			(1, 2) FC3-6 HR	(1, 3) 2H 1B						0	0	0	0	0	0	0				
Ken Caminiti, S OBP: 0.351, SLG: 0.413		(1, 0) P2	(2, 1) HR	(1, 2) 1B			(1, 2) SF8 2B		(4, 1) 3B	4	3	3	2	1	0	0				
Steve Finley, L OBP: 0.335, SLG: 0.548		(3, 2) F8 1B	(1, 2) HR	(1, 2) 1B			(2, 2) F8		(1, 1) 2B	5	2	3	4	0	0	3				
Wally Joyner, L OBP: 0.413, SLG: 0.512	(1, 3) F8		(0, 2) FC5-4 1B		(4, 2) G5-4-3 BB		(0, 0) SF8		(1, 1) SH1-4 2B	3	0	2	2	1	0	1				
Chris Jones, R OBP: 0.327, SLG: 0.483			(1, 3) FC5-4 BB				(3, H) 2B		(3, H) SH1-4 2B	0	1	0	0	0	0	0				
Archi Cianfrocco, R OBP: 0.330, SLG: 0.371	(1, 6) FC5-4 BB		(0, 0) F8		(0, 0) G5-4-3		(2, 1) 2B		(0, 1) SH1-4 1B	4	1	2	0	1	0	2				
John Flaherty, R OBP: 0.280, SLG: 0.348	(1, 2) FC5-4		(1, 0) FC5-4		(1, 1) 1B		(1, 0) G4-3		(0, 1) SH1-4	4	0	1	0	0	0	4				
Sean Bergman, R OBP: 0.250, SLG: 0.333			(0, 2) 1B	(1, 2) BB		(3, 2) G4-3			(1, 1) L7	1	1	1	0	0	0	0				
Pete Smith, R OBP: 0.167, SLG: 0.167										1	1	1	0	0	0	0				
Craig Shuey, R OBP: 0.333, SLG: 0.405										1	0	0	0	0	0	1				
Will Cunnane, R OBP: 0.320, SLG: 0.545										0	0	0	0	0	0	0				
Mark Swenseny, L OBP: 0.300, SLG: 0.380										0	0	0	0	0	0	0				
Rich Batchelor, R OBP: 0.275, SLG: 0.355										0	0	0	0	0	0	0				
Greg Vaughn, R OBP: 0.315, SLG: 0.395										1	0	0	0	0	1	2				
Chris Gomez, R OBP: 0.330, SLG: 0.354										0	0	0	0	0	0	0				
Inning Stats	R: 0 E: 0 K: 1 S: 8	H: 0 LOB: 0 BB: 0 P: 11	R: 0 E: 0 K: 0 S: 17	H: 1 LOB: 2 BB: 1 P: 29	R: 5 E: 0 K: 0 S: 24	H: 6 LOB: 1 BB: 0 P: 30	R: 2 E: 0 K: 0 S: 13	H: 3 LOB: 1 BB: 1 P: 22	R: 0 E: 0 K: 0 S: 6	H: 0 LOB: 0 BB: 0 P: 9	R: 1 E: 0 K: 0 S: 11	H: 2 LOB: 1 BB: 0 P: 17	R: 0 E: 0 K: 2 S: 11	H: 1 LOB: 1 BB: 2 P: 18	R: 5 E: 0 K: 1 S: 27	H: 4 LOB: 2 BB: 2 P: 40	1B: 11 2B: 5 3B: 1 HR: 1	SF: 1 SAC: 1 DP: 2 HBP: 0	WP: 0 PB: 0 SB: 0 CS: 0	PA: 48
PITCHER	IP	WLS	BF	H	R	ER	SO	BB	IBB	HBP	BLK	WP	HR	S	P	ERA	WHIP			
Jamey Wright, R ERA: 8.51	(1, 1) 5.0	27	11	7	7	7	1	3	0	0	1	0	1	70	108	12.60	2.800			
Jerry Dipoto, R ERA: 5.09	(6, 1) 2.0	8	2	1	1	1	1	0	0	0	0	0	0	17	26	4.50	1.000			
Steve Reed, R ERA: 4.74	(8, 1) 1.0	4	1	0	0	2	0	0	0	0	0	0	0	11	18	0.00	1.000			
Curt Leskanic, R ERA: 7.54	(9, 1) 0.0	3	2	3	3	0	1	0	0	0	0	0	0	5	11	∞	∞			
Jeff McCurry, R ERA: 3.94	(9, 1) 1.0	L 6	2	2	2	1	1	0	0	0	0	0	0	22	29	18.00	3.000			

San Diego Padres @ Colorado Rockies
Coors Field, Denver, CO
Sun Jul 13 1997, 3:33 AM MDT
Att: 48,053 - Sunny - 76 F

livebaseballscorecards.com

AB	41
R	13
H	18
RBI	13
BB	5
SO	5
LOB	21

Batter	1	2	3	4	5	6	7	8	9	AB	R	H	RBI	BB	SO	LOB	BOTTOM			
Eric Young Sr., R OBP: 0.379, SLG: 0.420	(1, 4) S 1B		(3, 1) 2B 1B		(2, 1) G6-3		(1, 0) F9			3	3	1	1	2	0	2				
Walt Weiss, S OBP: 0.354, SLG: 0.357	(1, 6) K		(1, 2) 2B 1B		(2, 3) K					5	1	3	2	0	2	2				
Larry Walker, L OBP: 0.501, SLG: 0.751	(1, 9) 1B HBP		(1, 0) 2B		(3, 1) 1B					4	1	3	4	0	0	1				
Andres Galarraga, R OBP: 0.394, SLG: 0.566	(1, 3) CS 1B		(3, 3) K		(2, 1) P4		(0, 0) G6-3		(1, 0) F8	5	0	1	2	0	1	2				
Dante Bichette, R OBP: 0.338, SLG: 0.477	(1, 7) K		(0, 3) K		(1, 0) F9		(1, 2) G4-3		(0, 1) 1B	5	0	1	0	0	2	1				
Vinny Castilla, R OBP: 0.330, SLG: 0.515	(1, 5) CS		(1, 1) F7		(2, 1) G5-3		(2, 1) 1B		(3, 3) K	5	0	1	0	0	1	2				
Kirt Manwaring, R OBP: 0.332, SLG: 0.327			(3, 3) K		(0, 0) WP 3B		(1, 1) F8			5	1	1	0	0	2	1				
Quinton McCracken, S OBP: 0.339, SLG: 0.340			(3, 2) BB 2B		(4, 1) WP 1B		(1, 2) E6 SH 1B		(1, 2) G6-3	3	3	2	0	2	0	0				
Jamey Wright, R ERA: 8.15	(1, 1) 2.2	19	7	10	10	6	3	0	1	0	0	0	0	45	84	33.75	3.750			
Pete Smith, R ERA: 5.35	(3, 1) 1.1	6	3	0	0	0	0	0	0	0	0	0	0	11	19	0.00	2.250			
Will Cunnane, R ERA: 5.92	(5, 1) 3.0	12	2	1	0	1	1	0	0	0	0	0	0	23	42	0.00	1.000			
Rich Batchelor, R ERA: 4.71	(8, 1) 1.0	W 5	2	0	0	1	0	0	0	0	0	0	0	9	14	0.00	2.000			
Trevor Hoffman, R ERA: 3.92	(9, 1) 1.0	S 3	0	0	0	1	0	0	0	0	0	0	0	8	11	0.00	0.000			
Inning Stats	R: 2 E: 0 K: 2 S: 11	H: 1 LOB: 1 BB: 1 P: 24	R: 4 E: 0 K: 2 S: 22	H: 4 LOB: 1 BB: 1 P: 37	R: 4 E: 0 K: 2 S: 16	H: 4 LOB: 1 BB: 1 P: 29	R: 0 E: 0 K: 0 S: 7	H: 1 LOB: 0 BB: 0 P: 13	R: 1 E: 2 K: 1 S: 12	H: 2 LOB: 2 BB: 0 P: 23	R: 0 E: 0 K: 0 S: 6	H: 0 LOB: 1 BB: 1 P: 12	R: 0 E: 0 K: 1 S: 9	H: 2 LOB: 2 BB: 0 P: 14	R: 0 E: 0 K: 1 S: 8	H: 0 LOB: 0 BB: 0 P: 11	1B: 11 2B: 2 3B: 1 HR: 0	SF: 0 SAC: 1 DP: 0 HBP: 1	WP: 1 PB: 0 SB: 5 CS: 1	PA: 46
PITCHER	IP	WLS	BF	H	R	ER	SO	BB	IBB	HBP	BLK	WP	HR	S	P	ERA	WHIP			
Sean Bergman, R ERA: 6.15	(1, 1) 2.2	19	7	10	10	6	3	0	1	0	0	0	0	45	84	33.75	3.750			
Pete Smith, R ERA: 5.35	(3, 1) 1.1	6	3	0	0	0	0	0	0	0	0	0	0	11	19	0.00	2.250			
Will Cunnane, R ERA: 5.92	(5, 1) 3.0	12	2	1	0	1	1	0	0	0	0	0	0	23	42	0.00	1.000			
Rich Batchelor, R ERA: 4.71	(8, 1) 1.0	W 5	2	0	0	1	0	0	0	0	0	0	0	9	14	0.00	2.000			
Trevor Hoffman, R ERA: 3.92	(9, 1) 1.0	S 3	0	0	0	1	0	0	0	0	0	0	0	8	11	0.00	0.000			

San Diego Padres @ Colorado Rockies
Coors Field, Denver, CO
Sun Jul 13 1997, 3:33 AM MDT
Att: 48,053 - Sunny - 76 F

livebaseballscorecards.com

AB	39
R	11
H	14
RBI	9
BB	4
SO	9
LOB	13

Batter	1	2	3	4	5	6	7	8	9	AB	R	H	RBI	BB	SO	LOB	TOP								
Roger Cedeno, S (1, 8) OBP: 0.359, SLG: 0.369										4	2	1	0	1	1	1	Los Angeles Dodgers @ Colorado Rockies Coors Field, Denver, CO Tue Jul 15 1997, 3:33 AM MDT Att: 48,621 - Sunny - 92 F								
Todd Hollandsworth, L (1, 7) OBP: 0.255, SLG: 0.367										5	1	1	0	0	3	3									
Mike Piazza, R (1, 2) OBP: 0.427, SLG: 0.602										5	0	3	2	0	0	2									
Eric Karros, R (1, 3) OBP: 0.343, SLG: 0.496										4	1	2	1	0	0	2									
Raul Mondesi, R (1, 9) OBP: 0.337, SLG: 0.523										5	0	1	0	0	0	3									
Todd Zeile, R (1, 5)										2	2	1	1	2	0	0									
Wilton Guerrero, S (1, 4) OBP: 0.306, SLG: 0.412										4	0	1	1	0	2	3									
Tripp Cromer, R (1, 6) OBP: 0.418, SLG: 0.460										4	0	2	1	0	1	2									
Chan Ho Park, R (1, 1) OBP: 0.226, SLG: 0.300										3	0	0	0	0	0	3									
Darren Hall, R (7, 1)										0	0	0	0	0	0	0									
Eric Anthony, L (8, PH) OBP: 0.343, SLG: 0.448										1	0	0	0	0	0	0									
Mark Guthrie, R (8, 1)										0	0	0	0	0	0	0									
Todd Worrell, R (9, 1)										0	0	0	0	0	0	0									
Inning Stats	R: 1 E: 0 K: 0 S: 7	H: 1 LOB: 0 BB: 0 P: 11	R: 0 E: 0 K: 1 S: 9	H: 0 LOB: 1 BB: 1 P: 14	R: 1 E: 0 K: 1 S: 12	H: 2 LOB: 1 BB: 0 P: 22	R: 0 E: 0 K: 1 S: 8	H: 0 LOB: 0 BB: 0 P: 13	R: 0 E: 0 K: 1 S: 6	H: 1 LOB: 1 BB: 0 P: 9	R: 2 E: 0 K: 0 S: 16	H: 3 LOB: 2 BB: 1 P: 26	R: 1 E: 0 K: 1 S: 11	H: 1 LOB: 1 BB: 1 P: 18	R: 1 E: 0 K: 1 S: 8	H: 2 LOB: 2 BB: 0 P: 15	R: 0 E: 0 K: 1 S: 10	H: 2 LOB: 0 BB: 0 P: 18	1B: 7 2B: 3 3B: 1 HR: 1	SF: 1 SAC: 0 DP: 0 HBP: 0	WP: 0 PB: 0 SB: 2 CS: 0	PA: 42			
PITCHER	IP WLS BF H R ER SO BB IBB HBP BLK WP HR S P ERA WHIP	IP WLS BF H R ER SO BB IBB HBP BLK WP HR S P ERA WHIP	IP WLS BF H R ER SO BB IBB HBP BLK WP HR S P ERA WHIP	IP WLS BF H R ER SO BB IBB HBP BLK WP HR S P ERA WHIP	IP WLS BF H R ER SO BB IBB HBP BLK WP HR S P ERA WHIP	IP WLS BF H R ER SO BB IBB HBP BLK WP HR S P ERA WHIP	IP WLS BF H R ER SO BB IBB HBP BLK WP HR S P ERA WHIP	IP WLS BF H R ER SO BB IBB HBP BLK WP HR S P ERA WHIP	IP WLS BF H R ER SO BB IBB HBP BLK WP HR S P ERA WHIP	IP WLS BF H R ER SO BB IBB HBP BLK WP HR S P ERA WHIP	IP WLS BF H R ER SO BB IBB HBP BLK WP HR S P ERA WHIP	IP WLS BF H R ER SO BB IBB HBP BLK WP HR S P ERA WHIP	IP WLS BF H R ER SO BB IBB HBP BLK WP HR S P ERA WHIP	IP WLS BF H R ER SO BB IBB HBP BLK WP HR S P ERA WHIP	IP WLS BF H R ER SO BB IBB HBP BLK WP HR S P ERA WHIP	IP WLS BF H R ER SO BB IBB HBP BLK WP HR S P ERA WHIP	IP WLS BF H R ER SO BB IBB HBP BLK WP HR S P ERA WHIP	IP WLS BF H R ER SO BB IBB HBP BLK WP HR S P ERA WHIP	IP WLS BF H R ER SO BB IBB HBP BLK WP HR S P ERA WHIP	IP WLS BF H R ER SO BB IBB HBP BLK WP HR S P ERA WHIP	IP WLS BF H R ER SO BB IBB HBP BLK WP HR S P ERA WHIP	IP WLS BF H R ER SO BB IBB HBP BLK WP HR S P ERA WHIP	IP WLS BF H R ER SO BB IBB HBP BLK WP HR S P ERA WHIP	IP WLS BF H R ER SO BB IBB HBP BLK WP HR S P ERA WHIP	IP WLS BF H R ER SO BB IBB HBP BLK WP HR S P ERA WHIP

AB	37
R	6
H	12
RBI	6
BB	3
SO	7
LOB	19



Batter	1	2	3	4	5	6	7	8	9	AB	R	H	RBI	BB	SO	LOB	BOTTOM									
Eric Young Sr., R (1, 4) OBP: 0.371, SLG: 0.414										4	0	0	2	0	0	4	Los Angeles Dodgers @ Colorado Rockies Coors Field, Denver, CO Tue Jul 15 1997, 3:33 AM MDT Att: 48,621 - Sunny - 92 F									
Quinton McCracken, S (1, 8) OBP: 0.340, SLG: 0.343										5	0	1	0	0	1	2										
Larry Walker, L (1, 9) OBP: 0.499, SLG: 0.740										4	0	0	0	0	1	1										
Andres Galarraga, R (1, 3) OBP: 0.400, SLG: 0.576										4	2	2	0	0	1	1										
Jeff Reed, L (1, 2) OBP: 0.392, SLG: 0.529										2	0	0	0	1	1	1										
Dante Bichette, R (8, PH) OBP: 0.338, SLG: 0.479										1	0	1	1	0	0	0										
Kirt Manwaring, R (9, 2) OBP: 0.331, SLG: 0.325										0	0	0	0	0	0	0										
Vinny Castilla, R (1, 5) OBP: 0.326, SLG: 0.506										4	1	1	0	0	0	2										
John Vander Wal, L (1, 7) OBP: 0.273, SLG: 0.217										3	0	1	1	0	0	1										
Walt Weiss, S (9, PH) OBP: 0.363, SLG: 0.376										1	0	1	0	0	0	0										
Bill Swift, R (9, PR) OBP: 0.467, SLG: 0.364										0	1	0	0	0	0	0										
Nelfi Perez, S (1, 6) OBP: 0.321, SLG: 0.547										4	1	3	1	0	0	1										
Roger Bailey, R (1, 1) OBP: 0.225, SLG: 0.211										1	0	0	0	0	0	1										
Curt Leskanic, R (7, 1)										0	0	0	0	0	0	0										
Angel Echevarria, R (7, PH) OBP: 0.429, SLG: 0.417										1	0	0	0	0	0	2										
Jeff McCurry, R (8, 1)										0	0	0	0	0	0	0										
Harvey Pulliam, R (9, PH) OBP: 0.289, SLG: 0.375										1	0	1	0	0	0	0										
Inning Stats	R: 0 E: 0 K: 0 S: 9	H: 1 LOB: 0 BB: 0 P: 13	R: 0 E: 0 K: 0 S: 7	H: 0 LOB: 0 BB: 1 P: 13	R: 1 E: 0 K: 0 S: 8	H: 1 LOB: 0 BB: 0 P: 13	R: 0 E: 0 K: 2 S: 7	H: 0 LOB: 0 BB: 0 P: 9	R: 0 E: 0 K: 1 S: 7	H: 1 LOB: 1 BB: 0 P: 12	R: 0 E: 0 K: 1 S: 7	H: 0 LOB: 0 BB: 0 P: 11	R: 2 E: 0 K: 0 S: 17	H: 4 LOB: 2 BB: 0 P: 27	R: 1 E: 0 K: 1 S: 12	H: 2 LOB: 1 BB: 0 P: 20	R: 1 E: 0 K: 0 S: 8	H: 2 LOB: 1 BB: 0 P: 13	1B: 7 2B: 4 3B: 0 HR: 0	SF: 1 SAC: 1 DP: 1 HBP: 0	WP: 0 PB: 0 SB: 1 CS: 0	PA: 38				
PITCHER	IP WLS BF H R ER SO BB IBB HBP BLK WP HR S P ERA WHIP	IP WLS BF H R ER SO BB IBB HBP BLK WP HR S P ERA WHIP	IP WLS BF H R ER SO BB IBB HBP BLK WP HR S P ERA WHIP	IP WLS BF H R ER SO BB IBB HBP BLK WP HR S P ERA WHIP	IP WLS BF H R ER SO BB IBB HBP BLK WP HR S P ERA WHIP	IP WLS BF H R ER SO BB IBB HBP BLK WP HR S P ERA WHIP	IP WLS BF H R ER SO BB IBB HBP BLK WP HR S P ERA WHIP	IP WLS BF H R ER SO BB IBB HBP BLK WP HR S P ERA WHIP	IP WLS BF H R ER SO BB IBB HBP BLK WP HR S P ERA WHIP	IP WLS BF H R ER SO BB IBB HBP BLK WP HR S P ERA WHIP	IP WLS BF H R ER SO BB IBB HBP BLK WP HR S P ERA WHIP	IP WLS BF H R ER SO BB IBB HBP BLK WP HR S P ERA WHIP	IP WLS BF H R ER SO BB IBB HBP BLK WP HR S P ERA WHIP	IP WLS BF H R ER SO BB IBB HBP BLK WP HR S P ERA WHIP	IP WLS BF H R ER SO BB IBB HBP BLK WP HR S P ERA WHIP	IP WLS BF H R ER SO BB IBB HBP BLK WP HR S P ERA WHIP	IP WLS BF H R ER SO BB IBB HBP BLK WP HR S P ERA WHIP	IP WLS BF H R ER SO BB IBB HBP BLK WP HR S P ERA WHIP	IP WLS BF H R ER SO BB IBB HBP BLK WP HR S P ERA WHIP	IP WLS BF H R ER SO BB IBB HBP BLK WP HR S P ERA WHIP	IP WLS BF H R ER SO BB IBB HBP BLK WP HR S P ERA WHIP	IP WLS BF H R ER SO BB IBB HBP BLK WP HR S P ERA WHIP	IP WLS BF H R ER SO BB IBB HBP BLK WP HR S P ERA WHIP	IP WLS BF H R ER SO BB IBB HBP BLK WP HR S P ERA WHIP	IP WLS BF H R ER SO BB IBB HBP BLK WP HR S P ERA WHIP	IP WLS BF H R ER SO BB IBB HBP BLK WP HR S P ERA WHIP

AB	35
R	5
H	11
RBI	5
BB	1
SO	4
LOB	16

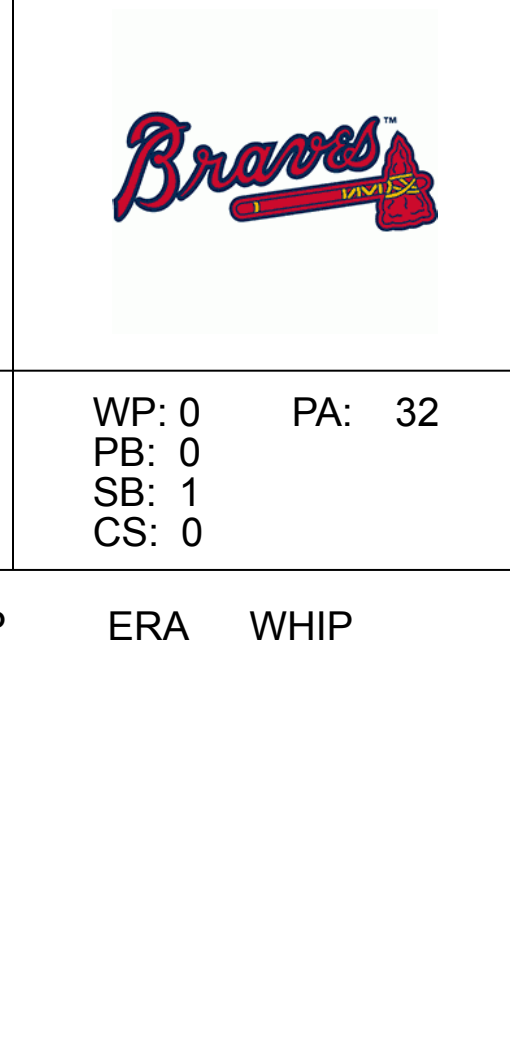


Batter	1	2	3	4	5	6	7	8	9	AB	R	H	RBI	BB	SO	LOB	TOP				
Eric Young Sr., R OBP: 0.370, SLG: 0.412 (1, 4)	L9		P2			G5-3		1B		4	0	1	0	0	0	0	Colorado Rockies @ Atlanta Braves Turner Field, Atlanta, GA Wed Jul 16 1997, 7:05 PM EDT Att: 48,400 - Unknown - 71 F				
Quinton McCracken, S OBP: 0.339, SLG: 0.339 (1, 8)	G1-3			G5-3 1B BB		K		F9		3	1	0	0	1	1						
Larry Walker, L OBP: 0.496, SLG: 0.735 (1, 9)	G3-1			G5-3		1B		G3		4	0	1	0	0	2						
Andres Galarraga, R OBP: 0.400, SLG: 0.574 (1, 3)		F8		1B		1B			K	3	0	1	1	1	0						
Dante Bichette, R OBP: 0.340, SLG: 0.481 (1, 7)		1B 2B		G1-6-3 BB		G6-3		K		3	0	1	0	1	2						
Vinny Castilla, R OBP: 0.323, SLG: 0.500 (1, 5)	K			G1-6-3			L4	F9		4	0	0	0	0	1						
Kirt Manwaring, R OBP: 0.331, SLG: 0.326 (1, 2)	1B				F9	G4-3				3	0	1	0	0	0						
Neffi Perez, S OBP: 0.304, SLG: 0.518 (1, 6)			G3			G5-3				3	0	0	0	0	1						
John Thomson, R OBP: 0.217, SLG: 0.217 (8, PH)			K					L8		2	0	0	0	0	2						
Angel Echevarria, R OBP: 0.400, SLG: 0.385 (8, 1)										1	0	0	0	0	0						
Jerry Dipoto, R OBP: 0.125, SLG: 0.125 (8, 1)										0	0	0	0	0	0						
Mike Munoz, L (8, 1)										0	0	0	0	0	0						
Inning Stats	R: 0 E: 0 K: 0 S: 4	H: 0 LOB: 0 BB: 0 P: 6	R: 0 E: 0 K: 1 S: 11	H: 2 LOB: 2 BB: 0 P: 15	R: 0 E: 0 K: 1 S: 7	H: 0 LOB: 0 BB: 0 P: 9	R: 1 E: 0 K: 0 S: 7	H: 1 LOB: 1 BB: 2 P: 17	R: 0 E: 0 K: 1 S: 11	H: 0 LOB: 0 BB: 0 P: 17	R: 0 E: 0 K: 1 S: 10	H: 0 LOB: 0 BB: 0 P: 16	R: 0 E: 0 K: 0 S: 11	H: 1 LOB: 1 BB: 0 P: 15	R: 0 E: 0 K: 2 S: 10	H: 0 LOB: 0 BB: 0 P: 17	1B: 4 2B: 1 3B: 0 HR: 0	SF: 0 SAC: 0 DP: 1 HBP: 0	WP: 0 PB: 0 SB: 2 CS: 0	PA: 33	
PITCHER	IP	WLS	BF	H	R	ER	SO	BB	IBB	HBP	BLK	WP	HR	S	P	ERA	WHIP				
Tom Glavine, L ERA: 2.89	8.0	W	30	5	1	1	5	3	0	0	0	0	0	72	119	1.12	1.000				
Mark Wohlers, R ERA: 2.18	1.0	S	3	0	0	0	2	0	0	0	0	0	0	10	17	0.00	0.000				

Batter	1	2	3	4	5	6	7	8	9	AB	R	H	RBI	BB	SO	LOB	BOTTOM				
Jeff Blauser, R OBP: 0.435, SLG: 0.558 (1, 6)	K		FC4-6		G6-3			K		4	0	0	0	0	2	2	Colorado Rockies @ Atlanta Braves Turner Field, Atlanta, GA Wed Jul 16 1997, 7:05 PM EDT Att: 48,400 - Unknown - 71 F				
Michael Tucker, L OBP: 0.361, SLG: 0.458 (1, 9)	G4-3		G4-3			P4		10 1B 2B		4	1	1	0	0	0	1					
10 Chipper Jones, S OBP: 0.389, SLG: 0.519 (1, 5)	G1-3			K		G4-3		1B		4	0	1	1	0	1						
Fred McGriff, L OBP: 0.359, SLG: 0.419 (1, 3)		P4		G4-3 1B 2B		2B		P6		4	1	2	0	0	0	1					
Ryan Klesko, L OBP: 0.345, SLG: 0.522 (1, 7)		1B 2B		G4-3		G1-3		K		4	0	1	0	0	1						
Danny Bautista, R OBP: 0.222, SLG: 0.235 (9, 7)		2B		2-3						0	0	0	0	0	0						
Andruw Jones, R OBP: 0.373, SLG: 0.457 (1, 8)		G5-3		2-2			F8			3	0	1	1	0	0						
Eddie Pérez, R OBP: 0.281, SLG: 0.361 (1, 2)		G6-3		G1-3			K			3	0	0	0	0	1						
Mark Lemke, S OBP: 0.278, SLG: 0.297 (7, PR)			G6-3		G4-3					3	0	1	0	0	0						
Tony Gaffanino, R OBP: 0.355, SLG: 0.424 (8, 4)								1B		0	0	0	0	0	0						
Tom Glavine, L OBP: 0.356, SLG: 0.237 (9, 1)				FC4-6 1B		G6-3 1B		G3-1		3	0	2	0	0	0						
Inning Stats	R: 0 E: 0 K: 1 S: 8	H: 0 LOB: 0 BB: 0 P: 13	R: 0 E: 0 K: 0 S: 8	H: 1 LOB: 1 BB: 0 P: 10	R: 0 E: 0 K: 0 S: 6	H: 1 LOB: 1 BB: 0 P: 7	R: 1 E: 0 K: 1 S: 16	H: 2 LOB: 1 BB: 0 P: 21	R: 0 E: 0 K: 0 S: 5	H: 1 LOB: 0 BB: 0 P: 8	R: 0 E: 0 K: 0 S: 9	H: 1 LOB: 1 BB: 0 P: 13	R: 0 E: 0 K: 1 S: 8	H: 1 LOB: 1 BB: 0 P: 10	R: 1 E: 0 K: 2 S: 14	H: 2 LOB: 1 BB: 0 P: 19	1B: 5 2B: 4 3B: 0 HR: 0	SF: 0 SAC: 0 DP: 1 HBP: 0	WP: 0 PB: 0 SB: 1 CS: 0	PA: 32	
PITCHER	IP	WLS	BF	H	R	ER	SO	BB	IBB	HBP	BLK	WP	HR	S	P	ERA	WHIP				
John Thomson, R ERA: 5.14	7.0	L	27	7	1	1	3	0	0	0	0	0	0	9	13	27.00	6.000				
Jerry Dipoto, R ERA: 5.03	0.1	L	3	2	1	1	1	0	0	0	0	0	0	5	6	0.00	0.000				
Mike Munoz, L ERA: 5.52	0.2		2	0	0	0	1	0	0	0	0	0	0	5	6	0.00	0.000				

AB	30
R	1
H	5
RBI	1
BB	3
SO	7
LOB	8

AB	32
R	2
H	9
RBI	2
BB	0
SO	5
LOB	11



Batter	1	2	3	4	5	6	7	8	9	AB	R	H	RBI	BB	SO	LOB	TOP
Eric Young Sr. R OBP: 0.372, SLG: 0.411 (1, 4)										3	0	2	0	1	0	0	Colorado Rockies @ Chicago Cubs Wrigley Field, Chicago, IL Sat Jul 19 1997, 3:33 AM CDT Unknown - 75 F
Neftali Perez. S OBP: 0.281, SLG: 0.469 (1, 6)										4	0	0	0	0	1	3	
Larry Walker, L OBP: 0.489, SLG: 0.729 Jeff McCurry, R (8, 1)										4	0	0	0	0	0	3	
Andres Galarraga, R OBP: 0.398, SLG: 0.566 (1, 3)										4	0	0	0	0	2	1	
Dante Bichette, R OBP: 0.343, SLG: 0.480 (1, 7)										4	0	1	0	0	1	0	
Vinny Castilla, R OBP: 0.324, SLG: 0.505 (1, 5)										4	0	1	0	0	0	1	
Kirt Manwaring, R OBP: 0.331, SLG: 0.323 (1, 2)										2	0	0	0	1	1	1	
Quinton McCracken, S OBP: 0.336, SLG: 0.329 (1, 8)										3	0	0	0	0	2	3	
Jamey Wright, R OBP: 0.281, SLG: 0.150 Harvey Pulliam, R OBP: 0.236, SLG: 0.385 Jerry Dipoto, R OBP: 0.123, SLG: 0.125 John Vander Wal, L OBP: 0.266, SLG: 0.211 Angel Echevarria, R OBP: 0.400, SLG: 0.385 (1, 1)										1	0	0	0	0	0	0	
Inning Stats	R: 0 E: 0 K: 1 S: 6	H: 1 LOB: 1 BB: 0 P: 6	R: 0 E: 0 K: 0 S: 3	H: 0 LOB: 0 BB: 0 P: 3	R: 0 E: 0 K: 1 S: 5	H: 0 LOB: 0 BB: 0 P: 5	R: 0 E: 0 K: 2 S: 8	H: 1 LOB: 1 BB: 0 P: 8	R: 0 E: 0 K: 1 S: 6	H: 1 LOB: 2 BB: 1 P: 12	R: 0 E: 0 K: 1 S: 5	H: 0 LOB: 1 BB: 1 P: 9	R: 0 E: 0 K: 0 S: 3	H: 0 LOB: 0 BB: 0 P: 3	1B: 4 2B: 0 3B: 0 HR: 0	SF: 0 SAC: 0 DP: 0 HBP: 0	
PITCHER	IP WLS BF H R ER SO BB IBB HBP BLK WP HR S P ERA WHIP	7.0 W 26 4 0 0 8 1 0 0 0 0 0 41 45 0.00 0.714	2.0 7 0 0 0 1 1 0 0 0 0 0 8 12 0.00 0.500														

Batter	1	2	3	4	5	6	7	8	9	AB	R	H	RBI	BB	SO	LOB	BOTTOM		
Brian McRae, S OBP: 0.317, SLG: 0.368 (1, 8)										3	0	1	0	1	0	0	Colorado Rockies @ Chicago Cubs Wrigley Field, Chicago, IL Sat Jul 19 1997, 3:33 AM CDT Unknown - 75 F		
Shawon Dunston, R OBP: 0.318, SLG: 0.435 Turk Wendell, L (8, 1)										4	0	2	0	0	1	5			
Mark Grace, L OBP: 0.428, SLG: 0.476 (1, 3)										4	2	2	0	1	0	2			
Sammy Sosa, R OBP: 0.303, SLG: 0.465 (1, 9)										4	2	1	2	1	0	4			
Dave Clark, L OBP: 0.385, SLG: 0.468 Doug Glanville, R OBP: 0.342, SLG: 0.418 (1, 7)										1	1	1	1	1	0	0			
Dave Hansen, L OBP: 0.408, SLG: 0.371 José Hernández, R OBP: 0.321, SLG: 0.465 (6, 5)										1	0	0	1	1	0	3			
23 Ryne Sandberg, R OBP: 0.298, SLG: 0.563 (1, 4)										4	0	1	0	0	0	2			
Tyler Houston, L OBP: 0.236, SLG: 0.314 (1, 2)										4	1	2	1	0	0	1			
Steve Trachsel, R OBP: 0.171, SLG: 0.108 Rey Sanchez, R OBP: 0.309, SLG: 0.333 (7, PH)										1	1	0	0	1	0	0			
Inning Stats	R: 0 E: 0 K: 0 S: 5	H: 2 LOB: 3 BB: 1 P: 9	R: 0 E: 0 K: 0 S: 3	H: 0 LOB: 0 BB: 0 P: 3	R: 0 E: 0 K: 0 S: 4	H: 1 LOB: 1 BB: 0 P: 4	R: 1 E: 0 K: 1 S: 7	H: 2 LOB: 3 BB: 2 P: 15	R: 2 E: 0 K: 0 S: 4	H: 1 LOB: 0 BB: 1 P: 8	R: 4 E: 0 K: 1 S: 8	H: 3 LOB: 1 BB: 2 P: 16	R: 0 E: 0 K: 0 S: 3	H: 1 LOB: 1 BB: 0 P: 3	R: 0 E: 0 K: 1 S: 6	H: 1 LOB: 1 BB: 0 P: 6		1B: 5 2B: 6 3B: 0 HR: 0	SF: 1 SAC: 3 DP: 1 HBP: 0
PITCHER	IP WLS BF H R ER SO BB IBB HBP BLK WP HR S P ERA WHIP	5.0 L 25 6 3 3 1 4 0 0 0 0 0 23 39 5.40 2.000	2.0 11 4 4 4 1 1 1 0 0 0 0 11 19 18.00 2.500	1.0 4 1 0 0 1 0 0 0 0 0 0 6 6 0.00 1.000															



Batter	1	2	3	4	5	6	7	8	9	AB	R	H	RBI	BB	SO	LOB	TOP								
Eric Young Sr. R OBP: 0.370, SLG: 0.417	G4-3		HR		SH2-3		2B		G1-3	4	2	2	2	0	0	0	Colorado Rockies @ Chicago Cubs Wrigley Field, Chicago, IL Sun Jul 20 1997, 3:33 AM CDT Att: 36,861 - Sunny - 85 F								
Neft Perez. S OBP: 0.324, SLG: 0.479	1B		G3		K		L9		HR	4	1	2	1	1	1	1									
Larry Walker. L OBP: 0.485, SLG: 0.734	1B		K		HR		L9		HR	5	2	3	4	0	1	1									
Andres Galarraga. R OBP: 0.398, SLG: 0.574	K		K		K		K		FC6-4	5	0	1	1	0	4	3									
Dante Bichette. R OBP: 0.340, SLG: 0.473	F8				P7		G3-1		FC6-4	4	0	0	0	0	0	3									
Harvey Pulliam. R OBP: 0.267, SLG: 0.357									1-2	1	0	0	0	0	0	1									
Vinny Castilla. R OBP: 0.332, SLG: 0.525		HR			HR		K		G5-3	4	2	2	2	0	1	0									
Angel Echevarria. R OBP: 0.359, SLG: 0.438		K			K		K		G3	3	0	1	0	0	2	0									
Curt Leskanic. R OBP: 0.259, SLG: 0.205					K		2B			0	0	0	0	0	0	0									
John Vander Wal. L OBP: 0.259, SLG: 0.205										1	0	0	0	0	0	0									
Darren Holmes. R OBP: 0.167, SLG: 0.333										0	0	0	0	0	0	0									
Kirt Manwaring. R OBP: 0.329, SLG: 0.318		CS			K		K		K	3	0	0	0	1	3	1									
Roger Bailey. R OBP: 0.236, SLG: 0.225										2	1	1	0	0	1	1									
Quinton McCracken. S OBP: 0.342, SLG: 0.357	1-2				SH2-3		S		L9	1	1	0	0	1	0	0									
Inning Stats	R: 0 E: 0 K: 1 S: 8	H: 1 LOB: 2 BB: 1 P: 14	R: 1 E: 0 K: 2 S: 10	H: 1 LOB: 0 BB: 1 P: 16	R: 1 E: 0 K: 2 S: 13	H: 1 LOB: 0 BB: 0 P: 20	R: 1 E: 0 K: 2 S: 10	H: 1 LOB: 0 BB: 0 P: 16	R: 2 E: 0 K: 2 S: 15	H: 2 LOB: 0 BB: 0 P: 19	R: 0 E: 0 K: 2 S: 12	H: 1 LOB: 1 BB: 0 P: 19	R: 2 E: 0 K: 1 S: 19	H: 2 LOB: 1 BB: 1 P: 29	R: 0 E: 0 K: 1 S: 9	H: 0 LOB: 0 BB: 0 P: 14	R: 2 E: 0 K: 0 S: 15	H: 3 LOB: 1 BB: 0 P: 20	1B: 4 2B: 3 3B: 0 HR: 5	SF: 0 SAC: 1 DP: 0 HBP: 0	WP: 0 PB: 0 SB: 1 CS: 1	PA: 41			
PITCHER	IP	WLS	BF	H	R	ER	SO	BB	IBB	HBP	BLK	WP	HR	S	P	ERA	WHIP								
Kevin Foster. R ERA: 4.12	5.0		22	6	5	5	9	2	0	0	0	0	4	56	85	9.00	1.600								
Terry Adams. R ERA: 3.78	1.0	L	6	2	2	2	2	1	0	0	0	0	0	20	34	18.00	3.000								
Bob Patterson. L ERA: 3.4	0.1		2	1	0	0	0	0	0	0	0	0	0	6	7	0.00	3.000								
Kent Bottenfield. R ERA: 2.67	1.2		5	0	0	0	2	0	0	0	0	0	0	14	21	0.00	0.000								
Mel Rojas. R ERA: 4.53	1.0		6	3	2	2	0	0	0	0	0	0	1	15	20	18.00	3.000								

Batter	1	2	3	4	5	6	7	8	9	AB	R	H	RBI	BB	SO	LOB	BOTTOM								
Doug Glanville. R OBP: 0.348, SLG: 0.427	G4-3		1B		1B		F9		G5-4-3	5	1	2	0	0	0	1	Colorado Rockies @ Chicago Cubs Wrigley Field, Chicago, IL Sun Jul 20 1997, 3:33 AM CDT Att: 36,861 - Sunny - 85 F								
Brian McRae. S OBP: 0.324, SLG: 0.373	K		1B		HBP		P6			4	1	2	2	0	1	0									
Sammy Sosa. R OBP: 0.306, SLG: 0.462	L5		1B		1B		K			3	1	0	0	0	2	2									
Mark Grace. L OBP: 0.431, SLG: 0.481	G3				1B		E9		G4-6-3	4	1	3	1	0	0	0									
Shawon Dunston. R OBP: 0.315, SLG: 0.430	G4-3				2B		1B		1B	4	0	2	1	0	0	1									
Kevin Orie. R OBP: 0.358, SLG: 0.430	G5-3				1B		1B		1B	4	0	1	1	0	0	4									
Mel Rojas. R	G5-3				1B		F8		G4-6-3	0	0	0	0	0	0	0									
23 Ryne Sandberg. R OBP: 0.294, SLG: 0.358	G6-3		G4-3				F9		L7	4	0	0	0	0	0	1									
Scott Servais. R OBP: 0.324, SLG: 0.368	G5-3				G6-3		P3		L3	3	0	0	0	0	0	0									
Dave Hansen. L OBP: 0.418, SLG: 0.368							K		G5-4-3	1	0	0	0	0	0	0									
Kevin Foster. R ERA: 3.85	5.0		24	9	5	5	2	0	0	0	0	0	0	0	0	0									
Curt Leskanic. R ERA: 6.29	2.0	W	6	0	0	0	2	0	0	0	0	0	14	21	0.00	0.000									
Darren Holmes. R ERA: 4.87	2.0	S	7	3	0	0	0	0	0	0	0	0	16	19	0.00	1.500									
Inning Stats	R: 0 E: 0 K: 1 S: 7	H: 0 LOB: 0 BB: 0 P: 11	R: 0 E: 0 K: 0 S: 5	H: 0 LOB: 0 BB: 0 P: 7	R: 1 E: 0 K: 1 S: 15	H: 3 LOB: 2 BB: 0 P: 21	R: 1 E: 0 K: 0 S: 10	H: 2 LOB: 0 BB: 0 P: 15	R: 3 E: 1 K: 0 S: 16	H: 4 LOB: 2 BB: 0 P: 25	R: 0 E: 0 K: 1 S: 6	H: 0 LOB: 0 BB: 0 P: 9	R: 0 E: 0 K: 0 S: 8	H: 0 LOB: 0 BB: 0 P: 12	R: 0 E: 0 K: 0 S: 10	H: 2 LOB: 1 BB: 0 P: 11	R: 0 E: 0 K: 0 S: 6	H: 1 LOB: 0 BB: 0 P: 8	1B: 10 2B: 1 3B: 1 HR: 0	SF: 0 SAC: 0 DP: 2 HBP: 1	WP: 0 PB: 0 SB: 0 CS: 0	PA: 37			
PITCHER	IP	WLS	BF	H	R	ER	SO	BB	IBB	HBP	BLK	WP	HR	S	P	ERA	WHIP								

AB	37
R	9
H	12
RBI	9
BB	3
SO	13
LOB	11



Batter	1	2	3	4	5	6	7	8	9	AB	R	H	RBI	BB	SO	LOB	TOP										
Nelf Perez, S OBP: 0.316, SLG: 0.461 (1, 4)	2-2 1B		3-2 F8		0-0 G6-3		1-0 E6 G3 1B		0-0 P5	5	1	1	1	0	0	1											
Quinton McCracken, S OBP: 0.360, SLG: 0.325 (1, 8)	0-1 FC6-4 1B		3-2 F8		3-1 G6-3		0-1 G3		0-1 F9	5	0	1	0	0	0	2											
Larry Walker, L OBP: 0.482, SLG: 0.730 Eric Young Sr., R OBP: 0.372, SLG: 0.419 (4, 4)	2-1 FC6-4 1B		3-1 G4-3				0-1 G6-4-3 1B		0-1 P4	2	0	0	0	0	0	2											
Andres Galarraga, R OBP: 0.396, SLG: 0.569 (1, 3)	1-3 K				0-0 F9		0-1 G6-4-3 1B			3	0	0	0	0	1	2											
Dante Bichette, R OBP: 0.342, SLG: 0.482 Jerry Dipoto, R OBP: 0.125, SLG: 0.125 Mike Munoz, L (8, 1) Steve Reed, R (8, 1) Darren Holmes, R OBP: 0.187, SLG: 0.333 Vinny Castilla, R OBP: 0.333, SLG: 0.524 (1, 5)		2-1 G3-6-1 1B					2-0 E5		1-1 P2	4	1	2	1	0	0	2											
Jeff Reed, L OBP: 0.392, SLG: 0.513 (1, 2)		2-2 G3-6-1 1B					1-0 HBP			3	0	1	0	0	0	2											
Walt Weiss, S OBP: 0.360, SLG: 0.373 Harvey Pulliam, R OBP: 0.291, SLG: 0.345 (4, 9)		2-0 G4-3					2-0 F8		0-0 WP 1B	3	0	2	0	0	1	1											
John Thomson, R OBP: 0.231, SLG: 0.231 Angel Echevarria, R OBP: 0.366, SLG: 0.412 (7, 7)							1-0 FC5-6 1B		1-3 K	2	0	0	0	0	0	3											
Inning Stats	R: 0 E: 0 K: 1 S: 10	H: 2 LOB: 1 BB: 0 P: 15	R: 0 E: 0 K: 0 S: 10	H: 2 LOB: 1 BB: 0 P: 18	R: 0 E: 0 K: 0 S: 12	H: 1 LOB: 1 BB: 0 P: 23	R: 1 E: 0 K: 0 S: 7	H: 1 LOB: 1 BB: 0 P: 13	R: 0 E: 0 K: 1 S: 6	H: 0 LOB: 0 BB: 0 P: 9	R: 0 E: 1 K: 0 S: 6	H: 1 LOB: 1 BB: 0 P: 10	R: 3 E: 1 K: 0 S: 11	H: 2 LOB: 2 BB: 1 P: 19	R: 0 E: 0 K: 3 S: 12	H: 1 LOB: 1 BB: 0 P: 18	R: 0 E: 0 K: 0 S: 6	H: 0 LOB: 0 BB: 0 P: 8	1B: 9 2B: 0 3B: 0 HR: 1	SF: 0 SAC: 0 DP: 3 HBP: 3	WP: 3 PB: 1 SB: 0 CS: 0	PA: 39					
PITCHER	IP	WLS	BF	H	R	ER	SO	BB	IBB	HBP	BLK	WP	HR	S	P	ERA	WHIP										
Jim Bullinger, R ERA: 5.31 Anthony Telford, R ERA: 2.7 Dave Veres, R ERA: 2.89 Ugueth Urbina, R ERA: 4.35	6.2		30	9	4	1	2	1	0	2	0	1	1	60	103	1.35	1.500										

Colorado Rockies @ Montreal Expos
Olympic Stadium, Montreal, QB
Mon Jul 21 1997, 7:05 PM EDT
Att: 20,540 - Dome - 70 F

AB	35
R	4
H	10
RBI	3
BB	1
SO	5
LOB	19



Batter	1	2	3	4	5	6	7	8	9	AB	R	H	RBI	BB	SO	LOB	BOTTOM										
F.P. Santangelo, S OBP: 0.415, SLG: 0.436 (1, 8)	1-1 G6-3		0-2 G1-3				1-0 HR		1-1 BB HR 1B	5	2	2	1	0	1	3											
Mike Lansing, R OBP: 0.356, SLG: 0.491 (1, 4)	3-2 E5 CS				2-0 G6-3 1B		1-2 G5-3		4-2 WP 1B	4	2	2	0	1	0	0											
Henry Rodriguez, L OBP: 0.308, SLG: 0.497 (9, 9)	3-2 G1-3				0-1 G6-3		0-0 G3		1-3 K	5	1	1	4	0	1	3											
David Segui, S OBP: 0.391, SLG: 0.481 (1, 3)					1-1 G1-3 1B		1-2 G4-3		3-3 K	4	0	1	1	0	2	1											
Ryan McGuire, L OBP: 0.384, SLG: 0.506 Sherman Obando, R OBP: 0.241, SLG: 0.277 Darrin Fletcher, L OBP: 0.318, SLG: 0.503 Ugueth Urbina, R (9, 1)					0-0 G4-3		1-0 G1-3		3-2 P3	3	1	1	0	0	0	1											
Mark Grudzielanek, R OBP: 0.327, SLG: 0.392 (1, 6)					0-1 G3		0-3 K		1-3 K	4	1	1	0	0	2	2											
Jose Vidro, S OBP: 0.185, SLG: 0.208 Doug Strange, S OBP: 0.316, SLG: 0.391 (9, 7)							1-0 G4-3		1-1 3B	1	0	0	0	1	0	0											
Chris Widger, R OBP: 0.302, SLG: 0.449 (1, 2)							2-1 G5-3		3-3 K	4	0	1	1	0	2	2											
Jim Bullinger, R OBP: 0.222, SLG: 0.306 Anthony Telford, R OBP: 0.250, SLG: 0.333 Joe Orsulak, L OBP: 0.330, SLG: 0.339 Dave Veres, R OBP: 1.000, SLG: 1.000 Andy Stankiewicz, R OBP: 0.270, SLG: 0.317 (9, 5)							0-3 K		0-2 FC6-4 1B	2	0	0	0	0	1	1											
Inning Stats	R: 0 E: 1 K: 0 S: 10	H: 0 LOB: 0 BB: 0 P: 17	R: 0 E: 0 K: 1 S: 7	H: 0 LOB: 0 BB: 0 P: 8	R: 0 E: 0 K: 2 S: 10	H: 0 LOB: 1 BB: 1 P: 16	R: 1 E: 0 K: 1 S: 9	H: 2 LOB: 1 BB: 0 P: 13	R: 0 E: 0 K: 0 S: 5	H: 0 LOB: 0 BB: 0 P: 9	R: 1 E: 0 K: 0 S: 8	H: 1 LOB: 0 BB: 0 P: 11	R: 1 E: 0 K: 3 S: 12	H: 2 LOB: 2 BB: 1 P: 23	R: 0 E: 0 K: 2 S: 14	H: 1 LOB: 1 BB: 0 P: 22	R: 5 E: 0 K: 0 S: 17	H: 4 LOB: 0 BB: 1 P: 25	1B: 5 2B: 2 3B: 1 HR: 2	SF: 0 SAC: 0 DP: 0 HBP: 0	WP: 1 PB: 0 SB: 0 CS: 1	PA: 39					
PITCHER	IP	WLS	BF	H	R	ER	SO	BB	IBB	HBP	BLK	WP	HR	S	P	ERA	WHIP										
John Thomson, R ERA: 5.07 Jerry Dipoto, R ERA: 5.92 Mike Munoz, L ERA: 5.23 Steve Reed, R ERA: 5.05 Darren Holmes, R ERA: 5.51	6.1		25	5	3	3	5	1	0	0	0	0	0	7	17	0.00	3.000										

Colorado Rockies @ Montreal Expos
Olympic Stadium, Montreal, QB
Mon Jul 21 1997, 7:05 PM EDT
Att: 20,540 - Dome - 70 F

AB	36
R	8
H	10
RBI	8
BB	3
SO	9
LOB	16



Batter	1	2	3	4	5	6	7	8	9	10	11	12	AB	R	H	RBI	BB	SO	LOB	TOP								
Eric Young Sr., R OBP: 0.373, SLG: 0.416	L4	L8	G4-3		G4-3		3B		1B		K		5	1	1	1	2	1	2									
Neif Perez, S OBP: 0.337, SLG: 0.463	BB		1B		1B		F9		G1-3			HR	6	2	3	0	1	0	5									
Dante Bichette, R OBP: 0.340, SLG: 0.484			K		G5-3						K		5	0	1	1	0	1	3									
Jerry Dipoto, R OBP: 0.125, SLG: 0.125	F8				G6-3								0	0	0	0	0	0	0									
John Vander Wal, L OBP: 0.256, SLG: 0.203													1	0	0	0	0	0	1									
Steve Reed, R OBP: 0.256, SLG: 0.203													1	0	0	0	0	0	1									
Andres Galarraga, R OBP: 0.399, SLG: 0.568	G3-1		1B		1B								6	2	3	0	1	1	3									
Vinny Castilla, R OBP: 0.340, SLG: 0.543			1B		1B								7	4	5	4	0	1	1									
Harvey Pulliam, R OBP: 0.333, SLG: 0.417		HR	SF9		G6-3								7	2	4	2	0	0	3									
Kirt Manwaring, R OBP: 0.325, SLG: 0.316	E		BB		1B								7	2	4	2	0	0	3									
Quinton McCracken, S OBP: 0.338, SLG: 0.323			1B		G6-3								5	0	1	2	0	1	4									
Jeff McCurry, R ERA: 27.0													4	0	1	0	0	2	4									
Larry Walker, L OBP: 0.462, SLG: 0.728	K		BB		K								0	0	0	0	0	0	0									
Bill Swift, R OBP: 0.421, SLG: 0.286			BB		1B								1	0	0	0	1	0	1									
Angel Echevarria, R OBP: 0.318, SLG: 0.350	G5-3		BB		BB								3	0	0	0	0	1	1									
Inning Stats	R: 0 E: 0 K: 0 S: 3	H: 0 LOB: 1 BB: 1 P: 7	R: 2 E: 1 K: 1 S: 8	H: 3 LOB: 1 BB: 0 P: 8	R: 4 E: 0 K: 1 S: 10	H: 5 LOB: 3 BB: 2 P: 18	R: 2 E: 0 K: 1 S: 8	H: 3 LOB: 1 BB: 0 P: 8	R: 0 E: 0 K: 0 S: 4	H: 1 LOB: 1 BB: 0 P: 4	R: 0 E: 0 K: 1 S: 7	H: 2 LOB: 2 BB: 0 P: 7	R: 1 E: 0 K: 0 S: 4	H: 1 LOB: 1 BB: 1 P: 8	R: 0 E: 0 K: 0 S: 3	H: 1 LOB: 0 BB: 0 P: 3	R: 0 E: 0 K: 1 S: 6	H: 0 LOB: 1 BB: 0 P: 6	R: 0 E: 0 K: 2 S: 7	H: 0 LOB: 1 BB: 1 P: 11	R: 0 E: 0 K: 1 S: 5	H: 0 LOB: 1 BB: 1 P: 9	R: 2 E: 0 K: 1 S: 7	H: 2 LOB: 0 BB: 0 P: 7	1B: 15 2B: 1 3B: 1 HR: 2	SF: 1 SAC: 0 DP: 1 HBP: 0	WP: 0 PB: 0 SB: 0 CS: 0	PA: 60
PITCHER	IP	WLS	BF	H	R	ER	SO	BB	IBB	HBP	BLK	WP	HR	S	P	ERA	WHIP											
Carlos Perez, L ERA: 3.95	1.1	2.2	17	8	6	6	2	2	0	0	0	0	0	20	24	20.25	3.375											
Steve Falteisek, R ERA: 27.0	3.1	0.2	7	3	2	2	0	2	0	0	0	0	0	5	13	27.00	7.500											
Marc Valdes, R ERA: 3.8	4.1	2.2	11	3	0	0	2	0	0	0	0	0	0	15	15	0.00	1.125											
Anthony Telford, R ERA: 2.77	7.1	2.0	8	2	1	1	0	1	0	0	0	0	0	7	11	4.50	1.500											
Ugueth Urbina, R ERA: 4.14	9.1	2.0	8	1	0	0	3	1	0	0	0	0	0	13	17	0.00	1.000											

Colorado Rockies @ Montreal Expos
Olympic Stadium, Montreal, QB
Tue Jul 22 1997, 7:05 PM EDT
Att: 22,518 - Dome

AB 53
R 11
H 19
RBI 10
BB 6
SO 9
LOB 28



Batter	1	2	3	4	5	6	7	8	9	10	11	12	AB	R	H	RBI	BB	SO	LOB	BOTTOM							
F.P. Santangelo, S OBP: 0.414, SLG: 0.437	G3-1				G1-3								4	0	1	1	0	0	2								
Mike Lansing, R OBP: 0.361, SLG: 0.496													6	2	4	2	0	0	1								
Henry Rodriguez, L OBP: 0.309, SLG: 0.506	HR												6	2	2	2	0	2	2								
David Segui, S OBP: 0.367, SLG: 0.485													6	1	1	3	0	0	0								
Ryan McGuire, L OBP: 0.362, SLG: 0.474													6	0	0	0	0	0	0								
Mark Grudzielanek, R OBP: 0.326, SLG: 0.388													6	0	1	0	0	0	0								
Darrin Fletcher, L OBP: 0.325, SLG: 0.527													5	2	3	1	0	0	0								
Doug Strange, S OBP: 0.327, SLG: 0.403													4	2	3	0	1	1	1								
Dave Veres, R ERA: 1.000, SLG: 1.000													0	0	0	0	0	0	0								
Carlos Perez, L ERA: 3.95													1	0	0	0	0	1	2								
Marc Valdes, R ERA: 3.8													1	0	0	0	0	1	1								
Joe Judge, L ERA: 3.96													1	0	0	0	0	0	1								
Anthony Telford, R ERA: 2.77													0	0	0	0	0	0	0								
Jose Vidro, S ERA: 2.300													1	0	0	0	0	0	1								
Ugueth Urbina, R ERA: 4.14													0	0	0	0	0	0	0								
Andy Starbuckiewicz, R OBP: 0.281, SLG: 0.317													0	0	0	0	0	0	0								
Inning Stats	R: 2 E: 0 K: 0 S: 5	H: 2 LOB: 0 BB: 0 P: 7	R: 1 E: 0 K: 1 S: 7	H: 4 LOB: 0 BB: 0 P: 7	R: 3 E: 0 K: 0 S: 8	H: 3 LOB: 0 BB: 0 P: 6	R: 1 E: 0 K: 2 S: 6	H: 1 LOB: 1 BB: 1 P: 12	R: 0 E: 0 K: 0 S: 3	H: 0 LOB: 0 BB: 0 P: 3	R: 0 E: 1 K: 1 S: 6	H: 1 LOB: 1 BB: 0 P: 6	R: 0 E: 0 K: 0 S: 3	H: 0 LOB: 0 BB: 0 P: 3	R: 0 E: 0 K: 1 S: 5	H: 1 LOB: 1 BB: 0 P: 3	R: 0 E: 0 K: 0 S: 3	H: 0 LOB: 1 BB: 0 P: 3	R: 0 E: 0 K: 0 S: 3	H: 0 LOB: 1 BB: 1 P: 7	R: 0 E: 0 K: 0 S: 3	H: 0 LOB: 1 BB: 0 P: 3	1B: 7 2B: 5 3B: 0 HR: 3	SF: 0 SAC: 1 DP: 0 HBP: 1	WP: 0 PB: 0 SB: 0 CS: 0	PA: 51	
PITCHER	IP	WLS	BF	H	R	ER	SO	BB	IBB	HBP	BLK	WP	HR	S	P	ERA	WHIP										
Bill Swift, R ERA: 5.4	1.1	5.1	26	11	7	7	4	1	0	0	0	0	2	33	37	11.81	2.250										
Jeff McCurry, R ERA: 4.08	6.1	2.1	10	2	2	1	0	0	0	0	0	0	1	10	10	3.86	0.857										
Jerry Dipoto, R ERA: 5.4	8.1	1.1	5	1	0	0	1	0	0	1	0	0	0	6	7	0.00	0.750										
Steve Reed, R ERA: 4.7	10.1	3.0	W	10	1	0	0	0	1	0	0	0	0	9	13	0.00	0.667										

Colorado Rockies @ Montreal Expos
Olympic Stadium, Montreal, QB
Tue Jul 22 1997, 7:05 PM EDT
Att: 22,518 - Dome

AB 47
R 9
H 15
RBI 9
BB 2
SO 5
LOB 11



Batter	1	2	3	4	5	6	7	8	9	AB	R	H	RBI	BB	SO	LOB	TOP		
Brian McRae, S OBP: 0.325, SLG: 0.367 (1, 8)	G6-3		F7		F7			FC6-4 HBP		3	0	0	0	0	0	0			
Shawon Dunston, R OBP: 0.315, SLG: 0.427 (1, 6)	G4-3		K		G6-3			FC6-4 1B BB		4	0	0	0	0	1	1			
Mark Grace, L OBP: 0.429, SLG: 0.479 (1, 3)	L7		BB 1B		G3			1B BB		3	0	1	0	1	0	0			
Sammy Sosa, R OBP: 0.313, SLG: 0.480 (1, 9)		HR	1B BB		G6-3 2B			1B BB		3	1	3	1	1	0	0			
Dave Clark, L OBP: 0.374, SLG: 0.442 (1, 7)	G3-1		1-2 2H 1B		G6-3			1B		4	0	1	0	0	1	4			
23 Ryne Sandberg, R OBP: 0.293, SLG: 0.354 (1, 4)	K				G5-3			P3		4	0	0	0	0	1	4			
Tyler Houston, L OBP: 0.248, SLG: 0.307 (1, 5)	1B BB		K		G6-3			G6-3		3	0	0	0	1	1	0			
Scott Servais, R OBP: 0.315, SLG: 0.356 (1, 2)	1-1 1B		G5-3		G6-3			K		4	0	1	0	0	1	0			
Steve Trachsel, R OBP: 0.163, SLG: 0.103 (7, PH)	G3-1		G3-1		G5-3			G5-3		2	0	0	0	0	0	2			
Rey Sanchez, R OBP: 0.309, SLG: 0.335 (7, 1)										1	0	0	0	0	0	0			
Kent Bottenfield, R (7, 1)										0	0	0	0	0	0	0			
Dave Hansen, L OBP: 0.415, SLG: 0.364 (9, PH)										1	0	0	0	0	0	0			
Inning Stats	R: 0 E: 0 K: 0 S: 8	H: 0 LOB: 0 BB: 0 P: 13	R: 1 E: 0 K: 1 S: 11	H: 2 LOB: 2 BB: 1 P: 20	R: 0 E: 0 K: 1 S: 9	H: 2 LOB: 0 BB: 1 P: 14	R: 0 E: 0 K: 1 S: 7	H: 0 LOB: 0 BB: 0 P: 10	R: 0 E: 0 K: 0 S: 10	H: 1 LOB: 1 BB: 0 P: 7	R: 0 E: 0 K: 0 S: 5	H: 0 LOB: 0 BB: 0 P: 8	R: 0 E: 0 K: 1 S: 12	H: 1 LOB: 3 BB: 0 P: 22	R: 0 E: 0 K: 1 S: 7	H: 0 LOB: 0 BB: 0 P: 10	1B: 4 2B: 1 3B: 0 HR: 1	SF: 0 SAC: 0 DP: 0 HBP: 1	WP: 0 PA: 36 PB: 0 SB: 0 CS: 0
PITCHER Jamey Wright, R ERA: 7.48 (1, 1)	IP: 9.0 WLS: W BF: 36 H: 6 R: 1 ER: 1 SO: 5 BB: 3 IBB: 0 HBP: 1 BLK: 0 WP: 0 HR: 1 S: 74 P: 117 ERA: 1.00 WHIP: 1.000															PITCHER			

Chicago Cubs @ Colorado Rockies
Coors Field, Denver, CO
Thu Jul 24 1997, 7:05 PM MDT
Att: 48,294 - Unknown - 90 F

AB 32
R 1
H 6
RBI 1
BB 3
SO 5
LOB 11



Batter	1	2	3	4	5	6	7	8	9	AB	R	H	RBI	BB	SO	LOB	BOTTOM		
Eric Young Sr., R OBP: 0.372, SLG: 0.417 (1, 4)	S 2B		K		G6-3			F9		4	1	1	0	0	1	0			
Neftali Perez, S OBP: 0.344, SLG: 0.452 (1, 6)	F8		G1-3		G5-3 BB			2B 1B HBP		2	1	0	0	1	0	1			
Larry Walker, L OBP: 0.485, SLG: 0.733 (1, 9)	S 2H 2B		F7		G5-3 BB			1B 2B		3	3	2	1	1	0	0			
Andres Galarraga, R OBP: 0.398, SLG: 0.564 (1, 3)	K		G5-3		G5-3			1B 1B IBB		3	1	0	0	1	1	3			
Dante Bichette, R OBP: 0.344, SLG: 0.497 (8, PR)	HR		G3		G3			1B 1B		4	1	3	5	0	0	0			
Harvey Pulliam, R OBP: 0.333, SLG: 0.417 (9, 7)								1B 1B		0	0	0	0	0	0	0			
Vinny Castilla, R OBP: 0.341, SLG: 0.541 (1, 5)	FC5-4 1B		F8		F8			K		3	0	1	0	1	1	2			
Kirt Manwaring, R OBP: 0.324, SLG: 0.314 (1, 2)	FC5-4 1-2		G5-3		G5-3			F9		4	0	1	1	0	0	3			
Quinton McCracken, S OBP: 0.333, SLG: 0.318 (1, 8)		F7			G6-3			L7		4	0	0	0	0	1	2			
Jamey Wright, R OBP: 0.222, SLG: 0.125 (1, 1)		F7			G6-3			K		4	0	0	0	0	2	2			
Inning Stats	R: 3 E: 0 K: 1 S: 16	H: 4 LOB: 1 BB: 0 P: 26	R: 0 E: 0 K: 1 S: 12	H: 0 LOB: 0 BB: 0 P: 19	R: 0 E: 0 K: 0 S: 8	H: 0 LOB: 0 BB: 0 P: 12	R: 0 E: 0 K: 0 S: 5	H: 0 LOB: 0 BB: 0 P: 10	R: 0 E: 0 K: 0 S: 7	H: 1 LOB: 2 BB: 3 P: 23	R: 0 E: 0 K: 2 S: 9	H: 0 LOB: 0 BB: 0 P: 10	R: 3 E: 0 K: 2 S: 17	H: 3 LOB: 2 BB: 1 P: 28	R: 0 E: 0 K: 2 S: 11	H: 0 LOB: 0 BB: 0 P: 10	1B: 3 2B: 4 3B: 0 HR: 1	SF: 0 SAC: 0 DP: 1 HBP: 1	WP: 0 PA: 36 PB: 0 SB: 2 CS: 0
PITCHER Steve Trachsel, R ERA: 4.75 (1, 1)	IP: 6.0 WLS: L BF: 25 H: 5 R: 4 ER: 4 SO: 2 BB: 2 IBB: 1 HBP: 1 BLK: 0 WP: 0 HR: 1 S: 41 P: 99 ERA: 6.00 WHIP: 1.167															PITCHER			
Kent Bottenfield, R ERA: 3.11 (7, 1)	IP: 2.0 WLS: L BF: 11 H: 3 R: 3 ER: 3 SO: 4 BB: 0 IBB: 1 HBP: 1 BLK: 0 WP: 0 HR: 0 S: 26 P: 38 ERA: 13.50 WHIP: 1.500															PITCHER			

Chicago Cubs @ Colorado Rockies
Coors Field, Denver, CO
Thu Jul 24 1997, 7:05 PM MDT
Att: 48,294 - Unknown - 90 F

AB 31
R 7
H 8
RBI 7
BB 4
SO 6
LOB 13



Batter	1	2	3	4	5	6	7	8	9	AB	R	H	RBI	BB	SO	LOB	TOP			
Doug Glanville, R (1, 7) OBP: 0.342, SLG: 0.419	0-2 1B		2-0 F9			0-1 F9		1-0 G5-3 BB 1B		4	0	2	0	0	0	0				
Brian McRae, S (1, 8) OBP: 0.326, SLG: 0.364	0-3 K			2-1 G5-3		3-2 1B		4-2 BB 1B		3	0	1	0	1	1	1				
Sammy Sosa, R (1, 9) OBP: 0.308, SLG: 0.477	2-3 K			1-3 K		0-0 G1-3		2-2 G5-3		4	0	0	0	0	2	5				
Mark Grace, L (1, 3) OBP: 0.430, SLG: 0.480	1-2 G6-3			3-2 1B			2-1 G3-1		1-1 G3 BB 1B	4	0	2	0	0	0	1				
Shawon Dunston, R (1, 6) OBP: 0.313, SLG: 0.429		0-3 K		0-0 F8			1-1 G4-3		0-1 B3	4	0	0	0	0	1	2				
Kevin Orie, R (1, 5) OBP: 0.358, SLG: 0.426 Kent Bottenfield, R (8, 1)	1-3 K					1-3 K		1-1 G3		3	0	1	0	0	2	0				
Dave Clark, L (9, PH) OBP: 0.373, SLG: 0.472								2-3 2B		1	0	0	0	0	0	1				
Scott Servais, R (1, 2) OBP: 0.310, SLG: 0.349	1-2 G6-3					0-3 K		2-1 G6-3		4	0	0	0	0	2	2				
Rey Sanchez, R (1, 4) OBP: 0.298, SLG: 0.326 Tyler Houston, L (8, PH) OBP: 0.254, SLG: 0.311			0-0 G4-3		2-2 L5			0-1 L4		2	0	0	0	0	0	0				
Geremi Gonzalez, R (1, 1) OBP: 0.240, SLG: 0.136 Dave Hansen, L (8, PH) OBP: 0.420, SLG: 0.382			0-3 K		2-1 G6-3			1-1 BB 1B 1B		2	0	0	0	0	1	0				
Inning Stats	R: 0 E: 0 K: 2 S: 13	H: 1 LOB: 1 BB: 0 P: 16	R: 0 E: 0 K: 2 S: 9	H: 0 LOB: 0 BB: 0 P: 11	R: 0 E: 0 K: 1 S: 5	H: 0 LOB: 0 BB: 0 P: 7	R: 0 E: 0 K: 1 S: 9	H: 1 LOB: 1 BB: 0 P: 15	R: 0 E: 0 K: 2 S: 11	H: 0 LOB: 0 BB: 0 P: 14	R: 0 E: 0 K: 0 S: 8	H: 1 LOB: 1 BB: 0 P: 14	R: 0 E: 0 K: 0 S: 10	H: 2 LOB: 2 BB: 1 P: 18	R: 0 E: 0 K: 1 S: 9	H: 1 LOB: 1 BB: 0 P: 14	1B: 6 2B: 1 3B: 0 HR: 0	SF: 0 SAC: 0 DP: 1 HBP: 0	WP: 0 PB: 0 SB: 1 CS: 0	PA: 34
PITCHER	IP	WLS	BF	H	R	ER	SO	BB	IBB	HBP	BLK	WP	HR	S	P	ERA	WHIP			
John Thomson, R (1, 1) ERA: 4.62	8.0	W	30	6	0	0	8	1	0	0	0	0	0	76	111	0.00	0.875			
Darren Holmes, R (9, 1) ERA: 5.35	1.0		4	1	0	0	1	0	0	0	0	0	0	9	14	0.00	1.000			

Chicago Cubs @ Colorado Rockies
Coors Field, Denver, CO
Sun Jul 27 1997, 3:33 AM MDT
Att: 48,378 - Cloudy - 86 F

AB	33
R	0
H	7
RBI	0
BB	1
SO	9
LOB	12



Batter	1	2	3	4	5	6	7	8	9	AB	R	H	RBI	BB	SO	LOB	BOTTOM			
Eric Young Sr., R (1, 4) OBP: 0.372, SLG: 0.416	2-2 G5-3	0-0 F8		4-1 BB			0-0 F9			3	0	0	0	1	0	3				
Neftali Perez, S (1, 6) OBP: 0.363, SLG: 0.495	0-0 B3		0-3 K	0-0 F9		1-1 HR				4	1	1	1	0	1	1				
Larry Walker, L (1, 3) OBP: 0.477, SLG: 0.716	0-0 F9		1-3 K		3-3 K		0-3 K			4	0	0	0	0	3	0				
Dante Bichette, R (1, 7) OBP: 0.349, SLG: 0.515 Andres Galarraga, R (8, 3) OBP: 0.396, SLG: 0.567		2-1 F8	1-1 1B		1-1 G6-3		1-1 F8			4	0	1	0	0	0	0				
Vinny Castilla, R (1, 5) OBP: 0.341, SLG: 0.544		4-0 PB 2B BB	1-3 K		1-0 P8			1-2 L8		3	1	0	0	1	1	1				
Jeff Reed, L (1, 2) OBP: 0.391, SLG: 0.510		1-1 B5		0-2 G6-3		0-0 L8		1-2 G4-3		4	0	0	0	0	0	1				
Harvey Pulliam, R (1, 9) OBP: 0.349, SLG: 0.450		2-2 1B 1-H 2B		2-0 3B 1B		3-2 G3		1-2 P4		4	1	2	1	0	0	0				
Quinton McCracken, S (1, 8) OBP: 0.342, SLG: 0.336		0-1 BB		2-2 SH1 3B		0-0 1B				3	1	3	1	0	0	0				
John Thomson, R (1, 1) OBP: 0.250, SLG: 0.222 Darren Holmes, R (9, 1) OBP: 0.167, SLG: 0.333		1-1 SAFE 1B SAFE BB		0-0 SH1		0-3 K				1	0	0	1	1	1	1				
Inning Stats	R: 0 E: 0 K: 0 S: 6	H: 0 LOB: 0 BB: 0 P: 8	R: 1 E: 0 K: 0 S: 11	H: 2 LOB: 3 BB: 2 P: 24	R: 0 E: 0 K: 3 S: 12	H: 1 LOB: 1 BB: 0 P: 15	R: 2 E: 0 K: 0 S: 10	H: 2 LOB: 1 BB: 1 P: 18	R: 0 E: 0 K: 1 S: 6	H: 0 LOB: 0 BB: 0 P: 11	R: 0 E: 0 K: 1 S: 10	H: 1 LOB: 1 BB: 0 P: 13	R: 1 E: 0 K: 1 S: 8	H: 1 LOB: 0 BB: 0 P: 10	R: 0 E: 0 K: 0 S: 10	H: 0 LOB: 0 BB: 0 P: 13	1B: 4 2B: 1 3B: 1 HR: 1	SF: 0 SAC: 1 DP: 0 HBP: 0	WP: 0 PB: 1 SB: 0 CS: 0	PA: 34
PITCHER	IP	WLS	BF	H	R	ER	SO	BB	IBB	HBP	BLK	WP	HR	S	P	ERA	WHIP			
Geremi Gonzalez, R (1, 1) ERA: 3.68	7.0	L	31	7	4	4	6	3	0	0	0	0	0	63	99	5.14	1.429			
Kent Bottenfield, R (8, 1) ERA: 3.06	1.0		3	0	0	0	0	0	0	0	0	0	0	10	13	0.00	0.000			

Chicago Cubs @ Colorado Rockies
Coors Field, Denver, CO
Sun Jul 27 1997, 3:33 AM MDT
Att: 48,378 - Cloudy - 86 F

AB	30
R	4
H	7
RBI	4
BB	3
SO	6
LOB	7



Batter	1	2	3	4	5	6	7	8	9	AB	R	H	RBI	BB	SO	LOB	TOP								
F.P. Santangelo, S OBP: 0.414, SLG: 0.427	3-2 HBP		4-2 BB		2-2 3B		0-3 K		3-2 G3	3	0	1	0	1	1	1									
Mike Lansing, R OBP: 0.356, SLG: 0.492	0-0 F8		1-0 G5-4-3		2-0 G5-3		1-1 F8			4	0	0	0	0	0	3									
Rondell White, R OBP: 0.305, SLG: 0.448	0-0 L4			1-2 G3		0-0 2B		0-1 F9		4	1	1	0	0	0	1									
Henry Rodriguez, L OBP: 0.302, SLG: 0.489	0-0 L4			1-3 K		3-1 FC6-4		1-1 G4-3		4	0	1	1	0	1	1									
Ryan McGuire, L OBP: 0.342, SLG: 0.437						1-H 2B				0	0	0	0	0	0	0									
Vladimir Guerrero, R OBP: 0.379, SLG: 0.511		1-1 G5-3		2-1 L8		0-2 G6-3		2-2 G1-3		4	0	1	0	0	0	1									
Darin Fletcher, L OBP: 0.320, SLG: 0.515		1-0 G1-3			0-0 G3-1		1-0 FC6-4		3-2 F9	3	0	0	0	0	0	1									
Mark Grudzielanek, R OBP: 0.321, SLG: 0.399		3-2 G5-3			0-1 HR		2-0 FC6-4		1-1 G4-3	4	1	1	0	0	0	3									
Doug Strange, S OBP: 0.336, SLG: 0.413		0-0 F8			0-1 HR		4-1 BB		4-2 BB	2	1	1	2	2	0	1									
Carlos Perez, L OBP: 0.224, SLG: 0.298			1-3 K		0-3 K		1-3 K		0-0 F8	3	0	0	0	0	3	3									
Dave Veres, R OBP: 1.000, SLG: 1.000										0	0	0	0	0	0	0									
Jose Vidro, S OBP: 0.237, SLG: 0.314										1	0	0	0	0	0	1									
Ugueth Urbina, R OBP: 0.314, SLG: 0.314										0	0	0	0	0	0	0									
Inning Stats	R: 0 E: 0 K: 0 S: 5	H: 0 LOB: 1 BB: 0 P: 8	R: 0 E: 0 K: 0 S: 7	H: 1 LOB: 1 BB: 0 P: 12	R: 0 E: 0 K: 1 S: 6	H: 0 LOB: 0 BB: 1 P: 12	R: 0 E: 0 K: 1 S: 10	H: 0 LOB: 0 BB: 0 P: 14	R: 2 E: 0 K: 1 S: 12	H: 3 LOB: 1 BB: 0 P: 16	R: 1 E: 0 K: 1 S: 11	H: 2 LOB: 3 BB: 1 P: 22	R: 0 E: 0 K: 1 S: 8	H: 0 LOB: 0 BB: 0 P: 9	R: 0 E: 0 K: 0 S: 8	H: 0 LOB: 1 BB: 1 P: 14	R: 0 E: 0 K: 0 S: 9	H: 0 LOB: 1 BB: 1 P: 17	1B: 3 2B: 1 3B: 1 HR: 1	SF: 0 SAC: 0 DP: 1 HBP: 2	WP: 0 PB: 0 CS: 0	PA: 37			
PITCHER	IP	WLS	BF	H	R	ER	SO	BB	IBB	HBP	BLK	WP	HR	S	P	ERA	WHIP								
Bill Swift, R ERA: 6.13	5.1	L	24	6	3	3	3	1	0	2	0	0	1	46	72	5.06	1.312								
Curt Leskanic, R ERA: 5.81	1.2		6	0	0	0	2	1	0	0	0	0	0	13	21	0.00	0.600								
Jerry Dipoto, R ERA: 5.23	2.0		7	0	0	0	0	1	0	0	0	0	0	17	31	0.00	0.500								

Montreal Expos @ Colorado Rockies
Coors Field, Denver, CO
Mon Jul 28 1997, 7:05 PM MDT
Att: 48,066 - Unknown - 64 F

AB	32
R	3
H	6
RBI	3
BB	3
SO	5
LOB	16



Batter	1	2	3	4	5	6	7	8	9	AB	R	H	RBI	BB	SO	LOB	BOTTOM								
Eric Young Sr., R OBP: 0.376, SLG: 0.425	0-0 1B		2-2 1B		1-0 HR			0-3 K		3	1	2	1	0	1	0									
Neftali Feliz, S OBP: 0.368, SLG: 0.495	2-0 BB		2-1 BB		0-0 G6-3			0-2 F9		4	0	2	0	0	0	0									
Larry Walker, L OBP: 0.475, SLG: 0.710	4-0 BB		0-0 G3-6			2-2 F8			3-3 K	3	0	0	0	1	1	2									
Andres Galarraga, R OBP: 0.397, SLG: 0.574	0-0 G1-2-3			0-0 HR		2-1 P4		1-2 1B		4	1	2	1	0	0	3									
Dante Bichette, R OBP: 0.346, SLG: 0.509	1-1 P3			0-3 K		0-0 F7		1-1 F7		4	0	0	0	0	1	3									
Vinny Castilla, R OBP: 0.338, SLG: 0.538		2-2 G5-3		1-2 L7			0-3 K		0-3 K	4	0	0	0	0	2	1									
Kirt Manwaring, R OBP: 0.316, SLG: 0.305		1-1 F7		0-1 L8			3-1 F7			3	0	0	0	0	0	0									
Quinton McCracken, S OBP: 0.338, SLG: 0.332			0-1 G5-3		1-1 G5-3		0-2 G4-3			3	0	0	0	0	0	0									
Jerry Dipoto, R OBP: 0.125, SLG: 0.125										0	0	0	0	0	0	0									
Bill Swift, R OBP: 0.381, SLG: 0.250				0-0 G5-3		0-3 K		0-2 G6-3		2	0	0	0	0	1	0									
Curt Leskanic, R										0	0	0	0	0	0	0									
Harvey Pulliam, R OBP: 0.341, SLG: 0.439										1	0	0	0	0	0	0									
Inning Stats	R: 0 E: 0 K: 0 S: 5	H: 2 LOB: 2 BB: 1 P: 12	R: 0 E: 0 K: 0 S: 7	H: 0 LOB: 0 BB: 0 P: 10	R: 0 E: 0 K: 0 S: 6	H: 1 LOB: 1 BB: 0 P: 10	R: 1 E: 0 K: 1 S: 11	H: 1 LOB: 0 BB: 0 P: 12	R: 1 E: 0 K: 1 S: 7	H: 1 LOB: 0 BB: 0 P: 9	R: 0 E: 0 K: 0 S: 7	H: 0 LOB: 0 BB: 0 P: 11	R: 0 E: 0 K: 1 S: 8	H: 0 LOB: 0 BB: 0 P: 11	R: 0 E: 0 K: 1 S: 11	H: 0 LOB: 0 BB: 0 P: 11	R: 0 E: 0 K: 2 S: 11	H: 1 LOB: 1 BB: 0 P: 16	1B: 4 2B: 0 3B: 0 HR: 2	SF: 0 SAC: 0 DP: 2 HBP: 1	WP: 0 PB: 0 CS: 0	PA: 33			
PITCHER	IP	WLS	BF	H	R	ER	SO	BB	IBB	HBP	BLK	WP	HR	S	P	ERA	WHIP								
Carlos Perez, L ERA: 3.91	6.0	W	23	5	2	2	2	1	0	1	0	0	0	43	64	3.00	1.000								
Dave Veres, R ERA: 2.99	2.0		6	0	0	0	2	0	0	0	0	0	0	19	22	0.00	0.000								
Ugueth Urbina, R ERA: 4.53	1.0	S	4	1	0	0	2	0	0	0	0	0	0	11	16	0.00	1.000								

Montreal Expos @ Colorado Rockies
Coors Field, Denver, CO
Mon Jul 28 1997, 7:05 PM MDT
Att: 48,066 - Unknown - 64 F

AB	31
R	2
H	6
RBI	2
BB	1
SO	6
LOB	9



Batter	1	2	3	4	5	6	7	8	9	AB	R	H	RBI	BB	SO	LOB	TOP					
F.P. Santangelo, S OBP: 0.415, SLG: 0.424 (1, 7)	4-1 2B G6-3 BB		1-0 CS HBP		0-0 G4-3			1-0 F8		2	1	0	0	1	0	0						
Mike Lansing, R OBP: 0.357, SLG: 0.498 (1, 4)	1-2 G6-3 2B		3-2 F8		2-0 G5-3			1-0 2B		4	1	2	0	0	0	1						
Rondell White, R OBP: 0.307, SLG: 0.452 (1, 8)	1-0 G6-3		3-1 FC5-4 1B		0-0 L5			1-0 2B		4	0	2	2	0	0	1						
David Segui, S OBP: 0.383, SLG: 0.476 (1, 3)	4-1 G5-4-3 BB		0-0 FC5-4		2-2 F7			1-2 F8		3	0	0	0	1	0	2						
Vladimir Guerrero, R OBP: 0.376, SLG: 0.505 (1, 9)	0-0 G5-4-3				0-0 F7			3-1 1B FC4-6		4	1	1	0	0	0	2						
Darvin Fletcher, L OBP: 0.319, SLG: 0.510 (1, 2)		1-2 G6-3			1-1 F7			0-1 FC4-6 1B		4	0	1	0	0	0	0						
Mark Grudzielanek, R OBP: 0.319, SLG: 0.385 (1, 6)		2-1 P3			2-0 P4			0-0 FC4-6 G3-6-3		4	0	0	1	0	0	1						
Doug Strange, S OBP: 0.336, SLG: 0.416 (1, 5)		2-0 2B			1-1 G6-3			1-0 G3-6-3		3	0	1	0	0	0	1						
Pedro Martinez, R OBP: 0.130, SLG: 0.136 (1, 1)		0-0 G1-3			2-3 K			1-0 L4		3	0	0	0	0	1	1						
Inning Stats	R: 1 E: 0 K: 0 S: 8	H: 1 LOB: 1 BB: 2 P: 18	R: 0 E: 0 K: 0 S: 7	H: 1 LOB: 1 BB: 0 P: 12	R: 0 E: 0 K: 0 S: 6	H: 1 LOB: 1 BB: 0 P: 13	R: 0 E: 0 K: 0 S: 4	H: 0 LOB: 0 BB: 0 P: 7	R: 0 E: 0 K: 1 S: 6	H: 0 LOB: 0 BB: 0 P: 9	R: 0 E: 0 K: 0 S: 6	H: 0 LOB: 0 BB: 0 P: 10	R: 1 E: 0 K: 0 S: 6	H: 2 LOB: 0 BB: 0 P: 10	R: 1 E: 0 K: 0 S: 7	H: 2 LOB: 1 BB: 0 P: 12	R: 0 E: 0 K: 0 S: 6	H: 0 LOB: 0 BB: 0 P: 8	1B: 3 2B: 4 3B: 0 HR: 0	SF: 0 SAC: 0 DP: 2 HBP: 1	WP: 0 PB: 0 SB: 0 CS: 1	PA: 34
PITCHER	IP	WLS	BF	H	R	ER	SO	BB	IBB	HBP	BLK	WP	HR	S	P	ERA	WHIP					
Jamey Wright, R ERA: 7.11 Steve Reed, R ERA: 4.6	(1, 1)	8.0	L	31	7	3	3	1	2	0	1	0	0	50	91	3.38	1.125					
(9, 1)	1.0	3	0	0	0	0	0	0	0	0	0	0	0	6	8	0.00	0.000					

Montreal Expos @ Colorado Rockies
Coors Field, Denver, CO
Tue Jul 29 1997, 7:05 PM MDT
Att: 48,117 - Unknown - 74 F

AB 31
R 3
H 7
RBI 3
BB 2
SO 1
LOB 9



Batter	1	2	3	4	5	6	7	8	9	AB	R	H	RBI	BB	SO	LOB	BOTTOM					
Eric Young Sr., R OBP: 0.374, SLG: 0.422 (1, 4)	1-3 K		4-2 S BB		2-2 FC6-4			1-3 K		3	0	0	0	1	2	2						
Neftali Perez, S OBP: 0.364, SLG: 0.485 (1, 6)	0-0 G1-3 1B		1-3 K		3-2 E3 G4-6-3			1-1 G5-3		4	0	1	0	0	1	1						
Larry Walker, L OBP: 0.473, SLG: 0.705 (1, 9)	0-0 G1-3		2-2 G6-3		0-0 G4-6-3			0-0 1B		4	0	1	0	0	0	2						
Andres Galarraga, R OBP: 0.394, SLG: 0.569 (1, 3)	3-3 K		1-3 K		1-3 K			2-3 K		4	0	0	0	0	4	2						
Dante Bichette, R OBP: 0.342, SLG: 0.504 (1, 7)		0-1 G3-1		2-3 K			0-1 F7		0-1 F8		4	0	0	0	1	1						
Vinny Castilla, R OBP: 0.336, SLG: 0.534 (1, 5)		3-2 P4			0-1 G4-3		2-3 K			3	0	0	0	0	1	0						
Jeff Reed, L OBP: 0.390, SLG: 0.506 (1, 2)		2-3 K			2-1 FC4-6 1B		3-2 K			3	0	1	0	0	2	0						
Quinton McCracken, S OBP: 0.338, SLG: 0.332 (1, 8)			2-1 CS 1B		1-0 FC4-6 1B			2-1 G6-3		3	0	1	0	0	0	1						
Jamey Wright, R OBP: 0.241, SLG: 0.154 John Vander Wal, L (8, PH) Steve Reed, R (9, 1)	(1, 1)	0-3 K		0-3 K		1-0 FC6-4 1B		0-3 K		2	0	1	0	0	1	1						
(9, 1)	1.0	3	0	0	0	0	0	0	0	0	0	0	0	0	0	0						
Inning Stats	R: 0 E: 0 K: 2 S: 9	H: 1 LOB: 1 BB: 0 P: 13	R: 0 E: 0 K: 1 S: 11	H: 0 LOB: 0 BB: 0 P: 16	R: 0 E: 0 K: 2 S: 12	H: 1 LOB: 1 BB: 1 P: 19	R: 0 E: 0 K: 2 S: 13	H: 0 LOB: 0 BB: 0 P: 18	R: 0 E: 0 K: 1 S: 9	H: 2 LOB: 2 BB: 0 P: 15	R: 0 E: 1 K: 1 S: 8	H: 0 LOB: 0 BB: 0 P: 12	R: 0 E: 0 K: 2 S: 8	H: 0 LOB: 0 BB: 0 P: 13	R: 0 E: 0 K: 2 S: 8	H: 0 LOB: 0 BB: 0 P: 11	R: 0 E: 0 K: 1 S: 8	H: 1 LOB: 1 BB: 0 P: 11	1B: 5 2B: 0 3B: 0 HR: 0	SF: 0 SAC: 0 DP: 1 HBP: 0	WP: 0 PB: 0 SB: 0 CS: 1	PA: 32
PITCHER	IP	WLS	BF	H	R	ER	SO	BB	IBB	HBP	BLK	WP	HR	S	P	ERA	WHIP					
Pedro Martinez, R ERA: 1.8	(1, 1)	9.0	W	32	5	0	0	13	1	0	0	0	0	86	128	0.00	0.667					

Montreal Expos @ Colorado Rockies
Coors Field, Denver, CO
Tue Jul 29 1997, 7:05 PM MDT
Att: 48,117 - Unknown - 74 F

AB 31
R 0
H 5
RBI 0
BB 1
SO 13
LOB 10



Batter	1	2	3	4	5	6	7	8	9	AB	R	H	RBI	BB	SO	LOB	TOP					
Jose Vidro, S OBP: 0.256, SLG: 0.325	1-2 F8	0-1 1B		0-1 1B		3-2 F8		1-3 K		5	0	2	0	0	1	1						
Mike Lansing, R OBP: 0.353, SLG: 0.491	0-0 F9	0-1 L5		3-3 K		3-2 G4-3		2-2 P2		5	0	0	0	0	1	3						
Rondell White, R OBP: 0.313, SLG: 0.464	2-2 1B BB		0-0 HR		0-3 K2-3		1-1 HR	2-2 1B		5	3	4	1	0	1	0						
David Segui, S OBP: 0.386, SLG: 0.487	4-0 1B BB	1-2 1B		G4-3		1-0 1B	2-1 HR	1-0 P6		4	2	2	2	1	0	1						
Vladimir Guerrero, R OBP: 0.383, SLG: 0.511	1-0 1B		1-1 L6		0-0 1B		0-0 1B			4	0	3	0	0	0	0						
Ryan McGuire, L OBP: 0.342, SLG: 0.437	1-2 2-3		1-2 1B		1-2 1B		0-3 1B			0	0	0	0	0	0	0						
Andy Stankiewicz, R OBP: 0.284, SLG: 0.333	1-2 2-3		1-2 1B		1-2 1B		0-3 1B			1	0	0	0	0	0	0						
Henry Rodriguez, L OBP: 0.303, SLG: 0.496	1-2 1B		0-0 HR		3-3 K		0-3 K			5	1	2	3	0	2	3						
Mark Grudzielanek, R OBP: 0.321, SLG: 0.385	3-1 F8		1-0 CS		2-1 F7		1-2 1B			5	0	3	0	0	0	4						
Chris Widger, R OBP: 0.288, SLG: 0.438		2-1 L8	3-2 CS	0-0 L7		1-2 P3	1-3 K	2-2 FC4		5	0	0	0	0	1	3						
Jeff Juden, R OBP: 0.178, SLG: 0.186		0-0 G5-3		0-3 K		1-2 F8	3-2 P4			2	0	0	0	0	0	0						
Marc Valdes, R OBP: 0.227, SLG: 0.222										0	0	0	0	0	0	0						
Joe Osinski, R OBP: 0.251, SLG: 0.245										1	0	0	0	0	0	0						
Anthony Telford, R OBP: 0.285, SLG: 0.326										0	0	0	0	0	0	0						
F.P. Santangelo, S OBP: 0.109, SLG: 0.122										0	0	0	0	0	0	2						
Dave Veres, R OBP: 0.285, SLG: 0.422										0	0	0	0	0	0	0						
Rick DeHart, L OBP: 0.190, SLG: 0.190										0	0	0	0	0	0	0						
Steve Faltsek, R OBP: 0.181, SLG: 0.181										0	0	0	0	0	0	0						
Inning Stats	R: 2 E: 0 K: 0 S: 17	H: 3 LOB: 2 BB: 1 P: 29	R: 0 E: 0 K: 0 S: 7	H: 1 LOB: 0 BB: 0 P: 9	R: 2 E: 0 K: 0 S: 9	H: 3 LOB: 0 BB: 0 P: 15	R: 0 E: 0 K: 2 S: 9	H: 1 LOB: 1 BB: 0 P: 12	R: 0 E: 0 K: 2 S: 10	H: 2 LOB: 2 BB: 0 P: 16	R: 0 E: 0 K: 0 S: 13	H: 1 LOB: 1 BB: 0 P: 21	R: 2 E: 0 K: 2 S: 18	H: 4 LOB: 2 BB: 0 P: 26	R: 0 E: 0 K: 1 S: 13	H: 1 LOB: 1 BB: 0 P: 19	R: 0 E: 0 K: 0 S: 12	H: 1 LOB: 1 BB: 0 P: 19	1B: 13 2B: 1 3B: 0 HR: 3	SF: 0 SAC: 0 DP: 0 HBP: 0	WP: 0 PB: 0 SB: 0 CS: 1	PA: 45
PITCHER	IP WLS BF H R ER SO BB IBB HBP BLK WP HR S P ERA WHIP																					
Frank Castillo, R ERA: 5.4	(1, 1) 6.0 W 29 11 4 4 4 4 1 0 0 0 0 0 2 65 102 6.00 2.000																					
Mark Hutton, R ERA: 4.13	(7, 1) 0.1 5 4 2 2 1 0 0 0 0 0 0 1 11 15 54.00 12.000																					
Jerry Dipoto, R ERA: 5.1	(7, 1) 1.2 6 1 0 0 2 0 0 0 0 0 0 0 20 30 0.00 0.600																					
Mike Munoz, L ERA: 5.06	(9, 1) 1.0 4 1 0 0 0 0 0 0 0 0 0 0 12 19 0.00 1.000																					

Montreal Expos @ Colorado Rockies
Coors Field, Denver, CO
Wed Jul 30 1997, 3:33 AM MDT
Att: 48,405 - Sunny - 75 F

AB	43
R	6
H	17
RBI	6
BB	1
SO	7
LOB	17





Batter	1	2	3	4	5	6	7	8	9	AB	R	H	RBI	BB	SO	LOB	BOTTOM			
Eric Young Sr., R OBP: 0.372, SLG: 0.419	1-1 L9	0-0 F8		0-1 F9		0-1 SH1-3		2-0 SH		3	1	0	0	0	0	1				
Ellie Burks, R OBP: 0.125, SLG: 0.125	1-0 F7	0-1 HR		4-2 BB		0-1 L9		4-2 HR		3	1	1	2	1	0	1				
Jerry Dipoto, R OBP: 0.125, SLG: 0.125		2-H HR				2-3 1B		1-2 HR		0	0	0	0	0	0	0				
John Vander Wilt, L OBP: 0.283, SLG: 0.200								1-2 HR		0	0	0	0	0	0	0				
Jason Stiles, S OBP: 0.330, SLG: 0.388								1-2 HR		0	0	0	0	0	0	0				
Mike Munoz, L OBP: 0.330, SLG: 0.388								1-2 HR		0	0	0	0	0	0	0				
Larry Walker, L OBP: 0.473, SLG: 0.706	2-1 HR	2-2 L9		1-0 G3		0-1 2B		2-1 SF8		4	1	2	2	0	0	1				
Andres Galarraga, R OBP: 0.398, SLG: 0.585	2-1 HR		2-1 CS		4-1 2B		2-3 K			4	2	3	5	1	1	1				
Dante Bichette, R OBP: 0.349, SLG: 0.514	3-2 2B		2-2 1B		1-2 2B		2-2 1B			4	2	4	0	0	0	0				
Harvey Pulliam, R OBP: 0.356, SLG: 0.452	2B		1-2 1B		1-3 2B		2-2 1B			1	1	1	0	0	0	0				
Vinny Castilla, R OBP: 0.343, SLG: 0.541	1-2 E		1-1 FC3-6		1-1 L3		0-1 G6-4-3			4	0	4	1	0	0	0				
Kirt Manwaring, R OBP: 0.310, SLG: 0.299	0-1 P9		0-1 F9		1-2 K		1-2 G6-4-3			5	0	0	0	0	1	8				
Neftali Perez, S OBP: 0.357, SLG: 0.481		1-0 HR		1-1 FC3-6		0-0 L3		3-2 G3		5	1	1	0	0	0	7				
Frank Castillo, R OBP: 0.150, SLG: 0.150		3-3 K		0-2 G3-1		4-2 L9		3-2 SH		2	0	0	0	0	1	1				
Quinton McCracken, S OBP: 0.343, SLG: 0.339								2B		1	2	1	0	1	0	0				
Inning Stats	R: 3 E: 1 K: 0 S: 15	H: 4 LOB: 1 BB: 0 P: 25	R: 2 E: 0 K: 1 S: 10	H: 2 LOB: 0 BB: 0 P: 16	R: 1 E: 0 K: 0 S: 11	H: 3 LOB: 1 BB: 0 P: 17	R: 0 E: 0 K: 0 S: 9	H: 0 LOB: 1 BB: 1 P: 14	R: 0 E: 0 K: 1 S: 11	H: 1 LOB: 1 BB: 1 P: 18	R: 1 E: 0 K: 0 S: 12	H: 1 LOB: 1 BB: 1 P: 18	R: 1 E: 0 K: 0 S: 11	H: 2 LOB: 1 BB: 0 P: 17	R: 4 E: 1 K: 0 S: 20	H: 4 LOB: 2 BB: 1 P: 36	1B: 8 2B: 7 3B: 0 HR: 3	SF: 1 SAC: 2 DP: 2 HBP: 1	WP: 0 PB: 0 SB: 1 CS: 1	PA: 44
PITCHER	IP WLS BF H R ER SO BB IBB HBP BLK WP HR S P ERA WHIP																			
Jeff Juden, R ERA: 4.22	(1, 1) 4.0 L 24 10 6 5 1 2 0 0 0 0 0 0 6 7 11.25 3.000																			
Marc Valdes, R ERA: 3.7	(5, 1) 1.0 2 0 0 0 0 1 0 0 0 0 0 0 6 7 0.00 0.000																			
Anthony Telford, R ERA: 2.9	(6, 1) 1.0 5 1 1 1 1 1 0 0 0 0 0 0 12 18 9.00 2.000																			
Dave Veres, R ERA: 3.25	(7, 1) 1.0 6 3 3 3 0 0 0 0 0 0 0 0 15 26 27.00 3.000																			
Rick DeHart, L ERA: 9.0	(8, 1) 0.1 4 2 2 1 0 1 0 0 0 0 0 1 9 16 27.00 9.000																			

Montreal Expos @ Colorado Rockies
Coors Field, Denver, CO
Wed Jul 30 1997, 3:33 AM MDT
Att: 48,405 - Sunny - 75 F

AB	36
R	12
H	17
RBI	10
BB	4
SO	3
LOB	20



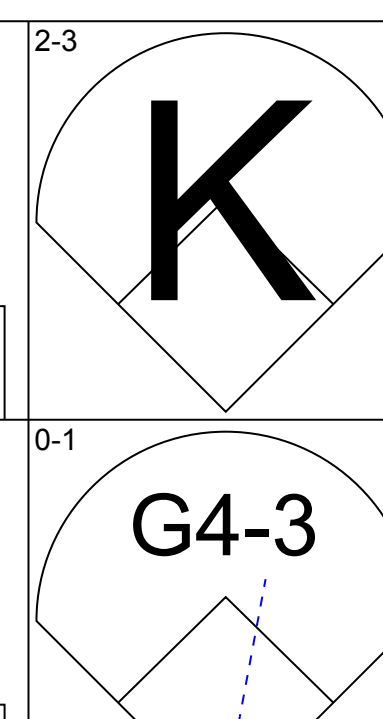
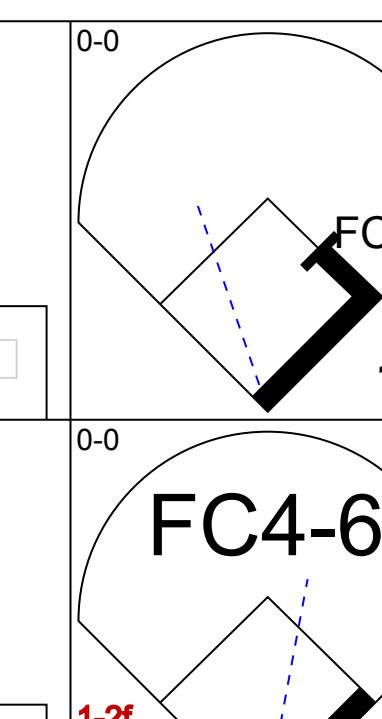
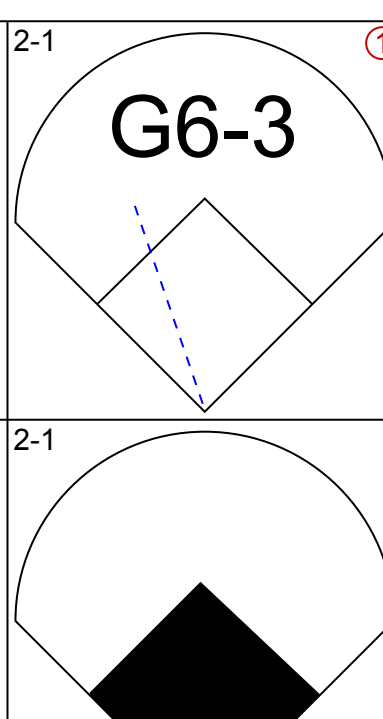
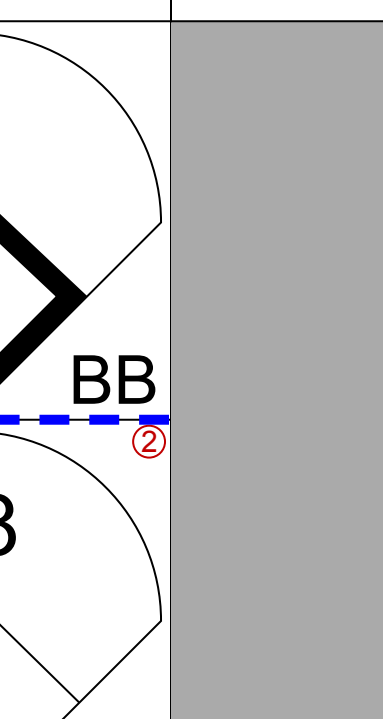
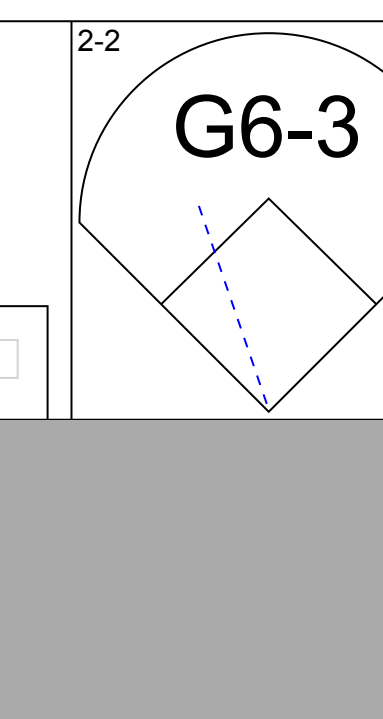
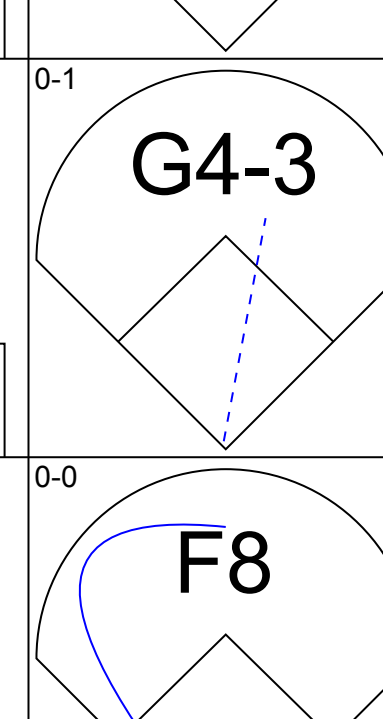
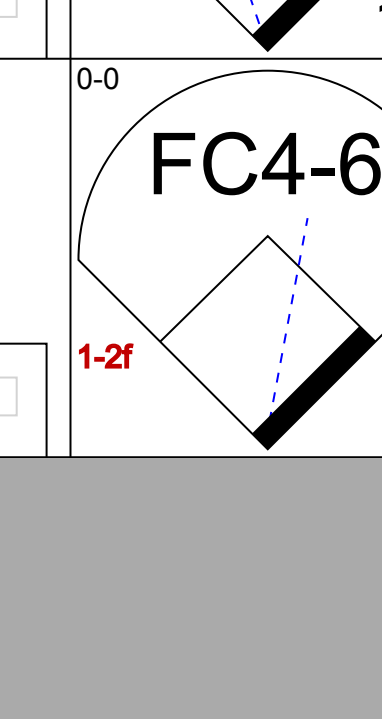
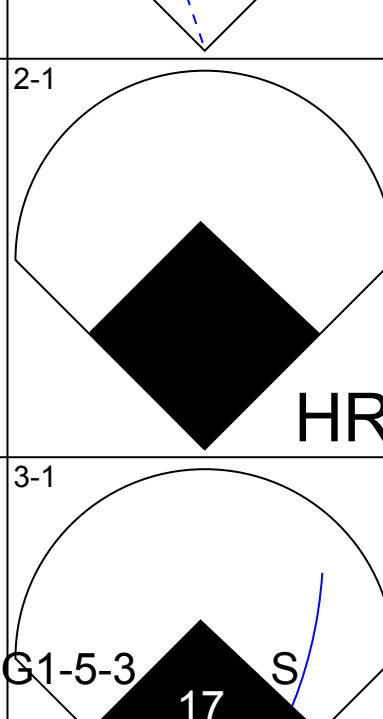
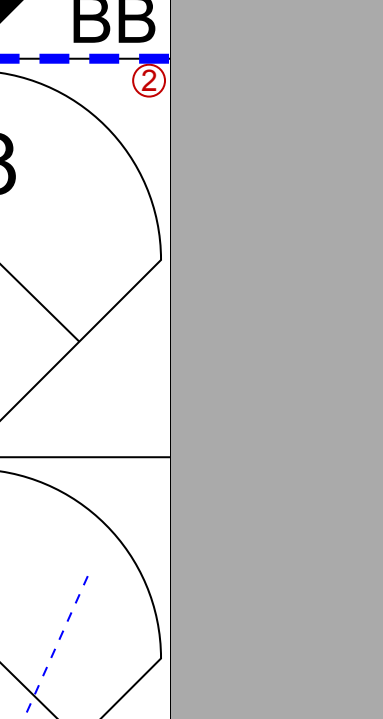
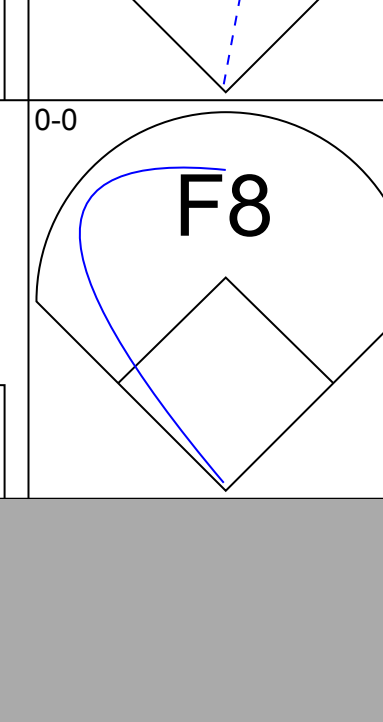
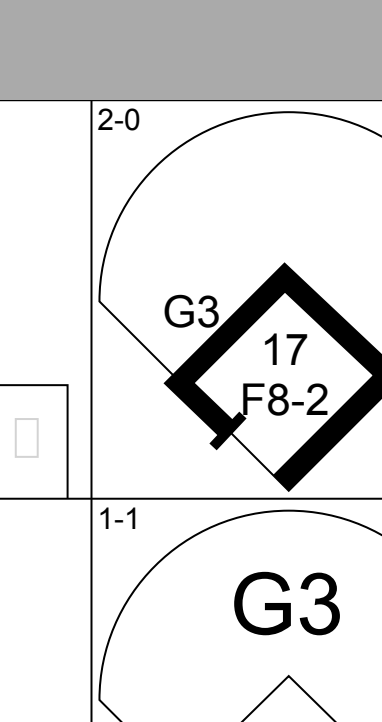
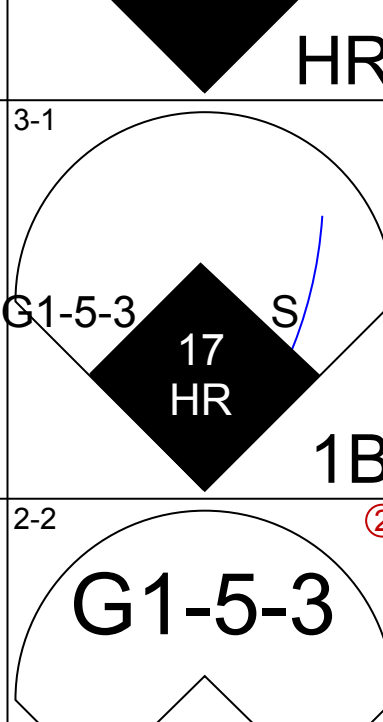
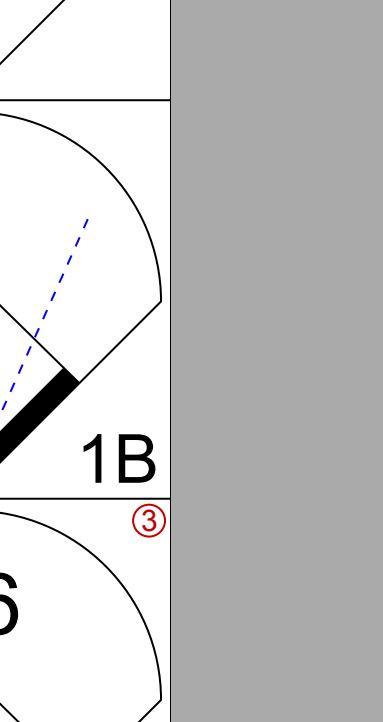
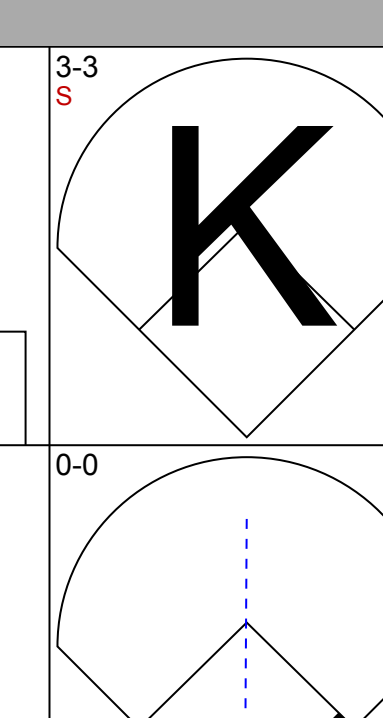
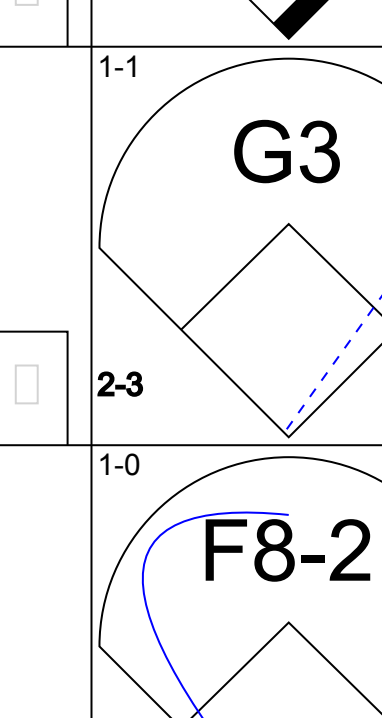
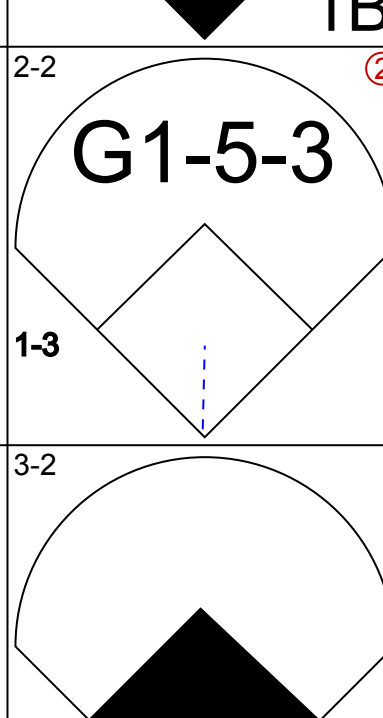
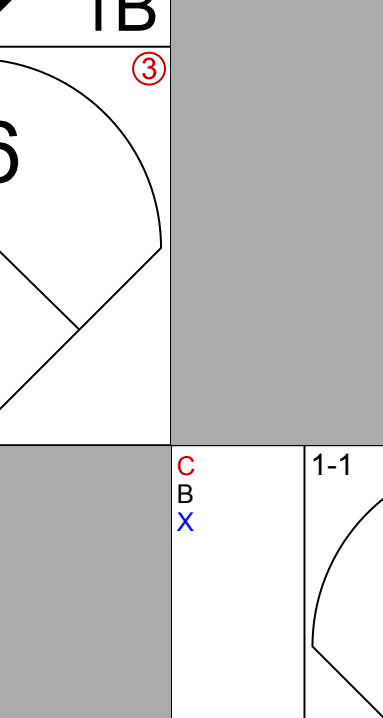
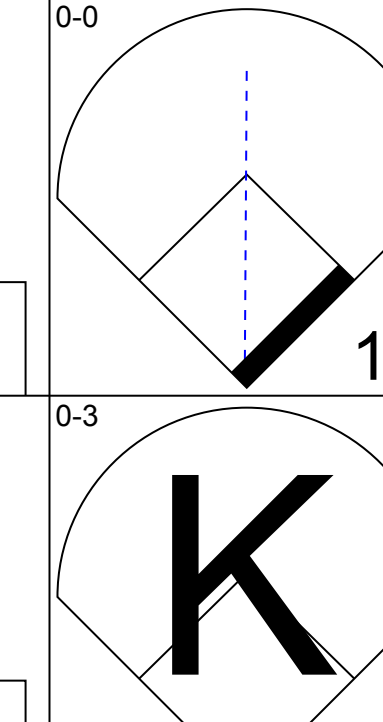
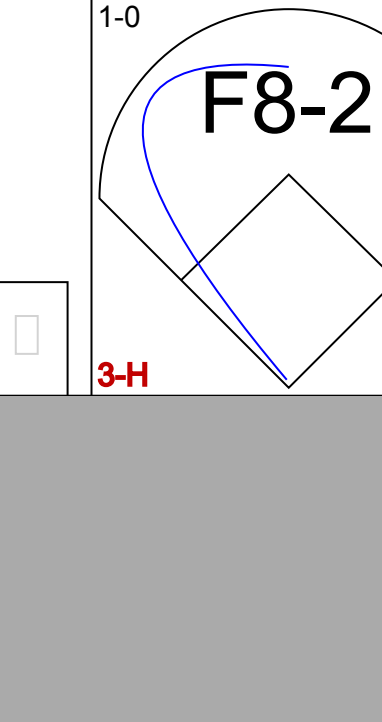
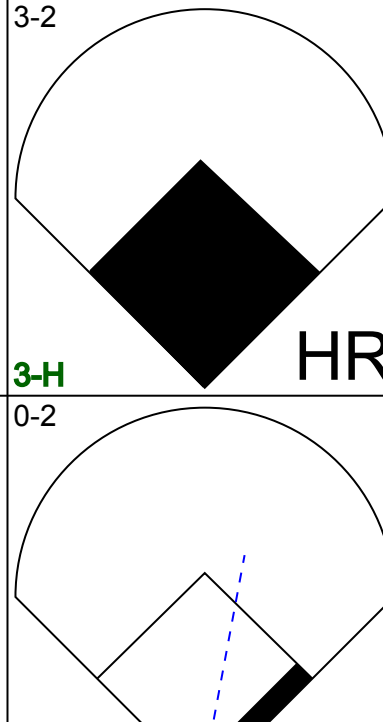


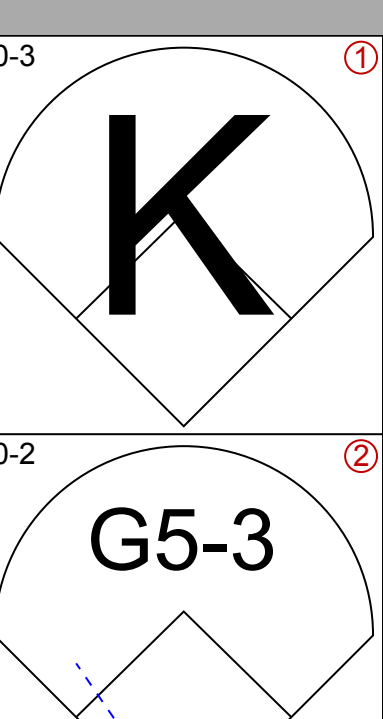
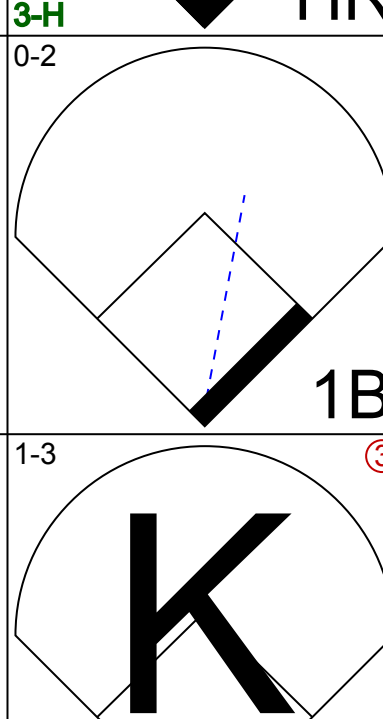


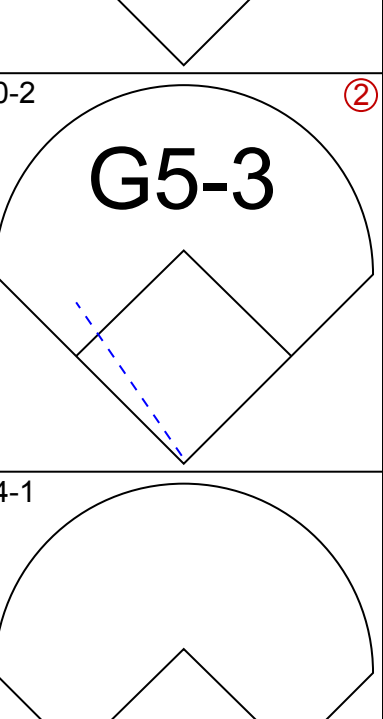
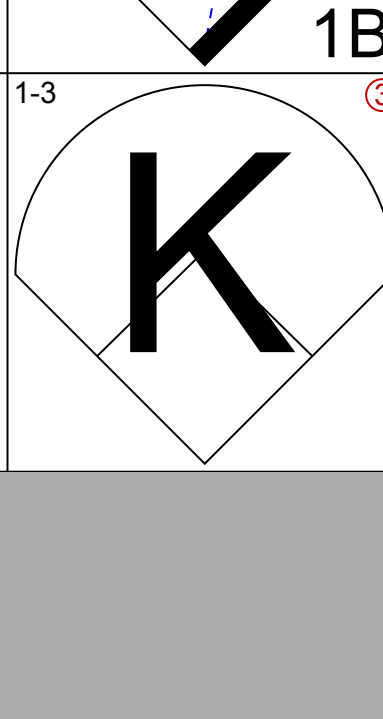
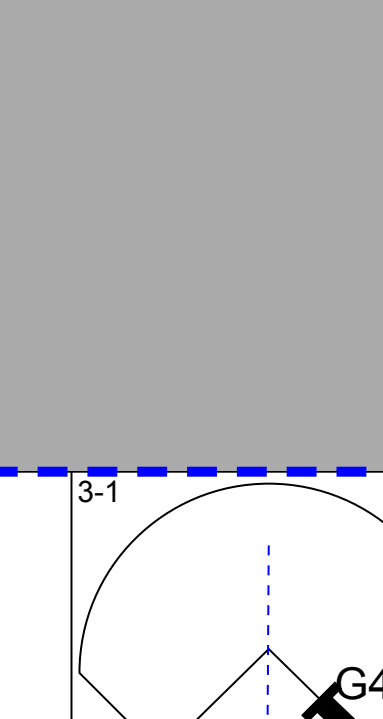
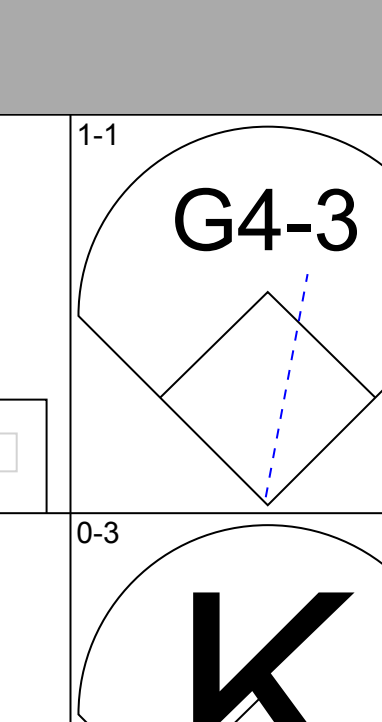
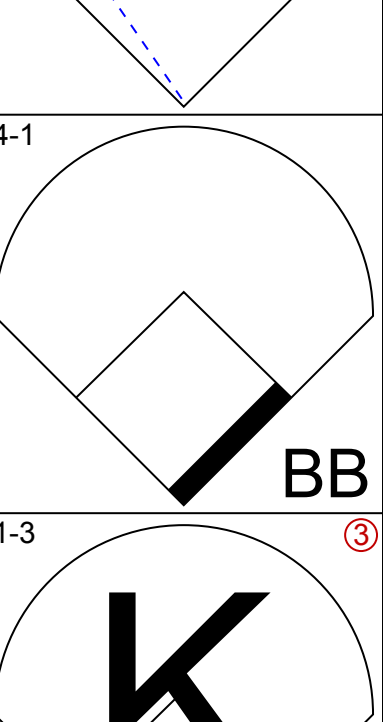
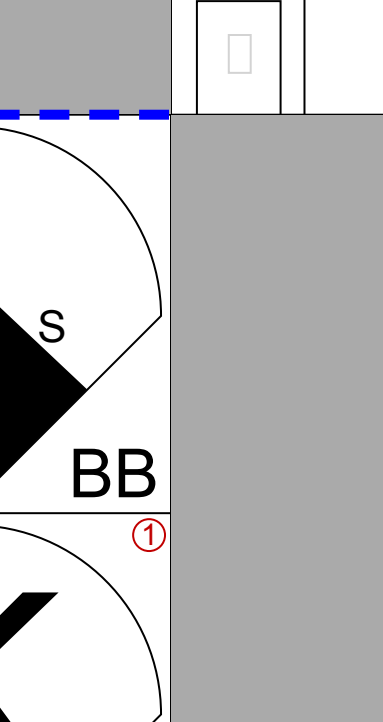
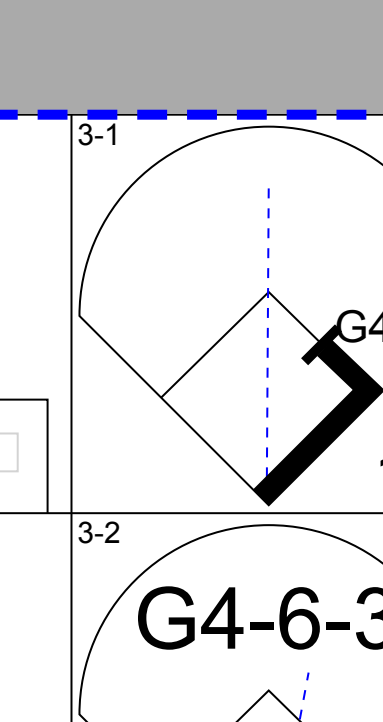

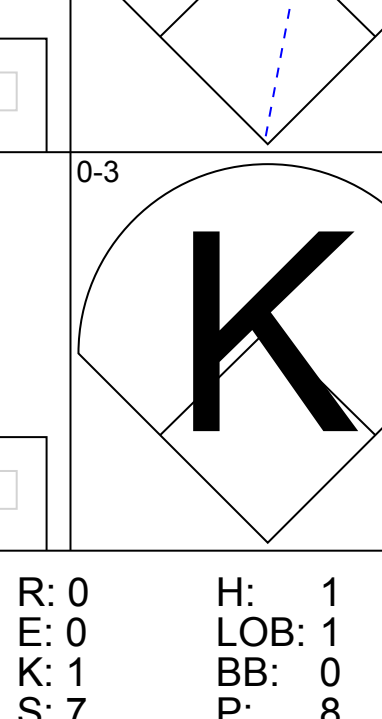
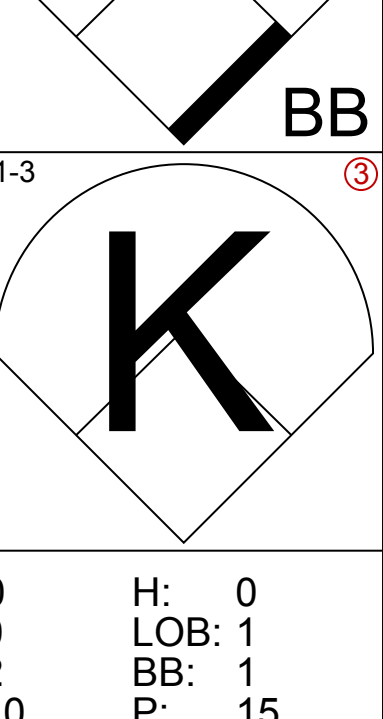
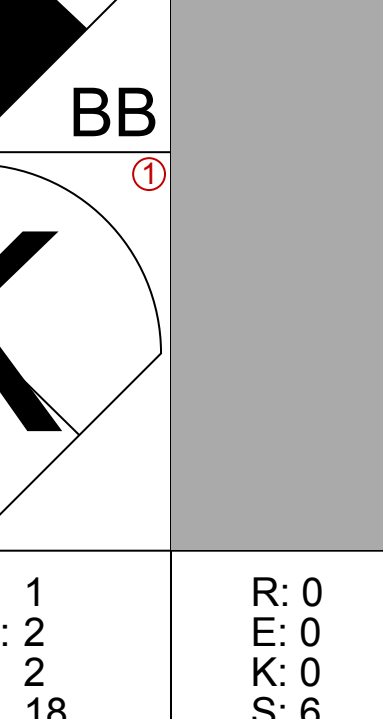
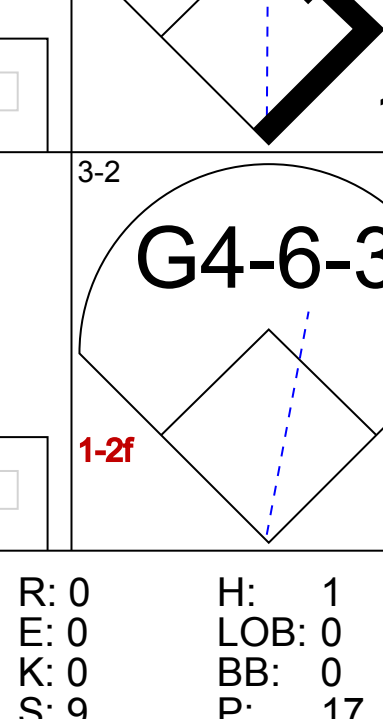
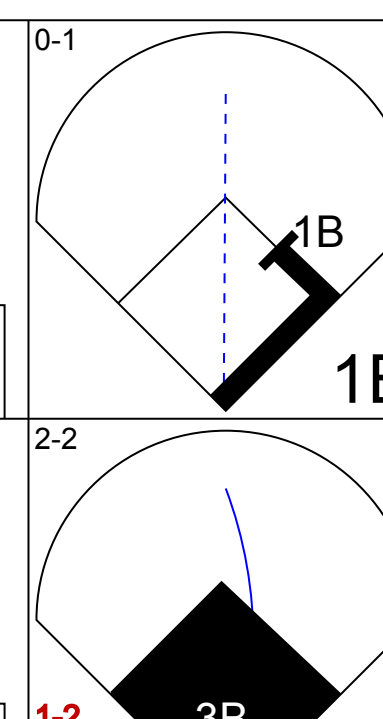
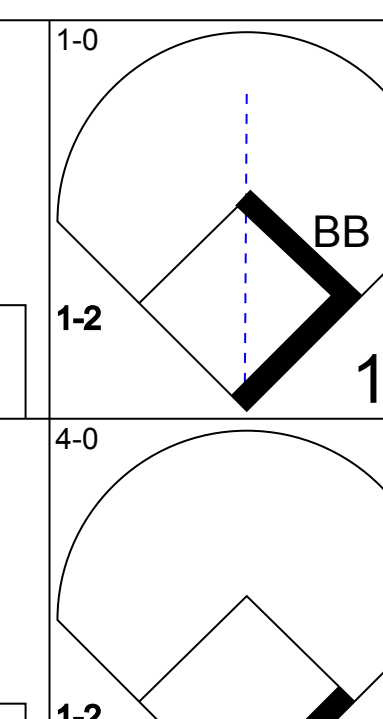
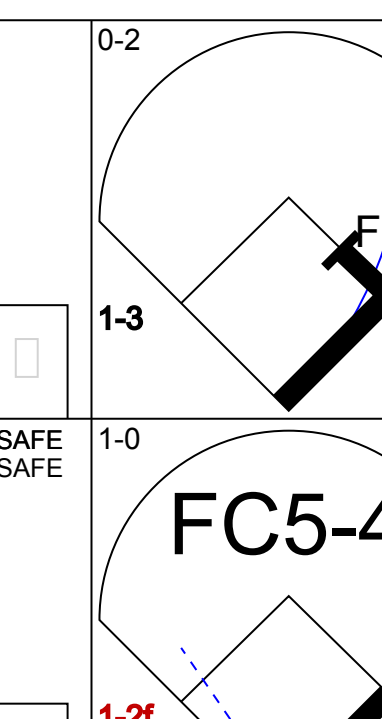
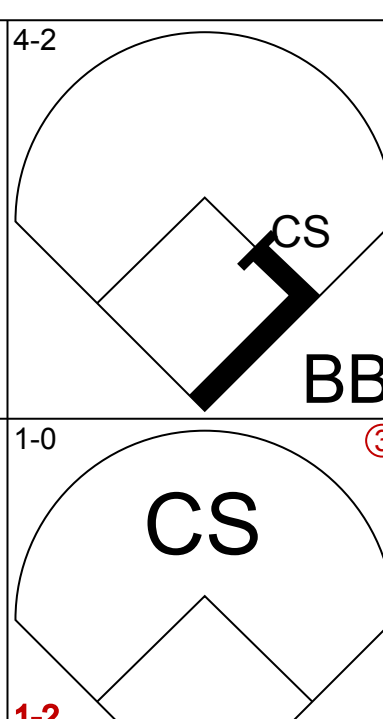

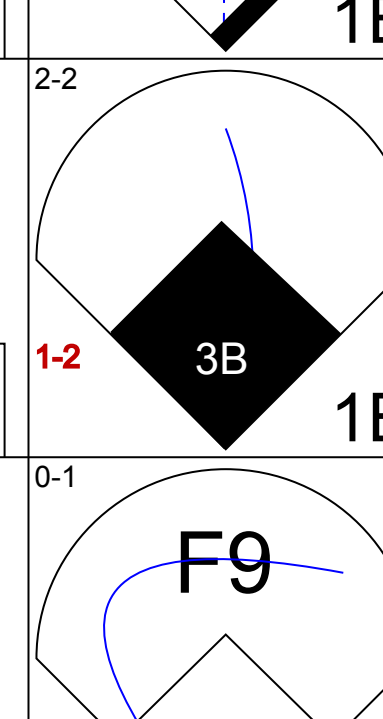
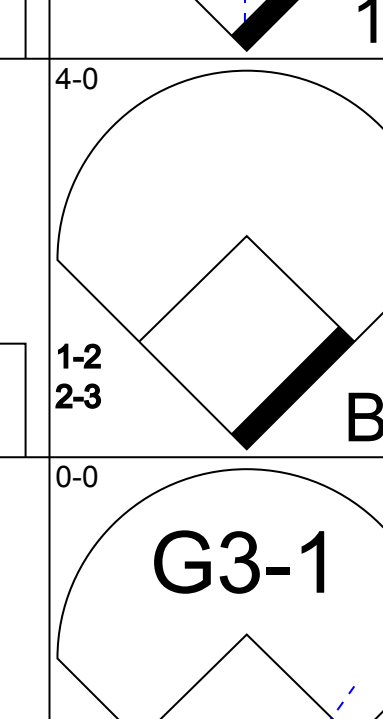
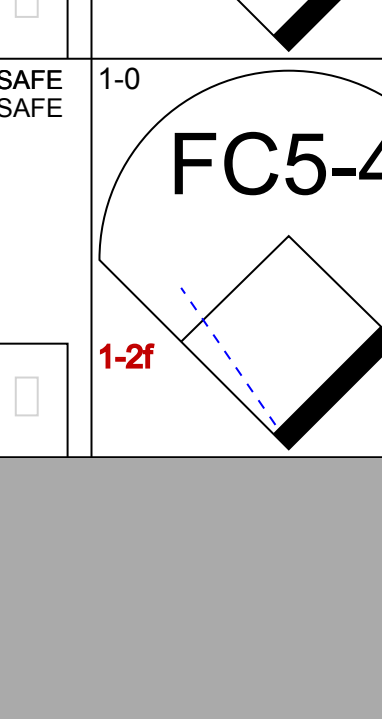
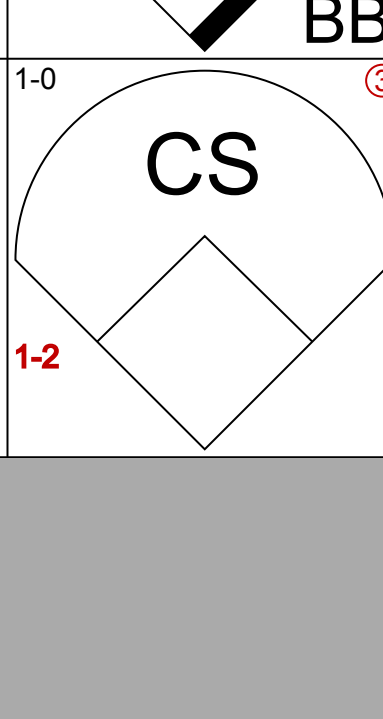
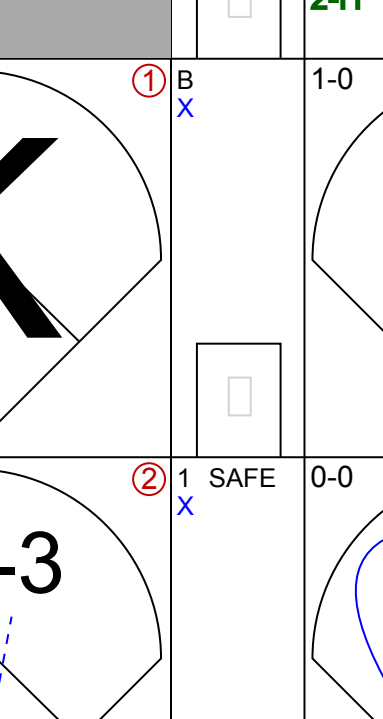

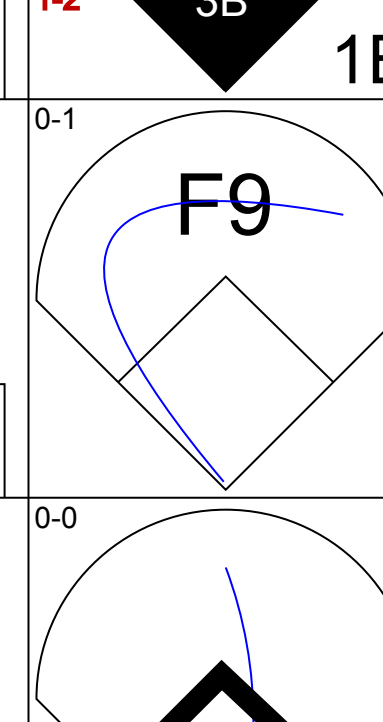
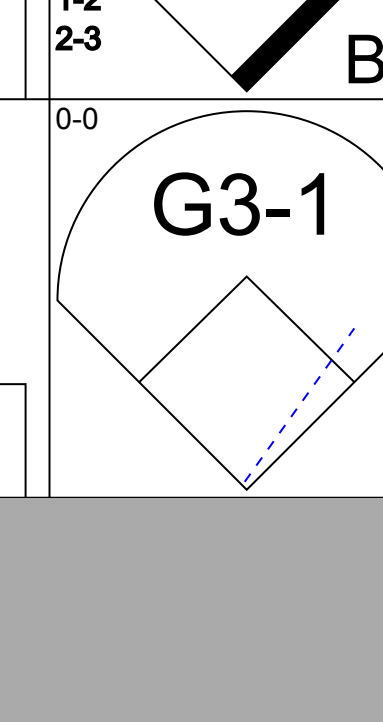
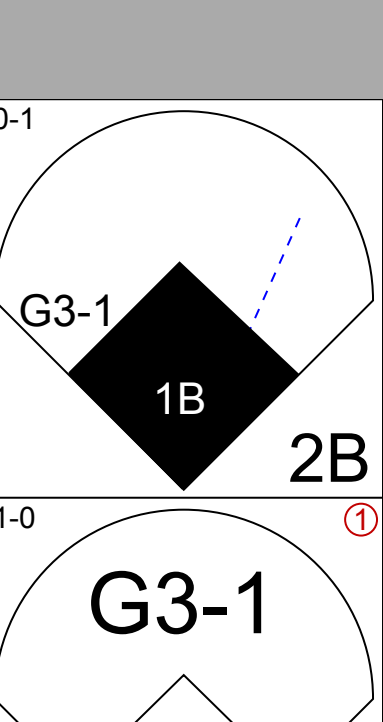
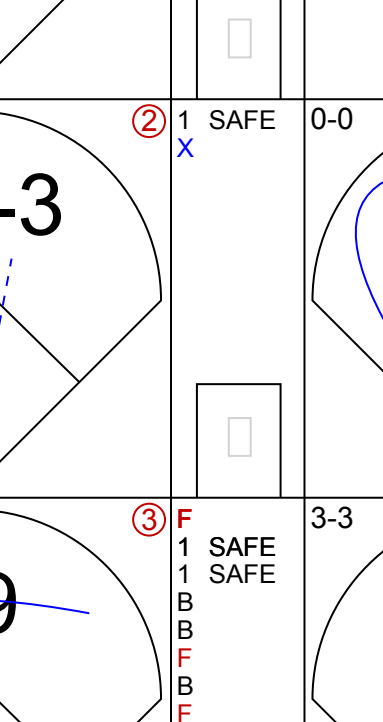

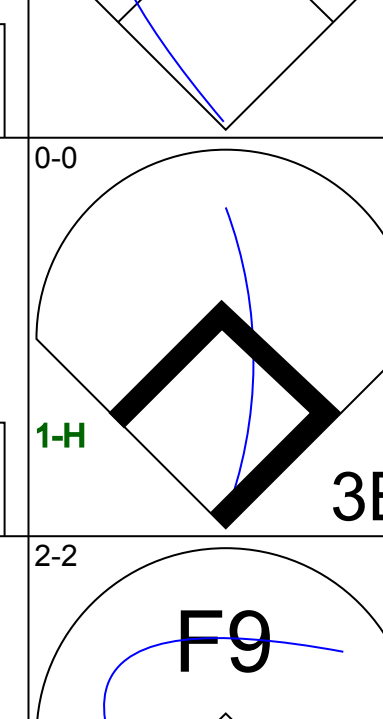
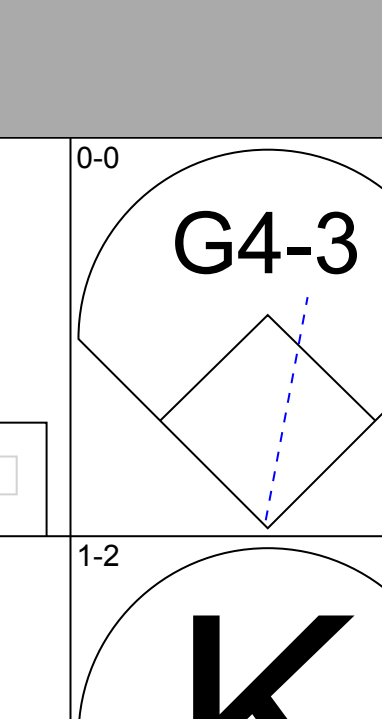
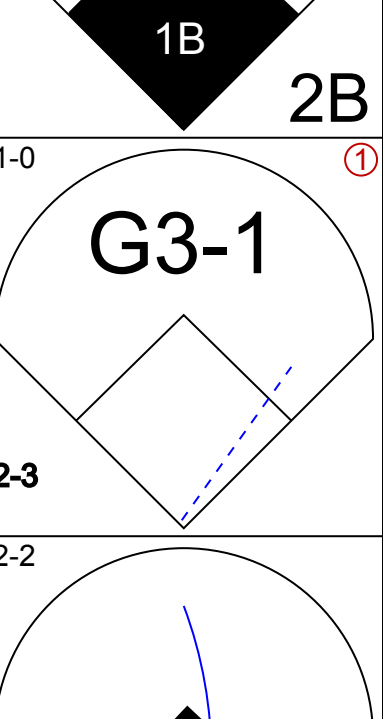
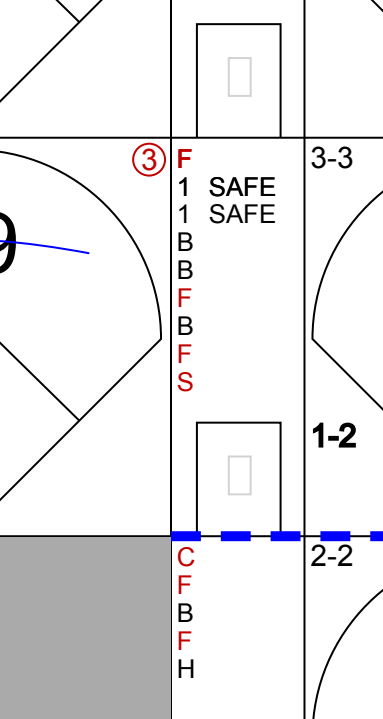

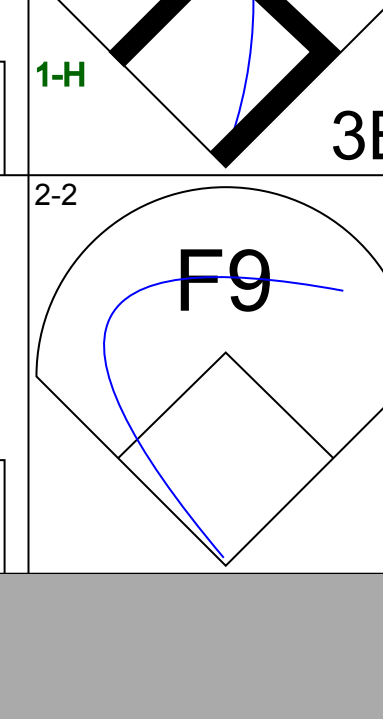
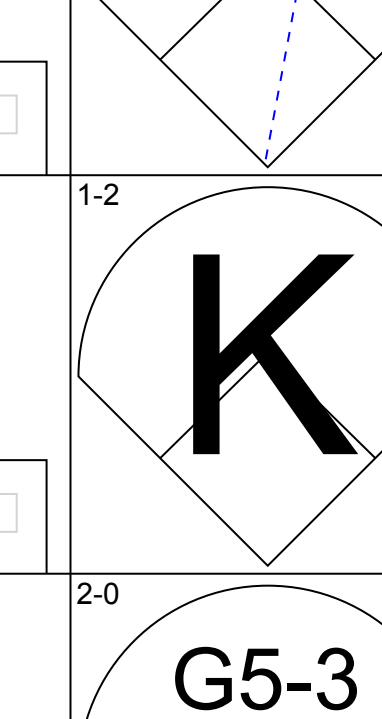
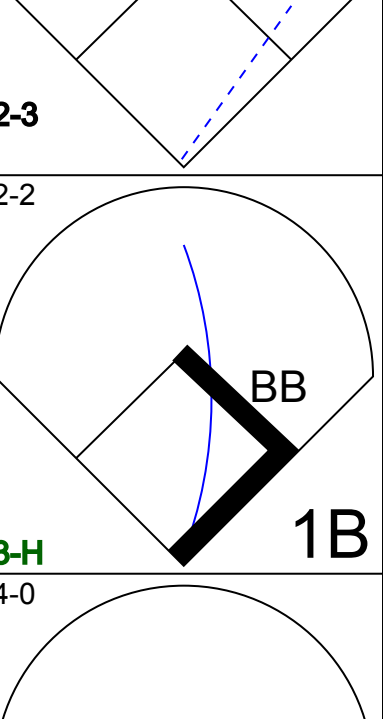

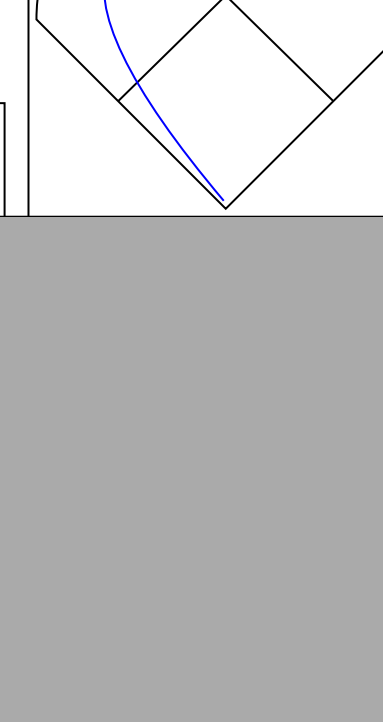
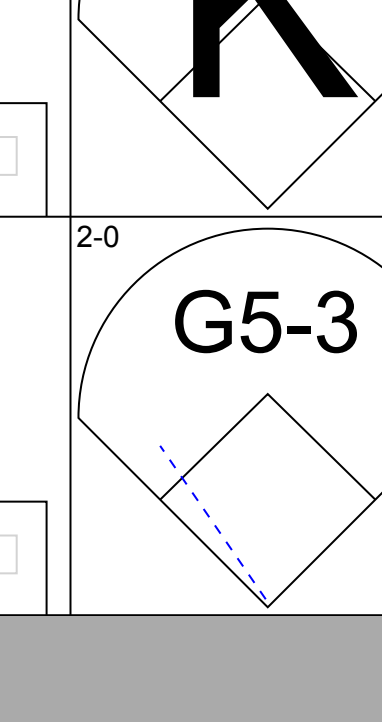
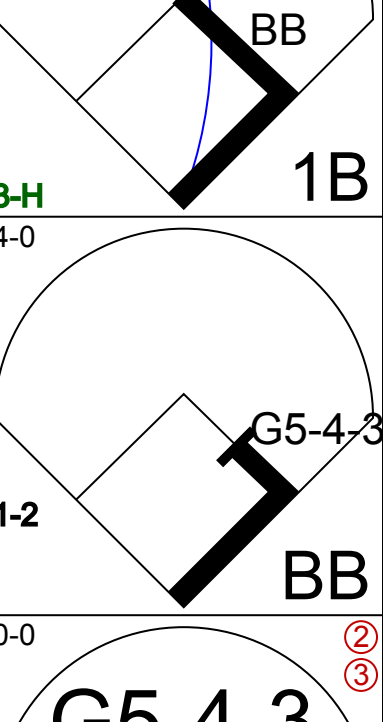


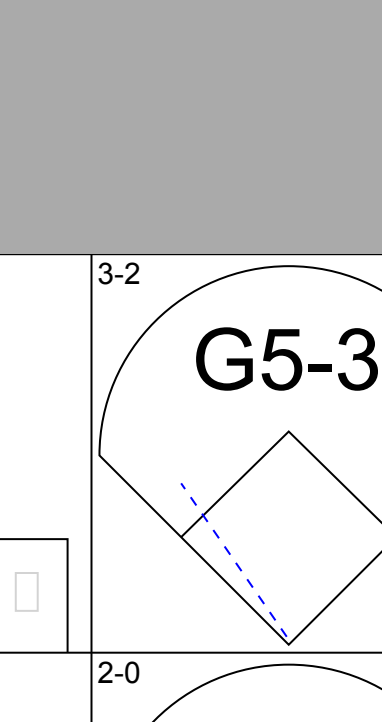
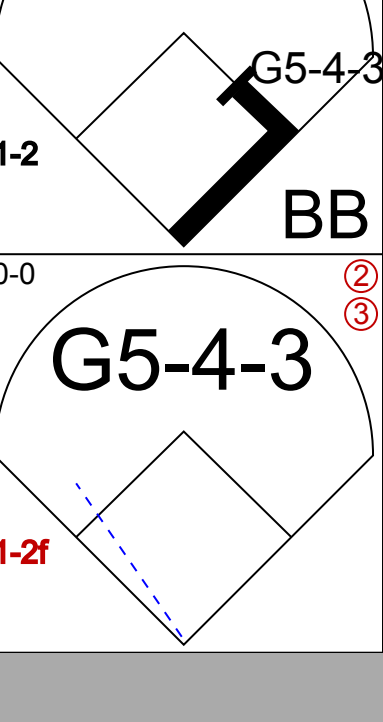


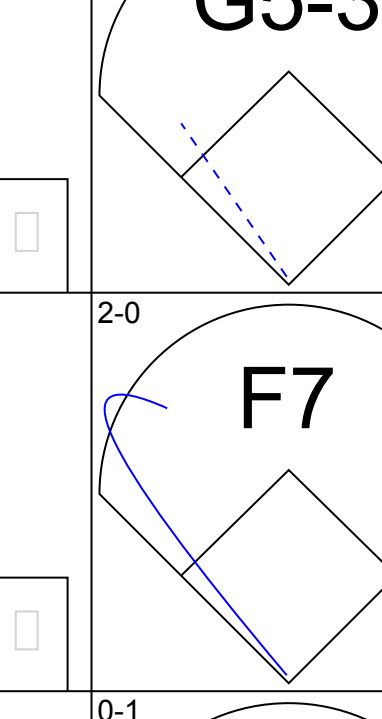
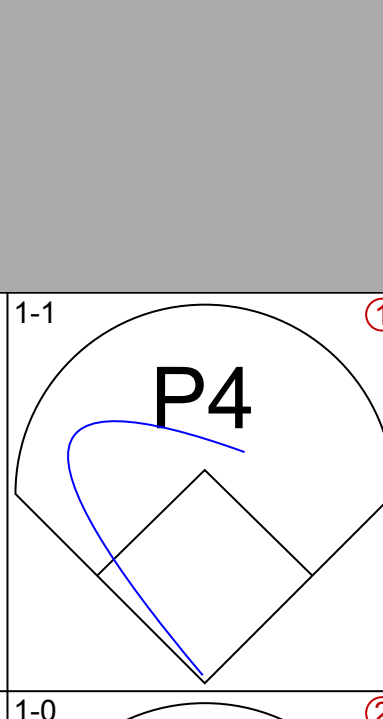


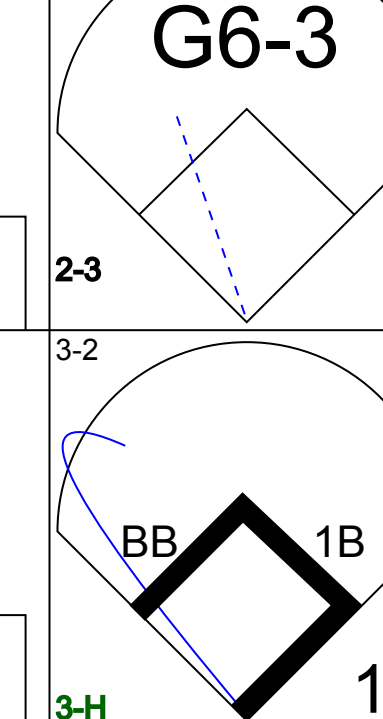
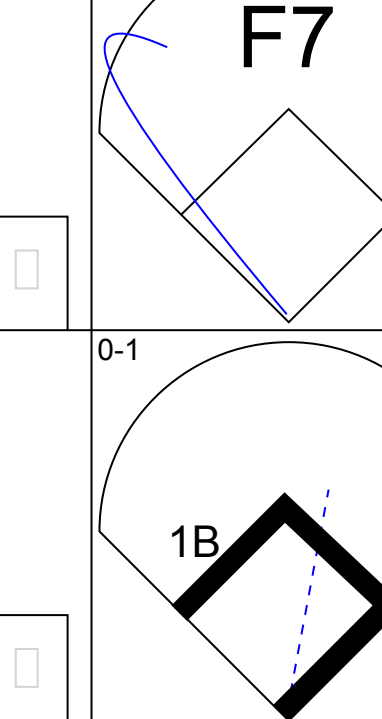
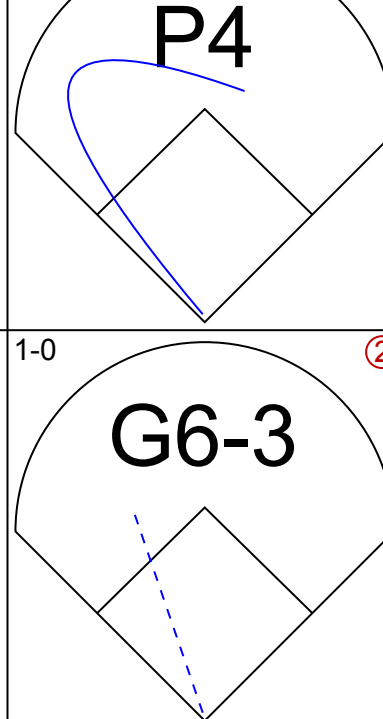

Batter	1	2	3	4	5	6	7	8	9	AB	R	H	RBI	BB	SO	LOB	TOP																
Eric Young Sr. R (1,4) OBP: 0.388, SLG: 0.413 Jerry Dipoto, R (9,1) OBP: 0.125, SLG: 0.125	G4-3		P4		G4-3	G6-3			G1-3	4	0	0	0	0	0	2	Colorado Rockies @ Pittsburgh Pirates Three Rivers Stadium, Pittsburgh, PA Fri Aug 01 1997, 7:05 PM EDT Att: 22,657 - Unknown - 82 F livebaseballscorecards.com AB 36 R 7 H 10 RBI 7 BB 2 SO 2 LOB 10 																
Neft Perez, S (1,6) OBP: 0.355, SLG: 0.466	P6				F8				G6-3	5	0	2	2	0	0																		
Larry Walker, L (1,9) OBP: 0.474, SLG: 0.727	HR		F8						HR	5	3	3	2	0	0	2																	
Andres Galarraga, R (1,3) OBP: 0.397, SLG: 0.582	G4-3				F9	G5-3			F9	5	2	2	1	0	0	0																	
Dante Bichette, R (1,7) OBP: 0.344, SLG: 0.505 Harvey Pulliam, R (7,7) OBP: 0.356, SLG: 0.452		F7		G5-3		BLK			F8	3	0	0	0	1	0	1																	
Vinny Castilla, R (1,5) OBP: 0.344, SLG: 0.538		G5-3		F9		BLK			F7	4	0	1	1	0	0	1																	
Kirt Manwaring, R (1,2) OBP: 0.309, SLG: 0.298		F8							G5-3	4	0	1	1	0	0	2																	
Quinton McCracken, S (1,8) OBP: 0.345, SLG: 0.338			E7						K	3	2	1	0	1	1	0																	
John Thomson, R (1,1) OBP: 0.241, SLG: 0.214 Mike Munoz, L (7,1) Steve Reed, R (7,1) Jason Bates, S (7,4) OBP: 0.326, SLG: 0.383 Ellis Burks, R (9,PH) OBP: 0.323, SLG: 0.514			SH5-4		FC4-6				K	1	0	0	0	0	0	2																	
Inning Stats	R: 1 E: 0 K: 0 S: 7	H: 1 LOB: 0 BB: 0 P: 10	R: 0 E: 0 K: 0 S: 9	H: 0 LOB: 0 BB: 0 P: 13	R: 1 E: 1 K: 0 S: 11	H: 1 LOB: 1 BB: 0 P: 16	R: 1 E: 0 K: 0 S: 11	H: 3 LOB: 2 BB: 0 P: 17	R: 2 E: 0 K: 0 S: 13	H: 3 LOB: 1 BB: 1 P: 22	R: 0 E: 0 K: 0 S: 4	H: 0 LOB: 0 BB: 0 P: 7	R: 0 E: 0 K: 2 S: 10	H: 0 LOB: 0 BB: 0 P: 14	R: 1 E: 0 K: 0 S: 10	H: 1 LOB: 0 BB: 0 P: 15		1B: 7 2B: 1 3B: 0 HR: 2	SF: 0 SAC: 2 DP: 0 HBP: 0	WP: 0 PB: 0 SB: 1 CS: 0	PA: 40												
PITCHER	IP WLS BF H R ER SO BB IBB HBP BLK WP HR S P ERA WHIP																																
Esteban Loaiza, R (1,1) ERA: 4.46	4.2	24	8	5	4	0	1	0	0	0	0	0	1	48	73	7.71	1.929																
Paul Wagner, R (5,1) ERA: 1.33	2.1	9	1	1	1	0	1	0	0	1	0	0	0	15	25	3.86	0.857																
Marc Wilkins, R (8,1) ERA: 4.06	1.0	3	0	0	0	2	0	0	0	0	0	0	0	10	14	0.00	0.000																
Ricardo Rincon, L (9,1) ERA: 3.83	1.0	L	4	1	1	1	0	0	0	0	0	1	10	15	9.00	1.000																	

Batter	1	2	3	4	5	6	7	8	9	AB	R	H	RBI	BB	SO	LOB	BOTTOM																
Tony Womack, L (1,4) OBP: 0.319, SLG: 0.367	F9	F7		G6-3			G4-3		G3	5	0	0	0	0	0	2	Colorado Rockies @ Pittsburgh Pirates Three Rivers Stadium, Pittsburgh, PA Fri Aug 01 1997, 7:05 PM EDT Att: 22,657 - Unknown - 82 F livebaseballscorecards.com AB 36 R 6 H 13 RBI 6 BB 2 SO 4 LOB 14 																
Jermaine Allensworth, R (1,8) OBP: 0.342, SLG: 0.339 Marc Wilkins, R (8,1) Ricardo Rincon, L (9,1) Dale Sveum, S (9,PH) OBP: 0.336, SLG: 0.468	L4								F8	3	2	2	0	1	0	0																	
Al Martin, L (1,7) OBP: 0.378, SLG: 0.473	G4-3									4	1	2	1	0	1	1																	
Kevin Young, R (1,3) OBP: 0.354, SLG: 0.564		HR								4	1	2	2	0	1	2																	
Joe Randa, R (1,5) OBP: 0.346, SLG: 0.458		G6-3		G3						4	0	0	0	0	1	3																	
18 Jason Kendall, R (1,2) OBP: 0.394, SLG: 0.426										3	1	3	1	1	0	0																	
Jose Guillen, R (1,9) OBP: 0.293, SLG: 0.411										4	0	1	0	0	0	3																	
Kevin Polcovich, R (1,6) OBP: 0.367, SLG: 0.414										4	1	1	1	0	0	3																	
Esteban Loaiza, R (1,1) OBP: 0.190, SLG: 0.214 Paul Wagner, R (5,1) Turner Ward, S (7,PH) OBP: 0.414, SLG: 0.509										2	0	1	1	0	1	0																	
Inning Stats	R: 0 E: 0 K: 0 S: 8	H: 0 LOB: 0 BB: 0 P: 12	R: 3 E: 0 K: 0 S: 13	H: 4 LOB: 1 BB: 0 P: 21	R: 2 E: 0 K: 0 S: 11	H: 3 LOB: 1 BB: 0 P: 15	R: 0 E: 0 K: 1 S: 8	H: 0 LOB: 0 BB: 0 P: 11	R: 0 E: 0 K: 2 S: 15	H: 1 LOB: 0 BB: 0 P: 20	R: 0 E: 0 K: 1 S: 10	H: 2 LOB: 1 BB: 0 P: 12	R: 1 E: 0 K: 0 S: 11	H: 3 LOB: 2 BB: 1 P: 18	R: 0 E: 0 K: 0 S: 5	H: 0 LOB: 0 BB: 1 P: 10		R: 0 E: 0 K: 0 S: 9	H: 0 LOB: 0 BB: 0 P: 12	1B: 9 2B: 3 3B: 0 HR: 1	SF: 0 SAC: 0 DP: 2 HBP: 0	WP: 0 PB: 0 SB: 0 CS: 2	PA: 38										
PITCHER	IP WLS BF H R ER SO BB IBB HBP BLK WP HR S P ERA WHIP																																
John Thomson, R (1,1) ERA: 4.86	6.2	29	11	6	6	4	1	0	0	0	0	0	0	70	100	8.10	1.800																
Mike Munoz, L (7,1) ERA: 5.09	0.0	1	1	0	0	0	0	0	0	0	0	0	0	2	2	∞	∞																
Steve Reed, R (7,1) ERA: 4.47	1.1	W	5	1	0	0	0	1	0	0	0	0	0	9	17	0.00	1.500																
Jerry Dipoto, R (9,1) ERA: 5.03	1.0	S	3	0	0	0	0	0	0	0	0	0	0	9	12	0.00	0.000																

Batter	1	2	3	4	5	6	7	8	9	AB	R	H	RBI	BB	SO	LOB	TOP											
Eric Young Sr. R (1,4) OBP: 0.365, SLG: 0.409 Mark Hutton, R (7,1) Ellis Burks, R (8,PH) OBP: 0.331, SLG: 0.514 Roger Bailey, R (8,FR) OBP: 0.234, SLG: 0.222 Kirt Manwaring, R (8,2) OBP: 0.309, SLG: 0.298 Neftali Feliz, S (1,6) OBP: 0.348, SLG: 0.455	G6-3		P3		K		K	BB		4	0	0	0	0	2	3	Colorado Rockies @ Pittsburgh Pirates Three Rivers Stadium, Pittsburgh, PA Sat Aug 02 1997, 3:33 AM EDT Att: 32,388 - Cloudy - 78 F											
Larry Walker, L (1,9) OBP: 0.478, SLG: 0.737	HR		F8		FC4-6 1B		G3-1	G6-3 17 PB 2B	FC6-4 BB	4	2	3	2	1	0	0												
Andres Galarraga, R (1,3) OBP: 0.395, SLG: 0.578	K				FC4-6 17 1B FC1-2		E9 1B	G6-3 2B	FC6-4	5	0	1	0	0	1	3												
17 Todd Helton, L (1,7) OBP: 0.600, SLG: 1.250		F7			FC1-2 1B				F7	4	1	2	1	1	0	1												
Vinny Castilla, R (1,5) OBP: 0.342, SLG: 0.537	G6-3				FC1-2		FC6-4 1B		HR	5	1	1	0	0	1	5												
Jeff Reed, L (1,2) Dante Bichette, R (8,PH) OBP: 0.346, SLG: 0.506 Darren Holmes, R (8,1) OBP: 0.167, SLG: 0.333	G6-3				F9			FC4-6 1B	BB 1B	3	0	1	0	0	0	2												
Quinton McCracken, S (1,8) OBP: 0.350, SLG: 0.345					SH3 1B			F7 1B	BB 1B	4	0	3	0	0	0	1												
Bill Swift, R (1,1) Curt Lesknic, R (5,1) Jason Bates, S (7,PH) OBP: 0.319, SLG: 0.373					SH3			FC4-6 1B	K	1	0	0	0	0	0	1												
Inning Stats	R: 1 E: 0 K: 1 S: 8	H: 1 LOB: 0 BB: 0 P: 15	R: 0 E: 0 K: 0 S: 8	H: 0 LOB: 0 BB: 0 P: 11	R: 0 E: 0 K: 0 S: 9	H: 1 LOB: 1 BB: 0 P: 12	R: 0 E: 0 K: 0 S: 11	H: 2 LOB: 2 BB: 0 P: 18	R: 0 E: 0 K: 0 S: 9	H: 1 LOB: 2 BB: 1 P: 11	R: 0 E: 0 K: 0 S: 8	H: 1 LOB: 2 BB: 1 P: 15	R: 4 E: 1 K: 1 S: 20	H: 6 LOB: 3 BB: 1 P: 31	R: 0 E: 0 K: 1 S: 12	H: 0 LOB: 1 BB: 1 P: 19		1B: 9 2B: 2 3B: 0 HR: 2	SF: 0 SAC: 1 DP: 0 HBP: 0	WP: 0 PB: 1 SB: 0 CS: 1	PA: 42							
PITCHER	IP	WLS	BF	H	R	ER	SO	BB	IBB	HBP	BLK	WP	HR	S	P	ERA		WHIP										
67 Francisco Cordova, R (1,1) ERA: 3.03 Marc Wilkins, R (8,1) ERA: 4.73 Jason Christiansen, L (8,1) ERA: 5.93 Clint Sodowsky, R (8,1) ERA: 3.93 Rich Loiselle, R (9,1) ERA: 3.04	7.0	W	28	7	1	1	3	1	0	0	0	0	1	64	97	1.29	1.143											
67 Francisco Cordova, R (1,1) ERA: 0.163, SLG: 0.089 Marc Wilkins, R (8,1) Jason Christiansen, R (8,1) Clint Sodowsky, L (8,1) Turner Ward, S (9,9) OBP: 0.500, SLG: 0.500	0.1		5	4	4	4	0	0	0	0	0	0	0	1	9	10	108.00	12.000										
67 Francisco Cordova, R (1,1) ERA: 0.163, SLG: 0.089 Marc Wilkins, R (8,1) Jason Christiansen, R (8,1) Clint Sodowsky, L (8,1) Turner Ward, S (9,9) OBP: 0.500, SLG: 0.500	0.1		3	2	0	0	1	0	0	0	0	0	0	8	14	0.00	6.000											
67 Francisco Cordova, R (1,1) ERA: 0.163, SLG: 0.089 Marc Wilkins, R (8,1) Jason Christiansen, R (8,1) Clint Sodowsky, L (8,1) Turner Ward, S (9,9) OBP: 0.500, SLG: 0.500	0.1		2	0	0	0	0	1	0	0	0	0	0	3	7	0.00	3.000											
67 Francisco Cordova, R (1,1) ERA: 0.163, SLG: 0.089 Marc Wilkins, R (8,1) Jason Christiansen, R (8,1) Clint Sodowsky, L (8,1) Turner Ward, S (9,9) OBP: 0.500, SLG: 0.500	1.0	S	4	0	0	0	1	1	0	0	0	0	0	12	19	0.00	1.000											
Inning Stats	R: 0 E: 0 K: 0 S: 6	H: 0 LOB: 1 BB: 1 P: 16	R: 1 E: 0 K: 1 S: 14	H: 2 LOB: 1 BB: 0 P: 20	R: 0 E: 0 K: 0 S: 6	H: 0 LOB: 0 BB: 0 P: 10	R: 0 E: 1 K: 0 S: 7	H: 0 LOB: 1 BB: 0 P: 12	R: 5 E: 1 K: 0 S: 10	H: 2 LOB: 0 BB: 3 P: 26	R: 0 E: 0 K: 1 S: 7	H: 0 LOB: 0 BB: 0 P: 11	R: 0 E: 0 K: 0 S: 4	H: 0 LOB: 0 BB: 0 P: 7	R: 0 E: 0 K: 1 S: 12	H: 1 LOB: 2 BB: 1 P: 23	1B: 3 2B: 1 3B: 1 HR: 0	SF: 1 SAC: 1 DP: 1 HBP: 1	WP: 1 PB: 0 SB: 0 CS: 1	PA: 36								
PITCHER	IP	WLS	BF	H	R	ER	SO	BB	IBB	HBP	BLK	WP	HR	S	P	ERA	WHIP											
Bill Swift, R (1,1) ERA: 5.8 Curt Lesknic, R (5,1) ERA: 5.79 Mark Hutton, R (7,1) ERA: 4.04 Darren Holmes, R (8,1) ERA: 5.27	4.2	L	24	4	6	1	1	4	0	0	0	0	0	7	11	0.00	0.000											
67 Francisco Cordova, R (1,1) ERA: 0.163, SLG: 0.089 Marc Wilkins, R (8,1) Jason Christiansen, R (8,1) Clint Sodowsky, L (8,1) Turner Ward, S (9,9) OBP: 0.500, SLG: 0.500	1.1		3	0	0	0	1	0	0	0	0	0	0	7	11	0.00	0.000											
67 Francisco Cordova, R (1,1) ERA: 0.163, SLG: 0.089 Marc Wilkins, R (8,1) Jason Christiansen, R (8,1) Clint Sodowsky, L (8,1) Turner Ward, S (9,9) OBP: 0.500, SLG: 0.500	1.0		3	0	0	0	0	0	0	1	0	0	0	4	7	0.00	0.000											
67 Francisco Cordova, R (1,1) ERA: 0.163, SLG: 0.089 Marc Wilkins, R (8,1) Jason Christiansen, R (8,1) Clint Sodowsky, L (8,1) Turner Ward, S (9,9) OBP: 0.500, SLG: 0.500	1.0		5	1	0	0	1	1	0	0	0	0	0	12	23	0.00	2.000											

Batter	1	2	3	4	5	6	7	8	9	AB	R	H	RBI	BB	SO	LOB	BOTTOM										
Tony Womack, L (1,4) OBP: 0.319, SLG: 0.365	L7		G4-3		BB E SF7 BB		F8			3	1	0	0	1	0	0	Colorado Rockies @ Pittsburgh Pirates Three Rivers Stadium, Pittsburgh, PA Sat Aug 02 1997, 3:33 AM EDT Att: 32,388 - Cloudy - 78 F										
Jermaine Allensworth, R (1,8) OBP: 0.344, SLG: 0.339	FC4-6 BB		P5		E4 BB 3B		G3-6-3 HBP			2	1	0	0	1	0	1											
Al Martin, L (1,7) OBP: 0.376, SLG: 0.468	FC4-6 1-2		G4-3		3B BB		G3-6-3 1-2			3	1	0	0	1	0	2											
Kevin Young, R (1,3) OBP: 0.349, SLG: 0.558	L4				G6-3		SF7		F7	3	0	0	1	0	0	1											
Joe Randa, R (1,5) OBP: 0.351, SLG: 0.469		18 2B 1B			E6 18 G6-3 WP		18 1B 3B		18 BB 1B	4	2	3	2	0	0	0											
18 Jason Kendall, R (1,2) OBP: 0.398, SLG: 0.431					G6-3		CS 1B		BB	3	0	2	2	1	0	1											
Jose Guillen, R (1,9) OBP: 0.290, SLG: 0.407 Rich Loiselle, R (9,1)					G6-3		K		K	4	0	0	0	0	2	4											
Kevin Polcovich, R (1,6) OBP: 0.365, SLG: 0.407					G6-3		K		K	0	0	0	0	0	0	0											
67 Francisco Cordova, R (1,1) ERA: 0.163, SLG: 0.089 Marc Wilkins, R (8,1) Jason Christiansen, R (8,1) Clint Sodowsky, L (8,1) Turner Ward, S (9,9) OBP: 0.500, SLG: 0.500					G5-3		P1		F6	3	1	0	0	1	0	3											
67 Francisco Cordova, R (1,1) ERA: 0.163, SLG: 0.089 Marc Wilkins, R (8,1) Jason Christiansen, R (8,1) Clint Sodowsky, L (8,1) Turner Ward, S (9,9) OBP: 0.500, SLG: 0.500					K		G4-3			2	0	0	0	0	1	1											
Inning Stats	R: 0 E: 0 K: 0 S: 6	H: 0 LOB: 1 BB: 1 P: 16	R: 1 E: 0 K: 1 S: 14	H: 2 LOB: 1 BB: 0 P: 20	R: 0 E: 0 K: 0 S: 6	H: 0 LOB: 0 BB: 0 P: 10	R: 0 E: 1 K: 0 S: 7	H: 0 LOB: 1 BB: 0 P: 12	R: 5 E: 1 K: 0 S: 10	H: 2 LOB: 0 BB: 3 P: 26	R: 0 E: 0 K: 1 S: 7	H: 0 LOB: 0 BB: 0 P: 11	R: 0 E: 0 K: 0 S: 4	H: 0 LOB: 0 BB: 0 P: 7	R: 0 E: 0 K: 1 S: 12	H: 1 LOB: 2 BB: 1 P: 23	1B: 3 2B: 1 3B: 1 HR: 0	SF: 1 SAC: 1 DP: 1 HBP: 1	WP: 1 PB: 0 SB: 0 CS: 1	PA: 36							
PITCHER	IP	WLS	BF	H	R	ER	SO	BB	IBB	HBP	BLK	WP	HR	S	P	ERA	WHIP										
Bill Swift, R (1,1) ERA: 5.8 Curt Lesknic, R (5,1) ERA: 5.79 Mark Hutton, R (7,1) ERA: 4.04 Darren Holmes, R (8,1) ERA: 5.27	4.2	L	24	4	6	1	1	4	0	0	0	0	0	7	11	0.00	0.000										
67 Francisco Cordova, R (1,1) ERA: 0.163, SLG: 0.089 Marc Wilkins, R (8,1) Jason Christiansen, R (8,1) Clint Sodowsky, L (8,1) Turner Ward, S (9,9) OBP: 0.500, SLG: 0.500	1.1		3	0	0	0	1	0	0	0	0	0	0	7	11	0.00	0.000										
67 Francisco Cordova, R (1,1) ERA: 0.163, SLG: 0.089 Marc Wilkins, R (8,1) Jason Christiansen, R (8,1) Clint Sodowsky, L (8,1) Turner Ward, S (9,9) OBP: 0.500, SLG: 0.500	1.0		3	0	0	0	0	0	0	1	0	0	0	4	7	0.00	0.000										
67 Francisco Cordova, R (1,1) ERA: 0.163, SLG: 0.089 Marc Wilkins, R (8,1) Jason Christiansen, R (8,1) Clint Sodowsky, L (8,1) Turner Ward, S (9,9) OBP: 0.500, SLG: 0.500	1.0		5	1	0	0	1	1	0	0	0	0	0	12	23	0.00	2.000										



Batter	1	2	3	4	5	6	7	8	9	AB	R	H	RBI	BB	SO	LOB	TOP									
Eric Young Sr. R OBP: 0.365, SLG: 0.408 (1,4)										4	0	1	0	1	1	0	Colorado Rockies @ Pittsburgh Pirates Three Rivers Stadium, Pittsburgh, PA Sun Aug 03 1997, 3:33 AM EDT Att: 24,989 - Sunny - 87 F									
Neft Perez. S OBP: 0.346, SLG: 0.472 (1,6)										4	1	1	1	0	0	3										
Larry Walker. L OBP: 0.480, SLG: 0.740 (1,9)										4	1	3	1	0	0	0										
Dante Bichette. R OBP: 0.343, SLG: 0.501 Steve Reed. R Curt Leskanic. R (8,1)										4	0	0	0	0	1	4										
17 Todd Helton. L OBP: 0.556, SLG: 1.250 (1,3)										4	1	2	2	0	0	1										
Vinny Castilla. R OBP: 0.341, SLG: 0.534 (1,5)										4	0	1	0	0	2	1										
Kirt Manwaring. R OBP: 0.305, SLG: 0.293 (1,2)										4	0	0	0	0	1	2										
Quinton McCracken. S OBP: 0.355, SLG: 0.346 (1,8)										2	1	1	0	2	0	0										
Jamey Wright. R OBP: 0.219, SLG: 0.138 Harvey Pulliam. R OBP: 0.348, SLG: 0.442 (8,7)										3	0	0	0	0	3	2										
										1	0	0	0	0	0	1										
Inning Stats	R: 0 E: 0 K: 1 S: 6	H: 0 LOB: 0 BB: 0 P: 8	R: 0 E: 0 K: 2 S: 15	H: 1 LOB: 1 BB: 0 P: 20	R: 0 E: 0 K: 1 S: 7	H: 1 LOB: 1 BB: 0 P: 8	R: 0 E: 0 K: 0 S: 4	H: 1 LOB: 1 BB: 0 P: 8	R: 0 E: 0 K: 2 S: 10	H: 0 LOB: 1 BB: 1 P: 15	R: 3 E: 0 K: 1 S: 19	H: 4 LOB: 1 BB: 0 P: 32	R: 1 E: 0 K: 1 S: 8	H: 1 LOB: 2 BB: 2 P: 18	R: 0 E: 0 K: 0 S: 6	H: 0 LOB: 0 BB: 0 P: 8	R: 0 E: 0 K: 0 S: 9	H: 1 LOB: 0 BB: 0 P: 17	1B: 6 2B: 2 3B: 0 HR: 2	SF: 0 SAC: 0 DP: 2 HBP: 0	WP: 0 PB: 0 SB: 2 CS: 0	PA: 37				
PITCHER	IP	WLS	BF	H	R	ER	SO	BB	IBB	HBP	BLK	WP	HR	S	P	ERA	WHIP									
Jon Lieber. R ERA: 4.71 Paul Wagner. R ERA: 2.79 Matt Ruebel. L ERA: 6.48 Rich Loiselle. R ERA: 2.98	6.0		25	7	3	3	7	1	0	0	0	0	0	2	61	91	4.50	1.333								
	0.1		3	0	1	1	1	2	0	0	0	0	0	3	12	27.00	6.000									
	1.2	W	6	1	0	0	0	0	0	0	0	0	0	11	14	0.00	0.600									
	1.0		3	1	0	0	0	0	0	0	0	0	0	9	17	0.00	1.000									
Batter	1	2	3	4	5	6	7	8	9	AB	R	H	RBI	BB	SO	LOB	BOTTOM									
Tony Womack. L OBP: 0.326, SLG: 0.377 (1,4)										4	1	4	2	1	0	0	Colorado Rockies @ Pittsburgh Pirates Three Rivers Stadium, Pittsburgh, PA Sun Aug 03 1997, 3:33 AM EDT Att: 24,989 - Sunny - 87 F									
Jermaine Allensworth. R OBP: 0.349, SLG: 0.339 (1,8)										4	1	2	0	1	1	2										
Al Martin. L OBP: 0.373, SLG: 0.466 (1,7)										5	1	1	0	0	0	5										
Dale Sveum. S OBP: 0.333, SLG: 0.471 (1,3)										5	0	1	1	0	1	2										
Joe Randa. R OBP: 0.353, SLG: 0.468 (1,5)										3	1	1	1	0	1	1										
Mark Smith. R OBP: 0.317, SLG: 0.510 Rich Loiselle. R (9,1)										2	1	0	0	2	0	0										
										0	0	0	0	0	0	0										
Keith Osik. R OBP: 0.321, SLG: 0.378 (1,2)										3	1	1	0	0	0	2										
Kevin Polcovich. R OBP: 0.362, SLG: 0.409 (1,6)										4	1	1	2	0	0	1										
Jon Lieber. L OBP: 0.142, SLG: 0.143 Jose Guillen. R OBP: 0.296, SLG: 0.406 Paul Wagner. R Matt Ruebel. L Turner Ward. S OBP: 0.424, SLG: 0.537 (9,9)										2	0	2	1	0	0	0										
										1	0	0	0	0	0	0										
										0	0	0	0	0	0	0										
										0	0	0	0	0	0	0										
										1	1	1	1	0	0	0										
Inning Stats	R: 1 E: 0 K: 0 S: 11	H: 3 LOB: 1 BB: 0 P: 15	R: 1 E: 0 K: 0 S: 9	H: 3 LOB: 3 BB: 1 P: 20	R: 0 E: 0 K: 1 S: 5	H: 0 LOB: 0 BB: 0 P: 8	R: 0 E: 0 K: 0 S: 13	H: 2 LOB: 2 BB: 0 P: 19	R: 1 E: 0 K: 0 S: 7	H: 2 LOB: 1 BB: 1 P: 14	R: 0 E: 0 K: 0 S: 6	H: 0 LOB: 0 BB: 1 P: 12	R: 0 E: 0 K: 1 S: 7	H: 0 LOB: 0 BB: 0 P: 10	R: 5 E: 0 K: 1 S: 18	H: 4 LOB: 1 BB: 1 P: 32	1B: 8 2B: 4 3B: 1 HR: 1	SF: 0 SAC: 1 DP: 1 HBP: 1	WP: 1 PB: 0 SB: 0 CS: 1	PA: 41						
PITCHER	IP	WLS	BF	H	R	ER	SO	BB	IBB	HBP	BLK	WP	HR	S	P	ERA	WHIP									
Jamey Wright. R ERA: 6.87 Steve Reed. R ERA: 5.01 Curt Leskanic. R ERA: 6.21	7.0		31	10	3	3	2	3	0	0	0	0	0	7	15	81.00	6.000									
	0.1	L	4	1	3	3	0	1	0	1	0	0	0	7	15	27.00	4.500									
	0.2		5	3	2	2	1	0	0	0	0	1	1	11	17	27.00	4.500									

Batter	1	2	3	4	5	6	7	8	9	AB	R	H	RBI	BB	SO	LOB	TOP				
Eric Young Sr. R OBP: 0.363, SLG: 0.404 (1, 4)	F9		G5-3					G6-3		4	0	0	0	0	1	1					
17 Todd Helton L OBP: 0.538, SLG: 1.000 (1, 3)	F7			HR				P6		3	1	1	0	1	0	0					
Larry Walker L OBP: 0.478, SLG: 0.734 (1, 9)				HR				G4-3		3	1	0	0	1	1	1					
Dante Bichette R OBP: 0.344, SLG: 0.499 Quinton McCracken S OBP: 0.355, SLG: 0.346 (9, PH)		G6-4-3 BB		L9				K		1	0	0	0	1	0	2					
Ellis Burks R OBP: 0.326, SLG: 0.506 (1, 8)	G6-4-3			K				G6-3		4	0	0	0	0	2	4					
Vinny Castilla R OBP: 0.341, SLG: 0.538 (1, 5)								G5-3		4	1	1	3	0	1	0					
Jeff Reed L OBP: 0.396, SLG: 0.497 (1, 2)			P5					G3-1		2	0	0	0	1	0	0					
Neff Perez S OBP: 0.346, SLG: 0.484 (1, 6)								F8		3	0	1	0	0	1	1					
Frank Castillo R OBP: 0.143, SLG: 0.143 Mark Hutton R (6, 1) Jason Bates S OBP: 0.316, SLG: 0.369 Jeff McCurry R (7, 1)								F7		2	0	0	0	0	1	1					
Inning Stats	R: 0 E: 0 K: 1 S: 6	H: 0 LOB: 0 BB: 0 P: 10	R: 0 E: 0 K: 1 S: 7	H: 0 LOB: 0 BB: 1 P: 15	R: 0 E: 0 K: 1 S: 9	H: 1 LOB: 1 BB: 0 P: 11	R: 3 E: 0 K: 2 S: 15	H: 1 LOB: 1 BB: 3 P: 32	R: 0 E: 0 K: 1 S: 10	H: 0 LOB: 0 BB: 0 P: 16	R: 0 E: 0 K: 0 S: 6	H: 0 LOB: 0 BB: 0 P: 11	R: 0 E: 0 K: 1 S: 8	H: 0 LOB: 0 BB: 0 P: 12	R: 0 E: 0 K: 1 S: 8	H: 0 LOB: 0 BB: 0 P: 13	1B: 1 2B: 0 3B: 1 HR: 1	SF: 0 SAC: 0 DP: 1 HBP: 1	WP: 0 PB: 0 SB: 0 CS: 1	PA: 33	
PITCHER	IP	WLS	BF	H	R	ER	SO	BB	IBB	HBP	BLK	WP	HR	S	P	ERA	WHIP				
Tyler Green R ERA: 6.2 (1, 1)	7.0	W	27	3	3	3	7	4	0	1	0	0	1	58	104	3.86	1.000				
Billy Brewer L ERA: 4.74 (8, 1)	1.0		3	0	0	0	0	0	0	0	0	0	0	8	12	0.00	0.000				
Ricky Bottalico R ERA: 3.65 (9, 1)	1.0		3	0	0	0	1	0	0	0	0	0	0	8	13	0.00	0.000				

Colorado Rockies @ Philadelphia Phillies
Veterans Stadium, Philadelphia, PA

AB 28
R 3
H 3
RBI 3
BB 4
SO 8
LOB 10



WP: 0 PA: 33
PB: 0
SB: 0
CS: 1

Mon Aug 04 1997, 7:05 PM EDT
Att: 15,230 - Unknown - 78 F

livebaseballscorecards.com

Batter	1	2	3	4	5	6	7	8	9	AB	R	H	RBI	BB	SO	LOB	BOTTOM				
Midre Cummings L OBP: 0.298, SLG: 0.399 (1, 8)	G4-3							G1-3		4	0	2	1	1	0	0					
Mickey Morandini L OBP: 0.376, SLG: 0.399 (1, 4)	K							G1-3		3	0	0	1	1	2	1					
Gregg Jefferies S OBP: 0.323, SLG: 0.376 (1, 7)	G6-3							G6-3		5	1	1	1	0	0	3					
Scott Rolen R OBP: 0.393, SLG: 0.501 (1, 5)		1B						G6-3		3	2	2	2	0	0	0					
Rico Brogna L OBP: 0.281, SLG: 0.414 (1, 3)								G5-3		4	0	1	1	0	2	3					
Mike Lieberthal R OBP: 0.318, SLG: 0.467 (1, 2)								G5-3		4	2	2	0	0	0	1					
Tony Barron R OBP: 0.444, SLG: 0.588 (1, 9)								G4-3		4	1	2	1	0	0	1					
Kevin Stocker S OBP: 0.337, SLG: 0.361 (1, 6)								K		3	0	0	0	1	2	3					
Tyler Green R OBP: 0.222, SLG: 0.222 Billy Brewer L (8, 1) Ricky Otero S OBP: 0.340, SLG: 0.307 Ricky Bottalico L (9, 1)								G5-3		3	1	1	0	0	1	2					
Inning Stats	R: 0 E: 0 K: 1 S: 11	H: 0 LOB: 0 BB: 0 P: 15	R: 1 E: 0 K: 1 S: 8	H: 2 LOB: 1 BB: 0 P: 14	R: 0 E: 0 K: 0 S: 6	H: 1 LOB: 1 BB: 1 P: 16	R: 1 E: 0 K: 1 S: 8	H: 2 LOB: 2 BB: 1 P: 15	R: 2 E: 1 K: 2 S: 12	H: 1 LOB: 0 BB: 0 P: 18	R: 3 E: 0 K: 2 S: 16	H: 4 LOB: 3 BB: 1 P: 29	R: 0 E: 0 K: 0 S: 4	H: 0 LOB: 0 BB: 0 P: 7	R: 0 E: 0 K: 0 S: 7	H: 1 LOB: 1 BB: 0 P: 12	1B: 7 2B: 3 3B: 0 HR: 1	SF: 1 SAC: 0 DP: 1 HBP: 1	WP: 0 PB: 0 SB: 0 CS: 0	PA: 39	
PITCHER	IP	WLS	BF	H	R	ER	SO	BB	IBB	HBP	BLK	WP	HR	S	P	ERA	WHIP				
Frank Castillo R ERA: 5.53 (1, 1)		L	28	9	7	5	6	2	1	0	0	0	0	53	93	8.44	2.062				
Mark Hutton R ERA: 3.99 (6, 1)	0.2		4	1	0	0	1	0	0	1	0	0	0	8	14	0.00	1.500				
Jeff McCurry R ERA: 3.86 (7, 1)	2.0		7	1	0	0	0	0	0	0	0	0	0	11	19	0.00	0.500				

Colorado Rockies @ Philadelphia Phillies
Veterans Stadium, Philadelphia, PA


AB 34
R 7
H 11
RBI 7
BB 3
SO 7
LOB 14




WP: 0 PA: 39
PB: 0
SB: 0
CS: 0

Mon Aug 04 1997, 7:05 PM EDT
Att: 15,230 - Unknown - 78 F

livebaseballscorecards.com

Batter	1	2	3	4	5	6	7	8	9	AB	R	H	RBI	BB	SO	LOB	TOP										
Quinton McCracken, S OBP: 0.359, SLG: 0.352	4-2 1B BB		2-2 2B		1-3 K		2-1 1B	2-3 K		4	0	2	0	1	2	2	Colorado Rockies @ Philadelphia Phillies Veterans Stadium, Philadelphia, PA Tue Aug 05 1997, 7:05 PM EDT Att: 16,428 - Unknown - 67 F AB 37 R 4 H 13 RBI 4 BB 2 SO 15 LOB 21 										
Ellis Burks, R OBP: 0.331, SLG: 0.515	2-1 1B		1-3 K		1-0 K		3-3 K		0-0 1B 2B	5	1	3	0	0	2	2											
Larry Walker, L OBP: 0.473, SLG: 0.725	1-3 K		0-1 L7		1-3 K		1-3 K		2-2 F7	5	0	0	0	0	3	7											
17 Todd Helton, L OBP: 0.500, SLG: 0.813	2-3 K			1-2 G6-3		2-3 K		1-1 SH3-1 1B SF8	2-1 1B	5	1	2	0	0	2	2											
Vinny Castilla, R OBP: 0.343, SLG: 0.541	2-3 K			1-1 G6-3		0-2 FC6-5 2B		1-1 SF8 SH3-1 1B	1-1 G5-4-3 1B	5	1	3	1	0	1	2											
Jeff Reed, L OBP: 0.393, SLG: 0.488		1-3 K		3-1 HBP		3-2 FC6-5 BB		0-1 SH3-1	0-0 G5-4-3	3	0	0	0	0	1	3											
Neifi Perez, S OBP: 0.343, SLG: 0.477		0-3 K		1-3 K		4-2 BB		1-1 SF8		2	0	0	1	1	2	1											
Jason Bates, S OBP: 0.306, SLG: 0.356		3-3 K			0-0 L7	2-3 K		2-3 E 1B		3	0	0	0	0	2	2											
Jerry Dipoto, R OBP: 0.125, SLG: 0.125					0-1 L7			3-H E 1B		0	0	0	0	0	0	0											
Roger Bailey, R OBP: 0.245, SLG: 0.234			3-2 G3		0-1 2B 1B		0-0 G1-3	3-2 E6 2B		2	0	1	0	0	0	0											
Darren Holmes, R OBP: 0.167, SLG: 0.333										0	0	0	0	0	0	0											
Eric Young Sr., R OBP: 0.363, SLG: 0.407										2	0	1	1	0	0	0											
Harvey Pulliam, R OBP: 0.362, SLG: 0.455										1	1	1	1	0	0	0											
Inning Stats	R: 0 E: 0 K: 3 S: 16	H: 1 LOB: 2 BB: 1 P: 27	R: 0 E: 0 K: 3 S: 10	H: 0 LOB: 0 BB: 14	R: 0 E: 0 K: 1 S: 16	H: 1 LOB: 1 BB: 0 P: 22	R: 0 E: 0 K: 1 S: 9	H: 0 LOB: 1 BB: 0 P: 15	R: 0 E: 0 K: 2 S: 11	H: 2 LOB: 2 BB: 0 P: 14	R: 0 E: 0 K: 2 S: 16	H: 1 LOB: 1 BB: 1 P: 27	R: 0 E: 0 K: 2 S: 9	H: 1 LOB: 1 BB: 0 P: 15	R: 3 E: 1 K: 1 S: 18	H: 4 LOB: 1 BB: 0 P: 26	R: 1 E: 0 K: 0 S: 9	H: 3 LOB: 1 BB: 0 P: 14	1B: 8 2B: 5 3B: 0 HR: 0	SF: 1 SAC: 1 DP: 1 HBP: 1	WP: 0 PB: 0 SB: 0 CS: 0	PA: 42					
PITCHER	IP	WLS	BF	H	R	ER	SO	BB	IBB	HBP	BLK	WP	HR	S	P	ERA	WHIP										
Curt Schilling, R ERA: 3.13	6.0		26	5	0	0	12	2	0	1	0	0	0	78	119	0.00	1.167										
Billy Brewer, L ERA: 4.95	1.0		5	2	1	1	2	0	0	0	0	0	0	11	18	9.00	2.000										
Jerry Spradlin, R ERA: 5.6	0.2		3	1	0	0	0	0	0	0	0	0	0	6	8	0.00	1.500										
Ricky Bottalico, R ERA: 3.81	0.1	L	3	2	2	2	1	0	0	0	0	0	0	10	15	54.00	6.000										
Wayne Gomes, R ERA: 4.29	1.0		5	3	1	1	0	0	0	0	0	0	0	9	14	9.00	3.000										

Batter	1	2	3	4	5	6	7	8	9	AB	R	H	RBI	BB	SO	LOB	BOTTOM										
Midre Cummings, L OBP: 0.295, SLG: 0.389	3-2 G6-3	0-0 G1-3			0-0 G1-3		2-3 K		4-2 G3-6 BB	4	0	0	0	1	1	2	Colorado Rockies @ Philadelphia Phillies Veterans Stadium, Philadelphia, PA Tue Aug 05 1997, 7:05 PM EDT Att: 16,428 - Unknown - 67 F AB 33 R 2 H 7 RBI 2 BB 4 SO 6 LOB 22 										
Mickey Morandini, L OBP: 0.373, SLG: 0.397	0-0 FC5-4 BB 1B	3-1 F7			1-2 P5		0-2 G6-3		3-2 G3-6 1-2f	5	0	1	0	0	0	3											
Gregg Jefferies, S OBP: 0.325, SLG: 0.376	4-2 FC5-4 BB		0-2 L9		1-0 G6-3		0-1 WP S 1B		1-2 L7	3	0	1	0	1	0	0											
Ricky Bottalico, L OBP: 0.266, SLG: 0.295										0	0	0	0	0	0	0											
Wayne Gomes, R OBP: 0.336, SLG: 0.304										0	0	0	0	0	0	0											
Ricky Otero, S OBP: 0.336, SLG: 0.304										1	0	0	0	0	0	0											
Scott Rolen, R OBP: 0.394, SLG: 0.500	1-0 FC5-4 1-2f 2-3		3-1 FC4-6 HBP		1-0 E6 1B	1 SAFE	3-3 K	1-3		3	1	1	0	0	1	3											
Rico Brogna, L OBP: 0.281, SLG: 0.412	1-3 K		0-0 FC4-6 FC6-4 1-2f		0-2 SH1-4 BB 1B	3-H		0-1 G4-3		4	0	1	1	0	1	3											
Mike Lieberthal, R OBP: 0.324, SLG: 0.479		3-2 HR	0-0 FC6-4 1-2f		4-2 SH1-4 BB 1B	1-2		2-1 FC5-4 1B		3	1	2	1	1	0	1											
Tony Barron, R OBP: 0.429, SLG: 0.550		3-2 G1-3 BB 1B		1-1 G6-3		2-1 SH1-4		1-1 FC5-4 E 1-2f		3	0	1	0	0	0	1											
Kevin Stocker, S OBP: 0.336, SLG: 0.358		4-1 G1-3 BB		3-1 G3-1		0-3 K		1-0 E4		3	0	0	0	1	1	3											
Curt Schilling, R OBP: 0.179, SLG: 0.185		0-3 K		1-1 G1-3		2-3 K		1-0 G3-1		2	0	0	0	0	1	2											
Derrick May, L OBP: 0.266, SLG: 0.295										1	0	0	0	0	1	2											
Billy Brewer, L ERA: 5.12										0	0	0	0	0	0	0											
Jerry Spradlin, S OBP: 0.319, SLG: 0.347										0	0	0	0	0	0	0											
Ruben Amaro Jr, S OBP: 0.319, SLG: 0.347										1	0	0	0	0	2												
Inning Stats	R: 0 E: 0 K: 1 S: 11	H: 1 LOB: 2 BB: 1 P: 20	R: 1 E: 0 K: 1 S: 17	H: 2 LOB: 1 BB: 1 P: 30	R: 0 E: 0 K: 0 S: 6	H: 0 LOB: 0 BB: 0 P: 9	R: 0 E: 0 K: 0 S: 6	H: 0 LOB: 0 BB: 0 P: 11	R: 0 E: 0 K: 0 S: 5	H: 0 LOB: 0 BB: 0 P: 7	R: 1 E: 1 K: 2 S: 16	H: 2 LOB: 2 BB: 1 P: 25	R: 0 E: 0 K: 2 S: 11	H: 1 LOB: 1 BB: 0 P: 16	R: 0 E: 1 K: 0 S: 8	H: 1 LOB: 2 BB: 0 P: 13	R: 0 E: 0 K: 0 S: 11	H: 0 LOB: 0 BB: 1 P: 19	1B: 6 2B: 0 3B: 0 HR: 1	SF: 0 SAC: 1 DP: 1 HBP: 1	WP: 1 PB: 0 SB: 1 CS: 0	PA: 39					
PITCHER	IP	WLS	BF	H	R	ER	SO	BB	IBB	HBP	BLK	WP	HR	S	P	ERA	WHIP										
Roger Bailey, R ERA: 3.73	5.0		24	5	2	1	2	3	0	1	0	0	0	51	88	1.80	1.600										
Darren Holmes, R ERA: 5.12	2.0	W	7	1	0	0	4	0	0	0	0	1	0	21	30	0.00	0.500										
Jerry Dipoto, R ERA: 4.89	2.0	S	8	1	0	0	0	1	0	0	0	0	0	19	32	0.00	1.000										

Batter	1	2	3	4	5	6	7	8	9	AB	R	H	RBI	BB	SO	LOB	TOP																			
Eric Young Sr. R OBP: 0.383, SLG: 0.409 (1, 4)	F8		G4-3 S BB	L8		SF8		L8-4 2B		3	0	1	1	1	0	2	Colorado Rockies @ New York Mets Shea Stadium, Flushing, NY Wed Aug 06 1997, 7:05 PM EDT Att: 26:633 - Unknown - 74 F AB 37 R 4 H 12 RBI 4 BB 6 SO 5 LOB 24																			
Ellis Burks R OBP: 0.329, SLG: 0.521 Quinton McCracken S OBP: 0.359, SLG: 0.352 (1, 8) (8, 8)	K		G5-3			K		L8-4		5	1	1	1	0	2	3																				
Larry Walker L OBP: 0.472, SLG: 0.722 (1, 9)	1B		G4-3		G3	G3-1		1B		5	0	2	0	0	0	2																				
Andres Galarraga R OBP: 0.397, SLG: 0.578 (1, 3)	G5-3		K		17 S 1B			17 BLK 1B		5	1	3	0	0	1	2																				
17 Todd Helton L OBP: 0.391, SLG: 0.619 (1, 7)		F7		G3-1	P3		P4	G1-3		5	0	0	0	0	0	4																				
Vinny Castilla R OBP: 0.348, SLG: 0.543 (1, 5)		2B		L8 1B BB			1B IBB		G4-3	2	1	1	0	3	0	0																				
Kirt Manwaring R OBP: 0.306, SLG: 0.295 (1, 2)	L9		1B 1B		F9		FC6-4 1B		K	5	0	2	1	0	1	3																				
Neffi Perez S OBP: 0.345, SLG: 0.485 (1, 6)			L8			SF8 3B		F9		4	1	1	0	1	0	4																				
John Thomson R OBP: 0.273, SLG: 0.226 (1, 1)			K					FC6-4		3	0	1	1	1	1	4																				
Inning Stats	R: 0 E: 0 K: 1 S: 8	H: 1 LOB: 1 BB: 0 P: 14	R: 0 E: 0 K: 1 S: 10	H: 1 LOB: 2 BB: 1 P: 21	R: 0 E: 0 K: 1 S: 8	H: 0 LOB: 1 BB: 1 P: 14	R: 1 E: 0 K: 0 S: 12	H: 2 LOB: 2 BB: 1 P: 21	R: 1 E: 0 K: 0 S: 17	H: 2 LOB: 2 BB: 1 P: 28	R: 1 E: 0 K: 0 S: 11	H: 1 LOB: 1 BB: 1 P: 22	R: 1 E: 0 K: 0 S: 11	H: 2 LOB: 2 BB: 1 P: 22	R: 0 E: 0 K: 0 S: 7	H: 3 LOB: 2 BB: 0 P: 12	R: 0 E: 0 K: 1 S: 7	H: 0 LOB: 0 BB: 0 P: 10	1B: 8 2B: 3 3B: 1 HR: 1	SF: 1 SAC: 0 DP: 1 HBP: 0	WP: 0 PB: 0 SB: 2 CS: 0	PA: 44														
PITCHER	IP	WLS	BF	H	R	ER	SO	BB	IBB	HBP	BLK	WP	HR	S	P	ERA	WHIP	PITCHER		IP	WLS	BF	H	R	ER	SO	BB	IBB	HBP	BLK	WP	HR	S	P	ERA	WHIP
Dave Milicki R ERA: 4.37 (1, 1)	6.0	L	30	7	3	3	4	3	2	0	0	0	1	66	120	4.50	1.667			6.0	L	30	7	3	3	4	3	2	0	0	0	1	66	120	4.50	1.667
Joe Crawford L ERA: 4.37 (7, 1)	3.0		14	5	1	1	1	0	1	0	1	0	0	25	44	3.00	1.667			3.0		14	5	1	1	1	0	1	0	1	0	0	25	44	3.00	1.667

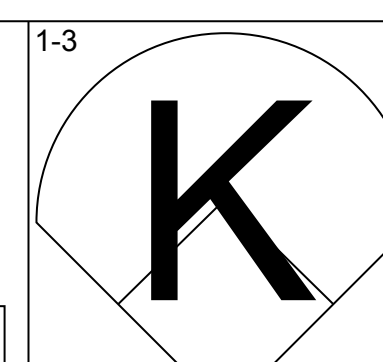
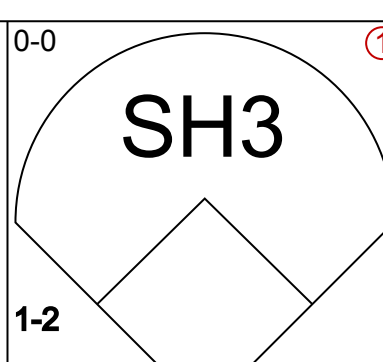
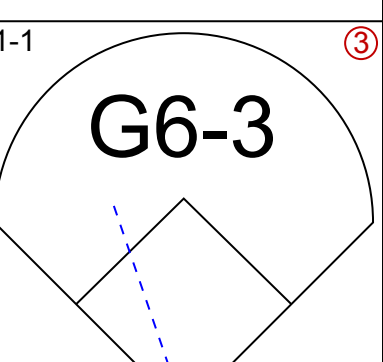
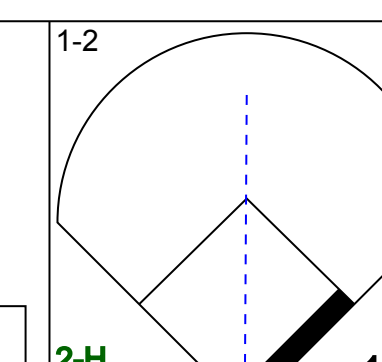
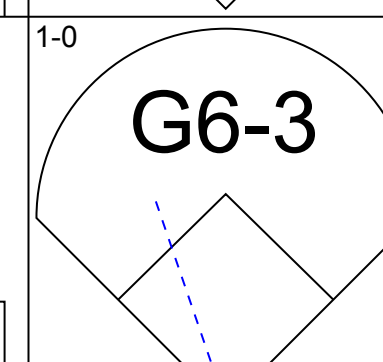
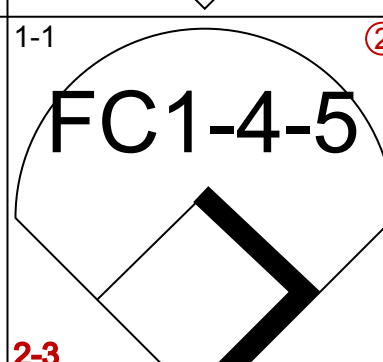
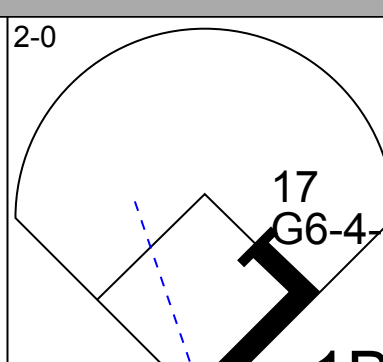
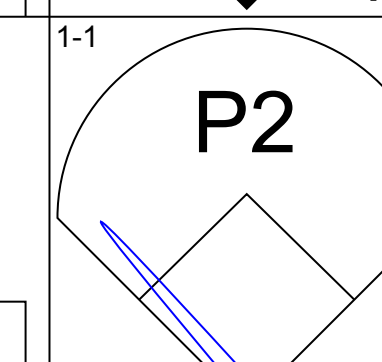
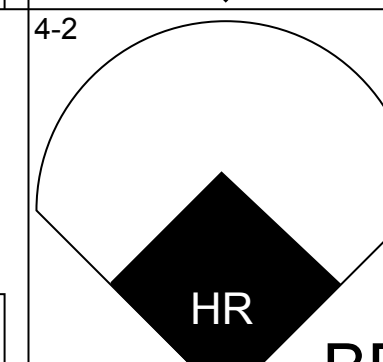
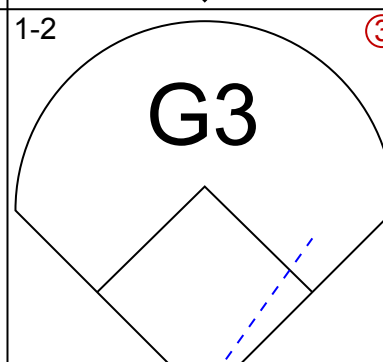
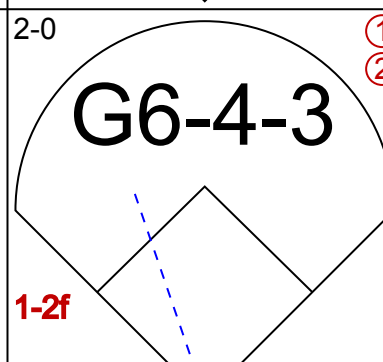
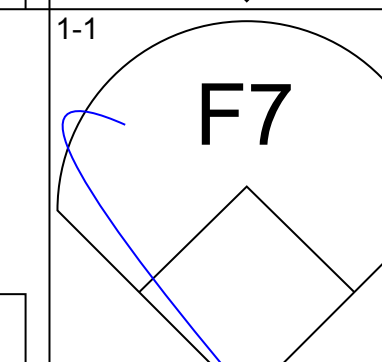
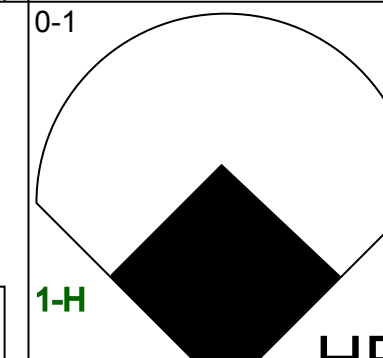
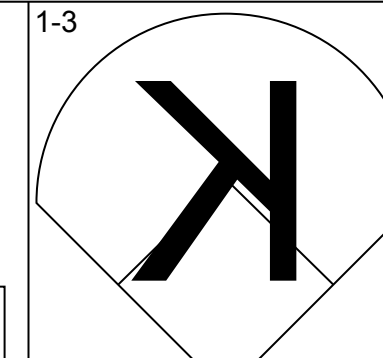
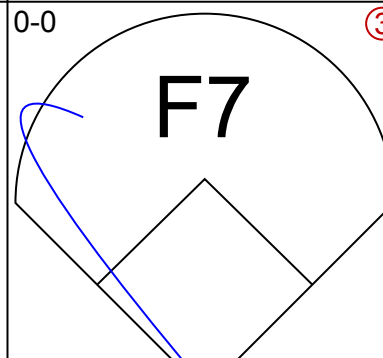
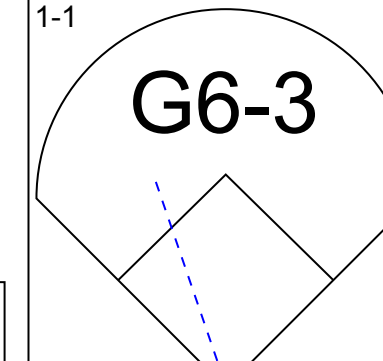
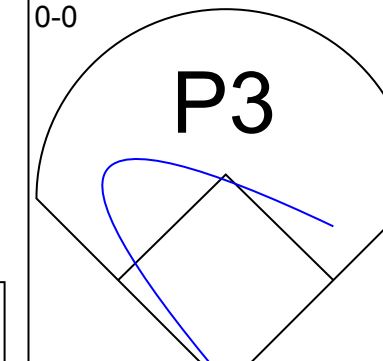
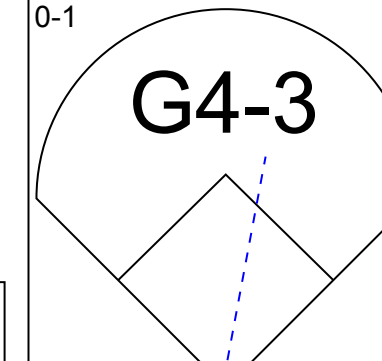
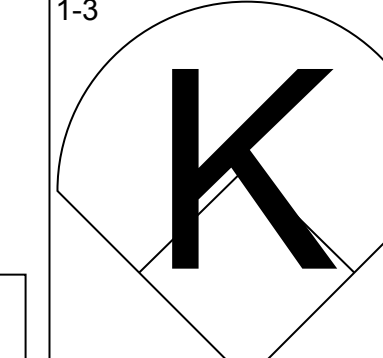
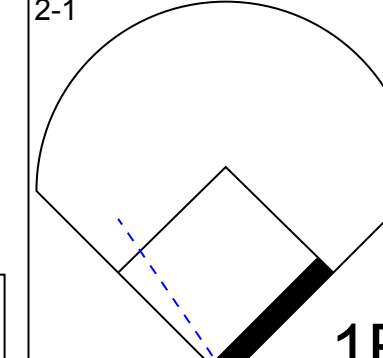
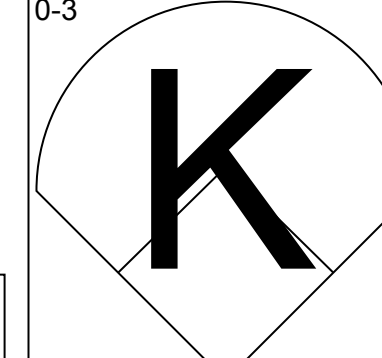
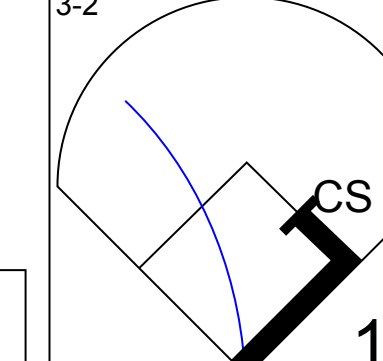
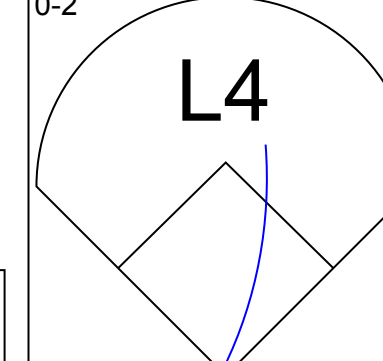
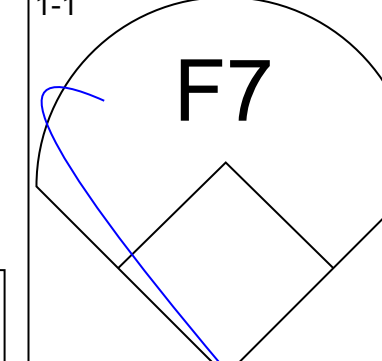
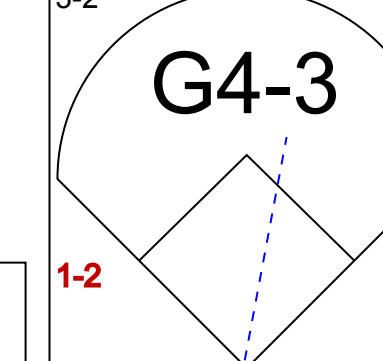
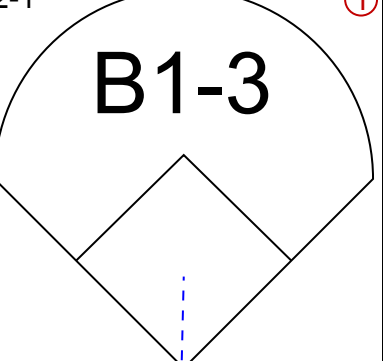
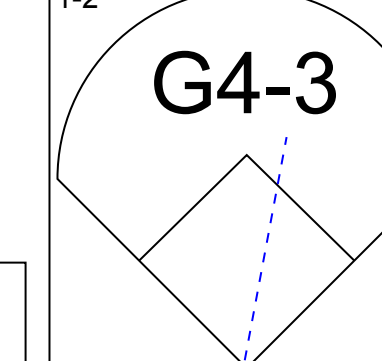
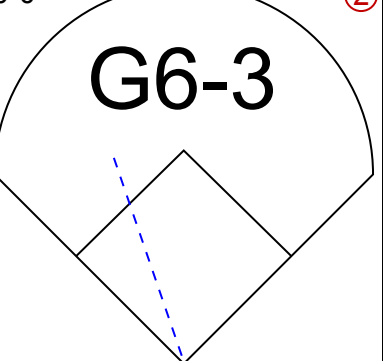
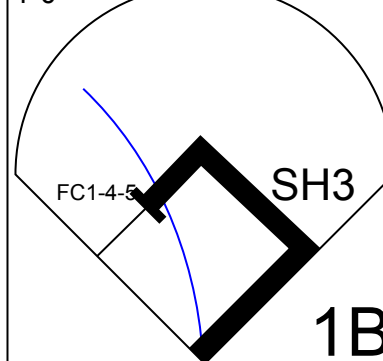
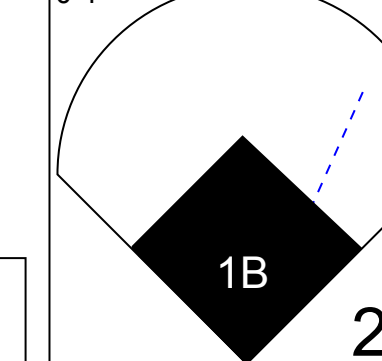
Batter	1	2	3	4	5	6	7	8	9	AB	R	H	RBI	BB	SO	LOB	BOTTOM																			
Lance Johnson L OBP: 0.388, SLG: 0.408 (1, 8)	G4-6-3 1B		S 1B			G6-3		G6-4-3 1-2f		4	0	2	0	0	0	1	Colorado Rockies @ New York Mets Shea Stadium, Flushing, NY Wed Aug 06 1997, 7:05 PM EDT Att: 26:633 - Unknown - 74 F AB 28 R 0 H 4 RBI 0 BB 3 SO 2 LOB 10																			
Alex Ochoa R OBP: 0.268, SLG: 0.314 (9, 9)										0	0	0	0	0	0	0																				
Jason Hardtke S OBP: 0.343, SLG: 0.438 Joe Crawford L (7, 1)	G4-6-3		F8			F8			K	3	0	0	0	0	0	2																				
Matt Franco L OBP: 0.353, SLG: 0.423 (9, PH)	1-2f									1	0	0	0	0	1	0																				
John Olerud L OBP: 0.388, SLG: 0.460 (1, 3)	BB			L6		G6-3			G4-3	3	0	0	0	1	0	0																				
Todd Hundley S OBP: 0.420, SLG: 0.570 (1, 2)	P4			F8			BB BB		P4	3	0	0	0	1	0	1																				
Edgardo Alfonzo R OBP: 0.390, SLG: 0.447 (1, 5)		L9		G4-3			BB			2	0	0	0	1	0	0																				
Carl Everett S OBP: 0.313, SLG: 0.438 (1, 9) (9, 8)		L7			P5		F7			3	0	0	0	0	0	2																				
Butch Huskey R OBP: 0.309, SLG: 0.487 (1, 7)		G5-3				G4-3		G4-3		3	0	1	0	0	0	2																				
Rey Ordonez R OBP: 0.270, SLG: 0.273 Luis Lopez S OBP: 0.345, SLG: 0.352 (1, 6) (8, PH) (9, 6)			L9		G5-4-3 1-2f			G6-4-3 1B		2	0	0	0	0	0	1																				
Dave Milicki R OBP: 0.231, SLG: 0.297 Carlos Baerga S OBP: 0.306, SLG: 0.386 (1, 1) (7, 4)			K			G5-3		F7		1	0	0	0	0	1	0																				
Inning Stats	R: 0 E: 0 K: 0 S: 10	H: 1 LOB: 0 BB: 0 P: 16	R: 0 E: 0 K: 0 S: 9	H: 0 LOB: 0 BB: 0 P: 12	R: 0 E: 0 K: 1 S: 10	H: 1 LOB: 1 BB: 0 P: 16	R: 0 E: 0 K: 0 S: 5	H: 0 LOB: 0 BB: 0 P: 6	R: 0 E: 0 K: 0 S: 9	H: 1 LOB: 0 BB: 0 P: 13	R: 0 E: 0 K: 0 S: 6	H: 0 LOB: 0 BB: 0 P: 9	R: 0 E: 0 K: 0 S: 10	H: 0 LOB: 2 BB: 2 P: 18	R: 0 E: 0 K: 0 S: 7	H: 1 LOB: 0 BB: 0 P: 9	R: 0 E: 0 K: 1 S: 6	H: 0 LOB: 0 BB: 0 P: 7	1B: 4 2B: 0 3B: 0 HR: 0	SF: 0 SAC: 0 DP: 3 HBP: 0	WP: 0 PB: 0 SB: 1 CS: 0	PA: 31														
PITCHER	IP	WLS	BF	H	R	ER	SO	BB	IBB	HBP	BLK	WP	HR	S	P	ERA	WHIP	PITCHER		IP	WLS	BF	H	R	ER	SO	BB	IBB	HBP	BLK	WP	HR	S	P	ERA	WHIP
John Thomson R ERA: 4.44 (1, 1)	9.0	W	31	4	0	0	2	3	0	0	0	0	0	72	106	0.00	0.778			9.0	W	31	4	0	0	0	2	3	0	0	0	0	72	106	0.00	0.778

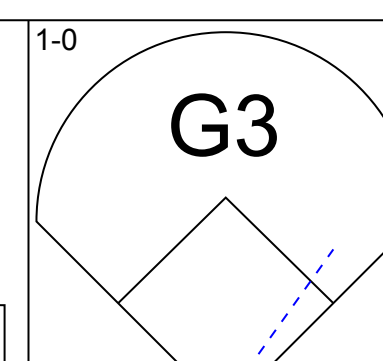
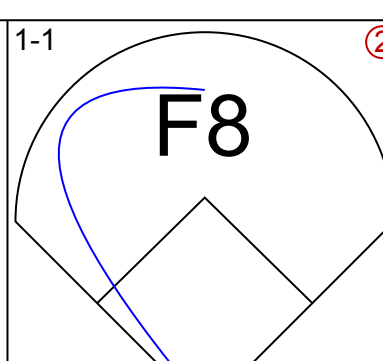
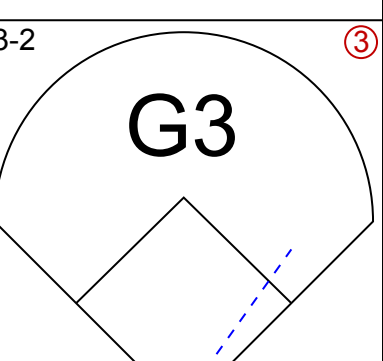
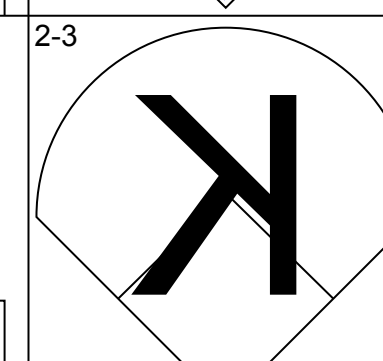
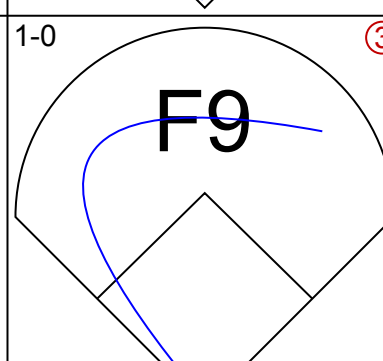
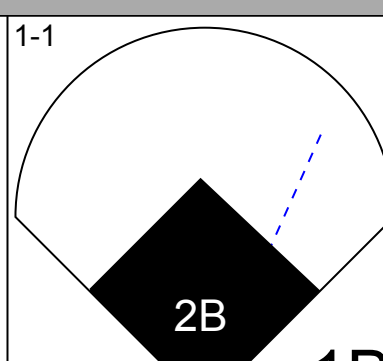
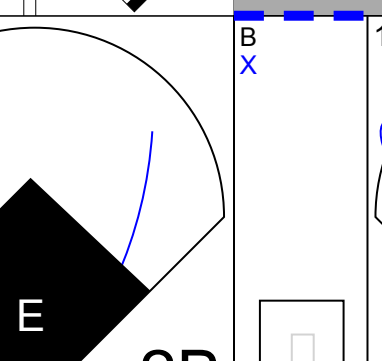
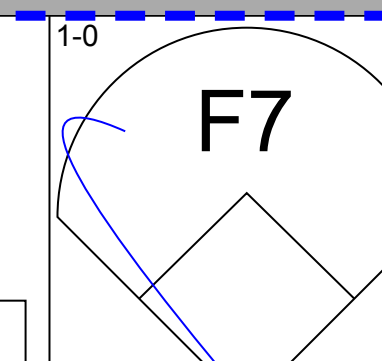
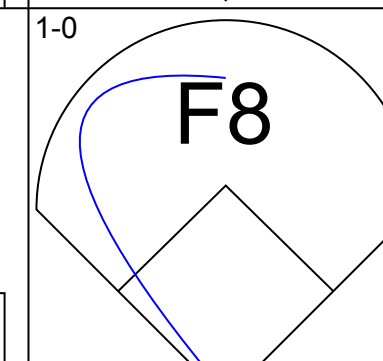
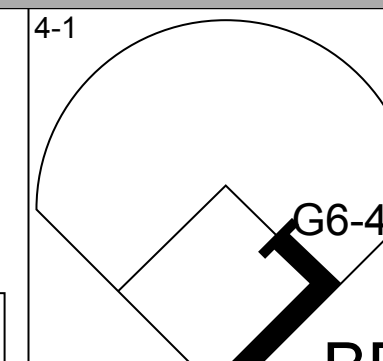
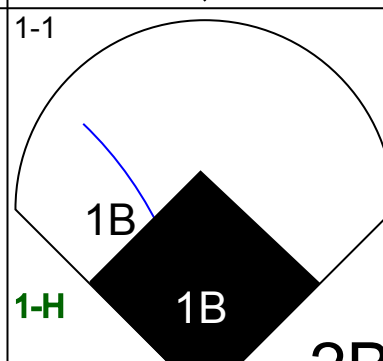
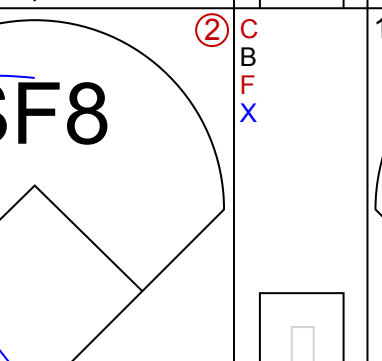
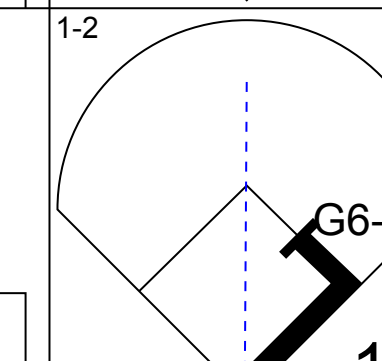
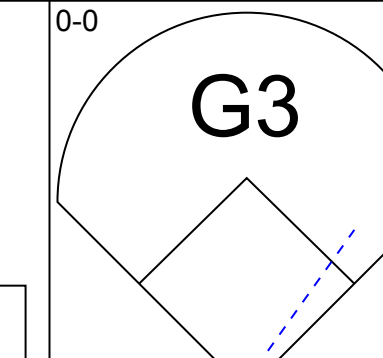
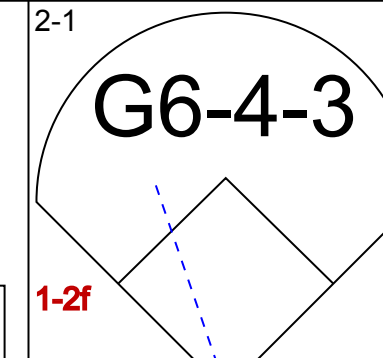
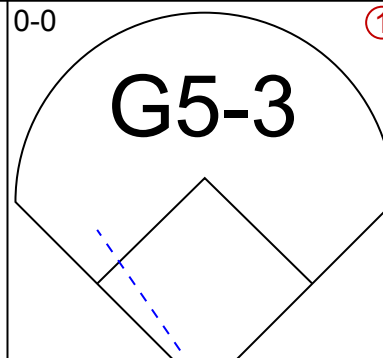
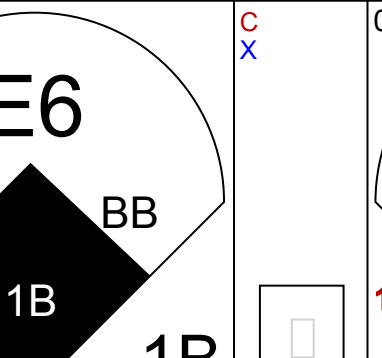
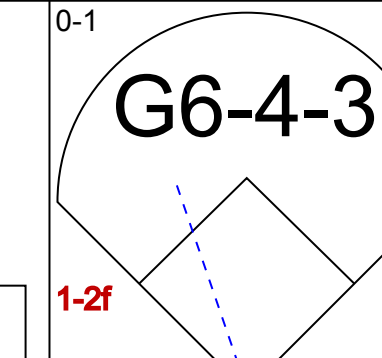
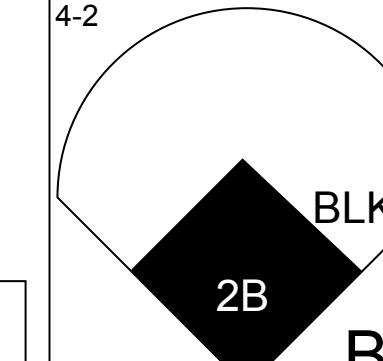
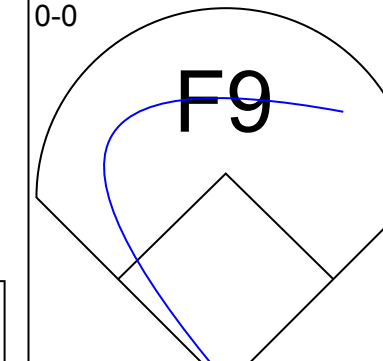
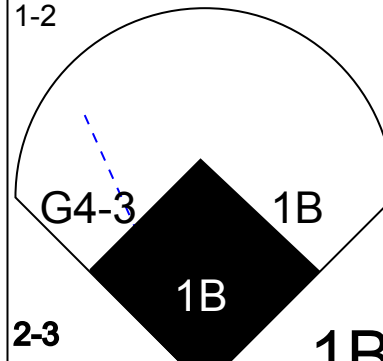
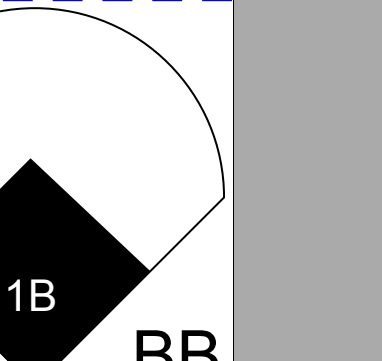

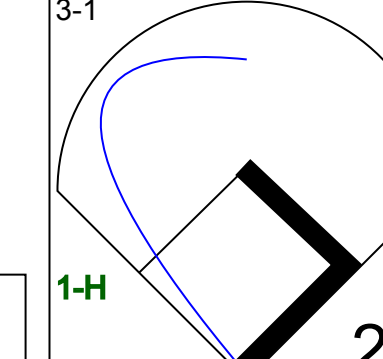
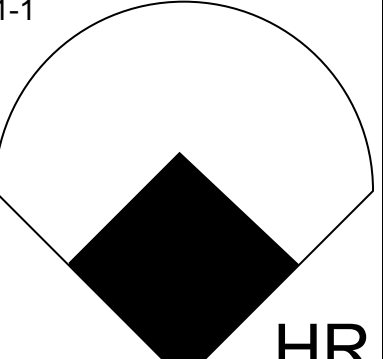
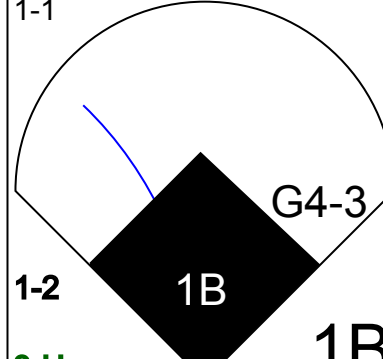
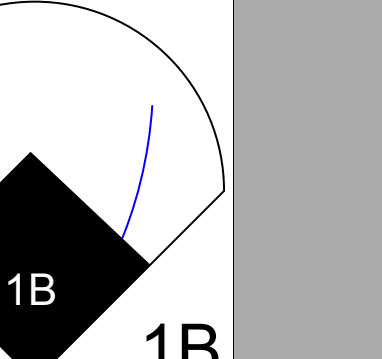

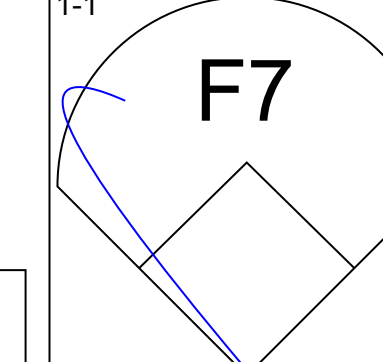
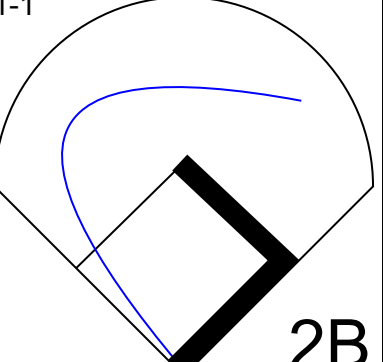
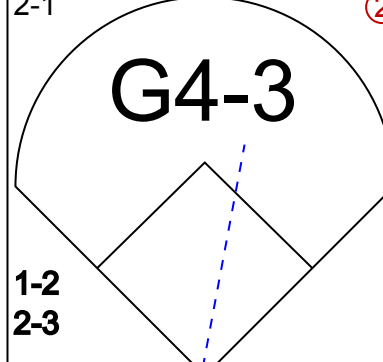
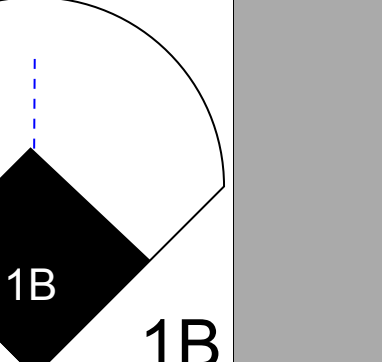

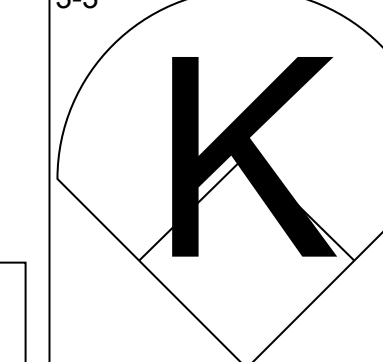
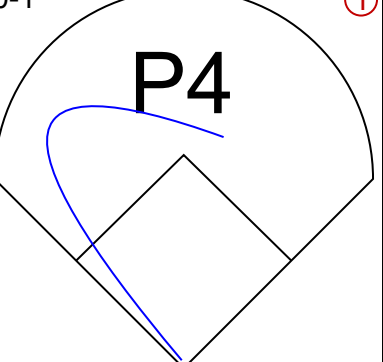
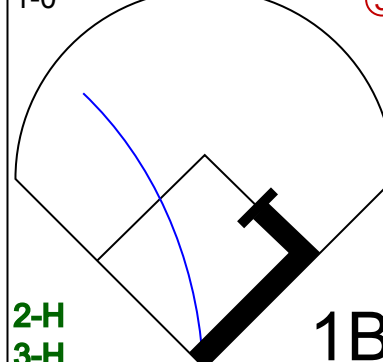
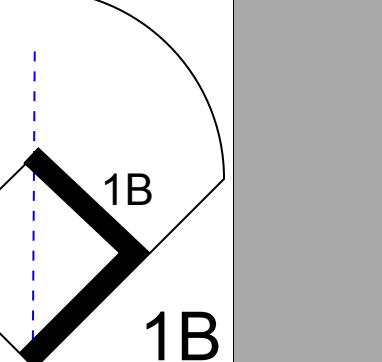

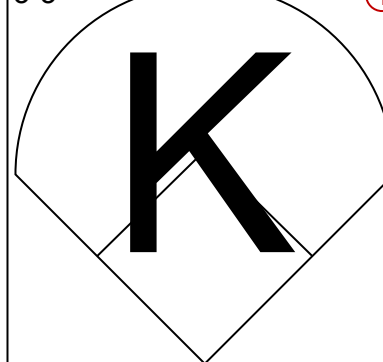
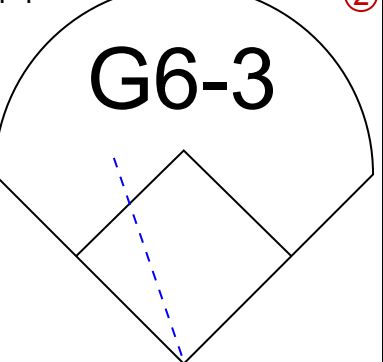
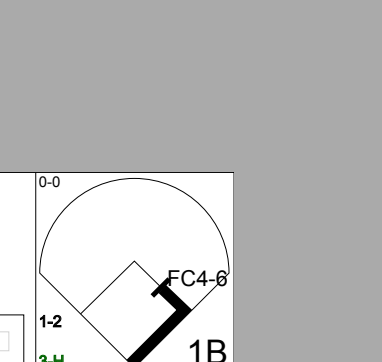
Colorado Rockies @ New York Mets
 Shea Stadium, Flushing, NY
 Wed Aug 06 1997, 7:05 PM EDT
 Att: 26:633 - Unknown - 74 F



Colorado Rockies @ New York Mets
 Shea Stadium, Flushing, NY
 Wed Aug 06 1997, 7:05 PM EDT
 Att: 26:633 - Unknown - 74 F



Batter	1	2	3	4	5	6	7	8	9	AB	R	H	RBI	BB	SO	LOB	TOP					
Eric Young Sr. R (1.4) OBP: 0.363, SLG: 0.408 Quinton McCracken, S (8.8) OBP: 0.359, SLG: 0.352										3	0	1	1	0	1	0	Colorado Rockies @ New York Mets Shea Stadium, Flushing, NY Thu Aug 07 1997, 3:33 AM EDT Att: 29,536 - Sunny - 71 F					
Ellis Burks R (1.8) OBP: 0.328, SLG: 0.517 Jeff McCurry, R (8.1) OBP: 0.359, SLG: 0.352										4	0	1	0	0	0	2						
17 Todd Helton, L (1.9) OBP: 0.370, SLG: 0.542										3	1	0	0	1	0	3						
Andres Galarraga, R (1.3) OBP: 0.398, SLG: 0.583										3	2	1	2	0	1	0						
Dante Bichette, R (1.7) OBP: 0.343, SLG: 0.496										4	0	1	0	0	0	0						
Vinny Castilla, R (1.5) OBP: 0.347, SLG: 0.541										4	0	1	0	0	2	1						
Kirt Manwaring, R (1.2) OBP: 0.306, SLG: 0.295										4	0	1	0	0	0	1						
Neffi Perez, S (1.6) OBP: 0.338, SLG: 0.474										3	0	0	0	0	0	1						
Bill Swift, R (1.1) OBP: 0.375, SLG: 0.263 Curt Lesknic, R (6.1) OBP: 0.375, SLG: 0.263										2	0	1	0	0	0	0						
Mike Munoz, L (7.1) OBP: 0.313, SLG: 0.375 Jason Bates, S (8.4) OBP: 0.313, SLG: 0.375										0	0	0	0	0	0	0						
Inning Stats	R: 2 E: 0 K: 1 S: 11	H: 1 LOB: 0 BB: 1 P: 18	R: 0 E: 0 K: 1 S: 9	H: 1 LOB: 0 BB: 0 P: 16	R: 0 E: 0 K: 0 S: 7	H: 1 LOB: 1 BB: 0 P: 10	R: 0 E: 0 K: 1 S: 9	H: 1 LOB: 1 BB: 0 P: 12	R: 0 E: 0 K: 0 S: 5	H: 0 LOB: 0 BB: 0 P: 8	R: 0 E: 0 K: 0 S: 3	H: 1 LOB: 0 BB: 0 P: 7	R: 0 E: 0 K: 1 S: 7	H: 0 LOB: 0 BB: 0 P: 8	R: 1 E: 0 K: 0 S: 12	H: 2 LOB: 1 BB: 0 P: 16	R: 1 E: 0 K: 0 S: 5	H: 1 LOB: 0 BB: 0 P: 7	1B: 6 2B: 1 3B: 0 HR: 1	SF: 0 SAC: 1 DP: 2 HBP: 1	WP: 0 PB: 0 SB: 0 CS: 1	PA: 34
PITCHER Mark Clark, R (1.1) ERA: 4.25	IP: 9.0 WLS: W BF: 34 H: 8 R: 4 ER: 4 SO: 4 BB: 1 IBB: 0 HBP: 1 BLK: 0 WP: 0 HR: 1 S: 68 P: 102 ERA: 4.00 WHIP: 1.000															PITCHER						

Batter	1	2	3	4	5	6	7	8	9	AB	R	H	RBI	BB	SO	LOB	BOTTOM			
Lance Johnson, L (1.8) OBP: 0.385, SLG: 0.404										5	1	1	0	0	0	3	Colorado Rockies @ New York Mets Shea Stadium, Flushing, NY Thu Aug 07 1997, 3:33 AM EDT Att: 29,536 - Sunny - 71 F			
Luis Lopez, S (1.6) OBP: 0.347, SLG: 0.363										5	2	2	0	0	1	0				
Edgardo Alfonzo, R (1.5) OBP: 0.392, SLG: 0.452										3	1	2	2	1	0	0				
Butch Huskey, R (1.7) OBP: 0.307, SLG: 0.482										5	1	1	0	0	0	3				
Matt Franco, L (1.3) OBP: 0.366, SLG: 0.425										2	3	1	0	2	0	0				
Carlos Baerga, S (1.4) OBP: 0.314, SLG: 0.405										4	3	4	4	0	0	0				
Alex Ochoa, R (1.9) OBP: 0.273, SLG: 0.324										4	1	2	1	0	0	3				
Todd Pratt, R (1.2) OBP: 0.439, SLG: 0.556										4	0	2	3	0	1	2				
Mark Clark, R (1.1) OBP: 0.089, SLG: 0.116										4	0	1	1	0	2	1				
Inning Stats	R: 0 E: 0 K: 1 S: 5	H: 0 LOB: 0 BB: 0 P: 9	R: 1 E: 0 K: 1 S: 11	H: 1 LOB: 1 BB: 1 P: 22	R: 0 E: 0 K: 1 S: 6	H: 0 LOB: 0 BB: 0 P: 11	R: 0 E: 0 K: 0 S: 4	H: 0 LOB: 0 BB: 1 P: 10	R: 1 E: 0 K: 0 S: 11	H: 2 LOB: 1 BB: 0 P: 17	R: 4 E: 0 K: 0 S: 13	H: 5 LOB: 1 BB: 0 P: 20	R: 6 E: 1 K: 1 S: 24	H: 7 LOB: 2 BB: 1 P: 36	R: 0 E: 0 K: 0 S: 6	H: 1 LOB: 0 BB: 0 P: 8		1B: 11 2B: 4 3B: 0 HR: 1	SF: 1 SAC: 0 DP: 2 HBP: 0	WP: 0 PB: 0 SB: 0 CS: 0
PITCHER Bill Swift, R (1.1) ERA: 6.16 Curt Lesknic, R (6.1) ERA: 6.75 Mike Munoz, L (7.1) ERA: 5.85 Jeff McCurry, R (8.1) ERA: 3.76	IP: 5.1 WLS: L BF: 24 H: 7 R: 6 ER: 6 SO: 3 BB: 0 IBB: 0 HBP: 0 BLK: 0 WP: 0 HR: 1 S: 47 P: 83 ERA: 10.12 WHIP: 1.688															PITCHER				

Colorado Rockies @ New York Mets
 Shea Stadium, Flushing, NY
 Thu Aug 07 1997, 3:33 AM EDT
 Att: 29,536 - Sunny - 71 F

AB	31
R	4
H	8
RBI	3
BB	1
SO	4
LOB	8



Colorado Rockies @ New York Mets
 Shea Stadium, Flushing, NY
 Thu Aug 07 1997, 3:33 AM EDT
 Att: 29,536 - Sunny - 71 F

AB	36
R	12
H	16
RBI	11
BB	3
SO	4
LOB	12



Batter	1	2	3	4	5	6	7	8	9	AB	R	H	RBI	BB	SO	LOB	TOP								
Tony Womack, L OBP: 0.331, SLG: 0.389	1-1 2B	3-2 1B		2-2 G4-3		1-1 2B		0-2 P6		5	2	3	2	0	0	0									
Jermaine Allensworth, R OBP: 0.343, SLG: 0.333	1-1 CS	2-0 1B		1-1 F9		2-3 K		0-1 P3		5	0	2	2	0	1	1									
Al Martin, L OBP: 0.368, SLG: 0.451	0-0 P5	0-0 F7		1-3 K					1-3 K	5	0	0	0	0	3	2									
Dale Sveum, S OBP: 0.346, SLG: 0.482 Rich Loiselle, R	2-3 K			1-2 HR		1-3 K		4-0 18 HBP 1B	0-1 G6-3	4	2	1	1	1	2	1									
Joe Randa, R OBP: 0.355, SLG: 0.452	4-2 BB			0-0 18 1B		0-0 F9		1-1 18 HBP 1B	1-2 L3	4	1	2	0	1	0	0									
18 Jason Kendall, R OBP: 0.396, SLG: 0.441		0-2 G5-3		2-2 1B		2-2 2B		2-0 1B		3	0	2	0	0	0	0									
Jose Guillen, R OBP: 0.298, SLG: 0.426 Paul Wagner, R		1-1 SH1-4 BB		0-2 L5		0-1 2B		0-2 G4-6-3 1B		3	1	2	2	0	0	2									
Ricardo Rincon, L				2-3 K		1-1 2B				0	0	0	0	0	0	0									
Eddie Williams, R OBP: 0.250, SLG: 0.143		4-2 SH1-4 BB		2-3 K		1-3 2B		1-3 2-H 3-H 1-0		3	1	0	0	1	1	4									
Kevin Polcovich, R OBP: 0.345, SLG: 0.382		1-2 SH1-4 BB		1-3 K		1-0 G6-3		1-2 G4-6-3		0	0	0	0	0	0	0									
Steve Cooke, R OBP: 0.075, SLG: 0.100 Matt Ruebel, L		1-0 SH1-4				2-3 K			0-1 B1-3	2	0	0	0	0	2	2									
Turner Ward, S OBP: 0.403, SLG: 0.492		1-2 2-3								1	0	0	0	0	0	0									
Inning Stats	R: 1 E: 0 K: 1 S: 11	H: 2 LOB: 1 BB: 1 P: 19	R: 3 E: 0 K: 0 S: 14	H: 2 LOB: 1 BB: 1 P: 25	R: 1 E: 1 K: 2 S: 20	H: 3 LOB: 2 BB: 0 P: 25	R: 0 E: 0 K: 1 S: 14	H: 0 LOB: 0 BB: 0 P: 18	R: 0 E: 0 K: 1 S: 10	H: 2 LOB: 2 BB: 0 P: 13	R: 0 E: 0 K: 2 S: 11	H: 1 LOB: 1 BB: 0 P: 17	R: 2 E: 0 K: 1 S: 11	H: 2 LOB: 1 BB: 1 P: 19	R: 0 E: 0 K: 0 S: 7	H: 0 LOB: 0 BB: 0 P: 7	R: 0 E: 0 K: 1 S: 10	H: 0 LOB: 0 BB: 0 P: 12	1B: 6 2B: 5 3B: 0 HR: 1	SF: 0 SAC: 1 DP: 1 HBP: 2	WP: 0 PB: 0 SB: 0 CS: 1	PA: 41			
PITCHER	IP	WLS	BF	H	R	ER	SO	BB	IBB	HBP	BLK	WP	HR	S	P	ERA	WHIP								
Frank Castillo, R ERA: 5.63	(1, 1)	6.0		29	10	5	7	2	0	1	0	0	1	80	117	7.50	2.000								
Mark Hutton, R ERA: 4.32	(7, 1)	0.1		5	2	2	2	1	0	1	0	0	0	9	17	54.00	9.000								
Mike DeJean, R ERA: 4.44	(7, 1)	1.2		4	0	0	0	0	0	0	0	0	0	9	9	0.00	0.000								
Mike Munoz, L ERA: 5.67	(9, 1)	1.0	W	3	0	0	0	1	0	0	0	0	0	10	12	0.00	0.000								

Pittsburgh Pirates @ Colorado Rockies
Coors Field, Denver, CO
Sat Aug 09 1997, 3:33 AM MDT
Att: 48,323 - Overcast - 68 F

AB 35
R 7
H 12
RBI 7
BB 3
SO 9
LOB 12



Batter	1	2	3	4	5	6	7	8	9	AB	R	H	RBI	BB	SO	LOB	BOTTOM								
Eric Young Sr., R OBP: 0.362, SLG: 0.410	2-2 G6-3	0-0 B2-3-6		0-1 G6-3			1-1 G6-3		3-1 F7	5	0	0	0	0	0	1									
Quinton McCracken, S OBP: 0.362, SLG: 0.350	4-0 HR	3-2 1B		0-3 K			1-3 K		4-0 2B 1B	3	2	1	0	2	2	0									
Larry Walker, L OBP: 0.475, SLG: 0.735	1-0 1-H HR	1-3 K			0-1 G4-3		1-1 HR		1-0 1B 2B	5	2	3	3	0	1	1									
Andres Galarraga, R OBP: 0.396, SLG: 0.584	0-1 HR			2-2 F9		0-0 G4-3		1-2 G5-3	2-0 1B	5	1	2	2	0	0	0									
Dante Bichette, R OBP: 0.346, SLG: 0.494	4-2 G6-4-3 BB			0-1 G5-3		3-2 F9			3-2 G5-3	3	0	0	0	1	0	0									
Vinny Castilla, R OBP: 0.346, SLG: 0.535	2-1 G6-4-3			1-0 BB			1-2 P4		0-0 1B	3	0	1	0	0	0	1									
Kirt Manwaring, R OBP: 0.312, SLG: 0.296		4-0 3B BB		4-2 BB			0-2 F9		0-1 1B	2	1	1	0	2	0	0									
Nelfi Perez, S OBP: 0.359, SLG: 0.514		3-2 1B		3-2 P5			1-2 HR		1-3 K	4	2	2	2	0	1	4									
Frank Castillo, R OBP: 0.159, SLG: 0.159 Ellis Burks, R OBP: 0.326, SLG: 0.513 Mark Hutton, R ERA: 5.07 Mike DeJean, R OBP: 0.326, SLG: 1.000 17 Todd Helton, L OBP: 0.370, SLG: 0.520 Mike Munoz, L		1-0 3H 1B		1-2 G6-3			2-3 K		1-2 G4-3	2	0	1	1	0	0	0									
Inning Stats	R: 3 E: 0 K: 0 S: 11	H: 2 LOB: 2 BB: 2 P: 24	R: 2 E: 0 K: 1 S: 11	H: 3 LOB: 1 BB: 1 P: 23	R: 0 E: 0 K: 0 S: 13	H: 0 LOB: 2 BB: 1 P: 23	R: 0 E: 0 K: 1 S: 8	H: 0 LOB: 0 BB: 0 P: 9	R: 0 E: 0 K: 0 S: 6	H: 0 LOB: 0 BB: 0 P: 9	R: 1 E: 0 K: 1 S: 12	H: 1 LOB: 0 BB: 0 P: 16	R: 1 E: 0 K: 1 S: 12	H: 1 LOB: 0 BB: 0 P: 16	R: 0 E: 0 K: 1 S: 13	H: 2 LOB: 2 BB: 0 P: 18	R: 1 E: 0 K: 0 S: 4	H: 2 LOB: 2 BB: 1 P: 14	1B: 5 2B: 1 3B: 1 HR: 4	SF: 0 SAC: 0 DP: 2 HBP: 1	WP: 0 PB: 0 SB: 0 CS: 0	PA: 40			
PITCHER	IP	WLS	BF	H	R	ER	SO	BB	IBB	HBP	BLK	WP	HR	S	P	ERA	WHIP								
Steve Cooke, L ERA: 3.74	(1, 1)	0.1		5	2	3	3	2	0	1	0	0	1	52	84	4.76	1.059								
Matt Ruebel, L ERA: 6.97	(1, 1)	5.2		22	4	3	3	2	0	1	0	0	1	22	30	5.40	1.800								
Paul Wagner, R ERA: 3.0	(7, 1)	1.2		8	3	1	1	2	0	0	0	0	1	22	30	5.40	1.800								
Ricardo Rincon, L ERA: 3.8	(8, 1)	0.2	L	4	1	1	1	0	1	0	0	0	0	6	15	13.50	3.000								
Rich Loiselle, R ERA: 2.87	(9, 1)	0.0		1	1	0	0	0	0	0	0	0	0	1	3	∞	∞								

Pittsburgh Pirates @ Colorado Rockies
Coors Field, Denver, CO
Sat Aug 09 1997, 3:33 AM MDT
Att: 48,323 - Overcast - 68 F

AB 34
R 8
H 11
RBI 8
BB 5
SO 5
LOB 9



Batter	1	2	3	4	5	6	7	8	9	AB	R	H	RBI	BB	SO	LOB	TOP										
Tony Womack, L (1,4) OBP: 0.330, SLG: 0.390	2-1 WP 1B 2B		2-1 G6-3	2-3 K				1-2 G4-3		5	1	1	0	0	1	3											
Jermaine Allensworth, R (1,8) OBP: 0.344, SLG: 0.335	3-2 G3-6-3 1B		2-1 BB 1B					2-1 G4-3		5	0	2	2	0	0	1											
Al Martin, L (1,7) OBP: 0.368, SLG: 0.455	0-0 G3-6-3 1-2		4-1 BB 1-2					1-1 F8		4	1	1	0	1	1	1											
Eddie Williams, R (1,3) OBP: 0.231, SLG: 0.167	0-3 K		1-3 K					1-2 HR 1B		5	1	1	0	0	2	3											
Dale Sveum, S (1,5) (7,6)		0-0 G4-3						1-1 HR		5	2	3	3	0	0	0											
Turner Ward, S (1,9) OBP: 0.423, SLG: 0.547		2-2 P5						1-0 HR		3	1	2	2	1	0	0											
Keith Osik, R (1,2) OBP: 0.322, SLG: 0.367		0-0 G5-3						1-2 BB		3	0	0	0	1	0	2											
Kevin Polcovich, R (1,6) OBP: 0.352, SLG: 0.391			4-2 G6-3 SH1-4 1B BB					1-2 G4-6-3 1-2		3	1	2	0	1	0	2											
Marc Wilkins, R (7,1)										0	0	0	0	0	0	0											
Jason Schmidt, R (1,1) OBP: 0.105, SLG: 0.132			0-0 SH1-4					2-1 F8		1	0	0	0	0	1	1											
Joe Randa, R (7,5) OBP: 0.354, SLG: 0.450			1-2 K							1	0	0	0	0	0	0											
Inning Stats	R: 1 E: 0 K: 1 S: 10	H: 2 LOB: 0 BB: 0 P: 15	R: 0 E: 0 K: 0 S: 7	H: 0 LOB: 0 BB: 0 P: 9	R: 1 E: 0 K: 1 S: 12	H: 1 LOB: 2 BB: 2 P: 25	R: 2 E: 0 K: 2 S: 16	H: 3 LOB: 1 BB: 0 P: 20	R: 1 E: 0 K: 0 S: 11	H: 2 LOB: 2 BB: 1 P: 18	R: 0 E: 0 K: 0 S: 5	H: 1 LOB: 1 BB: 0 P: 8	R: 2 E: 0 K: 0 S: 11	H: 3 LOB: 1 BB: 1 P: 20	R: 0 E: 0 K: 0 S: 7	H: 0 LOB: 0 BB: 0 P: 12	R: 0 E: 0 K: 1 S: 10	H: 0 LOB: 0 BB: 0 P: 16	1B: 6 2B: 3 3B: 1 HR: 2	SF: 0 SAC: 2 DP: 2 HBP: 0	WP: 1 PB: 0 SB: 0 CS: 0	PA: 41					
PITCHER	IP	WLS	BF	H	R	ER	SO	BB	IBB	HBP	BLK	WP	HR	S	P	ERA	WHIP										
Roger Bailey, R (1,1) ERA: 4.0	6.1		33	12	7	7	4	3	0	0	0	1	2	69	112	9.95	2.368										
Curt Leskanic, R (7,1) ERA: 6.44	1.2	W	5	0	0	0	0	1	0	0	0	0	0	10	20	0.00	0.600										
Jerry Dipoto, R (9,1) ERA: 4.68	1.0	S	3	0	0	0	1	0	0	0	0	0	0	10	16	0.00	0.000										

Pittsburgh Pirates @ Colorado Rockies
Coors Field, Denver, CO
Sun Aug 10 1997, 3:33 AM MDT
Att. 48,018 - Overcast - 58 F

AB	35
R	7
H	12
RBI	7
BB	4
SO	5
LOB	13



Batter	1	2	3	4	5	6	7	8	9	AB	R	H	RBI	BB	SO	LOB	BOTTOM										
Quinton McCracken, S (1,8) OBP: 0.367, SLG: 0.351	2-3 K		4-1 1B					0-0 SH1-4		2	1	1	2	2	1	0											
Neftali Perez, S (1,4) OBP: 0.373, SLG: 0.521	0-2 F8		0-1 BB					1-0 G3-6-3 1B		4	1	3	1	1	0	0											
Larry Walker, L (1,9) OBP: 0.470, SLG: 0.726	2-2 E6 CS		1-0 F8					2-H 1B		5	0	0	0	0	1	8											
Andres Galarraga, R (1,3) OBP: 0.395, SLG: 0.580	1-2 CS		1-0 P4					1-1 G3-6-3 1B		4	0	1	2	0	1	0											
Dante Bichette, R (1,7) OBP: 0.347, SLG: 0.501			1-3 K					2-H 1B		4	2	2	1	0	2	1											
Harvey Pulliam, R (8,7) OBP: 0.362, SLG: 0.455			1-3 K					1-1 HR		0	0	0	0	0	0	0											
Vinny Castilla, R (1,5) OBP: 0.345, SLG: 0.532			0-0 G6-3					1-2 2B		4	1	1	0	0	0	0											
Kirt Manwaring, R (1,2) OBP: 0.314, SLG: 0.303			1-0 G4-3					1-2 2B		4	1	2	0	0	0	0											
Walt Weiss, S (1,6) OBP: 0.359, SLG: 0.375			2-2 F7					1-0 G5-3		4	1	1	2	0	0	1											
Roger Bailey, R (1,1) OBP: 0.250, SLG: 0.240			0-0 G1-3					0-3 K		3	0	1	0	0	1	2											
Curt Leskanic, R (7,1)										0	0	0	0	0	0	0											
Eric Young Sr., R (8,PH) OBP: 0.363, SLG: 0.411			1-1 BB					0-2 SH1-4 1B		1	1	1	0	0	0	0											
Jerry Dipoto, R (9,1) OBP: 0.125, SLG: 0.125			1-2 1B							0	0	0	0	0	0	0											
Inning Stats	R: 0 E: 1 K: 1 S: 15	H: 0 LOB: 0 BB: 0 P: 20	R: 0 E: 0 K: 1 S: 6	H: 0 LOB: 0 BB: 0 P: 8	R: 0 E: 0 K: 0 S: 9	H: 2 LOB: 3 BB: 1 P: 17	R: 4 E: 0 K: 2 S: 20	H: 5 LOB: 2 BB: 1 P: 32	R: 1 E: 0 K: 0 S: 9	H: 2 LOB: 1 BB: 0 P: 13	R: 2 E: 0 K: 2 S: 14	H: 2 LOB: 1 BB: 1 P: 23	R: 0 E: 0 K: 0 S: 8	H: 0 LOB: 0 BB: 0 P: 13	R: 1 E: 0 K: 0 S: 7	H: 2 LOB: 0 BB: 0 P: 9	1B: 10 2B: 2 3B: 0 HR: 1	SF: 0 SAC: 1 DP: 1 HBP: 0	WP: 0 PB: 0 SB: 1 CS: 1	PA: 40							
PITCHER	IP	WLS	BF	H	R	ER	SO	BB	IBB	HBP	BLK	WP	HR	S	P	ERA	WHIP										
Jason Schmidt, R (1,1) ERA: 4.3	6.0		32	11	7	7	6	3	0	0	0	0	1	73	113	10.50	2.333										
Marc Wilkins, R (7,1) ERA: 4.47	2.0	L	7	2	1	1	0	0	0	0	0	0	0	15	22	4.50	1.000										

Pittsburgh Pirates @ Colorado Rockies
Coors Field, Denver, CO
Sun Aug 10 1997, 3:33 AM MDT
Att. 48,018 - Overcast - 58 F


AB	35
R	8
H	13
RBI	8
BB	3
SO	6
LOB	12



Batter	1	2	3	4	5	6	7	8	9	AB	R	H	RBI	BB	SO	LOB	TOP								
Ricky Otero, S OBP: 0.344, SLG: 0.315	4-0 1B E BB	1-1 G1-3		2-2 WP 1B		0-2 G6-3			1-2 F9	4	1	1	0	1	0	2									
Mickey Morandini, L OBP: 0.378, SLG: 0.396	1-2 F 1B 1B	0-2 2-H 1B		2-3 K FC4-6			2-1 G4-3		1-2 G5-3	5	1	2	1	0	1	2									
Gregg Jefferies, S OBP: 0.326, SLG: 0.380	1-0 E3 1B SF9	0-0 G2-3		0-1 FC4-6			1-0 P3		1-1 G5-3	5	1	0	0	0	0	5									
Jerry Spradlin, S OBP: 0.310, SLG: 0.499	3-1 G1-3			1-1 P4		3-2 K		3-2 2B 1B		4	1	1	0	0	1	2									
Rico Brogna, L OBP: 0.281, SLG: 0.408	2-2 S 1B			1-2 G5-4-3 1B		0-1 F7		1-1 1-H 2B		4	0	3	2	0	0	0									
Mike Lieberthal, R OBP: 0.310, SLG: 0.467	0-1 SF9			1-0 G5-4-3		0-1 G6-3		2-1 G6-3		3	0	0	1	0	0	2									
Tony Barron, R OBP: 0.366, SLG: 0.487	2-0 F9			1-0 F8		0-0 55 SH1-4 1B		2-3 K		4	0	1	0	0	1	1									
Kevin Stocker, S OBP: 0.333, SLG: 0.351		2-0 55 SH2-4 1B		0-0 B1-3		0-0 F8		0-0 G1-3		4	1	1	0	0	0	1									
55 Matt Beech, L OBP: 0.176, SLG: 0.235		0-0 SH2-4		0-1 WP 1B		0-1 SH1-4		1-2 G1-3		1	0	1	0	0	0	0									
23 Kevin Jordan, R OBP: 0.235, SLG: 0.355										1	0	0	0	0	0	0									
Billy Brewer, L OBP: 0.322, SLG: 0.344										0	0	0	0	0	0	0									
Ruben Amaro Jr, S OBP: 0.322, SLG: 0.344										0	0	0	0	0	0	0									
Inning Stats	R: 3 E: 1 K: 0 S: 12	H: 2 LOB: 1 BB: 1 P: 25	R: 1 E: 0 K: 0 S: 9	H: 2 LOB: 1 BB: 0 P: 12	R: 0 E: 0 K: 0 S: 7	H: 1 LOB: 0 BB: 0 P: 9	R: 0 E: 0 K: 1 S: 15	H: 2 LOB: 3 BB: 0 P: 20	R: 0 E: 0 K: 1 S: 7	H: 0 LOB: 0 BB: 0 P: 10	R: 0 E: 0 K: 0 S: 9	H: 1 LOB: 1 BB: 0 P: 9	R: 1 E: 0 K: 0 S: 10	H: 2 LOB: 1 BB: 0 P: 19	R: 0 E: 0 K: 1 S: 9	H: 0 LOB: 0 BB: 0 P: 12	R: 0 E: 0 K: 0 S: 8	H: 0 LOB: 0 BB: 0 P: 11	1B: 9 2B: 1 3B: 0 HR: 0	SF: 1 SAC: 2 DP: 1 HBP: 0	WP: 1 PB: 0 SB: 2 CS: 0	PA: 39			
PITCHER	IP WLS BF H R ER SO BB IBB HBP BLK WP HR S P ERA WHIP	IP WLS BF H R ER SO BB IBB HBP BLK WP HR S P ERA WHIP	IP WLS BF H R ER SO BB IBB HBP BLK WP HR S P ERA WHIP	IP WLS BF H R ER SO BB IBB HBP BLK WP HR S P ERA WHIP	IP WLS BF H R ER SO BB IBB HBP BLK WP HR S P ERA WHIP	IP WLS BF H R ER SO BB IBB HBP BLK WP HR S P ERA WHIP	IP WLS BF H R ER SO BB IBB HBP BLK WP HR S P ERA WHIP	IP WLS BF H R ER SO BB IBB HBP BLK WP HR S P ERA WHIP	IP WLS BF H R ER SO BB IBB HBP BLK WP HR S P ERA WHIP	IP WLS BF H R ER SO BB IBB HBP BLK WP HR S P ERA WHIP	IP WLS BF H R ER SO BB IBB HBP BLK WP HR S P ERA WHIP	IP WLS BF H R ER SO BB IBB HBP BLK WP HR S P ERA WHIP	IP WLS BF H R ER SO BB IBB HBP BLK WP HR S P ERA WHIP	IP WLS BF H R ER SO BB IBB HBP BLK WP HR S P ERA WHIP	IP WLS BF H R ER SO BB IBB HBP BLK WP HR S P ERA WHIP	IP WLS BF H R ER SO BB IBB HBP BLK WP HR S P ERA WHIP	IP WLS BF H R ER SO BB IBB HBP BLK WP HR S P ERA WHIP	IP WLS BF H R ER SO BB IBB HBP BLK WP HR S P ERA WHIP	IP WLS BF H R ER SO BB IBB HBP BLK WP HR S P ERA WHIP	IP WLS BF H R ER SO BB IBB HBP BLK WP HR S P ERA WHIP	IP WLS BF H R ER SO BB IBB HBP BLK WP HR S P ERA WHIP	IP WLS BF H R ER SO BB IBB HBP BLK WP HR S P ERA WHIP	IP WLS BF H R ER SO BB IBB HBP BLK WP HR S P ERA WHIP	IP WLS BF H R ER SO BB IBB HBP BLK WP HR S P ERA WHIP	IP WLS BF H R ER SO BB IBB HBP BLK WP HR S P ERA WHIP

Philadelphia Phillies @ Colorado Rockies
Coors Field, Denver, CO
Tue Aug 12 1997, 7:05 PM MDT
Att: 48,228 - Unknown - 68 F


AB 35
R 5
H 10
RBI 4
BB 1
SO 3
LOB 15



Batter	1	2	3	4	5	6	7	8	9	AB	R	H	RBI	BB	SO	LOB	BOTTOM								
Eric Young Sr, R OBP: 0.361, SLG: 0.409	2-2 F9			2-1 F7		0-0 P3		1-2 F7		3	0	0	0	0	0	1									
Darren Holmes, R OBP: 0.167, SLG: 0.333										0	0	0	0	0	0	0									
Harvey Pulfiam, R OBP: 0.354, SLG: 0.444										1	0	0	0	0	0	1									
Mike Munoz, L OBP: 0.466, SLG: 0.719										0	0	0	0	0	0	0									
Neftali Perez, S OBP: 0.370, SLG: 0.510	3-2 F7			2-2 G1-3		2-1 P4			4-1 FC4-6 BB	3	0	0	0	1	0	1									
Larry Walker, L OBP: 0.466, SLG: 0.719	0-0 G4-3			3-3 K		1-3 K			0-1 FC4-6 FC5 1B 1-2	4	0	0	0	0	2	2									
Andres Galarraga, R OBP: 0.394, SLG: 0.578		2-0 F7			2-2 K			2-2 F8		4	0	1	0	0	1	0									
Dante Bichette, R OBP: 0.347, SLG: 0.499		2-2 F8			1-2 1B 1B			3-2 F6		4	0	1	0	0	0	2									
Vinny Castilla, R OBP: 0.344, SLG: 0.530		3-2 G4-3			0-0 1B			3-2 F9		4	0	1	0	0	0	2									
Kirt Manwaring, R OBP: 0.314, SLG: 0.303					1-1 K				2-2 G1-3	3	0	1	0	0	1	0									
Quinton McCracken, S OBP: 0.364, SLG: 0.348				1-3 K		2-2 L4-3			0-1 G5-3	3	0	0	0	0	1	3									
John Thomson, R OBP: 0.265, SLG: 0.219				1-3 K					4-2 BB	1	0	0	0	0	1	0									
Walt Weiss, S OBP: 0.363, SLG: 0.385										1	0	1	0	1	0	0									
Inning Stats	R: 0 E: 0 K: 0 S: 8	H: 0 LOB: 0 BB: 0 P: 13	R: 0 E: 0 K: 0 S: 9	H: 0 LOB: 0 BB: 0 P: 16	R: 0 E: 0 K: 3 S: 9	H: 0 LOB: 0 BB: 0 P: 13	R: 0 E: 0 K: 1 S: 8	H: 0 LOB: 0 BB: 0 P: 15	R: 0 E: 0 K: 1 S: 14	H: 3 LOB: 2 BB: 0 P: 20	R: 0 E: 0 K: 1 S: 11	H: 1 LOB: 1 BB: 0 P: 17	R: 0 E: 0 K: 0 S: 9	H: 0 LOB: 0 BB: 0 P: 17	R: 0 E: 0 K: 0 S: 12	H: 0 LOB: 1 BB: 1 P: 19	R: 0 E: 0 K: 0 S: 7	H: 1 LOB: 2 BB: 1 P: 12	1B: 4 2B: 1 3B: 1 HR: 0	SF: 0 SAC: 0 DP: 1 HBP: 0	WP: 0 PB: 0 SB: 0 CS: 0	PA: 33			
PITCHER	IP WLS BF H R ER SO BB IBB HBP BLK WP HR S P ERA WHIP	IP WLS BF H R ER SO BB IBB HBP BLK WP HR S P ERA WHIP	IP WLS BF H R ER SO BB IBB HBP BLK WP HR S P ERA WHIP	IP WLS BF H R ER SO BB IBB HBP BLK WP HR S P ERA WHIP	IP WLS BF H R ER SO BB IBB HBP BLK WP HR S P ERA WHIP	IP WLS BF H R ER SO BB IBB HBP BLK WP HR S P ERA WHIP	IP WLS BF H R ER SO BB IBB HBP BLK WP HR S P ERA WHIP	IP WLS BF H R ER SO BB IBB HBP BLK WP HR S P ERA WHIP	IP WLS BF H R ER SO BB IBB HBP BLK WP HR S P ERA WHIP	IP WLS BF H R ER SO BB IBB HBP BLK WP HR S P ERA WHIP	IP WLS BF H R ER SO BB IBB HBP BLK WP HR S P ERA WHIP	IP WLS BF H R ER SO BB IBB HBP BLK WP HR S P ERA WHIP	IP WLS BF H R ER SO BB IBB HBP BLK WP HR S P ERA WHIP	IP WLS BF H R ER SO BB IBB HBP BLK WP HR S P ERA WHIP	IP WLS BF H R ER SO BB IBB HBP BLK WP HR S P ERA WHIP	IP WLS BF H R ER SO BB IBB HBP BLK WP HR S P ERA WHIP	IP WLS BF H R ER SO BB IBB HBP BLK WP HR S P ERA WHIP	IP WLS BF H R ER SO BB IBB HBP BLK WP HR S P ERA WHIP	IP WLS BF H R ER SO BB IBB HBP BLK WP HR S P ERA WHIP	IP WLS BF H R ER SO BB IBB HBP BLK WP HR S P ERA WHIP	IP WLS BF H R ER SO BB IBB HBP BLK WP HR S P ERA WHIP	IP WLS BF H R ER SO BB IBB HBP BLK WP HR S P ERA WHIP	IP WLS BF H R ER SO BB IBB HBP BLK WP HR S P ERA WHIP	IP WLS BF H R ER SO BB IBB HBP BLK WP HR S P ERA WHIP	IP WLS BF H R ER SO BB IBB HBP BLK WP HR S P ERA WHIP

Philadelphia Phillies @ Colorado Rockies
Coors Field, Denver, CO
Tue Aug 12 1997, 7:05 PM MDT
Att: 48,228 - Unknown - 68 F

AB 31
R 0
H 5
RBI 0
BB 2
SO 6
LOB 12



Batter	1	2	3	4	5	6	7	8	9	AB	R	H	RBI	BB	SO	LOB	TOP										
Ricky Otero, S OBP: 0.337, SLG: 0.309	F8		F7	L8		F8		1B 2B	G4-3	6	1	1	0	0	0	3	Philadelphia Phillies @ Colorado Rockies Coors Field, Denver, CO Wed Aug 13 1997, 3:33 AM MDT Att: 48,491 - Sunny - 77 F										
Mickey Morandini, L OBP: 0.362, SLG: 0.402	CS 1B		2B 2B		2B 1B	K		1B 2B	G3-1	6	3	4	1	0	1	1											
Gregg Jefferies, S OBP: 0.328, SLG: 0.382										3	0	1	1	1	2	2											
Jerry Spradlin, S (6, 1)	K									0	0	0	0	0	0	0											
Midre Cummings, L OBP: 0.305, SLG: 0.390										1	0	1	2	0	0	0											
Ricky Bottalico, L (8, 1)			2B							0	0	0	0	0	0	0											
Scott Rolen, R OBP: 0.387, SLG: 0.496		F8	F9		2B HR		P3			4	1	1	0	1	0	2											
Rico Brogna, L OBP: 0.280, SLG: 0.408	F8			G6-3				G4-3		5	1	1	1	0	1	2											
Mike Lieberthal, R OBP: 0.317, SLG: 0.482				G3 1B				F9		5	3	4	3	0	0	0											
Ruben Amaro Jr, S OBP: 0.325, SLG: 0.341				G3 1B						4	2	1	0	1	2	1											
Kevin Stocker, S OBP: 0.336, SLG: 0.355			SH1-3 2B		G3					4	1	2	1	1	1	2											
Mark Leiter, R OBP: 0.154, SLG: 0.132			SH1-3							2	0	1	2	0	1	1											
Tony Barron, R OBP: 0.349, SLG: 0.475								G6-3	SF8	1	0	0	1	0	0	0											
Inning Stats	R: 0 E: 0 K: 1 S: 9	H: 1 LOB: 1 BB: 0 P: 13	R: 0 E: 0 K: 1 S: 9	H: 1 LOB: 1 BB: 0 P: 15	R: 2 E: 0 K: 0 S: 11	H: 3 LOB: 1 BB: 0 P: 17	R: 2 E: 0 K: 0 S: 12	H: 3 LOB: 1 BB: 0 P: 16	R: 4 E: 0 K: 2 S: 19	H: 3 LOB: 1 BB: 2 P: 30	R: 0 E: 0 K: 1 S: 11	H: 0 LOB: 0 BB: 1 P: 17	R: 0 E: 0 K: 1 S: 8	H: 0 LOB: 0 BB: 0 P: 15	R: 2 E: 0 K: 2 S: 17	H: 4 LOB: 2 BB: 0 P: 23	R: 2 E: 0 K: 0 S: 9	H: 2 LOB: 1 BB: 1 P: 17	1B: 11 2B: 6 3B: 0 HR: 1	SF: 1 SAC: 1 DP: 1 HBP: 0	WP: 0 PB: 0 SB: 0 CS: 1	PA: 47					
PITCHER	IP	WLS	BF	H	R	ER	SO	BB	IBB	HBP	BLK	WP	HR	S	P	ERA	WHIP										
Jamey Wright, R ERA: 7.0	4.1	L	23	10	7	7	3	1	0	0	0	0	0	46	72	14.54	2.538										
Mark Hutton, R ERA: 4.35	1.2		8	1	1	1	2	2	0	0	0	0	1	25	36	5.40	1.800										
Steve Reed, R ERA: 4.91	1.0		3	0	0	0	1	0	0	0	0	0	0	8	15	0.00	0.000										
Curt Leskanic, R ERA: 6.75	1.0		7	4	2	2	2	0	0	0	0	0	0	17	23	18.00	4.000										
Bill Swift, R ERA: 6.34	1.0		6	2	2	2	0	1	0	0	0	0	0	9	17	18.00	3.000										

Batter	1	2	3	4	5	6	7	8	9	AB	R	H	RBI	BB	SO	LOB	BOTTOM										
Walt Weiss, S OBP: 0.367, SLG: 0.390	G4-3		SH 2B		2B 2B			P5		4	1	2	0	1	0	0	Philadelphia Phillies @ Colorado Rockies Coors Field, Denver, CO Wed Aug 13 1997, 3:33 AM MDT Att: 48,491 - Sunny - 77 F										
Ellis Burks, R OBP: 0.334, SLG: 0.530	K		SH WP		2B 2B					4	2	3	2	0	1	0											
Larry Walker, L OBP: 0.464, SLG: 0.713					L6		P5			4	0	0	0	1	2	6											
Andres Galarraga, R OBP: 0.394, SLG: 0.584	L8		P2		L9 2B		P3			5	1	2	3	0	0	5											
Dante Bichette, R OBP: 0.343, SLG: 0.493		E5 2B	P5		L9		G6-3			5	1	0	0	0	1	3											
Vinny Castilla, R OBP: 0.343, SLG: 0.528					K		L8			5	1	1	0	0	2	1											
Jeff Reed, L OBP: 0.387, SLG: 0.494					P5					4	1	2	3	0	0	0											
Nelfi Perez, S OBP: 0.373, SLG: 0.510		G6-3								4	0	2	0	0	0	1											
Jamey Wright, R ERA: 7.0										2	0	0	0	0	1	1											
Mark Hutton, R ERA: 4.35										0	0	0	0	0	0	0											
Quinton McCracken, S ERA: 5.16										1	1	1	0	0	0	0											
Steve Reed, R ERA: 4.91										0	0	0	0	0	0	0											
Curt Leskanic, R ERA: 6.75										0	0	0	0	0	0	0											
Todd Helton, R OBP: 0.397, SLG: 0.500										1	0	0	0	0	1	1											
Bill Swift, R ERA: 6.34										0	0	0	0	0	0	0											
Inning Stats	R: 0 E: 0 K: 1 S: 9	H: 0 LOB: 1 BB: 1 P: 18	R: 2 E: 1 K: 1 S: 11	H: 2 LOB: 0 BB: 0 P: 17	R: 0 E: 1 K: 1 S: 11	H: 1 LOB: 2 BB: 0 P: 18	R: 0 E: 0 K: 1 S: 12	H: 1 LOB: 1 BB: 0 P: 14	R: 2 E: 0 K: 0 S: 17	H: 4 LOB: 2 BB: 0 P: 29	R: 0 E: 0 K: 0 S: 8	H: 0 LOB: 0 BB: 0 P: 12	R: 0 E: 0 K: 1 S: 9	H: 1 LOB: 0 BB: 0 P: 15	R: 2 E: 0 K: 3 S: 17	H: 2 LOB: 0 BB: 0 P: 28	1B: 6 2B: 4 3B: 0 HR: 3	SF: 0 SAC: 1 DP: 1 HBP: 0	WP: 1 PB: 0 SB: 0 CS: 0	PA: 42							
PITCHER	IP	WLS	BF	H	R	ER	SO	BB	IBB	HBP	BLK	WP	HR	S	P	ERA	WHIP										
Mark Leiter, R ERA: 5.94	5.1	W	28	9	6	5	4	2	0	0	0	0	1	65	104	8.44	2.062										
Jerry Spradlin, R ERA: 5.16	1.2		6	1	0	0	0	0	0	0	0	0	0	14	23	0.00	0.600										
Ricky Bottalico, R ERA: 3.86	2.0		8	3	2	2	4	0	0	0	0	0	2	26	43	9.00	1.500										


AB	41
R	12
H	17
RBI	12
BB	4
SO	8
LOB	14



Batter	1	2	3	4	5	6	7	8	9	AB	R	H	RBI	BB	SO	LOB	TOP								
Brian McRae, S OBP: 0.329, SLG: 0.371 (1, 8)										3	0	0	0	1	0	1									
Eduardo Alfonso, R OBP: 0.392, SLG: 0.454 (1, 5)										4	1	3	1	0	0	2									
John Olerud, L OBP: 0.398, SLG: 0.486 (1, 3)										4	0	1	1	0	0	2									
Todd Hundley, S OBP: 0.406, SLG: 0.569 (1, 2)										4	0	0	0	0	1	1									
Carl Everett, S OBP: 0.312, SLG: 0.447 (1, 9)										4	0	1	0	0	1	0									
Carlos Baerga, S OBP: 0.316, SLG: 0.402 (1, 4)										4	0	1	0	0	0	0									
Butch Huskey, R OBP: 0.304, SLG: 0.464 (1, 7)										4	0	0	0	0	0	2									
Rey Ordenez, R OBP: 0.275, SLG: 0.282 (1, 6)										3	1	1	0	0	0	0									
Rick Reed, R OBP: 0.239, SLG: 0.349 (1, 1)										1	0	1	0	0	0	0									
Luis Lopez, S OBP: 0.319, SLG: 0.331 (7, PH)										1	0	0	0	0	1	0									
Cory Lidle, R (7, 1)										0	0	0	0	0	0	0									
Turk Wendell, L (8, 1)										0	0	0	0	0	0	0									
Inning Stats	R: 0 E: 0 K: 0 S: 5	H: 1 LOB: 0 BB: 0 P: 7	R: 0 E: 0 K: 1 S: 7	H: 0 LOB: 0 BB: 0 P: 12	R: 0 E: 0 K: 0 S: 10	H: 1 LOB: 2 BB: 1 P: 18	R: 0 E: 0 K: 0 S: 7	H: 2 LOB: 2 BB: 0 P: 11	R: 2 E: 0 K: 0 S: 13	H: 3 LOB: 1 BB: 0 P: 20	R: 0 E: 0 K: 0 S: 7	H: 0 LOB: 0 BB: 0 P: 10	R: 0 E: 0 K: 1 S: 8	H: 0 LOB: 0 BB: 0 P: 9	R: 0 E: 0 K: 0 S: 7	H: 1 LOB: 0 BB: 0 P: 11	R: 0 E: 0 K: 1 S: 9	H: 0 LOB: 0 BB: 0 P: 13	1B: 6 2B: 2 3B: 0 HR: 0	SF: 0 SAC: 1 DP: 2 HBP: 0	WP: 0 PB: 0 SB: 0 CS: 0	PA: 34			
PITCHER	IP	WLS	BF	H	R	ER	SO	BB	IBB	HBP	BLK	WP	HR	S	P	ERA	WHIP								
Frank Castillo, R ERA: 5.47 (1, 1)	7.0	W	28	7	2	2	2	1	0	0	0	0	0	57	87	2.57	1.143								
Mike DeJean, R ERA: 4.34 (8, 1)	1.0		3	1	0	0	0	0	0	0	0	0	0	7	11	0.00	1.000								
Jerry Dipoto, R ERA: 4.62 (9, 1)	1.0		3	0	0	0	1	0	0	0	0	0	0	9	13	0.00	0.000								

New York Mets @ Colorado Rockies
Coors Field, Denver, CO
Fri Aug 15 1997, 7:05 PM MDT
Att: 48,308 - Unknown - 86 F


AB 32
R 2
H 8
RBI 2
BB 1
SO 3
LOB 8



Batter	1	2	3	4	5	6	7	8	9	AB	R	H	RBI	BB	SO	LOB	BOTTOM								
Walt Weiss, S OBP: 0.361, SLG: 0.383 (1, 6)										5	0	0	0	0	0	1									
17 Todd Helton, L OBP: 0.412, SLG: 0.533 (1, 7)										4	2	3	0	0	0	0									
Mike DeJean, R OBP: 0.500, SLG: 1.000 (8, 1)										0	0	0	0	0	0	0									
Dante Bichette, R OBP: 0.342, SLG: 0.492 (8, PH)										1	0	0	0	0	0	2									
Jerry Dipoto, R OBP: 0.125, SLG: 0.125 (9, 1)										0	0	0	0	0	0	0									
Larry Walker, L OBP: 0.462, SLG: 0.715 (1, 9)										4	1	1	2	0	0	2									
Andres Galarraga, R OBP: 0.393, SLG: 0.581 (1, 3)										4	0	1	0	0	0	1									
Ellis Burks, R OBP: 0.336, SLG: 0.534 (1, 8)										4	1	2	1	0	0	1									
Vinny Castilla, R OBP: 0.346, SLG: 0.535 (1, 5)										3	2	2	2	1	0	0									
Kirt Manwaring, R OBP: 0.317, SLG: 0.304 (1, 2)										3	0	1	0	1	0	1									
Neffi Perez, S OBP: 0.376, SLG: 0.522 (1, 4)										4	0	2	0	0	0	3									
Frank Castillo, R OBP: 0.152, SLG: 0.152 (1, 1)										2	0	0	0	0	0	2									
Quinton McCracken, S OBP: 0.363, SLG: 0.346 (8, 8)										2	0	0	0	0	1	2									
Inning Stats	R: 0 E: 0 K: 0 S: 10	H: 1 LOB: 0 BB: 0 P: 15	R: 2 E: 0 K: 0 S: 16	H: 3 LOB: 1 BB: 0 P: 25	R: 1 E: 1 K: 0 S: 12	H: 2 LOB: 2 BB: 0 P: 16	R: 0 E: 0 K: 0 S: 7	H: 0 LOB: 1 BB: 1 P: 12	R: 0 E: 0 K: 0 S: 10	H: 2 LOB: 2 BB: 0 P: 15	R: 2 E: 0 K: 0 S: 15	H: 3 LOB: 1 BB: 0 P: 24	R: 1 E: 1 K: 1 S: 14	H: 1 LOB: 2 BB: 1 P: 26	1B: 8 2B: 1 3B: 1 HR: 2	SF: 0 SAC: 0 DP: 1 HBP: 0	WP: 0 PB: 0 SB: 0 CS: 0	PA: 38							
PITCHER	IP	WLS	BF	H	R	ER	SO	BB	IBB	HBP	BLK	WP	HR	S	P	ERA	WHIP								
Rick Reed, R ERA: 2.86 (7, 1)	6.0	L	26	6	3	2	0	0	0	0	0	0	1	15	24	18.00	3.000								
Cory Lidle, R ERA: 4.24 (7, 1)	1.0		6	3	2	2	0	0	0	0	0	0	0	14	26	0.00	2.000								
Turk Wendell, R ERA: 3.88 (8, 1)	1.0		6	1	1	0	1	1	0	0	0	0	0	14	26	0.00	2.000								

New York Mets @ Colorado Rockies
Coors Field, Denver, CO
Fri Aug 15 1997, 7:05 PM MDT
Att: 48,308 - Unknown - 86 F

AB 36
R 6
H 12
RBI 5
BB 2
SO 1
LOB 15



Batter	1	2	3	4	5	6	7	8	9	AB	R	H	RBI	BB	SO	LOB	TOP										
Carl Everett, S OBP: 0.310, SLG: 0.446 (1, 8)	F8		K			1B	F7		G5-4-3	5	0	1	0	0	1	1											
Edgardo Alfonso, R OBP: 0.391, SLG: 0.452 (1, 5)	L8			G6-3		1B		G4-3		4	1	1	0	0	0	0											
John Olerud, L OBP: 0.399, SLG: 0.486 (1, 3)	1B			F9		1B		K		4	1	2	0	0	1	0											
Todd Hundley, S OBP: 0.407, SLG: 0.567 (1, 2)	K			G4-3		2B		1B		3	1	1	1	1	1	1											
Bernard Gilkey, R OBP: 0.311, SLG: 0.360 (1, 7)		G4-6-3			HR			1B		4	1	4	2	0	0	0											
Carlos Baerga, S OBP: 0.313, SLG: 0.399 Mel Rojas, R (8, 1)	G4-6-3			G6-3		SF7		G4-3		3	0	0	1	0	0	3											
Butch Huskey, R Luis Lopez, S OBP: 0.324, SLG: 0.344 (1, 9)	K					F9				3	0	1	0	0	1	1											
Rey Ordenez, R Matt Franco, L Shawn Gilbert, R OBP: 0.273, SLG: 0.500 (9, PH)			G4-3		G6-3		G6-3		G5-4-3	3	0	0	0	0	0	1											
Pete Harnisch, S Greg McMichael, R Brian McRae, S OBP: 0.328, SLG: 0.369 (6, 8)	G6-3			G6-3		G6-3		G5-3		2	0	0	0	0	0	1											
Inning Stats	R: 0 E: 0 K: 1 S: 10	H: 1 LOB: 1 BB: 0 P: 17	R: 0 E: 0 K: 1 S: 6	H: 1 LOB: 0 BB: 0 P: 9	R: 0 E: 0 K: 1 S: 7	H: 0 LOB: 0 BB: 0 P: 13	R: 0 E: 0 K: 0 S: 5	H: 0 LOB: 0 BB: 0 P: 10	R: 1 E: 0 K: 0 S: 12	H: 2 LOB: 1 BB: 0 P: 20	R: 3 E: 0 K: 0 S: 11	H: 5 LOB: 1 BB: 0 P: 17	R: 0 E: 0 K: 0 S: 5	H: 0 LOB: 0 BB: 0 P: 6	R: 0 E: 0 K: 1 S: 11	H: 1 LOB: 2 BB: 1 P: 20	R: 1 E: 0 K: 1 S: 11	H: 2 LOB: 1 BB: 0 P: 17	1B: 7 2B: 3 3B: 1 HR: 1	SF: 1 DP: 2 HBP: 0	WP: 1 PA: 37 PB: 0 SB: 0 CS: 0						
PITCHER	IP	WLS	BF	H	R	ER	SO	BB	IBB	HBP	BLK	WP	HR	S	P	ERA	WHIP	PITCHER									
Roger Bailey, R ERA: 4.09 (1, 1)	5.1		22	8	4	4	3	0	0	0	0	0	1	47	81	6.75	1.500										
Darren Holmes, R ERA: 5.05 (6, 1)	0.2	W	3	1	0	0	0	0	0	0	0	0	0	4	5	0.00	1.500										
Curt Leskanic, R ERA: 6.57 (7, 1)	1.0		3	0	0	0	0	0	0	0	0	0	0	5	6	0.00	0.000										
Mike DeJean, R ERA: 4.25 (8, 1)	1.0	S	5	1	0	0	1	1	0	0	0	1	0	11	20	0.00	2.000										
Jerry Dipoto, R ERA: 4.69 (9, 1)	1.0		4	2	1	1	1	0	0	0	0	0	0	11	17	9.00	2.000										

New York Mets @ Colorado Rockies
Coors Field, Denver, CO
Sat Aug 16 1997, 7:05 PM MDT
Att: 48,311 - Unknown - 76 F

AB 35
R 5
H 12
RBI 5
BB 1
SO 5
LOB 9

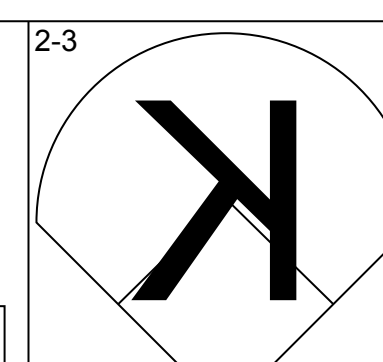
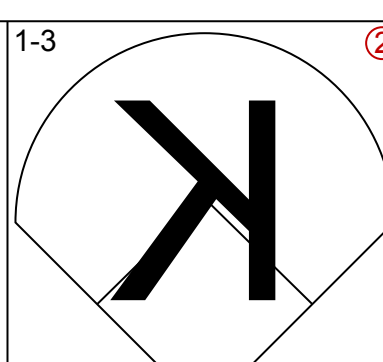
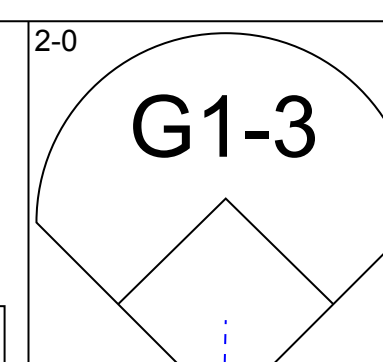
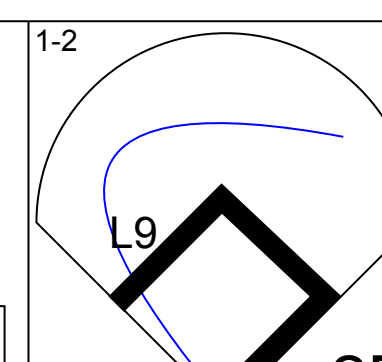
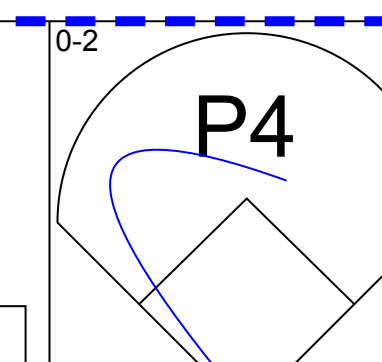
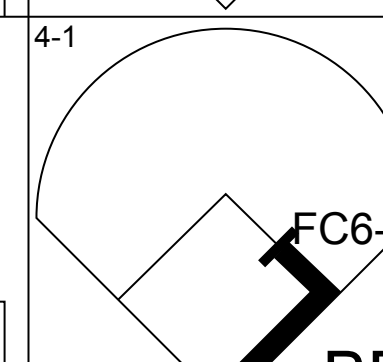
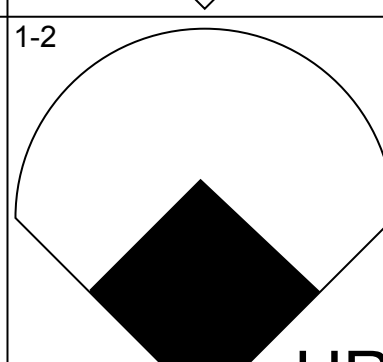
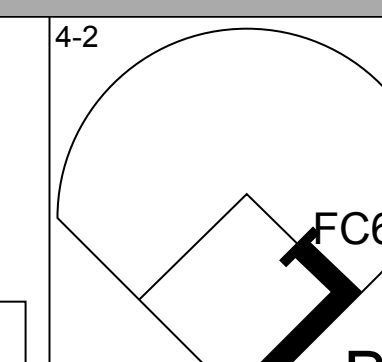
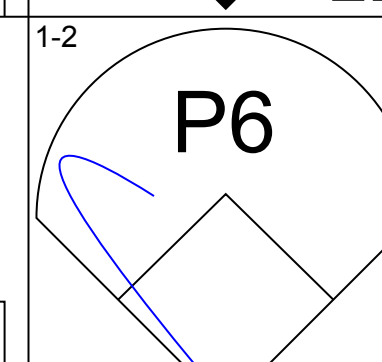

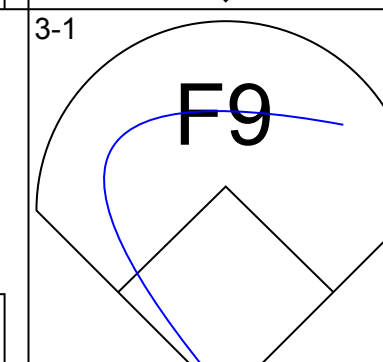
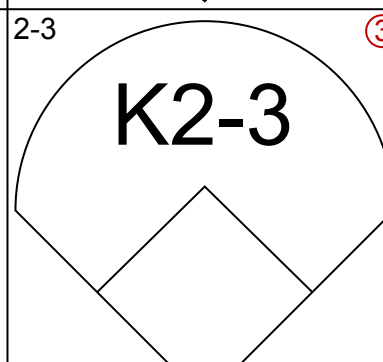
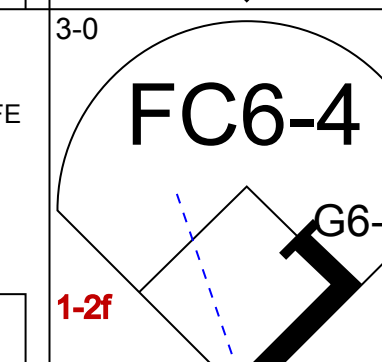
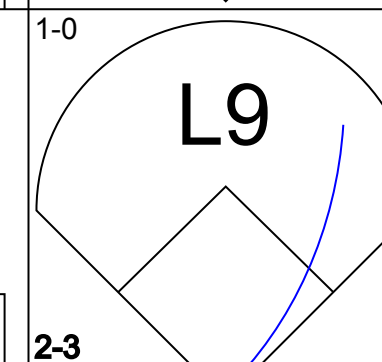

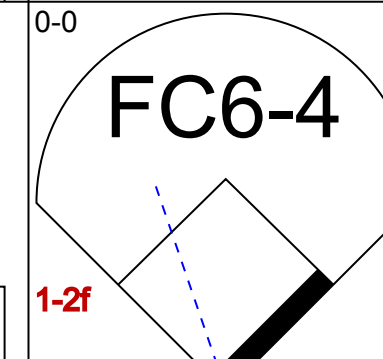
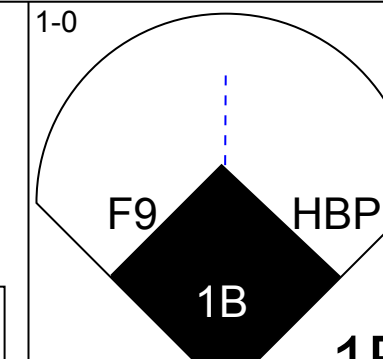
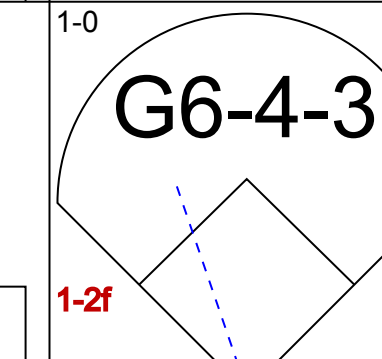
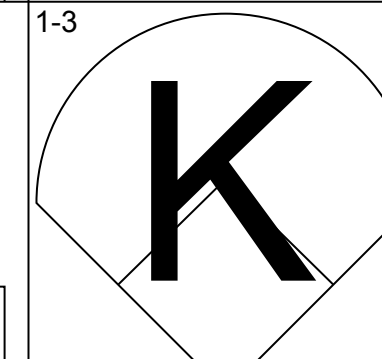

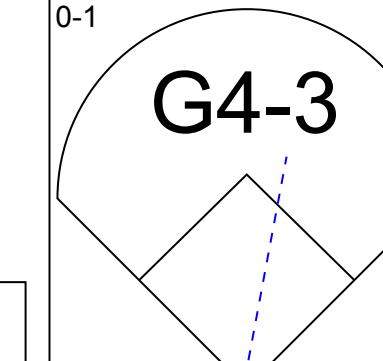
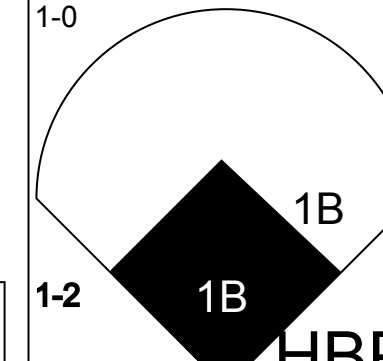
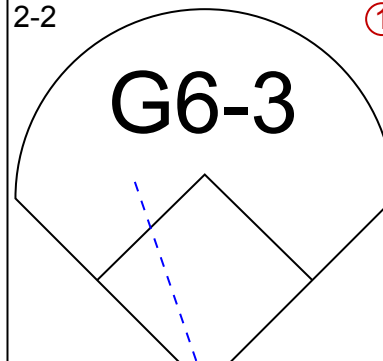
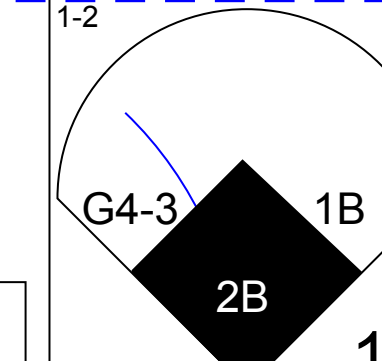
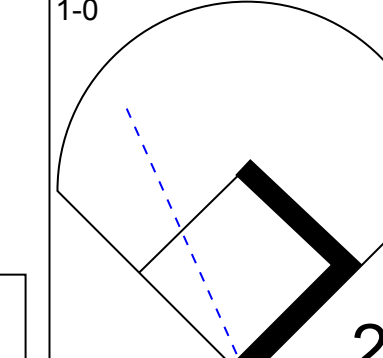
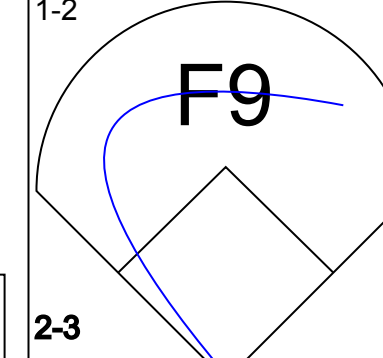
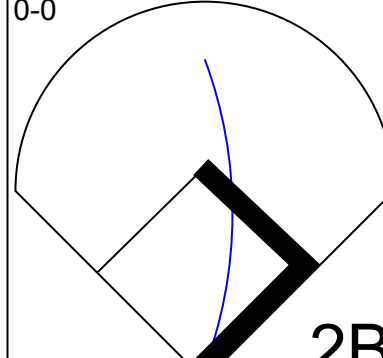
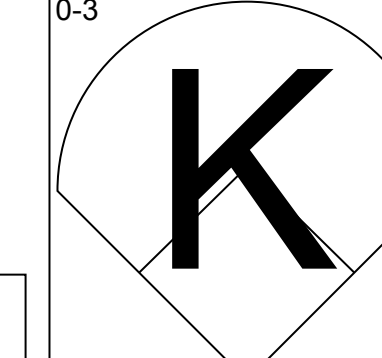
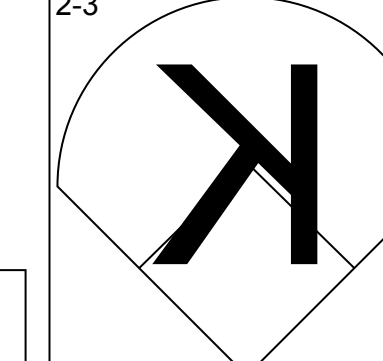
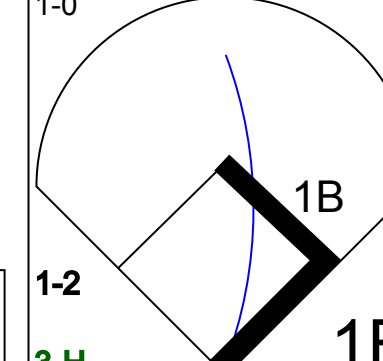

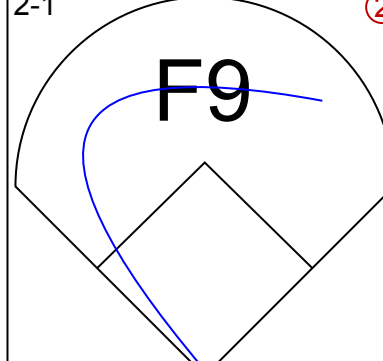
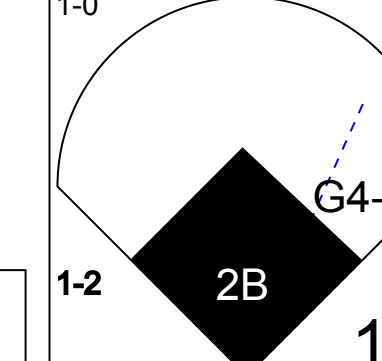
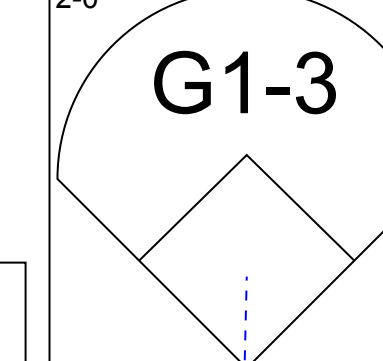
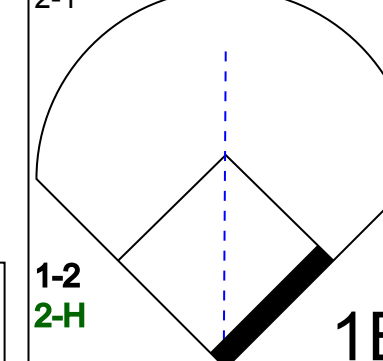


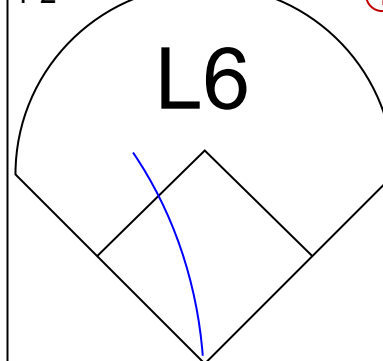
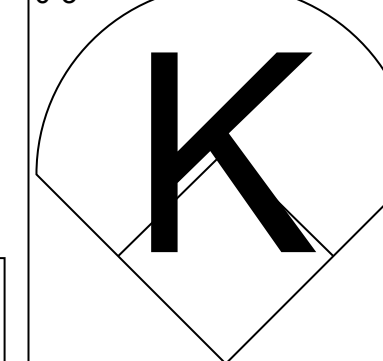

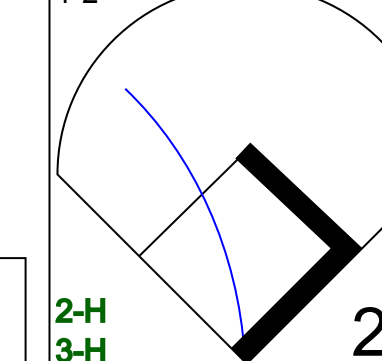


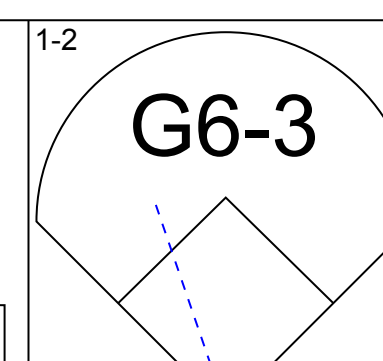
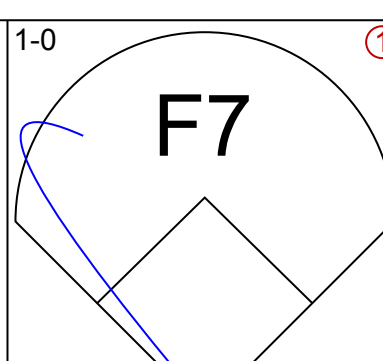
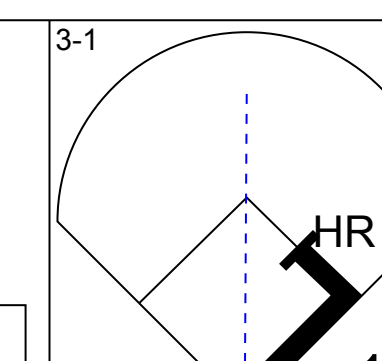
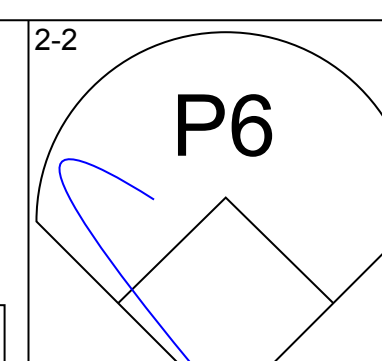
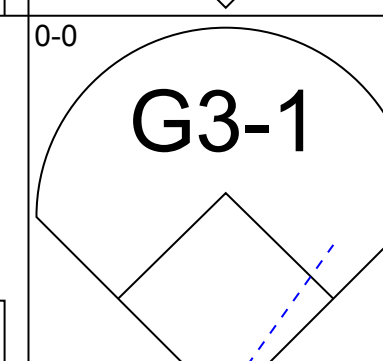
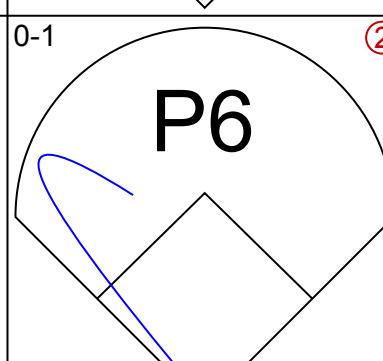
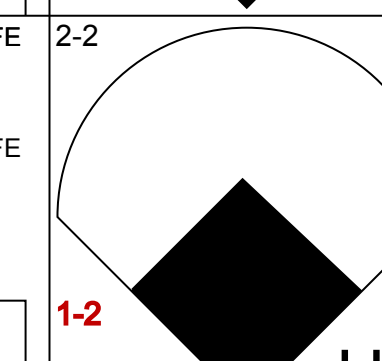
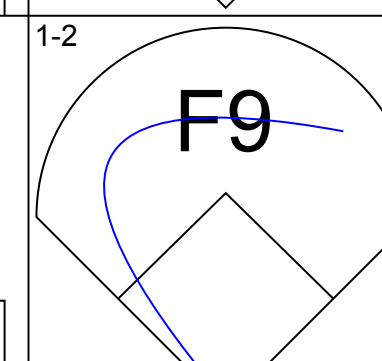
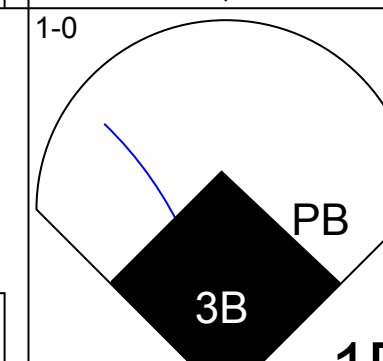
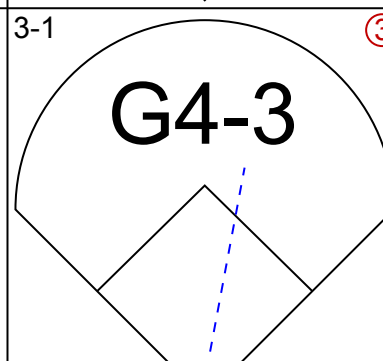
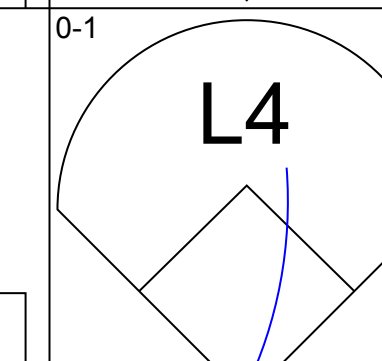

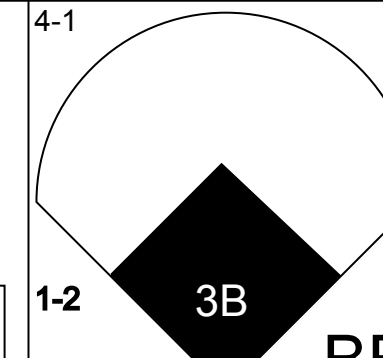
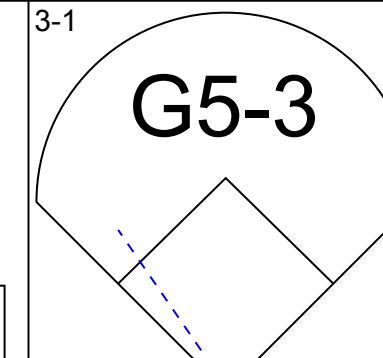
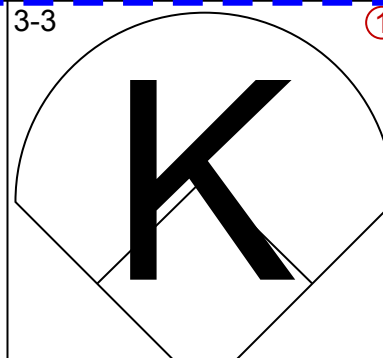
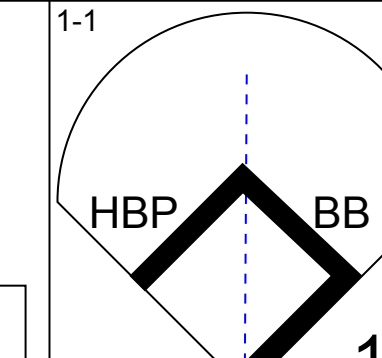
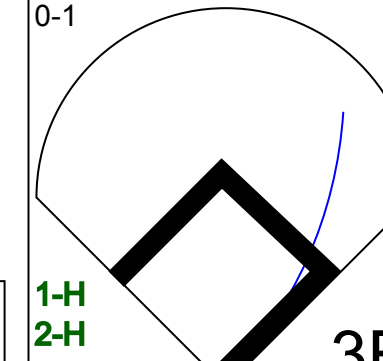
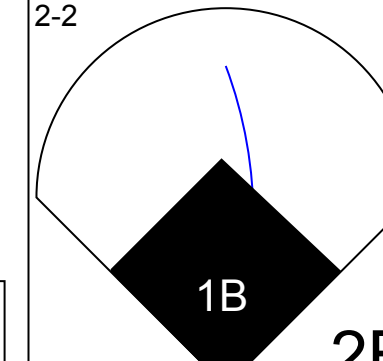
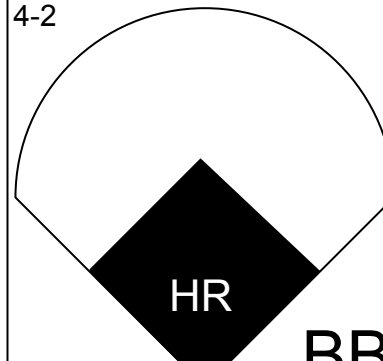
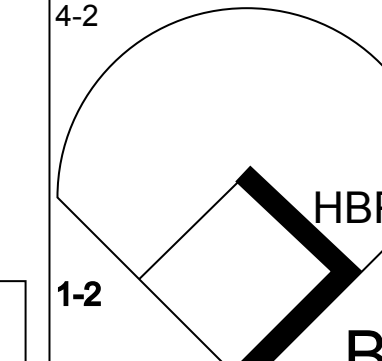
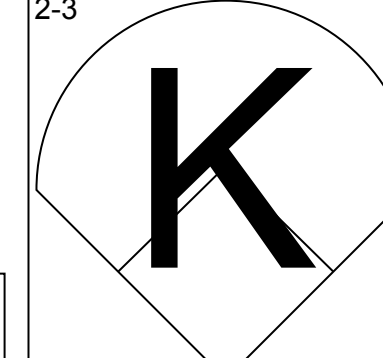
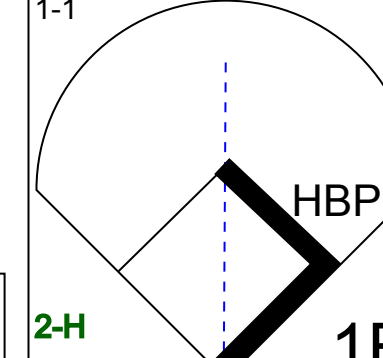

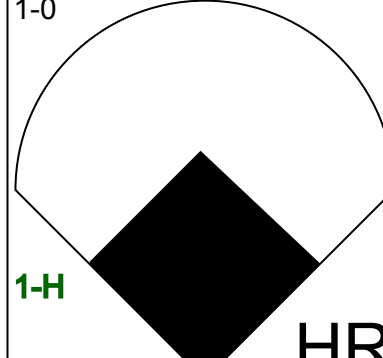
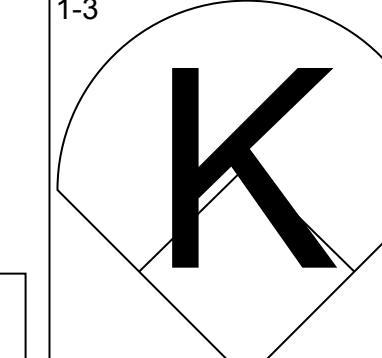
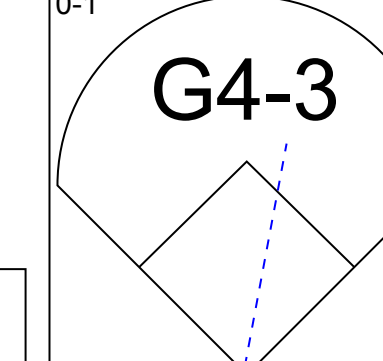
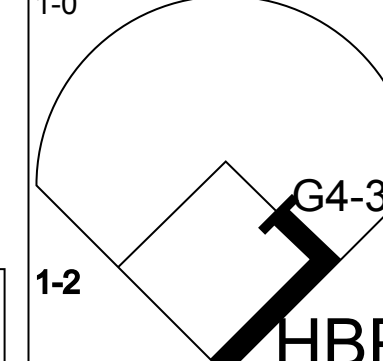

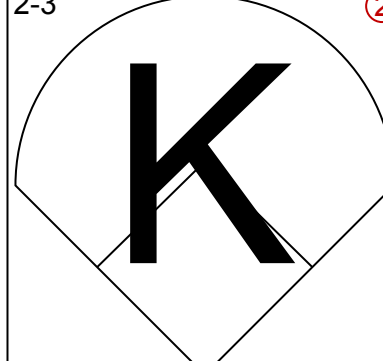
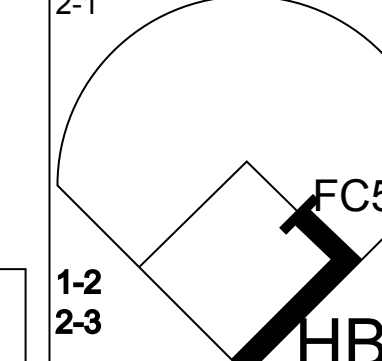
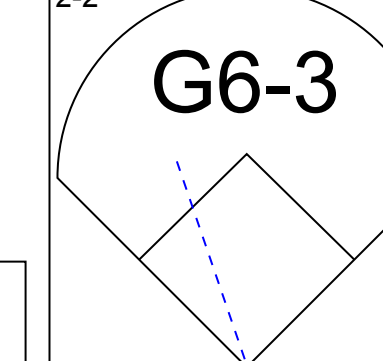
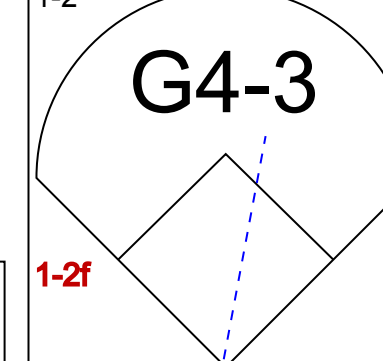

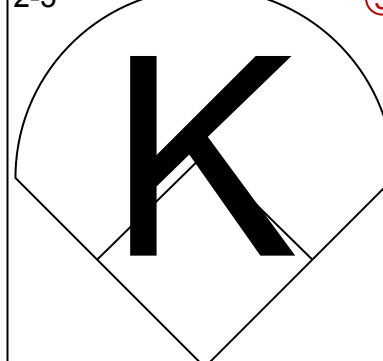
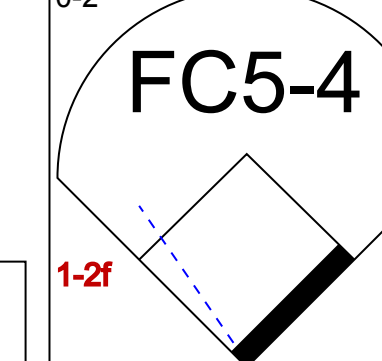
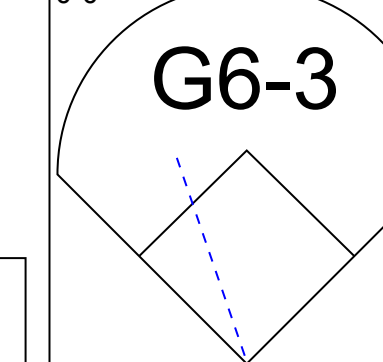
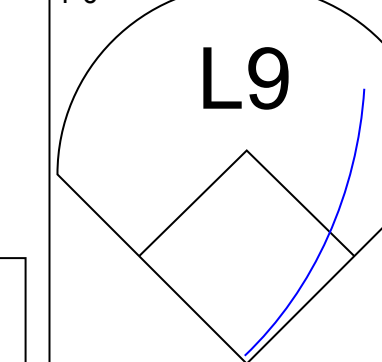
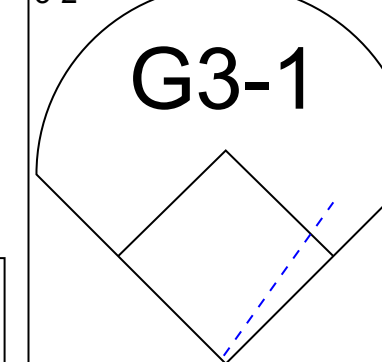
Batter	1	2	3	4	5	6	7	8	9	AB	R	H	RBI	BB	SO	LOB	BOTTOM										
Eric Young Sr., R OBP: 0.362, SLG: 0.409 (1, 4)	2B		F8		F8	E5		G6-3		5	0	2	1	0	0	2											
17 Todd Helton, L Curt Leskanic, R OBP: 0.395, SLG: 0.529 (7, 1)	F9				F9	G1-3				4	1	1	0	0	0	3											
Mike DeJean, R Jerry Dipoto, R OBP: 0.125, SLG: 0.125 (9, 1)			E							0	0	0	0	0	0	0											
Larry Walker, L OBP: 0.466, SLG: 0.724 (1, 9)	2B		E8							3	2	3	1	1	0	0											
Andres Galarraga, R OBP: 0.391, SLG: 0.579 (1, 3)	K		1B		L4			K		4	0	1	1	0	2	4											
Ellis Burks, R OBP: 0.335, SLG: 0.540 (7, 7)	G6-3		K					L5		4	1	1	1	0	1	3											
Vinny Castilla, R OBP: 0.347, SLG: 0.534 (1, 5)					P3			G5-3		3	1	1	0	1	0	0											
Jeff Reed, L OBP: 0.389, SLG: 0.500 (1, 2)	K				G4-3					4	2	2	0	0	1	1											
Nelfi Perez, S OBP: 0.369, SLG: 0.513 (1, 6)	F7				L5			P6		3	0	0	0	0	0	2											
Roger Bailey, R Darren Holmes, R Dante Bichette, R Quinton McCracken, S OBP: 0.365, SLG: 0.353 (7, 8)	G6-3					SF7				2	0	1	0	0	0	1											
Inning Stats	R: 0 E: 0 K: 1 S: 13	H: 2 LOB: 2 BB: 0 P: 16	R: 0 E: 0 K: 1 S: 8	H: 0 LOB: 1 BB: 1 P: 14	R: 2 E: 1 K: 1 S: 14	H: 3 LOB: 0 BB: 0 P: 19	R: 0 E: 0 K: 0 S: 9	H: 0 LOB: 0 BB: 0 P: 13	R: 0 E: 0 K: 0 S: 12	H: 1 LOB: 2 BB: 1 P: 22	R: 3 E: 1 K: 0 S: 14	H: 4 LOB: 1 BB: 0 P: 23	R: 1 E: 1 K: 1 S: 8	H: 1 LOB: 0 BB: 0 P: 9	R: 1 E: 0 K: 0 S: 12	H: 2 LOB: 0 BB: 0 P: 15	1B: 7 2B: 4 3B: 1 HR: 1	SF: 1 DP: 0 HBP: 0	WP: 1 PA: 37 PB: 0 SB: 0 CS: 2								
PITCHER	IP	WLS	BF	H	R	ER	SO	BB	IBB	HBP	BLK	WP	HR	S	P	ERA	WHIP	PITCHER									
Pete Harnisch, R ERA: 6.97 (6, 1)	5.0		24	8	4	3	3	2	0	0	0	0	1	63	94	5.40	2.000										
Greg McMichael, R ERA: 3.17 (8, 1)	2.0	L	9	3	2	1	1	0	0	0	0	0	0	15	22	4.50	1.500										
Mel Rojas, R ERA: 4.98 (8, 1)	1.0		4	2	1	1	0	0	0	0	0	0	0	12	15	9.00	2.000										

New York Mets @ Colorado Rockies
Coors Field, Denver, CO
Sat Aug 16 1997, 7:05 PM MDT
Att: 48,311 - Unknown - 76 F

AB 33
R 7
H 13
RBI 6
BB 2
SO 4
LOB 16



Batter	1	2	3	4	5	6	7	8	9	AB	R	H	RBI	BB	SO	LOB	TOP										
Nefti Perez, S OBP: 0.361, SLG: 0.503 (1, 4)										5	0	1	0	0	2	3	Colorado Rockies @ Cincinnati Reds Cinergy Field, Cincinnati, OH Tue Aug 19 1997, 7:05 PM EDT Att: 31,722 - Unknown - 69 F										
Ellis Burks, R OBP: 0.344, SLG: 0.549 (1, 8)										3	1	1	1	2	0	1											
Larry Walker, L OBP: 0.462, SLG: 0.713 (1, 9)										5	0	0	0	0	2	3											
Andres Galarraga, R OBP: 0.389, SLG: 0.573 (1, 3)										5	1	1	0	0	1	3											
Dante Bichette, R OBP: 0.342, SLG: 0.491 (1, 7)										3	2	1	0	0	0	0											
Vinny Castilla, R OBP: 0.348, SLG: 0.542 (1, 5)										4	0	2	0	0	1	3											
Jeff Reed, L OBP: 0.392, SLG: 0.500 (1, 2)										4	1	2	1	0	1	2											
Walt Weiss, S OBP: 0.363, SLG: 0.382 (1, 6)										3	0	1	1	1	0	3											
 Jamey Wright, R OBP: 0.185, SLG: 0.114 (6, PH) Harvey Phillips, R OBP: 0.347, SLG: 0.435 (6, 1) Curt Leskane, R OBP: 0.325, SLG: 0.390 (6, PH) Jason Bates, S OBP: 0.276, SLG: 0.349 (6, 1) Mark Hutton, R OBP: 0.349, SLG: 0.349 (6, 1) Steve Reed, R OBP: 0.349, SLG: 0.349 (6, 1)										2	0	0	0	0	1	2											
Inning Stats	R: 0 E: 0 K: 1 S: 7	H: 0 LOB: 1 BB: 1 P: 16	R: 0 E: 0 K: 1 S: 7	H: 1 LOB: 1 BB: 0 P: 12	R: 1 E: 0 K: 2 S: 12	H: 1 LOB: 0 BB: 0 P: 17	R: 2 E: 0 K: 1 S: 11	H: 3 LOB: 2 BB: 0 P: 19	R: 0 E: 0 K: 1 S: 9	H: 1 LOB: 2 BB: 1 P: 17	R: 0 E: 0 K: 1 S: 10	H: 1 LOB: 1 BB: 0 P: 14	R: 2 E: 0 K: 1 S: 18	H: 3 LOB: 1 BB: 0 P: 21	R: 0 E: 0 K: 1 S: 8	H: 0 LOB: 0 BB: 0 P: 10		1B: 5 2B: 4 3B: 0 HR: 1	SF: 0 SAC: 0 DP: 1 HBP: 1	WP: 0 PA: 40 PB: 0 SB: 0 CS: 0							
PITCHER	IP	WLS	BF	H	R	ER	SO	BB	IBB	HBP	BLK	WP	HR	S	P	ERA	WHIP										
Mike Morgan, R ERA: 5.29 (1, 1)	5.1	W	24	6	3	3	5	2	0	1	0	0	1	45	82	5.06	1.500										
Pedro Martinez, L ERA: 7.71 (6, 1)	0.1		2	0	0	0	0	1	0	0	0	0	0	2	8	0.00	3.000										
Scott Sullivan, R ERA: 2.26 (6, 1)	1.1		5	1	0	0	2	0	0	0	0	0	0	13	17	0.00	0.750										
Stan Belinda, R ERA: 3.48 (8, 1)	0.2	S	5	3	2	2	1	0	0	0	0	0	0	15	18	27.00	4.500										
Jeff Shaw, R ERA: 2.41 (8, 1)	1.1	S	4	0	0	0	1	0	0	0	0	0	0	11	13	0.00	0.000										

Batter	1	2	3	4	5	6	7	8	9	AB	R	H	RBI	BB	SO	LOB	BOTTOM										
Pokey Reese, R OBP: 0.287, SLG: 0.273 (1, 6)										4	0	1	0	0	0	0	Colorado Rockies @ Cincinnati Reds Cinergy Field, Cincinnati, OH Tue Aug 19 1997, 7:05 PM EDT Att: 31,722 - Unknown - 69 F										
Jon Nunnally, L OBP: 0.315, SLG: 0.444 (1, 8)										4	1	1	1	0	0	0											
Chris Stynes, R OBP: 0.500, SLG: 0.659 (1, 7)										4	1	1	0	0	0	0											
Eduardo Perez, R OBP: 0.348, SLG: 0.510 (1, 3)										3	1	1	0	1	1	0											
Reggie Sanders, R OBP: 0.333, SLG: 0.542 (1, 9)										2	2	2	2	2	0	0											
Willie Greene, L OBP: 0.355, SLG: 0.462 (1, 5)											4	1	2	3	0	2											
Joe Oliver, R OBP: 0.329, SLG: 0.447 (1, 2)											2	0	0	0	0	1		0									
Bret Boone, R OBP: 0.302, SLG: 0.328 (1, 4)											4	0	0	0	0	1		5									
Mike Morgan, R ERA: 7.01 (6, 1) Pedro Martinez, L ERA: 5.69 (6, 1) Scott Sullivan, R ERA: 4.3 (7, PH) Lenny Harris, L ERA: 4.3 (8, 1) Stan Belinda, R ERA: 4.81 (8, 1) Jeff Shaw, R ERA: 4.81 (8, 1)										2	0	0	0	0	0	0											
Inning Stats	R: 2 E: 0 K: 1 S: 11	H: 2 LOB: 1 BB: 1 P: 19	R: 0 E: 0 K: 0 S: 6	H: 0 LOB: 0 BB: 0 P: 8	R: 0 E: 0 K: 0 S: 5	H: 0 LOB: 0 BB: 0 P: 9	R: 1 E: 0 K: 0 S: 10	H: 2 LOB: 1 BB: 0 P: 18	R: 1 E: 0 K: 3 S: 12	H: 1 LOB: 0 BB: 1 P: 24	R: 0 E: 0 K: 0 S: 11	H: 0 LOB: 0 BB: 0 P: 17	R: 0 E: 0 K: 1 S: 12	H: 1 LOB: 3 BB: 1 P: 20	R: 0 E: 0 K: 1 S: 8	H: 0 LOB: 0 BB: 0 P: 10		1B: 4 2B: 1 3B: 1 HR: 2	SF: 0 SAC: 0 DP: 1 HBP: 2	WP: 0 PA: 35 PB: 1 SB: 0 CS: 0							
PITCHER	IP	WLS	BF	H	R	ER	SO	BB	IBB	HBP	BLK	WP	HR	S	P	ERA	WHIP										
Jamey Wright, R ERA: 7.01 (1, 1)	5.0	L	21	6	4	4	1	1	0	1	0	0	1	41	68	7.20	1.400										
Curt Leskane, R ERA: 5.69 (6, 1)	2.0		8	1	2	2	3	1	0	0	0	0	1	23	41	9.00	1.000										
Mark Hutton, R ERA: 4.3 (8, 1)	0.2		5	1	0	0	1	1	0	1	0	0	0	9	17	0.00	3.000										
Steve Reed, R ERA: 4.81 (8, 1)	0.1		1	0	0	0	0	0	0	0	0	0	0	3	3	0.00	0.000										

Batter	1	2	3	4	5	6	7	8	9	AB	R	H	RBI	BB	SO	LOB	TOP										
Neft Perez, S OBP: 0.356, SLG: 0.500 (1, 4)										5	1	1	0	0	1	2											
Ellis Burks, R OBP: 0.345, SLG: 0.556 (1, 8) (8, 7)										4	2	1	2	1	1	0											
Larry Walker, L OBP: 0.462, SLG: 0.709 (1, 9)										3	0	0	0	2	1	1											
Andres Galarraga, R OBP: 0.391, SLG: 0.572 (1, 3)										3	0	1	0	1	0	1											
Dante Bichette, R OBP: 0.343, SLG: 0.493 Quinton McCracken, S OBP: 0.354, SLG: 0.352 (8, PH) (8, 8)										4	0	2	1	0	0	1											
Vinny Castilla, R OBP: 0.350, SLG: 0.548 (1, 5)										4	1	2	1	1	2	3											
Kirt Manwaring, R OBP: 0.315, SLG: 0.302 (1, 2)										4	0	1	1	0	2	4											
Walt Weiss, S OBP: 0.358, SLG: 0.377 (1, 6)										4	0	0	0	0	2	3											
Frank Castillo, R OBP: 0.143, SLG: 0.143 17 Todd Helton, L OBP: 0.395, SLG: 0.500 Darren Holmes, R OBP: 0.167, SLG: 0.333 Jerry Dipoto, R OBP: 0.125, SLG: 0.125 (8, PH) (8, 1) (9, 1)										3	0	0	0	0	3	1											
Inning Stats	R: 0 E: 0 K: 0 S: 9	H: 0 LOB: 0 BB: 0 P: 13	R: 1 E: 0 K: 1 S: 10	H: 1 LOB: 0 BB: 0 P: 14	R: 0 E: 0 K: 2 S: 9	H: 0 LOB: 0 BB: 0 P: 11	R: 0 E: 0 K: 2 S: 11	H: 1 LOB: 1 BB: 0 P: 15	R: 0 E: 0 K: 2 S: 8	H: 1 LOB: 1 BB: 0 P: 9	R: 1 E: 0 K: 1 S: 16	H: 1 LOB: 3 BB: 3 P: 30	R: 2 E: 0 K: 1 S: 17	H: 2 LOB: 1 BB: 1 P: 27	R: 1 E: 0 K: 2 S: 19	H: 3 LOB: 2 BB: 1 P: 24	R: 0 E: 0 K: 1 S: 16	H: 0 LOB: 2 BB: 1 P: 24	1B: 5 2B: 2 3B: 0 HR: 2	SF: 0 SAC: 0 DP: 0 HBP: 1	WP: 1 PB: 0 SB: 1 CS: 0	PA: 42					
PITCHER	IP	WLS	BF	H	R	ER	SO	BB	IBB	HBP	BLK	WP	HR	S	P	ERA	WHIP										
Gabe White, L ERA: 3.2 (1, 1)	5.2	L	22	3	2	2	8	2	0	0	0	0	1	58	81	3.18	0.882										
Scott Sullivan, R ERA: 2.47 (8, 1)	1.1		9	3	2	2	1	2	0	0	0	0	1	22	38	13.50	3.750										
Felix Rodriguez, R ERA: 5.52 (8, 1)	1.0		6	3	1	1	2	0	0	0	0	1	0	19	24	9.00	3.000										
Jeff Tabaka, L ERA: (9, 1)	0.1		3	0	0	0	0	1	0	1	0	0	0	11	18	0.00	3.000										
Stan Belinda, R ERA: 3.45 (9, 1)	0.2		2	0	0	0	1	0	0	0	0	0	0	5	6	0.00	0.000										

Colorado Rockies @ Cincinnati Reds
Cinergy Field, Cincinnati, OH
Wed Aug 20 1997, 3:33 AM EDT
Att: 21,968 - Cloudy - 67 F

AB 36
R 5
H 9
RBI 5
BB 5
SO 12
LOB 18



Batter	1	2	3	4	5	6	7	8	9	AB	R	H	RBI	BB	SO	LOB	BOTTOM										
Pokey Reese, R OBP: 0.290, SLG: 0.277 (1, 6)										4	1	2	0	0	0	1											
Jon Nunnally, L OBP: 0.313, SLG: 0.456 (1, 8)										4	0	1	2	0	1	2											
Chris Stynes, R OBP: 0.313, SLG: 0.600 Stan Belinda, R ERA: (9, 1)										4	0	0	0	0	0	2											
Eduardo Perez, R OBP: 0.351, SLG: 0.522 (1, 3)										3	1	1	1	1	1	1											
Reggie Sanders, R OBP: 0.328, SLG: 0.532 (1, 9)										4	0	0	0	0	2	1											
Willie Greene, L OBP: 0.354, SLG: 0.458 (1, 5)										3	0	0	0	1	0	0											
Mike Kelly, R OBP: 0.309, SLG: 0.491 (1, 7)										3	0	0	0	0	1	1											
Eddie Taubensee, L Scott Sullivan, R Felix Rodriguez, R Lenny Harris, L Jeff Tabaka, R Bret Boone, R (1, 2) (8, 1) (8, 1) (8, PH) (9, 1) (8, 4)										2	0	0	0	0	1	1											
Gabe White, L Brook Fordyce, R OBP: 0.282, SLG: 0.300 (6, 2)										1	0	0	0	1	0	0											
Inning Stats	R: 0 E: 0 K: 2 S: 11	H: 1 LOB: 1 BB: 0 P: 15	R: 0 E: 0 K: 0 S: 11	H: 0 LOB: 0 BB: 0 P: 15	R: 0 E: 0 K: 1 S: 10	H: 0 LOB: 0 BB: 0 P: 12	R: 0 E: 0 K: 0 S: 8	H: 0 LOB: 0 BB: 0 P: 13	R: 0 E: 0 K: 0 S: 8	H: 1 LOB: 0 BB: 0 P: 13	R: 1 E: 0 K: 1 S: 8	H: 1 LOB: 0 BB: 0 P: 14	R: 2 E: 0 K: 1 S: 13	H: 2 LOB: 1 BB: 1 P: 24	R: 0 E: 0 K: 0 S: 5	H: 0 LOB: 0 BB: 1 P: 14	1B: 3 2B: 1 3B: 1 HR: 1	SF: 0 SAC: 0 DP: 2 HBP: 0	WP: 0 PB: 0 SB: 1 CS: 0	PA: 33							
PITCHER	IP	WLS	BF	H	R	ER	SO	BB	IBB	HBP	BLK	WP	HR	S	P	ERA	WHIP										
Frank Castillo, R ERA: 5.26 (1, 1)	7.0	W	24	3	1	1	6	1	0	0	0	0	1	70	102	1.29	0.571										
Darren Holmes, R ERA: 5.23 (8, 1)	1.0		6	2	2	2	1	1	0	0	0	0	0	13	24	18.00	3.000										
Jerry Dipoto, R ERA: 4.56 (9, 1)	1.0	S	3	0	0	0	0	1	0	0	0	0	0	5	14	0.00	1.000										

Colorado Rockies @ Cincinnati Reds
Cinergy Field, Cincinnati, OH
Wed Aug 20 1997, 3:33 AM EDT
Att: 21,968 - Cloudy - 67 F

AB 30
R 3
H 5
RBI 3
BB 3
SO 7
LOB 9



Batter	1	2	3	4	5	6	7	8	9	AB	R	H	RBI	BB	SO	LOB	TOP										
Walt Weiss, S (1, 6) OBP: 0.361, SLG: 0.376	G4-3		G4-3 1B		F8			BB		3	0	1	0	1	0	0	Colorado Rockies @ Houston Astros Astrodome, Houston, TX Fri Aug 22 1997, 8:05 PM EDT Att: 33,061 - Dome - 68 F										
17 Todd Helton, L (1, 7) OBP: 0.375, SLG: 0.465	BB 1B		F7		G5-3			L6		4	0	1	0	0	0	2											
Larry Walker, L (1, 9) OBP: 0.461, SLG: 0.704 Dante Bichette, R (6, 9) OBP: 0.340, SLG: 0.488	BB 1B		G4-6-3 1-2		K			K		2	0	0	0	1	1	1											
Andres Galarraga, R (1, 3) OBP: 0.393, SLG: 0.575	K			HR				G5-3		4	1	2	1	0	1	3											
Ellis Burks, R (1, 8) OBP: 0.342, SLG: 0.556	P7			1B 1B				G6-4-3 1-2		4	0	1	0	0	1	3											
Vinny Castilla, R (1, 5) OBP: 0.351, SLG: 0.547 Mike Munoz, L (8, 1) Harvey Pulliam, R (9, PH) OBP: 0.333, SLG: 0.417		F9		1B				F9		3	0	1	0	0	0	0											
Jeff Reed, L (1, 2) OBP: 0.389, SLG: 0.495				1B				F9		1	0	0	0	0	0	0											
Nefti Perez, S (1, 4) OBP: 0.344, SLG: 0.483					F8			F7		4	0	1	0	0	1	2											
John Thomson, R (1, 1) OBP: 0.263, SLG: 0.222 Mike DeJean, R (6, 1) OBP: 0.500, SLG: 1.000 Jason Bates, S (6, 5) OBP: 0.330, SLG: 0.424					F9			K2-3		3	0	0	0	0	1	3											
								K		2	0	0	0	0	2	3											
Inning Stats	R: 0 E: 0 K: 1 S: 13	H: 1 LOB: 2 BB: 1 P: 20	R: 0 E: 0 K: 1 S: 10	H: 1 LOB: 1 BB: 0 P: 15	R: 0 E: 0 K: 0 S: 8	H: 1 LOB: 0 BB: 0 P: 13	R: 1 E: 0 K: 1 S: 16	H: 3 LOB: 2 BB: 0 P: 25	R: 0 E: 0 K: 1 S: 9	H: 0 LOB: 0 BB: 0 P: 15	R: 0 E: 0 K: 0 S: 6	H: 1 LOB: 0 BB: 0 P: 6	R: 0 E: 0 K: 2 S: 8	H: 0 LOB: 0 BB: 0 P: 12	R: 0 E: 0 K: 1 S: 12	H: 0 LOB: 1 BB: 1 P: 19	R: 0 E: 0 K: 3 S: 9	H: 0 LOB: 0 BB: 0 P: 9	1B: 6 2B: 0 3B: 0 HR: 1	SF: 0 SAC: 0 DP: 2 HBP: 0	WP: 0 PB: 0 SB: 0 CS: 0	PA: 34					
PITCHER	IP	WLS	BF	H	R	ER	SO	BB	IBB	HBP	BLK	WP	HR	S	P	ERA	WHIP										
Darryl Kile, R (1, 1) ERA: 2.28	7.0	W	27	7	1	1	6	1	0	0	0	0	1	70	106	1.29	1.143										
Mike Magnante, L (8, 1) ERA: 2.06	2.0		7	0	0	0	4	1	0	0	0	0	0	21	28	0.00	0.500										

Batter	1	2	3	4	5	6	7	8	9	AB	R	H	RBI	BB	SO	LOB	BOTTOM										
Craig Biggio, R (1, 4) OBP: 0.304, SLG: 0.501	K		3B 1B		FC4-6 2B			G5-3		5	3	2	0	0	1	1	Colorado Rockies @ Houston Astros Astrodome, Houston, TX Fri Aug 22 1997, 8:05 PM EDT Att: 33,061 - Dome - 68 F										
Derek Bell, R (1, 9) OBP: 0.345, SLG: 0.438 Bill Spiers, L (8, 3) OBP: 0.441, SLG: 0.472	F8		1B 3B		5 WP 2B			G5-3 BB		4	1	3	4	0	0	0											
5 Jeff Bagwell, R (1, 3) OBP: 0.422, SLG: 0.586 Mike Magnante, L (8, 1)	P5		F9		CS BB			G5-3		2	0	0	0	2	0	1											
Luis Gonzalez, L (1, 7) OBP: 0.350, SLG: 0.378		G6-3		G4-3		CS 1B		G6-3		5	1	1	0	0	0	3											
Sean Berry, R (1, 5) OBP: 0.305, SLG: 0.412 Ricky Gutierrez, R (6, PR) OBP: 0.328, SLG: 0.351		G1-3		G4-3 2B		1B F9				3	0	2	0	0	0	0											
Chuck Carr, S (1, 8) OBP: 0.324, SLG: 0.389				G4-3		E3 3B		G4-3		3	1	0	0	1	0	2											
Tony Eusebio, R (1, 2) OBP: 0.346, SLG: 0.281				G6-3		K				4	0	1	0	0	2	4											
Tim Bogar, R (1, 6) OBP: 0.317, SLG: 0.396			L8		K			K		4	1	1	2	0	2	1											
Darryl Kile, R (1, 1) OBP: 0.173, SLG: 0.145 James Mouton, R (7, PH) OBP: 0.302, SLG: 0.356			K		FC4-6 1B			F8		3	1	2	1	0	1	0											
										1	0	0	0	0	0	1											
Inning Stats	R: 0 E: 0 K: 1 S: 9	H: 0 LOB: 0 BB: 0 P: 15	R: 0 E: 0 K: 1 S: 12	H: 0 LOB: 1 BB: 1 P: 21	R: 1 E: 0 K: 1 S: 9	H: 2 LOB: 1 BB: 0 P: 15	R: 0 E: 0 K: 0 S: 7	H: 1 LOB: 1 BB: 0 P: 11	R: 2 E: 1 K: 1 S: 11	H: 2 LOB: 0 BB: 1 P: 17	R: 6 E: 1 K: 1 S: 21	H: 6 LOB: 2 BB: 1 P: 33	R: 0 E: 0 K: 1 S: 10	H: 1 LOB: 1 BB: 0 P: 14	R: 0 E: 0 K: 0 S: 5	H: 0 LOB: 1 BB: 1 P: 13	1B: 6 2B: 4 3B: 2 HR: 0	SF: 0 SAC: 0 DP: 0 HBP: 0	WP: 1 PB: 0 SB: 0 CS: 1	PA: 41							
PITCHER	IP	WLS	BF	H	R	ER	SO	BB	IBB	HBP	BLK	WP	HR	S	P	ERA	WHIP										
John Thomson, R (1, 1) ERA: 4.56	5.0	L	24	7	6	6	4	2	0	0	0	0	0	55	87	10.80	1.800										
Mike DeJean, R (6, 1) ERA: 4.53	2.0		12	5	3	2	2	1	0	0	0	0	0	24	39	9.00	3.000										
Mike Munoz, L (8, 1) ERA: 5.3	1.0		4	0	0	0	0	1	0	0	0	0	0	5	13	0.00	1.000										

AB	32
R	1
H	7
RBI	1
BB	2
SO	10
LOB	18



Batter	1	2	3	4	5	6	7	8	9	AB	R	H	RBI	BB	SO	LOB	TOP										
Quinton McCracken, S OBP: 0.365, SLG: 0.353 (1, 8)										5	1	2	0	0	2	3	Colorado Rockies @ Houston Astros Astrodome, Houston, TX Sat Aug 23 1997, 4:33 AM EDT Att: 32,374 - Dome										
Neftali Feliz, S OBP: 0.350, SLG: 0.486 (1, 6)										3	1	1	0	2	2	1											
Dante Bichette, R OBP: 0.344, SLG: 0.491 Jerry Dipoto, R OBP: 0.125, SLG: 0.125 (1, 9)										3	0	2	1	2	0	0											
Andres Galarraga, R OBP: 0.391, SLG: 0.577 (1, 3)										5	1	1	1	0	3	6											
17 Todd Helton, L OBP: 0.365, SLG: 0.435 Steve Reed, R (7, 1)										3	0	0	0	1	2	3											
Larry Walker, L OBP: 0.462, SLG: 0.704 (9, PH)										0	0	0	0	0	0	0											
Vinny Castilla, R OBP: 0.353, SLG: 0.554 (1, 5)										5	1	3	3	0	1	2											
Jason Bates, S OBP: 0.343, SLG: 0.464 (1, 4)										5	1	3	1	0	0	0											
Kirt Manwaring, R OBP: 0.313, SLG: 0.301 (1, 2)										4	0	1	0	0	0	4											
Pedro Astacio, R OBP: 0.140, SLG: 0.163 Ellis Burks, R OBP: 0.344, SLG: 0.557 (1, 1)										2	0	0	0	0	1	0											
Inning Stats	R: 0 E: 0 K: 3 S: 9	H: 0 LOB: 1 BB: 1 P: 13	R: 0 E: 0 K: 0 S: 2	H: 0 LOB: 0 BB: 1 P: 6	R: 0 E: 0 K: 0 S: 4	H: 2 LOB: 2 BB: 0 P: 4	R: 0 E: 0 K: 3 S: 10	H: 1 LOB: 1 BB: 0 P: 10	R: 1 E: 0 K: 2 S: 9	H: 2 LOB: 1 BB: 0 P: 9	R: 1 E: 0 K: 1 S: 8	H: 3 LOB: 2 BB: 1 P: 8	R: 1 E: 0 K: 2 S: 9	H: 2 LOB: 2 BB: 1 P: 13	R: 0 E: 0 K: 0 S: 5	H: 3 LOB: 2 BB: 0 P: 5	R: 3 E: 0 K: 0 S: 3	H: 1 LOB: 0 BB: 3 P: 15	1B: 9 2B: 3 3B: 0 HR: 3	SF: 0 SAC: 1 DP: 3 HBP: 0	WP: 1 PB: 0 SB: 1 CS: 0	PA: 43					
PITCHER	IP	WLS	BF	H	R	ER	SO	BB	IBB	HBP	BLK	WP	HR	S	P	ERA	WHIP										
Ramon Garcia, R ERA: 4.14 (1, 1)	6.0		26	8	2	2	9	2	0	0	0	0	2	42	50	3.00	1.667										
Tom Martin, L ERA: 2.53 (7, 1)	0.1		3	1	1	1	1	1	0	0	0	0	0	4	8	27.00	6.000										
Russ Springer, R ERA: 4.37 (7, 1)	1.2		8	4	0	0	1	0	0	0	0	0	0	10	10	0.00	2.400										
John Hudek, R ERA: 6.67 (9, 1)	0.2	L	3	0	1	1	0	2	0	0	0	1	0	1	9	13.50	3.000										
Billy Wagner, L ERA: 2.73 (9, 1)	0.1		3	1	2	2	0	1	0	0	0	0	1	2	6	54.00	6.000										

Batter	1	2	3	4	5	6	7	8	9	AB	R	H	RBI	BB	SO	LOB	BOTTOM										
Craig Biggio, R OBP: 0.304, SLG: 0.498 (1, 4)										3	2	0	0	1	1	0	Colorado Rockies @ Houston Astros Astrodome, Houston, TX Sat Aug 23 1997, 4:33 AM EDT Att: 32,374 - Dome										
Derek Bell, R OBP: 0.350, SLG: 0.445 (1, 9)										5	0	4	0	0	1	0											
5 Jeff Bagwell, R OBP: 0.419, SLG: 0.581 (1, 3)										4	0	0	0	0	2	5											
Luis Gonzalez, L OBP: 0.350, SLG: 0.376 (1, 7)										2	0	0	1	1	1	1											
Ricky Gutierrez, R OBP: 0.332, SLG: 0.360 (1, 5)										4	1	2	0	0	2	1											
Chuck Carr, S OBP: 0.318, SLG: 0.381 (1, 8)										4	0	0	0	0	1	2											
Brad Ausmus, R OBP: 0.329, SLG: 0.375 (1, 2)										4	0	4	1	0	0	0											
Tim Lincecum, R OBP: 0.316, SLG: 0.391 John Hudek, S (9, 1)										3	0	0	0	0	0	3											
Billy Wagner, L (9, 1)										0	0	0	0	0	0	0											
Ramon Garcia, R OBP: 0.071, SLG: 0.077 Thomas Howard, S OBP: 0.320, SLG: 0.346 Tom Martin, L (7, 1)										2	0	0	0	0	1	1											
Russ Springer, R (7, 1)										1	0	0	0	0	1	2											
Bill Spillers, L OBP: 0.439, SLG: 0.470 (9, 5)										0	0	0	0	0	0	0											
Inning Stats	R: 1 E: 0 K: 2 S: 8	H: 1 LOB: 1 BB: 0 P: 9	R: 0 E: 0 K: 0 S: 4	H: 1 LOB: 1 BB: 0 P: 4	R: 0 E: 0 K: 1 S: 6	H: 1 LOB: 1 BB: 0 P: 6	R: 0 E: 0 K: 0 S: 4	H: 2 LOB: 1 BB: 0 P: 4	R: 0 E: 0 K: 3 S: 10	H: 1 LOB: 1 BB: 0 P: 10	R: 1 E: 0 K: 2 S: 9	H: 2 LOB: 2 BB: 0 P: 10	R: 1 E: 0 K: 0 S: 2	H: 1 LOB: 0 BB: 0 P: 10	R: 0 E: 0 K: 1 S: 6	H: 1 LOB: 1 BB: 0 P: 6	R: 0 E: 0 K: 1 S: 5	H: 0 LOB: 0 BB: 0 P: 5	1B: 7 2B: 3 3B: 0 HR: 0	SF: 1 SAC: 0 DP: 1 HBP: 2	WP: 0 PB: 0 SB: 4 CS: 2	PA: 39					
PITCHER	IP	WLS	BF	H	R	ER	SO	BB	IBB	HBP	BLK	WP	HR	S	P	ERA	WHIP										
Pedro Astacio, R ERA: 4.1 (1, 1)	6.2		31	9	3	3	8	2	0	2	0	0	0	43	53	4.05	1.650										
Steve Reed, R ERA: 4.5 (7, 1)	1.1	W	4	1	0	0	1	0	0	0	0	0	0	6	6	0.00	0.750										
Jerry Dipoto, R ERA: 4.5 (9, 1)	1.0	S	3	0	0	0	1	0	0	0	0	0	0	5	5	0.00	0.000										



Batter	1	2	3	4	5	6	7	8	9	AB	R	H	RBI	BB	SO	LOB	TOP										
Pokey Reese, R OBP: 0.299, SLG: 0.296 (1, 6)	1-1 CS 1B		0-0 1B SF8 1B		2-2 1B 2B	0-1 G3-1		3-2 F9		5	2	3	0	0	0	0											
Jon Nunnally, L OBP: 0.302, SLG: 0.427 (1, 8)	2-1 P5		0-3 K		2-0 1B G3 1B		0-1 G6-3		0-0 G1-3	5	1	1	1	0	1	2											
Chris Stynes, R OBP: 0.453, SLG: 0.548 (1, 7)	4-2 FC6-4 BB		2-1 CS 1B		0-0 F8 1B		0-1 2B 1B		1-1 F9	4	0	2	0	1	0	1											
Eduardo Perez, R OBP: 0.345, SLG: 0.514 (1, 3)	1-2 FC6-4		3-2 SF8 1B		1-1 HR 1B		0-2 2B		3-1 1B	4	1	3	1	0	0	1											
Willie Greene, L OBP: 0.349, SLG: 0.444 (1, 5)		4-0 E5 BB	2-2 CS	1-3 K	3-1 G3		4-0 BB BB		0-0 1B	3	0	1	1	2	1	1											
Reggie Sanders, R OBP: 0.333, SLG: 0.550 (1, 9)		1-2 E5 HR		1-3 K	2-2 HR		4-1 BB		2-1 F7	4	2	1	2	1	1	3											
Joe Oliver, R OBP: 0.334, SLG: 0.466 (1, 2)		1-0 G6-3		0-0 2B	0-0 G4-3		1-3 K			4	0	1	0	0	1	4											
Bret Boone, R OBP: 0.300, SLG: 0.335 (1, 4)		2-2 HR		4-0 IBB		1-1 F8		0-3 K		3	1	1	2	1	1	0											
Felix Rodriguez, R Scott Sullivan, R Pedro Martinez, L Mike Kelly, R Stan Belinda, R Jeff Shaw, R (1, 1) (5, 1) (7, 1) (8, PH) (8, 1) (9, 1)		0-0 G6-3		0-2 G6-3		1-2 K		2-2 P4		2	0	0	0	0	0	2											
Inning Stats	R: 0 E: 0 K: 0 S: 9	H: 1 LOB: 1 BB: 1 P: 17	R: 2 E: 1 K: 0 S: 8	H: 1 LOB: 0 BB: 1 P: 16	R: 1 E: 0 K: 1 S: 12	H: 2 LOB: 0 BB: 0 P: 19	R: 0 E: 0 K: 2 S: 11	H: 1 LOB: 2 BB: 1 P: 17	R: 4 E: 1 K: 1 S: 14	H: 4 LOB: 0 BB: 0 P: 24	R: 0 E: 0 K: 1 S: 7	H: 0 LOB: 0 BB: 0 P: 9	R: 0 E: 0 K: 1 S: 11	H: 2 LOB: 2 BB: 2 P: 20	R: 0 E: 0 K: 1 S: 14	H: 0 LOB: 0 BB: 0 P: 19	R: 0 E: 0 K: 0 S: 8	H: 2 LOB: 2 BB: 0 P: 14	1B: 8 2B: 3 3B: 0 HR: 2	SF: 1 SAC: 0 DP: 0 HBP: 0	WP: 0 PB: 0 SB: 0 CS: 2	PA: 43					
PITCHER	IP	WLS	BF	H	R	ER	SO	BB	IBB	HBP	BLK	WP	HR	S	P	ERA	WHIP										
Frank Castillo, R ERA: 5.39 (1, 1)	5.0	L	25	9	7	5	3	2	1	0	0	0	2	54	93	9.00	2.200										
Steve Reed, R ERA: 4.42 (6, 1)	1.0		3	0	0	0	1	0	0	0	0	0	0	7	9	0.00	0.000										
Mike Munoz, L ERA: 5.02 (7, 1)	2.0		9	2	0	0	2	2	0	0	0	0	0	25	39	0.00	2.000										
Jerry Dipoto, R ERA: 4.44 (9, 1)	1.0		5	2	0	0	0	0	0	0	0	0	0	8	14	0.00	2.000										

Cincinnati Reds @ Colorado Rockies
Coors Field, Denver, CO
Mon Aug 25 1997, 3:33 AM MDT
Att: 48,143 - Sunny - 84 F

AB	36
R	7
H	13
RBI	7
BB	5
SO	6
LOB	14



Batter	1	2	3	4	5	6	7	8	9	AB	R	H	RBI	BB	SO	LOB	BOTTOM										
Quinton McCracken, S OBP: 0.388, SLG: 0.357 (1, 8)	1-2 F9		2-1 1B		2-2 G4-6-3 1B	0-0 F8		0-2 CS 1B		5	0	3	1	0	0	1											
Neftali Perez, S OBP: 0.341, SLG: 0.471 (1, 6)	0-0 F7		3-1 G1-3		3-1 G4-6-3		1-3 K		2-2 CS	5	0	0	1	0	1	2											
Larry Walker, L OBP: 0.463, SLG: 0.708 (1, 9)	2-0 1B			0-0 L9	4-2 BB		0-1 HR		0-0 F9	4	1	2	1	1	0	0											
Andres Galarraga, R OBP: 0.388, SLG: 0.572 (1, 3)	1-0 F9			1-0 G5-3	2-2 K		1-0 1B G4-3 2B		0-1 P4	5	1	1	0	0	1	3											
Vinny Castilla, R OBP: 0.354, SLG: 0.551 (1, 5)		3-1 G6-3		2-1 1B		3-3 K	0-1 G4-3 1B			4	0	2	0	0	1	0											
17 Todd Helton, L OBP: 0.384, SLG: 0.490 Ellis Burks, R OBP: 0.342, SLG: 0.550 (7, PH) (8, 7)		2-2 G6-3		0-1 F7		2-2 HR	3-2 G4-3			3	1	1	1	0	0	1											
Jeff Reed, L OBP: 0.391, SLG: 0.500 (1, 2)		1-1 P2			1-1 WP BB 1B	2-2 1B 2B		2-1 G3		4	2	2	0	0	0	1											
Jason Bates, S OBP: 0.345, SLG: 0.450 (1, 4)			2-2 F9		4-0 1B WP G4-6-3 BB	3-3 K		3-2 P6		3	1	0	0	1	1	1											
Frank Castillo, R OBP: 0.345, SLG: 0.440 Harvey Phillips, R OBP: 0.309, SLG: 0.385 Steve Reed, R Dante Bichette, R Mike Munoz, L Walt Weiss, S Jerry Dipoto, R (1, 1) (5, PH) (5, 1) (6, PH) (7, 1) (8, PH) (8, 1) (9, 1)			1-1 G5-3		0-1 P4	1-0 2H 1B		2-1 F9		1	0	0	0	0	0	0											
Inning Stats	R: 0 E: 0 K: 0 S: 7	H: 1 LOB: 0 BB: 0 P: 11	R: 0 E: 0 K: 0 S: 7	H: 0 LOB: 0 BB: 0 P: 13	R: 0 E: 0 K: 0 S: 9	H: 1 LOB: 1 BB: 0 P: 17	R: 0 E: 0 K: 0 S: 6	H: 1 LOB: 1 BB: 0 P: 9	R: 2 E: 0 K: 1 S: 14	H: 3 LOB: 1 BB: 2 P: 30	R: 2 E: 0 K: 2 S: 17	H: 3 LOB: 1 BB: 0 P: 28	R: 2 E: 0 K: 1 S: 16	H: 3 LOB: 1 BB: 0 P: 23	R: 0 E: 0 K: 0 S: 12	H: 1 LOB: 0 BB: 0 P: 18	R: 0 E: 0 K: 0 S: 5	H: 0 LOB: 0 BB: 0 P: 5	1B: 8 2B: 2 3B: 0 HR: 2	SF: 0 SAC: 0 DP: 0 HBP: 0	WP: 1 PB: 0 SB: 0 CS: 1	PA: 41					
PITCHER	IP	WLS	BF	H	R	ER	SO	BB	IBB	HBP	BLK	WP	HR	S	P	ERA	WHIP										
Felix Rodriguez, R ERA: 5.0 (1, 1)	4.2		21	5	2	2	0	2	0	0	0	0	2	30	45	21.60	3.600										
Scott Sullivan, R ERA: 2.89 (5, 1)	1.2	W	11	6	4	4	4	0	0	0	0	0	0	6	11	0.00	0.000										
Pedro Martinez, L ERA: 4.5 (7, 1)	0.2		2	0	0	0	0	0	0	0	0	0	0	12	18	0.00	1.000										
Stan Belinda, R ERA: 3.82 (8, 1)	1.0		3	1	0	0	0	0	0	0	0	0	0	5	5	0.00	0.000										
Jeff Shaw, R ERA: 2.55 (9, 1)	1.0	S	3	0	0	0	0	0	0	0	0	0	0	5	5	0.00	0.000										

Cincinnati Reds @ Colorado Rockies
Coors Field, Denver, CO
Mon Aug 25 1997, 3:33 AM MDT
Att: 48,143 - Sunny - 84 F

AB	38
R	6
H	12
RBI	6
BB	2
SO	4
LOB	12



Batter	1	2	3	4	5	6	7	8	9	AB	R	H	RBI	BB	SO	LOB	TOP								
Pokey Reese, R OBP: 0.298, SLG: 0.295 (1, 6)	G6-3	1B		P6		P3		SH3-4		4	0	1	0	0	0	2	Cincinnati Reds @ Colorado Rockies Coors Field, Denver, CO Mon Aug 25 1997, 7:05 PM MDT Att: 48,081 - Unknown - 82 F								
Lenny Harris, L OBP: 0.281, SLG: 0.354 Bret Boone, R OBP: 0.300, SLG: 0.334 (1, 4) (7, 4)	2B	G6-3			G5-3	1B		P9		3	1	2	1	1	0	1									
Chris Stynes, R OBP: 0.478, SLG: 0.582 (1, 7)	1B	2B			G5-3	1B		G5-3		5	1	4	2	0	0	1									
Eduardo Perez, R OBP: 0.346, SLG: 0.511 (1, 3)	1B	1B		K	G5-3			G6-4-3	1B	5	0	2	1	0	2	4									
Willie Greene, L OBP: 0.351, SLG: 0.445 (1, 5)	G6-4-3	1B		L7	K			G6-4-3	1B	4	0	2	0	1	1	3									
Reggie Sanders, R OBP: 0.327, SLG: 0.538 (1, 9)	G6-4-3			F8	F8			G6-4-3	F9	5	0	0	0	0	0	8									
Jon Nunnally, L OBP: 0.321, SLG: 0.479 (1, 8)		HR		P5		2B			1B	4	2	3	1	1	0	0									
Brook Fordyce, R OBP: 0.289, SLG: 0.320 (1, 2)		P2		SH5-4		2B		F9	F7	5	1	2	1	0	0	4									
Gabe White, L OBP: 0.300, SLG: 0.200 Danny Graves, R OBP: 0.300, SLG: 0.200 Mike Remlinger, L OBP: 0.300, SLG: 0.200 Eddie Tapscott, L OBP: 0.300, SLG: 0.200 Stan Belinda, R OBP: 0.300, SLG: 0.200 Barry Larkin, R OBP: 0.300, SLG: 0.200 Jeff Shaw, R OBP: 0.300, SLG: 0.200 (1, 1) (6, 1) (7, 1) (8, PH) (8, 1) (9, PH) (9, 1)		K		SH5-4		SH1-4		WP	SH3-4	1B	1	0	0	0	0	1		0							
Inning Stats	R: 2 E: 0 K: 0 S: 10	H: 3 LOB: 1 BB: 1 P: 21	R: 1 E: 0 K: 1 S: 10	H: 2 LOB: 1 BB: 0 P: 14	R: 0 E: 0 K: 1 S: 10	H: 1 LOB: 1 BB: 0 P: 15	R: 0 E: 0 K: 0 S: 6	H: 1 LOB: 1 BB: 0 P: 9	R: 0 E: 0 K: 0 S: 15	H: 2 LOB: 2 BB: 0 P: 20	R: 2 E: 0 K: 0 S: 10	H: 3 LOB: 1 BB: 0 P: 17	R: 0 E: 0 K: 0 S: 10	H: 1 LOB: 2 BB: 2 P: 18	R: 1 E: 0 K: 1 S: 12	H: 2 LOB: 1 BB: 0 P: 23		R: 0 E: 0 K: 0 S: 8	H: 2 LOB: 2 BB: 0 P: 12	1B: 12 2B: 3 3B: 1 HR: 1	SF: 0 SAC: 0 DP: 2 HBP: 0	WP: 1 PB: 0 SB: 2 CS: 0	PA: 45		
PITCHER	IP	WLS	BF	H	R	ER	SO	BB	IBB	HBP	BLK	WP	HR	S	P	ERA	WHIP								
Mark Hutton, R ERA: 4.88 (1, 1)	5.1	L	27	11	5	5	3	1	0	0	0	0	1	57	88	8.44	2.250								
Darren Holmes, R ERA: 5.0 (6, 1)	1.2		8	2	0	0	0	2	0	0	0	0	0	14	26	0.00	2.400								
Curt Leskanic, R ERA: 6.8 (8, 1)	1.0		5	2	1	1	1	0	0	0	0	1	0	12	23	9.00	2.000								
Mike DeJean, R ERA: 4.36 (9, 1)	1.0		5	2	0	0	0	0	0	0	0	0	0	8	12	0.00	2.000								

Batter	1	2	3	4	5	6	7	8	9	AB	R	H	RBI	BB	SO	LOB	BOTTOM								
Neif Perez, S OBP: 0.343, SLG: 0.469 (1, 4)	G4-3		G4-3			2B			F9	5	1	2	0	0	0	2	Cincinnati Reds @ Colorado Rockies Coors Field, Denver, CO Mon Aug 25 1997, 7:05 PM MDT Att: 48,081 - Unknown - 82 F								
Ellis Burks, R OBP: 0.343, SLG: 0.547 (1, 8)	P3		K			1B			G4-6-3	5	0	2	0	0	1	1									
Larry Walker, L OBP: 0.465, SLG: 0.712 (1, 9)	E7				2B				G4-6-3	5	1	3	0	0	0	5									
Andres Galarraga, R OBP: 0.387, SLG: 0.569 (1, 3)	G5-3				L7				G6-4-3	3	0	0	0	1	0	4									
Dante Bichette, R OBP: 0.346, SLG: 0.503 (1, 7)		HR			G6-3			G6-4-3		4	1	2	3	0	0	2									
Vinny Castilla, R OBP: 0.353, SLG: 0.549 (1, 5)		F9			L8			K		4	0	1	0	0	1	1									
Kirt Manwaring, R OBP: 0.311, SLG: 0.298 17 Todd Helton, L OBP: 0.375, SLG: 0.560 (1, 2) (9, PH)		P3			F9			FC6		3	0	0	0	0	0	2									
Walt Weiss, S OBP: 0.358, SLG: 0.369 (1, 6)		P5			G6-3			G5-3		4	0	1	0	0	0	0									
Mark Hutton, R ERA: 3.55 Darren Holmes, R ERA: 4.36 Quinton McCracken, S ERA: 4.36 Curt Leskanic, R ERA: 3.65 Stan Belinda, R ERA: 3.78 Jeff Shaw, R ERA: 2.63 (1, 1) (6, 1) (7, PH) (8, 1) (9, 1) (9, PH)					G1-3			G5-3		2	0	0	0	0	0	0		0							
Inning Stats	R: 0 E: 1 K: 0 S: 10	H: 1 LOB: 1 BB: 0 P: 13	R: 1 E: 0 K: 0 S: 10	H: 1 LOB: 0 BB: 0 P: 16	R: 0 E: 0 K: 1 S: 9	H: 0 LOB: 0 BB: 0 P: 12	R: 0 E: 0 K: 0 S: 11	H: 1 LOB: 1 BB: 0 P: 20	R: 0 E: 0 K: 0 S: 6	H: 0 LOB: 0 BB: 0 P: 10	R: 2 E: 0 K: 0 S: 12	H: 4 LOB: 2 BB: 0 P: 21	R: 0 E: 0 K: 0 S: 11	H: 2 LOB: 2 BB: 0 P: 15	R: 0 E: 0 K: 1 S: 8	H: 0 LOB: 0 BB: 1 P: 13		R: 1 E: 0 K: 0 S: 13	H: 3 LOB: 2 BB: 1 P: 23	1B: 8 2B: 2 3B: 0 HR: 2	SF: 0 SAC: 0 DP: 2 HBP: 0	WP: 0 PB: 0 SB: 0 CS: 0	PA: 39		
PITCHER	IP	WLS	BF	H	R	ER	SO	BB	IBB	HBP	BLK	WP	HR	S	P	ERA	WHIP								
Gabe White, L ERA: 3.55 (1, 1)	5.2	W	22	5	3	3	1	0	0	0	0	0	1	54	87	4.76	0.882								
Danny Graves, R ERA: 3.65 (6, 1)	1.0		7	4	0	0	0	0	0	0	0	0	0	13	17	0.00	4.000								
Mike Remlinger, L ERA: 3.65 (7, 1)	0.1		1	0	0	0	0	0	0	0	0	0	0	2	3	0.00	0.000								
Stan Belinda, R ERA: 3.78 (8, 1)	1.0		3	0	0	0	1	1	0	0	0	0	0	8	13	0.00	1.000								
Jeff Shaw, R ERA: 2.63 (9, 1)	1.0	S	6	3	1	1	0	1	0	0	0	0	1	13	23	9.00	4.000								



Batter	1	2	3	4	5	6	7	8	9	AB	R	H	RBI	BB	SO	LOB	TOP					
Pokey Reese, R OBP: 0.297, SLG: 0.294 (1, 6)	1-1 G5-3	3-2 F7		2-3 K		3-2 F8		2-1 CS 1B		5	0	1	0	0	1	3						
Jon Nunnally, L OBP: 0.335, SLG: 0.508 (1, 8)	0-1 HR		4-2 G4-6-3 BB	4-1 BB		2-0 1B		1-0 CS 1-2	1-3 K	3	1	2	1	2	1	0						
Chris Stynes, R OBP: 0.486, SLG: 0.577 (1, 7)	0-1 G6-3		0-0 G4-6-3 1-2	4-2 BB		3-0 PO 2-3	1-0 G1-3 1B		2-1 WP 1B	4	0	2	0	1	0	1						
Eduardo Perez, R OBP: 0.344, SLG: 0.517 (1, 3)	0-1 HR		3-1 E6 BB	1-1 G1-3			1-1 G1-3 1-3		3-2 F7	5	2	1	1	0	0	5						
Willie Greene, L OBP: 0.354, SLG: 0.445 (1, 5)	1-0 1B		4-1 HR BB		2-1 G5-4-3 1B		0-0 G1-3		2-3 K	4	1	2	0	1	1	2						
Reggie Sanders, R OBP: 0.329, SLG: 0.548 (1, 9)	1-3 K		0-0 HR 1-H 2-H		0-0 G5-4-3 1-2		1-2 HBP			3	1	1	3	0	1	2						
Joe Oliver, R OBP: 0.330, SLG: 0.459 Pedro Martinez, L (7, 1)		1-3 K	1-0 G5-3		1-0 G6-3		0-0 P5			4	0	0	0	0	1	2	AB 32					
Scott Sullivan, R (8, 1)										0	0	0	0	0	0	0	R 5					
Bret Boone, R OBP: 0.301, SLG: 0.334 (1, 4)		4-1 SH3-4 BB		0-0 BB SH3 1B		1-2 G1-3		2-0 L9		3	0	1	0	1	0	0	H 10					
Giovanni Carrara, R (1, 1)		0-0 SH3-4		0-0 SH3		4-2 PO 1B BB		2-3 K		0	0	0	0	0	0	0	RBI 5					
Bary Larkin, R OBP: 0.451, SLG: 0.488 (6, PH)										0	0	0	0	1	0	0	BB 6					
Mike Reminger, L OBP: 0.100, SLG: 0.200 (6, PH)										0	0	0	0	0	0	0	SO 6					
Danny Graves, R (6, 1)										0	0	0	0	0	0	0	LOB 15					
Eddie Taubensee, L OBP: 0.309, SLG: 0.447 (7, 2)										1	0	0	0	0	1	0						
Inning Stats	R: 2 E: 0 K: 1 S: 12	H: 3 LOB: 1 BB: 0 P: 15	R: 0 E: 0 K: 1 S: 8	H: 0 LOB: 1 BB: 1 P: 16	R: 3 E: 1 K: 0 S: 8	H: 1 LOB: 0 BB: 2 P: 20	R: 0 E: 0 K: 1 S: 11	H: 1 LOB: 3 BB: 2 P: 22	R: 0 E: 0 K: 0 S: 4	H: 1 LOB: 0 BB: 0 P: 7	R: 0 E: 0 K: 0 S: 10	H: 1 LOB: 1 BB: 1 P: 23	R: 0 E: 0 K: 0 S: 8	H: 1 LOB: 2 BB: 0 P: 10	R: 0 E: 0 K: 1 S: 7	H: 1 LOB: 0 BB: 0 P: 13	R: 0 E: 0 K: 2 S: 11	H: 1 LOB: 1 BB: 0 P: 19	1B: 7 2B: 0 3B: 0 HR: 3	SF: 0 SAC: 2 DP: 2 HBP: 1	WP: 1 PB: 0 SB: 1 CS: 1	PA: 43
PITCHER	IP	WLS	BF	H	R	ER	SO	BB	IBB	HBP	BLK	WP	HR	S	P	ERA	WHIP					
Roger Bailey, R ERA: 4.33	(1, 1)	6.2	33	8	5	2	3	6	0	1	0	0	3	60	112	2.70	2.100					
Steve Reed, R ERA: 4.39	(7, 1)	0.1	1	0	0	0	0	0	0	0	0	0	0	1	1	0.00	0.000					
Mike DeJean, R ERA: 4.28	(8, 1)	1.0	W	3	1	0	1	0	0	0	0	0	7	13	0.00	1.000						
Jerry Dipoto, R ERA: 4.39	(9, 1)	1.0		4	1	0	2	0	0	0	0	1	0	11	19	0.00	1.000					

Cincinnati Reds @ Colorado Rockies
Coors Field, Denver, CO
Tue Aug 26 1997, 7:05 PM MDT
Att: 48,063 - Unknown - 75 F

AB	32
R	5
H	10
RBI	5
BB	6
SO	6
LOB	15



Batter	1	2	3	4	5	6	7	8	9	AB	R	H	RBI	BB	SO	LOB	BOTTOM				
Walt Weiss, S OBP: 0.358, SLG: 0.371 (1, 6)	1-2 G3		3-2 G1-6-3	1-1 G3			4-0 BB	2-2 1-H 2B		4	0	1	2	1	0	1					
17 Todd Helton, L OBP: 0.373, SLG: 0.547 Andres Galarraga, R OBP: 0.386, SLG: 0.566 (8, 3)	1-3 K		1-2 1B	3-2 L8			3-3 K	3-3 K		3	0	1	0	0	1	1					
Larry Walker, L OBP: 0.463, SLG: 0.708 (1, 9)	1-2 F7		1-1 1B		3-2 G5-3		2-1 G4-3			4	0	1	0	0	0	1					
Dante Bichette, R OBP: 0.347, SLG: 0.510 Harvey Pulliam, R OBP: 0.309, SLG: 0.385 (9, 7)		0-0 HR	3-3 K		2-0 F8		0-0 BB HR 1B			4	2	2	1	0	1	2					
Ellis Burks, R OBP: 0.344, SLG: 0.544 (1, 8)		4-1 HR BB	1-1 G1-3		0-0 P4		4-0 HR BB			2	2	0	0	2	0	2					
Vinny Castilla, R OBP: 0.354, SLG: 0.560 (1, 5)		1-0 HR		1-0 HR		1-1 F9		1-3 K		4	2	2	3	0	1	2					
Jeff Reed, L OBP: 0.396, SLG: 0.513 (1, 2)		3-2 G6-3		4-1 1B G3 BB		0-0 L7		0-1 HR		3	2	1	3	1	0	0	AB 32				
Neffi Perez, S OBP: 0.346, SLG: 0.470 (1, 4)		2-1 L9-3 1B		0-1 G3 SH1-4 1B		2-3 K		2-1 G4-3		4	0	2	0	0	1	0	R 9				
Roger Bailey, R ERA: 7.58 Quinton McCracken, S ERA: 3.95 Mike DeJean, R ERA: 4.28 Jason Bates, S ERA: 4.50 Jerry Dipoto, R ERA: 4.39 (9, 1)		2-1 L9-3		0-1 SH1-4		2-2 G3-1		4-0 2B BB		1	0	0	0	0	0	1	H 10				
Inning Stats	R: 0 E: 0 K: 1 S: 9	H: 0 LOB: 0 BB: 0 P: 12	R: 3 E: 0 K: 0 S: 11	H: 3 LOB: 0 BB: 1 P: 23	R: 0 E: 0 K: 1 S: 14	H: 2 LOB: 0 BB: 0 P: 23	R: 2 E: 0 K: 0 S: 12	H: 2 LOB: 1 BB: 1 P: 21	R: 0 E: 0 K: 0 S: 6	H: 0 LOB: 0 BB: 0 P: 11	R: 0 E: 0 K: 1 S: 7	H: 0 LOB: 0 BB: 0 P: 10	R: 0 E: 0 K: 1 S: 10	H: 0 LOB: 1 BB: 1 P: 21	R: 4 E: 0 K: 2 S: 16	H: 3 LOB: 1 BB: 2 P: 32	1B: 5 2B: 2 3B: 0 HR: 4	SF: 0 SAC: 1 DP: 1 HBP: 0	WP: 0 PB: 0 SB: 0 CS: 0	PA: 38	
PITCHER	IP	WLS	BF	H	R	ER	SO	BB	IBB	HBP	BLK	WP	HR	S	P	ERA	WHIP				
Giovanni Carrara, R ERA: 7.58	(1, 1)	5.0	23	7	5	5	2	2	0	0	0	0	3	52	90	9.00	1.800				
Danny Graves, R ERA: 3.95	(6, 1)	1.1	5	0	0	0	1	1	0	0	0	0	0	10	19	0.00	0.750				
Pedro Martinez, L ERA: 7.71	(7, 1)	0.2	L	4	1	2	1	1	0	0	0	0	0	8	17	27.00	3.000				
Scott Sullivan, R ERA: 3.09	(8, 1)	1.0		6	2	2	2	1	0	0	0	0	1	15	27	18.00	3.000				

Cincinnati Reds @ Colorado Rockies
Coors Field, Denver, CO
Tue Aug 26 1997, 7:05 PM MDT
Att: 48,063 - Unknown - 75 F

AB	32
R	9
H	10
RBI	9
BB	5
SO	6
LOB	12



Batter	1	2	3	4	5	6	7	8	9	AB	R	H	RBI	BB	SO	LOB	TOP								
Pokey Reese, R (1, 6) OBP: 0.296, SLG: 0.291	G4-3			G6-3			FC6-4			3	0	0	0	1	0	1	Cincinnati Reds @ Colorado Rockies Coors Field, Denver, CO Wed Aug 27 1997, 3:33 AM MDT Att: 48,032 - Sunny - 81 F								
Jon Nunnally, L (1, 8) OBP: 0.335, SLG: 0.500	G5-4-3 1B			L3			K		P4	4	0	1	0	0	1	1									
Chris Stynes, R (1, 7) OBP: 0.487, SLG: 0.581	G5-4-3 1-2			3-1 2B			F7		4-0 2B BB	3	1	1	0	1	0	2									
Eduardo Perez, R (1, 3) OBP: 0.346, SLG: 0.521		P4		2-3 K					2-1 2B 1B 1-H 2B	4	1	2	1	0	1	1									
Reggie Sanders, R (1, 9) OBP: 0.332, SLG: 0.558		K			0-1 HR				4-0 2B BB 2-3 G6-3	3	2	1	1	1	1	1									
Willie Greene, L (1, 5) OBP: 0.356, SLG: 0.447		G3			4-2 BB G1-4-3				3-2 L9 1-H 2-H 2B G4-3	3	1	1	2	1	1	1									
Joe Oliver, R (1, 2) OBP: 0.329, SLG: 0.454			G6-3		1-1 G1-4-3 1-2				0-2 L9 2-3	3	0	0	0	1	0	2									
Brook Fordyce, R (9, PR) OBP: 0.288, SLG: 0.320									4-1 G4-6-3 BB	0	0	0	0	0	0	0									
Bret Boone, R (1, 4) OBP: 0.300, SLG: 0.332					0-2 K				2-3 K	2	0	0	0	0	1	0									
Dave Burba, R (5, 1) OBP: 0.205, SLG: 0.184									2-3 K	0	0	0	0	0	0	0									
Eddie Taubensee, L (7, PH) OBP: 0.307, SLG: 0.444									0-0 F7	1	0	0	1	0	0	0									
Danny Graves, R (7, 1) OBP: 0.449, SLG: 0.486									G4-3	0	0	0	0	0	0	0									
Barry Larkin, R (9, PH) OBP: 0.449, SLG: 0.486									3-H 4-0 BB	1	0	0	0	0	1	1									
Mike Remlinger, L (1, 1) OBP: 0.091, SLG: 0.182									G4-6-3	1	0	0	0	1	0	1									
Lenny Harris, L (5, 4) OBP: 0.282, SLG: 0.350									G4-3	2	0	0	0	1	0	1									
Inning Stats	R: 0 E: 0 K: 0 S: 6	H: 1 LOB: 0 BB: 0 P: 7	R: 0 E: 0 K: 1 S: 8	H: 0 LOB: 0 BB: 0 P: 9	R: 0 E: 0 K: 2 S: 11	H: 0 LOB: 0 BB: 0 P: 14	R: 0 E: 0 K: 1 S: 10	H: 1 LOB: 1 BB: 0 P: 20	R: 1 E: 0 K: 0 S: 8	H: 1 LOB: 0 BB: 1 P: 13	R: 0 E: 0 K: 1 S: 7	H: 0 LOB: 1 BB: 1 P: 13	R: 3 E: 0 K: 0 S: 15	H: 2 LOB: 2 BB: 2 P: 31	R: 1 E: 0 K: 1 S: 10	H: 1 LOB: 1 BB: 1 P: 23	R: 0 E: 0 K: 1 S: 6	H: 0 LOB: 1 BB: 1 P: 13	1B: 2 2B: 3 3B: 0 HR: 1	SF: 0 SAC: 0 DP: 3 HBP: 0	WP: 0 PB: 0 SB: 0 CS: 0	PA: 36			
PITCHER	IP	WLS	BF	H	R	ER	SO	BB	IBB	HBP	BLK	WP	HR	S	P	ERA	WHIP								
John Thomson, R (1, 1) ERA: 4.59	7.0	W	28	5	4	4	5	4	0	0	0	0	1	65	107	5.14	1.286								
Curt Leskanic, R (8, 1) ERA: 6.89	0.2		4	1	1	1	0	1	0	0	0	0	0	7	17	13.50	3.000								
Mike Munoz, L (8, 1) ERA: 4.97	0.1		1	0	0	0	1	0	0	0	0	0	0	3	6	0.00	0.000								
Jerry Dipoto, R (9, 1) ERA: 4.33	1.0	S	3	0	0	0	1	1	0	0	0	0	0	6	13	0.00	1.000								

AB	30
R	5
H	6
RBI	5
BB	6
SO	7
LOB	11



Batter	1	2	3	4	5	6	7	8	9	AB	R	H	RBI	BB	SO	LOB	BOTTOM								
Walt Weiss, S (1, 6) OBP: 0.357, SLG: 0.373	E6 G6-4-3			G6-3	S E 2B		F7			4	1	1	0	0	0	1	Cincinnati Reds @ Colorado Rockies Coors Field, Denver, CO Wed Aug 27 1997, 3:33 AM MDT Att: 48,032 - Sunny - 81 F								
Ellis Burks, R (1, 8) OBP: 0.343, SLG: 0.550	G6-4-3 1-2			HR	K		L9			4	1	1	1	0	1	1									
Larry Walker, L (1, 9) OBP: 0.463, SLG: 0.707	F8			2B HBP	E8 2B		G3-1			3	2	1	0	0	0	0									
Dante Bichette, R (1, 7) OBP: 0.353, SLG: 0.518										4	1	4	2	0	0	0									
Curt Leskanic, R (8, 1) ERA: 6.89										0	0	0	0	0	0	0									
Mike Munoz, L (8, 1) OBP: 0.125, SLG: 0.125										0	0	0	0	0	0	0									
Jerry Dipoto, R (9, 1) ERA: 4.33										0	0	0	0	0	0	0									
Andres Galarraga, R (1, 3) OBP: 0.385, SLG: 0.570										4	1	1	2	0	2	3									
Vinny Castilla, R (1, 5) OBP: 0.357, SLG: 0.569										3	1	2	1	1	0	1									
Kirt Manwaring, R (1, 2) OBP: 0.308, SLG: 0.295										3	0	0	0	0	1	1									
Nelfi Perez, S (1, 4) OBP: 0.344, SLG: 0.465										4	0	1	0	0	1	2									
John Thomson, R (1, 1) OBP: 0.244, SLG: 0.205										3	0	0	0	0	3	1									
Quinton McCracken, S (8, 8) OBP: 0.365, SLG: 0.354										1	0	0	0	0	1	1									
Inning Stats	R: 0 E: 1 K: 0 S: 7	H: 0 LOB: 0 BB: 0 P: 9	R: 0 E: 0 K: 1 S: 10	H: 1 LOB: 0 BB: 0 P: 14	R: 0 E: 0 K: 2 S: 7	H: 0 LOB: 0 BB: 0 P: 11	R: 4 E: 0 K: 1 S: 21	H: 3 LOB: 1 BB: 1 P: 33	R: 2 E: 0 K: 3 S: 18	H: 3 LOB: 1 BB: 0 P: 28	R: 1 E: 0 K: 1 S: 9	H: 2 LOB: 1 BB: 0 P: 12	R: 0 E: 0 K: 0 S: 7	H: 1 LOB: 1 BB: 0 P: 9	R: 0 E: 0 K: 1 S: 6	H: 1 LOB: 1 BB: 0 P: 11	1B: 3 2B: 5 3B: 0 HR: 3	SF: 0 SAC: 1 DP: 1 HBP: 1	WP: 1 PB: 0 SB: 1 CS: 1	PA: 36					
PITCHER	IP	WLS	BF	H	R	ER	SO	BB	IBB	HBP	BLK	WP	HR	S	P	ERA	WHIP								
Mike Remlinger, L (1, 1) ERA: 4.08	4.2	L	22	7	6	6	6	1	0	1	0	0	1	12	16	6.75	1.500								
Dave Burba, R (5, 1) ERA: 5.21	1.1		6	2	1	1	2	0	0	0	0	1	1	12	16	6.75	1.500								
Danny Graves, R (7, 1) ERA: 3.45	2.0		8	2	0	0	1	0	0	0	0	0	0	13	20	0.00	1.000								



Batter	1	2	3	4	5	6	7	8	9	AB	R	H	RBI	BB	SO	LOB	TOP										
Joey Cora, S OBP: 0.372, SLG: 0.457 (1, 4)										4	0	0	1	0	2	2	Seattle Mariners @ Colorado Rockies Coors Field, Denver, CO Thu Aug 28 1997, 7:05 PM MDT Att: 48,422 - Unknown - 75 F										
Roberto Kelly, R OBP: 0.331, SLG: 0.463 (1, 7)										5	1	2	1	0	1	1											
Ken Griffey Jr., L OBP: 0.382, SLG: 0.632 (1, 8)										3	0	0	0	0	1	2											
Edgar Martinez, R OBP: 0.456, SLG: 0.550 (1, 3)										4	1	2	1	0	1	3											
Alex Rodriguez, R OBP: 0.353, SLG: 0.512 (1, 6)										3	1	1	0	1	0	1											
Jay Buhner, R OBP: 0.377, SLG: 0.486 Bob Wells, R (8, 1)										3	1	2	0	1	1	0											
Dan Wilson, R OBP: 0.323, SLG: 0.426 (1, 2)										4	0	0	0	0	1	5											
Andy Sheets, R OBP: 0.313, SLG: 0.467 Paul Sorrento, L OBP: 0.337, SLG: 0.515 (9, PH)										3	0	0	0	0	1	2											
Omar Olivares, R OBP: 0.600, SLG: 1.000 Norm Charlton, S (7, 1)										1	0	0	0	0	0	0											
Rob Ducey, L OBP: 0.313, SLG: 0.467 (8, 9)										2	1	2	0	0	0	0											
Inning Stats	R: 0 E: 0 K: 1 S: 6	H: 1 LOB: 1 BB: 0 P: 8	R: 2 E: 0 K: 1 S: 14	H: 2 LOB: 1 BB: 1 P: 24	R: 0 E: 0 K: 1 S: 8	H: 0 LOB: 0 BB: 0 P: 14	R: 0 E: 0 K: 2 S: 7	H: 0 LOB: 0 BB: 0 P: 12	R: 0 E: 0 K: 2 S: 9	H: 1 LOB: 1 BB: 0 P: 20	R: 0 E: 0 K: 0 S: 9	H: 0 LOB: 1 BB: 1 P: 14	R: 3 E: 0 K: 0 S: 19	H: 5 LOB: 2 BB: 0 P: 29	R: 0 E: 0 K: 0 S: 7	H: 1 LOB: 1 BB: 0 P: 8	1B: 7 2B: 1 3B: 1 HR: 2	SF: 1 SAC: 0 DP: 3 HBP: 1	WP: 1 PB: 0 SB: 0 CS: 1	PA: 38							
PITCHER	IP	WLS	BF	H	R	ER	SO	BB	IBB	HBP	BLK	WP	HR	S	P	ERA	WHIP										
Pedro Astacio, R ERA: 4.18 (1, 1)	7.2	W	32	8	5	5	9	2	0	1	0	1	2	78	125	5.87	1.304										
Steve Reed, R ERA: 4.35 (8, 1)	0.1		2	1	0	0	0	0	0	0	0	0	0	7	9	0.00	3.000										
Darren Holmes, R ERA: 4.94 (9, 1)	1.0		4	1	0	0	0	0	0	0	0	0	0	7	8	0.00	1.000										

AB	34
R	5
H	10
RBI	5
BB	2
SO	9
LOB	16



Batter	1	2	3	4	5	6	7	8	9	AB	R	H	RBI	BB	SO	LOB	BOTTOM										
Walt Weiss, S OBP: 0.361, SLG: 0.372 (1, 6)										3	2	1	0	1	0	0	Seattle Mariners @ Colorado Rockies Coors Field, Denver, CO Thu Aug 28 1997, 7:05 PM MDT Att: 48,422 - Unknown - 75 F										
Ellie Burks, R OBP: 0.345, SLG: 0.549 Quinton McCracken, S OBP: 0.364, SLG: 0.352 (8, 8)										4	1	2	0	0	1	0											
Larry Walker, L OBP: 0.461, SLG: 0.702 (1, 9)										5	0	1	1	0	0	2											
Dante Bichette, R OBP: 0.352, SLG: 0.516 Harvey Pulliam, R OBP: 0.309, SLG: 0.385 (9, 7)										4	1	1	0	0	1	3											
Andres Galarraga, R OBP: 0.387, SLG: 0.579 (1, 3)										0	0	0	0	0	0	0											
Vinny Castilla, R OBP: 0.358, SLG: 0.567 (1, 5)										3	1	1	0	1	0	1											
Jeff Reed, L OBP: 0.402, SLG: 0.532 (1, 2)										4	1	3	3	0	0	1											
Nelfi Perez, S OBP: 0.338, SLG: 0.456 (1, 4)										4	0	0	0	0	0	4											
Pedro Astacio, R OBP: 0.130, SLG: 0.152 Steve Reed, R (8, 1)										3	0	0	0	0	2	2											
17 Todd Helton, L OBP: 0.367, SLG: 0.537 Darren Holmes, R OBP: 0.158, SLG: 0.316 (9, 1)										0	0	0	0	0	0	0											
Inning Stats	R: 0 E: 0 K: 0 S: 10	H: 0 LOB: 0 BB: 0 P: 12	R: 3 E: 1 K: 1 S: 12	H: 2 LOB: 0 BB: 0 P: 20	R: 1 E: 1 K: 0 S: 6	H: 3 LOB: 1 BB: 0 P: 8	R: 0 E: 0 K: 1 S: 8	H: 1 LOB: 1 BB: 0 P: 11	R: 0 E: 0 K: 1 S: 7	H: 0 LOB: 0 BB: 0 P: 10	R: 2 E: 0 K: 0 S: 16	H: 3 LOB: 1 BB: 0 P: 23	R: 3 E: 1 K: 1 S: 18	H: 3 LOB: 2 BB: 2 P: 32	R: 0 E: 0 K: 1 S: 8	H: 0 LOB: 1 BB: 0 P: 15	1B: 9 2B: 1 3B: 0 HR: 2	SF: 0 SAC: 0 DP: 1 HBP: 1	WP: 2 PB: 0 SB: 0 CS: 0	PA: 39							
PITCHER	IP	WLS	BF	H	R	ER	SO	BB	IBB	HBP	BLK	WP	HR	S	P	ERA	WHIP										
Omar Olivares, R ERA: 4.7 (1, 1)	6.0	L	27	9	6	4	3	0	0	0	0	1	0	18	32	27.00	5.000										
Norm Charlton, L ERA: 7.56 (7, 1)	1.0		8	3	3	3	1	2	0	0	0	0	0	8	15	0.00	0.000										
Bob Wells, R ERA: 5.66 (8, 1)	1.0		4	0	0	0	1	0	0	1	0	0	0	8	15	0.00	0.000										

AB	36
R	9
H	12
RBI	7
BB	2
SO	5
LOB	15



Batter	1	2	3	4	5	6	7	8	9	AB	R	H	RBI	BB	SO	LOB	TOP			
Joey Cora, S OBP: 0.369, SLG: 0.452 (1,4)	G3-1		G4-3		G6-3		FC6		G4-3	5	0	0	0	0	0	2	Seattle Mariners @ Colorado Rockies Coors Field, Denver, CO Fri Aug 29 1997, 7:05 PM MDT Att: 48,178 - Unknown - 79 F			
Roberto Kelly, R OBP: 0.333, SLG: 0.461 (1,7)	HR		E5		G6-3			G6-3		3	2	1	0	1	0	0				
Ken Griffey Jr., L OBP: 0.383, SLG: 0.633 (1,8)	F7		2B		G5-3			2B		4	1	2	1	0	0	1				
Paul Sorrento, L OBP: 0.343, SLG: 0.529 (1,3)	HR		2B		G6-4-3			1B		3	2	3	3	1	0	0				
Alex Rodriguez, R OBP: 0.352, SLG: 0.510 (1,6)	G5-3		G5-3		G6-4-3			WP		4	0	1	1	0	0	3				
Jay Buhner, R OBP: 0.376, SLG: 0.483 (1,9)		K			G5-3		FC3-6	HBP		3	0	0	0	1	2	1				
Mike Timlin, R (8,1)									K	0	0	0	0	0	0	0				
Dan Wilson, R OBP: 0.322, SLG: 0.423 (1,2)	G4-3		F9		F9		FC3-6	HBP		3	0	0	0	0	1	1				
Andy Sheets, R OBP: 0.250, SLG: 0.368 (1,5)	F8		G4-3		G4-3		B1		K	4	0	0	0	0	1	2				
27 Ken Cloude, R (1,1)			G5-3		G1-3		FC3-6	FC6		2	0	0	0	0	0	0				
Rob Ducey, L OBP: 0.310, SLG: 0.463 (7, PH)									K	1	0	0	0	0	0	2				
Bobby Ayala, R (7,1)										0	0	0	0	0	0	0				
Rich Amaral, R OBP: 0.316, SLG: 0.311 (8,9)									K	1	0	0	0	0	0	1				
Inning Stats	R: 2 E: 0 K: 0 S: 8	H: 1 LOB: 0 BB: 1 P: 16	R: 0 E: 0 K: 1 S: 10	H: 0 LOB: 0 BB: 0 P: 14	R: 1 E: 1 K: 0 S: 10	H: 2 LOB: 2 BB: 1 P: 19	R: 0 E: 0 K: 0 S: 6	H: 0 LOB: 0 BB: 0 P: 10	R: 0 E: 0 K: 0 S: 6	H: 1 LOB: 0 BB: 0 P: 9	R: 0 E: 0 K: 0 S: 7	H: 0 LOB: 2 BB: 1 P: 17	R: 2 E: 0 K: 2 S: 15	H: 3 LOB: 1 BB: 0 P: 22	R: 0 E: 0 K: 2 S: 10	H: 0 LOB: 0 BB: 0 P: 13	1B: 4 2B: 2 3B: 0 HR: 1	SF: 0 SAC: 0 DP: 1 HBP: 1	WP: 1 PB: 0 SB: 0 CS: 0	PA: 37
PITCHER	IP WLS BF H R ER SO BB IBB HBP BLK WP HR S P ERA WHIP																			
Jamey Wright, R ERA: 6.68 (1,1)	7.1	32	7	5	4	1	3	0	0	1	0	0	0	0	1	60	105	4.91	1.364	
Jerry Dipoto, R ERA: 4.25 (8,1)	1.2	W	5	0	0	0	4	0	0	0	0	0	0	0	1	0	16	23	0.00	0.000

AB	33
R	5
H	7
RBI	5
BB	3
SO	5
LOB	12



Batter	1	2	3	4	5	6	7	8	9	AB	R	H	RBI	BB	SO	LOB	BOTTOM			
Walt Weiss, S OBP: 0.359, SLG: 0.369 (1,6)	1B	F9			K		K			3	0	0	0	1	2	2	Seattle Mariners @ Colorado Rockies Coors Field, Denver, CO Fri Aug 29 1997, 7:05 PM MDT Att: 48,178 - Unknown - 79 F			
Ellis Burks, R OBP: 0.344, SLG: 0.545 (1,8)	G6-3		K		P6			G6-3		4	0	1	0	0	1	0				
Larry Walker, L OBP: 0.461, SLG: 0.709 (1,9)	P6		HR		F9			FC4-2		4	1	2	1	0	0	2				
Dante Bichette, R OBP: 0.349, SLG: 0.512 (1,7)	G6-3		K		F8			FC4-2		4	0	0	0	0	1	3				
Andres Galarraga, R OBP: 0.388, SLG: 0.584 (1,3)		HR	HR		G6-3			K		4	2	2	1	0	1	1				
Vinny Castilla, R OBP: 0.357, SLG: 0.571 (1,5)		HR	K		G5-3			K		4	1	1	2	0	2	0				
Jeff Reed, L OBP: 0.369, SLG: 0.527 (1,2)					K				K	4	0	1	0	0	2	0				
Quinton McCracken, S OBP: 0.364, SLG: 0.352 (9, PR)	F8				K				K	0	1	0	0	0	0	0				
Nelfi Perez, S OBP: 0.341, SLG: 0.467 (1,4)		E			P6			G4-3		4	1	2	1	0	0	0				
Jamey Wright, R OBP: 0.186, SLG: 0.125 (1,1)					F9					3	0	1	0	0	0	1				
Jerry Dipoto, R OBP: 0.125, SLG: 0.125 (8,1)										0	0	0	0	0	0	0				
17 Todd Helton, L OBP: 0.377, SLG: 0.545 (9, PH)										1	0	1	1	0	0	0				
Inning Stats	R: 0 E: 0 K: 0 S: 10	H: 1 LOB: 1 BB: 1 P: 19	R: 2 E: 0 K: 0 S: 11	H: 3 LOB: 1 BB: 0 P: 17	R: 2 E: 0 K: 3 S: 12	H: 2 LOB: 0 BB: 0 P: 16	R: 0 E: 0 K: 1 S: 6	H: 0 LOB: 0 BB: 0 P: 7	R: 0 E: 0 K: 1 S: 6	H: 0 LOB: 0 BB: 0 P: 11	R: 0 E: 0 K: 2 S: 9	H: 1 LOB: 1 BB: 0 P: 15	R: 0 E: 0 K: 1 S: 15	H: 1 LOB: 0 BB: 0 P: 21	R: 2 E: 0 K: 1 S: 9	H: 3 LOB: 1 BB: 0 P: 12	1B: 6 2B: 1 3B: 1 HR: 3	SF: 0 SAC: 0 DP: 1 HBP: 0	WP: 0 PB: 0 SB: 2 CS: 0	PA: 36
PITCHER	IP WLS BF H R ER SO BB IBB HBP BLK WP HR S P ERA WHIP																			
27 Ken Cloude, R ERA: 4.71 (1,1)	6.0	24	6	4	4	5	1	0	0	0	0	0	0	0	0	3	54	6.00	1.167	
Bobby Ayala, R (7,1)	1.1	6	2	0	0	2	0	0	0	0	0	0	0	0	0	16	24	0.00	1.500	
Mike Timlin, R ERA: 3.36 (8,1)	1.0	L	6	3	2	2	2	0	0	0	0	0	0	0	0	16	21	18.00	3.000	

AB	35
R	6
H	11
RBI	6
BB	1
SO	9
LOB	9



Batter	1	2	3	4	5	6	7	8	9	AB	R	H	RBI	BB	SO	LOB	TOP										
Mark Bellhorn, S OBP: 0.341, SLG: 0.388	(1, 5) P5		(3, 2) P2			(1, 2) F7	(3, 1) FC6-4		(0, 0) E4	5	0	0	0	0	0	4											
Miguel Tejada, R OBP: 0.276, SLG: 0.529	(1, 6) G4-6-3 1B			(1, 3) K		(2, 2) F9		(1, 0) L7	(3, 2) G6-3	5	0	1	0	0	1	2											
Jason Giambi, L OBP: 0.355, SLG: 0.473	(1, 3) G4-6-3 1-2			(2, 1) F9		(4, 1) BB		(3, 2) L4		3	0	0	0	1	0	1											
Matt Stairs, L OBP: 0.413, SLG: 0.643		(2, 1) G4-3 1B		(2, 3) K		(3, 0) F8		(1, 0) G1-6-3		4	1	1	0	0	1	1											
Scott Brosius, R OBP: 0.264, SLG: 0.325	(1, 7) G4-3				(1, 2) L9		(2, 3) K		(2, 1) P3	4	0	0	0	0	1	1											
Brent Mayne, L OBP: 0.316, SLG: 0.352	(1, 2) G3				(4, 2) FC6-4 BB		(3, 2) BB 1B		(3, 2) F8	3	0	1	0	1	0	1											
Scott Spiezio, S OBP: 0.280, SLG: 0.354	(1, 4) G4-6-3 1B				(2, 1) FC6-4 1B		(2, 2) F9		(0, 1) 1B 1B	4	1	2	1	0	0	2											
Ernie Young, R OBP: 0.302, SLG: 0.358					(0, 0) L9		(3, 2) BB 1B		(1, 0) 1B 1B	3	0	2	0	0	0	0											
Dave Magadan, L OBP: 0.325, SLG: 0.420					(1, 2) 1B		(1, 2) BB 1B		(1, 3) 1B E 1B	1	0	1	0	0	0	0											
Brian Leshar, R OBP: 0.230, SLG: 0.317					(1, 3) K		(4, 2) FC6-4 BB		(1, 3) 1B E 1B	2	0	0	0	0	1	2											
Jimmy Haynes, R Jason McDonald, S Buddy Groom, L Aaron Small, R George Williams, S Mike Mohler, R	(1, 1) K				(0, 1) G6-3		(1, 2) BB 1B		(3, 1) 1B E 1B	0	0	0	0	0	0	0											
Inning Stats	R: 0 E: 0 K: 0 S: 7	H: 1 LOB: 0 BB: 0 P: 10	R: 1 E: 0 K: 0 S: 7	H: 2 LOB: 1 BB: 0 P: 12	R: 0 E: 0 K: 0 S: 6	H: 0 LOB: 0 BB: 0 P: 8	R: 0 E: 0 K: 2 S: 8	H: 0 LOB: 0 BB: 0 P: 13	R: 0 E: 0 K: 1 S: 12	H: 1 LOB: 2 BB: 1 P: 20	R: 0 E: 0 K: 0 S: 9	H: 0 LOB: 1 BB: 1 P: 21	R: 0 E: 0 K: 1 S: 17	H: 2 LOB: 3 BB: 1 P: 32	R: 0 E: 0 K: 0 S: 5	H: 0 LOB: 0 BB: 0 P: 10	R: 2 E: 1 K: 0 S: 16	H: 3 LOB: 2 BB: 0 P: 27	1B: 8 2B: 1 3B: 0 HR: 0	SF: 0 SAC: 0 DP: 1 HBP: 0	WP: 0 PB: 0 SB: 0 CS: 0	PA: 38					
PITCHER	IP	WLS	BF	H	R	ER	SO	BB	IBB	HBP	BLK	WP	HR	S	P	ERA	WHIP										
Frank Castillo, R ERA: 5.21	(1, 1) 6.2	27	6	1	1	4	3	0	0	0	0	0	0	64	113	1.35	1.350										
Mike Munoz, L ERA: 4.51	(7, 1) 1.1	4	0	0	0	0	0	0	0	0	0	0	0	7	13	0.00	0.000										
Jerry Dipoto, R ERA: 4.3	(9, 1) 1.0	W	7	3	2	1	0	0	0	0	0	0	0	16	27	9.00	3.000										

Oakland Athletics @ Colorado Rockies
Coors Field, Denver, CO
Sat Aug 30 1997, 7:05 PM MDT
Att: 48,308 - Unknown - 82 F

AB	35
R	3
H	9
RBI	2
BB	3
SO	4
LOB	14





Batter	1	2	3	4	5	6	7	8	9	AB	R	H	RBI	BB	SO	LOB	BOTTOM										
Walt Weiss, S OBP: 0.360, SLG: 0.372	(1, 6) K		(2, 0) G4-3		(3, 1) 2B		(3, 2) G4-3		(0, 0) 1B	5	0	2	1	0	1	1											
Ellis Burks, R OBP: 0.343, SLG: 0.541	(1, 8) BB		(2, 1) F8		(2, 1) G5-3		(3, 2) G5-3		(3, H) 1B	3	0	0	0	1	0	2											
Larry Walker, L OBP: 0.462, SLG: 0.709	(1, 9) F7			(0, 0) G6-3 1B		(2, 1) 2B 1B		(1, 3) K		4	2	2	0	0	1	1											
Dante Bichette, R OBP: 0.348, SLG: 0.512	(1, 7) K			(2, 2) G6-3		(1, 2) 1B 2B		(1, 3) K		4	1	1	0	0	2	2											
Jerry Dipoto, R OBP: 0.125, SLG: 0.125				(2, 3) BB		(1, 3) 1B 2B				0	0	0	0	0	0	0											
Andres Galarraga, R OBP: 0.389, SLG: 0.563		(1, 0) L6		(4, 1) 1B BB		(0, 0) S 1B		(0, 1) G6-3		3	0	1	2	1	0	0											
Vinny Castilla, R OBP: 0.358, SLG: 0.572		(0, 3) K		(3, 0) G1-6-3 1B		(0, 1) F8		(2, 2) 2B		4	0	2	1	0	1	1											
Kirt Manwaring, R OBP: 0.304, SLG: 0.291		(1, 1) G3		(1, 1) G1-6-3 1-2		(1, 3) K		(1, 3) K		4	0	0	0	0	2	4											
Nelfi Perez, S OBP: 0.348, SLG: 0.469			(3, 1) SH1-4 1B		(1, 3) K2-3		(4, 0) IBB		(1, 1) E8 SH1-4 1B	3	1	2	0	1	1	0											
Frank Castillo, R OBP: 0.135, SLG: 0.135	(1, 1) SH1-4				(2, 2) G4-3		(1, 0) G1-3		(0, 0) SH1-4	2	0	0	0	0	0	2											
Mike Munoz, L Quinton McCracken, S	(7, 1) SH1-4								(2, 3) SH1-4	0	0	0	0	0	0	0											
Inning Stats	R: 0 E: 0 K: 2 S: 12	H: 0 LOB: 1 BB: 1 P: 19	R: 0 E: 0 K: 1 S: 6	H: 0 LOB: 0 BB: 0 P: 8	R: 0 E: 0 K: 0 S: 6	H: 1 LOB: 1 BB: 0 P: 11	R: 1 E: 0 K: 0 S: 9	H: 2 LOB: 1 BB: 1 P: 19	R: 0 E: 0 K: 1 S: 11	H: 1 LOB: 1 BB: 0 P: 19	R: 2 E: 0 K: 1 S: 12	H: 3 LOB: 2 BB: 1 P: 21	R: 0 E: 0 K: 1 S: 10	H: 0 LOB: 0 BB: 0 P: 17	R: 0 E: 0 K: 2 S: 11	H: 1 LOB: 1 BB: 0 P: 15	R: 1 E: 1 K: 0 S: 4	H: 2 LOB: 1 BB: 0 P: 5	1B: 6 2B: 4 3B: 0 HR: 0	SF: 0 SAC: 2 DP: 1 HBP: 0	WP: 0 PB: 0 SB: 1 CS: 0	PA: 37					
PITCHER	IP	WLS	BF	H	R	ER	SO	BB	IBB	HBP	BLK	WP	HR	S	P	ERA	WHIP										
Jimmy Haynes, R ERA: 4.73	(1, 1) 6.0	27	7	3	3	5	2	0	0	0	0	0	0	10	17	0.00	0.000										
Buddy Groom, L ERA: 4.63	(7, 1) 1.0	3	0	0	0	1	0	0	0	0	0	0	0	11	15	0.00	1.000										
Aaron Small, R ERA: 4.24	(8, 1) 1.0	L	4	1	0	0	2	0	0	0	0	0	0	4	5	0.00	6.000										
Mike Mohler, L ERA: 5.56	(9, 1) 0.1	L	3	2	1	0	0	0	0	0	0	0	0	4	5	0.00	6.000										

Oakland Athletics @ Colorado Rockies
Coors Field, Denver, CO
Sat Aug 30 1997, 7:05 PM MDT
Att: 48,308 - Unknown - 82 F

AB	32
R	4
H	10
RBI	4
BB	3
SO	8
LOB	13



Batter	1	2	3	4	5	6	7	8	9	AB	R	H	RBI	BB	SO	LOB	TOP								
Jason McDonald, S (1, 8) OBP: 0.321, SLG: 0.372	F9		CS	BB		K			G6-3	4	0	1	0	1	1	0	<p>Oakland Athletics @ Colorado Rockies</p> <p>Coors Field, Denver, CO</p> <p>Sun Aug 31 1997, 3:33 AM MDT</p> <p>Att: 48,041 - Sunny - 75 F</p> <p>livebaseballscores.com</p> <p>AB 35 R 4 H 10 RBI 4 BB 3 SO 2 LOB 13</p> 								
Mark Bellhorn, S (1, 5) OBP: 0.333, SLG: 0.378	P6		G4-1	P4			L7		G6-3	5	0	0	0	0	0	3									
Jason Giambi, L (1, 3) OBP: 0.357, SLG: 0.477	1B		HR	1B	G4-3	2B	P6		G4-3	5	2	3	0	0	0	0									
Matt Stairs, L (1, 9) OBP: 0.414, SLG: 0.663	G4-3		HR	HR	G4-3		HR			4	2	2	3	0	0	2									
George Williams, S (1, 2) OBP: 0.397, SLG: 0.388		1B	BB							0	0	0	0	1	0	0									
Brent Mayne, L (2, PR) OBP: 0.326, SLG: 0.367			FC6-4	1B	G4-3	2B				3	0	3	1	0	0	0									
Scott Brosius, R (1, 7) OBP: 0.282, SLG: 0.322	K		FC6-4	1B	G4-3		F9			4	0	0	0	0	1	4									
Scott Spiezo, S (1, 4) OBP: 0.351	F8				G4-3			F9		3	0	0	0	0	0	2									
Tim Kubinski, L (8, 1)										0	0	0	0	0	0	0									
Miguel Tejada, R (1, 6) OBP: 0.318, SLG: 0.500	1B			SH1-4			G6-3		G5-3	3	0	1	0	1	0	0									
Mike Oquist, R (1, 1) OBP: 0.250, SLG: 0.250	G5-3			BB			F8		G3	1	0	0	0	0	0	2									
Don Wengert, R (5, 1)										0	0	0	0	0	0	0									
Rafael Bourquard, R (5, 4) OBP: 0.345, SLG: 0.343										2	0	0	0	0	0	0									
Dane Johnson, R (5, 1)										0	0	0	0	0	0	0									
Brian Leshar, R (8, PH) OBP: 0.227, SLG: 0.313										1	0	0	0	0	0	0									
Inning Stats	R: 0 E: 0 K: 0 S: 13	H: 1 LOB: 1 BB: 0 P: 20	R: 0 E: 0 K: 1 S: 13	H: 1 LOB: 2 BB: 1 P: 22	R: 2 E: 0 K: 0 S: 11	H: 4 LOB: 1 BB: 0 P: 15	R: 0 E: 0 K: 0 S: 10	H: 0 LOB: 2 BB: 2 P: 27	R: 1 E: 0 K: 0 S: 8	H: 2 LOB: 1 BB: 0 P: 11	R: 0 E: 0 K: 1 S: 9	H: 0 LOB: 0 BB: 0 P: 13	R: 1 E: 0 K: 0 S: 11	H: 2 LOB: 1 BB: 0 P: 16	R: 0 E: 0 K: 0 S: 7	H: 0 LOB: 0 BB: 0 P: 11	R: 0 E: 0 K: 0 S: 6	H: 0 LOB: 0 BB: 0 P: 11	1B: 6 2B: 2 3B: 0 HR: 2	SF: 0 SAC: 1 DP: 0 HBP: 0	WP: 0 PB: 0 SB: 1 CS: 1	PA: 39			
PITCHER	IP WLS BF H R ER SO BB IBB HBP BLK WP HR S P ERA WHIP																								
Roger Bailey, R (1, 1) ERA: 4.34	4.0		20	6	2	2	1	3	0	0	0	0	0	0	1	47	84	4.50	2.250						
Darren Holmes, R (5, 1) ERA: 4.99	3.0	W	13	4	2	2	1	0	0	0	0	0	0	0	1	28	40	6.00	1.333						
Curt Leskanic, R (8, 1) ERA: 6.75	1.0		3	0	0	0	0	0	0	0	0	0	0	0	7	11	0.00	0.000							
Mike DeJean, R (9, 1) ERA: 4.2	1.0		3	0	0	0	0	0	0	0	0	0	0	0	6	11	0.00	0.000							

Batter	1	2	3	4	5	6	7	8	9	AB	R	H	RBI	BB	SO	LOB	BOTTOM							
Walt Weiss, S (1, 6) OBP: 0.363, SLG: 0.378	BB		HR	1B	SF8		G3			3	1	2	2	1	0	0	<p>Oakland Athletics @ Colorado Rockies</p> <p>Coors Field, Denver, CO</p> <p>Sun Aug 31 1997, 3:33 AM MDT</p> <p>Att: 48,041 - Sunny - 75 F</p> <p>livebaseballscores.com</p> <p>AB 36 R 10 H 13 RBI 10 BB 3 SO 6 LOB 13</p> 							
Neftali Feliz, S (1, 4) OBP: 0.345, SLG: 0.463	F8		F8	P4	E	1B	G3			5	1	1	0	0	0	4								
Lary Walker, L (1, 9) OBP: 0.464, SLG: 0.722	F8									4	2	3	4	0	0	1								
Harvey Pulliam, R (6, 9) OBP: 0.304, SLG: 0.377	F8		HR							1	0	0	0	0	1	0								
Andres Galarraga, R (1, 3) OBP: 0.388, SLG: 0.580	K		E5							4	1	1	0	0	2	2								
Curt Leskanic, R (8, PH) OBP: 0.333, SLG: 0.290										0	0	0	0	0	0	0								
Kirt Manwaring, R (8, PH) OBP: 0.290, SLG: 0.290										1	0	0	0	0	0	0								
Mike DeJean, R (9, 1) OBP: 0.500, SLG: 1.000										0	0	0	0	0	0	0								
Dante Bichette, R (1, 7) OBP: 0.347, SLG: 0.508	L7		P7		BB	1B	G5-3		G5-3	5	1	1	0	0	0	1								
Vinny Castilla, R (1, 5) OBP: 0.359, SLG: 0.573	P3			1B	2B	2B	K			4	2	2	1	0	1	0								
Jeff Reed, L (1, 2) OBP: 0.405, SLG: 0.534	1B			K	2B	SF9	BB		2B	3	1	2	0	1	1	1								
Quinton McCracken, S (1, 8) OBP: 0.365, SLG: 0.355	F9			1B	BB	SF9	SF8		G4-3	3	1	1	2	1	0	2								
Roger Bailey, R (1, 1) OBP: 0.250, SLG: 0.241			G6-3							1	0	0	0	0	0	0								
Jason Bates, S (4, PH) OBP: 0.348, SLG: 0.446										1	0	0	0	0	1	2								
Darren Holmes, R (5, 1) OBP: 0.150, SLG: 0.316										0	0	0	1	0	0	0								
17 Todd Helton, L (7, PH) OBP: 0.371, SLG: 0.536										1	0	0	0	0	0	0								
Inning Stats	R: 0 E: 0 K: 1 S: 8	H: 0 LOB: 1 BB: 1 P: 14	R: 0 E: 0 K: 0 S: 10	H: 1 LOB: 0 BB: 0 P: 16	R: 2 E: 1 K: 0 S: 15	H: 2 LOB: 1 BB: 0 P: 22	R: 1 E: 0 K: 2 S: 13	H: 2 LOB: 2 BB: 1 P: 22	R: 7 E: 0 K: 1 S: 25	H: 7 LOB: 1 BB: 1 P: 38	R: 0 E: 0 K: 1 S: 9	H: 1 LOB: 0 BB: 0 P: 11	R: 0 E: 0 K: 0 S: 4	H: 0 LOB: 0 BB: 0 P: 7	R: 0 E: 0 K: 1 S: 5	H: 0 LOB: 0 BB: 0 P: 5	1B: 7 2B: 4 3B: 0 HR: 2	SF: 2 SAC: 0 DP: 0 HBP: 0	WP: 0 PB: 0 SB: 0 CS: 0	PA: 41				
PITCHER	IP WLS BF H R ER SO BB IBB HBP BLK WP HR S P ERA WHIP																							
Mike Oquist, R (1, 1) ERA: 5.04	4.0	L	22	7	5	5	3	2	0	0	0	0	0	0	0	0	11.25	2.250						
Don Wengert, R (5, 1) ERA: 6.07	0.0		4	3	2	2	0	1	0	0	0	0	0	0	5	9	∞	∞						
Dane Johnson, R (5, 1) ERA: 4.53	3.0		12	3	3	2	2	0	0	0	0	0	0	0	26	36	6.00	1.000						
Tim Kubinski, L (8, 1) ERA: 2.16	1.0		3	0	0	0	1	0	0	0	0	0	0	5	5	0.00	0.000							

Batter	1	2	3	4	5	6	7	8	9	AB	R	H	RBI	BB	SO	LOB	TOP										
Delino DeShields, L (1.4) OBP: 0.343, SLG: 0.442	F7		G6-3		1B HR		F7			4	1	1	0	0	0	0	St. Louis Cardinals @ Colorado Rockies Coors Field, Denver, CO Fri Sep 05 1997, 7:05 PM MDT Att: 48,051 - Unknown - 79 F										
Ron Cant, R (1.7) OBP: 0.316, SLG: 0.397	K		1B BB		1B HR		FC4-6 1B			3	1	2	0	1	1	0											
Mark McGwire, R (1.3) OBP: 0.390, SLG: 0.635	HR		1B		HR		FC4-6 1B			4	2	4	4	0	0	0											
Ray Lankford, L (1.8) OBP: 0.405, SLG: 0.588	G4-3				HR		FC4-6 1B			2	0	0	0	0	1	2											
Willie McGee, S (3.8) OBP: 0.360, SLG: 0.436			K		F7		FC4-6 G4-6-3			2	0	0	0	0	0	2											
Gary Gaetti, R (1.5) OBP: 0.313, SLG: 0.412		G6-3		G6-3		G2-3		G4-6-3		4	0	0	0	0	0	2											
Phil Plantier, L (1.9) OBP: 0.330, SLG: 0.438		BB		K		P6		G6-3		3	0	0	0	1	1	0											
Tom Pagnozzi, R (1.2) OBP: 0.227, SLG: 0.302		BB		F9		F7		G6-3		4	0	0	0	0	0	1											
Royce Clayton, R (1.6) OBP: 0.301, SLG: 0.389		L9		L9		K		F7		4	0	0	0	0	1	1											
Donovan Osborne, S (1.1) OBP: 0.208, SLG: 0.250			G4-3		K		P5			2	0	0	0	0	1	0											
John Frascatore, R (5.1) OBP: 0.179, SLG: 0.161					K					0	0	0	0	0	0	0											
Scott Livingstone, L (7. PH) OBP: 0.179, SLG: 0.161					K					1	0	0	0	0	0	0											
Curtis King, R (7.1)					K					0	0	0	0	0	0	0											
Jose Bautista, R (8.1)					K					0	0	0	0	0	0	0											
Inning Stats	R: 1 E: 0 K: 1 S: 12	H: 1 LOB: 0 BB: 0 P: 20	R: 0 E: 0 K: 0 S: 7	H: 0 LOB: 1 BB: 1 P: 14	R: 0 E: 0 K: 1 S: 17	H: 1 LOB: 2 BB: 1 P: 32	R: 0 E: 0 K: 1 S: 6	H: 0 LOB: 0 BB: 0 P: 8	R: 3 E: 0 K: 2 S: 16	H: 3 LOB: 0 BB: 0 P: 24	R: 0 E: 0 K: 0 S: 6	H: 0 LOB: 0 BB: 0 P: 9	R: 0 E: 0 K: 0 S: 10	H: 0 LOB: 0 BB: 0 P: 15	R: 0 E: 0 K: 0 S: 9	H: 2 LOB: 1 BB: 0 P: 14	R: 0 E: 0 K: 0 S: 8	H: 0 LOB: 0 BB: 0 P: 11	1B: 5 2B: 0 3B: 0 HR: 2	SF: 0 SAC: 0 DP: 1 HBP: 0	WP: 0 PA: 35 PB: 0 SB: 0 CS: 0						
PITCHER	IP	WLS	BF	H	R	ER	SO	BB	IBB	HBP	BLK	WP	HR	S	P	ERA	WHIP										
Frank Castillo, R (1.1) ERA: 5.24	6.0	W	25	5	4	4	5	2	0	0	0	0	2	64	107	6.00	1.167										
Steve Reed, R (7.1) ERA: 4.29	1.0		3	0	0	0	0	0	0	0	0	0	0	10	15	0.00	0.000										
Mike DeJean, R (8.1) ERA: 4.06	2.0		7	2	0	0	0	0	0	0	0	0	0	17	25	0.00	1.000										

Batter	1	2	3	4	5	6	7	8	9	AB	R	H	RBI	BB	SO	LOB	BOTTOM										
Walt Weiss, S (1.6) OBP: 0.371, SLG: 0.393	G5-3		G5-3		CS BB		G4-3			4	1	1	0	1	0	1	St. Louis Cardinals @ Colorado Rockies Coors Field, Denver, CO Fri Sep 05 1997, 7:05 PM MDT Att: 48,051 - Unknown - 79 F										
Ellis Burks, R (1.8) OBP: 0.349, SLG: 0.556	G6-3		G6-3		HR		FC1-6 1B			5	2	3	3	0	0	0											
Lary Walker, L (1.9) OBP: 0.461, SLG: 0.718	G1-3				1B 2B		G4-3			5	3	1	0	0	0	1											
Harvey Pulliam, R (9.9) OBP: 0.317, SLG: 0.439					G4-3		FC1-6 E 1B			0	0	0	0	0	0	0											
Andres Galarraga, R (1.3) OBP: 0.389, SLG: 0.580		1B 1B		G4-3 1B	1B		E6 1B SF8			5	3	3	1	0	0	2											
Dante Bichette, R (1.7) OBP: 0.348, SLG: 0.504				F8			1B 1B			3	0	2	1	0	0	1											
Quinton McCracken, S (7. PH) OBP: 0.363, SLG: 0.353		FC5-4 1B		F8			1B 1B			1	1	0	0	0	0	1											
Vinny Castilla, R (1.5) OBP: 0.357, SLG: 0.565					G4-3 1B		G6-3			2	1	1	2	2	0	2											
Kirt Manwaring, R (1.2) OBP: 0.304, SLG: 0.291		FC5-4 1B		G4-3 1B			G5-3			5	0	2	1	0	0	4											
Nelfi Perez, S (1.4) OBP: 0.355, SLG: 0.474		L7		G4-3			G4-3			5	0	3	3	0	0	1											
Frank Castillo, R (1.1) OBP: 0.130, SLG: 0.130				G4-3			G4-3			2	0	0	0	0	0	1											
John Vander Wal, L (6. PH) OBP: 0.258, SLG: 0.190				G4-3			G4-3			0	0	0	0	1	0	0											
Steve Reed, R (7.1) ERA: 2.75				G4-3			G4-3			0	0	0	0	0	0	0											
Jason Bates, S (7. PH) OBP: 0.345, SLG: 0.441				G4-3			G4-3			1	0	0	0	0	0	2											
Mike DeJean, R (8.1) OBP: 0.333, SLG: 0.667				G4-3			G4-3			1	0	0	0	0	1	3											
Inning Stats	R: 0 E: 0 K: 0 S: 6	H: 0 LOB: 0 BB: 0 P: 9	R: 1 E: 0 K: 0 S: 10	H: 3 LOB: 1 BB: 0 P: 17	R: 0 E: 0 K: 0 S: 6	H: 0 LOB: 0 BB: 0 P: 7	R: 3 E: 0 K: 0 S: 14	H: 3 LOB: 1 BB: 1 P: 22	R: 1 E: 0 K: 0 S: 12	H: 2 LOB: 2 BB: 1 P: 28	R: 0 E: 0 K: 0 S: 10	H: 0 LOB: 1 BB: 1 P: 17	R: 3 E: 1 K: 0 S: 15	H: 4 LOB: 2 BB: 0 P: 19	R: 3 E: 1 K: 1 S: 15	H: 4 LOB: 3 BB: 1 P: 26	1B: 13 2B: 1 3B: 0 HR: 2	SF: 1 SAC: 0 DP: 1 HBP: 1	WP: 0 PA: 45 PB: 0 SB: 2 CS: 1								
PITCHER	IP	WLS	BF	H	R	ER	SO	BB	IBB	HBP	BLK	WP	HR	S	P	ERA	WHIP										
Donovan Osborne, L (1.1) ERA: 4.93	4.1	L	20	7	5	5	0	1	1	0	0	0	0	18	34	0.00	1.846										
John Frascatore, R (5.1) ERA: 2.22	1.2		8	1	0	0	0	1	0	1	0	0	0	15	19	9.00	4.000										
Curtis King, R (7.1) ERA: 2.75	1.0		8	4	3	1	0	0	0	0	0	0	0	15	19	9.00	4.000										
Jose Bautista, R (8.1) ERA: 6.5	1.0		9	4	3	2	1	0	1	0	0	0	1	15	26	18.00	4.000										

Batter	1	2	3	4	5	6	7	8	9	AB	R	H	RBI	BB	SO	LOB	TOP		
Delino DeShields, L OBP: 0.349, SLG: 0.445	B3		FC6-4 1B		K		K		SH2-4 1B	5	0	2	0	0	2	0			
Royce Clayton, R OBP: 0.301, SLG: 0.392			FC6-4 1B			K	F9		SH2-4	4	1	1	0	0	1	1			
Brady Raggio, R OBP: 0.321, SLG: 0.414	2B		1B							0	0	0	0	0	0	0			
Mark McGwire, R OBP: 0.393, SLG: 0.639	G4-3 1B		K			F9		2B	G6-4-3 IBB	3	1	1	1	2	1	1			
Phil Plantier, L OBP: 0.354, SLG: 0.494	G4-3		1B			1B		2B	G6-4-3	4	1	2	0	1	0	3			
Willie McGee, S OBP: 0.362, SLG: 0.442	F8		CS		G6-3			1B		4	1	2	2	0	0	1			
Gary Gaetti, R OBP: 0.313, SLG: 0.410			FC5-4 1B		K			1B	HBP	3	0	1	0	0	1	2			
Eli Marrero, R OBP: 0.303, SLG: 0.500			FC5-4		G5-3					2	0	0	0	0	0	1	AB 35		
Tony Fossas, L OBP: 0.309, SLG: 0.399			FC4-6							0	0	0	0	0	0	0	R 6		
Dmitri Young, S OBP: 0.297, SLG: 0.399			1-2							1	0	1	0	0	0	0	H 12		
Luis Ojeda, R OBP: 0.297, SLG: 0.399			1-2							0	0	0	0	0	0	0	RBI 6		
Scott Livingstone, L OBP: 0.297, SLG: 0.399			1-2							1	0	1	1	0	0	0	BB 3		
Mike DiFiore, R OBP: 0.294, SLG: 0.328			1-2							0	0	0	0	0	0	0	SO 6		
Scarborough Green, S OBP: 0.167, SLG: 0.167			FC4-6		F7					2	0	0	0	0	0	1	LOB 15		
Ray Lanford, R OBP: 0.405, SLG: 0.585			FC5-4							2	1	0	0	0	0	3			
Sean Lowe, R OBP: 0.336, SLG: 0.385			FC5-4		G3					1	0	0	0	0	0	1			
Tom Lampkin, L OBP: 0.336, SLG: 0.385			1-2							2	1	1	2	0	0	0			
Ron Garb, R OBP: 0.336, SLG: 0.385			1-2							1	0	0	0	0	1	1			
John Frascatore, R OBP: 0.336, SLG: 0.385			1-2							0	0	0	0	0	0	0			
Lance Painter, L OBP: 0.336, SLG: 0.385			1-2							0	0	0	0	0	0	0			
Curtis King, R OBP: 0.336, SLG: 0.385			1-2							0	0	0	0	0	0	0			
Inning Stats	R: 1 E: 0 K: 0 S: 11	H: 2 LOB: 1 BB: 0 P: 14	R: 0 E: 0 K: 0 S: 10	H: 1 LOB: 1 BB: 0 P: 15	R: 0 E: 0 K: 1 S: 14	H: 2 LOB: 1 BB: 0 P: 19	R: 0 E: 0 K: 1 S: 8	H: 0 LOB: 0 BB: 0 P: 8	R: 0 E: 0 K: 1 S: 10	H: 1 LOB: 2 BB: 1 P: 15	R: 2 E: 0 K: 1 S: 16	H: 2 LOB: 0 BB: 0 P: 23	R: 3 E: 0 K: 1 S: 16	H: 3 LOB: 1 BB: 1 P: 24	R: 0 E: 0 K: 0 S: 6	H: 1 LOB: 1 BB: 1 P: 12	1B: 8 2B: 3 3B: 0 HR: 1	SF: 0 SAC: 1 DP: 2 HBP: 1	WP: 0 PA: 41 PB: 0 SB: 1 CS: 1
PITCHER	IP	WLS	BF	H	R	ER	SO	BB	IBB	HBP	BLK	WP	HR	S	P	ERA	WHIP		
John Thomson, R ERA: 4.36	7.0		29	8	3	3	5	1	0	0	0	0	1	81	115	3.86	1.286		
Mike DeJean, R ERA: 4.53	0.0		5	3	3	3	0	1	0	1	0	0	0	9	14	∞	∞		
Mike Munoz, L ERA: 4.71	0.2		1	0	0	0	0	0	0	0	0	0	0	4	6	0.00	0.000		
Curt Lesknic, R ERA: 6.57	0.1		1	0	0	0	1	0	0	0	0	0	0	3	4	0.00	0.000		
Darren Holmes, R ERA: 4.92	1.0	W	4	1	0	0	0	0	1	0	0	0	0	6	12	0.00	1.000		

St. Louis Cardinals @ Colorado Rockies
Coors Field, Denver, CO
Sat Sep 06 1997, 7:05 PM MDT
Att: 44,288 - Unknown - 73 F

AB	35
R	6
H	12
RBI	6
BB	3
SO	6
LOB	15



Batter	1	2	3	4	5	6	7	8	9	AB	R	H	RBI	BB	SO	LOB	BOTTOM		
Walt Weiss, S OBP: 0.374, SLG: 0.391	FC4 SF8 1B		FC5-4 BB		BB	G5-3		P4		3	1	1	0	2	0	3			
Ellis Burks, R OBP: 0.357, SLG: 0.563	FC4 1B		FC5-4		BB		F9			3	0	1	0	2	0	1			
Lary Walker, L OBP: 0.460, SLG: 0.719	FC4		K		F7		K2-3			2	0	0	0	0	1	3			
John Vander Wal, L OBP: 0.250, SLG: 0.183	FC4							P3		2	0	0	0	0	1	3			
Harvey Pulliam, R OBP: 0.311, SLG: 0.431	1-2 2-3									1	0	0	0	0	0	3			
Dante Bichette, R OBP: 0.348, SLG: 0.510	SF8				17 BB HR		F8		SH2-4 1B	3	2	2	2	0	0	0			
Andres Carrasaga, R OBP: 0.388, SLG: 0.576	1-2 3-H									1	1	1	0	0	0	0			
17 Todd Helton, L OBP: 0.386, SLG: 0.603	F7									3	1	1	0	1	0	1			
Mike DeJean, R OBP: 0.333, SLG: 0.667										0	0	0	0	0	0	0			
Mike Munoz, L OBP: 0.333, SLG: 0.667										0	0	0	0	0	0	0			
Curt Lesknic, R OBP: 0.333, SLG: 0.667										0	0	0	0	0	0	0			
Darren Holmes, R OBP: 0.150, SLG: 0.316										0	0	0	0	0	0	0			
Vinny Castilla, R OBP: 0.354, SLG: 0.563		G6-3			F7		G6-4-3			5	1	2	2	0	0	3			
Jeff Reed, L OBP: 0.398, SLG: 0.548										4	1	1	3	0	2	0			
Nelfi Perez, S OBP: 0.350, SLG: 0.469										4	0	2	0	0	1	0			
John Thomson, R OBP: 0.256, SLG: 0.220										2	0	1	0	0	0	0			
Quinton McCracken, S OBP: 0.366, SLG: 0.354										1	0	1	0	0	0	0			
Inning Stats	R: 1 E: 0 K: 0 S: 15	H: 2 LOB: 0 BB: 0 P: 22	R: 0 E: 0 K: 2 S: 10	H: 0 LOB: 0 BB: 0 P: 13	R: 0 E: 0 K: 1 S: 7	H: 0 LOB: 1 BB: 1 P: 12	R: 3 E: 0 K: 0 S: 13	H: 3 LOB: 3 BB: 3 P: 30	R: 0 E: 0 K: 0 S: 10	H: 1 LOB: 0 BB: 0 P: 14	R: 0 E: 0 K: 1 S: 11	H: 1 LOB: 0 BB: 0 P: 18	R: 1 E: 0 K: 0 S: 8	H: 3 LOB: 3 BB: 1 P: 16	R: 1 E: 0 K: 0 S: 7	H: 2 LOB: 1 BB: 0 P: 8	1B: 9 2B: 1 3B: 0 HR: 3	SF: 1 SAC: 2 DP: 1 HBP: 0	WP: 0 PA: 42 PB: 0 SB: 1 CS: 0
PITCHER	IP	WLS	BF	H	R	ER	SO	BB	IBB	HBP	BLK	WP	HR	S	P	ERA	WHIP		
Sean Lowe, R ERA: 11.25	3.2		20	5	4	4	3	4	0	0	0	0	0	44	75	9.82	2.455		
Tony Fossas, L ERA: 2.74	2.1		8	2	0	0	1	0	0	0	0	0	0	22	34	0.00	0.857		
Brady Raggio, R ERA: 7.91	1.0		4	1	1	1	1	0	0	0	0	0	1	13	19	9.00	1.000		
John Frascatore, R ERA: 2.35	0.0		1	1	1	1	0	0	0	0	0	0	1	1	3	∞	∞		
Lance Painter, L ERA: 11.57	0.2		4	2	0	0	0	0	0	0	0	0	0	5	6	0.00	3.000		
PITCHER	IP	WLS	BF	H	R	ER	SO	BB	IBB	HBP	BLK	WP	HR	S	P	ERA	WHIP		
Curtis King, R ERA: 3.1	0.2		5	2	1	1	0	1	0	0	0	0	0	9	15	13.50	4.500		

St. Louis Cardinals @ Colorado Rockies
Coors Field, Denver, CO
Sat Sep 06 1997, 7:05 PM MDT
Att: 44,288 - Unknown - 73 F

AB	34
R	7
H	13
RBI	7
BB	5
SO	5
LOB	17



Batter	1	2	3	4	5	6	7	8	9	AB	R	H	RBI	BB	SO	LOB	TOP											
Royce Clayton, R OBP: 0.300, SLG: 0.390	G1-3		G5-3		G1-3		L6		DI 1B	5	0	1	0	0	0	3	St. Louis Cardinals @ Colorado Rockies Coors Field, Denver, CO Sun Sep 07 1997, 3:33 AM MDT Att: 48,011 - Sunny - 79 F livebaseballscores.com											
Jeff Berblinger, R Willie McGee, S OBP: 0.363, SLG: 0.440	K		G6-3		G1-3		G4-3		BB	3	0	0	0	0	1	0												
Mark McGwire, R OBP: 0.393, SLG: 0.642	HR				BB 1B		K		L5	5	1	2	1	0	1	2												
Ray Lankford, L OBP: 0.405, SLG: 0.591	G4-3				BB 1B		HR		G6-3	3	1	1	1	1	0	0												
Phil Plantier, L Delino DeShields, L OBP: 0.353, SLG: 0.483 OBP: 0.346, SLG: 0.444			G5-3 BB		K		G4-3		P6	2	0	0	0	1	1	2												
Ron Gant, R OBP: 0.317, SLG: 0.395	G5-3				P4		K		2B SF7 1B	4	1	1	0	0	1	3												
Mike DiFelice, R Scott Livingstone, L OBP: 0.325, SLG: 0.325 OBP: 0.203, SLG: 0.203	G6-4-3 BB				G6-3		E1 HBP		E G4-3 2B	2	0	0	0	1	0	2												
David Bell, R Tom Lampkin, L OBP: 0.321, SLG: 0.406 OBP: 0.333, SLG: 0.385	G6-4-3				G4-3		HBP BB		SF7	2	0	0	0	1	0	2												
Andy Benes, R Mark Petkovsek, R Brady Raggio, R Jose Bautista, R Dmitri Young, S OBP: 0.246, SLG: 0.255 OBP: 0.162, SLG: 0.100 OBP: 0.330, SLG: 0.356	F7				K		HBP		G4-3	0	0	0	0	0	0	0												
Inning Stats	R: 1 E: 0 K: 1 S: 7	H: 1 LOB: 0 BB: 0 P: 11	R: 0 E: 0 K: 0 S: 6	H: 0 LOB: 1 BB: 2 P: 17	R: 0 E: 0 K: 0 S: 5	H: 0 LOB: 2 BB: 1 P: 6	R: 0 E: 0 K: 1 S: 10	H: 1 LOB: 0 BB: 1 P: 19	R: 0 E: 0 K: 1 S: 5	H: 0 LOB: 0 BB: 0 P: 9	R: 1 E: 0 K: 1 S: 9	H: 1 LOB: 3 BB: 1 P: 13	R: 0 E: 1 K: 1 S: 12	H: 0 LOB: 3 BB: 1 P: 22	R: 0 E: 0 K: 0 S: 6	H: 0 LOB: 0 BB: 0 P: 9		R: 2 E: 1 K: 0 S: 15	H: 3 LOB: 2 BB: 1 P: 28	1B: 3 2B: 1 3B: 0 HR: 2	SF: 1 SAC: 0 DP: 1 HBP: 1	WP: 0 PB: 0 SB: 0 CS: 0	PA: 39					
PITCHER	IP	WLS	BF	H	R	ER	SO	BB	IBB	HBP	BLK	WP	HR	S	P	ERA		WHIP										
Pedro Astacio, R ERA: 4.01	8.0	W	32	3	2	2	5	4	0	1	0	0	2	60	106	2.25		0.875										
Jerry Dipoto, R ERA: 4.31	1.0		7	3	2	2	0	1	0	0	0	0	0	15	28	18.00		4.000										

Batter	1	2	3	4	5	6	7	8	9	AB	R	H	RBI	BB	SO	LOB	BOTTOM											
Walt Weiss, S OBP: 0.377, SLG: 0.392	F7					E S G6-3 BB		SH1-4		2	1	1	0	1	0	0	St. Louis Cardinals @ Colorado Rockies Coors Field, Denver, CO Sun Sep 07 1997, 3:33 AM MDT Att: 48,011 - Sunny - 79 F livebaseballscores.com											
Ellis Burks, R OBP: 0.358, SLG: 0.571	17 1B 3B		F7			G5-3		17 1B 2B		4	2	2	2	0	0	1												
17 Todd Helton, L Larry Walker, L OBP: 0.392, SLG: 0.597 OBP: 0.460, SLG: 0.719	1B		K			L7		1B 2B 1B		4	0	2	2	0	1	1												
Andres Galarraga, R OBP: 0.388, SLG: 0.578	K				G6-4-3 1B	F8		2B SF8 1B		4	1	2	0	0	1	1												
Dante Bichette, R Jerry Dipoto, R OBP: 0.349, SLG: 0.512 OBP: 0.125, SLG: 0.125	G4-3 S 1B		G6-4-3			K		SF8 1B 2B		4	1	2	1	0	1	1												
Vinny Castilla, R OBP: 0.353, SLG: 0.562	G5-3				K		BB 1B	SF8		3	0	1	1	0	1	1												
Jeff Reed, L OBP: 0.400, SLG: 0.545	G4-3				G6-3		G4-6-3 BB 1B			3	0	1	1	1	0	1												
Nelfi Perez, S OBP: 0.345, SLG: 0.461	K				G3		G4-6-3		G6-3	4	0	0	0	0	1	4												
Pedro Astacio, R Quinton McCracken, S OBP: 0.125, SLG: 0.146 OBP: 0.368, SLG: 0.356			F8			K		SH1-4 2B 1B		2	0	0	0	0	1	0												
Inning Stats	R: 1 E: 0 K: 1 S: 12	H: 2 LOB: 0 BB: 0 P: 21	R: 0 E: 0 K: 1 S: 14	H: 1 LOB: 1 BB: 0 P: 20	R: 0 E: 0 K: 1 S: 10	H: 1 LOB: 1 BB: 0 P: 15	R: 0 E: 0 K: 1 S: 9	H: 1 LOB: 0 BB: 0 P: 13	R: 0 E: 0 K: 0 S: 8	H: 0 LOB: 0 BB: 1 P: 17	R: 0 E: 0 K: 1 S: 10	H: 1 LOB: 1 BB: 1 P: 17	R: 5 E: 0 K: 0 S: 20	H: 6 LOB: 1 BB: 0 P: 32	1B: 9 2B: 2 3B: 1 HR: 0	SF: 1 SAC: 1 DP: 2 HBP: 0		WP: 0 PB: 0 SB: 2 CS: 1	PA: 35									
PITCHER	IP	WLS	BF	H	R	ER	SO	BB	IBB	HBP	BLK	WP	HR	S	P	ERA		WHIP										
Andy Benes, R ERA: 3.1	6.0		22	5	2	1	5	1	0	0	0	0	0	62	99	1.50		1.000										
Mark Petkovsek, R ERA: 5.14	1.1	L	8	4	3	3	1	1	0	0	0	0	0	19	29	20.25		3.750										
Brady Raggio, R ERA: 8.69	0.1		4	3	2	2	0	0	0	0	0	0	0	7	13	54.00		9.000										
Jose Bautista, R ERA: 6.45	0.1		1	0	0	0	0	0	0	0	0	0	0	4	7	0.00		0.000										

Batter	1	2	3	4	5	6	7	8	9	AB	R	H	RBI	BB	SO	LOB	TOP					
Craig Biggio, R OBP: 0.310, SLG: 0.501										4	2	2	0	0	0	1						
Chuck Carr, S OBP: 0.307, SLG: 0.377										3	1	2	0	0	0	1						
5 Jeff Bagwell, R OBP: 0.319, SLG: 0.574										3	1	0	1	0	0	3						
Derek Bell, R OBP: 0.342, SLG: 0.434										4	2	2	3	1	1	1						
Bill Spiers, L OBP: 0.442, SLG: 0.476										4	1	1	3	0	0	2						
Bobby Abreu, L OBP: 0.326, SLG: 0.359										4	0	1	0	0	0	1						
Ricky Gutierrez, R OBP: 0.314, SLG: 0.360										4	0	2	0	0	0	1						
Brad Ausmus, R OBP: 0.316, SLG: 0.355										3	0	1	0	1	0	1						
Mike Hampton, R OBP: 0.181, SLG: 0.152										3	0	0	0	0	1	2						
Tom Martin, L ERA: 6.44										0	0	0	0	0	0	0						
Russ Springer, R ERA: 4.97										0	0	0	0	0	0	0						
Inning Stats	R: 3 E: 0 K: 0 S: 12	H: 2 LOB: 1 BB: 1 P: 23	R: 0 E: 0 K: 1 S: 9	H: 0 LOB: 0 BB: 0 P: 12	R: 1 E: 0 K: 0 S: 8	H: 2 LOB: 1 BB: 0 P: 11	R: 0 E: 0 K: 0 S: 7	H: 1 LOB: 1 BB: 0 P: 10	R: 0 E: 1 K: 1 S: 8	H: 1 LOB: 1 BB: 0 P: 11	R: 0 E: 0 K: 0 S: 8	H: 1 LOB: 0 BB: 0 P: 13	R: 2 E: 0 K: 0 S: 10	H: 2 LOB: 0 BB: 0 P: 15	R: 0 E: 0 K: 0 S: 8	H: 1 LOB: 1 BB: 1 P: 16	R: 1 E: 0 K: 0 S: 11	H: 1 LOB: 0 BB: 0 P: 14	1B: 7 2B: 1 3B: 1 HR: 2	SF: 1 SAC: 3 DP: 0 HBP: 2	WP: 0 PB: 0 SB: 0 CS: 3	PA: 40
PITCHER	IP	WLS	BF	H	R	ER	SO	BB	IBB	HBP	BLK	WP	HR	S	P	ERA	WHIP					
Jamey Wright, R ERA: 6.73	(1, 1)	7.0	L	32	9	6	6	2	1	0	2	0	0	2	62	95	7.71	1.429				
Curt Leskanic, R ERA: 6.44	(8, 1)	1.0		4	1	0	0	0	1	0	0	0	0	0	8	16	0.00	2.000				
Darren Holmes, R ERA: 4.97	(9, 1)	1.0		4	1	1	1	0	0	0	0	0	0	0	11	14	9.00	1.000				

Houston Astros @ Colorado Rockies
Coors Field, Denver, CO
Tue Sep 09 1997, 7:05 PM MDT
Att: 48,039 - Unknown - 74 F

AB	32
R	7
H	11
RBI	7
BB	2
SO	2
LOB	13



Batter	1	2	3	4	5	6	7	8	9	AB	R	H	RBI	BB	SO	LOB	BOTTOM					
Walt Weiss, S OBP: 0.379, SLG: 0.389										2	0	0	0	3	1	0						
Ellis Burks, R OBP: 0.354, SLG: 0.563										5	0	0	0	0	0	4						
Larry Walker, L OBP: 0.458, SLG: 0.713										4	1	0	0	1	0	2						
Andres Galarraga, R OBP: 0.392, SLG: 0.583										4	2	4	0	0	0	0						
Dante Bichette, R OBP: 0.349, SLG: 0.517										3	1	1	3	0	1	3						
Vinny Castilla, R OBP: 0.353, SLG: 0.560										2	0	0	1	1	0	0						
Kirt Manwaring, R OBP: 0.304, SLG: 0.289										4	0	1	0	0	0	2						
Nelfi Perez, S OBP: 0.343, SLG: 0.457										4	0	1	0	0	1	1						
Jamey Wright, R OBP: 0.178, SLG: 0.119	(1, 1)	7.2	W	34	8	4	4	2	4	0	0	0	0	0	0	0						
Harvey Pulliam, R OBP: 0.323, SLG: 0.441	(7, PH)			3	0	0	0	2	1	0	0	0	0	0	0	0						
Curt Leskanic, R ERA: 2.29	(8, 1)	0.2	S	2	0	0	0	0	0	0	0	0	0	0	0	0						
Darren Holmes, R OBP: 0.150, SLG: 0.316	(9, 1)			2	0	0	0	0	0	0	0	0	0	0	0	0						
Quinton McCracken, S OBP: 0.307, SLG: 0.350	(9, PH)			2	0	0	0	0	0	0	0	0	0	0	0	0						
Inning Stats	R: 0 E: 0 K: 1 S: 10	H: 1 LOB: 2 BB: 1 P: 17	R: 0 E: 0 K: 0 S: 13	H: 1 LOB: 1 BB: 0 P: 17	R: 0 E: 0 K: 1 S: 6	H: 0 LOB: 0 BB: 0 P: 11	R: 1 E: 0 K: 0 S: 6	H: 1 LOB: 0 BB: 0 P: 10	R: 0 E: 0 K: 0 S: 7	H: 0 LOB: 0 BB: 0 P: 10	R: 1 E: 1 K: 0 S: 11	H: 1 LOB: 2 BB: 2 P: 24	R: 0 E: 0 K: 0 S: 6	H: 1 LOB: 1 BB: 1 P: 14	R: 2 E: 0 K: 1 S: 13	H: 3 LOB: 1 BB: 0 P: 24	R: 0 E: 0 K: 1 S: 9	H: 0 LOB: 1 BB: 1 P: 15	1B: 6 2B: 1 3B: 0 HR: 1	SF: 2 SAC: 0 DP: 1 HBP: 0	WP: 0 PB: 0 SB: 0 CS: 0	PA: 39
PITCHER	IP	WLS	BF	H	R	ER	SO	BB	IBB	HBP	BLK	WP	HR	S	P	ERA	WHIP					
Mike Hampton, L ERA: 4.01	(1, 1)	7.2	W	34	8	4	4	2	4	0	0	0	0	0	0	0						
Tom Martin, L ERA: 2.29	(8, 1)	0.2		3	0	0	0	2	1	0	0	0	0	0	9	15	0.00	1.500				
Russ Springer, R ERA: 4.47	(9, 1)	0.2	S	2	0	0	0	0	0	0	0	0	0	0	3	4	0.00	0.000				

Houston Astros @ Colorado Rockies
Coors Field, Denver, CO
Tue Sep 09 1997, 7:05 PM MDT
Att: 48,039 - Unknown - 74 F

AB	32
R	4
H	8
RBI	4
BB	5
SO	4
LOB	13



Batter	1	2	3	4	5	6	7	8	9	AB	R	H	RBI	BB	SO	LOB	TOP					
Craig Biggio, R OBP: 0.308, SLG: 0.498 (1, 4)										5	1	1	0	0	0	0						
Luis Gonzalez, L OBP: 0.347, SLG: 0.357 (1, 7)										5	2	2	0	0	0	0						
5 Jeff Bagwell, R OBP: 0.420, SLG: 0.576 (1, 3)										5	0	3	3	0	1	0						
Derek Bell, R OBP: 0.340, SLG: 0.434 (1, 9)										5	2	1	0	0	2	4						
Sean Berry, R OBP: 0.309, SLG: 0.416 Bill Spiers, L OBP: 0.442, SLG: 0.475 (5, 5)										2	0	1	1	0	1	0						
Chuck Carr, S OBP: 0.310, SLG: 0.379 Richard Hidalgo, R OBP: 0.304, SLG: 0.364 (1, PR)											1	0	1	0	0	0						
Ricky Gutierrez, R OBP: 0.315, SLG: 0.369 (1, 6)											5	0	2	2	0	1						
Brad Ausmus, R OBP: 0.317, SLG: 0.353 (1, 2)										3	0	0	1	1	1	1						
Ramon Garcia, R OBP: 0.284, SLG: 0.100 Jose Cabrera, R OBP: 0.285, SLG: 0.387 Thomas Howard, S Jose Lima, R Tony Eusebio, R Mike Magnante, L Billy Wagner, L John Hudek, S (1, 1), (5, 1), (6, PH), (6, 1), (7, PH), (7, 1), (7, 1)										2	0	0	0	0	0	2						
Inning Stats	R: 3 E: 0 K: 1 S: 15	H: 5 LOB: 3 BB: 0 P: 26	R: 0 E: 0 K: 1 S: 10	H: 0 LOB: 0 BB: 0 P: 17	R: 1 E: 0 K: 0 S: 6	H: 1 LOB: 1 BB: 0 P: 9	R: 0 E: 0 K: 2 S: 11	H: 2 LOB: 2 BB: 0 P: 13	R: 0 E: 0 K: 1 S: 7	H: 0 LOB: 0 BB: 0 P: 7	R: 0 E: 0 K: 0 S: 6	H: 0 LOB: 0 BB: 0 P: 11	R: 2 E: 0 K: 0 S: 12	H: 2 LOB: 3 BB: 3 P: 27	R: 1 E: 1 K: 2 S: 11	H: 1 LOB: 1 BB: 0 P: 18	R: 0 E: 0 K: 3 S: 10	H: 0 LOB: 0 BB: 0 P: 16	1B: 6 2B: 4 3B: 1 HR: 0	SF: 0 SAC: 0 DP: 0 HBP: 2	WP: 0 PB: 0 SB: 1 CS: 0	PA: 44
PITCHER	IP WLS BF H R ER SO BB IBB HBP BLK WP HR S P ERA WHIP																					
Frank Castillo, R ERA: 5.36 (1, 1)	6.2	33	9	6	6	5	1	1	2	0	0	0	0	61	99	8.10	1.500					
Curt Leskanic, R ERA: 6.39 (7, 1)	0.1	W	3	1	0	0	0	1	0	0	0	0	0	0	6	11	0.00	6.000				
Mike DeJean, R ERA: 4.47 (8, 1)	0.2		4	1	1	0	1	0	0	0	0	0	0	8	14	0.00	1.500					
Mike Munoz, L ERA: 4.68 (8, 1)	0.1		1	0	0	0	1	0	0	0	0	0	0	3	4	0.00	0.000					
Jerry Dipoto, R ERA: 4.29 (9, 1)	1.0	S	3	0	0	0	3	0	0	0	0	0	0	10	16	0.00	0.000					

Houston Astros @ Colorado Rockies
Coors Field, Denver, CO
Wed Sep 10 1997, 3:33 AM MDT
Att: 42,321 - Sunny - 79 F

AB 39
R 7
H 11
RBI 7
BB 3
SO 10
LOB 15



Batter	1	2	3	4	5	6	7	8	9	AB	R	H	RBI	BB	SO	LOB	BOTTOM				
Walt Weiss, S OBP: 0.382, SLG: 0.394 (1, 6)										4	2	2	0	1	1	2					
Ellis Burks, R OBP: 0.357, SLG: 0.568 (1, 8)										4	1	3	2	0	0	1					
Larry Walker, L OBP: 0.490, SLG: 0.715 Mike DeJean, R OBP: 0.333, SLG: 0.667 Mike Munoz, L OBP: 0.367, SLG: 0.355 (1, 9), (8, 1), (8, 1)										4	1	1	1	0	2	5					
Andres Galarraga, R OBP: 0.391, SLG: 0.579 (1, 3)										3	1	0	0	0	0	2					
Dante Bichette, R OBP: 0.348, SLG: 0.521 (1, 7)										4	1	1	4	0	2	0					
Vinny Castilla, R OBP: 0.352, SLG: 0.563 (1, 5)										4	1	1	1	0	0	0					
Jeff Reed, L OBP: 0.394, SLG: 0.536 (1, 2)										4	0	0	0	0	1	0					
Neff Perez, S OBP: 0.349, SLG: 0.464 (1, 4)										3	1	2	0	1	0	0					
Frank Castillo, R OBP: 0.130, SLG: 0.130 Curt Leskanic, R OBP: 0.344, SLG: 0.500 Harvey Pulliam, R OBP: 0.344, SLG: 0.500 (7, PH), (8, 9)										0	0	0	0	0	0	0					
Jerry Dipoto, R OBP: 0.125, SLG: 0.125 (9, 1)										0	0	0	0	0	0	0					
Inning Stats	R: 1 E: 0 K: 0 S: 10	H: 2 LOB: 0 BB: 0 P: 16	R: 0 E: 0 K: 0 S: 9	H: 0 LOB: 0 BB: 0 P: 15	R: 0 E: 0 K: 1 S: 9	H: 1 LOB: 1 BB: 0 P: 12	R: 2 E: 0 K: 1 S: 9	H: 2 LOB: 0 BB: 0 P: 11	R: 1 E: 0 K: 1 S: 13	H: 2 LOB: 2 BB: 1 P: 26	R: 0 E: 0 K: 1 S: 7	H: 0 LOB: 0 BB: 0 P: 10	R: 5 E: 0 K: 1 S: 16	H: 4 LOB: 0 BB: 0 P: 24	R: 0 E: 1 K: 1 S: 9	H: 0 LOB: 2 BB: 2 P: 22	1B: 4 2B: 3 3B: 0 HR: 4	SF: 0 SAC: 2 DP: 1 HBP: 1	WP: 0 PB: 0 SB: 1 CS: 1	PA: 37	
PITCHER	IP WLS BF H R ER SO BB IBB HBP BLK WP HR S P ERA WHIP																				
Ramon Garcia, R ERA: 4.0 (1, 1)	4.1	20	7	4	4	2	1	0	0	0	0	0	0	6	11	0.00	0.000				
Jose Cabrera, R ERA: 0.99 (5, 1)	0.2		2	0	0	0	1	0	0	0	0	0	0	7	10	0.00	0.000				
Jose Lima, R ERA: 5.0 (6, 1)	1.0		3	0	0	0	1	0	0	0	0	0	0	7	10	0.00	0.000				
Mike Magnante, L ERA: 2.57 (7, 1)	0.1	L	4	3	3	3	0	0	0	0	0	1	9	13	81.00	9.000					
Billy Wagner, L ERA: 3.02 (7, 1)	0.1		1	0	0	0	1	0	0	0	0	0	4	6	0.00	0.000					

Houston Astros @ Colorado Rockies
Coors Field, Denver, CO
Wed Sep 10 1997, 3:33 AM MDT
Att: 42,321 - Sunny - 79 F

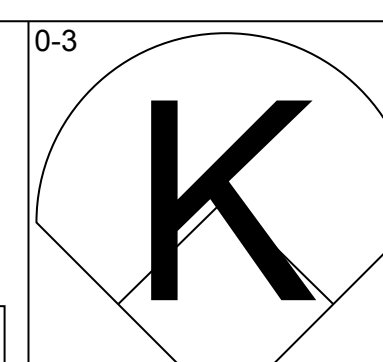
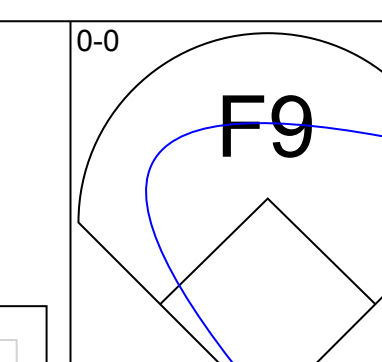
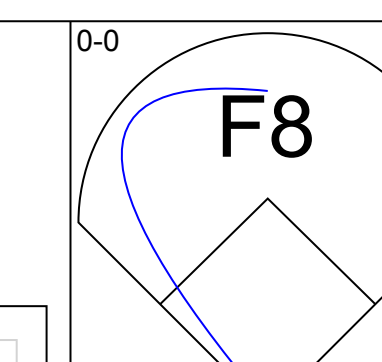
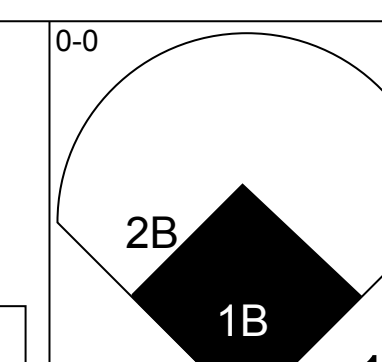
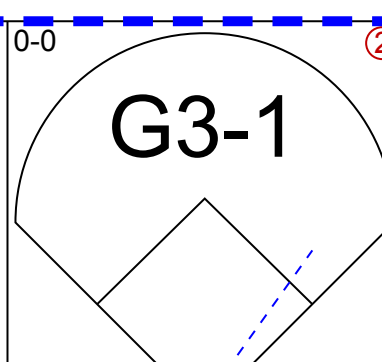
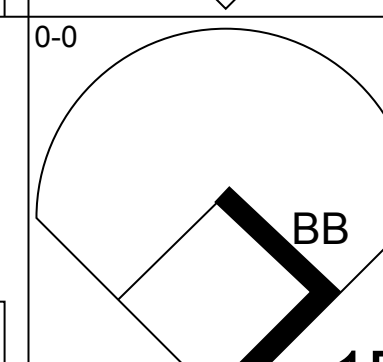
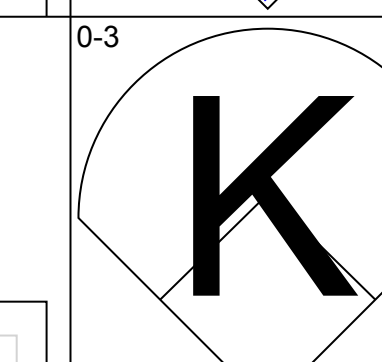
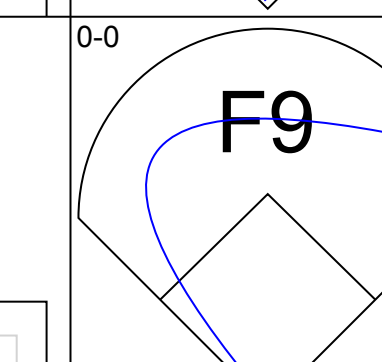
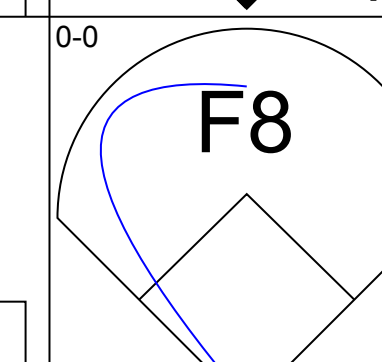
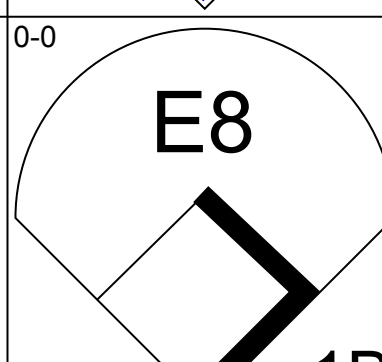
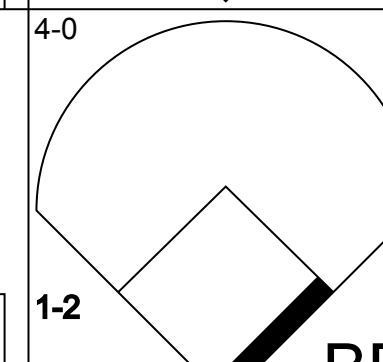
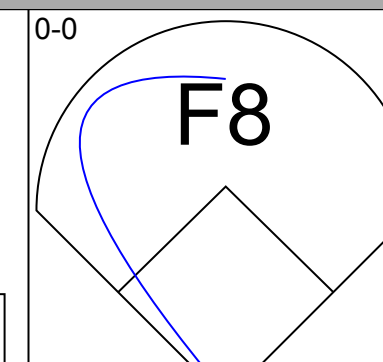
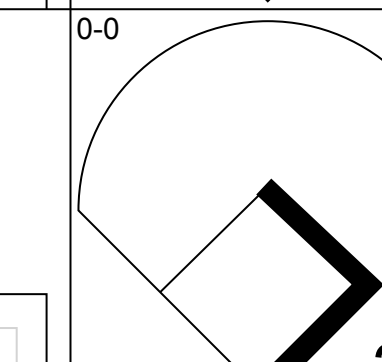
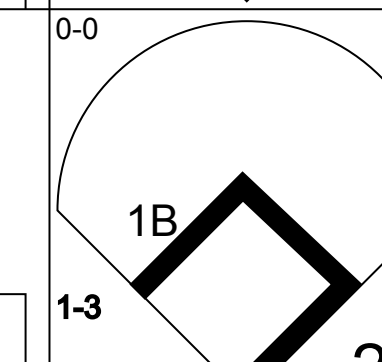
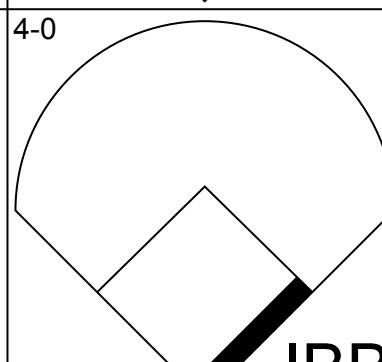
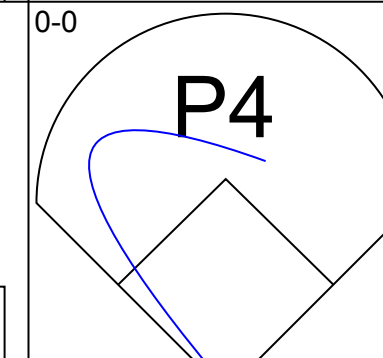
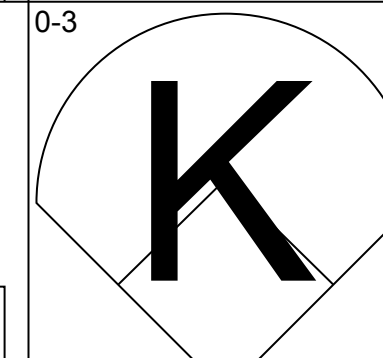
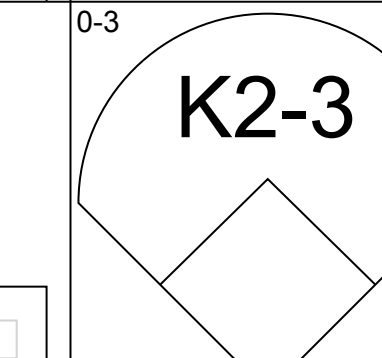
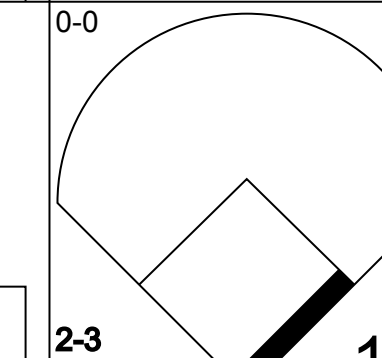
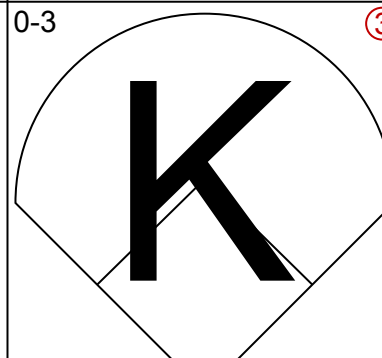
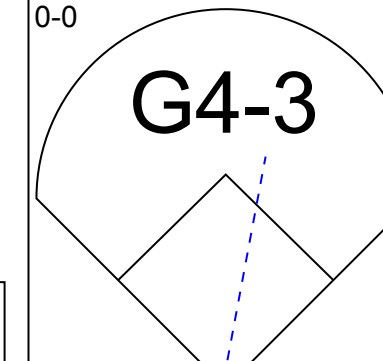
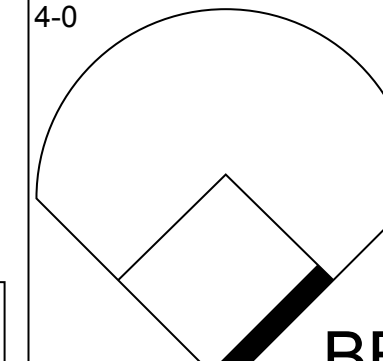
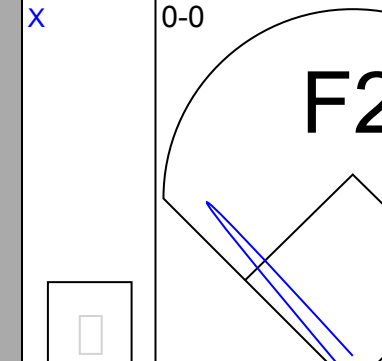
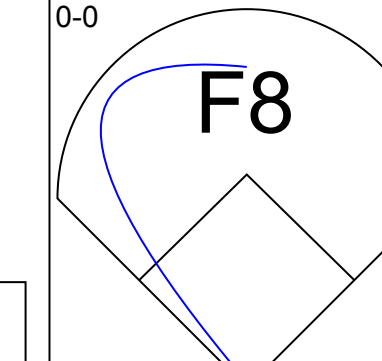
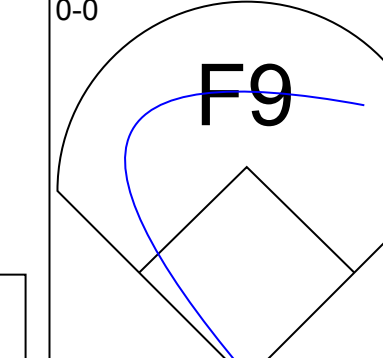
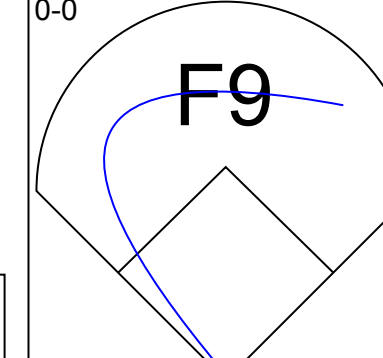
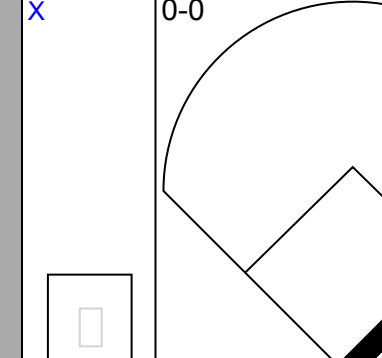
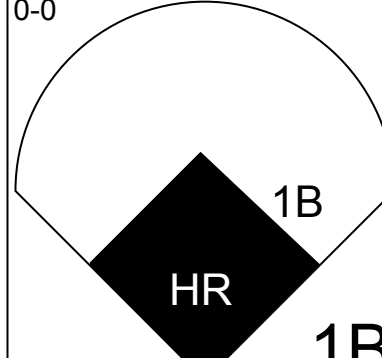
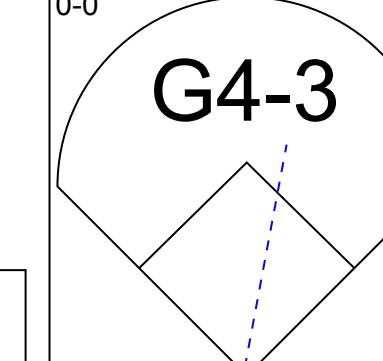
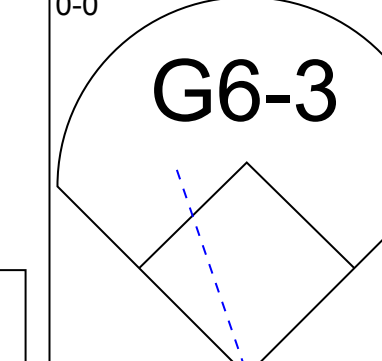
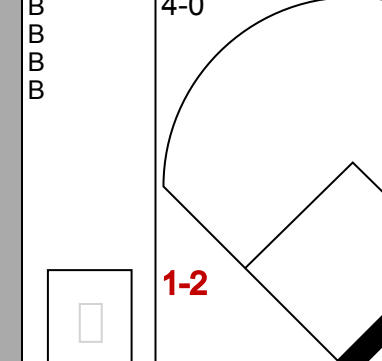
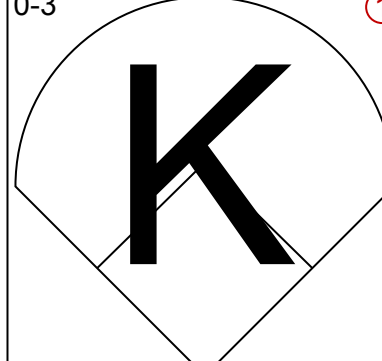
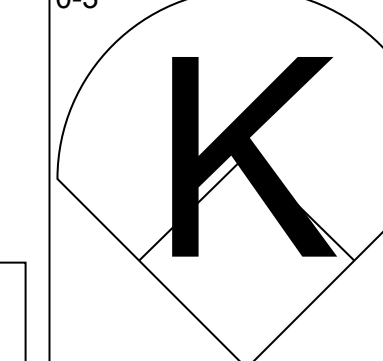
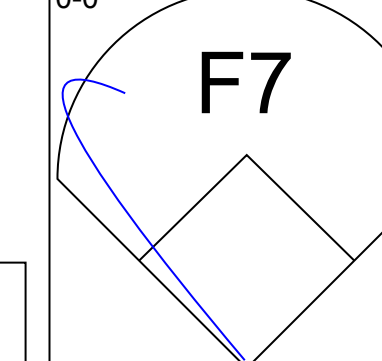
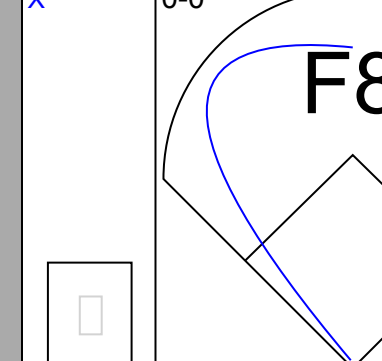
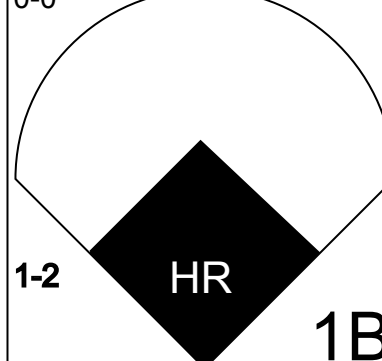
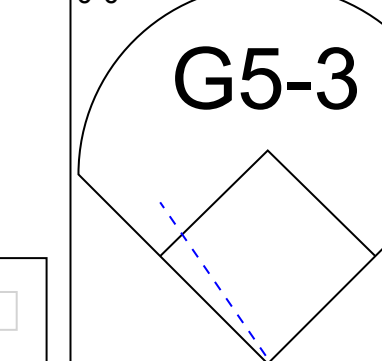
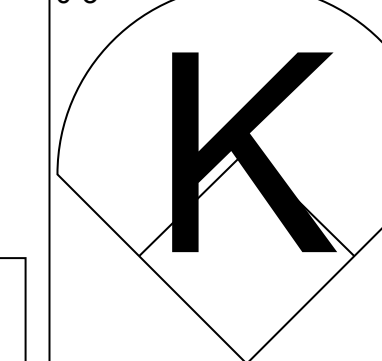
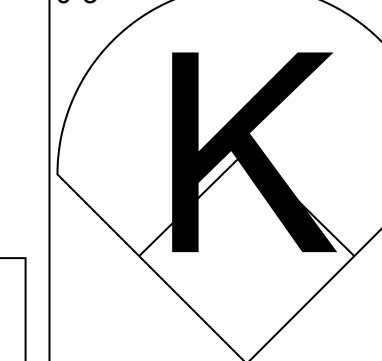
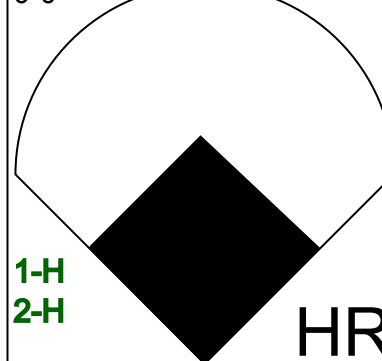
AB 31
R 9
H 11
RBI 9
BB 3
SO 6
LOB 10



Batter	1	2	3	4	5	6	7	8	9	AB	R	H	RBI	BB	SO	LOB	TOP					
Walt Weiss, S OBP: 0.386, SLG: 0.397	F8		K		E		HBP G6-3 1B BB	E		4	3	2	1	1	1	0	Colorado Rockies @ Atlanta Braves Turner Field, Atlanta, GA Sat Sep 13 1997, 7:05 PM EDT Att: 49,097 - Unknown - 84 F					
Ellis Burks, R OBP: 0.357, SLG: 0.562	L7		F9		E		G6-3	E9		5	0	2	1	0	0	1						
Larry Walker, L OBP: 0.453, SLG: 0.706	F7		L3		E3		1B HBP 1B IBB	K		4	1	0	0	1	1	2						
Andres Galarraga, R OBP: 0.394, SLG: 0.578		1B BB		F9	F9		1B HBP 1B IBB			2	2	0	0	2	0	2						
Dante Bichette, R OBP: 0.348, SLG: 0.518		1B BB		K		G5-3		G5-3		4	2	3	1	0	1	0						
Curt Leskanic, R		SH5-3 1B		K		3B 1B				0	0	0	0	0	0	0						
Jason Bates, S OBP: 0.333, SLG: 0.417		1B		K		1B				1	0	0	0	0	0	2						
Mike Munoz, L		1B		K		1B				0	0	0	0	0	0	0						
Mike DeJean, R OBP: 0.333, SLG: 0.667		1B		K		1B				0	0	0	0	0	0	0						
Vinny Castilla, R OBP: 0.353, SLG: 0.560		SH5-3 1B		K		G5-3		G6-3		5	0	2	3	0	1	1						
Kirt Manwaring, R OBP: 0.299, SLG: 0.283		SH5-3		K	F7		G6-3	K		4	0	0	0	0	2	3						
Nelfi Perez, S OBP: 0.345, SLG: 0.465		SF8		P2				G4-3	G3-1	4	0	1	2	0	0	0						
Roger Bailey, R OBP: 0.250, SLG: 0.241										2	1	1	0	0	1	1						
Harvey Pulliam, R OBP: 0.338, SLG: 0.492										1	0	0	0	0	0	1						
Darren Holmes, R OBP: 0.190, SLG: 0.316										0	0	0	0	0	0	0						
Quinton McCracken, S OBP: 0.389, SLG: 0.357					1B E 1B			2B 1B		1	1	1	0	0	0	0						
Inning Stats	R: 0 E: 0 K: 0 S: 7	H: 0 LOB: 0 BB: 0 P: 11	R: 2 E: 0 K: 1 S: 14	H: 2 LOB: 1 BB: 1 P: 25	R: 0 E: 0 K: 1 S: 10	H: 0 LOB: 0 BB: 0 P: 16	R: 0 E: 0 K: 2 S: 13	H: 0 LOB: 0 BB: 0 P: 18	R: 2 E: 1 K: 0 S: 10	H: 3 LOB: 2 BB: 0 P: 14	R: 1 E: 0 K: 1 S: 9	H: 2 LOB: 1 BB: 0 P: 15	R: 3 E: 0 K: 0 S: 9	H: 2 LOB: 1 BB: 2 P: 22	R: 2 E: 1 K: 1 S: 13	H: 3 LOB: 2 BB: 1 P: 21	R: 0 E: 0 K: 1 S: 7	H: 0 LOB: 0 BB: 0 P: 9	1B: 10 2B: 1 3B: 1 HR: 0	SF: 1 SAC: 1 DP: 1 HBP: 1	WP: 0 PB: 0 SB: 0 CS: 0	PA: 44
PITCHER	IP WLS BF H R ER SO BB IBB HBP BLK WP HR S P ERA WHIP																					
Denny Neagle, L ERA: 2.67	6.0		27	7	5	3	5	1	0	0	0	0	0	0	0	63	99	4.50	1.333			
Mike Cather, R ERA: 2.59	1.0	L	7	2	3	3	0	1	1	1	0	0	0	0	0	9	22	27.00	3.000			
Brad Clontz, R ERA: 3.83	0.1		4	3	2	2	0	0	0	0	0	0	0	0	8	11	54.00	9.000				
Alan Embree, L ERA: 2.85	0.2		3	0	0	0	1	0	1	0	0	0	0	0	5	10	0.00	0.000				
Chad Fox, R ERA: 3.18	1.0		3	0	0	0	1	0	0	0	0	0	0	0	7	9	0.00	0.000				

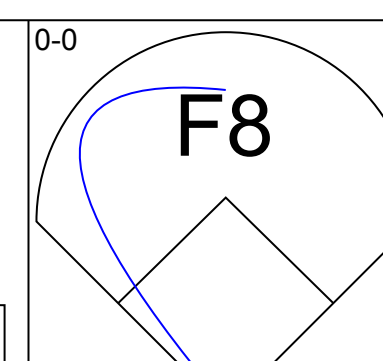
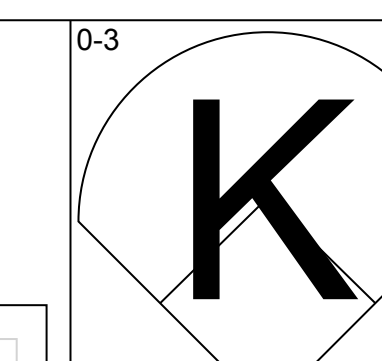
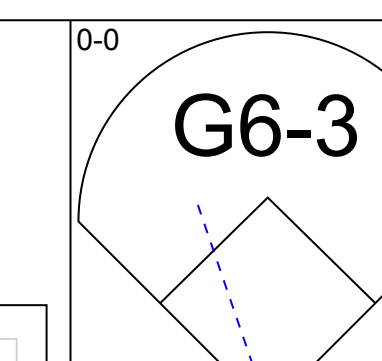
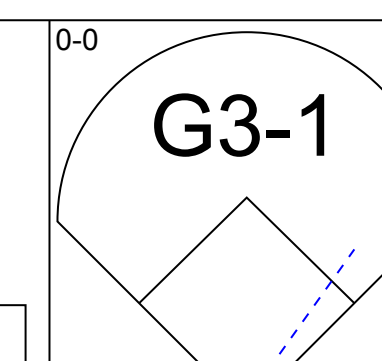
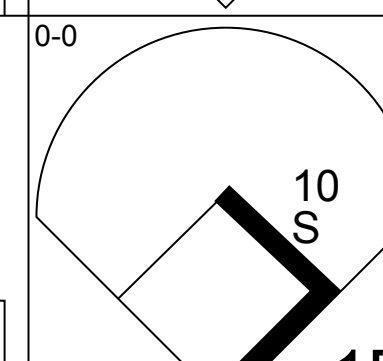
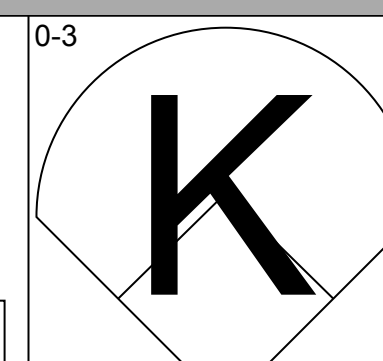
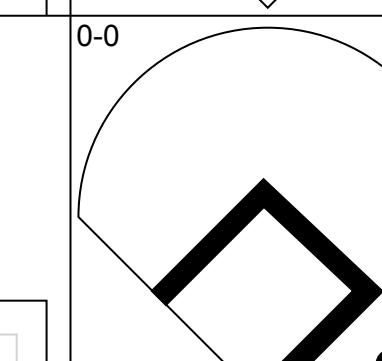
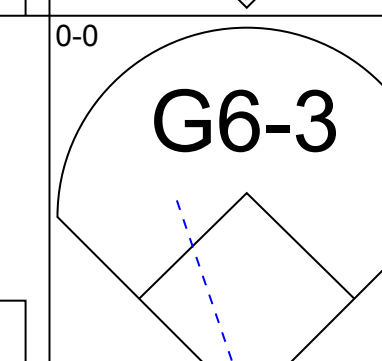
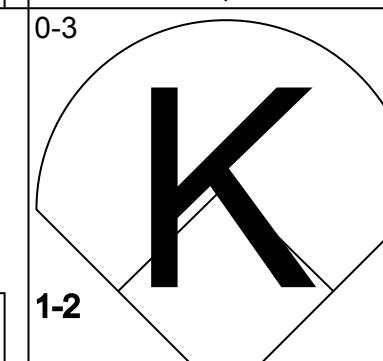
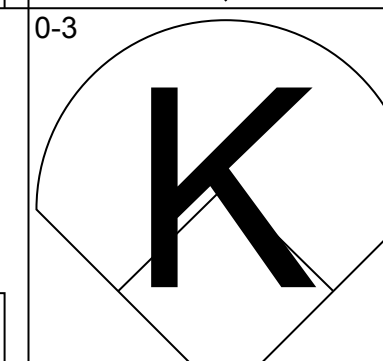
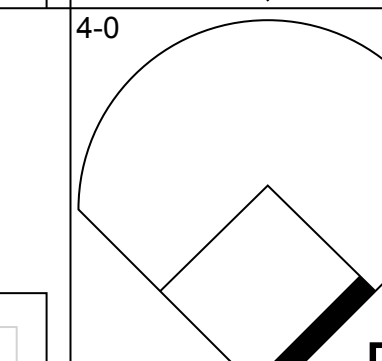
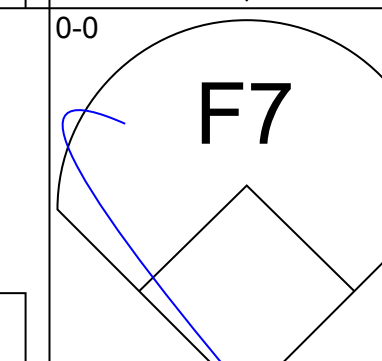
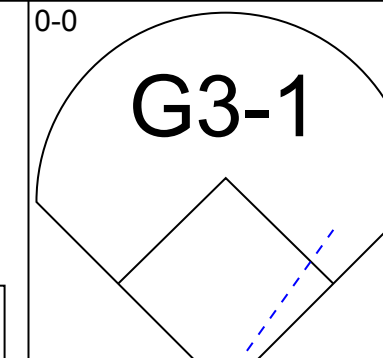
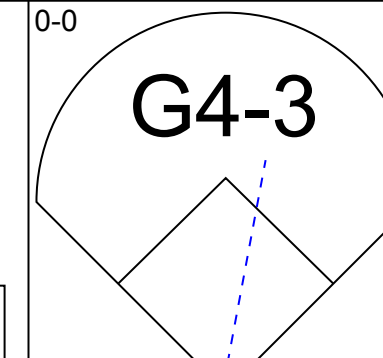
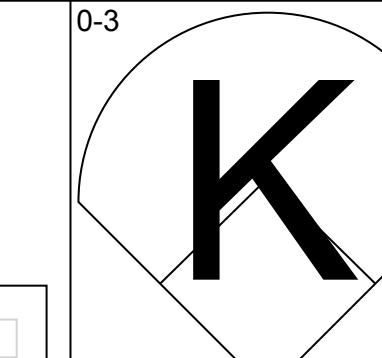
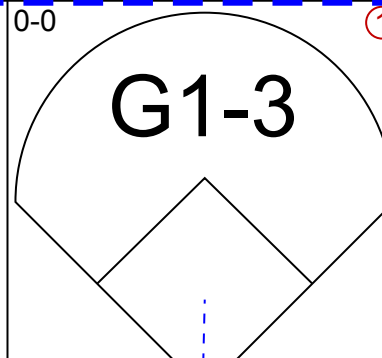
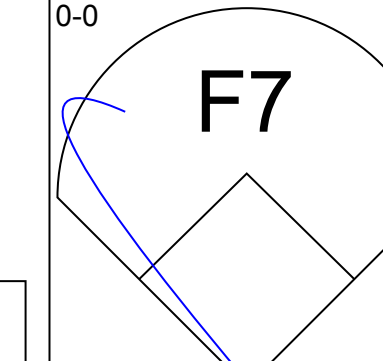
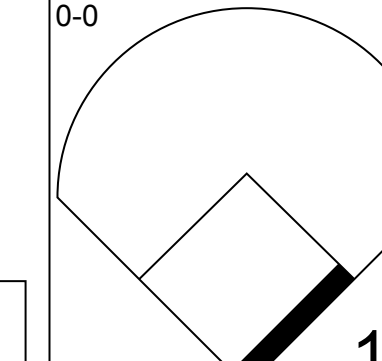
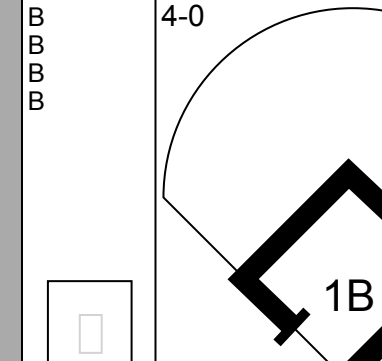
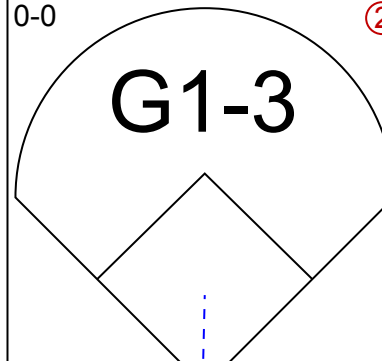
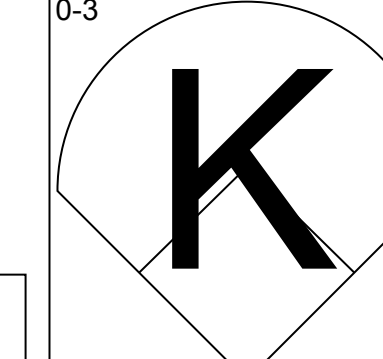
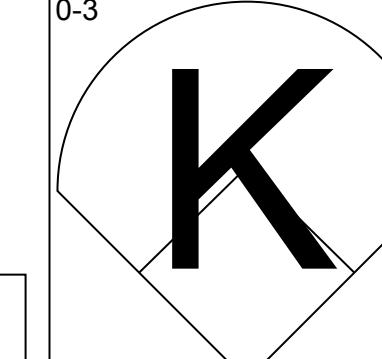
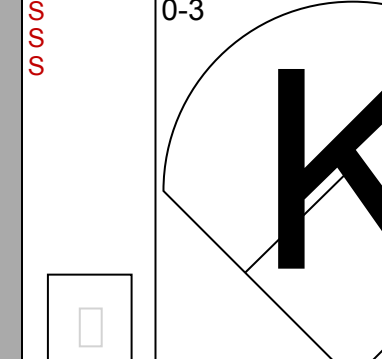
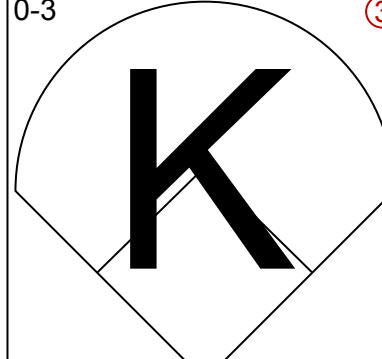
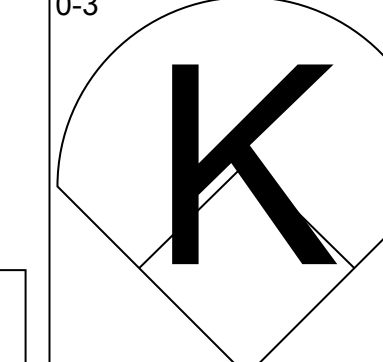
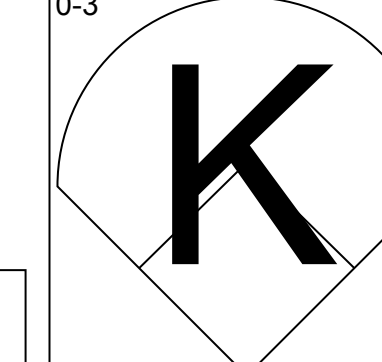
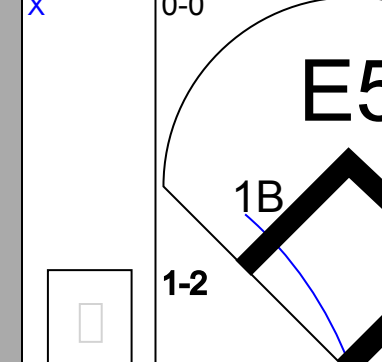
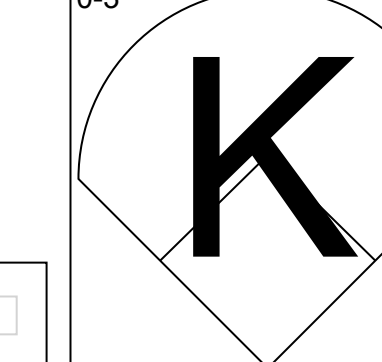
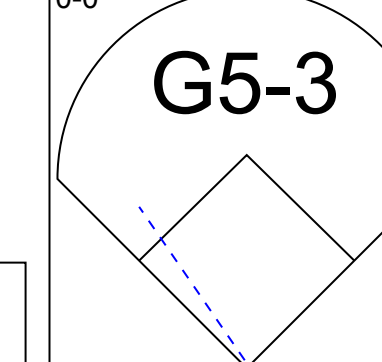
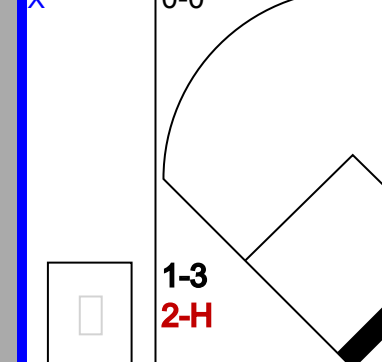
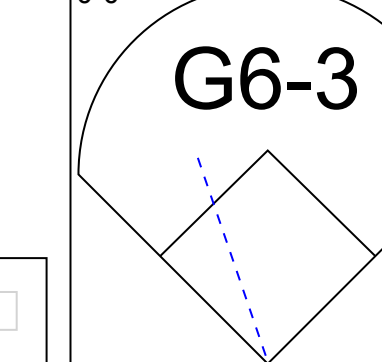
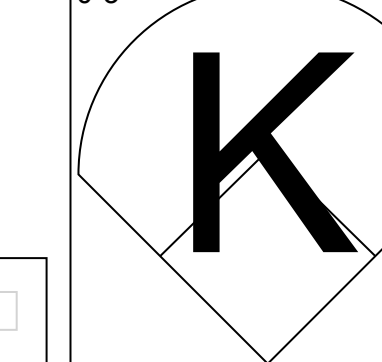

Batter	1	2	3	4	5	6	7	8	9	AB	R	H	RBI	BB	SO	LOB	BOTTOM					
Kenny Lofton, L OBP: 0.414, SLG: 0.445	1B E BB	L4		G3		1B BB		G6-4-3		3	1	0	0	2	0	1	Colorado Rockies @ Atlanta Braves Turner Field, Atlanta, GA Sat Sep 13 1997, 7:05 PM EDT Att: 49,097 - Unknown - 84 F					
Jeff Blauer, R OBP: 0.401, SLG: 0.480	10 BB E		HBP 10 G5-4-3 1B	10 S		1B		10 BB		3	2	3	0	2	0	0						
10 Chipper Jones, S OBP: 0.379, SLG: 0.495	E BB		G5-4-3 HBP 1B	F7		G3-1				4	1	2	0	1	0	3						
Fred McGriff, L OBP: 0.357, SLG: 0.442	K		G5-4-3 HBP		F8		FC6-4			3	0	2	0	1	1	3						
Ryan Klesko, L OBP: 0.329, SLG: 0.493	K		G5-4-3		K		FC6-4			4	0	0	0	0	2	7						
Danny Bautista, R OBP: 0.287, SLG: 0.439	K		G5-4-3		K		FC6-4			0	0	0	0	0	0	0						
Michael Tucker, L OBP: 0.342, SLG: 0.425	K		G5-4-3		K		FC6-4			1	0	0	0	0	1	3						
Javy Lopez, R OBP: 0.355, SLG: 0.538	E8		FC6-4		F8		G4-3			4	1	2	0	1	0	1						
Andruw Jones, R OBP: 0.341, SLG: 0.436	F7		FC6-4		F7		G4-3			5	0	1	1	0	0	6						
Tony Graffanino, R OBP: 0.339, SLG: 0.427		G5-3								2	1	1	1	1	0	0						
Greg Myers, L OBP: 0.323, SLG: 0.429										1	0	0	0	0	1	2						
Rafael Belliard, R OBP: 0.212, SLG: 0.220										0	0	0	0	0	0	0						
Ed Giovanola, L OBP: 0.250, SLG: 0.143										1	0	0	0	0	0	1						
Denny Neagle, L OBP: 0.228, SLG: 0.221										2	0	0	0	0	2	0						
Tommy Griggs, L ERA: 4.91										1	0	0	0	0	0	1						
Mike Cather, R										0	0	0	0	0	0	0						
Brad Clontz, R										0	0	0	0	0	0	0						
Alan Embree, L										0	0	0	0	0	0	0						
Greg Colburn, R OBP: 0.249										1	0	1	0	0	0	0						
Chad Fox, R										0	0	0	0	0	0	0						
Randall Simon, L OBP: 0.286, SLG: 0.250										1	0	0	0	0	0	0						
Inning Stats	R: 3 E: 1 K: 2 S: 16	H: 1 LOB: 1 BB: 2 P: 25	R: 0 E: 0 K: 1 S: 7	H: 0 LOB: 0 BB: 0 P: 11	R: 1 E: 0 K: 0 S: 8	H: 2 LOB: 1 BB: 1 P: 19	R: 1 E: 0 K: 1 S: 10	H: 1 LOB: 1 BB: 1 P: 22	R: 0 E: 0 K: 1 S: 9	H: 1 LOB: 2 BB: 2 P: 15	R: 0 E: 0 K: 0 S: 15	H: 1 LOB: 2 BB: 2 P: 25	R: 0 E: 0 K: 1 S: 10	H: 2 LOB: 2 BB: 0 P: 12	R: 0 E: 0 K: 1 S: 10	H: 2 LOB: 3 BB: 2 P: 21	R: 1 E: 0 K: 0 S: 6	H: 2 LOB: 0 BB: 0 P: 9	1B: 8 2B: 3 3B: 0 HR: 1	SF: 0 SAC: 0 DP: 3 HBP: 1	WP: 0 PB: 0 SB: 1 CS: 1	PA: 45
PITCHER	IP WLS BF H R ER SO BB IBB HBP BLK WP HR S P ERA WHIP																					
Roger Bailey, R ERA: 4.4	5.0		25	5	5	2	5	4	0	1	0	0	0	0	0	50	92	3.60	1.800			
Darren Holmes, R ERA: 4.91	1.0	W	5	1	0	0	0	2	0	0	0	0	0	0	15	25	0.00	3.000				
Curt Leskanic, R ERA: 6.27	1.0		5	2	0	0	1	0	0	0	0	0	0	10	12	0.00	2.000					
Mike Munoz, L ERA: 4.5	0.2		5	2	0	0	0	2	0	0	0	0	0	7	18	0.00	6.000					
Mike DeJean, R ERA: 4.53	1.1	S	5	2	1	1	1	0	0	0	0	0	0	9	12	6.75	1.500					



Batter	1	2	3	4	5	6	7	8	9	AB	R	H	RBI	BB	SO	LOB	TOP			
Walt Weiss, S (1, 6) OBP: 0.384, SLG: 0.394										5	1	1	0	0	1	0	Colorado Rockies @ Atlanta Braves Turner Field, Atlanta, GA Sun Sep 14 1997, 3:33 AM EDT Att: 46,245 - Sunny - 81 F			
Neft Perez, S (1, 4) OBP: 0.346, SLG: 0.464										5	0	2	0	0	1	1				
Larry Walker, L (1, 9) OBP: 0.456, SLG: 0.710										3	0	2	0	2	0	0				
Andres Galarraga, R (1, 3) OBP: 0.392, SLG: 0.575										5	0	1	1	0	3	5				
17 Todd Helton, L (1, 7) Harvey Pulliam, R (8, 7) OBP: 0.380, SLG: 0.563 OBP: 0.338, SLG: 0.492										3	0	0	0	1	0	4				
Vinny Castilla, R (1, 5) OBP: 0.354, SLG: 0.560										4	1	2	0	0	0	1				
Jeff Reed, L (1, 2) OBP: 0.390, SLG: 0.526										3	0	0	0	1	1	1				
Quinton McCracken, S (1, 8) OBP: 0.367, SLG: 0.356										4	1	1	0	0	1	1				
Pedro Astacio, R (1, 1) John Vander Wal, L (9, PH) Jerry Dipoto, R (9, 1) OBP: 0.118, SLG: 0.137 OBP: 0.255, SLG: 0.226 OBP: 0.125, SLG: 0.125										3	0	0	0	0	2	0				
Inning Stats	R: 0 E: 0 K: 1 S: 6	H: 1 LOB: 2 BB: 1 P: 10	R: 0 E: 0 K: 1 S: 5	H: 0 LOB: 0 BB: 0 P: 5	R: 0 E: 0 K: 1 S: 5	H: 0 LOB: 0 BB: 0 P: 5	R: 0 E: 0 K: 1 S: 5	H: 0 LOB: 1 BB: 1 P: 9	R: 0 E: 0 K: 1 S: 6	H: 1 LOB: 1 BB: 0 P: 6	R: 0 E: 0 K: 0 S: 3	H: 1 LOB: 1 BB: 1 P: 7	R: 1 E: 0 K: 1 S: 8	H: 3 LOB: 3 BB: 0 P: 8	R: 3 E: 1 K: 2 S: 11	H: 4 LOB: 2 BB: 1 P: 15		1B: 7 2B: 2 3B: 0 HR: 1	SF: 0 SAC: 0 DP: 0 HBP: 0	WP: 0 PB: 0 SB: 0 CS: 1
PITCHER	IP WLS BF H R ER SO BB IBB HBP BLK WP HR S P ERA WHIP																			
29 John Smoltz, R (1, 1) ERA: 3.17	8.1 L 36 9 4 4 8 3 0 0 0 0 1 49 61 4.32 1.440																			
Kerry Ligtenberg, R (9, 1) ERA: 5.4	0.2 4 1 0 0 1 0 1 0 0 0 0 5 9 0.00 1.500																			

AB	36
R	4
H	10
RBI	4
BB	4
SO	9
LOB	13



Batter	1	2	3	4	5	6	7	8	9	AB	R	H	RBI	BB	SO	LOB	BOTTOM			
Kenny Lofton, L (1, 8) OBP: 0.411, SLG: 0.441										4	0	0	0	0	1	0	Colorado Rockies @ Atlanta Braves Turner Field, Atlanta, GA Sun Sep 14 1997, 3:33 AM EDT Att: 46,245 - Sunny - 81 F			
Jeff Blauser, R (1, 6) OBP: 0.401, SLG: 0.484										4	0	2	0	0	1	0				
10 Chipper Jones, S (1, 5) OBP: 0.378, SLG: 0.492										3	0	0	0	1	2	1				
Fred McGriff, L (1, 3) OBP: 0.354, SLG: 0.439										4	0	0	0	0	1	3				
Ryan Klesko, L (1, 7) OBP: 0.330, SLG: 0.492										3	0	1	0	1	0	0				
Javy Lopez, R (1, 2) OBP: 0.351, SLG: 0.532										4	0	0	0	0	4	2				
Andruw Jones, R (1, 9) OBP: 0.339, SLG: 0.433										3	0	0	0	0	2	2				
Tony Graffano, R (1, 4) Greg Colbrunn, R (7, PH) Rafael Belliard, R (7, PR) OBP: 0.335, SLG: 0.421 OBP: 0.319, SLG: 0.441 OBP: 0.212, SLG: 0.220										2	0	0	0	0	1	1				
29 John Smoltz, R (1, 1) Kerry Ligtenberg, R (9, 1) OBP: 0.321, SLG: 0.280 ERA: 4.17										3	0	0	0	0	1	2				
Inning Stats	R: 0 E: 0 K: 1 S: 6	H: 1 LOB: 0 BB: 0 P: 6	R: 0 E: 0 K: 2 S: 7	H: 0 LOB: 0 BB: 0 P: 7	R: 0 E: 0 K: 2 S: 7	H: 0 LOB: 0 BB: 0 P: 7	R: 0 E: 0 K: 2 S: 8	H: 1 LOB: 1 BB: 0 P: 8	R: 0 E: 0 K: 2 S: 8	H: 1 LOB: 2 BB: 1 P: 12	R: 0 E: 1 K: 1 S: 6	H: 1 LOB: 2 BB: 1 P: 10	R: 0 E: 0 K: 0 S: 3	H: 0 LOB: 0 BB: 0 P: 3	R: 0 E: 0 K: 1 S: 5	H: 0 LOB: 0 BB: 0 P: 5		1B: 3 2B: 0 3B: 1 HR: 0	SF: 0 SAC: 0 DP: 0 HBP: 0	WP: 0 PB: 0 SB: 1 CS: 0
PITCHER	IP WLS BF H R ER SO BB IBB HBP BLK WP HR S P ERA WHIP																			
Pedro Astacio, R (1, 1) ERA: 3.84	8.0 W 30 4 0 0 12 2 0 0 0 0 0 52 60 0.00 0.750																			
Jerry Dipoto, R (9, 1) ERA: 4.17	1.0 3 0 0 0 1 0 0 0 0 0 0 5 5 0.00 0.000																			




Batter	1	2	3	4	5	6	7	8	9	AB	R	H	RBI	BB	SO	LOB	TOP										
Walt Weiss, S OBP: 0.385, SLG: 0.404	1-1 P5			3-2 HR		3-3 K		1-2 E 1B		4	2	2	2	0	1	0											
Ellis Burks, R OBP: 0.354, SLG: 0.556	2-2 F8			2-2 F8			0-0 F8	1-2 E3 1B		4	0	0	0	0	0	2											
Larry Walker, L OBP: 0.456, SLG: 0.714	1-0 G6-3			0-0 G4-3			2-1 HR	0-1 G6-4-3 1B		4	1	2	3	0	0	0											
Andres Galarraga, R OBP: 0.391, SLG: 0.578		2-1 F8		1-2 G1-3			1-0 HR	3-1 G6-4-3 1B		4	1	1	1	0	0	2											
Dante Bichette, R Mike Munoz, L Steve Reed, R John Vander Wal, L Jeff McCurry, R Curt Leskanic, R	1-0 F7				3-2 P4		0-3 K	2-2 G1-3		3	0	0	0	0	0	1											
Vinny Castilla, R OBP: 0.354, SLG: 0.558	1-1 G6-3				2-2 CS 1B		0-1 P2		1-3 K	4	0	1	0	0	1	0											
Jeff Reed, L OBP: 0.384, SLG: 0.517			2-2 P4		3-2 P4			1-2 E3 1B	2-2 F9	4	1	0	0	0	0	1											
Neffi Perez, S OBP: 0.345, SLG: 0.459			0-1 F9		1-2 CS	1-3 K		4-2 1B 1B BB	2-3 K	3	1	0	0	1	2	0											
Jamey Wright, R Quinton McCracken, S			0-2 K		0-0 G6-3			3-1 E 1B 1B		2	0	0	0	0	1	0											
Inning Stats	R: 0 E: 0 K: 0 S: 6	H: 0 LOB: 0 BB: 0 P: 10	R: 0 E: 0 K: 0 S: 5	H: 0 LOB: 0 BB: 0 P: 9	R: 0 E: 0 K: 1 S: 9	H: 0 LOB: 0 BB: 0 P: 11	R: 1 E: 0 K: 0 S: 10	H: 1 LOB: 0 BB: 0 P: 16	R: 0 E: 0 K: 2 S: 8	H: 0 LOB: 0 BB: 0 P: 12	R: 2 E: 0 K: 1 S: 9	H: 2 LOB: 0 BB: 0 P: 12	R: 4 E: 2 K: 0 S: 22	H: 3 LOB: 1 BB: 1 P: 37	R: 0 E: 0 K: 2 S: 12	H: 0 LOB: 0 BB: 0 P: 17	1B: 4 2B: 0 3B: 0 HR: 3	SF: 0 SAC: 0 DP: 1 HBP: 0	WP: 1 PB: 0 SB: 0 CS: 1	PA: 36							
PITCHER	IP	WLS	BF	H	R	ER	SO	BB	IBB	HBP	BLK	WP	HR	S	P	ERA	WHIP										
Alex Fernandez, R Ed Vosberg, L Rob Stanifer, R Kurt Miller, R	7.0 0.0 1.0 1.0	L	24 4 4 3	4 2 1 0	3 4 1 0	3 2 0 0	4 2 0 2	0 1 0 0	0 0 0 0	0 0 0 0	0 1 0 0	0 1 0 12	3 12 10 17	61 21 16 17	93 26 21 17	3.86 ∞ 0.00 0.00	0.571 ∞ 1.000 0.000										

Colorado Rockies @ Florida Marlins
Pro Player Stadium, Miami, FL
Mon Sep 15 1997, 7:05 PM EDT
Att: 19,148 - Unknown - 80 F

livebaseballscorecards.com

AB 34
R 7
H 7
RBI 7
BB 1
SO 6
LOB 6




Batter	1	2	3	4	5	6	7	8	9	AB	R	H	RBI	BB	SO	LOB	BOTTOM										
Cliff Floyd, L OBP: 0.363, SLG: 0.447	2-0 CS 1B				2-0 F8			2-1 G6-4-3 1B	1-0 F8	5	0	2	0	0	0	2											
Edgar Renteria, R OBP: 0.325, SLG: 0.342	3-3 K		1-0 G4-3		0-0 CS 1B		1-1 G6-4-3	1-1 G4-3		5	0	1	0	0	1	3											
Gary Sheffield, R OBP: 0.429, SLG: 0.439	3-1 1B 1B		0-0 BB 1B		0-3 K			2-1 P6		4	1	2	0	0	1	1											
Bobby Bonilla, S OBP: 0.378, SLG: 0.466	3-2 1B 1B		1-0 G5-3 BB 1B		2-0 BB 1B			4-2 FC5-4 BB BB		3	0	3	0	1	0	0											
Darren Daulton, L OBP: 0.379, SLG: 0.471	3-1 1B		4-2 BB		1-1 L8			4-1 FC5-4 BB		2	0	1	1	2	0	1											
Moises Alou, R OBP: 0.376, SLG: 0.495	1-0 G5-3		0-0 G5-3		1-2 K			3-2 FC5-4		4	0	0	0	0	1	8											
Charles Johnson, R Kurt Miller, R		0-2 G5-3		3-2 P6		1-2 BB		2-3 K		3	0	0	0	1	1	2											
Craig Counsell, L OBP: 0.388, SLG: 0.421		0-1 L6		3-2 G6-3		1-2 G4-3		1-2 G6-3		4	0	0	0	0	0	2											
Alex Fernandez, R John Lott, L Ed Vosberg, L Rob Stanifer, R Rob Natal, R Jim Eisenreich, L		3-2 1B		1-3 K			1-2 G5-3		3-1 DI 1B	2	0	1	0	0	1	0											
Inning Stats	R: 1 E: 0 K: 1 S: 14	H: 4 LOB: 2 BB: 0 P: 29	R: 0 E: 0 K: 0 S: 11	H: 1 LOB: 1 BB: 0 P: 14	R: 0 E: 0 K: 1 S: 6	H: 2 LOB: 2 BB: 1 P: 12	R: 0 E: 0 K: 1 S: 15	H: 0 LOB: 0 BB: 0 P: 22	R: 0 E: 0 K: 1 S: 12	H: 1 LOB: 1 BB: 1 P: 21	R: 0 E: 0 K: 0 S: 7	H: 1 LOB: 0 BB: 0 P: 11	R: 0 E: 0 K: 1 S: 14	H: 0 LOB: 2 BB: 2 P: 29	R: 0 E: 0 K: 0 S: 8	H: 1 LOB: 1 BB: 0 P: 15	1B: 11 2B: 2 3B: 0 HR: 0	SF: 0 SAC: 0 DP: 4 HBP: 0	WP: 0 PB: 0 SB: 0 CS: 2	PA: 38							
PITCHER	IP	WLS	BF	H	R	ER	SO	BB	IBB	HBP	BLK	WP	HR	S	P	ERA	WHIP										
Jamey Wright, R Mike Munoz, L Steve Reed, R Jeff McCurry, R Curt Leskanic, R	6.0 0.1 0.2 1.0 1.0	W	26 2 1 5 4	9 1 0 0 1	1 0 0 0 0	1 0 0 0 0	0 0 0 1 0	0 0 0 2 0	2 0 0 2 0	0 0 0 0 0	0 0 0 0 0	0 0 0 14 8	0 5 3 29 15	63 8 3 19 15	105 8 3 25 15	1.50 0.00 0.00 0.00 0.00	1.833 3.000 0.000 2.000 1.000										

Colorado Rockies @ Florida Marlins
Pro Player Stadium, Miami, FL
Mon Sep 15 1997, 7:05 PM EDT
Att: 19,148 - Unknown - 80 F

livebaseballscorecards.com

AB 34
R 1
H 11
RBI 1
BB 4
SO 5
LOB 19



Batter	1	2	3	4	5	6	7	8	9	AB	R	H	RBI	BB	SO	LOB	TOP								
Walt Weiss, S OBP: 0.376, SLG: 0.392	2-1 FC5-4 1B		0-0 G4-3			2-3 K	3-1 P6		3-2 F8	5	0	1	0	0	1	2									
Ellis Burks, R OBP: 0.353, SLG: 0.559	0-2 FC5-4 G3 1-2		2-3 K			2-1 HR		2-0 G5-3		4	1	1	1	0	1	1									
Larry Walker, L OBP: 0.456, SLG: 0.727	3-2 G3 1-3			1-1 P5		0-3 K		1-1 G1-3		4	0	0	0	0	1	1									
Andres Galaraga, R OBP: 0.390, SLG: 0.584	3-3 K			1-0 F8		1-1 F8		4-0 S 1B BB		3	1	0	0	1	1	1									
Dante Bichette, R OBP: 0.344, SLG: 0.513		2-2 G3-1 2B					1-2 SH3-4 E 1B	2-0 1-H 1B		3	0	2	0	0	1	0									
Quinton McCracken, S OBP: 0.372, SLG: 0.359										1	1	1	1	0	0	0									
Vinny Castilla, R OBP: 0.352, SLG: 0.553	3-3 K				0-2 G5-3		4-1 E SH3-4 17 WP BB	3-2 F7		3	1	0	0	1	1	2									
Jeff Reed, L OBP: 0.394, SLG: 0.547	1-0 G3-1				2-0 HR		0-1 SH3-4		3-2 HR	3	2	2	2	0	0	1									
Neffi Perez, S OBP: 0.338, SLG: 0.443	1-1 G6-3				1-3 K		0-1 E3 17 G4-3 17 WP		1-0 L4	4	0	0	1	0	1	3									
Pedro Astacio, R OBP: 0.113, SLG: 0.132							2-3 3-H			2	0	0	0	0	2	0									
17 Todd Helton, L OBP: 0.384, SLG: 0.564					1-3 K		2-1 G4-3		0-3 K	1	0	0	0	0	0	1									
Curt Leskanic, R OBP: 0.333, SLG: 0.667							1-3 3-H			0	0	0	0	0	0	0									
Mike DeJean, R OBP: 0.311, SLG: 0.111										1	0	0	0	0	1	0									
Jerry Dipoto, R OBP: 0.111, SLG: 0.111										1	0	0	0	0	1	0									
Inning Stats	R: 0 E: 0 K: 1 S: 14	H: 1 LOB: 1 BB: 0 P: 22	R: 0 E: 0 K: 1 S: 10	H: 1 LOB: 1 BB: 0 P: 17	R: 0 E: 0 K: 2 S: 9	H: 0 LOB: 0 BB: 0 P: 11	R: 0 E: 0 K: 1 S: 7	H: 0 LOB: 0 BB: 0 P: 12	R: 1 E: 0 K: 2 S: 10	H: 1 LOB: 0 BB: 0 P: 14	R: 1 E: 0 K: 2 S: 10	H: 1 LOB: 0 BB: 0 P: 15	R: 2 E: 1 K: 0 S: 16	H: 1 LOB: 2 BB: 1 P: 26	R: 1 E: 0 K: 0 S: 7	H: 1 LOB: 1 BB: 0 P: 19	R: 1 E: 0 K: 1 S: 12	H: 1 LOB: 0 BB: 0 P: 19	1B: 3 2B: 1 3B: 0 HR: 3	SF: 0 SAC: 1 DP: 0 HBP: 0	WP: 1 PB: 0 SB: 3 CS: 0	PA: 37			
PITCHER	IP WLS BF H R ER SO BB IBB HBP BLK WP HR S P ERA WHIP	7.0 L 28 5 4 4 9 1 0 0 0 1 2 76 117 5.14 0.857	1.0 5 1 1 1 0 1 0 0 0 0 0 7 19 9.00 2.000	1.0 4 1 1 1 1 0 0 0 0 0 1 12 19 9.00 1.000																					

Colorado Rockies @ Los Angeles Dodgers
Dodger Stadium, Los Angeles, CA
Fri Sep 19 1997, 7:05 PM PDT
Att: 53,408 - Unknown - 73 F

AB 34
R 6
H 7
RBI 5
BB 2
SO 10
LOB 12



Batter	1	2	3	4	5	6	7	8	9	AB	R	H	RBI	BB	SO	LOB	BOTTOM							
Otis Nixon, S OBP: 0.340, SLG: 0.322	2-1 BB 1B		2-2 1B G6-4-3 2B			0-0 FC6-4 1-2		2-2 G4-3		5	2	2	1	0	1	5								
Eric Young Sr., R OBP: 0.361, SLG: 0.399	4-0 1B 1-2 BB		0-2 G6-4-3 1B		1-1 S 1B		3-3 K	1-1 F9		4	1	2	0	1	1	3								
Mike Piazza, R OBP: 0.429, SLG: 0.625	2-3 K		1-1 G6-4-3 1-2 3-H		2-1 1-H 1B		1-0 G6-3		1-1 F9	5	0	1	1	0	1	3								
Eric Karros, R OBP: 0.328, SLG: 0.448	0-3 K		0-1 F7		0-1 F8		4-2 BB		1-1 1B	4	0	1	0	1	1	3								
Brett Butler, L OBP: 0.366, SLG: 0.320										0	0	0	0	0	0	0								
Raul Mondesi, R OBP: 0.358, SLG: 0.528	1-2 1-3 2-H 1B			1-3 K		2-3 K		0-0 G6-3		5	0	1	1	0	3	2								
Todd Zeile, R OBP: 0.356, SLG: 0.441	2-2 L6			1-1 G6-3		2-1 E 1B		3-2 E G4-3 1B		5	1	2	0	0	1	3								
Darren Lewis, R OBP: 0.290, SLG: 0.290										3	0	2	0	0	1	0								
Nelson Liriano, S OBP: 0.266, SLG: 0.322										1	0	0	0	0	0	1								
Garey Ingram, R OBP: 0.525, SLG: 0.571										0	0	0	0	0	0	0								
Juan Castro, R OBP: 0.211, SLG: 0.203										0	0	0	0	0	0	0								
Greg Gagne, R OBP: 0.300, SLG: 0.352										2	0	0	0	0	0	1								
Todd Hollandsworth, L OBP: 0.289, SLG: 0.360										1	0	0	0	0	0	2								
Hideo Nomo, R OBP: 0.167, SLG: 0.242										3	0	0	0	0	3	3								
37 Darren Dreifort, R OBP: 0.143, SLG: 0.143										0	0	0	0	0	0	0								
Eddie Murray, S OBP: 0.283, SLG: 0.319										0	0	0	0	1	0	0								
Adam Riggs, R OBP: 0.316, SLG: 0.188										0	0	0	0	0	0	0								
Rick Gorecki, R OBP: 0.111, SLG: 0.111										0	0	0	0	0	0	0								
Inning Stats	R: 1 E: 0 K: 2 S: 15	H: 2 LOB: 2 BB: 1 P: 25	R: 0 E: 0 K: 2 S: 10	H: 0 LOB: 0 BB: 0 P: 14	R: 1 E: 0 K: 0 S: 13	H: 2 LOB: 0 BB: 0 P: 16	R: 0 E: 0 K: 1 S: 7	H: 1 LOB: 1 BB: 0 P: 10	R: 1 E: 0 K: 2 S: 13	H: 2 LOB: 1 BB: 0 P: 16	R: 0 E: 1 K: 2 S: 13	H: 2 LOB: 3 BB: 0 P: 21	R: 0 E: 0 K: 1 S: 8	H: 0 LOB: 1 BB: 1 P: 16	R: 1 E: 1 K: 0 S: 16	H: 1 LOB: 3 BB: 1 P: 30	R: 0 E: 0 K: 2 S: 10	H: 1 LOB: 1 BB: 0 P: 17	1B: 10 2B: 1 3B: 0 HR: 0	SF: 0 SAC: 0 DP: 1 HBP: 1	WP: 0 PB: 0 SB: 1 CS: 0	PA: 42		
PITCHER	IP WLS BF H R ER SO BB IBB HBP BLK WP HR S P ERA WHIP	6.0 W 28 9 3 3 9 1 0 0 0 0 0 8 16 0.00 1.000	1.0 4 0 0 0 1 1 0 0 0 0 0 8 16 0.00 1.000	0.1 4 1 1 0 0 1 0 0 0 0 0 11 22 0.00 6.000	1.2 S 6 1 0 0 2 0 0 0 0 0 15 25 0.00 0.600																			

Colorado Rockies @ Los Angeles Dodgers
Dodger Stadium, Los Angeles, CA
Fri Sep 19 1997, 7:05 PM PDT
Att: 53,408 - Unknown - 73 F

AB 38
R 4
H 11
RBI 3
BB 3
SO 12
LOB 26



Batter	1	2	3	4	5	6	7	8	9	AB	R	H	RBI	BB	SO	LOB	TOP																			
Walt Weiss, S OBP: 0.374, SLG: 0.389	G3-1		SH1-3		P5		1B		G3-1	3	0	0	0	1	0	0	Colorado Rockies @ Los Angeles Dodgers Dodger Stadium, Los Angeles, CA Sat Sep 20 1997, 3:33 AM PDT Att: 45,780 - Sunny - 81 F																			
Ellis Burks, R OBP: 0.356, SLG: 0.559	1B		2B		P3		BB		K	4	0	2	0	1	1	0																				
Larry Walker, L OBP: 0.456, SLG: 0.726	P5		2B		BB		1B			3	0	1	1	1	1	3																				
Andres Galarraga, R OBP: 0.389, SLG: 0.581	BB		K		K				K	3	0	0	0	1	3	3																				
Dante Bichette, R OBP: 0.342, SLG: 0.509 Quinton McCracken, S OBP: 0.372, SLG: 0.359	K		F9						K	4	0	0	0	0	2	4																				
Vinny Castilla, R OBP: 0.355, SLG: 0.553		G4-3			BB				E	2	1	1	0	2	0	0																				
Jeff Reed, L OBP: 0.392, SLG: 0.546	F8		F7		G1-6-3				1B	4	0	1	1	0	0	2																				
Neffi Perez, S OBP: 0.333, SLG: 0.437	G6-3		P5						2B	4	0	0	0	0	0	2																				
Jamey Wright, R OBP: 0.180, SLG: 0.149 Curt Leskanic, R			SH1-3		K				F7	3	1	1	0	0	1	1																				
17 Todd Helton, L OBP: 0.379, SLG: 0.557 Jerry Dipoto, R OBP: 0.111, SLG: 0.111			2B							0	0	0	0	0	0	0																				
Inning Stats	R: 0 E: 0 K: 1 S: 14	H: 1 LOB: 2 BB: 1 P: 20	R: 0 E: 0 K: 0 S: 6	H: 0 LOB: 0 BB: 0 P: 7	R: 1 E: 0 K: 1 S: 10	H: 2 LOB: 2 BB: 1 P: 21	R: 0 E: 0 K: 1 S: 7	H: 0 LOB: 1 BB: 1 P: 13	R: 0 E: 0 K: 0 S: 10	H: 0 LOB: 0 BB: 1 P: 19	R: 0 E: 0 K: 1 S: 12	H: 1 LOB: 2 BB: 1 P: 22	R: 1 E: 1 K: 2 S: 22	H: 2 LOB: 1 BB: 0 P: 32	R: 0 E: 0 K: 1 S: 8	H: 0 LOB: 0 BB: 0 P: 13	1B: 3 2B: 3 3B: 0 HR: 0	SF: 0 SAC: 1 DP: 1 HBP: 0	WP: 0 PB: 0 SB: 2 CS: 0	PA: 38																
PITCHER	IP	WLS	BF	H	R	ER	SO	BB	IBB	HBP	BLK	WP	HR	S	P	ERA	WHIP	PITCHER		IP	WLS	BF	H	R	ER	SO	BB	IBB	HBP	BLK	WP	HR	S	P	ERA	WHIP
Ismael Valdez, R ERA: 2.71	7.0		30	4	1	1	5	6	0	0	0	0	0	74	123	1.29	1.429																			
Antonio Osuna, R ERA: 1.93	2.0	L	8	2	1	1	3	0	0	0	0	0	0	30	45	4.50	1.000																			

Batter	1	2	3	4	5	6	7	8	9	AB	R	H	RBI	BB	SO	LOB	BOTTOM																			
Otis Nixon, S OBP: 0.340, SLG: 0.321	B3		1B		G4-3				G1-3	4	0	1	0	0	0	1	Colorado Rockies @ Los Angeles Dodgers Dodger Stadium, Los Angeles, CA Sat Sep 20 1997, 3:33 AM PDT Att: 45,780 - Sunny - 81 F																			
Eric Young Sr., R OBP: 0.359, SLG: 0.396	G6-3		P4		G5-3				F7	4	0	0	0	0	2																					
Mike Piazza, R OBP: 0.428, SLG: 0.622	F8				F9				1B	4	0	1	0	0	0																					
Eric Karros, R OBP: 0.327, SLG: 0.449	G6-3				F9				K	4	1	1	0	0	1																					
Raul Mondesi, R OBP: 0.359, SLG: 0.529	K		F9						1B	3	0	1	0	1	1																					
Todd Zeile, R OBP: 0.359, SLG: 0.441 Garey Ingram, R OBP: 0.625, SLG: 0.571	1B		E4		PO				2B	4	0	2	0	0	0																					
Darren Lewis, R OBP: 0.333, SLG: 0.289	G4-3		1B						1B	0	0	0	0	0	0																					
Juan Castro, R OBP: 0.228, SLG: 0.222 Eric Anthony, L OBP: 0.345, SLG: 0.408			G4-3		G4-3				1B	3	0	2	0	0	0																					
Ismael Valdez, R OBP: 0.125, SLG: 0.094 Todd Hollandsworth, L OBP: 0.258, SLG: 0.359 Antonio Osuna, R OBP: 0.590, SLG: 0.500 Eddie Murray, S OBP: 0.281, SLG: 0.317	F7				SH1-4				1B	1	0	0	0	0	0																					
									K	1	0	0	0	0	0																					
Inning Stats	R: 0 E: 0 K: 0 S: 6	H: 0 LOB: 0 BB: 0 P: 8	R: 0 E: 0 K: 1 S: 8	H: 1 LOB: 1 BB: 0 P: 12	R: 0 E: 0 K: 0 S: 11	H: 1 LOB: 1 BB: 0 P: 14	R: 1 E: 1 K: 0 S: 8	H: 2 LOB: 2 BB: 0 P: 9	R: 0 E: 0 K: 0 S: 4	H: 0 LOB: 0 BB: 1 P: 11	R: 0 E: 0 K: 1 S: 8	H: 1 LOB: 1 BB: 0 P: 12	R: 0 E: 0 K: 1 S: 8	H: 1 LOB: 1 BB: 0 P: 12	R: 0 E: 0 K: 1 S: 12	H: 2 LOB: 3 BB: 1 P: 23	1B: 7 2B: 2 3B: 0 HR: 0	SF: 0 SAC: 1 DP: 1 HBP: 0	WP: 0 PB: 0 SB: 2 CS: 1	PA: 37																
PITCHER	IP	WLS	BF	H	R	ER	SO	BB	IBB	HBP	BLK	WP	HR	S	P	ERA	WHIP	PITCHER		IP	WLS	BF	H	R	ER	SO	BB	IBB	HBP	BLK	WP	HR	S	P	ERA	WHIP
Jamey Wright, R ERA: 6.16	7.2		30	7	1	0	2	1	0	0	0	0	0	57	86	0.00	1.043																			
Curt Leskanic, R ERA: 5.89	0.1		1	0	0	0	1	0	0	0	0	0	0	3	4	0.00	0.000																			
Jerry Dipoto, R ERA: 4.4	1.0	S	5	2	0	0	1	0	1	0	0	0	0	12	23	0.00	2.000																			

AB 31
R 2
H 6
RBI 2
BB 6
SO 8
LOB 15

AB 33
R 1
H 9
RBI 0
BB 2
SO 4
LOB 12



Batter	1	2	3	4	5	6	7	8	9	AB	R	H	RBI	BB	SO	LOB	TOP				
Walt Weiss, S OBP: 0.379, SLG: 0.394	(1, 6) F7		(1, 0) 2B			(3, 2) 2B, 1B	(4, 1) HR	(4, 2) BB		3	2	1	2	0	0		Colorado Rockies @ Los Angeles Dodgers Dodger Stadium, Los Angeles, CA Sun Sep 21 1997, 7:05 PM PDT Att: 53,903 - Sunny - 79 F				
Ellis Burks, R OBP: 0.356, SLG: 0.568	(1, 8) (9, 7) G4-6-3 BB		(1, 2) F8			(1, 1) 1B, 2B	(0, 0) HR	(3, 3) K		4	2	2	2	1	1	2					
Larry Walker, L OBP: 0.454, SLG: 0.721	(1, 9) G4-6-3			(2, 1) L9		(4, 2) 1B, 2B	(2, 0) G4-3		(2, 1) L7	4	1	0	0	1	0	1					
Andres Galarraga, R OBP: 0.391, SLG: 0.585		(1, 3) K		(1, 1) HR		(4, 0) 1B, 2B	(1, 1) WP		(0, 0) G5-3	4	3	2	1	1	1	0					
Dante Bichette, R OBP: 0.341, SLG: 0.507		(1, 2) F4		(0, 2) L3		(1, 2) 2B	(1, 3) K		(1, 0) P5	4	0	1	1	0	1	1					
Quinton McCracken, S OBP: 0.370, SLG: 0.359						(1, 2) 2B				1	0	0	0	0	0	0					
Vinny Castilla, R OBP: 0.355, SLG: 0.554	(1, 5) G6-3			(2, 2) G2		(1, 1) FC6-5	(2, 0)			4	1	2	3	0	0	0					
Neifi Perez, S OBP: 0.335, SLG: 0.438			(0, 0) SH3-4, 2B		(1, 2) CS, 1B	(0, 0) G6-3	(1, 0) F7			4	1	2	0	0	0	3					
Kirt Manwaring, R OBP: 0.292, SLG: 0.277			(0, 3) K		(2, 3) K	(0, 0) FC6-5		(1, 1) G5-3		4	0	0	0	0	2	4					
Frank Castillo, R OBP: 0.138, SLG: 0.125			(1, 0) SH3-4		(0, 1) G6-3	(2, 3) K		(1, 0) G3-1		1	0	0	0	0	0	0					
John Vander Wal, L OBP: 0.247, SLG: 0.218										1	0	0	0	0	1	1					
Mike DeJean, R OBP: 0.333, SLG: 0.667										0	0	0	0	0	0	0					
Rene Gonzales, R OBP: 0.333, SLG: 0.667										1	0	0	0	0	0	0					
Steve Reed, R OBP: 0.333, SLG: 0.667										0	0	0	0	0	0	0					
Inning Stats	R: 0 E: 0 K: 0 S: 9	H: 0 LOB: 0 BB: 1 P: 16	R: 0 E: 0 K: 1 S: 11	H: 0 LOB: 0 BB: 0 P: 14	R: 1 E: 0 K: 1 S: 9	H: 2 LOB: 1 BB: 0 P: 12	R: 1 E: 0 K: 0 S: 10	H: 1 LOB: 0 BB: 0 P: 15	R: 0 E: 0 K: 1 S: 9	H: 1 LOB: 0 BB: 0 P: 12	R: 5 E: 1 K: 1 S: 17	H: 4 LOB: 1 BB: 2 P: 33	R: 3 E: 0 K: 1 S: 10	H: 3 LOB: 1 BB: 1 P: 21	R: 0 E: 0 K: 1 S: 8	H: 0 LOB: 1 BB: 0 P: 17	R: 0 E: 0 K: 0 S: 4	H: 0 LOB: 0 BB: 0 P: 7	1B: 6 2B: 3 3B: 0 HR: 2	SF: 0 SAC: 1 DP: 1 HBP: 0	WP: 2 PA: 41 PB: 0 SB: 0 CS: 1
PITCHER	IP WLS BF H R ER SO BB IBB HBP BLK WP HR S P ERA WHIP																				
Ramon Martinez, R ERA: 3.79	(1, 1) 5.0 L 22 6 6 6 3 3 0 0 0 0 1 1 55 88 10.80 1.800																				
37 Darren Dreifort, R ERA: 2.57	(6, 1) 1.0 7 3 3 3 1 1 0 0 0 1 1 12 20 27.00 4.000																				
Dennys Reyes, L ERA: 3.4	(7, 1) 2.0 9 2 1 1 2 1 0 0 0 1 0 16 32 4.50 1.500																				
Mike Harkey, R ERA: 4.4	(9, 1) 1.0 3 0 0 0 0 0 0 0 0 0 0 4 7 0.00 0.000																				

Batter	1	2	3	4	5	6	7	8	9	AB	R	H	RBI	BB	SO	LOB	BOTTOM				
Otis Nixon, S OBP: 0.339, SLG: 0.319	(1, 8) G6-3		(4, 0) HR	(1, 0) F7		(0, 1) G3		(1, 1) P5		4	1	0	0	1	0	0	Colorado Rockies @ Los Angeles Dodgers Dodger Stadium, Los Angeles, CA Sun Sep 21 1997, 7:05 PM PDT Att: 53,903 - Sunny - 79 F				
Eric Young Sr., R OBP: 0.357, SLG: 0.394	(1, 4) G1-3		(0, 0) P5		(0, 2) G4-3		(0, 1) G6-3			4	0	0	0	0	0	1					
Mike Piazza, R OBP: 0.430, SLG: 0.628	(1, 2) G6-3		(2, 2) 1B		(0, 1) F9		(4, 2) 1B			3	1	2	2	1	0	0					
Eric Karros, R OBP: 0.327, SLG: 0.446	(1, 3) F9		(3, 2) P4		(4, 2) BB		(1, 3) K			3	0	0	0	1	1	2					
Raul Mondesi, R OBP: 0.362, SLG: 0.535		(3, 2) 1B, 2B	(1, 0) HR		(1, 3) K		(0, 2)		(1, 2) 1B	4	2	3	1	0	1	1					
Todd Zeile, R OBP: 0.360, SLG: 0.442	(1, 5) G6-3		(0, 1) 2B		(2, 0) 1B		(2, 1) L9		(0, 1) F9	4	1	2	0	0	0	2					
Darren Lewis, R OBP: 0.333, SLG: 0.297			(0, 1) G6-3-5		(0, 0) G4-3		(1, 1) G4-3		(1, 0) F9	3	0	1	2	0	0	1					
Mike Harkey, R OBP: 0.333, SLG: 0.297			(2, H) 2B							0	0	0	0	0	0	0					
Juan Castro, R OBP: 0.220, SLG: 0.213	(1, 6) G6-3				(0, 0) F9		(1, 3) K		(0, 2) P2	3	0	0	0	0	1	1					
Brett Butler, L OBP: 0.365, SLG: 0.320	(9, PH) G6-3									1	0	0	0	0	0	0					
Ramon Martinez, R OBP: 0.195, SLG: 0.220	(1, 1) G6-3-5		(0, 0) G6-3-5		(1, 1) P3				(3, 2) F9	2	0	0	0	0	0	1					
37 Darren Dreifort, R ERA: 5.53	(6, 1) 2.0 6 0 0 0 1 0 0 0 0 0 0 13 18 0.00 0.000																				
Dennys Reyes, R ERA: 4.22	(7, 1) 2.0 8 1 0 0 1 1 0 0 0 0 0 0 24 34 0.00 1.000																				
Todd Hollandsworth, L OBP: 0.286, SLG: 0.356	(7, 7) G6-3-5									1	0	0	0	0	0	2					
Eric Anthony, L OBP: 0.365, SLG: 0.403	(8, PH) 2-3I									1	0	0	0	0	0	0					
Inning Stats	R: 0 E: 0 K: 0 S: 10	H: 1 LOB: 1 BB: 0 P: 16	R: 2 E: 0 K: 0 S: 9	H: 3 LOB: 0 BB: 0 P: 13	R: 3 E: 0 K: 0 S: 11	H: 3 LOB: 1 BB: 1 P: 23	R: 0 E: 0 K: 0 S: 4	H: 0 LOB: 0 BB: 0 P: 6	R: 0 E: 0 K: 1 S: 11	H: 0 LOB: 0 BB: 1 P: 16	R: 0 E: 0 K: 1 S: 7	H: 0 LOB: 0 BB: 0 P: 11	R: 0 E: 0 K: 0 S: 6	H: 0 LOB: 0 BB: 0 P: 7	R: 0 E: 0 K: 1 S: 13	H: 1 LOB: 2 BB: 1 P: 19	R: 0 E: 0 K: 0 S: 11	H: 0 LOB: 0 BB: 0 P: 15	1B: 5 2B: 2 3B: 0 HR: 2	SF: 0 SAC: 0 DP: 1 HBP: 0	WP: 0 PA: 37 PB: 0 SB: 0 CS: 0
PITCHER	IP WLS BF H R ER SO BB IBB HBP BLK WP HR S P ERA WHIP																				
Frank Castillo, R ERA: 5.53	(1, 1) 5.0 W 23 7 5 5 1 2 0 0 0 0 0 0 45 74 9.00 1.800																				
Mike DeJean, R ERA: 4.22	(6, 1) 2.0 6 0 0 0 1 0 0 0 0 0 0 13 18 0.00 0.000																				
Steve Reed, R ERA: 4.1	(8, 1) 2.0 8 1 0 0 1 1 0 0 0 0 0 0 24 34 0.00 1.000																				



Batter	1	2	3	4	5	6	7	8	9	AB	R	H	RBI	BB	SO	LOB	TOP										
Darryl Hamilton, L (1, 8) OBP: 0.348, SLG: 0.361	F8	2-0		BB 2B BB	4-2			G4-3		4	1	1	1	1	1	1											
Bill Mueller, S (1, 5) OBP: 0.372, SLG: 0.436	2B	1-3		L7	2-2				HR 2B	4	1	1	0	1	2	3											
Barry Bonds, L (1, 7) OBP: 0.443, SLG: 0.577	F9			P4	4-1			G6-3	HR 2H	4	1	1	2	1	0	1											
Jeff Kent, R (1, 4) OBP: 0.314, SLG: 0.468	2B			P4	0-1			F9	K	5	0	2	1	0	1	0											
J.T. Snow, L (1, 3) LeJon Powell, R (9, PR) OBP: 0.386, SLG: 0.501 OBP: 0.385, SLG: 0.429	F8			1B	2-3			E5	DI 1B	5	1	2	0	0	1	4											
Stan Javier, S (1, 9) Terry Mulholland, R (7, 1) Cory Bailey, R (8, 1) Glenallen Hill, R (9, PH) OBP: 0.289, SLG: 0.429		FC4-6		1B	1-3			FC5-4	K	4	0	2	0	0	0	1											
Jose Vizcaino, S (1, 6) Mark Lewis, R (9, PH) Wilson Delgado, S (9, PR)	FC4-6	1B		1B	1-1			G3	G1-3	4	1	2	1	0	0	1											
Brian Johnson, R (1, 2) Damon Berryhill, S (9, PH)	F8			G4-3	1-3			K	G4-3	4	0	0	0	0	2	4											
Danny Darwin, R (1, 1) Julian Tavarez, L (6, 1) Jacob Cruz, L (7, 9) OBP: 0.231, SLG: 0.136	1B			K	0-3			B1-3	G1-3	3	0	1	0	0	1	0											
Inning Stats	R: 0 E: 0 K: 0 S: 15	H: 1 LOB: 2 BB: 1 P: 26	R: 1 E: 0 K: 1 S: 11	H: 3 LOB: 2 BB: 0 P: 16	R: 1 E: 0 K: 0 S: 10	H: 3 LOB: 2 BB: 0 P: 12	R: 1 E: 0 K: 2 S: 15	H: 1 LOB: 2 BB: 2 P: 26	R: 0 E: 0 K: 1 S: 7	H: 0 LOB: 0 BB: 0 P: 9	R: 0 E: 0 K: 2 S: 7	H: 0 LOB: 0 BB: 0 P: 12	R: 0 E: 1 K: 0 S: 11	H: 0 LOB: 1 BB: 0 P: 17	R: 0 E: 0 K: 1 S: 9	H: 1 LOB: 1 BB: 0 P: 14	R: 3 E: 0 K: 2 S: 18	H: 4 LOB: 1 BB: 0 P: 32	1B: 9 2B: 3 3B: 0 HR: 1	SF: 0 SAC: 0 DP: 0 HBP: 0	WP: 0 PA: 44 PB: 0 SB: 0 CS: 0						
PITCHER	IP	WLS	BF	H	R	ER	SO	BB	IBB	HBP	BLK	WP	HR	S	P	ERA	WHIP										
John Thomson, R (1, 1) ERA: 4.41	4.0		23	8	3	3	3	3	0	0	0	0	0	51	80	6.75	2.750										
Darren Holmes, R (5, 1) ERA: 5.15	2.0	W	6	0	0	0	3	0	0	0	0	0	0	14	21	0.00	0.000										
Mike DeJean, R (7, 1) ERA: 4.09	2.0		8	1	0	0	1	0	0	0	0	0	0	20	31	0.00	0.500										
Jerry Dipoto, R (9, 1) ERA: 4.66	0.2		6	4	3	3	2	0	0	0	0	0	1	17	30	40.50	6.000										
Curt Leskanic, R (9, 1) ERA: 5.66	0.1	S	1	0	0	0	0	0	0	0	0	0	0	1	2	0.00	0.000										

San Francisco Giants @ Colorado Rockies
Coors Field, Denver, CO
Tue Sep 23 1997, 7:05 PM MDT
Att: 48,026 - Unknown - 50 F

AB 41
R 6
H 13
RBI 6
BB 3
SO 9
LOB 18



Batter	1	2	3	4	5	6	7	8	9	AB	R	H	RBI	BB	SO	LOB	BOTTOM										
Walt Weiss, S (1, 6) OBP: 0.379, SLG: 0.393	F8			BB	4-2			G5-3		4	0	1	0	1	0	1											
Ellis Burks, R (1, 8) OBP: 0.363, SLG: 0.572	2B			K	1-3			1B	FC6-4	4	2	3	1	1	1	1											
Larry Walker, L (1, 9) OBP: 0.454, SLG: 0.718	P6			K	0-2			HR	FC6-4	5	1	2	1	0	1	5											
Andres Galarraga, R (1, 3) OBP: 0.389, SLG: 0.567	K			L7	1-0			HR	G5-3	5	1	1	3	0	1	3											
Dante Bichette, R (1, 7) Quinton McCracken, S (8, 8) OBP: 0.343, SLG: 0.507 OBP: 0.370, SLG: 0.356	2B	1B		F8	1-2			L7	L9	4	2	2	0	0	0	0											
Vinny Castilla, R (1, 5) OBP: 0.356, SLG: 0.554	F9			G5-3	1-1			G5-3	1B	4	0	2	0	0	0	1											
Jeff Reed, L (1, 2) OBP: 0.390, SLG: 0.545	2B			F8	3-1			G3-1	K	4	0	1	1	0	1	3											
Nelfi Perez, S (1, 4) OBP: 0.334, SLG: 0.436	L7			SF7	1-0			P4	SH1-4	3	1	1	1	0	0	1											
John Thomson, R (1, 1) John Vander Wal, L (4, PH) Darren Holmes, R (5, 1) Jason Bates, R (6, PH) Mike DeJean, R (7, 1) Brian Raabe, R (8, PH) Jerry Dipoto, R (9, 1) Curt Leskanic, R (9, 1)	G1-6-3			G5-3	3-2			BB	1B	1	0	0	0	0	0	1											
Inning Stats	R: 0 E: 0 K: 1 S: 10	H: 1 LOB: 1 BB: 0 P: 14	R: 1 E: 0 K: 0 S: 9	H: 2 LOB: 1 BB: 0 P: 12	R: 0 E: 0 K: 2 S: 12	H: 0 LOB: 1 BB: 1 P: 18	R: 1 E: 0 K: 0 S: 12	H: 2 LOB: 1 BB: 0 P: 21	R: 3 E: 0 K: 0 S: 11	H: 3 LOB: 3 BB: 0 P: 15	R: 0 E: 0 K: 0 S: 13	H: 2 LOB: 3 BB: 1 P: 21	R: 0 E: 0 K: 1 S: 10	H: 1 LOB: 1 BB: 0 P: 16	R: 2 E: 0 K: 0 S: 11	H: 3 LOB: 1 BB: 0 P: 17	1B: 11 2B: 2 3B: 0 HR: 1	SF: 1 SAC: 1 DP: 0 HBP: 0	WP: 0 PA: 40 PB: 0 SB: 0 CS: 0								
PITCHER	IP	WLS	BF	H	R	ER	SO	BB	IBB	HBP	BLK	WP	HR	S	P	ERA	WHIP										
Danny Darwin, R (1, 1) ERA: 4.4	5.2	L	28	10	5	5	3	1	0	0	0	0	0	63	92	7.94	1.941										
Julian Tavarez, R (6, 1) ERA: 3.95	1.0		5	1	0	0	0	1	0	0	0	0	0	11	20	0.00	2.000										
Terry Mulholland, L (7, 1) ERA: 4.26	1.0		6	3	2	2	1	0	0	0	0	0	0	13	20	18.00	3.000										
Cory Bailey, R (8, 1) ERA: 8.1	0.1		1	0	0	0	0	0	0	0	0	0	0	1	2	0.00	0.000										

San Francisco Giants @ Colorado Rockies
Coors Field, Denver, CO
Tue Sep 23 1997, 7:05 PM MDT
Att: 48,026 - Unknown - 50 F

AB 36
R 7
H 14
RBI 7
BB 2
SO 4
LOB 17



Batter	1	2	3	4	5	6	7	8	9	AB	R	H	RBI	BB	SO	LOB	TOP				
Marvin Benard, L (1, 9) LeJon Powell, R (9, 8) OBP: 0.325, SLG: 0.300 OBP: 0.385, SLG: 0.429	G3		G5-3 BB		F7		G4-3		K	4	0	0	0	1	1	0					
Stan Javier, S (1, 8) OBP: 0.368, SLG: 0.399	G4-3		G5-3		BB			FC4-6 1B		4	0	2	0	0	0	1					
Barry Bonds, L (1, 7) OBP: 0.443, SLG: 0.579	1B 3B		P2		BB			FC4-6 3B		3	2	1	0	1	0	2					
Jeff Kent, R (1, 4) OBP: 0.314, SLG: 0.467	BB 1B		K		G5-3			F7		4	0	1	1	0	1	4					
J.T. Snow, L (1, 3) OBP: 0.388, SLG: 0.512	1-2 BB				HR			BB		3	1	2	2	1	0	0					
Mark Lewis, R (1, 5) Julian Tavarez, L (7, 1) Damon Berryhill, S (8, PH) Roberto Hernandez, R (8, 1) OBP: 0.314, SLG: 0.430 OBP: 0.500, SLG: 0.370 OBP: 0.500, SLG: 0.500	L8		G3-6-3 BB		G6-3			G4-3		2	0	0	0	1	0	2					
Jose Vizcaino, S (1, 6)		K	P6		G3			G4-3		4	0	0	0	0	1	1					
Brian Johnson, R (1, 2)		L3 1B	G3-6-3		G1-3			HR		4	1	2	1	0	0	1					
Pat Rapp, R (1, 1) Rich Rodriguez, L (6, 1) Bill Mueller, S (7, PH) OBP: 0.106, SLG: 0.170 OBP: 0.370, SLG: 0.433	L3		K		G4-3			F7		2	0	0	0	0	1	1					
Inning Stats	R: 1 E: 0 K: 0 S: 9	H: 2 LOB: 2 BB: 1 P: 20	R: 0 E: 0 K: 1 S: 5	H: 1 LOB: 0 BB: 0 P: 11	R: 0 E: 0 K: 1 S: 7	H: 0 LOB: 1 BB: 1 P: 12	R: 1 E: 0 K: 0 S: 5	H: 1 LOB: 0 BB: 1 P: 14	R: 0 E: 0 K: 1 S: 9	H: 0 LOB: 0 BB: 0 P: 7	R: 0 E: 0 K: 0 S: 6	H: 0 LOB: 0 BB: 0 P: 10	R: 1 E: 0 K: 0 S: 10	H: 2 LOB: 1 BB: 0 P: 17	R: 1 E: 0 K: 1 S: 10	H: 1 LOB: 0 BB: 0 P: 14	1B: 4 2B: 1 3B: 2 HR: 2	SF: 0 SAC: 0 DP: 2 HBP: 0	WP: 0 PB: 0 SB: 0 CS: 0	PA: 37	
PITCHER	IP	WLS	BF	H	R	ER	SO	BB	IBB	HBP	BLK	WP	HR	S	P	ERA	WHIP				
Roger Bailey, R (1, 1) ERA: 4.29	7.0		28	5	2	2	3	4	0	0	0	0	1	44	94	2.57	1.286				
Mike Munoz, L (8, 1) ERA: 4.53	0.1		2	1	1	1	0	0	0	0	0	0	0	5	7	27.00	3.000				
Mike DeJean, R (8, 1) ERA: 4.05	0.2		3	1	0	0	0	0	0	0	0	0	0	5	10	0.00	1.500				
Steve Reed, R (9, 1) ERA: 4.18	1.0	L	4	1	1	1	1	0	0	0	0	0	1	10	14	9.00	1.000				

San Francisco Giants @ Colorado Rockies
Coors Field, Denver, CO
Wed Sep 24 1997, 3:33 AM MDT
Att: 48,035 - Sunny - 62 F

AB 33
R 4
H 8
RBI 4
BB 4
SO 4
LOB 13



Batter	1	2	3	4	5	6	7	8	9	AB	R	H	RBI	BB	SO	LOB	BOTTOM				
Walt Weiss, S (1, 6) OBP: 0.381, SLG: 0.391	G1		WP 2B BB		1B BB		G6-3			2	1	0	0	2	0	0					
Ellis Burks, R (1, 8) OBP: 0.364, SLG: 0.579	HR		G6-3		1B		G5-3			4	1	2	1	0	0	1					
Larry Walker, L (1, 9) OBP: 0.452, SLG: 0.717	K		S SF7 2B		P6			K		4	1	1	1	0	2	1					
Andres Galarraga, R (1, 3) OBP: 0.390, SLG: 0.589	2B		SF7		PB 1B			E5		3	0	2	1	0	0	0					
Dante Bichette, R (1, 7) Quinton McCracken, S (8, 8) OBP: 0.341, SLG: 0.505 OBP: 0.369, SLG: 0.356	F9		G1-3		K			G6-4-3		3	0	0	0	0	1	2					
Vinny Castilla, R (1, 5) OBP: 0.356, SLG: 0.551		FC4-6 BB		K	L7			G2-3		3	0	0	0	1	1	1					
Jeff Reed, L (1, 2) OBP: 0.388, SLG: 0.538	FC4-6 FC6-4		K		FC6-4 IBB			F8		3	0	0	0	1	1	1					
Nelfi Perez, S (1, 4) OBP: 0.330, SLG: 0.431	FC6-4		P2		FC6-4			K		4	0	0	0	0	1	3					
Roger Bailey, R (1, 1) John Vander Wal, L (7, PH) Mike Munoz, L (8, 1) Mike DeJean, R (8, 1) Steve Reed, R (9, 1) ERA: 4.9 ERA: 3.17 ERA: 3.9 OBP: 0.333, SLG: 0.667 ERA: 2.37	P6		G6-3		K					2	0	0	0	0	0	1					
Inning Stats	R: 1 E: 0 K: 1 S: 12	H: 2 LOB: 1 BB: 0 P: 21	R: 0 E: 0 K: 0 S: 6	H: 0 LOB: 1 BB: 1 P: 13	R: 2 E: 0 K: 0 S: 9	H: 1 LOB: 0 BB: 1 P: 20	R: 0 E: 0 K: 2 S: 9	H: 0 LOB: 0 BB: 0 P: 16	R: 0 E: 0 K: 1 S: 10	H: 1 LOB: 2 BB: 1 P: 21	R: 0 E: 0 K: 1 S: 8	H: 0 LOB: 0 BB: 0 P: 13	R: 0 E: 1 K: 1 S: 8	H: 0 LOB: 0 BB: 0 P: 15	R: 0 E: 0 K: 1 S: 8	H: 0 LOB: 0 BB: 0 P: 14	1B: 2 2B: 2 3B: 0 HR: 1	SF: 1 SAC: 0 DP: 1 HBP: 0	WP: 1 PB: 1 SB: 1 CS: 0	PA: 35	
PITCHER	IP	WLS	BF	H	R	ER	SO	BB	IBB	HBP	BLK	WP	HR	S	P	ERA	WHIP				
Pat Rapp, R (1, 1) ERA: 4.9	5.2		25	5	3	3	4	3	1	0	0	0	0	8	13	0.00	0.000				
Rich Rodriguez, L (6, 1) ERA: 3.17	0.1		1	0	0	0	0	0	0	0	0	0	0	2	2	0.00	0.000				
Julian Tavarez, R (7, 1) ERA: 3.9	1.0	W	3	0	0	0	1	0	0	0	0	0	0	8	13	0.00	0.000				
Roberto Hernandez, R (8, 1) ERA: 2.37	2.0		6	0	0	0	2	0	0	0	0	0	0	16	29	0.00	0.000				

San Francisco Giants @ Colorado Rockies
Coors Field, Denver, CO
Wed Sep 24 1997, 3:33 AM MDT
Att: 48,035 - Sunny - 62 F

AB 30
R 3
H 5
RBI 3
BB 4
SO 7
LOB 11



Batter	1	2	3	4	5	6	7	8	9	AB	R	H	RBI	BB	SO	LOB	TOP
Otis Nixon, S <small>OBP: 0.338, SLG: 0.316</small> 										4	1	0	0	2	0	3	Los Angeles Dodgers @ Colorado Rockies Coors Field, Denver, CO Thu Sep 25 1997, 7:05 PM MDT Att: 48,020 - Unknown - 77 F livebaseballscorecards.com
Eric Young Sr., R <small>OBP: 0.357, SLG: 0.392</small> 										4	0	2	0	0	0	0	
Mike Piazza, R <small>OBP: 0.431, SLG: 0.626</small> 										5	1	3	1	0	0	3	
Eric Karros, R <small>OBP: 0.329, SLG: 0.458</small> 										5	1	2	2	0	1	4	
Raul Mondesi, R <small>OBP: 0.359, SLG: 0.530</small> 										5	2	2	0	0	0	4	
Todd Zeile, R <small>OBP: 0.365, SLG: 0.464</small> 										3	3	2	3	2	1	2	
Darren Lewis, R <small>OBP: 0.339, SLG: 0.318</small> 										4	1	1	3	1	0	1	
Greg Gagne, R <small>OBP: 0.298, SLG: 0.348</small> 										5	0	1	0	0	2	1	
Hideo Nomo, R <small>OBP: 0.171, SLG: 0.232</small> Antonio Osuna, R <small>OBP: 0.500, SLG: 0.500</small> Todd Hollandsworth, L <small>OBP: 0.283, SLG: 0.355</small> Todd Worrell, R <small>OBP: 0.355, SLG: 0.355</small> 										3	0	0	0	1	0	2	
Inning Stats	R: 0 H: 1 E: 0 K: 1 S: 11	H: 1 R: 0 ER: 0 LOB: 2 BB: 1 P: 18	H: 1 R: 0 ER: 0 LOB: 0 BB: 0 P: 16	H: 1 R: 0 ER: 0 LOB: 1 BB: 0 P: 9	H: 2 R: 3 ER: 0 LOB: 0 BB: 1 P: 17	H: 4 R: 4 ER: 0 LOB: 2 BB: 2 P: 34	H: 1 R: 0 ER: 0 LOB: 0 BB: 0 P: 8	H: 1 R: 0 ER: 0 LOB: 2 BB: 1 P: 15	H: 2 R: 1 ER: 0 LOB: 1 BB: 0 P: 16	H: 0 R: 0 ER: 0 LOB: 1 BB: 0 P: 15	1B: 9 2B: 1 3B: 0 HR: 4	SF: 0 SAC: 1 DP: 1 HBP: 0	WP: 2 HR: 0 S: 2 P: 46				
PITCHER	IP: 4.1 WLS: L BF: 24	H: 9 R: 8 ER: 0 SO: 1	H: 8 R: 0 ER: 0 SO: 1	H: 1 R: 2 ER: 0 SO: 0	H: 0 R: 0 ER: 0 SO: 0	H: 4 R: 4 ER: 0 SO: 16	H: 2 R: 0 ER: 0 SO: 16	H: 1 R: 0 ER: 0 SO: 15	H: 2 R: 0 ER: 0 SO: 16	H: 1 R: 0 ER: 0 SO: 15	ERA: 4.14 WHIP: 2.538	ERA: 0.00 WHIP: 1.875	ERA: 4.43 WHIP: 3.000	ERA: 5.75 WHIP: 0.000			

Batter	1	2	3	4	5	6	7	8	9	AB	R	H	RBI	BB	SO	LOB	BOTTOM
Walt Weiss, S <small>OBP: 0.377, SLG: 0.387</small> Jason Bates, S <small>OBP: 0.333, SLG: 0.407</small> 										4	0	0	0	0	2	2	Los Angeles Dodgers @ Colorado Rockies Coors Field, Denver, CO Thu Sep 25 1997, 7:05 PM MDT Att: 48,020 - Unknown - 77 F livebaseballscorecards.com
Ellis Burks, R <small>OBP: 0.368, SLG: 0.579</small> 										3	1	2	0	1	1	0	
Dante Bichette, R <small>OBP: 0.340, SLG: 0.502</small> 										3	1	0	0	1	0	3	
Andres Galarraga, R <small>OBP: 0.389, SLG: 0.589</small> 										4	0	1	1	0	2	1	
17 Todd Helton, L <small>OBP: 0.363, SLG: 0.530</small> 										4	0	0	1	0	0	1	
Vinny Castilla, R <small>OBP: 0.355, SLG: 0.549</small> 										4	1	1	0	0	0	1	
Neifi Perez, S <small>OBP: 0.332, SLG: 0.445</small> 										4	2	2	1	0	1	1	
Kirt Manwaring, R <small>OBP: 0.290, SLG: 0.275</small> Nate Minchey, R <small>OBP: 0.371, SLG: 0.356</small> 										3	0	0	2	0	0	0	
Pedro Astacio, R <small>OBP: 0.130, SLG: 0.148</small> Mark Hutton, R <small>OBP: 0.371, SLG: 0.536</small> 										1	0	1	0	0	0	0	
Inning Stats	R: 0 H: 1 E: 0 K: 1 S: 7	H: 0 R: 0 ER: 0 LOB: 0 BB: 0 P: 8	H: 1 R: 0 ER: 0 LOB: 1 BB: 1 P: 18	H: 0 R: 0 ER: 0 LOB: 0 BB: 0 P: 11	H: 1 R: 1 ER: 0 LOB: 0 BB: 0 P: 17	H: 0 R: 0 ER: 0 LOB: 0 BB: 0 P: 12	H: 2 R: 2 ER: 0 LOB: 1 BB: 1 P: 26	H: 2 R: 2 ER: 0 LOB: 1 BB: 1 P: 17	H: 0 R: 0 ER: 0 LOB: 0 BB: 1 P: 17	H: 0 R: 0 ER: 0 LOB: 1 BB: 1 P: 17	1B: 4 2B: 1 3B: 2 HR: 0	SF: 0 SAC: 0 DP: 1 HBP: 0	WP: 1 HR: 0 S: 1 P: 37				
PITCHER	IP: 7.0 WLS: W BF: 28	H: 5 R: 3 ER: 3 SO: 6	H: 2 R: 2 ER: 2 SO: 0	H: 0 R: 0 ER: 0 SO: 0	H: 0 R: 0 ER: 0 SO: 17	H: 1 R: 0 ER: 0 SO: 17	H: 2 R: 0 ER: 0 SO: 26	H: 1 R: 0 ER: 0 SO: 17	H: 0 R: 0 ER: 0 SO: 17	H: 0 R: 0 ER: 0 SO: 17	ERA: 4.25 WHIP: 3.86	ERA: 18.00 WHIP: 3.000	ERA: 2.19 WHIP: 1.000				

Batter	1	2	3	4	5	6	7	8	9	AB	R	H	RBI	BB	SO	LOB	TOP
Otis Nixon, S <small>OBP: 0.338, SLG: 0.318</small> 										5	1	2	0	0	1	0	
Eric Young Sr., R <small>OBP: 0.358, SLG: 0.398</small> 										5	3	3	1	0	0	2	
Mike Piazza, R <small>OBP: 0.430, SLG: 0.630</small> 										5	2	2	3	0	1	2	
Eric Karros, R <small>OBP: 0.330, SLG: 0.461</small> 										4	1	1	3	1	0	2	
Raul Mondesi, R <small>OBP: 0.361, SLG: 0.541</small> 										5	2	3	2	0	1	1	
Todd Zeile, R <small>OBP: 0.365, SLG: 0.462</small> 										3	0	0	0	2	1		
Darren Lewis, R <small>OBP: 0.345, SLG: 0.331</small> Todd Hollandsworth, L <small>OBP: 0.284, SLG: 0.354</small> Paul Konerko, R <small>OBP: 0.290, SLG: 0.250</small> Garrey Ingram, R <small>OBP: 0.625, SLG: 0.571</small> 										3	0	2	0	0	0	2	AB
Greg Gagne, R <small>OBP: 0.299, SLG: 0.353</small> 										4	1	1	1	1	0	4	R
Ismael Valdez, R <small>OBP: 0.133, SLG: 0.105</small> Scott Radinsky, L <small>ERA: 2.65</small> 										4	0	1	0	0	1	4	H
Inning Stats <small>R: 4, H: 5, E: 0, LOB: 1, K: 0, BB: 1, S: 17</small>	<small>R: 0, H: 2, E: 0, LOB: 2, K: 0, BB: 0, S: 8</small>	<small>R: 0, H: 1, E: 0, LOB: 1, K: 1, BB: 1, S: 8</small>	<small>R: 0, H: 0, E: 0, LOB: 0, K: 0, BB: 0, S: 7</small>	<small>R: 1, H: 2, E: 0, LOB: 2, K: 0, BB: 1, S: 9</small>	<small>R: 2, H: 2, E: 0, LOB: 1, K: 2, BB: 1, S: 13</small>	<small>R: 1, H: 1, E: 0, LOB: 0, K: 2, BB: 0, S: 12</small>	<small>R: 2, H: 2, E: 0, LOB: 0, K: 2, BB: 0, S: 11</small>	<small>R: 0, H: 0, E: 0, LOB: 0, K: 1, BB: 0, S: 5</small>	<small>1B: 7, SF: 0, 2B: 3, SAC: 0, 3B: 0, DP: 1, HR: 6, HBP: 0</small>	<small>WP: 0, PA: 45, FB: 0, SB: 0, CS: 0</small>							
PITCHER Jamey Wright, R <small>ERA: 6.25</small> Darren Holmes, R <small>ERA: 5.34</small> Jeff McCurry, R <small>ERA: 4.43</small> Robbie Beckett, L <small>ERA: 5.4</small>	<small>IP: 5.0, WLS: L, BF: 27, H: 10, R: 5, ER: 5, SO: 1, BB: 2, IBB: 1, HBP: 0, BLK: 0, WP: 0, HR: 2, S: 49, P: 86, ERA: 9.00, WHIP: 2.400</small>																

Los Angeles Dodgers @ Colorado Rockies
 Coors Field, Denver, CO
 Fri Sep 26 1997, 7:05 PM MDT
 Att: 48,016 - Unknown - 68 F

AB 41
 R 10
 H 15
 RBI 10
 BB 4
 SO 7
 LOB 18



Batter	1	2	3	4	5	6	7	8	9	AB	R	H	RBI	BB	SO	LOB	BOTTOM
Neftali Feliz, S <small>OBP: 0.327, SLG: 0.438</small> 										5	1	0	0	0	0	3	
Ellis Burks, R <small>OBP: 0.364, SLG: 0.574</small> 										4	1	0	1	0	0	3	
Lary Walker, L <small>OBP: 0.452, SLG: 0.720</small> 17 Todd Helton, L <small>OBP: 0.359, SLG: 0.524</small> Robbie Beckett, R <small>ERA: 5.4</small> 										3	1	1	1	0	1	0	
Andres Galarraga, R <small>OBP: 0.388, SLG: 0.586</small> 										4	0	1	1	0	1	1	
Dante Bichette, R <small>OBP: 0.340, SLG: 0.500</small> 										4	0	1	0	0	1	3	
Vinny Castilla, R <small>OBP: 0.354, SLG: 0.547</small> 										4	0	1	1	0	0	2	
Jeff Reed, L <small>OBP: 0.176, SLG: 0.146</small> John Vander Wal, L <small>OBP: 0.205, SLG: 0.222</small> Darren Holmes, R <small>OBP: 0.186, SLG: 0.316</small> Jeff McCurry, R <small>OBP: 0.290, SLG: 0.275</small> 										2	0	0	0	1	0	0	AB
Jason Bates, S <small>OBP: 0.331, SLG: 0.402</small> 										4	0	1	0	0	0	2	R
Jamey Wright, R <small>ERA: 2.65</small> John Vander Wal, L <small>ERA: 2.65</small> Darren Holmes, R <small>ERA: 5.34</small> Jeff McCurry, R <small>ERA: 4.43</small> Quinton McCracken, S <small>OBP: 0.372, SLG: 0.337</small> 										1	0	0	0	0	0	0	H
Inning Stats <small>R: 0, H: 0, E: 0, LOB: 0, K: 1, BB: 0, S: 8</small>	<small>R: 0, H: 1, E: 0, LOB: 2, K: 0, BB: 1, S: 8</small>	<small>R: 0, H: 0, E: 0, LOB: 0, K: 0, BB: 0, S: 8</small>	<small>R: 1, H: 2, E: 0, LOB: 0, K: 0, BB: 0, S: 10</small>	<small>R: 0, H: 2, E: 0, LOB: 2, K: 0, BB: 0, S: 9</small>	<small>R: 0, H: 0, E: 0, LOB: 0, K: 2, BB: 0, S: 8</small>	<small>R: 0, H: 0, E: 0, LOB: 0, K: 0, BB: 0, S: 5</small>	<small>R: 3, H: 2, E: 3, LOB: 2, K: 0, BB: 0, S: 13</small>	<small>R: 0, H: 0, E: 0, LOB: 0, K: 0, BB: 0, S: 5</small>	<small>1B: 6, SF: 0, 2B: 0, SAC: 0, 3B: 0, DP: 1, HR: 1, HBP: 0</small>	<small>WP: 0, PA: 37, FB: 0, SB: 1, CS: 0</small>							
PITCHER Ismael Valdez, R <small>ERA: 2.65</small> Scott Radinsky, L <small>ERA: 2.69</small>	<small>IP: 7.2, WLS: W, BF: 33, H: 7, R: 4, ER: 1, SO: 1, BB: 1, IBB: 0, HBP: 0, BLK: 0, WP: 0, HR: 1, S: 68, P: 106, ERA: 1.17, WHIP: 1.043</small>																

Los Angeles Dodgers @ Colorado Rockies
 Coors Field, Denver, CO
 Fri Sep 26 1997, 7:05 PM MDT
 Att: 48,016 - Unknown - 68 F

AB 36
 R 4
 H 7
 RBI 4
 BB 1
 SO 3
 LOB 18



Batter	1	2	3	4	5	6	7	8	9	AB	R	H	RBI	BB	SO	LOB	TOP
Otis Nixon, S <small>OBP: 0.337, SLG: 0.318</small> 										4	0	1	2	0	1	1	
Eric Young Sr., R <small>OBP: 0.359, SLG: 0.397</small> 										4	1	1	1	1	0	1	
Mike Piazza, R Darren Hall, R <small>OBP: 0.627</small> 										5	0	2	0	0	0	1	
Eric Karros, R <small>OBP: 0.328, SLG: 0.458</small> 										4	0	0	0	0	4		
Raul Mondesi, R <small>OBP: 0.360, SLG: 0.541</small> 										4	0	1	1	0	1	0	
Todd Zeile, R <small>OBP: 0.365, SLG: 0.459</small> 										3	1	0	0	0	0	0	
Darren Lewis, R Todd Hollandsworth, L <small>OBP: 0.325</small> 										3	0	0	0	0	3	3	
Greg Gagne, R <small>OBP: 0.298, SLG: 0.354</small> 										4	2	1	0	0	1	1	
Ramon Martinez, R 37 Darren Dreifort, R Eric Anthony, L Tom Prince, R <small>OBP: 0.280, SLG: 0.367</small> 										1	0	0	0	0	1	0	
Inning Stats	R: 1 H: 2 E: 0 K: 1 S: 18	R: 1 H: 2 E: 1 K: 0 S: 16	R: 0 H: 0 E: 0 K: 1 S: 6	R: 0 H: 0 E: 0 K: 1 S: 9	R: 0 H: 0 E: 0 K: 0 S: 4	R: 0 H: 0 E: 0 K: 1 S: 12	R: 1 H: 1 E: 0 K: 0 S: 9	R: 0 H: 0 E: 0 K: 1 S: 8	R: 3 H: 3 E: 1 K: 0 S: 13	1B: 4 2B: 4 3B: 0 HR: 0	SF: 1 SAC: 2 DP: 0 HBP: 1	WP: 0 PA: 39 PB: 0 SB: 0 CS: 0					
PITCHER	IP: 7.0 WLS: L BF: 29 H: 5 R: 3 ER: 2 SO: 6 BB: 1 IBB: 0 HBP: 1 BLK: 0 WP: 0 HR: 0 S: 74 P: 106 ERA: 2.57 WHIP: 0.857	IP: 1.0 WLS: 3 BF: 0 H: 0 R: 0 ER: 0 SO: 1 BB: 0 IBB: 0 HBP: 0 BLK: 0 WP: 0 HR: 8 S: 11 P: 11 ERA: 0.00 WHIP: 0.000	IP: 1.0 WLS: 7 BF: 3 H: 3 R: 3 ER: 1 SO: 0 BB: 0 IBB: 0 HBP: 0 BLK: 0 WP: 0 HR: 13 S: 21 P: 21 ERA: 9.00 WHIP: 3.000	PITCHER	IP: 7.0 WLS: L BF: 29 H: 5 R: 3 ER: 2 SO: 6 BB: 1 IBB: 0 HBP: 1 BLK: 0 WP: 0 HR: 0 S: 74 P: 106 ERA: 2.57 WHIP: 0.857												

Los Angeles Dodgers @ Colorado Rockies
 Coors Field, Denver, CO
 Sat Sep 27 1997, 3:33 AM MDT
 Att: 48,125 - Sunny - 77 F

AB	34
R	6
H	8
RBI	6
BB	1
SO	7
LOB	11



Batter	1	2	3	4	5	6	7	8	9	AB	R	H	RBI	BB	SO	LOB	BOTTOM
Walt Weiss, S <small>OBP: 0.376, SLG: 0.384</small> 										3	0	0	0	1	0	0	
Ellis Burks, R <small>OBP: 0.363, SLG: 0.571</small> 										4	0	1	1	0	2	0	
17 Todd Helton, L <small>OBP: 0.354, SLG: 0.511</small> 										4	0	1	0	0	0	1	
Andres Galarraga, R <small>OBP: 0.389, SLG: 0.585</small> 										3	0	1	0	0	0	0	
Dante Bichette, R <small>OBP: 0.339, SLG: 0.497</small> 										3	0	0	0	1	1	4	
Vinny Castilla, R <small>OBP: 0.355, SLG: 0.547</small> 										4	0	2	0	0	1	1	
Neifi Perez, S <small>OBP: 0.323, SLG: 0.432</small> 										4	0	0	0	0	0	3	
Kirt Manwaring, R <small>OBP: 0.291, SLG: 0.276</small> Jason Bates, S <small>OBP: 0.328, SLG: 0.398</small> Curt Leskanic, R <small>OBP: 0.111</small> Jerry Dipoto, R <small>OBP: 0.257, SLG: 0.231</small> John Vander Wal, L <small>OBP: 0.133, SLG: 0.121</small> Frank Castillo, R <small>OBP: 0.385, SLG: 0.528</small> 										2	1	1	0	0	0	1	
Inning Stats	R: 0 H: 1 E: 0 K: 2 S: 13	R: 0 H: 1 E: 0 K: 1 S: 9	R: 0 H: 0 E: 0 K: 1 S: 8	R: 0 H: 0 E: 0 K: 0 S: 5	R: 1 H: 2 E: 0 K: 1 S: 8	R: 0 H: 0 E: 0 K: 1 S: 7	R: 0 H: 0 E: 0 K: 0 S: 8	R: 0 H: 1 E: 1 K: 0 S: 11	R: 0 H: 2 E: 0 K: 0 S: 7	1B: 7 2B: 0 3B: 0 HR: 0	SF: 0 SAC: 0 DP: 1 HBP: 1	WP: 0 PA: 36 PB: 0 SB: 1 CS: 0					
PITCHER	IP: 7.2 WLS: W BF: 31 H: 5 R: 1 ER: 1 SO: 6 BB: 2 IBB: 0 HBP: 1 BLK: 0 WP: 0 HR: 0 S: 67 P: 109 ERA: 1.17 WHIP: 0.913	IP: 0.1 WLS: 1 BF: 0 H: 0 R: 0 ER: 0 SO: 0 BB: 0 IBB: 0 HBP: 0 BLK: 0 WP: 0 HR: 2 S: 3 P: 3 ERA: 0.00 WHIP: 0.000	IP: 1.0 WLS: 4 BF: 2 H: 2 R: 0 ER: 0 SO: 0 BB: 0 IBB: 0 HBP: 0 BLK: 0 WP: 0 HR: 7 S: 11 P: 11 ERA: 0.00 WHIP: 2.000	PITCHER	IP: 7.2 WLS: W BF: 31 H: 5 R: 1 ER: 1 SO: 6 BB: 2 IBB: 0 HBP: 1 BLK: 0 WP: 0 HR: 0 S: 67 P: 109 ERA: 1.17 WHIP: 0.913												

Los Angeles Dodgers @ Colorado Rockies
 Coors Field, Denver, CO
 Sat Sep 27 1997, 3:33 AM MDT
 Att: 48,125 - Sunny - 77 F

AB	33
R	1
H	7
RBI	1
BB	2
SO	6
LOB	14



Batter	1	2	3	4	5	6	7	8	9	AB	R	H	RBI	BB	SO	LOB	TOP								
Brett Butler, L OBP: 0.363, SLG: 0.324	B1-3		HR	G6-3		L9				4	1	1	2	0	0	0	Los Angeles Dodgers @ Colorado Rockies Coors Field, Denver, CO Sun Sep 28 1997, 3:33 AM MDT Att: 48,197 - Sunny - 68 F								
Dennys Reyes, R OBP: 0.274, SLG: 0.330			3B						1B	4	1	1	0	1	1										
Adam Riggs, R OBP: 0.333, SLG: 0.250	G1-3		K			P6			FC6-4	4	1	1	0	1	1										
Mike Piazza, R OBP: 0.431, SLG: 0.638			HR			HR			BB	3	2	2	4	0	1	0									
Tom Prince, R OBP: 0.275, SLG: 0.360	K		HR			HR			P3	2	0	0	0	0	0	2									
Eric Karros, R OBP: 0.329, SLG: 0.459		1B	F9			K			FC6-4	2	0	1	0	0	0	0									
Mike Judd, R OBP: 0.500, SLG: 0.444		1B				K			BB	1	0	0	0	0	1	0									
Garey Ingram, R OBP: 0.500, SLG: 0.444									1-2	2	0	0	0	0	1	2									
Billy Ashley, R OBP: 0.293, SLG: 0.435		1B				K				3	1	2	0	0	1	0									
Todd Hollandsworth, L OBP: 0.286, SLG: 0.368										4	1	1	2	0	1	3									
Paul Konerko, R OBP: 0.250, SLG: 0.143										3	0	0	0	1	1	2									
Mike Harkey, R OBP: 0.400, SLG: 1.000	G6-4-3					G6-3			FC4-6	0	0	0	0	0	0	0									
Wilton Guerrero, S OBP: 0.305, SLG: 0.403			SH			F8			FC4-6	4	1	1	0	0	0	1									
Rick Gorecki, R OBP: 0.400, SLG: 1.000			SH						CS	0	1	0	0	0	0	0									
Henry Blanco, R OBP: 0.400, SLG: 1.000			3B			G1-3			K	3	1	1	1	0	1	0									
Inning Stats	R: 0 E: 0 K: 1 S: 7	H: 0 LOB: 0 BB: 0 P: 8	R: 0 E: 0 K: 0 S: 8	H: 2 LOB: 1 BB: 10 P: 10	R: 4 E: 1 K: 1 S: 11	H: 3 LOB: 1 BB: 0 P: 16	R: 1 E: 0 K: 1 S: 13	H: 1 LOB: 0 BB: 0 P: 15	R: 4 E: 0 K: 1 S: 17	H: 4 LOB: 0 BB: 0 P: 26	R: 0 E: 0 K: 2 S: 9	H: 0 LOB: 0 BB: 0 P: 12	R: 0 E: 0 K: 1 S: 7	H: 0 LOB: 0 BB: 0 P: 11	R: 0 E: 0 K: 1 S: 4	H: 0 LOB: 0 BB: 1 P: 11	R: 0 E: 0 K: 1 S: 11	H: 1 LOB: 2 BB: 1 P: 18	1B: 5 2B: 1 3B: 1 HR: 4	SF: 0 SAC: 1 DP: 1 HBP: 1	WP: 0 PB: 0 SB: 1 CS: 0	PA: 41			
PITCHER	IP	WLS	BF	H	R	ER	SO	BB	IBB	HBP	BLK	WP	HR	S	P	ERA	WHIP								
John Thomson, R ERA: 4.71	5.0		26	10	9	8	4	0	0	1	0	0	4	56	75	14.40	2.000								
Steve Reed, R ERA: 4.04	2.0		6	0	0	0	2	0	0	0	0	0	0	16	23	0.00	0.000								
Mike DeJean, R ERA: 3.99	1.0	W	3	0	0	0	1	1	0	0	0	0	0	4	11	0.00	1.000								
Curt Leskanic, R ERA: 5.55	1.0		5	1	0	0	1	1	0	0	0	0	0	11	18	0.00	2.000								

Batter	1	2	3	4	5	6	7	8	9	AB	R	H	RBI	BB	SO	LOB	BOTTOM			
Quinton McCracken, S OBP: 0.374, SLG: 0.360	L7		S							6	0	3	3	0	1	4	Los Angeles Dodgers @ Colorado Rockies Coors Field, Denver, CO Sun Sep 28 1997, 3:33 AM MDT Att: 48,197 - Sunny - 68 F			
Walt Weiss, S OBP: 0.377, SLG: 0.384		1B	1B							2	0	1	1	0	0	0				
Brian Raabe, R OBP: 0.286, SLG: 0.167	G6-3		K						FC4-6	3	0	1	0	0	1	2				
Curt Leskanic, R OBP: 0.337, SLG: 0.484			1B						1B	0	0	0	0	0	0	0				
17 Todd Helton, L OBP: 0.337, SLG: 0.484	G4-3		K						FC4-6	5	1	0	0	0	2	4				
Dante Bichette, R OBP: 0.343, SLG: 0.510		HR	HR						HR	4	3	3	3	1	1	0				
Jeff Reed, L OBP: 0.386, SLG: 0.535		HR	2B						K	4	2	1	2	1	3	1				
Jason Bates, S OBP: 0.338, SLG: 0.397		HR	2B						K	3	3	1	0	2	0	1				
Harvey Pulliam, R OBP: 0.333, SLG: 0.463		HR	2B						1B	4	2	1	0	1	1	2				
Neftali Perez, S OBP: 0.333, SLG: 0.444		1B	1B						1B	5	2	5	3	0	0	0				
John Thomson, R ERA: 4.71	5.0		26	10	9	8	4	0	0	1	0	0	4	56	75	14.40	2.000			
Steve Reed, R ERA: 4.04	2.0		6	0	0	0	2	0	0	0	0	0	0	16	23	0.00	0.000			
Mike DeJean, R ERA: 3.99	1.0	W	3	0	0	0	1	1	0	0	0	0	0	4	11	0.00	1.000			
Curt Leskanic, R ERA: 5.55	1.0		5	1	0	0	1	1	0	0	0	0	0	11	18	0.00	2.000			
PITCHER	IP	WLS	BF	H	R	ER	SO	BB	IBB	HBP	BLK	WP	HR	S	P	ERA	WHIP			
Rick Gorecki, R ERA: 15.0	2.1		18	7	9	9	4	4	0	0	0	0	2	37	63	34.71	4.714			
Mike Judd, R ERA: 3.83	2.2	L	16	7	4	4	4	1	0	0	0	0	1	28	53	13.50	3.000			
Dennys Reyes, L ERA: 4.3	0.1		1	0	0	0	0	0	0	0	0	0	0	3	5	0.00	0.000			
Inning Stats	R: 0 E: 0 K: 0 S: 5	H: 0 LOB: 0 BB: 0 P: 7	R: 4 E: 0 K: 3 S: 21	H: 5 LOB: 2 BB: 1 P: 32	R: 5 E: 0 K: 3 S: 18	H: 3 LOB: 1 BB: 3 P: 33	R: 0 E: 0 K: 1 S: 13	H: 1 LOB: 1 BB: 0 P: 18	R: 0 E: 0 K: 1 S: 10	H: 2 LOB: 1 BB: 0 P: 14	R: 0 E: 0 K: 2 S: 7	H: 0 LOB: 0 BB: 0 P: 11	R: 0 E: 0 K: 1 S: 8	H: 2 LOB: 2 BB: 0 P: 15	R: 0 E: 0 K: 1 S: 16	H: 5 LOB: 2 BB: 1 P: 32	1B: 14 2B: 1 3B: 0 HR: 3	SF: 0 SAC: 0 DP: 0 HBP: 0	WP: 0 PB: 0 SB: 1 CS: 1	PA: 46