


# Colorado Rockies - 1998

Batter	1	2	3	4	5	6	7	8	9	AB	R	H	RBI	BB	SO	LOB	TOP					
3 Mike Lansing, R OBP: 0.400, SLG: 0.400 Curt Lesknic, R Jerry Dipoto, R	G4-3 G6-3 1B	G5-3			G6-3			FC5-4 FC6-4 1-2f		5	1	2	0	0	0	3						
Ellis Burks, R OBP: 0.250, SLG: 0.500 1 Curtis Goodwin, L	G6-3 1-2		P8		G3			FC6-4 1B 1-2f		4	0	1	1	0	0	1						
Larry Walker, L OBP: 0.400, SLG: 0.250	G4-3 2-3									4	1	1	1	1	1	1						
Dante Bichette, R OBP: 0.800, SLG: 0.800	G6-3									5	2	4	1	0	0	1						
Vinny Castilla, R OBP: 0.600, SLG: 1.800										5	3	3	5	0	1	3						
17 Todd Helton, L OBP: 0.600, SLG: 1.000										4	0	2	1	1	1	0						
Neifi Perez, S										4	0	0	0	1	0	3						
Kirt Manwaring, R										5	0	0	0	0	0	5						
Darryl Kile, R John Vander Wal, L (8, PH) Jason Bates, S										3	0	0	0	0	0	2						
<b>Inning Stats</b>	R: 0 E: 0 K: 0 S: 7	H: 1 LOB: 1 BB: 0 P: 12	R: 1 E: 0 K: 0 S: 16	H: 2 LOB: 2 BB: 1 P: 26	R: 0 E: 0 K: 1 S: 9	H: 1 LOB: 1 BB: 0 P: 12	R: 0 E: 0 K: 0 S: 5	H: 0 LOB: 0 BB: 0 P: 11	R: 0 E: 0 K: 0 S: 9	H: 0 LOB: 0 BB: 0 P: 16	R: 2 E: 0 K: 0 S: 13	H: 3 LOB: 1 BB: 0 P: 19	R: 5 E: 0 K: 0 S: 18	H: 5 LOB: 2 BB: 1 P: 29	R: 1 E: 0 K: 1 S: 12	H: 1 LOB: 0 BB: 2 P: 27	R: 0 E: 0 K: 1 S: 9	H: 0 LOB: 0 BB: 0 P: 15	1B: 8 2B: 3 3B: 0 HR: 2	SF: 0 SAC: 0 DP: 0 HBP: 0	WP: 0 PB: 0 SB: 0 CS: 0	PA: 44
<b>PITCHER</b>	IP	WLS	BF	H	R	ER	SO	BB	IBB	HBP	BLK	WP	HR	S	P	ERA	WHIP					
Andy Benes, R ERA: 7.11	6.1	L	29	9	5	5	1	1	0	0	0	0	1	65	105	7.11	1.579					
Clint Sodowsky, R ERA: 40.5	0.2		6	3	3	3	0	1	0	0	0	0	1	12	20	40.50	6.000					
Scott Brow, R ERA: 9.0	1.0		6	1	1	1	1	2	0	0	0	0	0	12	27	9.00	3.000					
Russ Springer, R ERA:	1.0		3	0	0	0	1	0	0	0	0	0	0	9	15	0.00	0.000					

Colorado Rockies @ Arizona Diamondbacks  
Bank One Ballpark, Phoenix, AZ  
Tue Mar 31 1998, 10:05 PM EST  
Att: 47,484 - Unknown - 57 F

livebaseballscores.com

AB 40  
R 9  
H 13  
RBI 9  
BB 4  
SO 3  
LOB 20



Batter	1	2	3	4	5	6	7	8	9	AB	R	H	RBI	BB	SO	LOB	BOTTOM					
Devon White, S OBP: 0.250, SLG: 0.250 Russ Springer, R	K		G4-3							4	0	1	0	0	1	0						
Jay Bell, R	G6-3									3	0	0	0	1	2	1						
Travis Lee, L OBP: 0.750, SLG: 1.500										4	1	3	1	0	1	1						
Matt Williams, R										4	0	0	0	0	1	3						
Brent Brede, L OBP: 0.250, SLG: 0.250										4	0	1	0	0	1	2						
Karim Garcia, L OBP: 0.250, SLG: 1.000										4	1	1	1	0	1	1						
Jorge Fabregas, L										2	0	0	0	2	0	1						
Edwin Diaz, R										3	0	0	0	0	0	2						
Andy Benes, R Clint Sodowsky, L Scott Brow, R Chris Jones, R										2	0	0	0	0	0	1						
<b>Inning Stats</b>	R: 0 E: 0 K: 2 S: 9	H: 1 LOB: 1 BB: 0 P: 14	R: 0 E: 0 K: 1 S: 7	H: 1 LOB: 0 BB: 0 P: 14	R: 0 E: 0 K: 0 S: 7	H: 0 LOB: 0 BB: 0 P: 11	R: 0 E: 0 K: 0 S: 10	H: 1 LOB: 1 BB: 1 P: 18	R: 0 E: 0 K: 0 S: 6	H: 0 LOB: 1 BB: 1 P: 16	R: 1 E: 0 K: 1 S: 6	H: 1 LOB: 0 BB: 0 P: 9	R: 0 E: 0 K: 0 S: 12	H: 0 LOB: 1 BB: 1 P: 19	R: 0 E: 0 K: 3 S: 13	H: 1 LOB: 0 BB: 0 P: 20	R: 1 E: 0 K: 1 S: 10	H: 1 LOB: 0 BB: 0 P: 14	1B: 4 2B: 0 3B: 0 HR: 2	SF: 0 SAC: 0 DP: 2 HBP: 0	WP: 0 PB: 0 SB: 0 CS: 0	PA: 34
<b>PITCHER</b>	IP	WLS	BF	H	R	ER	SO	BB	IBB	HBP	BLK	WP	HR	S	P	ERA	WHIP					
Darryl Kile, R ERA: 1.29	7.0	W	26	4	1	1	4	4	1	1	4	0	1	57	101	1.29	1.000					
Curt Lesknic, R ERA:	1.0		4	1	0	0	3	0	0	0	0	0	0	13	20	0.00	1.000					
Jerry Dipoto, R ERA: 9.0	1.0		4	1	1	1	1	0	0	0	0	0	1	10	14	9.00	1.000					

Colorado Rockies @ Arizona Diamondbacks  
Bank One Ballpark, Phoenix, AZ  
Tue Mar 31 1998, 10:05 PM EST  
Att: 47,484 - Unknown - 57 F

livebaseballscores.com

AB 31  
R 2  
H 6  
RBI 2  
BB 3  
SO 8  
LOB 12





Batter	1	2	3	4	5	6	7	8	9	AB	R	H	RBI	BB	SO	LOB	TOP			
3 Mike Lansing, R OBP: 0.300, SLG: 0.300 Jason Bates, S (1,4)	G4-3		FC1-6		G6-4-3		L1	P3		5	0	1	0	0	0	2				
Ellis Burks, R OBP: 0.375, SLG: 0.500 1 Curtis Goodwin, L OBP: 0.500, SLG: 0.500 (1,8)	1B		2B		G6-4-3		G5-3		2B	4	1	2	0	0	0	1				
Larry Walker, L OBP: 0.600, SLG: 0.714 (1,9)	L6		1B		FC5-4		2B		2B	3	3	2	1	2	0	1				
Dante Bichette, R OBP: 0.800, SLG: 1.000 (1,7)	1B		2B		BB		HR		2B	5	1	4	3	0	0	1				
Vinny Castilla, R OBP: 0.600, SLG: 1.556 (1,5)	P9		1B		FC5-4		2B		2B	4	1	2	2	1	0	3				
17 Todd Helton, L OBP: 0.400, SLG: 0.667 (1,3)		G4-3					1B			5	0	1	0	0	1	3				
Jeff Reed, L OBP: 0.400, SLG: 0.250 (1,2)	1B									4	0	1	0	1	1	3				
Neffi Perez, S OBP: 0.222, SLG: 0.250 (1,6)	1B									4	0	1	0	0	0	3				
John Thomson, R OBP: 0.250, SLG: 0.250 Chuck McElroy, L (9,1)										4	0	1	0	0	1	4				
										0	0	0	0	0	0	0				
<b>Inning Stats</b>	R: 0 H: 2 E: 0 K: 0 S: 13	H: 2 LOB: 2 BB: 0 P: 17	R: 0 H: 1 E: 0 K: 0 S: 7	LOB: 0 BB: 0 P: 13	R: 2 H: 4 E: 0 K: 0 S: 11	H: 4 LOB: 1 BB: 0 P: 16	R: 0 H: 1 E: 0 K: 0 S: 9	LOB: 1 BB: 0 P: 18	R: 0 H: 1 E: 0 K: 0 S: 9	LOB: 1 BB: 1 P: 8	R: 3 H: 2 E: 0 K: 0 S: 10	H: 2 LOB: 0 BB: 1 P: 21	R: 0 H: 1 E: 0 K: 2 S: 12	LOB: 1 BB: 0 P: 18	R: 1 H: 3 E: 0 K: 1 S: 11	H: 3 LOB: 2 BB: 1 P: 19	1B: 9 2B: 6 3B: 0 HR: 1	SF: 0 SAC: 0 DP: 2 HBP: 0	WP: 1 PA: 43 PB: 0 CS: 2	
<b>PITCHER</b>	IP	WLS	BF	H	R	ER	SO	BB	IBB	HBP	BLK	WP	HR	S	P	ERA	WHIP			
Willie Blair, R ERA: 6.43 Gregg Olson, R ERA: Omar Daal, L ERA: 9.0	(1,1)	7.0	L	33	12	5	5	0	3	0	0	0	1	1	62	111	6.43	2.143		
<b>PITCHER</b>	IP	WLS	BF	H	R	ER	SO	BB	IBB	HBP	BLK	WP	HR	S	P	ERA	WHIP			

Colorado Rockies @ Arizona Diamondbacks  
Bank One Ballpark, Phoenix, AZ  
Wed Apr 01 1998, 10:05 PM EST  
Att: 43,758 - Dome - 72 F

livebaseballscores.com

AB 39  
R 6  
H 16  
RBI 6  
BB 4  
SO 3  
LOB 21



Batter	1	2	3	4	5	6	7	8	9	AB	R	H	RBI	BB	SO	LOB	BOTTOM		
Devon White, S OBP: 0.250, SLG: 0.143 (1,8)	G6-3		G4-6-3			G4-3				3	0	0	0	1	0	1			
Jay Bell, R (1,6)	K		G5-3			F8		BB		4	0	0	0	0	1	1			
Travis Lee, L OBP: 0.500, SLG: 0.875 (1,3)	1B				F7		G4-3			4	0	1	0	0	1	0			
Matt Williams, R (1,5)	F7				G6-3		L5			3	0	0	0	1	0	1			
Brent Brede, L OBP: 0.250, SLG: 0.143 (1,7)		G6-3			K			BB		3	0	0	0	1	1	1			
Karim Garcia, L OBP: 0.125, SLG: 0.500 (1,9)		G4-3				G4-3				4	0	0	0	0	0	2			
Jorge Fabregas, L OBP: 0.429, SLG: 0.200 (1,2)		E5					L4			3	0	1	0	0	0	1			
Edwin Diaz, R (1,4)		K								3	0	0	0	0	2	2			
Willie Blair, R OBP: 0.500, SLG: 0.500 Gregg Olson, R Chris Jones, R Omar Daal, L (1,1)										2	0	1	0	0	0	1			
										0	0	0	0	0	0	0			
										1	0	0	0	0	0	0			
										0	0	0	0	0	0	0			
<b>Inning Stats</b>	R: 0 H: 1 E: 1 K: 1 S: 11	H: 0 LOB: 1 BB: 0 P: 16	R: 0 H: 0 E: 1 K: 1 S: 8	LOB: 0 BB: 0 P: 10	R: 0 H: 1 E: 0 K: 0 S: 9	LOB: 0 BB: 0 P: 14	R: 0 H: 0 E: 0 K: 1 S: 8	LOB: 0 BB: 0 P: 13	R: 0 H: 0 E: 0 K: 0 S: 9	LOB: 0 BB: 0 P: 13	R: 0 H: 0 E: 0 K: 0 S: 6	H: 0 LOB: 1 BB: 1 P: 13	R: 0 H: 0 E: 0 K: 1 S: 6	LOB: 0 BB: 1 P: 13	R: 0 H: 0 E: 0 K: 1 S: 7	H: 0 LOB: 1 BB: 1 P: 15	1B: 3 2B: 0 3B: 0 HR: 0	SF: 0 SAC: 0 DP: 1 HBP: 0	WP: 0 PA: 33 PB: 0 SB: 1 CS: 0
<b>PITCHER</b>	IP	WLS	BF	H	R	ER	SO	BB	IBB	HBP	BLK	WP	HR	S	P	ERA	WHIP		
John Thomson, R ERA: Chuck McElroy, L ERA:	(1,1)	8.0	W	29	3	0	0	4	2	0	0	0	0	65	102	0.00	0.625		
<b>PITCHER</b>	IP	WLS	BF	H	R	ER	SO	BB	IBB	HBP	BLK	WP	HR	S	P	ERA	WHIP		

Colorado Rockies @ Arizona Diamondbacks  
Bank One Ballpark, Phoenix, AZ  
Wed Apr 01 1998, 10:05 PM EST  
Att: 43,758 - Dome - 72 F

livebaseballscores.com

AB 30  
R 0  
H 3  
RBI 0  
BB 3  
SO 5  
LOB 10









Batter	1	2	3	4	5	6	7	8	9	AB	R	H	RBI	BB	SO	LOB	TOP																				
3 Mike Lansing, R OBP: 0.222, SLG: 0.222 Bobby Jones, R (6, 1) Mike Munoz, L (7, 1) Greg Colbrunn, R (8, PH) OBP: 0.600, SLG: 1.250 1 Curtis Goodwin, L OBP: 0.333, SLG: 0.333 Ellis Burks, R OBP: 0.500, SLG: 0.929 Curt Leskanic, R (8, 1)	2-2 G5-3		1-1 SAFE FC6-4			2-3 K		1-2 1B HBP		3	0	0	0	0	1	1	<b>Colorado Rockies @ Houston Astros</b> Astrodome, Houston, TX Fri Apr 03 1998, 8:05 PM EST Att: 26,026 - Dome - 72 F																				
Larry Walker, L OBP: 0.471, SLG: 0.571 John Vander Wal, L (8, PH) (8, 9)	4-2 G4-6-3 BB		2-1 G5-3			3-2 HR		3-2 1B		3	1	2	2	1	0	0																					
Dante Bichette, R OBP: 0.556, SLG: 0.833	2-0 G4-6-3		0-1 F7			2-2 G3-1		1-1 G1-3		3	0	0	0	0	0	1																					
Vinny Castilla, R OBP: 0.333, SLG: 0.824	0-0 F8		0-1 1B			2-2 G5-3		0-0 L7		4	0	1	0	0	0	0																					
17 Todd Helton, L OBP: 0.286, SLG: 0.462	1-2 G5-3		0-0 F8			1-1 G5-3		0-0 G5-3		4	0	0	0	0	0	1																					
Jeff Reed, L OBP: 0.375, SLG: 0.286	0-0 G3		2-3 K			2-2 G3-1		0-2 G5-4-3 1B		3	0	1	0	0	2	0																					
Neffi Perez, S OBP: 0.250, SLG: 0.400			1-1 FC6-4 1B			1-1 P8		1-1 G5-4-3		3	0	1	0	0	0	1																					
Jamey Wright, R (1, 1) Jason Bates, S OBP: 0.500, SLG: 1.000 (6, PH) (6, 4)			0-3 K			0-1 F7		0-1 1B 2B		1	0	0	0	0	1	1																					
Inning Stats	R: 0 E: 0 K: 0 S: 7	H: 0 LOB: 0 BB: 1 P: 15	R: 0 E: 0 K: 0 S: 5	H: 0 LOB: 0 BB: 0 P: 6	R: 0 E: 0 K: 2 S: 10	H: 1 LOB: 1 BB: 0 P: 14	R: 0 E: 0 K: 0 S: 7	H: 1 LOB: 0 BB: 0 P: 9	R: 0 E: 0 K: 1 S: 16	H: 0 LOB: 0 BB: 0 P: 10	R: 0 E: 0 K: 0 S: 8	H: 0 LOB: 0 BB: 0 P: 13	R: 1 E: 0 K: 0 S: 14	H: 3 LOB: 2 BB: 0 P: 20	R: 0 E: 0 K: 0 S: 5	H: 0 LOB: 0 BB: 0 P: 6		1B: 4 2B: 1 3B: 0 HR: 1	SF: 0 SAC: 0 DP: 2 HBP: 1	WP: 0 PA: 33 PB: 0 SB: 0 CS: 0																	
PITCHER	IP	WLS	BF	H	R	ER	SO	BB	IBB	HBP	BLK	WP	HR	S	P	ERA		WHIP	PITCHER		IP	WLS	BF	H	R	ER	SO	BB	IBB	HBP	BLK	WP	HR	S	P	ERA	WHIP
Jose Lima, R ERA: 1.29	7.0	W	25	4	2	2	4	1	0	0	0	0	1	63	93	2.57	0.714																				
Mike Magnante, L ERA: 3.0	1.0		5	2	0	0	0	0	0	1	0	0	0	11	17	0.00	2.000																				
Doug Henry, R ERA:	1.0		3	0	0	0	0	0	0	0	0	0	0	5	6	0.00	0.000																				

AB	31
R	2
H	6
RBI	2
BB	1
SO	4
LOB	7



Batter	1	2	3	4	5	6	7	8	9	AB	R	H	RBI	BB	SO	LOB	BOTTOM																				
Craig Biggio, R OBP: 0.476, SLG: 0.412 Jack Howell, L (8, 3)	1-3 K	0-1 1B 2B		0-1 G5-4-3 1B		1-3 K	3-2 2B 1B	4-1 BB BB		5	2	3	1	0	2	0	<b>Colorado Rockies @ Houston Astros</b> Astrodome, Houston, TX Fri Apr 03 1998, 8:05 PM EST Att: 26,026 - Dome - 72 F																				
Derek Bell, R OBP: 0.591, SLG: 0.941 Doug Henry, R (9, 1)	4-2 BB 5S 1B	1-0 5S 1B		2-3 K		2-1 HR	0-0 1H 5HR 2B	4-0 1-2 2-3 3H BB		4	3	3	6	2	1	1																					
5 Jeff Bagwell, R OBP: 0.450, SLG: 0.429 Tim Bogar, R OBP: 0.200, SLG: 0.200	4-1 BB 1B	2-0 S 1B		0-1 G5-4-3		3-3 K	1-1 2H HR	1-1 FC6-4		4	2	2	2	1	1	1																					
Sean Berry, R OBP: 0.615, SLG: 1.000	4-1 1B BB	1-2 2-3 BB		2-2 2B 2B		0-1 K	0-2 BB 1B	2-1 G4-3		3	2	3	0	2	0	0																					
Moises Alou, R OBP: 0.278, SLG: 0.400 Carl Everett, S OBP: 0.143, SLG: 0.143	0-1 F7	1-0 FC5-4		1-3 K		0-2 G6-3 2B	0-2 BB G3-1	2-1 G4-3		4	0	1	1	0	1	6																					
Richard Hidalgo, R OBP: 0.287, SLG: 0.286	0-0 FC4 1B		1-0 G1-3		0-2 G6-3 2B		0-2 G5-3	2-1 G4-3		5	0	2	3	0	0	1																					
Ricky Gutierrez, R OBP: 0.438, SLG: 0.467	0-1 FC4		2-1 E 1B		2-0 G6-3		0-0 FC1-4 1B	2-2 BB BB 1B		5	3	3	1	0	0	3																					
Brad Ausmus, R OBP: 0.368, SLG: 0.143		2-3 K CS		3-2 FC5 1H		0-1 G4-3	1-0 FC1-4 1B	4-1 BB BB 1B		4	0	1	0	1	1	1																					
Jose Lima, R (1, 1) Mike Magnante, L (8, 1) 35 Dave Clark, L (8, PH) (8, 9)	4-2 2B 1B BB	2-2 P9		2-2 P9		1-3 K	1-0 FC1-4 1B 2B	1-2 F9		3	2	0	0	1	1	3																					
Inning Stats	R: 2 E: 0 K: 1 S: 12	H: 1 LOB: 2 BB: 3 P: 25	R: 2 E: 0 K: 1 S: 15	H: 3 LOB: 2 BB: 2 P: 27	R: 1 E: 1 K: 0 S: 10	H: 1 LOB: 0 BB: 0 P: 17	R: 0 E: 0 K: 1 S: 7	H: 1 LOB: 0 BB: 0 P: 9	R: 1 E: 0 K: 3 S: 14	H: 2 LOB: 1 BB: 0 P: 17	R: 1 E: 0 K: 0 S: 26	H: 8 LOB: 2 BB: 0 P: 40	R: 1 E: 0 K: 0 S: 12	H: 1 LOB: 3 BB: 3 P: 30	R: 0 E: 0 K: 0 S: 5	H: 0 LOB: 0 BB: 0 P: 6		1B: 11 2B: 5 3B: 0 HR: 2	SF: 0 SAC: 0 DP: 1 HBP: 0	WP: 0 PA: 48 PB: 0 SB: 3 CS: 2																	
PITCHER	IP	WLS	BF	H	R	ER	SO	BB	IBB	HBP	BLK	WP	HR	S	P	ERA	WHIP	PITCHER		IP	WLS	BF	H	R	ER	SO	BB	IBB	HBP	BLK	WP	HR	S	P	ERA	WHIP	
Jamey Wright, R ERA: 9.0	5.0	L	26	8	6	5	4	5	0	0	0	0	1	14	21	9.00	2.600																				
Bobby Jones, L ERA: 9.0	1.0		4	1	1	1	3	0	0	0	0	0	1	14	21	9.00	1.000																				
Mike Munoz, L ERA: 63.0	1.0		11	8	7	7	0	0	0	0	0	0	1	26	40	63.00	8.000																				
Curt Leskanic, R ERA: 4.5	1.0		7	1	1	1	0	3	0	0	0	0	0	12	30	9.00	4.000																				

AB	40
R	15
H	18
RBI	14
BB	8
SO	7
LOB	23









Batter	1	2	3	4	5	6	7	8	9	AB	R	H	RBI	BB	SO	LOB	TOP								
3 Mike Lansing, R OBP: 0.308, SLG: 0.385	G6-3		1B		2B		P4			4	0	2	0	0	0	1	<b>Colorado Rockies @ Houston Astros</b> Astrodome, Houston, TX Sun Apr 05 1998, 4:33 AM EDT Att: 21,037 - Dome - 72 F								
Ellis Burks, R OBP: 0.520, SLG: 0.810	CS		1B		BB		K			3	0	2	1	1	1										
Larry Walker, L OBP: 0.462, SLG: 0.500	P4		FC5-4		K			G6-3		4	0	0	0	0	1	5									
Dante Bichette, R OBP: 0.444, SLG: 0.667		G5-3		FC6-4		L6		L8		4	0	1	0	0	0	0									
Vinny Castilla, R OBP: 0.296, SLG: 0.615	G6-3		FC6-4		1B		1B	1B		4	0	2	0	0	0	1									
17 Todd Helton, L OBP: 0.273, SLG: 0.429	G3		G6-4-3		G3-1		G3-1	L1		4	0	0	0	0	0	3									
Jeff Reed, L OBP: 0.455, SLG: 0.800			3B		HR		G1-3			3	2	2	1	0	0	1									
Jason Bates, S OBP: 0.500, SLG: 0.750			1B							1	0	0	0	0	1	0									
Neffi Perez, S OBP: 0.292, SLG: 0.364			K		G3-1		FC4-6			4	0	1	0	0	2	1									
Darryl Kile, R John Vander Wal, L (7, PH) Dave Veres, R (7, PH) Greg Colbrunn, R (9, PH)			K		K		FC4-6			2	0	0	0	0	2	1									
<b>Inning Stats</b>	R: 0 E: 0 K: 0 S: 4	H: 1 LOB: 0 BB: 0 P: 5	R: 0 E: 0 K: 0 S: 10	H: 0 LOB: 0 BB: 0 P: 15	R: 1 E: 0 K: 2 S: 13	H: 3 LOB: 2 BB: 0 P: 17	R: 0 E: 0 K: 0 S: 11	H: 1 LOB: 0 BB: 0 P: 15	R: 1 E: 0 K: 2 S: 12	H: 2 LOB: 2 BB: 1 P: 22	R: 0 E: 0 K: 0 S: 8	H: 1 LOB: 1 BB: 0 P: 9	R: 0 E: 0 K: 0 S: 7	H: 1 LOB: 1 BB: 0 P: 9	R: 0 E: 0 K: 0 S: 7	H: 1 LOB: 1 BB: 0 P: 11	R: 0 E: 0 K: 0 S: 10	H: 0 LOB: 0 BB: 0 P: 12	1B: 7 2B: 2 3B: 0 HR: 1	SF: 0 SAC: 0 DP: 1 HBP: 0	WP: 0 PB: 0 SB: 0 CS: 1	PA: 36			
<b>PITCHER</b>	IP	WLS	BF	H	R	ER	SO	BB	IBB	HBP	BLK	WP	HR	S	P	ERA	WHIP								
Shane Reynolds, R ERA: 3.46	7.0	W	29	9	2	2	5	1	0	0	0	0	1	65	92	2.57	1.429								
Mike Magnante, L ERA: 2.25	1.0		4	1	0	0	0	0	0	0	0	0	0	7	11	0.00	1.000								
Billy Wagner, L ERA:	1.0		3	0	0	0	3	0	0	0	0	0	0	10	12	0.00	0.000								

Batter	1	2	3	4	5	6	7	8	9	AB	R	H	RBI	BB	SO	LOB	BOTTOM								
Craig Biggio, R OBP: 0.367, SLG: 0.520	P2				1B		L6			4	1	2	2	0	0	0	<b>Colorado Rockies @ Houston Astros</b> Astrodome, Houston, TX Sun Apr 05 1998, 4:33 AM EDT Att: 21,037 - Dome - 72 F								
35 Dave Clark, L OBP: 0.288, SLG: 0.167	G5-3				K			G5-3		2	0	0	0	1	1	1									
Richard Hidalgo, R OBP: 0.300, SLG: 0.316					CS					1	0	0	0	0	0	0									
5 Jeff Bagwell, R OBP: 0.414, SLG: 0.500	F7		G6-3		1B			2B		3	1	1	0	1	0	0									
Bill Spiers, L OBP: 0.333, SLG: 0.400			L9		K			2B		3	0	1	1	1	1	2									
Moises Alou, R OBP: 0.346, SLG: 0.524		FC5-4	L8				L7			4	1	0	0	0	1	2									
Carl Everett, S OBP: 0.182, SLG: 0.182		K			K		CS			4	0	1	0	0	3	2									
Tony Eusebio, R					L8		F8			2	1	0	0	1	0	1									
Tim Lincecum, R OBP: 0.250, SLG: 0.143					L9			L9		2	1	0	0	1	0	0									
Shane Reynolds, R OBP: 0.250, SLG: 0.500					G5-3					2	1	1	3	0	0	0									
Derek Bell, R (7, PH) OBP: 0.536, SLG: 0.773										1	0	0	0	0	1	0									
Mike Magnante, L (8, PH) Billy Wagner, L (9, PH)										0	0	0	0	0	0	0									
<b>Inning Stats</b>	R: 0 E: 0 K: 0 S: 5	H: 0 LOB: 0 BB: 0 P: 7	R: 5 E: 0 K: 1 S: 19	H: 2 LOB: 0 BB: 4 P: 40	R: 0 E: 0 K: 1 S: 8	H: 0 LOB: 0 BB: 0 P: 11	R: 0 E: 0 K: 2 S: 16	H: 2 LOB: 2 BB: 0 P: 22	R: 0 E: 0 K: 0 S: 5	H: 1 LOB: 0 BB: 0 P: 12	R: 0 E: 0 K: 1 S: 9	H: 0 LOB: 0 BB: 0 P: 11	R: 1 E: 0 K: 2 S: 10	H: 1 LOB: 1 BB: 1 P: 22	1B: 3 2B: 2 3B: 0 HR: 1	SF: 0 SAC: 0 DP: 0 HBP: 0	WP: 0 PB: 0 SB: 2 CS: 2	PA: 34							
<b>PITCHER</b>	IP	WLS	BF	H	R	ER	SO	BB	IBB	HBP	BLK	WP	HR	S	P	ERA	WHIP								
Darryl Kile, R ERA: 4.15	6.0	L	25	5	5	5	4	0	0	0	0	0	0	19	33	4.50	1.000								
Dave Veres, R ERA: 3.95	2.0		8	1	1	1	3	1	0	0	0	0	0	19	33	4.50	1.000								











Batter	1	2	3	4	5	6	7	8	9	AB	R	H	RBI	BB	SO	LOB	TOP				
Royce Clayton, R OBP: 0.485, SLG: 0.483	1-0 BLK 1B	3-2 F9	1-0 F8	2-1 F8		1-1 G6-3		1-1 F9		6	1	1	0	0	0	5					
Delino DeShields, L OBP: 0.438, SLG: 0.370	3-1 F BB	4-0 BB	4-2 1B		2-2 FC5-4 HBP 1B	2-1 G4-3		4-2 E BB		3	3	2	1	2	0	1					
David Howard, S OBP: 0.375, SLG: 0.167	1-H BB	1-2 1B	1-2 2-3 1B					1-2 BB		0	0	0	0	1	0	0					
Mark McGwire, R OBP: 0.568, SLG: 0.962	4-1 E BB	4-2 1B	2-2 1B		3-1 P2		1-1 HR	2-1 E4		4	2	2	2	2	0	2					
Ray Lankford, L OBP: 0.563, SLG: 0.667	2-3 K	0-0 1B	1-2 1B		1-1 FC5-4 HBP		2-2 HR	4-2 BB		3	2	2	4	2	1	2					
Willie McGee, S OBP: 0.364, SLG: 0.350	1-1 E6	0-0 P4-3	3-2 1B		0-0 FC5-4 HBP		2-2 G6-3	0-2 G6-3		6	0	1	2	0	0	9					
John Mabry, L OBP: 0.426, SLG: 0.364	1-0 P5		1-3 BB		0-0 1B		0-1 P8		2-1 F7	5	1	2	2	1	0	3					
Gary Gaetti, R OBP: 0.381, SLG: 0.444	1-1 F9		1-2 2-3 G4-3		1-3 3-H 1B		2-2 F8		0-1 G4-3	5	1	0	0	1	1	7					
Tom Lampkin, L OBP: 0.419, SLG: 0.571		1-0 P5	1-3 K		3-2 G4-3		1-1 1B	0-0 G3	3-3 K	6	0	1	0	0	2	2					
Manny Aybar, R OBP: 0.500, SLG: 0.500		1-0 BB	0-0 BB		1-1 L4		1-3 K	3-2 BB		4	2	2	1	0	1	1					
Juan Acevedo, R OBP: 1.000, SLG: 1.000		BB	BB				1-2 K	1-1 E		0	0	0	0	0	0	0					
Mark Petkovsek, R OBP: 0.667, SLG: 1.000		1B	1B					1B		1	1	1	0	0	0	0					
Lance Painter, L OBP: 0.667, SLG: 1.000		1B	1B					1B		0	0	0	0	0	0	0					
<b>Inning Stats</b>	R: 1 E: 0 K: 1 S: 12	H: 2 LOB: 3 BB: 1 P: 25	R: 2 E: 0 K: 0 S: 10	H: 2 LOB: 2 BB: 2 P: 23	R: 6 E: 0 K: 1 S: 31	H: 4 LOB: 2 BB: 4 P: 59	R: 0 E: 0 K: 0 S: 7	H: 0 LOB: 0 BB: 0 P: 13	R: 1 E: 0 K: 1 S: 11	H: 2 LOB: 2 BB: 0 P: 18	R: 0 E: 0 K: 1 S: 9	H: 1 LOB: 1 BB: 0 P: 14	R: 2 E: 0 K: 0 S: 15	H: 2 LOB: 0 BB: 0 P: 22	R: 1 E: 1 K: 0 S: 18	H: 1 LOB: 3 BB: 2 P: 32	R: 0 E: 0 K: 1 S: 7	H: 0 LOB: 0 BB: 0 P: 12	1B: 13 2B: 0 3B: 0 HR: 1	SF: 0 SAC: 0 DP: 0 HBP: 1	WP: 0 PA: 53 PB: 0 SB: 1 CS: 0
<b>PITCHER</b>	IP WLS BF H R ER SO BB IBB HBP BLK WP HR S P ERA WHIP	IP WLS BF H R ER SO BB IBB HBP BLK WP HR S P ERA WHIP	IP WLS BF H R ER SO BB IBB HBP BLK WP HR S P ERA WHIP	IP WLS BF H R ER SO BB IBB HBP BLK WP HR S P ERA WHIP	IP WLS BF H R ER SO BB IBB HBP BLK WP HR S P ERA WHIP	IP WLS BF H R ER SO BB IBB HBP BLK WP HR S P ERA WHIP	IP WLS BF H R ER SO BB IBB HBP BLK WP HR S P ERA WHIP	IP WLS BF H R ER SO BB IBB HBP BLK WP HR S P ERA WHIP	IP WLS BF H R ER SO BB IBB HBP BLK WP HR S P ERA WHIP	IP WLS BF H R ER SO BB IBB HBP BLK WP HR S P ERA WHIP	IP WLS BF H R ER SO BB IBB HBP BLK WP HR S P ERA WHIP	IP WLS BF H R ER SO BB IBB HBP BLK WP HR S P ERA WHIP	IP WLS BF H R ER SO BB IBB HBP BLK WP HR S P ERA WHIP	IP WLS BF H R ER SO BB IBB HBP BLK WP HR S P ERA WHIP	IP WLS BF H R ER SO BB IBB HBP BLK WP HR S P ERA WHIP	IP WLS BF H R ER SO BB IBB HBP BLK WP HR S P ERA WHIP	IP WLS BF H R ER SO BB IBB HBP BLK WP HR S P ERA WHIP	IP WLS BF H R ER SO BB IBB HBP BLK WP HR S P ERA WHIP	IP WLS BF H R ER SO BB IBB HBP BLK WP HR S P ERA WHIP	IP WLS BF H R ER SO BB IBB HBP BLK WP HR S P ERA WHIP	
Jamey Wright, R ERA: 15.26	2.2	21	6	8	8	2	6	0	0	0	1	0	0	0	27.00	4.500					
Bobby Jones, L ERA: 7.35	2.1	13	4	2	2	1	1	0	1	0	0	0	0	29	7.71	2.143					
Mike DeJean, R ERA: 3.18	1.0	4	1	0	0	1	0	0	0	0	0	0	0	9	0.00	1.000					
Dave Veres, R ERA: 10.8	2.0	12	3	3	2	0	2	0	0	0	0	1	33	9.00	2.500						
Mike Munoz, L ERA: 21.0	1.0	3	0	0	0	1	0	0	0	0	0	0	7	0.00	0.000						
<b>Batter</b>	<b>1</b>	<b>2</b>	<b>3</b>	<b>4</b>	<b>5</b>	<b>6</b>	<b>7</b>	<b>8</b>	<b>9</b>	<b>AB</b>	<b>R</b>	<b>H</b>	<b>RBI</b>	<b>BB</b>	<b>SO</b>	<b>LOB</b>	<b>BOTTOM</b>				
3 Mike Lansing, R OBP: 0.400, SLG: 0.462	0-1 1B G3-6		0-1 2B		3-1 1B 2B	3-3 K		0-2 1B		5	2	4	1	0	1	3					
Ellis Burks, R OBP: 0.550, SLG: 1.061	1-1 G3-6 1B		2-1 1B		1-2 G5-3	0-1 1B		3-H 1B		5	0	3	4	0	1	2					
Larry Walker, L OBP: 0.444, SLG: 0.500	1-0 G3-6		2-1 2B		3-H G4-3	1-1 F9		1-0 1B		5	0	1	1	0	0	4					
Dante Bichette, R OBP: 0.476, SLG: 0.667	2-1 P3				0-0 G4-3	0-2 G6-4-3		3-2 L7		5	0	0	0	0	1	1					
17 Todd Helton, L OBP: 0.313, SLG: 0.419		3-1 L6		2-1 G5-3 1B		0-0 BB SF6 1B		3-2 G6-3		5	2	2	0	0	0	0					
Vinny Castilla, R OBP: 0.293, SLG: 0.487		2-0 CS 1B		0-0 G5-3		4-2 BB BB BB		1-0 G5-3		3	1	1	0	1	0	1					
Jeff Reed, L OBP: 0.400, SLG: 0.625		1-3 K		2-1 2B		4-0 BB BB		1-2 F8		3	1	1	1	1	1	1					
Nelfi Perez, S OBP: 0.270, SLG: 0.394		3-2 CS		0-1 P3		0-0 SF6		1-2 F8		3	1	1	1	0	0	1					
Jamey Wright, R ERA: 13.5	5.0	23	10	5	4	2	0	0	0	0	0	0	0	0	0	0					
Bobby Jones, R ERA: 6.75	0.1	4	0	0	0	0	3	0	0	0	0	0	6	0.00	9.000						
Mike DeJean, R ERA: 6.35	2.2	11	3	4	4	2	0	0	0	0	0	0	28	13.50	1.125						
John Vander Wal, L ERA: 12.0	1.0	3	0	0	0	1	0	0	0	0	0	0	9	0.00	0.000						
<b>Inning Stats</b>	R: 1 E: 0 K: 0 S: 7	H: 2 LOB: 0 BB: 0 P: 11	R: 0 E: 0 K: 1 S: 9	H: 1 LOB: 0 BB: 0 P: 18	R: 0 E: 0 K: 1 S: 11	H: 2 LOB: 1 BB: 0 P: 15	R: 1 E: 0 K: 0 S: 7	H: 2 LOB: 1 BB: 0 P: 11	R: 2 E: 1 K: 1 S: 13	H: 2 LOB: 0 BB: 3 P: 29	R: 0 E: 0 K: 0 S: 9	H: 0 LOB: 0 BB: 0 P: 16	R: 1 E: 0 K: 1 S: 13	H: 2 LOB: 1 BB: 0 P: 16	R: 0 E: 0 K: 1 S: 9	H: 0 LOB: 0 BB: 0 P: 14	1B: 8 2B: 3 3B: 2 HR: 0	SF: 1 SAC: 0 DP: 2 HBP: 0	WP: 0 PA: 42 PB: 0 SB: 0 CS: 1		
<b>PITCHER</b>	IP WLS BF H R ER SO BB IBB HBP BLK WP HR S P ERA WHIP	IP WLS BF H R ER SO BB IBB HBP BLK WP HR S P ERA WHIP	IP WLS BF H R ER SO BB IBB HBP BLK WP HR S P ERA WHIP	IP WLS BF H R ER SO BB IBB HBP BLK WP HR S P ERA WHIP	IP WLS BF H R ER SO BB IBB HBP BLK WP HR S P ERA WHIP	IP WLS BF H R ER SO BB IBB HBP BLK WP HR S P ERA WHIP	IP WLS BF H R ER SO BB IBB HBP BLK WP HR S P ERA WHIP	IP WLS BF H R ER SO BB IBB HBP BLK WP HR S P ERA WHIP	IP WLS BF H R ER SO BB IBB HBP BLK WP HR S P ERA WHIP	IP WLS BF H R ER SO BB IBB HBP BLK WP HR S P ERA WHIP	IP WLS BF H R ER SO BB IBB HBP BLK WP HR S P ERA WHIP	IP WLS BF H R ER SO BB IBB HBP BLK WP HR S P ERA WHIP	IP WLS BF H R ER SO BB IBB HBP BLK WP HR S P ERA WHIP	IP WLS BF H R ER SO BB IBB HBP BLK WP HR S P ERA WHIP	IP WLS BF H R ER SO BB IBB HBP BLK WP HR S P ERA WHIP	IP WLS BF H R ER SO BB IBB HBP BLK WP HR S P ERA WHIP	IP WLS BF H R ER SO BB IBB HBP BLK WP HR S P ERA WHIP	IP WLS BF H R ER SO BB IBB HBP BLK WP HR S P ERA WHIP	IP WLS BF H R ER SO BB IBB HBP BLK WP HR S P ERA WHIP		

St. Louis Cardinals @ Colorado Rockies  
Coors Field, Denver, CO  
Wed Apr 08 1998, 7:05 PM MDT  
Att: 48,020 - Overcast - 48 F

AB 43  
R 13  
H 14  
RBI 12  
BB 9  
SO 5  
LOB 32



St. Louis Cardinals @ Colorado Rockies  
Coors Field, Denver, CO  
Wed Apr 08 1998, 7:05 PM MDT  
Att: 48,020 - Overcast - 48 F

AB 37  
R 9  
H 13  
RBI 8  
BB 3  
SO 5  
LOB 14





Batter	1	2	3	4	5	6	7	8	9	AB	R	H	RBI	BB	SO	LOB	TOP					
Royce Clayton, R OBP: 0.447, SLG: 0.424	1-3 K		4-2 BB	1-0 P3			1-1 G4-3		1-2 F9	4	0	0	0	1	1	1	<b>St. Louis Cardinals @ Colorado Rockies</b> Coors Field, Denver, CO Thu Apr 09 1998, 7:05 PM MDT Att: 46,579 - Cloudy - 52 F					
David Howard, S OBP: 0.308, SLG: 0.182	3-2 L3		1-0 L9	0-3 K			1-1 G6-4-3 1B		0-0 P6	5	0	1	0	0	1	2						
Mark McGwire, R OBP: 0.548, SLG: 0.900	4-2 BB			0-0 2B	1-0 G3		2-2 G6-4-3 1-2		1-3 K	4	1	1	0	1	1	1						
Ray Lankford, L OBP: 0.556, SLG: 0.679	1-0 F7			2-2 CS 2B	2-3 K			2-1 G5-3 2B 1B		4	1	2	1	0	1	1						
Brian Jordan, R OBP: 0.296, SLG: 0.480		2-3 K		1-0 E HBP	0-2 F9			1-0 P9		3	1	0	0	0	1	1						
John Mabry, L OBP: 0.389, SLG: 0.333	2-0 G3-1		1-2 E9 HR	1-1 HR 1B		3-3 K		1-0 G5-3		4	1	1	1	0	1	1						
Gary Gaetti, R OBP: 0.400, SLG: 0.476	0-0 P3		4-2 HR BB			0-0 P4		1-0 1B 2B		3	2	1	1	1	0	0						
Tom Lampkin, L OBP: 0.457, SLG: 0.677			2-2 G3-1	1-1 HR BB		4-2 BB		0-1 WP 1B		3	1	2	4	1	0	0						
Kent Mercker, L OBP: 0.187, SLG: 0.167			0-0 G3	0-0 WP 1B		3-2 G1-3		0-3 K		2	0	1	0	0	0	0						
Ron Glavin, R OBP: 0.274, SLG: 0.800								1-2 K		1	0	0	0	0	0	1						
Mike Busby, R OBP: 0.343, SLG: 0.330								1-2 K		1	0	0	0	0	0	0						
Willie McGee, S OBP: 0.445, SLG: 0.330								1-2 K		0	0	0	0	0	0	0						
Kent Bottenfield, R OBP: 0.333, SLG: 0.375								1-2 K		0	0	0	0	0	0	0						
Jeff Brantley, R								1-2 K		0	0	0	0	0	0	0						
<b>Inning Stats</b>	R: 0 E: 0 K: 1 S: 9	H: 0 LOB: 1 BB: 1 P: 18	R: 0 E: 0 K: 1 S: 5	H: 0 LOB: 0 BB: 0 P: 9	R: 0 E: 0 K: 0 S: 8	H: 0 LOB: 1 BB: 1 P: 14	R: 5 E: 1 K: 1 S: 18	H: 5 LOB: 1 BB: 1 P: 28	R: 0 E: 0 K: 1 S: 7	H: 0 LOB: 0 BB: 0 P: 10	R: 0 E: 0 K: 0 S: 12	H: 0 LOB: 1 BB: 1 P: 22	R: 0 E: 0 K: 0 S: 8	H: 1 LOB: 0 BB: 0 P: 12	R: 2 E: 0 K: 1 S: 11	H: 3 LOB: 1 BB: 0 P: 15	R: 0 E: 0 K: 1 S: 7	H: 0 LOB: 0 BB: 0 P: 9	1B: 5 2B: 3 3B: 0 HR: 1	SF: 0 SAC: 0 DP: 1 HBP: 1	WP: 2 PB: 0 SB: 1 CS: 0	PA: 39
<b>PITCHER</b>	IP WLS BF H R ER SO BB IBB HBP BLK WP HR S P ERA WHIP																					
Mark Thompson, R ERA: 7.2	(1, 1) 5.0 23 5 5 5 4 3 0 1 0 1 1 47 79 9.00 1.600																					
Chuck McElroy, L ERA:	(6, 1) 2.0 7 1 0 0 1 1 0 0 0 0 0 20 34 0.00 1.000																					
Curt Lesknic, R ERA: 12.46	(8, 1) 1.0 L 6 3 2 2 1 0 0 0 0 0 1 0 11 15 18.00 3.000																					
Jerry Dipoto, R ERA: 2.25	(9, 1) 1.0 3 0 0 0 1 0 0 0 0 0 0 0 7 9 0.00 0.000																					

Batter	1	2	3	4	5	6	7	8	9	AB	R	H	RBI	BB	SO	LOB	BOTTOM					
3 Mike Lansing, R OBP: 0.444, SLG: 0.500	1-1 G6-3 1B		1-1 G1-3				0-1 1B		2-1 G5-4-3 1B	5	1	4	0	0	0	1	<b>St. Louis Cardinals @ Colorado Rockies</b> Coors Field, Denver, CO Thu Apr 09 1998, 7:05 PM MDT Att: 46,579 - Cloudy - 52 F					
Ellis Burks, R OBP: 0.489, SLG: 0.921	1-1 P3		2-2 G5-3				0-0 P4		0-0 G5-4-3	5	0	0	0	0	0	6						
Larry Walker, L OBP: 0.439, SLG: 0.500	1-1 G6-3 1-2		3-2 1B 2B				3-0 P6		1-1 G4-3	4	1	1	1	1	0	3						
Dante Bichette, R OBP: 0.500, SLG: 0.696		3-1 WP 3B 1B	1-1 S 1B				1-1 2B		1-2 G4-3	4	2	3	2	0	0	0						
Vinny Castilla, R OBP: 0.311, SLG: 0.512		3-2 F8 1-2	2-2 1B				1-0 L6		2-2 2B	4	0	2	1	0	0	3						
Greg Colbrunn, R OBP: 0.467, SLG: 0.786		2-1 3B					2-1 CS 1B		4-0 BB	3	0	2	1	0	0	0						
17 Todd Helton, L OBP: 0.333, SLG: 0.419							1-0 G5-3		4-0 BB	0	0	0	0	1	0	0						
Neifi Perez, S OBP: 0.244, SLG: 0.351		1-0 P4					2-0 B4-3		2-3 K	4	0	0	0	0	1	4						
Jerry Dipoto, R							1-2 K			0	0	0	0	0	0	0						
Kirt Manwaring, R OBP: 0.263, SLG: 0.176		0-1 G5-3					1-2 F8		2-3 K	2	0	0	0	0	0	1						
Jeff Reed, L OBP: 0.364, SLG: 0.556										2	0	0	0	0	1	2						
Mark Thompson, R OBP: 0.250, SLG: 0.250			2-0 G1-3 2B 1B				0-1 G4-3		4-0 G5-4-3 3B 1B BB	2	1	1	0	0	0	0						
Chuck McElroy, L ERA: 6.75										0	0	0	0	0	0	0						
1 Curtis Goodwin, L OBP: 0.300, SLG: 0.125										1	0	0	0	0	0	0						
Curt Lesknic, R										0	0	0	0	0	0	0						
Jason Bates, S OBP: 0.333, SLG: 0.375										0	0	0	0	1	0	0						
<b>Inning Stats</b>	R: 0 E: 0 K: 0 S: 6	H: 1 LOB: 0 BB: 0 P: 9	R: 1 E: 0 K: 0 S: 10	H: 2 LOB: 1 BB: 0 P: 19	R: 3 E: 0 K: 0 S: 14	H: 4 LOB: 1 BB: 0 P: 25	R: 0 E: 0 K: 0 S: 9	H: 1 LOB: 0 BB: 0 P: 13	R: 1 E: 0 K: 0 S: 11	H: 2 LOB: 2 BB: 1 P: 22	R: 0 E: 0 K: 0 S: 5	H: 0 LOB: 0 BB: 0 P: 9	R: 0 E: 0 K: 2 S: 16	H: 1 LOB: 2 BB: 1 P: 27	R: 0 E: 0 K: 0 S: 5	H: 1 LOB: 1 BB: 1 P: 12	R: 0 E: 0 K: 0 S: 5	H: 1 LOB: 1 BB: 1 P: 12	1B: 9 2B: 3 3B: 1 HR: 0	SF: 0 SAC: 0 DP: 2 HBP: 0	WP: 1 PB: 0 SB: 1 CS: 1	PA: 39
<b>PITCHER</b>	IP WLS BF H R ER SO BB IBB HBP BLK WP HR S P ERA WHIP																					
Kent Mercker, L ERA: 6.55	(1, 1) 5.0 23 5 5 5 0 1 0 0 0 0 0 10 17 0.00 0.500																					
Mike Busby, R ERA: 6.75	(6, 1) 2.0 W 7 1 0 0 0 0 0 0 0 0 0 10 17 0.00 0.500																					
Kent Bottenfield, R ERA: 4.5	(8, 1) 1.0 5 1 0 0 2 1 0 0 0 0 0 16 27 0.00 2.000																					
Jeff Brantley, R ERA:	(9, 1) 1.0 S 4 1 0 0 0 0 1 0 0 0 0 0 5 12 0.00 2.000																					

AB	34
R	7
H	9
RBI	7
BB	4
SO	7
LOB	9





Batter	1	2	3	4	5	6	7	8	9	AB	R	H	RBI	BB	SO	LOB	TOP								
Chris Stynes, R OBP: 0.359, SLG: 0.514	0-1 HR		2-3 K		0-2 S 1B		0-1 1B		1-1 BB 1B	6	3	4	1	0	1	2	<b>Cincinnati Reds @ Colorado Rockies</b> Coors Field, Denver, CO Fri Apr 10 1998, 7:05 PM MDT Att: 48,013 - Unknown - 67 F								
Lenny Harris, L OBP: 0.400, SLG: 0.273 Scott Sullivan, R (7.1)	4-0 G6-4-3 BB		1-0 WP 1B		2-2 P2 1-2		0-1 1B		0-0 B3	3	2	2	1	1	0	1									
Barry Larkin, R OBP: 0.389, SLG: 0.167	2-2 G6-4-3		4-1 1B		3-3 K		0-1 1B		4-0 2B BB	4	2	1	2	2	1	4									
Eddie Taubensee, L OBP: 0.452, SLG: 0.481	4-2 BB		0-1 1B		4-0 BB		0-0 BB 1B		3-2 G4-3 G6-3 1B 2B	4	2	3	4	2	0	0									
Dmitri Young, S OBP: 0.200, SLG: 0.316 (7.9)	1-0 F8		1-3 K		0-1 F7		1-2 1B BB		0-1 G6-3 G6-3	5	1	0	0	1	1	6									
Willie Greene, L OBP: 0.483, SLG: 0.581		1-0 G3-1	1-2 F7		0-3 K		2-1 1B SF8 1B		4-1 HR BB	5	3	2	3	1	1	2									
Bret Boone, R OBP: 0.381, SLG: 0.550		1-0 HR		1-1 G5-3		0-0 F7	2-2 E BB 1B		0-1 HR 1B	6	3	4	3	0	0	0									
Jon Nunnally, L OBP: 0.371, SLG: 0.379 Ricardo Jordan, L (6.1)	2-0 P4		1-0 L9		3-2 F8		0-0 SF8		2-1 HR	3	0	0	0	0	0	0									
Eduardo Perez, R OBP: 0.257, SLG: 0.290 (7.3)							3-H 1B		3-2 G6-3	2	1	1	4	0	0	1									
David Weathers, R (1.1)	0-2 G1-3		1-3 K				1B HBP		1-0 G4-3	2	0	0	0	0	1	0									
Reggie Sanders, R OBP: 0.421, SLG: 0.345 Pat Watkins, R OBP: 0.200, SLG: 0.200 (7.8)										0	1	0	0	1	0	0									
<b>Inning Stats</b>	R: 1 E: 0 K: 0 S: 10	H: 1 LOB: 1 BB: 2 P: 21	R: 1 E: 0 K: 0 S: 6	H: 1 LOB: 0 BB: 0 P: 10	R: 1 E: 0 K: 2 S: 13	H: 2 LOB: 2 BB: 1 P: 22	R: 0 E: 0 K: 1 S: 6	H: 0 LOB: 0 BB: 0 P: 9	R: 0 E: 0 K: 1 S: 13	H: 1 LOB: 2 BB: 1 P: 22	R: 0 E: 0 K: 1 S: 7	H: 0 LOB: 0 BB: 0 P: 10	R: 8 E: 2 K: 0 S: 19	H: 6 LOB: 2 BB: 2 P: 38	R: 3 E: 0 K: 0 S: 9	H: 2 LOB: 0 BB: 1 P: 17	R: 4 E: 0 K: 0 S: 13	H: 4 LOB: 1 BB: 1 P: 30	1B: 11 2B: 3 3B: 0 HR: 3	SF: 2 SAC: 0 DP: 1 HBP: 1	WP: 1 PB: 0 SB: 1 CS: 0	PA: 53			
<b>PITCHER</b>	IP WLS BF H R ER SO BB IBB HBP BLK WP HR S P ERA WHIP	IP WLS BF H R ER SO BB IBB HBP BLK WP HR S P ERA WHIP	IP WLS BF H R ER SO BB IBB HBP BLK WP HR S P ERA WHIP	IP WLS BF H R ER SO BB IBB HBP BLK WP HR S P ERA WHIP	IP WLS BF H R ER SO BB IBB HBP BLK WP HR S P ERA WHIP	IP WLS BF H R ER SO BB IBB HBP BLK WP HR S P ERA WHIP	IP WLS BF H R ER SO BB IBB HBP BLK WP HR S P ERA WHIP	IP WLS BF H R ER SO BB IBB HBP BLK WP HR S P ERA WHIP	IP WLS BF H R ER SO BB IBB HBP BLK WP HR S P ERA WHIP	IP WLS BF H R ER SO BB IBB HBP BLK WP HR S P ERA WHIP	IP WLS BF H R ER SO BB IBB HBP BLK WP HR S P ERA WHIP	IP WLS BF H R ER SO BB IBB HBP BLK WP HR S P ERA WHIP	IP WLS BF H R ER SO BB IBB HBP BLK WP HR S P ERA WHIP	IP WLS BF H R ER SO BB IBB HBP BLK WP HR S P ERA WHIP	IP WLS BF H R ER SO BB IBB HBP BLK WP HR S P ERA WHIP	IP WLS BF H R ER SO BB IBB HBP BLK WP HR S P ERA WHIP	IP WLS BF H R ER SO BB IBB HBP BLK WP HR S P ERA WHIP	IP WLS BF H R ER SO BB IBB HBP BLK WP HR S P ERA WHIP	IP WLS BF H R ER SO BB IBB HBP BLK WP HR S P ERA WHIP	IP WLS BF H R ER SO BB IBB HBP BLK WP HR S P ERA WHIP	IP WLS BF H R ER SO BB IBB HBP BLK WP HR S P ERA WHIP	IP WLS BF H R ER SO BB IBB HBP BLK WP HR S P ERA WHIP	IP WLS BF H R ER SO BB IBB HBP BLK WP HR S P ERA WHIP	IP WLS BF H R ER SO BB IBB HBP BLK WP HR S P ERA WHIP	IP WLS BF H R ER SO BB IBB HBP BLK WP HR S P ERA WHIP

AB	42
R	18
H	17
RBI	18
BB	8
SO	5
LOB	17



Batter	1	2	3	4	5	6	7	8	9	AB	R	H	RBI	BB	SO	LOB	BOTTOM							
3 Mike Lansing, R OBP: 0.438, SLG: 0.489 Dave Veres, R (8.1)	0-0 G6-3		0-2 FC5-4		1-2 FC1-6 1B		0-0 SH1-4		2-0 17 1B 2B	3	0	1	1	0	0	1	<b>Cincinnati Reds @ Colorado Rockies</b> Coors Field, Denver, CO Fri Apr 10 1998, 7:05 PM MDT Att: 48,013 - Unknown - 67 F							
1 Curtis Goodwin, L OBP: 0.333, SLG: 0.231 (1.8)	0-0 17 1B		0-0 G3-1		2-2 FC1-6 1B		0-2 G3		0-2 F8 17 1B	5	1	2	0	0	3									
17 Todd Helton, L OBP: 0.342, SLG: 0.417 (1.3)	1-2 1B		2-2 P4		3-1 F8		0-1 G1-3		1-2 1B	5	0	2	1	0	3									
Dante Bichette, R OBP: 0.490, SLG: 0.667 (1.7)	1-0 G6-4-3 1B		2-2 S 2B 1B		1-0 G5-3		2-1 F8		1-1 F8	5	1	2	1	0	2									
John Vander Wal, L OBP: 0.333, SLG: 0.400 Bobby Jones, R (9.1)	1-1 G6-4-3		1-1 2B		0-0 G3		2-3 K		3-2 P5	5	0	1	1	0	1	4								
Curt Leskanic, R (9.1)			1-H 2B							0	0	0	0	0	0	0								
Vinny Castilla, R OBP: 0.320, SLG: 0.500 (1.5)		3-2 G3 E 1B	0-1 G1-3		0-1 1B		0-2 P6		0-1 G3-1	5	1	2	0	0	1									
Jeff Reed, L OBP: 0.333, SLG: 0.478 (1.2)		2-2 G3		1-3 K		0-0 1B		2-1 F8	5	0	1	0	0	1	1									
Jason Bates, S OBP: 0.357, SLG: 0.385 (8.4)		2-3 K		0-1 1B 3 1B		1-3 K		1-2 2B 1B	5	2	2	0	0	2	4									
Darryl Kile, R OBP: 0.375, SLG: 0.375 Mike Munoz, L (7.1)		1-1 1B		1-1 FC1-6 3 1B		1-2 G3 SH1-4 1B		1-2 1B	3	0	3	1	0	0	0									
Neftali Feliz, S OBP: 0.262, SLG: 0.395 (8.6)		3-H 1B		1-3 1B				1-3 2B 2B	1	1	1	0	0	0	0									
<b>Inning Stats</b>	R: 1 E: 0 K: 0 S: 8	H: 3 LOB: 1 BB: 0 P: 11	R: 1 E: 0 K: 1 S: 14	H: 2 LOB: 1 BB: 0 P: 22	R: 1 E: 0 K: 1 S: 16	H: 3 LOB: 2 BB: 0 P: 24	R: 0 E: 0 K: 1 S: 8	H: 2 LOB: 2 BB: 0 P: 10	R: 0 E: 0 K: 0 S: 9	H: 1 LOB: 1 BB: 0 P: 10	R: 0 E: 0 K: 1 S: 9	H: 0 LOB: 0 BB: 0 P: 13	R: 3 E: 0 K: 0 S: 24	H: 5 LOB: 2 BB: 0 P: 35	R: 0 E: 0 K: 0 S: 6	H: 0 LOB: 0 BB: 0 P: 8	1B: 15 2B: 3 3B: 0 HR: 0	SF: 0 SAC: 1 DP: 1 HBP: 0	WP: 0 PB: 0 SB: 2 CS: 0	PA: 44				
<b>PITCHER</b>	IP WLS BF H R ER SO BB IBB HBP BLK WP HR S P ERA WHIP	IP WLS BF H R ER SO BB IBB HBP BLK WP HR S P ERA WHIP	IP WLS BF H R ER SO BB IBB HBP BLK WP HR S P ERA WHIP	IP WLS BF H R ER SO BB IBB HBP BLK WP HR S P ERA WHIP	IP WLS BF H R ER SO BB IBB HBP BLK WP HR S P ERA WHIP	IP WLS BF H R ER SO BB IBB HBP BLK WP HR S P ERA WHIP	IP WLS BF H R ER SO BB IBB HBP BLK WP HR S P ERA WHIP	IP WLS BF H R ER SO BB IBB HBP BLK WP HR S P ERA WHIP	IP WLS BF H R ER SO BB IBB HBP BLK WP HR S P ERA WHIP	IP WLS BF H R ER SO BB IBB HBP BLK WP HR S P ERA WHIP	IP WLS BF H R ER SO BB IBB HBP BLK WP HR S P ERA WHIP	IP WLS BF H R ER SO BB IBB HBP BLK WP HR S P ERA WHIP	IP WLS BF H R ER SO BB IBB HBP BLK WP HR S P ERA WHIP	IP WLS BF H R ER SO BB IBB HBP BLK WP HR S P ERA WHIP	IP WLS BF H R ER SO BB IBB HBP BLK WP HR S P ERA WHIP	IP WLS BF H R ER SO BB IBB HBP BLK WP HR S P ERA WHIP	IP WLS BF H R ER SO BB IBB HBP BLK WP HR S P ERA WHIP	IP WLS BF H R ER SO BB IBB HBP BLK WP HR S P ERA WHIP	IP WLS BF H R ER SO BB IBB HBP BLK WP HR S P ERA WHIP	IP WLS BF H R ER SO BB IBB HBP BLK WP HR S P ERA WHIP	IP WLS BF H R ER SO BB IBB HBP BLK WP HR S P ERA WHIP	IP WLS BF H R ER SO BB IBB HBP BLK WP HR S P ERA WHIP	IP WLS BF H R ER SO BB IBB HBP BLK WP HR S P ERA WHIP	IP WLS BF H R ER SO BB IBB HBP BLK WP HR S P ERA WHIP

AB	43
R	7
H	18
RBI	7
BB	0
SO	4
LOB	19









Batter	1	2	3	4	5	6	7	8	9	AB	R	H	RBI	BB	SO	LOB	TOP								
Chris Stynes, R OBP: 0.431, SLG: 0.596 (1, 7)										4	4	3	1	2	0	1	<b>Cincinnati Reds @ Colorado Rockies</b> Coors Field, Denver, CO Sun Apr 12 1998, 3:33 AM MDT Att: 46,921 - Cloudy - 63 F								
Lenny Harris, L OBP: 0.391, SLG: 0.368 Pat Watkins, R OBP: 0.125, SLG: 0.125 (1, 9)										4	1	2	1	0	0	1									
Barry Larkin, R OBP: 0.429, SLG: 0.455 (1, 6)										5	1	2	2	0	0	3									
Eddie Taubensee, L OBP: 0.415, SLG: 0.459 (1, 2)										5	1	0	0	0	0	4									
Dmitri Young, S OBP: 0.300, SLG: 0.393 Scott Sullivan, R Jeff Shaw, R (8, 1)										4	1	1	2	0	1	2									
Willie Greene, L OBP: 0.471, SLG: 0.526 (1, 5)										0	0	0	0	0	0	0									
Bret Boone, R OBP: 0.423, SLG: 0.646 (1, 4)										4	1	1	4	1	2	3									
Jon Nunnally, L OBP: 0.395, SLG: 0.429 Reggie Sanders, R OBP: 0.425, SLG: 0.355 (7, PH)										2	0	0	0	1	0	1									
Pete Harnisch, S OBP: 0.125, SLG: 0.125 Eduardo Perez, R OBP: 0.278, SLG: 0.313 (8, 3)										2	0	1	0	0	1	0									
<b>Inning Stats</b>	R: 1 E: 0 K: 0 S: 11	H: 1 LOB: 0 BB: 0 P: 16	R: 0 E: 0 K: 2 S: 11	H: 0 LOB: 2 BB: 1 P: 23	R: 6 E: 1 K: 0 S: 19	H: 4 LOB: 0 BB: 1 P: 35	R: 1 E: 0 K: 1 S: 11	H: 1 LOB: 1 BB: 1 P: 19	R: 0 E: 0 K: 1 S: 12	H: 0 LOB: 1 BB: 1 P: 20	R: 2 E: 0 K: 0 S: 13	H: 3 LOB: 2 BB: 1 P: 20	R: 0 E: 0 K: 0 S: 8	H: 1 LOB: 2 BB: 1 P: 14	R: 0 E: 0 K: 0 S: 9	H: 0 LOB: 0 BB: 0 P: 17		R: 0 E: 0 K: 2 S: 10	H: 1 LOB: 1 BB: 0 P: 12	1B: 8 2B: 1 3B: 0 HR: 2	SF: 0 SAC: 0 DP: 0 HBP: 1	WP: 1 PB: 0 SB: 1 CS: 0	PA: 46		
<b>PITCHER</b>	IP WLS BF H R ER SO BB IBB HBP BLK WP HR S P ERA WHIP	IP WLS BF H R ER SO BB IBB HBP BLK WP HR S P ERA WHIP	IP WLS BF H R ER SO BB IBB HBP BLK WP HR S P ERA WHIP	IP WLS BF H R ER SO BB IBB HBP BLK WP HR S P ERA WHIP	IP WLS BF H R ER SO BB IBB HBP BLK WP HR S P ERA WHIP	IP WLS BF H R ER SO BB IBB HBP BLK WP HR S P ERA WHIP	IP WLS BF H R ER SO BB IBB HBP BLK WP HR S P ERA WHIP	IP WLS BF H R ER SO BB IBB HBP BLK WP HR S P ERA WHIP	IP WLS BF H R ER SO BB IBB HBP BLK WP HR S P ERA WHIP	IP WLS BF H R ER SO BB IBB HBP BLK WP HR S P ERA WHIP	IP WLS BF H R ER SO BB IBB HBP BLK WP HR S P ERA WHIP	IP WLS BF H R ER SO BB IBB HBP BLK WP HR S P ERA WHIP	IP WLS BF H R ER SO BB IBB HBP BLK WP HR S P ERA WHIP	IP WLS BF H R ER SO BB IBB HBP BLK WP HR S P ERA WHIP	IP WLS BF H R ER SO BB IBB HBP BLK WP HR S P ERA WHIP	IP WLS BF H R ER SO BB IBB HBP BLK WP HR S P ERA WHIP	IP WLS BF H R ER SO BB IBB HBP BLK WP HR S P ERA WHIP	IP WLS BF H R ER SO BB IBB HBP BLK WP HR S P ERA WHIP	IP WLS BF H R ER SO BB IBB HBP BLK WP HR S P ERA WHIP	IP WLS BF H R ER SO BB IBB HBP BLK WP HR S P ERA WHIP	IP WLS BF H R ER SO BB IBB HBP BLK WP HR S P ERA WHIP	IP WLS BF H R ER SO BB IBB HBP BLK WP HR S P ERA WHIP	IP WLS BF H R ER SO BB IBB HBP BLK WP HR S P ERA WHIP	IP WLS BF H R ER SO BB IBB HBP BLK WP HR S P ERA WHIP	IP WLS BF H R ER SO BB IBB HBP BLK WP HR S P ERA WHIP

Batter	1	2	3	4	5	6	7	8	9	AB	R	H	RBI	BB	SO	LOB	BOTTOM								
3 Mike Lansing, R OBP: 0.458, SLG: 0.491 (1, 4)										5	0	1	0	0	1	1	<b>Cincinnati Reds @ Colorado Rockies</b> Coors Field, Denver, CO Sun Apr 12 1998, 3:33 AM MDT Att: 46,921 - Cloudy - 63 F								
Ellis Burks, R OBP: 0.464, SLG: 0.875 (1, 8)										5	1	2	1	0	1	2									
Larry Walker, L OBP: 0.435, SLG: 0.513 (1, 9)										5	1	2	0	0	1	1									
Dante Bichette, R OBP: 0.467, SLG: 0.621 (1, 7)										3	1	2	0	1	0	1									
Vinny Castilla, R OBP: 0.356, SLG: 0.518 (1, 5)										3	0	1	1	1	0	3									
17 Todd Helton, L OBP: 0.313, SLG: 0.400 (1, 3)										4	1	2	1	0	0	3									
Neifi Perez, S OBP: 0.294, SLG: 0.378 (1, 6)										4	0	1	1	0	0	4									
Kirt Manwaring, R OBP: 0.320, SLG: 0.273 1 Curtis Goodwin, L OBP: 0.353, SLG: 0.287 Mike Munoz, L (7, PH)										2	0	0	0	0	1	0									
Jason Bates, S OBP: 0.375, SLG: 0.357 Chuck McElroy, L (8, PH)										1	0	0	0	0	1	1									
Pedro Astacio, R OBP: 0.333, SLG: 0.440 Bobby Jones, R Jeff Reed, L OBP: 0.333, SLG: 0.440 (7, PH)										2	0	0	0	0	0	0									
<b>Inning Stats</b>	R: 0 E: 0 K: 0 S: 7	H: 3 LOB: 2 BB: 0 P: 10	R: 0 E: 0 K: 1 S: 9	H: 1 LOB: 0 BB: 0 P: 14	R: 0 E: 0 K: 2 S: 7	H: 0 LOB: 0 BB: 0 P: 7	R: 0 E: 0 K: 0 S: 15	H: 1 LOB: 2 BB: 1 P: 27	R: 0 E: 0 K: 0 S: 7	H: 0 LOB: 0 BB: 0 P: 9	R: 2 E: 0 K: 0 S: 8	H: 3 LOB: 1 BB: 0 P: 13	R: 0 E: 0 K: 0 S: 7	H: 0 LOB: 1 BB: 1 P: 14	R: 2 E: 0 K: 2 S: 19	H: 2 LOB: 1 BB: 1 P: 32	R: 0 E: 0 K: 1 S: 9	H: 1 LOB: 1 BB: 0 P: 13	1B: 8 2B: 2 3B: 0 HR: 1	SF: 0 SAC: 0 DP: 1 HBP: 0	WP: 0 PB: 0 SB: 0 CS: 1	PA: 39			
<b>PITCHER</b>	IP WLS BF H R ER SO BB IBB HBP BLK WP HR S P ERA WHIP	IP WLS BF H R ER SO BB IBB HBP BLK WP HR S P ERA WHIP	IP WLS BF H R ER SO BB IBB HBP BLK WP HR S P ERA WHIP	IP WLS BF H R ER SO BB IBB HBP BLK WP HR S P ERA WHIP	IP WLS BF H R ER SO BB IBB HBP BLK WP HR S P ERA WHIP	IP WLS BF H R ER SO BB IBB HBP BLK WP HR S P ERA WHIP	IP WLS BF H R ER SO BB IBB HBP BLK WP HR S P ERA WHIP	IP WLS BF H R ER SO BB IBB HBP BLK WP HR S P ERA WHIP	IP WLS BF H R ER SO BB IBB HBP BLK WP HR S P ERA WHIP	IP WLS BF H R ER SO BB IBB HBP BLK WP HR S P ERA WHIP	IP WLS BF H R ER SO BB IBB HBP BLK WP HR S P ERA WHIP	IP WLS BF H R ER SO BB IBB HBP BLK WP HR S P ERA WHIP	IP WLS BF H R ER SO BB IBB HBP BLK WP HR S P ERA WHIP	IP WLS BF H R ER SO BB IBB HBP BLK WP HR S P ERA WHIP	IP WLS BF H R ER SO BB IBB HBP BLK WP HR S P ERA WHIP	IP WLS BF H R ER SO BB IBB HBP BLK WP HR S P ERA WHIP	IP WLS BF H R ER SO BB IBB HBP BLK WP HR S P ERA WHIP	IP WLS BF H R ER SO BB IBB HBP BLK WP HR S P ERA WHIP	IP WLS BF H R ER SO BB IBB HBP BLK WP HR S P ERA WHIP	IP WLS BF H R ER SO BB IBB HBP BLK WP HR S P ERA WHIP	IP WLS BF H R ER SO BB IBB HBP BLK WP HR S P ERA WHIP	IP WLS BF H R ER SO BB IBB HBP BLK WP HR S P ERA WHIP	IP WLS BF H R ER SO BB IBB HBP BLK WP HR S P ERA WHIP	IP WLS BF H R ER SO BB IBB HBP BLK WP HR S P ERA WHIP	IP WLS BF H R ER SO BB IBB HBP BLK WP HR S P ERA WHIP





Batter	1	2	3	4	5	6	7	8	9	AB	R	H	RBI	BB	SO	LOB	TOP										
Chris Stynes, R (1, 7) OBP: 0.418, SLG: 0.569	G6-3		G4-3				G1-3			4	0	1	0	0	0	2	<b>Cincinnati Reds @ Colorado Rockies</b> Coors Field, Denver, CO Mon Apr 13 1998, 7:05 PM MDT Att: 44,488 - Cloudy - 46 F										
Lenny Harris, L (1, 9) OBP: 0.346, SLG: 0.318 Pat Watkins, R (7, 8) OBP: 0.111, SLG: 0.111	G1-3		F9				G3-6-3		K	3	0	0	0	0	0	2											
Barry Larkin, R (1, 6) OBP: 0.406, SLG: 0.400	L8						G6-3		K	3	1	0	0	1	1	0											
Eddie Taubensee, L (1, 2) OBP: 0.400, SLG: 0.439									G5-3	4	1	1	0	0	1	0											
Dmitri Young, S (1, 3) OBP: 0.324, SLG: 0.469									F9	4	1	2	1	0	0	0											
Willie Greene, L (1, 5) OBP: 0.455, SLG: 0.548									K	4	1	1	2	0	1	1											
Bret Boone, R (1, 4) OBP: 0.429, SLG: 0.635										4	0	2	0	0	0	2											
Jon Nunnally, L (1, 8) OBP: 0.383, SLG: 0.405										2	0	0	1	1	0	2											
Gabe White, L (1, 1) Stan Belinda, R (7, 1) Ricardo Jordan, L (8, 1) Scott Sullivan, R (8, 1)										1	0	0	0	0	1	0											
										0	0	0	0	0	0	0											
										0	0	0	0	0	0	0											
										0	0	0	0	0	0	0											
<b>Inning Stats</b>	R: 0 E: 0 K: 0 S: 7	H: 0 LOB: 0 BB: 0 P: 10	R: 0 E: 0 K: 1 S: 8	H: 1 LOB: 1 BB: 0 P: 12	R: 0 E: 0 K: 0 S: 4	H: 0 LOB: 1 BB: 1 P: 10	R: 4 E: 0 K: 1 S: 17	H: 3 LOB: 0 BB: 1 P: 28	R: 0 E: 0 K: 0 S: 6	H: 0 LOB: 0 BB: 0 P: 10	R: 0 E: 0 K: 0 S: 7	H: 1 LOB: 1 BB: 0 P: 11	R: 0 E: 0 K: 2 S: 8	H: 0 LOB: 0 BB: 0 P: 12	R: 0 E: 0 K: 1 S: 10	H: 1 LOB: 1 BB: 0 P: 16	1B: 4 2B: 2 3B: 1 HR: 0	SF: 1 SAC: 2 DP: 1 HBP: 0	WP: 0 PB: 0 SB: 0 CS: 0	PA: 35							
<b>PITCHER</b>	IP	WLS	BF	H	R	ER	SO	BB	IBB	HBP	BLK	WP	HR	S	P	ERA	WHIP										
Jamey Wright, R (1, 1) ERA: 10.43	7.0		28	6	4	4	2	2	0	0	0	0	0	54	89	5.14	1.143										
Curt Leskanic, R (8, 1) ERA: 8.1	1.0	W	3	0	0	0	2	0	0	0	0	0	0	8	12	0.00	0.000										
Jerry Dipoto, R (9, 1) ERA: 1.5	1.0		4	1	0	0	1	0	0	0	0	0	0	10	16	0.00	1.000										

AB	30
R	4
H	7
RBI	4
BB	2
SO	5
LOB	9



Batter	1	2	3	4	5	6	7	8	9	AB	R	H	RBI	BB	SO	LOB	BOTTOM										
3 Mike Lansing, R (1, 4) OBP: 0.438, SLG: 0.468	G4-6-3		K			K	K	FC6-4		5	0	1	0	0	3	5	<b>Cincinnati Reds @ Colorado Rockies</b> Coors Field, Denver, CO Mon Apr 13 1998, 7:05 PM MDT Att: 44,488 - Cloudy - 46 F										
Ellis Burks, R (1, 8) OBP: 0.433, SLG: 0.808	K		F9			F8		K		4	0	0	0	0	2	2											
Larry Walker, L (1, 9) OBP: 0.420, SLG: 0.512	G4-6-3					G4-3		K		4	1	1	0	0	1	1											
Dante Bichette, R (1, 7) OBP: 0.484, SLG: 0.645 Jerry Dipoto, R (9, 1)	P6									4	2	3	1	0	0	0											
Greg Colbrunn, R (1, 3) OBP: 0.520, SLG: 0.875 1 Curtis Goodwin, L (8, PR) OBP: 0.353, SLG: 0.267										4	1	3	0	0	0	1											
Vinny Castilla, R (1, 5) OBP: 0.385, SLG: 0.559										0	1	0	0	0	0	0											
Kirt Manwaring, R (1, 2) OBP: 0.310, SLG: 0.269										3	2	1	3	1	0	2											
Neffi Perez, S (1, 6) OBP: 0.309, SLG: 0.429										4	1	1	1	0	0	1											
Jamey Wright, R (1, 1) Jason Bates, S (7, PH) OBP: 0.412, SLG: 0.357 Curt Leskanic, R (8, 1) 17 Todd Helton, L (8, PH) OBP: 0.327, SLG: 0.400										2	0	0	0	0	1	1											
										0	0	0	0	1	0	0											
										0	0	0	0	0	0	0											
										0	0	0	0	1	0	0											
<b>Inning Stats</b>	R: 0 E: 0 K: 1 S: 5	H: 1 LOB: 0 BB: 0 P: 7	R: 0 E: 0 K: 0 S: 10	H: 1 LOB: 1 BB: 0 P: 15	R: 0 E: 0 K: 1 S: 10	H: 1 LOB: 1 BB: 0 P: 15	R: 1 E: 0 K: 0 S: 4	H: 2 LOB: 0 BB: 0 P: 5	R: 0 E: 0 K: 1 S: 9	H: 0 LOB: 0 BB: 0 P: 12	R: 0 E: 0 K: 1 S: 14	H: 0 LOB: 0 BB: 0 P: 22	R: 3 E: 0 K: 1 S: 17	H: 3 LOB: 1 BB: 1 P: 26	R: 4 E: 1 K: 2 S: 15	H: 4 LOB: 3 BB: 2 P: 27	1B: 8 2B: 3 3B: 1 HR: 1	SF: 0 SAC: 0 DP: 2 HBP: 0	WP: 0 PB: 0 SB: 1 CS: 0	PA: 37							
<b>PITCHER</b>	IP	WLS	BF	H	R	ER	SO	BB	IBB	HBP	BLK	WP	HR	S	P	ERA	WHIP										
Gabe White, L (1, 1) ERA: 5.68	6.0		23	7	3	3	4	0	0	0	0	0	0	55	81	4.50	1.167										
Stan Belinda, R (7, 1) ERA: 4.29	1.2	L	12	5	5	5	3	1	1	0	0	0	0	27	40	27.00	3.600										
Ricardo Jordan, L (8, 1) ERA: 24.3	0.0		1	0	0	0	0	1	0	0	0	0	0	1	5	∞	∞										
Scott Sullivan, R (8, 1) ERA: 11.05	0.1		1	0	0	0	0	0	0	0	0	0	0	1	3	0.00	0.000										





Batter	1	2	3	4	5	6	7	8	9	AB	R	H	RBI	BB	SO	LOB	TOP					
<b>Eric Young Sr. R</b> OBP: 0.382, SLG: 0.353	2-2 G6-3 1B	2-2 HBP		1-2 P9		3-2 CS 2H 1B			4-1 G5-3 BB	3	0	2	1	1	0	0	<b>Los Angeles Dodgers @ Colorado Rockies</b> Coors Field, Denver, CO Tue Apr 14 1998, 7:05 PM MDT Att. 44,337 - Overcast - 43 F					
<b>Todd Helton Sr. L</b> OBP: 0.277, SLG: 0.414	1-0 G6-3 1-2	0-0 G4-3		0-3 K		1-0 CS	0-0 FC6-4 1B		0-3 K	5	0	1	0	0	2	5						
<b>Mike Piazza R</b> OBP: 0.358, SLG: 0.521	1-2 2B		4-2 1B SF9 BB		2-2 G4-3		1-3 K		0-1 G5-3	4	1	1	0	1	1	2						
<b>Todd Zeile R</b> OBP: 0.321, SLG: 0.404	1-2 F9		2-1 SF9 1B		2-1 P9		0-1 FC6-4 BB		2-1 G6-3	5	0	1	0	0	0	3						
<b>Raul Mondesi R</b> OBP: 0.283, SLG: 0.420		0-0 F8	2-0 L4		1-2 3B		4-1 BB			3	0	1	0	1	0	2						
<b>Paul Konerko R</b> OBP: 0.302, SLG: 0.216		3-0 1B HBP	2-2 1B		0-1 G6-3		1-3 K			3	1	1	0	0	1	3						
<b>Wilton Guerrero S</b> OBP: 0.400, SLG: 0.462		1-2 1B	0-0 SF9			0-0 G5-3		3-2 G6-3		3	0	1	1	0	0	0						
<b>Trenidad Hubbard R</b> OBP: 0.292, SLG: 0.478		3-2 1B	2-3 3-H 3-3 K			0-0 1B		2-2 G3		3	1	2	1	0	1	2						
<b>Thomas Howard S</b> OBP: 0.125, SLG: 0.348		1-3 2-H 1B				0-1 2B				1	0	0	0	0	0	0						
<b>Ismael Valdez R</b> OBP: 0.500, SLG: 0.500		0-0 SH1-4		1-2 G4-3		0-1 G5-3		2-3 K		2	0	0	0	0	0	1						
<b>37 Darren Dreifort R</b> OBP: 0.250, SLG: 0.182										0	0	0	0	0	0	0						
<b>Matt Luke L</b> OBP: 0.250, SLG: 0.182										0	0	0	0	0	0	0						
<b>Frank Lankford R</b> OBP: 0.250, SLG: 0.182										0	0	0	0	0	0	0						
<b>Inning Stats</b>	R: 0 E: 0 K: 0 S: 11	H: 2 LOB: 1 BB: 0 P: 16	R: 1 E: 0 K: 0 S: 12	H: 2 LOB: 3 BB: 0 P: 21	R: 1 E: 0 K: 1 S: 12	H: 2 LOB: 0 BB: 1 P: 25	R: 0 E: 0 K: 1 S: 11	H: 0 LOB: 0 BB: 0 P: 13	R: 0 E: 0 K: 0 S: 11	H: 1 LOB: 1 BB: 0 P: 16	R: 1 E: 0 K: 0 S: 8	H: 2 LOB: 0 BB: 0 P: 11	R: 0 E: 0 K: 2 S: 10	H: 1 LOB: 2 BB: 1 P: 16	R: 0 E: 0 K: 1 S: 9	H: 0 LOB: 0 BB: 0 P: 16	R: 0 E: 0 K: 1 S: 8	H: 0 LOB: 1 BB: 1 P: 14	1B: 7 2B: 2 3B: 1 HR: 0	SF: 1 SAC: 1 DP: 1 HBP: 2	WP: 0 PB: 0 SB: 0 CS: 1	PA: 41
<b>PITCHER</b>	IP WLS BF H R ER SO BB IBB HBP BLK WP HR S P ERA WHIP	IP WLS BF H R ER SO BB IBB HBP BLK WP HR S P ERA WHIP	IP WLS BF H R ER SO BB IBB HBP BLK WP HR S P ERA WHIP	IP WLS BF H R ER SO BB IBB HBP BLK WP HR S P ERA WHIP	IP WLS BF H R ER SO BB IBB HBP BLK WP HR S P ERA WHIP	IP WLS BF H R ER SO BB IBB HBP BLK WP HR S P ERA WHIP	IP WLS BF H R ER SO BB IBB HBP BLK WP HR S P ERA WHIP	IP WLS BF H R ER SO BB IBB HBP BLK WP HR S P ERA WHIP	IP WLS BF H R ER SO BB IBB HBP BLK WP HR S P ERA WHIP	IP WLS BF H R ER SO BB IBB HBP BLK WP HR S P ERA WHIP	IP WLS BF H R ER SO BB IBB HBP BLK WP HR S P ERA WHIP	IP WLS BF H R ER SO BB IBB HBP BLK WP HR S P ERA WHIP	IP WLS BF H R ER SO BB IBB HBP BLK WP HR S P ERA WHIP	IP WLS BF H R ER SO BB IBB HBP BLK WP HR S P ERA WHIP	IP WLS BF H R ER SO BB IBB HBP BLK WP HR S P ERA WHIP	IP WLS BF H R ER SO BB IBB HBP BLK WP HR S P ERA WHIP	IP WLS BF H R ER SO BB IBB HBP BLK WP HR S P ERA WHIP					

AB	33
R	3
H	10
RBI	3
BB	3
SO	6
LOB	18



Batter	1	2	3	4	5	6	7	8	9	AB	R	H	RBI	BB	SO	LOB	BOTTOM			
<b>3 Mike Lansing R</b> OBP: 0.435, SLG: 0.478	2-0 G5-3		2-1 G6-3 1B 2B		0-1 1B	1-3 K		1-0 G2		5	1	2	0	0	1	1	<b>Los Angeles Dodgers @ Colorado Rockies</b> Coors Field, Denver, CO Tue Apr 14 1998, 7:05 PM MDT Att. 44,337 - Overcast - 43 F			
<b>Ellis Burks R</b> OBP: 0.400, SLG: 0.737	0-3 K		1-0 G6-3		0-3 K	2-3 K		0-3 K		5	0	0	0	0	4	3				
<b>Larry Walker L</b> OBP: 0.426, SLG: 0.511	1-2 G6-3		1-0 1B		2-2 P5		0-0 1B SF7			4	1	2	1	0	0	1				
<b>Dante Bichette R</b> OBP: 0.485, SLG: 0.636		0-1 G4-3	1-0 P4			1-0 HR 1B	1-0 1B			4	1	2	0	0	0	1				
<b>1 Curtis Goodwin L</b> OBP: 0.353, SLG: 0.267							1-3 1B			0	0	0	0	0	0	0				
<b>Greg Colbrunn R</b> OBP: 0.464, SLG: 0.778		0-2 G3			0-0 F9		1-3 K			3	0	0	0	0	1	1				
<b>Dave Veres R</b> OBP: 0.357, SLG: 0.364							1-3 K			0	0	0	0	0	0	0				
<b>John Vander Wal L</b> OBP: 0.357, SLG: 0.364							1-2 K			1	0	0	0	0	1	2				
<b>Curt Leskanic R</b> OBP: 0.357, SLG: 0.364										0	0	0	0	0	0	0				
<b>Jerry Dipoto R</b> OBP: 0.357, SLG: 0.364										0	0	0	0	0	0	0				
<b>Vinny Castilla R</b> OBP: 0.358, SLG: 0.597		0-1 E6 1B		2-1 P3		0-1 HR		0-0 SF7		3	1	1	3	0	0	0				
<b>Kirt Manwaring R</b> OBP: 0.394, SLG: 0.345		2-2 1B		1-1 1B		0-1 1B 17 2B				3	1	3	0	1	0	0				
<b>Nelfi Perez S</b> OBP: 0.305, SLG: 0.415			1-3 K		0-1 P2		0-0 1B 17 2B		1-2 G4-3	4	1	1	0	0	1	5				
<b>Mark Thompson R</b> OBP: 0.200, SLG: 0.200										1	0	0	0	0	1	0				
<b>Mike DeJean R</b> OBP: 0.200, SLG: 0.200										1	0	0	0	0	1	0				
<b>17 Todd Helton L</b> OBP: 0.333, SLG: 0.426										2	0	1	2	0	0	0				
<b>Inning Stats</b>	R: 0 E: 0 K: 1 S: 8	H: 0 LOB: 0 BB: 0 P: 11	R: 0 E: 1 K: 1 S: 13	H: 1 LOB: 2 BB: 0 P: 16	R: 1 E: 0 K: 1 S: 8	H: 2 LOB: 1 BB: 0 P: 13	R: 0 E: 0 K: 0 S: 7	H: 1 LOB: 1 BB: 0 P: 10	R: 0 E: 0 K: 2 S: 13	H: 1 LOB: 1 BB: 0 P: 16	R: 4 E: 0 K: 3 S: 19	H: 5 LOB: 1 BB: 0 P: 27	R: 1 E: 1 K: 1 S: 11	H: 2 LOB: 2 BB: 1 P: 18	R: 0 E: 0 K: 1 S: 5	H: 0 LOB: 0 BB: 0 P: 7	1B: 9 2B: 2 3B: 0 HR: 1	SF: 1 SAC: 0 DP: 0 HBP: 0	WP: 0 PB: 0 SB: 1 CS: 0	PA: 38
<b>PITCHER</b>	IP WLS BF H R ER SO BB IBB HBP BLK WP HR S P ERA WHIP	IP WLS BF H R ER SO BB IBB HBP BLK WP HR S P ERA WHIP	IP WLS BF H R ER SO BB IBB HBP BLK WP HR S P ERA WHIP	IP WLS BF H R ER SO BB IBB HBP BLK WP HR S P ERA WHIP	IP WLS BF H R ER SO BB IBB HBP BLK WP HR S P ERA WHIP	IP WLS BF H R ER SO BB IBB HBP BLK WP HR S P ERA WHIP	IP WLS BF H R ER SO BB IBB HBP BLK WP HR S P ERA WHIP	IP WLS BF H R ER SO BB IBB HBP BLK WP HR S P ERA WHIP	IP WLS BF H R ER SO BB IBB HBP BLK WP HR S P ERA WHIP	IP WLS BF H R ER SO BB IBB HBP BLK WP HR S P ERA WHIP	IP WLS BF H R ER SO BB IBB HBP BLK WP HR S P ERA WHIP	IP WLS BF H R ER SO BB IBB HBP BLK WP HR S P ERA WHIP	IP WLS BF H R ER SO BB IBB HBP BLK WP HR S P ERA WHIP	IP WLS BF H R ER SO BB IBB HBP BLK WP HR S P ERA WHIP	IP WLS BF H R ER SO BB IBB HBP BLK WP HR S P ERA WHIP	IP WLS BF H R ER SO BB IBB HBP BLK WP HR S P ERA WHIP				

AB	36
R	6
H	12
RBI	6
BB	1
SO	10
LOB	14





Batter	1	2	3	4	5	6	7	8	9	10	AB	R	H	RBI	BB	SO	LOB	TOP						
Wilton Guerrero, S OBP: 0.400, SLG: 0.500 Tom Prince, R OBP: 0.250, SLG: 0.750	3-2 F8 G1-3 1B		1-2 1B	1-0 L7			0-0 P6			0-0 G3	5	2	2	0	0	0	2							
Todd Hollandsworth, L OBP: 0.327, SLG: 0.469	2-1 G1-3 F8 1B		3-1 E S 1B				1-0 F7		4-1 G5-3-6 BB	2-1 FC6-4 1B	4	1	3	2	1	0	0							
Mike Piazza, R OBP: 0.345, SLG: 0.481 Antonio Osuna, R Mark Guthrie, R Jim Bruske, R	1-2 F8		4-1 1B				1-0 G5-3		2-3 K	2-1 FC6-4 1B	4	0	0	0	1	1	4							
Todd Zeile, R OBP: 0.317, SLG: 0.393	1-2 2-3 G1-3		1-3 BB				2-3 K		0-1 G5-3-6	1-2f	4	0	1	2	0	1	2							
Raul Mondesi, R OBP: 0.263, SLG: 0.389	2-3 3-H K		3-4 F9				2-3 K		0-1 P3		4	0	0	0	0	2	3							
Paul Konerko, R OBP: 0.277, SLG: 0.195		2-0 G4-3	3-2 F7				1-2 P3		1-0 G5-3		4	0	0	0	0	0	2							
Thomas Howard, S OBP: 0.107, SLG: 0.296 Trenidad Hubbard, R	0-0 P6			0-2 G3-1			1-0 F7		2-3 K		4	0	0	0	0	1	0							
Juan Castro, R OBP: 0.067, SLG: 0.067 Jose Vizcaino, S	1-0 L8			0-0 SH3-4 1B			1-0 G6-3			1-2 SH3-4 1B	3	0	1	0	0	0	0							
Ramon Martinez, R OBP: 0.222, SLG: 0.333 Brad Clontz, R Scott Radinsky, L Eric Young Sr., R			0-1 F9	0-0 SH3-4			2-3 K			0-0 SH3-4	2	0	0	0	0	1	0							
<b>Inning Stats</b>	R: 1 E: 0 K: 1 S: 15	H: 2 LOB: 1 BB: 0 P: 27	R: 0 E: 0 K: 0 S: 3	H: 0 LOB: 0 BB: 0 P: 6	R: 2 E: 0 K: 0 S: 17	H: 3 LOB: 2 BB: 1 P: 32	R: 0 E: 0 K: 0 S: 6	H: 1 LOB: 1 BB: 0 P: 7	R: 0 E: 0 K: 1 S: 5	H: 0 LOB: 0 BB: 0 P: 9	R: 0 E: 0 K: 1 S: 7	H: 0 LOB: 0 BB: 0 P: 11	R: 0 E: 0 K: 1 S: 5	H: 0 LOB: 0 BB: 1 P: 8	R: 0 E: 0 K: 1 S: 6	H: 0 LOB: 0 BB: 1 P: 12	R: 0 E: 0 K: 1 S: 6	H: 0 LOB: 0 BB: 0 P: 9	R: 1 E: 1 K: 0 S: 9	H: 1 LOB: 1 BB: 0 P: 14	1B: 6 2B: 2 3B: 0 HR: 0	SF: 0 SAC: 2 DP: 1 HBP: 0	WP: 0 PB: 0 SB: 1 CS: 0	PA: 39
<b>PITCHER</b>	IP WLS BF H R ER SO ERA WHIP	Darryl Kile, R ERA: 5.88	Curt Leskanic, R ERA: 5.59	Jerry Dipoto, R ERA: 1.13	<b>PITCHER</b>	IP WLS BF H R ER SO ERA WHIP	Darryl Kile, R ERA: 5.88	Curt Leskanic, R ERA: 5.59	Jerry Dipoto, R ERA: 1.13															

**Los Angeles Dodgers @ Colorado Rockies**  
Coors Field, Denver, CO  
Thu Apr 16 1998, 3:33 AM MDT  
Att: 38,429 - Cloudy - 38 F


AB 35  
R 4  
H 7  
RBI 4  
BB 2  
SO 6  
LOB 13



Batter	1	2	3	4	5	6	7	8	9	10	AB	R	H	RBI	BB	SO	LOB	BOTTOM				
3 Mike Lansing, R OBP: 0.419, SLG: 0.472	1-2 F8		2-1 G1-3				1-0 G1-3			1-1 SAFE P4												
Ellis Burks, R OBP: 0.400, SLG: 0.705	0-1 1B			4-2 1B BB			2-2 G5-3		0-1 B2													
Larry Walker, L OBP: 0.424, SLG: 0.490	2-1 F8			0-0 1B			4-1 17 1B BB		1-2 G6-3													
Dante Bichette, R OBP: 0.466, SLG: 0.606	0-3 K			1-2 2-3 1B			0-2 F8		0-0 F8													
17 Todd Helton, L OBP: 0.327, SLG: 0.412		2-0 L7		2-2 P8			1-0 1B		2-3 K													
Vinny Castilla, R OBP: 0.352, SLG: 0.621		0-2 G6-3		1-3 K			0-0 G6-3			0-0 HR												
Jeff Reed, L OBP: 0.333, SLG: 0.536 Greg Colbrunn, R Jerry Dipoto, R		2-1 G3-1		0-1 G4-3					3-2 HR													
Neifi Perez, S OBP: 0.286, SLG: 0.386			2-3 K				0-3 K		1-2 F8													
Darryl Kile, R John Vander Wal, L 1 Curtis Eschschwin, R Curt Leskanic, R Kirt Manwaring, R			2-2 F9				0-0 G4-3		4-1 F8 BB													
<b>Inning Stats</b>	R: 0 E: 0 K: 1 S: 15	H: 1 LOB: 1 BB: 0 P: 18	R: 0 E: 0 K: 0 S: 6	H: 0 LOB: 0 BB: 0 P: 10	R: 0 E: 0 K: 1 S: 9	H: 0 LOB: 0 BB: 1 P: 15	R: 0 E: 0 K: 1 S: 14	H: 2 LOB: 3 BB: 1 P: 21	R: 0 E: 0 K: 1 S: 5	H: 0 LOB: 0 BB: 0 P: 6	R: 1 E: 1 K: 0 S: 9	H: 1 LOB: 2 BB: 1 P: 16	R: 0 E: 0 K: 1 S: 7	H: 0 LOB: 0 BB: 0 P: 10	R: 1 E: 0 K: 0 S: 11	H: 1 LOB: 0 BB: 1 P: 17	R: 0 E: 0 K: 0 S: 11	H: 1 LOB: 1 BB: 0 P: 16	1B: 4 2B: 1 3B: 0 HR: 2	SF: 0 SAC: 0 DP: 0 HBP: 0	WP: 0 PB: 0 SB: 0 CS: 1	PA: 41
<b>PITCHER</b>	IP WLS BF H R ER SO ERA WHIP	Ramon Martinez, R ERA: 2.33	Brad Clontz, R ERA: 1.42	Scott Radinsky, L Antonio Osuna, R Mark Guthrie, L	<b>PITCHER</b>	IP WLS BF H R ER SO ERA WHIP	Jim Bruske, R ERA: 1.8															

**Los Angeles Dodgers @ Colorado Rockies**  
Coors Field, Denver, CO  
Thu Apr 16 1998, 3:33 AM MDT  
Att: 38,429 - Cloudy - 38 F

AB 36  
R 3  
H 7  
RBI 3  
BB 4  
SO 5  
LOB 19





Batter	1	2	3	4	5	6	7	8	9	AB	R	H	RBI	BB	SO	LOB	TOP					
Walt Weiss, S OBP: 0.543, SLG: 0.667										5	3	3	2	1	0	1	<b>Atlanta Braves @ Colorado Rockies</b> Coors Field, Denver, CO Sat Apr 18, 1998, 3:33 AM MDT Att: 48,058 - Cloudy - 41 F					
Keith Lockhart, L OBP: 0.484, SLG: 0.583 Tony Graffanino, R OBP: 0.273, SLG: 0.275										2	2	0	0	2	0	2						
10 Chipper Jones, S OBP: 0.521, SLG: 0.900										5	1	2	4	1	1	3						
Andres Galarraga, R OBP: 0.412, SLG: 0.589										4	0	0	0	1	0	4						
Ryan Klesko, L OBP: 0.250, SLG: 0.429 Gerald Williams, R OBP: 0.292, SLG: 0.333										3	0	0	0	0	1	3						
Javy Lopez, R OBP: 0.345, SLG: 0.490										4	1	2	0	0	0	0						
Michael Tucker, L OBP: 0.375, SLG: 0.344										4	1	2	2	1	1	1						
Andruw Jones, R OBP: 0.207, SLG: 0.309										5	2	2	1	0	0	4						
Denny Neagle, L OBP: 0.077, SLG: 0.077										5	0	0	0	0	0	3						
<b>Inning Stats</b>	R: 1 E: 0 K: 0 S: 10	H: 1 LOB: 1 BB: 1 P: 19	R: 5 E: 0 K: 0 S: 11	H: 3 LOB: 0 BB: 1 P: 25	R: 0 E: 0 K: 0 S: 9	H: 0 LOB: 2 BB: 1 P: 16	R: 1 E: 1 K: 1 S: 12	H: 0 LOB: 2 BB: 2 P: 22	R: 2 E: 0 K: 0 S: 10	H: 3 LOB: 1 BB: 0 P: 19	R: 1 E: 0 K: 1 S: 13	H: 2 LOB: 2 BB: 1 P: 28	R: 0 E: 0 K: 1 S: 7	H: 1 LOB: 0 BB: 1 P: 19	R: 0 E: 0 K: 1 S: 7	H: 0 LOB: 1 BB: 0 P: 12		R: 1 E: 0 K: 0 S: 11	H: 2 LOB: 1 BB: 0 P: 14	1B: 5 2B: 5 3B: 1 HR: 1	SF: 0 SAC: 0 DP: 0 HBP: 1	WP: 0 PB: 0 SB: 1 CS: 0
<b>PITCHER</b>	IP WLS BF H R ER SO BB IBB HBP BLK WP HR S P ERA WHIP																					
Pedro Astacio, R ERA: 12.15	(1, 1) 4.2 L 28 7 9 8 1 5 0 0 0 0 0 1 51 98 15.43 2.571																					
Bobby Jones, L ERA: 9.45	(5, 1) 0.1 1 0 0 0 0 0 0 0 0 0 0 0 1 3 0.00 0.000																					
Chuck McElroy, L ERA: 0.87	(6, 1) 2.0 11 3 1 1 1 2 0 0 0 0 0 0 24 47 4.50 2.500																					
Dave Veres, R ERA: 9.9	(8, 1) 1.0 3 0 0 0 1 0 0 0 0 0 0 0 7 12 0.00 0.000																					
Mike Munoz, L ERA: 18.0	(9, 1) 1.0 5 2 1 1 0 0 0 0 0 0 0 0 0 11 14 9.00 2.000																					

Batter	1	2	3	4	5	6	7	8	9	AB	R	H	RBI	BB	SO	LOB	BOTTOM					
3 Mike Lansing, R OBP: 0.397, SLG: 0.447										4	0	0	0	0	0	1	<b>Atlanta Braves @ Colorado Rockies</b> Coors Field, Denver, CO Sat Apr 18, 1998, 3:33 AM MDT Att: 48,058 - Cloudy - 41 F					
Neftali Perez, S OBP: 0.269, SLG: 0.361										4	0	0	0	0	1	0						
Dante Bichette, R OBP: 0.455, SLG: 0.587										4	0	1	0	0	0	0						
Larry Walker, L OBP: 0.429, SLG: 0.509										4	2	2	0	0	0	1						
Ellis Burks, R OBP: 0.419, SLG: 0.754										4	2	3	2	0	1	0						
Vinny Castilla, R OBP: 0.347, SLG: 0.614										4	0	1	1	0	0	1						
Greg Colbrunn, R OBP: 0.394, SLG: 0.656										4	0	0	1	0	1	1						
Kirt Manwaring, R OBP: 0.395, SLG: 0.313										3	0	0	0	1	0	1						
Pedro Astacio, R Bobby Jones, R Jason Bates, S Chuck McElroy, L Curtis Gooden, L Dave Veres, R Mike Munoz, L	(1, 1) (5, 1) (5, PH) (8, 1) (7, PH) (8, 1) (9, 1)	IP WLS BF H R ER SO BB IBB HBP BLK WP HR S P ERA WHIP																				
Denny Neagle, L ERA: 3.41	(1, 1) 9.0 W 35 7 4 4 3 1 0 0 0 0 0 1 71 108 4.00 0.889																					
<b>PITCHER</b>	IP WLS BF H R ER SO BB IBB HBP BLK WP HR S P ERA WHIP																					
Pedro Astacio, R Bobby Jones, R Jason Bates, S Chuck McElroy, L Curtis Gooden, L Dave Veres, R Mike Munoz, L	(1, 1) (5, 1) (5, PH) (8, 1) (7, PH) (8, 1) (9, 1)	IP WLS BF H R ER SO BB IBB HBP BLK WP HR S P ERA WHIP																				
Denny Neagle, L ERA: 3.41	(1, 1) 9.0 W 35 7 4 4 3 1 0 0 0 0 0 1 71 108 4.00 0.889																					
<b>PITCHER</b>	IP WLS BF H R ER SO BB IBB HBP BLK WP HR S P ERA WHIP																					
Pedro Astacio, R Bobby Jones, R Jason Bates, S Chuck McElroy, L Curtis Gooden, L Dave Veres, R Mike Munoz, L	(1, 1) (5, 1) (5, PH) (8, 1) (7, PH) (8, 1) (9, 1)	IP WLS BF H R ER SO BB IBB HBP BLK WP HR S P ERA WHIP																				
Denny Neagle, L ERA: 3.41	(1, 1) 9.0 W 35 7 4 4 3 1 0 0 0 0 0 1 71 108 4.00 0.889																					
<b>PITCHER</b>	IP WLS BF H R ER SO BB IBB HBP BLK WP HR S P ERA WHIP																					
<b>Inning Stats</b>	R: 0 E: 0 K: 0 S: 7	H: 0 LOB: 0 BB: 0 P: 10	R: 2 E: 0 K: 0 S: 9	H: 3 LOB: 1 BB: 0 P: 14	R: 0 E: 0 K: 0 S: 7	H: 0 LOB: 0 BB: 0 P: 12	R: 0 E: 0 K: 1 S: 8	H: 0 LOB: 0 BB: 0 P: 12	R: 0 E: 0 K: 0 S: 8	H: 0 LOB: 1 BB: 1 P: 14	R: 1 E: 0 K: 0 S: 11	H: 2 LOB: 1 BB: 0 P: 18	R: 0 E: 0 K: 1 S: 7	H: 0 LOB: 0 BB: 0 P: 9	R: 0 E: 0 K: 1 S: 7	H: 1 LOB: 1 BB: 0 P: 10	R: 1 E: 0 K: 1 S: 7	H: 1 LOB: 0 BB: 0 P: 9	1B: 4 2B: 2 3B: 0 HR: 1	SF: 0 SAC: 0 DP: 0 HBP: 0	WP: 0 PB: 0 SB: 0 CS: 0	PA: 35






Batter	1	2	3	4	5	6	7	8	9	AB	R	H	RBI	BB	SO	LOB	TOP										
Walt Weiss, S OBP: 0.487, SLG: 0.588	F8	L3		G5-3			K			4	0	0	0	0	1	2											
Keith Lockhart, L OBP: 0.438, SLG: 0.643	G6-3			HR			P6		P6	4	1	1	1	0	0	0											
10 Chipper Jones, S OBP: 0.507, SLG: 0.906	K			HR			K		G6-3	4	1	1	1	0	2	0											
Andres Galarraga, R OBP: 0.431, SLG: 0.650				HR			G4-3		1B	4	1	3	1	0	0	0											
Ryan Klesko, L OBP: 0.238, SLG: 0.407				HR			F7		1B	3	0	0	0	0	1	1											
Gerald Williams, R (8, PH) OBP: 0.280, SLG: 0.318	K			F7-4-3					F9	1	0	0	0	0	0	1											
Javy Lopez, R OBP: 0.339, SLG: 0.528				HR			K			4	1	1	1	0	1	0											
Michael Tucker, L OBP: 0.364, SLG: 0.417				HR			K			4	1	1	1	0	3	0											
Andruw Jones, R OBP: 0.226, SLG: 0.310				SH3-4			SH1-4		G6-3	3	0	1	0	1	0	0											
Kevin Millwood, R				SH3-4			SH1-4			0	0	0	0	0	0	0											
Tony Graffanino, R				SH3-4						1	0	0	0	0	1	0											
Kerry Ligtenberg, R				SH3-4						0	0	0	0	0	0	0											
Mark Wohlers, R				SH3-4						0	0	0	0	0	0	0											
<b>Inning Stats</b>	R: 0 H: 0 E: 0 K: 1 S: 7	H: 0 LOB: 0 BB: 0 P: 14	R: 3 H: 4 E: 0 K: 1 S: 19	H: 1 LOB: 1 BB: 0 P: 30	R: 2 H: 3 E: 0 K: 0 S: 9	H: 3 LOB: 0 BB: 1 P: 18	R: 0 H: 0 E: 0 K: 1 S: 11	H: 0 LOB: 1 BB: 1 P: 17	R: 0 H: 0 E: 0 K: 2 S: 5	H: 0 LOB: 0 BB: 0 P: 14	R: 0 H: 0 E: 0 K: 1 S: 10	H: 0 LOB: 0 BB: 0 P: 15	R: 0 H: 1 E: 0 K: 0 S: 10	H: 1 LOB: 1 BB: 0 P: 15	R: 0 H: 0 E: 0 K: 1 S: 8	H: 0 LOB: 0 BB: 0 P: 11	1B: 3 2B: 1 3B: 0 HR: 5	SF: 0 SAC: 2 DP: 1 HBP: 0	WP: 0 PA: 35 PB: 0 SB: 0 CS: 0								
<b>PITCHER</b>	IP	WLS	BF	H	R	ER	SO	BB	IBB	HBP	BLK	WP	HR	S	P	ERA	WHIP										
Mark Thompson, R ERA: 7.94	3.0	L	15	7	5	5	2	0	0	0	0	0	5	35	62	15.00	2.333										
Bobby Jones, L ERA: 5.91	4.0		13	0	0	0	6	1	0	0	0	0	0	35	52	0.00	0.250										
Chuck McElroy, L ERA: 0.79	1.0		4	1	0	0	0	0	0	0	0	0	0	10	15	0.00	1.000										
Curt Leskanic, R ERA: 5.06	1.0		3	0	0	0	1	0	0	0	0	0	0	8	11	0.00	0.000										

Atlanta Braves @ Colorado Rockies  
Coors Field, Denver, CO  
Sun Apr 19 1998, 3:33 AM MDT  
Att: 48,038 - Cloudy - 58 F


AB 32  
R 5  
H 8  
RBI 5  
BB 1  
SO 9  
LOB 4



Batter	1	2	3	4	5	6	7	8	9	AB	R	H	RBI	BB	SO	LOB	BOTTOM										
Jason Bates, S OBP: 0.348, SLG: 0.263	K			K			G4-3		G4-3	4	0	0	0	1	2	3											
17 Todd Helton, L OBP: 0.305, SLG: 0.382	K			P2			L6			4	0	0	0	0	1	2											
Dante Bichette, R OBP: 0.444, SLG: 0.570	K			HR			1B		F8	4	1	1	0	0	1	0											
Larry Walker, L OBP: 0.463, SLG: 0.534				HR			1B		1B	3	1	3	0	1	0	0											
Ellis Burks, R OBP: 0.410, SLG: 0.725	K			HR			BB		1B	4	0	1	0	0	3	4											
Vinny Castilla, R OBP: 0.342, SLG: 0.635				HR			K		K	4	1	1	3	0	2	3											
Jeff Reed, L OBP: 0.351, SLG: 0.500				HR			F7		BB	2	0	0	0	2	0	1											
Nelfi Perez, S OBP: 0.268, SLG: 0.354				HR			K		F7	4	0	1	0	0	1	4											
Mark Thompson, R ERA: 3.08				HR			K			0	0	0	0	0	0	0											
1 Curtis Gooden, L OBP: 0.316, SLG: 0.235				B3-1						1	0	0	0	0	1	0											
Bobby Jones, R										1	0	0	0	0	1	0											
John Vander Wal, L OBP: 0.255, SLG: 0.333										1	0	0	0	0	1	0											
Chuck McElroy, L										0	0	0	0	0	0	0											
Curt Leskanic, R										0	0	0	0	0	0	0											
Greg Colbrunn, R OBP: 0.142, SLG: 0.090										0	0	0	0	1	0	0											
<b>Inning Stats</b>	R: 0 H: 0 E: 0 K: 3 S: 13	H: 1 LOB: 1 BB: 0 P: 17	R: 0 H: 1 E: 0 K: 1 S: 9	H: 1 LOB: 1 BB: 0 P: 12	R: 0 H: 1 E: 0 K: 1 S: 14	H: 1 LOB: 1 BB: 0 P: 22	R: 3 H: 3 E: 0 K: 2 S: 13	H: 3 LOB: 0 BB: 0 P: 19	R: 0 H: 0 E: 0 K: 1 S: 8	H: 0 LOB: 0 BB: 0 P: 10	R: 0 H: 1 E: 0 K: 1 S: 17	H: 1 LOB: 3 BB: 2 P: 33	R: 0 H: 0 E: 0 K: 1 S: 9	H: 0 LOB: 0 BB: 1 P: 16	R: 0 H: 1 E: 0 K: 1 S: 9	H: 1 LOB: 0 BB: 0 P: 10	R: 0 H: 0 E: 0 K: 1 S: 8	H: 0 LOB: 2 BB: 2 P: 20	1B: 6 2B: 0 3B: 0 HR: 1	SF: 0 SAC: 0 DP: 1 HBP: 0	WP: 0 PA: 37 PB: 0 SB: 3 CS: 1						
<b>PITCHER</b>	IP	WLS	BF	H	R	ER	SO	BB	IBB	HBP	BLK	WP	HR	S	P	ERA	WHIP										
Kevin Millwood, R ERA: 3.08	6.0	W	26	6	3	3	9	2	0	0	0	0	1	74	113	4.50	1.333										
Kerry Ligtenberg, R ERA: 4.5	2.0		6	1	0	0	2	1	0	0	0	0	0	18	26	0.00	1.000										
Mark Wohlers, R ERA: 1.5	1.0	S	5	0	0	0	1	2	0	0	0	0	0	8	20	0.00	2.000										

Atlanta Braves @ Colorado Rockies  
Coors Field, Denver, CO  
Sun Apr 19 1998, 3:33 AM MDT  
Att: 48,038 - Cloudy - 58 F

AB 32  
R 3  
H 7  
RBI 3  
BB 5  
SO 12  
LOB 18









Batter	1	2	3	4	5	6	7	8	9	AB	R	H	RBI	BB	SO	LOB	TOP					
Walt Weiss, S OBP: 0.512, SLG: 0.605										4	1	3	1	0	1	0	<b>Atlanta Braves @ Colorado Rockies</b> Coors Field, Denver, CO Mon Apr 20 1998, 7:05 PM MDT Att: 43,594 - Cloudy - 44 F					
Keith Lockhart, L OBP: 0.447, SLG: 0.618										5	1	2	0	0	0	3						
10 Chipper Jones, S OBP: 0.494, SLG: 0.863										4	1	2	2	1	1	3						
Andres Galarraga, R OBP: 0.427, SLG: 0.642										4	0	0	0	1	0	4						
Ryan Klesko, L OBP: 0.233, SLG: 0.406										5	0	0	0	0	1	3						
Mark Wohlers, R										0	0	0	0	0	0	0						
Alan Embree, L										0	0	0	0	0	0	0						
Kerry Ligtenberg, R										0	0	0	0	0	0	0						
Michael Tucker, L OBP: 0.380, SLG: 0.405										5	0	1	1	0	2	0						
Eddie Pérez, R OBP: 0.381, SLG: 0.450										4	1	1	0	0	1	2						
Andruw Jones, R OBP: 0.250, SLG: 0.413										4	3	2	3	0	0	0						
Greg Maddux, R OBP: 0.286, SLG: 0.286										4	0	2	0	0	0	1						
Gerald Williams, R OBP: 0.267, SLG: 0.269										0	0	0	0	0	0	0						
<b>Inning Stats</b>	R: 0 E: 0 K: 1 S: 6	H: 0 LOB: 1 BB: 1 P: 12	R: 2 E: 0 K: 1 S: 16	H: 4 LOB: 2 BB: 0 P: 25	R: 1 E: 0 K: 0 S: 7	H: 2 LOB: 1 BB: 1 P: 14	R: 1 E: 2 K: 1 S: 13	H: 2 LOB: 2 BB: 0 P: 23	R: 0 E: 0 K: 0 S: 3	H: 0 LOB: 0 BB: 0 P: 7	R: 3 E: 0 K: 0 S: 18	H: 4 LOB: 1 BB: 0 P: 28	R: 0 E: 0 K: 2 S: 10	H: 0 LOB: 0 BB: 0 P: 13	R: 0 E: 0 K: 0 S: 6	H: 1 LOB: 1 BB: 0 P: 10	R: 0 E: 0 K: 1 S: 11	H: 0 LOB: 0 BB: 0 P: 16	1B: 9 2B: 2 3B: 0 HR: 2	SF: 0 SAC: 1 DP: 1 HBP: 0	WP: 0 PB: 0 SB: 0 CS: 0	PA: 42
<b>PITCHER</b>	IP WLS BF H R ER SO BB IBB HBP BLK WP HR S P ERA WHIP																					
Darryl Kile, R ERA: 6.47	6.0 L 32 12 7 6 3 2 0 0 0 0 0 2 63 109 9.00 2.333																					
Chuck McElroy, L ERA: 0.73	1.0 3 0 0 0 2 0 0 0 0 0 0 0 10 13 0.00 0.000																					
Mike DeJean, R ERA: 3.55	1.0 4 1 0 0 0 0 0 0 0 0 0 0 6 10 0.00 1.000																					
Jerry Dipoto, R ERA: 0.9	1.0 3 0 0 0 1 0 0 0 0 0 0 0 11 16 0.00 0.000																					

Batter	1	2	3	4	5	6	7	8	9	AB	R	H	RBI	BB	SO	LOB	BOTTOM					
3 Mike Lansing, R OBP: 0.386, SLG: 0.432										5	0	1	1	0	0	3	<b>Atlanta Braves @ Colorado Rockies</b> Coors Field, Denver, CO Mon Apr 20 1998, 7:05 PM MDT Att: 43,594 - Cloudy - 44 F					
Nefti Pérez, S OBP: 0.296, SLG: 0.365										5	0	3	0	0	0	3						
Dante Bichette, R OBP: 0.411, SLG: 0.523										4	0	0	0	0	1	4						
Larry Walker, L OBP: 0.467, SLG: 0.576										4	0	1	0	0	0	1						
Ellis Burks, R OBP: 0.376, SLG: 0.667										4	0	0	0	0	1	1						
Jerry Dipoto, R										0	0	0	0	0	0	0						
Vinny Castilla, R OBP: 0.388, SLG: 0.638										2	1	0	0	1	1	0						
17 Todd Helton, L OBP: 0.313, SLG: 0.371										3	1	0	0	1	1	1						
Jeff Reed, L OBP: 0.375, SLG: 0.515										3	2	2	1	0	0	0						
Kirt Manwaring, R OBP: 0.429, SLG: 0.343										0	0	0	0	0	0	0						
Darryl Kile, R ERA: 6.47	8.0 W 32 12 7 6 3 2 0 0 0 0 0 0 1 66 94 4.50 1.000																					
John Vander Wal, L ERA: 1.35	0.0 2 0 0 0 0 2 0 0 0 0 0 0 3 11 - - -																					
Mike DeJean, R ERA: 3.55	0.1 1 0 0 0 0 0 0 0 0 0 0 0 1 1 0.00 0.000																					
1 Curtis Goodwin, L ERA: 0.90	0.2 S 3 0 0 0 0 1 0 0 0 0 0 0 0 4 10 0.00 1.500																					
<b>Inning Stats</b>	R: 0 E: 0 K: 0 S: 6	H: 1 LOB: 0 BB: 0 P: 12	R: 0 E: 0 K: 2 S: 7	H: 0 LOB: 0 BB: 0 P: 11	R: 1 E: 0 K: 0 S: 10	H: 3 LOB: 0 BB: 0 P: 13	R: 0 E: 0 K: 0 S: 5	H: 0 LOB: 0 BB: 0 P: 8	R: 0 E: 0 K: 1 S: 6	H: 0 LOB: 0 BB: 0 P: 7	R: 0 E: 0 K: 0 S: 8	H: 1 LOB: 1 BB: 0 P: 9	R: 4 E: 1 K: 0 S: 13	H: 2 LOB: 0 BB: 0 P: 20	R: 0 E: 0 K: 1 S: 11	H: 1 LOB: 0 BB: 0 P: 14	R: 0 E: 0 K: 0 S: 8	H: 0 LOB: 3 BB: 3 P: 22	1B: 7 2B: 1 3B: 0 HR: 1	SF: 0 SAC: 2 DP: 2 HBP: 1	WP: 0 PB: 0 SB: 0 CS: 0	PA: 38
<b>PITCHER</b>	IP WLS BF H R ER SO BB IBB HBP BLK WP HR S P ERA WHIP																					
Greg Maddux, R ERA: 1.35	8.0 W 32 12 7 6 3 2 0 0 0 0 0 0 1 66 94 4.50 1.000																					
Mark Wohlers, R ERA: 1.5	0.0 2 0 0 0 0 2 0 0 0 0 0 0 3 11 - - -																					
Alan Embree, L ERA: 3.55	0.1 1 0 0 0 0 0 0 0 0 0 0 0 1 1 0.00 0.000																					
Kerry Ligtenberg, R ERA: 4.15	0.2 S 3 0 0 0 0 1 0 0 0 0 0 0 0 4 10 0.00 1.500																					







Batter	1	2	3	4	5	6	7	8	9	AB	R	H	RBI	BB	SO	LOB	TOP			
3 Mike Lansing, R OBP: 0.391, SLG: 0.464	L3		K		HR			2B BB		3	1	1	2	1	1	0	<b>Colorado Rockies @ Florida Marlins</b> Pro Player Stadium, Miami, FL Wed Apr 22 1998, 7:05 PM EDT Att: 16,405 - Unknown - 83 F			
Neftali Perez, S OBP: 0.282, SLG: 0.346	F9		F8		G6-3			P3		4	0	0	0	0	0	1				
Dante Bichette, R OBP: 0.415, SLG: 0.533	CS				P3			G3-1		4	0	2	0	0	0	0				
Larry Walker, L OBP: 0.456, SLG: 0.551	CS				G6-3			F8		3	0	0	0	1	0	0				
Vinny Castilla, R OBP: 0.363, SLG: 0.614					G5-3			G5-3		3	0	0	0	1	0	3				
Greg Colburn, R OBP: 0.400, SLG: 0.583					P4			F8		3	0	0	0	1	0	1				
Kirt Manwaring, R OBP: 0.422, SLG: 0.342								L8		3	0	1	0	0	0	0				
John Vander Wal, L OBP: 0.389, SLG: 0.571										1	0	0	0	0	1	0				
1 Curtis Goodwin, L OBP: 0.391, SLG: 0.300								G4-3		2	1	1	0	1	0	0				
Ellis Burks, R OBP: 0.372, SLG: 0.658										1	0	0	0	0	1	0				
John Thomson, R OBP: 0.143, SLG: 0.143										1	0	0	0	0	0	1				
Mike Jackson, R										0	0	0	0	0	0	0				
Chuck McElroy, L										0	0	0	0	0	0	0				
17 Todd Helton, L OBP: 0.329, SLG: 0.365										0	0	0	0	0	0	0				
Curt Leskanic, R										0	0	0	0	0	0	0				
Bobby Jones, R										0	0	0	0	0	0	0				
<b>Inning Stats</b>	R: 0 E: 0 K: 0 S: 7	H: 1 LOB: 0 BB: 0 P: 13	R: 0 E: 0 K: 0 S: 8	H: 1 LOB: 2 BB: 2 P: 20	R: 0 E: 0 K: 2 S: 7	H: 0 LOB: 0 BB: 0 P: 10	R: 0 E: 0 K: 0 S: 8	H: 0 LOB: 1 BB: 1 P: 18	R: 2 E: 0 K: 0 S: 9	H: 2 LOB: 0 BB: 0 P: 20	R: 0 E: 0 K: 0 S: 4	H: 0 LOB: 0 BB: 0 P: 7	R: 0 E: 0 K: 0 S: 12	H: 1 LOB: 3 BB: 2 P: 23	R: 0 E: 0 K: 2 S: 10	H: 0 LOB: 0 BB: 0 P: 15	1B: 3 2B: 1 3B: 0 HR: 1	SF: 0 SAC: 1 DP: 0 HBP: 0	WP: 0 PB: 0 SB: 0 CS: 3	PA: 36
<b>PITCHER</b>	IP WLS BF H R ER SO BB IBB HBP BLK WP HR S P ERA WHIP																			
Jesus Sanchez, L ERA: 3.75	(1, 1) 5.0 20 4 2 2 2 3 0 0 0 0 0 1 39 81 3.60 1.400																			
Antonio Alfonseca, R ERA: 5.11	(6, 1) 2.0 6 0 0 0 0 0 0 0 0 0 0 0 11 14 0.00 0.000																			
Jay Powell, R ERA: 5.59	(8, 1) 2.0 W 9 1 0 0 2 1 1 0 0 0 0 0 22 38 0.00 1.000																			

Batter	1	2	3	4	5	6	7	8	9	AB	R	H	RBI	BB	SO	LOB	BOTTOM			
Cliff Floyd, L OBP: 0.382, SLG: 0.534	K		K		F8			P5		4	0	0	0	0	2	2	<b>Colorado Rockies @ Florida Marlins</b> Pro Player Stadium, Miami, FL Wed Apr 22 1998, 7:05 PM EDT Att: 16,405 - Unknown - 83 F			
Edgar Renteria, R OBP: 0.285, SLG: 0.267	2B				K			G6-3		4	0	2	0	0	1	0				
Mark Kotsay, L OBP: 0.286, SLG: 0.425	1B							FC6-4		4	2	3	0	0	0	1				
Gary Sheffield, R OBP: 0.416, SLG: 0.433	2B				2B			2B		2	0	0	0	2	1	2				
Bobby Bonilla, S OBP: 0.324, SLG: 0.300					K			P6		3	1	1	1	1	2	2				
Derek Lee, R OBP: 0.397, SLG: 0.708					G5-3			2B		4	0	1	2	0	0	4				
Charles Johnson, R OBP: 0.302, SLG: 0.446										1	0	0	0	2	1	0				
Gregg Zaun, S OBP: 0.385, SLG: 0.591					K			IBB		0	0	0	0	1	0	0				
Craig Counsell, L OBP: 0.427, SLG: 0.400								G3		4	0	0	0	0	0	4				
Jesus Sanchez, L										1	0	0	0	0	0	0				
Ryan Jackson, L OBP: 0.302, SLG: 0.293										1	0	0	0	0	1	1				
Antonio Alfonseca, R										0	0	0	0	0	0	0				
Jim Eisenreich, L OBP: 0.227, SLG: 0.381										1	0	0	0	0	1	1				
Jay Powell, R										0	0	0	0	0	0	0				
<b>Inning Stats</b>	R: 0 E: 0 K: 2 S: 12	H: 2 LOB: 1 BB: 0 P: 19	R: 0 E: 0 K: 2 S: 10	H: 0 LOB: 0 BB: 0 P: 15	R: 0 E: 0 K: 1 S: 8	H: 0 LOB: 0 BB: 0 P: 9	R: 0 E: 0 K: 2 S: 11	H: 1 LOB: 2 BB: 1 P: 20	R: 0 E: 0 K: 1 S: 11	H: 0 LOB: 1 BB: 1 P: 19	R: 1 E: 0 K: 0 S: 8	H: 2 LOB: 1 BB: 1 P: 19	R: 0 E: 0 K: 1 S: 8	H: 0 LOB: 1 BB: 1 P: 15	R: 2 E: 0 K: 0 S: 9	H: 2 LOB: 2 BB: 2 P: 20	1B: 3 2B: 5 3B: 0 HR: 0	SF: 0 SAC: 0 DP: 1 HBP: 0	WP: 0 PB: 0 SB: 0 CS: 0	PA: 35
<b>PITCHER</b>	IP WLS BF H R ER SO BB IBB HBP BLK WP HR S P ERA WHIP																			
John Thomson, R ERA: 8.02	(1, 1) 5.1 23 5 1 1 8 3 0 0 0 0 0 0 6 12 0.00 1.000																			
Mike DeJean, R ERA: 3.29	(6, 1) 1.0 3 0 0 0 0 1 0 0 0 0 0 0 6 12 0.00 1.000																			
Chuck McElroy, L ERA: 0.69	(7, 1) 0.2 2 0 0 0 0 0 0 0 0 0 0 0 5 8 0.00 0.000																			
Curt Leskanic, R ERA: 6.57	(8, 1) 0.2 L 6 2 2 2 0 1 1 0 0 0 0 0 8 19 27.00 4.500																			
Bobby Jones, L ERA: 5.73	(8, 1) 0.1 1 0 0 0 0 0 0 0 0 0 0 0 1 1 0.00 0.000																			



Batter	1	2	3	4	5	6	7	8	9	AB	R	H	RBI	BB	SO	LOB	TOP								
3 Mike Lansing, R OBP: 0.385, SLG: 0.455	1-2 G3-6-3 1B		2-2 FC4-2		3-2 G5-3			3-1 G4-3		4	0	1	0	0	0	3	<p>Colorado Rockies @ Florida Marlins Pro Player Stadium, Miami, FL</p> <p>Thu Apr 23 1998, 7:05 PM EDT Att: 15,098 - Unknown - 76 F</p> <p>livebaseballscores.com</p> <p>AB 29 R 4 H 5 RBI 4 BB 6 SO 6 LOB 16</p> 								
Nelson Liriano, S (1, 6)	0-1 G3-6-3		3-H K		1-3 K			1-0 F8		3	0	0	0	0	2	4									
Ellis Burks, R (8, PH) OBP: 0.368, SLG: 0.649	1-2									1	0	0	0	0	0	0									
Larry Walker, L (1, 9) OBP: 0.458, SLG: 0.535	0-0 P5			4-2 F9-6 BB		2-1 G6-3			4-1 F8 BB 3B	2	1	0	0	2	0	0									
Vinny Castilla, R (1, 5) OBP: 0.368, SLG: 0.640		2-1 HR		0-1 F9-6 1-2		1-2 G5-3			4-0 3B BB	3	2	1	1	1	0	1									
Dante Bichette, R (1, 7) OBP: 0.398, SLG: 0.510		1-3 K		0-0 G6-3		3-1 F7			2-1 F8	4	0	0	0	0	1	2									
17 Todd Helton, L (1, 3) OBP: 0.368, SLG: 0.348	0-1 G3-1				4-2 1B 2B BB				0-3 K	3	1	0	0	1	2	2									
Jeff Reed, L (1, 2) OBP: 0.381, SLG: 0.514	1-1 G4-3				0-1 1B 2B BB				0-0 3B	2	0	1	0	0	0	0									
Greg Colbrunn, R (7, PH) OBP: 0.390, SLG: 0.568					1-2 1B				1-H 3-H 3B	1	0	0	0	0	0	0									
Kirt Manwaring, R (7, 2) OBP: 0.435, SLG: 0.410					1-3 2B				4-2 BB	2	0	0	0	0	0	0									
1 Curtis Goodwin, L (1, 8) OBP: 0.423, SLG: 0.364					4-0 SH1-4 3 FC4-2 BB					2	0	1	1	1	1	0									
Chuck McElroy, L (8, 1)					1-3 2H					0	0	0	0	0	0	0									
Jerry Dipoto, R (8, 1)					1-1 G6-3					0	0	0	0	1	0	0									
Pedro Astacio, R (1, 1)					1-1 SH1-4				1-2 L5	2	0	0	0	0	0	2									
Neifi Perez, S (8, PH) OBP: 0.276, SLG: 0.338										2	0	0	0	0	0	2									
<b>Inning Stats</b>	R: 0 E: 0 K: 0 S: 6	H: 1 LOB: 0 BB: 7	R: 1 E: 0 K: 1 S: 9	H: 1 LOB: 0 BB: 13	R: 0 E: 0 K: 1 S: 11	H: 0 LOB: 1 BB: 1 P: 20	R: 0 E: 0 K: 0 S: 5	H: 0 LOB: 0 BB: 1 P: 9	R: 1 E: 0 K: 1 S: 16	H: 2 LOB: 2 BB: 1 P: 26	R: 0 E: 0 K: 0 S: 8	H: 0 LOB: 0 BB: 0 P: 14	R: 0 E: 0 K: 2 S: 15	H: 0 LOB: 0 BB: 0 P: 21	R: 0 E: 0 K: 0 S: 5	H: 0 LOB: 0 BB: 10	R: 2 E: 0 K: 1 S: 13	H: 1 LOB: 2 BB: 3 P: 28	1B: 2 2B: 2 3B: 1 HR: 1	SF: 0 SAC: 1 DP: 2 HBP: 0	WP: 0 PB: 0 SB: 1 CS: 0	PA: 36			
<b>PITCHER</b>	IP	WLS	BF	H	R	ER	SO	BB	IBB	HBP	BLK	WP	HR	S	P	ERA	WHIP								
Andy Larkin, R ERA: 3.5	6.0		23	4	2	2	3	3	0	0	0	0	1	55	89	3.00	1.167								
Vic Darensbourg, L ERA: 4.73	2.0		7	0	1	1	2	1	0	0	0	0	0	21	36	4.50	0.500								
Rob Stanifer, R ERA: 13.5	0.1	L	2	0	0	0	0	1	0	0	0	0	0	2	8	0.00	3.000								
Felix Heredia, L ERA: 6.0	0.2		4	1	1	1	1	1	0	0	0	0	0	10	15	13.50	3.000								

Batter	1	2	3	4	5	6	7	8	9	AB	R	H	RBI	BB	SO	LOB	BOTTOM								
Jim Eisenreich, L (1, 7) OBP: 0.231, SLG: 0.360	2-1 G5-3		1-1 1B		1-0 G6-3			1-0 G1-3		4	0	1	0	0	0	0	<p>Colorado Rockies @ Florida Marlins Pro Player Stadium, Miami, FL</p> <p>Thu Apr 23 1998, 7:05 PM EDT Att: 15,098 - Unknown - 76 F</p> <p>livebaseballscores.com</p> <p>AB 32 R 3 H 7 RBI 3 BB 3 SO 9 LOB 10</p> 								
Edgar Renteria, R (1, 6) OBP: 0.276, SLG: 0.253	1-1 F9		1-0 L8		1-0 G5-3			1-1 G5-3		4	0	0	0	0	0	1									
Mark Kotsay, L (1, 8) OBP: 0.296, SLG: 0.421	4-1 2B BB		0-0 G4-3		2-2 2B 1B			3-2 G6-3		3	1	1	0	1	0	1									
Gary Sheffield, R (1, 9) OBP: 0.432, SLG: 0.516	2-2 1-H 2B		0-0 1B 3B		1-0 1B 2B			3-2 F7		4	1	3	1	0	0	0									
Bobby Bonilla, S (1, 5) OBP: 0.316, SLG: 0.273	2-2 G4-3		4-1 1B BB		2-3 K			0-3 K		3	1	0	0	1	2	3									
Felix Heredia, L (9, 1)										0	0	0	0	0	0	0									
Derek Lee, R (1, 3) OBP: 0.371, SLG: 0.654			3-3 K		1-3 K			1-3 K		4	0	0	0	0	4	2									
Charles Johnson, R (1, 2) OBP: 0.313, SLG: 0.441			0-0 G6-3		0-1 1B CS 1B			1-3 K		3	0	1	1	1	1	0									
Jesus Sanchez, L (9, PR)					1-2 CS 1B					0	0	0	0	0	0	0									
Craig Counsell, L (1, 4) OBP: 0.419, SLG: 0.391	2-1 G3		0-0 1B		0-0 1B			2-3 K		4	0	1	1	0	1	1									
Andy Larkin, R (1, 1)			0-2 G1-3		1-3 K					2	0	0	0	0	1	2									
Vic Darensbourg, L (7, 1)										1	0	0	0	0	0	0									
Rob Stanifer, R (9, 1)										0	0	0	0	0	0	0									
Dave Berg, R (9, 5) OBP: 0.500, SLG: 0.381					3-H K					0	0	0	0	0	0	0									
<b>Inning Stats</b>	R: 1 E: 0 K: 0 S: 11	H: 1 LOB: 1 BB: 1 P: 22	R: 0 E: 0 K: 1 S: 6	H: 0 LOB: 0 BB: 0 P: 11	R: 0 E: 0 K: 0 S: 7	H: 1 LOB: 1 BB: 0 P: 9	R: 2 E: 0 K: 2 S: 11	H: 3 LOB: 1 BB: 1 P: 17	R: 0 E: 0 K: 1 S: 10	H: 2 LOB: 2 BB: 0 P: 17	R: 0 E: 0 K: 3 S: 9	H: 0 LOB: 0 BB: 0 P: 13	R: 0 E: 0 K: 0 S: 5	H: 0 LOB: 0 BB: 0 P: 7	R: 0 E: 0 K: 1 S: 11	H: 0 LOB: 0 BB: 0 P: 17		R: 0 E: 0 K: 1 S: 10	H: 0 LOB: 1 BB: 1 P: 17	1B: 4 2B: 2 3B: 1 HR: 0	SF: 0 SAC: 0 DP: 1 HBP: 0	WP: 0 PB: 0 SB: 0 CS: 1	PA: 35		
<b>PITCHER</b>	IP	WLS	BF	H	R	ER	SO	BB	IBB	HBP	BLK	WP	HR	S	P	ERA	WHIP								
Pedro Astacio, R ERA: 10.0	7.0		29	7	3	3	7	2	0	0	0	0	0	3	6	0.00	0.000								
Chuck McElroy, L ERA: 0.69	0.1		1	0	0	0	0	0	0	0	0	0	0	3	6	0.00	0.000								
Jerry Dipoto, R ERA: 0.77	1.2	W	5	0	0	0	2	1	0	0	0	0	0	18	28	0.00	0.600								



Batter	1	2	3	4	5	6	7	8	9	AB	R	H	RBI	BB	SO	LOB	TOP		
3 Mike Lansing, R OBP: 0.368, SLG: 0.435			G5-3		G6-4-3			F8		4	0	0	0	0	1	1	<b>Colorado Rockies @ Florida Marlins</b> Pro Player Stadium, Miami, FL Fri Apr 24, 1998, 7:05 PM EDT Att: 21,708 - Cloudy - 74 F		
1 Curtis Goodwin, L OBP: 0.467, SLG: 0.400			K				G5-4-3 1B	1B BB		3	1	2	0	1	1	0			
Larry Walker, L OBP: 0.460, SLG: 0.533							F9			4	0	2	0	0	0	1			
Vinny Castilla, R OBP: 0.354, SLG: 0.611	G5-3		F8		G5-4-3			G5-3		4	0	0	0	0	5				
Dante Bichette, R OBP: 0.402, SLG: 0.510	P4				K			17 F8 17 WP 1B		4	0	2	0	0	1	1			
17 Todd Helton, L OBP: 0.289, SLG: 0.329		L9			F8			F8		4	0	0	0	0	2				
Neifi Perez, S OBP: 0.275, SLG: 0.345		P4			G4-3			P6		4	0	1	0	0	1				
Kirt Manwaring, R OBP: 0.440, SLG: 0.419								F7		4	0	2	0	0	2				
Mark Thompson, R OBP: 0.187, SLG: 0.167										1	0	0	0	0	1				
Bobby Jones, R OBP: 0.366, SLG: 0.533										0	0	0	0	0	0				
Nelson Liriano, S OBP: 0.396, SLG: 0.533										0	0	0	0	0	0				
Dave Veres, R OBP: 0.396, SLG: 0.533										0	0	0	0	0	0				
John Vander Wal, L OBP: 0.396, SLG: 0.533										0	0	0	0	0	0				
Curt Leskanic, R OBP: 0.396, SLG: 0.533										0	0	0	0	0	0				
<b>Inning Stats</b>	R: 1 E: 1 K: 1 S: 10	H: 1 LOB: 1 BB: 0 P: 13	R: 0 E: 0 K: 1 S: 8	H: 1 LOB: 1 BB: 0 P: 13	R: 0 E: 0 K: 1 S: 9	H: 1 LOB: 1 BB: 0 P: 11	R: 0 E: 0 K: 1 S: 9	H: 0 LOB: 0 BB: 0 P: 10	R: 0 E: 0 K: 0 S: 4	H: 1 LOB: 0 BB: 0 P: 4	R: 0 E: 0 K: 0 S: 7	H: 1 LOB: 1 BB: 0 P: 10	R: 0 E: 0 K: 1 S: 9	H: 1 LOB: 2 BB: 0 P: 14	R: 0 E: 0 K: 0 S: 13	H: 2 LOB: 1 BB: 0 P: 14	1B: 8 2B: 2 3B: 0 HR: 0	SF: 0 SAC: 0 DP: 3 HBP: 0	WP: 1 PA: 35 PB: 0 SB: 0 CS: 0
<b>PITCHER</b> Brian Meadows, R ERA: 2.48	IP: 9.0 WLS: W BF: 35 H: 9 R: 1 ER: 0 SO: 5 BB: 1 IBB: 0 HBP: 0 BLK: 0 WP: 1 HR: 0 S: 77 P: 111 ERA: 0.00 WHIP: 1.111																		

Batter	1	2	3	4	5	6	7	8	9	AB	R	H	RBI	BB	SO	LOB	BOTTOM
Cliff Floyd, L OBP: 0.398, SLG: 0.545					E1 2B 1B			K		4	1	3	0	0	1	0	<b>Colorado Rockies @ Florida Marlins</b> Pro Player Stadium, Miami, FL Fri Apr 24, 1998, 7:05 PM EDT Att: 21,708 - Cloudy - 74 F
Edgar Renteria, R OBP: 0.286, SLG: 0.268		L8			1-3 3-H 1B			G4-3		3	1	1	1	0	0	1	
Mark Kotsay, L OBP: 0.282, SLG: 0.400				B1				F8		4	0	0	0	0	3		
Gary Sheffield, R OBP: 0.435, SLG: 0.515					G5-3					4	0	2	0	0	3		
Bobby Bonilla, S OBP: 0.286, SLG: 0.250					G3-6-3 1B					3	0	0	1	0	1	2	
Dave Berg, R OBP: 0.500, SLG: 0.381					G3-6-3 1-2			K		0	0	0	0	0	0	0	
Ryan Jackson, L OBP: 0.340, SLG: 0.318					G5-3					3	1	2	1	1	0	0	
Charles Johnson, R OBP: 0.296, SLG: 0.413					2B WP BB					4	0	0	0	0	2	4	
Craig Counsell, L OBP: 0.422, SLG: 0.411					1-1 WP 1B 2B			L9		4	1	2	0	0	1	0	
Brian Meadows, R OBP: 0.182, SLG: 0.100					4-1 E 1B 2B BB			K		3	1	0	0	1	2	1	
<b>Inning Stats</b>	R: 2 E: 1 K: 1 S: 19	H: 2 LOB: 2 BB: 0 P: 28	R: 0 E: 0 K: 1 S: 9	H: 1 LOB: 1 BB: 0 P: 14	R: 0 E: 0 K: 0 S: 4	H: 1 LOB: 0 BB: 0 P: 6	R: 3 E: 1 K: 0 S: 19	H: 3 LOB: 1 BB: 2 P: 33	R: 0 E: 0 K: 2 S: 8	H: 0 LOB: 0 BB: 0 P: 12	R: 0 E: 0 K: 1 S: 9	H: 1 LOB: 1 BB: 0 P: 14	R: 0 E: 0 K: 1 S: 13	H: 1 LOB: 1 BB: 0 P: 17	1B: 8 2B: 2 3B: 0 HR: 0	SF: 1 SAC: 0 DP: 1 HBP: 1	WP: 1 PA: 36 PB: 0 SB: 0 CS: 0
<b>PITCHER</b> Mark Thompson, R ERA: 7.52	IP: 3.1 WLS: L BF: 17 H: 5 R: 4 ER: 2 SO: 2 BB: 1 IBB: 0 HBP: 0 BLK: 0 WP: 1 HR: 0 S: 39 P: 62 ERA: 13.50 WHIP: 4.500																
Bobby Jones, L ERA: 6.17	IP: 0.2 WLS: L BF: 4 H: 2 R: 1 ER: 1 SO: 0 BB: 0 IBB: 0 HBP: 0 BLK: 0 WP: 0 HR: 0 S: 12 P: 19 ERA: 0.00 WHIP: 0.667																
Dave Veres, R ERA: 7.43	IP: 3.0 WLS: L BF: 11 H: 2 R: 0 ER: 0 SO: 4 BB: 0 IBB: 0 HBP: 0 BLK: 1 WP: 0 HR: 0 S: 25 P: 39 ERA: 0.00 WHIP: 1.000																
Curt Leskanic, R ERA: 6.08	IP: 1.0 WLS: L BF: 4 H: 1 R: 0 ER: 0 SO: 1 BB: 0 IBB: 0 HBP: 0 BLK: 0 WP: 0 HR: 0 S: 13 P: 17 ERA: 0.00 WHIP: 1.000																



Batter	1	2	3	4	5	6	7	8	9	AB	R	H	RBI	BB	SO	LOB	TOP							
3 Mike Lansing, R OBP: 0.384, SLG: 0.421 Nelson Liriano, S (6, 4)										3	1	0	0	1	1	1								
Ellis Burks, R OBP: 0.380, SLG: 0.646 1 Curtis Goodwin, L OBP: 0.467, SLG: 0.400 (7, FR)										5	2	3	1	0	0	1								
Larry Walker, L OBP: 0.462, SLG: 0.557 John Vander Wal, L OBP: 0.350, SLG: 0.500 (7, PH)										4	1	2	2	0	0	3								
Dante Bichette, R OBP: 0.402, SLG: 0.514										5	2	2	1	0	0	2								
Vinny Castilla, R OBP: 0.346, SLG: 0.621										5	1	1	2	0	1	2								
17 Todd Helton, L OBP: 0.296, SLG: 0.324										4	1	1	1	1	0	1								
Jeff Reed, L OBP: 0.404, SLG: 0.538										4	1	2	1	1	1	1								
Nelfi Perez, S OBP: 0.281, SLG: 0.348										5	2	2	1	0	1	3								
Darryl Kile, R OBP: 0.333, SLG: 0.357 Mike DeJean, R Curt Leskanic, R Chuck McElroy, L										3	0	1	2	1	1	2								
<b>Inning Stats</b>	R: 0 E: 0 K: 1 S: 12	H: 1 LOB: 1 BB: 0 P: 16	R: 1 E: 0 K: 1 S: 11	H: 1 LOB: 1 BB: 1 P: 25	R: 6 E: 1 K: 0 S: 21	H: 5 LOB: 1 BB: 1 P: 31	R: 2 E: 0 K: 0 S: 10	H: 2 LOB: 0 BB: 0 P: 17	R: 1 E: 0 K: 0 S: 13	H: 2 LOB: 2 BB: 1 P: 22	R: 1 E: 0 K: 1 S: 12	H: 2 LOB: 1 BB: 0 P: 21	R: 0 E: 0 K: 0 S: 8	H: 0 LOB: 0 BB: 1 P: 12	R: 0 E: 0 K: 1 S: 5	H: 0 LOB: 0 BB: 0 P: 8	R: 0 E: 0 K: 2 S: 11	H: 1 LOB: 1 BB: 0 P: 15	1B: 9 2B: 3 3B: 1 HR: 1	SF: 0 SAC: 0 DP: 0 HBP: 0	WP: 2 PB: 0 SB: 0 CS: 0	PA: 46		
<b>PITCHER</b>	IP WLS BF H R ER SO BB IBB HBP BLK WP HR S P ERA WHIP	Kevin Millwood, R ERA: 3.72	2.2 L 18 7 7 3 2 2 0 0 0 0 1 0 42 70 10.12 3.375	Mike Cather, R ERA: 4.35	3.1 6 2 2 2 0 0 0 0 0 0 1 12 19 13.50 1.500	Brian Edmondson, R ERA: 3.24	5.1 3.0 15 4 2 2 1 2 0 0 0 1 0 33 55 6.00 2.000	Alan Embree, L ERA:	8.1 2.0 7 1 0 0 3 0 0 0 0 0 0 16 23 0.00 0.500															

Colorado Rockies @ Atlanta Braves  
Turner Field, Atlanta, GA  
Sat Apr 25 1998, 7:05 PM EDT  
Att: 49,161 - Unknown - 72 F

AB	42
R	11
H	14
RBI	11
BB	4
SO	6
LOB	20



Batter	1	2	3	4	5	6	7	8	9	AB	R	H	RBI	BB	SO	LOB	BOTTOM						
Walt Weiss, S OBP: 0.508, SLG: 0.596 Ray Holbert, R OBP: 0.250, SLG: 0.154 (6, 6)										3	0	0	0	0	0	0							
Keith Lockhart, L OBP: 0.453, SLG: 0.688										4	2	3	1	1	0	0							
10 Chipper Jones, S OBP: 0.476, SLG: 0.775										4	2	1	0	1	0	1							
Andres Galarraga, R OBP: 0.412, SLG: 0.654 Eduardo Pérez, R OBP: 0.391, SLG: 0.455										3	1	1	0	0	0	1							
Ryan Klesko, L OBP: 0.276, SLG: 0.413										5	1	3	4	0	0	2							
Javy Lopez, R OBP: 0.395, SLG: 0.615										2	0	0	0	3	0	1							
Michael Tucker, L OBP: 0.381, SLG: 0.462										4	0	2	2	0	0	4							
Andruw Jones, R OBP: 0.217, SLG: 0.338 Alan Embree, L										4	0	0	0	0	0	5							
Kevin Millwood, R Mike Cather, R Curtis Pride, L Brian Edmondson, R Gerald Williams, R										1	0	0	0	0	0	0							
<b>Inning Stats</b>	R: 2 E: 0 K: 0 S: 15	H: 4 LOB: 2 BB: 1 P: 22	R: 0 E: 0 K: 0 S: 6	H: 0 LOB: 0 BB: 0 P: 10	R: 0 E: 0 K: 0 S: 6	H: 0 LOB: 1 BB: 1 P: 16	R: 0 E: 0 K: 0 S: 9	H: 1 LOB: 0 BB: 0 P: 13	R: 0 E: 0 K: 0 S: 11	H: 0 LOB: 0 BB: 0 P: 14	R: 0 E: 0 K: 0 S: 10	H: 1 LOB: 2 BB: 1 P: 19	R: 4 E: 0 K: 1 S: 16	H: 3 LOB: 2 BB: 3 P: 38	R: 1 E: 0 K: 0 S: 10	H: 1 LOB: 0 BB: 0 P: 15	R: 0 E: 0 K: 0 S: 8	H: 1 LOB: 0 BB: 0 P: 13	1B: 9 2B: 1 3B: 0 HR: 1	SF: 0 SAC: 0 DP: 1 HBP: 0	WP: 0 PB: 0 SB: 0 CS: 0	PA: 42	
<b>PITCHER</b>	IP WLS BF H R ER SO BB IBB HBP BLK WP HR S P ERA WHIP	Darryl Kile, R ERA: 6.75	6.2 W 32 8 6 6 1 5 0 0 0 0 0 0 69 122 8.10 1.950	Mike DeJean, R ERA: 3.21	7.1 3 1 0 0 0 1 0 0 0 0 0 0 4 10 0.00 6.000	Curt Leskanic, R ERA: 6.43	8.1 0.2 3 1 1 1 0 0 0 0 0 0 1 8 12 13.50 1.500	Chuck McElroy, L ERA: 0.61	8.1 1.1 4 1 0 0 0 0 0 0 0 0 0 10 16 0.00 0.750														

Colorado Rockies @ Atlanta Braves  
Turner Field, Atlanta, GA  
Sat Apr 25 1998, 7:05 PM EDT  
Att: 49,161 - Unknown - 72 F

AB	36
R	7
H	11
RBI	7
BB	6
SO	1
LOB	18






Batter	1	2	3	4	5	6	7	8	9	AB	R	H	RBI	BB	SO	LOB	TOP						
3 Mike Lansing, R OBP: 0.356, SLG: 0.420	1-1 G3-1 1B 2B	1-3 K		2-3 K		1-1 G5-3			0-0 G6-3	5	1	1	0	0	2	1							
Ellis Burks, R OBP: 0.385, SLG: 0.616	2-2 G3-1	1-1 L5		0-0 F8			0-3 K		2-3 K	4	0	0	0	0	1	2							
1 Curtis Goodwin, L OBP: 0.452, SLG: 0.385	2-3									1	0	0	0	0	1	0							
Larry Walker, L OBP: 0.458, SLG: 0.554	4-2 1B 2B BB		1-1 P5	1-3 K			0-0 G4-3		1-2 5 2B	4	1	1	0	1	1	1							
Dante Bichette, R OBP: 0.405, SLG: 0.514	0-0 2B 1B		1-2 HR 1B		2-1 P3		1-3 K		1-1 5	4	2	2	1	0	1	0							
Vinny Castilla, R OBP: 0.370, SLG: 0.707	0-2 17 1B FC4-6 2B		1-0 HR		0-1 S 1B				1-2 HR	4	3	4	5	0	0	0							
17 Todd Helton, L OBP: 0.306, SLG: 0.333	1-1 FC4-6 1B		1-0 1B		1-2 L7				0-1 G4-3	4	0	2	0	0	0	1							
Jeff Reed, L OBP: 0.392, SLG: 0.512	1-1 FC4-6 2B		2-3 K		3-2 G5-3				2-1 1B	4	0	1	1	0	1	3							
Neftali Feliz, S OBP: 0.280, SLG: 0.355	1-1 1B 2B		2-1 G1-3			1-3 K			0-1 P6	4	0	1	0	0	1	2							
Jamey Wright, R OBP: 0.125, SLG: 0.125		1-3 K		1-1 1B		1-3 K			0-1 G1-3	3	0	1	0	0	2	0							
Bobby Jones, R OBP: 0.125, SLG: 0.125										1	0	0	0	0	0	1							
Jerry Dipoto, R OBP: 0.125, SLG: 0.125										0	0	0	0	0	0	0							
<b>Inning Stats</b>	R: 4 H: 5 E: 0 K: 0 S: 18	H: 5 R: 2 ER: 0 LOB: 2 BB: 1 P: 29	R: 0 H: 0 E: 0 K: 2 S: 8	H: 0 R: 0 ER: 0 LOB: 1 BB: 0 P: 11	R: 2 H: 3 E: 0 K: 1 S: 14	H: 3 R: 0 ER: 0 LOB: 1 BB: 0 P: 22	R: 0 H: 1 E: 0 K: 2 S: 11	H: 1 R: 0 ER: 0 LOB: 0 BB: 0 P: 15	R: 0 H: 1 E: 0 K: 0 S: 11	H: 1 R: 0 ER: 0 LOB: 0 BB: 0 P: 17	R: 0 H: 0 E: 0 K: 2 S: 9	H: 0 R: 0 ER: 0 LOB: 0 BB: 0 P: 12	R: 0 H: 0 E: 0 K: 2 S: 7	H: 0 R: 0 ER: 0 LOB: 0 BB: 0 P: 8	R: 1 H: 2 E: 0 K: 0 S: 11	H: 2 R: 0 ER: 0 LOB: 1 BB: 0 P: 14	R: 0 H: 1 E: 0 K: 1 S: 8	H: 1 R: 0 ER: 0 LOB: 1 BB: 0 P: 12	1B: 7 2B: 4 3B: 0 HR: 2	SF: 0 SAC: 0 DP: 0 HBP: 0	WP: 0 PA: 39 PB: 0 SB: 1 CS: 0		
<b>PITCHER</b>	IP WLS BF H R ER SO BB IBB HBP BLK WP HR S P ERA WHIP	IP WLS BF H R ER SO BB IBB HBP BLK WP HR S P ERA WHIP	IP WLS BF H R ER SO BB IBB HBP BLK WP HR S P ERA WHIP	IP WLS BF H R ER SO BB IBB HBP BLK WP HR S P ERA WHIP	IP WLS BF H R ER SO BB IBB HBP BLK WP HR S P ERA WHIP	IP WLS BF H R ER SO BB IBB HBP BLK WP HR S P ERA WHIP	IP WLS BF H R ER SO BB IBB HBP BLK WP HR S P ERA WHIP	IP WLS BF H R ER SO BB IBB HBP BLK WP HR S P ERA WHIP	IP WLS BF H R ER SO BB IBB HBP BLK WP HR S P ERA WHIP	IP WLS BF H R ER SO BB IBB HBP BLK WP HR S P ERA WHIP	IP WLS BF H R ER SO BB IBB HBP BLK WP HR S P ERA WHIP	IP WLS BF H R ER SO BB IBB HBP BLK WP HR S P ERA WHIP	IP WLS BF H R ER SO BB IBB HBP BLK WP HR S P ERA WHIP	IP WLS BF H R ER SO BB IBB HBP BLK WP HR S P ERA WHIP	IP WLS BF H R ER SO BB IBB HBP BLK WP HR S P ERA WHIP	IP WLS BF H R ER SO BB IBB HBP BLK WP HR S P ERA WHIP	IP WLS BF H R ER SO BB IBB HBP BLK WP HR S P ERA WHIP	IP WLS BF H R ER SO BB IBB HBP BLK WP HR S P ERA WHIP	IP WLS BF H R ER SO BB IBB HBP BLK WP HR S P ERA WHIP	IP WLS BF H R ER SO BB IBB HBP BLK WP HR S P ERA WHIP	IP WLS BF H R ER SO BB IBB HBP BLK WP HR S P ERA WHIP	IP WLS BF H R ER SO BB IBB HBP BLK WP HR S P ERA WHIP	IP WLS BF H R ER SO BB IBB HBP BLK WP HR S P ERA WHIP

Colorado Rockies @ Atlanta Braves  
Turner Field, Atlanta, GA  
Sun Apr 26 1998, 3:33 AM EDT  
Att: 42,400 - Cloudy - 72 F


AB 38  
R 7  
H 13  
RBI 7  
BB 1  
SO 10  
LOB 11



Batter	1	2	3	4	5	6	7	8	9	AB	R	H	RBI	BB	SO	LOB	BOTTOM						
Walt Weiss, S OBP: 0.484, SLG: 0.579	2-1 P6		0-2 G1-6-3	3-2 F7			2-1 SH5-4 10 FC4-2 2B		0-0 G6-3	5	0	1	0	0	0	4							
Keith Lockhart, L OBP: 0.429, SLG: 0.647	2-1 G3			0-0 F8	0-0 P6		0-0 SH5-4			3	0	0	0	0	0	0							
10 Chipper Jones, S OBP: 0.467, SLG: 0.774	0-0 G4-3			0-1 1B 3B	1-0 G3		2-0 FC4-2 CS			4	1	1	0	0	0	1							
Andres Galarraga, R OBP: 0.416, SLG: 0.647		1-1 F8		0-0 2B 1B 1B	1-0 1B		1-0 CS	1-0 P3		4	1	2	1	0	0	0							
Ryan Klesko, L OBP: 0.264, SLG: 0.393		3-2 G4-3		2-3 K	2-0 F8			1-1 P4		4	0	0	0	0	1	2							
Michael Tucker, L OBP: 0.373, SLG: 0.464		3-1 G3-1		3-1 1B 2B		1-3 K		1-3 K		4	1	1	0	0	2	0							
Eddie Pérez, R OBP: 0.407, SLG: 0.462			0-2 G6-3	3-1 HR 1B			2-1 FC6-4 1B		2-2 E5 F9 SF8	4	1	2	2	0	0	0							
Ray Holbert, R OBP: 0.250, SLG: 0.154				2-H 3-H HR 1B						0	1	0	0	0	0	0							
Andruw Jones, R OBP: 0.230, SLG: 0.383			0-0 BB 1B	1-H HR		0-2 FC6-4			1-0 F9	4	1	2	2	0	2								
Greg Maddux, R OBP: 0.375, SLG: 0.420			4-1 BB 1B		0-0 HR				2-2 SF8	1	0	1	0	1	0	0							
Dennis Martínez, R OBP: 0.265, SLG: 0.305										0	0	0	0	0	0	0							
Curtis Pride, L OBP: 0.265, SLG: 0.305										0	0	0	0	0	0	0							
Tony Gaffano, R OBP: 0.265, SLG: 0.305										0	0	0	0	0	0	0							
Mike Cather, R OBP: 0.265, SLG: 0.305										0	0	0	0	0	0	0							
Kerry Ligtenberg, R OBP: 0.265, SLG: 0.305										0	0	0	0	0	0	0							
Javy Lopez, R OBP: 0.265, SLG: 0.305										0	0	0	0	0	0	0							
<b>Inning Stats</b>	R: 0 H: 0 E: 0 K: 0 S: 5	H: 0 R: 0 ER: 0 LOB: 0 BB: 0 P: 9	R: 0 H: 0 E: 0 K: 0 S: 7	H: 0 R: 0 ER: 0 LOB: 0 BB: 0 P: 14	R: 0 H: 1 E: 0 K: 1 S: 8	H: 1 R: 0 ER: 0 LOB: 1 BB: 1 P: 12	R: 0 H: 1 E: 0 K: 0 S: 4	H: 1 R: 0 ER: 0 LOB: 1 BB: 0 P: 8	R: 0 H: 1 E: 0 K: 2 S: 12	H: 1 R: 0 ER: 0 LOB: 0 BB: 0 P: 17	R: 0 H: 1 E: 0 K: 0 S: 4	H: 1 R: 0 ER: 0 LOB: 0 BB: 0 P: 9	R: 0 H: 0 E: 0 K: 1 S: 9	H: 0 R: 0 ER: 0 LOB: 0 BB: 0 P: 12	R: 1 H: 0 E: 1 K: 0 S: 9	H: 0 R: 1 ER: 1 LOB: 1 BB: 0 P: 14	R: 0 H: 1 E: 0 K: 0 S: 5	H: 0 R: 0 ER: 0 LOB: 0 BB: 0 P: 14	1B: 5 2B: 3 3B: 1 HR: 1	SF: 1 SAC: 1 DP: 1 HBP: 0	WP: 0 PA: 38 PB: 0 SB: 0 CS: 1		
<b>PITCHER</b>	IP WLS BF H R ER SO BB IBB HBP BLK WP HR S P ERA WHIP	IP WLS BF H R ER SO BB IBB HBP BLK WP HR S P ERA WHIP	IP WLS BF H R ER SO BB IBB HBP BLK WP HR S P ERA WHIP	IP WLS BF H R ER SO BB IBB HBP BLK WP HR S P ERA WHIP	IP WLS BF H R ER SO BB IBB HBP BLK WP HR S P ERA WHIP	IP WLS BF H R ER SO BB IBB HBP BLK WP HR S P ERA WHIP	IP WLS BF H R ER SO BB IBB HBP BLK WP HR S P ERA WHIP	IP WLS BF H R ER SO BB IBB HBP BLK WP HR S P ERA WHIP	IP WLS BF H R ER SO BB IBB HBP BLK WP HR S P ERA WHIP	IP WLS BF H R ER SO BB IBB HBP BLK WP HR S P ERA WHIP	IP WLS BF H R ER SO BB IBB HBP BLK WP HR S P ERA WHIP	IP WLS BF H R ER SO BB IBB HBP BLK WP HR S P ERA WHIP	IP WLS BF H R ER SO BB IBB HBP BLK WP HR S P ERA WHIP	IP WLS BF H R ER SO BB IBB HBP BLK WP HR S P ERA WHIP	IP WLS BF H R ER SO BB IBB HBP BLK WP HR S P ERA WHIP	IP WLS BF H R ER SO BB IBB HBP BLK WP HR S P ERA WHIP	IP WLS BF H R ER SO BB IBB HBP BLK WP HR S P ERA WHIP	IP WLS BF H R ER SO BB IBB HBP BLK WP HR S P ERA WHIP	IP WLS BF H R ER SO BB IBB HBP BLK WP HR S P ERA WHIP	IP WLS BF H R ER SO BB IBB HBP BLK WP HR S P ERA WHIP	IP WLS BF H R ER SO BB IBB HBP BLK WP HR S P ERA WHIP	IP WLS BF H R ER SO BB IBB HBP BLK WP HR S P ERA WHIP	IP WLS BF H R ER SO BB IBB HBP BLK WP HR S P ERA WHIP

Colorado Rockies @ Atlanta Braves  
Turner Field, Atlanta, GA  
Sun Apr 26 1998, 3:33 AM EDT  
Att: 42,400 - Cloudy - 72 F

AB 34  
R 6  
H 10  
RBI 6  
BB 1  
SO 4  
LOB 10






Batter	1	2	3	4	5	6	7	8	9	10	AB	R	H	RBI	BB	SO	LOB							
Cliff Floyd, L OBP: 0.394, SLG: 0.534 Antonio Alfonseca, R (10, 1)	G6-3		F9				K		IBB	K	4	0	0	0	2	2	4							
Edgar Renteria, R OBP: 0.302, SLG: 0.289 (1, 8)	G4-3			G6-4-3	G4-3			G6-3			5	1	1	0	0	1	5							
Mark Kotsay, L OBP: 0.323, SLG: 0.432 (1, 8)	F8			G6-4-3		G3-1		E4			5	1	2	2	0	0	0							
Gary Sheffield, R OBP: 0.410, SLG: 0.488 (1, 9)		G5-3		HBP		P6			P3		3	0	0	0	1	0	2							
Bobby Bonilla, S OBP: 0.333, SLG: 0.333 (1, 5)		G3		G6-4-3							5	1	3	2	0	0	2							
Ryan Jackson, L OBP: 0.302, SLG: 0.280 Felix Heredia, L (8, 1)				1-2r 2-3 3-H						HR	4	0	0	0	0	1	4							
Jay Powell, R John Cangelosi, S OBP: 0.333, SLG: 0.158 (10, 7)		G5-3		K		FC4-6		G3-6-1		G4-3	0	0	0	0	0	0	0							
Charles Johnson, R OBP: 0.300, SLG: 0.479 (1, 2)			F8								4	0	0	0	1	0	0							
Craig Counsell, L OBP: 0.452, SLG: 0.470 (1, 4)					P9						4	1	3	0	1	0	1							
Jesus Sanchez, L John Roskos, R OBP: 0.333, SLG: 0.333 Rob Stanifer, R (7, 1)			B1								2	0	0	0	0	1	2							
Derrek Lee, R OBP: 0.375, SLG: 0.586 (8, 3)					K						1	0	0	0	0	0	1							
											0	0	0	0	0	0	0							
											0	1	0	0	2	0	0							
<b>Inning Stats</b>	R: 0 E: 0 K: 0 S: 4	H: 0 LOB: 0 BB: 0 P: 7	R: 0 E: 0 K: 0 S: 4	H: 0 LOB: 0 BB: 0 P: 5	R: 0 E: 0 K: 0 S: 8	H: 1 LOB: 1 BB: 0 P: 12	R: 1 E: 0 K: 1 S: 7	H: 2 LOB: 1 BB: 0 P: 18	R: 0 E: 0 K: 1 S: 12	H: 0 LOB: 2 BB: 2 P: 23	R: 0 E: 0 K: 0 S: 8	H: 1 LOB: 1 BB: 0 P: 14	R: 0 E: 0 K: 1 S: 11	H: 1 LOB: 1 BB: 1 P: 17	R: 2 E: 0 K: 1 S: 17	H: 2 LOB: 2 BB: 2 P: 36	R: 1 E: 0 K: 1 S: 11	H: 1 LOB: 2 BB: 2 P: 27	1B: 5 2B: 3 3B: 0 HR: 1	SF: 0 SAC: 0 DP: 2 HBP: 1	WP: 1 PB: 0 SB: 0 CS: 0	PA: 46		
<b>PITCHER</b>	IP	WLS	BF	H	R	ER	SO	BB	IBB	HBP	BLK	WP	HR	S	P	ERA	WHIP							
John Thomson, R ERA: 6.59 (1, 1)	6.0		24	4	1	1	2	2	0	0	0	0	0	43	79	1.50	1.000							
Chuck McElroy, L ERA: 0.57 (7, 1)	1.0		4	1	0	0	1	0	0	0	0	0	0	11	16	0.00	1.000							
Mike DeJean, R ERA: 3.0 (8, 1)	1.0		5	1	1	0	0	1	0	0	0	0	0	11	17	0.00	2.000							
Jerry Dipoto, R ERA: 1.98 (9, 1)	1.0		7	2	2	1	1	1	1	0	0	1	0	17	36	18.00	3.000							
Curt Leskanic, R ERA: 6.6 (10, 1)	1.0	L	6	1	1	1	1	2	0	0	0	0	1	11	27	9.00	3.000							

**Florida Marlins @ Colorado Rockies**  
Coors Field, Denver, CO  
Mon Apr 27 1998, 7:05 PM MDT  
Att. 48,048 - Cloudy - 51 F


AB	38
R	5
H	9
RBI	4
BB	7
SO	5
LOB	21




Batter	1	2	3	4	5	6	7	8	9	10	AB	R	H	RBI	BB	SO	LOB							
3 Mike Lansing, R OBP: 0.352, SLG: 0.413 (1, 4)	K		SH1-4				G5-3		F9		4	0	1	0	0	1	2							
Ellis Burks, R OBP: 0.350, SLG: 0.596 1 Curtis Goodwin, L OBP: 0.452, SLG: 0.385 John Vander Wal, L OBP: 0.381, SLG: 0.529 (10, 9)	G4-3		P9		SF8			G6-3			3	0	0	1	0	0	1							
Larry Walker, L OBP: 0.475, SLG: 0.553 (10, 8)	1B								1B		0	0	0	0	0	0	0							
Dante Bichette, R OBP: 0.405, SLG: 0.518 (1, 7)			FC6-4		L8						2	1	1	1	3	0	2							
Vinny Castilla, R OBP: 0.353, SLG: 0.680 (1, 5)	F9										5	0	2	1	0	0	3							
Greg Coltrane, R OBP: 0.296, SLG: 0.538 Mike DeJean, R (8, 1)											2	0	0	0	1	0	0							
Nelson Lirio, S Jerry Dipoto, R Curt Leskanic, R Jeff Reed, L OBP: 0.365, SLG: 0.500 (10, PH)											0	0	0	0	0	0	0							
Neifi Perez, S OBP: 0.269, SLG: 0.340 (1, 6)											4	0	0	0	0	0	1							
Kirt Manwaring, R OBP: 0.426, SLG: 0.391 (1, 2)											3	1	0	0	1	0	1							
John Thomson, R OBP: 0.333, SLG: 0.250 17 Todd Helton, L OBP: 0.310, SLG: 0.329 (7, 3)											1	2	1	0	1	0	0							
											1	0	0	0	1	0	0							
<b>Inning Stats</b>	R: 0 E: 0 K: 1 S: 8	H: 1 LOB: 2 BB: 1 P: 16	R: 0 E: 0 K: 0 S: 6	H: 0 LOB: 0 BB: 1 P: 12	R: 1 E: 0 K: 0 S: 10	H: 2 LOB: 1 BB: 0 P: 18	R: 0 E: 0 K: 0 S: 7	H: 0 LOB: 0 BB: 0 P: 14	R: 0 E: 0 K: 0 S: 9	H: 0 LOB: 0 BB: 0 P: 15	R: 0 E: 0 K: 0 S: 3	H: 0 LOB: 0 BB: 0 P: 5	R: 1 E: 0 K: 0 S: 6	H: 1 LOB: 1 BB: 2 P: 19	R: 0 E: 0 K: 0 S: 11	H: 1 LOB: 2 BB: 2 P: 21	R: 0 E: 0 K: 0 S: 7	H: 0 LOB: 0 BB: 0 P: 9	1B: 5 2B: 1 3B: 0 HR: 0	SF: 1 SAC: 1 DP: 1 HBP: 0	WP: 0 PB: 0 SB: 1 CS: 1	PA: 42		
<b>PITCHER</b>	IP	WLS	BF	H	R	ER	SO	BB	IBB	HBP	BLK	WP	HR	S	P	ERA	WHIP							
Jesus Sanchez, L ERA: 3.5 (1, 1)	6.0		25	4	2	2	1	4	0	0	0	0	0	49	95	3.00	1.333							
Rob Stanifer, R ERA: 5.75 (7, 1)	1.1		7	1	1	1	0	1	1	0	0	0	0	7	20	6.75	1.500							
Felix Heredia, L ERA: 7.02 (8, 1)	1.0		4	0	1	1	0	2	0	0	0	0	0	7	17	9.00	2.000							
Jay Powell, R ERA: 3.95 (9, 1)	0.2	W	3	1	0	0	0	0	0	0	0	0	0	6	8	0.00	1.500							
Antonio Alfonseca, R ERA: 4.5 (10, 1)	1.0	S	3	0	0	0	0	0	0	0	0	0	0	7	9	0.00	0.000							


**Florida Marlins @ Colorado Rockies**  
Coors Field, Denver, CO  
Mon Apr 27 1998, 7:05 PM MDT  
Att. 48,048 - Cloudy - 51 F

AB	32
R	4
H	6
RBI	4
BB	8
SO	1
LOB	14

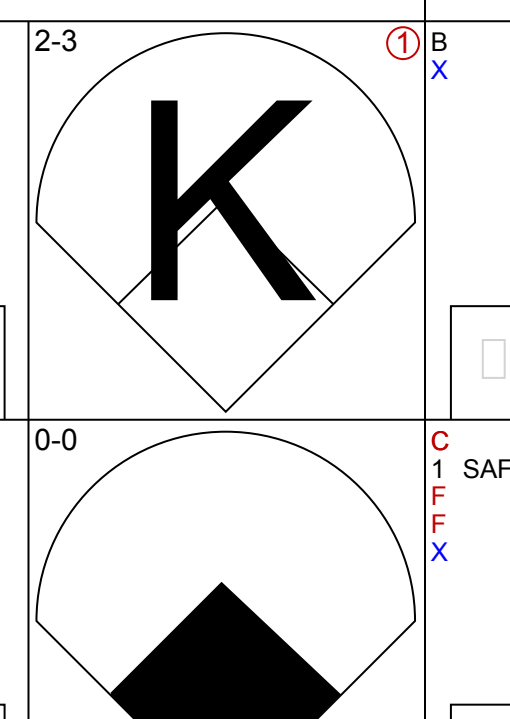
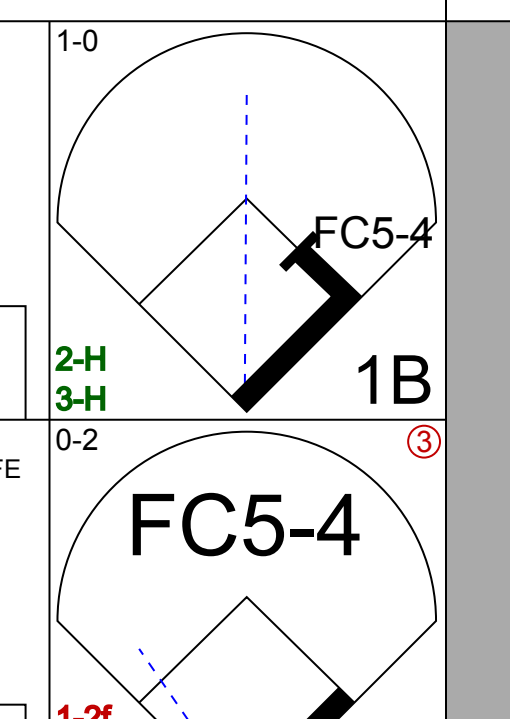
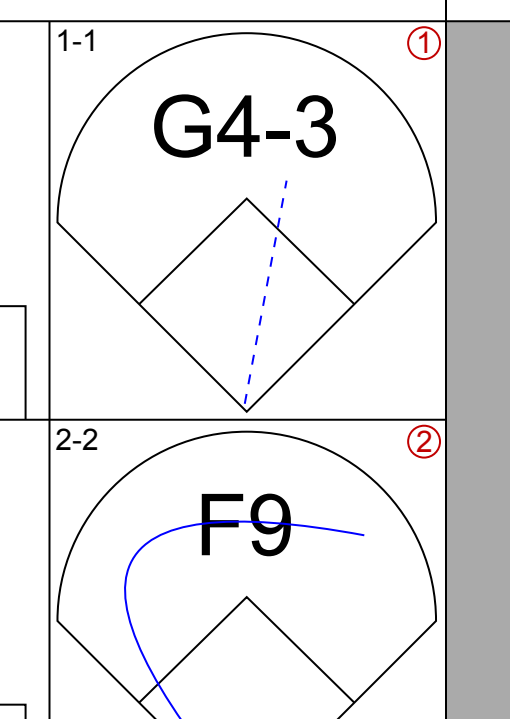
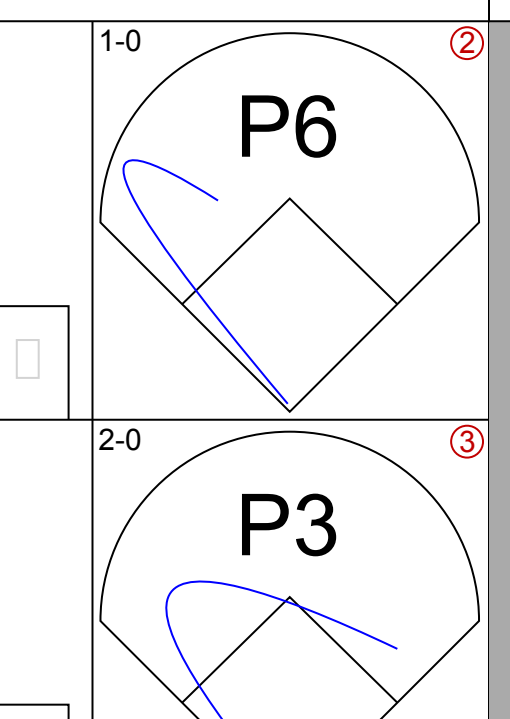
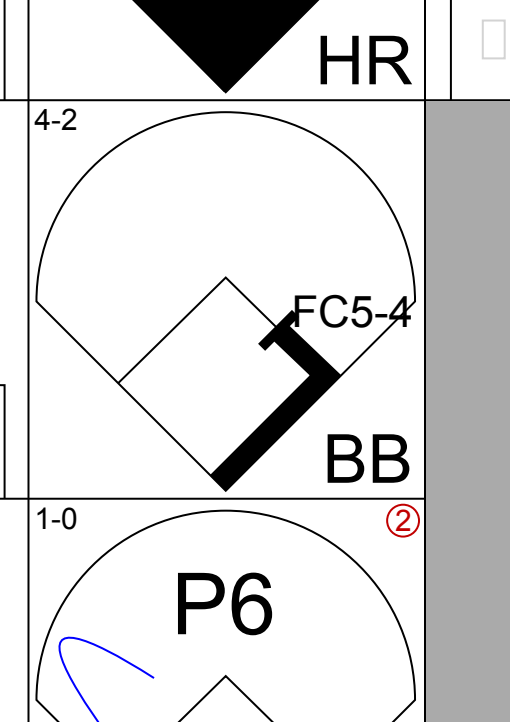
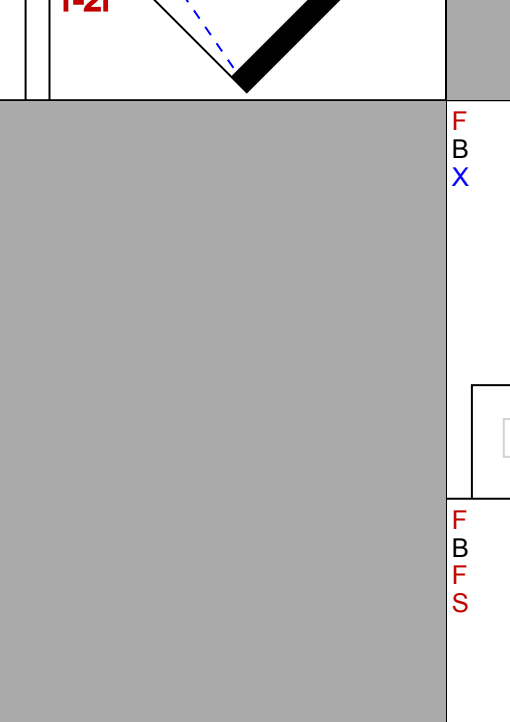
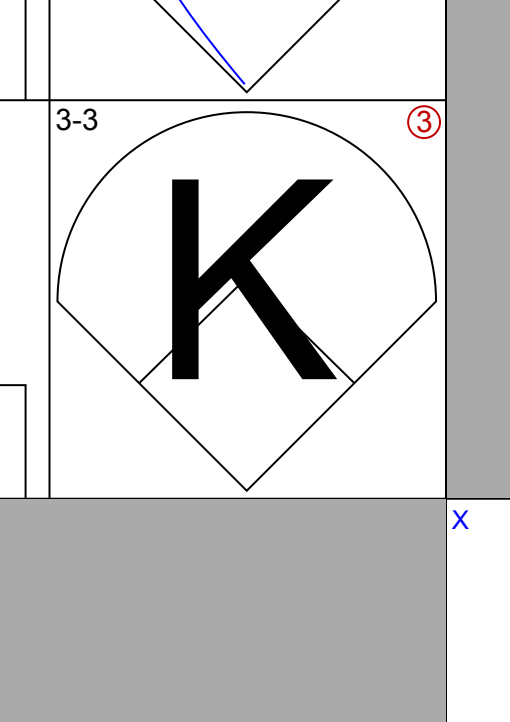

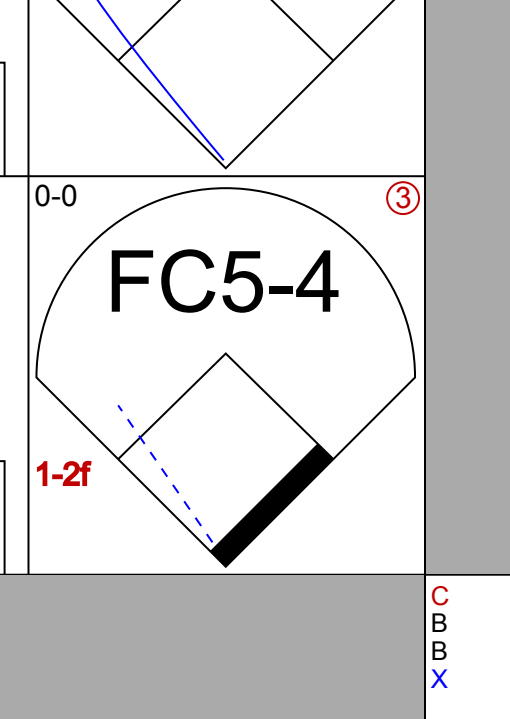
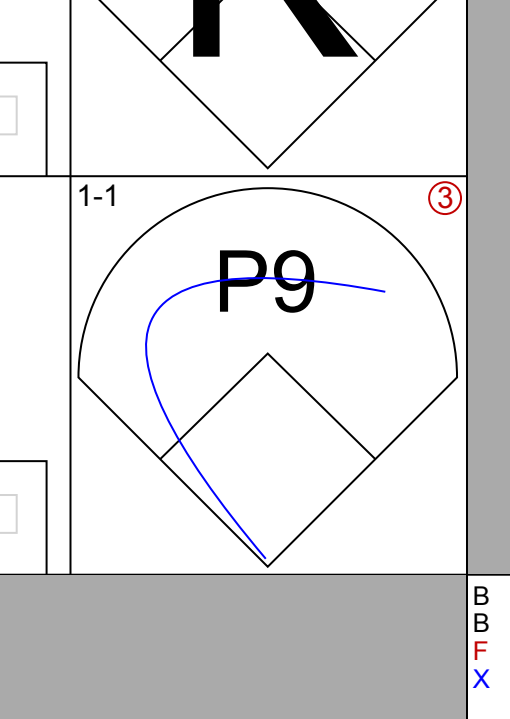
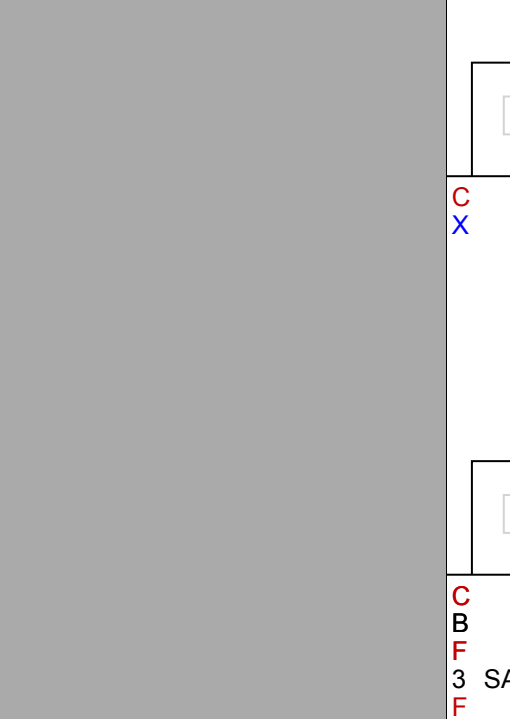
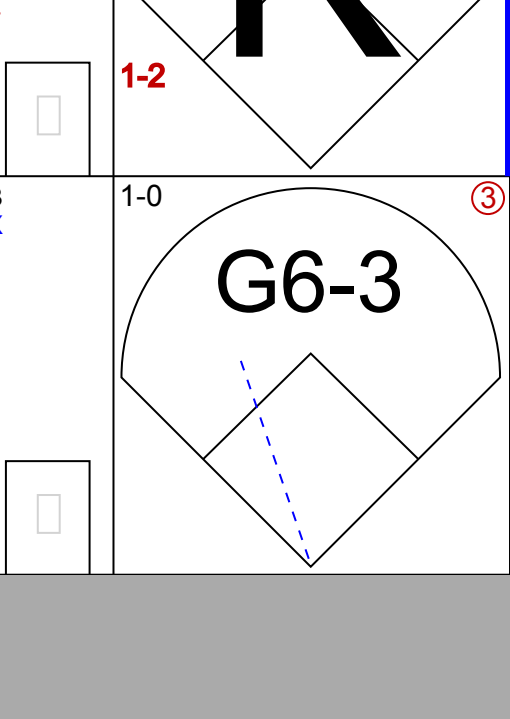
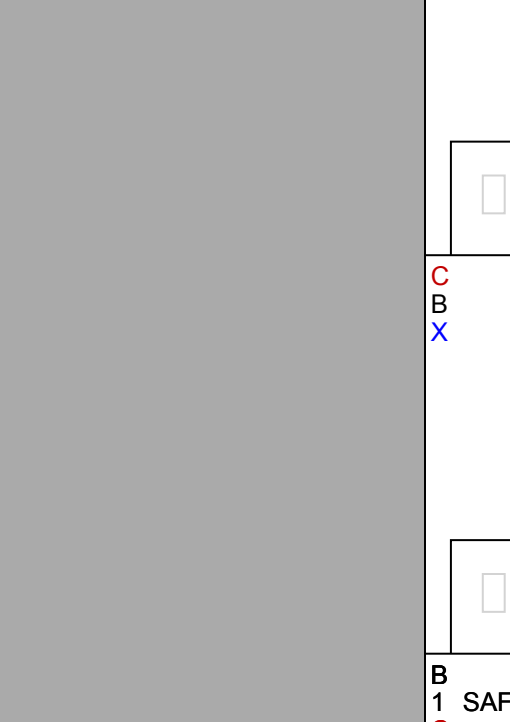
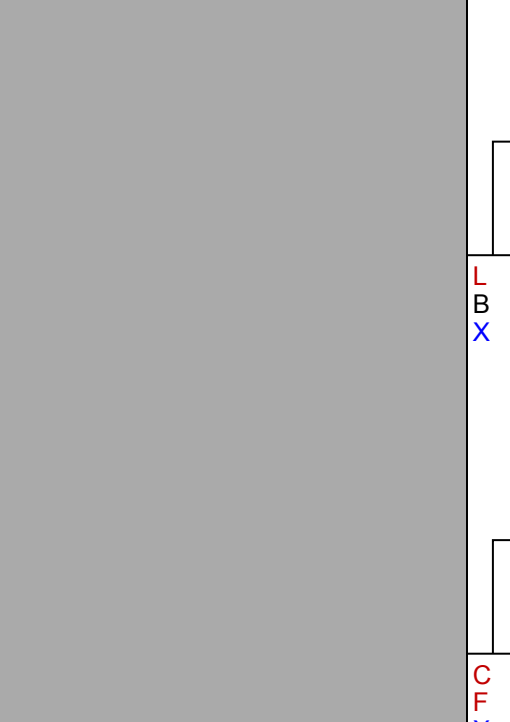
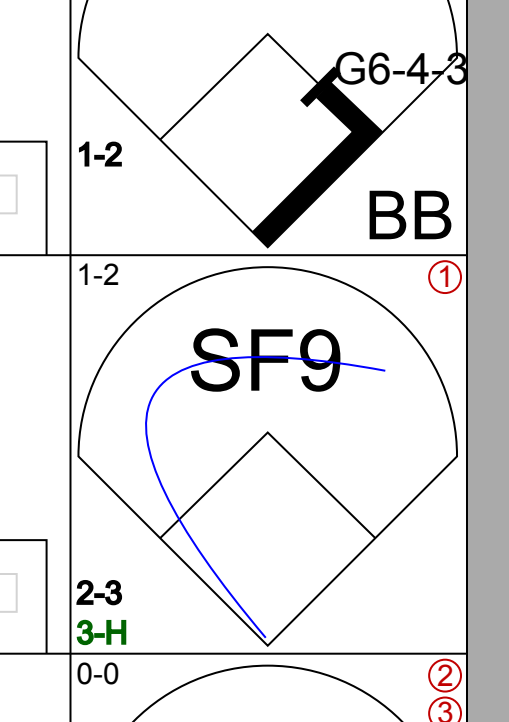

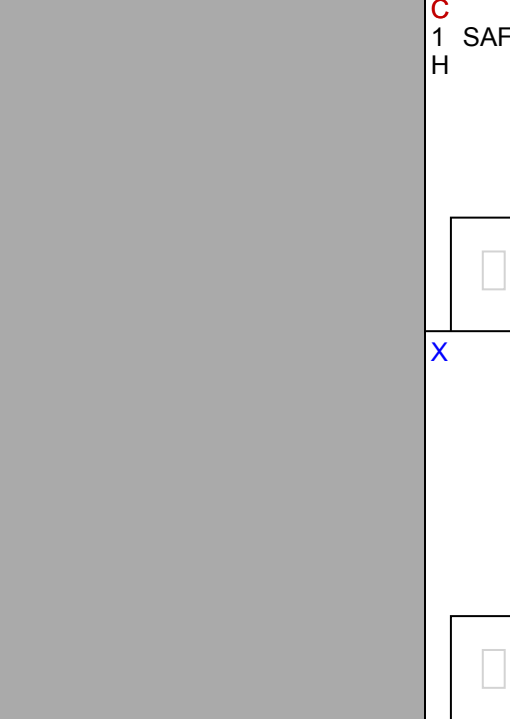
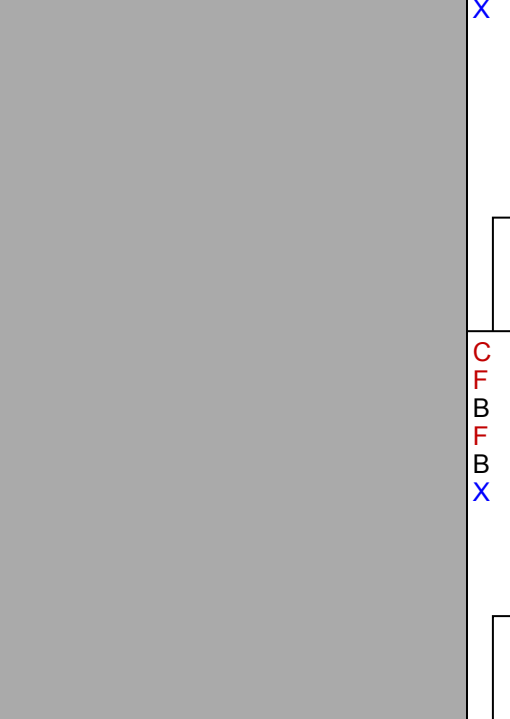
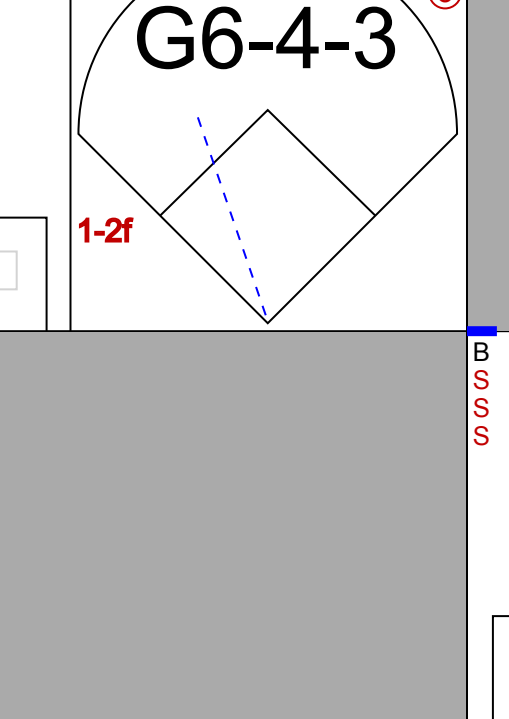

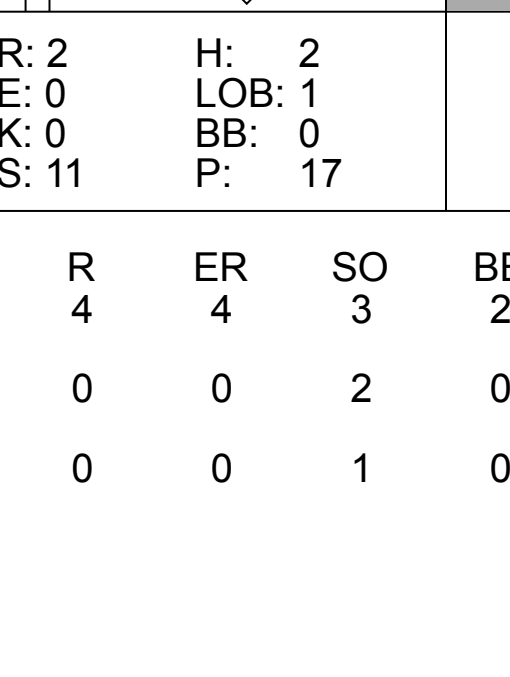
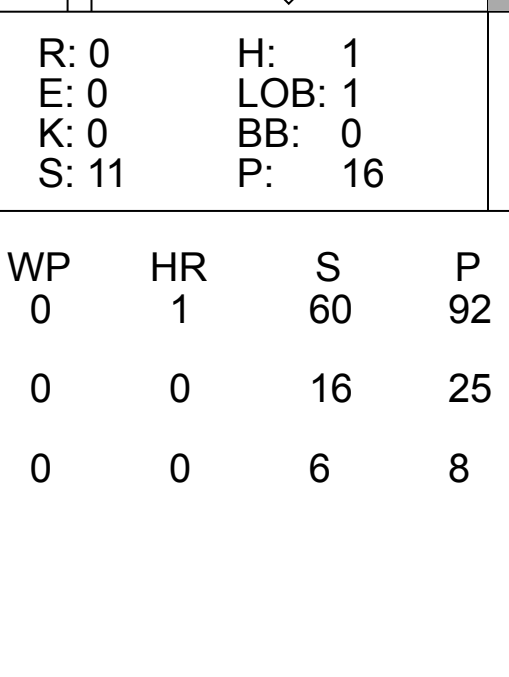
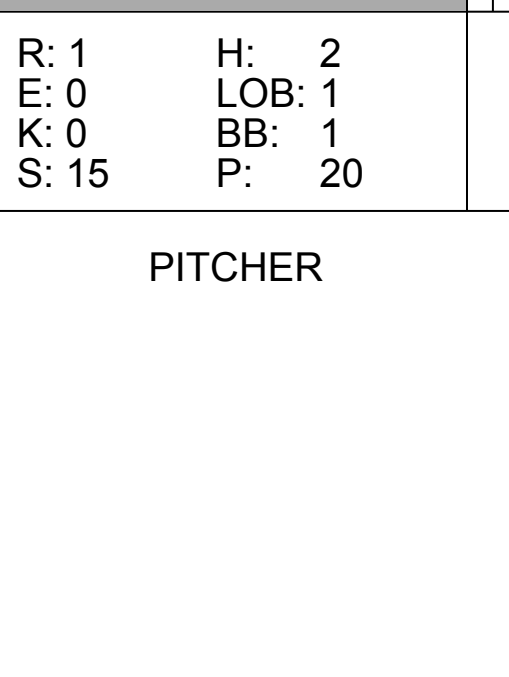
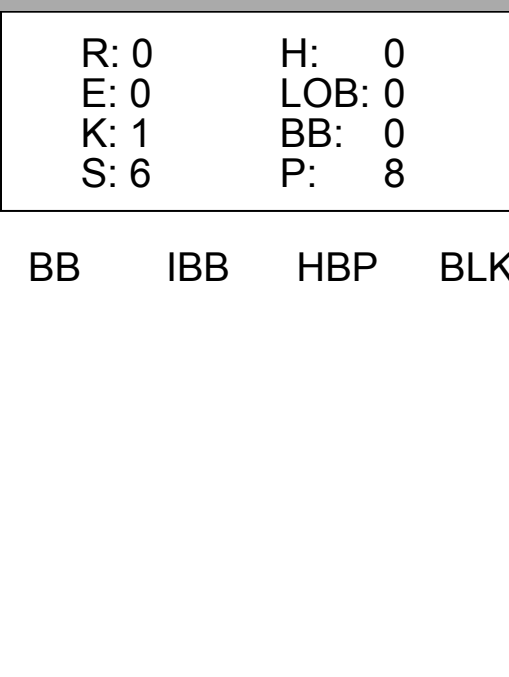
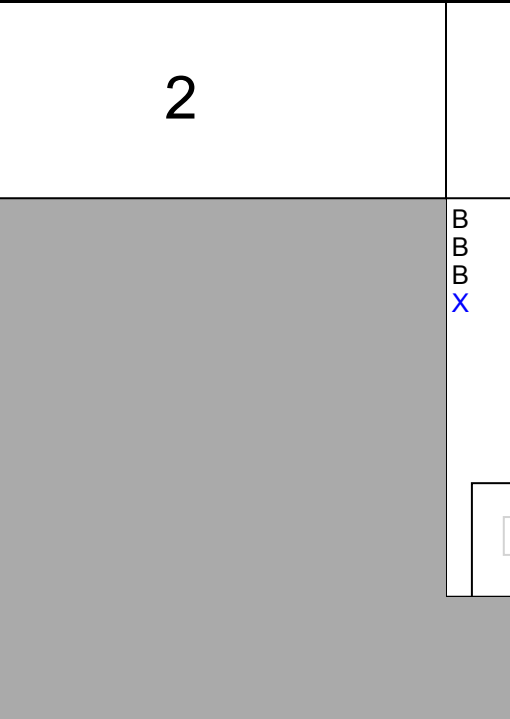

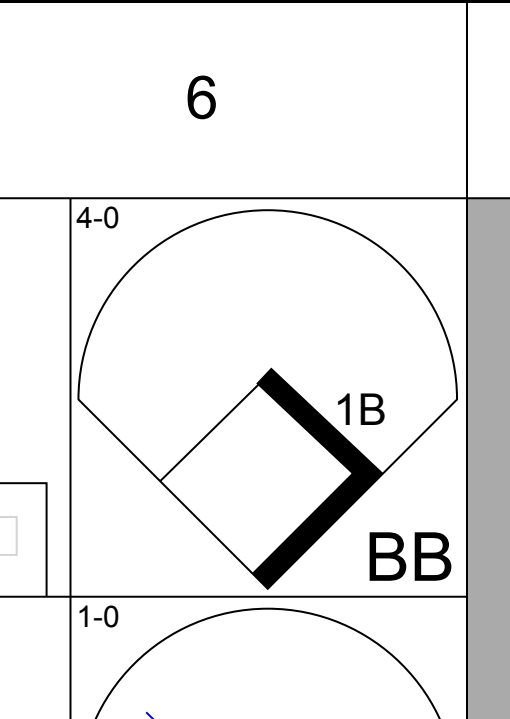


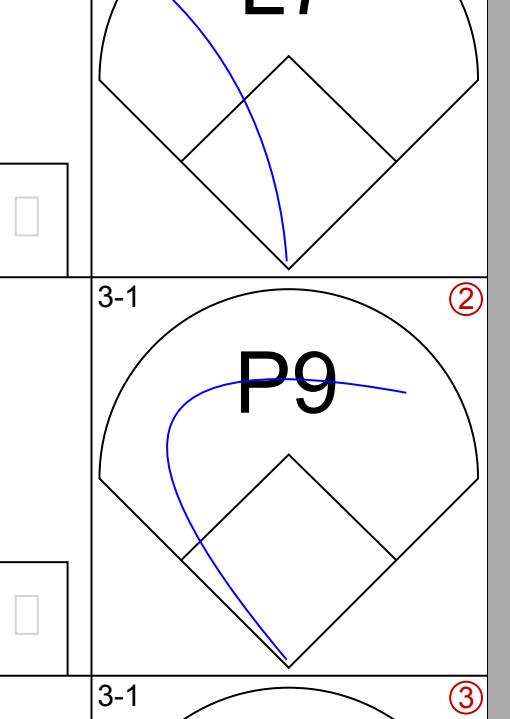
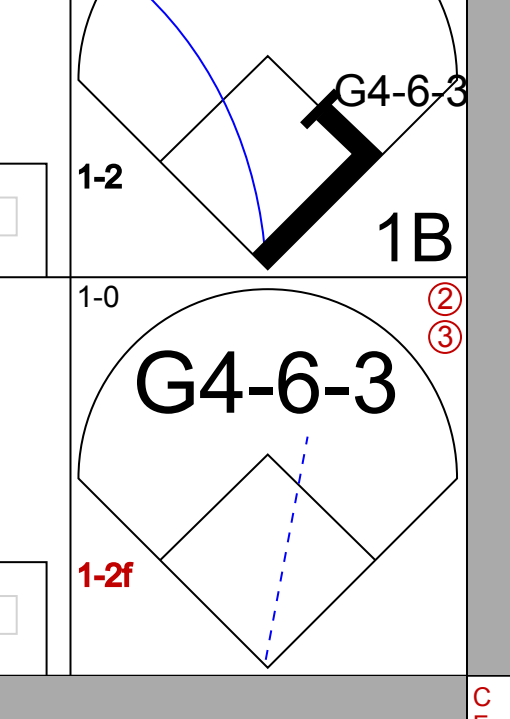
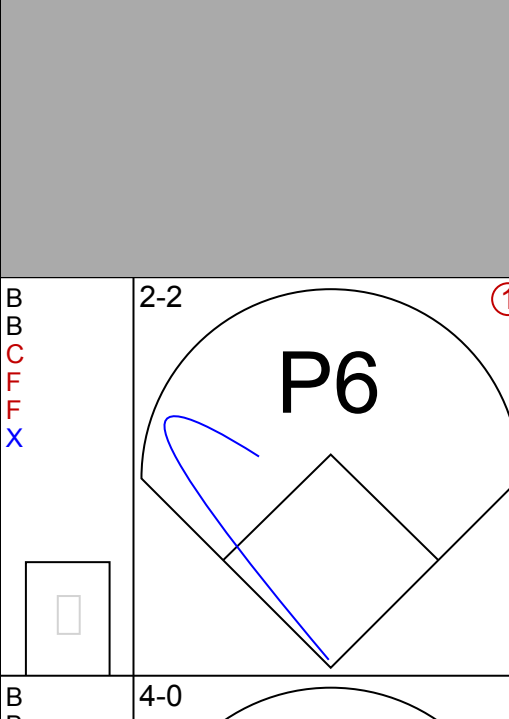
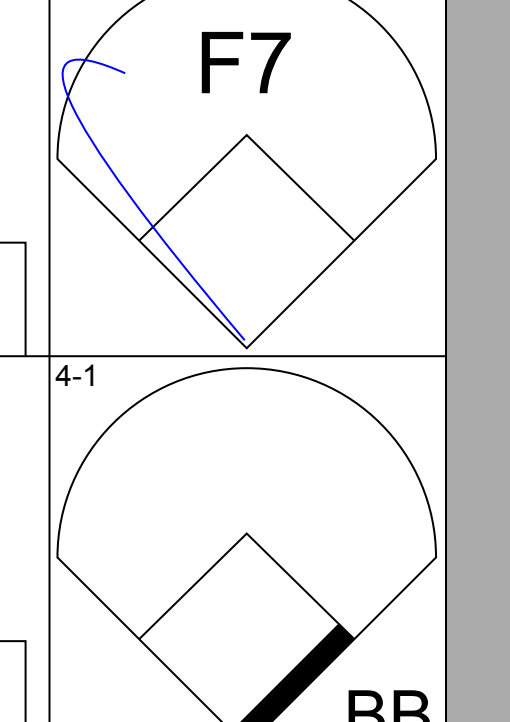
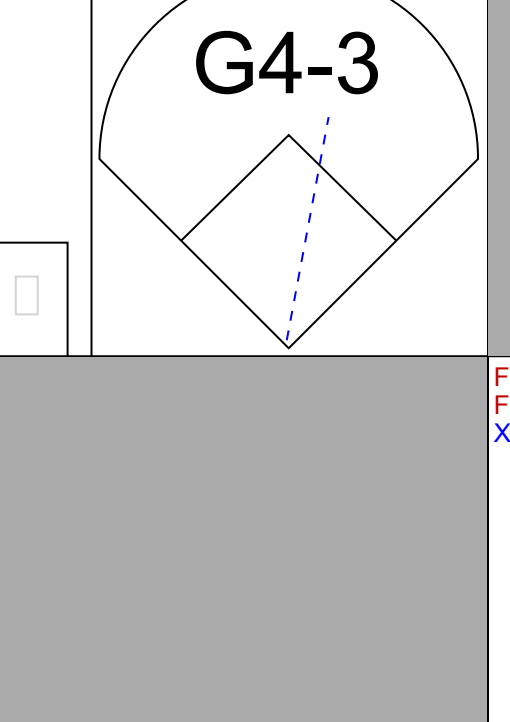
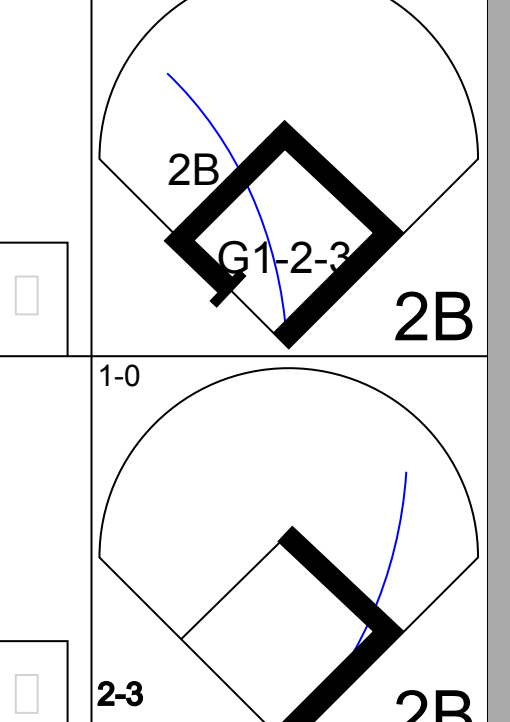




Batter	1	2	3	4	5	6	7	8	9	AB	R	H	RBI	BB	SO	LOB	TOP				
Cliff Floyd, L OBP: 0.386, SLG: 0.511 (1, 7)	L7		K	1B		G4-3		FC6-4		4	0	0	1	1	1	1	<b>Florida Marlins @ Colorado Rockies</b> Coors Field, Denver, CO Tue Apr 28 1998, 7:05 PM MDT Att: 47,346 - Unknown - 57 F				
Edgar Renteria, R OBP: 0.315, SLG: 0.297 (1, 6)	L6		1B	2B				G5-3		4	1	2	1	1	0	1					
Mark Kotsay, L OBP: 0.337, SLG: 0.435 (1, 8)			1B	2B						4	2	2	0	1	0	3					
Gary Sheffield, R OBP: 0.410, SLG: 0.494 (1, 9)	F9			1B						5	1	2	2	0	0	3					
Bobby Bonilla, S OBP: 0.316, SLG: 0.327 (1, 5)			G4-3							4	1	1	1	1	1	1					
Jim Eisenreich, L OBP: 0.303, SLG: 0.387 (1, 3)	G6-3			FC6-4						4	0	2	0	1	1	1					
Charles Johnson, R OBP: 0.306, SLG: 0.474 (1, 2)	F9		FC6-4							5	1	2	0	0	0	5					
Craig Counsell, L OBP: 0.459, SLG: 0.471 (1, 4)				F7						4	0	2	1	1	0	2					
Andy Larkin, R Rob Stanley, R Ryan Jackson, L Derek Lee, L Kirt Ojala, L John Roskos, R	G6-3			BB						3	1	1	0	0	0	4					
Inning Stats	R: 0 E: 0 K: 0 S: 8	H: 0 LOB: 1 BB: 1 P: 16	R: 0 E: 0 K: 0 S: 8	H: 0 LOB: 2 BB: 2 P: 20	R: 2 E: 0 K: 1 S: 15	H: 2 LOB: 2 BB: 1 P: 31	R: 1 E: 0 K: 0 S: 9	H: 2 LOB: 2 BB: 1 P: 17	R: 0 E: 0 K: 0 S: 5	H: 1 LOB: 0 BB: 0 P: 7	R: 0 E: 0 K: 1 S: 5	H: 0 LOB: 0 BB: 0 P: 6	R: 1 E: 0 K: 0 S: 8	H: 2 LOB: 1 BB: 0 P: 12	R: 3 E: 0 K: 1 S: 18	H: 5 LOB: 1 BB: 0 P: 25		1B: 13 2B: 1 3B: 0 HR: 0	SF: 0 SAC: 0 DP: 2 HBP: 0	WP: 0 PB: 0 SB: 0 CS: 0	PA: 45
PITCHER	IP	WLS	BF	H	R	ER	SO	BB	IBB	HBP	BLK	WP	HR	S	P	ERA	WHIP				
Pedro Astacio, R ERA: 9.0 (1, 1)	7.0	W	35	9	4	4	3	6	0	0	0	0	0	63	118	5.14	2.143				
Mike Munoz, L ERA: 21.0 (8, 1)	1.0		6	3	3	3	0	0	0	0	0	0	0	14	21	27.00	3.000				
Chuck McElroy, L ERA: 0.55 (9, 1)	0.2	S	3	2	0	0	0	0	0	0	0	0	0	5	6	0.00	3.000				
Curt Leskanic, R ERA: 6.46 (9, 1)	0.1		1	0	0	0	1	0	0	0	0	0	0	5	7	0.00	0.000				

Batter	1	2	3	4	5	6	7	8	9	AB	R	H	RBI	BB	SO	LOB	BOTTOM				
3 Mike Lansing, R OBP: 0.354, SLG: 0.413 (1, 4)	P4		F7	1B						5	0	2	2	0	0	2	<b>Florida Marlins @ Colorado Rockies</b> Coors Field, Denver, CO Tue Apr 28 1998, 7:05 PM MDT Att: 47,346 - Unknown - 57 F				
Ellis Burks, R OBP: 0.343, SLG: 0.570 (1, 8)			F8	L8						4	0	0	0	1	0	4					
Larry Walker, L 1 Curtis Goodwin, L				P6						3	0	0	0	1	2	0					
Dante Bichette, R OBP: 0.421, SLG: 0.538 (1, 7)	G1-6-3			1B	17 2B					5	2	4	0	0	0	2					
Vinny Castilla, R OBP: 0.364, SLG: 0.667 (1, 5)			F8	1B	17 2B					5	2	2	1	0	0	2					
17 Todd Helton, L OBP: 0.319, SLG: 0.341 (1, 3)			F7	1B	1B					3	2	1	1	1	0	0					
Jeff Reed, L OBP: 0.393, SLG: 0.478 (1, 2)				F8	1B					2	0	0	0	2	0	2					
Nelfi Perez, S OBP: 0.287, SLG: 0.356 (1, 6)			K	1B	3 1B					4	2	3	3	0	1	1					
Pedro Astacio, R Mike Munoz, L Chuck McElroy, L Curt Leskanic, R				K	3 1B					3	0	2	1	0	1	0					
Inning Stats	R: 0 E: 0 K: 0 S: 8	H: 0 LOB: 1 BB: 2 P: 20	R: 0 E: 0 K: 1 S: 12	H: 0 LOB: 1 BB: 1 P: 20	R: 0 E: 0 K: 1 S: 9	H: 0 LOB: 0 BB: 0 P: 12	R: 4 E: 0 K: 0 S: 13	H: 5 LOB: 2 BB: 1 P: 25	R: 3 E: 0 K: 1 S: 14	H: 4 LOB: 2 BB: 1 P: 24	R: 0 E: 0 K: 1 S: 8	H: 1 LOB: 1 BB: 0 P: 12	R: 1 E: 0 K: 0 S: 14	H: 3 LOB: 2 BB: 0 P: 20	R: 0 E: 0 K: 1 S: 8	H: 1 LOB: 0 BB: 0 P: 12		1B: 12 2B: 2 3B: 0 HR: 0	SF: 0 SAC: 1 DP: 2 HBP: 0	WP: 0 PB: 0 SB: 1 CS: 0	PA: 41
PITCHER	IP	WLS	BF	H	R	ER	SO	BB	IBB	HBP	BLK	WP	HR	S	P	ERA	WHIP				
Andy Larkin, R ERA: 5.48 (1, 1)	5.0	L	28	9	7	7	3	4	0	0	0	0	0	56	101	12.60	2.600				
Rob Stanley, R ERA: 5.79 (6, 1)	2.0		10	4	1	1	1	0	0	0	0	0	0	22	32	4.50	2.000				
Kirt Ojala, L ERA: 3.09 (8, 1)	1.0		3	1	0	0	1	0	0	0	0	0	0	8	12	0.00	1.000				

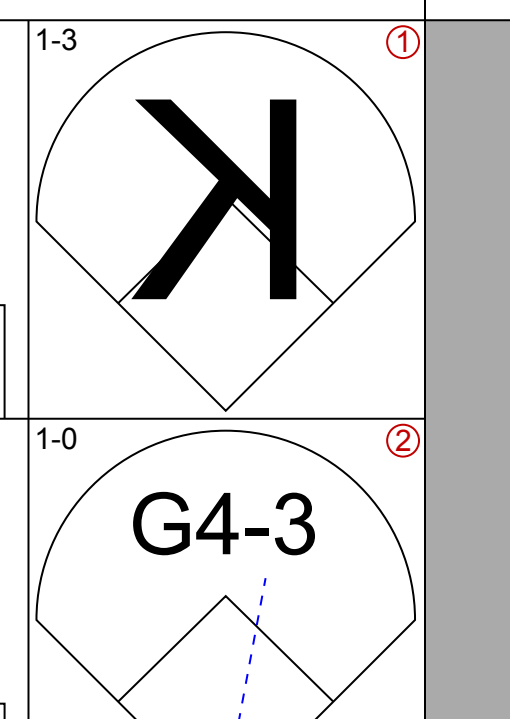
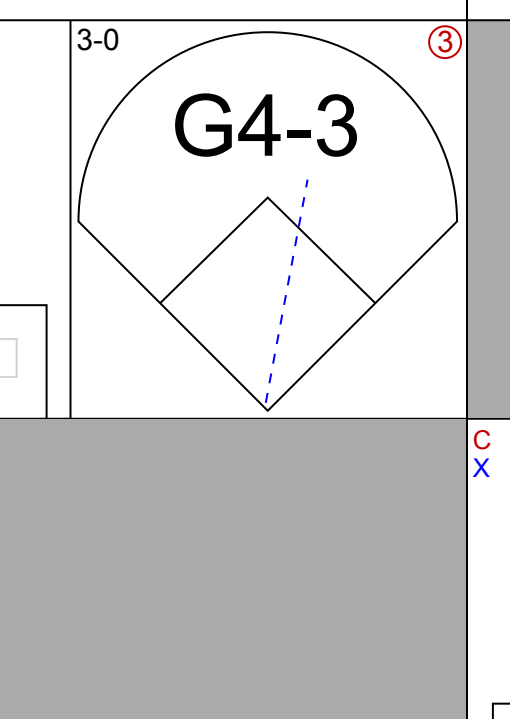
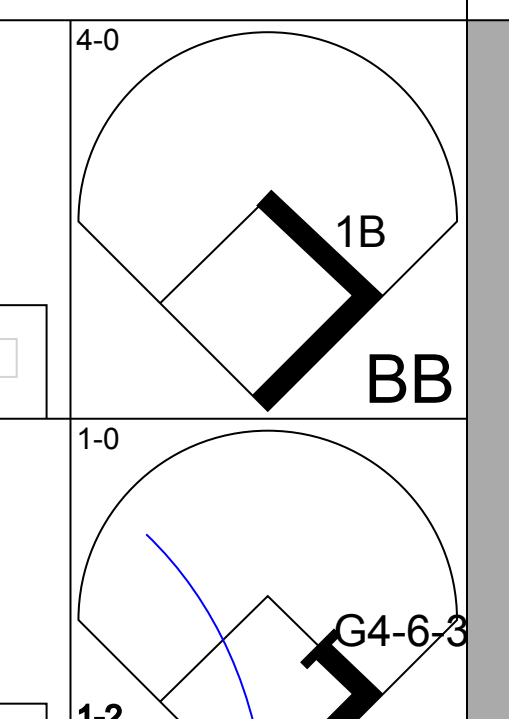
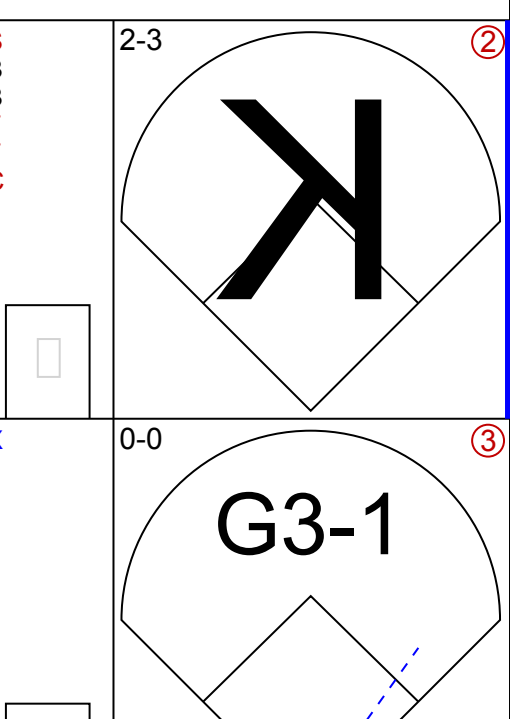
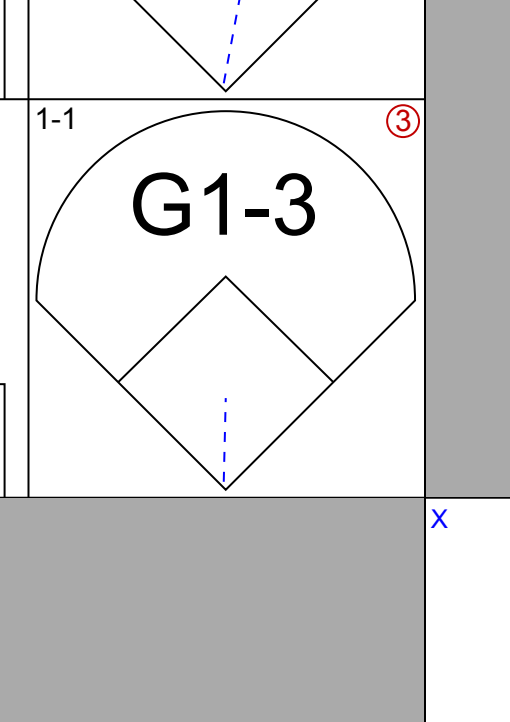
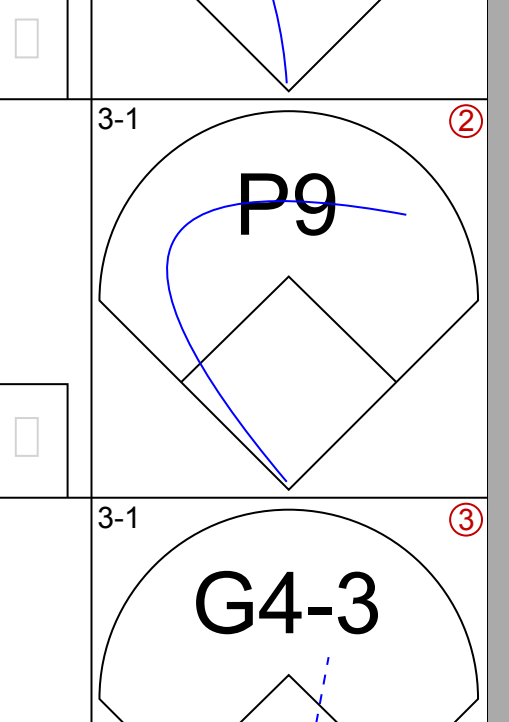
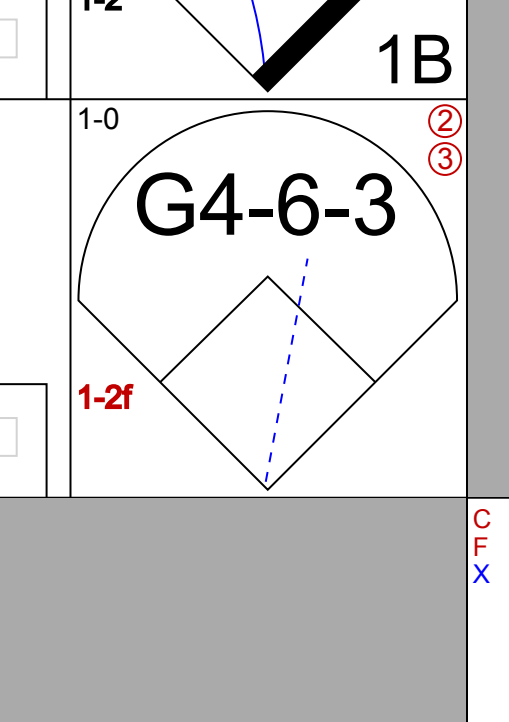

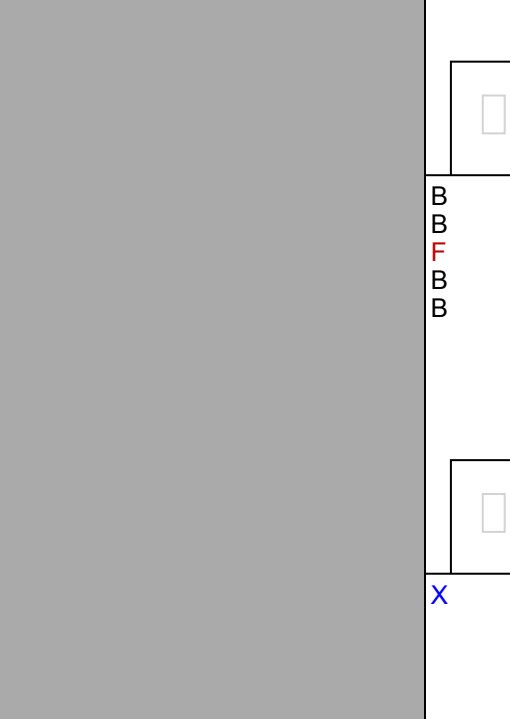
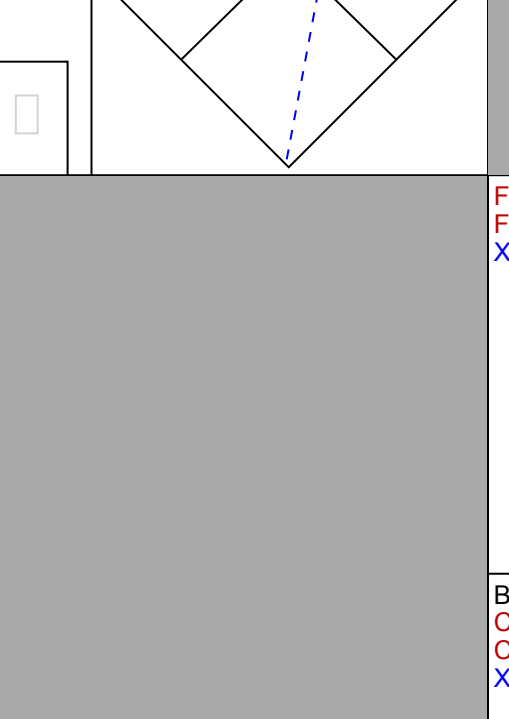

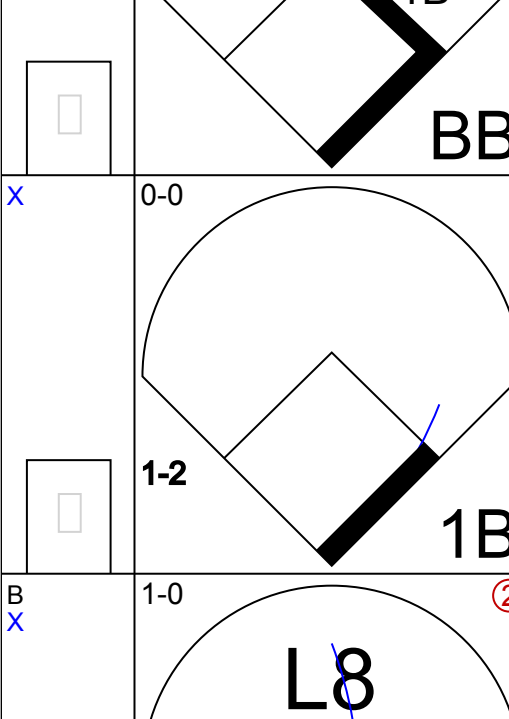
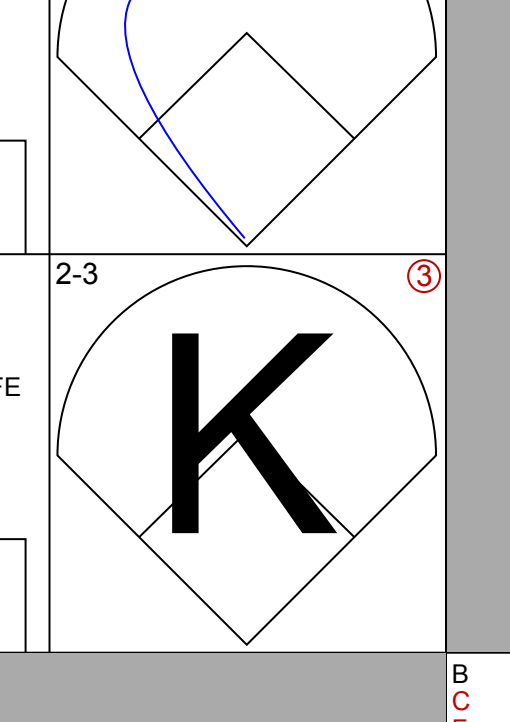

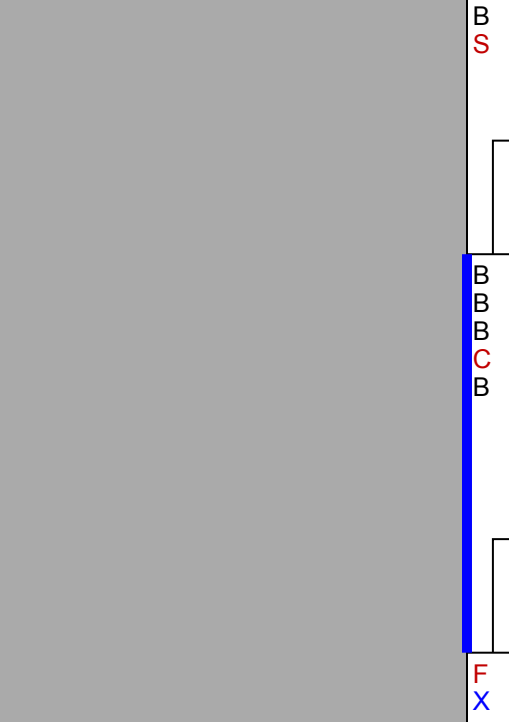
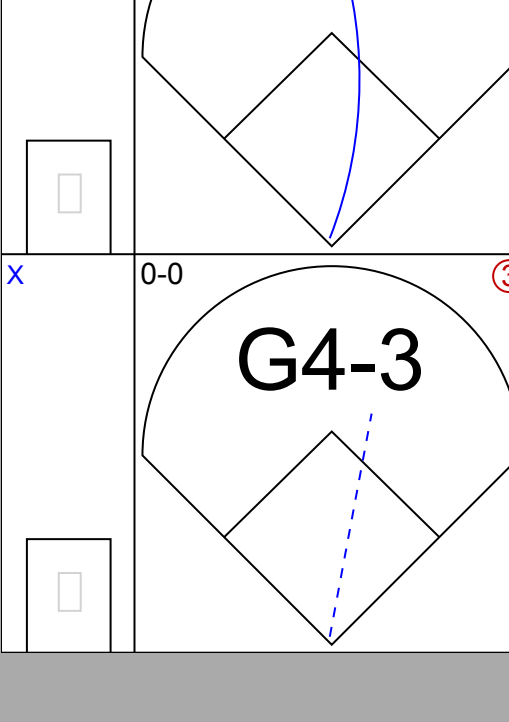


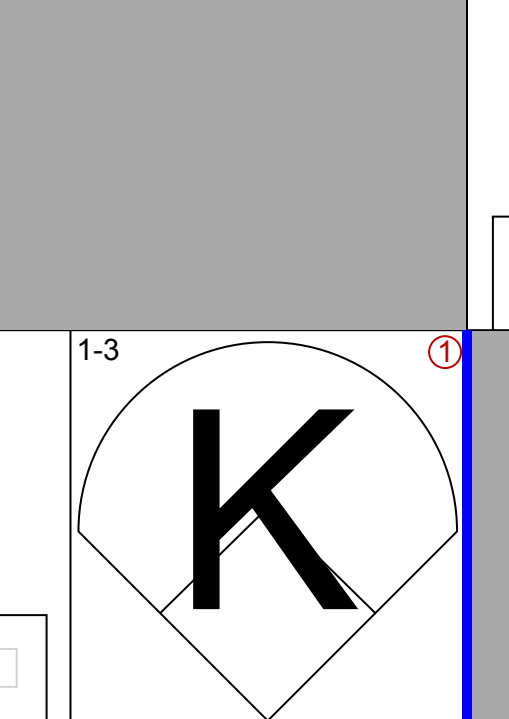

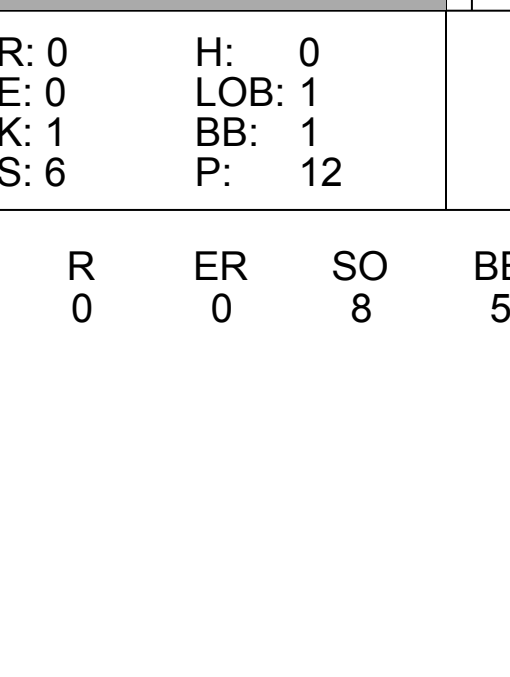
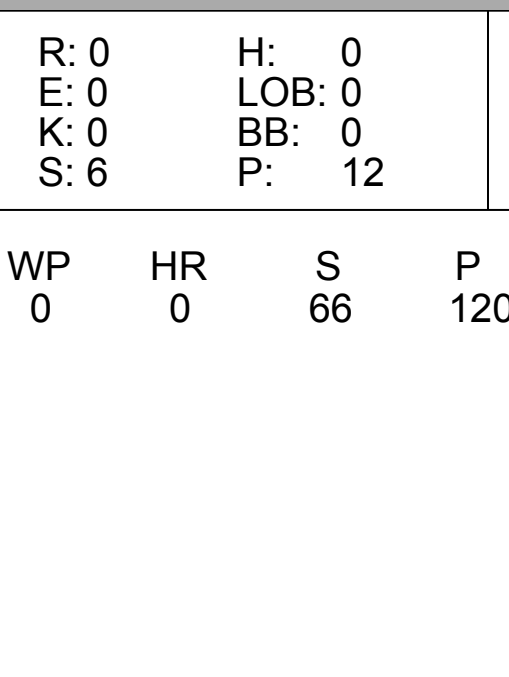
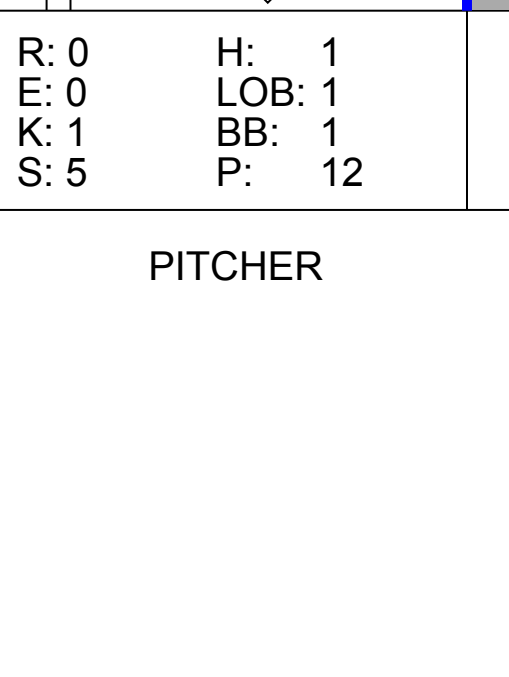
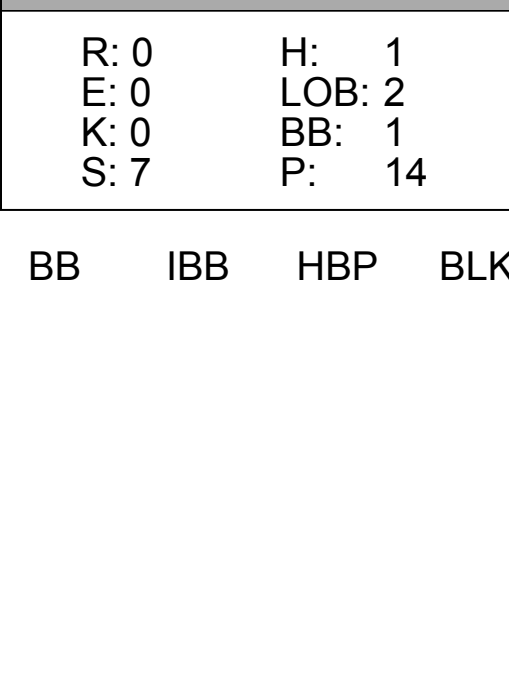


Batter	1	2	3	4	5	6	7	8	9	AB	R	H	RBI	BB	SO	LOB	TOP				
<b>3 Mike Lansing, R</b> OBP: 0.350, SLG: 0.407										4	0	1	2	0	1	0					
<b>Ellis Burks, R</b> OBP: 0.335, SLG: 0.588										4	1	1	1	0	0	1					
<b>Larry Walker, L</b> OBP: 0.468, SLG: 0.527										3	0	1	0	1	1	0					
<b>Dante Bichette, R</b> OBP: 0.416, SLG: 0.537 <b>1 Curtis Goodwin, L</b> OBP: 0.335, SLG: 0.370										4	1	1	0	0	2	2					
<b>Vinny Castilla, R</b> OBP: 0.361, SLG: 0.652										4	0	1	0	0	0	2					
<b>17 Todd Helton, L</b> OBP: 0.326, SLG: 0.353										3	0	1	0	1	0	0					
<b>Neifi Perez, S</b> OBP: 0.286, SLG: 0.356										3	1	1	1	0	0	1					
<b>Kirt Manwaring, R</b> OBP: 0.414, SLG: 0.367										3	1	0	0	0	1	3					
<b>Darryl Kile, R</b> OBP: 0.294, SLG: 0.313										2	0	0	0	0	1	1					
<b>Inning Stats</b>	R: 1 E: 0 K: 1 S: 8	H: 1 LOB: 1 BB: 1 P: 15	R: 2 E: 0 K: 0 S: 11	H: 2 LOB: 1 BB: 0 P: 17	R: 0 E: 0 K: 1 S: 7	H: 0 LOB: 0 BB: 0 P: 10	R: 0 E: 0 K: 0 S: 11	H: 1 LOB: 1 BB: 0 P: 16	R: 0 E: 0 K: 1 S: 8	H: 2 LOB: 1 BB: 1 P: 20	R: 0 E: 0 K: 1 S: 5	H: 0 LOB: 0 BB: 0 P: 9	R: 0 E: 0 K: 1 S: 11	H: 1 LOB: 1 BB: 0 P: 16	R: 0 E: 0 K: 1 S: 6	H: 0 LOB: 0 BB: 0 P: 8	1B: 4 2B: 2 3B: 0 HR: 1	SF: 1 SAC: 1 DP: 1 HBP: 1	WP: 0 PB: 0 SB: 0 CS: 2	PA: 35	
<b>PITCHER</b>	IP	WLS	BF	H	R	ER	SO	BB	IBB	HBP	BLK	WP	HR	S	P	ERA	WHIP				
<b>Bobby Jones, R</b> ERA: 3.66	(1, 1)	6.0	L	26	6	4	4	3	2	0	1	0	0	1	60	92	6.00	1.333			
<b>John Hudek, R</b> ERA: 3.97	(7, 1)	2.0		6	1	0	0	2	0	0	0	0	0	0	16	25	0.00	0.500			
<b>Mel Rojas, R</b> ERA: 0.73	(9, 1)	1.0		3	0	0	0	1	0	0	0	0	0	6	8	0.00	0.000				

Colorado Rockies @ New York Mets  
Shea Stadium, Flushing, NY  
Thu Apr 30 1998, 7:05 PM EDT  
Att: 12,599 - Overcast - 69 F

AB 30  
R 4  
H 7  
RBI 4  
BB 2  
SO 6  
LOB 10



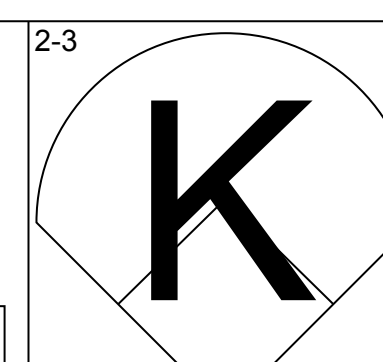
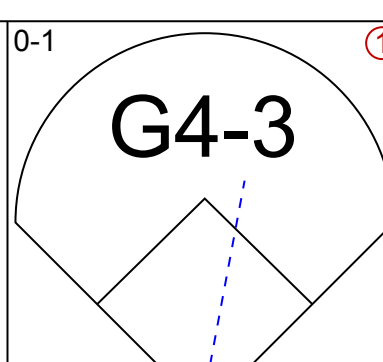
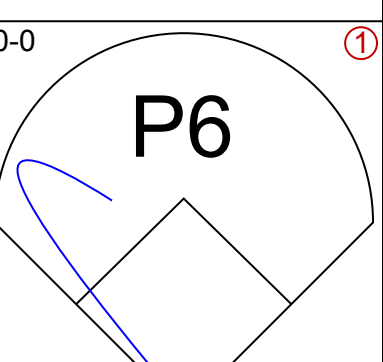
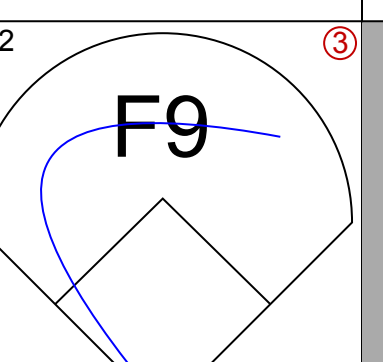
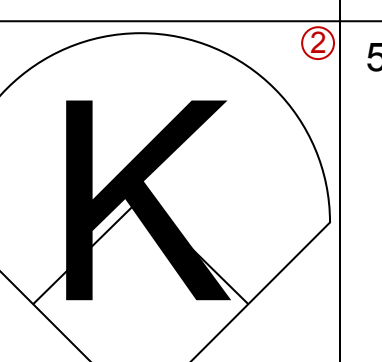
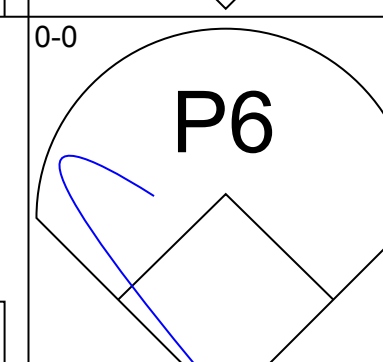
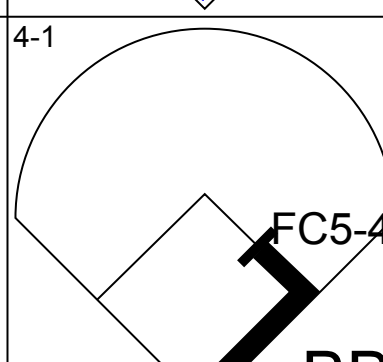
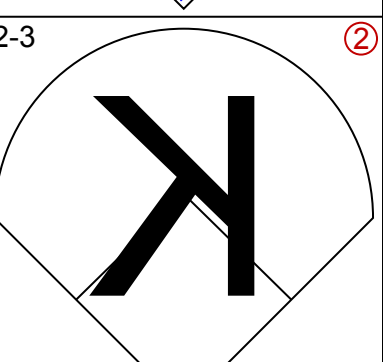

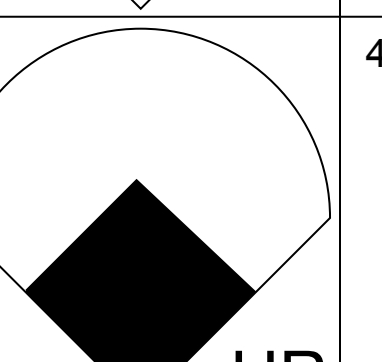
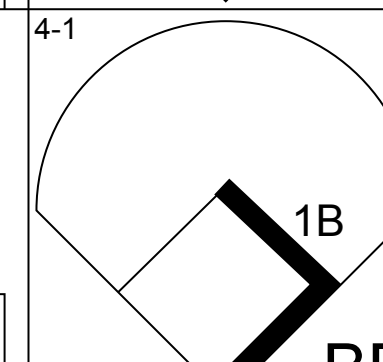
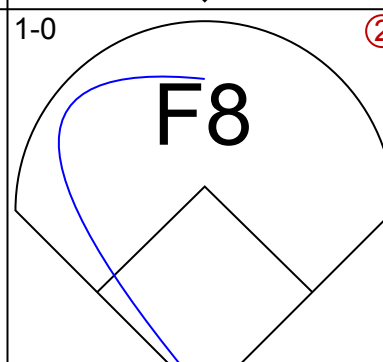
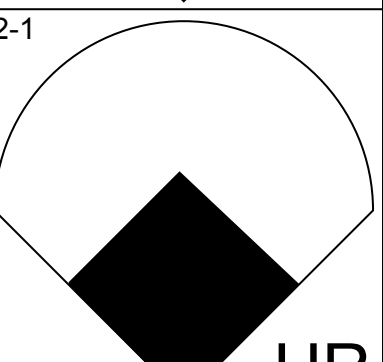

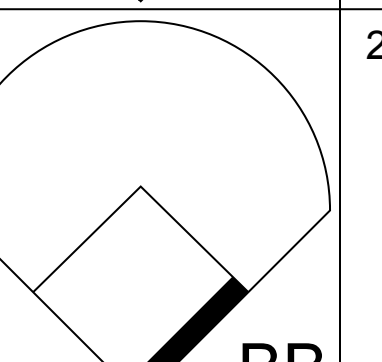
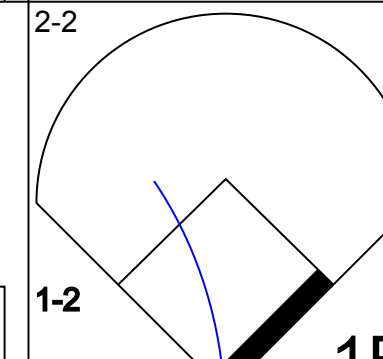
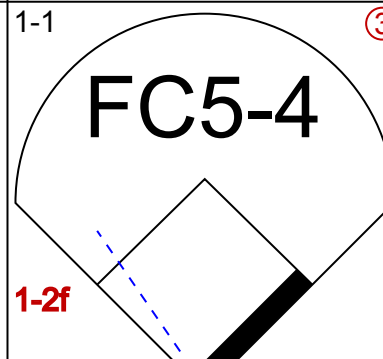
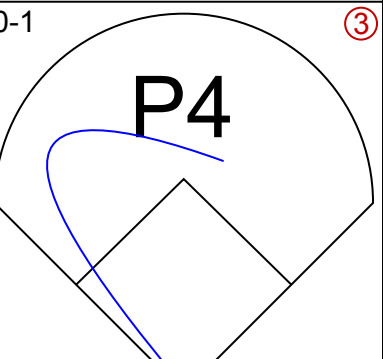

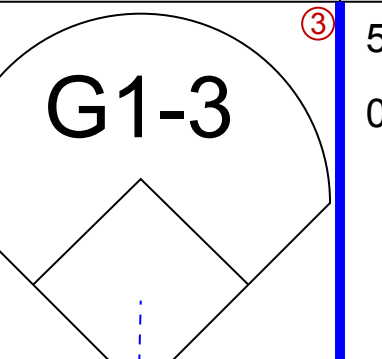
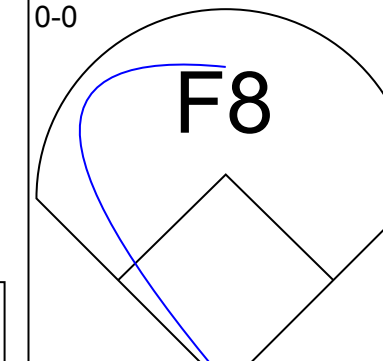


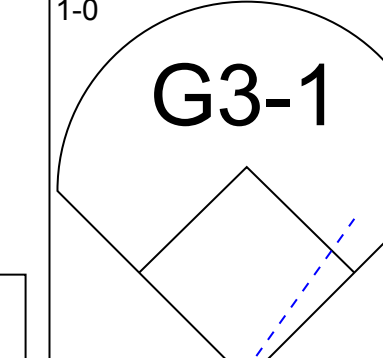
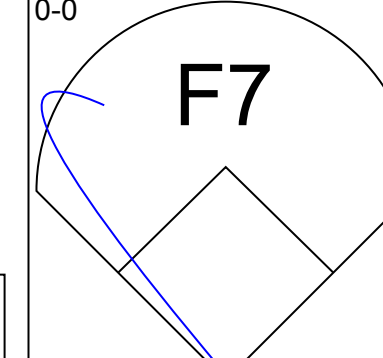
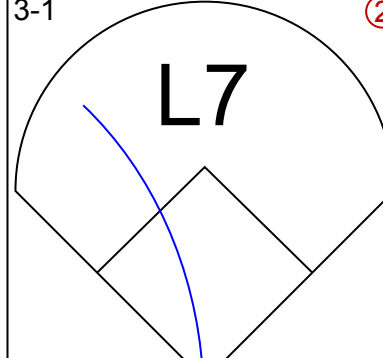

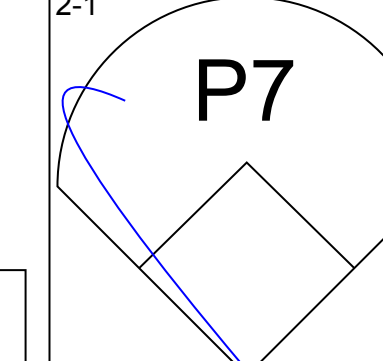
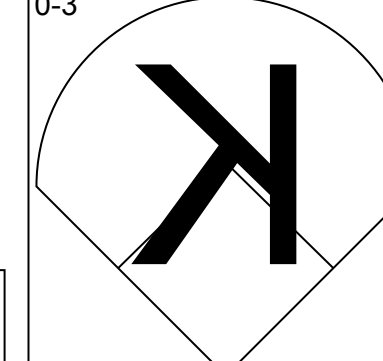
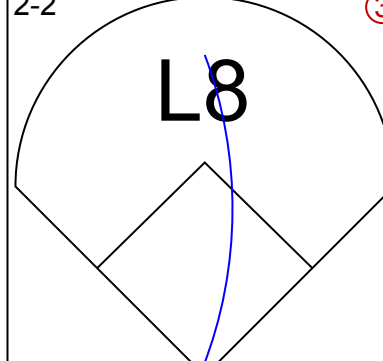

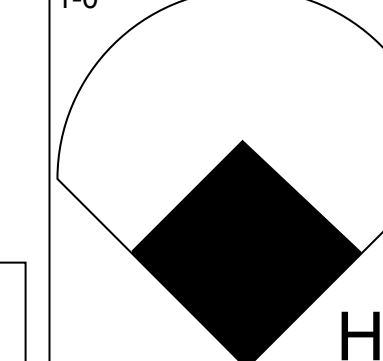
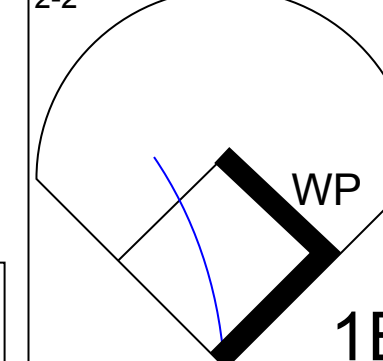


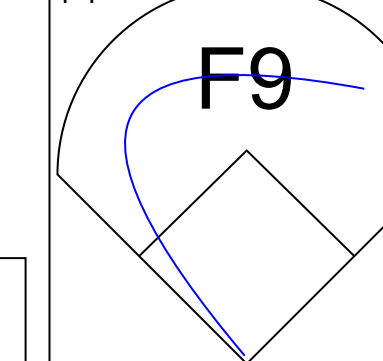
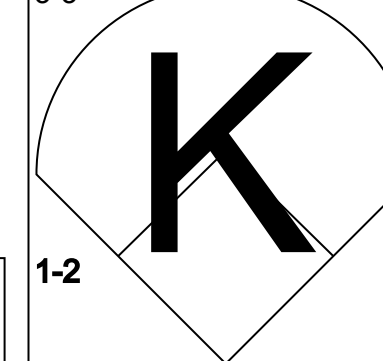


Batter	1	2	3	4	5	6	7	8	9	AB	R	H	RBI	BB	SO	LOB	BOTTOM			
<b>Rich Becker, L</b> OBP: 0.353, SLG: 0.474 <b>Mel Rojas, R</b>										3	0	0	0	1	2	0				
<b>Luis Lopez, S</b> OBP: 0.435, SLG: 0.512										4	0	1	0	0	0	0				
<b>Edgardo Alfonzo, R</b> OBP: 0.333, SLG: 0.379										4	0	0	0	0	0	2				
<b>John Olerud, L</b> OBP: 0.485, SLG: 0.487										3	0	1	0	1	0	0				
<b>Carlos Baerga, S</b> OBP: 0.225, SLG: 0.270										3	0	2	0	1	0	0				
<b>Brian McRae, S</b> OBP: 0.351, SLG: 0.304										4	0	0	0	0	1	5				
<b>Tim Spehr, R</b> OBP: 0.273, SLG: 0.152 <b>Matt Franco, L</b> OBP: 0.414, SLG: 0.227										1	0	0	0	1	1	1				
<b>Rey Ordenez, R</b> OBP: 0.253, SLG: 0.272 <b>Jim Tatum, R</b> OBP: 0.304, SLG: 0.750										3	0	0	0	0	2	4				
<b>Bobby Jones, R</b> <b>Craig Pagnette, R</b> <b>John Hudek, S</b> <b>Butch Huskey, R</b>										1	0	0	0	0	1	0				
<b>Inning Stats</b>	R: 0 E: 0 K: 1 S: 7	H: 0 LOB: 0 BB: 0 P: 10	R: 0 E: 0 K: 1 S: 6	H: 0 LOB: 1 BB: 1 P: 12	R: 0 E: 0 K: 2 S: 8	H: 0 LOB: 0 BB: 0 P: 14	R: 0 E: 0 K: 0 S: 6	H: 0 LOB: 0 BB: 0 P: 12	R: 0 E: 0 K: 1 S: 5	H: 1 LOB: 1 BB: 1 P: 12	R: 0 E: 0 K: 1 S: 11	H: 2 LOB: 2 BB: 1 P: 19	R: 0 E: 0 K: 1 S: 6	H: 0 LOB: 0 BB: 0 P: 9	R: 0 E: 0 K: 0 S: 7	H: 1 LOB: 2 BB: 1 P: 14	1B: 2 2B: 2 3B: 0 HR: 0	SF: 0 SAC: 0 DP: 2 HBP: 0	WP: 0 PB: 0 SB: 1 CS: 0	PA: 34
<b>PITCHER</b>	IP	WLS	BF	H	R	ER	SO	BB	IBB	HBP	BLK	WP	HR	S	P	ERA	WHIP			
<b>Darryl Kile, R</b> ERA: 5.48	(1, 1)	9.0	W	34	4	0	0	8	5	0	0	0	0	66	120	0.00	1.000			

Colorado Rockies @ New York Mets  
Shea Stadium, Flushing, NY  
Thu Apr 30 1998, 7:05 PM EDT  
Att: 12,599 - Overcast - 69 F

AB 29  
R 0  
H 4  
RBI 0  
BB 5  
SO 8  
LOB 14



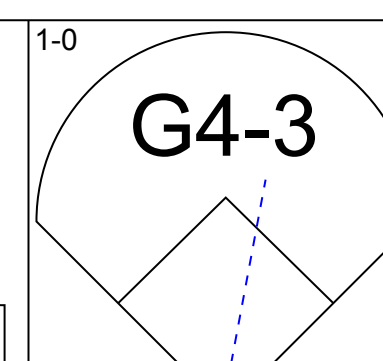
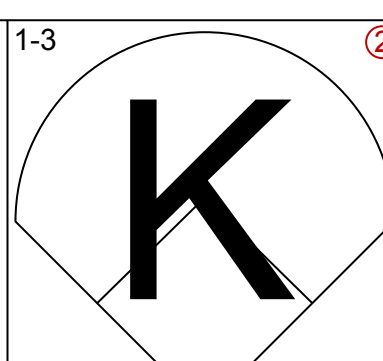

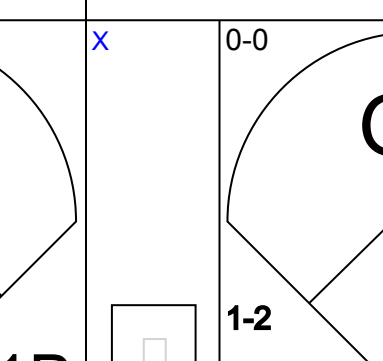
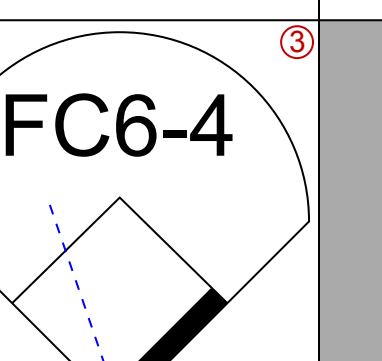
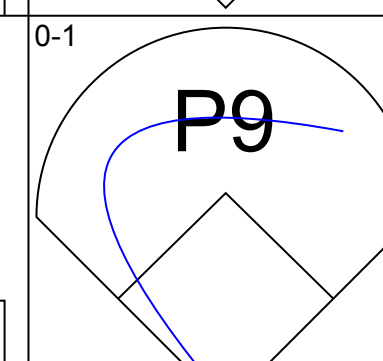
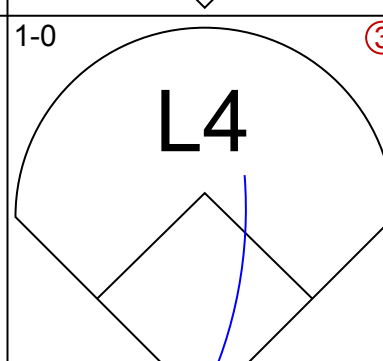

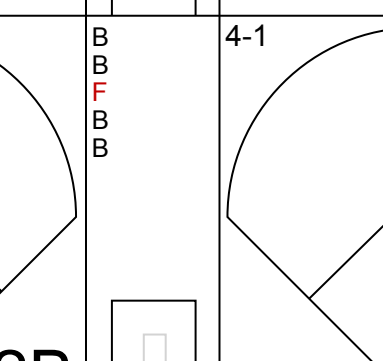
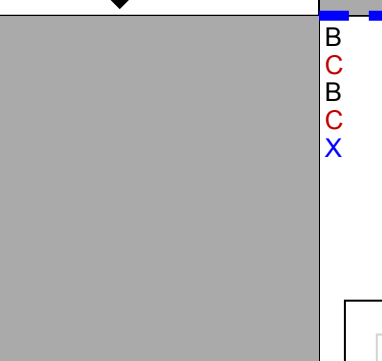
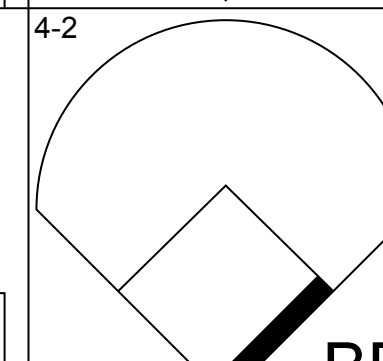
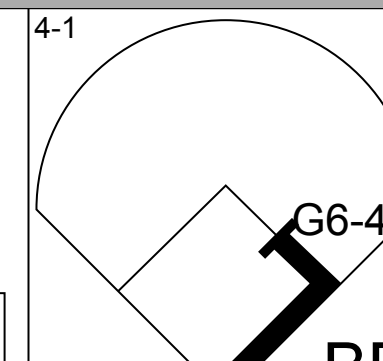

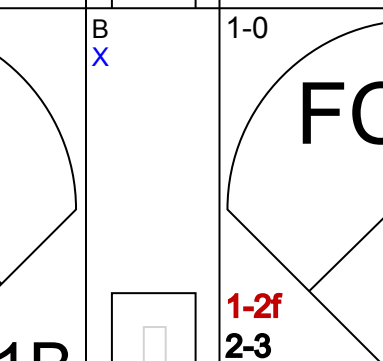
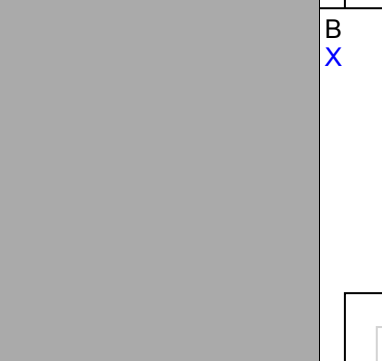
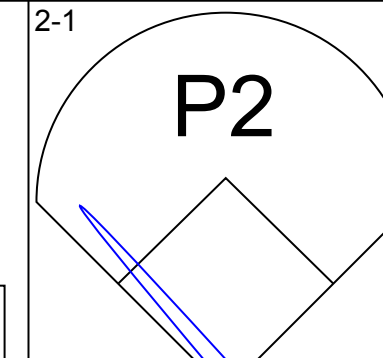
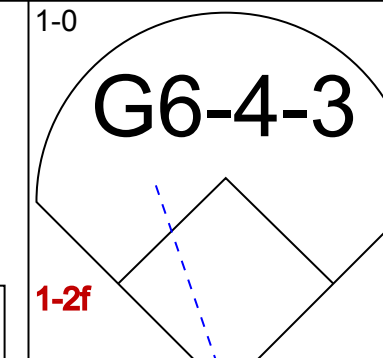

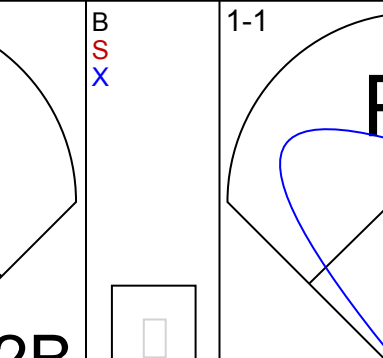
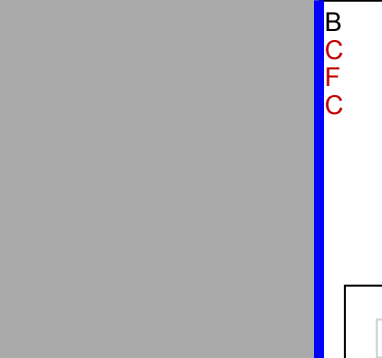
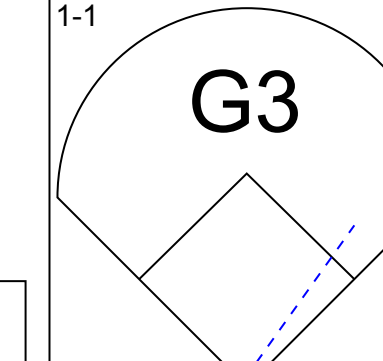
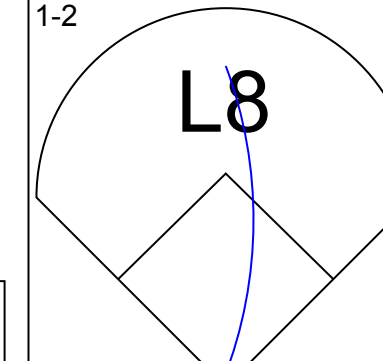



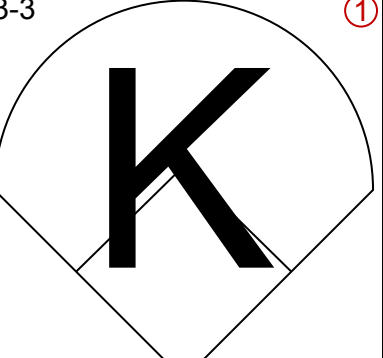
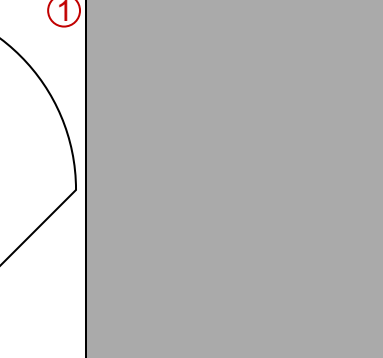
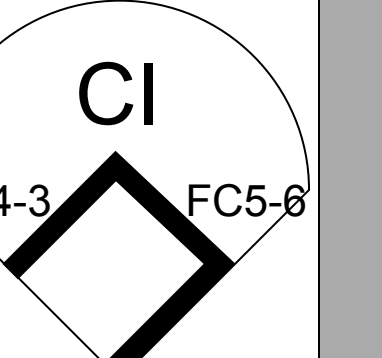
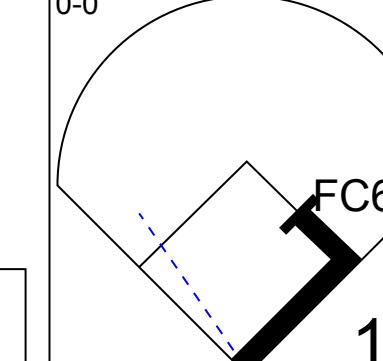
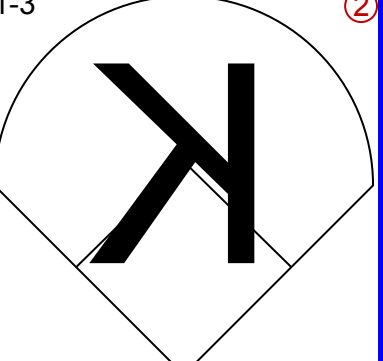
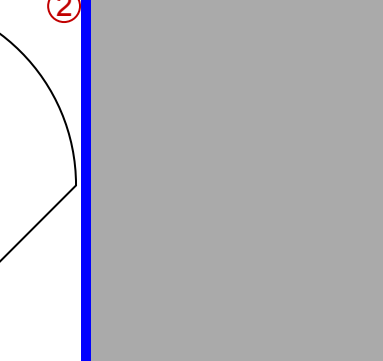
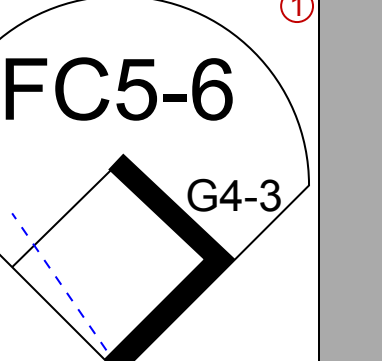

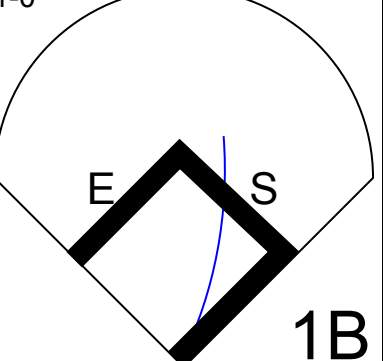
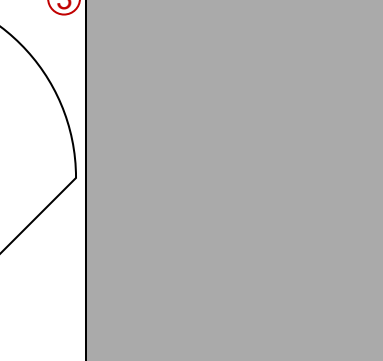
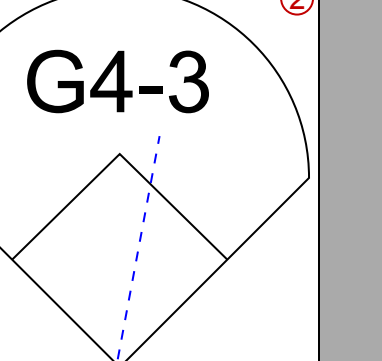
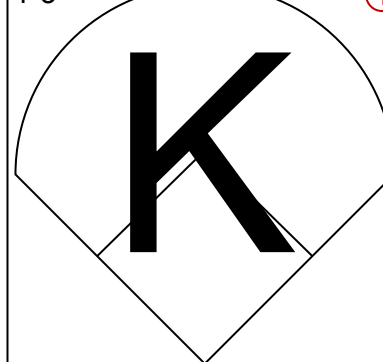
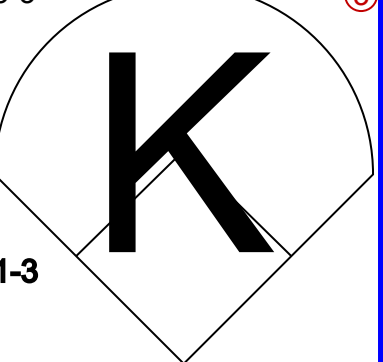
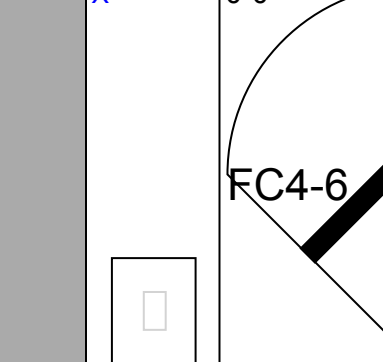
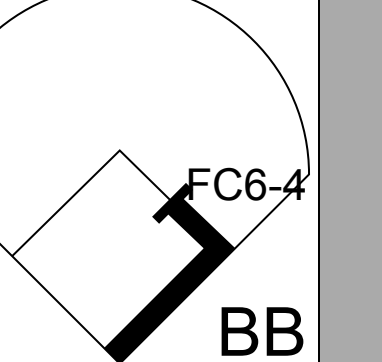


Batter	1	2	3	4	5	6	7	8	9	AB	R	H	RBI	BB	SO	LOB	TOP					
3 Mike Lansing, R OBP: 0.336, SLG: 0.390											5	0	0	0	0	2	3					
Ellis Burks, R OBP: 0.342, SLG: 0.604										4	1	1	4	1	2	0						
Larry Walker, L OBP: 0.482, SLG: 0.559										2	1	1	1	3	0	1						
Dante Bichette, R OBP: 0.408, SLG: 0.523 Jerry Dipoto, R										5	0	1	0	0	0	4						
Vinny Castilla, R OBP: 0.357, SLG: 0.664										4	1	1	1	0	1	3						
17 Todd Helton, L OBP: 0.323, SLG: 0.360 1 Curtis Goodwin, L OBP: 0.438, SLG: 0.370										4	0	1	0	0	0	0						
Jeff Reed, L OBP: 0.373, SLG: 0.449 Kirt Manwaring, R OBP: 0.424, SLG: 0.367										3	0	0	0	0	1	0						
Neffi Perez, S OBP: 0.293, SLG: 0.389										4	1	2	1	0	0	2						
Jamey Wright, R OBP: 0.186, SLG: 0.100 Nelson Lirio, S OBP: 0.285, SLG: 0.350 Curt Leskanic, R OBP: 0.357, SLG: 0.523 Greg Colbrunn, R OBP: 0.357, SLG: 0.523 John Vander Wal, L OBP: 0.408, SLG: 0.523										2	0	0	0	0	1	1						
<b>Inning Stats</b>	R: 0 E: 0 K: 1 S: 9	H: 1 LOB: 2 BB: 1 P: 17	R: 1 E: 0 K: 0 S: 6	H: 1 LOB: 0 BB: 0 P: 11	R: 0 E: 0 K: 0 S: 6	H: 0 LOB: 1 BB: 1 P: 12	R: 1 E: 0 K: 2 S: 13	H: 2 LOB: 1 BB: 0 P: 18	R: 1 E: 0 K: 1 S: 10	H: 1 LOB: 0 BB: 0 P: 14	R: 0 E: 0 K: 1 S: 9	H: 0 LOB: 0 BB: 0 P: 16	R: 0 E: 0 K: 1 S: 8	H: 0 LOB: 1 BB: 1 P: 12	R: 0 E: 0 K: 1 S: 9	H: 0 LOB: 1 BB: 1 P: 16	R: 4 E: 0 K: 1 S: 17	H: 2 LOB: 2 BB: 3 P: 37	1B: 2 2B: 1 3B: 0 HR: 4	SF: 0 SAC: 0 DP: 0 HBP: 0	WP: 2 PB: 0 SB: 0 CS: 0	PA: 40
<b>PITCHER</b>	IP	WLS	BF	H	R	ER	SO	BB	IBB	HBP	BLK	WP	HR	S	P	ERA	WHIP					
Masato Yoshii, R ERA: 2.7	5.0		22	5	3	3	4	2	0	0	0	1	3	44	72	5.40	1.400					
Brian Bohanon, L ERA: 9.53	2.1	8	0	0	0	3	1	0	0	0	0	0	0	22	40	0.00	0.429					
Mel Rojas, R ERA: 0.69	0.2	2	0	0	0	0	0	0	0	0	0	0	0	4	4	0.00	0.000					
Dennis Cook, L ERA: 3.6	0.1	L	3	1	2	2	0	1	0	0	0	0	0	5	13	54.00	6.000					
Greg McMichael, R ERA: 4.73	0.2	5	1	2	2	1	2	0	0	0	0	1	1	12	24	27.00	4.500					

Colorado Rockies @ New York Mets  
Shea Stadium, Flushing, NY  
Sat May 02 1998, 3:33 AM EDT  
Att: 19,968 - Sunny - 66 F

AB 34  
R 7  
H 7  
RBI 7  
BB 6  
SO 8  
LOB 14



Batter	1	2	3	4	5	6	7	8	9	AB	R	H	RBI	BB	SO	LOB	BOTTOM					
Luis Lopez, S OBP: 0.412, SLG: 0.478										5	1	1	0	0	1	4						
Edgardo Alfonzo, R OBP: 0.336, SLG: 0.384										4	1	1	1	1	0	0						
John Olerud, L OBP: 0.490, SLG: 0.481										3	1	1	1	2	0	2						
Butch Huskey, R OBP: 0.283, SLG: 0.330 Mel Rojas, R Dennis Cook, L Greg McMichael, R Jim Tatum, R OBP: 0.292, SLG: 0.714										4	0	1	0	0	0	4						
Carlos Baerga, S OBP: 0.238, SLG: 0.273										3	0	1	0	0	0	0						
Rich Becker, L OBP: 0.338, SLG: 0.450										3	0	0	0	0	1	3						
Alberto Castillo, R OBP: 0.297, SLG: 0.294 Matt Franco, L OBP: 0.400, SLG: 0.217 Tim Spehr, R OBP: 0.288, SLG: 0.149										2	0	1	0	0	1	0						
Rey Ordóñez, R OBP: 0.253, SLG: 0.271										4	0	1	0	0	0	5						
Masato Yoshii, R Craig Paquette, R OBP: 0.167, SLG: 0.333 Brian Bohanon, L OBP: 0.750, SLG: 0.750 Brian McRae, S OBP: 0.357, SLG: 0.304										1	0	0	0	0	1	0						
<b>Inning Stats</b>	R: 0 E: 0 K: 0 S: 7	H: 0 LOB: 1 BB: 1 P: 14	R: 0 E: 0 K: 0 S: 8	H: 1 LOB: 0 BB: 0 P: 12	R: 0 E: 0 K: 2 S: 7	H: 0 LOB: 0 BB: 0 P: 10	R: 0 E: 0 K: 0 S: 5	H: 0 LOB: 0 BB: 1 P: 11	R: 0 E: 0 K: 3 S: 11	H: 1 LOB: 1 BB: 0 P: 19	R: 3 E: 0 K: 0 S: 17	H: 4 LOB: 2 BB: 0 P: 27	R: 0 E: 0 K: 0 S: 6	H: 1 LOB: 2 BB: 1 P: 12	R: 0 E: 1 K: 0 S: 11	H: 1 LOB: 3 BB: 1 P: 19	R: 0 E: 0 K: 1 S: 7	H: 0 LOB: 0 BB: 0 P: 11	1B: 6 2B: 2 3B: 0 HR: 0	SF: 0 SAC: 0 DP: 1 HBP: 1	WP: 0 PB: 0 SB: 1 CS: 0	PA: 40
<b>PITCHER</b>	IP	WLS	BF	H	R	ER	SO	BB	IBB	HBP	BLK	WP	HR	S	P	ERA	WHIP					
Jamey Wright, R ERA: 8.16	6.0		26	6	3	3	5	2	0	1	0	0	0	17	31	0.00	2.000					
Curt Leskanic, R ERA: 5.71	2.0	W	11	2	0	0	0	2	0	0	0	0	0	7	11	0.00	0.000					
Jerry Dipoto, R ERA: 1.84	1.0		3	0	0	0	1	0	0	0	0	0	0	7	11	0.00	0.000					

Colorado Rockies @ New York Mets  
Shea Stadium, Flushing, NY  
Sat May 02 1998, 3:33 AM EDT  
Att: 19,968 - Sunny - 66 F

AB 34  
R 3  
H 8  
RBI 3  
BB 4  
SO 6  
LOB 23





Batter	1	2	3	4	5	6	7	8	9	AB	R	H	RBI	BB	SO	LOB	TOP									
3 Mike Lansing, R OBP: 0.333, SLG: 0.402	G6-3		G6-3			1B 3B		G4-3		4	1	1	0	0	0	1	<b>Colorado Rockies @ New York Mets</b> Shea Stadium, Flushing, NY Sun May 03 1998, 3:33 AM EDT Att: 19,493 - Cloudy - 62 F									
Ellis Burks, R OBP: 0.356, SLG: 0.615	G1-3			G6-3	2B					3	0	2	1	1	0	0										
Larry Walker, L OBP: 0.466, SLG: 0.536	G6-3			G6-3			P4			4	0	0	0	0	0	4										
Dante Bichette, R OBP: 0.396, SLG: 0.508		K			K			G5-3		4	0	0	0	0	2	2										
Vinny Castilla, R OBP: 0.354, SLG: 0.675	F8			G4-3						4	1	1	1	0	1	1										
17 Todd Helton, L OBP: 0.314, SLG: 0.348 Greg Colbrunn, R (8, PH) OBP: 0.400, SLG: 0.538	E5					L3		F8		3	0	0	0	0	0	0										
Neifi Perez, S OBP: 0.283, SLG: 0.375	F8					G4-3				4	0	0	0	0	2	2										
Kirt Manwaring, R OBP: 0.419, SLG: 0.365 1 Curtis Goodwin, L (8, PR) OBP: 0.345, SLG: 0.370 Jeff Reed, L OBP: 0.383, SLG: 0.460	L5					G6-3				3	0	1	0	0	0	0										
Pedro Astacio, R OBP: 0.231, SLG: 0.231 Chuck McLeroy, L OBP: 0.272, SLG: 0.315 Dave Veres, R OBP: 0.333, SLG: 0.443 Nelson Liriano, S OBP: 0.383, SLG: 0.460	G6-3					G5-3				3	0	1	0	0	0	0										
<b>Inning Stats</b>	R: 0 E: 0 K: 0 S: 6	H: 0 LOB: 0 BB: 0 P: 12	R: 0 E: 1 K: 1 S: 8	H: 0 LOB: 1 BB: 0 P: 11	R: 0 E: 0 K: 0 S: 5	H: 0 LOB: 0 BB: 0 P: 7	R: 0 E: 0 K: 1 S: 9	H: 1 LOB: 1 BB: 0 P: 15	R: 0 E: 0 K: 0 S: 7	H: 0 LOB: 0 BB: 0 P: 10	R: 1 E: 0 K: 0 S: 12	H: 2 LOB: 1 BB: 0 P: 18	R: 0 E: 0 K: 2 S: 7	H: 0 LOB: 0 BB: 0 P: 10	R: 0 E: 0 K: 0 S: 10	H: 2 LOB: 2 BB: 1 P: 17		R: 1 E: 0 K: 2 S: 13	H: 2 LOB: 2 BB: 1 P: 23	1B: 4 2B: 1 3B: 1 HR: 1	SF: 0 SAC: 0 DP: 0 HBP: 0	WP: 0 PB: 0 SB: 0 CS: 1	PA: 36			
<b>PITCHER</b>	IP	WLS	BF	H	R	ER	SO	BB	IBB	HBP	BLK	WP	HR	S	P	ERA		WHIP								
Rick Reed, R ERA: 3.02	8.0	W	30	5	1	1	4	1	0	0	0	0	0	64	100	1.12		0.750								
John Franco, L ERA: 4.91	1.0		6	2	1	1	2	1	0	0	0	0	1	13	23	9.00		3.000								

Batter	1	2	3	4	5	6	7	8	9	AB	R	H	RBI	BB	SO	LOB	BOTTOM									
Luis Lopez, S OBP: 0.382, SLG: 0.440 Tim Spehr, R OBP: 0.268, SLG: 0.149	G4-3			K	K			E3		4	1	0	0	0	2	1	<b>Colorado Rockies @ New York Mets</b> Shea Stadium, Flushing, NY Sun May 03 1998, 3:33 AM EDT Att: 19,493 - Cloudy - 62 F									
Carlos Baerga, S OBP: 0.227, SLG: 0.259	K			K				E6		4	1	0	0	0	3	1										
Edgardo Alfonzo, R OBP: 0.345, SLG: 0.386 Craig Paquette, R OBP: 0.286, SLG: 0.429	P4			BB	1B			S		2	0	1	0	1	0	0										
John Olerud, L OBP: 0.491, SLG: 0.476	G3-1			BB	BB			SF7		1	0	0	1	2	0	0										
Butch Huskey, R OBP: 0.272, SLG: 0.315	K			K				L9		4	0	0	0	0	2	6										
Brian McRae, S OBP: 0.363, SLG: 0.296	L8				CS	HBP	BB	E4		2	1	0	0	2	0	1										
Alberto Castillo, R OBP: 0.333, SLG: 0.314 Matt Franco, L (8, PH) OBP: 0.419, SLG: 0.292 John Franco, L OBP: 0.333, SLG: 0.443	G6-4-3			1B				SH3-4		1	1	1	0	0	0	0										
Rey Ordonez, R OBP: 0.252, SLG: 0.263	G6-4-3			G6-4-3				2B		3	0	0	0	1	0	4										
Rick Reed, R OBP: 0.231, SLG: 0.417 Rich Becker, L (8, PH) OBP: 0.333, SLG: 0.443	K							K		3	0	1	1	0	1	1										
<b>Inning Stats</b>	R: 0 E: 0 K: 1 S: 5	H: 0 LOB: 0 BB: 0 P: 9	R: 0 E: 0 K: 1 S: 10	H: 0 LOB: 0 BB: 0 P: 15	R: 0 E: 0 K: 1 S: 5	H: 1 LOB: 0 BB: 0 P: 7	R: 0 E: 0 K: 3 S: 18	H: 1 LOB: 2 BB: 1 P: 27	R: 1 E: 0 K: 1 S: 10	H: 1 LOB: 1 BB: 1 P: 17	R: 0 E: 0 K: 1 S: 6	H: 0 LOB: 2 BB: 2 P: 17	R: 0 E: 0 K: 0 S: 6	H: 0 LOB: 1 BB: 1 P: 11	R: 4 E: 3 K: 1 S: 23	H: 2 LOB: 2 BB: 1 P: 38		1B: 4 2B: 1 3B: 0 HR: 0	SF: 1 SAC: 1 DP: 2 HBP: 1	WP: 0 PB: 0 SB: 1 CS: 1	PA: 36					
<b>PITCHER</b>	IP	WLS	BF	H	R	ER	SO	BB	IBB	HBP	BLK	WP	HR	S	P	ERA		WHIP								
Pedro Astacio, R ERA: 7.88	7.0	L	30	4	4	1	8	5	0	1	0	0	0	66	111	1.29		1.286								
Chuck McLeroy, L ERA: 0.53	0.2		3	0	0	0	0	0	0	0	0	0	0	7	13	0.00		0.000								
Dave Veres, R ERA: 7.24	0.1		3	1	1	0	1	1	0	0	0	0	0	10	17	0.00		6.000								

AB	34
R	2
H	7
RBI	2
BB	2
SO	6
LOB	12

AB	27
R	5
H	5
RBI	4
BB	6
SO	9
LOB	16





Batter	1	2	3	4	5	6	7	8	9	AB	R	H	RBI	BB	SO	LOB	TOP					
3 Mike Lansing, R Nelson Liriano, S											4	1	2	4	0	1	0					
Ellis Burks, R 1 Curtis Goodwin, L											4	1	1	2	0	0	1					
Larry Walker, L John Vander Wal, L											3	1	1	0	0	0						
Dante Bichette, R											5	1	1	0	0	1	4					
Vinny Castilla, R											5	2	3	2	0	0	3					
17 Todd Helton, L											5	1	2	3	0	0	2					
Kirt Manwaring, R											5	0	0	0	0	2	6					
Neffi Perez, S											4	1	1	0	0	0	2					
John Thomson, R Greg Colbrunn, R Mike DeJean, R Jerry Dipoto, R											2	1	0	0	1	1	1					
<b>Inning Stats</b>	R: 0 E: 0 K: 1 S: 9	H: 0 LOB: 0 BB: 0 P: 14	R: 4 E: 0 K: 1 S: 21	H: 4 LOB: 1 BB: 1 P: 33	R: 1 E: 1 K: 0 S: 13	H: 1 LOB: 1 BB: 0 P: 19	R: 3 E: 0 K: 1 S: 14	H: 3 LOB: 0 BB: 0 P: 19	R: 1 E: 0 K: 1 S: 11	H: 1 LOB: 0 BB: 0 P: 15	R: 0 E: 0 K: 0 S: 6	H: 0 LOB: 0 BB: 0 P: 11	R: 1 E: 0 K: 1 S: 10	H: 2 LOB: 1 BB: 0 P: 14	R: 0 E: 0 K: 1 S: 8	H: 0 LOB: 0 BB: 0 P: 10	R: 1 E: 0 K: 0 S: 12	H: 3 LOB: 2 BB: 0 P: 15	1B: 8 2B: 4 3B: 0 HR: 2	SF: 0 SAC: 0 DP: 0 HBP: 0	WP: 0 PB: 0 SB: 0 CS: 0	PA: 43
<b>PITCHER</b>	IP WLS BF H R ER SO BB IBB HBP BLK WP HR S P ERA WHIP																					
Garrett Stephenson, R Matt Whiteside, R Darrin Winston, L Wayne Gomes, R	3.1 L 19 7 7 6 3 1 0 0 0 1 0 0 2 24 35 16.20 2.400																					

Colorado Rockies @ Philadelphia Phillies  
 Veterans Stadium, Philadelphia, PA  
 Mon May 04 1998, 7:05 PM EDT  
 Att: 11,403 - Cloudy - 69 F

AB	42
R	11
H	14
RBI	11
BB	1
SO	6
LOB	19



Batter	1	2	3	4	5	6	7	8	9	AB	R	H	RBI	BB	SO	LOB	BOTTOM					
Doug Glanville, R Ruben Amaro Jr, S											3	0	1	0	0	0						
Gregg Jefferies, S Darrin Winston, R											3	1	1	0	0	0	1					
Rex Hudler, R Wayne Gomes, R											1	0	0	0	0	0	2					
Scott Rolen, R Alex Arias, R											3	0	1	1	0	0						
Rico Brogna, L 23 Kevin Jordan, R											1	0	1	1	0	0						
Mark Lewis, R											3	0	0	0	1	0	0					
Bobby Abreu, L											3	0	0	0	1	0	0					
Mark Parent, R											4	0	0	0	0	2	2					
Desi Relaford, S											3	0	0	0	0	0	0					
Garrett Stephenson, R Matt Whiteside, R Kevin Seifak, R											1	0	0	0	0	0	0					
<b>Inning Stats</b>	R: 0 E: 0 K: 0 S: 7	H: 0 LOB: 0 BB: 0 P: 13	R: 0 E: 0 K: 0 S: 9	H: 0 LOB: 0 BB: 0 P: 15	R: 0 E: 0 K: 0 S: 7	H: 0 LOB: 0 BB: 0 P: 12	R: 1 E: 0 K: 0 S: 8	H: 2 LOB: 0 BB: 0 P: 12	R: 0 E: 0 K: 1 S: 10	H: 0 LOB: 0 BB: 0 P: 13	R: 0 E: 0 K: 1 S: 11	H: 1 LOB: 1 BB: 0 P: 12	R: 0 E: 0 K: 1 S: 8	H: 0 LOB: 2 BB: 2 P: 16	R: 1 E: 0 K: 0 S: 16	H: 3 LOB: 2 BB: 0 P: 23	R: 0 E: 0 K: 0 S: 6	H: 0 LOB: 0 BB: 0 P: 10	1B: 4 2B: 1 3B: 1 HR: 0	SF: 0 SAC: 0 DP: 1 HBP: 0	WP: 1 PB: 0 SB: 0 CS: 0	PA: 34
<b>PITCHER</b>	IP WLS BF H R ER SO BB IBB HBP BLK WP HR S P ERA WHIP																					
John Thomson, R Mike DeJean, R Jerry Dipoto, R	7.0 W 25 3 1 1 3 2 0 0 0 0 1 0 0 16 23 9.00 3.000																					

Colorado Rockies @ Philadelphia Phillies  
 Veterans Stadium, Philadelphia, PA  
 Mon May 04 1998, 7:05 PM EDT  
 Att: 11,403 - Cloudy - 69 F

AB	32
R	2
H	6
RBI	2
BB	2
SO	3
LOB	8









Batter	1	2	3	4	5	6	7	8	9	10	AB	R	H	RBI	BB	SO	LOB	TOP									
3 Mike Lansing, R OBP: 0.331, SLG: 0.403	P3		G5-3		F9	K			P6-3 BB		4	0	0	0	1	1	0	<b>Colorado Rockies @ Philadelphia Phillies</b> Veterans Stadium, Philadelphia, PA Wed May 06 1998, 3:33 AM EDT Att. 19,538 - Cloudy - 59 F									
Ellis Burks, R OBP: 0.348, SLG: 0.603	6-3		1B BB		F8		K		P6-3 1-2F		4	0	0	0	1	1	1										
Dante Bichette, R OBP: 0.383, SLG: 0.497	K		1B		G6-3	F8				1B WP FC4-2 1B	5	0	2	0	0	1	0										
Vinny Castilla, R OBP: 0.366, SLG: 0.679	L8		K		G6-3	G6-3				1B 17 F8 FC4-2 1B	4	0	1	0	0	1	2										
Greg Coltrann, R OBP: 0.262, SLG: 0.524	1B 1B		K		17 1B BB	17 1B BB		K		FC4-2	2	1	1	0	1	1	0										
17 Todd Helton, L OBP: 0.342, SLG: 0.429	F6		FC6-4 HBP		1B HR 1B	1B HR 1B		HR		F8	4	2	2	1	0	0	3										
Kirt Manwaring, R OBP: 0.413, SLG: 0.375	1B		F9		1B HR 1B	1B HR 1B		G1-3		F7	4	1	2	1	0	0	1										
Jeff Reed, L OBP: 0.377, SLG: 0.451	1B		FC6-4		1B HR 1B	1B HR 1B		F6			1	0	0	0	0	0	2										
Neifi Perez, S OBP: 0.273, SLG: 0.363	P6		1-2F		1B HR 1B	1B HR 1B		F6			4	1	1	0	0	0	3										
Mark Thompson, R OBP: 0.143, SLG: 0.143			K		1H 2H 3H	HR		K2-3			1	0	0	0	0	1	0										
Bobby Jones, R OBP: 0.377, SLG: 0.451											1	0	0	0	0	1	0										
Nelson Liriano, S OBP: 0.273, SLG: 0.363											0	0	0	0	0	0	0										
Larry Walker, L OBP: 0.453, SLG: 0.579											2	1	1	4	0	1	0										
<b>Inning Stats</b>	R: 0 E: 0 K: 1 S: 13	H: 0 LOB: 0 BB: 0 P: 17	R: 0 E: 0 K: 0 S: 11	H: 2 LOB: 2 BB: 0 P: 15	R: 0 E: 0 K: 2 S: 11	H: 1 LOB: 2 BB: 1 P: 19	R: 0 E: 0 K: 1 S: 9	H: 0 LOB: 1 BB: 0 P: 14	R: 0 E: 0 K: 1 S: 7	H: 0 LOB: 0 BB: 0 P: 14	R: 5 E: 0 K: 1 S: 21	H: 4 LOB: 0 BB: 1 P: 33	R: 0 E: 0 K: 1 S: 5	H: 0 LOB: 0 BB: 0 P: 8	R: 1 E: 0 K: 1 S: 12	H: 1 LOB: 0 BB: 0 P: 16	R: 0 E: 0 K: 1 S: 7	H: 0 LOB: 0 BB: 1 P: 11	R: 0 E: 0 K: 0 S: 11	H: 2 LOB: 2 BB: 0 P: 17	1B: 8 2B: 1 3B: 0 HR: 2	SF: 0 SAC: 0 DP: 1 HBP: 2	WP: 1 PA: 43				
<b>PITCHER</b>	IP 5.2	WLS 26	BF 6	H 4	R 4	ER 4	SO 5	BB 2	IBB 0	HBP 0	BLK 0	WP 0	HR 0	S 66	P 102	ERA 6.35	WHIP 1.412										
55 Matt Beech, L ERA: 6.75	1.1	5	1	1	1	2	0	0	0	0	0	0	1	11	18	6.75	0.750										
Jerry Spradlin, R ERA: 4.91	1.0	4	1	1	1	1	1	0	0	0	0	0	1	12	16	9.00	1.000										
Darrin Winston, L ERA: 4.15	2.0	W	8	2	0	0	1	1	0	0	0	1	0	18	28	0.00	1.500										
Mark Leiter, R ERA: 1.89											IP 5.2	WLS 26	BF 6	H 4	R 4	ER 4	SO 5	BB 2	IBB 0	HBP 0	BLK 0	WP 0	HR 0	S 66	P 102	ERA 6.35	WHIP 1.412

Batter	1	2	3	4	5	6	7	8	9	10	AB	R	H	RBI	BB	SO	LOB	BOTTOM										
Doug Glanville, R OBP: 0.343, SLG: 0.432	BB 1B BB	BB BB		SF7 3B		L1		S 1B		K	4	2	2	1	2	1	1	<b>Colorado Rockies @ Philadelphia Phillies</b> Veterans Stadium, Philadelphia, PA Wed May 06 1998, 3:33 AM EDT Att. 19,538 - Cloudy - 59 F										
Kevin Seick, R OBP: 0.407, SLG: 0.390	1B 1B	BB		SF7		P3		BB		1B 23 BB	2	1	1	1	2	0	0											
Mark Leiter, R OBP: 0.455, SLG: 0.407	1B	BB		BB		BB		BB		BB	0	0	0	0	0	0	0											
Alex Arias, R OBP: 0.455, SLG: 0.407	1B	BB		BB		BB		BB		BB	0	0	0	0	1	0	0											
Scott Rolen, R OBP: 0.353, SLG: 0.433	1B 1B	BB		BB		BB		BB		BB	5	0	1	0	1	1	7											
23 Kevin Jordan, R OBP: 0.262, SLG: 0.378	P4			FC6-4 1B		P3		P3		P4	5	0	1	0	1	0	4											
Bobby Abreu, L OBP: 0.419, SLG: 0.480	1B			K		K		K		K	5	2	4	3	1	1	1											
Mark Lewis, R OBP: 0.289, SLG: 0.284	1B			2B		2B		2B		2B	4	0	1	1	0	2	3											
Rico Brogna, L OBP: 0.293, SLG: 0.461	K			FC6-4		K		K		F8	1	0	0	0	0	0	1											
Mark Parent, R OBP: 0.276, SLG: 0.280	K			L9		G6-3		K		K	3	0	0	0	0	1	2											
Rubén Amaro, Jr. OBP: 0.298, SLG: 0.281	K			L9		G6-3		K		K	1	0	0	0	0	0	0											
Darrin Winston, R OBP: 0.358, SLG: 0.388	K			L9		G6-3		K		K	1	0	1	1	0	0	0											
Rex Hudler, R OBP: 0.358, SLG: 0.388	K			L9		G6-3		K		K	1	0	1	1	0	0	0											
Gregg Jefferies, S OBP: 0.358, SLG: 0.388	K			L9		G6-3		K		K	1	0	1	1	0	0	0											
Desi Relaford, S OBP: 0.315, SLG: 0.424	L3			55 FC1-6 2B		L9		L9		F9	5	0	1	0	0	0	2											
55 Matt Beech, L OBP: 0.167, SLG: 0.167	BB BB			FC1-6		L9		L9			3	1	1	0	0	0	2											
Jerry Spradlin, S OBP: 0.274, SLG: 0.327	BB BB			3B		L9		L9		23 BB 1B BB	0	0	0	0	0	0	0											
Mike Lieberthal, R OBP: 0.274, SLG: 0.327	BB BB			3B		L9		L9		23 BB 1B BB	1	1	0	0	1	0	0											
<b>Inning Stats</b>	R: 2 E: 0 K: 1 S: 11	H: 2 LOB: 1 BB: 2 P: 24	R: 0 E: 0 K: 1 S: 11	H: 1 LOB: 3 BB: 2 P: 24	R: 0 E: 0 K: 1 S: 9	H: 1 LOB: 1 BB: 0 P: 12	R: 2 E: 0 K: 0 S: 18	H: 3 LOB: 1 BB: 0 P: 24	R: 1 E: 0 K: 0 S: 7	H: 2 LOB: 1 BB: 0 P: 11	R: 0 E: 0 K: 0 S: 7	H: 0 LOB: 0 BB: 0 P: 9	R: 0 E: 0 K: 2 S: 12	H: 1 LOB: 1 BB: 0 P: 18	R: 0 E: 0 K: 0 S: 8	H: 1 LOB: 2 BB: 1 P: 16	R: 1 E: 0 K: 0 S: 13	H: 1 LOB: 1 BB: 1 P: 23	R: 1 E: 0 K: 2 S: 15	H: 3 LOB: 3 BB: 3 P: 34	1B: 9 2B: 3 3B: 1 HR: 0	SF: 1 SAC: 0 DP: 0 HBP: 0	WP: 1 PA: 50					
<b>PITCHER</b>	IP 3.0	WLS 10	BF 4	H 2	R 3	ER 3	SO 3	BB 4	IBB 0	HBP 0	BLK 0	WP 0	HR 0	S 33	P 62	ERA 9.00	WHIP 3.000											
Mark Thompson, R ERA: 7.71	2.0	17	4	2	2	0	0	0	0	0	0	0	0	23	33	9.00	2.000											
Bobby Jones, L ERA: 5.63	2.0	7	1	0	0	2	0	0	0	0	0	0	0	8	16	0.00	2.000											
Dave Veres, R ERA: 5.94	1.0	5	1	0	0	0	1	0	0	0	0	0	0	8	16	0.00	2.000											
Mike DeJean, R ERA: 3.18	1.0	5	1	1	1	0	1	0	0	0	1	0	0	13	23	9.00	2.000											
Jerry Dipoto, R ERA: 2.19											IP 0.2	WLS L	BF 6	H 1	R 1	ER 1	SO 2	BB 3	IBB 0	HBP 0	BLK 0	WP 0	HR 0	S 15	P 34	ERA 13.50	WHIP 6.000	
Chuck McElroy, L ERA: 0.98											0.2	L	6	1	1	1	2	3	0	0	0	0	0	0	15	34	13.50	6.000

AB	38
R	6
H	10
RBI	6
BB	3
SO	9
LOB	14





Batter	1	2	3	4	5	6	7	8	9	AB	R	H	RBI	BB	SO	LOB	TOP								
3 Mike Lansing, R OBP: 0.322, SLG: 0.391	P3		K			F8		G4-3		4	0	0	0	0	1	1									
Ellis Burks, R OBP: 0.353, SLG: 0.617	F9					K			1B	4	1	2	0	0	1	0									
Larry Walker, L OBP: 0.447, SLG: 0.568	G1-3								3B	4	0	1	1	0	1	1									
Dante Bichette, R OBP: 0.373, SLG: 0.483 1 Curtis Goodwin, L OBP: 0.441, SLG: 0.379	P3					E6		F7	FC6-4 17 BB	4	0	0	0	0	0	1									
Vinny Castilla, R OBP: 0.362, SLG: 0.667	G6-3					G5-3			K	4	0	1	0	0	1	2									
17 Todd Helton, L OBP: 0.347, SLG: 0.426										3	0	1	0	1	0	1									
Neifi Perez, S OBP: 0.274, SLG: 0.370 John Vander Wal, L OBP: 0.444, SLG: 0.591	B2-3					P6			P8	3	0	1	0	0	0	1									
Kirt Manwaring, R OBP: 0.410, SLG: 0.373						G5-3		L8		3	0	1	0	0	0	1									
Jamey Wright, R OBP: 0.083, SLG: 0.083 Greg Colbrunn, R OBP: 0.400, SLG: 0.512 Mike DeJean, R OBP: 0.441, SLG: 0.379	B5-6-4					K		P4		2	0	0	0	0	1	1									
<b>Inning Stats</b>	R: 0 E: 0 K: 0 S: 6	H: 0 LOB: 0 BB: 0 P: 9	R: 0 E: 0 K: 0 S: 11	H: 1 LOB: 1 BB: 0 P: 13	R: 0 E: 0 K: 1 S: 7	H: 1 LOB: 0 BB: 0 P: 7	R: 0 E: 1 K: 1 S: 7	H: 1 LOB: 1 BB: 0 P: 10	R: 0 E: 0 K: 0 S: 5	H: 0 LOB: 0 BB: 0 P: 6	R: 0 E: 0 K: 2 S: 8	H: 0 LOB: 0 BB: 0 P: 12	R: 0 E: 0 K: 0 S: 7	H: 1 LOB: 1 BB: 0 P: 10	R: 0 E: 0 K: 0 S: 9	H: 1 LOB: 1 BB: 0 P: 13	R: 1 E: 0 K: 1 S: 13	H: 2 LOB: 2 BB: 1 P: 21	1B: 5 2B: 2 3B: 1 HR: 0	SF: 0 SAC: 0 DP: 2 HBP: 0	WP: 0 PB: 0 SB: 0 CS: 1	PA: 34			
<b>PITCHER</b>	IP	WLS	BF	H	R	ER	SO	BB	IBB	HBP	BLK	WP	HR	S	P	ERA	WHIP								
Carlos Perez, L ERA: 3.32	8.0	W	30	7	1	1	4	0	0	0	0	0	0	63	84	1.12	0.875								
Ugueth Urbina, R ERA: 1.06	1.0	S	4	0	0	0	1	1	0	0	0	0	0	10	17	0.00	1.000								

Colorado Rockies @ Montreal Expos  
Olympic Stadium, Montreal, QB  
Thu May 07 1998, 7:05 PM EDT  
Att. 7,075 - Dome - 72 F

AB	33
R	1
H	7
RBI	1
BB	1
SO	5
LOB	12



Batter	1	2	3	4	5	6	7	8	9	AB	R	H	RBI	BB	SO	LOB	BOTTOM								
F.P. Santangelo, S OBP: 0.359, SLG: 0.440	G4-3		SH3			G3-1		F8		3	0	1	0	0	0	1									
Mark Cuddehepp, R OBP: 0.285, SLG: 0.344	G4-3		G6-3			G3		F9		3	1	0	0	1	0	2									
Vladimir Guerrero, R OBP: 0.359, SLG: 0.527	K		L3			G3		K		4	1	1	0	0	2	2									
Derrick May, L OBP: 0.265, SLG: 0.313 Da Rond Stovall, S OBP: 0.324, SLG: 0.303	G3					G3		F8		3	0	0	1	0	0	2									
Rondell White, R OBP: 0.301, SLG: 0.382			K			K		G4-3		4	0	0	0	0	2	1									
Brad Fullmer, L OBP: 0.350, SLG: 0.385 Ryan McGuire, L OBP: 0.353, SLG: 0.367	G4-3		G4-3			G4-3				2	0	0	0	2	0	0									
Shane Andrews, R OBP: 0.308, SLG: 0.489								CS		1	0	0	0	2	0	0									
Chris Widger, R OBP: 0.327, SLG: 0.360			L8							3	0	2	1	0	0	1									
Carlos Perez, L OBP: 0.188, SLG: 0.188 Ugueth Urbina, R ERA: 3.0			G6-3			SH2-4		K		2	0	1	0	0	1	3									
<b>Inning Stats</b>	R: 0 E: 0 K: 1 S: 9	H: 1 LOB: 1 BB: 0 P: 15	R: 0 E: 0 K: 1 S: 10	H: 0 LOB: 1 BB: 1 P: 15	R: 0 E: 0 K: 0 S: 7	H: 1 LOB: 1 BB: 0 P: 7	R: 0 E: 0 K: 1 S: 12	H: 0 LOB: 0 BB: 0 P: 16	R: 0 E: 0 K: 1 S: 11	H: 1 LOB: 1 BB: 0 P: 14	R: 2 E: 0 K: 1 S: 13	H: 2 LOB: 3 BB: 3 P: 28	R: 0 E: 0 K: 1 S: 9	H: 0 LOB: 0 BB: 0 P: 9	R: 0 E: 0 K: 0 S: 6	H: 0 LOB: 0 BB: 1 P: 15	1B: 4 2B: 1 3B: 0 HR: 0	SF: 0 SAC: 2 DP: 0 HBP: 0	WP: 0 PB: 0 SB: 0 CS: 1	PA: 34					
<b>PITCHER</b>	IP	WLS	BF	H	R	ER	SO	BB	IBB	HBP	BLK	WP	HR	S	P	ERA	WHIP								
Jamey Wright, R ERA: 7.15	7.0	L	30	5	2	2	5	4	0	0	0	0	0	71	104	2.57	1.286								
Mike DeJean, R ERA: 3.0	1.0		3	0	0	0	0	1	0	0	0	0	0	6	15	0.00	1.000								

Colorado Rockies @ Montreal Expos  
Olympic Stadium, Montreal, QB  
Thu May 07 1998, 7:05 PM EDT  
Att. 7,075 - Dome - 72 F

AB	26
R	2
H	5
RBI	2
BB	5
SO	5
LOB	12





Batter	1	2	3	4	5	6	7	8	9	AB	R	H	RBI	BB	SO	LOB	TOP					
Nelson Liriano, S 1 Curtis Goodwin, L OBP: 0.429, SLG: 0.367	G1-3		K			G4-3	K		L9	4	0	0	0	0	2	0						
Ellis Burks, R OBP: 0.382, SLG: 0.640	E3		HR			2B	G4-3		E6	5	2	3	1	0	0	0						
Larry Walker, L OBP: 0.438, SLG: 0.560	K		G6-3			2B	G4-3		P6	5	1	1	0	0	1	3						
Dante Bichette, R Curt Leskanic, R Jerry Dipoto, R	L4			F7		1B		L3		4	1	1	2	0	0	1						
Vinny Castilla, R		G6-3		F8		G5-3		F9		4	0	0	0	0	0	1						
17 Todd Helton, L		FC3-6		G6-3		1B		G3-1		2	1	0	0	2	0	0						
Jeff Reed, L Greg Colbrunn, R Kirt Manwaring, R	FC3-6			K		2B		E5		3	1	1	1	0	1	1	AB 37					
Neffi Perez, S	K			P6		2B		1B		4	1	2	2	0	1	1	R 7					
Pedro Astacio, R Dave Veres, R				F9		G4-3		FC3-5-2		3	0	0	0	0	0	1	H 9					
3 Mike Lansing, R				G6-3		F9		1B		1	0	0	0	0	0	2	RBI 6					
																	BB 2					
																	SO 5					
																	LOB 12					
<b>Inning Stats</b>	R: 0 E: 1 K: 1 S: 9	H: 0 LOB: 1 BB: 0 P: 13	R: 0 E: 0 K: 1 S: 10	H: 0 LOB: 1 BB: 1 P: 17	R: 1 E: 0 K: 1 S: 9	H: 1 LOB: 0 BB: 0 P: 12	R: 0 E: 0 K: 0 S: 3	H: 0 LOB: 0 BB: 0 P: 4	R: 0 E: 0 K: 1 S: 5	H: 0 LOB: 0 BB: 0 P: 6	R: 5 E: 0 K: 0 S: 22	H: 5 LOB: 1 BB: 1 P: 30	R: 0 E: 0 K: 1 S: 10	H: 0 LOB: 0 BB: 0 P: 13	R: 0 E: 0 K: 0 S: 5	H: 0 LOB: 0 BB: 0 P: 8	R: 1 E: 2 K: 0 S: 15	H: 3 LOB: 2 BB: 0 P: 21	1B: 5 2B: 3 3B: 0 HR: 1	SF: 0 SAC: 0 DP: 0 HBP: 0	WP: 0 PB: 0 SB: 0 CS: 0	PA: 39
<b>PITCHER</b>	IP WLS BF H R ER SO BB IBB HBP BLK WP HR S P ERA WHIP	IP WLS BF H R ER SO BB IBB HBP BLK WP HR S P ERA WHIP	IP WLS BF H R ER SO BB IBB HBP BLK WP HR S P ERA WHIP	IP WLS BF H R ER SO BB IBB HBP BLK WP HR S P ERA WHIP	IP WLS BF H R ER SO BB IBB HBP BLK WP HR S P ERA WHIP	IP WLS BF H R ER SO BB IBB HBP BLK WP HR S P ERA WHIP	IP WLS BF H R ER SO BB IBB HBP BLK WP HR S P ERA WHIP	IP WLS BF H R ER SO BB IBB HBP BLK WP HR S P ERA WHIP	IP WLS BF H R ER SO BB IBB HBP BLK WP HR S P ERA WHIP	IP WLS BF H R ER SO BB IBB HBP BLK WP HR S P ERA WHIP	IP WLS BF H R ER SO BB IBB HBP BLK WP HR S P ERA WHIP	IP WLS BF H R ER SO BB IBB HBP BLK WP HR S P ERA WHIP	IP WLS BF H R ER SO BB IBB HBP BLK WP HR S P ERA WHIP	IP WLS BF H R ER SO BB IBB HBP BLK WP HR S P ERA WHIP	IP WLS BF H R ER SO BB IBB HBP BLK WP HR S P ERA WHIP	IP WLS BF H R ER SO BB IBB HBP BLK WP HR S P ERA WHIP	IP WLS BF H R ER SO BB IBB HBP BLK WP HR S P ERA WHIP	IP WLS BF H R ER SO BB IBB HBP BLK WP HR S P ERA WHIP				

Colorado Rockies @ Montreal Expos  
Olympic Stadium, Montreal, QB  
Fri May 08, 1998, 7:05 PM EDT  
Att: 11,725 - Dome - 72 F

AB 37  
R 7  
H 9  
RBI 6  
BB 2  
SO 5  
LOB 12



Batter	1	2	3	4	5	6	7	8	9	AB	R	H	RBI	BB	SO	LOB	BOTTOM			
F.P. Santangelo, S	G3		1B		G5-3		1B		F7	3	0	0	0	0	0	0				
Mark Czuzdzianek, R	G5-3		1B			HR	1B		G1-6-3	5	1	5	0	0	0	0				
Vladimir Guerrero, R	G5-3		F7			HR	K		G1-6-3	5	1	1	2	0	1	6				
Derrick May, L Anthony Telford, R Steve Kline, S Mike Maddux, L	L9		G3-1			G3	G4-3			4	0	0	0	0	0	5				
Rondell White, R		P6		L9		2B	1B		S	3	2	1	0	1	0	0				
Brad Fullmer, L				K		P7		G4-3		4	0	1	0	0	1	2				
Shane Andrews, R				K				K		4	0	1	1	0	3	2	AB 36			
Chris Widger, R					G6-3		G6-3		HR	4	1	1	2	0	0	2	R 5			
Dustin Hermanson, R Marc Valdes, R Scott Livingstone, L Jose Vidro, S			K					G1-3		2	0	0	0	0	0	0	H 10			
										1	0	0	0	0	0	0	RBI 5			
										1	0	0	0	0	1	0	BB 1			
																	SO 8			
																	LOB 17			
<b>Inning Stats</b>	R: 0 E: 0 K: 0 S: 14	H: 1 LOB: 1 BB: 0 P: 21	R: 0 E: 0 K: 1 S: 9	H: 1 LOB: 0 BB: 0 P: 14	R: 0 E: 0 K: 2 S: 8	H: 0 LOB: 0 BB: 0 P: 11	R: 0 E: 0 K: 1 S: 6	H: 0 LOB: 0 BB: 0 P: 7	R: 3 E: 0 K: 0 S: 18	H: 4 LOB: 1 BB: 0 P: 28	R: 0 E: 0 K: 1 S: 9	H: 1 LOB: 2 BB: 0 P: 12	R: 2 E: 0 K: 2 S: 12	H: 1 LOB: 0 BB: 1 P: 25	R: 0 E: 0 K: 0 S: 6	H: 1 LOB: 0 BB: 0 P: 7	1B: 6 2B: 2 3B: 0 HR: 2	SF: 0 SAC: 0 DP: 1 HBP: 2	WP: 0 PB: 0 SB: 2 CS: 0	PA: 39
<b>PITCHER</b>	IP WLS BF H R ER SO BB IBB HBP BLK WP HR S P ERA WHIP	IP WLS BF H R ER SO BB IBB HBP BLK WP HR S P ERA WHIP	IP WLS BF H R ER SO BB IBB HBP BLK WP HR S P ERA WHIP	IP WLS BF H R ER SO BB IBB HBP BLK WP HR S P ERA WHIP	IP WLS BF H R ER SO BB IBB HBP BLK WP HR S P ERA WHIP	IP WLS BF H R ER SO BB IBB HBP BLK WP HR S P ERA WHIP	IP WLS BF H R ER SO BB IBB HBP BLK WP HR S P ERA WHIP	IP WLS BF H R ER SO BB IBB HBP BLK WP HR S P ERA WHIP	IP WLS BF H R ER SO BB IBB HBP BLK WP HR S P ERA WHIP	IP WLS BF H R ER SO BB IBB HBP BLK WP HR S P ERA WHIP	IP WLS BF H R ER SO BB IBB HBP BLK WP HR S P ERA WHIP	IP WLS BF H R ER SO BB IBB HBP BLK WP HR S P ERA WHIP	IP WLS BF H R ER SO BB IBB HBP BLK WP HR S P ERA WHIP	IP WLS BF H R ER SO BB IBB HBP BLK WP HR S P ERA WHIP	IP WLS BF H R ER SO BB IBB HBP BLK WP HR S P ERA WHIP	IP WLS BF H R ER SO BB IBB HBP BLK WP HR S P ERA WHIP	IP WLS BF H R ER SO BB IBB HBP BLK WP HR S P ERA WHIP	IP WLS BF H R ER SO BB IBB HBP BLK WP HR S P ERA WHIP		

Colorado Rockies @ Montreal Expos  
Olympic Stadium, Montreal, QB  
Fri May 08, 1998, 7:05 PM EDT  
Att: 11,725 - Dome - 72 F

AB 36  
R 5  
H 10  
RBI 5  
BB 1  
SO 8  
LOB 17





Batter	1	2	3	4	5	6	7	8	9	AB	R	H	RBI	BB	SO	LOB	TOP				
3 Mike Lansing, R OBP: 0.318, SLG: 0.385	3-1 F9		1-2 G5-3		2-0 1B			0-0 G5-3		4	0	1	0	0	0	0					
1 Curtis Goodwin, L OBP: 0.436, SLG: 0.412	3-2 G5-3		1-0 FC5-4		2-3 K			2-2 G3		4	0	2	0	0	0	1					
Ellis Burks, R OBP: 0.359, SLG: 0.636	1-0 G5-3		0-0 FC5-4		1-2 G5-3			2-1 2B		4	0	1	0	0	0	2					
Dante Bichette, R OBP: 0.360, SLG: 0.472	0-3 K		1-1 F9		1-3 K			1-0 P3		4	0	0	0	0	2	3					
Vinny Castilla, R OBP: 0.344, SLG: 0.630			0-0 K		0-2 G6-3			0-0 G5-3		4	0	0	0	0	1	0					
Greg Colbrunn, R OBP: 0.418, SLG: 0.563			0-1 1B		0-1 P4			2-3 K		4	0	2	0	0	1	0					
Kirt Manwaring, R OBP: 0.407, SLG: 0.362			4-0 G5-3		1-0 G4-3			0-0 G6-3		2	0	0	0	1	0	1					
17 Todd Helton, L OBP: 0.349, SLG: 0.414								1-1 F7		1	0	0	0	0	0	0					
Neffi Perez, S OBP: 0.282, SLG: 0.381			2-0 1B		3-2 F8			2-2 L8		3	0	1	0	0	0	1					
John Thomson, R OBP: 0.286, SLG: 0.167			1-0 G5-3		1-2 G4-3			1-1 G5-3		2	0	0	0	0	0	3					
Nelson Liriano, S (7, PH)										1	0	0	0	0	0	1					
Mike DeJean, R (7, 1)										0	0	0	0	0	0	0					
Chuck McElroy, L (8, 1)										0	0	0	0	0	0	0					
<b>Inning Stats</b>	R: 0 E: 0 K: 1 S: 9	H: 1 LOB: 1 BB: 0 P: 16	R: 0 E: 0 K: 1 S: 7	H: 2 LOB: 2 BB: 1 P: 17	R: 0 E: 0 K: 0 S: 8	H: 1 LOB: 1 BB: 0 P: 11	R: 0 E: 0 K: 0 S: 4	H: 0 LOB: 0 BB: 0 P: 5	R: 0 E: 0 K: 1 S: 12	H: 1 LOB: 1 BB: 0 P: 20	R: 0 E: 0 K: 0 S: 9	H: 0 LOB: 0 BB: 0 P: 11	R: 0 E: 0 K: 0 S: 7	H: 1 LOB: 1 BB: 0 P: 12	R: 0 E: 0 K: 1 S: 6	H: 0 LOB: 0 BB: 0 P: 9	1B: 3 2B: 4 3B: 0 HR: 0	SF: 0 SAC: 0 DP: 1 HBP: 0	WP: 0 PB: 0 SB: 0 CS: 0	PA: 34	
<b>PITCHER</b>	IP WLS BF H R ER SO BB IBB HBP BLK WP HR S P ERA WHIP	IP WLS BF H R ER SO BB IBB HBP BLK WP HR S P ERA WHIP	IP WLS BF H R ER SO BB IBB HBP BLK WP HR S P ERA WHIP	IP WLS BF H R ER SO BB IBB HBP BLK WP HR S P ERA WHIP	IP WLS BF H R ER SO BB IBB HBP BLK WP HR S P ERA WHIP	IP WLS BF H R ER SO BB IBB HBP BLK WP HR S P ERA WHIP	IP WLS BF H R ER SO BB IBB HBP BLK WP HR S P ERA WHIP	IP WLS BF H R ER SO BB IBB HBP BLK WP HR S P ERA WHIP	IP WLS BF H R ER SO BB IBB HBP BLK WP HR S P ERA WHIP	IP WLS BF H R ER SO BB IBB HBP BLK WP HR S P ERA WHIP	IP WLS BF H R ER SO BB IBB HBP BLK WP HR S P ERA WHIP	IP WLS BF H R ER SO BB IBB HBP BLK WP HR S P ERA WHIP	IP WLS BF H R ER SO BB IBB HBP BLK WP HR S P ERA WHIP	IP WLS BF H R ER SO BB IBB HBP BLK WP HR S P ERA WHIP	IP WLS BF H R ER SO BB IBB HBP BLK WP HR S P ERA WHIP	IP WLS BF H R ER SO BB IBB HBP BLK WP HR S P ERA WHIP	IP WLS BF H R ER SO BB IBB HBP BLK WP HR S P ERA WHIP	IP WLS BF H R ER SO BB IBB HBP BLK WP HR S P ERA WHIP	IP WLS BF H R ER SO BB IBB HBP BLK WP HR S P ERA WHIP	IP WLS BF H R ER SO BB IBB HBP BLK WP HR S P ERA WHIP	IP WLS BF H R ER SO BB IBB HBP BLK WP HR S P ERA WHIP

Colorado Rockies @ Montreal Expos  
Olympic Stadium, Montreal, QB  
Sat May 09 1998, 7:05 PM EDT  
Att: 12,014 - Dome - 72 F

AB	33
R	0
H	7
RBI	0
BB	1
SO	5
LOB	12



Batter	1	2	3	4	5	6	7	8	9	AB	R	H	RBI	BB	SO	LOB	BOTTOM				
F.P. Santangelo, S OBP: 0.357, SLG: 0.418	2-3 K		4-1 BB		0-0 L6			0-2 G6-3		3	0	0	0	1	1	1					
Mark Grudzielanek, R OBP: 0.368, SLG: 0.372	1-1 G1		2-2 P3		1-2 BLK			1-2 P3		4	0	1	1	0	0	1					
Vladimir Guerrero, R OBP: 0.349, SLG: 0.529	2-1 G5-3		1-2 G1-3		1-1 F8			0-0 WP		4	1	1	0	0	0	2					
Rondell White, R OBP: 0.312, SLG: 0.375			0-0 G5-3		1-2 P6			4-2 1B		2	1	0	0	2	0	0					
Brad Fullmer, L OBP: 0.338, SLG: 0.379			0-0 G6-3		1-0 P5			1-3 1B		3	0	0	0	0	0	1					
Da Rond Stovall, S OBP: 0.342, SLG: 0.324								0-1 G4-6-3		1	0	1	1	0	0	0					
Chris Widger, R OBP: 0.330, SLG: 0.423			2-2 1B		0-2 HR			0-0 L7		4	1	2	1	0	1	3					
Ryan McGuire, L OBP: 0.368, SLG: 0.382			1-0 E7		1-0 F7			0-1 G4-6-3		4	0	2	1	0	0	2					
Shane Andrews, R OBP: 0.297, SLG: 0.475			0-0 P9					1-2 1B		3	0	0	0	0	2	3					
Trey Moore, L OBP: 0.444, SLG: 0.500					0-1 E			1-0 G4-3		2	1	1	0	0	0	0					
Derrick May, L OBP: 0.231, SLG: 0.270										1	0	0	0	0	0	0					
Mike Maddux, L (8, 1)										0	0	0	0	0	0	0					
Ugueth Urbina, R (8, 1)										0	0	0	0	0	0	0					
<b>Inning Stats</b>	R: 0 E: 0 K: 1 S: 8	H: 0 LOB: 0 BB: 0 P: 13	R: 0 E: 1 K: 0 S: 8	H: 2 LOB: 2 BB: 0 P: 11	R: 0 E: 0 K: 0 S: 14	H: 0 LOB: 1 BB: 1 P: 21	R: 1 E: 0 K: 0 S: 8	H: 1 LOB: 0 BB: 0 P: 11	R: 1 E: 1 K: 1 S: 12	H: 2 LOB: 1 BB: 0 P: 15	R: 1 E: 0 K: 2 S: 10	H: 1 LOB: 1 BB: 1 P: 20	R: 0 E: 0 K: 0 S: 7	H: 0 LOB: 0 BB: 0 P: 9	R: 1 E: 0 K: 0 S: 8	H: 2 LOB: 1 BB: 1 P: 12	1B: 6 2B: 1 3B: 0 HR: 1	SF: 0 SAC: 0 DP: 1 HBP: 0	WP: 1 PB: 1 SB: 1 CS: 0	PA: 34	
<b>PITCHER</b>	IP WLS BF H R ER SO BB IBB HBP BLK WP HR S P ERA WHIP	IP WLS BF H R ER SO BB IBB HBP BLK WP HR S P ERA WHIP	IP WLS BF H R ER SO BB IBB HBP BLK WP HR S P ERA WHIP	IP WLS BF H R ER SO BB IBB HBP BLK WP HR S P ERA WHIP	IP WLS BF H R ER SO BB IBB HBP BLK WP HR S P ERA WHIP	IP WLS BF H R ER SO BB IBB HBP BLK WP HR S P ERA WHIP	IP WLS BF H R ER SO BB IBB HBP BLK WP HR S P ERA WHIP	IP WLS BF H R ER SO BB IBB HBP BLK WP HR S P ERA WHIP	IP WLS BF H R ER SO BB IBB HBP BLK WP HR S P ERA WHIP	IP WLS BF H R ER SO BB IBB HBP BLK WP HR S P ERA WHIP	IP WLS BF H R ER SO BB IBB HBP BLK WP HR S P ERA WHIP	IP WLS BF H R ER SO BB IBB HBP BLK WP HR S P ERA WHIP	IP WLS BF H R ER SO BB IBB HBP BLK WP HR S P ERA WHIP	IP WLS BF H R ER SO BB IBB HBP BLK WP HR S P ERA WHIP	IP WLS BF H R ER SO BB IBB HBP BLK WP HR S P ERA WHIP	IP WLS BF H R ER SO BB IBB HBP BLK WP HR S P ERA WHIP	IP WLS BF H R ER SO BB IBB HBP BLK WP HR S P ERA WHIP	IP WLS BF H R ER SO BB IBB HBP BLK WP HR S P ERA WHIP	IP WLS BF H R ER SO BB IBB HBP BLK WP HR S P ERA WHIP	IP WLS BF H R ER SO BB IBB HBP BLK WP HR S P ERA WHIP	IP WLS BF H R ER SO BB IBB HBP BLK WP HR S P ERA WHIP

Colorado Rockies @ Montreal Expos  
Olympic Stadium, Montreal, QB  
Sat May 09 1998, 7:05 PM EDT  
Att: 12,014 - Dome - 72 F

AB	31
R	4
H	8
RBI	4
BB	3
SO	4
LOB	13






Batter	1	2	3	4	5	6	7	8	9	AB	R	H	RBI	BB	SO	LOB	TOP			
1 Curtis Goodwin, L (1, 8) OBP: 0.386, SLG: 0.359	G5-3		G5-3	G6-3			G6-3		K	5	0	0	0	0	1	2	<b>Colorado Rockies @ Montreal Expos</b> Olympic Stadium, Montreal, QB Sun May 10 1998, 3:33 AM EDT Att: 10,041 - Dome - 72 F <a href="http://livebaseballscorecards.com">livebaseballscorecards.com</a>			
3 Mike Lansing, R (1, 4) OBP: 0.314, SLG: 0.374	G5-3			BB		P6	G6-3		G5-3	4	0	0	0	1	0	0				
Larry Walker, L (1, 9) OBP: 0.440, SLG: 0.563	2B		F7			F7		HR	BB	3	1	1	0	1	0	1				
Dante Bichette, R (1, 7) OBP: 0.364, SLG: 0.491	K		G5-3					HR	BB	4	1	2	2	0	1	2				
Ellis Burks, R (9, 7) OBP: 0.359, SLG: 0.636	K		G5-3					HR	1-H	0	0	0	0	0	0	0				
17 Todd Helton, L (1, 3) OBP: 0.354, SLG: 0.470						F8	F9		HR	4	2	2	2	0	0	1				
Vinny Castilla, R (1, 5) OBP: 0.342, SLG: 0.620		G6-3		1B			G5-3		F9	4	1	1	0	0	0	0				
Jeff Reed, L (1, 2) OBP: 0.382, SLG: 0.439				1B		L7			P6	3	0	1	0	1	0	0				
Neffi Perez, S (1, 6) OBP: 0.281, SLG: 0.377		F8		1B		G3			G6-3	4	0	1	1	0	0	1				
Darryl Kile, R (1, 1) OBP: 0.333, SLG: 0.400				1B						2	0	0	0	0	2	1				
John Vander Wal, L (9, PH) OBP: 0.429, SLG: 0.565	K			SH1-4					G1-3	1	0	0	0	0	0	0				
Jerry Dipoto, R (9, 1)				1-2 2-3						0	0	0	0	0	0	0				
<b>Inning Stats</b>	R: 0 E: 0 K: 1 S: 12	H: 1 LOB: 1 BB: 0 P: 20	R: 1 E: 0 K: 1 S: 15	H: 1 LOB: 1 BB: 1 P: 24	R: 0 E: 0 K: 0 S: 4	H: 0 LOB: 1 BB: 1 P: 9	R: 1 E: 0 K: 0 S: 10	H: 3 LOB: 2 BB: 0 P: 16	R: 0 E: 0 K: 0 S: 10	H: 0 LOB: 0 BB: 0 P: 7	R: 0 E: 0 K: 1 S: 6	H: 0 LOB: 0 BB: 0 P: 11	R: 3 E: 0 K: 0 S: 14	H: 2 LOB: 0 BB: 1 P: 22	R: 0 E: 0 K: 1 S: 10	H: 0 LOB: 0 BB: 0 P: 16	1B: 4 2B: 1 3B: 0 HR: 3	SF: 0 SAC: 1 DP: 0 HBP: 0	WP: 0 PB: 1 SB: 0 CS: 0	PA: 38
<b>PITCHER</b>	IP WLS BF H R ER SO BB IBB HBP BLK WP HR S P ERA WHIP																			
Miguel Batista, R (1, 1) ERA: 4.09	7.0	29	6	2	2	3	2	0	0	0	0	0	0	0	0	0	2.57	1.143		
Steve Kline, L (8, 1) ERA: 4.53	0.0	L 1	0	1	1	0	1	0	0	0	0	0	0	0	0	0	∞	∞		
Anthony Telford, R (8, 1) ERA: 4.12	1.0	5	2	2	2	0	0	0	0	0	0	2	12	16	18.00	2.000				
Shayne Bennett, R (9, 1) ERA: 3.6	1.0	3	0	0	0	1	0	0	0	0	0	0	10	16	0.00	0.000				

Batter	1	2	3	4	5	6	7	8	9	AB	R	H	RBI	BB	SO	LOB	BOTTOM					
F.P. Santangelo, S (1, 4) OBP: 0.399, SLG: 0.421	E1		G3						P5	4	0	1	0	1	0	0	<b>Colorado Rockies @ Montreal Expos</b> Olympic Stadium, Montreal, QB Sun May 10 1998, 3:33 AM EDT Att: 10,041 - Dome - 72 F <a href="http://livebaseballscorecards.com">livebaseballscorecards.com</a>					
Mark Czuprianeck, R (1, 6) OBP: 0.307, SLG: 0.364	G6-4-3		G5-3			FC5-4	BB			3	0	0	0	1	0	2						
Vladimir Guerrero, R (1, 9) OBP: 0.346, SLG: 0.537	G5-3			G6-3		L3			K	4	1	1	0	0	1	3						
Derrick May, L (1, 7) OBP: 0.209, SLG: 0.244		G4-3		G6-3		G3-1			G3-1	4	0	0	1	0	0	0						
Rondell White, R (1, 8) OBP: 0.324, SLG: 0.405		G5-3		BB		HR			G4-3	3	1	2	1	0	0	0						
Brad Fullmer, L (1, 3) OBP: 0.328, SLG: 0.367		HBP		1B					G3	4	0	0	0	0	1	2						
Shayne Bennett, R (9, 1)		G5-3		F8		K			G3	0	0	0	0	0	0	0						
Chris Widger, R (1, 2) OBP: 0.336, SLG: 0.414						G5-3				2	0	0	0	2	0	0						
Shane Andrews, R (1, 5) OBP: 0.304, SLG: 0.500		F9							G6-3	3	1	1	1	1	0	2						
Miguel Batista, R (1, 1) ERA: 4.6									P6	2	0	0	0	0	2	3						
Jose Vidro, S (7, PH) OBP: 0.286, SLG: 0.214									F8	1	0	0	0	0	0	0						
Steve Kline, S (8, 1) ERA: 4.53										0	0	0	0	0	0	0						
Anthony Telford, R (8, 1) ERA: 4.12										0	0	0	0	0	0	0						
Ryan McGuire, L (9, 3) OBP: 0.359, SLG: 0.371										1	0	0	0	0	0	0						
<b>Inning Stats</b>	R: 0 E: 1 K: 0 S: 6	H: 0 LOB: 0 BB: 0 P: 11	R: 0 E: 0 K: 0 S: 5	H: 0 LOB: 2 BB: 1 P: 12	R: 0 E: 0 K: 1 S: 11	H: 0 LOB: 0 BB: 0 P: 13	R: 1 E: 0 K: 1 S: 10	H: 2 LOB: 3 BB: 2 P: 22	R: 0 E: 0 K: 0 S: 3	H: 0 LOB: 0 BB: 1 P: 9	R: 1 E: 0 K: 1 S: 9	H: 1 LOB: 0 BB: 0 P: 17	R: 0 E: 0 K: 1 S: 10	H: 1 LOB: 2 BB: 1 P: 18	R: 0 E: 0 K: 0 S: 9	H: 0 LOB: 0 BB: 0 P: 12	R: 1 E: 0 K: 0 S: 8	H: 1 LOB: 0 BB: 0 P: 13	1B: 1 2B: 2 3B: 1 HR: 2	SF: 0 SAC: 0 DP: 2 HBP: 1	WP: 0 PB: 0 SB: 1 CS: 0	PA: 37
<b>PITCHER</b>	IP WLS BF H R ER SO BB IBB HBP BLK WP HR S P ERA WHIP																					
Darryl Kile, R (1, 1) ERA: 4.6	8.0	33	4	2	2	4	5	0	0	0	0	1	63	114	2.25	1.125						
Jerry Dipoto, R (9, 1) ERA: 2.41	1.0	S 4	1	1	1	0	0	0	0	0	1	8	13	9.00	1.000							


**Colorado Rockies @ Montreal Expos**  
Olympic Stadium, Montreal, QB  
Sun May 10 1998, 3:33 AM EDT  
Att: 10,041 - Dome - 72 F

**AB 34**  
**R 5**  
**H 8**  
**RBI 5**  
**BB 3**  
**SO 4**  
**LOB 8**



**Colorado Rockies @ Montreal Expos**  
Olympic Stadium, Montreal, QB  
Sun May 10 1998, 3:33 AM EDT  
Att: 10,041 - Dome - 72 F

**AB 31**  
**R 3**  
**H 5**  
**RBI 3**  
**BB 5**  
**SO 4**  
**LOB 12**





Batter	1	2	3	4	5	6	7	8	9	AB	R	H	RBI	BB	SO	LOB	TOP								
3 Mike Lansing, R OBP: 0.310, SLG: 0.364	F8		BB		G6-4-3		P4		L4	4	0	0	0	1	0	3									
Ellis Burks, R OBP: 0.356, SLG: 0.632	G6-3		P5			G5-3		1B	2B	4	1	1	0	0	0	1									
Larry Walker, L OBP: 0.441, SLG: 0.561	1B			2B	1B	F7		P6		4	1	2	0	0	0	1									
Dante Bichette, R OBP: 0.373, SLG: 0.503	G5-3			1-H	2B	1B		1B	2H	4	0	3	2	0	0	1									
17 Todd Helton, L OBP: 0.343, SLG: 0.454		G6-3		K		F9		F7		4	0	0	0	0	1	3									
Vinny Castilla, R OBP: 0.339, SLG: 0.610	F9			F9		G6-3		1B		4	0	1	0	0	0	1									
Neifi Perez, S OBP: 0.280, SLG: 0.373	F7			K		WP		P6		4	0	1	0	0	1	3									
Kirt Manwaring, R OBP: 0.398, SLG: 0.352			K		G6-3			K		2	0	0	0	0	1	0									
Jeff Reed, L OBP: 0.371, SLG: 0.424			K					K		2	0	0	0	0	2	1									
Kevin Ritz, R OBP: 0.500, SLG: 0.500			K					K		2	0	1	0	0	1	0									
Bobby Jones, R OBP: 0.448, SLG: 0.565										0	0	0	0	0	0	0									
John Vander Wal, L OBP: 0.448, SLG: 0.565										0	0	0	0	1	0	0									
Curt Leskanic, R OBP: 0.411, SLG: 0.551										0	0	0	0	0	0	0									
Greg Colbrunn, R OBP: 0.411, SLG: 0.551										1	0	0	0	0	1	0									
<b>Inning Stats</b>	R: 0 E: 0 K: 0 S: 10	H: 1 LOB: 1 BB: 0 P: 16	R: 0 E: 0 K: 0 S: 11	H: 0 LOB: 0 BB: 0 P: 14	R: 0 E: 0 K: 2 S: 14	H: 0 LOB: 1 BB: 1 P: 23	R: 1 E: 0 K: 2 S: 17	H: 2 LOB: 1 BB: 0 P: 25	R: 0 E: 0 K: 0 S: 6	H: 1 LOB: 0 BB: 0 P: 7	R: 0 E: 0 K: 1 S: 15	H: 1 LOB: 2 BB: 1 P: 22	R: 0 E: 0 K: 1 S: 11	H: 1 LOB: 2 BB: 1 P: 19	R: 1 E: 0 K: 2 S: 9	H: 3 LOB: 2 BB: 0 P: 13	R: 0 E: 0 K: 2 S: 11	H: 0 LOB: 0 BB: 0 P: 16	1B: 7 2B: 2 3B: 0 HR: 0	SF: 0 SAC: 0 DP: 1 HBP: 0	WP: 1 PB: 0 SB: 0 CS: 0	PA: 37			
<b>PITCHER</b>	IP	WLS	BF	H	R	ER	SO	BB	IBB	HBP	BLK	WP	HR	S	P	ERA	WHIP								
Jason Schmidt, R ERA: 4.41	(1, 1)	7.0	W	29	7	2	2	5	2	0	0	0	1	0	85	128	2.57	1.286							
Jason Christiansen, L ERA: 0.51	(8, 1)	1.1		6	2	0	0	1	0	0	0	0	0	0	11	16	0.00	1.500							
Marc Wilkins, R ERA: 0.93	(9, 1)	0.2		2	0	0	0	1	0	0	0	0	0	0	8	11	0.00	0.000							

Colorado Rockies @ Pittsburgh Pirates  
Three Rivers Stadium, Pittsburgh, PA  
Mon May 11 1998, 7:05 PM EDT  
Att. 9,498 - Overcast - 63 F

AB	35
R	2
H	9
RBI	2
BB	2
SO	7
LOB	14



Batter	1	2	3	4	5	6	7	8	9	AB	R	H	RBI	BB	SO	LOB	BOTTOM							
Tony Womack, L OBP: 0.287, SLG: 0.276	K			CS		E				3	0	2	1	1	1	0								
Al Martin, L OBP: 0.306, SLG: 0.437	2B			P3		G4-3				4	1	1	0	0	0	4								
Jose Guillen, R OBP: 0.392, SLG: 0.573	FC5			S		G5-3				4	2	3	1	0	0	1								
Kevin Young, R OBP: 0.310, SLG: 0.490	FC5			F9		1B		G5-3		4	1	1	0	0	0	2								
Jermaine Allensworth, R OBP: 0.383, SLG: 0.483	F9			P3		F8				4	0	1	1	0	0	3								
Marc Wilkins, R				2B						0	0	0	0	0	0	0								
Doug Strange, S OBP: 0.286, SLG: 0.243		G3-1		FC6-4		K		G1-3		3	0	0	0	0	1	2								
Keith Osik, R OBP: 0.300, SLG: 0.125		1B		F8		1B		F4		4	1	2	2	0	0	2								
Lou Collier, R OBP: 0.284, SLG: 0.433		1B		FC6-4		K		F9		4	0	1	0	0	1	3								
Jason Schmidt, R OBP: 0.133, SLG: 0.071										3	0	0	0	0	1	2								
Jason Christiansen, R ERA: 5.29										0	0	0	0	0	0	0								
Turner Ward, S OBP: 0.324, SLG: 0.344		B1		P3		K		F8		1	0	0	0	0	0	0								
<b>Inning Stats</b>	R: 1 E: 0 K: 1 S: 18	H: 2 LOB: 1 BB: 0 P: 22	R: 1 E: 0 K: 0 S: 11	H: 3 LOB: 2 BB: 0 P: 15	R: 1 E: 0 K: 0 S: 12	H: 2 LOB: 2 BB: 0 P: 20	R: 0 E: 0 K: 0 S: 6	H: 0 LOB: 0 BB: 1 P: 12	R: 2 E: 1 K: 1 S: 16	H: 3 LOB: 1 BB: 0 P: 26	R: 0 E: 1 K: 1 S: 6	H: 1 LOB: 1 BB: 0 P: 10	R: 0 E: 0 K: 0 S: 6	H: 0 LOB: 0 BB: 0 P: 9	R: 0 E: 0 K: 0 S: 6	H: 0 LOB: 0 BB: 0 P: 9	R: 0 E: 0 K: 0 S: 6	H: 0 LOB: 0 BB: 0 P: 9	1B: 7 2B: 4 3B: 0 HR: 0	SF: 0 SAC: 0 DP: 0 HBP: 1	WP: 0 PB: 0 SB: 3 CS: 1	PA: 36		
<b>PITCHER</b>	IP	WLS	BF	H	R	ER	SO	BB	IBB	HBP	BLK	WP	HR	S	P	ERA	WHIP							
Kevin Ritz, R ERA: 9.0	(1, 1)	5.0	L	26	10	5	5	3	1	0	0	0	0	63	9.00	2.200								
Bobby Jones, L ERA: 5.29	(6, 1)	1.0		4	1	0	0	1	0	0	0	0	0	6	10	0.00	1.000							
Curt Leskanic, R ERA: 5.64	(7, 1)	2.0		6	0	0	0	0	0	0	0	0	0	12	18	0.00	0.000							

Colorado Rockies @ Pittsburgh Pirates  
Three Rivers Stadium, Pittsburgh, PA  
Mon May 11 1998, 7:05 PM EDT  
Att. 9,498 - Overcast - 63 F

AB	34
R	5
H	11
RBI	5
BB	1
SO	4
LOB	19





Batter	1	2	3	4	5	6	7	8	9	AB	R	H	RBI	BB	SO	LOB	TOP											
3 Mike Lansing, R OBP: 0.315, SLG: 0.364	1-2 G4-3		2-1 P2			1-1 FC4-6 1B		4-1 2B BB		3	0	1	0	1	0	1	<b>Colorado Rockies @ Pittsburgh Pirates</b> Three Rivers Stadium, Pittsburgh, PA Tue May 12 1998, 3:33 AM EDT Att: 12,954 - Overcast - 64 F											
Ellis Burks, R OBP: 0.353, SLG: 0.628	0-0 F9		1-1 G5-3			1-0 F9		1-2 1-H 2B		4	0	1	0	0	0	2												
Larry Walker, L OBP: 0.436, SLG: 0.551	0-3 K				3-0 FC1-6 1B	0-0 FC4-6 1-2		0-1 P4		4	0	1	0	0	1	2												
Dante Bichette, R OBP: 0.370, SLG: 0.497		3-2 G4-3		1-1 F9		0-2 G4-3		1-2 G6-4-3 1B		4	0	1	0	0	0	2												
Vinny Castilla, R OBP: 0.331, SLG: 0.595		2-2 E6 17 BB		0-0 FC1-6 1-2		2-2 F9		0-0 G6-4-3 1-2		4	0	0	0	0	0	2												
17 Todd Helton, L OBP: 0.348, SLG: 0.451		4-2 G5-4-3 BB		0-0 G4-3		2-0 G9-3 1B		2-1 G3		3	0	1	0	1	0	1												
Kirt Manwaring, R OBP: 0.384, SLG: 0.338		2-2 G5-4-3 1-2			2-2 L7	0-2 G9-3 1-2				3	0	0	0	0	0	3												
Neff Perez, S OBP: 0.281, SLG: 0.368			4-2 SH1-4 BB		2-2 G4-3	2-1 F8				2	0	0	0	1	0	1												
Jamey Wright, R OBP: 0.077, SLG: 0.077			0-0 SH1-4		3-3 K			0-0 G3		1	0	0	0	0	1	0												
Nelson Liriano, S (8, PH)										1	0	0	0	0	0	0												
Mike Munoz, L (8, 1)										0	0	0	0	0	0	0												
<b>Inning Stats</b>	R: 0 H: 0 E: 0 K: 1 S: 8	H: 0 LOB: 0 BB: 0 P: 9	R: 0 H: 0 E: 1 K: 0 S: 16	H: 0 LOB: 1 BB: 1 P: 27	R: 0 H: 0 E: 0 K: 0 S: 8	H: 1 LOB: 1 BB: 0 P: 9	R: 0 H: 0 E: 0 K: 1 S: 13	H: 0 LOB: 2 BB: 0 P: 20	R: 0 H: 1 E: 0 K: 0 S: 8	H: 1 LOB: 1 BB: 0 P: 10	R: 0 H: 1 E: 0 K: 0 S: 10	H: 1 LOB: 1 BB: 0 P: 16	R: 0 H: 1 E: 0 K: 0 S: 7	H: 1 LOB: 1 BB: 1 P: 12	R: 0 H: 1 E: 0 K: 0 S: 6	H: 1 LOB: 0 BB: 0 P: 9	1B: 4 2B: 1 3B: 0 HR: 0	SF: 0 SAC: 1 DP: 2 HBP: 0	WP: 0 PB: 0 SB: 0 CS: 0	PA: 33								
<b>PITCHER</b>	IP	WLS	BF	H	R	ER	SO	BB	IBB	HBP	BLK	WP	HR	S	P	ERA	WHIP											
Esteban Loaiza, R ERA: 4.91	(1, 1)	7.2	W	29	4	0	0	2	3	0	0	0	0	0	73	116	0.00	0.913										
Ricardo Rincon, L ERA: 0.96	(8, 1)	1.1		4	1	0	0	0	0	0	0	0	0	8	11	0.00	0.750											

AB	29
R	0
H	5
RBI	0
BB	3
SO	2
LOB	14



Batter	1	2	3	4	5	6	7	8	9	AB	R	H	RBI	BB	SO	LOB	BOTTOM										
Tony Womack, L OBP: 0.287, SLG: 0.275	3-2 G6-3	1-0 G4-3			0-1 F8	0-1 1B				4	0	1	0	0	0	0	<b>Colorado Rockies @ Pittsburgh Pirates</b> Three Rivers Stadium, Pittsburgh, PA Tue May 12 1998, 3:33 AM EDT Att: 12,954 - Overcast - 64 F										
Al Martin, L OBP: 0.311, SLG: 0.431	4-2 S 18 S BB		1-3 K		4-1 18 1B BB	2-0 F9				2	2	0	0	2	1	1											
18 Jason Kendall, R OBP: 0.412, SLG: 0.515	4-1 BB E BB		0-3 K		1-0 1B 1-3 S 1B	0-2 1B 2B		0-2 1B 2B		3	2	2	0	1	1	0											
Kevin Young, R OBP: 0.327, SLG: 0.521	3-2 BB HBP		1-2 K HR		0-2 S 1B	0-0 G6-3 1B		0-0 G6-3 1B		3	2	3	3	0	0	0											
Turner Ward, S OBP: 0.333, SLG: 0.344	4-2 1-2 2-3 BB		3-1 G3		1-3 3-H 2-2 1B	3-2 G6-3 1-2		3-2 G6-3 1-2		3	0	1	2	1	0	1											
Jose Guillen, R OBP: 0.388, SLG: 0.558	1-2 2-3 3-H BB				0-0 1-H 1-0 1B	1-3 1-H 3-H 1B		1-3 K		3	0	0	0	0	1	3											
Ricardo Rincon, L (8, 1)	L6				G6-3	HBP		K		0	0	0	0	0	0	0											
Doug Strange, S OBP: 0.256, SLG: 0.231	1-2 G3				2-0 F9	0-0 G4-3		0-0 G6-3		4	0	0	0	0	0	5											
Kevin Polcovich, R OBP: 0.219, SLG: 0.233		0-1 L4			0-0 P1	2-2 B3-6-4 1B		2-3 K		4	0	1	0	0	1	0											
Esteban Loaiza, R OBP: 0.125, SLG: 0.067		2-3 K			0-0 G4-3	0-0 B3-6-4 1-2		0-2 G5-3		3	0	0	0	0	1	1											
Manny Martinez, R (8, 9)										1	0	0	0	0	0	0											
<b>Inning Stats</b>	R: 1 H: 0 E: 0 K: 0 S: 23	H: 0 LOB: 3 BB: 3 P: 44	R: 0 H: 0 E: 0 K: 1 S: 6	H: 0 LOB: 0 BB: 0 P: 9	R: 1 H: 1 E: 0 K: 2 S: 11	H: 1 LOB: 0 BB: 0 P: 16	R: 0 H: 0 E: 0 K: 0 S: 3	H: 0 LOB: 0 BB: 0 P: 5	R: 3 H: 3 E: 0 K: 0 S: 13	H: 3 LOB: 2 BB: 1 P: 21	R: 0 H: 2 E: 0 K: 0 S: 9	H: 2 LOB: 0 BB: 0 P: 11	R: 1 H: 2 E: 0 K: 1 S: 11	H: 2 LOB: 0 BB: 0 P: 15	R: 0 H: 0 E: 0 K: 1 S: 7	H: 0 LOB: 0 BB: 0 P: 9	1B: 6 2B: 1 3B: 0 HR: 1	SF: 0 SAC: 0 DP: 2 HBP: 2	WP: 0 PB: 0 SB: 4 CS: 0	PA: 36							
<b>PITCHER</b>	IP	WLS	BF	H	R	ER	SO	BB	IBB	HBP	BLK	WP	HR	S	P	ERA	WHIP										
Jamey Wright, R ERA: 7.24	(1, 1)	7.0	L	33	8	6	4	4	0	2	0	0	0	76	121	7.71	1.714										
Mike Munoz, L ERA: 16.0	(8, 1)	1.0		3	0	0	1	0	0	0	0	0	0	7	9	0.00	0.000										





Batter	1	2	3	4	5	6	7	8	9	AB	R	H	RBI	BB	SO	LOB	TOP								
<b>Brant Brown, L</b> OBP: 0.434, SLG: 0.550	G4-3		2B		2B		G3		1-2	6	2	3	0	0	0	2	<b>Chicago Cubs @ Colorado Rockies</b> Coors Field, Denver, CO Wed May 13 1998, 7:05 PM MDT Att: 48,038 - Unknown - 72 F								
<b>Mickey Morandini, L</b> OBP: 0.377, SLG: 0.394	K		F7		F8		FC4-6		1-2	6	2	2	1	0	1	3									
<b>Sammy Sosa, R</b> OBP: 0.402, SLG: 0.513	G5-3				F8					5	1	2	2	0	0	1									
<b>Mark Grace, L</b> OBP: 0.423, SLG: 0.438		G4-3			G6-3					4	1	2	1	1	0	1									
<b>Henry Rodriguez, L</b> OBP: 0.363, SLG: 0.520		4-3								5	1	3	2	0	0	2									
<b>Matt Mieske, R</b> OBP: 0.313, SLG: 0.286										0	0	0	0	0	0	0									
<b>José Hernández, R</b> OBP: 0.279, SLG: 0.531										5	2	2	2	0	2	5									
<b>Kevin Orte, R</b> OBP: 0.238, SLG: 0.280					G5-3					4	0	1	1	0	0	0									
<b>Scott Servais, R</b> OBP: 0.282, SLG: 0.327					F8					5	0	3	0	0	0	0									
<b>Steve Trachsel, R</b> OBP: 0.444, SLG: 0.529										4	0	1	0	0	1	3									
<b>Tyler Houston, L</b> OBP: 0.209, SLG: 0.262	L6									1	0	0	0	0	0	0									
<b>Don Wengert, R</b> OBP: 0.333, SLG: 0.333										0	0	0	0	0	0	0									
<b>Marc Pisciotta, R</b> OBP: 0.333, SLG: 0.333										0	0	0	0	0	0	0									
<b>Inning Stats</b>	R: 0 E: 0 K: 1 S: 6	H: 0 LOB: 0 BB: 0 P: 10	R: 1 E: 0 K: 0 S: 12	H: 3 LOB: 2 BB: 0 P: 17	R: 1 E: 0 K: 1 S: 9	H: 2 LOB: 2 BB: 1 P: 20	R: 0 E: 0 K: 1 S: 8	H: 0 LOB: 0 BB: 0 P: 10	R: 2 E: 0 K: 1 S: 11	H: 3 LOB: 1 BB: 0 P: 20	R: 0 E: 0 K: 0 S: 4	H: 1 LOB: 0 BB: 0 P: 6	R: 5 E: 0 K: 0 S: 20	H: 7 LOB: 2 BB: 0 P: 34	R: 0 E: 0 K: 0 S: 9	H: 2 LOB: 2 BB: 0 P: 15	R: 0 E: 1 K: 0 S: 13	H: 1 LOB: 2 BB: 0 P: 20	1B: 12 2B: 5 3B: 1 HR: 1	SF: 1 SAC: 0 DP: 1 HBP: 0	WP: 0 PB: 0 SB: 0 CS: 0	PA: 47			
<b>PITCHER</b>	IP	WLS	BF	H	R	ER	SO	BB	IBB	HBP	BLK	WP	HR	S	P	ERA	WHIP								
<b>Pedro Astacio, R</b> ERA: 7.47	6.1	L	30	11	6	6	4	1	0	0	0	0	1	55	94	8.53	1.895								
<b>Chuck McElroy, L</b> ERA: 2.25	0.2		7	5	3	3	0	0	0	0	0	0	0	15	23	40.50	7.500								
<b>Mike Munoz, L</b> ERA: 16.43	0.2		4	2	0	0	0	0	0	0	0	0	0	7	12	0.00	3.000								
<b>Dave Veres, R</b> ERA: 5.12	1.1		6	1	0	0	0	0	0	0	0	0	0	15	23	0.00	0.750								

AB	45
R	9
H	19
RBI	9
BB	1
SO	4
LOB	17



Batter	1	2	3	4	5	6	7	8	9	AB	R	H	RBI	BB	SO	LOB	BOTTOM								
<b>3 Mike Lansing, R</b> OBP: 0.307, SLG: 0.354	L9			K	G5-3					4	0	0	0	0	1	1	<b>Chicago Cubs @ Colorado Rockies</b> Coors Field, Denver, CO Wed May 13 1998, 7:05 PM MDT Att: 48,038 - Unknown - 72 F								
<b>Ellis Burks, R</b> OBP: 0.344, SLG: 0.610	P4			G5-3						4	0	0	0	0	0	0									
<b>Larry Walker, L</b> OBP: 0.437, SLG: 0.550										2	0	1	0	0	1	0									
<b>John Vander Wal, L</b> OBP: 0.452, SLG: 0.542	K									1	0	0	0	1	0	0									
<b>Dante Bichette, R</b> OBP: 0.367, SLG: 0.509										4	1	1	1	0	1	2									
<b>Vinny Castilla, R</b> OBP: 0.335, SLG: 0.611										4	1	2	1	0	1	1									
<b>17 Todd Helton, L</b> OBP: 0.352, SLG: 0.476										4	1	2	1	0	0	0									
<b>Jeff Reed, L</b> OBP: 0.351, SLG: 0.397										4	0	0	0	0	1	2									
<b>Nelfi Perez, S</b> OBP: 0.280, SLG: 0.365										4	0	1	0	0	0	2									
<b>Pedro Astacio, R</b> ERA: 7.47										2	0	1	0	0	1	0									
<b>Chuck McElroy, L</b> ERA: 2.25										1	0	0	0	0	0	1									
<b>Nelson Liriano, S</b> ERA: 6.59										0	0	0	0	0	0	0									
<b>Mike Munoz, L</b> ERA: 16.43										0	0	0	0	0	0	0									
<b>Dave Veres, R</b> ERA: 5.12										1	0	0	0	0	0	2									
<b>Greg Colbrunn, R</b> ERA: 10.00										0	0	0	0	0	0	0									
<b>Inning Stats</b>	R: 0 E: 0 K: 1 S: 6	H: 0 LOB: 0 BB: 0 P: 9	R: 0 E: 0 K: 1 S: 10	H: 0 LOB: 0 BB: 0 P: 17	R: 0 E: 0 K: 2 S: 9	H: 0 LOB: 0 BB: 0 P: 16	R: 0 E: 0 K: 2 S: 13	H: 1 LOB: 1 BB: 0 P: 20	R: 2 E: 0 K: 0 S: 9	H: 3 LOB: 1 BB: 0 P: 11	R: 0 E: 0 K: 0 S: 5	H: 0 LOB: 1 BB: 1 P: 12	R: 0 E: 0 K: 0 S: 8	H: 1 LOB: 1 BB: 0 P: 10	R: 0 E: 0 K: 0 S: 7	H: 0 LOB: 0 BB: 0 P: 14	R: 0 E: 0 K: 0 S: 12	H: 3 LOB: 2 BB: 0 P: 19	1B: 5 2B: 0 3B: 0 HR: 3	SF: 0 SAC: 0 DP: 0 HBP: 0	WP: 0 PB: 0 SB: 0 CS: 0	PA: 36			
<b>PITCHER</b>	IP	WLS	BF	H	R	ER	SO	BB	IBB	HBP	BLK	WP	HR	S	P	ERA	WHIP								
<b>Steve Trachsel, R</b> ERA: 3.28	8.0	W	30	5	2	2	6	1	0	0	0	0	2	67	109	2.25	0.750								
<b>Don Wengert, R</b> ERA: 6.59	0.0		3	3	1	1	0	0	0	0	0	0	1	8	12	∞	∞								
<b>Marc Pisciotta, R</b> ERA: 2.78	1.0		3	0	0	0	0	0	0	0	0	0	0	4	7	0.00	0.000								

AB	35
R	3
H	8
RBI	3
BB	1
SO	6
LOB	11

















Batter	1	2	3	4	5	6	7	8	9	AB	R	H	RBI	BB	SO	LOB	TOP
Fernando Vina, L OBP: 0.395, SLG: 0.467	G3		G4-3		G5-4-3			L9		4	0	0	0	0	0	2	
Mark Loretta, R OBP: 0.391, SLG: 0.423	F4 1B 1B				G5-3			G6-4-3		4	1	2	0	0	0	1	
Jose Valentin, S OBP: 0.337, SLG: 0.380			F9			P7			F8	4	0	1	0	0	0	1	
Dave Nilsson, L OBP: 0.467, SLG: 0.643	F4		L6			P1			F8	4	0	0	0	0	0	3	
Jeromy Burnitz, L OBP: 0.348, SLG: 0.472					K					4	0	1	1	0	3	0	
Geoff Jenkins, L OBP: 0.371, SLG: 0.632	K				FC5-4 48 CS 1B			G3		3	0	1	0	0	1	2	
Darrin Jackson, R OBP: 0.194, SLG: 0.200		G6-3				P3				3	0	1	0	0	0	0	
Mike Matheny, R OBP: 0.308, SLG: 0.385					FC5-4 1B					2	0	0	0	0	1	2	
Paul Wagner, R OBP: 0.200, SLG: 0.200										1	0	0	0	0	0	1	
48 Brad Woodall, S OBP: 1.000, SLG: 1.000		B3-6-4 HBP			CS					1	0	1	0	0	0	0	
Marquis Grissom, R OBP: 0.319, SLG: 0.443										0	0	0	0	1	0	0	
Bob Wickman, R OBP: 0.319, SLG: 0.443								G6-4-3 BB		0	0	0	0	0	0	0	
<b>Inning Stats</b>	R: 1 H: 3 E: 0 K: 1 S: 13	H: 0 R: 0 ER: 0 LOB: 0 BB: 0 P: 21	R: 0 H: 1 E: 0 K: 0 S: 9	H: 1 R: 0 ER: 0 LOB: 1 BB: 0 P: 13	R: 0 H: 2 E: 0 K: 1 S: 9	H: 1 R: 0 ER: 0 LOB: 0 BB: 0 P: 8	R: 0 H: 0 E: 0 K: 1 S: 6	H: 0 R: 0 ER: 0 LOB: 0 BB: 0 P: 14	R: 0 H: 0 E: 0 K: 0 S: 4	H: 0 R: 0 ER: 0 LOB: 0 BB: 1 P: 16	1B: 7 2B: 0 3B: 0 HR: 0	SF: 0 SAC: 0 DP: 3 HBP: 1	WP: 0 PB: 0 SB: 0 CS: 1	PA: 33			
<b>PITCHER</b>	IP WLS BF H R ER SO BB IBB HBP BLK WP HR S P ERA WHIP																
Jamey Wright, R ERA: 6.33	8.0 W 29 7 1 1 4 1 0 1 0 0 0 60 94 1.12 1.000																
Jerry Dipoto, R ERA: 3.05	1.0 S 3 0 0 0 1 0 0 0 0 0 0 9 16 0.00 0.000																

Milwaukee Brewers @ Colorado Rockies  
Coors Field, Denver, CO  
Sun May 17 1998, 3:33 AM MDT  
Att: 48,041 - Sunny - 77 F

AB 30  
R 1  
H 7  
RBI 1  
BB 1  
SO 5  
LOB 12



Batter	1	2	3	4	5	6	7	8	9	AB	R	H	RBI	BB	SO	LOB	BOTTOM
Neif Perez, S OBP: 0.330, SLG: 0.423	G3 BB									3	0	3	0	1	0	0	
Ellis Burks, R OBP: 0.331, SLG: 0.562	F9		F8		G5-3					4	0	0	0	0	1	5	
Larry Walker, L OBP: 0.439, SLG: 0.565	G3				P4					3	0	1	0	1	0	1	
Vinny Castilla, R OBP: 0.344, SLG: 0.617	K					G6-3		G5-4-3		4	0	1	0	0	1	3	
Dante Bichette, R OBP: 0.374, SLG: 0.516			F8		G5-4-3					3	0	0	0	1	1	1	
Jerry Dipoto, R ERA: 3.05										0	0	0	0	0	0	0	
17 Todd Helton, L OBP: 0.342, SLG: 0.468			K		G4-3					3	0	0	0	0	1	2	
3 Mike Lansing, R OBP: 0.298, SLG: 0.358										3	1	1	1	0	0	0	
Jeff Reed, L OBP: 0.341, SLG: 0.465					K					3	1	1	1	0	2	0	
Jamey Wright, R OBP: 0.063, SLG: 0.063										3	0	0	0	0	1	0	
1 Curtiss Goodwin, L OBP: 0.388, SLG: 0.349					K					0	0	0	0	0	0	0	
<b>Inning Stats</b>	R: 0 H: 0 E: 0 K: 1 S: 7	H: 0 R: 0 ER: 0 LOB: 0 BB: 0 P: 13	R: 0 H: 1 E: 0 K: 2 S: 14	H: 1 R: 0 ER: 0 LOB: 1 BB: 0 P: 21	R: 0 H: 1 E: 0 K: 0 S: 15	H: 2 R: 1 ER: 1 LOB: 2 BB: 0 P: 21	R: 0 H: 1 E: 0 K: 0 S: 5	H: 1 R: 0 ER: 0 LOB: 1 BB: 1 P: 12	R: 1 H: 2 E: 0 K: 1 S: 18	H: 2 R: 0 ER: 0 LOB: 0 BB: 1 P: 11	1B: 3 2B: 3 3B: 0 HR: 2	SF: 0 SAC: 0 DP: 3 HBP: 0	WP: 0 PB: 0 SB: 1 CS: 0	PA: 32			
<b>PITCHER</b>	IP WLS BF H R ER SO BB IBB HBP BLK WP HR S P ERA WHIP																
Paul Wagner, R ERA: 5.49	2.2 L 10 1 0 0 4 1 0 0 0 0 0 2 27 4.15 1.615																
48 Brad Woodall, L ERA: 1.5	4.1 L 19 6 2 2 2 1 0 0 0 0 0 2 55 83 4.15 1.615																
Bob Wickman, R ERA: 1.95	1.0 3 0 0 0 1 1 0 0 0 0 0 5 11 0.00 1.000																

Milwaukee Brewers @ Colorado Rockies  
Coors Field, Denver, CO  
Sun May 17 1998, 3:33 AM MDT  
Att: 48,041 - Sunny - 77 F

AB 29  
R 2  
H 7  
RBI 2  
BB 3  
SO 7  
LOB 12





Batter	1	2	3	4	5	6	7	8	9	AB	R	H	RBI	BB	SO	LOB	TOP
Fernando Vina, L (1,4) OBP: 0.392, SLG: 0.459	4-1 1B HBP G3-6-1 BB		3-1 P9		2-3 K		0-0 B4			3	1	0	0	1	1	0	
Jeff Cirillo, R (1,5) OBP: 0.414, SLG: 0.400	1-1 G3-6-1 1B 1-2 2B HBP		1-0 F8		0-0 1B			4-2 BB BB		2	1	1	0	1	0	0	
Jose Valentin, S (1,6) OBP: 0.335, SLG: 0.377	0-0 G3-6-1 1-2 2-3 1B		2-2 G3		2-3 K			0-0 B2		4	0	1	0	0	1	2	
Dave Nilsson, L (1,3) OBP: 0.444, SLG: 0.588	0-2 G3-6-1			0-0 BB 1B	1-0 G4-3			4-2 BB		3	1	1	0	0	0	3	
Mark Loretta, R (8, PH) OBP: 0.396, SLG: 0.423	1-2 2-3 3-H			4-2 E 1B				1-2 BB		0	0	0	0	1	0	0	
Jeromy Burnitz, L (1,9) OBP: 0.356, SLG: 0.481	2-1 2B			1-2 E BB			2-2 G6-3 1B	3-3 K		3	1	2	1	1	1	2	
Geoff Jenkins, L (1,7) OBP: 0.364, SLG: 0.623	1-0 L3			1-2 E8 1B 2B			2-1 F8	2-3 K		4	1	1	2	0	1	4	
Darrin Jackson, R (1,8) OBP: 0.187, SLG: 0.192		0-2 G4-3		1-1 G5-3			0-1 G6-3		3-2 F9	3	0	0	0	0	0	2	
Marquis Grissom, R (9, PH) OBP: 0.316, SLG: 0.439										1	0	0	0	0	0	0	
Bobby Hughes, R (1,2) OBP: 0.348, SLG: 0.450		2-3 K		1-0 B1-6-4 1B				3-3 K		3	0	1	1	1	2	0	
Jeff Juden, R (1,1) OBP: 0.211, SLG: 0.263										2	0	0	0	0	0	1	
Bronswell Patrick, R (5,1) OBP: 0.200, SLG: 0.200				1-2 G3-1				0-0 G6-3		1	0	0	0	0	0	0	
Bob Hamelin, L (9, PH) OBP: 0.200, SLG: 0.200					1-2 B1-6-4				0-1 G6-4-3	1	0	0	0	0	0	1	
<b>Inning Stats</b>	R: 2 H: 2 E: 0 K: 0 S: 9	WLS: 2 BF: 17 P: 17	H: 0 R: 0 ER: 0 SO: 0 BB: 0 P: 12	H: 0 R: 0 ER: 0 SO: 0 BB: 0 P: 13	H: 0 R: 3 ER: 1 SO: 12 BB: 0 P: 19	H: 1 R: 0 ER: 0 SO: 11 BB: 0 P: 16	H: 0 R: 0 ER: 0 SO: 7 BB: 0 P: 11	H: 0 R: 0 ER: 0 SO: 14 BB: 2 P: 27	H: 0 R: 0 ER: 0 SO: 8 BB: 1 P: 15	1B: 5 2B: 2 3B: 0 HR: 0	SF: 0 SAC: 0 DP: 4 HBP: 1	WP: 0 PB: 0 SB: 0 CS: 0	PA: 36				
<b>PITCHER</b>	IP WLS BF H R ER SO BB IBB HBP BLK WP HR S P ERA WHIP	IP WLS BF H R ER SO BB IBB HBP BLK WP HR S P ERA WHIP	IP WLS BF H R ER SO BB IBB HBP BLK WP HR S P ERA WHIP	IP WLS BF H R ER SO BB IBB HBP BLK WP HR S P ERA WHIP	IP WLS BF H R ER SO BB IBB HBP BLK WP HR S P ERA WHIP	IP WLS BF H R ER SO BB IBB HBP BLK WP HR S P ERA WHIP	IP WLS BF H R ER SO BB IBB HBP BLK WP HR S P ERA WHIP	IP WLS BF H R ER SO BB IBB HBP BLK WP HR S P ERA WHIP	IP WLS BF H R ER SO BB IBB HBP BLK WP HR S P ERA WHIP								
Pedro Astacio, R (1,1) ERA: 7.6	5.0 W 22	6 5 5 3	2 0 1 0	0 0 0 0	0 0 0 0	0 0 15 26	9.00 1.600										
Mike DeJean, R (6,1) ERA: 2.59	2.0 7 1 0	0 0 1 1	0 0 0 2	1 0 0 0	0 0 0 0	0 0 11 20	0.00 1.000										
Chuck McElroy, L (8,1) ERA: 2.01	1.0 4 0 0	0 0 0 2	1 0 0 0	1 0 0 0	0 0 0 0	0 0 8 15	0.00 1.000										
Jerry Dipoto, R (9,1) ERA: 2.91	1.0 S 3	0 0 0 0	1 0 0 0	0 0 0 0	0 0 0 0	0 0 8 15	0.00 1.000										

Milwaukee Brewers @ Colorado Rockies  
Coors Field, Denver, CO  
Mon May 18, 1998, 7:05 PM MDT  
Att: 48,026 - Cloudy - 80 F

AB 30  
R 5  
H 7  
RBI 4  
BB 5  
SO 6  
LOB 15



Batter	1	2	3	4	5	6	7	8	9	AB	R	H	RBI	BB	SO	LOB	BOTTOM
Neifi Perez, S (1,6) OBP: 0.331, SLG: 0.416	1-2 K		4-0 1B BB	2-2 G5-3	4-0 BB			1-0 P3		3	1	0	0	2	1	0	
1 Curtis Goodwin, L (1,8) OBP: 0.389, SLG: 0.404	0-3 K		4-0 1B BB	0-1 HR	3-1 P4			1-3 K		4	2	1	1	1	2	3	
Larry Walker, L (1,9) OBP: 0.438, SLG: 0.572	0-0 2B		2-2 F7	2-2 K			0-1 G4-3	0-2 2B		5	0	2	0	0	1	2	
Dante Bichette, R (1,7) OBP: 0.375, SLG: 0.513	1-1 L7		2-1 E 1B		2-2 HR 1B			0-2 F8		5	2	2	1	0	0	2	
Vinny Castilla, R (1,5) OBP: 0.342, SLG: 0.625		0-2 F8	0-0 E6 17 G3-1		0-0 HR 1B			0-2 L6		4	1	1	3	0	0	0	
17 Todd Helton, L (1,3) OBP: 0.340, SLG: 0.469	1-1 F9		0-2 G3-1		0-2 G6-3			0-1 1B 2B		4	1	1	0	0	0	1	
3 Mike Lansing, R (1,4) OBP: 0.308, SLG: 0.369		2-1 1B 2B	4-0 BB		1-0 BB 1B			0-3 K		3	1	2	0	1	1	1	
Jeff Reed, L (1,2) OBP: 0.349, SLG: 0.467		2-0 1B	3-2 F9		1-3 K			0-1 G6-4-3 1B		4	0	2	2	0	1	3	
Pedro Astacio, R (1,1) ERA: 7.6	4.2 L 27	7 6 4	3 1 1	2 1 2	1 0 0	0 0 33	4.2 11.57										
Darryl Kile, R (5, PR) ERA: 4.42	3.1 13	3 1 1	2 1 2	1 0 0	0 0 33	42 2.70	1.200										
Mike DeJean, R (6,1) ERA: 2.59	2.0 7 1 0	0 0 1 1	0 0 0 2	1 0 0 0	0 0 11 20	0 0 8 15	0.00 1.000										
Chuck McElroy, L (8,1) ERA: 2.01	1.0 4 0 0	0 0 0 2	1 0 0 0	1 0 0 0	0 0 8 15	0 0 8 15	0.00 1.000										
Jerry Dipoto, R (9,1) ERA: 2.91	1.0 S 3	0 0 0 0	1 0 0 0	0 0 0 0	0 0 8 15	0 0 8 15	0.00 1.000										
<b>Inning Stats</b>	R: 0 H: 1 E: 0 K: 2 S: 11	H: 2 R: 1 ER: 0 SO: 11 BB: 0 P: 17	H: 1 R: 3 ER: 2 SO: 15 BB: 3 P: 34	H: 1 R: 1 ER: 0 SO: 11 BB: 0 P: 15	H: 3 R: 0 ER: 0 SO: 17 BB: 1 P: 29	H: 0 R: 0 ER: 0 SO: 9 BB: 0 P: 9	H: 0 R: 0 ER: 0 SO: 10 BB: 0 P: 10	H: 2 R: 1 ER: 0 SO: 12 BB: 0 P: 14	H: 1 R: 0 ER: 0 SO: 8 BB: 1 P: 14	1B: 5 2B: 4 3B: 0 HR: 2	SF: 0 SAC: 0 DP: 1 HBP: 1	WP: 0 PB: 0 SB: 1 CS: 0	PA: 40				
<b>PITCHER</b>	IP WLS BF H R ER SO BB IBB HBP BLK WP HR S P ERA WHIP	IP WLS BF H R ER SO BB IBB HBP BLK WP HR S P ERA WHIP	IP WLS BF H R ER SO BB IBB HBP BLK WP HR S P ERA WHIP	IP WLS BF H R ER SO BB IBB HBP BLK WP HR S P ERA WHIP	IP WLS BF H R ER SO BB IBB HBP BLK WP HR S P ERA WHIP	IP WLS BF H R ER SO BB IBB HBP BLK WP HR S P ERA WHIP	IP WLS BF H R ER SO BB IBB HBP BLK WP HR S P ERA WHIP	IP WLS BF H R ER SO BB IBB HBP BLK WP HR S P ERA WHIP	IP WLS BF H R ER SO BB IBB HBP BLK WP HR S P ERA WHIP								
Jeff Juden, R (1,1) ERA: 4.42	4.2 L 27	7 6 4	3 1 1	2 1 2	1 0 0	0 0 33	4.2 11.57										
Bronswell Patrick, R (5,1) ERA: 2.7	3.1 13	3 1 1	2 1 2	1 0 0	0 0 33	42 2.70	1.200										

Milwaukee Brewers @ Colorado Rockies  
Coors Field, Denver, CO  
Mon May 18, 1998, 7:05 PM MDT  
Att: 48,026 - Cloudy - 80 F

AB 35  
R 8  
H 11  
RBI 7  
BB 4  
SO 6  
LOB 14





Batter	1	2	3	4	5	6	7	8	9	AB	R	H	RBI	BB	SO	LOB	TOP																		
<b>Nelf Perez, S</b> OBP: 0.330, SLG: 0.412 (1, 6)										4	0	1	0	0	1	0	<b>Colorado Rockies @ Atlanta Braves</b> Turner Field, Atlanta, GA Wed May 20 1998, 7:05 PM EDT Att: 33,531 - Sunny - 87 F																		
<b>Ellis Burks, R</b> OBP: 0.324, SLG: 0.548 (1, 8)										4	0	0	0	0	1	2																			
<b>Larry Walker, L</b> OBP: 0.433, SLG: 0.583 (1, 9)										4	1	1	1	0	0	0																			
<b>Dante Bichette, R</b> OBP: 0.368, SLG: 0.502 (1, 7)										4	0	0	0	0	2	1																			
<b>Vinny Castilla, R</b> OBP: 0.340, SLG: 0.615 (1, 5)										3	0	0	0	0	0	1																			
<b>17 Todd Helton, L</b> OBP: 0.337, SLG: 0.463 (1, 3)										4	0	1	0	0	0	3																			
<b>3 Mike Lansing, R</b> OBP: 0.314, SLG: 0.371 (1, 4)										2	0	1	0	1	0	1																			
<b>Jeff Reed, L</b> OBP: 0.348, SLG: 0.455 (1, 2)										2	0	0	0	1	0	2																			
<b>John Thomson, R</b> OBP: 0.235, SLG: 0.133 (7, PH)										2	0	0	0	0	0	1																			
<b>Jason Bates, S</b> OBP: 0.324, SLG: 0.241 (7, PH)										1	0	0	0	0	0	2																			
<b>Dave Veres, R</b> OBP: 0.314, SLG: 0.371 (7, 1)										0	0	0	0	0	0	0																			
<b>Chuck McElroy, L</b> OBP: 0.314, SLG: 0.371 (8, 1)										0	0	0	0	0	0	0																			
<b>Inning Stats</b>	R: 1 E: 0 K: 1 S: 6	H: 1 LOB: 0 BB: 0 P: 6	R: 0 E: 0 K: 0 S: 2	H: 0 LOB: 1 BB: 1 P: 7	R: 0 E: 0 K: 1 S: 5	H: 0 LOB: 0 BB: 0 P: 5	R: 0 E: 1 K: 0 S: 4	H: 0 LOB: 1 BB: 0 P: 4	R: 0 E: 0 K: 0 S: 5	H: 2 LOB: 2 BB: 0 P: 5	R: 0 E: 0 K: 0 S: 3	H: 1 LOB: 1 BB: 1 P: 7	R: 0 E: 0 K: 0 S: 3	H: 0 LOB: 0 BB: 0 P: 3	R: 0 E: 1 K: 1 S: 5	H: 0 LOB: 0 BB: 0 P: 5	1B: 3 2B: 1 3B: 0 HR: 1	SF: 0 SAC: 0 DP: 3 HBP: 1	WP: 0 PB: 0 CS: 0	PA: 33															
<b>PITCHER</b>	IP WLS BF H R ER SO BB IBB HBP BLK WP HR S P ERA WHIP																																		
<b>Kevin Millwood, R</b> ERA: 3.36	(1, 1)	7.0	W	27	4	1	1	3	2	0	1	0	0	0	1	30	39	1.29	0.857																
<b>Mike Cather, R</b> ERA: 3.0	(8, 1)	1.0		3	0	0	0	0	0	0	0	0	0	0	0	3	3	0.00	0.000																
<b>Kerry Ligtenberg, R</b> ERA: 3.27	(9, 1)	1.0		3	0	0	0	1	0	0	0	0	0	0	0	5	5	0.00	0.000																

Batter	1	2	3	4	5	6	7	8	9	AB	R	H	RBI	BB	SO	LOB	BOTTOM																		
<b>Walt Weiss, S</b> OBP: 0.467, SLG: 0.461 (1, 6)										5	1	3	0	0	0	0	<b>Colorado Rockies @ Atlanta Braves</b> Turner Field, Atlanta, GA Wed May 20 1998, 7:05 PM EDT Att: 33,531 - Sunny - 87 F																		
<b>Michael Tucker, L</b> OBP: 0.361, SLG: 0.606 (1, 9)										4	1	1	2	1	2	1																			
<b>10 Chipper Jones, S</b> OBP: 0.422, SLG: 0.627 (1, 5)										5	0	1	0	0	1	3																			
<b>Andres Galarraga, R</b> OBP: 0.409, SLG: 0.628 (1, 3)										4	1	2	0	0	2	1																			
<b>Ryan Klesko, L</b> OBP: 0.311, SLG: 0.459 (1, 7)										2	1	0	0	2	0	1																			
<b>Javy Lopez, R</b> OBP: 0.354, SLG: 0.574 (1, 2)										3	0	1	1	0	0	1																			
<b>Tony Graffanino, R</b> OBP: 0.313, SLG: 0.360 (1, 4)										4	1	2	1	0	0	2																			
<b>Andruw Jones, R</b> OBP: 0.272, SLG: 0.421 (1, 8)										4	0	1	1	0	0	2																			
<b>Kevin Millwood, R</b> OBP: 0.235, SLG: 0.071 (7, PH)										2	0	0	0	1	1	2																			
<b>Curtis Pridle, L</b> OBP: 0.255, SLG: 0.273 (7, PH)										1	0	0	0	0	1	1																			
<b>Mike Cather, R</b> ERA: 3.0 (8, 1)										0	0	0	0	0	0	0																			
<b>Kerry Ligtenberg, R</b> ERA: 1.93 (9, 1)										0	0	0	0	0	0	0																			
<b>Inning Stats</b>	R: 3 E: 0 K: 1 S: 8	H: 4 LOB: 1 BB: 1 P: 12	R: 0 E: 0 K: 1 S: 6	H: 1 LOB: 1 BB: 0 P: 6	R: 0 E: 0 K: 0 S: 4	H: 1 LOB: 3 BB: 2 P: 12	R: 0 E: 0 K: 2 S: 8	H: 1 LOB: 1 BB: 0 P: 8	R: 1 E: 0 K: 1 S: 7	H: 2 LOB: 1 BB: 0 P: 7	R: 0 E: 0 K: 1 S: 5	H: 0 LOB: 0 BB: 0 P: 5	R: 0 E: 0 K: 1 S: 5	H: 0 LOB: 0 BB: 0 P: 5	1B: 8 2B: 2 3B: 0 HR: 1	SF: 0 SAC: 0 DP: 1 HBP: 1	WP: 0 PB: 0 CS: 0	PA: 39																	
<b>PITCHER</b>	IP WLS BF H R ER SO BB IBB HBP BLK WP HR S P ERA WHIP																																		
<b>John Thomson, R</b> ERA: 6.47	(1, 1)	6.0	L	31	9	4	4	5	4	0	1	0	0	0	7	7	9.00	2.167																	
<b>Dave Veres, R</b> ERA: 5.24	(7, 1)	1.0		5	2	1	1	1	0	0	0	0	0	0	0	0	0	0.00	0.000																
<b>Chuck McElroy, L</b> ERA: 1.93 (8, 1)	1.0		3	0	0	0	1	0	0	0	0	0	0	0	5	5	0.00	0.000																	

AB	30
R	1
H	4
RBI	1
BB	2
SO	4
LOB	13

AB	34
R	5
H	11
RBI	5
BB	4
SO	7
LOB	14










Batter	1	2	3	4	5	6	7	8	9	AB	R	H	RBI	BB	SO	LOB	TOP			
<b>Nefti Perez, S</b> OBP: 0.335, SLG: 0.425 (1, 6)	P6	P5		1B		1B			G4-3	5	1	2	0	0	0	2				
<b>1 Curtis Goodwin, L</b> OBP: 0.373, SLG: 0.385 (1, 8)	17 1B WP		E6	K		G3			B1	5	0	1	0	0	1	2				
<b>Larry Walker, L</b> OBP: 0.434, SLG: 0.573 (1, 9)	K		17 BLK	1B		L9			F9	5	1	2	1	0	1	2				
<b>17 Todd Helton, L</b> OBP: 0.345, SLG: 0.464 (1, 3)	FC6-4		1B	1B		K				3	1	2	0	1	1	0				
<b>Dante Bichette, R</b> OBP: 0.363, SLG: 0.498 <b>Ellis Burks, R</b> OBP: 0.322, SLG: 0.547 (1, 7) (8, 7)	FC6-4		3 F8	1B		K			F8	4	0	1	2	0	1	4				
<b>Vinny Castilla, R</b> OBP: 0.337, SLG: 0.598 (1, 5)		K				G4-3			F9	3	0	0	0	1	1	0				
<b>3 Mike Lansing, R</b> OBP: 0.306, SLG: 0.360 (1, 4)		L8		F8		L7				4	0	1	0	0	0	2				
<b>Kirt Manwaring, R</b> OBP: 0.382, SLG: 0.360 (1, 2)			L8			P3				3	0	0	0	1	0	2				
<b>Jamey Wright, R</b> OBP: 0.105, SLG: 0.105 <b>Chuck McElroy, L</b> (7, 1) <b>John Vander Wal, L</b> OBP: 0.400, SLG: 0.464 <b>Curt Leskanic, R</b> (8, 1) <b>Jerry Dipoto, R</b> (9, 1)				G6-3		K			P5	3	0	1	0	0	1	0				
<b>Inning Stats</b>	R: 0 E: 0 K: 1 S: 20	H: 2 LOB: 2 BB: 0 P: 30	R: 0 E: 0 K: 1 S: 9	H: 1 LOB: 2 BB: 1 P: 16	R: 2 E: 1 K: 0 S: 19	H: 2 LOB: 2 BB: 2 P: 33	R: 1 E: 0 K: 2 S: 14	H: 3 LOB: 0 BB: 0 P: 19	R: 0 E: 0 K: 1 S: 4	H: 1 LOB: 0 BB: 0 P: 9	R: 0 E: 0 K: 1 S: 6	H: 0 LOB: 0 BB: 0 P: 10	R: 0 E: 0 K: 0 S: 7	H: 0 LOB: 0 BB: 0 P: 10	R: 0 E: 0 K: 0 S: 8	H: 0 LOB: 0 BB: 0 P: 11	1B: 10 2B: 0 3B: 0 HR: 0	SF: 0 SAC: 0 DP: 0 HBP: 0	WP: 1 PB: 0 SB: 2 CS: 0	PA: 39
<b>PITCHER</b>	IP	WLS	BF	H	R	ER	SO	BB	IBB	HBP	BLK	WP	HR	S	P	ERA	WHIP			
<b>David Weathers, R</b> ERA: 6.0 <b>Stan Belinda, R</b> ERA: 3.97 <b>Jeff Shaw, R</b> ERA: 1.24	(1, 1) (7, 1) (8, 1)	6.0 1.0 2.0	L 3 6	10 0 0	3 0 0	3 0 0	5 1 0	3 0 0	0 0 0	0 0 0	1 0 0	1 0 0	0 6 15	75 10 21	121	4.50 0.00 0.00	2.167 0.000 0.000			

**Colorado Rockies @ Cincinnati Reds**  
Cinergy Field, Cincinnati, OH  
Fri May 22 1998, 7:05 PM EDT  
Att: 21,410 - Cloudy - 66 F

livebaseballscorecards.com

AB 36  
R 3  
H 10  
RBI 3  
BB 3  
SO 6  
LOB 14




Batter	1	2	3	4	5	6	7	8	9	AB	R	H	RBI	BB	SO	LOB	BOTTOM					
<b>Chris Stynes, R</b> OBP: 0.326, SLG: 0.353 (1, 9) (8, 8)	FC4-6		G6-3			G1-3			G5-3	4	0	1	0	0	0	0						
<b>Barry Larkin, R</b> OBP: 0.379, SLG: 0.434 (1, 6)	F8			G6-3		S			F9	4	0	1	0	0	0	1						
<b>Lenny Harris, L</b> OBP: 0.366, SLG: 0.392 (1, 7) (8, 9)	FC4-6			G4-3		G4-3			F8	4	0	0	0	0	0	2						
<b>Eddie Taubensee, L</b> OBP: 0.420, SLG: 0.513 (1, 2)	FC6-4			G6-3		2B			F7	4	1	1	0	0	0	1						
<b>Dmitri Young, S</b> OBP: 0.381, SLG: 0.530 (1, 3) (8, 7)						G4-3			1B	4	1	3	1	0	0	0						
<b>Willie Greene, L</b> OBP: 0.420, SLG: 0.483 (1, 5)						2B			SF7	3	0	2	0	1	1	1						
<b>Bret Boone, R</b> OBP: 0.330, SLG: 0.470 (1, 4)						G1-3			SF7	2	0	0	1	0	0	2						
<b>Jon Nunnally, L</b> OBP: 0.351, SLG: 0.402 <b>Eduardo Perez, R</b> OBP: 0.262, SLG: 0.253 (1, 8) (7, PH) (8, 3)						L5			F9	2	0	0	0	0	0	1						
<b>David Weathers, R</b> OBP: 0.133, SLG: 0.286 <b>Sean Casey, L</b> OBP: 0.281, SLG: 0.175 <b>Stan Belinda, R</b> ERA: 4.85 <b>Melvin Nieves, S</b> OBP: 0.387, SLG: 0.440 <b>Jeff Shaw, R</b> (8, 1)						K			K	1	0	0	0	0	1	0						
<b>Inning Stats</b>	R: 0 E: 0 K: 0 S: 7	H: 1 LOB: 1 BB: 0 P: 9	R: 0 E: 0 K: 1 S: 10	H: 1 LOB: 0 BB: 0 P: 14	R: 0 E: 0 K: 1 S: 6	H: 0 LOB: 0 BB: 0 P: 11	R: 0 E: 0 K: 0 S: 5	H: 0 LOB: 0 BB: 0 P: 8	R: 0 E: 0 K: 0 S: 11	H: 1 LOB: 1 BB: 0 P: 17	R: 0 E: 0 K: 0 S: 9	H: 1 LOB: 1 BB: 0 P: 18	R: 1 E: 0 K: 2 S: 15	H: 2 LOB: 2 BB: 1 P: 26	R: 0 E: 0 K: 0 S: 7	H: 0 LOB: 0 BB: 0 P: 10	R: 1 E: 0 K: 0 S: 12	H: 2 LOB: 1 BB: 0 P: 19	1B: 5 2B: 3 3B: 0 HR: 0	SF: 1 SAC: 1 DP: 1 HBP: 0	WP: 0 PB: 0 SB: 1 CS: 0	PA: 35
<b>PITCHER</b>	IP	WLS	BF	H	R	ER	SO	BB	IBB	HBP	BLK	WP	HR	S	P	ERA	WHIP					
<b>Jamey Wright, R</b> ERA: 5.82 <b>Chuck McElroy, L</b> ERA: 1.89 <b>Curt Leskanic, R</b> ERA: 4.85 <b>Jerry Dipoto, R</b> ERA: 3.18	(1, 1) (7, 1) (8, 1) (9, 1)	6.1 0.2 1.0 1.0	W 2 3 S	6 0 0 5	1 0 0 2	1 0 0 1	2 2 0 0	1 0 0 2	0 0 0 0	0 0 0 0	0 0 0 0	0 0 0 0	0 0 0 12	54 9 10 19	1.42 0.00 0.00 9.00	1.105 0.000 0.000 2.000						

**Colorado Rockies @ Cincinnati Reds**  
Cinergy Field, Cincinnati, OH  
Fri May 22 1998, 7:05 PM EDT  
Att: 21,410 - Cloudy - 66 F

livebaseballscorecards.com

AB 32  
R 2  
H 8  
RBI 2  
BB 1  
SO 4  
LOB 13





Batter	1	2	3	4	5	6	7	8	9	AB	R	H	RBI	BB	SO	LOB	TOP				
<b>Nelf Perez, S</b> OBP: 0.335, SLG: 0.423	F9		G4-3														3 0 1 0 0 0 0				
<b>Ellis Burks, R</b> OBP: 0.317, SLG: 0.537	L6		F7														3 0 0 0 0 0 2				
<b>Larry Walker, L</b> OBP: 0.432, SLG: 0.569	17 WP 17 S 1B		G6-3														3 1 1 0 0 0 3				
<b>17 Todd Helton, L</b> OBP: 0.351, SLG: 0.468	1-H 1B			G4-3				G5-4-3 1B									3 0 2 1 0 0 0				
<b>Dante Bichette, R</b> OBP: 0.358, SLG: 0.491	F9			G5-3				G5-4-3 1-2									3 0 0 0 0 0 2				
<b>Vinny Castilla, R</b> OBP: 0.332, SLG: 0.589					F7				F8								3 0 0 0 0 0 0				
<b>3 Mike Lansing, R</b> OBP: 0.302, SLG: 0.354										F8							3 0 0 0 0 1 0				
<b>Jeff Reed, L</b> OBP: 0.348, SLG: 0.443											G3-1						2 0 0 0 1 0 0				
<b>Pedro Astacio, R</b> OBP: 0.261, SLG: 0.190																	1 0 0 0 0 1 1				
<b>Jason Bates, S</b> OBP: 0.314, SLG: 0.233																	1 0 0 0 0 0 0				
<b>Mike DeJean, R</b> OBP: 0.314, SLG: 0.233																	0 0 0 0 0 0 0				
<b>Inning Stats</b>	R: 1 E: 0 K: 0 S: 13	H: 2 LOB: 1 BB: 0 P: 19	R: 0 E: 0 K: 1 S: 10	H: 0 LOB: 1 BB: 1 P: 19	R: 0 E: 0 K: 0 S: 7	H: 0 LOB: 0 BB: 0 P: 10	R: 0 E: 0 K: 0 S: 7	H: 0 LOB: 0 BB: 0 P: 11	R: 0 E: 1 K: 1 S: 12	H: 1 LOB: 3 BB: 0 P: 18	R: 0 E: 0 K: 0 S: 3	H: 1 LOB: 0 BB: 0 P: 5	R: 0 E: 0 K: 0 S: 4	H: 0 LOB: 0 BB: 0 P: 5				1B: 4 2B: 0 3B: 0 HR: 0	SF: 0 SAC: 0 DP: 1 HBP: 1	WP: 1 PB: 0 SB: 1 CS: 0	PA: 27
<b>PITCHER</b> <b>Scott Winchester, R</b> ERA: 3.78	IP: 7.0 WLS: W BF: 27 H: 4 R: 1 ER: 1 SO: 2 BB: 1 IBB: 0 HBP: 1 BLK: 0 WP: 1 HR: 0 S: 56 P: 87 ERA: 1.29 WHIP: 0.714															<b>PITCHER</b>	IP: WLS: BF: H: R: ER: SO: BB: IBB: HBP: BLK: WP: HR: S: P: ERA: WHIP:				

**Colorado Rockies @ Cincinnati Reds**  
Cinergy Field, Cincinnati, OH  
Sat May 23 1998, 3:33 AM EDT  
Att: 20,034 - Overcast - 61 F

AB	25
R	1
H	4
RBI	1
BB	1
SO	2
LOB	8



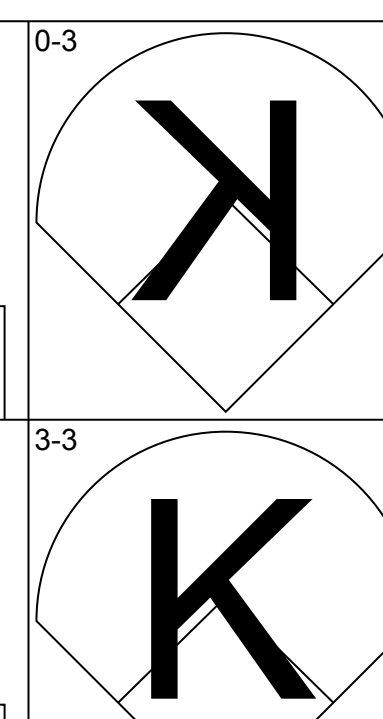
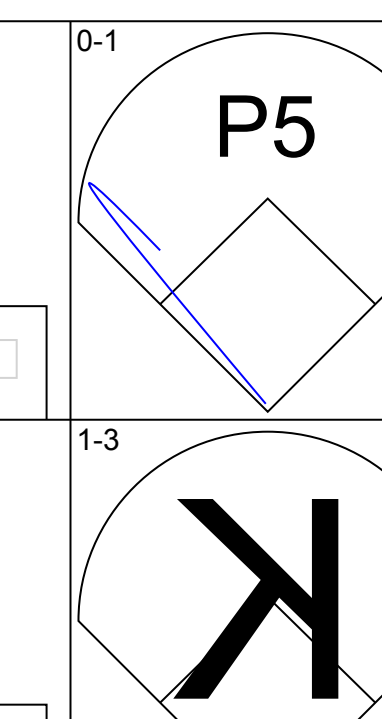
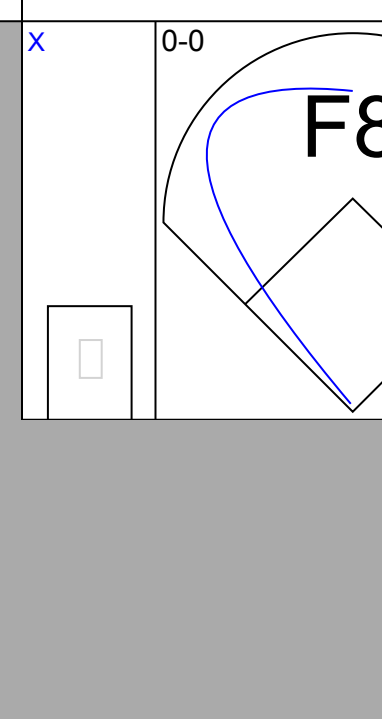
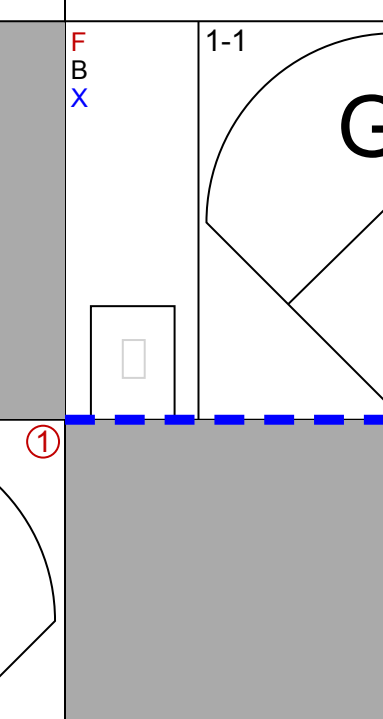
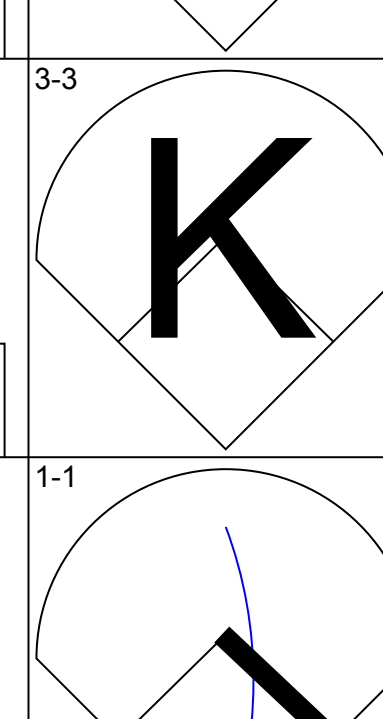
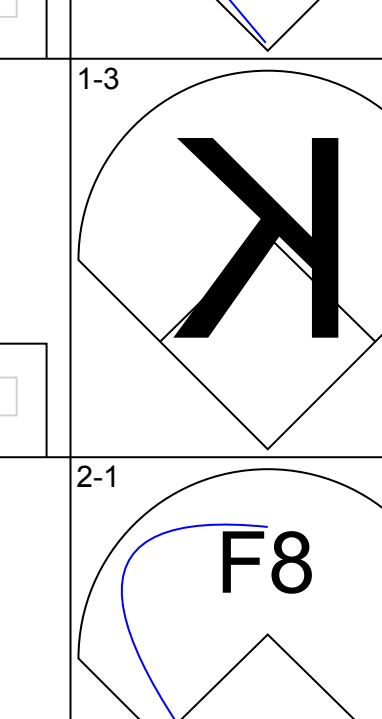
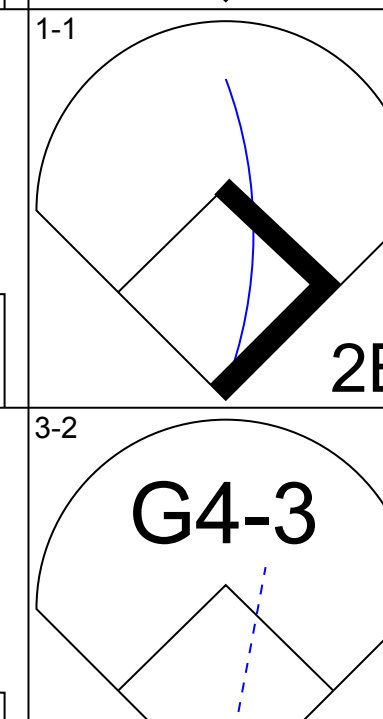
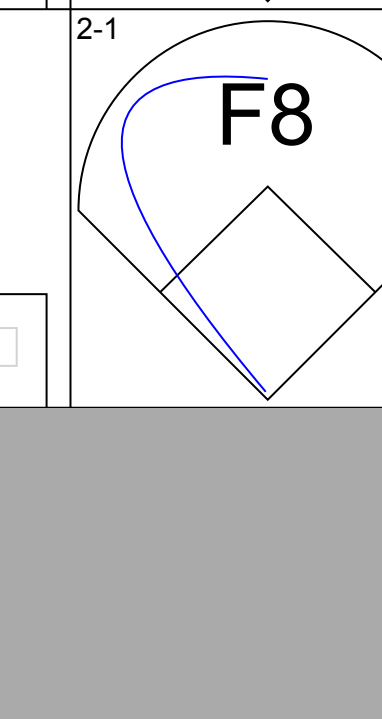
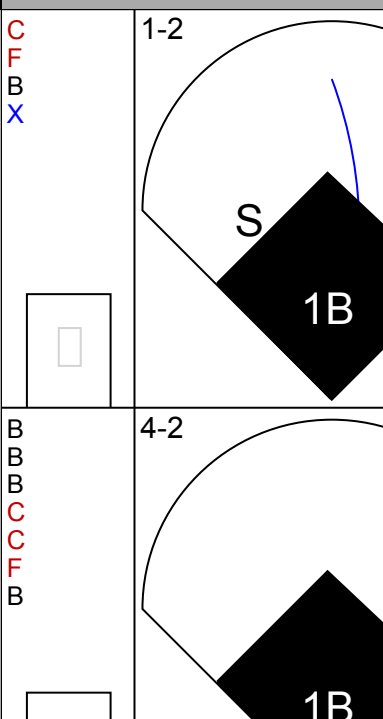
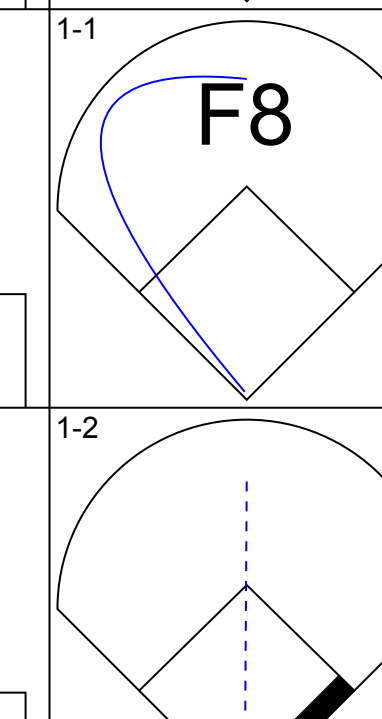
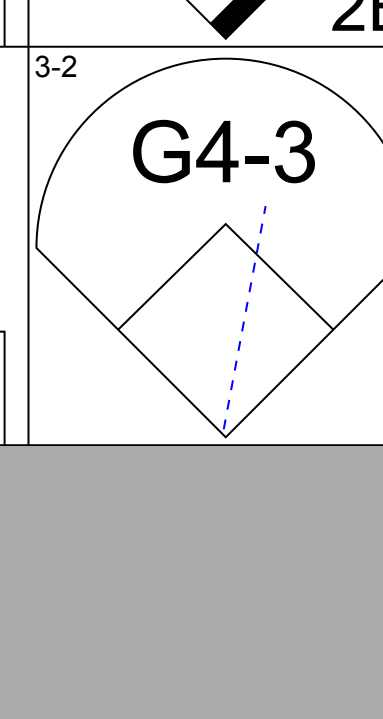
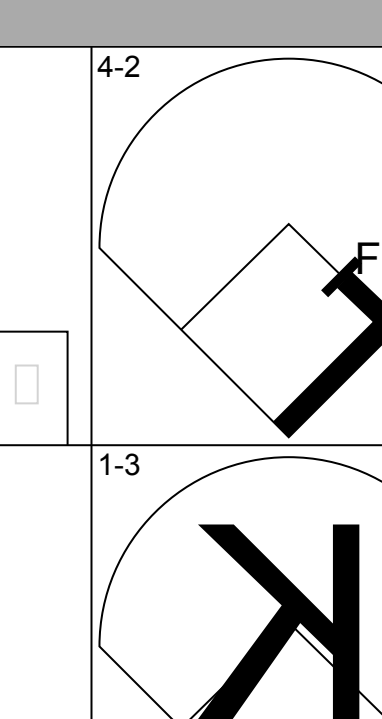
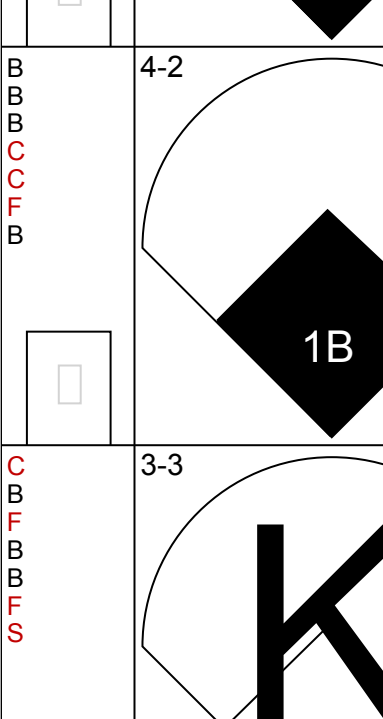
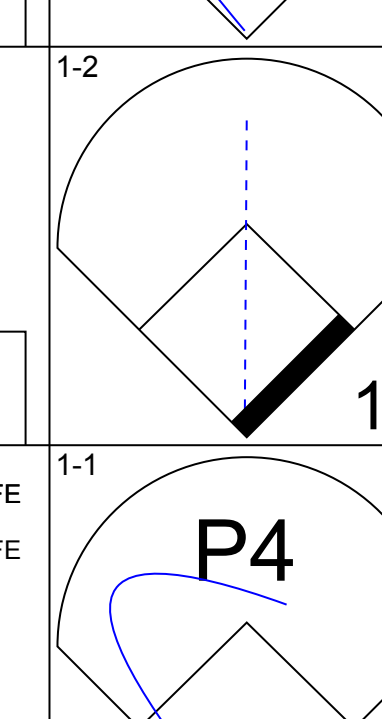
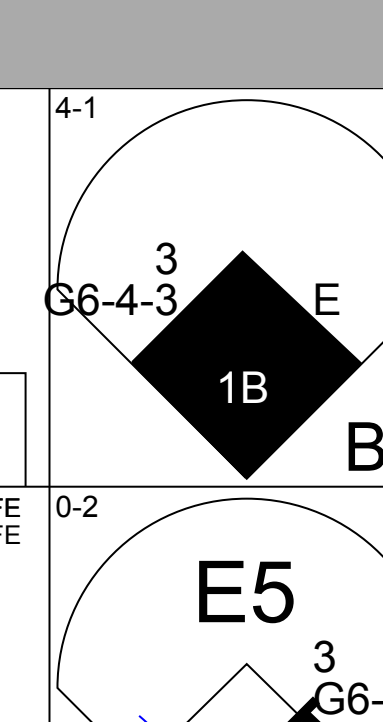
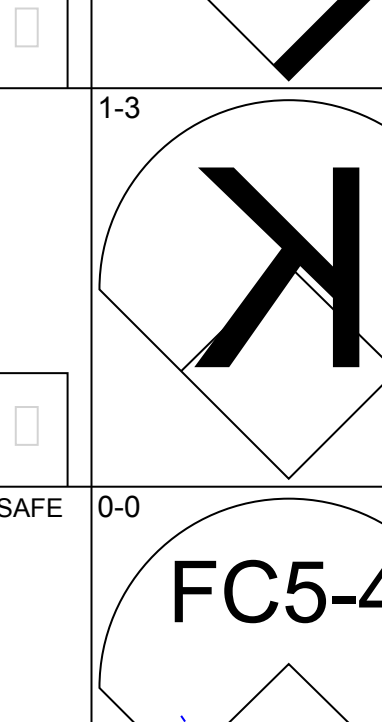
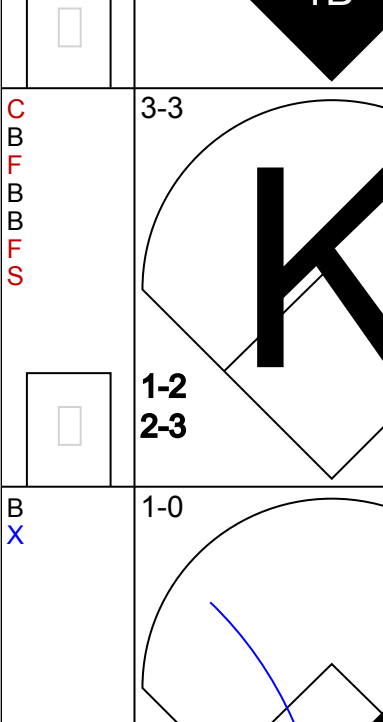
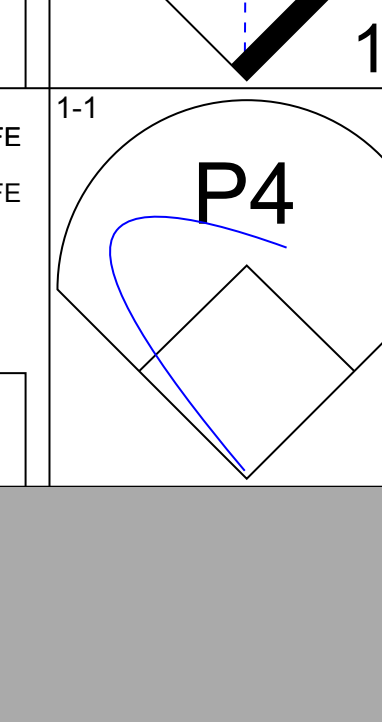
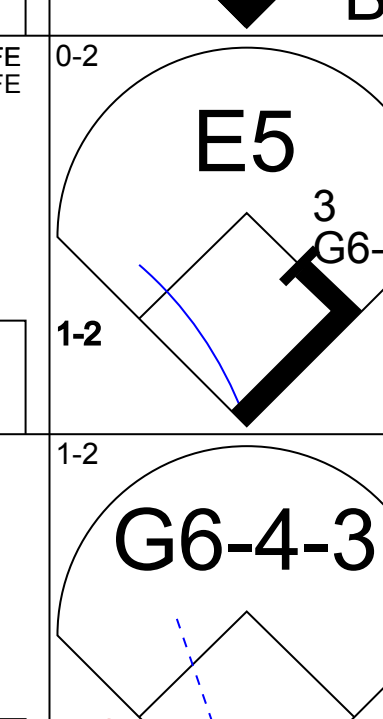
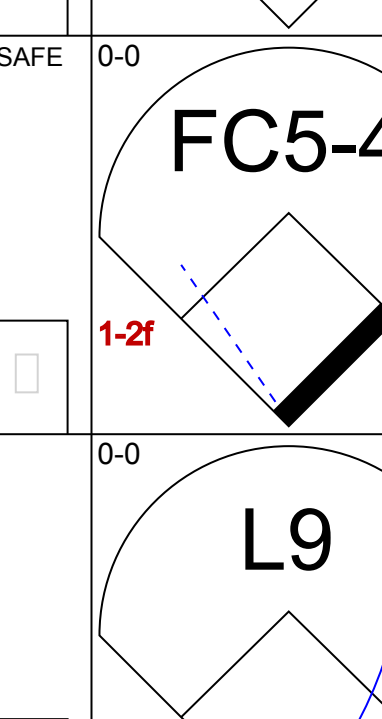
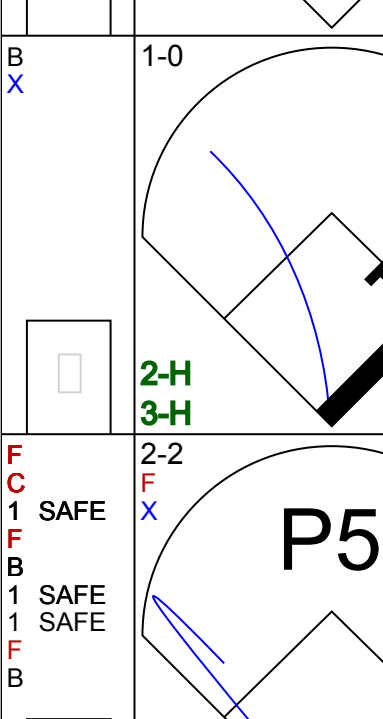
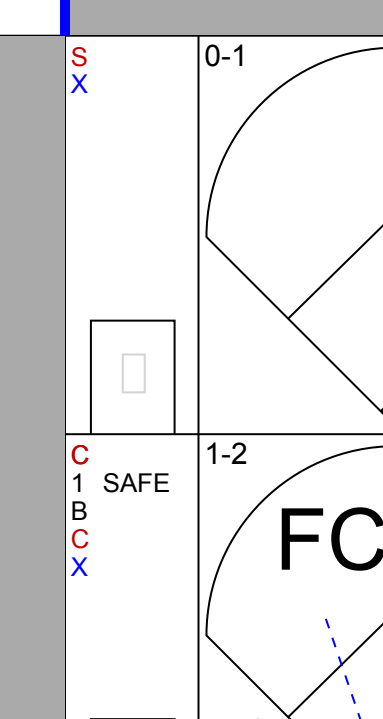
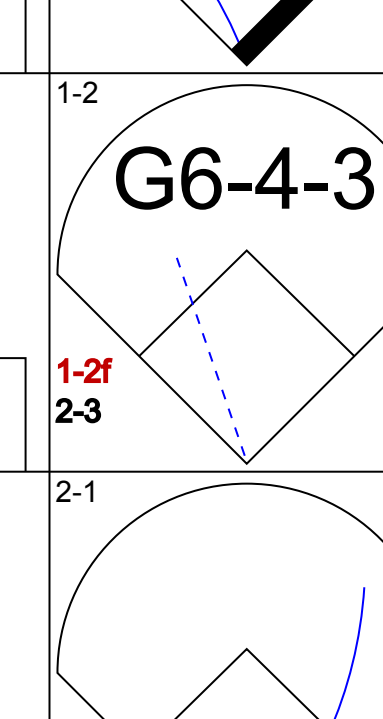
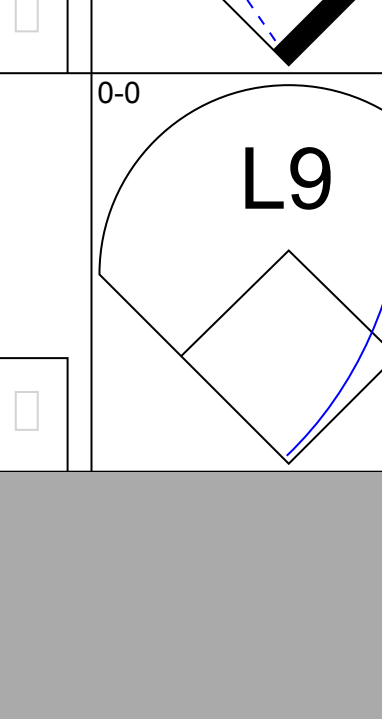
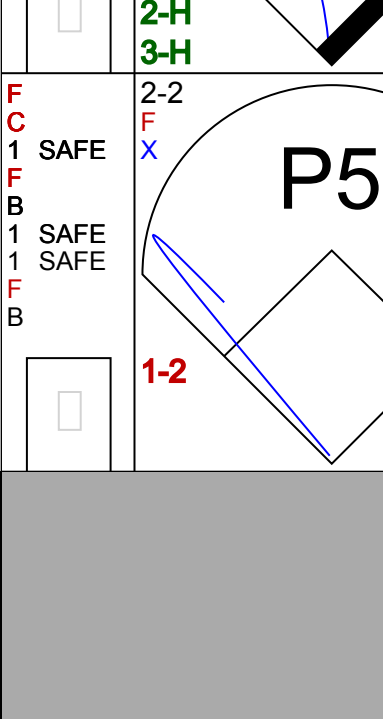
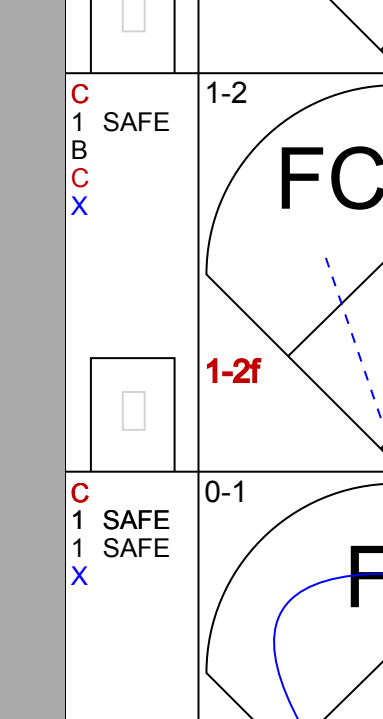
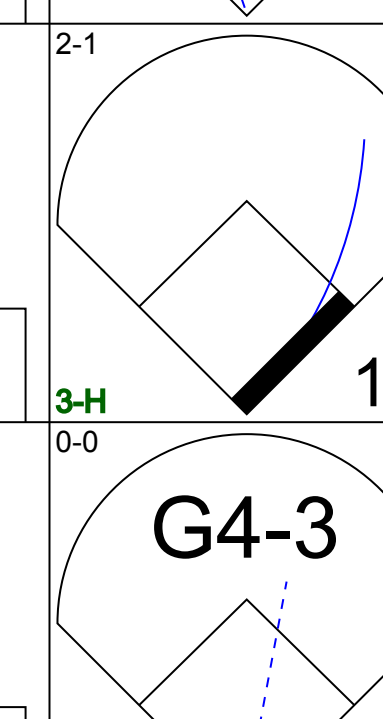
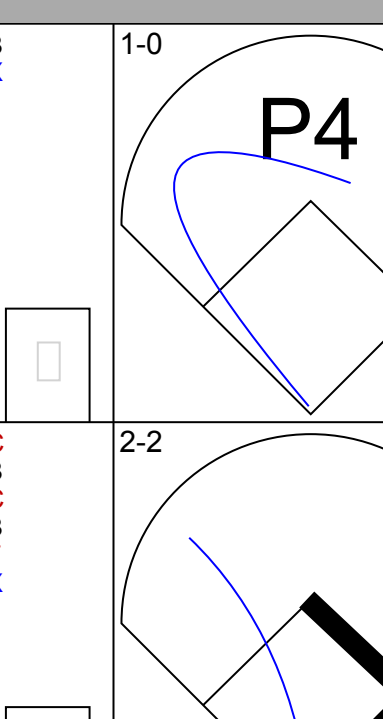
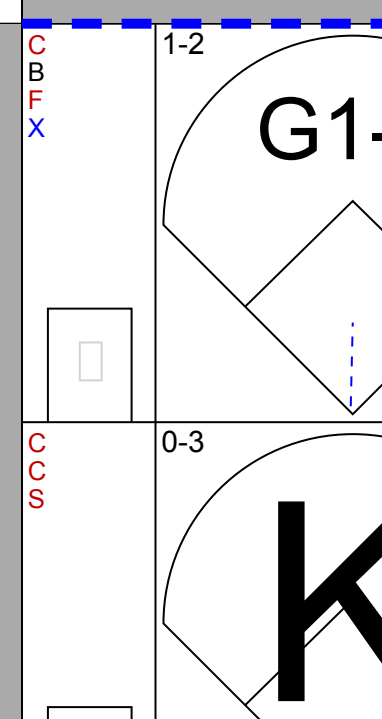
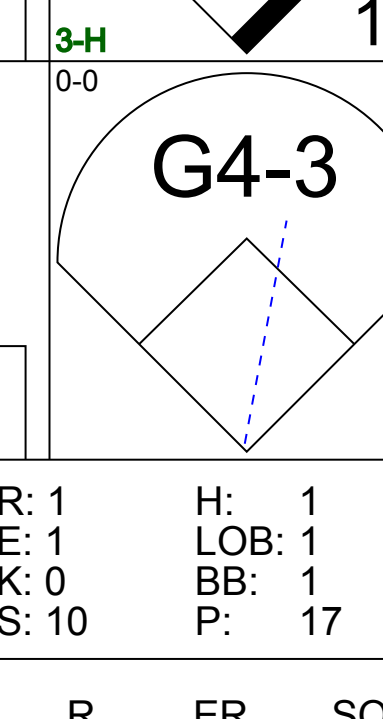
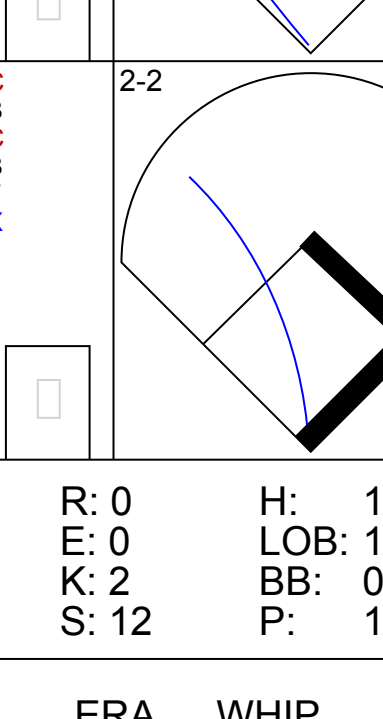
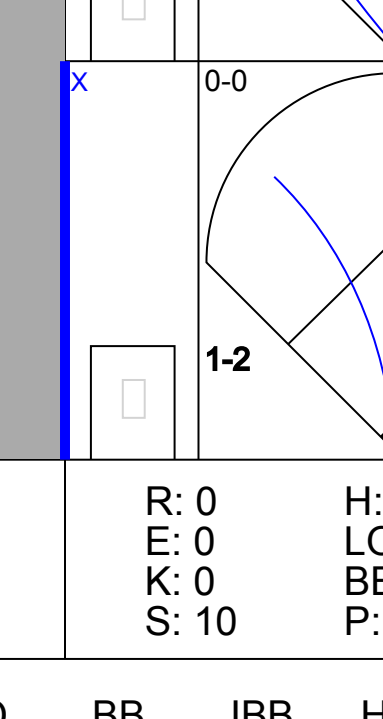
Batter	1	2	3	4	5	6	7	8	9	AB	R	H	RBI	BB	SO	LOB	BOTTOM				
<b>Chris Stynes, R</b> OBP: 0.332, SLG: 0.364	E																3 1 2 0 0 0 2				
<b>Eduardo Perez, R</b> OBP: 0.269, SLG: 0.261																	1 0 1 0 0 0 0				
<b>Dmitri Young, S</b> OBP: 0.380, SLG: 0.545	F7																3 1 1 1 0 0 2				
<b>Barry Larkin, R</b> OBP: 0.378, SLG: 0.429	FC6-4 BB																2 0 0 0 1 0 0				
<b>Eddie Taubensee, L</b> OBP: 0.419, SLG: 0.510	FC6-4 1-2 2H																3 0 1 0 0 0 1				
<b>Melvin Nieves, S</b> OBP: 0.353, SLG: 0.393	K																3 0 0 0 0 1 2				
<b>Willie Greene, L</b> OBP: 0.418, SLG: 0.500																	3 1 1 1 0 0 0				
<b>Bret Boone, R</b> OBP: 0.330, SLG: 0.473																	3 0 1 0 0 0 0				
<b>Jon Nunnally, L</b> OBP: 0.351, SLG: 0.427																	3 1 1 1 0 0 1				
<b>Scott Winchester, R</b> ERA: 3.78																	1 0 0 0 0 0 0				
<b>Lenny Harris, L</b> OBP: 0.373, SLG: 0.413																	1 0 1 0 0 0 0				
<b>Inning Stats</b>	R: 1 E: 1 K: 1 S: 9	H: 1 LOB: 1 BB: 1 P: 16	R: 2 E: 0 K: 0 S: 14	H: 3 LOB: 1 BB: 0 P: 19	R: 0 E: 0 K: 0 S: 3	H: 0 LOB: 0 BB: 0 P: 4	R: 0 E: 0 K: 0 S: 8	H: 1 LOB: 2 BB: 0 P: 13	R: 1 E: 0 K: 0 S: 10	H: 2 LOB: 0 BB: 0 P: 17	R: 0 E: 0 K: 0 S: 6	H: 0 LOB: 0 BB: 0 P: 10	R: 0 E: 0 K: 0 S: 5	H: 2 LOB: 2 BB: 0 P: 7				1B: 3 2B: 3 3B: 0 HR: 3	SF: 0 SAC: 0 DP: 1 HBP: 1	WP: 0 PB: 0 SB: 0 CS: 0	PA: 28
<b>PITCHER</b> <b>Pedro Astacio, R</b> ERA: 7.31	IP: 6.0 WLS: L BF: 26 H: 7 R: 4 ER: 3 SO: 1 BB: 1 IBB: 1 HBP: 1 BLK: 0 WP: 0 HR: 3 S: 50 P: 79 ERA: 4.50 WHIP: 1.333															<b>PITCHER</b>	IP: WLS: BF: H: R: ER: SO: BB: IBB: HBP: BLK: WP: HR: S: P: ERA: WHIP:				
<b>Mike DeJean, R</b> ERA: 2.55	0.1 L 2 2 0 0 0															0.00 6.000					

**Colorado Rockies @ Cincinnati Reds**  
Cinergy Field, Cincinnati, OH  
Sat May 23 1998, 3:33 AM EDT  
Att: 20,034 - Overcast - 61 F

AB	26
R	4
H	9
RBI	3
BB	1
SO	1
LOB	8



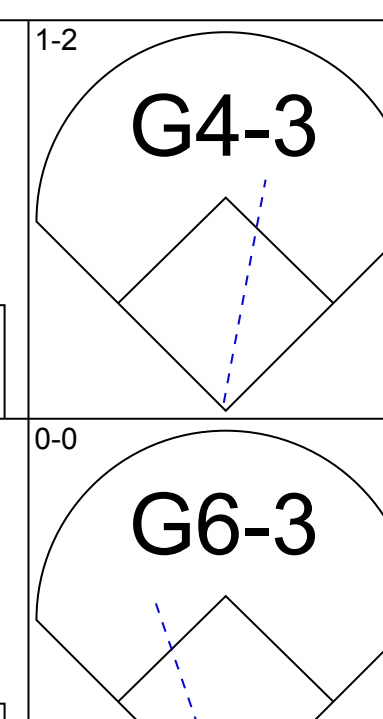
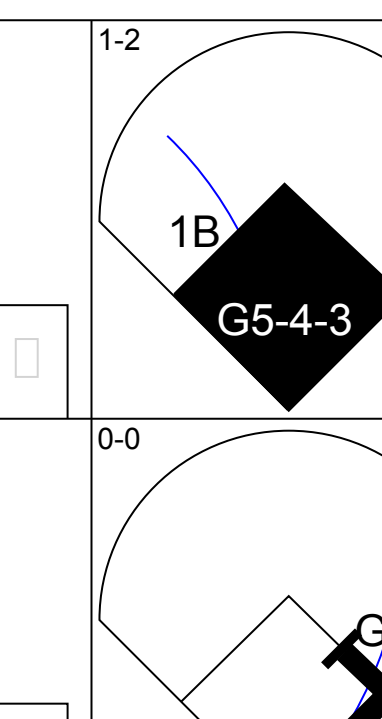
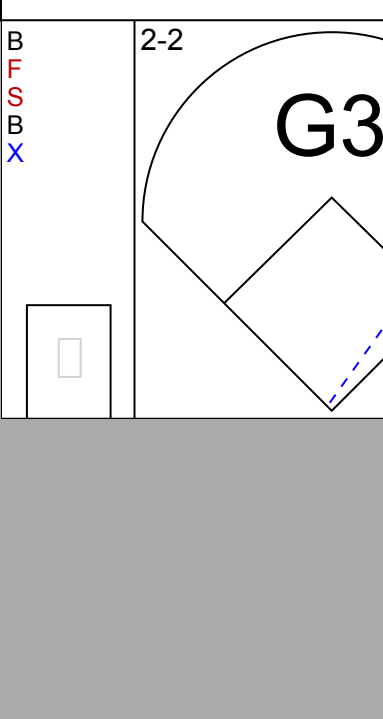
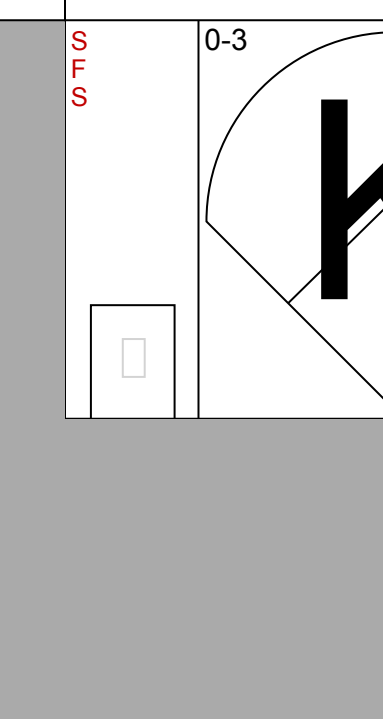
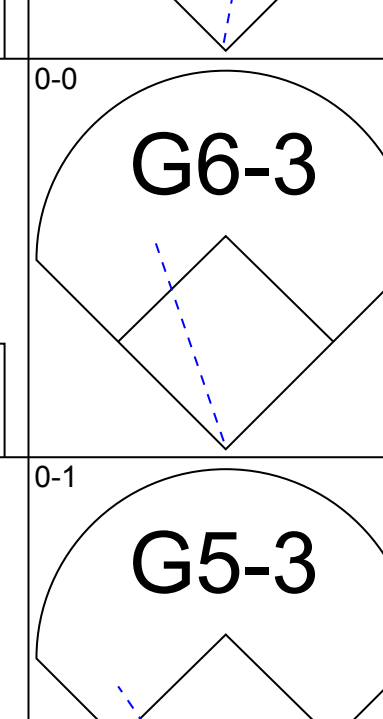
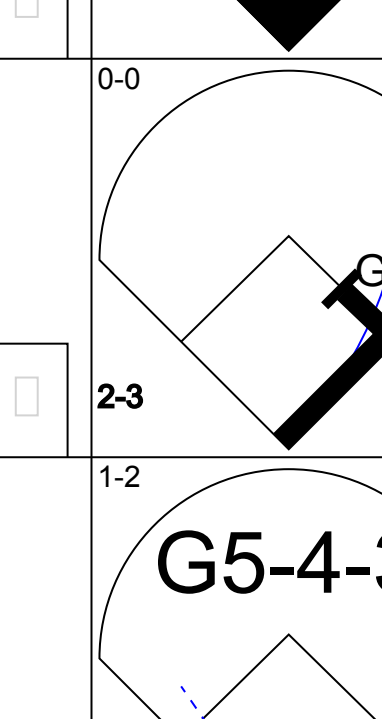
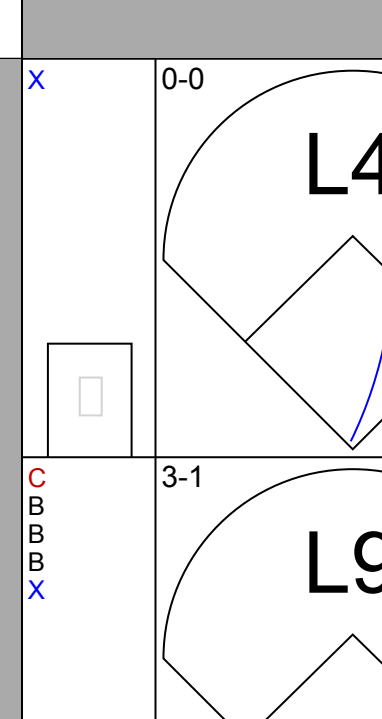
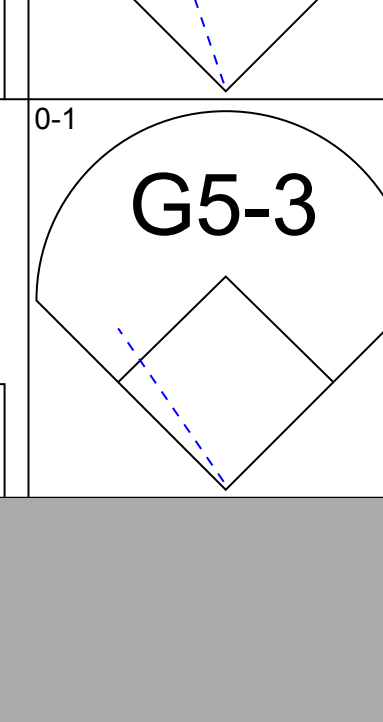
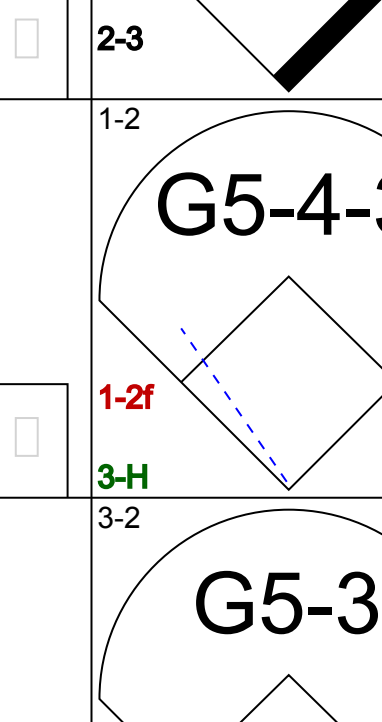
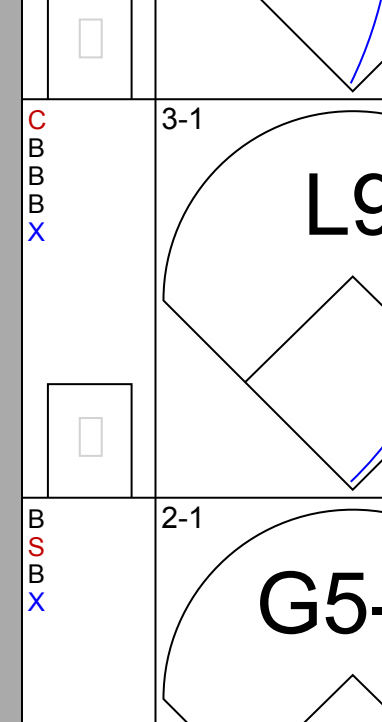
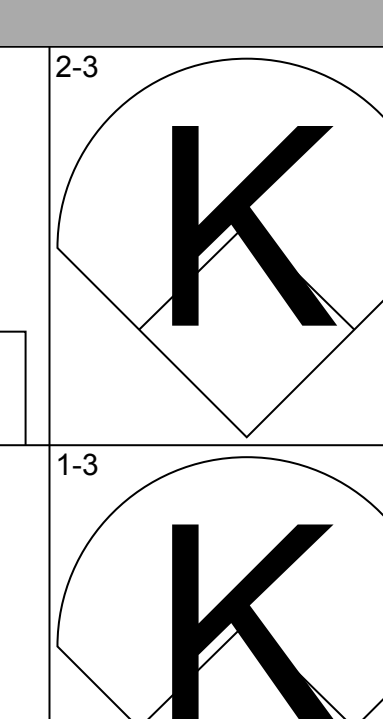
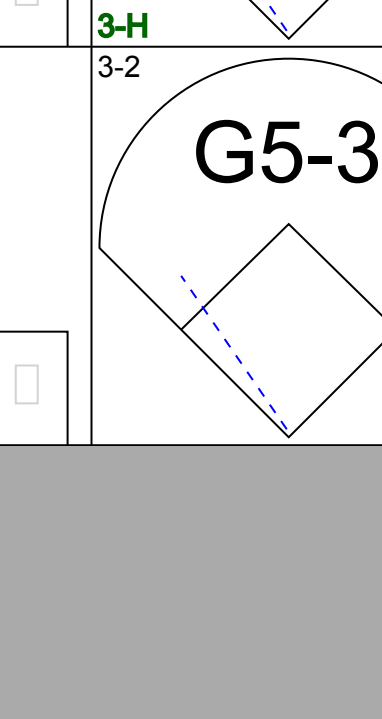
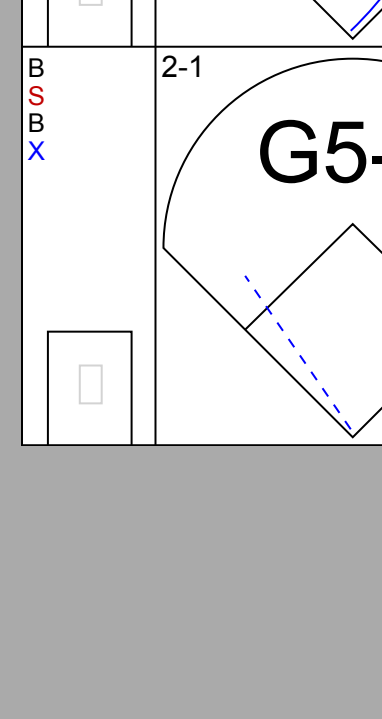
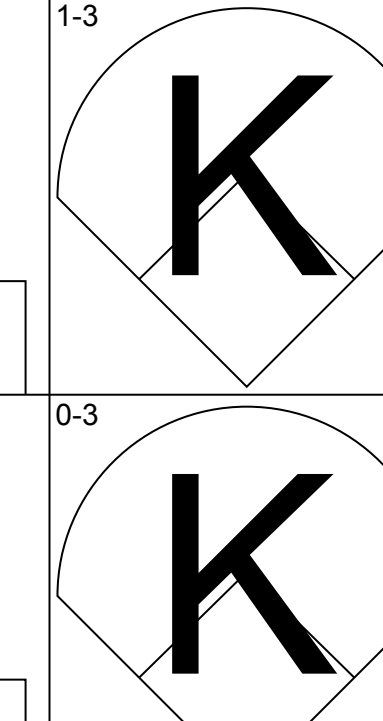
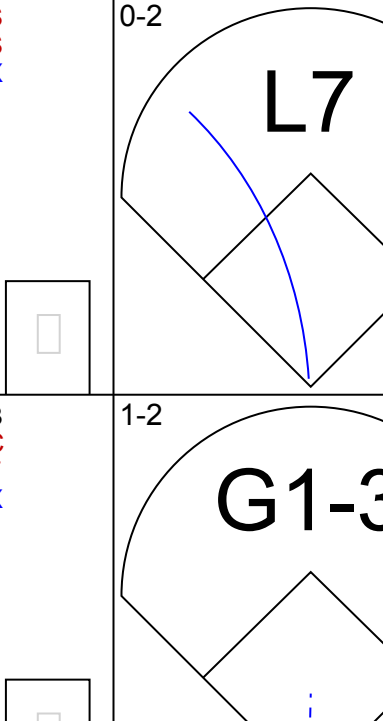
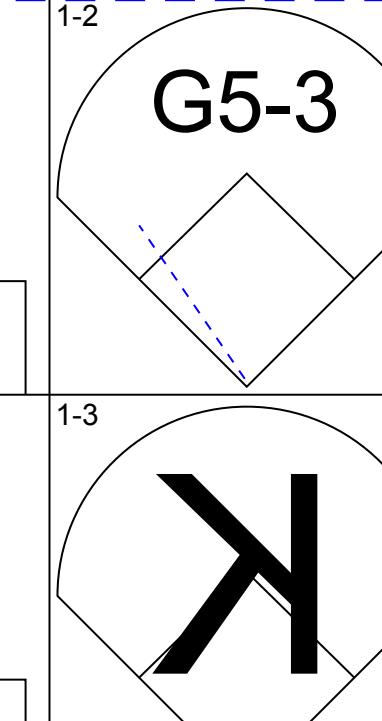
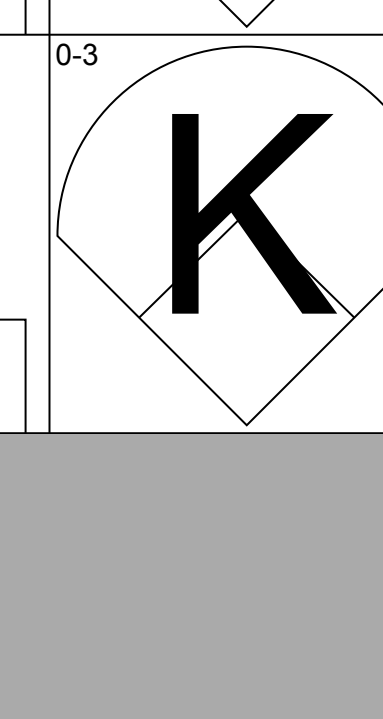
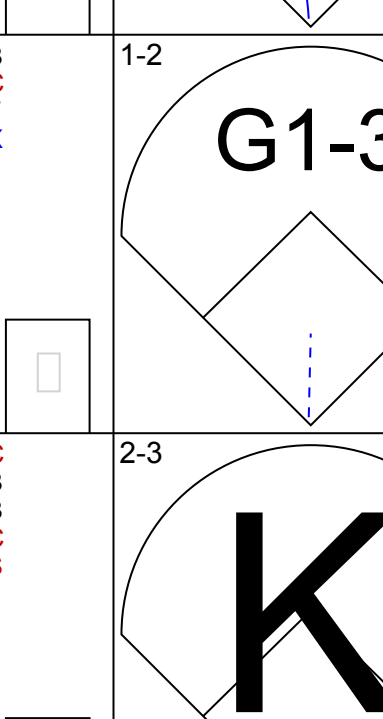
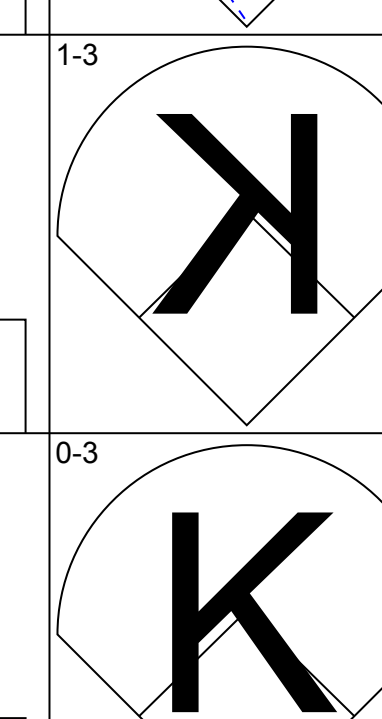
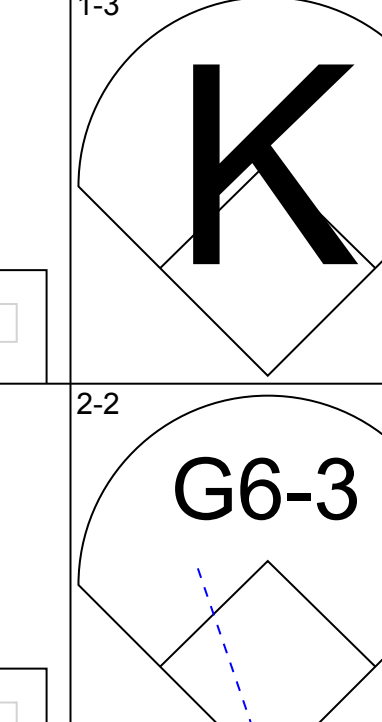


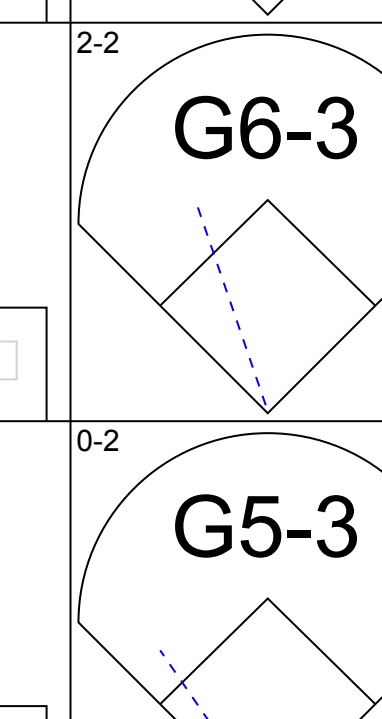
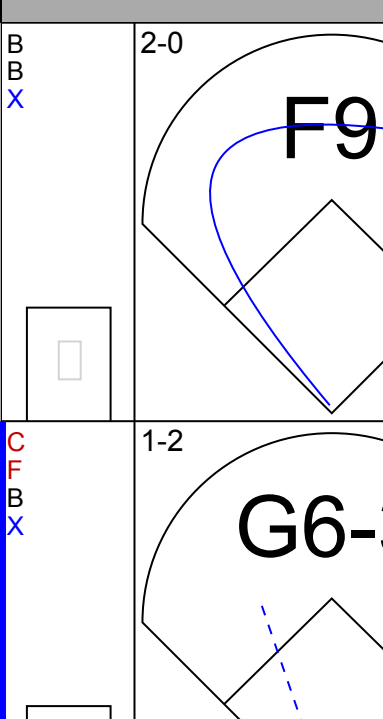
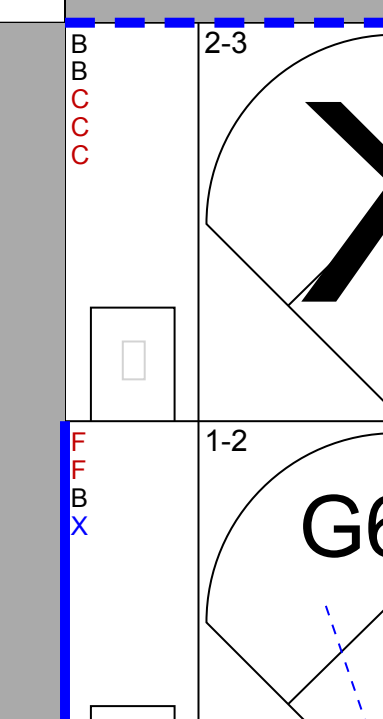
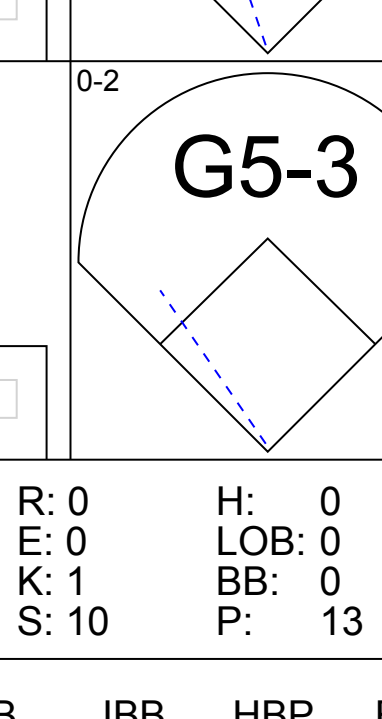
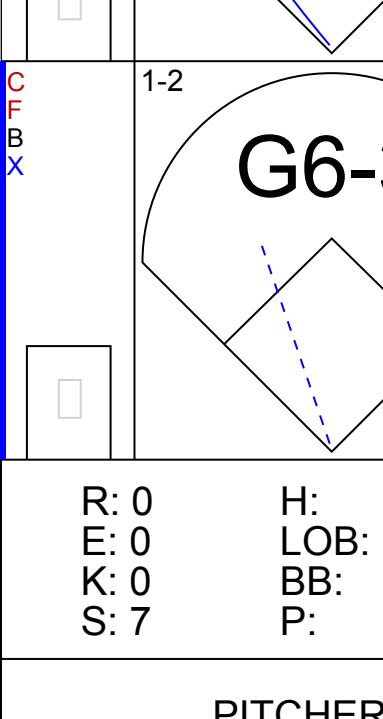
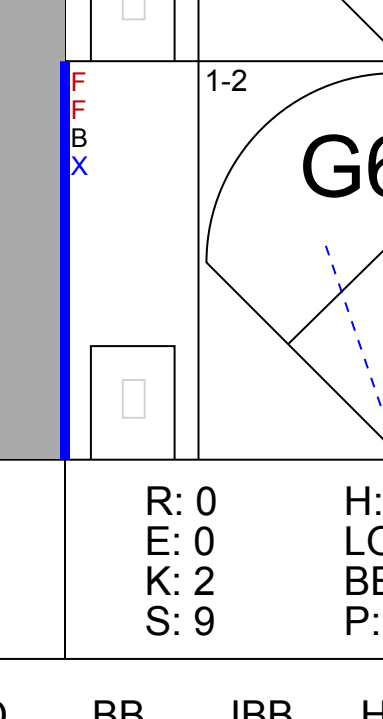


Batter	1	2	3	4	5	6	7	8	9	AB	R	H	RBI	BB	SO	LOB	TOP				
<b>Nelf Perez, S</b> OBP: 0.327, SLG: 0.412 (1, 6)										5	0	0	0	0	2	3					
<b>Ellis Burks, R</b> OBP: 0.310, SLG: 0.524 (1, 8) (8, 7)										4	0	0	0	0	4	1					
<b>Larry Walker, L</b> OBP: 0.434, SLG: 0.579 (1, 9)										4	1	2	0	0	0	0					
<b>17 Todd Helton, L</b> OBP: 0.360, SLG: 0.468 (1, 3)										2	1	1	0	2	0	1					
<b>Dante Bichette, R</b> OBP: 0.356, SLG: 0.484 (1, 7)										3	1	0	0	1	2	4					
<b>Chuck McElroy, L</b> (8, 1)										0	0	0	0	0	0	0					
<b>Jerry Dipoto, R</b> (9, 1)										0	0	0	0	0	0	0					
<b>Vinny Castilla, R</b> OBP: 0.335, SLG: 0.587 (1, 5)										4	0	2	2	0	0	2					
<b>3 Mike Lansing, R</b> OBP: 0.296, SLG: 0.347 (1, 4)										4	0	0	0	0	0	5					
<b>Kirt Manwaring, R</b> OBP: 0.377, SLG: 0.355 (1, 2)										4	0	1	1	0	0	1					
<b>Bobby Jones, R</b> OBP: 0.143, SLG: 0.286 (1, 1)										3	0	1	0	0	1	1					
<b>1 Curtis Goodwin, L</b> OBP: 0.393, SLG: 0.396 (8, 8)										1	0	1	0	0	0	0					
<b>Inning Stats</b>	R: 0 E: 0 K: 2 S: 12	H: 1 LOB: 1 BB: 0 P: 19	R: 1 E: 1 K: 0 S: 10	H: 1 LOB: 1 BB: 1 P: 17	R: 0 E: 0 K: 1 S: 9	H: 0 LOB: 0 BB: 0 P: 12	R: 0 E: 0 K: 1 S: 9	H: 0 LOB: 1 BB: 0 P: 14	R: 0 E: 0 K: 1 S: 12	H: 1 LOB: 1 BB: 0 P: 17	R: 2 E: 0 K: 1 S: 17	H: 2 LOB: 0 BB: 1 P: 28	R: 0 E: 0 K: 1 S: 7	H: 0 LOB: 0 BB: 0 P: 8	R: 0 E: 0 K: 1 S: 11	H: 1 LOB: 1 BB: 0 P: 15	R: 0 E: 0 K: 0 S: 10	H: 2 LOB: 2 BB: 0 P: 12	1B: 5 2B: 3 3B: 0 HR: 0	SF: 0 SAC: 0 DP: 1 HBP: 0	WP: 0 PA: 37 PB: 0 SB: 2 CS: 1
<b>PITCHER</b>	IP	WLS	BF	H	R	ER	SO	BB	IBB	HBP	BLK	WP	HR	S	P	ERA	WHIP				
<b>Brett Tomko, R</b> ERA: 3.84 (1, 1)	6.0	L	25	5	3	3	7	3	0	0	0	0	0	69	107	4.50	1.333				
<b>Scott Sullivan, R</b> ERA: 5.82 (7, 1)	3.0		12	3	0	0	2	0	0	0	0	0	0	28	35	0.00	1.000				

Colorado Rockies @ Cincinnati Reds  
Cinergy Field, Cincinnati, OH  
Sun May 24 1998, 3:33 AM EDT  
Att: 21,298 - Cloudy - 68 F

AB 34  
R 3  
H 8  
RBI 3  
BB 3  
SO 9  
LOB 18



Batter	1	2	3	4	5	6	7	8	9	AB	R	H	RBI	BB	SO	LOB	BOTTOM				
<b>Jon Nunnally, L</b> OBP: 0.346, SLG: 0.430 (1, 8)										4	1	1	0	0	1	0					
<b>Dmitri Young, S</b> OBP: 0.375, SLG: 0.541 (1, 7)										3	0	1	0	0	0	0					
<b>Barry Larkin, R</b> OBP: 0.371, SLG: 0.420 (1, 6)										3	0	0	0	0	0	1					
<b>Eduardo Perez, R</b> OBP: 0.262, SLG: 0.253 (1, 3)										3	0	0	0	0	1	0					
<b>Bret Boone, R</b> OBP: 0.325, SLG: 0.465 (1, 4)										3	0	0	0	0	1	0					
<b>Willie Greene, L</b> OBP: 0.412, SLG: 0.490 (1, 5)										3	0	0	0	0	2	0					
<b>Melvin Nieves, S</b> OBP: 0.324, SLG: 0.355 (1, 9)										3	0	0	0	0	3	0					
<b>Brook Fordyce, R</b> OBP: 0.286, SLG: 0.308 (1, 2)										3	0	0	0	0	1	0					
<b>Brett Tomko, R</b> OBP: 0.130, SLG: 0.130 (1, 1)										1	0	0	0	0	0	0					
<b>Chris Stynes, R</b> OBP: 0.330, SLG: 0.362 (6, PH)										1	0	0	0	0	0	0					
<b>Scott Sullivan, R</b> OBP: 0.250, SLG: 0.250 (7, 1)										0	0	0	0	0	0	0					
<b>Lenny Harris, L</b> OBP: 0.369, SLG: 0.408 (9, PH)										1	0	0	0	0	0	0					
<b>Inning Stats</b>	R: 0 E: 0 K: 0 S: 6	H: 0 LOB: 0 BB: 0 P: 7	R: 0 E: 0 K: 3 S: 9	H: 0 LOB: 0 BB: 0 P: 12	R: 0 E: 0 K: 1 S: 10	H: 0 LOB: 0 BB: 0 P: 13	R: 1 E: 0 K: 0 S: 13	H: 2 LOB: 0 BB: 0 P: 18	R: 0 E: 0 K: 0 S: 7	H: 0 LOB: 0 BB: 0 P: 12	R: 0 E: 0 K: 0 S: 5	H: 0 LOB: 0 BB: 0 P: 10	R: 0 E: 0 K: 2 S: 9	H: 0 LOB: 0 BB: 0 P: 11	R: 0 E: 0 K: 2 S: 9	H: 0 LOB: 0 BB: 0 P: 12	1B: 1 2B: 1 3B: 0 HR: 0	SF: 0 SAC: 0 DP: 1 HBP: 0	WP: 0 PA: 28 PB: 0 SB: 0 CS: 0		
<b>PITCHER</b>	IP	WLS	BF	H	R	ER	SO	BB	IBB	HBP	BLK	WP	HR	S	P	ERA	WHIP				
<b>Bobby Jones, L</b> ERA: 4.21 (1, 1)	7.0	W	22	2	1	1	5	0	0	0	0	0	0	59	84	1.29	0.286				
<b>Chuck McElroy, L</b> ERA: 1.8 (8, 1)	1.0		3	0	0	0	2	0	0	0	0	0	0	9	11	0.00	0.000				
<b>Jerry Dipoto, R</b> ERA: 3.04 (9, 1)	1.0	S	3	0	0	0	2	0	0	0	0	0	0	9	12	0.00	0.000				

Colorado Rockies @ Cincinnati Reds  
Cinergy Field, Cincinnati, OH  
Sun May 24 1998, 3:33 AM EDT  
Att: 21,298 - Cloudy - 68 F

AB 28  
R 1  
H 2  
RBI 0  
BB 0  
SO 9  
LOB 1





Batter	1	2	3	4	5	6	7	8	9	AB	R	H	RBI	BB	SO	LOB	TOP		
<b>Neft Perez, S</b> (1, 6) OBP: 0.329, SLG: 0.411	0-1 L8	2-2 G3			2-1 F9		3-1 2B G3 1B	2-2 BB 1B		5	1	2	0	0	0	1			
<b>Ellis Burks, R</b> (1, 8) OBP: 0.323, SLG: 0.547 (8, 7)	2-1 G5-3	0-1 2B			0-0 G6-3 2B		1-2 G3 2B	4-2 BB		4	0	3	1	1	0	0			
<b>Larry Walker, L</b> (1, 9) OBP: 0.428, SLG: 0.574	0-1 17 BB 2B	1-2 F7			0-1 G6-3		0-1 G3	2-0 G1-3		5	1	1	1	0	0	6			
<b>Vinny Castilla, R</b> (1, 5) OBP: 0.336, SLG: 0.578	1-1 17 BB 2B HBP		0-1 P3		4-2 BB		0-0 G5-3		0-0 F9	3	1	0	0	1	0	1			
<b>17 Todd Helton, L</b> (1, 3) OBP: 0.356, SLG: 0.456	4-2 2B BB		1-2 F9		1-0 G4-3		3-2 G6-3		2-1 P6	4	1	0	0	1	0	3			
<b>Dante Bichette, R</b> (1, 7) OBP: 0.359, SLG: 0.486 <b>1 Curtis Goodwin, L</b> (8, 8) OBP: 0.393, SLG: 0.407	2-1 2B		2-3 K		4-0 3 G6-3 BB		1-1 G6-3		1-2 1B	3	0	1	3	1	1	0			
<b>3 Mike Lansing, R</b> (1, 4) OBP: 0.288, SLG: 0.338	3-3 K			0-0 F8		2-1 G6-3		0-0 G5-3	2-3 K	5	0	0	0	0	2	3			
<b>Kirt Manwaring, R</b> (1, 2) OBP: 0.373, SLG: 0.361		3-2 G5-3		2-2 G4-3		2-2 G6-3		1-1 1B 2B		4	1	1	0	0	0	1			
<b>John Thomson, R</b> (1, 1) OBP: 0.250, SLG: 0.167 <b>Jeff Reed, L</b> (8, PH) OBP: 0.355, SLG: 0.450 <b>Dave Veres, R</b> (8, 1)		1-2 G3 2B 1B		0-2 F8		1-3 K		2-0 BB 1B 1B		3	1	1	0	0	1	1			
<b>Inning Stats</b>	R: 3 E: 0 K: 1 S: 16	H: 2 LOB: 1 BB: 1 P: 28	R: 1 E: 0 K: 0 S: 14	H: 2 LOB: 1 BB: 0 P: 21	R: 0 E: 0 K: 1 S: 8	H: 0 LOB: 0 BB: 0 P: 11	R: 0 E: 0 K: 0 S: 9	H: 0 LOB: 1 BB: 1 P: 17	R: 0 E: 0 K: 1 S: 9	H: 0 LOB: 1 BB: 1 P: 18	R: 1 E: 0 K: 0 S: 12	H: 2 LOB: 1 BB: 0 P: 19	R: 1 E: 0 K: 0 S: 13	H: 3 LOB: 3 BB: 2 P: 25	R: 0 E: 0 K: 1 S: 10	H: 1 LOB: 1 BB: 0 P: 15	1B: 5 2B: 6 3B: 0 HR: 0	SF: 0 SAC: 0 DP: 0 HBP: 1	WP: 0 PA: 43 PB: 0 SB: 0 CS: 0
<b>PITCHER</b>	IP	WLS	BF	H	R	ER	SO	BB	IBB	HBP	BLK	WP	HR	S	P	ERA	WHIP		
<b>Mike Busby, R</b> (1, 1) ERA: 4.97	4.2	L	21	5	4	4	2	1	0	1	0	0	0	52	78	7.71	1.286		
<b>Sean Lowe, R</b> (5, 1) ERA: 3.86	2.1		11	2	1	1	1	2	0	0	0	0	0	26	47	3.86	1.714		
<b>Curtis King, R</b> (8, 1) ERA: 0.79	1.0		7	3	1	1	0	1	0	0	0	0	0	13	25	9.00	4.000		
<b>John Frascatore, R</b> (9, 1) ERA: 6.1	1.0		4	1	0	0	1	0	0	0	0	0	0	10	15	0.00	1.000		

**Colorado Rockies @ St. Louis Cardinals**  
**Busch Stadium, St. Louis, MO**  
 Mon May 25 1998, 3:33 AM CDT  
 Att: 42,038 - Cloudy - 75 F

AB	38
R	6
H	11
RBI	6
BB	4
SO	4
LOB	16



Batter	1	2	3	4	5	6	7	8	9	AB	R	H	RBI	BB	SO	LOB	BOTTOM		
<b>Ron Gant, R</b> (1, 7) OBP: 0.288, SLG: 0.500	2-2 G5-3		3-3 K		3-2 G5-3			4-1 BB BB		3	0	0	0	1	1	0			
<b>Delino DeShields, L</b> (1, 4) OBP: 0.472, SLG: 0.509	0-3 K		1-3 K			2-1 S 1B		0-0 F8		4	0	1	0	0	2	1			
<b>Mark McGwire, R</b> (1, 3) OBP: 0.493, SLG: 0.848	2-2 HR		2-1 P3			0-0 L7		4-2 BB		3	1	1	1	1	0	1			
<b>Ray Lankford, L</b> (1, 8) OBP: 0.412, SLG: 0.510	1-3 K			4-2 G4-3 BLK BB		3-1 G5-3		2-3 K		3	0	0	0	1	2	3			
<b>Brian Hunter, R</b> (1, 9) OBP: 0.283, SLG: 0.469		0-0 G6-3		2-0 F9		3-1 L7		2-2 L7		4	0	0	0	0	0	4			
<b>John Mabry, L</b> (1, 5) OBP: 0.376, SLG: 0.459		0-1 1B		1-1 G4-3		1-2 G4-3 2B			2-2 F8	4	0	2	0	0	0	1			
<b>Royce Clayton, R</b> (1, 6) OBP: 0.312, SLG: 0.311		2-2 S		0-1 F9		0-0 G4-3			0-0 G1-3	4	0	1	0	0	0	2			
<b>Tom Lampkin, L</b> (1, 2) OBP: 0.310, SLG: 0.402		0-1 L9			0-0 G4-3		1-1 P6		2-3 K	4	0	0	0	0	1	3			
<b>Mike Busby, R</b> (1, 1) <b>Sean Lowe, R</b> (5, 1) <b>Willie McGee, S</b> (7, PH) OBP: 0.333, SLG: 0.366 <b>Curtis King, R</b> (8, 1) <b>John Frascatore, R</b> (9, 1)		0-3 K			0-0 F9		3-3 K			1	0	0	0	0	1	2			
<b>Inning Stats</b>	R: 1 E: 0 K: 2 S: 12	H: 1 LOB: 0 BB: 0 P: 17	R: 0 E: 0 K: 1 S: 11	H: 2 LOB: 2 BB: 0 P: 13	R: 0 E: 0 K: 2 S: 10	H: 0 LOB: 0 BB: 1 P: 16	R: 0 E: 0 K: 0 S: 7	H: 0 LOB: 1 BB: 1 P: 14	R: 0 E: 0 K: 0 S: 5	H: 1 LOB: 1 BB: 0 P: 15	R: 0 E: 0 K: 1 S: 12	H: 1 LOB: 1 BB: 0 P: 17	R: 0 E: 0 K: 1 S: 11	H: 0 LOB: 2 BB: 2 P: 23	R: 0 E: 0 K: 1 S: 10	H: 0 LOB: 0 BB: 0 P: 14	1B: 3 2B: 1 3B: 0 HR: 1	SF: 0 SAC: 0 DP: 0 HBP: 0	WP: 0 PA: 35 PB: 0 SB: 2 CS: 0
<b>PITCHER</b>	IP	WLS	BF	H	R	ER	SO	BB	IBB	HBP	BLK	WP	HR	S	P	ERA	WHIP		
<b>John Thomson, R</b> (1, 1) ERA: 5.82	7.0	W	27	5	1	1	6	1	0	0	1	0	0	64	100	1.29	0.857		
<b>Dave Veres, R</b> (8, 1) ERA: 4.81	2.0		8	0	0	0	2	2	0	0	0	0	0	21	37	0.00	1.000		

**Colorado Rockies @ St. Louis Cardinals**  
**Busch Stadium, St. Louis, MO**  
 Mon May 25 1998, 3:33 AM CDT  
 Att: 42,038 - Cloudy - 75 F

AB	32
R	1
H	5
RBI	1
BB	3
SO	8
LOB	18





Batter	1	2	3	4	5	6	7	8	9	AB	R	H	RBI	BB	SO	LOB	TOP		
<b>Nelf Perez, S</b> (1, 6) OBP: 0.322, SLG: 0.403	1-3 K		0-0 G4-3		0-1 F9			1-3 K		4	0	0	0	0	2	2	<b>Colorado Rockies @ St. Louis Cardinals</b> Busch Stadium, St. Louis, MO Wed May 27 1998, 7:05 PM CDT Att: 34,211 - Cloudy - 88 F		
<b>Ellis Burks, R</b> (1, 7) OBP: 0.327, SLG: 0.543	4-2 BB		2-1 L4			3-2 P3		2-1 1B		3	0	1	0	1	0	0			
<b>Larry Walker, L</b> (1, 9) OBP: 0.420, SLG: 0.561	0-3 K			1-2 F7		1-1 G4-3		0-0 L9		4	0	0	0	0	1	2			
<b>Vinny Castilla, R</b> (1, 5) OBP: 0.335, SLG: 0.572	3-3 K			0-0 17 CS 1B		0-0 G1-3			0-0 G6-3	4	0	1	0	0	1	1			
<b>17 Todd Helton, L</b> (1, 3) OBP: 0.353, SLG: 0.470		3-2 G4-3		3-2 F9			2-2 G4-3		2-2 HR	4	1	1	1	0	0	1			
<b>Jeff Reed, L</b> (1, 2) OBP: 0.371, SLG: 0.451		4-2 BB			4-2 SH5-3 1B		1-0 F8		0-1 1B	2	0	1	0	2	0	0			
<b>Jason Bates, S</b> (9, PR) OBP: 0.314, SLG: 0.233										0	0	0	0	0	0	0			
<b>3 Mike Lansing, R</b> (1, 4) OBP: 0.292, SLG: 0.338		0-0 F9		0-1 SH5-3 1B		4-2 FC6-4 BB		1-1 F9		3	0	1	0	1	0	2			
<b>1 Curtis Goodwin, L</b> (1, 8) OBP: 0.381, SLG: 0.393		1-2 G3-1			1-0 SH5-3		0-0 FC6-4		0-0 L6	2	0	0	0	0	0	2			
<b>Dante Bichette, R</b> (9, PH) OBP: 0.357, SLG: 0.484					1-2 2-3		1-2 1-2			1	0	0	0	0	0	1			
<b>Darryl Kile, R</b> (1, 1) OBP: 0.286, SLG: 0.333			2-3 K		0-3 K			1-3 K		2	0	0	0	0	2	2			
<b>John Vander Wal, L</b> (8, PH) OBP: 0.369, SLG: 0.448										1	0	0	0	0	1	0			
<b>Mike DeJean, R</b> (8, 1)										0	0	0	0	0	0	0			
<b>Inning Stats</b>	R: 0 E: 0 K: 3 S: 13	H: 0 LOB: 1 BB: 1 P: 21	R: 0 E: 0 K: 0 S: 10	H: 0 LOB: 1 BB: 1 P: 18	R: 0 E: 0 K: 1 S: 6	H: 0 LOB: 0 BB: 0 P: 10	R: 0 E: 0 K: 0 S: 8	H: 1 LOB: 0 BB: 0 P: 12	R: 0 E: 0 K: 1 S: 10	H: 1 LOB: 2 BB: 1 P: 15	R: 0 E: 0 K: 0 S: 6	H: 0 LOB: 1 BB: 1 P: 15	R: 0 E: 0 K: 2 S: 9	H: 0 LOB: 1 BB: 0 P: 13	R: 1 E: 0 K: 0 S: 9	H: 2 LOB: 1 BB: 0 P: 12	1B: 4 2B: 0 3B: 0 HR: 1	SF: 0 SAC: 1 DP: 0 HBP: 0	WP: 0 PA: 35 PB: 0 SB: 0 CS: 1
<b>PITCHER</b>	IP WLS BF H R ER SO BB IBB HBP BLK WP HR S P ERA WHIP	IP WLS BF H R ER SO BB IBB HBP BLK WP HR S P ERA WHIP	IP WLS BF H R ER SO BB IBB HBP BLK WP HR S P ERA WHIP	IP WLS BF H R ER SO BB IBB HBP BLK WP HR S P ERA WHIP	IP WLS BF H R ER SO BB IBB HBP BLK WP HR S P ERA WHIP	IP WLS BF H R ER SO BB IBB HBP BLK WP HR S P ERA WHIP	IP WLS BF H R ER SO BB IBB HBP BLK WP HR S P ERA WHIP	IP WLS BF H R ER SO BB IBB HBP BLK WP HR S P ERA WHIP	IP WLS BF H R ER SO BB IBB HBP BLK WP HR S P ERA WHIP	IP WLS BF H R ER SO BB IBB HBP BLK WP HR S P ERA WHIP	IP WLS BF H R ER SO BB IBB HBP BLK WP HR S P ERA WHIP	IP WLS BF H R ER SO BB IBB HBP BLK WP HR S P ERA WHIP	IP WLS BF H R ER SO BB IBB HBP BLK WP HR S P ERA WHIP	IP WLS BF H R ER SO BB IBB HBP BLK WP HR S P ERA WHIP	IP WLS BF H R ER SO BB IBB HBP BLK WP HR S P ERA WHIP	IP WLS BF H R ER SO BB IBB HBP BLK WP HR S P ERA WHIP	IP WLS BF H R ER SO BB IBB HBP BLK WP HR S P ERA WHIP		

AB	30
R	1
H	5
RBI	1
BB	4
SO	7
LOB	13



Batter	1	2	3	4	5	6	7	8	9	AB	R	H	RBI	BB	SO	LOB	BOTTOM		
<b>Ron Gant, R</b> (1, 7) OBP: 0.294, SLG: 0.493	3-1 F9		4-1 BB		1-0 G5-4-3		4-2 FC6-4 BB			2	0	0	0	2	0	1	<b>Colorado Rockies @ St. Louis Cardinals</b> Busch Stadium, St. Louis, MO Wed May 27 1998, 7:05 PM CDT Att: 34,211 - Cloudy - 88 F		
<b>Delino DeShields, L</b> (1, 4) OBP: 0.408, SLG: 0.503	0-0 P5		0-0 SF7			4-1 WP SF8 BB	0-0 FC6-4			2	1	0	1	1	0	2			
<b>Mark McGwire, R</b> (1, 3) OBP: 0.489, SLG: 0.832	3-3 K		3-H F9			3-3 K		4-1 G1-6-3 BB		3	0	0	0	1	2	3			
<b>Ray Lankford, L</b> (1, 8) OBP: 0.414, SLG: 0.506		2-2 G4-6-3 1B		0-1 L7		4-2 WP S BB		1-3 K		3	0	1	0	1	1	1			
<b>Willie McGee, S</b> (1, 9) OBP: 0.330, SLG: 0.365		1-1 G4-6-3		1-2 1B		2-3 SF8		0-0 G1-6-3		3	0	1	1	0	0	2			
<b>John Mabry, L</b> (1, 5) OBP: 0.396, SLG: 0.446		0-1 G3		2-3 K		3-H G4-3		1-1 G4-3		3	0	0	0	0	1	2			
<b>Royce Clayton, R</b> (1, 6) OBP: 0.312, SLG: 0.308			4-0 E SF7 1B BB		0-1 L8			0-3 K		2	1	0	0	1	1	1			
<b>Tom Pagnozzi, R</b> (1, 2) OBP: 0.262, SLG: 0.250			0-1 P4			4-2 G5-4-3 BB		0-0 SH5-4 1B		2	0	1	0	1	0	1			
<b>Todd Stottlemyre, L</b> (1, 1) OBP: 0.206, SLG: 0.182			2-2 E7 BB		1-3 K		1-0 SH5-4			2	0	1	0	0	1	1			
<b>Jeff Brantley, R</b> (9, 1)			1-3 1B					1-2 K		0	0	0	0	0	0	0			
<b>Inning Stats</b>	R: 0 E: 0 K: 1 S: 7	H: 0 LOB: 0 BB: 0 P: 13	R: 0 E: 0 K: 0 S: 7	H: 1 LOB: 0 BB: 0 P: 10	R: 1 E: 1 K: 0 S: 10	H: 1 LOB: 2 BB: 2 P: 20	R: 0 E: 0 K: 1 S: 11	H: 1 LOB: 1 BB: 0 P: 13	R: 0 E: 0 K: 1 S: 6	H: 0 LOB: 0 BB: 1 P: 12	R: 1 E: 0 K: 1 S: 14	H: 0 LOB: 2 BB: 2 P: 29	R: 0 E: 0 K: 1 S: 8	H: 1 LOB: 1 BB: 1 P: 13	R: 0 E: 0 K: 1 S: 6	H: 0 LOB: 0 BB: 1 P: 11	1B: 4 2B: 0 3B: 0 HR: 0	SF: 2 SAC: 1 DP: 3 HBP: 0	WP: 2 PA: 32 PB: 0 SB: 2 CS: 0
<b>PITCHER</b>	IP WLS BF H R ER SO BB IBB HBP BLK WP HR S P ERA WHIP	IP WLS BF H R ER SO BB IBB HBP BLK WP HR S P ERA WHIP	IP WLS BF H R ER SO BB IBB HBP BLK WP HR S P ERA WHIP	IP WLS BF H R ER SO BB IBB HBP BLK WP HR S P ERA WHIP	IP WLS BF H R ER SO BB IBB HBP BLK WP HR S P ERA WHIP	IP WLS BF H R ER SO BB IBB HBP BLK WP HR S P ERA WHIP	IP WLS BF H R ER SO BB IBB HBP BLK WP HR S P ERA WHIP	IP WLS BF H R ER SO BB IBB HBP BLK WP HR S P ERA WHIP	IP WLS BF H R ER SO BB IBB HBP BLK WP HR S P ERA WHIP	IP WLS BF H R ER SO BB IBB HBP BLK WP HR S P ERA WHIP	IP WLS BF H R ER SO BB IBB HBP BLK WP HR S P ERA WHIP	IP WLS BF H R ER SO BB IBB HBP BLK WP HR S P ERA WHIP	IP WLS BF H R ER SO BB IBB HBP BLK WP HR S P ERA WHIP	IP WLS BF H R ER SO BB IBB HBP BLK WP HR S P ERA WHIP	IP WLS BF H R ER SO BB IBB HBP BLK WP HR S P ERA WHIP	IP WLS BF H R ER SO BB IBB HBP BLK WP HR S P ERA WHIP			





Batter	1	2	3	4	5	6	7	8	9	AB	R	H	RBI	BB	SO	LOB	TOP				
<b>Neft Perez, S</b> OBP: 0.329, SLG: 0.410 (1, 6)										4	0	2	0	1	1	0	<b>Colorado Rockies @ St. Louis Cardinals</b> Busch Stadium, St. Louis, MO Thu May 28 1998, 3:33 AM CDT Att: 37,989 - Sunny - 86 F				
<b>Ellis Burks, R</b> OBP: 0.323, SLG: 0.539 (1, 8)										5	0	1	0	0	0	5					
<b>Dante Bichette, R</b> OBP: 0.351, SLG: 0.475 (1, 7)										4	0	0	0	0	2	6					
<b>Larry Walker, L</b> OBP: 0.416, SLG: 0.554 (1, 9)										4	0	1	0	0	0	1					
<b>Vinny Castilla, R</b> OBP: 0.329, SLG: 0.561 (1, 5)										4	0	0	0	0	1	1					
<b>Greg Colbrunn, R</b> OBP: 0.388, SLG: 0.500 (1, 3)										3	1	1	0	0	0	1					
<b>Curt Leskanic, R</b> OBP: 0.378, SLG: 0.433 (6, 1)										0	0	0	0	0	0	0					
<b>John Vander Wal, L</b> OBP: 0.378, SLG: 0.433 (6, PH)										1	0	0	0	0	1	1					
<b>Chuck McElroy, L</b> OBP: 0.374, SLG: 0.464 (6, 1)										0	0	0	0	0	0	0					
<b>3 Mike Lansing, R</b> OBP: 0.296, SLG: 0.335 (1, 4)										2	0	0	0	1	1	1					
<b>Kirt Manwaring, R</b> OBP: 0.375, SLG: 0.364 (1, 2)										2	0	1	1	0	0	1					
<b>Jeff Reed, L</b> OBP: 0.374, SLG: 0.464 (7, PH)										2	0	1	0	0	1	2					
<b>Jeff Reed, L</b> OBP: 0.374, SLG: 0.464 (7, 2)										2	0	1	0	0	1	2					
<b>Jamey Wright, R</b> OBP: 0.095, SLG: 0.095 (1, 1)										2	0	0	0	0	2	2					
<b>17 Todd Helton, L</b> OBP: 0.355, SLG: 0.467 (6, 3)										1	0	0	0	1	0	0					
<b>Inning Stats</b>	R: 0 E: 0 K: 2 S: 12	H: 1 LOB: 1 BB: 0 P: 17	R: 0 E: 1 K: 1 S: 7	H: 0 LOB: 1 BB: 1 P: 11	R: 0 E: 0 K: 1 S: 7	H: 1 LOB: 1 BB: 0 P: 11	R: 1 E: 0 K: 1 S: 16	H: 2 LOB: 2 BB: 1 P: 28	R: 0 E: 0 K: 0 S: 5	H: 0 LOB: 0 BB: 0 P: 8	R: 0 E: 0 K: 1 S: 8	H: 1 LOB: 3 BB: 2 P: 18	R: 0 E: 0 K: 3 S: 12	H: 1 LOB: 2 BB: 0 P: 20	R: 0 E: 0 K: 0 S: 8	H: 0 LOB: 0 BB: 0 P: 11	1B: 4 2B: 3 3B: 0 HR: 0	SF: 0 SAC: 0 DP: 1 HBP: 1	WP: 0 PB: 0 SB: 1 CS: 0	PA: 38	
<b>PITCHER</b>	IP	WLS	BF	H	R	ER	SO	BB	IBB	HBP	BLK	WP	HR	S	P	ERA	WHIP				
<b>Kent Mercker, L</b> ERA: 5.66 (1, 1)	5.0	W	21	5	1	1	5	1	0	0	0	0	0	49	78	1.80	1.200				
<b>John Frascatore, R</b> ERA: 5.85 (6, 1)	1.1		4	0	0	0	0	0	0	0	0	0	0	6	9	0.00	0.000				
<b>Lance Painter, L</b> ERA: 4.8 (7, 1)	0.0		3	1	0	0	0	2	0	0	0	0	0	2	10	∞	∞				
<b>Curtis King, R</b> ERA: 0.64 (7, 1)	2.2	S	10	1	0	0	4	0	0	1	0	0	0	25	38	0.00	0.375				

Batter	1	2	3	4	5	6	7	8	9	AB	R	H	RBI	BB	SO	LOB	BOTTOM				
<b>Ron Gant, R</b> OBP: 0.287, SLG: 0.480 (1, 7)										4	0	0	0	0	2	0	<b>Colorado Rockies @ St. Louis Cardinals</b> Busch Stadium, St. Louis, MO Thu May 28 1998, 3:33 AM CDT Att: 37,989 - Sunny - 86 F				
<b>Willie McGee, S</b> OBP: 0.330, SLG: 0.365 (8, 7)										0	0	0	0	0	0	0					
<b>Delino DeShields, L</b> OBP: 0.405, SLG: 0.494 (1, 4)										3	0	0	0	1	0	0					
<b>Mark McGwire, R</b> OBP: 0.493, SLG: 0.828 (1, 3)										2	1	1	0	2	0	0					
<b>Ray Lankford, L</b> OBP: 0.416, SLG: 0.506 (1, 8)										4	1	2	0	0	0	2					
<b>Brian Jordan, R</b> OBP: 0.416, SLG: 0.650 (1, 9)										4	1	2	2	0	1	1					
<b>John Mabry, L</b> OBP: 0.376, SLG: 0.462 (1, 5)										3	1	2	1	0	0	1					
<b>Royce Clayton, R</b> OBP: 0.317, SLG: 0.310 (1, 6)										2	0	1	1	1	0	1					
<b>Tom Pagnozzi, R</b> OBP: 0.250, SLG: 0.237 (1, 2)										3	0	0	0	0	0	3					
<b>Kent Mercker, L</b> OBP: 0.136, SLG: 0.095 (1, 1)										1	0	0	0	0	1	0					
<b>Brian Hunter, R</b> OBP: 0.278, SLG: 0.460 (5, PH)										1	0	0	0	0	0	0					
<b>John Frascatore, R</b> ERA: 4.61 (6, 1)										0	0	0	0	0	0	0					
<b>Lance Painter, L</b> OBP: 1.000, SLG: 1.000 (7, 1)										0	0	0	0	0	0	0					
<b>Curtis King, R</b> ERA: 1.73 (7, 1)										1	0	0	0	0	1	0					
<b>Inning Stats</b>	R: 0 E: 0 K: 1 S: 8	H: 0 LOB: 1 BB: 1 P: 13	R: 0 E: 0 K: 0 S: 11	H: 1 LOB: 1 BB: 1 P: 15	R: 0 E: 0 K: 1 S: 8	H: 0 LOB: 0 BB: 1 P: 16	R: 2 E: 0 K: 0 S: 13	H: 3 LOB: 1 BB: 0 P: 17	R: 0 E: 0 K: 0 S: 5	H: 0 LOB: 0 BB: 0 P: 6	R: 2 E: 0 K: 0 S: 9	H: 3 LOB: 0 BB: 1 P: 19	R: 0 E: 0 K: 2 S: 7	H: 0 LOB: 0 BB: 0 P: 9	R: 0 E: 0 K: 1 S: 17	H: 1 LOB: 1 BB: 0 P: 22	1B: 6 2B: 3 3B: 0 HR: 0	SF: 0 SAC: 0 DP: 2 HBP: 0	WP: 0 PB: 0 SB: 0 CS: 1	PA: 34	
<b>PITCHER</b>	IP	WLS	BF	H	R	ER	SO	BB	IBB	HBP	BLK	WP	HR	S	P	ERA	WHIP				
<b>Jamey Wright, R</b> ERA: 5.86 (1, 1)	5.2	L	25	7	4	4	2	4	0	0	0	0	0	8	10	0.00	0.000				
<b>Curt Leskanic, R</b> ERA: 4.61 (6, 1)	1.1		3	0	0	0	2	0	0	0	0	0	0	8	10	0.00	0.000				
<b>Chuck McElroy, L</b> ERA: 1.73 (8, 1)	1.0		4	1	0	0	1	0	0	0	0	0	0	17	22	0.00	1.000				





Batter	1	2	3	4	5	6	7	8	9	AB	R	H	RBI	BB	SO	LOB	TOP								
<b>Craig Biggio, R</b> OBP: 0.414, SLG: 0.527 (1, 4)										3	3	2	1	0	1	0									
<b>Derek Bell, R</b> OBP: 0.372, SLG: 0.507 (1, 9)										5	0	3	3	0	1	4									
<b>5 Jeff Bagwell, R</b> OBP: 0.398, SLG: 0.419 (1, 3)										5	0	0	0	0	1	4									
<b>Bill Spiers, L</b> OBP: 0.368, SLG: 0.422 (1, 5)										3	2	1	1	1	1	0									
<b>Moises Alou, R</b> OBP: 0.425, SLG: 0.615 (1, 7)										5	0	2	2	0	1	2									
<b>Richard Hidalgo, R</b> OBP: 0.310, SLG: 0.385 <b>Carl Everett, S</b> OBP: 0.411, SLG: 0.537 (1, 8) (8, 8)										4	1	2	0	0	2	1									
<b>Ricky Gutierrez, R</b> OBP: 0.385, SLG: 0.378 <b>Billy Wagner, L</b> (9, 1)										5	1	3	0	0	1	3									
<b>Brad Ausmus, R</b> OBP: 0.337, SLG: 0.326 (1, 2)										5	0	1	0	0	1	3									
<b>Mike Hampton, R</b> OBP: 0.290, SLG: 0.250 <b>Doug Henry, R</b> (8, 1)										3	0	0	0	0	1	3									
<b>Tim Bogar, R</b> OBP: 0.237, SLG: 0.226 (9, 6)										0	0	0	0	0	0	0									
<b>Inning Stats</b>	R: 2 E: 0 K: 1 S: 7	H: 2 LOB: 1 BB: 0 P: 8	R: 2 E: 0 K: 1 S: 7	H: 2 LOB: 1 BB: 0 P: 8	R: 2 E: 0 K: 2 S: 11	H: 4 LOB: 3 BB: 0 P: 12	R: 0 E: 0 K: 1 S: 7	H: 2 LOB: 0 BB: 0 P: 7	R: 0 E: 0 K: 1 S: 5	H: 0 LOB: 0 BB: 0 P: 5	R: 0 E: 0 K: 0 S: 3	H: 1 LOB: 1 BB: 0 P: 3	R: 0 E: 0 K: 2 S: 8	H: 1 LOB: 1 BB: 0 P: 8	R: 1 E: 0 K: 0 S: 5	H: 2 LOB: 2 BB: 1 P: 9	R: 0 E: 0 K: 2 S: 6	H: 0 LOB: 1 BB: 1 P: 10	1B: 10 2B: 4 3B: 0 HR: 1	SF: 0 SAC: 1 DP: 2 HBP: 3	WP: 0 PB: 0 SB: 3 CS: 1	PA: 44			
<b>PITCHER</b>	IP WLS BF H R ER SO BB IBB HBP BLK WP HR S P ERA WHIP	IP WLS BF H R ER SO BB IBB HBP BLK WP HR S P ERA WHIP	IP WLS BF H R ER SO BB IBB HBP BLK WP HR S P ERA WHIP	IP WLS BF H R ER SO BB IBB HBP BLK WP HR S P ERA WHIP	IP WLS BF H R ER SO BB IBB HBP BLK WP HR S P ERA WHIP	IP WLS BF H R ER SO BB IBB HBP BLK WP HR S P ERA WHIP	IP WLS BF H R ER SO BB IBB HBP BLK WP HR S P ERA WHIP	IP WLS BF H R ER SO BB IBB HBP BLK WP HR S P ERA WHIP	IP WLS BF H R ER SO BB IBB HBP BLK WP HR S P ERA WHIP	IP WLS BF H R ER SO BB IBB HBP BLK WP HR S P ERA WHIP	IP WLS BF H R ER SO BB IBB HBP BLK WP HR S P ERA WHIP	IP WLS BF H R ER SO BB IBB HBP BLK WP HR S P ERA WHIP	IP WLS BF H R ER SO BB IBB HBP BLK WP HR S P ERA WHIP	IP WLS BF H R ER SO BB IBB HBP BLK WP HR S P ERA WHIP	IP WLS BF H R ER SO BB IBB HBP BLK WP HR S P ERA WHIP	IP WLS BF H R ER SO BB IBB HBP BLK WP HR S P ERA WHIP	IP WLS BF H R ER SO BB IBB HBP BLK WP HR S P ERA WHIP	IP WLS BF H R ER SO BB IBB HBP BLK WP HR S P ERA WHIP	IP WLS BF H R ER SO BB IBB HBP BLK WP HR S P ERA WHIP	IP WLS BF H R ER SO BB IBB HBP BLK WP HR S P ERA WHIP	IP WLS BF H R ER SO BB IBB HBP BLK WP HR S P ERA WHIP	IP WLS BF H R ER SO BB IBB HBP BLK WP HR S P ERA WHIP	IP WLS BF H R ER SO BB IBB HBP BLK WP HR S P ERA WHIP	IP WLS BF H R ER SO BB IBB HBP BLK WP HR S P ERA WHIP	IP WLS BF H R ER SO BB IBB HBP BLK WP HR S P ERA WHIP

Houston Astros @ Colorado Rockies  
Coors Field, Denver, CO  
Fri May 29 1998, 7:05 PM MDT  
Att: 48,325 - Cloudy - 85 F

AB	38
R	7
H	14
RBI	7
BB	2
SO	10
LOB	20



Batter	1	2	3	4	5	6	7	8	9	AB	R	H	RBI	BB	SO	LOB	BOTTOM								
<b>Neftali Feliz, S</b> OBP: 0.330, SLG: 0.410 (1, 6)										5	1	2	0	0	0	3									
<b>Ellis Burks, R</b> OBP: 0.330, SLG: 0.536 (1, 8)										3	2	1	0	2	1	1									
<b>Dante Bichette, R</b> OBP: 0.348, SLG: 0.469 (1, 7)										5	0	1	0	0	0	7									
<b>Larry Walker, L</b> OBP: 0.418, SLG: 0.567 (1, 9)										3	1	1	5	1	0	0									
<b>Vinny Castilla, R</b> OBP: 0.328, SLG: 0.569 (1, 5)										4	1	1	1	0	0	1									
<b>Greg Colbrunn, R</b> OBP: 0.380, SLG: 0.484 (1, 3)										4	0	1	0	0	2	0									
<b>3 Mike Lansing, R</b> OBP: 0.295, SLG: 0.330 (1, 4)										3	0	0	0	1	1	1									
<b>Kirt Manwaring, R</b> OBP: 0.371, SLG: 0.353 (1, 2)										3	0	0	0	1	1	1									
<b>Pedro Astacio, R</b> OBP: 0.281, SLG: 0.190 <b>Dave Veres, R</b> OBP: 0.206, SLG: 0.300 <b>Jason Spillane, S</b> OBP: 0.306, SLG: 0.226 <b>Mike DeJean, R</b> OBP: 0.281, SLG: 0.454 <b>Jeff Reed, L</b> OBP: 0.281, SLG: 0.454 <b>Jerry Dipoto, R</b> OBP: 0.281, SLG: 0.454 <b>Todd Helton, R</b> OBP: 0.326, SLG: 0.487 <b>1 Curtis Gooden, L</b> OBP: 0.381, SLG: 0.226 (1, 1) (3, 1) (5, PH) (8, 1) (9, 1) (9, PH) (9, PH)										0	0	0	0	0	0	0									
<b>Inning Stats</b>	R: 0 E: 0 K: 1 S: 5	H: 0 LOB: 0 BB: 0 P: 5	R: 0 E: 0 K: 1 S: 4	H: 0 LOB: 0 BB: 1 P: 8	R: 0 E: 0 K: 1 S: 6	H: 1 LOB: 1 BB: 0 P: 6	R: 1 E: 0 K: 0 S: 4	H: 2 LOB: 0 BB: 0 P: 4	R: 0 E: 0 K: 2 S: 7	H: 0 LOB: 1 BB: 1 P: 11	R: 0 E: 0 K: 0 S: 3	H: 1 LOB: 1 BB: 0 P: 3	R: 0 E: 0 K: 0 S: 4	H: 1 LOB: 1 BB: 0 P: 4	R: 5 E: 0 K: 0 S: 5	H: 2 LOB: 0 BB: 3 P: 17	R: 0 E: 1 K: 1 S: 6	H: 1 LOB: 3 BB: 2 P: 14	1B: 6 2B: 0 3B: 0 HR: 2	SF: 0 SAC: 0 DP: 2 HBP: 0	WP: 0 PB: 0 SB: 0 CS: 0	PA: 39			
<b>PITCHER</b>	IP WLS BF H R ER SO BB IBB HBP BLK WP HR S P ERA WHIP	IP WLS BF H R ER SO BB IBB HBP BLK WP HR S P ERA WHIP	IP WLS BF H R ER SO BB IBB HBP BLK WP HR S P ERA WHIP	IP WLS BF H R ER SO BB IBB HBP BLK WP HR S P ERA WHIP	IP WLS BF H R ER SO BB IBB HBP BLK WP HR S P ERA WHIP	IP WLS BF H R ER SO BB IBB HBP BLK WP HR S P ERA WHIP	IP WLS BF H R ER SO BB IBB HBP BLK WP HR S P ERA WHIP	IP WLS BF H R ER SO BB IBB HBP BLK WP HR S P ERA WHIP	IP WLS BF H R ER SO BB IBB HBP BLK WP HR S P ERA WHIP	IP WLS BF H R ER SO BB IBB HBP BLK WP HR S P ERA WHIP	IP WLS BF H R ER SO BB IBB HBP BLK WP HR S P ERA WHIP	IP WLS BF H R ER SO BB IBB HBP BLK WP HR S P ERA WHIP	IP WLS BF H R ER SO BB IBB HBP BLK WP HR S P ERA WHIP	IP WLS BF H R ER SO BB IBB HBP BLK WP HR S P ERA WHIP	IP WLS BF H R ER SO BB IBB HBP BLK WP HR S P ERA WHIP	IP WLS BF H R ER SO BB IBB HBP BLK WP HR S P ERA WHIP	IP WLS BF H R ER SO BB IBB HBP BLK WP HR S P ERA WHIP	IP WLS BF H R ER SO BB IBB HBP BLK WP HR S P ERA WHIP	IP WLS BF H R ER SO BB IBB HBP BLK WP HR S P ERA WHIP	IP WLS BF H R ER SO BB IBB HBP BLK WP HR S P ERA WHIP	IP WLS BF H R ER SO BB IBB HBP BLK WP HR S P ERA WHIP	IP WLS BF H R ER SO BB IBB HBP BLK WP HR S P ERA WHIP	IP WLS BF H R ER SO BB IBB HBP BLK WP HR S P ERA WHIP	IP WLS BF H R ER SO BB IBB HBP BLK WP HR S P ERA WHIP	IP WLS BF H R ER SO BB IBB HBP BLK WP HR S P ERA WHIP

Houston Astros @ Colorado Rockies  
Coors Field, Denver, CO  
Fri May 29 1998, 7:05 PM MDT  
Att: 48,325 - Cloudy - 85 F

AB	32
R	6
H	8
RBI	6
BB	7
SO	6
LOB	15





Batter	1	2	3	4	5	6	7	8	9	AB	R	H	RBI	BB	SO	LOB	TOP			
<b>Craig Biggio, R</b> OBP: 0.413, SLG: 0.529 (1, 4)										5	1	2	0	0	0	3				
<b>Derek Bell, R</b> OBP: 0.370, SLG: 0.502 (1, 9)										4	0	1	1	0	1	2				
<b>5 Jeff Bagwell, R</b> OBP: 0.394, SLG: 0.436 (1, 3)										4	1	1	2	0	1	2				
<b>Moises Alou, R</b> OBP: 0.431, SLG: 0.614 (1, 7)										2	0	1	0	2	0	0				
<b>Carl Everett, S</b> OBP: 0.406, SLG: 0.527 (1, 8)										4	0	1	0	0	2	4				
<b>Sean Berry, R</b> OBP: 0.353, SLG: 0.438 (1, 5)										4	0	0	0	0	1	1				
<b>Brad Ausmus, R</b> OBP: 0.335, SLG: 0.319 (1, 2)										3	0	0	0	1	1	0				
<b>Tim Lincecum, R</b> OBP: 0.238, SLG: 0.263 (1, 6)										4	0	1	0	0	1	2				
<b>Pete Schourek, L</b> ERA: 5.63 J.R. Phillips Havey Miller, L Row Montgomery, R Bob Scanlan, R 25 Dave Clark Tony Escribano, L Mike Magnante, L Mike Sweeney, L										0	0	0	0	0	0	0				
<b>Inning Stats</b>	R: 1 E: 0 K: 1 S: 7	H: 2 LOB: 1 BB: 1 P: 14	R: 0 E: 0 K: 0 S: 5	H: 0 LOB: 0 BB: 0 P: 11	R: 0 E: 0 K: 1 S: 8	H: 1 LOB: 0 BB: 0 P: 12	R: 0 E: 0 K: 1 S: 5	H: 0 LOB: 0 BB: 0 P: 8	R: 2 E: 0 K: 0 S: 12	H: 2 LOB: 0 BB: 0 P: 17	R: 0 E: 0 K: 1 S: 16	H: 1 LOB: 2 BB: 1 P: 28	R: 0 E: 0 K: 1 S: 13	H: 1 LOB: 2 BB: 1 P: 24	R: 0 E: 0 K: 2 S: 15	H: 1 LOB: 2 BB: 1 P: 23	1B: 5 2B: 2 3B: 1 HR: 1	SF: 0 SAC: 0 DP: 1 HBP: 0	WP: 0 PB: 0 SB: 0 CS: 1	PA: 38
<b>PITCHER</b>	IP WLS BF H R ER SO BB IBB HBP BLK WP HR S P ERA WHIP	IP WLS BF H R ER SO BB IBB HBP BLK WP HR S P ERA WHIP																		
<b>John Thomson, R</b> ERA: 5.63 (1, 1)	6.2 W 26 6 3 3 4 2 0 0 0 0 0 1 58 95 4.05 1.200																			
<b>Chuck McElroy, L</b> ERA: 1.71 (7, 1)	0.1 1 0 0 0 1 0 0 0 0 0 0 0 3 6 0.00 0.000																			
<b>Curt Leskanic, R</b> ERA: 4.45 (8, 1)	1.0 5 1 0 0 1 1 0 0 0 0 0 0 13 24 0.00 2.000																			
<b>Jerry Dipoto, R</b> ERA: 2.81 (9, 1)	1.0 S 5 1 0 0 2 1 0 0 0 0 0 0 15 23 0.00 2.000																			

Houston Astros @ Colorado Rockies  
Coors Field, Denver, CO  
Sat May 30 1998, 3:33 AM MDT  
Att: 48,036 - Sunny - 81 F

AB 33  
R 3  
H 8  
RBI 3  
BB 4  
SO 8  
LOB 16

Batter	1	2	3	4	5	6	7	8	9	AB	R	H	RBI	BB	SO	LOB	BOTTOM		
<b>Neftali Feliz, S</b> OBP: 0.327, SLG: 0.405 (1, 6)										5	0	1	1	0	0	4			
<b>Ellis Burks, R</b> OBP: 0.332, SLG: 0.529 (1, 8)										4	0	1	1	1	1	3			
<b>Dante Bichette, R</b> OBP: 0.354, SLG: 0.472 1 Curtis Goodwin, L OBP: 0.381, SLG: 0.393 (7, PR) (8, 8)										3	1	2	0	1	0	1			
<b>Larry Walker, L</b> OBP: 0.415, SLG: 0.576 (1, 9)										4	1	1	2	0	1	3			
<b>Vinny Castilla, R</b> OBP: 0.326, SLG: 0.562 (1, 5)										3	0	0	0	1	0	2			
<b>17 Todd Helton, L</b> OBP: 0.356, SLG: 0.467 (1, 3)										4	1	1	0	0	0	4			
<b>3 Mike Lansing, R</b> OBP: 0.304, SLG: 0.335 (1, 4)										3	2	2	0	1	1	3			
<b>Kirt Manwaring, R</b> OBP: 0.375, SLG: 0.352 (1, 2)										3	1	1	0	1	1	1			
<b>John Thomson, R</b> OBP: 0.227, SLG: 0.158 Chuck McElroy, L Curt Leskanic, R Greg Colbrunn, R Jerry Dipoto, R										1	0	0	1	0	0	1			
<b>Inning Stats</b>	R: 2 E: 0 K: 0 S: 8	H: 1 LOB: 0 BB: 1 P: 16	R: 3 E: 0 K: 0 S: 12	H: 3 LOB: 1 BB: 1 P: 21	R: 0 E: 0 K: 0 S: 5	H: 0 LOB: 0 BB: 0 P: 7	R: 1 E: 0 K: 0 S: 7	H: 1 LOB: 0 BB: 1 P: 15	R: 0 E: 0 K: 0 S: 8	H: 1 LOB: 2 BB: 1 P: 16	R: 0 E: 0 K: 2 S: 11	H: 1 LOB: 3 BB: 1 P: 20	R: 0 E: 0 K: 2 S: 8	H: 1 LOB: 1 BB: 0 P: 12	1B: 8 2B: 1 3B: 0 HR: 1	SF: 1 SAC: 1 DP: 0 HBP: 0	WP: 1 PB: 0 SB: 5 CS: 1	PA: 39	
<b>PITCHER</b>	IP WLS BF H R ER SO BB IBB HBP BLK WP HR S P ERA WHIP	IP WLS BF H R ER SO BB IBB HBP BLK WP HR S P ERA WHIP																	
<b>Pete Schourek, L</b> ERA: 5.06 (1, 1)	2.0 L 12 4 5 5 0 2 0 0 0 0 0 0 20 37 22.50 3.000																		
<b>Trevor Miller, L</b> ERA: 3.25 (3, 1)	3.0 2 1 1 0 2 0 0 0 0 0 0 0 20 38 3.00 1.333																		
<b>Bob Scanlan, R</b> ERA: 3.71 (6, 1)	1.0 5 2 0 0 0 0 0 0 0 0 0 0 9 18 0.00 2.000																		
<b>Mike Magnante, L</b> ERA: 6.62 (7, 1)	2.0 9 2 0 0 4 0 1 0 0 1 0 0 19 32 0.00 1.000																		

Houston Astros @ Colorado Rockies  
Coors Field, Denver, CO  
Sat May 30 1998, 3:33 AM MDT  
Att: 48,036 - Sunny - 81 F

AB 31  
R 6  
H 10  
RBI 5  
BB 5  
SO 4  
LOB 22



Batter	1	2	3	4	5	6	7	8	9	AB	R	H	RBI	BB	SO	LOB	TOP					
<b>Craig Biggio, R</b> OBP: 0.413, SLG: 0.528 (1, 4)	F9			G5-3			1B HR BB		F9	4	1	1	1	1	0	1						
<b>Derek Bell, R</b> OBP: 0.366, SLG: 0.495 (1, 9)	G6-3				P5		1-3 HR 1B		G4-3	5	1	1	0	0	1	2						
<b>5 Jeff Bagwell, R</b> OBP: 0.389, SLG: 0.424 (1, 3)	S 1B BB			K	K		P3		K	4	0	0	0	1	3	2						
<b>Moises Alou, R</b> OBP: 0.437, SLG: 0.649 (1, 7)				G6-3						4	2	3	4	0	0	0						
<b>Carl Everett, S</b> OBP: 0.417, SLG: 0.530 (1, 8)					HR					3	0	2	0	1	1	2						
<b>Ricky Gutierrez, R</b> OBP: 0.376, SLG: 0.368 <b>C.J. Nitkowski, L</b> <b>Doug Henry, R</b> (8, 1)				G1-3	K					4	0	0	0	0	2	3						
<b>Tim Bogar, R</b> OBP: 0.254, SLG: 0.279 (7, 6)					SH5-4 1B					4	1	2	0	0	1	0						
<b>Brad Ausmus, R</b> OBP: 0.328, SLG: 0.311 (1, 2)				L4						4	0	0	0	0	2	2						
<b>Jose Lima, R</b> OBP: 0.129, SLG: 0.100 <b>Bill Spiers, L</b> OBP: 0.370, SLG: 0.419 (7, 5)				SH5-4						2	0	1	0	0	0	0						
<b>Inning Stats</b>	R: 0 E: 0 K: 1 S: 13	H: 1 LOB: 2 BB: 1 P: 22	R: 1 E: 0 K: 2 S: 15	H: 3 LOB: 2 BB: 0 P: 22	R: 0 E: 0 K: 1 S: 9	H: 1 LOB: 1 BB: 0 P: 13	R: 0 E: 0 K: 0 S: 7	H: 1 LOB: 1 BB: 0 P: 7	R: 1 E: 0 K: 2 S: 12	H: 2 LOB: 1 BB: 0 P: 21	R: 0 E: 0 K: 0 S: 4	H: 0 LOB: 0 BB: 0 P: 7	R: 3 E: 0 K: 1 S: 15	H: 2 LOB: 0 BB: 2 P: 26	R: 0 E: 0 K: 2 S: 8	H: 0 LOB: 0 BB: 0 P: 11	R: 0 E: 0 K: 1 S: 7	H: 0 LOB: 0 BB: 0 P: 13	1B: 7 2B: 1 3B: 0 HR: 2	SF: 0 SAC: 1 DP: 0 HBP: 0	WP: 0 PB: 0 SB: 1 CS: 1	PA: 39
<b>PITCHER</b>	IP	WLS	BF	H	R	ER	SO	BB	IBB	HBP	BLK	WP	HR	S	P	ERA	WHIP					
<b>Bobby Jones, L</b> ERA: 4.55 <b>Dave Veres, R</b> ERA: 4.55 <b>Chuck McElroy, L</b> ERA: 1.59	6.0		29	9	4	4	6	2	0	0	0	0	1	64	100	6.00	1.833					
	1.0		4	1	1	1	1	1	0	0	0	0	1	11	18	9.00	2.000					
	2.0	W	6	0	0	0	3	0	0	0	0	0	0	15	24	0.00	0.000					

Houston Astros @ Colorado Rockies  
Coors Field, Denver, CO  
Sun May 31 1998, 3:33 AM MDT  
Att: 48,097 - Sunny - 69 F

AB 35  
R 5  
H 10  
RBI 5  
BB 3  
SO 10  
LOB 12



Batter	1	2	3	4	5	6	7	8	9	AB	R	H	RBI	BB	SO	LOB	BOTTOM				
<b>Neftali Feliz, S</b> OBP: 0.330, SLG: 0.404 (1, 6)	SH1-3 1B BB	G3			B1-3				SH1-4	3	1	1	0	1	0	1					
<b>Ellis Burks, R</b> OBP: 0.326, SLG: 0.518 (1, 8)	SH1-3				K				P3	4	0	0	0	0	3	4					
<b>Dante Bichette, R</b> OBP: 0.360, SLG: 0.492 (1, 7)	K				F8					5	2	3	2	0	1	1					
<b>Larry Walker, L</b> OBP: 0.412, SLG: 0.569 (1, 9)	HR 1B			G3						4	1	1	1	0	0	3					
<b>Vinny Castilla, R</b> OBP: 0.333, SLG: 0.578 (1, 5)				G6-3						4	1	3	3	0	0	0					
<b>17 Todd Helton, L</b> OBP: 0.361, SLG: 0.488 (1, 3)				F7						3	1	2	1	0	0	0					
<b>3 Mike Lansing, R</b> OBP: 0.298, SLG: 0.329 (1, 4)	P4				P4					4	0	0	0	0	1	3					
<b>Jeff Reed, L</b> OBP: 0.379, SLG: 0.471 <b>Greg Coltrann, R</b> OBP: 0.384, SLG: 0.485 <b>Kirt Manwaring, R</b> OBP: 0.375, SLG: 0.352 (1, 2)				F8						3	0	1	0	0	1	2					
<b>Bobby Jones, R</b> OBP: 0.111, SLG: 0.222 <b>Dave Veres, R</b> OBP: 0.266, SLG: 0.266 <b>John Vander Wal, L</b> OBP: 0.396, SLG: 0.479 <b>Chuck McElroy, L</b> <b>Jason Bates, S</b> OBP: 0.324, SLG: 0.250 <b>1 Curtis Gooden, L</b> OBP: 0.301, SLG: 0.330 (7, 1)				FC1-5						1	0	0	0	0	0	0					
<b>Inning Stats</b>	R: 4 E: 0 K: 1 S: 11	H: 3 LOB: 0 BB: 1 P: 19	R: 0 E: 1 K: 1 S: 11	H: 1 LOB: 1 BB: 0 P: 18	R: 1 E: 0 K: 0 S: 10	H: 1 LOB: 0 BB: 0 P: 14	R: 0 E: 0 K: 0 S: 7	H: 0 LOB: 0 BB: 0 P: 11	R: 0 E: 0 K: 1 S: 13	H: 2 LOB: 2 BB: 0 P: 21	R: 0 E: 0 K: 1 S: 19	H: 2 LOB: 2 BB: 0 P: 23	R: 0 E: 0 K: 1 S: 7	H: 1 LOB: 1 BB: 0 P: 12	R: 2 E: 0 K: 0 S: 10	H: 2 LOB: 1 BB: 0 P: 16	1B: 7 2B: 2 3B: 0 HR: 3	SF: 0 SAC: 3 DP: 0 HBP: 0	WP: 0 PB: 0 SB: 1 CS: 0	PA: 39	
<b>PITCHER</b>	IP	WLS	BF	H	R	ER	SO	BB	IBB	HBP	BLK	WP	HR	S	P	ERA	WHIP				
<b>Jose Lima, R</b> ERA: 3.32 <b>C.J. Nitkowski, L</b> ERA: 3.34 <b>Doug Henry, R</b> ERA: 3.45	6.2		30	9	5	5	5	1	0	0	0	0	0	7	11	0.00	1.000				
	1.0		4	1	0	0	1	0	0	0	0	0	0	7	11	0.00	1.000				
	1.0	L	5	2	2	2	0	0	0	0	0	0	1	11	19	18.00	2.000				

Houston Astros @ Colorado Rockies  
Coors Field, Denver, CO  
Sun May 31 1998, 3:33 AM MDT  
Att: 48,097 - Sunny - 69 F

AB 35  
R 7  
H 12  
RBI 7  
BB 1  
SO 6  
LOB 16













Batter	1	2	3	4	5	6	7	8	9	AB	R	H	RBI	BB	SO	LOB	TOP							
Andy Fox, L OBP: 0.340, SLG: 0.386 Gregg Olson, R OBP: 0.500, SLG: 2.000	1-1 CS 1B		1-1 F7			2-3 K		0-0 L8		4	0	1	0	0	1	0								
Devon White, S OBP: 0.346, SLG: 0.472	0-0 CS 1B		0-2 P5			2-2 G6-3		4-0 FC6 BB		3	0	1	0	1	0	0								
Travis Lee, L OBP: 0.333, SLG: 0.452	3-3 K		1-1 F7			0-0 HR		0-0 FC6		4	1	1	1	0	1	3								
Matt Williams, R OBP: 0.316, SLG: 0.469	1-3 K			0-0 L7		1-1 1B		2-3 K		4	0	1	0	0	2	1								
David Dellucci, L OBP: 0.378, SLG: 0.518		1-0 F9		2-2 F7		0-3 K		0-1 1B FC9-2 2B		4	0	1	0	0	1	1								
Jay Bell, R OBP: 0.340, SLG: 0.399	1-2 1B FC6-4 1B		3-3 K			3-2 F8		0-1 1B		4	1	2	0	0	1	0								
Karim Garcia, L OBP: 0.185, SLG: 0.342	3-0 FC6-4 1B			1-3 K		2-0 G3-1		0-1 FC9-2		4	0	1	0	0	1	2								
Kelly Stinnett, R OBP: 0.330, SLG: 0.474	0-0 FC6-4			1-2 F9		1-1 F8				3	0	0	1	0	0	1								
Willie Blair, R OBP: 0.071, SLG: 0.071 Andy Stankiewicz, R OBP: 0.251, SLG: 0.245	0-3 K			0-3 K				0-3 K		3	0	0	0	0	3	1								
										0	0	0	0	0	0	0								
<b>Inning Stats</b>	R: 0 E: 0 K: 2 S: 9	H: 2 LOB: 1 BB: 0 P: 14	R: 1 E: 0 K: 1 S: 9	H: 2 LOB: 1 BB: 0 P: 14	R: 0 E: 0 K: 0 S: 7	H: 0 LOB: 0 BB: 0 P: 9	R: 0 E: 0 K: 1 S: 8	H: 0 LOB: 0 BB: 0 P: 13	R: 0 E: 0 K: 2 S: 10	H: 0 LOB: 0 BB: 0 P: 12	R: 1 E: 0 K: 2 S: 13	H: 2 LOB: 1 BB: 0 P: 18	R: 0 E: 0 K: 0 S: 6	H: 0 LOB: 0 BB: 0 P: 12	R: 0 E: 0 K: 1 S: 5	H: 0 LOB: 1 BB: 1 P: 9	R: 0 E: 0 K: 1 S: 9	H: 2 LOB: 1 BB: 0 P: 11	1B: 6 2B: 3 3B: 0 HR: 1	SF: 0 SAC: 0 DP: 2 HBP: 0	WP: 0 PB: 0 SB: 1 CS: 2	PA: 34		
<b>PITCHER</b>	IP WLS BF H R ER SO BB IBB HBP BLK WP HR S P ERA WHIP	7.2 L 29 6 2 2 9 1 0 0 0 0 1 66 100 2.35 0.913	1.1 W 5 2 0 0 1 0 0 0 0 0 0 10 12 0.00 1.500																					

Arizona Diamondbacks @ Colorado Rockies  
Coors Field, Denver, CO  
Wed Jun 03 1998, 7:05 PM MDT  
Att: 46,279 - Cloudy - 49 F

AB 33  
R 2  
H 8  
RBI 2  
BB 1  
SO 10  
LOB 9



Batter	1	2	3	4	5	6	7	8	9	AB	R	H	RBI	BB	SO	LOB	BOTTOM							
Neif Perez, S OBP: 0.322, SLG: 0.402	1-2 B2-3		3-1 P5		2-1 F8			1-3 K		4	0	0	0	0	1	1								
1 Curtis Goodwin, L OBP: 0.403, SLG: 0.406	0-0 F7		0-0 1B			4-0 17 G4-6-3 BB		2-1 1B		3	0	2	0	1	0	0								
17 Todd Helton, L OBP: 0.359, SLG: 0.478	3-2 F9		1-0 F7			0-0 G4-6-3		1-3 K		4	0	0	0	0	1	3								
Larry Walker, L OBP: 0.408, SLG: 0.570		1-2 BB 1B		0-0 G6-3		0-0 G6-3		1-0 S HR 2B		4	2	2	0	0	0	0								
Vinny Castilla, R OBP: 0.337, SLG: 0.607		4-1 G1-4-3 CS BB		0-0 G5-3			0-0 G5-3	1-1 HR		3	1	1	2	1	0	0								
Ellis Burks, R OBP: 0.324, SLG: 0.510		1-0 G1-4-3 1B		1-0 F7			0-1 G6-3			3	0	1	1	0	0	0								
Jeff Reed, L OBP: 0.378, SLG: 0.457		0-1 G1-4-3			1-2 SH5-4 1B		0-0 1B			3	0	2	0	0	0	2								
Jason Bates, S OBP: 0.289, SLG: 0.205 Chuck McElroy, L OBP: 0.378, SLG: 0.457		4-0 IBB			1-2 P7		3-1 L7			2	0	0	0	1	0	2								
Pedro Astacio, R OBP: 0.250, SLG: 0.182 3 Mike Lansing, R OBP: 0.292, SLG: 0.321		1-1 CS		0-0 L7				1-0 G5-3		1	0	0	0	0	0	0								
										1	0	0	0	0	0	0								
<b>Inning Stats</b>	R: 0 E: 0 K: 0 S: 9	H: 0 LOB: 0 BB: 0 P: 13	R: 1 E: 0 K: 0 S: 10	H: 2 LOB: 1 BB: 2 P: 21	R: 0 E: 0 K: 0 S: 5	H: 1 LOB: 1 BB: 0 P: 9	R: 0 E: 0 K: 0 S: 3	H: 0 LOB: 0 BB: 0 P: 4	R: 0 E: 0 K: 0 S: 9	H: 1 LOB: 1 BB: 0 P: 13	R: 0 E: 0 K: 0 S: 2	H: 0 LOB: 0 BB: 1 P: 6	R: 0 E: 0 K: 0 S: 6	H: 1 LOB: 1 BB: 0 P: 9	R: 0 E: 0 K: 2 S: 9	H: 1 LOB: 0 BB: 0 P: 14	R: 2 E: 0 K: 0 S: 3	H: 2 LOB: 0 BB: 0 P: 5	1B: 6 2B: 1 3B: 0 HR: 1	SF: 0 SAC: 1 DP: 2 HBP: 0	WP: 0 PB: 0 SB: 1 CS: 1	PA: 33		
<b>PITCHER</b>	IP WLS BF H R ER SO BB IBB HBP BLK WP HR S P ERA WHIP	8.0 L 30 6 1 1 2 0 0 0 0 0 1 3 5 ∞ ∞																						

Arizona Diamondbacks @ Colorado Rockies  
Coors Field, Denver, CO  
Wed Jun 03 1998, 7:05 PM MDT  
Att: 46,279 - Cloudy - 49 F

AB 28  
R 3  
H 8  
RBI 3  
BB 3  
SO 2  
LOB 8






Batter	1	2	3	4	5	6	7	8	9	AB	R	H	RBI	BB	SO	LOB	TOP			
Andy Fox, L OBP: 0.344, SLG: 0.403 (1,4)	G3-1			G4-3													4 0 2 1 0 0 0			
Devon White, S OBP: 0.341, SLG: 0.464 (1,8)	G4-3			G1-6-3		F7			L4								4 0 0 0 0 0 2			
Travis Lee, L OBP: 0.328, SLG: 0.443 (1,3)	K			P7					K								4 0 0 0 0 3 2			
Matt Williams, R OBP: 0.310, SLG: 0.460 (1,5)		K			G6-3				K								4 0 0 0 0 3 1			
David Dellucci, L OBP: 0.369, SLG: 0.504 (1,7)	G1-3				K				G4-3								3 0 0 0 0 1 0			
Jay Bell, R OBP: 0.340, SLG: 0.412 (1,6)	K				HR				K								3 1 1 1 0 2 0			
Karim Garcia, L OBP: 0.190, SLG: 0.342 (1,9)			K						G5-3								3 0 1 0 0 1 0			
Kelly Stinnett, R OBP: 0.330, SLG: 0.465 (1,2)		K				CS			G6-3								2 1 0 0 1 1 0			
Omar Daal, L OBP: 0.273, SLG: 0.111 (1,1)																	1 0 0 0 0 0 0			
Amaury Telemaco, R OBP: 0.143, SLG: 0.143 (7,1)				B1-3													0 0 0 0 0 0 0			
Mike Robertson, L (8,PH)																	1 0 0 0 0 0 0			
Clint Sodowsky, L (8,1)																	0 0 0 0 0 0 0			
<b>Inning Stats</b>	R: 0 H: 0 E: 0 K: 1 S: 9	H: 0 LOB: 0 BB: 0 P: 13	R: 0 H: 0 E: 0 K: 2 S: 10	H: 0 LOB: 0 BB: 0 P: 16	R: 0 H: 0 E: 0 K: 2 S: 10	H: 0 LOB: 0 BB: 0 P: 12	R: 1 H: 2 E: 0 K: 1 S: 14	H: 2 LOB: 0 BB: 0 P: 18	R: 1 H: 1 E: 0 K: 1 S: 8	H: 1 LOB: 1 BB: 1 P: 19	R: 0 H: 0 E: 0 K: 2 S: 7	H: 0 LOB: 0 BB: 0 P: 10	R: 0 H: 0 E: 0 K: 0 S: 5	H: 0 LOB: 0 BB: 0 P: 8	R: 0 H: 1 E: 0 K: 2 S: 13	H: 1 LOB: 1 BB: 0 P: 17	1B: 2 2B: 0 3B: 1 HR: 1	SF: 0 SAC: 1 DP: 0 HBP: 0	WP: 0 PB: 0 SB: 0 CS: 1	PA: 32
<b>PITCHER</b> John Thomson, R ERA: 5.17 (1,1)	IP: 9.0 WLS: W BF: 31 H: 4 R: 2 ER: 2 SO: 11 BB: 1 IBB: 0 HBP: 0 BLK: 0 WP: 0 HR: 1 S: 84 P: 125 ERA: 2.00 WHIP: 0.556															<b>PITCHER</b>				

**Arizona Diamondbacks @ Colorado Rockies**  
Coors Field, Denver, CO  
Thu Jun 04 1998, 7:05 PM MDT  
Att: 46,295 - Cloudy - 46 F


AB	29
R	2
H	4
RBI	2
BB	1
SO	11
LOB	5



Batter	1	2	3	4	5	6	7	8	9	AB	R	H	RBI	BB	SO	LOB	BOTTOM			
Neftali Feliz, S OBP: 0.316, SLG: 0.393 (1,6)	G5-3	G4-3		FC1-4 3B 1B SF9		G5-3			G6-3								5 1 0 0 0 0 3			
3 Mike Lansing, R OBP: 0.298, SLG: 0.332 (1,4)	G5-3 2B 1B	G5-3		1B		HR			G6-3								5 2 3 0 0 0 2			
Dante Bichette, R OBP: 0.358, SLG: 0.598 (1,7)	G5-3			1B													3 2 2 3 0 0 1			
1 Curtis Goodwin, L OBP: 0.403, SLG: 0.406 (8,8)				1B		HR											0 0 0 0 0 0 0			
Larry Walker, L OBP: 0.409, SLG: 0.573 (1,9)	BB 2B			L8		G1-3											4 0 2 1 0 0 1			
Vinny Castilla, R OBP: 0.340, SLG: 0.603 (1,5)	BB BB			FC6-4 1B		K			F9								3 0 1 0 1 1 2			
Ellis Burks, R OBP: 0.332, SLG: 0.512 (1,8) (8,7)				FC6-4 1B		K			G5-4-3 1B								3 0 2 1 1 1 0			
Greg Colbrunn, R OBP: 0.364, SLG: 0.457 (1,3)	K			FC6-4 1B		K			G5-4-3								4 0 0 0 0 2 6			
Kirt Manwaring, R OBP: 0.370, SLG: 0.342 (1,2)				L7		K											3 0 1 0 1 1 2			
John Thomson, R OBP: 0.240, SLG: 0.182 (1,1)	K			FC1-4 1B		K			SH1-3 1B								3 0 1 0 0 2 1			
<b>Inning Stats</b>	R: 1 H: 2 E: 0 K: 1 S: 14	H: 2 LOB: 3 BB: 2 P: 27	R: 0 H: 0 E: 0 K: 1 S: 11	H: 0 LOB: 1 BB: 1 P: 15	R: 1 H: 3 E: 0 K: 0 S: 8	H: 3 LOB: 2 BB: 0 P: 10	R: 1 H: 3 E: 0 K: 1 S: 13	H: 3 LOB: 2 BB: 0 P: 23	R: 0 H: 0 E: 0 K: 3 S: 12	H: 0 LOB: 0 BB: 0 P: 18	R: 2 H: 2 E: 0 K: 1 S: 10	H: 2 LOB: 0 BB: 0 P: 16	R: 0 H: 1 E: 0 K: 0 S: 6	H: 1 LOB: 1 BB: 0 P: 12	R: 0 H: 1 E: 0 K: 0 S: 5	H: 1 LOB: 1 BB: 0 P: 12	1B: 9 2B: 2 3B: 0 HR: 1	SF: 1 SAC: 1 DP: 1 HBP: 0	WP: 0 PB: 0 SB: 0 CS: 0	PA: 38
<b>PITCHER</b> Omar Daal, L ERA: 3.5 (1,1)	IP: 6.0 WLS: L BF: 31 H: 10 R: 5 ER: 5 SO: 7 BB: 3 IBB: 0 HBP: 0 BLK: 0 WP: 0 HR: 1 S: 68 P: 109 ERA: 7.50 WHIP: 2.167															<b>PITCHER</b>				
Amaury Telemaco, R ERA: 3.52 (7,1)	IP: 1.0 WLS: 3 BF: 1 H: 0 R: 0 ER: 0 SO: 0 BB: 0 IBB: 0 HBP: 0 BLK: 0 WP: 0 HR: 6 S: 8 P: 8 ERA: 0.00 WHIP: 1.000															<b>PITCHER</b>				
Clint Sodowsky, R ERA: 6.59 (8,1)	IP: 1.0 WLS: 4 BF: 1 H: 0 R: 0 ER: 0 SO: 0 BB: 0 IBB: 0 HBP: 0 BLK: 0 WP: 0 HR: 5 S: 12 P: 12 ERA: 0.00 WHIP: 1.000															<b>PITCHER</b>				

**Arizona Diamondbacks @ Colorado Rockies**  
Coors Field, Denver, CO  
Thu Jun 04 1998, 7:05 PM MDT  
Att: 46,295 - Cloudy - 46 F

AB	33
R	5
H	12
RBI	5
BB	3
SO	7
LOB	18





Batter	1	2	3	4	5	6	7	8	9	AB	R	H	RBI	BB	SO	LOB	TOP		
<b>Nelf Perez, S</b> OBP: 0.319, SLG: 0.392 (1, 6)	2-1 SH2-3 1B		2-2 G4-3				0-0 F9	4-1 E BB		3	0	1	0	1	0	2			
<b>1 Curtis Goodwin, L</b> OBP: 0.397, SLG: 0.388 (1, 8)	0-0 SH2-3		3-2 F8				2-2 G4-3	3-1 E6 FC5-4		3	0	0	0	0	0	3			
<b>Dante Bichette, R</b> OBP: 0.353, SLG: 0.500 (1, 10)	1-0 G5-3		2-2 F7				1-2 G4-3	3-3 K		4	0	0	0	0	1	4			
<b>Larry Walker, L</b> OBP: 0.411, SLG: 0.568 (1, 9)	4-1 BB			4-1 BB			0-0 F9	2-3 K		2	0	0	0	2	1	2			
<b>Vinny Castilla, R</b> OBP: 0.338, SLG: 0.598 (1, 5)	1-1 F9			1-1 F9			0-0 F9	1-2 FC5-4		4	0	1	0	0	0	5			
<b>Ellis Burks, R</b> OBP: 0.330, SLG: 0.507 (1, 7)		0-0 P6		0-2 F9			1-3 K	1-2 K		4	0	1	0	0	1	2			
<b>17 Todd Helton, L</b> OBP: 0.352, SLG: 0.468 (1, 3)		2-2 F9		1-1 G4-3			2-2 G1-3	1-3 K		4	0	0	0	0	1	2			
<b>Jeff Reed, L</b> OBP: 0.374, SLG: 0.449 (1, 2)		2-2 F9		0-1 F7			1-1 F7	0-2 F7		4	0	1	0	0	0	1			
<b>3 Mike Lansing, R</b> OBP: 0.302, SLG: 0.335 (1, 4)			0-1 G4-3		2-0 BB		0-0 G6-4-3	1-3 K		4	0	2	0	0	1	2			
<b>Inning Stats</b>	R: 0 E: 0 K: 0 S: 7	H: 1 LOB: 2 BB: 1 P: 15	R: 0 E: 0 K: 0 S: 10	H: 0 LOB: 0 BB: 0 P: 14	R: 0 E: 0 K: 0 S: 13	H: 1 LOB: 1 BB: 0 P: 20	R: 0 E: 0 K: 0 S: 8	H: 0 LOB: 1 BB: 1 P: 14	R: 0 E: 0 K: 1 S: 13	H: 1 LOB: 1 BB: 0 P: 15	R: 0 E: 1 K: 2 S: 13	H: 0 LOB: 2 BB: 1 P: 26	R: 0 E: 0 K: 2 S: 12	H: 1 LOB: 1 BB: 0 P: 15	1B: 6 2B: 0 3B: 0 HR: 0	SF: 0 SAC: 1 DP: 1 HBP: 0	WP: 0 PA: 36 PB: 0 SB: 1 CS: 0		
<b>PITCHER</b>	IP	WLS	BF	H	R	ER	SO	BB	IBB	HBP	BLK	WP	HR	S	P	ERA	WHIP		
<b>Jason Dickson, R</b> ERA: 5.66 (1, 1)	7.1	W	30	5	0	0	2	3	0	0	0	0	0	71	115	0.00	1.091		
<b>Greg Cadaret, L</b> ERA: 2.7 (8, 1)	0.1		1	0	0	0	1	0	0	0	0	0	0	3	5	0.00	0.000		
<b>Rich DeLucia, R</b> ERA: 5.79 (8, 1)	0.1		1	0	0	0	0	0	0	0	0	0	0	3	4	0.00	0.000		
<b>Troy Percival, R</b> ERA: 3.75 (9, 1)	1.0		4	1	0	0	2	0	0	0	0	0	0	12	15	0.00	1.000		

**Colorado Rockies @ Anaheim Angels**  
Edison International Field, Anaheim, CA  
Fri Jun 05 1998, 10:05 PM EDT  
Att: 39,621 - Unknown - 70 F

AB 32  
R 0  
H 6  
RBI 0  
BB 3  
SO 5  
LOB 23



Batter	1	2	3	4	5	6	7	8	9	AB	R	H	RBI	BB	SO	LOB	BOTTOM		
<b>11 Justin Baughman, R</b> OBP: 0.338, SLG: 0.429 (1, 4)	3-2 F8		4-1 S WP BB		2-0 G5-4-3		1-2 FC9-2 2B			3	0	1	1	1	0	1			
<b>Dave Hollins, S</b> OBP: 0.305, SLG: 0.366 (1, 5)	1-2 G4-3		2-3 K		0-1 F8		3-1 FC9-2			3	0	0	0	0	1	1			
<b>Darin Erstad, L</b> OBP: 0.363, SLG: 0.552 (7, PH)			1-3 K				2-3 FC9-2			1	0	0	0	0	2	2			
<b>Jim Edmonds, L</b> OBP: 0.376, SLG: 0.563 (1, 8)	0-3 K		3-H G1-3			1-2 G6-3	2-3 K			4	0	0	0	0	2	2			
<b>Tim Salmon, R</b> OBP: 0.404, SLG: 0.568 (1, 10)		2-3 K		4-1 FC4 1B BB		1-0 G6-3		3-3 K		3	0	0	0	1	2	0			
<b>Cecil Fielder, R</b> OBP: 0.347, SLG: 0.450 (1, 3)		1-3 K		2-1 F7		1-0 HR		2-2 HR		4	2	2	2	0	1	1			
<b>Phil Nevin, R</b> OBP: 0.368, SLG: 0.427 (1, 2)		1-3 K		2-2 FC4 1B		0-0 1B		0-2 2B 1B		4	0	3	0	0	1	0			
<b>Craig Shipley, R</b> OBP: 0.310, SLG: 0.308 (8, 5)			0-0 2B 2B		0-2 FC4		0-0 G1-3			4	1	1	0	0	1	4			
<b>Damon Mashore, R</b> OBP: 0.341, SLG: 0.407 (1, 9)			0-0 B1		0-0 G5-3		4-0 11 2B BB			3	1	1	0	1	0	3			
<b>Gary Disarcina, R</b> OBP: 0.333, SLG: 0.428 (1, 6)			0-0 11 S WP 2B		3-1 G5-4-3		3-1 11 2B FC9-2 1B			4	1	3	1	0	1	2			
<b>Inning Stats</b>	R: 0 E: 0 K: 1 S: 9	H: 0 LOB: 0 BB: 0 P: 13	R: 0 E: 0 K: 3 S: 11	H: 0 LOB: 0 BB: 0 P: 15	R: 2 E: 0 K: 1 S: 11	H: 2 LOB: 1 BB: 1 P: 20	R: 0 E: 0 K: 0 S: 10	H: 1 LOB: 2 BB: 1 P: 18	R: 0 E: 0 K: 0 S: 5	H: 1 LOB: 0 BB: 0 P: 10	R: 1 E: 0 K: 1 S: 11	H: 2 LOB: 1 BB: 1 P: 24	R: 1 E: 0 K: 3 S: 21	H: 3 LOB: 2 BB: 0 P: 28	1B: 5 2B: 5 3B: 0 HR: 2	SF: 0 SAC: 0 DP: 2 HBP: 0	WP: 1 PA: 36 PB: 0 SB: 2 CS: 0		
<b>PITCHER</b>	IP	WLS	BF	H	R	ER	SO	BB	IBB	HBP	BLK	WP	HR	S	P	ERA	WHIP		
<b>Bobby Jones, L</b> ERA: 4.78 (1, 1)	6.0	L	27	7	4	4	5	3	0	0	0	0	0	6	10	0.00	1.667		
<b>Mike DeJean, R</b> ERA: 2.37 (7, 1)	0.2		2	1	0	0	0	0	0	0	0	0	0	6	10	0.00	1.500		
<b>Chuck McElroy, L</b> ERA: 1.5 (7, 1)	0.1		1	0	0	0	1	0	0	0	0	0	0	3	5	0.00	0.000		
<b>Curt Leskanic, R</b> ERA: 4.6 (8, 1)	1.0		6	3	1	1	3	0	0	0	0	0	1	21	28	9.00	3.000		

**Colorado Rockies @ Anaheim Angels**  
Edison International Field, Anaheim, CA  
Fri Jun 05 1998, 10:05 PM EDT  
Att: 39,621 - Unknown - 70 F

AB 33  
R 5  
H 11  
RBI 4  
BB 3  
SO 9  
LOB 16





Batter	1	2	3	4	5	6	7	8	9	AB	R	H	RBI	BB	SO	LOB	TOP										
<b>Neft Perez, S</b> (1, 6) OBP: 0.314, SLG: 0.386	G3-1		F8			G3		B1-3		4	0	0	0	0	0	1	<b>Colorado Rockies @ Anaheim Angels</b> Edison International Field, Anaheim, CA Sat Jun 06 1998, 10:05 PM EDT Att: 38,671 - Cloudy - 66 F										
<b>17 Todd Helton, L</b> (1, 3) OBP: 0.350, SLG: 0.468	2B		CS	L6		G1-3		P5		4	0	1	0	0	0	0											
<b>Dante Bichette, R</b> (1, 7) OBP: 0.351, SLG: 0.496	F8			G3-1				L6		4	0	1	0	0	0	1											
<b>Larry Walker, L</b> (1, 10) OBP: 0.404, SLG: 0.558	G1-3			G6-3		F9			P4	4	0	0	0	0	0	2											
<b>Vinny Castilla, R</b> (1, 5) OBP: 0.341, SLG: 0.600						WP SF8		K		4	1	2	0	0	1	0											
<b>Ellis Burks, R</b> (1, 8) OBP: 0.329, SLG: 0.505	G6-4-3					SF8		FC5		3	0	1	1	0	0	1											
<b>John Vander Wal, L</b> (1, 9) OBP: 0.349, SLG: 0.417								K		3	0	1	0	0	2	1											
<b>3 Mike Lansing, R</b> (1, 4) OBP: 0.306, SLG: 0.336										2	0	1	0	1	0	1											
<b>Kirt Manwaring, R</b> (1, 2) OBP: 0.362, SLG: 0.333								FC5		3	0	0	0	0	1	4											
<b>Inning Stats</b>	R: 0 E: 0 K: 0 S: 12	H: 1 LOB: 1 BB: 0 P: 21	R: 0 E: 0 K: 1 S: 7	H: 1 LOB: 0 BB: 0 P: 8	R: 0 E: 0 K: 0 S: 11	H: 0 LOB: 0 BB: 1 P: 16	R: 0 E: 0 K: 0 S: 6	H: 0 LOB: 0 BB: 0 P: 12	R: 1 E: 0 K: 1 S: 11	H: 2 LOB: 1 BB: 0 P: 17	R: 0 E: 0 K: 0 S: 11	H: 1 LOB: 1 BB: 0 P: 17	R: 0 E: 0 K: 2 S: 13	H: 2 LOB: 2 BB: 0 P: 17	R: 0 E: 0 K: 0 S: 5	H: 0 LOB: 0 BB: 0 P: 9	R: 0 E: 0 K: 0 S: 10	H: 0 LOB: 0 BB: 0 P: 15	1B: 4 2B: 3 3B: 0 HR: 0	SF: 1 SAC: 0 DP: 1 HBP: 0	WP: 1 PB: 0 SB: 0 CS: 1	PA: 34					
<b>PITCHER</b>	IP	WLS	BF	H	R	ER	SO	BB	IBB	HBP	BLK	WP	HR	S	P	ERA	WHIP										
<b>Omar Olivares, R</b> (1, 1) ERA: 2.89	8.0	W	30	7	1	1	4	1	0	0	0	1	0	76	117	1.12	1.000										
<b>Troy Percival, R</b> (9, 1) ERA: 3.6	1.0	S	3	0	0	0	0	0	0	0	0	0	0	10	15	0.00	0.000										

AB	31
R	1
H	7
RBI	1
BB	1
SO	4
LOB	11




Batter	1	2	3	4	5	6	7	8	9	AB	R	H	RBI	BB	SO	LOB	BOTTOM										
<b>Darin Erstad, L</b> (1, 7) OBP: 0.365, SLG: 0.555	G4-6-3					FC5-4		G4-3		4	1	2	0	0	0	2	<b>Colorado Rockies @ Anaheim Angels</b> Edison International Field, Anaheim, CA Sat Jun 06 1998, 10:05 PM EDT Att: 38,671 - Cloudy - 66 F										
<b>Dave Hollins, S</b> (1, 5) OBP: 0.309, SLG: 0.366	G4-6-3					F8		K		3	0	1	0	1	1	1											
<b>Jim Edmonds, L</b> (1, 8) OBP: 0.374, SLG: 0.567	G4-6-3					F8				4	0	1	0	0	0	4											
<b>Tim Salmon, R</b> (1, 10) OBP: 0.466, SLG: 0.570	P4									3	0	1	0	1	0	0											
<b>Otlando Palmeiro, L</b> (8, PR) OBP: 0.250, SLG: 0.750										0	1	0	0	0	0	0											
<b>Cecil Fielder, R</b> (1, 3) OBP: 0.350, SLG: 0.448										3	0	1	0	1	0	3											
<b>16 Garret Anderson, L</b> (1, 9) OBP: 0.313, SLG: 0.438	L3									4	0	2	1	0	0	2											
<b>Matt Walbeck, S</b> (1, 2) OBP: 0.324, SLG: 0.402	K2-3									4	0	0	0	0	3	4											
<b>11 Justin Baughman, R</b> (1, 4) OBP: 0.324, SLG: 0.409										3	0	0	0	0	1	0											
<b>Gary Disarcina, R</b> (1, 6) OBP: 0.333, SLG: 0.426										3	0	1	0	0	0	1											
<b>Inning Stats</b>	R: 1 E: 0 K: 0 S: 9	H: 2 LOB: 0 BB: 0 P: 17	R: 0 E: 0 K: 1 S: 8	H: 1 LOB: 0 BB: 0 P: 10	R: 0 E: 0 K: 0 S: 11	H: 1 LOB: 2 BB: 1 P: 21	R: 0 E: 0 K: 0 S: 8	H: 2 LOB: 1 BB: 0 P: 12	R: 0 E: 0 K: 1 S: 8	H: 1 LOB: 1 BB: 0 P: 13	R: 0 E: 0 K: 0 S: 6	H: 0 LOB: 1 BB: 1 P: 12	R: 0 E: 1 K: 1 S: 10	H: 0 LOB: 1 BB: 0 P: 15	R: 1 E: 0 K: 2 S: 18	H: 2 LOB: 2 BB: 1 P: 32	1B: 6 2B: 3 3B: 1 HR: 0	SF: 0 SAC: 0 DP: 3 HBP: 0	WP: 2 PB: 0 SB: 1 CS: 0	PA: 34							
<b>PITCHER</b>	IP	WLS	BF	H	R	ER	SO	BB	IBB	HBP	BLK	WP	HR	S	P	ERA	WHIP										
<b>Darryl Kile, R</b> (1, 1) ERA: 4.42	7.2	L	32	8	2	2	4	2	0	0	0	2	0	72	123	2.35	1.304										
<b>Chuck McElroy, L</b> (8, 1) ERA: 1.46	0.1		2	1	0	0	1	0	0	0	0	0	0	6	9	0.00	3.000										


AB	31
R	2
H	9
RBI	1
BB	3
SO	5
LOB	17






Batter	1	2	3	4	5	6	7	8	9	AB	R	H	RBI	BB	SO	LOB	TOP										
<b>Neft Perez, S</b> OBP: 0.308, SLG: 0.378 (1, 6) (9, 2)	L5		G5-3			F7	F8		P6	5	0	0	0	0	0	5	<b>Colorado Rockies @ Anaheim Angels</b> Edison International Field, Anaheim, CA Sun Jun 07 1998, 10:05 PM EDT Att: 42,493 - Cloudy - 68 F										
<b>Ellis Burks, R</b> OBP: 0.339, SLG: 0.516 (1, 7) (9, 8)	G6-3		G6-3			2B	1B		2B	5	2	4	2	0	0	1											
<b>Dante Bichette, R</b> OBP: 0.348, SLG: 0.494 (1, 9) (9, 7)	G6-3			P5		P4	G5-3		2B	5	0	1	2	0	0	4											
<b>Vinny Castilla, R</b> OBP: 0.349, SLG: 0.606 (1, 5) (9, 6)	K			1B		2B			1B	4	0	3	1	1	1	1											
<b>Greg Colbrunn, R</b> OBP: 0.363, SLG: 0.452 <b>John Vander Wal, L</b> OBP: 0.333, SLG: 0.395 (1, 10) (8, PH) (9, 9)	K			1B		F7			K	3	0	1	0	0	1	1											
<b>17 Todd Helton, L</b> OBP: 0.349, SLG: 0.464 (1, 3) (9, 5)	G6-3			1B					K	2	0	0	0	0	2	3											
<b>3 Mike Lansing, R</b> OBP: 0.301, SLG: 0.330 (1, 4) (9, 5) (9, 4)	P6					F7				4	0	0	0	0	0	2											
<b>Kirt Manwaring, R</b> OBP: 0.368, SLG: 0.350 <b>Jeff Reed, L</b> OBP: 0.371, SLG: 0.444 (1, 2) (9, PH) (9, 2)						F7			K	3	1	2	0	0	0	0											
<b>Jerry Dipoto, R</b> (9, 1)										1	0	0	0	0	1	0											
<b>1 Curtis Goodwin, L</b> OBP: 0.385, SLG: 0.386 <b>Jason Bates, S</b> OBP: 0.304, SLG: 0.250 <b>Larry Walker, L</b> OBP: 0.404, SLG: 0.558 (1, 8) (9, PH) (9, 9) (9, 4) (9, 5)									2B	3	0	1	0	0	2	1											
<b>Inning Stats</b>	R: 0 E: 0 K: 1 S: 15	H: 1 LOB: 1 BB: 0 P: 21	R: 0 E: 0 K: 1 S: 7	H: 0 LOB: 0 BB: 0 P: 10	R: 0 E: 0 K: 1 S: 13	H: 1 LOB: 1 BB: 0 P: 19	R: 0 E: 0 K: 0 S: 5	H: 2 LOB: 1 BB: 0 P: 7	R: 0 E: 0 K: 1 S: 6	H: 0 LOB: 0 BB: 0 P: 7	R: 1 E: 0 K: 0 S: 11	H: 2 LOB: 1 BB: 0 P: 22	R: 2 E: 0 K: 0 S: 18	H: 4 LOB: 2 BB: 0 P: 32	R: 0 E: 1 K: 1 S: 11	H: 1 LOB: 1 BB: 0 P: 12	R: 2 E: 0 K: 2 S: 17	H: 3 LOB: 2 BB: 1 P: 32	1B: 9 2B: 6 3B: 0 HR: 0	SF: 0 SAC: 0 DP: 1 HBP: 0	WP: 0 PB: 0 SB: 0 CS: 0	PA: 41					
<b>PITCHER</b>	IP	WLS	BF	H	R	ER	SO	BB	IBB	HBP	BLK	WP	HR	S	P	ERA	WHIP										
<b>Jarrod Washburn, L</b> ERA: 2.13	(1, 1)	6.1	27	9	3	3	4	0	0	0	0	0	0	66	102	4.26	1.421										
<b>Shigetoshi Hasegawa, R</b> ERA: 3.72	(7, 1)	1.2	7	2	0	0	1	0	0	0	0	0	0	20	28	0.00	1.200										
<b>Mike Holtz, L</b> ERA: 6.61	(9, 1)	0.1	2	1	1	1	1	0	0	0	0	0	0	8	14	27.00	3.000										
<b>Rich DeLucia, R</b> ERA: 6.04	(9, 1)	0.1	4	2	1	1	0	0	1	0	0	0	0	6	15	27.00	6.000										
<b>Greg Cadaret, L</b> ERA: 2.85	(9, 1)	0.1	W	1	0	0	0	1	0	0	0	0	0	3	3	0.00	0.000										
<b>Darin Erstad, L</b> OBP: 0.370, SLG: 0.556 (1, 7) (9, 5)	E	FC6-4	G3																	5	1	3	0	0	0	2	<b>Colorado Rockies @ Anaheim Angels</b> Edison International Field, Anaheim, CA Sun Jun 07 1998, 10:05 PM EDT Att: 42,493 - Cloudy - 68 F
<b>Dave Hollins, S</b> OBP: 0.306, SLG: 0.359 (1, 5) (9, 5)	E3	G5-3																		4	1	0	0	1	0	4	
<b>Jim Edmonds, L</b> OBP: 0.374, SLG: 0.565 (1, 8) (9, 5)	E6																			4	2	1	1	1	0	1	
<b>Tim Salmon, R</b> OBP: 0.406, SLG: 0.561 <b>Damon Mashore, R</b> OBP: 0.341, SLG: 0.497 (1, 10) (9, PR) (9, 9)	G6-3	FC6-4																		4	0	1	1	1	0	3	
<b>Cecil Fielder, R</b> OBP: 0.348, SLG: 0.449 (1, 3) (9, 5)	F8																			5	1	1	1	0	1	4	
<b>16 Garret Anderson, L</b> OBP: 0.312, SLG: 0.434 (1, 9) (9, 5)	G3																			4	0	1	0	0	0	1	
<b>Matt Walbeck, S</b> OBP: 0.329, SLG: 0.404 (1, 2) (9, 5)																				4	0	2	1	0	0	1	
<b>11 Justin Baughman, R</b> OBP: 0.310, SLG: 0.391 <b>Norberto Martin, R</b> OBP: 0.239, SLG: 0.275 (1, 4) (7, 4) (9, 5)	G5-3																			3	0	0	0	0	0	2	
<b>Gary Disarcina, R</b> OBP: 0.337, SLG: 0.425 (1, 6) (9, 5)																				3	1	1	0	1	0	0	
<b>Inning Stats</b>	R: 4 E: 2 K: 0 S: 20	H: 3 LOB: 1 BB: 0 P: 32	R: 1 E: 0 K: 0 S: 8	H: 2 LOB: 1 BB: 1 P: 15	R: 0 E: 0 K: 0 S: 10	H: 1 LOB: 2 BB: 1 P: 19	R: 0 E: 0 K: 0 S: 7	H: 1 LOB: 1 BB: 0 P: 10	R: 0 E: 0 K: 0 S: 6	H: 0 LOB: 0 BB: 0 P: 7	R: 0 E: 0 K: 0 S: 7	H: 1 LOB: 1 BB: 0 P: 11	R: 0 E: 0 K: 1 S: 8	H: 1 LOB: 1 BB: 0 P: 12	R: 0 E: 0 K: 0 S: 9	H: 0 LOB: 0 BB: 0 P: 16	R: 1 E: 0 K: 0 S: 5	H: 1 LOB: 2 BB: 2 P: 14	1B: 8 2B: 2 3B: 0 HR: 0	SF: 0 SAC: 0 DP: 0 HBP: 0	WP: 3 PB: 0 SB: 0 CS: 0	PA: 41					
<b>PITCHER</b>	IP	WLS	BF	H	R	ER	SO	BB	IBB	HBP	BLK	WP	HR	S	P	ERA	WHIP										
<b>Jamey Wright, R</b> ERA: 5.88	(1, 1)	8.0	L	37	9	5	1	1	1	0	0	1	0	5	14	27.00	6.000										
<b>Jerry Dipoto, R</b> ERA: 3.12	(9, 1)	0.1	L	4	1	1	1	0	1	0	0	1	0	5	14	27.00	6.000										
<b>Jerry Dipoto, R</b> ERA: 3.12	(9, 1)	0.1	L	4	1	1	1	0	1	0	0	1	0	5	14	27.00	6.000										
<b>AB</b>	<b>R</b>	<b>H</b>	<b>RBI</b>	<b>BB</b>	<b>SO</b>	<b>LOB</b>																					
<b>40</b>	<b>5</b>	<b>14</b>	<b>5</b>	<b>1</b>	<b>7</b>	<b>21</b>																					
																											



Batter	1	2	3	4	5	6	7	8	9	AB	R	H	RBI	BB	SO	LOB	TOP					
Tom Goodwin, L (1, 8) OBP: 0.345, SLG: 0.348	G4-3		4-0 BB		1-3 K			1-2 L4	1-2 F8	4	0	0	0	1	1	4	<p><b>Texas Rangers @ Colorado Rockies</b> Coors Field, Denver, CO Mon Jun 08 1998, 7:05 PM MDT Att. 48,070 - Overcast - 52 F</p> <p>AB 35 R 3 H 8 RBI 3 BB 2 SO 10 LOB 15</p> 					
Luis Alica, S (1, 4) OBP: 0.360, SLG: 0.417	K		1-2 F7		3-1 FC3-6			2-0 F8		4	0	0	0	0	1	4						
29 Rusty Greer, L (1, 7) OBP: 0.357, SLG: 0.410	P6				2-1 G4-3			2-0	1B	4	0	1	0	0	1	0						
Juan Gonzalez, R (1, 9) OBP: 0.336, SLG: 0.600		0-1 G6-3			0-3 K			2-3	K	4	0	0	0	0	3	1						
Will Clark, L (1, 3) OBP: 0.383, SLG: 0.479	K		1-3 F7		1-1			0-2 L7		4	1	1	0	0	1	0						
Ivan Rodriguez, R (1, 2) OBP: 0.422, SLG: 0.630	G6-3				0-0			2-3	K	4	1	2	0	0	1	0						
Domingo Ceden, S (1, 6) OBP: 0.377, SLG: 0.479			0-1 F7		1-0 FC1-6 BB			1-0	WP FC5-6	4	1	3	3	0	0	0						
Fernando Tatis, R (1, 5) OBP: 0.325, SLG: 0.358			2-3 K		4-2 FC1-6 BB			1-2 F8	0-1 FC5-6 WP	3	0	0	0	1	1	2						
Aaron Sele, R (1, 1) OBP: 0.333, SLG: 0.667			0-2 PB		0-0 FC1-6			1-1 G4-3	1-3 K	3	0	1	0	0	0	2						
Lee Stevens, L (9, PH) OBP: 0.322, SLG: 0.508					1-2 FC3-6				1-2 2-3	1	0	0	0	0	1	2						
John Wetteland, R (9, 1)					1-2 2-3					0	0	0	0	0	0	0						
<b>Inning Stats</b>	R: 0 E: 0 K: 1 S: 9	H: 0 LOB: 0 BB: 0 P: 13	R: 0 E: 0 K: 1 S: 6	H: 0 LOB: 0 BB: 0 P: 7	R: 0 E: 0 K: 1 S: 11	H: 1 LOB: 2 BB: 1 P: 18	R: 0 E: 0 K: 1 S: 7	H: 0 LOB: 0 BB: 0 P: 10	R: 1 E: 0 K: 1 S: 12	H: 2 LOB: 1 BB: 1 P: 21	R: 0 E: 0 K: 2 S: 11	H: 0 LOB: 0 BB: 0 P: 16	R: 1 E: 0 K: 1 S: 10	H: 1 LOB: 0 BB: 0 P: 14	R: 0 E: 0 K: 1 S: 8	H: 1 LOB: 1 BB: 0 P: 15	R: 1 E: 0 K: 1 S: 12	H: 3 LOB: 2 BB: 0 P: 18	1B: 5 2B: 2 3B: 0 HR: 1	SF: 0 SAC: 0 DP: 0 HBP: 0	WP: 1 PB: 1 SB: 0 CS: 0	PA: 37
<b>PITCHER</b>	IP WLS BF H R ER SO BB IBB HBP BLK WP HR S P ERA WHIP																					
Pedro Astacio, R (1, 1) ERA: 6.86	7.0 L 27 4 2 2 8 2 0 0 0 0 0 1 66 99 2.57 0.857																					
Mike Munoz, L (8, 1) ERA: 9.54	0.2 3 1 0 0 0 0 0 0 0 0 0 0 5 10 0.00 1.500																					
Curt Leskanic, R (8, 1) ERA: 4.7	1.1 7 3 1 1 2 0 0 0 0 0 1 0 15 23 6.75 2.250																					

Batter	1	2	3	4	5	6	7	8	9	AB	R	H	RBI	BB	SO	LOB	BOTTOM					
Neftali Perez, S (1, 6) OBP: 0.307, SLG: 0.376	G4-3	0-2 F9			0-1 G6-4-3			1-2 G2		4	0	1	0	0	0	1	<p><b>Texas Rangers @ Colorado Rockies</b> Coors Field, Denver, CO Mon Jun 08 1998, 7:05 PM MDT Att. 48,070 - Overcast - 52 F</p> <p>AB 29 R 1 H 6 RBI 1 BB 4 SO 7 LOB 13</p> 					
1 Curtis Goodwin, L (1, 8) OBP: 0.376, SLG: 0.378	WP 1B		2-3 K		0-1 G6-4-3			2-3 K		4	1	1	0	0	2	2						
Ellis Burks, R (1, 7) OBP: 0.333, SLG: 0.507	K		1-3 K		1-0 G4-3			0-3 K		4	0	0	0	0	3	1						
Vinny Castilla, R (1, 5) OBP: 0.352, SLG: 0.603	BB 1B		0-2 G6-3		4-1			2-2 G6-3		3	0	1	1	1	0	0						
Dante Bichette, R (1, 9) OBP: 0.358, SLG: 0.498	1-2 BB			4-1 FC4-6 BB				0-1	1B	2	0	2	0	2	0	0						
17 Todd Helton, L (1, 3) OBP: 0.342, SLG: 0.455	G3			0-0 FC4-6 CS				2-2 L3		4	0	0	0	0	1	6						
3 Mike Lansing, R (1, 4) OBP: 0.298, SLG: 0.326		2-3 K		2-2 G5-3				1-0 G6-3		3	0	0	0	0	1	1						
Jeff Reed, L (9, PH) OBP: 0.368, SLG: 0.440				1-2					L5	1	0	0	0	0	0	1						
Kirt Manwaring, R (1, 2) OBP: 0.375, SLG: 0.353		0-1 G2-3			4-2			0-0 G6-3		2	0	1	0	1	0	0						
Pedro Astacio, R (1, 1) OBP: 0.240, SLG: 0.174		2-0 G2-3			0-0 SH3-4			3-1 G6-3		1	0	0	0	0	0	1						
John Vander Wal, L (7, PH) OBP: 0.326, SLG: 0.385					1-2					1	0	0	0	0	0	0						
Mike Munoz, L (8, 1)										0	0	0	0	0	0	0						
Curt Leskanic, R (8, 1)										0	0	0	0	0	0	0						
<b>Inning Stats</b>	R: 1 E: 0 K: 1 S: 13	H: 2 LOB: 2 BB: 1 P: 27	R: 0 E: 0 K: 1 S: 10	H: 1 LOB: 0 BB: 0 P: 14	R: 0 E: 0 K: 2 S: 11	H: 0 LOB: 0 BB: 0 P: 14	R: 0 E: 0 K: 0 S: 5	H: 0 LOB: 0 BB: 1 P: 11	R: 0 E: 0 K: 0 S: 9	H: 1 LOB: 1 BB: 1 P: 13	R: 0 E: 0 K: 0 S: 8	H: 1 LOB: 1 BB: 1 P: 15	R: 0 E: 0 K: 0 S: 6	H: 0 LOB: 0 BB: 0 P: 11	R: 0 E: 0 K: 2 S: 9	H: 0 LOB: 0 BB: 0 P: 12	R: 0 E: 0 K: 1 S: 12	H: 1 LOB: 1 BB: 0 P: 18	1B: 6 2B: 1 3B: 0 HR: 0	SF: 0 SAC: 1 DP: 2 HBP: 0	WP: 1 PB: 0 SB: 0 CS: 1	PA: 34
<b>PITCHER</b>	IP WLS BF H R ER SO BB IBB HBP BLK WP HR S P ERA WHIP																					
Aaron Sele, R (1, 1) ERA: 3.53	8.0 W 30 5 1 1 6 4 0 0 0 0 0 0 71 117 1.12 1.125																					
John Wetteland, R (9, 1) ERA: 1.52	1.0 S 4 1 0 0 1 0 0 0 0 0 0 0 12 18 0.00 1.000																					



Batter	1	2	3	4	5	6	7	8	9	AB	R	H	RBI	BB	SO	LOB	TOP		
Tom Goodwin, L (1, 8) OBP: 0.405, SLG: 0.349	2-2 SH5-3 1B		1-0 CS 1B	1-2 G3		3-2 G6-3			2-3 K	5	0	2	0	0	1	1			
Luis Alica, S (1, 4) OBP: 0.365, SLG: 0.420	0-0 SH5-3		1-0 1B		1-0 1B				2-3 K	4	1	2	0	0	1	0			
29 Rusty Greer, L (1, 7) OBP: 0.356, SLG: 0.405	2-3 K		2-3 K		0-3 K				4-2 BB	3	0	0	0	1	3	3			
Juan Gonzalez, R (1, 9) OBP: 0.338, SLG: 0.610	1-3 K			1-0 HR	0-0 1B				3-3 K	4	1	2	1	0	2	2			
Will Clark, L (1, 3) OBP: 0.389, SLG: 0.495		2-1 HR		4-2 1B SF7	2-1 1B				3-3 K	3	2	2	2	1	1	1			
Ivan Rodriguez, R (1, 2) OBP: 0.423, SLG: 0.626		4-1 HR		0-0 BB	1-3 1B				1-3 K	3	1	1	0	1	2	2			
Domingo Cedenio, S (1, 6) OBP: 0.370, SLG: 0.473	1-1 G4-6-3		0-0 SF7		0-2 P7				3-2 1B	3	0	1	1	0	0	3			
Fernando Tatis, R (1, 5) OBP: 0.323, SLG: 0.355	2-3 K		0-1 SH3-4		0-0 F9				2-2 G6-4-3	4	0	1	1	0	1	1			
Rick Helling, R (1, 1) OBP: 0.500, SLG: 0.500			2-0 SH3-4		1-2 G4-3				1-0 P5	2	0	1	0	0	0	0			
Xavier Hernandez, L (7, 1)										0	0	0	0	0	0	0			
Danny Patterson, R (8, 1)										0	0	0	0	0	0	0			
Lee Stevens, L (9, PH)										1	0	0	0	0	0	0			
John Wetteland, R (9, 1)										0	0	0	0	0	0	0			
<b>Inning Stats</b>	R: 0 E: 0 K: 2 S: 10	H: 1 LOB: 1 BB: 0 P: 15	R: 1 E: 0 K: 1 S: 8	H: 1 LOB: 0 BB: 1 P: 17	R: 0 E: 0 K: 1 S: 8	H: 3 LOB: 1 BB: 0 P: 13	R: 3 E: 0 K: 0 S: 11	H: 3 LOB: 1 BB: 1 P: 17	R: 1 E: 0 K: 2 S: 14	H: 3 LOB: 2 BB: 0 P: 18	R: 0 E: 0 K: 3 S: 18	H: 0 LOB: 1 BB: 1 P: 30	R: 0 E: 0 K: 1 S: 10	H: 1 LOB: 0 BB: 0 P: 16	R: 0 E: 0 K: 1 S: 9	H: 0 LOB: 0 BB: 0 P: 15	1B: 10 2B: 0 3B: 0 HR: 2	SF: 1 SAC: 2 DP: 2 HBP: 0	WP: 0 PA: 38 PB: 0 SB: 0 CS: 1
<b>PITCHER</b>	IP WLS BF H R ER SO BB IBB HBP BLK WP HR S P ERA WHIP																		
John Thomson, R (1, 1) ERA: 5.47	4.1 L 23 11 5 5 5 2 0 0 0 0 0 2 44 72 10.38 3.000																		
Dave Veres, R (5, 1) ERA: 3.9	2.2 9 0 0 0 4 1 0 0 0 0 0 0 33 50 0.00 0.375																		
Mike DeJean, R (8, 1) ERA: 2.3	1.0 3 1 0 0 1 0 0 0 0 0 0 0 10 16 0.00 1.000																		
Jerry Dipoto, R (9, 1) ERA: 3.0	1.0 3 0 0 0 1 0 0 0 0 0 0 0 9 15 0.00 0.000																		

Texas Rangers @ Colorado Rockies  
Coors Field, Denver, CO  
Tue Jun 09 1998, 7:05 PM MDT  
Att: 48,068 - Cloudy - 70 F

AB 32  
R 5  
H 12  
RBI 5  
BB 3  
SO 11  
LOB 13



Batter	1	2	3	4	5	6	7	8	9	AB	R	H	RBI	BB	SO	LOB	BOTTOM		
1 Curtis Goodwin, L (1, 8) OBP: 0.379, SLG: 0.364	4-2 3 SH3 BB		0-0 F7		0-0 L8				3-3 K	3	0	0	0	2	1	0			
3 Mike Lansing, R (1, 4) OBP: 0.295, SLG: 0.324	1-0 SH3		2-0 P3		0-3 K				1-3 K	2	0	0	0	0	1	0			
Jeff Reed, L (7, PH)										1	0	0	0	0	1	3			
Mike DeJean, R (8, 1)										0	0	0	0	0	0	0			
Jerry Dipoto, R (9, 1)										0	0	0	0	0	0	0			
Greg Colbrunn, R (9, PH) OBP: 0.358, SLG: 0.446										1	0	0	0	0	1	0			
17 Todd Helton, L (1, 3) OBP: 0.350, SLG: 0.470	4-2 G6-4-3 BB		0-0 HR		1-3 K				4-1 BB	2	1	1	2	2	1	0			
Vinny Castilla, R (1, 5) OBP: 0.350, SLG: 0.596	0-0 G6-4-3		4-2 FC6-4 BB		1-1 G6-3				1-2 K	3	0	0	0	1	1	5			
Dante Bichette, R (1, 9) OBP: 0.353, SLG: 0.491		0-2 G5-3	3-1 FC6-4		0-0 F9				1-2 E3	4	0	0	0	0	0	1			
Ellis Burks, R (1, 7) OBP: 0.332, SLG: 0.502		0-0 1B		0-1 G4-3		3-3 K			2-1 L7	4	0	1	0	0	1	1			
Jason Bates, S (1, 6) OBP: 0.320, SLG: 0.256		0-0 F7		3-3 K					4-2 BB	3	1	1	0	1	1	1			
Kirt Manwaring, R (1, 2) OBP: 0.379, SLG: 0.366		2-2 FC6-4		1-1 2B					0-1 G5-3	4	0	2	0	0	0	3			
John Thomson, R (1, 1) OBP: 0.222, SLG: 0.167		0-1 FC6-4		3-3 K					4-2 BB	2	0	0	0	0	1	3			
Dave Veres, R (5, 1) ERA: 4.6										0	0	0	0	0	0	0			
John Vander Wal, L (7, PH) OBP: 0.340, SLG: 0.385										0	0	0	0	1	0	0			
Nelfi Perez, S (8, 6) OBP: 0.306, SLG: 0.374										1	0	0	0	0	0	0			
<b>Inning Stats</b>	R: 0 E: 0 K: 0 S: 9	H: 0 LOB: 1 BB: 2 P: 18	R: 0 E: 0 K: 0 S: 10	H: 2 LOB: 2 BB: 0 P: 12	R: 1 E: 0 K: 0 S: 7	H: 1 LOB: 1 BB: 1 P: 16	R: 0 E: 0 K: 2 S: 10	H: 1 LOB: 1 BB: 0 P: 17	R: 0 E: 0 K: 1 S: 6	H: 0 LOB: 0 BB: 0 P: 10	R: 1 E: 0 K: 2 S: 15	H: 1 LOB: 3 BB: 3 P: 32	R: 0 E: 1 K: 0 S: 9	H: 0 LOB: 1 BB: 1 P: 16	R: 0 E: 0 K: 2 S: 9	H: 0 LOB: 0 BB: 0 P: 14	1B: 3 2B: 1 3B: 0 HR: 1	SF: 0 SAC: 1 DP: 2 HBP: 0	WP: 0 PA: 38 PB: 0 SB: 0 CS: 0
<b>PITCHER</b>	IP WLS BF H R ER SO BB IBB HBP BLK WP HR S P ERA WHIP																		
Rick Helling, R (1, 1) ERA: 4.6	6.1 W 28 5 2 2 5 5 0 0 0 0 0 0 14 28 2.84 1.579																		
Xavier Hernandez, R (7, 1) ERA: 4.96	1.0 6 0 0 0 2 2 0 0 0 0 0 0 14 28 0.00 2.000																		
Danny Patterson, R (8, 1) ERA: 4.79	0.2 1 0 0 0 0 0 0 0 0 0 0 0 2 2 0.00 0.000																		
John Wetteland, R (9, 1) ERA: 1.46	1.0 S 3 0 0 0 2 0 0 0 0 0 0 0 9 14 0.00 0.000																		

Texas Rangers @ Colorado Rockies  
Coors Field, Denver, CO  
Tue Jun 09 1998, 7:05 PM MDT  
Att: 48,068 - Cloudy - 70 F

AB 30  
R 2  
H 5  
RBI 2  
BB 7  
SO 9  
LOB 17





Batter	1	2	3	4	5	6	7	8	9	10	AB	R	H	RBI	BB	SO	LOB								
Tom Goodwin, L OBP: 0.404, SLG: 0.343 Danny Patterson, R (10, 1)	K		1B	E3					B1-3	F8	4	1	0	0	2	1	1								
Luis Alica, S OBP: 0.362, SLG: 0.416 Scott Sheldon, R OBP: 0.200, SLG: 0.200 (3, PH)	G5-3		1B	F8					G6-3		1	0	0	0	0	0	0								
Ivan Rodriguez, R OBP: 0.426, SLG: 0.634 (1, 2)	G4-3		1B						G1-3	1B	5	2	3	1	0	0	0								
Juan Gonzalez, R OBP: 0.339, SLG: 0.617 (1, 9)	K		F9						P3	HR	5	1	2	2	0	1	3								
Will Clark, L OBP: 0.393, SLG: 0.493 (1, 3)	L3		F8						P6	1B	3	0	1	0	1	0	0								
Roberto Kelly, R OBP: 0.310, SLG: 0.543 Tim Crabtree, R (8, 7)	L3								G5-3	G3-1	4	1	1	1	0	1	3								
Lee Stevens, L OBP: 0.218, SLG: 0.263 John Wetteland, R (10, 1)											0	0	0	0	0	0	0								
Eric Gunderson, R OBP: 0.436, SLG: 0.625 (10, 7)											0	0	0	0	0	0	0								
Domingo Cedeno, S OBP: 0.395, SLG: 0.519 (3, 4)			FC1-6	2B					FC6-4	F8	5	1	4	1	0	0	0								
Fernando Tatis, R OBP: 0.315, SLG: 0.346 (1, 5)			FC1-6	L7					FC6-4	P6	5	1	0	0	0	0	5								
Darren Oliver, R OBP: 0.333, SLG: 0.667 Al Levine, L (6, 1)	B3								G6-3		3	1	1	1	0	0	1								
Scott Bailes, L (7, 1)									G6-3		0	0	0	0	0	0	0								
29 Rusty Greer, L OBP: 0.357, SLG: 0.406 (7, 7)											0	0	0	0	0	0	0								
Mike Simms, R OBP: 0.436, SLG: 0.625 (10, 8)											2	0	1	0	0	0	1								
<b>Inning Stats</b>	R: 0 E: 0 K: 1 S: 8	H: 0 LOB: 0 BB: 0 P: 11	R: 0 E: 0 K: 1 S: 11	H: 0 LOB: 0 BB: 1 P: 18	R: 2 E: 0 K: 0 S: 10	H: 3 LOB: 2 BB: 1 P: 16	R: 3 E: 1 K: 0 S: 10	H: 3 LOB: 1 BB: 0 P: 13	R: 1 E: 0 K: 1 S: 7	H: 2 LOB: 2 BB: 0 P: 18	R: 0 E: 0 K: 0 S: 7	H: 0 LOB: 0 BB: 1 P: 12	R: 1 E: 0 K: 0 S: 9	H: 1 LOB: 0 BB: 0 P: 12	R: 0 E: 0 K: 0 S: 7	H: 1 LOB: 0 BB: 0 P: 13	R: 1 E: 0 K: 0 S: 10	H: 3 LOB: 2 BB: 0 P: 15	R: 0 E: 0 K: 0 S: 8	H: 1 LOB: 1 BB: 0 P: 10	1B: 8 2B: 4 3B: 1 HR: 2	SF: 0 SAC: 0 DP: 2 HBP: 1	WP: 0 PB: 0 SB: 0 CS: 1	PA: 46	
<b>PITCHER</b>	IP	WLS	BF	H	R	ER	SO	BB	IBB	HBP	BLK	WP	HR	S	P	ERA	WHIP								
Bobby Jones, L ERA: 5.27	5.0		26	8	6	5	3	2	0	0	0	0	1	52	76	9.00	2.000								
Mike DeJean, R ERA: 2.43	2.0		7	1	1	1	1	1	0	0	0	0	0	16	24	4.50	1.000								
Chuck McElroy, L ERA: 1.42	1.1		4	1	0	0	0	0	0	0	0	0	0	8	14	0.00	0.750								
Curt Leskanic, R ERA: 4.88	0.2		5	3	1	0	0	0	0	0	0	0	0	9	14	13.50	4.500								
Jerry Dipoto, R ERA: 2.89	1.0	W	4	1	0	0	0	0	0	0	0	0	0	8	10	0.00	1.000								

**TEXAS RANGERS**

Texas Rangers @ Colorado Rockies  
Coors Field, Denver, CO  
Wed Jun 10 1998, 7:05 PM MDT  
Att: 48,061 - Cloudy - 75 F

livebaseballscorecards.com

AB 42  
R 8  
H 14  
RBI 7  
BB 3  
SO 4  
LOB 18

WP: 0 PA: 46  
PB: 0  
SB: 0  
CS: 1

Batter	1	2	3	4	5	6	7	8	9	10	AB	R	H	RBI	BB	SO	LOB								
Neifi Perez, S OBP: 0.314, SLG: 0.382 (1, 6)	G3			3B						F8	5	1	3	1	1	0	1								
3 Mike Lansing, R OBP: 0.296, SLG: 0.321 (1, 4)	L5			2B					G6-3	1B	5	1	1	0	1	0	5								
Dante Bichette, R OBP: 0.359, SLG: 0.517 (1, 7)	G5-3								G6-3	1B	6	2	4	5	0	0	0								
Vinny Castilla, R OBP: 0.358, SLG: 0.598 (1, 5)									F8	1B	4	1	3	1	1	0	0								
Greg Colbrunn, R OBP: 0.353, SLG: 0.429 Chuck McElroy, L (8, 1)									FC5-4	1B	3	1	0	0	1	0	3								
Curt Leskanic, R (9, 1)									F9		0	0	0	0	0	0	0								
Larry Walker, L OBP: 0.402, SLG: 0.555 Jerry Dipoto, R (10, 1)									E4	G6-3	0	0	0	0	0	0	1								
17 Todd Helton, L OBP: 0.351, SLG: 0.468 (1, 3)									G6-3		5	1	2	1	0	0	3								
Kirt Manwaring, R OBP: 0.372, SLG: 0.354 (1, 2)									F9		4	0	0	0	0	1	2								
1 Curtis Goodwin, L OBP: 0.359, SLG: 0.341 (1, 8)									L8		5	0	0	0	0	1	4								
Bobby Jones, R OBP: 0.182, SLG: 0.273 Jason Bates, S OBP: 0.314, SLG: 0.250 Mike DeJean, R (6, 1)									G6-3		2	1	1	1	0	0	2								
John Vander Wal, L OBP: 0.367, SLG: 0.385 (8, 9)											1	0	0	0	0	0	1								
<b>Inning Stats</b>	R: 0 E: 0 K: 0 S: 7	H: 0 LOB: 0 BB: 0 P: 11	R: 3 E: 0 K: 1 S: 15	H: 3 LOB: 2 BB: 1 P: 27	R: 0 E: 0 K: 0 S: 8	H: 1 LOB: 1 BB: 0 P: 11	R: 3 E: 0 K: 0 S: 13	H: 3 LOB: 2 BB: 2 P: 28	R: 0 E: 0 K: 0 S: 11	H: 1 LOB: 1 BB: 0 P: 17	R: 1 E: 0 K: 0 S: 6	H: 1 LOB: 0 BB: 1 P: 16	R: 0 E: 1 K: 0 S: 6	H: 0 LOB: 0 BB: 0 P: 8	R: 0 E: 0 K: 0 S: 6	H: 1 LOB: 1 BB: 1 P: 12	R: 1 E: 0 K: 2 S: 14	H: 2 LOB: 1 BB: 0 P: 19	R: 1 E: 0 K: 0 S: 9	H: 2 LOB: 2 BB: 1 P: 16	1B: 10 2B: 2 3B: 1 HR: 1	SF: 0 SAC: 0 DP: 2 HBP: 1	WP: 0 PB: 1 SB: 0 CS: 0	PA: 48	
<b>PITCHER</b>	IP	WLS	BF	H	R	ER	SO	BB	IBB	HBP	BLK	WP	HR	S	P	ERA	WHIP								
Darren Oliver, L ERA: 7.01	5.0		28	8	7	7	1	3	0	0	0	0	0	54	98	12.60	2.200								
Al Levine, R ERA: 4.05	1.0		4	1	0	0	0	0	0	0	0	0	0	1	15	0.00	1.000								
Scott Bailes, L ERA: 3.68	1.1		5	1	0	0	0	1	0	0	0	0	0	8	13	0.00	1.500								
Tim Crabtree, R ERA: 5.02	0.2		1	0	0	0	0	0	0	0	0	0	0	2	4	0.00	0.000								
John Wetteland, R ERA: 1.75	1.0		5	2	1	1	2	0	0	0	0	0	0	14	19	9.00	2.000								

**COLORADO ROCKIES**

Texas Rangers @ Colorado Rockies  
Coors Field, Denver, CO  
Wed Jun 10 1998, 7:05 PM MDT  
Att: 48,061 - Cloudy - 75 F

livebaseballscorecards.com

AB 41  
R 9  
H 14  
RBI 9  
BB 6  
SO 3  
LOB 22

WP: 0 PA: 48  
PB: 1  
SB: 0  
CS: 0



Batter	1	2	3	4	5	6	7	8	9	AB	R	H	RBI	BB	SO	LOB	TOP										
<b>Neft Perez, S</b> (1, 6) OBP: 0.318, SLG: 0.390										3	1	2	0	0	0	1	<b>Colorado Rockies @ Los Angeles Dodgers</b> Dodger Stadium, Los Angeles, CA Fri Jun 12 1998, 7:05 PM PDT Att: 39,163 - Cloudy - 61 F										
<b>1 Curtis Goodwin, L</b> (1, 8) OBP: 0.347, SLG: 0.329										3	0	0	0	0	1	2											
<b>Dante Bichette, R</b> (1, 7) OBP: 0.354, SLG: 0.509										4	0	0	0	0	0	2											
<b>Larry Walker, L</b> (1, 9) OBP: 0.404, SLG: 0.554										4	0	2	1	0	0	0											
<b>Vinny Castilla, R</b> (1, 5) OBP: 0.353, SLG: 0.589										4	0	0	0	0	2	2											
<b>17 Todd Helton, L</b> (1, 3) OBP: 0.346, SLG: 0.462										3	0	0	0	0	0	0											
<b>3 Mike Lansing, R</b> (1, 4) OBP: 0.293, SLG: 0.317										3	0	0	0	0	1	0											
<b>Jeff Reed, L</b> (1, 2) OBP: 0.364, SLG: 0.433										3	0	1	0	0	0	0											
<b>Darryl Kile, R</b> (1, 1) OBP: 0.273, SLG: 0.313										3	0	1	0	0	2	1											
<b>Inning Stats</b>	R: 1 E: 0 K: 1 S: 10	H: 2 LOB: 1 BB: 0 P: 15	R: 0 E: 0 K: 0 S: 4	H: 0 LOB: 0 BB: 0 P: 6	R: 0 E: 0 K: 1 S: 6	H: 1 LOB: 0 BB: 0 P: 9	R: 0 E: 0 K: 0 S: 5	H: 0 LOB: 0 BB: 0 P: 7	R: 0 E: 0 K: 0 S: 5	H: 1 LOB: 1 BB: 0 P: 9	R: 0 E: 0 K: 0 S: 7	H: 0 LOB: 0 BB: 0 P: 9	R: 0 E: 0 K: 2 S: 11	H: 1 LOB: 1 BB: 0 P: 19	R: 0 E: 0 K: 2 S: 15	H: 1 LOB: 1 BB: 0 P: 20	1B: 5 2B: 1 3B: 0 HR: 0	SF: 0 SAC: 2 DP: 1 HBP: 0	WP: 0 PB: 0 SB: 0 CS: 0	PA: 32							
<b>PITCHER</b>	IP	WLS	BF	H	R	ER	SO	BB	IBB	HBP	BLK	WP	HR	S	P	ERA	WHIP										
<b>Dave Milcki, R</b> (1, 1) ERA: 5.56	8.0	W	28	5	1	1	4	0	0	0	0	0	0	53	81	1.12	0.625										
<b>Antonio Osuna, R</b> (9, 1) ERA: 2.25	0.2		2	0	0	0	1	0	0	0	0	0	0	8	12	0.00	0.000										
<b>Scott Radinsky, L</b> (9, 1) ERA: 2.59	0.0	S	1	1	0	0	0	0	0	0	0	0	0	4	5	∞	∞										
<b>Greg McMichael, R</b> (9, 1) ERA: 3.75	0.1	S	1	0	0	0	1	0	0	0	0	0	0	3	3	0.00	0.000										

Batter	1	2	3	4	5	6	7	8	9	AB	R	H	RBI	BB	SO	LOB	BOTTOM										
<b>Eric Young Sr., R</b> (1, 4) OBP: 0.365, SLG: 0.383										4	1	1	1	0	0	1	<b>Colorado Rockies @ Los Angeles Dodgers</b> Dodger Stadium, Los Angeles, CA Fri Jun 12 1998, 7:05 PM PDT Att: 39,163 - Cloudy - 61 F										
<b>Jose Vizcaino, S</b> (1, 6) OBP: 0.305, SLG: 0.340										4	0	0	0	0	2	1											
<b>Gary Sheffield, R</b> (1, 9) OBP: 0.422, SLG: 0.509										3	0	0	0	1	2	0											
<b>Eric Karros, R</b> (1, 3) OBP: 0.341, SLG: 0.393										2	0	0	0	0	0	0											
<b>Raul Mondesi, R</b> (1, 8) OBP: 0.309, SLG: 0.510										3	1	1	1	0	0	3											
<b>Jim Eisenreich, L</b> (1, 7) OBP: 0.284, SLG: 0.299										3	0	1	0	0	1	0											
<b>Antonio Osuna, R</b> (9, 1)										0	0	0	0	0	0	0											
<b>Scott Radinsky, L</b> (9, 1)										0	0	0	0	0	0	0											
<b>Greg McMichael, R</b> (9, 1)										0	0	0	0	0	0	0											
<b>Roger Cedeno, S</b> (9, 7) OBP: 0.386, SLG: 0.314										0	0	0	0	0	0	0											
<b>Bobby Bonilla, S</b> (1, 5) OBP: 0.292, SLG: 0.361										3	0	1	0	0	1	0											
<b>Charles Johnson, R</b> (1, 2) OBP: 0.294, SLG: 0.418										3	0	0	0	0	1	2											
<b>Dave Milcki, R</b> (1, 1) OBP: 0.300, SLG: 0.278										2	0	1	0	0	0	0											
<b>Thomas Howard, S</b> (8, PH) OBP: 0.224, SLG: 0.344										1	0	0	0	0	0	0											
<b>Inning Stats</b>	R: 0 E: 0 K: 2 S: 10	H: 0 LOB: 0 BB: 0 P: 14	R: 0 E: 0 K: 0 S: 7	H: 0 LOB: 0 BB: 0 P: 10	R: 0 E: 0 K: 0 S: 6	H: 0 LOB: 0 BB: 0 P: 11	R: 0 E: 0 K: 1 S: 5	H: 0 LOB: 0 BB: 0 P: 8	R: 1 E: 0 K: 0 S: 9	H: 3 LOB: 1 BB: 0 P: 12	R: 0 E: 0 K: 0 S: 8	H: 1 LOB: 3 BB: 1 P: 16	R: 0 E: 0 K: 3 S: 9	H: 0 LOB: 0 BB: 0 P: 12	R: 1 E: 0 K: 1 S: 9	H: 1 LOB: 0 BB: 0 P: 16	1B: 2 2B: 1 3B: 0 HR: 2	SF: 0 SAC: 0 DP: 1 HBP: 1	WP: 1 PB: 0 SB: 0 CS: 0	PA: 30							
<b>PITCHER</b>	IP	WLS	BF	H	R	ER	SO	BB	IBB	HBP	BLK	WP	HR	S	P	ERA	WHIP										
<b>Darryl Kile, R</b> (1, 1) ERA: 4.25	8.0	L	30	5	2	2	7	1	0	1	0	1	2	63	99	2.25	0.750										

AB	30
R	1
H	6
RBI	1
BB	0
SO	6
LOB	8



AB	28
R	2
H	5
RBI	2
BB	1
SO	7
LOB	7





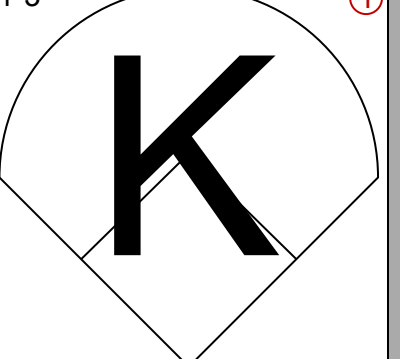
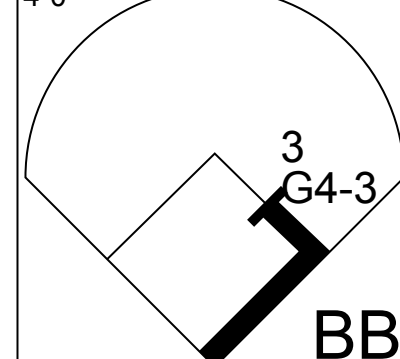
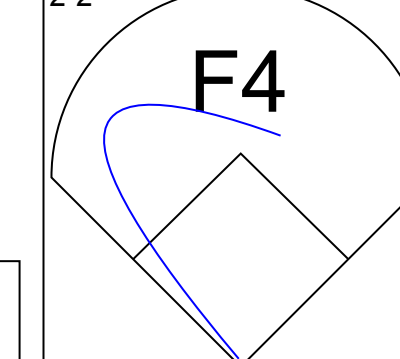
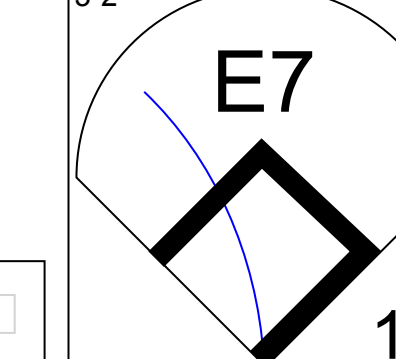
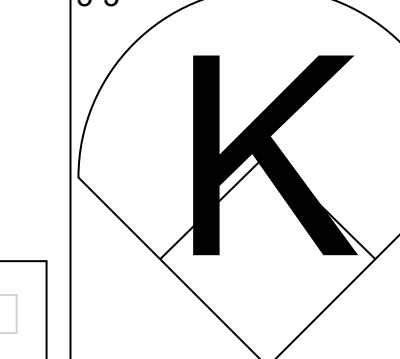
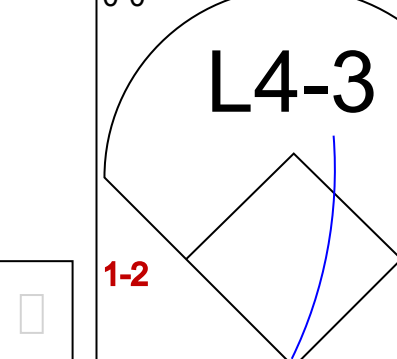
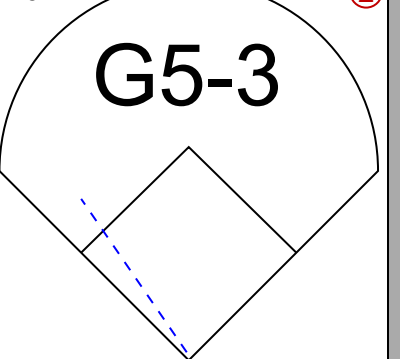
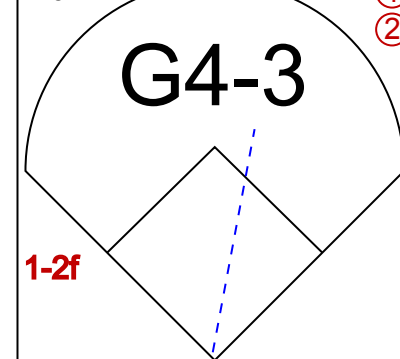
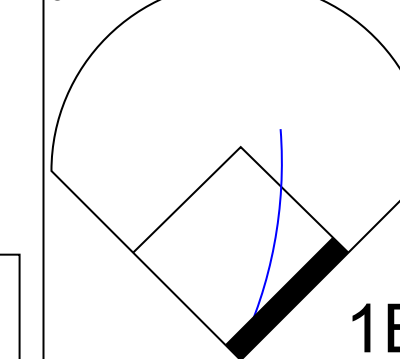
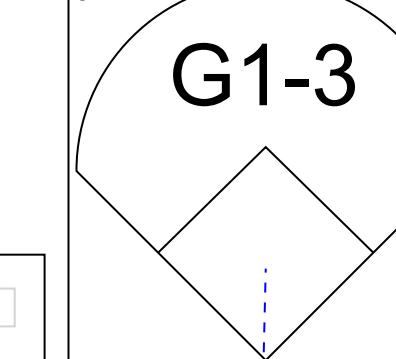
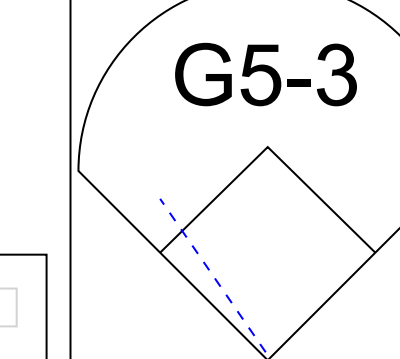
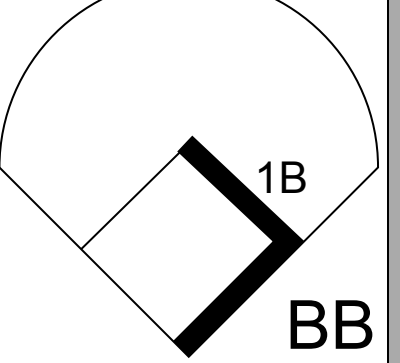

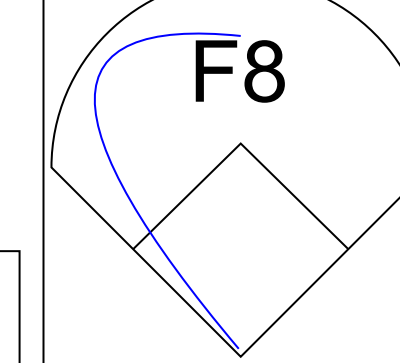



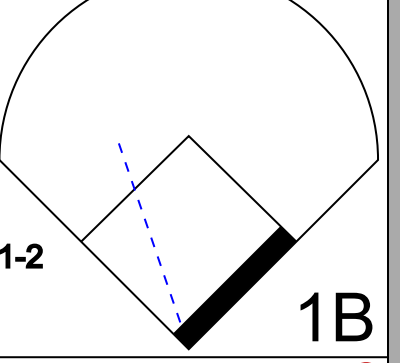
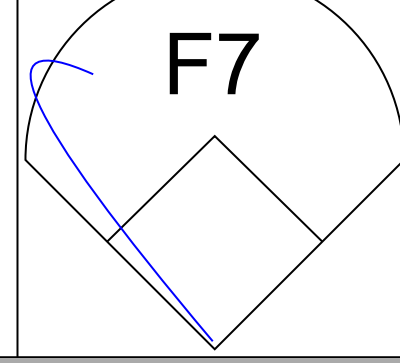
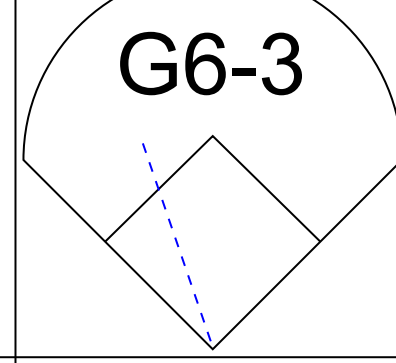
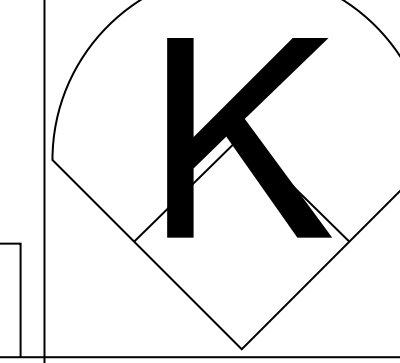


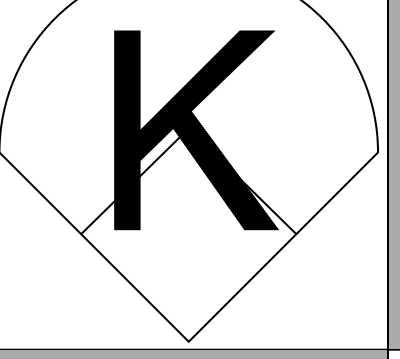
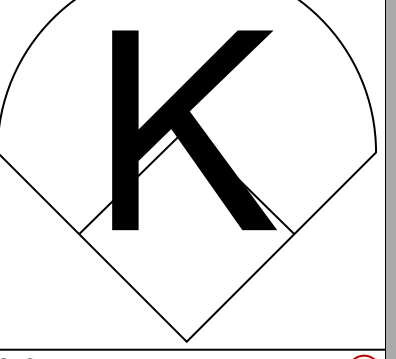
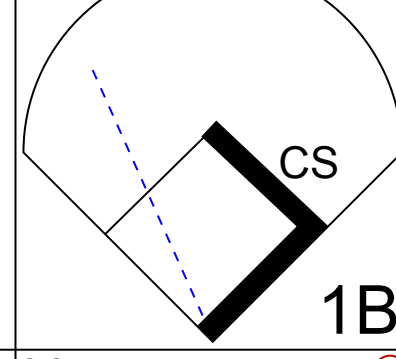
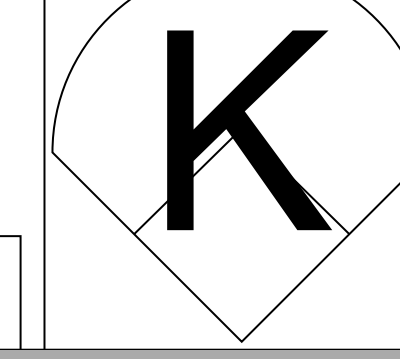


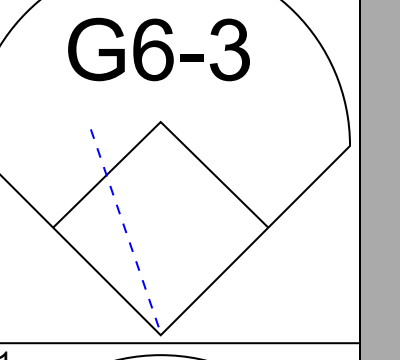
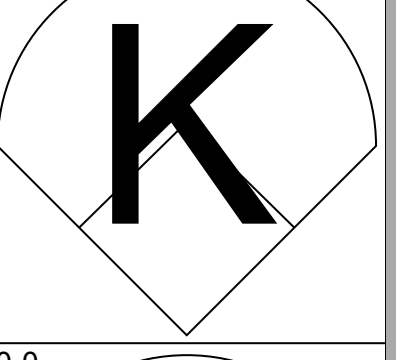
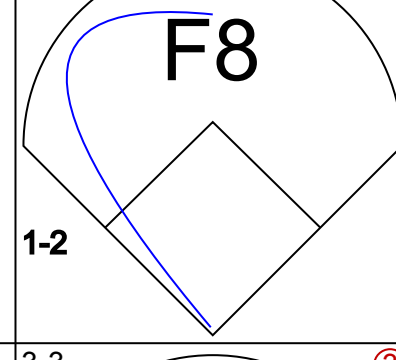

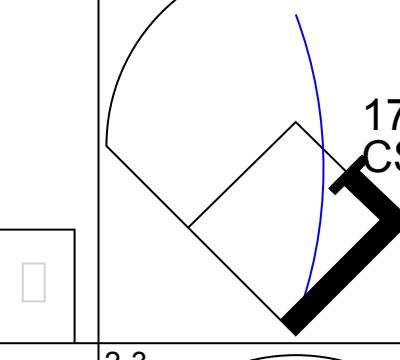
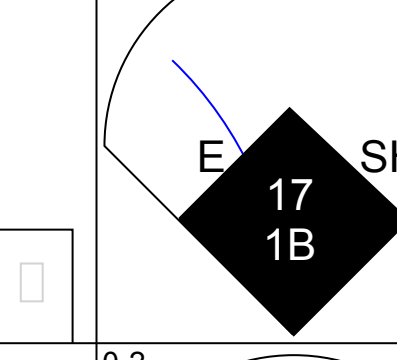
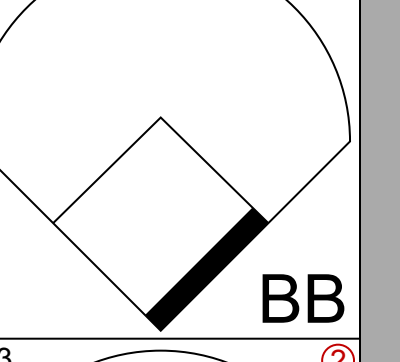
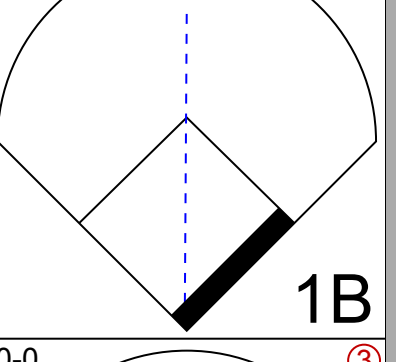
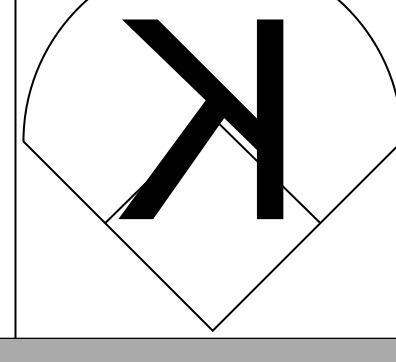

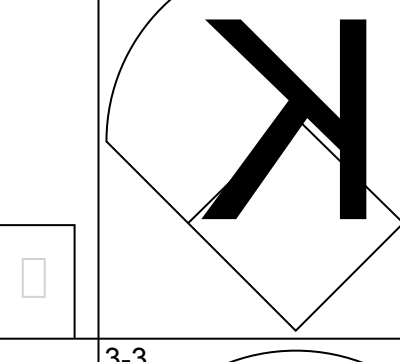
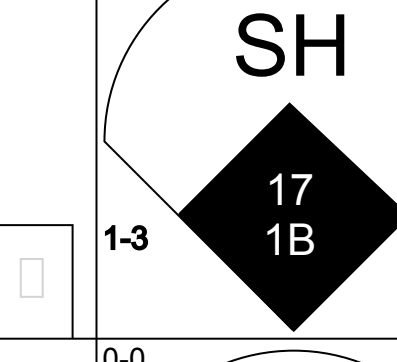
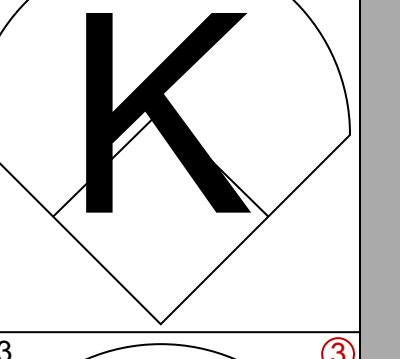
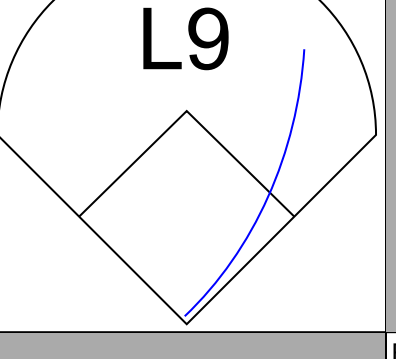


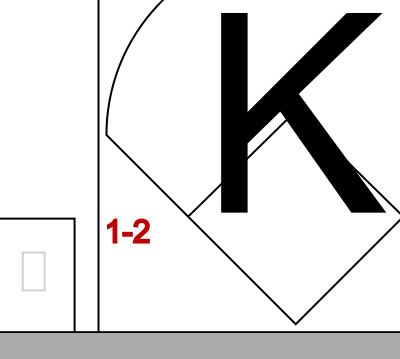
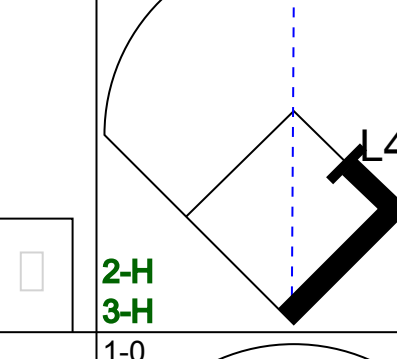
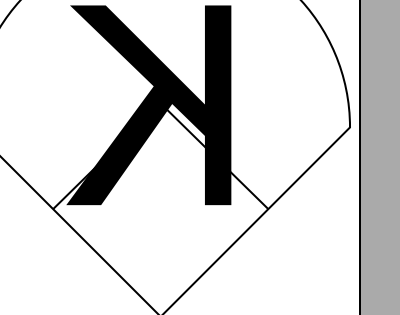
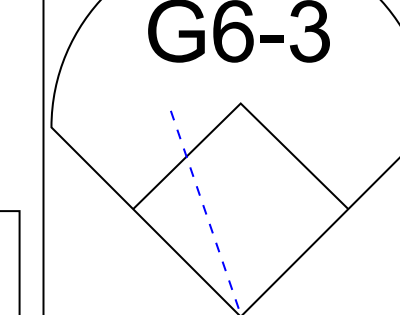
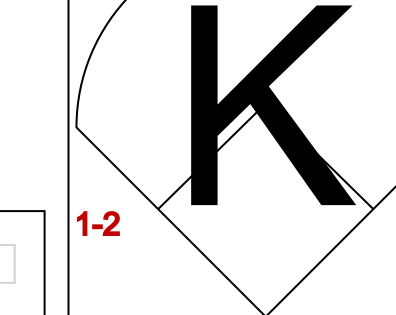

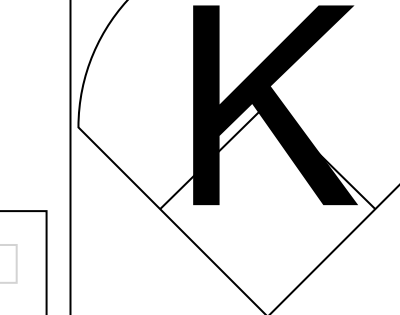
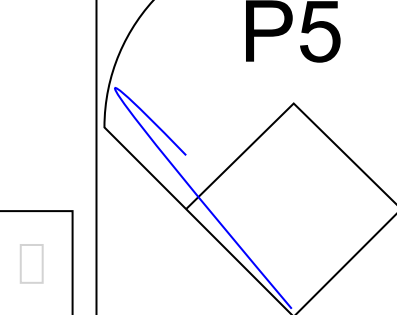
Batter	1	2	3	4	5	6	7	8	9	AB	R	H	RBI	BB	SO	LOB	TOP										
<b>Neft Perez, S</b> (1, 6) OBP: 0.320, SLG: 0.389										3	1	1	0	1	0	0	<b>Colorado Rockies @ Los Angeles Dodgers</b> Dodger Stadium, Los Angeles, CA Sat Jun 13 1998, 7:05 PM PDT Att: 38,417 - Unknown - 76 F										
<b>7 Kurt Abbott, R</b> (1, 4) OBP: 0.319, SLG: 0.381 <b>Jason Bates, S</b> (7, 4) OBP: 0.321, SLG: 0.244										3	0	0	0	0	1	3											
<b>Larry Walker, L</b> (1, 9) OBP: 0.413, SLG: 0.578										3	2	3	2	1	0	0											
<b>Dante Bichette, R</b> (1, 7) OBP: 0.353, SLG: 0.505 <b>1 Curtis Goodwin, L</b> (8, 8) OBP: 0.347, SLG: 0.329										4	1	1	0	0	1	3											
<b>Ellis Burks, R</b> (1, 8) OBP: 0.335, SLG: 0.498										2	0	0	0	1	0	1											
<b>Vinny Castilla, R</b> (1, 5) OBP: 0.355, SLG: 0.588										4	0	2	2	0	1	3											
<b>17 Todd Helton, L</b> (1, 3) OBP: 0.340, SLG: 0.453										4	0	0	0	0	3	6											
<b>Jeff Reed, L</b> (1, 2) OBP: 0.352, SLG: 0.417										4	0	0	0	0	1	2											
<b>Jamey Wright, R</b> (1, 1) OBP: 0.125, SLG: 0.125 <b>Curt Leskanic, R</b> (6, 1) OBP: 0.366, SLG: 0.375 <b>John Vander Wal, L</b> (7, PH) OBP: 0.350, SLG: 0.375 <b>Dave Veres, R</b> (7, 1) OBP: 0.350, SLG: 0.500 <b>Greg Colbrunn, R</b> (9, PH) OBP: 0.340, SLG: 0.425 <b>Jerry Dipoto, R</b> (9, 1)										2	0	1	0	0	0	0											
<b>Inning Stats</b>	R: 3 E: 0 K: 2 S: 10	H: 3 LOB: 2 BB: 1 P: 15	R: 0 E: 0 K: 1 S: 5	H: 0 LOB: 0 BB: 0 P: 5	R: 0 E: 0 K: 0 S: 2	H: 0 LOB: 0 BB: 1 P: 6	R: 0 E: 0 K: 1 S: 5	H: 0 LOB: 0 BB: 0 P: 5	R: 0 E: 1 K: 0 S: 3	H: 1 LOB: 0 BB: 0 P: 3	R: 1 E: 0 K: 2 S: 9	H: 2 LOB: 1 BB: 0 P: 9	R: 0 E: 0 K: 1 S: 5	H: 0 LOB: 0 BB: 0 P: 5	R: 0 E: 0 K: 1 S: 6	H: 1 LOB: 3 BB: 2 P: 14		R: 0 E: 0 K: 1 S: 6	H: 1 LOB: 1 BB: 0 P: 6	1B: 6 2B: 1 3B: 1 HR: 1	SF: 0 SAC: 1 DP: 0 HBP: 1	WP: 0 PB: 0 CS: 2 SB: 1	PA: 38				
<b>PITCHER</b>	IP	WLS	BF	H	R	ER	SO	BB	IBB	HBP	BLK	WP	HR	S	P	ERA	WHIP										
<b>37 Darren Dreifort, R</b> (1, 1) ERA: 3.74	6.0	L	25	6	4	4	6	2	0	1	0	0	1	34	43	6.00	1.333										
<b>Jim Bruske, R</b> (7, 1) ERA: 2.99	1.1		7	1	0	0	1	2	0	0	0	0	0	7	15	0.00	2.250										
<b>Mark Guthrie, L</b> (8, 1) ERA: 2.22	1.2		6	1	0	0	2	0	0	0	0	0	0	10	10	0.00	0.600										

Batter	1	2	3	4	5	6	7	8	9	AB	R	H	RBI	BB	SO	LOB	BOTTOM										
<b>Eric Young Sr., R</b> (1, 4) OBP: 0.364, SLG: 0.380										4	1	1	0	0	0	0	<b>Colorado Rockies @ Los Angeles Dodgers</b> Dodger Stadium, Los Angeles, CA Sat Jun 13 1998, 7:05 PM PDT Att: 38,417 - Unknown - 76 F										
<b>Jose Vizcaino, S</b> (1, 6) OBP: 0.311, SLG: 0.343										4	1	2	0	0	1	0											
<b>Gary Sheffield, R</b> (1, 9) OBP: 0.420, SLG: 0.502										3	0	0	0	1	0	1											
<b>Eric Karros, R</b> (1, 3) OBP: 0.351, SLG: 0.395										2	0	1	1	2	0	0											
<b>Bobby Bonilla, S</b> (1, 5) OBP: 0.296, SLG: 0.360										3	0	1	1	1	0	3											
<b>Paul Konerko, R</b> (1, 7) OBP: 0.283, SLG: 0.278 <b>Jim Bruske, R</b> (7, 1) ERA: 2.99										3	0	0	0	0	1	4											
<b>Mark Guthrie, R</b> (8, 1) ERA: 2.22 <b>Jim Eisenreich, L</b> (9, PH) OBP: 0.282, SLG: 0.296										0	0	0	0	0	0	0											
<b>Charles Johnson, R</b> (1, 2) OBP: 0.290, SLG: 0.412										3	0	0	0	0	1	2											
<b>Roger Cedeno, S</b> (1, 8) OBP: 0.372, SLG: 0.301										3	0	0	0	0	1	0											
<b>37 Darren Dreifort, R</b> (1, 1) OBP: 0.192, SLG: 0.160 <b>Thomas Howard, S</b> (6, PH) OBP: 0.217, SLG: 0.333										1	0	0	0	0	0	0											
<b>Inning Stats</b>	R: 0 E: 0 K: 0 S: 3	H: 1 LOB: 0 BB: 0 P: 3	R: 0 E: 0 K: 1 S: 4	H: 0 LOB: 1 BB: 2 P: 12	R: 0 E: 0 K: 0 S: 3	H: 0 LOB: 0 BB: 0 P: 3	R: 0 E: 0 K: 1 S: 6	H: 1 LOB: 0 BB: 0 P: 6	R: 0 E: 0 K: 0 S: 5	H: 0 LOB: 0 BB: 0 P: 5	R: 2 E: 0 K: 0 S: 5	H: 2 LOB: 2 BB: 2 P: 13	R: 0 E: 0 K: 1 S: 5	H: 0 LOB: 0 BB: 0 P: 5	R: 0 E: 0 K: 0 S: 3	H: 0 LOB: 0 BB: 0 P: 3	R: 0 E: 0 K: 0 S: 3	H: 1 LOB: 0 BB: 0 P: 3	1B: 5 2B: 1 3B: 0 HR: 0	SF: 0 SAC: 0 DP: 2 HBP: 0	WP: 0 PB: 0 CS: 0 SB: 1	PA: 33					
<b>PITCHER</b>	IP	WLS	BF	H	R	ER	SO	BB	IBB	HBP	BLK	WP	HR	S	P	ERA	WHIP										
<b>Jamey Wright, R</b> (1, 1) ERA: 5.72	5.1	W	21	4	2	2	3	3	0	0	0	0	0	24	36	3.38	1.312										
<b>Curt Leskanic, R</b> (6, 1) ERA: 4.78	0.2		3	0	0	0	0	1	0	0	0	0	0	2	6	0.00	1.500										
<b>Dave Veres, R</b> (7, 1) ERA: 3.67	2.0		6	0	0	0	1	0	0	0	0	0	0	8	8	0.00	0.000										
<b>Jerry Dipoto, R</b> (9, 1) ERA: 2.79	1.0	S	3	1	0	0	0	0	0	0	0	0	0	3	3	0.00	1.000										

AB 32  
R 4  
H 8  
RBI 4  
BB 4  
SO 9  
LOB 19

AB 29  
R 2  
H 5  
RBI 2  
BB 4  
SO 4  
LOB 11

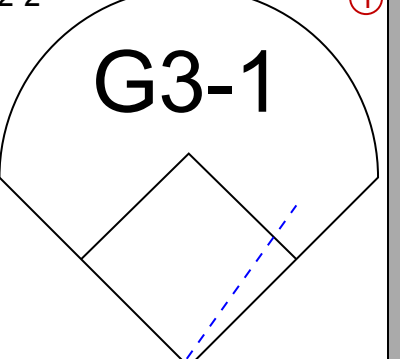
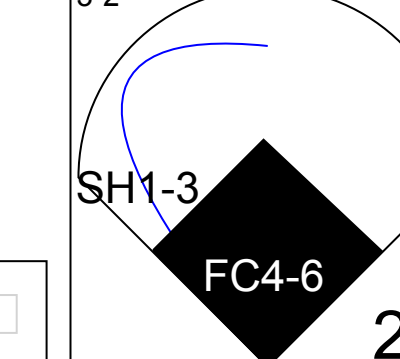
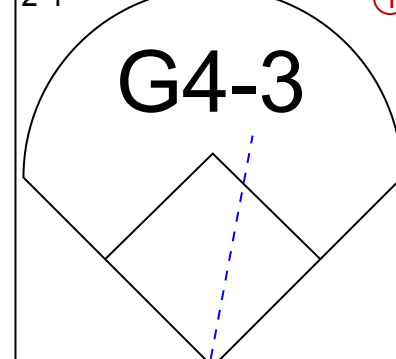
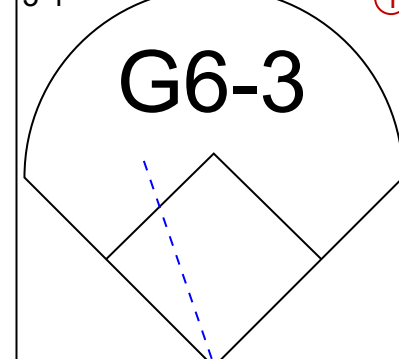
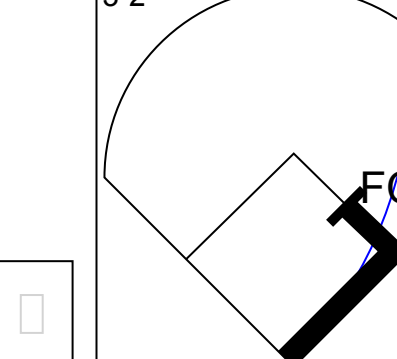
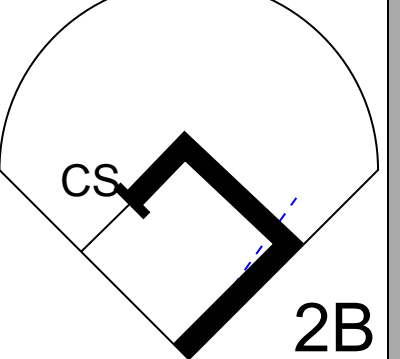
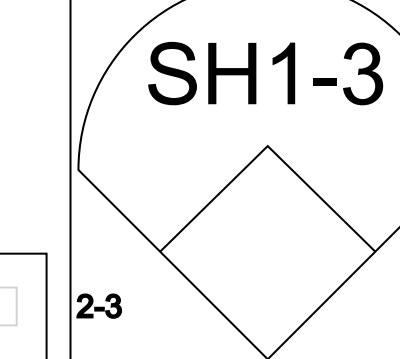
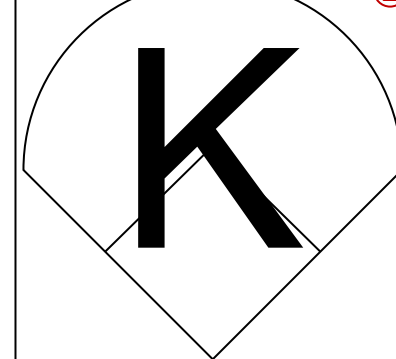
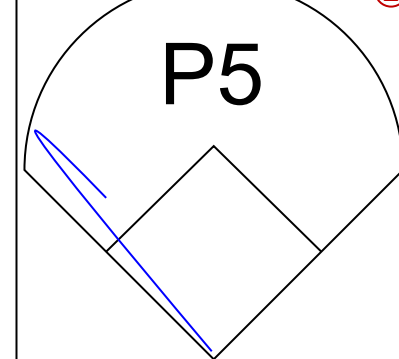
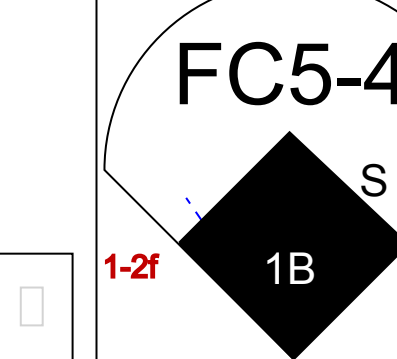
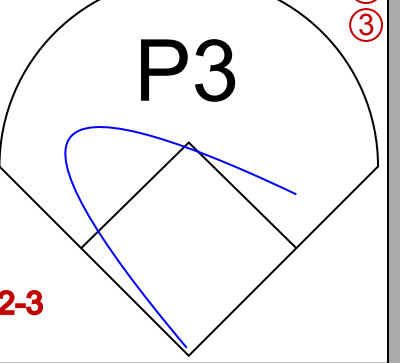
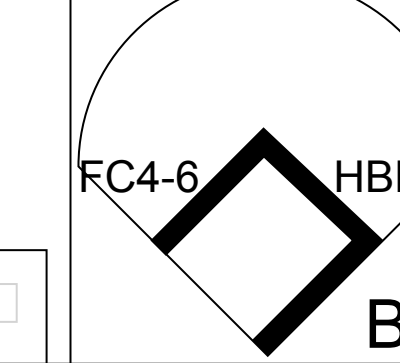
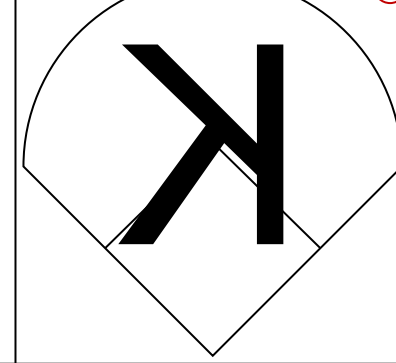
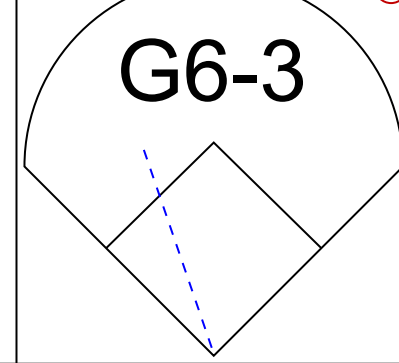
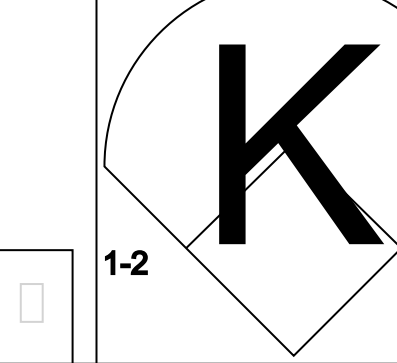
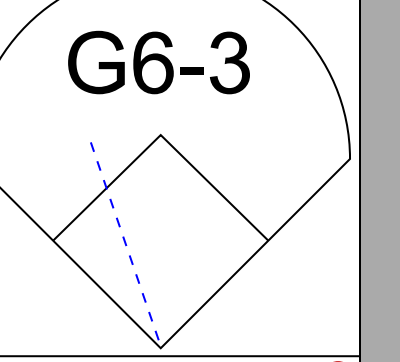
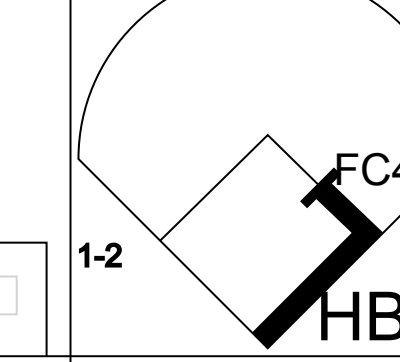
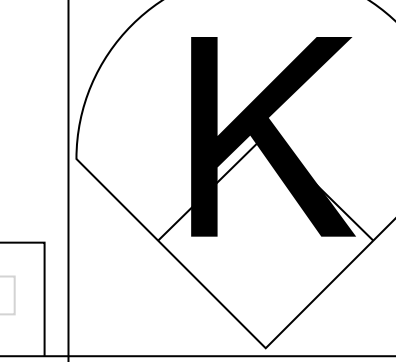
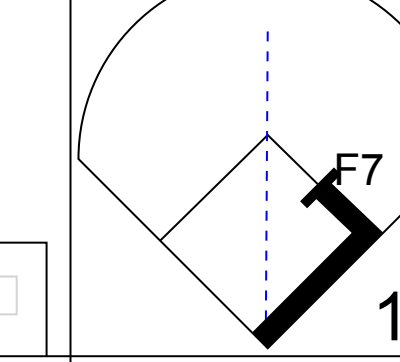
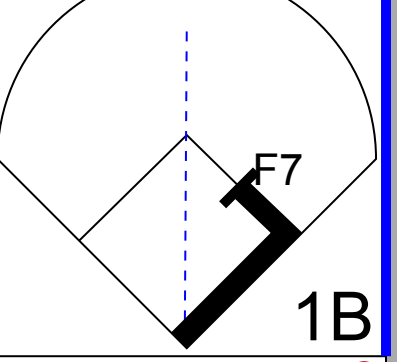
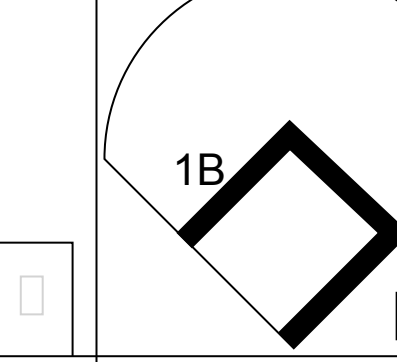
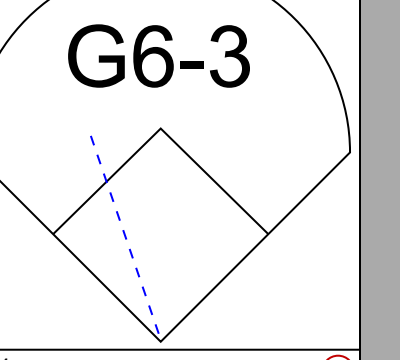
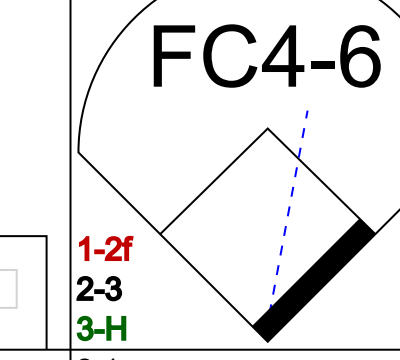
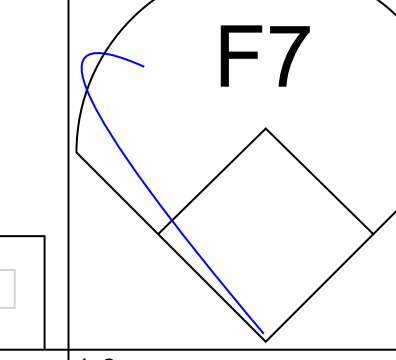
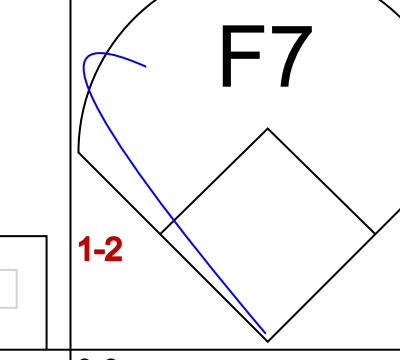
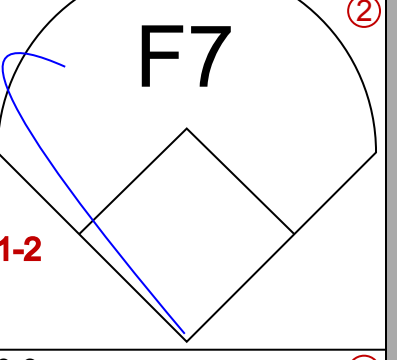
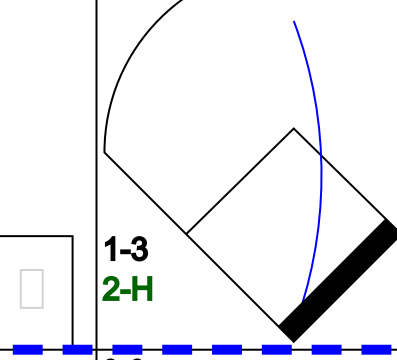
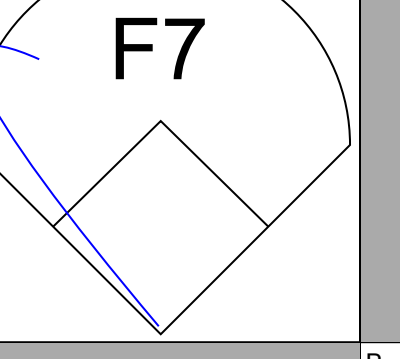
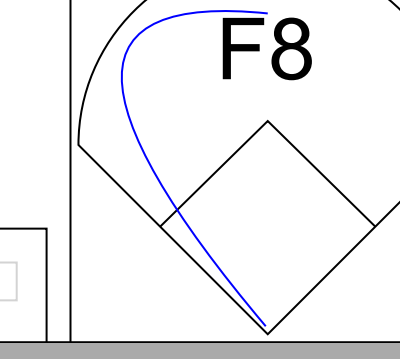
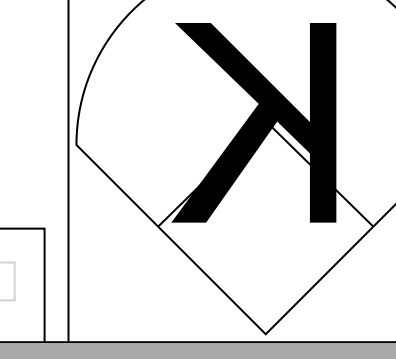
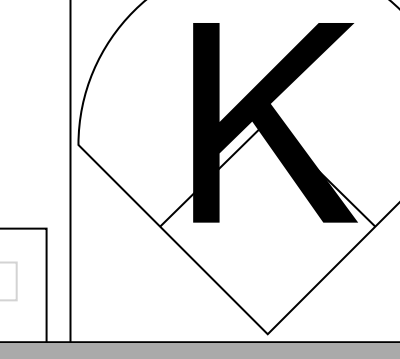
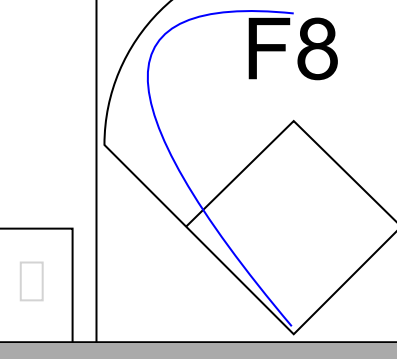
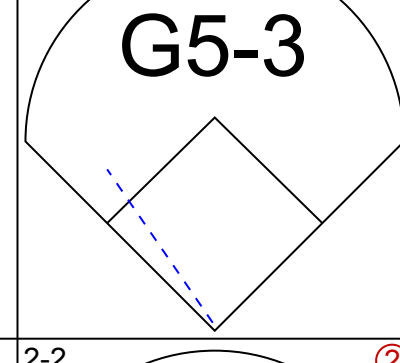
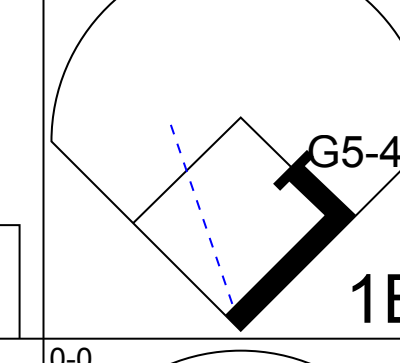
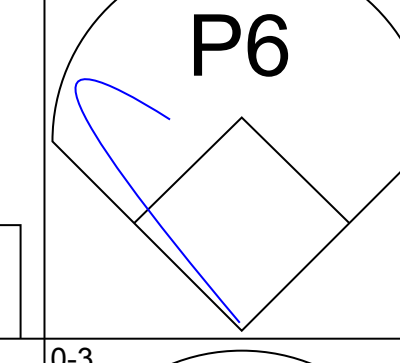
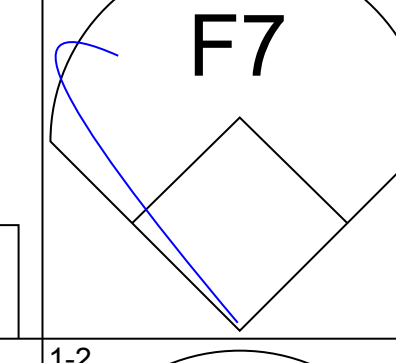
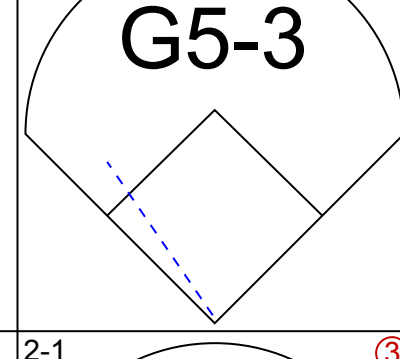
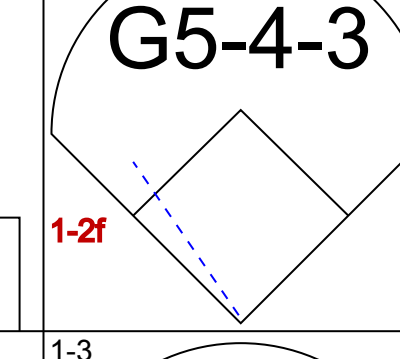
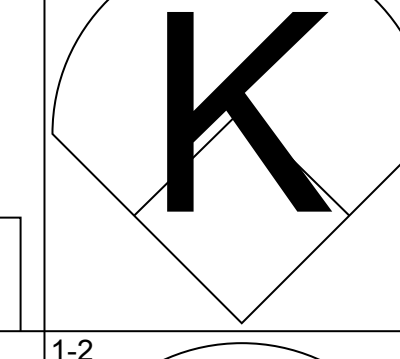
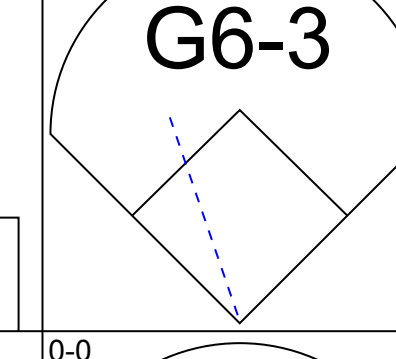


Batter	1	2	3	4	5	6	7	8	9	10	11	12	AB	R	H	RBI	BB	SO	LOB	TOP				
Nelfi Perez, S OBP: 0.320, SLG: 0.385 (1, 6)													5	0	1	0	1	2	1					
3 Mike Lansing, R OBP: 0.291, SLG: 0.315 Dave Veres, R OBP: 0.500, SLG: 0.500 Mike DeJean, R OBP: 0.500, SLG: 0.500 Jerry Dipoto, R OBP: 0.500, SLG: 0.500 Chuck McElroy, L OBP: 0.500, SLG: 0.500													5	0	1	0	0	0	2					
Larry Walker, L OBP: 0.413, SLG: 0.585 (1, 9)													4	1	1	1	1	0	1					
Dante Bichette, R OBP: 0.350, SLG: 0.500 (1, 7)													5	0	1	0	0	2	0					
Elis Burks, R OBP: 0.332, SLG: 0.491 (1, 8)													5	0	1	0	0	3	2					
Vinny Castilla, R OBP: 0.350, SLG: 0.585 (1, 5)													5	1	2	0	0	1	1					
John Vander Wal, L OBP: 0.385, SLG: 0.390 Greg Colburn, R OBP: 0.345, SLG: 0.418 1 Curtis Goodwin, L OBP: 0.344, SLG: 0.326 Jeff Reed, L OBP: 0.352, SLG: 0.417													1	0	1	0	1	0	0					
Kirt Manwaring, R OBP: 0.372, SLG: 0.349 17 Todd Helton, L OBP: 0.342, SLG: 0.453 (9, 3)													2	0	0	0	1	1	2					
Pedro Astacio, R OBP: 0.214, SLG: 0.154 Jason Bates, S OBP: 0.309, SLG: 0.234 (10, 4)													3	0	0	0	0	2	2					
<b>Inning Stats</b>	R: 0 E: 0 K: 2 S: 10	H: 1 LOB: 2 BB: 1 P: 18	R: 0 E: 0 K: 2 S: 11	H: 0 LOB: 1 BB: 1 P: 19	R: 1 E: 0 K: 0 S: 4	H: 1 LOB: 0 BB: 1 P: 12	R: 0 E: 0 K: 2 S: 9	H: 1 LOB: 1 BB: 0 P: 11	R: 0 E: 0 K: 1 S: 10	H: 1 LOB: 1 BB: 1 P: 17	R: 0 E: 0 K: 2 S: 8	H: 0 LOB: 0 BB: 0 P: 13	R: 0 E: 0 K: 2 S: 9	H: 1 LOB: 1 BB: 0 P: 16	R: 0 E: 0 K: 1 S: 8	H: 0 LOB: 0 BB: 0 P: 15	R: 0 E: 0 K: 1 S: 8	H: 0 LOB: 0 BB: 0 P: 12	R: 2 E: 1 K: 0 S: 8	H: 2 LOB: 0 BB: 0 P: 9	1B: 8 2B: 2 3B: 0 HR: 1	SF: 0 SAC: 1 DP: 3 HBP: 0	WP: 0 PB: 0 SB: 0 CS: 3	PA: 46
<b>PITCHER</b>	IP 4.2	WLS 2	BF 20	H 4	R 1	ER 1	SO 6	BB 3	IBB 0	HBP 0	BLK 0	WP 0	HR 1	S 43	P 76	ERA 1.93	WHIP 1.500							
Ramon Martinez, R ERA: 2.83 Dennys Reyes, L ERA: 3.65 Greg McMichael, R ERA: 3.55 Antonio Osuna, R ERA: 2.03 Scott Radinsky, L ERA: 2.84	IP 4.2	WLS 2	BF 20	H 4	R 1	ER 1	SO 6	BB 3	IBB 0	HBP 0	BLK 0	WP 0	HR 1	S 43	P 76	ERA 1.93	WHIP 1.500							

Colorado Rockies @ Los Angeles Dodgers  
Dodger Stadium, Los Angeles, CA  
Sun Jun 14 1998, 3:33 AM PDT  
Att. 41,964 - Sunny - 76 F

AB	41
R	3
H	9
RBI	3
BB	4
SO	15
LOB	15



Batter	1	2	3	4	5	6	7	8	9	10	11	12	AB	R	H	RBI	BB	SO	LOB	BOTTOM		
Eric Young Sr., R OBP: 0.364, SLG: 0.385 (1, 4)													5	1	2	0	0	0				
Jose Vizcaino, S OBP: 0.310, SLG: 0.346 (1, 6)													4	1	1	0	0	1				
Raul Mondesi, R OBP: 0.307, SLG: 0.502 (1, 8)													4	0	0	0	1	2				
Eric Karros, R OBP: 0.354, SLG: 0.394 Roger Cedeno, S OBP: 0.379, SLG: 0.301 (11, 7)													3	0	1	0	0	1				
Jim Eisenreich, L OBP: 0.278, SLG: 0.291 (11, 3)													5	0	1	2	0	3				
Bobby Bonilla, S OBP: 0.289, SLG: 0.351 (1, 5)													5	0	0	0	0	2	5			
Thomas Howard, S OBP: 0.219, SLG: 0.329 (1, 9)													4	0	1	0	0	0				
Charles Johnson, R OBP: 0.284, SLG: 0.404 (1, 2)													4	0	0	0	0	1				
Ramon Martinez, R Dennys Reyes, L Greg McMichael, R Paul Konerko, R Antonio Osuna, R Alex Cora, L Scott Radinsky, L	IP 9.0	WLS 3	BF 30	H 3	R 1	ER 1	SO 6	BB 1	IBB 0	HBP 1	BLK 0	WP 0	HR 0	S 72	P 123	ERA 1.00	WHIP 0.444					
Pedro Astacio, R ERA: 2.84 Dave Veres, R ERA: 3.57 Mike DeJean, R ERA: 3.26 Jerry Dipoto, R ERA: 3.03 Chuck McElroy, L ERA: 1.41	IP 9.0	WLS 3	BF 30	H 3	R 1	ER 1	SO 6	BB 1	IBB 0	HBP 1	BLK 0	WP 0	HR 0	S 72	P 123	ERA 1.00	WHIP 0.444					

Colorado Rockies @ Los Angeles Dodgers  
Dodger Stadium, Los Angeles, CA  
Sun Jun 14 1998, 3:33 AM PDT  
Att. 41,964 - Sunny - 76 F

AB	38
R	2
H	6
RBI	2
BB	2
SO	8
LOB	12









Batter	1	2	3	4	5	6	7	8	9	AB	R	H	RBI	BB	SO	LOB	TOP								
<b>Neftali Feliz, S</b> OBP: 0.320, SLG: 0.384 (1, 6)	G4-3		2B		1B		G4-3		BB	4	0	2	0	1	0	0	<b>Colorado Rockies @ San Francisco Giants</b> 3Com Park at Candlestick Point, San Francisco, CA Tue Jun 16 1998, 10:05 PM EDT Att: 12,585 - Unknown - 66 F <a href="http://livebaseballscorecards.com">livebaseballscorecards.com</a>								
<b>3 Mike Lansing, R</b> OBP: 0.288, SLG: 0.322 (1, 4)	G5-3		P4		P3		HR		F9	5	1	1	1	0	0	3									
<b>Larry Walker, L</b> OBP: 0.422, SLG: 0.585 (1, 9)	G6-3		BB				1B		G5-4-3	2	1	1	0	1	0	0									
<b>Dante Bichette, R</b> OBP: 0.350, SLG: 0.495 <b>Mike Munoz, L</b> (8, 1)	G6-3		F8				1B		G5-4-3	4	0	1	0	0	0	3									
<b>Ellis Burks, R</b> OBP: 0.332, SLG: 0.504 (7, 7)	G6-3				K		K		G6-3	4	1	1	0	0	2	2									
<b>Vinny Castilla, R</b> OBP: 0.345, SLG: 0.566 (1, 5)	G6-3				K		F8		G5-3	4	0	0	1	0	1	2									
<b>17 Todd Helton, L</b> OBP: 0.341, SLG: 0.450 (1, 3)					K				F8	4	0	2	1	0	1	0									
<b>Jeff Reed, L</b> OBP: 0.349, SLG: 0.405 (1, 2)	L4						G4-3		K2-3	3	0	0	0	1	1	1									
<b>Bobby Jones, R</b> OBP: 0.143, SLG: 0.214 <b>1 Curtis Goodwin, L</b> OBP: 0.337, SLG: 0.318 <b>Dave Veres, R</b> OBP: 0.500, SLG: 0.500 (7, 8)	G5-3						K		G6-3	3	0	0	0	0	1	3									
<b>1 Curtis Goodwin, L</b> OBP: 0.337, SLG: 0.318 <b>Dave Veres, R</b> OBP: 0.500, SLG: 0.500 (7, 1)							FC6-4			1	0	0	0	0	0	0									
<b>Inning Stats</b>	R: 0 E: 0 K: 0 S: 3	H: 0 LOB: 0 BB: 0 P: 3	R: 1 E: 0 K: 0 S: 5	H: 2 LOB: 1 BB: 0 P: 5	R: 0 E: 0 K: 0 S: 4	H: 1 LOB: 2 BB: 1 P: 8	R: 0 E: 0 K: 3 S: 9	H: 0 LOB: 0 BB: 0 P: 9	R: 0 E: 0 K: 1 S: 6	H: 1 LOB: 1 BB: 0 P: 6	R: 1 E: 0 K: 1 S: 8	H: 3 LOB: 3 BB: 1 P: 12	R: 1 E: 0 K: 0 S: 3	H: 1 LOB: 0 BB: 0 P: 4	R: 0 E: 0 K: 0 S: 3	H: 0 LOB: 0 BB: 0 P: 3	R: 0 E: 0 K: 1 S: 5	H: 0 LOB: 1 BB: 1 P: 9	1B: 5 2B: 1 3B: 1 HR: 1	SF: 0 SAC: 0 DP: 1 HBP: 1	WP: 0 PB: 0 SB: 0 CS: 0	PA: 38			
<b>PITCHER</b>	IP	WLS	BF	H	R	ER	SO	BB	IBB	HBP	BLK	WP	HR	S	P	ERA	WHIP								
<b>Orel Hershiser, R</b> ERA: 3.27 <b>Julian Tavarez, R</b> ERA: 3.33 <b>Robb Nen, R</b> ERA: 1.21	(1, 1)	6.1	30	8	3	3	5	2	0	1	0	0	1	37	46	4.26	1.579								
<b>PITCHER</b>	IP	WLS	BF	H	R	ER	SO	BB	IBB	HBP	BLK	WP	HR	S	P	ERA	WHIP								
<b>Orel Hershiser, R</b> ERA: 3.27 <b>Julian Tavarez, R</b> ERA: 3.33 <b>Robb Nen, R</b> ERA: 1.21	(7, 1)	1.2	W	4	0	0	0	0	0	0	0	0	0	4	4	0.00	0.000								
<b>Orel Hershiser, R</b> ERA: 3.27 <b>Julian Tavarez, R</b> ERA: 3.33 <b>Robb Nen, R</b> ERA: 1.21	(9, 1)	1.0	S	4	0	0	0	1	1	0	0	0	0	5	9	0.00	1.000								

Batter	1	2	3	4	5	6	7	8	9	AB	R	H	RBI	BB	SO	LOB	BOTTOM								
<b>Darryl Hamilton, L</b> OBP: 0.396, SLG: 0.364 (1, 8)	G5-4-3		G3		G1-3		1B		CS	3	2	1	0	1	0	1	<b>Colorado Rockies @ San Francisco Giants</b> 3Com Park at Candlestick Point, San Francisco, CA Tue Jun 16 1998, 10:05 PM EDT Att: 12,585 - Unknown - 66 F <a href="http://livebaseballscorecards.com">livebaseballscorecards.com</a>								
<b>Rey Sanchez, R</b> OBP: 0.384, SLG: 0.379 (1, 4)	G5-4-3		1B				SF8			4	0	3	2	0	0	0									
<b>Stan Javier, S</b> OBP: 0.321, SLG: 0.303 (1, 9)	G5-4-3		2B				WP			4	0	2	0	0	1	1									
<b>Charlie Hayes, R</b> OBP: 0.365, SLG: 0.409 (1, 5)					F8		SF8			2	1	1	1	1	0	0									
<b>Jeff Ball, R</b> OBP: 0.250, SLG: 0.250 <b>J.T. Snow, L</b> OBP: 0.295, SLG: 0.328 (7, PH) (8, 3)	G6-3				G6-3		2B		K	3	0	1	0	0	0	1									
<b>Rich Aurilia, R</b> OBP: 0.358, SLG: 0.473 (1, 6)			F8		G6-3		2B		K	4	0	1	1	0	1	2									
<b>Chris Jones, R</b> OBP: 0.284, SLG: 0.306 <b>Julian Tavarez, L</b> <b>Jacob Cruz, L</b> <b>Robb Nen, R</b> (7, 1) (8, PH) (9, 1)	P5				K		P3		K	3	0	0	0	0	1	2									
<b>Brian Johnson, R</b> OBP: 0.293, SLG: 0.437 (1, 2)	P4				G5-3		1B		K	4	1	1	0	0	1	0									
<b>Orel Hershiser, R</b> OBP: 0.250, SLG: 0.200 <b>Marvin Benard, L</b> OBP: 0.321, SLG: 0.320 (7, 7)	L6						1B		CS	2	0	1	0	0	0	0									
<b>Inning Stats</b>	R: 1 E: 0 K: 0 S: 4	H: 2 LOB: 1 BB: 1 P: 8	R: 0 E: 0 K: 0 S: 3	H: 0 LOB: 0 BB: 0 P: 3	R: 0 E: 0 K: 0 S: 4	H: 2 LOB: 2 BB: 0 P: 4	R: 0 E: 0 K: 0 S: 3	H: 0 LOB: 0 BB: 0 P: 3	R: 0 E: 0 K: 1 S: 6	H: 1 LOB: 1 BB: 0 P: 6	R: 1 E: 0 K: 1 S: 7	H: 2 LOB: 2 BB: 1 P: 11	R: 3 E: 0 K: 2 S: 12	H: 5 LOB: 2 BB: 0 P: 12	R: 0 E: 0 K: 2 S: 7	H: 1 LOB: 0 BB: 0 P: 7		1B: 11 2B: 2 3B: 0 HR: 0	SF: 1 SAC: 0 DP: 1 HBP: 0	WP: 1 PB: 0 SB: 1 CS: 1	PA: 37				
<b>PITCHER</b>	IP	WLS	BF	H	R	ER	SO	BB	IBB	HBP	BLK	WP	HR	S	P	ERA	WHIP								
<b>Bobby Jones, L</b> ERA: 5.55 <b>Dave Veres, R</b> ERA: 3.37 <b>Mike Munoz, L</b> ERA: 9.0	(1, 1)	6.0	L	28	10	5	2	2	0	0	0	0	0	30	38	7.50	2.000								
<b>Bobby Jones, L</b> ERA: 5.55 <b>Dave Veres, R</b> ERA: 3.37 <b>Mike Munoz, L</b> ERA: 9.0	(7, 1)	1.0		5	2	0	0	0	0	0	0	1	0	9	9	0.00	2.000								
<b>Bobby Jones, L</b> ERA: 5.55 <b>Dave Veres, R</b> ERA: 3.37 <b>Mike Munoz, L</b> ERA: 9.0	(8, 1)	1.0		3	1	0	0	0	0	0	0	0	0	7	7	0.00	1.000								



Batter	1	2	3	4	5	6	7	8	9	AB	R	H	RBI	BB	SO	LOB	TOP										
<b>Neft Perez, S</b> (1, 6) OBP: 0.319, SLG: 0.382	G4-3	B3			G4-3			FC4-6 1B		4	0	1	0	0	0	0	<b>Colorado Rockies @ San Francisco Giants</b> 3Com Park at Candlestick Point, San Francisco, CA Wed Jun 17 1998, 6:33 AM EDT Att: 19,125 - Sunny - 72 F <a href="http://livebaseballscorecards.com">livebaseballscorecards.com</a>										
<b>3 Mike Lansing, R</b> (1, 4) OBP: 0.291, SLG: 0.322	1B	1B		G5-4-3 BB		G5-3		FC4-6 1-2		3	1	1	0	1	0	1											
<b>Dante Bichette, R</b> (1, 7) OBP: 0.352, SLG: 0.495	1B WP	1B		F8				P2		4	1	2	0	0	0	2											
<b>Vinny Castilla, R</b> (1, 5) OBP: 0.344, SLG: 0.561	WP SF9 3-H	1B		G5-4-3 1-2		F9		G4-3		4	1	1	1	0	0	3											
<b>Ellis Burks, R</b> (1, 8) OBP: 0.335, SLG: 0.504	SF9 1-H 3-H			K				G3 BB 1B		2	0	1	1	1	1	0											
<b>Greg Colbrunn, R</b> (1, 3) <b>17 Todd Helton, L</b> (9, PH) OBP: 0.344, SLG: 0.435 OBP: 0.340, SLG: 0.448				G5-3		F9		K		3	0	1	0	0	0	2											
<b>7 Kurt Abbott, R</b> (1, 9) <b>Jeff Reed, L</b> (9, PH) OBP: 0.354, SLG: 0.372 OBP: 0.354, SLG: 0.405				G5-3				K BB		1	0	0	0	0	1	1											
<b>Kirt Manwaring, R</b> (1, 2) <b>Larry Walker, L</b> (9, PH) OBP: 0.353, SLG: 0.328 OBP: 0.420, SLG: 0.583		G5-3				F8		G3		3	0	0	0	0	0	0											
<b>Darryl Kile, R</b> (1, 1) <b>Mike DeJean, R</b> (7, 1) <b>Chuck McElroy, L</b> (8, 1) <b>John Vander Wal, L</b> (9, PH) OBP: 0.250, SLG: 0.286 OBP: 0.377, SLG: 0.381		K				P3		K		0	0	0	0	0	0	0											
<b>Inning Stats</b>	R: 3 E: 0 K: 1 S: 9	H: 4 LOB: 1 BB: 0 P: 9	R: 0 E: 0 K: 1 S: 5	H: 0 LOB: 0 BB: 0 P: 5	R: 0 E: 0 K: 0 S: 2	H: 0 LOB: 0 BB: 1 P: 6	R: 0 E: 0 K: 1 S: 5	H: 0 LOB: 0 BB: 0 P: 5	R: 0 E: 0 K: 0 S: 4	H: 1 LOB: 2 BB: 1 P: 8	R: 0 E: 0 K: 1 S: 5	H: 0 LOB: 0 BB: 0 P: 5	R: 0 E: 0 K: 0 S: 4	H: 1 LOB: 1 BB: 0 P: 4	R: 0 E: 0 K: 2 S: 8	H: 1 LOB: 2 BB: 1 P: 12		1B: 6 2B: 0 3B: 1 HR: 0	SF: 1 SAC: 0 DP: 1 HBP: 0	WP: 1 PB: 1 SB: 1 CS: 0	PA: 36						
<b>PITCHER</b>	IP	WLS	BF	H	R	ER	SO	BB	IBB	HBP	BLK	WP	HR	S	P	ERA	WHIP										
<b>Kirk Rueter, L</b> (1, 1) ERA: 3.78	6.0	W	24	5	3	3	3	2	0	0	0	1	0	28	36	4.50	1.167										
<b>Rich Rodriguez, L</b> (7, 1) ERA: 3.24	1.0		4	1	0	0	1	0	0	0	0	0	0	6	6	0.00	1.000										
<b>Steve Reed, R</b> (8, 1) ERA: 1.4	1.0	S	3	0	0	0	0	0	0	0	0	0	0	3	3	0.00	0.000										
<b>Robb Nen, R</b> (9, 1) ERA: 1.18	1.0	S	5	1	0	0	2	1	0	0	0	0	0	8	12	0.00	2.000										

Batter	1	2	3	4	5	6	7	8	9	AB	R	H	RBI	BB	SO	LOB	BOTTOM										
<b>Darryl Hamilton, L</b> (1, 8) OBP: 0.400, SLG: 0.371	K			P5		FC3-6 1B		G1-6-3 BB		4	0	2	2	1	1	0	<b>Colorado Rockies @ San Francisco Giants</b> 3Com Park at Candlestick Point, San Francisco, CA Wed Jun 17 1998, 6:33 AM EDT Att: 19,125 - Sunny - 72 F <a href="http://livebaseballscorecards.com">livebaseballscorecards.com</a>										
<b>Bill Mueller, S</b> (1, 5) OBP: 0.385, SLG: 0.415	WP 1B	G4-3			G4-3	FC3-6 1-2		G1-6-3 1-2 2-3		5	1	1	0	0	0	5											
<b>Barry Bonds, L</b> (1, 7) OBP: 0.437, SLG: 0.570	K			G1-4-3 1B		G4-3		1B BB		4	1	1	0	1	2	2											
<b>Charlie Hayes, R</b> (1, 3) OBP: 0.368, SLG: 0.412				G1-4-3		K		1B 1B 1B		4	0	2	1	0	1	1											
<b>Stan Javier, S</b> (1, 9) OBP: 0.320, SLG: 0.302	L6			F8		HR 1B		K		4	1	1	0	0	1	4											
<b>Rich Aurilia, R</b> (1, 6) OBP: 0.386, SLG: 0.492				SH1-4 2B 1B		FC4-6 BB		F9		3	2	2	2	1	0	2											
<b>Brent Mayne, L</b> (1, 2) <b>Robb Nen, R</b> (9, 1) OBP: 0.387, SLG: 0.373 OBP: 0.500, SLG: 0.500				SH1-4 2B BB		FC4-6 1-2		G4-3 BB		2	1	1	1	2	0	2											
<b>Rey Sanchez, R</b> (1, 4) OBP: 0.361, SLG: 0.375				F7		G4-3		G4-3 1-2 2-H		4	0	1	0	0	0	3											
<b>Kirk Rueter, L</b> (1, 1) <b>Rich Rodriguez, L</b> (7, 1) <b>Brian Johnson, R</b> (8, 2) <b>Steve Reed, R</b> (8, 1) OBP: 0.226, SLG: 0.226 OBP: 0.333, SLG: 0.333 OBP: 0.297, SLG: 0.437 OBP: 0.500, SLG: 0.500				SH1-4		P5		1B BB		2	0	1	0	0	0	0											
<b>Inning Stats</b>	R: 1 E: 0 K: 2 S: 9	H: 2 LOB: 1 BB: 0 P: 9	R: 2 E: 0 K: 0 S: 5	H: 2 LOB: 1 BB: 1 P: 9	R: 0 E: 0 K: 0 S: 4	H: 1 LOB: 2 BB: 1 P: 8	R: 0 E: 0 K: 0 S: 3	H: 0 LOB: 0 BB: 0 P: 3	R: 0 E: 0 K: 1 S: 5	H: 4 LOB: 2 BB: 1 P: 10	R: 1 E: 0 K: 1 S: 7	H: 3 LOB: 2 BB: 1 P: 11	R: 0 E: 0 K: 1 S: 4	H: 0 LOB: 1 BB: 2 P: 12	1B: 9 2B: 2 3B: 0 HR: 1	SF: 0 SAC: 1 DP: 2 HBP: 0		WP: 1 PB: 0 SB: 0 CS: 0	PA: 39								
<b>PITCHER</b>	IP	WLS	BF	H	R	ER	SO	BB	IBB	HBP	BLK	WP	HR	S	P	ERA	WHIP										
<b>Darryl Kile, R</b> (1, 1) ERA: 4.51	6.0	L	31	10	6	6	3	4	0	0	0	1	1	33	49	9.00	2.333										
<b>Mike DeJean, R</b> (7, 1) ERA: 2.53	1.0		4	2	0	0	1	0	0	0	0	0	0	6	6	0.00	2.000										
<b>Chuck McElroy, L</b> (8, 1) ERA: 1.35	1.0		4	0	0	0	1	2	0	0	0	0	0	4	12	0.00	2.000										









Batter	1	2	3	4	5	6	7	8	9	10	AB	R	H	RBI	BB	SO	LOB			
Roger Cedeno, S (1, 7) OBP: 0.382, SLG: 0.302	1-0 FC6-5 S 1B		0-1 HR 1B			2-3 FC3-2			1-0 G6-3		5	1	2	0	0	1	3			
Jose Vizcaino, S (1, 6) OBP: 0.300, SLG: 0.329	0-3 K		1-3 K			0-0 F7			0-1 G4-3		5	0	0	0	0	2	5			
Gary Sheffield, R (1, 9) OBP: 0.431, SLG: 0.538	3-2 FC6-5		0-0 HR			2-1 3B			1-2 G4-3		4	1	2	2	0	0	1			
Thomas Howard, S (7, 9) OBP: 0.215, SLG: 0.316	2-3 K		1-H HR			0-0 F9			1-1 HR		1	0	0	0	0	0	0			
Eric Karros, R (1, 3) OBP: 0.344, SLG: 0.415	0-0 F9		0-3 K			0-0 F9			0-0 F9		5	1	1	1	0	1	2			
Raul Mondesi, R (1, 8) OBP: 0.314, SLG: 0.511		1-0 G6-3				1-0 1B			1-0 F9		5	0	1	0	0	2	0			
Paul Konerko, R (1, 5) OBP: 0.261, SLG: 0.274		3-2 1B				1-0 P6			2-2 1B		4	1	2	0	0	0	1			
Alex Cora, L (8, 4)									1-1 G5-3		1	0	0	0	0	0	0			
Tom Prince, R (1, 2) OBP: 0.286, SLG: 0.207		2-2 L7				0-3 K			3-1 P4		4	0	1	0	0	1	2			
Juan Castro, R (1, 4) OBP: 0.246, SLG: 0.338		0-0 G5-3				3-1 1B			1-0 G5-3		4	0	2	0	0	0	1			
37 Darren Dreifort, R (1, 1) OBP: 0.207, SLG: 0.179						1-3 1B			1-2 G6-3		3	0	1	1	0	1	2			
Greg McMichael, R (8, 1)											0	0	0	0	0	0	0			
Scott Radinsky, L (8, 1)											0	0	0	0	0	0	0			
Jim Eisenreich, L (9, PH) OBP: 0.263, SLG: 0.275											1	0	0	0	0	0	0			
Antonio Osuna, R (9, 1)											0	0	0	0	0	0	0			
<b>Inning Stats</b>	R: 0 E: 0 K: 1 S: 8	H: 1 LOB: 1 BB: 0 P: 12	R: 0 E: 0 K: 0 S: 8	H: 1 LOB: 1 BB: 0 P: 14	R: 2 E: 0 K: 2 S: 11	H: 2 LOB: 0 BB: 0 P: 11	R: 0 E: 0 K: 2 S: 13	H: 2 LOB: 2 BB: 0 P: 19	R: 0 E: 0 K: 1 S: 7	H: 0 LOB: 0 BB: 0 P: 10	R: 0 E: 0 K: 0 S: 5	H: 0 LOB: 0 BB: 0 P: 10	R: 0 E: 0 K: 0 S: 9	H: 0 LOB: 0 BB: 0 P: 11	R: 1 E: 0 K: 1 S: 9	H: 1 LOB: 0 BB: 0 P: 12	1B: 9 2B: 0 3B: 1 HR: 2	SF: 0 SAC: 0 DP: 0 HBP: 0	WP: 0 PB: 0 SB: 1 CS: 0	PA: 42


PITCHER	IP	WLS	BF	H	R	ER	SO	BB	IBB	HBP	BLK	WP	HR	S	P	ERA	WHIP
Pedro Astacio, R ERA: 6.1	7.0		32	11	3	3	7	0	0	0	0	0	1	68	98	3.86	1.571
Mike DeJean, R ERA: 2.17	1.0		3	0	0	0	0	0	0	0	0	0	0	5	10	0.00	0.000
Chuck McElroy, L ERA: 1.3	1.1		4	0	0	0	0	0	0	0	0	0	0	10	13	0.00	0.000
Jerry Dipoto, R ERA: 3.73	0.2	L	3	1	1	1	1	0	0	0	0	0	1	8	10	13.50	1.500

**TOP**

**Los Angeles Dodgers @ Colorado Rockies**  
Coors Field, Denver, CO

Fri Jun 19 1998, 7:05 PM MDT  
Att: 48,120 - Unknown - 88 F

AB	42
R	4
H	12
RBI	4
BB	0
SO	8
LOB	17




Batter	1	2	3	4	5	6	7	8	9	10	AB	R	H	RBI	BB	SO	LOB							
Neifi Perez, S (1, 6) OBP: 0.319, SLG: 0.378	4-2 SH5-4 1B BB					1-0 B1			0-0 F8		4	1	0	0	1	1	2							
1 Curtis Goodwin, L (1, 8) OBP: 0.324, SLG: 0.305	0-0 SH5-4 1-2		0-1 B1-3			1-1 G4-3			2-2 G4-3		4	0	0	0	0	1	0							
Dante Bichette, R (1, 9) OBP: 0.348, SLG: 0.485	1-0 17 BB 1B HBP		1-1 F8			0-2 F7			1-0 L7		4	0	1	0	0	0	0							
7 Kurt Abbott, R (10, PR) OBP: 0.312, SLG: 0.372			0-0 F8			1-1 F7			1-1 L7		0	0	0	0	0	0	0							
Vinny Castilla, R (1, 5) OBP: 0.344, SLG: 0.558	0-3 K		0-0 G5-3			1-1 FC6-4 1B			0-0 2B 1B		5	1	2	0	0	2	3							
Ellis Burks, R (1, 7) OBP: 0.339, SLG: 0.506	3-1 17 BB 1B					1-1 FC6-4			1-2 1B 2B		4	1	2	1	0	1	1							
17 Todd Helton, L (1, 3) OBP: 0.346, SLG: 0.454	4-2 1B					2-2 1B			3-2 G4-3 2B		2	0	2	0	1	0	0							
Greg Colbrunn, R (8, PH) OBP: 0.351, SLG: 0.442	1-2 2-3 BB					2-2 G4-6-3 1B			1-2 CS 1B		1	0	1	2	0	0	0							
Jason Bates, S (1, 4) OBP: 0.288, SLG: 0.216	2-2 G5					1-2 G4-6-3			2-2 G4-3		4	0	0	0	0	0	5							
Kirt Manwaring, R (1, 2) OBP: 0.348, SLG: 0.324		1-0 G5-3				0-3 K			0-3 K		2	0	0	0	0	1	0							
Jeff Reed, L (7, PH) OBP: 0.346, SLG: 0.393									2-1 G4-3		2	0	0	0	0	1	1							
Pedro Astacio, R (1, 1) OBP: 0.200, SLG: 0.143		0-0 G4-3				3-2 G4-3			4-2 BB		2	0	0	0	0	0	0							
John Vander Wal, L (7, PH) OBP: 0.400, SLG: 0.381											0	0	0	0	1	0	0							
Mike DeJean, R (8, 1)											0	0	0	0	0	0	0							
Chuck McElroy, L (9, 1)											1	0	0	0	0	1	0							
Jerry Dipoto, R (10, 1)											0	0	0	0	0	0	0							
<b>Inning Stats</b>	R: 1 E: 0 K: 1 S: 14	H: 1 LOB: 3 BB: 2 P: 28	R: 0 E: 0 K: 0 S: 5	H: 0 LOB: 0 BB: 0 P: 8	R: 0 E: 0 K: 0 S: 5	H: 0 LOB: 0 BB: 0 P: 6	R: 0 E: 0 K: 1 S: 10	H: 1 LOB: 0 BB: 0 P: 14	R: 0 E: 0 K: 1 S: 7	H: 0 LOB: 0 BB: 0 P: 11	R: 0 E: 0 K: 0 S: 10	H: 1 LOB: 1 BB: 0 P: 13	R: 0 E: 0 K: 1 S: 15	H: 1 LOB: 2 BB: 1 P: 24	R: 2 E: 0 K: 0 S: 16	H: 3 LOB: 0 BB: 0 P: 24	R: 0 E: 0 K: 1 S: 7	H: 0 LOB: 0 BB: 0 P: 10	R: 0 E: 0 K: 3 S: 13	H: 1 LOB: 1 BB: 0 P: 18	1B: 6 2B: 2 3B: 0 HR: 0	SF: 0 SAC: 1 DP: 1 HBP: 1	WP: 0 PB: 0 SB: 0 CS: 1	PA: 41

**BOTTOM**

**Los Angeles Dodgers @ Colorado Rockies**  
Coors Field, Denver, CO

Fri Jun 19 1998, 7:05 PM MDT  
Att: 48,120 - Unknown - 88 F

AB	35
R	3
H	8
RBI	3
BB	3
SO	8
LOB	12









Batter	1	2	3	4	5	6	7	8	9	AB	R	H	RBI	BB	SO	LOB	TOP					
Roger Cedeno, S OBP: 0.384, SLG: 0.323	G4-3 HR 2B		K					K	G4-3	5	1	2	0	0	2	2	<b>Los Angeles Dodgers @ Colorado Rockies</b> Coors Field, Denver, CO Sun Jun 21 1998, 3:33 AM MDT Att: 48,186 - Cloudy - 73 F					
Jose Vizcaino, S OBP: 0.311, SLG: 0.338 Alex Cora, L (3, 6)	G4-3		CS					F9		2	0	1	0	0	0	1						
Gary Sheffield, R OBP: 0.429, SLG: 0.533 Matt Luke, L OBP: 0.313, SLG: 0.488	HR		F8					G4-3		3	1	0	0	1	1	1						
Eric Karros, R OBP: 0.353, SLG: 0.458	HR		CS					P4	1B	4	3	3	4	0	0	0						
Raul Mondesi, R OBP: 0.304, SLG: 0.495	L8							F7	L4	4	0	0	0	0	0	1						
Paul Konerko, R OBP: 0.252, SLG: 0.257	CS		G5-3					P4	F9	3	0	0	0	1	0	1						
Charles Johnson, R OBP: 0.282, SLG: 0.390 Will Brunson, L (7, 1) Tom Prince, R OBP: 0.300, SLG: 0.265	CS	G6-3	G6-3					FC4-6 1B	1B	3	0	1	0	0	0	0						
Juan Castro, R OBP: 0.273, SLG: 0.338		P9						F8	1B	4	0	1	1	0	1	1						
Chan Ho Park, R OBP: 0.250, SLG: 0.375 Greg McMichael, R (6, 1) Paul Lo Duca, R OBP: 0.500, SLG: 0.500 (7, 2)	G3-1							FC4-6	1B	2	0	0	0	0	1	0						
								1-2	1B	2	0	1	1	0	0	1						
<b>Inning Stats</b>	R: 3 E: 0 K: 0 S: 9	H: 2 LOB: 0 BB: 2 P: 18	R: 0 E: 0 K: 0 S: 5	H: 0 LOB: 0 BB: 0 P: 7	R: 0 E: 0 K: 1 S: 9	H: 1 LOB: 0 BB: 0 P: 13	R: 1 E: 0 K: 0 S: 6	H: 1 LOB: 0 BB: 0 P: 9	R: 0 E: 0 K: 2 S: 12	H: 0 LOB: 1 BB: 0 P: 17	R: 0 E: 0 K: 1 S: 6	H: 1 LOB: 1 BB: 0 P: 8	R: 0 E: 0 K: 0 S: 11	H: 1 LOB: 1 BB: 0 P: 17	R: 0 E: 0 K: 1 S: 8	H: 0 LOB: 0 BB: 0 P: 12	R: 2 E: 0 K: 0 S: 16	H: 4 LOB: 2 BB: 0 P: 20	1B: 7 2B: 1 3B: 0 HR: 2	SF: 0 SAC: 0 DP: 0 HBP: 0	WP: 0 PB: 0 SB: 1 CS: 2	PA: 39
<b>PITCHER</b> Bobby Jones, L ERA: 5.62	IP: 9.0 WLS: W BF: 37 H: 10 R: 6 ER: 6 SO: 5 BB: 2 IBB: 0 HBP: 0 BLK: 0 WP: 0 HR: 2 S: 82 P: 121 ERA: 6.00 WHIP: 1.333											<b>PITCHER</b>	IP: 9.0 WLS: W BF: 37 H: 10 R: 6 ER: 6 SO: 5 BB: 2 IBB: 0 HBP: 0 BLK: 0 WP: 0 HR: 2 S: 82 P: 121 ERA: 6.00 WHIP: 1.333									

Batter	1	2	3	4	5	6	7	8	9	AB	R	H	RBI	BB	SO	LOB	BOTTOM	
Neftali Perez, S OBP: 0.319, SLG: 0.375	K	E8 1B		P2		SF9 HR 1B		G6-3		5	2	2	2	0	1	0	<b>Los Angeles Dodgers @ Colorado Rockies</b> Coors Field, Denver, CO Sun Jun 21 1998, 3:33 AM MDT Att: 48,186 - Cloudy - 73 F	
Jeff Barry, S OBP: 0.400, SLG: 0.333	G4-3	1B			G3-1	SF9		G5-4-3 1B		3	0	1	1	1	0	0		
Dante Bichette, R OBP: 0.351, SLG: 0.494	F9	1B			G4-3	HR		G5-4-3		5	1	2	5	0	0	1		
Vinny Castilla, R OBP: 0.351, SLG: 0.557					K	FC3-6 1B				3	1	1	0	0	2	2		
Ellis Burks, R OBP: 0.351, SLG: 0.526		3 1B		CS		FC3-6				3	1	1	1	1	1	1		
17 Todd Helton, L OBP: 0.345, SLG: 0.450		G5-3		K				G4-3		4	1	1	0	0	1	2		
3 Mike Lansing, R OBP: 0.293, SLG: 0.324		1B		K				G4-3		4	2	2	2	0	1	1		
Kirt Manwaring, R OBP: 0.355, SLG: 0.324		E 1B		CS				1B		3	2	2	0	1	1	0		
Bobby Jones, R OBP: 0.118, SLG: 0.176		B2						SH SF9 1B		3	1	0	0	0	1	3		
								SH SF9 HR										
<b>Inning Stats</b>	R: 0 E: 0 K: 1 S: 9	H: 0 LOB: 0 BB: 0 P: 12	R: 5 E: 1 K: 1 S: 23	H: 5 LOB: 2 BB: 1 P: 36	R: 0 E: 0 K: 2 S: 9	H: 0 LOB: 0 BB: 1 P: 17	R: 0 E: 0 K: 1 S: 9	H: 0 LOB: 0 BB: 0 P: 11	R: 6 E: 0 K: 1 S: 17	H: 5 LOB: 1 BB: 1 P: 28	R: 0 E: 0 K: 1 S: 15	H: 1 LOB: 1 BB: 0 P: 22	R: 0 E: 0 K: 0 S: 6	H: 1 LOB: 0 BB: 0 P: 10	1B: 9 2B: 2 3B: 0 HR: 1	SF: 1 SAC: 1 DP: 1 HBP: 1	WP: 0 PB: 0 SB: 0 CS: 1	PA: 40
<b>PITCHER</b> Chan Ho Park, R ERA: 5.36 Greg McMichael, R ERA: 4.13 Will Brunson, L ERA:	IP: 5.1 WLS: L BF: 28 H: 8 R: 10 ER: 10 SO: 7 BB: 3 IBB: 0 HBP: 0 BLK: 0 WP: 0 HR: 0 S: 69 P: 106 ERA: 16.88 WHIP: 2.062											<b>PITCHER</b>	IP: 5.1 WLS: L BF: 28 H: 8 R: 10 ER: 10 SO: 7 BB: 3 IBB: 0 HBP: 0 BLK: 0 WP: 0 HR: 0 S: 69 P: 106 ERA: 16.88 WHIP: 2.062					





Batter	1	2	3	4	5	6	7	8	9	AB	R	H	RBI	BB	SO	LOB	TOP								
<b>Neft Perez, S</b> (1, 6) OBP: 0.318, SLG: 0.372	1-2 L6		1-1 FC1-5		2-1 F8			4-2 BB		3	0	0	0	1	0	2	<b>Colorado Rockies @ Milwaukee Brewers</b> <b>Milwaukee County Stadium, Milwaukee, WI</b> Mon Jun 22 1998, 8:05 PM EDT Att: 22,556 - Cloudy - 76 F								
<b>7 Kurt Abbott, R</b> (1, 9) OBP: 0.297, SLG: 0.353	3-3 K		0-0 F9			0-2 F8		0-3 K		3	0	0	0	0	1	2									
<b>17 Todd Helton, L</b> (8, PH) OBP: 0.344, SLG: 0.448										1	0	0	0	0	1	1									
<b>Dante Bichette, R</b> (1, 7) OBP: 0.347, SLG: 0.487	0-1 F8		3-3 K			1-2 G5-3		0-1 L8		4	0	0	0	0	1	3									
<b>Vinny Castilla, R</b> (1, 5) OBP: 0.347, SLG: 0.549		0-2 G6-3		0-0 F9		2-0 G5-3			1-0 L7	4	0	0	0	0	0	0									
<b>Ellis Burks, R</b> (1, 8) OBP: 0.349, SLG: 0.522		2-2 F9		1-3 K			3-2 G5-3		1-1 1B	4	0	1	0	0	1	0									
<b>Greg Colbrunn, R</b> (1, 3) OBP: 0.337, SLG: 0.430		3-2 F7		1-0 G6-3			3-2 P4		1-0 F7	3	0	0	0	0	0	0									
<b>Chuck McElroy, L</b> (8, 1)										0	0	0	0	0	0	0									
<b>John Vander Wal, L</b> (8, PH) OBP: 0.393, SLG: 0.372										1	0	0	0	0	0	1									
<b>3 Mike Lansing, R</b> (1, 4) OBP: 0.299, SLG: 0.344			0-2 1B		3-2 HR		1-1 1B		2-0 G6-3	4	2	3	1	0	0	1									
<b>Kirt Manwaring, R</b> (1, 2) OBP: 0.355, SLG: 0.324			2-2 FC1-5 2H		2-2 G6-3		1-3 K			3	0	1	1	0	1	1									
<b>Darryl Kile, R</b> (1, 1) OBP: 0.263, SLG: 0.297			1-0 FC1-5		3-2 L9			0-3 K		2	0	1	0	0	0	0									
<b>1 Curtis Goodwin, L</b> (8, PH) OBP: 0.327, SLG: 0.309			1-2 1B							1	0	0	0	0	1	0									
<b>Inning Stats</b>	R: 0 E: 0 K: 1 S: 9	H: 0 LOB: 0 BB: 0 P: 13	R: 0 E: 0 K: 0 S: 10	H: 0 LOB: 0 BB: 0 P: 15	R: 1 E: 0 K: 1 S: 14	H: 3 LOB: 2 BB: 0 P: 21	R: 0 E: 0 K: 1 S: 5	H: 0 LOB: 0 BB: 0 P: 7	R: 1 E: 0 K: 0 S: 13	H: 1 LOB: 0 BB: 0 P: 23	R: 0 E: 0 K: 0 S: 7	H: 0 LOB: 0 BB: 0 P: 10	R: 0 E: 0 K: 1 S: 13	H: 1 LOB: 1 BB: 0 P: 21	R: 0 E: 0 K: 2 S: 13	H: 0 LOB: 1 BB: 1 P: 17	R: 0 E: 0 K: 0 S: 5	H: 1 LOB: 1 BB: 0 P: 10	1B: 4 2B: 1 3B: 0 HR: 1	SF: 0 SAC: 0 DP: 0 HBP: 0	WP: 0 PB: 0 SB: 0 CS: 0	PA: 34			
<b>PITCHER</b>	IP	WLS	BF	H	R	ER	SO	BB	IBB	HBP	BLK	WP	HR	S	P	ERA	WHIP								
<b>48 Brad Woodall, L</b> (1, 1) ERA: 3.05	7.0		26	5	2	2	4	0	0	0	0	0	1	71	110	2.57	0.714								
<b>Al Reyes, R</b> (8, 1) ERA: 5.03	1.0	W	4	0	0	0	2	1	0	0	0	0	0	13	17	0.00	1.000								
<b>Bob Wickman, R</b> (9, 1) ERA: 1.84	1.0	S	4	1	0	0	0	0	0	0	0	0	0	5	10	0.00	1.000								

Batter	1	2	3	4	5	6	7	8	9	AB	R	H	RBI	BB	SO	LOB	BOTTOM								
<b>Fernando Vina, L</b> (1, 4) OBP: 0.367, SLG: 0.413	1-1 G3 G1-3 1B	0-0 G3		0-3 K			0-1 G3			4	0	1	0	0	1	4	<b>Colorado Rockies @ Milwaukee Brewers</b> <b>Milwaukee County Stadium, Milwaukee, WI</b> Mon Jun 22 1998, 8:05 PM EDT Att: 22,556 - Cloudy - 76 F								
<b>Jeff Cirillo, R</b> (1, 5) OBP: 0.399, SLG: 0.419	1-2 G1-3		0-0 P5		1-1 F8		0-0 F7			4	0	0	0	0	0	1									
<b>Jeremy Burnitz, L</b> (1, 9) OBP: 0.347, SLG: 0.484	2-2 G3		3-2 G6-3		2-0 P5		1-2 G6-3 3B			4	1	1	0	0	0	1									
<b>John Jaha, R</b> (1, 3) OBP: 0.388, SLG: 0.442	3-1 G6-3		0-1 G6-3		1-2 L8			2-2 G6-3		4	0	0	1	0	0	1									
<b>Bob Wickman, R</b> (9, 1)										0	0	0	0	0	0	0									
<b>Dave Nilsson, L</b> (1, 7) OBP: 0.336, SLG: 0.361		4-2 BB 1B BB		0-1 FC3-6 3B 1B		0-2 G1-4-3		2-3 K		3	1	1	0	1	1	0									
<b>Marquis Grissom, R</b> (1, 8) OBP: 0.329, SLG: 0.425		0-0 BB		1-0 FC3-6 1B		1-2 1B		0-3 K		4	0	3	0	0	1	0									
<b>Jose Valentin, S</b> (1, 6) OBP: 0.330, SLG: 0.418		0-3 K		2-2 FC3-6 3B		1-2 F9				3	1	0	0	0	1	5									
<b>Bobby Hughes, R</b> (1, 2) OBP: 0.319, SLG: 0.462		4-2 BB		1-1 3B		2-3 K				2	0	1	2	1	1	1									
<b>48 Brad Woodall, S</b> (1, 1) OBP: 0.600, SLG: 0.625		2-3 BB		1-0 3B			0-0 G5-3			2	0	0	0	0	1	4									
<b>Marc Newfield, R</b> (7, PH) OBP: 0.296, SLG: 0.290										1	0	0	0	0	0	0									
<b>Al Reyes, R</b> (8, 1) OBP: 0.250, SLG: 0.250										0	0	0	0	0	0	0									
<b>Mark Loretta, R</b> (9, 3) OBP: 0.396, SLG: 0.411										0	0	0	0	0	0	0									
<b>Inning Stats</b>	R: 0 E: 0 K: 0 S: 11	H: 1 LOB: 1 BB: 0 P: 18	R: 0 E: 0 K: 2 S: 15	H: 1 LOB: 3 BB: 2 P: 25	R: 0 E: 0 K: 0 S: 6	H: 0 LOB: 0 BB: 0 P: 9	R: 2 E: 0 K: 1 S: 19	H: 3 LOB: 1 BB: 0 P: 23	R: 0 E: 0 K: 0 S: 6	H: 0 LOB: 0 BB: 0 P: 10	R: 0 E: 0 K: 1 S: 11	H: 1 LOB: 1 BB: 0 P: 13	R: 0 E: 0 K: 0 S: 4	H: 0 LOB: 0 BB: 0 P: 4	R: 1 E: 0 K: 2 S: 17	H: 1 LOB: 0 BB: 0 P: 22	R: 0 E: 0 K: 0 S: 5	H: 0 LOB: 0 BB: 0 P: 10	1B: 5 2B: 0 3B: 2 HR: 0	SF: 0 SAC: 0 DP: 0 HBP: 0	WP: 0 PB: 0 SB: 0 CS: 0	PA: 33			
<b>PITCHER</b>	IP	WLS	BF	H	R	ER	SO	BB	IBB	HBP	BLK	WP	HR	S	P	ERA	WHIP								
<b>Darryl Kile, R</b> (1, 1) ERA: 4.4	7.0		29	6	2	2	4	2	0	0	0	0	0	72	102	2.57	1.143								
<b>Chuck McElroy, L</b> (8, 1) ERA: 1.51	1.0	L	4	1	1	1	2	0	0	0	0	0	0	17	22	9.00	1.000								

AB	33
R	2
H	6
RBI	2
BB	1
SO	6
LOB	11





Batter	1	2	3	4	5	6	7	8	9	AB	R	H	RBI	BB	SO	LOB	TOP		
<b>Neft Perez, S</b> OBP: 0.322, SLG: 0.380 (1, 6)												4	1	2	1	1	1	0	
<b>3 Mike Lansing, R</b> OBP: 0.234, SLG: 0.339 (1, 4)												4	0	0	2	0	1	1	
<b>Dante Bichette, R</b> OBP: 0.342, SLG: 0.481 (1, 9)												4	0	0	0	0	0	3	
<b>17 Todd Helton, L</b> OBP: 0.342, SLG: 0.445 (1, 3)												4	1	1	0	0	1	1	
<b>Vinny Castilla, R</b> OBP: 0.348, SLG: 0.558 (1, 5)												4	1	2	2	0	0	0	
<b>Ellis Burks, R</b> OBP: 0.352, SLG: 0.523 (1, 7)												3	0	1	0	1	0	1	
<b>Jeff Reed, L</b> OBP: 0.343, SLG: 0.383 (1, 2)												3	0	0	0	1	1	1	
<b>Jeff Barry, S</b> OBP: 0.444, SLG: 0.571 (1, 8)												4	2	2	0	0	0	3	
<b>Jamey Wright, R</b> OBP: 0.154, SLG: 0.120 (1, 1)												0	0	0	0	1	0	0	
<b>John Vander Wal, L</b> OBP: 0.386, SLG: 0.364 (7, PH)												1	0	0	0	0	1	0	
<b>Mike DeJean, R</b> (7, 1)												0	0	0	0	0	0	0	
<b>Chuck McElroy, L</b> (8, 1)												0	0	0	0	0	0	0	
<b>Jason Bates, S</b> OBP: 0.273, SLG: 0.208 (9, PH)												1	0	0	0	0	1	0	
<b>Inning Stats</b>	R: 0 E: 0 K: 1 S: 11	H: 1 LOB: 1 BB: 0 P: 14	R: 0 E: 0 K: 0 S: 6	H: 0 LOB: 0 BB: 0 P: 8	R: 2 E: 0 K: 0 S: 10	H: 2 LOB: 0 BB: 0 P: 13	R: 0 E: 0 K: 0 S: 6	H: 1 LOB: 0 BB: 0 P: 7	R: 1 E: 0 K: 0 S: 8	H: 1 LOB: 2 BB: 2 P: 17	R: 0 E: 0 K: 1 S: 5	H: 0 LOB: 0 BB: 0 P: 7	R: 2 E: 0 K: 1 S: 11	H: 2 LOB: 1 BB: 1 P: 18	R: 0 E: 0 K: 2 S: 9	H: 0 LOB: 0 BB: 0 P: 13	1B: 4 2B: 2 3B: 1 HR: 1	SF: 1 SAC: 1 DP: 1 HBP: 0	WP: 0 PA: 38 PB: 0 SB: 0 CS: 0
<b>PITCHER</b>	IP WLS BF H R ER SO BB IBB HBP BLK WP HR S P ERA WHIP																		
<b>Bronswell Patrick, R</b> ERA: 2.89	(1, 1)	7.1 W 31 7 4 4 3 3 0 0 0 0 0 0 59 87 4.91 1.364																	
<b>Doug Jones, R</b> ERA: 4.3	(8, 1)	0.2 4 1 1 1 1 1 0 0 0 0 0 1 9 16 13.50 3.000																	
<b>Bob Wickman, R</b> ERA: 1.8	(9, 1)	1.0 S 3 0 0 0 2 0 0 0 0 0 0 0 9 13 0.00 0.000																	

**Colorado Rockies @ Milwaukee Brewers**  
Milwaukee County Stadium, Milwaukee, WI

AB 32  
R 5  
H 8  
RBI 5  
BB 4  
SO 6  
LOB 10



WP: 0 PA: 38  
PB: 0  
SB: 0  
CS: 0

**Colorado Rockies @ Milwaukee Brewers**  
Milwaukee County Stadium, Milwaukee, WI

AB 32  
R 7  
H 9  
RBI 7  
BB 2  
SO 2  
LOB 11

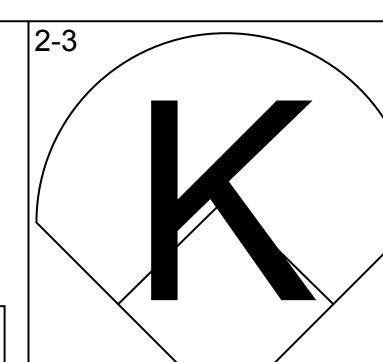
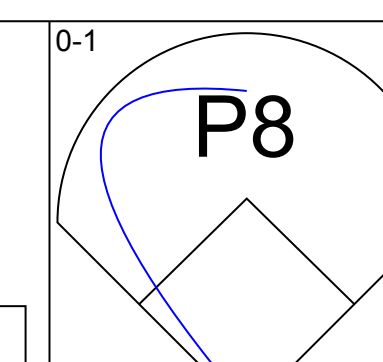
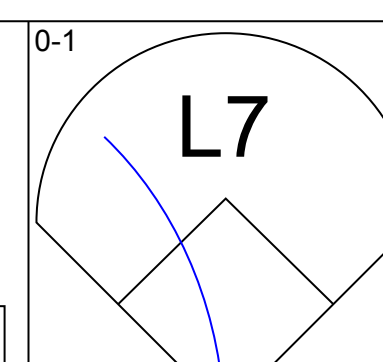
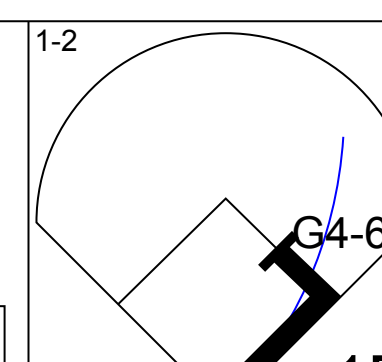
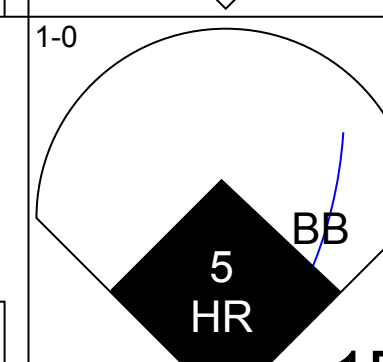
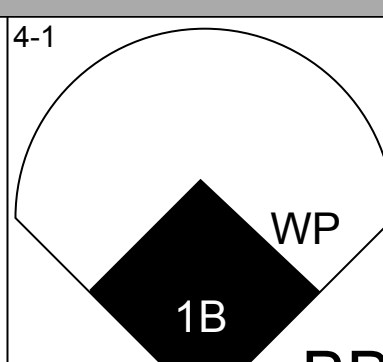
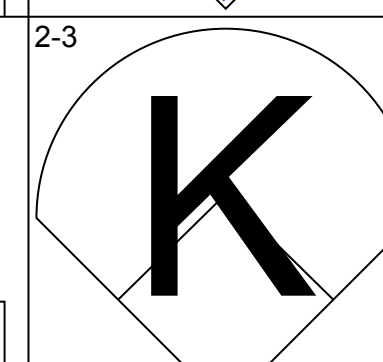
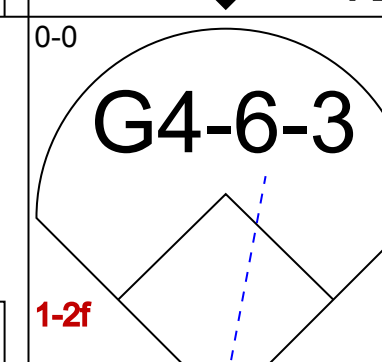
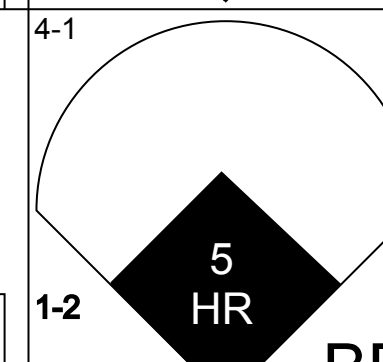
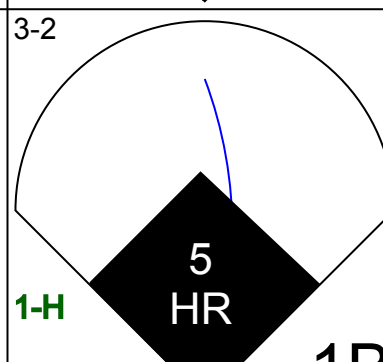
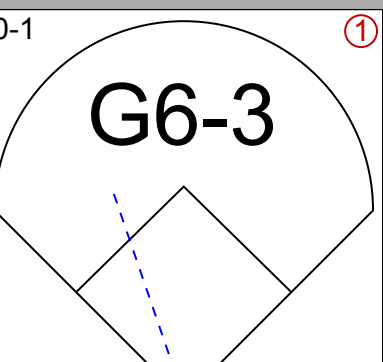
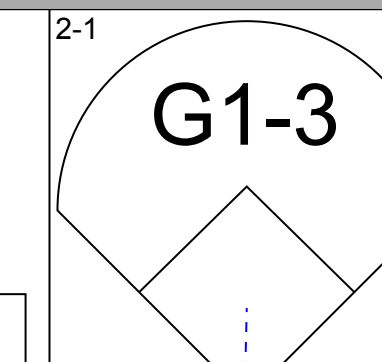
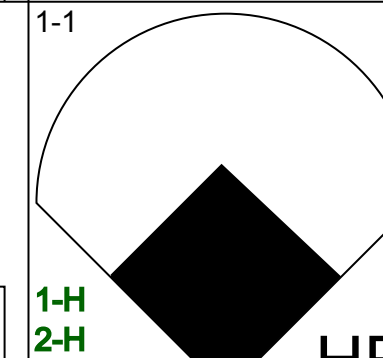
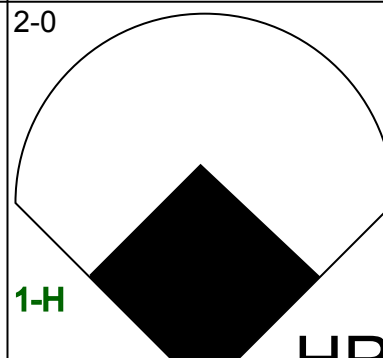
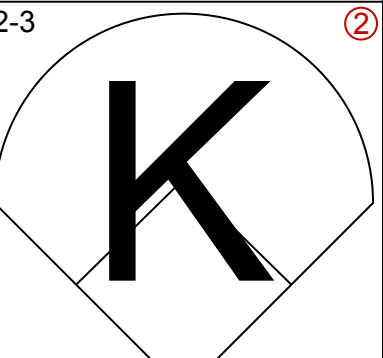
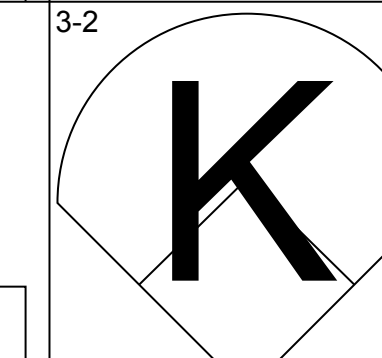
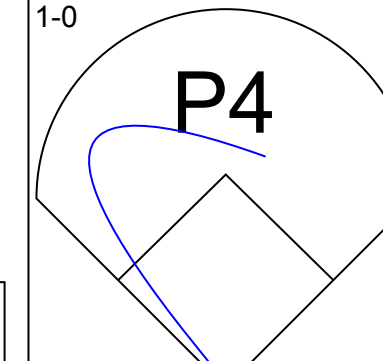
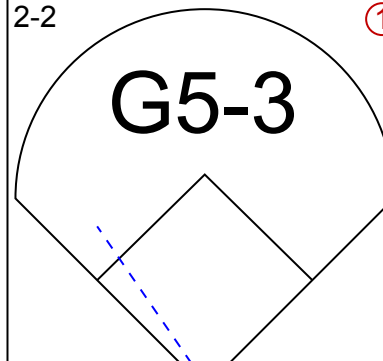
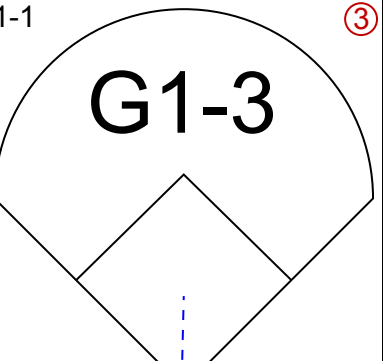
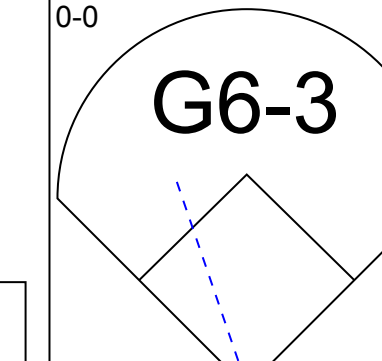
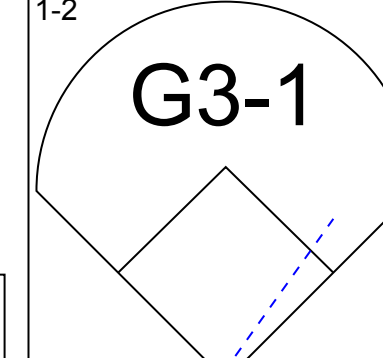
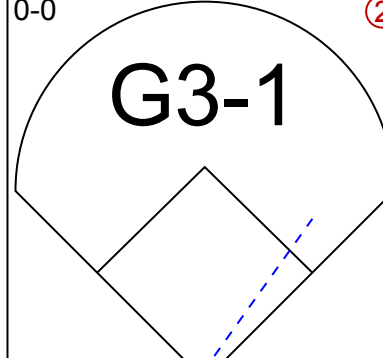
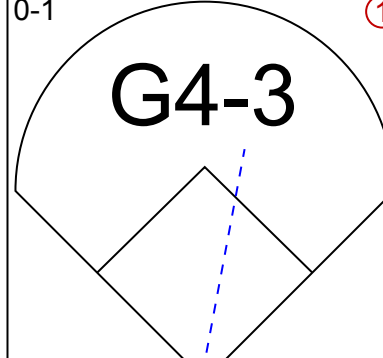
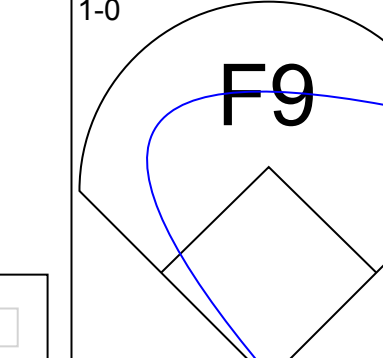
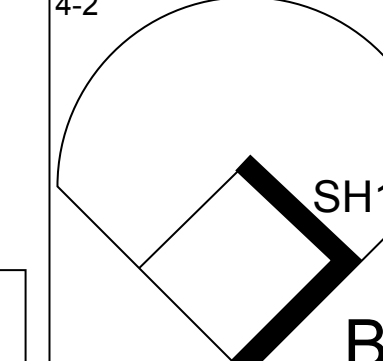
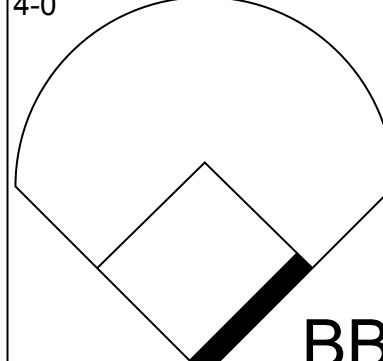
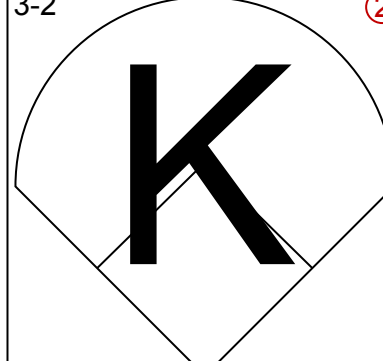
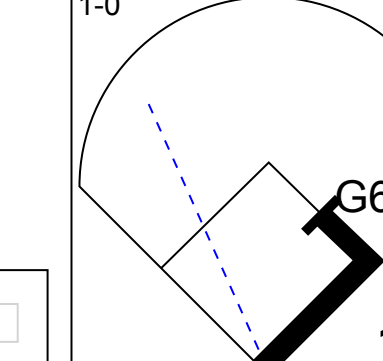
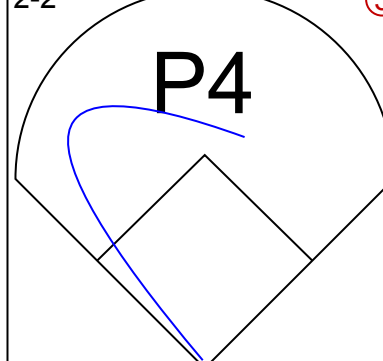
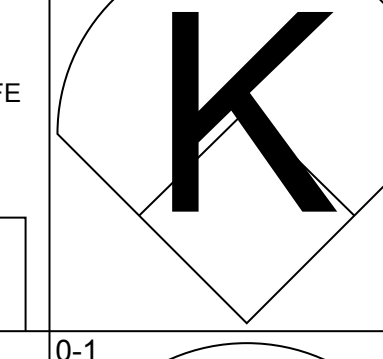
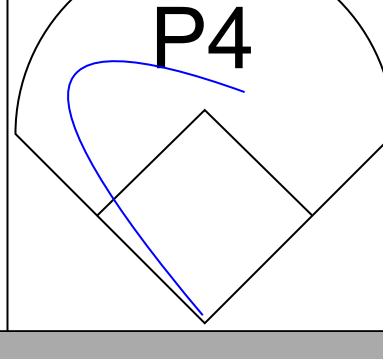
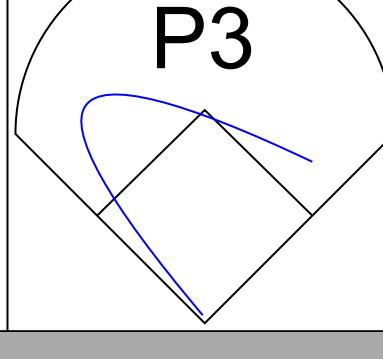
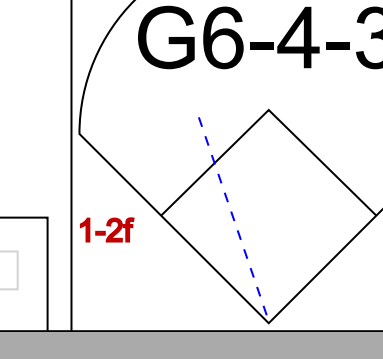
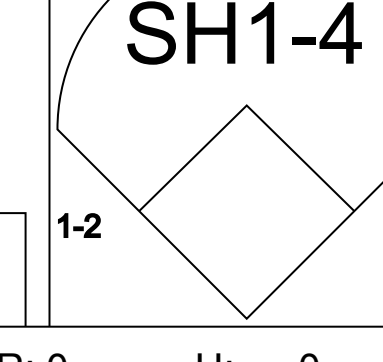
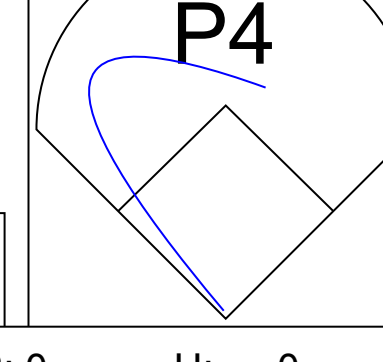
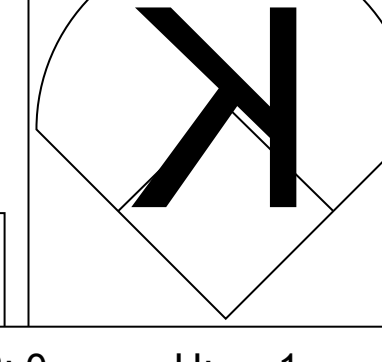


WP: 0 PA: 34  
PB: 0  
SB: 0  
CS: 1

Batter	1	2	3	4	5	6	7	8	9	AB	R	H	RBI	BB	SO	LOB	BOTTOM		
<b>Fernando Vina, L</b> OBP: 0.366, SLG: 0.409 (1, 4)												3	1	0	0	1	0	1	
<b>Jeff Cirillo, R</b> OBP: 0.401, SLG: 0.424 (1, 5)												4	1	2	0	0	0	0	
<b>Jeromy Burnitz, L</b> OBP: 0.346, SLG: 0.480 (1, 9)												4	1	1	1	0	0	1	
<b>John Jaha, R</b> OBP: 0.392, SLG: 0.475 (1, 3)												4	2	2	2	0	0	1	
<b>Dave Nilsson, L</b> OBP: 0.342, SLG: 0.360 (1, 7)												3	1	1	1	1	0	0	
<b>Darrin Jackson, R</b> OBP: 0.214, SLG: 0.242 (8, PR)												4	0	1	0	0	0	3	
<b>Marquis Grissom, R</b> OBP: 0.328, SLG: 0.426 (1, 8)												4	0	1	0	0	0	3	
<b>Jose Valentin, S</b> OBP: 0.328, SLG: 0.419 (1, 6)												4	1	1	2	0	0	2	
<b>Bobby Hughes, R</b> OBP: 0.320, SLG: 0.456 (1, 2)												3	0	1	1	0	1	1	
<b>Bronswell Patrick, R</b> OBP: 0.333, SLG: 0.200 (1, 1)												3	0	0	0	0	1	2	
<b>Doug Jones, R</b> (8, 1)												0	0	0	0	0	0	0	
<b>Bob Wickman, R</b> (9, 1)												0	0	0	0	0	0	0	
<b>Inning Stats</b>	R: 6 E: 0 K: 0 S: 25	H: 6 LOB: 1 BB: 1 P: 41	R: 1 E: 0 K: 0 S: 7	H: 1 LOB: 0 BB: 0 P: 9	R: 0 E: 0 K: 1 S: 12	H: 1 LOB: 1 BB: 0 P: 20	R: 0 E: 0 K: 0 S: 5	H: 1 LOB: 1 BB: 0 P: 8	R: 0 E: 0 K: 0 S: 7	H: 0 LOB: 0 BB: 0 P: 11	R: 0 E: 0 K: 1 S: 6	H: 0 LOB: 0 BB: 0 P: 11	R: 0 E: 0 K: 0 S: 7	H: 0 LOB: 0 BB: 0 P: 13	R: 0 E: 0 K: 0 S: 10	H: 0 LOB: 1 BB: 1 P: 15	1B: 5 2B: 3 3B: 0 HR: 1	SF: 0 SAC: 0 DP: 0 HBP: 0	WP: 0 PA: 34 PB: 0 SB: 0 CS: 1
<b>PITCHER</b>	IP WLS BF H R ER SO BB IBB HBP BLK WP HR S P ERA WHIP																		
<b>Jamey Wright, R</b> ERA: 5.89	(1, 1)	6.0 L 28 9 7 7 2 1 0 0 0 0 0 0 62 100 10.50 1.667																	
<b>Mike DeJean, R</b> ERA: 2.19	(7, 1)	1.0 3 0 0 0 0 0 0 0 0 0 0 0 7 13 0.00 0.000																	
<b>Chuck McElroy, L</b> ERA: 1.47	(8, 1)	1.0 3 0 0 0 0 0 1 0 0 0 0 0 0 10 15 0.00 1.000																	

WP: 0 PA: 34  
PB: 0  
SB: 0  
CS: 1




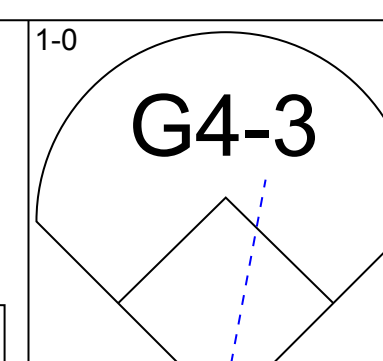
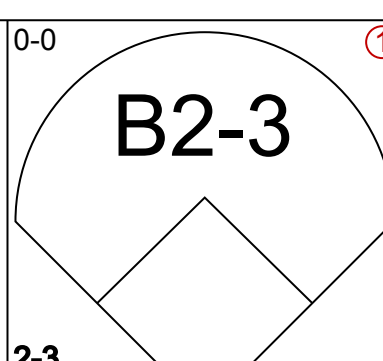
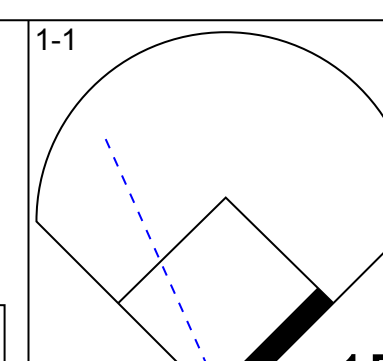
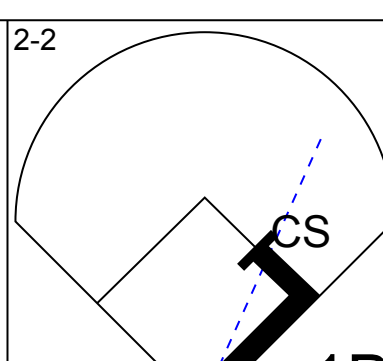
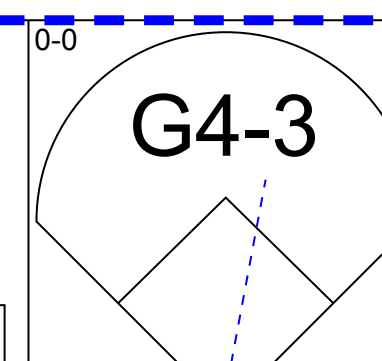
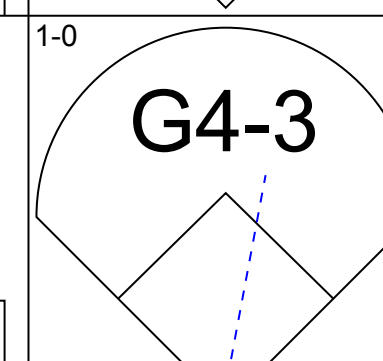
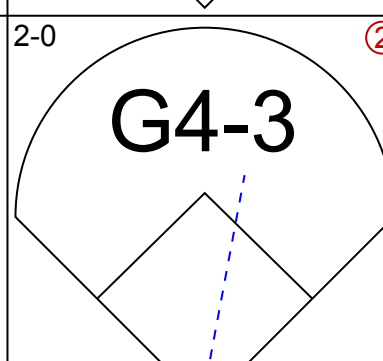
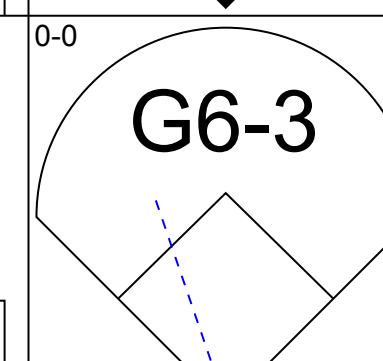
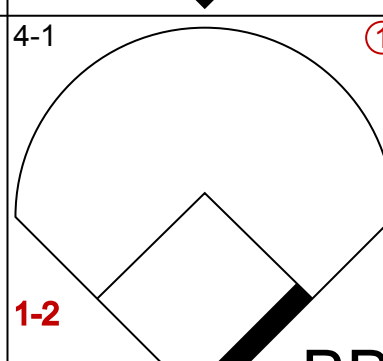
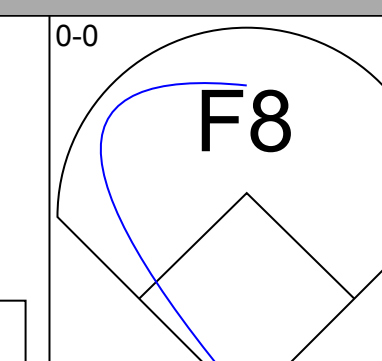
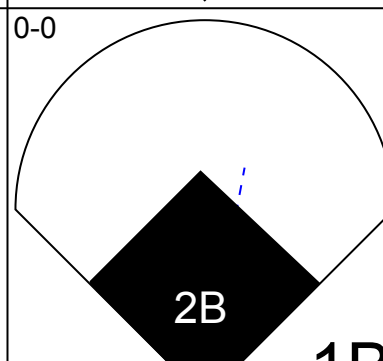
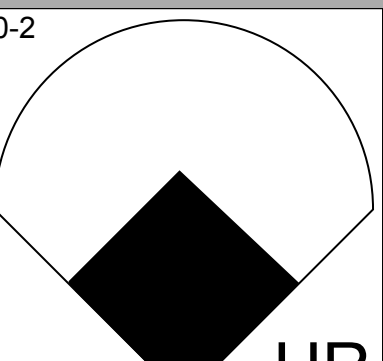
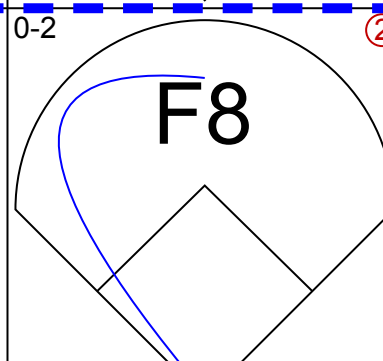
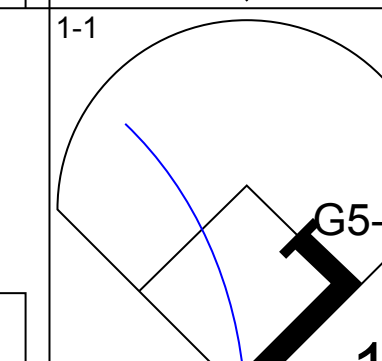
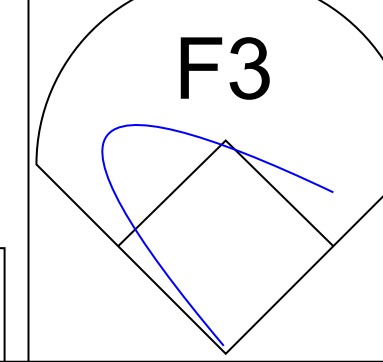
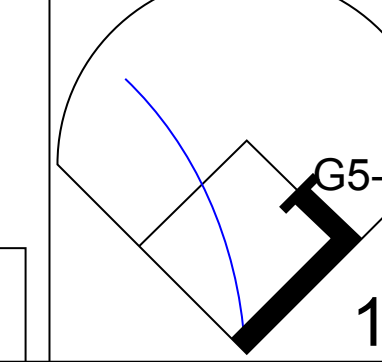
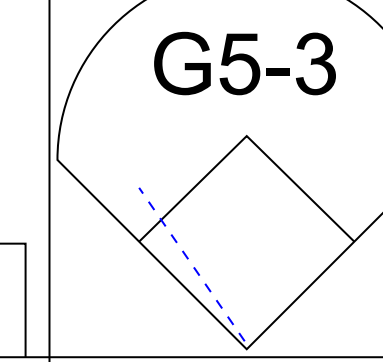
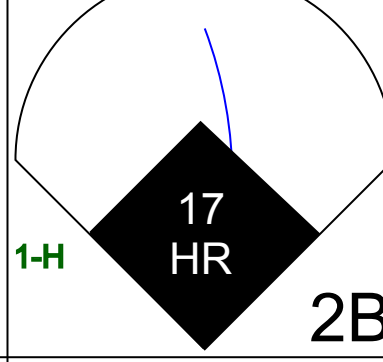
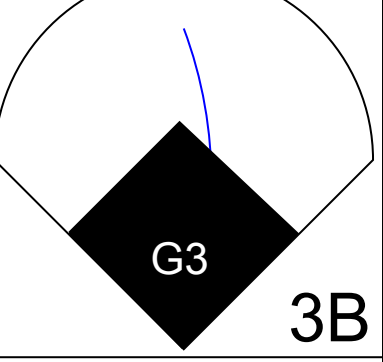
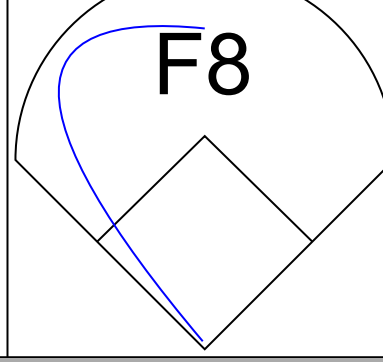
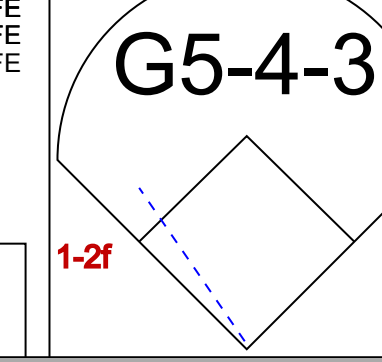
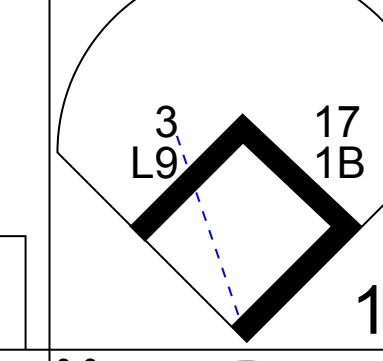
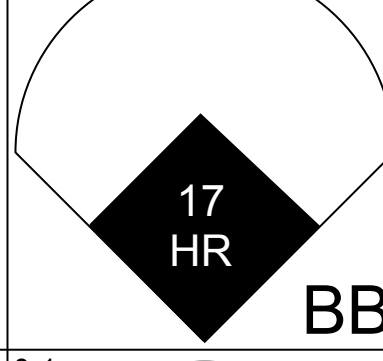
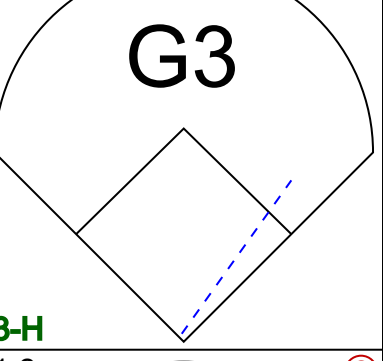
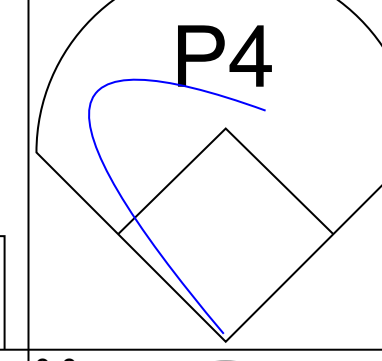
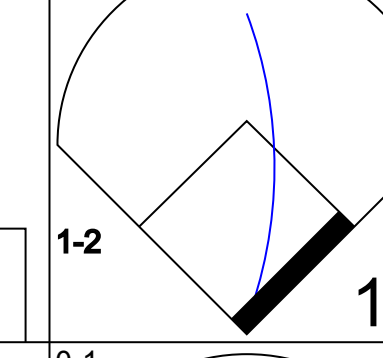
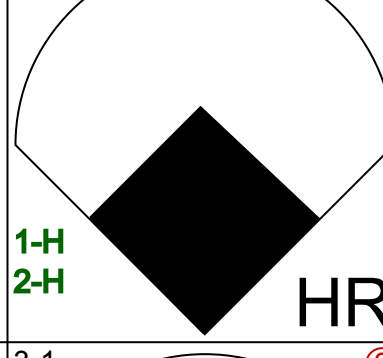
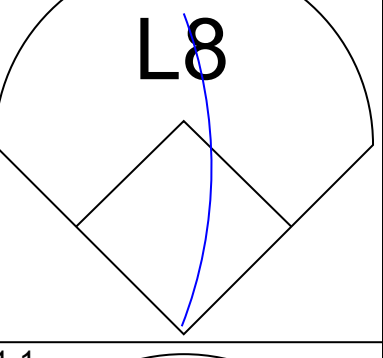
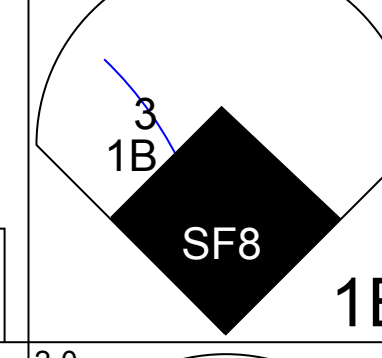

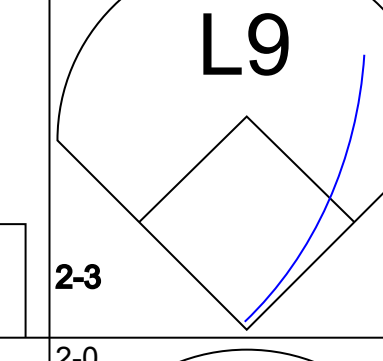
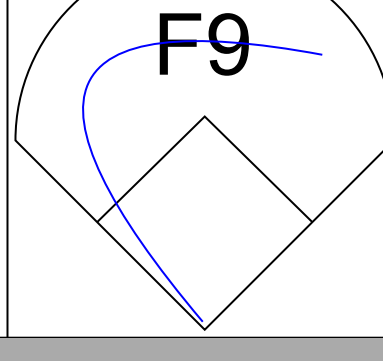
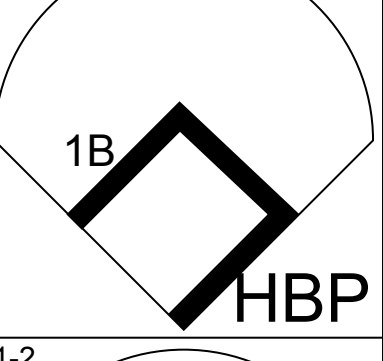
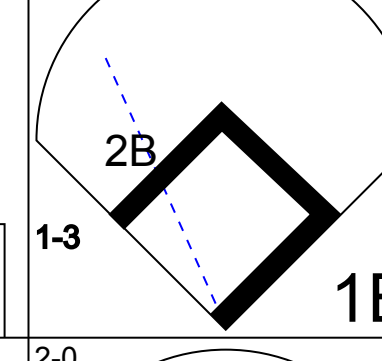

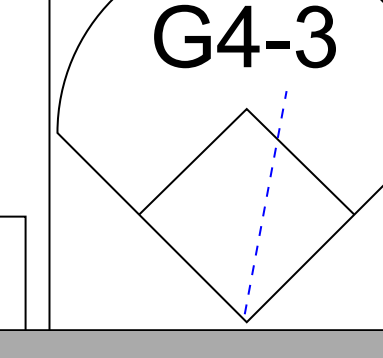
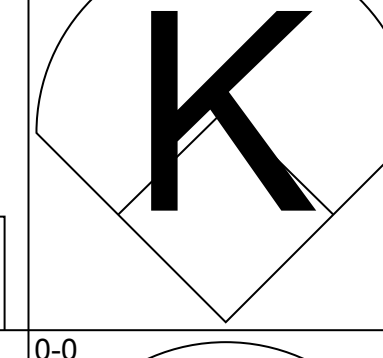

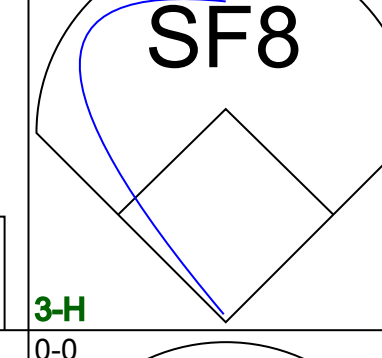
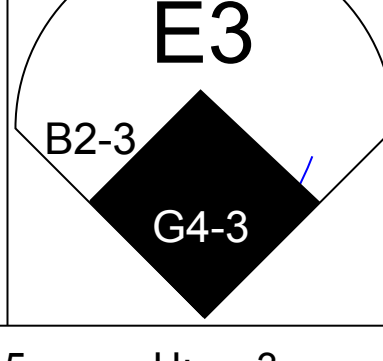
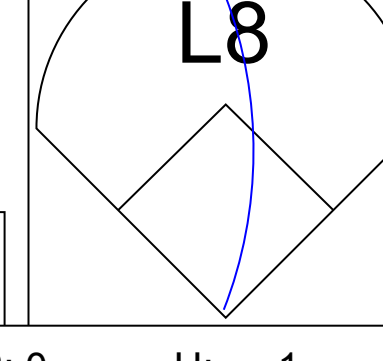
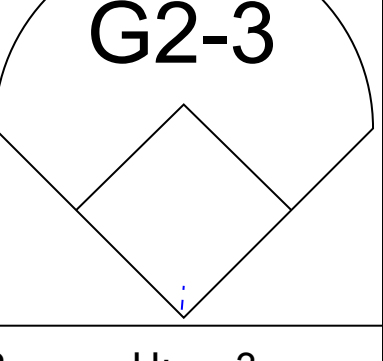
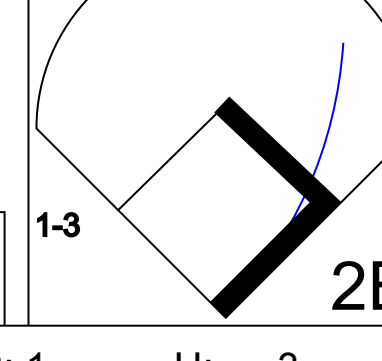
Batter	1	2	3	4	5	6	7	8	9	AB	R	H	RBI	BB	SO	LOB	TOP					
<b>Craig Biggio, R</b> OBP: 0.302, SLG: 0.520 (1, 4)							 1B			4	0	1	0	0	1	1						
<b>Bill Spillers, L</b> OBP: 0.393, SLG: 0.427 (1, 5)	 1B		 1B				 1-2			3	2	1	0	1	1	1						
<b>Derek Bell, R</b> OBP: 0.362, SLG: 0.487 (1, 9)	 1B		 1B							3	2	1	1	1	0	0						
<b>5 Jeff Bagwell, R</b> OBP: 0.415, SLG: 0.535 (1, 3)	 HR		 HR							4	2	2	5	0	2	0						
<b>Moises Alou, R</b> OBP: 0.388, SLG: 0.571 (1, 7)										4	0	0	0	0	0	0						
<b>Carl Everett, S</b> OBP: 0.417, SLG: 0.549 (1, 8)										4	0	0	0	0	0	0						
<b>Ricky Gutierrez, R</b> OBP: 0.390, SLG: 0.363 (6, 1)		 BB							 1B	1	0	0	0	2	1	0	<b>AB 30</b>					
<b>Mike Magnante, L</b> OBP: 1.000, SLG: 1.000 (7, 1)										0	0	0	0	0	0	0	<b>R 6</b>					
<b>35 Dave Clark, L</b> OBP: 0.243, SLG: 0.141 (9, PH)										1	0	1	0	0	0	0	<b>H 6</b>					
<b>Brad Ausmus, R</b> OBP: 0.341, SLG: 0.330 (1, 2)									 1-2	4	0	0	0	0	1	3	<b>RBI 6</b>					
<b>Sean Bergman, R</b> OBP: 0.067, SLG: 0.067 (1, 1)										1	0	0	0	0	0	0	<b>BB 4</b>					
<b>Trevor Miller, R</b> OBP: 0.500, SLG: 1.000 (5, 1)										0	0	0	0	0	0	0	<b>SO 7</b>					
<b>Tim Bogar, R</b> OBP: 0.223, SLG: 0.221 (6, 6)										1	0	0	0	0	1	0	<b>LOB 5</b>					
<b>Inning Stats</b>	R: 3 E: 0 K: 1 S: 11	H: 2 LOB: 0 BB: 1 P: 21	R: 0 E: 0 K: 1 S: 11	H: 0 LOB: 1 BB: 1 P: 16	R: 3 E: 0 K: 0 S: 13	H: 2 LOB: 1 BB: 2 P: 30	R: 0 E: 0 K: 1 S: 10	H: 0 LOB: 0 BB: 0 P: 13	R: 0 E: 0 K: 1 S: 8	H: 0 LOB: 0 BB: 0 P: 11	R: 0 E: 0 K: 1 S: 9	H: 0 LOB: 0 BB: 0 P: 14	R: 0 E: 0 K: 1 S: 7	H: 1 LOB: 0 BB: 0 P: 9	R: 0 E: 0 K: 1 S: 7	H: 0 LOB: 0 BB: 0 P: 12	R: 0 E: 0 K: 0 S: 3	H: 1 LOB: 0 BB: 0 P: 6	1B: 4 2B: 0 3B: 0 HR: 2	SF: 0 SAC: 1 DP: 2 HBP: 0	WP: 1 PB: 0 SB: 0 CS: 0	PA: 35
<b>PITCHER</b>	IP	WLS	BF	H	R	ER	SO	BB	IBB	HBP	BLK	WP	HR	S	P	ERA	WHIP					
<b>Pedro Astacio, R</b> ERA: 6.15 (1, 1)	8.0	W	32	5	6	6	7	4	0	0	0	1	2	76	126	6.75	1.125					
<b>Dave Veres, R</b> ERA: 3.69 (9, 1)	1.0	S	3	1	0	0	0	0	0	0	0	0	0	3	6	0.00	1.000					

Houston Astros @ Colorado Rockies  
Coors Field, Denver, CO  
Wed Jun 24 1998, 7:05 PM MDT  
Att: 48,150 - Unknown - 85 F

livebaseballscores.com

**AB 30**  
**R 6**  
**H 6**  
**RBI 6**  
**BB 4**  
**SO 7**  
**LOB 5**




Batter	1	2	3	4	5	6	7	8	9	AB	R	H	RBI	BB	SO	LOB	BOTTOM				
<b>Neftali Feliz, S</b> OBP: 0.323, SLG: 0.380 (1, 6)			 2-3			 1B				5	0	2	0	0	0	3					
<b>Jeff Barry, S</b> OBP: 0.357, SLG: 0.364 (1, 8) (9, 9)						 BB				4	0	0	1	1	0	1					
<b>Dante Bichette, R</b> OBP: 0.346, SLG: 0.492 (1, 9)			 1B					 1B		5	2	3	1	0	0	1					
<b>1 Curtis Goodwin, L</b> OBP: 0.327, SLG: 0.309 (6, PR) (9, 8)								 1B		0	0	0	0	0	0	0					
<b>Vinny Castilla, R</b> OBP: 0.349, SLG: 0.565 (1, 5)			 2B		 3B			 1-2		5	2	2	1	0	0	2					
<b>Ellis Burks, R</b> OBP: 0.354, SLG: 0.521 (1, 7)		 1B	 BB							3	1	1	1	1	0	0					
<b>17 Todd Helton, L</b> OBP: 0.348, SLG: 0.463 (1, 3)			 HR				 SF8			4	2	3	3	0	0	0					
<b>3 Mike Lansing, R</b> OBP: 0.296, SLG: 0.339 (1, 4)					 HBP		 1B			3	0	1	0	0	0	2					
<b>Kirt Manwaring, R</b> OBP: 0.353, SLG: 0.325 (1, 2)						 1B				3	0	1	1	0	1	2					
<b>Pedro Astacio, R</b> OBP: 0.206, SLG: 0.188 (1, 1)			 G4-3							4	1	1	0	0	0	2					
<b>Dave Veres, R</b> OBP: 0.500, SLG: 0.500 (9, 1)										0	0	0	0	0	0	0					
<b>Inning Stats</b>	R: 0 E: 0 K: 0 S: 3	H: 0 LOB: 0 BB: 0 P: 5	R: 0 E: 0 K: 0 S: 9	H: 2 LOB: 0 BB: 0 P: 14	R: 5 E: 1 K: 0 S: 10	H: 3 LOB: 0 BB: 1 P: 22	R: 0 E: 0 K: 1 S: 7	H: 1 LOB: 0 BB: 0 P: 9	R: 2 E: 0 K: 0 S: 16	H: 3 LOB: 2 BB: 0 P: 22	R: 0 E: 0 K: 0 S: 12	H: 1 LOB: 1 BB: 1 P: 19	R: 1 E: 0 K: 0 S: 6	H: 3 LOB: 2 BB: 0 P: 10	R: 0 E: 0 K: 0 S: 5	H: 1 LOB: 1 BB: 0 P: 7	1B: 9 2B: 2 3B: 1 HR: 2	SF: 1 SAC: 0 DP: 1 HBP: 1	WP: 0 PB: 0 SB: 0 CS: 1	PA: 40	
<b>PITCHER</b>	IP	WLS	BF	H	R	ER	SO	BB	IBB	HBP	BLK	WP	HR	S	P	ERA	WHIP				
<b>Sean Bergman, R</b> ERA: 2.98 (1, 1)	4.2	L	26	9	7	2	1	1	0	1	0	0	0	8	14	0.00	3.000				
<b>Trevor Miller, L</b> ERA: 3.29 (5, 1)	0.2		3	1	0	0	0	1	0	0	0	0	0	8	14	0.00	3.000				
<b>Reggie Harris, R</b> ERA: 6.23 (6, 1)	1.1		7	3	1	1	0	0	0	0	0	0	0	11	16	6.75	2.250				
<b>Mike Magnante, L</b> ERA: 5.72 (7, 1)	1.1		4	1	0	0	0	0	0	0	0	0	0	6	8	0.00	0.750				

Houston Astros @ Colorado Rockies  
Coors Field, Denver, CO  
Wed Jun 24 1998, 7:05 PM MDT  
Att: 48,150 - Unknown - 85 F

livebaseballscores.com

**AB 36**  
**R 8**  
**H 14**  
**RBI 8**  
**BB 2**  
**SO 1**  
**LOB 13**





Batter	1	2	3	4	5	6	7	8	9	10	11	12	AB	R	H	RBI	BB	SO	LOB	TOP					
<b>Craig Biggio, R</b> OBP: 0.407, SLG: 0.533 (1.4)	G1-3		HR		FC4-6 1B	1B			HR 1B		F9		6	2	4	2	0	0	0						
<b>Bill Spiers, L</b> OBP: 0.388, SLG: 0.421 (1.5)	G3-1				FC4-6 HBP 1B	F7			F7		BB BB		5	1	1	0	0	0	3						
<b>Brad Ausmus, R</b> OBP: 0.343, SLG: 0.330 (11, PH)			1B										0	0	0	0	0	0	0						
<b>Mike Magnante, L</b> OBP: 1.000, SLG: 1.000 (11.1)			1B										0	0	0	0	0	0	0						
<b>Derek Bell, R</b> OBP: 0.367, SLG: 0.498 (1.9)	G5-3		1B		HBP 5 HBP 1B		G3		HR		BB		5	1	3	2	1	0	0						
<b>5 Jeff Bagwell, R</b> OBP: 0.410, SLG: 0.524 (1.3)		F8	L7		HBP	G5-3			P3		L8		5	0	0	0	0	0	4						
<b>Moises Alou, R</b> OBP: 0.384, SLG: 0.560 (1.7)	L9		L5		HBP	G4-3			L9			P9	5	0	0	1	0	0	2						
<b>Carl Everett, S</b> OBP: 0.415, SLG: 0.547 (1.8)	2B			E7 F8 1B	P6			G1-4-3		G3		G4-1	6	0	2	0	0	0	3						
<b>Tony Eusebio, R</b> OBP: 0.326, SLG: 0.301 (1.2)	F9			F9	G3-1			K		G3-1			6	0	1	0	0	1	5						
<b>Tim Lincecum, R</b> OBP: 0.227, SLG: 0.225 (8, PH)				F8		G1-3			FC6-4 1B		F9		3	1	1	0	0	0	1						
<b>35 Dave Clark, L</b> OBP: 0.253, SLG: 0.154 (8, PH)			SH3-4 HR 1B										1	0	1	0	0	0	0						
<b>Ricky Gutierrez, R</b> OBP: 0.387, SLG: 0.360 (8.0)													2	0	0	0	0	0	1						
<b>Scott Elarton, R</b> (1.1)													2	0	0	0	0	1	1						
<b>Bob Scanlan, R</b> (7.1)			SH3-4			G6-3			FC6-4		L8		0	0	0	0	0	0	0						
<b>J.R. Phillips, L</b> OBP: 0.205, SLG: 0.243 (8, PH)													1	0	0	0	0	0	1						
<b>Doug Henry, R</b> (8.1)													0	0	0	0	0	0	0						
<b>Sean Berry, R</b> OBP: 0.335, SLG: 0.390 (9.5)													1	0	0	0	0	0	0						
<b>Inning Stats</b>	R: 0 E: 0 K: 8 S: 8	H: 0 LOB: 0 BB: 12	R: 0 E: 0 K: 6 S: 6	H: 1 LOB: 1 BB: 8	R: 2 E: 0 K: 0 S: 13	H: 4 LOB: 2 BB: 19	R: 0 E: 1 K: 1 S: 11	H: 1 LOB: 1 BB: 19	R: 1 E: 0 K: 0 S: 9	H: 2 LOB: 3 BB: 17	R: 0 E: 0 K: 7 S: 4	H: 0 LOB: 0 BB: 7	R: 0 E: 0 K: 11 S: 11	H: 1 LOB: 1 BB: 15	R: 2 E: 0 K: 0 S: 11	H: 2 LOB: 0 BB: 19	R: 0 E: 0 K: 4 S: 4	H: 0 LOB: 0 BB: 7	R: 0 E: 0 K: 8 S: 8	H: 0 LOB: 2 BB: 22	R: 0 E: 0 K: 0 S: 9	H: 1 LOB: 1 BB: 18	1B: 10 2B: 1 3B: 0 HR: 2	SF: 0 SAC: 1 DP: 0 HBP: 2	WP: 0 PA: 53 PB: 0 SB: 0 CS: 0
<b>PITCHER</b>	IP WLS BF H R ER SO BB IBB HBP BLK WP HR S P ERA WHIP	IP WLS BF H R ER SO BB IBB HBP BLK WP HR S P ERA WHIP	IP WLS BF H R ER SO BB IBB HBP BLK WP HR S P ERA WHIP	IP WLS BF H R ER SO BB IBB HBP BLK WP HR S P ERA WHIP	IP WLS BF H R ER SO BB IBB HBP BLK WP HR S P ERA WHIP	IP WLS BF H R ER SO BB IBB HBP BLK WP HR S P ERA WHIP	IP WLS BF H R ER SO BB IBB HBP BLK WP HR S P ERA WHIP	IP WLS BF H R ER SO BB IBB HBP BLK WP HR S P ERA WHIP	IP WLS BF H R ER SO BB IBB HBP BLK WP HR S P ERA WHIP	IP WLS BF H R ER SO BB IBB HBP BLK WP HR S P ERA WHIP	IP WLS BF H R ER SO BB IBB HBP BLK WP HR S P ERA WHIP	IP WLS BF H R ER SO BB IBB HBP BLK WP HR S P ERA WHIP	IP WLS BF H R ER SO BB IBB HBP BLK WP HR S P ERA WHIP	IP WLS BF H R ER SO BB IBB HBP BLK WP HR S P ERA WHIP	IP WLS BF H R ER SO BB IBB HBP BLK WP HR S P ERA WHIP	IP WLS BF H R ER SO BB IBB HBP BLK WP HR S P ERA WHIP	IP WLS BF H R ER SO BB IBB HBP BLK WP HR S P ERA WHIP	IP WLS BF H R ER SO BB IBB HBP BLK WP HR S P ERA WHIP	IP WLS BF H R ER SO BB IBB HBP BLK WP HR S P ERA WHIP	IP WLS BF H R ER SO BB IBB HBP BLK WP HR S P ERA WHIP	IP WLS BF H R ER SO BB IBB HBP BLK WP HR S P ERA WHIP	IP WLS BF H R ER SO BB IBB HBP BLK WP HR S P ERA WHIP	IP WLS BF H R ER SO BB IBB HBP BLK WP HR S P ERA WHIP	IP WLS BF H R ER SO BB IBB HBP BLK WP HR S P ERA WHIP	IP WLS BF H R ER SO BB IBB HBP BLK WP HR S P ERA WHIP

Houston Astros @ Colorado Rockies  
Coors Field, Denver, CO  
Thu Jun 25 1998, 3:33 AM MDT  
Att. 48,046 - Sunny - 87 F

AB 48  
R 5  
H 13  
RBI 5  
BB 2  
SO 2  
LOB 21



Batter	1	2	3	4	5	6	7	8	9	10	11	12	AB	R	H	RBI	BB	SO	LOB	BOTTOM					
<b>Nelfi Perez, S</b> OBP: 0.320, SLG: 0.376 (1.6)	G4-3		2B 1B	FC9-6		K		FC6-4			K		6	1	1	0	0	2	3						
<b>Jeff Barry, S</b> OBP: 0.300, SLG: 0.294 (8.9)	G4-3		K	G3-1		P4			SH1-4 1B		G6-3		6	0	1	0	0	1	3						
<b>Dante Bichette, R</b> OBP: 0.351, SLG: 0.502 (7, PR)			2B			P6		G6-3 WP 1B			G6-3		4	0	3	1	0	0	0						
<b>1 Curtis Goodwin, L</b> OBP: 0.324, SLG: 0.306 (8.8)			2B										1	0	0	0	0	0	0						
<b>Vinny Castilla, R</b> OBP: 0.349, SLG: 0.560 (1.5)	K		G6-3			F8		G6-3					5	1	1	0	1	1	3						
<b>Elis Burks, R</b> OBP: 0.349, SLG: 0.513 (1.7)													4	0	0	0	0	2	3						
<b>7 Kurt Abbott, R</b> OBP: 0.360, SLG: 0.362 (9.7)			K			G5-3		G3		F7			2	0	1	1	0	0	2						
<b>17 Todd Helton, L</b> OBP: 0.348, SLG: 0.455 (1.3)	G6-3			G4-3		HR BB		G4-3		F7			4	1	0	0	1	0	4						
<b>3 Mike Lansing, R</b> OBP: 0.301, SLG: 0.347 (1.4)	1B					HR 2B			F9		G5-3		5	2	3	0	0	0	0						
<b>Kirt Manwaring, R</b> OBP: 0.354, SLG: 0.333 (1.2)	1B			FC9-6 2B		K			F7		K		5	0	2	1	0	2	2						
<b>Mike Salpe, R</b> OBP: 0.320, SLG: 0.376 (1.6)	G1-3					HR					K		1	0	0	0	1	0	2						
<b>John Vander Wal, L</b> OBP: 0.320, SLG: 0.376 (1.6)													1	1	1	3	0	0	0						
<b>Mike Salpe, R</b> OBP: 0.320, SLG: 0.376 (1.6)													0	0	0	0	0	0	0						
<b>Jerry Dipoto, R</b> OBP: 0.320, SLG: 0.376 (1.6)													0	0	0	0	0	0	0						
<b>Greg Colburn, R</b> OBP: 0.320, SLG: 0.376 (1.6)													0	0	0	0	0	0	0						
<b>Dave Veres, R</b> OBP: 0.320, SLG: 0.376 (1.6)													0	0	0	0	0	0	0						
<b>John Vander Wal, L</b> OBP: 0.320, SLG: 0.376 (1.6)													0	0	0	0	0	0	0						
<b>Curt Leskanic, R</b> OBP: 0.320, SLG: 0.376 (1.6)													0	0	0	0	0	0	0						
<b>Inning Stats</b>	R: 0 E: 0 K: 1 S: 13	H: 1 LOB: 1 BB: 20	R: 0 E: 0 K: 1 S: 9	H: 2 LOB: 2 BB: 14	R: 1 E: 0 K: 2 S: 12	H: 2 LOB: 1 BB: 18	R: 1 E: 0 K: 0 S: 14	H: 2 LOB: 2 BB: 1	R: 0 E: 0 K: 0 S: 8	H: 1 LOB: 1 BB: 12	R: 0 E: 0 K: 0 S: 9	H: 0 LOB: 0 BB: 11	R: 0 E: 0 K: 0 S: 9	H: 0 LOB: 0 BB: 12	R: 1 E: 0 K: 0 S: 4	H: 2 LOB: 1 BB: 6	1B: 8 2B: 5 3B: 0 HR: 1	SF: 0 SAC: 1 DP: 0 HBP: 0	WP: 1 PA: 50 PB: 0 SB: 0 CS: 0						
<b>PITCHER</b>	IP WLS BF H R ER SO BB IBB HBP BLK WP HR S P ERA WHIP	IP WLS BF H R ER SO BB IBB HBP BLK WP HR S P ERA WHIP	IP WLS BF H R ER SO BB IBB HBP BLK WP HR S P ERA WHIP	IP WLS BF H R ER SO BB IBB HBP BLK WP HR S P ERA WHIP	IP WLS BF H R ER SO BB IBB HBP BLK WP HR S P ERA WHIP	IP WLS BF H R ER SO BB IBB HBP BLK WP HR S P ERA WHIP	IP WLS BF H R ER SO BB IBB HBP BLK WP HR S P ERA WHIP	IP WLS BF H R ER SO BB IBB HBP BLK WP HR S P ERA WHIP	IP WLS BF H R ER SO BB IBB HBP BLK WP HR S P ERA WHIP	IP WLS BF H R ER SO BB IBB HBP BLK WP HR S P ERA WHIP	IP WLS BF H R ER SO BB IBB HBP BLK WP HR S P ERA WHIP	IP WLS BF H R ER SO BB IBB HBP BLK WP HR S P ERA WHIP	IP WLS BF H R ER SO BB IBB HBP BLK WP HR S P ERA WHIP	IP WLS BF H R ER SO BB IBB HBP BLK WP HR S P ERA WHIP	IP WLS BF H R ER SO BB IBB HBP BLK WP HR S P ERA WHIP	IP WLS BF H R ER SO BB IBB HBP BLK WP HR S P ERA WHIP	IP WLS BF H R ER SO BB IBB HBP BLK WP HR S P ERA WHIP	IP WLS BF H R ER SO BB IBB HBP BLK WP HR S P ERA WHIP	IP WLS BF H R ER SO BB IBB HBP BLK WP HR S P ERA WHIP	IP WLS BF H R ER SO BB IBB HBP BLK WP HR S P ERA WHIP	IP WLS BF H R ER SO BB IBB HBP BLK WP HR S P ERA WHIP	IP WLS BF H R ER SO BB IBB HBP BLK WP HR S P ERA WHIP	IP WLS BF H R ER SO BB IBB HBP BLK WP HR S P ERA WHIP	IP WLS BF H R ER SO BB IBB HBP BLK WP HR S P ERA WHIP	IP WLS BF H R ER SO BB IBB HBP BLK WP HR S P ERA WHIP

Houston Astros @ Colorado Rockies  
Coors Field, Denver, CO  
Thu Jun 25 1998, 3:33 AM MDT  
Att. 48,046 - Sunny - 87 F

AB 46  
R 6  
H 14  
RBI 6  
BB 3  
SO 9  
LOB 22






Batter	1	2	3	4	5	6	7	8	9	AB	R	H	RBI	BB	SO	LOB	TOP				
Rickey Henderson, R OBP: 0.365, SLG: 0.361 (1, 7)	4-2 S 2B BB	4-1 BB 1B BB	0-0 S 1B			3-1 F8			0-1 1B 1B	3	3	2	1	2	0	0					
Ryan Christenson, R OBP: 0.338, SLG: 0.362 (1, 8)	4-1 2B BB	4-2 1B BB	2-1 F8			0-0 F8			1-1 L9	3	2	0	0	2	0	2					
Ben Grieve, L OBP: 0.404, SLG: 0.497 (1, 9)	0-1 1B 2B	0-1 BB 1B				4-2 CS BB			2-2 1B 1B	4	0	4	4	1	0	0					
Mike Blowers, R OBP: 0.296, SLG: 0.379 Mike Fetters, R (7, 1)	0-1 1B	2-1 BB 1B				2-3 K			1-0 1B	4	0	2	1	0	2	2					
Matt Stairs, L OBP: 0.400, SLG: 0.554 (9, PH)	2-3 1B	1-2 BB 1B				K			1-3 1B	1	0	1	0	0	0	0					
Jason Giambi, L OBP: 0.365, SLG: 0.440 (1, 3)	0-0 F7	4-2 BB				3-3 K			1-0 G3-6-1	4	0	0	0	1	1	6					
Mike Macfarlane, R OBP: 0.315, SLG: 0.455 (1, 2)	2-2 P6	0-0 G4-3				1-2 G5-3			1-3 K	4	0	0	0	0	1	5					
Miguel Tejada, R OBP: 0.315, SLG: 0.357 (1, 6)	2-3 K					1-2 G4-3			4-2 FC6-4 BB	3	0	0	0	1	2	2					
Rafael Bourimigal, R OBP: 0.268, SLG: 0.323 (1, 4)		3-2 G6-3				0-2 G5-3			3-2 L5	4	1	1	0	0	0	1					
Mike Oquist, R Buddy Groom, L Jack Voigt, R Jim Dougherty, R Bip Roberts, S	1-2 G4-3	1-2 G4-3	0-0 SH1-4			2-1 F9			0-1 FC6-4	1	0	0	0	0	0	0					
<b>Inning Stats</b>	R: 2 E: 0 K: 1 S: 14	H: 2 LOB: 2 BB: 2 P: 26	R: 2 E: 0 K: 0 S: 19	H: 2 LOB: 3 BB: 3 P: 35	R: 1 E: 0 K: 1 S: 11	H: 2 LOB: 1 BB: 0 P: 15	R: 0 E: 0 K: 2 S: 11	H: 0 LOB: 1 BB: 1 P: 20	R: 0 E: 0 K: 0 S: 11	H: 0 LOB: 0 BB: 0 P: 13	R: 0 E: 0 K: 1 S: 5	H: 1 LOB: 0 BB: 0 P: 13	R: 0 E: 0 K: 1 S: 12	H: 0 LOB: 1 BB: 1 P: 20	R: 1 E: 0 K: 0 S: 9	H: 3 LOB: 1 BB: 0 P: 14	1B: 9 2B: 2 3B: 0 HR: 0	SF: 0 SAC: 1 DP: 3 HBP: 0	WP: 0 PB: 0 SB: 2 CS: 1	PA: 41	
<b>PITCHER</b>	IP WLS BF H R ER SO BB IBB HBP BLK WP HR S P ERA WHIP	3.0 W 9 0 0 0 2 1 0 0 0 0 0 27 43 0.00 0.333	1.0 L 3 1 0 0 1 1 0 0 0 0 0 8 13 0.00 1.000	2.0 L 9 3 1 1 1 1 0 0 0 0 0 21 34 4.50 2.000																	

Oakland Athletics @ Colorado Rockies  
Coors Field, Denver, CO  
Fri Jun 26 1998, 7:05 PM MDT  
Att: 48,069 - Unknown - 92 F

livebaseballscorecards.com

AB 33  
R 6  
H 10  
RBI 6  
BB 7  
SO 6  
LOB 19




Batter	1	2	3	4	5	6	7	8	9	AB	R	H	RBI	BB	SO	LOB	BOTTOM				
Neftali Feliz, S OBP: 0.325, SLG: 0.387 (1, 6)	4-1 G4-6-3 3B BB	1-2 G4-3				2-2 P5			3-2 3B 1B	4	2	2	2	1	0	0					
3 Mike Lansing, R OBP: 0.306, SLG: 0.355 (1, 4)	1-1 G4-6-3 1B					2-2 L8			0-2 FC6-4 1B	5	1	3	1	0	1	0					
Dante Bichette, R OBP: 0.352, SLG: 0.503 (1, 9)	2-0 G4-6-3					1-0 P3			1-2 FC6-4	5	1	2	1	0	0	4					
Vinny Castilla, R OBP: 0.352, SLG: 0.563 (1, 5)	1-0 3B 1B					0-0 G6-4-3			1-2 G5-3	5	1	3	1	0	0	1					
17 Todd Helton, L OBP: 0.347, SLG: 0.470 (1, 3)	2-1 F7					1-2 F8			2-2 17 HR 2B	5	2	2	3	0	0	2					
Jeff Reed, L OBP: 0.352, SLG: 0.416 (1, 2)		3-2 HR 1B				3-3 K			0-0 HR	5	2	3	1	0	1	1					
John Vander Wal, L OBP: 0.267, SLG: 0.322 7 Kurt Abbott, R OBP: 0.303, SLG: 0.367 Chuck McLeroy, L OBP: 0.270, SLG: 0.200 Greg Colburn, R OBP: 0.320, SLG: 0.436 Mike DeJean, R (1, 7)	2-1 HR	0-0 SF9				0-2 FC4 1B			4-1 1B BB	1	1	1	2	0	0	0					
1 Curtis Goodwin, L OBP: 0.321, SLG: 0.304 (1, 8)	1-0 F9					1-2 FC4			0-0 F8	4	0	1	0	0	0	2					
Bobby Jones, R OBP: 0.111, SLG: 0.167 Jason Bates, S OBP: 0.270, SLG: 0.200 Mike Munoz, L Jeff Barry, S OBP: 0.318, SLG: 0.316 (1, 1)	1-1 F8					1-3 K			1-3 1B 3B 1B	1	0	0	0	0	0	0					
<b>Inning Stats</b>	R: 1 E: 0 K: 0 S: 7	H: 2 LOB: 1 BB: 1 P: 17	R: 2 E: 0 K: 0 S: 11	H: 2 LOB: 0 BB: 0 P: 19	R: 3 E: 0 K: 1 S: 15	H: 5 LOB: 2 BB: 0 P: 24	R: 1 E: 0 K: 1 S: 7	H: 2 LOB: 0 BB: 0 P: 11	R: 0 E: 0 K: 1 S: 13	H: 1 LOB: 1 BB: 0 P: 17	R: 0 E: 0 K: 1 S: 11	H: 0 LOB: 0 BB: 0 P: 16	R: 5 E: 0 K: 0 S: 24	H: 6 LOB: 2 BB: 1 P: 35	R: 0 E: 0 K: 1 S: 11	H: 1 LOB: 1 BB: 0 P: 15	1B: 11 2B: 4 3B: 0 HR: 4	SF: 1 SAC: 0 DP: 2 HBP: 0	WP: 0 PB: 0 SB: 0 CS: 0	PA: 43	
<b>PITCHER</b>	IP WLS BF H R ER SO BB IBB HBP BLK WP HR S P ERA WHIP	2.1 L 15 4 1 1 3 0 0 0 0 0 1 28 39 3.38 1.500	1.2 L 11 5 5 5 1 1 0 0 0 0 2 27 42 27.00 3.600	1.1 L 6 2 0 0 1 0 0 0 0 0 0 19 24 0.00 1.500																	

Oakland Athletics @ Colorado Rockies  
Coors Field, Denver, CO  
Fri Jun 26 1998, 7:05 PM MDT  
Att: 48,069 - Unknown - 92 F

livebaseballscorecards.com

AB 40  
R 12  
H 19  
RBI 12  
BB 2  
SO 5  
LOB 13






Batter	1	2	3	4	5	6	7	8	9	AB	R	H	RBI	BB	SO	LOB	TOP										
<b>Bip Roberts, S</b> (1,4) OBP: 0.362, SLG: 0.336 <b>Rafael Bourquard, R</b> (9,4) OBP: 0.269, SLG: 0.323	G4-3		2-2 HR		4-1 BB			1-3 K	1-1 HR	4	2	2	3	1	1	0											
<b>Ryan Christenson, R</b> (1,8) OBP: 0.333, SLG: 0.351	G5-3		0-0 F8		1-3 K			4-1 1B	1-3 K	4	1	0	0	1	2	3											
<b>Ben Grieve, L</b> (1,9) OBP: 0.410, SLG: 0.510	FC6-4 1B		4-0 BB		2-1 F7			0-0 1B	1-0 HR	4	2	3	3	1	0	1											
<b>Matt Stairs, L</b> (1,7) OBP: 0.396, SLG: 0.546 <b>Mike Macfarlane, R</b> (9,2) OBP: 0.315, SLG: 0.455	FC6-4 1-2		1-2 F7		1-0 P6			0-1 2B	0-0 F8	5	0	1	1	0	0	2											
<b>Mike Blowers, R</b> (1,5)		1-2 F8		1-3 K		2-0 G5-3		0-3 K		4	0	0	0	0	2	2											
<b>Jason Giambi, L</b> (1,3) OBP: 0.384, SLG: 0.441		2-1 G3-1		1-0 G3-1		1-3 K		1-1 K		4	0	1	1	0	1	0											
<b>Miguel Tejada, R</b> (1,6) OBP: 0.321, SLG: 0.350		1-1 G3-1		4-0 BB			0-0 G4-3		4-1 1B	2	1	0	0	2	0	0											
<b>A.J. Hinch, R</b> (1,2) OBP: 0.298, SLG: 0.335 <b>Rickey Henderson, R</b> (9,PH) OBP: 0.364, SLG: 0.360			0-1 FC3-6 1B		2-3 K		1-2 L7		2-3 K	3	0	1	0	0	1	1											
<b>Kenny Rogers, L</b> (1,1) <b>Jack Voigt, R</b> (7,PH) OBP: 0.197, SLG: 0.180 <b>T.J. Mathews, R</b> (7,1) <b>Kevin Mitchell, R</b> (9,PH) OBP: 0.306, SLG: 0.333 <b>Billy Taylor, R</b> (9,1)			0-0 FC3-6 HR		2-2 F7		2-2 F7		1-0 1B	2	1	0	0	0	0	1											
<b>Inning Stats</b>	R: 0 E: 0 K: 0 S: 6	H: 1 LOB: 1 BB: 0 P: 9	R: 0 E: 0 K: 0 S: 8	H: 0 LOB: 0 BB: 0 P: 12	R: 2 E: 0 K: 0 S: 12	H: 2 LOB: 1 BB: 1 P: 19	R: 0 E: 0 K: 2 S: 8	H: 0 LOB: 1 BB: 1 P: 15	R: 0 E: 0 K: 1 S: 11	H: 0 LOB: 0 BB: 0 P: 20	R: 0 E: 0 K: 0 S: 5	H: 0 LOB: 0 BB: 0 P: 9	R: 0 E: 0 K: 0 S: 7	H: 0 LOB: 0 BB: 0 P: 10	R: 2 E: 0 K: 2 S: 13	H: 3 LOB: 2 BB: 1 P: 19	R: 4 E: 0 K: 2 S: 12	H: 3 LOB: 0 BB: 1 P: 22	1B: 6 2B: 1 3B: 0 HR: 2	SF: 0 SAC: 0 DP: 0 HBP: 0	WP: 0 PA: 40 PB: 0 SB: 0 CS: 0						
<b>PITCHER</b>	IP	WLS	BF	H	R	ER	SO	BB	IBB	HBP	BLK	WP	HR	S	P	ERA	WHIP										
<b>Darryl Kile, R</b> (1,1) ERA: 4.4	8.0		33	6	4	4	6	4	0	0	0	0	1	70	113	4.50	1.250										
<b>Jerry Dipoto, R</b> (9,1) ERA: 4.5	0.1	L	4	2	3	3	1	1	0	0	0	0	0	7	15	81.00	9.000										
<b>Dave Veres, R</b> (9,1) ERA: 3.92	0.1		1	0	0	0	1	0	0	0	0	0	0	3	4	0.00	0.000										
<b>Chuck McElroy, L</b> (9,1) ERA: 1.66	0.1		2	1	1	1	0	0	0	0	0	0	1	2	3	27.00	3.000										

Oakland Athletics @ Colorado Rockies  
Coors Field, Denver, CO  
Sat Jun 27 1998, 7:05 PM MDT  
Att: 48,049 - Unknown - 90 F

livebaseballscores.com

AB 35  
R 8  
H 9  
RBI 8  
BB 5  
SO 8  
LOB 11




Batter	1	2	3	4	5	6	7	8	9	AB	R	H	RBI	BB	SO	LOB	BOTTOM										
<b>Neftali Feliz, S</b> (1,6) OBP: 0.326, SLG: 0.388	G5-4-3 1B		3-1 G5-3		1-0 F7			2-0 1B	3-3 K	5	0	2	0	0	1	2											
<b>3 Mike Lansing, R</b> (1,4) OBP: 0.307, SLG: 0.355	G5-4-3 1-2			0-0 3B		0-0 G5-3		1-0 FC5-4 1B	0-3 K	5	1	2	0	0	1	1											
<b>Dante Bichette, R</b> (1,9) OBP: 0.348, SLG: 0.497 <b>Jerry Dipoto, R</b> (9,1) <b>Dave Veres, R</b> (9,1) OBP: 0.500, SLG: 0.500 <b>Chuck McElroy, L</b> (9,1)	F8			0-0 F8		1-0 G5-3		1-1 FC5-4 1-2		4	0	0	0	0	0	3											
<b>Vinny Castilla, R</b> (1,5) OBP: 0.351, SLG: 0.566		2-1 F7		0-0 17 1B		0-3 K		1-0 G6-3		4	1	1	1	0	1	0											
<b>Ellis Burks, R</b> (1,8) OBP: 0.348, SLG: 0.507 (7,7)		2-2 G1-3		4-0 17 1B		1-0 L8		0-3 K		3	1	0	0	1	1	0											
<b>17 Todd Helton, L</b> (1,3) OBP: 0.349, SLG: 0.468		2-1 G1-3		0-0 7 1B		0-0 G4-3		4-0 BB		3	1	1	1	1	0	0											
<b>7 Kurt Abbott, R</b> (1,7) OBP: 0.348, SLG: 0.366 <b>Jeff Barry, S</b> (7,8) OBP: 0.304, SLG: 0.300 (9,9)			1-3 K		1-2 G3 2B		1-3 K		1-3 K	3	1	1	1	0	2	0											
<b>Kirt Manwaring, R</b> (1,2) OBP: 0.348, SLG: 0.327 <b>Jeff Reed, L</b> (9,PH) OBP: 0.356, SLG: 0.444			1-2 G4-3		1-2 G3			0-3 K		3	0	0	1	0	1	1											
<b>Darryl Kile, R</b> (1,1) OBP: 0.293, SLG: 0.375 <b>1 Curtis Goodwin, L</b> (9,8) OBP: 0.319, SLG: 0.301			2-1 2B		0-2 2B		1-2 L6		1-1 G4-3	3	0	2	1	0	0	0											
<b>Inning Stats</b>	R: 0 E: 0 K: 0 S: 5	H: 1 LOB: 0 BB: 0 P: 7	R: 0 E: 0 K: 0 S: 7	H: 0 LOB: 0 BB: 0 P: 13	R: 0 E: 0 K: 1 S: 10	H: 1 LOB: 1 BB: 0 P: 17	R: 5 E: 0 K: 0 S: 10	H: 5 LOB: 1 BB: 1 P: 18	R: 0 E: 0 K: 1 S: 6	H: 0 LOB: 0 BB: 0 P: 8	R: 0 E: 0 K: 1 S: 10	H: 2 LOB: 2 BB: 0 P: 15	R: 0 E: 0 K: 2 S: 9	H: 0 LOB: 1 BB: 1 P: 14	R: 1 E: 0 K: 2 S: 11	H: 1 LOB: 0 BB: 0 P: 16	1B: 6 2B: 2 3B: 1 HR: 1	SF: 0 SAC: 0 DP: 1 HBP: 0	WP: 0 PA: 38 PB: 0 SB: 0 CS: 0								
<b>PITCHER</b>	IP	WLS	BF	H	R	ER	SO	BB	IBB	HBP	BLK	WP	HR	S	P	ERA	WHIP										
<b>Kenny Rogers, L</b> (1,1) ERA: 3.28	6.0		25	7	5	5	3	1	0	0	0	0	0	43	69	7.50	1.333										
<b>T.J. Mathews, R</b> (7,1) ERA: 5.08	2.0	W	9	2	0	0	3	1	0	0	0	0	0	19	29	0.00	1.500										
<b>Billy Taylor, R</b> (9,1) ERA: 2.38	1.0	S	4	1	1	1	2	0	0	0	0	0	1	11	16	9.00	1.000										

Oakland Athletics @ Colorado Rockies  
Coors Field, Denver, CO  
Sat Jun 27 1998, 7:05 PM MDT  
Att: 48,049 - Unknown - 90 F

livebaseballscores.com

AB 36  
R 6  
H 10  
RBI 6  
BB 2  
SO 8  
LOB 8









Batter	1	2	3	4	5	6	7	8	9	AB	R	H	RBI	BB	SO	LOB	TOP								
<b>Neft Perez, S</b> OBP: 0.331, SLG: 0.398 (1, 6)	0-1 3 S 2B 1B		1-0 P3		0-0 HR		1-2 E5 3 1B		0-0 G4-3	5	3	2	2	0	0	0									
<b>3 Mike Lansing, R</b> OBP: 0.307, SLG: 0.352 (1, 4)	2-2 G5-3		1-1 E4 WP E		4-1 G6-3 1B BB		0-1 1B 1B		3-2 G5-3	4	1	1	0	1	0	1									
<b>Dante Bichette, R</b> OBP: 0.351, SLG: 0.511 <b>1 Curtis Goodwin, L</b> OBP: 0.319, SLG: 0.301 (9, 8)	0-3 K		0-0 F9		1-0 G6-3 1B		1-2 G5-4-3 1B			4	0	2	1	0	1	2									
<b>Vinny Castilla, R</b> OBP: 0.349, SLG: 0.561 (1, 5)	1-0 1B 2H 2B		2-2 E7 1H 1B		1-0 G6-3		1-1 G5-4-3			4	0	2	2	0	0	4									
<b>Ellis Burks, R</b> OBP: 0.348, SLG: 0.511 (1, 7)	3-2 1B		3-3 K		1-1 F8				0-0 G6-3	4	0	1	0	0	1	2									
<b>Greg Colbrunn, R</b> OBP: 0.352, SLG: 0.444 (1, 3)	0-2 P5				1-0 F7				0-2 7 S WP 2B	4	1	1	0	0	1	2									
<b>7 Kurt Abbott, R</b> OBP: 0.296, SLG: 0.356 (1, 10)		1-3 K			2-3 K				3-3 K	4	0	0	0	0	4	1									
<b>Jeff Barry, S</b> OBP: 0.250, SLG: 0.240 (9, 9)		1-3 K			0-3 K				0-1 G6-3	4	0	0	0	0	3	0									
<b>Kirt Manwaring, R</b> OBP: 0.344, SLG: 0.329 (1, 2)		1-3 K			1-1 HR 2B				2-3 K	4	1	1	0	0	3	0									
<b>Inning Stats</b>	R: 1 E: 0 K: 1 S: 20	H: 3 LOB: 2 BB: 0 P: 26	R: 0 E: 0 K: 3 S: 10	H: 0 LOB: 0 BB: 0 P: 13	R: 1 E: 2 K: 1 S: 10	H: 1 LOB: 1 BB: 0 P: 17	R: 0 E: 0 K: 2 S: 7	H: 0 LOB: 0 BB: 0 P: 10	R: 2 E: 0 K: 0 S: 8	H: 3 LOB: 1 BB: 1 P: 16	R: 0 E: 0 K: 2 S: 9	H: 0 LOB: 0 BB: 0 P: 14	R: 1 E: 1 K: 1 S: 18	H: 2 LOB: 1 BB: 0 P: 23	R: 1 E: 0 K: 2 S: 10	H: 1 LOB: 0 BB: 0 P: 16	R: 0 E: 0 K: 1 S: 8	H: 0 LOB: 0 BB: 0 P: 12	1B: 6 2B: 3 3B: 0 HR: 1	SF: 0 SAC: 0 DP: 2 HBP: 0	WP: 2 PB: 0 SB: 2 CS: 0	PA: 38			
<b>PITCHER</b>	IP WLS BF L	H R ER SO	BB IBB HBP BLK	WP HR S P	ERA WHIP	<b>PITCHER</b>										IP WLS BF H R ER SO	BB IBB HBP BLK	WP HR S P	ERA WHIP						
<b>Randy Johnson, L</b> ERA: 4.81 <b>Mike Timlin, R</b> ERA: 3.67 (1, 1) (9, 1)	8.0 L	35 10 6 4 12	1 0 0 0 0	2 1 92 135	4.50 1.375											1.0 3	0 0 0 0 1	0 0 0 0 0	0 0 8 12	0.00 0.000					
<b>Joey Cora, S</b> OBP: 0.352, SLG: 0.349 (1, 4)	4-2 G6-4-3 BB		0-0 G3		2-1 E9 1B				3-2 F8 1-3					4-2 G5-4-3 BB	3	0	1	0	2	0	2				
<b>Alex Rodriguez, R</b> OBP: 0.363, SLG: 0.594 (1, 6)	1-1 G6-4-3 1-2		1-2 G6-3		1-2 P9				0-0 P3					2-1 G5-4-3	5	0	0	0	0	0	4				
<b>Ken Griffey Jr., L</b> OBP: 0.366, SLG: 0.648 (1, 8)	0-1 HR		3-3 K		3-3 K				1-1 G4-3					0-2 F9	5	1	1	1	0	2	2				
<b>Edgar Martinez, R</b> OBP: 0.401, SLG: 0.516 (1, 10)	2-2 G4-3		3-1 BB HBP 2B		1-1 F9				2-3 K						4	1	1	0	0	1	0				
<b>David Segui, S</b> OBP: 0.386, SLG: 0.531 (1, 3)		1-2 G4-3		4-0 HBP BB BB		0-0 F7			1-1 1B						3	0	1	0	1	0	0				
<b>Jay Buhner, R</b> OBP: 0.326, SLG: 0.416 (1, 9)	1-0 HR 1B		4-2 HBP BB		1-0 G5-3				3-1 P8						3	1	1	0	1	0	1				
<b>Rob Ducey, L</b> OBP: 0.326, SLG: 0.399 <b>Glenallen Hill, R</b> OBP: 0.337, SLG: 0.533 (6, PH) (9, 7)		1-3 K		1-1 HBP		2-0 E3 E S			3-2 L8						2	0	0	1	0	1	1				
<b>Russ Davis, R</b> OBP: 0.306, SLG: 0.449 (1, 5)	1-1 1H HR		1-3 K		2-1 L6				1-0 P4						4	1	1	2	0	1	5				
<b>John Marzano, R</b> OBP: 0.292, SLG: 0.302 <b>Dan Wilson, R</b> OBP: 0.309, SLG: 0.378 (9, PH) (9, 7)	2-2 1B		0-1 P6		1-3 K				3-1 G5-4-3 BB 1B						3	0	1	0	0	1	1				
<b>Inning Stats</b>	R: 1 E: 0 K: 0 S: 10	H: 1 LOB: 0 BB: 1 P: 17	R: 2 E: 0 K: 1 S: 14	H: 3 LOB: 0 BB: 0 P: 20	R: 1 E: 0 K: 2 S: 15	H: 1 LOB: 3 BB: 2 P: 32	R: 0 E: 1 K: 1 S: 10	H: 1 LOB: 1 BB: 0 P: 16	R: 0 E: 0 K: 1 S: 4	H: 0 LOB: 0 BB: 0 P: 6	R: 0 E: 1 K: 1 S: 12	H: 0 LOB: 1 BB: 0 P: 19	R: 0 E: 0 K: 1 S: 6	H: 0 LOB: 0 BB: 0 P: 9	R: 0 E: 0 K: 0 S: 11	H: 1 LOB: 1 BB: 0 P: 19	R: 0 E: 0 K: 0 S: 9	H: 1 LOB: 1 BB: 1 P: 18	1B: 5 2B: 1 3B: 0 HR: 2	SF: 0 SAC: 0 DP: 2 HBP: 1	WP: 0 PB: 0 SB: 1 CS: 0	PA: 39			
<b>PITCHER</b>	IP WLS BF L	H R ER SO	BB IBB HBP BLK	WP HR S P	ERA WHIP	<b>PITCHER</b>										IP WLS BF H R ER SO	BB IBB HBP BLK	WP HR S P	ERA WHIP						
<b>Pedro Astacio, R</b> ERA: 6.07 <b>Chuck McElroy, L</b> ERA: 1.64 <b>Mike DeJean, R</b> ERA: 2.2 <b>Dave Veres, R</b> ERA: 3.77 <b>Mike Munoz, L</b> ERA: 7.09 (1, 1) (8, 1) (8, 1) (9, 1) (9, 1)	7.1 0.1 0.1 0.2 0.1	33 1 1 3 1	7 0 0 1 0	2 0 0 6 3	12 9 2 15 3	4.91 0.00 0.000 0.000 0.000											0.1 1 0 0 0	0 0 0 1 0	0 0 0 0 0	0 0 6 15 3	0.00 0.000 0.000 0.000 0.000				

**Colorado Rockies @ Seattle Mariners**  
The Kingdome, Seattle, WA  
Tue Jun 30 1998, 10:05 PM EDT  
Att: 28,821 - Dome - 72 F

livebaseballscores.com

AB	37
R	6
H	10
RBI	5
BB	1
SO	13
LOB	12

**Colorado Rockies @ Seattle Mariners**  
The Kingdome, Seattle, WA  
Tue Jun 30 1998, 10:05 PM EDT  
Att: 28,821 - Dome - 72 F

livebaseballscores.com

AB	34
R	4
H	8
RBI	4
BB	4
SO	6
LOB	17



Batter	1	2	3	4	5	6	7	8	9	AB R H RBI BB SO LOB	TOP											
<b>Neft Perez, S</b> (1, 6) OBP: 0.329, SLG: 0.393	4-0 G6-3 E BB		0-1 G4-3		2-2 P8		1-0 P5		0-1 P5	4 1 0 0 1 0 2	<b>Colorado Rockies @ Seattle Mariners</b> The Kingdome, Seattle, WA Wed Jul 01 1998, 10:05 PM EDT Att: 25,551 - Dome - 72 F											
<b>3 Mike Lansing, R</b> (1, 4) OBP: 0.306, SLG: 0.349	1-1 G5-3		3-3 K		1-3 K		1-1 1B		1-3 K	5 0 1 0 0 3 3												
<b>Dante Bichette, R</b> (1, 9) OBP: 0.350, SLG: 0.511	1-2 G6-3			0-1 G5-3		0-0 1B SF9 2B			1-2 K	4 1 1 0 0 1 2												
<b>Vinny Castilla, R</b> (1, 5) OBP: 0.351, SLG: 0.569	0-1 E6 FC6-4			1-2 HR		0-0 17 HBP 1B			0-2 P8	4 1 2 1 0 0 0												
<b>Ellis Burks, R</b> (1, 7) OBP: 0.347, SLG: 0.509	1-0 FC6-4			3-1 17 HR 1B		2-0 SF9			0-1 G1-3	3 1 1 1 0 0 1												
<b>17 Todd Helton, L</b> (1, 3) OBP: 0.349, SLG: 0.486		0-0 F9		1-1 HR		3-H 2-1 HBP			1-2 G3-1	3 1 1 2 0 0 0												
<b>John Vander Wal, L</b> (1, 10) <b>Greg Colbrunn, R</b> (6, PH) OBP: 0.355, SLG: 0.455		3-2 P6		2-3 K2-3		3-1 P8			1-2 1B 2B	2 0 0 0 0 1 0 2 0 1 0 0 0 2												
<b>Jeff Barry, S</b> (1, 8) OBP: 0.219, SLG: 0.207		0-1 F7		1-3 K		0-0 G1-3			2-3 K	4 0 0 0 0 2 3												
<b>Kirt Manwaring, R</b> (1, 2) <b>Jeff Reed, L</b> (9, PH) OBP: 0.373, SLG: 0.453			3-3 K		3-3 K		2-3 K		2-2 1B	3 0 0 0 0 3 0 1 0 1 0 0 0 0												
<b>Inning Stats</b>	R: 1 E: 1 K: 0 S: 8	H: 0 LOB: 1 BB: 1 P: 15	R: 0 E: 0 K: 0 S: 6	H: 0 LOB: 0 BB: 0 P: 9	R: 0 E: 0 K: 2 S: 8	H: 0 LOB: 0 BB: 0 P: 14	R: 3 E: 0 K: 2 S: 17	H: 3 LOB: 0 BB: 0 P: 25	R: 0 E: 0 K: 2 S: 10	H: 0 LOB: 0 BB: 0 P: 16		R: 1 E: 0 K: 0 S: 7	H: 2 LOB: 2 BB: 0 P: 14	R: 0 E: 0 K: 2 S: 10	H: 1 LOB: 1 BB: 0 P: 15	R: 0 E: 0 K: 0 S: 10	H: 0 LOB: 0 BB: 0 P: 11	R: 0 E: 0 K: 2 S: 14	H: 2 LOB: 2 BB: 0 P: 20	1B: 4 2B: 2 3B: 0 HR: 2	SF: 1 SAC: 0 DP: 0 HBP: 1	WP: 0 PB: 0 SB: 0 CS: 0
<b>PITCHER</b>	IP WLS BF H R ER SO BB IBB HBP BLK WP HR S P ERA WHIP																					
<b>27 Ken Cloude, R</b> (1, 1) ERA: 6.06	5.1 W 23 5 5 4 6 1 0 0 0 0 0 2 52 84 6.75 1.125																					
<b>39 Greg McCarthy, L</b> (6, 1) ERA: 1.5	0.2 3 0 0 0 0 0 0 0 1 0 0 0 4 9 0.00 0.000																					
<b>31 Bobby Ayala, R</b> (7, 1) ERA: 7.17	2.0 7 1 0 0 2 0 0 0 0 0 0 0 20 26 0.00 0.500																					
<b>Mike Timlin, R</b> (9, 1) ERA: 3.59	1.0 5 2 0 0 2 0 0 0 0 0 0 0 14 20 0.00 2.000																					

Batter	1	2	3	4	5	6	7	8	9	AB R H RBI BB SO LOB	BOTTOM									
<b>Joey Cora, S</b> (1, 4) OBP: 0.352, SLG: 0.353	2-2 P8		1-2 F9	0-1 S 1B	1-0 F7		1-3 2B			5 0 2 0 0 0 1	<b>Colorado Rockies @ Seattle Mariners</b> The Kingdome, Seattle, WA Wed Jul 01 1998, 10:05 PM EDT Att: 25,551 - Dome - 72 F									
<b>Alex Rodriguez, R</b> (1, 6) OBP: 0.363, SLG: 0.592	2-0 G3 HR 1B		1-1 S HR 1B	3-2 P3		2-2 G6-3			0-3 K	5 2 2 0 0 1 3										
<b>Ken Griffey Jr., L</b> (1, 8) OBP: 0.372, SLG: 0.669	1-2 G3		3-2 1-H HR		1-1 2B		1-1 G3-1 2B		3-2 2B	5 2 4 2 0 0 1										
<b>Edgar Martinez, R</b> (1, 10) OBP: 0.404, SLG: 0.530	2-2 HR		1-1 G6-3		3-2 HR 2B		1-1 G3-1 2B		4-2 FC6-4 BB	4 2 2 3 1 0 1										
<b>David Segui, S</b> (1, 3) OBP: 0.389, SLG: 0.551	0-0 G3		2-1 HR		1-0 HR 2B		4-1 FC6-4 BB		2-2 P7	4 2 2 3 1 0 2										
<b>Russ Davis, R</b> (1, 5) OBP: 0.308, SLG: 0.448		0-3 K	3-2 1B		3-1 2B 1B		1-0 FC6-4		2-3 K	5 1 2 0 0 2 4										
<b>Glenallen Hill, R</b> (1, 7) <b>Rickey Cradle, R</b> (8, 7)		1-0 2B	0-0 P6		1-0 G4-3 1-H 2B		1-3 K		0-2 FC5-4	4 0 2 1 0 1 1 1 0 0 0 0 0 2										
<b>Dan Wilson, R</b> (1, 2) OBP: 0.304, SLG: 0.371		1-0 F7		3-2 G5-3		1-0 G1-3			2-1 F9	4 0 0 0 0 0 2										
<b>Rob Ducey, L</b> (1, 9) OBP: 0.324, SLG: 0.391		3-2 L3		2-1 G3		2-2 G4-3			2-1 2B HBP	3 0 0 0 0 0 2										
<b>Inning Stats</b>	R: 2 E: 0 K: 0 S: 13	H: 2 LOB: 0 BB: 0 P: 20	R: 0 E: 0 K: 1 S: 8	H: 1 LOB: 0 BB: 0 P: 13	R: 3 E: 0 K: 0 S: 17	H: 4 LOB: 1 BB: 0 P: 28	R: 0 E: 0 K: 0 S: 11	H: 1 LOB: 1 BB: 0 P: 19	R: 4 E: 0 K: 0 S: 16	H: 5 LOB: 1 BB: 0 P: 29		R: 0 E: 0 K: 2 S: 9	H: 1 LOB: 2 BB: 1 P: 18	R: 0 E: 0 K: 2 S: 11	H: 1 LOB: 2 BB: 0 P: 18	R: 0 E: 0 K: 1 S: 16	H: 1 LOB: 2 BB: 1 P: 27	1B: 5 2B: 7 3B: 0 HR: 4	SF: 0 SAC: 0 DP: 0 HBP: 1	WP: 0 PB: 0 SB: 2 CS: 0
<b>PITCHER</b>	IP WLS BF H R ER SO BB IBB HBP BLK WP HR S P ERA WHIP																			
<b>Mike Saipke, R</b> (1, 1) ERA: 10.8	4.0 L 25 13 9 9 1 0 0 0 0 0 0 0 7 11 20.25 3.250																			
<b>Mike DeJean, R</b> (5, 1) ERA: 2.15	1.0 3 0 0 0 0 0 0 0 0 0 0 0 7 11 0.00 0.000																			
<b>Curt Leskanic, R</b> (6, 1) ERA: 4.73	1.0 5 1 0 0 0 1 0 0 0 0 0 0 9 18 0.00 2.000																			
<b>Jerry Dipoto, R</b> (7, 1) ERA: 4.25	2.0 10 2 0 0 3 1 0 1 0 0 0 0 27 45 0.00 1.500																			




Batter	1	2	3	4	5	6	7	8	9	AB	R	H	RBI	BB	SO	LOB	TOP				
<b>Neft Perez, S</b> (1,6) OBP: 0.328, SLG: 0.395 <b>7 Kurt Abbott, R</b> (8,6) OBP: 0.296, SLG: 0.356	1-2 G4-3		1-0 2B		2-3 K		1-0 FC4			4	0	1	1	0	1	3					
<b>3 Mike Lansing, R</b> (1,4) OBP: 0.305, SLG: 0.348	0-0 P4		0-1 P2		0-1 G4-6-3 1B		2-0 F8			4	0	1	0	0	0	2					
<b>Dante Bichette, R</b> (1,9) OBP: 0.351, SLG: 0.514	3-1 F9			1-1 HR 2B				1-2 17 G4-6-3 1B		4	1	2	0	0	0	3					
<b>Vinny Castilla, R</b> (1,5) OBP: 0.355, SLG: 0.579 <b>Jason Bates, S</b> (8,5) OBP: 0.296, SLG: 0.196		2-1 17 G6-3 HBP		1-0 2H HR		1-1 17 G3 1B		0-1 F8		3	1	2	2	0	0	1					
<b>17 Todd Helton, L</b> (1,3) OBP: 0.345, SLG: 0.479	2-2 G6-3		0-0 P6		1-2 G3		2-1 G4-6-3			4	0	0	0	0	0	3					
<b>Ellis Burks, R</b> (1,7) OBP: 0.343, SLG: 0.502	0-3 K		0-3 K		1-3 K			1-2 G5-3		4	0	0	0	0	3	1					
<b>Jeff Reed, L</b> (1,2) OBP: 0.366, SLG: 0.443 <b>Jeff Barry, S</b> (9, PH) OBP: 0.212, SLG: 0.200			2-2 F9		0-0 G6-3		2-1 G1-3		1-3 K	3	0	0	0	0	0	1	AB 34 R 3 H 10 RBI 3 BB 1 SO 5 LOB 16				
<b>John Vander Wal, L</b> (1,10) OBP: 0.388, SLG: 0.491 <b>Greg Colbrunn, R</b> (9, PH) OBP: 0.360, SLG: 0.461			1-1 1 G3 2B 1B		0-0 3 1B 1 BB 1B		0-1 G4-3		2-2 1 FC4 1B	3	1	2	0	0	0	0					
<b>1 Curtis Goodwin, L</b> (1,8) OBP: 0.325, SLG: 0.302	1-2 G3		1-2 G3		4-0 3 1B BB		1-0 FC4 1B		1-2 FC4	3	0	1	0	1	0	2					
<b>Inning Stats</b>	R: 0 E: 0 K: 0 S: 7	H: 0 LOB: 0 BB: 0 P: 11	R: 0 E: 0 K: 1 S: 7	H: 0 LOB: 0 BB: 0 P: 11	R: 1 E: 0 K: 0 S: 11	H: 2 LOB: 1 BB: 0 P: 16	R: 2 E: 0 K: 1 S: 8	H: 2 LOB: 0 BB: 0 P: 10	R: 0 E: 0 K: 1 S: 10	H: 1 LOB: 2 BB: 1 P: 15	R: 0 E: 0 K: 0 S: 5	H: 1 LOB: 1 BB: 0 P: 9	R: 0 E: 0 K: 0 S: 7	H: 1 LOB: 0 BB: 0 P: 10	R: 0 E: 0 K: 1 S: 16	H: 1 LOB: 1 BB: 0 P: 21	1B: 7 2B: 2 3B: 0 HR: 1	SF: 0 SAC: 0 DP: 3 HBP: 1	WP: 0 PB: 0 SB: 0 CS: 0	PA: 36	
<b>PITCHER</b>	IP	WLS	BF	H	R	ER	SO	BB	IBB	HBP	BLK	WP	HR	S	P	ERA	WHIP				
<b>26 Bill Swift, R</b> (1,1) ERA: 4.83	7.0	W	29	8	3	3	4	1	0	1	0	0	1	59	89	3.86	1.286				
<b>Bob Wells, R</b> (8,1) ERA: 5.34	1.0		3	1	0	0	0	0	0	0	0	0	0	7	10	0.00	1.000				
<b>Paul Spoljanc, L</b> (9,1) ERA: 6.06	1.0		4	1	0	0	1	0	0	0	0	0	0	16	21	0.00	1.000				

Colorado Rockies @ Seattle Mariners  
The Kingdome, Seattle, WA  
Thu Jul 02 1998, 6:33 AM EDT  
Att: 32,523 - Dome - 72 F

livebaseballscorecards.com

AB 34  
R 3  
H 10  
RBI 3  
BB 1  
SO 5  
LOB 16




Batter	1	2	3	4	5	6	7	8	9	AB	R	H	RBI	BB	SO	LOB	BOTTOM				
<b>Joey Cora, S</b> (1,4) OBP: 0.351, SLG: 0.352 <b>Rico Rossy, R</b> (6,4) OBP: 0.444, SLG: 0.714	1-2 1B		3-2 G6-3		2-1 F9			2-2 F9		4	1	1	0	0	0	2					
<b>Alex Rodriguez, R</b> (1,6) OBP: 0.381, SLG: 0.586	0-0 G1-3		2-1 G5-3			3-1 G5-3		2-0 F9		5	1	1	0	0	0	0					
<b>Ken Griffey Jr., L</b> (1,8) OBP: 0.375, SLG: 0.682	2-2 1B		0-1 HR		0-2 F7		1-0 E2 1B		0-0 WP 1B	5	2	3	3	0	0	0					
<b>Edgar Martinez, R</b> (1,10) OBP: 0.404, SLG: 0.526	0-0 P3		0-1 F8		1-3 K		0-0 WP 1B		4-0 WP BB	4	0	1	0	1	1	1					
<b>David Segui, S</b> (1,3) OBP: 0.392, SLG: 0.549	2-1 1B		4-0 1B HR BB		4-0 BB		0-0 L8		3-2 L3	3	2	1	1	2	0	4					
<b>Glenallen Hill, R</b> (1,7) OBP: 0.342, SLG: 0.540 <b>Rob Ducey, L</b> (7,7) OBP: 0.324, SLG: 0.391	3-1 1B		2-0 1B		0-1 P3		2-3 K			4	2	2	0	0	1	3					
<b>Russ Davis, R</b> (1,5) OBP: 0.307, SLG: 0.456	1-3 K		1-2 1B		1-0 F8		2-3 K			4	1	1	3	0	2	2	AB 37 R 10 H 12 RBI 10 BB 4 SO 7 LOB 12				
<b>Dan Wilson, R</b> (1,2) OBP: 0.303, SLG: 0.369	1-0 1B		2-3 K		1-0 F9		1-0 G4-3			4	1	1	1	0	1	0					
<b>Rickey Cradle, R</b> (1,9) OBP: 0.400, SLG: 0.250	1-1 S 1B		1-3 K		4-1 BB		1-3 K			3	0	1	2	1	2	0					
<b>Inning Stats</b>	R: 6 E: 0 K: 1 S: 21	H: 7 LOB: 1 BB: 0 P: 33	R: 4 E: 0 K: 1 S: 13	H: 3 LOB: 0 BB: 1 P: 23	R: 0 E: 0 K: 1 S: 10	H: 0 LOB: 0 BB: 0 P: 16	R: 0 E: 0 K: 1 S: 8	H: 0 LOB: 1 BB: 1 P: 13	R: 0 E: 0 K: 0 S: 5	H: 0 LOB: 1 BB: 1 P: 13	R: 0 E: 1 K: 1 S: 10	H: 1 LOB: 2 BB: 0 P: 16	R: 0 E: 0 K: 2 S: 7	H: 0 LOB: 0 BB: 0 P: 11	R: 0 E: 0 K: 0 S: 8	H: 1 LOB: 2 BB: 1 P: 19	1B: 9 2B: 0 3B: 1 HR: 2	SF: 0 SAC: 0 DP: 0 HBP: 0	WP: 2 PB: 0 SB: 1 CS: 0	PA: 41	
<b>PITCHER</b>	IP	WLS	BF	H	R	ER	SO	BB	IBB	HBP	BLK	WP	HR	S	P	ERA	WHIP				
<b>Darryl Kile, R</b> (1,1) ERA: 5.04	2.0	L	17	10	10	10	2	1	0	0	0	0	0	28	56	0.00	0.818				
<b>Mike Munoz, L</b> (3,1) ERA: 6.0	3.2		15	1	0	0	2	2	0	0	0	0	0	12	18	0.00	0.000				
<b>Dave Veres, R</b> (6,1) ERA: 3.65	1.1		4	0	0	0	3	0	0	0	0	1	0	8	19	0.00	2.000				
<b>Jerry Dipoto, R</b> (8,1) ERA: 4.14	1.0		5	1	0	0	0	1	0	0	0	1	0	8	19	0.00	2.000				

Colorado Rockies @ Seattle Mariners  
The Kingdome, Seattle, WA  
Thu Jul 02 1998, 6:33 AM EDT  
Att: 32,523 - Dome - 72 F

livebaseballscorecards.com

AB 37  
R 10  
H 12  
RBI 10  
BB 4  
SO 7  
LOB 12





Batter	1	2	3	4	5	6	7	8	9	AB	R	H	RBI	BB	SO	LOB	TOP				
<b>Neft Perez, S</b> (1, 6) OBP: 0.330, SLG: 0.394	1-3 K	1-1 G3			1-1 S 1B		4-0 CS BB			3	0	1	0	1	1	1	<b>Colorado Rockies @ San Diego Padres</b> Qualcomm Stadium, San Diego, CA Fri Jul 03 1998, 10:05 PM EDT Att: 40,588 - Unknown - 72 F  <b>AB 29</b> <b>R 2</b> <b>H 8</b> <b>RBI 2</b> <b>BB 5</b> <b>SO 8</b> <b>LOB 14</b>				
<b>Ellis Burks, R</b> (1, 8) OBP: 0.342, SLG: 0.497	2-3 K		1-2 G6-3		4-2 SAFE BB		1-0 G4-3			3	0	0	0	1	1						
<b>Dante Bichette, R</b> (1, 7) OBP: 0.353, SLG: 0.514	2-2 E PB 1B		0-0 P3		0-2 P5			1-2 G6-4-3 1B		4	0	2	0	0	0	2					
<b>Larry Walker, L</b> (1, 9) OBP: 0.418, SLG: 0.576	1-0 E4 BB		2-2 K			4-0 1B 17 BB		0-1 G6-4-3 1B		3	1	0	0	1	1	2					
<b>Vinny Castilla, R</b> (1, 5) OBP: 0.359, SLG: 0.580	4-2 SAFE BB			2-1 17 G4-6-3 1B		1-1 SH5-4 17 1B		0-0 F7		3	1	2	0	1	0	0					
<b>17 Todd Helton, L</b> (1, 3) OBP: 0.343, SLG: 0.476	1-3 K			2-2 SAFE G4-6-3 1B		0-0 G5-3-5 3 SH5-4 1B			1-1 F9	4	0	1	1	0	1	4					
<b>3 Mike Lansing, R</b> (1, 4) OBP: 0.305, SLG: 0.348		0-0 G6-3		2-3 K		2-1 SH5-4			0-0 1B	3	0	1	0	0	1	0					
<b>Kirt Manwaring, R</b> (1, 2) OBP: 0.346, SLG: 0.327		2-2 SH3 1B			4-1 FC2-6 BB	2-1 G5-3-5			0-3 K	1	0	1	0	1	0	0					
<b>John Vander Wal, L</b> (6, PH) OBP: 0.392, SLG: 0.481						2-3 3-H 3-H				1	0	0	1	0	0	1					
<b>Jeff Reed, L</b> (6, 2) OBP: 0.364, SLG: 0.439										1	0	0	0	0	1	1					
<b>Jamey Wright, R</b> (1, 1) OBP: 0.375, SLG: 0.185		1-0 SH3			0-1 FC2-6 1B		2-3 K		0-3 K	1	0	0	0	0	0	1					
<b>1 Curtis Gooden, L</b> (7, PH) OBP: 0.327, SLG: 0.299										1	0	0	0	0	1	0					
<b>Mike DeJean, R</b> (7, 1) OBP: 0.322, SLG: 0.299										0	0	0	0	0	0	0					
<b>Chuck McLeroy, L</b> (8, 1) OBP: 0.350, SLG: 0.600										0	0	0	0	0	0	0					
<b>Dave Veres, R</b> (8, PH) OBP: 0.327, SLG: 0.466										0	0	0	0	0	0	0					
<b>Greg Colburn, R</b> (8, PH) OBP: 0.307, SLG: 0.466										1	0	0	0	0	0	1					
<b>Inning Stats</b>	R: 0 E: 1 K: 3 S: 16	H: 1 LOB: 3 BB: 1 P: 27	R: 0 E: 0 K: 0 S: 7	H: 1 LOB: 1 BB: 0 P: 11	R: 0 E: 0 K: 1 S: 8	H: 0 LOB: 0 BB: 0 P: 11	R: 0 E: 0 K: 1 S: 8	H: 1 LOB: 2 BB: 0 P: 14	R: 0 E: 0 K: 0 S: 12	H: 2 LOB: 0 BB: 1 P: 21	R: 0 E: 0 K: 1 S: 6	H: 0 LOB: 0 BB: 1 P: 11	R: 0 E: 0 K: 0 S: 6	H: 1 LOB: 1 BB: 0 P: 7	R: 0 E: 0 K: 2 S: 9	H: 1 LOB: 1 BB: 0 P: 10	1B: 8 2B: 1 3B: 0 HR: 0	SF: 0 SAC: 2 DP: 3 HBP: 0	WP: 0 PB: 1 SB: 1 CS: 1	PA: 36	
<b>PITCHER</b>	IP	WLS	BF	H	R	ER	SO	BB	IBB	HBP	BLK	WP	HR	S	P	ERA	WHIP				
<b>Joey Hamilton, R</b> (1, 1) ERA: 5.15	7.0	W	29	6	2	2	6	5	0	0	0	0	0	61	108	2.57	1.571				
<b>Dan Miceli, R</b> (8, 1) ERA: 3.02	1.0		3	1	0	0	0	0	0	0	0	0	0	6	7	0.00	1.000				
<b>Trevor Hoffman, R</b> (9, 1) ERA: 1.91	1.0	S	4	1	0	0	2	0	0	0	0	0	0	9	10	0.00	1.000				

Batter	1	2	3	4	5	6	7	8	9	AB	R	H	RBI	BB	SO	LOB	BOTTOM				
<b>Quilvio Veras, S</b> (1, 4) OBP: 0.393, SLG: 0.360	1-0 BB 1B		1-1 G4-3			4-0 BB 1B		3-2 G6-3	1-3 K	4	0	1	0	1	1	4	<b>Colorado Rockies @ San Diego Padres</b> Qualcomm Stadium, San Diego, CA Fri Jul 03 1998, 10:05 PM EDT Att: 40,588 - Unknown - 72 F  <b>AB 27</b> <b>R 4</b> <b>H 8</b> <b>RBI 4</b> <b>BB 10</b> <b>SO 2</b> <b>LOB 23</b>				
<b>Tony Gwynn, L</b> (1, 9) OBP: 0.378, SLG: 0.482	4-0 SAFE 1B			2-2 G6-3	4-0 BB		4-0 2B	1-2 FC6-4		2	0	0	0	3	0	3					
<b>Trevor Hoffman, R</b> (9, 1) ERA: 1.91	1-2 BB				1-2 2-3 BB		2B IBB	1-2 1-2f		0	0	0	0	0	0	0					
<b>Ken Caminiti, S</b> (1, 5) OBP: 0.361, SLG: 0.489	3-2 L3			4-0 BB	0-1 F7		3-0 2B	1-3 3-H 1-3 2B		3	0	1	1	1	0	4					
<b>Greg Vaughn, R</b> (1, 7) OBP: 0.379, SLG: 0.639		4-1 G4-6-3 BB		0-0 P3	3-2 L6		1-3 K			3	0	0	0	1	1	6					
<b>Wally Joyner, L</b> (1, 3) OBP: 0.393, SLG: 0.457		0-1 G4-6-3		2-1 G3		1-0 G4-3		2-1 1B 2B 1B		4	1	1	0	0	0	2					
<b>Steve Finley, L</b> (1, 8) OBP: 0.283, SLG: 0.394		4-1 S BB			3-2 HR	4-2 G5-4-3 BB		3-2 F7		2	1	1	1	2	0	1					
<b>Carlos Hernandez, R</b> (1, 2) OBP: 0.329, SLG: 0.402		1-2 L3			0-2 HR	1-1 G5-4-3		0-0 2B 1B		4	1	2	1	0	0	2					
<b>Chris Gomez, R</b> (1, 6) OBP: 0.333, SLG: 0.373			3-2 G6-3		3-2 FC5-6 2B		4-1 G6-3 SH3-4 2B BB	2-2 2B		3	1	2	1	1	0	0					
<b>Joey Hamilton, R</b> (1, 1) OBP: 0.167, SLG: 0.195				1-1 G4-3		0-1 FC5-6 BB BB		4-2 SH3-4	4-2 FC6-4 BB	2	0	0	0	0	0	1					
<b>Ed Giovanola, L</b> (7, PH) OBP: 0.340, SLG: 0.409										0	0	0	0	0	0	0					
<b>Dan Miceli, R</b> (8, 1) OBP: 1.000, SLG: 1.000										0	0	0	0	0	0	0					
<b>Jim Leyritz, R</b> (8, PH) OBP: 0.388, SLG: 0.527										0	0	0	0	1	0	0					
<b>Ruben Rivera, R</b> (9, 9) OBP: 0.283, SLG: 0.470										0	0	0	0	0	0	0					
<b>Inning Stats</b>	R: 0 E: 0 K: 0 S: 4	H: 1 LOB: 0 BB: 1 P: 12	R: 0 E: 0 K: 0 S: 8	H: 0 LOB: 2 BB: 2 P: 16	R: 0 E: 0 K: 0 S: 9	H: 0 LOB: 0 BB: 0 P: 14	R: 0 E: 0 K: 0 S: 6	H: 0 LOB: 1 BB: 1 P: 14	R: 2 E: 0 K: 0 S: 18	H: 3 LOB: 3 BB: 2 P: 35	R: 0 E: 0 K: 0 S: 6	H: 0 LOB: 0 BB: 1 P: 12	R: 1 E: 0 K: 1 S: 10	H: 1 LOB: 2 BB: 2 P: 25	R: 1 E: 0 K: 1 S: 21	H: 3 LOB: 3 BB: 1 P: 34	1B: 3 2B: 4 3B: 0 HR: 2	SF: 0 SAC: 1 DP: 3 HBP: 0	WP: 0 PB: 0 SB: 1 CS: 0	PA: 38	
<b>PITCHER</b>	IP	WLS	BF	H	R	ER	SO	BB	IBB	HBP	BLK	WP	HR	S	P	ERA	WHIP				
<b>Jamey Wright, R</b> (1, 1) ERA: 6.03	6.0		25	4	2	2	0	7	0	0	0	0	0	51	103	3.00	1.833				
<b>Mike DeJean, R</b> (7, 1) ERA: 2.3	1.0	L	6	1	1	1	1	1	1	0	0	0	0	10	25	9.00	2.000				
<b>Chuck McLeroy, L</b> (8, 1) ERA: 1.86	0.1		4	3	1	1	0	0	0	0	0	0	0	9	16	27.00	9.000				
<b>Dave Veres, R</b> (8, 1) ERA: 3.6	0.2		3	0	0	0	1	1	0	0	0	0	0	12	18	0.00	1.500				



Batter	1	2	3	4	5	6	7	8	9	AB	R	H	RBI	BB	SO	LOB	TOP										
<b>Nefti Perez, S</b> (1,6) OBP: 0.332, SLG: 0.395 <b>7 Kurt Abbott, R</b> (8,6) OBP: 0.296, SLG: 0.356	0-2 CS 1B		1-0 FC5-4		1-2 G6-3			2-2 1B 1B		4	1	2	0	0	0	1											
<b>3 Mike Lansing, R</b> (1,4) OBP: 0.305, SLG: 0.347	1-2 G1-3		1-1 F9			1-1 1B		3-1 F8		4	0	1	0	0	0	3											
<b>Dante Bichette, R</b> (1,7) OBP: 0.352, SLG: 0.511	2-2 G6-3			0-0 F8		0-0 F8		0-0 1B		4	0	1	1	0	0	1											
<b>Larry Walker, L</b> (1,9) OBP: 0.419, SLG: 0.579 <b>David Wainhouse, L</b> (8,1)		2-0 PB 2B		0-1 1B		0-1 F7		3-2 G4-3		4	0	2	0	0	0	2											
<b>Vinny Castilla, R</b> (1,5) OBP: 0.355, SLG: 0.573	1-1 P6		2-1 F8		1-3 K2-3				1-3 K	4	0	0	0	0	2	3											
<b>Ellis Burks, R</b> (1,8) OBP: 0.340, SLG: 0.493	2-2 F9		0-2 1B			0-3 K			0-2 F8	4	0	1	0	0	1	1											
<b>Greg Colbrunn, R</b> (1,3) <b>John Vander Wal, L</b> (8,9) OBP: 0.377, SLG: 0.473	0-3 K		2-3 K			1-3 K			3-2 F7	3	0	0	0	0	3	3											
<b>Kirt Manwaring, R</b> (1,2) <b>Jeff Reed, L</b> (7,PH) OBP: 0.361, SLG: 0.436			1-3 K		2-3 K		3-3 K			2	0	0	0	0	2	0											
<b>Bobby Jones, R</b> (1,1) <b>Jerry Dipoto, R</b> (7,1) <b>17 Todd Helton, L</b> (7,3) OBP: 0.342, SLG: 0.474			0-1 FC5-4 1B		3-0 P4			0-1 G6-3		2	0	1	0	0	0	0											
<b>Inning Stats</b>	R: 0 E: 0 K: 0 S: 13	H: 1 LOB: 0 BB: 0 P: 16	R: 0 E: 0 K: 1 S: 9	H: 1 LOB: 1 BB: 0 P: 14	R: 0 E: 0 K: 1 S: 8	H: 1 LOB: 0 BB: 0 P: 11	R: 0 E: 0 K: 1 S: 12	H: 2 LOB: 2 BB: 0 P: 16	R: 0 E: 0 K: 1 S: 7	H: 0 LOB: 0 BB: 0 P: 13	R: 0 E: 0 K: 3 S: 10	H: 1 LOB: 1 BB: 0 P: 11	R: 0 E: 0 K: 3 S: 10	H: 0 LOB: 0 BB: 0 P: 14	R: 1 E: 0 K: 0 S: 12	H: 2 LOB: 1 BB: 0 P: 20	R: 0 E: 0 K: 1 S: 9	H: 0 LOB: 0 BB: 0 P: 13	1B: 7 2B: 1 3B: 0 HR: 0	SF: 0 SAC: 0 DP: 0 HBP: 0	WP: 1 PB: 1 SB: 0 CS: 1	PA: 34					
<b>PITCHER</b>	IP	WLS	BF	H	R	ER	SO	BB	IBB	HBP	BLK	WP	HR	S	P	ERA	WHIP										
<b>24 Mark Langston, L</b> (1,1) ERA: 3.78	6.0	W	23	6	0	0	5	0	0	0	0	0	0	58	81	0.00	1.000										
<b>Kevin Brown, R</b> (7,1) ERA: 2.67	1.0		3	0	0	0	3	0	0	0	0	0	0	10	14	0.00	0.000										
<b>Brian Boehringer, R</b> (8,1) ERA: 5.27	2.0		8	2	1	1	1	0	0	0	0	1	0	21	33	4.50	1.000										

Colorado Rockies @ San Diego Padres  
Qualcomm Stadium, San Diego, CA  
Sat Jul 04 1998, 10:05 PM EDT  
Att: 61,148 - Unknown - 72 F

AB 34  
R 1  
H 8  
RBI 1  
BB 0  
SO 9  
LOB 14



Batter	1	2	3	4	5	6	7	8	9	AB	R	H	RBI	BB	SO	LOB	BOTTOM										
<b>Quilvio Veras, S</b> (1,4) OBP: 0.398, SLG: 0.361 <b>Archi Cianfrocco, R</b> (8,PH) OBP: 0.194, SLG: 0.212	4-2 BB 2B		4-0 S 1B SF9		1-1 G4-3		0-0 CS	2-2 1B HR	0-1 G4-3	2	3	1	0	2	0	1											
<b>Tony Gwynn, L</b> (1,9) OBP: 0.383, SLG: 0.484 <b>Mark Sweeney, L</b> (8,PH) OBP: 0.290, SLG: 0.287	4-1 2B SF8		1-0 G3 SF9		1-2 G6-3		0-0 1B HR	0-1 G4-3		3	2	2	0	1	0	1											
<b>Ken Caminiti, S</b> (1,5) <b>Ed Giovannola, L</b> (8,5) OBP: 0.367, SLG: 0.518 OBP: 0.347, SLG: 0.416	0-2 2B		3-1 SF9		0-0 F7 2B		3-2 1B HR	2-0 1B		3	1	3	5	0	0	0											
<b>Greg Vaughn, R</b> (1,7) <b>Ruben Rivera, R</b> (8,7) OBP: 0.375, SLG: 0.631 OBP: 0.390, SLG: 0.478	2-3 K		0-1 G3		1-3 K		2-3 K	3-2 1B		4	0	0	0	0	3	4											
<b>Jim Leyritz, R</b> (1,3) OBP: 0.393, SLG: 0.530	0-1 SF8		4-2 HBP BB		1-1 F7		2-2 2B 1B	1-1 BB		3	1	2	2	1	0	1											
<b>Steve Finley, L</b> (1,8) OBP: 0.294, SLG: 0.391	0-1 P5		1-0 HBP		0-0 F8		1-0 G4-3	4-1 BB		3	0	0	0	1	0	3											
<b>Carlos Hernandez, R</b> (1,2) <b>Brian Boehringer, S</b> (8,1)		0-2 G6-3	0-1 G6-3			4-1 FC5-4 BB	2-1 1B 2B	1-3 K		3	1	1	1	1	0	3											
<b>Chris Gomez, R</b> (1,6) OBP: 0.333, SLG: 0.372		1-1 G6-3		2-2 CI WP SH3-4		0-3 K	0-0 FC6-4 1B			3	0	1	1	0	1	1											
<b>24 Mark Langston, R</b> (1,1) ERA: 6.21 <b>Andy Sheets, R</b> (6,PH) OBP: 0.299, SLG: 0.353 <b>Kevin Brown, R</b> (7,1) OBP: 0.273, SLG: 0.262 <b>Wally Joyner, L</b> (7,PH) OBP: 0.391, SLG: 0.455		1-1 L4		0-0 SH3-4		1-1 FC5-4	2-2 FC6-4			1	0	0	0	0	0	0											
<b>Inning Stats</b>	R: 2 E: 0 K: 1 S: 15	H: 1 LOB: 1 BB: 2 P: 25	R: 0 E: 0 K: 0 S: 7	H: 0 LOB: 0 BB: 0 P: 9	R: 1 E: 0 K: 0 S: 10	H: 1 LOB: 3 BB: 2 P: 23	R: 0 E: 1 K: 0 S: 10	H: 0 LOB: 1 BB: 0 P: 14	R: 0 E: 0 K: 1 S: 7	H: 1 LOB: 1 BB: 0 P: 9	R: 0 E: 0 K: 1 S: 6	H: 0 LOB: 0 BB: 1 P: 11	R: 5 E: 0 K: 1 S: 21	H: 6 LOB: 1 BB: 0 P: 35	R: 1 E: 0 K: 1 S: 17	H: 3 LOB: 3 BB: 1 P: 28	1B: 8 2B: 3 3B: 0 HR: 1	SF: 2 SAC: 1 DP: 0 HBP: 1	WP: 1 PB: 0 SB: 1 CS: 1	PA: 44							
<b>PITCHER</b>	IP	WLS	BF	H	R	ER	SO	BB	IBB	HBP	BLK	WP	HR	S	P	ERA	WHIP										
<b>Bobby Jones, L</b> (1,1) ERA: 6.21	6.0	L	29	5	5	5	3	5	0	0	0	0	0	59	97	7.50	1.667										
<b>Jerry Dipoto, R</b> (7,1) ERA: 4.74	1.0		7	4	3	3	1	0	0	0	0	0	1	17	29	27.00	4.000										
<b>David Wainhouse, R</b> (8,1) ERA: 6.0	1.0		7	3	1	1	1	1	0	0	0	0	0	17	28	9.00	4.000										

Colorado Rockies @ San Diego Padres  
Qualcomm Stadium, San Diego, CA  
Sat Jul 04 1998, 10:05 PM EDT  
Att: 61,148 - Unknown - 72 F

AB 32  
R 9  
H 12  
RBI 9  
BB 6  
SO 5  
LOB 19





Batter	1	2	3	4	5	6	7	8	9	AB	R	H	RBI	BB	SO	LOB	TOP		
<b>Neft Perez, S</b> OBP: 0.328, SLG: 0.391	B1-3		F9			FC4-2			F8	4	0	0	0	0	0	1			
<b>3 Mike Lansing, R</b> OBP: 0.301, SLG: 0.342	G6-3				G5-3	G6-3			F8	4	0	0	0	0	0	1			
<b>Dante Bichette, R</b> OBP: 0.351, SLG: 0.508	F7			P5				G5-4-3 1B	G4-3	4	0	1	0	0	0	0			
<b>Larry Walker, L</b> OBP: 0.414, SLG: 0.571		G4-3		F8				K		3	0	0	0	0	1	1			
<b>Vinny Castilla, R</b> OBP: 0.355, SLG: 0.571		G5-3				G5-4-3				3	0	1	0	0	0	1			
<b>17 Todd Helton, L</b> OBP: 0.342, SLG: 0.483					G6-3				G6-3	3	1	1	1	0	0	1			
<b>Jeff Reed, L</b> OBP: 0.354, SLG: 0.426									G5-3	3	0	0	0	0	1	0			
<b>1 Curtis Goodwin, L</b> OBP: 0.322, SLG: 0.309			G4-3						G4-3	3	0	1	0	0	0	0			
<b>Pedro Astacio, R</b> OBP: 0.200, SLG: 0.182										1	0	0	0	0	0	0			
<b>Darryl Kile, R</b> OBP: 0.293, SLG: 0.375			G4-3							0	0	0	0	0	0	0			
<b>John Vander Wal, L</b> OBP: 0.386, SLG: 0.536						SH1-4				1	1	1	1	0	0	0			
<b>Inning Stats</b>	R: 0 E: 0 K: 0 S: 6	H: 0 LOB: 0 BB: 0 P: 8	R: 1 E: 0 K: 0 S: 4	H: 1 LOB: 0 BB: 0 P: 6	R: 0 E: 0 K: 0 S: 4	H: 0 LOB: 0 BB: 0 P: 5	R: 0 E: 0 K: 0 S: 5	H: 0 LOB: 0 BB: 0 P: 8	R: 0 E: 0 K: 1 S: 5	H: 1 LOB: 1 BB: 0 P: 7	R: 0 E: 0 K: 1 S: 8	H: 1 LOB: 0 BB: 0 P: 11	R: 0 E: 0 K: 0 S: 8	H: 0 LOB: 0 BB: 0 P: 11	R: 1 E: 0 K: 0 S: 7	H: 1 LOB: 0 BB: 0 P: 10	1B: 2 2B: 1 3B: 0 HR: 2	SF: 0 SAC: 1 DP: 2 HBP: 0	WP: 0 PA: 30 PB: 0 SB: 0 CS: 0
<b>PITCHER</b> <b>Andy Ashby, R</b> ERA: 2.54	IP: 9.0 WLS: W BF: 30 H: 5 R: 2 ER: 2 SO: 2 BB: 0 IBB: 0 HBP: 0 BLK: 0 WP: 0 HR: 2 S: 55 P: 75 ERA: 2.00 WHIP: 0.556																		

**Colorado Rockies @ San Diego Padres**  
Qualcomm Stadium, San Diego, CA  
Sun Jul 05 1998, 6:33 AM EDT  
Att: 32,649 - Sunny - 75 F

AB 29  
R 2  
H 5  
RBI 2  
BB 0  
SO 2  
LOB 5



Batter	1	2	3	4	5	6	7	8	9	AB	R	H	RBI	BB	SO	LOB	BOTTOM		
<b>Steve Finley, L</b> OBP: 0.291, SLG: 0.386	K		K		F9	F9				4	0	0	0	0	2	1			
<b>Tony Gwynn, L</b> OBP: 0.381, SLG: 0.479	F8				G3				G3	3	0	0	0	1	0	0			
<b>Ken Caminiti, S</b> OBP: 0.369, SLG: 0.518	3B 1B								F7	4	2	2	0	0	1	1			
<b>Greg Vaughn, R</b> OBP: 0.379, SLG: 0.657	1H 3B									4	2	3	3	0	1	1			
<b>Wally Joyner, L</b> OBP: 0.393, SLG: 0.458	F8									3	0	1	0	1	0	2			
<b>Ed Giovannola, L</b> OBP: 0.347, SLG: 0.413		G4-3			SH1-3				F8	3	1	1	0	0	0	1			
<b>Carlos Hernandez, R</b> OBP: 0.329, SLG: 0.416		G6-3							G1-3	4	1	1	3	0	1	1			
<b>Chris Gomez, R</b> OBP: 0.332, SLG: 0.368										3	1	0	0	1	3	1			
<b>Andy Ashby, R</b> OBP: 0.111, SLG: 0.133			G6-3							4	0	1	1	0	2	0			
<b>Inning Stats</b>	R: 1 E: 0 K: 1 S: 17	H: 2 LOB: 1 BB: 0 P: 25	R: 0 E: 0 K: 1 S: 6	H: 0 LOB: 0 BB: 0 P: 7	R: 0 E: 0 K: 2 S: 11	H: 0 LOB: 1 BB: 1 P: 18	R: 1 E: 0 K: 2 S: 12	H: 2 LOB: 1 BB: 0 P: 20	R: 0 E: 0 K: 1 S: 10	H: 0 LOB: 0 BB: 0 P: 14	R: 4 E: 0 K: 1 S: 14	H: 4 LOB: 1 BB: 1 P: 22	R: 1 E: 0 K: 0 S: 5	H: 1 LOB: 1 BB: 1 P: 13	R: 0 E: 0 K: 2 S: 7	H: 0 LOB: 0 BB: 0 P: 10	1B: 3 2B: 2 3B: 1 HR: 3	SF: 0 SAC: 1 DP: 0 HBP: 0	WP: 0 PA: 36 PB: 0 SB: 0 CS: 0
<b>PITCHER</b> <b>Pedro Astacio, R</b> ERA: 6.22	IP: 6.0 WLS: L BF: 28 H: 8 R: 6 ER: 6 SO: 8 BB: 2 IBB: 0 HBP: 0 BLK: 0 WP: 0 HR: 2 S: 70 P: 106 ERA: 9.00 WHIP: 1.667																		
<b>Darryl Kile, R</b> ERA: 5.04	IP: 2.0 WLS: L BF: 8 H: 1 R: 1 ER: 1 SO: 2 BB: 1 IBB: 0 HBP: 0 BLK: 0 WP: 0 HR: 1 S: 12 P: 23 ERA: 4.50 WHIP: 1.000																		

**Colorado Rockies @ San Diego Padres**  
Qualcomm Stadium, San Diego, CA  
Sun Jul 05 1998, 6:33 AM EDT  
Att: 32,649 - Sunny - 75 F

AB 32  
R 7  
H 9  
RBI 7  
BB 3  
SO 10  
LOB 8





Batter	1	2	3	4	5	6	7	8	9	AB	R	H	RBI	BB	SO	LOB	TOP					
Darryl Hamilton, L (1.8) OBP: 0.389, SLG: 0.357 Steve Reed, R (7.1) OBP: 0.333, SLG: 0.333 Danny Darwin, R (8.1) OBP: 0.097, SLG: 0.034	2-2 1B G4-6-3 1B		0-0 G4-3		4-1 BB		2-2 G1-6-3			3	1	1	0	1	0	1	<b>San Francisco Giants @ Colorado Rockies</b> Coors Field, Denver, CO Fri Jul 10, 1998, 7:05 PM MDT Att: 48,174 - Overcast - 60 F					
Wilson Delgado, S (1.6) OBP: 0.400, SLG: 0.250	1-0 1B G4-6-3 1B		1-0 G4-3		0-1 F7			2-0 F7		4	0	1	0	0	0	2						
Barry Bonds, L (1.7) OBP: 0.548, SLG: 0.548 Brian Johnson, R (7.7) OBP: 0.300, SLG: 0.397	2-0 G4-6-3 1-2 1B		1-0 F8		2-2 G1-3			2-0 1B		3	0	0	0	0	0	3						
Charlie Hayes, R (1.5) OBP: 0.369, SLG: 0.422	4-2 BB BB		0-0 G6-3		1-2 1B WP G4-6-3 1B			1-2 1B		3	1	2	0	1	0	0						
J.T. Snow, L (1.3) OBP: 0.324, SLG: 0.412	4-1 FC6-4 1-2 BB		1-3 K		2-2 G4-6-3 1B			3-3 K		3	0	1	0	1	2	2						
Stan Javier, S (1.9) OBP: 0.359, SLG: 0.353 Chris Jones, R (7.9) OBP: 0.276, SLG: 0.317	0-0 FC6-4 1-2 1B		3-1 1B		3-2 G4-6-3 1-2 1B			2-1 P3		3	0	1	0	0	0	3						
Jeff Kent, R (1.4) OBP: 0.486, SLG: 0.486 Bill Mueller, S (7.4) OBP: 0.381, SLG: 0.409		1-0 G5-3		1-2 F9		1-3 K			0-0 G4-3	3	0	0	0	0	1	1						
Brent Mayne, L (1.2) OBP: 0.405, SLG: 0.376		1-1 L6			4-2 SH1-4 BB			2-3 K		3	0	0	0	1	1	0						
Shawn Estes, R (1.1) OBP: 0.216, SLG: 0.222 Jim Poole, L (5.1) OBP: 0.250, SLG: 0.500 Marvin Benard, L (7.8) OBP: 0.321, SLG: 0.309		3-2 G6-3			0-0 SH1-4 1-2			2-2 G1-6-3 1B		1	0	0	0	0	0	0						
<b>Inning Stats</b>	R: 1 E: 0 K: 0 S: 13	H: 2 LOB: 2 BB: 2 P: 26	R: 0 E: 0 K: 0 S: 6	H: 0 LOB: 0 BB: 0 P: 11	R: 0 E: 0 K: 0 S: 3	H: 0 LOB: 0 BB: 0 P: 5	R: 0 E: 0 K: 1 S: 9	H: 1 LOB: 1 BB: 0 P: 14	R: 0 E: 0 K: 0 S: 11	H: 0 LOB: 2 BB: 2 P: 21	R: 0 E: 0 K: 1 S: 16	H: 2 LOB: 0 BB: 0 P: 23	R: 0 E: 0 K: 1 S: 10	H: 1 LOB: 0 BB: 0 P: 16	R: 0 E: 0 K: 1 S: 11	H: 2 LOB: 2 BB: 0 P: 21		R: 0 E: 0 K: 0 S: 4	H: 0 LOB: 0 BB: 0 P: 7	1B: 8 2B: 0 3B: 0 HR: 0	SF: 0 SAC: 1 DP: 3 HBP: 0	WP: 1 PB: 0 SB: 1 CS: 0
<b>PITCHER</b>	IP WLS BF H R ER SO BB IBB HBP BLK WP HR S P ERA WHIP	Darryl Kile, R (1.1) ERA: 4.95	6.0 W 25 5 2 2 2 4 0 0 0 1 0 58 100 3.00 1.500	Chuck McElroy, L (7.1) ERA: 1.77	2.0 8 3 0 0 2 0 0 0 0 0 0 0 21 37 0.00 1.500	Jerry Dipoto, R (9.1) ERA: 4.62	1.0 3 0 0 0 0 0 0 0 0 0 0 0 4 7 0.00 0.000	<b>PITCHER</b>	IP WLS BF H R ER SO BB IBB HBP BLK WP HR S P ERA WHIP	Darryl Kile, R (1.1) ERA: 4.95	6.0 W 25 5 2 2 2 4 0 0 0 1 0 58 100 3.00 1.500	Chuck McElroy, L (7.1) ERA: 1.77	2.0 8 3 0 0 2 0 0 0 0 0 0 0 21 37 0.00 1.500	Jerry Dipoto, R (9.1) ERA: 4.62	1.0 3 0 0 0 0 0 0 0 0 0 0 0 4 7 0.00 0.000							

Batter	1	2	3	4	5	6	7	8	9	AB	R	H	RBI	BB	SO	LOB	BOTTOM			
Nelfi Perez, S (1.6) OBP: 0.332, SLG: 0.406	1-0 1B 1B		0-0 SH1-4 1-2	0-0 HR 2B		3-1 HR	0-2 F8			4	3	3	2	0	0	0	<b>San Francisco Giants @ Colorado Rockies</b> Coors Field, Denver, CO Fri Jul 10, 1998, 7:05 PM MDT Att: 48,174 - Overcast - 60 F			
Ellis Burks, R (1.8) OBP: 0.344, SLG: 0.512	1-0 G4-6-3 1-2 1B		1-1 G6-3	0-1 HR		1-2 2B 3B	2-2 G6-3			5	2	3	2	0	0	1				
Dante Bichette, R (1.7) OBP: 0.354, SLG: 0.512 Jeff Barry, S (9.9) OBP: 0.212, SLG: 0.200	2-1 G4-6-3 1-2 1B		3-1 G4-3	0-1 1B		3-2 HR 2B		1-0 F7		5	1	3	2	0	0	1				
Larry Walker, L (1.9) OBP: 0.408, SLG: 0.562 John Vander Wal, L (6.8) OBP: 0.390, SLG: 0.526 Jerry Dipoto, R (9.1) ERA: 4.62	0-1 G4-6-3 1-2 1B			P5 K		3-2 L4		2-0 F8		4	0	0	0	0	1	4				
Vinny Castilla, R (1.5) OBP: 0.358, SLG: 0.585	0-0 F9			1-0 17 HBP 3 2B 1B		0-0 F8		1-1 HR		5	2	3	2	0	0	1				
17 Todd Helton, L (1.3) OBP: 0.343, SLG: 0.480		0-1 G3		2-2 3 2B HBP 1B		2-0 1B		3-3 K		4	1	1	0	0	1	1				
3 Mike Lansing, R (1.4) OBP: 0.306, SLG: 0.350		1-0 G6-4-3 1B		2-2 2B 2B		0-0 F7		2-0 1B		4	1	3	2	0	0	1				
Kirt Manwaring, R (1.2) OBP: 0.345, SLG: 0.333		2-2 G6-4-3 1-2 1B		2-1 2B 2B		0-1 1B		3-1 P3		4	1	2	1	0	0	2				
Darryl Kile, R (1.1) OBP: 0.295, SLG: 0.372 Chuck McElroy, L (7.1) ERA: 1.75			1-2 SH1-4 1B	3-2 G6-3		0-1 G4-3			1-3 K	3	0	1	0	0	0	3				
1 Curtis Goodwin, L (9.8) OBP: 0.322, SLG: 0.309										1	0	0	0	0	0	0				
<b>Inning Stats</b>	R: 1 E: 0 K: 0 S: 7	H: 3 LOB: 1 BB: 0 P: 11	R: 0 E: 0 K: 0 S: 6	H: 1 LOB: 0 BB: 0 P: 9	R: 0 E: 0 K: 1 S: 8	H: 1 LOB: 1 BB: 0 P: 13	R: 6 E: 0 K: 1 S: 24	H: 6 LOB: 1 BB: 0 P: 38	R: 0 E: 0 K: 0 S: 7	H: 2 LOB: 2 BB: 0 P: 9	R: 4 E: 0 K: 1 S: 24	H: 5 LOB: 1 BB: 0 P: 43	R: 0 E: 0 K: 1 S: 9	H: 0 LOB: 0 BB: 0 P: 12	R: 0 E: 0 K: 0 S: 6	H: 1 LOB: 1 BB: 0 P: 11	1B: 10 2B: 4 3B: 2 HR: 3	SF: 0 SAC: 1 DP: 2 HBP: 1	WP: 0 PB: 0 SB: 1 CS: 0	PA: 42
<b>PITCHER</b>	IP WLS BF H R ER SO BB IBB HBP BLK WP HR S P ERA WHIP	Shawn Estes, L (1.1) ERA: 4.42	4.0 L 22 7 4 4 1 0 0 0 0 0 2 31 52 18.00 3.500	Jim Poole, L (5.1) ERA: 5.2	2.0 13 7 4 4 1 0 0 0 0 0 0 9 12 0.00 0.000	Steve Reed, R (7.1) ERA: 1.75	1.0 4 1 0 0 0 0 0 0 0 0 0 6 11 0.00 1.000	<b>PITCHER</b>	IP WLS BF H R ER SO BB IBB HBP BLK WP HR S P ERA WHIP	Shawn Estes, L (1.1) ERA: 4.42	4.0 L 22 7 4 4 1 0 0 0 0 0 2 31 52 18.00 3.500	Jim Poole, L (5.1) ERA: 5.2	2.0 13 7 4 4 1 0 0 0 0 0 0 9 12 0.00 0.000	Steve Reed, R (7.1) ERA: 1.75	1.0 4 1 0 0 0 0 0 0 0 0 0 6 11 0.00 1.000					





Batter	1	2	3	4	5	6	7	8	9	AB	R	H	RBI	BB	SO	LOB	TOP								
Darryl Hamilton, L OBP: 0.398, SLG: 0.364	1-2 G4-3 1B		1-1 1B	4-0 1B BB		4-0 PO BB			4-2 BB	2	2	2	0	3	0	0	<b>San Francisco Giants @ Colorado Rockies</b> Coors Field, Denver, CO Sat Jul 11 1998, 7:05 PM MDT Att: 48,262 - Cloudy - 90 F								
Bill Mueller, S OBP: 0.381, SLG: 0.409	3-2 G4-3		0-0 G6-4-3 1B	0-0 3-H BB		1-1 PO	2-2 G5		0-0 L9	5	0	2	1	0	0	2									
Barry Bonds, L OBP: 0.422, SLG: 0.539	3-1 F7		1-0 F8	2-0 P6			1-1 F8		1-3 K	5	0	0	0	0	1	6									
Stan Javier, S OBP: 0.358, SLG: 0.352	2-1 PB S 2H 1B		0-0 G6-4-3		0-3 K		0-0 G5-3			4	0	1	1	0	1	1									
J.T. Snow, L OBP: 0.326, SLG: 0.408	4-2 BB			4-2 1B BB				0-2 F7		2	1	0	0	2	0	0									
Jeff Kent, R OBP: 0.348, SLG: 0.483	1-3 K			1-0 1B				2-2 G6-3		4	0	1	0	0	1	2									
John Johnstone, R OBP: 0.381, SLG: 0.409				1-3 1B						0	0	0	0	0	0	0									
Brian Johnson, R OBP: 0.303, SLG: 0.404		0-0 FC6 2B		3-1 G5-3			0-0 G4-3		1-1 FC6 1B	4	0	2	0	0	0	1									
Rey Sanchez, R OBP: 0.332, SLG: 0.347		1-1 FC1-6-4 2-3		0-0 1B WP 1B			1-0 G5-3		1-0 FC6 1-2	4	1	1	1	0	0	2									
Orel Hershiser, R OBP: 0.244, SLG: 0.231		2-2 G4-3		0-1 1B WP 1B			0-0 WP 2B		0-0 F9	3	0	2	0	0	0	0									
Rich Rodriguez, L OBP: 0.333, SLG: 0.333				1-3 1B						0	0	0	0	0	0	0									
Charlie Hayes, R OBP: 0.367, SLG: 0.420										1	0	0	0	0	0	0									
<b>Inning Stats</b>	R: 1 E: 0 K: 1 S: 15	H: 2 LOB: 2 BB: 1 P: 29	R: 0 E: 0 K: 0 S: 6	H: 1 LOB: 0 BB: 0 P: 9	R: 1 E: 0 K: 0 S: 5	H: 2 LOB: 0 BB: 0 P: 7	R: 2 E: 0 K: 0 S: 10	H: 4 LOB: 3 BB: 2 P: 24	R: 0 E: 0 K: 1 S: 7	H: 0 LOB: 0 BB: 0 P: 7	R: 0 E: 0 K: 0 S: 4	H: 1 LOB: 1 BB: 1 P: 10	R: 0 E: 0 K: 0 S: 6	H: 0 LOB: 0 BB: 0 P: 9	R: 0 E: 0 K: 0 S: 9	H: 1 LOB: 1 BB: 0 P: 13	R: 0 E: 0 K: 1 S: 10	H: 0 LOB: 1 BB: 1 P: 15	1B: 8 2B: 4 3B: 0 HR: 0	SF: 0 SAC: 0 DP: 2 HBP: 0	WP: 2 PB: 1 SB: 1 CS: 0	PA: 40			
<b>PITCHER</b>	IP WLS BF H R ER SO BB IBB HBP BLK WP HR S P ERA WHIP	6.0 W 3 0 0 0 2 4 0 0 0 2 0 47 86 6.00 2.333	1.0 W 3 0 0 0 0 0 0 0 0 0 0 6 9 0.00 0.000	1.0 W 4 1 0 0 0 0 0 0 0 0 0 9 13 0.00 1.000	0.2 S 3 0 0 0 0 1 0 0 0 0 0 7 11 0.00 1.500	0.1 S 1 0 0 0 1 0 0 0 0 0 0 3 4 0.00 0.000																			

Batter	1	2	3	4	5	6	7	8	9	AB	R	H	RBI	BB	SO	LOB	BOTTOM							
Neftali Feliz, S OBP: 0.332, SLG: 0.403	0-3 K		0-0 G4-3		0-1 F7		4-2 1B 2B BB			3	1	0	0	1	1	0	<b>San Francisco Giants @ Colorado Rockies</b> Coors Field, Denver, CO Sat Jul 11 1998, 7:05 PM MDT Att: 48,262 - Cloudy - 90 F							
Ellis Burks, R OBP: 0.346, SLG: 0.512	0-0 E6		0-1 F9		2-1 G6-3 1B		1-1 2B 1B		1-2 2B 1B	4	1	2	0	0	0	0								
Dante Bichette, R OBP: 0.356, SLG: 0.523	2-0 F9		1-2 HR		2-1 G6-3		1-0 2B		1-H 2-H 3-H 2-1 2B	4	1	2	4	0	0	2								
1 Curtis Goodwin, L OBP: 0.322, SLG: 0.309					1-2 G6-3					0	0	0	0	0	0	0								
Larry Walker, L OBP: 0.403, SLG: 0.553	0-0 G4-3		0-0 F6		1-2 G3		1-2 G3			4	0	0	0	0	0	2								
Vinny Castilla, R OBP: 0.357, SLG: 0.582		0-0 G4-3		0-1 FC5-4 1B		0-1 P4		0-0 G6-3		4	0	1	0	0	0	0								
17 Todd Helton, L OBP: 0.345, SLG: 0.484		1-0 3 2B 1B		0-0 P6		3-1 G3		2-2 2B		4	1	2	0	0	0	1								
3 Mike Lansing, R OBP: 0.306, SLG: 0.352		1-1 1-H 2B		1-0 FC5-4 BB			0-0 G4-3		0-1 G5-3	4	0	1	1	0	0	2								
Jeff Reed, L OBP: 0.352, SLG: 0.417		2-1 G5-3		4-0 BB			1-0 G3		2-2 F7	3	0	0	0	1	0	2								
Jamey Wright, R OBP: 0.287, SLG: 0.172		1-1 G6-3		1-2 BB			2-1 1B BB 2B 1B			2	0	0	0	0	0	3								
Chuck McElroy, L OBP: 0.226, SLG: 0.226										0	0	0	0	0	0	0								
Jeff Barry, S OBP: 0.226, SLG: 0.226										1	1	1	0	0	0	0								
Mike DeJean, R OBP: 0.226, SLG: 0.226										0	0	0	0	0	0	0								
Jerry Dipoto, R OBP: 0.226, SLG: 0.226										0	0	0	0	0	0	0								
Mike Munoz, L OBP: 0.226, SLG: 0.226										0	0	0	0	0	0	0								
<b>Inning Stats</b>	R: 0 E: 1 K: 1 S: 6	H: 0 LOB: 1 BB: 0 P: 8	R: 1 E: 0 K: 0 S: 8	H: 2 LOB: 0 BB: 0 P: 13	R: 1 E: 0 K: 0 S: 7	H: 1 LOB: 0 BB: 0 P: 8	R: 0 E: 0 K: 0 S: 7	H: 1 LOB: 2 BB: 1 P: 13	R: 0 E: 0 K: 0 S: 6	H: 1 LOB: 0 BB: 0 P: 10	R: 0 E: 0 K: 0 S: 8	H: 0 LOB: 0 BB: 0 P: 12	R: 3 E: 0 K: 0 S: 11	H: 3 LOB: 1 BB: 1 P: 22	R: 0 E: 0 K: 0 S: 11	H: 1 LOB: 1 BB: 0 P: 15	1B: 5 2B: 3 3B: 0 HR: 1	SF: 0 SAC: 0 DP: 1 HBP: 0	WP: 0 PB: 0 SB: 0 CS: 0	PA: 35				
<b>PITCHER</b>	IP WLS BF H R ER SO BB IBB HBP BLK WP HR S P ERA WHIP	6.2 L 30 0 0 5 1 2 0 0 0 0 0 51 82 6.75 1.500	0.1 L 1 0 0 0 0 0 0 0 0 0 0 2 4 0.00 0.000	1.0 L 4 1 0 0 0 0 0 0 0 0 0 11 15 0.00 1.000																				





Batter	1	2	3	4	5	6	7	8	9	AB	R	H	RBI	BB	SO	LOB	TOP										
Darryl Hamilton, L OBP: 0.393, SLG: 0.359	L3	G4-3			G6-3		SH1-4		F7	4	0	0	0	0	0	2											
Bill Mueller, S OBP: 0.380, SLG: 0.405	HR	G6-3			F9		L6			3	1	0	0	1	0	2											
Barry Bonds, L OBP: 0.421, SLG: 0.545	HR			G1-3	F8		P6			4	1	1	2	0	0	1											
Charlie Hayes, R OBP: 0.365, SLG: 0.416	1B	1B		K		K		F9		4	1	1	0	0	2	0											
J.T. Snow, L OBP: 0.329, SLG: 0.410	F8			1B		1B		G5-3		4	0	2	0	0	0	1											
Stan Javier, S OBP: 0.356, SLG: 0.351	1-2			1B		F7		F8		4	0	1	0	0	0	2											
Steve Reed, R OBP: 0.333, SLG: 0.333	1B			G4-3						0	0	0	0	0	0	0											
Brian Johnson, R OBP: 0.307, SLG: 0.406	1B				G6-3				F8	4	0	2	1	0	0	0											
Rey Sanchez, R OBP: 0.330, SLG: 0.345				G1-3		F9		G3		4	0	1	0	0	0	2											
Kirk Rueter, L OBP: 0.212, SLG: 0.212					G4-3					1	0	0	0	0	0	0											
Ramon Martinez, R OBP: 0.438, SLG: 0.385		SH1-4								0	0	0	0	1	0	0											
Julian Tavarez, L OBP: 0.333, SLG: 0.333										0	0	0	0	0	0	0											
Dean Hartgraves, L OBP: 0.327, SLG: 0.316							SH1-4			1	0	1	0	0	0	0											
Marvin Benard, L OBP: 0.327, SLG: 0.316								1B		1	0	1	0	0	0	0											
<b>Inning Stats</b>	R: 3 E: 0 K: 0 S: 16	H: 4 LOB: 1 BB: 1 P: 29	R: 0 E: 0 K: 0 S: 12	H: 1 LOB: 1 BB: 0 P: 15	R: 0 E: 0 K: 1 S: 9	H: 1 LOB: 1 BB: 0 P: 15	R: 0 E: 0 K: 0 S: 7	H: 0 LOB: 0 BB: 0 P: 10	R: 0 E: 0 K: 1 S: 11	H: 2 LOB: 2 BB: 0 P: 19	R: 0 E: 0 K: 0 S: 9	H: 0 LOB: 1 BB: 1 P: 16	R: 0 E: 0 K: 0 S: 7	H: 0 LOB: 0 BB: 0 P: 10	R: 0 E: 0 K: 0 S: 8	H: 1 LOB: 1 BB: 0 P: 14	1B: 8 2B: 4 3B: 0 HR: 1	SF: 0 SAC: 2 DP: 0 HBP: 0	WP: 0 PB: 0 SB: 0 CS: 0	PA: 37							
<b>PITCHER</b>	IP	WLS	BF	H	R	ER	SO	BB	IBB	HBP	BLK	WP	HR	S	P	ERA	WHIP										
Pedro Astacio, R ERA: 6.1	6.2	W	29	8	3	3	2	2	0	0	0	0	1	67	108	4.05	1.500										
Chuck McElroy, L ERA: 1.71	0.1		1	0	0	0	0	0	0	0	0	0	0	2	3	0.00	0.000										
Mike DeJean, R ERA: 2.17	1.2		6	1	0	0	0	0	0	0	0	0	0	14	22	0.00	0.600										
Mike Munoz, L ERA: 5.84	0.1	S	1	0	0	0	0	0	0	0	0	0	0	1	2	0.00	0.000										

San Francisco Giants @ Colorado Rockies  
Coors Field, Denver, CO  
Sun Jul 12, 1998, 7:05 PM MDT  
Att: 48,334 - Cloudy - 90 F

AB 33  
R 3  
H 9  
RBI 3  
BB 2  
SO 2  
LOB 10



Batter	1	2	3	4	5	6	7	8	9	AB	R	H	RBI	BB	SO	LOB	BOTTOM										
Neftali Perez, S OBP: 0.328, SLG: 0.398	G6-3		FC1-5	G4-3			G5-3			4	1	0	0	0	0	3											
Ellis Burks, R OBP: 0.348, SLG: 0.510	P4		2B		F9		1B			3	1	1	0	1	0	0											
Dante Bichette, R OBP: 0.525, SLG: 0.525	L6		2B		P4		1B			4	0	2	3	0	0	0											
Mike DeJean, R OBP: 0.347, SLG: 0.486			2B				1B			0	0	0	0	0	0	0											
Mike Munoz, L OBP: 0.347, SLG: 0.486			2B				1B			0	0	0	0	0	0	0											
Larry Walker, L OBP: 0.404, SLG: 0.555		1B	2B	FC6	G6-3		K			3	0	1	0	0	1	2											
Vinny Castilla, R OBP: 0.354, SLG: 0.577		1B	HBP							3	0	0	1	0	0	1											
Greg Colbrunn, R OBP: 0.356, SLG: 0.450		G6-3	SF7			G3		G5-3		3	0	0	1	0	0	1											
Todd Helton, L OBP: 0.347, SLG: 0.486			3H							3	0	2	0	0	0	2											
17 Todd Helton, L OBP: 0.347, SLG: 0.486			FC6							1	0	1	0	0	0	0											
3 Mike Lansing, R OBP: 0.302, SLG: 0.348		1B								4	0	0	0	0	1	4											
3 Mike Lansing, R OBP: 0.302, SLG: 0.348		L1-3			P3		L1-3			4	0	0	0	0	1	4											
Kirt Manwaring, R OBP: 0.353, SLG: 0.356			FC1-5							3	2	2	1	0	1	1											
Pedro Astacio, R OBP: 0.194, SLG: 0.176			SH				1B			1	1	0	0	0	1	0											
Chuck McElroy, L ERA: 2.71			SH				HR			0	0	0	0	0	0	0											
1 Curtis Goodwin, L OBP: 0.322, SLG: 0.309			BB				K			0	0	0	0	0	0	0											
1 Curtis Goodwin, L OBP: 0.322, SLG: 0.309			2B				SH1-4			0	0	0	0	0	0	0											
<b>Inning Stats</b>	R: 0 E: 0 K: 0 S: 8	H: 0 LOB: 0 BB: 0 P: 15	R: 0 E: 0 K: 0 S: 5	H: 2 LOB: 1 BB: 0 P: 10	R: 3 E: 1 K: 0 S: 15	H: 2 LOB: 2 BB: 1 P: 29	R: 1 E: 0 K: 1 S: 10	H: 1 LOB: 0 BB: 0 P: 14	R: 0 E: 0 K: 0 S: 6	H: 0 LOB: 0 BB: 0 P: 9	R: 0 E: 0 K: 0 S: 7	H: 1 LOB: 0 BB: 0 P: 11	R: 1 E: 0 K: 1 S: 10	H: 2 LOB: 2 BB: 0 P: 19	R: 0 E: 0 K: 2 S: 13	H: 1 LOB: 1 BB: 0 P: 19	1B: 6 2B: 4 3B: 0 HR: 1	SF: 1 SAC: 2 DP: 2 HBP: 2	WP: 0 PB: 0 SB: 0 CS: 0	PA: 35							
<b>PITCHER</b>	IP	WLS	BF	H	R	ER	SO	BB	IBB	HBP	BLK	WP	HR	S	P	ERA	WHIP										
Kirk Rueter, L ERA: 4.13	6.0	L	25	6	4	2	1	1	0	1	0	0	1	51	88	3.00	1.167										
Julian Tavarez, R ERA: 2.71	0.2		5	2	1	1	0	0	0	1	0	0	0	7	14	13.50	3.000										
Dean Hartgraves, L ERA: 1.72	0.2		3	1	0	0	1	0	0	0	0	0	0	8	13	0.00	1.500										
Steve Reed, R ERA: 1.72	0.2		2	0	0	0	2	0	0	0	0	0	0	8	11	0.00	0.000										

San Francisco Giants @ Colorado Rockies  
Coors Field, Denver, CO  
Sun Jul 12, 1998, 7:05 PM MDT  
Att: 48,334 - Cloudy - 90 F

AB 29  
R 5  
H 9  
RBI 5  
BB 1  
SO 4  
LOB 13





Batter	1	2	3	4	5	6	7	8	9	AB	R	H	RBI	BB	SO	LOB	TOP					
<b>Quilvio Veras, S</b> OBP: 0.396, SLG: 0.361 (1, 4)	G6-3		F9						L6-3	4	0	1	0	1	0	2						
<b>Steve Finley, L</b> OBP: 0.304, SLG: 0.392 (1, 8)	P6		WP E BB							3	1	1	0	1	1	1						
<b>Ken Caminiti, S</b> OBP: 0.372, SLG: 0.541 (1, 5)	G5-3		E BB							3	1	0	0	1	1	3						
<b>Greg Vaughn, R</b> OBP: 0.384, SLG: 0.654 (1, 7)		2B G4-3 BB	E6 2B						F9	3	2	2	3	1	0	0						
<b>Jim Leyritz, R</b> OBP: 0.394, SLG: 0.531 (6, 1)		1-2 P6	1-2 P6							3	0	1	0	0	1	2						
<b>Donne Wall, R</b> OBP: 0.333, SLG: 0.333 (8, PH)		G4-3 P4 2B								0	0	0	0	0	0	0						
<b>Mark Sweeney, L</b> OBP: 0.335, SLG: 0.287 (8, PH)										1	0	1	0	0	0	0						
<b>Roberto Ramirez, L</b> (8, 1)										0	0	0	0	0	0	0						
<b>Brian Boehringer, S</b> (8, 1)										0	0	0	0	0	0	0						
<b>Ruben Rivera, R</b> OBP: 0.386, SLG: 0.466 (8, PH)										3	0	1	2	0	0	1						
<b>Tony Gwynn, L</b> OBP: 0.368, SLG: 0.455 (8, 9)										1	0	0	0	0	0	1						
<b>Carlos Hernandez, R</b> OBP: 0.310, SLG: 0.390 (1, 2)										4	0	0	0	0	0	3						
<b>Chris Gomez, R</b> OBP: 0.328, SLG: 0.356 (9, PH)										2	1	0	0	1	0	0						
<b>Ed Giovannola, L</b> OBP: 0.345, SLG: 0.373 (1, 1)										1	0	0	0	0	0	0						
<b>Sterling Hitchcock, L</b> OBP: 0.208, SLG: 0.208 (6, 3)										2	0	0	0	0	1	1						
<b>Wally Joyner, L</b> OBP: 0.351, SLG: 0.462 (1, 1)										2	0	1	0	0	0	0						
<b>Inning Stats</b>	R: 0 E: 0 K: 0 S: 5	H: 0 LOB: 0 BB: 0 P: 7	R: 1 E: 0 K: 0 S: 6	H: 1 LOB: 1 BB: 1 P: 12	R: 3 E: 1 K: 1 S: 16	H: 1 LOB: 1 BB: 3 P: 32	R: 0 E: 0 K: 0 S: 4	H: 0 LOB: 0 BB: 0 P: 6	R: 0 E: 0 K: 2 S: 10	H: 1 LOB: 1 BB: 0 P: 16	R: 1 E: 0 K: 1 S: 9	H: 2 LOB: 0 BB: 0 P: 15	R: 0 E: 0 K: 0 S: 6	H: 1 LOB: 2 BB: 1 P: 15	R: 0 E: 0 K: 0 S: 9	H: 1 LOB: 1 BB: 0 P: 9	R: 0 E: 0 K: 0 S: 7	H: 1 LOB: 0 BB: 0 P: 9	1B: 5 2B: 4 3B: 0 HR: 0	SF: 0 SAC: 0 DP: 2 HBP: 0	WP: 1 PB: 0 SB: 1 CS: 0	PA: 37
<b>PITCHER</b>	IP	WLS	BF	H	R	ER	SO	BB	IBB	HBP	BLK	WP	HR	S	P	ERA	WHIP					
<b>Bobby Jones, L</b> ERA: 6.32 (1, 1)	6.0	W	25	5	5	5	4	4	0	0	0	1	0	50	88	7.50	1.500					
<b>Curt Leskanic, R</b> ERA: 4.51 (7, 1)	1.0		5	1	0	0	0	1	0	0	0	0	0	6	15	0.00	2.000					
<b>Dave Veres, R</b> ERA: 3.52 (8, 1)	1.0		4	1	0	0	0	0	0	0	0	0	0	9	14	0.00	1.000					
<b>Jerry Dipoto, R</b> ERA: 4.43 (9, 1)	1.0		3	1	0	0	0	0	0	0	0	0	0	7	9	0.00	1.000					

**San Diego Padres @ Colorado Rockies**  
Coors Field, Denver, CO  
Mon Jul 13 1998, 7:05 PM MDT  
Att: 48,098 - Unknown - 93 F

AB 32  
R 5  
H 8  
RBI 5  
BB 5  
SO 4  
LOB 14



Batter	1	2	3	4	5	6	7	8	9	AB	R	H	RBI	BB	SO	LOB	BOTTOM					
<b>Neftali Perez, S</b> OBP: 0.329, SLG: 0.398 (1, 6)	FC5-4 1B		P5							5	0	2	1	0	0	2						
<b>Ellis Burks, R</b> OBP: 0.352, SLG: 0.520 (9, 7)	FC5-4 1B		HR							4	2	2	1	1	0	3						
<b>Dante Bichette, R</b> OBP: 0.358, SLG: 0.526 (1, 7)			G5-3							5	0	2	1	0	1	4						
<b>Jerry Dipoto, R</b> (9, 1)										0	0	0	0	0	0	0						
<b>Larry Walker, L</b> OBP: 0.404, SLG: 0.567 (1, 9)			G6-3							5	2	2	1	0	1	3						
<b>Vinny Castilla, R</b> OBP: 0.353, SLG: 0.582 (1, 5)										4	1	1	1	0	1	3						
<b>17 Todd Helton, L</b> OBP: 0.352, SLG: 0.496 (1, 3)										2	2	1	1	1	0	0						
<b>3 Mike Lansing, R</b> OBP: 0.302, SLG: 0.345 (1, 4)										3	1	0	0	1	0	1						
<b>Kirt Manwaring, R</b> OBP: 0.305, SLG: 0.352 (5, PH)										2	0	0	0	0	0	0						
<b>7 Kurt Abbott, R</b> OBP: 0.300, SLG: 0.390 (7, 1)										0	0	0	1	1	0	0						
<b>Curt Leskanic, R</b> (7, 1)										0	0	0	0	0	0	0						
<b>Dave Veres, R</b> OBP: 0.350, SLG: 0.500 (8, PH)										1	0	0	0	0	0	0						
<b>Jeff Barry, S</b> OBP: 0.418, SLG: 0.219 (8, PH)										0	0	0	0	0	0	0						
<b>1 Curtis Goodwin, L</b> OBP: 0.302, SLG: 0.300 (8, PH)										0	1	0	0	0	0	0						
<b>Bobby Jones, R</b> OBP: 0.136, SLG: 0.182 (1, 1)										2	0	0	0	0	1	0						
<b>Greg Colbrunn, R</b> OBP: 0.361, SLG: 0.455 (6, PH)										1	0	1	2	0	0	0						
<b>Jeff Reed, L</b> OBP: 0.352, SLG: 0.417 (7, 2)										0	0	0	0	0	0	0						
<b>Inning Stats</b>	R: 0 E: 0 K: 1 S: 11	H: 2 LOB: 2 BB: 0 P: 16	R: 1 E: 0 K: 0 S: 7	H: 1 LOB: 0 BB: 0 P: 12	R: 1 E: 0 K: 0 S: 8	H: 1 LOB: 0 BB: 0 P: 13	R: 1 E: 0 K: 0 S: 4	H: 1 LOB: 0 BB: 1 P: 11	R: 0 E: 0 K: 2 S: 12	H: 1 LOB: 1 BB: 0 P: 19	R: 3 E: 0 K: 1 S: 17	H: 2 LOB: 3 BB: 3 P: 32	R: 1 E: 0 K: 0 S: 12	H: 1 LOB: 0 BB: 0 P: 19	R: 2 E: 1 K: 0 S: 12	H: 2 LOB: 1 BB: 0 P: 18	1B: 5 2B: 2 3B: 0 HR: 4	SF: 0 SAC: 1 DP: 1 HBP: 1	WP: 1 PB: 0 SB: 0 CS: 0	PA: 40		
<b>PITCHER</b>	IP	WLS	BF	H	R	ER	SO	BB	IBB	HBP	BLK	WP	HR	S	P	ERA	WHIP					
<b>Sterling Hitchcock, L</b> ERA: 4.18 (1, 1)	5.1	L	26	7	6	6	4	3	0	1	0	0	1	3	51	90	10.12	1.875				
<b>Donne Wall, R</b> ERA: 2.88 (6, 1)	1.2		8	2	1	1	0	1	0	0	0	0	1	20	32	5.40	1.800					
<b>Roberto Ramirez, L</b> ERA: 6.43 (8, 1)	0.1		3	1	2	0	0	0	0	0	0	0	0	6	8	0.00	3.000					
<b>Brian Boehringer, R</b> ERA: 5.32 (8, 1)	0.2		3	1	0	0	0	0	0	0	0	0	0	6	10	0.00	1.500					

**San Diego Padres @ Colorado Rockies**  
Coors Field, Denver, CO  
Mon Jul 13 1998, 7:05 PM MDT  
Att: 48,098 - Unknown - 93 F

AB 34  
R 9  
H 11  
RBI 9  
BB 4  
SO 4  
LOB 16









Batter	1	2	3	4	5	6	7	8	9	AB	R	H	RBI	BB	SO	LOB	TOP							
Quilvio Veras, S OBP: 0.394, SLG: 0.355 (1, 4)	G5-3		G3-1				G4-3		1B BB	3	0	0	0	2	0	0	<b>San Diego Padres @ Colorado Rockies</b> Coors Field, Denver, CO Wed Jul 15 1998, 7:05 PM MDT Att: 48,369 - Cloudy - 89 F							
Tony Gwynn, L OBP: 0.383, SLG: 0.447 Ruben Rivera, R OBP: 0.386, SLG: 0.466 (9, FR) (9, 9)	F8		G6-3			G6-4-3	G4-3		1B BB	5	0	1	0	0	0	1								
Ken Caminiti, S OBP: 0.373, SLG: 0.553 (1, 5)	G3				G6-3	1B BB	G4-3		1B BB	4	1	1	0	1	1	2								
Greg Vaughn, R OBP: 0.389, SLG: 0.655 (1, 7)		2B			1B HR	1B	1B		2B	4	2	3	0	0	1	1								
Wally Joyner, L OBP: 0.397, SLG: 0.485 (1, 3)	G4-3	SF9			1B HR	1B			P7	4	2	3	2	0	0	0								
Steve Finley, L OBP: 0.393, SLG: 0.397 (1, 8)	G4-3				1B HR	1B	F8		G4-3	4	1	1	3	0	0	3								
Carlos Hernandez, R OBP: 0.310, SLG: 0.390 (1, 2)	SF9				1B BB				G3	3	0	1	1	0	0	0								
Chris Gomez, R OBP: 0.323, SLG: 0.347 (1, 6)	G5-3				1B				K	3	0	0	0	1	1	0								
Kevin Brown, R OBP: 0.245, SLG: 0.234 (1, 1)			K		B1-3		F9		K	4	0	0	0	0	2	1								
<b>Inning Stats</b>	R: 0 E: 0 K: 0 S: 6	H: 0 LOB: 0 BB: 0 P: 9	R: 2 E: 0 K: 0 S: 9	H: 2 LOB: 0 BB: 0 P: 13	R: 0 E: 0 K: 1 S: 9	H: 0 LOB: 0 BB: 0 P: 11	R: 3 E: 0 K: 0 S: 14	H: 4 LOB: 1 BB: 1 P: 19	R: 1 E: 0 K: 0 S: 7	H: 2 LOB: 2 BB: 2 P: 18	R: 0 E: 0 K: 0 S: 7	H: 0 LOB: 0 BB: 0 P: 10	R: 0 E: 0 K: 1 S: 7	H: 1 LOB: 0 BB: 0 P: 11	R: 0 E: 0 K: 0 S: 9	H: 0 LOB: 0 BB: 0 P: 13		R: 0 E: 0 K: 3 S: 15	H: 1 LOB: 2 BB: 1 P: 23	1B: 6 2B: 3 3B: 0 HR: 1	SF: 1 SAC: 0 DP: 1 HBP: 0	WP: 0 PA: 39 PB: 0 SB: 1 CS: 0		
<b>PITCHER</b>	IP WLS BF H R ER SO BB IBB HBP BLK WP HR S P ERA WHIP	IP WLS BF H R ER SO BB IBB HBP BLK WP HR S P ERA WHIP	IP WLS BF H R ER SO BB IBB HBP BLK WP HR S P ERA WHIP	IP WLS BF H R ER SO BB IBB HBP BLK WP HR S P ERA WHIP	IP WLS BF H R ER SO BB IBB HBP BLK WP HR S P ERA WHIP	IP WLS BF H R ER SO BB IBB HBP BLK WP HR S P ERA WHIP	IP WLS BF H R ER SO BB IBB HBP BLK WP HR S P ERA WHIP	IP WLS BF H R ER SO BB IBB HBP BLK WP HR S P ERA WHIP	IP WLS BF H R ER SO BB IBB HBP BLK WP HR S P ERA WHIP	IP WLS BF H R ER SO BB IBB HBP BLK WP HR S P ERA WHIP	IP WLS BF H R ER SO BB IBB HBP BLK WP HR S P ERA WHIP	IP WLS BF H R ER SO BB IBB HBP BLK WP HR S P ERA WHIP	IP WLS BF H R ER SO BB IBB HBP BLK WP HR S P ERA WHIP	IP WLS BF H R ER SO BB IBB HBP BLK WP HR S P ERA WHIP	IP WLS BF H R ER SO BB IBB HBP BLK WP HR S P ERA WHIP	IP WLS BF H R ER SO BB IBB HBP BLK WP HR S P ERA WHIP	IP WLS BF H R ER SO BB IBB HBP BLK WP HR S P ERA WHIP	IP WLS BF H R ER SO BB IBB HBP BLK WP HR S P ERA WHIP	IP WLS BF H R ER SO BB IBB HBP BLK WP HR S P ERA WHIP	IP WLS BF H R ER SO BB IBB HBP BLK WP HR S P ERA WHIP	IP WLS BF H R ER SO BB IBB HBP BLK WP HR S P ERA WHIP			
Jamey Wright, R ERA: 6.24 (1, 1)	4.2 L 23 8 6 6 1 3 0 0 0 0 0 1 43 67 11.57 2.357	4.2 L 23 8 6 6 1 3 0 0 0 0 0 1 43 67 11.57 2.357	4.2 L 23 8 6 6 1 3 0 0 0 0 0 1 43 67 11.57 2.357	4.2 L 23 8 6 6 1 3 0 0 0 0 0 1 43 67 11.57 2.357	4.2 L 23 8 6 6 1 3 0 0 0 0 0 1 43 67 11.57 2.357	4.2 L 23 8 6 6 1 3 0 0 0 0 0 1 43 67 11.57 2.357	4.2 L 23 8 6 6 1 3 0 0 0 0 0 1 43 67 11.57 2.357	4.2 L 23 8 6 6 1 3 0 0 0 0 0 1 43 67 11.57 2.357	4.2 L 23 8 6 6 1 3 0 0 0 0 0 1 43 67 11.57 2.357	4.2 L 23 8 6 6 1 3 0 0 0 0 0 1 43 67 11.57 2.357	4.2 L 23 8 6 6 1 3 0 0 0 0 0 1 43 67 11.57 2.357	4.2 L 23 8 6 6 1 3 0 0 0 0 0 1 43 67 11.57 2.357	4.2 L 23 8 6 6 1 3 0 0 0 0 0 1 43 67 11.57 2.357	4.2 L 23 8 6 6 1 3 0 0 0 0 0 1 43 67 11.57 2.357	4.2 L 23 8 6 6 1 3 0 0 0 0 0 1 43 67 11.57 2.357	4.2 L 23 8 6 6 1 3 0 0 0 0 0 1 43 67 11.57 2.357	4.2 L 23 8 6 6 1 3 0 0 0 0 0 1 43 67 11.57 2.357	4.2 L 23 8 6 6 1 3 0 0 0 0 0 1 43 67 11.57 2.357	4.2 L 23 8 6 6 1 3 0 0 0 0 0 1 43 67 11.57 2.357	4.2 L 23 8 6 6 1 3 0 0 0 0 0 1 43 67 11.57 2.357	4.2 L 23 8 6 6 1 3 0 0 0 0 0 1 43 67 11.57 2.357	4.2 L 23 8 6 6 1 3 0 0 0 0 0 1 43 67 11.57 2.357		
Mike DeJean, R ERA: 2.12 (5, 1)	1.1 4 0 0 0 0 0 0 0 0 0 0 0 0 9 13 0.00 0.000	1.1 4 0 0 0 0 0 0 0 0 0 0 0 0 9 13 0.00 0.000	1.1 4 0 0 0 0 0 0 0 0 0 0 0 0 9 13 0.00 0.000	1.1 4 0 0 0 0 0 0 0 0 0 0 0 0 9 13 0.00 0.000	1.1 4 0 0 0 0 0 0 0 0 0 0 0 0 9 13 0.00 0.000	1.1 4 0 0 0 0 0 0 0 0 0 0 0 0 9 13 0.00 0.000	1.1 4 0 0 0 0 0 0 0 0 0 0 0 0 9 13 0.00 0.000	1.1 4 0 0 0 0 0 0 0 0 0 0 0 0 9 13 0.00 0.000	1.1 4 0 0 0 0 0 0 0 0 0 0 0 0 9 13 0.00 0.000	1.1 4 0 0 0 0 0 0 0 0 0 0 0 0 9 13 0.00 0.000	1.1 4 0 0 0 0 0 0 0 0 0 0 0 0 9 13 0.00 0.000	1.1 4 0 0 0 0 0 0 0 0 0 0 0 0 9 13 0.00 0.000	1.1 4 0 0 0 0 0 0 0 0 0 0 0 0 9 13 0.00 0.000	1.1 4 0 0 0 0 0 0 0 0 0 0 0 0 9 13 0.00 0.000	1.1 4 0 0 0 0 0 0 0 0 0 0 0 0 9 13 0.00 0.000	1.1 4 0 0 0 0 0 0 0 0 0 0 0 0 9 13 0.00 0.000	1.1 4 0 0 0 0 0 0 0 0 0 0 0 0 9 13 0.00 0.000	1.1 4 0 0 0 0 0 0 0 0 0 0 0 0 9 13 0.00 0.000	1.1 4 0 0 0 0 0 0 0 0 0 0 0 0 9 13 0.00 0.000	1.1 4 0 0 0 0 0 0 0 0 0 0 0 0 9 13 0.00 0.000	1.1 4 0 0 0 0 0 0 0 0 0 0 0 0 9 13 0.00 0.000	1.1 4 0 0 0 0 0 0 0 0 0 0 0 0 9 13 0.00 0.000	1.1 4 0 0 0 0 0 0 0 0 0 0 0 0 9 13 0.00 0.000	
Chuck McElroy, L ERA: 1.61 (7, 1)	1.2 6 1 0 0 1 0 0 0 0 0 0 0 0 12 17 0.00 0.600	1.2 6 1 0 0 1 0 0 0 0 0 0 0 0 12 17 0.00 0.600	1.2 6 1 0 0 1 0 0 0 0 0 0 0 0 12 17 0.00 0.600	1.2 6 1 0 0 1 0 0 0 0 0 0 0 0 12 17 0.00 0.600	1.2 6 1 0 0 1 0 0 0 0 0 0 0 0 12 17 0.00 0.600	1.2 6 1 0 0 1 0 0 0 0 0 0 0 0 12 17 0.00 0.600	1.2 6 1 0 0 1 0 0 0 0 0 0 0 0 12 17 0.00 0.600	1.2 6 1 0 0 1 0 0 0 0 0 0 0 0 12 17 0.00 0.600	1.2 6 1 0 0 1 0 0 0 0 0 0 0 0 12 17 0.00 0.600	1.2 6 1 0 0 1 0 0 0 0 0 0 0 0 12 17 0.00 0.600	1.2 6 1 0 0 1 0 0 0 0 0 0 0 0 12 17 0.00 0.600	1.2 6 1 0 0 1 0 0 0 0 0 0 0 0 12 17 0.00 0.600	1.2 6 1 0 0 1 0 0 0 0 0 0 0 0 12 17 0.00 0.600	1.2 6 1 0 0 1 0 0 0 0 0 0 0 0 12 17 0.00 0.600	1.2 6 1 0 0 1 0 0 0 0 0 0 0 0 12 17 0.00 0.600	1.2 6 1 0 0 1 0 0 0 0 0 0 0 0 12 17 0.00 0.600	1.2 6 1 0 0 1 0 0 0 0 0 0 0 0 12 17 0.00 0.600	1.2 6 1 0 0 1 0 0 0 0 0 0 0 0 12 17 0.00 0.600	1.2 6 1 0 0 1 0 0 0 0 0 0 0 0 12 17 0.00 0.600	1.2 6 1 0 0 1 0 0 0 0 0 0 0 0 12 17 0.00 0.600	1.2 6 1 0 0 1 0 0 0 0 0 0 0 0 12 17 0.00 0.600	1.2 6 1 0 0 1 0 0 0 0 0 0 0 0 12 17 0.00 0.600	1.2 6 1 0 0 1 0 0 0 0 0 0 0 0 12 17 0.00 0.600	1.2 6 1 0 0 1 0 0 0 0 0 0 0 0 12 17 0.00 0.600
Dave Veres, R ERA: 3.5 (8, 1)	0.1 1 0 0 0 0 0 0 0 0 0 0 0 0 4 7 0.00 0.000	0.1 1 0 0 0 0 0 0 0 0 0 0 0 0 4 7 0.00 0.000	0.1 1 0 0 0 0 0 0 0 0 0 0 0 0 4 7 0.00 0.000	0.1 1 0 0 0 0 0 0 0 0 0 0 0 0 4 7 0.00 0.000	0.1 1 0 0 0 0 0 0 0 0 0 0 0 0 4 7 0.00 0.000	0.1 1 0 0 0 0 0 0 0 0 0 0 0 0 4 7 0.00 0.000	0.1 1 0 0 0 0 0 0 0 0 0 0 0 0 4 7 0.00 0.000	0.1 1 0 0 0 0 0 0 0 0 0 0 0 0 4 7 0.00 0.000	0.1 1 0 0 0 0 0 0 0 0 0 0 0 0 4 7 0.00 0.000	0.1 1 0 0 0 0 0 0 0 0 0 0 0 0 4 7 0.00 0.000	0.1 1 0 0 0 0 0 0 0 0 0 0 0 0 4 7 0.00 0.000	0.1 1 0 0 0 0 0 0 0 0 0 0 0 0 4 7 0.00 0.000	0.1 1 0 0 0 0 0 0 0 0 0 0 0 0 4 7 0.00 0.000	0.1 1 0 0 0 0 0 0 0 0 0 0 0 0 4 7 0.00 0.000	0.1 1 0 0 0 0 0 0 0 0 0 0 0 0 4 7 0.00 0.000	0.1 1 0 0 0 0 0 0 0 0 0 0 0 0 4 7 0.00 0.000	0.1 1 0 0 0 0 0 0 0 0 0 0 0 0 4 7 0.00 0.000	0.1 1 0 0 0 0 0 0 0 0 0 0 0 0 4 7 0.00 0.000	0.1 1 0 0 0 0 0 0 0 0 0 0 0 0 4 7 0.00 0.000	0.1 1 0 0 0 0 0 0 0 0 0 0 0 0 4 7 0.00 0.000	0.1 1 0 0 0 0 0 0 0 0 0 0 0 0 4 7 0.00 0.000	0.1 1 0 0 0 0 0 0 0 0 0 0 0 0 4 7 0.00 0.000	0.1 1 0 0 0 0 0 0 0 0 0 0 0 0 4 7 0.00 0.000	0.1 1 0 0 0 0 0 0 0 0 0 0 0 0 4 7 0.00 0.000
Jerry Dipoto, R ERA: 4.32 (9, 1)	1.0 5 1 0 0 3 1 0 0 0 0 0 0 0 15 23 0.00 2.000	1.0 5 1 0 0 3 1 0 0 0 0 0 0 0 15 23 0.00 2.000	1.0 5 1 0 0 3 1 0 0 0 0 0 0 0 15 23 0.00 2.000	1.0 5 1 0 0 3 1 0 0 0 0 0 0 0 15 23 0.00 2.000	1.0 5 1 0 0 3 1 0 0 0 0 0 0 0 15 23 0.00 2.000	1.0 5 1 0 0 3 1 0 0 0 0 0 0 0 15 23 0.00 2.000	1.0 5 1 0 0 3 1 0 0 0 0 0 0 0 15 23 0.00 2.000	1.0 5 1 0 0 3 1 0 0 0 0 0 0 0 15 23 0.00 2.000	1.0 5 1 0 0 3 1 0 0 0 0 0 0 0 15 23 0.00 2.000	1.0 5 1 0 0 3 1 0 0 0 0 0 0 0 15 23 0.00 2.000	1.0 5 1 0 0 3 1 0 0 0 0 0 0 0 15 23 0.00 2.000	1.0 5 1 0 0 3 1 0 0 0 0 0 0 0 15 23 0.00 2.000	1.0 5 1 0 0 3 1 0 0 0 0 0 0 0 15 23 0.00 2.000	1.0 5 1 0 0 3 1 0 0 0 0 0 0 0 15 23 0.00 2.000	1.0 5 1 0 0 3 1 0 0 0 0 0 0 0 15 23 0.00 2.000	1.0 5 1 0 0 3 1 0 0 0 0 0 0 0 15 23 0.00 2.000	1.0 5 1 0 0 3 1 0 0 0 0 0 0 0 15 23 0.00 2.000	1.0 5 1 0 0 3 1 0 0 0 0 0 0 0 15 23 0.00 2.000	1.0 5 1 0 0 3 1 0 0 0 0 0 0 0 15 23 0.00 2.000	1.0 5 1 0 0 3 1 0 0 0 0 0 0 0 15 23 0.00 2.000	1.0 5 1 0 0 3 1 0 0 0 0 0 0 0 15 23 0.00 2.000	1.0 5 1 0 0 3 1 0 0 0 0 0 0 0 15 23 0.00 2.000	1.0 5 1 0 0 3 1 0 0 0 0 0 0 0 15 23 0.00 2.000	1.0 5 1 0 0 3 1 0 0 0 0 0 0 0 15 23 0.00 2.000
Neif Perez, S OBP: 0.321, SLG: 0.388 (1, 6)	G6-3						G3		G3	5	0	0	0	0	0	4	<b>San Diego Padres @ Colorado Rockies</b> Coors Field, Denver, CO Wed Jul 15 1998, 7:05 PM MDT Att: 48,369 - Cloudy - 89 F							
Ellis Burks, R OBP: 0.350, SLG: 0.511 (1, 8)	K		G5-3				K		K	5	0	0	0	0	3	1								
Dante Bichette, R OBP: 0.360, SLG: 0.525 (1, 7)	FC6-4		1B				1B		1B	4	1	3	0	0	1	0								
Larry Walker, L OBP: 0.402, SLG: 0.558 (1, 9)	FC6-4	</																						



Batter	1	2	3	4	5	6	7	8	9	AB	R	H	RBI	BB	SO	LOB	TOP					
<b>Neft Perez, S</b> (1, 6) OBP: 0.322, SLG: 0.388	0-1 P3		2-1 1B		1-2 1B		0-1 F3		1-2 G4-3	5	0	2	2	0	0	0	<b>Colorado Rockies @ Arizona Diamondbacks</b> Bank One Ballpark, Phoenix, AZ Fri Jul 17 1998, 10:05 PM EDT Att: 46,322 - Dome - 72 F <a href="http://livebaseballscorecards.com">livebaseballscorecards.com</a>					
<b>Ellis Burks, R</b> (1, 8) OBP: 0.354, SLG: 0.511	2-2 F9		2-0 P4		4-1 FC6-4 BB		1-2 1B		2-2 FC5-4 1B	4	0	2	0	1	0	2						
<b>Dante Bichette, R</b> (1, 7) OBP: 0.355, SLG: 0.519	0-3 K			0-1 F8	0-0 FC6-4		0-0 F8		0-0 FC5-4	5	0	0	0	0	1	3						
<b>Larry Walker, L</b> (1, 9) OBP: 0.397, SLG: 0.549		1-2 G4-3		2-0 G4-3		1-1 F8				4	0	0	0	0	1	1						
<b>Vinny Castilla, R</b> (1, 5) OBP: 0.356, SLG: 0.596	0-0 P7			2-1 2B		2-2 P8			1-0 HR	4	1	2	1	0	0	0						
<b>17 Todd Helton, L</b> (1, 3) OBP: 0.357, SLG: 0.508	3-1 P7			0-0 G4-3		3-2 HR 1B			2-2 L3	4	1	1	0	0	0	1						
<b>3 Mike Lansing, R</b> (1, 4) OBP: 0.307, SLG: 0.358			0-1 P9		1-0 SH2-4 1B	2-1 HR 1B			1-1 F9	4	2	2	0	0	0	0						
<b>Jeff Reed, L</b> (1, 2) OBP: 0.365, SLG: 0.449			1-2 G4-3		0-0 SH2-4 1B	1-0 HR			1-3 K	4	2	2	3	0	1	0						
<b>Pedro Astacio, R</b> (1, 1) OBP: 0.189, SLG: 0.171			0-2 E1 1B		1-0 SH2-4	1-1 G5-3			1-1 P9	1	0	0	0	0	0	0						
<b>Mike Munoz, L</b> (5, 1) OBP: 0.276, SLG: 0.256					1-2 2-3					1	0	0	0	0	0	0						
<b>7 Kurt Abbott, R</b> (6, PH) OBP: 0.228, SLG: 0.324										0	0	0	0	0	0	0						
<b>David Wainhouse, L</b> (6, PH) OBP: 0.226, SLG: 0.256										0	0	0	0	0	0	0						
<b>Chuck McElroy, L</b> (6, PH) OBP: 0.226, SLG: 0.256										0	0	0	0	0	0	0						
<b>Curt Leskanic, R</b> (6, PH) OBP: 0.226, SLG: 0.256										0	0	0	0	0	0	0						
<b>John Vander Wal, L</b> (6, PH) OBP: 0.226, SLG: 0.256										1	0	0	0	0	0	0						
<b>Inning Stats</b>	R: 0 E: 0 K: 1 S: 9	H: 0 LOB: 0 BB: 0 P: 11	R: 0 E: 0 K: 0 S: 6	H: 0 LOB: 0 BB: 0 P: 10	R: 0 E: 0 K: 0 S: 15	H: 1 LOB: 2 BB: 0 P: 20	R: 0 E: 0 K: 0 S: 6	H: 1 LOB: 1 BB: 0 P: 10	R: 2 E: 0 K: 0 S: 8	H: 3 LOB: 1 BB: 1 P: 15	R: 3 E: 0 K: 0 S: 14	H: 3 LOB: 0 BB: 1 P: 24	R: 0 E: 0 K: 1 S: 10	H: 1 LOB: 1 BB: 0 P: 14	R: 1 E: 0 K: 1 S: 10	H: 1 LOB: 0 BB: 0 P: 15	R: 0 E: 0 K: 0 S: 9	H: 1 LOB: 1 BB: 0 P: 13	1B: 8 2B: 1 3B: 0 HR: 2	SF: 0 SAC: 1 DP: 0 HBP: 0	WP: 0 PB: 0 SB: 0 CS: 0	PA: 39
<b>PITCHER</b>	IP WLS BF H R ER SO BB IBB HBP BLK WP HR S P ERA WHIP	IP WLS BF H R ER SO BB IBB HBP BLK WP HR S P ERA WHIP															IP WLS BF H R ER SO BB IBB HBP BLK WP HR S P ERA WHIP					
<b>Willie Blair, R</b> (1, 1) ERA: 5.11	6.0 W 27 8 5 5 1 1 0 0 0 0 1 58 90 7.50 1.500																					
<b>Bobby Chouinard, R</b> (7, 1) ERA: 4.0	2.0 S 8 2 1 1 2 0 0 0 0 0 1 20 29 4.50 1.000																					
<b>Gregg Olson, R</b> (9, 1) ERA: 4.15	1.0 S 4 1 0 0 0 0 0 0 0 0 0 9 13 0.00 1.000																					


Batter	1	2	3	4	5	6	7	8	9	AB	R	H	RBI	BB	SO	LOB	BOTTOM			
<b>Andy Fox, L</b> (1, 5) OBP: 0.340, SLG: 0.394	4-1 G6-3 1B BB			0-0 BB BB 1B	1-2 E		1-3 K		0-0 F7	5	2	2	1	1	1	5	<b>Colorado Rockies @ Arizona Diamondbacks</b> Bank One Ballpark, Phoenix, AZ Fri Jul 17 1998, 10:05 PM EDT Att: 46,322 - Dome - 72 F <a href="http://livebaseballscorecards.com">livebaseballscorecards.com</a>			
<b>Gregg Olson, R</b> (9, 1) OBP: 0.500, SLG: 2.000		1-1 F9		4-0 BB BB 1B	1-3 3H 2B					4	2	1	0	1	1	1				
<b>Danny Klassen, R</b> (1, 4) OBP: 0.410, SLG: 0.606	3-3 K		0-0 2B HR 1B	4-0 BB BB BB	2-1 E8 1B 1B		1-2 F9			4	2	1	0	1	1	1				
<b>David Dellucci, L</b> (1, 7) OBP: 0.351, SLG: 0.462	1-2 G6-3		1-0 F7	2-3 K	1-0 1B		0-0 1B			5	0	2	0	0	1	5				
<b>Travis Lee, L</b> (1, 3) OBP: 0.359, SLG: 0.484	3-1 S 1B		1-0 HR 2B	4-0 FC5-4 BB	1-1 FC6-4 1B		1-3 K			4	1	3	3	1	1	1				
<b>Devon White, S</b> (1, 8) OBP: 0.331, SLG: 0.468	4-1 BB		0-1 FC5-4	2-2 FC6-4	2-2 FC6-4		0-3 K			4	1	1	3	1	1	6				
<b>Jay Bell, R</b> (1, 6) OBP: 0.343, SLG: 0.427	0-3 K		0-3 K		0-0 G4-3 2B 2B		0-0 G1-3		0-1 P7	5	1	1	0	0	2	2				
<b>Karim Garcia, L</b> (1, 9) OBP: 0.261, SLG: 0.383		2-2 S 1B	0-0 G6-3		0-0 G4-3		2-2 3B		4-2 BB BB	4	0	2	0	1	0	1				
<b>Kelly Stinnett, R</b> (1, 2) OBP: 0.332, SLG: 0.444		0-3 K		4-2 FC1-6 BB	3-3 K		4-1 BB		1 SAFE 4-1 BB	2	0	0	0	3	2	2				
<b>Willie Blair, R</b> (1, 1) OBP: 0.189, SLG: 0.171			0-1 G5-3		1-0 FC1-6 BB 1B		4-2 2B E BB		3-3 K	2	2	0	0	1	0	2				
<b>Jonny Fabrigaris, L</b> (5, PH) OBP: 0.276, SLG: 0.256										0	0	0	0	0	0	0				
<b>Yamir Soria, R</b> (5, PH) OBP: 0.276, SLG: 0.256										1	0	0	0	0	0	2				
<b>Bobby Chouinard, R</b> (7, 1) OBP: 0.228, SLG: 0.324										0	0	0	0	0	0	0				
<b>Chuck McElroy, L</b> (6, PH) OBP: 0.226, SLG: 0.256										0	0	0	0	0	0	0				
<b>Curt Leskanic, R</b> (6, PH) OBP: 0.226, SLG: 0.256										1	0	0	0	0	1	2				
<b>Inning Stats</b>	R: 1 E: 0 K: 2 S: 14	H: 1 LOB: 2 BB: 2 P: 29	R: 0 E: 0 K: 1 S: 10	H: 1 LOB: 1 BB: 0 P: 13	R: 3 E: 0 K: 1 S: 9	H: 3 LOB: 0 BB: 0 P: 11	R: 1 E: 0 K: 1 S: 10	H: 1 LOB: 3 BB: 3 P: 27	R: 4 E: 1 K: 1 S: 20	H: 4 LOB: 2 BB: 1 P: 34	R: 0 E: 0 K: 1 S: 11	H: 1 LOB: 1 BB: 1 P: 18	R: 0 E: 0 K: 2 S: 11	H: 1 LOB: 1 BB: 0 P: 13	R: 0 E: 0 K: 1 S: 11	H: 0 LOB: 2 BB: 2 P: 22	1B: 7 2B: 3 3B: 1 HR: 1	SF: 0 SAC: 0 DP: 0 HBP: 0	WP: 0 PB: 0 SB: 3 CS: 0	PA: 46
<b>PITCHER</b>	IP WLS BF H R ER SO BB IBB HBP BLK WP HR S P ERA WHIP	IP WLS BF H R ER SO BB IBB HBP BLK WP HR S P ERA WHIP															IP WLS BF H R ER SO BB IBB HBP BLK WP HR S P ERA WHIP			
<b>Pedro Astacio, R</b> (1, 1) ERA: 6.3	4.2 L 27 7 7 6 0 6 0 0 0 0 1 50 94 11.57 2.786																			
<b>Mike Munoz, L</b> (5, 1) ERA: 5.54	0.1 S 5 3 2 0 0 0 0 0 0 0 0 13 20 0.00 9.000																			
<b>David Wainhouse, R</b> (6, 1) ERA: 5.06	0.1 S 3 1 0 0 0 1 0 0 0 0 0 5 11 0.00 6.000																			
<b>Chuck McElroy, L</b> (6, 1) ERA: 1.55	1.2 S 6 1 0 0 3 0 0 0 0 0 0 17 20 0.00 0.600																			
<b>Curt Leskanic, R</b> (6, 1) ERA: 4.3	1.0 S 5 0 0 0 1 2 0 0 0 0 0 11 22 0.00 2.000																			



Batter	1	2	3	4	5	6	7	8	9	AB	R	H	RBI	BB	SO	LOB	TOP					
3 Mike Lansing, R OBP: 0.306, SLG: 0.356	2-3 K		0-0 1B			3-2 F8		2-1 P2		4	0	1	0	0	1	0						
Ellis Burks, R OBP: 0.350, SLG: 0.505	2-1 P3		1-3 K			1-1 G5-3		0-3 K		4	0	0	0	0	2	1						
Dante Bichette, R OBP: 0.354, SLG: 0.524	2-2 F7		0-0 F9			1-0 HR		0-2 G6-3		4	1	1	1	0	0	1						
Larry Walker, L OBP: 0.395, SLG: 0.545		1-1 P2		1-2 G6-4-3 1B		0-3 K		0-0 F8		4	0	1	0	0	1	0						
Vinny Castilla, R OBP: 0.355, SLG: 0.600		1-0 G6-3		1-1 G6-4-3 1-2F			0-1 HR	0-1 P7		4	1	1	1	0	0	1						
Greg Colbrunn, R OBP: 0.368, SLG: 0.460		1-2 7 2B 1B		1-1 G1-3			2-0 HR	3-2 G1-3		3	0	2	0	0	0	0						
17 Todd Helton, L OBP: 0.356, SLG: 0.507										1	0	0	0	0	0	0						
7 Kurt Abbott, R OBP: 0.299, SLG: 0.360		0-1 2B		0-2 P4		1 SAFE F9		3-1 F9		3	0	1	0	0	0	1						
Dave Veres, R OBP: 0.500, SLG: 0.500		1-3 2B								0	0	0	0	0	0	0						
Kirt Manwaring, R OBP: 0.351, SLG: 0.359		2-1 G6-3		0-1 G4-3			1-3 K			2	0	0	0	0	0	2						
Derrick White, R OBP: 0.091, SLG: 0.364										1	0	0	0	0	1	1						
Jeff Reed, L OBP: 0.365, SLG: 0.449										0	0	0	0	0	0	0						
Bobby Jones, R OBP: 0.125, SLG: 0.167			1-1 L7		1-1 P3		1-1 P4			2	0	0	0	0	0	0						
Mike DeJean, R OBP: 0.321, SLG: 0.387										0	0	0	0	0	0	0						
Neil Perez, S OBP: 0.321, SLG: 0.387										1	0	0	0	0	0	1						
<b>Inning Stats</b>	R: 0 E: 0 K: 1 S: 11	H: 0 LOB: 0 BB: 0 P: 17	R: 0 E: 0 K: 0 S: 10	H: 2 LOB: 2 BB: 0 P: 15	R: 0 E: 0 K: 1 S: 7	H: 1 LOB: 1 BB: 0 P: 9	R: 0 E: 0 K: 0 S: 7	H: 1 LOB: 0 BB: 0 P: 10	R: 0 E: 0 K: 0 S: 8	H: 0 LOB: 0 BB: 0 P: 9	R: 1 E: 0 K: 1 S: 12	H: 1 LOB: 0 BB: 0 P: 17	R: 1 E: 0 K: 1 S: 10	H: 2 LOB: 1 BB: 0 P: 17	R: 0 E: 0 K: 1 S: 9	H: 0 LOB: 0 BB: 0 P: 11	R: 0 E: 0 K: 0 S: 7	H: 0 LOB: 0 BB: 0 P: 10	1B: 4 2B: 1 3B: 0 HR: 2	SF: 0 SAC: 0 DP: 1 HBP: 0	WP: 0 PB: 0 SB: 0 CS: 0	PA: 33
<b>PITCHER</b>	IP	WLS	BF	H	R	ER	SO	BB	IBB	HBP	BLK	WP	HR	S	P	ERA	WHIP					
Brian Anderson, L ERA: 3.99	7.0	W	27	7	2	2	4	0	0	0	0	0	2	65	94	2.57	1.000					
Bobby Chouinard, R ERA: 3.79	1.0		3	0	0	0	1	0	0	0	0	0	0	9	11	0.00	0.000					
Gregg Olson, R ERA: 4.05	1.0	S	3	0	0	0	0	0	0	0	0	0	0	7	10	0.00	0.000					

Colorado Rockies @ Arizona Diamondbacks  
Bank One Ballpark, Phoenix, AZ  
Sat Jul 18 1998, 10:05 PM EDT  
Att: 48,527 - Dome - 72 F


AB 33  
R 2  
H 7  
RBI 2  
BB 0  
SO 5  
LOB 8



Batter	1	2	3	4	5	6	7	8	9	AB	R	H	RBI	BB	SO	LOB	BOTTOM				
Tony Batista, R OBP: 0.300, SLG: 0.446	0-1 P3		1-1 F8		2-0 HR	1-2 G6-4-3		1 SAFE 0-3 K		5	1	1	1	0	1	4					
Danny Klassen, R OBP: 0.419, SLG: 0.595	1-1 1B S 2-1 1B		1-2 G4-3		0-1 1B		3-2 L6			4	0	2	0	0	0	1					
Jay Bell, R OBP: 0.347, SLG: 0.429	2-0 1-3 1B			1-2 G6-3 1B HBP	2-1 F9		3-2 G3 1B			3	0	2	0	0	0	1					
Travis Lee, L OBP: 0.361, SLG: 0.484	0-0 P6			0-0 G6-3 1B		0-0 2B 1B 1B	3-2 G3			4	1	2	0	0	0	3					
Devon White, S OBP: 0.333, SLG: 0.470	0-0 2-1 3H		1-3 K	1-1 F9		1 SAFE 2-1 1B 1B 2B	4-0 IBB			3	1	1	0	1	1	2					
Yamil Benitez, R OBP: 0.308, SLG: 0.417		1-0 G5-3		3-2 G6-3		4-2 1B 1B BB	1-3 K			2	1	0	0	1	0	2					
Karim Garcia, L OBP: 0.260, SLG: 0.381				1-2 2-3 G3-1						1	0	0	0	0	1	2					
David Dellucci, L OBP: 0.350, SLG: 0.458		2-2 G3			0-0 G3-1		1-1 1B 1B	1-3 K		4	0	1	1	0	1	2					
Damian Miller, R OBP: 0.381, SLG: 0.483			0-0 F8 SH3-4 1B		1-1 F8		1-1 G6-4-3 1B			4	0	2	2	0	0	0					
Brian Anderson, R OBP: 0.125, SLG: 0.103			0-1 SH3-4		1-0 G3		1-0 K			2	0	0	0	0	1	2					
Bobby Chouinard, R OBP: 0.315, SLG: 0.343										0	0	0	0	0	0	0					
Brent Brede, L OBP: 0.315, SLG: 0.343										0	0	0	0	1	0	0					
Gregg Olson, R OBP: 0.500, SLG: 2.000										0	0	0	0	0	0	0					
<b>Inning Stats</b>	R: 0 E: 0 K: 0 S: 6	H: 2 LOB: 2 BB: 0 P: 9	R: 0 E: 0 K: 1 S: 9	H: 0 LOB: 0 BB: 0 P: 13	R: 0 E: 0 K: 0 S: 8	H: 1 LOB: 1 BB: 0 P: 10	R: 0 E: 0 K: 0 S: 9	H: 1 LOB: 2 BB: 0 P: 14	R: 1 E: 0 K: 1 S: 21	H: 2 LOB: 1 BB: 1 P: 31	R: 0 E: 0 K: 1 S: 13	H: 1 LOB: 2 BB: 1 P: 27	R: 0 E: 0 K: 2 S: 8	H: 0 LOB: 1 BB: 1 P: 13	R: 0 E: 0 K: 0 S: 7	H: 0 LOB: 1 BB: 1 P: 10	1B: 9 2B: 1 3B: 0 HR: 1	SF: 0 SAC: 1 DP: 1 HBP: 1	WP: 0 PB: 0 SB: 1 CS: 0	PA: 37	
<b>PITCHER</b>	IP	WLS	BF	H	R	ER	SO	BB	IBB	HBP	BLK	WP	HR	S	P	ERA	WHIP				
Bobby Jones, L ERA: 6.37	5.0	L	26	9	4	4	1	1	0	0	0	0	0	11	14	0.00	1.000				
Mike DeJean, R ERA: 2.09	1.0		3	1	0	0	1	0	0	0	0	0	0	11	14	0.00	1.000				
Dave Veres, R ERA: 3.35	2.0		9	1	0	0	3	1	1	0	0	0	0	21	40	0.00	1.000				

Colorado Rockies @ Arizona Diamondbacks  
Bank One Ballpark, Phoenix, AZ  
Sat Jul 18 1998, 10:05 PM EDT  
Att: 48,527 - Dome - 72 F

AB 32  
R 4  
H 11  
RBI 4  
BB 3  
SO 5  
LOB 19





Batter	1	2	3	4	5	6	7	8	9	AB	R	H	RBI	BB	SO	LOB	TOP										
<b>Neft Perez, S</b> (1, 6) OBP: 0.320, SLG: 0.383										4	0	0	0	1	0	2	<b>Colorado Rockies @ Arizona Diamondbacks</b> Bank One Ballpark, Phoenix, AZ Sun Jul 19 1998, 10:05 PM EDT Att: 45,650 - Dome - 72 F <a href="http://livebaseballscorecards.com">livebaseballscorecards.com</a>										
<b>3 Mike Lansing, R</b> (1, 4) OBP: 0.308, SLG: 0.368										5	1	2	3	0	1	1											
<b>Dante Bichette, R</b> (1, 7) OBP: 0.356, SLG: 0.526 <b>Mike Munoz, L</b> (7, 1)										4	1	2	0	0	0	1											
<b>Chuck McElroy, L</b> (7, 1) <b>Curt Leskanic, R</b> (7, 1)									0	0	0	0	0	0	0	0											
<b>Larry Walker, L</b> (1, 9) OBP: 0.396, SLG: 0.544										4	0	2	0	0	0	1											
<b>Vinny Castilla, R</b> (1, 5) OBP: 0.356, SLG: 0.602										4	0	2	1	0	1	1											
<b>17 Todd Helton, L</b> (1, 3) OBP: 0.354, SLG: 0.503										4	0	1	0	0	0	4											
<b>Jeff Reed, L</b> (1, 2) OBP: 0.340, SLG: 0.440 <b>Greg Colbrunn, R</b> (8, PH) OBP: 0.366, SLG: 0.456 <b>Kirt Manwaring, R</b> (8, 2) OBP: 0.351, SLG: 0.359										3	0	0	0	0	1	4											
<b>1 Curtis Goodwin, L</b> (1, 8) OBP: 0.333, SLG: 0.325										3	1	2	0	1	0	0											
<b>Darryl Kile, R</b> (1, 1) OBP: 0.277, SLG: 0.348 <b>Ellis Burks, R</b> (7, 7) OBP: 0.350, SLG: 0.505 <b>Derrick White, R</b> (8, 7) OBP: 0.083, SLG: 0.333										2	1	0	0	0	0	2											
<b>Inning Stats</b>	R: 0 E: 0 K: 1 S: 11	H: 1 LOB: 1 BB: 0 P: 16	R: 0 E: 0 K: 2 S: 8	H: 1 LOB: 0 BB: 0 P: 14	R: 2 E: 0 K: 0 S: 9	H: 2 LOB: 0 BB: 0 P: 12	R: 0 E: 0 K: 0 S: 6	H: 1 LOB: 1 BB: 0 P: 11	R: 0 E: 0 K: 0 S: 8	H: 0 LOB: 0 BB: 1 P: 13	R: 1 E: 0 K: 0 S: 8	H: 3 LOB: 2 BB: 0 P: 9	R: 1 E: 0 K: 0 S: 6	H: 2 LOB: 1 BB: 0 P: 10	R: 0 E: 0 K: 0 S: 6	H: 1 LOB: 1 BB: 0 P: 9	R: 0 E: 0 K: 0 S: 12	H: 0 LOB: 1 BB: 1 P: 20	1B: 6 2B: 4 3B: 0 HR: 1	SF: 0 SAC: 1 DP: 1 HBP: 0	WP: 0 PB: 0 SB: 0 CS: 1	PA: 39					
<b>PITCHER</b>	IP	WLS	BF	H	R	ER	SO	BB	IBB	HBP	BLK	WP	HR	S	P	ERA	WHIP										
<b>Amaury Telemaco, R</b> (1, 1) ERA: 3.15	6.2		29	10	4	4	3	1	0	0	0	0	1	55	84	5.40	1.650										
<b>Aaron Small, R</b> (7, 1) ERA: 6.53	0.1	W	1	0	0	0	0	0	0	0	0	0	0	1	1	0.00	0.000										
<b>Alan Embree, L</b> (8, 1) ERA: 4.06	2.0	S	8	1	0	0	0	1	0	0	0	0	0	18	29	0.00	1.000										
Batter	1	2	3	4	5	6	7	8	9	AB	R	H	RBI	BB	SO	LOB	BOTTOM										
<b>Andy Fox, L</b> (1, 5) OBP: 0.339, SLG: 0.395										4	2	1	1	0	0	2	<b>Colorado Rockies @ Arizona Diamondbacks</b> Bank One Ballpark, Phoenix, AZ Sun Jul 19 1998, 10:05 PM EDT Att: 45,650 - Dome - 72 F <a href="http://livebaseballscorecards.com">livebaseballscorecards.com</a>										
<b>Danny Klassen, R</b> (1, 4) OBP: 0.404, SLG: 0.561 <b>Alan Embree, L</b> (8, 1)										4	0	1	1	0	1	1											
<b>Travis Lee, L</b> (1, 3) OBP: 0.362, SLG: 0.489										4	2	2	1	0	1	0											
<b>Devon White, S</b> (1, 8) OBP: 0.332, SLG: 0.470										4	0	1	1	0	1	3											
<b>David Dellucci, L</b> (1, 7) OBP: 0.352, SLG: 0.461										3	0	1	1	1	0	0											
<b>Jay Bell, R</b> (1, 6) OBP: 0.346, SLG: 0.425										3	0	0	0	1	1	3											
<b>Jorge Fabregas, L</b> (1, 2) OBP: 0.283, SLG: 0.265 <b>Damian Miller, R</b> (7, PR) OBP: 0.375, SLG: 0.475										3	0	2	0	0	1	0											
<b>Karim Garcia, L</b> (1, 9) OBP: 0.255, SLG: 0.374										3	1	0	0	0	0	2											
<b>Amaury Telemaco, R</b> (1, 1) OBP: 0.067, SLG: 0.071 <b>Aaron Small, R</b> (7, 1) <b>Andy Stankiewicz, R</b> (7, PH) OBP: 0.256, SLG: 0.241										2	0	0	0	0	0	1											
<b>Inning Stats</b>	R: 0 E: 0 K: 0 S: 6	H: 0 LOB: 0 BB: 0 P: 10	R: 0 E: 0 K: 0 S: 4	H: 0 LOB: 0 BB: 0 P: 7	R: 0 E: 0 K: 1 S: 10	H: 0 LOB: 0 BB: 0 P: 16	R: 2 E: 0 K: 2 S: 16	H: 2 LOB: 1 BB: 0 P: 23	R: 0 E: 0 K: 0 S: 6	H: 1 LOB: 0 BB: 0 P: 10	R: 1 E: 0 K: 2 S: 15	H: 2 LOB: 2 BB: 1 P: 31	R: 3 E: 1 K: 0 S: 21	H: 4 LOB: 2 BB: 0 P: 31	R: 0 E: 0 K: 0 S: 9	H: 0 LOB: 0 BB: 1 P: 17		1B: 5 2B: 3 3B: 1 HR: 0	SF: 0 SAC: 0 DP: 2 HBP: 0	WP: 1 PB: 0 SB: 0 CS: 1	PA: 34						
<b>PITCHER</b>	IP	WLS	BF	H	R	ER	SO	BB	IBB	HBP	BLK	WP	HR	S	P	ERA	WHIP										
<b>Darryl Kile, R</b> (1, 1) ERA: 5.26	6.0		24	5	3	3	5	1	0	0	0	0	0	7	9	4.50	1.000										
<b>Mike Munoz, L</b> (7, 1) ERA: 6.23	0.0	L	3	2	3	2	0	0	0	0	0	0	0	4	6	0.00	0.000										
<b>Chuck McElroy, L</b> (7, 1) ERA: 1.54	0.1		1	0	0	0	0	0	0	0	0	0	0	4	6	0.00	0.000										
<b>Curt Leskanic, R</b> (7, 1) ERA: 4.14	1.2		6	2	0	0	0	1	0	0	0	0	0	19	33	0.00	1.800										



Batter	1	2	3	4	5	6	7	8	9	AB	R	H	RBI	BB	SO	LOB	TOP					
<b>Nefti Perez, S</b> (1, 6) OBP: 0.323, SLG: 0.386										5	1	3	0	0	1	2						
<b>1 Curtis Goodwin, L</b> (1, 8) OBP: 0.333, SLG: 0.325										3	1	1	0	0	1	1						
<b>Greg Colbrunn, R</b> (9, PH) OBP: 0.363, SLG: 0.452										1	0	0	0	0	1	0						
<b>Ellis Burks, R</b> (9, 8) OBP: 0.350, SLG: 0.505										0	0	0	0	0	0	0						
<b>Larry Walker, L</b> (1, 9) OBP: 0.399, SLG: 0.549										5	3	3	1	0	0	1						
<b>Dante Bichette, R</b> (1, 7) OBP: 0.356, SLG: 0.532										5	2	2	3	0	0	2						
<b>Vinny Castilla, R</b> (1, 5) OBP: 0.357, SLG: 0.602										5	1	2	2	0	1	1						
<b>17 Todd Helton, L</b> (1, 3) OBP: 0.358, SLG: 0.516										4	1	2	2	1	1	1						
<b>3 Mike Lansing, R</b> (1, 4) OBP: 0.307, SLG: 0.365										3	0	0	0	1	0	2						
<b>Kirt Manwaring, R</b> (1, 2) OBP: 0.344, SLG: 0.351										4	0	0	1	0	1	2						
<b>Jamey Wright, R</b> (1, 1) OBP: 0.185, SLG: 0.188										2	0	0	0	0	2	2						
<b>Mike Dickson, R</b> (5, 1) OBP: 0.366, SLG: 0.492										0	0	0	0	0	0	0						
<b>John Vander Wal, L</b> (7, PH) OBP: 0.366, SLG: 0.492										1	0	0	0	0	1	0						
<b>Jerry Dipoto, R</b> (7, 1) OBP: 0.366, SLG: 0.492										0	0	0	0	0	0	0						
<b>Derrick White, R</b> (8, PH) OBP: 0.277, SLG: 0.308										1	0	0	0	0	1	0						
<b>Dave Veres, R</b> (8, 1) OBP: 0.500, SLG: 0.500										0	0	0	0	0	0	0						
<b>Inning Stats</b>	R: 0 E: 0 K: 0 S: 6	H: 1 LOB: 1 BB: 0 P: 7	R: 1 E: 0 K: 1 S: 14	H: 2 LOB: 2 BB: 1 P: 21	R: 0 E: 0 K: 1 S: 6	H: 0 LOB: 0 BB: 0 P: 6	R: 0 E: 1 K: 0 S: 8	H: 0 LOB: 0 BB: 0 P: 11	R: 0 E: 0 K: 1 S: 6	H: 1 LOB: 1 BB: 0 P: 10	R: 2 E: 0 K: 0 S: 14	H: 2 LOB: 0 BB: 0 P: 15	R: 4 E: 1 K: 1 S: 17	H: 5 LOB: 2 BB: 1 P: 25	R: 0 E: 0 K: 3 S: 15	H: 0 LOB: 0 BB: 0 P: 20	R: 2 E: 0 K: 3 S: 15	H: 2 LOB: 0 BB: 0 P: 21	1B: 8 2B: 3 3B: 0 HR: 2	SF: 0 SAC: 1 DP: 0 HBP: 0	WP: 0 PB: 0 SB: 0 CS: 1	PA: 42
<b>PITCHER</b>	IP	WLS	BF	H	R	ER	SO	BB	IBB	HBP	BLK	WP	HR	S	P	ERA	WHIP					
<b>Shane Reynolds, R</b> (1, 1) ERA: 3.54	6.2		32	11	7	6	4	1	0	0	0	0	1	64	83	8.10	1.800					
<b>C.J. Nitkowski, L</b> (7, 1) ERA: 3.48	1.2		7	1	1	1	4	1	0	0	0	0	0	26	39	5.40	1.200					
<b>Doug Henry, R</b> (9, 1) ERA: 2.87	0.2	W	3	1	1	1	2	0	0	0	0	0	1	11	14	13.50	1.500					

Colorado Rockies @ Houston Astros  
Astrodome, Houston, TX  
Mon Jul 20 1998, 8:05 PM EDT  
Att: 25,491 - Dome - 72 F

AB	39
R	9
H	13
RBI	9
BB	2
SO	10
LOB	14



Batter	1	2	3	4	5	6	7	8	9	AB	R	H	RBI	BB	SO	LOB	BOTTOM					
<b>Craig Biggio, R</b> (1, 4) OBP: 0.391, SLG: 0.500										5	0	3	0	0	1	1						
<b>Bill Sciers, L</b> (1, 5) OBP: 0.374, SLG: 0.389										5	0	0	0	0	0	3						
<b>Derek Bell, R</b> (1, 9) OBP: 0.374, SLG: 0.515										5	2	3	0	0	1	2						
<b>5 Jeff Bagwell, R</b> (1, 3) OBP: 0.401, SLG: 0.531										4	2	1	1	1	0	2						
<b>Moises Alou, R</b> (1, 7) OBP: 0.384, SLG: 0.588										4	2	2	1	1	0	0						
<b>Carl Everett, S</b> (1, 8) OBP: 0.400, SLG: 0.519										5	4	4	3	0	0	1						
<b>Tony Eusebio, R</b> (1, 2) OBP: 0.333, SLG: 0.312										5	0	2	2	0	0	3						
<b>Tim Bogar, R</b> (1, 6) OBP: 0.257, SLG: 0.243										5	0	2	1	0	1	3						
<b>Shane Reynolds, R</b> (1, 1) OBP: 0.127, SLG: 0.164										3	0	1	1	0	1	0						
<b>C.J. Nitkowski, L</b> (7, 1) ERA: 2.01										1	0	0	0	0	1	2						
<b>Doug Henry, R</b> (9, 1) ERA: 3.44										0	0	0	0	0	0	0						
<b>Inning Stats</b>	R: 0 E: 0 K: 0 S: 11	H: 2 LOB: 1 BB: 0 P: 17	R: 0 E: 0 K: 0 S: 8	H: 1 LOB: 0 BB: 0 P: 11	R: 0 E: 0 K: 1 S: 8	H: 0 LOB: 0 BB: 0 P: 13	R: 4 E: 1 K: 0 S: 19	H: 4 LOB: 1 BB: 1 P: 27	R: 4 E: 0 K: 1 S: 7	H: 4 LOB: 0 BB: 0 P: 28	R: 0 E: 0 K: 1 S: 7	H: 1 LOB: 1 BB: 0 P: 7	R: 1 E: 0 K: 1 S: 11	H: 3 LOB: 2 BB: 0 P: 13	R: 0 E: 0 K: 1 S: 10	H: 1 LOB: 1 BB: 0 P: 12	R: 1 E: 0 K: 0 S: 7	H: 2 LOB: 2 BB: 1 P: 13	1B: 13 2B: 5 3B: 0 HR: 0	SF: 0 SAC: 0 DP: 2 HBP: 0	WP: 1 PB: 0 SB: 3 CS: 0	PA: 44
<b>PITCHER</b>	IP	WLS	BF	H	R	ER	SO	BB	IBB	HBP	BLK	WP	HR	S	P	ERA	WHIP					
<b>Jamey Wright, R</b> (1, 1) ERA: 6.46	4.1		24	11	8	6	1	1	0	0	0	0	0	56	84	12.46	2.769					
<b>Mike DeJean, R</b> (5, 1) ERA: 2.01	1.2		6	1	0	0	2	0	0	0	0	0	0	14	19	0.00	0.600					
<b>Jerry Dipoto, R</b> (7, 1) ERA: 4.43	1.0		6	3	1	1	1	0	0	0	0	0	0	11	13	9.00	3.000					
<b>Dave Veres, R</b> (8, 1) ERA: 3.44	1.1	L	8	3	1	1	1	1	0	0	0	0	0	17	25	6.75	3.000					

Colorado Rockies @ Houston Astros  
Astrodome, Houston, TX  
Mon Jul 20 1998, 8:05 PM EDT  
Att: 25,491 - Dome - 72 F

AB	42
R	10
H	18
RBI	9
BB	2
SO	5
LOB	17





Batter	1	2	3	4	5	6	7	8	9	AB	R	H	RBI	BB	SO	LOB	TOP				
<b>Neft Perez, S</b> OBP: 0.322, SLG: 0.392 (1, 6)										4	1	1	1	0	1	0	<b>Colorado Rockies @ Houston Astros</b> Astrodome, Houston, TX Tue Jul 21 1998, 8:05 PM EDT Att: 28,718 - Dome - 72 F				
<b>Ellis Burks, R</b> OBP: 0.354, SLG: 0.508 (1, 8)										4	1	3	0	0	0	0					
<b>Larry Walker, L</b> OBP: 0.401, SLG: 0.545 (1, 9)										2	1	0	0	2	0	0					
<b>Dante Bichette, R</b> OBP: 0.353, SLG: 0.526 (1, 7)										4	0	0	0	0	0	3					
<b>Vinny Castilla, R</b> OBP: 0.361, SLG: 0.611 (1, 5)										4	2	3	2	0	0	0					
<b>17 Todd Helton, L</b> OBP: 0.354, SLG: 0.511 (1, 3)										3	0	0	1	0	0	1					
<b>3 Mike Lansing, R</b> OBP: 0.307, SLG: 0.366 (1, 4)										4	0	1	1	0	1	0					
<b>Kirt Manwaring, R</b> OBP: 0.343, SLG: 0.346 (1, 2)										3	0	0	0	1	0	1					
<b>Mark Brownson, L</b> (1, 1)										4	0	0	0	0	0	1					
<b>Inning Stats</b>	R: 4 H: 4 E: 0 K: 0 S: 16	L: 4 LOB: 1 BB: 1 P: 27	R: 0 H: 1 E: 0 K: 0 S: 11	L: 1 LOB: 0 BB: 0 P: 15	R: 0 H: 1 E: 0 K: 0 S: 10	L: 1 LOB: 0 BB: 0 P: 15	R: 0 H: 0 E: 0 K: 0 S: 7	L: 0 LOB: 0 BB: 0 P: 11	R: 0 H: 1 E: 0 K: 1 S: 11	L: 1 LOB: 1 BB: 0 P: 11	R: 0 H: 0 E: 0 K: 1 S: 6	L: 0 LOB: 0 BB: 0 P: 8	R: 0 H: 0 E: 0 K: 0 S: 3	L: 0 LOB: 0 BB: 0 P: 4	R: 0 H: 0 E: 0 K: 0 S: 5	L: 0 LOB: 1 BB: 1 P: 12		1B: 5 2B: 1 3B: 0 HR: 2	SF: 1 SAC: 0 DP: 0 HBP: 0	WP: 0 PB: 0 SB: 0 CS: 1	PA: 37
<b>PITCHER</b>	IP	WLS	BF	H	R	ER	SO	BB	IBB	HBP	BLK	WP	HR	S	P	ERA	WHIP				
<b>Mike Hampton, L</b> ERA: 3.59 (1, 1)	8.0	L	32	8	5	5	2	2	0	0	0	0	2	74	108	5.62	1.250				
<b>Trever Miller, L</b> ERA: 2.63 (9, 1)	1.0		4	0	0	0	0	1	0	0	0	0	0	5	12	0.00	1.000				

AB	32
R	5
H	8
RBI	5
BB	3
SO	2
LOB	6



Batter	1	2	3	4	5	6	7	8	9	AB	R	H	RBI	BB	SO	LOB	BOTTOM				
<b>Craig Biggio, R</b> OBP: 0.392, SLG: 0.499 (1, 4)										3	0	1	0	0	0	2	<b>Colorado Rockies @ Houston Astros</b> Astrodome, Houston, TX Tue Jul 21 1998, 8:05 PM EDT Att: 28,718 - Dome - 72 F				
<b>Bill Spiers, L</b> OBP: 0.369, SLG: 0.382 (1, 5)										4	0	0	0	0	2	4					
<b>Derek Bell, R</b> OBP: 0.370, SLG: 0.510 (1, 9)										4	0	0	0	0	0	2					
<b>5 Jeff Bagwell, R</b> OBP: 0.399, SLG: 0.526 (1, 3)										3	0	0	0	1	0	0					
<b>Moises Alou, R</b> OBP: 0.380, SLG: 0.581 (1, 7)										4	0	0	0	0	2	2					
<b>Carl Everett, S</b> OBP: 0.396, SLG: 0.514 (1, 8)										3	0	0	0	0	2	0					
<b>Ricky Gutierrez, R</b> OBP: 0.370, SLG: 0.360 (1, 6)										3	0	1	0	0	1	0					
<b>Brad Ausmus, R</b> OBP: 0.355, SLG: 0.356 (1, 2)										3	0	0	0	0	0	2					
<b>Mike Hampton, R</b> OBP: 0.333, SLG: 0.314 <b>35 Dave Clark, L</b> OBP: 0.273, SLG: 0.227 <b>Trever Miller, R</b> OBP: 0.500, SLG: 1.000 (8, PH) (9, 1)										2	0	1	0	0	0	0					
<b>Inning Stats</b>	R: 0 H: 0 E: 0 K: 2 S: 11	H: 0 LOB: 2 BB: 1 P: 17	R: 0 H: 0 E: 1 K: 1 S: 8	L: 0 LOB: 1 BB: 0 P: 13	R: 0 H: 0 E: 0 K: 1 S: 7	L: 0 LOB: 0 BB: 0 P: 11	R: 0 H: 0 E: 0 K: 0 S: 7	L: 0 LOB: 0 BB: 0 P: 15	R: 0 H: 2 E: 0 K: 0 S: 4	L: 1 LOB: 1 BB: 0 P: 7	R: 0 H: 0 E: 0 K: 1 S: 5	L: 0 LOB: 0 BB: 0 P: 9	R: 0 H: 0 E: 0 K: 0 S: 8	L: 2 LOB: 2 BB: 0 P: 11	R: 0 H: 0 E: 0 K: 1 S: 7	L: 0 LOB: 0 BB: 0 P: 9		1B: 2 2B: 2 3B: 0 HR: 0	SF: 0 SAC: 0 DP: 0 HBP: 1	WP: 0 PB: 0 SB: 3 CS: 0	PA: 32
<b>PITCHER</b>	IP	WLS	BF	H	R	ER	SO	BB	IBB	HBP	BLK	WP	HR	S	P	ERA	WHIP				
<b>Mark Brownson, R</b> ERA: (1, 1)	9.0	W	32	4	0	0	7	1	0	1	0	0	0	64	101	0.00	0.556				

AB	30
R	0
H	4
RBI	0
BB	1
SO	7
LOB	12





Batter	1	2	3	4	5	6	7	8	9	AB	R	H	RBI	BB	SO	LOB	TOP			
<b>Reggie Sanders, R</b> OBP: 0.324, SLG: 0.430 (1, 8) (4, 9)										4	0	1	0	0	3	0	<b>Cincinnati Reds @ Colorado Rockies</b> Coors Field, Denver, CO Thu Jul 23 1998, 3:33 AM MDT Att: 42,586 - Cloudy - 75 F			
<b>Sean Casey, L</b> OBP: 0.329, SLG: 0.339 (1, 3) (4, 9)										4	1	2	0	0	0	1				
<b>Barry Larkin, R</b> OBP: 0.377, SLG: 0.473 (1, 6) (4, 9)										4	0	1	1	0	0	1				
<b>Eddie Taubensee, L</b> OBP: 0.357, SLG: 0.433 (1, 2) (4, 9)										3	0	1	0	1	0	2				
<b>Bret Boone, R</b> OBP: 0.326, SLG: 0.447 (1, 4) (4, 9)										4	0	0	0	0	0	2				
<b>Willie Greene, L</b> OBP: 0.373, SLG: 0.422 (1, 9) (4, 7)										3	0	0	0	0	0	0				
<b>Melvin Nieves, S</b> OBP: 0.391, SLG: 0.333 (9, PH) (4, 8)										1	0	0	0	0	1	0				
<b>Dmitri Young, S</b> OBP: 0.362, SLG: 0.503 <b>61 Mike Frank, L</b> OBP: 0.299, SLG: 0.300 (1, 7) (4, 8)										1	0	1	0	0	0	0				
<b>Pokey Reese, R</b> OBP: 0.317, SLG: 0.327 (1, 5) (4, 8)										3	1	1	0	0	1	2				
<b>Mike Remlinger, L</b> OBP: 0.083, SLG: 0.111 <b>Scott Sullivan, R</b> OBP: 0.167, SLG: 0.167 <b>Gabe White, L</b> OBP: 0.250, SLG: 0.250 <b>Danny Graves, R</b> OBP: 0.277, SLG: 0.333 (1, 1) (5, 1) (7, 1) (7, 1) (7, 7)										2	0	0	0	0	0	1				
<b>Inning Stats</b>	R: 0 E: 0 K: 1 S: 12	H: 1 LOB: 1 BB: 0 P: 21	R: 0 E: 0 K: 1 S: 9	H: 1 LOB: 1 BB: 0 P: 10	R: 0 E: 0 K: 0 S: 7	H: 1 LOB: 0 BB: 0 P: 11	R: 0 E: 0 K: 0 S: 8	H: 1 LOB: 0 BB: 0 P: 12	R: 0 E: 0 K: 1 S: 10	H: 0 LOB: 0 BB: 0 P: 15	R: 0 E: 0 K: 0 S: 5	H: 0 LOB: 0 BB: 1 P: 12	R: 4 E: 0 K: 1 S: 23	H: 5 LOB: 0 BB: 0 P: 30	R: 0 E: 0 K: 1 S: 9	H: 0 LOB: 0 BB: 0 P: 17	1B: 7 2B: 3 3B: 0 HR: 1	SF: 0 SAC: 0 DP: 3 HBP: 0	WP: 0 PB: 0 SB: 0 CS: 1	PA: 34
<b>PITCHER</b>	IP WLS BF H R ER SO BB IBB HBP BLK WP HR S P ERA WHIP																			
<b>Pedro Astacio, R</b> ERA: 6.16 <b>Chuck McElroy, L</b> ERA: 1.71 <b>Dave Veres, R</b> ERA: 3.38 (1, 1) (8, 1) (9, 1)	7.1 W 28 8 3 3 4 1 0 0 0 0 1 66 103 3.68 1.227																			

AB	33
R	4
H	10
RBI	4
BB	1
SO	5
LOB	9



Batter	1	2	3	4	5	6	7	8	9	AB	R	H	RBI	BB	SO	LOB	BOTTOM			
<b>Neifi Perez, S</b> OBP: 0.321, SLG: 0.392 (1, 6) (4, 9)										5	1	1	0	0	1	1	<b>Cincinnati Reds @ Colorado Rockies</b> Coors Field, Denver, CO Thu Jul 23 1998, 3:33 AM MDT Att: 42,586 - Cloudy - 75 F			
<b>Ellis Burks, R</b> OBP: 0.357, SLG: 0.509 (1, 8) (4, 9)									3	0	2	0	0	0	0	0				
<b>Larry Walker, L</b> OBP: 0.408, SLG: 0.550 (1, 9) (4, 9)										3	1	3	0	1	0	0				
<b>Dante Bichette, R</b> OBP: 0.354, SLG: 0.526 (1, 7) (4, 9)									4	1	2	1	0	0	3					
<b>Vinny Castilla, R</b> OBP: 0.362, SLG: 0.611 (1, 5) (4, 9)									3	1	2	1	0	1	3					
<b>Greg Colbrunn, R</b> OBP: 0.365, SLG: 0.462 <b>17 Todd Helton, L</b> OBP: 0.355, SLG: 0.521 (1, 3) (5, PH) (6, 3)										2	1	1	0	0	0	3				
<b>3 Mike Lansing, R</b> OBP: 0.303, SLG: 0.362 (1, 4) (4, 9)									4	0	0	0	0	1	2					
<b>Kirt Manwaring, R</b> OBP: 0.341, SLG: 0.344 (1, 2) (4, 9)										4	0	1	1	0	1	0				
<b>Pedro Astacio, R</b> OBP: 0.179, SLG: 0.162 <b>Chuck McElroy, L</b> ERA: 4.72 <b>John Vander Wal, L</b> OBP: 0.355, SLG: 0.484 <b>Dave Veres, R</b> OBP: 0.500, SLG: 0.500 (1, 1) (8, 1) (9, 1)									2	0	0	0	0	1	0					
<b>Inning Stats</b>	R: 0 E: 0 K: 1 S: 13	H: 3 LOB: 3 BB: 0 P: 19	R: 0 E: 0 K: 1 S: 8	H: 0 LOB: 0 BB: 0 P: 12	R: 0 E: 0 K: 0 S: 8	H: 1 LOB: 1 BB: 0 P: 10	R: 2 E: 0 K: 2 S: 12	H: 3 LOB: 1 BB: 0 P: 21	R: 0 E: 0 K: 0 S: 14	H: 3 LOB: 2 BB: 0 P: 20	R: 0 E: 0 K: 1 S: 8	H: 0 LOB: 0 BB: 0 P: 11	R: 4 E: 0 K: 0 S: 17	H: 3 LOB: 0 BB: 1 P: 29	R: 0 E: 0 K: 0 S: 8	H: 0 LOB: 0 BB: 0 P: 10		1B: 10 2B: 2 3B: 0 HR: 1	SF: 1 SAC: 2 DP: 1 HBP: 0	WP: 1 PB: 0 SB: 0 CS: 0
<b>PITCHER</b>	IP WLS BF H R ER SO BB IBB HBP BLK WP HR S P ERA WHIP																			
<b>Mike Remlinger, L</b> ERA: 4.41 <b>Scott Sullivan, R</b> ERA: 4.72 <b>Gabe White, L</b> ERA: 4.63 <b>Danny Graves, R</b> ERA: 3.55 (1, 1) (5, 1) (7, 1) (7, 1)	4.1 L 23 10 2 2 4 0 0 0 0 0 0 16 22 4.50 0.500																			

AB	33
R	6
H	13
RBI	5
BB	1
SO	5
LOB	15





Batter	1	2	3	4	5	6	7	8	9	AB	R	H	RBI	BB	SO	LOB	TOP										
<b>Pokey Reese, R</b> (1,5) OBP: 0.315, SLG: 0.318 <b>Sean Casey, L</b> (9,PH) OBP: 0.333, SLG: 0.339	F8		K		L9			1B BB	BB	3	1	0	0	1	1	0	<b>Cincinnati Reds @ Colorado Rockies</b> Coors Field, Denver, CO Thu Jul 23 1998, 7:05 PM MDT Att: 45,705 - Cloudy - 68 F										
<b>Chris Stynes, R</b> (1,9) OBP: 0.323, SLG: 0.352	2B		G6-3		BB			G5-3 1B	K	4	0	2	0	1	1	2											
<b>Barry Larkin, R</b> (1,6) OBP: 0.379, SLG: 0.472	G6-4-3 BB		G4-3		G5-3			G5-3 1B		3	0	1	1	1	0	1											
<b>Paul Konerko, R</b> (1,7) OBP: 0.277, SLG: 0.332	G6-4-3 1-2				HR 1B			G5-3 1-2 2-H	L7	4	1	1	0	0	0	4											
<b>Eduardo Perez, R</b> (1,3)		1B 1B			HR			G4-3	F7	4	1	2	2	0	0	1											
<b>Bret Boone, R</b> (1,4) OBP: 0.325, SLG: 0.445	1B		G6-3		G6-3				P3	4	0	1	0	0	0	0											
<b>Reggie Sanders, R</b> (1,8) OBP: 0.323, SLG: 0.428	F7				K			G5-3		4	1	1	0	0	1	2											
<b>Guillermo Garcia, R</b> (1,2) OBP: 0.167, SLG: 0.667 <b>Eddie Taubensee, L</b> (9,PH) OBP: 0.356, SLG: 0.431	K		K		K				G1-6-3 1B	3	0	0	0	0	3	2											
<b>Pete Harnisch, S</b> (1,1) OBP: 0.125, SLG: 0.106 <b>Willie Greene, L</b> (7,PH) OBP: 0.372, SLG: 0.421 <b>Stan Belinda, R</b> (7,1) <b>Melvin Nieves, S</b> (9,PH) OBP: 0.397, SLG: 0.340	K		K		G5-3			L7	G1-6-3 1-2 BB 1B	2	0	0	0	0	1	2											
<b>Inning Stats</b>	R: 0 E: 0 K: 0 S: 9	H: 1 LOB: 1 BB: 1 P: 15	R: 0 E: 0 K: 2 S: 16	H: 2 LOB: 2 BB: 0 P: 21	R: 0 E: 0 K: 1 S: 6	H: 0 LOB: 0 BB: 0 P: 10	R: 2 E: 0 K: 2 S: 13	H: 2 LOB: 0 BB: 0 P: 21	R: 0 E: 0 K: 0 S: 6	H: 0 LOB: 1 BB: 1 P: 12	R: 0 E: 0 K: 1 S: 6	H: 0 LOB: 0 BB: 0 P: 9	R: 1 E: 0 K: 0 S: 16	H: 2 LOB: 1 BB: 1 P: 26	R: 1 E: 0 K: 1 S: 15	H: 2 LOB: 2 BB: 1 P: 26		1B: 7 2B: 1 3B: 0 HR: 1	SF: 0 SAC: 0 DP: 2 HBP: 0	WP: 0 PB: 0 SB: 0 CS: 0	PA: 38						
<b>PITCHER</b>	IP	WLS	BF	H	R	ER	SO	BB	IBB	HBP	BLK	WP	HR	S	P	ERA	WHIP										
<b>Bobby Jones, L</b> (1,1) ERA: 6.17	7.0	W	29	6	3	3	6	3	0	0	0	0	1	71	116	3.86	1.286										
<b>Mike DeJean, R</b> (8,1) ERA: 1.99	1.0		3	1	0	0	0	0	0	0	0	0	0	10	14	0.00	1.000										
<b>Jerry Dipoto, R</b> (9,1) ERA: 4.57	0.2		4	2	1	1	0	0	0	0	0	0	0	11	17	13.50	3.000										
<b>Mike Munoz, L</b> (9,1) ERA: 6.23	0.0		1	0	0	0	0	1	0	0	0	0	0	1	5	∞	∞										
<b>Curt Leskanic, R</b> (9,1) ERA: 4.11	0.1	S	1	0	0	0	1	0	0	0	0	0	0	3	4	0.00	0.000										

Batter	1	2	3	4	5	6	7	8	9	AB	R	H	RBI	BB	SO	LOB	BOTTOM										
<b>Neif Perez, S</b> (1,6) OBP: 0.320, SLG: 0.391	P6	FC4-6 1-2		G6-3		CS 1B				4	0	1	1	0	0	1	<b>Cincinnati Reds @ Colorado Rockies</b> Coors Field, Denver, CO Thu Jul 23 1998, 7:05 PM MDT Att: 45,705 - Cloudy - 68 F										
<b>Ellis Burks, R</b> (1,8) OBP: 0.356, SLG: 0.508	G6-3		HR 1B		CS HBP	K				3	1	1	0	0	1	1											
<b>Larry Walker, L</b> (1,9) OBP: 0.412, SLG: 0.561	HR 1B		HR		F8 1-2			G5-4-3 BB		3	2	2	2	1	0	1											
<b>Dante Bichette, R</b> (1,7) OBP: 0.358, SLG: 0.538	HR		K		2B			G5-4-3 1B		4	1	3	2	0	1	0											
<b>Vinny Castilla, R</b> (1,5) OBP: 0.363, SLG: 0.609	1B		K		FC4 BB			G5-4-3 1-2 2-3		3	0	1	0	1	1	2											
<b>17 Todd Helton, L</b> (1,3) OBP: 0.353, SLG: 0.521	L8		2B		FC4 1-2			K		4	0	1	0	0	1	4											
<b>7 Kurt Abbott, R</b> (1,4) OBP: 0.298, SLG: 0.364		G5-3	F8			2B 2B		G1-3		4	1	1	0	0	0	1											
<b>Jeff Reed, L</b> (1,2) OBP: 0.356, SLG: 0.442	K		K		K	SH1-4 2H 2B		G3		4	1	1	1	0	2	0											
<b>Bobby Jones, R</b> (1,1) ERA: 6.17 <b>Mike DeJean, R</b> (8,1) ERA: 1.99 <b>John Vander Wal, L</b> (9,PH) OBP: 0.356, SLG: 0.431 <b>Jerry Dipoto, R</b> (9,1) ERA: 4.57 <b>Mike Munoz, L</b> (9,1) ERA: 6.23 <b>Curt Leskanic, R</b> (9,1) ERA: 4.11	FC4-6 1B		G4-3		G4-3	SH1-4 2B		F9		2	0	1	0	0	0	0											
<b>Inning Stats</b>	R: 2 E: 0 K: 0 S: 11	H: 3 LOB: 1 BB: 0 P: 18	R: 0 E: 0 K: 1 S: 9	H: 1 LOB: 1 BB: 0 P: 15	R: 2 E: 0 K: 2 S: 13	H: 3 LOB: 1 BB: 0 P: 21	R: 0 E: 0 K: 1 S: 6	H: 0 LOB: 0 BB: 0 P: 10	R: 0 E: 0 K: 1 S: 10	H: 1 LOB: 2 BB: 1 P: 21	R: 2 E: 0 K: 1 S: 15	H: 3 LOB: 1 BB: 0 P: 24	R: 0 E: 0 K: 1 S: 8	H: 1 LOB: 1 BB: 1 P: 14	R: 0 E: 0 K: 0 S: 7	H: 0 LOB: 0 BB: 0 P: 9		1B: 6 2B: 5 3B: 0 HR: 2	SF: 0 SAC: 1 DP: 2 HBP: 1	WP: 0 PB: 0 SB: 0 CS: 2	PA: 36						
<b>PITCHER</b>	IP	WLS	BF	H	R	ER	SO	BB	IBB	HBP	BLK	WP	HR	S	P	ERA	WHIP										
<b>Pete Harnisch, R</b> (1,1) ERA: 3.32	6.0	L	29	11	6	6	5	1	0	1	0	0	0	15	23	0.00	1.000										
<b>Stan Belinda, R</b> (7,1) ERA: 3.2	2.0		7	1	0	0	1	1	0	0	0	0	0	15	23	0.00	1.000										

AB	34
R	4
H	9
RBI	4
BB	4
SO	7
LOB	15



AB	32
R	6
H	12
RBI	6
BB	2
SO	6
LOB	10













Batter	1	2	3	4	5	6	7	8	9	AB	R	H	RBI	BB	SO	LOB	TOP		
Royce Clayton, R (1,6) OBP: 0.314, SLG: 0.330	G5-3			G6-3	FC6-4 1B		E3			4	0	1	1	0	0	1	<b>St. Louis Cardinals @ Colorado Rockies</b> Coors Field, Denver, CO Sun Jul 26 1998, 7:05 PM MDT Att: 48,288 - Cloudy - 78 F		
Brian Jordan, R (1,9) OBP: 0.371, SLG: 0.550	F9			P4	FC6-4		F9			4	0	0	0	0	0	3			
Mark McGwire, R (1,3) OBP: 0.476, SLG: 0.741	F7			HR			G6-3		P4	4	1	1	1	0	0	0			
Ray Lankford, L (1,8) OBP: 0.394, SLG: 0.495		G4-3			S BB 1B		F7		G4-6-3 1B	4	0	2	0	0	0	0			
John Mabry, L (1,7) OBP: 0.324, SLG: 0.386									G4-6-3 1B	3	0	1	0	1	1	1			
Rick Croushore, R (8,1)	K				FC5-4 BB				G4-6-3	0	0	0	0	0	0	0			
Gary Gaetti, R (1,5) OBP: 0.335, SLG: 0.432					FC5-4		F9			4	0	0	0	0	0	3			
Eli Marrero, R (1,2) OBP: 0.297, SLG: 0.372				F7			G4-3		G1-3	4	0	0	0	0	0	0			
Kent Mercker, L (1,1) OBP: 0.243, SLG: 0.257				K					G1-3	2	1	1	0	0	1	0			
Curtis King, R (6,1)							G6-3			1	0	0	0	0	0	0			
Willie McGee, S (8,7) OBP: 0.299, SLG: 0.344										1	1	1	1	0	0	0			
Lance Painter, L (8,1) OBP: 1.000, SLG: 1.000									HR	0	0	0	0	0	0	0			
12 Pat Kelly, R (1,4) OBP: 0.316, SLG: 0.412				K					K	4	0	1	0	0	3	1			
<b>Inning Stats</b>	R: 0 E: 0 K: 0 S: 9	H: 0 LOB: 0 BB: 0 P: 13	R: 0 E: 0 K: 1 S: 8	H: 0 LOB: 0 BB: 0 P: 12	R: 0 E: 0 K: 2 S: 10	H: 0 LOB: 0 BB: 0 P: 15	R: 1 E: 0 K: 0 S: 11	H: 2 LOB: 1 BB: 1 P: 18	R: 1 E: 0 K: 1 S: 10	H: 2 LOB: 1 BB: 0 P: 14	R: 0 E: 0 K: 0 S: 8	H: 1 LOB: 0 BB: 0 P: 10	R: 0 E: 0 K: 0 S: 9	H: 1 LOB: 2 BB: 0 P: 12	R: 1 E: 0 K: 1 S: 9	H: 1 LOB: 0 BB: 0 P: 12	1B: 5 2B: 0 3B: 1 HR: 2	SF: 0 SAC: 0 DP: 1 HBP: 0	WP: 0 PA: 36 PB: 0 SB: 1 CS: 0
<b>PITCHER</b>	IP WLS BF H R ER SO BB IBB HBP BLK WP HR S P ERA WHIP											IP WLS BF H R ER SO BB IBB HBP BLK WP HR S P ERA WHIP							
John Thomson, R (1,1) ERA: 4.85	6.2 L 28 6 2 2 4											6.2 L 28 6 2 2 4							
Curt Lesknic, R (7,1) ERA: 3.99	0.1 1 0 0 0 0											0.1 1 0 0 0 0							
Chuck McElroy, L (8,1) ERA: 1.65	1.0 3 1 0 0 0											1.0 3 1 0 0 0							
Dave Veres, R (9,1) ERA: 3.48	1.0 4 1 1 1 1											1.0 4 1 1 1 1							

Batter	1	2	3	4	5	6	7	8	9	AB	R	H	RBI	BB	SO	LOB	BOTTOM				
Neftali Perez, S (1,6) OBP: 0.322, SLG: 0.405	P4		G6-3		F8			SH3		3	0	0	0	0	0	1	<b>St. Louis Cardinals @ Colorado Rockies</b> Coors Field, Denver, CO Sun Jul 26 1998, 7:05 PM MDT Att: 48,288 - Cloudy - 78 F				
Ellis Burks, R (1,8) OBP: 0.364, SLG: 0.528	K						G1-3		K	4	1	1	0	0	2	3					
Larry Walker, L (1,9) OBP: 0.414, SLG: 0.577									K	4	0	1	0	0	2	4					
Dante Bichette, R (1,7) OBP: 0.353, SLG: 0.533									K	4	0	0	0	0	1	2					
Vinny Castilla, R (1,5) OBP: 0.366, SLG: 0.618									G1-3	4	0	2	1	0	0	0					
Greg Colbrunn, R (1,3) OBP: 0.359, SLG: 0.454										2	0	0	0	0	1	2					
17 Todd Helton, L (7,PH) OBP: 0.354, SLG: 0.514										1	0	0	0	1	0	0					
7 Kurt Abbott, R (1,4) OBP: 0.291, SLG: 0.354										3	0	0	0	0	0	1					
Jeff Reed, L (9,2) OBP: 0.355, SLG: 0.437									G4-3	1	0	0	0	0	0	1					
Kirt Manwaring, R (1,2) OBP: 0.345, SLG: 0.345										2	0	2	0	1	0	0					
1 Curtis Goodwin, L (8,PR) OBP: 0.339, SLG: 0.331										0	0	0	0	0	0	0					
Dave Veres, R (9,1) OBP: 0.500, SLG: 0.500										0	0	0	0	0	0	0					
John Thomson, R (1,1) OBP: 0.194, SLG: 0.143										1	0	0	0	0	0	1					
Curt Lesknic, R (7,1) ERA: 3.99										0	0	0	0	0	0	0					
Chuck McElroy, L (8,1) OBP: 0.250, SLG: 0.250										1	0	1	0	0	0	0					
3 Mike Lansing, R (8,PR) OBP: 0.302, SLG: 0.359										0	0	0	0	0	0	0					
<b>Inning Stats</b>	R: 0 E: 0 K: 1 S: 7	H: 1 LOB: 1 BB: 0 P: 12	R: 0 E: 0 K: 0 S: 5	H: 1 LOB: 0 BB: 0 P: 6	R: 0 E: 0 K: 0 S: 7	H: 1 LOB: 0 BB: 0 P: 11	R: 1 E: 0 K: 2 S: 10	H: 2 LOB: 1 BB: 0 P: 16	R: 0 E: 0 K: 0 S: 8	H: 0 LOB: 1 BB: 1 P: 16	R: 0 E: 0 K: 1 S: 6	H: 0 LOB: 0 BB: 0 P: 11	R: 0 E: 0 K: 0 S: 6	H: 0 LOB: 0 BB: 0 P: 10	R: 0 E: 0 K: 1 S: 10	H: 2 LOB: 3 BB: 0 P: 16	R: 0 E: 0 K: 1 S: 10	H: 0 LOB: 1 BB: 1 P: 17	1B: 5 2B: 3 3B: 0 HR: 0	SF: 0 SAC: 2 DP: 2 HBP: 0	WP: 0 PA: 34 PB: 0 SB: 0 CS: 0
<b>PITCHER</b>	IP WLS BF H R ER SO BB IBB HBP BLK WP HR S P ERA WHIP											IP WLS BF H R ER SO BB IBB HBP BLK WP HR S P ERA WHIP									
Kent Mercker, L (1,1) ERA: 5.94	5.0 W 19 5 1 1 3											5.0 W 19 5 1 1 3									
Curtis King, R (6,1) ERA: 3.82	2.0 7 1 0 0 1											2.0 7 1 0 0 1									
Lance Painter, L (8,1) ERA: 4.02	0.1 2 1 0 0 0											0.1 2 1 0 0 0									
Rick Croushore, R (8,1) ERA: 2.7	1.2 S 6 0 0 0											1.2 S 6 0 0 0									







Batter	1	2	3	4	5	6	7	8	9	AB	R	H	RBI	BB	SO	LOB	TOP								
Tony Womack, L (1,4) OBP: 0.321, SLG: 0.353	F4		K			F7	G3			4	0	0	0	0	1	2									
18 Jason Kendall, R (1,2) OBP: 0.415, SLG: 0.459	F8				F7	1B	G5-3			4	1	1	1	0	0	0									
Turner Ward, S (1,8) OBP: 0.329, SLG: 0.413	F8			G1-3-1		FC6		G3		3	1	0	0	1	0	0									
Kevin Young, R (1,3) OBP: 0.341, SLG: 0.499		1B		G5-3		FC6		G6-3		4	1	2	2	0	0	0									
Jose Guillen, R (1,9) OBP: 0.308, SLG: 0.431	F4					FC6		F8		4	1	1	0	0	0	2									
Al Martin, L (1,7) OBP: 0.292, SLG: 0.365	K				F8	SF7			P7	3	0	0	1	0	1	2									
Keith Osik, R (1,5) OBP: 0.298, SLG: 0.233	F9				L1			G5-3		4	0	1	1	0	0	2									
Lou Collier, R (1,6) OBP: 0.292, SLG: 0.347			G4-3							3	1	1	0	0	1	1									
Elmer Dessens, R (6,1)										0	0	0	0	0	0	0									
Javier Martinez, R (8,1)										0	0	0	0	0	0	0									
Steve Bieser, L (9,PH) OBP: 0.385, SLG: 0.364						K				1	0	0	0	0	0	0									
Jon Lieber, L (1,1) OBP: 0.262, SLG: 0.231										1	0	0	0	0	0	0									
Jeff Tabaka, R (3,1)										0	0	0	0	0	0	0									
Kevin Polcovich, R (6,PH) OBP: 0.260, SLG: 0.265										1	1	0	0	1	0	0									
<b>Inning Stats</b>	R: 0 E: 0 K: 0 S: 6	H: 0 LOB: 0 BB: 0 P: 9	R: 0 E: 0 K: 1 S: 8	H: 1 LOB: 1 BB: 0 P: 11	R: 0 E: 0 K: 1 S: 7	H: 0 LOB: 0 BB: 0 P: 9	R: 0 E: 0 K: 0 S: 7	H: 0 LOB: 0 BB: 0 P: 12	R: 0 E: 0 K: 0 S: 6	H: 1 LOB: 0 BB: 0 P: 10	R: 6 E: 1 K: 1 S: 23	H: 4 LOB: 1 BB: 2 P: 44	R: 0 E: 0 K: 0 S: 8	H: 0 LOB: 0 BB: 0 P: 14	R: 0 E: 0 K: 0 S: 8	H: 0 LOB: 0 BB: 0 P: 11	R: 0 E: 0 K: 0 S: 6	H: 0 LOB: 0 BB: 0 P: 10	1B: 6 2B: 1 3B: 0 HR: 0	SF: 1 SAC: 0 DP: 1 HBP: 0	WP: 0 PB: 0 SB: 0 CS: 0	PA: 35			
<b>PITCHER</b>	IP	WLS	BF	H	R	ER	SO	BB	IBB	HBP	BLK	WP	HR	S	P	ERA	WHIP								
Pedro Astacio, R (1,1) ERA: 6.1	5.2	W	25	6	6	3	2	2	0	0	0	0	0	54	90	4.76	1.412								
Jerry Dipoto, R (6,1) ERA: 4.07	2.1		7	0	0	0	1	0	0	0	0	0	0	19	30	0.00	0.000								
Mike DeJean, R (9,1) ERA: 1.81	1.0		3	0	0	0	0	0	0	0	0	0	0	6	10	0.00	0.000								

Pittsburgh Pirates @ Colorado Rockies  
Coors Field, Denver, CO  
Tue Jul 28 1998, 7:05 PM MDT  
Att: 46,856 - Cloudy - 71 F

AB 32  
R 6  
H 6  
RBI 5  
BB 2  
SO 3  
LOB 9



Batter	1	2	3	4	5	6	7	8	9	AB	R	H	RBI	BB	SO	LOB	BOTTOM								
Neftali Perez, S (1,6) OBP: 0.325, SLG: 0.416	FC4-6	E9		P6		K		SF9		4	2	2	1	0	1	0									
1 Curtis Goodwin, L (1,8) OBP: 0.336, SLG: 0.336	SH			F8			G6-3	K		4	1	1	1	0	1	1									
Larry Walker, L (1,9) OBP: 0.418, SLG: 0.606	FC4-6						G6-3			5	3	3	3	0	0	2									
Dante Bichette, R (1,7) OBP: 0.351, SLG: 0.527	FC4-6						F9			5	1	2	1	0	2	2									
Vinny Castilla, R (1,5) OBP: 0.367, SLG: 0.628	FC4-6						G6-4-3			3	2	0	0	1	1	1									
17 Todd Helton, L (1,3) OBP: 0.355, SLG: 0.515	SF8			G4-3				E9		3	1	2	1	0	0	0									
3 Mike Lansing, R (1,4) OBP: 0.304, SLG: 0.361				G4-3			FC5-4			4	1	2	2	0	0	1									
Jeff Reed, L (1,2) OBP: 0.363, SLG: 0.448										3	1	2	1	1	1	0									
Pedro Astacio, R (1,1) ERA: 3.64										2	0	0	0	0	0	0									
Jerry Dipoto, R (6,1) ERA: 3.03		G5-3								1	0	0	0	0	0	1									
John Vander Wal, L (6,PH) OBP: 0.378, SLG: 0.522										1	0	1	1	0	0	0									
Mike DeJean, R (9,1) ERA: 5.88										0	0	0	0	0	0	0									
<b>Inning Stats</b>	R: 4 E: 1 K: 0 S: 9	H: 4 LOB: 2 BB: 1 P: 21	R: 3 E: 1 K: 2 S: 14	H: 3 LOB: 0 BB: 0 P: 19	R: 0 E: 0 K: 1 S: 5	H: 0 LOB: 0 BB: 0 P: 8	R: 0 E: 0 K: 0 S: 4	H: 0 LOB: 0 BB: 0 P: 6	R: 1 E: 0 K: 0 S: 11	H: 3 LOB: 1 BB: 0 P: 15	R: 0 E: 0 K: 1 S: 7	H: 1 LOB: 0 BB: 0 P: 9	R: 0 E: 0 K: 0 S: 8	H: 0 LOB: 0 BB: 0 P: 13	R: 4 E: 2 K: 2 S: 15	H: 4 LOB: 2 BB: 1 P: 24	R: 0 E: 0 K: 0 S: 6	H: 0 LOB: 0 BB: 0 P: 10	1B: 8 2B: 5 3B: 0 HR: 2	SF: 2 SAC: 1 DP: 2 HBP: 0	WP: 0 PB: 0 SB: 0 CS: 0	PA: 40			
<b>PITCHER</b>	IP	WLS	BF	H	R	ER	SO	BB	IBB	HBP	BLK	WP	HR	S	P	ERA	WHIP								
Jon Lieber, R (1,1) ERA: 3.64	2.0	L	14	7	7	4	2	1	0	0	0	0	0	23	40	18.00	4.000								
Jeff Tabaka, L (3,1) ERA: 3.03	3.0		11	3	1	1	1	0	0	0	0	0	1	20	29	3.00	1.000								
Elmer Dessens, R (6,1) ERA: 4.5	2.0		11	4	4	3	1	1	0	0	0	0	0	21	33	13.50	2.500								
Javier Martinez, R (8,1) ERA: 5.88	1.0		4	1	0	0	2	0	0	0	0	0	0	9	13	0.00	1.000								

Pittsburgh Pirates @ Colorado Rockies  
Coors Field, Denver, CO  
Tue Jul 28 1998, 7:05 PM MDT  
Att: 46,856 - Cloudy - 71 F

AB 35  
R 12  
H 15  
RBI 11  
BB 2  
SO 6  
LOB 8





Batter	1	2	3	4	5	6	7	8	9	AB	R	H	RBI	BB	SO	LOB	TOP			
<b>Neft Perez, S</b> (1, 6) OBP: 0.328, SLG: 0.417	1-1 FC6-4 1B		1-2 P8			0-1 F8		4-2 SF8 1 BB BB		3	0	1	0	1	0	1				
<b>Ellis Burks, R</b> (1, 8) OBP: 0.355, SLG: 0.510 <b>1 Curtis Goodwin, L</b> (7, 8) OBP: 0.338, SLG: 0.333	2-0 FC6-4 P6-4 1B 1-2f		2-1 G6-3			0-3 K		4-2 BB		3	0	0	0	0	1	2				
<b>Larry Walker, L</b> (1, 9) OBP: 0.421, SLG: 0.608	0-0 1B			2-1 G4-6-3 HBP		4-1 FC6-4 BB		1-0 SF8		1	0	1	1	1	0	0				
<b>Dante Bichette, R</b> (1, 7) OBP: 0.347, SLG: 0.520	1-2 P6-4 2-3f			0-2 G4-6-3 1-2f		1-2 FC6-4		1-0 L9		4	0	0	0	0	0	7				
<b>Vinny Castilla, R</b> (1, 5) OBP: 0.363, SLG: 0.618		0-1 F7		2-1 G6-3			1-3 K		4-1 G3-1 3 BB BB	3	0	0	0	1	1	0				
<b>17 Todd Helton, L</b> (1, 3) OBP: 0.358, SLG: 0.506		3-2 F7			0-0 F9		2-3 K		0-2 F9	4	0	0	0	0	1	1				
<b>3 Mike Lansing, R</b> (1, 4) OBP: 0.305, SLG: 0.361		0-0 1B			0-0 F3		0-0 2-4 1B		2-1 G3-1 1B	4	0	3	0	0	0	0				
<b>Jeff Reed, L</b> (1, 2) OBP: 0.361, SLG: 0.440		0-0 G4-3			3-3 K		0-0 2-4	4-1 1 BB SF8 BB	3-1 G3-1	3	1	0	0	1	1	3				
<b>Jamey Wright, R</b> (1, 1) OBP: 0.216, SLG: 0.222 <b>John Vander Wal, L</b> (8, PH) OBP: 0.373, SLG: 0.515 <b>Mike DeJean, R</b> (8, 1) OBP: 0.500, SLG: 0.500 <b>Dave Veres, R</b> (8, 1) OBP: 0.500, SLG: 0.500 <b>Terry Shumpert, R</b> (9, PH)			0-3 K			0-1 BB 1B		1-3 K	1-1 F9	2	0	1	0	0	1	0				
<b>Inning Stats</b>	R: 0 E: 0 K: 0 S: 7	H: 2 LOB: 1 BB: 0 P: 11	R: 0 E: 0 K: 0 S: 8	H: 1 LOB: 1 BB: 0 P: 11	R: 0 E: 0 K: 1 S: 9	H: 0 LOB: 0 BB: 0 P: 12	R: 0 E: 0 K: 0 S: 6	H: 0 LOB: 0 BB: 0 P: 10	R: 0 E: 0 K: 1 S: 5	H: 0 LOB: 0 BB: 0 P: 8	R: 0 E: 0 K: 2 S: 13	H: 1 LOB: 1 BB: 0 P: 11	R: 1 E: 0 K: 1 S: 13	H: 0 LOB: 2 BB: 3 P: 27	R: 0 E: 0 K: 0 S: 11	H: 1 LOB: 2 BB: 1 P: 21	1B: 6 2B: 1 3B: 0 HR: 0	SF: 1 SAC: 0 DP: 2 HBP: 1	WP: 0 PA: 36 PB: 0 SB: 0 CS: 0	
<b>PITCHER</b>	IP	WLS	BF	H	R	ER	SO	BB	IBB	HBP	BLK	WP	HR	S	P	ERA	WHIP			
<b>34 Kerry Wood, R</b> (1, 1) ERA: 3.01 <b>Terry Mulholland, L</b> (8, 1) ERA: 2.78	7.1	W	30	5	1	1	6	4	0	1	0	0	0	66	104	1.23	1.227			

Colorado Rockies @ Chicago Cubs  
Wrigley Field, Chicago, IL  
Fri Jul 31 1998, 3:33 AM CDT  
Att: 40,490 - Sunny - 80 F

AB 29  
R 1  
H 6  
RBI 1  
BB 5  
SO 6  
LOB 17



Batter	1	2	3	4	5	6	7	8	9	AB	R	H	RBI	BB	SO	LOB	BOTTOM			
<b>Brant Brown, L</b> (1, 8) OBP: 0.364, SLG: 0.538	0-3 K		2-2 1B G5-4-3		0-0 G6-3		3-2 G1-3	4-1 1B BB		4	1	1	0	1	1	0				
<b>Mickey Morandini, L</b> (1, 4) OBP: 0.413, SLG: 0.439	1-1 G6-3		1-2 G5-4-3 1B			1-0 G5-3	1-1 F7	0-2 1B		5	0	2	1	0	0	0				
<b>Sammy Sosa, R</b> (1, 9) OBP: 0.373, SLG: 0.647	3-2 HR		1-0 G5-4-3 1-2f 3-H			0-2 G3		1-1 P6		4	1	1	1	0	0	1				
<b>Mark Grace, L</b> (1, 3) OBP: 0.406, SLG: 0.478	4-2 HR BB		0-0 3-1			4-2 HBP BB		4-1 HR BB		1	2	0	0	3	0	0				
<b>Henry Rodriguez, L</b> (1, 7) OBP: 0.334, SLG: 0.541 <b>Lance Johnson, L</b> (9, 8) OBP: 0.227, SLG: 0.207	2-1 HR			4-1 CS BB		4-2 HBP BB		0-1 HR		2	2	2	4	2	0	0				
<b>Jeff Blauser, R</b> (1, 6) OBP: 0.353, SLG: 0.294	0-2 L8			0-2 G4-3		1-0 HBP BB		4-2 1B BB		2	1	0	0	1	0	1				
<b>Tyler Houston, L</b> (1, 2) OBP: 0.294, SLG: 0.490		0-0 G4-3		1-0 P5		1-3 K		1-1 F8		4	0	0	0	0	1	4				
<b>Manny Alexander, R</b> (1, 5) OBP: 0.285, SLG: 0.355		1-0 L7			3-1 G4-3		2-2 HR	4-2 BB 1B BB		3	2	1	1	1	0	0				
<b>34 Kerry Wood, R</b> (1, 1) OBP: 0.140, SLG: 0.209 <b>Terry Mulholland, R</b> (8, 1) OBP: 0.375, SLG: 0.296		2-2 G4-3			0-0 F8		0-0 G4-3	1-2 1B 1B		3	0	0	0	0	0	0				
<b>Inning Stats</b>	R: 3 E: 0 K: 1 S: 17	H: 2 LOB: 0 BB: 1 P: 27	R: 0 E: 0 K: 0 S: 5	H: 0 LOB: 0 BB: 0 P: 8	R: 1 E: 0 K: 0 S: 9	H: 2 LOB: 0 BB: 0 P: 13	R: 0 E: 0 K: 0 S: 5	H: 0 LOB: 0 BB: 1 P: 10	R: 0 E: 0 K: 0 S: 4	H: 0 LOB: 0 BB: 0 P: 7	R: 0 E: 0 K: 1 S: 11	H: 0 LOB: 2 BB: 2 P: 22	R: 1 E: 0 K: 0 S: 9	H: 1 LOB: 0 BB: 0 P: 15	R: 4 E: 0 K: 0 S: 17	H: 3 LOB: 3 BB: 4 P: 35	1B: 4 2B: 0 3B: 0 HR: 4	SF: 0 SAC: 0 DP: 1 HBP: 1	WP: 0 PA: 38 PB: 0 SB: 0 CS: 1	
<b>PITCHER</b>	IP	WLS	BF	H	R	ER	SO	BB	IBB	HBP	BLK	WP	HR	S	P	ERA	WHIP			
<b>Jamey Wright, R</b> (1, 1) ERA: 6.29 <b>Mike DeJean, R</b> (8, 1) ERA: 2.39 <b>Dave Veres, R</b> (8, 1) ERA: 3.4	7.0	L	29	5	5	5	2	4	0	1	0	0	1	13	27	6.43	1.286			

Colorado Rockies @ Chicago Cubs  
Wrigley Field, Chicago, IL  
Fri Jul 31 1998, 3:33 AM CDT  
Att: 40,490 - Sunny - 80 F

AB 29  
R 9  
H 8  
RBI 8  
BB 8  
SO 2  
LOB 6





Batter	1	2	3	4	5	6	7	8	9	AB	R	H	RBI	BB	SO	LOB	TOP										
Darryl Hamilton, L OBP: 0.389, SLG: 0.360	K	L3		FC6			P5		K	5	0	0	0	0	2	4											
Neft Perez, S OBP: 0.327, SLG: 0.414	1B	G4-6-3			P8		G3		K	5	0	1	0	0	1	3											
Larry Walker, L OBP: 0.427, SLG: 0.614	G5-4-3			F8	G3		1B		2B	5	0	4	0	0	0	0											
Dante Bichette, R OBP: 0.350, SLG: 0.523	G5-4-3		F7		1B		1B		2B	5	0	3	0	0	0	3											
Vinny Castilla, R OBP: 0.361, SLG: 0.612		17 HR	F8		G3		G3		L9	4	1	0	0	1	0	6											
17 Todd Helton, L OBP: 0.352, SLG: 0.517		HR	G4-3			SH1-3		F9		4	1	2	2	0	0	1											
3 Mike Lansing, R OBP: 0.308, SLG: 0.366					F9	SH1-3				3	0	2	0	0	0	0											
Kirt Manwaring, R OBP: 0.355, SLG: 0.346						FC6-2-5				1	0	0	0	2	0	1											
Jeff Reed, L OBP: 0.359, SLG: 0.437										1	0	0	0	0	1	1											
John Thomson, R OBP: 0.148, SLG: 0.138										1	0	0	0	0	1	1											
Curt Leskovic, R OBP: 0.248, SLG: 0.507										0	0	0	0	0	0	0											
John Vander Wal, L OBP: 0.248, SLG: 0.507										1	0	0	0	0	0	1											
Jerry Dipoto, R OBP: 0.248, SLG: 0.507										0	0	0	0	0	0	0											
7 Kurt Abbott, R OBP: 0.248, SLG: 0.507										1	0	0	0	0	1	1											
Chuck McElroy, L OBP: 0.229, SLG: 0.229										0	0	0	0	0	0	0											
<b>Inning Stats</b>	R: 0 E: 0 K: 1 S: 11	H: 2 LOB: 1 BB: 0 P: 14	R: 2 E: 1 K: 0 S: 13	H: 2 LOB: 2 BB: 2 P: 25	R: 0 E: 0 K: 0 S: 7	H: 1 LOB: 1 BB: 0 P: 9	R: 0 E: 0 K: 1 S: 6	H: 0 LOB: 1 BB: 1 P: 10	R: 0 E: 0 K: 0 S: 7	H: 1 LOB: 1 BB: 0 P: 10	R: 0 E: 0 K: 0 S: 11	H: 2 LOB: 2 BB: 0 P: 16	R: 0 E: 0 K: 2 S: 11	H: 1 LOB: 1 BB: 0 P: 15	R: 0 E: 0 K: 2 S: 17	H: 2 LOB: 2 BB: 0 P: 21	1B: 7 2B: 4 3B: 0 HR: 1	SF: 0 SAC: 2 DP: 2 HBP: 0	WP: 0 PB: 0 SB: 1 CS: 0	PA: 41							
<b>PITCHER</b>	IP	WLS	BF	H	R	ER	SO	BB	IBB	HBP	BLK	WP	HR	S	P	ERA	WHIP										
Steve Trachsel, R ERA: 3.87	7.0	W	32	9	2	2	2	3	0	0	0	0	1	64	98	2.57	1.714										
Felix Heredia, L ERA: 5.44	0.1		1	0	0	0	0	0	0	0	0	0	0	2	3	0.00	0.000										
Matt Karchner, R ERA: 5.06	0.2		3	1	0	0	2	0	0	0	0	0	0	9	12	0.00	1.500										
Rod Beck, R ERA: 3.57	1.0	S	5	2	0	0	2	0	0	0	0	0	0	17	21	0.00	2.000										

Colorado Rockies @ Chicago Cubs  
Wrigley Field, Chicago, IL  
Sat Aug 01 1998, 3:33 AM CDT  
Att: 40,198 - Sunny - 76 F

AB	36
R	2
H	12
RBI	2
BB	3
SO	6
LOB	22



Batter	1	2	3	4	5	6	7	8	9	AB	R	H	RBI	BB	SO	LOB	BOTTOM										
Brant Brown, L OBP: 0.366, SLG: 0.537	E4		F8	F7			G3-6			4	1	2	0	0	0	1											
Mickey Morandini, L OBP: 0.412, SLG: 0.436	F7-3				L7		G3-6			3	0	0	0	1	0	3											
Sammy Sosa, R OBP: 0.370, SLG: 0.641	P4		F8		F8		G6-3			4	0	0	0	0	0	3											
Mark Grace, L OBP: 0.409, SLG: 0.478		BB	SF7					G4-6-3		0	1	0	1	3	0	0											
Henry Rodriguez, L OBP: 0.331, SLG: 0.535	F8		F8		G4-3			G4-6-3		4	0	0	0	0	0	4											
Rod Beck, R										0	0	0	0	0	0	0											
José Hernández, R OBP: 0.329, SLG: 0.513		1B		1B		G6-3		K		3	1	1	0	1	1	0											
Tyler Houston, L OBP: 0.295, SLG: 0.399	K			FC6-4		G4-3				3	0	1	0	0	1	2											
Manny Alexander, R OBP: 0.286, SLG: 0.354				1B			K			3	0	1	2	0	1	1											
Steve Trachsel, R OBP: 0.348, SLG: 0.317										2	0	1	0	0	1	2											
Sandy Martinez, L OBP: 0.341, SLG: 0.392										1	0	1	0	0	0	0											
Felix Heredia, L										0	0	0	0	0	0	0											
Matt Karchner, R										0	0	0	0	0	0	0											
Lance Johnson, L OBP: 0.227, SLG: 0.207										0	0	0	0	0	0	0											
<b>Inning Stats</b>	R: 0 E: 1 K: 0 S: 12	H: 0 LOB: 0 BB: 0 P: 18	R: 1 E: 0 K: 2 S: 16	H: 1 LOB: 2 BB: 2 P: 26	R: 1 E: 0 K: 0 S: 10	H: 1 LOB: 1 BB: 1 P: 18	R: 1 E: 0 K: 0 S: 11	H: 3 LOB: 1 BB: 0 P: 15	R: 0 E: 0 K: 0 S: 7	H: 0 LOB: 1 BB: 1 P: 16	R: 0 E: 0 K: 1 S: 7	H: 0 LOB: 0 BB: 0 P: 10	R: 0 E: 0 K: 0 S: 7	H: 2 LOB: 1 BB: 0 P: 12	R: 0 E: 0 K: 1 S: 6	H: 0 LOB: 0 BB: 1 P: 14	1B: 7 2B: 1 3B: 0 HR: 0	SF: 1 SAC: 0 DP: 3 HBP: 0	WP: 0 PB: 0 SB: 0 CS: 0	PA: 33							
<b>PITCHER</b>	IP	WLS	BF	H	R	ER	SO	BB	IBB	HBP	BLK	WP	HR	S	P	ERA	WHIP										
John Thomson, R ERA: 4.93	4.0	L	19	5	3	3	2	3	0	0	0	0	0	7	16	0.00	1.000										
Curt Leskovic, R ERA: 3.75	1.0		4	0	0	0	0	1	0	0	0	0	0	7	16	0.00	1.000										
Jerry Dipoto, R ERA: 3.91	2.0		7	2	0	0	1	0	0	0	0	0	0	14	22	0.00	1.000										
Chuck McElroy, L ERA: 1.59	1.0		3	0	0	0	1	1	0	0	0	0	0	6	14	0.00	1.000										

Colorado Rockies @ Chicago Cubs  
Wrigley Field, Chicago, IL  
Sat Aug 01 1998, 3:33 AM CDT  
Att: 40,198 - Sunny - 76 F

AB	27
R	3
H	7
RBI	3
BB	5
SO	4
LOB	16





















Batter	1	2	3	4	5	6	7	8	9	AB	R	H	RBI	BB	SO	LOB	TOP					
1 Curtis Goodwin, L (1, 8) OBP: 0.324, SLG: 0.318	F7		G4-3		K		F8		G4-3	5	0	0	0	0	1	0	<b>Colorado Rockies @ Pittsburgh Pirates</b> Three Rivers Stadium, Pittsburgh, PA Thu Aug 06 1998, 3:33 AM EDT Att: 14,060 - Sunny - 89 F					
Neft Perez, S (1, 6) OBP: 0.332, SLG: 0.412	WP 1B BB		G6-3		1B		HR 1B		G6-3	4	1	2	0	1	0	0						
Dante Bichette, R (1, 7) OBP: 0.348, SLG: 0.521	WP 1B			L9	G4-3		HR			4	1	2	2	0	0	1						
Vinny Castilla, R (1, 5) OBP: 0.356, SLG: 0.593	P4			E1 BB 17 HBP		G5-3	G5-3			4	0	0	0	0	0	2						
17 Todd Helton, L (1, 3) OBP: 0.358, SLG: 0.521	K			BB HBP		1B 2B 1B		2B		3	2	2	0	0	1	2						
John Vander Wal, L (1, 9) Derrick White, R (8, PH) Darryl Hamilton, L (8, 8) OBP: 0.374, SLG: 0.507 OBP: 0.067, SLG: 0.267 OBP: 0.391, SLG: 0.363		G6-3		FC5-4 BB		3B 2B 1B		K		2	1	1	0	1	0	0						
3 Mike Lansing, R (1, 4) OBP: 0.306, SLG: 0.367	K			P4		1B 2B 1B		G6-4-3 1B		4	0	2	2	0	1	3						
Kirt Manwaring, R (1, 2) OBP: 0.347, SLG: 0.335	G5-3			FC5-4		FC9-2		G6-4-3		4	0	0	0	0	0	5						
John Thomson, R (1, 1) OBP: 0.167, SLG: 0.121			K		G4-3		G6-3		L9	4	0	0	0	0	1	0						
<b>Inning Stats</b>	R: 0 E: 0 K: 1 S: 15	H: 1 LOB: 2 BB: 1 P: 25	R: 0 E: 0 K: 1 S: 10	H: 0 LOB: 0 BB: 0 P: 16	R: 0 E: 0 K: 1 S: 8	H: 0 LOB: 0 BB: 0 P: 11	R: 0 E: 1 K: 0 S: 11	H: 0 LOB: 3 BB: 1 P: 21	R: 0 E: 0 K: 0 S: 12	H: 1 LOB: 1 BB: 0 P: 15	R: 2 E: 0 K: 0 S: 14	H: 3 LOB: 0 BB: 0 P: 18	R: 2 E: 0 K: 0 S: 9	H: 2 LOB: 0 BB: 0 P: 13	R: 1 E: 0 K: 1 S: 9	H: 2 LOB: 0 BB: 0 P: 17		R: 0 E: 0 K: 0 S: 8	H: 0 LOB: 0 BB: 0 P: 10	1B: 6 2B: 3 3B: 0 HR: 1	SF: 0 SAC: 0 DP: 2 HBP: 1	WP: 1 PB: 1 SB: 0 CS: 0
<b>PITCHER</b>	IP WLS BF H R ER SO BB IBB HBP BLK WP HR S P ERA WHIP																					
Jason Schmidt, R (1, 1) ERA: 3.92	7.0 L 31 7 4 3 4 2 0 1 0 0 1 1 79 119 3.86 1.286																					
Jeff Tabaka, L (8, 1) ERA: 2.97	1.0 4 2 1 1 1 0 0 0 0 0 0 9 17 9.00 2.000																					
Elmer Dessens, R (9, 1) ERA: 4.63	1.0 3 0 0 0 0 0 0 0 0 0 0 8 10 0.00 0.000																					

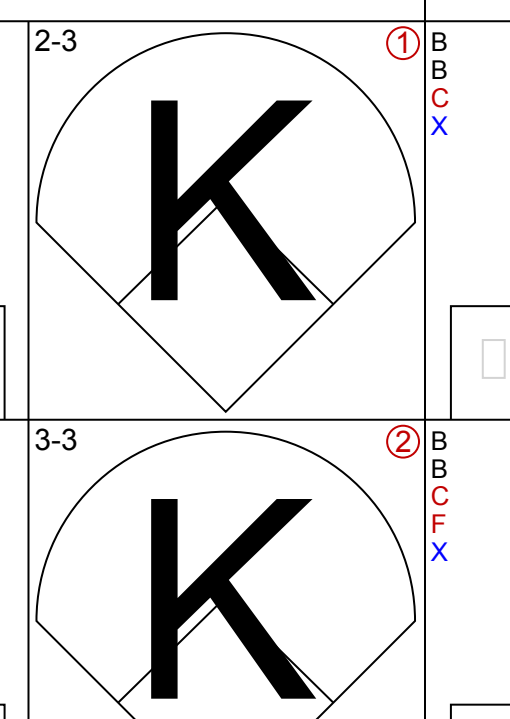
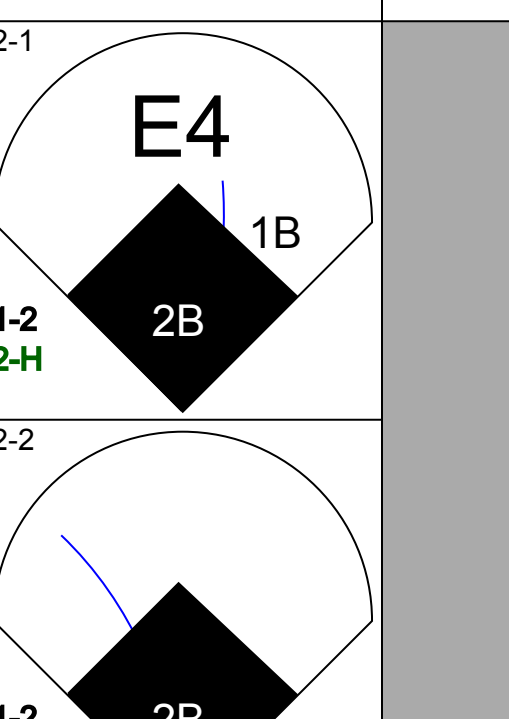
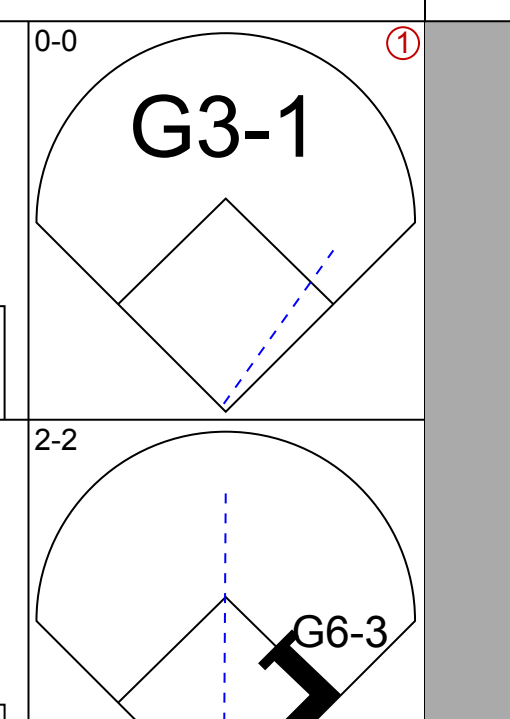
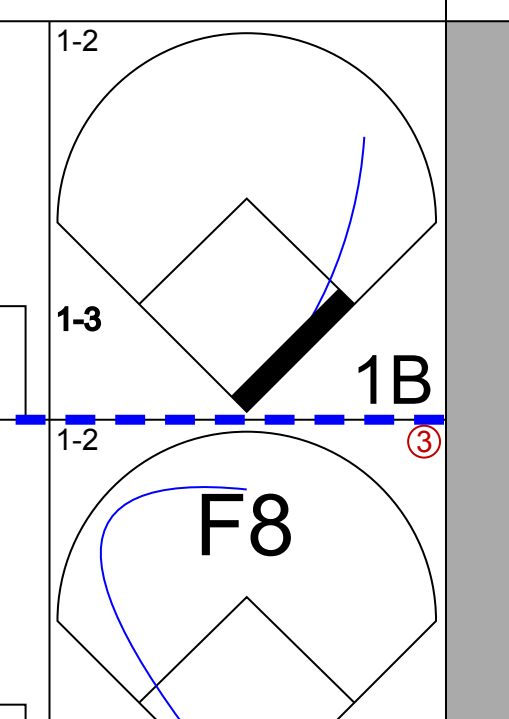
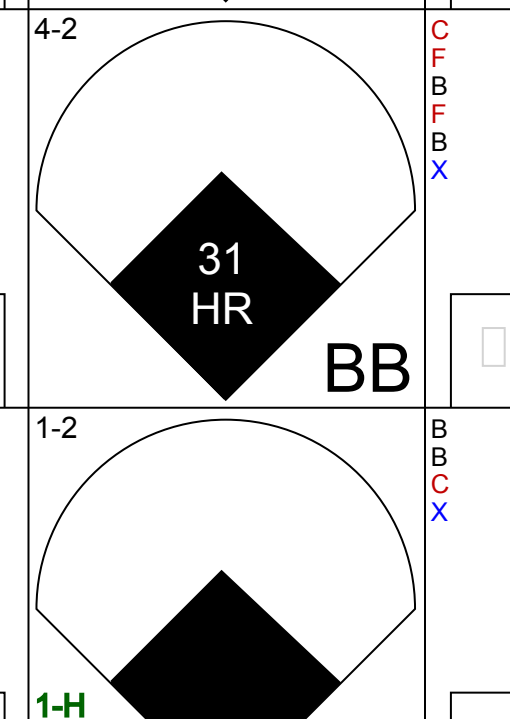
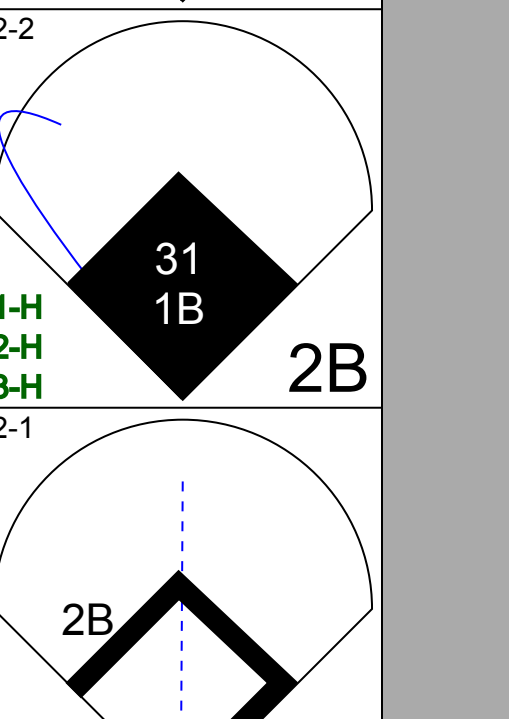
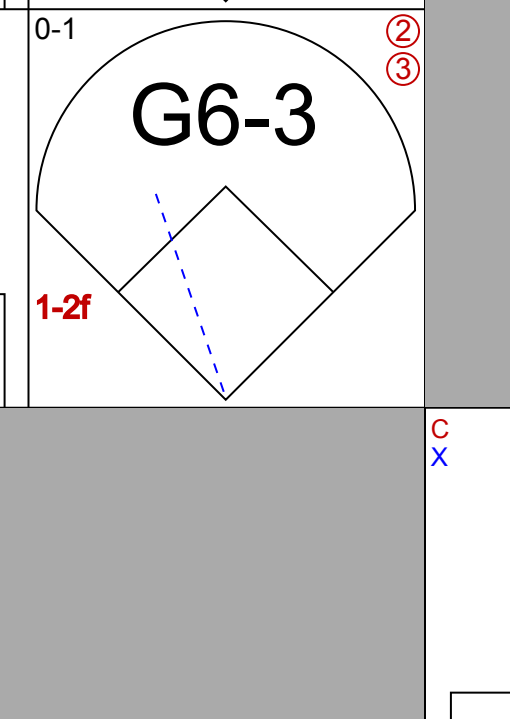
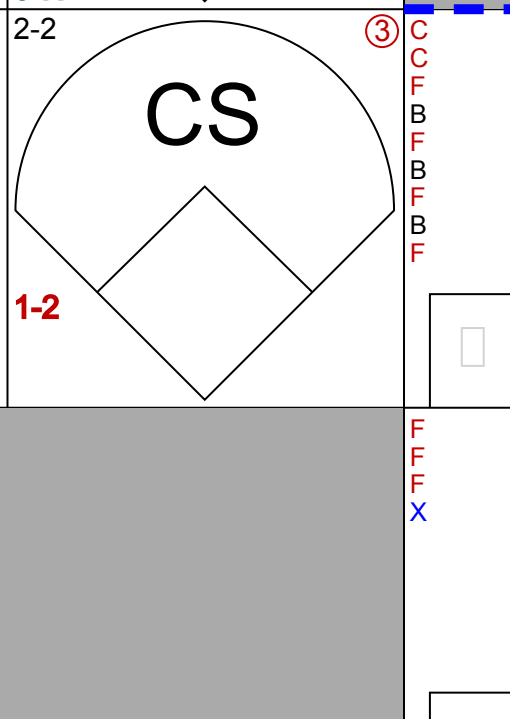

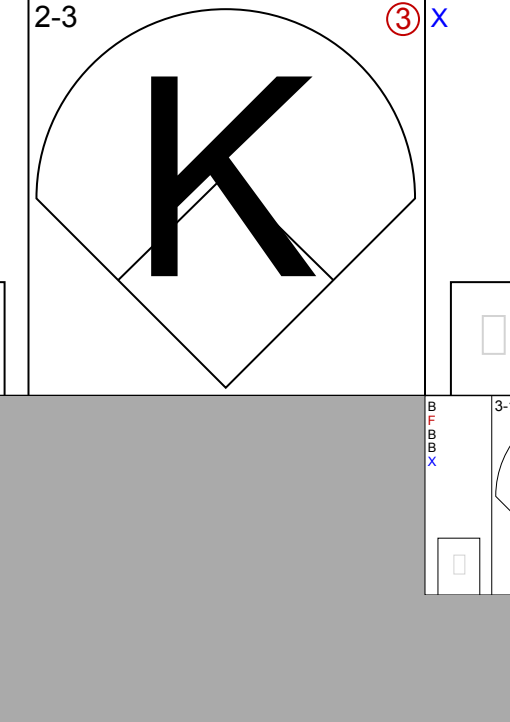
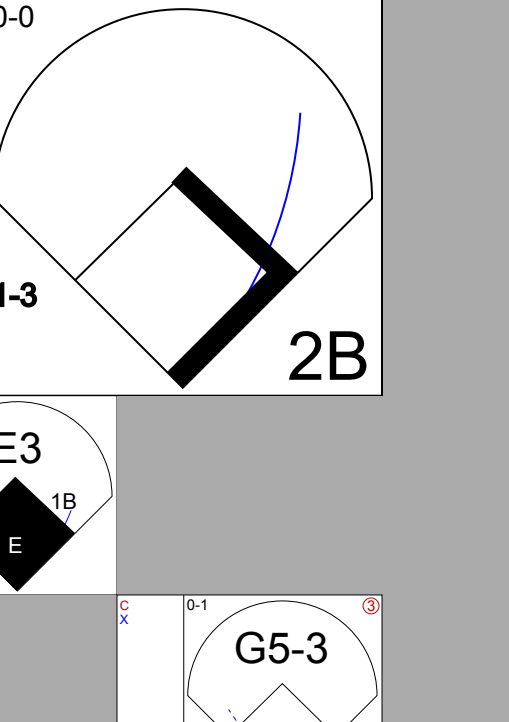
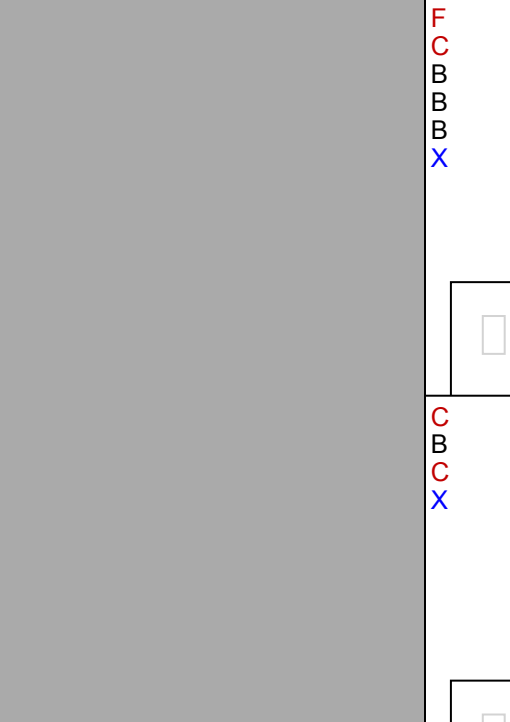
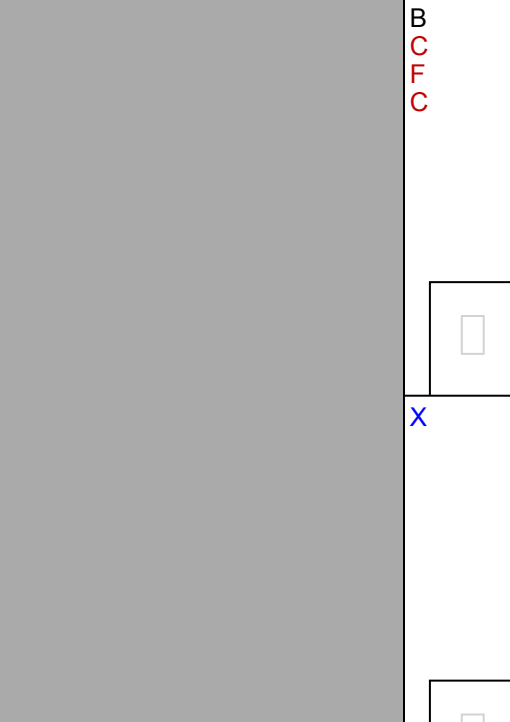
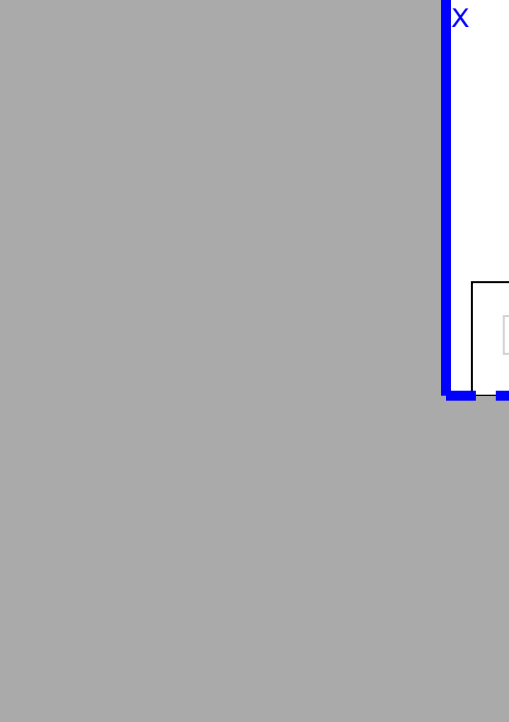
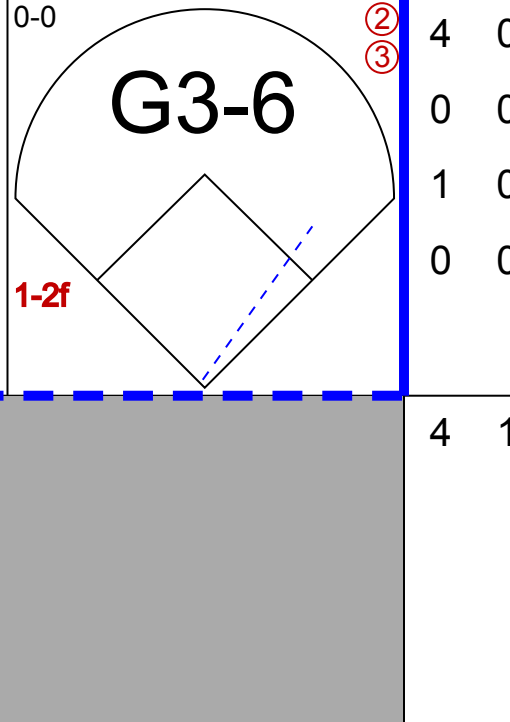
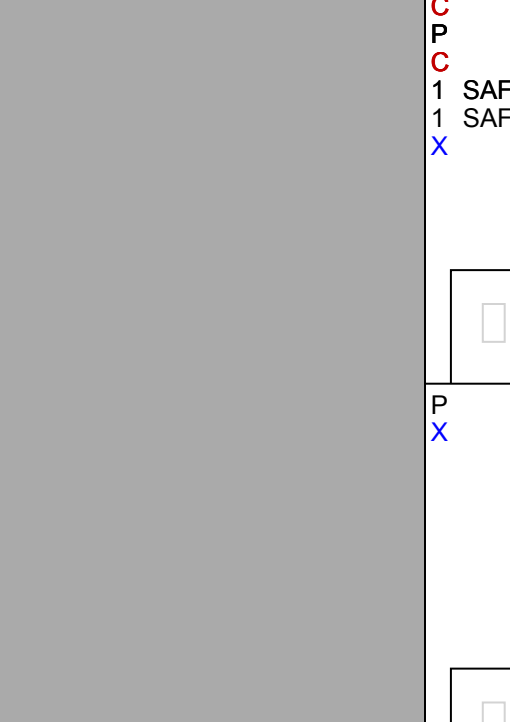
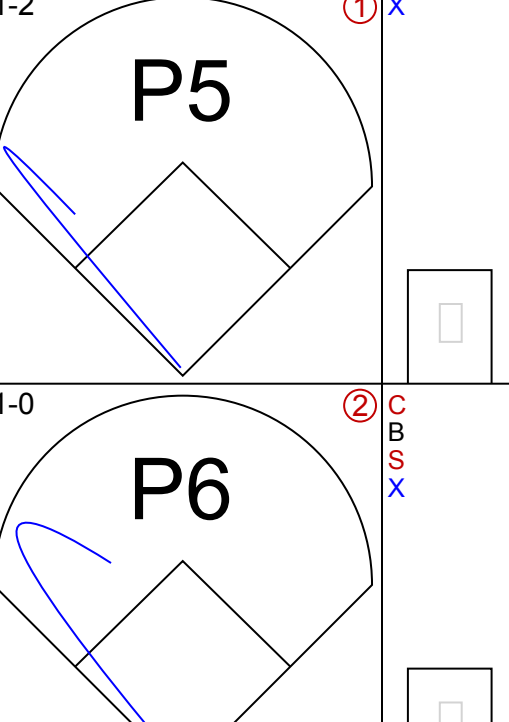
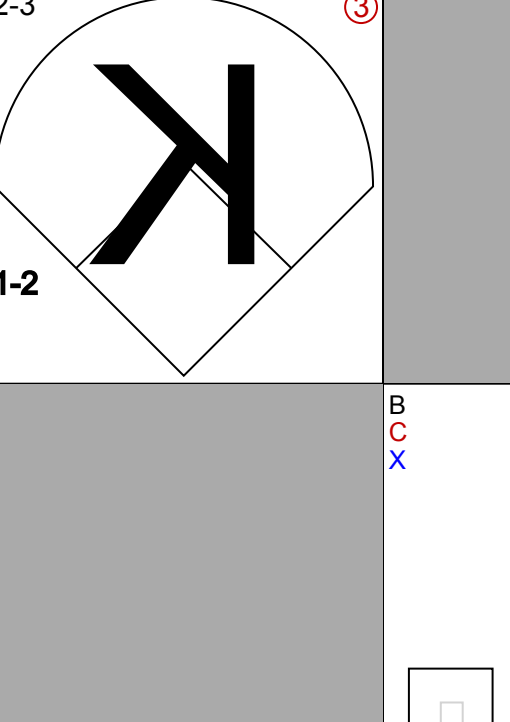
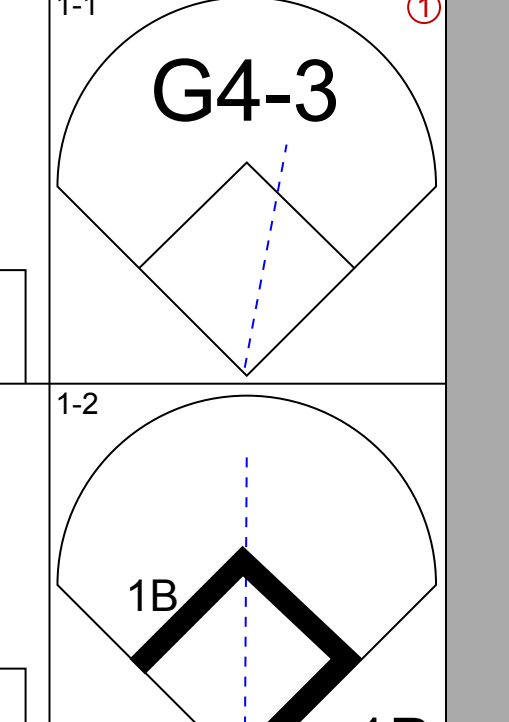

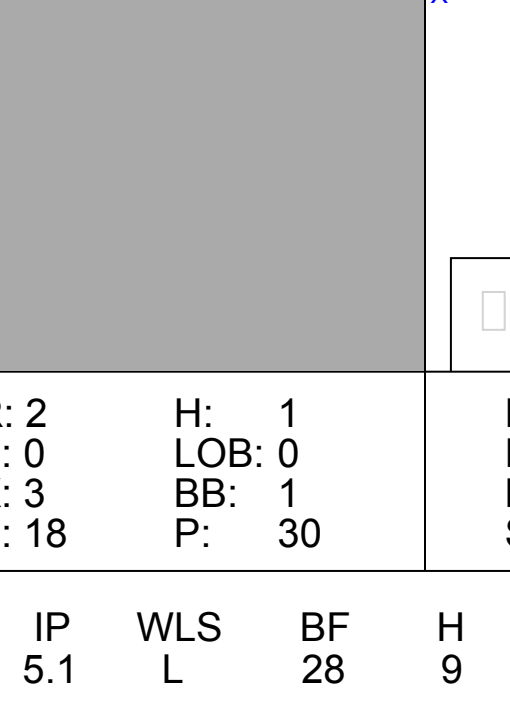
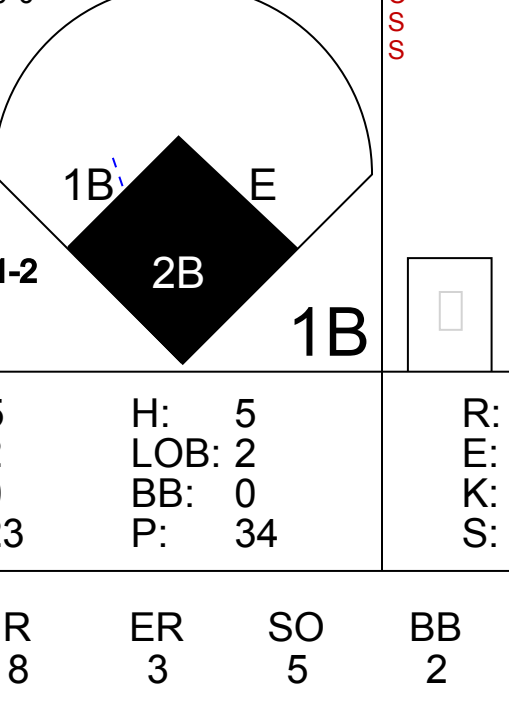
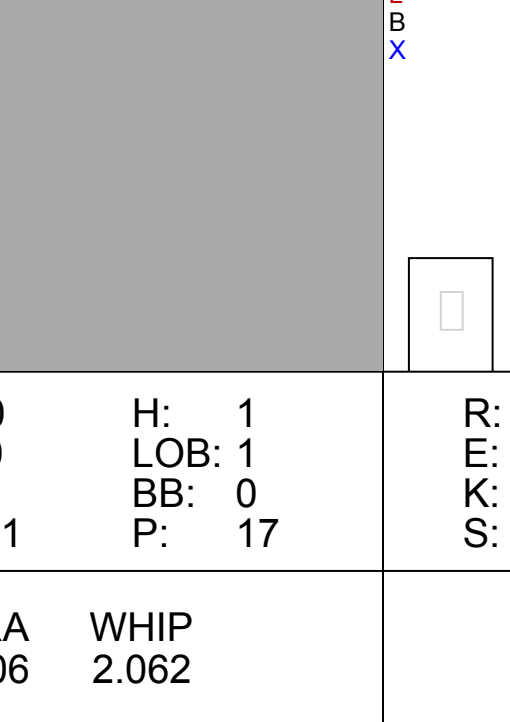
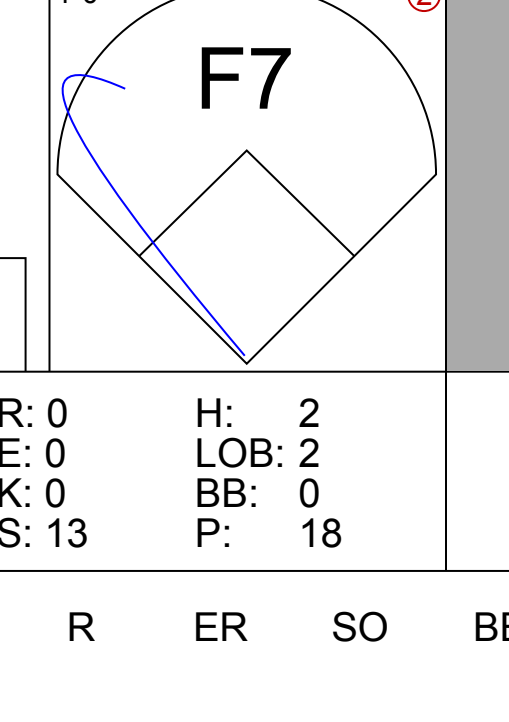
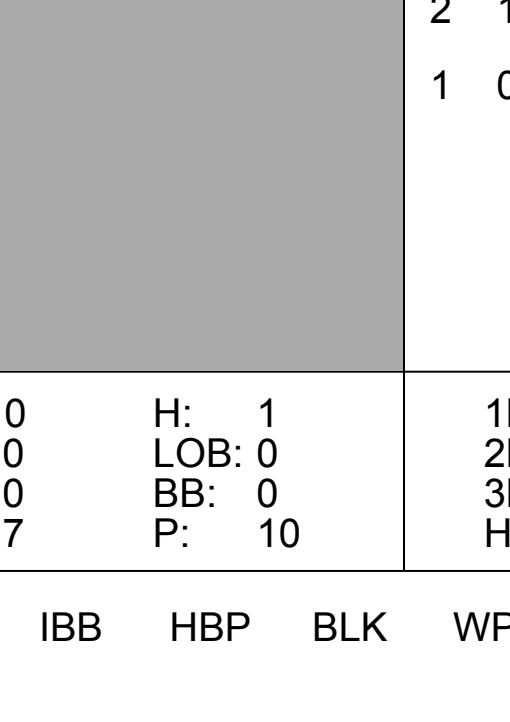
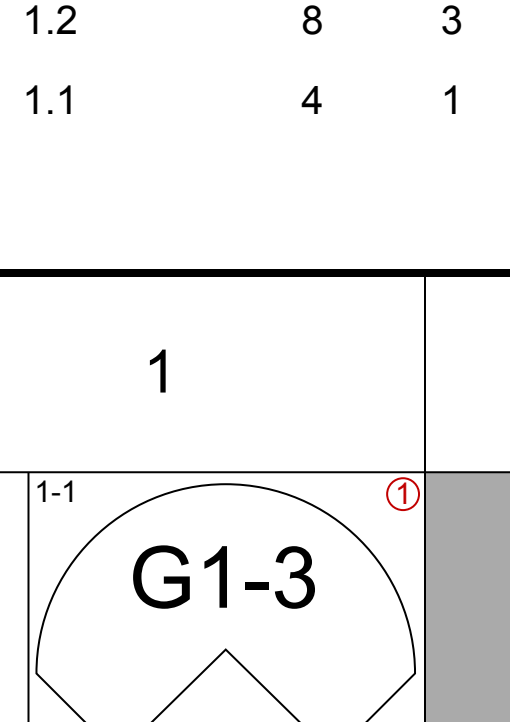
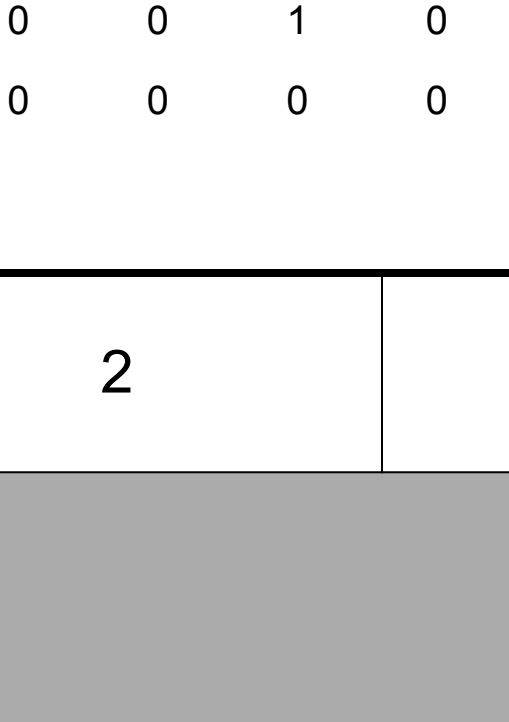
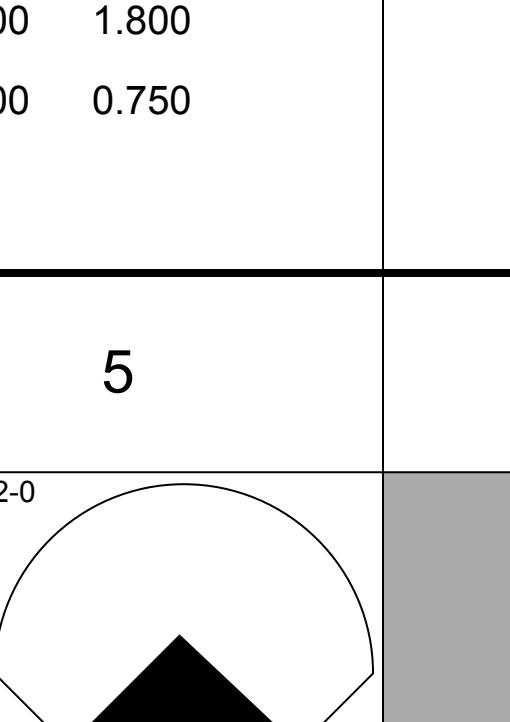

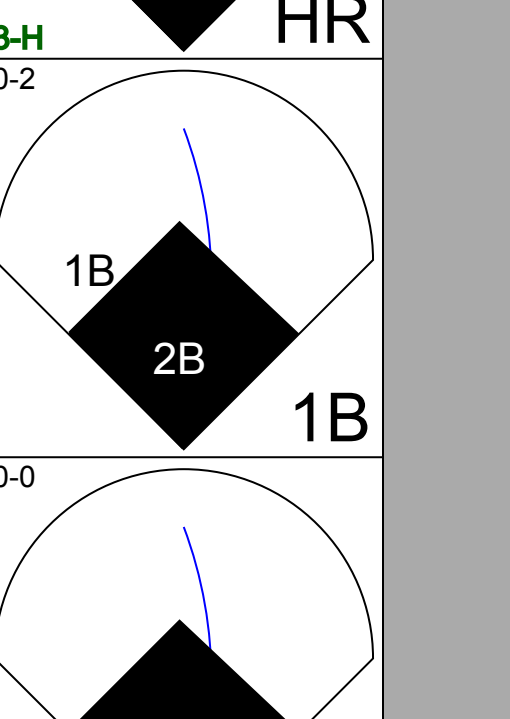

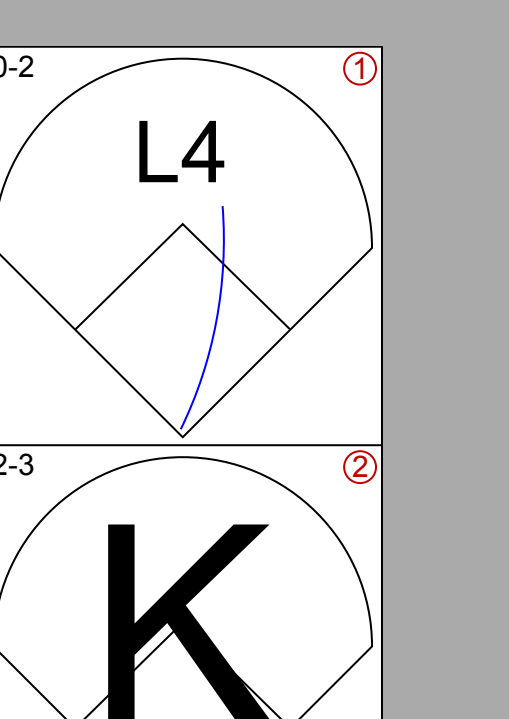
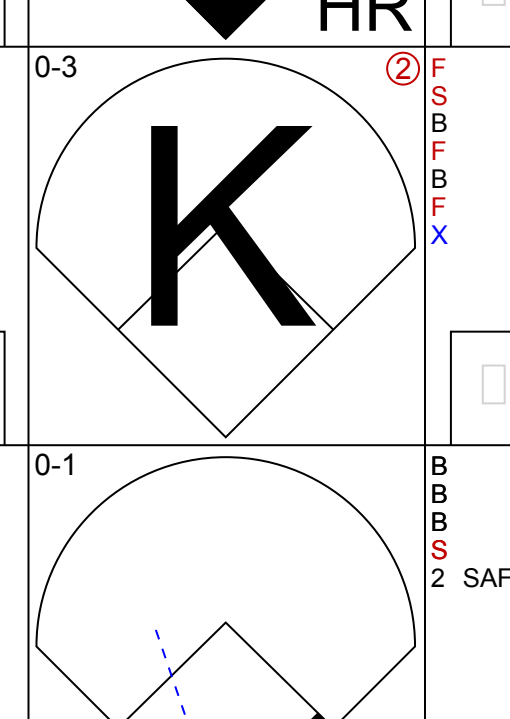
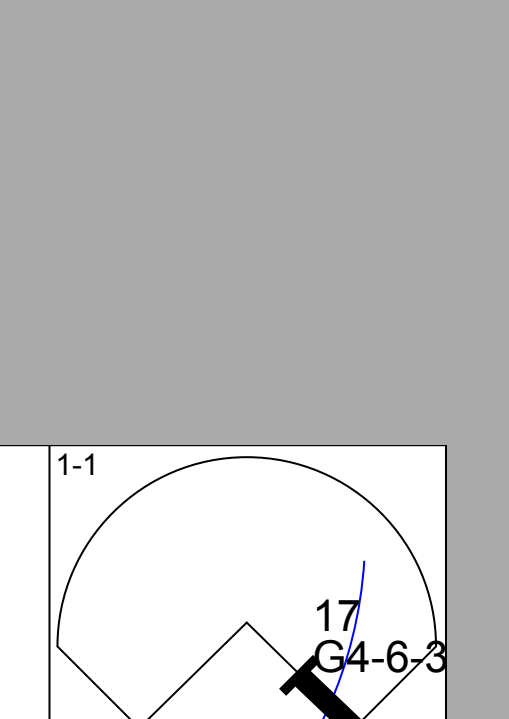
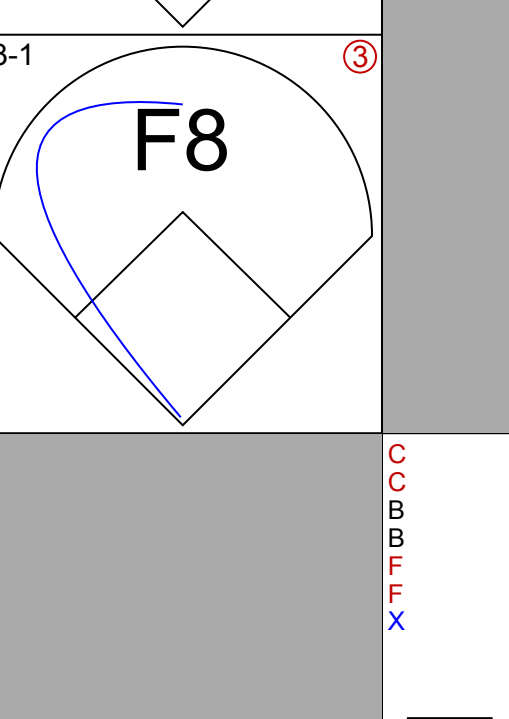
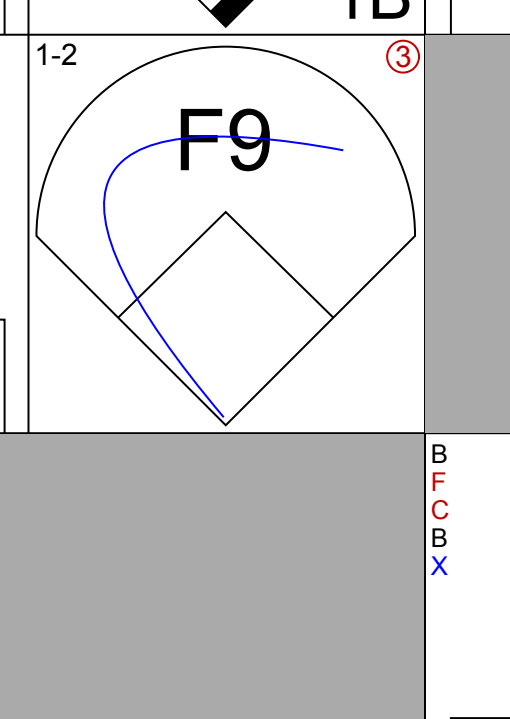
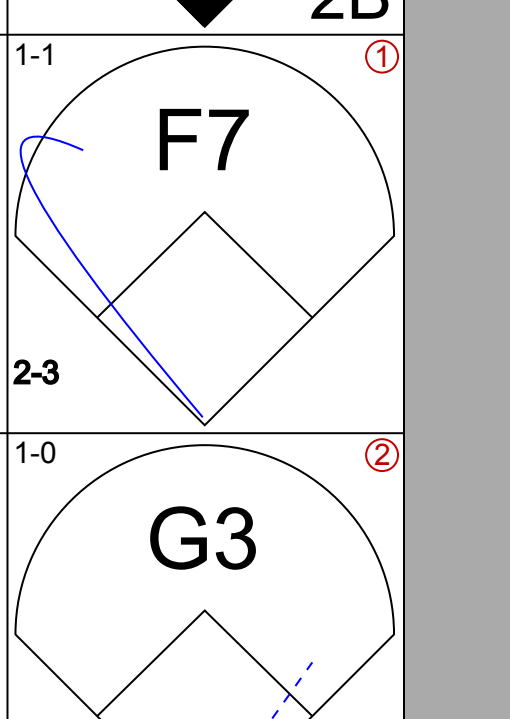
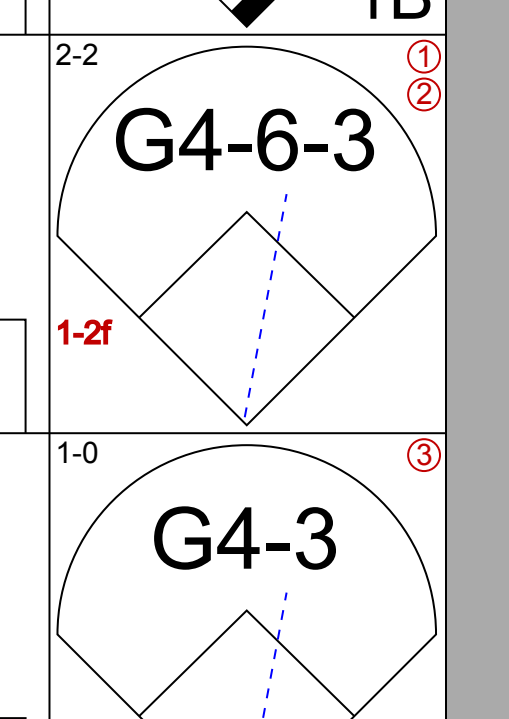
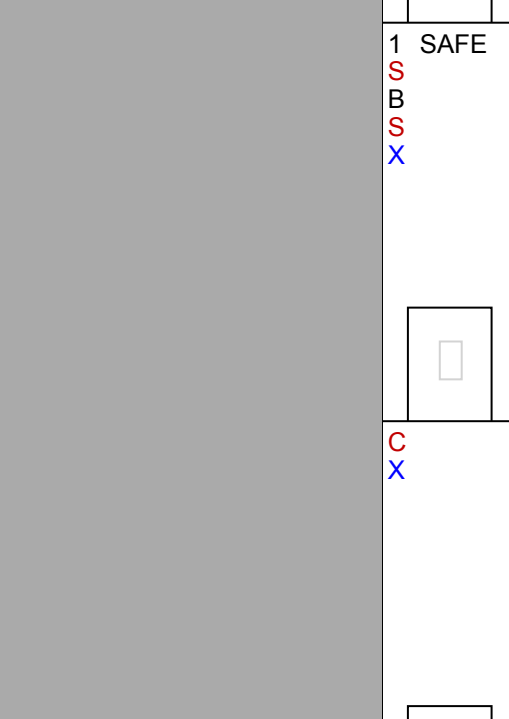
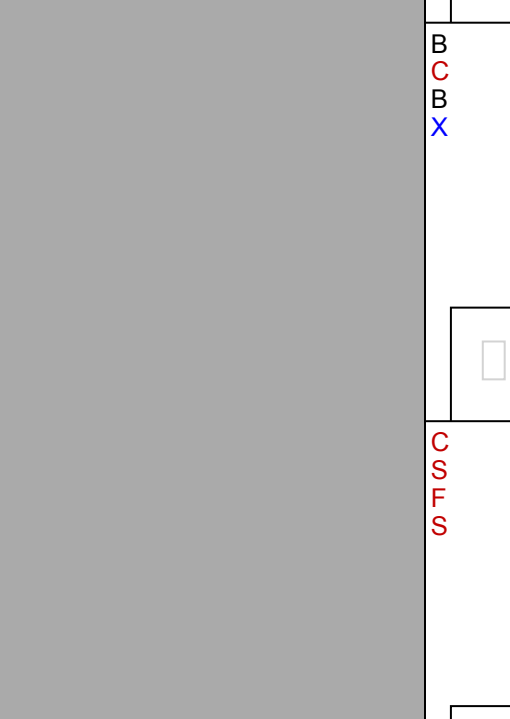
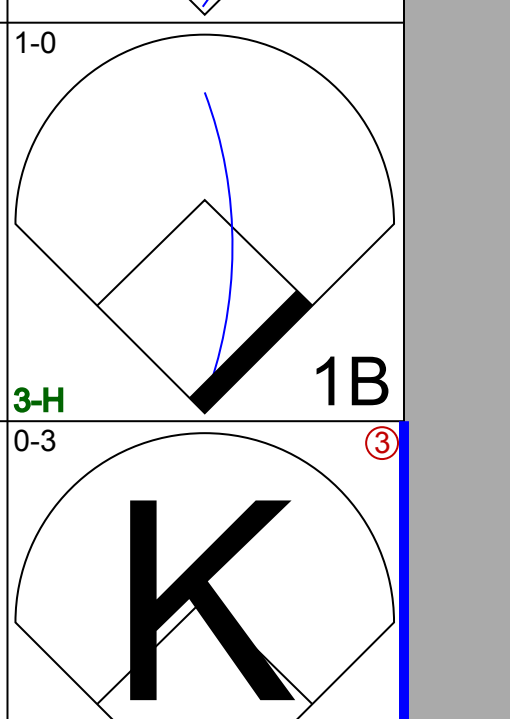
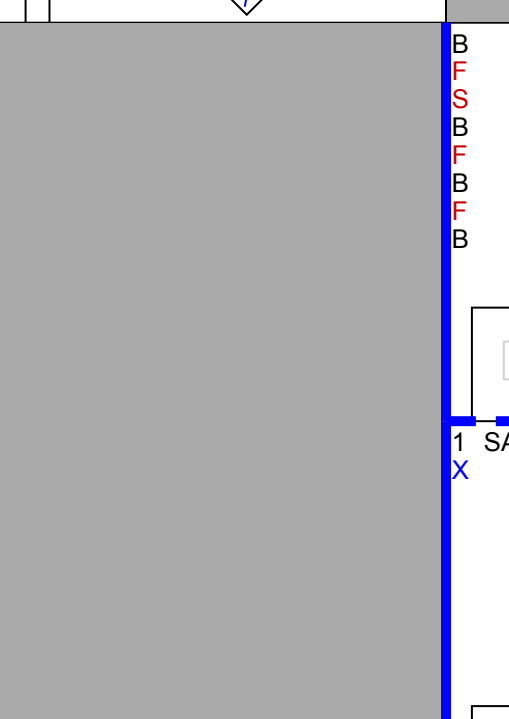
AB	35
R	5
H	9
RBI	4
BB	2
SO	5
LOB	14



Batter	1	2	3	4	5	6	7	8	9	AB	R	H	RBI	BB	SO	LOB	BOTTOM					
Tony Womack, L (1, 4) OBP: 0.319, SLG: 0.354	F7		G3		F7			G4-6-3		4	0	0	0	0	0	3	<b>Colorado Rockies @ Pittsburgh Pirates</b> Three Rivers Stadium, Pittsburgh, PA Thu Aug 06 1998, 3:33 AM EDT Att: 14,060 - Sunny - 89 F					
Lou Collier, R (1, 6) OBP: 0.297, SLG: 0.337	F8		F8		G4-3			G4-3		4	0	0	0	0	1							
Manny Martinez, R (1, 8) OBP: 0.304, SLG: 0.491	P4			G6-4-3 1B		K		F8		4	0	1	0	0	1							
Kevin Young, R (1, 3) OBP: 0.340, SLG: 0.505		K		G6-4-3		G5-3		K		4	0	0	0	0	2							
Jose Guillen, R (1, 9) OBP: 0.315, SLG: 0.440		FC3-6 1B		K		K		K		3	0	1	0	0	2							
Al Martin, L (1, 7) OBP: 0.293, SLG: 0.362		FC3-6			G4-3		G4-3			3	1	1	0	0	1							
Doug Strange, S (1, 5) OBP: 0.236, SLG: 0.234	F7				F8		F7			3	0	0	0	0	2							
Keith Osik, R (1, 2) OBP: 0.318, SLG: 0.253			G3 SH3-4 BB		SF8 2B			G4-6-3 BB		1	0	1	0	2	0							
Jason Schmidt, R (1, 1) Jeff Tabaka, R (8, 1)			SH3-4		SF8			F7		0	0	0	1	0	0							
18 Jason Kendall, R (8, PH) Elmer Dessens, R (9, 1)					SF8			F7		1	0	0	0	0	1							
<b>Inning Stats</b>	R: 0 E: 0 K: 0 S: 10	H: 0 LOB: 0 BB: 0 P: 15	R: 0 E: 0 K: 1 S: 17	H: 1 LOB: 1 BB: 0 P: 24	R: 0 E: 0 K: 0 S: 5	H: 0 LOB: 1 BB: 1 P: 11	R: 0 E: 0 K: 1 S: 9	H: 1 LOB: 0 BB: 0 P: 10	R: 1 E: 0 K: 0 S: 9	H: 2 LOB: 1 BB: 0 P: 12	R: 0 E: 0 K: 1 S: 7	H: 0 LOB: 0 BB: 0 P: 7	R: 0 E: 0 K: 1 S: 5	H: 0 LOB: 0 BB: 0 P: 7	R: 0 E: 0 K: 0 S: 7	H: 0 LOB: 1 BB: 1 P: 14	R: 0 E: 0 K: 1 S: 10	H: 0 LOB: 0 BB: 0 P: 15	1B: 3 2B: 1 3B: 0 HR: 0	SF: 1 SAC: 1 DP: 2 HBP: 0	WP: 0 PB: 0 SB: 1 CS: 0	PA: 31
<b>PITCHER</b>	IP WLS BF H R ER SO BB IBB HBP BLK WP HR S P ERA WHIP																					
John Thomson, R (1, 1) ERA: 4.59	9.0 W 31 4 1 1 5 2 0 0 0 0 0 0 79 115 1.00 0.667																					





Batter	1	2	3	4	5	6	7	8	9	AB	R	H	RBI	BB	SO	LOB	TOP																							
Tony Phillips, S OBP: 0.489, SLG: 0.551 (1, 9)										4	1	1	0	1	1	1																								
Edgardo Alfonso, R OBP: 0.343, SLG: 0.371 (1, 5)										4	1	2	1	0	1	2																								
John Olerud, L OBP: 0.441, SLG: 0.542 (1, 3)										4	2	2	3	1	0	1																								
31 Mike Piazza, R OBP: 0.370, SLG: 0.517 (1, 2)										5	1	3	3	0	0	1																								
Todd Hundley, S OBP: 0.289, SLG: 0.275 Mel Rojas, R (7, 1)										4	0	2	0	0	0	2	1																							
Matt Franco, L OBP: 0.396, SLG: 0.395 John Franco, L (9, 1)										1	0	0	0	0	0	1																								
Brian McRae, S OBP: 0.357, SLG: 0.491 (1, 8)										4	1	0	0	0	0	4																								
Carlos Baerga, S OBP: 0.321, SLG: 0.396 (1, 4)										4	0	0	0	0	1	2																								
Rey Ordóñez, R OBP: 0.292, SLG: 0.310 (1, 6)										4	1	2	0	0	0	1																								
Rick Reed, R OBP: 0.196, SLG: 0.208 Lenny Harris, L OBP: 0.318, SLG: 0.326 (7, 7)										2	1	1	0	0	1	0																								
<b>Inning Stats</b>	R: 2 E: 0 K: 3 S: 18	H: 1 LOB: 0 BB: 1 P: 30	R: 5 E: 2 K: 0 S: 23	H: 5 LOB: 2 BB: 0 P: 34	R: 0 E: 0 K: 1 S: 7	H: 0 LOB: 0 BB: 0 P: 8	R: 0 E: 0 K: 0 S: 6	H: 1 LOB: 1 BB: 0 P: 8	R: 0 E: 0 K: 1 S: 11	H: 1 LOB: 0 BB: 0 P: 17	R: 1 E: 0 K: 0 S: 10	H: 1 LOB: 0 BB: 1 P: 17	R: 0 E: 0 K: 1 S: 16	H: 1 LOB: 1 BB: 0 P: 20	R: 0 E: 0 K: 0 S: 13	H: 2 LOB: 2 BB: 0 P: 18	R: 0 E: 0 K: 0 S: 7	H: 1 LOB: 0 BB: 0 P: 10	1B: 8 2B: 4 3B: 0 HR: 1	SF: 1 SAC: 1 DP: 2 HBP: 0	WP: 0 PB: 0 SB: 1 CS: 1	PA: 42																		
<b>PITCHER</b>	IP	WLS	BF	H	R	ER	SO	BB	IBB	HBP	BLK	WP	HR	S	P	ERA	WHIP	<b>PITCHER</b>				IP	WLS	BF	H	R	ER	SO	BB	IBB	HBP	BLK	WP	HR	S	P	ERA	WHIP		
Pedro Astacio, R ERA: 5.97 (1, 1)	5.1	L	28	9	8	3	5	2	0	0	0	0	0	1	71	109	5.06	2.062																						
Mike DeJean, R ERA: 2.35 (6, 1)	0.2		1	0	0	0	0	0	0	0	0	0	0	0	4	5	0.00	0.000																						
Chuck McLeroy, L ERA: 1.48 (7, 1)	1.2		8	3	0	0	1	0	0	0	0	0	0	0	26	34	0.00	1.800																						
Dave Veres, R ERA: 3.67 (8, 1)	1.1		4	1	0	0	0	0	0	0	0	0	0	0	10	14	0.00	0.750																						

New York Mets @ Colorado Rockies  
Coors Field, Denver, CO  
Fri Aug 07 1998, 7:05 PM MDT  
Att: 48,365 - Unknown - 82 F

AB	37
R	8
H	13
RBI	7
BB	2
SO	6
LOB	15



WP	0	PA	42
PB	0		
SB	1		
CS	1		

New York Mets @ Colorado Rockies  
Coors Field, Denver, CO  
Fri Aug 07 1998, 7:05 PM MDT  
Att: 48,365 - Unknown - 82 F

AB	35
R	7
H	14
RBI	7
BB	1
SO	6
LOB	12



WP	0	PA	39
PB	0		
SB	0		
CS	1		



Batter	1	2	3	4	5	6	7	8	9	AB	R	H	RBI	BB	SO	LOB	TOP											
<b>Tony Phillips, S</b> OBP: 0.455, SLG: 0.524 (1, 9)											4	1	0	0	1	2	3											
<b>Edgardo Alfonzo, R</b> OBP: 0.344, SLG: 0.378 (1, 5)											4	1	1	2	1	0	0											
<b>John Olerud, L</b> OBP: 0.443, SLG: 0.547 (1, 3)											4	2	2	0	1	0	3											
<b>31 Mike Piazza, R</b> OBP: 0.370, SLG: 0.515 (1, 2)											4	0	1	0	0	0	1											
<b>Brian McRae, S</b> OBP: 0.357, SLG: 0.488 (1, 8)											4	0	1	1	1	1	2											
<b>Todd Hundley, S</b> OBP: 0.275, SLG: 0.260 <b>Lenny Harris, L</b> OBP: 0.318, SLG: 0.326 (1, 7) (7, 7)											4	0	0	0	0	4	5											
<b>Carlos Baerga, S</b> OBP: 0.320, SLG: 0.395 (1, 4)											4	0	1	0	0	0	0											
<b>Rey Ordóñez, R</b> OBP: 0.294, SLG: 0.312 (1, 6)											4	0	2	0	0	0	1											
<b>Armando Reynoso, R</b> OBP: 0.273, SLG: 0.273 <b>Dennis Cook, L</b> (8, 1) <b>Turk Wendell, L</b> (8, 1) <b>John Franco, L</b> (9, 1)											4	0	1	0	0	3	1											
<b>Inning Stats</b>	R: 1 E: 0 K: 2 S: 14	H: 2 LOB: 2 BB: 1 P: 23	R: 0 E: 0 K: 1 S: 6	H: 0 LOB: 0 BB: 0 P: 8	R: 2 E: 0 K: 1 S: 10	H: 2 LOB: 1 BB: 1 P: 19	R: 0 E: 0 K: 1 S: 10	H: 1 LOB: 0 BB: 0 P: 15	R: 1 E: 0 K: 2 S: 16	H: 1 LOB: 2 BB: 1 P: 27	R: 0 E: 0 K: 1 S: 11	H: 2 LOB: 3 BB: 1 P: 20	R: 0 E: 0 K: 1 S: 11	H: 0 LOB: 0 BB: 0 P: 16	R: 0 E: 0 K: 1 S: 8	H: 1 LOB: 1 BB: 0 P: 15	R: 0 E: 0 K: 1 S: 8	H: 0 LOB: 1 BB: 0 P: 10	1B: 6 2B: 2 3B: 0 HR: 1	SF: 0 SAC: 0 DP: 1 HBP: 1	WP: 0 PB: 0 SB: 0 CS: 0	PA: 41						
<b>PITCHER</b>	IP	WLS	BF	H	R	ER	SO	BB	IBB	HBP	BLK	WP	HR	S	P	ERA	WHIP											
<b>Bobby Jones, L</b> ERA: 5.67 <b>Curt Leskanic, R</b> ERA: 3.95 <b>Mike Munoz, L</b> ERA: 6.68 <b>Mike DeJean, R</b> ERA: 2.32 <b>Jerry Dipoto, R</b> ERA: 3.83	(1, 1)	5.2	L	28	8	4	3	7	3	0	0	0	0	1	64	103	4.76	1.941										

**New York Mets @ Colorado Rockies**  
Coors Field, Denver, CO  
Sat Aug 08 1998, 3:33 AM MDT  
Att: 48,312 - Sunny - 89 F

AB	36
R	4
H	9
RBI	3
BB	4
SO	10
LOB	16



Batter	1	2	3	4	5	6	7	8	9	AB	R	H	RBI	BB	SO	LOB	BOTTOM											
<b>Darryl Hamilton, L</b> OBP: 0.391, SLG: 0.370 (1, 8)											4	1	1	0	1	0	1											
<b>Neftali Pérez, S</b> OBP: 0.333, SLG: 0.414 (1, 6)											4	0	1	0	0	0	2											
<b>Larry Walker, L</b> OBP: 0.417, SLG: 0.595 (1, 9)											5	0	2	1	0	0	1											
<b>Dante Bichette, R</b> OBP: 0.350, SLG: 0.524 (1, 7)											5	1	3	0	0	1	2											
<b>Vinny Castilla, R</b> OBP: 0.358, SLG: 0.593 (1, 5)											3	0	0	0	1	1	4											
<b>17 Todd Helton, L</b> OBP: 0.354, SLG: 0.515 (1, 3)											4	1	1	0	0	0	4											
<b>3 Mike Lansing, R</b> OBP: 0.312, SLG: 0.375 (1, 4)											3	0	2	1	1	0	0											
<b>Jeff Reed, L</b> OBP: 0.377, SLG: 0.468 (1, 2)											4	0	1	0	0	1	5											
<b>Bobby Jones, R</b> OBP: 0.226, SLG: 0.258 <b>Curt Leskanic, R</b> ERA: 2.61 <b>John Vander Wal, L</b> OBP: 0.346, SLG: 0.494 <b>Mike Munoz, L</b> ERA: 3.3 <b>Mike DeJean, R</b> OBP: 0.293, SLG: 0.250 <b>Derrick White, R</b> OBP: 0.250 <b>Jerry Dipoto, R</b> ERA: 4.26 (1, 1) (6, 1) (7, 1) (8, 1) (8, 1) (9, 1)											2	0	1	1	0	0	1											
<b>Inning Stats</b>	R: 1 E: 0 K: 1 S: 11	H: 3 LOB: 2 BB: 0 P: 16	R: 0 E: 0 K: 0 S: 8	H: 1 LOB: 0 BB: 0 P: 12	R: 0 E: 0 K: 1 S: 7	H: 1 LOB: 1 BB: 0 P: 14	R: 0 E: 0 K: 0 S: 16	H: 2 LOB: 2 BB: 2 P: 29	R: 0 E: 0 K: 0 S: 4	H: 1 LOB: 0 BB: 0 P: 5	R: 0 E: 0 K: 0 S: 5	H: 1 LOB: 1 BB: 0 P: 7	R: 0 E: 0 K: 0 S: 6	R: 0 E: 0 K: 1 S: 14	H: 2 LOB: 2 BB: 1 P: 26	R: 0 E: 0 K: 0 S: 6	H: 1 LOB: 1 BB: 0 P: 7	1B: 8 2B: 4 3B: 0 HR: 0	SF: 0 SAC: 1 DP: 2 HBP: 0	WP: 0 PB: 1 SB: 0 CS: 0	PA: 40							
<b>PITCHER</b>	IP	WLS	BF	H	R	ER	SO	BB	IBB	HBP	BLK	WP	HR	S	P	ERA	WHIP											
<b>Armando Reynoso, R</b> ERA: 0.82 <b>Dennis Cook, L</b> ERA: 2.61 <b>Turk Wendell, R</b> ERA: 3.3 <b>John Franco, L</b> ERA: 4.26	(1, 1)	7.0	W	32	10	3	2	2	3	0	0	0	0	2	61	100	2.57	1.857										

**New York Mets @ Colorado Rockies**  
Coors Field, Denver, CO  
Sat Aug 08 1998, 3:33 AM MDT  
Att: 48,312 - Sunny - 89 F

AB	36
R	3
H	12
RBI	3
BB	3
SO	3
LOB	23









Batter	1	2	3	4	5	6	7	8	9	AB	R	H	RBI	BB	SO	LOB	TOP					
Wilton Guerrero, S OBP: 0.304, SLG: 0.356	(1, 4) 3-3 K		(1, 4) 0-0 1-H 2B			(1, 4) 3-2 G4-3		(1, 4) 1-2 G1-3		4	0	1	1	0	1	0						
Terry Jones, S OBP: 0.333, SLG: 0.377	(1, 8) 1-0 L7		(1, 8) 1-1 G4-3			(1, 8) 1-0 G4-3		(1, 8) 1-0 2B		4	0	1	0	0	0	1						
F.P. Santangelo, S OBP: 0.343, SLG: 0.316	(1, 7) 2-0 G4-3			(1, 7) 3-2 L8		(1, 7) 2-3 K		(1, 7) 2-3 K		4	0	0	0	0	2	1						
Vladimir Guerrero, R OBP: 0.377, SLG: 0.594		(1, 9) 1-2 E5 FC6-4		(1, 9) 1-1 P4			(1, 9) 0-0 HR		(1, 9) 1-0 F8	4	1	1	1	0	0	0						
Brad Fullmer, L OBP: 0.328, SLG: 0.454	(1, 3) 1-0 FC6-4 G3-6-1			(1, 3) 2-0 2B			(1, 3) 4-2 S BB		(1, 3) 0-1 1B	3	0	2	0	1	0	1						
Shane Andrews, R OBP: 0.307, SLG: 0.455	(1, 5) 0-1 G3-6-1			(1, 5) 1-0 F9			(1, 5) 3-2 G6-3		(1, 5) 1-3 K	4	0	0	0	0	1	4						
Chris Widger, R OBP: 0.276, SLG: 0.359			(1, 2) 0-0 G4-3 1B		(1, 2) 1-3 K		(1, 2) 1-2 L7		(1, 2) 2-2 F7	4	0	1	0	0	1	2						
Orlando Cabrera, R OBP: 0.295, SLG: 0.394	(1, 6) 0-0 G4-3			(1, 6) 1-0 G6-3			(1, 6) 1-1 L8			3	0	0	0	0	0	2						
Shayne Bennett, R Miguel Batista, R	(7, 1) (8, 1)		(1, 2) 0-0 G4-3 1B		(1, 2) 1-3 K					0	0	0	0	0	0	0						
Carl Pavano, R Anthony Telford, R	(1, 1) (7, 1)		(1, 2) 0-0 2B 1B		(1, 2) 1-3 K			(1, 2) 1-0 G6-3		2	1	1	0	0	1	0						
Mike Mordecai, R OBP: 0.250, SLG: 0.326	(7, 6)									0	0	0	0	0	0	0						
										1	0	0	0	0	0	0						
<b>Inning Stats</b>	R: 0 E: 0 K: 1 S: 7	H: 0 LOB: 0 BB: 0 P: 13	R: 0 E: 1 K: 0 S: 6	H: 0 LOB: 0 BB: 0 P: 8	R: 1 E: 0 K: 0 S: 6	H: 3 LOB: 1 BB: 0 P: 7	R: 0 E: 0 K: 0 S: 8	H: 1 LOB: 1 BB: 0 P: 15	R: 0 E: 0 K: 2 S: 7	H: 0 LOB: 0 BB: 0 P: 10	R: 0 E: 0 K: 1 S: 7	H: 0 LOB: 0 BB: 0 P: 13	R: 1 E: 0 K: 0 S: 11	H: 1 LOB: 1 BB: 1 P: 20	R: 0 E: 0 K: 1 S: 12	H: 1 LOB: 1 BB: 0 P: 17	R: 0 E: 0 K: 1 S: 9	H: 1 LOB: 1 BB: 0 P: 13	1B: 3 2B: 3 3B: 0 HR: 1	SF: 0 SAC: 0 DP: 2 HBP: 0	WP: 0 PB: 0 SB: 1 CS: 0	PA: 34
<b>PITCHER</b>	IP WLS BF H R ER SO BB IBB HBP BLK WP HR S P ERA WHIP																					
Jamey Wright, R ERA: 5.87	(1, 1) 7.0 W 26 5 2 2 4 1 0 0 0 0 0 1 52 86 2.57 0.857																					
Dave Veres, R ERA: 3.51	(8, 1) 1.0 4 1 0 0 1 0 0 0 0 0 0 0 12 17 0.00 1.000																					
Jerry Dipoto, R ERA: 3.76	(9, 1) 1.0 4 1 0 0 1 0 0 0 0 0 0 0 9 13 0.00 1.000																					

**Montreal Expos @ Colorado Rockies**  
Coors Field, Denver, CO  
Mon Aug 10 1998, 7:05 PM MDT  
Att. 44,768 - Overcast - 64 F

AB 33  
R 2  
H 7  
RBI 2  
BB 1  
SO 6  
LOB 11



Batter	1	2	3	4	5	6	7	8	9	AB	R	H	RBI	BB	SO	LOB	BOTTOM			
Darryl Hamilton, L OBP: 0.397, SLG: 0.374	(1, 8) 4-0 BB		(1, 8) 2-3 K			(1, 8) 4-2 CS BB		(1, 8) 1-1 SH HR SH5-4		1	1	0	0	2	1	1				
Neftali Feliz, S OBP: 0.331, SLG: 0.411	(1, 6) 0-3 K		(1, 6) 0-0 E1 1B		(1, 6) 0-3 K		(1, 6) 0-0 SH5-4		(1, 6) 1-2 2-3	3	0	1	0	0	2	2				
Larry Walker, L OBP: 0.417, SLG: 0.600	(1, 9) 1-3 K		(1, 9) 1-2 G5-3			(1, 9) 2-1 HR	(1, 9) 4-0 HR BB			3	2	1	1	1	1	2				
Dante Bichette, R OBP: 0.356, SLG: 0.545	(1, 7) 1-0 F7			(1, 7) 1-0 G1-3		(1, 7) 0-0 G5-2-3 2B	(1, 7) 0-0 HR			4	1	2	4	0	0	1				
Vinny Castilla, R OBP: 0.363, SLG: 0.593		(1, 5) 0-2 P2		(1, 5) 3-2 3 1B		(1, 5) 4-2 3 1B BB	(1, 5) 0-2 K			3	0	1	0	1	1	0				
Todd Helton, L OBP: 0.351, SLG: 0.511	(1, 3) 1-1 G1-3			(1, 3) 0-0 F7		(1, 3) 0-2 F9	(1, 3) 0-2 G6-3			4	0	0	0	0	0	3				
3 Mike Lansing, R OBP: 0.312, SLG: 0.374	(1, 4) 2-2 G6-3			(1, 4) 2-1 1B		(1, 4) 0-0 1-2 2-3 1B		(1, 4) 1-0 G6-3		4	0	2	0	0	0	0				
Kirt Manwaring, R OBP: 0.347, SLG: 0.339			(1, 2) 1-1 P4		(1, 2) 2-1 G4-3		(1, 2) 1-0 G5-2-3		(1, 2) 0-1 G4-3	4	0	0	0	0	0	5				
Jamey Wright, R OBP: 0.233, SLG: 0.333	(1, 1) 1-1 K				(1, 1) 1-3 K			(1, 1) 4-2 SH5-4 SH BB	(1, 1) 2-2 G4-3	2	1	1	0	0	1	0				
1 Curtis Goodwin, L OBP: 0.329, SLG: 0.318	(7, PH)									0	1	0	0	1	0	0				
Dave Veres, R OBP: 0.500, SLG: 0.500	(8, 1)									0	0	0	0	0	0	0				
John Vander Wal, L OBP: 0.362, SLG: 0.487	(8, PH)									1	0	0	0	0	0	0				
Jerry Dipoto, R ERA: 4.04	(9, 1)									0	0	0	0	0	0	0				
<b>Inning Stats</b>	R: 0 E: 0 K: 2 S: 7	H: 0 LOB: 1 BB: 1 P: 13	R: 0 E: 0 K: 0 S: 8	H: 0 LOB: 0 BB: 0 P: 11	R: 1 E: 1 K: 1 S: 11	H: 2 LOB: 1 BB: 0 P: 16	R: 0 E: 0 K: 0 S: 10	H: 2 LOB: 2 BB: 0 P: 18	R: 0 E: 0 K: 2 S: 11	H: 0 LOB: 1 BB: 1 P: 16	R: 1 E: 0 K: 0 S: 10	H: 3 LOB: 2 BB: 1 P: 17	R: 4 E: 0 K: 1 S: 14	H: 1 LOB: 0 BB: 2 P: 25	R: 0 E: 0 K: 0 S: 6	H: 0 LOB: 0 BB: 0 P: 9	1B: 4 2B: 3 3B: 0 HR: 2	SF: 0 SAC: 2 DP: 2 HBP: 0	WP: 0 PB: 0 SB: 0 CS: 1	PA: 36
<b>PITCHER</b>	IP WLS BF H R ER SO BB IBB HBP BLK WP HR S P ERA WHIP																			
Carl Pavano, R ERA: 4.38	(1, 1) 6.0 L 26 7 2 1 5 3 0 0 0 0 0 1 57 91 1.50 1.667																			
Anthony Telford, R ERA: 3.84	(7, 1) 0.1 5 1 4 4 0 2 0 0 0 0 0 1 7 16 108.00 9.000																			
Shayne Bennett, R ERA: 4.46	(7, 1) 0.2 2 0 0 0 1 0 0 0 0 0 0 0 7 9 0.00 0.000																			
Miguel Batista, R ERA: 4.04	(8, 1) 1.0 3 0 0 0 0 0 0 0 0 0 0 0 6 9 0.00 0.000																			

**Montreal Expos @ Colorado Rockies**  
Coors Field, Denver, CO  
Mon Aug 10 1998, 7:05 PM MDT  
Att. 44,768 - Overcast - 64 F

AB 29  
R 6  
H 8  
RBI 5  
BB 5  
SO 6  
LOB 14





Batter	1	2	3	4	5	6	7	8	9	AB	R	H	RBI	BB	SO	LOB	TOP			
Wilton Guerrero, S OBP: 0.306, SLG: 0.357	(1, 4) F7		(2, 2) G6-3		(0, 1) F7			(0, 1) G4-3	(1, 0) 1B	5	0	2	1	0	0	1				
Terry Jones, S OBP: 0.359, SLG: 0.395	(1, 8) 1B		(1, 2) G6-3			(0, 1) F8		(0, 0) 1B	(4, 1) 1B	4	1	3	0	1	0	1				
Derrick May, L OBP: 0.369, SLG: 0.357	(1, 7) 1B		(1, 3) K			(0, 2) 1B		(0, 0) G4-6-3	(1, 0) F9	4	1	2	0	0	1	1				
Bob Henley, R OBP: 0.382, SLG: 0.424	(9, PH) 1B					(1, 2) 1B		(1, 2) 1B		1	0	0	0	0	0	3				
Vladimir Guerrero, R OBP: 0.379, SLG: 0.597	(1, 9) 1B				(0, 0) G4-6-3			(0, 0) F8	(1, 0) K	5	1	3	1	0	1	5				
Brad Fullmer, L OBP: 0.330, SLG: 0.455	(1, 3) 1B				(2, 0) G4-6-3			(0, 0) P5	(0, 0) 1B	4	1	2	2	0	0	3				
Shane Andrews, R OBP: 0.306, SLG: 0.452	(1, 5) G6-4-3				(0, 0) P3			(0, 0) F9	(2, 0) 1B	2	0	0	0	0	0	2				
Mike Mordecai, R OBP: 0.245, SLG: 0.318	(6, PH) 1B								(0, 0) F7	2	0	0	0	0	0	3				
Chris Widger, R OBP: 0.275, SLG: 0.358			(1, 2) G6-3		(1, 0) F7			(0, 0) L5	(0, 0) 1B	4	1	1	0	0	0	0				
Orlando Cabrera, R OBP: 0.301, SLG: 0.404			(2, 1) G6-3		(1, 1) G4-3			(0, 0) G6-3	(0, 0) 1B	4	1	2	1	0	0	0				
Jeremy Powell, R Ryan McGuire, L Miguel Batista, R Scott Livingstone, L Anthony Telford, R F.P. Santangelo, S	(1, 1) G6-3		(1, 2) G6-3		(3, 2) G4-3			(0, 0) F8	(0, 0) 1B	1	0	0	0	0	0	0				
<b>Inning Stats</b>	R: 2 E: 0 K: 0 S: 10	H: 4 LOB: 1 BB: 0 P: 15	R: 0 E: 0 K: 0 S: 8	H: 0 LOB: 0 BB: 0 P: 12	R: 0 E: 0 K: 1 S: 11	H: 1 LOB: 0 BB: 0 P: 15	R: 0 E: 0 K: 0 S: 3	H: 1 LOB: 1 BB: 0 P: 5	R: 0 E: 0 K: 0 S: 8	H: 2 LOB: 2 BB: 0 P: 8	R: 0 E: 0 K: 0 S: 3	H: 0 LOB: 0 BB: 0 P: 3	R: 0 E: 0 K: 0 S: 4	H: 1 LOB: 0 BB: 0 P: 4	R: 4 E: 0 K: 1 S: 13	H: 6 LOB: 3 BB: 1 P: 19	1B: 14 2B: 2 3B: 0 HR: 0	SF: 0 SAC: 0 DP: 4 HBP: 0	WP: 0 PB: 0 SB: 0 CS: 0	PA: 40
<b>PITCHER</b>	IP WLS BF H R ER SO BB IBB HBP BLK WP HR S P ERA WHIP																			
John Thomson, R ERA: 4.5	(1, 1) 8.0 W 31 11 3 3 1 0 0 0 0 0 0 56 76 3.38 1.375																			
Mike DeJean, R ERA: 2.74	(9, 1) 0.1 6 5 3 3 0 0 0 0 0 0 0 6 7 81.00 15.000																			
Chuck McElroy, L ERA: 1.46	(9, 1) 0.2 3 0 0 0 0 1 1 0 0 0 0 0 6 11 0.00 1.500																			

**Montreal Expos @ Colorado Rockies**  
**Coors Field, Denver, CO**  
 Tue Aug 11 1998, 7:05 PM MDT  
 Att: 45,403 - Cloudy - 74 F

AB	39
R	6
H	16
RBI	6
BB	1
SO	2
LOB	20



Batter	1	2	3	4	5	6	7	8	9	AB	R	H	RBI	BB	SO	LOB	BOTTOM	
Darryl Hamilton, L OBP: 0.394, SLG: 0.370	(1, 8) G3				(0, 0) G4-3			(0, 1) G6-3		4	1	0	0	0	0	0		
1 Curtis Goodwin, L OBP: 0.326, SLG: 0.315	(8, PH) 1B					(0, 0) E5		(0, 1) G6-3		1	0	0	0	0	0	0		
Neftali Perez, S OBP: 0.336, SLG: 0.414	(1, 6) 1B		(1, 0) G4-3		(0, 0) 1B			(0, 1) 1B	(4, 1) 1B	4	2	3	0	1	0	0		
Larry Walker, L OBP: 0.418, SLG: 0.599	(1, 9) 1B				(1, 3) 1B			(1, 0) G4-6-3	(0, 0) 1B	4	2	2	0	0	1	3		
John Vander Wal, L OBP: 0.368, SLG: 0.494	(7, 9) S				(1, 3) SF9			(1, 2) 7 1B	(0, 0) 1B	1	1	1	0	0	0	0		
Dante Bichette, R OBP: 0.362, SLG: 0.548	(1, 7) 1B				(0, 1) SF9			(0, 1) 7 1B	(1, 2) 17 1B	4	4	4	2	1	0	0		
Vinny Castilla, R OBP: 0.365, SLG: 0.593	(1, 5) 1B				(2, 0) SF9			(0, 0) 17 1B	(3, 1) 17 1B	3	2	2	4	0	0	1		
7 Kurt Abbott, R OBP: 0.288, SLG: 0.352	(7, 5) 3 HR				(1, 3) SF9			(1, 2) 17 1B	(1, 3) 1B	1	0	1	1	0	0	0		
17 Todd Helton, L OBP: 0.354, SLG: 0.516	(1, 3) 3 HR				(0, 0) SF9			(1, 2) 1B	(1, 2) 1B	4	2	3	4	0	0	0		
3 Mike Lansing, R OBP: 0.311, SLG: 0.380	(1, 4) 1B				(1, 2) P3			(1, 2) 1B	(0, 0) F8	4	1	1	4	0	1	0		
Terry Shumpert, R OBP: 0.428, SLG: 1.000	(8, 4) 1B				(2, 2) G6-3			(1, 2) 1B	(0, 0) F8	1	0	0	0	0	0	2		
Kirt Manwaring, R OBP: 0.349, SLG: 0.339	(1, 2) K				(4, 1) CS			(0, 0) G5-3		3	0	1	0	1	1	0		
John Thomson, R OBP: 0.150, SLG: 0.108	(1, 1) G4-3				(2, 2) G6-3			(1, 3) K		4	0	0	0	0	1	2		
Mike DeJean, R ERA: 4.34	(9, 1) 1B				(1, 2) 1B					0	0	0	0	0	0	0		
Chuck McElroy, L OBP: 0.200, SLG: 0.200	(9, 1) 1B									0	0	0	0	0	0	0		
<b>Inning Stats</b>	R: 5 E: 0 K: 1 S: 18	H: 5 LOB: 0 BB: 1 P: 33	R: 0 E: 0 K: 0 S: 5	H: 0 LOB: 0 BB: 0 P: 7	R: 2 E: 0 K: 0 S: 12	H: 2 LOB: 0 BB: 0 P: 19	R: 0 E: 0 K: 0 S: 5	H: 0 LOB: 1 BB: 1 P: 11	R: 4 E: 1 K: 0 S: 7	H: 5 LOB: 1 BB: 1 P: 13	R: 0 E: 0 K: 1 S: 5	H: 0 LOB: 0 BB: 0 P: 5	R: 3 E: 0 K: 1 S: 16	H: 5 LOB: 2 BB: 0 P: 21	1B: 16 2B: 1 3B: 0 HR: 1	SF: 2 SAC: 0 DP: 1 HBP: 0	WP: 0 PB: 0 SB: 3 CS: 1	PA: 43
<b>PITCHER</b>	IP WLS BF H R ER SO BB IBB HBP BLK WP HR S P ERA WHIP																	
Jeremy Powell, R ERA: 4.5	(1, 1) 4.0 L 19 7 7 7 1 2 0 0 0 0 0 0 25 39 18.00 3.500																	
Miguel Batista, R ERA: 4.34	(5, 1) 2.0 13 6 5 4 1 1 0 0 0 0 0 0 25 39 18.00 3.500																	
Anthony Telford, R ERA: 4.12	(7, 1) 2.0 11 5 3 3 2 0 0 0 0 0 0 0 21 26 13.50 2.500																	

**Montreal Expos @ Colorado Rockies**  
**Coors Field, Denver, CO**  
 Tue Aug 11 1998, 7:05 PM MDT  
 Att: 45,403 - Cloudy - 74 F

AB	38
R	15
H	18
RBI	15
BB	3
SO	4
LOB	8





Batter	1	2	3	4	5	6	7	8	9	AB	R	H	RBI	BB	SO	LOB	TOP											
Wilton Guerrero, S OBP: 0.308, SLG: 0.356	(1, 4) K		(1, 2) G4-3		(1, 2) 1B		(1, 2) BB		(1, 2) FC4-6	4	0	1	1	1	1	2												
Terry Jones, S OBP: 0.351, SLG: 0.384	(1, 8) K			(1, 3) F9	(1, 3) 1B		(1, 3) F7		(1, 3) L7	5	0	1	0	0	1	3												
Scott Livingstone, L Shane Andrews, R OBP: 0.305, SLG: 0.451	(1, 5) (8, PH) (8, 5) L6			(1, 5) 1B	(1, 5) K				(1, 5) L7	3	0	1	0	0	1	2												
Vladimir Guerrero, R OBP: 0.378, SLG: 0.594		(1, 9) K		(1, 9) 1B	(1, 9) F9				(1, 9) K	4	0	1	0	0	2	2												
Brad Fullmer, L OBP: 0.332, SLG: 0.458	(1, 3) G6-3			(1, 3) P7			(1, 3) L4-3		(1, 3) 2B	4	0	2	0	0	0	2												
F.P. Santangelo, S OBP: 0.343, SLG: 0.315	(1, 7) G3-1			(1, 7) BB			(1, 7) L4-3		(1, 7) P3	3	0	0	0	1	0	2												
Bob Henley, R OBP: 0.395, SLG: 0.500			(1, 2) HR	(1, 2) F9			(1, 2) K		(1, 2) FC1-6	3	1	1	1	1	1	3												
Orlando Cabrera, R Derrick May, L OBP: 0.301, SLG: 0.403 OBP: 0.275, SLG: 0.362	(1, 6) (9, PH)		(1, 6) G6-3		(1, 6) SH1-4		(1, 6) G6-3		(1, 6) FC4-6	3	1	1	0	0	0	0												
Javier Vazquez, R Steve Kline, S Ryan McGuire, L Mike Maddux, L Ugueth Urbina, R Mike Mordica, R OBP: 0.244, SLG: 0.256 OBP: 0.317, SLG: 0.274 OBP: 0.342, SLG: 0.315	(1, 1) (6, 1) (7, PH) (7, 1) (8, 1) (8, PH)		(1, 1) F7		(1, 1) SH1-4		(1, 1) F8		(1, 1) FC1-6	1	0	0	0	0	0	0												
<b>Inning Stats</b>	R: 0 E: 0 K: 2 S: 8	H: 0 LOB: 0 BB: 0 P: 9	R: 0 E: 0 K: 1 S: 7	H: 0 LOB: 0 BB: 0 P: 11	R: 1 E: 0 K: 0 S: 10	H: 1 LOB: 0 BB: 0 P: 13	R: 0 E: 0 K: 0 S: 9	H: 2 LOB: 3 BB: 1 P: 22	R: 1 E: 0 K: 1 S: 13	H: 3 LOB: 2 BB: 0 P: 20	R: 0 E: 0 K: 1 S: 7	H: 1 LOB: 1 BB: 0 P: 12	R: 0 E: 0 K: 0 S: 10	H: 0 LOB: 1 BB: 1 P: 18	R: 0 E: 0 K: 1 S: 7	H: 1 LOB: 1 BB: 0 P: 10	R: 0 E: 0 K: 0 S: 8	H: 1 LOB: 2 BB: 1 P: 14	1B: 7 2B: 2 3B: 0 HR: 1	SF: 0 SAC: 1 DP: 1 HBP: 0	WP: 0 PB: 0 SB: 1 CS: 0	PA: 38						
<b>PITCHER</b>	IP	WLS	BF	H	R	ER	SO	BB	IBB	HBP	BLK	WP	HR	S	P	ERA	WHIP											
Pedro Astacio, R ERA: 5.82	(1, 1)	7.0	W	29	7	2	2	5	2	0	0	0	0	1	64	105	2.57	1.286										
Chuck McElroy, L ERA: 1.44	(8, 1)	1.0		4	1	0	0	1	0	0	0	0	0	7	10	0.00	1.000											
Jerry Dipoto, R ERA: 3.69	(9, 1)	1.0	S	5	1	0	0	0	1	0	0	0	0	8	14	0.00	2.000											

**Montreal Expos @ Colorado Rockies**  
**Coors Field, Denver, CO**  
 Wed Aug 12 1998, 7:05 PM MDT  
 Att: 46,872 - Cloudy - 80 F

AB	34
R	2
H	9
RBI	2
BB	3
SO	6
LOB	18



Batter	1	2	3	4	5	6	7	8	9	AB	R	H	RBI	BB	SO	LOB	BOTTOM										
Darryl Hamilton, L OBP: 0.395, SLG: 0.372	(1, 8) FC6-4		(1, 8) F7		(1, 8) F8		(1, 8) BLK			4	0	2	0	0	0	2											
Neftali Feliz, S OBP: 0.335, SLG: 0.411	(1, 6) F8		(1, 6) HBP		(1, 6) G3		(1, 6) 1B			3	0	0	0	0	0	2											
Larry Walker, L OBP: 0.416, SLG: 0.594	(1, 9) F8		(1, 9) P6		(1, 9) HR		(1, 9) BB		(1, 9) G4-3	3	1	0	0	1	0	3											
Dante Bichette, R 1 Curtis Goodwin, L OBP: 0.363, SLG: 0.547 OBP: 0.326, SLG: 0.315	(1, 7) (8, PR) (9, 7) FC6-4		(1, 7) K		(1, 7) HR		(1, 7) 1B		(1, 7) 17 BB	3	1	1	0	1	1	1											
Vinny Castilla, R OBP: 0.366, SLG: 0.599	(1, 5) K		(1, 5) G6-3		(1, 5) HR		(1, 5) 17 BB		(1, 5) 1B	4	1	2	3	0	1	0											
17 Todd Helton, L OBP: 0.353, SLG: 0.512	(1, 3) F9		(1, 3) F8		(1, 3) G4-3		(1, 3) 1B		(1, 3) BB	3	0	0	0	1	0	0											
7 Kurt Abbott, R OBP: 0.287, SLG: 0.345	(1, 4) K		(1, 4) HBP		(1, 4) G5-3		(1, 4) K			3	0	0	0	0	2	3											
Jeff Reed, L OBP: 0.374, SLG: 0.463	(1, 2) SH1-4		(1, 2) 1B		(1, 2) F7		(1, 2) G6-3		(1, 2) P9	4	0	1	0	0	0	4											
Pedro Astacio, R John Vander Wal, L Chuck McElroy, L Jerry Dipoto, R OBP: 0.174, SLG: 0.182 OBP: 0.365, SLG: 0.488 OBP: 0.200, SLG: 0.200	(1, 1) (7, PH) (8, 1) (9, 1)	5.1	L	23	4	3	3	4	1	0	0	0	0	0	0	1											
<b>Inning Stats</b>	R: 0 E: 0 K: 0 S: 8	H: 1 LOB: 1 BB: 0 P: 15	R: 0 E: 0 K: 2 S: 7	H: 0 LOB: 0 BB: 0 P: 12	R: 0 E: 0 K: 0 S: 8	H: 1 LOB: 2 BB: 0 P: 11	R: 0 E: 0 K: 1 S: 10	H: 0 LOB: 0 BB: 0 P: 16	R: 0 E: 0 K: 1 S: 9	H: 0 LOB: 1 BB: 0 P: 11	R: 3 E: 0 K: 0 S: 11	H: 2 LOB: 0 BB: 1 P: 19	R: 0 E: 0 K: 0 S: 14	H: 1 LOB: 1 BB: 0 P: 20	R: 0 E: 0 K: 1 S: 12	H: 1 LOB: 3 BB: 2 P: 23	1B: 5 2B: 0 3B: 0 HR: 1	SF: 0 SAC: 1 DP: 0 HBP: 2	WP: 0 PB: 0 SB: 0 CS: 0	PA: 35							
<b>PITCHER</b>	IP	WLS	BF	H	R	ER	SO	BB	IBB	HBP	BLK	WP	HR	S	P	ERA	WHIP										
Javier Vazquez, R ERA: 5.56	(1, 1)	5.1	L	23	4	3	3	4	1	0	0	0	0	5	8	0.00	0.938										
Steve Kline, L ERA: 2.92	(6, 1)	0.2		2	0	0	0	0	0	0	0	0	0	5	8	0.00	0.000										
Mike Maddux, R ERA: 3.72	(7, 1)	1.0		4	1	0	0	0	0	0	0	0	0	14	20	0.00	1.000										
Ugueth Urbina, R ERA: 1.07	(8, 1)	1.0		6	1	0	0	1	2	0	0	0	0	12	23	0.00	3.000										

**Montreal Expos @ Colorado Rockies**  
**Coors Field, Denver, CO**  
 Wed Aug 12 1998, 7:05 PM MDT  
 Att: 46,872 - Cloudy - 80 F

AB	29
R	3
H	6
RBI	3
BB	3
SO	5
LOB	16





Batter	1	2	3	4	5	6	7	8	9	AB	R	H	RBI	BB	SO	LOB	TOP				
Doug Glanville, R (1, 8) OBP: 0.347, SLG: 0.428	1-1 G6-3		1-1 HR	1-1 E7			1-3 K		0-0 G4-3	5	2	2	2	0	1	1					
Gregg Jefferies, S (1, 7) OBP: 0.328, SLG: 0.400	2-0 1B		1-0 G4-3	2-0 L7			0-0 P3			4	0	1	0	0	0	0					
Scott Rolen, R (1, 5) OBP: 0.379, SLG: 0.509	2-0 2B		4-0 1B SF8		2-2 F9		0-0 G4-3			3	2	1	0	1	0	0					
Rico Brogna, L (1, 3) OBP: 0.326, SLG: 0.452	0-0 1B		3-2 1B		3-2 F7		1-3 K			4	0	2	1	0	1	0					
Mark Lewis, R (1, 4) OBP: 0.311, SLG: 0.370	1-1 FC6-4		1-1 SF8		4-0 BB		2-2 G6-3			2	0	0	1	1	0	1					
Bobby Abreu, L (1, 9) OBP: 0.400, SLG: 0.468		1-1 P7	2-3 K		1-3 K			1-1 G3		4	0	0	0	0	2	2					
Mark Parent, R (1, 2) OBP: 0.279, SLG: 0.272		1-2 P3		1-3 K		1-2 F7		0-0 F8		4	0	0	0	0	1	0					
Desi Relaford, S (1, 6) OBP: 0.311, SLG: 0.358		2-2 F8		1-2 G6-3		2-1 P5		4-0 BLK 23 G4-3 BB		3	0	0	0	1	0	0					
Carlton Loewer, R (1, 1) OBP: 0.217, SLG: 0.100			4-2 HR	4-2 2B E		1-3 K		0-1 G4-3		1	2	0	0	2	1	0					
23 Kevin Jordan, R (9, PH) OBP: 0.307, SLG: 0.370										0	0	0	0	0	0	0					
Mark Leiter, R (9, 1) OBP: 0.307, SLG: 0.370										1	0	0	0	0	0	1					
Mark Leiter, R (9, 1) OBP: 0.307, SLG: 0.370										0	0	0	0	0	0	0					
<b>Inning Stats</b>	R: 1 E: 0 K: 0 S: 7	H: 3 LOB: 1 BB: 0 P: 13	R: 0 E: 0 K: 0 S: 11	H: 0 LOB: 0 BB: 0 P: 15	R: 3 E: 0 K: 1 S: 17	H: 2 LOB: 1 BB: 2 P: 33	R: 2 E: 1 K: 1 S: 11	H: 1 LOB: 1 BB: 1 P: 20	R: 0 E: 0 K: 1 S: 12	H: 0 LOB: 1 BB: 1 P: 22	R: 0 E: 0 K: 1 S: 5	H: 0 LOB: 0 BB: 0 P: 6	R: 0 E: 0 K: 1 S: 8	H: 0 LOB: 0 BB: 0 P: 12	R: 0 E: 0 K: 0 S: 4	H: 0 LOB: 1 BB: 1 P: 8	1B: 3 2B: 2 3B: 0 HR: 1	SF: 1 SAC: 0 DP: 0 HBP: 0	WP: 0 PB: 0 SB: 0 CS: 0	PA: 37	
<b>PITCHER</b>	IP WLS BF H R ER SO BB IBB HBP BLK WP HR S P ERA WHIP	IP WLS BF H R ER SO BB IBB HBP BLK WP HR S P ERA WHIP	IP WLS BF H R ER SO BB IBB HBP BLK WP HR S P ERA WHIP	IP WLS BF H R ER SO BB IBB HBP BLK WP HR S P ERA WHIP	IP WLS BF H R ER SO BB IBB HBP BLK WP HR S P ERA WHIP	IP WLS BF H R ER SO BB IBB HBP BLK WP HR S P ERA WHIP	IP WLS BF H R ER SO BB IBB HBP BLK WP HR S P ERA WHIP	IP WLS BF H R ER SO BB IBB HBP BLK WP HR S P ERA WHIP	IP WLS BF H R ER SO BB IBB HBP BLK WP HR S P ERA WHIP	IP WLS BF H R ER SO BB IBB HBP BLK WP HR S P ERA WHIP	IP WLS BF H R ER SO BB IBB HBP BLK WP HR S P ERA WHIP	IP WLS BF H R ER SO BB IBB HBP BLK WP HR S P ERA WHIP	IP WLS BF H R ER SO BB IBB HBP BLK WP HR S P ERA WHIP	IP WLS BF H R ER SO BB IBB HBP BLK WP HR S P ERA WHIP	IP WLS BF H R ER SO BB IBB HBP BLK WP HR S P ERA WHIP	IP WLS BF H R ER SO BB IBB HBP BLK WP HR S P ERA WHIP	IP WLS BF H R ER SO BB IBB HBP BLK WP HR S P ERA WHIP	IP WLS BF H R ER SO BB IBB HBP BLK WP HR S P ERA WHIP	IP WLS BF H R ER SO BB IBB HBP BLK WP HR S P ERA WHIP	IP WLS BF H R ER SO BB IBB HBP BLK WP HR S P ERA WHIP	IP WLS BF H R ER SO BB IBB HBP BLK WP HR S P ERA WHIP

Philadelphia Phillies @ Colorado Rockies  
Coors Field, Denver, CO  
Fri Aug 14 1998, 7:05 PM MDT  
Att: 47,395 - Cloudy - 77 F

AB 31  
R 6  
H 6  
RBI 4  
BB 5  
SO 6  
LOB 5



Batter	1	2	3	4	5	6	7	8	9	AB	R	H	RBI	BB	SO	LOB	BOTTOM					
Darryl Hamilton, L (1, 8) OBP: 0.393, SLG: 0.370	0-1 1B			2-2 G3-1		1-1 G6-3	0-1 G4-3			4	0	1	0	0	0	2						
Neftali Feliz, S (1, 6) OBP: 0.335, SLG: 0.410	0-1 1B			3-2 L9		1-1 1B		3-2 L8		4	0	1	0	0	0	1						
Larry Walker, L (1, 9) OBP: 0.417, SLG: 0.596	3-2 G4-3			0-0 2B		2-2 1B	1-3 1B			4	0	2	0	0	1	0						
Dante Bichette, R (1, 7) OBP: 0.360, SLG: 0.543		3-2 G6-3		2-2 L4		1-0 G5-3		3-1 P9		4	0	0	0	0	0	3						
Vinny Castilla, R (1, 5) OBP: 0.365, SLG: 0.598		1-3 K			2-2 17 G4-3 3 G3 2B		1-0 G6-3		2-1 F9	4	1	1	0	0	1	0						
17 Todd Helton, L (1, 3) OBP: 0.352, SLG: 0.509		0-1 L6			3-2 G4-3		0-0 3 2B 1B		0-0 F7	4	1	1	0	0	0	1						
3 Mike Lansing, R (1, 4) OBP: 0.313, SLG: 0.383			0-2 G4-3		0-1 G3		1-2 7 2B 1B		1-1 2B	4	0	2	1	0	0	0						
Kirt Manwaring, R (1, 2) OBP: 0.346, SLG: 0.336			0-1 F9		0-2 G6-3		1-3 K		0-1 G4-3	2	0	0	0	0	0	0						
John Vander Wal, L (7, PH) OBP: 0.365, SLG: 0.488										0	0	0	0	0	0	0						
Terry Shumpert, R (7, PH) OBP: 0.375, SLG: 0.857										1	0	0	0	0	1	2						
Jeff Reed, L (8, 2) OBP: 0.373, SLG: 0.461										1	0	0	0	0	0	1						
Bobby Jones, R (1, 1) OBP: 0.219, SLG: 0.250										1	0	0	0	0	1	0						
Mike Jackson, R (5, 1) OBP: 0.299, SLG: 0.350										0	0	0	0	0	0	0						
Derrick White, R (6, PH) OBP: 0.299, SLG: 0.350										1	0	0	0	0	0	0						
Dave Veres, R (7, 1) OBP: 0.320, SLG: 0.395										0	0	0	0	0	0	0						
7 Kurt Abbott, R (7, PH) OBP: 0.320, SLG: 0.395										1	0	1	0	0	0	0						
Curt Leskanic, R (8, 1) OBP: 0.320, SLG: 0.395										0	0	0	0	0	0	0						
<b>Inning Stats</b>	R: 0 E: 0 K: 0 S: 7	H: 1 LOB: 0 BB: 0 P: 10	R: 0 E: 0 K: 1 S: 9	H: 0 LOB: 0 BB: 0 P: 13	R: 0 E: 0 K: 1 S: 8	H: 0 LOB: 0 BB: 0 P: 9	R: 0 E: 0 K: 0 S: 12	H: 1 LOB: 1 BB: 0 P: 19	R: 1 E: 0 K: 0 S: 12	H: 1 LOB: 0 BB: 0 P: 17	R: 0 E: 0 K: 0 S: 9	H: 2 LOB: 2 BB: 0 P: 15	R: 1 E: 0 K: 1 S: 14	H: 3 LOB: 2 BB: 0 P: 18	R: 0 E: 0 K: 1 S: 11	H: 0 LOB: 0 BB: 0 P: 18	R: 0 E: 0 K: 0 S: 7	H: 1 LOB: 1 BB: 0 P: 10	1B: 5 2B: 5 3B: 0 HR: 0	SF: 0 SAC: 0 DP: 1 HBP: 0	WP: 0 PB: 0 SB: 0 CS: 0	PA: 35
<b>PITCHER</b>	IP WLS BF H R ER SO BB IBB HBP BLK WP HR S P ERA WHIP	IP WLS BF H R ER SO BB IBB HBP BLK WP HR S P ERA WHIP	IP WLS BF H R ER SO BB IBB HBP BLK WP HR S P ERA WHIP	IP WLS BF H R ER SO BB IBB HBP BLK WP HR S P ERA WHIP	IP WLS BF H R ER SO BB IBB HBP BLK WP HR S P ERA WHIP	IP WLS BF H R ER SO BB IBB HBP BLK WP HR S P ERA WHIP	IP WLS BF H R ER SO BB IBB HBP BLK WP HR S P ERA WHIP	IP WLS BF H R ER SO BB IBB HBP BLK WP HR S P ERA WHIP	IP WLS BF H R ER SO BB IBB HBP BLK WP HR S P ERA WHIP	IP WLS BF H R ER SO BB IBB HBP BLK WP HR S P ERA WHIP	IP WLS BF H R ER SO BB IBB HBP BLK WP HR S P ERA WHIP	IP WLS BF H R ER SO BB IBB HBP BLK WP HR S P ERA WHIP	IP WLS BF H R ER SO BB IBB HBP BLK WP HR S P ERA WHIP	IP WLS BF H R ER SO BB IBB HBP BLK WP HR S P ERA WHIP	IP WLS BF H R ER SO BB IBB HBP BLK WP HR S P ERA WHIP	IP WLS BF H R ER SO BB IBB HBP BLK WP HR S P ERA WHIP	IP WLS BF H R ER SO BB IBB HBP BLK WP HR S P ERA WHIP	IP WLS BF H R ER SO BB IBB HBP BLK WP HR S P ERA WHIP	IP WLS BF H R ER SO BB IBB HBP BLK WP HR S P ERA WHIP	IP WLS BF H R ER SO BB IBB HBP BLK WP HR S P ERA WHIP	IP WLS BF H R ER SO BB IBB HBP BLK WP HR S P ERA WHIP	

Philadelphia Phillies @ Colorado Rockies  
Coors Field, Denver, CO  
Fri Aug 14 1998, 7:05 PM MDT  
Att: 47,395 - Cloudy - 77 F

AB 35  
R 2  
H 9  
RBI 2  
BB 0  
SO 4  
LOB 10







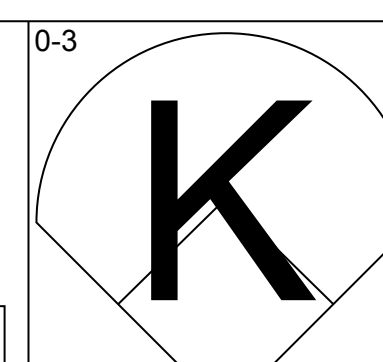
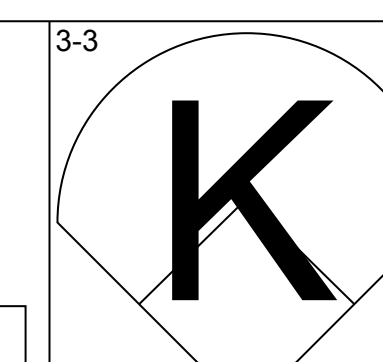
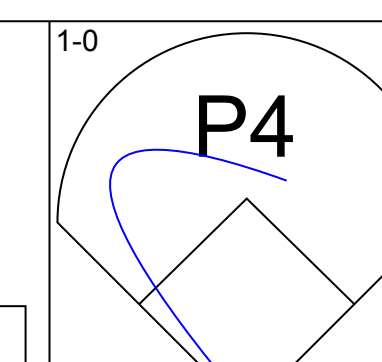
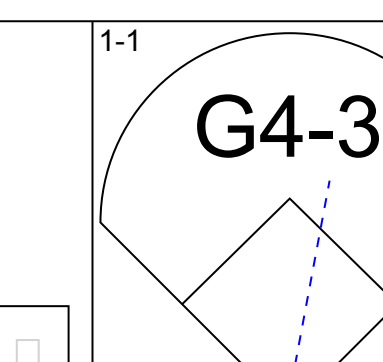
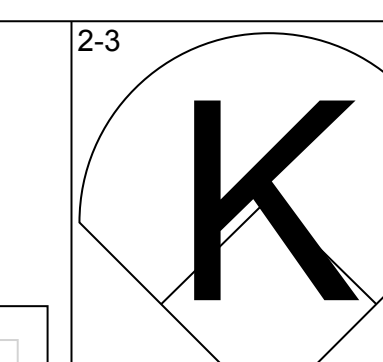
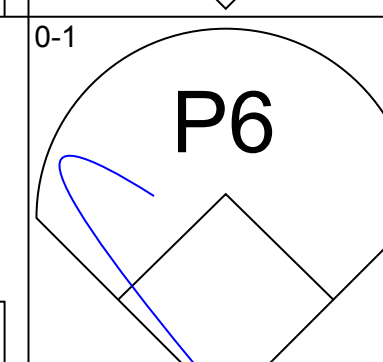
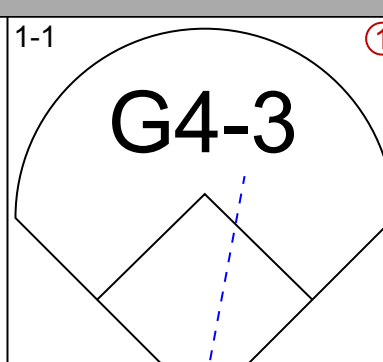
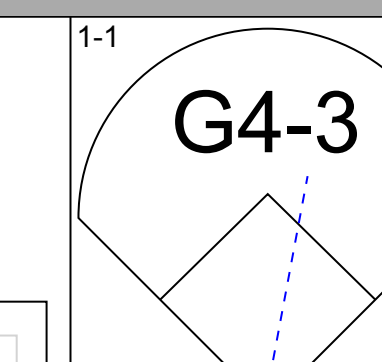
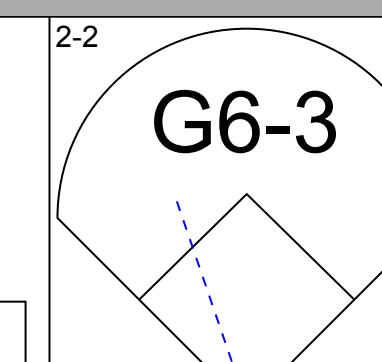
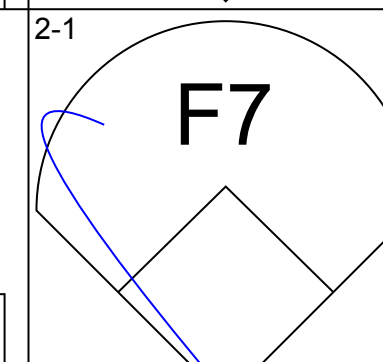
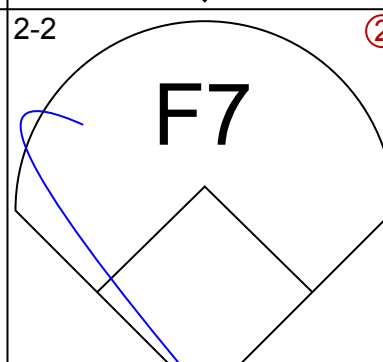
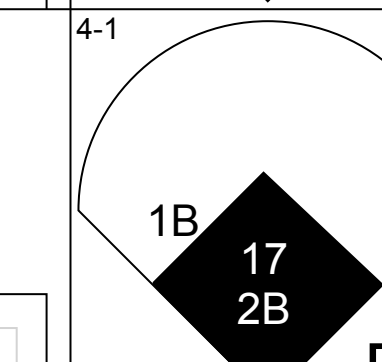
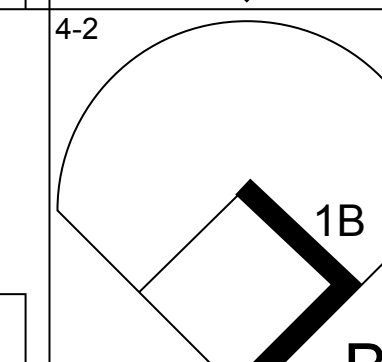
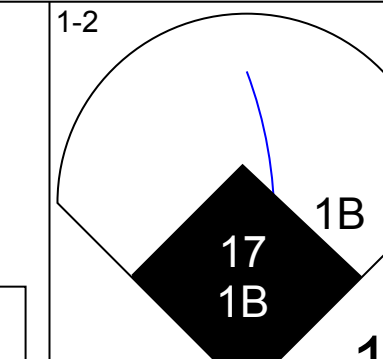
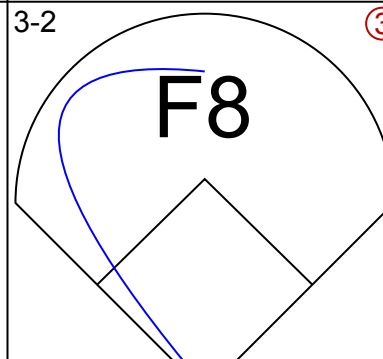
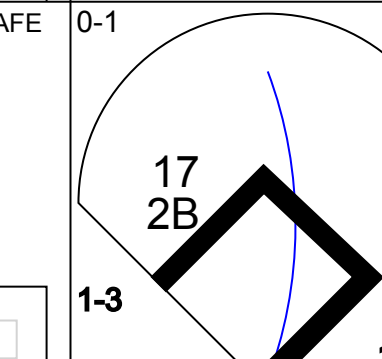
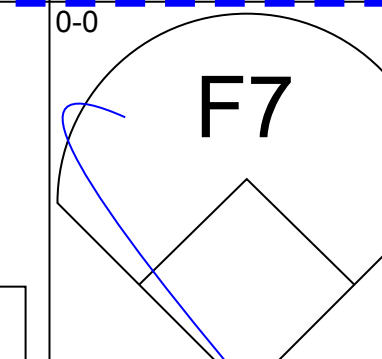
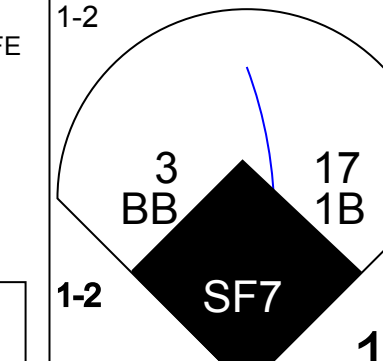
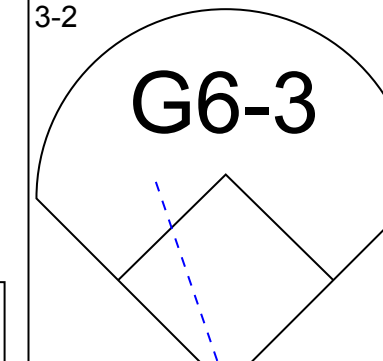
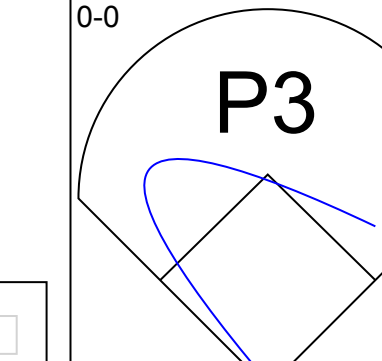
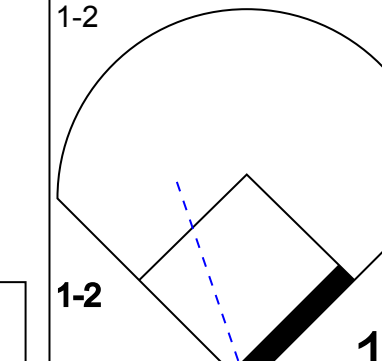
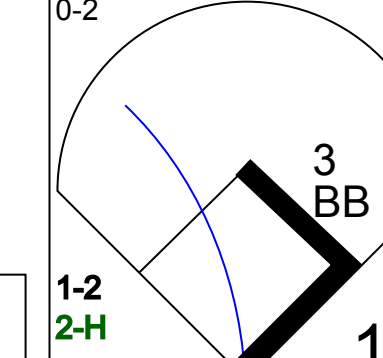
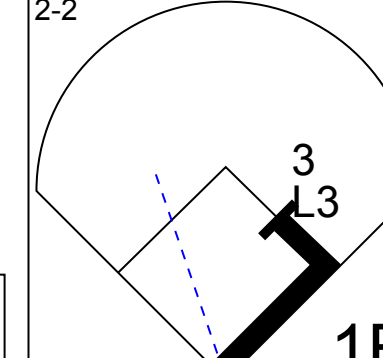
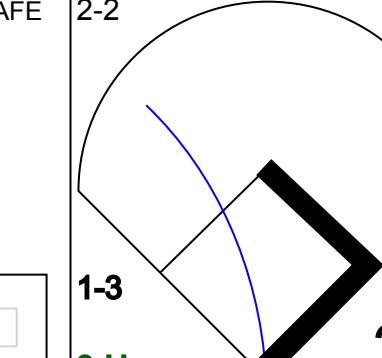
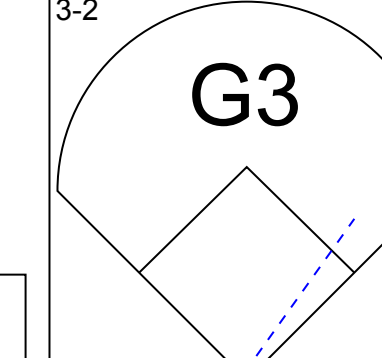
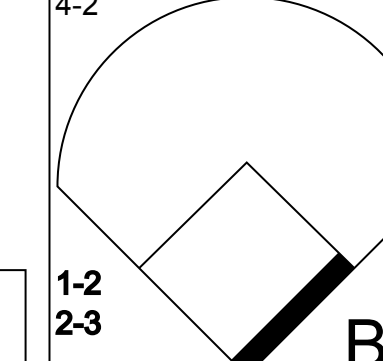
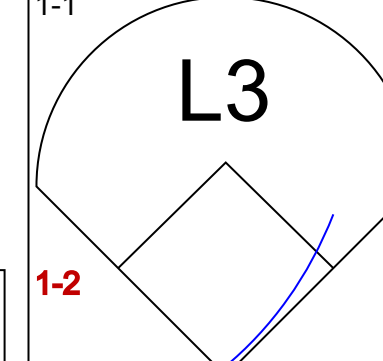
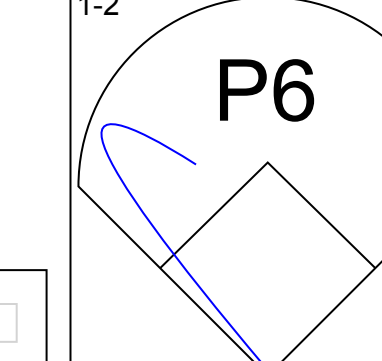
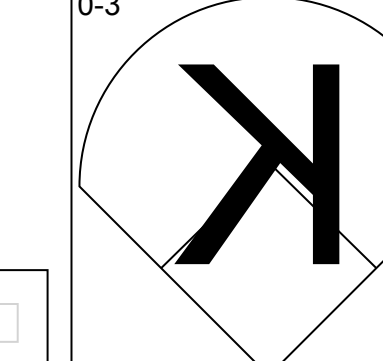
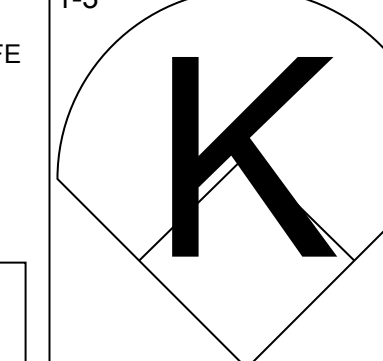
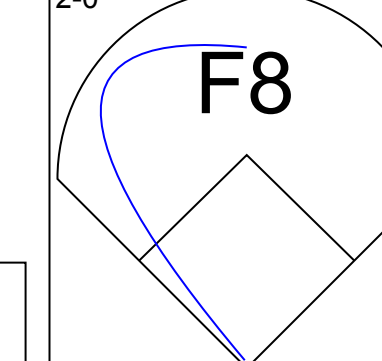
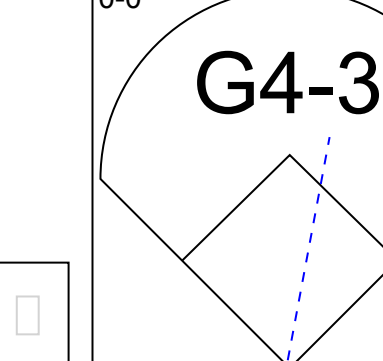
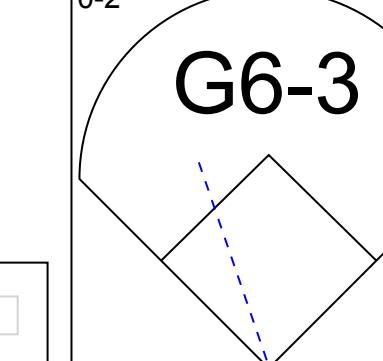
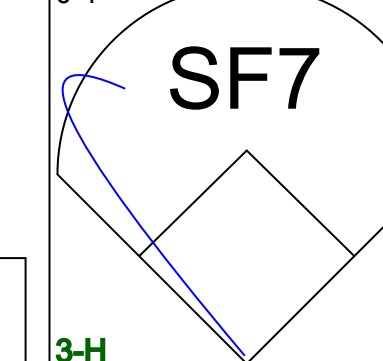
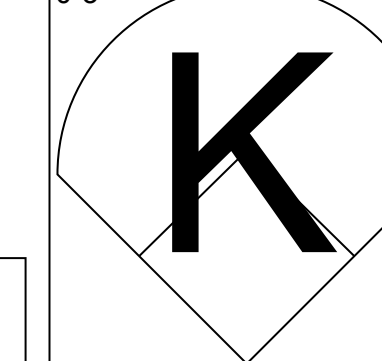
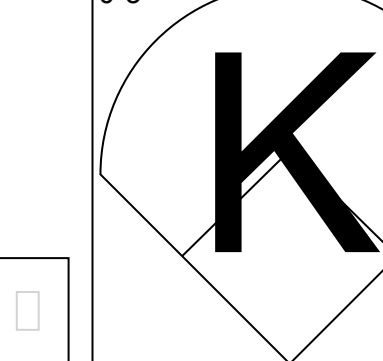
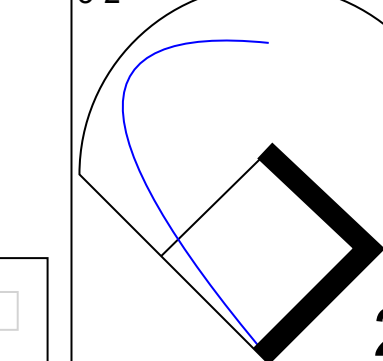








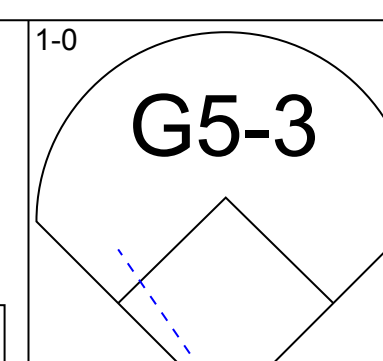
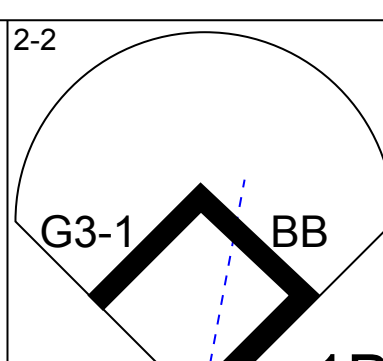
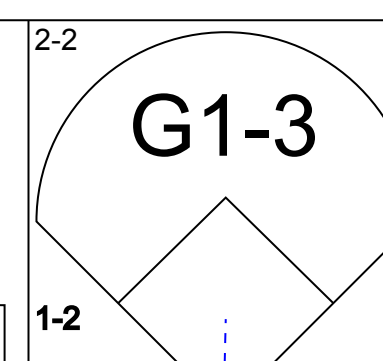
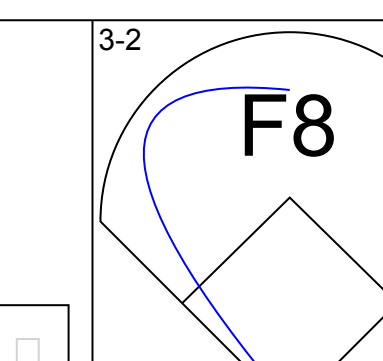
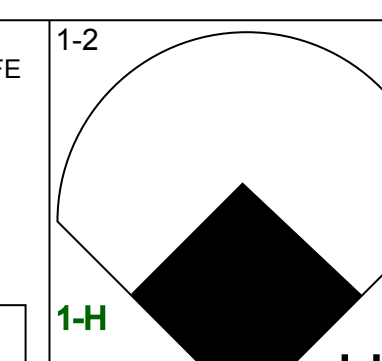
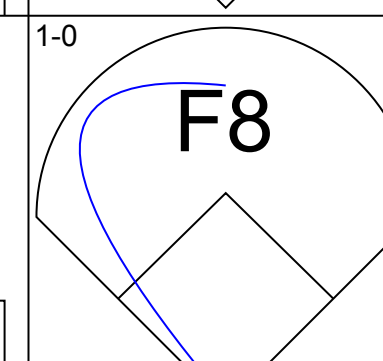
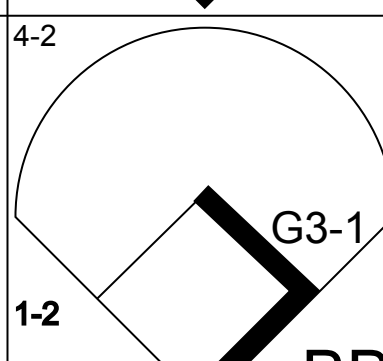
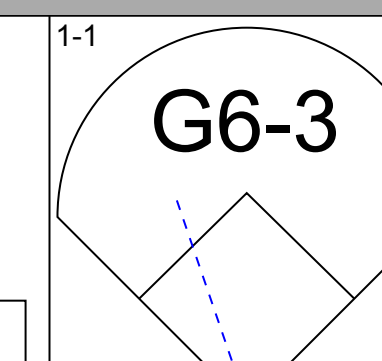
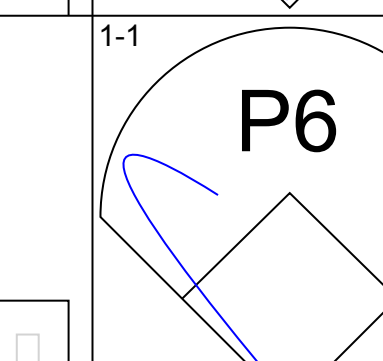
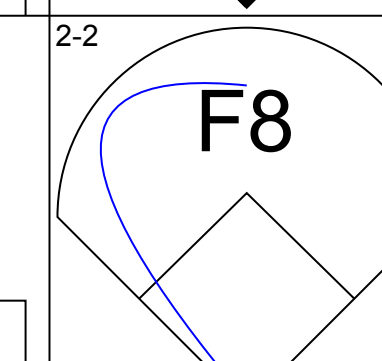
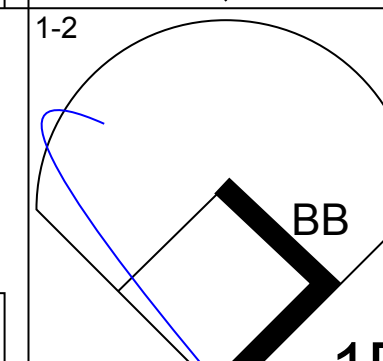
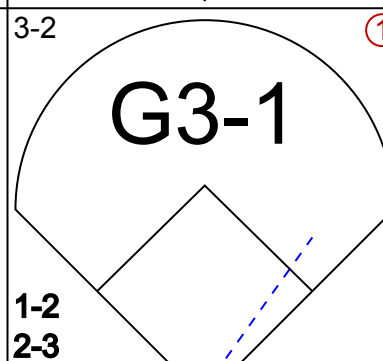
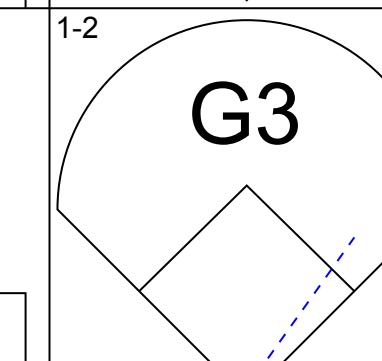
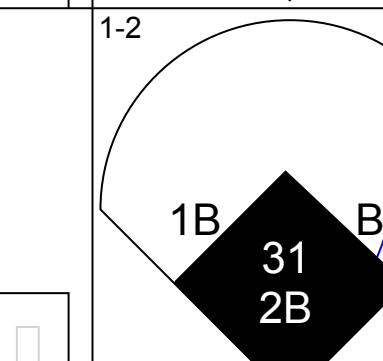
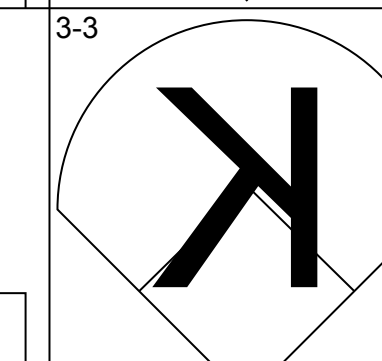
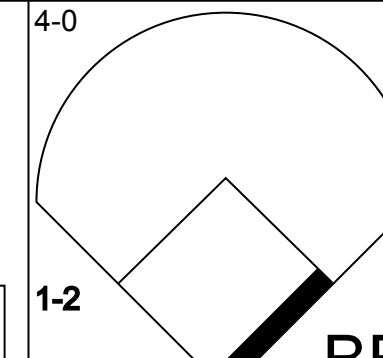
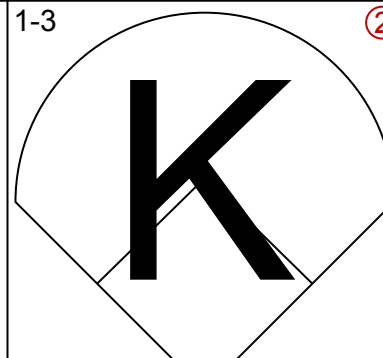
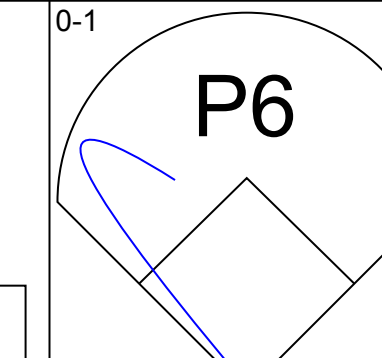
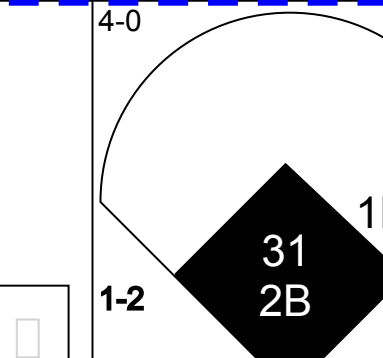
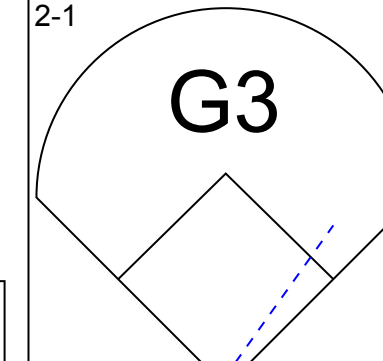
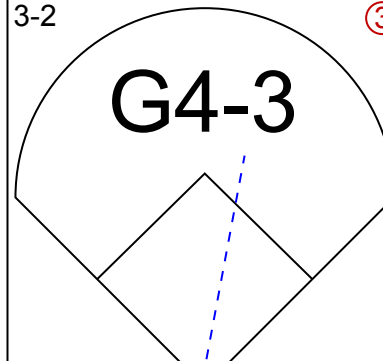
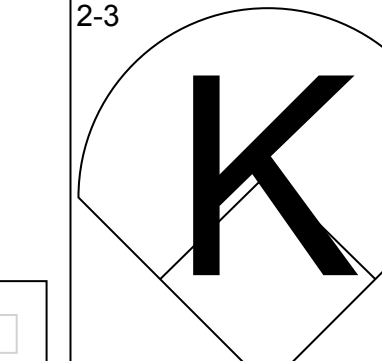
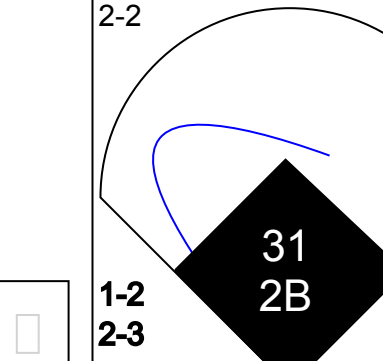
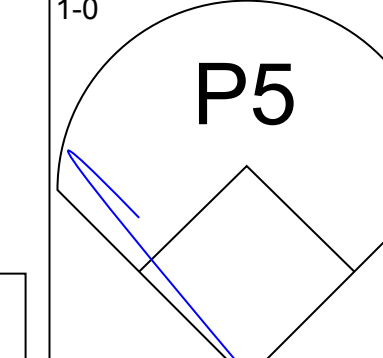
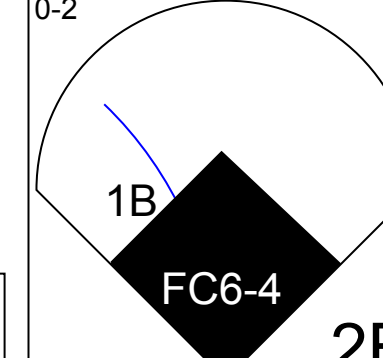
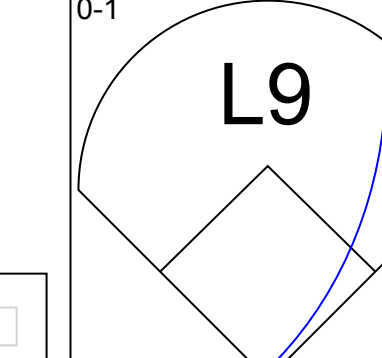
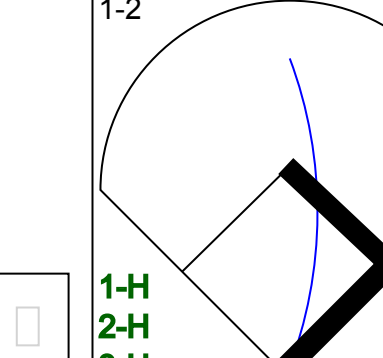
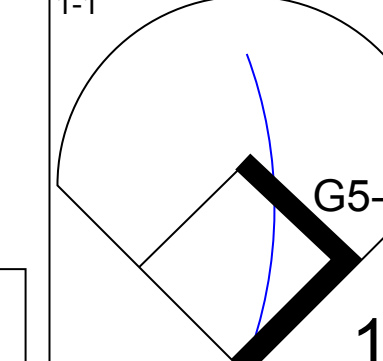

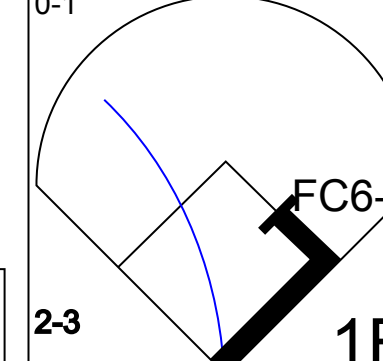
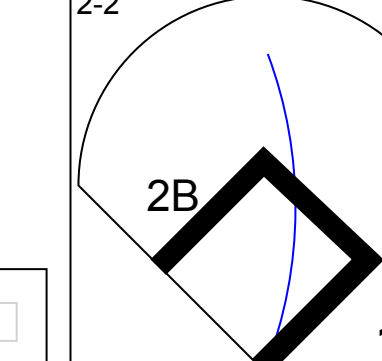
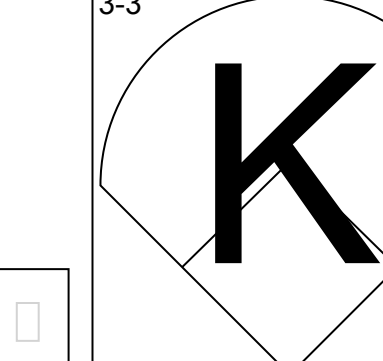
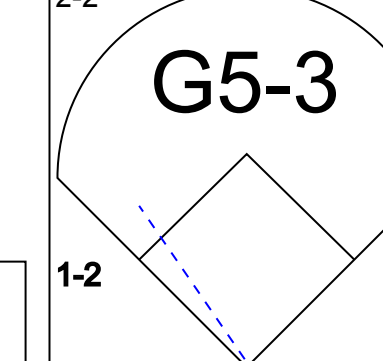

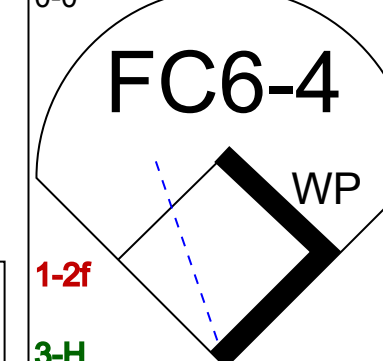
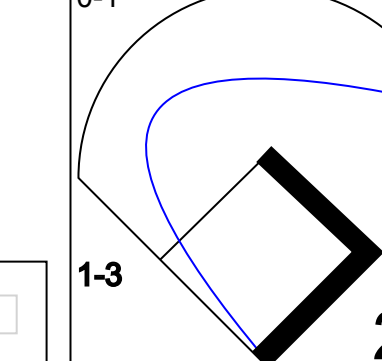
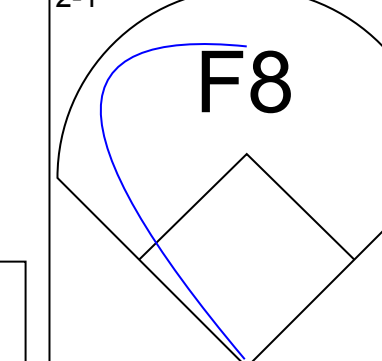
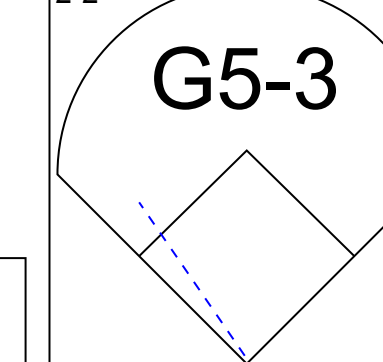


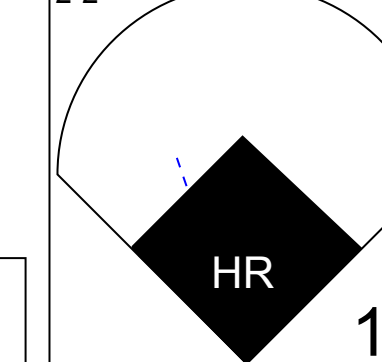


Batter	1	2	3	4	5	6	7	8	9	AB	R	H	RBI	BB	SO	LOB	TOP				
<b>1 Curtis Goodwin, L</b> (1, 8) OBP: 0.318, SLG: 0.317 <b>Derrick White, R</b> (9, PH) OBP: 0.053, SLG: 0.211										4	0	0	0	0	2	2					
<b>Neftali Perez, S</b> (1, 6) OBP: 0.329, SLG: 0.401										4	0	0	0	0	0	0					
<b>Larry Walker, L</b> (1, 9) OBP: 0.413, SLG: 0.590										2	1	0	0	2	0	0					
<b>Dante Bichette, R</b> (1, 7) OBP: 0.358, SLG: 0.536										4	1	2	0	0	0	1					
<b>Vinny Castilla, R</b> (1, 5) OBP: 0.371, SLG: 0.602										4	1	2	0	0	0	2					
<b>17 Todd Helton, L</b> (1, 3) OBP: 0.359, SLG: 0.514										4	0	3	2	0	0	2					
<b>3 Mike Lansing, R</b> (1, 4) OBP: 0.315, SLG: 0.381										3	0	0	0	1	1	3					
<b>Jeff Reed, L</b> (1, 2) OBP: 0.368, SLG: 0.467 <b>Terry Shumpert, R</b> (9, PH) OBP: 0.354, SLG: 0.700										3	0	0	0	0	1	3					
<b>John Thomson, R</b> (1, 1) OBP: 0.140, SLG: 0.103 <b>Chuck McElroy, L</b> (7, 1) OBP: 0.200, SLG: 0.200 <b>Jerry Dipoto, R</b> (8, 1) <b>7 Kurt Abbott, R</b> (9, PH) OBP: 0.292, SLG: 0.361										2	0	0	1	0	2	0					
<b>Inning Stats</b>	R: 0 E: 0 K: 1 S: 7	H: 0 LOB: 0 BB: 0 P: 9	R: 2 E: 0 K: 2 S: 22	H: 3 LOB: 2 BB: 1 P: 32	R: 0 E: 0 K: 0 S: 8	H: 0 LOB: 0 BB: 0 P: 14	R: 0 E: 0 K: 0 S: 9	H: 1 LOB: 0 BB: 0 P: 15	R: 0 E: 0 K: 1 S: 5	H: 0 LOB: 0 BB: 0 P: 8	R: 1 E: 0 K: 0 S: 14	H: 2 LOB: 2 BB: 1 P: 22	R: 0 E: 0 K: 1 S: 6	H: 0 LOB: 0 BB: 0 P: 7	R: 0 E: 0 K: 0 S: 20	H: 1 LOB: 2 BB: 1 P: 30	R: 0 E: 0 K: 2 S: 13	H: 1 LOB: 1 BB: 0 P: 18	1B: 6 2B: 3 3B: 0 HR: 0	SF: 1 SAC: 0 DP: 1 HBP: 0	WP: 0 PA: 37 PB: 0 SB: 0 CS: 0
<b>PITCHER</b>	IP	WLS	BF	H	R	ER	SO	BB	IBB	HBP	BLK	WP	HR	S	P	ERA	WHIP				
<b>Bobby Jones, R</b> (1, 1) ERA: 4.0	6.0		25	6	3	3	4	2	0	0	0	0	0	65	100	4.50	1.333				
<b>Mel Rojas, R</b> (7, 1) ERA: 4.17	1.1	W	5	0	0	0	1	1	0	0	0	0	0	15	22	0.00	0.750				
<b>Turk Wendell, R</b> (8, 1) ERA: 2.94	0.1		2	1	0	0	0	0	0	0	0	0	0	5	6	0.00	3.000				
<b>Dennis Cook, L</b> (8, 1) ERA: 2.42	0.1		1	0	0	0	0	0	0	0	0	0	0	6	9	0.00	0.000				
<b>John Franco, L</b> (9, 1) ERA: 4.01	1.0	S	4	1	0	0	2	0	0	0	0	0	0	13	18	0.00	1.000				

**Colorado Rockies @ New York Mets**  
Shea Stadium, Flushing, NY  
Tue Aug 18 1998, 7:05 PM EDT  
Att: 21,611 - Cloudy - 77 F

AB	33
R	3
H	8
RBI	3
BB	3
SO	7
LOB	14



Batter	1	2	3	4	5	6	7	8	9	AB	R	H	RBI	BB	SO	LOB	BOTTOM				
<b>Lenny Harris, L</b> (1, 9) OBP: 0.310, SLG: 0.328										5	1	2	2	0	0	1					
<b>Edgardo Alfonzo, R</b> (1, 5) OBP: 0.352, SLG: 0.400										4	0	0	0	1	0	0					
<b>John Olerud, L</b> (1, 3) OBP: 0.443, SLG: 0.553										5	1	2	0	0	1	2					
<b>Todd Hundley, S</b> (1, 7) OBP: 0.259, SLG: 0.289 <b>Jermaine Allensworth, R</b> (7, PH) OBP: 0.382, SLG: 0.403										2	0	0	0	2	1	2					
<b>Brian McRae, S</b> (1, 8) OBP: 0.361, SLG: 0.494										4	1	1	0	0	1	4					
<b>Carlos Baerga, S</b> (1, 4) OBP: 0.316, SLG: 0.388 <b>31 Mike Piazza, R</b> (7, PH) OBP: 0.367, SLG: 0.517										3	1	1	0	0	0	0					
<b>Jorge Fabregas, L</b> (1, 2) OBP: 0.259, SLG: 0.270 <b>Luis Lopez, S</b> (7, PH) OBP: 0.332, SLG: 0.344										3	0	3	0	0	0	0					
<b>Rey Ordóñez, R</b> (1, 6) OBP: 0.288, SLG: 0.305										4	0	1	1	0	0	2					
<b>Bobby Jones, R</b> (1, 1) ERA: 4.4 <b>Mel Rojas, R</b> (7, 1) ERA: 4.17 <b>Turk Wendell, L</b> (8, 1) <b>Dennis Cook, L</b> (8, 1) <b>Tony Phillips, S</b> (9, PH) ERA: 4.05 <b>John Franco, L</b> (9, 1) ERA: 4.01										2	0	0	0	0	1	2					
<b>Inning Stats</b>	R: 0 E: 0 K: 0 S: 7	H: 1 LOB: 2 BB: 1 P: 16	R: 0 E: 0 K: 0 S: 9	H: 1 LOB: 0 BB: 0 P: 15	R: 0 E: 0 K: 1 S: 16	H: 1 LOB: 1 BB: 1 P: 29	R: 1 E: 0 K: 1 S: 13	H: 2 LOB: 1 BB: 0 P: 15	R: 0 E: 0 K: 0 S: 7	H: 0 LOB: 0 BB: 0 P: 9	R: 0 E: 0 K: 1 S: 14	H: 2 LOB: 2 BB: 0 P: 20	R: 3 E: 0 K: 1 S: 19	H: 3 LOB: 2 BB: 1 P: 34	R: 2 E: 0 K: 1 S: 14	H: 2 LOB: 0 BB: 0 P: 24	1B: 8 2B: 3 3B: 0 HR: 1	SF: 0 SAC: 0 DP: 0 HBP: 0	WP: 1 PA: 39 PB: 0 SB: 0 CS: 0		
<b>PITCHER</b>	IP	WLS	BF	H	R	ER	SO	BB	IBB	HBP	BLK	WP	HR	S	P	ERA	WHIP				
<b>John Thomson, R</b> (1, 1) ERA: 4.4	6.2		30	8	2	2	3	2	0	0	0	0	0	75	118	2.70	1.500				
<b>Chuck McElroy, L</b> (7, 1) ERA: 1.73	0.1	L	4	2	2	2	1	1	0	0	0	0	0	10	20	54.00	9.000				
<b>Jerry Dipoto, R</b> (8, 1) ERA: 3.81	1.0		5	2	2	2	1	0	0	0	0	0	1	14	24	18.00	2.000				

**Colorado Rockies @ New York Mets**  
Shea Stadium, Flushing, NY  
Tue Aug 18 1998, 7:05 PM EDT  
Att: 21,611 - Cloudy - 77 F

AB	36
R	6
H	12
RBI	6
BB	3
SO	5
LOB	17














Batter	1	2	3	4	5	6	7	8	9	AB	R	H	RBI	BB	SO	LOB	TOP					
Darryl Hamilton, L (1, 8) OBP: 0.394, SLG: 0.381	2-2 SH1-3 1B		1-1 G4-3	3-2 L6			0-2 L8	0-0 F7		5	0	1	0	0	0	3						
Neftali Feliz, S (1, 6) OBP: 0.329, SLG: 0.403	0-0 SH1-3		0-0 P5				0-2 1B		0-0 F8	4	1	2	0	0	0	0						
Dante Bichette, R (1, 7) OBP: 0.358, SLG: 0.535	4-1 BB		2-0 17 1B				2-3 K		0-1 HR	4	0	2	0	1	1	2						
Vinny Castilla, R (1, 5) OBP: 0.373, SLG: 0.604	2-3 K		4-2 17 1B				1-0 SF8		3-2 HR	3	1	2	2	1	1	2						
17 Todd Helton, L (1, 3) OBP: 0.355, SLG: 0.514	1-1 P4		2-1 BB				0-3 K		2-3 K2-3	5	0	2	0	0	2	4						
John Vander Wal, L (1, 9) OBP: 0.394, SLG: 0.505 1 Curtis Goodwin, L (8, PR) OBP: 0.327, SLG: 0.317		3-2 G6-3	3-3 K				0-0 G4-3		2-2 G4-3 3 S	4	0	1	0	0	1	4						
3 Mike Lansing, R (1, 4) OBP: 0.313, SLG: 0.378		2-3 K		1-1 E6 FC6-4			1-3 K		3-2 G4-3	4	0	0	0	0	2	1						
Kirt Manwaring, R (1, 2) OBP: 0.338, SLG: 0.326 Jeff Reed, L (8, PH) OBP: 0.369, SLG: 0.471		1-2 E3		0-0 FC6-4			0-0 L7		0-1 L1-3 1B	3	0	0	0	0	0	1						
Jamey Wright, R (1, 1) OBP: 0.217, SLG: 0.311 Terry Shumpert, R (8, PH) OBP: 0.308, SLG: 0.583 Jerry Dipoto, R (8, 1) Mike Munoz, L (8, 1) Dave Veres, R (8, 1) OBP: 0.500, SLG: 0.500		2-3 K		1-3 K			1-1 G6-3		0-0 L1-3 1B	3	0	0	0	0	2	2						
<b>Inning Stats</b>	R: 0 E: 0 K: 1 S: 12	H: 1 LOB: 2 BB: 1 P: 21	R: 0 E: 1 K: 2 S: 13	H: 0 LOB: 1 BB: 0 P: 21	R: 0 E: 0 K: 1 S: 11	H: 2 LOB: 3 BB: 1 P: 23	R: 0 E: 1 K: 1 S: 9	H: 0 LOB: 1 BB: 0 P: 14	R: 1 E: 0 K: 0 S: 6	H: 2 LOB: 1 BB: 0 P: 7	R: 0 E: 0 K: 1 S: 7	H: 0 LOB: 0 BB: 0 P: 9	R: 0 E: 0 K: 2 S: 13	H: 2 LOB: 2 BB: 0 P: 16	R: 1 E: 0 K: 0 S: 11	H: 2 LOB: 2 BB: 0 P: 16	R: 1 E: 0 K: 1 S: 9	H: 2 LOB: 0 BB: 0 P: 14	1B: 8 2B: 1 3B: 1 HR: 1	SF: 1 SAC: 1 DP: 0 HBP: 0	WP: 0 PB: 0 SB: 4 CS: 0	PA: 41
<b>PITCHER</b>	IP WLS BF H R ER SO BB IBB HBP BLK WP HR S P ERA WHIP																					
Carl Pavano, R (1, 1) ERA: 4.44	6.0 27 5 1 1 6 2 0 0 0 0 0 0 58 95 1.50 1.167																					
Steve Kline, L (7, 1) ERA: 2.72	1.0 5 2 0 0 2 0 0 0 0 0 0 0 13 16 0.00 2.000																					
Mike Maddux, R (8, 1) ERA: 3.66	1.0 5 2 1 1 0 0 0 0 0 0 0 0 11 16 9.00 2.000																					
Ugueth Urbina, R (9, 1) ERA: 1.34	1.0 L 4 2 1 1 1 0 0 0 0 0 0 1 9 14 9.00 2.000																					

Colorado Rockies @ Montreal Expos  
Olympic Stadium, Montreal, QB  
Fri Aug 21 1998, 7:05 PM EDT  
Att: 11,626 - Unknown - 79 F

livebaseballscores.com

AB 37  
R 3  
H 11  
RBI 3  
BB 2  
SO 9  
LOB 20



Batter	1	2	3	4	5	6	7	8	9	AB	R	H	RBI	BB	SO	LOB	BOTTOM			
Wilton Guerrero, S (1, 4) OBP: 0.295, SLG: 0.350	0-3 K		1-0 F8				0-2 G4-3		0-2 G4-3	5	0	1	0	0	1	4				
Terry Jones, S (1, 8) OBP: 0.311, SLG: 0.343 Robert Perez, R (8, PH) OBP: 0.223, SLG: 0.305	1-0 G4-3		1-1 E3				1-2 G4-3		1-3 K	4	0	0	0	0	1	1				
F.P. Santangelo, S (1, 7) OBP: 0.339, SLG: 0.310	0-1 G4-3		3-2 G3-1				1-2 G4-3		4-1 G3 WP 1B BB	3	1	0	0	1	0	1				
Vladimir Guerrero, R (1, 9) OBP: 0.375, SLG: 0.604		2-3 K		0-0 G6-3			0-0 G5-3		4-1 1B G3 BB	3	0	0	0	1	1	0				
Brad Fullmer, L (1, 3) OBP: 0.327, SLG: 0.459 Ryan McGuire, L (9, 3) OBP: 0.314, SLG: 0.268		2-0 F8		2-1 F9			3-2 G6-3		1-0 G3	4	0	0	0	0	0	2				
Chris Widger, R (1, 2) OBP: 0.279, SLG: 0.362		0-1 FC5-4 1B		0-2 2B			2-2 F7		2-2 S 1B	4	0	3	1	0	0	0				
Shane Andrews, R (1, 5) OBP: 0.302, SLG: 0.442		1-1 FC5-4 1B		2-2 G6-3			4-0 FC4-6 BB		2-3 K	3	0	0	0	1	1	4				
Orlando Cabrera, R (1, 6) OBP: 0.303, SLG: 0.388			2-2 F8 SH1-4 E 1B				0-0 FC4-6 BB		1-2 P3	4	1	1	0	0	0	1				
Carl Pavano, R (1, 1) ERA: 5.9 Steve Kline, L (7, PH) Derrick May, L (8, PH) Mike Maddux, L (8, 1) Ugueth Urbina, R (9, 1) Scott Livingstone, L (9, PH) OBP: 0.206, SLG: 0.226		1-1 SH1-4		1-1 K			4-2 BB		2-2 G4-3 2B	1	0	0	0	0	1	0				
<b>Inning Stats</b>	R: 0 E: 0 K: 1 S: 7	H: 0 LOB: 0 BB: 0 P: 8	R: 0 E: 0 K: 1 S: 8	H: 1 LOB: 0 BB: 0 P: 13	R: 1 E: 2 K: 0 S: 12	H: 1 LOB: 1 BB: 0 P: 20	R: 0 E: 0 K: 0 S: 9	H: 1 LOB: 1 BB: 0 P: 13	R: 0 E: 0 K: 0 S: 7	H: 0 LOB: 0 BB: 0 P: 11	R: 0 E: 0 K: 0 S: 10	H: 0 LOB: 2 BB: 2 P: 20	R: 1 E: 0 K: 2 S: 13	H: 1 LOB: 2 BB: 2 P: 27	R: 0 E: 0 K: 0 S: 14	H: 1 LOB: 1 BB: 0 P: 20	1B: 4 2B: 2 3B: 0 HR: 0	SF: 0 SAC: 1 DP: 0 HBP: 0	WP: 1 PB: 0 SB: 2 CS: 0	PA: 38
<b>PITCHER</b>	IP WLS BF H R ER SO BB IBB HBP BLK WP HR S P ERA WHIP																			
Jamey Wright, R (1, 1) ERA: 5.9	7.0 28 4 1 1 3 2 0 0 0 0 1 0 65 99 0.00 0.857																			
Jerry Dipoto, R (8, 1) ERA: 3.95	0.1 3 0 1 1 1 2 0 0 0 0 1 0 5 14 27.00 6.000																			
Mike Munoz, L (8, 1) ERA: 6.48	0.1 1 0 0 0 0 0 0 0 0 0 0 0 1 2 0.00 0.000																			
Dave Veres, R (8, 1) ERA: 3.39	1.1 W 6 2 0 0 1 0 0 0 0 0 0 0 21 31 0.00 1.500																			

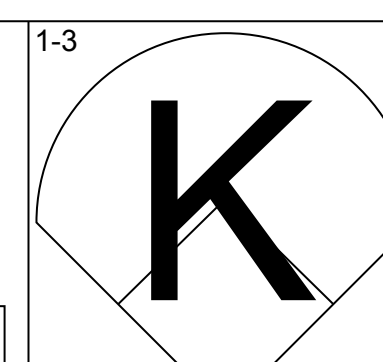
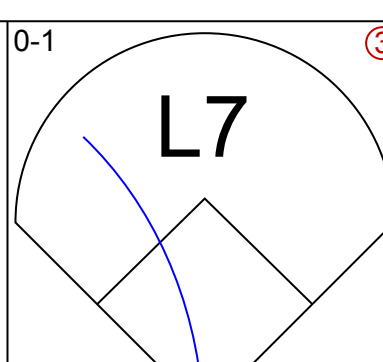
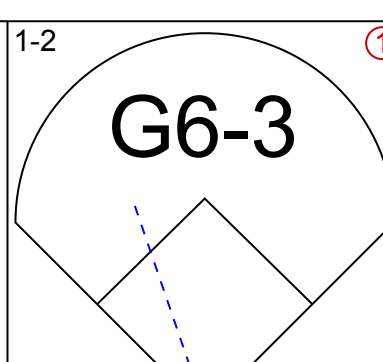
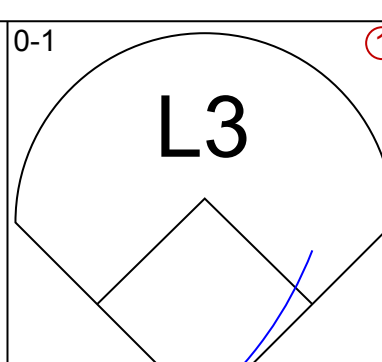
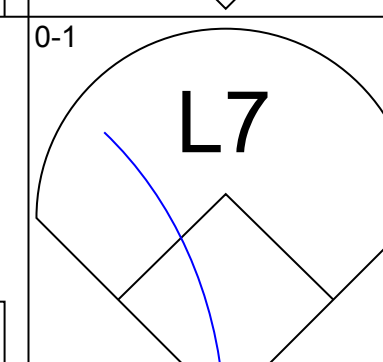
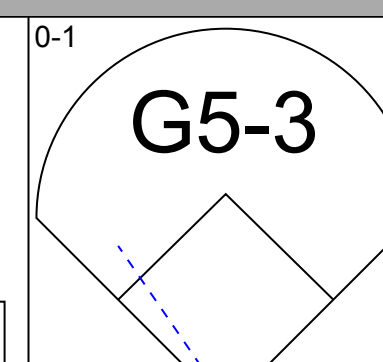
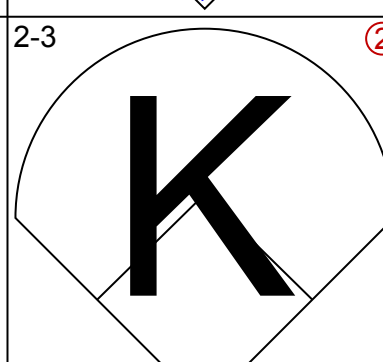
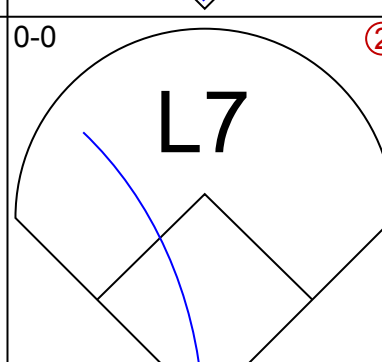
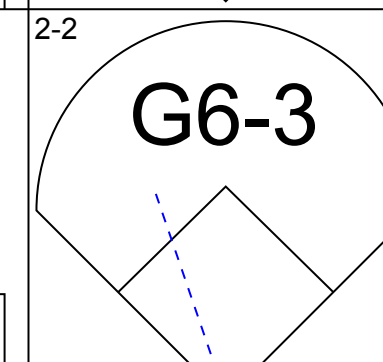
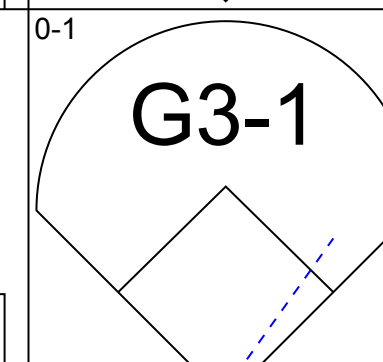
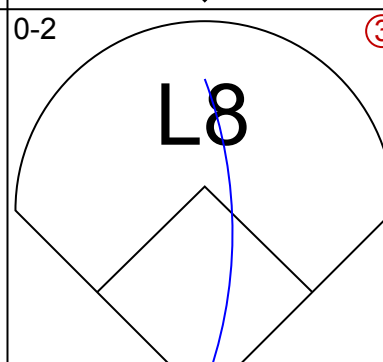
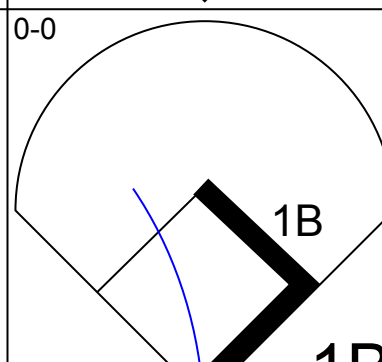
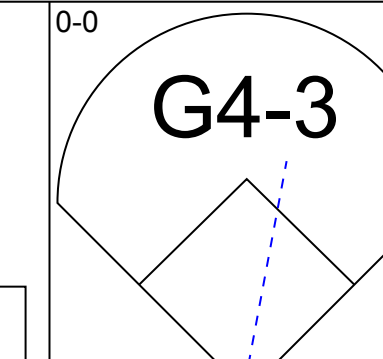
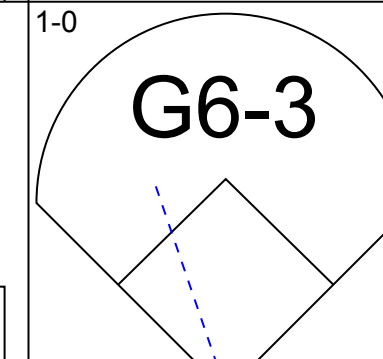
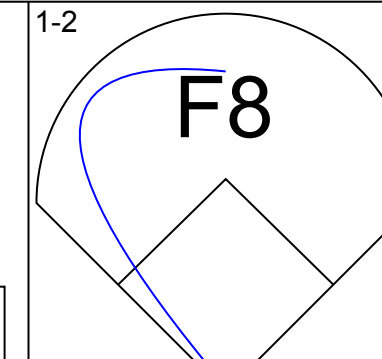
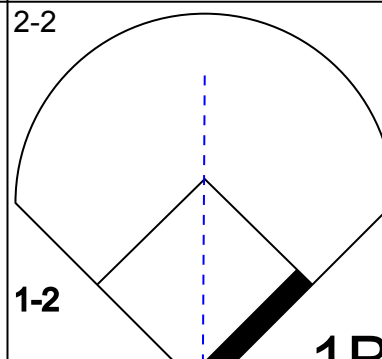
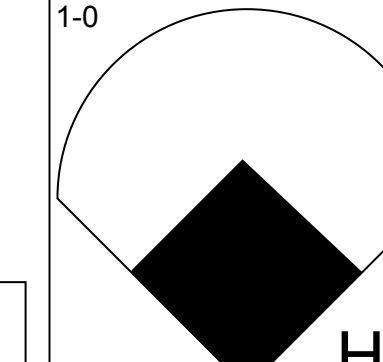
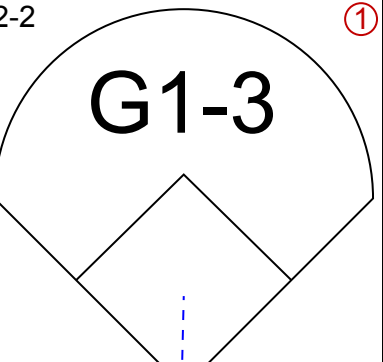
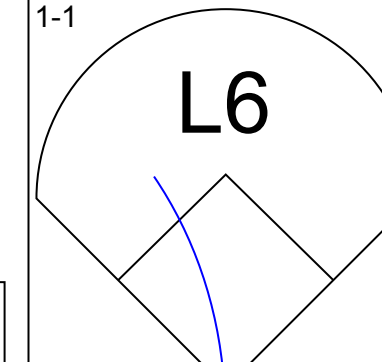
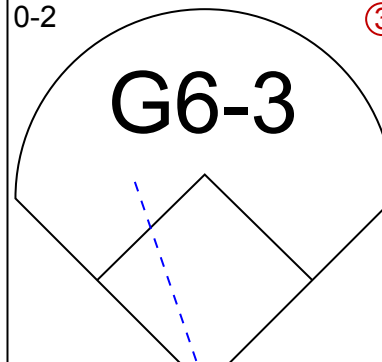
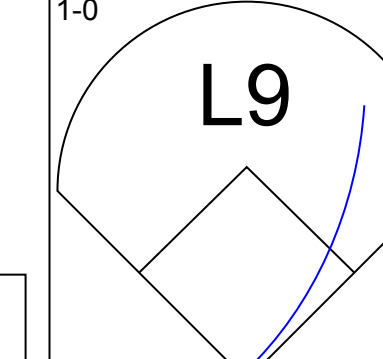
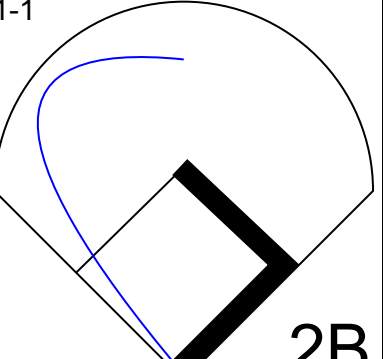
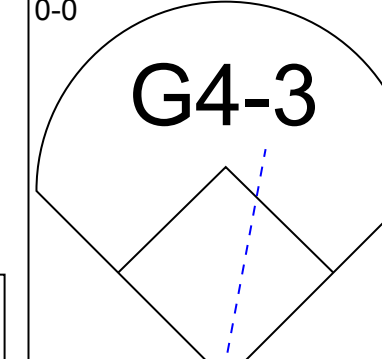
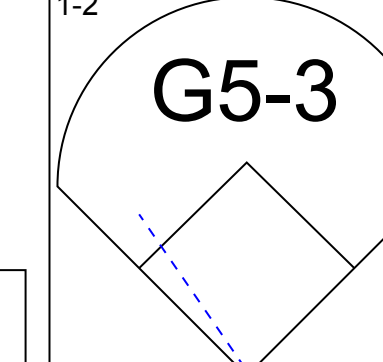
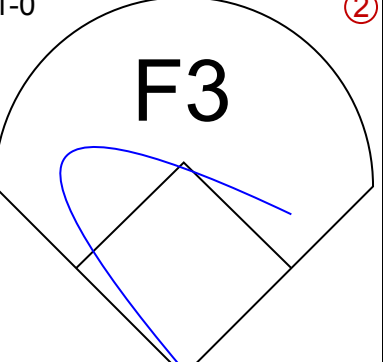
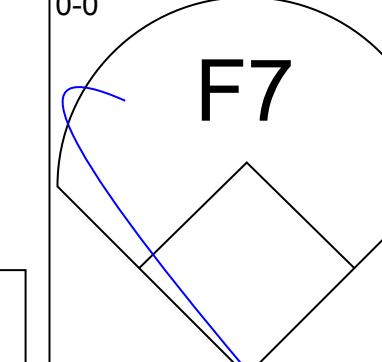
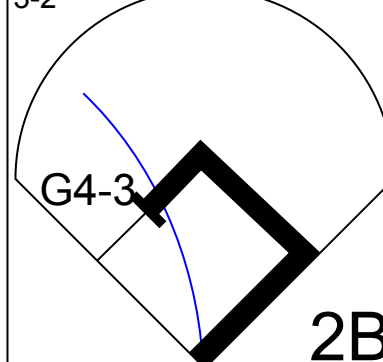
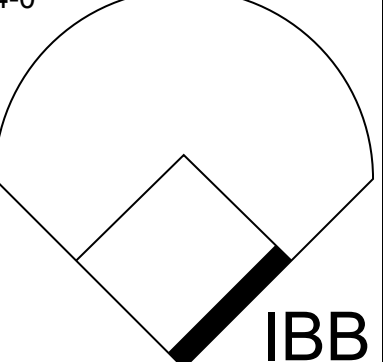
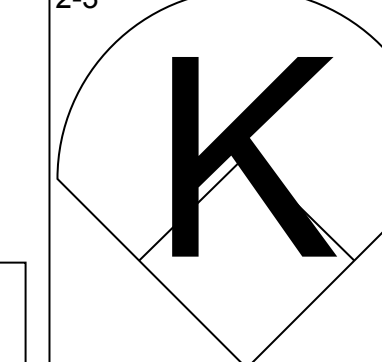

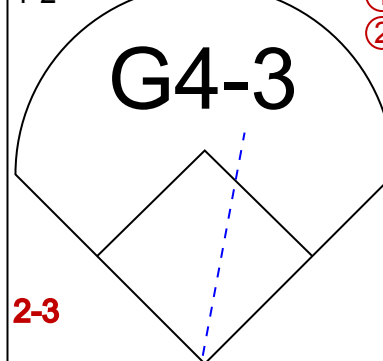
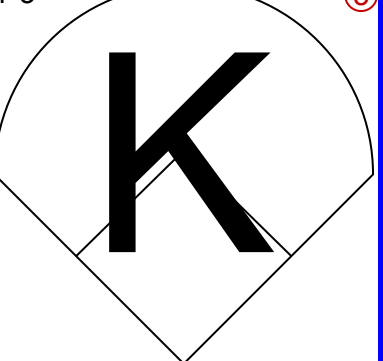
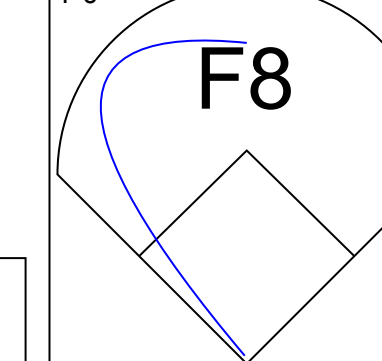
Colorado Rockies @ Montreal Expos  
Olympic Stadium, Montreal, QB  
Fri Aug 21 1998, 7:05 PM EDT  
Att: 11,626 - Unknown - 79 F

livebaseballscores.com

AB 33  
R 2  
H 6  
RBI 1  
BB 4  
SO 5  
LOB 14





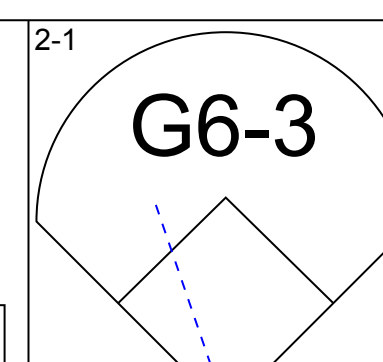
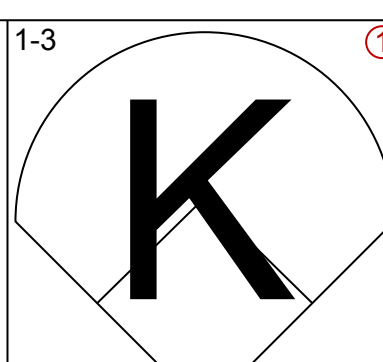
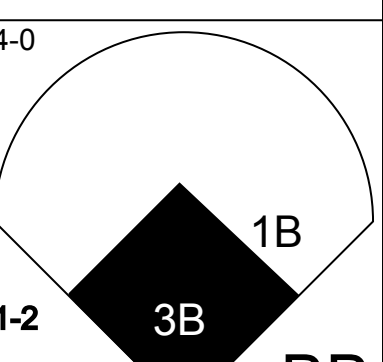
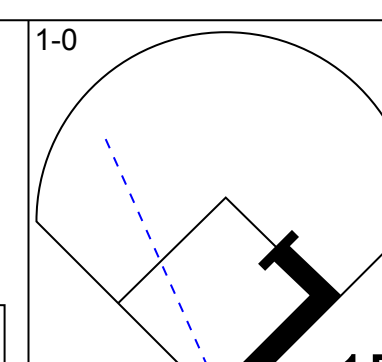
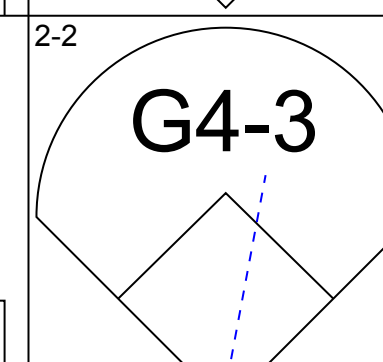
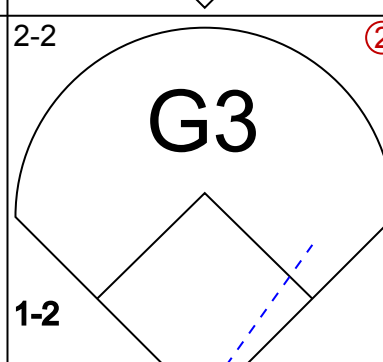
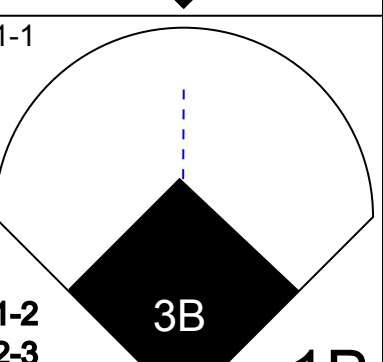
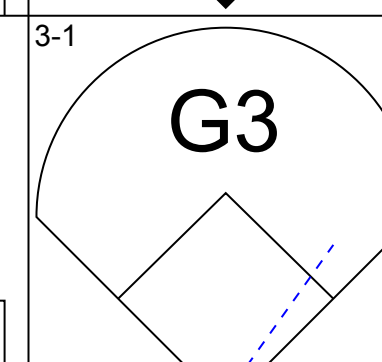

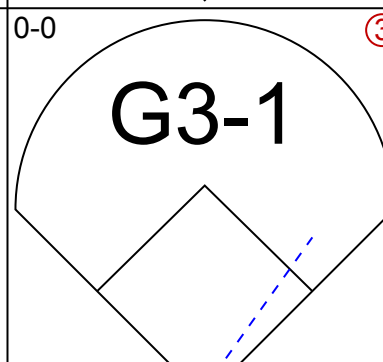
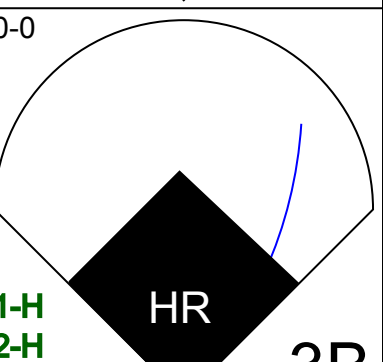
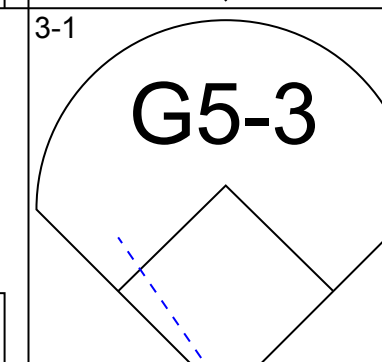
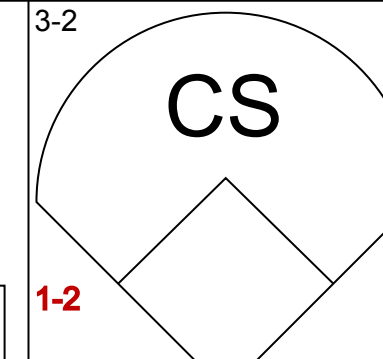
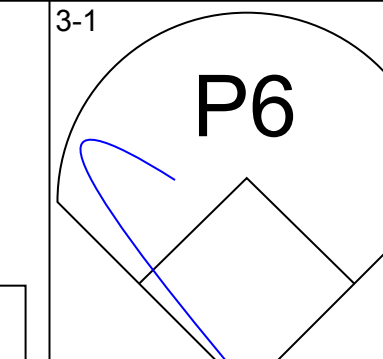
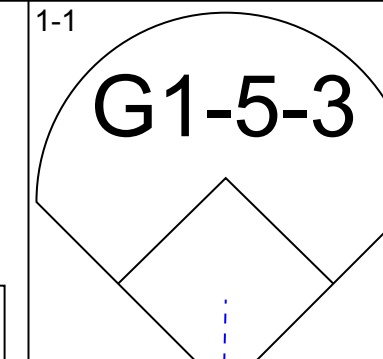
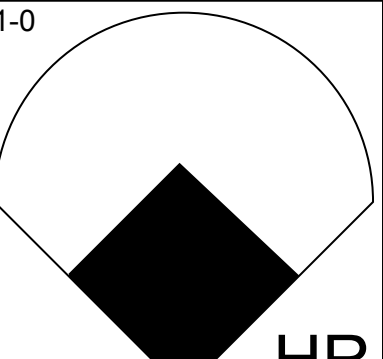
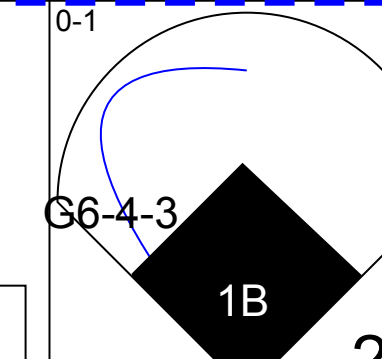
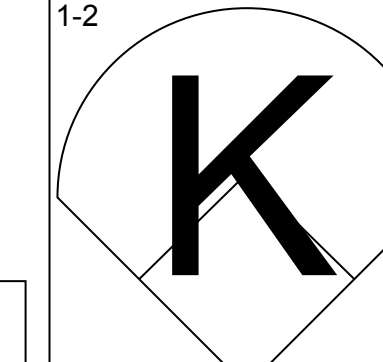
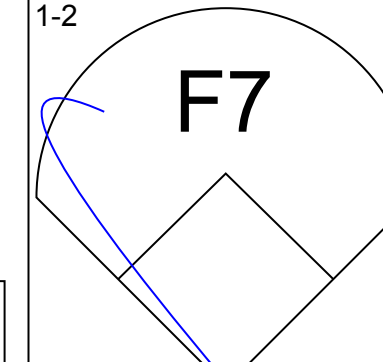
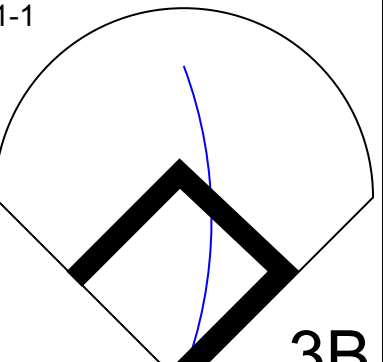
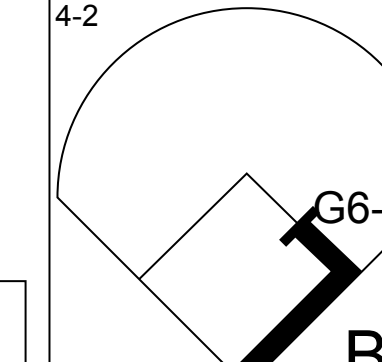
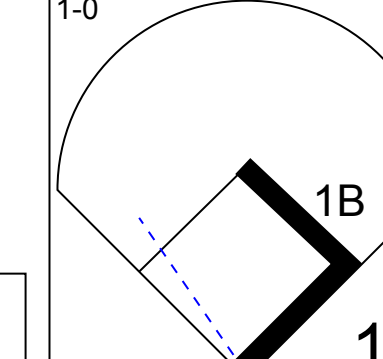
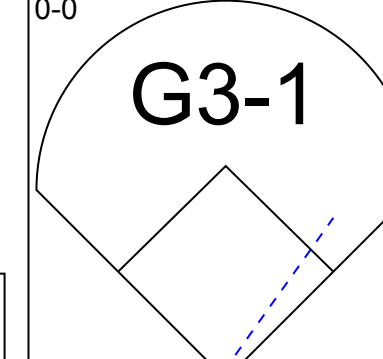
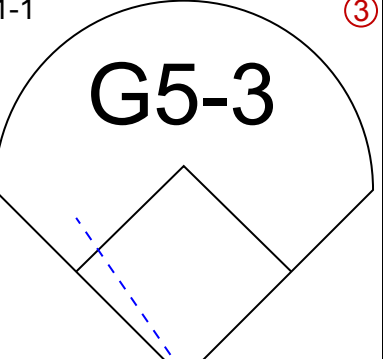
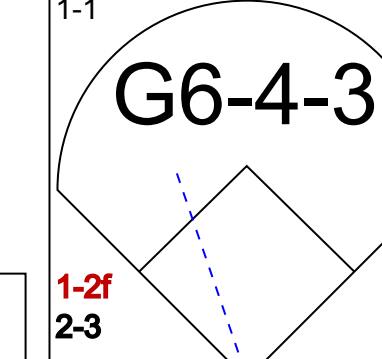
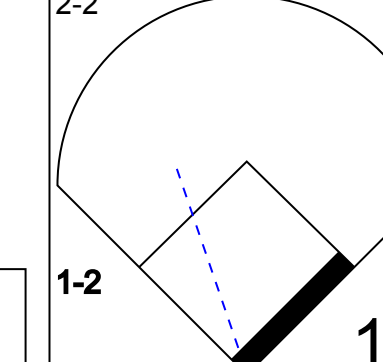
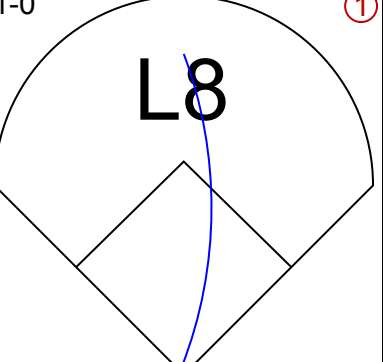
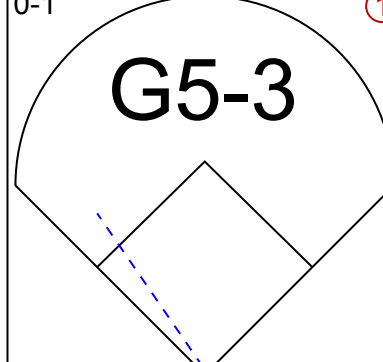
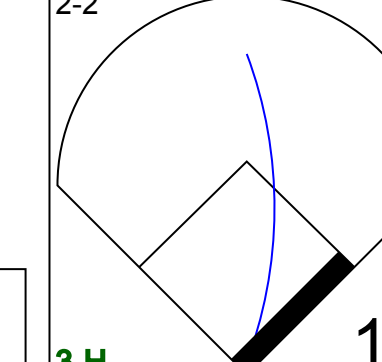
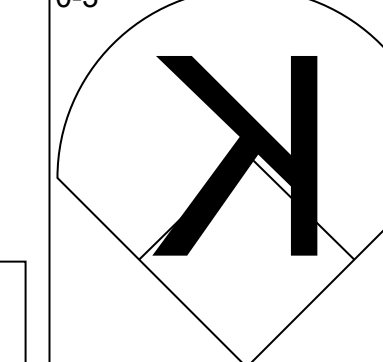
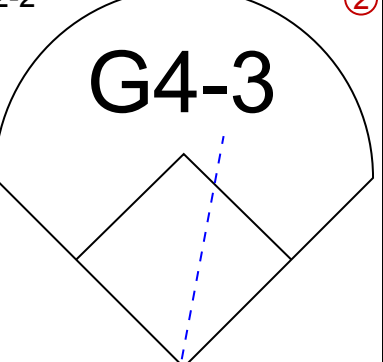
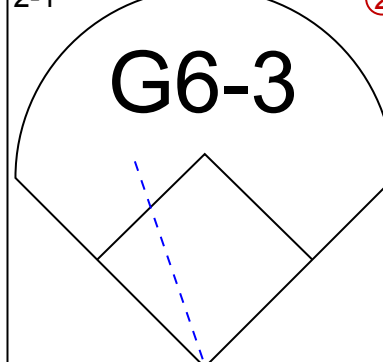
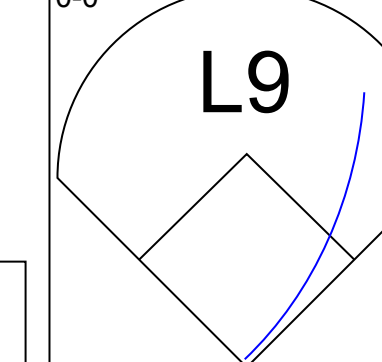
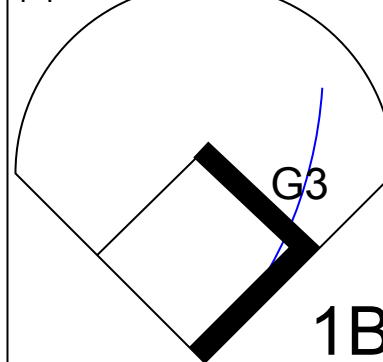
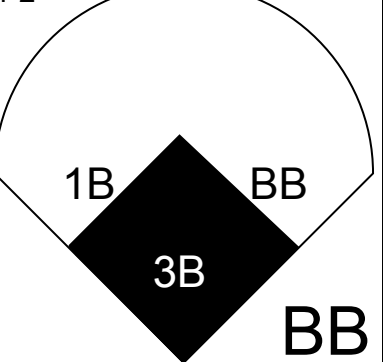
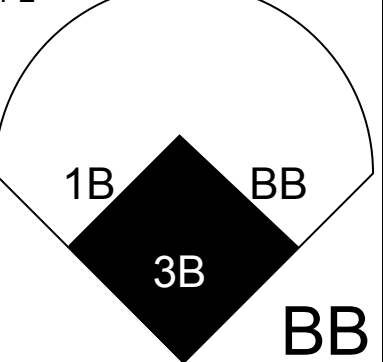
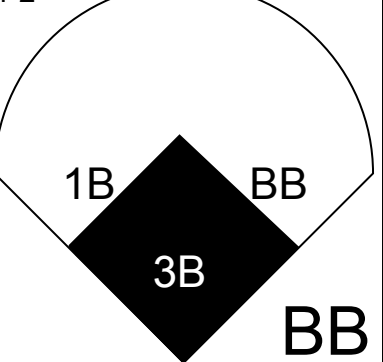
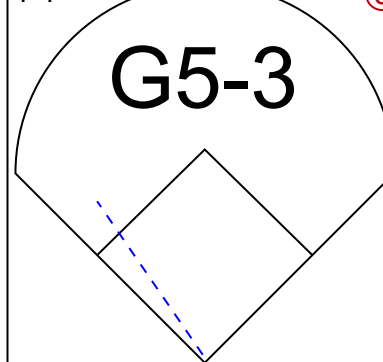
Batter	1	2	3	4	5	6	7	8	9	AB	R	H	RBI	BB	SO	LOB	TOP		
Darryl Hamilton, L (1, 8) OBP: 0.391, SLG: 0.377										4	0	0	0	0	1	0			
Neifi Perez, S (1, 6) OBP: 0.327, SLG: 0.400 Mike Munoz, L (8, 1) Angel Echevarria, R (9, PH)										3	0	0	0	0	1	0			
Dante Bichette, R (1, 7) OBP: 0.357, SLG: 0.532										4	0	1	0	0	0	0			
Vinny Castilla, R (1, 5) OBP: 0.372, SLG: 0.601									4	0	1	0	0	0	0	0			
17 Todd Helton, L (1, 3) OBP: 0.354, SLG: 0.519									4	1	1	1	0	0	2				
John Vander Wal, L (1, 9) OBP: 0.394, SLG: 0.511										3	0	1	0	0	0	0			
3 Mike Lansing, R (1, 4) OBP: 0.312, SLG: 0.376										3	0	0	0	0	0	1			
Jeff Reed, L (1, 2) OBP: 0.373, SLG: 0.476										2	0	1	0	1	1	0			
Pedro Astacio, R (1, 1) OBP: 0.160, SLG: 0.167 Mike DeJean, R (5, 1) 7 Kurt Abbott, R (8, PH) OBP: 0.295, SLG: 0.362										2	0	0	0	0	1	3			
<b>Inning Stats</b>	R: 0 E: 0 K: 1 S: 9	H: 0 LOB: 0 BB: 0 P: 12	R: 1 E: 0 K: 0 S: 6	H: 1 LOB: 0 BB: 0 P: 9	R: 0 E: 0 K: 0 S: 10	H: 1 LOB: 0 BB: 0 P: 14	R: 0 E: 0 K: 0 S: 5	H: 0 LOB: 0 BB: 0 P: 6	R: 0 E: 0 K: 1 S: 11	H: 1 LOB: 2 BB: 1 P: 20	R: 0 E: 0 K: 0 S: 13	H: 0 LOB: 0 BB: 0 P: 8	R: 0 E: 0 K: 1 S: 5	H: 0 LOB: 0 BB: 0 P: 8	R: 0 E: 0 K: 0 S: 13	H: 2 LOB: 2 BB: 0 P: 15	1B: 2 2B: 2 3B: 0 HR: 1	SF: 0 SAC: 0 DP: 0 HBP: 0	WP: 0 PA: 32 PB: 0 SB: 0 CS: 0
<b>PITCHER</b> Paul Byrd, R (1, 1) ERA: 1.8	IP: 9.0 WLS: W BF: 32 H: 5 R: 1 ER: 1 SO: 4 BB: 0 IBB: 1 HBP: 0 BLK: 0 WP: 0 HR: 1 S: 78 P: 108 ERA: 1.00 WHIP: 0.556															<b>PITCHER</b>			

Colorado Rockies @ Philadelphia Phillies  
Veterans Stadium, Philadelphia, PA  
Sat Aug 22 1998, 7:05 PM EDT  
Att: 23,435 - Cloudy - 84 F

livebaseballscores.com

AB 31  
R 1  
H 5  
RBI 1  
BB 1  
SO 4  
LOB 6




Batter	1	2	3	4	5	6	7	8	9	AB	R	H	RBI	BB	SO	LOB	BOTTOM		
Doug Glanville, R (1, 8) OBP: 0.354, SLG: 0.418										3	1	1	0	1	1	1			
Gregg Jefferies, S (1, 7) OBP: 0.331, SLG: 0.395 Kevin Sefcik, R (8, 7)										4	1	1	0	0	0	1			
Scott Rolen, R (1, 5) OBP: 0.387, SLG: 0.530										3	1	1	3	0	0	1			
Rico Brogna, L (1, 3) OBP: 0.327, SLG: 0.458										4	2	2	2	0	0	0			
Bobby Abreu, L (1, 9) OBP: 0.409, SLG: 0.496										3	0	1	0	1	1	0			
Mark Lewis, R (1, 4) OBP: 0.306, SLG: 0.361										4	0	1	0	0	0	3			
Mark Parent, R (1, 2) OBP: 0.282, SLG: 0.279										4	0	2	1	0	0	0			
Desi Relaford, S (1, 6) OBP: 0.305, SLG: 0.344										4	0	0	0	0	1	3			
Paul Byrd, R (1, 1) OBP: 0.429, SLG: 0.333										2	1	1	0	1	0	0			
<b>Inning Stats</b>	R: 0 E: 0 K: 0 S: 10	H: 0 LOB: 0 BB: 0 P: 19	R: 0 E: 0 K: 2 S: 14	H: 2 LOB: 2 BB: 0 P: 21	R: 0 E: 0 K: 1 S: 9	H: 1 LOB: 1 BB: 0 P: 13	R: 0 E: 0 K: 0 S: 7	H: 0 LOB: 0 BB: 0 P: 9	R: 5 E: 0 K: 0 S: 15	H: 4 LOB: 1 BB: 2 P: 30	R: 0 E: 0 K: 0 S: 6	H: 0 LOB: 0 BB: 0 P: 9	R: 0 E: 0 K: 0 S: 5	H: 1 LOB: 0 BB: 0 P: 12	R: 1 E: 0 K: 0 S: 10	H: 2 LOB: 1 BB: 1 P: 17	1B: 6 2B: 1 3B: 2 HR: 1	SF: 0 SAC: 0 DP: 1 HBP: 1	WP: 0 PA: 36 PB: 0 SB: 0 CS: 1
<b>PITCHER</b> Pedro Astacio, R (1, 1) ERA: 6.07 Mike DeJean, R (5, 1) ERA: 2.45 Mike Munoz, L (8, 1) ERA: 6.55	IP: 4.2 WLS: L BF: 23 H: 7 R: 5 ER: 5 SO: 3 BB: 2 IBB: 0 HBP: 0 BLK: 0 WP: 0 HR: 1 S: 53 P: 89 ERA: 9.64 WHIP: 1.929															<b>PITCHER</b>			

Colorado Rockies @ Philadelphia Phillies  
Veterans Stadium, Philadelphia, PA  
Sat Aug 22 1998, 7:05 PM EDT  
Att: 23,435 - Cloudy - 84 F

livebaseballscores.com

AB 31  
R 6  
H 10  
RBI 6  
BB 3  
SO 3  
LOB 9





Batter	1	2	3	4	5	6	7	8	9	AB	R	H	RBI	BB	SO	LOB	TOP																					
Darryl Hamilton, L (1,8) OBP: 0.390, SLG: 0.381	G6-3		2H 3B		SH5-3		G4-3		G5-3	4	0	1	1	0	0	0	<b>Colorado Rockies @ Philadelphia Phillies</b> Veterans Stadium, Philadelphia, PA Sun Aug 23 1998, 3:33 AM EDT Att: 26,364 - Cloudy - 85 F																					
7 Kurt Abbott, R (1,6) OBP: 0.294, SLG: 0.360 Chuck McElroy, L (8,1) OBP: 0.200, SLG: 0.200 Terry Shumpert, R (9,PH) OBP: 0.286, SLG: 0.538 Jerry Dipoto, R (9,1)	G6-4-3 1B		F8		G6-3		G6-3		F6	4	0	1	0	0	0	2																						
Dante Bichette, R (1,7) OBP: 0.357, SLG: 0.530 Larry Walker, L (9,9) OBP: 0.413, SLG: 0.590	G6-4-3 1-2				L9		F2			4	1	1	0	0	0	2																						
Vinny Castilla, R (1,5) OBP: 0.373, SLG: 0.599		G6-3		FC3-6 1B		F9			SH1-4 17 BB	3	0	1	0	1	0	0																						
17 Todd Helton, L (1,3) OBP: 0.357, SLG: 0.519		L7		FC3-6 1B		1B 3 HR			SH1-4 BB	2	1	1	1	2	0	0																						
John Vander Wal, L (1,9) OBP: 0.383, SLG: 0.505 1 Curtis Goodwin, L (6,9) OBP: 0.327, SLG: 0.317		G4-3		F7		3 HR			SH1-4	3	1	1	0	0	0	2																						
3 Mike Lansing, R (1,4) OBP: 0.313, SLG: 0.382			G5-3	FC3-6		HR			G4-6-3 IBB	3	1	1	3	1	0	2																						
Kirt Manwaring, R (1,2) OBP: 0.337, SLG: 0.325			SH3-4 3B	G4-3		F3			G4-6-3	4	1	1	0	0	0	5																						
John Thomson, R (1,1) OBP: 0.156, SLG: 0.122 Neill Perez, S (8,6) OBP: 0.326, SLG: 0.400			SH3-4			SH5-3 1B			K	2	0	1	0	0	1	0																						
										1B: 7	SF: 0	WP: 0	PA: 38	FB: 0	CS: 0																							
<b>Inning Stats</b>	R: 0 E: 0 K: 0 S: 5	H: 1 LOB: 0 BB: 0 P: 8	R: 0 E: 0 K: 0 S: 8	H: 0 LOB: 0 BB: 0 P: 12	R: 1 E: 0 K: 0 S: 9	H: 2 LOB: 1 BB: 0 P: 14	R: 1 E: 0 K: 0 S: 8	H: 3 LOB: 2 BB: 0 P: 12	R: 0 E: 0 K: 0 S: 6	H: 1 LOB: 1 BB: 0 P: 7	R: 3 E: 0 K: 1 S: 11	H: 2 LOB: 0 BB: 1 P: 18	R: 0 E: 0 K: 0 S: 6	H: 0 LOB: 0 BB: 0 P: 7	R: 0 E: 0 K: 0 S: 9	H: 0 LOB: 2 BB: 3 P: 22	R: 0 E: 0 K: 1 S: 9	H: 0 LOB: 0 BB: 0 P: 12	1B: 7 2B: 0 3B: 1 HR: 1	SF: 0 SAC: 3 DP: 2 HBP: 0	WP: 0 PA: 38 FB: 0 CS: 0																	
<b>PITCHER</b>	IP	WLS	BF	H	R	ER	SO	BB	IBB	HBP	BLK	WP	HR	S	P	ERA	WHIP	<b>PITCHER</b>				IP	WLS	BF	H	R	ER	SO	BB	IBB	HBP	BLK	WP	HR	S	P	ERA	WHIP
Mike Grace, R (1,1) ERA: 5.66	7.0	L	30	9	5	5	1	1	0	0	0	0	1	53	78	6.43	1.429																					
Ken Ryan, R (8,1) ERA: 2.94	1.0		5	0	0	0	0	2	1	0	0	0	0	9	22	0.00	2.000																					
Ricky Bottalico, R (9,1) ERA: 6.89	1.0		3	0	0	0	1	0	0	0	0	0	0	9	12	0.00	0.000																					

Batter	1	2	3	4	5	6	7	8	9	AB	R	H	RBI	BB	SO	LOB	BOTTOM																					
Kevin Sefcik, R (1,8) OBP: 0.422, SLG: 0.417	L9		F8		K					4	0	1	1	0	1	1	<b>Colorado Rockies @ Philadelphia Phillies</b> Veterans Stadium, Philadelphia, PA Sun Aug 23 1998, 3:33 AM EDT Att: 26,364 - Cloudy - 85 F																					
Gregg Jefferies, S (1,7) OBP: 0.332, SLG: 0.396	F9		1B			FC3-6 23 1B	G4-3			4	0	2	0	0	0	1																						
Rico Brogna, L (1,3) OBP: 0.327, SLG: 0.456	23 1B 1B		F7			K			L8	4	1	1	0	0	1	1																						
23 Kevin Jordan, R (1,5) OBP: 0.307, SLG: 0.367	1B SAFE				P3				G6-3	4	0	2	0	0	0	0																						
Bobby Abreu, L (1,9) OBP: 0.407, SLG: 0.494	1B				L6				K	4	0	1	1	0	1	2																						
Mark Lewis, R (1,4) OBP: 0.304, SLG: 0.358	1-2 2H		L4		K					4	0	0	0	0	2	4																						
Bobby Estelella, R (1,2) OBP: 0.260, SLG: 0.404			K						L5	4	0	0	0	0	3	0																						
Desi Relaford, S (1,6) OBP: 0.309, SLG: 0.347									P6	3	1	2	0	1	0	0																						
Mike Grace, R (1,1) OBP: 0.160, SLG: 0.087 Jon Zuber, L (7,PH) OBP: 0.256, SLG: 0.439 Ken Ryan, R (8,1) Ricky Bottalico, L (9,1)			B3 BB							1	0	0	0	0	0	1																						
					SH3-4 1B				F8	1	0	0	0	0	0	1																						
										0	0	0	0	0	0	0																						
										0	0	0	0	0	0	0																						
<b>Inning Stats</b>	R: 1 E: 0 K: 0 S: 21	H: 3 LOB: 2 BB: 0 P: 32	R: 0 E: 0 K: 1 S: 5	H: 0 LOB: 1 BB: 1 P: 10	R: 0 E: 0 K: 0 S: 5	H: 1 LOB: 0 BB: 0 P: 8	R: 0 E: 0 K: 1 S: 7	H: 0 LOB: 0 BB: 0 P: 12	R: 0 E: 0 K: 2 S: 11	H: 1 LOB: 1 BB: 0 P: 14	R: 0 E: 0 K: 2 S: 12	H: 2 LOB: 2 BB: 0 P: 19	R: 1 E: 0 K: 0 S: 10	H: 2 LOB: 1 BB: 0 P: 15	R: 0 E: 0 K: 1 S: 8	H: 0 LOB: 0 BB: 0 P: 13	R: 0 E: 0 K: 1 S: 7	H: 0 LOB: 0 BB: 0 P: 13	1B: 8 2B: 0 3B: 1 HR: 0	SF: 0 SAC: 1 DP: 0 HBP: 0	WP: 0 PA: 35 FB: 0 CS: 0																	
<b>PITCHER</b>	IP	WLS	BF	H	R	ER	SO	BB	IBB	HBP	BLK	WP	HR	S	P	ERA	WHIP	<b>PITCHER</b>				IP	WLS	BF	H	R	ER	SO	BB	IBB	HBP	BLK	WP	HR	S	P	ERA	WHIP
John Thomson, R (1,1) ERA: 4.3	7.0	W	29	9	2	2	6	1	0	0	0	0	0	71	110	2.57	1.429																					
Chuck McElroy, L (8,1) ERA: 1.67	1.0		3	0	0	0	1	0	0	0	0	0	0	8	13	0.00	0.000																					
Jerry Dipoto, R (9,1) ERA: 3.88	1.0	S	3	0	0	0	1	0	0	0	0	0	0	7	13	0.00	0.000																					





Batter	1	2	3	4	5	6	7	8	9	AB	R	H	RBI	BB	SO	LOB	TOP		
Darryl Hamilton, L (1, 8) OBP: 0.388, SLG: 0.380										3	0	1	1	0	0	1			
Neft Perez, S (1, 6) OBP: 0.324, SLG: 0.397										4	0	0	0	0	0	1			
Dante Bichette, R (1, 7) OBP: 0.287, SLG: 0.529 Larry Walker, L (8, 9) OBP: 0.413, SLG: 0.590										1	0	0	0	3	1	0			
Vinny Castilla, R (1, 5) OBP: 0.372, SLG: 0.597										4	0	1	0	0	0	3			
17 Todd Helton, L (1, 3) OBP: 0.359, SLG: 0.524										3	1	1	1	1	0	1			
John Vander Wal, L (1, 9) OBP: 0.371, SLG: 0.515 Curt Leskanic, R (7, 1)										2	1	1	0	1	0	1			
Terry Shumpert, R (8, PH) OBP: 0.287, SLG: 0.500 Chuck McElroy, L (9, 1) OBP: 0.200, SLG: 0.200 Dave Veres, R (9, 1) OBP: 0.500, SLG: 0.500										4	0	2	0	0	0	2			
3 Mike Lansing, R (1, 4) OBP: 0.314, SLG: 0.383										3	1	1	0	1	1	2			
Jeff Reed, L (1, 2) OBP: 0.375, SLG: 0.478										2	0	0	0	0	0	3			
Bobby Jones, R (1, 1) OBP: 0.194, SLG: 0.222 1 Curtis Goodwin, L (7, PH) OBP: 0.325, SLG: 0.314										1	0	0	0	0	0	1			
<b>Inning Stats</b>	R: 0 E: 0 K: 0 S: 4	H: 1 LOB: 1 BB: 1 P: 8	R: 2 E: 0 K: 0 S: 13	H: 2 LOB: 1 BB: 2 P: 23	R: 0 E: 0 K: 1 S: 9	H: 1 LOB: 1 BB: 0 P: 13	R: 0 E: 0 K: 0 S: 7	H: 0 LOB: 1 BB: 1 P: 14	R: 0 E: 0 K: 0 S: 4	H: 0 LOB: 0 BB: 1 P: 9	R: 1 E: 0 K: 0 S: 12	H: 1 LOB: 0 BB: 0 P: 16	R: 0 E: 0 K: 0 S: 5	H: 0 LOB: 1 BB: 1 P: 9	R: 0 E: 0 K: 1 S: 10	H: 1 LOB: 1 BB: 0 P: 16	1B: 4 2B: 2 3B: 0 HR: 1	SF: 1 SAC: 1 DP: 4 HBP: 0	WP: 0 PA: 36 PB: 0 SB: 3 CS: 0
<b>PITCHER</b>	IP WLS BF H R ER SO BB IBB HBP BLK WP HR S P ERA WHIP																		
Carlton Loewer, R (1, 1) ERA: 5.76	7.0 L 29 6 3 3 1 5 0 0 0 0 0 1 56 90 3.86 1.571																		
Jerry Spradlin, R (8, 1) ERA: 3.41	1.1 5 1 0 0 0 1 0 0 0 0 0 0 10 16 0.00 1.500																		
Yorkis Perez, L (9, 1) ERA: 4.04	0.2 2 0 0 0 1 0 0 0 0 0 0 0 5 9 0.00 0.000																		

Colorado Rockies @ Philadelphia Phillies  
Veterans Stadium, Philadelphia, PA  
Mon Aug 24 1998, 7:05 PM EDT  
Att: 15,665 - Cloudy - 88 F

AB 28  
R 3  
H 7  
RBI 2  
BB 6  
SO 2  
LOB 15



Batter	1	2	3	4	5	6	7	8	9	AB	R	H	RBI	BB	SO	LOB	BOTTOM	
Doug Glanville, R (1, 8) OBP: 0.354, SLG: 0.417										4	0	1	0	0	0	1		
Gregg Jefferies, S (1, 7) OBP: 0.331, SLG: 0.395										4	0	1	0	0	0	2		
Scott Rolen, R (1, 5) OBP: 0.386, SLG: 0.526										3	1	0	0	1	1	1		
Rico Brogna, L (1, 3) OBP: 0.326, SLG: 0.455										4	0	1	0	0	1	1		
Mark Lewis, R (1, 4) OBP: 0.303, SLG: 0.357 Yorkis Perez, L (9, 1)										4	0	1	0	0	3	3		
Bobby Abreu, L (1, 9) OBP: 0.408, SLG: 0.495										3	0	1	0	1	2	1		
Bobby Estalella, R (1, 2) OBP: 0.250, SLG: 0.391										3	0	0	1	0	2	2		
Desi Relaford, S (1, 6) OBP: 0.311, SLG: 0.347										3	0	1	0	1	0	0		
Carlton Loewer, R (1, 1) ERA: 5.43 Jon Zuber, L (7, PH) OBP: 0.250, SLG: 0.429 Jerry Spradlin, S (8, 1) OBP: 1.000, SLG: 2.000 23 Kevin Jordan, R (9, 4) OBP: 0.307, SLG: 0.367										1	0	0	0	0	0	3		
<b>Inning Stats</b>	R: 0 E: 0 K: 0 S: 8	H: 1 LOB: 0 BB: 0 P: 15	R: 0 E: 0 K: 3 S: 13	H: 1 LOB: 1 BB: 0 P: 21	R: 0 E: 0 K: 1 S: 6	H: 1 LOB: 3 BB: 3 P: 39	R: 0 E: 0 K: 2 S: 8	H: 1 LOB: 1 BB: 0 P: 12	R: 0 E: 0 K: 0 S: 6	H: 0 LOB: 0 BB: 0 P: 7	R: 0 E: 0 K: 2 S: 9	H: 1 LOB: 1 BB: 0 P: 13	R: 0 E: 0 K: 1 S: 7	H: 0 LOB: 0 BB: 0 P: 9	1B: 5 2B: 1 3B: 0 HR: 0	SF: 1 SAC: 1 DP: 1 HBP: 0	WP: 0 PA: 35 PB: 0 SB: 1 CS: 0	
<b>PITCHER</b>	IP WLS BF H R ER SO BB IBB HBP BLK WP HR S P ERA WHIP																	
Bobby Jones, L (1, 1) ERA: 5.43	6.0 W 25 5 1 1 6 3 0 0 0 0 0 0 15 20 1.50 1.333																	
Curt Leskanic, R (7, 1) ERA: 3.12	2.0 7 1 0 0 2 0 0 0 0 0 0 0 15 20 0.00 0.500																	
Chuck McElroy, L (9, 1) ERA: 1.66	0.1 1 0 0 0 1 0 0 0 0 0 0 0 3 3 0.00 0.000																	
Dave Veres, R (9, 1) ERA: 3.36	0.2 S 2 0 0 0 0 0 0 0 0 0 0 0 4 6 0.00 0.000																	

Colorado Rockies @ Philadelphia Phillies  
Veterans Stadium, Philadelphia, PA  
Mon Aug 24 1998, 7:05 PM EDT  
Att: 15,665 - Cloudy - 88 F

AB 30  
R 1  
H 6  
RBI 1  
BB 3  
SO 9  
LOB 14





Batter	1	2	3	4	5	6	7	8	9	AB	R	H	RBI	BB	SO	LOB	TOP			
Fernando Vina, L (1.4) OBP: 0.400, SLG: 0.437	1-1 P5		1-0 F8		2-1 G4-3	0-1 G3		0-0 2B		5	0	1	0	0	0	2	<b>Milwaukee Brewers @ Colorado Rockies</b> Coors Field, Denver, CO Tue Aug 25 1998, 7:05 PM MDT Att: 44,573 - Cloudy - 70 F			
Mark Loretta, R (1.6) OBP: 0.366, SLG: 0.414 Valerio De Los Santos, L (8.1)	0-0 F7		1-2 1B		1-1 HR	2-2 P5		1-2 K		5	1	2	1	0	1	3				
Dave Nilsson, L (1.3) OBP: 0.333, SLG: 0.367	0-0 F9		0-0 F9		3-1 1B			3-3 K		5	1	1	0	0	1	2				
Jeff Cirillo, R (1.5) OBP: 0.409, SLG: 0.423		1-2 F8		3-2 1B	0-1 1B			1-3 K		5	2	3	0	0	1	0				
Jeremy Burnitz, L (1.9) OBP: 0.347, SLG: 0.489		1-0 1B		0-3 K	3-2 G1-3			4-2 1B		4	0	2	1	1	1	2				
Geoff Jenkins, L (1.7) OBP: 0.277, SLG: 0.444		1-2 1B		1 SAFE HR	3-2 G1-3			2-2 P5		5	1	1	1	0	0	4				
Darrin Jackson, R (1.8) OBP: 0.256, SLG: 0.367		0-2 G3		0-3 K	3-3 K			2-2 F8		4	0	0	0	0	2	4				
Mike Matheny, R (1.2) OBP: 0.282, SLG: 0.348			1-0 FC1-6		0-0 HR			2-0 2B		3	1	2	3	0	1	0				
Scott Karl, L (1.1) OBP: 0.160, SLG: 0.130 David Weathers, R (6.1) OBP: 0.125, SLG: 0.162 Jose Valentin, S (6. PH) OBP: 0.320, SLG: 0.397			3-1 FC1-6		2-1 G1-3			1-0 F9		3	0	1	0	0	0	1				
<b>Inning Stats</b>	R: 0 E: 0 K: 0 S: 4	H: 0 LOB: 0 BB: 0 P: 5	R: 0 E: 0 K: 0 S: 11	H: 1 LOB: 1 BB: 0 P: 14	R: 0 E: 0 K: 0 S: 8	H: 1 LOB: 2 BB: 0 P: 14	R: 3 E: 0 K: 2 S: 14	H: 3 LOB: 0 BB: 0 P: 19	R: 3 E: 0 K: 1 S: 19	H: 4 LOB: 1 BB: 0 P: 34	R: 0 E: 0 K: 2 S: 13	H: 0 LOB: 1 BB: 1 P: 23	R: 0 E: 0 K: 1 S: 9	H: 2 LOB: 2 BB: 0 P: 15	R: 0 E: 0 K: 0 S: 9	H: 1 LOB: 1 BB: 0 P: 14	1B: 9 2B: 1 3B: 1 HR: 2	SF: 0 SAC: 0 DP: 0 HBP: 1	WP: 0 PB: 0 SB: 0 CS: 0	PA: 42
<b>PITCHER</b>	IP WLS BF H R ER SO BB IBB HBP BLK WP HR S P ERA WHIP																			
Darryl Kile, R (1.1) ERA: 5.74	5.0	25	9	6	6	3	0	0	0	0	0	0	0	0	11	13	10.80	1.800		
Mike DeJean, R (6.1) ERA: 2.42	1.0	4	1	0	0	1	0	0	0	0	0	0	0	0	22	38	0.00	1.500		
Dave Veres, R (7.1) ERA: 3.25	2.0	W	9	2	0	3	1	0	0	0	0	0	0	0	9	14	0.00	1.000		
Chuck McElroy, L (9.1) ERA: 1.63	1.0	4	1	0	0	0	0	0	0	0	0	0	0	0	0	0	0.00	1.000		

Batter	1	2	3	4	5	6	7	8	9	AB	R	H	RBI	BB	SO	LOB	BOTTOM			
Darryl Hamilton, L (1.8) OBP: 0.387, SLG: 0.378	1-2 G4-3		0-1 1B		0-1 F8	0-1 G4-3		2-1 G4-3		5	0	1	1	0	0	1	<b>Milwaukee Brewers @ Colorado Rockies</b> Coors Field, Denver, CO Tue Aug 25 1998, 7:05 PM MDT Att: 44,573 - Cloudy - 70 F			
Neftali Perez, S (1.6) OBP: 0.325, SLG: 0.395	0-2 G1-3		0-0 G4-3		4-1 1B	0-0 BB		2-2 F8		4	2	1	0	1	0	0				
Dante Bichette, R (1.9) OBP: 0.360, SLG: 0.528	2-2 1B		0-2 G6-3		0-0 G6-3	1-3 1B		0-0 G4-3		5	1	2	0	0	0	1				
Vinny Castilla, R (1.5) OBP: 0.371, SLG: 0.594	2-2 1B		0-0 E6		3-3 K	1-0 E4		0-0 G4-3		4	1	1	0	0	1	3				
17 Todd Helton, L (1.3) OBP: 0.362, SLG: 0.528	4-0 1B		1-1 CS		2-2 G4-3	0-0 2B		1-0 2B		3	2	2	3	1	0	0				
3 Mike Lansing, R (1.4) OBP: 0.314, SLG: 0.381	0-1 FC6-4		2-2 L4		2-2 G6-3	1-2 1B		1-2 HR		4	1	1	1	0	0	5				
Angel Echevarria, R (1.7) OBP: 0.400, SLG: 1.200		2-1 G6-3		1-0 L9		2-2 3B		1-2 HR		4	2	2	4	0	0	0				
Kirt Manwaring, R (1.2) OBP: 0.338, SLG: 0.324 Jeff Reed, L (6. PH) OBP: 0.376, SLG: 0.476		4-2 SH2-3		0-1 SH2-3		0-1 G4-3		2-0 3B		1	1	0	0	1	0	0				
Darryl Kile, R (1.1) ERA: 5.74 Terry Liguori, R (5. PH) ERA: 4.05 Mike DeJean, R (6.1) ERA: 2.42 John Vander Wal, L (6. PH) OBP: 0.316, SLG: 0.356 Dave Veres, R (7.1) ERA: 3.25 Chuck McElroy, L (9.1) ERA: 1.63		0-1 SH2-3		0-0 G6-3		2-0 3B		1-3 K		0	0	0	0	0	0	0				
<b>Inning Stats</b>	R: 0 E: 0 K: 0 S: 14	H: 2 LOB: 3 BB: 1 P: 23	R: 1 E: 0 K: 0 S: 8	H: 1 LOB: 1 BB: 1 P: 14	R: 0 E: 0 K: 0 S: 6	H: 0 LOB: 0 BB: 0 P: 7	R: 0 E: 0 K: 0 S: 7	H: 0 LOB: 0 BB: 0 P: 12	R: 0 E: 0 K: 1 S: 5	H: 4 LOB: 1 BB: 1 P: 36	R: 5 E: 1 K: 2 S: 20	H: 4 LOB: 0 BB: 0 P: 28	R: 0 E: 0 K: 0 S: 8	H: 0 LOB: 0 BB: 0 P: 12	1B: 7 2B: 2 3B: 1 HR: 1	SF: 0 SAC: 1 DP: 0 HBP: 1	WP: 0 PB: 0 SB: 0 CS: 1	PA: 40		
<b>PITCHER</b>	IP WLS BF H R ER SO BB IBB HBP BLK WP HR S P ERA WHIP																			
Scott Karl, L (1.1) ERA: 4.05	5.2	25	5	6	5	1	3	0	0	0	0	0	0	0	1	26	33.75	3.750		
David Weathers, R (6.1) ERA: 5.23	1.1	L	11	5	6	5	0	0	0	0	0	0	0	0	8	12	0.00	0.000		
Valerio De Los Santos, L (8.1) ERA: 0.96	1.0	3	0	0	0	0	0	0	0	0	0	0	0	0	0	0	0.00	0.000		















Batter	1	2	3	4	5	6	7	8	9	AB	R	H	RBI	BB	SO	LOB	TOP					
Lance Johnson, L (1,8) OBP: 0.298, SLG: 0.272	P9		G4-3			F9		G4-3		4	0	0	0	0	0	0	<b>Chicago Cubs @ Colorado Rockies</b> Coors Field, Denver, CO Sat Aug 29 1998, 7:05 PM MDT Att: 48,269 - Cloudy - 91 F					
José Hernández, R (1,6) OBP: 0.331, SLG: 0.510	G5-3			L8		G3 3B		K		4	1	1	0	0	1	0						
Mark Grace, L (1,3) OBP: 0.410, SLG: 0.478	F8			E7 1B		G3		G5-3		4	0	0	1	0	0	0						
Sammy Sosa, R (1,9) OBP: 0.381, SLG: 0.647		K		K		F9			HR 1B	4	1	1	0	0	2	1						
Glenallen Hill, R (1,7) OBP: 0.347, SLG: 0.535							FC6-4 BB		HR 1-H	3	1	3	2	1	0	0						
Gary Gaetti, R (1,5) OBP: 0.346, SLG: 0.455		K		K			FC6-4 BB		K	3	0	0	0	1	3	3						
Mickey Morandini, L (1,4) OBP: 0.399, SLG: 0.406						G6-3			P7	4	0	0	0	0	2	3						
Scott Servais, R (1,2) OBP: 0.281, SLG: 0.324 Tyler Houston, L (9, PH) OBP: 0.295, SLG: 0.394			F7		K2-3		FC6-4		G1-3	3	0	0	0	0	1	2						
Mark Clark, R (1,1) OBP: 0.094, SLG: 0.040 Dave Stevens, R (4, 1) Brant Brown, L (7, PH) OBP: 0.364, SLG: 0.530 Don Wengert, R (7, 1)			L1		G4-3		K			1	0	0	0	0	0	0						
<b>Inning Stats</b>	R: 0 E: 0 K: 0 S: 7	H: 0 LOB: 0 BB: 0 P: 12	R: 0 E: 0 K: 3 S: 11	H: 1 LOB: 1 BB: 0 P: 19	R: 0 E: 0 K: 0 S: 5	H: 0 LOB: 0 BB: 0 P: 8	R: 0 E: 1 K: 2 S: 12	H: 1 LOB: 2 BB: 0 P: 23	R: 0 E: 0 K: 1 S: 5	H: 0 LOB: 0 BB: 0 P: 7	R: 1 E: 0 K: 0 S: 9	H: 1 LOB: 0 BB: 0 P: 13	R: 0 E: 0 K: 2 S: 12	H: 0 LOB: 2 BB: 2 P: 24	R: 0 E: 0 K: 1 S: 6	H: 0 LOB: 0 BB: 0 P: 10		R: 2 E: 0 K: 1 S: 16	H: 2 LOB: 0 BB: 0 P: 20	1B: 3 2B: 0 3B: 1 HR: 1	SF: 0 SAC: 0 DP: 0 HBP: 0	WP: 0 PB: 0 SB: 0 CS: 0
<b>PITCHER</b>	IP	WLS	BF	H	R	ER	SO	BB	IBB	HBP	BLK	WP	HR	S	P	ERA	WHIP					
Bobby Jones, L (1, 1) ERA: 5.2	7.0	W	27	3	1	1	8	2	0	0	0	0	0	61	106	1.29	0.714					
Curt Leskanic, R (8, 1) ERA: 3.41	2.0		8	2	2	2	2	0	0	0	0	0	1	22	30	9.00	1.000					

AB	33
R	3
H	5
RBI	3
BB	2
SO	10
LOB	11



Batter	1	2	3	4	5	6	7	8	9	AB	R	H	RBI	BB	SO	LOB	BOTTOM					
Darryl Hamilton, L (1,8) OBP: 0.384, SLG: 0.377	K				L9			G4-3		4	1	1	1	1	1	0	<b>Chicago Cubs @ Colorado Rockies</b> Coors Field, Denver, CO Sat Aug 29 1998, 7:05 PM MDT Att: 48,269 - Cloudy - 91 F					
3 Mike Lansing, R (1,4) OBP: 0.313, SLG: 0.383	P9	F7		L9		1B G6-3		G4-3		5	0	1	0	0	0	2						
Larry Walker, L (1,9) OBP: 0.418, SLG: 0.607	HR		G3	1B 1B		G6-3				4	2	2	1	1	0	1						
Dante Bichette, R (1,7) OBP: 0.366, SLG: 0.532 1 Curtis Goodwin, L (9, 7) OBP: 0.321, SLG: 0.310	2B 1B			7 HR	1B 1B		G6-4-3 1B		L9	5	1	4	1	0	0	1						
Vinny Castilla, R (1,5) OBP: 0.375, SLG: 0.599			F7		1B		G6-4-3			4	0	2	1	0	0	3						
17 Todd Helton, L (1,3) OBP: 0.374, SLG: 0.539	G3-1			7 HR	IBB					3	1	1	0	1	0	4						
7 Kurt Abbott, R (1,6) OBP: 0.299, SLG: 0.379 Neftali Pérez, S (8, 6) OBP: 0.320, SLG: 0.387		G4-3 1B	G6-3 1B	1-H 2-H	HR		K		G6-3	4	2	2	3	0	1	3						
Kirt Manwaring, R (1,2) OBP: 0.330, SLG: 0.313		G6-3	E5 FC5-4			G6-3		P3		4	0	0	0	0	0	2						
Bobby Jones, R (1, 1) OBP: 0.179, SLG: 0.205 John Vander Wal, L (7, PH) OBP: 0.378, SLG: 0.539 Curt Leskanic, R (8, 1)		G4-3	FC5-4			K				3	0	0	0	0	1	2						
<b>Inning Stats</b>	R: 1 E: 0 K: 1 S: 12	H: 3 LOB: 2 BB: 0 P: 20	R: 1 E: 0 K: 0 S: 16	H: 2 LOB: 1 BB: 0 P: 24	R: 3 E: 1 K: 0 S: 15	H: 2 LOB: 1 BB: 1 P: 25	R: 2 E: 0 K: 1 S: 14	H: 3 LOB: 2 BB: 1 P: 23	R: 0 E: 0 K: 1 S: 10	H: 0 LOB: 0 BB: 0 P: 12	R: 0 E: 0 K: 0 S: 7	H: 2 LOB: 1 BB: 0 P: 14	R: 0 E: 0 K: 1 S: 8	H: 1 LOB: 1 BB: 0 P: 9	R: 0 E: 0 K: 0 S: 6	H: 0 LOB: 1 BB: 1 P: 13		R: 0 E: 0 K: 0 S: 6	H: 0 LOB: 1 BB: 1 P: 13	1B: 8 2B: 3 3B: 0 HR: 2	SF: 0 SAC: 0 DP: 1 HBP: 0	WP: 0 PB: 0 SB: 1 CS: 0
<b>PITCHER</b>	IP	WLS	BF	H	R	ER	SO	BB	IBB	HBP	BLK	WP	HR	S	P	ERA	WHIP					
Mark Clark, R (1, 1) ERA: 5.04	3.1	L	23	10	7	7	1	1	0	0	0	0	0	21	32	0.00	0.750					
Dave Stevens, R (4, 1) ERA: 3.69	2.2		9	2	0	0	2	0	0	0	0	0	0	14	22	0.00	1.000					
Don Wengert, R (7, 1) ERA: 4.95	2.0		8	1	0	0	1	1	0	0	0	0	0	14	22	0.00	1.000					

AB	37
R	7
H	13
RBI	7
BB	3
SO	4
LOB	19













Batter	1	2	3	4	5	6	7	8	9	AB	R	H	RBI	BB	SO	LOB	TOP										
Darryl Hamilton, L (1, 8) OBP: 0.394, SLG: 0.395	2-2 SH5-4 2B		0-1 1B			0-1 1B 1B	2-2 1B 2B			4	1	4	0	0	0	0											
Neft Perez, S (1, 6) OBP: 0.319, SLG: 0.387	1-1 SH5-4 2-3		0-0 F8			0-0 SH1-4 1-2 2-3	1-1 1B			2	0	1	0	0	0	1											
Dante Bichette, R (1, 7) OBP: 0.363, SLG: 0.528	3-3 K			0-0 F8		3-1 1B	0-1 P4			4	0	1	2	0	1	3											
Larry Walker, L (1, 9) OBP: 0.416, SLG: 0.608	0-1 G4-3			0-0 G6-3		2-3 K		1-1 G6-3		4	0	0	0	0	1	2											
Vinny Castilla, R (1, 5)		3-3 K		0-0 G5-3		0-0 G1-3		2-3 K		4	0	0	0	0	2	1											
17 Todd Helton, L (1, 3) OBP: 0.371, SLG: 0.528		2-2 G3-6 HBP			0-2 G4-3		2-2 L9	0-3 K		3	0	0	0	0	1	0											
3 Mike Lansing, R (1, 4) OBP: 0.316, SLG: 0.383		0-0 G3-6 1-2			2-2 G6-3		0-1 HR 1B		2-1 G4-3	4	1	1	0	0	0	1											
Kirt Manwaring, R (1, 2) OBP: 0.334, SLG: 0.335			0-3 K		3-3 K		1-1 HR		2-3 K	3	1	1	2	0	2	0											
David Wainhouse, L (7, 1)										0	0	0	0	0	0	0											
Jason Bates, S (9, PH) OBP: 0.273, SLG: 0.224							1-H HR			1	0	0	0	0	1	0											
Pedro Astacio, R (1, 1) OBP: 0.167, SLG: 0.173				0-0 F9		0-0 SH1-4 1B 1B	2-3 K		2-1 F8	2	1	1	0	0	0	0											
Jeff Reed, L (7, PH) OBP: 0.376, SLG: 0.472										2	0	0	0	0	1	0											
<b>Inning Stats</b>	R: 0 E: 0 K: 1 S: 10	H: 1 LOB: 1 BB: 0 P: 16	R: 0 E: 0 K: 1 S: 6	H: 0 LOB: 0 BB: 0 P: 11	R: 0 E: 0 K: 1 S: 7	H: 1 LOB: 1 BB: 0 P: 7	R: 0 E: 0 K: 0 S: 3	H: 0 LOB: 0 BB: 0 P: 3	R: 0 E: 0 K: 1 S: 13	H: 0 LOB: 0 BB: 0 P: 18	R: 2 E: 0 K: 1 S: 11	H: 3 LOB: 1 BB: 0 P: 16	R: 2 E: 0 K: 1 S: 23	H: 4 LOB: 2 BB: 0 P: 31	R: 0 E: 0 K: 2 S: 12	H: 0 LOB: 0 BB: 0 P: 15	R: 0 E: 0 K: 1 S: 7	H: 0 LOB: 0 BB: 0 P: 13	1B: 6 2B: 2 3B: 0 HR: 1	SF: 0 SAC: 2 DP: 1 HBP: 1	WP: 0 PB: 0 SB: 1 CS: 0	PA: 36					
<b>PITCHER</b>	IP	WLS	BF	H	R	ER	SO	BB	IBB	HBP	BLK	WP	HR	S	P	ERA	WHIP										
52 Rafael Roque, L (1, 1) ERA: 3.29	6.0	W	23	5	2	2	5	0	0	1	0	0	0	50	71	3.00	0.833										
Eric Plunk, R (7, 1) ERA: 4.5	1.0		7	4	2	2	1	0	0	0	0	0	1	23	31	18.00	4.000										
Mike Myers, L (8, 1) ERA: 2.89	1.0		3	0	0	0	2	0	0	0	0	0	0	12	15	0.00	0.000										
Bob Wickman, R (9, 1) ERA: 3.25	1.0		3	0	0	0	1	0	0	0	0	0	0	7	13	0.00	0.000										

Colorado Rockies @ Milwaukee Brewers  
 Milwaukee County Stadium, Milwaukee, WI  
 Wed Sep 02 1998, 8:05 PM EDT  
 Att: 10,584 - Cloudy - 73 F

livebaseballscorecards.com

AB 33  
 R 4  
 H 9  
 RBI 4  
 BB 0  
 SO 9  
 LOB 8



Batter	1	2	3	4	5	6	7	8	9	AB	R	H	RBI	BB	SO	LOB	BOTTOM										
Fernando Vina, L (1, 4) OBP: 0.393, SLG: 0.428	0-3 K			1-1 G1-3		1-0 2B 1B	2-1 G4-6-3			4	1	1	0	0	1	1											
Mark Loretta, R (1, 6) OBP: 0.387, SLG: 0.417	0-1 P5			4-2 HR BB		1 SAFE 2-1 1-H HR 2B		0-0 1B 2B		3	3	2	1	1	0	0											
Dave Nilsson, L (1, 3) OBP: 0.332, SLG: 0.395	0-3 K			1-0 P6		0-0 HR		0-1 G1-6-3 1B		4	1	2	3	0	1	1											
Jose Valentin, S (6, PR) OBP: 0.320, SLG: 0.392										0	0	0	0	0	0	0											
Jeff Cirillo, R (1, 5) OBP: 0.412, SLG: 0.448		2-1 P5		1-0 HR		3-2 HR 1B		2-1 G1-6-3 1-2		4	2	2	2	0	0	1											
Jeremy Burnitz, L (1, 9) OBP: 0.348, SLG: 0.497		2-3 K		1-3 K		0-0 HR		0-1 FC6-4 1B		4	1	2	2	0	2	0											
Marquis Grissom, R (1, 8) OBP: 0.292, SLG: 0.360		2-2 G6-3				0-1 L9		0-0 FC6-4		4	0	0	0	0	1	1											
Geoff Jenkins, L (1, 7) OBP: 0.280, SLG: 0.424			2-1 F9		1-3 K	1-1 G6-3				3	0	0	0	0	1	0											
Bobby Hughes, R (1, 2) OBP: 0.299, SLG: 0.411			2-1 F8							3	0	1	0	0	0	0											
Mike Matheny, R (8, 2) OBP: 0.280, SLG: 0.344					0-0 G6-3		0-2 G4-6-3 1B			0	0	0	0	0	0	0											
52 Rafael Roque, L (1, 1) OBP: 0.111, SLG: 0.111						0-3 K		2-3 K		2	0	0	0	0	1	0											
Eric Plunk, R (7, 1)										0	0	0	0	0	0	0											
Bob Hamelin, L (7, PH) OBP: 0.291, SLG: 0.410										1	0	0	0	0	1	1											
Mike Myers, L (8, 1)										0	0	0	0	0	0	0											
Bob Wickman, R (9, 1)										0	0	0	0	0	0	0											
<b>Inning Stats</b>	R: 0 E: 0 K: 2 S: 8	H: 0 LOB: 0 BB: 0 P: 8	R: 0 E: 0 K: 1 S: 8	H: 0 LOB: 0 BB: 0 P: 14	R: 0 E: 0 K: 0 S: 6	H: 0 LOB: 0 BB: 0 P: 10	R: 2 E: 0 K: 1 S: 10	H: 1 LOB: 1 BB: 0 P: 18	R: 0 E: 0 K: 1 S: 6	H: 0 LOB: 0 BB: 0 P: 7	R: 5 E: 0 K: 2 S: 16	H: 5 LOB: 0 BB: 0 P: 24	R: 0 E: 0 K: 1 S: 8	H: 1 LOB: 0 BB: 0 P: 12	R: 1 E: 0 K: 0 S: 8	H: 3 LOB: 1 BB: 0 P: 10	1B: 5 2B: 2 3B: 0 HR: 3	SF: 0 SAC: 0 DP: 2 HBP: 0	WP: 0 PB: 0 SB: 0 CS: 0	PA: 33							
<b>PITCHER</b>	IP	WLS	BF	H	R	ER	SO	BB	IBB	HBP	BLK	WP	HR	S	P	ERA	WHIP										
Pedro Astacio, R (1, 1) ERA: 6.35	6.0	L	25	6	7	7	7	1	0	0	0	0	0	3	54	10.50	1.167										
David Wainhouse, R (7, 1) ERA: 4.91	2.0		8	4	1	1	1	0	0	0	0	0	0	16	22	4.50	2.000										

Colorado Rockies @ Milwaukee Brewers  
 Milwaukee County Stadium, Milwaukee, WI  
 Wed Sep 02 1998, 8:05 PM EDT  
 Att: 10,584 - Cloudy - 73 F

livebaseballscorecards.com

AB 32  
 R 8  
 H 10  
 RBI 8  
 BB 1  
 SO 8  
 LOB 5





Batter	1	2	3	4	5	6	7	8	9	AB	R	H	RBI	BB	SO	LOB	TOP										
Darryl Hamilton, L (1, 8) OBP: 0.395, SLG: 0.398	G4-3		1B		1B		FC6-4		G4-3	5	0	3	0	0	0	0	<b>Colorado Rockies @ Milwaukee Brewers</b> Milwaukee County Stadium, Milwaukee, WI Thu Sep 03 1998, 8:05 PM EDT Att: 12,327 - Cloudy - 73 F										
Neftali Feliz, S (1, 6) OBP: 0.320, SLG: 0.387	BB 1B		K		1B		P6			4	1	2	0	0	1	2											
Dante Bichette, R (1, 7) OBP: 0.362, SLG: 0.526	K		K				FC6-4			4	0	1	0	0	2	3											
Larry Walker, L (1, 9) OBP: 0.419, SLG: 0.608	1B				1B		G4-6-3		1B	3	1	2	0	1	0	3											
Vinny Castilla, R (1, 5) OBP: 0.371, SLG: 0.595	1B						HR		L8	4	1	2	2	0	0	2											
17 Todd Helton, L (1, 3) OBP: 0.370, SLG: 0.525		G1-6-3		G3		G6-3			BB	3	0	0	0	1	0	1											
3 Mike Lansing, R (1, 4) OBP: 0.315, SLG: 0.382		G5-3		1B		L7			G5-4-3	4	0	1	1	0	0	2											
22 Mark Strittmatter, R (1, 2) Jason Bates, S (9, PH) OBP: 0.269, SLG: 0.220		K		K		K			L3	3	0	0	0	0	3	1											
John Thomson, R (1, 1) 7 Kurt Abbott, R (7, PH) Curt Leskanic, R (7, 1) Chuck McElroy, L (8, 1) Jeff Reed, L (9, PH) OBP: 0.200, SLG: 0.200			G5-3		K		F8		K	2	0	0	0	0	1	0											
<b>Inning Stats</b>	R: 1 E: 0 K: 1 S: 11	H: 2 LOB: 1 BB: 1 P: 21	R: 0 E: 0 K: 1 S: 9	H: 0 LOB: 0 BB: 0 P: 16	R: 0 E: 0 K: 2 S: 12	H: 1 LOB: 1 BB: 0 P: 18	R: 1 E: 0 K: 1 S: 8	H: 2 LOB: 1 BB: 0 P: 14	R: 0 E: 0 K: 1 S: 9	H: 3 LOB: 2 BB: 0 P: 11	R: 1 E: 0 K: 1 S: 8	H: 1 LOB: 1 BB: 0 P: 17	R: 0 E: 0 K: 0 S: 5	H: 1 LOB: 1 BB: 0 P: 7	R: 0 E: 0 K: 0 S: 9	H: 1 LOB: 1 BB: 1 P: 17		R: 0 E: 0 K: 1 S: 8	H: 0 LOB: 0 BB: 0 P: 11	1B: 10 2B: 0 3B: 0 HR: 1	SF: 0 SAC: 0 DP: 2 HBP: 0	WP: 0 PB: 0 SB: 1 CS: 0	PA: 37				
<b>PITCHER</b>	IP	WLS	BF	H	R	ER	SO	BB	IBB	HBP	BLK	WP	HR	S	P	ERA	WHIP										
48 Brad Woodall, L (1, 1) ERA: 4.9	6.0	W	26	9	3	3	7	1	0	0	0	0	1	57	16	4.50	1.667										
David Weathers, R (7, 1) ERA: 5.05	1.1		6	2	0	0	0	0	0	0	0	0	0	10	6	0.00	1.500										
Mike Myers, L (8, 1) ERA: 2.89	0.0		1	0	0	0	0	1	0	0	0	0	0	2	6	∞	∞										
Chad Fox, R (8, 1) ERA: 4.1	0.2		1	0	0	0	0	0	0	0	0	0	0	2	2	0.00	0.000										
Bob Wickman, R (9, 1) ERA: 3.21	1.0		3	0	0	0	1	0	0	0	0	0	0	8	11	0.00	0.000										

Batter	1	2	3	4	5	6	7	8	9	AB	R	H	RBI	BB	SO	LOB	BOTTOM										
Fernando Vina, L (1, 4) OBP: 0.391, SLG: 0.425	G4-3		K		F8		G4-6-3			4	0	0	0	0	1	2	<b>Colorado Rockies @ Milwaukee Brewers</b> Milwaukee County Stadium, Milwaukee, WI Thu Sep 03 1998, 8:05 PM EDT Att: 12,327 - Cloudy - 73 F										
Mark Loretta, R (1, 6) OBP: 0.391, SLG: 0.422	G6-3			HR	HR			G4-3	HR	3	3	2	0	1	0	0											
Dave Nilsson, L (1, 3) OBP: 0.334, SLG: 0.419	K			HR	HR			G4-3		4	2	2	4	0	1	1											
Jeff Cirillo, R (1, 5) OBP: 0.412, SLG: 0.447		G5-3			HR					3	0	1	0	0	1	0											
Jose Valentin, S (7, 6) OBP: 0.319, SLG: 0.391				FC5-4	1B				K	1	0	0	0	0	1	1											
Jeremy Burnitz, L (1, 9) OBP: 0.349, SLG: 0.503		L6			FC5-4			G4-3		4	1	2	2	0	0	0											
Marquis Grissom, R (1, 8) OBP: 0.292, SLG: 0.362		K			FC5-4			G6-3		4	0	1	0	0	1	2											
Geoff Jenkins, L (1, 7) OBP: 0.275, SLG: 0.415			G4-3		G3-2-5				K	4	0	0	0	0	2	3											
Mike Matheny, R (1, 2) OBP: 0.281, SLG: 0.341					48 FC3-6				G5-3	2	0	0	0	1	1	0											
48 Brad Woodall, S (1, 1) OBP: 0.353, SLG: 0.400					FC3-6					2	1	1	1	0	0	1											
David Weathers, R (7, 1) OBP: 0.160, SLG: 0.217										1	0	1	0	0	0	0											
Mike Myers, L (8, 1) ERA: 2.89										0	0	0	0	0	0	0											
Chad Fox, R (8, 1) ERA: 4.1										0	0	0	0	0	0	0											
Bob Wickman, R (9, 1) ERA: 3.21										0	0	0	0	0	0	0											
<b>Inning Stats</b>	R: 0 E: 0 K: 1 S: 7	H: 0 LOB: 0 BB: 0 P: 9	R: 0 E: 0 K: 1 S: 7	H: 0 LOB: 0 BB: 0 P: 11	R: 0 E: 0 K: 1 S: 13	H: 0 LOB: 1 BB: 1 P: 21	R: 2 E: 0 K: 0 S: 15	H: 4 LOB: 1 BB: 0 P: 22	R: 3 E: 0 K: 2 S: 11	H: 2 LOB: 0 BB: 1 P: 19	R: 0 E: 0 K: 1 S: 11	H: 0 LOB: 0 BB: 0 P: 17	R: 0 E: 0 K: 0 S: 10	H: 1 LOB: 0 BB: 0 P: 14	R: 2 E: 0 K: 2 S: 17	H: 3 LOB: 1 BB: 0 P: 24	R: 2 E: 0 K: 2 S: 17	H: 3 LOB: 1 BB: 0 P: 24	1B: 4 2B: 3 3B: 0 HR: 4	SF: 0 SAC: 0 DP: 2 HBP: 0	WP: 0 PB: 0 SB: 0 CS: 0	PA: 34					
<b>PITCHER</b>	IP	WLS	BF	H	R	ER	SO	BB	IBB	HBP	BLK	WP	HR	S	P	ERA	WHIP										
John Thomson, R (1, 1) ERA: 4.71	6.0	L	25	6	5	5	6	2	0	0	0	0	0	13	19	9.00	2.000										
Curt Leskanic, R (7, 1) ERA: 3.46	1.0		4	2	1	1	0	0	0	0	0	0	0	13	19	9.00	2.000										
Chuck McElroy, L (8, 1) ERA: 2.03	1.0		5	2	1	1	2	0	0	0	0	0	1	14	19	9.00	2.000										

AB	35
R	3
H	11
RBI	3
BB	2
SO	8
LOB	14









Batter	1	2	3	4	5	6	7	8	9	AB	R	H	RBI	BB	SO	LOB	TOP					
<b>Quilvio Veras, S</b> OBP: 0.397, SLG: 0.365 (1, 4)										4	0	2	0	1	0	1	<b>San Diego Padres @ Colorado Rockies</b> Coors Field, Denver, CO Sat Sep 05 1998, 3:33 AM MDT Att: 42,930 - Sunny - 85 F					
<b>Tony Gwynn, L</b> OBP: 0.371, SLG: 0.489 <b>Ruben Rivera, R</b> OBP: 0.335, SLG: 0.400 (1, 9) (7, 9)										4	0	0	0	0	1	3						
<b>Ken Caminiti, S</b> OBP: 0.361, SLG: 0.524 (1, 5)										3	0	0	0	1	0	1						
<b>Greg Vaughn, R</b> OBP: 0.368, SLG: 0.629 (1, 7)										4	1	1	0	0	1	3						
<b>Steve Finley, L</b> OBP: 0.299, SLG: 0.400 (1, 8)										4	1	3	2	0	0	0						
<b>Mark Sweeney, L</b> OBP: 0.340, SLG: 0.373 (1, 3)										4	1	2	0	0	0	1						
<b>Carlos Hernandez, R</b> OBP: 0.310, SLG: 0.379 (1, 2)										4	0	0	0	0	0	3						
<b>Chris Gomez, R</b> OBP: 0.348, SLG: 0.382 (1, 6)										3	1	1	0	1	1	1						
<b>Kevin Brown, R</b> OBP: 0.221, SLG: 0.230 <b>Randy Myers, L</b> (8, 1)										3	0	1	2	0	0	0						
<b>Dan Miceli, R</b> OBP: 1.000, SLG: 1.000 <b>John Vander Wal, L</b> OBP: 0.370, SLG: 0.523 <b>Trevor Hoffman, R</b> (9, 1)										0	0	0	0	0	0	0						
<b>Inning Stats</b>	R: 0 E: 0 K: 1 S: 12	H: 0 LOB: 1 BB: 1 P: 22	R: 0 E: 0 K: 1 S: 10	H: 2 LOB: 1 BB: 0 P: 13	R: 0 E: 0 K: 1 S: 11	H: 1 LOB: 2 BB: 1 P: 18	R: 0 E: 0 K: 0 S: 5	H: 1 LOB: 0 BB: 0 P: 6	R: 0 E: 0 K: 0 S: 10	H: 1 LOB: 1 BB: 0 P: 16	R: 4 E: 0 K: 0 S: 19	H: 4 LOB: 1 BB: 1 P: 33	R: 0 E: 0 K: 0 S: 10	H: 0 LOB: 0 BB: 0 P: 16	R: 0 E: 0 K: 0 S: 10	H: 0 LOB: 0 BB: 0 P: 16	R: 0 E: 0 K: 0 S: 6	H: 1 LOB: 0 BB: 0 P: 9	1B: 5 2B: 5 3B: 0 HR: 1	SF: 0 SAC: 0 DP: 3 HBP: 0	WP: 0 PB: 0 SB: 2 CS: 0	PA: 37
<b>PITCHER</b>	IP WLS BF H R ER SO BB IBB HBP BLK WP HR S P ERA WHIP																					
<b>Darryl Kile, R</b> ERA: 5.54	(1, 1) 7.0 L 31 9 4 1 3 2 1 0 0 0 0 1 73 116 1.29 1.571																					
<b>Curt Leskanic, R</b> ERA: 3.41	(8, 1) 1.0 3 0 0 0 0 0 0 0 0 0 0 0 10 16 0.00 0.000																					
<b>Jerry Dipoto, R</b> ERA: 3.52	(9, 1) 1.0 3 1 0 0 0 0 0 0 0 0 0 0 6 9 0.00 1.000																					

AB 34  
R 4  
H 10  
RBI 4  
BB 3  
SO 3  
LOB 14



Batter	1	2	3	4	5	6	7	8	9	AB	R	H	RBI	BB	SO	LOB	BOTTOM					
<b>Darryl Hamilton, L</b> OBP: 0.390, SLG: 0.398 (1, 8)										5	0	0	0	0	1	2	<b>San Diego Padres @ Colorado Rockies</b> Coors Field, Denver, CO Sat Sep 05 1998, 3:33 AM MDT Att: 42,930 - Sunny - 85 F					
<b>Neftali Perez, S</b> OBP: 0.320, SLG: 0.385 (1, 6)										4	0	1	0	1	1	1						
<b>Larry Walker, L</b> OBP: 0.429, SLG: 0.609 (1, 9)										2	0	1	0	3	0	0						
<b>Vinny Castilla, R</b> OBP: 0.372, SLG: 0.605 (1, 5)										5	1	1	0	0	1	7						
<b>17 Todd Helton, L</b> OBP: 0.375, SLG: 0.532 (1, 3)										3	1	0	0	1	2	0						
<b>Jeff Reed, L</b> OBP: 0.379, SLG: 0.471 <b>7 Kurt Abbott, R</b> OBP: 0.299, SLG: 0.384 <b>Jerry Dipoto, R</b> (9, 1)										2	0	0	0	1	0	0						
<b>3 Mike Lansing, R</b> OBP: 0.314, SLG: 0.378 (1, 4)										4	0	1	2	0	0	0						
<b>Angel Echevarria, R</b> OBP: 0.400, SLG: 0.643 (1, 7)										3	0	1	0	0	1	1						
<b>Darryl Kile, R</b> OBP: 0.281, SLG: 0.339 <b>1 Curtis Goodwin, L</b> OBP: 0.311, SLG: 0.299 <b>Curt Leskanic, R</b> (8, 1) <b>22 Mark Strittmatter, R</b> (9, 2) <b>Dante Bichette, R</b> OBP: 0.382, SLG: 0.526 (9, PH)										1	0	0	0	0	2							
<b>Inning Stats</b>	R: 0 E: 0 K: 1 S: 9	H: 0 LOB: 0 BB: 1 P: 15	R: 0 E: 0 K: 0 S: 3	H: 0 LOB: 0 BB: 0 P: 5	R: 0 E: 0 K: 0 S: 6	H: 0 LOB: 1 BB: 0 P: 9	R: 2 E: 0 K: 0 S: 9	H: 3 LOB: 2 BB: 2 P: 21	R: 0 E: 0 K: 1 S: 8	H: 0 LOB: 1 BB: 1 P: 13	R: 0 E: 1 K: 1 S: 6	H: 0 LOB: 1 BB: 0 P: 7	R: 0 E: 0 K: 2 S: 11	H: 2 LOB: 2 BB: 0 P: 18	R: 0 E: 0 K: 1 S: 8	H: 0 LOB: 0 BB: 0 P: 12		R: 0 E: 0 K: 1 S: 13	H: 1 LOB: 3 BB: 2 P: 27	1B: 6 2B: 0 3B: 0 HR: 0	SF: 0 SAC: 1 DP: 0 HBP: 1	WP: 1 PB: 0 SB: 0 CS: 0
<b>PITCHER</b>	IP WLS BF H R ER SO BB IBB HBP BLK WP HR S P ERA WHIP																					
<b>Kevin Brown, R</b> ERA: 2.42	(1, 1) 7.0 W 31 5 2 2 5 4 0 0 0 0 0 0 3 4 0.00 0.000																					
<b>Randy Myers, L</b> ERA: 4.1	(8, 1) 0.1 1 0 0 0 1 0 0 0 0 0 0 0 3 4 0.00 0.000																					
<b>Dan Miceli, R</b> ERA: 3.36	(8, 1) 0.2 2 0 0 0 0 0 0 0 0 0 0 0 5 8 0.00 0.000																					
<b>Trevor Hoffman, R</b> ERA: 1.54	(9, 1) 1.0 S 6 1 0 0 1 2 0 0 0 0 1 0 13 27 0.00 3.000																					


AB 32  
R 2  
H 6  
RBI 2  
BB 6  
SO 7  
LOB 13






Batter	1	2	3	4	5	6	7	8	9	AB	R	H	RBI	BB	SO	LOB	TOP			
Quilvio Veras, S OBP: 0.385, SLG: 0.362 Andy Sheets, R OBP: 0.319, SLG: 0.368	G3-1		K		P8			E 1B		3	0	0	0	0	1	0	<b>San Diego Padres @ Colorado Rockies</b> Coors Field, Denver, CO Sun Sep 06 1998, 3:33 AM MDT Att: 46,240 - Sunny - 94 F			
Tony Gwynn, L OBP: 0.372, SLG: 0.491 Donne Wall, R OBP: 0.286, SLG: 0.286	K							SF8		2	0	1	1	1	1	0				
Ken Caminiti, S OBP: 0.359, SLG: 0.520 George Arias, R OBP: 0.333, SLG: 0.588	F7		L9					L4		3	0	0	0	0	0	2				
Greg Vaughn, R OBP: 0.366, SLG: 0.626 Ruben Rivera, R OBP: 0.333, SLG: 0.397		L7			G6-3			P6		3	0	0	0	0	0	1				
Steve Finley, L OBP: 0.300, SLG: 0.403					G4-3			G4-3		4	0	2	1	0	0	1				
Mark Sweeney, L OBP: 0.345, SLG: 0.374 Matt Clement, R OBP: 0.271, SLG: 0.258		2B						F8		2	0	1	0	1	0	0				
James Mouton, R OBP: 0.271, SLG: 0.258		BB						G4-3		1	0	0	0	0	0	2				
Carlos Hernandez, R OBP: 0.307, SLG: 0.374		L8			L6			F7		4	0	0	0	0	1	3				
Chris Gomez, R OBP: 0.345, SLG: 0.378			K		F7			G6-3		4	0	0	0	0	1	2				
Joey Hamilton, R OBP: 0.172, SLG: 0.238 Greg Myers, L OBP: 0.301, SLG: 0.362 Scott Sanders, R OBP: 0.372, SLG: 0.532			K		G3					1	0	0	0	0	1	0				
<b>Inning Stats</b>	R: 0 E: 0 K: 1 S: 9	H: 0 LOB: 0 BB: 0 P: 16	R: 0 E: 0 K: 1 S: 13	H: 1 LOB: 2 BB: 1 P: 26	R: 0 E: 0 K: 2 S: 8	H: 0 LOB: 1 BB: 1 P: 15	R: 0 E: 0 K: 0 S: 9	H: 1 LOB: 1 BB: 0 P: 15	R: 0 E: 0 K: 0 S: 4	H: 1 LOB: 1 BB: 0 P: 5	R: 0 E: 0 K: 0 S: 6	H: 0 LOB: 0 BB: 0 P: 7	R: 2 E: 1 K: 1 S: 8	H: 3 LOB: 2 BB: 0 P: 13	R: 0 E: 0 K: 1 S: 7	H: 0 LOB: 0 BB: 0 P: 10	1B: 3 2B: 3 3B: 0 HR: 0	SF: 1 SAC: 0 DP: 0 HBP: 1	WP: 0 PB: 0 SB: 0 CS: 0	PA: 36
<b>PITCHER</b>	IP WLS BF H R ER SO BB IBB HBP BLK WP HR S P ERA WHIP	IP WLS BF H R ER SO BB IBB HBP BLK WP HR S P ERA WHIP																		
Jamey Wright, R ERA: 5.63 Mike Munoz, L ERA: 6.32	(1, 1) 8.0 W 33 6 2 2 5 2 0 0 0 0 0 0 66 110 2.25 1.000	(9, 1) 1.0 3 0 0 0 1 0 0 0 0 0 0 0 0 7 10 0.00 0.000																		

Batter	1	2	3	4	5	6	7	8	9	AB	R	H	RBI	BB	SO	LOB	BOTTOM			
Darryl Hamilton, L OBP: 0.392, SLG: 0.398 1 Curtis Goodwin, L OBP: 0.311, SLG: 0.299	SH1-4 E HBP	P6	2B E 1B		F8			1B E 1B		4	3	2	1	0	0	2	<b>San Diego Padres @ Colorado Rockies</b> Coors Field, Denver, CO Sun Sep 06 1998, 3:33 AM MDT Att: 46,240 - Sunny - 94 F			
Nefti Perez, S OBP: 0.320, SLG: 0.386 7 Kurt Abbott, R OBP: 0.299, SLG: 0.384	SH1-4	F8	E2 2B		G5-3			F8		4	0	1	1	0	0	3				
Dante Bichette, R OBP: 0.364, SLG: 0.526	L4		P6					1B E 1B		5	1	3	1	0	0	2				
Larry Walker, L OBP: 0.434, SLG: 0.612 Angel Echevarria, R OBP: 0.438, SLG: 0.733	1B S BB		1B		17 1B 3 SF8 1B			2-6 1B		3	2	3	1	1	0	0				
Vinny Castilla, R OBP: 0.371, SLG: 0.603 Jason Bates, S OBP: 0.275, SLG: 0.230		F8			P8			K		4	0	1	0	0	1	4				
17 Todd Helton, L OBP: 0.375, SLG: 0.530			K					1B		1	0	1	0	1	1	2				
3 Mike Lansing, R OBP: 0.273, SLG: 0.429 Terry Shumpert, R OBP: 0.273, SLG: 0.429	F9		P8		SF8			IHR		3	1	1	3	0	0	3				
Jeff Reed, L OBP: 0.379, SLG: 0.464		E9 1B						G4-3		3	2	0	0	2	0	0				
Jamey Wright, R OBP: 0.228, SLG: 0.280 Mark Strittmatter, R OBP: 0.275, SLG: 0.429 Mike Munoz, L		1B BB						K		2	2	0	0	2	2	2				
<b>Inning Stats</b>	R: 1 E: 0 K: 0 S: 15	H: 1 LOB: 3 BB: 2 P: 31	R: 2 E: 1 K: 0 S: 17	H: 2 LOB: 2 BB: 1 P: 26	R: 3 E: 1 K: 1 S: 12	H: 2 LOB: 1 BB: 2 P: 21	R: 1 E: 0 K: 1 S: 14	H: 2 LOB: 2 BB: 1 P: 24	R: 0 E: 0 K: 0 S: 9	H: 1 LOB: 1 BB: 0 P: 13	R: 2 E: 0 K: 1 S: 13	H: 2 LOB: 0 BB: 0 P: 23	R: 3 E: 1 K: 1 S: 19	H: 4 LOB: 1 BB: 0 P: 30	R: 0 E: 0 K: 0 S: 4	H: 0 LOB: 0 BB: 0 P: 5		1B: 11 2B: 2 3B: 0 HR: 1	SF: 1 SAC: 1 DP: 0 HBP: 1	WP: 1 PB: 1 SB: 1 CS: 0
<b>PITCHER</b>	IP WLS BF H R ER SO BB IBB HBP BLK WP HR S P ERA WHIP	IP WLS BF H R ER SO BB IBB HBP BLK WP HR S P ERA WHIP																		
Joey Hamilton, R ERA: 4.55 Scott Sanders, R ERA: 8.15 Matt Clement, R ERA: 27.0 Donne Wall, R ERA: 2.54	(1, 1) 4.0 L 27 7 7 4 2 0 5 1 0 0 0 0 58 102 9.00 3.000	(5, 1) 2.0 9 3 2 2 1 0 0 0 0 0 0 0 22 36 9.00 1.500	(7, 1) 1.0 7 4 3 3 1 0 0 0 0 0 0 0 19 30 27.00 4.000	(8, 1) 1.0 3 0 0 0 0 0 0 0 0 0 0 0 4 5 0.00 0.000																

**San Diego Padres**  
  
 Coors Field, Denver, CO  
 Sun Sep 06 1998, 3:33 AM MDT  
 Att: 46,240 - Sunny - 94 F

**San Diego Padres**  
  
 Coors Field, Denver, CO  
 Sun Sep 06 1998, 3:33 AM MDT  
 Att: 46,240 - Sunny - 94 F







Batter	1	2	3	4	5	6	7	8	9	AB	R	H	RBI	BB	SO	LOB	TOP											
Luis Castillo, S OBP: 0.287, SLG: 0.255	L9	G4-3			FC6-4 HR				FC1 FC3-5 1B	5	2	1	0	0	0	3	<b>Florida Marlins @ Colorado Rockies</b> Coors Field, Denver, CO Tue Sep 08 1998, 7:05 PM MDT Att. 40,047 - Overcast - 80 F											
Todd Dunwoody, L OBP: 0.296, SLG: 0.376 Preston Wilson, R (7, PH) OBP: 0.316, SLG: 0.382	G4-3		F7		HR		E5 3B		FC3-5 1B	2	1	0	0	1	0	0												
Mark Kotsay, L OBP: 0.312, SLG: 0.396	K				1B		HR		F7	5	2	3	4	0	1	2												
Cliff Floyd, L OBP: 0.337, SLG: 0.475			HR		1B		G5-3			5	2	4	3	0	0	0												
Ryan Jackson, L OBP: 0.307, SLG: 0.380 Antonio Alfonseca, R Vic Darenbourg, L Matt Mantele, R OBP: 0.333, SLG: 0.333			1B		G3-6-1		G6-3		G4-3	4	1	1	2	0	0	2												
Kevin Orie, R OBP: 0.276, SLG: 0.331					G6-3		G5-3		P5	4	1	1	0	0	0	0												
Gregg Zaun, S OBP: 0.289, SLG: 0.316					G4-3		G4-1		F7	4	0	1	1	0	0	0												
Alex Gonzalez, R OBP: 0.237, SLG: 0.250	L1-3				F8		K		K	4	0	0	0	0	2	1												
Jesus Sanchez, L OBP: 0.152, SLG: 0.178 Rob Stanifer, R John Cangelosi, S OBP: 0.346, SLG: 0.306 Derrek Lee, R OBP: 0.329, SLG: 0.436							G5-3		FC3-5 E HBP	2	0	2	0	0	0	0												
<b>Inning Stats</b>	R: 0 E: 0 K: 1 S: 6	H: 0 LOB: 0 BB: 0 P: 8	R: 3 E: 0 K: 0 S: 14	H: 5 LOB: 1 BB: 0 P: 22	R: 0 E: 0 K: 0 S: 10	H: 2 LOB: 1 BB: 0 P: 12	R: 0 E: 0 K: 0 S: 9	H: 0 LOB: 0 BB: 1 P: 11	R: 3 E: 0 K: 1 S: 10	H: 2 LOB: 0 BB: 1 P: 16	R: 0 E: 0 K: 1 S: 9	H: 0 LOB: 0 BB: 0 P: 14	R: 3 E: 1 K: 0 S: 12	H: 3 LOB: 0 BB: 0 P: 16	R: 0 E: 0 K: 1 S: 9	H: 0 LOB: 0 BB: 0 P: 14		R: 1 E: 1 K: 0 S: 8	H: 1 LOB: 2 BB: 0 P: 16	1B: 7 2B: 2 3B: 2 HR: 3	SF: 0 SAC: 0 DP: 2 HBP: 1	WP: 0 PB: 0 SB: 0 CS: 0	PA: 41					
<b>PITCHER</b>	IP	WLS	BF	H	R	ER	SO	BB	IBB	HBP	BLK	WP	HR	S	P	ERA		WHIP										
John Thomson, R ERA: 4.89	6.0		26	9	6	6	2	1	0	0	0	0	2	58	83	9.00		1.667										
Mike Munoz, L ERA: 8.19	1.0		6	3	3	0	0	0	0	0	0	0	1	12	16	0.00		3.000										
Dave Veres, R ERA: 3.12	1.0		3	0	0	0	1	0	0	0	0	0	0	9	14	0.00		0.000										
Jerry Dipoto, R ERA: 3.5	0.1		3	0	1	0	0	0	0	1	0	0	0	3	8	0.00		0.000										
Chuck McElroy, L ERA: 1.95	0.2	W	3	1	0	0	0	0	0	0	0	0	0	5	8	0.00	1.500											

Batter	1	2	3	4	5	6	7	8	9	AB	R	H	RBI	BB	SO	LOB	BOTTOM											
Darryl Hamilton, L OBP: 0.397, SLG: 0.401	G6-3		HR				L4-6		SH 1B	4	3	2	1	1	0	1	<b>Florida Marlins @ Colorado Rockies</b> Coors Field, Denver, CO Tue Sep 08 1998, 7:05 PM MDT Att. 40,047 - Overcast - 80 F											
Neftali Perez, S OBP: 0.324, SLG: 0.391			B2		L5				1B	6	1	4	0	0	0	3												
Dante Bichette, R OBP: 0.362, SLG: 0.522	G6-4-3 1B				L9		L8		K	5	1	1	0	1	1	8												
Vinny Castilla, R OBP: 0.376, SLG: 0.614		K			HR		F8		E7	6	1	3	6	0	1	2												
17 Todd Helton, L OBP: 0.377, SLG: 0.529					K		P3			3	0	1	1	2	1	0												
3 Mike Lansing, R OBP: 0.318, SLG: 0.393	FC1-6 32 2B						P3		IBB	3	2	1	0	2	0	4												
32 Derrick Gibson, R ERA: 4.88 Dave Veres, R OBP: 0.333, SLG: 0.333 Jason Bates, S OBP: 0.282, SLG: 0.238 Jerry Dipoto, R Chuck McElroy, L OBP: 0.200, SLG: 0.200					SH1-4 WP 1B				2B	4	2	4	2	0	0	0												
Kirt Manwaring, R OBP: 0.341, SLG: 0.332 Jeff Reed, L OBP: 0.380, SLG: 0.467					1B		P3			2	0	0	0	1	0	3												
John Thomson, R ERA: 4.88 Terry Shumpert, R OBP: 0.281, SLG: 0.409 Mike Munoz, L Larry Walker, L (7, PH) OBP: 0.438, SLG: 0.626					SH1-4 BB		L7		L4-6 1B	2	0	1	1	0	0	3												
									F7	1	0	0	0	0	1	0												
									1B	1	0	0	0	0	0	0												
									SH 1B	2	1	1	0	0	0	1												
<b>Inning Stats</b>	R: 0 E: 0 K: 0 S: 5	H: 1 LOB: 0 BB: 0 P: 6	R: 1 E: 0 K: 1 S: 7	H: 1 LOB: 1 BB: 1 P: 13	R: 3 E: 0 K: 2 S: 10	H: 1 LOB: 2 BB: 2 P: 23	R: 2 E: 0 K: 0 S: 13	H: 3 LOB: 2 BB: 1 P: 22	R: 0 E: 0 K: 0 S: 12	H: 1 LOB: 2 BB: 1 P: 19	R: 1 E: 1 K: 1 S: 13	H: 3 LOB: 3 BB: 1 P: 24	R: 1 E: 0 K: 0 S: 6	H: 2 LOB: 0 BB: 0 P: 11	R: 1 E: 0 K: 0 S: 15	H: 3 LOB: 3 BB: 1 P: 28		R: 2 E: 1 K: 1 S: 10	H: 3 LOB: 2 BB: 0 P: 15	1B: 14 2B: 4 3B: 0 HR: 1	SF: 0 SAC: 2 DP: 2 HBP: 0	WP: 1 PB: 0 SB: 0 CS: 0	PA: 49					
<b>PITCHER</b>	IP	WLS	BF	H	R	ER	SO	BB	IBB	HBP	BLK	WP	HR	S	P	ERA		WHIP										
Jesus Sanchez, L ERA: 4.88	5.2		30	9	7	7	4	5	0	0	0	0	1	56	97	11.12		2.471										
Rob Stanifer, R ERA: 5.84	0.1		3	1	0	0	0	0	1	0	0	0	0	4	10	0.00	3.000											
Antonio Alfonseca, R ERA: 4.45	0.0		2	2	1	1	0	0	0	0	0	0	0	4	7	∞	∞											
Vic Darenbourg, L ERA: 3.66	1.0		3	1	1	1	0	0	0	0	0	0	0	3	5	9.00	1.000											
Matt Mantele, R ERA: 3.06	1.1	L	11	5	2	1	1	0	1	0	0	0	0	24	42	6.75	3.750											





Batter	1	2	3	4	5	6	7	8	9	AB	R	H	RBI	BB	SO	LOB	TOP								
Luis Castillo, S OBP: 0.291, SLG: 0.279	0-1 SH1-3 1B		0-0 G4-3		1-0 P4		2-2 1B 3B	1-2 G1-6-3		5	1	2	0	0	0	2									
Preston Wilson, R OBP: 0.285, SLG: 0.342	0-1 SH1-3		1-0 G5-3		1-1 F8		1-3 K		1-3 K	4	0	0	0	0	2	1									
Mark Kotsay, L OBP: 0.313, SLG: 0.395	0-1 1B			4-1 HR BB		0-0 G3	0-0 P5		1-1 L8	4	1	1	0	1	0	1									
Derrek Lee, R OBP: 0.332, SLG: 0.435	1-3 K			2-3 K		2-1 2B HBP	0-1 WP HR 1B		4-1 FC6 BB	3	2	1	1	1	2	3									
Cliff Floyd, L OBP: 0.339, SLG: 0.489	0-3 K			1-2 HR		1-1 2B	3-2 2B HR		0-0 FC6	5	3	3	4	0	1	3									
Kevin Orte, R Vic Darenbourg, L Justin Speier, R		0-3 K		2-0 E5		4-1 2B BB	1-0 G5-3			3	1	0	0	1	1	0									
Randy Knorr, R Alex Gonzalez, R		3-3 K		1-3 K		3-2 2B		0-0 F8		4	0	1	3	0	2	1									
Brian Meadows, R Dave Berg, R Antonio Alfonseca, R		3-2 P3		1-3 K		4-2 BB		1-1 2B		3	0	1	0	1	1	1									
Inning Stats	R: 0 E: 0 K: 2 S: 12	H: 2 LOB: 2 BB: 0 P: 13	R: 0 E: 0 K: 2 S: 10	H: 0 LOB: 0 BB: 0 P: 16	R: 0 E: 0 K: 0 S: 4	H: 0 LOB: 0 BB: 0 P: 7	R: 2 E: 1 K: 3 S: 14	H: 1 LOB: 1 BB: 1 P: 25	R: 0 E: 0 K: 0 S: 4	H: 0 LOB: 0 BB: 0 P: 6	R: 3 E: 0 K: 0 S: 14	H: 2 LOB: 1 BB: 2 P: 30	R: 3 E: 0 K: 1 S: 14	H: 3 LOB: 0 BB: 0 P: 21	R: 0 E: 0 K: 0 S: 6	H: 1 LOB: 1 BB: 1 P: 12	R: 0 E: 0 K: 1 S: 7	H: 0 LOB: 1 BB: 1 P: 13	1B: 3 2B: 3 3B: 1 HR: 2	SF: 0 SAC: 1 DP: 2 HBP: 1	WP: 1 PB: 0 SB: 0 CS: 0	PA: 41			
PITCHER	IP	WLS	BF	H	R	ER	SO	BB	IBB	HBP	BLK	WP	HR	S	P	ERA	WHIP								
Bobby Jones, L Curt Leskanic, R 39 Jim Stoops, R Chuck McElroy, L	(1, 1) (7, 1) (8, 1) (9, 1)	6.0 1.0 1.0 1.0	W 6 4	27 3 1 0	5 3 1 0	5 3 0 0	5 3 0 0	7 1 0 1	3 0 0 1	0 0 0 0	1 0 0 0	0 0 0 0	0 1 0 0	1 14 6 7	21 12 0.00 13	0.00 27.00 0.00 0.00	1.000 3.000 2.000 1.000								

Florida Marlins @ Colorado Rockies  
Coors Field, Denver, CO  
Wed Sep 09 1998, 7:05 PM MDT  
Att: 40,500 - Overcast - 84 F

AB 34  
R 8  
H 9  
RBI 8  
BB 5  
SO 9  
LOB 14




Batter	1	2	3	4	5	6	7	8	9	AB	R	H	RBI	BB	SO	LOB	BOTTOM								
1 Curtis Goodwin, L 39 Jim Stoops, R	2-0 SH1-4 1B 2B		1-2 FC5-4 1B		1-3 K		2-1 E 1B 1B	0-0 HR		4	2	3	1	0	1	0									
Neftali Perez, S	0-0 SH1-4		0-0 FC5-4 1B 2B		1-2 F8		0-0 E1 G6-3 1B 1B	0-2 F7		4	1	1	0	0	0	1									
Dante Bichette, R	3-1 G4-3 1B		1-3 K		1-2 P4		0-0 P4	2-0 BB 1B		5	0	2	1	0	1	3									
Larry Walker, L	0-0 G4-3		0-0 2B 1B		1-3 K		1-2 G6-3 1B 1B	4-2 BB 1B		4	1	2	1	1	1	1									
Vinny Castilla, R	0-0 P4		1-1 1B 2B		1-2 P4		0-0 17 1B 1B	0-3 K		5	0	2	2	0	1	5									
17 Todd Helton, L		0-0 G1-4-3	0-2 G3		0-0 G4-3		0-0 G4-6-3 1B 1B	4-2 FC6 BB	0-0 G1-4-3	4	0	1	0	1	0	1									
3 Mike Lansing, R		2-1 F9		0-0 G4-3		2-1 G4-6-3 1B 1B	3-1 FC6	4-2 1B BB	4-2 1B BB	4	1	0	0	1	0	5									
Jeff Reed, L Angel Echevarria, R Chuck McElroy, L Jason Bates, S	(1, 2) (8, PH) (9, 1) (9, PH)	3-3 K		2-2 G5-3		2-2 1B 2B	4-2 7 HR BB	0-1 1B		3	1	1	0	0	1	0									
Bobby Jones, R Curt Leskanic, R Darryl Hamilton, L	(1, 1) (7, 1) (7, PH) (8, 8)	2-3 K		3-3 K		4-1 1B 1B E BB	1-1 P8	1-1 1B		2	0	0	0	0	2	1									
Inning Stats	R: 1 E: 0 K: 0 S: 6	H: 2 LOB: 1 BB: 0 P: 11	R: 0 E: 1 K: 2 S: 11	H: 0 LOB: 1 BB: 0 P: 18	R: 2 E: 0 K: 1 S: 13	H: 3 LOB: 1 BB: 0 P: 16	R: 0 E: 0 K: 1 S: 9	H: 0 LOB: 0 BB: 0 P: 14	R: 0 E: 0 K: 1 S: 12	H: 0 LOB: 0 BB: 0 P: 15	R: 0 E: 0 K: 1 S: 9	H: 2 LOB: 1 BB: 0 P: 12	R: 3 E: 1 K: 0 S: 23	H: 4 LOB: 3 BB: 2 P: 40	R: 2 E: 0 K: 1 S: 16	H: 2 LOB: 2 BB: 2 P: 27	R: 1 E: 0 K: 0 S: 7	H: 2 LOB: 2 BB: 1 P: 12	1B: 11 2B: 3 3B: 0 HR: 1	SF: 0 SAC: 1 DP: 1 HBP: 0	WP: 0 PB: 0 SB: 0 CS: 0	PA: 45			
PITCHER	IP	WLS	BF	H	R	ER	SO	BB	IBB	HBP	BLK	WP	HR	S	P	ERA	WHIP								
Brian Meadows, R Antonio Alfonseca, R Vic Darenbourg, L Justin Speier, R	(1, 1) (7, 1) (7, 1) (8, 1)	6.0 0.2 0.2 1.0	W 3 4 L	29 3 4 9	10 1 1 2	6 0 1 2	6 0 1 2	6 0 0 1	0 0 0 0	0 0 0 0	0 0 0 0	0 0 0 0	0 0 0 1	8 10 22 19	30 10 22 30	0.00 0.00 13.50 18.00	1.833 1.500 3.000 6.000								


Florida Marlins @ Colorado Rockies  
Coors Field, Denver, CO  
Wed Sep 09 1998, 7:05 PM MDT  
Att: 40,500 - Overcast - 84 F

AB 39  
R 9  
H 15  
RBI 8  
BB 5  
SO 7  
LOB 18





Batter	1	2	3	4	5	6	7	8	9	AB	R	H	RBI	BB	SO	LOB	TOP					
Todd Dunwoody, L (1, 8) OBP: 0.286, SLG: 0.380	F7		K			G4-3			G6-3 3B	4	1	1	0	0	1	2	<b>Florida Marlins @ Colorado Rockies</b> Coors Field, Denver, CO Thu Sep 10 1998, 3:33 AM MDT Att: 44,906 - Sunny - 89 F					
Edgar Renteria, R (1, 6) OBP: 0.347, SLG: 0.343	F3			L9		G4-3			G6-3	4	0	0	1	0	0	1						
Mark Kotsay, L (1, 9) OBP: 0.310, SLG: 0.392	L3			G5-3			F9		F7	4	0	0	0	0	0	0						
Cliff Floyd, L (1, 7) OBP: 0.337, SLG: 0.485		F8		L7			K		G6-3	4	0	0	0	0	1	0						
Brian Daubach, L (1, 3)		P3			K		L1			3	0	0	0	0	1	0						
Kevin Oris, R (1, 5) OBP: 0.275, SLG: 0.325		K			K				G4-3	3	0	0	0	0	2	0						
Gregg Zaun, S (1, 2) OBP: 0.289, SLG: 0.314			G4-3		L3				G5-3 BB	2	0	0	0	1	0	0						
Luis Castillo, S (1, 4) OBP: 0.300, SLG: 0.283			SH3-4 1B			SH1-4 BB		G5-3	2	0	1	0	1	0	1							
Rafael Medina, R (1, 1)			SH3-4		SH1-4			F7	3	0	0	0	0	0	0	0						
Ryan Jackson, L (8, PH) OBP: 0.306, SLG: 0.379			SH3-4		SH1-4					1	0	0	0	0	0	1						
Brian Edmondson, R (8, 1)										0	0	0	0	0	0	0						
<b>Inning Stats</b>	R: 0 E: 0 K: 0 S: 5	H: 0 LOB: 0 BB: 0 P: 8	R: 0 E: 0 K: 1 S: 9	H: 0 LOB: 0 BB: 0 P: 16	R: 0 E: 0 K: 1 S: 8	H: 1 LOB: 1 BB: 0 P: 9	R: 0 E: 0 K: 0 S: 4	H: 0 LOB: 0 BB: 0 P: 7	R: 0 E: 0 K: 2 S: 8	H: 0 LOB: 0 BB: 0 P: 15	R: 0 E: 0 K: 0 S: 7	H: 0 LOB: 1 BB: 1 P: 13	R: 0 E: 0 K: 1 S: 9	H: 0 LOB: 0 BB: 0 P: 14	R: 0 E: 0 K: 0 S: 7	H: 0 LOB: 1 BB: 1 P: 12	R: 1 E: 0 K: 0 S: 10	H: 1 LOB: 0 BB: 0 P: 16	1B: 1 2B: 0 3B: 1 HR: 0	SF: 0 SAC: 2 DP: 0 HBP: 0	WP: 0 PB: 0 SB: 0 CS: 0	PA: 31
<b>PITCHER</b> Darryl Kile, R (1, 1) ERA: 5.34	IP: 9.0 WLS: W BF: 31 H: 2 R: 1 ER: 1 SO: 5 BB: 2 IBB: 0 HBP: 0 BLK: 0 WP: 0 HR: 0 S: 67 P: 110 ERA: 1.00 WHIP: 0.444															<b>PITCHER</b>						

Batter	1	2	3	4	5	6	7	8	9	AB	R	H	RBI	BB	SO	LOB	BOTTOM			
Darryl Hamilton, L (1, 8) OBP: 0.400, SLG: 0.403	G4-3		G3-6-1 1B							3	0	2	0	1	0	0	<b>Florida Marlins @ Colorado Rockies</b> Coors Field, Denver, CO Thu Sep 10 1998, 3:33 AM MDT Att: 44,906 - Sunny - 89 F			
Neftali Perez, S (1, 6) OBP: 0.323, SLG: 0.389	B4		G3-6-1 1-2f		L4-6-4-6 2-3					4	0	1	1	0	0	3				
Dante Bichette, R (1, 7) OBP: 0.364, SLG: 0.526 1 Curtis Goodwin, L (9, 7) OBP: 0.320, SLG: 0.316	F8			17 1B		HR			P5	4	2	2	1	0	0	2				
Vinny Castilla, R (1, 5) OBP: 0.374, SLG: 0.610		P4		F8		E5		G5-3	4	0	0	0	0	0	1					
17 Todd Helton, L (1, 3) OBP: 0.380, SLG: 0.531				2-1 1B		L8				4	0	3	0	0	0	1				
Jason Bates, S (1, 4) OBP: 0.276, SLG: 0.235		P5		2-2 1B		G6-3				4	0	0	0	0	0	5				
Edgard Clemente, R (1, 9) OBP: 0.667, SLG: 0.500				1-1 1B					P2	2	0	1	1	1	0	0				
Kirt Manwaring, R (1, 2) OBP: 0.341, SLG: 0.336				1-3 2-H						3	1	1	0	0	0	2				
Darryl Kile, R (1, 1) OBP: 0.284, SLG: 0.328			K						G6-3	2	0	0	0	1	1	1				
<b>Inning Stats</b>	R: 0 E: 0 K: 0 S: 6	H: 0 LOB: 0 BB: 0 P: 7	R: 0 E: 0 K: 0 S: 8	H: 1 LOB: 2 BB: 1 P: 18	R: 0 E: 0 K: 1 S: 7	H: 1 LOB: 0 BB: 0 P: 8	R: 1 E: 0 K: 0 S: 12	H: 3 LOB: 2 BB: 0 P: 18	R: 0 E: 0 K: 0 S: 11	H: 1 LOB: 1 BB: 1 P: 21	R: 1 E: 1 K: 0 S: 14	H: 1 LOB: 0 BB: 0 P: 22	R: 1 E: 0 K: 0 S: 12	H: 2 LOB: 2 BB: 1 P: 20	R: 0 E: 0 K: 0 S: 7	H: 1 LOB: 0 BB: 0 P: 10		1B: 7 2B: 3 3B: 0 HR: 1	SF: 0 SAC: 0 DP: 4 HBP: 0	WP: 0 PB: 0 SB: 0 CS: 0
<b>PITCHER</b> Rafael Medina, R (1, 1) ERA: 6.75	IP: 7.0 WLS: L BF: 30 H: 9 R: 3 ER: 3 SO: 3 BB: 3 IBB: 0 HBP: 0 BLK: 0 WP: 0 HR: 1 S: 70 P: 114 ERA: 3.86 WHIP: 1.714															<b>PITCHER</b>				
Brian Edmondson, R (8, 1) ERA: 4.06	IP: 1.0 WLS: 3 BF: 1 H: 0 R: 0 ER: 0 SO: 0 BB: 0 IBB: 0 HBP: 0 BLK: 0 WP: 0 HR: 0 S: 7 P: 10 ERA: 0.00 WHIP: 1.000															<b>PITCHER</b>				



Batter	1	2	3	4	5	6	7	8	9	AB	R	H	RBI	BB	SO	LOB	TOP					
Darryl Hamilton, L OBP: 0.400, SLG: 0.408	L7		K			G3		HR		4	1	1	3	1	1	3	<b>Colorado Rockies @ San Francisco Giants</b> 3Com Park at Candlestick Point, San Francisco, CA Fri Sep 11 1998, 10:05 PM EDT Att: 34,698 - Unknown - 69 F					
Neftali Perez, S OBP: 0.322, SLG: 0.388	G4-3		B1		SH3-4	1B		B1-3		4	0	1	2	0	0	2						
Dante Bichette, R OBP: 0.361, SLG: 0.522 Jerry Dipoto, R (8, 1)	K			G4-3	L7	F7		P3		5	0	0	0	0	1	3						
Larry Walker, L OBP: 0.443, SLG: 0.625		17 1B BB		17 1B BB			K		17 G6-4 1B	2	1	1	0	3	1	0						
Vinny Castilla, R OBP: 0.372, SLG: 0.606	P8		BB 17 1B		K		G4-3		F9	5	0	1	0	0	1	4						
17 Todd Helton, L OBP: 0.382, SLG: 0.531	G4-3		BB 1B			3 HBP 7 1B	L8		G6-4-3	5	1	3	1	0	0	1						
3 Mike Lansing, R OBP: 0.318, SLG: 0.390	G4-3			P9		G3 7 1B HBP		SH1-4 1B		3	2	1	0	0	0	4						
Jeff Reed, L OBP: 0.381, SLG: 0.468 Edgard Clemente, R OBP: 0.697, SLG: 0.550 Kirt Manwaring, R OBP: 0.341, SLG: 0.336		G6-3			F7			SH1-4 1B		3	0	1	0	1	0	2						
Jamey Wright, R OBP: 0.236, SLG: 0.327 Curt Leskanen, R OBP: 0.342, SLG: 0.426 7 Kurt Abbott, R OBP: 0.296, SLG: 0.320 David Wainhouse, L OBP: 0.296, SLG: 0.320 Chuck McLeroy, L OBP: 0.296, SLG: 0.320 39 Jim Stoops, R OBP: 0.296, SLG: 0.320 1 Curtis Goodwin, L OBP: 0.296, SLG: 0.320				K		G3 1B		SH1-4		2	0	1	0	0	1	3						
<b>Inning Stats</b>	R: 0 E: 0 K: 1 S: 6	H: 0 LOB: 0 BB: 0 P: 11	R: 0 E: 0 K: 0 S: 4	H: 1 LOB: 1 BB: 1 P: 9	R: 0 E: 0 K: 1 S: 11	H: 1 LOB: 1 BB: 0 P: 17	R: 1 E: 0 K: 1 S: 20	H: 2 LOB: 3 BB: 2 P: 34	R: 0 E: 0 K: 1 S: 8	H: 0 LOB: 2 BB: 2 P: 16	R: 3 E: 0 K: 0 S: 13	H: 3 LOB: 1 BB: 0 P: 25	R: 0 E: 0 K: 1 S: 10	H: 0 LOB: 0 BB: 0 P: 17	R: 3 E: 0 K: 0 S: 11	H: 3 LOB: 1 BB: 0 P: 19		R: 0 E: 0 K: 0 S: 4	H: 1 LOB: 0 BB: 0 P: 5	1B: 9 2B: 0 3B: 1 HR: 1	SF: 0 SAC: 2 DP: 2 HBP: 1	WP: 1 PB: 0 SB: 0 CS: 0
<b>PITCHER</b>	IP WLS BF H R ER SO BB IBB HBP BLK WP HR S P ERA WHIP																					
Orel Hershisier, R ERA: 4.46	(1, 1) 5.1 27 6 4 0 4 4 5 0 0 1 0 1 0 55 100 6.75 2.062																					
Rich Rodriguez, L ERA: 3.94	(6, 1) 1.2 6 1 0 0 1 0 0 0 0 0 0 0 7 29 0.00 0.600																					
Julian Tavarez, R ERA: 3.83	(8, 1) 0.1 3 2 2 2 0 0 0 0 0 0 0 1 4 8 13.50 1.500																					
Alvin Morman, L ERA: 5.81	(9, 1) 1.0 3 1 0 0 0 0 0 0 0 0 0 4 5 0.00 1.000																					
Jose Mesa, R ERA: 4.62	(8, 7)																					

Batter	1	2	3	4	5	6	7	8	9	AB	R	H	RBI	BB	SO	LOB	BOTTOM					
Stan Javier, S OBP: 0.380, SLG: 0.359	F8		K		HR	1B			FC6-4	3	2	1	0	3	1	1	<b>Colorado Rockies @ San Francisco Giants</b> 3Com Park at Candlestick Point, San Francisco, CA Fri Sep 11 1998, 10:05 PM EDT Att: 34,698 - Unknown - 69 F					
Bill Mueller, S OBP: 0.388, SLG: 0.394 Charlie Hayes, R OBP: 0.362, SLG: 0.433	G1-3		G4-3		HR	1B		F8		1	0	0	0	0	0	0						
Barry Bonds, L OBP: 0.440, SLG: 0.587	K		G4-3		1B	K		G5-3		5	1	2	0	0	2	3						
Jeff Kent, R OBP: 0.354, SLG: 0.552	G5-3			FC6-4	1B	2B		G5-3		4	1	2	1	1	0	1						
Ellis Burks, R OBP: 0.375, SLG: 0.518	2B		1B	FC6-4	1B	2B		K		5	0	3	2	0	1	2						
J.T. Snow, L OBP: 0.337, SLG: 0.417				G6-3	1B	2B		K		4	0	3	1	1	1	2						
Rich Aurilia, R OBP: 0.305, SLG: 0.410 Rich Rodriguez, L OBP: 0.296, SLG: 0.320 Shawon Dunston, R OBP: 0.296, SLG: 0.320 Julian Tavarez, R OBP: 0.296, SLG: 0.320 Alvin Morman, L OBP: 0.296, SLG: 0.320 Marvin Benard, L OBP: 0.296, SLG: 0.320 Jose Mesa, R OBP: 0.296, SLG: 0.320	K		K		G6-3	K		F7		3	0	0	0	0	2	6						
Brian Johnson, R OBP: 0.288, SLG: 0.359 Brent Mayne, L OBP: 0.352, SLG: 0.362	K				K	K				1	0	1	0	1	0	0						
Ramon Martinez, R OBP: 0.421, SLG: 0.375								G3-6-4		0	0	0	0	0	0	0						
Orel Hershisier, R OBP: 0.206, SLG: 0.200 Rey Sanchez, R OBP: 0.324, SLG: 0.360	G4-3		2B		F6	L4		F9		2	0	1	0	0	0	0						
<b>Inning Stats</b>	R: 0 E: 0 K: 1 S: 7	H: 0 LOB: 0 BB: 0 P: 13	R: 0 E: 0 K: 2 S: 11	H: 2 LOB: 2 BB: 0 P: 17	R: 0 E: 0 K: 1 S: 7	H: 1 LOB: 1 BB: 0 P: 12	R: 0 E: 0 K: 1 S: 14	H: 2 LOB: 2 BB: 0 P: 21	R: 4 E: 0 K: 2 S: 24	H: 4 LOB: 2 BB: 2 P: 40	R: 2 E: 1 K: 2 S: 15	H: 3 LOB: 2 BB: 1 P: 26	R: 0 E: 0 K: 0 S: 8	H: 1 LOB: 2 BB: 1 P: 17	R: 0 E: 0 K: 1 S: 20	H: 1 LOB: 2 BB: 1 P: 31	R: 0 E: 0 K: 0 S: 4	H: 1 LOB: 1 BB: 1 P: 10	1B: 10 2B: 4 3B: 0 HR: 1	SF: 0 SAC: 0 DP: 1 HBP: 1	WP: 0 PB: 0 SB: 1 CS: 1	PA: 47
<b>PITCHER</b>	IP WLS BF H R ER SO BB IBB HBP BLK WP HR S P ERA WHIP																					
Jamey Wright, R ERA: 5.69	(1, 1) 4.1 23 8 4 0 4 4 2 0 0 0 0 0 0 54 91 8.31 2.308																					
Curt Leskanen, R ERA: 3.99	(5, 1) 0.2 3 1 0 0 2 0 0 0 0 0 0 9 12 0.00 1.500																					
David Wainhouse, R ERA: 5.59	(6, 1) 0.1 3 1 2 2 0 1 0 0 0 0 0 5 11 54.00 6.000																					
Chuck McLeroy, L ERA: 1.9	(6, 1) 0.2 4 2 0 0 2 0 0 0 0 0 0 10 15 0.00 3.000																					
39 Jim Stoops, R ERA:	(7, 1) 1.0 W 5 1 0 0 0 1 0 0 1 0 0 8 17 0.00 2.000																					





Batter	1	2	3	4	5	6	7	8	9	AB	R	H	RBI	BB	SO	LOB	TOP								
Darryl Hamilton, L (1, 8) OBP: 0.398, SLG: 0.405										4	0	0	0	0	2	0									
Neft Perez, S (1, 6) OBP: 0.322, SLG: 0.387										4	0	1	0	0	0	0									
Dante Bichette, R (1, 7) OBP: 0.362, SLG: 0.523										4	0	2	0	0	0	1									
Larry Walker, L (1, 9) OBP: 0.443, SLG: 0.626										4	1	2	0	0	2	1									
Vinny Castilla, R (1, 5) OBP: 0.370, SLG: 0.602										4	0	0	0	0	1	4									
17 Todd Helton, L (1, 3) OBP: 0.383, SLG: 0.530 1 Curtis Goodwin, L (9, PR) OBP: 0.330, SLG: 0.316 Angel Echevarria, R (9, 3) OBP: 0.500, SLG: 0.750										3	0	1	0	1	1	0									
3 Mike Lansing, R (1, 4) OBP: 0.320, SLG: 0.391										3	0	1	0	1	1	3									
Kirt Manwaring, R (1, 2) OBP: 0.338, SLG: 0.332 Jeff Reed, L (9, PH) OBP: 0.383, SLG: 0.470										3	0	0	0	0	1	2									
Pedro Astacio, R (1, 1) OBP: 0.153, SLG: 0.158 Chuck McElroy, L (9, 1) OBP: 0.200, SLG: 0.200 Jerry Dipoto, R (9, 1)										4	0	0	0	0	3	3									
<b>Inning Stats</b>	R: 0 E: 0 K: 1 S: 6	H: 0 LOB: 0 BB: 0 P: 10	R: 0 E: 0 K: 1 S: 8	H: 1 LOB: 1 BB: 0 P: 17	R: 0 E: 0 K: 2 S: 8	H: 0 LOB: 0 BB: 0 P: 11	R: 0 E: 0 K: 1 S: 12	H: 1 LOB: 1 BB: 0 P: 16	R: 0 E: 0 K: 2 S: 11	H: 1 LOB: 1 BB: 0 P: 15	R: 0 E: 0 K: 0 S: 13	H: 2 LOB: 2 BB: 0 P: 20	R: 0 E: 0 K: 0 S: 3	H: 0 LOB: 0 BB: 1 P: 9	R: 0 E: 0 K: 1 S: 9	H: 1 LOB: 1 BB: 0 P: 11	R: 1 E: 0 K: 3 S: 15	H: 2 LOB: 3 BB: 1 P: 25	1B: 5 2B: 3 3B: 0 HR: 0	SF: 0 SAC: 0 DP: 1 HBP: 0	WP: 0 PB: 0 SB: 2 CS: 0	PA: 36			
<b>PITCHER</b>	IP	WLS	BF	H	R	ER	SO	BB	IBB	HBP	BLK	WP	HR	S	P	ERA	WHIP								
Mark Gardner, R (1, 1) ERA: 4.46	8.0		30	6	0	0	8	1	0	0	0	0	0	70	109	0.00	0.875								
Robb Nen, R (9, 1) ERA: 1.45	1.0	L	6	2	1	1	3	0	1	0	0	0	0	15	25	9.00	2.000								

Colorado Rockies @ San Francisco Giants  
3Com Park at Candlestick Point, San Francisco, CA  
Sat Sep 12 1998, 6:33 AM EDT  
Att: 30,422 - Sunny - 77 F

AB	34
R	1
H	8
RBI	1
BB	2
SO	11
LOB	14



Batter	1	2	3	4	5	6	7	8	9	AB	R	H	RBI	BB	SO	LOB	BOTTOM								
Marvin Benard, L (1, 9) OBP: 0.389, SLG: 0.420										3	0	2	0	1	1	0									
Rich Aurilia, R (1, 6) OBP: 0.320, SLG: 0.409										3	0	1	0	0	0	2									
Barry Bonds, L (1, 7) OBP: 0.437, SLG: 0.583										4	0	0	0	0	1	2									
Jeff Kent, R (1, 4) OBP: 0.354, SLG: 0.549										4	0	1	0	0	0	1									
Ellis Burks, R (1, 8) OBP: 0.373, SLG: 0.513										4	0	0	0	0	0	2									
J.T. Snow, L (1, 3) OBP: 0.335, SLG: 0.413										3	0	0	0	0	1	0									
Charlie Hayes, R (1, 5) OBP: 0.359, SLG: 0.429										3	0	0	0	0	0	0									
Brent Mayne, L (1, 2) OBP: 0.365, SLG: 0.365 Shawon Dunston, R (9, PR) OBP: 0.255, SLG: 0.392 Brian Johnson, R (9, 2) OBP: 0.288, SLG: 0.359											3	0	2	0	1	0									
Mark Gardner, R (1, 1) OBP: 0.233, SLG: 0.191 Stan Javier, S (9, PH) OBP: 0.380, SLG: 0.359 Robb Nen, R (9, 1)											2	0	0	0	0	1									
<b>Inning Stats</b>	R: 0 E: 0 K: 2 S: 10	H: 1 LOB: 1 BB: 0 P: 15	R: 0 E: 0 K: 1 S: 9	H: 0 LOB: 0 BB: 0 P: 15	R: 0 E: 0 K: 0 S: 5	H: 2 LOB: 1 BB: 0 P: 11	R: 0 E: 0 K: 0 S: 6	H: 0 LOB: 0 BB: 0 P: 6	R: 0 E: 0 K: 1 S: 10	H: 0 LOB: 0 BB: 0 P: 15	R: 0 E: 0 K: 0 S: 5	H: 0 LOB: 0 BB: 1 P: 10	R: 0 E: 0 K: 0 S: 4	H: 0 LOB: 0 BB: 0 P: 7	R: 0 E: 0 K: 1 S: 8	H: 1 LOB: 1 BB: 0 P: 12	R: 0 E: 0 K: 0 S: 9	H: 2 LOB: 2 BB: 0 P: 14	1B: 6 2B: 1 3B: 0 HR: 0	SF: 0 SAC: 1 DP: 2 HBP: 0	WP: 0 PB: 0 SB: 0 CS: 0	PA: 32			
<b>PITCHER</b>	IP	WLS	BF	H	R	ER	SO	BB	IBB	HBP	BLK	WP	HR	S	P	ERA	WHIP								
Pedro Astacio, R (1, 1) ERA: 6.3	8.1	W	29	5	0	0	5	1	0	0	0	0	0	60	94	0.00	0.720								
Chuck McElroy, L (9, 1) ERA: 1.89	0.1		1	0	0	0	0	0	0	0	0	0	0	2	4	0.00	0.000								
Jerry Dipoto, R (9, 1) ERA: 3.38	0.1	S	2	1	0	0	0	0	0	0	0	0	0	4	7	0.00	3.000								

Colorado Rockies @ San Francisco Giants  
3Com Park at Candlestick Point, San Francisco, CA  
Sat Sep 12 1998, 6:33 AM EDT  
Att: 30,422 - Sunny - 77 F

AB	30
R	0
H	6
RBI	0
BB	1
SO	5
LOB	9









Batter	1	2	3	4	5	6	7	8	9	AB	R	H	RBI	BB	SO	LOB	TOP					
Darryl Hamilton, L (1, 8) OBP: 0.397, SLG: 0.404	B1-3		0-1 1B		0-0 G6-3			2-2 1B		4	0	2	0	0	0	2	<b>Colorado Rockies @ Los Angeles Dodgers</b> Dodger Stadium, Los Angeles, CA Mon Sep 14 1998, 7:05 PM PDT Att: 26,122 - Unknown - 78 F <a href="http://livebaseballscores.com">livebaseballscores.com</a>					
Neftali Feliz, S (1, 6) OBP: 0.319, SLG: 0.384	F8		1-1 P2			1-2 G6-4-3 1B		2-0 P6		4	0	1	0	0	0	3						
Dante Bichette, R (1, 9) OBP: 0.362, SLG: 0.522	G6-3			2-2 G5-3		0-2 G6-4-3 1-2		0-0 F9		4	0	0	0	0	0	3						
Vinny Castilla, R (1, 5) OBP: 0.365, SLG: 0.595		0-2 L7		0-3 K		1-2 G6-3			1-2 G5-3	4	0	0	0	0	1	0						
Angel Echevarria, R (1, 3) OBP: 0.429, SLG: 0.632 7 Kurt Abbott, R (8, PH) OBP: 0.309, SLG: 0.426		0-3 K		0-3 K			1-2 F9		0-2 HR	3	0	0	0	0	2	0						
3 Mike Lansing, R (1, 4) OBP: 0.319, SLG: 0.388		4-0 BB			0-2 SH3-4 32 1B		1-1 F7		0-3 K	3	0	1	0	1	1	0						
32 Derrick Gibson, R (1, 7) OBP: 0.625, SLG: 0.750		0-3 K			1-0 SH3-4 1-2 1B		1-3 K		1-2 F9	4	0	1	0	0	2	1						
Kirt Manwaring, R (1, 2) OBP: 0.334, SLG: 0.329			1-3 K		0-3 K			0-0 G6-3		3	0	0	0	0	2	2						
Bobby Jones, R (1, 1) OBP: 0.178, SLG: 0.200 Curt Leskanic, R (8, 1)			1-3 K		0-1 SH3-4			0-2 1B		2	0	1	0	0	1	0						
Dave Veres, R (8, 1) OBP: 0.333, SLG: 0.333					1-2 2-3			1-2 1B		0	0	0	0	0	0	0						
<b>Inning Stats</b>	R: 0 E: 0 K: 0 S: 9	H: 0 LOB: 0 BB: 0 P: 12	R: 0 E: 0 K: 2 S: 9	H: 0 LOB: 1 BB: 1 P: 13	R: 0 E: 0 K: 2 S: 10	H: 1 LOB: 0 BB: 0 P: 13	R: 0 E: 0 K: 2 S: 13	H: 0 LOB: 0 BB: 0 P: 15	R: 0 E: 0 K: 1 S: 10	H: 2 LOB: 2 BB: 0 P: 11	R: 0 E: 0 K: 0 S: 10	H: 1 LOB: 0 BB: 0 P: 12	R: 0 E: 0 K: 1 S: 8	H: 0 LOB: 0 BB: 0 P: 11	R: 0 E: 0 K: 0 S: 11	H: 2 LOB: 2 BB: 0 P: 15	R: 1 E: 0 K: 1 S: 12	H: 1 LOB: 0 BB: 0 P: 14	1B: 6 2B: 0 3B: 0 HR: 1	SF: 0 SAC: 1 DP: 1 HBP: 0	WP: 0 PB: 0 SB: 0 CS: 0	PA: 34
<b>PITCHER</b> Carlos Perez, L (1, 1) ERA: 3.75	IP: 9.0 WLS: W BF: 34 H: 7 R: 1 ER: 1 SO: 9 BB: 1 IBB: 0 HBP: 0 BLK: 0 WP: 0 HR: 1 S: 92 P: 116 ERA: 1.00 WHIP: 0.889															<b>PITCHER</b>						

Batter	1	2	3	4	5	6	7	8	9	AB	R	H	RBI	BB	SO	LOB	BOTTOM			
Eric Young Sr., R (1, 4) OBP: 0.355, SLG: 0.396 Juan Castro, R (2, 4) OBP: 0.257, SLG: 0.269	4-1 CS BB		2-3 K		0-0 1B			0-0 SH 1B		0	0	0	0	1	0	0	<b>Colorado Rockies @ Los Angeles Dodgers</b> Dodger Stadium, Los Angeles, CA Mon Sep 14 1998, 7:05 PM PDT Att: 26,122 - Unknown - 78 F <a href="http://livebaseballscores.com">livebaseballscores.com</a>			
Trenidad Hubbard, R (1, 8) OBP: 0.337, SLG: 0.440	0-3 K		0-3 K		3-2 1B		1-3 1B	0-0 SH 2B		3	1	1	0	0	2	1				
Eric Karros, R (1, 3) OBP: 0.350, SLG: 0.477	0-1 F9			1-0 1B	0-0 F9			4-1 2B 1B BB		3	1	1	0	1	0	3				
Bobby Bonilla, S (1, 5) OBP: 0.328, SLG: 0.396 Adrian Beltre, R (8, PR) OBP: 0.297, SLG: 0.349	0-0 CS	0-1 1B		1-2 G3 1-4 1B		4-2 CS BB		3-0 1B BB 2B		3	0	3	1	1	0	0				
Raul Mondesi, R (1, 9) OBP: 0.316, SLG: 0.504		2-1 F7		4-0 G3 BB		2-2 P3		0-0 P5		3	0	0	0	1	0	4				
Mark Grudzielanek, R (1, 6) OBP: 0.318, SLG: 0.366		0-3 K		1-0 G3		0-0 G1		4-0 BB 1B IBB		3	0	0	0	1	1	3				
Charles Johnson, R (1, 2) OBP: 0.285, SLG: 0.375		0-0 1B		2-3 K			1-0 P4	0-3 K		4	0	1	0	0	2	5				
Roger Cedeno, S (1, 7) OBP: 0.332, SLG: 0.309		2-3 K			0-0 G1-3		2-2 F7	1-0 BB 1B		4	0	1	1	0	1	2				
Carlos Perez, L (1, 1) OBP: 0.214, SLG: 0.242			1-0 B5-3		1-3 K		2-2 G4-3	4-1 1-2 2-3 3-H BB		3	0	0	1	1	1	0				
<b>Inning Stats</b>	R: 0 E: 0 K: 1 S: 6	H: 0 LOB: 0 BB: 1 P: 10	R: 0 E: 0 K: 2 S: 11	H: 2 LOB: 2 BB: 0 P: 15	R: 0 E: 0 K: 2 S: 7	H: 0 LOB: 0 BB: 0 P: 10	R: 0 E: 0 K: 1 S: 10	H: 2 LOB: 2 BB: 1 P: 19	R: 0 E: 0 K: 1 S: 11	H: 2 LOB: 2 BB: 0 P: 14	R: 0 E: 0 K: 0 S: 6	H: 0 LOB: 0 BB: 1 P: 12	R: 0 E: 0 K: 0 S: 9	H: 0 LOB: 0 BB: 0 P: 14	R: 4 E: 1 K: 1 S: 14	H: 3 LOB: 3 BB: 3 P: 32		1B: 8 2B: 1 3B: 0 HR: 0	SF: 0 SAC: 1 DP: 0 HBP: 0	WP: 0 PB: 0 SB: 1 CS: 2
<b>PITCHER</b> Bobby Jones, L (1, 1) ERA: 5.22 Curt Leskanic, R (8, 1) ERA: 4.09 Dave Veres, R (8, 1) ERA: 3.1	IP: 7.0 WLS: L BF: 29 H: 2 R: 2 ER: 2 SO: 7 BB: 2 IBB: 0 HBP: 0 BLK: 0 WP: 0 HR: 0 S: 65 P: 101 ERA: 2.57 WHIP: 1.429															<b>PITCHER</b>				



Batter	1	2	3	4	5	6	7	8	9	AB	R	H	RBI	BB	SO	LOB	TOP					
1 Curtis Goodwin, L (1.8) OBP: 0.316, SLG: 0.312										5	0	1	0	0	2	6	<b>Colorado Rockies @ Los Angeles Dodgers</b> Dodger Stadium, Los Angeles, CA Tue Sep 15 1998, 7:05 PM PDT Att: 29,702 - Unknown - 76 F <a href="http://livebaseballscorecards.com">livebaseballscorecards.com</a>					
Neft Perez, S (1.6) OBP: 0.318, SLG: 0.384										5	1	1	2	0	1	2						
Dante Bichette, R (1.9) OBP: 0.359, SLG: 0.518 Jerry Dipoto, R (9.1)										5	0	0	0	0	0	4						
Vinny Castilla, R (1.5) OBP: 0.363, SLG: 0.590										5	0	0	0	0	1	5						
Jeff Reed, L (1.2) OBP: 0.381, SLG: 0.475										4	0	0	0	0	1	0						
3 Mike Lansing, R (1.4) OBP: 0.320, SLG: 0.390										3	1	1	0	1	1	0						
32 Derrick Gibson, R (1.7) OBP: 0.667, SLG: 0.700										2	1	1	0	1	1	0						
Angel Echevarria, R (1.3) OBP: 0.480, SLG: 0.682										3	2	2	0	1	0	2						
Darryl Kile, R (1.1) OBP: 0.300, SLG: 0.333 Curt Leskanic, R (8.1)										2	0	1	1	1	0	1						
Jason Bates, S (9. PH) OBP: 0.273, SLG: 0.232 Edgard Clemente, R (9.9) OBP: 0.667, SLG: 0.500										0	0	0	0	0	0	0						
<b>Inning Stats</b>	R: 0 E: 0 K: 2 S: 9	H: 0 LOB: 0 BB: 0 P: 11	R: 0 E: 0 K: 1 S: 7	H: 0 LOB: 0 BB: 0 P: 9	R: 2 E: 1 K: 1 S: 13	H: 2 LOB: 2 BB: 1 P: 17	R: 0 E: 0 K: 1 S: 9	H: 0 LOB: 0 BB: 0 P: 12	R: 1 E: 1 K: 0 S: 9	H: 2 LOB: 2 BB: 0 P: 12	R: 0 E: 0 K: 1 S: 10	H: 1 LOB: 2 BB: 2 P: 22	R: 0 E: 0 K: 0 S: 6	H: 0 LOB: 0 BB: 0 P: 10	R: 0 E: 0 K: 0 S: 8	H: 1 LOB: 1 BB: 1 P: 16	R: 1 E: 1 K: 2 S: 15	H: 1 LOB: 1 BB: 0 P: 22	1B: 4 2B: 3 3B: 0 HR: 0	SF: 0 SAC: 0 DP: 2 HBP: 1	WP: 0 PB: 0 SB: 1 CS: 0	PA: 40
<b>PITCHER</b> Chan Ho Park, R (1.1) ERA: 3.83	IP: 9.0 WLS: L BF: 40 H: 7 R: 5 ER: 3 SO: 8 BB: 4 IBB: 0 HBP: 1 BLK: 0 WP: 0 HR: 0 S: 86 P: 131 ERA: 3.00 WHIP: 1.222															<b>PITCHER</b>						

Batter	1	2	3	4	5	6	7	8	9	AB	R	H	RBI	BB	SO	LOB	BOTTOM					
Roger Cedeno, S (1.8) OBP: 0.338, SLG: 0.317										5	1	3	0	0	0	1	<b>Colorado Rockies @ Los Angeles Dodgers</b> Dodger Stadium, Los Angeles, CA Tue Sep 15 1998, 7:05 PM PDT Att: 29,702 - Unknown - 76 F <a href="http://livebaseballscorecards.com">livebaseballscorecards.com</a>					
Jim Eisenreich, L (1.7) OBP: 0.282, SLG: 0.267										5	1	2	0	0	0	2						
Eric Karros, R (1.3) OBP: 0.349, SLG: 0.478										3	1	1	1	0	0	2						
Bobby Bonilla, S (1.5) OBP: 0.330, SLG: 0.395										3	0	1	1	1	0	0						
Raul Mondesi, R (1.9) OBP: 0.314, SLG: 0.502										3	0	0	1	0	0	1						
Mark Grudzielanek, R (1.6) OBP: 0.319, SLG: 0.367										4	0	2	0	0	1	0						
Charles Johnson, R (1.2) OBP: 0.287, SLG: 0.383										4	1	2	1	0	1	2						
Juan Castro, R (1.4) OBP: 0.254, SLG: 0.265 Matt Luke, L (9. PH) OBP: 0.268, SLG: 0.434										3	0	0	0	0	2	2						
Chan Ho Park, R (1.1) OBP: 0.217, SLG: 0.254 Trenidad Hubbard, R (9. PH) OBP: 0.360, SLG: 0.449										3	0	0	0	0	0	2						
<b>Inning Stats</b>	R: 2 E: 0 K: 1 S: 11	H: 3 LOB: 2 BB: 1 P: 22	R: 0 E: 0 K: 0 S: 11	H: 1 LOB: 1 BB: 0 P: 14	R: 0 E: 0 K: 0 S: 6	H: 0 LOB: 0 BB: 0 P: 10	R: 0 E: 0 K: 1 S: 11	H: 2 LOB: 1 BB: 0 P: 17	R: 1 E: 0 K: 0 S: 8	H: 2 LOB: 1 BB: 0 P: 12	R: 0 E: 0 K: 1 S: 7	H: 0 LOB: 0 BB: 0 P: 12	R: 0 E: 0 K: 0 S: 6	H: 0 LOB: 0 BB: 0 P: 9	R: 0 E: 0 K: 1 S: 6	H: 0 LOB: 0 BB: 0 P: 12		R: 1 E: 0 K: 0 S: 12	H: 2 LOB: 1 BB: 0 P: 18	1B: 9 2B: 3 3B: 0 HR: 1	SF: 2 SAC: 0 DP: 2 HBP: 0	WP: 0 PB: 0 SB: 0 CS: 0
<b>PITCHER</b> Darryl Kile, R (1.1) ERA: 5.29 Curt Leskanic, R (8.1) ERA: 4.04 Jerry Dipoto, R (9.1) ERA: 3.46	IP: 7.0 WLS: W BF: 30 H: 10 R: 3 ER: 3 SO: 3 BB: 1 IBB: 0 HBP: 0 BLK: 0 WP: 0 HR: 0 S: 61 P: 96 ERA: 3.86 WHIP: 1.571															<b>PITCHER</b>						



Batter	1	2	3	4	5	6	7	8	9	AB	R	H	RBI	BB	SO	LOB	TOP										
<b>Neft Perez, S</b> (1, 6) OBP: 0.320, SLG: 0.385										4	0	2	0	0	1	1											
<b>7 Kurt Abbott, R</b> (1, 9) OBP: 0.399, SLG: 0.424										3	0	1	0	0	1	1											
<b>Darryl Hamilton, L</b> (9, PH) OBP: 0.398, SLG: 0.405										1	0	1	0	0	0	0											
<b>1 Curtis Goodwin, L</b> (9, PR) OBP: 0.316, SLG: 0.312										0	0	0	0	0	0	0											
<b>Angel Echevarria, R</b> (1, 3) OBP: 0.449, SLG: 0.690										3	0	0	0	0	0	3											
<b>Vinny Castilla, R</b> (1, 5) OBP: 0.363, SLG: 0.589										3	0	1	0	1	1	1											
<b>32 Derrick Gibson, R</b> (1, 7) OBP: 0.600, SLG: 0.615										3	0	1	0	0	1	2											
<b>Dante Bichette, R</b> (9, PH) OBP: 0.360, SLG: 0.519										1	0	1	0	0	0	0											
<b>3 Mike Lansing, R</b> (1, 4) OBP: 0.318, SLG: 0.387										4	0	0	0	0	2	4											
<b>Edgard Clemente, R</b> (1, 8) OBP: 0.500, SLG: 0.490										3	0	1	0	0	1	0											
<b>Kirt Manwaring, R</b> (1, 2) OBP: 0.331, SLG: 0.325										3	0	0	0	0	2	1											
<b>Jamey Wright, R</b> (1, 1) OBP: 0.228, SLG: 0.315										2	0	0	0	0	1	0											
<b>Terry Shumpert, R</b> (8, PH) OBP: 0.292, SLG: 0.409										0	0	0	0	1	0	0											
<b>Dave Veres, R</b> (8, 1) OBP: 0.333, SLG: 0.333										0	0	0	0	0	0	0											
<b>Inning Stats</b>	R: 0 E: 0 K: 1 S: 11	H: 2 LOB: 2 BB: 1 P: 18	R: 0 E: 0 K: 3 S: 10	H: 0 LOB: 0 BB: 0 P: 15	R: 0 E: 0 K: 2 S: 12	H: 0 LOB: 0 BB: 0 P: 16	R: 0 E: 0 K: 0 S: 4	H: 0 LOB: 0 BB: 0 P: 7	R: 0 E: 0 K: 1 S: 10	H: 1 LOB: 0 BB: 0 P: 14	R: 0 E: 0 K: 1 S: 5	H: 1 LOB: 0 BB: 0 P: 5	R: 0 E: 0 K: 1 S: 9	H: 1 LOB: 1 BB: 0 P: 16	R: 0 E: 0 K: 1 S: 10	H: 0 LOB: 1 BB: 1 P: 16	R: 0 E: 0 K: 0 S: 9	H: 3 LOB: 2 BB: 0 P: 12	1B: 8 2B: 1 3B: 0 HR: 0	SF: 0 SAC: 0 DP: 5 HBP: 1	WP: 0 PB: 0 SB: 0 CS: 0	PA: 33					
<b>PITCHER</b>	IP	WLS	BF	H	R	ER	SO	BB	IBB	HBP	BLK	WP	HR	S	P	ERA	WHIP										
<b>Brian Bohanon, L</b> (1, 1) ERA: 2.65	8.0	W	28	5	0	0	10	2	0	1	0	0	0	71	107	0.00	0.875										
<b>Jeff Shaw, R</b> (9, 1) ERA: 2.11	1.0	S	5	3	0	0	0	0	0	0	0	0	0	9	12	0.00	3.000										

**Colorado Rockies @ Los Angeles Dodgers**  
**Dodger Stadium, Los Angeles, CA**  
 Wed Sep 16 1998, 7:05 PM PDT  
 Att: 27,906 - Unknown - 76 F

AB	30
R	0
H	8
RBI	0
BB	2
SO	10
LOB	13



Batter	1	2	3	4	5	6	7	8	9	AB	R	H	RBI	BB	SO	LOB	BOTTOM										
<b>Roger Cedeno, S</b> (1, 8) OBP: 0.341, SLG: 0.320										4	1	2	0	0	0	0											
<b>Juan Castro, R</b> (1, 4) OBP: 0.254, SLG: 0.264										4	0	1	1	0	2	1											
<b>Jim Eisenreich, L</b> (1, 7) OBP: 0.276, SLG: 0.261										4	0	0	0	0	0	1											
<b>Eric Karros, R</b> (1, 3) OBP: 0.350, SLG: 0.480										4	0	2	0	0	0	0											
<b>Matt Luke, L</b> (1, 9) OBP: 0.272, SLG: 0.430										2	0	0	0	2	2	0											
<b>Jeff Shaw, R</b> (9, 1) ERA: 2.11										0	0	0	0	0	0	0											
<b>Mark Grudzielanek, R</b> (1, 6) OBP: 0.317, SLG: 0.364										4	0	0	0	0	0	4											
<b>Adrián Beltré, R</b> (1, 5) OBP: 0.274, SLG: 0.347										1	1	0	0	1	0	2											
<b>Angel Pena, R</b> (1, 2) OBP: 0.400, SLG: 0.400										3	0	1	0	0	1	3											
<b>Brian Bohanon, L</b> (1, 1) OBP: 0.310, SLG: 0.375										3	0	0	0	0	1	1											
<b>Trenidad Hubbard, R</b> (9, 8) OBP: 0.360, SLG: 0.449										0	0	0	0	0	0	0											
<b>Inning Stats</b>	R: 0 E: 0 K: 1 S: 6	H: 0 LOB: 0 BB: 0 P: 7	R: 0 E: 0 K: 1 S: 9	H: 0 LOB: 0 BB: 0 P: 13	R: 1 E: 1 K: 1 S: 9	H: 2 LOB: 1 BB: 0 P: 15	R: 0 E: 0 K: 0 S: 8	H: 1 LOB: 3 BB: 2 P: 17	R: 0 E: 0 K: 0 S: 6	H: 0 LOB: 0 BB: 0 P: 9	R: 0 E: 0 K: 0 S: 9	H: 1 LOB: 2 BB: 1 P: 15	R: 1 E: 1 K: 2 S: 12	H: 2 LOB: 1 BB: 0 P: 18	R: 0 E: 0 K: 1 S: 10	H: 0 LOB: 0 BB: 0 P: 15	1B: 5 2B: 1 3B: 0 HR: 0	SF: 0 SAC: 0 DP: 1 HBP: 1	WP: 0 PB: 0 SB: 1 CS: 0	PA: 33							
<b>PITCHER</b>	IP	WLS	BF	H	R	ER	SO	BB	IBB	HBP	BLK	WP	HR	S	P	ERA	WHIP										
<b>Jamey Wright, R</b> (1, 1) ERA: 5.53	7.0	L	30	6	2	1	5	3	0	1	0	0	0	59	94	1.29	1.286										
<b>Dave Veres, R</b> (8, 1) ERA: 3.06	1.0	S	3	0	0	0	1	0	0	0	0	0	0	10	15	0.00	0.000										

**Colorado Rockies @ Los Angeles Dodgers**  
**Dodger Stadium, Los Angeles, CA**  
 Wed Sep 16 1998, 7:05 PM PDT  
 Att: 27,906 - Unknown - 76 F

AB	29
R	2
H	6
RBI	1
BB	3
SO	6
LOB	12





Batter	1	2	3	4	5	6	7	8	9	AB	R	H	RBI	BB	SO	LOB	TOP										
Darryl Hamilton, L OBP: 0.397, SLG: 0.403	G4-3		G5-3				F8		K	5	0	1	0	0	1	4	<b>Colorado Rockies @ San Diego Padres</b> Qualcomm Stadium, San Diego, CA Fri Sep 18, 1998, 10:05 PM EDT Att: 28,158 - Unknown - 72 F										
Neft Perez, S OBP: 0.318, SLG: 0.382	P6			K			F8		B1	4	0	0	0	0	1	2											
Larry Walker, L OBP: 0.439, SLG: 0.618 Edgard Clemente, R OBP: 0.429, SLG: 0.333	G1-3			K			F7		K	3	0	0	0	0	1	0											
Dante Bichette, R OBP: 0.361, SLG: 0.519		G5-3		HR					G5-3	4	1	2	0	0	0	0											
Vinny Castilla, R OBP: 0.366, SLG: 0.601										4	2	3	3	0	0	1											
17 Todd Helton, L OBP: 0.381, SLG: 0.525										4	0	0	0	0	0	1											
3 Mike Lansing, R OBP: 0.317, SLG: 0.386										4	0	1	0	0	0	1											
Jeff Reed, L OBP: 0.386, SLG: 0.486										3	1	2	0	1	0	1											
Pedro Astacio, R OBP: 0.159, SLG: 0.164 Chuck McElroy, L OBP: 0.200, SLG: 0.200 Dave Veres, R OBP: 0.333, SLG: 0.333										4	0	1	1	0	2	4											
<b>Inning Stats</b>	R: 0 E: 0 K: 0 S: 4	H: 0 LOB: 0 BB: 0 P: 7	R: 0 E: 0 K: 0 S: 7	H: 1 LOB: 0 BB: 0 P: 9	R: 0 E: 0 K: 1 S: 11	H: 1 LOB: 1 BB: 0 P: 16	R: 2 E: 0 K: 2 S: 15	H: 2 LOB: 0 BB: 0 P: 21	R: 0 E: 0 K: 1 S: 7	H: 1 LOB: 2 BB: 1 P: 14	R: 0 E: 0 K: 0 S: 3	H: 1 LOB: 1 BB: 0 P: 3	R: 1 E: 0 K: 0 S: 12	H: 2 LOB: 1 BB: 0 P: 19	R: 0 E: 0 K: 1 S: 9	H: 0 LOB: 0 BB: 0 P: 11		R: 1 E: 1 K: 1 S: 9	H: 2 LOB: 2 BB: 0 P: 13	1B: 6 2B: 2 3B: 1 HR: 2	SF: 0 SAC: 0 DP: 2 HBP: 0	WP: 0 PA: 37 PB: 0 SB: 0 CS: 0					
<b>PITCHER</b>	IP	WLS	BF	H	R	ER	SO	BB	IBB	HBP	BLK	WP	HR	S	P	ERA	WHIP										
Andy Ashby, R ERA: 3.34	6.2	L	27	8	3	3	4	1	0	0	0	0	1	57	86	4.05	1.350										
24 Mark Langston, L ERA: 5.99	0.1		1	0	0	0	0	0	0	0	0	0	0	2	3	0.00	0.000										
Scott Sanders, R ERA: 7.49	2.0		9	2	1	1	2	0	0	0	0	0	1	18	24	4.50	1.000										

AB	36
R	4
H	10
RBI	4
BB	1
SO	6
LOB	14



Batter	1	2	3	4	5	6	7	8	9	AB	R	H	RBI	BB	SO	LOB	BOTTOM										
Quilvio Veras, S OBP: 0.381, SLG: 0.363	K		G5-3					G5-3		4	0	1	0	0	1	1	<b>Colorado Rockies @ San Diego Padres</b> Qualcomm Stadium, San Diego, CA Fri Sep 18, 1998, 10:05 PM EDT Att: 28,158 - Unknown - 72 F										
Steve Finley, L OBP: 0.295, SLG: 0.397	G6-3			G3	G1-3	BB		F7		3	0	0	0	1	1	1											
Tony Gwynn, L OBP: 0.366, SLG: 0.493	G3-1			G1-3				F8		4	1	1	0	0	0	2											
Ken Caminiti, S OBP: 0.358, SLG: 0.516		G3-1		G3				K		4	0	1	0	0	1	2											
Wally Joyner, L OBP: 0.372, SLG: 0.461								K		4	0	2	1	0	2	1											
John Vander Wal, L OBP: 0.381, SLG: 0.512 Scott Sanders, R OBP: 0.154, SLG: 0.125										2	0	0	0	1	1	1											
Greg Vaughn, R OBP: 0.368, SLG: 0.611										0	0	0	0	0	0	0											
Carlos Hernandez, R OBP: 0.308, SLG: 0.375										1	0	0	0	0	1	2											
Chris Gomez, R OBP: 0.348, SLG: 0.377										4	0	1	0	0	0	3											
Andy Ashby, R OBP: 0.141, SLG: 0.145 24 Mark Langston, R OBP: 0.154, SLG: 0.125 Mark Sweeney, L OBP: 0.329, SLG: 0.344										2	0	0	0	0	2	2											
<b>Inning Stats</b>	R: 0 E: 0 K: 1 S: 7	H: 0 LOB: 0 BB: 0 P: 11	R: 0 E: 0 K: 0 S: 5	H: 1 LOB: 0 BB: 0 P: 7	R: 0 E: 0 K: 1 S: 10	H: 1 LOB: 1 BB: 0 P: 13	R: 0 E: 0 K: 1 S: 8	H: 0 LOB: 1 BB: 1 P: 19	R: 0 E: 0 K: 2 S: 13	H: 1 LOB: 1 BB: 0 P: 19	R: 0 E: 0 K: 1 S: 10	H: 1 LOB: 1 BB: 0 P: 13	R: 0 E: 0 K: 1 S: 6	H: 0 LOB: 0 BB: 1 P: 13	R: 0 E: 0 K: 0 S: 8	H: 0 LOB: 0 BB: 0 P: 13	R: 1 E: 0 K: 2 S: 17	H: 3 LOB: 2 BB: 0 P: 30	1B: 6 2B: 1 3B: 0 HR: 0	SF: 0 SAC: 0 DP: 2 HBP: 0	WP: 0 PA: 34 PB: 0 SB: 0 CS: 0						
<b>PITCHER</b>	IP	WLS	BF	H	R	ER	SO	BB	IBB	HBP	BLK	WP	HR	S	P	ERA	WHIP										
Pedro Astacio, R ERA: 6.09	8.1	W	31	6	1	1	8	2	0	0	0	0	0	75	122	1.08	0.960										
Chuck McElroy, L ERA: 2.0	0.0		1	1	0	0	0	0	0	0	0	0	0	3	5	∞	∞										
Dave Veres, R ERA: 3.03	0.2	S	2	0	0	0	1	0	0	0	0	0	0	6	11	0.00	0.000										





Batter	1	2	3	4	5	6	7	8	9	AB	R	H	RBI	BB	SO	LOB	TOP					
Darryl Hamilton, L (1,8) OBP: 0.398, SLG: 0.405	G5-3		WP BB			FC4-6 BB	SH1-4 2B		G6-3	3	0	1	0	2	0	0	<b>Colorado Rockies @ San Diego Padres</b> Qualcomm Stadium, San Diego, CA Sat Sep 19 1998, 10:05 PM EDT Att: 54,042 - Unknown - 70 F  <b>AB 32</b> <b>R 1</b> <b>H 7</b> <b>RBI 0</b> <b>BB 4</b> <b>SO 9</b> <b>LOB 18</b>					
Neifi Perez, S (1,6) OBP: 0.317, SLG: 0.381	1B		K		FC4-6 WP		SH1-4		K	4	0	1	0	0	2	3						
Dante Bichette, R (1,9) OBP: 0.359, SLG: 0.516	K		K		P3		G6-3			4	0	0	0	0	2	5						
Vinny Castilla, R (1,5) OBP: 0.365, SLG: 0.599	F8				K				K	4	0	1	0	0	2	2						
17 Todd Helton, L (1,3) OBP: 0.382, SLG: 0.524		L6			K				G6-3	3	0	1	0	1	0	0						
32 Derrick Gibson, R (1,7) OBP: 0.526, SLG: 0.529		F9			3 G5-4-3 1B		FC6-4 3 2B		E6	4	0	1	0	0	0	1						
3 Mike Lansing, R (1,4) OBP: 0.317, SLG: 0.387		G5-3			G5-4-3				K	4	0	1	0	0	1	3						
Kirt Manwaring, R (1,2) OBP: 0.334, SLG: 0.326 Curt Leskanic, R (6,1) OBP: 0.453, SLG: 0.577 Angel Echevarria, R (6,PH) OBP: 0.290, SLG: 0.290 Chuck McElroy, L (8,1) OBP: 0.290, SLG: 0.290 Jerry Dipoto, R (8,1)			G5-3		FC4-6 SH3-4 WP 1B		FC6-4 IBB		F7	2	1	1	0	1	0	0						
John Thomson, R (1,1) OBP: 0.151, SLG: 0.122 Jeff Reed, L (6,PH) OBP: 0.383, SLG: 0.482			K		SH3-4		FC6-4		K	1	0	0	0	0	1	0						
										2	0	0	0	0	1	3						
<b>Inning Stats</b>	R: 0 E: 0 K: 1 S: 7	H: 1 LOB: 1 BB: 0 P: 11	R: 0 E: 0 K: 0 S: 7	H: 0 LOB: 0 BB: 0 P: 9	R: 0 E: 0 K: 3 S: 15	H: 0 LOB: 2 BB: 1 P: 27	R: 0 E: 0 K: 1 S: 8	H: 1 LOB: 1 BB: 1 P: 15	R: 1 E: 0 K: 0 S: 9	H: 1 LOB: 3 BB: 1 P: 18	R: 0 E: 0 K: 1 S: 12	H: 1 LOB: 1 BB: 0 P: 21	R: 0 E: 1 K: 1 S: 7	H: 0 LOB: 1 BB: 0 P: 12	R: 0 E: 0 K: 2 S: 8	H: 0 LOB: 0 BB: 0 P: 8	1B: 5 2B: 2 3B: 0 HR: 0	SF: 0 SAC: 2 DP: 1 HBP: 0	WP: 2 PB: 0 SB: 0 CS: 0	PA: 38		
<b>PITCHER</b>	IP WLS BF H R ER SO	IP WLS BF H R ER SO	IP WLS BF H R ER SO	IP WLS BF H R ER SO	IP WLS BF H R ER SO	IP WLS BF H R ER SO	IP WLS BF H R ER SO	IP WLS BF H R ER SO	IP WLS BF H R ER SO	IP WLS BF H R ER SO	IP WLS BF H R ER SO	IP WLS BF H R ER SO	IP WLS BF H R ER SO	IP WLS BF H R ER SO	IP WLS BF H R ER SO	IP WLS BF H R ER SO	ERA WHIP	ERA WHIP				
Matt Clement, R (1,1) ERA: 4.97	5.2	W	26	6	1	1	5	3	1	0	0	0	0	0	0	0	2	0	53	94	1.59	1.588
Donnie Wall, R (6,1) ERA: 2.5	1.1		5	1	0	0	1	0	0	0	0	0	0	0	0	0	0	0	13	22	0.00	0.750
Randy Myers, L (8,1) ERA: 4.37	0.1		1	0	0	0	0	0	0	0	0	0	0	0	0	0	0	0	1	2	0.00	0.000
Dan Miceli, R (8,1) ERA: 3.36	0.2	S	3	0	0	0	1	0	0	0	0	0	0	0	0	0	0	0	6	10	0.00	0.000
Trevor Hoffman, R (9,1) ERA: 1.53	1.0		3	0	0	0	2	0	0	0	0	0	0	0	0	0	0	0	8	8	0.00	0.000


Batter	1	2	3	4	5	6	7	8	9	AB	R	H	RBI	BB	SO	LOB	BOTTOM			
Quilvio Veras, S (1,4) OBP: 0.383, SLG: 0.364	G4-6-3 1B		FC6-4 1B		2B BB		K			3	1	2	0	1	1	1	<b>Colorado Rockies @ San Diego Padres</b> Qualcomm Stadium, San Diego, CA Sat Sep 19 1998, 10:05 PM EDT Att: 54,042 - Unknown - 70 F  <b>AB 29</b> <b>R 4</b> <b>H 8</b> <b>RBI 4</b> <b>BB 4</b> <b>SO 9</b> <b>LOB 11</b>			
Tony Gwynn, L (1,9) OBP: 0.397, SLG: 0.495 Archi Cianfranco, R (9,3) OBP: 0.192, SLG: 0.208	G4-6-3		FC6-4 1B		1-H 2B		P3		P3	4	0	2	2	0	0	1				
Greg Vaughn, R (1,7) OBP: 0.367, SLG: 0.608	K		FC6-4 1B		P3				2B BB	3	1	0	0	1	1	3				
Steve Finley, L (1,8) OBP: 0.300, SLG: 0.400		F8	G1-3				G4-6-3 1B		1-H 2B	4	1	2	1	0	0	2				
Mark Sweeney, L (1,3) OBP: 0.324, SLG: 0.339 Ruben Rivera, R (8,PH) OBP: 0.333, SLG: 0.389		K			F9		G4-6-3		2-H 1B	3	0	0	0	0	1	1				
Jim Leyritz, R (1,2) OBP: 0.385, SLG: 0.466 Trevor Hoffman, R (9,1)			BB		K		K		K	3	0	0	0	1	3	1				
George Arias, R (1,5) OBP: 0.313, SLG: 0.429			K		K				G6-3	4	0	0	0	0	2	2				
Chris Gomez, R (1,6) OBP: 0.348, SLG: 0.377			1B SH3-4 1B		F9		F8			3	1	1	0	0	0	0				
Matt Clement, R (1,1) Donnie Wall, R (6,1) John Vander Wagon, L (7,PH) James Moulton, L (8,1) Randy Myers, L (8,1) Dan Miceli, R (8,1) Carlos Hernandez, R (9,2)			SH3-4		K				BB	1	0	0	0	0	1	0				
										0	0	0	0	0	0	0				
<b>Inning Stats</b>	R: 0 E: 0 K: 1 S: 9	H: 1 LOB: 0 BB: 0 P: 13	R: 0 E: 0 K: 2 S: 10	H: 0 LOB: 1 BB: 1 P: 17	R: 1 E: 0 K: 0 S: 9	H: 3 LOB: 0 BB: 0 P: 11	R: 0 E: 0 K: 2 S: 8	H: 0 LOB: 0 BB: 0 P: 10	R: 1 E: 0 K: 1 S: 12	H: 1 LOB: 1 BB: 1 P: 21	R: 0 E: 0 K: 1 S: 5	H: 1 LOB: 0 BB: 1 P: 8	R: 0 E: 0 K: 1 S: 11	H: 0 LOB: 0 BB: 1 P: 18	R: 2 E: 0 K: 1 S: 14	H: 2 LOB: 1 BB: 1 P: 25	1B: 6 2B: 2 3B: 0 HR: 0	SF: 0 SAC: 1 DP: 2 HBP: 0	WP: 0 PB: 0 SB: 1 CS: 0	PA: 34
<b>PITCHER</b>	IP WLS BF H R ER SO	IP WLS BF H R ER SO	IP WLS BF H R ER SO	IP WLS BF H R ER SO	IP WLS BF H R ER SO	IP WLS BF H R ER SO	IP WLS BF H R ER SO	IP WLS BF H R ER SO	IP WLS BF H R ER SO	IP WLS BF H R ER SO	IP WLS BF H R ER SO	IP WLS BF H R ER SO	IP WLS BF H R ER SO	IP WLS BF H R ER SO	IP WLS BF H R ER SO	IP WLS BF H R ER SO	ERA WHIP	ERA WHIP		
John Thomson, R (1,1) ERA: 4.79	5.0	L	21	5	2	2	6	2	0	0	48	72	3.60	1.400						
Curt Leskanic, R (6,1) ERA: 3.93	2.0		7	1	0	0	2	1	0	0	16	26	0.00	1.000						
Chuck McElroy, L (8,1) ERA: 2.26	0.1		4	2	2	2	0	1	0	0	8	17	54.00	9.000						
Jerry Dipoto, R (8,1) ERA: 3.42	0.2		2	0	0	0	1	0	0	0	6	8	0.00	0.000						



Batter	1	2	3	4	5	6	7	8	9	10	11	AB	R	H	RBI	BB	SO	LOB	TOP					
Darryl Hamilton, L OBP: 0.397, SLG: 0.403 (1, 8)	G6-3		F7			G6-3			K		1B	5	0	1	1	0	1	0						
Nelfi Perez, S OBP: 0.315, SLG: 0.378 (1, 6)	G3-1		F9			G6-3			B5-3		F7	5	0	0	0	0	0	1						
17 Todd Helton, L OBP: 0.379, SLG: 0.519 (1, 3)	G4-3				G6-3			K			F8	5	0	0	0	0	1	1						
Dante Bichette, R OBP: 0.360, SLG: 0.515 1 Curtis Goodwin, L OBP: 0.316, SLG: 0.312 (10, PR) (10, 7)	1B 1B			P4				F7			G5-4-3 BB	3	0	1	0	1	0	0						
Vinny Castilla, R OBP: 0.363, SLG: 0.595 (1, 5)	F8			F7				K			G5-4-3 1-2f	4	0	0	0	0	1	2						
Edgard Clemente, R OBP: 0.455, SLG: 0.400 (1, 9)	FC6-4 1B					K			K		1B	4	0	2	0	0	2	0						
Jeff Reed, L OBP: 0.381, SLG: 0.478 (1, 2)	K			G3-1					1B E		P2	4	0	1	0	0	1	3						
Terry Shumpert, R OBP: 0.296, SLG: 0.400 Jason Bates, S OBP: 0.289, SLG: 0.229 (11, PH) (11, 4)	FC6-4 1-2f			G6-3				E8 1-H			F7	3	0	1	0	0	0	2						
Darryl Kile, R OBP: 0.319, SLG: 0.319 Larry Walker, L OBP: 0.440, SLG: 0.621 Dave Veres, R OBP: 0.333, SLG: 0.333 (11, 1) (11, PH) (11, 1)			K					P4			K	3	0	0	0	0	2	1						
											1B 2B	1	1	1	0	0	0	0						
												1B: 6	SF: 0						WP: 0	PA: 39				
												2B: 1	SAC: 0						PB: 0					
												3B: 0	DP: 1						SB: 0					
												HR: 0	HBP: 0						CS: 0					
<b>Inning Stats</b>	R: 0 E: 0 K: 0 S: 7	H: 0 LOB: 0 BB: 0 P: 10	R: 0 E: 0 K: 1 S: 8	H: 2 LOB: 2 BB: 0 P: 10	R: 0 E: 0 K: 1 S: 7	H: 0 LOB: 0 BB: 0 P: 12	R: 0 E: 0 K: 0 S: 6	H: 0 LOB: 0 BB: 0 P: 9	R: 0 E: 0 K: 1 S: 6	H: 0 LOB: 0 BB: 0 P: 11	R: 0 E: 0 K: 2 S: 8	H: 0 LOB: 0 BB: 0 P: 10	R: 0 E: 1 K: 2 S: 13	H: 2 LOB: 1 BB: 0 P: 17	R: 0 E: 0 K: 1 S: 9	H: 0 LOB: 0 BB: 0 P: 13	R: 0 E: 0 K: 0 S: 9	H: 1 LOB: 1 BB: 1 P: 18	R: 1 E: 0 K: 0 S: 18	H: 2 LOB: 1 BB: 0 P: 26	1B: 6 2B: 1 3B: 0 HR: 0	SF: 0 SAC: 0 DP: 1 HBP: 0	WP: 0 PB: 0 SB: 0 CS: 0	
<b>PITCHER</b>	IP 9.0	WLS 30	BF 4	H 1	R 0	ER 0	SO 8	BB 0	IBB 0	HBP 0	BLK 0	WP 0	HR 0	S 12	P 22	ERA 0.00	WHIP 0.444							
Kevin Brown, R ERA: 2.36 (1, 1)	1.1	5	1	0	0	0	1	0	0	0	0	0	0	12	22	0.00	1.500							
Dan Miceli, R ERA: 3.3 (10, 1)	0.2	L	4	2	1	1	0	0	0	0	0	0	0	15	22	13.50	3.000							
Randy Myers, L ERA: 4.47 (11, 1)																								

Colorado Rockies @ San Diego Padres  
Qualcomm Stadium, San Diego, CA  
Sun Sep 20 1998, 6:33 AM EDT  
Att: 37,939 - Sunny - 77 F


AB 38  
R 1  
H 7  
RBI 1  
BB 1  
SO 8  
LOB 10




Batter	1	2	3	4	5	6	7	8	9	10	11	AB	R	H	RBI	BB	SO	LOB	BOTTOM					
Quilvio Veras, S OBP: 0.383, SLG: 0.365 (1, 4)	2B		K			G6-3					F7	4	0	1	0	1	1	1						
Tony Gwynn, L OBP: 0.369, SLG: 0.493 (1, 9)	F7					F7					BB	4	0	1	0	0	0	2						
Greg Vaughn, R OBP: 0.367, SLG: 0.605 (1, 7)	G4-6-3 BB			G6-4-3 1-2f				P6			F8	3	0	0	0	1	0	2						
Steve Finley, L OBP: 0.300, SLG: 0.399 (1, 8)	G4-6-3 1-2f			F8 FC6-4 1B				F8			G4-3	4	0	1	0	0	0	2						
Wally Joyner, L OBP: 0.369, SLG: 0.457 (1, 3)	G4-3			FC6-4 1-2f				F7			G4-3	4	0	0	0	0	0	1						
George Arias, R OBP: 0.294, SLG: 0.400 Mark Sweeney, L OBP: 0.323, SLG: 0.337 Ed Giovannola, L OBP: 0.335, SLG: 0.317 (1, 5) (8, PH) (9, 5)	K					K			K		G4-3	2	0	0	0	0	2	0						
Carlos Hernandez, R OBP: 0.304, SLG: 0.371 (1, 2)	F8					K			F9		F7	4	0	0	0	0	1	0						
Andy Sheets, R OBP: 0.314, SLG: 0.385 (1, 6)	F9					K			G6-3		K	4	0	0	0	0	2	0						
Kevin Brown, R ERA: 2.36 (1, 1)	1.0	S	4	1	0	0	1	0	0	0	0	2	0	0	0	0	1	0						
John Lincecum, R ERA: 3.3 (10, 1)	0.2	L	4	2	1	1	0	0	0	0	0	15	22	13.50	3.000									
Randy Myers, L ERA: 4.47 (11, 1)																								
Greg Myers, L ERA: 4.47 (11, PH)																								
James Mouton, R ERA: 2.99 (11, PH)																								
<b>Inning Stats</b>	R: 0 E: 0 K: 0 S: 5	H: 1 LOB: 1 BB: 1 P: 10	R: 0 E: 0 K: 1 S: 7	H: 0 LOB: 0 BB: 0 P: 13	R: 0 E: 0 K: 2 S: 8	H: 0 LOB: 0 BB: 0 P: 13	R: 0 E: 0 K: 0 S: 4	H: 2 LOB: 1 BB: 0 P: 8	R: 0 E: 0 K: 3 S: 9	H: 0 LOB: 0 BB: 0 P: 11	R: 0 E: 0 K: 0 S: 3	H: 0 LOB: 0 BB: 0 P: 6	R: 0 E: 0 K: 1 S: 8	H: 0 LOB: 0 BB: 0 P: 12	R: 0 E: 0 K: 0 S: 8	H: 0 LOB: 1 BB: 1 P: 17	R: 0 E: 0 K: 0 S: 5	H: 0 LOB: 0 BB: 0 P: 7	R: 0 E: 0 K: 1 S: 10	H: 1 LOB: 1 BB: 0 P: 14	1B: 3 2B: 1 3B: 0 HR: 0	SF: 0 SAC: 0 DP: 2 HBP: 0	WP: 0 PB: 0 SB: 0 CS: 0	
<b>PITCHER</b>	IP 10.0	WLS W	BF 33	H 3	R 0	ER 0	SO 7	BB 2	IBB 0	HBP 0	BLK 0	WP 0	HR 0	S 64	P 102	ERA 0.00	WHIP 0.500							
Darryl Kile, R ERA: 5.05 (1, 1)	1.0	S	4	1	0	0	1	0	0	0	0	10	14	0.00	1.000									
Dave Veres, R ERA: 2.99 (11, 1)																								

Colorado Rockies @ San Diego Padres  
Qualcomm Stadium, San Diego, CA  
Sun Sep 20 1998, 6:33 AM EDT  
Att: 37,939 - Sunny - 77 F

AB 35  
R 0  
H 4  
RBI 0  
BB 2  
SO 8  
LOB 8





Batter	1	2	3	4	5	6	7	8	9	AB	R	H	RBI	BB	SO	LOB	TOP											
Andy Fox, L OBP: 0.356, SLG: 0.405	G4-3	G3			L7		F7		G6-3	4	0	0	0	0	0	2	<b>Arizona Diamondbacks @ Colorado Rockies</b> Coors Field, Denver, CO Tue Sep 22 1998, 7:05 PM MDT Att: 42,859 - Unknown - 68 F											
Aaron Small, R (7, 1)										0	0	0	0	0	0													
Alan Embree, L (8, 1)										0	0	0	0	0	0													
David Dellucci, L OBP: 0.314, SLG: 0.395										1	0	0	0	0	0													
Jay Bell, R OBP: 0.350, SLG: 0.425	G1-3	P4			L8		F9		G6-3	5	0	0	0	0	2													
Devon White, S OBP: 0.337, SLG: 0.463	HR				K					4	1	2	2	0	0													
Travis Lee, L OBP: 0.343, SLG: 0.423	1B				G3				F8	4	2	2	1	0	0													
Matt Williams, R OBP: 0.324, SLG: 0.432	E7						G5-3		K	3	0	1	0	1	1													
Tony Batista, R OBP: 0.322, SLG: 0.538	L5				P5		F8		HR	4	1	1	0	0	2													
Karim Garcia, L OBP: 0.283, SLG: 0.380					K		G4-3		HR	4	2	2	3	0	1													
Kelly Stinnett, R OBP: 0.352, SLG: 0.429									P2	4	2	3	1	0	0													
Omar Daal, L OBP: 0.196, SLG: 0.109					B1-6-4					2	0	0	0	0	1													
Brent Brede, L OBP: 0.315, SLG: 0.330										2	0	1	0	0	0													
Gregg Olson, R OBP: 0.500, SLG: 2.000										0	0	0	0	0	0													
<b>Inning Stats</b>	R: 2 E: 1 K: 0 S: 10	H: 3 LOB: 1 BB: 0 P: 17	R: 2 E: 0 K: 0 S: 11	H: 2 LOB: 0 BB: 0 P: 15	R: 0 E: 0 K: 1 S: 8	H: 0 LOB: 1 BB: 1 P: 15	R: 0 E: 0 K: 1 S: 5	H: 1 LOB: 0 BB: 0 P: 6	R: 0 E: 0 K: 0 S: 6	H: 0 LOB: 0 BB: 0 P: 11	R: 1 E: 0 K: 0 S: 4	H: 1 LOB: 0 BB: 0 P: 6	R: 1 E: 0 K: 0 S: 7	H: 3 LOB: 2 BB: 0 P: 10	R: 2 E: 0 K: 1 S: 12		H: 2 LOB: 0 BB: 0 P: 22	R: 0 E: 0 K: 0 S: 4	H: 0 LOB: 0 BB: 0 P: 6	1B: 7 2B: 0 3B: 0 HR: 5	SF: 0 SAC: 0 DP: 1 HBP: 0	WP: 0 PB: 0 SB: 0 CS: 0	PA: 38					
<b>PITCHER</b>	IP	WLS	BF	H	R	ER	SO	BB	IBB	HBP	BLK	WP	HR	S	P	ERA	WHIP											
Jamey Wright, R ERA: 5.56	(1, 1)	7.0	L	30	10	6	5	3	1	0	0	0	0	4	51	80	6.43	1.571										
Curt Leskanic, R ERA: 4.12	(8, 1)	1.0		5	2	2	2	1	0	0	0	0	0	1	12	22	18.00	2.000										
Lariel Gonzalez, R ERA:	(9, 1)	1.0		3	0	0	0	0	0	0	0	0	0	0	4	6	0.00	0.000										

Batter	1	2	3	4	5	6	7	8	9	AB	R	H	RBI	BB	SO	LOB	BOTTOM											
Darryl Hamilton, L OBP: 0.397, SLG: 0.402	HR	E4				G1-3			K	4	1	1	0	1	1	<b>Arizona Diamondbacks @ Colorado Rockies</b> Coors Field, Denver, CO Tue Sep 22 1998, 7:05 PM MDT Att: 42,859 - Unknown - 68 F												
Nefti Perez, S OBP: 0.313, SLG: 0.376	SH5-3	FC3-2			G1-3		B2		G1-3	4	0	0	0	0	3													
17 Todd Helton, L OBP: 0.378, SLG: 0.516	G4-3						L7			3	0	0	0	1	1													
Dante Bichette, R OBP: 0.360, SLG: 0.519	HR	FC4-6					P3			3	1	1	2	1	0													
Vinny Castilla, R OBP: 0.362, SLG: 0.592					G4-3		F7		G4-3	3	0	0	0	1	0													
32 Derrick Gibson, R OBP: 0.478, SLG: 0.476	L8				F8				G4-3	4	1	1	0	0	1													
3 Mike Lansing, R OBP: 0.320, SLG: 0.405					G1-3					4	3	3	4	0	0													
Kirt Manwaring, R OBP: 0.334, SLG: 0.326										3	0	1	0	0	0													
Jeff Reed, L OBP: 0.380, SLG: 0.476		SH1-4			G5-3		F8		L4	1	0	0	0	0	0													
Jamey Wright, R OBP: 0.220, SLG: 0.304										2	0	0	0	0	0													
Curt Leskanic, R ERA: 5.21		SH1-4			G3		G1-3			0	0	0	0	0	0													
Lariel Gonzalez, R ERA: 4.35										0	0	0	0	0	0													
Larry Walker, L OBP: 0.439, SLG: 0.620										1	0	0	0	0	1													
<b>Inning Stats</b>	R: 2 E: 0 K: 0 S: 12	H: 2 LOB: 3 BB: 1 P: 23	R: 1 E: 1 K: 0 S: 12	H: 2 LOB: 3 BB: 1 P: 19	R: 0 E: 0 K: 0 S: 9	H: 0 LOB: 0 BB: 0 P: 14	R: 0 E: 0 K: 0 S: 5	H: 0 LOB: 0 BB: 1 P: 9	R: 0 E: 0 K: 0 S: 10	H: 0 LOB: 0 BB: 1 P: 16	R: 2 E: 0 K: 0 S: 11	H: 2 LOB: 0 BB: 0 P: 15	R: 0 E: 0 K: 0 S: 4	H: 0 LOB: 0 BB: 0 P: 7	R: 1 E: 0 K: 0 S: 5	H: 1 LOB: 0 BB: 0 P: 9	R: 0 E: 0 K: 2 S: 9	H: 0 LOB: 0 BB: 0 P: 10	1B: 3 2B: 0 3B: 0 HR: 4	SF: 0 SAC: 2 DP: 0 HBP: 0	WP: 0 PB: 0 SB: 0 CS: 1	PA: 38						
<b>PITCHER</b>	IP	WLS	BF	H	R	ER	SO	BB	IBB	HBP	BLK	WP	HR	S	P	ERA	WHIP											
Omar Daal, L ERA: 2.88	(1, 1)	6.0	W	28	8	1	5	1	0	0	0	0	0	3	59	96	7.50	1.667										
Aaron Small, R ERA: 5.21	(7, 1)	1.2		6	1	1	1	0	0	0	0	0	0	1	7	12	5.40	0.600										
Alan Embree, L ERA: 4.35	(8, 1)	0.1		1	0	0	0	0	0	0	0	0	0	2	4	0.00	0.000											
Gregg Olson, R ERA: 2.97	(9, 1)	1.0	S	3	0	0	0	2	0	0	0	0	0	9	10	0.00	0.000											













Batter	1	2	3	4	5	6	7	8	9	AB	R	H	RBI	BB	SO	LOB	TOP					
<b>Marvin Benard, L</b> (1, 9) <small>OBP: 0.391, SLG: 0.435</small> <b>Joe Carter, R</b> (9, PH) <small>OBP: 0.301, SLG: 0.455</small> <b>LeJon Powell, R</b> (9, 8) <small>OBP: 0.714, SLG: 1.250</small>	P6		G4-3	2H 2B		2-0 CS 1B			L8	4	0	2	1	0	0	0						
<b>Rich Aurilia, R</b> (1, 6) <small>OBP: 0.323, SLG: 0.414</small>	K		K	K		CS	F9		1B	5	0	1	0	0	3	1						
<b>Barry Bonds, L</b> (1, 7) <small>OBP: 0.442, SLG: 0.610</small>	2B BB			1B 2B	G6-3				1B	4	2	3	0	1	0	0						
<b>Jeff Kent, R</b> (1, 4) <small>OBP: 0.360, SLG: 0.553</small>	1H 2B			1B	F7				1B	5	1	3	2	0	0	2						
<b>J.T. Snow, L</b> (1, 3) <small>OBP: 0.332, SLG: 0.419</small>	G3			E9 HR 1B					G3-1	4	1	2	0	0	0	2						
<b>Charlie Hayes, R</b> (1, 5) <small>OBP: 0.350, SLG: 0.422</small>		F9		HR					G4-3	4	1	1	2	0	0	1						
<b>Stan Javier, S</b> (1, 8) <small>OBP: 0.382, SLG: 0.374</small>		F8		SH3-4 2B 1B		HR				4	3	3	2	0	0	0						
<b>Brent Mayne, L</b> (1, 2) <small>OBP: 0.356, SLG: 0.357</small>		G3		K		K				3	0	0	0	1	2	1						
<b>Orel Hershiser, R</b> (1, 1) <small>OBP: 0.200, SLG: 0.182</small> <b>Rich Rodriguez, L</b> (6, 1) <small>OBP: 0.167, SLG: 0.167</small> <b>Jose Mesa, R</b> (8, 1)			G6-3	SH3-4		L9			F7	2	0	0	0	0	0	0						
<b>Inning Stats</b>	R: 1 E: 0 K: 1 S: 10	H: 1 LOB: 1 BB: 1 P: 17	R: 0 E: 0 K: 0 S: 8	H: 0 LOB: 0 BB: 0 P: 12	R: 0 E: 0 K: 1 S: 9	H: 0 LOB: 0 BB: 0 P: 14	R: 5 E: 1 K: 2 S: 17	H: 6 LOB: 1 BB: 0 P: 23	R: 0 E: 0 K: 0 S: 11	H: 1 LOB: 1 BB: 0 P: 17	R: 1 E: 0 K: 1 S: 11	H: 2 LOB: 0 BB: 0 P: 17	R: 0 E: 0 K: 0 S: 7	H: 2 LOB: 1 BB: 0 P: 14	R: 1 E: 0 K: 0 S: 8	H: 1 LOB: 0 BB: 1 P: 19	R: 0 E: 0 K: 0 S: 6	H: 2 LOB: 1 BB: 0 P: 10	1B: 9 2B: 3 3B: 0 HR: 3	SF: 0 SAC: 1 DP: 1 HBP: 0	WP: 0 PB: 0 SB: 0 CS: 3	PA: 41
<b>PITCHER</b>	IP WLS BF H R ER SO BB IBB HBP BLK WP HR S P ERA WHIP																					
Darryl Kile, R (1, 1)	6.0 L 28 10 7 7 5 1 0 0 0 0 2 66 100 10.50 1.833																					
39 Jim Stoops, R (7, 1)	2.0 8 3 1 1 0 1 0 0 0 0 1 15 33 4.50 2.000																					
Mike Munoz, L (9, 1)	1.0 4 2 0 0 0 0 0 0 0 0 0 6 10 0.00 2.000																					

**San Francisco Giants @ Colorado Rockies**  
 Coors Field, Denver, CO  
 Sat Sep 26 1998, 3:33 AM MDT  
 Att: 47,462 - Sunny - 75 F

AB	37
R	8
H	15
RBI	7
BB	2
SO	5
LOB	8



Batter	1	2	3	4	5	6	7	8	9	AB	R	H	RBI	BB	SO	LOB	BOTTOM					
<b>Darryl Hamilton, L</b> (1, 8) <small>OBP: 0.398, SLG: 0.399</small>	G4-3		SH1-3			FC3-6 1B	B1			3	0	1	0	0	0	0						
<b>Neftali Perez, S</b> (1, 6) <small>OBP: 0.311, SLG: 0.372</small>	F9		F9		FC3-6	K				4	0	0	0	0	1	2						
<b>Dante Bichette, R</b> (1, 7) <small>OBP: 0.357, SLG: 0.511</small>	K		K		G6-3	L4				4	0	0	0	0	2	2						
<b>Larry Walker, L</b> (1, 9) <small>OBP: 0.444, SLG: 0.631</small>		17 BB 3 SF8 2B		1B 17 G6-4-3 1B		HR				4	3	3	1	0	1	0						
<b>Vinny Castilla, R</b> (1, 5) <small>OBP: 0.362, SLG: 0.587</small>		3 SF8 17 BB BB		1B 17 G6-4-3 1B		F7				3	0	1	0	1	1	0						
<b>17 Todd Helton, L</b> (1, 3) <small>OBP: 0.380, SLG: 0.525</small>		G4-6-3 BB		G6-4-3		3 2B BB				2	1	0	0	2	0	1						
<b>3 Mike Lansing, R</b> (1, 4) <small>OBP: 0.326, SLG: 0.412</small>	SF8			1B		1H 2B				3	0	2	2	0	1	0						
<b>Jeff Reed, L</b> (1, 2) <small>OBP: 0.378, SLG: 0.469</small> <b>Angel Echevarria, R</b> (6, PH) <small>OBP: 0.455, SLG: 0.586</small> <b>39 Jim Stoops, R</b> (7, 1) <b>Mike Munoz, L</b> (9, 1) <b>Jason Bates, S</b> (9, PH) <small>OBP: 0.259, SLG: 0.219</small>	G4-6-3			G4-3		F9			G4-3	2	0	0	0	0	3							
<b>Darryl Kile, R</b> (1, 1) <small>OBP: 0.293, SLG: 0.324</small> <b>7 Kurt Abbott, R</b> (6, PH) <small>OBP: 0.311, SLG: 0.422</small> <b>Kirt Manwaring, R</b> (7, 2) <small>OBP: 0.335, SLG: 0.325</small> <b>Edgard Clemente, R</b> (9, PH) <small>OBP: 0.389, SLG: 0.438</small>			SH1-3 1B		K		G4-3		G2-3	2	0	1	0	0	1	0						
<b>Inning Stats</b>	R: 0 E: 0 K: 1 S: 6	H: 0 LOB: 0 BB: 0 P: 10	R: 1 E: 0 K: 0 S: 13	H: 1 LOB: 1 BB: 2 P: 26	R: 0 E: 0 K: 1 S: 7	H: 1 LOB: 1 BB: 0 P: 11	R: 1 E: 0 K: 0 S: 9	H: 3 LOB: 1 BB: 0 P: 13	R: 0 E: 0 K: 1 S: 9	H: 1 LOB: 1 BB: 0 P: 14	R: 2 E: 0 K: 0 S: 8	H: 2 LOB: 1 BB: 1 P: 16	R: 0 E: 0 K: 1 S: 7	H: 0 LOB: 0 BB: 0 P: 12	R: 0 E: 0 K: 2 S: 9	H: 0 LOB: 0 BB: 0 P: 14	R: 0 E: 0 K: 1 S: 6	H: 0 LOB: 0 BB: 0 P: 11	1B: 5 2B: 2 3B: 0 HR: 1	SF: 1 SAC: 1 DP: 2 HBP: 0	WP: 0 PB: 0 SB: 0 CS: 0	PA: 36
<b>PITCHER</b>	IP WLS BF H R ER SO BB IBB HBP BLK WP HR S P ERA WHIP																					
Orel Hershiser, R (1, 1)	5.1 W 25 8 4 4 3 3 0 0 0 0 1 48 83 6.75 2.062																					
Rich Rodriguez, L (6, 1)	2.0 6 0 0 0 2 0 0 0 0 0 0 14 24 0.00 0.000																					
Jose Mesa, R (8, 1)	1.2 5 0 0 0 2 0 0 0 0 0 0 12 20 0.00 0.000																					

**San Francisco Giants @ Colorado Rockies**  
 Coors Field, Denver, CO  
 Sat Sep 26 1998, 3:33 AM MDT  
 Att: 47,462 - Sunny - 75 F

AB	31
R	4
H	8
RBI	3
BB	3
SO	7
LOB	10





